

Detroit Tigers - 2012

Batter	1	2	3	4	5	6	7	8	9	AB	R	H	RBI	BB	SO	LOB	TOP				
15 J.J. Downum, L (1,8) ERA: 0.000, SLG: 0.500	F7		4-0 BB		F7		K2-3			3	0	0	0	1	1	3	Florida Southern Mocs @ Detroit Tigers Joker Marchant Stadium, Lakeland, FL Fri Mar 02 2012, 1:07 PM - 3:32 PM EST Att: 3,464 - Sunny - 81 F				
9 Cory Jensen, S (1,7) OBP: 0.250, SLG: 0.500	2B		0-3		P3			G5-3		4	0	1	0	0	1	3					
29 Michael Snyder, R (1,5) 3 Keith Curcio, L (6,5)	K				K			K		3	0	0	0	0	2	1					
Austin Chubb, R (1,2) 13 Joey Miller, R (6,PR) (6,2)	G5-3				F8			P3		2	0	0	0	0	0	1					
42 Kyle Jackson, L (1,3) 19 Jerrod Flanagan, L (6,3)		K			F7			HBP		3	0	0	0	0	2	1					
2 Colin Kish, L (1,9) 37 Michael Anthony, R (6,9)		K				K2-3		P5		3	0	0	0	0	3	1					
46 Brad Carlton, R (1,10) 47 Alex Buschmann, R (7,PH) (7,10)										2	1	1	0	0	1	0					
4 Kyle Gibbs, R (1,6) 39 Jim Perron, L (6,4)					G6-3			G4-3		1	0	0	0	1	0	0					
6 Jimmy Correnti, S (1,4) (6,6)					K					2	0	0	0	0	0	2					
										2	0	1	1	1	1	0					
Inning Stats	R: 0 E: 0 K: 1 S: 6	H: 1 LOB: 1 BB: 0 P: 7	R: 0 E: 0 K: 3 S: 9	H: 0 LOB: 0 BB: 0 P: 9	R: 0 E: 0 K: 2 S: 7	H: 0 LOB: 1 BB: 1 P: 11	R: 0 E: 0 K: 1 S: 5	H: 0 LOB: 0 BB: 0 P: 5	R: 1 E: 0 K: 1 S: 7	H: 2 LOB: 2 BB: 1 P: 11	R: 0 E: 0 K: 2 S: 7	H: 0 LOB: 1 BB: 0 P: 8	R: 0 E: 0 K: 2 S: 7	H: 0 LOB: 1 BB: 1 P: 11	R: 0 E: 0 K: 0 S: 3	H: 1 LOB: 1 BB: 1 P: 7		1B: 2 2B: 2 3B: 0 HR: 0	SF: 0 SAC: 0 DP: 1 HBP: 1	WP: 0 PB: 0 SB: 1 CS: 1	PA: 35
PITCHER	IP	WLS	BF	H	R	ER	SO	BB	IBB	HBP	BLK	WP	HR	S	P	ERA		WHIP			ERA
43 Andy Oliver, L (1,1) ERA: 0.000	3.0	W	11	1	0	0	6	1	0	0	0	0	0	22	27	0.00	0.667			0.00	0.000
45 Casey Crosby, L (4,1) ERA: 9.0	1.0	H	3	0	0	0	1	0	0	0	0	0	0	5	5	0.00	0.000			0.00	2.000
80 Drew Smyly, L (5,1) ERA: 9.0	1.0	H	6	2	1	1	1	1	0	0	0	0	0	7	11	9.00	3.000			0.00	2.000
60 Brayan Villarreal, R (6,1) ERA: 0.000	1.0	H	4	0	0	0	2	0	0	1	0	0	0	7	8	0.00	0.000			0.00	2.000
56 Jose Ortega, R (7,1) ERA: 0.000	1.0	H	4	0	0	0	2	1	0	0	0	0	0	7	11	0.00	1.000			0.00	2.000
44 Matt Hoffman, L (8,1) ERA: 0.000	1.0	W	3	0	0	0	1	0	0	0	0	0	0	5	5	0.00	0.000			0.00	0.000
38 Tyler Stohr, R (9,1) ERA: 0.000	1.0	H	4	1	0	0	0	1	0	0	0	0	0	3	7	0.00	2.000			0.00	2.000

Batter	1	2	3	4	5	6	7	8	9	AB	R	H	RBI	BB	SO	LOB	BOTTOM				
14 Austin Jackson, R (1,8) 66 Quintin Berry, L (2,8) OBP: 0.500, SLG: 0.333	G4-3		K		F8		79 FC3 36 S 79 E	79 G6-4-3 1B		1	0	0	0	0	0	0	Florida Southern Mocs @ Detroit Tigers Joker Marchant Stadium, Lakeland, FL Fri Mar 02 2012, 1:07 PM - 3:32 PM EST Att: 3,464 - Sunny - 81 F				
26 Brennan Boesch, L (1,9) 33 Avisail Garcia, R (2,9) 36 Clete Thomas, L (7,PH) (8,9)	24 G1-3 28 2B		F9		K		79 E 63 1B	K		1	1	1	0	0	0	0					
24 Miguel Cabrera, R (1,5) 79 Nick Castellanos, R (2,5)	G1-3		K				79 E 73 1B	G6-4-3		1	0	0	0	0	1	1					
28 Prince Fielder, L (1,3) 32 Don Kelly, L (2,3) 63 Ryan Stribey, R (6,3) OBP: 1.000, SLG: 1.000	21 1B 2B				67 HBP 73 1B 65 SF9		67 E 73 1B	73 1B 1B		1	1	1	1	0	0	0					
21 Delmon Young, R (1,7) 73 Matt Young, L (2,7) OBP: 1.000, SLG: 1.000	2H 1B				67 HBP 1B		65 1B 72 SF8	81 2B 65 SF9 1B		1	0	1	1	0	0	0					
13 Alex Avila, L (1,2) 67 Omir Santos, R (2,2) 81 James McCann, R (7,2) OBP: 1.000, SLG: 2.000	G4-3				12 G6-4-3 HBP		65 1B FC5	65 SF9 72 G4-3 2B		1	0	0	0	0	0	1					
27 Jhonny Peralta, R (1,6) 65 Audy Ciriaco, R (3,6) OBP: 0.333, SLG: 1.000		G5-3			SF9			SF9		1	0	0	0	0	0	0					
12 Andy Dirks, L (1,10) 72 Jerad Head, R (6,PH) (7,10)		F7			G6-4-3			SF8	G4-3	2	0	0	0	0	2	0					
25 Ryan Raburn, R (1,4) 74 Eric Patterson, L (5,4) 52 Hernán Pérez, R (7,PH) (8,4)		G5-3						F7	P5	1	0	0	0	0	0	0					
										2	0	0	0	0	2	0					
										1	0	0	0	0	0	0					
										2	0	0	0	0	2	0					
Inning Stats	R: 2 E: 0 K: 0 S: 6	H: 3 LOB: 1 BB: 0 P: 6	R: 0 E: 0 K: 0 S: 3	H: 0 LOB: 0 BB: 0 P: 3	R: 0 E: 0 K: 2 S: 7	H: 0 LOB: 0 BB: 0 P: 7	R: 1 E: 0 K: 0 S: 4	H: 2 LOB: 1 BB: 0 P: 5	R: 0 E: 0 K: 1 S: 5	H: 0 LOB: 0 BB: 0 P: 5	R: 2 E: 1 K: 0 S: 6	H: 2 LOB: 2 BB: 1 P: 10	R: 6 E: 2 K: 0 S: 7	H: 3 LOB: 0 BB: 2 P: 15	R: 0 E: 0 K: 1 S: 5	H: 1 LOB: 0 BB: 0 P: 5	1B: 8 2B: 3 3B: 0 HR: 0	SF: 3 SAC: 0 DP: 2 HBP: 1	WP: 0 PB: 0 SB: 1 CS: 0	PA: 39	
PITCHER	IP	WLS	BF	H	R	ER	SO	BB	IBB	HBP	BLK	WP	HR	S	P	ERA	WHIP			ERA	WHIP
28 Austin Jackson, R (1,1) ERA: 9.0	2.0	L	9	3	2	2	0	0	0	0	0	0	0	11	12	4.50	1.500			9.00	1.500
40 Mike Czenszak, R (3,1) ERA: 4.5	1.0	H	3	0	0	0	1	0	0	0	0	0	0	5	5	0.00	0.000			0.00	0.000
30 Jack Sterritt, R (5,1) ERA: 0.000	1.0	H	7	2	2	1	0	1	0	0	0	0	0	6	10	9.00	3.000			9.00	3.000
31 Branden Weber, L (6,1) ERA: 9.0	1.0	H	9	3	6	4	0	2	0	0	0	0	0	7	15	36.00	5.000			36.00	5.000
16 Anthony Dovale, R (7,1) ERA: 36.0	1.0	H	9	3	6	4	0	2	0	0	0	0	0	7	15	36.00	5.000			36.00	5.000


Batter	1	2	3	4	5	6	7	8	9	AB	R	H	RBI	BB	SO	LOB	TOP								
14 Austin Jackson, R OBP: 0.333, SLG: 0.333 66 Quintin Berry, L OBP: 0.500, SLG: 0.500										3	0	1	0	0	2	0	Detroit Tigers @ Atlanta Braves Champion Stadium, Lake Buena Vista, FL Sat Mar 03 2012, 1:07 PM - 3:36 PM EST Att: 8,593 - Sunny - 84 F								
26 Brennan Boesch, L 78 Justin Henry, L										3	0	0	0	0	1	1									
24 Miguel Cabrera, R 65 Audy Ciriaco, R OBP: 1.000, SLG: 1.000										3	0	0	0	0	1	0									
28 Prince Fielder, L 63 Ryan Strieby, R OBP: 1.000, SLG: 1.000										2	0	2	0	1	0	0									
27 Jhonny Peralta, R 70 Argenis Diaz, R										3	0	1	0	0	0	2									
36 Clete Thomas, L 73 Matt Young, L										3	0	1	0	0	1	3									
15 Brandon Inge, R 29 Danny Worth, R										2	0	0	0	1	1	4									
9 Gerald Laird, R 71 Rob Brantly, L OBP: 0.500, SLG: 0.500										2	0	0	0	0	0	4									
72 Jerad Head, R 77 Pat Leyland, R										3	1	1	1	0	1	1									
Inning Stats	R: 0 E: 0 K: 3 S: 9	H: 0 LOB: 0 BB: 0 P: 9	R: 0 E: 0 K: 0 S: 4	H: 1 LOB: 2 BB: 1 P: 8	R: 1 E: 0 K: 0 S: 6	H: 2 LOB: 0 BB: 0 P: 8	R: 0 E: 0 K: 1 S: 7	H: 2 LOB: 2 BB: 0 P: 7	R: 0 E: 0 K: 2 S: 7	H: 0 LOB: 0 BB: 0 P: 7	R: 0 E: 0 K: 1 S: 6	H: 1 LOB: 1 BB: 1 P: 10	R: 0 E: 0 K: 0 S: 4	H: 2 LOB: 1 BB: 0 P: 4	R: 1 E: 0 K: 0 S: 5	H: 2 LOB: 2 BB: 1 P: 9		R: 0 E: 0 K: 0 S: 3	H: 0 LOB: 0 BB: 0 P: 3	1B: 9 2B: 1 3B: 0 HR: 1	SF: 1 SAC: 0 DP: 2 HBP: 0	WP: 0 PB: 0 SB: 0 CS: 0	PA: 38		
PITCHER	IP WLS BF H R ER SO BB IBB HBP BLK WP HR S P ERA WHIP	36 Mike Minor, L ERA: 9.0	2.0 8 1 0 0 3 1 0 0 0 0 0 0 13 17 0.00 1.000	38 Anthony Varvaro, R ERA: 9.0	1.0 L 4 2 1 1 0 0 0 0 0 0 0 0 1 6 8 9.00 2.000	59 Arodys Vizcaino, R ERA: 9.0	1.0 5 2 0 0 1 0 0 0 0 0 0 0 7 7 0.00 2.000	50 Cristhian Martinez, R ERA: 9.0	1.0 3 0 0 0 2 0 0 0 0 0 0 0 7 7 0.00 0.000	72 Adam Russell, R ERA: 9.0	1.0 5 1 0 0 1 1 0 0 0 0 0 0 6 10 0.00 2.000	PITCHER	IP WLS BF H R ER SO BB IBB HBP BLK WP HR S P ERA WHIP	70 Dusty Hughes, L ERA: 9.0	1.0 4 2 0 0 0 0 0 0 0 0 0 0 13 17 0.00 1.000	63 Erik Cordier, R ERA: 9.0	1.0 6 2 1 1 0 1 0 0 0 0 0 0 5 9 9.00 3.000	81 Zeke Spruill, R ERA: 9.0	1.0 3 0 0 0 0 0 0 0 0 0 0 0 3 3 0.00 0.000						

Batter	1	2	3	4	5	6	7	8	9	AB	R	H	RBI	BB	SO	LOB	BOTTOM								
24 Michael Bourn, L 30 Luis Durango, S										3	0	0	0	0	1	0	Detroit Tigers @ Atlanta Braves Champion Stadium, Lake Buena Vista, FL Sat Mar 03 2012, 1:07 PM - 3:36 PM EST Att: 8,593 - Sunny - 84 F								
14 Martin Prado, R 17 Jose Constanza, L										3	0	0	0	0	0	0									
10 Chipper Jones, S 19 Brandon Hicks, R										1	0	0	0	1	0	0									
16 Brian McCann, L 7 J.C. Boscan, R										1	0	0	0	1	0	0									
26 Dan Uggla, R 11 Josh Wilson, R										2	0	0	0	0	0	2									
20 Eric Hinske, L 71 Ernesto Mejia, R										1	0	0	0	1	0	2									
22 Jason Heyward, L 74 Jordan Parraz, R OBP: 1.000, SLG: 1.000										1	0	1	0	0	0	0									
23 Matt Diaz, R										3	0	0	0	0	0	1									
1 Tyler Pastornicky, R 4 Drew Sutton, S										2	0	0	0	0	1	0									
Inning Stats	R: 0 E: 0 K: 0 S: 3	H: 0 LOB: 0 BB: 0 P: 3	R: 0 E: 0 K: 0 S: 3	H: 0 LOB: 1 BB: 1 P: 7	R: 0 E: 0 K: 1 S: 5	H: 0 LOB: 0 BB: 0 P: 5	R: 0 E: 0 K: 0 S: 3	H: 0 LOB: 2 BB: 2 P: 11	R: 0 E: 0 K: 1 S: 5	H: 0 LOB: 0 BB: 0 P: 5	R: 0 E: 0 K: 0 S: 3	H: 0 LOB: 0 BB: 0 P: 3	R: 0 E: 0 K: 0 S: 2	H: 0 LOB: 0 BB: 1 P: 6	R: 0 E: 0 K: 0 S: 3	H: 1 LOB: 0 BB: 0 P: 3		R: 0 E: 0 K: 1 S: 5	H: 0 LOB: 0 BB: 0 P: 5	1B: 1 2B: 0 3B: 0 HR: 0	SF: 0 SAC: 0 DP: 2 HBP: 0	WP: 0 PB: 0 SB: 0 CS: 0	PA: 30		
PITCHER	IP WLS BF H R ER SO BB IBB HBP BLK WP HR S P ERA WHIP	58 Doug Fister, R ERA: 9.0	2.0 W 7 0 0 0 0 1 0 0 0 0 0 0 5 5 0.00 0.500	50 Jacob Turner, R ERA: 9.0	1.0 H 3 0 0 0 1 0 0 0 0 0 0 0 3 3 0.00 0.000	34 David Pauley, L ERA: 9.0	1.0 H 5 0 0 0 0 2 0 0 0 0 0 0 3 11 0.00 2.000	55 Daniel Schlereth, L ERA: 9.0	1.0 H 3 0 0 0 1 0 0 0 0 0 0 0 5 5 0.00 0.000	31 Collin Balester, R ERA: 9.0	1.0 H 3 0 0 0 0 0 0 0 0 0 0 0 3 3 0.00 0.000	PITCHER	IP WLS BF H R ER SO BB IBB HBP BLK WP HR S P ERA WHIP	40 Phil Coke, L ERA: 9.0	1.0 H 3 0 0 0 0 1 0 0 0 0 0 0 5 5 0.00 1.000	68 Chris Bootcheck, R ERA: 9.0	1.0 H 3 1 0 0 0 0 0 0 0 0 0 0 3 3 0.00 1.000	49 Luis Marte, R ERA: 9.0	1.0 S 3 0 0 0 1 0 0 0 0 0 0 0 5 5 0.00 0.000						

Batter	1	2	3	4	5	6	7	8	9	AB	R	H	RBI	BB	SO	LOB	TOP										
14 Austin Jackson, R OBP: 0.545, SLG: 0.778 66 Quintin Berry, L OBP: 0.600, SLG: 1.000 (7, PH) (7, 8)										3	0	2	1	0	1	0											
12 Andy Dirks, L OBP: 0.375, SLG: 0.286 78 Justin Henry, L (1, 7) (7, 7)										3	0	0	0	0	1	2											
32 Don Kelly, L OBP: 0.250, SLG: 0.250 (1, 9) (5, 3)										4	0	1	0	0	1	1											
28 Prince Fielder, L OBP: 0.667, SLG: 1.000 73 Matt Young, L (1, 3) (5, 9)										3	0	1	0	0	1	2											
27 Jhonny Peralta, R OBP: 0.375, SLG: 0.750 70 Argenis Diaz, R (1, 6) (6, 6)										3	0	1	0	0	2	2											
15 Brandon Inge, R OBP: 0.400, SLG: 0.556 52 Hernán Pérez, R (1, 4) (6, 4)										3	0	1	0	0	1	2											
9 Gerald Laird, R 82 Curt Casali, R (1, 2) (5, 2)										2	1	0	0	0	0	3											
29 Danny Worth, R OBP: 0.500, SLG: 1.000 79 Nick Castellanos, R OBP: 0.500, SLG: 0.500 (1, 5) (7, 5)										3	1	1	1	0	0	0											
74 Eric Patterson, L OBP: 0.500, SLG: 0.667 (1, 10)										3	1	1	0	0	1	0											
Inning Stats	R: 0 E: 0 K: 1 S: 7	H: 2 LOB: 2 BB: 0 P: 7	R: 3 E: 2 K: 1 S: 9	H: 4 LOB: 1 BB: 0 P: 9	R: 0 E: 0 K: 1 S: 6	H: 2 LOB: 0 BB: 0 P: 7	R: 0 E: 0 K: 2 S: 7	H: 0 LOB: 0 BB: 0 P: 7	R: 0 E: 0 K: 1 S: 5	H: 0 LOB: 0 BB: 0 P: 5	R: 0 E: 0 K: 1 S: 5	H: 0 LOB: 0 BB: 0 P: 5	R: 0 E: 0 K: 0 S: 3	H: 0 LOB: 0 BB: 0 P: 3	R: 0 E: 0 K: 1 S: 5	H: 0 LOB: 0 BB: 0 P: 5	1B: 6 2B: 2 3B: 0 HR: 0	SF: 0 SAC: 0 DP: 1 HBP: 0	WP: 1 PB: 0 SB: 0 CS: 0	PA: 34							
PITCHER	IP	WLS	BF	H	R	ER	SO	BB	IBB	HBP	BLK	WP	HR	S	P	ERA	WHIP										
59 Alex Sanabia, R ERA: 13.5 (1, 1)	1.1	L	10	6	3	2	1	0	0	0	0	0	0	12	12	13.50	4.500										
61 J.D. Martin, R ERA: (2, 1)	2.2		9	2	0	0	4	0	0	0	0	1	0	17	18	0.00	0.750										
52 Brad Hand, L ERA: (5, 1)	2.0		6	0	0	0	3	0	0	0	0	0	0	12	12	0.00	0.000										
70 Omar Poveda, R ERA: (7, 1)	2.0		6	0	0	0	1	0	0	0	0	0	0	8	8	0.00	0.000										
53 Sandy Rosario, R ERA: (9, 1)	1.0		3	0	0	0	1	0	0	0	0	0	0	5	5	0.00	0.000										

Detroit Tigers @ Miami Marlins
Roger Dean Stadium, Jupiter, FL
Tue Mar 06 2012, 1:07 PM - 3:28 PM EST
Att: 4,563 - Cloudy - 75 F


AB 34
R 3
H 8
RBI 2
BB 0
SO 10
LOB 12



Batter	1	2	3	4	5	6	7	8	9	AB	R	H	RBI	BB	SO	LOB	BOTTOM										
7 José Reyes, S 32 Chris Gutierrez, R (1, 6) (6, 6)										3	0	0	0	0	0	2											
1 Emilio Bonifácio, S OBP: 0.667, SLG: 0.500 41 Donnie Webb, S (1, 8) (6, 8)										2	1	1	0	1	0	0											
27 Giancarlo Stanton, R OBP: 0.400, SLG: 0.900 74 Kyle Skipworth, L (1, 10) (8, PH) (9, 10)										3	0	1	0	0	1	3											
29 Greg Dobbs, L OBP: 0.600, SLG: 1.600 Ryan Rieger, L (1, 3) (6, 3)										2	0	0	0	0	1	2											
12 Omar Infante, R OBP: 0.500, SLG: 0.500 68 Josh Adams, R (1, 4) (6, 4)										2	0	1	0	0	0	1											
11 Bryan Petersen, L 80 Marcell Ozuna, R (1, 9) (6, 9)										2	0	0	0	0	0	1											
9 Brett Hayes, R OBP: 0.500, SLG: 0.500 83 Jake Jefferies, L (1, 2) (6, 2)										2	0	1	0	0	0	0											
84 Kyle Jensen, R (1, 7)										3	0	0	0	0	1	1											
54 Matt Dominguez, R (1, 5) 63 Gil Velazquez, R OBP: 0.250, SLG: 0.250 (2, 5)										0	0	0	0	0	0	0											
Inning Stats	R: 1 E: 1 K: 0 S: 6	H: 1 LOB: 1 BB: 0 P: 6	R: 0 E: 0 K: 0 S: 3	H: 0 LOB: 0 BB: 0 P: 3	R: 0 E: 0 K: 1 S: 6	H: 2 LOB: 1 BB: 0 P: 6	R: 0 E: 0 K: 2 S: 9	H: 2 LOB: 3 BB: 1 P: 13	R: 0 E: 0 K: 0 S: 3	H: 0 LOB: 0 BB: 0 P: 3	R: 0 E: 0 K: 2 S: 7	H: 0 LOB: 0 BB: 0 P: 7	R: 0 E: 0 K: 0 S: 3	H: 0 LOB: 0 BB: 0 P: 3	R: 0 E: 0 K: 0 S: 3	H: 0 LOB: 0 BB: 0 P: 3	1B: 5 2B: 1 3B: 0 HR: 0	SF: 0 SAC: 0 DP: 1 HBP: 0	WP: 0 PB: 0 SB: 1 CS: 1	PA: 33							
PITCHER	IP	WLS	BF	H	R	ER	SO	BB	IBB	HBP	BLK	WP	HR	S	P	ERA	WHIP										
21 Rick Porcello, R ERA: (3, 1)	2.0	H	7	2	0	0	1	0	0	0	0	0	0	9	9	0.00	1.000										
45 Casey Crosby, L ERA: (5, 1)	2.0	H	9	2	0	0	2	1	0	0	0	0	0	12	16	0.00	1.500										
56 Jose Ortega, R ERA: (7, 1)	1.0	H	3	0	0	0	0	0	0	0	0	0	0	3	3	0.00	0.000										
55 Daniel Schlereth, L ERA: (8, 1)	1.0	H	3	0	0	0	2	0	0	0	0	0	0	7	7	0.00	0.000										
PITCHER	IP	WLS	BF	H	R	ER	SO	BB	IBB	HBP	BLK	WP	HR	S	P	ERA	WHIP										
60 Brayan Villarreal, R ERA: (9, 1)	1.0	S	3	0	0	0	0	0	0	0	0	0	0	3	3	0.00	0.000										

Detroit Tigers @ Miami Marlins
Roger Dean Stadium, Jupiter, FL
Tue Mar 06 2012, 1:07 PM - 3:28 PM EST
Att: 4,563 - Cloudy - 75 F

AB 32
R 1
H 5
RBI 0
BB 1
SO 5
LOB 10



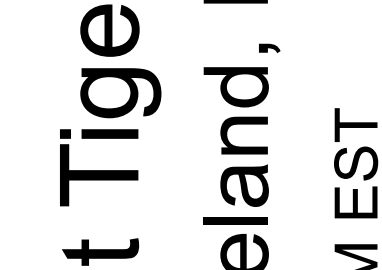
Batter	1	2	3	4	5	6	7	8	9	AB	R	H	RBI	BB	SO	LOB	TOP			
24 Michael Bourn, L (1,8) 4 Drew Sutton, S (5,4) OBP: 0.231, SLG: 0.333 OBP: 0.500, SLG: 0.750										2	0	1	0	1	1	0	Atlanta Braves @ Detroit Tigers Joker Marchant Stadium, Lakeland, FL Wed Mar 07 2012, 1:07 PM - 3:50 PM EST Att: 8,144 - Cloudy - 78 F livebaseballscorecards.com			
14 Martin Prado, R (1,5) 19 Brandon Hicks, R (5,5) OBP: 0.333, SLG: 0.273										2	0	0	0	1	0	3				
16 Brian McCann, L (1,2) 7 J.C. Boscan, R (5,2) OBP: 0.500, SLG: 0.250										3	0	0	0	0	0	5				
26 Dan Uggla, R (1,4) 17 Jose Constanza, L (5, PR) (5,8) OBP: 0.545, SLG: 1.000 OBP: 0.167, SLG: 0.167										2	0	0	0	1	1	2				
5 Freddie Freeman, L (1,3) 73 Joey Terdoslavich, S (6,5) OBP: 0.400, SLG: 0.250 OBP: 0.665, SLG: 0.857										2	0	1	0	1	1	1				
20 Eric Hinske, L (1,10) 68 Christian Bethancourt, R (PH) (8,10) OBP: 0.444, SLG: 0.167										2	0	0	0	1	1	4				
23 Matt Diaz, R (1,7) 74 Jordan Parraz, R (6,9) OBP: 0.250, SLG: 0.273 OBP: 0.500, SLG: 0.400										0	0	0	0	0	0	0				
22 Jason Heyward, L (1,9) 79 Todd Cunningham, S (6,7) OBP: 0.167, SLG: 0.091										2	0	0	0	1	1	2				
1 Tyler Pastornicky, R (1,6) 11 Josh Wilson, R (7,6) OBP: 0.154, SLG: 0.083										3	0	0	0	0	0	3				
										1	0	0	0	0	0					
Inning Stats	R: 0 E: 0 K: 0 S: 5	H: 1 LOB: 3 BB: 2 P: 13	R: 0 E: 0 K: 0 S: 4	H: 1 LOB: 3 BB: 2 P: 12	R: 0 E: 0 K: 2 S: 8	H: 1 LOB: 1 BB: 0 P: 8	R: 0 E: 0 K: 1 S: 7	H: 0 LOB: 0 BB: 0 P: 7	R: 0 E: 0 K: 1 S: 5	H: 0 LOB: 1 BB: 2 P: 9	R: 1 E: 0 K: 1 S: 6	H: 1 LOB: 0 BB: 0 P: 6	R: 0 E: 0 K: 0 S: 3	H: 0 LOB: 1 BB: 0 P: 4	R: 0 E: 0 K: 2 S: 8	H: 1 LOB: 1 BB: 0 P: 8	1B: 3 2B: 2 3B: 1 HR: 0	SF: 0 SAC: 0 DP: 1 HBP: 1	WP: 0 PB: 0 SB: 0 CS: 0	PA: 39
PITCHER	IP ERA	WLS BF	H R	ER SO	BB IBB	HBP BLK	WP HR	S P	ERA WHIP	IP ERA	WLS BF	H R	ER SO	BB IBB	HBP BLK	WP HR	S P	ERA WHIP		
50 Jacob Turner, R (1,1) ERA: 1.1	1.1	10	2	0	0	0	0	0	0.00	4.500	1.0	4	1	0	0	0	0	0.00	1.000	
49 Luis Marte, R (2,1) ERA: 1.2	W	6	1	0	0	2	0	0	0.00	0.600	1.0	11	0	0	0	3	0	0.00	1.000	
43 Andy Oliver, L (4,1) ERA: 3.0	H	11	0	0	0	2	0	0	0.00	1.000	1.0	4	1	1	1	1	0	9.00	1.000	
20 Octavio Dotel, R (7,1) ERA: 4.5		4	0	0	0	0	0	0	0.00	0.000	1.0	4	0	0	0	0	0	0.00	0.000	
46 Jose Valverde, R (8,1) ERA: 1.0		4	0	0	0	0	0	0	0.00	0.000	1.0	4	0	0	0	3	4	0.00	0.000	

Batter	1	2	3	4	5	6	7	8	9	AB	R	H	RBI	BB	SO	LOB	BOTTOM			
36 Clete Thomas, L (1,8) 12 Andy Dirks, L (5,8) OBP: 0.222, SLG: 0.333 OBP: 0.444, SLG: 0.375										3	0	1	0	0	2	0	Atlanta Braves @ Detroit Tigers Joker Marchant Stadium, Lakeland, FL Wed Mar 07 2012, 1:07 PM - 3:50 PM EST Att: 8,144 - Cloudy - 78 F livebaseballscorecards.com			
26 Brennan Boesch, L (1,9) 33 Avisail Garcia, R (6,9) OBP: 0.167, SLG: 0.500 OBP: 0.250, SLG: 0.250										3	0	0	0	0	2	1				
24 Miguel Cabrera, R (1,5) 70 Argenis Diaz, R (6,5) OBP: 0.162, SLG: 0.400										3	1	1	1	0	0	0				
28 Prince Fielder, L (1,10) 73 Matt Young, L (8, PH) (9,10) OBP: 0.500, SLG: 0.700										3	0	0	0	0	1	0				
21 Delmon Young, R (1,7) 72 Jerad Head, R (6, PR) (7,7) OBP: 0.500, SLG: 1.167 OBP: 0.333, SLG: 0.800										2	1	1	0	1	0	0				
13 Alex Avila, L (1,2) 76 Bryan Holaday, R (7,2) OBP: 0.571, SLG: 1.000										2	1	0	0	1	2	2				
63 Ryan Strieby, R (1,3) OBP: 0.500, SLG: 0.400										3	1	1	1	0	0	2				
25 Ryan Raburn, R (1,4) 29 Danny Worth, R (7,4) OBP: 0.571, SLG: 2.200 OBP: 0.444, SLG: 0.857										1	1	1	2	1	0	0				
39 Ramon Santiago, S (1,6) 65 Audy Ciriaco, R (7, PR) (8,5) OBP: 0.286, SLG: 0.200 OBP: 1.000, SLG: 1.000										1	0	0	0	0	0	0				
										1	0	0	0	0	0					
Inning Stats	R: 0 E: 0 K: 1 S: 5	H: 0 LOB: 0 BB: 0 P: 5	R: 4 E: 0 K: 1 S: 8	H: 3 LOB: 1 BB: 2 P: 16	R: 1 E: 1 K: 1 S: 8	H: 1 LOB: 1 BB: 0 P: 9	R: 0 E: 0 K: 1 S: 4	H: 0 LOB: 0 BB: 1 P: 8	R: 0 E: 0 K: 2 S: 7	H: 0 LOB: 0 BB: 0 P: 7	R: 0 E: 0 K: 1 S: 5	H: 1 LOB: 1 BB: 0 P: 5	R: 0 E: 0 K: 0 S: 4	H: 2 LOB: 2 BB: 0 P: 4	R: 0 E: 0 K: 1 S: 5	H: 0 LOB: 0 BB: 0 P: 5	1B: 4 2B: 1 3B: 1 HR: 1	SF: 1 SAC: 0 DP: 3 HBP: 0	WP: 0 PB: 0 SB: 0 CS: 0	PA: 32
PITCHER	IP ERA	WLS BF	H R	ER SO	BB IBB	HBP BLK	WP HR	S P	ERA WHIP	IP ERA	WLS BF	H R	ER SO	BB IBB	HBP BLK	WP HR	S P	ERA WHIP		
37 Brandon Beachy, R (1,1) ERA: 18.0	2.0	11	3	4	4	2	0	0	0.00	2.500	1.0	4	2	0	0	0	0	0.00	2.000	
57 Jairo Asencio, R (3,1) ERA: 1.0		5	1	1	1	1	0	0	9.00	1.000	1.0	3	0	0	0	1	0	0.00	0.000	
53 Cory Gearrin, R (4,1) ERA: 1.0		3	0	0	0	1	0	0	0.00	1.000	1.0	3	0	0	0	2	0	0.00	0.000	
70 Dusty Hughes, L (5,1) ERA: 1.0		3	0	0	0	2	0	0	0.00	0.000	1.0	3	1	0	0	1	0	0.00	0.000	
72 Jason Rice, R (6,1) ERA: 33.75		3	1	0	0	1	0	0	0.00	1.000	1.0	3	0	0	0	5	5	0.00	0.000	

AB 31
R 1
H 5
RBI 1
BB 7
SO 8
LOB 25



AB 28
R 5
H 7
RBI 5
BB 3
SO 8
LOB 8



Batter	1	2	3	4	5	6	7	8	9	AB	R	H	RBI	BB	SO	LOB	TOP					
64 Tyson Gillies, L (1, 8) OBP: 0.357, SLG: 0.333 10 Juan Pierre, L (5, 7) OBP: 0.500, SLG: 0.400	G4-3		FC6-4 BB		G3-1		F8	F8		2	0	0	0	1	0	1	Philadelphia Phillies @ Detroit Tigers Joker Marchant Stadium, Lakeland, FL Fri Mar 09 2012, 1:14 PM - 3:57 PM EST Att: 8,552 - Partly Cloudy - 77 F					
22 Scott Podsednik, L (1, 7) OBP: 0.471, SLG: 0.271	HBP		FC6-4		F7		B3	F8		4	0	1	0	0	0	4						
24 Ty Wigginton, R (1, 3) OBP: 0.303, SLG: 0.556 15 John Mayberry Jr., R (5, 3) OBP: 0.294, SLG: 0.375	K				F8		F8	FC6-2		1	0	0	0	1	1	1						
3 Hunter Pence, R (1, 9) OBP: 0.400, SLG: 0.786 16 Luis Montanez, R (5, 9) OBP: 0.500, SLG: 1.111	K				1B		F8	CS		3	1	1	1	0	0	1						
19 Lavnce Nix, L (1, 10) OBP: 0.316, SLG: 0.071 74 César Hernández, S (6, PR)	P5				F8		SF7	G4-3		3	0	1	0	0	0	2						
51 Carlos Ruiz, R (1, 2) OBP: 0.600, SLG: 1.200 62 Sebastian Valle, R (6, 2)	F7				L9		HR	K		3	1	1	3	0	0	2						
29 Hector Luna, R (1, 5) OBP: 0.308, SLG: 0.583 28 Kevin Frandsen, R (5, 5) OBP: 0.200, SLG: 0.357	G5-3				L5		F9	1B		2	0	0	0	0	0	2						
4 Pete Orr, L (1, 4)	G4-3				B2		G3			3	0	0	0	1	0	1						
13 Freddy Galvis, S (1, 6) OBP: 0.375, SLG: 0.500 7 Michael Martínez, S (6, 6) OBP: 0.357, SLG: 0.662	G3-1				64 WP		F8			2	0	1	0	0	0	3						
Inning Stats	R: 0 E: 1 K: 2 S: 7	H: 0 LOB: 1 BB: 0 P: 8	R: 0 E: 0 K: 0 S: 3	H: 0 LOB: 0 BB: 0 P: 3	R: 0 E: 0 K: 0 S: 3	H: 0 LOB: 1 BB: 1 P: 7	R: 0 E: 0 K: 0 S: 4	H: 1 LOB: 2 BB: 1 P: 8	R: 0 E: 0 K: 0 S: 4	H: 1 LOB: 1 BB: 0 P: 5	R: 3 E: 0 K: 0 S: 8	H: 3 LOB: 1 BB: 0 P: 10	R: 4 E: 0 K: 0 S: 8	H: 5 LOB: 3 BB: 2 P: 16	R: 0 E: 1 K: 0 S: 5	H: 1 LOB: 0 BB: 0 P: 5		R: 0 E: 0 K: 1 S: 5	H: 0 LOB: 0 BB: 0 P: 5	1B: 9 2B: 1 3B: 0 HR: 1	SF: 1 SAC: 0 DP: 0 HBP: 1	WP: 2 PB: 0 SB: 1 CS: 1
PITCHER	IP WLS BF H R ER SO BB IBB HBP BLK WP HR S P ERA WHIP																					
37 Max Scherzer, R (1, 1) ERA: 6.23	3.1	14	1	0	0	2	2	0	1	0	0	0	0	1	13	24	0.00	0.900				
57 Adam Wilk, L (4, 1) ERA: 6.75	2.1	11	4	3	3	0	0	0	0	0	0	1	1	1	1	1	11.57	1.714				
38 Tyler Stohr, R (6, 1) ERA: 16.88	0.1	1	0	0	0	0	0	0	0	0	0	0	0	1	1	0.00	0.000					
34 David Pauley, R (7, 1) ERA: 16.88	0.2	9	5	4	4	0	2	0	0	0	0	1	0	7	15	54.00	10.500					
31 Collin Balester, R (7, 1) ERA:	1.1	4	1	0	0	0	0	0	0	0	0	0	0	6	6	0.00	0.750					

AB	36
R	7
H	11
RBI	7
BB	4
SO	3
LOB	19



Batter	1	2	3	4	5	6	7	8	9	AB	R	H	RBI	BB	SO	LOB	BOTTOM					
14 Austin Jackson, R (1, 8) OBP: 0.429, SLG: 0.583 66 Quintin Berry, L (5, PR) OBP: 0.556, SLG: 0.875	K		K		E5		G3		F8	3	0	0	0	0	2	1	Philadelphia Phillies @ Detroit Tigers Joker Marchant Stadium, Lakeland, FL Fri Mar 09 2012, 1:14 PM - 3:57 PM EST Att: 8,552 - Partly Cloudy - 77 F					
74 Eric Patterson, L (1, 9) OBP: 0.687, SLG: 1.500	HR		HR		F8		52 1B		F8	5	2	4	4	0	0	1						
15 Brandon Inge, R (1, 4) OBP: 0.308, SLG: 0.417 52 Hernán Pérez, R (6, 4) OBP: 0.333, SLG: 0.333	G1-3		F7		G5-3		1B		F8	3	0	0	0	0	1	1						
28 Prince Fielder, L (1, 3) OBP: 0.460, SLG: 0.538 79 Nick Castellanos, R (6, 5) OBP: 0.250, SLG: 0.250	G6-3		G3-1		K		F8		K	3	0	0	0	1	2	3						
27 Jhonny Peralta, R (1, 6) OBP: 0.364, SLG: 0.636 70 Argenis Diaz, R (6, PR)	K				K		32 SH5-3		G6-3	3	0	1	0	0	2	0						
12 Andy Dirks, L (1, 7) OBP: 0.485, SLG: 0.400 72 Jerad Head, R (6, PH) OBP: 0.250, SLG: 0.571	1B				G4-3		L6		G6-3	2	0	1	0	0	0	0						
32 Don Kelly, L (1, 5) OBP: 0.364, SLG: 0.600	K				HR		SH5-3		82 1B	2	1	1	1	1	1	1						
71 Rob Brantly, L (1, 10) OBP: 0.500, SLG: 0.400 82 Curt Casali, R (8, PH) OBP: 0.200, SLG: 0.200	G6-3				1B		F9		F8	3	0	1	0	0	0	3						
67 Omar Santos, R (1, 2) OBP: 0.500, SLG: 0.500 76 Bryan Holaday, R (6, 2)					F7				F8	2	0	0	0	0	1	2						
Inning Stats	R: 1 E: 0 K: 1 S: 6	H: 1 LOB: 0 BB: 0 P: 6	R: 0 E: 0 K: 2 S: 8	H: 1 LOB: 1 BB: 0 P: 8	R: 2 E: 0 K: 1 S: 9	H: 2 LOB: 0 BB: 0 P: 10	R: 1 E: 0 K: 1 S: 8	H: 2 LOB: 1 BB: 0 P: 9	R: 0 E: 0 K: 0 S: 6	H: 0 LOB: 2 BB: 0 P: 6	R: 0 E: 0 K: 0 S: 4	H: 1 LOB: 2 BB: 0 P: 4	R: 0 E: 0 K: 0 S: 7	H: 2 LOB: 2 BB: 0 P: 7	R: 0 E: 0 K: 0 S: 4	H: 1 LOB: 1 BB: 1 P: 8		R: 1 E: 0 K: 1 S: 7	H: 2 LOB: 1 BB: 0 P: 7	1B: 8 2B: 1 3B: 0 HR: 3	SF: 0 SAC: 1 DP: 0 HBP: 0	WP: 0 PB: 0 SB: 0 CS: 0
PITCHER	IP WLS BF H R ER SO BB IBB HBP BLK WP HR S P ERA WHIP																					
34 Roy Halladay, R (1, 1) ERA: 7.2	3.0	13	4	3	3	4	0	0	0	0	0	0	1	14	15	4.50	1.000					
39 Joel Pizarro, R (4, 1) ERA: 4.5	2.0	9	2	1	1	2	0	0	0	0	0	0	0	9	9	0.00	1.200					
65 Jeremy Horst, L (6, 1) ERA:	1.2	7	2	0	0	1	0	0	0	0	0	0	0	6	10	0.00	2.250					
57 David Herndon, R (7, 1) ERA:	1.1	7	2	0	0	0	1	0	0	0	0	0	0	7	7	9.00	2.000					
48 Brian Sanchez, R (9, 1) ERA: 9.0	1.0	5	2	1	1	1	0	0	0	0	0	0	0	7	7	9.00	2.000					

AB	39
R	5
H	12
RBI	5
BB	1
SO	8
LOB	18



Batter	1	2	3	4	5	6	7	8	9	10	AB	R	H	RBI	BB	SO	LOB					
2 Roger Bernadina, L OBP: 0.400, SLG: 0.385 Destin Hood, R (5, 7)			G4-3				K		F9		2	0	1	0	0	0	1					
1 Steve Lombardozzi, S OBP: 0.250, SLG: 0.286 Jeff Kobernus, R (6, PR) (6, 4)	G6-3			F8		FC1 1B 1B		G5-3			3	0	0	0	0	0	3					
8 Danny Espinosa, S OBP: 0.297, SLG: 0.286 13 Andrés Blanco, S OBP: 0.222, SLG: 0.500 (6, PR) (6, 6)	G4-3					E3 26 F9-5 1B 1B		HR		G4-3	3	0	2	0	0	0	0					
18 Chad Tracy, L OBP: 0.267, SLG: 0.267 Justin Bloxom, S OBP: 0.500, SLG: 0.500 (6, PR) (6, 3)				K						G4-3	3	0	1	1	0	2	1					
26 Jesus Flores, R OBP: 0.266, SLG: 0.385 (1, 10)				CS	G5-3	F9-5 2-3		F7		K	5	0	0	0	0	2	3					
30 Mark Teahen, L OBP: 0.067, SLG: 0.071 19 Carlos Rivero, R (7, PH) (7, 5)	G4-3				K			G4-3	F8		2	0	0	0	0	1	0					
10 Corey Brown, L OBP: 0.385, SLG: 0.692 (1, 9)				K		F8		HR		G4-3	4	1	1	1	0	1	0					
23 Jhonatan Solano, R 64 Carlos Maldonado, R OBP: 0.667, SLG: 1.333 (6, 2)				G5-3		G3-1	WP BB				2	0	0	0	0	0	0					
55 Eury Pérez, R OBP: 0.538, SLG: 0.583 (1, 8)							K				3	1	2	0	1	1	1					
Inning Stats	R: 0 E: 0 K: 0 S: 3	H: 1 LOB: 0 BB: 0 P: 4	R: 0 E: 0 K: 2 S: 7	H: 0 LOB: 0 BB: 0 P: 7	R: 0 E: 0 K: 1 S: 6	H: 1 LOB: 1 BB: 0 P: 6	R: 0 E: 0 K: 1 S: 5	H: 0 LOB: 0 BB: 0 P: 5	R: 3 E: 2 K: 0 S: 5	H: 2 LOB: 2 BB: 2 P: 15	R: 1 E: 0 K: 2 S: 10	H: 1 LOB: 1 BB: 1 P: 18	R: 1 E: 0 K: 0 S: 7	H: 2 LOB: 1 BB: 0 P: 10	R: 0 E: 0 K: 0 S: 4	H: 2 LOB: 2 BB: 1 P: 8	R: 0 E: 0 K: 1 S: 5	H: 0 LOB: 0 BB: 0 P: 5	1B: 8 2B: 1 3B: 0 HR: 2	SF: 0 SAC: 0 DP: 1 HBP: 0	WP: 2 PB: 0 SB: 0 CS: 2	PA: 42
PITCHER	IP WLS BF H R ER SO BB IBB HBP BLK WP HR S P ERA WHIP	35 Justin Verlander, R ERA: 3.4	45 Casey Crosby, L ERA: 3.4	44 Matt Hoffman, L ERA: 3.0	46 Jose Valverde, R ERA: 3.0	53 Joaquin Benoit, R ERA: 3.0	20 Octavio Dotel, R ERA: 3.0	43 Luke Putkonen, R ERA: 3.0														

TOP

Washington Nationals @ Detroit Tigers
Joker Marchant Stadium, Lakeland, FL
Sat Mar 10 2012, 1:12 PM - 4:26 PM EST
Att. 6,622 - Cloudy - 76 F


AB	37
R	5
H	10
RBI	3
BB	4
SO	8
LOB	13


Batter	1	2	3	4	5	6	7	8	9	10	AB	R	H	RBI	BB	SO	LOB							
14 Austin Jackson, R OBP: 0.412, SLG: 0.500 73 Matt Young, L (5, PR) (6, 8)							K				2	0	0	0	1	2	1							
66 Quintin Berry, L OBP: 0.556, SLG: 0.875 (9, PR) (10, 8)							G4-3			BB	0	0	0	0	0	0	0							
15 Brandon Inge, R OBP: 0.375, SLG: 0.643 39 Ramon Santiago, S OBP: 0.333, SLG: 0.462 (6, 4)		F7					G4-3		F7		2	1	1	1	1	0	1							
24 Miguel Cabrera, R OBP: 0.333, SLG: 0.500 65 Audy Ciraco, R OBP: 0.500, SLG: 0.500 (6, 5)					FC5-4 21 2B BB		G4-3		F9		2	1	0	0	1	1	2							
28 Prince Fielder, L OBP: 0.316, SLG: 0.412 63 Ryan Strieby, R OBP: 0.500, SLG: 0.500 (9, 3)				G1-3	P5		G4-3			G6-3	4	0	0	0	0	1	3							
21 Delmon Young, R OBP: 0.500, SLG: 1.167 76 Bryan Holaday, R (8, PH) (9, 10)				F8			G4-3		F9		3	0	2	1	0	0	0							
26 Brennan Boesch, L OBP: 0.263, SLG: 0.632 33 Avisail Garcia, R OBP: 0.286, SLG: 0.429 (6, 9)					F8		G4-3				2	0	0	0	0	1	0							
27 Jhonny Peralta, R OBP: 0.308, SLG: 0.538 70 Argenis Diaz, R OBP: 0.125, SLG: 0.286 (5, 6)				HR	F8		F9				2	0	1	1	0	0	0							
13 Alex Avila, L OBP: 0.429, SLG: 0.500 71 Rob Brantley, L OBP: 0.375, SLG: 0.286 (5, 2)				G1-3			F8		G6-3		2	0	1	0	0	0	0							
78 Justin Henry, L (1, 7)				G1-3			F8		G6-3		2	0	0	0	0	0	1							
				G4-3			G4-3			G1-3	4	0	0	0	0	0	1							
Inning Stats	R: 2 E: 0 K: 3 S: 13	H: 3 LOB: 2 BB: 1 P: 17	R: 0 E: 0 K: 1 S: 6	H: 1 LOB: 1 BB: 0 P: 6	R: 0 E: 0 K: 1 S: 5	H: 0 LOB: 0 BB: 0 P: 5	R: 1 E: 0 K: 1 S: 6	H: 1 LOB: 0 BB: 0 P: 8	R: 1 E: 0 K: 0 S: 4	H: 1 LOB: 3 BB: 2 P: 12	R: 0 E: 0 K: 0 S: 3	H: 0 LOB: 0 BB: 0 P: 3	R: 0 E: 0 K: 0 S: 5	H: 0 LOB: 0 BB: 0 P: 5	R: 1 E: 0 K: 0 S: 5	H: 2 LOB: 1 BB: 0 P: 5	R: 0 E: 0 K: 0 S: 3	H: 0 LOB: 1 BB: 1 P: 7	R: 0 E: 0 K: 1 S: 5	H: 0 LOB: 0 BB: 0 P: 5	1B: 3 2B: 3 3B: 0 HR: 2	SF: 0 SAC: 0 DP: 0 HBP: 0	WP: 0 PB: 0 SB: 0 CS: 0	PA: 42
PITCHER	IP WLS BF H R ER SO BB IBB HBP BLK WP HR S P ERA WHIP	31 John Lannan, L ERA: 3.4	56 Austin Bibens-Dirck, R ERA: 3.98	29 Yuniesky Maya, R ERA: 4.3	36 Tyler Clippard, R ERA: 3.0	51 Rafael Martin, R ERA: 3.0	45 Ryan Perry, R ERA: 3.0																	

BOTTOM

Washington Nationals @ Detroit Tigers
Joker Marchant Stadium, Lakeland, FL
Sat Mar 10 2012, 1:12 PM - 4:26 PM EST
Att. 6,622 - Cloudy - 76 F

AB	38
R	5
H	8
RBI	5
BB	4
SO	8
LOB	16

Batter	1	2	3	4	5	6	7	8	9	AB R H RBI BB SO LOB	TOP																								
												Detroit Tigers @ Houston Astros Osceola County Stadium, Kissimmee, FL Sun Mar 11 2012, 1:05 PM EDT livebaseballscorecards.com																							
											AB		0																						
											R		0																						
											H		0																						
											RBI		0																						
											BB		0																						
											SO		0																						
											LOB		0																						
																																			
Inning Stats	1B: 0	SF: 0	WP: 0	PA: 0																															
	2B: 0	SAC: 0	FB: 0																																
	3B: 0	DP: 0	SB: 0																																
	HR: 0	HBP: 0	CS: 0																																
PITCHER	IP	WLS	BF	H	R	ER	SO	BB	IBB	HBP	BLK	WP	HR	S	P	ERA	WHIP	PITCHER	IP	WLS	BF	H	R	ER	SO	BB	IBB	HBP	BLK	WP	HR	S	P	ERA	WHIP

Batter	1	2	3	4	5	6	7	8	9	AB R H RBI BB SO LOB	BOTTOM																								
												Detroit Tigers @ Houston Astros Osceola County Stadium, Kissimmee, FL Sun Mar 11 2012, 1:05 PM EDT livebaseballscorecards.com																							
											AB		0																						
											R		0																						
											H		0																						
											RBI		0																						
											BB		0																						
											SO		0																						
											LOB		0																						
																																			
Inning Stats	1B: 0	SF: 0	WP: 0	PA: 0																															
	2B: 0	SAC: 0	FB: 0																																
	3B: 0	DP: 0	SB: 0																																
	HR: 0	HBP: 0	CS: 0																																
PITCHER	IP	WLS	BF	H	R	ER	SO	BB	IBB	HBP	BLK	WP	HR	S	P	ERA	WHIP	PITCHER	IP	WLS	BF	H	R	ER	SO	BB	IBB	HBP	BLK	WP	HR	S	P	ERA	WHIP

Batter	1	2	3	4	5	6	7	8	9	10	AB	R	H	RBI	BB	SO	LOB	TOP								
39 Ramon Santiago, S OBP: 0.444, SLG: 0.563 29 Dixon Machado, R (6, 6)	0-1 25 HR 1B		0-0 25 G6-4-3 1B		0-0 25 2B 1B		0-0 P3		0-0 L1		3	2	3	0	0	0	0									
25 Ryan Raburn, R OBP: 0.500, SLG: 1.700 52 Hernán Pérez, R OBP: 0.400, SLG: 0.250	3-2 1H HR		0-0 G6-4-3 1-2		0-0 24 G3 1H 2B		4-0 65 CS BB		0-0 F9		3	1	2	3	0	0	1									
24 Miguel Cabrera, R OBP: 0.391, SLG: 0.526 65 Audry Ciraco, R OBP: 0.333, SLG: 0.333	0-0 1B		0-0 1B		0-0 G3		0-0 SAFE F8		0-0 F8		3	0	2	0	0	0	1									
21 Delmon Young, R OBP: 0.412, SLG: 0.933 73 Brandon Douglas, R (6, PH)	0-2 K		0-3 K		0-0 G5-3		0-3 K		0-0 G4-3		3	0	0	0	0	2	3									
28 Jamie Johnson, L (10, PH)	0-0 K		0-0 K		0-0 G4-3		0-3 K2-3		0-0 K		3	1	0	0	1	2	2									
12 Andy Dirks, L OBP: 0.400, SLG: 0.306	0-3 K		0-0 K		4-0 32 1B 36 FC6-4 BB		4-0 32 WP BB		0-0 F9		2	0	0	0	1	0	2									
9 Gerald Laird, R OBP: 0.333, SLG: 0.333 76 Bryan Holaday, R (6, 2)	0-0 F8		0-0 F8		0-0 P3		4-0 32 WP BB		0-0 F9		2	0	0	0	1	0	2									
32 Don Kelly, L OBP: 0.500, SLG: 0.667 27 Rawley Bishop, R (6, 3)		0-0 73 G4-6-3 1B		0-0 36 FC6-4 1B		4-0 73 G6-3 BB		0-0 G4-3		0-0 G4-3		2	0	2	0	1	0									
36 Cleo Thomas, L OBP: 0.167, SLG: 0.222		0-0 F8		0-0 FC6-4 1-2		0-0 F7		0-0 F7		0-0 F7		4	0	0	1	0	4									
73 Matt Young, L (1, 7)		0-0 G4-6-3 1-2		0-0 G5-3		0-0 G6-3 1-2		4-0 BB		4-0 BB		3	0	0	0	1	0	4								
Inning Stats	R: 2 E: 0 K: 2 S: 13	H: 3 LOB: 1 BB: 0 P: 16	R: 0 E: 0 K: 0 S: 3	H: 1 LOB: 0 BB: 0 P: 3	R: 0 E: 0 K: 1 S: 6	H: 2 LOB: 1 BB: 0 P: 8	R: 1 E: 0 K: 0 S: 4	H: 1 LOB: 1 BB: 1 P: 8	R: 1 E: 0 K: 0 S: 5	H: 2 LOB: 1 BB: 0 P: 5	R: 0 E: 0 K: 0 S: 2	H: 0 LOB: 1 BB: 2 P: 10	R: 0 E: 0 K: 2 S: 7	H: 0 LOB: 0 BB: 0 P: 7	R: 0 E: 0 K: 0 S: 3	H: 0 LOB: 1 BB: 1 P: 7	R: 0 E: 0 K: 0 S: 3	H: 0 LOB: 0 BB: 0 P: 3	1B: 7 2B: 1 3B: 0 HR: 1	SF: 0 SAC: 0 DP: 3 HBP: 0	WP: 1 PB: 0 SB: 0 CS: 1	PA: 40				
PITCHER	IP WLS BF H R ER SO BB IBB HBP BLK WP HR S P ERA WHIP	33 Cliff Lee, L ERA: 3.6 50 Chad Qualls, R ERA: 12.9 58 Jonathan Papelbon, R ERA: 3.0 43 Philippe Aumont, R ERA: 3.0 66 JC Ramirez, R ERA:	1.1 4.1 5.1 6.1 7.1	3.0 1.0 1.0 1.0 1.0	13 5 5 4 3	6 1 2 0 0	2 1 1 0 0	2 0 0 0 0	3 0 0 0 0	0 0 0 0 0	0 0 0 0 0	0 0 0 0 0	1 0 0 0 0	0 0 0 0 0	0 0 0 0 0	0 0 0 0 0	0 0 0 0 0	0 0 0 0 0	0 0 0 0 0	7 7 3 3 3	0 0 0 0 0	0 0 0 0 0	0 0 0 0 0	6.00 9.00 9.00 0.00 0.00	2.000 2.000 2.000 2.000 1.000	
PITCHER	IP WLS BF H R ER SO BB IBB HBP BLK WP HR S P ERA WHIP	63 Jake Diekmann, L ERA: 76 B.J. Rosenberg, R ERA: 38 Tyson Brummett, R (10, 1) ERA:	(8, 1) (9, 1) (10, 1)	1.0 1.0 1.0	3 4 3	0 0 0	0 0 0	0 0 0	2 0 0	0 0 0	0 0 0	0 0 0	0 0 0	0 0 0	0 0 0	0 0 0	0 0 0	0 0 0	0 0 0	7 7 3	0 0 0	0 0 0	0 0 0	0 0 0	0.00 0.000 0.000	1.000

Detroit Tigers @ Philadelphia Phillies
Bright House Field, Clearwater, FL
Sun Mar 11 2012, 1:09 PM - 4:17 PM EDT
Att: 9,073 - Partly Cloudy - 80 F

AB	35
R	4
H	9
RBI	4
BB	5
SO	5
LOB	19



Batter	1	2	3	4	5	6	7	8	9	10	AB	R	H	RBI	BB	SO	LOB	BOTTOM										
11 Jimmy Rollins, S OBP: 0.350, SLG: 0.235 12 Troy Hanzawa, R (7, 6)	0-0 3 G5-4-3 1B		0-0 G3		4-0 25 1B BB		0-0 F8		0-0 G5-3		3	0	1	0	1	0	3											
10 Juan Pierre, L OBP: 0.353, SLG: 0.267	0-3 K		0-0 G1-3		0-3 K		0-0 G3-1		0-0 G1-3		5	0	0	0	0	2	6											
3 Hunter Pence, R OBP: 0.319, SLG: 0.619 22 Derrick Mitchell, R OBP: 1.000, SLG: 1.000	0-0 G5-4-3 1-2		0-0 G6-3		0-0 25 G6-3 15 G5-3 2B		0-0 K		0-0 P4		4	1	1	0	0	1	3											
25 Jim Thome, L OBP: 0.294, SLG: 0.313 9 Domic Brown, L (5, PR)	0-0 G6-3		0-0 G6-3		0-0 G6-3		0-0 1-2 2H 1B		0-0 P6		3	0	1	1	0	0	1											
15 John Mayberry Jr., R OBP: 0.290, SLG: 0.304 23 Jwan James, S (8, 8)	0-0 4 CS 1B		0-0 G5-3		0-0 G5-3		0-0 F7		0-0 G4-3		4	0	1	1	0	0	2											
19 Lavnce Nix, L OBP: 0.417, SLG: 0.222 21 Cody Overbeck, R (8, PR)	0-0 F8		0-0 F8		0-0 4 BB 1B		4-0 4 1B 13 1B BB		0-0 61 FC5-4 4 1B 1B		3	1	2	0	1	0	1											
4 Pete Orr, L OBP: 0.313, SLG: 0.214	1-0 CS		0-0 23 1B 13 SF8 1B		4-0 1-2 BB		0-0 13 1B 1B		0-0 61 FC5-4 1B		4	1	3	0	1	0	0											
23 Brian Schneider, L OBP: 0.143, SLG: 0.143 61 Steven Lerud, L (7, 2)	0-0 11 G3 1B		0-0 K		0-3 K		0-0 F9		0-0 FC5-4		3	0	1	0	0	1	4											
13 Freddy Galvis, S OBP: 0.348, SLG: 0.421	0-0 SF8		0-0 SF8		1-0 11 BB 25 1B HBP		0-0 1-2 2H 1B		0-0 F8		2	1	1	2	0	0	1											
Inning Stats	R: 0 E: 0 K: 1 S: 5	H: 1 LOB: 0 BB: 0 P: 5	R: 0 E: 0 K: 0 S: 3	H: 1 LOB: 0 BB: 0 P: 4	R: 1 E: 0 K: 0 S: 5	H: 2 LOB: 1 BB: 0 P: 5	R: 1 E: 0 K: 1 S: 7	H: 2 LOB: 2 BB: 1 P: 11	R: 1 E: 0 K: 0 S: 5	H: 2 LOB: 2 BB: 1 P: 13	R: 0 E: 0 K: 0 S: 3	H: 0 LOB: 0 BB: 0 P: 3	R: 0 E: 0 K: 0 S: 4	H: 2 LOB: 1 BB: 0 P: 4	R: 0 E: 1 K: 1 S: 7	H: 1 LOB: 2 BB: 0 P: 7	R: 0 E: 0 K: 0 S: 3	H: 0 LOB: 0 BB: 0 P: 3	1B: 11 2B: 1 3B: 0 HR: 0	SF: 1 SAC: 0 DP: 2 HBP: 1	WP: 0 PB: 0 SB: 0 CS: 1	PA: 45						
PITCHER	IP WLS BF H R ER SO BB IBB HBP BLK WP HR S P ERA WHIP	21 Rick Porcello, R ERA: 3.0 55 Daniel Schlereth, L ERA: 2.45 56 Jose Ortega, R ERA: 2.7 68 Chris Bootcheck, R ERA: 60 Bryan Villarreal, R ERA:	(1, 1) (8, 1) (5, 1) (7, 1) (8, 1)	4.0 0.2 1.1 1.1 2.0	17 5 7 5 7	2 1 2 1 1	2 1 1 0 0	2 0 0 0 0	0 0 0 0 0	0 0 0 0 0	0 0 0 0 0	0 0 0 0 0	0 0 0 0 0	0 0 0 0 0	0 0 0 0 0	0 0 0 0 0	0 0 0 0 0	0 0 0 0 0	0 0 0 0 0	3 3 3 3 3	0 0 0 0 0	0 0 0 0 0	0.00 13.50 6.75 0.00 0.00	1.750				
PITCHER	IP WLS BF H R ER SO BB IBB HBP BLK WP HR S P ERA WHIP	43 Robbie Weinhardt, R ERA:	(10, 1)	1.0	3	0	0	0	0	0	0	0	0	0	0	0	0	0	0	0	0	0	0	0	0	0	0.00	0.000

Detroit Tigers @ Philadelphia Phillies
Bright House Field, Clearwater, FL
Sun Mar 11 2012, 1:09 PM - 4:17 PM EDT
Att: 9,073 - Partly Cloudy - 80 F

AB	39
R	4
H	12
RBI	4
BB	3
SO	5
LOB	26



Batter	1	2	3	4	5	6	7	8	9	10	AB	R	H	RBI	BB	SO	LOB	TOP				
56 Andres Torres, S OBP: 0.455, SLG: 0.600 23 Mike Baxter, L OBP: 0.375, SLG: 0.333	(1, 8) X 0-1 1B		(1, 0) X F9		(1, 0) X E1	(1, 0) X G6-3			(1, 0) X 1B		3	0	1	1	0	0	1	New York Mets @ Detroit Tigers Joker Marchant Stadium, Lakeland, FL Mon Mar 12 2012, 1:07 PM - 4:32 PM EDT Att: 7,523 - Partly Cloudy - 73 F				
2 Justin Turner, R OBP: 0.176, SLG: 0.353 71 Wilmer Flores, R OBP: 0.5, SLG: 0.5	(1, 5) G 1-0 G6-3		(1, 0) X K		(1, 0) X FC5-4 21 HR		(1, 0) X F9		(1, 0) X F8		3	0	0	0	0	1	3					
29 Ike Davis, L OBP: 0.467, SLG: 0.417 15 Valentino Pascucci, R OBP: 0.222, SLG: 0.125	(1, 3) C 0-3 K		(1, 0) X G3-1		(1, 0) X 21 HR BB		(1, 0) X P6		(1, 0) X F8		2	1	0	0	1	1	1					
21 Lucas Duda, L OBP: 0.600, SLG: 1.000 20 Adam Loewen, L OBP: 0.438, SLG: 0.667 76 Juan Lagares, R OBP: 0.10, SLG: 0.10	(1, 9) X 0-0 F8		(1, 0) X G3-1		(1, 0) X HR		(1, 0) X K		(1, 0) X G6-3		2	1	1	4	1	0	1					
33 Vinny Rottino, R OBP: 0.118, SLG: 0.176		(1, 0) X G6-3		(1, 0) X K		(1, 0) X G3-1		(1, 0) X G1-3		(1, 0) X G5-3		5	0	0	0	0	1		2			
30 Josh Thole, L OBP: 0.438, SLG: 0.385 65 Zach Lutz, R OBP: 0.167, SLG: 0.167	(1, 10) B 0-0 4 WP 4 2B BB		(1, 0) X G4-6-3		(1, 0) X F7		(1, 0) X K		(1, 0) X K		2	1	0	0	1	0	2					
13 Ronny Cedeno, R OBP: 0.438, SLG: 0.250 6 Omar Quintanilla, L OBP: 0.467, SLG: 0.417	(1, 6) C 0-3 K		(1, 0) X K		(1, 0) X 4 2B 1B		(1, 0) X K		(1, 0) X F8		2	1	1	0	0	1	1					
4 Mike Nickeas, R OBP: 0.364, SLG: 0.545 16 Rob Johnson, R OBP: 0.143, SLG: 0.286	(1, 2) B 1-0 2B		(1, 0) X G3		(1, 0) X 61 1B 56 E 2B		(1, 0) X P6		(1, 0) X P6		3	1	2	2	0	0	0					
61 Jordany Valdespin, L OBP: 0.375, SLG: 0.500	(1, 4) X 0-0 G3		(1, 0) X FC5-4 2 21 HR 56 E 1B		(1, 0) X 3B		(1, 0) X G3		(1, 0) X G3		4	1	2	0	0	0	1					
Inning Stats	R: 0 E: 0 K: 1 S: 7	H: 1 LOB: 1 BB: 0 P: 8	R: 1 E: 0 K: 1 S: 6	H: 1 LOB: 1 BB: 11 P: 11	R: 0 E: 0 K: 1 S: 5	H: 0 LOB: 0 BB: 0 P: 5	R: 0 E: 0 K: 1 S: 4	H: 0 LOB: 0 BB: 1 P: 8	R: 6 E: 1 K: 0 S: 8	H: 4 LOB: 1 BB: 1 P: 15	R: 0 E: 0 K: 1 S: 6	H: 1 LOB: 0 BB: 0 P: 6	R: 0 E: 0 K: 1 S: 5	H: 0 LOB: 0 BB: 0 P: 5	R: 0 E: 0 K: 0 S: 4	H: 1 LOB: 0 BB: 0 P: 4	R: 0 E: 0 K: 0 S: 3		H: 0 LOB: 0 BB: 0 P: 3	1B: 4 2B: 2 3B: 1 HR: 1	SF: 0 SAC: 0 DP: 1 HBP: 0	WP: 1 PB: 0 SB: 1 CS: 0
PITCHER	IP 2.0	WLS 8	BF 9	H 2	R 1	ER 1	SO 2	BB 1	IBB 0	HBP 0	BLK 0	WP 1	HR 0	S 13	P 19	ERA 4.50	WHIP 1.500					
80 Drew Smyly, L ERA: 2.25	(1, 1)	1.0	3	0	0	0	1	0	0	0	0	0	0	5	5	0.00	0.000					
44 Matt Hoffman, L ERA:	(3, 1)	1.2	11	4	6	5	1	2	0	0	0	0	1	11	22	27.00	3.600					
50 Jacob Turner, R ERA: 11.25	(4, 1)	1.1	5	1	0	0	1	0	0	0	0	0	0	7	7	0.00	0.750					
31 Collin Balester, R ERA:	(5, 1)	4.0	13	1	0	0	2	0	0	0	0	0	0	17	17	0.00	0.250					
43 Andy Oliver, L ERA:	(7, 1)																					

AB	38
R	7
H	8
RBI	7
BB	3
SO	7
LOB	14



Batter	1	2	3	4	5	6	7	8	9	10	AB	R	H	RBI	BB	SO	LOB	BOTTOM						
14 Austin Jackson, R OBP: 0.400, SLG: 0.471 66 Quintin Berry, L OBP: 0.417, SLG: 0.636	(1, 8) X 0-0 G5-3		(1, 0) X 15 1B 24 1B 1B		(1, 0) X F8		(1, 0) X F9		(1, 0) X G4-3		3	1	1	0	0	0	1	New York Mets @ Detroit Tigers Joker Marchant Stadium, Lakeland, FL Mon Mar 12 2012, 1:07 PM - 4:32 PM EDT Att: 7,523 - Partly Cloudy - 73 F						
15 Brandon Inge, R OBP: 0.368, SLG: 0.588 74 Eric Patterson, L OBP: 0.500, SLG: 1.091	(1, 4) S 0-3 K		(1, 0) X 21 1B 24 1B 1B		(1, 0) X F9		(1, 0) X K		(1, 0) X G5-3		3	1	1	0	0	1	1							
24 Miguel Cabrera, R OBP: 0.471, SLG: 0.591 65 Audy Ciriaco, R OBP: 0.375, SLG: 0.286	(1, 5) X 0-0 E6 28 HBP		(1, 0) X 21 1B 13 SF7 1B		(1, 0) X 72 G4-3 13 2B 2B		(1, 0) X BB		(1, 0) X E5 63 1B 12 2B		3	1	2	1	0	0	0							
32 Don Kelly, L OBP: 0.467, SLG: 0.615	(10, PH)		(1, 0) X F8		(1, 0) X F7		(1, 0) X G3-1		(1, 0) X E5 12 2B 1B		1	0	0	0	0	0	0							
28 Prince Fielder, L OBP: 0.318, SLG: 0.368 63 Ryan Striby, R OBP: 0.467, SLG: 0.462	(1, 3) H 1-0 HBP		(1, 0) X F8		(1, 0) X G4-3		(1, 0) X P4		(1, 0) X E5 12 2B 1B		2	0	0	0	0	0	3							
21 Delmon Young, R OBP: 0.421, SLG: 0.992 72 Jerad Head, R OBP: 0.200, SLG: 0.444 12 Andy Dirks, L OBP: 0.412, SLG: 0.400	(1, 7) X 0-0 G3-1		(1, 0) X 27 WP 1B		(1, 0) X G4-3		(1, 0) X P4		(1, 0) X E5 12 2B 1B		2	0	1	1	0	0	2							
13 Alex Avila, L OBP: 0.471, SLG: 0.667 67 Omir Santos, R OBP: 0.500, SLG: 0.400	(1, 2) X 0-0 1B		(1, 0) X SF7		(1, 0) X 27 1B 2B		(1, 0) X 70 1B BB		(1, 0) X G3-1		2	1	2	2	0	0	0							
27 Jhonny Peralta, R OBP: 0.313, SLG: 0.500 70 Argenis Diaz, R OBP: 0.300, SLG: 0.375	(1, 6) C 0-3 K		(1, 0) X G5-3		(1, 0) X 9 2B 1B		(1, 0) X 1B		(1, 0) X SH1-4 BB		3	0	1	1	0	1	2							
9 Gerad Laird, R OBP: 0.182, SLG: 0.200 76 Bryan Holaday, R OBP: 0.10, SLG: 0.10	(1, 10) S 0-3 K		(1, 0) X G4-3		(1, 0) X F9		(1, 0) X F9		(1, 0) X SH1-4		4	0	1	1	0	1	3							
26 Brennan Boesch, L OBP: 0.250, SLG: 0.600 36 Clete Thomas, L OBP: 0.190, SLG: 0.238 33 Avisail Garcia, R OBP: 0.375, SLG: 0.429	(1, 9) S 0-3 K		(1, 0) X 1B		(1, 0) X F8		(1, 0) X G3		(1, 0) X IBB		1	0	0	0	0	1	1							
Inning Stats	R: 0 E: 1 K: 1 S: 6	H: 0 LOB: 2 BB: 0 P: 7	R: 0 E: 0 K: 3 S: 10	H: 1 LOB: 1 BB: 10 P: 10	R: 3 E: 0 K: 0 S: 7	H: 4 LOB: 1 BB: 0 P: 8	R: 0 E: 0 K: 0 S: 4	H: 1 LOB: 1 BB: 0 P: 4	R: 3 E: 0 K: 0 S: 7	H: 4 LOB: 2 BB: 0 P: 7	R: 0 E: 0 K: 1 S: 5	H: 0 LOB: 1 BB: 1 P: 9	R: 0 E: 0 K: 0 S: 4	H: 1 LOB: 2 BB: 1 P: 8	R: 1 E: 2 K: 0 S: 6	H: 2 LOB: 2 BB: 0 P: 6	R: 0 E: 0 K: 2 S: 7	H: 0 LOB: 2 BB: 2 P: 15	R: 0 E: 0 K: 1 S: 5	H: 0 LOB: 0 BB: 0 P: 5	1B: 9 2B: 4 3B: 0 HR: 0	SF: 1 SAC: 1 DP: 0 HBP: 1	WP: 1 PB: 0 SB: 0 CS: 0	PA: 50
PITCHER	IP 3.0	WLS 16	BF 5	H 3	R 3	ER 3	SO 4	BB 0	IBB 0	HBP 0	BLK 0	WP 0	HR 0	S 23	P 25	ERA 9.00	WHIP 1.667							
49 Jonathon Niese, L ERA: 5.4	(1, 1)	1.0	4	1	0	0	0	0	0	0	0	0	0	4	4	0.00	1.000							
73 Robert Carson, L ERA: 4.5	(4, 1)	1.0	7	4	3	3	0	0	0	0	0	0	0	7	7	27.00	4.000							
64 Josh Stinson, R ERA: 5.0	(5, 1)	1.0	H	4	0	0	0	1	1	0	0	0	0	5	9	0.00	1.000							
66 Armando Rodriguez, R ERA:	(6, 1)	1.0	H	5	1	0	0	0	0	0	0	0	0	4	8	0.00	2.000							
19 Daniel Herrera, L ERA:	(7, 1)																							
PITCHER	IP 0.2	WLS 4	BF 1	H 1	R 1	ER 0	SO 0	BB 0	IBB 0	HBP 0	BLK 0	WP 0	HR 0	S 4	P 4	ERA 0.00	WHIP 1.500							
53 Jeremy Helmer, R ERA:	(6, 1)	1.1	B	7	1	0	0	2	1	1	0	0	0	9	17	0.00	1.500							
87 Josh Edgin, L ERA:	(8, 1)	1.0	3	0	0	0	0	1	0	0	0	0	0	5	5	0.00	0.000							
69 Jeff Stevens, R ERA:	(10, 1)																							

AB	43
R	7
H	13
RBI	7
BB	4
SO	8
LOB	25



Batter	1	2	3	4	5	6	7	8	9	AB	R	H	RBI	BB	SO	LOB	TOP									
14 Austin Jackson, R OBP: 0.417, SLG: 0.450 66 Quintin Berry, L OBP: 0.462, SLG: 0.667	F9		12 1B 36 1B			K		12 3B 1B		3	1	1	0	1	1	0	Detroit Tigers @ Washington Nationals Space Coast Stadium, Viera, FL Tue Mar 13 2012, 6:06 PM - 9:18 PM EDT Att: 5,815 - Clear - 79 F									
12 Andy Dirks, L OBP: 0.455, SLG: 0.550	K		25 G5-3 36 1B					1-H 3B		5	0	3	1	0	2	3										
36 Clete Thomas, L OBP: 0.231, SLG: 0.269	E7 25 HR									5	2	2	1	0	1	2										
25 Ryan Raburn, R OBP: 0.471, SLG: 1.467 65 Audy Ciriano, R OBP: 0.375, SLG: 0.286	2-H HR		G5-3							5	1	2	3	0	1	3										
27 Jhonny Peralta, R OBP: 0.350, SLG: 0.474 70 Argenis Diaz, R OBP: 0.364, SLG: 0.375	G5-3									0	0	0	0	0	0	0										
32 Don Kelly, L OBP: 0.450, SLG: 0.529		P6								3	1	1	0	1	1	0										
63 Ryan Stribe, R OBP: 0.350, SLG: 0.333	G5-3									0	0	0	0	1	0	0										
9 Gerald Laird, R OBP: 0.286, SLG: 0.250 67 Omar Santos, R OBP: 0.375, SLG: 0.286	G6-3									4	0	1	0	1	0	2										
74 Eric Patterson, L OBP: 0.375, SLG: 0.800										5	0	0	0	0	2	6										
Inning Stats	R: 2 E: 1 K: 1 S: 8	H: 1 LOB: 0 BB: 0 P: 9	R: 0 E: 0 K: 0 S: 3	H: 0 LOB: 0 BB: 0 P: 3	R: 1 E: 0 K: 1 S: 7	H: 3 LOB: 1 BB: 0 P: 7	R: 1 E: 0 K: 1 S: 6	H: 1 LOB: 3 BB: 3 P: 18	R: 1 E: 0 K: 1 S: 8	H: 3 LOB: 3 BB: 1 P: 13	R: 0 E: 0 K: 1 S: 6	H: 1 LOB: 1 BB: 0 P: 6	R: 0 E: 0 K: 1 S: 5	H: 0 LOB: 0 BB: 0 P: 5	R: 1 E: 0 K: 2 S: 9	H: 2 LOB: 1 BB: 1 P: 9		R: 0 E: 0 K: 2 S: 8	H: 1 LOB: 2 BB: 1 P: 12	1B: 10 2B: 0 3B: 1 HR: 1	SF: 0 SAC: 0 DP: 1 HBP: 0	WP: 2 PB: 0 SB: 0 CS: 0	PA: 44			
PITCHER	IP	WLS	BF	H	R	ER	SO	BB	IBB	HBP	BLK	WP	HR	S	P	ERA	WHIP									
33 Edwin Jackson, R ERA: 1.93	3.1	L	17	5	4	2	2	2	0	0	0	0	1	0	18	29	5.40	2.100								
48 Ross Detwiler, L ERA: 3.52	2.2		14	4	1	1	3	2	0	0	0	0	0	5	5	3.38	2.250									
54 Brad Lidge, R ERA: 2.25	1.0		3	0	0	0	1	0	0	0	0	0	0	9	9	0.00	0.000									
36 Tyler Clippard, R ERA: 4.5	1.0		5	2	1	1	2	0	0	0	0	0	0	8	12	0.00	2.000									
46 Jeff Fulchino, R ERA:	1.0		5	1	0	0	2	1	0	0	0	0	0	8	12	0.00	2.000									

Batter	1	2	3	4	5	6	7	8	9	AB	R	H	RBI	BB	SO	LOB	BOTTOM								
20 Ian Desmond, R OBP: 0.174, SLG: 0.261 13 Andrés Blanco, S OBP: 0.154, SLG: 0.333	8 1B 11 SF8 2B	FC5-4				F9		30 1B 57 FC5-2		3	1	1	0	0	0	1	Detroit Tigers @ Washington Nationals Space Coast Stadium, Viera, FL Tue Mar 13 2012, 6:06 PM - 9:18 PM EDT Att: 5,815 - Clear - 79 F								
8 Danny Espinosa, S OBP: 0.300, SLG: 0.300 1 Steve Lombardozzi, S OBP: 0.263, SLG: 0.235	7 S 2-3 1B							57 FC5-2 30 1B 18 SF8 BB		3	0	2	0	0	1	0									
11 Ryan Zimmerman, R OBP: 0.588, SLG: 1.285 30 Mark Teahen, L OBP: 0.158, SLG: 0.118	SF8									2	0	1	1	0	0	1									
38 Michael Morse, R OBP: 0.444, SLG: 0.429 57 Tyler Moore, R OBP: 0.333, SLG: 0.412	3-H K									2	0	1	0	0	0	0									
7 Mark DeRosa, R OBP: 0.692, SLG: 0.875 18 Chad Tracy, L OBP: 0.200, SLG: 0.222	SAFE 1B BB									3	0	0	0	0	2	3									
28 Jayson Werth, R OBP: 0.333, SLG: 0.786 55 Eury Pérez, R OBP: 0.467, SLG: 0.500	F9									2	0	0	0	0	0	3									
3 Wilson Ramos, R OBP: 0.214, SLG: 0.286 23 Jhonatan Solano, R OBP: 0.200, SLG: 0.222										1	0	0	0	0	0	0									
15 Brett Carroll, R OBP: 0.292, SLG: 0.273		P3								4	0	0	0	0	2	1									
12 Jason Michaels, R OBP: 0.381, SLG: 0.278		FC5-4								3	0	0	0	1	0	1									
Inning Stats	R: 1 E: 0 K: 1 S: 7	H: 2 LOB: 2 BB: 1 P: 11	R: 0 E: 0 K: 0 S: 4	H: 1 LOB: 1 BB: 0 P: 4	R: 0 E: 0 K: 1 S: 6	H: 1 LOB: 3 BB: 2 P: 14	R: 0 E: 0 K: 0 S: 3	H: 0 LOB: 0 BB: 0 P: 3	R: 0 E: 0 K: 1 S: 6	H: 1 LOB: 1 BB: 0 P: 6	R: 1 E: 0 K: 1 S: 6	H: 1 LOB: 0 BB: 0 P: 6	R: 1 E: 1 K: 0 S: 5	H: 1 LOB: 2 BB: 1 P: 9	R: 0 E: 1 K: 1 S: 6	H: 0 LOB: 2 BB: 1 P: 10		R: 0 E: 0 K: 1 S: 5	H: 0 LOB: 0 BB: 0 P: 5	1B: 4 2B: 2 3B: 0 HR: 1	SF: 2 SAC: 0 DP: 0 HBP: 0	WP: 0 PB: 0 SB: 1 CS: 0	PA: 41		
PITCHER	IP	WLS	BF	H	R	ER	SO	BB	IBB	HBP	BLK	WP	HR	S	P	ERA	WHIP								
64 Duane Below, L ERA: 3.18	2.2	W	15	4	1	1	2	3	0	0	0	0	0	10	10	0.00	0.429								
57 Adam Wilk, L ERA: 4.05	2.1	H	8	1	0	0	1	0	0	0	0	0	0	5	9	0.00	2.000								
46 Jose Valverde, R ERA: 4.5	1.0		4	1	1	1	1	0	0	0	0	0	1	6	6	9.00	1.000								
20 Octavio Dotel, R ERA: 2.25	1.0	H	6	1	1	0	0	1	0	0	0	0	0	6	10	0.00	1.000								
49 Luis Marte, R ERA:	1.0	H	5	0	0	0	1	1	0	0	0	0	0	6	10	0.00	1.000								

AB 39
R 6
H 12
RBI 6
BB 5
SO 10
LOB 23



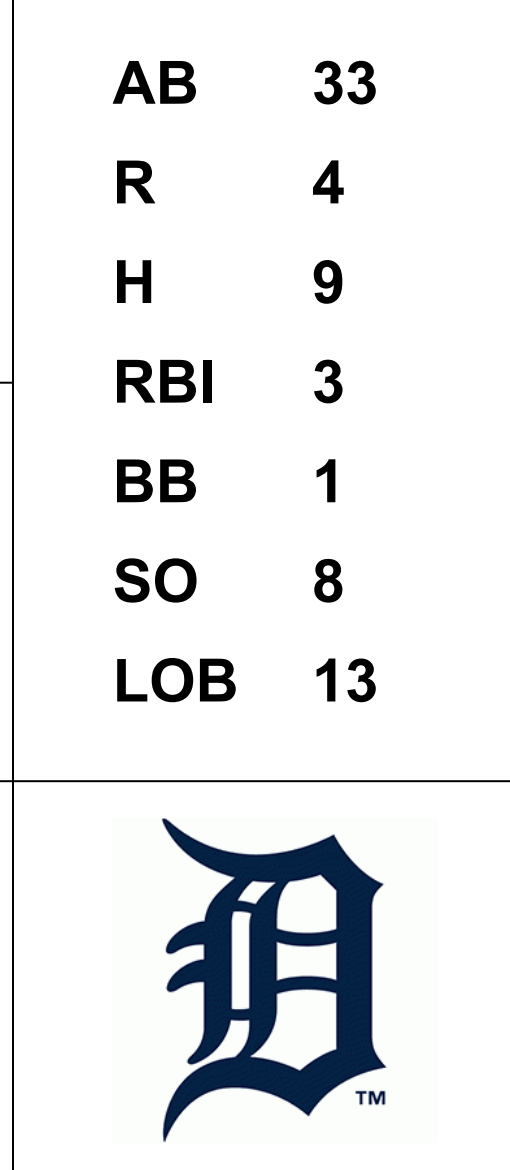
AB 34
R 3
H 7
RBI 3
BB 5
SO 6
LOB 21



Batter	1	2	3	4	5	6	7	8	9	AB	R	H	RBI	BB	SO	LOB	TOP							
9 Endy Chavez, L (1,8) Joe Mahoney, L (7,3) OBP: 0.476, SLG: 0.632 OBP: 0.143, SLG: 0.143	1-1 HR		0-3 K			0-0 1B		0-3 K		3	2	1	0	1	1		<p>Baltimore Orioles @ Detroit Tigers Joker Marchant Stadium, Lakeland, FL Thu Mar 15 2012, 1:09 PM - 3:58 PM EDT Att: 8,069 - Sunny - 78 F</p>							
14 Nolan Reimold, R (1,7) 89 John Ruettinger, L (8,8)	0-3 K2-3		1-3 K			1-3 K2-3		0-0 P6		4	0	0	0	0	3	2								
36 Nick Johnson, L (1,10) 91 Travis Adair, L (9,PH)	0-3 K			0-0 2B		0-0 F8		4-0 BB		3	0	1	0	0	1	1								
19 Chris Davis, L (1,3) 68 Steve Tolleson, R (7,6) OBP: 0.261, SLG: 0.409 OBP: 0.436, SLG: 0.385	0-3 K			0-3 K		0-0 2B		0-0 G1-3		3	0	1	1	0	2	1								
24 Wilson Betemit, S (1,5) 80 Scott Beerer, R (7,9) OBP: 0.208, SLG: 0.143 OBP: 0.353, SLG: 0.353		0-3 K		0-0 G5-3		0-3 K		0-0 F8		3	0	0	0	0	2	2								
28 Ronny Paulino, R (1,2) 95 Trent Mumme, L (7,8)		0-0 G6-3		0-0 G5-3				0-0 F8		3	0	0	0	0	1	1								
3 Ryan Flaherty, L (1,6) OBP: 0.360, SLG: 0.545		4-0 BB			0-0 P6			0-3 K		2	0	0	0	1	1	0								
13 Jai Miller, R (1,9) 60 John Hester, R (7,2)	1-0 CS		0-3 K		0-0 F8			0-3 K		3	0	0	0	0	2	0								
54 Matt Antonelli, R (1,4) 86 Blake Davis, L (8,4)					0-0 G5-3			0-0 F9		3	0	1	0	0	0	0								
										0	0	0	0	0	0	0								
Inning Stats	R: 1 E: 0 K: 3 S: 11	H: 1 LOB: 0 BB: 0 P: 12	R: 0 E: 1 K: 1 S: 4	H: 0 LOB: 0 BB: 1 P: 9	R: 0 E: 0 K: 3 S: 10	H: 1 LOB: 1 BB: 0 P: 11	R: 0 E: 0 K: 1 S: 6	H: 1 LOB: 1 BB: 0 P: 6	R: 0 E: 0 K: 0 S: 3	H: 0 LOB: 0 BB: 0 P: 3	R: 1 E: 0 K: 2 S: 9	H: 2 LOB: 1 BB: 0 P: 10	R: 0 E: 0 K: 3 S: 9	H: 0 LOB: 0 BB: 0 P: 9	R: 0 E: 0 K: 1 S: 5	H: 0 LOB: 0 BB: 1 P: 5		R: 0 E: 0 K: 0 S: 3	H: 0 LOB: 1 BB: 1 P: 7	1B: 2 2B: 2 3B: 0 HR: 1	SF: 0 SAC: 0 DP: 0 HBP: 0	WP: 0 PB: 0 SB: 2 CS: 1	PA: 34	
PITCHER	IP WLS BF H R ER SO BB IBB HBP BLK WP HR S P ERA WHIP	3.2 14 3 1 1 8 1 0 0 0 0 1 30 37 2.46 1.091	2.1 9 2 1 1 2 0 0 0 0 0 0 9 9 0.00 0.000	1.0 3 0 0 0 3 0 0 0 0 0 0 5 5 0.00 0.000	1.0 4 0 0 0 0 1 0 0 0 0 0 3 7 0.00 1.000																			

Batter	1	2	3	4	5	6	7	8	9	AB	R	H	RBI	BB	SO	LOB	BOTTOM						
14 Austin Jackson, R (1,8) 66 Quintin Berry, L (6,8) OBP: 0.370, SLG: 0.391 OBP: 0.474, SLG: 0.588	0-0 E3		0-3 K			0-3 K		0-3 K		3	0	0	0	0	2	1	<p>Baltimore Orioles @ Detroit Tigers Joker Marchant Stadium, Lakeland, FL Thu Mar 15 2012, 1:09 PM - 3:58 PM EDT Att: 8,069 - Sunny - 78 F</p>						
26 Brennan Boesch, L (1,9) 74 Eric Patterson, L (7,9)	0-0 G6-3		0-0 G6-3			0-0 G3		0-0 3B		3	0	0	0	0	1	1							
24 Miguel Cabrera, R (1,5) 29 Danny Worth, R (6,5) OBP: 0.448, SLG: 0.590 OBP: 0.571, SLG: 0.818	0-0 1B			0-0 G5-3		0-0 1B		0-0 1B		2	0	1	0	0	0	0							
28 Prince Fielder, L (1,3) 32 Don Kelly, L (6,3) OBP: 0.370, SLG: 0.542 OBP: 0.455, SLG: 0.526	0-0 F8			0-3 K		0-0 1B		0-0 G3-1		2	0	0	0	0	1	1							
21 Delmon Young, R (1,10) 72 Jerad Head, R (6,PH) OBP: 0.458, SLG: 0.818 OBP: 0.286, SLG: 0.364		0-3 K		0-0 1B		4-0 BB		0-0 P5		2	0	1	0	0	1	0							
13 Alex Avila, L (1,2) 9 Gerald Laird, R (6,2) 76 Bryan Holaday, R (8,2)		0-3 K		0-3 K		2-1 1B		0-0 G6-3		2	0	0	0	0	2	1							
27 Jhonny Peralta, R (1,6) 65 Audy Ciriaco, R (6,6) OBP: 0.409, SLG: 0.590 OBP: 0.333, SLG: 0.273	1-0 HBP				0-0 1B			0-0 F7		1	0	1	0	0	0	0							
25 Ryan Raburn, R (1,4) 70 Argenis Diaz, R (6,PR) OBP: 0.474, SLG: 1.412 OBP: 0.308, SLG: 0.300	0-0 FC4-6				0-0 1B			0-0 G6-3		2	0	1	0	0	0	1							
12 Andy Dirks, L (1,7)			0-3 K			0-0 F7		0-0 P5		3	0	0	0	0	1	3							
										0	0	0	0	0	0	0							
Inning Stats	R: 0 E: 1 K: 0 S: 4	H: 1 LOB: 1 BB: 0 P: 4	R: 0 E: 0 K: 2 S: 7	H: 0 LOB: 0 BB: 0 P: 8	R: 0 E: 0 K: 2 S: 7	H: 0 LOB: 0 BB: 0 P: 7	R: 0 E: 0 K: 2 S: 8	H: 1 LOB: 1 BB: 0 P: 8	R: 0 E: 0 K: 1 S: 6	H: 2 LOB: 1 BB: 0 P: 6	R: 3 E: 1 K: 0 S: 8	H: 3 LOB: 2 BB: 1 P: 14	R: 1 E: 0 K: 1 S: 7	H: 2 LOB: 1 BB: 0 P: 8	R: 0 E: 0 K: 0 S: 3	H: 0 LOB: 0 BB: 0 P: 3		1B: 7 2B: 1 3B: 1 HR: 0	SF: 0 SAC: 0 DP: 1 HBP: 1	WP: 1 PB: 0 SB: 1 CS: 0	PA: 35		
PITCHER	IP WLS BF H R ER SO BB IBB HBP BLK WP HR S P ERA WHIP	4.0 15 4 2 0 0 1 0 0 0 0 0 6 6 0.00 2.000	0.1 4 2 3 2 0 1 0 0 0 0 1 0 3 7 54.00 9.000	1.2 9 3 1 1 1 0 0 0 0 0 0 12 15 1.800 1.800	1.0 3 0 0 0 0 0 0 0 0 0 0 3 3 0.00 0.000																		

AB	31
R	2
H	5
RBI	2
BB	2
SO	14
LOB	11



AB	33
R	4
H	9
RBI	3
BB	1
SO	8
LOB	13

Batter	1	2	3	4	5	6	7	8	9	AB	R	H	RBI	BB	SO	LOB	TOP								
27 Tyler Greene, R (1.4) OBP: 0.323, SLG: 0.308 88 Ryan Jackson, R (7.4) OBP: 0.313, SLG: 0.231										4	2	2	0	0	0	2	St. Louis Cardinals @ Detroit Tigers Joker Marchant Stadium, Lakeland, FL Sat Mar 17 2012, 1:14 PM - 3:45 PM EDT Att: 10,024 - Sunny - 77 F livebaseballscores.com AB 31 R 3 H 7 RBI 3 BB 4 SO 6 LOB 14 								
44 Erik Komatsu, L (1.9) OBP: 0.333, SLG: 0.393										3	0	0	0	1	2										
7 Matt Holliday, R (1.7) OBP: 0.474, SLG: 0.842 13 Matt Carpenter, L (5.5) OBP: 0.393, SLG: 0.458										3	1	1	2	0	2										
23 David Freese, R (1.5) OBP: 0.348, SLG: 0.550 8 Eugenio Velez, S (5.7) OBP: 0.143, SLG: 0.143										3	0	1	1	0	1										
12 Lance Berkman, S (1.10) OBP: 0.538, SLG: 0.500 60 Steven Hill, R (8, PH) OBP: 0.250, SLG: 0.250 (8, 10)										2	0	1	0	1	0										
43 Shane Robinson, R (1.8) OBP: 0.370, SLG: 0.417										4	0	1	0	0	3										
48 Tony Cruz, R (1.3) OBP: 0.250, SLG: 0.313										4	0	1	0	0	2										
33 Daniel Descalso, L (1.6) OBP: 0.545, SLG: 0.583 90 Ronny Gil, S (7.6)										2	0	0	0	1	1										
61 Bryan Anderson, L (1.2) OBP: 0.615, SLG: 0.778 44 Koyie Hill, S (6.2) OBP: 0.385, SLG: 0.364										2	0	0	0	0	2										
										0	0	0	0	1	0										
Inning Stats	R: 2 E: 0 K: 0 S: 7	H: 2 LOB: 0 BB: 0 P: 9	R: 0 E: 0 K: 1 S: 5	H: 1 LOB: 1 BB: 1 P: 9	R: 1 E: 0 K: 0 S: 5	H: 3 LOB: 2 BB: 1 P: 11	R: 0 E: 0 K: 0 S: 4	H: 1 LOB: 1 BB: 0 P: 4	R: 0 E: 0 K: 1 S: 5	H: 0 LOB: 0 BB: 0 P: 5	R: 0 E: 0 K: 0 S: 2	H: 0 LOB: 1 BB: 1 P: 6	R: 0 E: 0 K: 2 S: 7	H: 0 LOB: 1 BB: 1 P: 11	R: 0 E: 0 K: 0 S: 3	H: 0 LOB: 0 BB: 0 P: 3		R: 0 E: 0 K: 2 S: 7	H: 0 LOB: 0 BB: 0 P: 7	1B: 5 2B: 2 3B: 0 HR: 1	SF: 0 SAC: 0 DP: 2 HBP: 0	WP: 0 PB: 0 SB: 1 CS: 2	PA: 35		
PITCHER	IP WLS BF H R ER SO BB IBB HBP BLK WP HR S P ERA WHIP																								
57 Adam Wilk, L (1.1) ERA: 5.59	3.0	15	6	3	3	1	2	0	0	0	0	0	0	1	17	29		9.00	2.667						
43 Andy Oliver, L (4.1) ERA:	2.0	7	1	0	0	1	0	0	0	0	0	0	0	9	9	0.00		0.500							
80 Drew Smyly, L (6.1) ERA: 1.13	4.0	13	0	0	0	4	2	0	0	0	0	0	0	19	27	0.00		0.500							

Batter	1	2	3	4	5	6	7	8	9	AB	R	H	RBI	BB	SO	LOB	BOTTOM								
14 Austin Jackson, R (1.8) OBP: 0.367, SLG: 0.423 66 Quintin Berry, L (6.8) OBP: 0.409, SLG: 0.500										3	1	1	0	0	0	0	St. Louis Cardinals @ Detroit Tigers Joker Marchant Stadium, Lakeland, FL Sat Mar 17 2012, 1:14 PM - 3:45 PM EDT Att: 10,024 - Sunny - 77 F livebaseballscores.com AB 32 R 10 H 13 RBI 8 BB 6 SO 2 LOB 15 								
26 Brennan Boesch, L (1.9) OBP: 0.185, SLG: 0.462 73 Matt Young, L (7.9)										3	0	0	2	0	0										
24 Miguel Cabrera, R (1.5) OBP: 0.469, SLG: 0.571 65 Audy Ciriaco, R (5, PR) OBP: 0.357, SLG: 0.250 (6, 5)										3	1	2	0	0	0										
28 Prince Fielder, L (1.10) OBP: 0.424, SLG: 0.621 13 Alex Avila, L (6, PH) OBP: 0.370, SLG: 0.429 (7, 10)										3	2	3	1	0	0										
21 Delmon Young, R (1.7) OBP: 0.533, SLG: 1.000 72 Jerad Head, R (6.7) OBP: 0.267, SLG: 0.333									2	2	2	4	1	0	0										
25 Ryan Raburn, R (1.4) OBP: 0.478, SLG: 1.381 29 Danny Worth, R (8.4) OBP: 0.500, SLG: 0.733									4	1	2	1	0	1	3										
27 Jhonny Peralta, R (1.6) OBP: 0.440, SLG: 0.476 70 Argenis Diaz, R (6.6) OBP: 0.357, SLG: 0.364									1	0	0	0	2	0	1										
32 Don Kelly, L (1.3) OBP: 0.423, SLG: 0.522										4	1	1	0	0	5										
76 Bryan Holaday, R (1.2) OBP: 0.231, SLG: 0.091										3	1	1	0	1	1										
Inning Stats	R: 0 E: 0 K: 0 S: 3	H: 0 LOB: 0 BB: 0 P: 3	R: 0 E: 0 K: 1 S: 5	H: 1 LOB: 2 BB: 2 P: 13	R: 0 E: 0 K: 1 S: 5	H: 0 LOB: 0 BB: 0 P: 5	R: 3 E: 0 K: 0 S: 5	H: 3 LOB: 1 BB: 1 P: 9	R: 4 E: 0 K: 0 S: 9	H: 5 LOB: 1 BB: 0 P: 11	R: 2 E: 1 K: 0 S: 4	H: 1 LOB: 1 BB: 2 P: 12	R: 1 E: 0 K: 0 S: 4	H: 2 LOB: 0 BB: 0 P: 5	R: 0 E: 0 K: 0 S: 4	H: 1 LOB: 2 BB: 1 P: 8		1B: 7 2B: 5 3B: 1 HR: 2	SF: 1 SAC: 1 DP: 3 HBP: 0	WP: 2 PB: 0 SB: 0 CS: 0	PA: 40				
PITCHER	IP WLS BF H R ER SO BB IBB HBP BLK WP HR S P ERA WHIP																								
54 Jaime Garcia, L (1.1) ERA: 5.4	4.1	19	5	4	4	2	3	0	0	0	0	1	1	7	9	40.50		6.000							
67 R.J. Swindle, L (5.1) ERA: 16.2	0.2	6	4	3	3	0	0	0	0	0	0	0	0	4	12	9.00		3.000							
30 Jason Motte, R (6.1) ERA: 3.86	1.0	6	1	2	1	0	2	0	0	0	0	0	0	1	4	5		9.00	2.000						
46 Kyle McClellan, R (7.1) ERA: 1.5	1.0	4	2	1	1	0	0	0	0	0	0	0	0	1	4	5		9.00	2.000						
40 Scott Linebrink, R (8.1) ERA:	1.0	5	1	0	0	0	1	0	0	0	0	0	0	4	8	0.00		2.000							

Batter	1	2	3	4	5	6	7	8	9	AB	R	H	RBI	BB	SO	LOB	TOP										
14 Austin Jackson, R OBP: 0.353, SLG: 0.414 48 Brent Wyatt, S										3	0	1	2	0	1	1	Detroit Tigers @ Washington Nationals Space Coast Stadium, Viera, FL Sun Mar 18 2012, 1:05 PM - 4:13 PM EDT Att: 7,109 - Sunny - 81 F										
26 Brennan Boesch, L OBP: 0.194, SLG: 0.433 45 Danny Vasquez, L			 							4	1	1	0	0	1	3											
24 Miguel Cabrera, R OBP: 0.514, SLG: 0.633 29 Danny Worth, R OBP: 0.450, SLG: 0.647	 		 		 					2	2	2	1	1	0	0											
32 Don Kelly, L OBP: 0.448, SLG: 0.538 63 Ryan Strieby, R OBP: 0.333, SLG: 0.318					 					3	1	2	0	0	0	1											
25 Ryan Raburn, R OBP: 0.462, SLG: 1.250 73 Brandon Douglas, R (5, 4)			 				 			3	0	1	1	0	1	4											
12 Andy Dirks, L OBP: 0.500, SLG: 0.536 Tony Plagman, L		 		 	 		 			2	2	2	1	1	0	0											
27 Jhonny Peralta, R OBP: 0.429, SLG: 0.459 29 Dixon Machado, R OBP: 0.200, SLG: 0.600				 	 					3	1	1	0	0	0	2											
36 Clete Thomas, L OBP: 0.294, SLG: 0.469				 	 					3	1	2	3	1	1	0											
9 Gerald Laird, R OBP: 0.318, SLG: 0.350 67 Omar Santos, R OBP: 0.333, SLG: 0.364			 		 					3	2	2	1	0	0	3											
Inning Stats	R: 0 E: 0 K: 1 S: 6	H: 1 LOB: 2 BB: 1 P: 10	R: 0 E: 0 K: 1 S: 4	H: 0 LOB: 0 BB: 1 P: 8	R: 3 E: 0 K: 0 S: 6	H: 4 LOB: 0 BB: 0 P: 8	R: 1 E: 0 K: 1 S: 7	H: 2 LOB: 2 BB: 1 P: 11	R: 5 E: 1 K: 1 S: 11	H: 5 LOB: 1 BB: 0 P: 11	R: 0 E: 0 K: 1 S: 5	H: 0 LOB: 1 BB: 1 P: 9	R: 1 E: 0 K: 1 S: 6	H: 1 LOB: 0 BB: 0 P: 6	R: 0 E: 0 K: 1 S: 5	H: 0 LOB: 0 BB: 0 P: 5		R: 1 E: 0 K: 3 S: 11	H: 2 LOB: 1 BB: 0 P: 11	1B: 11 2B: 2 3B: 1 HR: 1	SF: 2 SAC: 0 DP: 1 HBP: 0	WP: 0 PB: 1 SB: 0 CS: 1	PA: 46				
PITCHER	IP	WLS	BF	H	R	ER	SO	BB	IBB	HBP	BLK	WP	HR	S	P	ERA	WHIP										
33 Edwin Jackson, R ERA: 4.05	4.0	L	20	7	4	4	3	3	0	0	0	0	0	23	37	9.00	2.500										
49 Chad Durbin, R ERA: 2.89	1.0		9	5	5	1	1	0	0	0	0	0	0	11	11	9.00	5.000										
45 Ryan Perry, R ERA: 1.5	2.0		8	1	1	1	2	1	0	0	0	0	1	11	15	4.50	1.000										
17 Sean Burnett, L ERA:	1.0		3	0	0	0	1	0	0	0	0	0	0	5	5	0.00	0.000										
36 Tyler Clippard, R ERA: 4.5	1.0		5	2	1	1	3	0	0	0	0	0	0	11	11	9.00	2.000										

Batter	1	2	3	4	5	6	7	8	9	AB	R	H	RBI	BB	SO	LOB	BOTTOM										
20 Ian Desmond, R OBP: 0.200, SLG: 0.286 1 Steve Lombardozzi, S OBP: 0.364, SLG: 0.467		 						 		3	0	1	1	0	1	0	Detroit Tigers @ Washington Nationals Space Coast Stadium, Viera, FL Sun Mar 18 2012, 1:05 PM - 4:13 PM EDT Att: 7,109 - Sunny - 81 F										
8 Danny Espinosa, S OBP: 0.280, SLG: 0.241 13 Andrés Blanco, S OBP: 0.087, SLG: 0.190				 	 					2	1	1	0	1	1	0											
11 Ryan Zimmerman, R OBP: 0.538, SLG: 1.000 30 Mark Teahen, L OBP: 0.233, SLG: 0.185					 					3	0	1	0	0	0	1											
28 Jayson Werth, R OBP: 0.375, SLG: 0.714 12 Jason Michaels, R OBP: 0.345, SLG: 0.280			 		 					2	0	1	2	1	1	1											
18 Chad Tracy, L OBP: 0.263, SLG: 0.343 15 Brett Carroll, R OBP: 0.333, SLG: 0.300							 			3	0	1	1	1	2	2											
26 Jesus Flores, R OBP: 0.385, SLG: 0.720 64 Carlos Maldonado, R OBP: 0.545, SLG: 0.875	 						 			3	1	1	0	0	2	4											
Bryce Harper, L OBP: 0.333, SLG: 0.357										5	1	1	0	0	4	7											
Tyler Moore, R OBP: 0.286, SLG: 0.481	 									5	2	2	2	0	0	3											
2 Roger Bernadina, L OBP: 0.394, SLG: 0.269	 					 				5	0	2	1	0	0	3											
Inning Stats	R: 0 E: 1 K: 3 S: 10	H: 0 LOB: 1 BB: 0 P: 10	R: 2 E: 1 K: 2 S: 10	H: 3 LOB: 0 BB: 0 P: 11	R: 1 E: 0 K: 2 S: 9	H: 2 LOB: 1 BB: 1 P: 13	R: 0 E: 0 K: 0 S: 3	H: 0 LOB: 0 BB: 0 P: 3	R: 2 E: 0 K: 3 S: 11	H: 2 LOB: 2 BB: 1 P: 15	R: 1 E: 0 K: 0 S: 7	H: 3 LOB: 2 BB: 0 P: 9	R: 0 E: 0 K: 1 S: 6	H: 1 LOB: 2 BB: 1 P: 10	R: 0 E: 0 K: 1 S: 6	H: 1 LOB: 1 BB: 0 P: 6		R: 1 E: 0 K: 2 S: 9	H: 2 LOB: 1 BB: 0 P: 9	1B: 9 2B: 4 3B: 0 HR: 1	SF: 0 SAC: 0 DP: 0 HBP: 0	WP: 0 PB: 0 SB: 0 CS: 0	PA: 45				
PITCHER	IP	WLS	BF	H	R	ER	SO	BB	IBB	HBP	BLK	WP	HR	S	P	ERA	WHIP										
58 Doug Fister, R ERA: 1.0	4.0	W	20	5	3	1	7	1	0	0	0	0	0	0	0	2.25	1.500										
64 Duane Below, L ERA: 5.87	2.0		12	5	3	3	3	1	0	0	0	0	1	18	24	13.50	3.000										
Jose Ortega, R ERA: 1.66	1.0		5	1	0	0	1	1	0	0	0	0	0	6	10	0.00	2.000										
55 Daniel Schereth, L ERA: 1.35	1.0		4	1	0	0	1	0	0	0	0	0	0	6	6	0.00	1.000										
44 Matt Hoffman, L ERA: 3.16	1.0		5	2	1	1	2	0	0	0	0	0	0	9	9	9.00	2.000										



Batter	1	2	3	4	5	6	7	8	9	AB	R	H	RBI	BB	SO	LOB	TOP				
24 Michael Bourn, L (1, 8) OBP: 0.283, SLG: 0.386 30 Luis Durango, S (8, 8) OBP: 0.625, SLG: 0.526	P6		14 BB 20 1B		K			G6-3		4	1	1	0	0	1	0					
14 Martin Prado, R (1, 5) OBP: 0.459, SLG: 0.405 73 Joey Terdoslavich, S (8, PR) OBP: 0.296, SLG: 0.375	G6-3		22 F9 20 1B		K			G6-4-3 71 BB		2	0	0	0	2	1	0					
10 Chipper Jones, S (1, 10) OBP: 0.320, SLG: 0.240 71 Ernesto Mejia, R (8, PH) OBP: 0.188, SLG: 0.267	G4-3		F4		L9			G6-4-3 1-2		3	0	0	0	0	0	3					
20 Eric Hinske, L (1, 3) OBP: 0.282, SLG: 0.353		G4-1			F9			F9		4	0	1	2	0	0	0					
22 Jason Heyward, L (1, 9) OBP: 0.231, SLG: 0.360		F9			F9			G3		4	0	0	0	0	1	2					
23 Matt Diaz, R (1, 7) OBP: 0.275, SLG: 0.324 74 Jordan Parraz, R (6, 7) OBP: 0.481, SLG: 0.625					K			F9		3	0	1	0	0	1	2					
8 David Ross, R (1, 2) OBP: 0.320, SLG: 0.238 75 José Yépez, R (7, 2) OBP: 0.375, SLG: 0.500					K			G4-3		2	0	0	0	1	1	0					
4 Drew Sutton, S (1, 4) OBP: 0.455, SLG: 0.444					G3					3	0	1	0	0	0	2					
1 Tyler Pastornicky, R (1, 6) OBP: 0.156, SLG: 0.140					G6-3					3	1	1	0	0	0	1					
Inning Stats	R: 0 E: 0 K: 0 S: 3	H: 0 LOB: 0 BB: 0 P: 3	R: 0 E: 0 K: 0 S: 4	H: 1 LOB: 2 BB: 1 P: 8	R: 2 E: 0 K: 1 S: 8	H: 3 LOB: 2 BB: 1 P: 12	R: 0 E: 0 K: 1 S: 5	H: 0 LOB: 0 BB: 0 P: 5	R: 0 E: 0 K: 1 S: 5	H: 0 LOB: 0 BB: 0 P: 5	R: 0 E: 0 K: 0 S: 3	H: 1 LOB: 1 BB: 0 P: 3	R: 0 E: 0 K: 0 S: 2	H: 0 LOB: 1 BB: 1 P: 6	R: 0 E: 0 K: 0 S: 4	H: 1 LOB: 1 BB: 0 P: 4	1B: 6 2B: 0 3B: 0 HR: 0	SF: 0 SAC: 0 DP: 2 HBP: 0	WP: 0 PB: 0 SB: 0 CS: 0	PA: 34	
PITCHER	IP	WLS	BF	H	R	ER	SO	BB	IBB	HBP	BLK	WP	HR	S	P	ERA	WHIP				
35 Justin Verlander, R (1, 1) ERA: 1.94	5.0	W	21	4	2	2	4	2	0	0	0	0	0	27	35	3.60	1.200				
40 Phil Coke, L (6, 1) ERA: 2.25	1.0		3	0	0	0	1	0	0	0	0	0	0	5	5	0.00	0.000				
60 Brayan Villarreal, R (7, 1) ERA:	1.0		3	1	0	0	0	0	0	0	0	0	0	3	3	0.00	1.000				
49 Luis Marte, R (8, 1) ERA:	1.0		3	0	0	0	0	1	0	0	0	0	0	2	6	0.00	1.000				
68 Chris Bootcheck, R (9, 1) ERA:	1.0		4	1	0	0	0	0	0	0	0	0	0	4	4	0.00	1.000				

Atlanta Braves @ Detroit Tigers
Joker Marchant Stadium, Lakeland, FL
Tue Mar 20 2012, 1:09 PM - 3:43 PM EDT
Att: 7,802 - Partly Cloudy - 79 F

AB 31
R 2
H 6
RBI 2
BB 3
SO 5
LOB 12



Batter	1	2	3	4	5	6	7	8	9	AB	R	H	RBI	BB	SO	LOB	BOTTOM				
14 Austin Jackson, R (1, 8) OBP: 0.333, SLG: 0.361 43 Daniel Fields, L (6, 8) OBP: 0.333, SLG: 0.667	E8 12 SF7 12 E		P4		G6-3			K		3	1	1	0	0	0	0					
26 Brennan Boesch, L (1, 9) OBP: 0.216, SLG: 0.500 9 Jason Krizan, L (6, 9)	K							L9		3	1	1	0	0	1	1					
12 Andy Dirks, L (1, 7) OBP: 0.486, SLG: 0.517 71 Jeff Kunkel, S (7, PH) ERA:	SF7							G3		1	1	0	1	1	1	0					
66 Quintin Berry, L (8, 7) OBP: 0.409, SLG: 0.500								G4-3		1	0	0	0	0	0	0					
28 Prince Fielder, L (1, 3) OBP: 0.444, SLG: 0.625 63 Ryan Stribny, R (6, PR) OBP: 0.308, SLG: 0.292	F9							F9		3	0	2	1	0	0	0					
21 Delmon Young, R (1, 10) OBP: 0.500, SLG: 0.970 25 Corey Jones, L (8, PH) (9, 10)	G6-3							G4-3		3	1	2	3	0	0	0					
13 Alex Avila, L (1, 2) OBP: 0.394, SLG: 0.423 9 Gerald Laird, R (6, 2) OBP: 0.304, SLG: 0.333								K		2	1	1	0	1	0	2					
27 Jhonny Peralta, R (1, 6) OBP: 0.387, SLG: 0.497 70 Argenis Diaz, R (6, 6) OBP: 0.333, SLG: 0.333	F9							L8		3	0	0	0	0	0	4					
25 Ryan Raburn, R (1, 4) OBP: 0.464, SLG: 1.308 15 Brandon Inge, R (6, 4) OBP: 0.250, SLG: 0.387								K		2	1	1	2	0	0	0					
29 Danny Worth, R (1, 5) OBP: 0.417, SLG: 0.619 28 Brandon Loy, R (7, 5)	F9							F8		3	0	0	0	0	0	0					
Inning Stats	R: 1 E: 2 K: 1 S: 6	H: 1 LOB: 0 BB: 0 P: 6	R: 2 E: 0 K: 0 S: 6	H: 1 LOB: 1 BB: 1 P: 11	R: 2 E: 0 K: 0 S: 6	H: 3 LOB: 2 BB: 1 P: 10	R: 0 E: 0 K: 0 S: 3	H: 0 LOB: 0 BB: 0 P: 3	R: 2 E: 0 K: 1 S: 8	H: 3 LOB: 1 BB: 0 P: 10	R: 0 E: 0 K: 2 S: 7	H: 0 LOB: 0 BB: 0 P: 7	R: 0 E: 0 K: 0 S: 3	H: 0 LOB: 0 BB: 0 P: 3	R: 0 E: 0 K: 1 S: 5	H: 0 LOB: 0 BB: 0 P: 5	1B: 6 2B: 0 3B: 0 HR: 2	SF: 1 SAC: 0 DP: 0 HBP: 0	WP: 2 PB: 0 SB: 0 CS: 0	PA: 34	
PITCHER	IP	WLS	BF	H	R	ER	SO	BB	IBB	HBP	BLK	WP	HR	S	P	ERA	WHIP				
49 Jair Jurrjens, R (1, 1) ERA: 10.13	5.0	L	25	8	7	6	2	2	0	0	0	0	2	29	40	10.80	2.000				
46 Craig Kimbrel, R (6, 1) ERA:	1.0		3	0	0	0	2	0	0	0	0	0	0	7	7	0.00	0.000				
50 Cristhian Martinez, R (7, 1) ERA: 0.9	2.0		6	0	0	0	1	0	0	0	0	0	0	8	8	0.00	0.000				

Atlanta Braves @ Detroit Tigers
Joker Marchant Stadium, Lakeland, FL
Tue Mar 20 2012, 1:09 PM - 3:43 PM EDT
Att: 7,802 - Partly Cloudy - 79 F

AB 31
R 7
H 8
RBI 7
BB 2
SO 5
LOB 7



Batter	1	2	3	4	5	6	7	8	9	AB	R	H	RBI	BB	SO	LOB	TOP										
2 Denard Span, L OBP: 0.428, SLG: 0.355 79 Matt Carson, R OBP: 0.294, SLG: 0.154	G4-3	G4-3		FC6-4				F9		4	0	1	0	0	0	4	<p>Minnesota Twins @ Detroit Tigers</p> <p>Joker Marchant Stadium, Lakeland, FL</p> <p>Wed Mar 21, 2012, 1:06 PM - 4:00 PM EDT</p> <p>Att: 8,320 - Partly Cloudy - 80 F</p>										
8 Jamey Carroll, R OBP: 0.288, SLG: 0.188 77 Brian Dozier, R OBP: 0.333, SLG: 0.500	K			FC6-4	K	K		FC6-4		3	0	0	0	1	3	2											
22 Danny Valencia, R OBP: 0.338, SLG: 0.615 73 Michael Hollimon, S OBP: 0.500, SLG: 0.647	P4			FC6-4		P3		FC6-4		4	1	1	0	0	0	3											
27 Chris Parmelee, L OBP: 0.400, SLG: 0.613				G4-6-3		F8		F9		5	2	2	1	0	0	4											
18 Ryan Doumit, S OBP: 0.400, SLG: 0.333 41 Drew Butera, R OBP: 0.273, SLG: 0.364				G1-3	SF8			K		2	1	1	1	1	0	0											
38 Luke Hughes, R OBP: 0.355, SLG: 0.571 83 Ray Chang, R OBP: 0.429, SLG: 0.455				BB				F9		3	2	3	1	1	1	1											
63 Joe Benson, R OBP: 0.400, SLG: 0.567				BB				G6-3		4	1	2	2	1	0	0											
11 Ben Revere, L OBP: 0.394, SLG: 0.387 26 Brian Dinkelman, L OBP: 0.333, SLG: 0.381				P6	G4-3			F6		3	0	0	0	0	0	2											
12 Alexi Casilla, S OBP: 0.429, SLG: 0.387 71 Pedro Florimon, S OBP: 0.300, SLG: 0.235				E5				F7		2	0	1	0	1	0	0											
Inning Stats	R: 0 E: 0 K: 1 S: 5	H: 0 LOB: 0 BB: 0 P: 5	R: 3 E: 1 K: 0 S: 8	H: 2 LOB: 1 BB: 1 P: 15	R: 0 E: 0 K: 0 S: 2	H: 0 LOB: 0 BB: 1 P: 6	R: 0 E: 0 K: 0 S: 3	H: 0 LOB: 3 BB: 3 P: 15	R: 4 E: 0 K: 1 S: 9	H: 4 LOB: 0 BB: 0 P: 11	R: 0 E: 0 K: 1 S: 7	H: 2 LOB: 2 BB: 0 P: 7	R: 0 E: 0 K: 1 S: 3	H: 0 LOB: 1 BB: 0 P: 7	R: 0 E: 0 K: 1 S: 5	H: 0 LOB: 0 BB: 0 P: 5		1B: 6 2B: 1 3B: 1 HR: 2	SF: 1 SAC: 0 DP: 1 HBP: 0	WP: 0 PB: 0 SB: 1 CS: 0	PA: 43						
PITCHER	IP	WLS	BF	H	R	ER	SO	BB	IBB	HBP	BLK	WP	HR	S	P	ERA	WHIP										
43 Andy Oliver, L ERA: 2.13	3.2	L	18	2	3	3	1	5	0	0	0	0	1	17	40	7.36	1.909										
57 Adam Wilk, L ERA: 7.5	2.1		13	6	4	4	2	0	0	0	0	0	1	17	19	15.43	2.571										
20 Octavio Dotel, R ERA: 1.28	1.0		5	2	0	0	1	0	0	0	0	0	0	7	7	0.00	2.000										
64 Duane Below, L ERA: 5.19	1.0		4	0	0	0	0	1	0	0	0	0	0	3	7	0.00	1.000										
55 Daniel Schlereth, L ERA: 1.17	1.0		3	0	0	0	1	0	0	0	0	0	0	5	5	0.00	0.000										

Batter	1	2	3	4	5	6	7	8	9	AB	R	H	RBI	BB	SO	LOB	BOTTOM										
14 Austin Jackson, R OBP: 0.356, SLG: 0.410 24 Tyler Collins, L	G4-3				F8			F8		3	1	2	0	0	0	1	<p>Minnesota Twins @ Detroit Tigers</p> <p>Joker Marchant Stadium, Lakeland, FL</p> <p>Wed Mar 21, 2012, 1:06 PM - 4:00 PM EDT</p> <p>Att: 8,320 - Partly Cloudy - 80 F</p>										
26 Brennan Boesch, L OBP: 0.225, SLG: 0.474 21 Steven Moya, L OBP: 0.333, SLG: 0.667	G4-3							BB		2	0	0	0	1	1	3											
36 Clete Thomas, L OBP: 0.244, SLG: 0.385 50 Zach Maggard, R	G4-3							BB		1	0	1	0	0	0	0											
28 Prince Fielder, L OBP: 0.410, SLG: 0.571 32 Don Kelly, L OBP: 0.455, SLG: 0.567	SF7				F7			G3		2	0	0	1	0	0	4											
21 Delmon Young, R OBP: 0.487, SLG: 1.000 66 Quintin Berry, L OBP: 0.391, SLG: 0.476	G3				P5			P5		3	0	0	0	0	1	0											
13 Alex Avila, L OBP: 0.381, SLG: 0.379 67 Omir Santos, R OBP: 0.286, SLG: 0.308	G3							K		1	0	0	0	0	0	1											
27 Jhonny Peralta, R OBP: 0.353, SLG: 0.367 29 Dixon Machado, R OBP: 0.333, SLG: 0.667	G3				F7			K		3	1	1	1	0	1	0											
15 Brandon Inge, R OBP: 0.265, SLG: 0.375 9 Brent Dlugach, R					F8			F7		1	0	0	0	0	0	0											
39 Ramon Santiago, S OBP: 0.355, SLG: 0.423 29 Danny Worth, R OBP: 0.400, SLG: 0.591					G3			G4-3		3	0	0	0	0	0	0											
Inning Stats	R: 1 E: 0 K: 0 S: 4	H: 1 LOB: 0 BB: 0 P: 5	R: 0 E: 0 K: 1 S: 5	H: 0 LOB: 0 BB: 0 P: 5	R: 0 E: 0 K: 1 S: 7	H: 2 LOB: 2 BB: 0 P: 7	R: 1 E: 0 K: 0 S: 4	H: 1 LOB: 0 BB: 0 P: 5	R: 0 E: 0 K: 2 S: 7	H: 0 LOB: 0 BB: 0 P: 7	R: 0 E: 0 K: 0 S: 3	H: 0 LOB: 0 BB: 0 P: 3	R: 1 E: 0 K: 0 S: 4	H: 1 LOB: 1 BB: 1 P: 8	R: 0 E: 0 K: 0 S: 3	H: 1 LOB: 0 BB: 0 P: 3		1B: 3 2B: 3 3B: 0 HR: 1	SF: 1 SAC: 0 DP: 1 HBP: 0	WP: 0 PB: 0 SB: 1 CS: 0	PA: 35						
PITCHER	IP	WLS	BF	H	R	ER	SO	BB	IBB	HBP	BLK	WP	HR	S	P	ERA	WHIP										
62 Liam Hendriks, R ERA: 1.64	4.0	W	16	4	2	2	2	2	0	0	0	0	0	13	22	0.00	1.000										
44 Matt Maloney, L ERA:	2.0	H	8	1	0	0	3	1	0	0	0	0	0	13	17	0.00	1.000										
60 Jeff Gray, R ERA:	1.0		3	0	0	0	0	0	0	0	0	0	0	3	3	0.00	0.000										
69 Samuel Deduno, R ERA: 3.0	1.0		5	1	1	1	0	1	0	0	0	0	0	4	8	9.00	2.000										
85 Casey Fien, R ERA:	1.0		3	1	0	0	0	0	0	0	0	0	0	3	3	0.00	1.000										

AB	36
R	7
H	10
RBI	7
BB	6
SO	5
LOB	21




Batter	1	2	3	4	5	6	7	8	9	AB	R	H	RBI	BB	SO	LOB	TOP											
12 Andy Dirks, L (1,8) 66 Quintin Berry, L (8,PH) OBP: 0.474, SLG: 0.500 OBP: 0.440, SLG: 0.652										3	0	1	0	0	1	1	Detroit Tigers @ Pittsburgh Pirates McKechnie Field, Bradenton, FL Fri Mar 23 2012, 1:07 PM - 3:42 PM EDT Att: 6,552 - Partly Cloudy - 85 F											
26 Brennan Boesch, L (1,9) Tony Plagman, L (6,FR) OBP: 0.233, SLG: 0.463										3	0	1	0	0	2	2												
27 Jhonny Peralta, R (1,6) 29 Danny Worth, R (6,6) OBP: 0.324, SLG: 0.333 OBP: 0.370, SLG: 0.542										3	0	0	0	0	1	3												
25 Ryan Raburn, R (1,4) 70 Argenis Diaz, R (6,4) OBP: 0.419, SLG: 1.172 OBP: 0.375, SLG: 0.385										3	0	0	0	0	3	1												
21 Delmon Young, R (1,7) 36 Chad Wright, L (7,7) OBP: 0.452, SLG: 0.923										3	0	0	0	0	1	2												
32 Don Kelly, L (1,3) OBP: 0.432, SLG: 0.529										4	1	1	0	0	1	0												
36 Clete Thomas, L (1,10) 39 Ramon Santiago, S (7,PH) OBP: 0.394, SLG: 0.444										2	1	1	1	0	1	0												
15 Brandon Inge, R (1,5) 65 Audy Ciriacó, R (7,5) OBP: 0.243, SLG: 0.343 OBP: 0.389, SLG: 0.375										3	0	0	0	0	0	1												
9 Gerald Laird, R (1,2) 67 Omar Santos, R (8,2) OBP: 0.308, SLG: 0.333 OBP: 0.333, SLG: 0.357										3	0	1	0	0	0	0												
Inning Stats	R: 0 E: 1 K: 0 S: 6	H: 1 LOB: 2 BB: 0 P: 6	R: 0 E: 0 K: 1 S: 5	H: 0 LOB: 0 BB: 0 P: 5	R: 0 E: 0 K: 1 S: 4	H: 1 LOB: 1 BB: 0 P: 4	R: 0 E: 0 K: 1 S: 5	H: 0 LOB: 0 BB: 0 P: 5	R: 1 E: 0 K: 1 S: 7	H: 1 LOB: 0 BB: 0 P: 10	R: 0 E: 0 K: 1 S: 5	H: 1 LOB: 1 BB: 0 P: 5	R: 0 E: 0 K: 1 S: 6	H: 1 LOB: 1 BB: 0 P: 6	R: 0 E: 0 K: 0 S: 4	H: 1 LOB: 1 BB: 1 P: 5		R: 6 E: 0 K: 0 S: 8	H: 5 LOB: 0 BB: 1 P: 14	1B: 9 2B: 1 3B: 0 HR: 2	SF: 0 SAC: 0 DP: 1 HBP: 0	WP: 1 PB: 0 SB: 1 CS: 1	PA: 39					
PITCHER	IP	WLS	BF	H	R	ER	SO	BB	IBB	HBP	BLK	WP	HR	S	P	ERA		WHIP										
50 Charlie Morton, R (1,1) ERA: 5.0	4.0		15	2	0	0	2	0	0	0	0	0	0	20	20	0.00		0.500										
Joel Hanrahan, R (5,1) ERA: 3.0	1.0	H	4	1	1	1	1	0	0	0	0	0	1	7	10	9.00	1.000											
63 Chris Leroux, R (6,1) ERA: 10.13	1.0	H	3	1	0	0	1	0	0	0	0	0	0	5	5	0.00	1.000											
17 Ryota Igarashi, R (7,1) ERA: 5.63	1.0	H	4	1	0	0	1	0	0	0	0	0	0	6	6	0.00	1.000											
25 Daniel McCutchen, R (8,1) ERA: 9.46	2.0	L	13	6	6	6	0	1	0	0	0	1	1	12	19	27.00	3.500											

Batter	1	2	3	4	5	6	7	8	9	AB	R	H	RBI	BB	SO	LOB	BOTTOM											
31 Jose Tabata, R (1,9) 41 Anthony Norman, L (8,8) OBP: 0.306, SLG: 0.371										4	0	3	0	0	1	0	Detroit Tigers @ Pittsburgh Pirates McKechnie Field, Bradenton, FL Fri Mar 23 2012, 1:07 PM - 3:42 PM EDT Att: 6,552 - Partly Cloudy - 85 F											
2 Nate McLouth, L (1,7) 25 Daniel McCutchen, R (8,1) OBP: 0.452, SLG: 0.593										4	0	1	0	0	4	0												
22 Andrew McCutchen, R (1,8) 5 Josh Harrison, R (8,6) OBP: 0.472, SLG: 0.719 OBP: 0.583, SLG: 0.905										3	0	1	0	0	2	1												
18 Neil Walker, S (1,4) 69 Jordy Mercer, R (8,4) OBP: 0.258, SLG: 0.258 OBP: 0.304, SLG: 0.286										3	0	0	0	0	1	2												
14 Casey McGehee, R (1,5) 19 Nick Evans, R (8,3) OBP: 0.303, SLG: 0.355 OBP: 0.130, SLG: 0.227										2	1	0	0	0	1	0												
65 Matt Hague, R (1,3) 75 Jeremy Farrell, R (8,5) OBP: 0.438, SLG: 0.813 OBP: 0.667, SLG: 0.500										3	1	1	2	0	0	0												
26 Rod Barajas, R (1,2) 55 Michael McKenry, R (8,2) OBP: 0.289, SLG: 0.482 OBP: 0.235, SLG: 0.188										3	0	0	0	0	0	0												
12 Clint Barmes, R (1,6) 37 Willy Garcia, R (8,9) OBP: 0.353, SLG: 0.424										3	0	0	0	2	0	1												
50 Charlie Morton, R (1,1) Joel Hanrahan, R (5,1) 36 Yamaico Navarro, R (5,PH) 63 Chris Leroux, L (8,1) 17 Ryota Igarashi, R (7,1) 41 Jake Fox, R (7,PH) 34 Wes Freeman, R (8,7)										1	0	0	0	0	0	0												
Inning Stats	R: 0 E: 0 K: 0 S: 3	H: 1 LOB: 0 BB: 0 P: 3	R: 2 E: 0 K: 2 S: 10	H: 1 LOB: 0 BB: 0 P: 13	R: 0 E: 0 K: 1 S: 7	H: 2 LOB: 2 BB: 0 P: 7	R: 0 E: 0 K: 1 S: 5	H: 0 LOB: 0 BB: 0 P: 5	R: 0 E: 0 K: 1 S: 3	H: 0 LOB: 0 BB: 0 P: 3	R: 0 E: 0 K: 1 S: 7	H: 2 LOB: 2 BB: 0 P: 7	R: 0 E: 0 K: 1 S: 5	H: 0 LOB: 0 BB: 0 P: 5	R: 0 E: 0 K: 2 S: 8	H: 1 LOB: 1 BB: 0 P: 8		1B: 7 2B: 0 3B: 0 HR: 1	SF: 0 SAC: 0 DP: 0 HBP: 1	WP: 0 PB: 0 SB: 0 CS: 0	PA: 36							
PITCHER	IP	WLS	BF	H	R	ER	SO	BB	IBB	HBP	BLK	WP	HR	S	P	ERA		WHIP										
58 Doug Fister, R (1,1) ERA: 2.03	4.1		17	4	2	2	4	0	0	0	0	0	0	7	11	0.00		1.200										
60 Brayan Villarreal, R (5,1) ERA: 2.53	1.2		7	1	0	0	0	1	0	0	0	0	0	7	7	0.00	2.000											
46 Jose Valverde, R (7,1) ERA: 2.53	1.0		5	2	0	0	1	0	0	0	0	0	0	7	7	0.00	2.000											
49 Luis Marte, R (8,1) ERA: 2.53	2.0	W	7	1	0	0	3	0	0	0	0	0	0	13	13	0.00	0.500											

Batter	1	2	3	4	5	6	7	8	9	10	AB	R	H	RBI	BB	SO	LOB	TOP						
26 Eduardo Núñez, R OBP: 0.381, SLG: 0.450 60 Jayson Nix, R OBP: 0.333, SLG: 0.333	K			K		G6-3			K		3	0	0	0	0	2	1							
17 Francisco Cervelli, R OBP: 0.242, SLG: 0.267 87 Jose Cui, R OBP: 0.526, SLG: 0.750	F9			G5-3					F8	IBB	2	0	0	0	0	0	0							
24 Robinson Cano, L OBP: 0.258, SLG: 0.400 Addison Maruszak, R OBP: 0.343, SLG: 0.345	F7			K					F8	F7	3	0	0	0	0	1	1							
25 Mark Teixeira, S OBP: 0.365, SLG: 0.313 Brandon Laird, R OBP: 0.185, SLG: 0.200	F8					P5			K		3	0	1	0	0	0	0							
27 Raul Ibanez, L OBP: 0.119, SLG: 0.175 64 Justin Maxwell, R OBP: 0.500, SLG: 0.607	P5					F7					3	1	1	2	0	0	0							
41 Chris Dickerson, L OBP: 0.286, SLG: 0.240 40 Bill Hall, R OBP: 0.343, SLG: 0.345	K					K					2	0	0	0	0	2	0							
73 Cole Garner, R OBP: 0.348, SLG: 0.526 91 Austin Krum, L OBP: 0.333, SLG: 0.333						K					3	0	0	0	0	2	0							
67 Colin Curtis, L OBP: 0.333, SLG: 0.333						G5-3					1	0	0	0	0	0	2							
19 Ramiro Pena, S OBP: 0.333, SLG: 0.455 38 Dewayne Wise, L OBP: 0.464, SLG: 0.593						K2-3					2	0	0	0	0	1	1							
Inning Stats	R: 0 E: 0 K: 1 S: 5	H: 0 LOB: 0 BB: 0 P: 5	R: 0 E: 0 K: 1 S: 5	H: 0 LOB: 0 BB: 0 P: 5	R: 0 E: 0 K: 2 S: 7	H: 0 LOB: 0 BB: 0 P: 7	R: 0 E: 0 K: 2 S: 7	H: 0 LOB: 0 BB: 0 P: 7	R: 0 E: 0 K: 1 S: 5	H: 0 LOB: 0 BB: 0 P: 5	R: 0 E: 0 K: 1 S: 4	H: 1 LOB: 1 BB: 0 P: 4	R: 2 E: 0 K: 1 S: 6	H: 2 LOB: 1 BB: 0 P: 7	R: 0 E: 0 K: 1 S: 5	H: 0 LOB: 0 BB: 0 P: 5	R: 0 E: 0 K: 2 S: 8	H: 1 LOB: 1 BB: 0 P: 8	R: 2 E: 1 K: 1 S: 7	H: 1 LOB: 3 BB: 3 P: 20	1B: 2 2B: 2 3B: 0 HR: 1	SF: 0 SAC: 0 DP: 1 HBP: 1	WP: 0 PA: 39	
PITCHER	IP	WLS	BF	H	R	ER	SO	BB	IBB	HBP	BLK	WP	HR	S	P	ERA	WHIP							
37 Max Scherzer, R ERA: 4.05	7.0		24	3	2	2	8	0	0	1	0	0	0	1	39	40	2.57	0.429						
53 Joaquin Benoit, R ERA: 1.8	1.0		3	0	0	0	1	0	0	0	0	0	0	5	5	0.00	0.000							
20 Octavio Dotel, R ERA: 1.13	1.0		4	1	0	0	2	0	0	0	0	0	0	8	8	0.00	1.000							
55 Daniel Schlereth, L ERA: 2.08	1.0	L	8	1	2	1	1	1	2	0	0	0	0	7	20	9.00	2.000							

New York Yankees @ Detroit Tigers
 Joker Marchant Stadium, Lakeland, FL
 Sat Mar 24 2012, 1:10 PM - 4:04 PM EDT
 Att: 10,115 - Partly Cloudy - 81 F

AB 35
 R 4
 H 5
 RBI 4
 BB 3
 SO 12
 LOB 14



Batter	1	2	3	4	5	6	7	8	9	10	AB	R	H	RBI	BB	SO	LOB	BOTTOM					
14 Austin Jackson, R OBP: 0.333, SLG: 0.381 43 Daniel Fields, L OBP: 0.500, SLG: 0.667 29 Dixon Machado, R OBP: 0.286, SLG: 0.571	K		F9			G5-3				K2-3	3	0	0	0	0	1	1						
26 Brennan Boesch, L OBP: 0.261, SLG: 0.452 21 Steven Moya, L OBP: 0.250, SLG: 0.500 39 Ramon Santiago, R OBP: 0.382, SLG: 0.429											1	0	0	0	2	1	0						
32 Don Kelly, L OBP: 0.400, SLG: 0.486 65 Audy Cirincio, R OBP: 0.400, SLG: 0.556	F7					G4-3					3	0	0	0	0	0	3						
28 Prince Fielder, L OBP: 0.381, SLG: 0.526 63 Ryan Strieby, R OBP: 0.333, SLG: 0.320	P5										3	0	0	0	0	0	1						
21 Delmon Young, R OBP: 0.422, SLG: 0.567 66 Quintin Berry, L OBP: 0.462, SLG: 0.652	K										3	0	0	0	0	2	0						
13 Alex Avila, L OBP: 0.359, SLG: 0.375 67 Omir Santos, R OBP: 0.333, SLG: 0.357	L7										3	0	1	0	0	0	0						
25 Ryan Raburn, R OBP: 0.400, SLG: 1.063	F9										3	0	0	0	1	1	1						
27 Jhonny Peralta, R OBP: 0.325, SLG: 0.333 29 Danny Worth, R OBP: 0.357, SLG: 0.542											3	0	1	0	0	0	0						
15 Brandon Inge, R OBP: 0.225, SLG: 0.316 70 Argenis Diaz, R OBP: 0.353, SLG: 0.357											3	0	0	0	0	0	1						
Inning Stats	R: 0 E: 0 K: 1 S: 5	H: 0 LOB: 1 BB: 1 P: 9	R: 0 E: 0 K: 1 S: 5	H: 0 LOB: 0 BB: 0 P: 5	R: 0 E: 0 K: 0 S: 4	H: 1 LOB: 2 BB: 1 P: 8	R: 0 E: 0 K: 1 S: 5	H: 0 LOB: 0 BB: 0 P: 5	R: 0 E: 0 K: 1 S: 5	H: 1 LOB: 1 BB: 0 P: 4	R: 0 E: 0 K: 1 S: 5	H: 0 LOB: 1 BB: 1 P: 9	R: 2 E: 0 K: 0 S: 7	H: 2 LOB: 2 BB: 2 P: 17	R: 0 E: 0 K: 1 S: 5	H: 0 LOB: 0 BB: 0 P: 5	1B: 3 2B: 0 3B: 0 HR: 1	SF: 1 SAC: 1 DP: 0 HBP: 0	WP: 0 PA: 39				
PITCHER	IP	WLS	BF	H	R	ER	SO	BB	IBB	HBP	BLK	WP	HR	S	P	ERA	WHIP						
36 Freddy Garcia, R ERA: 2.92	4.1		16	1	0	0	4	2	0	0	0	0	0	22	30	0.00	0.692						
75 Kevin Whelan, R ERA: 2.08	1.0		3	0	0	0	0	0	0	0	0	0	0	3	3	0.00	0.000						
48 Boone Logan, L ERA: 2.7	0.2		2	0	0	0	1	0	0	0	0	0	0	4	4	0.00	0.000						
D.J. Mitchell, R ERA: 2.25	3.0	W	15	3	2	2	1	2	1	0	0	0	1	16	30	6.00	1.667						
76 Cesar Cabral, L ERA: 1.90	1.0	S	3	0	0	0	1	0	0	0	0	0	0	5	5	0.00	0.000						

New York Yankees @ Detroit Tigers
 Joker Marchant Stadium, Lakeland, FL
 Sat Mar 24 2012, 1:10 PM - 4:04 PM EDT
 Att: 10,115 - Partly Cloudy - 81 F

AB 32
 R 2
 H 4
 RBI 2
 BB 5
 SO 7
 LOB 10




Batter	1	2	3	4	5	6	7	8	9	10	AB	R	H	RBI	BB	SO	LOB				
14 Austin Jackson, R OBP: 0.353, SLG: 0.386 26 Michael Rockett, R (6, 8)	4-1 BB 39 G4-3 1B		0-0 P3		0-0 1B			0-3 K		0-3 K	2	0	1	0	1	0	1				
39 Ramon Santiago, S OBP: 0.378, SLG: 0.484 29 Dixon Machado, R Eugenio Suárez, R (6, 6) (9, 6)	0-0 G4-3		0-0		0-3 K			0-0 48 F7-4 1B			3	0	1	1	0	1	2				
36 Clete Thomas, L OBP: 0.239, SLG: 0.442 48 Brent Wyatt, S (1, 9) (6, 9)	0-0 F7		0-3 K				0-0 G4-3			0-0 F7-4	3	0	0	0	0	1	2				
13 Alex Avila, L OBP: 0.357, SLG: 0.371 67 Omir Santos, R OBP: 0.313, SLG: 0.333 (1, 2) (6, 2)	0-0 1B		0-3 K				0-0 G6-3			0-0 F9	3	0	1	0	0	1	1				
21 Delmon Young, R Tony Plagman, L OBP: 0.438, SLG: 0.967 OBP: 0.200, SLG: 0.400 (1, 10) (9, PH) (9, 10)		0-0 63 1B		0-0 G5-3			0-0 63 WP 2B			0-0 44 L8-4 2B	3	0	2	0	0	0	0				
63 Ryan Striety, R 44 Jordan Lennerton, L (1, 3) (6, 3)		0-0 66 G1-6-3 1B		0-0 P4			0-1 P4			0-0 L8-4	3	0	1	0	0	0	1				
15 Brandon Inge, R OBP: 0.209, SLG: 0.293 28 Brandon Loy, R (1, 4) (7, 4)		0-0 L7		0-0 F8						0-0 G6-3	3	0	0	0	0	0	2				
66 Quintin Berry, L OBP: 0.400, SLG: 0.556 (1, 7)		0-0 G1-6-3		0-0 G4-3						0-0 G3	4	0	0	0	0	1	2				
29 Danny Worth, R OBP: 0.375, SLG: 0.556 (1, 5)			4-0 39 3B BB		0-3 K					0-0 2B	3	1	1	0	1	1	0				
Inning Stats	R: 0 E: 0 K: 0 S: 4	H: 1 LOB: 2 BB: 1 P: 8	R: 0 E: 0 K: 0 S: 4	H: 2 LOB: 1 BB: 0 P: 4	R: 1 E: 0 K: 2 S: 8	H: 1 LOB: 1 BB: 1 P: 12	R: 0 E: 0 K: 0 S: 3	H: 0 LOB: 0 BB: 0 P: 3	R: 0 E: 0 K: 2 S: 5	H: 1 LOB: 1 BB: 0 P: 5	R: 0 E: 0 K: 1 S: 5	H: 0 LOB: 0 BB: 0 P: 5	R: 0 E: 0 K: 1 S: 5	H: 1 LOB: 0 BB: 0 P: 5	R: 0 E: 0 K: 0 S: 6	H: 1 LOB: 1 BB: 0 P: 6	1B: 5 2B: 5 3B: 1 HR: 0	SF: 0 SAC: 0 DP: 3 HBP: 0	WP: 1 PB: 0 SB: 0 CS: 0	PA: 37	
PITCHER	IP 5.0	WLS 20	BF 5	H 1	R 1	ER 1	SO 4	BB 2	IBB 0	HBP 0	BLK 0	WP 0	HR 0	S 27	P 35	ERA 1.80	WHIP 1.400				
35 Michael Pineda, R ERA: 3.31	1.0	4	1	0	0	0	0	0	0	0	0	1	0	5	5	0.00	1.000				
42 Mariano Rivera, R ERA: 1.59	1.0	3	0	0	0	1	0	0	0	0	0	0	0	5	5	0.00	0.000				
29 Rafael Soriano, R ERA: 4.5	1.0	3	1	0	0	1	0	0	0	0	0	0	0	5	5	0.00	1.000				
30 David Robertson, R ERA: 4.5	1.0	3	1	0	0	0	0	0	0	0	0	0	0	3	3	0.00	1.000				

TOP

Detroit Tigers @ New York Yankees
George M. Steinbrenner Field, Tampa, FL
Sun Mar 25 2012, 1:09 PM - 4:16 PM EDT
Att: 11,011 - Partly Cloudy - 77 F

AB	35
R	1
H	9
RBI	1
BB	2
SO	7
LOB	14




Batter	1	2	3	4	5	6	7	8	9	10	AB	R	H	RBI	BB	SO	LOB				
2 Derek Jeter, R OBP: 0.400, SLG: 0.522 74 Doug Bernier, R OBP: 0.453, SLG: 0.519 (1, 6) (6, 6)	2-2 HR		0-0 24 G3 2B		0-0 G6-3			1-0 40 C4-6-3 14 BB HBP		0-3 K	3	1	2	1	0	0	3				
14 Curtis Granderson, L OBP: 0.450, SLG: 0.667 38 Dewayne Wise, L OBP: 0.448, SLG: 0.571 (1, 8) (7, PR) (8, 8)	0-3 K		0-0 L3		4-0 24 CS BB		4-0 40 C4-6-3 BB			0-0 F7	2	0	0	0	2	1	1				
24 Robinson Canó, L OBP: 0.239, SLG: 0.372 40 Bill Hall, R OBP: 0.324, SLG: 0.323 (1, 4) (6, 4)	0-0 F7		0-0 G3		1-0 G4-3		1-0 G4-6-3			0-3 K	3	0	0	0	0	0	2				
13 Alex Rodriguez, R OBP: 0.415, SLG: 0.559 Ramiro Pena, S OBP: 0.320, SLG: 0.435 (1, 5) (7, PR) (8, 5)	0-0 G6-3		0-0 G6-3		4-0 25 BB BB		1-0 HBP			0-0 L8	2	0	0	0	1	0	1				
25 Mark Teixeira, S OBP: 0.405, SLG: 0.353 Brandon Laird, R OBP: 0.172, SLG: 0.185 (1, 3) (5, PR) (6, 3)		0-0 22 F8 2B		0-0 G5-3		4-0 55 FC6-4 BB		0-0 G6-3		0-3 K	2	0	1	0	1	0	0				
55 Russell Martin, R OBP: 0.344, SLG: 0.321 87 Jose Gil, R OBP: 0.500, SLG: 0.706 (1, 2) (8, 2)		4-0 22 F8 BB		0-0 G1-3		1-2 FC6-4				0-0 K	2	0	0	0	1	0	2				
22 Andruw Jones, R OBP: 0.286, SLG: 0.216 64 Justin Maxwell, R OBP: 0.485, SLG: 0.586 (1, 10) (8, PH) (9, 10)		0-0 F8		0-0 G1-3		1-2 26 2B				0-0 G4-3	3	0	1	0	0	0	2				
26 Eduardo Núñez, R OBP: 0.375, SLG: 0.478 41 Chris Dickerson, L OBP: 0.276, SLG: 0.231 (1, 9) (8, 9)		0-3 K		0-0 G1-3		0-0 2B				0-0 F7	3	0	1	0	0	1	2				
11 Brett Gardner, L OBP: 0.295, SLG: 0.263 60 Jayson Nix, R OBP: 0.323, SLG: 0.321 (1, 7) (8, 7)		0-0 G1-3		4-0 BB						0-0 G5-3	2	0	0	0	1	1	2				
Inning Stats	R: 1 E: 0 K: 1 S: 8	H: 1 LOB: 0 BB: 10	R: 0 E: 0 K: 1 S: 6	H: 1 LOB: 2 BB: 10	R: 0 E: 0 K: 0 S: 4	H: 1 LOB: 1 BB: 4	R: 0 E: 0 K: 0 S: 5	H: 2 LOB: 3 BB: 1 P: 9	R: 0 E: 0 K: 0 S: 2	H: 0 LOB: 2 BB: 3 P: 15	R: 0 E: 0 K: 0 S: 5	H: 0 LOB: 0 BB: 0 P: 5	R: 0 E: 0 K: 1 S: 5	H: 0 LOB: 0 BB: 0 P: 5	R: 0 E: 0 K: 2 S: 7	H: 0 LOB: 0 BB: 0 P: 7	1B: 1 2B: 3 3B: 0 HR: 1	SF: 0 SAC: 0 DP: 1 HBP: 2	WP: 0 PB: 0 SB: 0 CS: 1	PA: 41	
PITCHER	IP 3.2	WLS 15	BF 3	H 1	R 1	ER 1	SO 2	BB 1	IBB 0	HBP 0	BLK 0	WP 0	HR 0	S 20	P 26	ERA 2.46	WHIP 1.091				
64 Duane Below, L ERA: 4.38	2.1	12	2	0	0	1	4	0	0	0	0	0	0	0	27	0.00	2.571				
31 Colin Balester, R ERA: 3.97	1.0	5	0	0	0	0	1	0	2	0	0	0	0	2	8	0.00	1.000				
60 Brayan Villarreal, R ERA: 3.97	1.0	3	0	0	0	1	0	0	0	0	0	0	0	5	5	0.00	0.000				
49 Luis Marte, R ERA: 3.97	2.0	6	0	0	0	3	0	0	0	0	0	0	0	12	12	0.00	0.000				

BOTTOM

Detroit Tigers @ New York Yankees
George M. Steinbrenner Field, Tampa, FL
Sun Mar 25 2012, 1:09 PM - 4:16 PM EDT
Att: 11,011 - Partly Cloudy - 77 F

AB	33
R	1
H	5
RBI	1
BB	6
SO	7
LOB	19



Batter	1	2	3	4	5	6	7	8	9	AB	R	H	RBI	BB	SO	LOB	TOP
10 Juan Pierre, L OBP: 0.367, SLG: 0.318	0-0 22 B2-6-3 1B		0-0 L5		0-0 1-2 1B		0-0 F8		0-0 F7	4	0	2	0	0	0	0	
22 Scott Podsednik, L OBP: 0.400, SLG: 0.444	0-0 B2-6-3 1-2		0-0 F7		0-0 P6		0-0 F7		0-0 F7	4	0	0	0	0	0	3	
8 Shane Victorino, S OBP: 0.340, SLG: 0.469 2 Peter Lavin, L	0-0 3 1B 2B		0-0 G3-1		0-0 3 G6-4-3 1B		0-0 K		0-3 K	3	1	2	0	0	0	0	
3 Hunter Pence, R OBP: 0.306, SLG: 0.450 22 Derrick Mitchell, R OBP: 0.250, SLG: 0.250	0-1 24 2B 1B		0-0 G6-3		0-0 G6-4-3 1-2		0-0 G4-3		0-0 G4-3	3	1	1	1	0	0	1	
24 Ty Wigginton, R OBP: 0.333, SLG: 0.341 Carlos Perdomo, R	0-0 1-H 2B		0-3 K		0-0 P4		0-0 F9		0-0 F9	3	0	1	1	0	1	0	
19 Laynce Nix, L OBP: 0.341, SLG: 0.206 21 Cody Overbeck, R OBP: 0.333, SLG: 1.333	0-0 F8		0-3 K		0-3 K		0-3 K		2-1 HR	3	0	0	0	0	2	1	
23 Brian Schneider, L OBP: 0.239, SLG: 0.200 77 Tuffy Gosewisch, R OBP: 0.300, SLG: 0.368		0-3 K		0-0 F8		0-0 F8		0-0 F7		2	0	0	0	0	1	0	
4 Pete Orr, L OBP: 0.333, SLG: 0.425	0-0 F8		0-0 F8		0-0 G4-3		0-3 K		0-0 F7	3	0	0	0	0	1	1	
11 Miguel Abreu, R OBP: 0.333, SLG: 0.583	0-0 F9		0-0 F9		0-0 10 1B		0-0 F7		0-0 F7	3	0	1	0	0	0	1	
Inning Stats	R: 2 E: 0 K: 0 S: 7	H: 4 LOB: 1 BB: 7	R: 0 E: 0 K: 1 S: 5	H: 0 LOB: 0 BB: 5	R: 0 E: 0 K: 2 S: 7	H: 0 LOB: 0 BB: 7	R: 0 E: 0 K: 0 S: 5	H: 2 LOB: 2 BB: 5	R: 0 E: 0 K: 1 S: 8	H: 1 LOB: 1 BB: 8	R: 0 E: 0 K: 1 S: 5	H: 1 LOB: 0 BB: 7	R: 1 E: 0 K: 0 S: 5	H: 1 LOB: 0 BB: 7	1B: 5 2B: 3 3B: 0 HR: 1	SF: 0 SAC: 0 DP: 2 HBP: 0	WP: 0 PA: 34 PB: 0 SB: 1 CS: 0
PITCHER	IP WLS BF H R ER SO BB IBB HBP BLK WP HR S P ERA WHIP																
35 Justin Verlander, R ERA: 2.16	(1, 1) 6.0 23 7 2 2 3 0 0 0 0 0 0 0 30 3.00 1.167																
40 Phil Coke, L ERA: 1.8	(7, 1) 1.0 W 4 1 0 0 2 0 0 0 0 0 0 0 8 8 0.00 1.000																
46 Jose Valverde, R ERA: 2.25	(8, 1) 1.0 H 3 0 0 0 1 0 0 0 0 0 0 0 5 5 0.00 0.000																
68 Chris Bootcheck, R ERA: 1.29	(9, 1) 1.0 4 1 1 1 0 0 0 0 0 0 0 1 5 7 9.00 1.000																

Philadelphia Phillies @ Detroit Tigers
Joker Marchant Stadium, Lakeland, FL
Sun Mar 25 2012, 1:06 PM - 3:28 PM EDT
Att: 6,637 - Partly Cloudy - 78 F

AB 34
R 3
H 9
RBI 3
BB 0
SO 6
LOB 7



Batter	1	2	3	4	5	6	7	8	9	AB	R	H	RBI	BB	SO	LOB	BOTTOM
12 Andy Dirks, L OBP: 0.452, SLG: 0.457 36 Chad Wright, L	0-0 G5-3	0-0 G1-3			0-0 G4-3		4-0 24 HR BB			3	1	0	0	1	0	0	
26 Brennan Boesch, L OBP: 0.326, SLG: 0.316 24 Tyler Collins, L OBP: 1.000, SLG: 4.000	0-0 28 SF9 3B		0-0 27 G6-4-3 1B		0-0 P5		0-0 1-H 2-H HR			3	1	2	0	0	0	0	
27 Jhonny Peralta, R OBP: 0.326, SLG: 0.316 25 Corey Jones, L OBP: 0.500, SLG: 0.500	4-0 32 BB 25 BB BB		0-0 G6-4-3 1-2		0-0 P5		0-0 G5-3		3-1 1B	2	0	0	0	1	0	1	
28 Prince Fielder, L OBP: 0.378, SLG: 0.513 27 Rawley Bishop, R	0-0 SF9		0-0 F8		0-0 F8		4-0 25 FC6-4 BB		0-0 F9	1	0	0	1	1	0	0	
25 Ryan Raburn, R OBP: 0.395, SLG: 1.000 9 Brent Dlugach, R	4-0 32 BB 1-2 BB		0-0 F9		0-0 F9		0-0 FC6-4 BB		0-0 G5-3	2	0	0	0	1	0	1	
32 Don Kelly, L OBP: 0.405, SLG: 0.525 Edgar Corcino, R	4-0 1-2 2-3 BB		0-0 G4-3		0-0 G4-3		0-0 1-H 3B		0-0 G1-3	3	0	1	1	1	0	0	
43 Daniel Fields, L OBP: 0.375, SLG: 0.333	0-0 G6-3		0-0 G6-3		4-0 32 BB		0-0 F7		0-0 G4-3	3	0	0	0	1	0	5	
9 Gerald Laird, R OBP: 0.310, SLG: 0.333 81 James McCann, R OBP: 0.750, SLG: 1.667		0-0 P6		0-1 L8		0-0 G1-3		0-0 12 BB 24 HR 1B		0-0 HR	3	1	1	0	0	1	
70 Argenis Diaz, R OBP: 0.286, SLG: 0.278	0-0 G4-3		0-0 G4-3		0-0 G1-3		0-3 K		0-0 G6-3	4	0	0	0	0	1	1	
Inning Stats	R: 1 E: 0 K: 0 S: 4	H: 1 LOB: 3 BB: 3 P: 16	R: 0 E: 0 K: 0 S: 3	H: 0 LOB: 0 BB: 0 P: 3	R: 0 E: 0 K: 0 S: 4	H: 0 LOB: 1 BB: 1 P: 8	R: 0 E: 0 K: 0 S: 3	H: 0 LOB: 0 BB: 0 P: 3	R: 1 E: 0 K: 0 S: 4	H: 1 LOB: 2 BB: 1 P: 8	R: 3 E: 0 K: 1 S: 9	H: 3 LOB: 1 BB: 1 P: 16	R: 1 E: 0 K: 0 S: 4	H: 1 LOB: 0 BB: 0 P: 4	1B: 3 2B: 0 3B: 2 HR: 2	SF: 1 SAC: 0 DP: 1 HBP: 0	WP: 0 PA: 36 PB: 0 SB: 1 CS: 0
PITCHER	IP WLS BF H R ER SO BB IBB HBP BLK WP HR S P ERA WHIP																
59 Scott Elarton, R ERA: 5.02	(1, 1) 4.0 17 2 1 1 0 4 0 0 0 0 0 0 7 11 4.50 1.000																
57 David Herndon, R ERA: 3.27	(5, 1) 2.0 B 8 1 1 1 0 1 0 0 0 0 0 0 7 11 4.50 1.000																
55 Joe Savery, L ERA: 4.26	(7, 1) 1.0 L 7 3 3 3 1 1 0 0 0 0 0 1 9 16 27.00 4.000																
40 Michael Stutes, R ERA: 5.0	(8, 1) 1.0 4 1 1 1 0 0 0 0 0 0 0 1 4 4 9.00 1.000																

Philadelphia Phillies @ Detroit Tigers
Joker Marchant Stadium, Lakeland, FL
Sun Mar 25 2012, 1:06 PM - 3:28 PM EDT
Att: 6,637 - Partly Cloudy - 78 F

AB 29
R 6
H 7
RBI 6
BB 6
SO 1
LOB 11



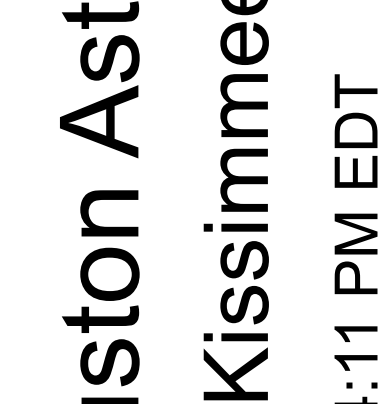
Batter	1	2	3	4	5	6	7	8	9	AB	R	H	RBI	BB	SO	LOB	TOP			
14 Austin Jackson, R OBP: 0.368, SLG: 0.449 43 Daniel Fields, L OBP: 0.500, SLG: 0.500	P4	IHR			BB				BB	2	1	1	2	1	0	0	Detroit Tigers @ Houston Astros Osceola County Stadium, Kissimmee, FL Tue Mar 27 2012, 1:08 PM - 4:11 PM EDT Att: 3,990 - Partly Cloudy - 75 F			
26 Brennan Boesch, L OBP: 0.304, SLG: 0.635 24 Tyler Collins, L OBP: 0.500, SLG: 1.333	HR	P4			F9		K		FC3-6	3	1	1	1	0	0	1				
27 Jhonny Peralta, R OBP: 0.347, SLG: 0.409 12 Andy Dirks, L OBP: 0.468, SLG: 0.474	F7				G5-3				SF8	3	0	0	0	0	1	1				
28 Prince Fielder, L OBP: 0.353, SLG: 0.467 44 Jordan Lennerton, L (6, 3)	K				G4-3		K		G4-3	3	0	1	0	0	2	0				
25 Ryan Raburn, R OBP: 0.364, SLG: 0.875 36 Chad Wright, L (6, 7)		P2			G4-3					3	0	0	0	0	0	1				
13 Alex Avila, L OBP: 0.340, SLG: 0.350 9 Gerald Laird, R OBP: 0.313, SLG: 0.333					K					2	1	1	0	0	1	0				
15 Brandon Inge, R OBP: 0.350, SLG: 0.441 9 Brent Dlugach, R (7, PR)					K					2	0	1	0	0	0	0				
39 Ramon Santiago, S OBP: 0.350, SLG: 0.441 28 Brandon Loy, R (7, PH)					G6-3					2	1	1	0	1	0	0				
29 Danny Worth, R OBP: 0.395, SLG: 0.563					G5-3					2	0	0	0	0	0	2				
					G5-3					4	2	2	2	0	1	2				
Inning Stats	R: 1 E: 0 K: 1 S: 8	H: 1 LOB: 0 BB: 0 P: 8	R: 4 E: 0 K: 0 S: 9	H: 4 LOB: 0 BB: 12 P: 10	R: 0 E: 0 K: 0 S: 3	H: 1 LOB: 0 BB: 0 P: 3	R: 0 E: 0 K: 1 S: 5	H: 0 LOB: 1 BB: 1 P: 9	R: 0 E: 0 K: 1 S: 5	H: 0 LOB: 3 BB: 2 P: 5	R: 1 E: 0 K: 3 S: 10	H: 1 LOB: 3 BB: 2 P: 19	R: 0 E: 0 K: 2 S: 8	H: 1 LOB: 1 BB: 0 P: 8	R: 1 E: 0 K: 0 S: 5	H: 2 LOB: 1 BB: 0 P: 5	1B: 7 2B: 1 3B: 0 HR: 2	SF: 1 SAC: 0 DP: 1 HBP: 1	WP: 0 PB: 0 SB: 1 CS: 0	PA: 40
PITCHER	IP WLS BF H R ER SO BB IBB HBP BLK WP HR S P ERA WHIP																			
51 Wandy Rodriguez, L ERA: 7.88	6.0 W 24 6 5 5 4 1 0 0 0 0 1 35 42 7.50 1.167																			
55 Rhiner Cruz, R ERA: 8.53	0.2 6 1 1 1 2 2 0 1 0 0 0 7 16 13.50 4.500																			
58 Fernando Abad, L ERA: 2.7	0.1 H 1 0 0 1 0 0 0 0 0 0 0 3 3 0.00 0.000																			
37 Brandon Lyon, R ERA: 2.25	1.0 H 4 1 0 0 2 0 0 0 0 0 0 8 8 0.00 1.000																			
59 Wilton Lopez, R ERA: 1.6	1.0 5 2 1 1 0 0 0 0 0 0 0 5 5 9.00 2.000																			

Batter	1	2	3	4	5	6	7	8	9	AB	R	H	RBI	BB	SO	LOB	BOTTOM			
8 JB Shuck, L OBP: 0.318, SLG: 0.381 6 Travis Buck, L OBP: 0.387, SLG: 0.621	F8	E2		SH5-4						3	0	1	1	0	0	1	Detroit Tigers @ Houston Astros Osceola County Stadium, Kissimmee, FL Tue Mar 27 2012, 1:08 PM - 4:11 PM EDT Att: 3,990 - Partly Cloudy - 75 F			
4 Jed Lowrie, S OBP: 0.425, SLG: 0.618 36 Angel Sanchez, R OBP: 0.524, SLG: 0.412	F9	K								4	1	1	2	0	1	2				
19 Brian Bogusevic, L OBP: 0.362, SLG: 0.342	G6-3									3	3	2	2	2	0	0				
45 Carlos Lee, R OBP: 0.359, SLG: 0.568 29 Brett Wallace, R OBP: 0.318, SLG: 0.425										4	1	1	0	0	1	3				
23 Chris Johnson, R OBP: 0.318, SLG: 0.705 46 Scott Moore, L OBP: 0.296, SLG: 0.364										4	0	1	1	0	1	1				
18 Chris Snyder, R OBP: 0.343, SLG: 0.600 12 Brian Bixler, R OBP: 0.345, SLG: 0.680										3	0	0	0	1	1	2				
16 Matt Downs, R OBP: 0.216, SLG: 0.265 77 Jake Goebbert, L OBP: 0.400, SLG: 0.333										1	1	1	2	0	0	0				
15 Jason Castro, L OBP: 0.333, SLG: 0.364 78 Landon Powell, S OBP: 0.188, SLG: 0.200										4	2	2	2	0	1	1				
27 Jose Altuve, R OBP: 0.395, SLG: 0.351 3 Joe Thurston, L OBP: 0.250, SLG: 0.375										2	2	2	0	2	0	0				
										0	1	0	0	0	0	0				
Inning Stats	R: 0 E: 0 K: 0 S: 3	H: 0 LOB: 0 BB: 0 P: 3	R: 4 E: 1 K: 2 S: 11	H: 4 LOB: 1 BB: 1 P: 16	R: 1 E: 0 K: 1 S: 7	H: 2 LOB: 1 BB: 0 P: 7	R: 4 E: 0 K: 2 S: 12	H: 3 LOB: 0 BB: 1 P: 19	R: 0 E: 0 K: 2 S: 7	H: 0 LOB: 0 BB: 0 P: 7	R: 0 E: 0 K: 0 S: 3	H: 0 LOB: 2 BB: 1 P: 11	R: 0 E: 0 K: 0 S: 3	H: 0 LOB: 1 BB: 1 P: 7	R: 5 E: 0 K: 0 S: 9	H: 4 LOB: 2 BB: 2 P: 21	1B: 7 2B: 4 3B: 0 HR: 2	SF: 1 SAC: 1 DP: 0 HBP: 0	WP: 1 PB: 0 SB: 2 CS: 0	PA: 44
PITCHER	IP WLS BF H R ER SO BB IBB HBP BLK WP HR S P ERA WHIP																			
43 Andy Oliver, L ERA: 3.13	3.0 L 18 7 7 6 3 2 0 0 0 0 0 0 22 31 18.00 3.000																			
49 Luis Marte, R ERA: 1.69	1.0 5 2 2 2 2 0 0 0 0 0 0 1 11 14 18.00 2.000																			
36 Thad Weber, R ERA: 1.69	2.0 8 0 0 0 2 2 0 0 0 0 0 0 10 18 0.00 1.000																			
30 Austin Wood, L ERA: 38.0	1.0 8 2 4 4 0 3 0 0 0 0 0 0 5 17 36.00 5.000																			
71 Michael Morrison, R ERA: 9.0	1.0 5 2 1 1 0 0 0 0 0 0 1 1 7 11 9.00 2.000																			

AB 35
R 7
H 10
RBI 7
BB 3
SO 9
LOB 17



AB 35
R 14
H 13
RBI 12
BB 7
SO 7
LOB 17



Batter	1	2	3	4	5	6	7	8	9	AB	R	H	RBI	BB	SO	LOB	TOP																						
14 Austin Jackson, R (1.8) OBP: 0.361, SLG: 0.423 21 Steven Moya, L (6.9) OBP: 0.400, SLG: 0.600	F8		E6			K			F8	3	1	0	0	1	1	2																							
26 Brennan Boesch, L (1.10) OBP: 0.300, SLG: 0.607 27 Rawley Bishop, R (9. PH)	F8		P3			G3-1			F9	4	1	1	0	0	0	3																							
27 Jhonny Peralta, R (1.6) OBP: 0.340, SLG: 0.396 29 Dixon Machado, R (7.6) OBP: 0.333, SLG: 0.556	F7		G6-3			F8			G4-6-3	4	1	1	1	0	0	0																							
32 Don Kelly, L (1.3) OBP: 0.396, SLG: 0.500		P5	G5-3			L4				4	0	1	0	0	0	2																							
12 Andy Dirks, L (1.7) OBP: 0.471, SLG: 0.476			E8			G4-3				4	0	2	2	0	0	1																							
13 Alex Avila, L (1.2) OBP: 0.340, SLG: 0.349 9 Gerald Laird, R (6.2) OBP: 0.303, SLG: 0.323			G4-3			L3				3	0	1	0	0	0	1																							
36 Clete Thomas, L (1.9) OBP: 0.231, SLG: 0.396	F8		G3-1			K				3	1	0	0	0	1	2																							
15 Brandon Inge, R (1.4) OBP: 0.231, SLG: 0.306 73 Brandon Douglas, R (7.4) OBP: 0.500, SLG: 0.333	G6-3		G4-3							3	0	1	1	0	0	2																							
39 Ramon Santiago, S (1.5) OBP: 0.372, SLG: 0.472 29 Danny Worth, R (6.5) OBP: 0.385, SLG: 0.545			G4-3							2	1	1	0	1	0	0																							
Inning Stats	R: 0 E: 0 K: 0 S: 3	H: 0 LOB: 0 BB: 0 P: 3	R: 0 E: 0 K: 0 S: 5	H: 2 LOB: 2 BB: 0 P: 5	R: 3 E: 1 K: 0 S: 6	H: 3 LOB: 1 BB: 1 P: 10	R: 1 E: 1 K: 0 S: 5	H: 1 LOB: 1 BB: 0 P: 5	R: 0 E: 0 K: 0 S: 3	H: 0 LOB: 0 BB: 0 P: 3	R: 1 E: 0 K: 1 S: 6	H: 1 LOB: 2 BB: 1 P: 11	R: 0 E: 0 K: 0 S: 4	H: 1 LOB: 0 BB: 0 P: 4	R: 0 E: 0 K: 1 S: 5	H: 1 LOB: 0 BB: 0 P: 5	R: 0 E: 0 K: 0 S: 3	H: 1 LOB: 0 BB: 0 P: 3	1B: 8 2B: 2 3B: 0 HR: 0	SF: 0 SAC: 0 DP: 2 HBP: 1	WP: 0 PB: 0 SB: 0 CS: 0	PA: 39																	
PITCHER	IP	WLS	BF	H	R	ER	SO	BB	IBB	HBP	BLK	WP	HR	S	P	ERA	WHIP	PITCHER	IP	WLS	BF	H	R	ER	SO	BB	IBB	HBP	BLK	WP	HR	S	P	ERA	WHIP				
50 Adam Wainwright, R (1.1) ERA: 1.45	4.2		22	6	4	3	0	1	0	0	0	0	0	21	25	5.79	1.500																						
16 J.C. Romero, L (5.1) ERA: 2.25	0.1		1	0	0	0	0	0	0	0	0	0	0	1	1	0.00	0.000																						
41 Mitchell Boggs, R (6.1) ERA: 4.5	2.0	W	10	2	1	1	1	1	0	1	0	0	0	10	15	4.50	1.500																						
59 Fernando Salas, R (8.1) ERA: 2.57	1.0	H	3	1	0	0	1	0	0	0	0	0	0	5	5	0.00	1.000																						
30 Jason Motte, R (9.1) ERA: 1.89	1.0		3	1	0	0	0	0	0	0	0	0	0	3	3	0.00	1.000																						

Detroit Tigers @ St. Louis Cardinals
Roger Dean Stadium, Jupiter, FL
 Wed Mar 28, 2012, 1:12 PM - 4:08 PM EDT
 Att: 6,829 - Partly Cloudy - 78 F

AB	36
R	5
H	10
RBI	4
BB	2
SO	2
LOB	17



Batter	1	2	3	4	5	6	7	8	9	AB	R	H	RBI	BB	SO	LOB	BOTTOM																					
15 Rafael Furcal, S (1.6) OBP: 0.239, SLG: 0.295 43 Shane Robinson, R (6.9) OBP: 0.341, SLG: 0.421	G5-3		G4-3			P6				3	1	1	0	0	0	0																						
3 Carlos Beltrán, S (1.9) OBP: 0.400, SLG: 0.439 41 Mitchell Boggs, R (6.1)	G4-3		G3-1							3	0	1	1	0	0	0																						
8 Eugenio Velez, S (7. PH) OBP: 0.182, SLG: 0.143			G6-3							2	1	1	0	0	0	1																						
7 Matt Holliday, R (1.7) OBP: 0.476, SLG: 0.763 44 Erik Komatsu, L (6. PR) OBP: 0.340, SLG: 0.422	G1-3		G6-3			B1				2	0	0	1	1	0	1																						
23 David Freese, R (1.5) OBP: 0.333, SLG: 0.447 13 Matt Carpenter, L (7.5) OBP: 0.442, SLG: 0.652	F8		G3-1			G1-6-3				3	0	0	0	0	0	2																						
12 Lance Berkman, S (1.3) OBP: 0.405, SLG: 0.419	F7		F8			K				5	1	1	1	0	1	3																						
4 Yadier Molina, R (1.2) OBP: 0.442, SLG: 0.564 61 Bryan Anderson, L (7.2) OBP: 0.593, SLG: 0.714										1	1	0	0	2	0	0																						
19 Jon Jay, L (1.8) OBP: 0.327, SLG: 0.388 59 Fernando Salas, R (8.1) 30 Jason Motte, R (9.1)	K									3	0	1	2	0	1	2																						
27 Tyler Greene, R (1.4) OBP: 0.356, SLG: 0.490			K							4	1	2	1	0	1	2																						
50 Adam Wainwright, R (1.1) 16 J.C. Romero, S (5.1) 96 Greg Garcia, L (5. PH) 33 Daniel Descalso, L (6.6) OBP: 0.467, SLG: 0.468			K							0	1	0	0	1	0	0																						
Inning Stats	R: 0 E: 0 K: 0 S: 3	H: 0 LOB: 0 BB: 0 P: 3	R: 0 E: 0 K: 1 S: 5	H: 0 LOB: 1 BB: 1 P: 9	R: 2 E: 0 K: 1 S: 8	H: 2 LOB: 1 BB: 1 P: 12	R: 0 E: 0 K: 0 S: 2	H: 0 LOB: 0 BB: 0 P: 3	R: 1 E: 0 K: 1 S: 7	H: 1 LOB: 0 BB: 0 P: 7	R: 2 E: 0 K: 1 S: 7	H: 2 LOB: 3 BB: 3 P: 19	R: 3 E: 2 K: 0 S: 8	H: 3 LOB: 2 BB: 1 P: 12	R: 1 E: 0 K: 0 S: 4	H: 1 LOB: 1 BB: 1 P: 9	1B: 6 2B: 1 3B: 1 HR: 1	SF: 0 SAC: 0 DP: 0 HBP: 1	WP: 0 PB: 0 SB: 4 CS: 1	PA: 42																		
PITCHER	IP	WLS	BF	H	R	ER	SO	BB	IBB	HBP	BLK	WP	HR	S	P	ERA	WHIP	PITCHER	IP	WLS	BF	H	R	ER	SO	BB	IBB	HBP	BLK	WP	HR	S	P	ERA	WHIP			
80 Drew Smyly, L (1.1) ERA: 2.84	4.2		19	3	3	3	3	2	0	1	0	0	0	7	15	18.00	4.000																					
60 Bryan Villarreal, R (5.1) ERA: 1.93	1.0	H	7	2	2	2	1	2	0	0	0	0	0	5	9	27.00	6.000																					
40 Phil Coke, L (6.1) ERA: 4.76	0.2	L	6	3	3	2	0	1	0	0	0	0	0	4	8	0.00	1.500																					
55 Daniel Schereth, L (7.1) ERA: 1.74	0.2		4	0	0	0	0	1	0	0	0	0	0	4	8	0.00	1.500																					
19 Jared Gayhart, R (8.1) ERA: 9.0	1.0		5	1	1	1	0	1	0	0	0	0	0	4	9	9.00	2.000																					

Detroit Tigers @ St. Louis Cardinals
Roger Dean Stadium, Jupiter, FL
 Wed Mar 28, 2012, 1:12 PM - 4:08 PM EDT
 Att: 6,829 - Partly Cloudy - 78 F

AB	33
R	9
H	9
RBI	8
BB	7
SO	4
LOB	18



Batter	1	2	3	4	5	6	7	8	9	AB	R	H	RBI	BB	SO	LOB	TOP								
1 Steve Lombardozzi, S OBP: 0.355, SLG: 0.397 (1.4)										4	1	3	1	1	0	2	<p>Washington Nationals @ Detroit Tigers Joker Marchant Stadium, Lakeland, FL Thu Mar 29 2012, 6:08 PM - 8:45 PM EDT Att: 6,506 - Partly Cloudy - 83 F</p>								
21 Xavier Paul, L OBP: 0.200, SLG: 0.111 (1.9)										5	0	1	2	0	1	5									
18 Chad Tracy, L OBP: 0.275, SLG: 0.365 (1.10)										5	0	2	1	0	1	3									
26 Jesus Flores, R OBP: 0.362, SLG: 0.512 (1.2)										3	0	2	0	0	1	2									
62 Sandy León, S OBP: 0.556, SLG: 0.429 (6.2)										1	0	0	0	1	0	0									
30 Mark Teahen, L OBP: 0.200, SLG: 0.156 (1.7)										5	0	0	0	0	0	4									
39 Jarrett Hoffpauir, R OBP: 0.176, SLG: 0.067 (1.5)										5	0	0	0	0	0	2									
10 Corey Brown, L OBP: 0.370, SLG: 0.480 (1.8)										3	2	1	0	1	0	1									
9 Tim Pahuta, L OBP: 0.600, SLG: 0.800 (1.3)										4	2	3	0	0	1	2									
13 Josh Johnson, S OBP: 0.333, SLG: 0.333 (1.6)										2	0	1	1	0	0	0									
Inning Stats	R: 0 E: 0 K: 1 S: 5	H: 1 LOB: 0 BB: 0 P: 6	R: 0 E: 1 K: 1 S: 7	H: 1 LOB: 2 BB: 0 P: 8	R: 0 E: 0 K: 1 S: 7	H: 2 LOB: 2 BB: 0 P: 7	R: 0 E: 0 K: 0 S: 3	H: 0 LOB: 0 BB: 0 P: 3	R: 2 E: 0 K: 0 S: 7	H: 4 LOB: 2 BB: 0 P: 7	R: 1 E: 0 K: 0 S: 5	H: 2 LOB: 2 BB: 1 P: 9	R: 0 E: 0 K: 1 S: 5	H: 0 LOB: 1 BB: 1 P: 9	R: 2 E: 0 K: 0 S: 5	H: 3 LOB: 1 BB: 1 P: 9	R: 0 E: 0 K: 0 S: 3	H: 0 LOB: 0 BB: 0 P: 3	1B: 11 2B: 2 3B: 0 HR: 0	SF: 0 SAC: 2 DP: 1 HBP: 0	WP: 0 PB: 0 SB: 1 CS: 1	PA: 42			
PITCHER	IP	WLS	BF	H	R	ER	SO	BB	IBB	HBP	BLK	WP	HR	S	P	ERA	WHIP								
37 Max Scherzer, R ERA: 4.26 (1.1)	5.1		27	10	3	3	3	1	0	0	0	0	0	32	38	5.06	2.062								
31 Collin Balester, R ERA: 0.75 (6.1)	1.2		6	0	0	0	1	1	0	0	0	0	0	7	11	0.00	0.600								
52 Daniel Bennett, R ERA: 18.0 (8.1)	1.0	L	6	3	2	2	0	0	1	0	0	0	0	5	9	18.00	3.000								
46 Jose Valverde, R ERA: 2.0 (9.1)	1.0		3	0	0	0	0	0	0	0	0	0	0	3	3	0.00	0.000								

Batter	1	2	3	4	5	6	7	8	9	AB	R	H	RBI	BB	SO	LOB	BOTTOM								
14 Austin Jackson, R OBP: 0.344, SLG: 0.400 (1.8)										3	0	0	0	0	1	4	<p>Washington Nationals @ Detroit Tigers Joker Marchant Stadium, Lakeland, FL Thu Mar 29 2012, 6:08 PM - 8:45 PM EDT Att: 6,506 - Partly Cloudy - 83 F</p>								
36 Clete Thomas, L OBP: 0.226, SLG: 0.388 (8.8)										1	0	0	0	0	1	0									
26 Brennan Boesch, L OBP: 0.302, SLG: 0.644 (1.9)										3	1	1	3	0	1	2									
24 Tyler Collins, L OBP: 0.400, SLG: 1.000 (8.9)										1	0	0	0	0	0	0									
32 Don Kelly, L OBP: 0.373, SLG: 0.468 (1.5)										3	0	0	0	0	0	0									
9 Brent Dlugach, R OBP: 0.333, SLG: 0.438 (8.3)										1	0	0	0	0	0	0									
28 Prince Fielder, L OBP: 0.404, SLG: 0.796 (1.10)										3	0	0	0	0	2	0									
15 Brandon Inge, R OBP: 0.226, SLG: 0.300 (9, PH)										1	0	0	0	0	0	1									
13 Alex Avila, L OBP: 0.321, SLG: 0.326 (1.2)										3	0	0	0	0	2	0									
67 Omir Santos, R OBP: 0.313, SLG: 0.333 (8.2)										0	0	0	0	0	0	0									
27 Jhonny Peralta, R OBP: 0.339, SLG: 0.392 (1.6)										3	0	1	0	0	0	0									
29 Danny Worth, R OBP: 0.385, SLG: 0.545 (8.6)										0	0	0	0	0	0	0									
12 Andy Dirks, L OBP: 0.481, SLG: 0.489 (1.7)										3	1	2	0	0	0	0									
25 Ryan Raburn, R OBP: 0.362, SLG: 0.833 (1.4)										2	1	0	0	1	2	2									
25 Corey Jones, L OBP: 0.500, SLG: 0.500 (9.4)										0	0	0	0	0	0	0									
Inning Stats	R: 0 E: 0 K: 1 S: 5	H: 0 LOB: 0 BB: 0 P: 5	R: 0 E: 0 K: 2 S: 7	H: 0 LOB: 0 BB: 0 P: 7	R: 3 E: 0 K: 1 S: 9	H: 2 LOB: 1 BB: 1 P: 14	R: 0 E: 0 K: 1 S: 5	H: 0 LOB: 0 BB: 0 P: 5	R: 0 E: 0 K: 0 S: 3	H: 2 LOB: 2 BB: 0 P: 7	R: 0 E: 0 K: 0 S: 5	H: 0 LOB: 0 BB: 0 P: 3	R: 0 E: 0 K: 1 S: 5	H: 0 LOB: 0 BB: 0 P: 5	R: 0 E: 0 K: 2 S: 7	H: 0 LOB: 0 BB: 0 P: 7	R: 0 E: 0 K: 0 S: 2	H: 0 LOB: 0 BB: 1 P: 6	1B: 3 2B: 0 3B: 0 HR: 1	SF: 0 SAC: 0 DP: 1 HBP: 0	WP: 0 PB: 0 SB: 0 CS: 0	PA: 32			
PITCHER	IP	WLS	BF	H	R	ER	SO	BB	IBB	HBP	BLK	WP	HR	S	P	ERA	WHIP								
41 Mitch Atkins, R ERA: 5.4 (1.1)	5.0		20	4	3	3	6	1	0	0	0	0	1	33	38	5.40	1.000								
36 Tyler Clippard, R ERA: 3.0 (6.1)	2.0	W	6	0	0	0	1	0	0	0	0	0	0	8	8	0.00	0.000								
56 Josh Wilkie, R ERA: (8.1)	2.0	S	6	0	0	0	2	1	0	0	0	0	0	9	13	0.00	0.500								

AB	37
R	5
H	13
RBI	5
BB	3
SO	4
LOB	21



AB	30
R	3
H	4
RBI	3
BB	2
SO	9
LOB	9



WP	0
PB	0
SB	0
CS	0

Batter	1	2	3	4	5	6	7	8	9	AB	R	H	RBI	BB	SO	LOB	TOP			
14 Austin Jackson, R OBP: 0.343, SLG: 0.397 43 Daniel Fields, L OBP: 0.500, SLG: 0.444	0-0 26 2B 1B	0-3 K	0-0 G6-3	0-0 G6-3	0-0 F7		0-0 F7		4-0 3B BB	3	1	1	0	0	1	1				
26 Brennan Boesch, L OBP: 0.303, SLG: 0.629 Tony Plagman, L OBP: 0.429, SLG: 1.286	0-0 24 2B 1B	0-3 K	0-0 F8	0-0 F8	0-0 F8		0-0 F8		0-0 3B 1-H 2-H	3	1	1	0	0	1	1				
24 Miguel Cabrera, R OBP: 0.538, SLG: 0.697 29 Danny Worth, R OBP: 0.266, SLG: 0.514	0-0 32 1B 21 G6-4-3 2B		0-0 2B	0-0 2B	0-0 F7		0-0 F8		0-0 G6-3	3	1	2	2	0	0	0				
32 Don Kelly, L OBP: 0.389, SLG: 0.469 James Robbins, L OBP: 0.429, SLG: 1.286	0-0 21 G6-4-3 1B		0-0 BB	0-0 BB	0-0 F8		0-0 F8		0-3 K	2	0	1	0	1	0	0				
21 Delmon Young, R OBP: 0.382, SLG: 0.750 9 Jason Krizan, L OBP: 0.429, SLG: 1.286	0-0 1-2 3-H G6-4-3		0-0 BB	0-0 BB	0-0 F9		0-0 P4		0-0 G3	3	0	0	0	0	0	3				
25 Ryan Raburn, R OBP: 0.347, SLG: 0.795 28 Brandon Loy, R OBP: 0.347, SLG: 0.795	0-0 E5		0-0 P2	0-0 P2	0-0 G5-3		0-0 G3		0-0 G3	2	0	0	0	0	0	2				
36 Clete Thomas, L OBP: 0.228, SLG: 0.377	0-3 K		0-3 K	0-3 K	0-0 1B		0-0 G4-3		0-0 G4-3	4	0	1	0	0	2	3				
39 Ramon Santiago, S OBP: 0.340, SLG: 0.425		0-0 G4-3		0-0 G4-3	0-0 F8		0-0 F8		0-3 K	4	0	0	0	0	1	1				
9 Gerald Laird, R OBP: 0.294, SLG: 0.313 81 James McCann, R OBP: 0.500, SLG: 1.000 82 Curt Casali, R OBP: 0.333, SLG: 0.200	0-0 E5		0-0 E5	0-0 F8	0-3 K		0-3 K		4-0 43 BB 3B BB	1	0	0	0	0	0	0				
Inning Stats	R: 3 E: 1 K: 1 S: 9	H: 4 LOB: 1 BB: 0 P: 9	R: 0 E: 1 K: 2 S: 8	H: 0 LOB: 1 BB: 0 P: 8	R: 0 E: 0 K: 1 S: 6	H: 1 LOB: 2 BB: 1 P: 10	R: 0 E: 0 K: 0 S: 3	H: 0 LOB: 0 BB: 0 P: 3	R: 0 E: 0 K: 0 S: 4	H: 1 LOB: 1 BB: 0 P: 4	R: 1 E: 0 K: 1 S: 6	H: 1 LOB: 0 BB: 0 P: 6	R: 0 E: 0 K: 1 S: 5	H: 0 LOB: 0 BB: 0 P: 5	R: 2 E: 0 K: 1 S: 6	H: 1 LOB: 1 BB: 2 P: 14	1B: 4 2B: 2 3B: 1 HR: 1	SF: 0 SAC: 0 DP: 1 HBP: 0	WP: 0 PB: 0 SB: 0 CS: 0	PA: 39
PITCHER	IP: 5.0 WLS: 3.65 BF: 22 ERA: 3.65	H: 5 R: 3 ER: 3 SO: 4	BB: 1 IBB: 0 HBP: 0 BLK: 0	WP: 0 HR: 0 S: 29 P: 33	ERA: 5.40 WHIP: 1.200	IP: 1.0 WLS: 0.71 BF: 6 ERA: 7.71	H: 1 R: 2 ER: 2 SO: 1	BB: 2 IBB: 0 HBP: 0 BLK: 0	WP: 0 HR: 0 S: 6 P: 14	ERA: 18.00 WHIP: 3.000										

Detroit Tigers @ Baltimore Orioles
 Ed Smith Stadium, Sarasota, FL
 Fri Mar 30 2012, 1:08 PM - 4:04 PM EDT
 Att: 8,009 - Partly Cloudy - 80 F

AB	36
R	6
H	8
RBI	5
BB	3
SO	7
LOB	12



Batter	1	2	3	4	5	6	7	8	9	AB	R	H	RBI	BB	SO	LOB	BOTTOM					
14 Nolan Reimold, R OBP: 0.232, SLG: 0.340 87 Nicky Delmonico, L (7, PH) OBP: 0.200, SLG: 0.200	0-3 K	0-0 FC5 2-3F		0-0 K	0-3 K		0-3 K			3	0	0	0	0	2	3						
2 J.J. Hardy, R OBP: 0.356, SLG: 0.359 3 Ryan Flaherty, L OBP: 0.298, SLG: 0.415	0-0 F8		0-0 F9	0-0 F8	0-0 F8		0-0 L3		0-0 L3	3	0	0	0	0	0	0						
10 Adam Jones, R OBP: 0.365, SLG: 0.620 80 Scott Beener, R OBP: 0.286, SLG: 0.294	0-0 F8		1-1 HR	0-0 G3-1	0-0 G3-1		0-0 G6-3		0-0 G6-3	3	1	1	1	0	0	0						
32 Matt Wieters, S OBP: 0.347, SLG: 0.511 28 Ronny Paulino, R OBP: 0.229, SLG: 0.235		0-0 F8	0-0 G4-3	0-0 G4-3	0-3 K		0-0 G5-3		0-0 G5-3	2	0	0	0	0	0	0						
12 Mark Reynolds, R OBP: 0.315, SLG: 0.273 91 Travis Adair, L OBP: 0.229, SLG: 0.235		4-0 9 BB 11 BB BB	0-0 F8	0-3 K	0-3 K		0-0 G6-3		0-0 G6-3	2	1	0	0	1	1	0						
24 Wilson Betemit, S OBP: 0.339, SLG: 0.358 90 Glynn Davis, R OBP: 0.167, SLG: 0.167		4-0 11 BB 9 BB BB		0-0 9 BLK 1B	0-0 9 1B BB		0-0 L4		0-0 L4	1	2	1	0	2	0	0						
9 Endy Chavez, L OBP: 0.588, SLG: 0.667 90 Carlos R Rojas, R OBP: 0.286, SLG: 0.429		4-0 14 FC5 11 BB BB		0-0 9 1B 1B	0-0 13 2B 1B		0-0 G4-3		0-0 G4-3	2	0	2	1	1	0	0						
13 Jai Miller, R OBP: 0.220, SLG: 0.400 88 Brenden Webb, L OBP: 0.220, SLG: 0.400		0-0 P2		0-3 K	0-0 K		0-0 K		0-3 K	3	0	1	1	0	1	3						
11 Robert Andino, R OBP: 0.383, SLG: 0.423 92 Jason Esposito, R OBP: 0.286, SLG: 0.429		4-0 1-2 2-3 3-H BB		0-3 K	0-3 K		0-0 F8		0-3 K	2	0	0	1	1	1	3						
Inning Stats	R: 0 E: 0 K: 1 S: 5	H: 0 LOB: 0 BB: 0 P: 5	R: 0 E: 0 K: 0 S: 3	H: 0 LOB: 4 BB: 4 P: 19	R: 1 E: 0 K: 0 S: 5	H: 1 LOB: 0 BB: 0 P: 6	R: 1 E: 0 K: 2 S: 8	H: 2 LOB: 0 BB: 0 P: 8	R: 0 E: 0 K: 1 S: 5	H: 0 LOB: 0 BB: 0 P: 5	R: 1 E: 0 K: 2 S: 9	H: 2 LOB: 3 BB: 1 P: 13	R: 0 E: 0 K: 1 S: 5	H: 0 LOB: 0 BB: 0 P: 5	R: 0 E: 0 K: 0 S: 3	H: 0 LOB: 0 BB: 0 P: 3	R: 0 E: 0 K: 2 S: 7	H: 0 LOB: 0 BB: 0 P: 7	1B: 3 2B: 1 3B: 0 HR: 1	SF: 0 SAC: 0 DP: 0 HBP: 0	WP: 0 PB: 0 SB: 0 CS: 0	PA: 36
PITCHER	IP: 3.1 WLS: 2.08 BF: 16 ERA: 3.1	H: 3 R: 3 ER: 3 SO: 3	BB: 4 IBB: 0 HBP: 0 BLK: 0	WP: 0 HR: 1 S: 15 P: 32	ERA: 8.10 WHIP: 2.100	IP: 2.1 WLS: 1.5 BF: 8 ERA: 2.08	H: 0 R: 1 ER: 1 SO: 1	BB: 1 IBB: 0 HBP: 0 BLK: 0	WP: 0 HR: 0 S: 17 P: 21	ERA: 3.86 WHIP: 0.429												

Detroit Tigers @ Baltimore Orioles
 Ed Smith Stadium, Sarasota, FL
 Fri Mar 30 2012, 1:08 PM - 4:04 PM EDT
 Att: 8,009 - Partly Cloudy - 80 F

AB	31
R	4
H	5
RBI	4
BB	5
SO	9
LOB	9



Batter	1	2	3	4	5	6	7	8	9	AB	R	H	RBI	BB	SO	LOB	TOP																
12 Andy Dirks, L (1, 7) 35 Tyler Gibson, L (7, 7)										4	0	2	0	0	0	1																	
36 Clete Thomas, L (1, 9) 28 Luis Castillo, S (9, 9)										5	0	1	0	0	1	2																	
39 Ramon Santiago, S (1, 4) 29 Dixon Machado, R (4, 6)										2	0	0	0	0	0	0																	
28 Prince Fielder, L (1, 3) 22 Wade Gaynor, R (6, 3)										2	2	1	1	1	0	0																	
32 Don Kelly, L (1, 5) Edgar Corcino, R (7, 5)										4	1	1	3	0	1	2																	
29 Danny Worth, R (1, 6) 67 David Gonzalez, S (8, 4)										3	1	1	0	1	1	4																	
43 Daniel Fields, L (1, 8)										3	1	0	1	1	2	2																	
81 James McCann, R (1, 2) 18 Luis Alberto Sanz, R (9, 2)										4	1	3	4	0	0	1																	
25 Corey Jones, L (1, 10)										4	1	1	0	0	0	2																	
Inning Stats	R: 0 E: 0 K: 1 S: 5	H: 1 LOB: 0 BB: 0 P: 5	R: 0 E: 0 K: 2 S: 9	H: 0 LOB: 1 BB: 0 P: 9	R: 0 E: 0 K: 0 S: 3	H: 1 LOB: 0 BB: 0 P: 3	R: 1 E: 0 K: 0 S: 5	H: 1 LOB: 0 BB: 0 P: 5	R: 0 E: 0 K: 0 S: 3	H: 1 LOB: 0 BB: 0 P: 3	R: 7 E: 0 K: 0 S: 9	H: 4 LOB: 3 BB: 0 P: 21	R: 1 E: 0 K: 1 S: 8	H: 3 LOB: 3 BB: 0 P: 8	R: 0 E: 0 K: 2 S: 8	H: 1 LOB: 1 BB: 0 P: 8	R: 0 E: 0 K: 0 S: 4	H: 1 LOB: 1 BB: 0 P: 4	1B: 11 2B: 0 3B: 0 HR: 2	SF: 0 SAC: 0 DP: 2 HBP: 0	WP: 0 PB: 1 SB: 0 CS: 0	PA: 41											
PITCHER	IP WLS BF H R ER SO BB IBB HBP BLK WP HR S P ERA WHIP																																
43 R.A. Dickey, R (1, 1) 19 Daniel Herrera, L (5, 1) 60 Jon Rauch, R (6, 1) 87 Josh Edgin, L (7, 1) 83 Erik Turgeon, R (9, 1)	4.0 1.2 0.2 1.2 1.0	WLS L	BF 14	H 3	R 1	ER 1	SO 3	BB 0	IBB 0	HBP 0	BLK 0	WP 0	HR 1	S 22	P 22	ERA 2.25	WHIP 0.750																

Detroit Tigers @ New York Mets
 Digital Domain Park, Port St. Lucie, FL
 Sun Apr 01 2012, 1:12 PM - 4:09 PM EDT
 Att.: 5,836 - Sunny - 82 F

AB	38
R	9
H	13
RBI	9
BB	3
SO	6
LOB	19



Batter	1	2	3	4	5	6	7	8	9	AB	R	H	RBI	BB	SO	LOB	BOTTOM																
11 Rubén Tejada, R (1, 10)										3	0	0	0	1	0	1																	
28 Daniel Murphy, L (1, 4) 30 Luis Nieves, S (9, 4)										3	0	0	0	1	1	3																	
5 David Wright, R (1, 5) 33 Vinny Rottino, R (9, 5)										3	1	0	0	1	0	2																	
29 Ike Davis, L (1, 3) 23 Mike Baxter, L (9, 3)										4	1	1	2	0	0	2																	
44 Jason Bay, R (1, 7)										3	0	0	0	1	2	1																	
21 Lucas Duda, L (1, 9) 91 Cory Vaughn, R (7, FR)										3	0	1	0	0	0	0																	
12 Scott Hairston, R (1, 8)										4	0	0	0	0	2	3																	
4 Mike Nickeas, R (1, 2)										3	0	0	0	1	0	2																	
13 Ronny Cedeno, R (1, 6) 81 Danny Munoz, S (8, 6)										3	0	0	0	0	0	2																	
Inning Stats	R: 0 E: 0 K: 0 S: 3	H: 0 LOB: 0 BB: 0 P: 3	R: 0 E: 1 K: 1 S: 6	H: 0 LOB: 1 BB: 0 P: 6	R: 0 E: 1 K: 1 S: 5	H: 0 LOB: 1 BB: 1 P: 10	R: 2 E: 0 K: 0 S: 4	H: 1 LOB: 0 BB: 1 P: 8	R: 0 E: 0 K: 0 S: 3	H: 0 LOB: 0 BB: 0 P: 3	R: 0 E: 0 K: 1 S: 5	H: 0 LOB: 1 BB: 1 P: 9	R: 0 E: 0 K: 1 S: 6	H: 1 LOB: 1 BB: 0 P: 6	R: 0 E: 0 K: 0 S: 3	H: 0 LOB: 1 BB: 1 P: 8	R: 0 E: 0 K: 1 S: 5	H: 0 LOB: 1 BB: 1 P: 9	1B: 1 2B: 0 3B: 0 HR: 1	SF: 0 SAC: 0 DP: 0 HBP: 0	WP: 0 PB: 0 SB: 0 CS: 0	PA: 35											
PITCHER	IP WLS BF H R ER SO BB IBB HBP BLK WP HR S P ERA WHIP																																
36 Thad Weber, R (1, 1) 55 Daniel Schereth, L (6, 1) 22 Bruce Rondón, R (7, 1) 47 Matt Crouse, L (8, 1) 47 Victor Larez, R (9, 1)	5.0 1.0 1.0 1.0 1.0	WLS W	BF 19	H 1	R 2	ER 2	SO 2	BB 2	IBB 1	HBP 0	BLK 0	WP 0	HR 1	S 21	P 30	ERA 3.60	WHIP 0.600																

Detroit Tigers @ New York Mets
 Digital Domain Park, Port St. Lucie, FL
 Sun Apr 01 2012, 1:12 PM - 4:09 PM EDT
 Att.: 5,836 - Sunny - 82 F


AB	30
R	2
H	2
RBI	2
BB	5
SO	5
LOB	17



Batter	1	2	3	4	5	6	7	8	9	AB	R	H	RBI	BB	SO	LOB	TOP			
8 JB Shuck L OBP: 0.281, SLG: 0.315 (1.8)	P5		K		BB			1B		3	0	1	0	1	1	0				
27 Jose Altuve R OBP: 0.377, SLG: 0.308 13 Diory Hernandez R OBP: 0.182, SLG: 0.100 (6.4)	BB		B1-3		BB			F9		2	0	1	0	1	0	0				
19 Brian Bogusevic L OBP: 0.377, SLG: 0.494 17 Justin Ruggiano R OBP: 0.237, SLG: 0.444 (6.9)	BB			K				K		3	0	1	0	0	1	3				
45 Carlos Lee R OBP: 0.385, SLG: 0.565 16 Matt Downs R OBP: 0.196, SLG: 0.256 (6.3)	G4-6-3			BB				F7		2	0	0	0	1	0	2				
14 J.D. Martinez R OBP: 0.254, SLG: 0.357 12 Brian Bixler R OBP: 0.343, SLG: 0.710 (6.7)		G3-1		F8				K		3	0	0	0	0	1	1				
6 Travis Buck L OBP: 0.354, SLG: 0.489 (1.10)		F8		F7				G1-3		4	0	0	0	0	0	2				
23 Chris Johnson R OBP: 0.296, SLG: 0.400 Brett Wallace L OBP: 0.296, SLG: 0.400 (6.5)								G4-3		2	0	1	0	0	0	0				
15 Jason Castro L OBP: 0.364, SLG: 0.463 78 Landon Powell S OBP: 0.293, SLG: 0.333 (6.2)								F8		2	1	1	1	0	0	1				
9 Marwin Gonzalez S OBP: 0.288, SLG: 0.250 36 Angel Sanchez R OBP: 0.462, SLG: 0.350 (7.6)			HR					BB		2	0	1	1	0	0	0				
								K		3	0	0	0	0	2	1				
Inning Stats	R: 0 E: 0 K: 0 S: 3	H: 1 LOB: 1 BB: 1 P: 7	R: 0 E: 0 K: 0 S: 3	H: 0 LOB: 0 BB: 0 P: 3	R: 1 E: 0 K: 2 S: 8	H: 1 LOB: 0 BB: 0 P: 8	R: 0 E: 0 K: 1 S: 5	H: 0 LOB: 1 BB: 1 P: 9	R: 0 E: 0 K: 1 S: 5	H: 2 LOB: 3 BB: 1 P: 9	R: 0 E: 0 K: 1 S: 5	H: 0 LOB: 0 BB: 0 P: 5	R: 0 E: 0 K: 1 S: 6	H: 1 LOB: 1 BB: 0 P: 6	R: 1 E: 0 K: 1 S: 7	H: 2 LOB: 1 BB: 0 P: 8	1B: 5 2B: 1 3B: 0 HR: 1	SF: 0 SAC: 0 DP: 1 HBP: 0	WP: 0 PB: 0 SB: 0 CS: 0	PA: 36
PITCHER	IP WLS BF H R ER SO BB IBB HBP BLK WP HR S P ERA WHIP																			
58 Doug Fister R ERA: 1.86 (1.1)	6.0 W 24 4 1 1 4 3 0 0 0 0 0 1 29 41 1.50 1.167																			
40 Phil Coke L ERA: 4.05 (7.1)	1.0 H 3 0 0 0 1 0 0 0 0 0 0 0 5 5 0.00 0.000																			
53 Joaquin Benoit R ERA: 2.57 (8.1)	1.0 H 4 1 0 0 1 0 0 0 0 0 0 0 6 6 0.00 1.000																			
46 Jose Valverde R ERA: 2.7 (9.1)	1.0 S 5 2 1 1 1 0 0 0 0 0 0 0 7 8 9.00 2.000																			

Houston Astros @ Detroit Tigers
 Joker Marchant Stadium, Lakeland, FL
 Sun Apr 01 2012, 1:07 PM - 3:32 PM EDT
 Att: 6,392 - Partly Cloudy - 81 F


AB 33
 R 2
 H 7
 RBI 2
 BB 3
 SO 7
 LOB 15



Batter	1	2	3	4	5	6	7	8	9	AB	R	H	RBI	BB	SO	LOB	BOTTOM
14 Austin Jackson R OBP: 0.365, SLG: 0.397 21 Ismael Salgado R OBP: 0.365, SLG: 0.397 (8.8)	BB		BB					BB		2	1	1	0	2	1	1	
27 Jhonny Peralta R OBP: 0.355, SLG: 0.474 34 Harold Castro L OBP: 0.355, SLG: 0.474 (8.6)	G6-3		HR					BB		4	1	2	3	0	1	2	
24 Miguel Cabrera R OBP: 0.500, SLG: 0.615 65 Audy Ciriaco R OBP: 0.375, SLG: 0.500 (8.5)	F8		BB					G4-3		3	1	0	0	1	0	3	
25 Ryan Raburn R OBP: 0.345, SLG: 0.735 19 Niuman Romero S OBP: 0.345, SLG: 0.735 (8.4)	P3		BB					F8		3	0	1	0	1	0	1	
21 Delmon Young R OBP: 0.373, SLG: 0.714 40 Patrick Smith L OBP: 0.373, SLG: 0.714 (8.7)			BB					G5-3		4	0	1	0	0	0	3	
13 Alex Avila L OBP: 0.305, SLG: 0.308 50 Zach Maggard R OBP: 0.305, SLG: 0.308 (8.2)			BB					G1-3		4	0	1	1	0	2	2	
24 Tyler Collins L OBP: 0.556, SLG: 0.857 (1.10)			BB					K		3	0	2	0	1	1	0	
44 Jordan Lennerton L OBP: 0.250, SLG: 0.143 (1.3)			BB					G6-3		4	0	1	0	0	0	1	
26 Michael Rockett R OBP: 0.333, SLG: 0.333 (1.9)			BB					K		4	1	2	0	0	2	2	
Inning Stats	R: 0 E: 0 K: 0 S: 3	H: 2 LOB: 2 BB: 1 P: 12	R: 3 E: 0 K: 0 S: 6	H: 5 LOB: 2 BB: 1 P: 12	R: 0 E: 0 K: 2 S: 8	H: 1 LOB: 1 BB: 0 P: 8	R: 0 E: 0 K: 1 S: 5	H: 0 LOB: 2 BB: 1 P: 9	R: 0 E: 0 K: 2 S: 7	H: 0 LOB: 0 BB: 0 P: 3	R: 0 E: 0 K: 2 S: 7	H: 0 LOB: 0 BB: 0 P: 7	1B: 9 2B: 1 3B: 0 HR: 1	SF: 0 SAC: 0 DP: 2 HBP: 0	WP: 1 PB: 0 SB: 1 CS: 1	PA: 36	
PITCHER	IP WLS BF H R ER SO BB IBB HBP BLK WP HR S P ERA WHIP																
51 Wandy Rodriguez L ERA: 7.29 (1.1)	5.0 L 24 8 3 3 0 4 0 0 0 0 0 0 30 48 5.40 2.400																
55 Rhiner Cruz R ERA: 6.75 (6.1)	1.0 6 3 1 1 0 1 0 0 0 0 0 0 5 9 9.00 4.000																
59 Wilton Lopez R ERA: 1.0 (7.1)	2.0 6 0 0 0 2 0 0 0 0 0 0 0 10 10 0.00 0.000																

Houston Astros @ Detroit Tigers
 Joker Marchant Stadium, Lakeland, FL
 Sun Apr 01 2012, 1:07 PM - 3:32 PM EDT
 Att: 6,392 - Partly Cloudy - 81 F

AB 31
 R 4
 H 11
 RBI 4
 BB 5
 SO 7
 LOB 15



Batter	1	2	3	4	5	6	7	8	9	AB	R	H	RBI	BB	SO	LOB	TOP					
11 Rajai Davis, R OBP: 0.360, SLG: 0.279 81 Jonathan Jones, R OBP: 1.000, SLG: 2.000	G4-3		BB						G4-3	1	0	0	1	1	0	0	Toronto Blue Jays @ Detroit Tigers Joker Marchant Stadium, Lakeland, FL Mon Apr 02 2012, 1:09 PM - 3:54 PM EDT Att: 9,476 - Partly Cloudy - 72 F					
17 Omar Vizquel, S OBP: 0.432, SLG: 0.556 85 Shane Oplitz, L	P4		K				F9		G4-3	3	1	1	2	0	1	1						
8 Ben Francisco, R OBP: 0.216, SLG: 0.200 Michael Crouse, R OBP: 0.375, SLG: 0.167	F9								G4-3	3	0	1	0	0	0	0						
26 Adam Lind, L OBP: 0.383, SLG: 0.550 79 Jon Talley, L	G4-3								G4-3	3	0	0	0	0	1	1						
14 Eric Thames, L OBP: 0.382, SLG: 0.516 81 Jake Marisnick, R OBP: 0.182, SLG: 0.455	F8								K	2	0	0	0	0	1	0						
6 Jeff Mathis, R OBP: 0.281, SLG: 0.175 67 Sean Ochinco, R	E5								K	2	0	0	0	0	1	0						
1 Luis Valbuena, L OBP: 0.349, SLG: 0.349 18 Ryan Schimpf, L	F8								K	2	0	0	0	0	2	2						
Marcus Knecht, R OBP: 0.500, SLG: 1.000 Dalton Pompey, S									K	2	2	1	0	1	1	0						
82 Kevin Ahrens, R OBP: 0.333, SLG: 0.333 78 Kevin Nolan, R OBP: 1.000, SLG: 1.000	F8								E6	3	1	1	1	0	1	0						
Inning Stats	R: 0 E: 0 K: 0 S: 3	H: 0 LOB: 0 BB: 0 P: 4	R: 0 E: 0 K: 0 S: 4	H: 0 LOB: 1 BB: 0 P: 4	R: 0 E: 0 K: 2 S: 7	H: 0 LOB: 1 BB: 1 P: 11	R: 0 E: 0 K: 1 S: 5	H: 1 LOB: 0 BB: 0 P: 5	R: 4 E: 0 K: 0 S: 6	H: 3 LOB: 0 BB: 1 P: 10	R: 0 E: 0 K: 2 S: 7	H: 0 LOB: 1 BB: 0 P: 7	R: 1 E: 0 K: 1 S: 7	H: 2 LOB: 1 BB: 0 P: 8	R: 0 E: 0 K: 2 S: 8	H: 1 LOB: 1 BB: 0 P: 9		R: 3 E: 1 K: 2 S: 9	H: 2 LOB: 1 BB: 2 P: 18	1B: 6 2B: 0 3B: 1 HR: 2	SF: 1 SAC: 0 DP: 1 HBP: 0	WP: 0 PB: 0 SB: 0 CS: 0
PITCHER	IP	WLS	BF	H	R	ER	SO	BB	IBB	HBP	BLK	WP	HR	S	P	ERA	WHIP					
80 Drew Smyly, L ERA: 4.0	5.1	W	22	4	4	4	4	2	0	0	0	0	1	28	37	6.75	1.125					
40 Phil Coke, L ERA: 3.68	0.2		2	0	0	0	1	0	0	0	0	0	0	4	4	0.00	0.000					
20 Octavio Dotel, R ERA: 1.64	1.0		5	2	1	1	1	0	0	0	0	0	1	7	8	9.00	2.000					
31 Collin Balester, R ERA: 2.63	1.2		10	3	3	3	3	2	0	0	0	0	0	14	23	16.20	3.000					
55 Daniel Schlereth, L ERA: 1.54	0.1	S	1	0	0	0	1	0	0	0	0	0	0	3	4	0.00	0.000					

AB	35
R	8
H	9
RBI	8
BB	4
SO	10
LOB	10



Batter	1	2	3	4	5	6	7	8	9	AB	R	H	RBI	BB	SO	LOB	BOTTOM				
14 Austin Jackson, R OBP: 0.372, SLG: 0.418 36 Clete Thomas, L OBP: 0.231, SLG: 0.410	F9		K						L6	4	1	2	1	0	1	1	Toronto Blue Jays @ Detroit Tigers Joker Marchant Stadium, Lakeland, FL Mon Apr 02 2012, 1:09 PM - 3:54 PM EDT Att: 9,476 - Partly Cloudy - 72 F				
26 Brennan Boesch, L OBP: 0.315, SLG: 0.623 24 Tyler Collins, L OBP: 0.600, SLG: 0.875										4	2	3	2	0	0	1					
24 Miguel Cabrera, R OBP: 0.460, SLG: 0.581 29 Danny Worth, R OBP: 0.391, SLG: 0.513										4	1	1	0	0	0	4					
28 Prince Fielder, L OBP: 0.344, SLG: 0.526 32 Don Kelly, L OBP: 0.375, SLG: 0.444										4	2	1	3	0	0	1					
21 Delmon Young, R OBP: 0.397, SLG: 0.783 12 Andy Dirks, L OBP: 0.475, SLG: 0.481										4	1	3	2	0	0	0					
25 Ryan Raburn, R OBP: 0.333, SLG: 0.679										4	0	0	0	1	0	3					
27 Jhonny Peralta, R OBP: 0.333, SLG: 0.443 29 Dixon Machado, R OBP: 0.417, SLG: 0.583										4	0	0	0	0	1	3					
13 Alex Avila, L OBP: 0.323, SLG: 0.327 9 Gerald Laird, R OBP: 0.314, SLG: 0.313										3	1	2	0	0	0	0					
39 Ramon Santiago, S OBP: 0.321, SLG: 0.391 67 David Gonzalez, S										4	1	1	0	0	1	3					
Inning Stats	R: 2 E: 1 K: 0 S: 6	H: 2 LOB: 1 BB: 0 P: 6	R: 7 E: 0 K: 0 S: 11	H: 7 LOB: 0 BB: 1 P: 17	R: 0 E: 0 K: 1 S: 7	H: 2 LOB: 2 BB: 0 P: 7	R: 0 E: 0 K: 0 S: 3	H: 0 LOB: 0 BB: 0 P: 3	R: 0 E: 0 K: 0 S: 3	H: 0 LOB: 0 BB: 0 P: 3	R: 0 E: 1 K: 0 S: 4	H: 1 LOB: 1 BB: 0 P: 5	R: 0 E: 0 K: 2 S: 8	H: 1 LOB: 2 BB: 1 P: 13	R: 2 E: 0 K: 1 S: 8	H: 3 LOB: 1 BB: 0 P: 8		1B: 11 2B: 3 3B: 0 HR: 2	SF: 0 SAC: 0 DP: 1 HBP: 0	WP: 0 PB: 0 SB: 3 CS: 0	PA: 42
PITCHER	IP	WLS	BF	H	R	ER	SO	BB	IBB	HBP	BLK	WP	HR	S	P	ERA	WHIP				
27 Brett Cecil, L ERA: 6.48	4.0	L	24	11	9	7	1	1	0	0	0	0	2	27	33	15.75	3.000				
47 Luis Perez, L ERA: 0.59	2.0		7	1	0	0	0	0	0	0	0	0	0	7	8	0.00	0.500				
Danny Barnes, R ERA:	1.0		5	1	0	0	2	1	0	0	0	0	0	8	13	0.00	2.000				
50 Dustin Antolin, R ERA: 18.0	1.0		6	3	2	2	1	0	0	0	0	0	0	8	8	18.00	3.000				



Batter	1	2	3	4	5	6	7	8	9	AB	R	H	RBI	BB	SO	LOB	TOP			
14 Austin Jackson, R OBP: 0.354, SLG: 0.400 36 Clete Thomas, L OBP: 0.227, SLG: 0.403	F9	G5-3		F9		SF8		FC1-2 24 E 24 FC4		3	0	0	1	0	0	1	Detroit Tigers @ Toronto Blue Jays Florida Auto Exchange Stadium, Dunedin, FL Tue Apr 03 2012, 12:12 PM - 3:15 PM EDT Att: 5,171 - Sunny - 77 F			
26 Brennan Boesch, L OBP: 0.312, SLG: 0.616 24 Tyler Collins, L OBP: 0.545, SLG: 0.778		G5-3		G6-3		F8		FC4 29 G5-4-3		4	1	1	0	0	0	3				
24 Miguel Cabrera, R OBP: 0.491, SLG: 0.652 29 Danny Worth, R OBP: 0.396, SLG: 0.585					G5-3			G5-4-3		3	1	2	2	0	0	0				
28 Prince Fielder, L OBP: 0.358, SLG: 0.525 32 Don Kelly, L OBP: 0.377, SLG: 0.446							L6			2	0	1	0	1	0	1				
21 Delmon Young, R OBP: 0.394, SLG: 0.762 43 Daniel Fields, L OBP: 0.444, SLG: 0.500										2	1	1	0	0	0	0				
13 Alex Avila, L OBP: 0.323, SLG: 0.316 9 Gerald Laird, R OBP: 0.351, SLG: 0.333										3	0	1	0	0	0	2				
27 Jhonny Peralta, R OBP: 0.333, SLG: 0.439 29 Dixon Machado, R OBP: 0.357, SLG: 0.500										2	1	1	1	1	0	0				
12 Andy Dirks, L OBP: 0.485, SLG: 0.518										2	0	0	0	1	1	3				
25 Ryan Raburn, R OBP: 0.333, SLG: 0.661 25 Corey Jones, L OBP: 0.286, SLG: 0.286										2	0	0	0	1	0	0				
										2	1	0	0	0	1	2				
Inning Stats	R: 2 E: 0 K: 0 S: 7	H: 4 LOB: 2 BB: 0 P: 7	R: 1 ER: 0 K: 0 S: 4	H: 1 LOB: 0 BB: 0 P: 4	R: 0 ER: 0 K: 0 S: 5	H: 2 LOB: 2 BB: 1 P: 9	R: 0 ER: 0 K: 0 S: 4	H: 1 LOB: 1 BB: 1 P: 9	R: 0 ER: 1 K: 0 S: 5	H: 0 LOB: 2 BB: 1 P: 8	R: 1 ER: 0 K: 1 S: 7	H: 1 LOB: 1 BB: 1 P: 12	R: 1 ER: 2 K: 0 S: 5	H: 1 LOB: 1 BB: 0 P: 5	R: 2 ER: 0 K: 0 S: 5	H: 3 LOB: 0 BB: 0 P: 5	1B: 8 2B: 1 3B: 2 HR: 2	SF: 1 SAC: 0 DP: 2 HBP: 0	WP: 0 PB: 0 SB: 1 CS: 0	PA: 44
PITCHER	IP WLS BF H R ER SO BB IBB HBP BLK WP HR S P ERA WHIP																			
37 Henderson Alvarez III, R ERA: 3.0	4.0 W 20 8 3 3 0 1 0 0 0 0 1 20 24 6.75 2.250																			
4 Kyle Drabek, R ERA: 3.72	5.0 S 24 5 5 3 2 3 0 0 0 0 0 1 26 39 5.40 1.600																			

AB	39
R	8
H	13
RBI	8
BB	4
SO	2
LOB	22



Batter	1	2	3	4	5	6	7	8	9	AB	R	H	RBI	BB	SO	LOB	BOTTOM			
5 Yuliel Escobar, R OBP: 0.308, SLG: 0.305 17 Omar Vizquel, S OBP: 0.410, SLG: 0.526		G5-3		K	F8		G6-3			3	1	1	0	0	1	2	Detroit Tigers @ Toronto Blue Jays Florida Auto Exchange Stadium, Dunedin, FL Tue Apr 03 2012, 12:12 PM - 3:15 PM EDT Att: 5,171 - Sunny - 77 F			
85 Shane Opitz, L										2	0	0	0	0	0	4				
2 Kelly Johnson, L OBP: 0.381, SLG: 0.446 18 Ryan Schimpf, L OBP: 1.000, SLG: 4.000										2	0	1	1	1	0	1				
13 Brett Lawrie, R OBP: 0.535, SLG: 0.810 82 Kevin Ahrens, R OBP: 0.400, SLG: 1.000										3	0	1	0	0	1	2				
26 Adam Lind, L OBP: 0.400, SLG: 0.581 79 Jon Talley, L										2	1	1	2	0	0	1				
10 Edwin Encarnación, R OBP: 0.343, SLG: 0.581 81 Jonathan Jones, R OBP: 0.750, SLG: 1.250										3	0	0	0	0	0	2				
14 Eric Thames, L OBP: 0.408, SLG: 0.578 Dalton Pompey, S										2	2	2	1	1	0	0				
9 J.P. Arencibia, R OBP: 0.259, SLG: 0.528 6 Jeff Mathis, R OBP: 0.265, SLG: 0.186										2	1	1	0	0	0	0				
28 Colby Rasmus, L OBP: 0.274, SLG: 0.241 81 Jake Marisnick, R OBP: 0.154, SLG: 0.385										3	1	1	0	0	1	2				
11 Rajai Davis, R OBP: 0.377, SLG: 0.289 Michael Crouse, R OBP: 0.444, SLG: 0.429										2	0	1	1	1	0	1				
										1	2	1	0	0	0	0				
Inning Stats	R: 1 E: 0 K: 1 S: 7	H: 2 LOB: 1 BB: 0 P: 8	R: 3 ER: 1 K: 1 S: 9	H: 4 LOB: 2 BB: 1 P: 13	R: 1 ER: 0 K: 1 S: 7	H: 1 LOB: 0 BB: 0 P: 8	R: 0 ER: 0 K: 1 S: 5	H: 1 LOB: 1 BB: 1 P: 9	R: 0 ER: 0 K: 0 S: 9	H: 5 LOB: 1 BB: 2 P: 25	R: 0 ER: 1 K: 1 S: 6	H: 0 LOB: 1 BB: 0 P: 6	R: 1 ER: 0 K: 0 S: 4	H: 1 LOB: 1 BB: 0 P: 5	R: 0 ER: 0 K: 2 S: 8	H: 1 LOB: 1 BB: 0 P: 8	1B: 8 2B: 4 3B: 0 HR: 3	SF: 0 SAC: 0 DP: 0 HBP: 1	WP: 1 PB: 0 SB: 0 CS: 1	PA: 44
PITCHER	IP WLS BF H R ER SO BB IBB HBP BLK WP HR S P ERA WHIP																			
37 Max Scherzer, R ERA: 5.76	4.1 L 26 11 9 7 4 0 3 0 0 0 0 0 0 4 14.54 3.231																			
49 Luis Marte, R ERA: 2.77	0.0 1 0 0 0 0 1 0 0 0 0 0 0 0 4 0.00 0.000																			
29 Zach Samuels, R ERA: 18.0	1.0 6 2 3 3 1 0 0 0 0 0 0 2 9 14 27.00 2.000																			
47 Matt Crouse, L ERA: 3.38	1.2 7 1 1 1 0 0 0 0 1 0 0 0 6 7 5.40 0.600																			
29 Patrick Cooper, R ERA:	1.0 4 1 0 0 2 0 0 0 0 0 0 0 8 8 0.00 1.000																			

AB	39
R	13
H	15
RBI	12
BB	4
SO	7
LOB	22



Batter	1	2	3	4	5	6	7	8	9	AB	R	H	RBI	BB	SO	LOB	TOP								
2 Jacoby Ellsbury, L (1,8)										4	0	0	0	0	0	0									
15 Dustin Pedroia, R (1,4) OBP: 0.250, SLG: 0.500										4	1	1	0	0	0	0									
28 Adrián González, L (1,3) 54 Darnell McDonald, R (9, PR) 5 Nick Punto, S (9,5)										3	0	1	0	1	1	0									
34 David Ortiz, L (1,10) OBP: 0.250, SLG: 0.667										3	0	1	1	0	1	2									
20 Kevin Youkilis, R (1,5) (9,3)										4	0	0	0	0	2	2									
12 Ryan Sweeney, L (1,9) OBP: 0.250, SLG: 1.000										4	0	2	1	0	1	1									
7 Cody Ross, R (1,7)										4	0	0	0	0	1	4									
39 Jarrod Saltalamacchia, R (1,2)										3	0	0	0	0	1	1									
3 Mike Aviles, R (1,6)										3	0	0	0	0	1	0									
Inning Stats	R: 0 E: 0 K: 0 S: 6	H: 0 LOB: 0 BB: 0 P: 9	R: 0 E: 0 K: 1 S: 12	H: 1 LOB: 1 BB: 0 P: 20	R: 0 E: 0 K: 2 S: 8	H: 0 LOB: 0 BB: 0 P: 14	R: 0 E: 0 K: 1 S: 6	H: 0 LOB: 0 BB: 0 P: 9	R: 0 E: 0 K: 1 S: 9	H: 1 LOB: 1 BB: 0 P: 15	R: 0 E: 0 K: 1 S: 12	H: 0 LOB: 0 BB: 1 P: 16	R: 0 E: 0 K: 2 S: 7	H: 0 LOB: 0 BB: 0 P: 12	R: 0 E: 0 K: 0 S: 6	H: 0 LOB: 0 BB: 0 P: 10	R: 2 E: 0 K: 1 S: 16	H: 3 LOB: 2 BB: 0 P: 22	1B: 2 2B: 2 3B: 1 HR: 0	SF: 1 SAC: 0 DP: 0 HBP: 0	WP: 0 PB: 0 SB: 1 CS: 0	PA: 34			
PITCHER	IP	WLS	BF	H	R	ER	SO	BB	IBB	HBP	BLK	WP	HR	S	P	ERA	WHIP								
35 Justin Verlander, R (1,1) ERA: 1.29	8.0		28	2	0	0	7	1	0	0	0	0	0	66	105	0.00	0.375								
46 Jose Valverde, R (9,1) ERA: 18.0	1.0	W	6	3	2	2	1	0	0	0	0	0	0	16	22	18.00	3.000								

Boston Red Sox @ Detroit Tigers
Comerica Park, Detroit, MI
Thu Apr 05 2012, 1:11 PM - 4:17 PM EDT
Att: 45,027 - Cloudy - 43 F

AB 32
R 2
H 5
RBI 2
BB 1
SO 8
LOB 10



Batter	1	2	3	4	5	6	7	8	9	AB	R	H	RBI	BB	SO	LOB	BOTTOM								
14 Austin Jackson, R (1,8) OBP: 0.600, SLG: 1.000										5	1	3	1	0	0	3									
26 Brennan Boesch, L (1,9) 32 Don Kelly, L (9,9)										4	0	0	0	0	0	0									
24 Miguel Cabrera, R (1,5)										1	0	0	0	3	0	0									
28 Prince Fielder, L (1,3) OBP: 0.250, SLG: 0.333										3	0	1	1	0	1	2									
21 Delmon Young, R (1,7) 36 Clete Thomas, L (9,7)										4	0	0	0	0	0	0									
25 Ryan Raburn, R (1,10) OBP: 0.250, SLG: 0.250										4	0	1	0	0	1	0									
27 Jhonny Peralta, R (1,6) 29 Danny Worth, R (9, PR)										3	1	3	0	1	0	0									
13 Alex Avila, L (1,2) OBP: 0.250, SLG: 0.750										4	0	2	1	0	1	3									
39 Ramon Santiago, S (1,4)										3	0	0	0	0	1	4									
Inning Stats	R: 0 E: 0 K: 0 S: 4	H: 1 LOB: 0 BB: 0 P: 5	R: 0 E: 0 K: 1 S: 8	H: 1 LOB: 0 BB: 0 P: 13	R: 0 E: 0 K: 1 S: 7	H: 0 LOB: 1 BB: 1 P: 13	R: 0 E: 0 K: 1 S: 13	H: 1 LOB: 2 BB: 1 P: 22	R: 0 E: 0 K: 0 S: 6	H: 0 LOB: 0 BB: 1 P: 11	R: 1 E: 0 K: 1 S: 13	H: 2 LOB: 1 BB: 0 P: 20	R: 1 E: 0 K: 0 S: 9	H: 1 LOB: 1 BB: 1 P: 15	R: 1 E: 0 K: 0 S: 11	H: 3 LOB: 3 BB: 0 P: 17	1B: 7 2B: 2 3B: 1 HR: 0	SF: 1 SAC: 0 DP: 3 HBP: 1	WP: 0 PB: 0 SB: 0 CS: 0	PA: 37					
PITCHER	IP	WLS	BF	H	R	ER	SO	BB	IBB	HBP	BLK	WP	HR	S	P	ERA	WHIP								
31 Jon Lester, L (1,1) ERA: 1.29	7.0		27	6	1	1	4	3	0	0	0	0	0	63	107	1.29	1.286								
44 Vicente Padilla, R (8,1) ERA: 27.0	0.1		3	1	1	1	0	0	1	0	0	0	0	4	9	27.00	3.000								
46 Franklin Morales, L (8,1) ERA: 27.0	0.2		2	0	0	0	0	0	0	0	0	0	0	5	6	0.00	0.000								
37 Mark Melancon, R (9,1) ERA: 27.0	0.1	L	3	2	1	1	0	0	0	0	0	0	0	8	10	27.00	6.000								
91 Alfredo Aceves, R (9,1) ERA: 27.0	0.0		2	1	0	0	0	0	0	1	0	0	0	3	7	"	"								

Boston Red Sox @ Detroit Tigers
Comerica Park, Detroit, MI
Thu Apr 05 2012, 1:11 PM - 4:17 PM EDT
Att: 45,027 - Cloudy - 43 F

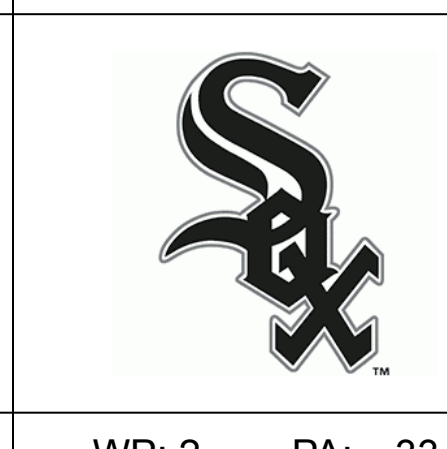
AB 31
R 3
H 10
RBI 3
BB 4
SO 4
LOB 17

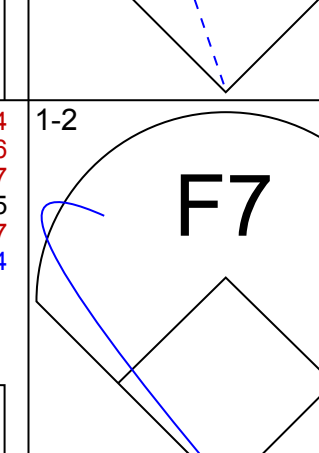
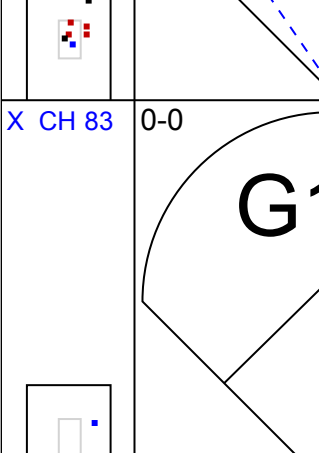

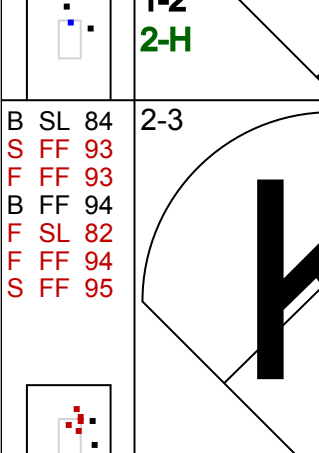



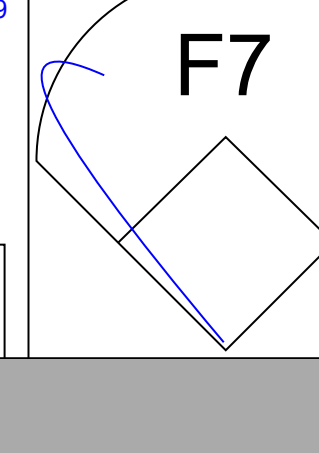
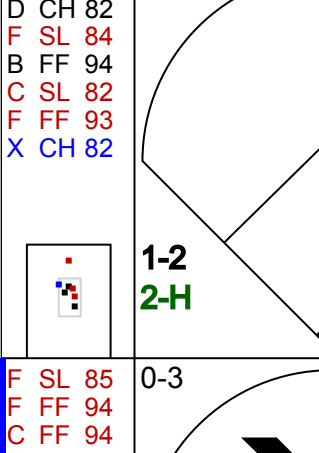




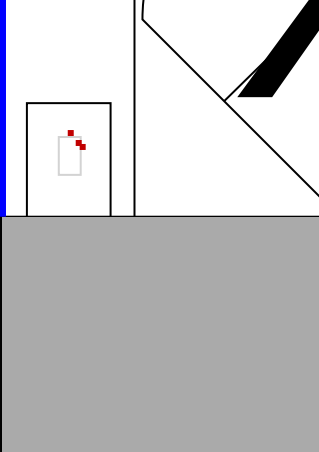
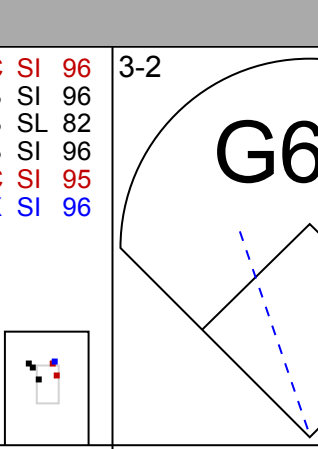
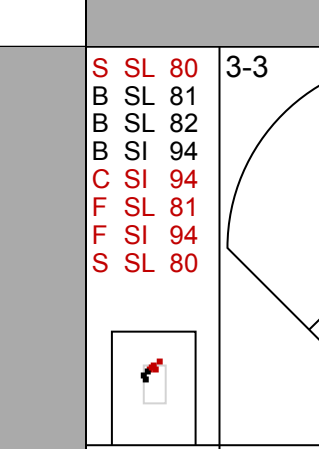
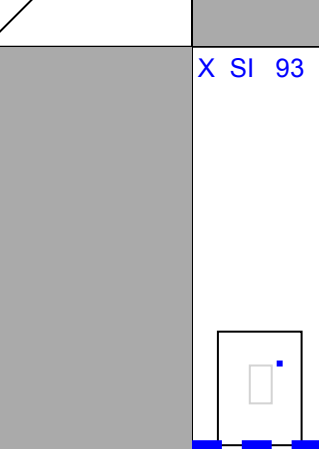
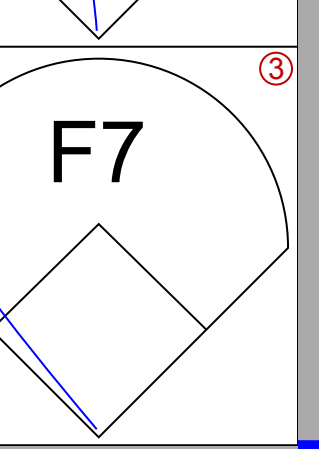
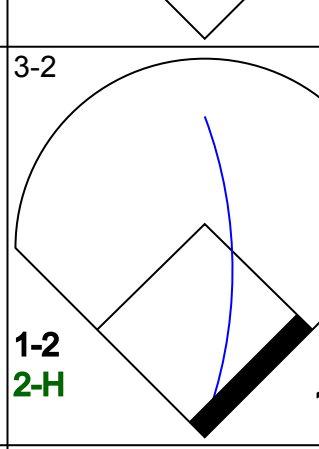
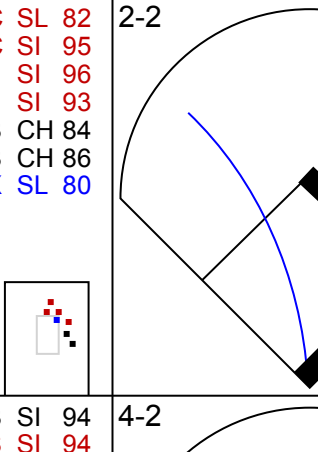
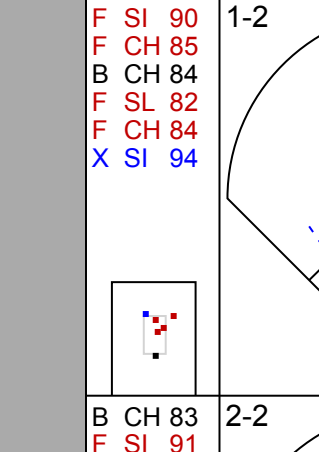
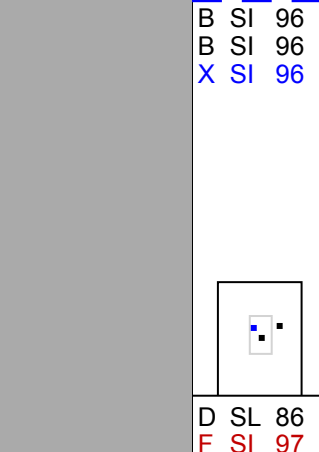
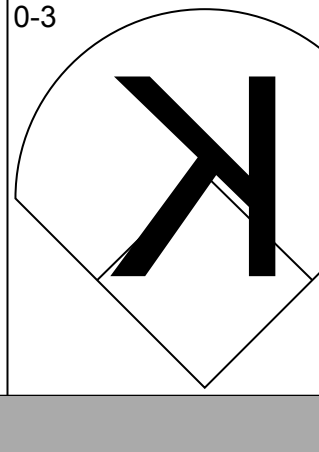
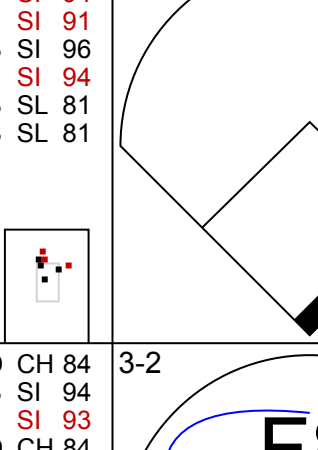
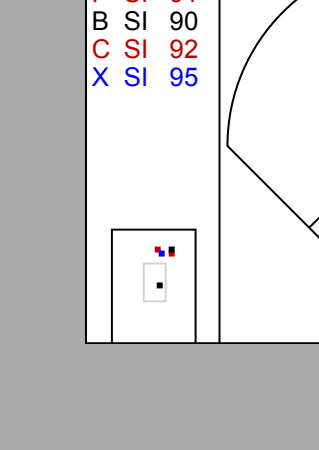
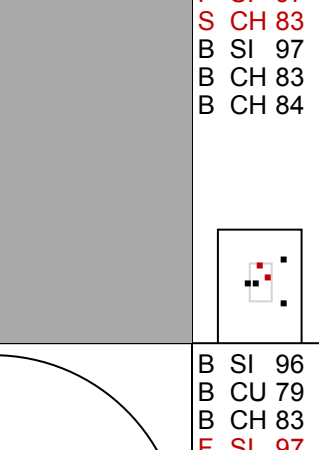

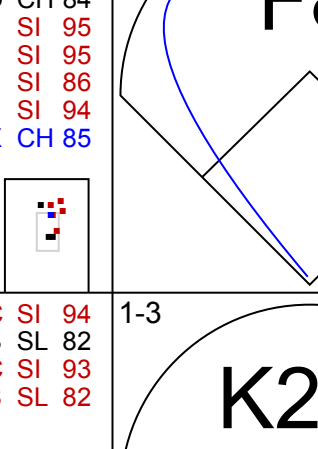

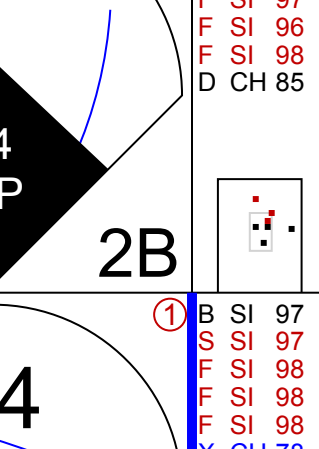

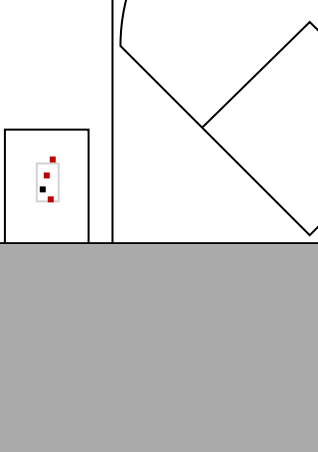
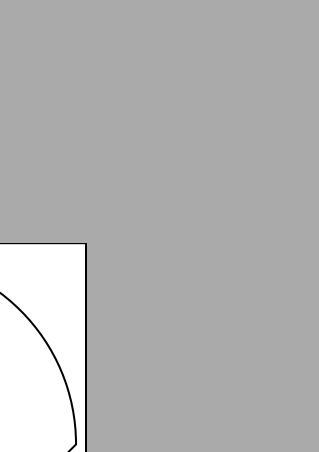
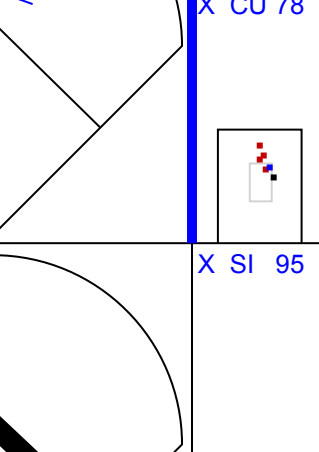

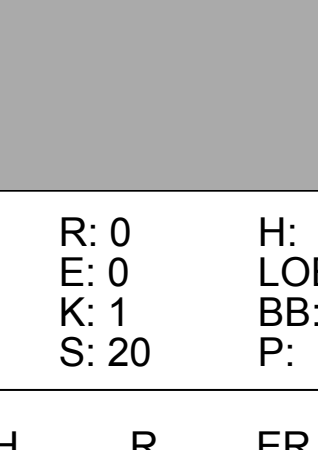
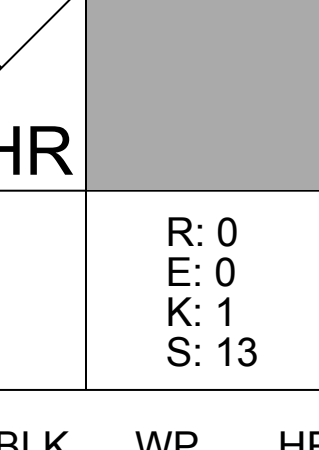
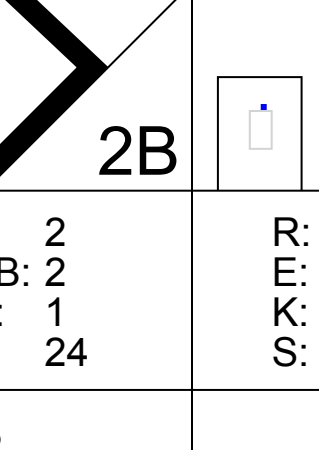
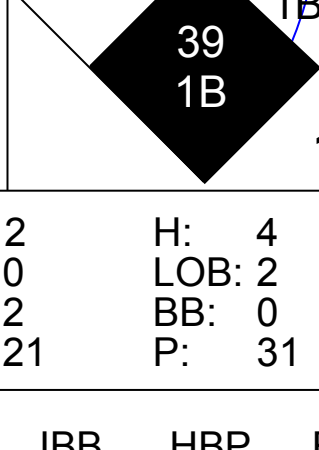


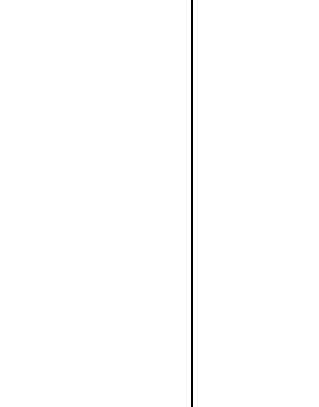

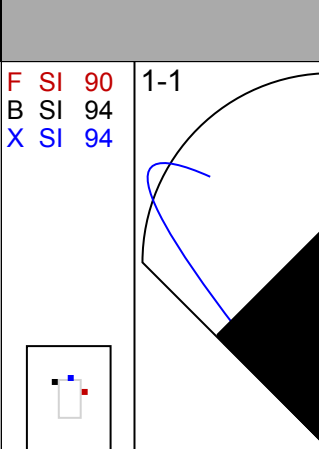
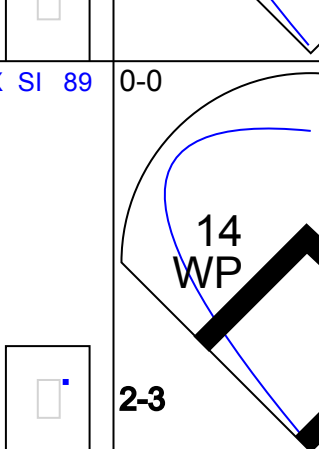
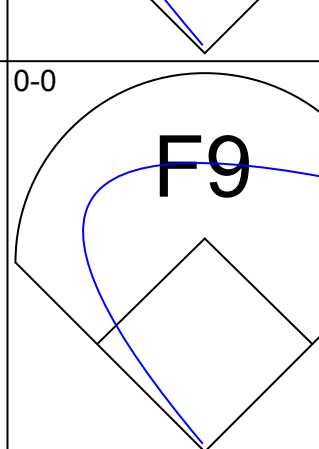
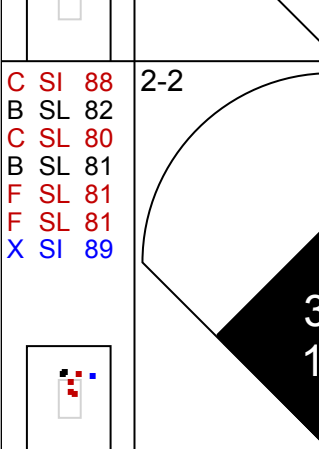


Batter	1	2	3	4	5	6	7	8	9	AB	R	H	RBI	BB	SO	LOB	TOP					
14 Austin Jackson, R OBP: 0.500, SLG: 0.654										3	0	0	0	1	2	0	Detroit Tigers @ Chicago White Sox U.S. Cellular Field, Chicago, IL Fri Apr 13 2012, 2:11 PM - 5:04 PM EDT Att: 38,676 - Partly Cloudy - 64 F					
26 Brennan Boesch, L OBP: 0.258, SLG: 0.258										4	0	2	0	0	1	0						
24 Miguel Cabrera, R OBP: 0.452, SLG: 0.750										3	1	0	0	1	0	3						
28 Prince Fielder, L OBP: 0.400, SLG: 0.577										4	0	1	0	0	0	2						
21 Delmon Young, R OBP: 0.308, SLG: 0.417										3	1	1	2	0	2	1						
13 Alex Avila, L OBP: 0.440, SLG: 0.773										4	0	1	0	0	2	2						
27 Jhonny Peralta, R OBP: 0.310, SLG: 0.407										4	0	1	0	0	3	1						
12 Andy Dirks, L OBP: 0.333, SLG: 0.500										3	0	0	0	0	0	2						
25 Ryan Raburn, R OBP: 0.130, SLG: 0.091										3	0	0	0	0	0	0						
Inning Stats	R: 0 E: 0 K: 2 S: 7	H: 0 LOB: 0 BB: 0 P: 10	R: 0 E: 0 K: 2 S: 9	H: 0 LOB: 0 BB: 0 P: 13	R: 0 E: 0 K: 1 S: 7	H: 0 LOB: 0 BB: 0 P: 13	R: 0 E: 0 K: 0 S: 9	H: 1 LOB: 1 BB: 0 P: 14	R: 0 E: 0 K: 2 S: 8	H: 0 LOB: 0 BB: 0 P: 14	R: 0 E: 0 K: 1 S: 8	H: 0 LOB: 0 BB: 0 P: 12	R: 2 E: 0 K: 0 S: 17	H: 3 LOB: 2 BB: 1 P: 27	R: 0 E: 0 K: 0 S: 5	H: 1 LOB: 1 BB: 0 P: 11	R: 0 E: 0 K: 2 S: 9	H: 1 LOB: 1 BB: 0 P: 15	1B: 4 2B: 1 3B: 0 HR: 1	SF: 0 SAC: 0 DP: 1 HBP: 1	WP: 1 PB: 0 SB: 0 CS: 1	PA: 34
PITCHER	IP WLS BF H R ER SO BB IBB HBP BLK WP HR S P ERA WHIP																					
44 Jake Peavy, R ERA: 3.55	6.2 W 23 2 2 2 8 1 0 1 0 0 1 59 94 2.70 0.450																					
77 Will Ohman, L ERA: 9.0	0.0 1 1 0 0 0 0 0 0 0 0 0 0 1 1 ∞ ∞																					
43 Addison Reed, R ERA:	0.2 H 4 1 0 0 0 1 0 0 0 0 0 0 7 15 0.00 3.000																					
37 Matt Thornton, L ERA:	0.2 H 2 1 0 0 0 0 0 0 0 0 0 0 3 4 0.00 1.500																					
53 Héctor Santiago, L ERA: 3.0	1.0 S 4 1 0 0 2 0 0 0 0 1 1 0 9 15 0.00 1.000																					

Batter	1	2	3	4	5	6	7	8	9	AB	R	H	RBI	BB	SO	LOB	BOTTOM			
30 Alejandro De Aza, L OBP: 0.289, SLG: 0.520										3	2	0	0	1	1	0	Detroit Tigers @ Chicago White Sox U.S. Cellular Field, Chicago, IL Fri Apr 13 2012, 2:11 PM - 5:04 PM EDT Att: 38,676 - Partly Cloudy - 64 F			
22 Brent Morel, R OBP: 0.150, SLG: 0.105										3	1	1	1	0	1	0				
44 Adam Dunn, L OBP: 0.308, SLG: 0.318										4	0	0	0	0	4	2				
14 Paul Konerko, R OBP: 0.500, SLG: 0.565										3	1	1	1	1	2	0				
12 A.J. Pierzynski, L OBP: 0.286, SLG: 0.700										4	0	1	1	0	0	2				
51 Alex Rios, R OBP: 0.300, SLG: 0.412										4	0	1	0	0	2	2				
10 Alexei Ramirez, R OBP: 0.217, SLG: 0.217										3	0	1	0	0	0	0				
24 Dayan Viciedo, R OBP: 0.316, SLG: 0.556										3	1	1	1	0	2	2				
18 Brent Lillibridge, R ERA:										0	0	0	0	0	0	0				
15 Gordon Beckham, R OBP: 0.227, SLG: 0.250										3	0	0	0	0	3	0				
Inning Stats	R: 0 E: 0 K: 2 S: 10	H: 2 LOB: 2 BB: 0 P: 16	R: 0 E: 0 K: 2 S: 14	H: 2 LOB: 0 BB: 0 P: 22	R: 0 E: 0 K: 2 S: 8	H: 0 LOB: 0 BB: 0 P: 12	R: 0 E: 0 K: 2 S: 12	H: 0 LOB: 0 BB: 0 P: 19	R: 1 E: 0 K: 1 S: 8	H: 1 LOB: 0 BB: 0 P: 10	R: 2 E: 0 K: 2 S: 13	H: 2 LOB: 1 BB: 1 P: 21	R: 0 E: 0 K: 2 S: 10	H: 0 LOB: 0 BB: 0 P: 18	R: 2 E: 1 K: 2 S: 17	H: 1 LOB: 1 BB: 1 P: 32	1B: 3 2B: 1 3B: 1 HR: 1	SF: 0 SAC: 1 DP: 0 HBP: 0	WP: 2 PB: 0 SB: 0 CS: 0	PA: 33
PITCHER	IP WLS BF H R ER SO BB IBB HBP BLK WP HR S P ERA WHIP																			
37 Max Scherzer, R ERA: 10.38	6.0 L 24 5 3 3 11 0 0 0 0 0 0 0 10 18 4.50 1.000																			
20 Octavio Dotel, R ERA:	1.0 3 0 0 0 2 0 0 0 0 0 0 0 10 18 0.00 0.000																			
55 Daniel Schlereth, L ERA: 3.38	0.2 5 1 2 0 1 0 1 0 0 1 0 13 25 0.00 1.500																			
60 Brayan Villarreal, R ERA:	0.1 1 0 0 0 1 0 0 0 0 0 1 0 4 7 0.00 0.000																			

AB	31
R	2
H	6
RBI	2
BB	2
SO	10
LOB	11

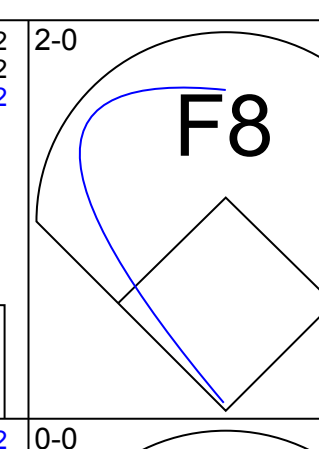
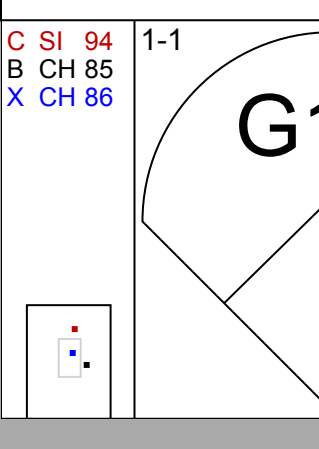
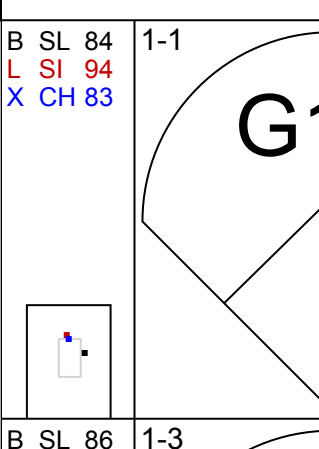

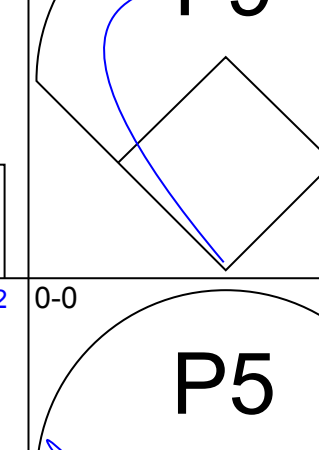
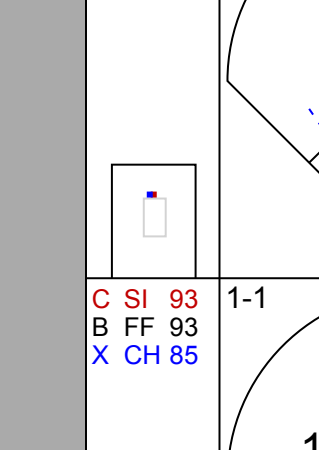
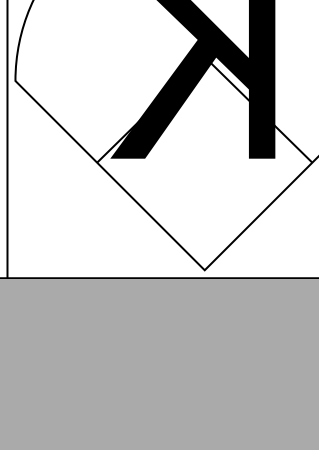
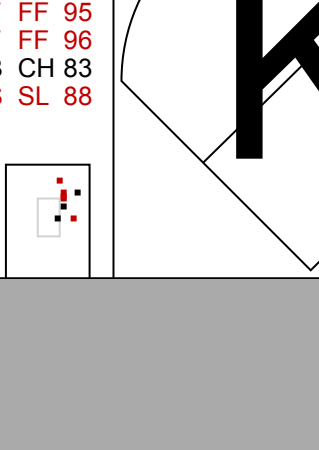
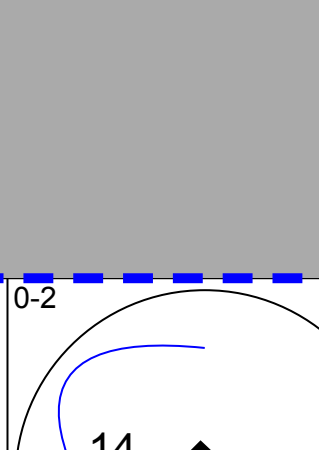
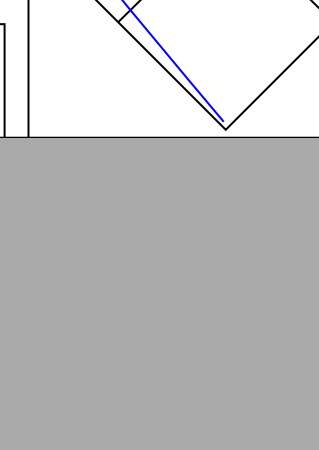
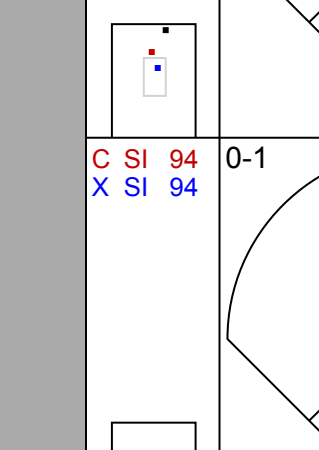

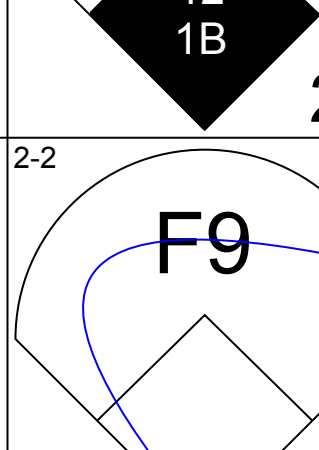
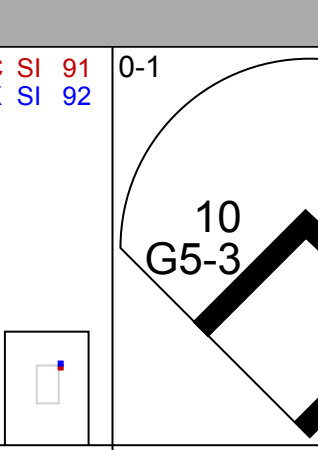
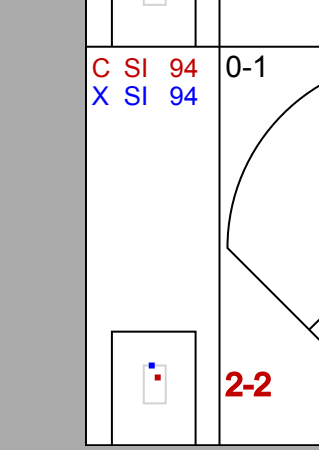

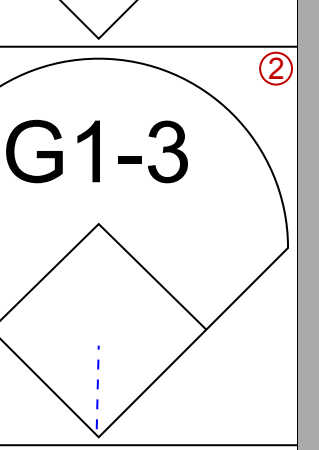
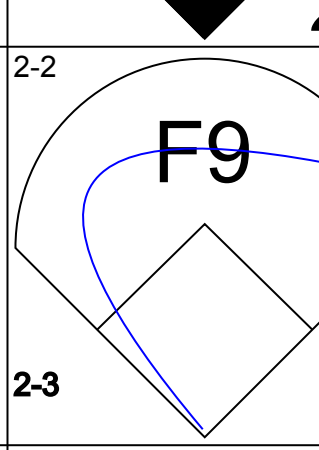
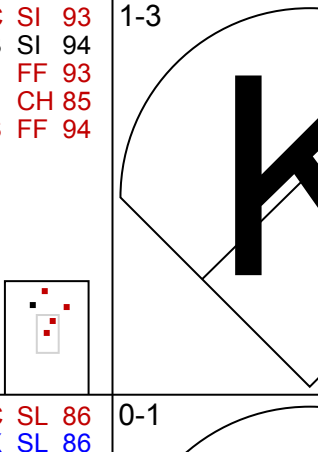


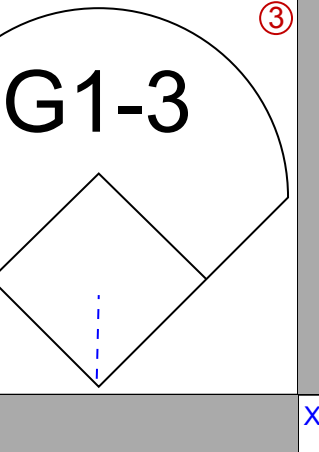
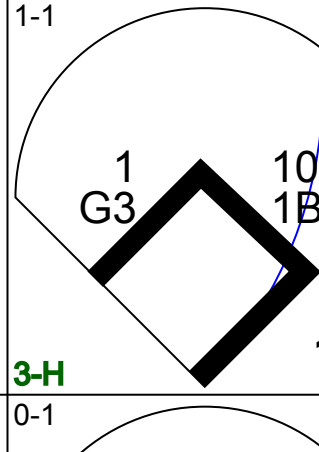
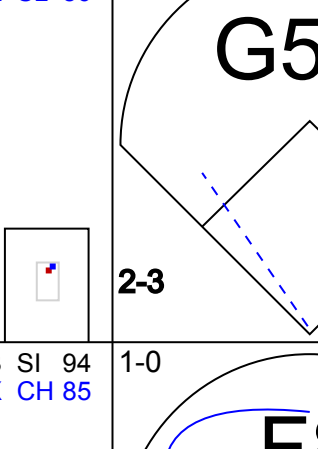

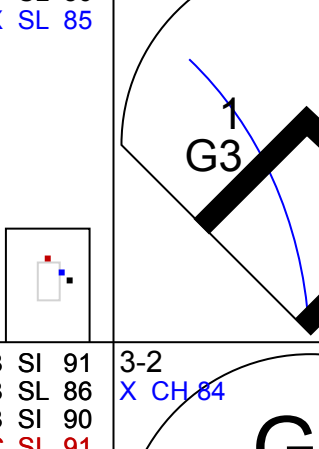

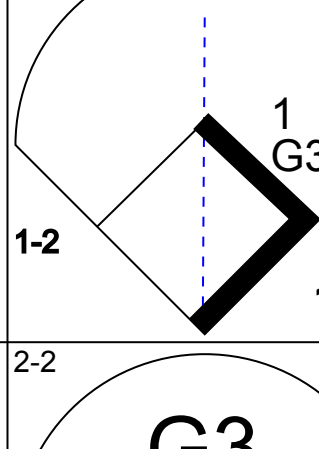
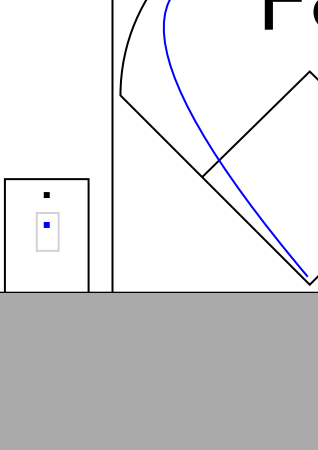
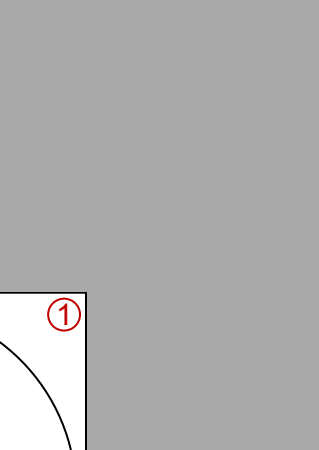
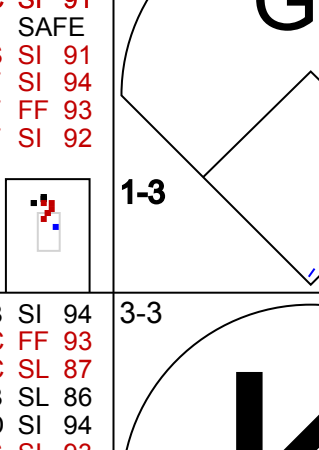

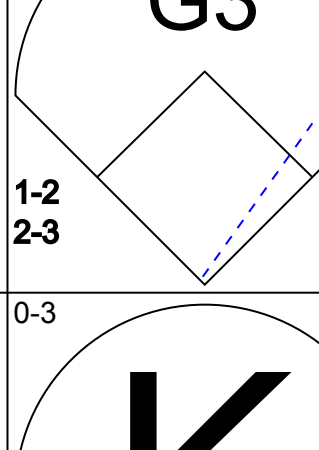
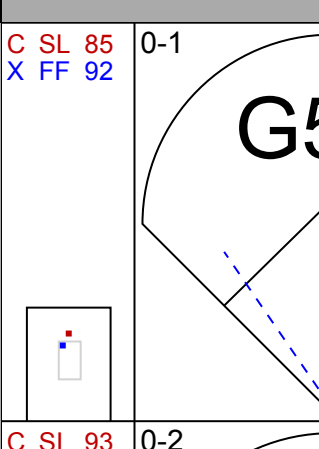
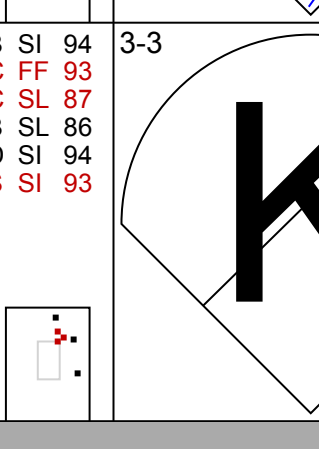

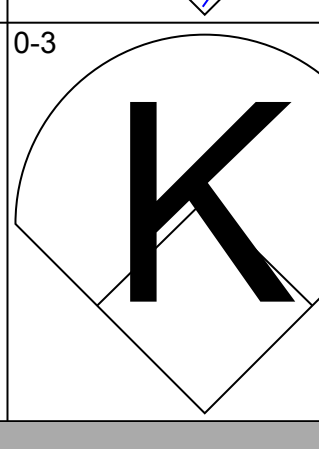

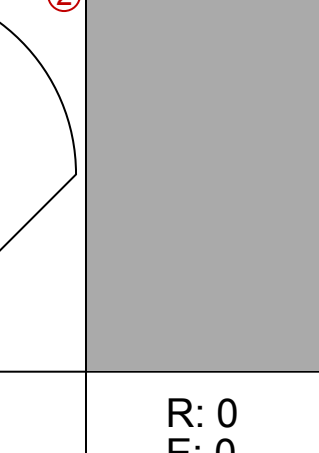





Batter	1	2	3	4	5	6	7	8	9	AB	R	H	RBI	BB	SO	LOB	TOP										
14 Austin Jackson, R OBP: 0.512, SLG: 0.647										4	1	1	0	1	2	3											
39 Ramon Santiago, S OBP: 0.167, SLG: 0.091										5	0	1	1	0	1	2											
24 Miguel Cabrera, R OBP: 0.350, SLG: 0.545										5	0	0	0	0	1	4											
28 Prince Fielder, L OBP: 0.410, SLG: 0.559										5	1	2	1	0	1	0											
21 Delmon Young, R OBP: 0.382, SLG: 0.448										4	0	2	0	0	1	0											
32 Don Kelly, L OBP: 0.250, SLG: 0.250										1	0	0	0	0	1	2											
25 Ryan Raburn, R OBP: 0.167, SLG: 0.074										2	0	0	0	2	0	0											
27 Jhonny Peralta, R OBP: 0.324, SLG: 0.394										3	1	1	0	1	0	2											
15 Brandon Inge, R (1, 10)										2	0	0	0	0	1	3											
26 Brennan Boesch, L (6, PH) OBP: 0.243, SLG: 0.324										2	0	0	0	0	0	3											
9 Gerald Laird, R OBP: 0.444, SLG: 0.889										4	2	3	1	0	0	3											
Inning Stats	R: 0 E: 0 K: 1 S: 9	H: 0 LOB: 0 BB: 0 P: 10	R: 0 E: 0 K: 1 S: 20	H: 1 LOB: 2 BB: 1 P: 33	R: 1 E: 0 K: 1 S: 11	H: 1 LOB: 0 BB: 0 P: 15	R: 0 E: 0 K: 1 S: 13	H: 0 LOB: 0 BB: 0 P: 19	R: 1 E: 0 K: 0 S: 14	H: 2 LOB: 2 BB: 1 P: 24	R: 1 E: 0 K: 0 S: 15	H: 2 LOB: 3 BB: 2 P: 27	R: 0 E: 0 K: 0 S: 7	H: 0 LOB: 0 BB: 0 P: 8	R: 0 E: 0 K: 1 S: 7	H: 0 LOB: 0 BB: 0 P: 15	R: 2 E: 0 K: 2 S: 21	H: 4 LOB: 2 BB: 0 P: 31	1B: 5 2B: 4 3B: 0 HR: 1	SF: 0 SAC: 0 DP: 0 HBP: 0	WP: 3 PB: 0 SB: 0 CS: 0	PA: 41					
PITCHER	IP	WLS	BF	H	R	ER	SO	BB	IBB	HBP	BLK	WP	HR	S	P	ERA	WHIP										
49 Chris Sale, L ERA: 3.09	5.0	L	22	5	3	3	5	2	0	0	0	2	1	68	102	5.40	1.400										
65 Nate Jones, R ERA:	2.0		9	1	0	0	0	2	0	0	0	1	0	21	34	0.00	1.500										
48 Zach Stewart, R ERA:	1.0		3	0	0	0	1	0	0	0	0	0	0	7	15	0.00	0.000										
77 Will Ohman, L ERA: 15.43	0.1		3	2	2	2	0	0	0	0	0	0	0	8	11	54.00	6.000										
43 Addison Reed, R ERA:	0.2		4	2	0	0	2	0	0	0	0	0	0	13	20	0.00	3.000										

Detroit Tigers @ Chicago White Sox
 U.S. Cellular Field, Chicago, IL
 Sun Apr 15 2012, 2:10 PM - 5:16 PM EDT
 Att: 25,143 - Cloudy - 73 F

AB	37
R	5
H	10
RBI	3
BB	4
SO	8
LOB	22



Batter	1	2	3	4	5	6	7	8	9	AB	R	H	RBI	BB	SO	LOB	BOTTOM										
30 Alejandro De Aza, L OBP: 0.265, SLG: 0.500										3	0	0	0	1	0	0											
22 Brent Morel, R OBP: 0.178, SLG: 0.154										4	0	0	0	0	2	2											
44 Adam Dunn, L OBP: 0.324, SLG: 0.433										4	1	2	0	0	1	0											
14 Paul Konerko, R OBP: 0.441, SLG: 0.613										4	0	1	0	0	0	2											
12 A.J. Pierzynski, L OBP: 0.280, SLG: 0.625										4	0	1	1	0	1	1											
10 Alexei Ramirez, R OBP: 0.238, SLG: 0.355										4	0	2	0	0	0	1											
1 Kosuke Fukudome, L OBP: 0.222, SLG: 0.222										4	0	0	0	0	0	4											
24 Dayan Viciedo, R OBP: 0.308, SLG: 0.600										4	1	1	1	0	2	3											
38 Eduardo Escobar, S OBP: 0.286, SLG: 0.571										3	0	1	0	0	0	0											
Inning Stats	R: 0 E: 0 K: 0 S: 3	H: 0 LOB: 0 BB: 0 P: 5	R: 0 E: 0 K: 1 S: 9	H: 1 LOB: 1 BB: 0 P: 11	R: 0 E: 0 K: 0 S: 7	H: 0 LOB: 0 BB: 0 P: 8	R: 0 E: 0 K: 0 S: 6	H: 1 LOB: 0 BB: 0 P: 7	R: 0 E: 0 K: 1 S: 13	H: 1 LOB: 1 BB: 0 P: 20	R: 0 E: 0 K: 1 S: 11	H: 0 LOB: 0 BB: 0 P: 15	R: 0 E: 0 K: 1 S: 12	H: 0 LOB: 0 BB: 0 P: 18	R: 1 E: 0 K: 0 S: 14	H: 2 LOB: 2 BB: 1 P: 27	R: 1 E: 0 K: 0 S: 16	H: 3 LOB: 2 BB: 0 P: 21	1B: 4 2B: 4 3B: 0 HR: 1	SF: 0 SAC: 0 DP: 1 HBP: 0	WP: 1 PB: 0 SB: 1 CS: 0	PA: 35					
PITCHER	IP	WLS	BF	H	R	ER	SO	BB	IBB	HBP	BLK	WP	HR	S	P	ERA	WHIP										
21 Rick Porcello, R ERA: 1.84	7.2	W	27	5	1	1	4	1	0	0	0	0	1	70	99	1.17	0.652										
53 Joaquin Benoit, R ERA: 4.5	0.1	H	2	0	0	0	1	1	0	0	0	0	0	5	12	0.00	3.000										
46 Jose Valverde, R ERA: 5.79	1.0		6	3	1	1	1	0	0	0	0	1	0	16	21	9.00	3.000										

Detroit Tigers @ Chicago White Sox
 U.S. Cellular Field, Chicago, IL
 Sun Apr 15 2012, 2:10 PM - 5:16 PM EDT
 Att: 25,143 - Cloudy - 73 F

AB	34
R	2
H	8
RBI	2
BB	1
SO	6
LOB	13



Batter	1	2	3	4	5	6	7	8	9	AB R H RBI BB SO LOB	TOP											
14 Austin Jackson, R OBP: 0.511, SLG: 0.703										3 1 1 1 1 1 0	Detroit Tigers @ Kansas City Royals Kauffman Stadium, Kansas City, MO Mon Apr 16 2012, 7:11 PM - 9:47 PM CDT Att: 14,039 - Partly Cloudy - 64 F											
26 Brennan Boesch, L OBP: 0.344, SLG: 0.317										4 0 1 0 0 1 1 0 0 0 0 0 0 0												
32 Don Kelly, L OBP: 0.250, SLG: 0.250										3 0 0 0 1 1 1												
24 Miguel Cabrera, R OBP: 0.341, SLG: 0.500										3 0 0 0 1 1 1												
28 Prince Fielder, L OBP: 0.395, SLG: 0.514										3 0 0 0 1 1 2												
21 Delmon Young, R OBP: 0.342, SLG: 0.394										4 0 0 0 0 1 3												
25 Ryan Raburn, R OBP: 0.147, SLG: 0.065										4 0 0 0 0 0 0												
27 Jhonny Peralta, R OBP: 0.366, SLG: 0.486										4 1 3 0 0 1 0												
13 Alex Avila, L OBP: 0.375, SLG: 0.621										4 0 1 0 0 3 2												
15 Brandon Inge, R OBP: 0.167, SLG: 0.667										3 1 1 2 0 0 2												
Inning Stats	R: 1 E: 0 K: 0 S: 9	H: 2 LOB: 1 BB: 1 P: 18	R: 0 E: 0 K: 1 S: 13	H: 1 LOB: 1 BB: 0 P: 19	R: 0 E: 0 K: 2 S: 8	H: 0 LOB: 0 BB: 0 P: 8	R: 0 E: 0 K: 1 S: 15	H: 0 LOB: 0 BB: 0 P: 20	R: 2 E: 0 K: 1 S: 14	H: 2 LOB: 0 BB: 0 P: 19	R: 0 E: 0 K: 2 S: 8	H: 0 LOB: 0 BB: 0 P: 12	R: 0 E: 0 K: 0 S: 10	H: 2 LOB: 1 BB: 0 P: 13	R: 0 E: 0 K: 0 S: 5	H: 0 LOB: 2 BB: 2 P: 14	R: 0 E: 0 K: 2 S: 7	H: 0 LOB: 0 BB: 0 P: 12	1B: 3 2B: 2 3B: 0 HR: 2	SF: 0 SAC: 0 DP: 1 HBP: 0	WP: 0 PB: 0 SB: 0 CS: 0	PA: 35
PITCHER	IP WLS BF H R ER SO BB IBB HBP BLK WP HR S P ERA WHIP	6.2 L 26 7 3 3 7 1 0 0 0 0 2 74 106 4.05 1.200	7.1 1.1 6 0 0 0 0 1 1 0 0 0 0 8 17 0.00 0.750	9.1 1.0 3 0 0 0 2 0 0 0 0 0 0 7 12 0.00 0.000																		

Batter	1	2	3	4	5	6	7	8	9	AB R H RBI BB SO LOB	BOTTOM											
4 Alex Gordon, L OBP: 0.227, SLG: 0.231										5 1 1 0 0 3 5	Detroit Tigers @ Kansas City Royals Kauffman Stadium, Kansas City, MO Mon Apr 16 2012, 7:11 PM - 9:47 PM CDT Att: 14,039 - Partly Cloudy - 64 F											
17 Chris Getz, L OBP: 0.292, SLG: 0.417										3 0 0 0 0 1 2												
35 Eric Hosmer, L OBP: 0.304, SLG: 0.400										3 0 0 0 1 0 0												
16 Billy Butler, R OBP: 0.333, SLG: 0.585										4 0 2 1 0 0 0 0 1 0 0 0 0 0												
30 Jason Bourgeois, R(9, PR) OBP: 0.200, SLG: 0.400										4 0 0 0 0 2 3												
21 Jeff Francoeur, R OBP: 0.293, SLG: 0.308										4 0 0 0 0 2 4												
8 Mike Moustakas, L OBP: 0.250, SLG: 0.457										4 0 0 0 0 2 4												
33 Humberto Quintero, R OBP: 0.409, SLG: 0.526										4 0 2 1 0 0 0												
12 Mitch Maier, L OBP: 0.353, SLG: 0.467										3 0 2 0 1 1 0												
2 Alcides Escobar, R OBP: 0.300, SLG: 0.351										3 0 0 0 0 0 3												
Inning Stats	R: 1 E: 0 K: 2 S: 11	H: 2 LOB: 2 BB: 1 P: 17	R: 0 E: 0 K: 1 S: 12	H: 0 LOB: 0 BB: 0 P: 14	R: 0 E: 0 K: 2 S: 10	H: 0 LOB: 0 BB: 0 P: 14	R: 0 E: 0 K: 1 S: 6	H: 0 LOB: 0 BB: 0 P: 8	R: 0 E: 0 K: 1 S: 11	H: 2 LOB: 2 BB: 0 P: 18	R: 0 E: 0 K: 1 S: 7	H: 0 LOB: 0 BB: 0 P: 9	R: 0 E: 0 K: 0 S: 8	H: 1 LOB: 1 BB: 0 P: 13	R: 0 E: 0 K: 0 S: 6	H: 0 LOB: 0 BB: 0 P: 11	R: 1 E: 0 K: 1 S: 14	H: 2 LOB: 3 BB: 1 P: 27	1B: 6 2B: 1 3B: 0 HR: 0	SF: 0 SAC: 1 DP: 0 HBP: 1	WP: 0 PB: 0 SB: 2 CS: 0	PA: 37
PITCHER	IP WLS BF H R ER SO BB IBB HBP BLK WP HR S P ERA WHIP	9.0 W 37 7 2 2 9 2 0 1 0 0 0 85 131 2.00 1.000																				

Batter	1	2	3	4	5	6	7	8	9	AB	R	H	RBI	BB	SO	LOB	TOP							
5 Ian Kinsler, R OBP: 0.419, SLG: 0.679										5	2	3	2	0	0	2								
1 Elvis Andrus, R OBP: 0.395, SLG: 0.388										4	1	2	1	2	1	3								
32 Josh Hamilton, L OBP: 0.448, SLG: 0.759										4	1	1	0	2	0	6								
29 Adrián Beltré, R OBP: 0.322, SLG: 0.444										6	1	1	0	0	1	3								
10 Michael Young, R OBP: 0.412, SLG: 0.560										5	1	3	2	1	0	2								
17 Nelson Cruz, R OBP: 0.304, SLG: 0.453										6	1	3	2	0	0	6								
25 Mike Napoli, R OBP: 0.391, SLG: 0.711										5	2	2	1	1	1	5								
8 Yorvit Torrealba, R OBP: 0.345, SLG: 0.360										4	1	2	2	0	0	1								
23 Craig Gentry, R OBP: 0.333, SLG: 0.294										5	0	2	0	0	2	5								
Inning Stats	R: 1 E: 0 K: 2 S: 15	H: 3 LOB: 2 BB: 0 P: 21	R: 1 E: 0 K: 0 S: 14	H: 4 LOB: 2 BB: 0 P: 18	R: 0 E: 0 K: 0 S: 9	H: 1 LOB: 0 BB: 0 P: 16	R: 0 E: 0 K: 0 S: 7	H: 2 LOB: 2 BB: 0 P: 11	R: 2 E: 0 K: 2 S: 18	H: 0 LOB: 2 BB: 2 P: 29	R: 1 E: 0 K: 0 S: 10	H: 1 LOB: 2 BB: 2 P: 20	R: 0 E: 0 K: 0 S: 15	H: 1 LOB: 3 BB: 1 P: 29	R: 5 E: 0 K: 1 S: 16	H: 5 LOB: 1 BB: 1 P: 26	R: 0 E: 0 K: 0 S: 14	H: 2 LOB: 0 BB: 0 P: 21	1B: 15 2B: 3 3B: 0 HR: 1	SF: 1 SAC: 0 DP: 1 HBP: 1	WP: 1 PB: 0 SB: 4 CS: 1	PA: 53		
PITCHER	IP WLS BF H R ER SO BB IBB HBP BLK WP HR S P ERA WHIP	IP WLS BF H R ER SO BB IBB HBP BLK WP HR S P ERA WHIP	IP WLS BF H R ER SO BB IBB HBP BLK WP HR S P ERA WHIP	IP WLS BF H R ER SO BB IBB HBP BLK WP HR S P ERA WHIP	IP WLS BF H R ER SO BB IBB HBP BLK WP HR S P ERA WHIP	IP WLS BF H R ER SO BB IBB HBP BLK WP HR S P ERA WHIP	IP WLS BF H R ER SO BB IBB HBP BLK WP HR S P ERA WHIP	IP WLS BF H R ER SO BB IBB HBP BLK WP HR S P ERA WHIP	IP WLS BF H R ER SO BB IBB HBP BLK WP HR S P ERA WHIP	IP WLS BF H R ER SO BB IBB HBP BLK WP HR S P ERA WHIP	IP WLS BF H R ER SO BB IBB HBP BLK WP HR S P ERA WHIP	IP WLS BF H R ER SO BB IBB HBP BLK WP HR S P ERA WHIP	IP WLS BF H R ER SO BB IBB HBP BLK WP HR S P ERA WHIP	IP WLS BF H R ER SO BB IBB HBP BLK WP HR S P ERA WHIP	IP WLS BF H R ER SO BB IBB HBP BLK WP HR S P ERA WHIP	IP WLS BF H R ER SO BB IBB HBP BLK WP HR S P ERA WHIP	IP WLS BF H R ER SO BB IBB HBP BLK WP HR S P ERA WHIP	IP WLS BF H R ER SO BB IBB HBP BLK WP HR S P ERA WHIP	IP WLS BF H R ER SO BB IBB HBP BLK WP HR S P ERA WHIP	IP WLS BF H R ER SO BB IBB HBP BLK WP HR S P ERA WHIP	IP WLS BF H R ER SO BB IBB HBP BLK WP HR S P ERA WHIP	IP WLS BF H R ER SO BB IBB HBP BLK WP HR S P ERA WHIP	IP WLS BF H R ER SO BB IBB HBP BLK WP HR S P ERA WHIP	IP WLS BF H R ER SO BB IBB HBP BLK WP HR S P ERA WHIP

Texas Rangers @ Detroit Tigers
Comerica Park, Detroit, MI
Thu Apr 19 2012, 7:08 PM - 10:52 PM EDT
Att: 30,029 - Partly Cloudy - 62 F

AB 44
R 10
H 19
RBI 10
BB 6
SO 5
LOB 33



Batter	1	2	3	4	5	6	7	8	9	AB	R	H	RBI	BB	SO	LOB	BOTTOM							
14 Austin Jackson, R OBP: 0.397, SLG: 0.520										5	0	0	0	0	2	3								
26 Brennan Boesch, L OBP: 0.236, SLG: 0.276										4	0	0	0	1	1	1								
24 Miguel Cabrera, R OBP: 0.351, SLG: 0.469										4	1	1	0	0	0	2								
28 Prince Fielder, L OBP: 0.418, SLG: 0.521										3	2	1	0	1	1	1								
21 Delmon Young, R OBP: 0.340, SLG: 0.386										3	0	1	0	1	1	2								
13 Alex Avila, L OBP: 0.350, SLG: 0.514										3	0	0	0	2	1	3								
32 Don Kelly, L OBP: 0.333, SLG: 0.333										4	0	2	3	0	0	2								
27 Jhonny Peralta, R OBP: 0.327, SLG: 0.422										4	0	0	0	0	1	6								
39 Ramon Santiago, S OBP: 0.200, SLG: 0.118										3	0	0	0	1	0	2								
Inning Stats	R: 0 E: 0 K: 0 S: 12	H: 0 LOB: 1 BB: 1 P: 19	R: 0 E: 0 K: 0 S: 12	H: 1 LOB: 0 BB: 0 P: 19	R: 0 E: 0 K: 2 S: 9	H: 0 LOB: 1 BB: 1 P: 14	R: 1 E: 0 K: 1 S: 12	H: 1 LOB: 1 BB: 1 P: 21	R: 0 E: 0 K: 0 S: 5	H: 0 LOB: 0 BB: 0 P: 9	R: 0 E: 0 K: 1 S: 11	H: 0 LOB: 0 BB: 1 P: 20	R: 0 E: 1 K: 2 S: 14	H: 0 LOB: 2 BB: 1 P: 26	R: 2 E: 0 K: 1 S: 19	H: 3 LOB: 2 BB: 1 P: 29	R: 0 E: 0 K: 0 S: 5	H: 0 LOB: 0 BB: 0 P: 8	1B: 4 2B: 1 3B: 0 HR: 0	SF: 0 SAC: 0 DP: 0 HBP: 0	WP: 1 PB: 0 SB: 0 CS: 0	PA: 39		
PITCHER	IP WLS BF H R ER SO BB IBB HBP BLK WP HR S P ERA WHIP	IP WLS BF H R ER SO BB IBB HBP BLK WP HR S P ERA WHIP	IP WLS BF H R ER SO BB IBB HBP BLK WP HR S P ERA WHIP	IP WLS BF H R ER SO BB IBB HBP BLK WP HR S P ERA WHIP	IP WLS BF H R ER SO BB IBB HBP BLK WP HR S P ERA WHIP	IP WLS BF H R ER SO BB IBB HBP BLK WP HR S P ERA WHIP	IP WLS BF H R ER SO BB IBB HBP BLK WP HR S P ERA WHIP	IP WLS BF H R ER SO BB IBB HBP BLK WP HR S P ERA WHIP	IP WLS BF H R ER SO BB IBB HBP BLK WP HR S P ERA WHIP	IP WLS BF H R ER SO BB IBB HBP BLK WP HR S P ERA WHIP	IP WLS BF H R ER SO BB IBB HBP BLK WP HR S P ERA WHIP	IP WLS BF H R ER SO BB IBB HBP BLK WP HR S P ERA WHIP	IP WLS BF H R ER SO BB IBB HBP BLK WP HR S P ERA WHIP	IP WLS BF H R ER SO BB IBB HBP BLK WP HR S P ERA WHIP	IP WLS BF H R ER SO BB IBB HBP BLK WP HR S P ERA WHIP	IP WLS BF H R ER SO BB IBB HBP BLK WP HR S P ERA WHIP	IP WLS BF H R ER SO BB IBB HBP BLK WP HR S P ERA WHIP	IP WLS BF H R ER SO BB IBB HBP BLK WP HR S P ERA WHIP	IP WLS BF H R ER SO BB IBB HBP BLK WP HR S P ERA WHIP	IP WLS BF H R ER SO BB IBB HBP BLK WP HR S P ERA WHIP	IP WLS BF H R ER SO BB IBB HBP BLK WP HR S P ERA WHIP	IP WLS BF H R ER SO BB IBB HBP BLK WP HR S P ERA WHIP	IP WLS BF H R ER SO BB IBB HBP BLK WP HR S P ERA WHIP	IP WLS BF H R ER SO BB IBB HBP BLK WP HR S P ERA WHIP

Texas Rangers @ Detroit Tigers
Comerica Park, Detroit, MI
Thu Apr 19 2012, 7:08 PM - 10:52 PM EDT
Att: 30,029 - Partly Cloudy - 62 F

AB 33
R 3
H 5
RBI 3
BB 6
SO 7
LOB 22



Batter	1	2	3	4	5	6	7	8	9	AB	R	H	RBI	BB	SO	LOB	TOP			
5 Ian Kinsler, R OBP: 0.403, SLG: 0.645	 2-3 ①		 1-1 ②		 1-2 ②		 2-2 ③		 4-2 ④	4	0	0	0	1	1	1				
1 Elvis Andrus, R OBP: 0.323, SLG: 0.368	 0-2 ①		 0-0 ①		 4-2 ②		 3-2 ①	 3-2 ①	 3-2 ②	4	0	2	0	1	0	2				
32 Josh Hamilton, L OBP: 0.412, SLG: 0.719	 2-3 ②		 1-1 ③		 1-3 ③		 2-2 ②	 2-2 ②	 2-3 ③	5	0	0	0	0	4	5				
10 Michael Young, R OBP: 0.433, SLG: 0.552		 1-1 ①		 4-0 ①		 1-3 ①		 2-1 ①		3	2	2	0	1	1	0				
17 Nelson Cruz, R OBP: 0.308, SLG: 0.426	 1-1 ①		 1-2 ①		 3-3 ②		 3-3 ②	 4-1 ①	 7 1B	3	0	0	0	1	1	2				
7 David Murphy, L OBP: 0.378, SLG: 0.513	 4-2 ②		 3-2 ②		 1-2 ③		 2-2 ②	 2-2 ②	 1-2 ①	2	0	1	2	1	0	0				
8 Yorvit Torrealba, R OBP: 0.333, SLG: 0.345	 1-1 ②		 1-0 ①		 2-1 ①		 2-1 ③			4	0	1	0	0	0	4				
18 Mitch Moreland, L OBP: 0.257, SLG: 0.258	 0-3 ③		 3-3 ③		 4-0 ①		 5 BB			3	0	0	0	1	3	3				
21 Brandon Snyder, R OBP: 0.444, SLG: 0.375										0	0	0	0	0	0	0				
23 Craig Gentry, R OBP: 0.333, SLG: 0.300			 2-2 ①		 0-3 ①		 0-1 ①		 0-3 ①	3	0	1	0	0	1	0				
25 Mike Napoli, R OBP: 0.365, SLG: 0.705										1	0	0	0	0	1	1				
Inning Stats	R: 0 E: 0 K: 2 S: 9	H: 1 LOB: 0 BB: 0 P: 13	R: 0 E: 0 K: 1 S: 14	H: 1 LOB: 2 BB: 1 P: 21	R: 0 E: 0 K: 0 S: 11	H: 1 LOB: 1 BB: 0 P: 15	R: 1 E: 0 K: 1 S: 15	H: 1 LOB: 1 BB: 1 P: 27	R: 0 E: 0 K: 2 S: 19	H: 0 LOB: 0 BB: 1 P: 25	R: 0 E: 0 K: 1 S: 13	H: 1 LOB: 1 BB: 0 P: 19	R: 1 E: 0 K: 1 S: 18	H: 2 LOB: 2 BB: 1 P: 33	R: 0 E: 0 K: 2 S: 17	H: 0 LOB: 2 BB: 2 P: 30	1B: 7 2B: 0 3B: 0 HR: 0	SF: 1 SAC: 0 DP: 0 HBP: 0	WP: 0 PB: 1 SB: 1 CS: 0	PA: 39
PITCHER	IP WLS BF H R ER SO BB IBB HBP BLK WP HR S P ERA WHIP	IP WLS BF H R ER SO BB IBB HBP BLK WP HR S P ERA WHIP	IP WLS BF H R ER SO BB IBB HBP BLK WP HR S P ERA WHIP	IP WLS BF H R ER SO BB IBB HBP BLK WP HR S P ERA WHIP	IP WLS BF H R ER SO BB IBB HBP BLK WP HR S P ERA WHIP	IP WLS BF H R ER SO BB IBB HBP BLK WP HR S P ERA WHIP	IP WLS BF H R ER SO BB IBB HBP BLK WP HR S P ERA WHIP	IP WLS BF H R ER SO BB IBB HBP BLK WP HR S P ERA WHIP	IP WLS BF H R ER SO BB IBB HBP BLK WP HR S P ERA WHIP	IP WLS BF H R ER SO BB IBB HBP BLK WP HR S P ERA WHIP	IP WLS BF H R ER SO BB IBB HBP BLK WP HR S P ERA WHIP	IP WLS BF H R ER SO BB IBB HBP BLK WP HR S P ERA WHIP	IP WLS BF H R ER SO BB IBB HBP BLK WP HR S P ERA WHIP	IP WLS BF H R ER SO BB IBB HBP BLK WP HR S P ERA WHIP	IP WLS BF H R ER SO BB IBB HBP BLK WP HR S P ERA WHIP	IP WLS BF H R ER SO BB IBB HBP BLK WP HR S P ERA WHIP	IP WLS BF H R ER SO BB IBB HBP BLK WP HR S P ERA WHIP			

Texas Rangers @ Detroit Tigers
Comerica Park, Detroit, MI
Sat Apr 21 2012, 7:07 PM - 10:17 PM EDT
Att: 35,001 - Clear - 50 F

AB	32
R	2
H	7
RBI	2
BB	6
SO	12
LOB	18



Batter	1	2	3	4	5	6	7	8	9	AB	R	H	RBI	BB	SO	LOB	BOTTOM			
14 Austin Jackson, R OBP: 0.379, SLG: 0.526	 0-0 ①		 1-2 ①		 4-0 ②		 2-1 ②			3	0	0	0	1	0	0				
26 Brennan Boesch, L OBP: 0.238, SLG: 0.262	 1-2 ②		 2-0 ①		 1-1 ①		 1-0 ③			3	1	0	0	0	0	1				
27 Jonny Peralta, R OBP: 0.321, SLG: 0.429			 1-1 ①		 2-1 ②		 1-3 ②		 1-3 ②	4	0	0	0	0	2	2				
24 Miguel Cabrera, R OBP: 0.354, SLG: 0.509	 1-0 ③		 0-1 ①		 4-2 ②		 1-2 ②		 3-2 ①	3	1	1	0	1	0	0				
28 Prince Fielder, L OBP: 0.397, SLG: 0.473		 1-3 ②		 1-2 ②		 1-3 ③		 1-1 ②		4	1	1	1	0	1	2				
21 Delmon Young, R OBP: 0.345, SLG: 0.404		 1-3 ②		 2-2 ②		 0-0 ③		 1-1 ③		0	0	0	0	0	0	0				
25 Ryan Raburn, R OBP: 0.174, SLG: 0.098		 3-1 ③		 4-2 ②		 2-0 ①		 2-0 ①		2	0	0	0	1	0	0				
13 Alex Avila, L OBP: 0.349, SLG: 0.486			 1-2 ②		 1-2 ②		 1-0 ③			2	0	0	0	1	0	0				
39 Ramon Santiago, S OBP: 0.217, SLG: 0.150			 0-1 ①		 1-1 ①		 2-3 ②			3	0	1	2	0	1	0				
32 Don Kelly, L OBP: 0.333, SLG: 0.273			 1-2 ②		 4-2 ②		 1-0 ③			2	0	0	0	1	0	0				
15 Brandon Inge, R OBP: 0.059, SLG: 0.235			 1-3 ③		 0-2 ③		 1-3 ①			3	0	0	0	0	2	3				
Inning Stats	R: 0 E: 0 K: 0 S: 5	H: 0 LOB: 0 BB: 0 P: 7	R: 0 E: 0 K: 1 S: 7	H: 0 LOB: 0 BB: 0 P: 11	R: 0 E: 0 K: 1 S: 8	H: 0 LOB: 0 BB: 0 P: 10	R: 3 E: 0 K: 1 S: 23	H: 2 LOB: 3 BB: 3 P: 42	R: 0 E: 0 K: 1 S: 10	H: 1 LOB: 2 BB: 1 P: 17	R: 0 E: 0 K: 1 S: 5	H: 0 LOB: 0 BB: 0 P: 10	R: 0 E: 0 K: 1 S: 6	H: 0 LOB: 0 BB: 0 P: 10	R: 0 E: 0 K: 0 S: 7	H: 0 LOB: 0 BB: 0 P: 12	1B: 3 2B: 0 3B: 0 HR: 0	SF: 0 SAC: 0 DP: 0 HBP: 1	WP: 0 PB: 0 SB: 0 CS: 0	PA: 32
PITCHER	IP WLS BF H R ER SO BB IBB HBP BLK WP HR S P ERA WHIP	IP WLS BF H R ER SO BB IBB HBP BLK WP HR S P ERA WHIP	IP WLS BF H R ER SO BB IBB HBP BLK WP HR S P ERA WHIP	IP WLS BF H R ER SO BB IBB HBP BLK WP HR S P ERA WHIP	IP WLS BF H R ER SO BB IBB HBP BLK WP HR S P ERA WHIP	IP WLS BF H R ER SO BB IBB HBP BLK WP HR S P ERA WHIP	IP WLS BF H R ER SO BB IBB HBP BLK WP HR S P ERA WHIP	IP WLS BF H R ER SO BB IBB HBP BLK WP HR S P ERA WHIP	IP WLS BF H R ER SO BB IBB HBP BLK WP HR S P ERA WHIP	IP WLS BF H R ER SO BB IBB HBP BLK WP HR S P ERA WHIP	IP WLS BF H R ER SO BB IBB HBP BLK WP HR S P ERA WHIP	IP WLS BF H R ER SO BB IBB HBP BLK WP HR S P ERA WHIP	IP WLS BF H R ER SO BB IBB HBP BLK WP HR S P ERA WHIP	IP WLS BF H R ER SO BB IBB HBP BLK WP HR S P ERA WHIP	IP WLS BF H R ER SO BB IBB HBP BLK WP HR S P ERA WHIP	IP WLS BF H R ER SO BB IBB HBP BLK WP HR S P ERA WHIP	IP WLS BF H R ER SO BB IBB HBP BLK WP HR S P ERA WHIP			

Texas Rangers @ Detroit Tigers
Comerica Park, Detroit, MI
Sat Apr 21 2012, 7:07 PM - 10:17 PM EDT
Att: 35,001 - Clear - 50 F

AB	27
R	3
H	3
RBI	3
BB	4
SO	6
LOB	8



Batter	1	2	3	4	5	6	7	8	9	AB	R	H	RBI	BB	SO	LOB	TOP	
13 Dustin Ackley, L (1,4) OBP: 0.309, SLG: 0.355										6	1	3	3	0	0	5		
26 Brendan Ryan, R (1,6) OBP: 0.328, SLG: 0.326										4	0	0	1	1	1	4		
51 Ichiro Suzuki, L (1,9) OBP: 0.337, SLG: 0.430										5	1	3	0	0	0	2		
17 Justin Smoak, S (1,3) OBP: 0.239, SLG: 0.302										4	1	0	0	1	0	5		
63 Jesus Montero, R (1,2) OBP: 0.294, SLG: 0.391										5	1	3	2	0	1	2		
16 Alex Liddi, R (1,5) OBP: 0.423, SLG: 0.667										5	1	2	2	0	1	3		
30 Miguel Olivo, R (1,10) OBP: 0.177, SLG: 0.197										5	1	1	0	0	0	3		
55 Michael Saunders, L (1,8) OBP: 0.238, SLG: 0.423										4	1	2	1	1	1	0		
33 Casper Wells, R (1,7) OBP: 0.350, SLG: 0.444										4	2	1	0	1	1	4		
Inning Stats	R: 1 H: 3 E: 0 K: 1 S: 20	H: 3 LOB: 2 BB: 0 P: 28	R: 3 H: 3 E: 0 K: 0 S: 13	H: 3 LOB: 1 BB: 1 P: 25	R: 2 H: 3 E: 1 K: 1 S: 17	H: 3 LOB: 2 BB: 0 P: 29	R: 0 H: 1 E: 1 K: 0 S: 8	H: 1 LOB: 1 BB: 0 P: 12	R: 1 H: 2 E: 0 K: 0 S: 10	H: 2 LOB: 1 BB: 0 P: 18	R: 2 H: 3 E: 0 K: 0 S: 12	H: 3 LOB: 3 BB: 2 P: 22	R: 0 H: 0 E: 0 K: 1 S: 10	H: 0 LOB: 0 BB: 0 P: 13	R: 0 H: 0 E: 0 K: 1 S: 8	H: 0 LOB: 0 BB: 0 P: 12	1B: 11 SF: 1 2B: 3 3B: 0 HR: 1	WP: 0 PA: 47 PB: 0 SB: 1 CS: 0
PITCHER	IP WLS BF H R ER SO BB IBB HBP BLK WP HR S P ERA WHIP																	
57 Adam Wiik, L (1,1) ERA: 8.18	2.0 L 15 8 6 6 1 1 0 0 0 0 0 1 36 60 27.00 4.500																	
54 Thad Weber, R (3,1) ERA: 9.0	3.0 18 7 3 3 1 1 0 0 0 0 0 0 38 62 9.00 2.667																	
31 Collin Balester, R (6,1) ERA: 4.15	2.0 8 0 0 0 1 2 0 0 0 0 0 0 15 27 0.00 1.000																	
64 Duane Below, L (8,1) ERA:	2.0 6 0 0 0 2 0 0 0 0 0 0 0 18 25 0.00 0.000																	

Seattle Mariners @ Detroit Tigers
Comerica Park, Detroit, MI
Wed Apr 25 2012, 7:07 PM - 10:05 PM EDT
Att: 28,527 - Cloudy - 61 F

AB 42
R 9
H 15
RBI 9
BB 4
SO 5
LOB 28



Batter	1	2	3	4	5	6	7	8	9	AB	R	H	RBI	BB	SO	LOB	BOTTOM	
14 Austin Jackson, R (1,8) OBP: 0.363, SLG: 0.478										3	0	1	0	1	0	2		
26 Brennan Boesch, L (1,9) OBP: 0.324, SLG: 0.333										4	1	1	1	0	1	2		
24 Miguel Cabrera, R (1,5) OBP: 0.359, SLG: 0.522										4	0	0	0	0	0	2		
28 Prince Fielder, L (1,3) OBP: 0.395, SLG: 0.448										3	0	1	0	1	1	0		
21 Delmon Young, R (1,10) OBP: 0.314, SLG: 0.349										3	0	0	0	1	0	1		
13 Alex Avila, L (1,2) OBP: 0.327, SLG: 0.490										4	0	1	0	0	2	4		
27 Jhonny Peralta, R (1,6) OBP: 0.277, SLG: 0.350										3	0	0	0	1	0	1		
39 Ramon Santiago, S (1,4) OBP: 0.242, SLG: 0.267										4	0	2	0	0	0	0		
32 Don Kelly, L (1,7) OBP: 0.300, SLG: 0.222										4	0	1	0	0	1	4		
Inning Stats	R: 0 H: 0 E: 0 K: 2 S: 10	H: 1 LOB: 3 BB: 0 P: 28	R: 0 H: 1 E: 0 K: 0 S: 11	H: 1 LOB: 0 BB: 0 P: 15	R: 1 H: 1 E: 0 K: 0 S: 6	H: 1 LOB: 0 BB: 0 P: 10	R: 0 H: 1 E: 0 K: 0 S: 4	H: 1 LOB: 0 BB: 0 P: 6	R: 0 H: 0 E: 0 K: 1 S: 8	H: 0 LOB: 0 BB: 0 P: 10	R: 0 H: 0 E: 0 K: 1 S: 6	H: 0 LOB: 0 BB: 0 P: 9	R: 0 H: 0 E: 0 K: 2 S: 8	H: 1 LOB: 1 BB: 0 P: 10	R: 0 H: 2 E: 0 K: 1 S: 15	H: 2 LOB: 3 BB: 1 P: 24	1B: 6 SF: 0 2B: 0 3B: 0 HR: 1	WP: 0 PA: 36 PB: 1 SB: 0 CS: 0
PITCHER	IP WLS BF H R ER SO BB IBB HBP BLK WP HR S P ERA WHIP																	
34 Félix Hernández, R (1,1) ERA: 2.48	7.0 W 26 4 1 1 2 3 0 0 0 0 0 0 8 92 1.29 1.000																	
44 Lucas Luetge, L (8,1) ERA:	1.0 4 1 0 0 2 0 0 0 0 0 0 0 8 10 0.00 1.000																	
50 Erasmo Ramírez, R (9,1) ERA: 2.79	1.0 6 2 0 0 1 1 0 0 0 0 0 0 15 24 0.00 3.000																	

Seattle Mariners @ Detroit Tigers
Comerica Park, Detroit, MI
Wed Apr 25 2012, 7:07 PM - 10:05 PM EDT
Att: 28,527 - Cloudy - 61 F

AB 32
R 1
H 7
RBI 1
BB 4
SO 5
LOB 16



Batter	1	2	3	4	5	6	7	8	9	AB	R	H	RBI	BB	SO	LOB	TOP										
9 Chone Figgins, S OBP: 0.308, SLG: 0.347	1-1 FC3-6 17 HR		1-2 13 S		0-0 F7		3-1 1-H 2B			4	1	3	1	0	0	0											
13 Dustin Ackley, L OBP: 0.306, SLG: 0.350	0-1 FC3-6 1B		2-0 F8		0-2 E4 51 F9		0-1 F9			4	0	1	0	0	0	2											
51 Ichiro Suzuki, L OBP: 0.322, SLG: 0.410	3-1 FC3-6 17 HR		2-1 F7		1-0 F9			2-2 G3-1		4	1	0	0	0	0	4											
17 Justin Smoak, S OBP: 0.254, SLG: 0.348	2-2 1-H HR		4-2 BB		0-0 G4-3			2-1 P2		3	1	1	3	1	0	0											
63 Jesus Montero, R OBP: 0.278, SLG: 0.368	1-2 P6		1-2 K		1-1 G3-1			0-2 G6-3		4	0	0	0	0	1	2											
16 Alex Liddi, R OBP: 0.400, SLG: 0.607	2-0 L9			2-0 55 CS 1B		2-1 F8			1-3 K	4	0	1	0	0	1	0											
55 Michael Saunders, L OBP: 0.323, SLG: 0.400		1-2 G3-1		2-3 K			0-3 K		4-2 BB	3	0	0	0	1	2	1	AB 33										
30 Miguel Olivo, R OBP: 0.182, SLG: 0.246		3-2 F9		0-0 HR			3-2 G6-3		2-3 K	4	1	1	1	0	1	1	R 5										
26 Brendan Ryan, R OBP: 0.323, SLG: 0.306		2-2 G1-3		2-1 G6-3			4-1 9 2B BB		2-3 K	3	1	0	0	1	1	1	H 7										
	R: 3 E: 0 K: 0 S: 14	H: 3 LOB: 0 BB: 0 P: 23	R: 0 E: 0 K: 0 S: 9	H: 1 LOB: 2 BB: 1 P: 23	R: 1 E: 0 K: 1 S: 7	H: 2 LOB: 0 BB: 0 P: 11	R: 0 E: 1 K: 0 S: 5	H: 0 LOB: 0 BB: 0 P: 6	R: 0 E: 0 K: 0 S: 5	H: 0 LOB: 0 BB: 0 P: 8	R: 1 E: 0 K: 1 S: 11	H: 1 LOB: 1 BB: 1 P: 21	R: 0 E: 0 K: 0 S: 10	H: 0 LOB: 0 BB: 0 P: 14	R: 0 E: 0 K: 3 S: 12	H: 0 LOB: 1 BB: 1 P: 21	1B: 4 2B: 1 3B: 0 HR: 2	SF: 0 SAC: 0 DP: 0 HBP: 0	WP: 0 PB: 0 SB: 1 CS: 1	PA: 36							
PITCHER	IP	WLS	BF	H	R	ER	SO	BB	IBB	HBP	BLK	WP	HR	S	P	ERA	WHIP										
21 Rick Porcello, R ERA: 6.45	6.2	L	28	7	5	5	3	2	0	0	0	0	2	62	105	6.75	1.350										
40 Phil Coke, L ERA: 2.35	0.1		1	0	0	0	0	0	0	0	0	0	0	2	2	0.00	0.000										
20 Octavio Dotel, R ERA:	1.0		3	0	0	0	0	0	0	0	0	0	0	10	14	0.00	0.000										
53 Joaquin Benoit, R ERA: 3.24	1.0		4	0	0	0	3	1	0	0	0	0	0	12	21	0.00	1.000										
Batter	1	2	3	4	5	6	7	8	9	AB	R	H	RBI	BB	SO	LOB	BOTTOM										
12 Andy Dirks, L OBP: 0.321, SLG: 0.481	3-2 G6-3		3-2 F8			3-2 26 1B 3B		1-2 G5-3		4	1	1	0	0	0	2											
26 Brennan Boesch, L OBP: 0.354, SLG: 0.329	1-0 F9			0-1 F9		0-0 24 HR 1B		3-2 G6-3		4	1	1	1	0	0	2											
24 Miguel Cabrera, R OBP: 0.544, SLG: 0.548	1-3 K			1-2 L9		0-1 1-H HR		0-0 F8		4	1	1	2	0	1	0											
28 Prince Fielder, L OBP: 0.375, SLG: 0.423		2-2 F8		1-2 G6-3		1-3 K		3-3 K		4	0	0	0	0	2	0											
21 Delmon Young, R OBP: 0.311, SLG: 0.333		4-1 BB			2-0 L9		1-0 G2-3		1-0 F8	3	0	0	0	1	0	0											
32 Don Kelly, L OBP: 0.333, SLG: 0.273		1-2 F7			0-0 27 E 25 1B		0-3 K		2-2 27 SH3 1B	4	1	2	0	0	1	1											
27 Jhonny Peralta, R OBP: 0.279, SLG: 0.349		2-3 K			0-0 E5 25 1B		1-0 13 PB 25 SH1-4 1B		1-0 SH3	3	0	1	0	0	1	2	AB 32										
25 Ryan Raburn, R OBP: 0.212, SLG: 0.170			1-2 F9		0-0 9 G6-4-3 1B		0-0 SH1-4		0-1 13 G4-6-3 1B	3	0	2	1	0	0	0	R 4										
9 Gerald Laird, R OBP: 0.389, SLG: 0.588				1-2 G4-3		2-2 G6-4-3		4-2 12 G5-3 BB		2	0	0	0	0	2		H 8										
13 Alex Avila, L OBP: 0.333, SLG: 0.480					1-2 G4-3			2-3 12 G5-3 BB		1	0	0	0	1	0	2	RBI 4										
	R: 0 E: 0 K: 1 S: 8	H: 0 LOB: 0 BB: 0 P: 13	R: 0 E: 0 K: 1 S: 10	H: 0 LOB: 1 BB: 1 P: 19	R: 0 E: 0 K: 0 S: 10	H: 0 LOB: 0 BB: 0 P: 15	R: 0 E: 0 K: 0 S: 8	H: 0 LOB: 0 BB: 0 P: 10	R: 1 E: 1 K: 0 S: 7	H: 2 LOB: 1 BB: 0 P: 11	R: 3 E: 0 K: 2 S: 13	H: 3 LOB: 0 BB: 0 P: 18	R: 0 E: 0 K: 1 S: 5	H: 0 LOB: 0 BB: 0 P: 9	R: 0 E: 0 K: 0 S: 7	H: 2 LOB: 1 BB: 0 P: 10	1B: 6 2B: 0 3B: 1 HR: 1	SF: 0 SAC: 2 DP: 2 HBP: 0	WP: 0 PB: 1 SB: 0 CS: 0	PA: 36							
PITCHER	IP	WLS	BF	H	R	ER	SO	BB	IBB	HBP	BLK	WP	HR	S	P	ERA	WHIP										
45 Hector Noesi, R ERA: 8.83	5.0		21	5	4	4	2	1	0	0	0	0	0	7	9	0.00	0.000										
41 Charlie Furbush, L ERA: 3.86	1.0	W	3	0	0	0	2	0	0	0	0	0	0	7	9	0.00	0.000										
35 Steve Delabar, R ERA: 4.82	0.1	H	2	1	0	0	0	0	0	0	0	0	0	2	3	0.00	3.000										
44 Lucas Luetge, L ERA:	0.2	H	3	0	0	0	0	1	0	0	0	0	0	8	16	0.00	1.500										
54 Tom Wilhelmson, R ERA: 2.08	1.0	H	3	0	0	0	1	0	0	0	0	0	0	5	9	0.00	0.000										
	R: 0 E: 0 K: 1 S: 8	H: 0 LOB: 0 BB: 0 P: 13	R: 0 E: 0 K: 1 S: 10	H: 0 LOB: 1 BB: 1 P: 19	R: 0 E: 0 K: 0 S: 10	H: 0 LOB: 0 BB: 0 P: 15	R: 0 E: 0 K: 0 S: 8	H: 0 LOB: 0 BB: 0 P: 10	R: 3 E: 0 K: 2 S: 13	H: 3 LOB: 0 BB: 0 P: 18	R: 0 E: 0 K: 0 S: 10	H: 1 LOB: 2 BB: 1 P: 19	R: 0 E: 0 K: 1 S: 5	H: 0 LOB: 0 BB: 0 P: 9	R: 0 E: 0 K: 0 S: 7	H: 2 LOB: 1 BB: 0 P: 10	1B: 6 2B: 0 3B: 1 HR: 1	SF: 0 SAC: 2 DP: 2 HBP: 0	WP: 0 PB: 1 SB: 0 CS: 0	PA: 36							
PITCHER	IP	WLS	BF	H	R	ER	SO	BB	IBB	HBP	BLK	WP	HR	S	P	ERA	WHIP										
43 Brandon League, R ERA: 1.69	1.0	S	4	2	0	0	0	0	0	0	0	0	0	7	10	0.00	2.000										

Seattle Mariners @ Detroit Tigers
Comerica Park, Detroit, MI
Thu Apr 26 2012, 1:07 PM - 3:52 PM EDT
Att: 31,451 - Cloudy - 58 F

AB 33
R 5
H 7
RBI 5
BB 3
SO 6
LOB 11



Seattle Mariners @ Detroit Tigers
Comerica Park, Detroit, MI
Thu Apr 26 2012, 1:07 PM - 3:52 PM EDT
Att: 31,451 - Cloudy - 58 F

AB 32
R 4
H 8
RBI 4
BB 2
SO 5
LOB 11



Batter	1	2	3	4	5	6	7	8	9	AB	R	H	RBI	BB	SO	LOB	TOP					
14 Austin Jackson, R OBP: 0.388, SLG: 0.527										5	2	4	2	0	0	1						
26 Brennan Boesch, L OBP: 0.233, SLG: 0.321										5	1	1	0	0	1	4						
24 Miguel Cabrera, R OBP: 0.368, SLG: 0.539										3	0	1	1	2	0	1						
28 Prince Fielder, L OBP: 0.388, SLG: 0.427										4	0	2	2	1	0	2						
32 Don Kelly, L OBP: 0.345, SLG: 0.240										3	1	0	0	2	2	4						
34 Brad Eldred, R OBP: 0.400, SLG: 0.800										5	0	2	1	0	2	5						
13 Alex Avila, L OBP: 0.306, SLG: 0.436										5	0	0	0	0	1	8						
27 Jhonny Peralta, R OBP: 0.274, SLG: 0.353										5	1	1	0	0	3	1						
25 Ryan Raburn, R OBP: 0.232, SLG: 0.196										4	1	2	0	0	0	1						
39 Ramon Santiago, S OBP: 0.235, SLG: 0.258										1	0	0	0	0	0	0						
Inning Stats	R: 0 E: 0 K: 1 S: 8	H: 1 LOB: 1 BB: 0 P: 13	R: 1 E: 0 K: 0 S: 9	H: 1 LOB: 1 BB: 1 P: 16	R: 2 E: 0 K: 2 S: 18	H: 4 LOB: 2 BB: 0 P: 27	R: 0 E: 0 K: 1 S: 8	H: 1 LOB: 1 BB: 0 P: 14	R: 0 E: 0 K: 1 S: 12	H: 1 LOB: 2 BB: 1 P: 19	R: 3 E: 1 K: 0 S: 13	H: 4 LOB: 3 BB: 2 P: 27	R: 0 E: 0 K: 1 S: 13	H: 1 LOB: 1 BB: 0 P: 18	R: 0 E: 0 K: 2 S: 11	H: 0 LOB: 1 BB: 1 P: 20	R: 0 E: 0 K: 1 S: 8	H: 0 LOB: 0 BB: 0 P: 11	1B: 9 2B: 3 3B: 1 HR: 0	SF: 0 SAC: 0 DP: 0 HBP: 0	WP: 1 PB: 0 SB: 1 CS: 0	PA: 45
PITCHER	IP WLS BF H R ER SO BB IBB HBP BLK WP HR S P ERA WHIP																					
47 Ivan Nova, R ERA: 5.18	5.1 30 11 6 6 5 2 1 0 0 1 0 60 101 10.12 2.438																					
48 Boone Logan, L ERA: 0.99	0.1 2 1 0 0 0 1 0 0 0 0 0 4 9 0.00 6.000																					
53 Cory Wade, R ERA: 1.69	1.1 6 1 0 0 1 0 0 0 0 0 0 17 24 0.00 0.750																					
30 David Robertson, R ERA: 2.45	1.0 4 0 0 0 2 1 0 0 0 0 0 11 20 0.00 1.000																					
42 Mariano Rivera, R ERA: 2.45	1.0 W 3 0 0 0 1 0 0 0 0 0 0 8 11 0.00 0.000																					

Detroit Tigers @ New York Yankees
 Yankee Stadium, Bronx, NY
 Fri Apr 27 2012, 7:11 PM - 10:40 PM EDT
 Att: 41,200 - Partly Cloudy - 47 F

AB 40
 R 6
 H 13
 RBI 6
 BB 5
 SO 9
 LOB 27



Batter	1	2	3	4	5	6	7	8	9	AB	R	H	RBI	BB	SO	LOB	BOTTOM					
2 Derek Jeter, R OBP: 0.429, SLG: 0.612										4	1	0	0	1	1	0						
14 Curtis Granderson, L OBP: 0.376, SLG: 0.554										4	1	1	0	1	1	0						
13 Alex Rodriguez, R OBP: 0.349, SLG: 0.444										5	2	3	2	0	0	1						
24 Robinson Cano, L OBP: 0.333, SLG: 0.405										4	0	1	0	0	0	1						
25 Mark Teixeira, S OBP: 0.309, SLG: 0.432										3	0	0	1	0	0	1						
33 Nick Swisher, S OBP: 0.345, SLG: 0.553										4	1	2	0	0	2	1						
27 Raul Ibanez, L OBP: 0.291, SLG: 0.471										3	0	0	0	1	1	1						
12 Eric Chavez, L OBP: 0.286, SLG: 0.600										4	1	1	0	0	1	3						
55 Russell Martin, R OBP: 0.371, SLG: 0.333										4	1	1	2	0	2	0						
Inning Stats	R: 1 E: 0 K: 0 S: 11	H: 2 LOB: 1 BB: 0 P: 17	R: 0 E: 0 K: 1 S: 11	H: 0 LOB: 0 BB: 0 P: 17	R: 0 E: 0 K: 2 S: 9	H: 0 LOB: 0 BB: 0 P: 14	R: 1 E: 0 K: 1 S: 11	H: 2 LOB: 1 BB: 0 P: 18	R: 2 E: 0 K: 0 S: 9	H: 2 LOB: 0 BB: 0 P: 11	R: 1 E: 1 K: 0 S: 14	H: 1 LOB: 1 BB: 0 P: 25	R: 0 E: 0 K: 2 S: 7	H: 0 LOB: 0 BB: 0 P: 8	R: 1 E: 0 K: 2 S: 13	H: 2 LOB: 1 BB: 1 P: 23	R: 1 E: 0 K: 0 S: 8	H: 0 LOB: 1 BB: 2 P: 22	1B: 4 2B: 3 3B: 0 HR: 2	SF: 1 SAC: 0 DP: 0 HBP: 0	WP: 1 PB: 1 SB: 0 CS: 0	PA: 39
PITCHER	IP WLS BF H R ER SO BB IBB HBP BLK WP HR S P ERA WHIP																					
35 Justin Verlander, R ERA: 2.41	6.0 26 7 5 4 4 0 0 0 0 0 0 65 102 6.00 1.167																					
20 Octavio Dotel, R ERA: 2.25	0.2 H 2 0 0 0 1 0 0 0 0 0 0 4 5 0.00 0.000																					
40 Phil Coke, L ERA: 3.86	0.1 H 1 0 0 0 1 0 0 0 0 0 0 3 3 0.00 0.000																					
53 Joaquin Benoit, R ERA: 3.86	1.0 B 6 2 1 1 2 0 1 0 0 0 0 13 23 0.00 2.000																					
60 Erayn Villarreal, R ERA: 2.45	0.1 L 4 0 1 0 0 2 0 0 0 0 1 0 8 22 0.00 6.000																					

Detroit Tigers @ New York Yankees
 Yankee Stadium, Bronx, NY
 Fri Apr 27 2012, 7:11 PM - 10:40 PM EDT
 Att: 41,200 - Partly Cloudy - 47 F

AB 35
 R 7
 H 9
 RBI 5
 BB 3
 SO 8
 LOB 8



Batter	1	2	3	4	5	6	7	8	9	AB	R	H	RBI	BB	SO	LOB	TOP				
14 Austin Jackson, R OBP: 0.393, SLG: 0.519										3	2	1	0	1	1	0					
26 Brennan Boesch, L OBP: 0.244, SLG: 0.333										3	1	1	1	1	2	1					
32 Don Kelly, L OBP: 0.345, SLG: 0.240										4	1	2	3	0	1	2					
24 Miguel Cabrera, R OBP: 0.374, SLG: 0.575										2	1	0	0	2	0	2					
28 Prince Fielder, L OBP: 0.393, SLG: 0.416										2	1	0	0	2	0	2					
12 Andy Dirks, L OBP: 0.313, SLG: 0.548										4	1	1	3	0	1	1					
34 Brad Eldred, R OBP: 0.222, SLG: 0.444										4	0	0	0	0	2	1					
13 Alex Avila, L OBP: 0.303, SLG: 0.424										4	1	1	0	0	1	0					
27 Jhonny Peralta, R OBP: 0.273, SLG: 0.347										4	0	1	0	0	0	1					
39 Ramon Santiago, S OBP: 0.211, SLG: 0.229										4	0	0	0	0	0	2					
Inning Stats	R: 3 H: 1 E: 0 K: 3 S: 15	H: 1 LOB: 0 BB: 2 P: 30	R: 3 H: 4 E: 0 K: 0 S: 13	H: 4 LOB: 1 BB: 0 P: 19	R: 0 H: 0 E: 0 K: 0 S: 4	H: 0 LOB: 0 BB: 0 P: 7	R: 0 H: 0 E: 0 K: 1 S: 7	H: 0 LOB: 0 BB: 0 P: 13	R: 0 H: 0 E: 0 K: 1 S: 6	H: 0 LOB: 0 BB: 0 P: 8	R: 0 H: 1 E: 0 K: 0 S: 10	H: 1 LOB: 0 BB: 0 P: 14	R: 1 H: 1 E: 0 K: 2 S: 12	H: 1 LOB: 1 BB: 1 P: 17	R: 0 H: 0 E: 0 K: 1 S: 5	H: 0 LOB: 0 BB: 0 P: 7	1B: 4 2B: 1 3B: 0 HR: 2	SF: 0 SAC: 0 DP: 2 HBP: 0	WP: 0 PB: 0 SB: 1 CS: 0	PA: 36	
PITCHER	IP WLS BF H R ER SO BB IBB HBP BLK WP HR S P ERA WHIP	IP WLS BF H R ER SO BB IBB HBP BLK WP HR S P ERA WHIP	IP WLS BF H R ER SO BB IBB HBP BLK WP HR S P ERA WHIP	IP WLS BF H R ER SO BB IBB HBP BLK WP HR S P ERA WHIP	IP WLS BF H R ER SO BB IBB HBP BLK WP HR S P ERA WHIP	IP WLS BF H R ER SO BB IBB HBP BLK WP HR S P ERA WHIP	IP WLS BF H R ER SO BB IBB HBP BLK WP HR S P ERA WHIP	IP WLS BF H R ER SO BB IBB HBP BLK WP HR S P ERA WHIP	IP WLS BF H R ER SO BB IBB HBP BLK WP HR S P ERA WHIP	IP WLS BF H R ER SO BB IBB HBP BLK WP HR S P ERA WHIP	IP WLS BF H R ER SO BB IBB HBP BLK WP HR S P ERA WHIP	IP WLS BF H R ER SO BB IBB HBP BLK WP HR S P ERA WHIP	IP WLS BF H R ER SO BB IBB HBP BLK WP HR S P ERA WHIP	IP WLS BF H R ER SO BB IBB HBP BLK WP HR S P ERA WHIP	IP WLS BF H R ER SO BB IBB HBP BLK WP HR S P ERA WHIP	IP WLS BF H R ER SO BB IBB HBP BLK WP HR S P ERA WHIP	IP WLS BF H R ER SO BB IBB HBP BLK WP HR S P ERA WHIP	IP WLS BF H R ER SO BB IBB HBP BLK WP HR S P ERA WHIP	IP WLS BF H R ER SO BB IBB HBP BLK WP HR S P ERA WHIP	IP WLS BF H R ER SO BB IBB HBP BLK WP HR S P ERA WHIP	IP WLS BF H R ER SO BB IBB HBP BLK WP HR S P ERA WHIP

Detroit Tigers @ New York Yankees
Yankee Stadium, Bronx, NY
Sat Apr 28 2012, 4:10 PM - 6:57 PM EDT
Att: 44,686 - Partly Cloudy - 58 F


AB 32
R 7
H 7
RBI 7
BB 4
SO 8
LOB 10



Batter	1	2	3	4	5	6	7	8	9	AB	R	H	RBI	BB	SO	LOB	BOTTOM					
2 Derek Jeter, R OBP: 0.421, SLG: 0.591										3	0	0	0	1	2	0						
33 Nick Swisher, S OBP: 0.352, SLG: 0.625										4	2	2	2	0	0	1						
24 Robinson Cano, L OBP: 0.319, SLG: 0.386										4	0	0	0	0	1	0						
13 Alex Rodriguez, R OBP: 0.356, SLG: 0.440										3	1	1	0	1	2	0						
25 Mark Teixeira, S OBP: 0.294, SLG: 0.410										4	0	0	0	0	0	2						
14 Curtis Granderson, L OBP: 0.380, SLG: 0.590										4	2	2	2	0	1	0						
22 Andrew Jones, R OBP: 0.354, SLG: 0.357										2	0	0	0	1	1	0						
27 Raul Ibanez, L OBP: 0.304, SLG: 0.500										1	0	0	0	0	0	0						
55 Russell Martin, R OBP: 0.354, SLG: 0.314										3	0	0	0	0	0	1						
12 Eric Chavez, L OBP: 0.273, SLG: 0.571										1	0	0	0	0	0	1						
26 Eduardo Núñez, R OBP: 0.394, SLG: 0.379										3	0	0	0	0	2	1						
Inning Stats	R: 1 H: 1 E: 0 K: 1 S: 9	H: 1 LOB: 0 BB: 0 P: 15	R: 0 H: 0 E: 0 K: 1 S: 9	H: 0 LOB: 0 BB: 0 P: 15	R: 0 H: 0 E: 0 K: 2 S: 10	H: 0 LOB: 1 BB: 1 P: 17	R: 0 H: 0 E: 0 K: 2 S: 10	H: 0 LOB: 0 BB: 0 P: 15	R: 0 H: 0 E: 0 K: 2 S: 11	H: 0 LOB: 0 BB: 1 P: 19	R: 0 H: 0 E: 0 K: 1 S: 7	H: 0 LOB: 0 BB: 0 P: 11	R: 1 H: 2 E: 0 K: 0 S: 5	H: 2 LOB: 0 BB: 0 P: 8	R: 0 H: 0 E: 0 K: 2 S: 9	H: 0 LOB: 0 BB: 0 P: 13	R: 3 H: 3 E: 0 K: 0 S: 18	H: 3 LOB: 1 BB: 1 P: 31	1B: 2 2B: 1 3B: 0 HR: 3	SF: 0 SAC: 0 DP: 1 HBP: 0	WP: 0 PB: 0 SB: 0 CS: 0	PA: 35
PITCHER	IP WLS BF H R ER SO BB IBB HBP BLK WP HR S P ERA WHIP	IP WLS BF H R ER SO BB IBB HBP BLK WP HR S P ERA WHIP	IP WLS BF H R ER SO BB IBB HBP BLK WP HR S P ERA WHIP	IP WLS BF H R ER SO BB IBB HBP BLK WP HR S P ERA WHIP	IP WLS BF H R ER SO BB IBB HBP BLK WP HR S P ERA WHIP	IP WLS BF H R ER SO BB IBB HBP BLK WP HR S P ERA WHIP	IP WLS BF H R ER SO BB IBB HBP BLK WP HR S P ERA WHIP	IP WLS BF H R ER SO BB IBB HBP BLK WP HR S P ERA WHIP	IP WLS BF H R ER SO BB IBB HBP BLK WP HR S P ERA WHIP	IP WLS BF H R ER SO BB IBB HBP BLK WP HR S P ERA WHIP	IP WLS BF H R ER SO BB IBB HBP BLK WP HR S P ERA WHIP	IP WLS BF H R ER SO BB IBB HBP BLK WP HR S P ERA WHIP	IP WLS BF H R ER SO BB IBB HBP BLK WP HR S P ERA WHIP	IP WLS BF H R ER SO BB IBB HBP BLK WP HR S P ERA WHIP	IP WLS BF H R ER SO BB IBB HBP BLK WP HR S P ERA WHIP	IP WLS BF H R ER SO BB IBB HBP BLK WP HR S P ERA WHIP	IP WLS BF H R ER SO BB IBB HBP BLK WP HR S P ERA WHIP	IP WLS BF H R ER SO BB IBB HBP BLK WP HR S P ERA WHIP	IP WLS BF H R ER SO BB IBB HBP BLK WP HR S P ERA WHIP	IP WLS BF H R ER SO BB IBB HBP BLK WP HR S P ERA WHIP	IP WLS BF H R ER SO BB IBB HBP BLK WP HR S P ERA WHIP	

Detroit Tigers @ New York Yankees
Yankee Stadium, Bronx, NY
Sat Apr 28 2012, 4:10 PM - 6:57 PM EDT
Att: 44,686 - Partly Cloudy - 58 F


AB 32
R 5
H 6
RBI 5
BB 3
SO 9
LOB 6




Batter	1	2	3	4	5	6	7	8	9	AB	R	H	RBI	BB	SO	LOB	TOP										
1 Jarrod Dyson, L (1,8) OBP: 0.304, SLG: 0.429	G3		F7					G3		4	2	2	0	0	0	0	Kansas City Royals @ Detroit Tigers Comerica Park, Detroit, MI Tue May 01 2012, 7:09 PM - 9:34 PM EDT Att: 30,159 - Cloudy - 55 F										
4 Alex Gordon, L (1,7) OBP: 0.333, SLG: 0.430	G3-1			K				G3		4	0	1	2	0	1	0											
16 Billy Butler, R (1,10) OBP: 0.351, SLG: 0.551	K			G6-3				L9		4	0	0	0	0	1	1											
35 Eric Hosmer, L (1,3) OBP: 0.263, SLG: 0.371		G6-3		G4-3				F7		4	0	0	0	0	0	1											
21 Jeff Francoeur, R (1,9) OBP: 0.293, SLG: 0.333						11 2B 33 G4-3		G6-3		4	1	3	0	0	0	1											
8 Mike Moustakas, L (1,5) OBP: 0.369, SLG: 0.519										4	0	1	0	0	0	3											
11 Yuniesky Betancourt, R (1,4) OBP: 0.333, SLG: 0.420										4	0	1	0	0	0	3											
33 Humberto Quintero, R (1,2) OBP: 0.341, SLG: 0.395										3	0	0	1	0	0	1											
2 Alcides Escobar, R (1,6) OBP: 0.318, SLG: 0.432										3	0	0	0	0	1	1											
Inning Stats	R: 0 E: 0 K: 1 S: 10	H: 0 LOB: 0 BB: 0 P: 16	R: 0 E: 0 K: 0 S: 9	H: 1 LOB: 1 BB: 0 P: 14	R: 0 E: 0 K: 0 S: 6	H: 0 LOB: 0 BB: 0 P: 10	R: 0 E: 0 K: 1 S: 8	H: 0 LOB: 0 BB: 0 P: 11	R: 1 E: 0 K: 0 S: 12	H: 2 LOB: 1 BB: 0 P: 14	R: 1 E: 0 K: 0 S: 9	H: 2 LOB: 1 BB: 0 P: 10	R: 0 E: 0 K: 0 S: 6	H: 1 LOB: 0 BB: 0 P: 8	R: 1 E: 0 K: 0 S: 10	H: 1 LOB: 1 BB: 0 P: 15	R: 0 E: 0 K: 0 S: 12	H: 1 LOB: 1 BB: 0 P: 15	1B: 4 2B: 3 3B: 1 HR: 0	SF: 0 SAC: 0 DP: 1 HBP: 0	WP: 0 PB: 0 SB: 0 CS: 0	PA: 34					
PITCHER	IP	WLS	BF	H	R	ER	SO	BB	IBB	HBP	BLK	WP	HR	S	P	ERA	WHIP	PITCHER									
21 Rick Porcello, R (1,1) ERA: 5.64	8.0	W	30	7	3	3	3	0	0	0	0	0	0	70	98	3.38	0.875										
40 Phil Coke, L (9,1) ERA: 2.7	1.0		4	1	0	0	0	0	0	0	0	0	0	12	15	0.00	1.000										

Batter	1	2	3	4	5	6	7	8	9	AB	R	H	RBI	BB	SO	LOB	BOTTOM										
14 Austin Jackson, R (1,8) OBP: 0.398, SLG: 0.523	26 1B 24 2B		26 G6-3		G6-3			28 L6-4 24 1B		5	1	4	2	0	0	0	Kansas City Royals @ Detroit Tigers Comerica Park, Detroit, MI Tue May 01 2012, 7:09 PM - 9:34 PM EDT Att: 30,159 - Cloudy - 55 F										
26 Brennan Boesch, L (1,9) OBP: 0.318, SLG: 0.344	24 2B 28 FC3	P5	G6-3		K2-3			F9		5	1	1	0	0	1	3											
24 Miguel Cabrera, R (1,5) OBP: 0.370, SLG: 0.573	28 E	K	F8					F7		5	1	2	1	0	1	2											
28 Prince Fielder, L (1,3) OBP: 0.378, SLG: 0.424	12 E 2H 3H	IBB			G3-1			K		4	1	0	1	1	1	2											
12 Andy Dirks, L (1,10) OBP: 0.333, SLG: 0.571	13 1B 27 1B	K						K		3	1	2	0	0	1	2											
34 Brad Eldred, R (4,PR) (5,10)					27 1B			K		1	1	0	0	0	1	0											
13 Alex Avila, L (1,2) OBP: 0.314, SLG: 0.419	39 G6-4-3 27 1B		39 FC2-5 27 BB		G1-3			K		3	0	1	0	1	1	1											
27 Jhonny Peralta, R (1,6) OBP: 0.296, SLG: 0.360	39 G6-4-3		32 1B 39 FC2-5					G1-3		3	1	2	2	1	0	0											
39 Ramon Santiago, S (1,4) OBP: 0.222, SLG: 0.220	G6-4-3		32 1B 14 2B							3	1	1	0	1	0	4											
32 Don Kelly, L (1,7) OBP: 0.333, SLG: 0.241	P5		14 2B		K2-3			K		4	1	1	1	0	2	2											
Inning Stats	R: 5 E: 2 K: 0 S: 17	H: 6 LOB: 1 BB: 0 P: 22	R: 0 E: 0 K: 2 S: 14	H: 1 LOB: 2 BB: 1 P: 22	R: 3 E: 0 K: 0 S: 7	H: 2 LOB: 1 BB: 2 P: 18	R: 1 E: 0 K: 0 S: 11	H: 3 LOB: 2 BB: 0 P: 13	R: 0 E: 0 K: 2 S: 7	H: 0 LOB: 0 BB: 0 P: 8	R: 0 E: 0 K: 2 S: 8	H: 0 LOB: 0 BB: 0 P: 9	R: 0 E: 0 K: 2 S: 10	H: 0 LOB: 1 BB: 1 P: 19	R: 0 E: 0 K: 0 S: 8	H: 2 LOB: 1 BB: 0 P: 10	1B: 11 2B: 4 3B: 0 HR: 0	SF: 0 SAC: 0 DP: 2 HBP: 0	WP: 0 PB: 0 SB: 1 CS: 0	PA: 40							
PITCHER	IP	WLS	BF	H	R	ER	SO	BB	IBB	HBP	BLK	WP	HR	S	P	ERA	WHIP	PITCHER									
44 Luke Hochevar, R (1,1) ERA: 7.36	4.0	L	26	12	9	9	2	2	0	0	0	0	0	9	10	0.00	0.000										
40 Kelvin Herrera, R (5,1) ERA: 3.97	1.1		4	0	0	0	2	0	0	0	0	0	0	9	10	0.00	0.000										
55 Tim Collins, L (6,1) ERA: 2.63	1.2		6	0	0	0	4	1	0	0	0	0	0	16	26	0.00	0.600										
31 Louis Coleman, R (8,1) ERA: 5.14	0.1		3	2	0	0	0	0	0	0	0	0	0	7	9	0.00	6.000										
46 Tommy Hottovy, L (8,1) ERA: 3.0	0.2		1	0	0	0	0	0	0	0	0	0	0	1	1	0.00	0.000										

AB 34
R 3
H 8
RBI 3
BB 0
SO 3
LOB 11



AB 36
R 9
H 14
RBI 7
BB 4
SO 8
LOB 16




Batter	1	2	3	4	5	6	7	8	9	AB	R	H	RBI	BB	SO	LOB	TOP								
1 Jarrod Dyson, L (1,8) OBP: 0.333, SLG: 0.417										3	1	1	0	1	1	1		Kansas City Royals @ Detroit Tigers Comerica Park, Detroit, MI Wed May 02 2012, 1:08 PM - 4:00 PM EDT Att: 33,187 - Partly Cloudy - 71 F							
4 Alex Gordon, L (1,7) OBP: 0.340, SLG: 0.433										4	1	2	0	0	1	2									
16 Billy Butler, R (1,10) OBP: 0.347, SLG: 0.533										3	0	0	0	0	2	3									
35 Eric Hosmer, L (1,3) OBP: 0.262, SLG: 0.376										4	0	1	1	0	1	4									
21 Jeff Francoeur, R (1,9) OBP: 0.281, SLG: 0.319										4	0	0	1	0	1	2									
8 Mike Moustakas, L (1,5) OBP: 0.394, SLG: 0.519										4	1	1	0	0	0	1									
27 Brayan Peña, S (1,2) OBP: 0.289, SLG: 0.372										4	0	0	0	0	0	1									
17 Chris Getz, L (1,4) OBP: 0.356, SLG: 0.488										4	0	2	1	0	0	0									
2 Alcides Escobar, R (1,6) OBP: 0.315, SLG: 0.435										4	0	1	0	0	2	2									
Inning Stats	R: 1 E: 0 K: 2 S: 9	H: 1 LOB: 1 BB: 1 P: 17	R: 0 E: 0 K: 0 S: 9	H: 1 LOB: 1 BB: 0 P: 11	R: 0 E: 0 K: 1 S: 8	H: 1 LOB: 1 BB: 0 P: 11	R: 0 E: 0 K: 0 S: 9	H: 0 LOB: 0 BB: 0 P: 16	R: 0 E: 0 K: 0 S: 6	H: 1 LOB: 0 BB: 0 P: 8	R: 1 E: 0 K: 0 S: 14	H: 1 LOB: 1 BB: 0 P: 21	R: 0 E: 0 K: 1 S: 12	H: 0 LOB: 0 BB: 0 P: 17	R: 0 E: 0 K: 3 S: 14	H: 1 LOB: 1 BB: 0 P: 22	R: 1 E: 0 K: 1 S: 18		H: 2 LOB: 1 BB: 0 P: 25	1B: 4 2B: 3 HR: 0	SF: 0 SAC: 0 DP: 0	WP: 0 PB: 0 SB: 2 CS: 1	PA: 36		
PITCHER	IP	WLS	BF	H	R	ER	SO	BB	IBB	HBP	BLK	WP	HR	S	P	ERA	WHIP								
35 Justin Verlander, R (1,1) ERA: 2.38	8.0		31	6	2	2	7	1	0	1	0	0	0	81	123	2.25	0.875								
53 Joaquin Benoit, R (9,1) ERA: 4.35	1.0	L	5	2	1	1	1	0	0	0	0	0	0	18	25	9.00	2.000								

Batter	1	2	3	4	5	6	7	8	9	AB	R	H	RBI	BB	SO	LOB	BOTTOM								
14 Austin Jackson, R (1,8) OBP: 0.392, SLG: 0.511										4	1	1	0	0	0	3	Kansas City Royals @ Detroit Tigers Comerica Park, Detroit, MI Wed May 02 2012, 1:08 PM - 4:00 PM EDT Att: 33,187 - Partly Cloudy - 71 F								
26 Brennan Boesch, L (1,9) OBP: 0.252, SLG: 0.370										4	1	1	2	0	2	0									
24 Miguel Cabrera, R (1,5) OBP: 0.365, SLG: 0.554										3	0	0	0	0	0	0									
28 Prince Fielder, L (1,3) OBP: 0.363, SLG: 0.404										4	0	0	0	0	0	1									
25 Ryan Raburn, R (1,7) OBP: 0.206, SLG: 0.172										4	0	0	0	0	2	0									
27 Jhonny Peralta, R (1,6) OBP: 0.282, SLG: 0.342										4	0	0	0	0	0	0									
13 Alex Avila, L (1,2) ERA: 5.24										3	0	2	0	1	1	0									
9 Gerald Laird, R (9,PH) OBP: 0.381, SLG: 0.526										0	0	0	0	0	0	0									
34 Brad Eldred, R (1,10) OBP: 0.235, SLG: 0.375										2	0	1	0	1	0	0									
12 Andy Dirks, L (9,PH) OBP: 0.324, SLG: 0.556										1	0	0	0	0	0	1									
29 Danny Worth, R (1,4) OBP: 0.300, SLG: 0.125										1	0	0	0	1	0	0									
39 Ramon Santiago, S (7,PH) OBP: 0.217, SLG: 0.214										1	0	0	0	0	0	2									
Inning Stats	R: 0 E: 0 K: 1 S: 7	H: 0 LOB: 1 BB: 0 P: 12	R: 0 E: 0 K: 1 S: 9	H: 0 LOB: 0 BB: 0 P: 14	R: 0 E: 0 K: 0 S: 11	H: 0 LOB: 0 BB: 0 P: 18	R: 0 E: 0 K: 0 S: 6	H: 0 LOB: 0 BB: 0 P: 14	R: 0 E: 0 K: 0 S: 10	H: 1 LOB: 3 BB: 2 P: 24	R: 0 E: 0 K: 1 S: 8	H: 0 LOB: 0 BB: 0 P: 9	R: 0 E: 0 K: 1 S: 10	H: 1 LOB: 2 BB: 1 P: 19	R: 2 E: 0 K: 1 S: 10	H: 2 LOB: 0 BB: 0 P: 17	R: 0 E: 0 K: 0 S: 8	H: 1 LOB: 1 BB: 0 P: 11	1B: 2 2B: 2 HR: 1	SF: 0 SAC: 0 DP: 1	WP: 0 PB: 0 SB: 0 CS: 0	PA: 35			
PITCHER	IP	WLS	BF	H	R	ER	SO	BB	IBB	HBP	BLK	WP	HR	S	P	ERA	WHIP								
57 Jonathan Sánchez, L (1,1) ERA: 5.24	5.0		19	0	0	0	2	2	0	1	0	0	0	8	9	0.00	0.600								
50 Jose Mijares, L (6,1) ERA: 2.45	1.0	H	3	0	0	0	1	0	0	0	0	0	0	8	9	0.00	0.000								
40 Kelvin Herrera, R (7,1) ERA: 3.75	0.2	H	4	1	0	0	1	1	0	0	0	0	0	8	15	0.00	3.000								
43 Aaron Crow, R (7,1) ERA: 3.75	0.2	H	4	2	2	2	0	0	0	0	0	0	1	7	12	27.00	3.000								
55 Tim Collins, L (8,1) ERA: 2.51	0.2	W	2	0	0	0	1	0	0	0	0	0	0	5	9	0.00	0.000								


Kansas City Royals @ Detroit Tigers
 Comerica Park, Detroit, MI
 Wed May 02 2012, 1:08 PM - 4:00 PM EDT
 Att: 33,187 - Partly Cloudy - 71 F

AB 34
 R 3
 H 8
 RBI 3
 BB 1
 SO 8
 LOB 16



Kansas City Royals @ Detroit Tigers
 Comerica Park, Detroit, MI
 Wed May 02 2012, 1:08 PM - 4:00 PM EDT
 Att: 33,187 - Partly Cloudy - 71 F

AB 31
 R 2
 H 5
 RBI 2
 BB 3
 SO 5
 LOB 7



Batter	1	2	3	4	5	6	7	8	9	AB	R	H	RBI	BB	SO	LOB	TOP								
30 Alejandro De Aza, L (1, 8) OBP: 0.331, SLG: 0.450										4	0	0	0	0	3	2	Chicago White Sox @ Detroit Tigers Comerica Park, Detroit, MI Fri May 04 2012, 7:07 PM - 9:55 PM EDT Att: 33,615 - Partly Cloudy - 64 F								
10 Alexei Ramirez, R (1, 6) OBP: 0.231, SLG: 0.276										4	1	1	0	0	0	1									
44 Adam Dunn, L (1, 10) OBP: 0.372, SLG: 0.543										3	0	0	1	0	2	0									
14 Paul Konerko, R (1, 3) OBP: 0.439, SLG: 0.613										3	0	2	0	1	0	0									
12 A.J. Pierzynski, L (1, 2) OBP: 0.319, SLG: 0.518										4	0	1	0	0	1	3									
51 Alex Rios, R (1, 9) OBP: 0.330, SLG: 0.396										4	0	0	0	0	0	2									
24 Davan Vicedo, R (1, 7) 18 Brent Lillibridge, R (7, 7) OBP: 0.238, SLG: 0.359 OBP: 0.320, SLG: 0.227										3	1	1	0	0	1	0									
22 Brent Morel, R (1, 5) OBP: 0.230, SLG: 0.217										3	1	1	0	0	2	1									
15 Gordon Beckham, R (1, 4) OBP: 0.300, SLG: 0.370										4	1	3	3	0	0	1									
Inning Stats	R: 0 E: 0 K: 2 S: 8	H: 0 LOB: 0 BB: 0 P: 14	R: 0 E: 0 K: 1 S: 7	H: 1 LOB: 0 BB: 0 P: 10	R: 1 E: 0 K: 1 S: 13	H: 2 LOB: 1 BB: 0 P: 18	R: 0 E: 0 K: 1 S: 10	H: 1 LOB: 1 BB: 0 P: 17	R: 0 E: 0 K: 2 S: 16	H: 1 LOB: 0 BB: 0 P: 26	R: 1 E: 0 K: 0 S: 8	H: 2 LOB: 0 BB: 0 P: 14	R: 2 E: 0 K: 1 S: 9	H: 2 LOB: 0 BB: 0 P: 14	R: 0 E: 0 K: 0 S: 9	H: 0 LOB: 1 BB: 0 P: 16		R: 0 E: 0 K: 1 S: 12	H: 1 LOB: 1 BB: 0 P: 17	1B: 7 2B: 1 3B: 1 HR: 1	SF: 1 SAC: 1 DP: 2 HBP: 0	WP: 0 PB: 1 SB: 1 CS: 0	PA: 36		
PITCHER	IP	WLS	BF	H	R	ER	SO	BB	IBB	HBP	BLK	WP	HR	S	P	ERA	WHIP								
33 Drew Smyly, L (1, 1) ERA: 1.61	6.0		23	7	2	2	7	0	0	0	0	0	0	62	99	3.00	1.167								
20 Octavio Dotel, R (7, 1) ERA: 1.5	1.1		6	2	2	2	1	0	0	0	0	0	1	10	16	13.50	1.500								
64 Duane Below, L (8, 1) ERA:	0.2		3	0	0	0	0	1	0	0	0	0	0	8	14	0.00	1.500								
46 Jose Valverde, R (9, 1) ERA: 5.06	1.0	W	4	1	0	0	1	0	0	0	0	0	0	12	17	0.00	1.000								

Batter	1	2	3	4	5	6	7	8	9	AB	R	H	RBI	BB	SO	LOB	BOTTOM								
14 Austin Jackson, R (1, 8) OBP: 0.377, SLG: 0.489										4	0	0	0	0	1	2	Chicago White Sox @ Detroit Tigers Comerica Park, Detroit, MI Fri May 04 2012, 7:07 PM - 9:55 PM EDT Att: 33,615 - Partly Cloudy - 64 F								
26 Brennan Boesch, L (1, 9) OBP: 0.243, SLG: 0.355										4	0	0	0	0	1	1									
24 Miguel Cabrera, R (1, 5) OBP: 0.370, SLG: 0.552										4	0	2	1	0	1	0									
28 Prince Fielder, L (1, 3) OBP: 0.358, SLG: 0.398										4	0	1	0	0	1	1									
12 Andy Dirks, L (1, 10) OBP: 0.300, SLG: 0.513										3	0	0	0	0	0	2									
39 Ramon Santiago, S (9, PH) OBP: 0.213, SLG: 0.209										3	2	3	1	1	0	0									
27 Jhonny Peralta, R (1, 6) OBP: 0.292, SLG: 0.386										4	1	2	2	0	0	1									
25 Ryan Raburn, R (1, 4) OBP: 0.197, SLG: 0.167										2	0	0	1	0	1	1									
32 Don Kelly, L (1, 7) OBP: 0.333, SLG: 0.250										3	1	1	0	0	1	1									
Inning Stats	R: 0 E: 0 K: 1 S: 11	H: 2 LOB: 2 BB: 0 P: 18	R: 1 E: 0 K: 2 S: 14	H: 2 LOB: 1 BB: 0 P: 19	R: 0 E: 0 K: 1 S: 6	H: 0 LOB: 0 BB: 0 P: 8	R: 1 E: 0 K: 1 S: 11	H: 1 LOB: 0 BB: 0 P: 18	R: 0 E: 0 K: 0 S: 5	H: 0 LOB: 0 BB: 0 P: 6	R: 0 E: 0 K: 1 S: 9	H: 0 LOB: 0 BB: 0 P: 14	R: 0 E: 0 K: 0 S: 7	H: 0 LOB: 0 BB: 1 P: 13	R: 1 E: 0 K: 0 S: 21	H: 2 LOB: 1 BB: 0 P: 31		R: 2 E: 0 K: 0 S: 8	H: 2 LOB: 1 BB: 0 P: 9	1B: 6 2B: 1 3B: 0 HR: 2	SF: 1 SAC: 0 DP: 1 HBP: 0	WP: 0 PB: 0 SB: 0 CS: 0	PA: 34		
PITCHER	IP	WLS	BF	H	R	ER	SO	BB	IBB	HBP	BLK	WP	HR	S	P	ERA	WHIP								
44 Jake Peavy, R (1, 1) ERA: 1.99	7.2		30	7	3	3	6	1	0	0	0	0	1	81	122	3.52	1.043								
37 Matt Thornton, L (8, 1) ERA: 3.75	0.2	L	4	2	2	2	0	0	0	0	0	0	1	11	14	27.00	3.000								

Batter	1	2	3	4	5	6	7	8	9	AB	R	H	RBI	BB	SO	LOB	TOP										
30 Alejandro De Aza, L (1,8) OBP: 0.339, SLG: 0.452										4	1	2	0	0	2	0	Chicago White Sox @ Detroit Tigers Comerica Park, Detroit, MI Sat May 05 2012, 4:07 PM - 6:52 PM EDT Att: 42,404 - Sunny - 66 F										
10 Alexei Ramirez, R (1,6) OBP: 0.225, SLG: 0.269										3	0	0	0	0	0	1											
44 Adam Dunn, L (1,10) OBP: 0.376, SLG: 0.573										4	1	2	2	0	1	0											
14 Paul Konerko, R (1,3) OBP: 0.432, SLG: 0.629										4	1	1	1	0	2	1											
12 A.J. Pierzynski, L (1,2) OBP: 0.316, SLG: 0.506										4	0	1	0	0	0	0											
51 Alex Rios, R (1,9) OBP: 0.232, SLG: 0.383										3	0	0	0	0	1	1											
24 Dayan Viciedo, R (1,7) OBP: 0.232, SLG: 0.350										2	0	0	0	0	2	1											
1 Kosuke Fukudome, L (8,PH) OBP: 0.314, SLG: 0.214										1	0	0	0	0	0	0											
22 Brent Morel, R (1,5) OBP: 0.225, SLG: 0.212										2	0	0	0	0	2	1											
38 Eduardo Escobar, S (8,PH) OBP: 0.160, SLG: 0.295										1	0	0	0	0	1	0											
15 Gordon Beckham, R (1,4) OBP: 0.289, SLG: 0.355										3	0	0	0	0	1	0											
Inning Stats	R: 0 H: 0 E: 0 K: 2 S: 8	H: 0 LOB: 0 BB: 0 P: 11	R: 0 H: 0 E: 0 K: 0 S: 6	H: 0 LOB: 0 BB: 0 P: 8	R: 0 H: 0 E: 0 K: 2 S: 10	H: 0 LOB: 0 BB: 0 P: 12	R: 0 H: 1 E: 0 K: 2 S: 12	H: 1 LOB: 1 BB: 0 P: 21	R: 0 H: 1 E: 0 K: 0 S: 11	H: 1 LOB: 0 BB: 0 P: 15	R: 1 H: 1 E: 0 K: 1 S: 10	H: 1 LOB: 0 BB: 0 P: 16	R: 0 H: 0 E: 0 K: 2 S: 11	H: 0 LOB: 0 BB: 0 P: 15	R: 2 H: 2 E: 0 K: 1 S: 11	H: 2 LOB: 0 BB: 0 P: 14	1B: 4 2B: 0 3B: 0 HR: 2	SF: 0 SAC: 1 DP: 0 HBP: 0	WP: 0 PB: 0 SB: 1 CS: 0	PA: 32							
PITCHER	IP	WLS	BF	H	R	ER	SO	BB	IBB	HBP	BLK	WP	HR	S	P	ERA	WHIP										
37 Max Scherzer, R (1,1) ERA: 6.32	7.0		24	4	1	1	9	0	0	0	0	0	1	68	97	1.29	0.571										
53 Joaquin Benoit, R (8,1) ERA: 3.97	1.0	H	3	0	0	0	2	0	0	0	0	0	0	11	15	0.00	0.000										
46 Jose Valverde, R (9,1) ERA: 6.17	1.0	L	5	2	2	2	1	0	0	0	0	0	1	11	14	18.00	2.000										

Batter	1	2	3	4	5	6	7	8	9	AB	R	H	RBI	BB	SO	LOB	BOTTOM										
14 Austin Jackson, R (1,8) OBP: 0.378, SLG: 0.485										5	0	2	1	0	2	5	Chicago White Sox @ Detroit Tigers Comerica Park, Detroit, MI Sat May 05 2012, 4:07 PM - 6:52 PM EDT Att: 42,404 - Sunny - 66 F										
26 Brennan Boesch, L (1,9) OBP: 0.234, SLG: 0.343										4	0	0	0	0	1	5											
39 Ramon Santiago, S (8,4) OBP: 0.213, SLG: 0.209										4	0	0	0	0	0	1											
24 Miguel Cabrera, R (1,5) OBP: 0.357, SLG: 0.530										4	0	0	0	0	0	1											
28 Prince Fielder, L (1,3) OBP: 0.364, SLG: 0.402										4	0	2	0	0	1	1											
21 Delmon Young, R (1,10) OBP: 0.295, SLG: 0.314										4	0	0	0	0	0	2											
13 Alex Avila, L (1,2) OBP: 0.386, SLG: 0.514										4	1	1	0	0	1	1											
27 Jhonny Peralta, R (1,6) ERA: 1.94										3	1	1	0	1	1	0											
29 Danny Worth, R (9,PR) OBP: 0.300, SLG: 0.125										0	0	0	0	0	0	0											
12 Andy Dirks, L (1,7) OBP: 0.318, SLG: 0.535										4	0	2	1	0	0	1											
25 Ryan Raburn, R (8,9) OBP: 0.200, SLG: 0.188										4	0	1	0	0	1	3											
Inning Stats	R: 0 H: 1 E: 0 K: 1 S: 8	H: 4 LOB: 2 BB: 0 P: 14	R: 2 H: 4 E: 0 K: 1 S: 16	H: 4 LOB: 2 BB: 0 P: 21	R: 0 H: 1 E: 0 K: 0 S: 11	H: 1 LOB: 1 BB: 0 P: 18	R: 0 H: 0 E: 0 K: 1 S: 8	H: 0 LOB: 0 BB: 0 P: 16	R: 0 H: 0 E: 0 K: 1 S: 6	H: 0 LOB: 0 BB: 0 P: 10	R: 0 H: 1 E: 0 K: 1 S: 12	H: 1 LOB: 2 BB: 0 P: 19	R: 0 H: 1 E: 0 K: 0 S: 4	H: 1 LOB: 0 BB: 0 P: 6	R: 0 H: 1 E: 0 K: 1 S: 15	H: 1 LOB: 3 BB: 1 P: 25	1B: 7 2B: 2 3B: 0 HR: 0	SF: 0 SAC: 0 DP: 1 HBP: 0	WP: 0 PB: 0 SB: 0 CS: 0	PA: 37							
PITCHER	IP	WLS	BF	H	R	ER	SO	BB	IBB	HBP	BLK	WP	HR	S	P	ERA	WHIP										
34 Gavin Floyd, R (1,1) ERA: 3.03	7.0		29	7	2	2	6	0	0	0	0	0	0	4	108	2.57	1.000										
65 Nate Jones, R (8,1) ERA: 1.94	1.0	W	3	1	0	0	0	0	0	0	0	0	0	4	6	0.00	1.000										
53 Héctor Santiago, L (9,1) ERA: 6.75	0.2	H	4	1	0	0	0	1	0	0	0	0	0	11	20	0.00	3.000										
43 Addison Reed, R (9,1) ERA:	0.1	S	1	0	0	0	1	0	0	0	0	0	0	4	5	0.00	0.000										

AB	31
R	3
H	6
RBI	3
BB	0
SO	12
LOB	5



AB	36
R	2
H	9
RBI	2
BB	1
SO	7
LOB	19



Batter	1	2	3	4	5	6	7	8	9	AB	R	H	RBI	BB	SO	LOB	TOP										
30 Alejandro De Aza, L OBP: 0.344, SLG: 0.449	G5-3		G4-3 18 WP BB				P4			3	0	1	0	1	0	2											
18 Brent Lillibridge, R OBP: 0.276, SLG: 0.192	K		G4-3				G5-3			4	0	0	0	0	2	3											
44 Adam Dunn, L OBP: 0.372, SLG: 0.590	HR		K				K			4	1	1	1	0	2	1											
14 Paul Konerko, R OBP: 0.426, SLG: 0.614	G5-3						G5-3			4	0	1	0	0	0	0											
51 Alex Rios, R OBP: 0.318, SLG: 0.378	G5-3						G6-4-3			4	0	1	0	0	1	1											
10 Alexei Ramirez, R OBP: 0.217, SLG: 0.259	P3		G1-3				P2			4	0	0	0	0	1	1											
24 Dayan Viciedo, R OBP: 0.247, SLG: 0.354							G6-3			2	0	1	0	0	0	0											
22 Brent Morel, R OBP: 0.225, SLG: 0.212							HBP			0	0	0	0	0	0	0											
1 Kosuke Fukudome, L OBP: 0.333, SLG: 0.214							L5			0	0	0	0	1	0	0											
17 Tyler Flowers, R OBP: 0.250, SLG: 0.294							L5			2	0	0	0	1	1	1											
12 A.J. Pierzynski, L OBP: 0.315, SLG: 0.550							BB			1	0	0	0	0	0	2											
15 Gordon Beckham, R OBP: 0.342							K			3	0	0	0	0	2	4											
Inning Stats	R: 1 E: 0 K: 1 S: 12	H: 1 LOB: 0 BB: 0 P: 16	R: 0 E: 0 K: 1 S: 14	H: 1 LOB: 1 BB: 0 P: 20	R: 0 E: 0 K: 1 S: 5	H: 0 LOB: 1 BB: 1 P: 12	R: 0 E: 0 K: 1 S: 15	H: 0 LOB: 0 BB: 0 P: 19	R: 0 E: 0 K: 1 S: 12	H: 1 LOB: 2 BB: 0 P: 17	R: 0 E: 0 K: 1 S: 7	H: 0 LOB: 0 BB: 1 P: 8	R: 0 E: 0 K: 1 S: 11	H: 0 LOB: 2 BB: 1 P: 18	R: 0 E: 0 K: 1 S: 10	H: 0 LOB: 0 BB: 0 P: 14	R: 0 E: 0 K: 2 S: 13	H: 1 LOB: 2 BB: 1 P: 24	1B: 4 2B: 0 3B: 0 HR: 1	SF: 0 SAC: 0 DP: 1 HBP: 2	WP: 1 PB: 0 SB: 1 CS: 0	PA: 36					
PITCHER	IP	WLS	BF	H	R	ER	SO	BB	IBB	HBP	BLK	WP	HR	S	P	ERA	WHIP										
21 Rick Porcello, R ERA: 4.91	6.1	W	26	4	1	1	5	2	0	2	0	1	1	70	103	1.42	0.947										
20 Octavio Dotel, R ERA: 1.74	0.1	H	1	0	0	0	1	0	0	0	0	0	0	4	5	0.00	0.000										
40 Phil Coke, L ERA: 2.61	0.1	H	1	0	0	0	0	0	0	0	0	0	0	2	2	0.00	0.000										
53 Joaquin Benoit, R ERA: 3.65	1.0	H	3	0	0	0	1	0	0	0	0	0	0	10	14	0.00	0.000										
46 Jose Valverde, R ERA: 5.69	1.0	S	5	1	0	0	2	1	0	0	0	0	0	13	24	0.00	2.000										

Chicago White Sox @ Detroit Tigers
Comerica Park, Detroit, MI
Sun May 06 2012, 1:08 PM - 4:17 PM EDT
Att: 39,568 - Sunny - 65 F

AB 31
R 1
H 5
RBI 1
BB 3
SO 9
LOB 15



Batter	1	2	3	4	5	6	7	8	9	AB	R	H	RBI	BB	SO	LOB	BOTTOM										
14 Austin Jackson, R OBP: 0.388, SLG: 0.515	HR	F8					12 BLK BB			4	1	2	1	1	0	1											
12 Andy Dirks, L OBP: 0.327, SLG: 0.583	28 BB 1B		F8				P5			5	1	2	1	0	0	4											
24 Miguel Cabrera, R OBP: 0.359, SLG: 0.533	F7		G5-3				21 BB 2B			5	0	2	0	0	1	1											
28 Prince Fielder, L OBP: 0.377, SLG: 0.440							P5			3	1	2	1	1	0	1											
21 Delmon Young, R OBP: 0.305, SLG: 0.315	F7						13 G4-6-3 1B			3	0	1	0	1	0	4											
13 Alex Avila, L OBP: 0.349, SLG: 0.487	F7		K				G4-6-3			4	0	0	0	0	2	7											
27 Jhonny Peralta, R OBP: 0.309, SLG: 0.382							G5-3			3	0	1	0	1	1	0											
26 Brennan Boesch, L OBP: 0.226, SLG: 0.330							F8			4	0	0	0	0	1	4											
39 Ramon Santiago, S OBP: 0.213, SLG: 0.209										0	0	0	0	0	0	0											
25 Ryan Aburn, R OBP: 0.203, SLG: 0.179							14 BB HBP			3	0	0	0	0	2	1											
Inning Stats	R: 1 E: 0 K: 0 S: 13	H: 2 LOB: 2 BB: 1 P: 22	R: 0 E: 0 K: 3 S: 17	H: 0 LOB: 1 BB: 0 P: 24	R: 1 E: 0 K: 1 S: 15	H: 1 LOB: 1 BB: 1 P: 25	R: 0 E: 0 K: 0 S: 13	H: 1 LOB: 2 BB: 0 P: 21	R: 0 E: 0 K: 1 S: 11	H: 2 LOB: 1 BB: 0 P: 14	R: 0 E: 0 K: 1 S: 12	H: 1 LOB: 2 BB: 1 P: 18	R: 0 E: 0 K: 1 S: 13	H: 2 LOB: 3 BB: 1 P: 23	R: 1 E: 0 K: 1 S: 10	H: 1 LOB: 0 BB: 0 P: 14	1B: 6 2B: 1 3B: 0 HR: 3	SF: 0 SAC: 0 DP: 1 HBP: 1	WP: 1 PB: 0 SB: 0 CS: 0	PA: 39							
PITCHER	IP	WLS	BF	H	R	ER	SO	BB	IBB	HBP	BLK	WP	HR	S	P	ERA	WHIP										
39 Dylan Axelrod, R ERA: 3.52	4.1	L	23	6	2	2	4	2	0	1	0	1	2	64	99	4.15	1.846										
77 Will Ohman, L ERA: 5.79	0.2		1	0	0	0	0	0	0	0	0	0	0	5	7	0.00	0.000										
48 Zach Stewart, R ERA: 2.25	1.0		6	2	0	0	1	1	0	0	1	0	0	13	21	0.00	3.000										
53 Héctor Santiago, L ERA: 6.3	2.0		9	2	1	1	2	1	0	0	0	0	1	22	34	4.50	1.500										


Chicago White Sox @ Detroit Tigers
Comerica Park, Detroit, MI
Sun May 06 2012, 1:08 PM - 4:17 PM EDT
Att: 39,568 - Sunny - 65 F

AB 34
R 3
H 10
RBI 3
BB 4
SO 7
LOB 23



Batter	1	2	3	4	5	6	7	8	9	AB	R	H	RBI	BB	SO	LOB	TOP					
14 Austin Jackson, R OBP: 0.392, SLG: 0.514	G6-3		1B		K		1B			4	0	2	0	0	1	0	Detroit Tigers @ Seattle Mariners Safeco Field, Seattle, WA Mon May 07 2012, 7:12 PM - 9:41 PM PDT Att: 14,462 - Partly Cloudy - 67 F					
12 Andy Dirks, L OBP: 0.358, SLG: 0.608	2B		1B		F8		BB			3	1	2	0	1	0	0						
24 Miguel Cabrera, R OBP: 0.347, SLG: 0.514	F8		G1-5-4-3		G6-3		G5-3			4	0	0	0	0	0	6						
28 Prince Fielder, L OBP: 0.381, SLG: 0.452	2B		1B		K		P6			4	1	2	1	0	1	0						
21 Delmon Young, R OBP: 0.291, SLG: 0.299	F9		1B		K		P3			4	0	0	0	0	1	2						
13 Alex Avila, L OBP: 0.333, SLG: 0.463	G4-3		K		K		K			4	0	0	0	0	2	1						
27 Jhonny Peralta, R OBP: 0.317, SLG: 0.387	F9		1B		K		K			4	0	2	0	0	1	0						
26 Brennan Boesch, L OBP: 0.229, SLG: 0.330	F7		1B		K		F8			3	0	1	1	0	0	1						
39 Ramon Santiago, S OBP: 0.206, SLG: 0.205			1B		K		F8			1	0	0	0	0	0	0						
25 Ryan Raburn, R OBP: 0.192, SLG: 0.169			K		K		F8			4	0	0	0	0	3	3						
Inning Stats	R: 1 E: 0 K: 0 S: 12	H: 2 LOB: 1 BB: 0 P: 15	R: 0 E: 0 K: 0 S: 8	H: 0 LOB: 0 BB: 0 P: 14	R: 0 E: 0 K: 1 S: 9	H: 2 LOB: 1 BB: 0 P: 10	R: 1 E: 0 K: 3 S: 17	H: 3 LOB: 2 BB: 0 P: 23	R: 0 E: 0 K: 1 S: 11	H: 0 LOB: 0 BB: 0 P: 16	R: 0 E: 0 K: 1 S: 7	H: 0 LOB: 0 BB: 0 P: 9	R: 0 E: 0 K: 0 S: 15	H: 2 LOB: 3 BB: 1 P: 27	R: 0 E: 0 K: 1 S: 8	H: 0 LOB: 0 BB: 0 P: 11	R: 0 E: 0 K: 2 S: 8	H: 0 LOB: 0 BB: 0 P: 11	1B: 7 2B: 2 3B: 0 HR: 0	SF: 0 SAC: 0 DP: 1 HBP: 0	WP: 0 PB: 0 SB: 1 CS: 0	PA: 36
PITCHER	IP WLS BF H R ER SO BB IBB HBP BLK WP HR S P ERA WHIP	IP WLS BF H R ER SO BB IBB HBP BLK WP HR S P ERA WHIP																				
49 Blake Beavan, R ERA: 4.32	3.0	12	4	1	1	1	0	0	0	0	0	0	0	0	0	29	39	3.00	1.333			
18 Hisashi Iwakuma, R ERA: 5.75	3.0	13	3	1	1	5	0	0	0	0	0	0	0	0	35	48	3.00	1.000				
23 Shawn Kelley, R ERA: 9.0	0.2	3	1	0	0	0	0	0	0	0	0	0	0	0	8	12	0.00	1.500				
41 Charlie Furbush, L ERA: 4.5	1.1	6	1	0	0	1	1	0	0	0	0	0	0	0	15	26	0.00	1.500				
35 Steve Delabar, R ERA: 3.94	1.0	W	3	0	0	2	0	0	0	0	0	0	0	0	8	11	0.00	0.000				

Batter	1	2	3	4	5	6	7	8	9	AB	R	H	RBI	BB	SO	LOB	BOTTOM					
13 Dustin Ackley, L OBP: 0.308, SLG: 0.339	G6-3		FC4-6							4	0	1	0	0	1	1	Detroit Tigers @ Seattle Mariners Safeco Field, Seattle, WA Mon May 07 2012, 7:12 PM - 9:41 PM PDT Att: 14,462 - Partly Cloudy - 67 F					
26 Brendan Ryan, R OBP: 0.272, SLG: 0.240	G3		FC5-4							3	1	0	0	1	0	2						
51 Ichiro Suzuki, L OBP: 0.343, SLG: 0.411	2B		L6							3	1	1	0	1	0	1						
63 Jesus Montero, R OBP: 0.294, SLG: 0.448	F9		G3-1							4	0	1	1	0	0	1						
61 Munenori Kawasaki, L (P, PR) OBP: 0.313, SLG: 0.214										0	1	0	0	0	0	0						
15 Kyle Seager, L OBP: 0.310, SLG: 0.495	G6-3		K							3	0	0	0	0	1	0						
27 John Jaso, L OBP: 0.281, SLG: 0.594	G4-3		G6-3							3	0	1	1	0	0	0						
17 Justin Smoak, S OBP: 0.234, SLG: 0.272	G4-3		F8							3	0	0	0	0	0	1						
20 Mike Carp, L OBP: 0.190, SLG: 0.350			K							2	0	0	0	0	1	0						
33 Casper Wells, R (P, PH) OBP: 0.276, SLG: 0.370										1	0	0	0	0	0	0						
55 Michael Saunders, L OBP: 0.295, SLG: 0.432			1B							3	0	1	0	0	2	0						
Inning Stats	R: 0 E: 0 K: 0 S: 6	H: 1 LOB: 1 BB: 0 P: 8	R: 0 E: 0 K: 0 S: 6	H: 0 LOB: 0 BB: 0 P: 8	R: 0 E: 0 K: 1 S: 7	H: 1 LOB: 1 BB: 0 P: 12	R: 0 E: 0 K: 1 S: 7	H: 0 LOB: 0 BB: 0 P: 9	R: 0 E: 0 K: 0 S: 6	H: 0 LOB: 0 BB: 0 P: 9	R: 0 E: 0 K: 1 S: 10	H: 1 LOB: 1 BB: 0 P: 14	R: 0 E: 0 K: 0 S: 9	H: 1 LOB: 1 BB: 0 P: 13	R: 0 E: 0 K: 2 S: 7	H: 0 LOB: 0 BB: 0 P: 8	R: 3 E: 0 K: 0 S: 7	H: 1 LOB: 1 BB: 2 P: 18	1B: 2 2B: 3 3B: 0 HR: 0	SF: 1 SAC: 1 DP: 0 HBP: 0	WP: 1 PB: 1 SB: 0 CS: 0	PA: 33
PITCHER	IP WLS BF H R ER SO BB IBB HBP BLK WP HR S P ERA WHIP	IP WLS BF H R ER SO BB IBB HBP BLK WP HR S P ERA WHIP																				
58 Doug Fister, R ERA: 2.39	7.0	25	4	0	0	2	0	0	0	0	0	0	0	0	0	7	8	0.00	0.000			
40 Phil Coke, L ERA: 4.35	1.0	H	3	0	0	0	2	0	0	0	0	0	0	0	4	15	∞	∞				
20 Octavio Dotel, R ERA: 4.35	0.0	L	3	1	3	3	0	2	0	0	0	0	0	0	0	0	0	0				
64 Duane Below, L ERA: 4.35	0.2	2	0	0	0	0	0	0	0	0	0	0	0	0	3	3	0.00	0.000				



Batter	1	2	3	4	5	6	7	8	9	AB	R	H	RBI	BB	SO	LOB	TOP		
14 Austin Jackson, R OBP: 0.391, SLG: 0.508										4	2	1	0	1	0	3			
12 Andy Dirks, L OBP: 0.418, SLG: 0.667										3	1	1	0	1	0	2			
24 Miguel Cabrera, R OBP: 0.345, SLG: 0.496										4	0	2	2	0	1	1			
28 Prince Fielder, L OBP: 0.363, SLG: 0.437										4	0	0	0	0	2	4			
21 Delmon Young, R OBP: 0.301, SLG: 0.312										4	0	1	1	0	1	0			
25 Ryan Raburn, R OBP: 0.191, SLG: 0.174										4	0	0	0	0	1	1			
27 Jhonny Peralta, R OBP: 0.313, SLG: 0.369										3	0	1	0	1	1	0			
9 Gerald Laird, R OBP: 0.344, SLG: 0.467										4	1	1	0	0	0	1			
29 Danny Worth, R OBP: 0.353, SLG: 0.214										3	0	1	0	1	1	2			
Inning Stats	R: 1 H: 2 E: 0 K: 1 S: 8	WLS: 2 BF: 27 LOB: 0 BB: 0 P: 13	R: 0 H: 0 E: 0 K: 0 S: 4	H: 0 R: 2 ER: 1 SO: 6 LOB: 0 BB: 0 P: 5	R: 1 H: 2 E: 1 K: 0 S: 10	H: 2 R: 2 ER: 2 SO: 17 LOB: 2 BB: 0 P: 17	R: 0 H: 1 E: 0 K: 0 S: 19	H: 1 R: 2 ER: 0 SO: 25 LOB: 0 BB: 0 P: 25	R: 0 H: 0 E: 0 K: 1 S: 9	H: 0 R: 0 ER: 0 SO: 7 LOB: 0 BB: 0 P: 15	R: 0 H: 0 E: 0 K: 2 S: 10	H: 0 R: 0 ER: 0 SO: 16 LOB: 0 BB: 0 P: 16	R: 2 H: 2 E: 0 K: 1 S: 13	H: 2 R: 1 ER: 1 SO: 31 LOB: 1 BB: 2 P: 31	1B: 7 2B: 1 3B: 0 HR: 0	SF: 0 SAC: 0 DP: 3 HBP: 0	WP: 0 PA: 37 PB: 0 SB: 0 CS: 0		
PITCHER	IP: 7.0 WLS: W BF: 27 ERA: 3.92	WLS: W BF: 27 ERA: 3.92	H: 5 R: 2 ER: 1 SO: 6 BB: 1 IBB: 0 HBP: 0 BLK: 0	H: 2 R: 2 ER: 2 SO: 1 BB: 2 IBB: 0 HBP: 0 BLK: 0	H: 2 R: 2 ER: 2 SO: 1 BB: 2 IBB: 0 HBP: 0 BLK: 0	H: 2 R: 2 ER: 2 SO: 1 BB: 2 IBB: 0 HBP: 0 BLK: 0	H: 1 R: 0 ER: 0 SO: 13 BB: 0 IBB: 0 HBP: 0 BLK: 0	H: 1 R: 0 ER: 0 SO: 13 BB: 0 IBB: 0 HBP: 0 BLK: 0	H: 0 R: 0 ER: 0 SO: 6 BB: 0 IBB: 0 HBP: 0 BLK: 0	H: 0 R: 0 ER: 0 SO: 13 BB: 0 IBB: 0 HBP: 0 BLK: 0	H: 0 R: 0 ER: 0 SO: 13 BB: 0 IBB: 0 HBP: 0 BLK: 0	H: 0 R: 0 ER: 0 SO: 16 BB: 0 IBB: 0 HBP: 0 BLK: 0	H: 0 R: 0 ER: 0 SO: 31 BB: 2 IBB: 0 HBP: 0 BLK: 0	H: 1 R: 1 ER: 1 SO: 3 BB: 1 IBB: 0 HBP: 0 BLK: 0	H: 0 R: 0 ER: 0 SO: 0 BB: 0 IBB: 0 HBP: 0 BLK: 0	H: 0 R: 0 ER: 0 SO: 0 BB: 0 IBB: 0 HBP: 0 BLK: 0	ERA: 1.29 WHIP: 0.857	ERA: 18.00 WHIP: 4.000	ERA: 0.00 WHIP: 2.000

Detroit Tigers @ Oakland Athletics
 Oakland Coliseum, Oakland, CA
 Fri May 11 2012, 7:08 PM - 9:56 PM PDT
 Att: 26,721 - Clear - 65 F

AB	33
R	4
H	8
RBI	3
BB	4
SO	7
LOB	14



Batter	1	2	3	4	5	6	7	8	9	AB	R	H	RBI	BB	SO	LOB	BOTTOM			
19 Jemile Weeks, S OBP: 0.268, SLG: 0.296										3	2	0	0	2	0	1				
2 Cliff Pennington, S OBP: 0.297, SLG: 0.287										4	1	1	0	1	2	2				
16 Josh Reddick, L OBP: 0.343, SLG: 0.554										4	4	4	5	1	0	0				
25 Kila Ka'aihue, L OBP: 0.354, SLG: 0.431										5	2	2	1	0	2	3				
15 Seth Smith, L OBP: 0.402, SLG: 0.350										4	1	3	1	1	0	0				
7 Brandon Inge, R OBP: 0.242, SLG: 0.492										5	1	2	4	0	0	2				
10 Daric Barton, L OBP: 0.300, SLG: 0.304										5	0	0	0	0	2	4				
8 Kurt Suzuki, R OBP: 0.250, SLG: 0.284										3	0	0	0	1	0	1				
12 Collin Cowgill, R OBP: 0.364, SLG: 0.125										4	0	1	0	0	2	2				
Inning Stats	R: 2 H: 3 E: 0 K: 0 S: 12	WLS: L BF: 27 LOB: 2 BB: 1 P: 20	R: 0 H: 1 E: 0 K: 1 S: 10	H: 1 R: 4 ER: 4 SO: 4 LOB: 1 BB: 0 P: 11	R: 2 H: 3 E: 0 K: 1 S: 18	H: 3 R: 4 ER: 4 SO: 2 LOB: 1 BB: 0 P: 25	R: 0 H: 1 E: 0 K: 1 S: 11	H: 1 R: 2 ER: 2 SO: 23 LOB: 2 BB: 1 P: 23	R: 0 H: 1 E: 0 K: 1 S: 11	H: 1 R: 0 ER: 0 SO: 21 LOB: 2 BB: 1 P: 21	R: 4 H: 3 E: 0 K: 2 S: 15	H: 3 R: 0 ER: 0 SO: 24 LOB: 0 BB: 1 P: 24	R: 3 H: 1 E: 0 K: 2 S: 11	H: 1 R: 0 ER: 0 SO: 22 LOB: 0 BB: 2 P: 22	R: 0 H: 0 E: 0 K: 0 S: 5	H: 0 R: 0 ER: 0 SO: 10 LOB: 0 BB: 0 P: 10	1B: 7 2B: 3 3B: 0 HR: 3	SF: 0 SAC: 0 DP: 0 HBP: 0	WP: 0 PA: 43 PB: 1 SB: 3 CS: 0	
PITCHER	IP: 5.0 WLS: L BF: 27 ERA: 5.18	WLS: L BF: 27 ERA: 5.18	H: 3 R: 4 ER: 4 SO: 4 BB: 1 IBB: 0 HBP: 0 BLK: 0	H: 4 R: 4 ER: 4 SO: 2 BB: 1 IBB: 0 HBP: 0 BLK: 0	H: 4 R: 4 ER: 4 SO: 2 BB: 1 IBB: 0 HBP: 0 BLK: 0	H: 4 R: 4 ER: 4 SO: 2 BB: 1 IBB: 0 HBP: 0 BLK: 0	H: 1 R: 0 ER: 0 SO: 15 BB: 0 IBB: 0 HBP: 0 BLK: 0	H: 1 R: 0 ER: 0 SO: 15 BB: 0 IBB: 0 HBP: 0 BLK: 0	H: 0 R: 0 ER: 0 SO: 6 BB: 0 IBB: 0 HBP: 0 BLK: 0	H: 0 R: 0 ER: 0 SO: 24 BB: 1 IBB: 0 HBP: 0 BLK: 0	H: 0 R: 0 ER: 0 SO: 24 BB: 1 IBB: 0 HBP: 0 BLK: 0	H: 0 R: 0 ER: 0 SO: 22 BB: 2 IBB: 0 HBP: 0 BLK: 0	H: 0 R: 0 ER: 0 SO: 10 BB: 0 IBB: 0 HBP: 0 BLK: 0	H: 0 R: 0 ER: 0 SO: 0 BB: 0 IBB: 0 HBP: 0 BLK: 0	H: 0 R: 0 ER: 0 SO: 0 BB: 0 IBB: 0 HBP: 0 BLK: 0	H: 0 R: 0 ER: 0 SO: 0 BB: 0 IBB: 0 HBP: 0 BLK: 0	ERA: 5.18 WHIP: 2.400	ERA: 36.00 WHIP: 4.000	ERA: 27.00 WHIP: 3.000	ERA: 0.00 WHIP: 0.000

Detroit Tigers @ Oakland Athletics
 Oakland Coliseum, Oakland, CA
 Fri May 11 2012, 7:08 PM - 9:56 PM PDT
 Att: 26,721 - Clear - 65 F


AB	37
R	11
H	13
RBI	11
BB	6
SO	8
LOB	15



Batter	1	2	3	4	5	6	7	8	9	AB	R	H	RBI	BB	SO	LOB	TOP										
32 Don Kelly, L OBP: 0.317, SLG: 0.243 (1, 8)										4	0	1	0	0	1	2											
12 Andy Dirks, L OBP: 0.423, SLG: 0.652 (1, 7)										3	0	1	0	1	0	3											
24 Miguel Cabrera, R OBP: 0.336, SLG: 0.481 (1, 5)										4	0	0	0	0	2	3											
28 Prince Fielder, L OBP: 0.353, SLG: 0.423 (1, 3)										4	0	0	0	0	2	1											
21 Delmon Young, R OBP: 0.299, SLG: 0.320 (1, 10)										4	1	1	0	0	3	0											
13 Alex Avila, L OBP: 0.323, SLG: 0.455 (1, 2)										3	0	0	1	0	0	0											
26 Brennan Boesch, L OBP: 0.246, SLG: 0.338 (1, 9)										4	0	2	0	0	0	0											
39 Ramon Santiago, S OBP: 0.214, SLG: 0.216 (1, 6)										2	0	0	0	0	2	1											
29 Danny Worth, R OBP: 0.316, SLG: 0.188 (1, 4)										2	0	0	0	0	1	2											
14 Austin Jackson, R (8, PH) OBP: 0.388, SLG: 0.504 (8, 8)										1	0	0	0	0	1	0											
Inning Stats	R: 0 E: 0 K: 0 S: 7	H: 1 LOB: 1 BB: 0 P: 12	R: 0 E: 0 K: 2 S: 9	H: 1 LOB: 1 BB: 0 P: 12	R: 0 E: 0 K: 2 S: 12	H: 1 LOB: 1 BB: 0 P: 18	R: 0 E: 0 K: 1 S: 7	H: 0 LOB: 0 BB: 0 P: 11	R: 0 E: 0 K: 3 S: 10	H: 0 LOB: 0 BB: 0 P: 12	R: 0 E: 0 K: 1 S: 7	H: 0 LOB: 0 BB: 0 P: 10	R: 0 E: 0 K: 1 S: 10	H: 0 LOB: 1 BB: 1 P: 20	R: 1 E: 0 K: 1 S: 11	H: 1 LOB: 0 BB: 0 P: 15	1B: 4 2B: 1 3B: 0 HR: 0	SF: 1 SAC: 0 DP: 0 HBP: 1	WP: 1 PB: 0 SB: 1 CS: 0	PA: 34							
PITCHER	IP	WLS	BF	H	R	ER	SO	BB	IBB	HBP	BLK	WP	HR	S	P	ERA	WHIP										
32 Brandon McCarthy, R ERA: 2.96 (1, 1)	7.0	W	26	4	0	0	10	0	0	1	0	0	0	66	91	0.00	0.571										
48 Ryan Cook, R ERA: (8, 1)	1.0	H	4	0	0	0	1	0	0	0	0	0	0	10	20	0.00	1.000										
40 Brian Fuentes, L ERA: 3.86 (9, 1)	1.0	S	4	1	1	1	1	0	0	0	0	1	0	11	15	9.00	1.000										

Detroit Tigers @ Oakland Athletics
Oakland Coliseum, Oakland, CA
Sat May 12 2012, 5:07 PM - 7:42 PM PDT
Att: 20,077 - Clear - 66 F


AB 31
R 1
H 5
RBI 1
BB 1
SO 12
LOB 12



Batter	1	2	3	4	5	6	7	8	9	AB	R	H	RBI	BB	SO	LOB	BOTTOM										
19 Jemile Weeks, S OBP: 0.279, SLG: 0.307 (1, 4)										2	1	2	0	0	0	0											
2 Cliff Pennington, S OBP: 0.271, SLG: 0.306 (4, PH)										2	1	1	1	0	1	1											
10 Daric Barton, L OBP: 0.288, SLG: 0.301 (1, 3)										4	0	1	1	0	1	3											
16 Josh Reddick, L OBP: 0.340, SLG: 0.545 (1, 9)										4	0	1	0	0	2	3											
31 Jonny Gomes, R OBP: 0.392, SLG: 0.523 (1, 10)										4	0	1	1	0	2	1											
15 Seth Smith, L OBP: 0.387, SLG: 0.333 (1, 7)										4	0	0	0	0	1	2											
7 Brandon Inge, R OBP: 0.243, SLG: 0.469 (1, 5)										3	0	0	0	1	1	1											
8 Kurt Suzuki, R OBP: 0.250, SLG: 0.283 (1, 2)										4	0	1	0	0	2	3											
28 Eric Sogard, L OBP: 0.206, SLG: 0.271 (1, 6)										3	0	1	0	0	1	1											
12 Collin Cowgill, R OBP: 0.357, SLG: 0.100 (1, 8)										2	1	0	0	1	0	2											
Inning Stats	R: 1 E: 0 K: 0 S: 14	H: 3 LOB: 3 BB: 1 P: 27	R: 0 E: 0 K: 2 S: 15	H: 1 LOB: 2 BB: 1 P: 23	R: 0 E: 0 K: 1 S: 10	H: 0 LOB: 0 BB: 0 P: 15	R: 0 E: 0 K: 2 S: 11	H: 1 LOB: 0 BB: 0 P: 18	R: 0 E: 0 K: 1 S: 10	H: 0 LOB: 0 BB: 0 P: 11	R: 2 E: 1 K: 1 S: 14	H: 3 LOB: 1 BB: 0 P: 25	R: 0 E: 0 K: 2 S: 7	H: 0 LOB: 0 BB: 0 P: 10	1B: 7 2B: 0 3B: 1 HR: 0	SF: 0 SAC: 0 DP: 1 HBP: 0	WP: 0 PB: 0 SB: 0 CS: 0	PA: 34									
PITCHER	IP	WLS	BF	H	R	ER	SO	BB	IBB	HBP	BLK	WP	HR	S	P	ERA	WHIP										
58 Doug Fister, R ERA: 0.54 (1, 1)	6.0	L	25	5	1	1	8	2	0	0	0	0	0	69	105	1.50	1.167										
40 Phil Coke, L ERA: 5.93 (7, 1)	0.2		5	3	2	2	0	0	0	0	0	0	0	9	19	27.00	4.500										
20 Octavio Dotel, R ERA: 3.65 (7, 1)	1.1		4	0	0	0	3	0	0	0	0	0	0	12	16	0.00	0.000										

Detroit Tigers @ Oakland Athletics
Oakland Coliseum, Oakland, CA
Sat May 12 2012, 5:07 PM - 7:42 PM PDT
Att: 20,077 - Clear - 66 F

AB 32
R 3
H 8
RBI 3
BB 2
SO 11
LOB 17



Batter	1	2	3	4	5	6	7	8	9	AB	R	H	RBI	BB	SO	LOB	TOP										
14 Austin Jackson, R OBP: 0.403, SLG: 0.504	G5-3																										
12 Andy Dirks, L OBP: 0.413, SLG: 0.629		P6																									
29 Danny Worth, R OBP: 0.300, SLG: 0.176																											
24 Miguel Cabrera, R OBP: 0.345, SLG: 0.485																											
28 Prince Fielder, L OBP: 0.340, SLG: 0.406																											
21 Delmon Young, R OBP: 0.288, SLG: 0.307																											
13 Alex Avila, L OBP: 0.311, SLG: 0.435																											
26 Brennan Boesch, L OBP: 0.254, SLG: 0.351																											
32 Don Kelly, L OBP: 0.317, SLG: 0.243																											
27 Jhonny Peralta, R OBP: 0.319, SLG: 0.362																											
25 Ryan Raburn, R OBP: 0.204, SLG: 0.191																											
Inning Stats	R: 0 H: 2 K: 1 S: 10	H: 2 LOB: 2 BB: 0 P: 15	R: 0 H: 1 K: 2 S: 16	H: 1 LOB: 3 BB: 2 P: 32	R: 0 H: 0 K: 0 S: 6	H: 0 LOB: 0 BB: 0 P: 9	R: 0 H: 0 K: 0 S: 5	H: 0 LOB: 0 BB: 0 P: 8	R: 1 H: 2 K: 2 S: 18	H: 2 LOB: 1 BB: 0 P: 27	R: 1 H: 1 K: 1 S: 15	H: 1 LOB: 0 BB: 3 P: 35	R: 0 H: 0 K: 1 S: 7	H: 0 LOB: 0 BB: 0 P: 14	R: 0 H: 0 K: 1 S: 6	H: 0 LOB: 0 BB: 0 P: 12	R: 1 H: 2 K: 0 S: 12	H: 2 LOB: 1 BB: 1 P: 19	1B: 6 2B: 2 HR: 0	SF: 0 SAC: 0 HBP: 0	WP: 1 PB: 0 SB: 3 CS: 0	PA: 40					
PITCHER	IP	WLS	BF	H	R	ER	SO	BB	IBB	HBP	BLK	WP	HR	S	P	ERA	WHIP										
11 Jarrod Parker, R ERA: 2.1	5.2	L	27	6	2	2	5	4	0	0	0	1	0	62	112	3.18	1.765										
50 Grant Balfour, R ERA: 4.24	0.2		3	0	0	0	2	1	0	0	0	0	0	11	20	0.00	1.500										
77 Jordan Norberto, L ERA: 3.63	1.2		5	0	0	0	1	0	0	0	0	0	0	10	20	0.00	0.000										
65 Pedro Figueroa, L ERA: 2.57	1.0		5	2	1	1	0	1	0	0	0	0	0	12	19	9.00	3.000										

Detroit Tigers @ Oakland Athletics
Oakland Coliseum, Oakland, CA
Sun May 13 2012, 1:08 PM - 4:16 PM PDT
Att: 17,147 - Cloudy - 64 F

AB 34
R 3
H 8
RBI 3
BB 6
SO 8
LOB 18



Batter	1	2	3	4	5	6	7	8	9	AB	R	H	RBI	BB	SO	LOB	BOTTOM										
2 Cliff Pennington, S OBP: 0.263, SLG: 0.297																											
12 Collin Cowgill, R OBP: 0.278, SLG: 0.071																											
16 Josh Reddick, L OBP: 0.338, SLG: 0.536																											
31 Jonny Gomes, R OBP: 0.373, SLG: 0.493																											
15 Seth Smith, L OBP: 0.394, SLG: 0.372																											
20 Josh Donaldson, R OBP: 0.086, SLG: 0.086																											
10 Daric Barton, L OBP: 0.299, SLG: 0.293																											
26 Anthony Recker, R OBP: 0.300, SLG: 0.200																											
28 Eric Sogard, L OBP: 0.197, SLG: 0.258																											
Inning Stats	R: 0 H: 0 K: 2 S: 12	H: 0 LOB: 0 BB: 0 P: 16	R: 0 H: 0 K: 1 S: 8	H: 0 LOB: 0 BB: 0 P: 12	R: 0 H: 0 K: 1 S: 9	H: 0 LOB: 0 BB: 0 P: 14	R: 0 H: 1 K: 1 S: 11	H: 1 LOB: 1 BB: 0 P: 17	R: 1 H: 1 K: 2 S: 8	H: 1 LOB: 0 BB: 0 P: 13	R: 0 H: 0 K: 1 S: 7	H: 0 LOB: 0 BB: 0 P: 9	R: 0 H: 0 K: 0 S: 13	H: 0 LOB: 1 BB: 1 P: 23	R: 0 H: 0 K: 2 S: 10	H: 0 LOB: 1 BB: 1 P: 15	R: 0 H: 0 K: 1 S: 9	H: 0 LOB: 0 BB: 0 P: 11	1B: 1 2B: 0 3B: 0 HR: 1	SF: 0 SAC: 1 DP: 0 HBP: 0	WP: 0 PB: 0 SB: 0 CS: 0	PA: 31					
PITCHER	IP	WLS	BF	H	R	ER	SO	BB	IBB	HBP	BLK	WP	HR	S	P	ERA	WHIP										
35 Justin Verlander, R ERA: 2.47	7.0	W	24	2	1	1	8	1	0	0	0	0	0	68	104	1.29	0.429										
53 Joaquin Benoit, R ERA: 3.07	1.0	H	4	0	0	0	2	0	0	0	0	0	0	10	15	0.00	1.000										
46 Jose Valverde, R ERA: 4.6	1.0	S	3	0	0	0	1	0	0	0	0	0	0	9	11	0.00	0.000										

Detroit Tigers @ Oakland Athletics
Oakland Coliseum, Oakland, CA
Sun May 13 2012, 1:08 PM - 4:16 PM PDT
Att: 17,147 - Cloudy - 64 F

AB 28
R 1
H 2
RBI 1
BB 2
SO 11
LOB 4



Batter	1	2	3	4	5	6	7	8	9	AB	R	H	RBI	BB	SO	LOB	TOP										
14 Austin Jackson, R OBP: 0.403, SLG: 0.504	F9		FC4-6		G6-3		K			4	0	1	0	1	1	3											
12 Andy Dirks, L OBP: 0.418, SLG: 0.611			FC4-6		G3			K		2	1	0	0	1	0	4											
39 Ramon Santiago, S OBP: 0.211, SLG: 0.212	2B									1	0	0	0	0	1	0											
24 Miguel Cabrera, R OBP: 0.353, SLG: 0.489	2B									5	1	3	0	0	0	2											
28 Prince Fielder, L OBP: 0.349, SLG: 0.421	2B									5	1	3	2	0	0	1											
21 Delmon Young, R OBP: 0.293, SLG: 0.321	2B									5	1	2	1	0	3	2											
25 Ryan Raburn, R OBP: 0.214, SLG: 0.202	G6-3									5	1	2	0	0	0	5											
26 Brennan Boesch, L OBP: 0.299, SLG: 0.348	G1-3									4	0	1	0	1	0	4											
27 Jhonny Peralta, R OBP: 0.331, SLG: 0.355										2	0	0	1	3	0	2											
29 Danny Worth, R OBP: 0.176, SLG: 0.176										0	0	0	0	0	0	0											
9 Gerald Laird, R OBP: 0.314, SLG: 0.438										2	0	0	1	0	0	2											
13 Alex Avila, L OBP: 0.308, SLG: 0.430										1	0	0	0	0	0	2											
Inning Stats	R: 3 H: 3 E: 0 K: 0 S: 12	H: 3 LOB: 1 BB: 1 P: 26	R: 0 H: 1 E: 0 K: 0 S: 10	H: 1 LOB: 2 BB: 0 P: 17	R: 2 H: 3 E: 0 K: 0 S: 15	H: 3 LOB: 3 BB: 2 P: 29	R: 0 H: 2 E: 0 K: 1 S: 12	H: 2 LOB: 2 BB: 0 P: 18	R: 0 H: 0 E: 1 K: 0 S: 8	H: 0 LOB: 0 BB: 1 P: 18	R: 0 H: 1 E: 0 K: 1 S: 11	H: 1 LOB: 2 BB: 1 P: 22	R: 0 H: 1 E: 0 K: 1 S: 7	H: 1 LOB: 0 BB: 0 P: 9	R: 0 H: 1 E: 0 K: 1 S: 15	H: 1 LOB: 2 BB: 1 P: 22	1B: 9 2B: 3 3B: 0 HR: 0	SF: 1 SAC: 1 DP: 1 HBP: 1	WP: 0 PB: 0 SB: 1 CS: 0	PA: 45							
PITCHER	IP	WLS	BF	H	R	ER	SO	BB	IBB	HBP	BLK	WP	HR	S	P	ERA	WHIP										
50 John Danks, L ERA: 6.46	3.0		22	9	5	5	0	3	0	1	0	0	0	42	80	15.00	4.000										
48 Zach Stewart, R ERA: 2.19	3.0	W	11	1	0	0	2	1	0	0	0	0	0	24	39	0.00	0.667										
53 Héctor Santiago, L ERA: 4.85	1.0	H	4	0	0	0	1	1	0	0	0	0	0	9	20	0.00	1.000										
37 Matt Thornton, L ERA: 4.3	1.0	H	3	1	0	0	1	0	0	0	0	0	0	7	9	0.00	1.000										
43 Addison Reed, R ERA: 4.78	1.0	S	5	1	0	0	1	1	0	0	0	0	0	15	22	0.00	2.000										

Detroit Tigers @ Chicago White Sox
 U.S. Cellular Field, Chicago, IL
 Mon May 14 2012, 8:11 PM - 11:11 PM EDT
 Att: 23,538 - Partly Cloudy - 70 F

AB	36
R	5
H	12
RBI	5
BB	6
SO	5
LOB	27



Batter	1	2	3	4	5	6	7	8	9	AB	R	H	RBI	BB	SO	LOB	BOTTOM										
30 Alejandro De Aza, L OBP: 0.361, SLG: 0.445	HR		K		G1-3		K			4	1	1	0	0	2	2											
15 Gordon Beckham, R OBP: 0.276, SLG: 0.312	F8		K				F8			3	0	0	0	1	1	3											
44 Adam Dunn, L OBP: 0.390, SLG: 0.613	HR									4	1	1	2	0	3	1											
14 Paul Konerko, R OBP: 0.414, SLG: 0.543	F9									4	0	1	0	0	2	0											
51 Alex Rios, R OBP: 0.329, SLG: 0.391	F9									4	1	1	0	0	1	1											
12 A.J. Pierzynski, L OBP: 0.303, SLG: 0.434		F7								4	1	1	0	0	0	1											
10 Alexei Ramirez, R OBP: 0.231, SLG: 0.266		P6								3	2	2	0	1	0	0											
24 Dayan Viciedo, R OBP: 0.239, SLG: 0.343										3	1	2	4	0	0	0											
18 Brent Lillibridge, R OBP: 0.231, SLG: 0.171		P4								1	0	0	0	0	1	1											
22 Brent Morel, R OBP: 0.222, SLG: 0.204										4	0	1	1	0	1	1											
Inning Stats	R: 2 H: 2 E: 0 K: 0 S: 8	H: 2 LOB: 0 BB: 0 P: 11	R: 0 H: 0 E: 0 K: 0 S: 5	H: 0 LOB: 0 BB: 0 P: 9	R: 0 H: 0 E: 0 K: 2 S: 10	H: 0 LOB: 0 BB: 0 P: 15	R: 0 H: 1 E: 0 K: 1 S: 8	H: 1 LOB: 1 BB: 0 P: 13	R: 2 H: 2 E: 0 K: 1 S: 14	H: 2 LOB: 1 BB: 1 P: 21	R: 3 H: 4 E: 0 K: 3 S: 18	H: 4 LOB: 2 BB: 1 P: 31	R: 0 H: 0 E: 0 K: 3 S: 9	H: 0 LOB: 0 BB: 0 P: 12	R: 0 H: 1 E: 0 K: 2 S: 12	H: 1 LOB: 0 BB: 0 P: 18	1B: 8 2B: 0 3B: 0 HR: 2	SF: 0 SAC: 0 DP: 0 HBP: 0	WP: 0 PB: 0 SB: 1 CS: 0	PA: 36							
PITCHER	IP	WLS	BF	H	R	ER	SO	BB	IBB	HBP	BLK	WP	HR	S	P	ERA	WHIP										
33 Drew Smyly, L ERA: 2.31	5.0		21	5	4	4	4	1	0	0	0	0	0	13	23	81.00	15.000										
36 Luke Putkonen, R ERA: 12.46	0.1	L	6	4	3	3	1	1	0	0	0	0	0	0	0	0	0										
64 Duane Below, L ERA: 2.12	2.0		6	0	0	0	4	0	0	0	0	0	0	17	24	0.00	0.000										
20 Octavio Dotel, R ERA: 3.46	0.2		3	1	0	0	2	0	0	0	0	0	0	9	14	0.00	1.500										

Detroit Tigers @ Chicago White Sox
 U.S. Cellular Field, Chicago, IL
 Mon May 14 2012, 8:11 PM - 11:11 PM EDT
 Att: 23,538 - Partly Cloudy - 70 F

AB	34
R	7
H	10
RBI	7
BB	2
SO	11
LOB	10



Batter	1	2	3	4	5	6	7	8	9	AB	R	H	RBI	BB	SO	LOB	TOP							
14 Austin Jackson, R OBP: 0.409, SLG: 0.541										4	1	2	3	1	1	0								
12 Andy Dirks, L OBP: 0.405, SLG: 0.584										5	1	1	0	0	0	2								
24 Miguel Cabrera, R OBP: 0.354, SLG: 0.507										5	1	2	2	0	1	0								
28 Prince Fielder, L OBP: 0.364, SLG: 0.445										4	1	3	0	0	0	0								
13 Alex Avila, L OBP: 0.315, SLG: 0.427										3	1	1	0	1	0	1								
26 Brennan Boesch, L OBP: 0.270, SLG: 0.348										3	2	1	0	1	2	2								
25 Ryan Raburn, R OBP: 0.222, SLG: 0.242										5	1	2	4	0	1	4								
27 Jhonny Peralta, R OBP: 0.333, SLG: 0.351										4	1	1	1	1	1	2								
32 Don Kelly, L OBP: 0.302, SLG: 0.231										2	0	0	0	0	0	0								
21 Delmon Young, R OBP: 0.297, SLG: 0.318										1	1	0	0	0	0	2								
39 Ramon Santiago, S OBP: 0.211, SLG: 0.212										0	0	0	0	0	0	0								
Inning Stats	R: 0 H: 2 E: 0 K: 0 S: 9	H: 2 LOB: 2 BB: 1 P: 19	R: 0 H: 0 E: 0 K: 1 S: 11	H: 0 LOB: 0 BB: 0 P: 15	R: 0 H: 1 E: 0 K: 1 S: 9	H: 1 LOB: 1 BB: 0 P: 17	R: 0 H: 2 E: 0 K: 2 S: 12	H: 2 LOB: 2 BB: 0 P: 20	R: 0 H: 0 E: 0 K: 0 S: 5	H: 0 LOB: 0 BB: 0 P: 7	R: 8 H: 5 E: 0 K: 0 S: 24	H: 5 LOB: 1 BB: 1 P: 38	R: 2 H: 3 E: 0 K: 0 S: 14	H: 3 LOB: 1 BB: 1 P: 23	R: 0 H: 0 E: 0 K: 1 S: 10	H: 0 LOB: 0 BB: 0 P: 15	R: 0 H: 0 E: 0 K: 1 S: 14	H: 0 LOB: 2 BB: 1 P: 22	1B: 7 2B: 2 3B: 1 HR: 3	SF: 0 SAC: 1 DP: 2 HBP: 3	WP: 0 PB: 0 SB: 0 CS: 0	PA: 44		
PITCHER	IP WLS BF H R ER SO BB IBB HBP BLK WP HR S P ERA WHIP	5.1 L 7 2 4 4 0 1 0 0 0 0 1 15 23 10.12 2.062	6.1	1.0	7	2	4	4	0	1	0	1	15	23	36.00	3.000								
44 Jake Peavy, R ERA: 2.65																								
77 Will Ohman, L ERA: 7.92																								
65 Nate Jones, R ERA: 1.59																								
53 Héctor Santiago, L ERA: 4.5																								

Detroit Tigers @ Chicago White Sox
 U.S. Cellular Field, Chicago, IL
 Tue May 15 2012, 2:11 PM - 5:52 PM EDT
 Att: 21,473 - Sunny - 83 F

AB	36
R	10
H	13
RBI	10
BB	4
SO	6
LOB	13



Batter	1	2	3	4	5	6	7	8	9	AB	R	H	RBI	BB	SO	LOB	BOTTOM							
30 Alejandro De Aza, L OBP: 0.363, SLG: 0.444										5	1	2	0	0	1	1								
15 Gordon Beckham, R OBP: 0.276, SLG: 0.301										4	1	0	0	1	0	1								
44 Adam Dunn, L OBP: 0.384, SLG: 0.597										5	1	1	0	0	2	2								
14 Paul Konerko, R OBP: 0.427, SLG: 0.573										4	3	3	1	1	1	0								
12 A.J. Pierzynski, L OBP: 0.331, SLG: 0.466										5	2	5	3	0	0	0								
51 Alex Rios, R OBP: 0.331, SLG: 0.382										3	0	0	0	2	2	4								
10 Alexei Ramirez, R OBP: 0.230, SLG: 0.271										5	0	1	2	0	0	5								
24 Dayan Viciedo, R OBP: 0.246, SLG: 0.345										5	0	2	1	0	0	3								
22 Brent Morel, R OBP: 0.214, SLG: 0.196										4	0	0	0	0	2	1								
Inning Stats	R: 2 H: 2 E: 1 K: 1 S: 23	H: 2 LOB: 2 BB: 2 P: 36	R: 0 H: 1 E: 0 K: 1 S: 11	H: 1 LOB: 0 BB: 0 P: 16	R: 2 H: 3 E: 0 K: 0 S: 17	H: 3 LOB: 1 BB: 1 P: 30	R: 0 H: 0 E: 0 K: 1 S: 7	H: 0 LOB: 0 BB: 0 P: 8	R: 2 H: 3 E: 0 K: 1 S: 12	H: 3 LOB: 1 BB: 0 P: 18	R: 0 H: 0 E: 0 K: 0 S: 8	H: 0 LOB: 0 BB: 0 P: 10	R: 0 H: 1 E: 0 K: 2 S: 13	H: 1 LOB: 1 BB: 0 P: 20	R: 0 H: 1 E: 0 K: 1 S: 8	H: 1 LOB: 1 BB: 0 P: 9	R: 2 H: 3 E: 0 K: 1 S: 15	H: 3 LOB: 2 BB: 1 P: 24	1B: 11 2B: 2 3B: 0 HR: 1	SF: 0 SAC: 0 DP: 0 HBP: 0	WP: 1 PB: 0 SB: 1 CS: 0	PA: 44		
PITCHER	IP WLS BF H R ER SO BB IBB HBP BLK WP HR S P ERA WHIP	4.0 W 5 1 0 0 1 0 0 0 0 1 0 10 13 0.00 0.750	5.1	1.1	5	1	0	0	1	0	0	10	13	0.00	0.750									
37 Max Scherzer, R ERA: 6.26																								
31 Collin Balester, R ERA: 5.82																								
40 Phil Coke, L ERA: 5.28																								
53 Joaquin Benoit, R ERA: 2.87																								
46 Jose Valverde, R ERA: 5.51																								

Detroit Tigers @ Chicago White Sox
 U.S. Cellular Field, Chicago, IL
 Tue May 15 2012, 2:11 PM - 5:52 PM EDT
 Att: 21,473 - Sunny - 83 F

AB	40
R	8
H	14
RBI	7
BB	4
SO	8
LOB	17



Batter	1	2	3	4	5	6	7	8	9	AB	R	H	RBI	BB	SO	LOB	TOP					
5 Josh Harrison, R OBP: 0.273, SLG: 0.419										4	0	1	0	0	0	0	Pittsburgh Pirates @ Detroit Tigers Comerica Park, Detroit, MI Fri May 18 2012, 7:07 PM - 9:31 PM EDT Att: 41,661 - Clear - 73 F					
18 Neil Walker, S OBP: 0.305, SLG: 0.313										3	0	0	0	1	1							
22 Andrew McCutchen, R OBP: 0.403, SLG: 0.523										3	0	0	0	1	2							
24 Pedro Alvarez, L OBP: 0.270, SLG: 0.447										3	0	0	0	0	2	2						
46 Garrett Jones, L OBP: 0.253, SLG: 0.425										3	0	0	0	0	3	1						
14 Casey McGehee, R OBP: 0.290, SLG: 0.264										3	0	0	0	0	1	0						
2 Nate McLouth, L OBP: 0.232, SLG: 0.196										3	0	0	0	0	1	0						
12 Clint Barnes, R OBP: 0.185, SLG: 0.281										3	0	0	0	0	2	0						
55 Michael McKenry, R OBP: 0.280, SLG: 0.364										3	0	0	0	0	1	0						
Inning Stats	R: 0 E: 0 K: 1 S: 9	H: 0 LOB: 1 BB: 1 P: 16	R: 0 E: 0 K: 1 S: 6	H: 0 LOB: 0 BB: 0 P: 7	R: 0 E: 0 K: 2 S: 9	H: 0 LOB: 0 BB: 0 P: 11	R: 0 E: 0 K: 2 S: 8	H: 0 LOB: 0 BB: 0 P: 13	R: 0 E: 0 K: 1 S: 7	H: 0 LOB: 0 BB: 0 P: 10	R: 0 E: 0 K: 0 S: 7	H: 0 LOB: 0 BB: 0 P: 8	R: 0 E: 0 K: 2 S: 11	H: 0 LOB: 1 BB: 1 P: 17	R: 0 E: 0 K: 3 S: 9	H: 0 LOB: 0 BB: 0 P: 13	R: 0 E: 0 K: 0 S: 10	H: 1 LOB: 1 BB: 0 P: 14	1B: 1 2B: 0 3B: 0 HR: 0	SF: 0 SAC: 0 DP: 0 HBP: 0	WP: 0 PB: 0 SB: 0 CS: 0	PA: 30
PITCHER 35 Justin Verlander, R ERA: 2.14	IP: 9.0 WLS: W BF: 30	H: 1 R: 0 ER: 0 SO: 12	BB: 2 IBB: 0 HBP: 0 BLK: 0	WP: 0 HR: 0 S: 76 P: 109	ERA: 0.00 WHIP: 0.333	PITCHER										IP: 9.0 WLS: W BF: 30	H: 1 R: 0 ER: 0 SO: 12	BB: 2 IBB: 0 HBP: 0 BLK: 0	WP: 0 HR: 0 S: 76 P: 109	ERA: 0.00 WHIP: 0.333		

Batter	1	2	3	4	5	6	7	8	9	AB	R	H	RBI	BB	SO	LOB	BOTTOM			
32 Don Kelly, L OBP: 0.302, SLG: 0.213										4	1	1	1	1	2	2	Pittsburgh Pirates @ Detroit Tigers Comerica Park, Detroit, MI Fri May 18 2012, 7:07 PM - 9:31 PM EDT Att: 41,661 - Clear - 73 F			
12 Andy Dirks, L OBP: 0.418, SLG: 0.596										5	1	1	0	0	1	5				
24 Miguel Cabrera, R OBP: 0.351, SLG: 0.500										4	1	1	1	0	1	1				
28 Prince Fielder, L OBP: 0.365, SLG: 0.469										4	1	2	1	0	1	0				
21 Delmon Young, R OBP: 0.292, SLG: 0.353										4	1	2	3	0	0	1				
13 Alex Avila, L OBP: 0.308, SLG: 0.396										3	1	1	0	1	0	1				
26 Brennan Boesch, L ERA: 3.63										3	0	1	0	0	1	2				
39 Ramon Santiago, S OBP: 0.238, SLG: 0.246										1	0	1	0	0	0	0				
27 Jhonny Peralta, R OBP: 0.343, SLG: 0.370										4	0	3	0	0	0	2				
25 Ryan Raburn, R OBP: 0.218, SLG: 0.222										4	0	0	0	0	1	6				
Inning Stats	R: 2 E: 0 K: 1 S: 13	H: 3 LOB: 2 BB: 1 P: 24	R: 0 E: 0 K: 1 S: 8	H: 1 LOB: 0 BB: 0 P: 11	R: 0 E: 0 K: 2 S: 9	H: 0 LOB: 0 BB: 0 P: 13	R: 2 E: 0 K: 0 S: 15	H: 4 LOB: 2 BB: 0 P: 19	R: 0 E: 0 K: 0 S: 4	H: 0 LOB: 0 BB: 0 P: 8	R: 0 E: 0 K: 0 S: 12	H: 1 LOB: 1 BB: 0 P: 17	R: 2 E: 0 K: 0 S: 9	H: 2 LOB: 1 BB: 1 P: 14	R: 0 E: 0 K: 3 S: 13	H: 2 LOB: 2 BB: 0 P: 18	1B: 7 2B: 5 3B: 0 HR: 1	SF: 0 SAC: 0 DP: 1 HBP: 0	WP: 1 PB: 0 SB: 0 CS: 0	PA: 38
PITCHER 50 Charlie Morton, R ERA: 4.35	IP: 6.0 WLS: L	H: 4 R: 4 ER: 4 SO: 27	BB: 1 IBB: 0 HBP: 0 BLK: 0	WP: 1 HR: 1 S: 61 P: 92	ERA: 6.00 WHIP: 1.667	PITCHER										IP: 6.0 WLS: L	H: 4 R: 4 ER: 4 SO: 27	BB: 1 IBB: 0 HBP: 0 BLK: 0	WP: 1 HR: 1 S: 61 P: 92	ERA: 6.00 WHIP: 1.667
30 Chris Resop, R ERA: 3.63	IP: 1.0 WLS: W	H: 2 R: 2 ER: 2 SO: 0	BB: 1 IBB: 0 HBP: 0 BLK: 0	WP: 0 HR: 0 S: 9 P: 14	ERA: 18.00 WHIP: 3.000	PITCHER										IP: 1.0 WLS: W	H: 2 R: 2 ER: 2 SO: 0	BB: 1 IBB: 0 HBP: 0 BLK: 0	WP: 0 HR: 0 S: 9 P: 14	ERA: 18.00 WHIP: 3.000
32 Brad Lincoln, R ERA: 1.27	IP: 1.0 WLS: W	H: 2 R: 0 ER: 0 SO: 3	BB: 0 IBB: 0 HBP: 0 BLK: 0	WP: 0 HR: 0 S: 13 P: 18	ERA: 0.00 WHIP: 2.000	PITCHER										IP: 1.0 WLS: W	H: 2 R: 0 ER: 0 SO: 3	BB: 0 IBB: 0 HBP: 0 BLK: 0	WP: 0 HR: 0 S: 13 P: 18	ERA: 0.00 WHIP: 2.000

Batter	1	2	3	4	5	6	7	8	9	AB	R	H	RBI	BB	SO	LOB	TOP										
39 Ramon Santiago, S OBP: 0.264, SLG: 0.250	F7	G4-3		12 WP 1B		F9			12 1B BB	4	0	1	0	1	0	1											
12 Andy Dirks, L OBP: 0.362, SLG: 0.553	24 S 1B		L8	G4-3			K2-3		28 FC5-6 1B	5	0	2	0	0	1	2											
24 Miguel Cabrera, R OBP: 0.362, SLG: 0.488	L8			21 WP BB					28 FC9-6 BB	2	0	0	0	3	1	3											
28 Prince Fielder, L OBP: 0.354, SLG: 0.472	F7				G1-6-3		FC9-6		FC5-6	5	0	0	0	0	1	6											
21 Delmon Young, R OBP: 0.305, SLG: 0.364	F8						F9			3	0	1	0	1	0	1											
26 Brennan Boesch, L OBP: 0.271, SLG: 0.362	13 HR 2B				G4-3				G4-3	4	1	1	0	0	1	3											
27 Jhonny Peralta, R OBP: 0.305, SLG: 0.381	13 HR BB				G5-3		G5-3		L8	3	1	0	0	1	0	0											
13 Alex Avila, L OBP: 0.305, SLG: 0.405	1-H 2-H HR				G4-3				K	3	1	1	3	1	1	0											
32 Don Kelly, L OBP: 0.273, SLG: 0.172	F9						F7		F7	3	0	0	0	1	0	1											
Inning Stats	R: 0 E: 0 K: 0 S: 9	H: 1 LOB: 1 BB: 0 P: 17	R: 3 E: 0 K: 0 S: 11	H: 2 LOB: 0 BB: 1 P: 15	R: 0 E: 0 K: 2 S: 15	H: 0 LOB: 2 BB: 2 P: 24	R: 0 E: 0 K: 0 S: 8	H: 1 LOB: 2 BB: 1 P: 19	R: 0 E: 0 K: 0 S: 10	H: 0 LOB: 1 BB: 1 P: 15	R: 0 E: 0 K: 1 S: 10	H: 0 LOB: 1 BB: 1 P: 18	R: 0 E: 0 K: 1 S: 7	H: 0 LOB: 2 BB: 0 P: 10	R: 0 E: 0 K: 1 S: 12	H: 1 LOB: 2 BB: 1 P: 20	1B: 4 2B: 1 3B: 0 HR: 1	SF: 0 SAC: 0 DP: 1 HBP: 0	WP: 2 PB: 0 SB: 1 CS: 0	PA: 40							
PITCHER	IP	WLS	BF	H	R	ER	SO	BB	IBB	HBP	BLK	WP	HR	S	P	ERA	WHIP										
30 Ubaldo Jiménez, R ERA: 5.02	6.0	W	28	5	3	3	2	6	0	0	0	2	1	58	99	4.50	1.833										
49 Tony Sipp, L ERA: 5.4	0.2	H	3	0	0	0	1	1	0	0	0	0	0	9	17	0.00	1.500										
38 Joe Smith, R ERA: 2.89	0.1	H	1	0	0	0	0	0	0	0	0	0	0	1	1	0.00	0.000										
52 Vinnie Pestano, R ERA: 2.55	1.0	H	3	0	0	0	1	0	0	0	0	0	0	7	10	0.00	0.000										
54 Chris Perez, R ERA: 3.12	1.0	S	5	1	0	0	1	1	0	0	0	0	0	12	20	0.00	2.000										

Detroit Tigers @ Cleveland Indians
Progressive Field, Cleveland, OH
 Tue May 22 2012, 7:08 PM - 10:10 PM EDT
 Att: 15,049 - Partly Cloudy - 61 F

AB 32
 R 3
 H 6
 RBI 3
 BB 8
 SO 5
 LOB 17



Batter	1	2	3	4	5	6	7	8	9	AB	R	H	RBI	BB	SO	LOB	BOTTOM										
17 Shin-Soo Choo, L OBP: 0.391, SLG: 0.400	22 FC4-6 1B		13 G5-3 48 1B BB		22 WP 48 SF8 2B	FC1-6-5		G4-3		4	2	2	0	1	0	3											
22 Jason Kipnis, L OBP: 0.319, SLG: 0.420	FC4-6 13 2B		K		K	K				5	1	1	0	0	3	4											
13 Asdrúbal Cabrera, S OBP: 0.404, SLG: 0.593	48 G3 2B		G5-3					K	F9-2	4	0	1	1	1	1	4											
48 Travis Hafner, L OBP: 0.377, SLG: 0.419	G3				SF8			G4-3		3	0	1	2	0	0	1											
41 Carlos Santana, S OBP: 0.382, SLG: 0.414			P5		G4-3				23 1B	3	0	1	0	1	0	2											
23 Michael Brantley, L OBP: 0.289, SLG: 0.364	G4-3				K				33 S 35 1B	4	1	2	0	0	1	2											
33 Johnny Damon, L OBP: 0.271, SLG: 0.213	F9				K				2 S 1B	3	0	0	0	0	2	1											
2 Aaron Cunningham, R OBP: 0.309, SLG: 0.250					K				F8	1	0	0	0	0	0	2											
35 Casey Kotchman, L OBP: 0.303, SLG: 0.341	P2									4	1	3	1	0	0	0											
4 Jose Lopez, R OBP: 0.333, SLG: 0.500	K				F7				17 FC1-6 2B	3	0	1	1	1	1	1											
Inning Stats	R: 1 E: 0 K: 0 S: 10	H: 2 LOB: 2 BB: 1 P: 23	R: 0 E: 0 K: 1 S: 8	H: 0 LOB: 0 BB: 0 P: 10	R: 1 E: 0 K: 1 S: 10	H: 1 LOB: 1 BB: 1 P: 15	R: 0 E: 0 K: 2 S: 11	H: 1 LOB: 0 BB: 0 P: 14	R: 1 E: 1 K: 1 S: 10	H: 3 LOB: 1 BB: 0 P: 25	R: 0 E: 0 K: 1 S: 16	H: 2 LOB: 2 BB: 0 P: 25	R: 0 E: 0 K: 0 S: 10	H: 2 LOB: 2 BB: 1 P: 18	R: 0 E: 0 K: 0 S: 10	H: 2 LOB: 2 BB: 1 P: 18	1B: 8 2B: 5 3B: 0 HR: 0	SF: 1 SAC: 0 DP: 1 HBP: 0	WP: 1 PB: 0 SB: 3 CS: 0	PA: 39							
PITCHER	IP	WLS	BF	H	R	ER	SO	BB	IBB	HBP	BLK	WP	HR	S	P	ERA	WHIP										
21 Rick Porcello, R ERA: 5.29	5.1	L	27	8	5	4	6	3	0	0	0	1	0	61	100	6.75	2.062										
64 Duane Below, L ERA: 2.61	1.1		6	2	0	0	2	0	0	0	0	0	0	18	28	0.00	1.500										
36 Luke Putkonen, R ERA: 8.59	1.1		6	2	0	0	0	1	0	0	0	0	0	14	23	0.00	2.250										

Detroit Tigers @ Cleveland Indians
Progressive Field, Cleveland, OH
 Tue May 22 2012, 7:08 PM - 10:10 PM EDT
 Att: 15,049 - Partly Cloudy - 61 F

AB 34
 R 5
 H 12
 RBI 5
 BB 4
 SO 8
 LOB 20



Batter	1	2	3	4	5	6	7	8	9	AB	R	H	RBI	BB	SO	LOB	TOP											
52 Quintin Berry, L (1,8) OBP: 0.200, SLG: 0.400	G4-3		G6-3			12 2B	FC6-4 12 BB		K	5	1	1	0	0	1	2												
12 Andy Dirks, L (1,7) OBP: 0.393, SLG: 0.551	G4-3		K			24 F9 28 FC6			K	4	1	1	1	1	2	0												
24 Miguel Cabrera, R (1,5) OBP: 0.363, SLG: 0.491						F9	G4-3		F8	5	0	2	0	0	0	4												
28 Prince Fielder, L (1,3) OBP: 0.346, SLG: 0.461	G3-1					F8-5	FC6		E4 26 1B 39 FC3-2	4	0	0	1	0	0	2												
21 Delmon Young, R (1,10) OBP: 0.310, SLG: 0.368			F9			F9	F9		FC3-2 39 26 1B	4	0	2	0	0	0	1												
26 Brennan Boesch, L (1,9) OBP: 0.276, SLG: 0.371						G4-3	K		39 FC3-2	4	0	2	0	0	1	2												
27 Jhonny Peralta, R (1,6) OBP: 0.342, SLG: 0.369			G5-3			G6-3	K		K	4	0	0	0	0	2	4	AB 38											
39 Ramon Santiago, S (1,4) OBP: 0.263, SLG: 0.250			L7			F7	FC3-2 52 FC6-4 9 1B		FC3-2	4	0	1	0	0	0	4	R 2											
9 Gerald Laird, R (1,2) OBP: 0.316, SLG: 0.429			F9			G6-3	G4-3		K	3	0	1	0	0	0	0	H 10											
13 Alex Avila, L (8,PH) OBP: 0.303, SLG: 0.402						G6-3	K		K	1	0	0	0	0	1	3	RBI 2											
Inning Stats	R: 0 E: 0 K: 0 S: 10	H: 1 LOB: 1 BB: 0 P: 11	R: 0 E: 0 K: 0 S: 6	H: 1 LOB: 1 BB: 0 P: 11	R: 0 E: 0 K: 1 S: 9	H: 0 LOB: 0 BB: 0 P: 13	R: 0 E: 0 K: 0 S: 8	H: 2 LOB: 1 BB: 0 P: 11	R: 0 E: 0 K: 0 S: 8	H: 0 LOB: 0 BB: 0 P: 13	R: 2 E: 0 K: 1 S: 15	H: 2 LOB: 3 BB: 1 P: 17	R: 0 E: 0 K: 1 S: 17	H: 2 LOB: 3 BB: 1 P: 30	R: 0 E: 0 K: 2 S: 15	H: 2 LOB: 3 BB: 0 P: 21	R: 0 E: 0 K: 2 S: 15	H: 0 LOB: 0 BB: 0 P: 21	1B: 6 2B: 5 HR: 0	SF: 0 SAC: 0 DP: 1	WP: 0 PB: 0 SB: 0 CS: 0	PA: 39						
PITCHER	IP WLS BF H R ER SO BB IBB HBP BLK WP HR S P ERA WHIP																											
34 Zach McAllister, R (1,1) ERA: 3.96	6.1	27	8	2	2	3	0	0	0	0	0	0	0	0	66	89	2.84	1.263										
50 Nick Hagadone, L (7,1) ERA: 2.09	0.1	2	0	0	0	0	1	0	0	0	0	0	0	5	12	0.00	3.000											
38 Joe Smith, R (7,1) ERA: 2.84	0.1	1	0	0	0	0	0	0	0	0	0	0	0	2	5	0.00	0.000											
49 Tony Sipp, L (8,1) ERA: 5.4	0.0	1	0	0	0	0	0	0	0	0	0	0	0	3	4	∞	∞											
52 Vinnie Pestano, R (8,1) ERA: 2.41	1.0	W 5	2	0	0	2	0	0	0	0	0	0	0	12	17	0.00	2.000											

Detroit Tigers @ Cleveland Indians
 Progressive Field, Cleveland, OH
 Wed May 23 2012, 7:07 PM - 9:50 PM EDT
 Att: 22,000 - Clear - 65 F

AB	38
R	2
H	10
RBI	2
BB	1
SO	7
LOB	22



Batter	1	2	3	4	5	6	7	8	9	AB	R	H	RBI	BB	SO	LOB	BOTTOM											
17 Shin-Soo Choo, L (1,9) OBP: 0.382, SLG: 0.388	G3-1		F7			G6-3			F8	4	0	0	0	0	0	0												
22 Jason Kipnis, L (1,4) OBP: 0.328, SLG: 0.428	48 F9 13 BB		G4-3						13 2B 48 E	4	2	3	0	0	0	0												
13 Asdrubal Cabrera, S (1,6) OBP: 0.406, SLG: 0.597						G4-3	L7		48 E 41 SF8	3	1	1	0	1	0	1												
48 Travis Hafner, L (1,10) OBP: 0.380, SLG: 0.439									FC3	3	1	1	2	1	0	3												
47 Shelley Duncan, R (8,PR) OBP: 0.318, SLG: 0.337						23 2B	HR		FC3 23 CS	0	0	0	0	0	0	0												
41 Carlos Santana, S (1,2) OBP: 0.374, SLG: 0.405			F7			K	G4-3		SF8	3	0	0	1	0	1	3												
23 Michael Brantley, L (1,8) OBP: 0.299, SLG: 0.369			G3				P3		CS	3	0	1	0	0	0	0												
33 Johnny Damon, L (1,7) OBP: 0.260, SLG: 0.293										3	0	0	0	0	0	2												
2 Aaron Cunningham, R (9,7) OBP: 0.309, SLG: 0.250			F9			G3			F8	0	0	0	0	0	0	0	AB 29											
35 Casey Kotchman, L (1,3) OBP: 0.297, SLG: 0.333			G6-3						G1-3	3	0	0	0	0	0	0	R 4											
4 Jose Lopez, R (1,5) OBP: 0.333, SLG: 0.491			K						17 2-3	3	0	1	0	0	2	0	H 7											
Inning Stats	R: 0 E: 0 K: 0 S: 14	H: 0 LOB: 0 BB: 0 P: 13	R: 0 E: 0 K: 1 S: 6	H: 0 LOB: 0 BB: 0 P: 9	R: 0 E: 0 K: 1 S: 12	H: 1 LOB: 2 BB: 1 P: 19	R: 0 E: 0 K: 1 S: 8	H: 0 LOB: 0 BB: 0 P: 12	R: 2 E: 0 K: 0 S: 8	H: 2 LOB: 0 BB: 0 P: 13	R: 0 E: 0 K: 0 S: 15	H: 1 LOB: 1 BB: 0 P: 20	R: 2 E: 1 K: 0 S: 13	H: 2 LOB: 1 BB: 0 P: 19	R: 2 E: 0 K: 2 S: 15	H: 2 LOB: 1 BB: 0 P: 21	1B: 4 2B: 2 HR: 1	SF: 1 SAC: 0 DP: 0	WP: 0 PB: 0 SB: 0 CS: 1	PA: 33								
PITCHER	IP WLS BF H R ER SO BB IBB HBP BLK WP HR S P ERA WHIP																											
58 Doug Fister, R (1,1) ERA: 1.84	6.2	27	5	2	2	3	2	0	0	0	0	0	0	0	69	111	2.70	1.050										
40 Phil Coke, L (7,1) ERA: 4.26	1.1	L 6	2	2	0	0	0	0	0	0	0	0	0	15	23	0.00	1.500											

Detroit Tigers @ Cleveland Indians
 Progressive Field, Cleveland, OH
 Wed May 23 2012, 7:07 PM - 9:50 PM EDT
 Att: 22,000 - Clear - 65 F

AB	29
R	4
H	7
RBI	3
BB	2
SO	3
LOB	9



Batter	1	2	3	4	5	6	7	8	9	AB R H RBI BB SO LOB	TOP											
52 Quintin Berry, L (1.8) OBP: 0.368, SLG: 0.412										5 1 1 1 0 2 0	Detroit Tigers @ Minnesota Twins Target Field, Minneapolis, MN Sat May 26 2012, 1:32 PM - 4:52 PM CDT Att: 37,360 - Overcast - 61 F											
12 Andy Dirks, L (1.7) OBP: 0.374, SLG: 0.529										4 2 2 2 0 2 0												
24 Miguel Cabrera, R (1.5) OBP: 0.369, SLG: 0.489										4 1 2 2 0 1 0												
28 Prince Fielder, L (1.3) OBP: 0.369, SLG: 0.480										4 0 4 1 0 0 0												
21 Delmon Young, R (1.10) OBP: 0.304, SLG: 0.363										4 0 0 0 0 0 5												
26 Brennan Boesch, L (1.9) OBP: 0.290, SLG: 0.350										3 0 0 0 1 2 3												
32 Don Kelly, L (8.9) OBP: 0.273, SLG: 0.172										0 0 0 0 0 0 0												
27 Jhonny Peralta, R (1.6) OBP: 0.323, SLG: 0.345										4 0 1 0 0 0 2												
13 Alex Avila, L (1.2) OBP: 0.313, SLG: 0.414										4 1 1 0 0 0 2												
39 Ramon Santiago, S (1.4) OBP: 0.268, SLG: 0.257										4 1 1 0 0 1 2												
Inning Stats	R: 2 H: 3 E: 0 K: 0 S: 11	H: 3 R: 6 ER: 6 SO: 2 LOB: 0 BB: 0 P: 14	R: 0 H: 0 E: 0 K: 1 S: 8	H: 0 R: 0 ER: 0 SO: 0 LOB: 0 BB: 0 P: 11	R: 0 H: 0 E: 0 K: 1 S: 10	H: 0 R: 0 ER: 0 SO: 0 LOB: 0 BB: 0 P: 14	R: 0 H: 1 E: 0 K: 0 S: 10	H: 1 R: 0 ER: 0 SO: 0 LOB: 1 BB: 0 P: 15	R: 4 H: 6 E: 0 K: 0 S: 12	H: 6 R: 0 ER: 0 SO: 0 LOB: 1 BB: 0 P: 16	R: 0 H: 1 E: 0 K: 0 S: 9	H: 1 R: 0 ER: 0 SO: 0 LOB: 1 BB: 0 P: 18	R: 0 H: 0 E: 0 K: 3 S: 11	H: 0 R: 0 ER: 0 SO: 0 LOB: 0 BB: 0 P: 15	R: 0 H: 1 E: 0 K: 1 S: 11	H: 1 R: 0 ER: 0 SO: 0 LOB: 1 BB: 0 P: 12	R: 0 H: 0 E: 0 K: 2 S: 7	H: 0 R: 0 ER: 0 SO: 0 LOB: 0 BB: 0 P: 10	1B: 9 2B: 4 3B: 0 HR: 0	SF: 0 SAC: 0 DP: 4 HBP: 0	WP: 0 PA: 37 PB: 0 SB: 0 CS: 0	
PITCHER	IP WLS BF H R ER SO BB IBB HBP BLK WP HR S P ERA WHIP											IP WLS BF H R ER SO BB IBB HBP BLK WP HR S P ERA WHIP										
48 Carl Pavano, R (1.1) ERA: 5.46	4.1 L 22 10 6 6 2 0 0 0 0 0 0 0 50 69 12.46 2.308																					
52 Brian Duensing, L (5.1) ERA: 2.92	2.2 8 1 0 0 3 1 0 0 0 0 0 0 21 34 0.00 0.750																					
61 Jared Burton, R (8.1) ERA: 4.58	1.0 4 1 0 0 1 0 0 0 0 0 0 0 11 12 0.00 1.000																					
15 Glen Perkins, L (9.1) ERA: 3.79	1.0 3 0 0 0 2 0 0 0 0 0 0 0 7 10 0.00 0.000																					

Batter	1	2	3	4	5	6	7	8	9	AB R H RBI BB SO LOB	BOTTOM											
2 Denard Span, L (1.8) OBP: 0.363, SLG: 0.408										4 2 2 1 0 0 1	Detroit Tigers @ Minnesota Twins Target Field, Minneapolis, MN Sat May 26 2012, 1:32 PM - 4:52 PM CDT Att: 37,360 - Overcast - 61 F											
11 Ben Revere, L (1.9) OBP: 0.333, SLG: 0.400										4 0 3 0 0 0 0												
7 Joe Mauer, L (1.10) OBP: 0.405, SLG: 0.412										4 0 1 0 0 1 3												
16 Josh Willingham, R (1.7) OBP: 0.385, SLG: 0.533										4 0 0 0 0 4 4												
33 Justin Morneau, L (1.3) OBP: 0.317, SLG: 0.549										4 1 1 1 0 1 2												
20 Brian Dozier, R (1.6) OBP: 0.259, SLG: 0.370										4 0 0 0 0 3 0												
12 Alexi Casilla, S (1.4) OBP: 0.270, SLG: 0.288										4 0 0 0 0 2 0												
41 Drew Butera, R (1.2) OBP: 0.400, SLG: 0.400										3 0 0 0 0 3 0												
8 Jamey Carroll, R (1.5) OBP: 0.326, SLG: 0.273										3 0 1 0 0 2 0												
Inning Stats	R: 1 H: 2 E: 0 K: 1 S: 9	H: 1 R: 3 ER: 3 SO: 0 LOB: 0 BB: 0 P: 15	R: 0 H: 0 E: 0 K: 1 S: 8	H: 0 R: 0 ER: 0 SO: 0 LOB: 0 BB: 0 P: 16	R: 0 H: 0 E: 0 K: 1 S: 8	H: 0 R: 0 ER: 0 SO: 0 LOB: 0 BB: 0 P: 11	R: 0 H: 0 E: 0 K: 3 S: 11	H: 3 R: 0 ER: 0 SO: 0 LOB: 2 BB: 0 P: 13	R: 1 H: 3 E: 0 K: 2 S: 13	H: 3 R: 0 ER: 0 SO: 0 LOB: 2 BB: 0 P: 16		R: 0 H: 0 E: 0 K: 3 S: 10	H: 0 R: 0 ER: 0 SO: 0 LOB: 0 BB: 0 P: 14	R: 0 H: 2 E: 0 K: 2 S: 17	H: 2 R: 0 ER: 0 SO: 0 LOB: 2 BB: 0 P: 24	R: 0 H: 0 E: 0 K: 1 S: 8	H: 0 R: 0 ER: 0 SO: 0 LOB: 0 BB: 0 P: 12	1B: 5 2B: 1 3B: 0 HR: 2	SF: 0 SAC: 0 DP: 1 HBP: 0	WP: 0 PA: 34 PB: 0 SB: 0 CS: 0		
PITCHER	IP WLS BF H R ER SO BB IBB HBP BLK WP HR S P ERA WHIP											IP WLS BF H R ER SO BB IBB HBP BLK WP HR S P ERA WHIP										
37 Max Scherzer, R (1.1) ERA: 5.67	5.1 W 21 6 3 3 9 0 0 0 0 0 0 0 16 20 5.06 1.125																					
20 Octavio Dotel, R (6.1) ERA: 2.97	1.2 H 5 0 0 0 4 0 0 0 0 0 0 0 17 24 0.00 2.000																					
53 Joaquin Benoit, R (8.1) ERA: 2.7	1.0 H 5 2 0 0 2 0 0 0 0 0 0 0 8 12 0.00 0.000																					
46 Jose Valverde, R (9.1) ERA: 4.91	1.0 S 3 0 0 0 1 0 0 0 0 0 0 0 8 12 0.00 0.000																					



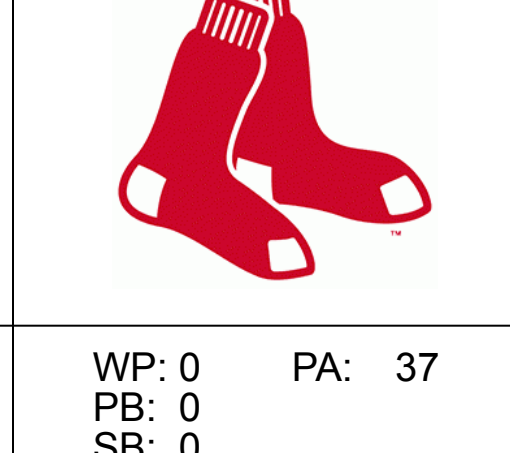
Batter	1	2	3	4	5	6	7	8	9	AB	R	H	RBI	BB	SO	LOB	TOP								
52 Quintin Berry, L (1,8) OBP: 0.428, SLG: 0.440	B1		K			1B		K		4	0	1	0	0	2	1	Detroit Tigers @ Boston Red Sox Fenway Park, Boston, MA Mon May 28 2012, 1:36 PM - 4:13 PM EDT Att: 37,921 - Sunny - 69 F								
25 Ryan Raburn, R (1,9) OBP: 0.209, SLG: 0.211	F7		K					K		4	0	0	0	0	3	2									
24 Miguel Cabrera, R (1,5) OBP: 0.363, SLG: 0.492	K			F7				K	F9	4	0	0	0	0	2	1									
28 Prince Fielder, L (1,3) OBP: 0.377, SLG: 0.489		G6-3			G6-3			G4-3		4	1	1	0	0	0	1									
21 Delmon Young, R (1,10) OBP: 0.301, SLG: 0.377			HR		G4-3				27 HR	4	1	1	1	0	1	1									
27 Jhonny Peralta, R (1,6) OBP: 0.331, SLG: 0.365			12 FC5-4 BB			K				3	1	1	2	1	2	0									
12 Andy Dirks, L (1,7) OBP: 0.367, SLG: 0.512		FC5-4							2-H HR	4	0	0	0	0	1	1									
9 Gerald Laird, R (1,2) OBP: 0.341, SLG: 0.526										3	1	2	1	0	0	1									
29 Danny Worth, R (1,4) OBP: 0.308, SLG: 0.182						G4-3				3	0	1	0	0	1	1									
Inning Stats	R: 0 E: 0 K: 1 S: 8	H: 0 LOB: 0 BB: 0 P: 11	R: 1 E: 0 K: 0 S: 13	H: 1 LOB: 1 BB: 1 P: 21	R: 0 E: 0 K: 2 S: 10	H: 1 LOB: 0 BB: 0 P: 14	R: 0 E: 0 K: 0 S: 6	H: 0 LOB: 0 BB: 0 P: 7	R: 1 E: 0 K: 1 S: 13	H: 1 LOB: 0 BB: 0 P: 21	R: 0 E: 0 K: 2 S: 14	H: 1 LOB: 1 BB: 0 P: 21	R: 0 E: 0 K: 1 S: 9	H: 0 LOB: 0 BB: 0 P: 13	R: 0 E: 0 K: 3 S: 12	H: 1 LOB: 1 BB: 0 P: 17	R: 2 E: 0 K: 2 S: 12	H: 2 LOB: 0 BB: 0 P: 14	1B: 3 2B: 1 3B: 0 HR: 3	SF: 0 SAC: 0 DP: 0 HBP: 0	WP: 0 PB: 0 SB: 0 CS: 0	PA: 34			
PITCHER	IP	WLS	BF	H	R	ER	SO	BB	IBB	HBP	BLK	WP	HR	S	P	ERA	WHIP								
61 Felix Doubront, L (1,1) ERA: 3.86	6.0	W	22	4	2	2	6	1	0	0	0	0	2	64	95	3.00	0.833								
48 Scott Atchison, R (7,1) ERA: 0.93	2.0		7	1	0	0	4	0	0	0	0	0	0	21	30	0.00	0.500								
91 Alfredo Aceves, R (9,1) ERA: 5.32	1.0		5	2	2	2	2	0	0	0	0	0	1	12	14	18.00	2.000								

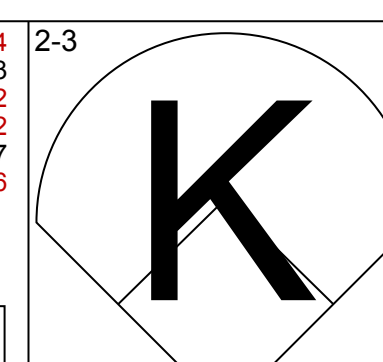
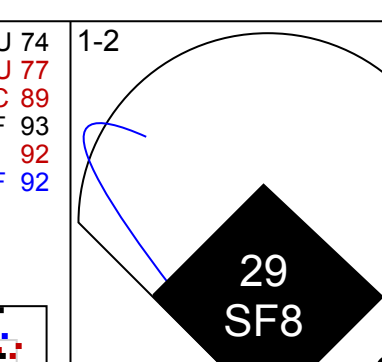
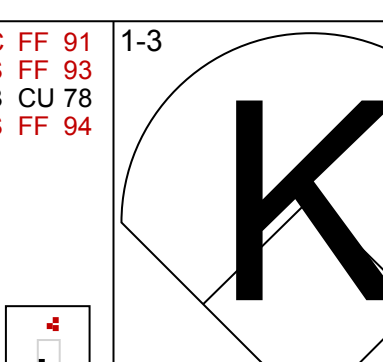
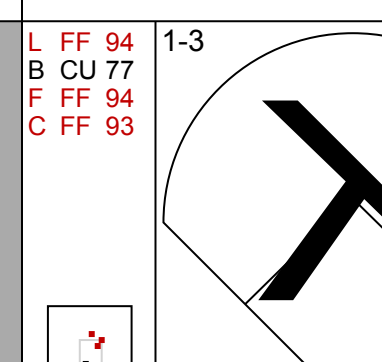
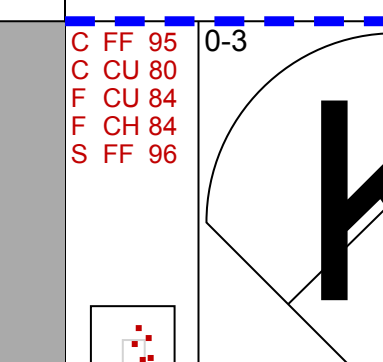
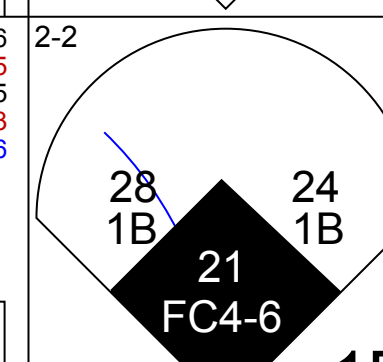
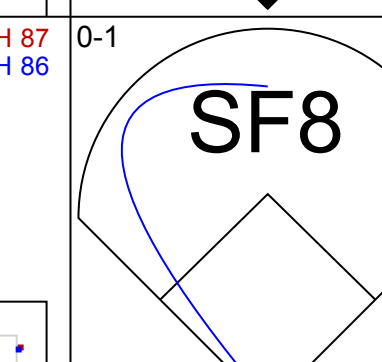
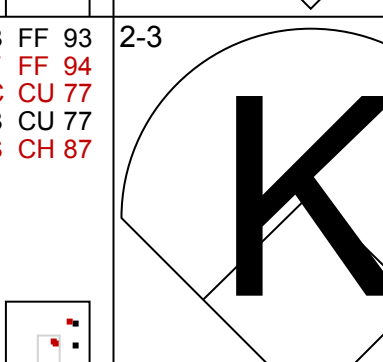
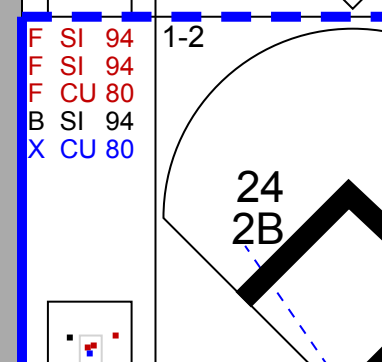
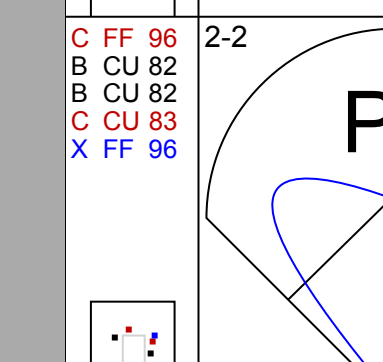
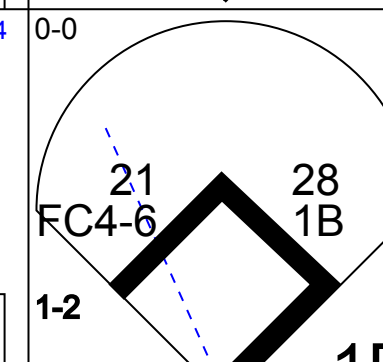
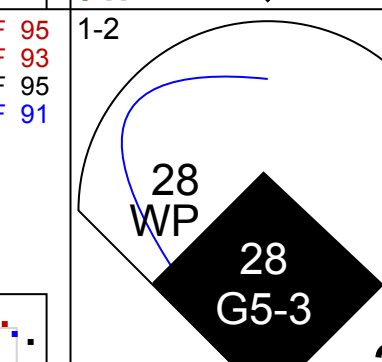
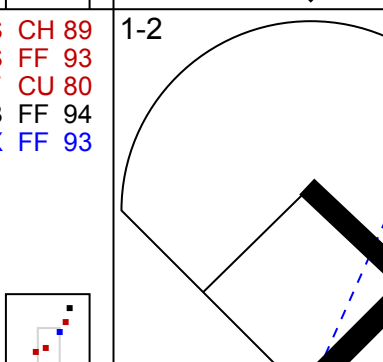
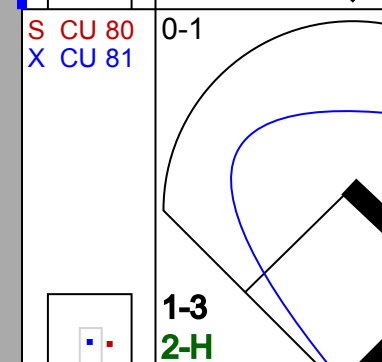
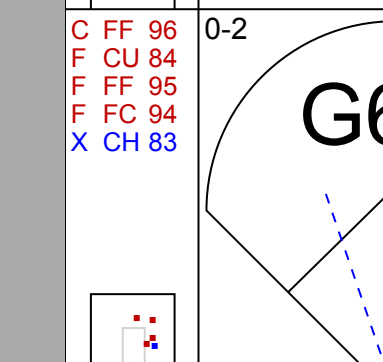
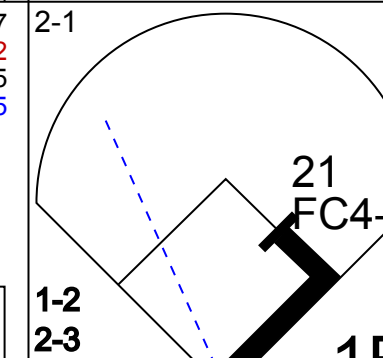
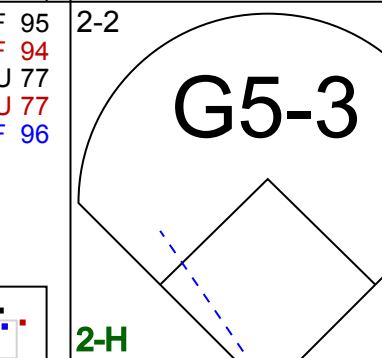
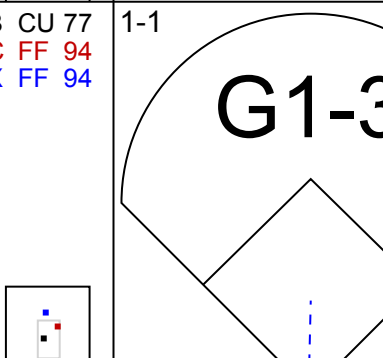
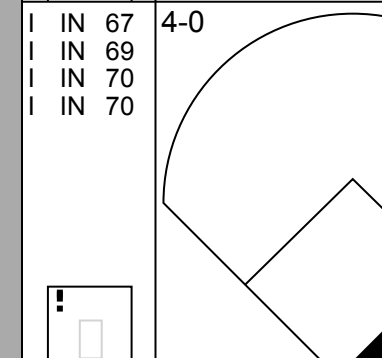

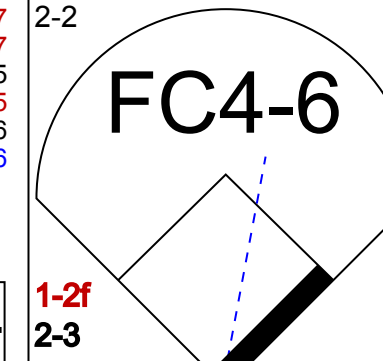
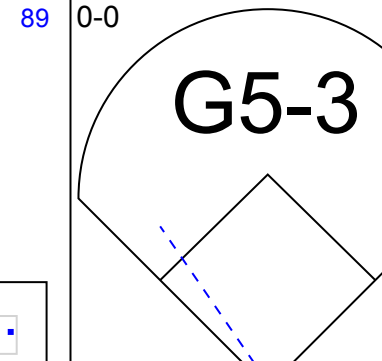

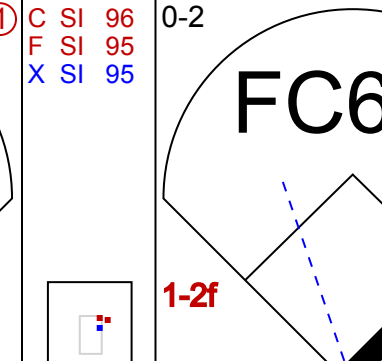

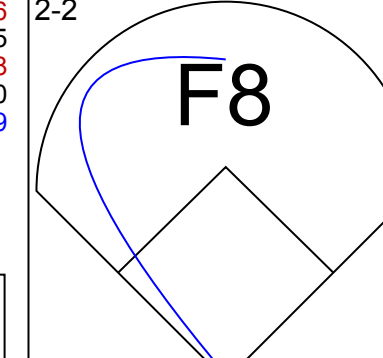



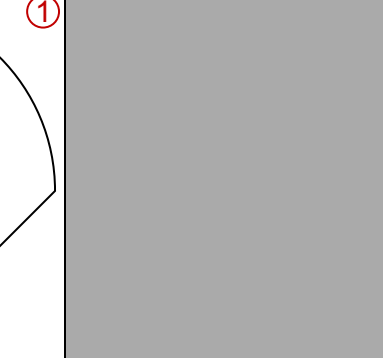








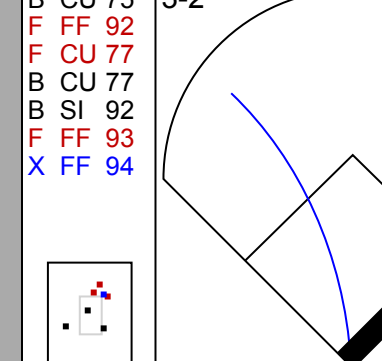
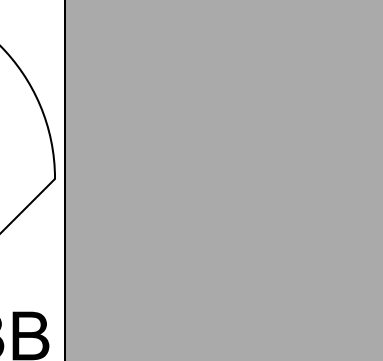



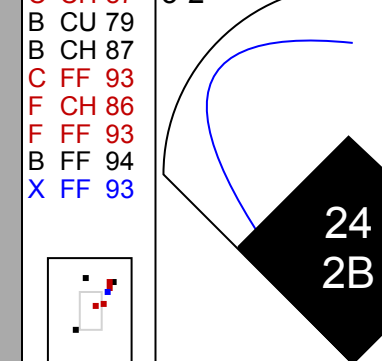
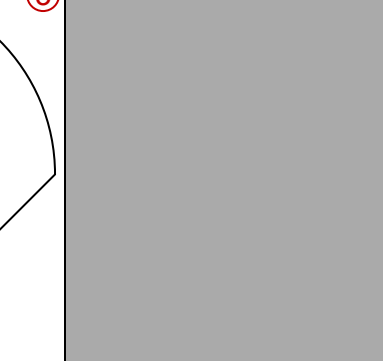
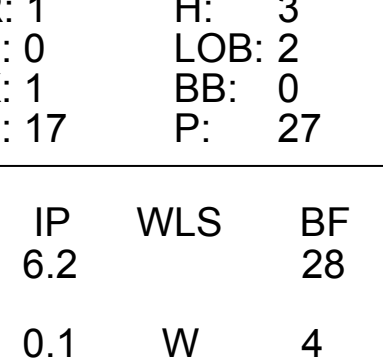
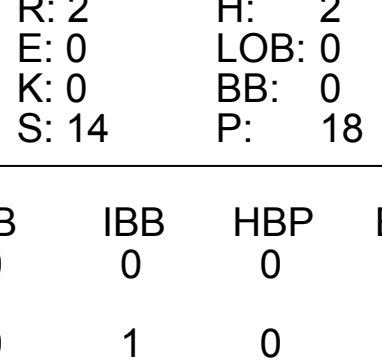
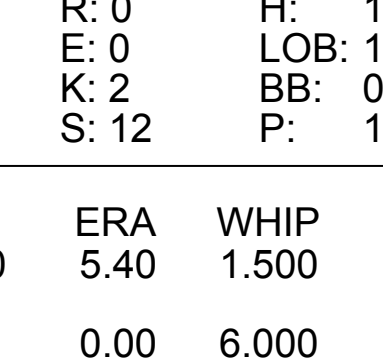
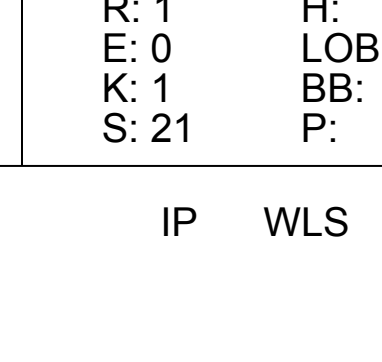
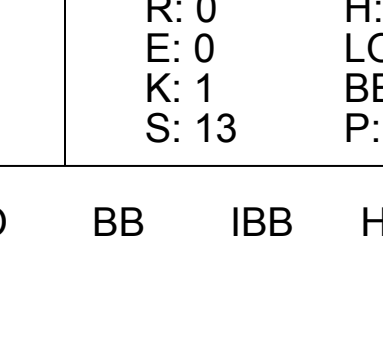
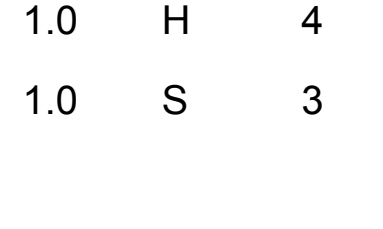




Batter	1	2	3	4	5	6	7	8	9	AB	R	H	RBI	BB	SO	LOB	BOTTOM								
66 Daniel Nava, S (1,7) OBP: 0.431, SLG: 0.481	F7	15 1B		G4-3		L8		L8		5	1	1	1	0	0	4	Detroit Tigers @ Boston Red Sox Fenway Park, Boston, MA Mon May 28 2012, 1:36 PM - 4:13 PM EDT Att: 37,921 - Sunny - 69 F								
15 Dustin Pedroia, R (1,4) OBP: 0.350, SLG: 0.450	F8			P4		K				3	0	1	1	0	0	1									
5 Nick Punto, S (6,4) OBP: 0.286, SLG: 0.154										1	0	0	0	0	1	2									
28 Adrián González, L (1,9) OBP: 0.329, SLG: 0.416			34 2B					G3		4	1	1	0	0	1	1									
34 David Ortiz, L (1,10) OBP: 0.385, SLG: 0.564		20 FC5			20 G1-6-3			G4-3		4	0	2	1	0	0	0									
20 Kevin Youkilis, R (1,3) OBP: 0.316, SLG: 0.369	FC5									4	0	0	0	0	1	2									
23 Marlon Byrd, R (8,8) OBP: 0.238, SLG: 0.239					G1-6-3			K		0	0	0	0	0	0	0									
39 Jarrod Saltalamacchia, R (1,2) OBP: 0.370, SLG: 0.579										4	2	2	1	0	0	0									
12 Ryan Sweeney, L (1,8) OBP: 0.353, SLG: 0.460										4	2	3	0	0	0	0									
64 Will Middlebrooks, R (1,5) OBP: 0.337, SLG: 0.549										3	0	1	1	1	1	2									
3 Mike Aviles, R (1,6) OBP: 0.288, SLG: 0.459										4	1	2	2	0	1	3									
Inning Stats	R: 1 E: 0 K: 0 S: 13	H: 2 LOB: 1 BB: 0 P: 19	R: 3 E: 0 K: 1 S: 18	H: 4 LOB: 1 BB: 0 P: 24	R: 1 E: 0 K: 0 S: 10	H: 2 LOB: 0 BB: 0 P: 14	R: 0 E: 0 K: 0 S: 6	H: 0 LOB: 1 BB: 1 P: 12	R: 0 E: 0 K: 1 S: 7	H: 0 LOB: 0 BB: 0 P: 11	R: 1 E: 0 K: 2 S: 13	H: 3 LOB: 2 BB: 0 P: 23	R: 0 E: 0 K: 1 S: 6	H: 0 LOB: 0 BB: 0 P: 8	R: 1 E: 0 K: 0 S: 12	H: 2 LOB: 1 BB: 0 P: 13	R: 1 E: 0 K: 2 S: 12	H: 2 LOB: 1 BB: 0 P: 13	1B: 8 2B: 4 3B: 0 HR: 1	SF: 0 SAC: 0 DP: 1 HBP: 0	WP: 0 PB: 0 SB: 0 CS: 0	PA: 37			
PITCHER	IP	WLS	BF	H	R	ER	SO	BB	IBB	HBP	BLK	WP	HR	S	P	ERA	WHIP								
58 Doug Fister, R (1,1) ERA: 3.15	5.0	L	26	11	6	6	2	1	0	0	0	0	1	58	89	10.80	2.400								
49 Luis Marte, R (6,1) ERA: 3.0	3.0		11	2	1	1	3	0	0	0	0	0	0	27	35	3.00	0.667								

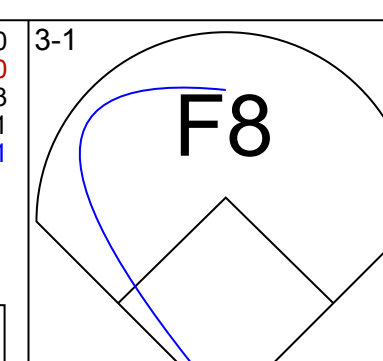

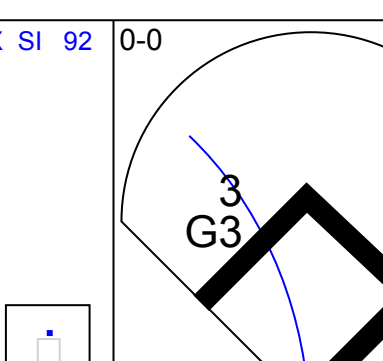
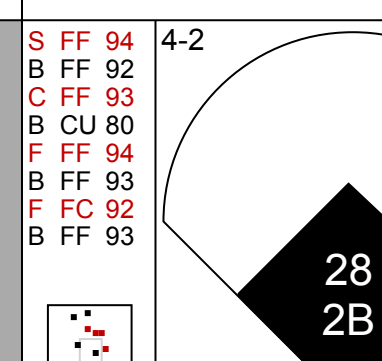

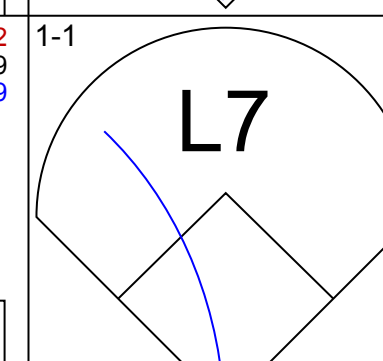

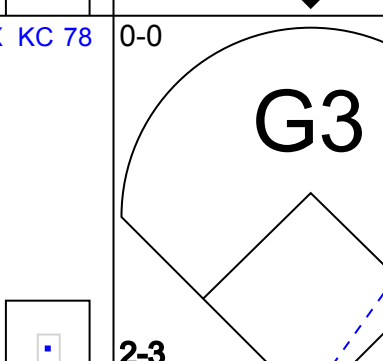
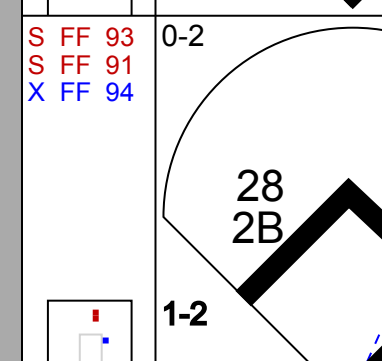

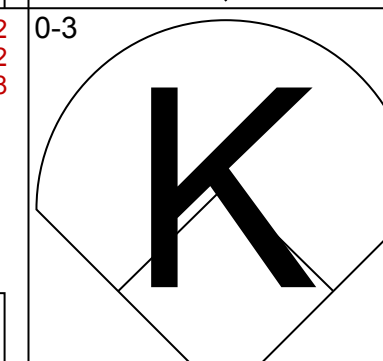

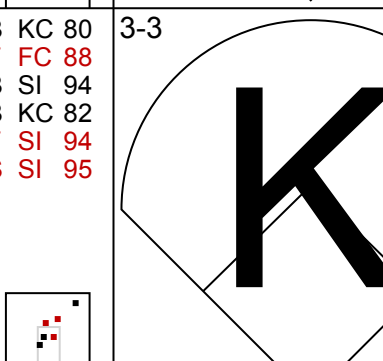
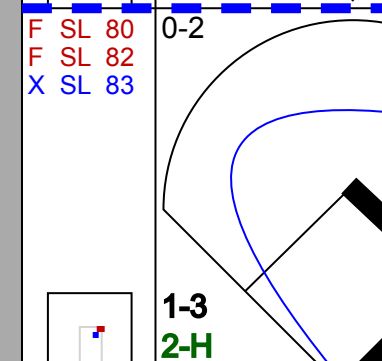




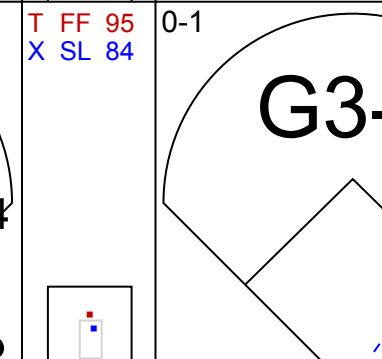












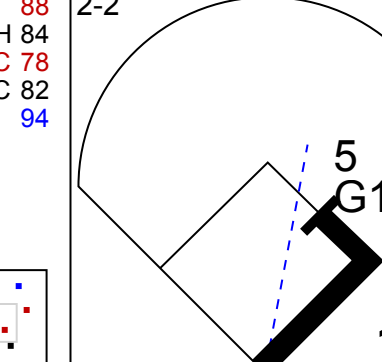


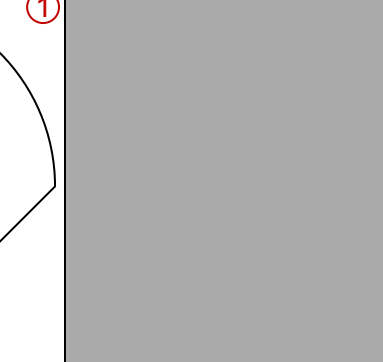

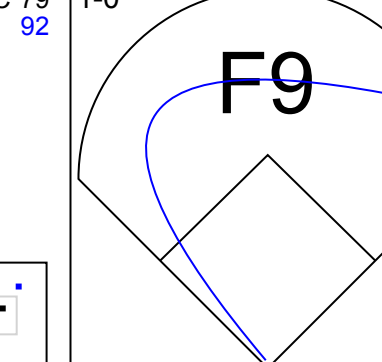

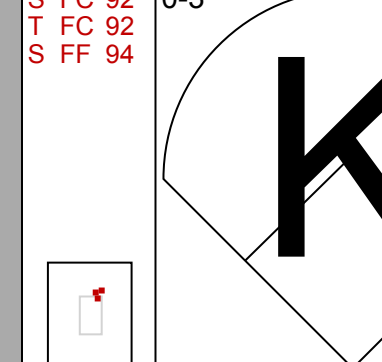
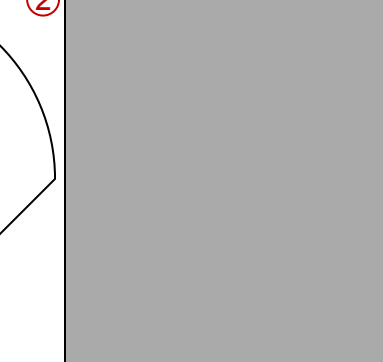

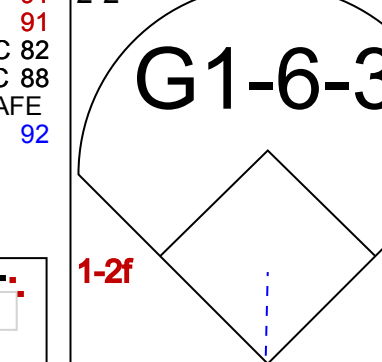
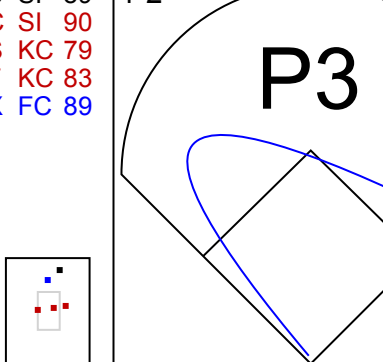
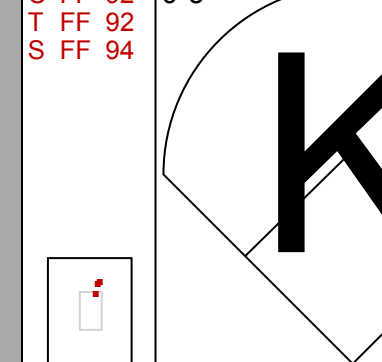
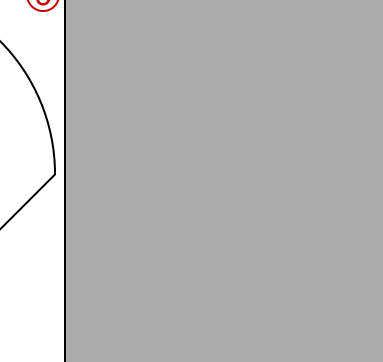
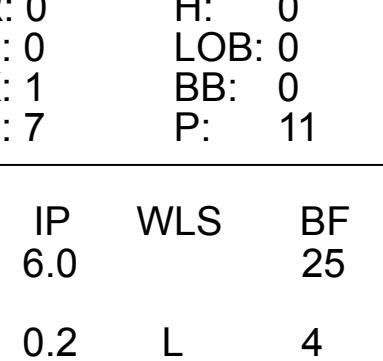
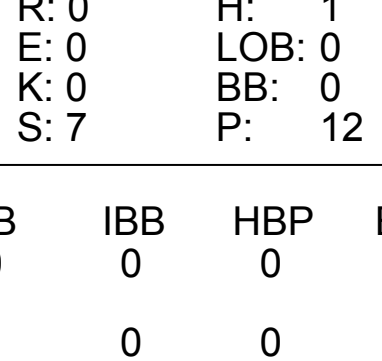
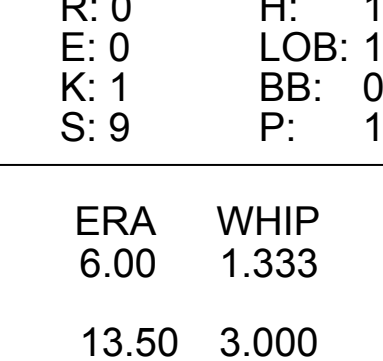
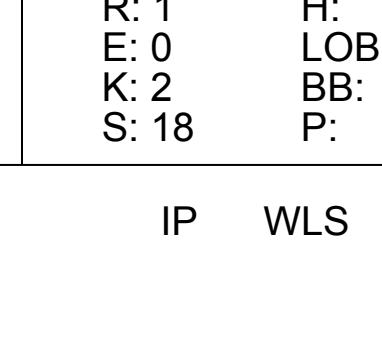

AB	33
R	4
H	7
RBI	4
BB	1
SO	12
LOB	9



AB	36
R	7
H	13
RBI	7
BB	1
SO	5
LOB	15



Batter	1	2	3	4	5	6	7	8	9	AB	R	H	RBI	BB	SO	LOB	TOP					
52 Quintin Berry, L (1, 8) OBP: 0.368, SLG: 0.412										5	1	1	0	0	4	1	Detroit Tigers @ Boston Red Sox Fenway Park, Boston, MA Wed May 30 2012, 7:13 PM - 10:15 PM EDT Att: 37,195 - Partly Cloudy - 75 F					
29 Danny Worth, R (1, 4) OBP: 0.310, SLG: 0.208										2	1	1	1	0	1	0						
12 Andy Dirks, L (7, PH) OBP: 0.379, SLG: 0.515										1	0	1	0	0	0	0						
39 Ramon Santiago, S (7, PR) OBP: 0.276, SLG: 0.247										5	1	4	1	0	0	0						
24 Miguel Cabrera, R (1, 5) OBP: 0.369, SLG: 0.512										3	0	1	1	1	0	1						
28 Prince Fielder, L (1, 3) OBP: 0.380, SLG: 0.500										4	0	0	1	0	0	5						
21 Delmon Young, R (1, 7) OBP: 0.292, SLG: 0.365										4	0	0	1	0	0	5						
26 Brennan Boesch, L (1, 9) OBP: 0.281, SLG: 0.370										4	0	1	0	0	1	2						
27 Jhonny Peralta, R (1, 6)										4	0	0	0	0	3	1						
13 Alex Avila, L (1, 2) OBP: 0.333, SLG: 0.423										3	0	2	0	1	1	1						
9 Gerald Laird, R (1, 10) OBP: 0.333, SLG: 0.524										4	1	1	0	0	0	3						
Inning Stats	R: 1 E: 0 K: 1 S: 17	H: 3 LOB: 2 BB: 0 P: 27	R: 0 E: 0 K: 1 S: 7	H: 1 LOB: 0 BB: 0 P: 9	R: 2 E: 0 K: 0 S: 14	H: 2 LOB: 0 BB: 0 P: 18	R: 0 E: 0 K: 1 S: 13	H: 1 LOB: 1 BB: 0 P: 20	R: 0 E: 0 K: 2 S: 12	H: 0 LOB: 0 BB: 0 P: 10	R: 1 E: 0 K: 1 S: 21	H: 4 LOB: 3 BB: 1 P: 33	R: 0 E: 0 K: 2 S: 7	H: 0 LOB: 1 BB: 1 P: 13	R: 0 E: 0 K: 1 S: 13	H: 0 LOB: 0 BB: 0 P: 15	1B: 7 2B: 4 3B: 1 HR: 0	SF: 1 SAC: 0 DP: 1 HBP: 0	WP: 1 PB: 0 SB: 0 CS: 0	PA: 39		
PITCHER	IP WLS BF H R ER SO BB IBB HBP BLK WP HR S P ERA WHIP	IP WLS BF H R ER SO BB IBB HBP BLK WP HR S P ERA WHIP	IP WLS BF H R ER SO BB IBB HBP BLK WP HR S P ERA WHIP	IP WLS BF H R ER SO BB IBB HBP BLK WP HR S P ERA WHIP	IP WLS BF H R ER SO BB IBB HBP BLK WP HR S P ERA WHIP	IP WLS BF H R ER SO BB IBB HBP BLK WP HR S P ERA WHIP	IP WLS BF H R ER SO BB IBB HBP BLK WP HR S P ERA WHIP	IP WLS BF H R ER SO BB IBB HBP BLK WP HR S P ERA WHIP	IP WLS BF H R ER SO BB IBB HBP BLK WP HR S P ERA WHIP	IP WLS BF H R ER SO BB IBB HBP BLK WP HR S P ERA WHIP	IP WLS BF H R ER SO BB IBB HBP BLK WP HR S P ERA WHIP	IP WLS BF H R ER SO BB IBB HBP BLK WP HR S P ERA WHIP	IP WLS BF H R ER SO BB IBB HBP BLK WP HR S P ERA WHIP	IP WLS BF H R ER SO BB IBB HBP BLK WP HR S P ERA WHIP	IP WLS BF H R ER SO BB IBB HBP BLK WP HR S P ERA WHIP	IP WLS BF H R ER SO BB IBB HBP BLK WP HR S P ERA WHIP	IP WLS BF H R ER SO BB IBB HBP BLK WP HR S P ERA WHIP	IP WLS BF H R ER SO BB IBB HBP BLK WP HR S P ERA WHIP	IP WLS BF H R ER SO BB IBB HBP BLK WP HR S P ERA WHIP	IP WLS BF H R ER SO BB IBB HBP BLK WP HR S P ERA WHIP		
31 Jon Lester, L (1, 1) ERA: 4.79	6.2	28	10	4	4	7	0	0	0	0	0	0	0	0	0	0	1	0	83	120	5.40	1.500
32 Matt Albers, R (7, 1) ERA: 2.11	0.1	4	2	0	0	0	0	1	0	0	0	0	0	0	0	0	0	0	9	14	0.00	6.000
30 Andrew Miller, L (8, 1) ERA: 2.38	1.0	4	0	0	0	2	1	0	0	0	0	0	0	0	0	0	0	0	7	13	0.00	1.000
91 Alfredo Aceves, R (9, 1) ERA: 4.91	1.0	3	0	0	0	1	0	0	0	0	0	0	0	0	0	0	0	0	13	15	0.00	0.000

Batter	1	2	3	4	5	6	7	8	9	AB	R	H	RBI	BB	SO	LOB	BOTTOM					
66 Daniel Nava, S (1, 7) OBP: 0.432, SLG: 0.492										3	1	1	0	1	0	0	Detroit Tigers @ Boston Red Sox Fenway Park, Boston, MA Wed May 30 2012, 7:13 PM - 10:15 PM EDT Att: 37,195 - Partly Cloudy - 75 F					
3 Mike Aviles, R (1, 6) OBP: 0.286, SLG: 0.451										4	0	1	0	0	1	1						
28 Adrián González, L (1, 9) OBP: 0.330, SLG: 0.424										4	1	2	1	0	2	1						
12 Ryan Sweeney, L (8, 9) OBP: 0.343, SLG: 0.446										0	0	0	0	0	0	0						
34 David Ortiz, L (1, 10) OBP: 0.394, SLG: 0.608										4	1	2	2	0	1	2						
20 Kevin Youkilis, R (1, 3) OBP: 0.320, SLG: 0.402										4	2	2	1	0	0	1						
64 Will Middlebrooks, R (1, 5) OBP: 0.343, SLG: 0.579										4	1	2	2	0	0	1						
23 Marlon Byrd, R (1, 8) OBP: 0.245, SLG: 0.246										4	0	2	0	0	0	2						
10 Kelly Shoppach, R (1, 2) OBP: 0.370, SLG: 0.492										4	0	0	0	0	2	3						
5 Nick Punto, S (1, 4) OBP: 0.263, SLG: 0.149										4	0	0	0	0	2	2						
Inning Stats	R: 0 E: 0 K: 1 S: 7	H: 0 LOB: 0 BB: 0 P: 11	R: 0 E: 0 K: 1 S: 11	H: 0 LOB: 0 BB: 0 P: 16	R: 0 E: 0 K: 0 S: 7	H: 1 LOB: 0 BB: 0 P: 12	R: 4 E: 0 K: 1 S: 18	H: 5 LOB: 1 BB: 0 P: 25	R: 0 E: 0 K: 1 S: 9	H: 1 LOB: 1 BB: 0 P: 13	R: 0 E: 0 K: 0 S: 7	H: 1 LOB: 0 BB: 0 P: 9	R: 1 E: 0 K: 2 S: 18	H: 2 LOB: 2 BB: 1 P: 22	R: 1 E: 0 K: 2 S: 15	H: 2 LOB: 1 BB: 0 P: 17	1B: 6 2B: 3 3B: 0 HR: 3	SF: 0 SAC: 0 DP: 1 HBP: 0	WP: 0 PB: 0 SB: 0 CS: 0	PA: 36		
PITCHER	IP WLS BF H R ER SO BB IBB HBP BLK WP HR S P ERA WHIP	IP WLS BF H R ER SO BB IBB HBP BLK WP HR S P ERA WHIP	IP WLS BF H R ER SO BB IBB HBP BLK WP HR S P ERA WHIP	IP WLS BF H R ER SO BB IBB HBP BLK WP HR S P ERA WHIP	IP WLS BF H R ER SO BB IBB HBP BLK WP HR S P ERA WHIP	IP WLS BF H R ER SO BB IBB HBP BLK WP HR S P ERA WHIP	IP WLS BF H R ER SO BB IBB HBP BLK WP HR S P ERA WHIP	IP WLS BF H R ER SO BB IBB HBP BLK WP HR S P ERA WHIP	IP WLS BF H R ER SO BB IBB HBP BLK WP HR S P ERA WHIP	IP WLS BF H R ER SO BB IBB HBP BLK WP HR S P ERA WHIP	IP WLS BF H R ER SO BB IBB HBP BLK WP HR S P ERA WHIP	IP WLS BF H R ER SO BB IBB HBP BLK WP HR S P ERA WHIP	IP WLS BF H R ER SO BB IBB HBP BLK WP HR S P ERA WHIP	IP WLS BF H R ER SO BB IBB HBP BLK WP HR S P ERA WHIP	IP WLS BF H R ER SO BB IBB HBP BLK WP HR S P ERA WHIP	IP WLS BF H R ER SO BB IBB HBP BLK WP HR S P ERA WHIP	IP WLS BF H R ER SO BB IBB HBP BLK WP HR S P ERA WHIP	IP WLS BF H R ER SO BB IBB HBP BLK WP HR S P ERA WHIP	IP WLS BF H R ER SO BB IBB HBP BLK WP HR S P ERA WHIP	IP WLS BF H R ER SO BB IBB HBP BLK WP HR S P ERA WHIP		
33 Drew Smyly, L (1, 1) ERA: 3.46	6.0	25	8	4	4	4	0	0	0	0	0	0	0	0	0	0	0	2	59	86	6.00	1.333
20 Octavio Dotel, R (7, 1) ERA: 3.31	0.2	4	1	1	1	2	1	0	0	0	0	0	0	0	0	0	0	0	13	17	13.50	3.000
40 Phil Coke, L (7, 1) ERA: 4.43	0.1	2	1	0	0	0	0	0	0	0	0	0	0	0	0	0	0	0	5	5	0.00	3.000
53 Joaquin Benoit, R (8, 1) ERA: 3.0	1.0	5	2	1	1	2	0	0	0	0	0	0	0	0	0	0	0	1	15	17	9.00	2.000

AB	36
R	4
H	12
RBI	4
BB	2
SO	10
LOB	14

AB	35
R	6
H	12
RBI	6
BB	1
SO	8
LOB	13



Batter	1	2	3	4	5	6	7	8	9	AB	R	H	RBI	BB	SO	LOB	TOP					
52 Quintin Berry, L OBP: 0.395, SLG: 0.436	G6-3		F8 24 F8 26 S 28 1B		F7 24 E 24 S 24 1B		G3		F9	5	2	3	1	0	0	0						
26 Brennan Boesch, L OBP: 0.275, SLG: 0.363	G6-3		SF7		F7		G3		G6-3	4	0	0	1	0	0	2						
24 Miguel Cabrera, R OBP: 0.370, SLG: 0.510	F9		F8		F8 28 WP		F8		F8 28 E 28 S 28 3B	5	1	2	1	0	0	2						
28 Prince Fielder, L OBP: 0.326, SLG: 0.510		F8	F8 21 FC5-4		G6-4-3 21 G6-4-3		G6-3		G6-3 21 1B	4	1	2	2	1	0	0						
21 Delmon Young, R OBP: 0.301, SLG: 0.390		F8	FC5-4 13 2B 27 F9-2 1B		G6-4-3		G6-4-3		G6-4-3 HR	5	1	3	2	0	0	3						
13 Alex Avila, L OBP: 0.338, SLG: 0.435																						
9 Gerald Laird, R OBP: 0.327, SLG: 0.500																						
27 Jhonny Peralta, R OBP: 0.371																						
32 Don Kelly, L OBP: 0.274, SLG: 0.172																						
29 Danny Worth, R OBP: 0.303, SLG: 0.250																						
Inning Stats	R: 0 E: 0 K: 0 S: 6	H: 0 LOB: 0 BB: 0 P: 8	R: 0 E: 0 K: 0 S: 12	H: 2 LOB: 1 BB: 0 P: 17	R: 3 E: 0 K: 0 S: 12	H: 4 LOB: 1 BB: 0 P: 18	R: 0 E: 0 K: 0 S: 7	H: 1 LOB: 1 BB: 0 P: 11	R: 1 E: 0 K: 1 S: 10	H: 2 LOB: 1 BB: 0 P: 22	R: 0 E: 0 K: 1 S: 10	H: 0 LOB: 0 BB: 0 P: 13	R: 0 E: 0 K: 0 S: 8	H: 1 LOB: 2 BB: 0 P: 13	R: 1 E: 0 K: 1 S: 13	H: 1 LOB: 2 BB: 0 P: 27	R: 2 E: 0 K: 0 S: 20	H: 3 LOB: 1 BB: 0 P: 26	1B: 10 2B: 3 3B: 1 HR: 1	SF: 1 SAC: 0 DP: 2 HBP: 0	WP: 1 PB: 0 SB: 3 CS: 0	PA: 42
PITCHER	IP	WLS	BF	H	R	ER	SO	BB	IBB	HBP	BLK	WP	HR	S	P	ERA	WHIP					
19 Josh Beckett, R ERA: 4.26	7.0	L	30	10	4	4	1	1	0	0	0	1	0	67	102	5.14	1.571					
46 Franklin Morales, L ERA: 4.41	0.2		5	1	1	1	0	2	0	0	0	0	1	10	22	13.50	4.500					
32 Matt Albers, R ERA: 2.08	0.1		1	0	0	0	1	0	0	0	0	0	0	3	5	0.00	0.000					
53 Rich Hill, L ERA: 3.09	1.0		6	3	2	2	0	0	0	0	0	0	0	20	26	18.00	3.000					

Detroit Tigers @ Boston Red Sox
Fenway Park, Boston, MA
Thu May 31 2012, 7:10 PM - 10:34 PM EDT
Att: 37,629 - Partly Cloudy - 76 F

AB	38
R	7
H	14
RBI	7
BB	3
SO	2
LOB	15



Batter	1	2	3	4	5	6	7	8	9	AB	R	H	RBI	BB	SO	LOB	BOTTOM					
26 Scott Podsednik, L OBP: 0.444, SLG: 0.722	K									3	0	1	1	0	1	1						
66 Daniel Nava, S OBP: 0.424, SLG: 0.477										4	0	1	0	0	1	3						
28 Adrián González, L OBP: 0.324, SLG: 0.416										4	0	0	0	0	0	2						
34 David Ortiz, L OBP: 0.392, SLG: 0.599										3	0	0	0	1	0	0						
20 Kevin Youkilis, R OBP: 0.318, SLG: 0.406										4	1	1	0	0	3	2						
39 Jarrod Saltalamacchia, R OBP: 0.316, SLG: 0.554										4	1	2	2	0	1	0						
12 Ryan Sweeney, L OBP: 0.340, SLG: 0.440										4	1	1	0	0	0	1						
3 Mike Aviles, R OBP: 0.286, SLG: 0.447										4	0	1	0	0	0	1						
5 Nick Punto, S OBP: 0.267, SLG: 0.143										2	0	0	0	1	1	1						
Inning Stats	R: 0 E: 0 K: 2 S: 10	H: 1 LOB: 2 BB: 1 P: 21	R: 2 E: 0 K: 2 S: 18	H: 3 LOB: 0 BB: 0 P: 25	R: 1 E: 0 K: 0 S: 18	H: 2 LOB: 1 BB: 0 P: 26	R: 0 E: 0 K: 0 S: 11	H: 1 LOB: 1 BB: 0 P: 13	R: 0 E: 0 K: 1 S: 7	H: 0 LOB: 0 BB: 0 P: 13	R: 0 E: 0 K: 1 S: 11	H: 0 LOB: 1 BB: 1 P: 14	R: 0 E: 0 K: 0 S: 7	H: 0 LOB: 1 BB: 1 P: 12	R: 0 E: 0 K: 1 S: 8	H: 0 LOB: 0 BB: 0 P: 11	R: 0 E: 0 K: 0 S: 5	H: 0 LOB: 0 BB: 0 P: 9	1B: 4 2B: 2 3B: 0 HR: 1	SF: 0 SAC: 2 DP: 0 HBP: 0	WP: 0 PB: 0 SB: 1 CS: 0	PA: 36
PITCHER	IP	WLS	BF	H	R	ER	SO	BB	IBB	HBP	BLK	WP	HR	S	P	ERA	WHIP					
37 Max Scherzer, R ERA: 5.55	6.0	W	27	7	3	3	6	2	0	0	0	0	0	8	11	0.00	0.000					
40 Phil Coke, L ERA: 4.15	1.1	H	4	0	0	0	0	0	0	0	0	0	0	6	7	0.00	0.000					
53 Joaquin Benoit, R ERA: 2.91	0.2	H	2	0	0	0	1	0	0	0	0	0	0	5	9	0.00	0.000					
46 Jose Valverde, R ERA: 4.43	1.0		3	0	0	0	0	0	0	0	0	0	0	5	9	0.00	0.000					

Detroit Tigers @ Boston Red Sox
Fenway Park, Boston, MA
Thu May 31 2012, 7:10 PM - 10:34 PM EDT
Att: 37,629 - Partly Cloudy - 76 F


AB	32
R	3
H	7
RBI	3
BB	2
SO	7
LOB	11



Batter	1	2	3	4	5	6	7	8	9	AB	R	H	RBI	BB	SO	LOB	TOP						
2 Derek Jeter, R OBP: 0.386, SLG: 0.456										4	1	2	1	1	1	1							
14 Curtis Granderson, L OBP: 0.360, SLG: 0.561										5	2	2	4	0	1	3							
25 Mark Teixeira, S OBP: 0.319, SLG: 0.467										5	0	1	0	0	1	3							
13 Alex Rodriguez, R OBP: 0.366, SLG: 0.434										5	1	1	2	0	3	2							
24 Robinson Canó, L OBP: 0.342, SLG: 0.498										4	1	0	0	1	2	1							
33 Nick Swisher, S OBP: 0.304, SLG: 0.459										2	2	0	0	2	0	0							
22 Andrew Jones, R OBP: 0.309, SLG: 0.465										4	0	1	1	0	0	2							
17 Jayson Nix, R OBP: 0.333, SLG: 0.517										2	2	1	0	2	1	0							
45 Dewayne Wise, L OBP: 0.187, SLG: 0.174										0	0	0	0	0	0	0							
19 Chris Stewart, R OBP: 0.244, SLG: 0.250										4	0	1	1	0	1	5							
Inning Stats	R: 0 E: 0 K: 2 S: 14	H: 1 LOB: 1 BB: 0 P: 21	R: 5 E: 0 K: 0 S: 11	H: 1 LOB: 0 BB: 4 P: 31	R: 0 E: 0 K: 1 S: 6	H: 0 LOB: 0 BB: 0 P: 9	R: 1 E: 0 K: 1 S: 15	H: 2 LOB: 1 BB: 0 P: 21	R: 0 E: 0 K: 1 S: 8	H: 0 LOB: 0 BB: 0 P: 12	R: 0 E: 0 K: 1 S: 10	H: 1 LOB: 1 BB: 0 P: 12	R: 1 E: 0 K: 2 S: 20	H: 1 LOB: 2 BB: 0 P: 35	R: 2 E: 0 K: 2 S: 17	H: 2 LOB: 0 BB: 0 P: 21	1B: 5 2B: 2 3B: 0 HR: 2	SF: 0 SAC: 0 DP: 1 HBP: 0	WP: 0 PB: 1 SB: 2 CS: 0	PA: 41			
PITCHER	IP WLS BF H R ER SO BB IBB HBP BLK WP HR S P ERA WHIP	IP WLS BF H R ER SO BB IBB HBP BLK WP HR S P ERA WHIP	IP WLS BF H R ER SO BB IBB HBP BLK WP HR S P ERA WHIP	IP WLS BF H R ER SO BB IBB HBP BLK WP HR S P ERA WHIP	IP WLS BF H R ER SO BB IBB HBP BLK WP HR S P ERA WHIP	IP WLS BF H R ER SO BB IBB HBP BLK WP HR S P ERA WHIP	IP WLS BF H R ER SO BB IBB HBP BLK WP HR S P ERA WHIP	IP WLS BF H R ER SO BB IBB HBP BLK WP HR S P ERA WHIP	IP WLS BF H R ER SO BB IBB HBP BLK WP HR S P ERA WHIP	IP WLS BF H R ER SO BB IBB HBP BLK WP HR S P ERA WHIP	IP WLS BF H R ER SO BB IBB HBP BLK WP HR S P ERA WHIP	IP WLS BF H R ER SO BB IBB HBP BLK WP HR S P ERA WHIP	IP WLS BF H R ER SO BB IBB HBP BLK WP HR S P ERA WHIP	IP WLS BF H R ER SO BB IBB HBP BLK WP HR S P ERA WHIP	IP WLS BF H R ER SO BB IBB HBP BLK WP HR S P ERA WHIP	IP WLS BF H R ER SO BB IBB HBP BLK WP HR S P ERA WHIP	IP WLS BF H R ER SO BB IBB HBP BLK WP HR S P ERA WHIP	IP WLS BF H R ER SO BB IBB HBP BLK WP HR S P ERA WHIP	IP WLS BF H R ER SO BB IBB HBP BLK WP HR S P ERA WHIP	IP WLS BF H R ER SO BB IBB HBP BLK WP HR S P ERA WHIP	IP WLS BF H R ER SO BB IBB HBP BLK WP HR S P ERA WHIP	IP WLS BF H R ER SO BB IBB HBP BLK WP HR S P ERA WHIP	
45 Casey Crosby, L ERA: 16.2	3.1 L 18 4 6 6 3 4 0 0 0 0 0 1 40 75 16.20 2.400	49 Luis Marte, R ERA: 1.35	3.2 12 2 0 0 3 0 0 0 0 0 0 0 31 44 0.00 0.545	60 Brayan Villarreal, R ERA: 0.9	1.0 6 1 1 1 2 2 0 0 0 0 0 0 20 35 9.00 3.000	20 Octavio Dotel, R ERA: 4.15	1.0 5 2 2 2 2 0 0 0 0 0 0 1 17 21 18.00 2.000																

New York Yankees @ Detroit Tigers
Comerica Park, Detroit, MI
Fri Jun 01 2012, 7:09 PM - 10:39 PM EDT
Att: 41,831 - Cloudy - 56 F

AB 35
R 9
H 9
RBI 9
BB 6
SO 10
LOB 17



Batter	1	2	3	4	5	6	7	8	9	AB	R	H	RBI	BB	SO	LOB	BOTTOM						
52 Quintin Berry, L OBP: 0.417, SLG: 0.523										5	2	3	0	0	0	0							
29 Danny Worth, R OBP: 0.316, SLG: 0.250										4	0	1	1	1	1	1							
24 Miguel Cabrera, R OBP: 0.366, SLG: 0.507										5	1	1	0	0	1	5							
28 Prince Fielder, L OBP: 0.387, SLG: 0.508										3	0	1	1	1	0	1							
21 Delmon Young, R OBP: 0.311, SLG: 0.405										4	0	3	0	0	1	1							
9 Gerald Laird, R OBP: 0.346, SLG: 0.500										2	0	1	0	1	0	0							
32 Don Kelly, L OBP: 0.274, SLG: 0.172										0	0	0	0	0	0	0							
27 Jhonny Peralta, R OBP: 0.324, SLG: 0.371										0	0	0	1	0	0	0							
26 Brennan Boesch, L OBP: 0.269, SLG: 0.355										4	0	0	0	0	1	6							
18 Omar Santos, R OBP: 0.342, SLG: 0.435										3	0	0	0	0	1	2							
39 Ramon Santiago, S OBP: 0.275, SLG: 0.284										4	1	1	1	0	0	1							
Inning Stats	R: 1 E: 0 K: 1 S: 13	H: 2 LOB: 1 BB: 1 P: 20	R: 0 E: 0 K: 0 S: 9	H: 0 LOB: 0 BB: 0 P: 12	R: 2 E: 0 K: 2 S: 24	H: 4 LOB: 3 BB: 1 P: 39	R: 0 E: 0 K: 1 S: 6	H: 0 LOB: 0 BB: 0 P: 8	R: 0 E: 0 K: 0 S: 10	H: 2 LOB: 2 BB: 0 P: 13	R: 0 E: 0 K: 0 S: 4	H: 2 LOB: 1 BB: 0 P: 5	R: 0 E: 0 K: 1 S: 10	H: 0 LOB: 0 BB: 0 P: 16	R: 1 E: 0 K: 0 S: 11	H: 2 LOB: 1 BB: 0 P: 15	R: 0 E: 0 K: 0 S: 8	H: 1 LOB: 2 BB: 2 P: 18	1B: 6 2B: 3 3B: 1 HR: 1	SF: 1 SAC: 0 DP: 3 HBP: 0	WP: 1 PB: 0 SB: 0 CS: 0	PA: 39	
PITCHER	IP WLS BF H R ER SO BB IBB HBP BLK WP HR S P ERA WHIP	IP WLS BF H R ER SO BB IBB HBP BLK WP HR S P ERA WHIP	IP WLS BF H R ER SO BB IBB HBP BLK WP HR S P ERA WHIP	IP WLS BF H R ER SO BB IBB HBP BLK WP HR S P ERA WHIP	IP WLS BF H R ER SO BB IBB HBP BLK WP HR S P ERA WHIP	IP WLS BF H R ER SO BB IBB HBP BLK WP HR S P ERA WHIP	IP WLS BF H R ER SO BB IBB HBP BLK WP HR S P ERA WHIP	IP WLS BF H R ER SO BB IBB HBP BLK WP HR S P ERA WHIP	IP WLS BF H R ER SO BB IBB HBP BLK WP HR S P ERA WHIP	IP WLS BF H R ER SO BB IBB HBP BLK WP HR S P ERA WHIP	IP WLS BF H R ER SO BB IBB HBP BLK WP HR S P ERA WHIP	IP WLS BF H R ER SO BB IBB HBP BLK WP HR S P ERA WHIP	IP WLS BF H R ER SO BB IBB HBP BLK WP HR S P ERA WHIP	IP WLS BF H R ER SO BB IBB HBP BLK WP HR S P ERA WHIP	IP WLS BF H R ER SO BB IBB HBP BLK WP HR S P ERA WHIP	IP WLS BF H R ER SO BB IBB HBP BLK WP HR S P ERA WHIP	IP WLS BF H R ER SO BB IBB HBP BLK WP HR S P ERA WHIP	IP WLS BF H R ER SO BB IBB HBP BLK WP HR S P ERA WHIP	IP WLS BF H R ER SO BB IBB HBP BLK WP HR S P ERA WHIP	IP WLS BF H R ER SO BB IBB HBP BLK WP HR S P ERA WHIP	IP WLS BF H R ER SO BB IBB HBP BLK WP HR S P ERA WHIP	IP WLS BF H R ER SO BB IBB HBP BLK WP HR S P ERA WHIP	
52 CC Sabathia, L ERA: 3.88	7.0 W 29 8 3 3 3 2 0 0 0 0 0 0 2 2 3.86 1.429	36 Cody Eppley, R ERA: 4.22	0.0 1 1 1 1 0 0 0 0 0 0 0 0 2 2 4.22 1.000	48 Boone Logan, L ERA: 2.84	0.1 2 1 0 0 0 0 0 0 0 0 0 0 5 8 0.00 3.000	53 Cory Wade, R ERA: 2.28	0.2 H 2 0 0 0 0 0 0 0 0 0 0 0 4 5 0.00 0.000	39 Clay Rapada, L ERA: 3.89	0.1 4 1 0 0 0 2 0 0 0 0 1 0 7 16 0.00 9.000														

New York Yankees @ Detroit Tigers
Comerica Park, Detroit, MI
Fri Jun 01 2012, 7:09 PM - 10:39 PM EDT
Att: 41,831 - Cloudy - 56 F

AB 34
R 4
H 11
RBI 4
BB 4
SO 5
LOB 17



Batter	1	2	3	4	5	6	7	8	9	AB	R	H	RBI	BB	SO	LOB	TOP							
2 Derek Jeter, R OBP: 0.384, SLG: 0.462										5	1	2	1	0	1	3	New York Yankees @ Detroit Tigers Comerica Park, Detroit, MI Sun Jun 03 2012, 1:14 PM - 3:53 PM EDT Att: 42,419 - Sunny - 77 F							
14 Curtis Granderson, L OBP: 0.357, SLG: 0.551										4	2	1	0	1	2	2								
13 Alex Rodriguez, R OBP: 0.372, SLG: 0.447										4	1	2	1	1	2	2								
24 Robinson Cano, L OBP: 0.342, SLG: 0.498										4	1	1	1	0	1	4								
25 Mark Teixeira, S OBP: 0.319, SLG: 0.458										3	0	0	1	0	0	2								
27 Raul Ibanez, L OBP: 0.300, SLG: 0.510										4	0	0	0	0	0	1								
45 Dewayne Wise, L OBP: 0.167, SLG: 0.174										0	0	0	0	0	0	0								
33 Nick Swisher, S OBP: 0.307, SLG: 0.452										3	0	1	0	1	0	0								
12 Eric Chavez, L OBP: 0.318, SLG: 0.457										4	0	2	0	0	0	1								
55 Russell Martin, R OBP: 0.342, SLG: 0.341										3	0	1	0	1	0	3								
Inning Stats	R: 2 H: 1 E: 0 K: 1 S: 12	H: 1 LOB: 1 BB: 2 P: 26	R: 0 H: 1 E: 0 K: 0 S: 6	H: 1 LOB: 1 BB: 1 P: 13	R: 1 H: 1 E: 0 K: 1 S: 10	H: 1 LOB: 0 BB: 0 P: 18	R: 0 H: 1 E: 0 K: 0 S: 6	H: 1 LOB: 1 BB: 1 P: 10	R: 2 H: 2 E: 1 K: 1 S: 15	H: 2 LOB: 0 BB: 0 P: 22	R: 0 H: 1 E: 0 K: 0 S: 10	H: 1 LOB: 0 BB: 0 P: 13	R: 0 H: 2 E: 0 K: 1 S: 11	H: 2 LOB: 2 BB: 0 P: 18	R: 0 H: 0 E: 0 K: 0 S: 7	H: 0 LOB: 0 BB: 0 P: 10	R: 0 H: 1 E: 0 K: 2 S: 14	H: 1 LOB: 1 BB: 0 P: 19	1B: 5 2B: 3 3B: 1 HR: 2	SF: 1 SAC: 0 DP: 2 HBP: 0	WP: 0 PB: 1 SB: 0 CS: 0	PA: 39		
PITCHER	IP: 6.1 WLS: L BF: 30 K: 1	WLS: L BF: 5 K: 1	H: 9 R: 5 ER: 3 SO: 4	H: 9 R: 5 ER: 3 SO: 4	BB: 4 IBB: 0 HBP: 0 BLK: 0	BB: 4 IBB: 0 HBP: 0 BLK: 0	WP: 0 HR: 2 S: 66 P: 114	ERA: 4.26 WHIP: 2.053	PITCHER	IP: 6.1 WLS: L BF: 30 K: 1	WLS: L BF: 5 K: 1	H: 9 R: 5 ER: 3 SO: 4	H: 9 R: 5 ER: 3 SO: 4	BB: 4 IBB: 0 HBP: 0 BLK: 0	BB: 4 IBB: 0 HBP: 0 BLK: 0	WP: 0 HR: 2 S: 66 P: 114	ERA: 4.26 WHIP: 2.053	35 Justin Verlander, R ERA: 2.67	64 Duane Below, L ERA: 2.63	60 Brayan Villarreal, R ERA: 0.82				

Batter	1	2	3	4	5	6	7	8	9	AB	R	H	RBI	BB	SO	LOB	BOTTOM						
52 Quintin Berry, L OBP: 0.393, SLG: 0.471										4	0	0	0	0	1	0	New York Yankees @ Detroit Tigers Comerica Park, Detroit, MI Sun Jun 03 2012, 1:14 PM - 3:53 PM EDT Att: 42,419 - Sunny - 77 F						
29 Danny Worth, R OBP: 0.289, SLG: 0.211										3	0	0	0	1	1	0							
24 Miguel Cabrera, R OBP: 0.371, SLG: 0.536										3	0	0	0	1	2	1							
28 Prince Fielder, L OBP: 0.382, SLG: 0.517										4	1	1	1	0	0	1							
21 Delmon Young, R OBP: 0.309, SLG: 0.398										4	0	1	0	0	2	0							
26 Brennan Boesch, L OBP: 0.264, SLG: 0.346										4	0	0	0	0	2	1							
27 Jhonny Peralta, R OBP: 0.328, SLG: 0.373										3	0	2	0	0	0	0							
32 Don Kelly, L OBP: 0.278, SLG: 0.174										2	0	0	0	1	0	2							
18 Omar Santos, R OBP: 0.111, SLG: 0.125										3	0	0	0	0	0	1							
Inning Stats	R: 0 H: 0 E: 0 K: 0 S: 8	H: 0 LOB: 1 BB: 1 P: 17	R: 0 H: 1 E: 0 K: 1 S: 10	H: 1 LOB: 0 BB: 0 P: 15	R: 0 H: 0 E: 0 K: 0 S: 9	H: 0 LOB: 1 BB: 1 P: 14	R: 1 H: 1 E: 0 K: 1 S: 9	H: 1 LOB: 0 BB: 0 P: 9	R: 0 H: 0 E: 0 K: 2 S: 10	H: 0 LOB: 0 BB: 0 P: 12	R: 0 H: 1 E: 0 K: 1 S: 9	H: 1 LOB: 1 BB: 0 P: 11	R: 0 H: 0 E: 0 K: 0 S: 4	H: 0 LOB: 0 BB: 0 P: 8	R: 0 H: 1 E: 0 K: 2 S: 11	H: 1 LOB: 1 BB: 0 P: 17		1B: 3 2B: 0 3B: 0 HR: 1	SF: 0 SAC: 0 DP: 1 HBP: 0	WP: 0 PB: 1 SB: 0 CS: 0	PA: 33		
PITCHER	IP: 9.0 WLS: W BF: 33 K: 1	WLS: W BF: 33 K: 1	H: 4 R: 1 ER: 1 SO: 8	H: 4 R: 1 ER: 1 SO: 8	BB: 3 IBB: 0 HBP: 0 BLK: 0	BB: 3 IBB: 0 HBP: 0 BLK: 0	WP: 0 HR: 1 S: 82 P: 123	ERA: 1.00 WHIP: 0.778	PITCHER	IP: 9.0 WLS: W BF: 33 K: 1	WLS: W BF: 33 K: 1	H: 4 R: 1 ER: 1 SO: 8	H: 4 R: 1 ER: 1 SO: 8	BB: 3 IBB: 0 HBP: 0 BLK: 0	BB: 3 IBB: 0 HBP: 0 BLK: 0	WP: 0 HR: 1 S: 82 P: 123	ERA: 1.00 WHIP: 0.778	65 Phil Hughes, R ERA: 4.96					

Batter	1	2	3	4	5	6	7	8	9	AB	R	H	RBI	BB	SO	LOB	TOP																
17 Shin-Soo Choo, L (1,9) OBP: 0.384, SLG: 0.406	G3																5	1	2	0	0	0	2										
13 Asdrúbal Cabrera, S (1,6) OBP: 0.365, SLG: 0.468	F8																								4	1	1	2	1	0	1		
22 Jason Kipnis, L (1,4) OBP: 0.340, SLG: 0.447	F7																									4	2	2	0	1	0	0	
41 Carlos Santana, S (1,10) OBP: 0.345, SLG: 0.363																											4	0	1	1	1	1	2
4 Jose Lopez, R (1,5) OBP: 0.311, SLG: 0.411																											2	0	1	2	1	0	3
23 Michael Brantley, L (1,8) OBP: 0.323, SLG: 0.399																											4	0	1	0	0	2	2
47 Shelley Duncan, R (1,7) 33 Johnny Damon, L (8,PH) OBP: 0.286, SLG: 0.261																											3	0	0	0	0	0	3
35 Casey Kotchman, L (1,3) OBP: 0.289, SLG: 0.331																											1	0	0	0	0	0	1
6 Lou Marson, R (1,2) OBP: 0.322, SLG: 0.314																											4	0	2	0	0	0	0
Inning Stats	R: 0 H: 0 E: 0 K: 0 S: 9	H: 0 LOB: 0 BB: 0 P: 14	R: 0 H: 1 E: 0 K: 1 S: 9	H: 1 LOB: 1 BB: 1 P: 18	R: 0 H: 1 E: 0 K: 0 S: 7	H: 1 LOB: 1 BB: 0 P: 8	R: 1 H: 1 E: 0 K: 1 S: 16	H: 1 LOB: 1 BB: 1 P: 28	R: 0 H: 1 E: 0 K: 0 S: 8	H: 1 LOB: 0 BB: 0 P: 11	R: 2 H: 1 E: 0 K: 1 S: 12	H: 1 LOB: 0 BB: 0 P: 19	R: 2 H: 4 E: 0 K: 0 S: 22	H: 4 LOB: 3 BB: 1 P: 33	R: 0 H: 2 E: 0 K: 0 S: 11	H: 2 LOB: 2 BB: 0 P: 18	R: 0 H: 0 E: 0 K: 0 S: 10	H: 0 LOB: 0 BB: 0 P: 15	1B: 8 2B: 3 3B: 0 HR: 0	SF: 1 SAC: 0 DP: 2 HBP: 0	WP: 1 PB: 0 SB: 1 CS: 0	PA: 40											
PITCHER	IP	WLS	BF	H	R	ER	SO	BB	IBB	HBP	BLK	WP	HR	S	P	ERA	WHIP																
45 Casey Crosby, L (1,1) ERA: 9.35	5.1	W	22	5	3	3	2	3	0	0	0	1	0	54	91	5.06	1.500																
60 Brayan Villarreal, R (6,1) ERA: 1.35	1.1		5	1	1	1	1	0	0	0	0	0	0	16	18	6.75	0.750																
40 Phil Coke, L (7,1) ERA: 4.37	0.0		3	3	1	1	0	0	0	0	0	0	0	8	11	∞	∞																
53 Joaquin Benoit, R (7,1) ERA: 2.52	1.1	H	7	2	0	0	0	1	0	0	0	0	0	16	29	0.00	2.250																
46 Jose Valverde, R (9,1) ERA: 4.24	1.0	S	3	0	0	0	0	0	0	0	0	0	0	10	15	0.00	0.000																

Cleveland Indians @ Detroit Tigers
Comerica Park, Detroit, MI
Thu Jun 07 2012, 1:06 PM - 3:57 PM EDT
Att: 40,851 - Partly Cloudy - 79 F

AB 35
R 5
H 11
RBI 5
BB 4
SO 3
LOB 17

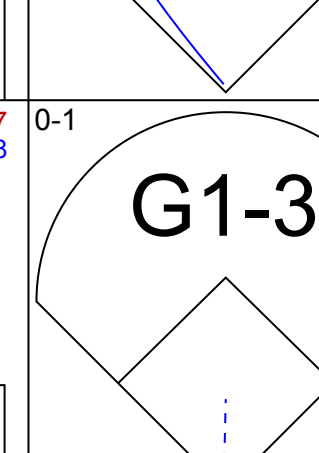


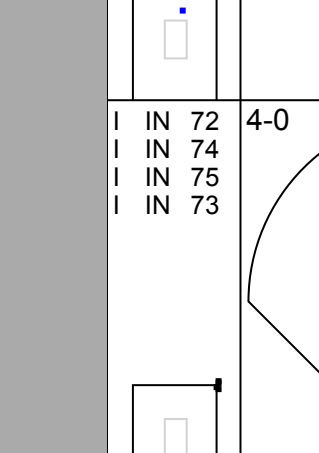

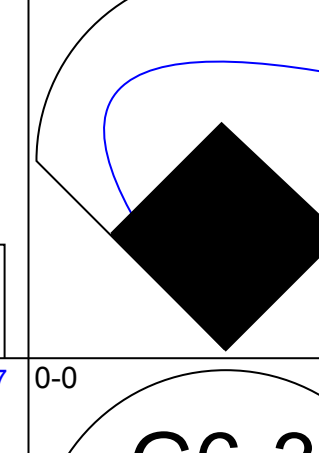
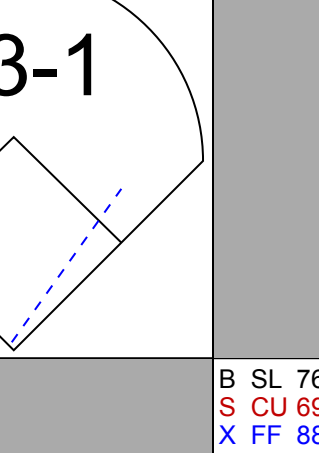
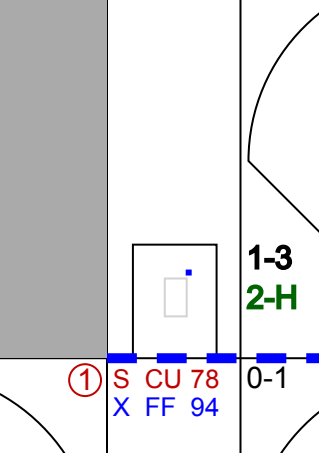

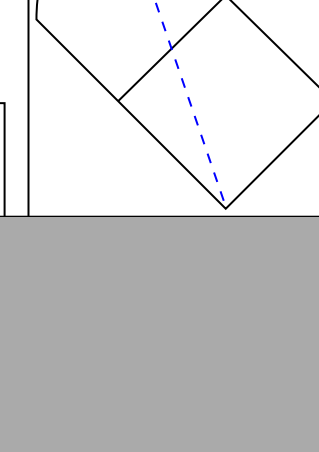
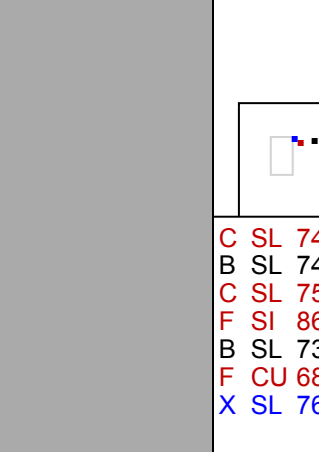
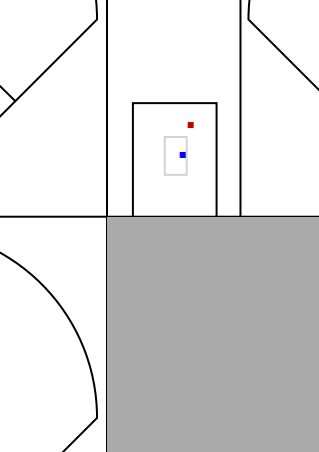


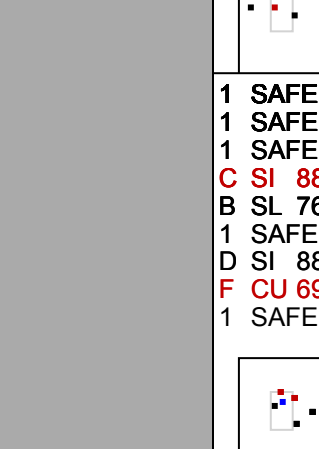
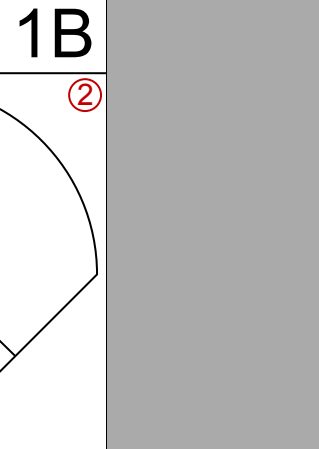


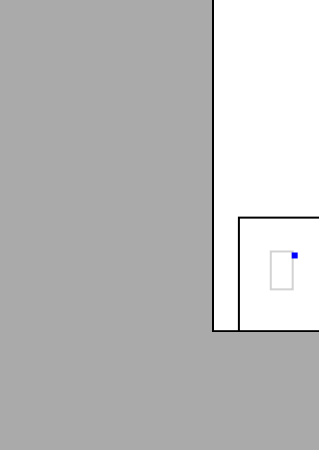
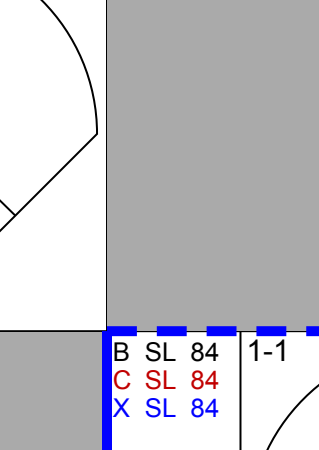
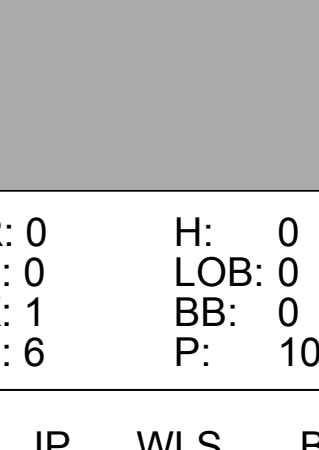
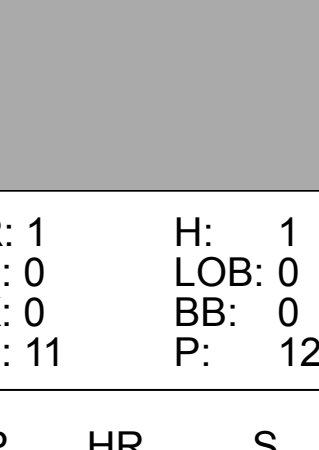
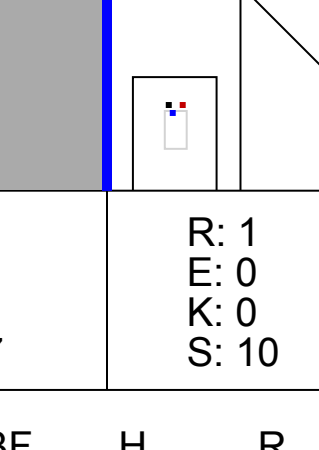
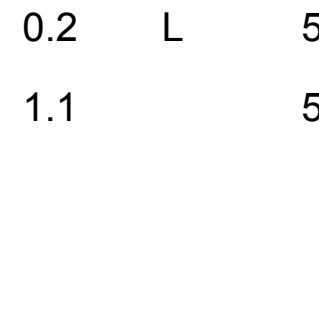

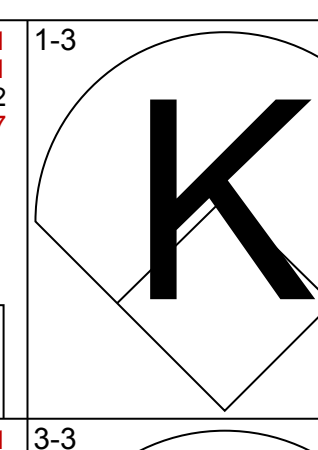
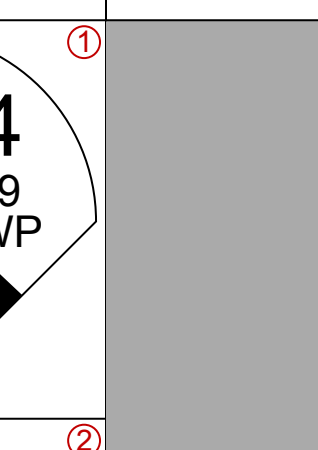
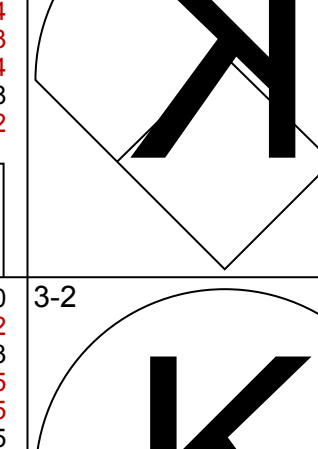
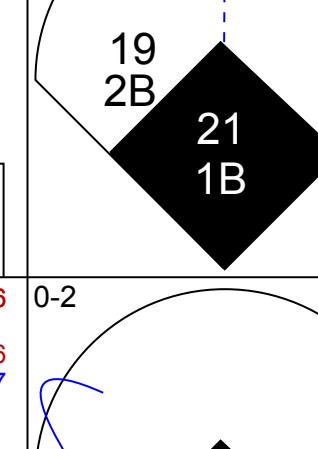
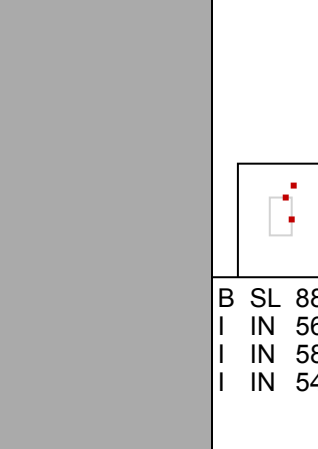
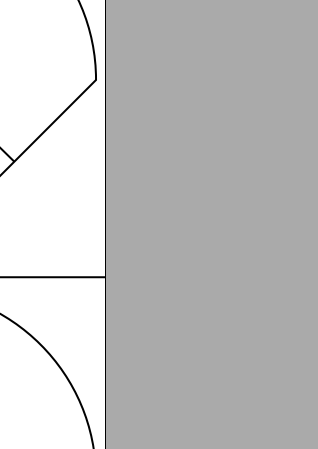
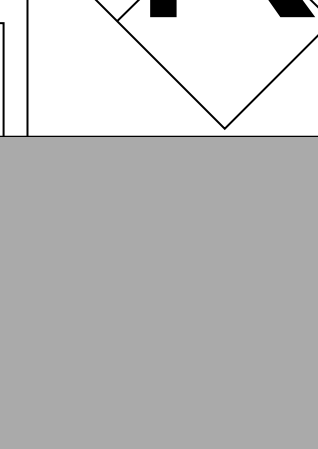
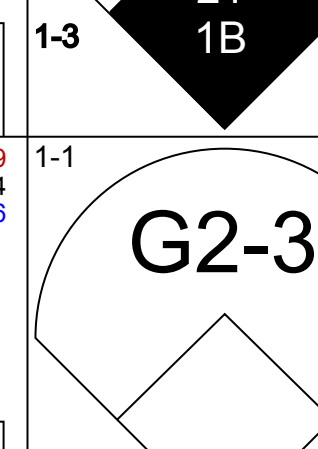
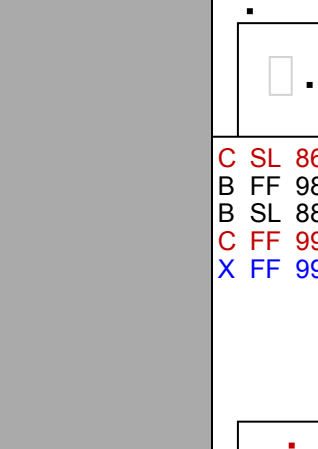
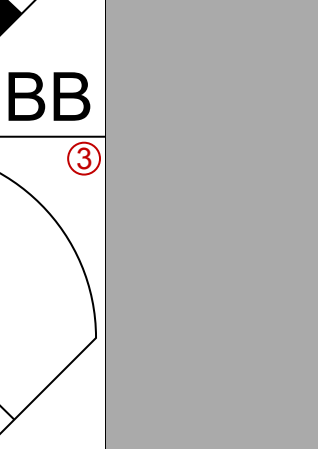

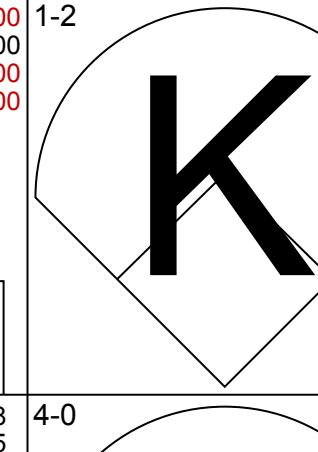

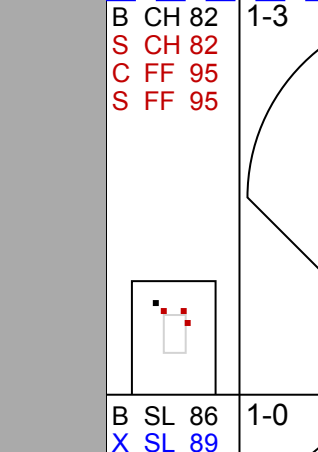

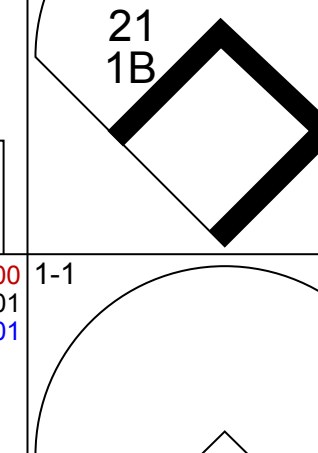
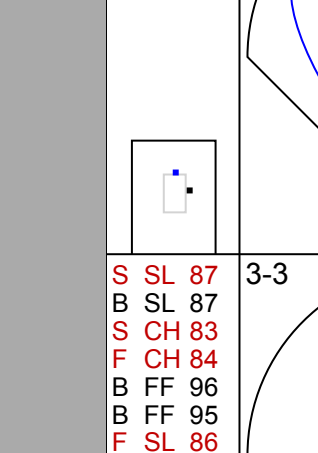



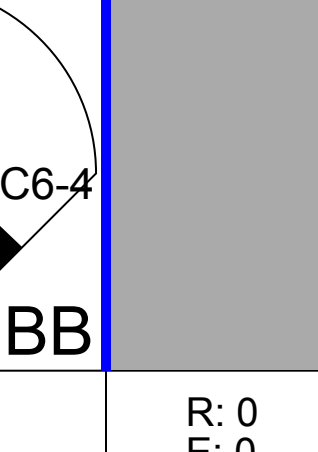
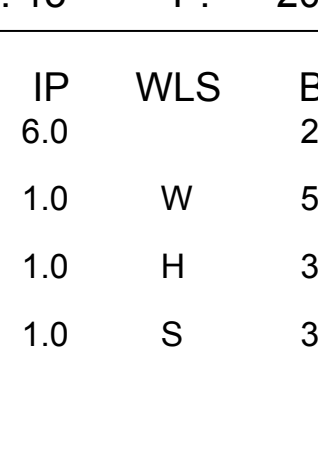
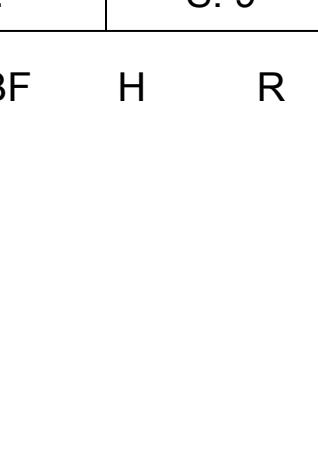


Batter	1	2	3	4	5	6	7	8	9	AB	R	H	RBI	BB	SO	LOB	BOTTOM															
52 Quintin Berry, L (1,8) OBP: 0.368, SLG: 0.435																	4	1	1	0	0	2	1									
26 Brennan Boesch, L (1,9) 38 Matt Young, L (8,7) OBP: 0.259, SLG: 0.343																								4	2	2	1	0	0	0		
24 Miguel Cabrera, R (1,5) OBP: 0.373, SLG: 0.585																										4	1	1	2	0	1	2
28 Prince Fielder, L (1,3) OBP: 0.384, SLG: 0.507																										3	1	1	1	1	0	0
21 Delmon Young, R (1,10) OBP: 0.300, SLG: 0.383																										4	0	1	1	0	2	1
27 Jhonny Peralta, R (1,6) OBP: 0.338, SLG: 0.404																										4	1	2	0	0	0	2
32 Don Kelly, L (1,7) OBP: 0.287, SLG: 0.224																										3	0	1	1	1	0	2
29 Danny Worth, R (1,4) OBP: 0.286, SLG: 0.214																										4	1	1	0	0	1	3
19 Bryan Holaday, R (1,2) OBP: 0.167, SLG: 0.167																										2	0	0	0	0	0	0
Inning Stats	R: 4 H: 5 E: 0 K: 1 S: 19	H: 5 LOB: 1 BB: 0 P: 30	R: 0 H: 0 E: 0 K: 1 S: 5	H: 0 LOB: 0 BB: 0 P: 7	R: 0 H: 1 E: 1 K: 0 S: 7	H: 1 LOB: 2 BB: 1 P: 17	R: 3 H: 3 E: 0 K: 1 S: 12	H: 3 LOB: 0 BB: 0 P: 19	R: 0 H: 0 E: 0 K: 1 S: 5	H: 0 LOB: 0 BB: 0 P: 7	R: 0 H: 0 E: 0 K: 0 S: 5	H: 0 LOB: 0 BB: 0 P: 6	R: 0 H: 0 E: 0 K: 1 S: 8	H: 0 LOB: 0 BB: 0 P: 16	R: 0 H: 1 E: 0 K: 1 S: 11	H: 1 LOB: 1 BB: 1 P: 15	R: 0 H: 0 E: 0 K: 1 S: 10	H: 0 LOB: 0 BB: 0 P: 15	1B: 8 2B: 1 3B: 0 HR: 1	SF: 0 SAC: 1 DP: 1 HBP: 0	WP: 1 PB: 0 SB: 0 CS: 0	PA: 35										
PITCHER	IP	WLS	BF	H	R	ER	SO	BB	IBB	HBP	BLK	WP	HR	S	P	ERA	WHIP															
26 Derek Lowe, R (1,1) ERA: 3.72	5.0	L	25	9	7	7	4	1	0	0	0	0	1	48	80	12.60	2.000															
51 Scott Barnes, L (6,1) ERA: 1.54	2.0		6	0	0	0	1	0	0	0	0	0	0	13	22	0.00	0.000															
57 Jeremy Accardo, R (8,1) ERA: 1.54	1.0		4	1	0	0	1	1	0	0	0	0	0	11	15	0.00	2.000															

Cleveland Indians @ Detroit Tigers
Comerica Park, Detroit, MI
Thu Jun 07 2012, 1:06 PM - 3:57 PM EDT
Att: 40,851 - Partly Cloudy - 79 F


AB 32
R 7
H 10
RBI 6
BB 2
SO 6
LOB 11

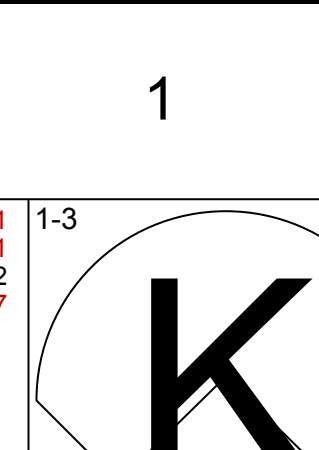
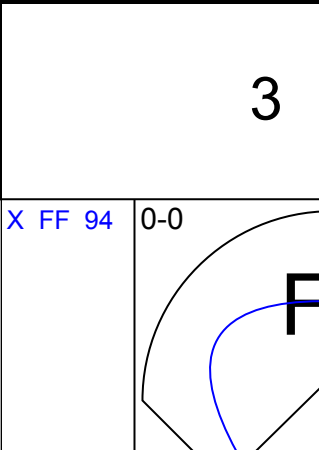
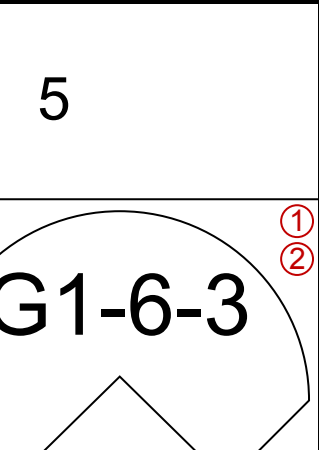
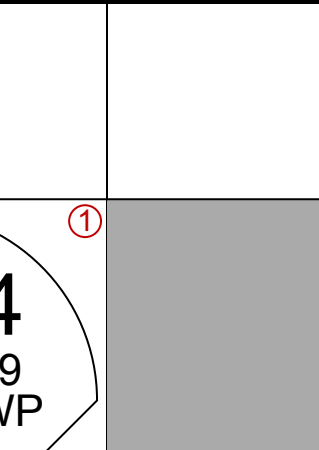
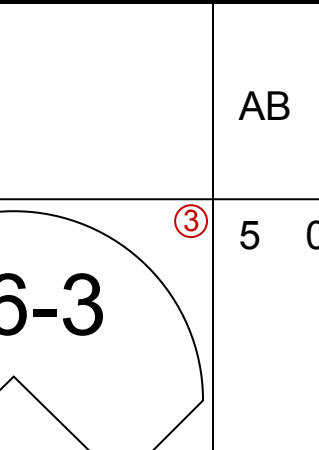
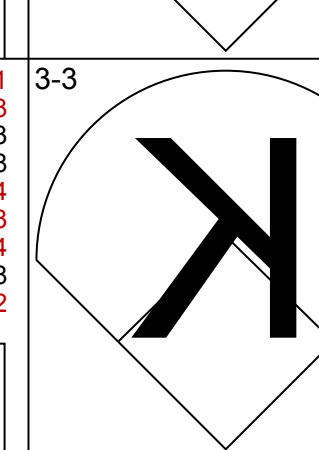
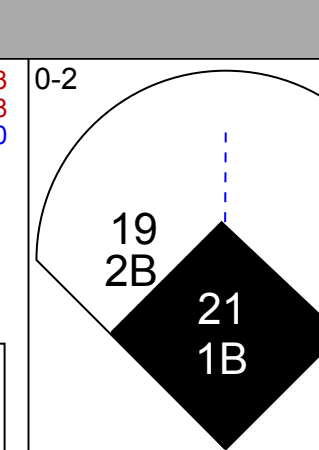
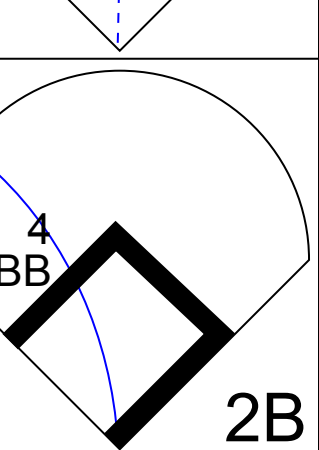
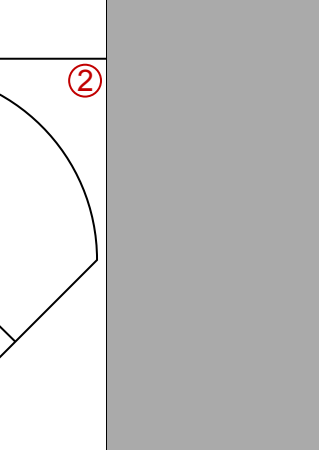

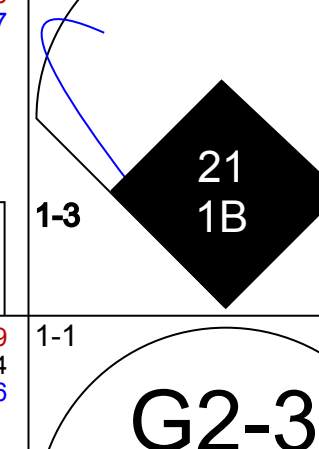
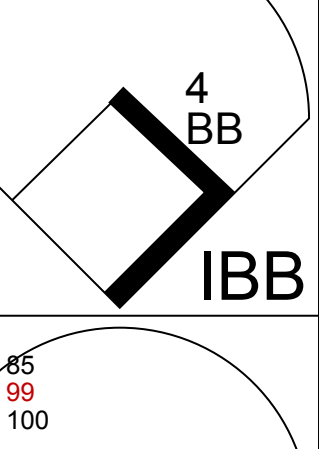
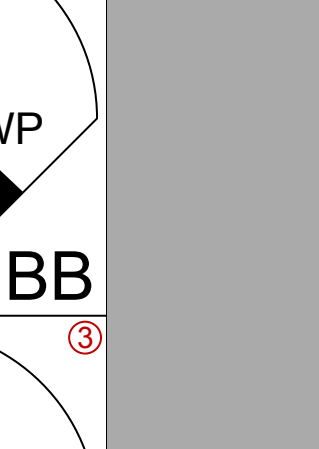

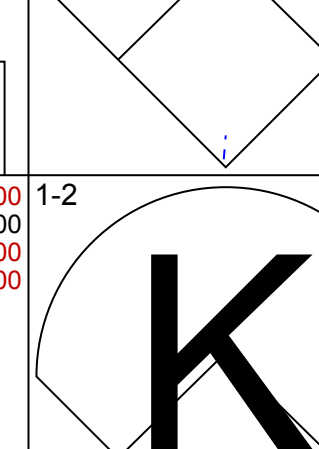
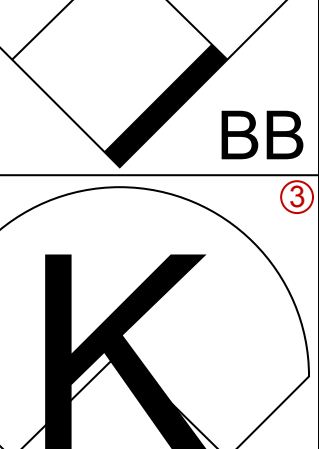
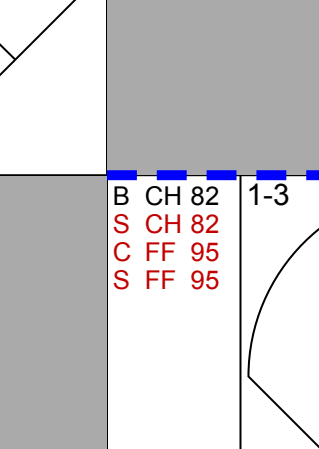

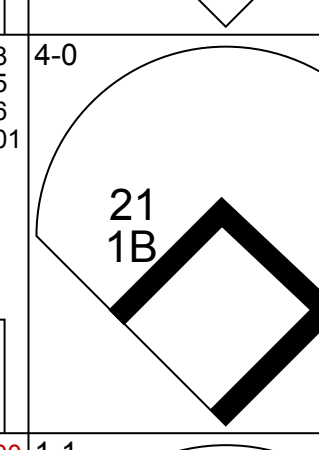

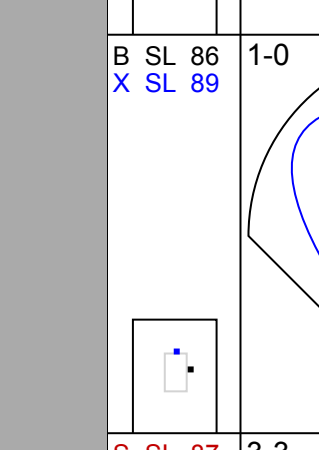

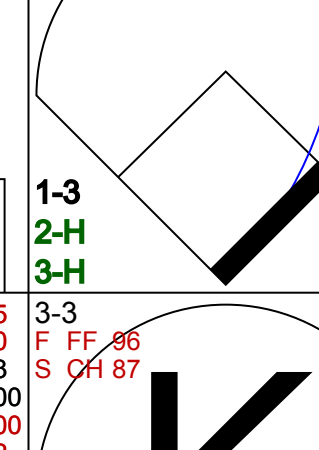
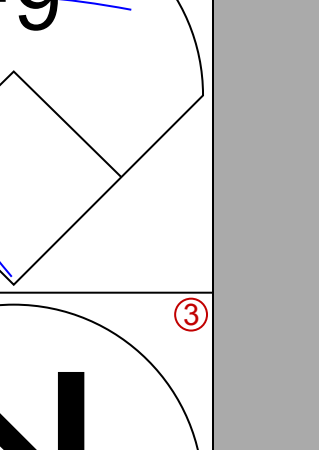
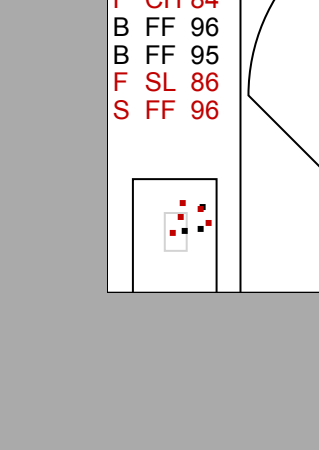

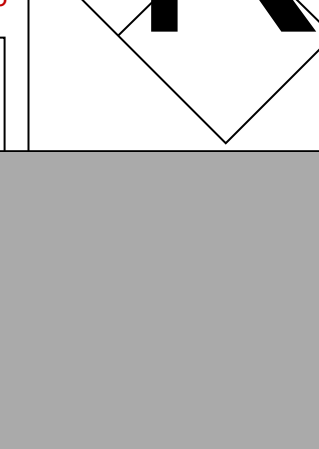
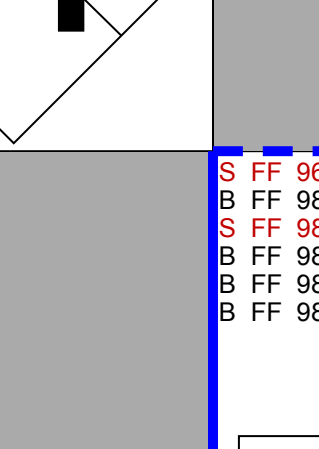
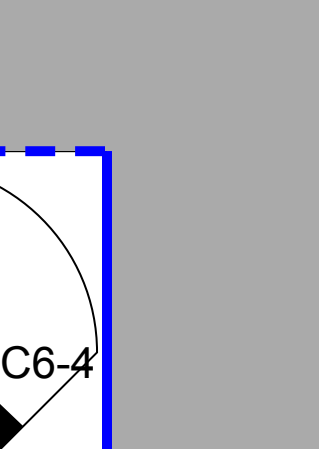
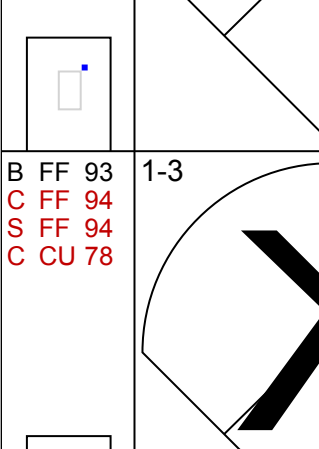
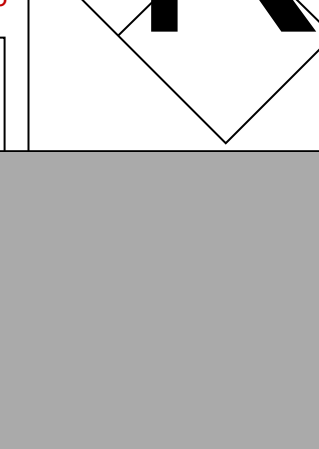
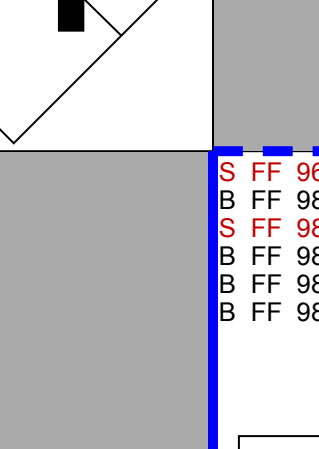
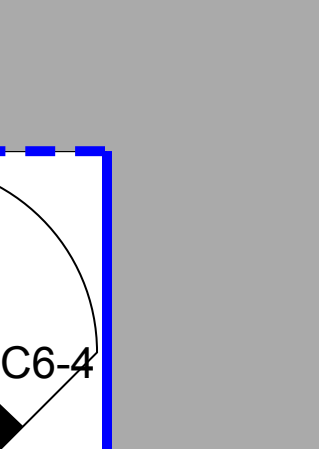


Batter	1	2	3	4	5	6	7	8	9	AB	R	H	RBI	BB	SO	LOB	TOP						
14 Austin Jackson, R OBP: 0.404, SLG: 0.529										4	0	0	0	0	1	2							
26 Brennan Boesch, L OBP: 0.267, SLG: 0.366										4	1	1	0	0	0	0							
52 Quintin Berry, L OBP: 0.356, SLG: 0.409										3	0	0	0	0	1	0							
24 Miguel Cabrera, R OBP: 0.368, SLG: 0.550										4	1	2	2	0	1	0							
28 Prince Fielder, L OBP: 0.382, SLG: 0.511										4	0	0	0	0	1	2							
21 Delmon Young, R OBP: 0.293, SLG: 0.388										4	0	0	0	0	1	2							
53 Joaquin Benoit, R OBP: 0.356, SLG: 0.409										0	0	0	0	0	0	0							
46 Jose Valverde, R OBP: 0.356, SLG: 0.409										0	0	0	0	0	0	0							
39 Ramon Santiago, S OBP: 0.287, SLG: 0.313										4	1	2	1	0	0	0							
9 Gerald Laird, R OBP: 0.339, SLG: 0.466										4	0	1	0	0	0	1							
29 Danny Worth, R OBP: 0.296, SLG: 0.217										3	0	1	0	1	1	1							
35 Justin Verlander, R OBP: 0.296, SLG: 0.217										1	0	0	0	0	0	0							
60 Brayan Villarreal, R OBP: 0.296, SLG: 0.217										0	0	0	0	0	0	0							
34 Hernán Pérez, R OBP: 0.296, SLG: 0.217										1	0	0	0	0	0	1							
32 Don Kelly, L OBP: 0.284, SLG: 0.221										1	0	0	0	0	0	1							
Inning Stats	R: 0 E: 0 K: 1 S: 6	H: 0 LOB: 0 BB: 0 P: 10	R: 1 E: 0 K: 2 S: 12	H: 1 LOB: 0 BB: 0 P: 15	R: 0 E: 0 K: 1 S: 8	H: 0 LOB: 0 BB: 0 P: 10	R: 1 E: 0 K: 0 S: 11	H: 1 LOB: 0 BB: 0 P: 12	R: 0 E: 0 K: 0 S: 9	H: 2 LOB: 2 BB: 0 P: 10	R: 0 E: 0 K: 0 S: 8	H: 0 LOB: 0 BB: 0 P: 13	R: 0 E: 0 K: 0 S: 11	H: 1 LOB: 1 BB: 0 P: 17	R: 1 E: 0 K: 0 S: 10	H: 2 LOB: 2 BB: 1 P: 16	R: 0 E: 0 K: 0 S: 8	H: 0 LOB: 1 BB: 1 P: 18	1B: 4 2B: 1 3B: 0 HR: 2	SF: 0 SAC: 1 DP: 0 HBP: 0	WP: 1 PB: 0 SB: 0 CS: 0	PA: 36	
PITCHER	IP WLS BF H R ER SO BB IBB HBP BLK WP HR S P ERA WHIP	7.0 L 5 2 1 2 4 0 0 0 0 0 2 65 87 2.57 0.714	0.2 L 5 2 1 1 0 0 1 0 0 0 0 8 14 13.50 3.000	1.1 S 5 0 0 0 0 1 0 0 0 1 0 10 20 0.00 0.750	PITCHER										IP WLS BF H R ER SO BB IBB HBP BLK WP HR S P ERA WHIP								
61 Bronson Arroyo, R ERA: 3.79																							
51 Sean Marshall, L ERA: 3.63																							
66 Logan Ondrusek, R ERA: 2.59																							

Detroit Tigers @ Cincinnati Reds
Great American Ball Park, Cincinnati, OH
Sat Jun 09 2012, 4:12 PM - 7:17 PM EDT
Att: 42,443 - Partly Cloudy - 85 F


AB 33
R 3
H 7
RBI 3
BB 2
SO 4
LOB 7



Batter	1	2	3	4	5	6	7	8	9	AB	R	H	RBI	BB	SO	LOB	BOTTOM					
2 Zack Cozart, R OBP: 0.295, SLG: 0.409										5	0	0	0	0	1	2						
28 Chris Heisey, R OBP: 0.297, SLG: 0.358										4	1	2	0	0	2	1						
19 Joey Volto, L OBP: 0.484, SLG: 0.643										2	1	1	0	2	1	0						
4 Brandon Phillips, R OBP: 0.315, SLG: 0.407										3	0	0	0	1	0	4						
32 Jay Bruce, L OBP: 0.328, SLG: 0.540										4	0	1	0	0	3	5						
48 Ryan Ludwick, R OBP: 0.289, SLG: 0.440										3	0	0	0	1	1	1						
21 Todd Frazier, R OBP: 0.322, SLG: 0.571										4	0	1	2	0	1	1						
29 Ryan Hanigan, R OBP: 0.356, SLG: 0.353										4	0	0	0	0	2	2						
61 Bronson Arroyo, R ERA: 2.69																						
17 Kristopher Negron, R ERA: 1.26																						
51 Sean Marshall, L ERA: 2.45																						
66 Logan Ondrusek, R ERA: 2.59																						
43 Miguel Cairo, R OBP: 0.196, SLG: 0.273																						
Inning Stats	R: 0 E: 0 K: 3 S: 13	H: 0 LOB: 0 BB: 0 P: 20	R: 0 E: 0 K: 1 S: 13	H: 1 LOB: 1 BB: 0 P: 20	R: 0 E: 0 K: 1 S: 5	H: 0 LOB: 0 BB: 0 P: 6	R: 2 E: 0 K: 2 S: 20	H: 3 LOB: 2 BB: 1 P: 30	R: 0 E: 0 K: 1 S: 25	H: 2 LOB: 3 BB: 2 P: 37	R: 0 E: 0 K: 1 S: 9	H: 0 LOB: 0 BB: 0 P: 14	R: 0 E: 0 K: 1 S: 12	H: 0 LOB: 2 BB: 2 P: 22	R: 0 E: 0 K: 2 S: 9	H: 0 LOB: 0 BB: 0 P: 14	R: 0 E: 0 K: 0 S: 8	H: 0 LOB: 0 BB: 0 P: 11	1B: 3 2B: 3 3B: 0 HR: 0	SF: 0 SAC: 0 DP: 1 HBP: 0	WP: 2 PB: 0 SB: 0 CS: 0	PA: 37
PITCHER	IP WLS BF H R ER SO BB IBB HBP BLK WP HR S P ERA WHIP	6.0 W 5 6 2 2 9 2 1 0 0 0 0 12 22 0.00 1.000	1.0 H 3 0 0 0 2 0 0 0 0 0 0 9 14 0.00 0.000	1.0 S 3 0 0 0 0 0 0 0 0 0 0 8 11 0.00 0.000	PITCHER										IP WLS BF H R ER SO BB IBB HBP BLK WP HR S P ERA WHIP							
35 Justin Verlander, R ERA: 2.69																						
60 Brayan Villarreal, R ERA: 1.26																						
53 Joaquin Benoit, R ERA: 2.45																						
46 Jose Valverde, R ERA: 4.07																						

Detroit Tigers @ Cincinnati Reds
Great American Ball Park, Cincinnati, OH
Sat Jun 09 2012, 4:12 PM - 7:17 PM EDT
Att: 42,443 - Partly Cloudy - 85 F

AB 32
R 2
H 6
RBI 2
BB 5
SO 12
LOB 16



Batter	1	2	3	4	5	6	7	8	9	AB	R	H	RBI	BB	SO	LOB	TOP										
14 Austin Jackson, R OBP: 0.400, SLG: 0.544	F7		K			K	1B			4	0	1	2	0	2	1	Detroit Tigers @ Chicago Cubs Wrigley Field, Chicago, IL Tue Jun 12 2012, 7:07 PM - 10:21 PM CDT Att: 41,164 - Clear - 65 F										
26 Brennan Boesch, L OBP: 0.270, SLG: 0.367 40 Phil Coke, L (7, 1)	K		P6			1B	K			4	0	1	0	0	2	3											
24 Miguel Cabrera, R OBP: 0.370, SLG: 0.543	K					F7	G5-3			4	0	1	0	0	1	3											
28 Prince Fielder, L OBP: 0.384, SLG: 0.504		1B				G3-6-3	F8			4	0	1	0	0	1	2											
21 Delmon Young, R OBP: 0.295, SLG: 0.395		F8				1B				4	1	2	0	0	0	1											
27 Johnny Peralta, R OBP: 0.337, SLG: 0.393		K				F9				3	1	0	0	1	1	2											
9 Gerald Laird, R OBP: 0.324, SLG: 0.433						G6-3	F7			4	0	0	0	0	1	3											
29 Danny Worth, R OBP: 0.288, SLG: 0.216 52 Quintin Berry, L OBP: 0.375, SLG: 0.400										2	0	1	0	0	1	0											
37 Max Scherzer, R (1, 1) 39 Ramon Santiago, S (7, PH) OBP: 0.296, SLG: 0.314			SH1-4			G6-3				1	0	0	0	0	0	0											
										2	0	1	1	0	0	0											
Inning Stats	R: 0 E: 0 K: 2 S: 7	H: 0 LOB: 0 BB: 0 P: 14	R: 0 E: 0 K: 2 S: 12	H: 1 LOB: 1 BB: 0 P: 16	R: 0 E: 0 K: 1 S: 9	H: 1 LOB: 1 BB: 0 P: 11	R: 0 E: 0 K: 0 S: 9	H: 2 LOB: 1 BB: 0 P: 15	R: 0 E: 0 K: 1 S: 7	H: 0 LOB: 0 BB: 0 P: 11	R: 0 E: 0 K: 1 S: 9	H: 1 LOB: 1 BB: 0 P: 9	R: 3 E: 0 K: 1 S: 16	H: 3 LOB: 2 BB: 2 P: 35	R: 0 E: 0 K: 1 S: 11	H: 0 LOB: 0 BB: 0 P: 14	R: 0 E: 0 K: 0 S: 12	H: 0 LOB: 0 BB: 0 P: 18	1B: 7 2B: 1 3B: 0 HR: 0	SF: 0 DP: 1 HBP: 0	WP: 1 PB: 0 SB: 0 CS: 0	PA: 36					
PITCHER	IP	WLS	BF	H	R	ER	SO	BB	IBB	HBP	BLK	WP	HR	S	P	ERA	WHIP										
28 Paul Maholm, L ERA: 4.91	6.0		24	6	2	2	7	1	0	0	0	0	0	58	88	3.00	1.167										
27 Casey Coleman, R ERA: 4.3	0.1	B	4	2	1	1	0	1	0	0	0	0	0	4	11	27.00	9.000										
40 James Russell, L ERA: 2.83	1.0		3	0	0	0	2	0	0	0	0	1	0	10	16	0.00	0.000										
49 Carlos Marmol, R ERA: 6.48	0.2	W	2	0	0	0	0	0	0	0	0	0	0	8	10	0.00	0.000										
54 Shawn Camp, R ERA: 2.75	1.0	S	3	0	0	0	0	0	0	0	0	0	0	12	18	0.00	0.000										


Batter	1	2	3	4	5	6	7	8	9	AB	R	H	RBI	BB	SO	LOB	BOTTOM										
1 Tony Campana, L OBP: 0.320, SLG: 0.314	B4-3	G3								5	0	2	0	0	0	4	Detroit Tigers @ Chicago Cubs Wrigley Field, Chicago, IL Tue Jun 12 2012, 7:07 PM - 10:21 PM CDT Att: 41,164 - Clear - 65 F										
13 Starlin Castro, R OBP: 0.314, SLG: 0.437	G3-1		K			K				5	0	0	0	0	3	4											
9 David DeJesus, L OBP: 0.371, SLG: 0.403	12 WP		G3-1							4	1	1	0	1	0	4											
12 Alfonso Soriano, R OBP: 0.325, SLG: 0.505 54 Shawn Camp, R (9, 1)	K		P4							3	0	1	0	1	1	1											
										0	0	0	0	0	0	0											
6 Bryan LaHair, L OBP: 0.388, SLG: 0.579						K				3	1	0	0	1	3	4											
51 Steve Clevenger, L OBP: 0.305, SLG: 0.385										3	1	1	0	1	1	0											
15 Darwin Barney, R OBP: 0.321, SLG: 0.399										3	1	1	3	1	0	1											
2 Ian Stewart, L OBP: 0.292, SLG: 0.335										2	0	0	0	2	2	1											
										3	0	0	0	0	2	4											
										0	0	0	0	0	0	0											
										0	0	0	0	0	0	0											
										1	0	1	0	0	0	0											
Inning Stats	R: 0 E: 0 K: 1 S: 11	H: 1 LOB: 1 BB: 0 P: 17	R: 1 E: 0 K: 1 S: 11	H: 1 LOB: 2 BB: 2 P: 25	R: 0 E: 0 K: 1 S: 8	H: 0 LOB: 0 BB: 0 P: 12	R: 0 E: 0 K: 1 S: 7	H: 0 LOB: 0 BB: 0 P: 10	R: 0 E: 0 K: 3 S: 12	H: 1 LOB: 1 BB: 0 P: 18	R: 2 E: 0 K: 1 S: 16	H: 2 LOB: 3 BB: 3 P: 34	R: 0 E: 0 K: 2 S: 15	H: 1 LOB: 2 BB: 1 P: 23	R: 1 E: 2 K: 2 S: 19	H: 1 LOB: 3 BB: 1 P: 28	1B: 5 2B: 2 3B: 0 HR: 0	SF: 0 DP: 0 HBP: 0	WP: 2 PB: 0 SB: 4 CS: 0	PA: 39							
PITCHER	IP	WLS	BF	H	R	ER	SO	BB	IBB	HBP	BLK	WP	HR	S	P	ERA	WHIP										
37 Max Scherzer, R ERA: 5.76	6.0		27	5	3	3	8	4	1	0	0	0	0	65	116	4.50	1.500										
40 Phil Coke, L ERA: 4.1	2.0	L	12	2	1	0	4	1	1	0	0	0	0	34	51	0.00	1.500										



Batter	1	2	3	4	5	6	7	8	9	AB	R	H	RBI	BB	SO	LOB	TOP										
14 Austin Jackson, R OBP: 0.389, SLG: 0.526			G6-3		F8		K	F9		5	0	0	0	0	2	2											
26 Brennan Boesch, L OBP: 0.380, SLG: 0.389	K2-3		1B			1B	HR	1B		5	2	4	2	0	1	0											
24 Miguel Cabrera, R OBP: 0.367, SLG: 0.536	K		F9			E5	G6-3			5	1	1	0	0	1	2											
28 Prince Fielder, L OBP: 0.384, SLG: 0.500		21 FC5-4 1B	G3			F7				4	0	1	0	1	1	4											
21 Delmon Young, R OBP: 0.294, SLG: 0.392 53 Joaquin Benoit, R (8, 1)	FC5-4 9 HBP 27 1B 39 G4-3		L4				F8			4	2	1	1	0	0	2											
38 Matt Young, L OBP: 0.182, SLG: 0.200 46 Jose Valverde, R (9, 1)	1B		G6-3			27 2B 1B				0	0	0	0	0	0	0											
27 Johnny Peralta, R OBP: 0.347, SLG: 0.417	G4-3 9 HBP									4	2	3	2	1	0	0											
9 Gerald Laird, R OBP: 0.342, SLG: 0.429	1B		K							3	1	1	0	1	2	2											
39 Ramon Santiago, S OBP: 0.286, SLG: 0.302	G4-3									4	0	0	2	0	1	5											
21 Rick Porcello, R (1, 1) 32 Don Kelly, L OBP: 0.218, SLG: 0.218 60 Brayann Villarreal, R (6, 1) 52 Quintin Berry, L OBP: 0.383, SLG: 0.408 (8, 7)	F7									2	0	0	0	0	1	2											
Inning Stats	R: 0 E: 0 K: 3 S: 15	H: 0 LOB: 0 BB: 0 P: 20	R: 1 E: 0 K: 0 S: 16	H: 2 LOB: 2 BB: 0 P: 20	R: 0 E: 0 K: 0 S: 11	H: 1 LOB: 1 BB: 0 P: 18	R: 0 E: 0 K: 1 S: 7	H: 0 LOB: 0 BB: 0 P: 10	R: 0 E: 0 K: 1 S: 9	H: 0 LOB: 0 BB: 0 P: 10	R: 4 E: 1 K: 0 S: 12	H: 4 LOB: 1 BB: 0 P: 16	R: 1 E: 0 K: 1 S: 10	H: 1 LOB: 1 BB: 1 P: 16	R: 2 E: 0 K: 1 S: 15	H: 3 LOB: 2 BB: 1 P: 25	R: 0 E: 0 K: 3 S: 10	H: 1 LOB: 2 BB: 1 P: 19	1B: 9 2B: 1 3B: 1 HR: 1	SF: 0 SAC: 0 DP: 0 HBP: 1	WP: 0 PB: 0 SB: 1 CS: 0	PA: 43					
PITCHER	IP	WLS	BF	H	R	ER	SO	BB	IBB	HBP	BLK	WP	HR	S	P	ERA	WHIP										
22 Matt Garza, R ERA: 4.04	6.0	L	27	7	5	3	5	0	0	1	0	0	0	70	94	4.50	1.167										
60 Manny Corpas, R ERA: 1.5	1.0		5	1	1	1	1	1	0	0	0	0	1	10	16	9.00	2.000										
37 Jairo Asencio, R ERA: 5.84	1.0		6	3	2	2	1	1	0	0	0	0	0	15	25	18.00	4.000										
49 Carlos Marmol, R ERA: 6.11	1.0		5	1	0	0	3	1	0	0	0	0	0	10	19	0.00	2.000										

Detroit Tigers @ Chicago Cubs
Wrigley Field, Chicago, IL
Wed Jun 13 2012, 7:12 PM - 10:08 PM CDT
Att: 41,326 - Cloudy - 64 F


AB 39
R 8
H 12
RBI 8
BB 3
SO 10
LOB 21



Batter	1	2	3	4	5	6	7	8	9	AB	R	H	RBI	BB	SO	LOB	BOTTOM										
1 Tony Campana, L OBP: 0.315, SLG: 0.309	K	G4-3			G6-3		B5			5	0	1	1	0	1	1											
13 Starlin Castro, R OBP: 0.312, SLG: 0.432	G6-3	G1-3			12 2B 1B		K			5	1	1	0	0	1	3											
9 David DeJesus, L OBP: 0.369, SLG: 0.397	12 1B BB		G4-3				F9			3	0	0	0	1	1	1											
12 Alfonso Soriano, R OBP: 0.328, SLG: 0.509	1B		G5-3		6 2B 2B		F8			4	1	2	1	0	0	0											
6 Bryan LaHair, L OBP: 0.385, SLG: 0.577	K		K		51 WP 2B		K			4	0	1	1	0	3	2											
51 Steve Clevenger, L OBP: 0.317, SLG: 0.410	15 1B 21 1B 2B		G4-3		F7		G3-1			4	1	2	0	0	0	1											
15 Darwin Barney, R OBP: 0.325, SLG: 0.491	22 SH5-4 21 1B 1B		G6-3				P3			4	1	2	0	0	0	0											
21 Joe Mather, R OBP: 0.322, SLG: 0.415	G4-3 22 SH5-4 1B		G6-3				K			4	0	1	1	0	1	2											
22 Matt Garza, R ERA: 5.15 45 Adrián Cardenas, L OBP: 0.286, SLG: 0.312 37 Jairo Asencio, R (8, 1) 49 Carlos Marmol, R (9, 1) 5 Reed Johnson, R OBP: 0.300, SLG: 0.431 (9, PH)	SH5-4		K				K			1	0	0	0	0	1	1											
Inning Stats	R: 0 E: 0 K: 2 S: 13	H: 1 LOB: 2 BB: 1 P: 24	R: 2 E: 0 K: 0 S: 10	H: 3 LOB: 1 BB: 0 P: 17	R: 0 E: 0 K: 1 S: 7	H: 0 LOB: 0 BB: 0 P: 14	R: 0 E: 0 K: 1 S: 7	H: 2 LOB: 1 BB: 0 P: 9	R: 2 E: 0 K: 1 S: 10	H: 3 LOB: 1 BB: 0 P: 12	R: 0 E: 0 K: 2 S: 13	H: 0 LOB: 0 BB: 0 P: 16	R: 0 E: 0 K: 1 S: 11	H: 0 LOB: 0 BB: 0 P: 14	R: 0 E: 0 K: 1 S: 7	H: 0 LOB: 0 BB: 0 P: 11	R: 0 E: 0 K: 0 S: 13	H: 2 LOB: 2 BB: 0 P: 15	1B: 8 2B: 3 3B: 0 HR: 0	SF: 0 SAC: 1 DP: 1 HBP: 0	WP: 1 PB: 0 SB: 0 CS: 0	PA: 38					
PITCHER	IP	WLS	BF	H	R	ER	SO	BB	IBB	HBP	BLK	WP	HR	S	P	ERA	WHIP										
21 Rick Porcello, R ERA: 5.15	5.0	W	24	9	4	4	5	1	0	0	0	0	0	47	76	7.20	2.000										
60 Brayann Villarreal, R ERA: 1.47	2.0	H	6	0	0	0	3	0	0	0	0	0	0	24	30	0.00	0.000										
53 Joaquin Benoit, R ERA: 2.25	1.0		3	0	0	0	1	0	0	0	0	0	0	7	11	0.00	0.000										
46 Jose Valverde, R ERA: 3.76	1.0		5	2	0	0	0	0	0	0	0	0	0	13	15	0.00	2.000										

Detroit Tigers @ Chicago Cubs
Wrigley Field, Chicago, IL
Wed Jun 13 2012, 7:12 PM - 10:08 PM CDT
Att: 41,326 - Cloudy - 64 F

AB 36
R 4
H 11
RBI 4
BB 1
SO 9
LOB 11



Batter	1	2	3	4	5	6	7	8	9	AB R H RBI BB SO LOB	TOP											
14 Austin Jackson, R OBP: 0.400, SLG: 0.557										4 2 3 3 1 1 1	<p>Detroit Tigers @ Chicago Cubs Wrigley Field, Chicago, IL</p> <p>Thu Jun 14 2012, 1:25 PM - 4:03 PM CDT Att: 42,292 - Partly Cloudy - 79 F</p> <p>livebaseballscorecards.com</p>											
26 Brennan Boesch, L OBP: 0.283, SLG: 0.387 46 Jose Valverde, R (9, 1)										4 0 1 0 0 1 3 0 0 0 0 0 0 0												
24 Miguel Cabrera, R OBP: 0.361, SLG: 0.525										5 0 0 0 0 0 6												
28 Prince Fielder, L OBP: 0.386, SLG: 0.502										3 0 1 1 0 1 0												
21 Delmon Young, R OBP: 0.298, SLG: 0.394 52 Quintin Berry, L OBP: 0.383, SLG: 0.408										4 0 2 0 0 0 2 0 0 0 0 0 0 0												
27 Jhonny Peralta, R OBP: 0.386, SLG: 0.414										4 1 1 0 0 0 3												
25 Ryan Raburn, R OBP: 0.219, SLG: 0.230 39 Ramon Santiago, S OBP: 0.283, SLG: 0.299										3 1 2 1 0 1 0 1 0 0 0 0 1 1												
9 Gerald Laird, R OBP: 0.338, SLG: 0.411										3 0 0 0 1 0 2												
35 Justin Verlander, R OBP: 0.288, SLG: 0.253										1 0 0 0 0 0 1 1 1 1 0 0 0 0												
32 Don Kelly, L OBP: 0.255, SLG: 0.253																						
Inning Stats	R: 1 E: 0 K: 0 S: 11	H: 2 LOB: 1 BB: 0 P: 16	R: 1 E: 0 K: 1 S: 16	H: 2 LOB: 1 BB: 0 P: 24	R: 0 E: 0 K: 0 S: 5	H: 0 LOB: 0 BB: 0 P: 7	R: 0 E: 0 K: 1 S: 10	H: 1 LOB: 0 BB: 0 P: 13	R: 0 E: 0 K: 1 S: 6	H: 0 LOB: 2 BB: 2 P: 18	R: 0 E: 0 K: 0 S: 5	H: 0 LOB: 0 BB: 0 P: 8	R: 1 E: 0 K: 0 S: 10	H: 3 LOB: 2 BB: 0 P: 15	R: 0 E: 0 K: 2 S: 12	H: 1 LOB: 1 BB: 0 P: 13	R: 2 E: 0 K: 0 S: 8	H: 2 LOB: 0 BB: 0 P: 18	1B: 6 2B: 3 3B: 1 HR: 1	SF: 0 SAC: 2 DP: 3 HBP: 2	WP: 0 PB: 0 SB: 0 CS: 0	PA: 39
PITCHER	IP WLS BF H R ER SO BB IBB HBP BLK WP HR S P ERA WHIP																					
37 Travis Wood, L ERA: 4.58	6.2 L 29 8 3 3 3 2 0 0 2 0 0 0 0 62 99 4.05 1.500																					
36 Randy Wells, R ERA: 4.43	0.1 1 0 0 0 0 0 0 0 0 0 0 0 1 2 0.00 0.000																					
40 James Russell, L ERA: 2.73	1.0 4 1 0 0 2 0 0 0 0 0 0 0 12 13 0.00 1.000																					
54 Shawn Camp, R ERA: 3.21	1.0 5 2 2 2 0 0 0 0 0 0 0 1 8 18 18.00 2.000																					

Batter	1	2	3	4	5	6	7	8	9	AB R H RBI BB SO LOB	BOTTOM											
1 Tony Campana, L OBP: 0.313, SLG: 0.315										4 1 1 0 0 1 0	<p>Detroit Tigers @ Chicago Cubs Wrigley Field, Chicago, IL</p> <p>Thu Jun 14 2012, 1:25 PM - 4:03 PM CDT Att: 42,292 - Partly Cloudy - 79 F</p> <p>livebaseballscorecards.com</p>											
13 Starlin Castro, R OBP: 0.308, SLG: 0.425										4 0 0 0 0 1 1												
9 David DeJesus, L OBP: 0.363, SLG: 0.390										4 0 0 1 0 0 0												
12 Alfonso Soriano, R OBP: 0.326, SLG: 0.505										4 1 1 0 0 2 0												
6 Bryan LaHair, L OBP: 0.384, SLG: 0.573										3 1 1 0 0 2 0												
51 Steve Clevenger, L OBP: 0.303, SLG: 0.391										3 0 0 0 0 2 2												
15 Darwin Barney, R OBP: 0.329, SLG: 0.409										3 0 2 1 0 0 0												
24 Luis Valbuena, L OBP: 0.333, SLG: 0.333										3 0 0 1 0 0 2												
37 Travis Wood, R OBP: 0.400, SLG: 0.600 36 Randy Wells, R OBP: 0.333, SLG: 0.333 40 James Russell, L OBP: 0.380, SLG: 0.433 54 Shawn Camp, R										2 0 1 0 0 0 1 0 0 0 0 0 0 0 0 0 0 0 0 0 0 1 0 0 0 0 1 0 0 0 0 0 0 0 0												
Inning Stats	R: 0 E: 0 K: 1 S: 8	H: 0 LOB: 0 BB: 0 P: 10	R: 2 E: 0 K: 1 S: 16	H: 3 LOB: 1 BB: 0 P: 22	R: 0 E: 0 K: 1 S: 10	H: 0 LOB: 0 BB: 0 P: 16	R: 0 E: 0 K: 3 S: 10	H: 0 LOB: 0 BB: 0 P: 16	R: 0 E: 0 K: 0 S: 7	H: 1 LOB: 1 BB: 0 P: 7		R: 0 E: 0 K: 0 S: 5	H: 0 LOB: 0 BB: 0 P: 5	R: 0 E: 0 K: 1 S: 8	H: 0 LOB: 0 BB: 0 P: 12	R: 0 E: 0 K: 1 S: 9	H: 1 LOB: 0 BB: 0 P: 15	R: 1 E: 0 K: 1 S: 9	H: 1 LOB: 0 BB: 0 P: 12	1B: 4 2B: 2 3B: 0 HR: 0	SF: 0 SAC: 0 DP: 1 HBP: 0	WP: 0 PB: 0 SB: 0 CS: 0
PITCHER	IP WLS BF H R ER SO BB IBB HBP BLK WP HR S P ERA WHIP																					
35 Justin Verlander, R ERA: 2.66	8.0 W 27 5 2 2 8 0 0 0 0 0 0 0 9 103 2.25 0.625																					
46 Jose Valverde, R ERA: 3.95	1.0 S 4 1 1 1 1 0 0 0 0 0 0 0 9 12 9.00 1.000																					

AB 33
R 5
H 11
RBI 5
BB 2
SO 5
LOB 19

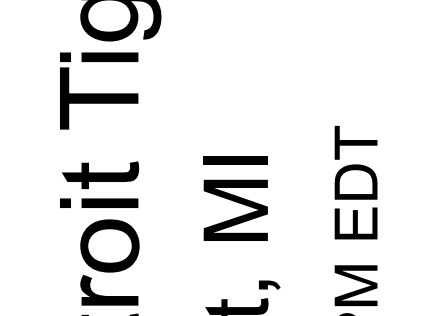


AB 31
R 3
H 6
RBI 3
BB 0
SO 9
LOB 6



Batter	1	2	3	4	5	6	7	8	9	AB	R	H	RBI	BB	SO	LOB	TOP			
Dexter Fowler, S (1, 8) OBP: 0.369, SLG: 0.511	L6			K		K		B5		4	0	0	0	0	2	1	Colorado Rockies @ Detroit Tigers Comerica Park, Detroit, MI Sat Jun 16 2012, 4:07 PM - 6:48 PM EDT Att: 41,800 - Cloudy - 86 F			
19 Marco Scutaro, R (1, 6) OBP: 0.326, SLG: 0.387	G5-3			G5-3		BB		G4-3		3	0	0	0	1	0	1				
5 Carlos González, L (1, 7) OBP: 0.394, SLG: 0.629	F7			FC5-4		BB		E9		4	1	3	0	0	0	0				
3 Michael Cuddyer, R (1, 9)				K		FC5-4		G4-3		4	0	0	1	0	1	3				
23 Jason Giambi, L (1, 10) OBP: 0.412, SLG: 0.392	G6-3					F7		K		4	0	1	0	0	1	0				
17 Todd Helton, L (1, 3) OBP: 0.338, SLG: 0.434	F8					BB		G4-6-3		4	0	1	0	0	1	1				
22 Jordan Pacheco, R (1, 5) OBP: 0.319, SLG: 0.420				G5-3		HBP		G6-3		2	0	0	0	0	0	0				
20 Wilin Rosario, R (1, 2) OBP: 0.269, SLG: 0.489				K2-3		K		FC4-6		3	0	1	0	0	2	2				
10 Chris Nelson, R (1, 4) OBP: 0.339, SLG: 0.398				K		G6-3		FC4-6		3	0	0	0	0	1	3				
Inning Stats	R: 0 E: 0 K: 0 S: 7	H: 0 LOB: 0 BB: 0 P: 9	R: 0 E: 0 K: 1 S: 7	H: 0 LOB: 0 BB: 0 P: 11	R: 0 E: 0 K: 2 S: 8	H: 0 LOB: 0 BB: 0 P: 12	R: 0 E: 0 K: 1 S: 10	H: 1 LOB: 1 BB: 0 P: 13	R: 0 E: 0 K: 1 S: 14	H: 1 LOB: 2 BB: 0 P: 19	R: 0 E: 0 K: 1 S: 8	H: 1 LOB: 1 BB: 1 P: 18	R: 0 E: 0 K: 0 S: 10	H: 1 LOB: 0 BB: 0 P: 13	R: 1 E: 1 K: 2 S: 13	H: 1 LOB: 0 BB: 0 P: 20	1B: 4 2B: 2 3B: 0 HR: 0	SF: 0 SAC: 0 DP: 2 HBP: 1	WP: 0 PB: 1 SB: 0 CS: 0	PA: 33
PITCHER	IP WLS BF H R ER SO	IP WLS BF H R ER SO	IP WLS BF H R ER SO	IP WLS BF H R ER SO	IP WLS BF H R ER SO	IP WLS BF H R ER SO	IP WLS BF H R ER SO	IP WLS BF H R ER SO	IP WLS BF H R ER SO	IP WLS BF H R ER SO	IP WLS BF H R ER SO	IP WLS BF H R ER SO	IP WLS BF H R ER SO	IP WLS BF H R ER SO	IP WLS BF H R ER SO	IP WLS BF H R ER SO	ERA WHIP	ERA WHIP		
58 Doug Fister, R (1, 1) ERA: 2.68	6.0	W	22	3	0	0	6	1	0	0	0	0	0	0	0	0	0.00	0.667		
40 Phil Coke, L (7, 1) ERA: 3.72	2.0	H	7	2	0	0	0	0	0	0	0	0	0	0	0	0	0.00	1.000		
53 Joaquin Benoit, R (9, 1) ERA: 2.05	1.0	4	1	1	0	2	0	0	0	0	0	0	0	0	0	0.00	1.000			

Batter	1	2	3	4	5	6	7	8	9	AB	R	H	RBI	BB	SO	LOB	BOTTOM			
14 Austin Jackson, R (1, 8) OBP: 0.416, SLG: 0.556	K			FC4-6		PO		BB		1	1	0	1	4	1	0	Colorado Rockies @ Detroit Tigers Comerica Park, Detroit, MI Sat Jun 16 2012, 4:07 PM - 6:48 PM EDT Att: 41,800 - Cloudy - 86 F			
26 Brennan Boesch, L (1, 9) OBP: 0.277, SLG: 0.374	G5-3			BB		BB		BB		3	0	0	0	1	0	4				
32 Don Kelly, L (8, 9) OBP: 0.286, SLG: 0.250				FC4-6		G6-3		L8		1	0	0	0	0	0	3				
24 Miguel Cabrera, R (1, 5) OBP: 0.370, SLG: 0.542	HR			FC4-6		E1		BB		4	2	3	1	0	0	2				
28 Prince Fielder, L (1, 3) OBP: 0.384, SLG: 0.500	F8			K		G6-3		SF9		3	0	0	1	0	1	2				
21 Delmon Young, R (1, 10) OBP: 0.295, SLG: 0.387				G6-3		BB		K		4	0	1	0	0	2	1				
27 Jhonny Peralta, R (1, 6) OBP: 0.350, SLG: 0.414	P2			BB		F8		BB		3	1	1	0	1	0	0				
25 Ryan Raburn, R (1, 7) OBP: 0.226, SLG: 0.239	BB			BB		K		K		3	0	1	0	1	2	1				
9 Gerald Laird, R (1, 2) OBP: 0.321, SLG: 0.390	F9			BB		F8		F7		4	0	0	0	0	0	4				
39 Ramon Santiago, S (1, 4) OBP: 0.298, SLG: 0.309				K2-3		BB		BB		3	0	2	0	0	1	0				
Inning Stats	R: 1 E: 0 K: 1 S: 9	H: 1 LOB: 0 BB: 0 P: 13	R: 0 E: 0 K: 0 S: 7	H: 0 LOB: 1 BB: 1 P: 18	R: 0 E: 0 K: 2 S: 10	H: 0 LOB: 2 BB: 2 P: 22	R: 1 E: 0 K: 0 S: 10	H: 2 LOB: 3 BB: 2 P: 24	R: 1 E: 1 K: 1 S: 12	H: 1 LOB: 0 BB: 0 P: 21	R: 0 E: 0 K: 1 S: 7	H: 1 LOB: 0 BB: 1 P: 12	R: 1 E: 0 K: 1 S: 8	H: 1 LOB: 1 BB: 1 P: 13	R: 0 E: 0 K: 1 S: 10	H: 2 LOB: 3 BB: 1 P: 18	1B: 7 2B: 0 3B: 0 HR: 1	SF: 1 SAC: 0 DP: 0 HBP: 1	WP: 1 PB: 0 SB: 0 CS: 0	PA: 39
PITCHER	IP WLS BF H R ER SO	IP WLS BF H R ER SO	IP WLS BF H R ER SO	IP WLS BF H R ER SO	IP WLS BF H R ER SO	IP WLS BF H R ER SO	IP WLS BF H R ER SO	IP WLS BF H R ER SO	IP WLS BF H R ER SO	IP WLS BF H R ER SO	IP WLS BF H R ER SO	IP WLS BF H R ER SO	IP WLS BF H R ER SO	IP WLS BF H R ER SO	IP WLS BF H R ER SO	IP WLS BF H R ER SO	ERA WHIP	ERA WHIP		
53 Christian Friedrich, L (1, 1) ERA: 5.6	5.0	L	24	4	3	2	4	5	0	1	0	0	0	0	0	0	6.75	2.250		
30 Josh Roenicke, R (6, 1) ERA: 2.7	1.1	6	2	1	1	1	1	1	0	0	0	0	0	0	0	0	0.00	0.000		
51 Matt Reynolds, L (7, 1) ERA: 4.05	0.1	1	0	0	0	0	0	0	0	0	0	0	0	0	0	0	0.00	0.000		
37 Adam Ottavino, R (7, 1) ERA: 1.93	1.1	7	2	0	0	2	1	0	0	0	0	0	0	0	0	0	0.00	2.250		



Batter	1	2	3	4	5	6	7	8	9	AB	R	H	RBI	BB	SO	LOB	TOP	
15 Rafael Furcal, S (1,6) OBP: 0.337, SLG: 0.389	L9		G4-3			G3-1	BB		L5	4	0	0	0	1	0	1		
3 Carlos Beltrán, S (1,9) OBP: 0.387, SLG: 0.588	P5			F8		G3-1	E7			4	0	1	0	0	0	1		
7 Matt Holliday, R (1,10) OBP: 0.367, SLG: 0.486	2B		F8		G3-1					3	0	1	1	1	0	1		
21 Allen Craig, R (1,7) OBP: 0.411, SLG: 0.627	G6-3		G5-3							3	0	0	0	1	1	4		
4 Yadier Molina, R (1,2) OBP: 0.378, SLG: 0.511	F9					F8			G6-3	4	0	1	0	0	0	2		
23 David Freese, R (1,5) OBP: 0.316, SLG: 0.491	G5-3									3	1	0	0	1	2	1		
53 Matt Adams, L (1,3) OBP: 0.289, SLG: 0.397	G4-3									4	0	0	0	0	0	2		
55 Skip Schumaker, L (1,8) OBP: 0.366, SLG: 0.417			G6-3							3	0	0	0	0	0	2		
43 Shane Robinson, R (9,PH) OBP: 0.316, SLG: 0.354			G2-3							1	0	0	0	0	1	0		
33 Daniel Descalso, L (1,4) OBP: 0.323, SLG: 0.371										3	2	2	0	0	1	0		
27 Tyler Greene, R (9,PH) OBP: 0.288, SLG: 0.389			K						G4-3	1	0	0	0	0	0	0		
Inning Stats	R: 0 H: 1 E: 0 K: 0 S: 7	WLS: 1 BF: 10 P: 10	H: 0 R: 0 ER: 0 SO: 0 S: 8	H: 0 R: 0 ER: 0 SO: 13 S: 8	H: 0 R: 0 ER: 0 SO: 13 S: 8	H: 1 R: 0 ER: 0 SO: 14 S: 11	H: 2 R: 1 ER: 0 SO: 20 S: 15	H: 1 R: 2 ER: 1 SO: 28 S: 13	H: 0 R: 0 ER: 0 SO: 11 S: 6	H: 0 R: 0 ER: 0 SO: 11 S: 10	1B: 4 2B: 1 3B: 0 HR: 0	SF: 0 SAC: 0 DP: 0 HBP: 0	WP: 0 PA: 37 PB: 0 SB: 0 CS: 0					
PITCHER	IP: 7.0 WLS: 1 BF: 31 H: 5 R: 3 ER: 1 SO: 3 ERA: 2.97 WHIP: 1.286	IP: 1.0 WLS: 0 BF: 3 H: 0 R: 0 ER: 0 SO: 1 ERA: 1.99 WHIP: 0.000	IP: 1.0 WLS: 0 BF: 3 H: 0 R: 0 ER: 0 SO: 1 ERA: 3.6 WHIP: 0.000	IP: 1.0 WLS: 0 BF: 3 H: 0 R: 0 ER: 0 SO: 1 ERA: 3.6 WHIP: 0.000	IP: 1.0 WLS: 0 BF: 3 H: 0 R: 0 ER: 0 SO: 1 ERA: 3.6 WHIP: 0.000	IP: 1.0 WLS: 0 BF: 3 H: 0 R: 0 ER: 0 SO: 1 ERA: 3.6 WHIP: 0.000	IP: 1.0 WLS: 0 BF: 3 H: 0 R: 0 ER: 0 SO: 1 ERA: 3.6 WHIP: 0.000	IP: 1.0 WLS: 0 BF: 3 H: 0 R: 0 ER: 0 SO: 1 ERA: 3.6 WHIP: 0.000	IP: 1.0 WLS: 0 BF: 3 H: 0 R: 0 ER: 0 SO: 1 ERA: 3.6 WHIP: 0.000	IP: 1.0 WLS: 0 BF: 3 H: 0 R: 0 ER: 0 SO: 1 ERA: 3.6 WHIP: 0.000								

St. Louis Cardinals @ Detroit Tigers
Comerica Park, Detroit, MI
Tue Jun 19 2012, 7:07 PM - 10:03 PM EDT
Att: 36,733 - Clear - 92 F

AB 33
R 3
H 5
RBI 1
BB 4
SO 5
LOB 14



Batter	1	2	3	4	5	6	7	8	9	AB	R	H	RBI	BB	SO	LOB	BOTTOM	
14 Austin Jackson, R (1,8) OBP: 0.410, SLG: 0.547	F8									5	0	1	2	0	1	2		
52 Quintin Berry, L (1,7) OBP: 0.375, SLG: 0.434	K									5	1	2	1	0	2	1		
24 Miguel Cabrera, R (1,5) OBP: 0.375, SLG: 0.544	21 1B									4	1	2	1	1	1	1		
28 Prince Fielder, L (1,3) OBP: 0.390, SLG: 0.498	21 1B									3	0	0	0	1	1	4		
21 Delmon Young, R (1,10) OBP: 0.298, SLG: 0.389										4	0	2	2	0	0	0		
26 Brennan Boesch, L (1,9) OBP: 0.276, SLG: 0.368										3	1	1	0	1	0	2		
32 Don Kelly, L (8,9) OBP: 0.284, SLG: 0.250										0	0	0	0	0	0	0		
27 Jhonny Peralta, R (1,6) OBP: 0.350, SLG: 0.410										4	1	2	0	0	1	2		
39 Ramon Santiago, S (1,4) OBP: 0.318, SLG: 0.319										2	2	1	0	1	0	0		
9 Gerald Laird, R (1,2) OBP: 0.337, SLG: 0.412										4	0	1	0	0	0	7		
Inning Stats	R: 1 H: 2 E: 0 K: 1 S: 12	WLS: 2 BF: 25 P: 20	H: 4 R: 3 ER: 5 SO: 4 S: 18	H: 0 R: 0 ER: 0 SO: 12 S: 7	H: 1 R: 0 ER: 0 SO: 14 S: 9	H: 2 R: 1 ER: 0 SO: 26 S: 16	H: 2 R: 1 ER: 0 SO: 24 S: 15	H: 1 R: 0 ER: 0 SO: 21 S: 11	H: 0 R: 0 ER: 0 SO: 16 S: 12	H: 0 R: 0 ER: 0 SO: 16 S: 12	1B: 10 2B: 2 3B: 0 HR: 0	SF: 0 SAC: 0 DP: 1 HBP: 1	WP: 0 PA: 39 PB: 0 SB: 0 CS: 0					
PITCHER	IP: 5.0 WLS: 2 BF: 25 H: 5 R: 5 ER: 5 SO: 4 ERA: 2.8 WHIP: 2.200	IP: 1.0 WLS: 0 BF: 6 H: 2 R: 1 ER: 1 SO: 1 ERA: 6.14 WHIP: 2.000	IP: 1.0 WLS: 0 BF: 5 H: 1 R: 0 ER: 0 SO: 0 ERA: 3.52 WHIP: 3.000	IP: 1.0 WLS: 0 BF: 3 H: 0 R: 0 ER: 0 SO: 1 ERA: 4.37 WHIP: 0.000	IP: 1.0 WLS: 0 BF: 3 H: 0 R: 0 ER: 0 SO: 1 ERA: 3.6 WHIP: 0.000	IP: 1.0 WLS: 0 BF: 3 H: 0 R: 0 ER: 0 SO: 1 ERA: 3.6 WHIP: 0.000	IP: 1.0 WLS: 0 BF: 3 H: 0 R: 0 ER: 0 SO: 1 ERA: 3.6 WHIP: 0.000	IP: 1.0 WLS: 0 BF: 3 H: 0 R: 0 ER: 0 SO: 1 ERA: 3.6 WHIP: 0.000	IP: 1.0 WLS: 0 BF: 3 H: 0 R: 0 ER: 0 SO: 1 ERA: 3.6 WHIP: 0.000	IP: 1.0 WLS: 0 BF: 3 H: 0 R: 0 ER: 0 SO: 1 ERA: 3.6 WHIP: 0.000								

St. Louis Cardinals @ Detroit Tigers
Comerica Park, Detroit, MI
Tue Jun 19 2012, 7:07 PM - 10:03 PM EDT
Att: 36,733 - Clear - 92 F

AB 34
R 6
H 12
RBI 6
BB 4
SO 6
LOB 19



Batter	1	2	3	4	5	6	7	8	9	10	AB	R	H	RBI	BB	SO	LOB	TOP						
15 Rafael Furcal, S OBP: 0.342, SLG: 0.391	(1,6) B SI 90 B FF 92 X FF 92	2-0	3-1 B CH 85 B SI 92 B FF 92 C FF 91 X SI 92	G5-3	4-1 1 SAFE B SI 90 B FF 92 F SI 92 B SI 88 B FF 92	4-1 55 2B 7 SF9	0-1 C SI 91 X SL 79	F9	0-0 L FF 82 X CH 84	0-1 55 SH1	4	1	2	0	1	0	1							
55 Skip Schumaker, L OBP: 0.363, SLG: 0.413	(1,8) F SI 91 F FC 92 F FC 88 S CU 79	0-3	4-2 C SI 92 B CU 80 B FF 92 F SI 91 B SI 92	BB	1-1 D SI 92 F FC 94 X SI 91	1-2 7 SF9	1-2 S SL 80 D SL 80 C SL 80 X SL 80	G3-1	0-0 1 SAFE X SI 93	1-2 SH1	3	0	1	0	1	1	2							
7 Matt Holliday, R OBP: 0.363, SLG: 0.483	(1,7) C SI 93 F SI 93 X SI 93	0-2	0-0 X FC 85	P4	2-2 S FC 85 D CU 80 F FC 84 D CH 87 X FF 93	2-3 2-3 SF9	2-3 B FF 92 B FF 92 C CH 84 S SL 82	K	0-0 X SL 87	2-2 F8	4	0	0	1	0	1	4							
3 Carlos Beltrán, S OBP: 0.396, SLG: 0.584	(1,9) S SI 88 C CH 87 F FF 94 B CU 79 F SI 93 B SI 93 C CH 87	2-3	1-2 F FC 85 T SI 91 B FF 90 X CU 79	F8	4-0 I IN 76 I IN 77 I IN 77	IBB	3-1 B SI 90 B CH 83 F FF 92 B SI 92 X SI 91	G6-3	4-0 I IN 50 I IN 52 I IN 57 I IN 60	4-0	3	0	0	0	2	1	2							
21 Allen Craig, R OBP: 0.391, SLG: 0.588	(1,10) C FF 91 C FC 84 F FC 84 S SI 92	1-3	2-2 F FC 84 D SI 81 C FC 85 X FC 84	G5-3	2-2 C FC 84 D SI 81 C FC 85 X FC 84	F9	0-3 C FF 97 B FF 92 S SI 97	K	0-0 X SL 86	0-0 P6	5	0	0	0	0	2	4							
4 Yadier Molina, R OBP: 0.370, SLG: 0.498	(1,2) X FC 86	0-0	0-1 F FF 92 X FF 91	G5-3	2-2 B SL 81 F FC 82 B SL 82 X SL 80	P6	1-3 C FF 98 B SL 88 F FF 99 S SL 89	K2-3	0-0	0-0	4	0	0	0	0	1	0							
23 David Freese, R OBP: 0.318, SLG: 0.485	(1,5) B FF 93 B SI 93 C FC 90 B FC 95	4-1	1-2 F FF 92 B CU 78 C FC 90 X SI 92	BB	1-2 C FC 92 F FC 93 B FF 94 T FF 94	K	0-3 C FF 96 F FF 96 F FF 96 S SL 88	K	0-0 X FF 97	0-0 F7	3	0	1	0	1	2	0							
53 Matt Adams, L OBP: 0.286, SLG: 0.384	(1,3) D SI 93 S CH 86 C CH 87	1-1	0-0 X SI 93	1B	2-3 B FC 93 B FF 93 S FF 93 F FF 94	K	0-0 X FF 96	G4-3	1-0 B FF 96 X FF 96	0-0	4	0	1	0	0	1	1							
33 Daniel Descalso, L OBP: 0.325, SLG: 0.377	(1,4) B SI 93 B SI 93 C SI 92 B FC 86 F FF 92	3-1	4-1 C FF 89 B CH 85 B SI 91	G3	4-1 C FF 89 B CH 85 B SI 91	15 CS	0-1 C FF 93 X SI 93	G3-1	0-0	0-0	3	0	1	0	1	0	2							
Inning Stats	R: 0 E: 0 K: 2 S: 14	H: 1 LOB: 1 BB: 0 P: 18	R: 0 E: 0 K: 1 S: 10	H: 1 LOB: 2 BB: 1 P: 19	R: 0 E: 0 K: 0 S: 9	H: 0 LOB: 1 BB: 1 P: 17	R: 0 E: 0 K: 0 S: 9	H: 1 LOB: 1 BB: 0 P: 12	R: 1 E: 0 K: 0 S: 11	H: 1 LOB: 2 BB: 3 P: 28	R: 0 E: 0 K: 2 S: 9	H: 0 LOB: 0 BB: 0 P: 14	R: 0 E: 0 K: 1 S: 11	H: 1 LOB: 1 BB: 0 P: 14	R: 0 E: 0 K: 2 S: 8	H: 0 LOB: 0 BB: 0 P: 12	R: 0 E: 0 K: 1 S: 6	H: 0 LOB: 0 BB: 0 P: 7	R: 0 E: 0 K: 0 S: 5	H: 1 LOB: 2 BB: 2 P: 9	1B: 4 2B: 2 3B: 0 HR: 0	SF: 1 SAC: 1 DP: 0 HBP: 0	WP: 0 PB: 0 SB: 0 CS: 1	PA: 41
PITCHER	IP WLS BF H R ER SO BB IBB HBP BLK WP HR S P ERA WHIP	50 Jacob Turner, R ERA: 1.8	20 Octavio Dotel, R ERA: 1.19	40 Phil Coke, L ERA: 3.45	60 Bryan Villarreal, R ERA: 1.16	53 Joaquin Benoit, R ERA: 1.53	PITCHER	IP WLS BF H R ER SO BB IBB HBP BLK WP HR S P ERA WHIP	50 Jacob Turner, R ERA: 1.8	20 Octavio Dotel, R ERA: 1.19	40 Phil Coke, L ERA: 3.45	60 Bryan Villarreal, R ERA: 1.16	53 Joaquin Benoit, R ERA: 1.53											

St. Louis Cardinals @ Detroit Tigers
Comerica Park, Detroit, MI
Thu Jun 21 2012, 1:06 PM - 4:10 PM EDT
Att. 40,776 - Partly Cloudy - 92 F

AB	33
R	1
H	6
RBI	1
BB	6
SO	9
LOB	16



Batter	1	2	3	4	5	6	7	8	9	10	AB	R	H	RBI	BB	SO	LOB	BOTTOM						
14 Austin Jackson, R OBP: 0.407, SLG: 0.539	(1,8) B FF 88 B SI 89 X SI 89	2-1	3-3 B SL 84 B SI 90 B SI 90 F FC 90 B SI 84 S SI 91	K	2-2 B SI 89 1 SAFE B SI 84 X SL 84	F7	0-1 C FF 95 X SL 86	F8	0-0 B SL 81 F FF 93 H SI 94	2-1 52 1B	4	0	0	0	0	1	1							
52 Quintin Berry, L OBP: 0.362, SLG: 0.402	(1,7) C SI 90 C CH 81 C FF 90	0-3	2-3 C SI 91 B CH 80 B CH 80 S SI 81 X SI 81	K	0-1 L FF 90 X CH 79	B2-3	1-0 B SI 96 X SI 95	G1-3	0-0 X FS 86	0-0 1B	5	0	1	1	0	2	0							
24 Miguel Cabrera, R OBP: 0.365, SLG: 0.529	(1,5) C SL 85 B FF 90 X SI 90	1-1	2-1 C SI 91 B CH 80 S FF 90	F7	3-3 B SI 90 B CH 80 B CH 80 S SI 84 X SL 84	K	0-0 X SI 95	L8	0-0	0-0	4	0	0	0	0	1	0							
28 Prince Fielder, L OBP: 0.386, SLG: 0.502	(1,3) C SI 90 B CH 79 B SI 90 X CH 80	3-1	3-2 C SI 91 B CH 81 B FF 90 X SI 89	F9	3-2 B SI 90 B CH 80 B CH 80 S SI 84 X SL 84	HR	3-2 B SI 90 B CH 80 B CH 80 S SI 84 X SL 84	F7	2-2 B SI 92 B SI 92 X SL 87	2-2 1B	4	1	2	1	0	0	0							
26 Brennan Boesch, L OBP: 0.276, SLG: 0.365	(1,10) F FF 91 B SL 86 X SI 90	1-1	3-2 F SI 91 B FF 90 X SI 89	F9	1-2 F SI 90 B SI 90 X SL 85	P4	0-0 X SL 86	F8	0-0	0-0	3	0	1	0	0	0	0							
21 Delmon Young, R OBP: 0.296, SLG: 0.390	(9,PH) (10,10) X SI 89	0-1	3-2 C SI 90 B SI 90 B SI 90 S SI 84 X SL 81	G6-3	1-2 F SI 90 B SI 85 F SI 92 X SI 92	F8	0-0 X FF 95	F8	0-0	0-0	4	0	1	0	0	2								
25 Ryan Raburn, R OBP: 0.225, SLG: 0.245	(1,4) (8,9) X SI 89	0-1	3-2 C SI 90 B SI 90 B SI 90 S SI 84 X SL 81	G6-3	0-0 X SI 89	G4-3	0-1 C SI 91 X CH 81	1B	1-0 B FF 90 X FF 90	0-0	4	0	1	0	0	2								
13 Alex Avila, L OBP: 0.335, SLG: 0.424	(1,2) X FF 90	0-0	0-0 X SI 89	G4-3	0-0	G4-3	0-1 C SI 91 X CH 81	1B	0-0	0-0	4	0	1	0	0	1	1							
39 Ramon Santiago, S OBP: 0.309, SLG: 0.399	(1,6) (8,4) C FF 90 B CH 81 X CH 82	1-2	0-2 C FF 89 B CH 81 X FF 90	F9	0-2 C FF 89 B CH 81 X FF 90	F9	1-0 B FF 90 X FF 90	L3	0-0	0-0	4	1	1	0	0	0	1							
32 Don Kelly, L OBP: 0.289, SLG: 0.247	(1,9) C SI 89 X CH 82	0-1	4-1 B SI 90 B CH 80 B SI 90 C SI 87	G3	4-1 B SI 90 B CH 80 B SI 90 C SI 87	BB	2-0 B SI 95 F FF 94	F9	1-0 1 SAFE B FF 94 1 SAFE X FF 93	1-0 52 1B	1	0	0	0	1	0	0							
27 Johnny Peralta, R OBP: 0.347, SLG: 0.405	(8,6) C SI 89 X CH 82	0-1	4-1 B SI 90 B CH 80 B SI 90 C SI 87	G3	4-1 B SI 90 B CH 80 B SI 90 C SI 87	BB	2-0 B SI 95 F FF 94	F9	1-0 1 SAFE B FF 94 1 SAFE X FF 93	1-0 52 1B	2	0	1	0	0	0	0							
Inning Stats	R: 0 E: 0 K: 1 S: 7	H: 0 LOB: 0 BB: 0 P: 10	R: 0 E: 0 K: 0 S: 7	H: 1 LOB: 1 BB: 0 P: 11	R: 0 E: 0 K: 1 S: 8	H: 0 LOB: 0 BB: 0 P: 12	R: 1 E: 0 K: 1 S: 19	H: 2 LOB: 1 BB: 0 P: 32	R: 0 E: 0 K: 0 S: 8	H: 0 LOB: 1 BB: 1 P: 14	R: 0 E: 0 K: 1 S: 9	H: 0 LOB: 0 BB: 0 P: 15	R: 0 E: 0 K: 0 S: 10	H: 1 LOB: 1 BB: 0 P: 13	R: 0 E: 0 K: 0 S: 4	H: 0 LOB: 0 BB: 0 P: 7	R: 0 E: 0 K: 0 S: 7	H: 1 LOB: 1 BB: 0 P: 9	R: 1 E: 0 K: 1 S: 8	H: 3 LOB: 3 BB: 0 P: 13	1B: 6 2B: 1 3B: 0 HR: 1	SF: 0 SAC: 0 DP: 0 HBP: 1	WP: 0 PB: 0 SB: 0 CS: 0	PA: 38
PITCHER	IP WLS BF H R ER SO BB IBB HBP BLK WP HR S P ERA WHIP	26 Kyle Lohse, R ERA: 2.85	41 Mitchell Boggs, R ERA: 2.3	34 Marc Rzepczynski, L ERA: 5.47	60 Victor Marte, R ERA: 3.69	PITCHER	IP WLS BF H R ER SO BB IBB HBP BLK WP HR S P ERA WHIP	26 Kyle Lohse, R ERA: 2.85	41 Mitchell Boggs, R ERA: 2.3	34 Marc Rzepczynski, L ERA: 5.47	60 Victor Marte, R ERA: 3.69													

St. Louis Cardinals @ Detroit Tigers
Comerica Park, Detroit, MI
Thu Jun 21 2012, 1:06 PM - 4:10 PM EDT
Att. 40,776 - Partly Cloudy - 92 F


AB	36
R	2
H	8
RBI	2
BB	1
SO	5
LOB	6



Batter	1	2	3	4	5	6	7	8	9	AB	R	H	RBI	BB	SO	LOB	TOP										
14 Austin Jackson, R OBP: 0.396, SLG: 0.521										4	0	0	0	0	3	1											
26 Brennan Boesch, L OBP: 0.275, SLG: 0.360										4	0	0	0	0	0	1											
24 Miguel Cabrera, R OBP: 0.359, SLG: 0.528										4	1	1	1	0	1	0											
28 Prince Fielder, L OBP: 0.382, SLG: 0.498										4	0	2	0	0	1	0											
21 Delmon Young, R OBP: 0.295, SLG: 0.382										3	0	0	0	1	2	1											
13 Alex Avila, L OBP: 0.331, SLG: 0.407										3	0	0	0	1	1	3											
27 Jhonny Peralta, R OBP: 0.341, SLG: 0.401										3	0	0	0	0	0	2											
39 Ramon Santiago, S OBP: 0.310, SLG: 0.318										3	0	1	0	0	1	0											
37 Max Scherzer, R 40 Phil Coke, L 20 Octavio Dotel, R 29 Danny Worth, R 52 Quintin Berry, L 25 Ryan Raburn, R										1	0	0	0	0	0	0											
Inning Stats	R: 0 H: 0 E: 0 K: 1 S: 10	H: 0 LOB: 0 BB: 0 P: 15	R: 0 H: 0 E: 0 K: 2 S: 12	H: 0 LOB: 1 BB: 1 P: 17	R: 0 H: 0 E: 0 K: 1 S: 8	H: 0 LOB: 0 BB: 0 P: 10	R: 0 H: 0 E: 0 K: 1 S: 9	H: 0 LOB: 0 BB: 0 P: 13	R: 0 H: 1 E: 0 K: 1 S: 7	H: 1 LOB: 1 BB: 0 P: 7	R: 1 H: 2 E: 0 K: 0 S: 18	H: 2 LOB: 1 BB: 0 P: 28	R: 0 H: 0 E: 0 K: 2 S: 12	H: 0 LOB: 2 BB: 1 P: 16	R: 0 H: 1 E: 0 K: 1 S: 10	H: 1 LOB: 2 BB: 1 P: 16	1B: 2 2B: 1 3B: 0 HR: 1	SF: 0 SAC: 1 DP: 0 HBP: 0	WP: 0 PB: 0 SB: 0 CS: 0	PA: 33							
PITCHER	IP	WLS	BF	H	R	ER	SO	BB	IBB	HBP	BLK	WP	HR	S	P	ERA	WHIP										
32 Brad Lincoln, R ERA: 3.5	6.0	W	21	2	1	1	7	1	0	0	0	0	1	60	79	1.50	0.500										
37 Juan Cruz, R ERA: 2.63	0.1	H	2	1	0	0	0	0	0	0	0	0	0	6	11	0.00	3.000										
44 Tony Watson, L ERA: 3.47	0.2	H	2	0	0	0	0	0	0	0	0	0	0	7	9	0.00	0.000										
39 Jason Grilli, R ERA: 1.88	1.0	H	3	0	0	0	2	0	0	0	0	0	0	12	16	0.00	0.000										
52 Joel Hanrahan, R ERA: 2.25	1.0	S	5	1	0	0	1	1	0	0	0	0	0	10	16	0.00	2.000										

Detroit Tigers @ Pittsburgh Pirates
PNC Park, Pittsburgh, PA
Sat Jun 23 2012, 4:07 PM - 7:05 PM EDT
Att: 38,734 - Partly Cloudy - 82 F


AB	30
R	1
H	4
RBI	1
BB	2
SO	10
LOB	8



Batter	1	2	3	4	5	6	7	8	9	AB	R	H	RBI	BB	SO	LOB	BOTTOM										
7 Alex Presley, L OBP: 0.254, SLG: 0.372										4	1	2	0	0	0	0											
31 Jose Tabata, R OBP: 0.290, SLG: 0.333										2	1	1	0	0	1	0											
22 Andrew McCutchen, R OBP: 0.404, SLG: 0.595										3	1	1	3	1	2	1											
46 Garrett Jones, L OBP: 0.269, SLG: 0.463										2	0	0	0	0	0	0											
14 Casey McGehee, R OBP: 0.320, SLG: 0.355										2	1	1	0	0	1	3											
18 Neil Walker, S OBP: 0.319, SLG: 0.353										3	0	1	1	1	1	3											
24 Pedro Alvarez, L OBP: 0.293, SLG: 0.469										3	0	1	0	0	1	1											
26 Rod Barajas, R OBP: 0.284, SLG: 0.394										3	0	0	0	0	0	2											
5 Josh Harrison, R OBP: 0.301, SLG: 0.423										3	0	0	0	0	2	2											
39 Jason Grilli, R 52 Joel Hanrahan, R										0	0	0	0	0	0	0											
32 Brad Lincoln, L 37 Juan Cruz, R 44 Tony Watson, L 12 Clint Barmes, R										2	0	0	0	0	2	0											
Inning Stats	R: 0 H: 1 E: 0 K: 1 S: 11	H: 0 LOB: 0 BB: 0 P: 19	R: 0 H: 0 E: 0 K: 0 S: 7	H: 0 LOB: 0 BB: 1 P: 13	R: 0 H: 0 E: 0 K: 2 S: 15	H: 0 LOB: 0 BB: 0 P: 20	R: 3 H: 2 E: 0 K: 1 S: 17	H: 2 LOB: 0 BB: 0 P: 24	R: 0 H: 0 E: 0 K: 1 S: 6	H: 0 LOB: 0 BB: 0 P: 10	R: 0 H: 0 E: 0 K: 2 S: 11	H: 0 LOB: 0 BB: 0 P: 14	R: 1 H: 3 E: 0 K: 1 S: 16	H: 3 LOB: 1 BB: 0 P: 21	R: 0 H: 2 E: 0 K: 2 S: 16	H: 2 LOB: 3 BB: 1 P: 27	1B: 5 2B: 2 3B: 0 HR: 1	SF: 0 SAC: 1 DP: 1 HBP: 1	WP: 0 PB: 0 SB: 0 CS: 3	PA: 32							
PITCHER	IP	WLS	BF	H	R	ER	SO	BB	IBB	HBP	BLK	WP	HR	S	P	ERA	WHIP										
37 Max Scherzer, R ERA: 5.12	6.0	L	21	3	3	3	7	1	0	0	0	0	0	67	100	4.50	0.667										
40 Phil Coke, L ERA: 3.73	0.0		3	3	1	1	0	0	0	0	0	0	0	9	12												
20 Octavio Dotel, R ERA: 3.8	2.0		8	2	0	0	3	0	1	0	0	0	0	23	36	0.00	1.000										

Detroit Tigers @ Pittsburgh Pirates
PNC Park, Pittsburgh, PA
Sat Jun 23 2012, 4:07 PM - 7:05 PM EDT
Att: 38,734 - Partly Cloudy - 82 F


AB	28
R	4
H	8
RBI	4
BB	2
SO	10
LOB	12



Batter	1	2	3	4	5	6	7	8	9	AB	R	H	RBI	BB	SO	LOB	TOP			
14 Austin Jackson, R OBP: 0.398, SLG: 0.520										4	2	1	0	1	0	3				
52 Quintin Berry, L OBP: 0.397, SLG: 0.416										4	2	1	0	1	1	2				
24 Miguel Cabrera, R OBP: 0.364, SLG: 0.534										4	1	3	3	1	0	1				
28 Prince Fielder, L OBP: 0.378, SLG: 0.493										4	1	1	1	1	0	1				
21 Delmon Young, R OBP: 0.296, SLG: 0.381										5	1	1	1	1	0	1				
26 Brennan Boesch, L OBP: 0.275, SLG: 0.356										3	0	0	0	1	1	2				
32 Don Kelly, L OBP: 0.286, SLG: 0.244										1	0	0	0	0	0	1				
27 Jhonny Peralta, R OBP: 0.335, SLG: 0.396										4	1	1	2	0	1	1				
39 Ramon Santiago, S OBP: 0.309, SLG: 0.316										4	0	1	1	0	0	1				
9 Gerald Laird, R OBP: 0.357, SLG: 0.416										3	0	1	0	1	1	0				
Inning Stats	R: 5 H: 7 E: 0 K: 0 S: 27	H: 7 LOB: 2 BB: 0 P: 40	R: 1 H: 1 E: 0 K: 2 S: 17	H: 1 LOB: 1 BB: 1 P: 26	R: 0 H: 0 E: 0 K: 0 S: 4	H: 0 LOB: 0 BB: 0 P: 7	R: 0 H: 0 E: 1 K: 0 S: 10	H: 0 LOB: 0 BB: 0 P: 16	R: 1 H: 1 E: 0 K: 3 S: 17	H: 1 LOB: 1 BB: 1 P: 18	R: 0 H: 0 E: 0 K: 1 S: 5	H: 0 LOB: 0 BB: 0 P: 9	R: 0 H: 0 E: 0 K: 0 S: 6	H: 0 LOB: 1 BB: 1 P: 12	R: 0 H: 0 E: 0 K: 0 S: 9	H: 0 LOB: 1 BB: 1 P: 17	1B: 5 2B: 5 3B: 0 HR: 0	SF: 1 SAC: 0 DP: 1 HBP: 0	WP: 0 PB: 0 SB: 1 CS: 0	PA: 42
PITCHER	IP WLS BF H R ER SO BB IBB HBP BLK WP HR S P ERA WHIP																			
51 Justin Grimm, R ERA: 11.57	1.0 L 12 8 6 6 0 1 0 0 0 0 0 34 52 54.00 9.000																			
50 Michael Kirkman, L ERA: 5.0	5.0 19 2 2 2 5 2 0 0 0 0 0 49 82 3.60 0.800																			
57 Mark Lowe, R ERA: 2.3	3.0 11 0 0 0 1 2 0 0 0 0 0 20 38 0.00 0.667																			

Detroit Tigers @ Texas Rangers
Rangers Ballpark in Arlington, Arlington, TX
Mon Jun 25 2012, 8:09 PM - 11:24 PM EDT
Att: 36,920 - Clear - 100 F


AB 36
R 8
H 10
RBI 8
BB 5
SO 6
LOB 17



Batter	1	2	3	4	5	6	7	8	9	AB	R	H	RBI	BB	SO	LOB	BOTTOM					
5 Ian Kinsler, R OBP: 0.331, SLG: 0.428										5	0	1	0	0	1	4						
1 Elvis Andrus, R OBP: 0.376, SLG: 0.406										5	0	1	0	0	2	3						
32 Josh Hamilton, L OBP: 0.380, SLG: 0.651										4	1	1	2	1	1	1						
29 Adrián Beltré, R OBP: 0.360, SLG: 0.535										5	0	3	0	0	1	3						
10 Michael Young, R OBP: 0.297, SLG: 0.348										5	0	1	0	0	0	5						
17 Nelson Cruz, R OBP: 0.316, SLG: 0.443										4	0	0	0	0	3	3						
7 David Murphy, L OBP: 0.363, SLG: 0.459										2	0	0	0	1	0	1						
25 Mike Napoli, R OBP: 0.348, SLG: 0.466										4	0	2	0	0	2	4						
27 Leonys Martin, L OBP: 0.353, SLG: 0.533										3	1	1	0	1	0	2						
Inning Stats	R: 0 H: 1 E: 0 K: 2 S: 13	H: 1 LOB: 2 BB: 1 P: 22	R: 0 H: 1 E: 0 K: 0 S: 11	H: 1 LOB: 0 BB: 0 P: 17	R: 0 H: 0 E: 0 K: 2 S: 10	H: 0 LOB: 0 BB: 0 P: 12	R: 0 H: 1 E: 0 K: 1 S: 8	H: 1 LOB: 1 BB: 0 P: 14	R: 0 H: 1 E: 0 K: 0 S: 7	H: 1 LOB: 1 BB: 0 P: 9	R: 0 H: 2 E: 0 K: 2 S: 9	H: 2 LOB: 3 BB: 1 P: 18	R: 2 H: 2 E: 0 K: 0 S: 9	H: 2 LOB: 1 BB: 1 P: 18	R: 0 H: 1 E: 0 K: 2 S: 18	H: 1 LOB: 2 BB: 0 P: 25	R: 0 H: 1 E: 0 K: 1 S: 17	H: 1 LOB: 1 BB: 0 P: 23	1B: 7 2B: 2 3B: 0 HR: 1	SF: 0 SAC: 0 DP: 0 HBP: 0	WP: 0 PB: 0 SB: 0 CS: 0	PA: 41
PITCHER	IP WLS BF H R ER SO BB IBB HBP BLK WP HR S P ERA WHIP																					
21 Rick Porcello, R ERA: 4.71	6.0 W 27 6 1 1 7 3 0 0 0 0 0 1 22 32 5.40 1.800																					
60 Brayan Villarreal, R ERA: 1.44	1.2 9 3 1 1 2 0 0 0 0 0 0 1 22 32 5.40 1.800																					
53 Joaquin Benoit, R ERA: 1.86	1.1 5 1 0 0 1 0 0 0 0 0 0 0 22 30 0.00 0.750																					

Detroit Tigers @ Texas Rangers
Rangers Ballpark in Arlington, Arlington, TX
Mon Jun 25 2012, 8:09 PM - 11:24 PM EDT
Att: 36,920 - Clear - 100 F

AB 37
R 2
H 10
RBI 2
BB 3
SO 10
LOB 26



Batter	1	2	3	4	5	6	7	8	9	AB	R	H	RBI	BB	SO	LOB	TOP										
14 Austin Jackson, R OBP: 0.400, SLG: 0.518										3	2	1	0	1	1	1											
52 Quintin Berry, L OBP: 0.400, SLG: 0.413										3	0	1	1	1	1	1											
24 Miguel Cabrera, R OBP: 0.363, SLG: 0.528										3	1	0	0	0	1	3											
28 Prince Fielder, L OBP: 0.379, SLG: 0.507										4	1	2	4	0	0	1											
21 Delmon Young, R OBP: 0.292, SLG: 0.375										4	0	0	0	0	2	2											
26 Brennan Boesch, L OBP: 0.271, SLG: 0.351										4	0	0	0	0	2	1											
27 Jhonny Peralta, R OBP: 0.329, SLG: 0.389										4	0	0	0	0	0	0											
13 Alex Avila, L OBP: 0.322, SLG: 0.399										4	1	1	0	0	2	0											
39 Ramon Santiago, S OBP: 0.303, SLG: 0.309										3	0	0	0	0	3	1											
Inning Stats	R: 2 H: 1 E: 0 K: 1 S: 14	H: 1 LOB: 1 BB: 1 P: 29	R: 0 H: 0 E: 0 K: 1 S: 8	H: 0 LOB: 0 BB: 0 P: 10	R: 0 H: 0 E: 0 K: 1 S: 7	H: 0 LOB: 0 BB: 0 P: 10	R: 1 H: 1 E: 0 K: 2 S: 13	H: 1 LOB: 0 BB: 0 P: 18	R: 1 H: 2 E: 0 K: 2 S: 12	H: 0 LOB: 1 BB: 0 P: 19	R: 0 H: 0 E: 0 K: 1 S: 9	H: 0 LOB: 0 BB: 0 P: 15	R: 0 H: 0 E: 0 K: 2 S: 9	H: 0 LOB: 0 BB: 0 P: 12	R: 1 H: 1 E: 0 K: 0 S: 14	H: 1 LOB: 1 BB: 1 P: 26	R: 0 H: 0 E: 0 K: 2 S: 8	H: 0 LOB: 0 BB: 0 P: 13	1B: 2 2B: 2 3B: 0 HR: 1	SF: 0 SAC: 0 DP: 0 HBP: 1	WP: 0 PB: 0 SB: 0 CS: 0	PA: 35					
PITCHER	IP	WLS	BF	H	R	ER	SO	BB	IBB	HBP	BLK	WP	HR	S	P	ERA	WHIP										
11 Yu Darvish, R ERA: 3.57	7.0	W	27	4	4	4	10	1	0	1	0	0	1	72	113	5.14	0.714										
37 Mike Adams, R ERA: 3.12	1.0	H	5	1	1	1	0	1	0	0	0	0	0	14	26	9.00	2.000										
36 Joe Nathan, R ERA: 1.99	1.0	S	3	0	0	0	2	0	0	0	0	0	0	8	13	0.00	0.000										

Detroit Tigers @ Texas Rangers
Rangers Ballpark in Arlington, Arlington, TX
Tue Jun 26 2012, 8:09 PM - 11:22 PM EDT
Att: 39,561 - Clear - 103 F


AB 32
R 5
H 5
RBI 5
BB 2
SO 12
LOB 10

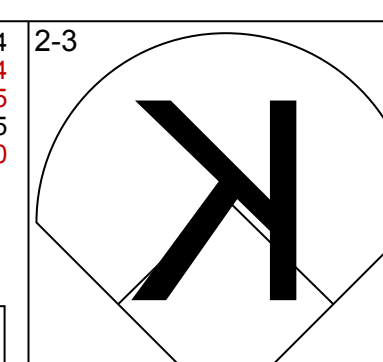
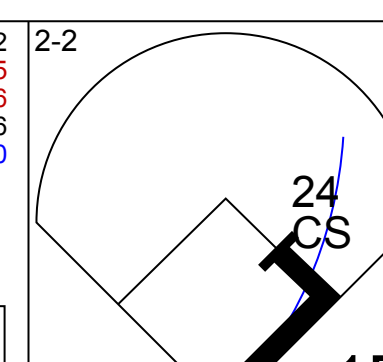
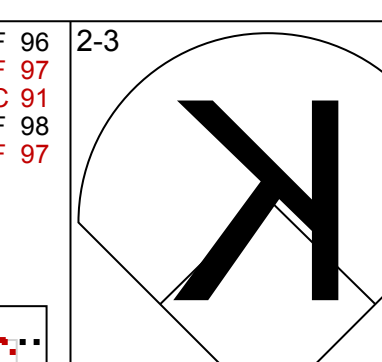
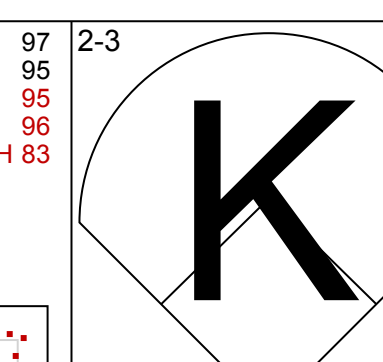
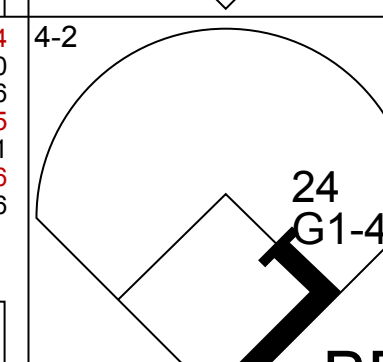
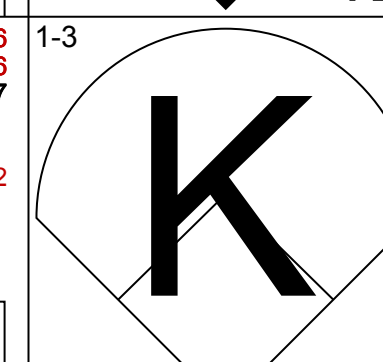
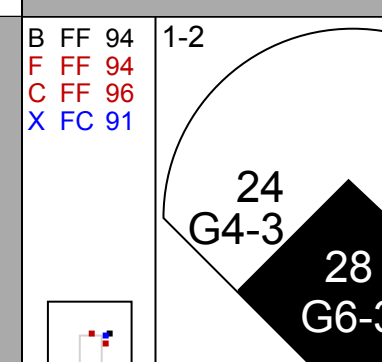
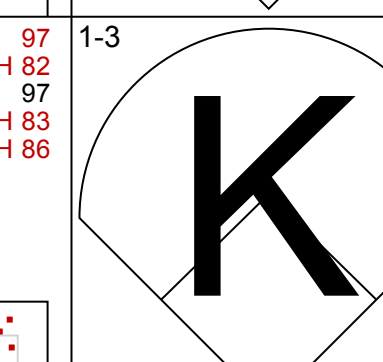
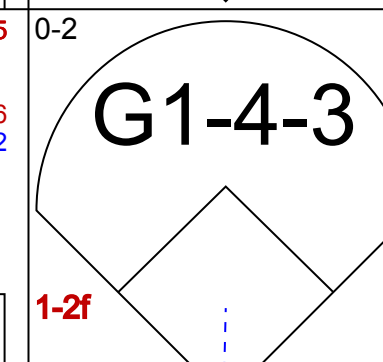
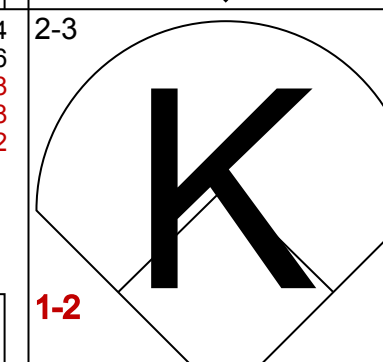
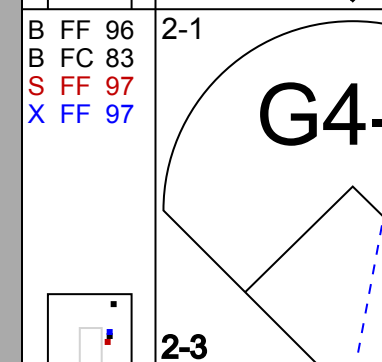
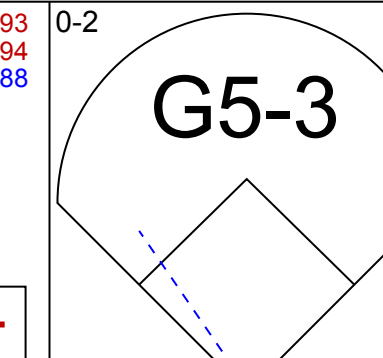
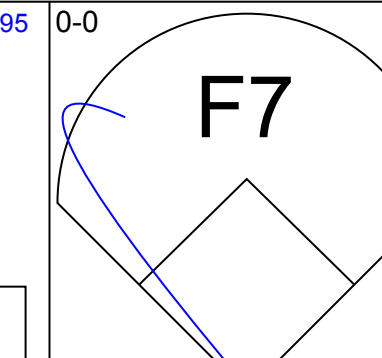
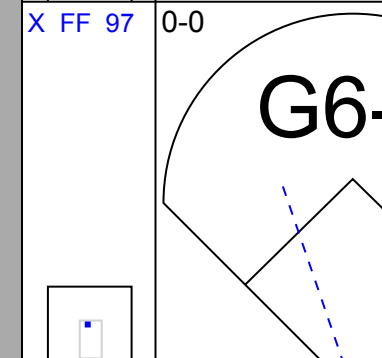
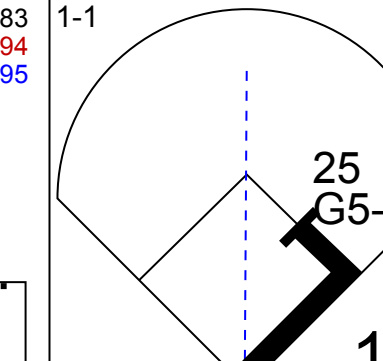
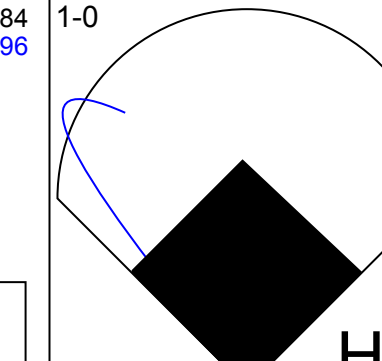
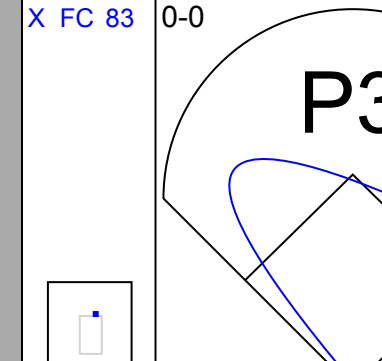
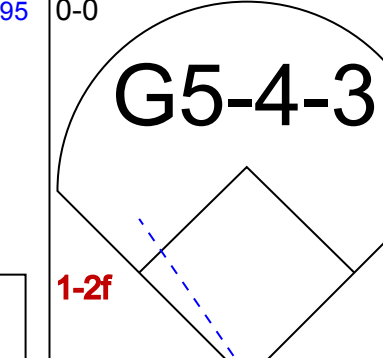
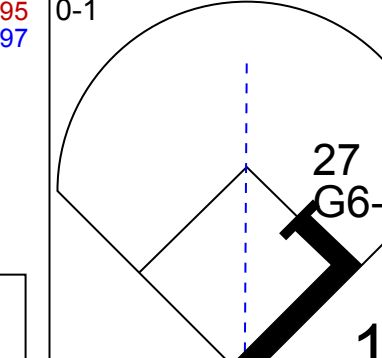
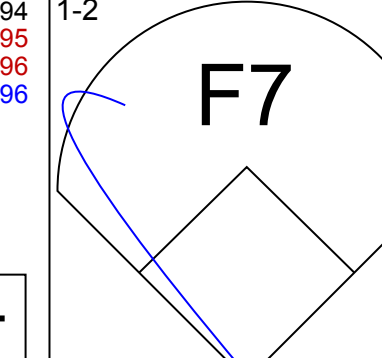
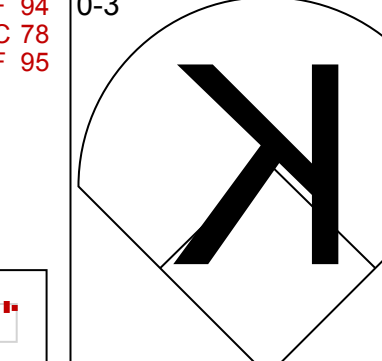
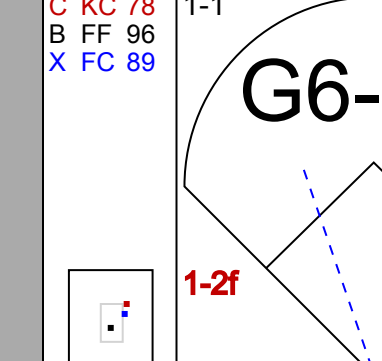
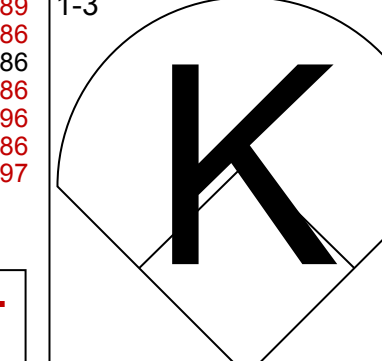
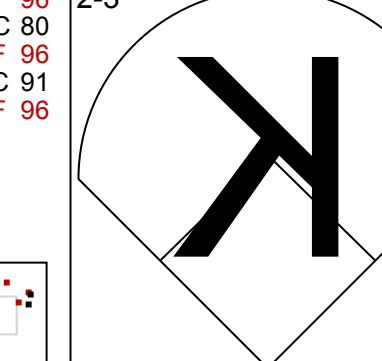
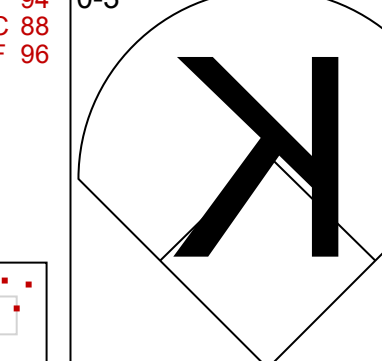
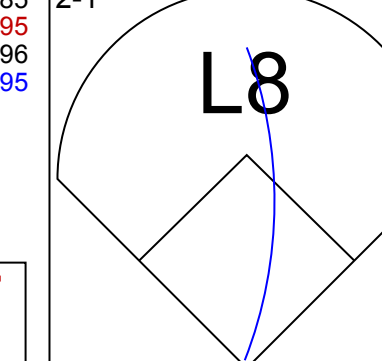
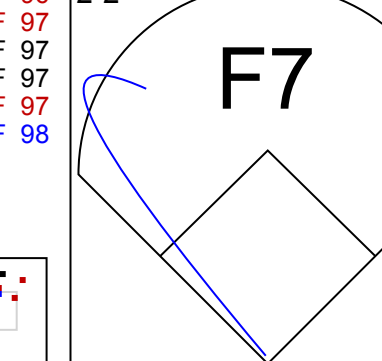
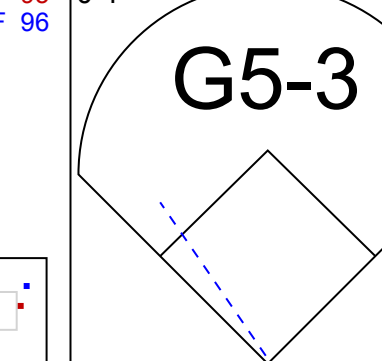
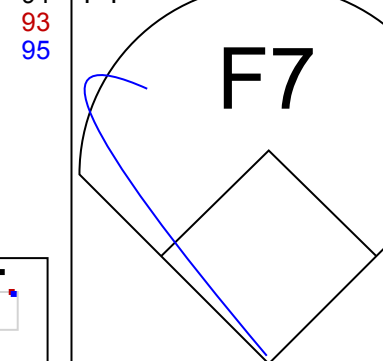


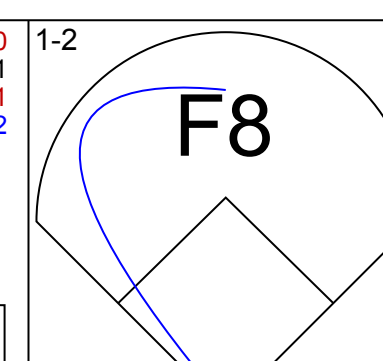
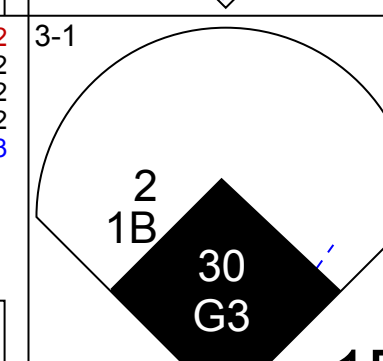
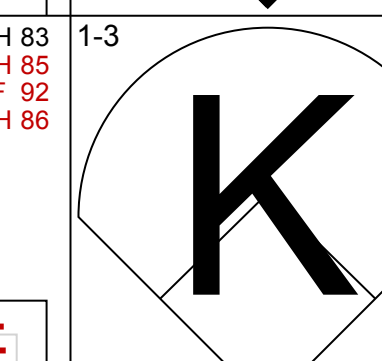
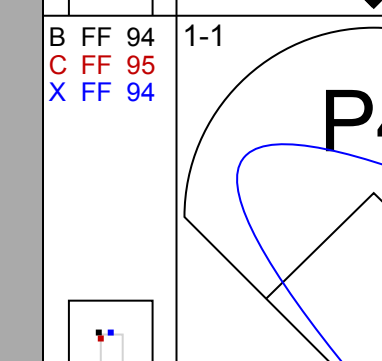
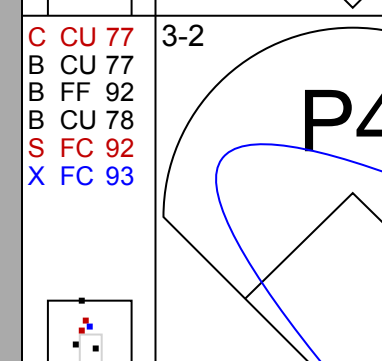
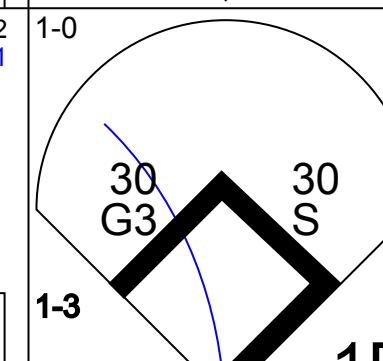
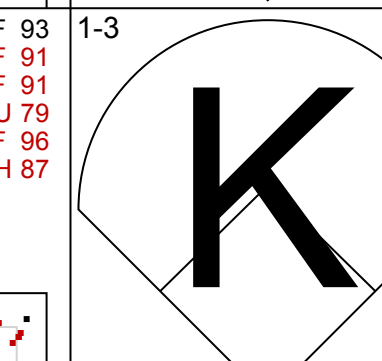
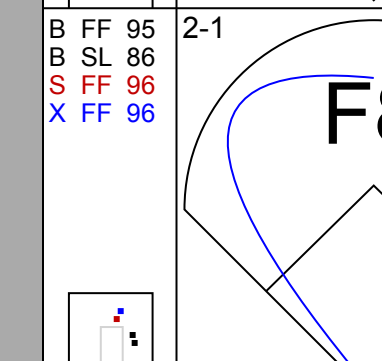
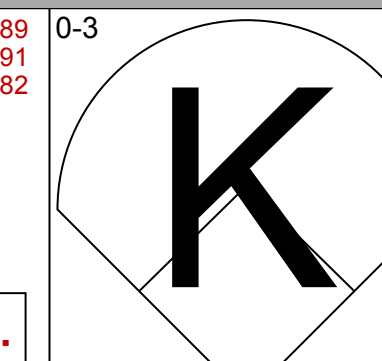
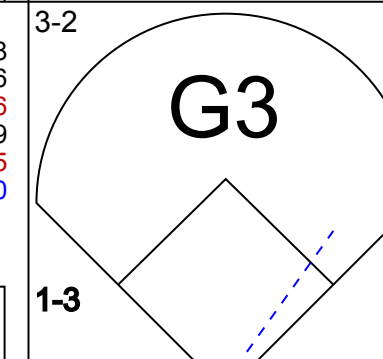
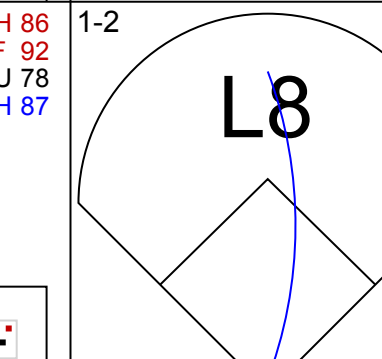
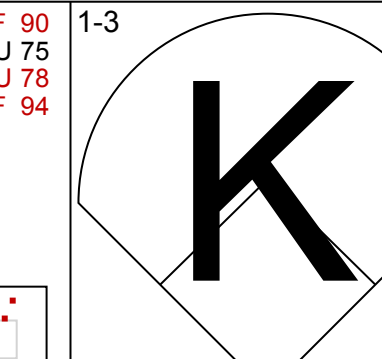
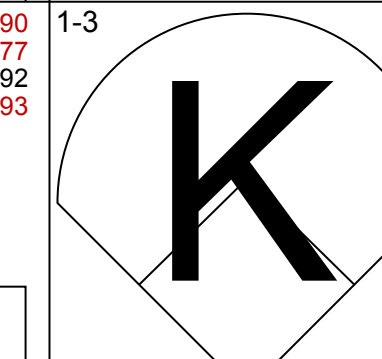
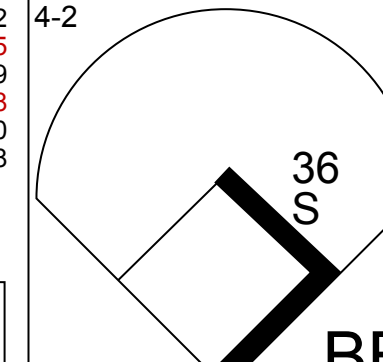
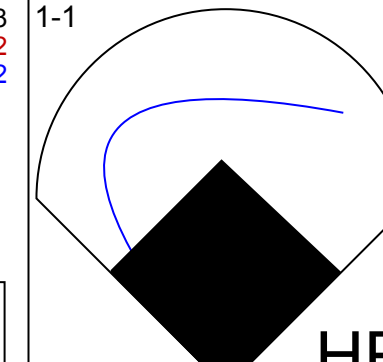
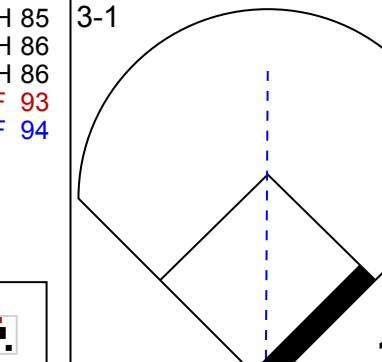
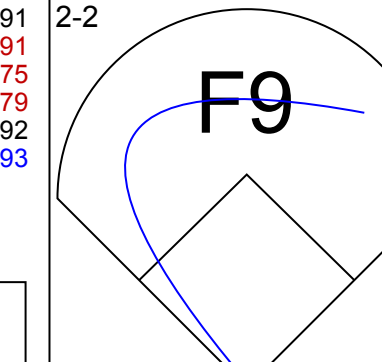
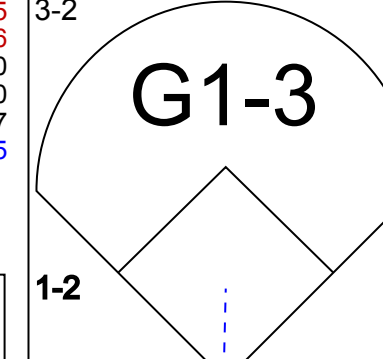
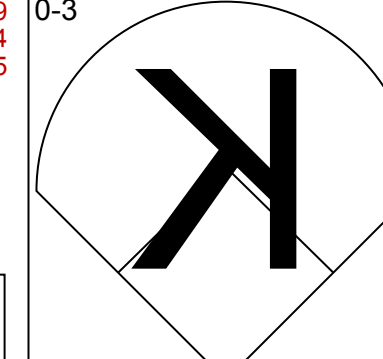
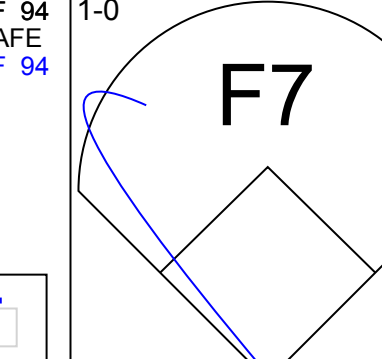
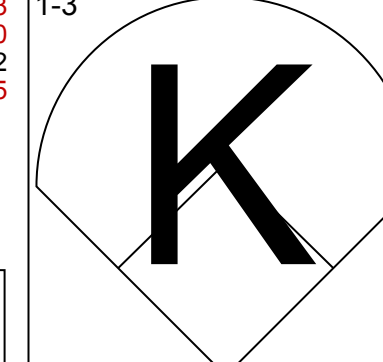
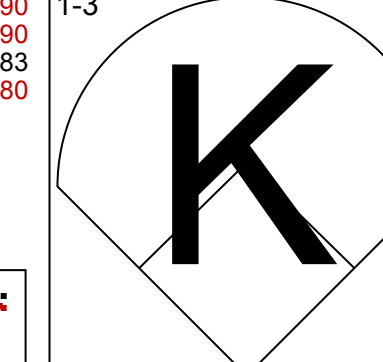
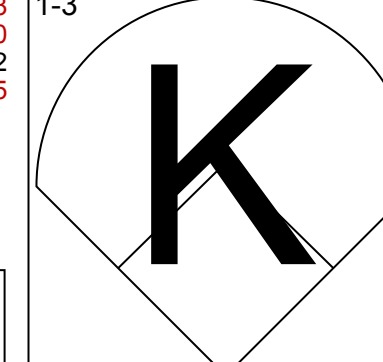
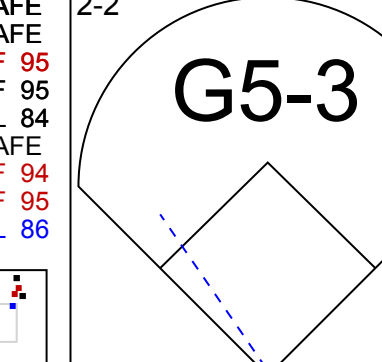
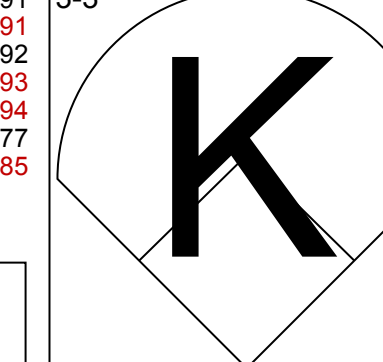
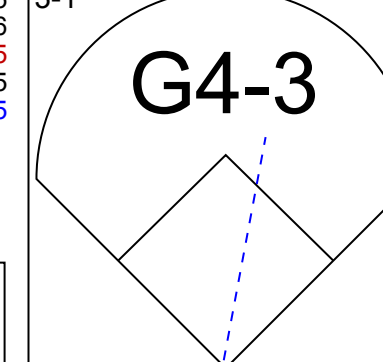
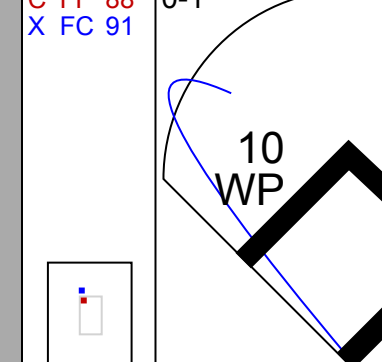
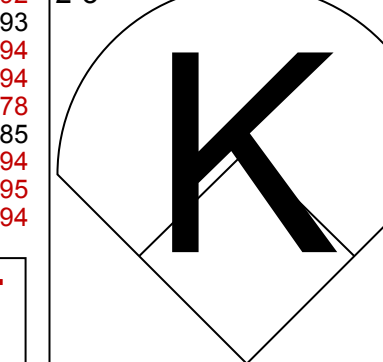
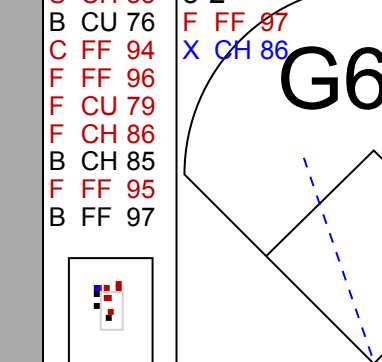
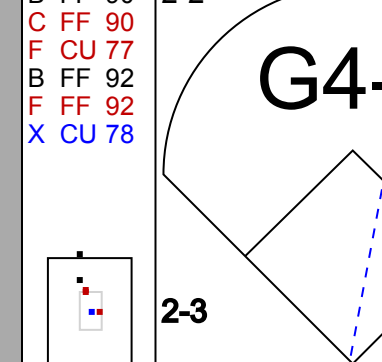
Batter	1	2	3	4	5	6	7	8	9	AB	R	H	RBI	BB	SO	LOB	BOTTOM										
5 Ian Kinsler, R OBP: 0.333, SLG: 0.438										4	1	2	1	0	2	2											
1 Elvis Andrus, R OBP: 0.378, SLG: 0.409										3	1	1	0	1	0	3											
32 Josh Hamilton, L OBP: 0.378, SLG: 0.656										4	1	1	1	0	1	2											
29 Adrian Beltré, R OBP: 0.361, SLG: 0.533										3	1	1	0	1	0	0											
10 Michael Young, R OBP: 0.300, SLG: 0.357										4	1	2	1	0	1	0											
17 Nelson Cruz, R OBP: 0.315, SLG: 0.440										4	1	1	1	0	0	2											
25 Mike Napoli, R OBP: 0.347, SLG: 0.460										3	0	0	0	0	1	1											
8 Yorvit Torrealba, R OBP: 0.301, SLG: 0.331										4	1	1	1	0	0	1											
21 Brandon Snyder, R OBP: 0.353, SLG: 0.521										2	0	1	1	0	0	0											
7 David Murphy, L OBP: 0.364, SLG: 0.456										1	0	0	0	1	1	0											
23 Craig Gentry, R OBP: 0.415, SLG: 0.431										0	0	0	0	0	0	0											
Inning Stats	R: 1 H: 1 E: 0 K: 0 S: 12	H: 1 LOB: 0 BB: 1 P: 23	R: 0 H: 0 E: 0 K: 1 S: 9	H: 0 LOB: 0 BB: 0 P: 14	R: 0 H: 1 E: 0 K: 0 S: 7	H: 1 LOB: 1 BB: 0 P: 12	R: 4 H: 5 E: 1 K: 1 S: 16	H: 5 LOB: 1 BB: 0 P: 27	R: 1 H: 2 E: 0 K: 1 S: 19	H: 2 LOB: 2 BB: 1 P: 28	R: 0 H: 0 E: 0 K: 1 S: 11	H: 0 LOB: 0 BB: 1 P: 20	R: 1 H: 1 E: 0 K: 1 S: 9	H: 1 LOB: 0 BB: 0 P: 14	R: 0 H: 0 E: 0 K: 1 S: 8	H: 0 LOB: 0 BB: 0 P: 12	1B: 6 2B: 1 3B: 1 HR: 2	SF: 0 SAC: 0 DP: 0 HBP: 1	WP: 0 PB: 1 SB: 1 CS: 1	PA: 36							
PITCHER	IP	WLS	BF	H	R	ER	SO	BB	IBB	HBP	BLK	WP	HR	S	P	ERA	WHIP										
33 Drew Smyly, L ERA: 4.48	4.2	L	22	6	6	6	3	2	0	0	0	0	1	58	97	11.57	2.143										
49 Luis Marte, R ERA: 4.11	2.1		11	2	1	1	2	1	0	1	0	0	0	25	41	3.86	1.286										
46 Jose Valverde, R ERA: 4.03	1.0		3	0	0	0	1	0	0	0	0	0	0	8	12	0.00	0.000										

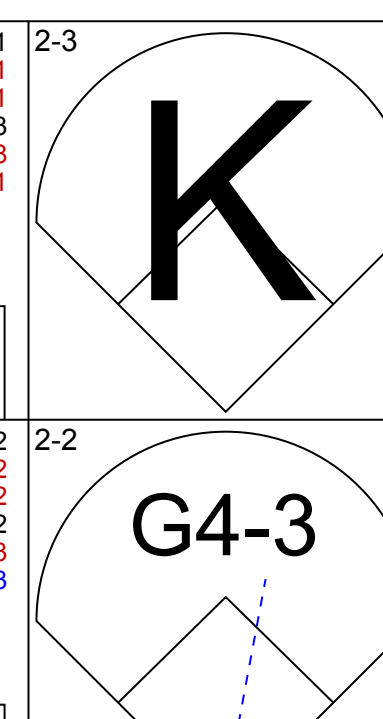
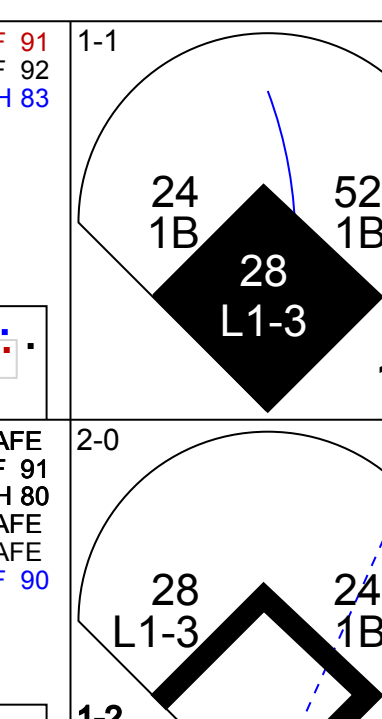

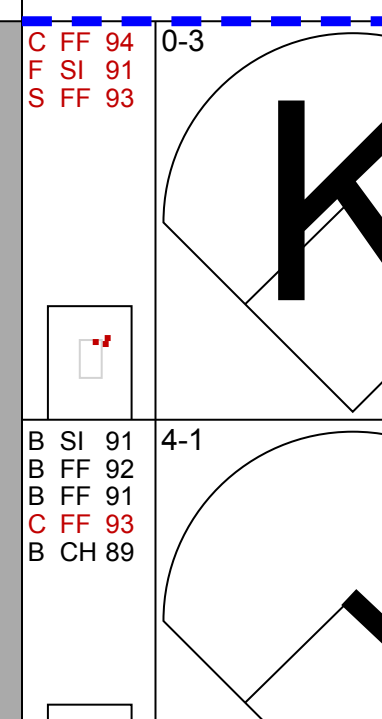
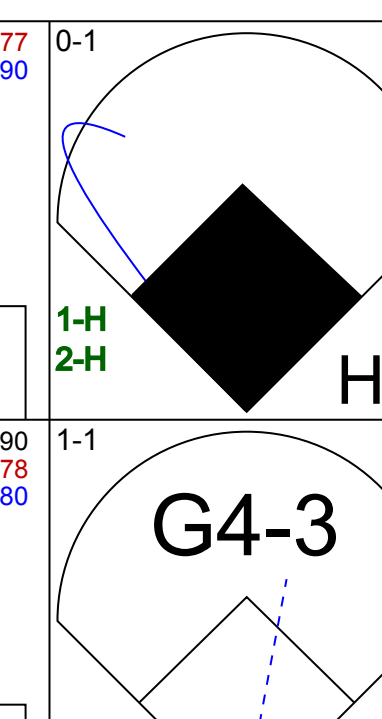
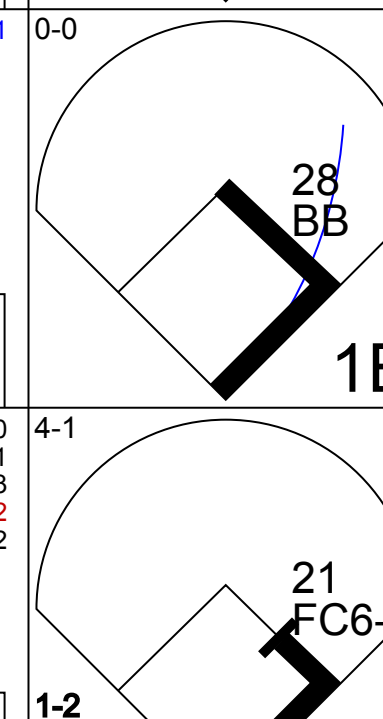
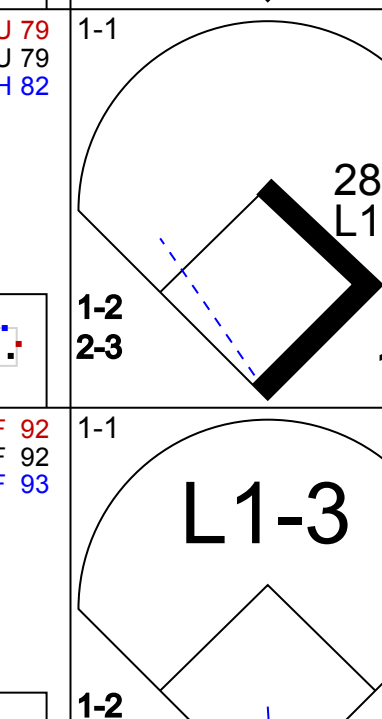
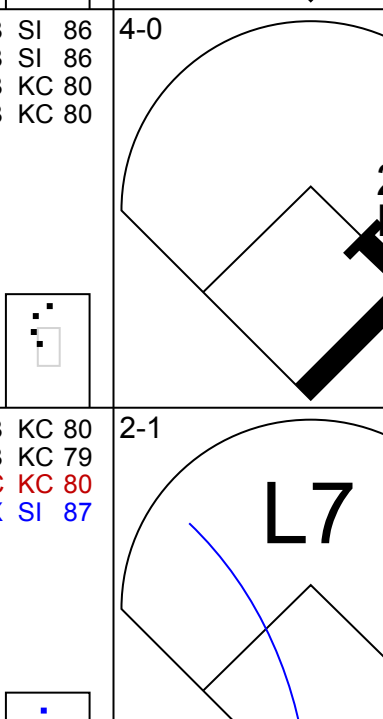
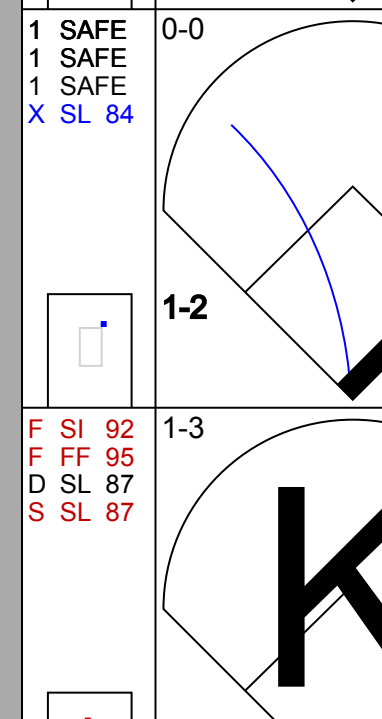

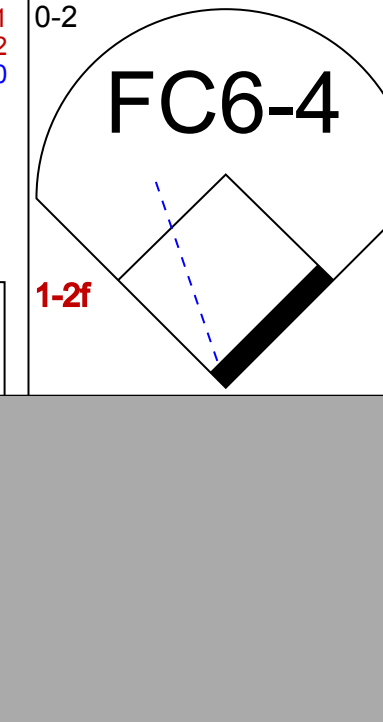
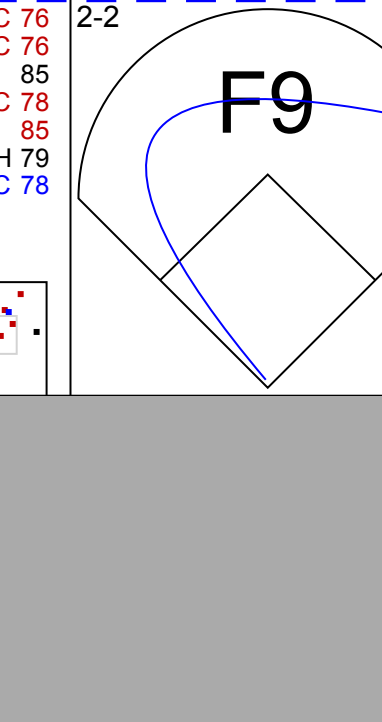
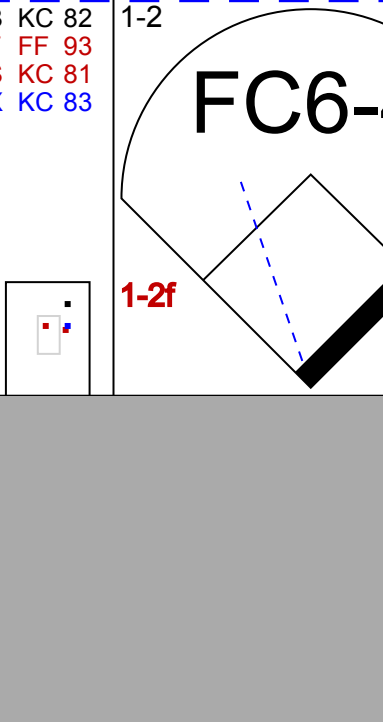
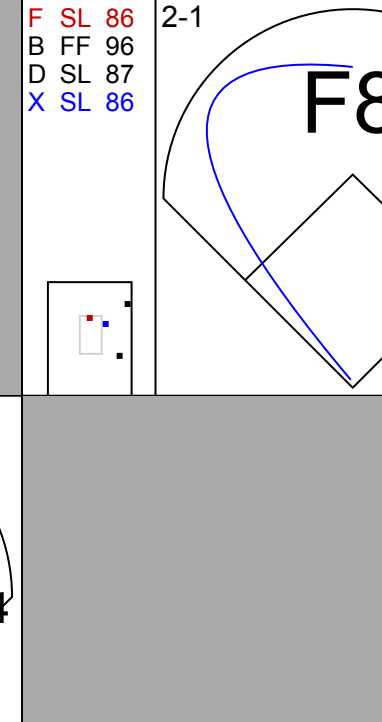
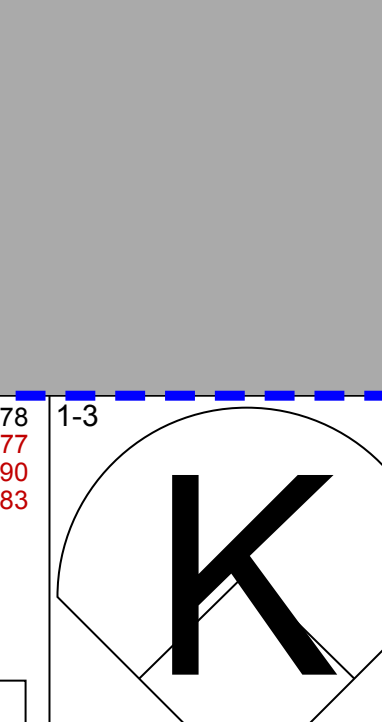




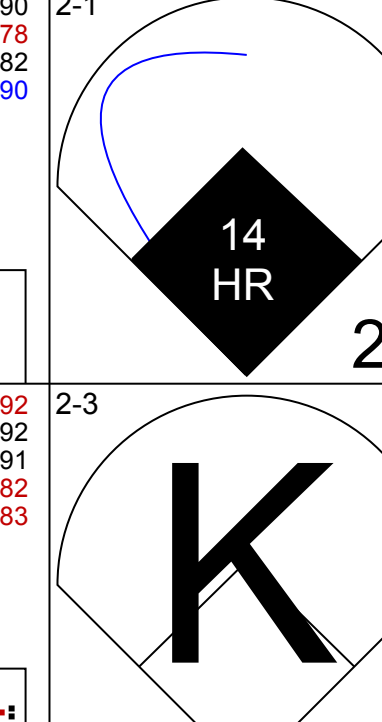

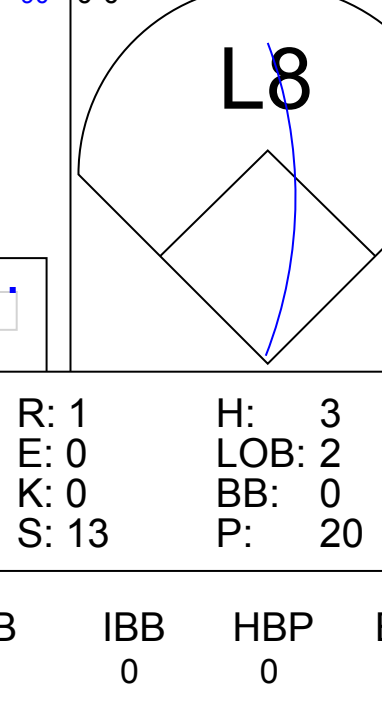
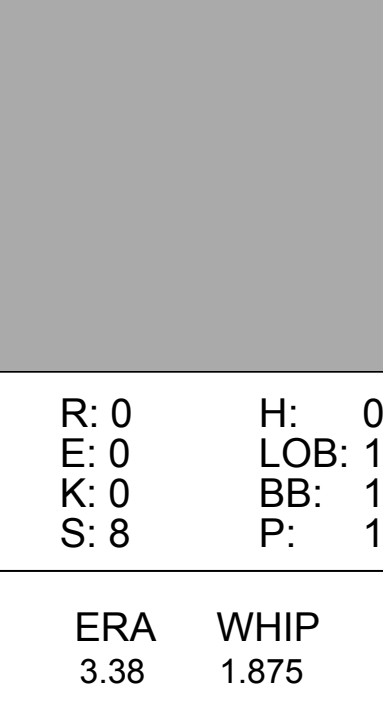
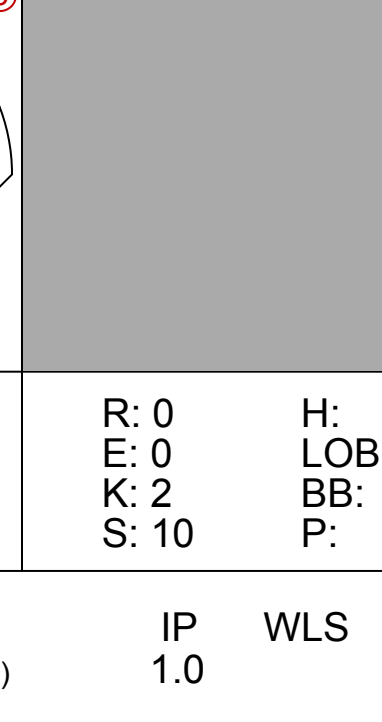
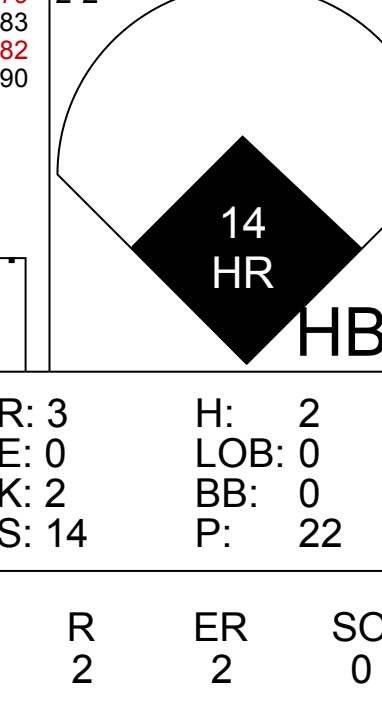
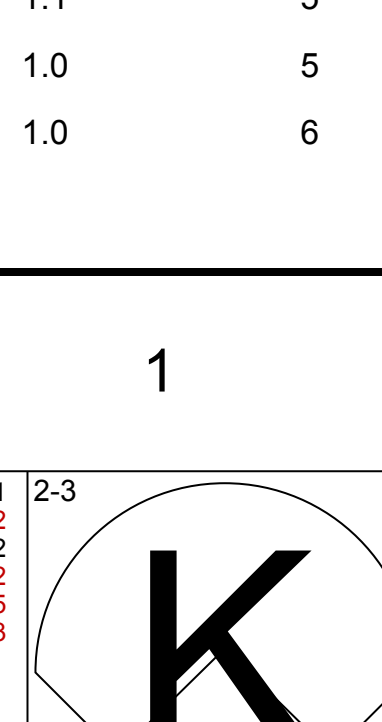
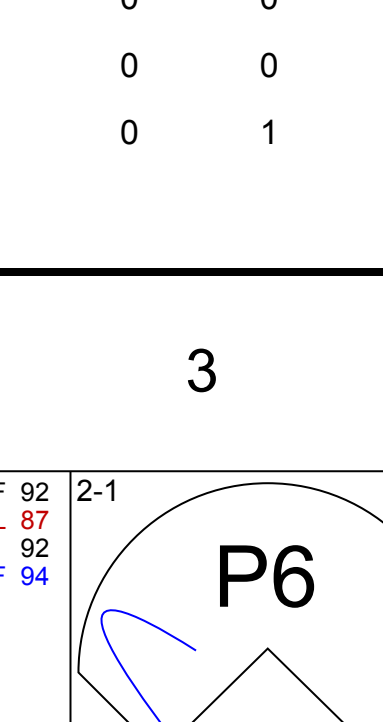
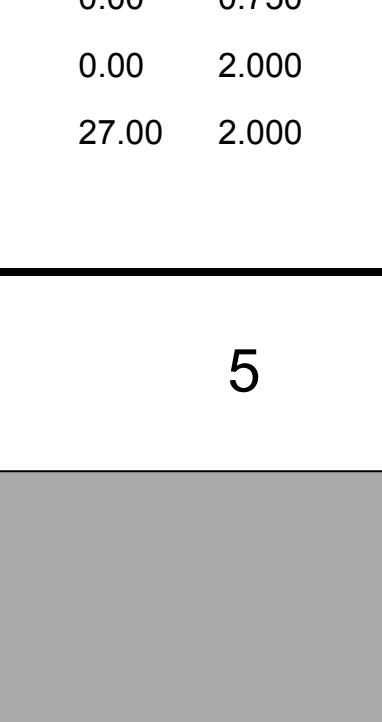
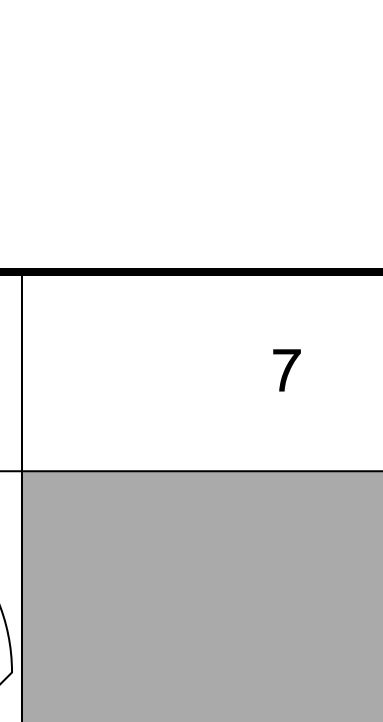
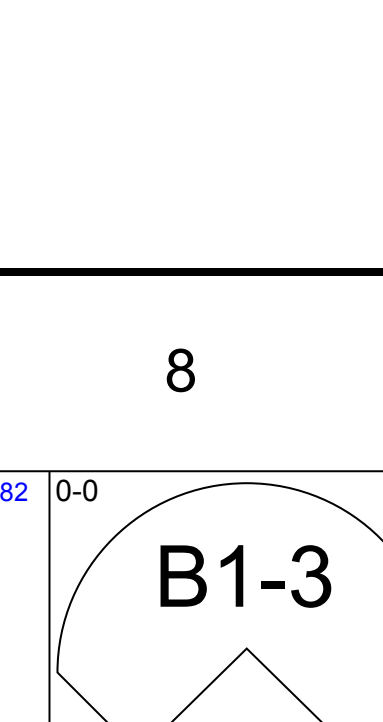
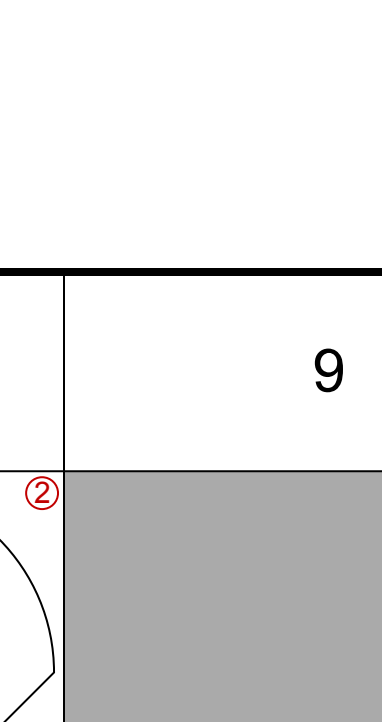
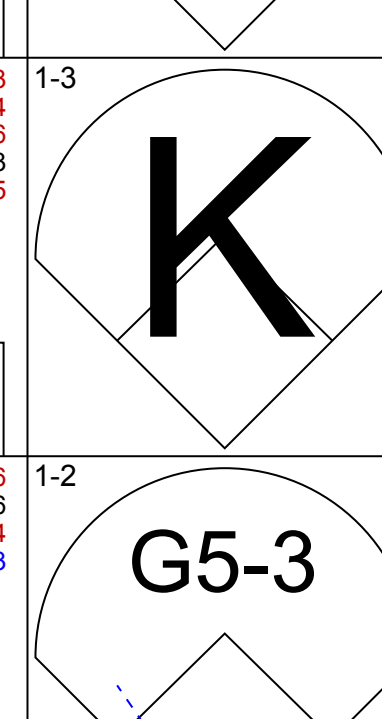
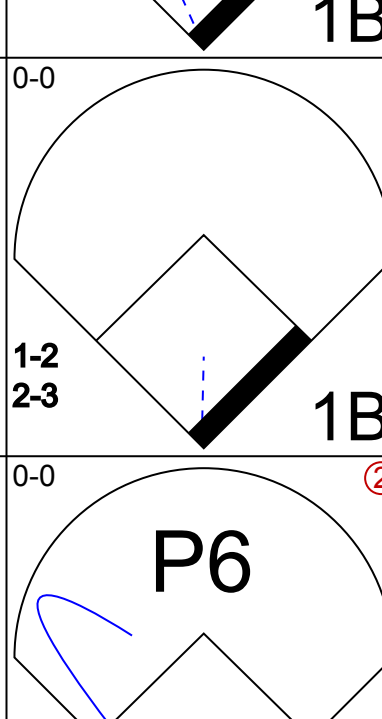
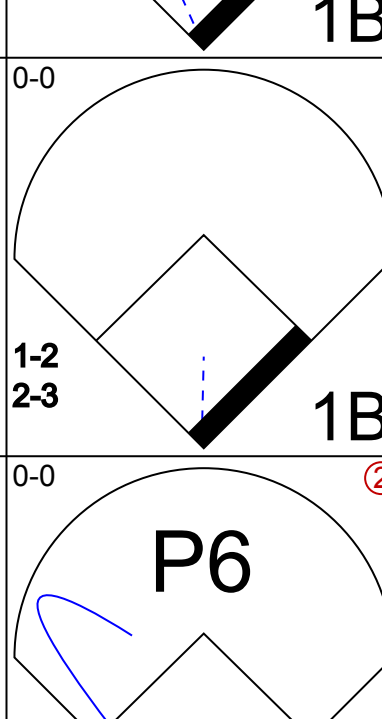
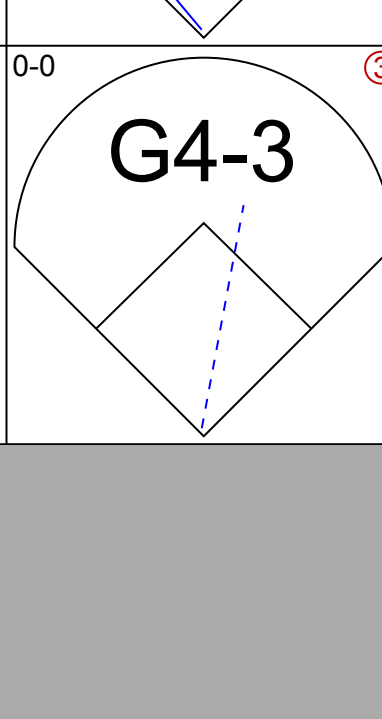
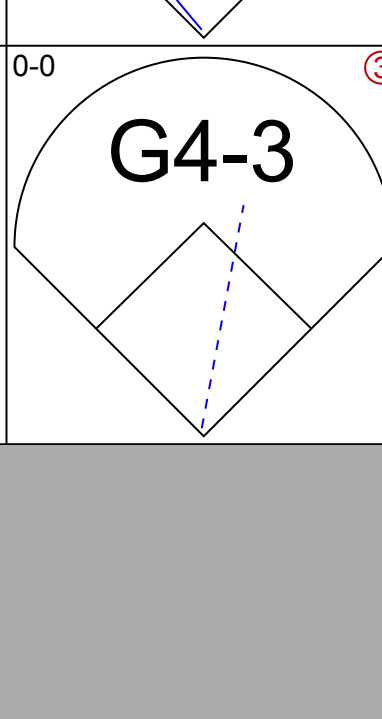





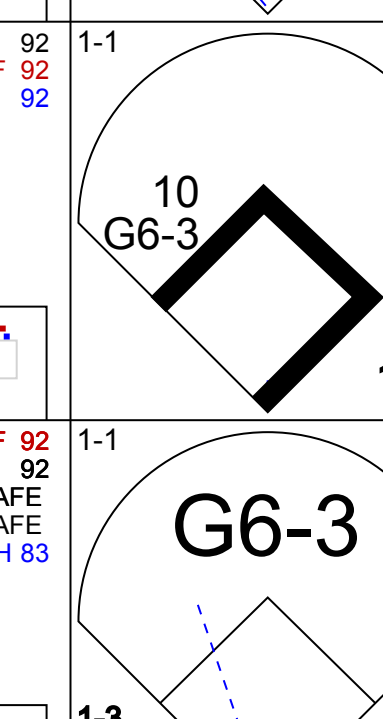
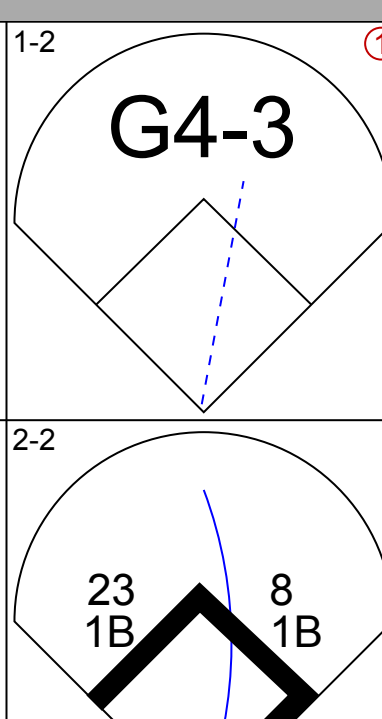
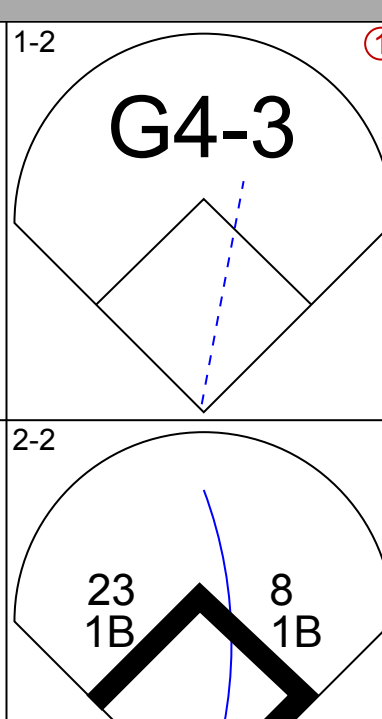
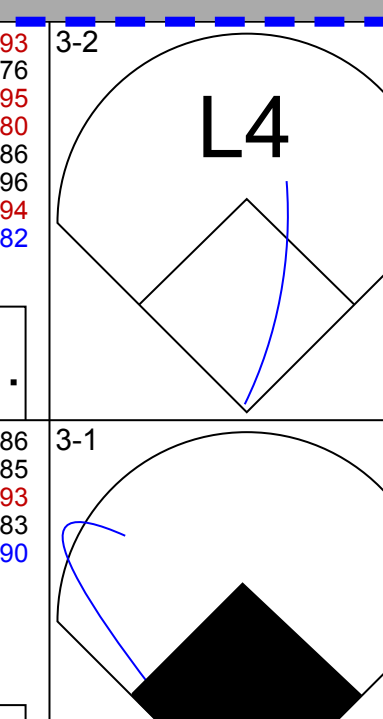
Detroit Tigers @ Texas Rangers
Rangers Ballpark in Arlington, Arlington, TX
Tue Jun 26 2012, 8:09 PM - 11:22 PM EDT
Att: 39,561 - Clear - 103 F

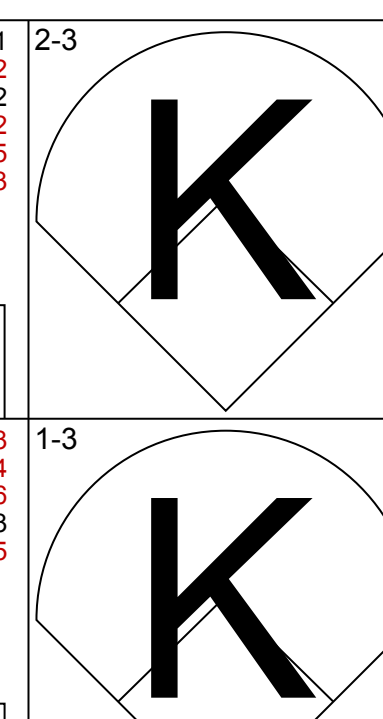
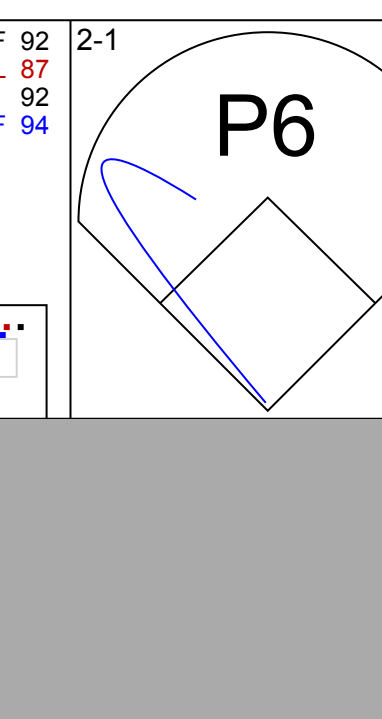
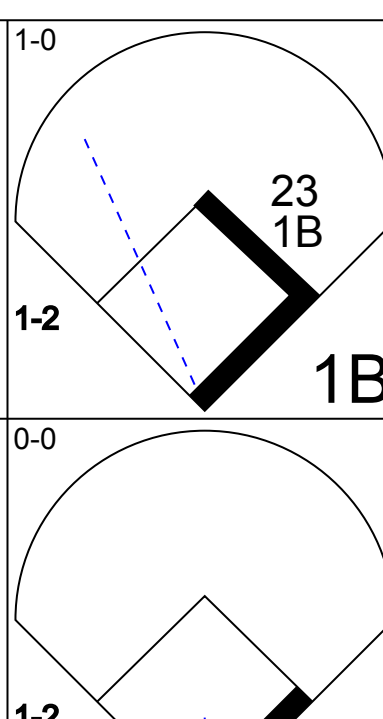
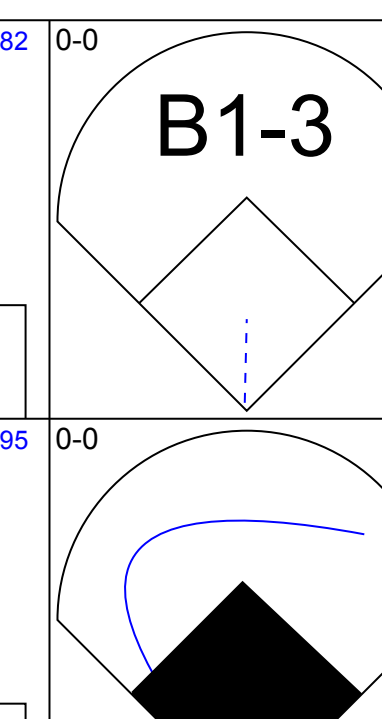
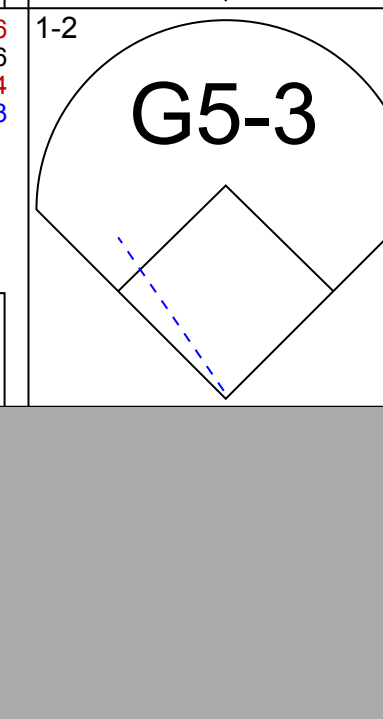
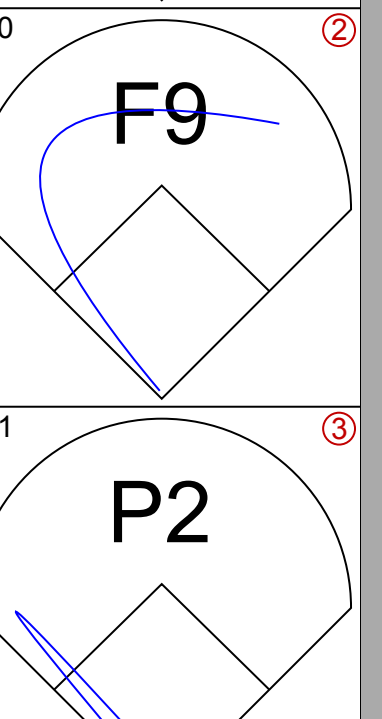
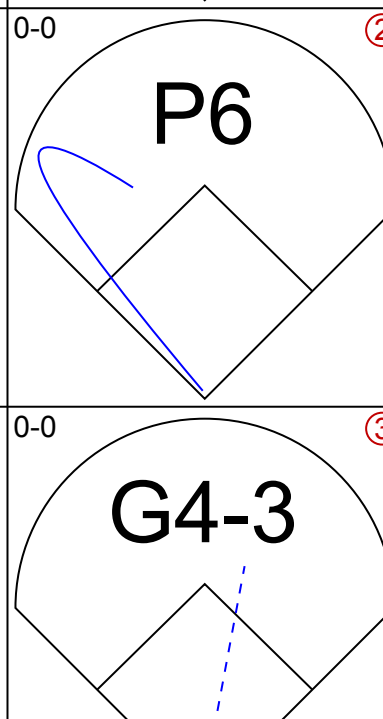
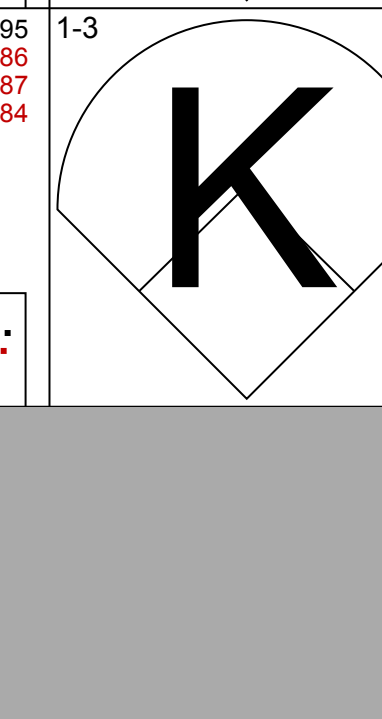




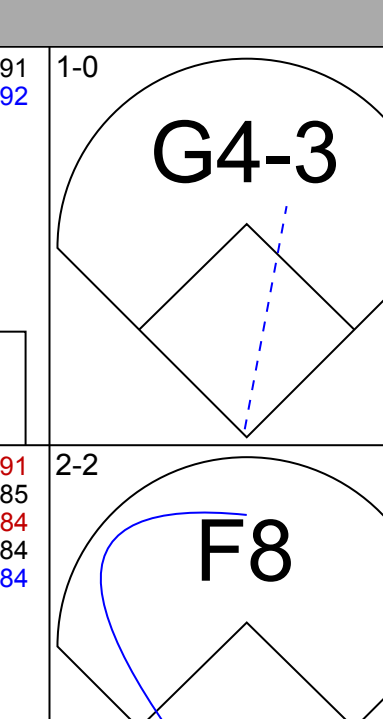
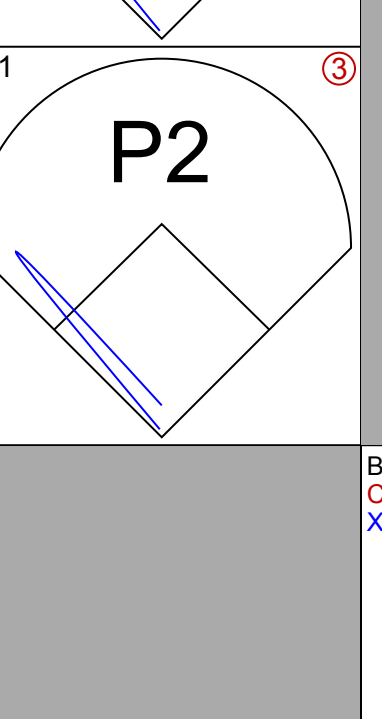
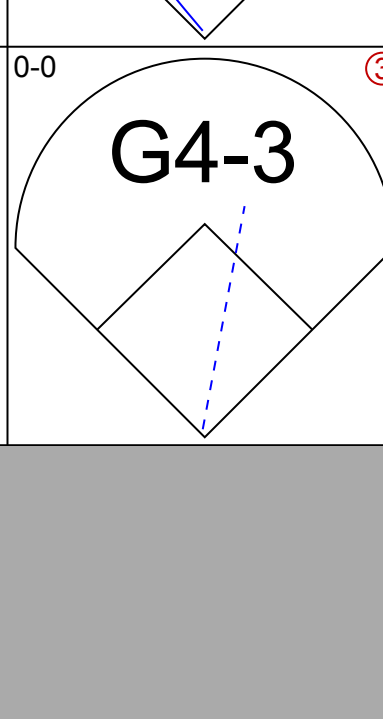







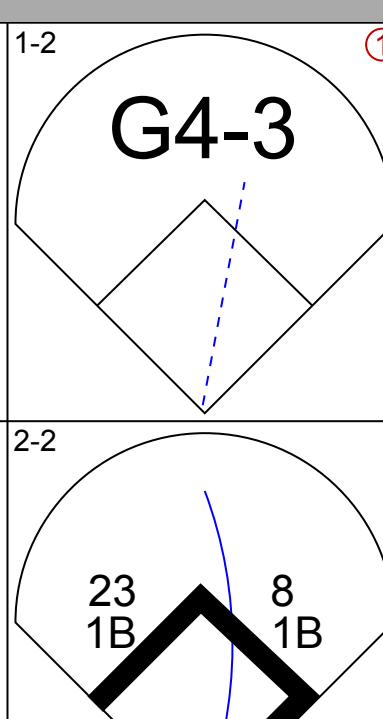
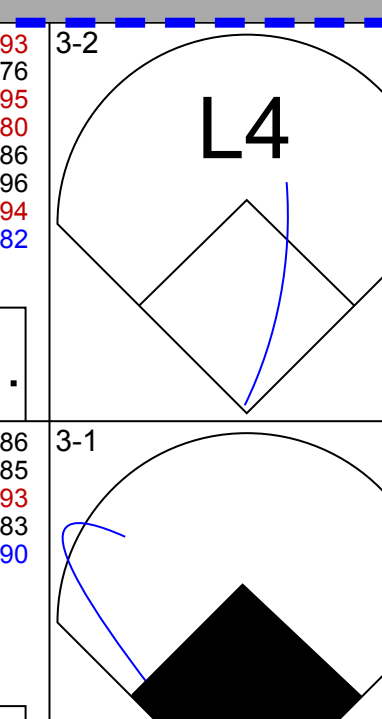
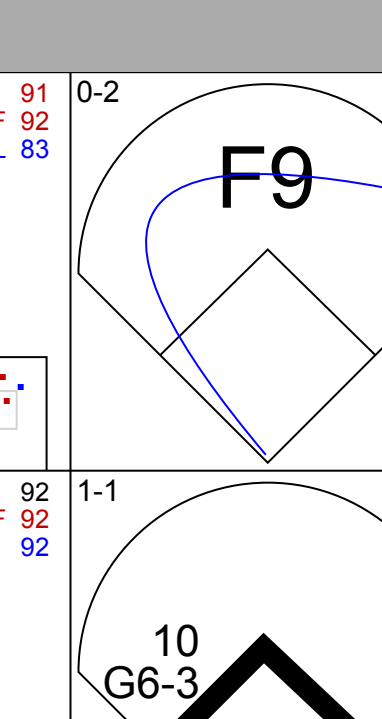
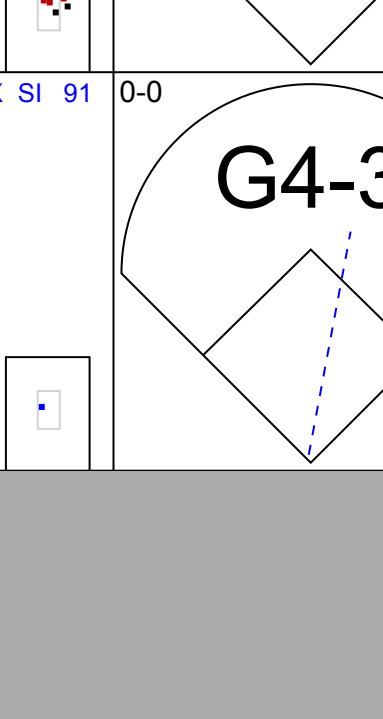
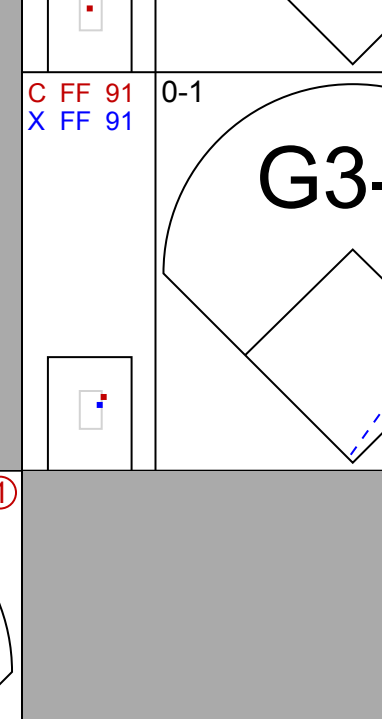
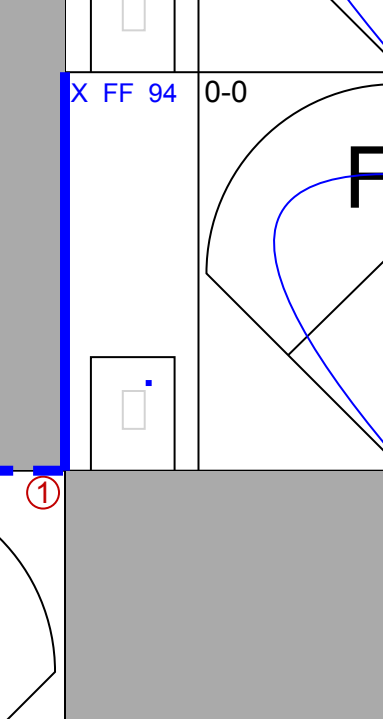
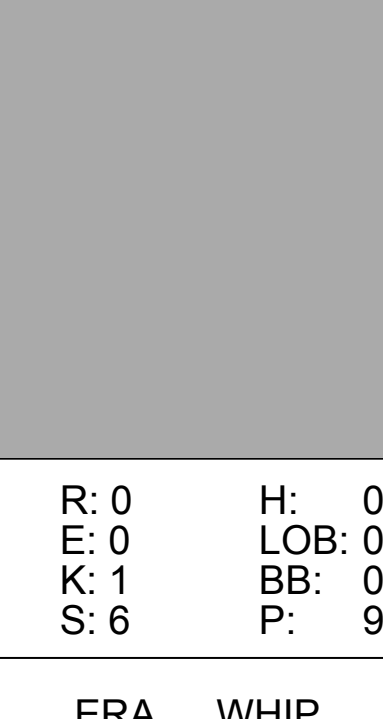
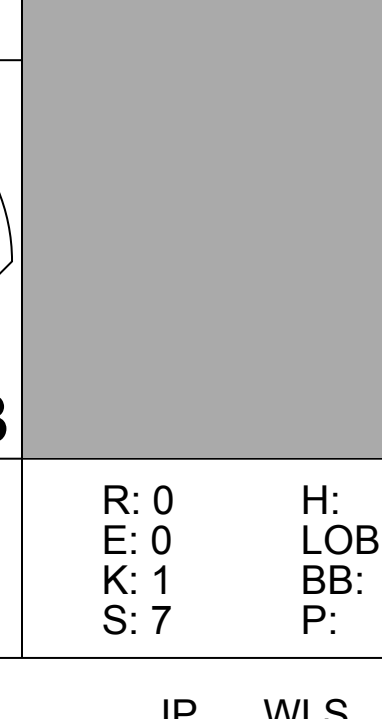
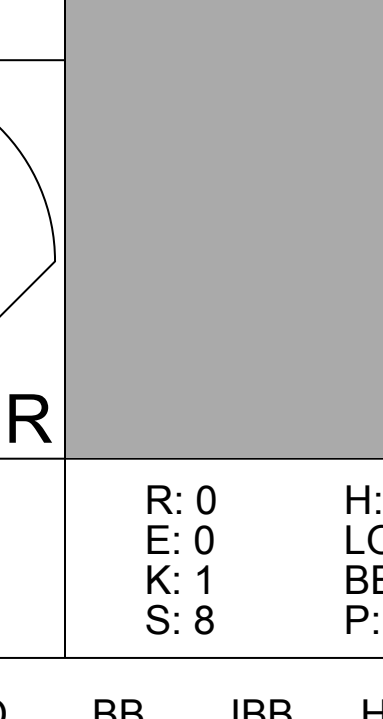
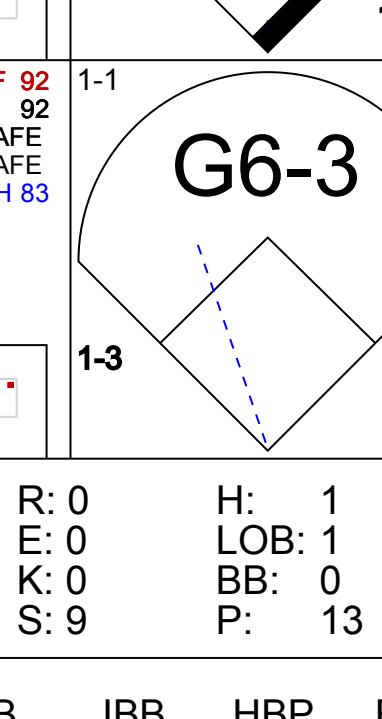
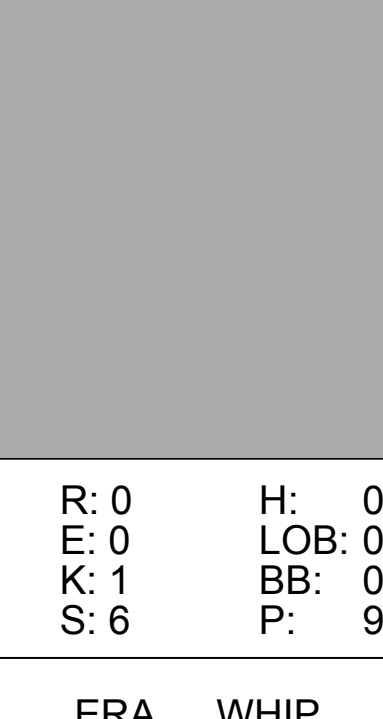
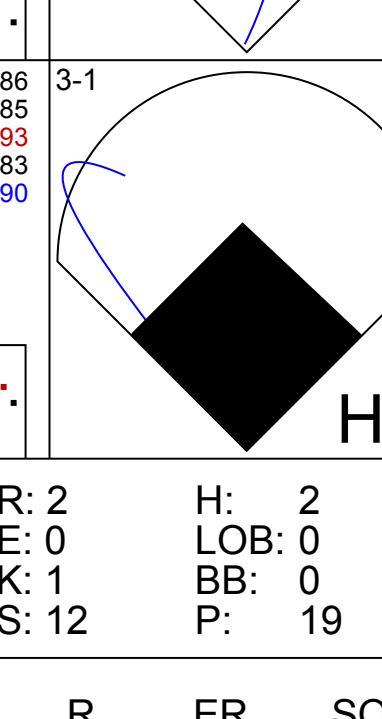



AB 32
R 7
H 10
RBI 6
BB 3
SO 6
LOB 11



Batter	1	2	3	4	5	6	7	8	9	AB	R	H	RBI	BB	SO	LOB	TOP										
14 Austin Jackson, R OBP: 0.408, SLG: 0.526										4	0	1	0	0	3	0	Detroit Tigers @ Tampa Bay Rays Tropicana Field, St. Petersburg, FL Fri Jun 29 2012, 7:12 PM - 9:49 PM EDT Att: 19,557 - Dome - 72 F										
39 Ramon Santiago, S OBP: 0.300, SLG: 0.309										3	1	1	0	1	2	1											
24 Miguel Cabrera, R OBP: 0.367, SLG: 0.537										3	0	0	0	0	1	3											
28 Prince Fielder, L OBP: 0.373, SLG: 0.493										3	0	0	1	0	0	0											
21 Delmon Young, R OBP: 0.300, SLG: 0.390										3	1	2	1	0	0	0											
25 Ryan Raburn, R OBP: 0.233, SLG: 0.258										3	0	1	0	0	0	1											
27 Jhonny Peralta, R OBP: 0.332, SLG: 0.390										3	0	0	0	0	2	1											
9 Gerald Laird, R OBP: 0.347, SLG: 0.402										3	0	0	0	0	2	0											
52 Quintin Berry, L OBP: 0.391, SLG: 0.419										3	0	0	0	0	0	0											
Inning Stats	R: 0 E: 0 K: 1 S: 9	H: 0 LOB: 0 BB: 1 P: 15	R: 0 E: 0 K: 0 S: 6	H: 1 LOB: 0 BB: 0 P: 7	R: 0 E: 0 K: 2 S: 10	H: 0 LOB: 0 BB: 0 P: 14	R: 0 E: 0 K: 2 S: 9	H: 1 LOB: 0 BB: 0 P: 14	R: 1 E: 0 K: 0 S: 6	H: 2 LOB: 0 BB: 0 P: 8	R: 0 E: 0 K: 2 S: 8	H: 0 LOB: 0 BB: 0 P: 10	R: 1 E: 0 K: 0 S: 7	H: 1 LOB: 0 BB: 0 P: 10	R: 0 E: 0 K: 1 S: 11	H: 0 LOB: 0 BB: 0 P: 15	R: 0 E: 0 K: 2 S: 9	H: 0 LOB: 0 BB: 0 P: 13	1B: 3 2B: 1 3B: 0 HR: 1	SF: 0 SAC: 0 DP: 3 HBP: 0	WP: 0 PB: 0 SB: 0 CS: 1	PA: 29					
PITCHER	IP	WLS	BF	H	R	ER	SO	BB	IBB	HBP	BLK	WP	HR	S	P	ERA	WHIP	PITCHER									
14 David Price, L ERA: 2.92	7.0	W	23	5	2	2	7	1	0	0	0	0	1	55	78	2.57	0.857										
57 Jake McGee, L ERA: 1.73	1.0	H	3	0	0	0	1	0	0	0	0	0	0	11	15	0.00	0.000										
56 Fernando Rodney, R ERA: 1.04	1.0	S	3	0	0	0	2	0	0	0	0	0	0	9	13	0.00	0.000										

Batter	1	2	3	4	5	6	7	8	9	AB	R	H	RBI	BB	SO	LOB	BOTTOM										
8 Desmond Jennings, R OBP: 0.305, SLG: 0.374										4	2	2	2	0	1	1	Detroit Tigers @ Tampa Bay Rays Tropicana Field, St. Petersburg, FL Fri Jun 29 2012, 7:12 PM - 9:49 PM EDT Att: 19,557 - Dome - 72 F										
23 Carlos Pena, L OBP: 0.338, SLG: 0.343										4	1	1	0	0	1	1											
2 B.J. Upton, R OBP: 0.305, SLG: 0.368										4	0	1	0	0	2	0											
30 Luke Scott, L OBP: 0.275, SLG: 0.408										4	0	0	1	0	2	1											
18 Ben Zobrist, S OBP: 0.377, SLG: 0.457										3	1	2	1	1	0	0											
36 Brooks Conrad, S OBP: 0.217, SLG: 0.365										3	0	0	0	0	1	3											
1 Sean Rodriguez, R OBP: 0.264, SLG: 0.330										0	0	0	0	0	0	0											
28 José Molina, R OBP: 0.267, SLG: 0.333										3	0	0	0	0	2	1											
9 Elliot Johnson, S OBP: 0.342, SLG: 0.395										3	0	1	0	0	1	0											
10 Will Rhymes, L OBP: 0.278, SLG: 0.235										3	0	0	0	0	1	1											
Inning Stats	R: 1 E: 0 K: 0 S: 14	H: 2 LOB: 2 BB: 1 P: 29	R: 0 E: 0 K: 3 S: 14	H: 0 LOB: 0 BB: 0 P: 20	R: 1 E: 0 K: 2 S: 12	H: 1 LOB: 0 BB: 0 P: 16	R: 1 E: 0 K: 2 S: 10	H: 1 LOB: 0 BB: 0 P: 15	R: 1 E: 0 K: 0 S: 14	H: 1 LOB: 0 BB: 0 P: 23	R: 0 E: 0 K: 1 S: 10	H: 1 LOB: 1 BB: 0 P: 17	R: 0 E: 0 K: 1 S: 13	H: 1 LOB: 0 BB: 0 P: 19	R: 0 E: 0 K: 2 S: 10	H: 0 LOB: 0 BB: 0 P: 13	1B: 3 2B: 1 3B: 0 HR: 3	SF: 0 SAC: 0 DP: 0 HBP: 0	WP: 1 PB: 0 SB: 2 CS: 0	PA: 32							
PITCHER	IP	WLS	BF	H	R	ER	SO	BB	IBB	HBP	BLK	WP	HR	S	P	ERA	WHIP	PITCHER									
35 Justin Verlander, R ERA: 2.69	6.0	L	25	6	4	4	8	1	0	0	0	1	3	74	120	6.00	1.167										
20 Octavio Dotel, R ERA: 4.07	2.0		7	1	0	0	3	0	0	0	0	1	0	23	32	0.00	0.500										

Batter	1	2	3	4	5	6	7	8	9	AB	R	H	RBI	BB	SO	LOB	TOP					
14 Austin Jackson, R OBP: 0.408, SLG: 0.537										5	2	2	3	0	3	2	<p>Detroit Tigers @ Tampa Bay Rays Tropicana Field, St. Petersburg, FL Sat Jun 30 2012, 7:17 PM - 10:42 PM EDT Att: 29,443 - Dome - 72 F</p>					
52 Quintin Berry, L OBP: 0.391, SLG: 0.413										4	0	1	0	1	0	0						
24 Miguel Cabrera, R OBP: 0.376, SLG: 0.541										3	0	3	0	2	0	0						
28 Prince Fielder, L OBP: 0.374, SLG: 0.488										3	1	0	1	2	1	5						
21 Delmon Young, R OBP: 0.298, SLG: 0.387										5	1	1	0	0	0	7						
13 Alex Avila, L OBP: 0.333, SLG: 0.400										4	0	0	0	1	1	3						
26 Brennan Boesch, L OBP: 0.269, SLG: 0.349										4	1	1	0	0	0	1						
32 Don Kelly, L OBP: 0.293, SLG: 0.244										0	0	0	0	0	1	0						
27 Jhonny Peralta, R OBP: 0.333, SLG: 0.390										5	0	2	2	0	2	2						
39 Ramon Santiago, S OBP: 0.303, SLG: 0.306										4	1	1	0	0	1	3						
Inning Stats	R: 0 E: 0 K: 1 S: 13	H: 1 LOB: 2 BB: 1 P: 21	R: 0 E: 0 K: 0 S: 5	H: 0 LOB: 0 BB: 0 P: 6	R: 1 E: 0 K: 0 S: 13	H: 3 LOB: 2 BB: 0 P: 20	R: 0 E: 0 K: 1 S: 11	H: 2 LOB: 2 BB: 0 P: 16	R: 0 E: 0 K: 0 S: 8	H: 0 LOB: 1 BB: 1 P: 18	R: 0 E: 0 K: 2 S: 10	H: 0 LOB: 1 BB: 1 P: 17	R: 0 E: 0 K: 2 S: 14	H: 1 LOB: 2 BB: 1 P: 17	R: 3 E: 0 K: 2 S: 14	H: 2 LOB: 0 BB: 0 P: 22	R: 2 E: 0 K: 0 S: 19	H: 2 LOB: 2 BB: 3 P: 38	1B: 9 2B: 1 3B: 0 HR: 1	SF: 0 SAC: 0 DP: 1 HBP: 1	WP: 0 PB: 0 SB: 0 CS: 0	PA: 45
PITCHER	IP	WLS	BF	H	R	ER	SO	BB	IBB	HBP	BLK	WP	HR	S	P	ERA	WHIP					
58 Jeremy Hellickson, R ERA: 3.44	2.2	L	13	4	1	1	1	1	0	0	0	0	0	26	40	3.38	1.875					
39 J.P. Howell, L ERA: 4.44	2.0		9	2	0	0	1	1	0	0	0	0	0	21	37	0.00	1.500					
40 Wade Davis, R ERA: 2.92	1.1		5	0	0	0	2	1	0	0	0	0	0	13	21	0.00	0.750					
43 Kyle Farnsworth, R ERA:	1.0		5	1	0	0	2	1	0	0	0	0	0	10	17	0.00	2.000					
62 Joel Peralta, R ERA: 4.84	1.0		6	2	3	3	2	0	0	1	0	0	1	14	22	27.00	2.000					
31 Burke Badenhop, R ERA: 3.78	1.0		7	2	2	2	0	3	0	0	0	0	0	19	38	18.00	5.000					

Batter	1	2	3	4	5	6	7	8	9	AB	R	H	RBI	BB	SO	LOB	BOTTOM					
8 Desmond Jennings, R OBP: 0.304, SLG: 0.372										4	0	1	0	0	1	1	<p>Detroit Tigers @ Tampa Bay Rays Tropicana Field, St. Petersburg, FL Sat Jun 30 2012, 7:17 PM - 10:42 PM EDT Att: 29,443 - Dome - 72 F</p>					
23 Carlos Pena, L OBP: 0.340, SLG: 0.356										4	1	2	1	0	1	0						
2 B.J. Upton, R OBP: 0.300, SLG: 0.362										4	0	0	0	0	1	3						
30 Luke Scott, L OBP: 0.269, SLG: 0.399										4	0	0	0	0	1	3						
18 Ben Zobrist, S OBP: 0.375, SLG: 0.458										4	0	1	0	0	0	0						
36 Brooks Conrad, S OBP: 0.205, SLG: 0.343										4	0	0	0	0	2	1						
59 Jose Lobaton, S OBP: 0.333, SLG: 0.297										3	0	0	0	0	0	0						
35 Hideki Matsui, L OBP: 0.220, SLG: 0.250										1	0	0	0	0	0	1						
9 Elliot Johnson, S OBP: 0.342, SLG: 0.394										3	0	1	0	0	0	0						
10 Will Rhymes, L OBP: 0.282, SLG: 0.240										2	0	1	0	0	0	1						
7 Jeff Keppinger, R OBP: 0.375, SLG: 0.450										1	1	1	1	0	0	0						
Inning Stats	R: 0 E: 0 K: 2 S: 11	H: 0 LOB: 0 BB: 0 P: 15	R: 0 E: 0 K: 0 S: 6	H: 0 LOB: 0 BB: 0 P: 12	R: 0 E: 0 K: 0 S: 9	H: 1 LOB: 1 BB: 0 P: 13	R: 0 E: 0 K: 0 S: 7	H: 0 LOB: 0 BB: 0 P: 12	R: 0 E: 0 K: 1 S: 6	H: 0 LOB: 0 BB: 0 P: 9	R: 0 E: 0 K: 0 S: 11	H: 3 LOB: 3 BB: 0 P: 15	R: 0 E: 0 K: 1 S: 7	H: 0 LOB: 0 BB: 0 P: 11	R: 2 E: 0 K: 1 S: 12	H: 2 LOB: 0 BB: 0 P: 19	R: 0 E: 0 K: 1 S: 8	H: 1 LOB: 1 BB: 0 P: 12	1B: 4 2B: 1 3B: 0 HR: 2	SF: 0 SAC: 0 DP: 0 HBP: 0	WP: 0 PB: 0 SB: 0 CS: 0	PA: 34
PITCHER	IP	WLS	BF	H	R	ER	SO	BB	IBB	HBP	BLK	WP	HR	S	P	ERA	WHIP					
21 Rick Porcello, R ERA: 4.35	7.0	W	25	4	0	0	4	0	0	0	0	0	0	57	87	0.00	0.571					
53 Joaquin Benoit, R ERA: 2.55	1.0		5	2	2	2	1	0	0	0	0	0	2	12	19	18.00	2.000					
46 Jose Valverde, R ERA: 3.77	1.0		4	1	0	0	1	0	0	0	0	0	0	8	12	0.00	1.000					

AB	37
R	6
H	11
RBI	6
BB	7
SO	8
LOB	23



AB	34
R	2
H	7
RBI	2
BB	0
SO	6
LOB	10



Batter	1	2	3	4	5	6	7	8	9	AB	R	H	RBI	BB	SO	LOB	TOP										
14 Austin Jackson, R OBP: 0.404, SLG: 0.529	G1-3		K	FC6-4				P4		5	1	1	1	0	1	4	Detroit Tigers @ Tampa Bay Rays Tropicana Field, St. Petersburg, FL Sun Jul 01 2012, 1:45 PM - 4:58 PM EDT Att: 21,874 - Dome - 72 F livebaseballscorecards.com										
52 Quintin Berry, L OBP: 0.385, SLG: 0.400	G4-3		G6-3					K		4	1	0	0	1	2	2											
24 Miguel Cabrera, R OBP: 0.376, SLG: 0.538	G6-3		F9					K		4	1	1	0	1	0	1											
28 Prince Fielder, L OBP: 0.377, SLG: 0.488	F7							F9		4	1	2	1	0	0	0											
21 Delmon Young, R OBP: 0.296, SLG: 0.385	K2-3							K		4	0	1	1	0	2	3											
13 Alex Avila, L OBP: 0.235, SLG: 0.402										4	0	2	1	0	1	1											
25 Ryan Raburn, R OBP: 0.240, SLG: 0.280										3	0	1	1	1	0	1											
29 Danny Worth, R OBP: 0.270, SLG: 0.200										0	0	0	0	0	0	0											
32 Don Kelly, L OBP: 0.291, SLG: 0.256	G4-3									4	1	1	0	0	1	5											
39 Ramon Santiago, S OBP: 0.304, SLG: 0.313										3	0	1	0	0	1	3											
Inning Stats	R: 0 E: 0 K: 0 S: 7	H: 0 LOB: 0 BB: 0 P: 10	R: 0 E: 0 K: 1 S: 12	H: 1 LOB: 2 BB: 1 P: 20	R: 0 E: 0 K: 1 S: 12	H: 1 LOB: 1 BB: 0 P: 15	R: 1 E: 0 K: 1 S: 18	H: 3 LOB: 3 BB: 0 P: 26	R: 2 E: 0 K: 2 S: 14	H: 1 LOB: 1 BB: 1 P: 26	R: 0 E: 0 K: 2 S: 14	H: 0 LOB: 0 BB: 0 P: 18	R: 0 E: 0 K: 1 S: 9	H: 0 LOB: 0 BB: 0 P: 16	R: 0 E: 0 K: 0 S: 6	H: 1 LOB: 1 BB: 0 P: 8	1B: 8 2B: 2 3B: 0 HR: 0	SF: 2 SAC: 1 DP: 0 HBP: 1	WP: 1 PB: 0 SB: 0 CS: 0	PA: 42							
PITCHER	IP	WLS	BF	H	R	ER	SO	BB	IBB	HBP	BLK	WP	HR	S	P	ERA	WHIP										
53 Alex Cobb, R ERA: 4.94	5.1	L	28	8	5	4	3	2	0	1	0	0	0	64	100	6.75	1.875										
57 Jake McGee, L ERA: 1.55	1.1		6	1	0	0	3	0	1	0	0	1	0	20	29	0.00	0.750										
40 Wade Davis, R ERA: 2.82	1.1		4	0	0	0	2	0	0	0	0	0	0	14	21	0.00	0.000										
56 Fernando Rodney, R ERA: 1.01	1.0		4	1	0	0	0	0	0	0	0	0	0	6	8	0.00	1.000										

Batter	1	2	3	4	5	6	7	8	9	AB	R	H	RBI	BB	SO	LOB	BOTTOM										
8 Desmond Jennings, R OBP: 0.303, SLG: 0.387			P3					G6-3		3	1	0	0	1	1	1	Detroit Tigers @ Tampa Bay Rays Tropicana Field, St. Petersburg, FL Sun Jul 01 2012, 1:45 PM - 4:58 PM EDT Att: 21,874 - Dome - 72 F livebaseballscorecards.com										
1 Sean Rodriguez, R OBP: 0.281, SLG: 0.326										3	0	0	0	0	1	1											
23 Carlos Pena, L OBP: 0.339, SLG: 0.355										1	0	0	0	0	1	0											
2 B.J. Upton, R OBP: 0.296, SLG: 0.358										3	0	0	1	0	2	0											
7 Jeff Keppinger, R OBP: 0.363, SLG: 0.435										4	0	0	0	0	1	0											
18 Ben Zobrist, S OBP: 0.377, SLG: 0.462										4	1	2	0	0	0	0											
36 Brooks Conrad, S OBP: 0.197, SLG: 0.329										3	0	0	0	0	2	2											
35 Hideki Matsui, L OBP: 0.235, SLG: 0.266										3	1	2	1	0	0	0											
28 José Molina, R OBP: 0.268, SLG: 0.341										3	0	1	1	0	0	2											
9 Elliot Johnson, S OBP: 0.337, SLG: 0.388										3	0	0	0	0	2	1											
Inning Stats	R: 1 E: 0 K: 0 S: 11	H: 0 LOB: 0 BB: 1 P: 21	R: 0 E: 0 K: 1 S: 8	H: 0 LOB: 0 BB: 0 P: 13	R: 0 E: 0 K: 1 S: 12	H: 0 LOB: 0 BB: 0 P: 19	R: 0 E: 0 K: 1 S: 12	H: 0 LOB: 0 BB: 0 P: 18	R: 2 E: 0 K: 3 S: 14	H: 3 LOB: 1 BB: 0 P: 21	R: 0 E: 0 K: 3 S: 9	H: 0 LOB: 0 BB: 0 P: 12	R: 0 E: 0 K: 1 S: 8	H: 2 LOB: 2 BB: 0 P: 16	R: 0 E: 0 K: 2 S: 8	H: 0 LOB: 0 BB: 0 P: 14	R: 0 E: 0 K: 0 S: 6	H: 0 LOB: 0 BB: 0 P: 9	1B: 3 2B: 2 3B: 0 HR: 0	SF: 1 SAC: 0 DP: 0 HBP: 0	WP: 1 PB: 0 SB: 1 CS: 0	PA: 32					
PITCHER	IP	WLS	BF	H	R	ER	SO	BB	IBB	HBP	BLK	WP	HR	S	P	ERA	WHIP										
33 Drew Smyly, L ERA: 4.54	5.0	W	19	3	3	3	4	1	0	0	0	0	0	9	12	0.00	0.800										
60 Brayan Villarreal, R ERA: 1.38	1.0	H	3	0	0	0	3	0	0	0	0	0	0	8	16	0.00	2.000										
40 Phil Coke, L ERA: 0.51	1.0	H	4	2	0	0	1	0	0	0	0	0	0	8	16	0.00	2.000										
53 Joaquin Benoit, R ERA: 2.19	1.0	H	3	0	0	0	2	0	0	0	0	0	0	8	14	0.00	0.000										
46 Jose Valverde, R ERA: 3.66	1.0	S	3	0	0	0	0	0	0	0	0	0	0	6	9	0.00	0.000										

Batter	1	2	3	4	5	6	7	8	9	AB	R	H	RBI	BB	SO	LOB	TOP					
2 Denard Span, L OBP: 0.339, SLG: 0.382										5	0	1	0	0	1	0						
11 Ben Revers, L OBP: 0.355, SLG: 0.382										4	2	2	0	1	1	2						
7 Joe Mauer, L OBP: 0.420, SLG: 0.464										5	3	3	1	0	1	1						
16 Josh Willingham, R OBP: 0.383, SLG: 0.551										3	1	2	3	1	0	1						
33 Justin Morneau, L OBP: 0.307, SLG: 0.434										4	1	1	0	1	0	4						
24 Trevor Plouffe, R OBP: 0.328, SLG: 0.569										4	1	1	2	1	1	5						
18 Ryan Doumit, S OBP: 0.344, SLG: 0.449										3	0	0	1	1	2	2						
20 Brian Dozier, R OBP: 0.262, SLG: 0.332										5	0	0	0	0	3	5						
12 Alexi Casilla, S OBP: 0.282, SLG: 0.315										4	0	0	0	0	1	1						
Inning Stats	R: 1 E: 0 K: 0 S: 11	H: 2 LOB: 1 BB: 0 P: 16	R: 0 E: 0 K: 2 S: 10	H: 0 LOB: 0 BB: 0 P: 11	R: 5 E: 1 K: 2 S: 28	H: 4 LOB: 0 BB: 0 P: 44	R: 0 E: 0 K: 1 S: 7	H: 0 LOB: 2 BB: 0 P: 12	R: 0 E: 0 K: 2 S: 14	H: 1 LOB: 2 BB: 1 P: 20	R: 1 E: 0 K: 0 S: 12	H: 2 LOB: 1 BB: 1 P: 22	R: 0 E: 0 K: 1 S: 6	H: 0 LOB: 0 BB: 0 P: 9	R: 1 E: 0 K: 1 S: 17	H: 1 LOB: 2 BB: 2 P: 32	1B: 5 2B: 2 3B: 0 HR: 3	SF: 2 SAC: 0 DP: 0 HBP: 0	WP: 1 PB: 0 SB: 2 CS: 0	PA: 44		
PITCHER	IP	WLS	BF	H	R	ER	SO	BB	IBB	HBP	BLK	WP	HR	S	P	ERA	WHIP					
64 Duane Below, L ERA: 2.75	(1, 1)	2.2		14	5	5	2	3	0	0	0	1	1	1	42	60	6.75	1.875				
56 Jose Ortega, R ERA: 3.38	(3, 1)	2.1	L	10	1	1	0	4	1	0	0	0	0	1	28	44	0.00	0.857				
60 Brayan Villarreal, R ERA: 1.61	(6, 1)	2.0		11	3	1	1	1	1	1	0	0	0	0	24	42	4.50	2.000				
53 Joaquin Benoit, R ERA: 2.37	(8, 1)	1.0		5	1	1	1	1	1	0	0	0	0	1	12	22	9.00	2.000				
38 Darin Downs, L ERA:	(9, 1)	1.0		4	0	0	0	0	1	0	0	0	0	0	11	19	0.00	1.000				

Minnesota Twins @ Detroit Tigers
Comerica Park, Detroit, MI
Tue Jul 03 2012, 8:36 PM - 12:01 AM EDT
Att: 36,757 - Cloudy - 79 F

AB	37
R	8
H	10
RBI	7
BB	5
SO	10
LOB	21



Batter	1	2	3	4	5	6	7	8	9	AB	R	H	RBI	BB	SO	LOB	BOTTOM					
14 Austin Jackson, R OBP: 0.402, SLG: 0.532										4	1	1	2	0	1	2						
52 Quintin Berry, L OBP: 0.388, SLG: 0.394										3	0	1	0	1	0	0						
24 Miguel Cabrera, R OBP: 0.378, SLG: 0.538										4	0	0	0	0	0	4						
28 Prince Fielder, L OBP: 0.379, SLG: 0.484										4	1	1	0	0	0	0						
21 Delmon Young, R OBP: 0.291, SLG: 0.377										4	0	0	0	0	0	1						
13 Alex Avila, L OBP: 0.337, SLG: 0.401										4	1	1	0	0	1	0						
25 Ryan Raburn, R OBP: 0.236, SLG: 0.261										4	1	1	1	0	1	0						
26 Brennan Boesch, L OBP: 0.274, SLG: 0.362										4	1	3	3	0	0	0						
39 Ramon Santiago, S OBP: 0.301, SLG: 0.310										4	1	2	0	0	0	1						
Inning Stats	R: 0 E: 0 K: 0 S: 7	H: 0 LOB: 0 BB: 0 P: 13	R: 3 E: 0 K: 0 S: 17	H: 5 LOB: 3 BB: 1 P: 29	R: 0 E: 0 K: 1 S: 7	H: 0 LOB: 0 BB: 0 P: 8	R: 3 E: 0 K: 0 S: 17	H: 3 LOB: 0 BB: 0 P: 25	R: 0 E: 0 K: 0 S: 8	H: 0 LOB: 0 BB: 0 P: 13	R: 0 E: 0 K: 1 S: 11	H: 1 LOB: 0 BB: 0 P: 18	R: 0 E: 0 K: 0 S: 6	H: 1 LOB: 0 BB: 0 P: 10	R: 0 E: 0 K: 0 S: 8	H: 0 LOB: 0 BB: 0 P: 12	R: 0 E: 0 K: 0 S: 7	H: 0 LOB: 0 BB: 0 P: 11	1B: 7 2B: 2 3B: 0 HR: 2	SF: 0 SAC: 0 DP: 1 HBP: 0	WP: 0 PB: 0 SB: 0 CS: 1	PA: 37
PITCHER	IP	WLS	BF	H	R	ER	SO	BB	IBB	HBP	BLK	WP	HR	S	P	ERA	WHIP					
53 Nick Blackburn, R ERA: 8.1	(1, 1)	4.0		8	6	6	1	0	0	0	0	0	0	0	19	31	0.00	0.500				
60 Jeff Gray, R ERA: 4.05	(5, 1)	2.0	W	6	1	0	0	1	0	0	0	0	0	0	6	10	0.00	1.000				
57 Kyle Waldrop, R ERA:	(7, 1)	1.0	H	3	1	0	0	1	0	0	0	0	0	0	8	12	0.00	0.000				
64 Tyler Robertson, L ERA: 5.4	(8, 1)	1.0	H	3	0	0	0	0	0	0	0	0	0	0	7	11	0.00	0.000				
15 Glen Perkins, L ERA: 3.28	(9, 1)	1.0	S	3	0	0	0	0	0	0	0	0	0	0	0	0	0.00	0.000				

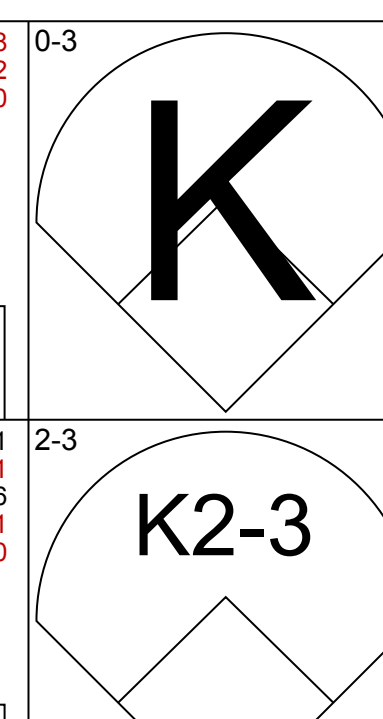
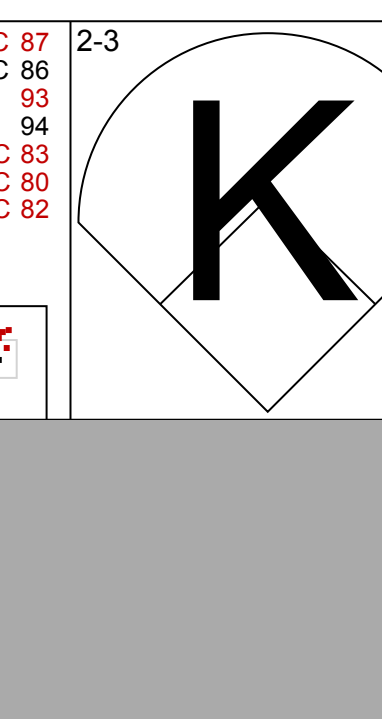
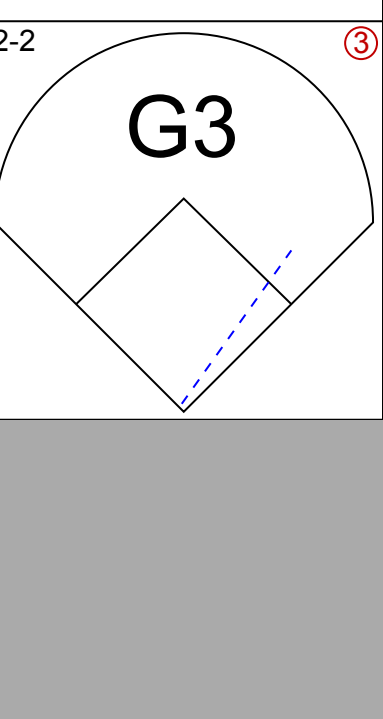
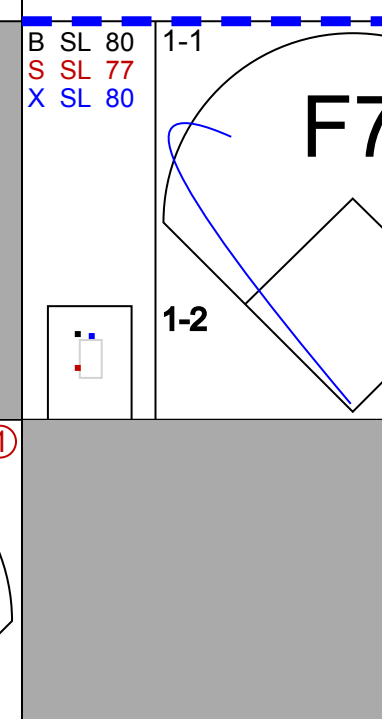
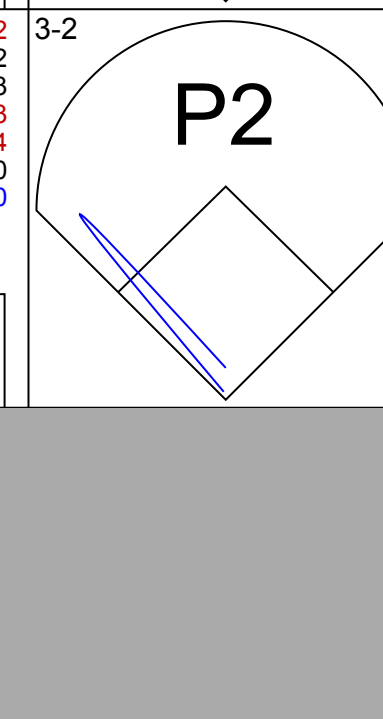
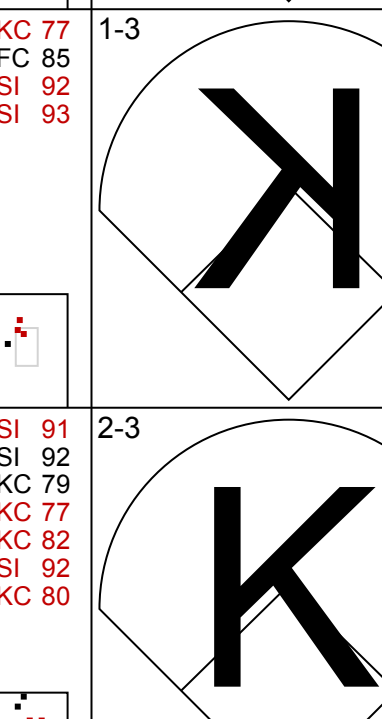
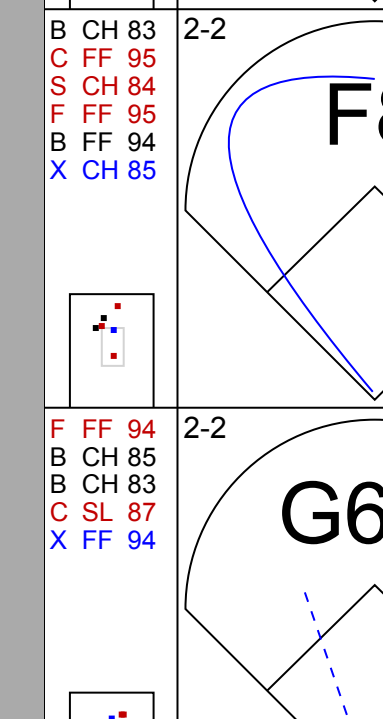


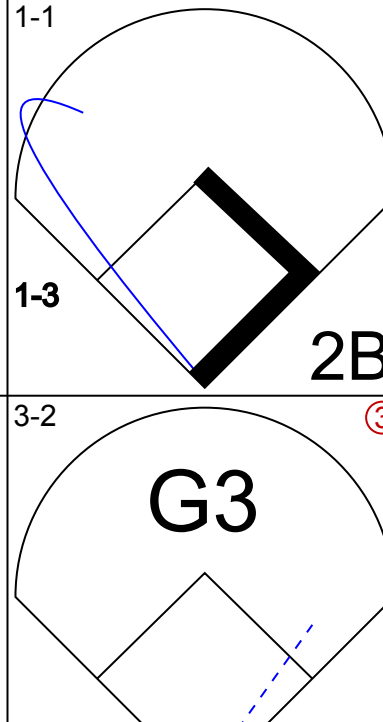

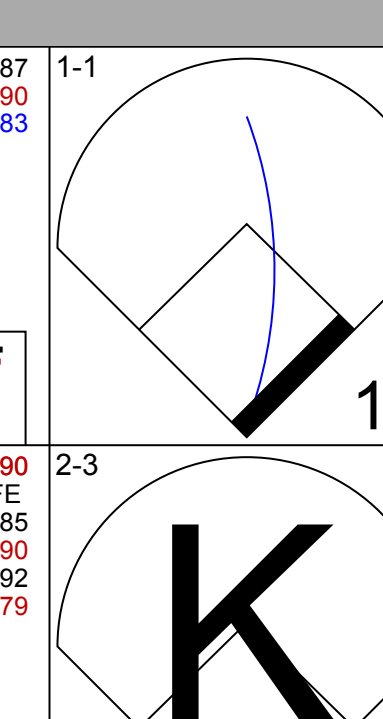


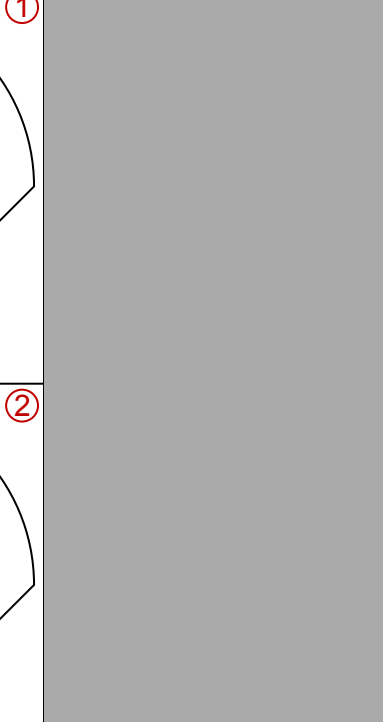
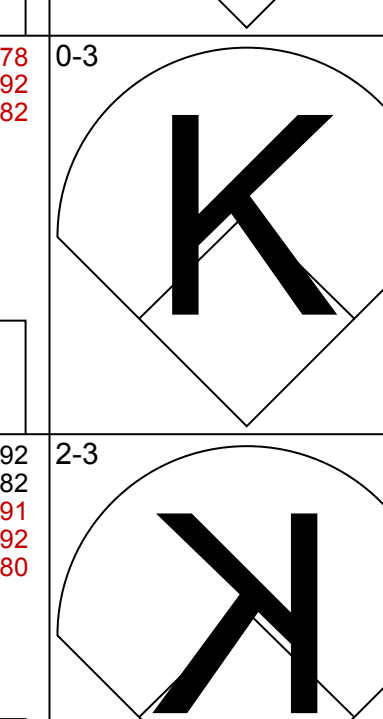
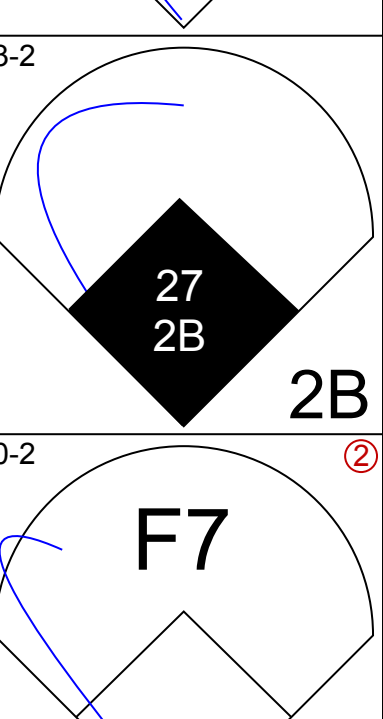
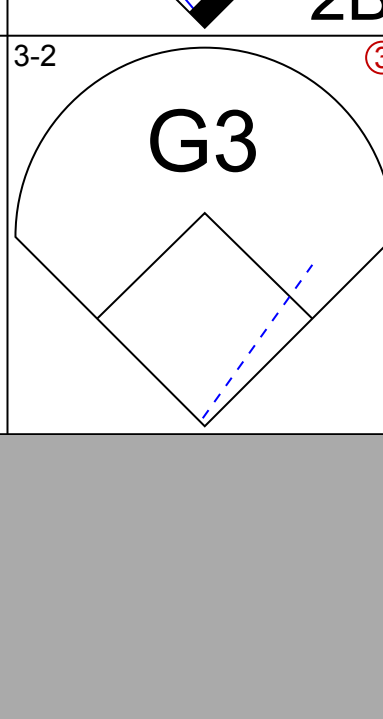
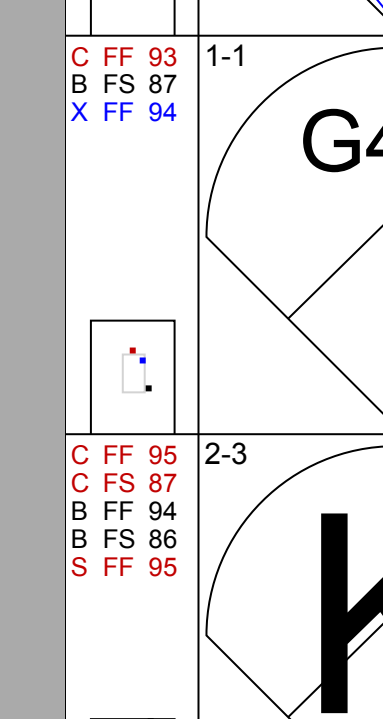

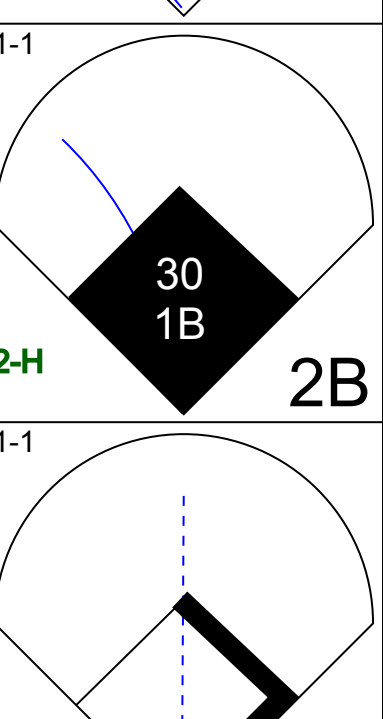


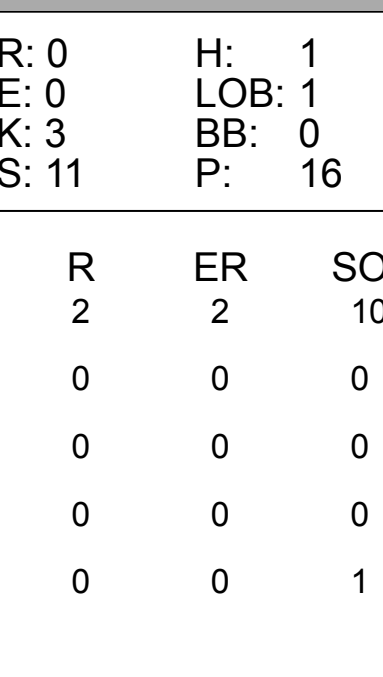
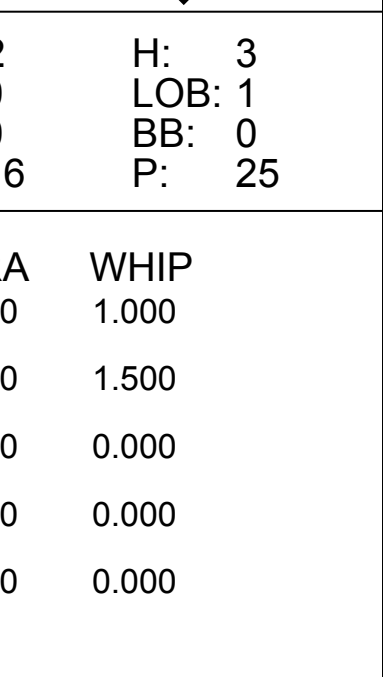
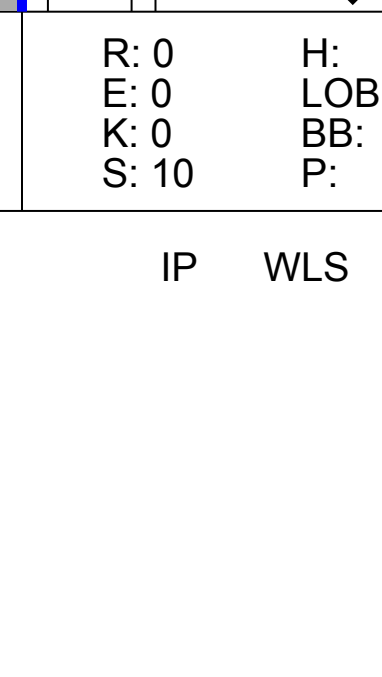
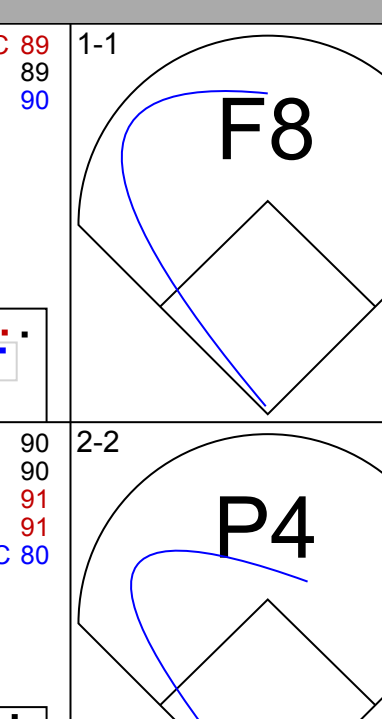
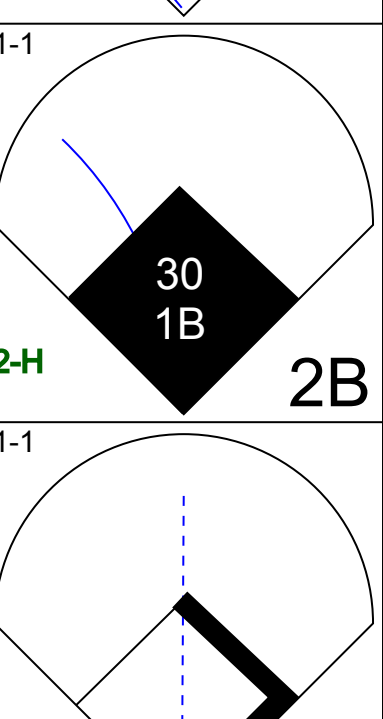
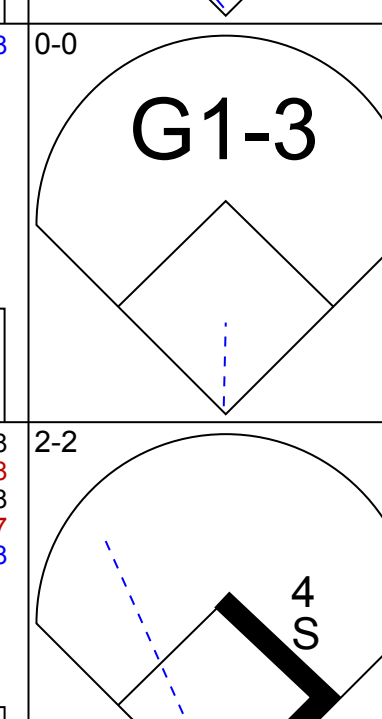
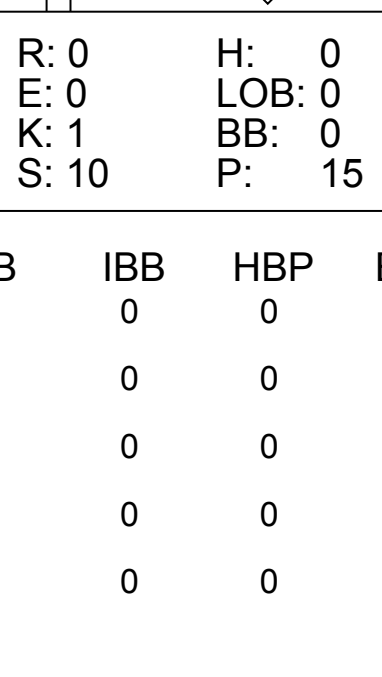
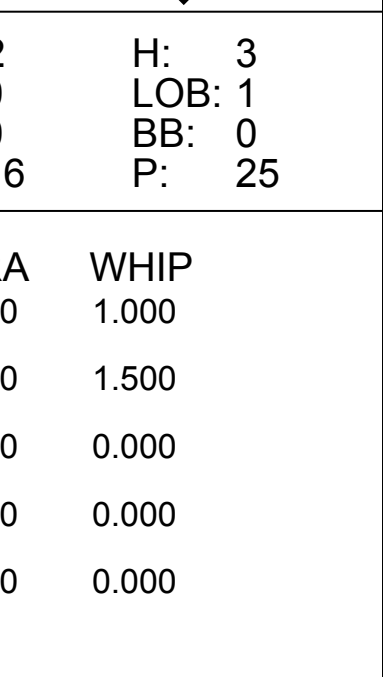
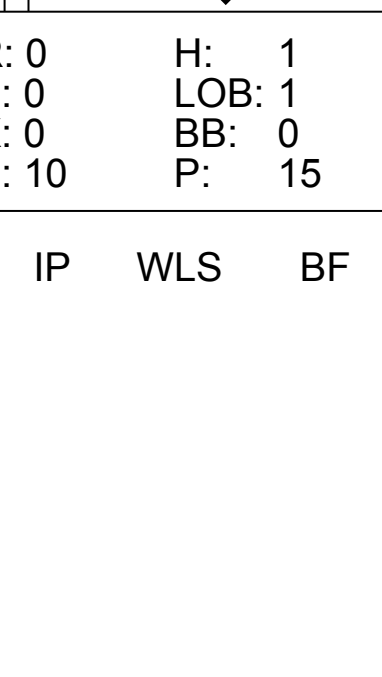
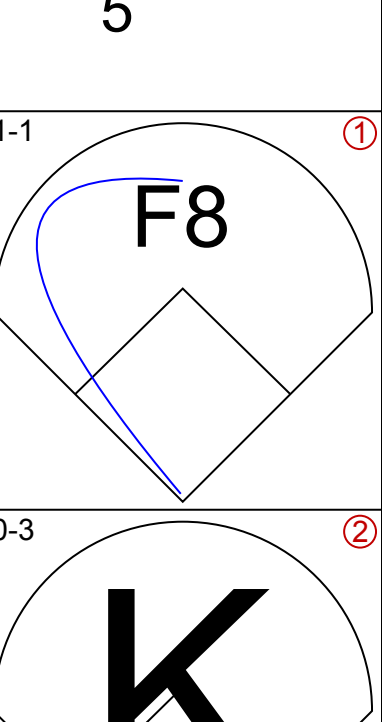
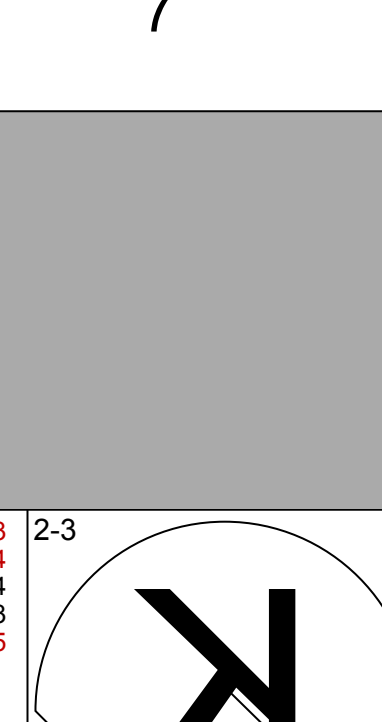
Minnesota Twins @ Detroit Tigers
Comerica Park, Detroit, MI
Tue Jul 03 2012, 8:36 PM - 12:01 AM EDT
Att: 36,757 - Cloudy - 79 F

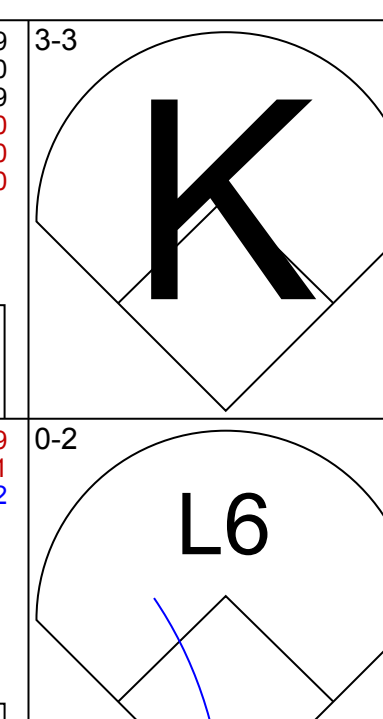
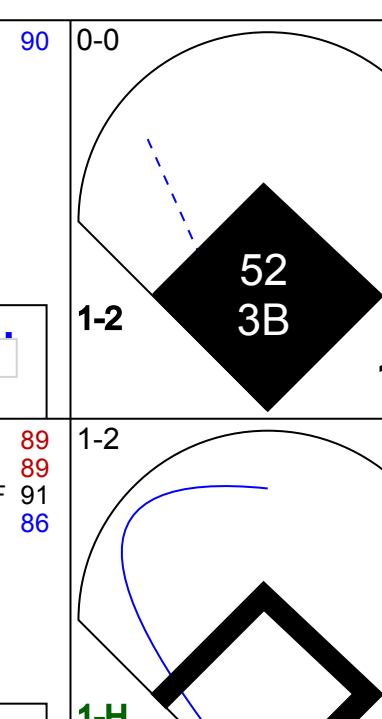
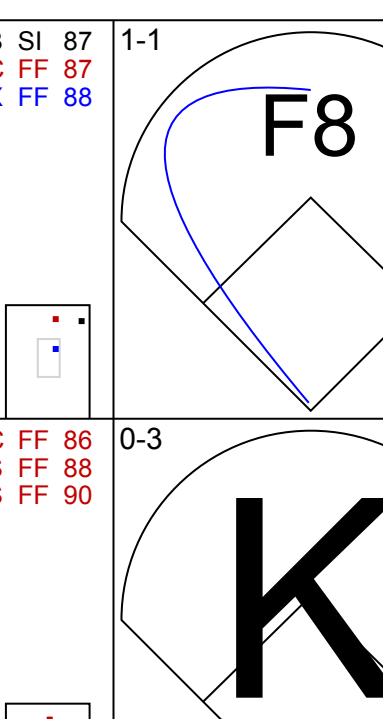
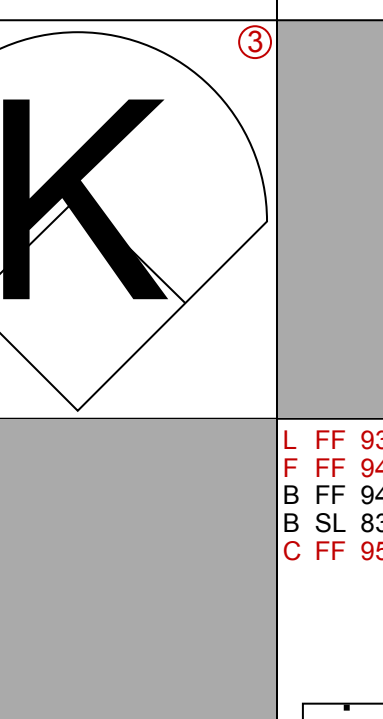
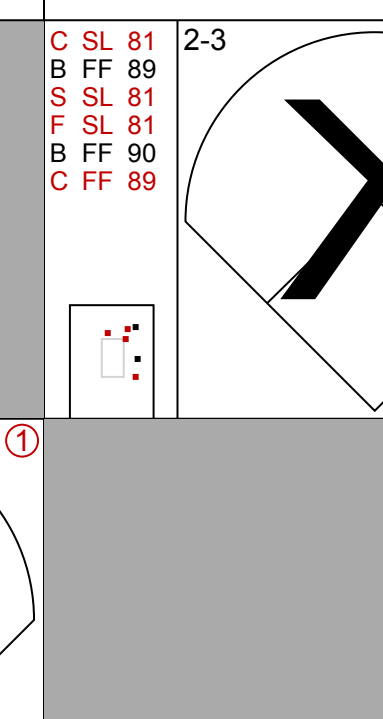
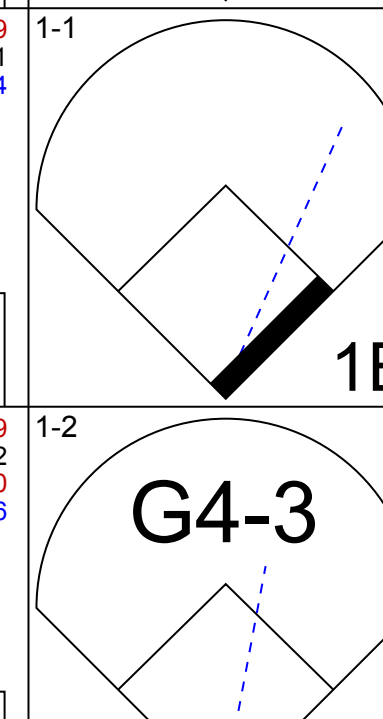
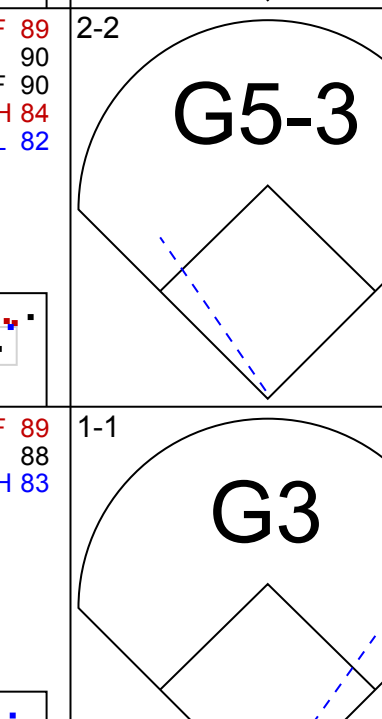
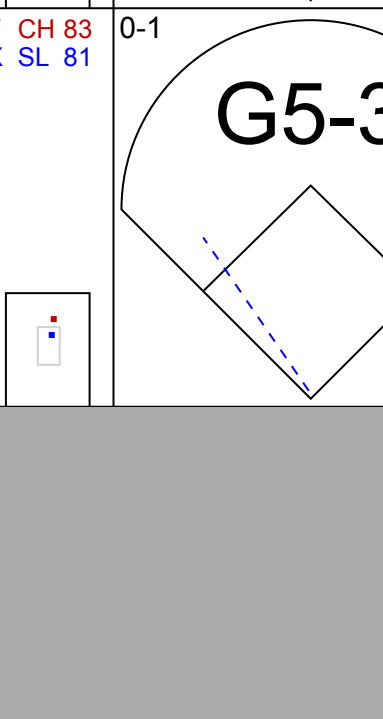
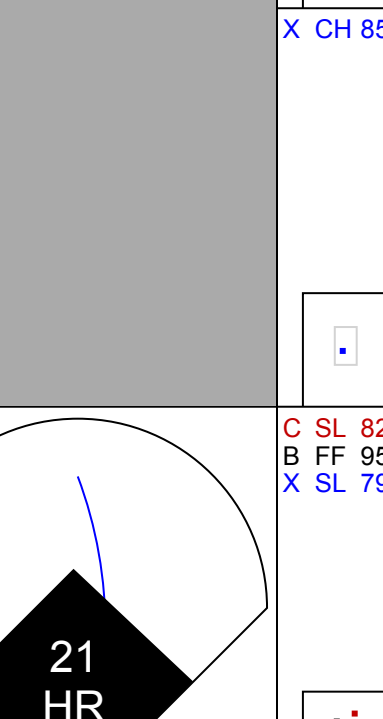
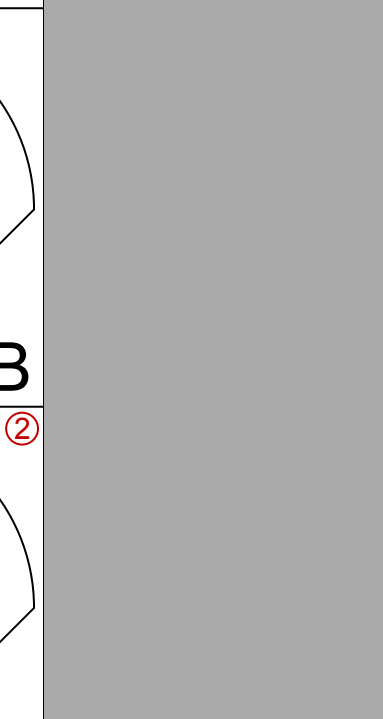



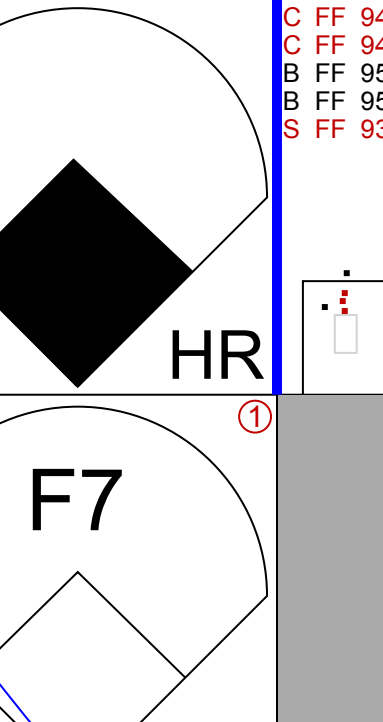
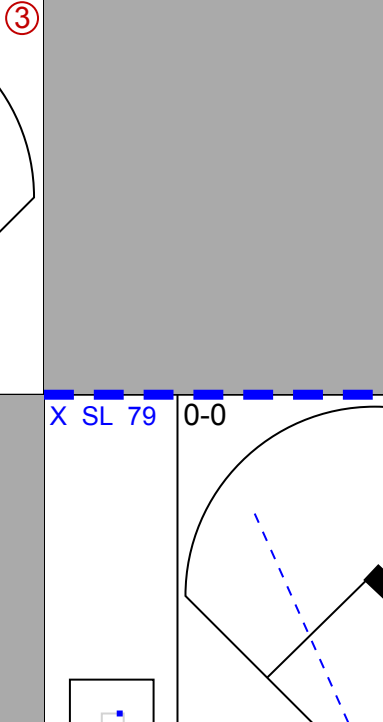

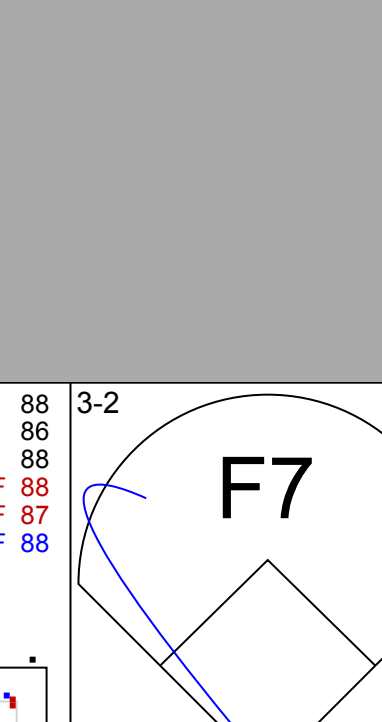

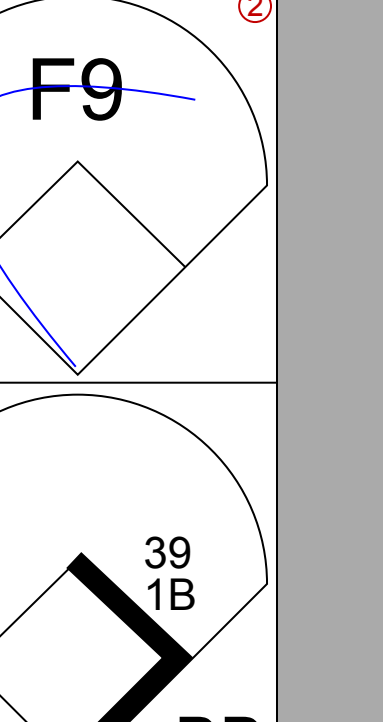
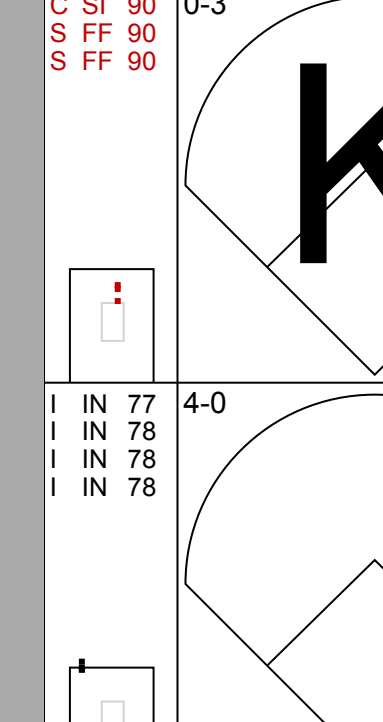

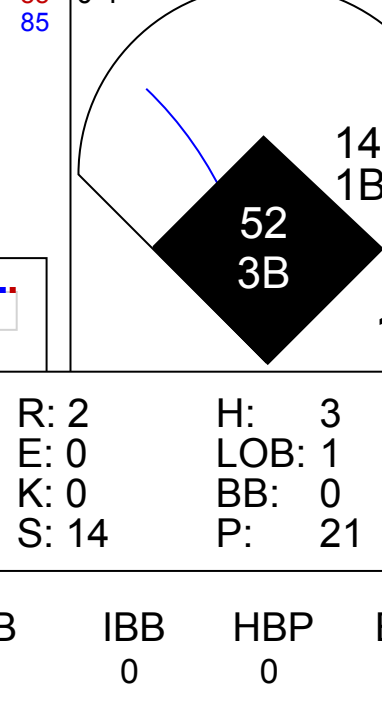
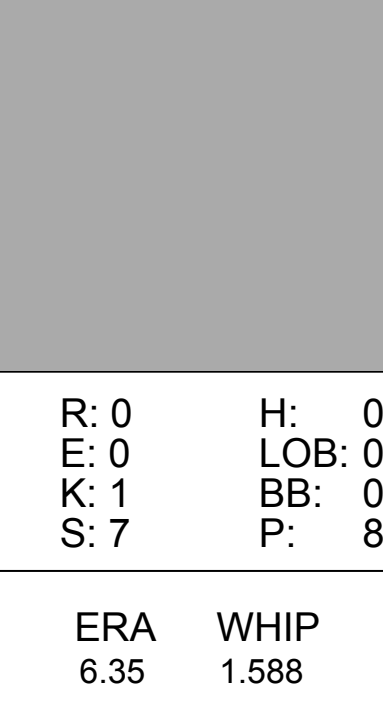
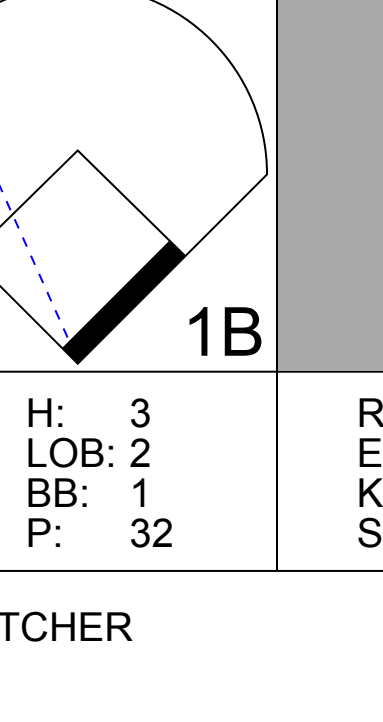
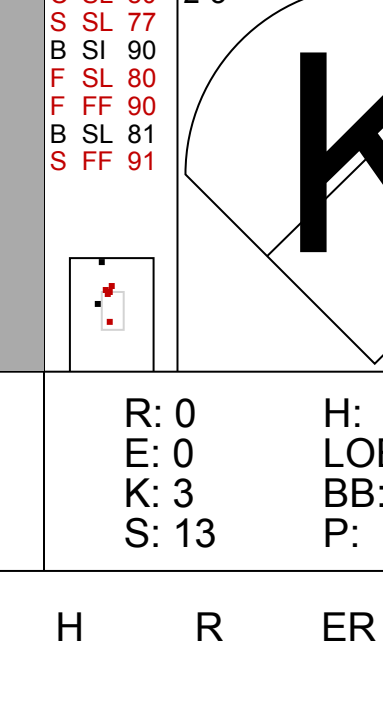

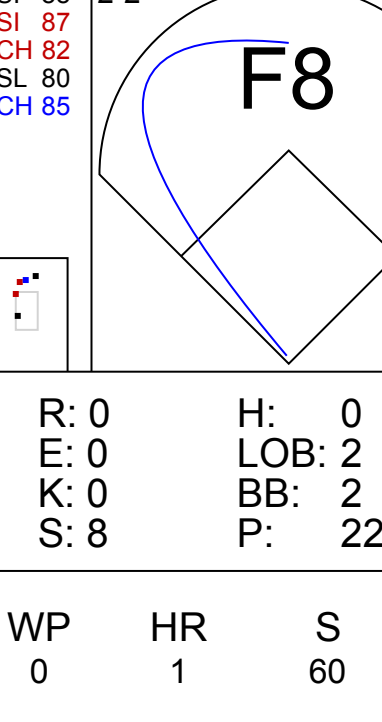
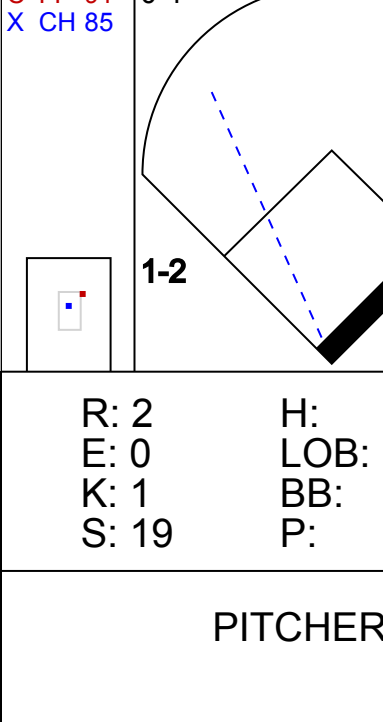
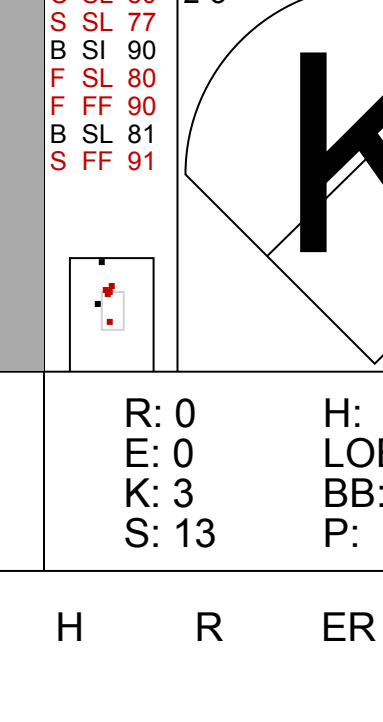




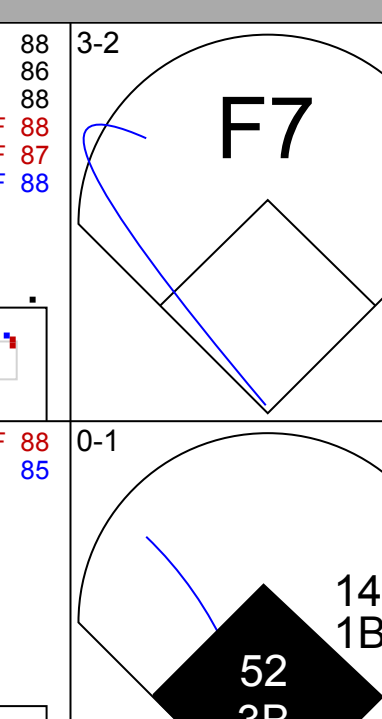

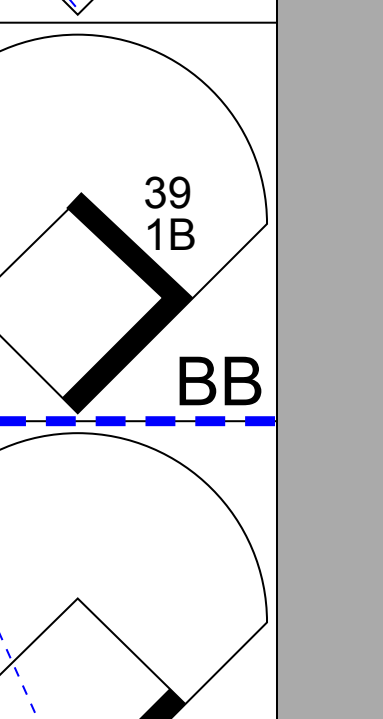
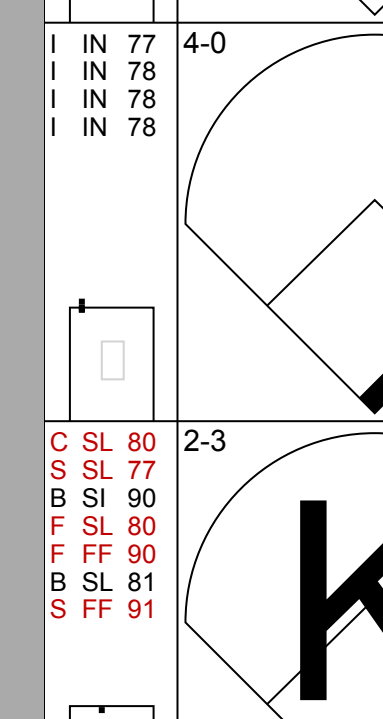
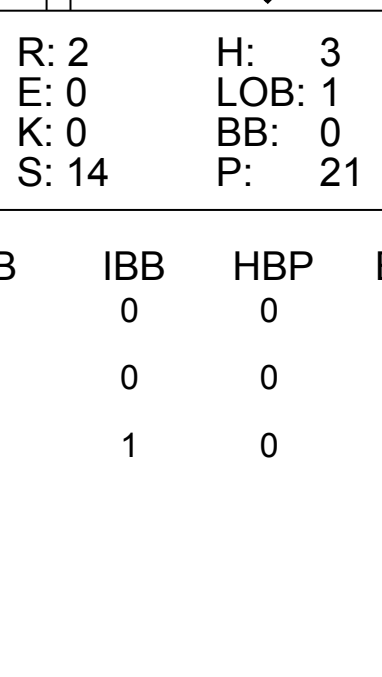
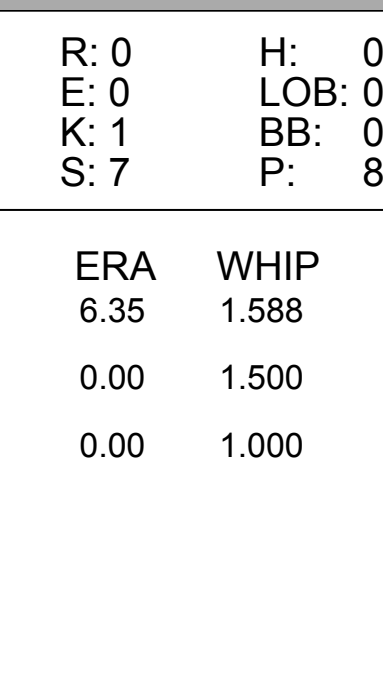
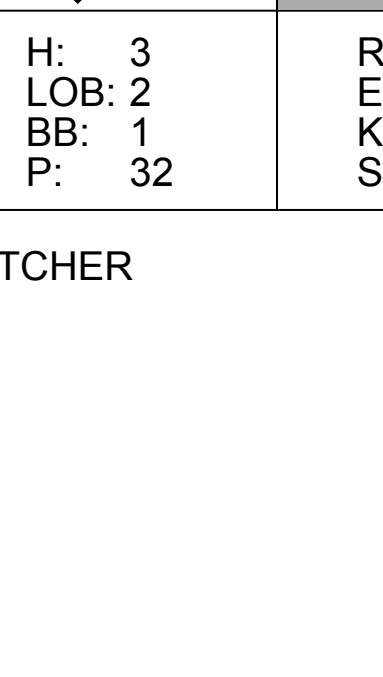
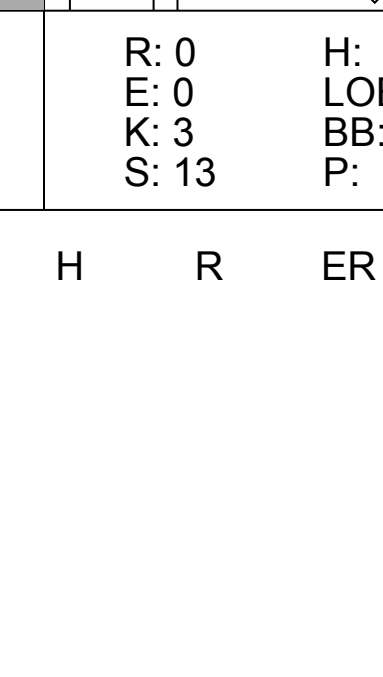
AB	35
R	6
H	10
RBI	6
BB	1
SO	3
LOB	8



Batter	1	2	3	4	5	6	7	8	9	AB	R	H	RBI	BB	SO	LOB	TOP					
2 Denard Span, L (1,8) OBP: 0.341, SLG: 0.383	G4-3			1B		1B			K	4	0	2	0	0	1	0	Minnesota Twins @ Detroit Tigers Comerica Park, Detroit, MI Wed Jul 04 2012, 9:33 PM - 12:04 AM EDT Att: 41,023 - Cloudy - 78 F					
11 Ben Revers, L (1,9) OBP: 0.351, SLG: 0.374	F7			FC4-6		F7			G6-3	4	0	0	0	0	2							
7 Joe Mauer, L (1,2) OBP: 0.415, SLG: 0.457	G4-3			G6-4-3		F7			F7	4	0	0	0	0	1							
16 Josh Willingham, R (1,7) OBP: 0.380, SLG: 0.545		K				G6-3			G6-3	3	0	0	0	0	2							
27 Chris Parmelee, L (1,3) OBP: 0.278, SLG: 0.320		L8				HR			K	3	1	1	1	0	1							
24 Trevor Plouffe, R (1,5) OBP: 0.328, SLG: 0.566		F8				1B			G4-3	3	0	1	0	0	0							
18 Ryan Doumit, S (1,10) OBP: 0.340, SLG: 0.443				F9		G6-3			K	3	0	0	0	0	1							
8 Jamey Carroll, R (1,6) OBP: 0.325, SLG: 0.284				G6-3		G5-3			BB	2	0	0	0	1	0							
12 Alexi Casilla, S (1,4) OBP: 0.277, SLG: 0.310				G1-3		K			K	3	0	0	0	0	2							
Inning Stats	R: 0 H: 0 E: 0 K: 0 S: 6	H: 0 LOB: 0 BB: 0 P: 10	R: 0 H: 0 E: 0 K: 1 S: 10	H: 0 LOB: 0 BB: 0 P: 16	R: 0 H: 0 E: 0 K: 0 S: 5	H: 0 LOB: 0 BB: 0 P: 7	R: 0 H: 1 E: 0 K: 0 S: 8	H: 1 LOB: 0 BB: 0 P: 9	R: 1 H: 2 E: 0 K: 1 S: 10	H: 2 LOB: 0 BB: 0 P: 13	R: 0 H: 1 E: 0 K: 1 S: 8	H: 1 LOB: 1 BB: 0 P: 12	R: 0 H: 0 E: 0 K: 1 S: 5	H: 0 LOB: 0 BB: 0 P: 10	R: 0 H: 0 E: 0 K: 2 S: 13	H: 0 LOB: 1 BB: 1 P: 23		R: 0 H: 0 E: 0 K: 1 S: 10	H: 0 LOB: 0 BB: 0 P: 15	1B: 3 2B: 0 3B: 0 HR: 1	SF: 0 SAC: 0 DP: 2 HBP: 0	WP: 0 PB: 0 SB: 0 CS: 0
PITCHER 35 Justin Verlander, R (1,1) ERA: 2.58	IP: 9.0 WLS: W BF: 30	H: 4 R: 1 ER: 1 SO: 7	BB: 1 IBB: 0 HBP: 0 BLK: 0	WP: 0 HR: 1 S: 75 P: 115	ERA: 1.00 WHIP: 0.556	PITCHER	IP: 9.0 WLS: W BF: 30	H: 4 R: 1 ER: 1 SO: 7	BB: 1 IBB: 0 HBP: 0 BLK: 0	WP: 0 HR: 1 S: 75 P: 115	ERA: 1.00 WHIP: 0.556											

Batter	1	2	3	4	5	6	7	8	9	AB	R	H	RBI	BB	SO	LOB	BOTTOM			
14 Austin Jackson, R (1,8) OBP: 0.410, SLG: 0.547	1B					BB			1B	3	1	3	0	1	0	0	Minnesota Twins @ Detroit Tigers Comerica Park, Detroit, MI Wed Jul 04 2012, 9:33 PM - 12:04 AM EDT Att: 41,023 - Cloudy - 78 F			
25 Ryan Raburn, R (1,7) OBP: 0.230, SLG: 0.255	FC4-6			G4-3		G4-6-3			G6-3	4	1	0	0	0	5					
24 Miguel Cabrera, R (1,5) OBP: 0.385, SLG: 0.584	2B			IBB		HR			HR	3	3	3	3	1	0					
28 Prince Fielder, L (1,3) OBP: 0.377, SLG: 0.484	2B			G4-6-3		F8			P3	4	0	1	2	0	2					
21 Delmon Young, R (1,10) OBP: 0.290, SLG: 0.375	P4			K		1B			L9	4	0	1	0	0	1					
27 Jhonny Peralta, R (1,6) OBP: 0.331, SLG: 0.383	F8			K		F9			1B	4	0	1	0	0	2					
26 Brennan Boesch, L (1,9) OBP: 0.274, SLG: 0.382	G4-3			G3		1B			L3	3	0	1	0	0	0					
32 Don Kelly, L (8,9) OBP: 0.288, SLG: 0.253									L3	1	0	0	0	0	1					
13 Alex Avila, L (1,2) OBP: 0.330, SLG: 0.392	G6-3			L1-2-3		G4-3			K	4	0	0	0	0	1					
39 Ramon Santiago, S (1,4) OBP: 0.302, SLG: 0.306	F8			BB		P4				2	0	0	0	1	0					
Inning Stats	R: 2 H: 3 E: 0 K: 0 S: 13	H: 3 LOB: 1 BB: 0 P: 19	R: 0 H: 0 E: 0 K: 0 S: 8	H: 0 LOB: 0 BB: 0 P: 12	R: 0 H: 1 E: 0 K: 0 S: 6	H: 1 LOB: 1 BB: 1 P: 14	R: 0 H: 0 E: 0 K: 2 S: 8	H: 0 LOB: 0 BB: 0 P: 12	R: 0 H: 0 E: 0 K: 0 S: 10	H: 0 LOB: 2 BB: 2 P: 23	R: 1 H: 3 E: 0 K: 0 S: 11	H: 3 LOB: 1 BB: 0 P: 17	R: 2 H: 2 E: 1 K: 0 S: 9	H: 2 LOB: 0 BB: 0 P: 13	R: 0 H: 1 E: 0 K: 1 S: 10	H: 1 LOB: 1 BB: 0 P: 15	1B: 5 2B: 2 3B: 1 HR: 2	SF: 0 SAC: 0 DP: 2 HBP: 0	WP: 0 PB: 0 SB: 0 CS: 0	PA: 35
PITCHER 52 Brian Duensing, L (1,1) ERA: 4.11	IP: 4.1 WLS: L BF: 17	H: 4 R: 2 ER: 2 SO: 2	BB: 0 IBB: 0 HBP: 0 BLK: 0	WP: 0 HR: 0 S: 39 P: 64	ERA: 4.15 WHIP: 0.923	PITCHER	IP: 4.1 WLS: L BF: 17	H: 4 R: 2 ER: 2 SO: 2	BB: 0 IBB: 0 HBP: 0 BLK: 0	WP: 0 HR: 0 S: 39 P: 64	ERA: 4.15 WHIP: 0.923									
57 Kyle Waldrop, R (5,1) ERA: 2.25	IP: 1.2 WLS: 0 BF: 9	H: 3 R: 1 ER: 1 SO: 0	BB: 2 IBB: 0 HBP: 0 BLK: 0	WP: 0 HR: 1 S: 17 P: 33	ERA: 5.40 WHIP: 3.000	38 Cole De Vries, R (7,1) ERA: 3.91	IP: 2.0 WLS: 0 BF: 9	H: 3 R: 2 ER: 2 SO: 1	BB: 0 IBB: 0 HBP: 0 BLK: 0	WP: 0 HR: 1 S: 19 P: 28	ERA: 9.00 WHIP: 1.500									

Batter	1	2	3	4	5	6	7	8	9	AB	R	H	RBI	BB	SO	LOB	TOP																	
4 Alex Gordon, L (1,7) OBP: 0.360, SLG: 0.406										4	0	0	0	0	2	2	Kansas City Royals @ Detroit Tigers Comerica Park, Detroit, MI Fri Jul 06 2012, 7:08 PM - 10:03 PM EDT Att: 39,144 - Clear - 94 F																	
2 Alcides Escobar, R (1,6) OBP: 0.347, SLG: 0.408										4	0	0	0	0	3	0																		
35 Eric Hosmer, L (1,3) OBP: 0.295, SLG: 0.373										4	0	0	0	0	1	0																		
16 Billy Butler, R (1,10) OBP: 0.362, SLG: 0.492										4	0	2	0	0	1	0																		
11 Yuniesky Betancourt, R (1,4) OBP: 0.286, SLG: 0.439										4	0	1	0	0	1	1																		
8 Mike Moustakas, L (1,5) OBP: 0.330, SLG: 0.466										4	1	1	0	0	1	3																		
21 Jeff Francoeur, R (1,9) OBP: 0.314, SLG: 0.383										4	0	0	0	0	2	2																		
27 Brayan Peña, S (1,2) OBP: 0.291, SLG: 0.358										3	1	1	1	0	0	0																		
30 Jason Bourgeois, R (1,8) OBP: 0.389, SLG: 0.455										2	0	1	1	0	0	0																		
1 Jarrod Dyson, L (7,PH) OBP: 0.314, SLG: 0.313										1	0	1	0	0	0	0																		
Inning Stats	R: 0 E: 0 K: 2 S: 10	H: 0 LOB: 0 BB: 0 P: 15	R: 0 E: 0 K: 3 S: 11	H: 1 LOB: 1 BB: 0 P: 16	R: 0 E: 0 K: 1 S: 10	H: 0 LOB: 0 BB: 0 P: 15	R: 0 E: 0 K: 3 S: 12	H: 0 LOB: 0 BB: 0 P: 18	R: 2 E: 0 K: 0 S: 16	H: 3 LOB: 1 BB: 0 P: 25	R: 0 E: 0 K: 1 S: 12	H: 2 LOB: 2 BB: 0 P: 17	R: 0 E: 0 K: 0 S: 10	H: 1 LOB: 1 BB: 0 P: 15	R: 0 E: 0 K: 0 S: 10	H: 0 LOB: 0 BB: 0 P: 14	R: 0 E: 0 K: 1 S: 7	H: 0 LOB: 0 BB: 0 P: 11	1B: 4 2B: 3 HR: 0	SF: 0 SAC: 0 HBP: 0	WP: 0 PB: 0 SB: 1 CS: 0	PA: 34												
PITCHER	IP WLS BF H R ER SO BB IBB HBP BLK WP HR S P ERA WHIP																																	
33 Drew Smyly, L (1,1) ERA: 4.42	6.0	W 24	6	2	2	10	0	0	0	0	0	0	0	0	71	106	3.00	1.000																
60 Brayan Villarreal, R (7,1) ERA: 1.57	0.2	H 3	1	0	0	0	0	0	0	0	0	0	0	0	8	12	0.00	1.500																
40 Phil Coke, L (7,1) ERA: 3.28	0.1	H 1	0	0	0	0	0	0	0	0	0	0	0	2	3	0.00	0.000																	
53 Joaquin Benoit, R (8,1) ERA: 2.31	1.0	H 3	0	0	0	0	0	0	0	0	0	0	0	10	14	0.00	0.000																	
46 Jose Valverde, R (9,1) ERA: 3.44	1.0	S 3	0	0	0	1	0	0	0	0	0	0	0	7	11	0.00	0.000																	

Batter	1	2	3	4	5	6	7	8	9	AB	R	H	RBI	BB	SO	LOB	BOTTOM																
14 Austin Jackson, R (1,8) OBP: 0.408, SLG: 0.551										5	1	1	0	0	3	4	Kansas City Royals @ Detroit Tigers Comerica Park, Detroit, MI Fri Jul 06 2012, 7:08 PM - 10:03 PM EDT Att: 39,144 - Clear - 94 F																
52 Quintin Berry, L (1,9) OBP: 0.389, SLG: 0.404										4	0	1	2	0	2	0																	
24 Miguel Cabrera, R (1,10) OBP: 0.387, SLG: 0.583										4	0	2	0	0	0	1																	
28 Prince Fielder, L (1,3) OBP: 0.375, SLG: 0.487										4	1	1	0	0	0	3																	
21 Delmon Young, R (1,7) OBP: 0.296, SLG: 0.399										3	1	1	2	0	0	0																	
32 Don Kelly, L (7,5) OBP: 0.286, SLG: 0.250										3	0	1	0	1	0	0																	
25 Ryan Raburn, R (1,4) OBP: 0.232, SLG: 0.257										4	0	0	0	0	1	2																	
27 Jhonny Peralta, R (1,6) OBP: 0.325, SLG: 0.375										1	0	0	0	3	0	0																	
13 Alex Avila, L (1,2) OBP: 0.338, SLG: 0.390										4	1	2	0	0	1	4																	
39 Ramon Santiago, S (1,5) OBP: 0.301, SLG: 0.305										1B: 6 2B: 1 HR: 1	SF: 0 SAC: 0 HBP: 0	WP: 0 PB: 0 SB: 0 CS: 0	PA: 37																				
Inning Stats	R: 0 E: 0 K: 1 S: 11	H: 1 LOB: 1 BB: 0 P: 16	R: 0 E: 0 K: 0 S: 7	H: 0 LOB: 0 BB: 0 P: 9	R: 2 E: 0 K: 0 S: 14	H: 3 LOB: 1 BB: 0 P: 21	R: 0 E: 0 K: 0 S: 8	H: 0 LOB: 2 BB: 2 P: 22	R: 0 E: 0 K: 1 S: 7	H: 0 LOB: 0 BB: 0 P: 8	R: 2 E: 0 K: 1 S: 19	H: 3 LOB: 2 BB: 1 P: 32	R: 0 E: 0 K: 2 S: 9	H: 1 LOB: 1 BB: 0 P: 14	R: 0 E: 0 K: 3 S: 13	H: 1 LOB: 2 BB: 1 P: 21	1B: 6 2B: 1 HR: 1	SF: 0 SAC: 0 HBP: 0	WP: 0 PB: 0 SB: 0 CS: 0	PA: 37													
PITCHER	IP WLS BF H R ER SO BB IBB HBP BLK WP HR S P ERA WHIP																																
57 Jonathan Sánchez, L (1,1) ERA: 6.75	5.2	L 26	6	4	4	2	3	0	0	0	0	0	0	15	21	0.00	1.588																
50 Jose Mijares, L (6,1) ERA: 1.62	1.1	6	2	0	0	3	0	0	0	0	0	0	0	13	21	0.00	1.000																
31 Louis Coleman, R (8,1) ERA: 4.5	1.0	5	1	0	0	3	0	1	0	0	0	0	0	13	21	0.00	1.000																

AB	34
R	2
H	7
RBI	2
BB	0
SO	11
LOB	8



AB	33
R	4
H	9
RBI	4
BB	4
SO	8
LOB	15



Batter	1	2	3	4	5	6	7	8	9	AB	R	H	RBI	BB	SO	LOB	TOP
4 Alex Gordon, L (1,7) OBP: 0.363, SLG: 0.410										4	1	2	0	1	0	0	Kansas City Royals @ Detroit Tigers Comerica Park, Detroit, MI Sat Jul 07 2012, 4:05 PM - 7:04 PM EDT Att: 39,392 - Sunny - 91 F
2 Alcides Escobar, R (1,6) OBP: 0.354, SLG: 0.416										4	3	3	0	1	0	1	
35 Eric Hosmer, L (1,3) OBP: 0.299, SLG: 0.373										3	2	1	0	2	1	2	
16 Billy Butler, R (1,10) OBP: 0.365, SLG: 0.493										5	0	3	3	0	0	3	
30 Jason Bourgeois, R (9, PR) OBP: 0.359, SLG: 0.455										0	0	0	0	0	0	0	
11 Yuniesky Betancourt, R (1,4) OBP: 0.277, SLG: 0.429										4	0	0	1	0	1	4	
8 Mike Moustakas, L (1,5) OBP: 0.331, SLG: 0.497										4	1	2	3	0	1	1	
21 Jeff Francoeur, R (1,9) OBP: 0.289, SLG: 0.378										4	0	0	0	1	3	3	
13 Salvador Perez, R (1,2) OBP: 0.386, SLG: 0.659										4	0	0	0	0	0	1	
1 Jarrod Dyson, L (1,8) OBP: 0.308, SLG: 0.307										4	0	0	0	0	1	0	
Inning Stats	R: 2 H: 4 E: 0 K: 1 S: 19	H: 4 R: 0 ER: 0 LOB: 2 BB: 0 P: 28	H: 2 R: 0 ER: 0 LOB: 3 BB: 1 P: 16	H: 0 R: 0 ER: 0 LOB: 1 BB: 1 P: 12	H: 1 R: 0 ER: 0 LOB: 1 BB: 0 P: 14	H: 0 R: 0 ER: 0 LOB: 0 BB: 0 P: 9	H: 1 R: 0 ER: 0 LOB: 1 BB: 1 P: 20	H: 0 R: 0 ER: 0 LOB: 2 BB: 2 P: 15	H: 2 R: 3 ER: 0 LOB: 2 BB: 2 P: 21	1B: 8 2B: 2 3B: 0 HR: 1	SF: 2 SAC: 0 DP: 0 HBP: 0	WP: 0 PB: 0 SB: 2 CS: 0	PA: 43				
PITCHER	IP: 6.0 WLS: W BF: 29 ERA: 4.75	IP: 0.1 WLS: H BF: 1 ERA: 1.55	IP: 0.1 WLS: H BF: 2 ERA: 3.25	IP: 1.0 WLS: 3 BF: 0 ERA: 2.25	IP: 1.0 WLS: 7 BF: 2 ERA: 4.11	IP: 1.0 WLS: 3 BF: 3 ERA: 27.00	IP: 1.0 WLS: 1 BF: 3 ERA: 27.00	IP: 1.0 WLS: 1 BF: 3 ERA: 27.00	IP: 1.0 WLS: 1 BF: 3 ERA: 27.00	IP: 1.0 WLS: 1 BF: 3 ERA: 27.00	IP: 1.0 WLS: 1 BF: 3 ERA: 27.00	IP: 1.0 WLS: 1 BF: 3 ERA: 27.00	IP: 1.0 WLS: 1 BF: 3 ERA: 27.00	IP: 1.0 WLS: 1 BF: 3 ERA: 27.00	IP: 1.0 WLS: 1 BF: 3 ERA: 27.00	IP: 1.0 WLS: 1 BF: 3 ERA: 27.00	ERA: 6.00 WHIP: 1.833

Batter	1	2	3	4	5	6	7	8	9	AB	R	H	RBI	BB	SO	LOB	BOTTOM	
14 Austin Jackson, R (1,8) OBP: 0.411, SLG: 0.552										5	1	3	1	0	1	3	Kansas City Royals @ Detroit Tigers Comerica Park, Detroit, MI Sat Jul 07 2012, 4:05 PM - 7:04 PM EDT Att: 39,392 - Sunny - 91 F	
52 Quintin Berry, L (1,7) OBP: 0.385, SLG: 0.400										4	0	1	0	0	1	5		
24 Miguel Cabrera, R (1,5) OBP: 0.383, SLG: 0.558										3	1	0	1	0	1	2		
28 Prince Fielder, L (1,3) OBP: 0.379, SLG: 0.497										2	1	1	2	2	0	1		
21 Delmon Young, R (1,10) OBP: 0.296, SLG: 0.407										4	1	1	2	0	0	2		
25 Ryan Raburn, R (1,9) OBP: 0.228, SLG: 0.251										4	0	0	0	0	0	2		
32 Don Kelly, L (9,9) OBP: 0.286, SLG: 0.250										0	0	0	0	0	0	0		
27 Jhonny Peralta, R (1,6) OBP: 0.324, SLG: 0.374										4	1	1	0	0	2	1		
39 Ramon Santiago, S (1,4) OBP: 0.311, SLG: 0.324										3	2	2	0	1	1	0		
9 Gerald Laird, R (1,2) OBP: 0.361, SLG: 0.429										3	1	3	1	1	0	0		
Inning Stats	R: 2 H: 2 E: 0 K: 1 S: 12	H: 2 R: 3 ER: 1 LOB: 0 BB: 0 P: 17	H: 5 R: 6 ER: 1 LOB: 1 BB: 0 P: 20	H: 0 R: 0 ER: 0 LOB: 1 BB: 1 P: 15	H: 2 R: 1 ER: 0 LOB: 1 BB: 1 P: 23	H: 0 R: 0 ER: 0 LOB: 0 BB: 1 P: 16	H: 1 R: 0 ER: 0 LOB: 1 BB: 0 P: 15	H: 1 R: 2 ER: 1 LOB: 0 BB: 0 P: 16	H: 1 R: 0 ER: 0 LOB: 2 BB: 1 P: 17	1B: 6 2B: 5 3B: 0 HR: 2	SF: 1 SAC: 1 DP: 1 HBP: 0	WP: 0 PB: 0 SB: 0 CS: 1	PA: 39					
PITCHER	IP: 3.1 WLS: L BF: 20 ERA: 5.22	IP: 4.1 WLS: 3 BF: 2 ERA: 2.07	IP: 0.1 WLS: 0 BF: 0 ERA: 3.35	IP: 0.1 WLS: 0 BF: 0 ERA: 3.35	IP: 0.1 WLS: 0 BF: 0 ERA: 3.35	IP: 0.1 WLS: 0 BF: 0 ERA: 3.35	IP: 0.1 WLS: 0 BF: 0 ERA: 3.35	IP: 0.1 WLS: 0 BF: 0 ERA: 3.35	IP: 0.1 WLS: 0 BF: 0 ERA: 3.35	IP: 0.1 WLS: 0 BF: 0 ERA: 3.35	IP: 0.1 WLS: 0 BF: 0 ERA: 3.35	IP: 0.1 WLS: 0 BF: 0 ERA: 3.35	IP: 0.1 WLS: 0 BF: 0 ERA: 3.35	IP: 0.1 WLS: 0 BF: 0 ERA: 3.35	IP: 0.1 WLS: 0 BF: 0 ERA: 3.35	IP: 0.1 WLS: 0 BF: 0 ERA: 3.35	IP: 0.1 WLS: 0 BF: 0 ERA: 3.35	ERA: 16.20 WHIP: 3.300

Batter	1	2	3	4	5	6	7	8	9	10	11	12	13	AB	R	H	RBI	BB	SO	LOB	TOP
14 Austin Jackson, R OBP: 0.401, SLG: 0.529			G5-3			F9		FC6-5		K		G6-3	FC6-4	6	1	0	0	1	1	3	
39 Ramon Santiago, S OBP: 0.299, SLG: 0.350	G1-3		F9					G4-6-3		L1-3		G4-3		5	0	0	0	1	0	2	
24 Miguel Cabrera, R OBP: 0.386, SLG: 0.564	G1-4-3		G4-3							G3				6	1	3	0	0	0	1	
28 Prince Fielder, L OBP: 0.380, SLG: 0.503			F9			F9				F7		G4-3		6	0	2	1	0	0	4	
21 Delmon Young, R OBP: 0.298, SLG: 0.413	P4		F9							E5			G5-3	6	2	1	0	0	0	2	
27 Jhonny Peralta, R OBP: 0.333, SLG: 0.414			P4											4	0	2	1	0	1	0	
29 Danny Worth, R OBP: 0.277, SLG: 0.228			P4			K								2	2	1	0	0	0	2	
25 Ryan Raburn, R OBP: 0.226, SLG: 0.254			K			G5-3								2	0	0	0	0	1	0	
26 Brennan Boesch, L OBP: 0.283, SLG: 0.370			K			K								3	0	1	1	0	1	3	
32 Don Kelly, L OBP: 0.283, SLG: 0.247			K			K								1	0	0	0	0	1	1	
9 Gerald Laird, R OBP: 0.351, SLG: 0.416			K			K								3	0	0	0	0	2	1	
13 Alex Avila, L OBP: 0.344, SLG: 0.390			K			K								2	0	1	1	1	1	3	
52 Quintin Berry, L OBP: 0.381, SLG: 0.406			K			G4-3								6	0	3	2	0	2	2	
Inning Stats	R: 1 E: 0 K: 1 S: 12	H: 1 LOB: 1 BB: 0 P: 21	R: 0 E: 0 K: 2 S: 10	H: 0 LOB: 0 BB: 0 P: 16	R: 0 E: 0 K: 1 S: 12	H: 0 LOB: 0 BB: 0 P: 17	R: 0 E: 0 K: 2 S: 11	H: 1 LOB: 2 BB: 1 P: 16	R: 0 E: 0 K: 1 S: 8	H: 1 LOB: 1 BB: 0 P: 10	R: 0 E: 0 K: 0 S: 6	H: 4 LOB: 2 BB: 0 P: 14	R: 0 E: 0 K: 1 S: 5	H: 1 LOB: 1 BB: 0 P: 6	1B: 10 2B: 4 3B: 0 HR: 0	SF: 0 SAC: 0 DP: 1 HBP: 0	W/P: 2 PB: 0 SB: 0 CS: 0	PA: 55			
PITCHER	IP 6.0	WLS 1	BF 22	H 2	R 1	ER 1	SO 5	BB 2	IBB 0	HBP 0	BLK 0	WP 0	HR 0	S 71	P 108	ERA 1.50	WHIP 0.667				
16 Wei-Yin Chen, L ERA: 3.35																					
56 Darren O'Day, R ERA: 2.6																					
47 Pedro Strop, R ERA: 1.59																					
43 Jim Johnson, R ERA: 1.41																					
58 Miguel Socolovich, R ERA: 5.4																					
40 Troy Patton, L ERA: 3.35																					
27 Matt Lindstrom, R ERA: 2.61																					
63 Kevin Gregg, R ERA: 3.86																					
Batter	1	2	3	4	5	6	7	8	9	10	11	12	13	AB	R	H	RBI	BB <td>SO <td>LOB <td>BOTTOM</td> </td></td>	SO <td>LOB <td>BOTTOM</td> </td>	LOB <td>BOTTOM</td>	BOTTOM
21 Nick Markakis, L OBP: 0.330, SLG: 0.469	SH1-3					G3		G4-6-3					G1-3	6	2	3	0	1	0	3	
2 J.J. Hardy, R OBP: 0.258, SLG: 0.380	SH1-3		G5-3					P3				K		6	1	1	1	0	1	3	
25 Jim Thome, L OBP: 0.321, SLG: 0.419			F8					G6-3					HR	6	0	1	1	1	2	1	
10 Adam Jones, R OBP: 0.333, SLG: 0.529	K					K								6	2	3	1	0	2	1	
32 Matt Wieters, S OBP: 0.333, SLG: 0.488	G6-3													4	0	2	0	1	0	2	
51 Steve Pearce, R OBP: 0.324, SLG: 0.462														0	0	0	0	0	0	0	
31 Taylor Teagarden, R OBP: 0.600, SLG: 2.000														2	1	1	2	0	1	2	
19 Chris Davis, L OBP: 0.313, SLG: 0.467														4	1	2	1	0	0	1	
9 Endy Chavez, L OBP: 0.200, SLG: 0.210														0	0	0	0	1	0	0	
12 Mark Reynolds, R OBP: 0.333, SLG: 0.370														3	0	0	0	3	0	4	
24 Wilson Betemit, S OBP: 0.321, SLG: 0.430														3	0	0	0	1	1	3	
3 Ryan Flaherty, L OBP: 0.242, SLG: 0.277														0	0	0	0	0	0	0	
6 Steve Tolleson, R OBP: 0.259, SLG: 0.352														2	0	0	0	0	1	3	
11 Robert Andino, R OBP: 0.294, SLG: 0.327														5	1	1	2	1	0	1	
Inning Stats	R: 1 E: 0 K: 1 S: 9	H: 2 LOB: 1 BB: 0 P: 11	R: 2 E: 0 K: 1 S: 17	H: 3 LOB: 1 BB: 0 P: 20	R: 1 E: 0 K: 0 S: 13	H: 2 LOB: 2 BB: 1 P: 17	R: 0 E: 0 K: 1 S: 11	H: 1 LOB: 1 BB: 0 P: 14	R: 0 E: 0 K: 0 S: 7	H: 0 LOB: 3 BB: 3 P: 21	R: 0 E: 0 K: 0 S: 5	H: 2 LOB: 2 BB: 1 P: 13	R: 0 E: 0 K: 1 S: 6	H: 0 LOB: 1 BB: 0 P: 16	1B: 7 2B: 4 3B: 0 HR: 3	SF: 0 SAC: 2 DP: 3 HBP: 1	W/P: 0 PB: 0 SB: 1 CS: 0	PA: 59			
PITCHER	IP 5.0	WLS 1	BF 25	H 9	R 4	ER 4	SO 4	BB 2	IBB 0	HBP 0	BLK 0	WP 0	HR 1	S 61	P 94	ERA 7.20	WHIP 2.200				
37 Max Scherzer, R ERA: 4.84																					
64 Duane Below, L ERA: 2.61																					
38 Darin Downs, L ERA: 1.59																					
49 Luis Marte, R ERA: 3.63																					
40 Phil Coke, L ERA: 2.97																					
46 Jose Valverde, R ERA: 4.17																					
20 Octavio Dotel, R ERA: 3.68																					
53 Joaquin Benoit, R ERA: 2.85																					

Detroit Tigers @ Baltimore Orioles
 Oriole Park at Camden Yards, Baltimore, MD
 Sat Jul 14 2012, 4:09 PM - 8:51 PM EDT
 Att. 43,215 - Overcast - 86 F

livebaseballscores.com


AB 52
 R 6
 H 14
 RBI 6
 BB 3
 SO 10
 LOB 24



Detroit Tigers @ Baltimore Orioles
 Oriole Park at Camden Yards, Baltimore, MD
 Sat Jul 14 2012, 4:09 PM - 8:51 PM EDT
 Att. 43,215 - Overcast - 86 F

livebaseballscores.com


AB 47
 R 8
 H 14
 RBI 8
 BB 9
 SO 8
 LOB 24



Batter	1	2	3	4	5	6	7	8	9	AB	R	H	RBI	BB	SO	LOB	TOP																					
27 Mike Trout, R OBP: 0.403, SLG: 0.569										4	1	1	1	1	2	2																						
48 Toni Hunter, R OBP: 0.337, SLG: 0.436										5	1	4	3	0	1	0																						
5 Albert Pujols, R OBP: 0.339, SLG: 0.470										5	0	2	1	0	0	4																						
8 Kendrys Morales, S OBP: 0.325, SLG: 0.415									3	0	0	0	1	1	1																							
44 Mark Trumbo, R OBP: 0.361, SLG: 0.625									4	1	1	1	0	1	2																							
47 Howie Kendrick, R OBP: 0.311, SLG: 0.378									4	0	0	0	0	2	0																							
2 Erick Aybar, S OBP: 0.306, SLG: 0.383									3	0	1	0	0	0	0																							
13 Maicer Izturis, S OBP: 0.314, SLG: 0.291									4	1	1	0	0	2	2																							
41 John Hester, R OBP: 0.295, SLG: 0.350									2	2	1	0	1	0	1																							
6 Alberto Callaspo, S OBP: 0.350, SLG: 0.358									1	0	0	0	0	0	0																							
Inning Stats	R: 0 E: 0 K: 1 S: 7	H: 1 LOB: 0 BB: 0 P: 11	R: 0 E: 0 K: 0 S: 5	H: 0 LOB: 0 BB: 0 P: 5	R: 0 E: 0 K: 0 S: 17	H: 1 LOB: 2 BB: 1 P: 28	R: 0 E: 0 K: 2 S: 10	H: 0 LOB: 0 BB: 0 P: 11	R: 4 E: 0 K: 0 S: 12	H: 4 LOB: 1 BB: 2 P: 22	R: 0 E: 0 K: 2 S: 11	H: 2 LOB: 2 BB: 0 P: 14	R: 0 E: 0 K: 1 S: 5	H: 1 LOB: 0 BB: 0 P: 6	R: 1 E: 0 K: 2 S: 9	H: 1 LOB: 0 BB: 0 P: 12	R: 0 E: 1 K: 1 S: 9	H: 1 LOB: 1 BB: 0 P: 13	1B: 6 2B: 4 3B: 0 HR: 1	SF: 0 SAC: 0 DP: 3 HBP: 1	WP: 1 PB: 0 SB: 2 CS: 0	PA: 39																
PITCHER	IP: 5.2 ERA: 4.66	WLS: 1 BF: 27	H: 8 R: 5 ER: 5 SO: 5	BB: 3 IBB: 0 HBP: 1 BLK: 0	WP: 1 HR: 0 S: 60 P: 89	ERA: 7.94 WHIP: 1.941	PITCHER										IP: 5.2 ERA: 3.96	WLS: 1 BF: 27	H: 8 R: 5 ER: 5 SO: 5	BB: 3 IBB: 0 HBP: 1 BLK: 0	WP: 1 HR: 0 S: 60 P: 89	ERA: 3.96 WHIP: 1.000	PITCHER										IP: 5.2 ERA: 3.96	WLS: 1 BF: 27	H: 8 R: 5 ER: 5 SO: 5	BB: 3 IBB: 0 HBP: 1 BLK: 0	WP: 1 HR: 0 S: 60 P: 89	ERA: 3.96 WHIP: 1.000

Los Angeles Angels @ Detroit Tigers
Comerica Park, Detroit, MI
Mon Jul 16 2012, 7:10 PM - 10:17 PM EDT
Att: 36,806 - Partly Cloudy - 93 F


AB	35
R	6
H	11
RBI	6
BB	3
SO	9
LOB	12

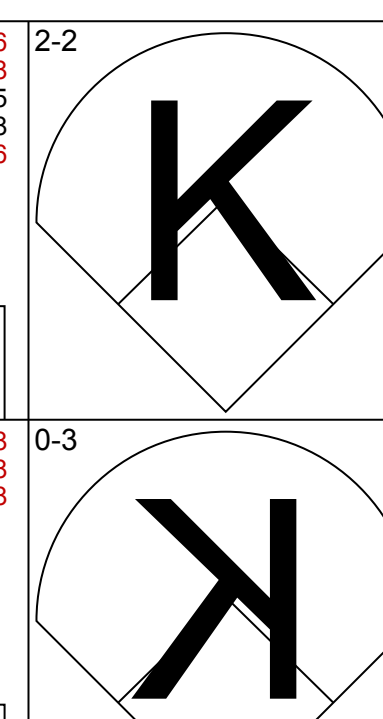
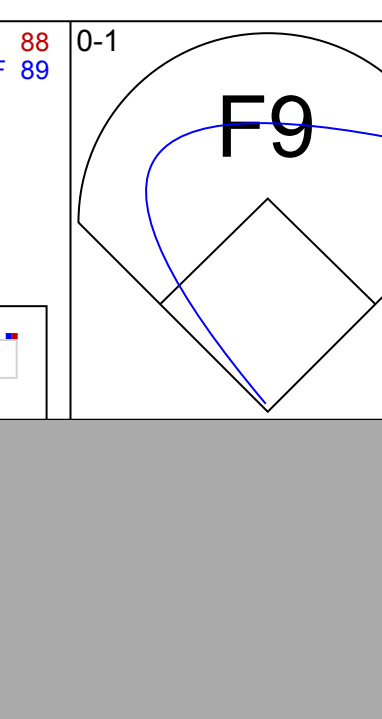
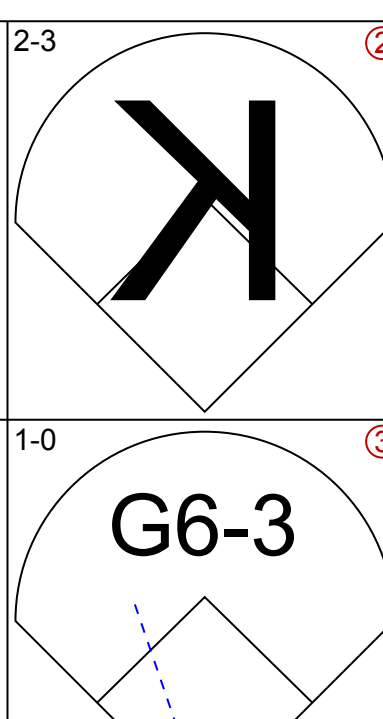
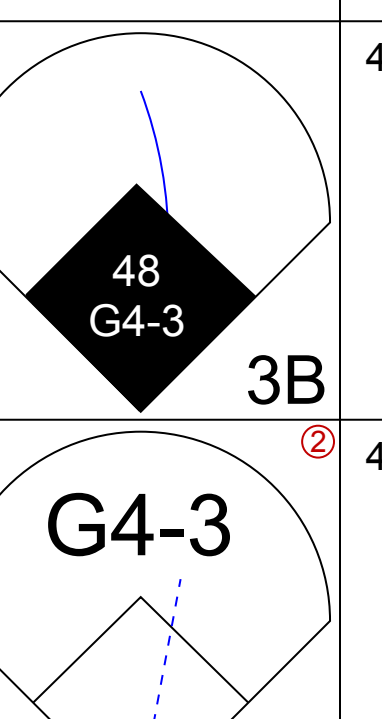
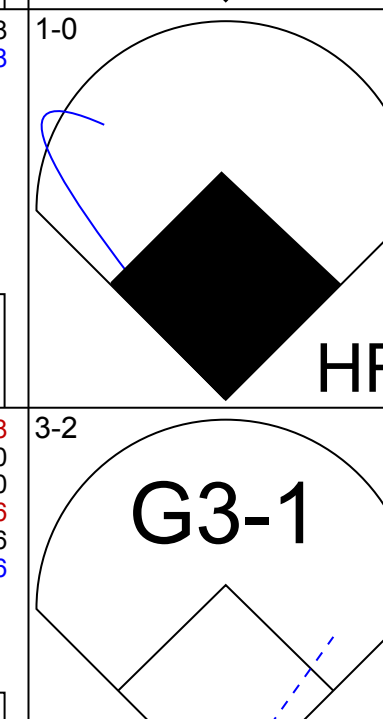
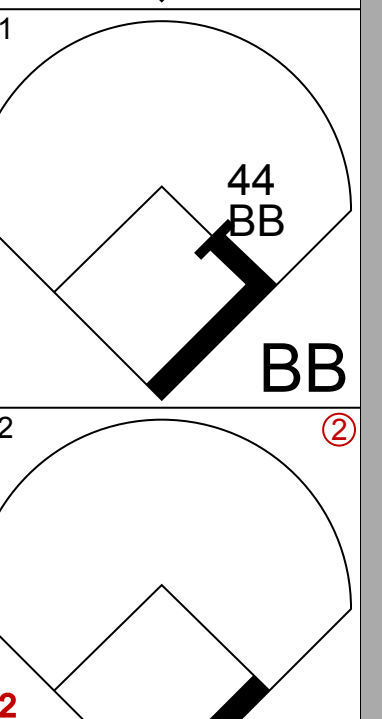

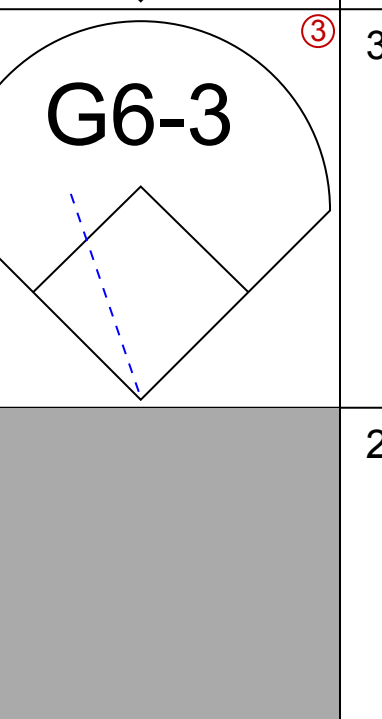

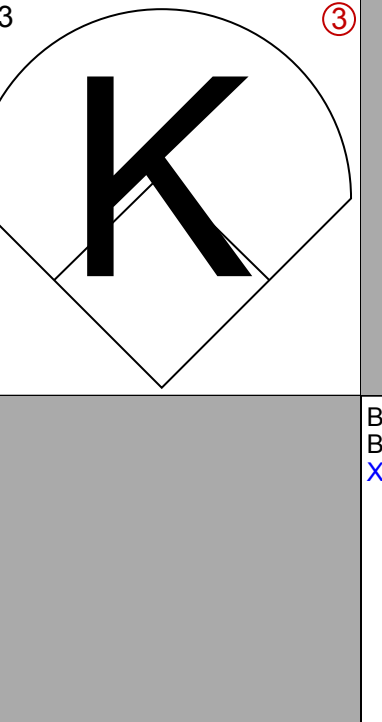





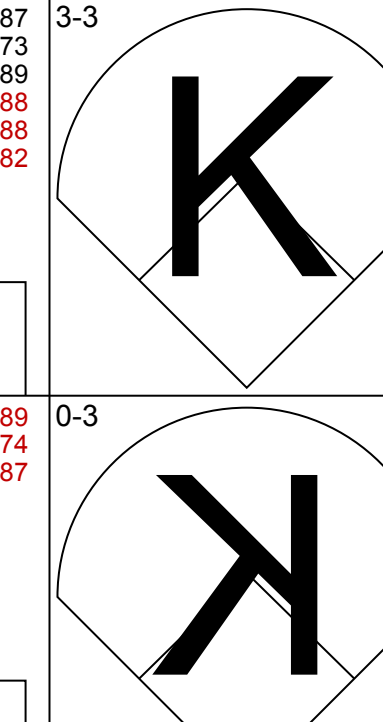
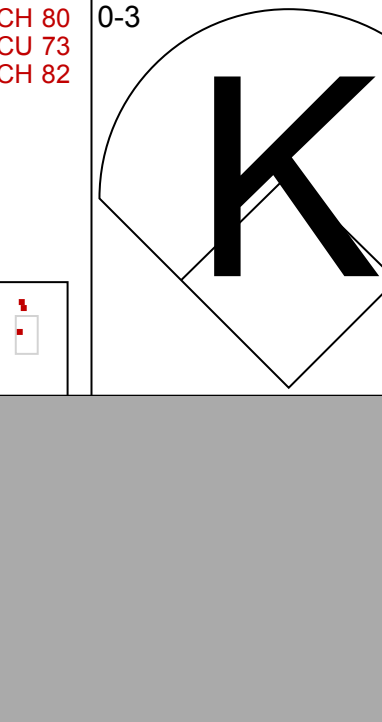

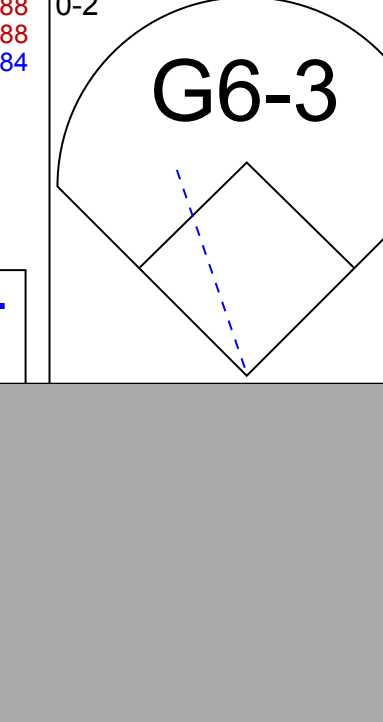
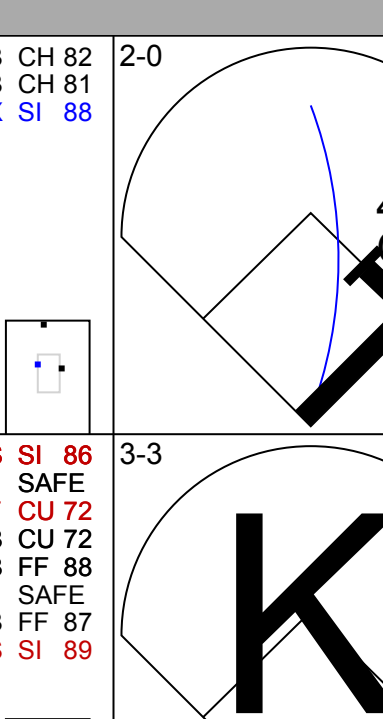
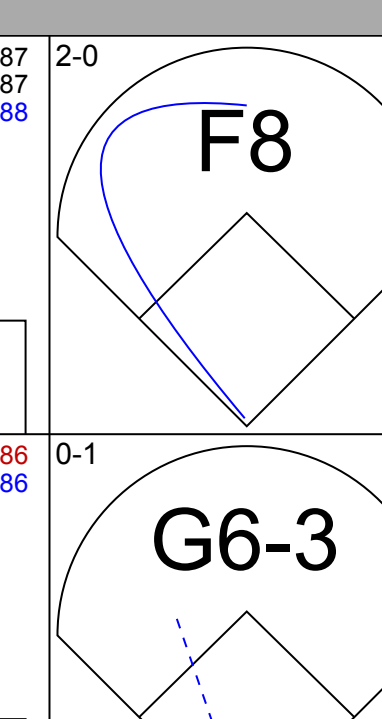

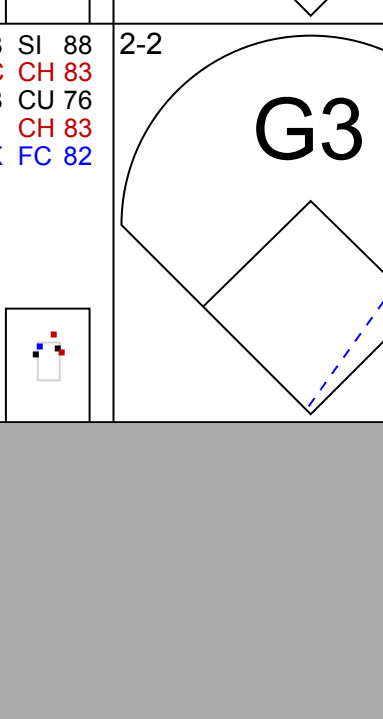
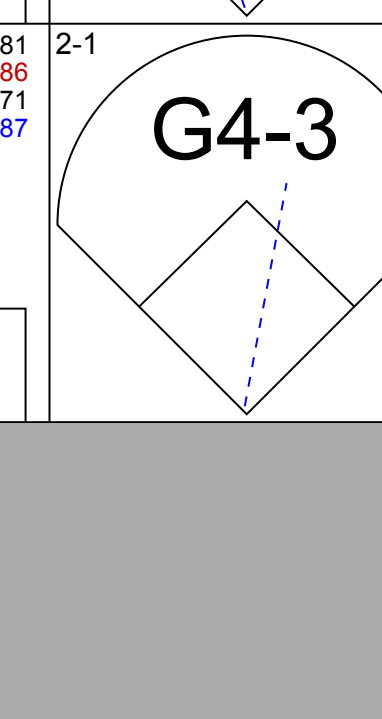
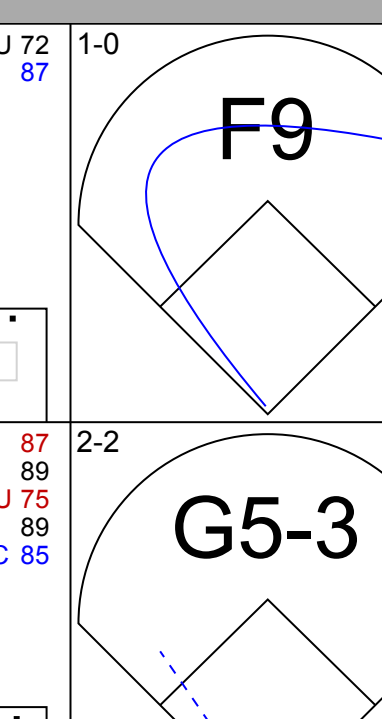
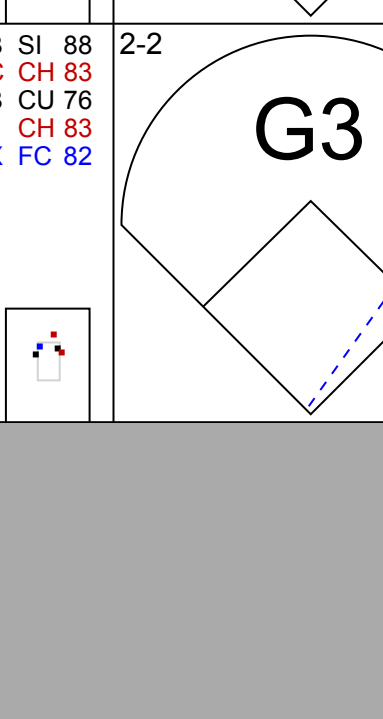
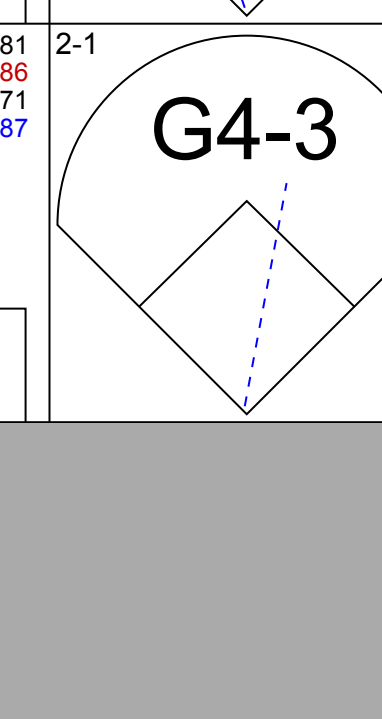
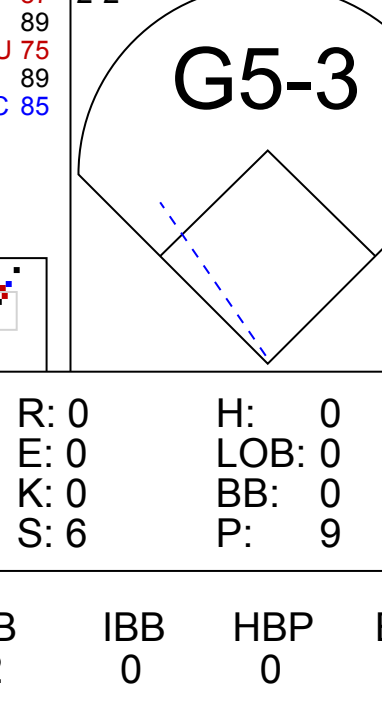
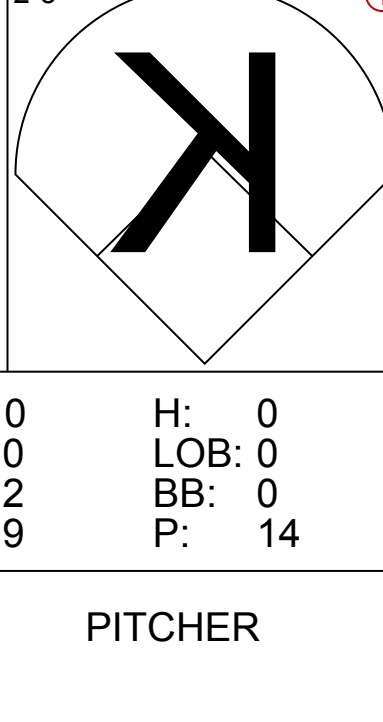
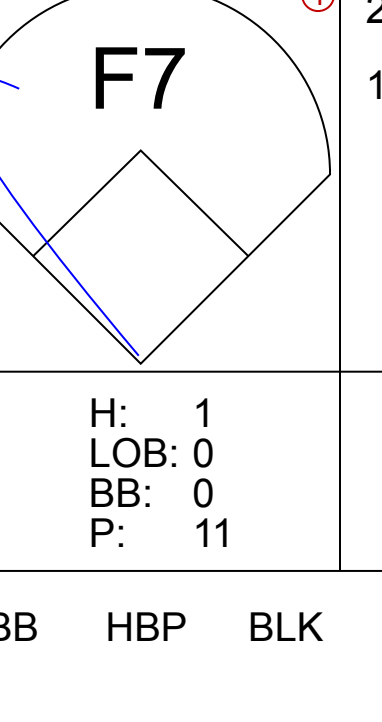


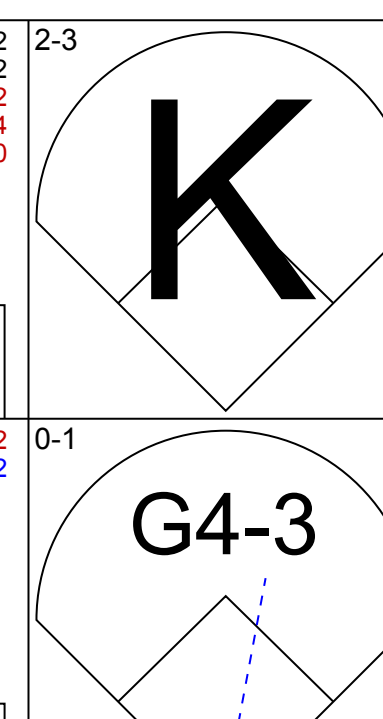
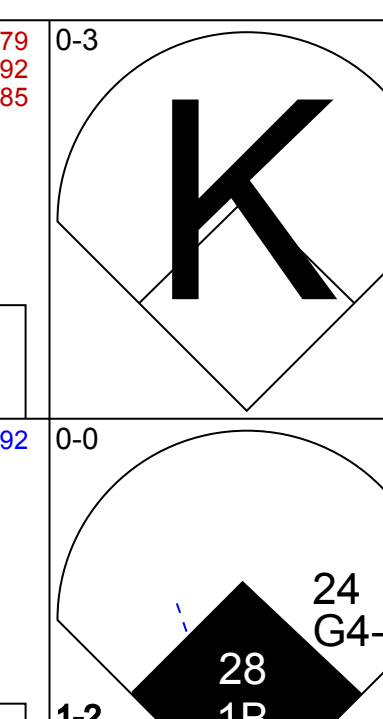
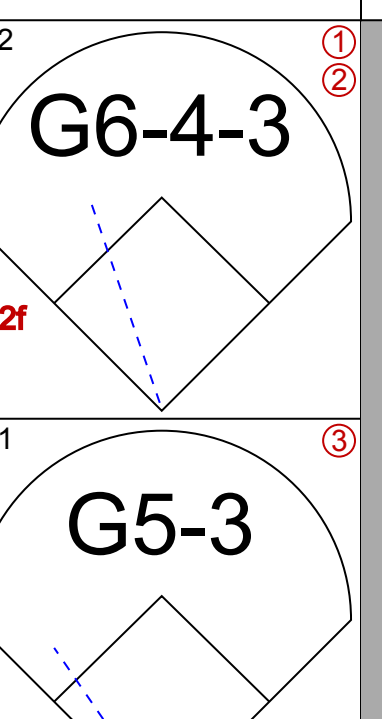
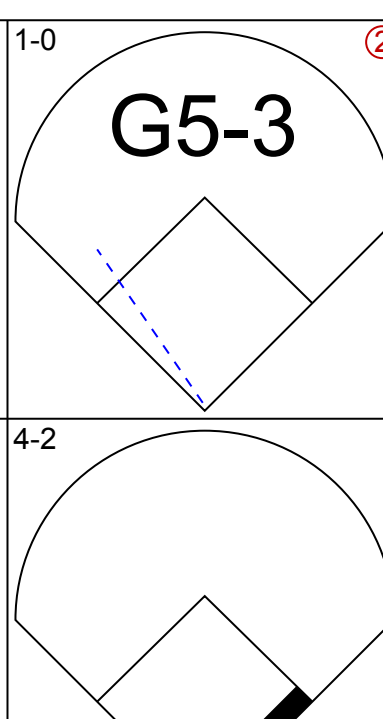
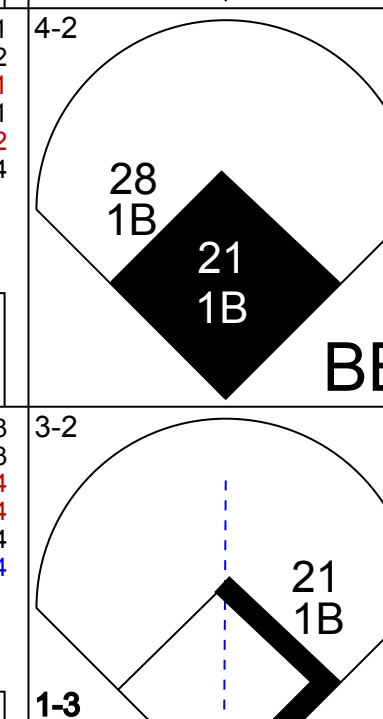
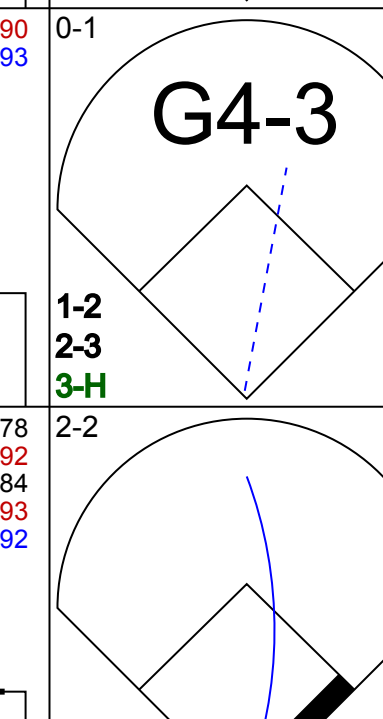


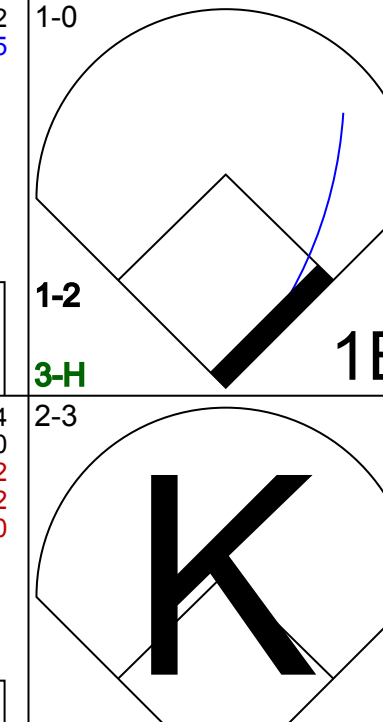
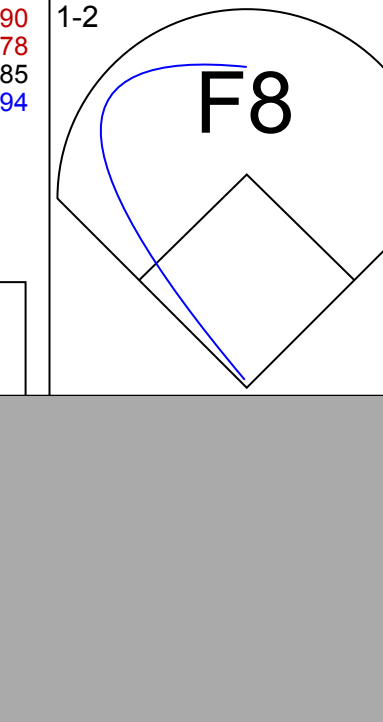
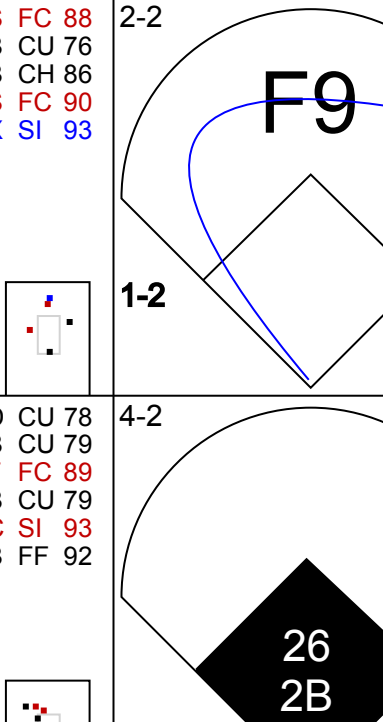


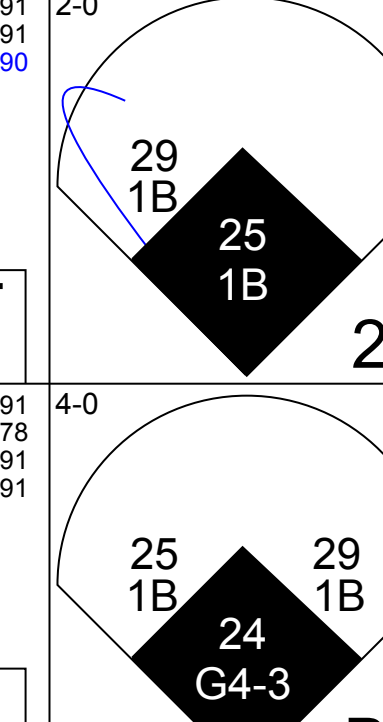
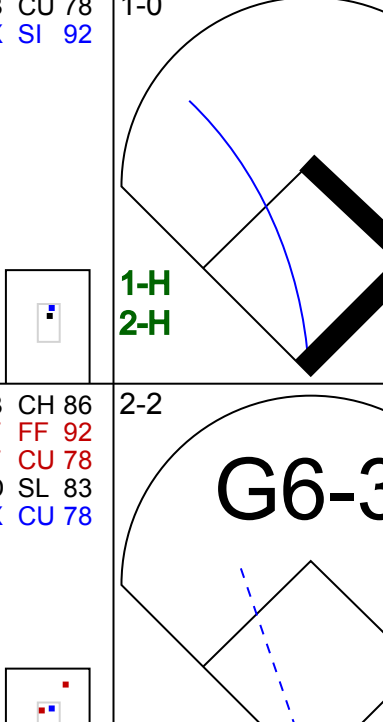


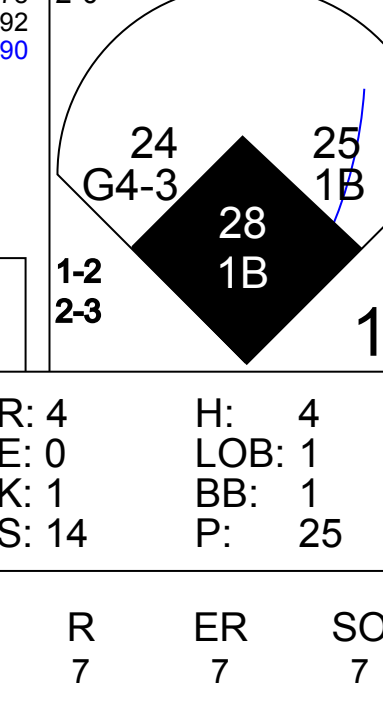
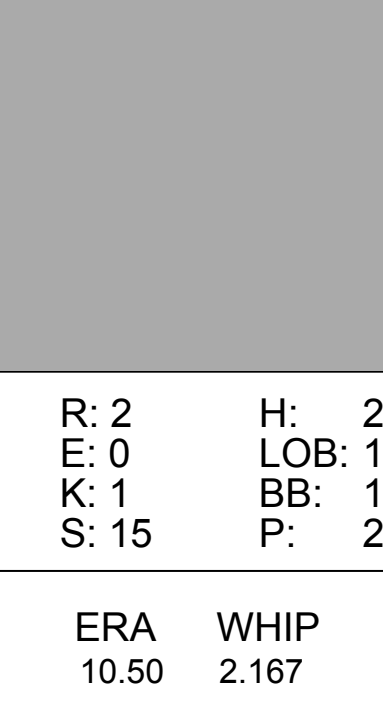
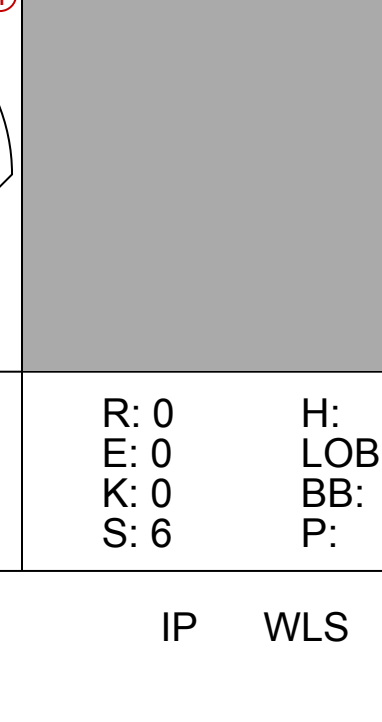


















Batter	1	2	3	4	5	6	7	8	9	AB	R	H	RBI	BB	SO	LOB	BOTTOM					
14 Austin Jackson, R OBP: 0.405, SLG: 0.533									4	1	1	0	1	0	1							
52 Quintin Berry, L OBP: 0.376, SLG: 0.400									5	2	3	1	0	0	2							
24 Miguel Cabrera, R OBP: 0.387, SLG: 0.585									3	1	0	1	2	0	1							
28 Prince Fielder, L OBP: 0.385, SLG: 0.501									3	2	2	1	2	0	3							
21 Delmon Young, R OBP: 0.299, SLG: 0.414									4	0	2	2	0	1	4							
26 Brennan Boesch, L OBP: 0.281, SLG: 0.382									4	1	1	2	0	0	3							
32 Don Kelly, L OBP: 0.282, SLG: 0.258									0	0	0	0	0	0	0							
27 Jhonny Peralta, R OBP: 0.334, SLG: 0.411									4	0	1	0	0	1	2							
13 Alex Avila, L OBP: 0.345, SLG: 0.383									3	1	0	0	1	0	3							
39 Ramon Santiago, S OBP: 0.303, SLG: 0.303									4	0	1	0	0	1	1							
Inning Stats	R: 1 E: 1 K: 1 S: 8	H: 1 LOB: 1 BB: 0 P: 12	R: 0 E: 0 K: 0 S: 7	H: 0 LOB: 0 BB: 0 P: 10	R: 0 E: 0 K: 0 S: 8	H: 1 LOB: 0 BB: 0 P: 11	R: 1 E: 1 K: 0 S: 10	H: 1 LOB: 2 BB: 1 P: 20	R: 2 E: 0 K: 1 S: 16	H: 3 LOB: 2 BB: 1 P: 26	R: 0 E: 0 K: 0 S: 10	H: 2 LOB: 1 BB: 0 P: 18	R: 3 E: 0 K: 1 S: 14	H: 2 LOB: 0 BB: 1 P: 25	R: 1 E: 0 K: 0 S: 11	H: 1 LOB: 3 BB: 3 P: 27	R: 1 E: 0 K: 0 S: 11	H: 1 LOB: 0 BB: 0 P: 13	1B: 10 2B: 1 3B: 0 HR: 1	SF: 1 SAC: 0 DP: 2 HBP: 0	WP: 0 PB: 0 SB: 3 CS: 0	PA: 41
PITCHER	IP: 6.0 ERA: 5.6	WLS: 1 BF: 28	H: 4 R: 4 ER: 2 SO: 2	BB: 2 IBB: 0 HBP: 0 BLK: 0	WP: 0 HR: 0 S: 59 P: 97	ERA: 3.00 WHIP: 1.667	PITCHER										IP: 6.0 ERA: 4.31	WLS: 1 BF: 28	H: 4 R: 4 ER: 2 SO: 2	BB: 2 IBB: 0 HBP: 0 BLK: 0	WP: 0 HR: 0 S: 59 P: 97	ERA: 3.00 WHIP: 1.667


Los Angeles Angels @ Detroit Tigers
Comerica Park, Detroit, MI
Mon Jul 16 2012, 7:10 PM - 10:17 PM EDT
Att: 36,806 - Partly Cloudy - 93 F

AB	34
R	8
H	11
RBI	7
BB	6
SO	3
LOB	20



Batter	1	2	3	4	5	6	7	8	9	AB	R	H	RBI	BB	SO	LOB	TOP										
27 Mike Trout, R OBP: 0.406, SLG: 0.584										4	1	1	0	0	2	0	Los Angeles Angels @ Detroit Tigers Comerica Park, Detroit, MI Wed Jul 18 2012, 7:07 PM - 9:33 PM EDT Att: 37,915 - Partly Cloudy - 83 F										
48 Toni Hunter, R OBP: 0.333, SLG: 0.426										4	0	0	1	0	2	0											
5 Albert Pujols, R OBP: 0.346, SLG: 0.489										3	1	1	1	1	1	0											
44 Mark Trumbo, R OBP: 0.361, SLG: 0.630										2	0	0	0	1	0	0											
8 Kendrys Morales, S OBP: 0.326, SLG: 0.423										3	0	0	0	0	2	1											
6 Alberto Callaspo, S OBP: 0.318, SLG: 0.367										3	0	1	0	0	1	0											
47 Howie Kendrick, R OBP: 0.313, SLG: 0.378										3	0	0	0	0	1	1											
2 Erick Aybar, S OBP: 0.299, SLG: 0.374										3	0	0	0	0	0	0											
41 John Hester, R OBP: 0.289, SLG: 0.341										2	0	0	0	0	1	0											
13 Maicer Izturis, S OBP: 0.310, SLG: 0.287										1	0	0	0	0	0	0											
Inning Stats	R: 1 H: 1 E: 0 K: 2 S: 10	H: 1 LOB: 0 BB: 0 P: 16	R: 0 H: 0 E: 0 K: 2 S: 9	H: 0 LOB: 0 BB: 0 P: 12	R: 0 H: 0 E: 0 K: 0 S: 6	H: 0 LOB: 0 BB: 0 P: 9	R: 0 H: 0 E: 0 K: 2 S: 9	H: 1 LOB: 0 BB: 0 P: 18	R: 0 H: 0 E: 0 K: 1 S: 7	H: 0 LOB: 0 BB: 0 P: 14	R: 0 H: 0 E: 0 K: 2 S: 9	H: 0 LOB: 0 BB: 0 P: 14	R: 0 H: 0 E: 0 K: 0 S: 5	H: 0 LOB: 0 BB: 0 P: 9	R: 1 H: 1 E: 0 K: 0 S: 8	H: 1 LOB: 0 BB: 0 P: 11	1B: 1 2B: 1 3B: 1 HR: 1	SF: 0 SAC: 0 DP: 1 HBP: 0	WP: 0 PB: 0 SB: 0 CS: 1	PA: 30							
PITCHER	IP	WLS	BF	H	R	ER	SO	BB	IBB	HBP	BLK	WP	HR	S	P	ERA	WHIP										
58 Doug Fister, R ERA: 4.04	(1, 1)	8.0	W	26	2	1	1	10	2	0	0	0	0	66	108	1.12	0.500										
53 Joaquin Benoit, R ERA: 3.14	(9, 1)	1.0		4	1	1	1	0	0	0	0	0	0	8	11	9.00	1.000										

Batter	1	2	3	4	5	6	7	8	9	AB	R	H	RBI	BB	SO	LOB	BOTTOM										
14 Austin Jackson, R OBP: 0.396, SLG: 0.520										4	0	0	0	0	2	4	Los Angeles Angels @ Detroit Tigers Comerica Park, Detroit, MI Wed Jul 18 2012, 7:07 PM - 9:33 PM EDT Att: 37,915 - Partly Cloudy - 83 F										
25 Ryan Raburn, R OBP: 0.228, SLG: 0.253										3	1	1	1	1	0	0											
24 Miguel Cabrera, R OBP: 0.387, SLG: 0.581										3	2	1	1	1	1	3											
28 Prince Fielder, L OBP: 0.388, SLG: 0.500										4	0	2	2	0	1	1											
21 Delmon Young, R OBP: 0.298, SLG: 0.410										4	0	1	1	0	0	2											
27 Jhonny Peralta, R OBP: 0.332, SLG: 0.404										3	1	0	0	1	1	2											
26 Brennan Boesch, L ERA: 2.82										3	1	2	2	0	1	0											
32 Don Kelly, L OBP: 0.277, SLG: 0.253										1	0	0	0	0	0	0											
9 Gerald Laird, R OBP: 0.348, SLG: 0.404										3	1	0	0	1	0	1											
29 Danny Worth, R OBP: 0.286, SLG: 0.230										3	1	1	0	1	2	0											
Inning Stats	R: 1 H: 2 E: 0 K: 2 S: 14	H: 4 LOB: 1 BB: 1 P: 25	R: 0 H: 0 E: 0 K: 1 S: 6	H: 0 LOB: 0 BB: 0 P: 8	R: 0 H: 0 E: 0 K: 0 S: 7	H: 0 LOB: 0 BB: 1 P: 13	R: 2 H: 2 E: 0 K: 1 S: 15	H: 2 LOB: 1 BB: 1 P: 27	R: 0 H: 0 E: 0 K: 2 S: 9	H: 0 LOB: 0 BB: 1 P: 20	R: 0 H: 0 E: 0 K: 0 S: 6	H: 0 LOB: 0 BB: 0 P: 10	R: 0 H: 0 E: 0 K: 1 S: 10	H: 0 LOB: 0 BB: 0 P: 14	R: 0 H: 0 E: 0 K: 0 S: 8	H: 0 LOB: 0 DP: 1 HBP: 0	1B: 6 2B: 2 3B: 0 HR: 0	SF: 0 SAC: 0 DP: 1 HBP: 0	WP: 1 PB: 0 SB: 0 CS: 0	PA: 36							
PITCHER	IP	WLS	BF	H	R	ER	SO	BB	IBB	HBP	BLK	WP	HR	S	P	ERA	WHIP										
33 C.J. Wilson, L ERA: 2.82	(1, 1)	6.0	L	30	8	7	7	7	5	0	0	0	0	65	119	10.50	2.167										
21 Hisanori Takahashi, L ERA: 4.18	(7, 1)	1.0		3	0	0	0	0	0	0	0	0	0	6	10	0.00	0.000										
40 Kevin Jepsen, R ERA: 6.17	(8, 1)	1.0		3	0	0	0	1	0	0	0	0	0	10	14	0.00	0.000										

Batter	1	2	3	4	5	6	7	8	9	AB	R	H	RBI	BB	SO	LOB	TOP					
30 Alejandro De Aza, L (1, 8) OBP: 0.346, SLG: 0.408	G3			K		G3			G5-4-3	4	0	1	0	0	1	0	Chicago White Sox @ Detroit Tigers Comerica Park, Detroit, MI Sat Jul 21 2012, 4:07 PM - 6:17 PM EDT Att: 42,888 - Sunny - 84 F					
20 Kevin Youkilis, R (1, 5) OBP: 0.336, SLG: 0.414	K			G5-3		K			G5-4-3	4	0	0	0	0	2	2						
44 Adam Dunn, L (1, 10)	L5			F7					K	4	0	0	0	0	1	1						
14 Paul Konerko, R (1, 3) OBP: 0.398, SLG: 0.503		F8								3	0	1	0	0	0	0						
51 Alex Rios, R (1, 9) OBP: 0.348, SLG: 0.514		K								3	1	0	0	0	1	1						
12 A.J. Pierzynski, L (1, 2) OBP: 0.337, SLG: 0.507		G4-3								3	0	1	0	0	0	1						
24 Dayan Viedo, R (1, 7) OBP: 0.296, SLG: 0.443										3	0	1	1	0	0	1						
10 Alexei Ramirez, R (1, 6) OBP: 0.285, SLG: 0.339										3	0	0	0	0	0	1						
15 Gordon Beckham, R (1, 4) OBP: 0.291, SLG: 0.365										3	0	1	0	0	0	0						
Inning Stats	R: 0 E: 0 K: 1 S: 7	H: 0 LOB: 0 BB: 0 P: 9	R: 0 E: 0 K: 1 S: 5	H: 0 LOB: 0 BB: 0 P: 9	R: 0 E: 0 K: 0 S: 5	H: 0 LOB: 0 BB: 0 P: 8	R: 0 E: 0 K: 1 S: 10	H: 0 LOB: 0 BB: 0 P: 12	R: 1 E: 0 K: 0 S: 12	H: 2 LOB: 1 BB: 0 P: 19	R: 0 E: 0 K: 1 S: 9	H: 0 LOB: 0 BB: 0 P: 13	R: 0 E: 0 K: 0 S: 7	H: 0 LOB: 0 BB: 0 P: 10	R: 0 E: 0 K: 0 S: 6	H: 1 LOB: 0 BB: 0 P: 8	R: 0 E: 0 K: 1 S: 9	H: 2 LOB: 1 BB: 0 P: 16	1B: 5 2B: 0 3B: 0 HR: 0	SF: 0 SAC: 0 DP: 2 HBP: 0	WP: 0 PB: 0 SB: 0 CS: 0	PA: 30
PITCHER	IP WLS BF H R ER SO BB IBB HBP BLK WP HR S P ERA WHIP																					
21 Rick Porcello, R (1, 1) ERA: 4.4	8.0 W 28 5 1 1 4 0 0 0 0 0 0 0 64 94 1.12 0.625																					
53 Joaquin Benoit, R (9, 1) ERA: 3.0	1.0 2 0 0 0 1 0 0 0 0 0 0 0 6 10 0.00 0.000																					

Batter	1	2	3	4	5	6	7	8	9	AB	R	H	RBI	BB	SO	LOB	BOTTOM					
14 Austin Jackson, R (1, 8) OBP: 0.395, SLG: 0.517	L5			K						5	0	2	4	0	1	2	Chicago White Sox @ Detroit Tigers Comerica Park, Detroit, MI Sat Jul 21 2012, 4:07 PM - 6:17 PM EDT Att: 42,888 - Sunny - 84 F					
25 Ryan Raburn, R (1, 7) OBP: 0.227, SLG: 0.255	K			G5-3						5	0	1	0	0	2	5						
24 Miguel Cabrera, R (1, 5) OBP: 0.388, SLG: 0.586	G6-3									3	1	1	0	1	0	0						
28 Prince Fielder, L (1, 3) OBP: 0.389, SLG: 0.499		F7								4	0	0	0	0	1	3						
21 Delmon Young, R (1, 10) OBP: 0.291, SLG: 0.401		F7								4	0	0	0	0	1	1						
27 Jhonny Peralta, R (1, 6) OBP: 0.342, SLG: 0.417										3	2	2	0	1	0	0						
26 Brennan Boesch, L (1, 9) OBP: 0.286, SLG: 0.396										3	1	1	3	0	2	1						
32 Don Kelly, L (8, 9) OBP: 0.272, SLG: 0.248	K									1	0	0	0	0	0	1						
9 Gerald Laird, R (1, 2) OBP: 0.361, SLG: 0.411										3	2	2	0	1	0	0						
29 Danny Worth, R (1, 4) OBP: 0.325, SLG: 0.262										2	1	1	0	2	0	0						
Inning Stats	R: 0 E: 0 K: 1 S: 7	H: 0 LOB: 0 BB: 0 P: 9	R: 0 E: 0 K: 1 S: 7	H: 1 LOB: 1 BB: 0 P: 9	R: 0 E: 0 K: 1 S: 6	H: 0 LOB: 1 BB: 2 P: 15	R: 0 E: 0 K: 0 S: 9	H: 0 LOB: 0 BB: 0 P: 11	R: 2 E: 0 K: 2 S: 13	H: 3 LOB: 1 BB: 0 P: 15	R: 3 E: 0 K: 1 S: 10	H: 2 LOB: 0 BB: 1 P: 18	R: 0 E: 0 K: 0 S: 7	H: 1 LOB: 2 BB: 1 P: 13	R: 2 E: 0 K: 1 S: 17	H: 3 LOB: 2 BB: 1 P: 29	R: 2 E: 0 K: 1 S: 17	H: 3 LOB: 2 BB: 1 P: 29	1B: 7 2B: 2 3B: 0 HR: 1	SF: 0 SAC: 0 DP: 1 HBP: 0	WP: 0 PB: 0 SB: 1 CS: 0	PA: 38
PITCHER	IP WLS BF H R ER SO BB IBB HBP BLK WP HR S P ERA WHIP																					
49 Chris Sale, L (1, 1) ERA: 2.37	7.0 L 31 7 3 2 2 1 1 0 0 0 0 0 0 17 29 18.00 4.000																					
39 Dylan Axelrod, R (8, 1) ERA: 5.63	1.0 7 3 2 2 1 1 0 0 0 0 0 0 0 17 29 18.00 4.000																					

Batter	1	2	3	4	5	6	7	8	9	AB	R	H	RBI	BB	SO	LOB	TOP										
30 Alejandro De Aza, L OBP: 0.351, SLG: 0.402	F8		G4-3		L6		G4-3		G3	5	0	0	0	0	0	2	Chicago White Sox @ Detroit Tigers Comerica Park, Detroit, MI Sun Jul 22 2012, 1:08 PM - 4:07 PM EDT Att: 41,281 - Partly Cloudy - 84 F										
20 Kevin Youkilis, R OBP: 0.333, SLG: 0.422	F8		K2-3		P4		HR		F9	5	1	1	1	0	1	2											
44 Adam Dunn, L OBP: 0.351, SLG: 0.492	14B		F7		K		BB			3	1	1	0	1	1	0											
14 Paul Konerko, R OBP: 0.399, SLG: 0.503	51B		G6-3		51 HR		K			4	1	2	0	0	1	1											
51 Alex Rios, R OBP: 0.349, SLG: 0.523	10 FC5-4		G5-3		HR		K			4	1	2	3	0	1	1											
10 Alexei Ramirez, R OBP: 0.285, SLG: 0.338	FC5-4		K		17B		G4-3			4	0	1	0	0	1	2											
7 Jordan Danks, L OBP: 0.286, SLG: 0.333	L9		G3-1		F7		K			4	0	0	0	0	1	1											
17 Tyler Flowers, R OBP: 0.250, SLG: 0.290	F7		15B		1B		K			4	0	2	0	0	1	0											
15 Gordon Beckham, R OBP: 0.290, SLG: 0.363	F8		F9		1B		F9			4	0	1	0	0	0	2											
Inning Stats	R: 1 E: 0 K: 0 S: 13	H: 3 LOB: 2 BB: 0 P: 18	R: 0 E: 0 K: 0 S: 7	H: 0 LOB: 0 BB: 0 P: 11	R: 0 E: 0 K: 1 S: 9	H: 0 LOB: 0 BB: 0 P: 13	R: 0 E: 0 K: 1 S: 13	H: 2 LOB: 2 BB: 0 P: 13	R: 2 E: 0 K: 1 S: 14	H: 4 LOB: 2 BB: 0 P: 24	R: 1 E: 0 K: 2 S: 14	H: 1 LOB: 1 BB: 1 P: 21	R: 0 E: 0 K: 2 S: 11	H: 0 LOB: 0 BB: 0 P: 11	R: 0 E: 0 K: 0 S: 11	H: 0 LOB: 0 BB: 0 P: 15	1B: 8 2B: 0 3B: 0 HR: 2	SF: 0 SAC: 0 DP: 0 HBP: 0	WP: 0 PB: 0 SB: 0 CS: 0	PA: 38							
PITCHER	IP	WLS	BF	H	R	ER	SO	BB	IBB	HBP	BLK	WP	HR	S	P	ERA	WHIP										
Jacob Turner, R ERA: 8.03	5.1	W	23	7	3	3	3	0	0	0	0	0	1	57	81	5.06	1.312										
60 Brayan Villarreal, R ERA: 1.44	0.2	H	4	2	0	0	0	0	0	0	0	0	0	8	15	0.00	3.000										
40 Phil Coke, L ERA: 3.15	0.1	H	3	1	1	1	0	1	0	0	0	0	1	7	13	27.00	6.000										
20 Octavio Dotel, R ERA: 3.34	1.2	H	5	0	0	0	4	0	0	0	0	0	0	18	19	0.00	0.000										
53 Joaquin Benoit, R ERA: 2.95	1.0	S	3	0	0	0	0	0	0	0	0	0	0	11	15	0.00	0.000										

Batter	1	2	3	4	5	6	7	8	9	AB	R	H	RBI	BB	SO	LOB	BOTTOM										
14 Austin Jackson, R OBP: 0.396, SLG: 0.514	52 HR	F7		K			24 WP			2	1	0	0	2	1	0	Chicago White Sox @ Detroit Tigers Comerica Park, Detroit, MI Sun Jul 22 2012, 1:08 PM - 4:07 PM EDT Att: 41,281 - Partly Cloudy - 84 F										
52 Quintin Berry, L OBP: 0.261, SLG: 0.391	HR		F8		G4-3		K			4	1	1	2	0	1	1											
24 Miguel Cabrera, R OBP: 0.389, SLG: 0.581	HR		HR		F8		K			4	2	2	2	0	1	1											
28 Prince Fielder, L OBP: 0.393, SLG: 0.499	F7		21 WP		26 HR		FC6-4			2	1	1	0	2	0	0											
21 Delmon Young, R OBP: 0.290, SLG: 0.399	26B		L8		K		FC6-4			4	0	1	0	0	1	4											
26 Brennan Boesch, L OBP: 0.291, SLG: 0.407	G5-4-3		HR		HR		13 BB			3	1	2	2	1	0	0											
32 Don Kelly, L OBP: 0.272, SLG: 0.248	27B		HR		P4		P4			0	0	0	0	0	0	0											
27 Jhonny Peralta, R OBP: 0.338, SLG: 0.412	G5-4-3		P4		P4		G4-3			4	0	0	0	0	0	3											
13 Alex Avila, L OBP: 0.339, SLG: 0.381	L9		K		39B		K			3	0	0	0	1	2	0											
39 Ramon Santiago, S OBP: 0.298, SLG: 0.294	F9		G6-3		G5-4-3					3	0	0	0	0	0	2											
Inning Stats	R: 3 E: 0 K: 0 S: 16	H: 4 LOB: 1 BB: 1 P: 25	R: 0 E: 0 K: 0 S: 7	H: 0 LOB: 0 BB: 0 P: 9	R: 3 E: 0 K: 0 S: 11	H: 3 LOB: 0 BB: 0 P: 23	R: 0 E: 0 K: 2 S: 8	H: 0 LOB: 0 BB: 0 P: 14	R: 0 E: 0 K: 1 S: 9	H: 0 LOB: 1 BB: 1 P: 13	R: 0 E: 0 K: 0 S: 8	H: 0 LOB: 1 BB: 2 P: 17	R: 0 E: 0 K: 2 S: 13	H: 0 LOB: 2 BB: 2 P: 26	R: 0 E: 0 K: 1 S: 7	H: 0 LOB: 0 BB: 0 P: 11	1B: 3 2B: 0 3B: 0 HR: 4	SF: 0 SAC: 0 DP: 2 HBP: 0	WP: 2 PB: 0 SB: 1 CS: 0	PA: 35							
PITCHER	IP	WLS	BF	H	R	ER	SO	BB	IBB	HBP	BLK	WP	HR	S	P	ERA	WHIP										
41 Philip Humber, R ERA: 6.25	3.0	L	16	7	6	6	0	1	0	0	0	0	0	34	57	18.00	2.667										
53 Héctor Santiago, L ERA: 3.79	3.1		13	0	0	0	4	4	0	0	0	0	0	31	56	0.00	1.200										
65 Nate Jones, R ERA: 3.51	0.2		3	0	0	0	1	0	1	0	0	1	0	7	14	0.00	0.000										
46 Donnie Veal, L ERA:	1.0		3	0	0	0	1	0	0	0	0	0	0	7	11	0.00	0.000										

Batter	1	2	3	4	5	6	7	8	9	AB	R	H	RBI	BB	SO	LOB	TOP				
14 Austin Jackson, R OBP: 0.396, SLG: 0.512										5	0	2	0	0	1	1	Detroit Tigers @ Cleveland Indians Progressive Field, Cleveland, OH Tue Jul 24 2012, 7:07 PM - 9:48 PM EDT Att: 23,637 - Clear - 78 F				
52 Quintin Berry, L OBP: 0.362, SLG: 0.388										4	1	1	0	1	1	2					
24 Miguel Cabrera, R OBP: 0.388, SLG: 0.585										4	1	1	2	0	0	4					
28 Prince Fielder, L OBP: 0.391, SLG: 0.496										4	0	1	0	0	0	2					
21 Delmon Young, R OBP: 0.340, SLG: 0.401										4	0	2	0	0	1	1					
26 Brennan Boesch, L OBP: 0.291, SLG: 0.405										4	0	1	0	0	0	2					
27 Jhonny Peralta, R OBP: 0.272, SLG: 0.248										2	0	0	0	2	1	3					
32 Don Kelly, L OBP: 0.272, SLG: 0.248										0	0	0	0	0	0	0					
39 Ramon Santiago, S OBP: 0.298, SLG: 0.294										0	0	0	0	0	0	0					
13 Alex Avila, L OBP: 0.337, SLG: 0.376										3	0	0	0	1	0	4					
4 Omar Infante, R OBP: 0.311, SLG: 0.440										4	0	1	0	0	0	2					
Inning Stats	R: 0 E: 0 K: 0 S: 10	H: 1 LOB: 1 BB: 0 P: 14	R: 0 E: 0 K: 1 S: 13	H: 1 LOB: 2 BB: 1 P: 22	R: 0 E: 0 K: 1 S: 9	H: 1 LOB: 1 BB: 1 P: 13	R: 0 E: 0 K: 0 S: 7	H: 2 LOB: 1 BB: 0 P: 13	R: 0 E: 0 K: 1 S: 19	H: 2 LOB: 2 BB: 0 P: 31	R: 2 E: 0 K: 0 S: 11	H: 1 LOB: 0 BB: 1 P: 20	R: 0 E: 0 K: 0 S: 4	H: 1 LOB: 1 BB: 1 P: 12	R: 0 E: 0 K: 0 S: 9	H: 0 LOB: 0 BB: 0 P: 13	1B: 8 2B: 0 3B: 0 HR: 1	SF: 0 SAC: 0 DP: 2 HBP: 0	WP: 1 PB: 0 SB: 2 CS: 0	PA: 38	
PITCHER	IP	WLS	BF	H	R	ER	SO	BB	IBB	HBP	BLK	WP	HR	S	P	ERA	WHIP				
30 Ubaldo Jiménez, R ERA: 4.97	6.0		26	7	0	0	4	2	0	0	0	1	0	66	103	0.00	1.500				
36 Joe Smith, R ERA: 3.19	1.0	W	5	1	2	2	0	1	0	0	0	0	1	11	20	18.00	2.000				
52 Vinnie Pestano, R ERA: 1.5	1.0	H	4	1	0	0	0	1	0	0	0	0	0	4	12	0.00	2.000				
54 Chris Perez, R ERA: 2.89	1.0	S	3	0	0	0	0	0	0	0	0	0	0	9	13	0.00	0.000				

Batter	1	2	3	4	5	6	7	8	9	AB	R	H	RBI	BB	SO	LOB	BOTTOM				
17 Shin-Soo Choo, L OBP: 0.377, SLG: 0.489										3	0	0	0	1	1	0	Detroit Tigers @ Cleveland Indians Progressive Field, Cleveland, OH Tue Jul 24 2012, 7:07 PM - 9:48 PM EDT Att: 23,637 - Clear - 78 F				
13 Adrián Cabrera, S OBP: 0.351, SLG: 0.650										4	0	3	0	0	0	0					
22 Jason Kipnis, L OBP: 0.347, SLG: 0.416										4	1	1	0	0	0	4					
23 Michael Brantley, L OBP: 0.348, SLG: 0.423										4	0	1	0	0	1	3					
41 Carlos Santana, S OBP: 0.367, SLG: 0.374										3	1	2	1	0	0	0					
48 Travis Hafner, L OBP: 0.336, SLG: 0.419										3	0	1	0	0	1	2					
6 Lou Marson, R OBP: 0.376, SLG: 0.368										0	1	0	0	0	0	0					
33 Johnny Damon, L OBP: 0.293, SLG: 0.351										2	0	1	1	0	0	1					
2 Aaron Cunningham, R OBP: 0.245, SLG: 0.247										0	0	0	1	0	0	0					
35 Casey Kotchman, L OBP: 0.295, SLG: 0.360										3	0	1	0	0	0	3					
9 Jack Hannahan, L OBP: 0.307, SLG: 0.356										3	0	0	0	0	1	3					
Inning Stats	R: 0 E: 0 K: 1 S: 13	H: 2 LOB: 0 BB: 0 P: 17	R: 0 E: 0 K: 1 S: 6	H: 0 LOB: 0 BB: 0 P: 11	R: 0 E: 0 K: 1 S: 16	H: 3 LOB: 1 BB: 0 P: 22	R: 0 E: 0 K: 0 S: 10	H: 1 LOB: 0 BB: 0 P: 12	R: 0 E: 0 K: 0 S: 9	H: 1 LOB: 0 BB: 0 P: 13	R: 1 E: 0 K: 1 S: 12	H: 1 LOB: 2 BB: 0 P: 19	R: 0 E: 0 K: 0 S: 12	H: 1 LOB: 1 BB: 0 P: 14	1B: 6 2B: 3 3B: 1 HR: 0	SF: 0 SAC: 1 DP: 3 HBP: 0	WP: 0 PB: 0 SB: 0 CS: 1	PA: 31			
PITCHER	IP	WLS	BF	H	R	ER	SO	BB	IBB	HBP	BLK	WP	HR	S	P	ERA	WHIP				
58 Doug Fister, R ERA: 4.03	7.0	L	27	9	3	3	4	1	0	0	0	0	0	73	102	3.86	1.429				
40 Phil Coke, L ERA: 3.1	1.0		4	1	0	0	0	0	0	0	0	0	0	12	14	0.00	1.000				

AB 34
R 2
H 9
RBI 2
BB 4
SO 4
LOB 21



AB 29
R 3
H 10
RBI 3
BB 1
SO 4
LOB 16



Batter	1	2	3	4	5	6	7	8	9	AB	R	H	RBI	BB	SO	LOB	TOP					
14 Austin Jackson, R OBP: 0.397, SLG: 0.508										4	2	1	1	1	1	3	Detroit Tigers @ Cleveland Indians Progressive Field, Cleveland, OH Wed Jul 25 2012, 7:06 PM - 10:04 PM EDT Att: 24,029 - Partly Cloudy - 82 F					
52 Quintin Berry, L OBP: 0.373, SLG: 0.396										4	0	3	2	1	0	1						
24 Miguel Cabrera, R OBP: 0.388, SLG: 0.582										4	0	1	1	1	1	3						
28 Prince Fielder, L OBP: 0.392, SLG: 0.493										2	0	0	1	1	0	0						
21 Delmon Young, R OBP: 0.294, SLG: 0.399										4	0	1	0	1	2	3						
26 Brennan Boesch, L OBP: 0.287, SLG: 0.401										4	0	0	0	0	0	6						
32 Don Kelly, L OBP: 0.270, SLG: 0.245										1	0	0	0	0	1	1						
27 Jhonny Peralta, R OBP: 0.336, SLG: 0.404										4	0	0	0	0	0	4						
13 Alex Avila, L OBP: 0.344, SLG: 0.385										3	2	2	0	1	0	0						
4 Omar Infante, R OBP: 0.309, SLG: 0.436										3	1	0	0	0	0	2						
Inning Stats	R: 1 H: 3 E: 0 K: 1 S: 11	H: 3 LOB: 2 BB: 0 P: 16	R: 2 H: 2 E: 2 K: 0 S: 9	H: 2 LOB: 1 BB: 0 P: 16	R: 0 H: 0 E: 0 K: 0 S: 7	H: 0 LOB: 0 BB: 0 P: 12	R: 0 H: 0 E: 0 K: 0 S: 6	H: 0 LOB: 0 BB: 0 P: 9	R: 1 H: 1 E: 0 K: 0 S: 13	H: 2 LOB: 1 BB: 0 P: 13	R: 0 H: 0 E: 0 K: 0 S: 16	H: 0 LOB: 1 BB: 1 P: 25	R: 0 H: 0 E: 0 K: 1 S: 8	H: 0 LOB: 1 BB: 1 P: 16	R: 0 H: 0 E: 0 K: 3 S: 17	H: 0 LOB: 1 BB: 1 P: 26	1B: 7 2B: 1 3B: 0 HR: 0	SF: 1 SAC: 1 DP: 1 HBP: 1	WP: 0 PB: 0 SB: 0 CS: 0	PA: 42		
PITCHER	IP WLS BF H R ER SO BB IBB HBP BLK WP HR S P ERA WHIP	IP WLS BF H R ER SO BB IBB HBP BLK WP HR S P ERA WHIP	IP WLS BF H R ER SO BB IBB HBP BLK WP HR S P ERA WHIP	IP WLS BF H R ER SO BB IBB HBP BLK WP HR S P ERA WHIP	IP WLS BF H R ER SO BB IBB HBP BLK WP HR S P ERA WHIP	IP WLS BF H R ER SO BB IBB HBP BLK WP HR S P ERA WHIP	IP WLS BF H R ER SO BB IBB HBP BLK WP HR S P ERA WHIP	IP WLS BF H R ER SO BB IBB HBP BLK WP HR S P ERA WHIP	IP WLS BF H R ER SO BB IBB HBP BLK WP HR S P ERA WHIP	IP WLS BF H R ER SO BB IBB HBP BLK WP HR S P ERA WHIP	IP WLS BF H R ER SO BB IBB HBP BLK WP HR S P ERA WHIP	IP WLS BF H R ER SO BB IBB HBP BLK WP HR S P ERA WHIP	IP WLS BF H R ER SO BB IBB HBP BLK WP HR S P ERA WHIP	IP WLS BF H R ER SO BB IBB HBP BLK WP HR S P ERA WHIP	IP WLS BF H R ER SO BB IBB HBP BLK WP HR S P ERA WHIP	IP WLS BF H R ER SO BB IBB HBP BLK WP HR S P ERA WHIP	IP WLS BF H R ER SO BB IBB HBP BLK WP HR S P ERA WHIP					
26 Derek Lowe, R ERA: 5.09	6.0	L	30	8	5	4	1	3	0	0	1	0	0	0	0	0	0	0	55	94	6.00	1.833
32 Esmil Rogers, R ERA: 5.51	1.0	H	4	0	0	0	0	1	0	0	0	0	0	0	0	0	0	0	16	25	0.00	1.000
37 Cody Allen, R ERA:	1.1	S	5	0	0	0	2	1	0	0	0	0	0	0	0	0	0	0	12	21	0.00	0.750
49 Tony Sipp, L ERA: 5.34	0.2	S	3	0	0	0	2	1	0	0	0	0	0	0	0	0	0	0	13	21	0.00	1.500

Batter	1	2	3	4	5	6	7	8	9	AB	R	H	RBI	BB	SO	LOB	BOTTOM					
17 Shin-Soo Choo, L OBP: 0.380, SLG: 0.492										2	0	1	0	2	0	0	Detroit Tigers @ Cleveland Indians Progressive Field, Cleveland, OH Wed Jul 25 2012, 7:06 PM - 10:04 PM EDT Att: 24,029 - Partly Cloudy - 82 F					
13 Adrián Cabrera, S OBP: 0.350, SLG: 0.445										4	0	1	0	0	2	3						
22 Jason Kipnis, L OBP: 0.346, SLG: 0.412										3	0	0	0	1	1	1						
23 Michael Brantley, L OBP: 0.348, SLG: 0.424										4	0	1	0	0	0	3						
41 Carlos Santana, S OBP: 0.363, SLG: 0.369										4	0	0	0	0	0	1						
48 Travis Hafner, L OBP: 0.354, SLG: 0.432										4	1	1	1	0	3	1						
33 Johnny Damon, L OBP: 0.294, SLG: 0.345										3	1	0	0	1	1	0						
35 Casey Kotchman, L OBP: 0.294, SLG: 0.368										4	1	1	2	0	0	0						
9 Jack Hannahan, L OBP: 0.302, SLG: 0.350										3	0	0	0	0	1	0						
Inning Stats	R: 0 H: 0 E: 0 K: 1 S: 10	H: 0 LOB: 1 BB: 0 P: 20	R: 0 H: 0 E: 0 K: 1 S: 8	H: 0 LOB: 0 BB: 0 P: 11	R: 2 H: 2 E: 0 K: 2 S: 17	H: 2 LOB: 2 BB: 2 P: 31	R: 0 H: 0 E: 0 K: 1 S: 6	H: 0 LOB: 0 BB: 0 P: 9	R: 0 H: 1 E: 0 K: 2 S: 10	H: 1 LOB: 1 BB: 0 P: 13	R: 0 H: 0 E: 0 K: 1 S: 5	H: 0 LOB: 0 BB: 0 P: 5	R: 0 H: 1 E: 0 K: 0 S: 7	H: 1 LOB: 0 BB: 0 P: 13	R: 1 H: 1 E: 0 K: 0 S: 5	H: 1 LOB: 0 BB: 0 P: 6		1B: 1 2B: 3 3B: 0 HR: 2	SF: 0 SAC: 0 DP: 1 HBP: 0	WP: 0 PB: 0 SB: 1 CS: 1	PA: 35	
PITCHER	IP WLS BF H R ER SO BB IBB HBP BLK WP HR S P ERA WHIP	IP WLS BF H R ER SO BB IBB HBP BLK WP HR S P ERA WHIP	IP WLS BF H R ER SO BB IBB HBP BLK WP HR S P ERA WHIP	IP WLS BF H R ER SO BB IBB HBP BLK WP HR S P ERA WHIP	IP WLS BF H R ER SO BB IBB HBP BLK WP HR S P ERA WHIP	IP WLS BF H R ER SO BB IBB HBP BLK WP HR S P ERA WHIP	IP WLS BF H R ER SO BB IBB HBP BLK WP HR S P ERA WHIP	IP WLS BF H R ER SO BB IBB HBP BLK WP HR S P ERA WHIP	IP WLS BF H R ER SO BB IBB HBP BLK WP HR S P ERA WHIP	IP WLS BF H R ER SO BB IBB HBP BLK WP HR S P ERA WHIP	IP WLS BF H R ER SO BB IBB HBP BLK WP HR S P ERA WHIP	IP WLS BF H R ER SO BB IBB HBP BLK WP HR S P ERA WHIP	IP WLS BF H R ER SO BB IBB HBP BLK WP HR S P ERA WHIP	IP WLS BF H R ER SO BB IBB HBP BLK WP HR S P ERA WHIP	IP WLS BF H R ER SO BB IBB HBP BLK WP HR S P ERA WHIP	IP WLS BF H R ER SO BB IBB HBP BLK WP HR S P ERA WHIP						
37 Max Scherzer, R ERA: 4.49	7.0	W	27	3	2	2	8	4	0	0	0	0	0	0	0	0	0	0	64	105	2.57	1.000
53 Joaquin Benoit, R ERA: 2.97	1.0	H	4	1	0	0	0	0	0	0	0	0	0	0	0	0	0	0	7	13	0.00	1.000
46 Jose Valverde, R ERA: 3.89	1.0	S	4	1	1	1	0	0	0	0	0	0	0	0	0	0	0	0	5	6	9.00	1.000

Batter	1	2	3	4	5	6	7	8	9	AB R H RBI BB SO LOB	TOP												
14 Austin Jackson, R OBP: 0.402, SLG: 0.511										4 1 3 1 1 0 2	Detroit Tigers @ Cleveland Indians Progressive Field, Cleveland, OH Thu Jul 26 2012, 7:33 PM - 10:23 PM EDT Att: 34,579 - Cloudy - 73 F												
52 Quintin Berry, L OBP: 0.369, SLG: 0.391										5 0 1 0 0 3 5													
24 Miguel Cabrera, R OBP: 0.384, SLG: 0.576										4 0 0 0 0 1 3													
28 Prince Fielder, L OBP: 0.393, SLG: 0.493										4 0 2 1 0 1 0													
21 Delmon Young, R OBP: 0.296, SLG: 0.407										3 1 1 1 1 0 1													
26 Brennan Boesch, L OBP: 0.284, SLG: 0.396										4 0 0 0 0 1 3													
13 Alex Avila, L OBP: 0.346, SLG: 0.391										4 1 2 0 0 2 0													
39 Ramon Santiago, S OBP: 0.297, SLG: 0.293										4 0 1 0 0 2 2													
4 Omar Infante, R OBP: 0.308, SLG: 0.432										3 0 0 0 1 0 2													
Inning Stats	R: 1 E: 1 K: 2 S: 16	H: 2 LOB: 2 BB: 1 P: 30	R: 0 E: 0 K: 1 S: 11	H: 2 LOB: 2 BB: 0 P: 15	R: 0 E: 0 K: 0 S: 16	H: 1 LOB: 1 BB: 0 P: 20	R: 1 E: 0 K: 0 S: 6	H: 2 LOB: 1 BB: 0 P: 11	R: 0 E: 0 K: 2 S: 10	H: 0 LOB: 0 BB: 0 P: 13		R: 1 E: 0 K: 2 S: 8	H: 1 LOB: 0 BB: 0 P: 12	R: 0 E: 0 K: 0 S: 9	H: 1 LOB: 1 BB: 1 P: 18	R: 0 E: 0 K: 1 S: 10	H: 0 LOB: 0 BB: 0 P: 17	R: 0 E: 0 K: 2 S: 13	H: 1 LOB: 2 BB: 1 P: 23	1B: 8 2B: 1 3B: 0 HR: 1	SF: 0 SAC: 0 DP: 1 HBP: 0	WP: 0 PB: 0 SB: 0 CS: 0	PA: 38
PITCHER	IP WLS BF H R ER SO BB IBB HBP BLK WP HR S P ERA WHIP											IP WLS BF H R ER SO BB IBB HBP BLK WP HR S P ERA WHIP											
34 Zach McAllister, R ERA: 3.18	6.1	29	9	3	2	7	2	0	0	0	0	0	0	1	75	117	2.84	1.737					
36 Joe Smith, R ERA: 3.14	0.2	W 1	0	0	0	0	0	0	0	0	0	0	0	1	2	0.00	0.000						
52 Vinnie Pestano, R ERA: 1.47	1.0	H 3	0	0	0	1	0	0	0	0	0	0	0	10	17	0.00	0.000						
54 Chris Perez, R ERA: 2.82	1.0	S 5	1	0	0	2	1	0	0	0	0	0	0	13	23	0.00	2.000						

Batter	1	2	3	4	5	6	7	8	9	AB R H RBI BB SO LOB	BOTTOM												
17 Shin-Soo Choo, L OBP: 0.382, SLG: 0.495										4 2 2 0 0 2 1	Detroit Tigers @ Cleveland Indians Progressive Field, Cleveland, OH Thu Jul 26 2012, 7:33 PM - 10:23 PM EDT Att: 34,579 - Cloudy - 73 F												
13 Adrián Cabrera, S OBP: 0.349, SLG: 0.445										4 0 1 1 0 1 2													
22 Jason Kipnis, L OBP: 0.347, SLG: 0.413										2 0 1 1 1 0 1													
23 Michael Brantley, L OBP: 0.347, SLG: 0.422										4 0 1 0 0 0 3													
41 Carlos Santana, S OBP: 0.365, SLG: 0.385										4 1 2 1 0 0 2													
48 Travis Hafner, L OBP: 0.352, SLG: 0.444										4 1 1 1 1 0 2													
4 Jose Lopez, R ERA: 2.54										3 1 1 0 0 1 0													
1 Brent Lillibridge, R OBP: 0.209, SLG: 0.175										1 0 0 0 0 1 1													
35 Casey Kotchman, L OBP: 0.291, SLG: 0.363										4 0 0 0 0 0 2													
47 Shelley Duncan, R OBP: 0.322, SLG: 0.429										2 0 0 0 1 0 1													
9 Jack Hannahan, L OBP: 0.302, SLG: 0.350										0 0 0 0 0 0 0													
Inning Stats	R: 1 E: 0 K: 0 S: 4	H: 1 LOB: 0 BB: 0 P: 6	R: 0 E: 0 K: 0 S: 5	H: 0 LOB: 0 BB: 0 P: 7	R: 0 E: 0 K: 2 S: 15	H: 0 LOB: 1 BB: 1 P: 22	R: 0 E: 0 K: 0 S: 12	H: 1 LOB: 1 BB: 1 P: 19	R: 0 E: 0 K: 1 S: 7	H: 0 LOB: 0 BB: 0 P: 9	R: 0 E: 0 K: 1 S: 14	H: 1 LOB: 1 BB: 0 P: 19	R: 4 E: 0 K: 0 S: 17	H: 5 LOB: 2 BB: 0 P: 24	R: 0 E: 0 K: 1 S: 8	H: 1 LOB: 1 BB: 0 P: 13	1B: 5 2B: 2 3B: 0 HR: 2	SF: 1 SAC: 0 DP: 1 HBP: 0	WP: 0 PB: 0 SB: 0 CS: 0	PA: 35			
PITCHER	IP WLS BF H R ER SO BB IBB HBP BLK WP HR S P ERA WHIP											IP WLS BF H R ER SO BB IBB HBP BLK WP HR S P ERA WHIP											
35 Justin Verlander, R ERA: 2.35	7.0	L 31	8	5	4	4	2	0	0	0	0	0	0	2	74	106	5.14	1.429					
38 Darin Downs, L ERA: 2.35	0.1	2	1	0	0	0	0	0	0	0	0	0	0	4	9	0.00	3.000						
60 Brayan Villarreal, R ERA: 1.41	0.2	2	0	0	0	1	0	0	0	0	0	0	0	4	4	0.00	0.000						

AB 35
R 3
H 10
RBI 3
BB 3
SO 10
LOB 18



AB 32
R 5
H 9
RBI 4
SO 5
LOB 15



Batter	1	2	3	4	5	6	7	8	9	AB	R	H	RBI	BB	SO	LOB	TOP				
14 Austin Jackson, R OBP: 0.397, SLG: 0.503	F7	F9			L7		K		G6-3	5	0	0	0	0	1	2					
52 Quintin Berry, L OBP: 0.371, SLG: 0.393	F8			28 HBP 1B			K			4	0	2	0	0	1	1					
24 Miguel Cabrera, R OBP: 0.385, SLG: 0.585	HR			F8	L9				28 1B 2B	4	2	2	1	0	0	2					
28 Prince Fielder, L OBP: 0.396, SLG: 0.503	HR			21 G5-4-3 HBP			K		2H 1B	3	1	2	2	0	1	0					
21 Delmon Young, R OBP: 0.298, SLG: 0.406				G5-4-3					P5	3	0	1	0	1	0	3					
26 Brennan Boesch, L OBP: 0.281, SLG: 0.391	K						FC4-6 1B		K	4	0	0	0	0	2	3					
27 Jhonny Peralta, R OBP: 0.332, SLG: 0.399					G3		G6-3		K	4	0	0	0	0	3	2					
13 Alex Avila, L OBP: 0.345, SLG: 0.386					F7		G1-3		F9	3	0	0	0	1	0	0					
4 Omar Infante, R OBP: 0.307, SLG: 0.430		L8			F7				K	4	0	1	0	0	1	1					
Inning Stats	R: 2 H: 2 E: 0 K: 1 S: 17	W: 21 L: 5 H: 3 P: 29	R: 0 H: 0 E: 0 K: 1 S: 17	ER: 0 LOB: 1 BB: 1 P: 27	R: 0 H: 1 E: 0 K: 0 S: 6	LOB: 0 BB: 0 P: 10	R: 0 H: 0 E: 0 K: 1 S: 10	LOB: 0 BB: 0 P: 17	R: 0 H: 1 E: 0 K: 0 S: 10	LOB: 1 BB: 0 P: 16	R: 0 H: 1 E: 0 K: 1 S: 9	LOB: 1 BB: 0 P: 14	R: 0 H: 1 E: 0 K: 2 S: 13	LOB: 0 BB: 0 P: 20	R: 1 H: 2 E: 0 K: 2 S: 12	LOB: 1 BB: 0 P: 21	R: 0 H: 0 E: 0 K: 1 S: 8	LOB: 0 BB: 0 P: 11	1B: 5 2B: 1 3B: 0 HR: 2	SF: 0 SAC: 0 DP: 1 HBP: 1	WP: 0 PA: 37 PB: 0 SB: 0 CS: 0
PITCHER	IP WLS BF H R ER SO BB IBB HBP BLK WP HR S P ERA WHIP	IP WLS BF H R ER SO BB IBB HBP BLK WP HR S P ERA WHIP	IP WLS BF H R ER SO BB IBB HBP BLK WP HR S P ERA WHIP	IP WLS BF H R ER SO BB IBB HBP BLK WP HR S P ERA WHIP	IP WLS BF H R ER SO BB IBB HBP BLK WP HR S P ERA WHIP	IP WLS BF H R ER SO BB IBB HBP BLK WP HR S P ERA WHIP	IP WLS BF H R ER SO BB IBB HBP BLK WP HR S P ERA WHIP	IP WLS BF H R ER SO BB IBB HBP BLK WP HR S P ERA WHIP	IP WLS BF H R ER SO BB IBB HBP BLK WP HR S P ERA WHIP	IP WLS BF H R ER SO BB IBB HBP BLK WP HR S P ERA WHIP	IP WLS BF H R ER SO BB IBB HBP BLK WP HR S P ERA WHIP	IP WLS BF H R ER SO BB IBB HBP BLK WP HR S P ERA WHIP	IP WLS BF H R ER SO BB IBB HBP BLK WP HR S P ERA WHIP	IP WLS BF H R ER SO BB IBB HBP BLK WP HR S P ERA WHIP	IP WLS BF H R ER SO BB IBB HBP BLK WP HR S P ERA WHIP	IP WLS BF H R ER SO BB IBB HBP BLK WP HR S P ERA WHIP	IP WLS BF H R ER SO BB IBB HBP BLK WP HR S P ERA WHIP	IP WLS BF H R ER SO BB IBB HBP BLK WP HR S P ERA WHIP	IP WLS BF H R ER SO BB IBB HBP BLK WP HR S P ERA WHIP	IP WLS BF H R ER SO BB IBB HBP BLK WP HR S P ERA WHIP	IP WLS BF H R ER SO BB IBB HBP BLK WP HR S P ERA WHIP

Detroit Tigers @ Toronto Blue Jays
Rogers Centre, Toronto, ON
Fri Jul 27 2012, 7:10 PM - 10:00 PM EDT
Att: 33,962 - Cloudy - 75 F

AB 34
R 3
H 8
RBI 3
BB 2
SO 9
LOB 14



Batter	1	2	3	4	5	6	7	8	9	AB	R	H	RBI	BB	SO	LOB	BOTTOM				
13 Brett Lawrie, R OBP: 0.333, SLG: 0.425	G5-3			L6	F9					4	1	1	0	0	0	1					
17 Omar Vizquel, S OBP: 0.236, SLG: 0.250	10 1B 2B			F8			G6-3			4	1	2	1	0	0	0					
28 Colby Rasmus, L OBP: 0.310, SLG: 0.453	G1-3						G4-3			4	0	1	0	0	0	2					
10 Edwin Encarnación, R OBP: 0.391, SLG: 0.587							G6-3			4	1	1	1	0	0	2					
2 Kelly Johnson, L OBP: 0.328, SLG: 0.383	G6-3									3	1	1	0	1	0	1					
68 Yan Gomes, R OBP: 0.232, SLG: 0.408										3	1	0	0	0	1	2					
45 Travis Snider, L OBP: 0.346, SLG: 0.731										3	2	1	2	1	0	1					
6 Jeff Mathis, R OBP: 0.309, SLG: 0.516										4	1	1	3	0	0	1					
43 Anthony Gose, L OBP: 0.250, SLG: 0.222										4	0	1	1	0	1	0					
Inning Stats	R: 1 H: 2 E: 0 K: 0 S: 11	W: 26 L: 5 H: 5 P: 15	R: 0 H: 0 E: 0 K: 0 S: 6	ER: 0 LOB: 0 BB: 0 P: 9	R: 0 H: 0 E: 0 K: 0 S: 6	LOB: 0 BB: 0 P: 7	R: 4 H: 3 E: 0 K: 1 S: 22	LOB: 1 BB: 2 P: 36	R: 0 H: 0 E: 0 K: 0 S: 7	LOB: 0 BB: 0 P: 11	R: 0 H: 1 E: 0 K: 0 S: 6	LOB: 1 BB: 0 P: 11	R: 1 H: 2 E: 0 K: 0 S: 16	LOB: 0 BB: 0 P: 25	R: 2 H: 1 E: 1 K: 1 S: 9	LOB: 0 BB: 0 P: 13	R: 2 H: 1 E: 1 K: 1 S: 9	LOB: 0 BB: 0 P: 13	1B: 4 2B: 2 3B: 2 HR: 1	SF: 0 SAC: 1 DP: 0 HBP: 0	WP: 0 PA: 36 PB: 0 SB: 1 CS: 0
PITCHER	IP WLS BF H R ER SO BB IBB HBP BLK WP HR S P ERA WHIP	IP WLS BF H R ER SO BB IBB HBP BLK WP HR S P ERA WHIP	IP WLS BF H R ER SO BB IBB HBP BLK WP HR S P ERA WHIP	IP WLS BF H R ER SO BB IBB HBP BLK WP HR S P ERA WHIP	IP WLS BF H R ER SO BB IBB HBP BLK WP HR S P ERA WHIP	IP WLS BF H R ER SO BB IBB HBP BLK WP HR S P ERA WHIP	IP WLS BF H R ER SO BB IBB HBP BLK WP HR S P ERA WHIP	IP WLS BF H R ER SO BB IBB HBP BLK WP HR S P ERA WHIP	IP WLS BF H R ER SO BB IBB HBP BLK WP HR S P ERA WHIP	IP WLS BF H R ER SO BB IBB HBP BLK WP HR S P ERA WHIP	IP WLS BF H R ER SO BB IBB HBP BLK WP HR S P ERA WHIP	IP WLS BF H R ER SO BB IBB HBP BLK WP HR S P ERA WHIP	IP WLS BF H R ER SO BB IBB HBP BLK WP HR S P ERA WHIP	IP WLS BF H R ER SO BB IBB HBP BLK WP HR S P ERA WHIP	IP WLS BF H R ER SO BB IBB HBP BLK WP HR S P ERA WHIP	IP WLS BF H R ER SO BB IBB HBP BLK WP HR S P ERA WHIP	IP WLS BF H R ER SO BB IBB HBP BLK WP HR S P ERA WHIP	IP WLS BF H R ER SO BB IBB HBP BLK WP HR S P ERA WHIP	IP WLS BF H R ER SO BB IBB HBP BLK WP HR S P ERA WHIP	IP WLS BF H R ER SO BB IBB HBP BLK WP HR S P ERA WHIP	IP WLS BF H R ER SO BB IBB HBP BLK WP HR S P ERA WHIP

Detroit Tigers @ Toronto Blue Jays
Rogers Centre, Toronto, ON
Fri Jul 27 2012, 7:10 PM - 10:00 PM EDT
Att: 33,962 - Cloudy - 75 F


AB 33
R 8
H 9
RBI 8
BB 2
SO 2
LOB 10



Batter	1	2	3	4	5	6	7	8	9	AB	R	H	RBI	BB	SO	LOB	TOP				
14 Austin Jackson, R OBP: 0.398, SLG: 0.502	L5		G1-6-3 1B		G5-3			G5-4-3 BB		3	0	1	0	1	0	0					
52 Quintin Berry, L OBP: 0.366, SLG: 0.387	G3		G1-6-3			B1-3		F8		3	0	0	0	0	0	1					
25 Ryan Raburn, R OBP: 0.226, SLG: 0.254								G5-4-3		1	0	0	0	0	0	1					
24 Miguel Cabrera, R OBP: 0.387, SLG: 0.584					G6-3			G5-4-3		3	0	1	0	1	0	1					
28 Prince Fielder, L OBP: 0.394, SLG: 0.499					G1-3			G4-3		3	0	0	0	1	0	1					
21 Delmon Young, R OBP: 0.298, SLG: 0.404					G1-3			K		4	1	1	0	0	1	2					
26 Brennan Boesch, L OBP: 0.283, SLG: 0.395					1B			P4		4	0	2	1	0	0	2					
27 Jhonny Peralta, R OBP: 0.330, SLG: 0.395					2B					3	0	0	0	0	2	2					
13 Alex Avila, L OBP: 0.341, SLG: 0.381					K					3	0	0	0	0	1	1					
4 Omar Infante, R OBP: 0.305, SLG: 0.426					K					3	0	0	0	0	1	0					
Inning Stats	R: 0 H: 1 E: 0 K: 0 S: 10	H: 1 LOB: 1 BB: 0 P: 14	R: 0 H: 1 E: 0 K: 1 S: 11	H: 1 LOB: 1 BB: 0 P: 19	R: 0 H: 1 E: 0 K: 1 S: 7	H: 1 LOB: 0 BB: 0 P: 11	R: 1 H: 2 E: 0 K: 1 S: 14	H: 2 LOB: 1 BB: 0 P: 23	R: 0 H: 0 E: 0 K: 0 S: 7	H: 0 LOB: 2 BB: 2 P: 18	R: 0 H: 0 E: 0 K: 1 S: 7	H: 0 LOB: 0 BB: 0 P: 9	R: 0 H: 0 E: 0 K: 0 S: 6	H: 0 LOB: 0 BB: 1 P: 11	R: 0 H: 0 E: 0 K: 1 S: 8	H: 0 LOB: 0 BB: 0 P: 13	1B: 4 2B: 1 3B: 0 HR: 0	SF: 0 SAC: 0 DP: 2 HBP: 0	WP: 0 PB: 0 SB: 0 CS: 0	PA: 33	
PITCHER	IP WLS BF H R ER SO BB IBB HBP BLK WP HR S P ERA WHIP	IP WLS BF H R ER SO BB IBB HBP BLK WP HR S P ERA WHIP	IP WLS BF H R ER SO BB IBB HBP BLK WP HR S P ERA WHIP	IP WLS BF H R ER SO BB IBB HBP BLK WP HR S P ERA WHIP	IP WLS BF H R ER SO BB IBB HBP BLK WP HR S P ERA WHIP	IP WLS BF H R ER SO BB IBB HBP BLK WP HR S P ERA WHIP	IP WLS BF H R ER SO BB IBB HBP BLK WP HR S P ERA WHIP	IP WLS BF H R ER SO BB IBB HBP BLK WP HR S P ERA WHIP	IP WLS BF H R ER SO BB IBB HBP BLK WP HR S P ERA WHIP	IP WLS BF H R ER SO BB IBB HBP BLK WP HR S P ERA WHIP	IP WLS BF H R ER SO BB IBB HBP BLK WP HR S P ERA WHIP	IP WLS BF H R ER SO BB IBB HBP BLK WP HR S P ERA WHIP	IP WLS BF H R ER SO BB IBB HBP BLK WP HR S P ERA WHIP	IP WLS BF H R ER SO BB IBB HBP BLK WP HR S P ERA WHIP	IP WLS BF H R ER SO BB IBB HBP BLK WP HR S P ERA WHIP	IP WLS BF H R ER SO BB IBB HBP BLK WP HR S P ERA WHIP	IP WLS BF H R ER SO BB IBB HBP BLK WP HR S P ERA WHIP	IP WLS BF H R ER SO BB IBB HBP BLK WP HR S P ERA WHIP	IP WLS BF H R ER SO BB IBB HBP BLK WP HR S P ERA WHIP	IP WLS BF H R ER SO BB IBB HBP BLK WP HR S P ERA WHIP	IP WLS BF H R ER SO BB IBB HBP BLK WP HR S P ERA WHIP

Detroit Tigers @ Toronto Blue Jays
Rogers Centre, Toronto, ON
Sat Jul 28 2012, 1:10 PM - 3:44 PM EDT
Att: 41,832 - Partly Cloudy - 77 F


AB 30
R 1
H 5
RBI 1
BB 3
SO 5
LOB 11



Batter	1	2	3	4	5	6	7	8	9	AB	R	H	RBI	BB	SO	LOB	BOTTOM				
11 Rajai Davis, R OBP: 0.311, SLG: 0.406	K		FC1-5 28 S		G6-3			K		5	1	1	0	0	2	3					
28 Colby Rasmus, L OBP: 0.312, SLG: 0.463	K		SF8		FC5-4 13			HR		3	1	2	3	0	1	0					
13 Brett Lawrie, R OBP: 0.334, SLG: 0.428			L8		FC5-4 10 S			1B		4	0	2	0	0	0	2					
10 Edwin Encarnación, R OBP: 0.395, SLG: 0.595					HR			1B		2	1	1	1	2	0	1					
45 Travis Snider, L OBP: 0.303, SLG: 0.633					BB			BB		4	0	0	0	0	0	4					
5 Yunel Escobar, R OBP: 0.299, SLG: 0.350					L3			F8		4	0	0	0	0	0	4					
2 Kelly Johnson, L OBP: 0.327, SLG: 0.379					BB			G5-3		4	1	1	1	0	0	2					
68 Yan Gomes, R OBP: 0.267, SLG: 0.442					BB			G4-3		3	0	0	0	1	0	0					
43 Anthony Gose, L OBP: 0.250, SLG: 0.227					BB			2B		3	0	2	0	1	0	0					
Inning Stats	R: 0 H: 1 E: 0 K: 2 S: 10	H: 0 LOB: 0 BB: 0 P: 11	R: 1 H: 2 E: 0 K: 0 S: 9	H: 2 LOB: 1 BB: 0 P: 12	R: 1 H: 1 E: 0 K: 0 S: 11	H: 1 LOB: 2 BB: 1 P: 22	R: 1 H: 1 E: 0 K: 1 S: 10	H: 1 LOB: 0 BB: 0 P: 14	R: 2 H: 3 E: 0 K: 0 S: 12	H: 3 LOB: 1 BB: 1 P: 21	R: 0 H: 1 E: 0 K: 2 S: 12	H: 1 LOB: 1 BB: 0 P: 18	R: 0 H: 0 E: 0 K: 2 S: 12	H: 0 LOB: 0 BB: 0 P: 18	1B: 4 2B: 3 3B: 0 HR: 3	SF: 1 SAC: 0 DP: 0 HBP: 0	WP: 2 PB: 0 SB: 3 CS: 1	PA: 37			
PITCHER	IP WLS BF H R ER SO BB IBB HBP BLK WP HR S P ERA WHIP	IP WLS BF H R ER SO BB IBB HBP BLK WP HR S P ERA WHIP	IP WLS BF H R ER SO BB IBB HBP BLK WP HR S P ERA WHIP	IP WLS BF H R ER SO BB IBB HBP BLK WP HR S P ERA WHIP	IP WLS BF H R ER SO BB IBB HBP BLK WP HR S P ERA WHIP	IP WLS BF H R ER SO BB IBB HBP BLK WP HR S P ERA WHIP	IP WLS BF H R ER SO BB IBB HBP BLK WP HR S P ERA WHIP	IP WLS BF H R ER SO BB IBB HBP BLK WP HR S P ERA WHIP	IP WLS BF H R ER SO BB IBB HBP BLK WP HR S P ERA WHIP	IP WLS BF H R ER SO BB IBB HBP BLK WP HR S P ERA WHIP	IP WLS BF H R ER SO BB IBB HBP BLK WP HR S P ERA WHIP	IP WLS BF H R ER SO BB IBB HBP BLK WP HR S P ERA WHIP	IP WLS BF H R ER SO BB IBB HBP BLK WP HR S P ERA WHIP	IP WLS BF H R ER SO BB IBB HBP BLK WP HR S P ERA WHIP	IP WLS BF H R ER SO BB IBB HBP BLK WP HR S P ERA WHIP	IP WLS BF H R ER SO BB IBB HBP BLK WP HR S P ERA WHIP	IP WLS BF H R ER SO BB IBB HBP BLK WP HR S P ERA WHIP	IP WLS BF H R ER SO BB IBB HBP BLK WP HR S P ERA WHIP	IP WLS BF H R ER SO BB IBB HBP BLK WP HR S P ERA WHIP	IP WLS BF H R ER SO BB IBB HBP BLK WP HR S P ERA WHIP	IP WLS BF H R ER SO BB IBB HBP BLK WP HR S P ERA WHIP

Detroit Tigers @ Toronto Blue Jays
Rogers Centre, Toronto, ON
Sat Jul 28 2012, 1:10 PM - 3:44 PM EDT
Att: 41,832 - Partly Cloudy - 77 F

AB 32
R 5
H 10
RBI 5
BB 4
SO 5
LOB 15



Batter	1	2	3	4	5	6	7	8	9	AB	R	H	RBI	BB	SO	LOB	TOP										
14 Austin Jackson, R OBP: 0.402, SLG: 0.502	F9	BB			1B		BB			2	0	1	0	2	0	0	Detroit Tigers @ Toronto Blue Jays Rogers Centre, Toronto, ON Sun Jul 29 2012, 1:09 PM - 3:42 PM EDT Att: 35,975 - Sunny - 75 F										
4 Omar Infante, R OBP: 0.394, SLG: 0.424	K	L8			1B		CS	G5-3		4	0	1	0	0	1	1											
24 Miguel Cabrera, R OBP: 0.385, SLG: 0.579	BB				K			F9		3	0	0	0	1	1	2											
28 Prince Fielder, L OBP: 0.391, SLG: 0.493	P5				P5			G6-3		4	0	0	0	0	0	3											
21 Delmon Young, R OBP: 0.297, SLG: 0.401					G5-3					3	1	0	0	1	0	0											
25 Ryan Raburn, R OBP: 0.226, SLG: 0.259					K			F8		4	1	1	0	0	2	0											
27 Jhonny Peralta, R OBP: 0.331, SLG: 0.415					F8			G5-3		4	2	2	4	0	0	0											
26 Brennan Boesch, L OBP: 0.281, SLG: 0.392					K					3	0	0	0	0	3	0											
32 Don Kelly, L OBP: 0.297, SLG: 0.243	K				K			K		1	0	0	0	0	0	0											
9 Gerald Laird, R OBP: 0.352, SLG: 0.400	K				P3			G3		3	0	0	0	0	1	0											
Inning Stats	R: 0 E: 0 K: 1 S: 9	H: 0 LOB: 1 BB: 1 P: 15	R: 3 E: 0 K: 2 S: 22	H: 2 LOB: 1 BB: 2 P: 36	R: 0 E: 0 K: 0 S: 6	H: 0 LOB: 0 BB: 0 P: 9	R: 0 E: 0 K: 2 S: 9	H: 0 LOB: 0 BB: 0 P: 13	R: 0 E: 0 K: 1 S: 10	H: 2 LOB: 2 BB: 0 P: 11	R: 0 E: 0 K: 0 S: 8	H: 0 LOB: 0 BB: 0 P: 10	R: 0 E: 0 K: 1 S: 9	H: 0 LOB: 1 BB: 1 P: 17	R: 0 E: 0 K: 0 S: 6	H: 0 LOB: 0 BB: 0 P: 7	R: 1 E: 0 K: 1 S: 15	H: 1 LOB: 0 BB: 0 P: 20	1B: 2 2B: 1 3B: 0 HR: 2	SF: 0 SAC: 0 DP: 0 HBP: 0	WP: 0 PB: 0 SB: 0 CS: 1	PA: 36					
PITCHER	IP	WLS	BF	H	R	ER	SO	BB	IBB	HBP	BLK	WP	HR	S	P	ERA	WHIP										
27 Brett Cecil, L ERA: 5.56	6.2	L	28	4	3	3	7	4	0	0	0	0	1	73	109	4.05	1.200										
34 Joel Carreno, R ERA: 6.35	2.0		6	1	1	1	1	0	0	0	0	0	1	16	22	4.50	0.500										
46 Evan Crawford, L ERA: 6.75	0.1		1	0	0	0	0	0	0	0	0	0	0	5	7	0.00	0.000										

AB	31
R	4
H	5
RBI	4
BB	4
SO	8
LOB	6



Batter	1	2	3	4	5	6	7	8	9	AB	R	H	RBI	BB	SO	LOB	BOTTOM										
11 Rajai Davis, R OBP: 0.314, SLG: 0.407	G6-3				F7		F8			4	1	2	0	0	0	1	Detroit Tigers @ Toronto Blue Jays Rogers Centre, Toronto, ON Sun Jul 29 2012, 1:09 PM - 3:42 PM EDT Att: 35,975 - Sunny - 75 F										
28 Colby Rasmus, L OBP: 0.311, SLG: 0.460	G5-3				P5		K			4	0	1	1	0	1	1											
13 Brett Lawrie, R OBP: 0.333, SLG: 0.425	G4-3				P5			G1-3		3	0	0	0	1	0	2											
10 Edwin Encarnación, R OBP: 0.393, SLG: 0.592	G5-3				F9		G5-3			4	0	1	0	0	0	2											
45 Travis Snider, L OBP: 0.270, SLG: 0.559	K				K		P6	FC2-6		4	0	0	0	0	2	1											
5 Yunel Escobar, R OBP: 0.301, SLG: 0.349	G5-3				BB			K		3	0	1	0	1	1	1											
2 Kelly Johnson, L OBP: 0.327, SLG: 0.378	K				BB					4	0	1	0	0	2	1											
6 Jeff Mathis, R OBP: 0.297, SLG: 0.495					G3					4	0	0	0	0	3	3											
43 Anthony Gose, L OBP: 0.250, SLG: 0.231	K				K			G6-3		4	0	1	0	0	2	0											
Inning Stats	R: 1 E: 0 K: 0 S: 7	H: 1 LOB: 0 BB: 0 P: 12	R: 0 E: 0 K: 2 S: 8	H: 0 LOB: 0 BB: 0 P: 13	R: 0 E: 0 K: 2 S: 12	H: 2 LOB: 2 BB: 0 P: 18	R: 0 E: 0 K: 1 S: 11	H: 1 LOB: 2 BB: 1 P: 20	R: 0 E: 0 K: 0 S: 8	H: 1 LOB: 1 BB: 1 P: 15	R: 0 E: 0 K: 1 S: 7	H: 1 LOB: 0 BB: 0 P: 7	R: 0 E: 0 K: 2 S: 8	H: 0 LOB: 0 BB: 0 P: 10	R: 0 E: 0 K: 1 S: 10	H: 1 LOB: 1 BB: 0 P: 14	R: 0 E: 0 K: 2 S: 11	H: 0 LOB: 0 BB: 0 P: 15	1B: 7 2B: 0 3B: 0 HR: 0	SF: 0 SAC: 0 DP: 0 HBP: 0	WP: 0 PB: 0 SB: 2 CS: 0	PA: 36					
PITCHER	IP	WLS	BF	H	R	ER	SO	BB	IBB	HBP	BLK	WP	HR	S	P	ERA	WHIP										
58 Doug Fister, R ERA: 3.77	8.0	W	33	7	1	1	9	2	0	0	0	0	0	71	109	1.12	1.125										
46 Jose Valverde, R ERA: 3.6	1.0	S	3	0	0	0	2	0	0	0	0	0	0	11	15	0.00	0.000										

AB	34
R	1
H	7
RBI	1
BB	2
SO	11
LOB	12



Batter	1	2	3	4	5	6	7	8	9	AB	R	H	RBI	BB	SO	LOB	TOP	
14 Austin Jackson, R OBP: 0.405, SLG: 0.509										2	0	1	0	0	1	0	Detroit Tigers @ Boston Red Sox Fenway Park, Boston, MA Tue Jul 31 2012, 7:12 PM - 9:32 PM EDT Att: 37,275 - Drizzlie - 68 F	
52 Quintin Berry, L OBP: 0.384, SLG: 0.385										2	0	0	0	1	1			
24 Miguel Cabrera, R OBP: 0.384, SLG: 0.573										2	0	0	1	1	0			
28 Prince Fielder, L OBP: 0.389, SLG: 0.487										2	0	0	0	1	0	3		
21 Delmon Young, R OBP: 0.295, SLG: 0.395										3	0	0	0	0	0	1		
26 Brennan Boesch, L OBP: 0.282, SLG: 0.350										1	0	0	0	1	0	0		
25 Ryan Raburn, R OBP: 0.225, SLG: 0.258										1	0	0	0	0	0	1		
13 Alex Avila, L OBP: 0.343, SLG: 0.384										2	0	1	0	1	0	0		
27 Jhonny Peralta, R OBP: 0.328, SLG: 0.407										2	0	0	0	1	1	2		
4 Omar Infante, R OBP: 0.305, SLG: 0.429										2	1	1	0	0	0	2		
Inning Stats	R: 0 E: 0 K: 1 S: 8	H: 0 LOB: 0 BB: 0 P: 12	R: 0 E: 0 K: 0 S: 5	H: 0 LOB: 0 BB: 0 P: 7	R: 1 E: 0 K: 1 S: 17	H: 1 LOB: 3 BB: 2 P: 35	R: 0 E: 0 K: 0 S: 8	H: 0 LOB: 0 BB: 2 P: 16	R: 0 E: 0 K: 1 S: 8	H: 1 LOB: 0 BB: 0 P: 13	R: 0 E: 0 K: 0 S: 11	H: 1 LOB: 3 BB: 2 P: 22						
PITCHER	IP WLS BF H R ER SO BB IBB HBP BLK WP HR S P ERA WHIP																	
19 Josh Beckett, R ERA: 4.54	(1, 1) 2.2 12 1 1 1 2 2 0 1 0 0 0 0 27 49 3.38 1.125																	
59 Clayton Mortensen, R ERA: 1.17	(3, 1) 2.2 W 11 1 0 0 1 3 0 0 0 0 0 0 24 44 0.00 1.500																	
46 Franklin Morales, L ERA: 3.32	(6, 1) 0.1 S 3 1 0 0 0 1 0 0 0 0 0 0 6 12 0.00 6.000																	
	1B: 3 2B: 0 3B: 0 HR: 0	SF: 0 SAC: 0 DP: 0 HBP: 1	WP: 0 PB: 0 SB: 1 CS: 1	PA: 26														

Batter	1	2	3	4	5	6	7	8	9	AB	R	H	RBI	BB	SO	LOB	BOTTOM	
2 Jacoby Ellsbury, L OBP: 0.337, SLG: 0.368										2	0	1	1	1	0	1	Detroit Tigers @ Boston Red Sox Fenway Park, Boston, MA Tue Jul 31 2012, 7:12 PM - 9:32 PM EDT Att: 37,275 - Drizzlie - 68 F	
13 Carl Crawford, L OBP: 0.306, SLG: 0.356										3	0	1	1	0	0	1		
15 Dustin Pedroia, R OBP: 0.319, SLG: 0.407										3	0	0	0	0	1	3		
28 Adrián González, L OBP: 0.338, SLG: 0.441										2	0	0	0	1	0	0		
7 Cody Ross, R OBP: 0.334, SLG: 0.523										2	1	1	0	1	1	0		
39 Jarrod Saltalamacchia, B OBP: 0.262, SLG: 0.559										3	1	1	0	0	2	3		
64 Will Middlebrooks, R OBP: 0.331, SLG: 0.525										2	0	1	0	0	1	2		
10 Kelly Shoppach, R OBP: 0.346, SLG: 0.508										1	1	0	0	1	1	1		
23 Pedro Ciriaco, R OBP: 0.357, SLG: 0.449										2	1	1	1	0	0	1		
Inning Stats	R: 0 E: 0 K: 2 S: 20	H: 1 LOB: 3 BB: 2 P: 35	R: 0 E: 0 K: 1 S: 10	H: 1 LOB: 0 BB: 0 P: 13	R: 0 E: 0 K: 0 S: 10	H: 0 LOB: 0 BB: 0 P: 15	R: 4 E: 1 K: 1 S: 15	H: 4 LOB: 1 BB: 2 P: 31	R: 0 E: 0 K: 2 S: 9	H: 0 LOB: 0 BB: 0 P: 13								
PITCHER	IP WLS BF H R ER SO BB IBB HBP BLK WP HR S P ERA WHIP																	
35 Justin Verlander, R ERA: 2.63	(1, 1) 5.0 L 24 6 4 3 6 4 0 0 0 0 0 0 64 107 5.40 2.000																	
	1B: 6 2B: 0 3B: 0 HR: 0	SF: 0 SAC: 0 DP: 1 HBP: 0	WP: 0 PB: 0 SB: 1 CS: 0	PA: 24														

Batter	1	2	3	4	5	6	7	8	9	AB	R	H	RBI	BB	SO	LOB	TOP				
22 Jason Kipnis, L OBP: 0.341, SLG: 0.401	1-1 G4-3 1B		1-3 K		2-2 F8 2B		0-0 G3		2-3 K	5	0	2	1	0	2	2	Cleveland Indians @ Detroit Tigers Comerica Park, Detroit, MI Fri Aug 03 2012, 7:06 PM - 10:00 PM EDT Att: 41,502 - Clear - 91 F				
13 Asdrúbal Cabrera, S OBP: 0.345, SLG: 0.435 1 Brent Lillibridge, R OBP: 0.222, SLG: 0.194	0-0 G4-3 1B		1-0 G3		0-0 F8		1-0 G5-3			4	0	1	0	0	0	3					
17 Shin-Soo Choo, L OBP: 0.376, SLG: 0.474	1-2 G4-3		0-1 G4-3		1-2 G4-3		0-3 K			4	0	1	1	0	1	4					
41 Carlos Santana, S OBP: 0.363, SLG: 0.403	4-2 BB		0-0 G4-3		1-3 K		2-3 K			3	0	0	0	1	2	1					
23 Michael Brantley, L OBP: 0.340, SLG: 0.414 25 Vinny Rottino, R OBP: 0.267, SLG: 0.342	0-0 G3		3-3 K		2-2 1B		1-2 L8			3	0	1	0	0	1	2					
4 Jose Lopez, R OBP: 0.272, SLG: 0.369	1-1 G6-3		1-2 G4-3		3-3 K		3-2 1B			4	0	1	0	0	1	1					
35 Casey Kotchman, L OBP: 0.290, SLG: 0.352	2-0 F8		2-1 1B		2-2 G5-3		2-3 K			4	0	1	0	0	1	2					
9 Jack Hannahan, L OBP: 0.304, SLG: 0.352	1-1 F8		2-2 G3		4-2 BB		1-3 K			3	1	0	0	1	1						
12 Ezequiel Carrera, L OBP: 0.500, SLG: 0.500	1-1 E9 13 G3 17 1B 1B		1-3 K		3-2 1B		3-2 F9			4	1	2	0	0	1	0					
Inning Stats	R: 0 E: 0 K: 0 S: 9	H: 2 LOB: 2 BB: 1 P: 15	R: 0 E: 0 K: 0 S: 5	H: 0 LOB: 0 BB: 0 P: 9	R: 1 E: 1 K: 1 S: 9	H: 2 LOB: 1 BB: 0 P: 12	R: 0 E: 0 K: 1 S: 11	H: 1 LOB: 1 BB: 0 P: 19	R: 0 E: 0 K: 2 S: 12	H: 1 LOB: 1 BB: 0 P: 20	R: 1 E: 0 K: 1 S: 14	H: 1 LOB: 1 BB: 1 P: 22	R: 0 E: 0 K: 2 S: 15	H: 1 LOB: 1 BB: 0 P: 23	R: 0 E: 0 K: 2 S: 12	H: 0 LOB: 0 BB: 0 P: 18		1B: 8 2B: 1 3B: 0 HR: 0	SF: 0 SAC: 0 DP: 1 HBP: 0	WP: 0 PB: 0 SB: 0 CS: 0	PA: 37
PITCHER	IP WLS BF H R ER SO BB IBB HBP BLK WP HR S P ERA WHIP	6.0 W 27 8 2 1 5 2 0 0 0 0 0 65 105 1.50 1.667	2.0 L 7 1 0 0 3 0 0 0 0 0 0 20 29 0.00 0.500	1.0 L 3 0 0 0 2 0 0 0 0 0 0 12 18 0.00 0.000											IP WLS BF H R ER SO BB IBB HBP BLK WP HR S P ERA WHIP						
19 Anibal Sánchez, R ERA: 3.99											6.0 W 27 8 2 1 5 2 0 0 0 0 0 65 105 1.50 1.667										
38 Darin Downs, L ERA: 1.86											2.0 L 7 1 0 0 3 0 0 0 0 0 0 20 29 0.00 0.500										
60 Brayan Villarreal, R ERA: 1.32											1.0 L 3 0 0 0 2 0 0 0 0 0 0 12 18 0.00 0.000										

Batter	1	2	3	4	5	6	7	8	9	AB	R	H	RBI	BB	SO	LOB	BOTTOM				
14 Austin Jackson, R OBP: 0.407, SLG: 0.505	4-2 24 1B BB		4-2 28 2B BB		2-3 G6-3		0-0 1B			3	1	1	0	2	1	2	Cleveland Indians @ Detroit Tigers Comerica Park, Detroit, MI Fri Aug 03 2012, 7:06 PM - 10:00 PM EDT Att: 41,502 - Clear - 91 F				
52 Quintin Berry, L OBP: 0.365, SLG: 0.388	1-3 K		0-1 28 2B 1B		0-0 G6-3		1-3 K			5	2	2	1	0	2	2					
24 Miguel Cabrera, R OBP: 0.366, SLG: 0.579 27 Jhonny Peralta, R OBP: 0.327, SLG: 0.405	1-1 G4-6-3 1B		1-2 F8		2-0 28 HR 1B		0-0 G5-3			5	2	3	1	0	0	2					
28 Prince Fielder, L OBP: 0.395, SLG: 0.510	2-0 G4-6-3		0-1 12 PB 2B		2-0 28 HR 1B		1-1 12 1B 13 G3-1 1B			4	2	3	4	1	0	2					
26 Brennan Boesch, L OBP: 0.283, SLG: 0.388	1-0 13 E 1B		0-3 K		0-1 12 1B 1B		0-0 G3-1			5	1	2	0	0	1	4					
12 Andy Dirks, L OBP: 0.387, SLG: 0.514	1-0 F7		4-0 BB		0-0 1B		0-0 13 1B 4 SF7 1B			4	1	2	1	1	0	1					
13 Alex Avila, L OBP: 0.343, SLG: 0.386	0-0 E6 2B		1-3 K		0-0 F8		3-1 39 BB 14 1B 1B			5	0	2	2	0	2	4					
39 Ramon Santiago, S OBP: 0.300, SLG: 0.289	0-0 G5-3		4-2 52 2B BB		0-1 F9		4-1 14 1B BB			3	1	0	0	2	1	1					
4 Omar Infante, R OBP: 0.305, SLG: 0.434	0-0 G5-3		3-1 G5-3		0-1 SF7		0-1 3B			3	0	1	1	0	0	2					
Inning Stats	R: 0 E: 0 K: 1 S: 9	H: 1 LOB: 1 BB: 1 P: 17	R: 1 E: 1 K: 0 S: 5	H: 2 LOB: 1 BB: 0 P: 7	R: 2 E: 0 K: 2 S: 17	H: 2 LOB: 2 BB: 2 P: 27	R: 4 E: 0 K: 1 S: 17	H: 5 LOB: 2 BB: 1 P: 30	R: 0 E: 0 K: 0 S: 13	H: 0 LOB: 2 BB: 1 P: 21	R: 0 E: 0 K: 1 S: 7	H: 0 LOB: 1 BB: 1 P: 12	R: 0 E: 0 K: 2 S: 9	H: 0 LOB: 0 BB: 0 P: 14	R: 0 E: 0 K: 2 S: 12	H: 0 LOB: 0 BB: 0 P: 18		1B: 11 2B: 3 3B: 1 HR: 1	SF: 1 SAC: 0 DP: 1 HBP: 0	WP: 0 PB: 1 SB: 0 CS: 0	PA: 44
PITCHER	IP WLS BF H R ER SO BB IBB HBP BLK WP HR S P ERA WHIP	4.0 L 25 10 7 7 4 4 0 0 0 0 0 48 81 3.500 3.500	2.0 L 12 6 3 3 0 1 0 0 0 0 0 24 36 13.500 3.500	2.0 L 7 0 0 0 3 1 0 0 0 0 0 16 26 0.000 0.500											IP WLS BF H R ER SO BB IBB HBP BLK WP HR S P ERA WHIP						
63 Justin Masterson, R ERA: 4.78											4.0 L 25 10 7 7 4 4 0 0 0 0 0 48 81 3.500 3.500										
57 Jeremy Accardo, R ERA: 4.58											2.0 L 12 6 3 3 0 1 0 0 0 0 0 24 36 13.500 3.500										
37 Cody Allen, R ERA:											2.0 L 7 0 0 0 3 1 0 0 0 0 0 16 26 0.000 0.500										

Batter	1	2	3	4	5	6	7	8	9	AB	R	H	RBI	BB	SO	LOB	TOP			
22 Jason Kipnis, L (1,4) OBP: 0.338, SLG: 0.397	F7			F8		F9			G1-6-3	4	0	0	1	0	0	1				
13 Asdrúbal Cabrera, S (1,6) OBP: 0.342, SLG: 0.433	K			K			G4-3		F8	4	0	0	0	0	2	0				
17 Shin-Soo Choo, L (1,9) OBP: 0.375, SLG: 0.475	G4-3			F8			G3			4	0	1	0	0	0	0				
41 Carlos Santana, S (1,2) OBP: 0.359, SLG: 0.398		L9			G4-3				L8	4	0	0	0	0	1	1				
23 Michael Brantley, L (1,8) OBP: 0.339, SLG: 0.414		F8			F8					3	0	1	0	0	0	0				
4 Jose Lopez, R (1,10) OBP: 0.288, SLG: 0.364		G6-3			G6-3				K	3	0	0	0	0	1	1				
35 Casey Kotchman, L (1,3) OBP: 0.287, SLG: 0.349				G4-3					F7	3	0	0	0	0	1	1				
9 Jack Hannahan, L (1,5) OBP: 0.300, SLG: 0.347				F9					P5	3	0	0	0	0	0	1				
12 Ezequiel Carrera, L (1,7) OBP: 0.571, SLG: 1.143				K					22 G1-6-3	3	1	2	0	0	1	0				
Inning Stats	R: 0 E: 0 K: 1 S: 8	H: 0 LOB: 0 BB: 0 P: 11	R: 0 E: 0 K: 0 S: 7	H: 0 LOB: 0 BB: 0 P: 13	R: 0 E: 0 K: 1 S: 8	H: 0 LOB: 0 BB: 0 P: 10	R: 0 E: 0 K: 1 S: 9	H: 0 LOB: 0 BB: 0 P: 15	R: 0 E: 0 K: 0 S: 7	H: 1 LOB: 1 BB: 0 P: 10	R: 0 E: 0 K: 0 S: 5	H: 0 LOB: 0 BB: 0 P: 8	R: 0 E: 0 K: 1 S: 10	H: 1 LOB: 1 BB: 0 P: 13	R: 1 E: 0 K: 1 S: 10	H: 2 LOB: 1 BB: 0 P: 15	1B: 1 2B: 1 3B: 2 HR: 0	SF: 0 SAC: 0 DP: 0 HBP: 0	WP: 0 PB: 0 SB: 0 CS: 0	PA: 31
PITCHER 58 Doug Fister, R (1,1) ERA: 3.52	IP: 9.0 WLS: W BF: 31 H: 4 R: 1 ER: 1 SO: 6 BB: 0 IBB: 0 HBP: 0 BLK: 0 WP: 0 HR: 0 S: 73 P: 107 ERA: 1.00 WHIP: 0.444																			

Cleveland Indians @ Detroit Tigers
Comerica Park, Detroit, MI
Sat Aug 04 2012, 7:06 PM - 10:01 PM EDT
Att: 42,744 - Partly Cloudy - 89 F

AB 31
R 1
H 4
RBI 1
BB 0
SO 6
LOB 5



Batter	1	2	3	4	5	6	7	8	9	AB	R	H	RBI	BB	SO	LOB	BOTTOM			
14 Austin Jackson, R (1,8) OBP: 0.405, SLG: 0.500	52 G3-6-3			K		K			F8	5	0	1	0	0	3	3				
52 Quintin Berry, L (1,7) OBP: 0.397, SLG: 0.392	G3-6-3									3	0	1	0	1	1	1				
24 Miguel Cabrera, R (1,5) OBP: 0.363, SLG: 0.573	G6-3									4	0	0	0	0	1	2				
39 Ramon Santiago, S (9,4) OBP: 0.300, SLG: 0.289				K						0	0	0	0	0	0	0				
28 Prince Fielder, L (1,3) OBP: 0.398, SLG: 0.511		26 3B		26 3B		26 3B				3	2	2	0	1	0	1				
26 Brennan Boesch, L (1,9) OBP: 0.285, SLG: 0.397		21 SF9		G3-1		G1-3				4	1	2	1	0	0	2				
21 Delmon Young, R (1,10) OBP: 0.296, SLG: 0.402		SF9		K						2	1	0	1	1	1	3				
13 Alex Avila, L (1,2) OBP: 0.345, SLG: 0.386	F7			27 3B						3	1	1	0	1	0	1				
27 Jhonny Peralta, R (1,6) OBP: 0.329, SLG: 0.415	F9			4 1B						4	1	2	2	0	1	1				
4 Omar Infante, R (1,4) OBP: 0.304, SLG: 0.433				F9						3	0	1	2	0	0	1				
Inning Stats	R: 0 E: 0 K: 0 S: 6	H: 1 LOB: 0 BB: 0 P: 10	R: 2 E: 0 K: 0 S: 12	H: 1 LOB: 0 BB: 1 P: 21	R: 0 E: 0 K: 2 S: 10	H: 0 LOB: 1 BB: 1 P: 17	R: 3 E: 0 K: 2 S: 18	H: 3 LOB: 1 BB: 1 P: 33	R: 0 E: 0 K: 0 S: 6	H: 1 LOB: 1 BB: 0 P: 10	R: 1 E: 0 K: 1 S: 11	H: 1 LOB: 2 BB: 1 P: 18	R: 0 E: 0 K: 1 S: 10	H: 2 LOB: 0 BB: 0 P: 15	R: 0 E: 0 K: 1 S: 15	H: 1 LOB: 1 BB: 0 P: 22	1B: 5 2B: 3 3B: 2 HR: 0	SF: 2 SAC: 0 DP: 1 HBP: 0	WP: 2 PB: 0 SB: 1 CS: 0	PA: 37
PITCHER 30 Ubaldo Jiménez, R (1,1) ERA: 5.29 32 Esmil Rogers, R (6,1) ERA: 5.26	IP: 5.1 WLS: L BF: 26 H: 7 R: 6 ER: 6 SO: 4 BB: 4 IBB: 0 HBP: 0 BLK: 0 WP: 1 HR: 0 S: 58 P: 103 ERA: 10.12 WHIP: 2.062																			

Cleveland Indians @ Detroit Tigers
Comerica Park, Detroit, MI
Sat Aug 04 2012, 7:06 PM - 10:01 PM EDT
Att: 42,744 - Partly Cloudy - 89 F

AB 31
R 6
H 10
RBI 6
BB 4
SO 7
LOB 15



Batter	1	2	3	4	5	6	7	8	9	AB	R	H	RBI	BB	SO	LOB	TOP			
2 Derek Jeter, R OBP: 0.355, SLG: 0.410	G4-3	G6-3			33 CS 1B		G3		E5	5	0	1	0	0	0	3	New York Yankees @ Detroit Tigers Comerica Park, Detroit, MI Thu Aug 09 2012, 1:34 PM - 4:51 PM EDT Att. 40,940 - Rain - 64 F			
33 Nick Swisher, S OBP: 0.345, SLG: 0.458	L9		L6		K		K		G3	5	0	0	0	0	2	3				
24 Robinson Cano, L OBP: 0.372, SLG: 0.558	L6		G6-3		2B				G4-3	4	0	1	0	0	0	0				
25 Mark Teixeira, S OBP: 0.339, SLG: 0.487		K	G4-3		G4-3				HR	4	1	1	1	0	1	1				
12 Eric Chavez, L OBP: 0.347, SLG: 0.526		27 3B 1B		G4-3		G4-3			HR	4	2	2	1	0	0	0				
14 Curtis Granderson, L OBP: 0.337, SLG: 0.494		P6		K		K			HR	3	0	0	0	1	2	1				
27 Raul Ibanez, L OBP: 0.307, SLG: 0.467		31 1B 3B			2B		G4-3		G4-6-3 BB	4	1	2	1	0	0	1				
31 Ichiro Suzuki, L OBP: 0.289, SLG: 0.353		19 1B 1B			BB		G3		G6-3	3	0	1	1	1	0	0				
19 Chris Stewart, R OBP: 0.296, SLG: 0.352				FC6-4			G3		K	4	0	2	0	0	1	2				
Inning Stats	R: 0 E: 0 K: 0 S: 5	H: 0 LOB: 0 BB: 0 P: 9	R: 2 E: 0 K: 1 S: 18	H: 4 LOB: 2 BB: 0 P: 31	R: 0 E: 0 K: 0 S: 8	H: 1 LOB: 0 BB: 1 P: 19	R: 0 E: 0 K: 1 S: 13	H: 2 LOB: 1 BB: 0 P: 21	R: 0 E: 0 K: 1 S: 7	H: 0 LOB: 0 BB: 0 P: 10	R: 0 E: 0 K: 1 S: 13	H: 1 LOB: 0 BB: 0 P: 19	R: 2 E: 0 K: 0 S: 13	H: 2 LOB: 0 BB: 1 P: 22	R: 0 E: 1 K: 1 S: 8	H: 0 LOB: 0 BB: 0 P: 12	1B: 4 2B: 4 3B: 1 HR: 2	SF: 0 SAC: 0 DP: 2 HBP: 0	WP: 0 PB: 0 SB: 0 CS: 1	PA: 38
PITCHER	IP WLS BF H R ER SO BB IBB HBP BLK WP HR S P ERA WHIP	IP WLS BF H R ER SO BB IBB HBP BLK WP HR S P ERA WHIP	IP WLS BF H R ER SO BB IBB HBP BLK WP HR S P ERA WHIP	IP WLS BF H R ER SO BB IBB HBP BLK WP HR S P ERA WHIP	IP WLS BF H R ER SO BB IBB HBP BLK WP HR S P ERA WHIP	IP WLS BF H R ER SO BB IBB HBP BLK WP HR S P ERA WHIP	IP WLS BF H R ER SO BB IBB HBP BLK WP HR S P ERA WHIP	IP WLS BF H R ER SO BB IBB HBP BLK WP HR S P ERA WHIP	IP WLS BF H R ER SO BB IBB HBP BLK WP HR S P ERA WHIP	IP WLS BF H R ER SO BB IBB HBP BLK WP HR S P ERA WHIP	IP WLS BF H R ER SO BB IBB HBP BLK WP HR S P ERA WHIP	IP WLS BF H R ER SO BB IBB HBP BLK WP HR S P ERA WHIP	IP WLS BF H R ER SO BB IBB HBP BLK WP HR S P ERA WHIP	IP WLS BF H R ER SO BB IBB HBP BLK WP HR S P ERA WHIP	IP WLS BF H R ER SO BB IBB HBP BLK WP HR S P ERA WHIP	IP WLS BF H R ER SO BB IBB HBP BLK WP HR S P ERA WHIP	IP WLS BF H R ER SO BB IBB HBP BLK WP HR S P ERA WHIP			
58 Doug Fister, R ERA: 3.48	6.1	27	8	2	2	4	1	0	0	0	0	0	0	0	0	0	2.84	1.421		
20 Octavio Dotel, R ERA: 3.11	0.2	H	2	0	0	1	0	0	0	0	0	0	0	0	0	0	0.00	0.000		
53 Joaquin Benoit, R ERA: 3.4	1.0	L	5	2	2	0	1	0	0	0	0	2	13	22	18.00	3.000				
46 Jose Valverde, R ERA: 3.86	1.0		4	0	0	1	0	0	0	0	0	0	8	12	0.00	0.000				

Batter	1	2	3	4	5	6	7	8	9	AB	R	H	RBI	BB	SO	LOB	BOTTOM			
52 Quintin Berry, L OBP: 0.356, SLG: 0.378	G6-3		K		FC6-4 12 2B 1-2F		K		P6	5	1	0	0	0	2	5	New York Yankees @ Detroit Tigers Comerica Park, Detroit, MI Thu Aug 09 2012, 1:34 PM - 4:51 PM EDT Att. 40,940 - Rain - 64 F			
12 Andy Dirks, L OBP: 0.398, SLG: 0.526	K			1B	2B		F7		F8	5	0	2	1	0	1	4				
24 Miguel Cabrera, R OBP: 0.383, SLG: 0.583		28 1B 1B		P6	G4-3				F7	4	0	1	0	0	0	2				
28 Prince Fielder, L OBP: 0.400, SLG: 0.513		1B		P5			L8		14 BLK 1B	4	0	2	0	0	0	1				
26 Brennan Boesch, L OBP: 0.289, SLG: 0.394		K		F7					F9	3	0	1	0	0	1	1				
14 Austin Jackson, R (6, PR) OBP: 0.401, SLG: 0.504							1B			1	0	0	0	0	0	1				
27 Jhonny Peralta, R OBP: 0.330, SLG: 0.419		G5-3			13 HR 2B		K		F9	4	1	1	0	0	1	2				
13 Alex Avila, L OBP: 0.358, SLG: 0.409		G4-3			HR		F7			4	1	2	2	0	0	1				
9 Gerald Laird, R (6, PR) OBP: 0.349, SLG: 0.395									4 1B 2B	0	0	0	0	0	0	0				
4 Omar Infante, R OBP: 0.313, SLG: 0.453					39 CS 1B		G6-3			4	0	3	0	0	0	0				
39 Ramon Santiago, S OBP: 0.295, SLG: 0.284					52 FC6-4 1B		SH3-4		L4	3	0	1	0	0	1	4				
Inning Stats	R: 0 E: 0 K: 1 S: 11	H: 2 LOB: 2 BB: 0 P: 15	R: 0 E: 0 K: 1 S: 10	H: 0 LOB: 0 BB: 0 P: 15	R: 0 E: 0 K: 2 S: 8	H: 1 LOB: 0 BB: 0 P: 13	R: 0 E: 0 K: 0 S: 7	H: 1 LOB: 1 BB: 0 P: 12	R: 3 E: 0 K: 0 S: 13	H: 4 LOB: 1 BB: 0 P: 22	R: 0 E: 0 K: 1 S: 12	H: 1 LOB: 1 BB: 0 P: 21	R: 0 E: 0 K: 1 S: 13	H: 1 LOB: 0 BB: 0 P: 15	R: 0 E: 0 K: 0 S: 8	H: 2 LOB: 3 BB: 0 P: 11	1B: 9 2B: 4 3B: 0 HR: 1	SF: 0 SAC: 1 DP: 1 HBP: 0	WP: 0 PB: 0 SB: 0 CS: 1	PA: 38
PITCHER	IP WLS BF H R ER SO BB IBB HBP BLK WP HR S P ERA WHIP	IP WLS BF H R ER SO BB IBB HBP BLK WP HR S P ERA WHIP	IP WLS BF H R ER SO BB IBB HBP BLK WP HR S P ERA WHIP	IP WLS BF H R ER SO BB IBB HBP BLK WP HR S P ERA WHIP	IP WLS BF H R ER SO BB IBB HBP BLK WP HR S P ERA WHIP	IP WLS BF H R ER SO BB IBB HBP BLK WP HR S P ERA WHIP	IP WLS BF H R ER SO BB IBB HBP BLK WP HR S P ERA WHIP	IP WLS BF H R ER SO BB IBB HBP BLK WP HR S P ERA WHIP	IP WLS BF H R ER SO BB IBB HBP BLK WP HR S P ERA WHIP	IP WLS BF H R ER SO BB IBB HBP BLK WP HR S P ERA WHIP	IP WLS BF H R ER SO BB IBB HBP BLK WP HR S P ERA WHIP	IP WLS BF H R ER SO BB IBB HBP BLK WP HR S P ERA WHIP	IP WLS BF H R ER SO BB IBB HBP BLK WP HR S P ERA WHIP	IP WLS BF H R ER SO BB IBB HBP BLK WP HR S P ERA WHIP	IP WLS BF H R ER SO BB IBB HBP BLK WP HR S P ERA WHIP	IP WLS BF H R ER SO BB IBB HBP BLK WP HR S P ERA WHIP	IP WLS BF H R ER SO BB IBB HBP BLK WP HR S P ERA WHIP			
18 Hiroki Kuroda, R ERA: 3.24	6.1	27	10	3	3	5	0	0	0	0	0	0	0	0	0	0	4.26	1.579		
39 Clay Rapada, L ERA: 2.64	0.2	W	2	0	0	1	0	0	0	0	0	9	11	0.00	0.000					
41 David Phelps, R ERA: 2.42	0.2	H	3	1	0	0	0	0	0	0	0	6	12	0.00	1.500					
29 Rafael Soriano, R ERA: 1.79	1.1	S	6	2	0	0	0	0	0	0	0	10	14	0.00	1.500					



Batter	1	2	3	4	5	6	7	8	9	AB	R	H	RBI	BB	SO	LOB	TOP								
14 Austin Jackson, R OBP: 0.402, SLG: 0.524										4	1	1	1	0	1	1									
4 Omar Infante, R OBP: 0.311, SLG: 0.447										4	0	1	0	0	0	0									
24 Miguel Cabrera, R OBP: 0.384, SLG: 0.579										2	0	0	0	2	1	1									
28 Prince Fielder, L OBP: 0.399, SLG: 0.514										3	0	0	0	1	0	2									
21 Delmon Young, R OBP: 0.298, SLG: 0.400										4	0	1	0	0	2	2									
18 Jeff Baker, R OBP: 0.307, SLG: 0.450										3	0	0	0	0	2	1									
26 Brennan Boesch, L (9, PH) OBP: 0.288, SLG: 0.390										1	0	0	0	0	0	3									
27 Jhonny Peralta, R OBP: 0.326, SLG: 0.413										4	0	1	0	0	1	3									
12 Andy Dirks, L OBP: 0.385, SLG: 0.506										3	0	0	0	0	1	1									
9 Gerald Laird, R OBP: 0.349, SLG: 0.393										3	0	1	0	0	1	0									
Inning Stats	R: 1 E: 0 K: 2 S: 13	H: 2 LOB: 1 BB: 0 P: 21	R: 0 E: 0 K: 3 S: 10	H: 0 LOB: 0 BB: 0 P: 15	R: 0 E: 0 K: 1 S: 8	H: 0 LOB: 0 BB: 0 P: 12	R: 0 E: 0 K: 1 S: 8	H: 0 LOB: 1 BB: 1 P: 18	R: 0 E: 0 K: 0 S: 7	H: 1 LOB: 0 BB: 0 P: 9	R: 0 E: 0 K: 1 S: 6	H: 0 LOB: 0 BB: 0 P: 9	R: 0 E: 0 K: 1 S: 8	H: 0 LOB: 0 BB: 0 P: 11	R: 0 E: 0 K: 0 S: 12	H: 1 LOB: 3 BB: 2 P: 16	R: 0 E: 0 K: 0 S: 16	H: 1 LOB: 2 BB: 2 P: 26	1B: 4 2B: 0 3B: 0 HR: 1	SF: 0 SAC: 0 DP: 1 HBP: 0	WP: 1 PB: 0 SB: 0 CS: 0	PA: 34			
PITCHER	IP	WLS	BF	H	R	ER	SO	BB	IBB	HBP	BLK	WP	HR	S	P	ERA	WHIP								
45 Derek Holland, L ERA: 4.92	(1, 1)	7.2	26	3	1	1	9	1	0	0	0	1	1	65	102	1.17	0.522								
41 Alexi Ogando, R ERA: 2.53	(8, 1)	0.2	4	1	0	0	0	1	0	0	0	0	0	12	18	0.00	3.000								
28 Robbie Ross Jr., L ERA: 1.82	(9, 1)	0.0	1	0	0	0	0	1	0	0	0	0	0	4	8	∞	∞								
37 Mike Adams, R ERA: 2.92	(9, 1)	0.2	W	3	1	0	0	0	0	0	0	0	0	7	9	0.00	1.500								

Detroit Tigers @ Texas Rangers
Rangers Ballpark in Arlington, Arlington, TX
Sat Aug 11 2012, 8:35 PM - 11:43 PM EDT
Att: 48,303 - Clear - 96 F

AB 31
R 1
H 5
RBI 1
BB 3
SO 9
LOB 14



Batter	1	2	3	4	5	6	7	8	9	AB	R	H	RBI	BB	SO	LOB	BOTTOM								
5 Ian Kinsler, R OBP: 0.343, SLG: 0.439										4	0	0	0	0	1	1									
1 Elvis Andrus, R OBP: 0.387, SLG: 0.397										4	0	0	0	0	2	0									
32 Josh Hamilton, L OBP: 0.354, SLG: 0.579										3	1	1	0	1	0	0									
29 Adrian Beltré, R OBP: 0.341, SLG: 0.492										4	0	2	0	0	1	1									
17 Nelson Cruz, R OBP: 0.332, SLG: 0.470										3	1	1	1	1	1	2									
10 Michael Young, R OBP: 0.303, SLG: 0.349										3	0	0	0	1	0	2									
7 David Murphy, L ERA: 2.46										3	0	2	0	0	0	0									
23 Craig Gentry, R OBP: 0.396, SLG: 0.416										1	0	0	0	0	0	2									
8 Geovany Soto, R OBP: 0.284, SLG: 0.348										4	0	0	0	0	2	4									
18 Mitch Moreland, L OBP: 0.338, SLG: 0.521										3	0	1	0	0	2	1									
9 Mike Olt, R OBP: 0.400, SLG: 0.300										1	0	1	1	0	0	0									
Inning Stats	R: 0 E: 1 K: 1 S: 12	H: 1 LOB: 2 BB: 0 P: 18	R: 0 E: 0 K: 2 S: 14	H: 1 LOB: 1 BB: 0 P: 21	R: 1 E: 0 K: 1 S: 15	H: 3 LOB: 2 BB: 0 P: 20	R: 0 E: 0 K: 0 S: 16	H: 2 LOB: 1 BB: 0 P: 20	R: 0 E: 0 K: 0 S: 12	H: 0 LOB: 0 BB: 0 P: 16	R: 0 E: 0 K: 0 S: 5	H: 0 LOB: 0 BB: 0 P: 7	R: 0 E: 0 K: 2 S: 12	H: 0 LOB: 0 BB: 0 P: 16	R: 0 E: 0 K: 0 S: 4	H: 0 LOB: 0 BB: 1 P: 9	R: 0 E: 0 K: 1 S: 14	H: 1 LOB: 2 BB: 2 P: 29	1B: 8 2B: 0 3B: 0 HR: 0	SF: 0 SAC: 0 DP: 2 HBP: 0	WP: 0 PB: 0 SB: 0 CS: 0	PA: 36			
PITCHER	IP	WLS	BF	H	R	ER	SO	BB	IBB	HBP	BLK	WP	HR	S	P	ERA	WHIP								
35 Justin Verlander, R ERA: 2.46	(1, 1)	7.0	28	7	1	1	8	0	0	0	0	0	0	86	118	1.29	1.000								
60 Brayan Villarreal, R ERA: 1.95	(8, 1)	1.0	L	5	0	1	0	3	0	0	0	0	0	4	17	9.00	3.000								
40 Phil Coke, L ERA: 3.91	(9, 1)	0.2	3	1	0	0	1	0	0	0	0	0	0	14	21	0.00	1.500								

Detroit Tigers @ Texas Rangers
Rangers Ballpark in Arlington, Arlington, TX
Sat Aug 11 2012, 8:35 PM - 11:43 PM EDT
Att: 48,303 - Clear - 96 F


AB 33
R 2
H 8
RBI 2
BB 3
SO 9
LOB 13



Batter	1	2	3	4	5	6	7	8	9	AB	R	H	RBI	BB	SO	LOB	TOP										
14 Austin Jackson, R OBP: 0.397, SLG: 0.514										4	1	1	0	1	2	2											
12 Andy Dirks, L OBP: 0.383, SLG: 0.506										4	1	1	0	0	0	3											
24 Miguel Cabrera, R OBP: 0.386, SLG: 0.579										4	0	1	1	0	1	1											
28 Prince Fielder, L OBP: 0.399, SLG: 0.508										3	0	0	0	1	1	2											
13 Alex Avila, L OBP: 0.364, SLG: 0.408										4	0	0	0	0	2	4											
21 Delmon Young, R OBP: 0.294, SLG: 0.395										4	0	1	1	0	0	0											
26 Brennan Boesch, L 18 Jeff Baker, R OBP: 0.303, SLG: 0.444										2	1	0	0	1	2	0											
27 Jhonny Peralta, R OBP: 0.329, SLG: 0.414										2	0	1	1	2	0	0											
4 Omar Infante, R OBP: 0.313, SLG: 0.448										4	0	1	0	0	0	2											
Inning Stats	R: 0 E: 0 K: 1 S: 7	H: 0 LOB: 2 BB: 2 P: 20	R: 0 E: 0 K: 1 S: 8	H: 0 LOB: 1 BB: 1 P: 16	R: 0 E: 0 K: 0 S: 6	H: 0 LOB: 0 BB: 0 P: 8	R: 0 E: 0 K: 2 S: 7	H: 0 LOB: 0 BB: 0 P: 9	R: 1 E: 0 K: 1 S: 10	H: 2 LOB: 1 BB: 1 P: 19	R: 0 E: 0 K: 0 S: 6	H: 0 LOB: 1 BB: 1 P: 8	R: 0 E: 0 K: 1 S: 8	H: 0 LOB: 1 BB: 1 P: 14	R: 2 E: 0 K: 1 S: 16	H: 4 LOB: 2 BB: 0 P: 23	R: 0 E: 0 K: 1 S: 9	H: 0 LOB: 0 BB: 0 P: 12	1B: 4 2B: 3 3B: 0 HR: 0	SF: 0 SAC: 0 DP: 1 HBP: 0	WP: 0 PB: 0 SB: 0 CS: 0	PA: 37					
PITCHER	IP	WLS	BF	H	R	ER	SO	BB	IBB	HBP	BLK	WP	HR	S	P	ERA	WHIP										
21 Samuel Deduno, R ERA: 3.38	7.0	W	30	5	3	3	6	5	0	0	0	0	0	58	103	3.86	1.429										
64 Tyler Robertson, L ERA: 6.59	0.2		3	1	0	0	1	0	0	0	0	0	0	8	11	0.00	1.500										
60 Jeff Gray, R ERA: 5.05	1.1		4	0	0	0	1	0	0	0	0	0	0	11	15	0.00	0.000										

Detroit Tigers @ Minnesota Twins
Target Field, Minneapolis, MN
Mon Aug 13 2012, 7:11 PM - 10:15 PM CDT
Att: 34,366 - Partly Cloudy - 80 F


AB 32
R 3
H 6
RBI 3
BB 5
SO 8
LOB 16



Batter	1	2	3	4	5	6	7	8	9	AB	R	H	RBI	BB	SO	LOB	BOTTOM										
11 Ben Revere, L OBP: 0.346, SLG: 0.369										5	1	2	0	0	0	2											
19 Darin Mastroianni, R OBP: 0.361, SLG: 0.444										5	1	3	3	0	1	1											
7 Joe Mauer, L OBP: 0.416, SLG: 0.440										4	2	3	0	1	0	1											
16 Josh Willingham, R OBP: 0.377, SLG: 0.545										3	1	2	1	1	0	1											
33 Justin Morneau, L OBP: 0.338, SLG: 0.476										5	0	1	1	0	0	5											
18 Ryan Doumit, S OBP: 0.343, SLG: 0.497									4	2	3	3	0	1	2												
24 Trevor Plouffe, R OBP: 0.325, SLG: 0.517									4	0	0	0	0	1	2												
8 Jamey Carroll, R OBP: 0.337, SLG: 0.295									4	1	3	0	0	0	0												
12 Alexi Casilla, S OBP: 0.255, SLG: 0.300									4	1	1	1	0	2	3												
Inning Stats	R: 0 E: 0 K: 0 S: 9	H: 1 LOB: 1 BB: 0 P: 12	R: 0 E: 0 K: 0 S: 13	H: 2 LOB: 2 BB: 0 P: 19	R: 1 E: 0 K: 1 S: 21	H: 3 LOB: 0 BB: 0 P: 30	R: 0 E: 0 K: 1 S: 6	H: 0 LOB: 0 BB: 0 P: 8	R: 1 E: 0 K: 0 S: 11	H: 3 LOB: 1 BB: 1 P: 17	R: 3 E: 0 K: 1 S: 17	H: 4 LOB: 0 BB: 0 P: 23	R: 3 E: 0 K: 1 S: 22	H: 3 LOB: 1 BB: 1 P: 31	R: 1 E: 0 K: 1 S: 12	H: 2 LOB: 1 BB: 0 P: 19	1B: 15 2B: 1 3B: 0 HR: 2	SF: 1 SAC: 0 DP: 1 HBP: 0	WP: 1 PB: 0 SB: 2 CS: 1	PA: 41							
PITCHER	IP	WLS	BF	H	R	ER	SO	BB	IBB	HBP	BLK	WP	HR	S	P	ERA	WHIP										
19 Anibal Sanchez, R ERA: 4.52	5.1	L	27	12	8	5	3	1	0	0	0	0	0	5	7	0.00	1.500										
40 Phil Coke, L ERA: 3.86	0.2		2	1	0	0	0	0	0	0	0	0	0	5	7	0.00	1.500										
64 Duane Below, L ERA: 3.88	1.0		7	3	3	3	1	1	0	0	0	0	1	22	31	27.00	4.000										
53 Joaquin Benoit, R ERA: 3.53	0.2		4	2	1	1	1	0	0	0	0	0	0	11	18	13.50	3.000										
38 Darin Downs, L ERA: 2.03	0.1		1	0	0	0	0	0	0	0	0	0	0	1	1	0.00	0.000										

Detroit Tigers @ Minnesota Twins
Target Field, Minneapolis, MN
Mon Aug 13 2012, 7:11 PM - 10:15 PM CDT
Att: 34,366 - Partly Cloudy - 80 F

AB 38
R 9
H 18
RBI 9
BB 2
SO 5
LOB 17




Batter	1	2	3	4	5	6	7	8	9	AB	R	H	RBI	BB	SO	LOB	TOP								
14 Austin Jackson, R OBP: 0.400, SLG: 0.515										3	1	1	1	2	0	2									
4 Omar Infante, R OBP: 0.314, SLG: 0.453										5	3	2	0	0	0	2									
24 Miguel Cabrera, R OBP: 0.388, SLG: 0.581										5	1	3	2	0	1	3									
28 Prince Fielder, L OBP: 0.397, SLG: 0.504										4	0	0	0	1	1	4									
27 Jhonny Peralta, R OBP: 0.328, SLG: 0.411										5	0	1	2	0	2	3									
21 Delmon Young, R OBP: 0.296, SLG: 0.397										5	0	2	1	0	0	3									
18 Jeff Baker, R OBP: 0.297, SLG: 0.434										3	0	0	0	0	1	1	AB 39								
52 Quintin Berry, L OBP: 0.353, SLG: 0.374										1	0	0	0	0	2		R 8								
12 Andy Dirks, L OBP: 0.394, SLG: 0.526										3	2	2	1	2	0	0	H 13								
9 Gerald Laird, R OBP: 0.351, SLG: 0.410										5	1	2	1	0	0	3	RBI 8								
	R: 2 E: 0 K: 1 S: 15	H: 2 LOB: 1 BB: 1 P: 23	R: 2 E: 0 K: 0 S: 12	H: 3 LOB: 1 BB: 0 P: 15	R: 0 E: 0 K: 2 S: 10	H: 1 LOB: 1 BB: 0 P: 18	R: 0 E: 0 K: 0 S: 10	H: 0 LOB: 1 BB: 0 P: 16	R: 0 E: 0 K: 1 S: 8	H: 1 LOB: 0 BB: 0 P: 12	R: 1 E: 0 K: 0 S: 5	H: 1 LOB: 0 BB: 0 P: 7	R: 1 E: 0 K: 1 S: 13	H: 2 LOB: 0 BB: 0 P: 16	R: 0 E: 0 K: 0 S: 7	H: 2 LOB: 2 BB: 1 P: 15	R: 2 E: 2 K: 0 S: 20	H: 1 LOB: 3 BB: 2 P: 38	1B: 7 2B: 3 3B: 2 HR: 1	SF: 0 SAC: 1 DP: 1 HBP: 0	WP: 0 PB: 0 SB: 0 CS: 0	PA: 45			
PITCHER	IP	WLS	BF	H	R	ER	SO	BB	IBB	HBP	BLK	WP	HR	S	P	ERA	WHIP								
52 Brian Duensing, L ERA: 4.69	6.0	L	28	8	5	5	4	2	0	0	0	0	1	60	91	7.50	1.667								
50 Casey Fien, R ERA: 1.59	7.1		7	3	1	1	1	0	1	0	0	0	0	15	24	6.75	2.250								
31 Alex Burnett, R ERA: 3.19	1.0		7	2	2	0	0	0	1	0	0	0	0	18	31	0.00	2.000								
67 Luis Perdomo, R ERA: 1.5	0.2		3	0	0	0	0	0	1	0	0	0	0	7	14	0.00	0.000								
Batter	1	2	3	4	5	6	7	8	9	AB	R	H	RBI	BB	SO	LOB	BOTTOM								
11 Ben Revere, L OBP: 0.346, SLG: 0.370										5	1	2	0	0	0	2									
19 Darin Mastroianni, R OBP: 0.352, SLG: 0.452										3	1	0	1	0	0	2									
7 Joe Mauer, L OBP: 0.415, SLG: 0.437										3	0	0	0	1	1	3									
16 Josh Willingham, R OBP: 0.376, SLG: 0.550										4	1	1	3	0	2	2									
33 Justin Morneau, L OBP: 0.337, SLG: 0.477										4	0	1	0	0	1	0									
18 Ryan Doumit, S OBP: 0.342, SLG: 0.497										4	0	1	0	0	0	1									
24 Trevor Plouffe, R OBP: 0.321, SLG: 0.509										4	0	0	0	0	1	1	AB 34								
8 Jamey Carroll, R OBP: 0.334, SLG: 0.292										4	1	0	0	0	2	1	R 4								
12 Alexi Casilla, S OBP: 0.259, SLG: 0.300										3	0	1	0	1	1	2	H 6								
	R: 0 E: 0 K: 0 S: 11	H: 1 LOB: 0 BB: 0 P: 13	R: 0 E: 0 K: 0 S: 6	H: 0 LOB: 0 BB: 0 P: 10	R: 4 E: 2 K: 1 S: 17	H: 2 LOB: 0 BB: 0 P: 23	R: 0 E: 0 K: 2 S: 11	H: 1 LOB: 1 BB: 0 P: 14	R: 0 E: 0 K: 1 S: 6	H: 0 LOB: 0 BB: 1 P: 13	R: 0 E: 0 K: 1 S: 7	H: 0 LOB: 0 BB: 0 P: 11	R: 0 E: 0 K: 1 S: 12	H: 0 LOB: 1 BB: 1 P: 19	R: 0 E: 0 K: 1 S: 12	H: 1 LOB: 1 BB: 0 P: 17	R: 0 E: 0 K: 1 S: 17	H: 1 LOB: 1 BB: 0 P: 22	1B: 3 2B: 2 3B: 0 HR: 1	SF: 0 SAC: 1 DP: 0 HBP: 0	WP: 0 PB: 0 SB: 0 CS: 0	PA: 37			
PITCHER	IP	WLS	BF	H	R	ER	SO	BB	IBB	HBP	BLK	WP	HR	S	P	ERA	WHIP								
58 Doug Fister, R ERA: 3.24	8.0		33	5	4	4	0	2	0	0	0	0	0	17	20	0.00	0.875								
46 Jose Valverde, R ERA: 3.7	1.0		4	1	0	0	1	0	0	0	0	0	0	17	22	0.00	1.000								

Detroit Tigers @ Minnesota Twins
Target Field, Minneapolis, MN
Tue Aug 14 2012, 7:12 PM - 10:05 PM CDT
Att: 37,544 - Overcast - 75 F

livebaseballscores.com


AB 39
R 8
H 13
RBI 8
BB 5
SO 5
LOB 23



Detroit Tigers @ Minnesota Twins
Target Field, Minneapolis, MN
Tue Aug 14 2012, 7:12 PM - 10:05 PM CDT
Att: 37,544 - Overcast - 75 F

livebaseballscores.com

AB 34
R 4
H 6
RBI 4
BB 2
SO 8
LOB 14



Batter	1	2	3	4	5	6	7	8	9	AB	R	H	RBI	BB	SO	LOB	TOP										
21 Nick Markakis, L OBP: 0.348, SLG: 0.472										5	0	2	1	0	0	2											
2 J.J. Hardy, R OBP: 0.274, SLG: 0.374										3	1	1	0	0	1	1											
9 Nate McLouth, L OBP: 0.257, SLG: 0.250										3	0	0	0	1	0	2											
10 Adam Jones, R OBP: 0.341, SLG: 0.520										4	0	0	0	0	1	4											
32 Matt Wieters, S OBP: 0.325, SLG: 0.431										3	1	1	2	1	0	0											
19 Chris Davis, L OBP: 0.322, SLG: 0.428										3	0	1	0	1	1	3											
12 Mark Reynolds, R 54 Joe Mahoney, L										3	0	0	0	0	3	2											
13 Manny Machado, R OBP: 0.355, SLG: 0.800										4	0	2	0	0	1	1											
35 Omar Quintanilla, L OBP: 0.341, SLG: 0.412										3	1	0	0	1	0	2											
Inning Stats	R: 0 E: 0 K: 0 S: 5	H: 1 LOB: 1 BB: 0 P: 7	R: 0 E: 0 K: 1 S: 9	H: 0 LOB: 1 BB: 1 P: 19	R: 1 E: 0 K: 2 S: 19	H: 1 LOB: 3 BB: 3 P: 34	R: 0 E: 1 K: 1 S: 9	H: 1 LOB: 1 BB: 0 P: 14	R: 2 E: 0 K: 1 S: 23	H: 3 LOB: 1 BB: 0 P: 31	R: 0 E: 0 K: 1 S: 7	H: 0 LOB: 0 BB: 0 P: 11	R: 0 E: 0 K: 0 S: 8	H: 0 LOB: 0 BB: 0 P: 12	R: 0 E: 0 K: 0 S: 8	H: 0 LOB: 0 BB: 0 P: 12	R: 0 E: 0 K: 1 S: 13	H: 1 LOB: 1 BB: 0 P: 16	1B: 3 2B: 3 3B: 0 HR: 1	SF: 0 SAC: 2 DP: 0 HBP: 0	WP: 0 PB: 0 SB: 2 CS: 0	PA: 38					
PITCHER	IP	WLS	BF	H	R	ER	SO	BB	IBB	HBP	BLK	WP	HR	S	P	ERA	WHIP										
35 Justin Verlander, R ERA: 2.53	(1, 1)	6.0	28	6	3	3	6	4	0	0	0	0	1	72	116	4.50	1.667										
20 Octavio Dotel, R ERA: 3.02	(7, 1)	1.0	3	0	0	0	0	0	0	0	0	0	0	8	12	0.00	0.000										
53 Joaquin Benoit, R ERA: 3.4	(8, 1)	1.0	W	3	0	0	0	0	0	0	0	0	0	8	12	0.00	0.000										
46 Jose Valverde, R ERA: 3.62	(9, 1)	1.0	S	4	1	0	1	0	0	0	0	0	0	13	16	0.00	1.000										

Baltimore Orioles @ Detroit Tigers
Comerica Park, Detroit, MI
Fri Aug 17 2012, 7:07 PM - 10:09 PM EDT
Att: 41,620 - Partly Cloudy - 76 F

AB 32
R 3
H 7
RBI 3
BB 4
SO 7
LOB 17



Batter	1	2	3	4	5	6	7	8	9	AB	R	H	RBI	BB	SO	LOB	BOTTOM										
14 Austin Jackson, R OBP: 0.391, SLG: 0.503										4	0	0	0	0	1	1											
12 Andy Dirks, L OBP: 0.386, SLG: 0.514										4	0	0	0	0	0	0											
24 Miguel Cabrera, R OBP: 0.391, SLG: 0.592										3	3	2	1	1	1	0											
28 Prince Fielder, L OBP: 0.404, SLG: 0.521										3	2	2	4	1	0	0											
13 Alex Avila, L OBP: 0.360, SLG: 0.409										4	0	1	0	0	0	1											
21 Delmon Young, R OBP: 0.295, SLG: 0.405										3	0	1	0	0	0	1											
26 Brennan Boesch, L 52 Quintin Berry, L										2	0	0	0	1	2	1											
27 Jhonny Peralta, R OBP: 0.327, SLG: 0.414										3	0	0	0	0	0	2											
4 Omar Infante, R OBP: 0.311, SLG: 0.447										3	0	0	0	1	2												
Inning Stats	R: 1 E: 0 K: 1 S: 12	H: 1 LOB: 1 BB: 1 P: 20	R: 0 E: 0 K: 0 S: 7	H: 1 LOB: 1 BB: 1 P: 15	R: 0 E: 0 K: 1 S: 10	H: 0 LOB: 0 BB: 0 P: 16	R: 0 E: 0 K: 1 S: 12	H: 1 LOB: 0 BB: 0 P: 16	R: 0 E: 0 K: 0 S: 9	H: 0 LOB: 0 BB: 0 P: 12	R: 2 E: 0 K: 0 S: 12	H: 2 LOB: 0 BB: 0 P: 19	R: 0 E: 0 K: 2 S: 11	H: 0 LOB: 0 BB: 0 P: 16	R: 2 E: 0 K: 0 S: 12	H: 1 LOB: 0 BB: 1 P: 21	1B: 1 2B: 1 3B: 1 HR: 3	SF: 0 SAC: 0 DP: 1 HBP: 0	WP: 0 PB: 0 SB: 0 CS: 1	PA: 33							
PITCHER	IP	WLS	BF	H	R	ER	SO	BB	IBB	HBP	BLK	WP	HR	S	P	ERA	WHIP										
29 Tommy Hunter, R ERA: 5.49	(1, 1)	6.0	24	5	3	3	3	2	0	0	0	0	0	17	30	5.40	1.167										
56 Darren O'Day, R ERA: 2.55	(7, 1)	1.2	L	6	0	1	1	1	0	0	0	0	0	17	30	5.40	0.600										
4B J.C. Romero, L ERA: 9.0	(8, 1)	0.1	2	1	1	1	0	0	0	0	0	0	1	6	7	27.00	3.000										

Baltimore Orioles @ Detroit Tigers
Comerica Park, Detroit, MI
Fri Aug 17 2012, 7:07 PM - 10:09 PM EDT
Att: 41,620 - Partly Cloudy - 76 F

AB 29
R 5
H 6
RBI 5
BB 3
SO 5
LOB 8



Batter	1	2	3	4	5	6	7	8	9	AB	R	H	RBI	BB	SO	LOB	TOP					
21 Nick Markakis, L OBP: 0.355, SLG: 0.477										4	2	2	1	1	0	0						
2 J.J. Hardy, R OBP: 0.275, SLG: 0.372										4	1	1	2	1	1	1						
9 Nate McLouth, L OBP: 0.254, SLG: 0.267										5	1	2	2	0	1	2						
10 Adam Jones, R OBP: 0.339, SLG: 0.515										5	0	1	1	0	2	2						
19 Chris Davis, L OBP: 0.303, SLG: 0.442										4	1	1	1	0	1	1						
12 Mark Reynolds, R OBP: 0.337, SLG: 0.411										3	0	2	0	1	1	0						
13 Manny Machado, R OBP: 0.289, SLG: 0.649										4	0	0	0	0	1	3						
35 Omar Quintanilla, L OBP: 0.341, SLG: 0.407										2	1	0	0	1	1	1						
11 Robert Andino, R OBP: 0.288, SLG: 0.311										1	0	0	0	0	0	0						
31 Taylor Teagarden, R OBP: 0.139, SLG: 0.206										3	1	0	0	1	1	2						
Inning Stats	R: 0 E: 0 K: 2 S: 8	H: 1 LOB: 1 BB: 0 P: 11	R: 4 E: 0 K: 1 S: 19	H: 4 LOB: 1 BB: 1 P: 33	R: 0 E: 0 K: 1 S: 9	H: 1 LOB: 1 BB: 0 P: 14	R: 3 E: 0 K: 2 S: 16	H: 2 LOB: 1 BB: 2 P: 25	R: 0 E: 0 K: 0 S: 9	H: 0 LOB: 1 BB: 2 P: 20	R: 0 E: 0 K: 1 S: 11	H: 1 LOB: 1 BB: 0 P: 19	R: 0 E: 0 K: 1 S: 11	H: 0 LOB: 0 BB: 0 P: 15	R: 0 E: 0 K: 0 S: 7	H: 0 LOB: 0 BB: 0 P: 12	R: 0 E: 0 K: 1 S: 7	H: 0 LOB: 0 BB: 0 P: 9	1B: 5 2B: 2 HR: 1	SF: 0 SAC: 0 HBP: 0	WP: 1 PB: 0 SB: 0 CS: 0	PA: 40
PITCHER	IP WLS BF H R ER SO BB IBB HBP BLK WP HR S P ERA WHIP																					
58 Doug Fister, R ERA: 3.67	(1, 1) 3.2 L 22 8 7 7 6 3 0 0 0 0 0 1 51 82 17.18 3.000																					
36 Luke Putkonen, R ERA: 6.52	(4, 1) 2.1 9 1 0 0 1 2 0 0 0 0 1 0 21 40 0.00 1.286																					
60 Brayan Villarreal, R ERA: 2.25	(7, 1) 1.0 3 0 0 0 1 0 0 0 0 0 0 0 11 15 0.00 0.000																					
38 Darin Downs, L ERA: 1.88	(8, 1) 1.0 3 0 0 0 0 0 0 0 0 0 0 0 7 12 0.00 0.000																					
53 Joaquin Benoit, R ERA: 3.33	(9, 1) 1.0 3 0 0 0 1 0 0 0 0 0 0 0 7 9 0.00 0.000																					

Baltimore Orioles @ Detroit Tigers
Comerica Park, Detroit, MI
Sun Aug 19 2012, 1:05 PM - 4:11 PM EDT
Att: 40,511 - Partly Cloudy - 73 F

livebaseballscorecards.com

AB 35
R 7
H 9
RBI 7
BB 5
SO 9
LOB 12

Batter	1	2	3	4	5	6	7	8	9	AB	R	H	RBI	BB	SO	LOB	BOTTOM					
14 Austin Jackson, R OBP: 0.392, SLG: 0.504										5	0	2	0	0	1	1						
4 Omar Infante, R OBP: 0.309, SLG: 0.450										5	1	1	1	0	0	3						
24 Miguel Cabrera, R OBP: 0.397, SLG: 0.592										2	1	0	0	2	2	2						
28 Prince Fielder, L OBP: 0.403, SLG: 0.516										4	1	1	0	0	0	4						
27 Jhonny Peralta, R OBP: 0.326, SLG: 0.419										4	1	1	3	0	0	0						
21 Delmon Young, R OBP: 0.297, SLG: 0.403										3	1	1	0	0	0	0						
18 Jeff Baker, R OBP: 0.343, SLG: 0.433										2	0	1	1	0	1	0						
12 Andy Dirks, L OBP: 0.386, SLG: 0.511										2	0	1	0	0	0	1						
9 Gerald Laird, R OBP: 0.343, SLG: 0.400										3	0	0	0	0	0	2						
13 Alex Avila, L OBP: 0.354, SLG: 0.402										1	0	0	0	0	1	1						
52 Quintin Berry, L OBP: 0.354, SLG: 0.376										4	0	1	0	0	2	2						
Inning Stats	R: 5 E: 0 K: 2 S: 22	H: 5 LOB: 1 BB: 1 P: 41	R: 0 E: 0 K: 0 S: 10	H: 1 LOB: 1 BB: 1 P: 16	R: 0 E: 0 K: 1 S: 10	H: 0 LOB: 0 BB: 0 P: 13	R: 0 E: 0 K: 0 S: 9	H: 1 LOB: 1 BB: 0 P: 13	R: 0 E: 0 K: 1 S: 11	H: 0 LOB: 0 BB: 0 P: 18	R: 0 E: 0 K: 0 S: 12	H: 1 LOB: 1 BB: 0 P: 19	R: 0 E: 1 K: 1 S: 10	H: 1 LOB: 0 BB: 0 P: 11	R: 0 E: 0 K: 1 S: 12	H: 0 LOB: 1 BB: 0 P: 21	R: 0 E: 0 K: 1 S: 10	H: 0 LOB: 0 BB: 0 P: 16	1B: 5 2B: 2 HR: 2	SF: 0 SAC: 0 HBP: 1	WP: 0 PB: 0 SB: 0 CS: 0	PA: 38
PITCHER	IP WLS BF H R ER SO BB IBB HBP BLK WP HR S P ERA WHIP																					
16 Wei-Yin Chen, L ERA: 3.87	(1, 1) 5.0 W 23 7 5 5 4 2 0 0 0 0 0 0 12 19 0.00 1.000																					
36 Luis Ayala, R ERA: 2.91	(6, 1) 1.0 H 4 1 0 0 0 0 0 0 0 0 0 0 17 23 0.00 0.750																					
56 Darren O'Day, R ERA: 2.49	(7, 1) 1.1 H 6 1 0 0 1 0 0 0 0 0 0 0 5 9 0.00 0.000																					
47 Pedro Strop, R ERA: 1.49	(8, 1) 0.2 H 2 0 0 0 1 0 0 0 0 0 0 0 5 9 0.00 0.000																					
43 Jim Johnson, R ERA: 3.14	(9, 1) 1.0 S 3 0 0 0 1 0 0 0 0 0 0 0 10 16 0.00 0.000																					

Baltimore Orioles @ Detroit Tigers
Comerica Park, Detroit, MI
Sun Aug 19 2012, 1:05 PM - 4:11 PM EDT
Att: 40,511 - Partly Cloudy - 73 F

livebaseballscorecards.com


AB 35
R 5
H 9
RBI 5
BB 2
SO 7
LOB 16

Batter	1	2	3	4	5	6	7	8	9	AB	R	H	RBI	BB	SO	LOB	TOP					
11 Rajai Davis, R OBP: 0.311, SLG: 0.400										4	0	1	0	0	0	0	Toronto Blue Jays @ Detroit Tigers Comerica Park, Detroit, MI Tue Aug 21 2012, 7:06 PM - 10:01 PM EDT Att: 39,499 - Cloudy - 68 F					
28 Colby Rasmus, L OBP: 0.299, SLG: 0.438										4	0	0	0	1	1	3						
10 Edwin Encarnación, R OBP: 0.386, SLG: 0.565										5	2	2	1	0	2	3						
30 David Cooper, L OBP: 0.322, SLG: 0.464										4	1	3	1	0	1	0						
5 Yuliel Escobar, R OBP: 0.293, SLG: 0.326										4	0	1	1	0	0	2						
2 Kelly Johnson, L OBP: 0.316, SLG: 0.377										3	0	1	0	0	2	1						
14 Moisés Sierra, R (8, PH)										1	0	1	0	0	0	0						
18 Mike McCoy, R (8, PR)										0	0	0	0	0	0	0						
17 Omar Vizquel, S OBP: 0.248, SLG: 0.235										3	0	0	0	1	1	3						
6 Jeff Mathis, R OBP: 0.251, SLG: 0.415										4	0	1	0	0	0	2						
43 Anthony Gose, L OBP: 0.287, SLG: 0.256										4	0	0	0	0	3	1						
Inning Stats	R: 0 E: 0 K: 0 S: 7	H: 0 LOB: 0 BB: 0 P: 9	R: 0 E: 0 K: 1 S: 11	H: 1 LOB: 2 BB: 1 P: 21	R: 0 E: 0 K: 2 S: 10	H: 0 LOB: 1 BB: 1 P: 17	R: 0 E: 0 K: 2 S: 12	H: 1 LOB: 1 BB: 0 P: 20	R: 0 E: 0 K: 1 S: 9	H: 1 LOB: 1 BB: 0 P: 12	R: 1 E: 0 K: 1 S: 11	H: 2 LOB: 0 BB: 0 P: 18	R: 0 E: 0 K: 1 S: 8	H: 0 LOB: 0 BB: 0 P: 15	R: 2 E: 0 K: 1 S: 20	H: 4 LOB: 2 BB: 0 P: 28	R: 0 E: 0 K: 1 S: 12	H: 1 LOB: 2 BB: 0 P: 21	1B: 6 2B: 3 3B: 0 HR: 1	SF: 0 SAC: 0 DP: 1 HBP: 1	WP: 0 PB: 0 SB: 0 CS: 0	PA: 39
PITCHER	IP WLS BF H R ER SO BB IBB HBP BLK WP HR S P ERA WHIP																					
37 Max Scherzer, R ERA: 4.27	7.0 W 27 5 1 1 8 2 0 0 0 0 0 1 68 112 1.29 1.000																					
20 Octavio Dotel, R ERA: 3.32	0.2 5 3 2 2 1 0 0 0 0 0 0 0 17 24 27.00 4.500																					
40 Phil Coke, L ERA: 3.78	0.0 1 1 0 0 0 0 0 0 0 0 0 0 2 3 ∞ ∞																					
53 Joaquin Benoit, R ERA: 3.31	0.1 H 1 0 0 0 0 0 0 0 0 0 0 0 1 1 0.00 0.000																					
46 Jose Valverde, R ERA: 3.55	1.0 S 5 1 0 0 1 0 0 0 1 0 0 0 0 12 21 0.00 1.000																					
Batter	1	2	3	4	5	6	7	8	9	AB	R	H	RBI	BB	SO	LOB	BOTTOM					
14 Austin Jackson, R OBP: 0.395, SLG: 0.508										5	1	3	0	0	0	3	Toronto Blue Jays @ Detroit Tigers Comerica Park, Detroit, MI Tue Aug 21 2012, 7:06 PM - 10:01 PM EDT Att: 39,499 - Cloudy - 68 F					
4 Omar Infante, R OBP: 0.310, SLG: 0.448										4	0	1	2	1	0	2						
24 Miguel Cabrera, R OBP: 0.393, SLG: 0.587										4	0	0	1	0	0	3						
28 Prince Fielder, L OBP: 0.406, SLG: 0.518										2	0	1	0	2	0	1						
27 Jhonny Peralta, R OBP: 0.325, SLG: 0.415										3	0	0	0	1	0	4						
21 Delmon Young, R OBP: 0.301, SLG: 0.405										3	0	2	1	1	0	1						
18 Jeff Baker, R OBP: 0.294, SLG: 0.428										2	0	0	0	1	0	4						
52 Quintin Berry, L OBP: 0.354, SLG: 0.376										0	0	0	0	0	0	0						
12 Andy Dirks, L OBP: 0.388, SLG: 0.508										3	2	1	0	1	0	1						
9 Gerald Laird, R OBP: 0.348, SLG: 0.394										2	2	0	0	2	0	1						
Inning Stats	R: 1 E: 1 K: 0 S: 11	H: 1 LOB: 3 BB: 3 P: 25	R: 2 E: 0 K: 0 S: 9	H: 1 LOB: 3 BB: 3 P: 22	R: 0 E: 0 K: 0 S: 7	H: 1 LOB: 0 BB: 0 P: 7	R: 0 E: 0 K: 0 S: 10	H: 1 LOB: 1 BB: 0 P: 16	R: 0 E: 0 K: 0 S: 10	H: 1 LOB: 1 BB: 0 P: 13	R: 2 E: 1 K: 0 S: 14	H: 2 LOB: 3 BB: 3 P: 31	R: 0 E: 0 K: 0 S: 9	H: 1 LOB: 1 BB: 0 P: 12	R: 0 E: 0 K: 0 S: 5	H: 0 LOB: 0 BB: 0 P: 7	1B: 6 2B: 2 3B: 0 HR: 0	SF: 1 SAC: 1 DP: 2 HBP: 0	WP: 0 PB: 0 SB: 0 CS: 0	PA: 39		
PITCHER	IP WLS BF H R ER SO BB IBB HBP BLK WP HR S P ERA WHIP																					
24 Ricky Romero, L ERA: 5.63	5.1 L 29 7 5 5 5 0 8 0 0 0 0 0 0 54 101 8.44 2.812																					
49 Brad Lincoln, R ERA: 3.3	0.2 4 1 0 0 0 1 0 0 0 0 0 0 11 17 0.00 3.000																					
62 Aaron Loup, L ERA: 2.37	1.0 3 0 0 0 0 0 0 0 0 0 0 0 5 8 0.00 0.000																					
31 Brandon Lyon, R ERA: 2.76	1.0 3 0 0 0 0 0 0 0 0 0 0 0 5 7 0.00 0.000																					

Batter	1	2	3	4	5	6	7	8	9	AB	R	H	RBI	BB	SO	LOB	TOP	
11 Rajai Davis, R OBP: 0.311, SLG: 0.396	G4-3		F9			E	G4-3		CS	3	1	0	0	1	0	1		
28 Colby Rasmus, L OBP: 0.297, SLG: 0.434	K		G4-3			K		K		4	0	0	0	0	3	1		
10 Edwin Encarnación, R OBP: 0.397, SLG: 0.564	F7			F9		E7		BB		3	0	1	1	1	0	0		
30 David Cooper, L OBP: 0.324, SLG: 0.464		G3-1				P2		K		2	0	1	0	0	0	0		
6 Jeff Mathis, R OBP: 0.249, SLG: 0.410					1B			K		2	0	0	0	0	1	2		
14 Moisés Sierra, R OBP: 0.373, SLG: 0.510								E9		4	0	2	0	0	1	2		
43 Anthony Gose, L OBP: 0.267, SLG: 0.256								1B		0	0	0	0	0	0	0		
8 Yovani Torresalba, R OBP: 0.306, SLG: 0.341								F8		3	1	1	0	1	0	3		
2 Kelly Johnson, L OBP: 0.313, SLG: 0.373										4	0	0	0	0	1	3		
18 Mike McCoy, R OBP: 0.267, SLG: 0.321										4	0	1	0	0	1	2		
3 Adeiny Hechavarría, R OBP: 0.200, SLG: 0.219										2	0	0	1	0	1	0		
17 Omar Vizquel, S OBP: 0.254, SLG: 0.242										1	0	1	0	0	0	0		
Inning Stats	R: 0 E: 0 K: 1 S: 10	H: 0 LOB: 0 BB: 0 P: 15	R: 0 E: 0 K: 0 S: 11	H: 1 LOB: 2 BB: 1 P: 21	R: 0 E: 0 K: 0 S: 6	H: 0 LOB: 0 BB: 0 P: 9	R: 1 E: 2 K: 2 S: 8	H: 1 LOB: 1 BB: 0 P: 17	R: 0 E: 1 K: 2 S: 12	H: 1 LOB: 2 BB: 1 P: 21	R: 0 E: 0 K: 0 S: 9	H: 1 LOB: 0 BB: 0 P: 13	1B: 6 2B: 1 3B: 0 HR: 0	SF: 1 SAC: 0 DP: 0 HBP: 0	WP: 0 PB: 0 SB: 2 CS: 1	PA: 37		
PITCHER	IP WLS BF H R ER SO BB IBB HBP BLK WP HR S P ERA WHIP																	
19 Anibal Sánchez, R ERA: 4.38	6.2	W	27	5	2	1	6	2	0	0	0	0	0	0	63	101	1.35	1.050
60 Brayan Villarreal, R ERA: 2.27	0.1	H	1	0	0	0	0	0	0	0	0	0	0	2	2	0.00	0.000	
53 Joaquín Benoit, R ERA: 3.25	1.0	H	5	1	0	0	2	1	0	0	0	0	0	12	21	0.00	2.000	
46 Jose Valverde, R ERA: 3.48	1.0	S	3	1	0	0	0	0	0	0	0	0	0	9	13	0.00	1.000	

Toronto Blue Jays @ Detroit Tigers
Comerica Park, Detroit, MI
Wed Aug 22 2012, 7:07 PM - 11:02 PM EDT
Att: 37,225 - Clear - 78 F


AB 32
R 2
H 7
RBI 2
BB 3
SO 8
LOB 14



Batter	1	2	3	4	5	6	7	8	9	AB	R	H	RBI	BB	SO	LOB	BOTTOM			
14 Austin Jackson, R OBP: 0.391, SLG: 0.503	K			G5-3		E6		K		4	1	0	0	0	2	2				
4 Omar Infante, R OBP: 0.310, SLG: 0.452	G5-3					SH1-3		K		3	1	1	0	0	1	2				
24 Miguel Cabrera, R OBP: 0.394, SLG: 0.584	G5-3							F9		2	0	0	0	2	0	0				
28 Prince Fielder, L OBP: 0.406, SLG: 0.517										3	0	1	1	1	0	1				
27 Jonny Peralta, R OBP: 0.322, SLG: 0.411										4	0	0	0	0	1	3				
21 Delmon Young, R OBP: 0.300, SLG: 0.403										4	1	1	0	0	1	3				
12 Andy Dirks, L OBP: 0.392, SLG: 0.508										2	0	1	0	1	0	1				
18 Jeff Baker, R OBP: 0.297, SLG: 0.429										2	0	1	1	0	0	1				
52 Quintin Berry, L OBP: 0.352, SLG: 0.374										1	0	0	0	0	1	1				
13 Alex Avila, L OBP: 0.354, SLG: 0.399										2	0	0	0	1	1	1				
Inning Stats	R: 0 E: 0 K: 1 S: 8	H: 0 LOB: 0 BB: 0 P: 12	R: 0 E: 0 K: 0 S: 5	H: 0 LOB: 0 BB: 0 P: 8	R: 0 E: 0 K: 1 S: 6	H: 0 LOB: 0 BB: 1 P: 11	R: 1 E: 0 K: 0 S: 12	H: 1 LOB: 0 BB: 1 P: 19	R: 1 E: 0 K: 0 S: 9	H: 2 LOB: 1 BB: 0 P: 17	R: 1 E: 1 K: 0 S: 10	H: 1 LOB: 2 BB: 1 P: 22	R: 0 E: 0 K: 3 S: 17	H: 1 LOB: 2 BB: 1 P: 22	R: 0 E: 0 K: 2 S: 10	H: 0 LOB: 1 BB: 1 P: 16	1B: 4 2B: 0 3B: 1 HR: 0	SF: 0 SAC: 1 DP: 2 HBP: 0	WP: 1 PB: 0 SB: 0 CS: 0	PA: 33
PITCHER	IP WLS BF H R ER SO BB IBB HBP BLK WP HR S P ERA WHIP																			
32 Aaron Laffey, L ERA: 4.96	6.0	L	25	5	3	2	3	2	1	0	0	0	0	0	51	90	3.00	1.167		
50 Steve Delabar, R ERA: 3.75	1.0		4	0	0	0	3	1	0	0	0	0	0	16	21	0.00	1.000			
44 Casey Janssen, R ERA: 2.22	1.0		4	0	0	0	2	1	0	0	0	0	0	10	16	0.00	1.000			

Toronto Blue Jays @ Detroit Tigers
Comerica Park, Detroit, MI
Wed Aug 22 2012, 7:07 PM - 11:02 PM EDT
Att: 37,225 - Clear - 78 F

AB 27
R 3
H 5
RBI 2
BB 5
SO 7
LOB 15



Batter	1	2	3	4	5	6	7	8	9	AB	R	H	RBI	BB	SO	LOB	TOP										
27 Mike Trout, R OBP: 0.405, SLG: 0.594	G5-3		FC5		G6-3		K		L9	5	0	0	0	0	1	3	Los Angeles Angels @ Detroit Tigers Comerica Park, Detroit, MI Fri Aug 24 2012, 7:07 PM - 10:07 PM EDT Att: 39,356 - Clear - 85 F										
13 Maicer Izturis, S OBP: 0.325, SLG: 0.333	1B		G4-6-3			1B	1B			4	1	3	0	0	0	2											
48 Toni Hunter, R OBP: 0.347, SLG: 0.431	F9				K		K			3	0	0	0	0	2	2											
8 Kendrys Morales, S OBP: 0.319, SLG: 0.447		G5-3			K		K		G4-3	4	0	0	0	0	2	2											
44 Mark Trumbo, R OBP: 0.335, SLG: 0.540	1B				K		FC5-4		K	4	1	1	0	0	2	2											
47 Howie Kendrick, R OBP: 0.330, SLG: 0.404	K				G1-3		2B		2B	4	0	2	2	0	1	1											
2 Erick Aybar, S OBP: 0.316, SLG: 0.406	G4-3				L8		BB		L5	3	0	0	0	1	0	2											
10 Vernon Wells, R OBP: 0.263, SLG: 0.402			G5-3		1B		K		G5-3	4	0	1	0	0	1	2											
17 Chris Iannetta, R OBP: 0.346, SLG: 0.427			1B		1B				F9	4	0	2	0	0	1	0											
Inning Stats	R: 0 H: 1 E: 0 K: 0 S: 6	H: 1 LOB: 0 BB: 0 P: 9	R: 0 H: 0 E: 0 K: 1 S: 9	H: 1 LOB: 1 BB: 0 P: 12	R: 0 H: 1 E: 1 K: 0 S: 11	H: 1 LOB: 1 BB: 0 P: 17	R: 0 H: 0 E: 0 K: 3 S: 11	H: 0 LOB: 0 BB: 0 P: 15	R: 0 H: 2 E: 0 K: 0 S: 12	H: 2 LOB: 2 BB: 1 P: 18	R: 2 H: 2 E: 0 K: 2 S: 17	H: 2 LOB: 1 BB: 0 P: 30	R: 0 H: 1 E: 0 K: 3 S: 11	H: 1 LOB: 1 BB: 0 P: 11	R: 0 H: 1 E: 0 K: 1 S: 12	H: 1 LOB: 1 BB: 0 P: 15		R: 0 H: 0 E: 0 K: 0 S: 8	H: 0 LOB: 0 BB: 0 P: 10	1B: 7 2B: 2 3B: 0 HR: 0	SF: 0 SAC: 0 DP: 1 HBP: 1	WP: 1 PB: 0 SB: 1 CS: 1	PA: 37				
PITCHER	IP	WLS	BF	H	R	ER	SO	BB	IBB	HBP	BLK	WP	HR	S	P	ERA	WHIP										
21 Rick Porcello, R ERA: 4.8	6.0	L	26	7	2	2	6	1	0	1	0	0	0	66	101	3.00	1.333										
60 Brayan Villarreal, R ERA: 2.16	2.0		8	2	0	0	4	0	0	0	0	1	0	23	26	0.00	1.000										
20 Octavio Dotel, R ERA: 3.18	1.0		3	0	0	0	0	0	0	0	0	0	0	8	10	0.00	0.000										

Batter	1	2	3	4	5	6	7	8	9	AB	R	H	RBI	BB	SO	LOB	BOTTOM										
14 Austin Jackson, R OBP: 0.390, SLG: 0.498	F9		F7			F9		G5-3		4	0	0	0	0	0	1	Los Angeles Angels @ Detroit Tigers Comerica Park, Detroit, MI Fri Aug 24 2012, 7:07 PM - 10:07 PM EDT Att: 39,356 - Clear - 85 F										
4 Omar Infante, R OBP: 0.311, SLG: 0.449	1B		F8			P3		G5-3		4	0	1	0	0	0	1											
24 Miguel Cabrera, R OBP: 0.394, SLG: 0.591	F8		K			2B		HR		4	1	2	1	0	1	2											
28 Prince Fielder, L OBP: 0.403, SLG: 0.509	BB				F9		K		G3	3	0	0	0	1	1	1											
26 Brennan Boesch, L OBP: 0.287, SLG: 0.382	P1				K		1B		G4-3	4	0	1	0	0	1	2											
21 Delmon Young, R OBP: 0.297, SLG: 0.397	G6-3				G3		F7		K	4	0	0	0	0	1	1											
27 Jhonny Peralta, R OBP: 0.322, SLG: 0.408	G6-3				G6-3		K		K	4	0	0	0	0	2	1											
13 Alex Avila, L OBP: 0.355, SLG: 0.395	F7				F7		BB			2	0	0	0	1	0	0											
39 Ramon Santiago, S OBP: 0.295, SLG: 0.284					F7		K			2	0	1	0	0	0	0											
12 Andy Dirks, L OBP: 0.386, SLG: 0.497										1	0	0	0	0	1	2											
18 Jeff Baker, R OBP: 0.294, SLG: 0.418	1B									0	0	0	0	0	0	0											
Inning Stats	R: 0 H: 1 E: 0 K: 0 S: 9	H: 0 LOB: 0 BB: 0 P: 16	R: 0 H: 0 E: 0 K: 0 S: 9	H: 0 LOB: 0 BB: 0 P: 14	R: 0 H: 1 E: 0 K: 1 S: 9	H: 1 LOB: 1 BB: 0 P: 12	R: 0 H: 0 E: 0 K: 1 S: 5	H: 0 LOB: 0 BB: 0 P: 5	R: 0 H: 0 E: 0 K: 0 S: 5	H: 0 LOB: 0 BB: 0 P: 10	R: 0 H: 1 E: 0 K: 1 S: 14	H: 1 LOB: 1 BB: 0 P: 22	R: 0 H: 1 E: 0 K: 2 S: 11	H: 1 LOB: 2 BB: 1 P: 25	R: 1 H: 1 E: 0 K: 0 S: 12	H: 1 LOB: 0 BB: 0 P: 16	R: 0 H: 0 E: 0 K: 2 S: 8	H: 0 LOB: 0 BB: 0 P: 9	1B: 3 2B: 1 3B: 0 HR: 1	SF: 0 SAC: 0 DP: 0 HBP: 0	WP: 0 PB: 0 SB: 1 CS: 0	PA: 34					
PITCHER	IP	WLS	BF	H	R	ER	SO	BB	IBB	HBP	BLK	WP	HR	S	P	ERA	WHIP										
23 Zack Greinke, R ERA: 3.87	7.2	W	30	5	1	1	5	2	0	0	0	0	0	71	115	1.17	0.913										
37 Scott Downs, L ERA: 2.89	0.2	H	2	0	0	0	0	0	0	0	0	0	0	5	7	0.00	0.000										
Garrett Richards, R ERA: 4.56	0.2	S	2	0	0	0	2	0	0	0	0	0	0	6	7	0.00	0.000										

Batter	1	2	3	4	5	6	7	8	9	AB	R	H	RBI	BB	SO	LOB	TOP			
27 Mike Trout, R OBP: 0.402, SLG: 0.589	G6-3		F8		K		G3			4	0	0	0	0	1	1	Los Angeles Angels @ Detroit Tigers Comerica Park, Detroit, MI Sat Aug 25 2012, 7:07 PM - 10:04 PM EDT Att: 41,970 - Clear - 88 F			
48 Toni Hunter, R OBP: 0.346, SLG: 0.428	BB		G1-3		G6-4-3		K		3	0	0	0	1	1	2					
47 Howie Kendrick, R OBP: 0.332, SLG: 0.405	K				E5		1B		4	0	2	1	0	1	1					
44 Mark Trumbo, R OBP: 0.333, SLG: 0.535	K		K		K		1B		4	0	0	0	0	3	4					
6 Alberto Callaspo, S OBP: 0.337, SLG: 0.352	G6-3		G5-3		BB		1B		3	0	1	0	1	0	0					
8 Kendrys Morales, S OBP: 0.316, SLG: 0.442	G6-3		E8		G5-4-3		F7		4	1	0	0	0	0	3					
2 Erick Aybar, S OBP: 0.315, SLG: 0.407	G6-3		2B		G5-3		G3		4	0	1	1	0	0	0					
10 Vernon Wells, R OBP: 0.266, SLG: 0.421			HR		1B		P3		4	1	2	1	0	0	0					
46 Bobby Wilson, R OBP: 0.289, SLG: 0.293			E4		K		F8		3	1	0	0	0	1	1					
13 Maicer Izturis, S OBP: 0.323, SLG: 0.332			1B				F8		1	0	0	0	0	0	0					
Inning Stats	R: 0 E: 0 K: 2 S: 10	H: 0 LOB: 1 BB: 1 P: 16	R: 0 E: 0 K: 0 S: 7	H: 0 LOB: 0 BB: 0 P: 12	R: 2 E: 1 K: 1 S: 14	H: 2 LOB: 1 BB: 0 P: 22	R: 1 E: 1 K: 1 S: 13	H: 2 LOB: 1 BB: 0 P: 20	R: 0 E: 1 K: 2 S: 9	H: 0 LOB: 1 BB: 1 P: 13	R: 0 E: 0 K: 0 S: 9	H: 0 LOB: 0 BB: 0 P: 11	R: 0 E: 0 K: 1 S: 13	H: 2 LOB: 2 BB: 0 P: 18	R: 0 E: 0 K: 0 S: 7	H: 0 LOB: 0 BB: 0 P: 9	1B: 4 2B: 1 3B: 0 HR: 1	SF: 0 SAC: 0 DP: 2 HBP: 0	WP: 1 PB: 0 SB: 0 CS: 1	PA: 36
PITCHER	IP WLS BF H R ER SO BB IBB HBP BLK WP HR S P ERA WHIP	IP WLS BF H R ER SO BB IBB HBP BLK WP HR S P ERA WHIP	IP WLS BF H R ER SO BB IBB HBP BLK WP HR S P ERA WHIP	IP WLS BF H R ER SO BB IBB HBP BLK WP HR S P ERA WHIP	IP WLS BF H R ER SO BB IBB HBP BLK WP HR S P ERA WHIP	IP WLS BF H R ER SO BB IBB HBP BLK WP HR S P ERA WHIP	IP WLS BF H R ER SO BB IBB HBP BLK WP HR S P ERA WHIP	IP WLS BF H R ER SO BB IBB HBP BLK WP HR S P ERA WHIP	IP WLS BF H R ER SO BB IBB HBP BLK WP HR S P ERA WHIP	IP WLS BF H R ER SO BB IBB HBP BLK WP HR S P ERA WHIP	IP WLS BF H R ER SO BB IBB HBP BLK WP HR S P ERA WHIP	IP WLS BF H R ER SO BB IBB HBP BLK WP HR S P ERA WHIP	IP WLS BF H R ER SO BB IBB HBP BLK WP HR S P ERA WHIP	IP WLS BF H R ER SO BB IBB HBP BLK WP HR S P ERA WHIP	IP WLS BF H R ER SO BB IBB HBP BLK WP HR S P ERA WHIP	IP WLS BF H R ER SO BB IBB HBP BLK WP HR S P ERA WHIP				

Batter	1	2	3	4	5	6	7	8	9	AB	R	H	RBI	BB	SO	LOB	BOTTOM			
14 Austin Jackson, R OBP: 0.386, SLG: 0.492	F9		K		G6-4-3		L6		G6-3	5	0	0	0	0	1	5	Los Angeles Angels @ Detroit Tigers Comerica Park, Detroit, MI Sat Aug 25 2012, 7:07 PM - 10:04 PM EDT Att: 41,970 - Clear - 88 F			
4 Omar Infante, R OBP: 0.310, SLG: 0.450	K		K		2B		P4			4	1	1	0	0	2	1				
24 Miguel Cabrera, R OBP: 0.391, SLG: 0.586	F8		F9		K		F9		4	0	0	0	0	1	1					
28 Prince Fielder, L OBP: 0.406, SLG: 0.513	2B		1B		G4-3		1B		4	1	3	0	0	0	1					
21 Delmon Young, R OBP: 0.301, SLG: 0.405	2B		1B		2B		F8		4	1	3	1	0	0	1					
52 Quintin Berry, L OBP: 0.352, SLG: 0.374	2B		1B		2B		F8		0	0	0	0	0	0	0					
12 Andy Dirks, L OBP: 0.388, SLG: 0.497	K		G6-3		1B		1B		4	1	2	1	0	1	3					
27 Jhonny Peralta, R OBP: 0.324, SLG: 0.411	K		1B		G4-3		1B		4	1	2	2	0	1	2					
13 Alex Avila, L OBP: 0.353, SLG: 0.393	G4-3		K		K		K		4	0	1	1	0	2	1					
18 Jeff Baker, R OBP: 0.299, SLG: 0.420	F7		FC1		1B		1B		4	0	2	0	0	0	1					
39 Ramon Santiago, S OBP: 0.295, SLG: 0.284									0	0	0	0	0	0	0					
Inning Stats	R: 0 E: 0 K: 1 S: 10	H: 0 LOB: 0 BB: 0 P: 15	R: 0 E: 0 K: 2 S: 15	H: 2 LOB: 1 BB: 0 P: 20	R: 0 E: 0 K: 1 S: 7	H: 0 LOB: 0 BB: 0 P: 9	R: 0 E: 0 K: 1 S: 14	H: 2 LOB: 2 BB: 0 P: 20	R: 0 E: 1 K: 1 S: 9	H: 1 LOB: 1 BB: 0 P: 15	R: 2 E: 0 K: 1 S: 11	H: 3 LOB: 1 BB: 0 P: 18	R: 0 E: 0 K: 1 S: 10	H: 1 LOB: 1 BB: 0 P: 18	R: 3 E: 0 K: 0 S: 17	H: 5 LOB: 2 BB: 0 P: 27	1B: 9 2B: 5 3B: 0 HR: 0	SF: 0 SAC: 0 DP: 1 HBP: 0	WP: 0 PB: 0 SB: 0 CS: 0	PA: 37
PITCHER	IP WLS BF H R ER SO BB IBB HBP BLK WP HR S P ERA WHIP	IP WLS BF H R ER SO BB IBB HBP BLK WP HR S P ERA WHIP	IP WLS BF H R ER SO BB IBB HBP BLK WP HR S P ERA WHIP	IP WLS BF H R ER SO BB IBB HBP BLK WP HR S P ERA WHIP	IP WLS BF H R ER SO BB IBB HBP BLK WP HR S P ERA WHIP	IP WLS BF H R ER SO BB IBB HBP BLK WP HR S P ERA WHIP	IP WLS BF H R ER SO BB IBB HBP BLK WP HR S P ERA WHIP	IP WLS BF H R ER SO BB IBB HBP BLK WP HR S P ERA WHIP	IP WLS BF H R ER SO BB IBB HBP BLK WP HR S P ERA WHIP	IP WLS BF H R ER SO BB IBB HBP BLK WP HR S P ERA WHIP	IP WLS BF H R ER SO BB IBB HBP BLK WP HR S P ERA WHIP	IP WLS BF H R ER SO BB IBB HBP BLK WP HR S P ERA WHIP	IP WLS BF H R ER SO BB IBB HBP BLK WP HR S P ERA WHIP	IP WLS BF H R ER SO BB IBB HBP BLK WP HR S P ERA WHIP	IP WLS BF H R ER SO BB IBB HBP BLK WP HR S P ERA WHIP	IP WLS BF H R ER SO BB IBB HBP BLK WP HR S P ERA WHIP				

AB 34
R 3
H 6
RBI 3
BB 2
SO 7
LOB 12




AB 37
R 5
H 14
RBI 5
BB 0
SO 8
LOB 16



Batter	1	2	3	4	5	6	7	8	9	AB	R	H	RBI	BB	SO	LOB	TOP			
27 Mike Trout, R OBP: 0.401, SLG: 0.585										4	1	1	0	0	3	2				
13 Maicer Izturis, S OBP: 0.322, SLG: 0.331										4	0	1	0	0	1	0				
48 Tori Hunter, R OBP: 0.345, SLG: 0.425										3	1	0	0	0	0	1				
8 Kendrys Morales, S OBP: 0.318, SLG: 0.445										4	0	2	1	0	1	0				
44 Mark Trumbo, R OBP: 0.332, SLG: 0.531										3	0	0	0	1	2	2				
47 Howie Kendrick, R OBP: 0.331, SLG: 0.403										4	0	1	0	0	2	2				
2 Erick Aybar, S OBP: 0.312, SLG: 0.403										4	0	0	0	0	0	3				
10 Vernon Wells, R OBP: 0.269, SLG: 0.416										2	0	0	0	1	0	1				
17 Chris Iannetta, R OBP: 0.340, SLG: 0.418										3	0	0	0	0	3	2				
Inning Stats	R: 1 H: 3 E: 0 K: 1 S: 14	H: 3 LOB: 1 BB: 0 P: 20	R: 0 H: 1 E: 0 K: 2 S: 14	H: 1 LOB: 2 BB: 1 P: 23	R: 0 H: 0 E: 0 K: 0 S: 12	H: 0 LOB: 0 BB: 0 P: 17	R: 0 H: 0 E: 0 K: 2 S: 10	H: 0 LOB: 0 BB: 0 P: 14	R: 0 H: 0 E: 0 K: 2 S: 13	H: 0 LOB: 0 BB: 0 P: 16	R: 0 H: 0 E: 0 K: 0 S: 7	H: 0 LOB: 1 BB: 1 P: 13	R: 0 H: 0 E: 0 K: 2 S: 7	H: 0 LOB: 0 BB: 0 P: 10	R: 1 H: 1 E: 0 K: 1 S: 13	H: 1 LOB: 1 BB: 0 P: 20	1B: 4 2B: 1 3B: 0 HR: 0	SF: 0 SAC: 0 DP: 1 HBP: 1	WP: 0 PB: 0 SB: 0 CS: 0	PA: 34
PITCHER	IP	WLS	BF	H	R	ER	SO	BB	IBB	HBP	BLK	WP	HR	S	P	ERA	WHIP			
37 Max Scherzer, R ERA: 4.13	7.0	W	26	4	1	1	9	2	0	0	0	0	0	83	120	1.29	0.857			
53 Joaquin Benoit, R ERA: 3.16	1.0	H	3	0	0	0	2	0	0	0	0	0	0	7	10	0.00	0.000			
46 Jose Valverde, R ERA: 3.52	1.0	5	1	1	1	1	1	0	0	1	0	0	0	13	20	9.00	1.000			

Los Angeles Angels @ Detroit Tigers
Comerica Park, Detroit, MI
Sun Aug 26 2012, 1:10 PM - 3:53 PM EDT
Att: 40,074 - Sunny - 81 F

AB 31
R 2
H 5
RBI 1
BB 2
SO 12
LOB 13



Batter	1	2	3	4	5	6	7	8	9	AB	R	H	RBI	BB	SO	LOB	BOTTOM			
14 Austin Jackson, R OBP: 0.383, SLG: 0.487										4	0	0	0	0	2	1				
4 Omar Infante, R OBP: 0.310, SLG: 0.447										3	1	0	0	1	2	1				
12 Andy Dirks, L OBP: 0.395, SLG: 0.510										3	2	2	1	1	0	0				
28 Prince Fielder, L OBP: 0.407, SLG: 0.520										4	1	2	2	0	0	1				
21 Delmon Young, R OBP: 0.302, SLG: 0.415										4	1	2	1	0	1	2				
26 Brennan Boesch, L OBP: 0.287, SLG: 0.380										2	0	0	0	1	1	0				
52 Quintin Berry, L OBP: 0.351, SLG: 0.374										0	0	0	1	0	0	0				
27 Jhonny Peralta, R OBP: 0.321, SLG: 0.407										4	0	0	0	0	0	3				
18 Jeff Baker, R OBP: 0.299, SLG: 0.418										3	0	1	0	0	0	2				
39 Ramon Santiago, S OBP: 0.235, SLG: 0.294										0	0	0	0	0	0	0				
9 Gerald Laird, R OBP: 0.340, SLG: 0.385										3	0	0	0	0	0	1				
Inning Stats	R: 0 H: 0 E: 0 K: 1 S: 7	H: 0 LOB: 0 BB: 0 P: 10	R: 0 H: 1 E: 0 K: 0 S: 12	H: 1 LOB: 2 BB: 1 P: 21	R: 1 H: 1 E: 0 K: 1 S: 12	H: 1 LOB: 1 BB: 1 P: 19	R: 0 H: 0 E: 0 K: 0 S: 7	H: 0 LOB: 0 BB: 0 P: 10	R: 0 H: 1 E: 0 K: 1 S: 7	H: 1 LOB: 1 BB: 0 P: 9	R: 3 H: 2 E: 0 K: 1 S: 11	H: 2 LOB: 0 BB: 1 P: 18	R: 0 H: 0 E: 0 K: 1 S: 10	H: 0 LOB: 0 BB: 0 P: 13	R: 1 H: 2 E: 0 K: 1 S: 15	H: 2 LOB: 1 BB: 0 P: 19	1B: 3 2B: 1 3B: 1 HR: 2	SF: 1 SAC: 0 DP: 0 HBP: 0	WP: 0 PB: 0 SB: 0 CS: 0	PA: 34
PITCHER	IP	WLS	BF	H	R	ER	SO	BB	IBB	HBP	BLK	WP	HR	S	P	ERA	WHIP			
54 Ervin Santana, R ERA: 5.45	7.0	L	29	5	4	4	4	3	0	0	0	0	0	66	100	5.14	1.143			
37 Scott Downs, L ERA: 3.08	0.2	4	2	1	1	1	1	0	0	0	0	0	0	13	17	13.50	3.000			
32 LaTroy Hawkins, R ERA: 3.65	0.1	1	0	0	0	0	0	0	0	0	0	0	0	2	2	0.00	0.000			

Los Angeles Angels @ Detroit Tigers
Comerica Park, Detroit, MI
Sun Aug 26 2012, 1:10 PM - 3:53 PM EDT
Att: 40,074 - Sunny - 81 F

AB 30
R 5
H 7
RBI 5
BB 3
SO 6
LOB 11



Batter	1	2	3	4	5	6	7	8	9	AB	R	H	RBI	BB	SO	LOB	TOP										
14 Austin Jackson, R OBP: 0.389, SLG: 0.490										3	3	3	0	2	0	0											
12 Andy Dirks, L OBP: 0.390, SLG: 0.507										5	1	1	1	0	1	4											
24 Miguel Cabrera, R OBP: 0.391, SLG: 0.584										5	1	2	1	0	1	2											
28 Prince Fielder, L OBP: 0.408, SLG: 0.521										3	1	1	2	2	0	1											
21 Delmon Young, R OBP: 0.391, SLG: 0.419										5	1	1	2	0	2	5											
13 Alex Avila, L OBP: 0.352, SLG: 0.391										4	0	1	1	0	3	0											
27 Jhonny Peralta, R OBP: 0.320, SLG: 0.413										4	1	1	1	0	1	1											
4 Omar Infante, R OBP: 0.307, SLG: 0.443										4	0	0	0	0	0	0											
52 Quintin Berry, L OBP: 0.346, SLG: 0.368										4	0	0	0	0	2	0											
Inning Stats	R: 3 E: 0 K: 1 S: 15	H: 3 LOB: 0 BB: 0 P: 23	R: 0 E: 0 K: 0 S: 5	H: 0 LOB: 0 BB: 0 P: 9	R: 3 E: 0 K: 1 S: 18	H: 4 LOB: 1 BB: 0 P: 27	R: 0 E: 0 K: 1 S: 7	H: 0 LOB: 1 BB: 1 P: 16	R: 0 E: 0 K: 1 S: 5	H: 0 LOB: 0 BB: 0 P: 7	R: 0 E: 0 K: 1 S: 7	H: 0 LOB: 0 BB: 0 P: 9	R: 1 E: 0 K: 2 S: 15	H: 2 LOB: 2 BB: 1 P: 27	R: 1 E: 0 K: 2 S: 10	H: 1 LOB: 0 BB: 0 P: 16	R: 0 E: 0 K: 1 S: 12	H: 0 LOB: 2 BB: 2 P: 24	1B: 6 2B: 2 3B: 0 HR: 2	SF: 0 SAC: 0 DP: 0 HBP: 0	WP: 2 PB: 0 SB: 1 CS: 0	PA: 41					
PITCHER	IP WLS BF H R ER SO BB IBB HBP BLK WP HR S P ERA WHIP	5.0 23 7 6 6 4 1 0 0 0 0 1 50 82 10.80 1.600	1.2 7 2 1 1 2 0 0 0 0 1 0 17 26 5.40 1.200	0.0 1 0 0 0 0 1 0 0 0 0 0 0 2 6 ∞	1.1 5 1 1 1 3 0 0 0 0 0 1 13 20 6.75 0.750	1.0 5 0 0 0 1 1 1 0 0 1 0 12 24 0.00 1.000											IP WLS BF H R ER SO BB IBB HBP BLK WP HR S P ERA WHIP										
39 Luis Mendoza, R ERA: 4.51											5.0	23	7	6	6	4	1	0	0	0	0	1	50	82	10.80	1.600	
40 Kelvin Herrera, R ERA: 2.53											1.2	7	2	1	1	2	0	0	0	0	1	0	17	26	5.40	1.200	
55 Tim Collins, L ERA: 3.06											0.0	1	0	0	0	0	1	0	0	0	0	0	0	2	6	∞	
43 Aaron Crow, R ERA: 3.52											1.1	5	1	1	1	3	0	0	0	0	0	1	13	20	6.75	0.750	
56 Greg Holland, R ERA: 2.89											1.0	5	0	0	0	1	1	1	0	0	1	0	12	24	0.00	1.000	

Detroit Tigers @ Kansas City Royals
 Kauffman Stadium, Kansas City, MO
 Tue Aug 28 2012, 7:11 PM - 10:41 PM CDT
 Att: 13,601 - Clear - 94 F

AB	37
R	8
H	10
RBI	8
BB	4
SO	10
LOB	13



Batter	1	2	3	4	5	6	7	8	9	AB	R	H	RBI	BB	SO	LOB	BOTTOM											
1 Jarrod Dyson, L OBP: 0.334, SLG: 0.338										3	2	1	0	2	1	1												
2 Alcides Escobar, R OBP: 0.343, SLG: 0.404										5	1	2	1	0	1	3												
4 Alex Gordon, L OBP: 0.368, SLG: 0.446										5	2	2	2	0	2	3												
16 Billy Butler, R OBP: 0.375, SLG: 0.507										4	1	3	2	1	1	0												
6 Lorenzo Cain, R OBP: 0.293, SLG: 0.378										5	1	2	1	0	0	2												
8 Mike Moustakas, L OBP: 0.307, SLG: 0.440										5	0	3	3	0	0	2												
21 Jeff Francoeur, R OBP: 0.284, SLG: 0.360										4	0	0	0	1	2	3												
35 Eric Hosmer, L OBP: 0.309, SLG: 0.369										4	0	0	0	1	2	2												
9 Johnny Giavotella, R OBP: 0.262, SLG: 0.272										4	1	2	0	0	0	1												
Inning Stats	R: 3 E: 0 K: 2 S: 15	H: 4 LOB: 1 BB: 0 P: 20	R: 4 E: 0 K: 1 S: 25	H: 6 LOB: 2 BB: 0 P: 36	R: 0 E: 0 K: 0 S: 6	H: 1 LOB: 2 BB: 1 P: 14	R: 0 E: 0 K: 1 S: 12	H: 0 LOB: 0 BB: 0 P: 13	R: 0 E: 0 K: 1 S: 8	H: 0 LOB: 0 BB: 0 P: 11	R: 1 E: 0 K: 1 S: 16	H: 1 LOB: 2 BB: 2 P: 28	R: 0 E: 0 K: 1 S: 11	H: 1 LOB: 1 BB: 1 P: 15	R: 1 E: 0 K: 2 S: 13	H: 2 LOB: 2 BB: 1 P: 22	R: 1 E: 0 K: 0 S: 10	H: 0 LOB: 0 BB: 0 P: 16	1B: 10 2B: 5 3B: 0 HR: 0	SF: 0 SAC: 0 DP: 0 HBP: 0	WP: 0 PB: 0 SB: 2 CS: 0	PA: 44						
PITCHER	IP WLS BF H R ER SO BB IBB HBP BLK WP HR S P ERA WHIP	5.2 32 12 8 8 6 2 1 0 0 0 0 0 2 2 0.00 0.000	0.1 1 0 0 0 0 0 0 0 0 0 0 0 0 0 0 0 0.00 0.000	1.2 8 2 1 1 2 1 0 0 0 0 0 0 0 0 0 0 5.40 1.800	0.1 3 1 0 0 1 0 1 0 0 0 0 0 0 6 12 0.00 3.000											IP WLS BF H R ER SO BB IBB HBP BLK WP HR S P ERA WHIP												
35 Justin Verlander, R ERA: 2.8											5.2	32	12	8	8	6	2	1	0	0	0	0	2	2	0.00	0.000		
38 Darin Downs, L ERA: 1.84											0.1	1	0	0	0	0	0	0	0	0	0	0	0	0	0	0	0.00	0.000
60 Brayan Villarreal, R ERA: 2.28											1.2	8	2	1	1	2	1	0	0	0	0	0	0	0	18	25	5.40	1.800
40 Phil Coke, L ERA: 3.72											0.1	3	1	0	0	1	0	1	0	0	0	0	0	6	12	0.00	3.000	

Detroit Tigers @ Kansas City Royals
 Kauffman Stadium, Kansas City, MO
 Tue Aug 28 2012, 7:11 PM - 10:41 PM CDT
 Att: 13,601 - Clear - 94 F

AB	39
R	9
H	15
RBI	9
BB	5
SO	9
LOB	17




Batter	1	2	3	4	5	6	7	8	9	AB	R	H	RBI	BB	SO	LOB	TOP										
14 Austin Jackson, R OBP: 0.386, SLG: 0.487										5	0	0	0	0	2	3											
12 Andy Dirks, L OBP: 0.388, SLG: 0.500										5	0	2	0	0	1	2											
24 Miguel Cabrera, R OBP: 0.390, SLG: 0.581										5	0	2	0	0	0	3											
28 Prince Fielder, L OBP: 0.410, SLG: 0.522										4	1	3	0	0	0	2											
21 Delmon Young, R OBP: 0.302, SLG: 0.417										4	0	1	0	0	0	3											
52 Quintin Berry, L OBP: 0.346, SLG: 0.368										3	0	0	0	0	0	1											
26 Brennan Boesch, L OBP: 0.285, SLG: 0.377										1	0	0	0	0	1												
Jeff Baker, R OBP: 0.293, SLG: 0.408										4	0	2	1	0	0	1											
27 Jhonny Peralta, R OBP: 0.319, SLG: 0.410										4	0	1	0	0	0	3											
4 Omar Infante, R OBP: 0.306, SLG: 0.441										4	0	1	0	0	0	3											
9 Gerald Laird, R OBP: 0.340, SLG: 0.383										3	0	1	0	0	0	1											
13 Alex Avila, L OBP: 0.354, SLG: 0.388										0	0	0	0	1	0	0											
Inning Stats	R: 0 H: 2 E: 0 K: 2 S: 13	H: 2 LOB: 2 BB: 0 P: 16	R: 0 H: 0 E: 0 K: 0 S: 6	H: 0 LOB: 0 BB: 0 P: 8	R: 0 H: 2 E: 0 K: 1 S: 9	H: 2 LOB: 0 BB: 0 P: 11	R: 0 H: 1 E: 0 K: 0 S: 12	H: 1 LOB: 1 BB: 0 P: 18	R: 0 H: 1 E: 0 K: 0 S: 10	H: 1 LOB: 1 BB: 0 P: 14	R: 0 H: 1 E: 0 K: 0 S: 5	H: 1 LOB: 1 BB: 0 P: 7	R: 0 H: 1 E: 0 K: 0 S: 10	H: 1 LOB: 1 BB: 0 P: 16	R: 1 H: 3 E: 0 K: 1 S: 12	H: 3 LOB: 2 BB: 0 P: 20	R: 0 H: 1 E: 0 K: 0 S: 6	H: 1 LOB: 1 BB: 1 P: 14	1B: 11 2B: 1 3B: 0 HR: 0	SF: 0 SAC: 0 DP: 1 HBP: 0	WP: 0 PA: 39 PB: 0 SB: 0 CS: 0						
PITCHER	IP	WLS	BF	H	R	ER	SO	BB	IBB	HBP	BLK	WP	HR	S	P	ERA	WHIP										
33 Jeremy Guthrie, R ERA: 5.48	7.1	W	32	10	1	1	3	0	0	0	0	0	0	69	99	1.23	1.364										
55 Tim Collins, L ERA: 3.05	0.1	H	2	1	0	0	1	0	0	0	0	0	0	6	9	0.00	3.000										
43 Aaron Crow, R ERA: 3.5	0.1	H	1	0	0	0	0	0	0	0	0	0	0	2	2	0.00	0.000										
40 Kelvin Herrera, R ERA: 2.49	1.0	S	4	1	0	0	0	1	0	0	0	0	0	6	14	0.00	2.000										

Detroit Tigers @ Kansas City Royals
Kauffman Stadium, Kansas City, MO
Thu Aug 30 2012, 7:12 PM - 9:53 PM CDT
Att. 12,997 - Clear - 97 F

livebaseballscores.com

AB	38
R	1
H	12
RBI	1
BB	1
SO	4
LOB	21



Batter	1	2	3	4	5	6	7	8	9	AB	R	H	RBI	BB	SO	LOB	BOTTOM										
6 Lorenzo Cain, R OBP: 0.303, SLG: 0.382										3	0	1	0	1	1	2											
2 Alcides Escobar, R OBP: 0.342, SLG: 0.402										4	0	0	0	0	0	4											
4 Alex Gordon, L OBP: 0.368, SLG: 0.450										4	1	2	1	0	1	1											
16 Billy Butler, R OBP: 0.373, SLG: 0.505										4	0	2	0	0	1	1											
13 Salvador Perez, R OBP: 0.318, SLG: 0.492										4	0	1	0	0	1	1											
8 Mike Moustakas, L OBP: 0.306, SLG: 0.442										4	1	1	0	0	1	2											
21 Jeff Francoeur, R OBP: 0.286, SLG: 0.360										2	0	1	0	1	1	0											
35 Eric Hosmer, L OBP: 0.312, SLG: 0.370										2	0	1	0	1	0	2											
9 Johnny Giavotella, R OBP: 0.248, SLG: 0.257										3	0	0	1	0	0	3											
Inning Stats	R: 0 H: 1 E: 0 K: 1 S: 12	H: 0 LOB: 0 BB: 0 P: 15	R: 0 H: 1 E: 0 K: 0 S: 5	H: 1 LOB: 1 BB: 1 P: 11	R: 0 H: 1 E: 0 K: 1 S: 10	H: 1 LOB: 0 BB: 0 P: 15	R: 1 H: 3 E: 0 K: 0 S: 10	H: 3 LOB: 2 BB: 1 P: 20	R: 0 H: 1 E: 0 K: 0 S: 10	H: 1 LOB: 1 BB: 0 P: 14	R: 0 H: 0 E: 0 K: 2 S: 7	H: 0 LOB: 0 BB: 0 P: 10	1B: 6 2B: 2 3B: 0 HR: 1	SF: 0 SAC: 0 DP: 2 HBP: 0	WP: 1 PA: 33 PB: 0 SB: 0 CS: 0												
PITCHER	IP	WLS	BF	H	R	ER	SO	BB	IBB	HBP	BLK	WP	HR	S	P	ERA	WHIP										
21 Rick Porcello, R ERA: 4.57	5.0	L	23	8	2	2	4	2	0	0	0	0	0	5	13	0.00	0.000										
38 Darin Downs, L ERA: 1.72	1.0		3	0	0	0	0	0	1	0	0	0	0	5	13	0.00	0.000										
60 Brayan Villarreal, R ERA: 2.16	2.0		7	1	0	0	2	0	0	0	0	0	0	17	24	0.00	0.500										

Detroit Tigers @ Kansas City Royals
Kauffman Stadium, Kansas City, MO
Thu Aug 30 2012, 7:12 PM - 9:53 PM CDT
Att. 12,997 - Clear - 97 F

livebaseballscores.com

AB	30
R	2
H	9
RBI	2
BB	3
SO	6
LOB	16



Batter	1	2	3	4	5	6	7	8	9	AB	R	H	RBI	BB	SO	LOB	TOP		
28 Dewayne Wise, L (1,8) OBP: 0.295, SLG: 0.444	F8	P5		FC6-4 HBP		44 WP 14 SF7 20 S BB		K		3	1	0	1	1	1	1	Chicago White Sox @ Detroit Tigers Comerica Park, Detroit, MI Fri Aug 31 2012, 7:06 PM - 10:14 PM EDT Att: 36,721 - Partly Cloudy - 94 F		
20 Kevin Youkilis, R (1,5) OBP: 0.334, SLG: 0.427	E5		44 1B 14 FC6-4 BB	L5		F9		K		4	1	0	0	1	1	4			
44 Adam Dunn, L (1,3) OBP: 0.337, SLG: 0.483								K		3	0	1	0	2	2	3			
14 Paul Konerko, R (1,10) OBP: 0.380, SLG: 0.498	F9		FC6-4 51 FC5-4	FC6-4		SF7		K		4	0	0	2	0	0	6			
51 Alex Rios, R (1,9) OBP: 0.331, SLG: 0.511	G5-3		FC5-4			G4-3		F8		5	0	0	0	0	1	4			
12 A.J. Pierzynski, L (1,2) OBP: 0.334, SLG: 0.534			G4-3					F8		4	1	2	1	1	1	1			
24 Dayan Viciedo, R (1,7) OBP: 0.292, SLG: 0.422								24 DI 2B		4	1	1	0	1	1	2			
10 Alexei Ramirez, R (1,6) OBP: 0.295, SLG: 0.379								K		3	0	1	0	1	0	1			
15 Gordon Beckham, R (1,4) OBP: 0.285, SLG: 0.360								L8		2	0	0	0	0	0	3			
Inning Stats	R: 0 E: 1 K: 0 S: 10	H: 0 LOB: 2 BB: 1 P: 20	R: 1 E: 0 K: 0 S: 11	H: 1 LOB: 1 BB: 0 P: 18	R: 1 E: 0 K: 0 S: 10	H: 1 LOB: 1 BB: 1 P: 18	R: 1 E: 0 K: 1 S: 15	H: 2 LOB: 3 BB: 2 P: 26	R: 0 E: 0 K: 1 S: 14	H: 0 LOB: 1 BB: 2 P: 25	R: 0 E: 0 K: 3 S: 12	H: 0 LOB: 0 BB: 0 P: 17	R: 0 E: 0 K: 1 S: 5	H: 0 LOB: 1 BB: 1 P: 13	1B: 3 2B: 1 3B: 0 HR: 1	SF: 1 SAC: 1 DP: 0 HBP: 2	WP: 1 PA: 43 PB: 0 SB: 1 CS: 0		
PITCHER	IP WLS BF H R ER SO BB IBB HBP BLK WP HR S P ERA WHIP																		
58 Doug Fister, R (1,1) ERA: 3.67	5.0	0	27	4	3	2	2	4	0	2	0	0	0	0	1	55	101	3.60	1.600
33 Drew Smyly, L (6,1) ERA: 4.31	0.1	H	3	0	1	1	0	2	0	0	0	0	1	0	10	21	27.00	6.000	
20 Octavio Dotel, R (6,1) ERA: 2.88	1.2	W	6	1	0	0	1	0	0	0	0	0	0	0	18	23	0.00	0.600	
53 Joaquin Benoit, R (8,1) ERA: 3.1	1.0	H	3	0	0	0	3	0	0	0	0	0	0	0	12	17	0.00	0.000	
46 Jose Valverde, R (9,1) ERA: 3.46	1.0	S	4	0	0	0	1	1	0	0	0	0	0	0	5	13	0.00	1.000	

Batter	1	2	3	4	5	6	7	8	9	AB	R	H	RBI	BB	SO	LOB	BOTTOM	
14 Austin Jackson, R (1,8) OBP: 0.384, SLG: 0.488	K	12 2B 3B		G6-3		K		K		5	1	1	0	0	3	1	Chicago White Sox @ Detroit Tigers Comerica Park, Detroit, MI Fri Aug 31 2012, 7:06 PM - 10:14 PM EDT Att: 36,721 - Partly Cloudy - 94 F	
12 Andy Dirks, L (1,7) OBP: 0.393, SLG: 0.502	24 HR BB	2B		K2-3				P5		3	2	1	1	2	1	1		
24 Miguel Cabrera, R (1,5) OBP: 0.393, SLG: 0.591	HR	F8				28 FB 2B		28 HBP 21 2B BB		4	2	3	2	0	0	1		
28 Prince Fielder, L (1,3) OBP: 0.410, SLG: 0.521	26 1B 21 BB 1B			G4-3		F8		21 2B HBP		3	1	1	0	0	0	1		
21 Delmon Young, R (1,10) OBP: 0.306, SLG: 0.421	26 1B BB			26 FC4-6 1B		P2		2B		3	0	2	3	1	0	1		
26 Brennan Boesch, L (1,9) OBP: 0.287, SLG: 0.377				FC4-6				K		3	0	1	0	1	1	1		
34 Avisail Garcia, R (8,9)	13 G4-6-3 1B									0	0	0	0	0	0	0		
13 Alex Avila, L (1,2) OBP: 0.350, SLG: 0.383	G4-6-3			F7		G3		F7		4	0	0	0	0	0	6		
27 Jhonny Peralta, R (1,6) OBP: 0.318, SLG: 0.415	F9					HR		G5-6-3		4	1	1	1	0	1	0		
4 Omar Infante, R (1,4) OBP: 0.306, SLG: 0.439	G5-3			G1-3		F8		14 S 1B		4	0	1	0	0	0	0		
Inning Stats	R: 2 E: 0 K: 1 S: 15	H: 3 LOB: 2 BB: 2 P: 24	R: 1 E: 0 K: 0 S: 11	H: 2 LOB: 1 BB: 0 P: 16	R: 0 E: 0 K: 0 S: 5	H: 1 LOB: 1 BB: 0 P: 8	R: 1 E: 0 K: 1 S: 10	H: 1 LOB: 0 BB: 0 P: 11	R: 0 E: 0 K: 2 S: 11	H: 0 LOB: 0 BB: 0 P: 15	R: 3 E: 0 K: 1 S: 12	H: 2 LOB: 0 BB: 1 P: 23	R: 0 E: 0 K: 1 S: 9	H: 1 LOB: 1 BB: 0 P: 14	1B: 5 2B: 3 3B: 1 HR: 2	SF: 0 SAC: 0 DP: 1 HBP: 1	WP: 0 PA: 38 PB: 0 SB: 1 CS: 0	
PITCHER	IP WLS BF H R ER SO BB IBB HBP BLK WP HR S P ERA WHIP																	
44 Jake Peavy, R (1,1) ERA: 3.28	6.0	L	30	9	6	6	4	3	1	0	0	0	0	0	9	106	9.00	2.000
37 Matt Thornton, L (7,1) ERA: 3.52	1.0		4	1	1	1	1	0	0	1	0	0	0	9	13	9.00	1.000	
41 Philip Humber, R (8,1) ERA: 5.81	1.0		4	1	0	0	1	0	0	0	0	0	0	9	14	0.00	1.000	

Batter	1	2	3	4	5	6	7	8	9	AB	R	H	RBI	BB	SO	LOB	TOP			
30 Alejandro De Aza, L (1, 8) OBP: 0.345, SLG: 0.403			FC6-4 20 HBP 1-2					K2-3		4	1	1	1	0	2	1	Chicago White Sox @ Detroit Tigers Comerica Park, Detroit, MI Sun Sep 02 2012, 8:08 PM - 11:00 PM EDT Att: 42,192 - Partly Cloudy - 78 F			
20 Kevin Youkilis, R (1, 5) OBP: 0.340, SLG: 0.418	K		HBP			L5		F7		3	0	0	0	0	1	0				
28 Dewayne Wise, L (1, 7) OBP: 0.306, SLG: 0.450	2B		K			L8		K2-3		4	0	1	0	0	2	2				
14 Paul Konerko, R (1, 3) OBP: 0.378, SLG: 0.495	K		G4-3			1B		L4		4	0	1	0	0	1	3				
51 Alex Rios, R (1, 9) OBP: 0.326, SLG: 0.503	K			F8		F8		L9		4	0	0	0	0	1	2				
12 J. Pierzynski, L (1, 10) OBP: 0.330, SLG: 0.525	P5							10 1B 29 1B		4	0	1	0	0	2	0				
18 Jose Lopez, R (9, PR) OBP: 0.276, SLG: 0.373										0	1	0	0	0	0	0				
10 Alexei Ramirez, R (1, 6) OBP: 0.293, SLG: 0.375	G3-1		G5-3			F9		29 1B		4	0	1	0	0	0	0				
17 Tyler Flowers, R (1, 2) OBP: 0.295, SLG: 0.424										1	0	0	0	2	1	0				
29 Dan Johnson, L (9, PH) OBP: 0.500, SLG: 0.500										1	0	1	1	0	0	0				
7 Jordan Danks, L (9, PR) OBP: 0.271, SLG: 0.315										0	0	0	0	0	0	0				
5 Orlando Hudson, S (1, 4) OBP: 0.255, SLG: 0.307										4	0	1	0	0	1	4				
Inning Stats	R: 1 H: 2 E: 0 K: 3 S: 11	H: 2 LOB: 1 BB: 0 P: 20	R: 0 H: 0 E: 0 K: 1 S: 8	H: 0 LOB: 0 BB: 0 P: 9	R: 0 H: 1 E: 0 K: 1 S: 13	H: 2 LOB: 2 BB: 0 P: 16	R: 0 H: 0 E: 0 K: 2 S: 10	H: 0 LOB: 0 BB: 1 P: 17	R: 0 H: 1 E: 0 K: 0 S: 12	H: 3 LOB: 1 BB: 0 P: 21	R: 0 H: 0 E: 0 K: 2 S: 9	H: 0 LOB: 1 BB: 1 P: 18	R: 0 H: 0 E: 0 K: 2 S: 9	H: 0 LOB: 0 BB: 0 P: 11	R: 1 H: 3 E: 0 K: 0 S: 12	H: 3 LOB: 2 BB: 0 P: 13	1B: 5 2B: 2 3B: 0 HR: 1	SF: 0 SAC: 0 DP: 1 HBP: 1	WP: 2 PB: 0 SB: 0 CS: 1	PA: 36
PITCHER	IP WLS BF H R ER SO BB IBB HBP BLK WP HR S P ERA WHIP	IP WLS BF H R ER SO BB IBB HBP BLK WP HR S P ERA WHIP	IP WLS BF H R ER SO BB IBB HBP BLK WP HR S P ERA WHIP	IP WLS BF H R ER SO BB IBB HBP BLK WP HR S P ERA WHIP	IP WLS BF H R ER SO BB IBB HBP BLK WP HR S P ERA WHIP	IP WLS BF H R ER SO BB IBB HBP BLK WP HR S P ERA WHIP	IP WLS BF H R ER SO BB IBB HBP BLK WP HR S P ERA WHIP	IP WLS BF H R ER SO BB IBB HBP BLK WP HR S P ERA WHIP	IP WLS BF H R ER SO BB IBB HBP BLK WP HR S P ERA WHIP	IP WLS BF H R ER SO BB IBB HBP BLK WP HR S P ERA WHIP	IP WLS BF H R ER SO BB IBB HBP BLK WP HR S P ERA WHIP	IP WLS BF H R ER SO BB IBB HBP BLK WP HR S P ERA WHIP	IP WLS BF H R ER SO BB IBB HBP BLK WP HR S P ERA WHIP	IP WLS BF H R ER SO BB IBB HBP BLK WP HR S P ERA WHIP	IP WLS BF H R ER SO BB IBB HBP BLK WP HR S P ERA WHIP	IP WLS BF H R ER SO BB IBB HBP BLK WP HR S P ERA WHIP	IP WLS BF H R ER SO BB IBB HBP BLK WP HR S P ERA WHIP			
35 Justin Verlander, R (1, 1) ERA: 2.75	8.0 W 30 4 1 1 11 2 0 1 0 1 1 80 124 1.12 0.750																			
46 Jose Valverde, R (9, 1) ERA: 3.65	1.0 S 6 3 1 1 0 0 0 0 0 0 0 12 13 9.00 3.000																			

Batter	1	2	3	4	5	6	7	8	9	AB	R	H	RBI	BB	SO	LOB	BOTTOM			
14 Austin Jackson, R (1, 8) OBP: 0.389, SLG: 0.494	G4-6-3 24 BB 1-2		G4-6-3 1-2							3	0	2	0	1	0	1	Chicago White Sox @ Detroit Tigers Comerica Park, Detroit, MI Sun Sep 02 2012, 8:08 PM - 11:00 PM EDT Att: 42,192 - Partly Cloudy - 78 F			
4 Omar Infante, R (1, 4) OBP: 0.303, SLG: 0.434	F9		G5-3		CS					4	1	1	0	0	1	2				
24 Miguel Cabrera, R (1, 5) OBP: 0.397, SLG: 0.589	G6-4-3 1-2									2	1	0	0	2	0	2				
28 Prince Fielder, L (1, 3) OBP: 0.411, SLG: 0.517	L8									3	0	1	0	0	1	2				
21 Delmon Young, R (1, 7) OBP: 0.308, SLG: 0.438										3	1	1	3	0	2	2				
32 Don Kelly, L (7, 7) OBP: 0.265, SLG: 0.240	K									1	0	0	0	0	0	1				
27 Jhonny Peralta, R (1, 6) OBP: 0.317, SLG: 0.413										4	0	1	0	0	1	3				
34 Avisail Garcia, R (1, 9) OBP: 0.500, SLG: 0.429	L9									4	0	2	0	0	1	1				
26 Brennan Boesch, L (1, 10) OBP: 0.290, SLG: 0.387										3	1	1	1	1	2	1				
9 Gerald Laird, R (1, 2) OBP: 0.338, SLG: 0.375										3	0	0	0	1	0	3				
Inning Stats	R: 0 H: 0 E: 0 K: 0 S: 6	H: 0 LOB: 1 BB: 1 P: 12	R: 0 H: 1 E: 0 K: 1 S: 9	H: 1 LOB: 0 BB: 0 P: 13	R: 0 H: 0 E: 0 K: 1 S: 6	H: 0 LOB: 0 BB: 1 P: 13	R: 0 H: 0 E: 0 K: 1 S: 10	H: 0 LOB: 2 BB: 1 P: 21	R: 1 H: 2 E: 0 K: 1 S: 12	H: 2 LOB: 0 BB: 0 P: 16	R: 3 H: 3 E: 0 K: 3 S: 18	H: 3 LOB: 1 BB: 1 P: 31	R: 0 H: 1 E: 0 K: 1 S: 10	H: 1 LOB: 0 BB: 0 P: 14	R: 0 H: 2 E: 0 K: 0 S: 11	H: 2 LOB: 3 BB: 1 P: 16	1B: 6 2B: 1 3B: 0 HR: 2	SF: 0 SAC: 0 DP: 2 HBP: 1	WP: 0 PB: 0 SB: 0 CS: 1	PA: 37
PITCHER	IP WLS BF H R ER SO BB IBB HBP BLK WP HR S P ERA WHIP	IP WLS BF H R ER SO BB IBB HBP BLK WP HR S P ERA WHIP	IP WLS BF H R ER SO BB IBB HBP BLK WP HR S P ERA WHIP	IP WLS BF H R ER SO BB IBB HBP BLK WP HR S P ERA WHIP	IP WLS BF H R ER SO BB IBB HBP BLK WP HR S P ERA WHIP	IP WLS BF H R ER SO BB IBB HBP BLK WP HR S P ERA WHIP	IP WLS BF H R ER SO BB IBB HBP BLK WP HR S P ERA WHIP	IP WLS BF H R ER SO BB IBB HBP BLK WP HR S P ERA WHIP	IP WLS BF H R ER SO BB IBB HBP BLK WP HR S P ERA WHIP	IP WLS BF H R ER SO BB IBB HBP BLK WP HR S P ERA WHIP	IP WLS BF H R ER SO BB IBB HBP BLK WP HR S P ERA WHIP	IP WLS BF H R ER SO BB IBB HBP BLK WP HR S P ERA WHIP	IP WLS BF H R ER SO BB IBB HBP BLK WP HR S P ERA WHIP	IP WLS BF H R ER SO BB IBB HBP BLK WP HR S P ERA WHIP	IP WLS BF H R ER SO BB IBB HBP BLK WP HR S P ERA WHIP	IP WLS BF H R ER SO BB IBB HBP BLK WP HR S P ERA WHIP	IP WLS BF H R ER SO BB IBB HBP BLK WP HR S P ERA WHIP			
49 Chris Sale, L (1, 1) ERA: 2.93	6.0 L 26 4 4 4 7 4 0 1 0 0 0 10 14 0.00 1.667																			
65 Nate Jones, R (7, 1) ERA: 2.95	1.0 4 1 0 0 1 0 0 0 0 0 0 0 3 3 0.00 3.000																			
52 Leyson Septimo, L (8, 1) ERA: 5.59	0.1 2 1 0 0 0 0 0 0 0 0 0 0 8 13 0.00 3.000																			
39 Brett Myers, R (8, 1) ERA: 3.42	0.2 4 1 0 0 0 1 0 0 0 0 0 0 8 13 0.00 3.000																			

AB	33
R	2
H	7
RBI	2
BB	2
SO	11
LOB	12



AB	30
R	4
H	9
RBI	4
BB	5
SO	8
LOB	18



Batter	1	2	3	4	5	6	7	8	9	AB	R	H	RBI	BB	SO	LOB	TOP						
17 Shin-Soo Choo, L (1,9) OBP: 0.371, SLG: 0.455										5	1	1	0	0	3	2							
22 Jason Kipnis, L (1,4) OBP: 0.327, SLG: 0.381										5	0	1	0	0	1	1							
13 Asdrubal Cabrera, S (1,6) OBP: 0.339, SLG: 0.427										4	0	2	1	1	1	0							
41 Carlos Santana, S (1,10) OBP: 0.366, SLG: 0.410										4	1	2	0	1	2	2							
23 Michael Brantley, L (1,8) OBP: 0.338, SLG: 0.410										2	1	1	1	2	0	2							
4 Russ Canzler, R (1,7) OBP: 0.313, SLG: 0.375										4	0	1	0	0	1	5							
12 Ezequiel Carrera, L (7,7) OBP: 0.315, SLG: 0.434										0	0	0	0	0	0	0							
35 Casey Kotchman, L (1,3) OBP: 0.286, SLG: 0.346										4	0	0	0	0	0	2							
9 Jack Hannahan, L (1,5) OBP: 0.296, SLG: 0.319										4	0	1	1	0	0	1							
6 Lou Marson, R (1,2) OBP: 0.335, SLG: 0.305										3	0	0	0	1	0	1							
Inning Stats	R: 0 E: 0 K: 1 S: 7	H: 0 LOB: 0 BB: 0 P: 11	R: 2 E: 0 K: 0 S: 14	H: 3 LOB: 1 BB: 0 P: 24	R: 1 E: 0 K: 1 S: 13	H: 2 LOB: 2 BB: 1 P: 24	R: 0 E: 0 K: 0 S: 5	H: 0 LOB: 0 BB: 0 P: 7	R: 0 E: 0 K: 1 S: 10	H: 2 LOB: 2 BB: 0 P: 12	R: 0 E: 0 K: 1 S: 11	H: 1 LOB: 2 BB: 1 P: 21	R: 0 E: 0 K: 3 S: 13	H: 0 LOB: 2 BB: 2 P: 29	R: 0 E: 0 K: 0 S: 7	H: 0 LOB: 0 BB: 0 P: 8	R: 0 E: 0 K: 2 S: 10	H: 1 LOB: 1 BB: 1 P: 18	1B: 6 2B: 3 3B: 0 HR: 0	SF: 0 SAC: 0 DP: 0 HBP: 0	WP: 0 PB: 0 SB: 0 CS: 1	PA: 40	
PITCHER	IP WLS BF H R ER SO BB IBB HBP BLK WP HR S P ERA WHIP	IP WLS BF H R ER SO BB IBB HBP BLK WP HR S P ERA WHIP	IP WLS BF H R ER SO BB IBB HBP BLK WP HR S P ERA WHIP	IP WLS BF H R ER SO BB IBB HBP BLK WP HR S P ERA WHIP	IP WLS BF H R ER SO BB IBB HBP BLK WP HR S P ERA WHIP	IP WLS BF H R ER SO BB IBB HBP BLK WP HR S P ERA WHIP	IP WLS BF H R ER SO BB IBB HBP BLK WP HR S P ERA WHIP	IP WLS BF H R ER SO BB IBB HBP BLK WP HR S P ERA WHIP	IP WLS BF H R ER SO BB IBB HBP BLK WP HR S P ERA WHIP	IP WLS BF H R ER SO BB IBB HBP BLK WP HR S P ERA WHIP	IP WLS BF H R ER SO BB IBB HBP BLK WP HR S P ERA WHIP	IP WLS BF H R ER SO BB IBB HBP BLK WP HR S P ERA WHIP	IP WLS BF H R ER SO BB IBB HBP BLK WP HR S P ERA WHIP	IP WLS BF H R ER SO BB IBB HBP BLK WP HR S P ERA WHIP	IP WLS BF H R ER SO BB IBB HBP BLK WP HR S P ERA WHIP	IP WLS BF H R ER SO BB IBB HBP BLK WP HR S P ERA WHIP	IP WLS BF H R ER SO BB IBB HBP BLK WP HR S P ERA WHIP	IP WLS BF H R ER SO BB IBB HBP BLK WP HR S P ERA WHIP	IP WLS BF H R ER SO BB IBB HBP BLK WP HR S P ERA WHIP	IP WLS BF H R ER SO BB IBB HBP BLK WP HR S P ERA WHIP	IP WLS BF H R ER SO BB IBB HBP BLK WP HR S P ERA WHIP	IP WLS BF H R ER SO BB IBB HBP BLK WP HR S P ERA WHIP	IP WLS BF H R ER SO BB IBB HBP BLK WP HR S P ERA WHIP

Cleveland Indians @ Detroit Tigers
Comerica Park, Detroit, MI
Tue Sep 04 2012, 7:10 PM - 10:05 PM EDT
Att: 27,729 - Partly Cloudy - 79 F

AB 35
R 3
H 9
RBI 3
BB 5
SO 8
LOB 16



Batter	1	2	3	4	5	6	7	8	9	AB	R	H	RBI	BB	SO	LOB	BOTTOM							
14 Austin Jackson, R (1,8) OBP: 0.388, SLG: 0.491										3	0	0	0	1	1	1								
12 Andy Dirks, L (1,7) OBP: 0.380, SLG: 0.485										4	1	0	0	0	1	2								
24 Miguel Cabrera, R (1,5) (8,3)										4	1	1	2	0	1	0								
28 Prince Fielder, L (1,10) OBP: 0.410, SLG: 0.515										4	0	1	0	0	2	0								
26 Brennan Boesch, L (1,9) OBP: 0.289, SLG: 0.383										4	0	0	0	0	1	1								
32 Don Kelly, L (1,3) OBP: 0.285, SLG: 0.245										2	0	1	0	0	0	1								
34 Avisail Garcia, R (7,PH) OBP: 0.500, SLG: 0.429										0	0	0	0	0	0	0								
52 Quintin Berry, L (7,PH) OBP: 0.343, SLG: 0.365										1	0	0	0	0	0	0								
29 Danny Worth, R (8,5) OBP: 0.321, SLG: 0.250										0	0	0	0	0	0	0								
21 Delmon Young, R (8,PH) OBP: 0.309, SLG: 0.440										1	0	0	0	0	0	0								
27 Jhonny Peralta, R (1,6) OBP: 0.315, SLG: 0.409										3	0	0	0	0	2	2								
13 Alex Avila, L (1,2) OBP: 0.348, SLG: 0.379										2	0	1	0	0	0	1								
4 Omar Infante, R (1,4) OBP: 0.301, SLG: 0.429										3	0	0	0	0	0	3								
Inning Stats	R: 0 E: 0 K: 1 S: 9	H: 0 LOB: 0 BB: 0 P: 14	R: 0 E: 0 K: 1 S: 14	H: 1 LOB: 1 BB: 0 P: 20	R: 0 E: 0 K: 0 S: 7	H: 1 LOB: 1 BB: 0 P: 11	R: 0 E: 0 K: 0 S: 11	H: 0 LOB: 0 BB: 0 P: 14	R: 0 E: 0 K: 1 S: 7	H: 1 LOB: 0 BB: 0 P: 10	R: 2 E: 0 K: 1 S: 15	H: 1 LOB: 2 BB: 1 P: 24	R: 0 E: 1 K: 0 S: 10	H: 0 LOB: 2 BB: 0 P: 17	R: 0 E: 0 K: 2 S: 7	H: 0 LOB: 0 BB: 0 P: 13	R: 0 E: 0 K: 2 S: 8	H: 0 LOB: 0 BB: 0 P: 10	1B: 2 2B: 1 3B: 0 HR: 1	SF: 0 SAC: 0 DP: 1 HBP: 1	WP: 0 PB: 0 SB: 0 CS: 0	PA: 33		
PITCHER	IP WLS BF H R ER SO BB IBB HBP BLK WP HR S P ERA WHIP	IP WLS BF H R ER SO BB IBB HBP BLK WP HR S P ERA WHIP	IP WLS BF H R ER SO BB IBB HBP BLK WP HR S P ERA WHIP	IP WLS BF H R ER SO BB IBB HBP BLK WP HR S P ERA WHIP	IP WLS BF H R ER SO BB IBB HBP BLK WP HR S P ERA WHIP	IP WLS BF H R ER SO BB IBB HBP BLK WP HR S P ERA WHIP	IP WLS BF H R ER SO BB IBB HBP BLK WP HR S P ERA WHIP	IP WLS BF H R ER SO BB IBB HBP BLK WP HR S P ERA WHIP	IP WLS BF H R ER SO BB IBB HBP BLK WP HR S P ERA WHIP	IP WLS BF H R ER SO BB IBB HBP BLK WP HR S P ERA WHIP	IP WLS BF H R ER SO BB IBB HBP BLK WP HR S P ERA WHIP	IP WLS BF H R ER SO BB IBB HBP BLK WP HR S P ERA WHIP	IP WLS BF H R ER SO BB IBB HBP BLK WP HR S P ERA WHIP	IP WLS BF H R ER SO BB IBB HBP BLK WP HR S P ERA WHIP	IP WLS BF H R ER SO BB IBB HBP BLK WP HR S P ERA WHIP	IP WLS BF H R ER SO BB IBB HBP BLK WP HR S P ERA WHIP	IP WLS BF H R ER SO BB IBB HBP BLK WP HR S P ERA WHIP	IP WLS BF H R ER SO BB IBB HBP BLK WP HR S P ERA WHIP	IP WLS BF H R ER SO BB IBB HBP BLK WP HR S P ERA WHIP	IP WLS BF H R ER SO BB IBB HBP BLK WP HR S P ERA WHIP	IP WLS BF H R ER SO BB IBB HBP BLK WP HR S P ERA WHIP	IP WLS BF H R ER SO BB IBB HBP BLK WP HR S P ERA WHIP	IP WLS BF H R ER SO BB IBB HBP BLK WP HR S P ERA WHIP	IP WLS BF H R ER SO BB IBB HBP BLK WP HR S P ERA WHIP

Cleveland Indians @ Detroit Tigers
Comerica Park, Detroit, MI
Tue Sep 04 2012, 7:10 PM - 10:05 PM EDT
Att: 27,729 - Partly Cloudy - 79 F

AB 31
R 2
H 4
RBI 2
BB 1
SO 8
LOB 11



Batter	1	2	3	4	5	6	7	8	9	AB	R	H	RBI	BB	SO	LOB	TOP				
17 Shin-Soo Choo, L (1,9) OBP: 0.368, SLG: 0.451										4	0	0	0	0	1	1					
22 Jason Kipnis, L (1,4) OBP: 0.326, SLG: 0.382										4	1	2	0	0	0	0					
13 Asdrubal Cabrera, S (1,6) OBP: 0.339, SLG: 0.425										3	0	0	0	1	1	2					
41 Carlos Santana, S (1,2) OBP: 0.365, SLG: 0.409										4	0	1	0	0	0	2					
23 Michael Brantley, L (1,8) OBP: 0.338, SLG: 0.410										3	0	1	1	0	0	0					
46 Cord Phelps, S (1,10)										3	0	0	0	0	1	2					
7 Matt LaPorta, R (1,3) OBP: 0.194, SLG: 0.138																					
9 Jack Hannahan, L (8,5) OBP: 0.296, SLG: 0.319																					
12 Ezequiel Carrera, L (1,7) OBP: 0.315, SLG: 0.424										2	0	0	0	1	1	0					
16 Jason Donald, R (1,5) OBP: 0.219, SLG: 0.252																					
35 Casey Kotchman, L (& PH) (8,3) OBP: 0.286, SLG: 0.345										2	0	0	0	0	1	0					
Inning Stats	R: 0 E: 0 K: 2 S: 10	H: 1 LOB: 1 BB: 0 P: 17	R: 0 E: 0 K: 1 S: 8	H: 0 LOB: 0 BB: 0 P: 13	R: 0 E: 0 K: 1 S: 10	H: 0 LOB: 0 BB: 0 P: 13	R: 1 E: 0 K: 1 S: 15	H: 3 LOB: 2 BB: 0 P: 24	R: 0 E: 0 K: 0 S: 9	H: 0 LOB: 0 BB: 0 P: 17	R: 0 E: 0 K: 0 S: 11	H: 0 LOB: 0 BB: 0 P: 16	R: 0 E: 0 K: 0 S: 5	H: 0 LOB: 0 BB: 1 P: 11	R: 0 E: 0 K: 0 S: 6	H: 0 LOB: 0 BB: 0 P: 9	1B: 4 2B: 0 3B: 0 HR: 0	SF: 0 SAC: 0 DP: 2 HBP: 0	WP: 0 PB: 0 SB: 0 CS: 0	PA: 31	
PITCHER	IP	WLS	BF	H	R	ER	SO	BB	IBB	HBP	BLK	WP	HR	S	P	ERA	WHIP				
58 Doug Fister, R (1,1) ERA: 3.54	7.0	W	25	4	1	1	6	1	0	0	0	0	0	70	109	1.29	0.714				
53 Joaquin Benoit, R (8,1) ERA: 3.0	1.0	H	3	0	0	0	0	1	0	0	0	0	0	5	11	0.00	1.000				
46 Jose Valverde, R (9,1) ERA: 3.59	1.0		3	0	0	0	0	0	0	0	0	0	0	6	9	0.00	0.000				

Cleveland Indians @ Detroit Tigers
Comerica Park, Detroit, MI
Wed Sep 05 2012, 7:06 PM - 9:32 PM EDT
Att: 28,881 - Partly Cloudy - 78 F

AB 29
R 1
H 4
RBI 1
BB 2
SO 6
LOB 10



Batter	1	2	3	4	5	6	7	8	9	AB	R	H	RBI	BB	SO	LOB	BOTTOM				
14 Austin Jackson, R (1,8) OBP: 0.389, SLG: 0.490										3	2	1	0	1	0	1					
12 Andy Dirks, L (1,7) OBP: 0.378, SLG: 0.489										4	1	1	1	0	1	1					
24 Miguel Cabrera, R (1,5) OBP: 0.396, SLG: 0.595										3	1	1	3	0	1	0					
28 Prince Fielder, L (1,3) OBP: 0.411, SLG: 0.521										4	1	2	1	0	1	0					
21 Delmon Young, R (1,10) OBP: 0.308, SLG: 0.438																					
52 Quintin Berry, L (8, PR) (9,10) OBP: 0.343, SLG: 0.365																					
26 Brennan Boesch, L (1,9) OBP: 0.288, SLG: 0.381																					
34 Avisail Garcia, R (8,9) OBP: 0.556, SLG: 0.500																					
27 Jhonny Peralta, R (1,6) OBP: 0.316, SLG: 0.412										4	0	2	2	0	0	0					
13 Alex Avila, L (1,2) OBP: 0.347, SLG: 0.377										4	0	1	0	0	0	2					
4 Omar Infante, R (1,4) OBP: 0.299, SLG: 0.426										3	0	0	0	0	0	2					
Inning Stats	R: 2 E: 0 K: 1 S: 10	H: 2 LOB: 0 BB: 0 P: 16	R: 0 E: 0 K: 0 S: 10	H: 1 LOB: 1 BB: 0 P: 19	R: 0 E: 0 K: 1 S: 7	H: 0 LOB: 0 BB: 0 P: 9	R: 0 E: 0 K: 0 S: 4	H: 0 LOB: 0 BB: 0 P: 5	R: 0 E: 0 K: 0 S: 8	H: 1 LOB: 1 BB: 0 P: 13	R: 0 E: 0 K: 1 S: 8	H: 1 LOB: 0 BB: 0 P: 13	R: 0 E: 0 K: 0 S: 4	H: 0 LOB: 0 BB: 0 P: 6	R: 5 E: 0 K: 0 S: 19	H: 5 LOB: 1 BB: 1 P: 38	1B: 6 2B: 1 3B: 1 HR: 2	SF: 1 SAC: 0 DP: 0 HBP: 0	WP: 0 PB: 0 SB: 0 CS: 0	PA: 35	
PITCHER	IP	WLS	BF	H	R	ER	SO	BB	IBB	HBP	BLK	WP	HR	S	P	ERA	WHIP				
30 Ubaldo Jimenez, R (1,1) ERA: 5.58	7.1	L	29	6	4	4	3	0	0	0	0	0	1	58	96	4.91	0.955				
37 Cody Allen, R (8,1) ERA: 2.95	0.2		6	4	3	3	0	0	0	0	0	0	1	12	23	40.50	6.000				

Cleveland Indians @ Detroit Tigers
Comerica Park, Detroit, MI
Wed Sep 05 2012, 7:06 PM - 9:32 PM EDT
Att: 28,881 - Partly Cloudy - 78 F

AB 33
R 7
H 10
RBI 7
BB 1
SO 3
LOB 7



Batter	1	2	3	4	5	6	7	8	9	AB	R	H	RBI	BB	SO	LOB	TOP										
14 Austin Jackson, R OBP: 0.396, SLG: 0.486	F8		F8		F9			F9		4	0	0	0	0	0	2	Detroit Tigers @ Los Angeles Angels Angel Stadium of Anaheim, Anaheim, CA Fri Sep 07 2012, 7:11 PM - 9:58 PM PDT Att: 40,104 - Partly Cloudy - 81 F										
12 Andy Dirks, L OBP: 0.372, SLG: 0.481	K		F8			F7		G3		4	0	0	0	0	1	0											
24 Miguel Cabrera, R OBP: 0.395, SLG: 0.593	K			K		K			1B	4	0	1	0	0	3	0											
28 Prince Fielder, L OBP: 0.412, SLG: 0.529		HR		K					K	4	1	2	1	0	2	1											
21 Delmon Young, R OBP: 0.308, SLG: 0.437		F9		K						4	0	1	0	0	2	1											
52 Quintin Berry, L OBP: 0.343, SLG: 0.365				K						0	0	0	0	0	0	0											
26 Brennan Boesch, L OBP: 0.327, SLG: 0.380				K						4	0	1	0	0	3	1											
27 Jhonny Peralta, R OBP: 0.314, SLG: 0.408					1B					4	0	0	0	0	1	3											
13 Alex Avila, L OBP: 0.351, SLG: 0.387										2	1	1	1	2	1	2											
39 Ramon Santiago, S OBP: 0.289, SLG: 0.277										2	0	0	0	0	0	2											
25 Ryan Raburn, R OBP: 0.224, SLG: 0.256										1	0	0	0	0	0	1											
4 Omar Infante, R OBP: 0.299, SLG: 0.426										0	0	0	0	0	0	0											
Inning Stats	R: 0 K: 2 S: 14	H: 0 LOB: 0 BB: 0 P: 20	R: 1 E: 0 K: 1 S: 11	H: 1 LOB: 0 BB: 0 P: 15	R: 1 E: 0 K: 0 S: 8	H: 1 LOB: 0 BB: 0 P: 11	R: 0 E: 0 K: 3 S: 13	H: 0 LOB: 0 BB: 0 P: 19	R: 0 E: 0 K: 0 S: 7	H: 1 LOB: 2 BB: 1 P: 11	R: 0 K: 2 S: 9	H: 1 LOB: 1 BB: 0 P: 15	R: 0 K: 1 S: 10	H: 0 LOB: 1 BB: 1 P: 17	R: 0 K: 1 S: 8	H: 1 LOB: 1 BB: 0 P: 12	R: 0 K: 2 S: 12	H: 1 LOB: 2 BB: 0 P: 15	1B: 3 2B: 1 3B: 0 HR: 2	SF: 0 SAC: 0 DP: 0 HBP: 0	WP: 0 PB: 0 SB: 1 CS: 0	PA: 35					
PITCHER	IP	WLS	BF	H	R	ER	SO	BB	IBB	HBP	BLK	WP	HR	S	P	ERA	WHIP										
54 Ervin Santana, R ERA: 5.21	(1, 1)	6.2	25	4	2	2	10	1	0	0	0	0	2	68	100	2.70	0.750										
37 Scott Downs, L ERA: 2.93	(7, 1)	0.0	1	0	0	0	0	1	0	0	0	0	0	3	7	∞	∞										
Garrett Richards, R ERA: 4.62	(7, 1)	0.1	1	0	0	0	0	0	0	0	0	0	1	1	0.00	0.000											
40 Kevin Jepsen, R ERA: 3.06	(8, 1)	1.0	4	1	0	0	1	0	0	0	0	0	0	8	12	0.00	1.000										
49 Ernesto Frieri, R ERA: 2.98	(9, 1)	1.0	W	4	1	0	2	0	0	0	0	0	0	12	15	0.00	1.000										

Batter	1	2	3	4	5	6	7	8	9	AB	R	H	RBI	BB	SO	LOB	BOTTOM										
27 Mike Trout, R OBP: 0.393, SLG: 0.563	48 1B		K		B1-3			G5-3		4	1	1	0	0	1	0	Detroit Tigers @ Los Angeles Angels Angel Stadium of Anaheim, Anaheim, CA Fri Sep 07 2012, 7:11 PM - 9:58 PM PDT Att: 40,104 - Partly Cloudy - 81 F										
48 Toni Hunter, R OBP: 0.356, SLG: 0.439	5 FC5-4		K			F9		G5-3		4	0	1	1	0	1	0											
5 Albert Pujols, R OBP: 0.343, SLG: 0.531	FC5-4		P6			K			P6	4	1	0	0	0	1	1											
8 Kendrys Morales, S OBP: 0.330, SLG: 0.465			G4-3							4	0	3	0	0	0	0											
25 Peter Bourjos, R OBP: 0.291, SLG: 0.325	47 G4-3									0	1	0	0	0	0	0											
47 Howie Kendrick, R OBP: 0.330, SLG: 0.402			G4-3							4	0	0	1	0	1	3											
2 Erick Aybar, S OBP: 0.317, SLG: 0.410			G6-3							4	0	2	0	0	0	1											
44 Mark Trumbo, R OBP: 0.322, SLG: 0.503										3	0	0	0	0	2	1											
6 Alberto Callaspo, S OBP: 0.340, SLG: 0.357			K		F8					1	0	1	1	0	0	0											
13 Maicer Izturis, S OBP: 0.321, SLG: 0.318			K							3	0	0	0	0	1	0											
17 Chris Iannetta, R OBP: 0.353, SLG: 0.463			K							3	0	0	0	0	2	0											
Inning Stats	R: 2 K: 0 S: 13	H: 3 LOB: 1 BB: 0 P: 19	R: 0 E: 0 K: 3 S: 9	H: 0 LOB: 0 BB: 0 P: 14	R: 0 E: 0 K: 2 S: 8	H: 0 LOB: 0 BB: 0 P: 11	R: 0 E: 0 K: 0 S: 10	H: 1 LOB: 1 BB: 0 P: 14	R: 0 E: 0 K: 0 S: 5	H: 0 LOB: 0 BB: 0 P: 5	R: 0 K: 2 S: 15	H: 1 LOB: 1 BB: 0 P: 22	R: 0 K: 1 S: 7	H: 0 LOB: 0 BB: 0 P: 9	R: 0 K: 1 S: 12	H: 0 LOB: 0 BB: 0 P: 16	R: 1 E: 0 K: 0 S: 12	H: 3 LOB: 2 BB: 0 P: 13	1B: 4 2B: 3 3B: 1 HR: 0	SF: 0 SAC: 0 DP: 0 HBP: 0	WP: 0 PB: 0 SB: 0 CS: 0	PA: 34					
PITCHER	IP	WLS	BF	H	R	ER	SO	BB	IBB	HBP	BLK	WP	HR	S	P	ERA	WHIP										
37 Max Scherzer, R ERA: 3.85	(1, 1)	8.0	L	5	3	1	0	0	0	0	0	0	0	12	13	13.50	4.500										
20 Octavio Dotel, R ERA: 3.0	(9, 1)	0.2	L	5	3	1	0	0	0	0	0	0	0	12	13	13.50	4.500										

Batter	1	2	3	4	5	6	7	8	9	AB	R	H	RBI	BB	SO	LOB	TOP										
14 Austin Jackson, R OBP: 0.384, SLG: 0.481	L8		G4-3			12 CS 1B		L8		4	0	1	0	0	0	3	Detroit Tigers @ Los Angeles Angels Angel Stadium of Anaheim, Anaheim, CA Sun Sep 09 2012, 12:38 PM - 3:23 PM PDT Att: 38,216 - Partly Cloudy - 91 F										
12 Andy Dirks, L OBP: 0.370, SLG: 0.490	G4-3			HR				K		4	1	1	1	0	2	3											
9 Gerald Laird, R OBP: 0.331, SLG: 0.367	G4-3							K		0	0	0	0	0	0	0											
24 Miguel Cabrera, R OBP: 0.417, SLG: 0.364	F9			L6				K		3	0	0	0	0	1	1											
34 Avisail Garcia, R OBP: 0.417, SLG: 0.364	F9			L6				K		0	0	0	0	0	0	0											
28 Prince Fielder, L OBP: 0.411, SLG: 0.524		BB		L7				F8		3	0	0	0	0	1	1											
21 Delmon Young, R OBP: 0.306, SLG: 0.432	G6-4-3			K				E6		4	1	1	0	0	2	2											
26 Brennan Boesch, L OBP: 0.387, SLG: 0.381	K			F8				2B		4	0	1	1	0	1	1											
27 Jhonny Peralta, R OBP: 0.312, SLG: 0.405				F8				K		4	0	1	0	0	1	3											
13 Alex Avila, L OBP: 0.351, SLG: 0.385				K				SH3		2	0	0	0	1	2	1											
52 Quintin Berry, L OBP: 0.343, SLG: 0.365				K				BB		0	0	0	0	0	0	0											
4 Omar Infante, R OBP: 0.300, SLG: 0.425	F7			F7				SH3		2	0	0	0	0	0	1											
Inning Stats	R: 0 E: 0 K: 0 S: 6	H: 0 LOB: 0 BB: 0 P: 8	R: 0 E: 0 K: 1 S: 7	H: 0 LOB: 0 BB: 1 P: 12	R: 0 E: 0 K: 1 S: 12	H: 1 LOB: 1 BB: 0 P: 18	R: 1 E: 0 K: 1 S: 14	H: 1 LOB: 0 BB: 0 P: 20	R: 0 E: 0 K: 1 S: 9	H: 0 LOB: 0 BB: 0 P: 14	R: 0 E: 0 K: 1 S: 8	H: 1 LOB: 0 BB: 0 P: 15	R: 1 E: 0 K: 2 S: 12	H: 2 LOB: 1 BB: 0 P: 18	R: 0 E: 0 K: 1 S: 8	H: 0 LOB: 2 BB: 1 P: 17	R: 0 E: 1 K: 2 S: 22	H: 0 LOB: 2 BB: 1 P: 32	1B: 3 2B: 1 3B: 0 HR: 1	SF: 0 SAC: 1 DP: 1 HBP: 0	WP: 1 PB: 0 SB: 0 CS: 1	PA: 34					
PITCHER	IP	WLS	BF	H	R	ER	SO	BB	IBB	HBP	BLK	WP	HR	S	P	ERA	WHIP										
23 Zack Greinke, R ERA: 3.88	7.0	W	25	5	2	2	7	1	0	0	0	1	1	68	105	2.57	0.857										
40 Kevin Jepsen, R ERA: 3.0	0.2	H	3	0	0	0	0	1	0	0	0	0	0	4	11	0.00	1.500										
49 Ernesto Frieri, R ERA: 2.03	1.1	S	6	0	0	0	3	1	0	0	0	0	0	26	38	0.00	0.750										

Batter	1	2	3	4	5	6	7	8	9	AB	R	H	RBI	BB	SO	LOB	BOTTOM										
27 Mike Trout, R OBP: 0.393, SLG: 0.571	HR		K		P3			K		4	1	1	1	0	2	0	Detroit Tigers @ Los Angeles Angels Angel Stadium of Anaheim, Anaheim, CA Sun Sep 09 2012, 12:38 PM - 3:23 PM PDT Att: 38,216 - Partly Cloudy - 91 F										
48 Torii Hunter, R OBP: 0.356, SLG: 0.439	G5-3		F9		2B			BB		3	0	1	0	1	0	0											
5 Albert Pujols, R OBP: 0.347, SLG: 0.535	F7		2B		P2			P3		4	0	1	0	0	0	2											
8 Kendrys Morales, S OBP: 0.328, SLG: 0.466	G4-3		K		F9			K		4	0	0	0	0	2	2											
47 Howie Kendrick, R OBP: 0.329, SLG: 0.401	G4-3			K				G4-3		4	0	1	0	0	1	1											
2 Erick Aybar, S OBP: 0.316, SLG: 0.408	HR		K		F8			F8		3	1	1	0	0	1	1											
44 Mark Trumbo, R OBP: 0.322, SLG: 0.592	F8				1B			G4-3		3	0	1	0	0	0	2											
25 Peter Bourjos, R OBP: 0.291, SLG: 0.325	F8				1B			G4-3		0	0	0	0	0	0	0											
6 Alberto Callaspo, S OBP: 0.339, SLG: 0.364	HR		G3		G3			L8		3	1	1	2	0	0	1											
17 Chris Iannetta, R OBP: 0.342, SLG: 0.446	F9				K			G5-3		3	0	0	0	0	1	0											
Inning Stats	R: 1 E: 0 K: 0 S: 5	H: 1 LOB: 0 BB: 0 P: 9	R: 2 E: 0 K: 0 S: 12	H: 2 LOB: 0 BB: 0 P: 16	R: 0 E: 0 K: 2 S: 14	H: 1 LOB: 1 BB: 0 P: 19	R: 0 E: 0 K: 2 S: 10	H: 1 LOB: 1 BB: 0 P: 13	R: 0 E: 0 K: 1 S: 8	H: 1 LOB: 1 BB: 0 P: 11	R: 0 E: 0 K: 0 S: 10	H: 1 LOB: 0 BB: 0 P: 15	R: 0 E: 0 K: 1 S: 9	H: 0 LOB: 0 BB: 0 P: 15	R: 0 E: 0 K: 1 S: 9	H: 0 LOB: 1 BB: 1 P: 16	R: 0 E: 1 K: 2 S: 22	H: 0 LOB: 2 BB: 1 P: 32	1B: 3 2B: 2 3B: 0 HR: 2	SF: 0 SAC: 0 DP: 0 HBP: 0	WP: 1 PB: 0 SB: 0 CS: 0	PA: 32					
PITCHER	IP	WLS	BF	H	R	ER	SO	BB	IBB	HBP	BLK	WP	HR	S	P	ERA	WHIP										
19 Anibal Sanchez, R ERA: 4.07	7.0	L	28	7	3	3	6	0	0	0	0	0	0	9	16	0.00	1.000										
60 Brayan Villarreal, R ERA: 2.06	1.0		4	0	0	0	1	1	0	0	0	0	0	9	16	0.00	1.000										

AB	30
R	2
H	5
RBI	2
BB	3
SO	10
LOB	15



AB	31
R	3
H	7
RBI	3
BB	1
SO	7
LOB	9



Batter	1	2	3	4	5	6	7	8	9	AB	R	H	RBI	BB	SO	LOB	TOP			
14 Austin Jackson, R OBP: 0.389, SLG: 0.491										5	1	1	1	0	2	0				
12 Andy Dirks, L OBP: 0.370, SLG: 0.480										4	0	0	0	0	1	1				
24 Miguel Cabrera, R OBP: 0.394, SLG: 0.589										4	1	2	1	0	2	0				
28 Prince Fielder, L OBP: 0.404, SLG: 0.516										3	1	1	0	0	0	0				
21 Delmon Young, R OBP: 0.301, SLG: 0.423										4	0	1	1	0	2	2				
26 Brennan Boesch, L OBP: 0.291, SLG: 0.384										3	0	2	1	0	0	0				
34 Avisail Garcia, R OBP: 0.368, SLG: 0.294										1	0	0	0	0	1	0				
27 Jhonny Peralta, R OBP: 0.316, SLG: 0.403										3	0	1	0	1	0	2				
13 Alex Avila, L OBP: 0.349, SLG: 0.382										3	1	0	0	1	1	1				
4 Omar Infante, R OBP: 0.301, SLG: 0.421										4	0	0	0	0	1	2				
Inning Stats	R: 2 H: 4 E: 0 K: 1 S: 15	WLS: 25 BF: 0 P: 26	H: 8 R: 4 ER: 4 SO: 5	H: 2 R: 0 ER: 0 SO: 2	H: 2 R: 0 ER: 0 SO: 2	H: 0 R: 0 ER: 0 SO: 0	H: 0 R: 0 ER: 0 SO: 0	H: 2 R: 0 ER: 0 SO: 2	H: 0 R: 0 ER: 0 SO: 0	H: 0 R: 0 ER: 0 SO: 0	H: 0 R: 0 ER: 0 SO: 0	H: 0 R: 0 ER: 0 SO: 0	H: 0 R: 0 ER: 0 SO: 0	H: 0 R: 0 ER: 0 SO: 0	H: 0 R: 0 ER: 0 SO: 0	H: 0 R: 0 ER: 0 SO: 0	1B: 6 2B: 2 3B: 0 HR: 0	SF: 0 SAC: 0 DP: 1 HBP: 1	WP: 0 PA: 37 PB: 0 SB: 0 CS: 0	
PITCHER	IP: 5.0 WLS: L BF: 25 P: 26		H: 8 R: 4 ER: 4 SO: 5	H: 2 R: 0 ER: 0 SO: 2	H: 2 R: 0 ER: 0 SO: 2	H: 0 R: 0 ER: 0 SO: 0	H: 0 R: 0 ER: 0 SO: 0	H: 2 R: 0 ER: 0 SO: 2	H: 0 R: 0 ER: 0 SO: 0	H: 0 R: 0 ER: 0 SO: 0	H: 0 R: 0 ER: 0 SO: 0	H: 0 R: 0 ER: 0 SO: 0	H: 0 R: 0 ER: 0 SO: 0	H: 0 R: 0 ER: 0 SO: 0	H: 0 R: 0 ER: 0 SO: 0	H: 0 R: 0 ER: 0 SO: 0	ERA: 7.20 WHIP: 2.000			
28 Corey Kluber, R ERA: 5.48	(1, 1)																			
44 Chris Seddon, L ERA: 4.1	(6, 1)																			
56 Frank Herrmann, R ERA: 3.86	(8, 1)																			

Detroit Tigers @ Cleveland Indians
 Progressive Field, Cleveland, OH
 Fri Sep 14 2012, 7:07 PM - 9:59 PM EDT
 Att: 17,185 - Clear - 63 F

AB	34
R	4
H	8
RBI	4
BB	2
SO	10
LOB	8



Batter	1	2	3	4	5	6	7	8	9	AB	R	H	RBI	BB	SO	LOB	BOTTOM		
17 Shin-Soo Choo, L OBP: 0.371, SLG: 0.444										4	0	1	0	0	2	2			
22 Jason Kipnis, L OBP: 0.326, SLG: 0.378										3	0	0	0	1	1	1			
41 Carlos Santana, S OBP: 0.357, SLG: 0.411										4	0	1	0	0	0	1			
4 Russ Canzler, R OBP: 0.295, SLG: 0.357										4	0	0	0	0	1	2			
35 Casey Kotchman, L OBP: 0.283, SLG: 0.339										4	0	1	0	0	0	2			
8 Lonnie Chisenhall, L OBP: 0.330, SLG: 0.454										3	0	2	0	1	0	0			
7 Matt LaPorta, R OBP: 0.267, SLG: 0.326										4	0	1	0	0	1	4			
12 Ezequiel Carrera, L OBP: 0.292, SLG: 0.406										4	0	0	0	0	2	4			
16 Jason Donald, R OBP: 0.234, SLG: 0.270										2	0	0	0	0	0	2			
1 Brent Lillibridge, R OBP: 0.229, SLG: 0.277										0	0	0	0	0	0	0			
Inning Stats	R: 0 H: 0 E: 0 K: 0 S: 11	WLS: 28 BF: 1 P: 17	H: 1 R: 0 ER: 0 SO: 1	H: 0 R: 0 ER: 0 SO: 0	H: 0 R: 0 ER: 0 SO: 0	H: 0 R: 0 ER: 0 SO: 0	H: 0 R: 0 ER: 0 SO: 0	H: 2 R: 0 ER: 0 SO: 2	H: 0 R: 0 ER: 0 SO: 0	H: 0 R: 0 ER: 0 SO: 0	H: 0 R: 0 ER: 0 SO: 0	H: 0 R: 0 ER: 0 SO: 0	H: 0 R: 0 ER: 0 SO: 0	H: 0 R: 0 ER: 0 SO: 0	H: 0 R: 0 ER: 0 SO: 0	H: 0 R: 0 ER: 0 SO: 0	1B: 4 2B: 2 3B: 0 HR: 0	SF: 0 SAC: 0 DP: 1 HBP: 1	WP: 0 PA: 35 PB: 0 SB: 0 CS: 0
PITCHER	IP: 7.0 WLS: W BF: 28 P: 17		H: 1 R: 0 ER: 0 SO: 1	H: 0 R: 0 ER: 0 SO: 0	H: 0 R: 0 ER: 0 SO: 0	H: 0 R: 0 ER: 0 SO: 0	H: 0 R: 0 ER: 0 SO: 0	H: 2 R: 0 ER: 0 SO: 2	H: 0 R: 0 ER: 0 SO: 0	H: 0 R: 0 ER: 0 SO: 0	H: 0 R: 0 ER: 0 SO: 0	H: 0 R: 0 ER: 0 SO: 0	H: 0 R: 0 ER: 0 SO: 0	H: 0 R: 0 ER: 0 SO: 0	H: 0 R: 0 ER: 0 SO: 0	H: 0 R: 0 ER: 0 SO: 0	ERA: 0.00 WHIP: 1.000		
35 Justin Verlander, R ERA: 2.82	(1, 1)																		
53 Joaquin Benoit, R ERA: 3.3	(8, 1)																		
46 Jose Valverde, R ERA: 3.56	(9, 1)																		

Detroit Tigers @ Cleveland Indians
 Progressive Field, Cleveland, OH
 Fri Sep 14 2012, 7:07 PM - 9:59 PM EDT
 Att: 17,185 - Clear - 63 F

AB	32
R	0
H	6
RBI	0
BB	2
SO	7
LOB	18



Batter	1	2	3	4	5	6	7	8	9	AB	R	H	RBI	BB	SO	LOB	TOP																	
52 Quintin Berry, L (1,8) OBP: 0.344, SLG: 0.369	F8	F7		K			K		2B	5	0	1	0	0	2	1	Detroit Tigers @ Cleveland Indians Progressive Field, Cleveland, OH Sun Sep 16 2012, 3:06 PM - 6:29 PM EDT Att: 17,233 - Sunny - 72 F																	
12 Andy Dirks, L (1,7) OBP: 0.371, SLG: 0.473	1B		F9		P4		1B			4	2	2	0	1	0	0																		
24 Miguel Cabrera, R (1,5) OBP: 0.394, SLG: 0.598	1B		2B		P3		HR		BB	5	3	3	3	0	1	2																		
28 Prince Fielder, L (1,3) OBP: 0.404, SLG: 0.511	1B		2B		F9		1B		G3	4	0	1	0	1	0	4																		
21 Delmon Young, R (1,10) OBP: 0.302, SLG: 0.422	BB		1B		G5-3		FC5-4			3	0	1	1	1	0	1																		
26 Brennan Boesch, L (1,9) OBP: 0.292, SLG: 0.380	E1		L6		G6-3				G1-3	4	0	1	1	0	0	2																		
32 Don Kelly, L (8,9) OBP: 0.266, SLG: 0.245	1B									0	0	0	0	0	0	0																		
27 Jhonny Peralta, R (1,6) OBP: 0.313, SLG: 0.397	F8				G5-3				K	4	0	0	0	0	1	4																		
13 Alex Avila, L (1,2) OBP: 0.355, SLG: 0.388									F9	1	0	0	0	1	1	0																		
9 Gerald Laird, R (6,2) OBP: 0.327, SLG: 0.368					BB					2	0	0	0	0	0	0																		
4 Omar Infante, R (1,4) OBP: 0.302, SLG: 0.421	F7				G6-3				F8	4	1	1	0	0	0	1																		
Inning Stats	R: 2 H: 3 E: 1 K: 0 S: 12	H: 3 LOB: 2 BB: 1 P: 25	R: 0 H: 0 E: 0 K: 1 S: 9	H: 0 LOB: 0 BB: 0 P: 13	R: 1 H: 2 E: 0 K: 0 S: 13	H: 2 LOB: 2 BB: 1 P: 24	R: 0 H: 0 E: 0 K: 1 S: 6	H: 0 LOB: 0 BB: 0 P: 13	R: 0 H: 0 E: 0 K: 0 S: 7	H: 0 LOB: 0 BB: 0 P: 10	R: 3 H: 4 E: 0 K: 1 S: 11	H: 4 LOB: 1 BB: 0 P: 17	R: 0 H: 0 E: 0 K: 1 S: 6	H: 0 LOB: 0 BB: 0 P: 8	R: 0 H: 1 E: 0 K: 1 S: 17	H: 2 LOB: 2 BB: 1 P: 31	1B: 7 2B: 2 3B: 0 HR: 1	SF: 0 SAC: 0 DP: 1 HBP: 0	WP: 1 PB: 0 SB: 0 CS: 0	PA: 40														
PITCHER	IP WLS BF H R ER SO BB IBB HBP BLK WP HR S P ERA WHIP																																	
30 Ubaldo Jiménez, R (1,1) ERA: 5.43	6.0	25	5	3	2	2	2	1	0	0	0	0	0	0	53	96	3.00	1.167																
36 Joe Smith, R (7,1) ERA: 3.32	1.0	B	7	4	3	3	1	0	0	0	0	0	1	11	17	27.00	4.000																	
52 Vinnie Pestano, R (8,1) ERA: 2.17	1.0	C	3	0	0	0	1	0	0	0	0	0	0	6	8	0.00	0.000																	
32 Esmil Rogers, R (9,1) ERA: 4.52	1.0	W	5	1	0	0	1	1	0	0	0	1	0	17	31	0.00	2.000																	

Batter	1	2	3	4	5	6	7	8	9	AB	R	H	RBI	BB	SO	LOB	BOTTOM																	
17 Shin-Soo Choo, L (1,9) OBP: 0.371, SLG: 0.440	G1-3			1B						5	0	1	2	0	2	1	Detroit Tigers @ Cleveland Indians Progressive Field, Cleveland, OH Sun Sep 16 2012, 3:06 PM - 6:29 PM EDT Att: 17,233 - Sunny - 72 F																	
22 Jason Kipnis, L (1,4) OBP: 0.326, SLG: 0.379	BB			G1-3					2B	4	1	1	0	1	0	1																		
13 Asdrubal Cabrera, S (1,6) OBP: 0.330, SLG: 0.417	BB			G3-1					F8	4	2	2	0	1	0	1																		
41 Carlos Santana, S (1,2) OBP: 0.358, SLG: 0.420	F7			G4-3					F8	4	2	2	0	1	0	1																		
23 Michael Brantley, L (1,8) OBP: 0.339, SLG: 0.401				1B					3B	5	1	3	2	0	0	3																		
4 Russ Canzler, R (1,7) OBP: 0.314, SLG: 0.388	G1-3			1B					IBB	3	1	0	0	2	0	3																		
12 Ezequiel Carrera, L (7,7) OBP: 0.289, SLG: 0.391	G1-3			1B					IBB	1	0	0	0	1	0	0																		
8 Lonnie Chisenhall, L (1,10) OBP: 0.320, SLG: 0.467	F8			K					1B	5	0	1	2	0	2	2																		
35 Casey Kotchman, L (1,3) OBP: 0.282, SLG: 0.337	G1-3			1B					1B	3	0	1	0	0	0	1																		
25 Vinny Rottino, R (8,PH) OBP: 0.255, SLG: 0.318	G1-3			P6					G4-3	0	0	0	0	0	0	0																		
46 Cord Phelps, S (8,PH) OBP: 0.133, SLG: 0.071				1B						1	0	0	0	0	0	0																		
7 Matt LaPorta, R (9,3) OBP: 0.261, SLG: 0.318				2B						0	0	0	0	0	0	0																		
9 Jack Hannahan, L (1,5) OBP: 0.301, SLG: 0.332				1B						3	1	2	0	0	1	2																		
1 Brent Lillibridge, R (8,PH) OBP: 0.229, SLG: 0.275				2B						1	0	0	0	0	1	0																		
Inning Stats	R: 0 H: 0 E: 0 K: 0 S: 7	H: 0 LOB: 3 BB: 3 P: 22	R: 0 H: 1 E: 0 K: 1 S: 10	H: 1 LOB: 0 BB: 0 P: 17	R: 0 H: 1 E: 0 K: 0 S: 12	H: 1 LOB: 1 BB: 0 P: 17	R: 2 H: 3 E: 0 K: 1 S: 14	H: 3 LOB: 1 BB: 0 P: 19	R: 2 H: 3 E: 1 K: 1 S: 13	H: 3 LOB: 2 BB: 0 P: 19	R: 1 H: 2 E: 0 K: 1 S: 14	H: 2 LOB: 0 BB: 0 P: 22	R: 0 H: 0 E: 0 K: 1 S: 7	H: 0 LOB: 0 BB: 0 P: 11	R: 0 H: 0 E: 0 K: 1 S: 10	H: 0 LOB: 0 BB: 0 P: 17	R: 2 H: 3 E: 0 K: 0 S: 11	H: 3 LOB: 3 BB: 2 P: 22	1B: 9 2B: 3 3B: 1 HR: 0	SF: 0 SAC: 0 DP: 0 HBP: 0	WP: 0 PB: 1 SB: 1 CS: 1	PA: 44												
PITCHER	IP WLS BF H R ER SO BB IBB HBP BLK WP HR S P ERA WHIP																																	
21 Rick Porcello, R (1,1) ERA: 4.97	4.2	26	8	4	2	2	3	0	0	0	0	0	0	0	53	90	3.86	2.357																
33 Drew Smyly, L (5,1) ERA: 4.25	2.1	8	2	1	1	3	0	0	0	0	0	0	0	24	37	3.86	0.857																	
60 Brayan Villarreal, R (8,1) ERA: 2.36	0.1	H	1	0	0	0	0	0	0	0	0	0	0	3	5	0.00	0.000																	
40 Phil Coke, L (8,1) ERA: 3.58	0.2	H	2	0	0	0	0	0	0	0	0	0	0	7	12	0.00	0.000																	
46 Jose Valverde, R (9,1) ERA: 3.77	0.1	L	6	3	2	2	0	0	2	0	0	0	0	11	22	54.00	9.000																	

AB	36
R	6
H	10
RBI	5
BB	4
SO	5
LOB	15



AB	38
R	7
H	13
RBI	7
BB	5
SO	6
LOB	17



Batter	1	2	3	4	5	6	7	8	9	AB	R	H	RBI	BB	SO	LOB	TOP					
14 Austin Jackson, R OBP: 0.384, SLG: 0.483	G3		SH1-4 1B	E7		K			F9	5	1	1	1	0	1	0						
4 Omar Infante, R OBP: 0.300, SLG: 0.418	F8		SH1-4	P6					L1	3	0	0	0	0	0	1						
24 Miguel Cabrera, R OBP: 0.395, SLG: 0.599	G5-3		IBB			2B			F9	3	1	1	0	1	0	0						
28 Prince Fielder, L OBP: 0.404, SLG: 0.513		G6-4-3 2B	K			1B			K2-3	4	0	2	0	0	2	3						
21 Delmon Young, R OBP: 0.305, SLG: 0.423		HBP	1B			1B			G3	3	0	2	3	0	0	0						
27 Johnny Peralta, R OBP: 0.312, SLG: 0.394	G6-4-3		IBB			G4-6-3			G3-1	3	0	0	0	1	0	4						
26 Brennan Boesch, L OBP: 0.290, SLG: 0.377	K		K			G6-3			K	4	0	0	0	0	3	5						
34 Avisail Garcia, R OBP: 0.364, SLG: 0.300			G6-3			G6-3			G5-3	3	1	1	0	0	0	0						
52 Quintin Berry, L OBP: 0.343, SLG: 0.368			1B			K			K	1	0	0	0	0	0	0						
9 Gerald Laird, R OBP: 0.327, SLG: 0.367			L7			K			K	3	1	1	0	0	1	0						
12 Andy Dirks, L OBP: 0.369, SLG: 0.471			1B							1	0	0	0	0	1	0						
Inning Stats	R: 0 E: 0 K: 0 S: 5	H: 0 LOB: 0 BB: 0 P: 7	R: 0 E: 0 K: 1 S: 10	H: 1 LOB: 1 BB: 0 P: 17	R: 3 E: 0 K: 2 S: 17	H: 4 LOB: 3 BB: 2 P: 34	R: 0 E: 1 K: 0 S: 10	H: 0 LOB: 1 BB: 0 P: 15	R: 1 E: 0 K: 0 S: 10	H: 3 LOB: 1 BB: 0 P: 13	R: 0 E: 0 K: 2 S: 8	H: 0 LOB: 0 BB: 0 P: 9	R: 0 E: 0 K: 1 S: 7	H: 0 LOB: 0 BB: 0 P: 10	R: 0 E: 0 K: 1 S: 10	H: 0 LOB: 0 BB: 0 P: 13	1B: 6 2B: 2 3B: 0 HR: 0	SF: 0 SAC: 1 DP: 2 HBP: 1	WP: 1 PB: 0 SB: 0 CS: 0	PA: 37		
PITCHER	IP WLS BF H R ER SO BB IBB HBP BLK WP HR S P ERA WHIP	IP WLS BF H R ER SO BB IBB HBP BLK WP HR S P ERA WHIP	IP WLS BF H R ER SO BB IBB HBP BLK WP HR S P ERA WHIP	IP WLS BF H R ER SO BB IBB HBP BLK WP HR S P ERA WHIP	IP WLS BF H R ER SO BB IBB HBP BLK WP HR S P ERA WHIP	IP WLS BF H R ER SO BB IBB HBP BLK WP HR S P ERA WHIP	IP WLS BF H R ER SO BB IBB HBP BLK WP HR S P ERA WHIP	IP WLS BF H R ER SO BB IBB HBP BLK WP HR S P ERA WHIP	IP WLS BF H R ER SO BB IBB HBP BLK WP HR S P ERA WHIP	IP WLS BF H R ER SO BB IBB HBP BLK WP HR S P ERA WHIP	IP WLS BF H R ER SO BB IBB HBP BLK WP HR S P ERA WHIP	IP WLS BF H R ER SO BB IBB HBP BLK WP HR S P ERA WHIP	IP WLS BF H R ER SO BB IBB HBP BLK WP HR S P ERA WHIP	IP WLS BF H R ER SO BB IBB HBP BLK WP HR S P ERA WHIP	IP WLS BF H R ER SO BB IBB HBP BLK WP HR S P ERA WHIP	IP WLS BF H R ER SO BB IBB HBP BLK WP HR S P ERA WHIP	IP WLS BF H R ER SO BB IBB HBP BLK WP HR S P ERA WHIP	IP WLS BF H R ER SO BB IBB HBP BLK WP HR S P ERA WHIP	IP WLS BF H R ER SO BB IBB HBP BLK WP HR S P ERA WHIP	IP WLS BF H R ER SO BB IBB HBP BLK WP HR S P ERA WHIP	IP WLS BF H R ER SO BB IBB HBP BLK WP HR S P ERA WHIP	IP WLS BF H R ER SO BB IBB HBP BLK WP HR S P ERA WHIP

Detroit Tigers @ Chicago White Sox
U.S. Cellular Field, Chicago, IL
Mon Sep 17 2012, 2:10 PM - 5:16 PM EDT
Att: 29,130 - Partly Cloudy - 81 F

AB	33
R	4
H	8
RBI	4
BB	2
SO	8
LOB	13



Batter	1	2	3	4	5	6	7	8	9	AB	R	H	RBI	BB	SO	LOB	BOTTOM					
28 Dewayne Wise, L OBP: 0.314, SLG: 0.489	G3-1		1B	1B		K			F7-5 2B	5	0	3	2	0	1	1						
20 Kevin Youkilis, R OBP: 0.347, SLG: 0.433	44 G6-5-3 BB		K	L6		BB			HBP	2	0	0	0	2	1	5						
44 Adam Dunn, L OBP: 0.343, SLG: 0.492	G6-5-3		K			1B			F7-5 2B	5	1	1	0	0	2	9						
14 Paul Konerko, R OBP: 0.376, SLG: 0.493		P4		G4-3		2B			P4	4	1	1	0	0	2							
51 Alex Rios, R OBP: 0.329, SLG: 0.513		G4-3		24 BB 15 HBP 12 1B		BB			12 G4-6-3 1B	3	1	2	0	1	0	0						
12 A.J. Pierzynski, L OBP: 0.325, SLG: 0.510		G4-3		15 HBP 24 BB 28 1B		L9			G4-6-3	4	1	1	0	0	4							
24 Dayan Viciedo, R OBP: 0.296, SLG: 0.427			28 1B 10 1B			FC6-4			G4-3	3	1	1	1	1	0	1						
7 Jordan Danks, L OBP: 0.250, SLG: 0.288			1B			BB			G4-3	0	0	0	0	0	0	0						
10 Alexei Ramirez, R OBP: 0.292, SLG: 0.377			28 1B			L6			G4-3	4	0	1	0	0	1	4						
15 Gordon Beckham, R OBP: 0.297, SLG: 0.381		F4		28 1B HBP		BB			2B BB	1	0	0	1	2	0	2						
Inning Stats	R: 0 E: 0 K: 0 S: 8	H: 0 LOB: 1 BB: 0 P: 14	R: 0 E: 0 K: 0 S: 7	H: 0 LOB: 0 BB: 0 P: 13	R: 0 E: 0 K: 2 S: 12	H: 3 LOB: 3 BB: 0 P: 19	R: 3 E: 0 K: 0 S: 20	H: 3 LOB: 2 BB: 1 P: 36	R: 2 E: 1 K: 0 S: 17	H: 2 LOB: 1 BB: 1 P: 28	R: 0 E: 0 K: 2 S: 10	H: 0 LOB: 2 BB: 2 P: 23	R: 0 E: 0 K: 0 S: 8	H: 1 LOB: 0 BB: 0 P: 10	R: 0 E: 0 K: 1 S: 20	H: 1 LOB: 2 BB: 1 P: 29	1B: 8 2B: 3 3B: 0 HR: 0	SF: 0 SAC: 0 DP: 3 HBP: 2	WP: 0 PB: 0 SB: 0 CS: 0	PA: 39		
PITCHER	IP WLS BF H R ER SO BB IBB HBP BLK WP HR S P ERA WHIP	IP WLS BF H R ER SO BB IBB HBP BLK WP HR S P ERA WHIP	IP WLS BF H R ER SO BB IBB HBP BLK WP HR S P ERA WHIP	IP WLS BF H R ER SO BB IBB HBP BLK WP HR S P ERA WHIP	IP WLS BF H R ER SO BB IBB HBP BLK WP HR S P ERA WHIP	IP WLS BF H R ER SO BB IBB HBP BLK WP HR S P ERA WHIP	IP WLS BF H R ER SO BB IBB HBP BLK WP HR S P ERA WHIP	IP WLS BF H R ER SO BB IBB HBP BLK WP HR S P ERA WHIP	IP WLS BF H R ER SO BB IBB HBP BLK WP HR S P ERA WHIP	IP WLS BF H R ER SO BB IBB HBP BLK WP HR S P ERA WHIP	IP WLS BF H R ER SO BB IBB HBP BLK WP HR S P ERA WHIP	IP WLS BF H R ER SO BB IBB HBP BLK WP HR S P ERA WHIP	IP WLS BF H R ER SO BB IBB HBP BLK WP HR S P ERA WHIP	IP WLS BF H R ER SO BB IBB HBP BLK WP HR S P ERA WHIP	IP WLS BF H R ER SO BB IBB HBP BLK WP HR S P ERA WHIP	IP WLS BF H R ER SO BB IBB HBP BLK WP HR S P ERA WHIP	IP WLS BF H R ER SO BB IBB HBP BLK WP HR S P ERA WHIP	IP WLS BF H R ER SO BB IBB HBP BLK WP HR S P ERA WHIP	IP WLS BF H R ER SO BB IBB HBP BLK WP HR S P ERA WHIP	IP WLS BF H R ER SO BB IBB HBP BLK WP HR S P ERA WHIP	IP WLS BF H R ER SO BB IBB HBP BLK WP HR S P ERA WHIP	IP WLS BF H R ER SO BB IBB HBP BLK WP HR S P ERA WHIP

Detroit Tigers @ Chicago White Sox
U.S. Cellular Field, Chicago, IL
Mon Sep 17 2012, 2:10 PM - 5:16 PM EDT
Att: 29,130 - Partly Cloudy - 81 F

AB	31
R	5
H	10
RBI	4
BB	6
SO	5
LOB	28



Batter	1	2	3	4	5	6	7	8	9	AB	R	H	RBI	BB	SO	LOB	TOP				
4 Coco Crisp, S OBP: 0.318, SLG: 0.402 22 Chris Carter, R OBP: 0.361, SLG: 0.534										2	0	0	0	1	1		Oakland Athletics @ Detroit Tigers Comerica Park, Detroit, MI Tue Sep 18 2012, 7:06 PM - 10:10 PM EDT Att: 31,243 - Cloudy - 56 F				
15 Seth Smith, L OBP: 0.341, SLG: 0.424 19 Jemile Weeks, S OBP: 0.306, SLG: 0.305										4	0	0	0	0	0						
16 Josh Reddick, L OBP: 0.317, SLG: 0.480 10 Danic Barton, L OBP: 0.323, SLG: 0.280										3	2	0	1	0	0						
52 Yoenis Cespedes, R OBP: 0.355, SLG: 0.491										2	0	1	1	2	0						
37 Brandon Moss, L OBP: 0.333, SLG: 0.568										4	0	3	1	0	1						
5 Stephen Drew, L OBP: 0.287, SLG: 0.327										4	0	0	0	0	2	6					
20 Josh Donaldson, R OBP: 0.284, SLG: 0.399											3	0	0	0	0	2		0			
14 George Kottaras, L OBP: 0.364, SLG: 0.412											4	0	2	0	0	1		0			
2 Cliff Pennington, S OBP: 0.270, SLG: 0.307											3	0	0	0	1	0		3			
Inning Stats	R: 1 H: 2 E: 0 K: 2 S: 13	H: 2 LOB: 2 BB: 1 P: 23	R: 0 H: 0 E: 0 K: 2 S: 12	H: 0 LOB: 1 BB: 1 P: 21	R: 0 H: 1 E: 0 K: 1 S: 12	H: 1 LOB: 2 BB: 1 P: 20	R: 0 H: 1 E: 0 K: 0 S: 9	H: 0 LOB: 2 BB: 1 P: 18	R: 0 H: 0 E: 0 K: 1 S: 6	H: 0 LOB: 1 BB: 0 P: 7	R: 1 H: 2 E: 0 K: 2 S: 14	H: 2 LOB: 1 BB: 0 P: 21	R: 0 H: 1 E: 0 K: 0 S: 9	H: 1 LOB: 0 BB: 0 P: 15	R: 0 H: 0 E: 0 K: 1 S: 8	H: 0 LOB: 0 BB: 0 P: 9		1B: 5 2B: 3 3B: 0 HR: 0	SF: 0 SAC: 0 DP: 1 HBP: 1	WP: 0 PB: 0 SB: 0 CS: 0	PA: 39
PITCHER	IP WLS BF H R ER SO BB IBB HBP BLK WP HR S P ERA WHIP	IP WLS BF H R ER SO BB IBB HBP BLK WP HR S P ERA WHIP	IP WLS BF H R ER SO BB IBB HBP BLK WP HR S P ERA WHIP	IP WLS BF H R ER SO BB IBB HBP BLK WP HR S P ERA WHIP	IP WLS BF H R ER SO BB IBB HBP BLK WP HR S P ERA WHIP	IP WLS BF H R ER SO BB IBB HBP BLK WP HR S P ERA WHIP	IP WLS BF H R ER SO BB IBB HBP BLK WP HR S P ERA WHIP	IP WLS BF H R ER SO BB IBB HBP BLK WP HR S P ERA WHIP	IP WLS BF H R ER SO BB IBB HBP BLK WP HR S P ERA WHIP	IP WLS BF H R ER SO BB IBB HBP BLK WP HR S P ERA WHIP	IP WLS BF H R ER SO BB IBB HBP BLK WP HR S P ERA WHIP	IP WLS BF H R ER SO BB IBB HBP BLK WP HR S P ERA WHIP	IP WLS BF H R ER SO BB IBB HBP BLK WP HR S P ERA WHIP	IP WLS BF H R ER SO BB IBB HBP BLK WP HR S P ERA WHIP	IP WLS BF H R ER SO BB IBB HBP BLK WP HR S P ERA WHIP	IP WLS BF H R ER SO BB IBB HBP BLK WP HR S P ERA WHIP	IP WLS BF H R ER SO BB IBB HBP BLK WP HR S P ERA WHIP	IP WLS BF H R ER SO BB IBB HBP BLK WP HR S P ERA WHIP	IP WLS BF H R ER SO BB IBB HBP BLK WP HR S P ERA WHIP	IP WLS BF H R ER SO BB IBB HBP BLK WP HR S P ERA WHIP	IP WLS BF H R ER SO BB IBB HBP BLK WP HR S P ERA WHIP

AB	34
R	2
H	8
RBI	2
BB	4
SO	9
LOB	14



Batter	1	2	3	4	5	6	7	8	9	AB	R	H	RBI	BB	SO	LOB	BOTTOM				
14 Austin Jackson, R OBP: 0.386, SLG: 0.487										5	3	3	1	0	0	3	Oakland Athletics @ Detroit Tigers Comerica Park, Detroit, MI Tue Sep 18 2012, 7:06 PM - 10:10 PM EDT Att: 31,243 - Cloudy - 56 F				
52 Quintin Berry, L OBP: 0.345, SLG: 0.374 34 Avisail Garcia, R OBP: 0.391, SLG: 0.333										4	0	2	2	0	0	0					
24 Miguel Cabrera, R OBP: 0.366, SLG: 0.612 29 Danny Worth, R OBP: 0.321, SLG: 0.254										4	3	3	6	0	0	1					
28 Prince Fielder, L OBP: 0.406, SLG: 0.518 32 Don Kelly, L OBP: 0.265, SLG: 0.245										3	1	1	2	1	0	1					
21 Delmon Young, R OBP: 0.302, SLG: 0.419										5	0	0	0	0	1	4					
12 Andy Dirks, L OBP: 0.363, SLG: 0.462										5	0	0	0	0	2	1					
27 Jhonny Peralta, R OBP: 0.314, SLG: 0.490										3	1	1	1	1	1	0					
4 Omar Infante, R OBP: 0.300, SLG: 0.416										3	1	0	0	1	0	1					
9 Gerald Laird, R OBP: 0.343, SLG: 0.380										3	2	3	0	1	0	0					
Inning Stats	R: 1 H: 2 E: 0 K: 0 S: 10	H: 2 LOB: 1 BB: 0 P: 13	R: 1 H: 2 E: 0 K: 1 S: 15	H: 2 LOB: 0 BB: 0 P: 26	R: 1 H: 1 E: 0 K: 1 S: 15	H: 1 LOB: 0 BB: 0 P: 21	R: 0 H: 1 E: 0 K: 1 S: 14	H: 1 LOB: 2 BB: 1 P: 23	R: 2 H: 2 E: 0 K: 1 S: 16	H: 2 LOB: 0 BB: 0 P: 22	R: 3 H: 2 E: 0 K: 0 S: 19	H: 2 LOB: 3 BB: 3 P: 34	R: 0 H: 0 E: 0 K: 0 S: 4	H: 0 LOB: 0 BB: 0 P: 6	R: 4 H: 4 E: 0 K: 0 S: 13	H: 4 LOB: 1 BB: 0 P: 18		1B: 7 2B: 3 3B: 0 HR: 4	SF: 1 SAC: 0 DP: 1 HBP: 1	WP: 0 PB: 0 SB: 0 CS: 0	PA: 42
PITCHER	IP WLS BF H R ER SO BB IBB HBP BLK WP HR S P ERA WHIP	IP WLS BF H R ER SO BB IBB HBP BLK WP HR S P ERA WHIP	IP WLS BF H R ER SO BB IBB HBP BLK WP HR S P ERA WHIP	IP WLS BF H R ER SO BB IBB HBP BLK WP HR S P ERA WHIP	IP WLS BF H R ER SO BB IBB HBP BLK WP HR S P ERA WHIP	IP WLS BF H R ER SO BB IBB HBP BLK WP HR S P ERA WHIP	IP WLS BF H R ER SO BB IBB HBP BLK WP HR S P ERA WHIP	IP WLS BF H R ER SO BB IBB HBP BLK WP HR S P ERA WHIP	IP WLS BF H R ER SO BB IBB HBP BLK WP HR S P ERA WHIP	IP WLS BF H R ER SO BB IBB HBP BLK WP HR S P ERA WHIP	IP WLS BF H R ER SO BB IBB HBP BLK WP HR S P ERA WHIP	IP WLS BF H R ER SO BB IBB HBP BLK WP HR S P ERA WHIP	IP WLS BF H R ER SO BB IBB HBP BLK WP HR S P ERA WHIP	IP WLS BF H R ER SO BB IBB HBP BLK WP HR S P ERA WHIP	IP WLS BF H R ER SO BB IBB HBP BLK WP HR S P ERA WHIP	IP WLS BF H R ER SO BB IBB HBP BLK WP HR S P ERA WHIP	IP WLS BF H R ER SO BB IBB HBP BLK WP HR S P ERA WHIP	IP WLS BF H R ER SO BB IBB HBP BLK WP HR S P ERA WHIP	IP WLS BF H R ER SO BB IBB HBP BLK WP HR S P ERA WHIP	IP WLS BF H R ER SO BB IBB HBP BLK WP HR S P ERA WHIP	IP WLS BF H R ER SO BB IBB HBP BLK WP HR S P ERA WHIP

AB	36
R	12
H	14
RBI	12
BB	4
SO	4
LOB	11



Batter	1	2	3	4	5	6	7	8	9	AB	R	H	RBI	BB	SO	LOB	TOP										
5 Stephen Drew, L (1, 6) OBP: 0.290, SLG: 0.329										5	0	2	1	0	2	0	Oakland Athletics @ Detroit Tigers Comerica Park, Detroit, MI Wed Sep 19 2012, 7:11 PM - 10:24 PM EDT Att: 29,734 - Partly Cloudy - 64 F										
15 Seth Smith, L (1, 10) OBP: 0.341, SLG: 0.425										4	0	1	0	1	1	2											
16 Josh Reddick, L (1, 9) OBP: 0.315, SLG: 0.477										4	0	0	0	0	1	4											
52 Yoenis Cespedes, R (1, 8) OBP: 0.356, SLG: 0.491										4	0	2	0	0	0	1											
37 Brandon Moss, L (1, 7) OBP: 0.328, SLG: 0.558										4	0	0	0	0	2	3											
20 Josh Donaldson, R (1, 5) OBP: 0.288, SLG: 0.398										3	0	1	0	1	0	0											
10 Daric Barton, L (1, 3) OBP: 0.274, SLG: 0.322										3	0	1	0	1	1	1											
36 Derek Norris, R (1, 2) OBP: 0.274, SLG: 0.322										3	1	0	0	1	2	3											
2 Cliff Pennington, S (1, 4) OBP: 0.270, SLG: 0.307										4	1	1	1	0	2	3											
Inning Stats	R: 0 E: 0 K: 1 S: 9	H: 1 LOB: 2 BB: 1 P: 15	R: 0 E: 0 K: 2 S: 17	H: 2 LOB: 2 BB: 0 P: 27	R: 0 E: 0 K: 1 S: 15	H: 2 LOB: 0 BB: 0 P: 24	R: 0 E: 0 K: 0 S: 11	H: 0 LOB: 1 BB: 1 P: 19	R: 0 E: 1 K: 1 S: 19	H: 0 LOB: 0 BB: 0 P: 24	R: 0 E: 0 K: 0 S: 7	H: 0 LOB: 0 BB: 1 P: 13	R: 0 E: 0 K: 2 S: 12	H: 0 LOB: 0 BB: 1 P: 14	R: 0 E: 0 K: 2 S: 12	H: 1 LOB: 1 BB: 0 P: 18		R: 2 E: 0 K: 2 S: 14	H: 2 LOB: 1 BB: 1 P: 27	1B: 7 2B: 1 3B: 0 HR: 0	SF: 0 SAC: 0 DP: 1 HBP: 0	WP: 0 PB: 0 SB: 0 CS: 0	PA: 38				
PITCHER	IP	WLS	BF	H	R	ER	SO	BB	IBB	HBP	BLK	WP	HR	S	P	ERA	WHIP										
35 Justin Verlander, R (1, 1) ERA: 2.74	6.0	W	25	5	0	0	5	3	0	0	0	0	0	78	122	0.00	1.333										
20 Octavio Dotel, R (7, 1) ERA: 3.15	1.0		3	0	0	0	2	0	0	0	0	0	0	12	14	0.00	0.000										
53 Joaquin Benoit, R (8, 1) ERA: 3.25	1.0		4	1	0	0	2	0	0	0	0	0	0	12	18	0.00	1.000										
46 Jose Valverde, R (9, 1) ERA: 4.0	1.0		6	2	2	2	2	1	0	0	0	0	0	14	27	18.00	3.000										

AB	34
R	2
H	8
RBI	2
BB	4
SO	11
LOB	17



Batter	1	2	3	4	5	6	7	8	9	AB	R	H	RBI	BB	SO	LOB	BOTTOM										
14 Austin Jackson, R (1, 8) OBP: 0.398, SLG: 0.484										3	0	0	0	2	1	4	Oakland Athletics @ Detroit Tigers Comerica Park, Detroit, MI Wed Sep 19 2012, 7:11 PM - 10:24 PM EDT Att: 29,734 - Partly Cloudy - 64 F										
4 Omar Infante, R (1, 4) OBP: 0.299, SLG: 0.415										5	1	1	3	0	1	5											
24 Miguel Cabrera, R (1, 5) OBP: 0.398, SLG: 0.616										3	1	1	1	2	1	2											
28 Prince Fielder, L (1, 3) OBP: 0.405, SLG: 0.515										3	0	0	0	1	0	1											
21 Delmon Young, R (1, 10) OBP: 0.302, SLG: 0.420										3	1	1	1	0	1	0											
27 Jhonny Peralta, R (1, 6) OBP: 0.313, SLG: 0.399										4	0	1	1	0	0	2											
34 Avisail Garcia, R (1, 9) OBP: 0.370, SLG: 0.320										4	1	1	0	0	1	1											
12 Andy Dirks, L (1, 7) OBP: 0.368, SLG: 0.467										4	1	3	0	0	0	0											
9 Gerald Laird, R (1, 2) OBP: 0.347, SLG: 0.383										4	1	2	0	0	1	2											
Inning Stats	R: 0 E: 0 K: 1 S: 8	H: 0 LOB: 1 BB: 1 P: 17	R: 0 E: 0 K: 0 S: 8	H: 0 LOB: 0 BB: 0 P: 9	R: 3 E: 0 K: 0 S: 19	H: 3 LOB: 2 BB: 2 P: 32	R: 0 E: 0 K: 2 S: 13	H: 2 LOB: 2 BB: 0 P: 19	R: 1 E: 0 K: 0 S: 9	H: 2 LOB: 1 BB: 0 P: 12	R: 0 E: 0 K: 1 S: 7	H: 0 LOB: 1 BB: 1 P: 12	R: 1 E: 0 K: 1 S: 10	H: 1 LOB: 0 BB: 0 P: 11	R: 1 E: 0 K: 1 S: 16	H: 2 LOB: 2 BB: 1 P: 25		1B: 7 2B: 2 3B: 0 HR: 1	SF: 1 SAC: 0 DP: 0 HBP: 0	WP: 1 PB: 0 SB: 0 CS: 0	PA: 39						
PITCHER	IP	WLS	BF	H	R	ER	SO	BB	IBB	HBP	BLK	WP	HR	S	P	ERA	WHIP										
49 Brett Anderson, L (1, 1) ERA: 2.57	2.1	L	13	3	3	3	1	0	0	0	0	0	0	24	43	11.57	2.143										
40 Pat Neshek, R (3, 1) ERA: 0.56	1.2		7	2	0	0	2	0	0	0	0	0	0	24	34	0.00	1.200										
53 Jim Miller, R (5, 1) ERA: 2.36	3.0		13	3	2	2	2	1	0	0	0	1	1	26	35	6.00	1.333										
65 Pedro Figueroa, L (8, 1) ERA: 2.37	1.0		6	2	1	1	1	1	0	0	0	0	0	16	25	9.00	3.000										

AB	33
R	6
H	10
RBI	6
BB	5
SO	6
LOB	17



Batter	1	2	3	4	5	6	7	8	9	AB	R	H	RBI	BB	SO	LOB	TOP					
5 Stephen Drew, L (1,6) OBP: 0.284, SLG: 0.322										5	0	0	0	0	2	4						
16 Josh Reddick, L (1,8) OBP: 0.314, SLG: 0.473										4	1	0	0	1	0	1						
52 Yoenis Cespedes, R (1,10) OBP: 0.354, SLG: 0.488										4	1	1	1	0	1	0						
37 Brandon Moss, L (1,9) OBP: 0.329, SLG: 0.557										4	2	1	1	1	3	0						
22 Chris Carter, R (1,3) OBP: 0.355, SLG: 0.523										4	0	0	0	0	3	1						
10 Daric Barton, L (8,3) OBP: 0.333, SLG: 0.282										0	1	0	1	1	0	0						
15 Seth Smith, L (1,7) OBP: 0.347, SLG: 0.440										4	3	3	4	1	0	0						
20 Josh Donaldson, R (1,5) OBP: 0.294, SLG: 0.407										5	2	3	2	0	1	1						
14 George Kottaras, L (1,2) OBP: 0.365, SLG: 0.425										5	1	2	2	0	1	2						
2 Cliff Pennington, S (1,4) OBP: 0.275, SLG: 0.310										3	1	2	0	1	1	1						
Inning Stats	R: 0 E: 0 K: 1 S: 7	H: 0 LOB: 0 BB: 0 P: 10	R: 0 E: 0 K: 2 S: 12	H: 0 LOB: 0 BB: 0 P: 15	R: 1 E: 1 K: 1 S: 15	H: 2 LOB: 1 BB: 0 P: 21	R: 0 E: 0 K: 1 S: 10	H: 0 LOB: 0 BB: 0 P: 17	R: 1 E: 0 K: 2 S: 15	H: 1 LOB: 1 BB: 1 P: 23	R: 4 E: 0 K: 2 S: 16	H: 4 LOB: 1 BB: 1 P: 29	R: 0 E: 0 K: 1 S: 9	H: 0 LOB: 0 BB: 0 P: 15	R: 0 E: 0 K: 2 S: 10	H: 1 LOB: 1 BB: 0 P: 16	R: 6 E: 0 K: 0 S: 14	H: 4 LOB: 1 BB: 3 P: 35	1B: 7 2B: 3 3B: 1 HR: 1	SF: 1 SAC: 0 DP: 0 HBP: 0	WP: 0 PB: 0 SB: 1 CS: 0	PA: 44
PITCHER	IP: 5.2 WLS: L BF: 25 H: 6 R: 6 ER: 5 SO: 8 BB: 1 IBB: 1 HBP: 0 BLK: 0 WP: 0 HR: 1 S: 70 P: 106 ERA: 7.94 WHIP: 1.235	IP: 0.0 WLS: 1 BF: 1 H: 1 R: 0 ER: 0 SO: 0 BB: 0 IBB: 0 HBP: 0 BLK: 0 WP: 0 HR: 0 S: 3 P: 37 ERA: 0.00 WHIP: 0.429	IP: 2.1 WLS: 8 BF: 1 H: 1 R: 0 ER: 0 SO: 4 BB: 0 IBB: 0 HBP: 0 BLK: 0 WP: 0 HR: 7 S: 20 P: 20 ERA: 54.00 WHIP: 3.000	IP: 0.0 WLS: 2 BF: 1 H: 1 R: 1 ER: 1 SO: 0 BB: 0 IBB: 0 HBP: 0 BLK: 0 WP: 0 HR: 4 S: 11 P: 11 ERA: ∞ WHIP: ∞	IP: 0.1 WLS: 2 BF: 1 H: 1 R: 1 ER: 1 SO: 0 BB: 0 IBB: 0 HBP: 0 BLK: 0 WP: 0 HR: 0 S: 3 P: 4 ERA: 27.00 WHIP: 3.000																	

Oakland Athletics @ Detroit Tigers
Comerica Park, Detroit, MI
Thu Sep 20 2012, 1:07 PM - 4:20 PM EDT
Att: 34,635 - Cloudy - 54 F

AB 38
R 12
H 12
RBI 11
BB 5
SO 12
LOB 10



Batter	1	2	3	4	5	6	7	8	9	AB	R	H	RBI	BB	SO	LOB	BOTTOM					
14 Austin Jackson, R (1,8) OBP: 0.382, SLG: 0.480										4	0	0	1	0	1	1						
4 Omar Infante, R (1,4) OBP: 0.302, SLG: 0.420										4	0	2	0	1	0	0						
24 Miguel Cabrera, R (1,5) OBP: 0.398, SLG: 0.613										4	1	1	0	1	1	3						
28 Prince Fielder, L (1,3) OBP: 0.406, SLG: 0.516										3	0	1	1	1	0	0						
21 Delmon Young, R (1,10) OBP: 0.302, SLG: 0.419										4	0	1	0	0	1	3						
27 Jhonny Peralta, R (1,6) OBP: 0.313, SLG: 0.398										4	1	1	0	0	0	2						
34 Avisail Garcia, R (1,9) OBP: 0.387, SLG: 0.345										4	1	2	0	0	1	2						
12 Andy Dirks, L (1,7) OBP: 0.371, SLG: 0.480										3	1	2	1	0	1	0						
9 Gerald Laird, R (1,2) OBP: 0.345, SLG: 0.380										4	0	1	1	0	1	1						
Inning Stats	R: 0 E: 0 K: 1 S: 11	H: 1 LOB: 2 BB: 2 P: 24	R: 2 E: 0 K: 0 S: 12	H: 3 LOB: 2 BB: 1 P: 20	R: 0 E: 0 K: 0 S: 8	H: 0 LOB: 0 BB: 0 P: 14	R: 0 E: 0 K: 0 S: 7	H: 2 LOB: 1 BB: 0 P: 10	R: 1 E: 0 K: 0 S: 17	H: 3 LOB: 2 BB: 0 P: 28	R: 1 E: 0 K: 0 S: 14	H: 1 LOB: 0 BB: 0 P: 22	R: 0 E: 0 K: 2 S: 10	H: 0 LOB: 0 BB: 0 P: 12	R: 0 E: 0 K: 2 S: 10	H: 0 LOB: 0 BB: 0 P: 14	R: 0 E: 0 K: 1 S: 11	H: 1 LOB: 1 BB: 0 P: 16	1B: 7 2B: 3 3B: 0 HR: 1	SF: 1 SAC: 1 DP: 1 HBP: 0	WP: 0 PB: 0 SB: 0 CS: 1	PA: 39
PITCHER	IP: 4.2 WLS: W BF: 24 H: 9 R: 3 ER: 3 SO: 3 BB: 3 IBB: 0 HBP: 0 BLK: 0 WP: 0 HR: 0 S: 94 P: 94 ERA: 0.00 WHIP: 0.000	IP: 0.1 WLS: 1 BF: 1 H: 0 R: 0 ER: 0 SO: 0 BB: 0 IBB: 0 HBP: 0 BLK: 0 WP: 0 HR: 1 S: 8 P: 13 ERA: 27.00 WHIP: 3.000	IP: 0.1 WLS: H BF: 2 H: 1 R: 1 ER: 1 SO: 0 BB: 0 IBB: 0 HBP: 0 BLK: 0 WP: 0 HR: 8 S: 13 P: 13 ERA: 27.00 WHIP: 3.000	IP: 1.2 WLS: H BF: 5 H: 0 R: 0 ER: 0 SO: 2 BB: 0 IBB: 0 HBP: 0 BLK: 0 WP: 0 HR: 16 S: 21 P: 21 ERA: 0.00 WHIP: 0.000	IP: 1.0 WLS: H BF: 3 H: 0 R: 0 ER: 0 SO: 2 BB: 0 IBB: 0 HBP: 0 BLK: 0 WP: 0 HR: 10 S: 14 P: 14 ERA: 0.00 WHIP: 0.000	IP: 1.0 WLS: 1 BF: 4 H: 1 R: 0 ER: 0 SO: 1 BB: 0 IBB: 0 HBP: 0 BLK: 0 WP: 0 HR: 0 S: 11 P: 16 ERA: 0.00 WHIP: 1.000																

Oakland Athletics @ Detroit Tigers
Comerica Park, Detroit, MI
Thu Sep 20 2012, 1:07 PM - 4:20 PM EDT
Att: 34,635 - Cloudy - 54 F

AB 34
R 4
H 11
RBI 4
BB 3
SO 6
LOB 12



Batter	1	2	3	4	5	6	7	8	9	AB	R	H	RBI	BB	SO	LOB	TOP			
2 Denard Span, L OBP: 0.348, SLG: 0.400	P5		G1-6-3 1B		FC6			L4		4	0	1	0	0	0	1	Minnesota Twins @ Detroit Tigers Comerica Park, Detroit, MI Sat Sep 22 2012, 4:06 PM - 6:28 PM EDT Att: 40,586 - Overcast - 58 F			
11 Ben Revers, L OBP: 0.331, SLG: 0.341	G4-3		G1-6-3		K			1B		4	0	1	0	0	1	2				
7 Joe Mauer, L OBP: 0.418, SLG: 0.455	FC5 2B				1B			K		4	0	2	0	0	1	1				
16 Josh Willingham, R OBP: 0.367, SLG: 0.528	FC5				1B			K		4	0	1	0	0	1	1				
33 Justin Morneau, L OBP: 0.339, SLG: 0.456					1B			K		4	0	1	0	0	3	2				
18 Ryan Doumit, S OBP: 0.321, SLG: 0.455					F7			G4-3		4	0	0	0	0	1	3				
24 Trevor Plouffe, R OBP: 0.303, SLG: 0.461					G4-3			G1-3		3	0	0	0	0	0	3				
12 Alexi Casilla, S OBP: 0.270, SLG: 0.309					P5			G6-3		3	0	1	0	0	0	1				
25 Pedro Florimón, S OBP: 0.304, SLG: 0.330					G4-3			F9		3	0	0	0	0	0	1				
Inning Stats	R: 0 E: 0 K: 0 S: 8	H: 1 LOB: 1 BB: 0 P: 11	R: 0 E: 0 K: 1 S: 11	H: 1 LOB: 1 BB: 0 P: 20	R: 0 E: 0 K: 1 S: 7	H: 1 LOB: 0 BB: 0 P: 7	R: 0 E: 0 K: 1 S: 10	H: 2 LOB: 2 BB: 0 P: 15	R: 0 E: 0 K: 1 S: 8	H: 0 LOB: 0 BB: 0 P: 14	R: 0 E: 0 K: 0 S: 6	H: 0 LOB: 0 BB: 0 P: 9	R: 0 E: 0 K: 1 S: 10	H: 1 LOB: 1 BB: 0 P: 18	R: 0 E: 0 K: 2 S: 8	H: 0 LOB: 0 BB: 0 P: 11	1B: 5 2B: 2 3B: 0 HR: 0	SF: 0 SAC: 0 DP: 1 HBP: 0	WP: 0 PB: 0 SB: 0 CS: 0	PA: 33
PITCHER 58 Doug Fister, R ERA: 3.43	IP: 9.0 W: 7 L: 0	WLS: 33 BF: 7	H: 7 R: 0 ER: 0 SO: 7	BB: 0 IBB: 0 HBP: 0 BLK: 0	WP: 0 HR: 0 S: 76 P: 117	ERA: 0.00 WHIP: 0.778	PITCHER	IP: 9.0 W: 7 L: 0	WLS: 33 BF: 7	H: 7 R: 0 ER: 0 SO: 7	BB: 0 IBB: 0 HBP: 0 BLK: 0	WP: 0 HR: 0 S: 76 P: 117	ERA: 0.00 WHIP: 0.778							

Batter	1	2	3	4	5	6	7	8	9	AB	R	H	RBI	BB	SO	LOB	BOTTOM			
14 Austin Jackson, R OBP: 0.381, SLG: 0.483	HR	G3	F8		F8			G6-4-3		5	1	1	1	0	0	4	Minnesota Twins @ Detroit Tigers Comerica Park, Detroit, MI Sat Sep 22 2012, 4:06 PM - 6:28 PM EDT Att: 40,586 - Overcast - 58 F			
52 Quintin Berry, L OBP: 0.346, SLG: 0.372	G3		24 S 1B		K			HBP		4	1	1	0	0	1	0				
24 Miguel Cabrera, R OBP: 0.398, SLG: 0.616	G4-3		28 1B 21 HR BB		HR			G5-3		4	2	1	1	1	0	1				
28 Prince Fielder, L OBP: 0.409, SLG: 0.519			21 HR 1B		1B			21 FC6-4 1B		3	1	3	1	1	0	0				
21 Delmon Young, R OBP: 0.301, SLG: 0.423	L5		1-H HR		F9			FC6-4		4	1	1	3	0	0	3				
12 Andy Dirks, L OBP: 0.373, SLG: 0.491		13 1B 2B	27 WP 3B		K			G3-1		4	2	2	0	0	1	1				
27 Jhonny Peralta, R OBP: 0.311, SLG: 0.394	G6-3		K		L6			G6-3		4	0	0	0	0	1	1				
13 Alex Avila, L OBP: 0.356, SLG: 0.388			3-H BB		G6-3			G3-1		3	0	1	1	1	0	0				
4 Omar Infante, R OBP: 0.303, SLG: 0.421	F9		FC5-4 BB		1B			G6-4-3 1B		4	0	2	0	0	0	2				
Inning Stats	R: 1 E: 0 K: 0 S: 8	H: 1 LOB: 1 BB: 1 P: 13	R: 1 E: 0 K: 0 S: 11	H: 2 LOB: 1 BB: 0 P: 16	R: 5 E: 1 K: 1 S: 17	H: 4 LOB: 1 BB: 2 P: 29	R: 1 E: 0 K: 2 S: 15	H: 2 LOB: 1 BB: 0 P: 20	R: 0 E: 0 K: 0 S: 9	H: 1 LOB: 1 BB: 0 P: 12	R: 0 E: 0 K: 0 S: 11	H: 0 LOB: 0 BB: 0 P: 17	R: 0 E: 0 K: 0 S: 5	H: 0 LOB: 0 BB: 0 P: 10	R: 0 E: 0 K: 0 S: 7	H: 1 LOB: 1 BB: 0 P: 12	1B: 7 2B: 1 3B: 1 HR: 3	SF: 0 SAC: 0 DP: 1 HBP: 1	WP: 1 PB: 0 SB: 1 CS: 0	PA: 39
PITCHER 21 Samuel Deduno, R ERA: 4.54	IP: 2.1 W: 1 L: 15	WLS: 17 BF: 4	H: 7 R: 1 ER: 1 SO: 2	BB: 3 IBB: 0 HBP: 0 BLK: 0	WP: 0 HR: 1 S: 39 P: 54	ERA: 2.46 WHIP: 1.091	PITCHER	IP: 2.1 W: 1 L: 15	WLS: 17 BF: 4	H: 7 R: 1 ER: 1 SO: 2	BB: 3 IBB: 0 HBP: 0 BLK: 0	WP: 0 HR: 1 S: 39 P: 54	ERA: 2.46 WHIP: 1.091							
51 Anthony Swarzak, R ERA: 4.59	IP: 3.2 W: 15 L: 4	WLS: 15 BF: 1	H: 1 R: 1 ER: 1 SO: 2	BB: 0 IBB: 0 HBP: 0 BLK: 0	WP: 0 HR: 1 S: 39 P: 54	ERA: 2.46 WHIP: 1.091	PITCHER	IP: 3.2 W: 15 L: 4	WLS: 15 BF: 1	H: 1 R: 1 ER: 1 SO: 2	BB: 0 IBB: 0 HBP: 0 BLK: 0	WP: 0 HR: 1 S: 39 P: 54	ERA: 2.46 WHIP: 1.091							
67 Luis Perdomo, R ERA: 4.26	IP: 2.0 W: 7 L: 1	WLS: 7 BF: 0	H: 0 R: 0 ER: 0 SO: 0	BB: 0 IBB: 0 HBP: 1 BLK: 0	WP: 0 HR: 0 S: 12 P: 22	ERA: 0.00 WHIP: 0.500	PITCHER	IP: 2.0 W: 7 L: 1	WLS: 7 BF: 0	H: 0 R: 0 ER: 0 SO: 0	BB: 0 IBB: 0 HBP: 1 BLK: 0	WP: 0 HR: 0 S: 12 P: 22	ERA: 0.00 WHIP: 0.500							

Batter	1	2	3	4	5	6	7	8	9	AB	R	H	RBI	BB	SO	LOB	TOP				
2 Denard Span, L OBP: 0.345, SLG: 0.395										5	0	0	0	0	2	4	Minnesota Twins @ Detroit Tigers Comerica Park, Detroit, MI Sun Sep 23 2012, 1:06 PM - 4:10 PM EDT Att: 40,438 - Partly Cloudy - 55 F				
11 Ben Revers, L OBP: 0.335, SLG: 0.349										4	3	3	1	1	0	0					
7 Joe Mauer, L OBP: 0.419, SLG: 0.462										4	1	3	4	0	0	0					
16 Josh Willingham, R OBP: 0.365, SLG: 0.527										5	1	1	0	0	1	3					
22 Matt Carson, R OBP: 0.273, SLG: 0.268										0	0	0	0	0	0	0					
33 Justin Morneau, L OBP: 0.339, SLG: 0.454										4	1	1	1	1	0	2					
18 Ryan Doumit, S OBP: 0.322, SLG: 0.455										4	2	1	0	1	1	1					
24 Trevor Plouffe, R OBP: 0.302, SLG: 0.458										5	0	1	1	0	3	1					
5 Eduardo Escobar, S OBP: 0.276, SLG: 0.262										4	1	2	1	0	1	2					
25 Pedro Florimón, S OBP: 0.276, SLG: 0.327										4	1	1	1	0	1	2					
Inning Stats	R: 0 H: 2 E: 0 K: 1 S: 15	H: 2 LOB: 2 BB: 0 P: 24	R: 0 H: 0 E: 0 K: 1 S: 5	H: 0 LOB: 0 BB: 5 P: 5	R: 0 H: 0 E: 0 K: 0 S: 6	H: 0 LOB: 1 BB: 0 P: 10	R: 0 H: 0 E: 0 K: 0 S: 15	H: 1 LOB: 0 BB: 1 P: 23	R: 5 H: 5 E: 0 K: 2 S: 19	H: 5 LOB: 1 BB: 1 P: 33	R: 1 H: 0 E: 0 K: 0 S: 12	H: 0 LOB: 0 BB: 1 P: 22	R: 4 H: 5 E: 0 K: 1 S: 17	H: 5 LOB: 1 BB: 0 P: 27	R: 0 H: 0 E: 0 K: 2 S: 9	H: 0 LOB: 0 BB: 0 P: 14	1B: 9 SF: 1 2B: 2 3B: 2 HR: 0	WP: 1 PA: 43 PB: 0 SB: 3 CS: 0			
PITCHER	IP WLS BF H R ER SO BB IBB HBP BLK WP HR S P ERA WHIP	IP WLS BF H R ER SO BB IBB HBP BLK WP HR S P ERA WHIP	IP WLS BF H R ER SO BB IBB HBP BLK WP HR S P ERA WHIP	IP WLS BF H R ER SO BB IBB HBP BLK WP HR S P ERA WHIP	IP WLS BF H R ER SO BB IBB HBP BLK WP HR S P ERA WHIP	IP WLS BF H R ER SO BB IBB HBP BLK WP HR S P ERA WHIP	IP WLS BF H R ER SO BB IBB HBP BLK WP HR S P ERA WHIP	IP WLS BF H R ER SO BB IBB HBP BLK WP HR S P ERA WHIP	IP WLS BF H R ER SO BB IBB HBP BLK WP HR S P ERA WHIP	IP WLS BF H R ER SO BB IBB HBP BLK WP HR S P ERA WHIP	IP WLS BF H R ER SO BB IBB HBP BLK WP HR S P ERA WHIP	IP WLS BF H R ER SO BB IBB HBP BLK WP HR S P ERA WHIP	IP WLS BF H R ER SO BB IBB HBP BLK WP HR S P ERA WHIP	IP WLS BF H R ER SO BB IBB HBP BLK WP HR S P ERA WHIP	IP WLS BF H R ER SO BB IBB HBP BLK WP HR S P ERA WHIP	IP WLS BF H R ER SO BB IBB HBP BLK WP HR S P ERA WHIP	IP WLS BF H R ER SO BB IBB HBP BLK WP HR S P ERA WHIP				
37 Max Scherzer, R ERA: 3.92	5.0	L	22	6	3	3	4	1	0	0	0	0	0	0	0	0	56	86	5.40	1.400	
40 Phil Coke, L ERA: 3.96	0.0	B	2	1	0	0	0	1	0	0	0	0	0	0	0	0	0	2	6	∞	∞
60 Brayan Villarreal, R ERA: 2.22	1.2	7	1	3	2	2	2	1	0	0	0	0	0	0	0	0	22	39	10.80	1.200	
38 Darin Downs, L ERA: 3.66	1.0	7	4	4	4	1	0	0	0	0	0	0	0	0	0	0	13	20	36.00	4.000	
36 Luke Putkonen, R ERA: 4.73	1.1	5	1	0	0	2	0	0	0	0	0	0	0	0	0	0	15	23	0.00	0.750	

Batter	1	2	3	4	5	6	7	8	9	AB	R	H	RBI	BB	SO	LOB	BOTTOM				
14 Austin Jackson, R OBP: 0.380, SLG: 0.480										3	0	0	0	1	2	0	Minnesota Twins @ Detroit Tigers Comerica Park, Detroit, MI Sun Sep 23 2012, 1:06 PM - 4:10 PM EDT Att: 40,438 - Partly Cloudy - 55 F				
26 Brennan Boesch, L OBP: 0.290, SLG: 0.377										4	1	1	0	0	0	1					
4 Omar Infante, R OBP: 0.303, SLG: 0.419										4	1	1	0	0	0	1					
24 Miguel Cabrera, R OBP: 0.397, SLG: 0.615										4	1	1	1	0	1	0					
29 Danny Worth, R OBP: 0.321, SLG: 0.254										0	0	0	0	0	0	0					
28 Prince Fielder, L OBP: 0.407, SLG: 0.516										3	0	0	0	0	1	1					
32 Don Kelly, L OBP: 0.275, SLG: 0.252										1	1	1	0	0	0	0					
21 Delmon Young, R OBP: 0.301, SLG: 0.422										4	0	1	1	0	1	1					
27 Jhonny Peralta, R OBP: 0.310, SLG: 0.392										3	0	0	0	1	1	1					
12 Andy Dirks, L OBP: 0.366, SLG: 0.484										4	1	0	0	0	0	3					
34 Avisail Garcia, R OBP: 0.429, SLG: 0.375										3	0	2	2	1	0	0					
9 Gerald Laird, R OBP: 0.337, SLG: 0.370										4	0	0	0	0	2	3					
Inning Stats	R: 0 H: 0 E: 0 K: 1 S: 7	H: 0 LOB: 0 BB: 0 P: 8	R: 0 H: 0 E: 0 K: 1 S: 7	H: 0 LOB: 0 BB: 0 P: 10	R: 0 H: 0 E: 0 K: 1 S: 7	H: 0 LOB: 0 BB: 0 P: 10	R: 2 H: 3 E: 0 K: 0 S: 14	H: 3 LOB: 2 BB: 1 P: 28	R: 0 H: 0 E: 0 K: 1 S: 7	H: 0 LOB: 0 BB: 0 P: 11	R: 0 H: 0 E: 0 K: 1 S: 9	H: 0 LOB: 1 BB: 1 P: 16	R: 0 H: 0 E: 0 K: 1 S: 12	H: 0 LOB: 0 BB: 0 P: 18	R: 2 H: 2 E: 1 K: 2 S: 12	H: 2 LOB: 1 BB: 0 P: 18	1B: 5 SF: 0 2B: 1 3B: 0 HR: 0	WP: 1 PA: 36 PB: 0 SB: 0 CS: 1			
PITCHER	IP WLS BF H R ER SO BB IBB HBP BLK WP HR S P ERA WHIP	IP WLS BF H R ER SO BB IBB HBP BLK WP HR S P ERA WHIP	IP WLS BF H R ER SO BB IBB HBP BLK WP HR S P ERA WHIP	IP WLS BF H R ER SO BB IBB HBP BLK WP HR S P ERA WHIP	IP WLS BF H R ER SO BB IBB HBP BLK WP HR S P ERA WHIP	IP WLS BF H R ER SO BB IBB HBP BLK WP HR S P ERA WHIP	IP WLS BF H R ER SO BB IBB HBP BLK WP HR S P ERA WHIP	IP WLS BF H R ER SO BB IBB HBP BLK WP HR S P ERA WHIP	IP WLS BF H R ER SO BB IBB HBP BLK WP HR S P ERA WHIP	IP WLS BF H R ER SO BB IBB HBP BLK WP HR S P ERA WHIP	IP WLS BF H R ER SO BB IBB HBP BLK WP HR S P ERA WHIP	IP WLS BF H R ER SO BB IBB HBP BLK WP HR S P ERA WHIP	IP WLS BF H R ER SO BB IBB HBP BLK WP HR S P ERA WHIP	IP WLS BF H R ER SO BB IBB HBP BLK WP HR S P ERA WHIP	IP WLS BF H R ER SO BB IBB HBP BLK WP HR S P ERA WHIP	IP WLS BF H R ER SO BB IBB HBP BLK WP HR S P ERA WHIP	IP WLS BF H R ER SO BB IBB HBP BLK WP HR S P ERA WHIP				
58 Scott Diamond, L ERA: 3.64	7.0	W	27	4	2	2	5	3	0	0	0	0	0	0	0	0	0	0	14	2.57	1.000
50 Casey Fien, R ERA: 1.39	1.0	3	0	0	0	0	1	0	0	0	0	0	0	0	0	0	0	0	12	0.00	0.000
31 Alex Burnett, R ERA: 3.29	1.0	6	2	2	0	2	0	0	0	0	0	0	0	0	0	0	1	0	12	0.00	2.000

Batter	1	2	3	4	5	6	7	8	9	AB	R	H	RBI	BB	SO	LOB	TOP					
1 Jarrod Dyson, L OBP: 0.330, SLG: 0.329 7 David Lough, L OBP: 0.310, SLG: 0.324	G5-3			K		K		G1-3		4	0	0	0	0	2	0						
2 Alcides Escobar, R OBP: 0.333, SLG: 0.389	F8			K		1B			F9	4	0	1	0	0	1	0						
4 Alex Gordon, L OBP: 0.362, SLG: 0.446	G6-3			1B		BB			K	3	0	1	0	1	1	0						
16 Billy Butler, R OBP: 0.373, SLG: 0.508	G4-3			1B		K			G3	4	0	1	0	0	1	2						
13 Salvador Perez, R OBP: 0.320, SLG: 0.481	G6-3			L5					K	3	0	0	0	0	1	2						
8 Mike Moustakas, L OBP: 0.295, SLG: 0.416	K								K	3	0	0	0	0	2	0						
21 Jeff Francoeur, R OBP: 0.290, SLG: 0.367	G6-3			K					G5-3	3	0	0	0	0	1	0						
35 Eric Hosmer, L OBP: 0.307, SLG: 0.362	G1-3			F7					G4-3	3	0	0	0	0	0	0						
9 Johnny Giavotella, R OBP: 0.267, SLG: 0.304	G3-1			G6-3					K	3	0	0	0	0	1	0						
Inning Stats	R: 0 E: 0 K: 0 S: 9	H: 0 LOB: 0 BB: 0 P: 11	R: 0 E: 0 K: 1 S: 8	H: 0 LOB: 0 BB: 0 P: 9	R: 0 E: 0 K: 0 S: 8	H: 0 LOB: 0 BB: 0 P: 10	R: 0 E: 0 K: 2 S: 11	H: 2 LOB: 2 BB: 0 P: 15	R: 0 E: 0 K: 1 S: 6	H: 0 LOB: 0 BB: 0 P: 7	R: 0 E: 0 K: 2 S: 13	H: 1 LOB: 2 BB: 1 P: 21	R: 0 E: 0 K: 2 S: 8	H: 0 LOB: 0 BB: 0 P: 12	R: 0 E: 0 K: 1 S: 7	H: 0 LOB: 0 BB: 0 P: 10	R: 0 E: 0 K: 1 S: 7	H: 0 LOB: 0 BB: 0 P: 10	1B: 3 2B: 0 HR: 0	SF: 0 SAC: 0 DP: 0 HBP: 0	WP: 0 PB: 0 SB: 1 CS: 0	PA: 31
PITCHER 19 Anibal Sanchez, R ERA: 3.95	IP: 9.0 WLS: W BF: 31 H: 3 R: 0 ER: 0 SO: 10 BB: 1 IBB: 0 HBP: 0 BLK: 0 WP: 0 HR: 0 S: 77 P: 105 ERA: 0.00 WHIP: 0.444															PITCHER	IP: 9.0 WLS: W BF: 31 H: 3 R: 0 ER: 0 SO: 10 BB: 1 IBB: 0 HBP: 0 BLK: 0 WP: 0 HR: 0 S: 77 P: 105 ERA: 0.00 WHIP: 0.444					

Kansas City Royals @ Detroit Tigers
Comerica Park, Detroit, MI
Tue Sep 25 2012, 7:06 PM - 9:18 PM EDT
Att: 29,048 - Cloudy - 68 F

AB 30
R 0
H 3
RBI 0
BB 1
SO 10
LOB 4



Batter	1	2	3	4	5	6	7	8	9	AB	R	H	RBI	BB	SO	LOB	BOTTOM			
14 Austin Jackson, R OBP: 0.382, SLG: 0.482	1B			L4-3				F9		3	1	1	0	1	0	1				
4 Omar Infante, R OBP: 0.304, SLG: 0.422	1B					B1-3				4	1	2	0	0	0	3				
24 Miguel Cabrera, R OBP: 0.394, SLG: 0.609	1B					G5-3				3	0	0	0	1	1	5				
28 Prince Fielder, L OBP: 0.409, SLG: 0.520	1B					P5				3	0	1	1	1	1	3				
21 Delmon Young, R OBP: 0.302, SLG: 0.420	1B					K				4	0	2	1	0	2	3				
12 Andy Dirks, L OBP: 0.368, SLG: 0.483	K					G4-6-3				4	0	1	0	0	1	3				
27 Jhonny Peralta, R OBP: 0.307, SLG: 0.385	F7					P3				3	0	0	0	1	0	3				
34 Avisail Garcia, R OBP: 0.415, SLG: 0.368	1B					K				4	0	1	0	0	1	2				
9 Gerald Laird, R OBP: 0.339, SLG: 0.371	1B					L4-3				4	0	2	0	0	1	1				
Inning Stats	R: 2 E: 0 K: 1 S: 20	H: 4 LOB: 2 BB: 0 P: 29	R: 0 E: 0 K: 2 S: 14	H: 2 LOB: 3 BB: 1 P: 22	R: 0 E: 0 K: 0 S: 14	H: 1 LOB: 0 BB: 0 P: 19	R: 0 E: 0 K: 1 S: 8	H: 1 LOB: 0 BB: 0 P: 9	R: 0 E: 0 K: 1 S: 5	H: 0 LOB: 0 BB: 0 P: 6	R: 0 E: 0 K: 1 S: 6	H: 1 LOB: 1 BB: 0 P: 7	R: 0 E: 0 K: 1 S: 13	H: 1 LOB: 3 BB: 2 P: 26	R: 0 E: 0 K: 1 S: 12	H: 0 LOB: 1 BB: 1 P: 19	1B: 9 2B: 1 HR: 0	SF: 0 SAC: 0 DP: 2 HBP: 0	WP: 1 PB: 0 SB: 0 CS: 0	PA: 36
PITCHER 52 Bruce Chen, L ERA: 5.13 31 Luis Coleman, R ERA: 3.99	IP: 6.2 WLS: L BF: 31 H: 10 R: 2 ER: 2 SO: 2 BB: 2 IBB: 1 HBP: 0 BLK: 0 WP: 1 HR: 0 S: 77 P: 115 ERA: 2.70 WHIP: 1.800															PITCHER	IP: 1.1 WLS: L BF: 5 H: 0 R: 0 ER: 0 SO: 2 BB: 1 IBB: 0 HBP: 0 BLK: 0 WP: 0 HR: 0 S: 15 P: 22 ERA: 0.00 WHIP: 0.750			

Kansas City Royals @ Detroit Tigers
Comerica Park, Detroit, MI
Tue Sep 25 2012, 7:06 PM - 9:18 PM EDT
Att: 29,048 - Cloudy - 68 F

AB 32
R 2
H 10
RBI 2
BB 4
SO 7
LOB 24



Batter	1	2	3	4	5	6	7	8	9	AB	R	H	RBI	BB	SO	LOB	TOP											
7 David Lough, L (1.8) OBP: 0.304, SLG: 0.341	F8		4 2B	K			P6			4	1	1	1	0	1	2	Kansas City Royals @ Detroit Tigers Comerica Park, Detroit, MI Wed Sep 26 2012, 7:07 PM - 9:45 PM EDT Att: 32,360 - Partly Cloudy - 63 F											
2 Alcides Escobar, R (1.6) OBP: 0.331, SLG: 0.386	G5-3		G5-3		K		K			4	0	0	0	0	2	2												
4 Alex Gordon, L (1.7) OBP: 0.363, SLG: 0.450	G4-3		16 1B					G4-3		4	1	2	1	0	0	0												
16 Billy Butler, R (1.10) OBP: 0.372, SLG: 0.506		G5-3	2H	1B		K		K		4	0	1	1	0	2	1												
13 Salvador Perez, R (1.2) OBP: 0.319, SLG: 0.478		K	K		K					4	0	1	0	0	3	2												
8 Mike Moustakas, L (1.5) OBP: 0.295, SLG: 0.415					G6-3				F7	4	0	1	0	0	0	1												
21 Jeff Francoeur, R (1.9) OBP: 0.290, SLG: 0.372	F8					G6-3			F7	4	1	1	1	0	0	1												
35 Eric Hosmer, L (1.3) OBP: 0.305, SLG: 0.360			F8	G1-3		K		G4-3		4	0	0	0	0	1	0												
19 Irving Falu, S (1.4) OBP: 0.388, SLG: 0.485			7 2B					F7		4	1	3	0	0	0	0												
Inning Stats	R: 0 E: 0 K: 0 S: 7	H: 0 LOB: 0 BB: 0 P: 10	R: 0 E: 0 K: 1 S: 7	H: 1 LOB: 1 BB: 0 P: 13	R: 3 E: 0 K: 1 S: 17	H: 4 LOB: 1 BB: 0 P: 24	R: 1 E: 0 K: 1 S: 11	H: 2 LOB: 1 BB: 0 P: 14	R: 0 E: 0 K: 3 S: 15	H: 0 LOB: 0 BB: 0 P: 9	R: 0 E: 0 K: 1 S: 11	H: 1 LOB: 1 BB: 0 P: 15	R: 0 E: 0 K: 1 S: 12	H: 1 LOB: 1 BB: 0 P: 17	R: 0 E: 0 K: 0 S: 7	H: 0 LOB: 0 BB: 0 P: 12		1B: 5 2B: 4 3B: 0 HR: 1	SF: 0 SAC: 0 DP: 0 HBP: 0	WP: 0 PB: 0 SB: 0 CS: 1	PA: 36							
PITCHER	IP	WLS	BF	H	R	ER	SO	BB	IBB	HBP	BLK	WP	HR	S	P	ERA	WHIP											
21 Rick Porcello, R (1.1) ERA: 4.88	4.0		19	7	4	4	3	0	0	0	0	0	0	1	42	61	9.00	1.750										
49 Luis Marte, R (5.1) ERA: 3.32	0.2		3	1	0	0	2	0	0	0	0	0	0	11	16	0.00	1.500											
62 Al Albuquerque, R (5.1) ERA:	2.1		7	1	0	0	3	0	0	0	0	0	0	23	30	0.00	0.429											
53 Joaquin Benoit, R (8.1) ERA: 3.15	1.0	W	4	1	0	0	1	0	0	0	0	0	0	12	17	0.00	1.000											
46 Jose Valverde, R (9.1) ERA: 3.95	1.0	S	3	0	0	0	0	0	0	0	0	0	0	7	12	0.00	0.000											

Batter	1	2	3	4	5	6	7	8	9	AB	R	H	RBI	BB	SO	LOB	BOTTOM											
14 Austin Jackson, R (1.8) OBP: 0.383, SLG: 0.489	24 G1-6-3	G5-3		HR			K			4	1	2	1	0	1	2	Kansas City Royals @ Detroit Tigers Comerica Park, Detroit, MI Wed Sep 26 2012, 7:07 PM - 9:45 PM EDT Att: 32,360 - Partly Cloudy - 63 F											
52 Quintin Berry, L (1.7) OBP: 0.336, SLG: 0.359	G1-3		G4-3	G4-3		G4-3				4	0	0	0	0	0	1												
24 Miguel Cabrera, R (1.5) OBP: 0.392, SLG: 0.605	G1-6-3		L8		F7		P3			4	0	0	0	0	0	1												
28 Prince Fielder, L (1.3) OBP: 0.410, SLG: 0.519	G5-3		21 FC6-4					L8		3	0	1	0	1	0	1												
21 Delmon Young, R (1.10) OBP: 0.303, SLG: 0.423		12 1B	FC6-4			P6				4	1	2	0	0	0	2												
32 Don Kelly, L (8, PR) OBP: 0.275, SLG: 0.252								12 1B	27 S	0	1	0	0	0	0	0												
12 Andy Dirks, L (1.9) OBP: 0.370, SLG: 0.483		4 G4-3		K		P5				4	0	2	1	0	1	1												
27 Jhonny Peralta, R (1.6) OBP: 0.308, SLG: 0.385		4 G4-3		13 HR						3	1	1	1	1	0	1												
13 Alex Avila, L (1.2) OBP: 0.357, SLG: 0.396		K				G4-3				4	1	1	2	0	1	3												
4 Omar Infante, R (1.4) OBP: 0.302, SLG: 0.420		G4-3				F8				3	0	0	0	0	0	2												
Inning Stats	R: 0 E: 0 K: 0 S: 11	H: 1 LOB: 1 BB: 0 P: 19	R: 1 E: 0 K: 1 S: 14	H: 3 LOB: 2 BB: 0 P: 19	R: 0 E: 0 K: 0 S: 7	H: 0 LOB: 1 BB: 1 P: 15	R: 3 E: 0 K: 1 S: 18	H: 2 LOB: 0 BB: 1 P: 26	R: 0 E: 0 K: 0 S: 5	H: 0 LOB: 0 BB: 0 P: 8	R: 0 E: 0 K: 0 S: 4	H: 0 LOB: 0 BB: 0 P: 6	R: 0 E: 0 K: 1 S: 7	H: 0 LOB: 0 BB: 0 P: 10	R: 1 E: 0 K: 0 S: 12	H: 2 LOB: 1 BB: 0 P: 19	1B: 5 2B: 2 3B: 0 HR: 2	SF: 0 SAC: 0 DP: 0 HBP: 0	WP: 0 PB: 0 SB: 1 CS: 0	PA: 35								
PITCHER	IP	WLS	BF	H	R	ER	SO	BB	IBB	HBP	BLK	WP	HR	S	P	ERA	WHIP											
33 Jeremy Guthrie, R (1.1) ERA: 4.82	7.0		30	7	4	4	3	2	0	0	0	0	0	2	66	103	5.14	1.286										
40 Kelvin Herrera, R (8.1) ERA: 2.41	1.0	L	5	2	1	1	0	0	0	0	0	0	0	12	19	9.00	2.000											

Batter	1	2	3	4	5	6	7	8	9	AB	R	H	RBI	BB	SO	LOB	TOP										
7 David Lough, L OBP: 0.300, SLG: 0.333	G4-3		P6			K		34 1B		4	1	1	0	0	1	0	Kansas City Royals @ Detroit Tigers Comerica Park, Detroit, MI Thu Sep 27 2012, 1:06 PM - 3:28 PM EDT Att: 33,019 - Partly Cloudy - 59 F										
2 Alcides Escobar, R OBP: 0.328, SLG: 0.384 34 Tony Abreu, S OBP: 0.309, SLG: 0.434	B1-3		G5-3			K		1B		3	0	0	0	0	1	0											
4 Alex Gordon, L OBP: 0.361, SLG: 0.447	K		G4-3			K		G4-3		4	0	0	0	0	2	1											
16 Billy Butler, R OBP: 0.372, SLG: 0.509		P4				G6-3				4	1	1	1	0	1	0											
13 Salvador Perez, R OBP: 0.318, SLG: 0.474		21 HBP				K				4	0	1	0	0	1	0											
8 Mike Moustakas, L OBP: 0.294, SLG: 0.416		F7				K				4	1	1	0	0	2	1											
21 Jeff Francoeur, R OBP: 0.291, SLG: 0.374						K				3	1	1	1	0	1	0											
35 Eric Hosmer, L OBP: 0.304, SLG: 0.359 27 Brayan Peña, S OBP: 0.279, SLG: 0.344						K				1	0	0	0	0	0	2											
9 Johnny Giavotella, R OBP: 0.263, SLG: 0.298			G5-3			K				3	0	0	1	0	1	0											
Inning Stats	R: 0 E: 0 K: 1 S: 8	H: 0 LOB: 0 BB: 0 P: 12	R: 0 E: 0 K: 0 S: 11	H: 1 LOB: 2 BB: 0 P: 12	R: 0 E: 0 K: 0 S: 9	H: 0 LOB: 0 BB: 0 P: 12	R: 0 E: 0 K: 1 S: 6	H: 0 LOB: 0 BB: 0 P: 10	R: 0 E: 0 K: 3 S: 9	H: 0 LOB: 0 BB: 0 P: 14	R: 0 E: 0 K: 2 S: 9	H: 0 LOB: 0 BB: 0 P: 11	R: 0 E: 0 K: 2 S: 12	H: 4 LOB: 1 BB: 0 P: 21	R: 1 E: 0 K: 1 S: 12	H: 1 LOB: 0 BB: 0 P: 15		1B: 3 2B: 2 3B: 0 HR: 1	SF: 0 SAC: 0 DP: 0 HBP: 1	WP: 0 PB: 1 SB: 0 CS: 0	PA: 34						
PITCHER	IP	WLS	BF	H	R	ER	SO	BB	IBB	HBP	BLK	WP	HR	S	P	ERA	WHIP										
58 Doug Fister, R ERA: 3.38	7.2		29	5	3	2	10	0	0	1	0	0	0	70	99	2.35	0.652										
40 Phil Coke, L ERA: 3.53	0.1	H	1	0	0	0	0	0	0	0	0	0	0	3	4	0.00	0.000										
53 Joaquin Benoit, R ERA: 3.23	1.0	W	4	1	1	1	1	0	0	0	0	0	1	12	15	9.00	1.000										

Batter	1	2	3	4	5	6	7	8	9	AB	R	H	RBI	BB	SO	LOB	BOTTOM										
14 Austin Jackson, R OBP: 0.382, SLG: 0.487	K					K		K		3	1	0	0	1	3	0	Kansas City Royals @ Detroit Tigers Comerica Park, Detroit, MI Thu Sep 27 2012, 1:06 PM - 3:28 PM EDT Att: 33,019 - Partly Cloudy - 59 F										
52 Quintin Berry, L OBP: 0.334, SLG: 0.365	E5 24 1B					G6-3		G4-3		4	1	1	2	0	0	0											
24 Miguel Cabrera, R OBP: 0.391, SLG: 0.602	28 E					G6-3		K		4	1	1	0	0	1	1											
28 Prince Fielder, L OBP: 0.410, SLG: 0.520	E7 12 1B					K		F8		4	0	2	1	0	1	0											
21 Delmon Young, R OBP: 0.303, SLG: 0.421 32 Don Kelly, L OBP: 0.275, SLG: 0.252	SF9					L5		K		2	0	0	1	1	1	0											
12 Andy Dirks, L OBP: 0.370, SLG: 0.481 39 Ramon Santiago, S OBP: 0.285, SLG: 0.274						F9		F7		0	1	0	0	0	0	0											
27 Jhonny Peralta, R OBP: 0.308, SLG: 0.394						K				4	0	1	0	0	1	2											
13 Alex Avila, L OBP: 0.356, SLG: 0.394						K				4	0	1	1	0	1	3											
4 Omar Infante, R OBP: 0.302, SLG: 0.419						F8		G6-3		3	1	1	0	0	0	0											
Inning Stats	R: 2 E: 2 K: 1 S: 10	H: 3 LOB: 2 BB: 0 P: 12	R: 2 E: 1 K: 0 S: 8	H: 2 LOB: 1 BB: 1 P: 13	R: 0 E: 0 K: 1 S: 6	H: 0 LOB: 0 BB: 0 P: 9	R: 0 E: 0 K: 1 S: 8	H: 1 LOB: 0 BB: 0 P: 13	R: 0 E: 0 K: 1 S: 7	H: 0 LOB: 0 BB: 0 P: 10	R: 0 E: 0 K: 1 S: 8	H: 0 LOB: 0 BB: 0 P: 13	R: 0 E: 0 K: 2 S: 9	H: 0 LOB: 0 BB: 0 P: 11	R: 1 E: 1 K: 0 S: 9	H: 1 LOB: 3 BB: 1 P: 20		1B: 6 2B: 1 3B: 1 HR: 0	SF: 1 SAC: 0 DP: 0 HBP: 0	WP: 0 PB: 0 SB: 0 CS: 1	PA: 35						
PITCHER	IP	WLS	BF	H	R	ER	SO	BB	IBB	HBP	BLK	WP	HR	S	P	ERA	WHIP										
39 Luis Mendoza, R ERA: 4.36	7.0		27	7	4	2	6	1	0	0	0	0	0	57	86	2.57	1.143										
43 Aaron Crow, R ERA: 3.3	1.0		3	0	0	0	2	0	0	0	0	0	0	9	11	0.00	0.000										
55 Tim Collins, L ERA: 3.39	0.1	L	3	1	1	0	0	0	1	0	0	0	0	4	9	0.00	3.000										
40 Kelvin Herrera, R ERA: 2.4	0.1		2	0	0	0	0	0	0	0	0	0	0	5	11	0.00	0.000										

Batter	1	2	3	4	5	6	7	8	9	AB	R	H	RBI	BB	SO	LOB	TOP			
14 Austin Jackson, R OBP: 0.380, SLG: 0.483	G6-3			F9		G6-3		E5 4 HR		4	1	0	0	0	0	0	Detroit Tigers @ Minnesota Twins Target Field, Minneapolis, MN Fri Sep 28 2012, 7:12 PM - 9:40 PM CDT Att: 30,315 - Partly Cloudy - 74 F			
4 Omar Infante, R OBP: 0.392, SLG: 0.424	G6-3			G5-3		G6-3		HR		4	1	1	2	0	0					
24 Miguel Cabrera, R OBP: 0.392, SLG: 0.602	G5-3			1B		2B 1B		G5-3		4	0	2	0	0	0	0				
28 Prince Fielder, L OBP: 0.409, SLG: 0.519		F8		P5		2B 1B		K		4	0	1	0	0	1	1				
21 Delmon Young, R OBP: 0.304, SLG: 0.422	F7					1B		G6-3		4	0	2	0	0	0	0				
27 Johnny Peralta, R OBP: 0.362, SLG: 0.381	G5-3					1B		P3		4	0	0	0	0	0	1				
12 Andy Dirks, L OBP: 0.365, SLG: 0.475		F7				FC3		G3-1		4	0	0	0	0	0	1				
34 Avisail Garcia, R OBP: 0.386, SLG: 0.341				K		L8		G6-3		3	0	0	0	0	1	2				
9 Gerald Laird, R OBP: 0.333, SLG: 0.365				G6-3		G4-3		G4-3		3	0	0	0	0	0	2				
Inning Stats	R: 0 H: 0 E: 0 K: 0 S: 8	H: 0 LOB: 0 BB: 0 P: 12	R: 0 H: 0 E: 0 K: 0 S: 5	H: 0 LOB: 0 BB: 0 P: 9	R: 0 H: 0 E: 0 K: 1 S: 5	H: 0 LOB: 0 BB: 0 P: 7	R: 0 H: 1 E: 0 K: 0 S: 10	H: 1 LOB: 1 BB: 0 P: 13	R: 0 H: 3 E: 0 K: 0 S: 8	H: 0 LOB: 0 BB: 0 P: 14	R: 0 H: 0 E: 0 K: 0 S: 5	H: 0 LOB: 0 BB: 0 P: 7	R: 2 H: 1 E: 1 K: 1 S: 11	H: 1 LOB: 0 BB: 0 P: 12	R: 0 H: 0 E: 0 K: 0 S: 6	H: 0 LOB: 0 BB: 0 P: 8	1B: 5 2B: 0 3B: 0 HR: 1	SF: 0 SAC: 0 DP: 0 HBP: 0	WP: 0 PB: 0 SB: 0 CS: 0	PA: 34
PITCHER	IP WLS BF H R ER SO BB IBB HBP BLK WP HR S P ERA WHIP	IP WLS BF H R ER SO BB IBB HBP BLK WP HR S P ERA WHIP	IP WLS BF H R ER SO BB IBB HBP BLK WP HR S P ERA WHIP	IP WLS BF H R ER SO BB IBB HBP BLK WP HR S P ERA WHIP	IP WLS BF H R ER SO BB IBB HBP BLK WP HR S P ERA WHIP	IP WLS BF H R ER SO BB IBB HBP BLK WP HR S P ERA WHIP	IP WLS BF H R ER SO BB IBB HBP BLK WP HR S P ERA WHIP	IP WLS BF H R ER SO BB IBB HBP BLK WP HR S P ERA WHIP	IP WLS BF H R ER SO BB IBB HBP BLK WP HR S P ERA WHIP	IP WLS BF H R ER SO BB IBB HBP BLK WP HR S P ERA WHIP	IP WLS BF H R ER SO BB IBB HBP BLK WP HR S P ERA WHIP	IP WLS BF H R ER SO BB IBB HBP BLK WP HR S P ERA WHIP	IP WLS BF H R ER SO BB IBB HBP BLK WP HR S P ERA WHIP	IP WLS BF H R ER SO BB IBB HBP BLK WP HR S P ERA WHIP	IP WLS BF H R ER SO BB IBB HBP BLK WP HR S P ERA WHIP	IP WLS BF H R ER SO BB IBB HBP BLK WP HR S P ERA WHIP	IP WLS BF H R ER SO BB IBB HBP BLK WP HR S P ERA WHIP			
58 Scott Diamond, L ERA: 3.54	7.1	W	29	6	2	1	1	0	0	0	0	0	0	0	0	0	1.23	0.818		
61 Jared Burton, R ERA: 1.95	0.2	W	2	0	0	0	1	0	0	0	0	0	0	0	0	0	0.00	0.000		
15 Glen Perkins, L ERA: 2.5	1.0	S	3	0	0	0	0	0	0	0	0	0	0	0	0	0	0.00	0.000		

Batter	1	2	3	4	5	6	7	8	9	AB	R	H	RBI	BB	SO	LOB	BOTTOM	
2 Denard Span, L OBP: 0.345, SLG: 0.395	G1-3			1B		G4-3		3B 11 SH4-3 18 2B		3	1	1	0	1	0	0	Detroit Tigers @ Minnesota Twins Target Field, Minneapolis, MN Fri Sep 28 2012, 7:12 PM - 9:40 PM CDT Att: 30,315 - Partly Cloudy - 74 F	
11 Ben Revere, L OBP: 0.326, SLG: 0.337	K			G4-3		K		SH4-3		3	0	0	0	0	2	2		
7 Joe Mauer, L OBP: 0.415, SLG: 0.453	BB			K		G6-3		3B 18 2B		2	1	0	0	2	1	2		
33 Justin Morneau, L OBP: 0.337, SLG: 0.447	K			P5		E3 18 HR		18 2B		3	1	0	0	1	1	1		
18 Ryan Doumit, S OBP: 0.323, SLG: 0.460		K		F8		HR		2B		4	1	2	4	0	1	0		
19 Darin Mastroianni, R OBP: 0.359, SLG: 0.350		K		G5-3		G5-3		K		0	0	0	0	0	0	0		
24 Trevor Plouffe, R OBP: 0.293, SLG: 0.441	G5-3			G5-3		F7		K		4	0	0	0	0	1	2		
8 Jamey Carroll, R OBP: 0.340, SLG: 0.312										0	0	0	0	0	0	0		
22 Matt Carson, R OBP: 0.250, SLG: 0.245	F9			P3		F8		K		4	0	0	0	0	1	2		
5 Eduardo Escobar, S OBP: 0.285, SLG: 0.266				G4-3		F8				2	0	1	0	0	0	0		
12 Alexi Casilla, S OBP: 0.273, SLG: 0.312				1B						0	0	0	0	0	0	0		
25 Pedro Florimón, S OBP: 0.290, SLG: 0.336				F9		K		G4-3		3	0	0	0	0	1	2		
Inning Stats	R: 0 H: 0 E: 0 K: 2 S: 14	H: 0 LOB: 1 BB: 1 P: 25	R: 0 H: 0 E: 0 K: 1 S: 12	H: 0 LOB: 0 BB: 0 P: 19	R: 0 H: 2 E: 0 K: 1 S: 15	H: 2 LOB: 0 BB: 0 P: 18	R: 0 H: 0 E: 0 K: 0 S: 6	H: 0 LOB: 0 BB: 0 P: 11	R: 0 H: 0 E: 0 K: 1 S: 8	H: 0 LOB: 0 BB: 0 P: 11	R: 2 H: 1 E: 1 K: 0 S: 16	H: 1 LOB: 1 BB: 0 P: 21	R: 2 H: 1 E: 0 K: 2 S: 12	H: 1 LOB: 2 BB: 3 P: 28	1B: 2 2B: 1 3B: 0 HR: 1	SF: 0 SAC: 1 DP: 0 HBP: 1	WP: 0 PB: 0 SB: 1 CS: 0	PA: 34
PITCHER	IP WLS BF H R ER SO BB IBB HBP BLK WP HR S P ERA WHIP	IP WLS BF H R ER SO BB IBB HBP BLK WP HR S P ERA WHIP	IP WLS BF H R ER SO BB IBB HBP BLK WP HR S P ERA WHIP	IP WLS BF H R ER SO BB IBB HBP BLK WP HR S P ERA WHIP	IP WLS BF H R ER SO BB IBB HBP BLK WP HR S P ERA WHIP	IP WLS BF H R ER SO BB IBB HBP BLK WP HR S P ERA WHIP	IP WLS BF H R ER SO BB IBB HBP BLK WP HR S P ERA WHIP	IP WLS BF H R ER SO BB IBB HBP BLK WP HR S P ERA WHIP	IP WLS BF H R ER SO BB IBB HBP BLK WP HR S P ERA WHIP	IP WLS BF H R ER SO BB IBB HBP BLK WP HR S P ERA WHIP	IP WLS BF H R ER SO BB IBB HBP BLK WP HR S P ERA WHIP	IP WLS BF H R ER SO BB IBB HBP BLK WP HR S P ERA WHIP	IP WLS BF H R ER SO BB IBB HBP BLK WP HR S P ERA WHIP	IP WLS BF H R ER SO BB IBB HBP BLK WP HR S P ERA WHIP	IP WLS BF H R ER SO BB IBB HBP BLK WP HR S P ERA WHIP	IP WLS BF H R ER SO BB IBB HBP BLK WP HR S P ERA WHIP		
33 Drew Smyly, L ERA: 4.01	5.1		19	2	0	0	0	1	0	0	0	0	0	0	0	0	0.00	0.562
40 Phil Coke, L ERA: 4.05	0.2		4	1	2	1	1	0	0	0	1	12	15	13.50	1.500			
20 Octavio Dotel, R ERA: 3.7	1.0		4	0	0	0	0	0	0	0	9	11	0.00	0.000				
60 Brayan Villarreal, R ERA: 2.52	1.0	L	7	1	2	2	2	2	1	0	0	12	28	18.00	3.000			

Batter	1	2	3	4	5	6	7	8	9	AB	R	H	RBI	BB	SO	LOB	TOP										
14 Austin Jackson, R OBP: 0.378, SLG: 0.480	G6-3	F9			G6-3			24 HR	F8	5	1	1	0	0	0	3	<p>Detroit Tigers @ Minnesota Twins Target Field, Minneapolis, MN Sat Sep 29 2012, 3:07 PM - 6:29 PM CDT Att: 32,839 - Sunny - 80 F</p> <p>livebaseballscores.com</p>										
52 Quintin Berry, L OBP: 0.335, SLG: 0.363	L7		K			24 HR			K	4	1	1	0	1	2	1											
24 Miguel Cabrera, R OBP: 0.391, SLG: 0.604	K		K		F9			HR		4	1	1	3	0	2	1											
28 Prince Fielder, L OBP: 0.408, SLG: 0.522		HR	L3			K		L7		4	1	1	1	0	1	0											
21 Delmon Young, R OBP: 0.302, SLG: 0.419	P3				E5				K	4	0	0	0	0	2	0											
12 Andy Dirks, L OBP: 0.387, SLG: 0.485					F9					4	2	2	1	0	0	1											
27 Jhonny Peralta, R OBP: 0.305, SLG: 0.382										4	0	1	1	0	1	1											
13 Alex Avila, L OBP: 0.353, SLG: 0.390					F7				G4-3	4	0	0	0	0	1	2											
4 Omar Infante, R OBP: 0.303, SLG: 0.423					G5-3					3	0	1	0	1	0	0											
Inning Stats	R: 0 E: 0 K: 1 S: 9	H: 0 LOB: 0 BB: 0 P: 11	R: 2 E: 0 K: 1 S: 20	H: 3 LOB: 2 BB: 1 P: 33	R: 0 E: 0 K: 2 S: 9	H: 0 LOB: 0 BB: 0 P: 15	R: 0 E: 0 K: 1 S: 10	H: 0 LOB: 1 BB: 0 P: 15	R: 0 E: 0 K: 2 S: 12	H: 0 LOB: 0 BB: 0 P: 18	R: 0 E: 0 K: 2 S: 9	H: 0 LOB: 0 BB: 0 P: 11	R: 0 E: 0 K: 0 S: 5	H: 0 LOB: 0 BB: 0 P: 8	R: 4 E: 0 K: 1 S: 12	H: 3 LOB: 0 BB: 1 P: 23		R: 0 E: 0 K: 1 S: 10	H: 1 LOB: 1 BB: 0 P: 18	1B: 4 2B: 1 3B: 0 HR: 3	SF: 0 SAC: 0 DP: 0 HBP: 0	WP: 0 PB: 0 SB: 3 CS: 0	PA: 38				
PITCHER	IP	WLS	BF	H	R	ER	SO	BB	IBB	HBP	BLK	WP	HR	S	P	ERA	WHIP										
39 P.J. Walters, R ERA: 5.69	5.0	L	21	4	2	2	5	1	0	0	0	0	1	60	92	3.60	1.000										
52 Brian Duensing, L ERA: 5.07	1.2		5	0	0	0	2	0	0	0	0	0	0	12	16	0.00	0.000										
31 Alex Burnett, R ERA: 3.54	0.1		3	1	2	2	0	1	0	0	0	0	0	4	10	54.00	6.000										
50 Casey Fien, R ERA: 2.1	1.0		5	2	2	2	1	0	0	0	0	0	2	10	16	18.00	2.000										
67 Luis Perdomo, R ERA: 5.52	1.0		4	1	0	0	1	0	0	0	0	0	0	10	18	0.00	1.000										

Batter	1	2	3	4	5	6	7	8	9	AB	R	H	RBI	BB	SO	LOB	BOTTOM										
2 Denard Span, L OBP: 0.344, SLG: 0.392	P4		L7		G4-3			E6 33 BB 18 HR		4	1	0	0	1	0	2	<p>Detroit Tigers @ Minnesota Twins Target Field, Minneapolis, MN Sat Sep 29 2012, 3:07 PM - 6:29 PM CDT Att: 32,839 - Sunny - 80 F</p> <p>livebaseballscores.com</p>										
11 Ben Revere, L OBP: 0.327, SLG: 0.338	G6-3							G1-3	L7	5	0	2	0	0	0	2											
7 Joe Mauer, L OBP: 0.415, SLG: 0.450	F7									3	1	0	0	2	0	2											
33 Justin Morneau, L OBP: 0.336, SLG: 0.443		K			K					4	1	0	0	1	3	4											
18 Ryan Doumit, S OBP: 0.323, SLG: 0.465	G4-3				K					4	1	1	4	0	1	3											
27 Chris Parmelee, L OBP: 0.301, SLG: 0.398		K								4	0	1	0	0	3	2											
24 Trevor Plouffe, R OBP: 0.295, SLG: 0.444			K					FC4-6		4	0	2	0	0	1	1											
8 Jamey Carroll, R OBP: 0.340, SLG: 0.310		G6-3								3	0	0	0	1	0	2											
25 Pedro Florimón, S OBP: 0.289, SLG: 0.328										3	0	0	0	1	2	4											
Inning Stats	R: 0 E: 0 K: 0 S: 6	H: 0 LOB: 0 BB: 0 P: 12	R: 0 E: 0 K: 2 S: 10	H: 0 LOB: 0 BB: 0 P: 14	R: 0 E: 0 K: 1 S: 10	H: 0 LOB: 1 BB: 1 P: 18	R: 0 E: 0 K: 3 S: 17	H: 1 LOB: 2 BB: 1 P: 27	R: 0 E: 0 K: 0 S: 4	H: 1 LOB: 1 BB: 0 P: 6	R: 0 E: 0 K: 1 S: 12	H: 1 LOB: 1 BB: 0 P: 17	R: 0 E: 0 K: 1 S: 13	H: 1 LOB: 0 BB: 0 P: 17	R: 4 E: 0 K: 2 S: 26	H: 2 LOB: 2 BB: 3 P: 46		R: 0 E: 0 K: 0 S: 9	H: 0 LOB: 1 BB: 1 P: 19	1B: 4 2B: 1 3B: 0 HR: 1	SF: 0 SAC: 0 DP: 0 HBP: 0	WP: 0 PB: 0 SB: 1 CS: 0	PA: 40				
PITCHER	IP	WLS	BF	H	R	ER	SO	BB	IBB	HBP	BLK	WP	HR	S	P	ERA	WHIP										
35 Justin Verlander, R ERA: 2.64	7.0	W	28	4	1	1	8	2	0	0	0	0	0	76	117	1.29	0.857										
53 Joaquin Benoit, R ERA: 3.6	0.1		4	1	3	2	0	2	0	0	0	0	1	9	20	54.00	9.000										
62 Al Alburquerque, R ERA: 3.9	0.2	H	4	1	0	0	2	1	0	0	1	0	0	13	20	0.00	3.000										
46 Jose Valverde, R ERA: 3.9	1.0	S	4	0	0	0	0	1	0	0	0	0	0	9	19	0.00	1.000										



Batter	1	2	3	4	5	6	7	8	9	AB	R	H	RBI	BB	SO	LOB	TOP										
14 Austin Jackson, R OBP: 0.379, SLG: 0.480	G5-3		F9			SH1-4		HR		4	1	2	0	0	0	0											
52 Quintin Berry, L OBP: 0.332, SLG: 0.359	G1-3			G4-3		SH1-4		K		3	0	0	0	0	1	1											
24 Miguel Cabrera, R OBP: 0.390, SLG: 0.601	G6-3			G3		IBB		L6		3	0	0	0	1	0	1											
28 Prince Fielder, L OBP: 0.407, SLG: 0.525		G6-3		P2		G3-6-1		HR		4	1	1	2	0	0	2											
21 Delmon Young, R OBP: 0.302, SLG: 0.419					F9			G5-3		4	0	1	0	0	1	0											
12 Andy Dirks, L OBP: 0.369, SLG: 0.490																											
34 Avisail Garcia, R OBP: 0.378, SLG: 0.333																											
27 Jhonny Peralta, R OBP: 0.307, SLG: 0.382																											
13 Alex Avila, L OBP: 0.350, SLG: 0.386																											
4 Omar Infante, R OBP: 0.302, SLG: 0.421																											
Inning Stats	R: 0 E: 0 K: 0 S: 7	H: 0 LOB: 0 BB: 0 P: 10	R: 0 E: 0 K: 0 S: 12	H: 1 LOB: 1 BB: 0 P: 15	R: 0 E: 0 K: 1 S: 7	H: 0 LOB: 0 BB: 0 P: 9	R: 0 E: 0 K: 0 S: 5	H: 0 LOB: 0 BB: 0 P: 7	R: 0 E: 0 K: 1 S: 19	H: 2 LOB: 2 BB: 0 P: 26	R: 0 E: 0 K: 0 S: 4	H: 1 LOB: 1 BB: 1 P: 10	R: 0 E: 0 K: 1 S: 14	H: 1 LOB: 2 BB: 1 P: 22	R: 2 E: 0 K: 1 S: 10	H: 2 LOB: 0 BB: 0 P: 13	R: 0 E: 0 K: 2 S: 8	H: 0 LOB: 0 BB: 0 P: 8	1B: 4 2B: 2 3B: 0 HR: 1	SF: 0 SAC: 1 DP: 1 HBP: 0	WP: 0 PB: 0 SB: 0 CS: 0	PA: 35					
PITCHER	IP	WLS	BF	H	R	ER	SO	BB	IBB	HBP	BLK	WP	HR	S	P	ERA	WHIP										
62 Liam Hendriks, R ERA: 5.99	7.0		27	5	0	0	3	1	1	0	0	0	0	68	99	0.00	0.857										
61 Jared Burton, R ERA: 2.21	1.0	L	5	2	2	2	1	0	0	0	0	0	1	10	13	18.00	2.000										
15 Glen Perkins, L ERA: 2.47	1.0		3	0	0	0	2	0	0	0	0	0	0	8	8	0.00	0.000										

Detroit Tigers @ Minnesota Twins
Target Field, Minneapolis, MN
Sun Sep 30 2012, 1:12 PM - 3:54 PM CDT
Att: 32,554 - Partly Cloudy - 70 F

AB 32
R 2
H 7
RBI 2
BB 2
SO 6
LOB 14



Batter	1	2	3	4	5	6	7	8	9	AB	R	H	RBI	BB	SO	LOB	BOTTOM										
2 Denard Span, L OBP: 0.342, SLG: 0.390	F7		G6-3		G4-3				F8	5	0	1	0	0	0	1											
11 Ben Revere, L OBP: 0.326, SLG: 0.335	G4-3		G3						L8	4	0	0	0	1	0	2											
7 Joe Mauer, L OBP: 0.418, SLG: 0.452									G3	4	0	3	0	1	0	0											
33 Justin Morneau, L OBP: 0.333, SLG: 0.440										4	0	0	0	0	0	7											
18 Ryan Doumit, S OBP: 0.320, SLG: 0.461										4	0	0	0	0	2	3											
27 Chris Parmelee, L OBP: 0.294, SLG: 0.389										4	0	0	0	0	1	3											
24 Trevor Plouffe, R OBP: 0.297, SLG: 0.446										3	0	2	0	0	0	0											
8 Jamey Carroll, R OBP: 0.341, SLG: 0.312										1	1	1	0	0	0	0											
12 Alexi Casilla, S OBP: 0.277, SLG: 0.315										3	0	2	0	0	0	1											
25 Pedro Florimón, S OBP: 0.288, SLG: 0.326										4	0	1	1	0	1	3											
Inning Stats	R: 0 E: 0 K: 0 S: 10	H: 1 LOB: 1 BB: 0 P: 14	R: 0 E: 0 K: 2 S: 11	H: 1 LOB: 0 BB: 0 P: 19	R: 0 E: 0 K: 0 S: 6	H: 0 LOB: 0 BB: 0 P: 11	R: 0 E: 0 K: 1 S: 11	H: 1 LOB: 1 BB: 0 P: 17	R: 0 E: 0 K: 0 S: 10	H: 1 LOB: 1 BB: 0 P: 16	R: 0 E: 0 K: 0 S: 13	H: 1 LOB: 2 BB: 1 P: 22	R: 1 E: 0 K: 0 S: 9	H: 3 LOB: 3 BB: 1 P: 16	R: 0 E: 0 K: 0 S: 13	H: 2 LOB: 2 BB: 0 P: 15	R: 0 E: 0 K: 0 S: 7	H: 0 LOB: 0 BB: 0 P: 8	1B: 10 2B: 0 3B: 0 HR: 0	SF: 0 SAC: 1 DP: 0 HBP: 0	WP: 0 PB: 0 SB: 2 CS: 0	PA: 39					
PITCHER	IP	WLS	BF	H	R	ER	SO	BB	IBB	HBP	BLK	WP	HR	S	P	ERA	WHIP										
19 Anibal Sánchez, R ERA: 3.86	6.1		27	7	1	1	4	0	1	0	0	0	0	6	13	0.00	1.500										
40 Phil Coke, L ERA: 4.0	0.2	W	4	1	0	0	0	0	1	0	0	0	0	6	13	0.00	1.500										
20 Octavio Dotel, R ERA: 3.63	1.0	H	5	2	0	0	0	0	0	0	0	0	0	13	15	0.00	2.000										
46 Jose Valverde, R ERA: 3.84	1.0	S	3	0	0	0	0	0	0	0	0	0	0	7	8	0.00	0.000										

Detroit Tigers @ Minnesota Twins
Target Field, Minneapolis, MN
Sun Sep 30 2012, 1:12 PM - 3:54 PM CDT
Att: 32,554 - Partly Cloudy - 70 F

AB 36
R 1
H 10
RBI 1
BB 2
SO 4
LOB 20



Batter	1	2	3	4	5	6	7	8	9	AB	R	H	RBI	BB	SO	LOB	TOP			
52 Quintin Berry, L (1,8) OBP: 0.331, SLG: 0.358	F8		F7		F7		FC5-4			4	1	1	0	0	0	1				
39 Ramon Santiago, S (1,4) OBP: 0.285, SLG: 0.273	K		G3		G3		G5-3			4	0	1	0	0	1	1				
24 Miguel Cabrera, R (1,5) OBP: 0.394, SLG: 0.608										3	0	2	2	0	0	0				
4 Omar Infante, R (5,5) OBP: 0.299, SLG: 0.416										1	0	0	0	0	1	0				
28 Prince Fielder, L (1,3) OBP: 0.410, SLG: 0.528										2	0	0	0	1	0	1				
34 Avisail Garcia, R (6,PR) OBP: 0.350, SLG: 0.326	F8									1	0	0	0	0	0	0				
21 Delmon Young, R (1,10) OBP: 0.297, SLG: 0.413		G5-3			P4-3					4	0	0	0	0	1	4				
13 Alex Avila, L (1,2) OBP: 0.350, SLG: 0.384										2	0	0	0	1	1	1				
50 Bryan Holaday, R (6,2) OBP: 0.273, SLG: 0.364										1	0	0	0	0	0	0				
26 Brennan Boesch, L (1,9) OBP: 0.286, SLG: 0.372		G4-6-3			G4-3					4	0	0	0	0	1	2				
32 Don Kelly, L (1,7) OBP: 0.274, SLG: 0.252										4	0	1	0	0	1	0				
29 Danny Worth, R (1,6) OBP: 0.333, SLG: 0.260										2	1	1	0	1	0	1				
Inning Stats	R: 0 H: 1 E: 0 K: 1 S: 13	H: 1 LOB: 1 BB: 0 P: 18	R: 0 H: 0 E: 0 K: 0 S: 7	H: 0 LOB: 0 BB: 1 P: 13	R: 2 H: 3 E: 0 K: 0 S: 10	H: 3 LOB: 2 BB: 2 P: 24	R: 0 H: 1 E: 0 K: 1 S: 13	H: 1 LOB: 1 BB: 0 P: 20	R: 0 H: 0 E: 1 K: 0 S: 6	H: 0 LOB: 0 BB: 0 P: 10	R: 0 H: 1 E: 1 K: 2 S: 10	H: 1 LOB: 1 BB: 0 P: 15	R: 0 H: 0 E: 0 K: 2 S: 10	H: 0 LOB: 0 BB: 0 P: 10	R: 0 H: 0 E: 0 K: 1 S: 10	H: 0 LOB: 0 BB: 0 P: 16	1B: 6 2B: 1 3B: 0 HR: 0	SF: 0 SAC: 0 DP: 2 HBP: 0	WP: 0 PB: 0 SB: 0 CS: 0	PA: 35
PITCHER	IP	WLS	BF	H	R	ER	SO	BB	IBB	HBP	BLK	WP	HR	S	P	ERA	WHIP			
33 Jeremy Guthrie, R (1,1) ERA: 4.76	6.0	W	25	5	2	2	3	3	0	0	1	0	0	61	100	3.00	1.333			
67 Francisley Bueno, L (7,1) ERA: 1.56	1.0	H	4	1	0	0	0	0	0	0	0	0	0	10	15	0.00	1.000			
40 Kelvin Herrera, R (8,1) ERA: 2.35	1.0	H	3	0	0	0	2	0	0	0	0	0	0	10	10	0.00	0.000			
56 Greg Holland, R (9,1) ERA: 2.96	1.0	S	3	0	0	0	1	0	0	0	0	0	0	10	16	0.00	0.000			

Detroit Tigers @ Kansas City Royals
Kauffman Stadium, Kansas City, MO
Tue Oct 02 2012, 7:11 PM - 9:45 PM CDT
Att: 14,283 - Clear - 74 F

AB 32
R 2
H 6
RBI 2
BB 3
SO 6
LOB 11



Batter	1	2	3	4	5	6	7	8	9	AB	R	H	RBI	BB	SO	LOB	BOTTOM			
1 Jarrod Dyson, L (1,8) OBP: 0.330, SLG: 0.324	G3									4	1	1	0	0	2	2				
2 Alcides Escobar, R (1,6) OBP: 0.331, SLG: 0.390		K								4	1	3	2	0	0	0				
4 Alex Gordon, L (1,7) OBP: 0.364, SLG: 0.454		HR								3	0	1	0	1	0	2				
16 Billy Butler, R (1,3) OBP: 0.372, SLG: 0.511										2	0	1	0	2	0	2				
13 Salvador Perez, R (1,2) OBP: 0.328, SLG: 0.471										4	0	0	1	0	0	7				
21 Jeff Francoeur, R (1,9) OBP: 0.289, SLG: 0.381										4	1	2	1	0	1	2				
27 Brayan Peña, S (1,10) OBP: 0.267, SLG: 0.327										4	0	0	0	0	0	1				
34 Tony Abreu, S (1,4) OBP: 0.284, SLG: 0.357										2	0	0	0	1	0	0				
19 Irving Falu, S (1,5) OBP: 0.365, SLG: 0.446										4	1	1	0	0	0	3				
Inning Stats	R: 1 E: 0 K: 0 S: 13	H: 1 LOB: 1 BB: 1 P: 24	R: 0 H: 1 E: 0 K: 1 S: 11	H: 1 LOB: 2 BB: 0 P: 18	R: 0 H: 2 E: 0 K: 0 S: 10	H: 2 LOB: 0 BB: 0 P: 13	R: 0 H: 0 E: 0 K: 1 S: 7	H: 0 LOB: 0 BB: 0 P: 10	R: 2 H: 3 E: 0 K: 0 S: 11	H: 3 LOB: 2 BB: 1 P: 19	R: 0 H: 0 E: 0 K: 0 S: 9	H: 0 LOB: 0 BB: 0 P: 16	R: 0 H: 1 E: 0 K: 1 S: 11	H: 1 LOB: 2 BB: 1 P: 23	R: 1 E: 0 K: 0 S: 6	H: 1 LOB: 0 BB: 0 P: 11	1B: 7 2B: 0 3B: 0 HR: 2	SF: 0 SAC: 0 DP: 2 HBP: 1	WP: 0 PB: 0 SB: 1 CS: 0	PA: 36
PITCHER	IP	WLS	BF	H	R	ER	SO	BB	IBB	HBP	BLK	WP	HR	S	P	ERA	WHIP			
58 Doug Fister, R (1,1) ERA: 3.45	4.1	L	22	7	3	3	2	2	0	1	0	0	0	47	79	6.23	2.077			
36 Luke Putkonen, R (5,1) ERA: 4.2	1.2		5	0	0	0	0	0	0	0	0	0	0	14	21	0.00	0.000			
38 Darin Downs, L (7,1) ERA: 3.45	1.0		5	1	0	0	1	1	0	0	0	0	0	11	23	0.00	2.000			
60 Brayan Villarreal, R (8,1) ERA: 2.63	1.0		4	1	1	1	0	1	0	0	0	0	1	6	11	9.00	2.000			

Detroit Tigers @ Kansas City Royals
Kauffman Stadium, Kansas City, MO
Tue Oct 02 2012, 7:11 PM - 9:45 PM CDT
Att: 14,283 - Clear - 74 F

AB 31
R 4
H 9
RBI 4
BB 4
SO 3
LOB 19



Batter	1	2	3	4	5	6	7	8	9	AB	R	H	RBI	BB	SO	LOB	TOP
4 Coco Crisp, S OBP: 0.250, SLG: 1.000										4	1	1	1	0	0	2	Oakland Athletics @ Detroit Tigers Comerica Park, Detroit, MI Sat Oct 06 2012, 6:09 PM - 9:03 PM EDT Att: 43,323 - Cloudy - 49 F
5 Stephen Drew, L OBP: 0.250, SLG: 0.500										4	0	1	0	0	1	1	
52 Yoenis Cespedes, R OBP: 0.500, SLG: 0.333										3	0	1	0	1	0	2	
37 Brandon Moss, L										4	0	0	0	0	3	3	
16 Josh Reddick, L										3	0	0	0	1	3	2	
20 Josh Donaldson, R										4	0	0	0	0	3	1	
15 Seth Smith, L										3	0	0	0	1	2	1	
36 Derek Norris, R										3	0	0	0	0	1	2	
14 George Kottaras, L (9, PH)										1	0	0	0	0	0	0	
2 Cliff Pennington, S OBP: 0.667, SLG: 0.500										2	0	1	0	1	1	1	
Inning Stats	R: 1 E: 0 K: 2 S: 16	H: 1 LOB: 1 BB: 1 P: 26	R: 0 E: 0 K: 1 S: 10	H: 0 LOB: 1 BB: 1 P: 17	R: 0 E: 0 K: 1 S: 12	H: 1 LOB: 1 BB: 0 P: 18	R: 0 E: 0 K: 1 S: 9	H: 0 LOB: 1 BB: 1 P: 17	R: 0 E: 0 K: 3 S: 12	H: 0 LOB: 0 BB: 0 P: 14	R: 0 E: 0 K: 2 S: 10	H: 1 LOB: 1 BB: 0 P: 16	R: 0 E: 0 K: 1 S: 10	H: 0 LOB: 0 BB: 0 P: 11	1B: 2 2B: 1 3B: 0 HR: 1	SF: 0 SAC: 0 DP: 0 HBP: 0	WP: 0 PA: 35
PITCHER	IP: 7.0 WLS: W BF: 28 ERA: 1.29	H: 3 R: 1 ER: 1 SO: 11	BB: 4 IBB: 0 HBP: 0 BLK: 0	WP: 0 HR: 1 S: 79 P: 121	ERA: 1.29 WHIP: 1.000	IP: 1.0 WLS: H BF: 4 ERA: 0.00	H: 1 R: 0 ER: 0 SO: 0	BB: 0 IBB: 0 HBP: 0 BLK: 0	WP: 0 HR: 0 S: 10 P: 14	ERA: 0.00 WHIP: 0.000	IP: 1.0 WLS: S BF: 3 ERA: 0.00	H: 0 R: 0 ER: 0 SO: 2	BB: 0 IBB: 0 HBP: 0 BLK: 0	WP: 0 HR: 0 S: 8 P: 11	1B: 0 2B: 0 3B: 0 HR: 0	SF: 0 SAC: 0 DP: 0 HBP: 0	WP: 0 PA: 35
35 Justin Verlander, R ERA: 1.29																	
53 Joaquin Benoit, R ERA: 0.00																	
46 Jose Valverde, R ERA: 0.00																	

AB	31
R	1
H	4
RBI	1
BB	4
SO	14
LOB	15



Batter	1	2	3	4	5	6	7	8	9	AB	R	H	RBI	BB	SO	LOB	BOTTOM		
14 Austin Jackson, R OBP: 0.250, SLG: 0.500										4	1	1	0	0	1	3	Oakland Athletics @ Detroit Tigers Comerica Park, Detroit, MI Sat Oct 06 2012, 6:09 PM - 9:03 PM EDT Att: 43,323 - Cloudy - 49 F		
52 Quintin Berry, L OBP: 0.667, SLG: 0.667										3	0	2	0	0	1	0			
34 Avisail Garcia, R										3	0	0	0	1	0	1			
24 Miguel Cabrera, R										3	0	0	0	1	0	1			
28 Prince Fielder, L										4	0	0	0	0	2	2			
21 Delmon Young, R										2	0	0	0	0	1	0			
12 Andy Dirks, L OBP: 0.333, SLG: 0.333										3	0	1	0	0	0	1			
27 Jhonny Peralta, R										3	0	0	0	0	2	2			
13 Alex Avila, L OBP: 0.667, SLG: 1.667										3	1	2	1	0	1	0			
4 Omar Infante, R OBP: 0.333, SLG: 0.667										3	1	1	0	0	0	2			
Inning Stats	R: 1 E: 0 K: 0 S: 11	H: 2 LOB: 0 BB: 0 P: 17	R: 0 E: 0 K: 0 S: 4	H: 0 LOB: 0 BB: 0 P: 7	R: 1 E: 1 K: 1 S: 13	H: 2 LOB: 2 BB: 1 P: 25	R: 0 E: 0 K: 1 S: 6	H: 0 LOB: 1 BB: 0 P: 11	R: 1 E: 0 K: 1 S: 7	H: 1 LOB: 0 BB: 0 P: 12	R: 0 E: 0 K: 1 S: 6	H: 0 LOB: 0 BB: 0 P: 10	R: 0 E: 0 K: 2 S: 17	H: 2 LOB: 2 BB: 0 P: 22	R: 0 E: 0 K: 0 S: 8	H: 0 LOB: 0 BB: 0 P: 10	1B: 4 2B: 3 3B: 0 HR: 1	SF: 0 SAC: 0 DP: 2 HBP: 1	WP: 0 PA: 31
PITCHER	IP: 6.1 WLS: L BF: 26 ERA: 2.84	H: 7 R: 3 ER: 2 SO: 5	BB: 1 IBB: 0 HBP: 1 BLK: 0	WP: 0 HR: 1 S: 58 P: 96	ERA: 2.84 WHIP: 1.263	IP: 0.2 WLS: 0 BF: 2 ERA: 0.00	H: 0 R: 0 ER: 0 SO: 1	BB: 0 IBB: 0 HBP: 0 BLK: 0	WP: 0 HR: 0 S: 6 P: 8	ERA: 0.00 WHIP: 0.000	IP: 1.0 WLS: 0 BF: 3 ERA: 0.00	H: 0 R: 0 ER: 0 SO: 0	BB: 0 IBB: 0 HBP: 0 BLK: 0	WP: 0 HR: 0 S: 8 P: 10	1B: 0 2B: 0 3B: 0 HR: 0	SF: 0 SAC: 0 DP: 0 HBP: 0	WP: 0 PA: 31		
11 Jarrod Parker, R ERA: 2.84																			
40 Pat Neshek, R ERA: 0.00																			
13 Jerry Blevins, L ERA: 0.00																			

AB	29
R	3
H	7
RBI	1
BB	1
SO	6
LOB	11



Batter	1	2	3	4	5	6	7	8	9	AB	R	H	RBI	BB	SO	LOB	TOP			
4 Coco Crisp, S OBP: 0.222, SLG: 0.556										5	0	1	0	0	1	2				
5 Stephen Drew, L OBP: 0.222, SLG: 0.333										5	0	1	0	0	1	3				
52 Yoenis Cespedes, R OBP: 0.444, SLG: 0.375										5	1	2	1	0	0	2				
37 Brandon Moss, L OBP: 0.250, SLG: 0.143										3	0	1	0	0	1	1				
16 Josh Reddick, L OBP: 0.250, SLG: 0.571										4	1	1	1	0	0	3				
20 Josh Donaldson, R OBP: 0.250, SLG: 0.143										3	0	1	0	1	0	1				
15 Seth Smith, L (1, 10)										2	1	0	0	1	0	1				
14 George Kottaras, L (1, 2)										2	0	0	0	0	2	3				
36 Derek Norris, R (9, PH) (9, 2)										1	0	0	0	0	1	0				
2 Cliff Pennington, S OBP: 0.714, SLG: 0.600										3	1	2	1	1	0	1				
Inning Stats	R: 0 E: 0 K: 1 S: 8	H: 0 LOB: 0 BB: 0 P: 11	R: 0 E: 0 K: 3 S: 13	H: 1 LOB: 2 BB: 0 P: 19	R: 1 E: 0 K: 2 S: 13	H: 4 LOB: 2 BB: 0 P: 22	R: 0 E: 0 K: 1 S: 10	H: 0 LOB: 1 BB: 0 P: 18	R: 0 E: 0 K: 1 S: 7	H: 0 LOB: 0 BB: 0 P: 9	R: 1 E: 0 K: 0 S: 8	H: 1 LOB: 1 BB: 1 P: 15	R: 2 E: 0 K: 0 S: 16	H: 2 LOB: 0 BB: 0 P: 24	R: 0 E: 0 K: 1 S: 13	H: 1 LOB: 2 BB: 1 P: 23	1B: 8 2B: 0 3B: 0 HR: 1	SF: 0 SAC: 1 DP: 1 HBP: 2	WP: 1 PA: 39 PB: 0 SB: 2 CS: 0	
PITCHER	IP	WLS	BF	H	R	ER	SO	BB	IBB	HBP	BLK	WP	HR	S	P	ERA	WHIP			
58 Doug Fister, R ERA: 2.57	7.0		29	6	2	2	8	2	0	2	0	0	0	68	107	2.57	1.143			
53 Joaquin Benoit, R ERA: 9.0	1.0	B	5	2	2	2	0	0	0	0	0	1	1	16	24	18.00	2.000			
40 Phil Coke, L ERA:	0.2	A	4	1	0	0	1	1	0	0	0	0	0	11	20	0.00	3.000			
62 AJ Alburquerque, R ERA:	0.1	W	1	0	0	0	0	0	0	0	0	0	0	2	3	0.00	0.000			

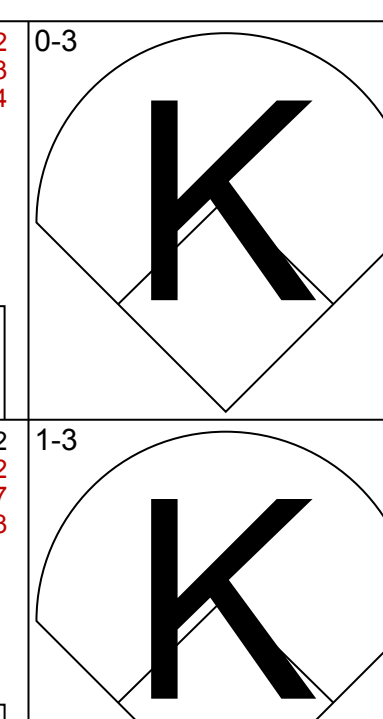
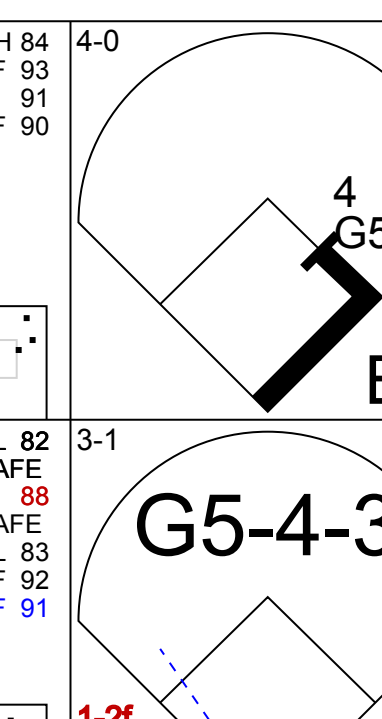
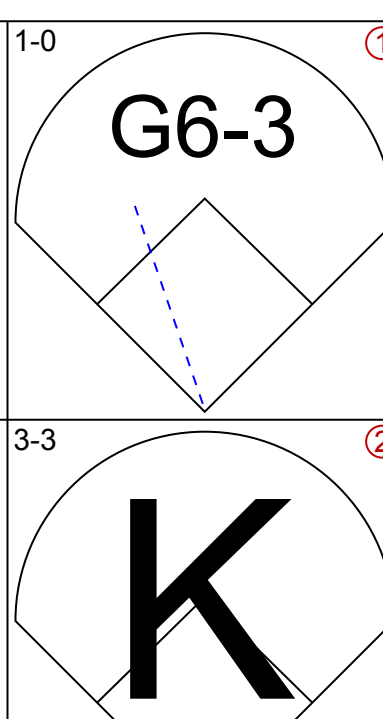
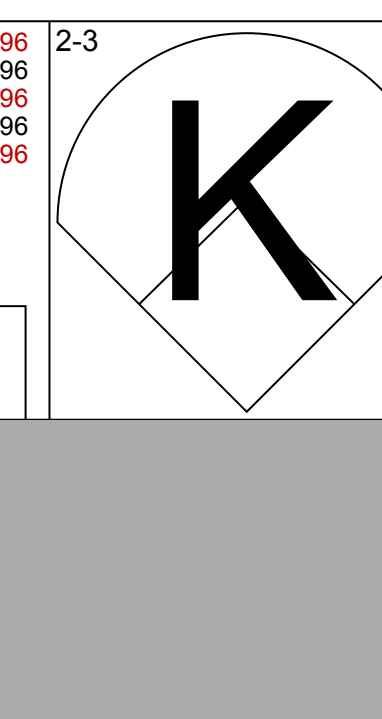
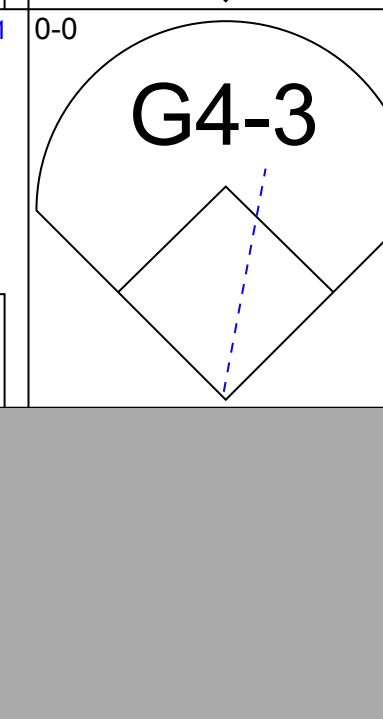



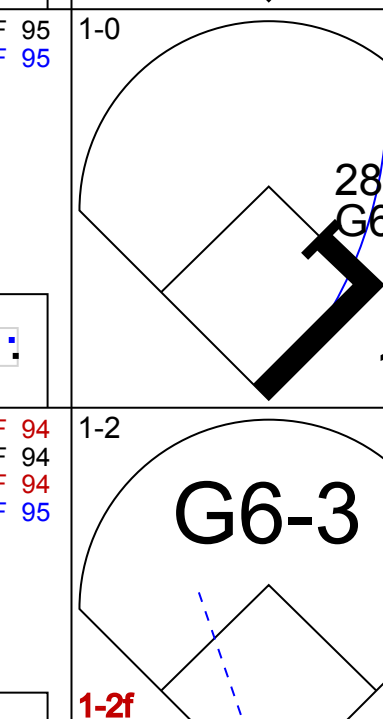

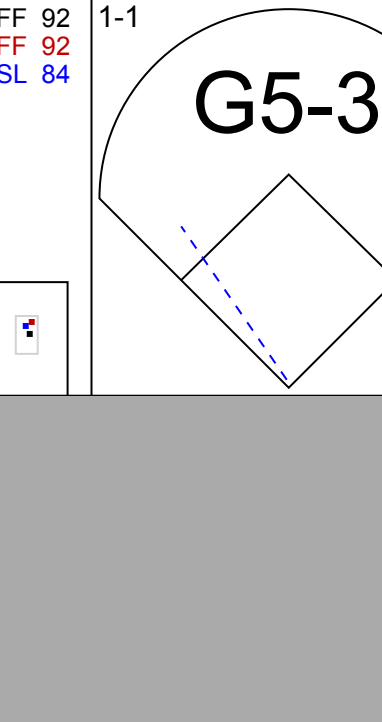



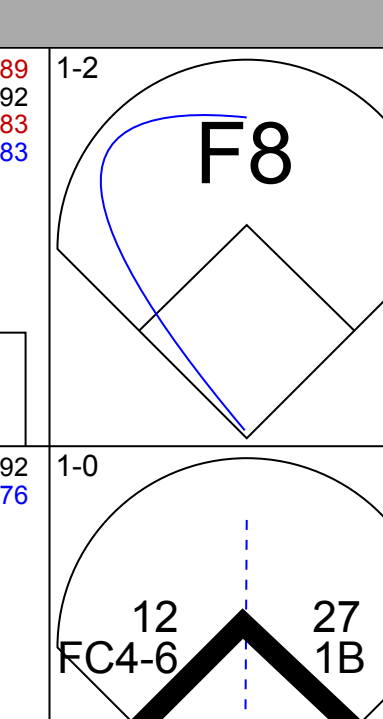
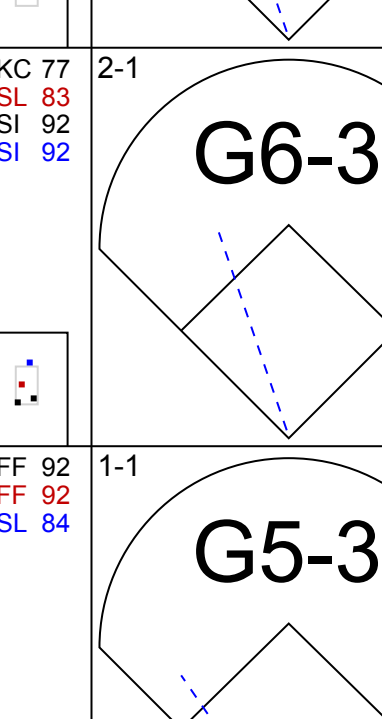

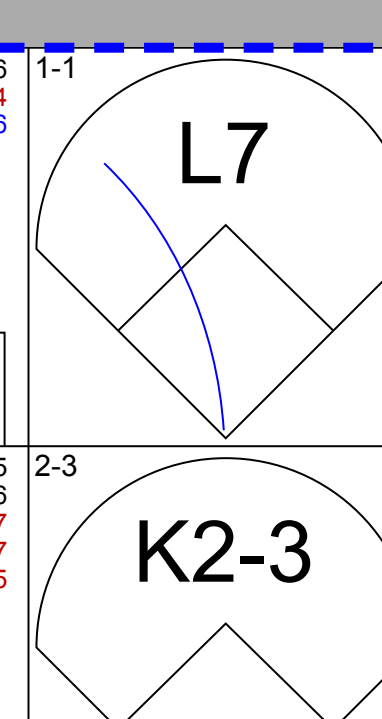
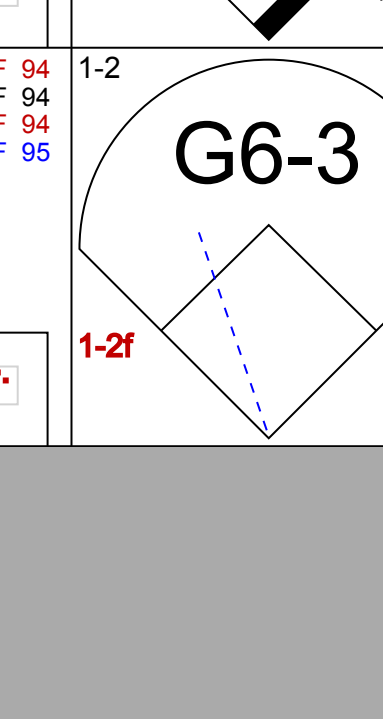
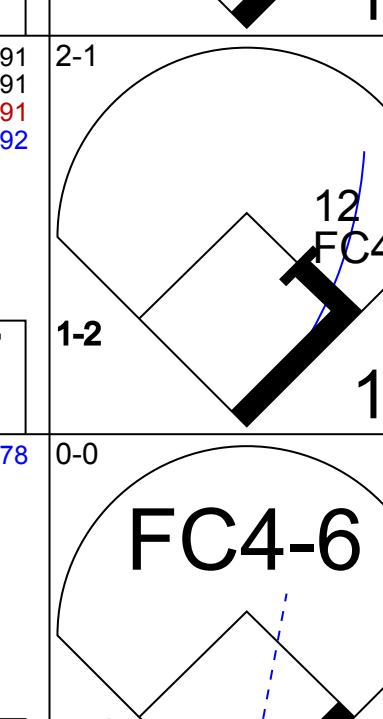

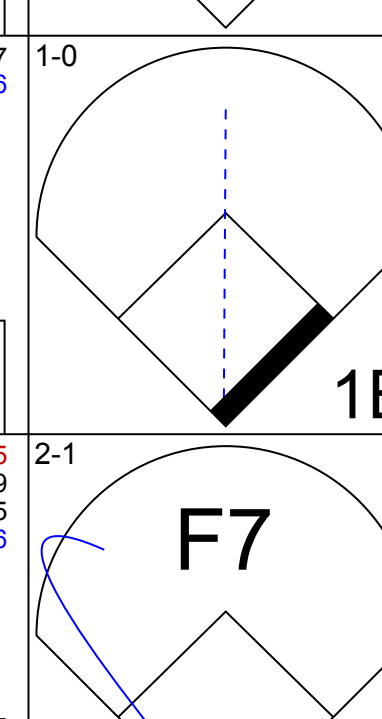
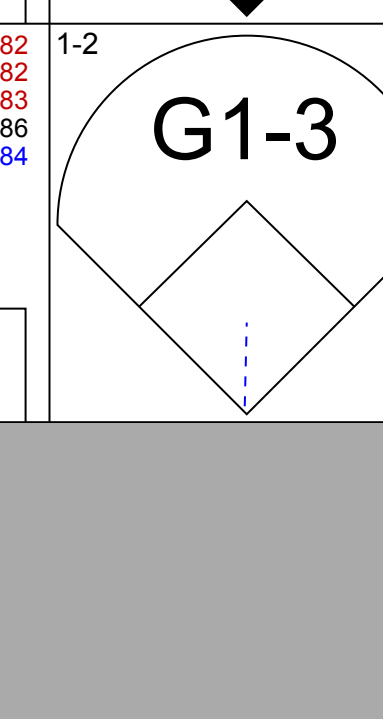
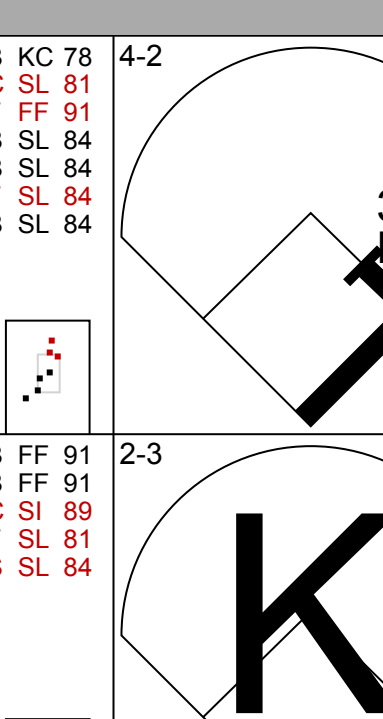

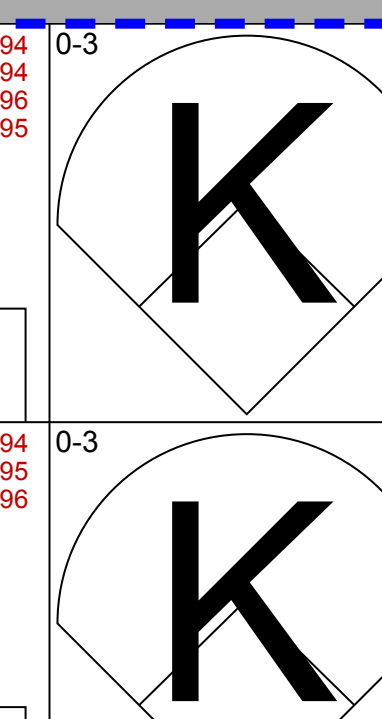
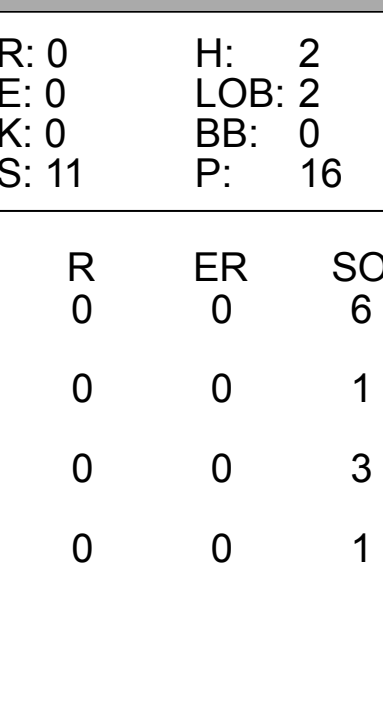
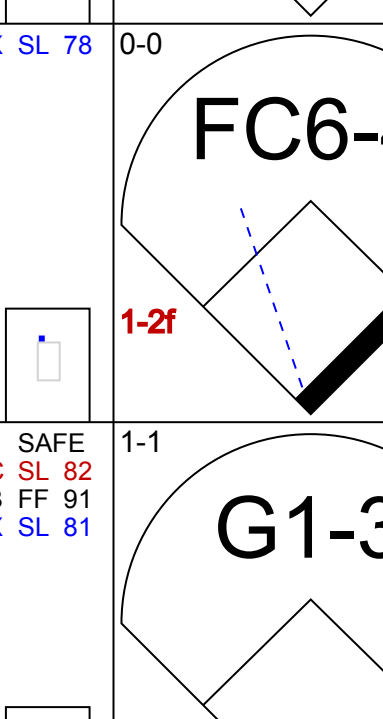
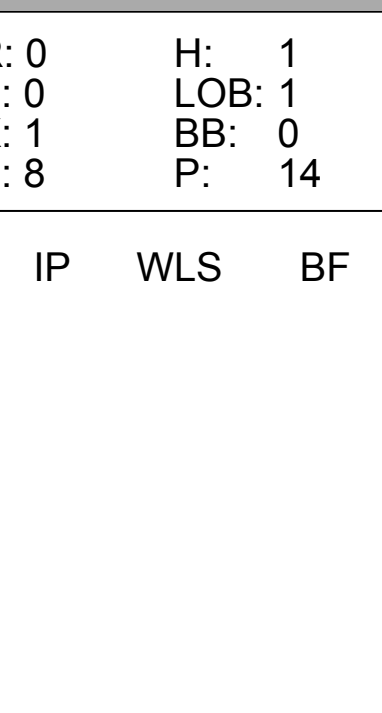

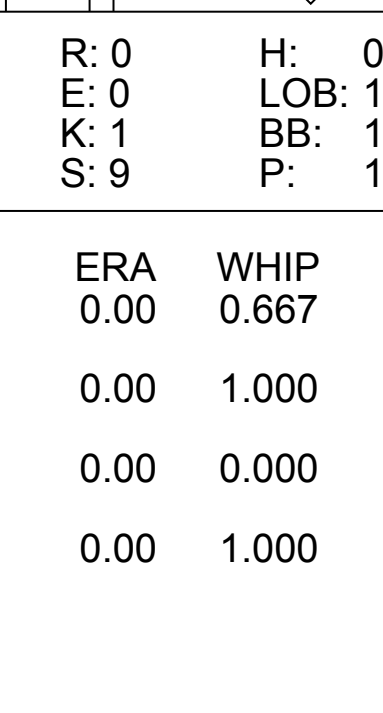
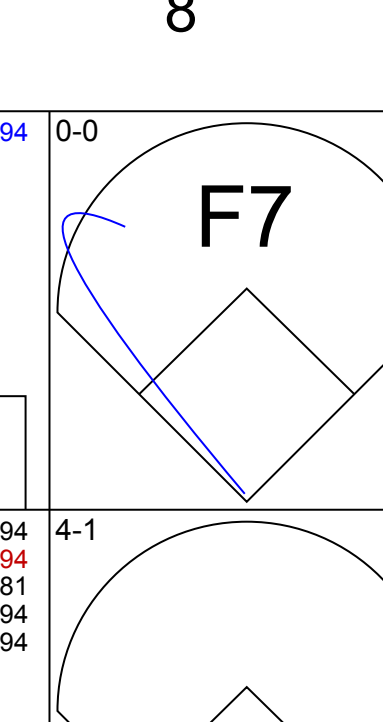
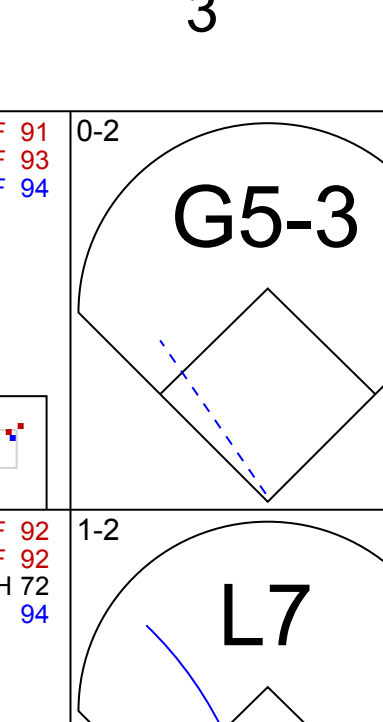
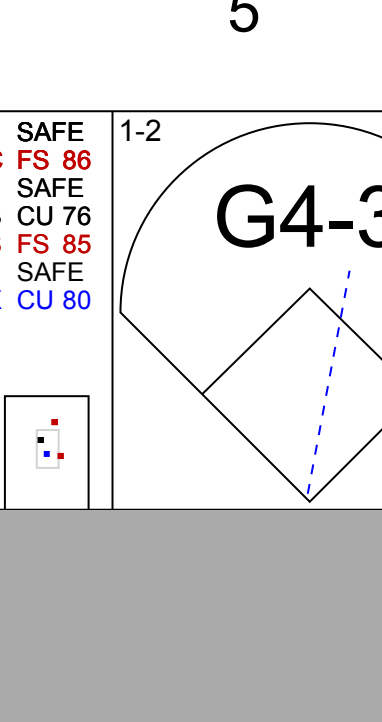
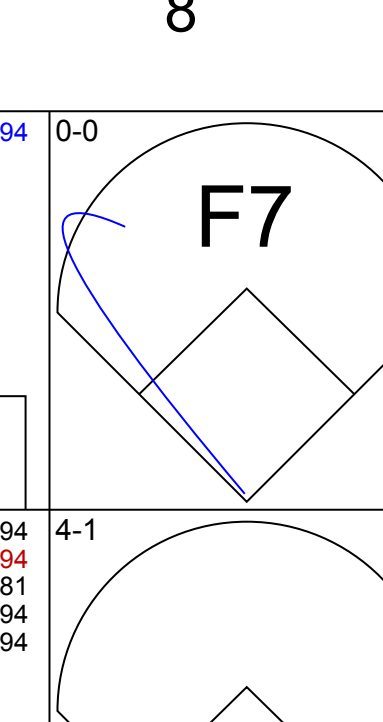
Oakland Athletics @ Detroit Tigers
Comerica Park, Detroit, MI
Sun Oct 07 2012, 12:10 PM - 3:35 PM EDT
Att: 40,684 - Partly Cloudy - 48 F

AB 33
R 4
H 9
RBI 3
BB 3
SO 9
LOB 17

Batter	1	2	3	4	5	6	7	8	9	AB	R	H	RBI	BB	SO	LOB	BOTTOM			
14 Austin Jackson, R OBP: 0.222, SLG: 0.333										5	1	1	0	0	2	3				
4 Omar Infante, R OBP: 0.375, SLG: 0.500										5	2	2	0	0	1	0				
24 Miguel Cabrera, R OBP: 0.444, SLG: 0.625										5	1	3	0	0	0	0				
28 Prince Fielder, L OBP: 0.222, SLG: 0.125										4	0	1	0	1	1	2				
21 Delmon Young, R OBP: 0.286, SLG: 0.167										4	0	1	1	0	0	1				
32 Don Kelly, L (8, PR) (9, 10)										4	0	2	0	0	1	1				
12 Andy Dirks, L OBP: 0.333, SLG: 0.333										3	0	1	0	0	2	1				
34 Avisail Garcia, R (1, 9)										2	0	0	0	1	1	0				
52 Quintin Berry, L OBP: 0.500, SLG: 0.500										1	0	0	0	0	1	3				
9 Gerald Laird, R (1, 2)										2	0	0	0	0	1	0				
13 Alex Avila, L OBP: 0.500, SLG: 1.250										1	0	0	0	0	1	2				
Inning Stats	R: 0 E: 0 K: 1 S: 10	H: 1 LOB: 1 BB: 0 P: 17	R: 0 E: 0 K: 0 S: 9	H: 1 LOB: 3 BB: 1 P: 17	R: 1 E: 0 K: 2 S: 13	H: 2 LOB: 1 BB: 0 P: 22	R: 0 E: 0 K: 2 S: 11	H: 0 LOB: 0 BB: 0 P: 17	R: 0 E: 0 K: 1 S: 6	H: 1 LOB: 1 BB: 0 P: 18	R: 2 E: 1 K: 2 S: 19	H: 2 LOB: 1 BB: 0 P: 24	R: 1 E: 0 K: 0 S: 15	H: 2 LOB: 2 BB: 0 P: 23	R: 1 E: 0 K: 1 S: 10	H: 2 LOB: 2 BB: 1 P: 18	1B: 9 2B: 2 3B: 0 HR: 0	SF: 1 SAC: 1 DP: 0 HBP: 1	WP: 2 PA: 41 PB: 0 SB: 0 CS: 0	
PITCHER	IP	WLS	BF	H	R	ER	SO	BB	IBB	HBP	BLK	WP	HR	S	P	ERA	WHIP			
57 Tommy Milone, L ERA: 1.5	6.0		25	5	1	1	6	1	0	1	0	0	0	62	100	1.50	1.000			
62 Sean Doolittle, L ERA:	1.0	B	6	2	2	0	2	0	0	0	0	0	0	19	24	0.00	2.000			
48 Ryan Cook, R ERA: 9.0	1.0	B	5	2	1	1	2	0	0	0	0	1	0	15	23	9.00	2.000			
50 Grant Balfour, R ERA: 13.5	0.2	L	5	2	1	1	1	0	1	0	0	0	0	10	18	13.50	3.000			


Oakland Athletics @ Detroit Tigers
Comerica Park, Detroit, MI
Sun Oct 07 2012, 12:10 PM - 3:35 PM EDT
Att: 40,684 - Partly Cloudy - 48 F

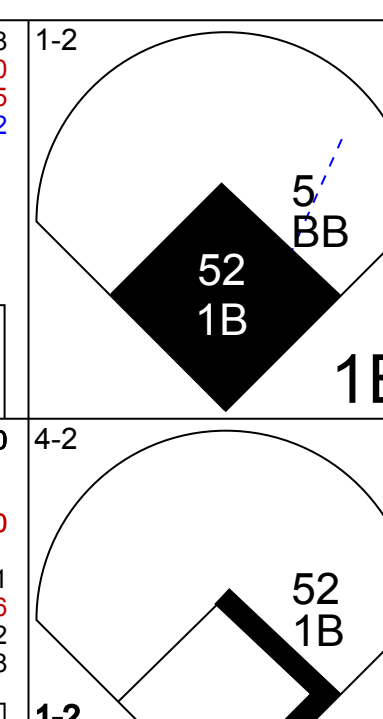
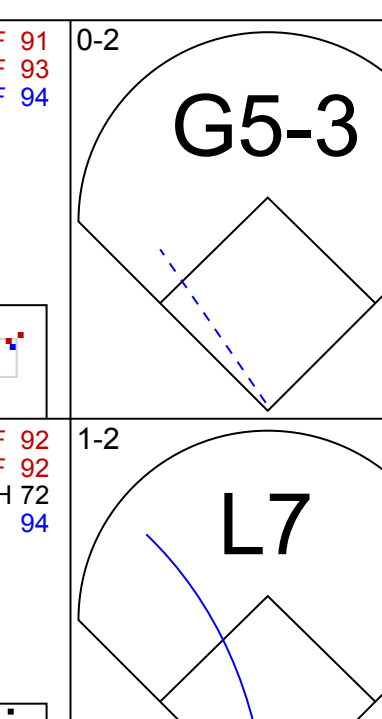
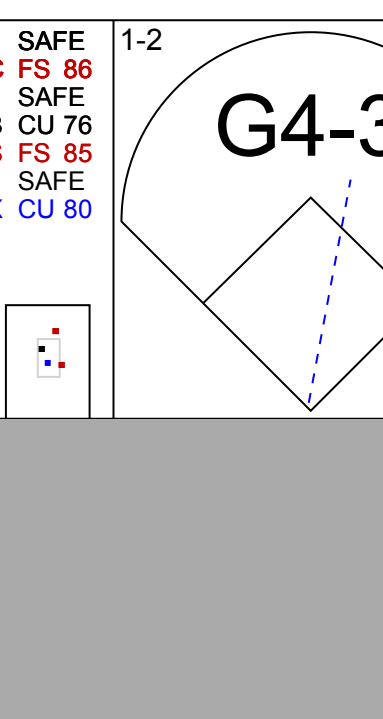
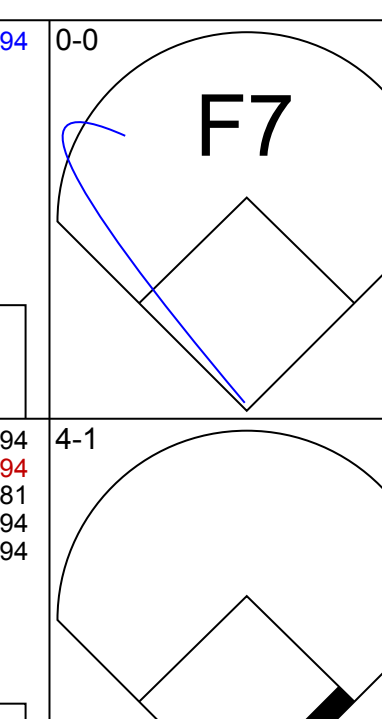
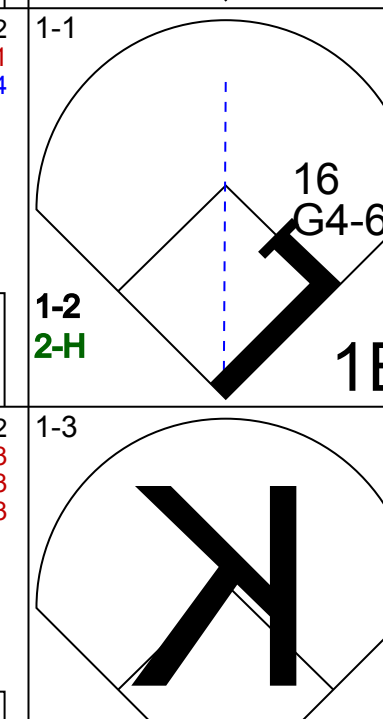

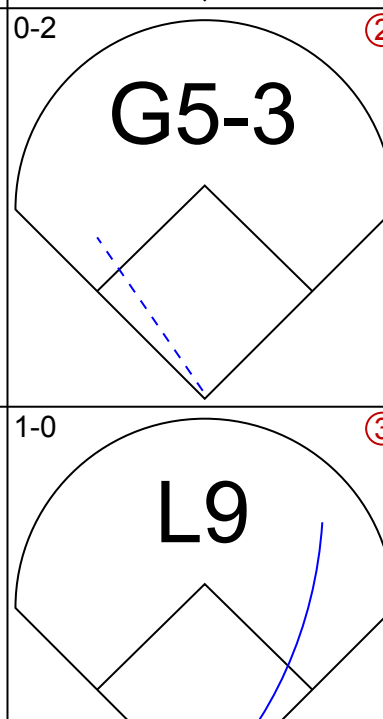
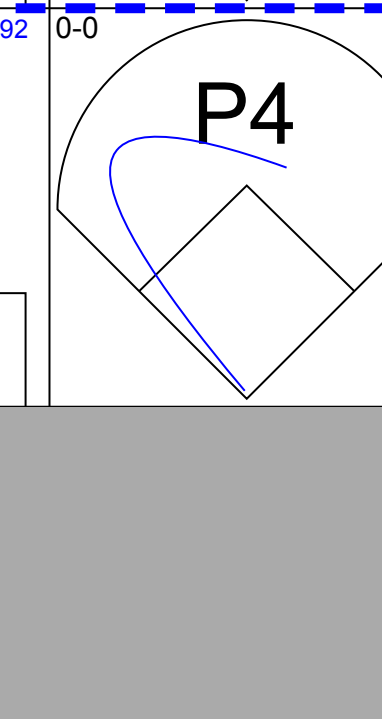

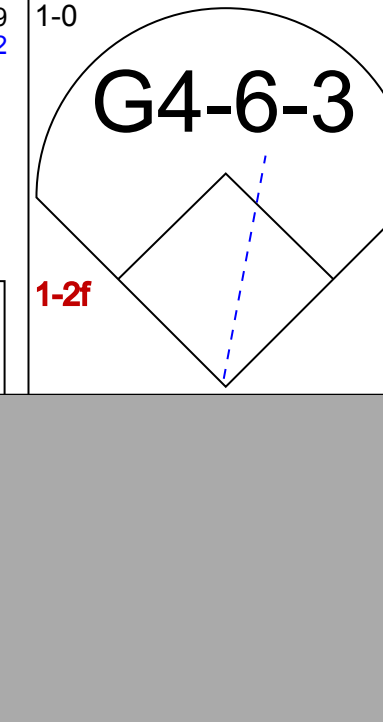

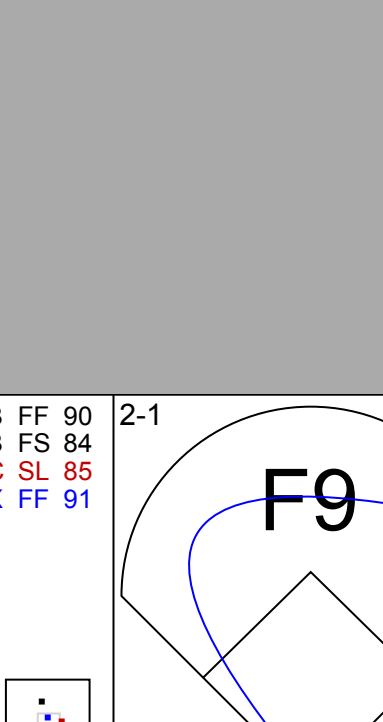




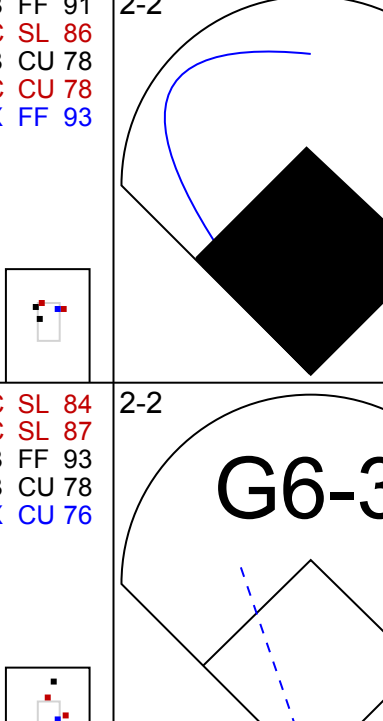


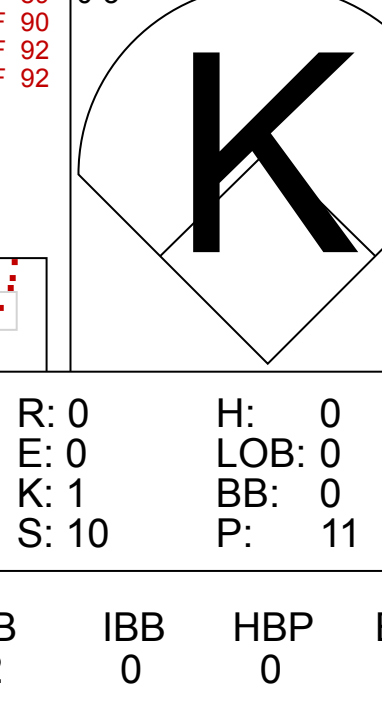
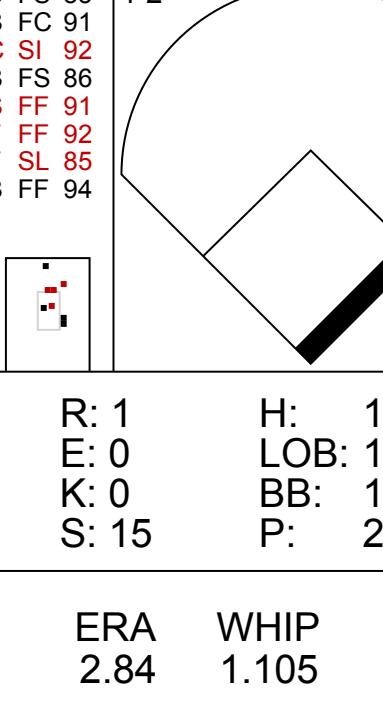

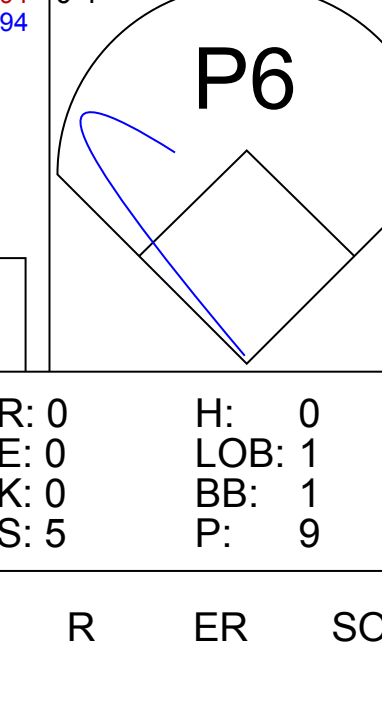
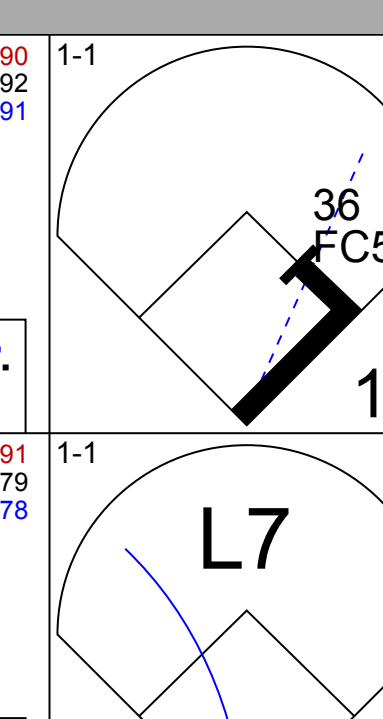
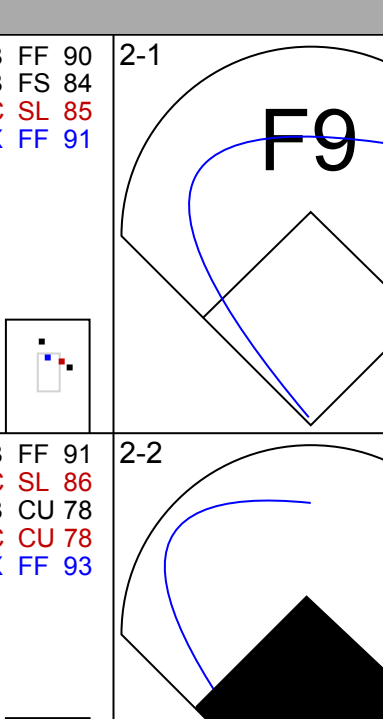



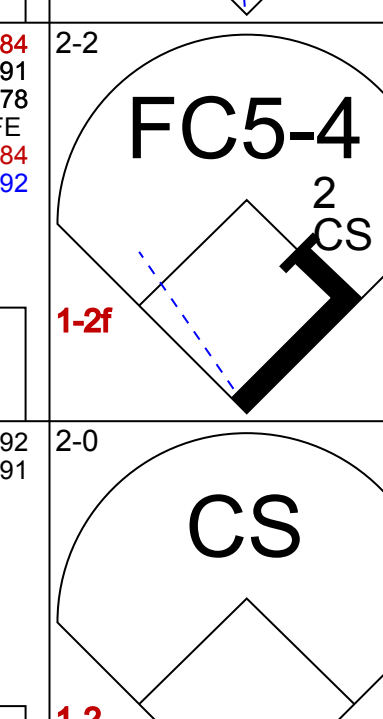
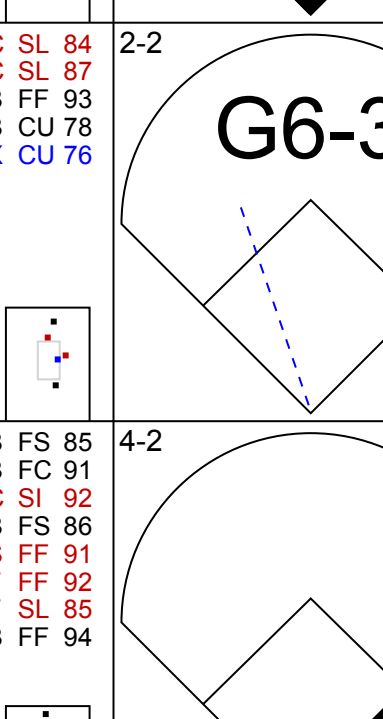

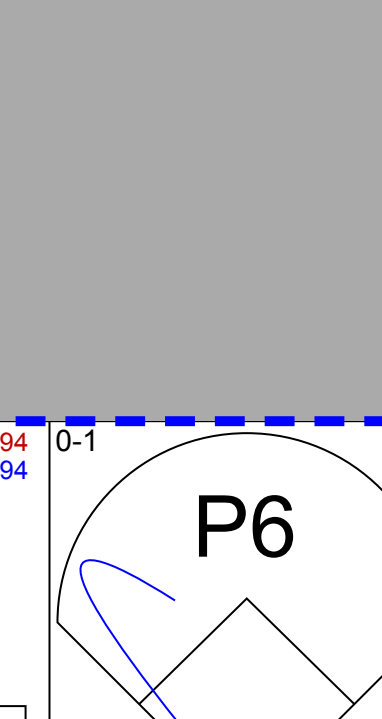

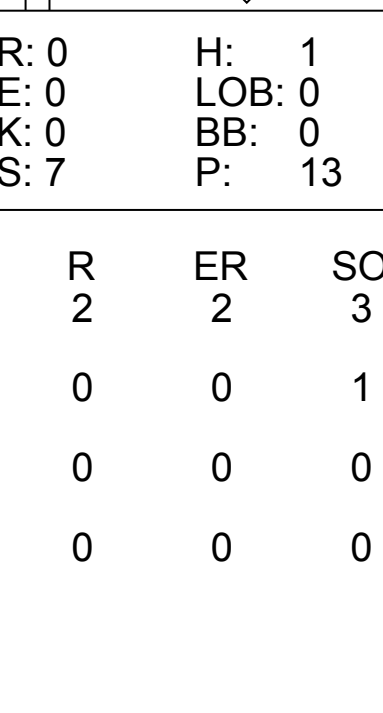
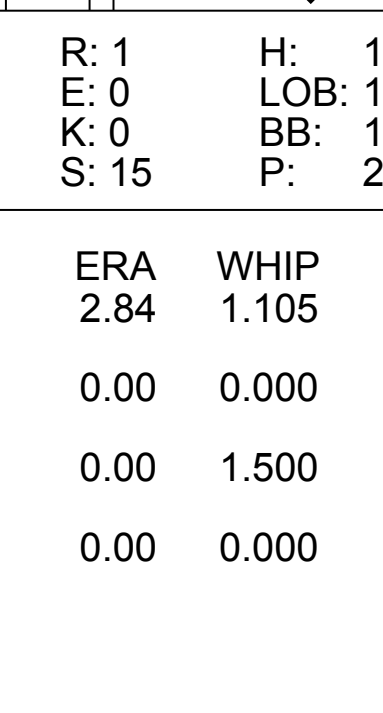
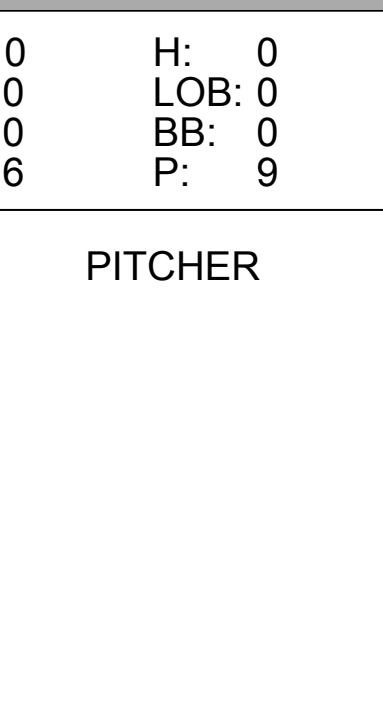
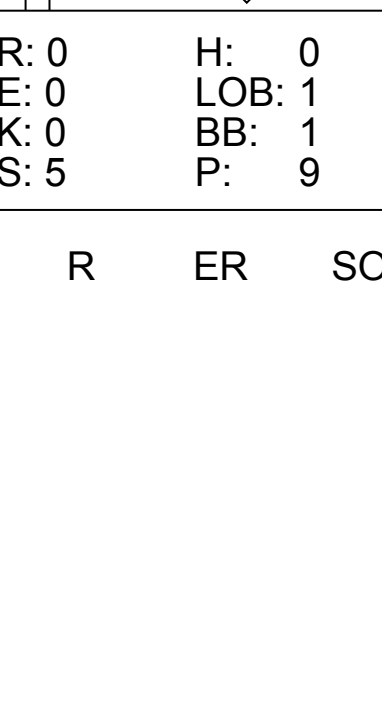

AB 36
R 5
H 11
RBI 2
BB 2
SO 11
LOB 13

Batter	1	2	3	4	5	6	7	8	9	AB	R	H	RBI	BB	SO	LOB	TOP					
14 Austin Jackson, R OBP: 0.231, SLG: 0.250										3	0	0	0	1	2	0						
4 Omar Infante, R OBP: 0.250, SLG: 0.333										4	0	0	0	0	3	1						
24 Miguel Cabrera, R OBP: 0.385, SLG: 0.500										4	0	1	0	0	1	0						
28 Prince Fielder, L OBP: 0.154, SLG: 0.083										4	0	0	0	0	0	1						
21 Delmon Young, R OBP: 0.300, SLG: 0.222										3	0	1	0	0	1	0						
27 Johnny Peralta, R OBP: 0.500, SLG: 0.444										2	0	2	0	1	0	0						
12 Andy Dirks, L OBP: 0.222, SLG: 0.222										3	0	0	0	0	1	4						
34 Avisail Garcia, R OBP: 0.222, SLG: 0.222										3	0	0	0	0	1	3						
9 Gerald Laird, R OBP: 0.222, SLG: 0.222										3	0	0	0	0	2	1						
Inning Stats	R: 0 E: 0 K: 2 S: 7	H: 0 LOB: 0 BB: 0 P: 8	R: 0 E: 0 K: 0 S: 11	H: 2 LOB: 2 BB: 0 P: 16	R: 0 E: 0 K: 1 S: 5	H: 0 LOB: 0 BB: 1 P: 15	R: 0 E: 0 K: 0 S: 6	H: 0 LOB: 0 BB: 0 P: 12	R: 0 E: 0 K: 1 S: 9	H: 0 LOB: 1 BB: 1 P: 16	R: 0 E: 0 K: 2 S: 7	H: 0 LOB: 0 BB: 0 P: 13	R: 0 E: 0 K: 1 S: 8	H: 1 LOB: 1 BB: 0 P: 14	R: 0 E: 0 K: 3 S: 10	H: 0 LOB: 0 BB: 0 P: 12	R: 0 E: 0 K: 1 S: 7	H: 1 LOB: 0 BB: 0 P: 11	1B: 4 2B: 0 3B: 0 HR: 0	SF: 0 SAC: 0 DP: 2 HBP: 0	WP: 0 PB: 0 CS: 0	PA: 31
PITCHER	IP	WLS	BF	H	R	ER	SO	BB	IBB	HBP	BLK	WP	HR	S	P	ERA	WHIP					
49 Brett Anderson, L ERA: 4.5	(1, 1)	6.0	W	21	2	0	0	6	2	0	0	0	0	45	80	0.00	0.667					
48 Ryan Cook, R ERA: 4.5	(7, 1)	1.0	H	4	1	0	0	1	0	0	0	0	0	8	14	0.00	1.000					
62 Sean Doolittle, L ERA: 5.4	(8, 1)	1.0	H	3	0	0	0	3	0	0	0	0	0	10	12	0.00	0.000					
50 Grant Balfour, R ERA: 5.4	(9, 1)	1.0	S	3	1	0	0	1	0	0	0	0	0	7	11	0.00	1.000					

Detroit Tigers @ Oakland Athletics
Oakland Coliseum, Oakland, CA
Tue Oct 09 2012, 6:08 PM - 8:42 PM PDT
Att: 37,090 - Partly Cloudy - 65 F


AB 29
R 0
H 4
RBI 0
BB 2
SO 11
LOB 10



Batter	1	2	3	4	5	6	7	8	9	AB	R	H	RBI	BB	SO	LOB	BOTTOM					
4 Coco Crisp, S OBP: 0.231, SLG: 0.462										4	1	1	0	0	0	1						
5 Stephen Drew, L OBP: 0.308, SLG: 0.273										2	0	0	0	2	0	0						
52 Yoenis Cespedes, R OBP: 0.385, SLG: 0.333										4	0	1	1	0	1	1						
37 Brandon Moss, L OBP: 0.182, SLG: 0.100										3	0	0	0	0	1	2						
16 Josh Reddick, L OBP: 0.182, SLG: 0.400										3	0	0	0	0	0	2						
20 Josh Donaldson, R OBP: 0.384, SLG: 0.300										3	0	2	0	0	0	0						
15 Seth Smith, L OBP: 0.384, SLG: 0.500										3	1	1	1	0	0	2						
36 Derek Norris, R OBP: 0.600, SLG: 0.429										3	0	0	0	0	1	2						
2 Cliff Pennington, S OBP: 0.600, SLG: 0.429										2	0	0	0	1	1	0						
Inning Stats	R: 1 E: 0 K: 1 S: 11	H: 2 LOB: 1 BB: 1 P: 19	R: 0 E: 0 K: 0 S: 7	H: 1 LOB: 0 BB: 0 P: 13	R: 0 E: 0 K: 1 S: 10	H: 0 LOB: 0 BB: 0 P: 11	R: 0 E: 0 K: 1 S: 8	H: 0 LOB: 0 BB: 0 P: 14	R: 1 E: 0 K: 0 S: 15	H: 1 LOB: 1 BB: 1 P: 26	R: 0 E: 0 K: 0 S: 6	H: 0 LOB: 0 BB: 0 P: 9	R: 0 E: 0 K: 1 S: 10	H: 1 LOB: 1 BB: 0 P: 16	R: 0 E: 0 K: 0 S: 5	H: 0 LOB: 1 BB: 1 P: 9	R: 0 E: 0 K: 1 S: 7	H: 0 LOB: 0 BB: 0 P: 11	1B: 4 2B: 0 3B: 0 HR: 1	SF: 0 SAC: 0 DP: 1 HBP: 0	WP: 0 PB: 0 CS: 1	PA: 31
PITCHER	IP	WLS	BF	H	R	ER	SO	BB	IBB	HBP	BLK	WP	HR	S	P	ERA	WHIP					
19 Anibal Sanchez, R ERA: 2.84	(1, 1)	6.1	L	24	5	2	2	3	2	0	0	0	0	5	7	2.84	1.105					
20 Octavio Dotel, R ERA: 2.84	(7, 1)	0.2		2	0	0	0	1	0	0	0	0	0	5	7	0.00	0.000					
40 Phil Coke, L ERA: 2.84	(8, 1)	0.2		3	0	0	0	0	1	0	0	0	0	4	8	0.00	1.500					
21 Rick Porcello, R ERA: 2.84	(8, 1)	0.1		1	0	0	0	0	0	0	0	0	0	1	1	0.00	0.000					

Detroit Tigers @ Oakland Athletics
Oakland Coliseum, Oakland, CA
Tue Oct 09 2012, 6:08 PM - 8:42 PM PDT
Att: 37,090 - Partly Cloudy - 65 F

AB 27
R 2
H 5
RBI 2
BB 3
SO 4
LOB 10



Batter	1	2	3	4	5	6	7	8	9	AB	R	H	RBI	BB	SO	LOB	TOP					
14 Austin Jackson, R OBP: 0.250, SLG: 0.267	F8		1B		L7			SH3-4		3	0	1	1	0	0	0						
52 Quintin Berry, L OBP: 0.286, SLG: 0.286	G6-3		F8		P1			2B	1B	3	0	0	0	0	0	1						
34 Avisail Garcia, R OBP: 0.250, SLG: 0.143								1B		1	0	1	1	0	0	0						
24 Miguel Cabrera, R OBP: 0.353, SLG: 0.438	F7		G4-3					P5		4	0	1	0	0	0	2						
28 Prince Fielder, L OBP: 0.235, SLG: 0.375		F7			G6-3			G6-3		4	1	2	1	0	0	1						
21 Delmon Young, R OBP: 0.286, SLG: 0.231		P3			G6-3			G4-3		4	0	1	0	0	0	2						
12 Andy Dirks, L OBP: 0.308, SLG: 0.385					1B																	
27 Jhonny Peralta, R OBP: 0.357, SLG: 0.308					1B																	
13 Alex Avila, L OBP: 0.375, SLG: 0.875																						
4 Omar Infante, R OBP: 0.286, SLG: 0.357																						
Inning Stats	R: 0 E: 0 K: 0 S: 10	H: 0 LOB: 0 BB: 0 P: 15	R: 0 E: 0 K: 0 S: 10	H: 1 LOB: 1 BB: 0 P: 17	R: 1 E: 0 K: 0 S: 12	H: 2 LOB: 1 BB: 0 P: 19	R: 1 E: 0 K: 0 S: 13	H: 3 LOB: 0 BB: 0 P: 20	R: 0 E: 0 K: 1 S: 10	H: 1 LOB: 0 BB: 0 P: 12	R: 0 E: 0 K: 0 S: 6	H: 0 LOB: 0 BB: 0 P: 7	R: 0 E: 0 K: 0 S: 3	H: 0 LOB: 0 BB: 0 P: 6	R: 1 E: 0 K: 0 S: 14	H: 3 LOB: 2 BB: 0 P: 16	R: 0 E: 0 K: 1 S: 10	H: 0 LOB: 0 BB: 0 P: 14	1B: 7 2B: 2 HR: 1	SF: 0 SAC: 2 DP: 2	WP: 0 PB: 0 CS: 0	PA: 35
PITCHER	IP	WLS	BF	H	R	ER	SO	BB	IBB	HBP	BLK	WP	HR	S	P	ERA	WHIP					
64 A.J. Griffin, R ERA: 3.6	5.0		21	7	2	2	1	0	0	0	0	0	0	7	11	3.60	1.400					
13 Jerry Blevins, L ERA:	2.0		5	0	0	0	0	0	0	0	0	0	0	7	11	0.00	0.000					
62 Sean Doolittle, L ERA: 3.38	0.2		5	3	1	1	0	0	0	0	0	0	0	12	14	13.50	4.500					
48 Ryan Cook, R ERA: 2.7	1.1	W	4	0	0	0	1	0	0	0	0	0	0	12	16	0.00	0.000					

Detroit Tigers @ Oakland Athletics
Oakland Coliseum, Oakland, CA
Wed Oct 10 2012, 6:39 PM - 10:00 PM PDT
Att: 36,385 - Partly Cloudy - 58 F

AB 33
R 3
H 10
RBI 3
BB 0
SO 2
LOB 10

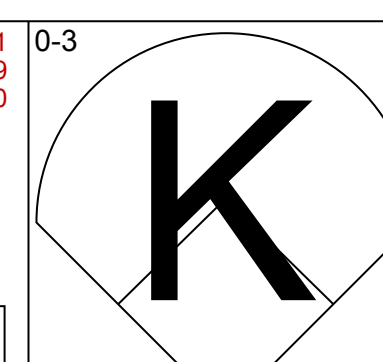
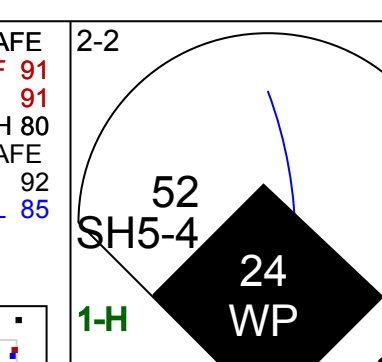
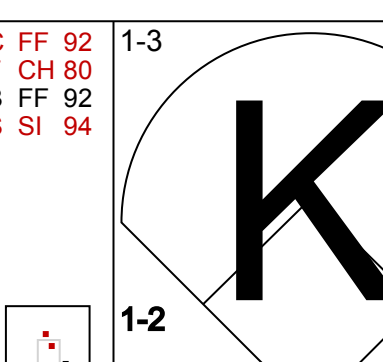
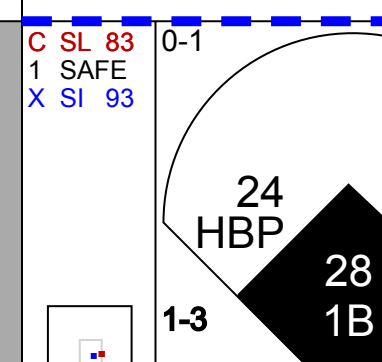
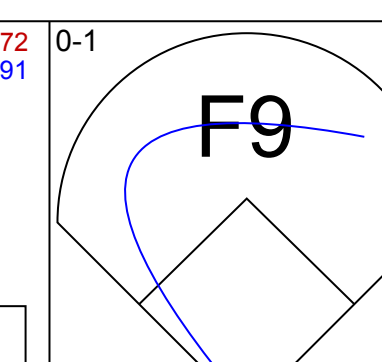
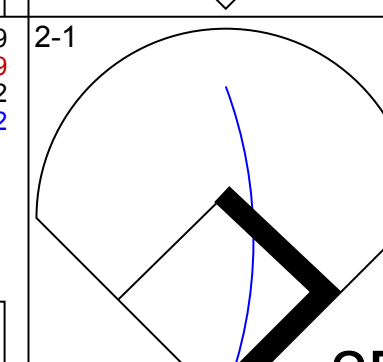
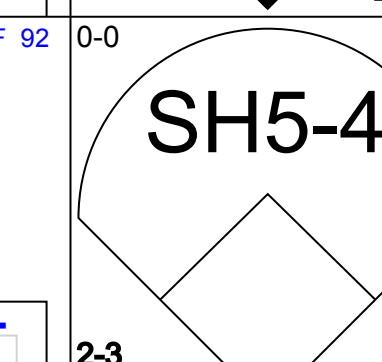
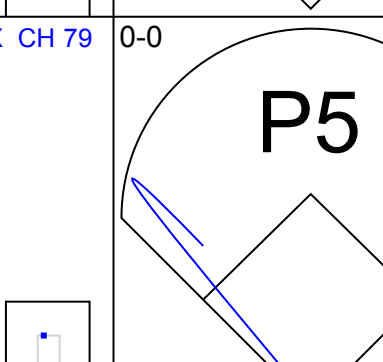
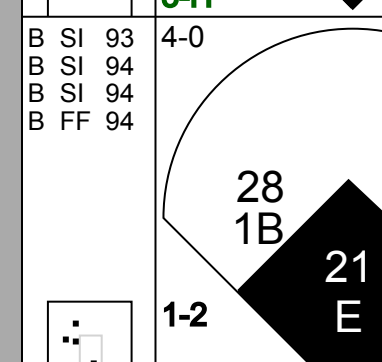

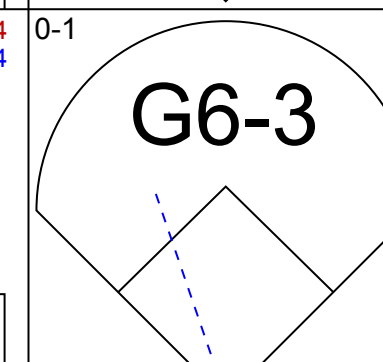
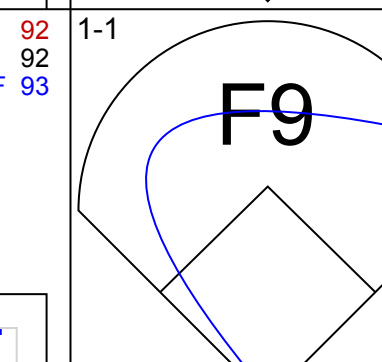

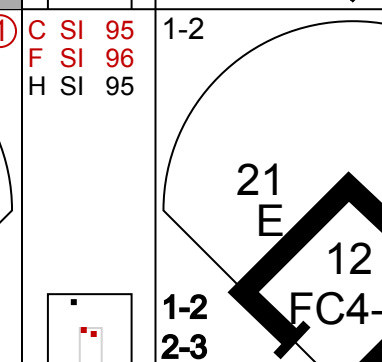

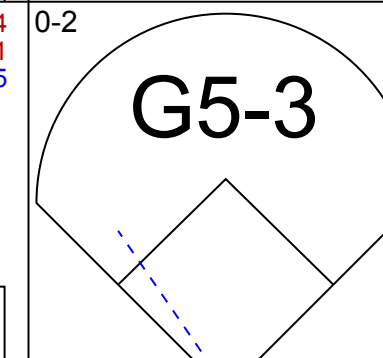
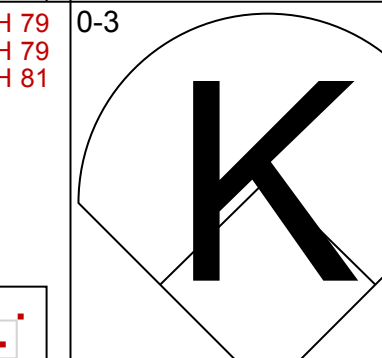

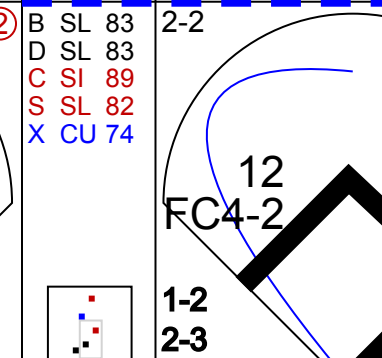




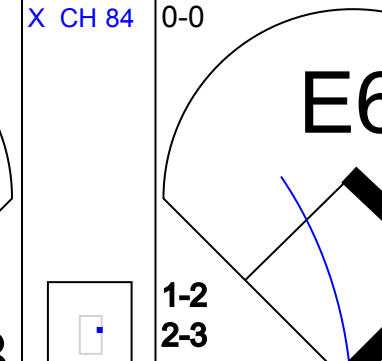

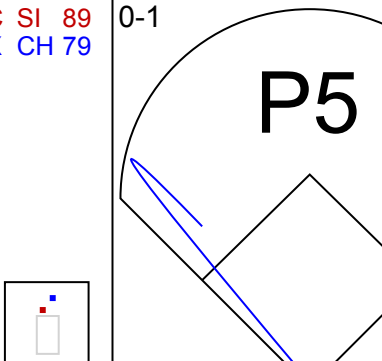
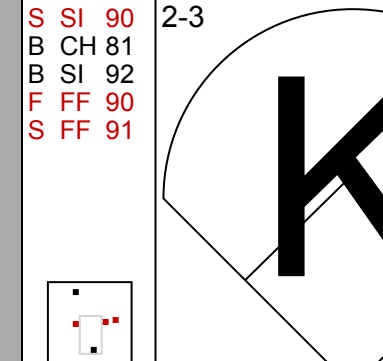
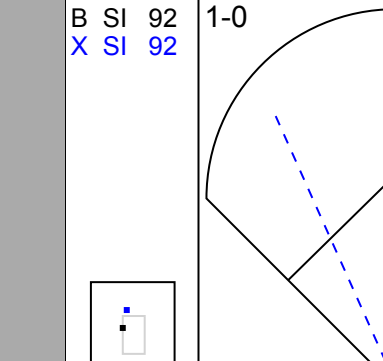
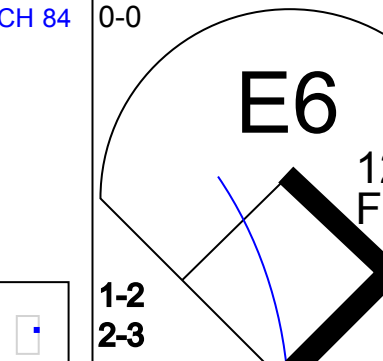
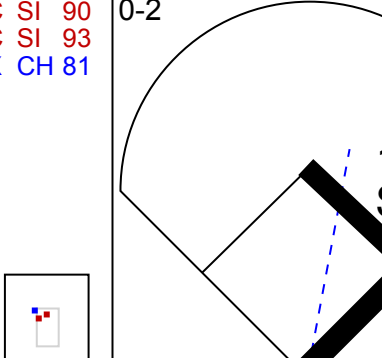
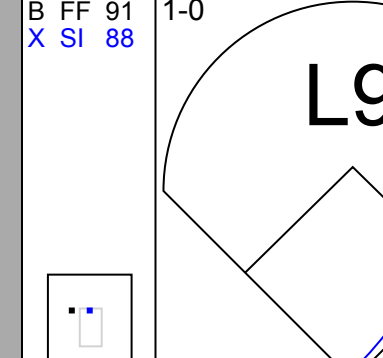
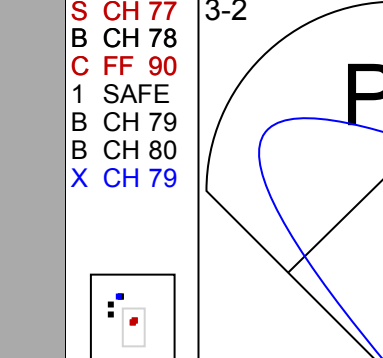
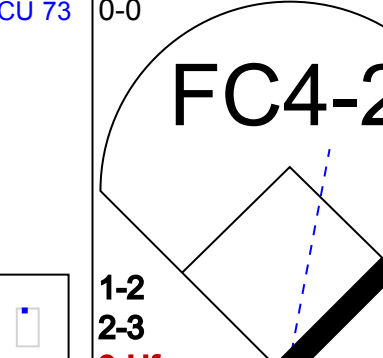
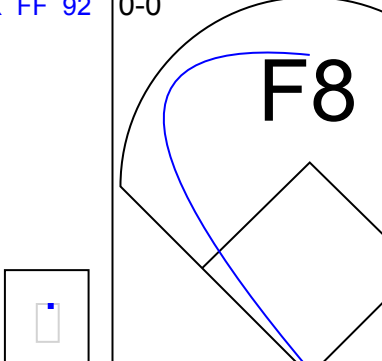
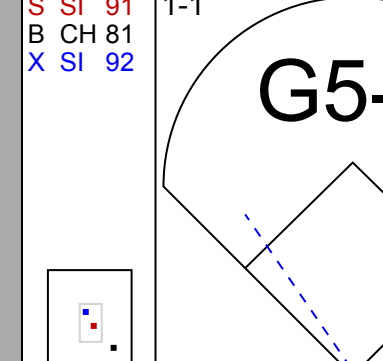


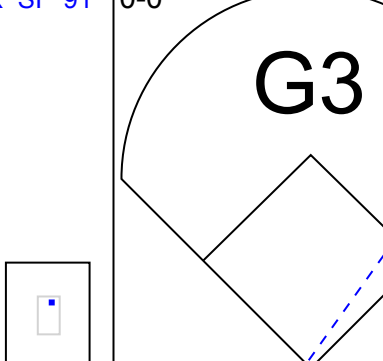
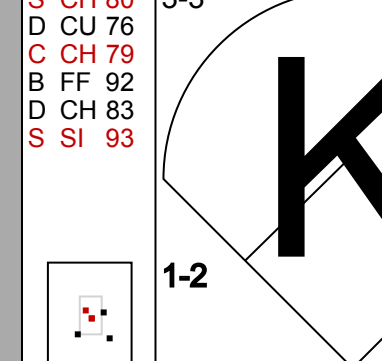
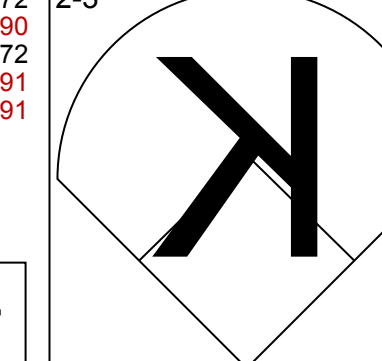
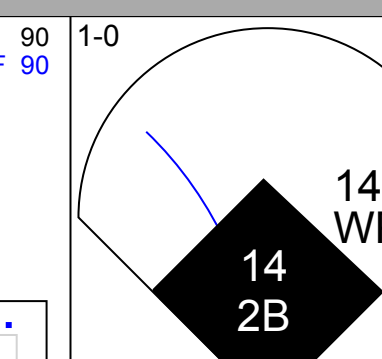
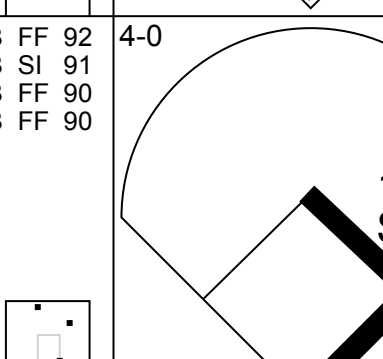
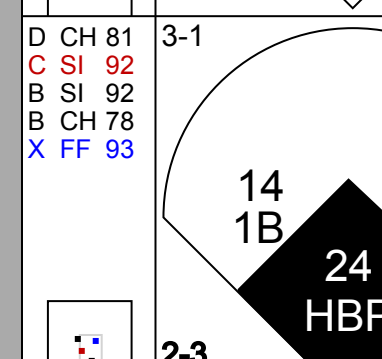
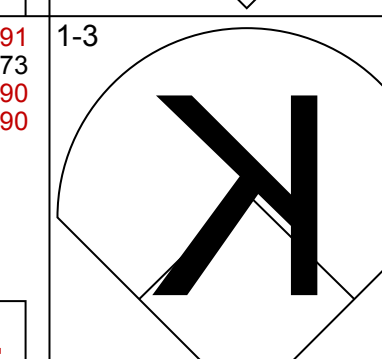


Batter	1	2	3	4	5	6	7	8	9	AB	R	H	RBI	BB	SO	LOB	BOTTOM					
4 Coco Crisp, S OBP: 0.222, SLG: 0.389	L3		P3			E3		F8		5	1	1	1	0	0	0						
5 Stephen Drew, L OBP: 0.333, SLG: 0.400	K				L9			1B		4	0	2	1	0	1	0						
52 Yoenis Cespedes, R OBP: 0.412, SLG: 0.333					F9			1B		3	0	1	0	1	1	0						
37 Brandon Moss, L OBP: 0.200, SLG: 0.077					P6			BB		3	0	0	0	1	2	3						
16 Josh Reddick, L OBP: 0.200, SLG: 0.357					K			F8		4	1	1	0	0	2	1						
20 Josh Donaldson, R OBP: 0.333, SLG: 0.357					K					4	1	1	0	0	1	0						
15 Seth Smith, L OBP: 0.400, SLG: 0.545					K					3	1	1	2	1	2	0						
36 Derek Norris, R OBP: 0.100, SLG: 0.100										3	0	1	0	0	1	0						
14 George Kottaras, L (9, PH)										1	0	0	0	0	0	1						
2 Cliff Pennington, S OBP: 0.429, SLG: 0.273										4	0	0	0	0	2	3						
Inning Stats	R: 0 E: 0 K: 2 S: 9	H: 1 LOB: 1 BB: 0 P: 12	R: 0 E: 0 K: 2 S: 13	H: 0 LOB: 0 BB: 0 P: 19	R: 0 E: 0 K: 1 S: 7	H: 0 LOB: 0 BB: 0 P: 10	R: 0 E: 0 K: 0 S: 5	H: 0 LOB: 0 BB: 0 P: 5	R: 0 E: 0 K: 3 S: 18	H: 1 LOB: 1 BB: 1 P: 29	R: 1 E: 1 K: 1 S: 17	H: 1 LOB: 1 BB: 1 P: 29	R: 0 E: 0 K: 1 S: 9	H: 0 LOB: 0 BB: 0 P: 16	R: 0 E: 0 K: 1 S: 14	H: 1 LOB: 2 BB: 1 P: 21	R: 3 E: 0 K: 1 S: 11	H: 4 LOB: 1 BB: 0 P: 14	1B: 5 2B: 3 HR: 0	SF: 0 SAC: 0 DP: 0	WP: 1 PB: 0 CS: 0	PA: 37
PITCHER	IP	WLS	BF	H	R	ER	SO	BB	IBB	HBP	BLK	WP	HR	S	P	ERA	WHIP					
37 Max Scherzer, R ERA:	0.1	H	2	0	0	0	1	1	0	0	0	0	0	5	11	0.00	3.000					
20 Octavio Dotel, R ERA:	0.1	H	1	0	0	0	0	0	0	0	0	0	0	1	2	0.00	0.000					
40 Phil Coke, L ERA:	1.0	H	3	0	0	0	1	0	0	0	0	0	0	9	16	0.00	0.000					
62 AJ Alburquerque, R ERA:	1.0	H	5	1	0	0	1	1	0	0	0	0	0	14	21	0.00	2.000					
53 Joaquin Benoit, R ERA: 6.0																						

Detroit Tigers @ Oakland Athletics
Oakland Coliseum, Oakland, CA
Wed Oct 10 2012, 6:39 PM - 10:00 PM PDT
Att: 36,385 - Partly Cloudy - 58 F


AB 34
R 4
H 8
RBI 4
BB 3
SO 12
LOB 8

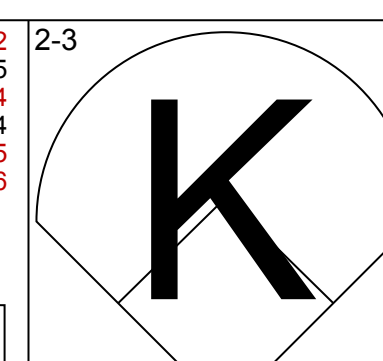
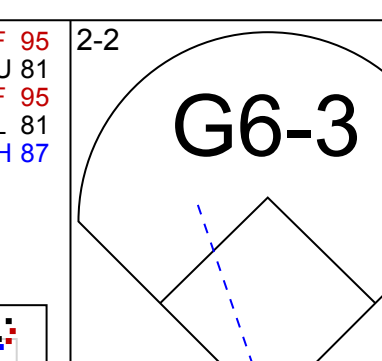

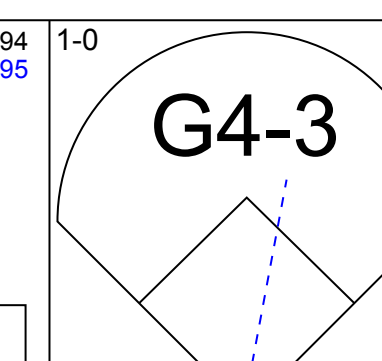
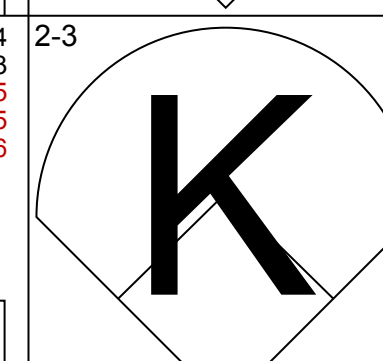
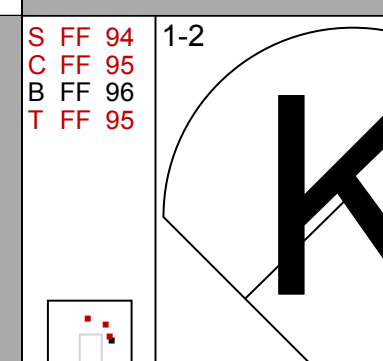
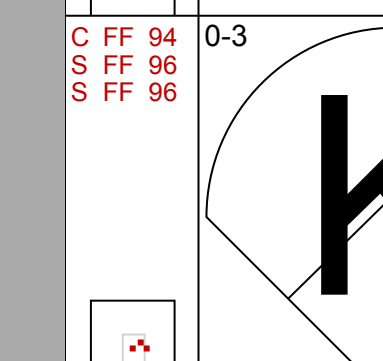
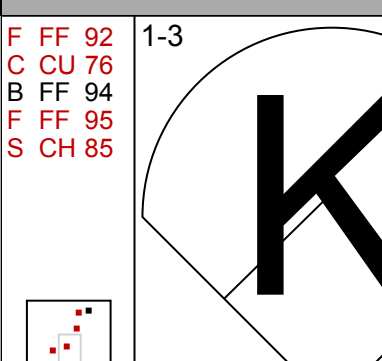
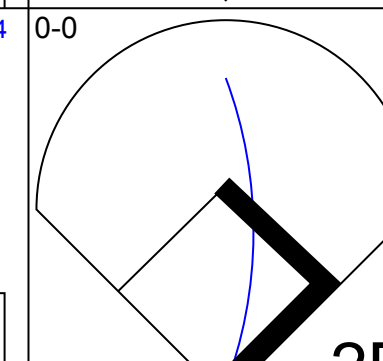

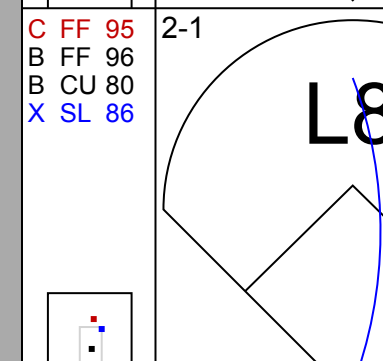

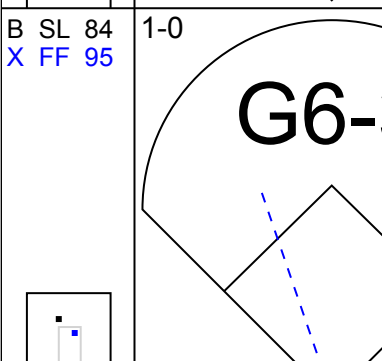
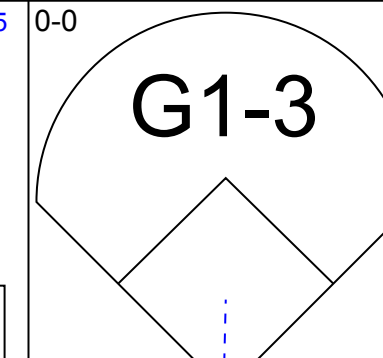
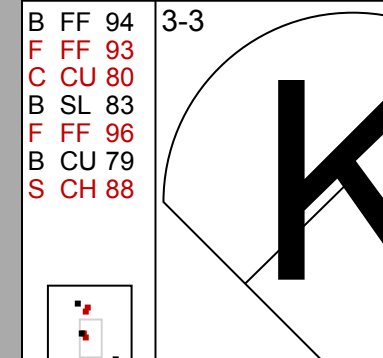


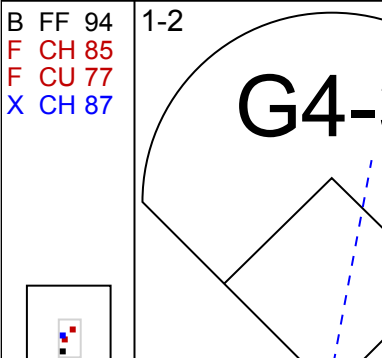
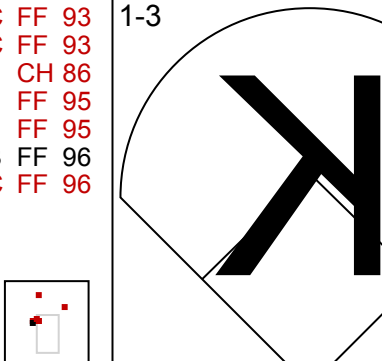

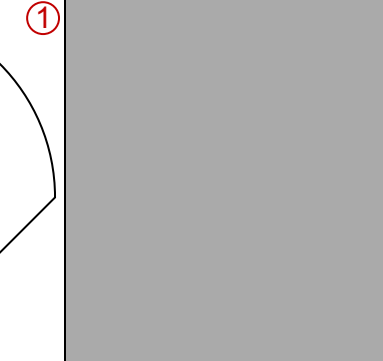

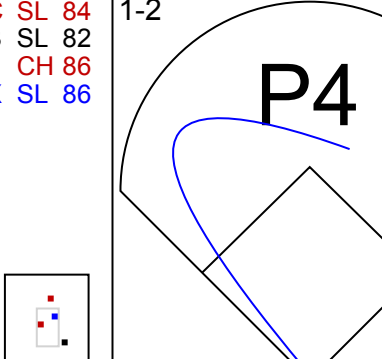

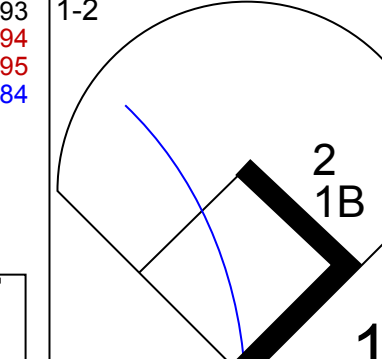
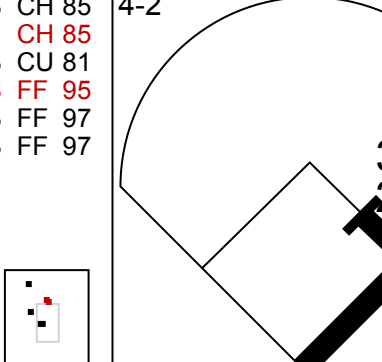

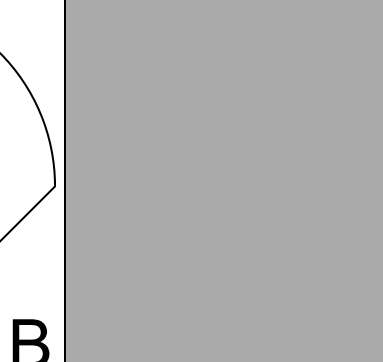
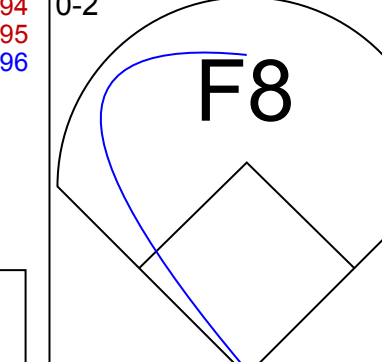
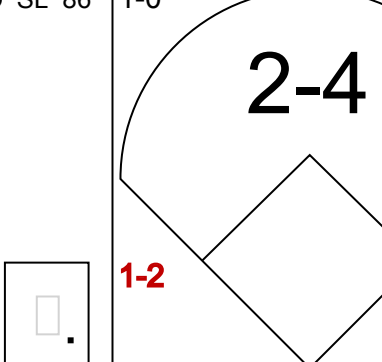

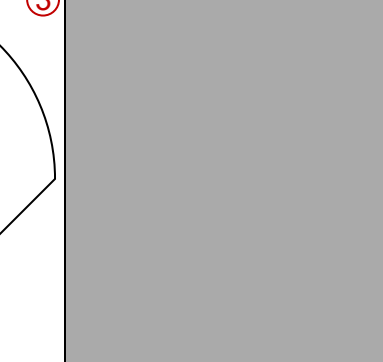
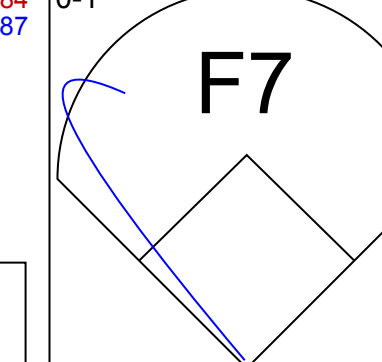

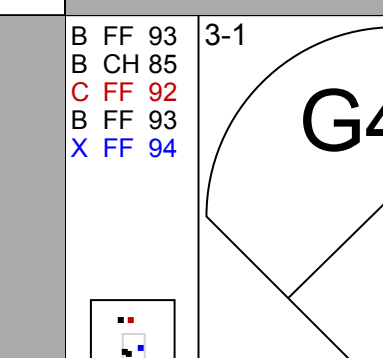
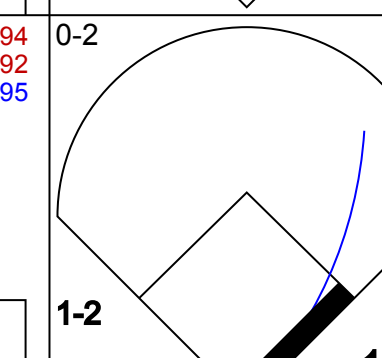
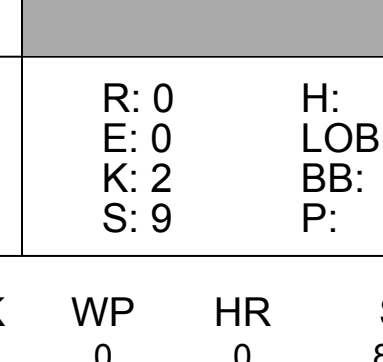
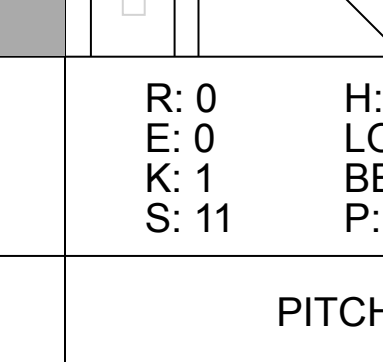
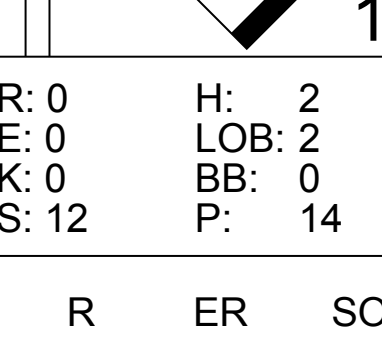





Batter	1	2	3	4	5	6	7	8	9	AB	R	H	RBI	BB	SO	LOB	TOP								
14 Austin Jackson, R OBP: 0.286, SLG: 0.350			 52 WP 2B		 1-2		 1-3 24 HBP 28 BB 1B	 0-1		5	2	2	2	0	2	1									
52 Quintin Berry, L OBP: 0.364, SLG: 0.400			 0-0		 0-0		 4-0 28 BB 1B	 0-3		3	1	1	0	1	1	1									
34 Avisail Garcia, R OBP: 0.250, SLG: 0.143			 2-3		 0-0		 1-2 28 BB 21 E BB	 1-2		4	0	0	1	0	0	1									
24 Miguel Cabrera, R OBP: 0.318, SLG: 0.350			 1-1		 0-0		 1-2 21 E 12 FC4-2 HBP	 1-2		5	0	1	1	0	1	1									
28 Prince Fielder, L OBP: 0.227, SLG: 0.333			 0-3		 1-1		 1-2 21 E 28 BB 1B	 1-1		4	0	1	1	0	0	1									
21 Delmon Young, R OBP: 0.278, SLG: 0.235		 0-1		 2-3		 1-0	 12 FC4-2			4	0	1	1	0	1	2									
12 Andy Dirks, L OBP: 0.294, SLG: 0.353		 0-2		 1-0		 3-2	 0-0			4	0	1	0	0	0	4									
27 Jhonny Peralta, R OBP: 0.333, SLG: 0.294		 0-0		 1-1		 1-2				4	1	1	0	0	0	4									
13 Alex Avila, L OBP: 0.250, SLG: 0.583	 2-3				 0-0		 1-2	 2-3		4	0	0	0	0	3	2									
4 Omar Infante, R OBP: 0.389, SLG: 0.412			 1-2		 4-0		 2-3	 1-3		3	2	2	0	1	1	0									
Inning Stats	R: 0 H: 1 E: 0 K: 1 S: 10	H: 1 LOB: 1 BB: 0 P: 12	R: 0 H: 0 E: 0 K: 1 S: 10	H: 1 LOB: 1 BB: 0 P: 12	R: 2 H: 2 E: 0 K: 1 S: 10	H: 2 LOB: 0 BB: 0 P: 14	R: 0 H: 0 E: 0 K: 1 S: 6	H: 0 LOB: 0 BB: 0 P: 10	R: 0 H: 0 E: 0 K: 1 S: 5	H: 0 LOB: 1 BB: 1 P: 10	R: 0 H: 1 E: 0 K: 0 S: 7	H: 1 LOB: 3 BB: 1 P: 12	R: 4 H: 4 E: 1 K: 1 S: 18	H: 4 LOB: 3 BB: 1 P: 35	R: 0 H: 0 E: 0 K: 2 S: 8	H: 0 LOB: 0 BB: 0 P: 11	R: 0 H: 0 E: 0 K: 1 S: 8	H: 0 LOB: 0 BB: 0 P: 10	1B: 7 2B: 2 3B: 0 HR: 0	SF: 0 SAC: 1 DP: 0 HBP: 1	WP: 2 PB: 0 SB: 3 CS: 0	PA: 40			
PITCHER	IP WLS BF	H R ER	SO BB IBB HBP BLK	WP HR S P	ERA WHIP	PITCHER										IP WLS BF	H R ER	SO BB IBB HBP BLK	WP HR S P	ERA WHIP					
11 Jarrod Parker, R ERA: 4.26	(1, 1)	6.1 L	27 7	4 4	4 6	1 0	0 0	0 0	0 0	2 0	0 55	85	5.68	1.263											
48 Ryan Cook, R ERA: 8.1	(7, 1)	0.0	3	1	0	0	0	1	0	0	0	4	9	∞	∞										
13 Jerry Blevins, L ERA:	(7, 1)	0.2	4	1	2	2	0	0	0	0	0	7	11	27.00	1.500										
58 Evan Scribner, R ERA:	(8, 1)	2.0	6	0	0	0	3	0	0	0	0	16	21	0.00	0.000										

Detroit Tigers @ Oakland Athletics
Oakland Coliseum, Oakland, CA
Thu Oct 11 2012, 6:39 PM - 9:34 PM PDT
Att: 36,393 - Overcast - 56 F


AB 36
R 6
H 9
RBI 5
BB 2
SO 9
LOB 16



Batter	1	2	3	4	5	6	7	8	9	AB	R	H	RBI	BB	SO	LOB	BOTTOM						
4 Coco Crisp, S OBP: 0.182, SLG: 0.318			 2-2			 2-2		 1-0		4	0	0	0	0	1	2							
5 Stephen Drew, L OBP: 0.286, SLG: 0.316				 1-2		 0-3			 1-3	4	0	0	0	0	4	0							
52 Yoenis Cespedes, R OBP: 0.361, SLG: 0.368			 0-0		 2-1		 0-0		 1-0	4	0	1	0	0	0	0							
15 Seth Smith, L OBP: 0.316, SLG: 0.400				 3-3		 2-3		 1-2	 1-2	4	0	0	0	0	2	1							
16 Josh Reddick, L OBP: 0.167, SLG: 0.294		 1-3			 0-0		 0-3		 0-3	3	0	0	0	0	2	0							
20 Josh Donaldson, R OBP: 0.333, SLG: 0.353		 1-2			 1-0				 1-2	3	0	1	0	0	0	0							
37 Brandon Moss, L OBP: 0.278, SLG: 0.133		 4-2			 1-2		 1-2		 0-2	2	0	1	0	1	0	1							
36 Derek Norris, R OBP: 0.083, SLG: 0.083			 1-0		 1-3		 3-3		 0-1	2	0	0	0	0	2	1							
31 Jonny Gomes, R (8, PH)					 0-0		 0-0		 0-2	1	0	0	0	0	0	1							
14 George Kottaras, L (9, 2)					 1-2		 0-0		 1-2	0	0	0	0	0	0	0							
2 Cliff Pennington, S OBP: 0.412, SLG: 0.286			 2-1		 3-1				 1-2	3	0	1	0	0	0	0							
Inning Stats	R: 0 H: 1 E: 0 K: 2 S: 9	H: 0 LOB: 1 BB: 0 P: 13	R: 0 H: 0 E: 0 K: 1 S: 11	H: 0 LOB: 1 BB: 1 P: 18	R: 0 H: 0 E: 0 K: 1 S: 8	H: 0 LOB: 0 BB: 0 P: 13	R: 0 H: 0 E: 0 K: 2 S: 9	H: 0 LOB: 0 BB: 0 P: 15	R: 0 H: 1 E: 0 K: 1 S: 8	H: 1 LOB: 1 BB: 0 P: 13	R: 0 H: 0 E: 0 K: 1 S: 11	H: 0 LOB: 0 BB: 0 P: 16	R: 0 H: 0 E: 0 K: 2 S: 7	H: 0 LOB: 0 BB: 0 P: 9	R: 0 H: 2 E: 0 K: 0 S: 12	H: 2 LOB: 2 BB: 0 P: 14	R: 0 H: 0 E: 0 K: 1 S: 8	H: 0 LOB: 0 BB: 0 P: 11	1B: 3 2B: 1 3B: 0 HR: 0	SF: 0 SAC: 0 DP: 0 HBP: 0	WP: 0 PB: 0 SB: 0 CS: 0	PA: 31	
PITCHER	IP WLS BF	H R ER	SO BB IBB HBP BLK	WP HR S P	ERA WHIP	PITCHER										IP WLS BF	H R ER	SO BB IBB HBP BLK	WP HR S P	ERA WHIP			
35 Justin Verlander, R ERA: 0.56	(1, 1)	9.0 W	32 4	0 0	0 11	1 0	0 0	0 0	0 0	0 83	122	0.00	0.556										

Detroit Tigers @ Oakland Athletics
Oakland Coliseum, Oakland, CA
Thu Oct 11 2012, 6:39 PM - 9:34 PM PDT
Att: 36,393 - Overcast - 56 F

AB 30
R 0
H 4
RBI 0
BB 1
SO 11
LOB 6



Batter	1	2	3	4	5	6	7	8	9	10	11	12	AB	R	H	RBI	BB	SO	LOB	TOP																														
14 Austin Jackson, R OBP: 0.296, SLG: 0.462	L4		G6-4-3			28 1B 3B	G6-3		G5-3		K		6	1	2	0	0	1	2																															
4 Omar Infante, R OBP: 0.333, SLG: 0.318	G5-3			G5-3		F9			K		F8		5	0	0	0	1	1	3																															
24 Miguel Cabrera, R OBP: 0.357, SLG: 0.333				G6-3		28 1B 21 1B IBB			G5-3			28 1B 21 2B BB	4	2	1	0	2	1	2																															
28 Prince Fielder, L OBP: 0.250, SLG: 0.333	K					27 1B 21 1B 1B			G3-1			G3	6	0	2	1	0	2	3																															
21 Delmon Young, R OBP: 0.333, SLG: 0.478 32 Don Kelly, L (12, PR) (12, 10)	K			P2		27 1B 27 BB 1B			G6-3			27 1B 12 1B 2B	6	1	3	3	0	1	1																															
27 Jhonny Peralta, R OBP: 0.417, SLG: 0.409	K					12 1B 34 1B 2B			F8			12 1B 1B	5	1	3	0	1	1	0																															
12 Andy Dirks, L OBP: 0.261, SLG: 0.304 (11, 9)	G5-3					F7	F6		G3			G3	6	0	1	1	1	0	0	5																														
34 Avisail Garcia, R OBP: 0.250, SLG: 0.182 52 Quintin Berry, L OBP: 0.306, SLG: 0.333 (11, PH) (11, 7)			F9			K	P4				G6-3		4	0	1	1	0	1	4																															
9 Gerald Laird, R OBP: 0.200, SLG: 0.111 13 Alex Avila, L OBP: 0.286, SLG: 0.571 (11, PH) (11, 2)						L6			P6			G3-1	4	0	1	0	0	1	2																															
													2	0	1	0	0	0	2																															
Inning Stats	R: 0 E: 0 K: 1 S: 9	H: 1 LOB: 1 BB: 0 P: 12	R: 0 E: 0 K: 2 S: 8	H: 0 LOB: 0 BB: 0 P: 11	R: 0 E: 0 K: 0 S: 9	H: 1 LOB: 0 BB: 0 P: 13	R: 0 E: 0 K: 0 S: 10	H: 1 LOB: 1 BB: 0 P: 12	R: 0 E: 0 K: 1 S: 10	H: 1 LOB: 3 BB: 2 P: 17	R: 2 E: 0 K: 0 S: 14	H: 3 LOB: 3 BB: 1 P: 21	R: 0 E: 0 K: 2 S: 14	H: 1 LOB: 1 BB: 0 P: 20	R: 0 E: 0 K: 0 S: 10	H: 0 LOB: 0 BB: 0 P: 13	R: 0 E: 0 K: 1 S: 12	H: 1 LOB: 1 BB: 0 P: 19	R: 2 E: 0 K: 1 S: 17	H: 3 LOB: 2 BB: 1 P: 30	1B: 10 2B: 3 3B: 1 HR: 1	SF: 0 SAC: 0 DP: 1 HBP: 0	WP: 0 PB: 0 SB: 0 CS: 0	PA: 54																										
PITCHER	IP 6.2	WLS 29	BF 27	H 2	R 2	ER 2	SO 5	BB 2	IBB 1	HBP 0	BLK 0	WP 0	HR 0	S 71	P 107	ERA 2.70	WHIP 1.350																																	
46 Andy Pettitte, L ERA: 3.29													PITCHER	IP 1.0	WLS 3	BF 7	H 0	R 0	ER 0	SO 1	BB 0	IBB 0	HBP 0	BLK 0	WP 0	HR 0	S 10	P 13	ERA 0.00	WHIP 0.000																				
34 Derek Lowe, R ERA: 18.0													29 Rafael Soriano, R ERA: 10.1													30 David Robertson, R ERA: 11.1																								
48 Boone Logan, L ERA: 18.0													41 David Phelps, R ERA: 11.57													IP 1.0	WLS L	BF 7	H 3	R 2	ER 2	SO 1	BB 1	IBB 0	HBP 0	BLK 0	WP 0	HR 0	S 17	P 30	ERA 18.00	WHIP 4.000								

Detroit Tigers @ New York Yankees
Yankee Stadium, Bronx, NY
Sat Oct 13 2012, 8:10 PM - 1:02 AM EDT
Alt. 47,122 - Cloudy - 49 F

AB 50
R 6
H 15
RBI 6
BB 4
SO 10
LOB 26



Batter	1	2	3	4	5	6	7	8	9	10	11	12	AB	R	H	RBI	BB	SO	LOB	BOTTOM																														
2 Derek Jeter, R OBP: 0.370, SLG: 0.444 17 Jayson Nix, R OBP: 0.500, SLG: 0.750 (12, 6)	27 1B 25 BB BB		31 1B			G3			K			F9	5	0	1	0	1	2	3																															
31 Ichiro Suzuki, L OBP: 0.333, SLG: 0.483	F7					L8							6	1	4	2	0	0	1																															
24 Robinson Cano, L OBP: 0.103, SLG: 0.143	L7		L1-6-3			G3-1			G2-3				6	0	0	0	0	1	6																															
25 Mark Teixeira, S OBP: 0.500, SLG: 0.333	27 BB					E4 27 2B 1B			G1-3				4	1	1	0	2	0	2																															
27 Raul Ibanez, L OBP: 0.500, SLG: 1.143	13 FC6-4 BB					P6			G3				5	1	2	2	1	0	2																															
13 Alex Rodriguez, R OBP: 0.190, SLG: 0.105 12 Eric Chavez, L (8, PH) (8, 5)	FC6-4					G6-4-3							3	0	0	0	0	1	6																															
33 Nick Swisher, S OBP: 0.222, SLG: 0.174	P5					F7							5	0	1	0	1	1	0																															
14 Curtis Granderson, L OBP: 0.200, SLG: 0.261 11 Brett Gardner, L (10, PR) (11, 8)	K					F8			G4-3				4	0	0	0	1	2	4																															
55 Russell Martin, R OBP: 0.320, SLG: 0.409	31 1B 2 1B 1B					G4-3							5	1	2	0	0	1	4																															
Inning Stats	R: 0 E: 0 K: 3 S: 11	H: 0 LOB: 3 BB: 3 P: 24	R: 0 E: 0 K: 1 S: 15	H: 3 LOB: 3 BB: 0 P: 23	R: 0 E: 0 K: 0 S: 15	H: 1 LOB: 0 BB: 0 P: 7	R: 0 E: 0 K: 0 S: 5	H: 0 LOB: 0 BB: 0 P: 12	R: 0 E: 0 K: 3 S: 15	H: 1 LOB: 1 BB: 1 P: 20	R: 0 E: 0 K: 0 S: 9	H: 1 LOB: 1 BB: 0 P: 12	R: 4 E: 0 K: 0 S: 21	H: 3 LOB: 2 BB: 1 P: 31	R: 0 E: 0 K: 0 S: 12	H: 0 LOB: 2 BB: 1 P: 24	R: 0 E: 0 K: 2 S: 9	H: 1 LOB: 1 BB: 0 P: 18	R: 0 E: 0 K: 2 S: 9	H: 0 LOB: 0 BB: 0 P: 11	1B: 7 2B: 2 3B: 0 HR: 2	SF: 0 SAC: 0 DP: 1 HBP: 0	WP: 0 PB: 0 SB: 2 CS: 0	PA: 53																										
PITCHER	IP 6.1	WLS 3	BF 29	H 6	R 0	ER 0	SO 5	BB 4	IBB 0	HBP 0	BLK 0	WP 0	HR 0	S 63	P 106	ERA 0.00	WHIP 1.579																																	
40 Phil Coke, L ERA: 4.91													33 Drew Smyly, L ERA: 11.1													IP 2.0	WLS W	BF 7	H 1	R 0	ER 0	SO 2	BB 0	IBB 0	HBP 0	BLK 0	WP 0	HR 0	S 21	P 29	ERA 0.00	WHIP 0.500								
53 Joaquin Benoit, R ERA: 27.0																									IP 1.0	WLS H	BF 3	H 0	R 0	ER 0	SO 0	BB 0	IBB 0	HBP 0	BLK 0	WP 0	HR 0	S 16	P 17	ERA 0.00	WHIP 0.000									
46 Jose Valverde, R ERA: 27.0																									IP 0.2	WLS 3	BF 1	H 0	R 0	ER 0	SO 0	BB 0	IBB 0	HBP 0	BLK 0	WP 0	HR 0	S 5	P 6	ERA 0.00	WHIP 1.500									
20 Octavio Dotel, R ERA:																									IP 1.1	WLS 5	BF 0	H 0	R 0	ER 0	SO 1	BB 1	IBB 0	HBP 0	BLK 0	WP 0	HR 0	S 15	P 27	ERA 0.00	WHIP 0.750									

Detroit Tigers @ New York Yankees
Yankee Stadium, Bronx, NY
Sat Oct 13 2012, 8:10 PM - 1:02 AM EDT
Alt. 47,122 - Cloudy - 49 F

AB 47
R 4
H 11
RBI 4
BB 6
SO 10
LOB 28



Batter	1	2	3	4	5	6	7	8	9	AB	R	H	RBI	BB	SO	LOB	TOP				
11 Brett Gardner, L (1,7) C FF 94 X CH 88	G4-3			P2		L1-3			G1-3	4	0	0	0	0	0	0					
31 Ichiro Suzuki, L (1,9) OBP: 0.316, SLG: 0.432 B FF 94 S CH 87 F FF 94 B FF 95 S FF 95	K			FC6-4 1B			1B		G4-3	4	0	2	0	0	1	0					
25 Mark Teixeira, S (1,3) OBP: 0.444, SLG: 0.345 17 Jayson Nix, R (9, PR) OBP: 0.286, SLG: 0.429 C FF 94 X FF 95	F7			P5			F7		FC6-4 1B	4	0	1	0	0	0	2					
24 Robinson Canó, L (1,4) OBP: 0.108, SLG: 0.139 C FF 92 X CU 80	G6-3			FC6-4			K		1B	4	0	1	0	0	1	2					
27 Raul Ibanez, L (1,10) OBP: 0.458, SLG: 0.850 C FF 93 B FF 95 F CH 86 F FF 95 B CH 86 F CH 86 B CU 81 X FF 95	G6-3					L8			K	4	0	0	0	0	1	3					
55 Russell Martin, R (1,2) OBP: 0.250, SLG: 0.310 X FF 96	P2					F8				3	0	0	0	0	0	0					
12 Eric Chavez, L (1,5) B FF 94 B FF 94 C FF 94 F FF 95 X FF 95	F8			F8		P6			F8	3	0	0	0	0	0	0					
14 Curtis Granderson, L (1,8) OBP: 0.188, SLG: 0.207 S CH 87 B FF 96 S FF 96 S FF 96 S FF 96	K					P5			P6	3	0	0	0	0	1	0					
26 Eduardo Núñez, R (1,6) OBP: 0.389, SLG: 0.750 C FF 95 X FF 95	F9					G3				3	1	1	1	0	0	0					
Inning Stats	R: 0 E: 0 K: 1 S: 7	H: 0 LOB: 0 BB: 0 P: 9	R: 0 E: 0 K: 0 S: 8	H: 0 LOB: 0 BB: 0 P: 11	R: 0 E: 0 K: 1 S: 9	H: 0 LOB: 0 BB: 0 P: 13	R: 0 E: 0 K: 0 S: 12	H: 1 LOB: 1 BB: 0 P: 21	R: 0 E: 0 K: 0 S: 8	H: 0 LOB: 0 BB: 0 P: 14	R: 0 E: 0 K: 0 S: 7	H: 0 LOB: 0 BB: 0 P: 13	R: 0 E: 0 K: 1 S: 14	H: 1 LOB: 1 BB: 0 P: 20	R: 0 E: 0 K: 0 S: 8	H: 0 LOB: 0 BB: 0 P: 14	R: 1 E: 0 K: 1 S: 26	H: 3 LOB: 2 BB: 0 P: 38	1B: 4 2B: 0 3B: 0 HR: 1	SF: 0 SAC: 0 DP: 0 HBP: 0	WP: 0 PA: 32 PB: 0 SB: 0 CS: 0
PITCHER	IP WLS BF H R ER SO BB IBB HBP BLK WP HR S P ERA WHIP																				
35 Justin Verlander, R (1,1) ERA: 0.74	8.1 W 28 3 1 1 3 0 0 0 0 0 1 86 132 1.08 0.360																				
40 Phil Coke, L (9,1) ERA:	0.2 S 4 2 0 0 1 0 0 0 0 0 0 0 13 21 0.00 3.000																				

New York Yankees @ Detroit Tigers
 Comerica Park, Detroit, MI
 Tue Oct 16 2012, 8:09 PM - 11:36 PM EDT
 Att. 42,490 - Clear - 53 F

AB 32
R 1
H 5
RBI 1
BB 0
SO 4
LOB 7



Batter	1	2	3	4	5	6	7	8	9	AB	R	H	RBI	BB	SO	LOB	BOTTOM		
14 Austin Jackson, R (1,8) OBP: 0.314, SLG: 0.424 X FF 90	G5-3			FC6-4						3	0	1	0	1	0	2			
52 Quintin Berry, L (1,7) OBP: 0.316, SLG: 0.389 34 Avisail Garcia, R (6, PH) OBP: 0.357, SLG: 0.308 C FF 90 F FF 91 X FF 90	28 BB 1B			B5-3		E5			24 S 24 B 1B	3	1	1	0	0	0	1			
24 Miguel Cabrera, R (1,5) OBP: 0.389, SLG: 0.387 B FF 91 B SL 82 C FF 91 1 SAFE X FF 91	F8					G5-4-3				3	0	1	1	1	0	4			
28 Prince Fielder, L (1,3) OBP: 0.250, SLG: 0.273 1 SAFE E: 0 D CH 84 C CH 84 F FF 91 B SL 82 B SL 82	BB			L8		G6-3			P4	3	0	0	0	1	0	3			
21 Delmon Young, R (1,10) OBP: 0.313, SLG: 0.500 B SL 82 C FF 92 X FF 92	L9								K	3	1	1	1	1	1	2			
12 Andy Dirks, L (1,9) OBP: 0.226, SLG: 0.233 B FF 91 E: 0 X KC 76	G4-3			HR		FC6-4			F7	3	0	0	0	1	0	2			
27 Jhonny Peralta, R (1,6) OBP: 0.375, SLG: 0.367 C FF 92 X SL 81	F7					F8			F8	4	0	0	0	0	0	3			
13 Alex Avila, L (1,2) OBP: 0.227, SLG: 0.409 C FF 92 B SL 82 B SL 82 S FF 92 S FF 92	K								F7	4	0	1	0	0	2	0			
4 Omar Infante, R (1,4) OBP: 0.313, SLG: 0.300 C FF 90 X SL 80	L7					F9			F8	4	0	1	0	0	0	2			
Inning Stats	R: 0 E: 0 K: 0 S: 10	H: 1 LOB: 2 BB: 1 P: 18	R: 0 E: 0 K: 1 S: 8	H: 0 LOB: 0 BB: 0 P: 11	R: 0 E: 0 K: 0 S: 12	H: 1 LOB: 2 BB: 1 P: 21	R: 1 E: 0 K: 0 S: 14	H: 2 LOB: 2 BB: 1 P: 25	R: 1 E: 1 K: 0 S: 12	H: 1 LOB: 2 BB: 1 P: 22	R: 0 E: 0 K: 1 S: 9	H: 2 LOB: 2 BB: 1 P: 16	R: 0 E: 0 K: 1 S: 9	H: 0 LOB: 0 BB: 0 P: 13	R: 0 E: 0 K: 0 S: 5	H: 0 LOB: 0 BB: 0 P: 9	1B: 5 2B: 1 3B: 0 HR: 1	SF: 0 SAC: 0 DP: 1 HBP: 0	WP: 0 PA: 36 PB: 1 SB: 2 CS: 0
PITCHER	IP WLS BF H R ER SO BB IBB HBP BLK WP HR S P ERA WHIP																		
65 Phil Hughes, R (1,1) ERA: 1.86	3.0 L 15 3 1 1 1 0 0 0 0 0 0 0 16 26 0.00 2.000																		
41 David Phelps, R (4,1) ERA: 8.1	1.0 6 2 1 0 0 0 0 0 0 0 0 0 5 10 0.00 0.000																		
39 Clay Rapada, L (5,1) ERA:	0.2 3 0 0 0 0 0 0 1 0 0 0 0 0 7 12 0.00 3.000																		
38 Cody Eppley, R (5,1) ERA:	0.2 4 1 0 0 1 1 0 0 0 0 0 0 0 15 25 0.00 0.429																		
48 Boone Logan, L (6,1) ERA:	2.1 7 1 0 0 1 0 0 0 0 0 0 0 0 15 25 0.00 0.429																		

New York Yankees @ Detroit Tigers
 Comerica Park, Detroit, MI
 Tue Oct 16 2012, 8:09 PM - 11:36 PM EDT
 Att. 42,490 - Clear - 53 F


AB 31
R 2
H 7
RBI 2
BB 5
SO 3
LOB 19



Batter	1	2	3	4	5	6	7	8	9	AB	R	H	RBI	BB	SO	LOB	TOP								
31 Ichiro Suzuki, L OBP: 0.310, SLG: 0.400										3	0	0	0	1	1	1									
33 Nick Swisher, S OBP: 0.235, SLG: 0.233										4	0	1	1	0	2	2									
24 Robinson Cano, L OBP: 0.098, SLG: 0.125										4	0	0	0	0	1	1									
25 Mark Teixeira, S OBP: 0.425, SLG: 0.313										3	0	0	0	1	1	0									
27 Raul Ibanez, L OBP: 0.423, SLG: 0.773										2	0	0	0	0	2	0									
13 Alex Rodriguez, R OBP: 0.185, SLG: 0.120										2	0	0	0	0	0	2									
12 Eric Chavez, L OBP: 0.333, SLG: 0.375										2	0	0	0	0	2	0									
17 Jayson Nix, R OBP: 0.333, SLG: 0.375										1	0	0	0	1	0	0									
55 Russell Martin, R OBP: 0.233, SLG: 0.230										2	0	0	0	0	1	0									
14 Curtis Granderson, L OBP: 0.182, SLG: 0.200										1	0	0	0	0	1	1									
11 Brett Gardner, L OBP: 0.333, SLG: 0.375										3	0	0	0	0	1	1									
19 Chris Stewart, R OBP: 0.333, SLG: 0.375										0	0	0	0	0	0	0									
26 Eduardo Núñez, R OBP: 0.273, SLG: 0.818										3	1	1	0	0	0	1									
Inning Stats	R: 0 E: 0 K: 2 S: 14	H: 0 LOB: 0 BB: 0 P: 19	R: 0 E: 0 K: 2 S: 8	H: 0 LOB: 0 BB: 0 P: 11	R: 0 E: 1 K: 1 S: 16	H: 0 LOB: 2 BB: 1 P: 25	R: 0 E: 0 K: 2 S: 11	H: 0 LOB: 0 BB: 0 P: 14	R: 0 E: 0 K: 2 S: 12	H: 0 LOB: 0 BB: 0 P: 15	R: 1 E: 0 K: 1 S: 11	H: 2 LOB: 2 BB: 1 P: 18	R: 0 E: 0 K: 2 S: 11	H: 0 LOB: 1 BB: 1 P: 17	R: 0 E: 0 K: 0 S: 8	H: 0 LOB: 0 BB: 0 P: 12	R: 0 E: 0 K: 0 S: 7	H: 0 LOB: 0 BB: 0 P: 13	1B: 0 2B: 1 3B: 1 HR: 0	SF: 0 SAC: 0 DP: 0 HBP: 0	WP: 0 PB: 0 SB: 1 CS: 0	PA: 33			
PITCHER	IP	WLS	BF	H	R	ER	SO	BB	IBB	HBP	BLK	WP	HR	S	P	ERA	WHIP								
37 Max Scherzer, R ERA: 0.82	5.2	W	22	2	1	1	10	2	0	0	0	0	0	69	98	1.59	0.706								
33 Drew Smyly, L ERA:	0.1		1	0	0	0	0	0	0	0	0	0	0	3	4	0.00	0.000								
20 Octavio Dotel, R ERA:	1.0		4	0	0	0	2	1	0	0	0	0	0	11	17	0.00	1.000								
40 Phil Coke, L ERA:	2.0		6	0	0	0	0	0	0	0	0	0	0	15	25	0.00	0.000								

New York Yankees @ Detroit Tigers
Comerica Park, Detroit, MI
Thu Oct 18 2012, 4:11 PM - 7:35 PM EDT
Att: 42,477 - Partly Cloudy - 59 F


AB 30
R 1
H 2
RBI 1
BB 3
SO 12
LOB 9



Batter	1	2	3	4	5	6	7	8	9	AB	R	H	RBI	BB	SO	LOB	BOTTOM								
14 Austin Jackson, R OBP: 0.350, SLG: 0.514										4	1	2	1	1	1	0									
4 Omar Infante, R OBP: 0.324, SLG: 0.314										5	2	2	0	0	0	3									
24 Miguel Cabrera, R OBP: 0.366, SLG: 0.444										5	1	1	2	0	0	2									
28 Prince Fielder, L OBP: 0.268, SLG: 0.289										5	1	2	0	0	1	2									
21 Delmon Young, R OBP: 0.351, SLG: 0.500										4	1	2	1	1	0	0									
27 Jhonny Peralta, R OBP: 0.378, SLG: 0.543										5	2	2	3	0	1	4									
12 Andy Dirks, L OBP: 0.278, SLG: 0.314										5	0	3	0	0	1	2									
34 Avisail Garcia, R OBP: 0.368, SLG: 0.389										5	0	2	1	0	0	2									
9 Gerald Laird, R OBP: 0.143, SLG: 0.077										4	0	0	0	0	0	6									
Inning Stats	R: 1 E: 0 K: 1 S: 14	H: 3 LOB: 2 BB: 0 P: 23	R: 0 E: 0 K: 0 S: 12	H: 1 LOB: 1 BB: 1 P: 18	R: 1 E: 1 K: 0 S: 19	H: 2 LOB: 3 BB: 1 P: 32	R: 4 E: 0 K: 2 S: 17	H: 5 LOB: 1 BB: 0 P: 23	R: 0 E: 0 K: 0 S: 13	H: 1 LOB: 2 BB: 0 P: 21	R: 0 E: 0 K: 0 S: 16	H: 2 LOB: 2 BB: 0 P: 23	R: 1 E: 0 K: 0 S: 9	H: 1 LOB: 0 BB: 0 P: 13	R: 1 E: 0 K: 1 S: 11	H: 1 LOB: 0 BB: 0 P: 14	1B: 10 2B: 2 3B: 0 HR: 4	SF: 0 SAC: 0 DP: 0 HBP: 0	WP: 0 PB: 0 SB: 1 CS: 0	PA: 44					
PITCHER	IP	WLS	BF	H	R	ER	SO	BB	IBB	HBP	BLK	WP	HR	S	P	ERA	WHIP								
52 CC Sabathia, L ERA: 3.38	3.2	L	25	11	6	5	3	2	0	0	0	0	0	59	93	12.27	3.545								
38 Cody Eppley, R ERA:	1.0		5	1	0	0	0	0	0	0	0	0	0	15	22	0.00	1.000								
39 Clay Rapada, L ERA:	0.1		1	0	0	0	0	0	0	0	0	0	0	1	2	0.00	0.000								
62 Joba Chamberlain, R ERA:	1.0		5	2	0	0	0	0	0	0	0	0	0	16	23	0.00	2.000								
34 Derek Lowe, R ERA: 13.5	1.0		4	1	1	1	0	0	0	0	0	0	1	9	13	9.00	1.000								

New York Yankees @ Detroit Tigers
Comerica Park, Detroit, MI
Thu Oct 18 2012, 4:11 PM - 7:35 PM EDT
Att: 42,477 - Partly Cloudy - 59 F

AB 42
R 8
H 16
RBI 8
BB 2
SO 4
LOB 21



Batter	1	2	3	4	5	6	7	8	9	AB	R	H	RBI	BB	SO	LOB	TOP										
16 Ángel Pagán, S OBP: 0.246, SLG: 0.375	G3	G3			F8		K			4	0	0	0	0	1	2	San Francisco Giants @ Detroit Tigers Comerica Park, Detroit, MI Sat Oct 27 2012, 8:08 PM - 11:32 PM EDT Att: 42,262 - Clear - 47 F										
19 Marco Scutaro, R OBP: 0.359, SLG: 0.383	G6-3		K		G5-3			G6-3		4	0	0	0	0	1	0											
48 Pablo Sandoval, S OBP: 0.400, SLG: 0.754										4	0	2	0	0	0	0											
13 Joaquín Arias, R OBP: 0.375, SLG: 0.625			G3				L8			4	0	0	0	0	0	0											
28 Buster Posey, R OBP: 0.297, SLG: 0.304					P3					4	0	0	0	0	2	2											
8 Hunter Pence, R OBP: 0.230, SLG: 0.276										3	1	2	0	1	0	1											
9 Brandon Belt, L OBP: 0.265, SLG: 0.304										4	0	0	0	0	3	3											
7 Gregor Blanco, L OBP: 0.345, SLG: 0.426										4	1	1	1	0	1	1											
29 Héctor Sánchez, S OBP: 0.231, SLG: 0.091										4	0	0	0	0	3	2											
35 Brandon Crawford, L OBP: 0.320, SLG: 0.279										3	0	2	1	0	1	0											
Inning Stats	R: 0 H: 1 E: 0 K: 1 S: 11	H: 1 LOB: 1 BB: 0 P: 16	R: 2 H: 2 E: 1 K: 2 S: 16	H: 2 LOB: 1 BB: 1 P: 31	R: 0 H: 0 E: 0 K: 1 S: 9	H: 0 LOB: 0 BB: 0 P: 15	R: 0 H: 1 E: 0 K: 1 S: 8	H: 1 LOB: 1 BB: 0 P: 12	R: 0 H: 0 E: 0 K: 1 S: 9	H: 0 LOB: 0 BB: 0 P: 13	R: 0 H: 1 E: 0 K: 1 S: 12	H: 1 LOB: 1 BB: 0 P: 17	R: 0 H: 1 E: 0 K: 1 S: 9	H: 1 LOB: 1 BB: 0 P: 13	R: 0 H: 0 E: 0 K: 3 S: 9	H: 0 LOB: 0 BB: 0 P: 14	R: 0 H: 1 E: 0 K: 1 S: 10	H: 1 LOB: 1 BB: 0 P: 14	1B: 5 2B: 1 3B: 1 HR: 0	SF: 0 SAC: 0 DP: 0 HBP: 0	WP: 1 PB: 0 SB: 2 CS: 0	PA: 35					
PITCHER	IP	WLS	BF	H	R	ER	SO	BB	IBB	HBP	BLK	WP	HR	S	P	ERA	WHIP										
19 Anibal Sánchez, R ERA: 1.77	7.0	L	28	6	2	2	8	1	0	0	0	1	0	74	117	2.57	1.000										
53 Joaquín Benoit, R ERA: 3.39	1.0		4	1	0	0	1	0	0	0	0	0	0	10	14	0.00	1.000										
40 Phil Coke, L ERA:	1.0		3	0	0	0	3	0	0	0	0	0	0	9	14	0.00	0.000										

Batter	1	2	3	4	5	6	7	8	9	AB	R	H	RBI	BB	SO	LOB	BOTTOM										
14 Austin Jackson, R OBP: 0.385, SLG: 0.500	G4-3									2	0	1	0	2	0	0	San Francisco Giants @ Detroit Tigers Comerica Park, Detroit, MI Sat Oct 27 2012, 8:08 PM - 11:32 PM EDT Att: 42,262 - Clear - 47 F										
52 Quintin Berry, L OBP: 0.280, SLG: 0.304										3	0	0	0	1	2	6											
24 Miguel Cabrera, R OBP: 0.365, SLG: 0.400										4	0	1	0	0	0	3											
28 Prince Fielder, L OBP: 0.250, SLG: 0.250										4	0	0	0	0	2	2											
21 Delmon Young, R OBP: 0.354, SLG: 0.477										3	0	0	0	1	0	0											
12 Andy Dirks, L OBP: 0.282, SLG: 0.275										3	0	0	0	1	1	2											
27 Jhonny Peralta, R OBP: 0.313, SLG: 0.500										4	0	0	0	0	0	1											
13 Alex Avila, L OBP: 0.233, SLG: 0.345										4	0	1	0	0	1	0											
4 Omar Infante, R OBP: 0.327, SLG: 0.319										4	0	2	0	0	1	0											
Inning Stats	R: 0 H: 1 E: 0 K: 0 S: 12	H: 1 LOB: 1 BB: 1 P: 22	R: 0 H: 0 E: 0 K: 0 S: 10	H: 0 LOB: 0 BB: 0 P: 15	R: 0 H: 2 E: 0 K: 1 S: 9	H: 2 LOB: 1 BB: 0 P: 14	R: 0 H: 0 E: 0 K: 1 S: 9	H: 0 LOB: 1 BB: 1 P: 17	R: 0 H: 0 E: 0 K: 1 S: 15	H: 0 LOB: 3 BB: 1 P: 24	R: 0 H: 0 E: 0 K: 0 S: 8	H: 0 LOB: 1 BB: 1 P: 15	R: 0 H: 0 E: 1 K: 2 S: 10	H: 0 LOB: 1 BB: 0 P: 12	R: 0 H: 0 E: 0 K: 1 S: 12	H: 0 LOB: 0 BB: 0 P: 17		R: 0 H: 1 E: 1 K: 2 S: 12	H: 0 LOB: 1 BB: 0 P: 17	1B: 5 2B: 0 3B: 0 HR: 0	SF: 0 SAC: 0 DP: 2 HBP: 0	WP: 0 PB: 0 SB: 0 CS: 0	PA: 36				
PITCHER	IP	WLS	BF	H	R	ER	SO	BB	IBB	HBP	BLK	WP	HR	S	P	ERA	WHIP										
32 Ryan Vogelsong, R ERA: 1.09	5.2	W	24	5	0	0	3	4	0	0	0	0	0	60	104	0.00	1.588										
55 Tim Lincecum, R ERA: 2.55	2.1	H	9	0	0	0	3	1	0	0	0	0	0	22	32	0.00	0.429										
54 Sergio Romo, R ERA: 0.93	1.0	S	3	0	0	0	1	0	0	0	0	0	0	12	17	0.00	0.000										

AB 34
R 2
H 7
RBI 2
BB 1
SO 12
LOB 11



AB 31
R 0
H 5
RBI 0
BB 5
SO 7
LOB 14



