

Detroit Tigers - 2013

Batter	1	2	3	4	5	6	7	8	9	AB	R	H	RBI	BB	SO	LOB	TOP								
14 Austin Jackson, R OBP: 0.444, SLG: 0.286 74 Daniel Fields, L	F9		48 S BB		48 HR 1B	72 3B BB		K		2	1	1	0	1	0	0	Detroit Tigers @ Philadelphia Phillies Bright House Field, Clearwater, FL Mon Feb 25 2013, 1:09 PM - 3:53 PM EST Att: 6,061 - Cloudy - 77 F								
48 Tori Hunter, R OBP: 0.222, SLG: 0.333 72 Tyler Collins, L	G4-3		G5-3		24 HR 1B	24 HR 1B		K		3	1	1	1	0	0	1									
24 Miguel Cabrera, R OBP: 0.250, SLG: 0.727 67 Kevin Russo, R				G4-3	24 HR 1B	F8			HR	2	1	1	3	1	0	0									
41 Victor Martinez, S OBP: 0.500, SLG: 0.700 32 Don Kelly, L	G6-3			G4-3			F7		F8	3	0	0	0	0	1	1									
4 Omar Infante, R OBP: 0.400, SLG: 0.500 70 Argenis Diaz, R		G5-3		G6-3	46 FC6-4 BB			K	F7	2	0	0	0	1	0	0									
46 Jeff Kobernus, R OBP: 0.222, SLG: 0.444 81 James McCann, R	K						G6-3		E5	4	1	1	0	0	1	1									
79 Nick Castellanos, R OBP: 0.571, SLG: 1.000	K									1	0	0	0	0	0	0									
13 Alex Avila, L OBP: 0.333, SLG: 0.250 82 Curt Casali, R			K		48 1B BB	F7			P4	1	1	0	0	1	1	0									
29 Danny Worth, R OBP: 0.333, SLG: 0.667										3	1	1	0	0	0	3									
54 Dixon Machado, R OBP: 0.333, SLG: 0.667			G6-3			F9				3	0	0	0	0	1	2									
Inning Stats	R: 0 E: 0 K: 0 S: 3	H: 0 LOB: 1 BB: 1 P: 7	R: 0 E: 0 K: 2 S: 7	H: 0 LOB: 0 BB: 0 P: 7	R: 0 E: 0 K: 1 S: 5	H: 0 LOB: 1 BB: 1 P: 10	R: 0 E: 0 K: 0 S: 3	H: 0 LOB: 0 BB: 0 P: 3	R: 6 E: 0 K: 2 S: 14	H: 5 LOB: 1 BB: 2 P: 23	R: 2 E: 0 K: 0 S: 4	H: 1 LOB: 1 BB: 2 P: 12	R: 0 E: 0 K: 1 S: 5	H: 0 LOB: 0 BB: 0 P: 5	R: 1 E: 0 K: 2 S: 9	H: 2 LOB: 1 BB: 0 P: 9	R: 1 E: 1 K: 0 S: 6	H: 2 LOB: 2 BB: 0 P: 7	1B: 4 2B: 2 3B: 1 HR: 3	SF: 0 SAC: 0 DP: 0 HBP: 0	WP: 0 PB: 0 SB: 1 CS: 0	PA: 44			
PITCHER	IP	WLS	BF	H	R	ER	SO	BB	IBB	HBP	BLK	WP	HR	S	P	ERA	WHIP								
33 Cliff Lee, L ERA: 9.0	2.0		7	0	0	0	2	1	0	0	0	0	0	8	14	0.00	0.500								
50 Tyler Cloyd, R ERA: 9.0	2.0		7	0	0	0	1	1	0	0	0	0	0	10	13	0.00	0.500								
58 Jonathan Papelbon, R ERA: 9.0	0.2	L	9	5	6	6	2	2	0	0	0	0	2	13	22	81.00	10.500								
75 Kyle Simon, R ERA: 18.0	0.1		1	0	0	0	0	0	0	0	0	0	0	1	1	0.00	0.000								
40 Michael Stutes, R ERA: 18.0	1.0		6	1	2	2	0	2	0	0	0	0	0	4	12	18.00	3.000								
PITCHER	IP	WLS	BF	H	R	ER	SO	BB	IBB	HBP	BLK	WP	HR	S	P	ERA	WHIP								
48 Philippe Aumont, R ERA: 9.0	1.0		3	0	0	0	1	0	0	0	0	0	0	5	5	0.00	0.000								
46 Raul Valdes, L ERA: 9.0	2.0		11	4	2	2	2	0	0	0	0	0	0	15	16	9.00	2.000								

AB	38
R	10
H	10
RBI	10
BB	6
SO	8
LOB	11



Batter	1	2	3	4	5	6	7	8	9	AB	R	H	RBI	BB	SO	LOB	BOTTOM								
25 Yuniesky Betancourt, R OBP: 0.500, SLG: 0.500 13 Freddy Galvis, S	P3			10 BB 6 SF8 26 BB 1B		P3				3	1	1	0	0	0	0	Detroit Tigers @ Philadelphia Phillies Bright House Field, Clearwater, FL Mon Feb 25 2013, 1:09 PM - 3:53 PM EST Att: 6,061 - Cloudy - 77 F								
26 Chase Utley, L OBP: 0.500, SLG: 0.333 28 Kevin Frandsen, R	G3-1			6 SF8 10 BB BB		K				1	0	0	0	1	0	0									
10 Michael Young, R 72 Cody Asche, L	L3			6 SF8 BB		G5-3				2	0	0	0	1	0	0									
6 Ryan Howard, L OBP: 0.444, SLG: 0.750 24 Josh Fields, R				SF8						2	0	2	1	0	0	0									
18 Darin Ruf, R 71 Jermaine Mitchell, L				1-2 2-3 3-H						1	0	1	0	0	0	0									
Carlos Ruiz, R OBP: 0.333, SLG: 0.200 19 Laynce Nix, L				G4-6-3 HBP						3	0	0	0	0	0	4									
15 John Mayberry Jr., R 9 Dornic Brown, L				1-2 2-3						1	0	0	0	0	0	1									
31 Erik Kratz, R 12 Humberto Quintero, R				G4-6-3 HBP						2	0	0	0	0	0	0									
7 Michael Martinez, S 43 Ender Inciarte, L				G4-6-3						3	0	0	0	0	0	1									
Inning Stats	R: 0 E: 0 K: 0 S: 3	H: 0 LOB: 0 BB: 0 P: 3	R: 0 E: 0 K: 0 S: 3	H: 1 LOB: 0 BB: 0 P: 3	R: 0 E: 0 K: 0 S: 3	H: 0 LOB: 0 BB: 0 P: 3	R: 1 E: 0 K: 0 S: 3	H: 1 LOB: 2 BB: 2 P: 12	R: 0 E: 0 K: 1 S: 5	H: 0 LOB: 0 BB: 0 P: 5	R: 0 E: 0 K: 1 S: 5	H: 0 LOB: 0 BB: 0 P: 5	R: 0 E: 0 K: 2 S: 8	H: 1 LOB: 1 BB: 0 P: 8	R: 0 E: 0 K: 0 S: 4	H: 1 LOB: 2 BB: 1 P: 8		R: 0 E: 0 K: 1 S: 5	H: 1 LOB: 0 BB: 0 P: 5	1B: 5 2B: 0 3B: 0 HR: 0	SF: 1 SAC: 0 DP: 3 HBP: 1	WP: 0 PB: 0 SB: 0 CS: 0	PA: 33		
PITCHER	IP	WLS	BF	H	R	ER	SO	BB	IBB	HBP	BLK	WP	HR	S	P	ERA	WHIP								
33 Drew Smyly, L ERA: 4.5	2.0	W	9	1	1	1	0	2	0	1	0	0	0	6	15	4.50	1.500								
63 Trevor Bell, R ERA: 4.5	1.0		3	0	0	0	1	0	0	0	0	0	0	5	5	0.00	0.000								
38 Darin Downs, L ERA: 4.5	2.0		7	1	0	0	3	0	0	0	0	0	0	13	13	0.00	0.500								
73 Kenny Faulk, L ERA: 4.5	1.0		5	1	0	0	0	1	0	0	0	0	0	4	8	0.00	2.000								
PITCHER	IP	WLS	BF	H	R	ER	SO	BB	IBB	HBP	BLK	WP	HR	S	P	ERA	WHIP								
49 Luis Marte, R ERA: 4.5	1.0		3	1	0	0	1	0	0	0	0	0	0	5	5	0.00	1.000								

AB	28
R	1
H	5
RBI	1
BB	3
SO	5
LOB	13



Batter	1	2	3	4	5	6	7	8	9	AB	R	H	RBI	BB	SO	LOB	TOP								
46 Jeff Kobernus, R (1, 4) 18 Hernán Pérez, R (7, 4) OBP: 0.350, SLG: 0.421 OBP: 0.250, SLG: 0.333										4	0	3	0	0	1	1									
12 Andy Dirks, L (1, 7) 79 Nick Castellanos, R (5, 7) OBP: 0.167, SLG: 0.167 OBP: 0.789, SLG: 1.000										3	0	1	0	0	2	1									
41 Victor Martínez, S (1, 10) 72 Tyler Collins, L (5, PH) OBP: 0.438, SLG: 0.800										2	0	0	0	0	1	0									
28 Prince Fielder, L (1, 3) 68 Matt Tuiasosopo, R (6, PR) OBP: 0.500, SLG: 0.846										3	0	2	0	0	0	0									
55 Brayan Peña, S (1, 2) 65 Brad Davis, R (6, 2)										3	0	0	0	0	0	2									
67 Kevin Russo, R (1, 8) OBP: 0.500, SLG: 0.917										4	1	2	0	0	2	0									
34 Avisail García, R (1, 9) OBP: 0.333, SLG: 0.500										4	1	2	2	0	0	1									
32 Don Kelly, L (1, 5) OBP: 0.357, SLG: 0.583										4	0	0	0	0	0	1									
70 Argenis Díaz, R (1, 6) 77 Eugenio Suárez, R (7, 6)										3	0	2	0	0	1	0									
Inning Stats	R: 0 E: 0 K: 1 S: 5	H: 1 LOB: 0 BB: 0 P: 5	R: 0 E: 0 K: 1 S: 5	H: 0 LOB: 0 BB: 0 P: 5	R: 0 E: 0 K: 1 S: 6	H: 2 LOB: 1 BB: 0 P: 6	R: 0 E: 0 K: 2 S: 8	H: 1 LOB: 1 BB: 0 P: 8	R: 2 E: 0 K: 0 S: 7	H: 5 LOB: 2 BB: 0 P: 8	R: 0 E: 0 K: 0 S: 4	H: 2 LOB: 1 BB: 0 P: 4	R: 0 E: 0 K: 2 S: 9	H: 1 LOB: 3 BB: 1 P: 13	R: 0 E: 0 K: 1 S: 5	H: 0 LOB: 0 BB: 0 P: 5	R: 0 E: 0 K: 0 S: 3	H: 0 LOB: 0 BB: 0 P: 3	1B: 10 2B: 1 3B: 0 HR: 1	SF: 0 SAC: 0 DP: 3 HBP: 0	WP: 1 PB: 0 SB: 0 CS: 1	PA: 37			
PITCHER	IP WLS BF H R ER SO BB IBB HBP BLK WP HR S P ERA WHIP	49 Jonathon Niese, L (1, 1) ERA: 3.0	27 Jeunys Familia, R (4, 1) ERA: 5.0	71 Gonzalez Germen, R (5, 1) ERA: 13.5	47 Aaron Laffey, L (6, 1) ERA: 13.5	50 Scott Alchison, R (7, 1) ERA: 13.5	39 Bobby Parnell, R (9, 1) ERA: 13.5	IP WLS BF H R ER SO BB IBB HBP BLK WP HR S P ERA WHIP	39 Bobby Parnell, R (9, 1) ERA: 13.5	IP WLS BF H R ER SO BB IBB HBP BLK WP HR S P ERA WHIP	39 Bobby Parnell, R (9, 1) ERA: 13.5	IP WLS BF H R ER SO BB IBB HBP BLK WP HR S P ERA WHIP	39 Bobby Parnell, R (9, 1) ERA: 13.5	IP WLS BF H R ER SO BB IBB HBP BLK WP HR S P ERA WHIP	39 Bobby Parnell, R (9, 1) ERA: 13.5	IP WLS BF H R ER SO BB IBB HBP BLK WP HR S P ERA WHIP	39 Bobby Parnell, R (9, 1) ERA: 13.5	IP WLS BF H R ER SO BB IBB HBP BLK WP HR S P ERA WHIP	39 Bobby Parnell, R (9, 1) ERA: 13.5	IP WLS BF H R ER SO BB IBB HBP BLK WP HR S P ERA WHIP	39 Bobby Parnell, R (9, 1) ERA: 13.5	IP WLS BF H R ER SO BB IBB HBP BLK WP HR S P ERA WHIP	39 Bobby Parnell, R (9, 1) ERA: 13.5	IP WLS BF H R ER SO BB IBB HBP BLK WP HR S P ERA WHIP	39 Bobby Parnell, R (9, 1) ERA: 13.5

Detroit Tigers @ New York Mets
 Tradition Field, Port St. Lucie, FL
 Fri Mar 01 2013, 1:11 PM - 3:46 PM EST
 Att: 4,867 - Cloudy - 63 F

AB	36
R	2
H	12
RBI	2
BB	1
SO	8
LOB	14



Batter	1	2	3	4	5	6	7	8	9	AB	R	H	RBI	BB	SO	LOB	BOTTOM								
1 Jordany Valdespin, L (1, 10) 4 Collin Cowgill, R (7, PH) OBP: 0.487, SLG: 0.643 OBP: 0.600, SLG: 1.000										3	1	1	0	0	1	1									
11 Rubén Tejada, R (1, 6) 12 Brandon Hicks, R (7, 6)										1	0	0	0	1	0	0									
5 David Wright, R (1, 5) 16 Brian Bixler, R (7, 5) OBP: 0.333, SLG: 0.333 OBP: 0.462, SLG: 0.300										3	1	1	1	0	1	0									
29 Ike Davis, L (1, 3) 19 Zach Lutz, R (7, 3) OBP: 0.333, SLG: 0.500 OBP: 0.394, SLG: 0.333										3	0	1	0	0	0	2									
6 Marlon Byrd, R (1, 9) 77 Andrew Brown, R (7, 9) OBP: 0.455, SLG: 0.636 OBP: 0.167, SLG: 0.182										3	1	2	1	0	0	0									
9 Kirk Nieuwenhuis, L (1, 7) OBP: 0.118, SLG: 0.083										3	1	0	0	0	0	4									
44 John Buck, R (1, 2) 20 Anthony Recker, R (7, 2) OBP: 0.222, SLG: 0.500 OBP: 0.667, SLG: 2.000										3	0	0	0	0	2	4									
Justin Turner, R (1, 4) 61 Wilmer Flores, R (6, PR) OBP: 0.417, SLG: 0.364										3	1	2	2	0	0	0									
68 Matthew den Dekker, L (1, 8) OBP: 0.167, SLG: 0.167										4	0	0	0	0	1	3									
Inning Stats	R: 0 E: 0 K: 2 S: 7	H: 0 LOB: 0 BB: 0 P: 7	R: 0 E: 0 K: 0 S: 3	H: 0 LOB: 0 BB: 0 P: 3	R: 0 E: 0 K: 1 S: 5	H: 0 LOB: 0 BB: 0 P: 5	R: 2 E: 1 K: 1 S: 10	H: 3 LOB: 2 BB: 0 P: 11	R: 1 E: 0 K: 1 S: 8	H: 2 LOB: 1 BB: 1 P: 12	R: 2 E: 0 K: 0 S: 4	H: 2 LOB: 1 BB: 0 P: 5	R: 1 E: 0 K: 0 S: 5	H: 2 LOB: 2 BB: 1 P: 9	R: 0 E: 0 K: 1 S: 6	H: 1 LOB: 1 BB: 0 P: 6	1B: 7 2B: 3 3B: 0 HR: 0	SF: 0 SAC: 1 DP: 0 HBP: 1	WP: 1 PB: 0 SB: 3 CS: 1	PA: 37					
PITCHER	IP WLS BF H R ER SO BB IBB HBP BLK WP HR S P ERA WHIP	35 Justin Verlander, R (1, 1) ERA: 1.8	36 Luke Putkonen, R (4, 1) ERA: 2.25	43 Bruce Rondon, R (5, 1) ERA: 3.38	64 Duane Below, L (6, 1) ERA: 21.0	60 Brayan Villarreal, R (7, 1) ERA: 3.0	62 Al Albuquerque, R (8, 1) ERA: 3.0	IP WLS BF H R ER SO BB IBB HBP BLK WP HR S P ERA WHIP	62 Al Albuquerque, R (8, 1) ERA: 3.0	IP WLS BF H R ER SO BB IBB HBP BLK WP HR S P ERA WHIP	62 Al Albuquerque, R (8, 1) ERA: 3.0	IP WLS BF H R ER SO BB IBB HBP BLK WP HR S P ERA WHIP	62 Al Albuquerque, R (8, 1) ERA: 3.0	IP WLS BF H R ER SO BB IBB HBP BLK WP HR S P ERA WHIP	62 Al Albuquerque, R (8, 1) ERA: 3.0	IP WLS BF H R ER SO BB IBB HBP BLK WP HR S P ERA WHIP	62 Al Albuquerque, R (8, 1) ERA: 3.0	IP WLS BF H R ER SO BB IBB HBP BLK WP HR S P ERA WHIP	62 Al Albuquerque, R (8, 1) ERA: 3.0	IP WLS BF H R ER SO BB IBB HBP BLK WP HR S P ERA WHIP	62 Al Albuquerque, R (8, 1) ERA: 3.0	IP WLS BF H R ER SO BB IBB HBP BLK WP HR S P ERA WHIP	62 Al Albuquerque, R (8, 1) ERA: 3.0	IP WLS BF H R ER SO BB IBB HBP BLK WP HR S P ERA WHIP	62 Al Albuquerque, R (8, 1) ERA: 3.0

Detroit Tigers @ New York Mets
 Tradition Field, Port St. Lucie, FL
 Fri Mar 01 2013, 1:11 PM - 3:46 PM EST
 Att: 4,867 - Cloudy - 63 F

AB	33
R	6
H	10
RBI	5
BB	2
SO	6
LOB	19



Batter	1	2	3	4	5	6	7	8	9	AB	R	H	RBI	BB	SO	LOB	TOP							
4 Omar Infante, R OBP: 0.333, SLG: 0.429 18 Hernán Pérez, R OBP: 0.200, SLG: 0.250	F8		SF7			48 1B 12 1B BB		F8		1 1 0 1 1 0 0	1 0 0 0 0 0 0													
48 Torii Hunter, R OBP: 0.200, SLG: 0.267 21 Steven Moya, L (6, PR)	F8		F9			32 FC3-6 12 1B 1-2		K		3 0 1 0 0 0 0	1 0 0 0 0 1 0													
12 Andy Dirks, L OBP: 0.353, SLG: 0.333 28 Brandon Loy, R OBP: 1.000, SLG: 1.000	1B					32 FC3-6 1-2 2-H		1B		3 0 2 1 0 1 0	1 0 1 0 0 0 0													
32 Don Kelly, L OBP: 0.353, SLG: 0.667 30 Aaron Westlake, L	G4-3					67 SF7 3B		FC3-6		3 1 1 0 0 0 3	1 0 0 0 0 0 1													
67 Kevin Russo, R OBP: 0.375, SLG: 0.733						SF7		K		3 0 0 1 0 2 3														
55 Brayan Peña, S OBP: 0.100, SLG: 0.400 81 James McCann, R	G6-3					3-H		G6-3		2 0 0 0 0 0 0	2 0 0 0 0 1 1													
79 Nick Castellanos, R OBP: 0.697, SLG: 0.816 45 Danny Vazquez, L	G6-3							CS		2 0 0 0 0 0 0	2 0 0 0 0 1 2													
29 Danny Worth, R OBP: 0.357, SLG: 0.417 77 Eugenio Suárez, R (7, PH)						25 G3-1 4 SF7 2B		F8		2 1 1 0 0 0 0	1 0 0 0 0 0 0													
25 Ramón Cabrera, S (1, 10)	G3-1							K		3 0 0 0 0 1 1														
Inning Stats	R: 0 E: 0 K: 0 S: 4	H: 1 LOB: 1 BB: 0 P: 4	R: 0 E: 0 K: 1 S: 5	H: 0 LOB: 0 BB: 0 P: 5	R: 1 E: 0 K: 0 S: 4	H: 1 LOB: 0 BB: 0 P: 4	R: 1 E: 0 K: 1 S: 6	H: 1 LOB: 0 BB: 0 P: 6	R: 0 E: 0 K: 0 S: 3	H: 0 LOB: 0 BB: 0 P: 3	R: 1 E: 0 K: 1 S: 6	H: 2 LOB: 2 BB: 1 P: 11	R: 0 E: 0 K: 2 S: 7	H: 0 LOB: 0 BB: 0 P: 7	R: 0 E: 0 K: 0 S: 7	H: 0 LOB: 0 BB: 0 P: 7	R: 0 E: 1 K: 0 S: 5	H: 1 LOB: 2 BB: 0 P: 5	1B: 4 2B: 1 3B: 1 HR: 0	SF: 2 SAC: 0 DP: 0 HBP: 0	WP: 0 PB: 0 SB: 0 CS: 1	PA: 35		
PITCHER	IP WLS BF H R ER SO BB IBB HBP BLK WP HR S P ERA WHIP	IP WLS BF H R ER SO BB IBB HBP BLK WP HR S P ERA WHIP	IP WLS BF H R ER SO BB IBB HBP BLK WP HR S P ERA WHIP	IP WLS BF H R ER SO BB IBB HBP BLK WP HR S P ERA WHIP	IP WLS BF H R ER SO BB IBB HBP BLK WP HR S P ERA WHIP	IP WLS BF H R ER SO BB IBB HBP BLK WP HR S P ERA WHIP	IP WLS BF H R ER SO BB IBB HBP BLK WP HR S P ERA WHIP	IP WLS BF H R ER SO BB IBB HBP BLK WP HR S P ERA WHIP	IP WLS BF H R ER SO BB IBB HBP BLK WP HR S P ERA WHIP	IP WLS BF H R ER SO BB IBB HBP BLK WP HR S P ERA WHIP	IP WLS BF H R ER SO BB IBB HBP BLK WP HR S P ERA WHIP	IP WLS BF H R ER SO BB IBB HBP BLK WP HR S P ERA WHIP	IP WLS BF H R ER SO BB IBB HBP BLK WP HR S P ERA WHIP	IP WLS BF H R ER SO BB IBB HBP BLK WP HR S P ERA WHIP	IP WLS BF H R ER SO BB IBB HBP BLK WP HR S P ERA WHIP	IP WLS BF H R ER SO BB IBB HBP BLK WP HR S P ERA WHIP	IP WLS BF H R ER SO BB IBB HBP BLK WP HR S P ERA WHIP	IP WLS BF H R ER SO BB IBB HBP BLK WP HR S P ERA WHIP	IP WLS BF H R ER SO BB IBB HBP BLK WP HR S P ERA WHIP	IP WLS BF H R ER SO BB IBB HBP BLK WP HR S P ERA WHIP	IP WLS BF H R ER SO BB IBB HBP BLK WP HR S P ERA WHIP	IP WLS BF H R ER SO BB IBB HBP BLK WP HR S P ERA WHIP	IP WLS BF H R ER SO BB IBB HBP BLK WP HR S P ERA WHIP	IP WLS BF H R ER SO BB IBB HBP BLK WP HR S P ERA WHIP

Detroit Tigers @ New York Yankees
George M. Steinbrenner Field, Tampa, FL
Sat Mar 02 2013, 1:07 PM - 3:47 PM EST
Att: 10,921 - Partly Cloudy - 58 F

AB	31
R	3
H	6
RBI	3
BB	1
SO	7
LOB	11



Batter	1	2	3	4	5	6	7	8	9	AB	R	H	RBI	BB	SO	LOB	BOTTOM						
11 Brett Gardner, L OBP: 0.600, SLG: 0.714 91 Adonis García, R OBP: 0.455, SLG: 0.400	31 F8 31 S 1B		24 1B 31 S 1B			77 G3-1 88 BB 94 WP BB		F9		3 1 2 0 0 1 0	1 1 0 0 1 0 1												
31 Ichiro Suzuki, L OBP: 0.417, SLG: 0.417 88 Tyler Austin, R OBP: 0.714, SLG: 1.200	F8		K			94 WP 77 G3-1 BB		77 1B		3 0 0 0 0 1 2	1 1 1 2 1 0 0												
24 Robinson Canó, L OBP: 0.278, SLG: 0.444 77 Corban Joseph, L OBP: 0.273, SLG: 0.111	G4-3		36 F 25 1B 33 BB 1B			G3-1		94 WP 94 1B 1B		3 1 1 1 0 0 1	2 1 1 2 0 0 2												
25 Mark Teixeira, S OBP: 0.333, SLG: 0.357 94 Luke Murton, R OBP: 0.429, SLG: 0.333	L3		33 BB 36 E 1B			K		K		3 0 1 0 0 1 1	2 0 1 1 0 1 1												
36 Kevin Youkilis, R (5, PH)			G4-3			K		F8		2 0 0 0 0 0 2	2 0 0 0 0 1 0												
12 Dan Johnson, L (5, PH)			E5 33 BB			K		K		2 0 0 0 1 2 0	1 0 0 0 0 0 0												
33 Travis Hafner, L OBP: 0.300, SLG: 0.333 87 Francisco Arcia, L OBP: 0.667, SLG: 0.667	K		1-2 2-3 3-H BB			K		P6		2 0 0 1 1 2 0	1 0 0 0 0 0 0												
22 Matt Diaz, R OBP: 0.231, SLG: 0.231 79 Ramón Flores, L OBP: 0.375, SLG: 0.167	1B		17 S 1B			K		G3		2 0 1 0 0 1 3	2 1 1 0 0 0 0												
17 Jayson Nix, R OBP: 0.462, SLG: 0.417 85 Gil Velazquez, R OBP: 0.273, SLG: 0.273	G5-3		19 HR 1B			L4		88 2B 1B		2 1 1 0 0 0 1	2 1 1 0 0 0 1												
19 Chris Stewart, R OBP: 0.429, SLG: 0.857 83 Kyle Higashioka, R OBP: 0.500, SLG: 0.333	G6-3		G6-3			88 BB 91 BB 77 G3-1 1B		F8		2 1 1 2 0 0 0	2 1 1 0 0 0 1												
Inning Stats	R: 0 E: 0 K: 0 S: 4	H: 1 LOB: 1 BB: 0 P: 5	R: 2 E: 1 K: 2 S: 11	H: 3 LOB: 3 BB: 1 P: 15	R: 2 E: 0 K: 1 S: 9	H: 2 LOB: 0 BB: 0 P: 10	R: 0 E: 0 K: 3 S: 9	H: 0 LOB: 0 BB: 0 P: 9	R: 3 E: 0 K: 1 S: 7	H: 2 LOB: 1 BB: 2 P: 17	R: 0 E: 0 K: 0 S: 3	H: 0 LOB: 0 BB: 0 P: 3	R: 3 E: 0 K: 0 S: 6	H: 4 LOB: 1 BB: 0 P: 7	R: 3 E: 0 K: 0 S: 6	H: 0 LOB: 0 BB: 0 P: 7	R: 0 E: 0 K: 0 S: 6	H: 0 LOB: 0 BB: 0 P: 7	1B: 11 2B: 1 3B: 0 HR: 1	SF: 0 SAC: 0 DP: 0 HBP: 0	WP: 3 PB: 0 SB: 3 CS: 0	PA: 40	
PITCHER	IP WLS BF H R ER SO BB IBB HBP BLK WP HR S P ERA WHIP	IP WLS BF H R ER SO BB IBB HBP BLK WP HR S P ERA WHIP	IP WLS BF H R ER SO BB IBB HBP BLK WP HR S P ERA WHIP	IP WLS BF H R ER SO BB IBB HBP BLK WP HR S P ERA WHIP	IP WLS BF H R ER SO BB IBB HBP BLK WP HR S P ERA WHIP	IP WLS BF H R ER SO BB IBB HBP BLK WP HR S P ERA WHIP	IP WLS BF H R ER SO BB IBB HBP BLK WP HR S P ERA WHIP	IP WLS BF H R ER SO BB IBB HBP BLK WP HR S P ERA WHIP	IP WLS BF H R ER SO BB IBB HBP BLK WP HR S P ERA WHIP	IP WLS BF H R ER SO BB IBB HBP BLK WP HR S P ERA WHIP	IP WLS BF H R ER SO BB IBB HBP BLK WP HR S P ERA WHIP	IP WLS BF H R ER SO BB IBB HBP BLK WP HR S P ERA WHIP	IP WLS BF H R ER SO BB IBB HBP BLK WP HR S P ERA WHIP	IP WLS BF H R ER SO BB IBB HBP BLK WP HR S P ERA WHIP	IP WLS BF H R ER SO BB IBB HBP BLK WP HR S P ERA WHIP	IP WLS BF H R ER SO BB IBB HBP BLK WP HR S P ERA WHIP	IP WLS BF H R ER SO BB IBB HBP BLK WP HR S P ERA WHIP	IP WLS BF H R ER SO BB IBB HBP BLK WP HR S P ERA WHIP	IP WLS BF H R ER SO BB IBB HBP BLK WP HR S P ERA WHIP	IP WLS BF H R ER SO BB IBB HBP BLK WP HR S P ERA WHIP	IP WLS BF H R ER SO BB IBB HBP BLK WP HR S P ERA WHIP	IP WLS BF H R ER SO BB IBB HBP BLK WP HR S P ERA WHIP	IP WLS BF H R ER SO BB IBB HBP BLK WP HR S P ERA WHIP

Detroit Tigers @ New York Yankees
George M. Steinbrenner Field, Tampa, FL
Sat Mar 02 2013, 1:07 PM - 3:47 PM EST
Att: 10,921 - Partly Cloudy - 58 F


AB	37
R	10
H	13
RBI	9
BB	3
SO	8
LOB	16



Batter	1	2	3	4	5	6	7	8	9	AB	R	H	RBI	BB	SO	LOB	TOP			
6 Starling Marte, R OBP: 0.417, SLG: 0.583 60 Darren Ford, R OBP: 0.308, SLG: 0.308	F8			1B			1B	K		3	0	2	0	0	0	0				
7 Alex Presley, L OBP: 0.357, SLG: 0.333 26 Felix Pie, L OBP: 0.429, SLG: 0.846	G3			L4-3			SH1-3	P6		2	0	0	0	0	0	1				
55 Russell Martin, R (1, 10)	F8			G5-3			14 BB		F9	3	0	0	0	1	0	0				
65 Matt Hague, R OBP: 0.214, SLG: 0.154 14 Gaby Sanchez, R OBP: 0.636, SLG: 1.333		K			F9		17 G6-3		E9	2	0	0	0	0	1	0				
23 Travis Snider, L OBP: 0.286, SLG: 0.417 17 Jerry Sands, R OBP: 0.154, SLG: 0.154		K			G4-3		1-2 2-3		P4	2	0	0	0	0	1	0				
5 Josh Harrison, R 58 Anderson Hernandez, S OBP: 0.545, SLG: 0.800		G5-3			F7				F8	2	1	1	0	0	0	1				
25 Clint Robinson, L OBP: 0.300, SLG: 0.400 43 Jared Goert, R OBP: 0.455, SLG: 0.700			P4			G5-3				2	0	0	0	0	0	0				
19 Michael McKenry, R OBP: 0.333, SLG: 0.333 74 Carlos Paulino, R (6, 2)			F8			K			FC6	2	0	0	0	0	1	0				
10 Jordy Mercer, R OBP: 0.600, SLG: 0.875 66 Ivan De Jesus Jr., R OBP: 0.400, SLG: 0.444			L5			G4-3			K	2	0	0	0	0	1	2				
Inning Stats	R: 0 E: 0 K: 0 S: 3	H: 0 LOB: 0 BB: 0 P: 3	R: 0 E: 0 K: 2 S: 7	H: 0 LOB: 0 BB: 0 P: 7	R: 0 E: 0 K: 0 S: 3	H: 0 LOB: 0 BB: 0 P: 3	R: 0 E: 0 K: 0 S: 3	H: 1 LOB: 0 BB: 0 P: 3	R: 0 E: 0 K: 1 S: 5	H: 0 LOB: 0 BB: 0 P: 5	R: 0 E: 0 K: 0 S: 3	H: 1 LOB: 2 BB: 2 P: 11	R: 1 E: 1 K: 2 S: 10	H: 2 LOB: 2 BB: 0 P: 10	R: 0 E: 1 K: 0 S: 4	H: 1 LOB: 1 BB: 0 P: 4	1B: 5 2B: 1 3B: 0 HR: 0	SF: 0 SAC: 1 DP: 2 HBP: 0	WP: 0 PB: 0 SB: 0 CS: 0	PA: 33
PITCHER	IP	WLS	BF	H	R	ER	SO	BB	IBB	HBP	BLK	WP	HR	S	P	ERA	WHIP			
33 Drew Smyly, L ERA: 1.62	3.0	W	9	0	0	0	2	0	0	0	0	0	0	13	13	0.00	0.000			
20 Octavio Dotel, R ERA: 3.0	1.0		3	1	0	0	0	0	0	0	0	0	0	3	3	0.00	1.000			
53 Joaquin Benoit, R ERA: 3.0	1.0		3	0	0	0	0	0	0	0	0	0	0	3	3	0.00	0.000			
40 Phil Coke, L ERA: 13.5	1.0		3	0	0	0	1	0	0	0	0	0	0	5	5	0.00	0.000			
44 Melvin Mercedes, R ERA: 13.5	1.0		5	1	0	0	0	2	0	0	0	0	0	3	11	0.00	3.000			
PITCHER	IP	WLS	BF	H	R	ER	SO	BB	IBB	HBP	BLK	WP	HR	S	P	ERA	WHIP			
71 Jose Alvarez, L ERA: 2.7	1.0		6	2	1	0	2	0	0	0	0	0	0	4	4	0.00	1.000			
49 Luis Marte, R ERA: 13.5	1.0	S	4	1	0	0	0	0	0	0	0	0	0	4	4	0.00	1.000			

Pittsburgh Pirates @ Detroit Tigers
Joker Marchant Stadium, Lakeland, FL
Sat Mar 02 2013, 1:07 PM - 3:50 PM EST
Att: 6,032 - Cloudy - 57 F


AB 30
R 1
H 5
RBI 0
BB 2
SO 5
LOB 13

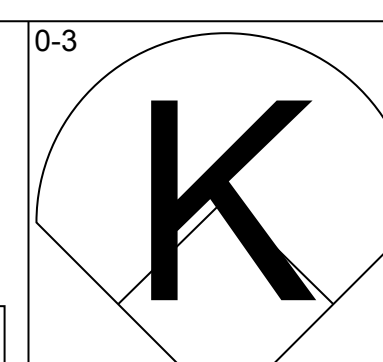
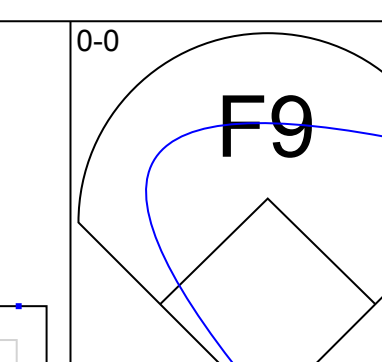
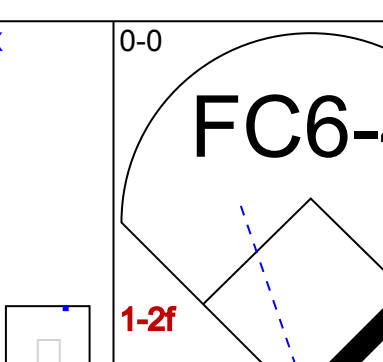
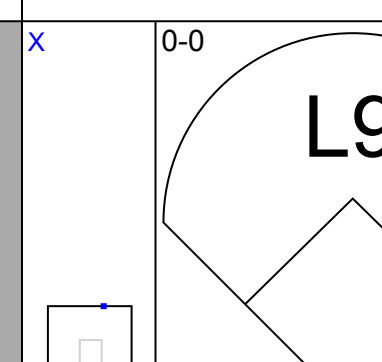
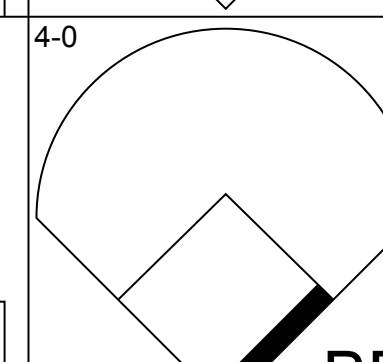
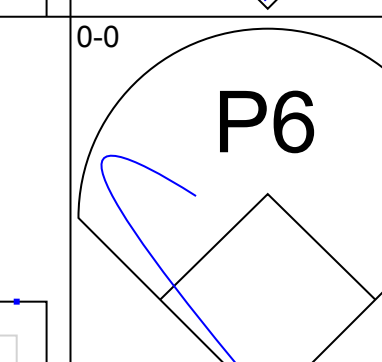

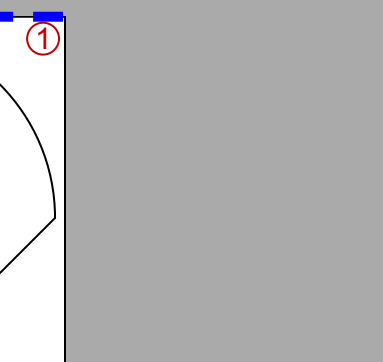
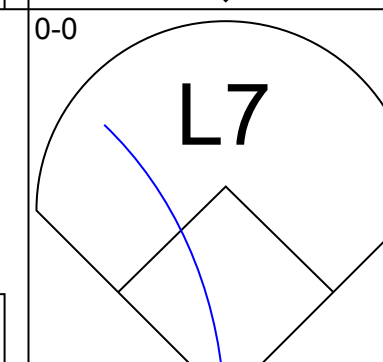
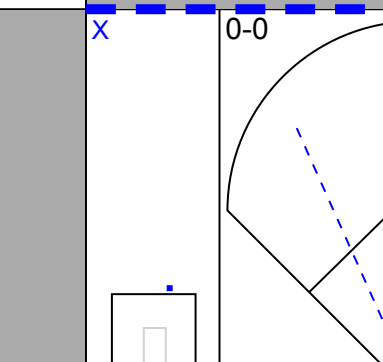

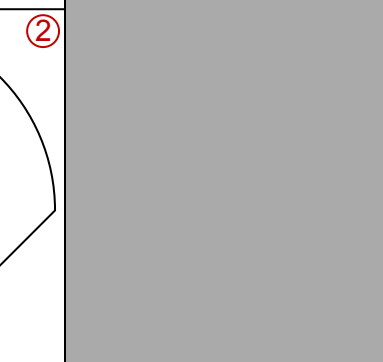
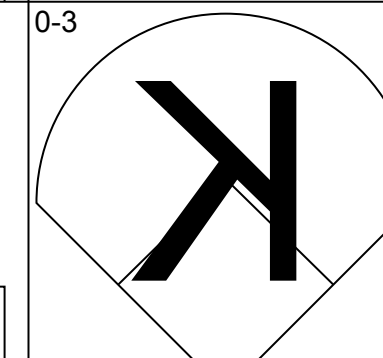
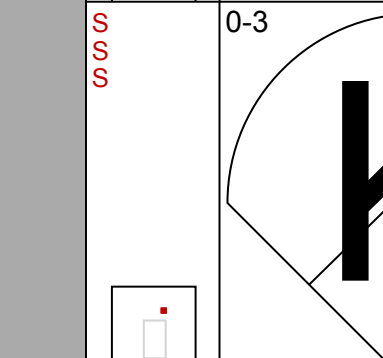

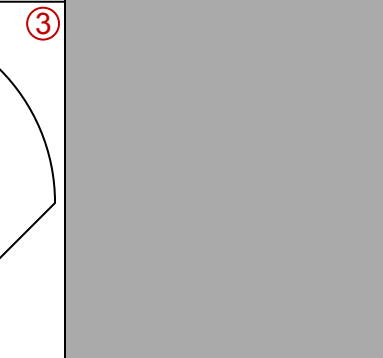
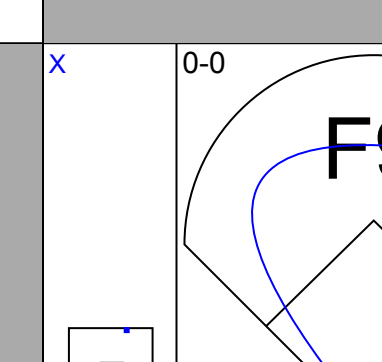
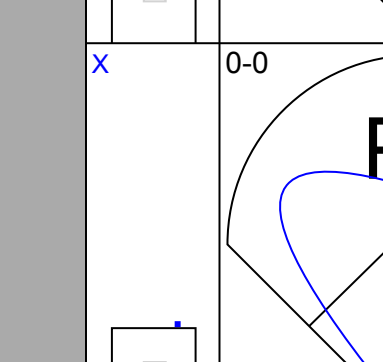
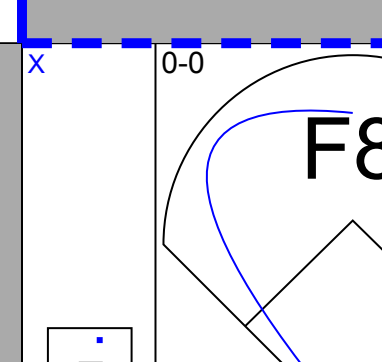
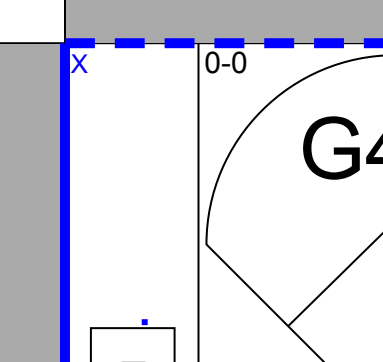
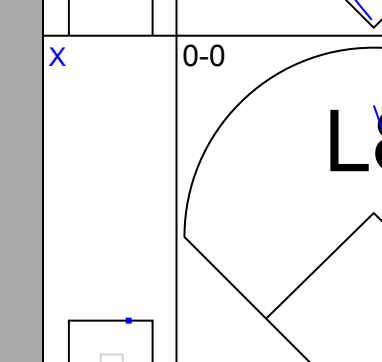
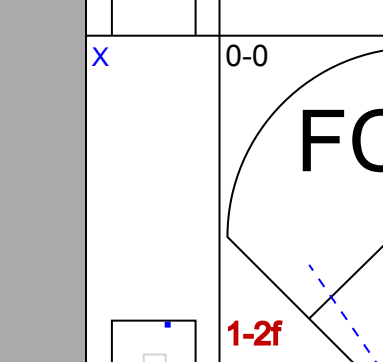
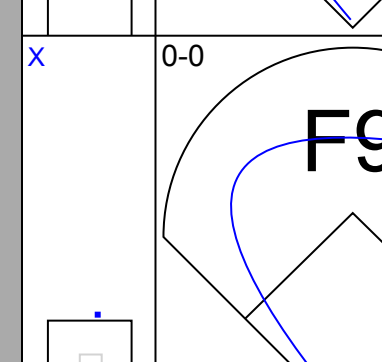
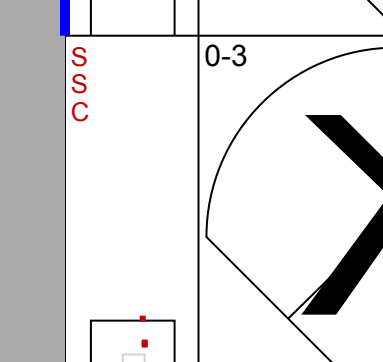
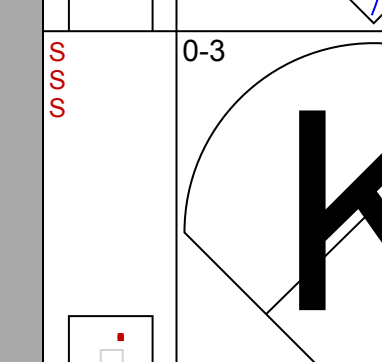
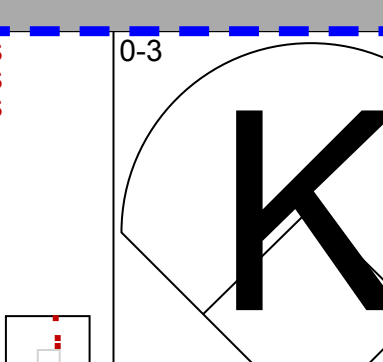
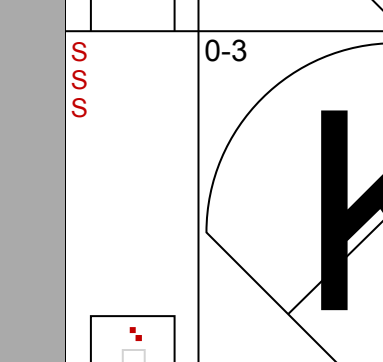
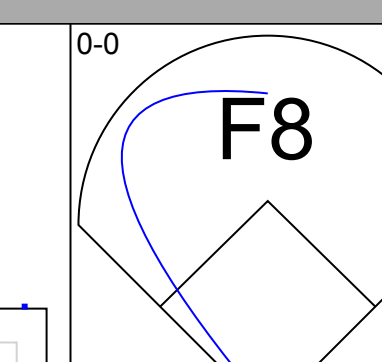
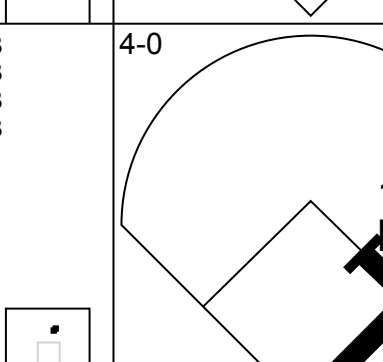


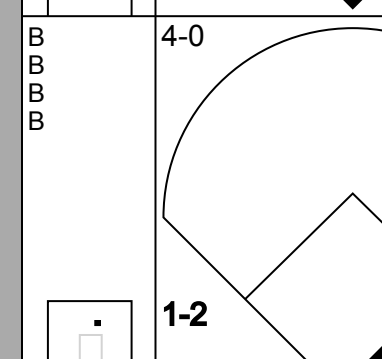


Batter	1	2	3	4	5	6	7	8	9	AB	R	H	RBI	BB	SO	LOB	BOTTOM			
14 Austin Jackson, R OBP: 0.421, SLG: 0.467 74 Daniel Fields, L (6, 8)	46 3B		24 HR		F9			G6-3		2	2	1	0	1	0	0				
46 Jeff Kobernus, R OBP: 0.348, SLG: 0.500 30 Marcus Lemon, L (7, 4)	24 G6-3		K		G6-3			K		3	1	1	1	0	1	1				
24 Miguel Cabrera, R OBP: 0.318, SLG: 0.782 22 Wade Gaynor, R (6, 5)	G6-3		HR		G5-3			G6-3		3	1	1	3	0	0	0				
28 Prince Fielder, L OBP: 0.444, SLG: 0.733 68 Matt Tuiasosopo, R (6, 3)	G5-3		P1		G4-3			F8		2	0	0	0	0	0	0				
13 Alex Avila, L OBP: 0.429, SLG: 0.125 82 Curt Casali, R OBP: 0.286, SLG: 0.333			27 FC6-4		F8					1	0	0	0	2	0	0				
27 Jhonny Peralta, R OBP: 0.214, SLG: 0.286 54 Dixon Machado, R OBP: 0.600, SLG: 1.000	F9		FC6-4		G5-3			G5-3		3	0	0	0	0	2	0				
72 Tyler Collins, L OBP: 0.368, SLG: 0.667 17 Jeff McVaney, R (8, 7)		E4	34 G4-6-3		G3-1			P6		3	0	0	0	0	0	0				
34 Avisail Garcia, R OBP: 0.286, SLG: 0.421		G4-6-3			K			F9		3	0	0	0	1	1	0				
50 Bryan Holaday, R (1, 10)		G5-3			K			P4		3	0	0	0	1	0	0				
Inning Stats	R: 2 E: 0 K: 0 S: 5	H: 2 LOB: 1 BB: 1 P: 9	R: 0 E: 1 K: 0 S: 3	H: 0 LOB: 0 BB: 0 P: 3	R: 2 E: 0 K: 1 S: 6	H: 1 LOB: 1 BB: 2 P: 14	R: 0 E: 0 K: 2 S: 7	H: 0 LOB: 0 BB: 0 P: 7	R: 0 E: 0 K: 0 S: 3	H: 0 LOB: 0 BB: 0 P: 3	R: 0 E: 0 K: 0 S: 3	H: 0 LOB: 0 BB: 0 P: 3	R: 0 E: 0 K: 1 S: 5	H: 0 LOB: 0 BB: 0 P: 5	R: 0 E: 0 K: 0 S: 3	H: 0 LOB: 0 BB: 0 P: 4	1B: 1 2B: 0 3B: 1 HR: 1	SF: 0 SAC: 0 DP: 1 HBP: 0	WP: 0 PB: 0 SB: 0 CS: 0	PA: 30
PITCHER	IP	WLS	BF	H	R	ER	SO	BB	IBB	HBP	BLK	WP	HR	S	P	ERA	WHIP			
30 Jeanmar Gómez, R ERA: 16.62	3.0	L	15	3	4	4	1	3	0	0	0	0	0	7	7	12.00	2.000			
52 Mike Zagurski, L ERA: 3.0	1.0		3	0	0	0	2	0	0	0	0	0	0	7	7	0.00	0.000			
35 Mark Melancon, R ERA: 3.0	1.0		3	0	0	0	0	0	0	0	0	0	0	3	3	0.00	0.000			
48 Jared Hughes, R ERA: 9.0	1.0		3	0	0	0	0	0	0	0	0	0	0	3	3	0.00	0.000			
32 Vin Mazzaro, R ERA: 9.0	1.0		3	0	0	0	0	0	0	0	0	0	0	3	3	0.00	0.000			
PITCHER	IP	WLS	BF	H	R	ER	SO	BB	IBB	HBP	BLK	WP	HR	S	P	ERA	WHIP			
69 Ryan Reid, R ERA: 9.0	1.0		3	0	0	0	1	0	0	0	0	0	0	5	5	0.00	0.000			

Pittsburgh Pirates @ Detroit Tigers
Joker Marchant Stadium, Lakeland, FL
Sat Mar 02 2013, 1:07 PM - 3:50 PM EST
Att: 6,032 - Cloudy - 57 F


AB 27
R 4
H 3
RBI 4
BB 3
SO 4
LOB 4

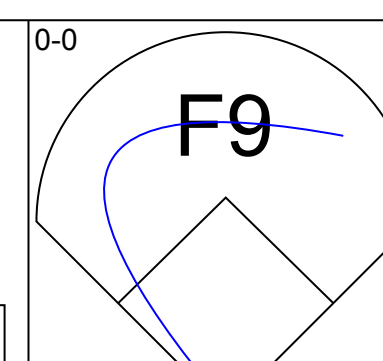
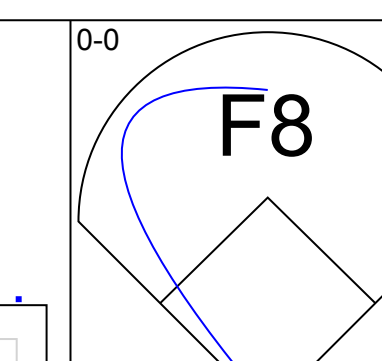
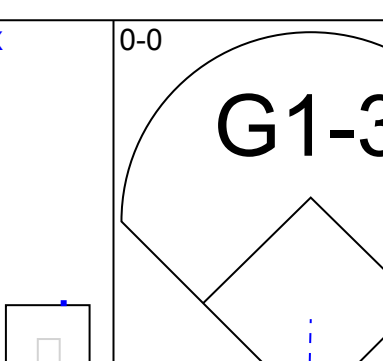
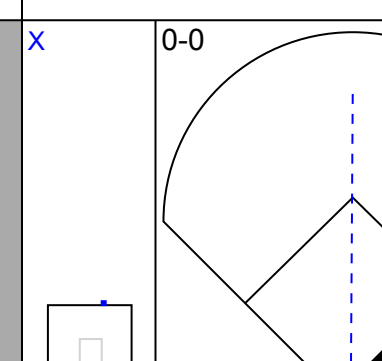
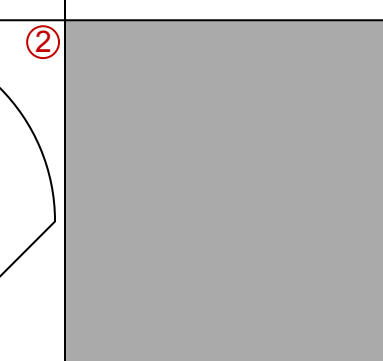
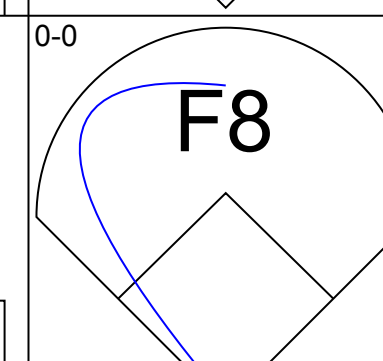
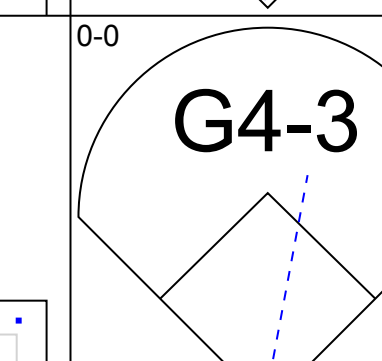
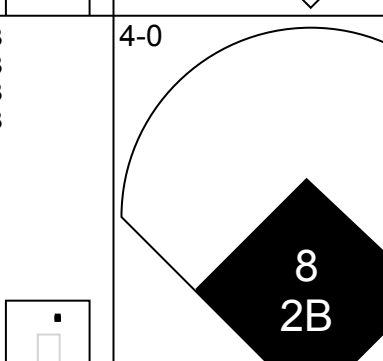
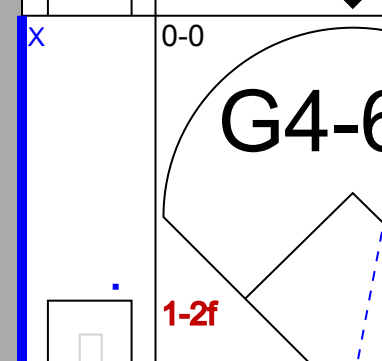
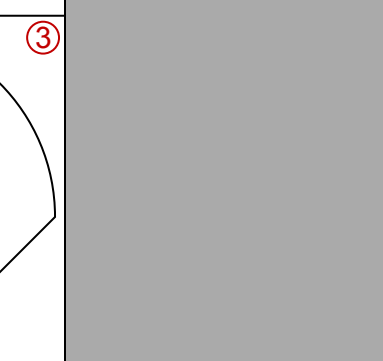
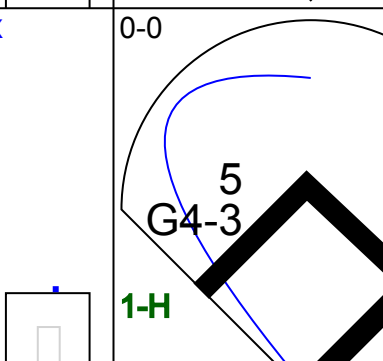
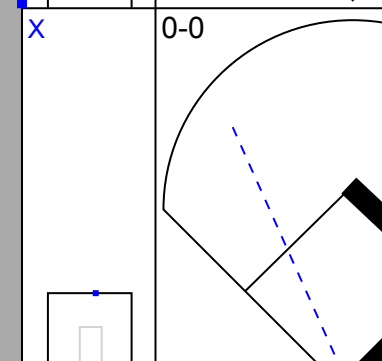

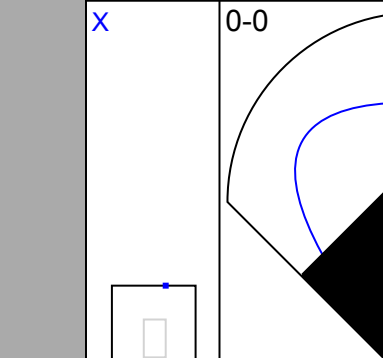
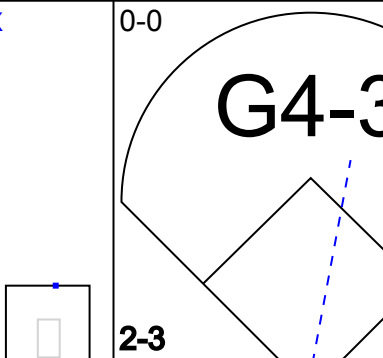
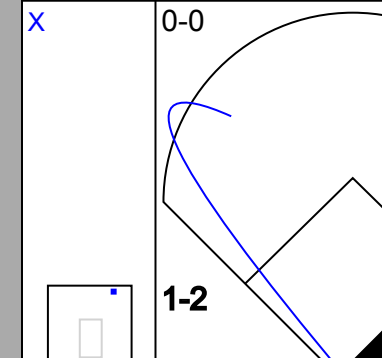
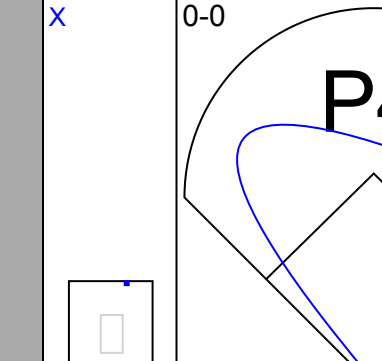
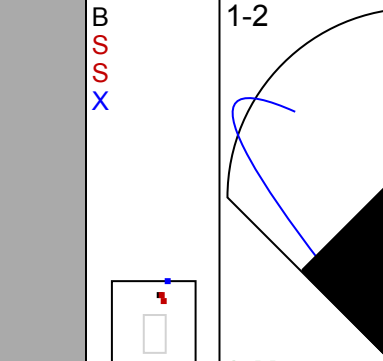
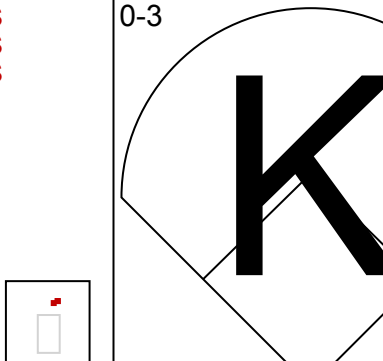
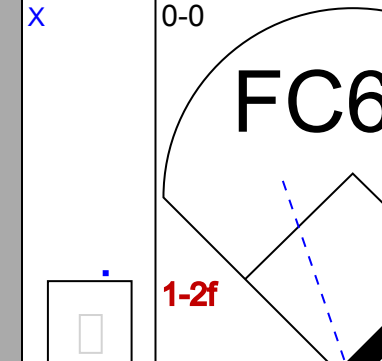
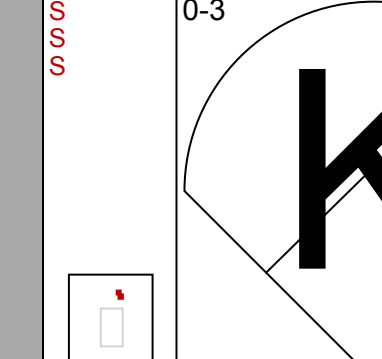
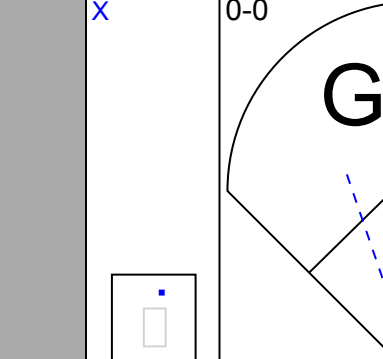



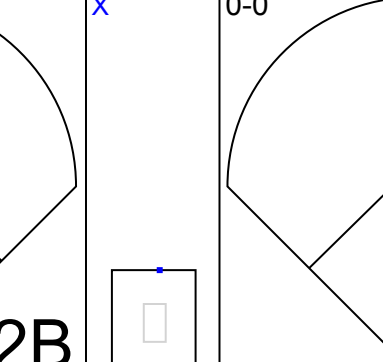

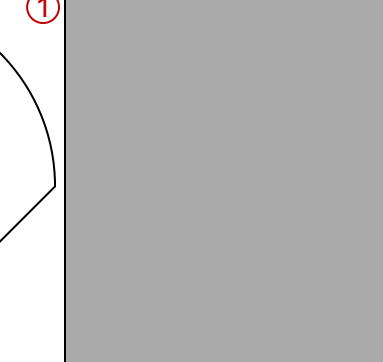
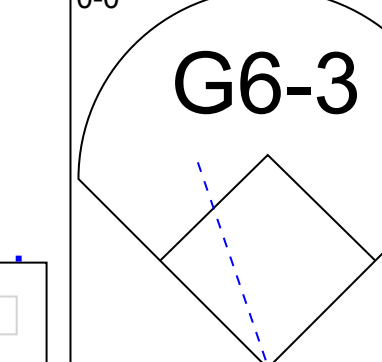
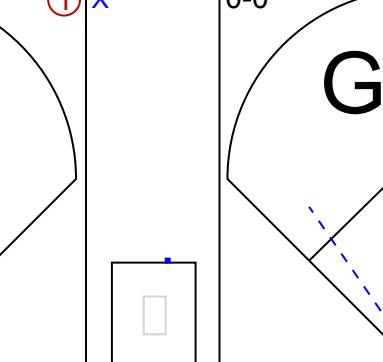


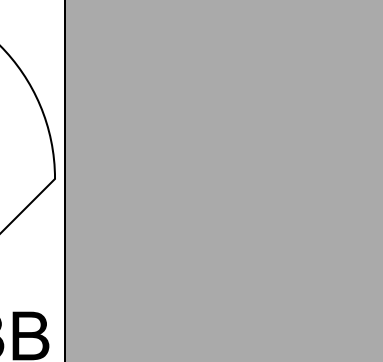
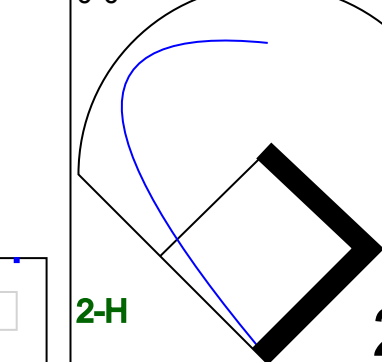
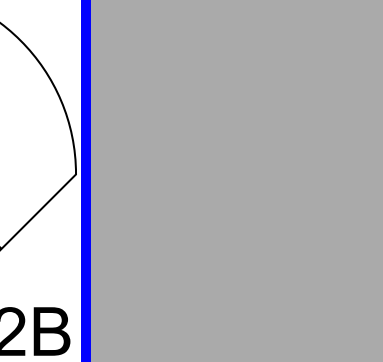

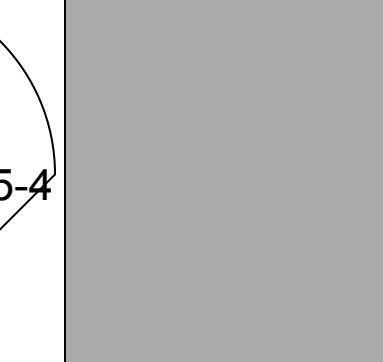
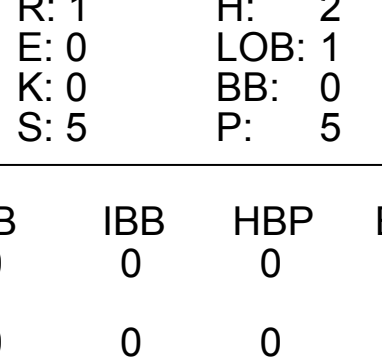
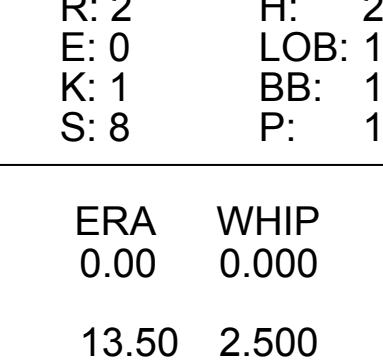
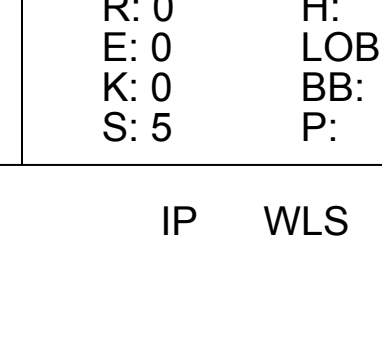
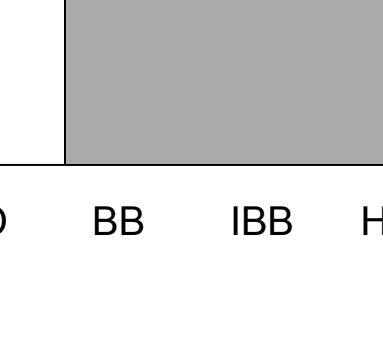


Batter	1	2	3	4	5	6	7	8	9	AB	R	H	RBI	BB	SO	LOB	TOP			
14 Austin Jackson, R OBP: 0.364, SLG: 0.389 72 Tyler Collins, L OBP: 0.350, SLG: 0.632										3	0	0	0	0	1	2				
48 Tori Hunter, R OBP: 0.222, SLG: 0.235 82 Curt Casali, R OBP: 0.250, SLG: 0.286										2	0	0	0	1	1	1				
27 Jhonny Peralta, R OBP: 0.235, SLG: 0.294 54 Dixon Machado, R OBP: 0.500, SLG: 0.833										3	0	1	0	0	0	1				
13 Alex Avila, L OBP: 0.353, SLG: 0.091 50 Bryan Holaday, R OBP: 0.250, SLG: 0.632										3	0	0	0	0	2	2				
46 Jeff Kobernus, R OBP: 0.308, SLG: 0.440 74 Daniel Fields, L OBP: 0.250, SLG: 0.632										3	0	0	0	0	0	1				
79 Nick Castellanos, R OBP: 0.238, SLG: 0.650										4	0	0	0	0	1	1				
68 Matt Tuasosopo, R OBP: 0.333, SLG: 1.333 30 Aaron Westlake, L OBP: 0.333, SLG: 1.333										2	0	0	0	0	2	0				
70 Argenis Diaz, R OBP: 0.500, SLG: 0.455 77 Eugenio Suárez, R OBP: 0.250, SLG: 0.632										1	0	0	0	1	0	0				
18 Hernán Pérez, R OBP: 0.375, SLG: 0.333										2	0	1	0	1	1	1				
Inning Stats	R: 0 E: 0 K: 2 S: 7	H: 0 LOB: 1 BB: 1 P: 11	R: 0 E: 0 K: 1 S: 5	H: 0 LOB: 0 BB: 0 P: 5	R: 0 E: 0 K: 0 S: 4	H: 1 LOB: 1 BB: 0 P: 4	R: 0 E: 0 K: 1 S: 6	H: 1 LOB: 1 BB: 0 P: 6	R: 0 E: 0 K: 2 S: 7	H: 0 LOB: 0 BB: 0 P: 11	R: 1 E: 0 K: 0 S: 5	H: 1 LOB: 2 BB: 1 P: 12	R: 0 E: 0 K: 2 S: 7	H: 0 LOB: 0 BB: 0 P: 7	R: 0 E: 0 K: 2 S: 7	H: 0 LOB: 0 BB: 0 P: 7	1B: 2 2B: 0 3B: 0 HR: 1	SF: 0 SAC: 0 DP: 0 HBP: 1	WP: 0 PB: 0 SB: 0 CS: 0	PA: 34
PITCHER	IP	WLS	BF	H	R	ER	SO	BB	IBB	HBP	BLK	WP	HR	S	P	ERA	WHIP			
36 Mike Minor, L ERA: 3.6	3.0	W	11	1	0	0	3	1	0	0	0	0	0	16	20	0.00	0.667			
39 Jonny Venters, R ERA: 5.0	1.0	H	4	1	0	0	1	0	0	0	0	0	0	6	6	0.00	1.000			
53 Cory Gearrin, R ERA: 6.0	1.0	H	4	0	0	0	2	1	0	0	0	0	0	7	11	0.00	1.000			
38 Anthony Varvaro, R ERA: 11.57	1.0		3	0	0	0	1	0	0	0	0	0	0	5	5	0.00	0.000			
63 Juan Jaime, R ERA: 11.57	1.0		6	1	1	1	0	1	0	1	0	0	1	5	12	9.00	2.000			
PITCHER	IP	WLS	BF	H	R	ER	SO	BB	IBB	HBP	BLK	WP	HR	S	P	ERA	WHIP			
81 Gus Schlosser, R ERA: 0.00	1.0		3	0	0	0	2	0	0	0	0	0	0	7	7	0.00	0.000			
79 Wirfin Obispo, R ERA: 0.00	1.0		3	0	0	0	2	0	0	0	0	0	0	7	7	0.00	0.000			

Detroit Tigers @ Atlanta Braves
 Champion Stadium, Lake Buena Vista, FL
 Sun Mar 03 2013, 1:08 PM - 3:30 PM EST
 Att: 9,223 - Partly Cloudy - 52 F


AB 30
 R 1
 H 3
 RBI 1
 BB 3
 SO 11
 LOB 11



Batter	1	2	3	4	5	6	7	8	9	AB	R	H	RBI	BB	SO	LOB	BOTTOM			
7 Reed Johnson, R OBP: 0.263, SLG: 0.222 73 Joey Terdoslavich, S OBP: 0.611, SLG: 0.875										3	0	0	0	0	0	1				
22 Jason Heyward, L OBP: 0.368, SLG: 0.824 23 Chris Johnson, R OBP: 0.294, SLG: 0.500										2	1	0	0	1	0	1				
69 Braeden Schiehuber, R OBP: 0.250, SLG: 0.286										1	0	0	0	0	0	3				
8 Justin Upton, R OBP: 0.316, SLG: 0.579 17 Jordan Schafer, L OBP: 0.368, SLG: 0.389										3	0	1	1	0	1	0				
5 Freddie Freeman, L OBP: 0.348, SLG: 0.565 58 Ernesto Mejia, R OBP: 0.353, SLG: 0.296										3	1	1	0	0	0	1				
2 B.J. Upton, R OBP: 0.368, SLG: 0.684 72 Todd Cunningham, S OBP: 0.381, SLG: 0.316										3	1	1	2	0	1	1				
26 Dan Uggla, R OBP: 0.250, SLG: 0.286 23 Blake DeWitt, L OBP: 0.286, SLG: 0.182										3	1	1	1	0	1	0				
25 Juan Francisco, L OBP: 0.333, SLG: 0.571 76 Joe Leonard, R OBP: 0.222, SLG: 0.333										3	1	2	0	0	0	0				
68 Evan Gattis, R OBP: 0.421, SLG: 0.706 77 Luis De La Cruz, R OBP: 0.250, SLG: 0.286										3	0	0	0	0	0	2				
14 Ramiro Pena, S OBP: 0.435, SLG: 0.450 1 Tyler Pastornicky, R OBP: 0.412, SLG: 0.750										1	0	1	1	0	0	0				
Inning Stats	R: 0 E: 0 K: 0 S: 3	H: 0 LOB: 0 BB: 0 P: 3	R: 0 E: 0 K: 1 S: 5	H: 0 LOB: 0 BB: 0 P: 5	R: 1 E: 0 K: 0 S: 5	H: 2 LOB: 1 BB: 0 P: 5	R: 2 E: 0 K: 1 S: 10	H: 3 LOB: 1 BB: 0 P: 11	R: 2 E: 0 K: 1 S: 8	H: 2 LOB: 1 BB: 1 P: 13	R: 1 E: 0 K: 0 S: 4	H: 1 LOB: 0 BB: 0 P: 4	R: 0 E: 0 K: 0 S: 5	H: 3 LOB: 2 BB: 0 P: 5	R: 0 E: 1 K: 1 S: 6	H: 0 LOB: 3 BB: 1 P: 11	1B: 3 2B: 4 3B: 1 HR: 3	SF: 0 SAC: 0 DP: 1 HBP: 1	WP: 0 PB: 0 SB: 0 CS: 0	PA: 38
PITCHER	IP	WLS	BF	H	R	ER	SO	BB	IBB	HBP	BLK	WP	HR	S	P	ERA	WHIP			
37 Max Scherzer, R ERA: 11.25	2.0	L	11	5	3	3	1	0	0	0	0	0	1	15	16	13.50	2.500			
43 Bruce Rondón, R ERA: 7.36	1.0		6	2	2	2	1	1	0	0	0	0	1	8	13	18.00	3.000			
64 Duane Below, L ERA: 14.4	2.0		9	4	1	1	0	0	0	0	0	0	1	9	9	4.50	2.000			
38 Darin Downs, L ERA: 0.00	1.0		6	0	0	0	1	1	0	1	0	0	0	6	11	0.00	1.000			

Detroit Tigers @ Atlanta Braves
 Champion Stadium, Lake Buena Vista, FL
 Sun Mar 03 2013, 1:08 PM - 3:30 PM EST
 Att: 9,223 - Partly Cloudy - 52 F

AB 35
 R 6
 H 11
 RBI 6
 BB 2
 SO 4
 LOB 18



Batter	1	2	3	4	5	6	7	8	9	AB	R	H	RBI	BB	SO	LOB	TOP					
27 Jose Altuve, R OBP: 0.333, SLG: 0.375 10 Jake Elmore, R OBP: 0.300, SLG: 0.278	F9		2B		K		K		BB 6 DI BB	3	0	1	0	0	1	1						
21 Fernando Martinez, L OBP: 0.333, SLG: 0.271 6 Jason Jaramillo, S OBP: 0.538, SLG: 0.333	K		F8			BB 12 2B 23 SF9	BB 4 G6-4-3		BB 1-2 K	2	1	0	0	1	1	2						
12 Carlos Pena, L OBP: 0.278, SLG: 0.471 4 Brandon Laird, R OBP: 0.526, SLG: 0.867	K			K		BB 23 SF9 15 1B	G6-4-3		BB 1-2 2-3	3	1	1	0	0	2	0						
23 Chris Carter, R OBP: 0.273, SLG: 0.368		BB 15 G3-6-1 1B		K				K		3	0	1	1	0	2	0						
15 Jason Castro, L OBP: 0.500, SLG: 1.000 75 George Springer, R (6, PR) OBP: 0.538, SLG: 1.000	G3-6-1		G3			BB 44 HR 1B		K		3	0	1	1	0	0	1						
44 Justin Maxwell, R OBP: 0.294, SLG: 0.563 56 Nate Freiman, R OBP: 0.263, SLG: 0.368	K				BB 30 L9 46 WP 76 FC4-6 BB	HR		K		2	2	1	2	1	1	0						
46 Rick Ankiel, L OBP: 0.529, SLG: 0.867 8 Trevor Crowe, S OBP: 0.300, SLG: 0.556			BB 27 2B 1B					K		2	0	1	0	1	1	1						
30 Matt Dominguez, R OBP: 0.375, SLG: 0.643 38 Jimmy Paredes, S OBP: 0.187, SLG: 0.188			K		L9		G6-3		K2-3	3	0	0	0	0	1	4						
76 Jonathan Villar, S OBP: 0.217, SLG: 0.150			F8		FC4-6			BB 6 S 2B	E1 6 DI 10 DI	4	0	1	1	0	0	2						
Inning Stats	R: 0 E: 0 K: 2 S: 7	H: 0 LOB: 0 BB: 7	R: 0 E: 0 K: 1 S: 5	H: 1 LOB: 0 BB: 0 P: 6	R: 0 E: 0 K: 1 S: 7	H: 2 LOB: 2 BB: 0 P: 7	R: 0 E: 0 K: 2 S: 7	H: 0 LOB: 0 BB: 0 P: 7	R: 1 E: 0 K: 1 S: 5	H: 0 LOB: 1 BB: 2 P: 13	R: 4 E: 0 K: 1 S: 8	H: 3 LOB: 1 BB: 1 P: 12	R: 0 E: 0 K: 3 S: 9	H: 0 LOB: 0 BB: 1 P: 9	R: 0 E: 1 K: 3 S: 10	H: 0 LOB: 2 BB: 1 P: 14	1B: 3 2B: 3 3B: 0 HR: 1	SF: 1 SAC: 0 DP: 2 HBP: 0	WP: 1 PB: 0 SB: 1 CS: 0	PA: 38		
PITCHER	IP WLS BF H R ER SO BB IBB HBP BLK WP HR S P ERA WHIP	IP WLS BF H R ER SO BB IBB HBP BLK WP HR S P ERA WHIP	IP WLS BF H R ER SO BB IBB HBP BLK WP HR S P ERA WHIP	IP WLS BF H R ER SO BB IBB HBP BLK WP HR S P ERA WHIP	IP WLS BF H R ER SO BB IBB HBP BLK WP HR S P ERA WHIP	IP WLS BF H R ER SO BB IBB HBP BLK WP HR S P ERA WHIP	IP WLS BF H R ER SO BB IBB HBP BLK WP HR S P ERA WHIP	IP WLS BF H R ER SO BB IBB HBP BLK WP HR S P ERA WHIP	IP WLS BF H R ER SO BB IBB HBP BLK WP HR S P ERA WHIP	IP WLS BF H R ER SO BB IBB HBP BLK WP HR S P ERA WHIP	IP WLS BF H R ER SO BB IBB HBP BLK WP HR S P ERA WHIP	IP WLS BF H R ER SO BB IBB HBP BLK WP HR S P ERA WHIP	IP WLS BF H R ER SO BB IBB HBP BLK WP HR S P ERA WHIP	IP WLS BF H R ER SO BB IBB HBP BLK WP HR S P ERA WHIP	IP WLS BF H R ER SO BB IBB HBP BLK WP HR S P ERA WHIP	IP WLS BF H R ER SO BB IBB HBP BLK WP HR S P ERA WHIP	IP WLS BF H R ER SO BB IBB HBP BLK WP HR S P ERA WHIP	IP WLS BF H R ER SO BB IBB HBP BLK WP HR S P ERA WHIP	IP WLS BF H R ER SO BB IBB HBP BLK WP HR S P ERA WHIP	IP WLS BF H R ER SO BB IBB HBP BLK WP HR S P ERA WHIP	IP WLS BF H R ER SO BB IBB HBP BLK WP HR S P ERA WHIP	IP WLS BF H R ER SO BB IBB HBP BLK WP HR S P ERA WHIP

Houston Astros @ Detroit Tigers
Joker Marchant Stadium, Lakeland, FL
Mon Mar 04 2013, 1:07 PM - 4:46 PM EST
Att: 6,924 - Sunny - 60 F

AB 32
R 5
H 7
RBI 5
BB 5
SO 15
LOB 16



Batter	1	2	3	4	5	6	7	8	9	AB	R	H	RBI	BB	SO	LOB	BOTTOM					
14 Austin Jackson, R OBP: 0.346, SLG: 0.333 74 Daniel Fields, L OBP: 0.273, SLG: 0.400	F9	L9		BB 48 G5-3 BB	L6		K			3	0	0	0	1	0	2						
48 Torii Hunter, R OBP: 0.273, SLG: 0.286 34 Avisail Garcia, R OBP: 0.273, SLG: 0.400	BB 28 BB 12 WP 13 1B BB	FC5-4		G5-3	BB 1-2 2-3		F9			4	1	2	0	0	0	3						
12 Andy Dirks, L OBP: 0.385, SLG: 0.333 72 Tyler Collins, L OBP: 0.381, SLG: 0.650	BB 13 1B BB		BB 28 BB 27 G6-4-3 1B	K	K			BB 68 2B 1B		3	2	1	0	1	2	4						
28 Prince Fielder, L OBP: 0.476, SLG: 0.706 68 Matt Tuiasosopo, R OBP: 0.087, SLG: 0.133	BB 13 1B BB		BB 27 G6-4-3 13 BB 1B	F7			F9	BB 13 WP 13 SF9 2B		2	0	1	0	1	0	2						
13 Alex Avila, L OBP: 0.364, SLG: 0.143	BB 27 BB 1B		BB 27 G6-4-3 BB		E4 55 2B BB		K	BB SF9		3	1	1	3	1	1	0						
27 Jhonny Peralta, R OBP: 0.238, SLG: 0.250 77 Eugenio Suárez, R OBP: 0.087, SLG: 0.133	BB 13 1B BB		BB 27 G6-4-3 1B		F8		F7	BB F9		3	0	0	0	1	0	3						
55 Brayan Peña, S OBP: 0.231, SLG: 0.590 25 Ramón Cabrera, S OBP: 0.087, SLG: 0.133	BB 55 G4-6-3 BB		BB 48 G5-3 14 S BB		F8		F7	BB 29 S BB		2	1	1	1	1	0	3						
67 Kevin Russo, R OBP: 0.350, SLG: 0.684			BB 29 WP 29 1B 2B					BB K		4	1	1	1	0	3	3						
29 Danny Worth, R OBP: 0.444, SLG: 0.429		E6 48 FC5-4 BB		BB 48 G5-3 14 S BB				BB K		2	0	1	1	2	0	0						
Inning Stats	R: 2 E: 0 K: 0 S: 4	H: 2 LOB: 2 BB: 3 P: 16	R: 0 E: 1 K: 1 S: 6	H: 0 LOB: 1 BB: 0 P: 6	R: 1 E: 0 K: 1 S: 6	H: 2 LOB: 2 BB: 2 P: 14	R: 0 E: 0 K: 1 S: 5	H: 0 LOB: 2 BB: 2 P: 13	R: 3 E: 1 K: 1 S: 10	H: 4 LOB: 2 BB: 0 P: 11	R: 0 E: 0 K: 1 S: 5	H: 0 LOB: 0 BB: 0 P: 5	R: 0 E: 0 K: 2 S: 7	H: 0 LOB: 2 BB: 2 P: 15	R: 2 E: 0 K: 0 S: 5	H: 2 LOB: 0 BB: 0 P: 6	1B: 7 2B: 3 3B: 0 HR: 0	SF: 1 SAC: 0 DP: 2 HBP: 0	WP: 3 PB: 0 SB: 2 CS: 0	PA: 43		
PITCHER	IP WLS BF H R ER SO BB IBB HBP BLK WP HR S P ERA WHIP	IP WLS BF H R ER SO BB IBB HBP BLK WP HR S P ERA WHIP	IP WLS BF H R ER SO BB IBB HBP BLK WP HR S P ERA WHIP	IP WLS BF H R ER SO BB IBB HBP BLK WP HR S P ERA WHIP	IP WLS BF H R ER SO BB IBB HBP BLK WP HR S P ERA WHIP	IP WLS BF H R ER SO BB IBB HBP BLK WP HR S P ERA WHIP	IP WLS BF H R ER SO BB IBB HBP BLK WP HR S P ERA WHIP	IP WLS BF H R ER SO BB IBB HBP BLK WP HR S P ERA WHIP	IP WLS BF H R ER SO BB IBB HBP BLK WP HR S P ERA WHIP	IP WLS BF H R ER SO BB IBB HBP BLK WP HR S P ERA WHIP	IP WLS BF H R ER SO BB IBB HBP BLK WP HR S P ERA WHIP	IP WLS BF H R ER SO BB IBB HBP BLK WP HR S P ERA WHIP	IP WLS BF H R ER SO BB IBB HBP BLK WP HR S P ERA WHIP	IP WLS BF H R ER SO BB IBB HBP BLK WP HR S P ERA WHIP	IP WLS BF H R ER SO BB IBB HBP BLK WP HR S P ERA WHIP	IP WLS BF H R ER SO BB IBB HBP BLK WP HR S P ERA WHIP	IP WLS BF H R ER SO BB IBB HBP BLK WP HR S P ERA WHIP	IP WLS BF H R ER SO BB IBB HBP BLK WP HR S P ERA WHIP	IP WLS BF H R ER SO BB IBB HBP BLK WP HR S P ERA WHIP	IP WLS BF H R ER SO BB IBB HBP BLK WP HR S P ERA WHIP	IP WLS BF H R ER SO BB IBB HBP BLK WP HR S P ERA WHIP	IP WLS BF H R ER SO BB IBB HBP BLK WP HR S P ERA WHIP

Houston Astros @ Detroit Tigers
Joker Marchant Stadium, Lakeland, FL
Mon Mar 04 2013, 1:07 PM - 4:46 PM EST
Att: 6,924 - Sunny - 60 F


AB 33
R 8
H 10
RBI 7
BB 9
SO 7
LOB 24



Batter	1	2	3	4	5	6	7	8	9	AB	R	H	RBI	BB	SO	LOB	TOP					
14 Austin Jackson, R OBP: 0.344, SLG: 0.370 72 Tyler Collins, L OBP: 0.435, SLG: 0.682											3	0	1	0	0	1	0					
26 Brennan Boesch, L OBP: 0.250, SLG: 0.250 79 Nick Castellanos, R OBP: 0.545, SLG: 0.647										3	1	1	0	0	0	2	1					
41 Victor Martinez, S OBP: 0.391, SLG: 0.450 25 Ramón Cabrera, S (5, PH) OBP: 0.182, SLG: 0.100										2	0	0	0	0	1	1	3					
28 Prince Fielder, L OBP: 0.423, SLG: 0.591 29 Danny Worth, R OBP: 0.522, SLG: 0.611										2	0	1	1	0	0	0	3					
12 Andy Dirks, L OBP: 0.333, SLG: 0.353 34 Avisail García, R (6, PH) OBP: 0.308, SLG: 0.417										2	0	0	0	0	0	1	3					
13 Alex Avila, L OBP: 0.393, SLG: 0.167 50 Bryan Holaday, R OBP: 0.333, SLG: 0.455										2	0	1	0	1	0	1	0					
27 Jhonny Peralta, R OBP: 0.185, SLG: 0.192 77 Eugenio Suárez, R										3	0	0	0	0	3	4	2					
32 Don Kelly, L OBP: 0.316, SLG: 0.588 70 Argenis Díaz, R OBP: 0.474, SLG: 0.438										2	0	0	0	0	2	0	3					
46 Jeff Kobernus, R OBP: 0.313, SLG: 0.419 18 Hernán Pérez, R OBP: 0.455, SLG: 0.444										4	1	2	0	0	0	1	1					
Inning Stats	R: 0 E: 0 K: 2 S: 7	H: 0 LOB: 0 BB: 0 P: 7	R: 0 E: 0 K: 1 S: 6	H: 1 LOB: 1 BB: 0 P: 6	R: 0 E: 0 K: 1 S: 5	H: 0 LOB: 0 BB: 0 P: 5	R: 1 E: 0 K: 1 S: 7	H: 2 LOB: 2 BB: 0 P: 11	R: 0 E: 0 K: 2 S: 9	H: 2 LOB: 2 BB: 0 P: 9	R: 0 E: 0 K: 1 S: 6	H: 1 LOB: 1 BB: 0 P: 7	R: 5 E: 0 K: 0 S: 9	H: 7 LOB: 1 BB: 0 P: 9	R: 2 E: 1 K: 1 S: 7	H: 3 LOB: 2 BB: 1 P: 11	R: 1 E: 0 K: 1 S: 7	H: 2 LOB: 1 BB: 0 P: 7	1B: 14 2B: 4 HR: 0	SF: 0 SAC: 0 DP: 1 HBP: 0	WP: 1 PB: 0 SB: 0 CS: 0	PA: 45
PITCHER	IP WLS BF H R ER SO BB IBB HBP BLK WP HR S P ERA WHIP																					
49 Julio Teheran, R ERA: 2.0	4.0 L 16 3 1 1 5 1 0 0 1 0 0 25 29 2.25 1.000																					
39 Jonny Venters, L ERA: 4.5	1.0 5 2 0 0 2 0 0 0 0 1 0 0 9 9 0.00 2.000																					
43 Luis Avilán, L ERA:	1.0 4 1 0 0 1 0 0 0 0 0 1 0 6 7 0.00 1.000																					
38 Anthony Varvaro, R ERA: 9.0	1.0 9 7 5 5 0 0 0 0 0 0 0 0 9 9 45.00 7.000																					
64 Aaron Northcraft, R ERA: 12.7	2.0 11 5 3 3 2 1 0 0 0 0 0 0 14 18 13.50 3.000																					

Detroit Tigers @ Atlanta Braves
Champion Stadium, Lake Buena Vista, FL
Thu Mar 07 2013, 6:08 PM - 9:20 PM EST
Att. 8,395 - Clear - 66 F


AB 43
R 9
H 18
RBI 9
BB 2
SO 10
LOB 22



Batter	1	2	3	4	5	6	7	8	9	AB	R	H	RBI	BB	SO	LOB	BOTTOM			
7 Reed Johnson, R OBP: 0.200, SLG: 0.167 68 Evan Gattis, R (7, PH) OBP: 0.417, SLG: 0.619										3	0	0	0	0	1	3	1			
22 Jason Heyward, L OBP: 0.250, SLG: 0.538 17 Jordan Schafer, L OBP: 0.407, SLG: 0.417										3	0	0	0	0	0	0	2			
8 Justin Upton, R OBP: 0.357, SLG: 0.615 74 Jordan Parraz, R OBP: 0.278, SLG: 0.471										2	0	1	0	1	1	0	2			
5 Freddie Freeman, L OBP: 0.345, SLG: 0.517 23 Blake DeWitt, L OBP: 0.350, SLG: 0.412										3	0	0	0	0	1	2	1			
2 B.J. Upton, R OBP: 0.321, SLG: 0.536 72 Todd Cunningham, S (7, 7) OBP: 0.348, SLG: 0.286										3	0	1	0	0	1	1	1			
26 Dan Uggla, R OBP: 0.287, SLG: 0.269 76 Joe Leonard, R OBP: 0.273, SLG: 0.364										3	0	1	0	0	1	2	1			
25 Juan Francisco, L ERA: 3.6 58 Ernesto Mejia, R OBP: 0.333, SLG: 0.278										2	1	1	1	1	1	1	1			
1 Tyler Pastornicky, R OBP: 0.423, SLG: 0.625 75 Elmer Reyes, R										2	0	0	0	1	0	1	1			
11 Gerald Laird, R OBP: 0.273, SLG: 0.111 77 Luis De La Cruz, R OBP: 0.400, SLG: 0.250										3	0	1	0	0	1	3	0			
Inning Stats	R: 0 E: 0 K: 1 S: 5	H: 0 LOB: 0 BB: 0 P: 5	R: 0 E: 0 K: 3 S: 10	H: 1 LOB: 1 BB: 0 P: 10	R: 0 E: 0 K: 0 S: 2	H: 0 LOB: 1 BB: 1 P: 7	R: 0 E: 0 K: 0 S: 4	H: 1 LOB: 1 BB: 0 P: 4	R: 0 E: 0 K: 2 S: 8	H: 1 LOB: 2 BB: 1 P: 8	R: 1 E: 0 K: 1 S: 8	H: 2 LOB: 2 BB: 1 P: 13	R: 1 E: 0 K: 2 S: 10	H: 3 LOB: 2 BB: 0 P: 10	R: 0 E: 0 K: 1 S: 5	H: 0 LOB: 0 BB: 0 P: 5	1B: 7 2B: 1 3B: 0 HR: 1	SF: 0 SAC: 0 DP: 1 HBP: 0	WP: 1 PB: 0 SB: 0 CS: 0	PA: 39
PITCHER	IP WLS BF H R ER SO BB IBB HBP BLK WP HR S P ERA WHIP																			
33 Drew Smyly, L ERA: 7.04	4.0 W 15 2 0 0 2 2 0 0 0 0 0 0 12 20 0.00 0.750																			
60 Brayan Villarreal, R ERA: 3.6	1.0 6 2 1 1 1 1 0 0 0 0 1 1 8 13 9.00 3.000																			
53 Joaquin Benoit, R ERA: 3.6	1.0 6 3 1 1 2 0 0 0 0 0 0 0 10 10 9.00 3.000																			
64 Duane Below, L ERA: 12.0	1.0 3 0 0 0 1 0 0 0 0 0 0 0 5 5 0.00 0.000																			

Detroit Tigers @ Atlanta Braves
Champion Stadium, Lake Buena Vista, FL
Thu Mar 07 2013, 6:08 PM - 9:20 PM EST
Att. 8,395 - Clear - 66 F

AB 35
R 2
H 9
RBI 2
BB 4
SO 10
LOB 18



Batter	1	2	3	4	5	6	7	8	9	AB	R	H	RBI	BB	SO	LOB	TOP				
11 Rubén Tejada, R OBP: 0.200, SLG: 0.357 70 Wilfredo Tovar, R OBP: 0.231, SLG: 0.231	0-3 K		0-3 K	0-0 FC6-4			0-0 G6-3		0-0 P6	3	0	0	0	0	2	3					
1 Jordany Valdespin, L OBP: 0.260, SLG: 0.585 80 Jamie Hoffmann, R OBP: 0.176, SLG: 0.313	0-0 F7		0-0 G4-3			0-0 G6-3	1-1 HR		0-0 G6-3	4	1	1	1	0	0	0					
4 Collin Cowgill, R OBP: 0.530, SLG: 0.714 68 Matthew den Dekker, L (7, PH) OBP: 0.286, SLG: 0.400	4-0 BB		0-0 F8			4-0 BB	0-0 F8		4-0 BB	1	0	0	0	2	0	0					
23 Mike Baxter, L OBP: 0.217, SLG: 0.105 63 Juan Lagares, R OBP: 0.162, SLG: 0.273	0-3 K			1-0 HBP	1-3 K		0-3 K		0-0 L8	3	1	0	0	0	3	2					
15 Travis d'Arnaud, R OBP: 0.444, SLG: 0.533 22 Landon Powell, S OBP: 0.308, SLG: 0.250		4-0 BB		1-3 K	1-0 HBP				0-0 76 1B	1	0	0	0	1	1	1					
19 Zach Lutz, R OBP: 0.428, SLG: 0.412 61 Wilmer Flores, R OBP: 0.091, SLG: 0.091	0-3 K		0-0 HBP	0-0 1B	0-3 K				0-3 K	3	0	1	1	0	2	3					
77 Andrew Brown, R OBP: 0.143, SLG: 0.143 58 César Puello, R OBP: 0.143, SLG: 0.143	0-3 K		0-3 K				0-0 P4		0-3 K	3	0	0	0	0	2	2					
12 Brandon Hicks, R OBP: 0.348, SLG: 0.294 76 Josh Satin, R OBP: 0.727, SLG: 0.875	4-0 BB		0-0 HBP	1-2 1B			0-3 K		0-0 BB	2	0	1	0	1	1	0					
16 Brian Bixler, R OBP: 0.500, SLG: 0.500 64 Reese Havens, L OBP: 0.273, SLG: 0.111	0-3 K		1-0 HBP	1-2 2-3 HBP			0-0 F8		0-0 F8	2	0	0	0	0	1	2					
Inning Stats	R: 0 E: 0 K: 2 S: 7	H: 0 LOB: 1 BB: 1 P: 11	R: 0 E: 0 K: 3 S: 9	H: 0 LOB: 2 BB: 2 P: 17	R: 0 E: 0 K: 1 S: 5	H: 2 LOB: 3 BB: 0 P: 5	R: 1 E: 0 K: 2 S: 9	H: 0 LOB: 2 BB: 1 P: 13	R: 0 E: 0 K: 1 S: 5	H: 0 LOB: 0 BB: 0 P: 5	R: 1 E: 0 K: 1 S: 7	H: 1 LOB: 0 BB: 0 P: 8	R: 0 E: 0 K: 2 S: 9	H: 2 LOB: 2 BB: 1 P: 9	R: 0 E: 0 K: 0 S: 3	H: 0 LOB: 1 BB: 1 P: 7	1B: 4 2B: 0 3B: 0 HR: 1	SF: 0 SAC: 0 DP: 0 HBP: 3	WP: 0 PB: 0 SB: 2 CS: 0	PA: 40	
PITCHER	IP WLS BF H R ER SO BB IBB HBP BLK WP HR S P ERA WHIP	IP WLS BF H R ER SO BB IBB HBP BLK WP HR S P ERA WHIP	IP WLS BF H R ER SO BB IBB HBP BLK WP HR S P ERA WHIP	IP WLS BF H R ER SO BB IBB HBP BLK WP HR S P ERA WHIP	IP WLS BF H R ER SO BB IBB HBP BLK WP HR S P ERA WHIP	IP WLS BF H R ER SO BB IBB HBP BLK WP HR S P ERA WHIP	IP WLS BF H R ER SO BB IBB HBP BLK WP HR S P ERA WHIP	IP WLS BF H R ER SO BB IBB HBP BLK WP HR S P ERA WHIP	IP WLS BF H R ER SO BB IBB HBP BLK WP HR S P ERA WHIP	IP WLS BF H R ER SO BB IBB HBP BLK WP HR S P ERA WHIP	IP WLS BF H R ER SO BB IBB HBP BLK WP HR S P ERA WHIP	IP WLS BF H R ER SO BB IBB HBP BLK WP HR S P ERA WHIP	IP WLS BF H R ER SO BB IBB HBP BLK WP HR S P ERA WHIP	IP WLS BF H R ER SO BB IBB HBP BLK WP HR S P ERA WHIP	IP WLS BF H R ER SO BB IBB HBP BLK WP HR S P ERA WHIP	IP WLS BF H R ER SO BB IBB HBP BLK WP HR S P ERA WHIP	IP WLS BF H R ER SO BB IBB HBP BLK WP HR S P ERA WHIP	IP WLS BF H R ER SO BB IBB HBP BLK WP HR S P ERA WHIP	IP WLS BF H R ER SO BB IBB HBP BLK WP HR S P ERA WHIP	IP WLS BF H R ER SO BB IBB HBP BLK WP HR S P ERA WHIP	IP WLS BF H R ER SO BB IBB HBP BLK WP HR S P ERA WHIP

New York Mets @ Detroit Tigers
Joker Marchant Stadium, Lakeland, FL
Fri Mar 08 2013, 1:09 PM - 4:03 PM EST
Att: 7,498 - Sunny - 71 F

AB 32
R 2
H 5
RBI 2
BB 5
SO 14
LOB 18



Batter	1	2	3	4	5	6	7	8	9	AB	R	H	RBI	BB	SO	LOB	BOTTOM				
39 Ramon Santiago, S OBP: 0.333, SLG: 0.556 54 Dixon Machado, R OBP: 0.333, SLG: 0.556	0-0 P6		4-0 BB		0-0 G4-3		0-0 F9			1	0	0	0	1	0	0					
48 Torii Hunter, R OBP: 0.286, SLG: 0.400 72 Tyler Collins, L OBP: 0.440, SLG: 0.792	0-0 G3-1		0-0 L9			0-0 G4-3		1-2 HR		2	0	0	0	0	0	1					
41 Victor Martinez, S OBP: 0.333, SLG: 0.375	0-3 K			0-0 G3		0-0 F7		0-3 K		4	0	0	0	0	2	0					
26 Brennan Boesch, L OBP: 0.286, SLG: 0.167 74 Daniel Fields, L		4-0 BB		0-0 G3-1		0-0 L8		0-3 K		2	0	0	0	1	0	0					
12 Andy Dirks, L OBP: 0.300, SLG: 0.316 34 Avisail García, R OBP: 0.321, SLG: 0.423	0-0 G3-6-3		0-0 G4-3				0-0 F9		0-0 F9	2	1	1	0	0	0	0					
55 Brayán Peña, S OBP: 0.200, SLG: 0.429 25 Ramón Cabrera, S OBP: 0.250, SLG: 0.100	0-0 G4-3			0-0 G3-1			4-0 BB		0-0 BB	2	0	0	0	0	0	0					
32 Don Kelly, L OBP: 0.351, SLG: 0.611 67 Kevin Russo, R OBP: 0.333, SLG: 0.650			4-0 BB		0-0 1B		0-0 G6-4-3		0-0 G6-4-3	1	0	0	0	0	0	2					
68 Matt Tuasosopo, R OBP: 0.211, SLG: 0.278			0-0 2B		0-0 1B		4-0 BB		0-0 BB	2	0	2	1	1	0	0					
18 Hernán Pérez, R OBP: 0.357, SLG: 0.333			0-0 F9		0-3 K		0-0 E6			3	0	0	0	0	1	3					
Inning Stats	R: 0 E: 0 K: 1 S: 5	H: 0 LOB: 0 BB: 0 P: 5	R: 0 E: 0 K: 0 S: 2	H: 0 LOB: 0 BB: 1 P: 6	R: 1 E: 0 K: 0 S: 3	H: 1 LOB: 2 BB: 2 P: 11	R: 0 E: 0 K: 0 S: 3	H: 0 LOB: 0 BB: 0 P: 3	R: 0 E: 0 K: 0 S: 3	H: 0 LOB: 0 BB: 0 P: 3	R: 1 E: 0 K: 0 S: 4	H: 1 LOB: 2 BB: 2 P: 12	R: 1 E: 0 K: 2 S: 10	H: 1 LOB: 0 BB: 0 P: 11	1B: 3 2B: 1 3B: 0 HR: 1	SF: 0 SAC: 0 DP: 2 HBP: 0	WP: 0 PB: 0 SB: 0 CS: 0	PA: 32			
PITCHER	IP WLS BF H R ER SO BB IBB HBP BLK WP HR S P ERA WHIP	IP WLS BF H R ER SO BB IBB HBP BLK WP HR S P ERA WHIP	IP WLS BF H R ER SO BB IBB HBP BLK WP HR S P ERA WHIP	IP WLS BF H R ER SO BB IBB HBP BLK WP HR S P ERA WHIP	IP WLS BF H R ER SO BB IBB HBP BLK WP HR S P ERA WHIP	IP WLS BF H R ER SO BB IBB HBP BLK WP HR S P ERA WHIP	IP WLS BF H R ER SO BB IBB HBP BLK WP HR S P ERA WHIP	IP WLS BF H R ER SO BB IBB HBP BLK WP HR S P ERA WHIP	IP WLS BF H R ER SO BB IBB HBP BLK WP HR S P ERA WHIP	IP WLS BF H R ER SO BB IBB HBP BLK WP HR S P ERA WHIP	IP WLS BF H R ER SO BB IBB HBP BLK WP HR S P ERA WHIP	IP WLS BF H R ER SO BB IBB HBP BLK WP HR S P ERA WHIP	IP WLS BF H R ER SO BB IBB HBP BLK WP HR S P ERA WHIP	IP WLS BF H R ER SO BB IBB HBP BLK WP HR S P ERA WHIP	IP WLS BF H R ER SO BB IBB HBP BLK WP HR S P ERA WHIP	IP WLS BF H R ER SO BB IBB HBP BLK WP HR S P ERA WHIP	IP WLS BF H R ER SO BB IBB HBP BLK WP HR S P ERA WHIP	IP WLS BF H R ER SO BB IBB HBP BLK WP HR S P ERA WHIP	IP WLS BF H R ER SO BB IBB HBP BLK WP HR S P ERA WHIP	IP WLS BF H R ER SO BB IBB HBP BLK WP HR S P ERA WHIP	IP WLS BF H R ER SO BB IBB HBP BLK WP HR S P ERA WHIP

New York Mets @ Detroit Tigers
Joker Marchant Stadium, Lakeland, FL
Fri Mar 08 2013, 1:09 PM - 4:03 PM EST
Att: 7,498 - Sunny - 71 F

AB 27
R 3
H 5
RBI 2
BB 5
SO 4
LOB 11



Batter	1	2	3	4	5	6	7	8	9	AB	R	H	RBI	BB	SO	LOB	TOP						
46 Jeff Kobernus, R OBP: 0.351, SLG: 0.412										3	0	1	0	2	0	2							
48 Torii Hunter, R OBP: 0.259, SLG: 0.345										4	0	0	0	0	0	4							
79 Nick Castellanos, R OBP: 0.565, SLG: 0.667										1	0	1	0	0	0	0							
12 Andy Dirks, L OBP: 0.292, SLG: 0.435										4	1	1	1	0	0	0							
74 Daniel Fields, L										1	0	0	0	0	1	3							
68 Matt Tuiasosopo, R OBP: 0.273, SLG: 0.263										1	0	0	0	2	0	0							
32 Don Kelly, L OBP: 0.346, SLG: 0.550										2	0	0	0	0	0	3							
26 Brennan Boesch, L OBP: 0.182, SLG: 0.100										4	0	0	0	0	1	2							
72 Tyler Collins, L OBP: 0.423, SLG: 0.760										1	0	0	0	0	0	3							
55 Brayan Peña, S OBP: 0.263, SLG: 0.500										4	0	2	0	0	0	0							
13 Alex Avila, L OBP: 0.387, SLG: 0.238										3	1	1	0	0	2	1							
50 Bryan Holaday, R OBP: 0.385, SLG: 0.455										0	0	0	0	1	0	0							
29 Danny Worth, R OBP: 0.500, SLG: 0.619										3	0	1	0	0	0	2							
70 Argenis Diaz, R OBP: 0.345, SLG: 0.412										1	0	0	0	0	1	2							
39 Ramon Santiago, S OBP: 0.348, SLG: 0.636										0	0	0	0	2	0	0							
67 Kevin Russo, R										2	0	1	0	0	0	1							
Inning Stats	R: 1 E: 0 K: 0 S: 4	H: 1 LOB: 0 BB: 1 P: 9	R: 1 E: 1 K: 1 S: 7	H: 2 LOB: 3 BB: 2 P: 15	R: 0 E: 0 K: 0 S: 2	H: 0 LOB: 0 BB: 1 P: 7	R: 0 E: 0 K: 1 S: 6	H: 1 LOB: 2 BB: 1 P: 10	R: 0 E: 0 K: 1 S: 3	H: 0 LOB: 1 BB: 0 P: 7	R: 0 E: 0 K: 1 S: 6	H: 1 LOB: 1 BB: 0 P: 6	R: 0 E: 0 K: 0 S: 3	H: 0 LOB: 0 BB: 0 P: 3	R: 0 E: 1 K: 1 S: 6	H: 0 LOB: 2 BB: 1 P: 10	R: 0 E: 0 K: 1 S: 8	H: 3 LOB: 3 BB: 0 P: 8	1B: 4 2B: 3 3B: 0 HR: 1	SF: 0 SAC: 0 DP: 1 HBP: 0	WP: 1 PB: 0 SB: 0 CS: 1	PA: 42	
PITCHER	IP WLS BF H R ER SO BB IBB HBP BLK WP HR S P ERA WHIP	2.0 11 3 2 1 1 3 0 0 0 0 1 1 11 24 4.50 3.000	1.0 3 0 0 0 0 0 0 0 0 0 0 0 2 7 0.00 1.000	2.0 W 9 1 0 0 1 2 0 0 0 0 0 0 9 17 0.00 1.500	1.0 H 4 1 0 0 1 0 0 0 0 0 0 0 6 6 0.00 1.000	1.0 H 3 0 0 0 0 0 0 0 0 0 0 0 0 3 3 0.00 0.000	0.2 H 4 0 0 0 0 1 0 0 0 0 0 0 0 0 0 0.00 1.500	0.1 H 3 2 0 0 1 0 0 0 0 0 0 0 5 5 0.00 6.000	1.0 S 4 1 0 0 1 0 0 0 0 0 0 0 6 6 0.00 1.000	75 Tommy Holtovy, L ERA: 2.7	0.2 H 4 0 0 0 0 1 0 0 0 0 0 0 0 0 0 0.00 1.500	0.1 H 3 2 0 0 1 0 0 0 0 0 0 0 5 5 0.00 6.000	0.1 H 3 2 0 0 1 0 0 0 0 0 0 0 5 5 0.00 6.000	1.0 S 4 1 0 0 1 0 0 0 0 0 0 0 6 6 0.00 1.000	0.2 H 4 0 0 0 0 1 0 0 0 0 0 0 0 0 0 0.00 1.500	0.1 H 3 2 0 0 1 0 0 0 0 0 0 0 5 5 0.00 6.000	1.0 S 4 1 0 0 1 0 0 0 0 0 0 0 6 6 0.00 1.000	0.2 H 4 0 0 0 0 1 0 0 0 0 0 0 0 0 0 0.00 1.500	0.1 H 3 2 0 0 1 0 0 0 0 0 0 0 5 5 0.00 6.000	1.0 S 4 1 0 0 1 0 0 0 0 0 0 0 6 6 0.00 1.000	0.2 H 4 0 0 0 0 1 0 0 0 0 0 0 0 0 0 0.00 1.500	0.1 H 3 2 0 0 1 0 0 0 0 0 0 0 5 5 0.00 6.000	1.0 S 4 1 0 0 1 0 0 0 0 0 0 0 6 6 0.00 1.000

Detroit Tigers @ Toronto Blue Jays
Florida Auto Exchange Stadium, Dunedin, FL
Sat Mar 09 2013, 1:10 PM - 3:53 PM EST
Att: 5,561 - Partly Cloudy - 70 F

AB 34
R 2
H 8
RBI 1
BB 7
SO 5
LOB 23



Batter	1	2	3	4	5	6	7	8	9	AB	R	H	RBI	BB	SO	LOB	BOTTOM							
1 Emilio Bonifacio, S OBP: 0.345, SLG: 0.571										2	0	0	0	1	2	0								
69 Sean Ochinco, R OBP: 0.300, SLG: 0.500										1	0	1	0	0	0	0								
28 Colby Rasmus, L OBP: 0.485, SLG: 0.143										2	0	0	0	1	1	0								
85 Kevin Pillar, R OBP: 0.250, SLG: 0.250										1	0	0	0	0	0	1								
53 Melky Cabrera, S OBP: 0.286, SLG: 0.393										3	1	1	0	0	0	2								
68 Ryan Schimpf, L OBP: 0.333, SLG: 0.273										1	0	0	0	0	0	1								
19 José Bautista, R OBP: 0.357, SLG: 0.852										3	2	2	2	0	0	1								
18 Kenny Wilson, R OBP: 0.697, SLG: 0.500										1	0	0	0	0	0	0								
26 Adam Lind, L OBP: 0.483, SLG: 0.696										1	1	0	0	2	0	0								
79 Lars Anderson, L OBP: 0.462, SLG: 0.500										1	0	0	0	0	0	0								
16 Mark DeRosa, R OBP: 0.588, SLG: 0.800										2	0	0	0	1	1	1								
67 Eugenio Velez, S OBP: 0.500, SLG: 0.615										1	0	1	0	0	0	0								
3 Maicer Izturis, S OBP: 0.222, SLG: 0.200										3	0	1	1	0	2	1								
59 Jim Negrych, L OBP: 0.471, SLG: 0.667										1	0	0	0	0	1	1								
22 Henry Blanco, R OBP: 0.300, SLG: 0.526										2	0	1	1	0	0	1								
30 Josh Thole, L OBP: 0.211, SLG: 0.176										0	0	0	0	0	0	0								
2 Ryan Goins, L OBP: 0.368, SLG: 0.400										2	0	0	0	0	1	3								
18 Mike McCoy, R										1	0	0	0	0	1	0								
Inning Stats	R: 2 E: 0 K: 1 S: 9	H: 2 LOB: 0 BB: 0 P: 10	R: 0 E: 0 K: 2 S: 8	H: 1 LOB: 0 BB: 0 P: 8	R: 0 E: 0 K: 2 S: 7	H: 0 LOB: 0 BB: 0 P: 7	R: 2 E: 0 K: 0 S: 4	H: 2 LOB: 1 BB: 2 P: 12	R: 0 E: 0 K: 2 S: 3	H: 0 LOB: 1 BB: 2 P: 11	R: 0 E: 0 K: 1 S: 6	H: 1 LOB: 1 BB: 0 P: 6	R: 0 E: 0 K: 1 S: 6	H: 1 LOB: 1 BB: 0 P: 6	R: 0 E: 0 K: 1 S: 6	H: 1 LOB: 1 BB: 0 P: 6	1B: 3 2B: 3 3B: 0 HR: 1	SF: 1 SAC: 0 DP: 2 HBP: 0	WP: 0 PB: 0 SB: 1 CS: 0	PA: 34				
PITCHER	IP WLS BF H R ER SO BB IBB HBP BLK WP HR S P ERA WHIP	3.0 L 15 4 4 4 0 2 0 0 0 0 0 0 3 3 0.00 1.000	1.0 3 1 0 0 0 0 0 0 0 0 0 0 3 3 0.00 1.000	2.0 8 0 0 0 2 3 0 0 0 0 0 0 10 22 0.00 1.500	1.0 4 1 0 0 1 0 0 0 0 0 0 0 6 6 0.00 1.000	1.0 4 1 0 0 1 0 0 0 0 0 0 0 6 6 0.00 1.000	0.2 H 4 0 0 0 0 1 0 0 0 0 0 0 0 0 0.00 1.500	0.1 H 3 2 0 0 1 0 0 0 0 0 0 0 5 5 0.00 6.000	1.0 S 4 1 0 0 1 0 0 0 0 0 0 0 6 6 0.00 1.000	0.2 H 4 0 0 0 0 1 0 0 0 0 0 0 0 0 0.00 1.500	0.1 H 3 2 0 0 1 0 0 0 0 0 0 0 5 5 0.00 6.000	1.0 S 4 1 0 0 1 0 0 0 0 0 0 0 6 6 0.00 1.000	0.2 H 4 0 0 0 0 1 0 0 0 0 0 0 0 0 0.00 1.500	0.1 H 3 2 0 0 1 0 0 0 0 0 0 0 5 5 0.00 6.000	1.0 S 4 1 0 0 1 0 0 0 0 0 0 0 6 6 0.00 1.000	0.2 H 4 0 0 0 0 1 0 0 0 0 0 0 0 0 0.00 1.500	0.1 H 3 2 0 0 1 0 0 0 0 0 0 0 5 5 0.00 6.000	1.0 S 4 1 0 0 1 0 0 0 0 0 0 0 6 6 0.00 1.000	0.2 H 4 0 0 0 0 1 0 0 0 0 0 0 0 0 0.00 1.500	0.1 H 3 2 0 0 1 0 0 0 0 0 0 0 5 5 0.00 6.000	1.0 S 4 1 0 0 1 0 0 0 0 0 0 0 6 6 0.00 1.000	0.2 H 4 0 0 0 0 1 0 0 0 0 0 0 0 0 0.00 1.500	0.1 H 3 2 0 0 1 0 0 0 0 0 0 0 5 5 0.00 6.000	1.0 S 4 1 0 0 1 0 0 0 0 0 0 0 6 6 0.00 1.000

Detroit Tigers @ Toronto Blue Jays
Florida Auto Exchange Stadium, Dunedin, FL
Sat Mar 09 2013, 1:10 PM - 3:53 PM EST
Att: 5,561 - Partly Cloudy - 70 F

AB 28
R 4
H 7
RBI 4
BB 5
SO 9
LOB 12



Batter	1	2	3	4	5	6	7	8	9	AB	R	H	RBI	BB	SO	LOB	TOP											
10 Corey Brown, L (1,9) OBP: 0.256, SLG: 0.324	G6-3		K			F8		K		4	0	0	0	0	2	1	Washington Nationals @ Detroit Tigers Joker Marchant Stadium, Lakeland, FL Sun Mar 10 2013, 1:08 PM - 3:30 PM EDT Att: 8,770 - Partly Cloudy - 75 F											
1 Steve Lombardozzi, S (1,4) OBP: 0.222, SLG: 0.297	K		P6			F9		K		3	0	0	0	0	1	1												
17 Will Rhymes, L (6,4) OBP: 0.333, SLG: 0.294	K							K		1	0	0	0	0	1	0												
34 Bryce Harper, L (1,8) OBP: 0.467, SLG: 0.793	1B					K		K		3	0	1	0	0	2	0												
46 Micah Owings, R (6,7) OBP: 0.250, SLG: 0.583						K		K		1	0	0	0	0	1	0												
40 Wilson Ramos, R (1,2) OBP: 0.333, SLG: 0.444	G4-3					P4				2	0	0	0	0	0	1												
41 Sandy León, S (6,2) OBP: 0.091, SLG: 0.182	G4-3							F7		2	0	0	0	0	0	0												
12 Tyler Moore, R (1,7) OBP: 0.222, SLG: 0.278			F7					E5		2	0	1	0	0	0	0												
19 Carlos Rivera, R (5,7) OBP: 0.323, SLG: 0.346						1B				1	1	0	0	1	0	0												
18 Chad Tracy, L (1,10) OBP: 0.281, SLG: 0.524	K					P6		G4-6-3		4	0	1	0	0	1	2												
14 Chris Marrero, R (1,3) OBP: 0.333, SLG: 0.438	G6-3					F8				2	0	0	0	0	0	0												
60 Zach Walters, S (5,6) OBP: 0.385, SLG: 0.583										0	0	0	0	1	0	0												
26 Matt Skole, L (1,5) OBP: 0.407, SLG: 0.350						G3				2	0	1	1	0	0	0												
6 Anthony Rendon, R (1,6) OBP: 0.345, SLG: 0.741	G5-3					G5-3				3	0	0	0	0	1	3												
Inning Stats	R: 0 E: 0 K: 1 S: 7	H: 1 LOB: 1 BB: 0 P: 7	R: 0 E: 0 K: 1 S: 5	H: 0 LOB: 0 BB: 0 P: 5	R: 0 E: 0 K: 1 S: 6	H: 1 LOB: 1 BB: 0 P: 6	R: 0 E: 0 K: 1 S: 6	H: 0 LOB: 0 BB: 0 P: 3	R: 0 E: 0 K: 1 S: 5	H: 0 LOB: 0 BB: 0 P: 5	R: 1 E: 0 K: 1 S: 6	H: 1 LOB: 2 BB: 2 P: 14	R: 0 E: 0 K: 3 S: 9	H: 0 LOB: 0 BB: 0 P: 9	R: 0 E: 1 K: 0 S: 3	H: 0 LOB: 0 BB: 0 P: 3	1B: 4 2B: 0 3B: 0 HR: 0	SF: 1 SAC: 0 DP: 1 HBP: 0	WP: 0 PB: 0 SB: 1 CS: 0	PA: 33								
PITCHER	IP	WLS	BF	H	R	ER	SO	BB	IBB	HBP	BLK	WP	HR	S	P	ERA	WHIP											
21 Rick Porcello, R (1,1) ERA: 2.08	5.0	W	18	3	0	0	4	0	0	0	0	0	0	0	27	27	0.00	0.600										
53 Joaquin Benoit, R (6,1) ERA: 3.0	1.0	H	3	0	0	0	1	0	0	0	0	0	0	5	5	0.00	0.000											
64 Duane Below, L (7,1) ERA: 11.57	1.0	H	6	1	1	1	1	2	0	0	0	0	0	6	14	9.00	3.000											
60 Brayan Villarreal, R (8,1) ERA: 3.0	1.0	H	3	0	0	0	3	0	0	0	0	0	0	9	9	0.00	0.000											
49 Luis Marte, R (9,1) ERA: 1.42	1.0	S	3	0	0	0	0	0	0	0	0	0	0	3	3	0.00	0.000											

Batter	1	2	3	4	5	6	7	8	9	AB	R	H	RBI	BB	SO	LOB	BOTTOM										
14 Austin Jackson, R (1,8) OBP: 0.314, SLG: 0.333	G6-3	F9				K				3	0	0	0	0	1	2	Washington Nationals @ Detroit Tigers Joker Marchant Stadium, Lakeland, FL Sun Mar 10 2013, 1:08 PM - 3:30 PM EDT Att: 8,770 - Partly Cloudy - 75 F										
52 Quintin Berry, L (6,8) OBP: 0.333, SLG: 0.333								1B		1	0	1	0	0	0	0											
48 Torii Hunter, R (1,9) OBP: 0.235, SLG: 0.313	G1-3					F8				3	0	0	0	0	0	0											
26 Brennan Boesch, L (6,9) OBP: 0.167, SLG: 0.091						G5-3		G4-3		1	0	0	0	0	0	1											
41 Victor Martinez, S (1,10) OBP: 0.290, SLG: 0.321	P6					F8				4	0	0	0	0	0	0											
28 Prince Fielder, L (1,3) OBP: 0.448, SLG: 0.583						G1-3				2	1	1	0	1	0	0											
68 Matt Tuiasosopo, R (6, PR) OBP: 0.291, SLG: 0.250						1B				1	0	0	0	0	1	0											
12 Andy Dirks, L (1,7) OBP: 0.333, SLG: 0.500						F9				3	0	2	0	0	0	1											
34 Avisail García, R (6, PR) OBP: 0.310, SLG: 0.407						2B		L3		1	0	0	0	0	0	0											
27 Jhonny Peralta, R (1,6) OBP: 0.200, SLG: 0.207						G5-3				3	1	1	0	0	0	3											
29 Danny Worth, R (7,6) OBP: 0.500, SLG: 0.619						1B				0	0	0	0	0	0	0											
13 Alex Avila, L (1,2) OBP: 0.382, SLG: 0.250						K				3	0	1	1	0	1	3											
65 Brad Davis, R (7,2)								G4-3		0	0	0	0	0	0	0											
32 Don Kelly, L (1,5) OBP: 0.360, SLG: 0.591						F9				2	0	1	1	0	0	1											
70 Argenis Diaz, R (7,5) OBP: 0.429, SLG: 0.389								F8		1	0	0	0	0	0	0											
67 Kevin Russo, R (1,4) OBP: 0.308, SLG: 0.560						K		G6-3		3	0	0	0	0	2	2											
Inning Stats	R: 0 E: 0 K: 0 S: 3	H: 0 LOB: 0 BB: 0 P: 3	R: 2 E: 0 K: 1 S: 9	H: 4 LOB: 2 BB: 0 P: 9	R: 0 E: 0 K: 0 S: 3	H: 0 LOB: 0 BB: 0 P: 3	R: 0 E: 0 K: 1 S: 6	H: 1 LOB: 1 BB: 0 P: 6	R: 0 E: 0 K: 2 S: 7	H: 0 LOB: 0 BB: 0 P: 7	R: 0 E: 0 K: 0 S: 4	H: 1 LOB: 2 BB: 1 P: 8	R: 0 E: 0 K: 1 S: 5	H: 0 LOB: 0 BB: 0 P: 5	R: 0 E: 0 K: 1 S: 5	H: 0 LOB: 0 BB: 0 P: 5	1B: 5 2B: 2 3B: 0 HR: 0	SF: 0 SAC: 0 DP: 0 HBP: 0	WP: 0 PB: 0 SB: 0 CS: 0	PA: 32							
PITCHER	IP	WLS	BF	H	R	ER	SO	BB	IBB	HBP	BLK	WP	HR	S	P	ERA	WHIP										
15 Dan Haren, R (1,1) ERA: 4.0	4.0	L	17	5	2	2	2	0	0	0	0	0	0	7	7	0.00	0.000										
22 Drew Storen, R (5,1) ERA: 1.5	1.0		3	0	0	0	2	0	0	0	0	0	0	4	8	0.00	2.000										
31 Yunesky Maya, R (6,1) ERA: 2.57	1.0		5	1	0	0	0	1	0	0	0	0	0	4	4	0.00	1.000										
52 Ryan Mattheus, R (7,1) ERA: 3.0	1.0		4	1	0	0	0	0	0	0	0	0	0	4	4	0.00	1.000										
65 Cole Kimball, R (8,1) ERA: 3.38	1.0		3	0	0	0	1	0	0	0	0	0	0	5	5	0.00	0.000										

AB	30
R	1
H	4
RBI	1
BB	2
SO	9
LOB	8



Batter	1	2	3	4	5	6	7	8	9	AB	R	H	RBI	BB	SO	LOB	TOP										
52 Quintin Berry, L (1,8) OBP: 0.250, SLG: 0.182		G1	G4-3		K		G4-3			4	1	0	0	1	1	3	Detroit Tigers @ Philadelphia Phillies Bright House Field, Clearwater, FL Tue Mar 12 2013, 1:09 PM - 4:12 PM EDT Alt. 8,851 - Overcast - 62 F										
26 Brennan Boesch, L (1,7) OBP: 0.278, SLG: 0.250	K			G3-1				K		4	1	1	0	1	2	1											
12 Andy Dirks, L (1,9) OBP: 0.355, SLG: 0.483										3	0	1	1	0	1	4											
46 Jeff Kobarnus, R (6,7)							P3		F9	1	0	0	0	0	0	0											
41 Victor Martinez, S (1,3) OBP: 0.286, SLG: 0.290										3	1	0	0	1	1	3											
29 Danny Worth, R (6,5) OBP: 0.493, SLG: 0.565	G5-4-3				P3				F9	1	0	0	0	0	0	0											
13 Alex Avila, L (1,2) OBP: 0.421, SLG: 0.393										4	2	3	1	0	1	1											
65 Brad Davis, R (8,2)										1	0	0	0	0	1	0											
27 Jhonny Peralta, R (1,6) OBP: 0.206, SLG: 0.212										4	1	1	0	0	0	4											
70 Argenis Diaz, R (6,6) OBP: 0.375, SLG: 0.333										1	0	0	0	0	1	0											
32 Don Kelly, L (1,5) OBP: 0.414, SLG: 0.720										3	2	2	2	0	0	1											
79 Nick Castellanos, R (9,PH) OBP: 0.520, SLG: 0.600										1	0	0	0	0	0	0											
67 Kevin Russo, R (9,5) OBP: 0.308, SLG: 0.560										0	0	0	0	0	0	0											
39 Ramon Santiago, S (1,4) OBP: 0.600, SLG: 0.833										4	1	2	4	0	1	2											
55 Brayan Peña, S (1,10) OBP: 0.280, SLG: 0.565										3	1	1	2	1	1	1											
Inning Stats	R: 1 E: 0 K: 1 S: 5	H: 1 LOB: 0 BB: 1 P: 10	R: 2 E: 0 K: 1 S: 9	H: 3 LOB: 3 BB: 2 P: 18	R: 4 E: 0 K: 0 S: 5	H: 2 LOB: 0 BB: 1 P: 10	R: 0 E: 0 K: 1 S: 6	H: 0 LOB: 1 BB: 0 P: 8	R: 2 E: 0 K: 2 S: 10	H: 2 LOB: 0 BB: 0 P: 13	R: 1 E: 0 K: 1 S: 7	H: 2 LOB: 1 BB: 0 P: 7	R: 0 E: 0 K: 1 S: 6	H: 1 LOB: 1 BB: 0 P: 6	R: 0 E: 0 K: 1 S: 5	H: 0 LOB: 0 BB: 0 P: 5	R: 0 E: 0 K: 2 S: 7	H: 0 LOB: 0 BB: 0 P: 7	1B: 5 2B: 3 3B: 0 HR: 3	SF: 0 SAC: 0 DP: 1 HBP: 2	WP: 1 PB: 0 SB: 2 CS: 0	PA: 43					
PITCHER	IP	WLS	BF	H	R	ER	SO	BB	IBB	HBP	BLK	WP	HR	S	P	ERA	WHIP										
34 Roy Halladay, R (1,1) ERA: 7.36	2.2	L	18	6	7	7	2	4	0	1	0	1	2	18	37	23.62	3.750										
47 Jeremy Horst, L (3,1) ERA: 9.52	1.1		5	0	0	0	1	0	0	1	0	0	0	7	9	0.00	0.000										
63 Jake Diekman, L (5,1) ERA: 5.63	2.0		10	4	3	3	3	0	0	0	0	0	1	17	20	13.50	2.000										
46 Raul Valdes, L (7,1) ERA: 5.23	3.0		10	1	0	0	4	0	0	0	0	0	0	18	18	0.00	0.333										

Batter	1	2	3	4	5	6	7	8	9	AB	R	H	RBI	BB	SO	LOB	BOTTOM										
2 Ben Revere, L (1,8) OBP: 0.400, SLG: 0.465										3	3	3	0	0	0	0	Detroit Tigers @ Philadelphia Phillies Bright House Field, Clearwater, FL Tue Mar 12 2013, 1:09 PM - 4:12 PM EDT Alt. 8,851 - Overcast - 62 F										
43 Ender Inciarte, L (6,9)										2	0	1	0	0	0	0											
28 Kevin Frandsen, R (1,4) OBP: 0.382, SLG: 0.727										2	0	1	1	0	0	1											
74 César Hernández, S (6,4) OBP: 0.375, SLG: 0.286										2	0	1	1	0	0	1											
26 Chase Utley, L (1,10) OBP: 0.343, SLG: 0.321										4	1	1	3	1	0	2											
6 Ryan Howard, L (1,3) OBP: 0.356, SLG: 0.714										3	0	1	0	0	0	2											
19 Laynce Nix, L (8,3) OBP: 0.310, SLG: 0.370										1	0	1	0	0	0	0											
10 Michael Young, R (1,5) OBP: 0.366, SLG: 0.462										4	0	0	0	0	1	4											
4 Pete Orr, L (9,5) OBP: 0.222, SLG: 0.556										0	0	0	0	0	0	0											
9 Dornic Brown, L (1,7) OBP: 0.469, SLG: 0.675										3	0	0	0	0	1	0											
71 Jermaine Mitchell, L (7,7) OBP: 0.545, SLG: 1.000										1	0	1	0	0	0	0											
15 John Mayberry Jr., R (1,9) OBP: 0.299, SLG: 0.349										3	0	1	0	1	0	1											
31 Erik Kratz, R (1,2) OBP: 0.227, SLG: 0.429										3	0	0	0	0	1	1											
39 Steven Lerud, L (7,2) OBP: 0.250, SLG: 0.143										1	0	0	0	0	0	0											
25 Yuniesky Betancourt, R (1,6) OBP: 0.384, SLG: 0.414										4	2	2	0	0	0	0											
Inning Stats	R: 1 E: 0 K: 0 S: 4	H: 1 LOB: 0 BB: 0 P: 4	R: 0 E: 0 K: 0 S: 3	H: 1 LOB: 0 BB: 0 P: 3	R: 2 E: 1 K: 1 S: 8	H: 3 LOB: 2 BB: 1 P: 12	R: 0 E: 0 K: 0 S: 3	H: 0 LOB: 0 BB: 0 P: 3	R: 2 E: 0 K: 1 S: 9	H: 3 LOB: 1 BB: 0 P: 10	R: 0 E: 0 K: 1 S: 4	H: 0 LOB: 0 BB: 1 P: 8	R: 0 E: 0 K: 0 S: 4	H: 1 LOB: 1 BB: 0 P: 4	R: 0 E: 0 K: 0 S: 4	H: 2 LOB: 1 BB: 0 P: 4	R: 1 E: 0 K: 0 S: 5	H: 2 LOB: 1 BB: 0 P: 6	1B: 8 2B: 4 3B: 0 HR: 1	SF: 0 SAC: 1 DP: 2 HBP: 0	WP: 1 PB: 0 SB: 0 CS: 0	PA: 39					
PITCHER	IP	WLS	BF	H	R	ER	SO	BB	IBB	HBP	BLK	WP	HR	S	P	ERA	WHIP										
33 Drew Smyly, L (1,1) ERA: 1.46	1.2		8	3	2	2	1	0	0	0	0	0	1	11	12	10.80	1.800										
49 Luis Marte, R (4,1) ERA: 3.39	1.0		3	0	0	0	1	1	0	0	0	0	0	4	8	0.00	1.000										
53 Joaquin Benoit, R (6,1) ERA: 2.57	1.0		4	1	0	0	0	0	0	0	0	0	0	4	4	0.00	1.000										
62 AJ Alburquerque, R (7,1) ERA: 1.29	1.0		4	2	0	0	0	0	0	0	0	0	0	4	4	0.00	2.000										
36 Luke Putkonen, R (8,1) ERA: 6.23	1.0		4	2	0	0	0	0	0	0	0	0	0	4	4	0.00	2.000										
PITCHER	IP	WLS	BF	H	R	ER	SO	BB	IBB	HBP	BLK	WP	HR	S	P	ERA	WHIP										
38 Darin Downs, L (9,1) ERA: 1.13	1.0		5	2	1	1	0	0	0	0	0	0	0	5	6	9.00	2.000										

Batter	1	2	3	4	5	6	7	8	9	AB	R	H	RBI	BB	SO	LOB	TOP			
9 Conor Szczerba, R (1,4) 39 Jim Perron, L (7,4)										3	0	0	0	0	1	0				
4 Kyle Gibbs, R (1,6) Chris Bretton, R (6,6)										3	0	0	0	0	1	0				
3 Keith Curcio, L (1,7) 25 Andrew Willinger, R (9,PH)										3	0	1	0	0	1	0				
24 Dominic Brugnoli, R (1,9)										3	0	0	0	0	2	1				
42 Kyle Jackson, L (1,3) 19 Jerrod Flanagan, L (6,3)										2	0	1	0	0	1	0				
5 T.J. Kuban, R (1,10) 28 Austin Jackson, R (7,PH)										1	0	0	0	1	0	0				
46 Brad Carlton, R (1,2) 18 Arturo Tabales, R (6,2) 29 Chris Kyser, R (8,2)										2	0	0	0	0	2	2				
6 Jimmy Correnti, S (1,5) 32 Tim McCormick, R (6,7)										2	0	0	0	0	1	2				
15 J.J. Downum, L (1,8) 10 Christian Magno, S (6,8)										2	0	0	0	0	1	2				
Inning Stats	R: 0 E: 0 K: 3 S: 10	H: 1 LOB: 1 BB: 0 P: 10	R: 0 E: 0 K: 2 S: 8	H: 1 LOB: 2 BB: 1 P: 12	R: 0 E: 0 K: 0 S: 3	H: 0 LOB: 0 BB: 0 P: 3	R: 0 E: 0 K: 2 S: 7	H: 0 LOB: 0 BB: 0 P: 7	R: 0 E: 0 K: 1 S: 5	H: 0 LOB: 0 BB: 0 P: 5	R: 0 E: 0 K: 2 S: 7	H: 0 LOB: 0 BB: 0 P: 7	R: 0 E: 0 K: 1 S: 5	H: 0 LOB: 0 BB: 0 P: 5	R: 0 E: 0 K: 3 S: 9	H: 0 LOB: 0 BB: 0 P: 9	1B: 2 2B: 2 3B: 0 HR: 0	SF: 0 SAC: 0 DP: 0 HBP: 0	WP: 0 PB: 0 SB: 0 CS: 0	PA: 30
PITCHER	IP WLS BF H R ER SO BB IBB HBP BLK WP HR S P ERA WHIP																			
37 Max Scherzer, R (1,1) 19 Anibal Sánchez, R (5,1) 60 Brayan Villarreal, R (9,1)	4.0 W 15 2 0 0 7 1 0 0 0 0 0 0 28 32 0.00 0.750	4.0 H 12 0 0 0 6 0 0 0 0 0 0 0 24 24 0.00 0.000	1.0 3 0 0 0 3 0 0 0 0 0 0 0 9 9 0.00 0.000																	

Florida Southern Mocs @ Detroit Tigers
Joker Marchant Stadium, Lakeland, FL
Wed Mar 13, 2013, 1:08 PM - 3:25 PM EDT
Att: 3,077 - Partly Cloudy - 67 F

AB 29
R 0
H 2
RBI 0
BB 1
SO 16
LOB 7



Batter	1	2	3	4	5	6	7	8	9	AB	R	H	RBI	BB	SO	LOB	BOTTOM			
14 Austin Jackson, R (1,8) 36 Chad Wright, L (2,8)										1	0	0	0	0	0	0				
48 Torii Hunter, R (1,9) 21 Steven Moya, L (2,9)										1	1	1	1	0	0	0				
24 Miguel Cabrera, R (1,5) 22 Wade Gaynor, R (2,5)										1	1	1	1	0	0	0				
28 Prince Fielder, L (1,3) 30 Aaron Westlake, L (2,3)										1	0	0	0	0	0	0				
12 Andy Dirks, L (1,7) 17 Jeff McVaney, R (2,7)										1	0	0	0	0	0	0				
27 Jhonny Peralta, R (1,6) 77 Eugenio Suárez, R (3,6)										0	0	0	0	1	0	0				
13 Alex Avila, L (1,10) 79 Nick Castellanos, R (5,10)										1	0	0	0	0	1	3				
55 Brayan Peña, S (1,2) 50 Zach Maggard, R (6,PH)										2	1	2	0	0	0	0				
4 Omar Infante, R (1,4) 3 Devon Travis, R (3,4)										1	0	0	0	0	2	0				
Inning Stats	R: 2 E: 0 K: 0 S: 5	H: 2 LOB: 0 BB: 0 P: 7	R: 0 E: 0 K: 0 S: 4	H: 1 LOB: 2 BB: 1 P: 8	R: 0 E: 0 K: 0 S: 3	H: 0 LOB: 2 BB: 2 P: 12	R: 4 E: 1 K: 1 S: 10	H: 4 LOB: 3 BB: 2 P: 18	R: 0 E: 0 K: 1 S: 5	H: 0 LOB: 0 BB: 0 P: 5	R: 2 E: 0 K: 0 S: 5	H: 2 LOB: 0 BB: 0 P: 5	R: 3 E: 0 K: 0 S: 5	H: 2 LOB: 2 BB: 3 P: 18	R: 0 E: 0 K: 2 S: 7	H: 0 LOB: 0 BB: 0 P: 7	1B: 5 2B: 2 3B: 2 HR: 2	SF: 1 SAC: 0 DP: 0 HBP: 0	WP: 4 PB: 0 SB: 0 CS: 0	PA: 44
PITCHER	IP WLS BF H R ER SO BB IBB HBP BLK WP HR S P ERA WHIP																			
40 Mike Czenszak, R (1,1) 28 Austin Jackson, R (2,1) 30 Jack Sterritt, R (3,1) 21 Matt Fuglesang, R (4,1) 34 Nick Krotczyk, R (5,1)	1.0 L 5 1 0 0 0 1 0 0 0 0 0 0 4 8 0.00 2.000	1.0 5 0 0 0 0 2 0 0 0 0 1 0 3 12 0.00 2.000	1.0 5 0 0 0 0 2 0 0 0 0 0 0 3 10 18 36.00 6.000	1.0 3 0 0 0 1 0 0 0 0 0 0 0 5 5 0.00 0.000																
PITCHER	IP WLS BF H R ER SO BB IBB HBP BLK WP HR S P ERA WHIP																			
38 Steven Burnham, R (6,1) Cameron Grimsley, R (7,1) 14 Nate Carter, R (8,1)	1.0 5 2 2 2 0 0 0 0 0 0 0 0 5 5 18.00 2.000	1.0 8 2 3 3 0 3 0 0 0 0 2 0 0 7 7 27.00 5.000	1.0 3 0 0 0 2 0 0 0 0 0 0 0 7 7 0.00 0.000																	

Florida Southern Mocs @ Detroit Tigers
Joker Marchant Stadium, Lakeland, FL
Wed Mar 13, 2013, 1:08 PM - 3:25 PM EDT
Att: 3,077 - Partly Cloudy - 67 F

AB 35
R 11
H 11
RBI 9
BB 8
SO 4
LOB 19



Batter	1	2	3	4	5	6	7	8	9	AB	R	H	RBI	BB	SO	LOB	TOP										
8 Anthony Gose, L (1, 9) OBP: 0.428, SLG: 0.500 (6, 8)										4	0	1	0	0	1	0	Toronto Blue Jays @ Detroit Tigers Joker Marchant Stadium, Lakeland, FL Fri Mar 15 2013, 1:09 PM - 3:51 PM EDT Att: 9,441 - Sunny -66 F										
18 Mike McCoy, R (7, 9) OBP: 0.176, SLG: 0.125										0	0	0	0	0	0												
1 Emilio Bonifacio, S (1, 4) OBP: 0.342, SLG: 0.528 59 Jim Negrych, L (7, PH) OBP: 0.520, SLG: 0.810 (7, 4)										3	1	1	0	0	0	0											
11 Rajai Davis, R (1, 7) OBP: 0.200, SLG: 0.333 67 Eugenio Velez, S (6, 7) OBP: 0.400, SLG: 0.444										3	0	1	0	0	0	1											
28 Colby Rasmus, L (1, 8) OBP: 0.385, SLG: 0.158 18 Kenny Wilson, R (6, 9) OBP: 0.500, SLG: 0.333 (7, 8)										3	0	1	1	0	1	1											
70 Andy LaRoche, R (1, 5) OBP: 0.289, SLG: 0.649 (6, 3)										3	1	1	1	1	2												
58 Luis Jimenez, L (1, 3) OBP: 0.226, SLG: 0.267 (6, PR) 87 Andy Burns, R (6, 5)										2	0	1	0	1	0	0											
68 Ryan Schimpf, L (1, 10) OBP: 0.240, SLG: 0.238										1	0	0	0	0	1	0											
15 Mike Nickeas, R (1, 2) OBP: 0.310, SLG: 0.269 76 Jack Murphy, S (7, 2) OBP: 0.167, SLG: 0.333										3	0	0	0	0	2	0											
73 Lance Zawadzki, L (1, 6) OBP: 0.355, SLG: 0.429										3	0	0	0	0	0												
Inning Stats	R: 0 K: 1 S: 5	H: 0 BB: 0 P: 5	R: 1 E: 0 K: 1 S: 8	H: 1 LOB: 0 BB: 0 P: 9	R: 0 K: 1 S: 5	H: 0 LOB: 0 BB: 0 P: 5	R: 1 E: 0 K: 1 S: 8	H: 3 LOB: 2 BB: 0 P: 8	R: 0 K: 0 S: 3	H: 1 LOB: 3 BB: 2 P: 14	R: 0 K: 2 S: 8	H: 1 LOB: 1 BB: 0 P: 8	R: 0 K: 0 S: 3	H: 0 LOB: 0 BB: 0 P: 4	R: 0 K: 1 S: 5	H: 0 LOB: 0 BB: 0 P: 5	1B: 3 2B: 2 HR: 1	SF: 0 SAC: 0 DP: 0 HBP: 1	WP: 0 PB: 0 SB: 0 CS: 1	PA: 35							
PITCHER	IP	WLS	BF	H	R	ER	SO	BB	IBB	HBP	BLK	WP	HR	S	P	ERA	WHIP										
21 Rick Porcello, R (1, 1) ERA: 2.5	5.0	W	19	4	2	2	4	0	0	0	0	0	1	29	30	3.60	0.800										
31 Kyle Lobstein, L (6, 1) ERA: 5.59	1.0	H	6	1	0	0	1	2	0	0	1	0	0	6	14	0.00	3.000										
53 Joaquin Benoit, R (7, 1) ERA: 2.25	1.0	H	4	1	0	0	2	0	0	0	0	0	0	8	8	0.00	1.000										
60 Brayan Villarreal, R (8, 1) ERA: 2.57	1.0	H	3	0	0	0	0	0	0	1	0	0	0	3	4	0.00	0.000										
62 Al Alburquerque, R (9, 1) ERA: 1.13	1.0	S	3	0	0	0	1	0	0	0	0	0	0	5	5	0.00	0.000										

AB	32
R	2
H	6
RBI	2
BB	2
SO	8
LOB	11



Batter	1	2	3	4	5	6	7	8	9	AB	R	H	RBI	BB	SO	LOB	BOTTOM										
14 Austin Jackson, R (1, 8) OBP: 0.341, SLG: 0.429 68 Matt Tuiasosopo, R (7, 7) OBP: 0.364, SLG: 0.500										2	3	2	0	1	0	0	Toronto Blue Jays @ Detroit Tigers Joker Marchant Stadium, Lakeland, FL Fri Mar 15 2013, 1:09 PM - 3:51 PM EDT Att: 9,441 - Sunny -66 F										
48 Tori Hunter, R (1, 9) OBP: 0.250, SLG: 0.316 72 Tyler Collins, L (8, 9) OBP: 0.407, SLG: 0.731										3	0	1	1	0	1	1											
24 Miguel Cabrera, R (1, 5) OBP: 0.379, SLG: 0.704 29 Danny Worth, R (8, 5) OBP: 0.441, SLG: 0.500										2	0	1	0	1	1	1											
28 Prince Fielder, L (1, 3) OBP: 0.471, SLG: 0.607 32 Don Kelly, L (8, 3) OBP: 0.400, SLG: 0.692										3	0	2	0	0	1	2											
41 Victor Martinez, S (1, 10) OBP: 0.326, SLG: 0.316										3	0	1	1	0	0	2											
46 Jeff Kobernus, R (1, 7) OBP: 0.304, SLG: 0.333 (7, 8)										3	0	0	0	0	0	0											
34 Avisail Garcia, R (9, 8) OBP: 0.276, SLG: 0.333										0	0	0	0	0	0	0											
27 Jhonny Peralta, R (1, 6) OBP: 0.216, SLG: 0.306 39 Ramon Santiago, S (7, 6) OBP: 0.600, SLG: 0.833										3	1	1	1	0	0	0											
55 Brayan Peña, S (1, 2) OBP: 0.259, SLG: 0.520 50 Bryan Holaday, R (7, 2) OBP: 0.276, SLG: 0.313										2	0	0	0	0	0	0											
4 Omar Infante, R (1, 4) OBP: 0.333, SLG: 0.400 70 Argenis Diaz, R (7, PH) OBP: 0.346, SLG: 0.304 (8, 4)										2	0	0	0	0	1	0											
Inning Stats	R: 1 K: 2 S: 7	H: 1 LOB: 2 BB: 2 P: 15	R: 1 E: 0 K: 1 S: 8	H: 1 LOB: 0 BB: 0 P: 11	R: 1 K: 1 S: 7	H: 3 LOB: 1 BB: 0 P: 7	R: 0 K: 0 S: 3	H: 0 LOB: 0 BB: 0 P: 3	R: 1 K: 0 S: 5	H: 3 LOB: 2 BB: 0 P: 5	R: 0 K: 0 S: 3	H: 0 LOB: 0 BB: 0 P: 3	R: 0 K: 1 S: 5	H: 0 LOB: 0 BB: 0 P: 5	R: 0 K: 0 S: 3	H: 0 LOB: 0 BB: 0 P: 5	1B: 4 2B: 2 3B: 1 HR: 1	SF: 0 SAC: 0 DP: 2 HBP: 0	WP: 0 PB: 0 SB: 1 CS: 0	PA: 31							
PITCHER	IP	WLS	BF	H	R	ER	SO	BB	IBB	HBP	BLK	WP	HR	S	P	ERA	WHIP										
24 Ricky Romero, L (1, 1) ERA: 7.27	3.0	L	14	5	3	3	4	2	0	0	0	0	0	8	8	4.50	1.500										
54 Dave Bush, R (4, 1) ERA: 3.38	2.0		8	3	1	1	0	0	0	0	0	0	0	6	6	0.00	0.000										
34 Ramon Ortiz, R (6, 1) ERA: 9.38	2.0		6	0	0	0	0	0	0	0	0	0	0	6	6	0.00	0.000										
57 Juan Pablo Perez, L (8, 1) ERA:	1.0		3	0	0	0	1	0	0	0	0	0	0	5	5	0.00	0.000										

AB	29
R	4
H	8
RBI	3
BB	2
SO	5
LOB	7



Batter	1	2	3	4	5	6	7	8	9	AB	R	H	RBI	BB	SO	LOB	TOP										
14 Austin Jackson, R OBP: 0.333, SLG: 0.410										4	0	1	0	0	1	2	Detroit Tigers @ St. Louis Cardinals Roger Dean Stadium, Jupiter, FL Sat Mar 16 2013, 1:09 PM - 3:39 PM EDT Att: 7,629 - Sunny - 73 F										
39 Ramon Santiago, S OBP: 0.429, SLG: 0.556										3	0	0	1	0	1	1											
46 Jeff Koburnus, R OBP: 0.300, SLG: 0.311										3	0	0	0	1	0	1											
27 Jhonny Peralta, R OBP: 0.250, SLG: 0.316										2	1	1	0	1	1	1											
70 Argenis Diaz, R OBP: 0.333, SLG: 0.292										1	0	0	0	0	0	0											
34 Avisail Garcia, R OBP: 0.270, SLG: 0.324										1	0	0	0	0	0	0											
79 Nick Castellanos, R OBP: 0.517, SLG: 0.659										2	0	1	1	1	1	1											
55 Bryan Peña, S OBP: 0.267, SLG: 0.500										3	0	1	0	0	0	1											
65 Brad Davis, R										1	0	0	0	0	1	1											
68 Matt Tuiasosopo, R OBP: 0.378, SLG: 0.594										4	1	2	1	0	1	0											
32 Don Kelly, L OBP: 0.382, SLG: 0.633										4	1	1	0	0	1	2											
52 Quintin Berry, L OBP: 0.250, SLG: 0.211										3	0	1	0	0	0	0											
72 Tyler Collins, L OBP: 0.393, SLG: 0.704										1	0	0	0	0	0	0											
Inning Stats	R: 0 E: 1 K: 1 S: 6	H: 1 LOB: 1 BB: 0 P: 6	R: 0 E: 0 K: 1 S: 5	H: 0 LOB: 0 BB: 0 P: 5	R: 0 E: 0 K: 2 S: 9	H: 0 LOB: 0 BB: 0 P: 9	R: 1 E: 0 K: 0 S: 5	H: 2 LOB: 1 BB: 0 P: 5	R: 2 E: 0 K: 0 S: 6	H: 3 LOB: 1 BB: 0 P: 7	R: 0 E: 0 K: 1 S: 6	H: 2 LOB: 2 BB: 1 P: 10	R: 0 E: 0 K: 1 S: 5	H: 0 LOB: 0 BB: 0 P: 5	R: 0 E: 0 K: 2 S: 6	H: 0 LOB: 0 BB: 2 P: 14	R: 0 E: 0 K: 0 S: 3	H: 0 LOB: 0 BB: 0 P: 3	1B: 6 2B: 1 3B: 0 HR: 1	SF: 1 SAC: 0 DP: 0 HBP: 0	WP: 0 PB: 0 SB: 0 CS: 3	PA: 36					
PITCHER	IP	WLS	BF	H	R	ER	SO	BB	IBB	HBP	BLK	WP	HR	S	P	ERA	WHIP										
54 Jaime Garcia, L ERA: 3.0	5.0	L	21	6	3	3	4	0	0	0	0	0	1	31	32	5.40	1.200										
Michael Blazek, R ERA: 1.5	1.0		5	2	0	0	1	1	0	0	0	0	0	6	10	0.00	3.000										
34 Marc Rzepczynski, L ERA: 1.8	1.0		3	0	0	0	1	0	0	0	0	0	0	5	5	0.00	0.000										
63 Maikel Cleto, R ERA: 1.93	1.0		4	0	0	0	2	2	0	0	0	0	0	6	14	0.00	2.000										
Eric Fomaturo, R ERA: 1.5	1.0		3	0	0	0	0	0	0	0	0	0	0	3	3	0.00	0.000										

Batter	1	2	3	4	5	6	7	8	9	AB	R	H	RBI	BB	SO	LOB	BOTTOM										
33 Daniel Descalso, L OBP: 0.333, SLG: 0.463										3	0	0	0	0	1	1	Detroit Tigers @ St. Louis Cardinals Roger Dean Stadium, Jupiter, FL Sat Mar 16 2013, 1:09 PM - 3:39 PM EDT Att: 7,629 - Sunny - 73 F										
8 Ryan Jackson, R OBP: 0.208, SLG: 0.182										1	0	0	0	0	1	1											
13 Matt Carpenter, L OBP: 0.485, SLG: 0.615										3	0	1	0	0	1	0											
79 Kolten Wong, L OBP: 0.333, SLG: 0.550										1	0	0	0	0	0	1											
7 Matt Holliday, R OBP: 0.375, SLG: 0.526										3	0	1	0	0	0	1											
60 Justin Christian, R OBP: 0.294, SLG: 0.375										1	0	0	0	0	0	1											
21 Allen Craig, R OBP: 0.472, SLG: 0.464										2	0	0	0	1	0	1											
56 Adron Chambers, L OBP: 0.296, SLG: 0.264										1	0	0	0	0	0	0											
53 Matt Adams, L OBP: 0.375, SLG: 0.632										3	0	1	0	0	0	2											
92 Brock Peterson, R (7, FR)										1	0	0	0	0	0	0											
87 Oscar Taveras, L OBP: 0.327, SLG: 0.500										3	0	0	0	0	1	1											
91 Chad Huffman, R (7, FR)										1	0	0	0	0	0	0											
12 Ty Wigginton, R OBP: 0.285, SLG: 0.128										3	0	0	0	0	3	1											
48 Tony Cruz, R OBP: 0.367, SLG: 0.370										1	0	0	0	1	0	0											
82 Audry Pérez, R										1	0	0	0	0	0	1											
16 Ronny Cedeno, R OBP: 0.344, SLG: 0.393										2	0	0	0	0	2	2											
89 Greg Garcia, L OBP: 0.368, SLG: 0.267										1	0	1	0	0	0	0											
Inning Stats	R: 0 E: 0 K: 1 S: 5	H: 0 LOB: 0 BB: 0 P: 5	R: 0 E: 0 K: 0 S: 3	H: 0 LOB: 0 BB: 0 P: 3	R: 0 E: 1 K: 2 S: 8	H: 0 LOB: 1 BB: 0 P: 8	R: 0 E: 0 K: 0 S: 3	H: 1 LOB: 1 BB: 1 P: 7	R: 0 E: 0 K: 3 S: 9	H: 0 LOB: 1 BB: 1 P: 13	R: 0 E: 0 K: 1 S: 6	H: 1 LOB: 1 BB: 0 P: 6	R: 0 E: 0 K: 1 S: 6	H: 1 LOB: 1 BB: 0 P: 6	R: 0 E: 0 K: 1 S: 6	H: 1 LOB: 0 BB: 0 P: 6	R: 0 E: 0 K: 0 S: 3	H: 0 LOB: 0 BB: 0 P: 3	1B: 3 2B: 1 3B: 0 HR: 0	SF: 0 SAC: 0 DP: 1 HBP: 0	WP: 0 PB: 0 SB: 0 CS: 0	PA: 33					
PITCHER	IP	WLS	BF	H	R	ER	SO	BB	IBB	HBP	BLK	WP	HR	S	P	ERA	WHIP										
66 Shawn Hill, R ERA: 5.0	4.0	W	14	1	0	0	3	1	0	0	0	0	0	9	13	0.00	1.000										
43 Bruce Rondón, R ERA: 3.52	1.0	H	4	0	0	0	3	1	0	0	0	0	0	9	13	0.00	1.000										
71 Jose Alvarez, L ERA: 1.29	2.0	H	9	3	0	0	2	0	0	0	0	0	0	13	13	0.00	1.500										
36 Luke Putkonen, R ERA: 5.06	2.0	S	6	0	0	0	1	0	0	0	0	0	0	8	8	0.00	0.000										



Batter	1	2	3	4	5	6	7	8	9	AB	R	H	RBI	BB	SO	LOB	TOP					
8 Danny Espinosa, S OBP: 0.362, SLG: 0.386 60 Zach Walters, S OBP: 0.350, SLG: 0.459	(1,4) X 0-0 G4-3 1B		(1) X 0-0 G1-3	(1) X 0-0 2H 1B		(1) X 0-3 K	(3) X 0-0 1-2 2H 1B	(3) X 0-0 F9		3	0	2	1	0	0	0	3					
1 Steve Lombardozzi, S OBP: 0.189, SLG: 0.212	(1,5) B X 0-0 F9 1-2		(2) X 0-3 K	(3) X 0-0 F9		(2) X 0-0 F8		(1) X 0-3 K	(1) X 0-0 P3	6	0	0	0	0	2	3	6					
34 Bryce Harper, L OBP: 0.435, SLG: 0.727 10 Corey Brown, L OBP: 0.315, SLG: 0.373	(1,8) X 0-0 G4-3 2-3		(3) X 0-3 K						(2) X 0-0 P6	3	1	1	0	0	1	1	3					
12 Tyler Moore, R OBP: 0.261, SLG: 0.500 19 Carlos Rivera, R OBP: 0.250, SLG: 0.282	(1,9) X 0-3 K			(1) X 1-0 HR	(2) X 2-1 HR		(3) X 0-0 F8		(2) X 1-3 K	(3) X 0-3 K	3	2	2	3	0	1	3					
20 Ian Desmond, R OBP: 0.317, SLG: 0.400 13 Josh Johnson, S (7, PR)		(1) X 0-0 P3		(1) X 0-0 14 1B 2B	(1) X 0-0 F8						4	1	2	0	0	0	4					
24 Kurt Suzuki, R OBP: 0.370, SLG: 0.391 23 Jhonatan Solano, R OBP: 0.350, SLG: 0.368	(1,2) X 0-0 18 1B 2B			(2) X 4-0 14 1B 46 G5-3 BB	(2) X 0-0 F8						2	2	1	0	1	0	2					
18 Chad Tracy, L OBP: 0.243, SLG: 0.382 49 Carlos Maldonado, R OBP: 0.636, SLG: 0.571	(1,10) X 0-0 2H 1B			(1) X 0-0 F7							3	0	1	1	0	0	3					
14 Chris Marrero, R OBP: 0.314, SLG: 0.370	(1,3) X 0-3 K			(3) X 0-0 46 G5-3 8 1B	(3) X 0-0 F8						5	1	2	3	0	1	5					
46 Micah Owings, R OBP: 0.423, SLG: 0.760 36 Tyler Clippard, R 55 Erik Davis, R	(1,7) X 0-3 K			(2) X 0-0 G5-3							4	0	1	2	1	1	4					
Inning Stats	R: 0 E: 0 K: 1 S: 6	H: 1 LOB: 1 BB: 0 P: 7	R: 1 E: 0 K: 2 S: 9	H: 2 LOB: 1 BB: 0 P: 9	R: 0 E: 0 K: 2 S: 7	H: 0 LOB: 0 BB: 0 P: 7	R: 4 E: 0 K: 0 S: 7	H: 4 LOB: 1 BB: 1 P: 12	R: 2 E: 1 K: 0 S: 7	H: 2 LOB: 1 BB: 0 P: 9	R: 0 E: 0 K: 1 S: 6	H: 1 LOB: 2 BB: 1 P: 10	R: 1 E: 0 K: 1 S: 8	H: 4 LOB: 2 BB: 0 P: 8	R: 4 E: 1 K: 2 S: 10	H: 2 LOB: 2 BB: 3 P: 23	R: 0 E: 0 K: 1 S: 5	H: 0 LOB: 0 BB: 0 P: 5	1B: 11 2B: 3 3B: 0 HR: 2	SF: 0 SAC: 0 DP: 0 HBP: 0	WP: 1 PB: 0 SB: 2 CS: 0	PA: 49
PITCHER	IP WLS BF H R ER SO BB IBB HBP BLK WP HR S P ERA WHIP	33 Drew Smyly, L ERA: 3.86	4.0 20 7 5 5 5 1 0 0 0 0 0 1 29 35 11.25 2.000	64 Duane Below, L ERA: 12.38	1.0 6 2 2 2 0 0 0 0 0 0 0 1 7 9 18.00 2.000	53 Joaquin Benoit, R ERA: 2.0	1.0 5 1 0 0 1 1 0 0 0 0 0 0 6 10 0.00 2.000	40 Phil Coke, L ERA: 4.5	1.0 6 4 1 1 1 0 0 0 0 0 0 0 8 8 9.00 4.000	62 Albuquerque, R ERA: 4.15	0.2 L 6 1 4 3 2 3 0 0 0 1 0 7 20 40.50 6.000	PITCHER	IP WLS BF H R ER SO BB IBB HBP BLK WP HR S P ERA WHIP	38 Darin Downs, L ERA: 0.87	1.1 6 1 0 0 1 0 0 0 0 0 0 0 1 7 9 0.00 0.750							

Washington Nationals @ Detroit Tigers
Joker Marchant Stadium, Lakeland, FL
Sun Mar 17 2013, 1:08 PM - 4:33 PM EDT
Att: 8,737 - Partly Cloudy - 75 F

AB 44
R 12
H 16
RBI 11
BB 5
SO 10
LOB 22



Batter	1	2	3	4	5	6	7	8	9	AB	R	H	RBI	BB	SO	LOB	BOTTOM					
14 Austin Jackson, R OBP: 0.340, SLG: 0.439 52 Quintin Berry, L OBP: 0.286, SLG: 0.211 32 Don Kelly, L OBP: 0.389, SLG: 0.613	(1,8) X 0-0 L5		(1) X 0-0 2B							2	0	1	0	0	0	0	2					
48 Torii Hunter, R OBP: 0.279, SLG: 0.400 72 Tyler Collins, L OBP: 0.367, SLG: 0.655	(1,9) B X 1-1 HR		(2) X 0-0 G6-3							2	2	1	1	0	0	1	2					
24 Miguel Cabrera, R OBP: 0.345, SLG: 0.556 67 Kevin Russo, R OBP: 0.345, SLG: 0.556	(1,5) X 0-0 G4-3		(3) X 0-3 K							2	0	0	0	1	1	1	2					
28 Prince Fielder, L OBP: 0.459, SLG: 0.581 68 Matt Tuiasosopo, R OBP: 0.410, SLG: 0.735	(1,3) X 0-0 P6			(1) X 0-0 G6-3						3	0	1	2	0	0	0	3					
41 Victor Martinez, S OBP: 0.340, SLG: 0.341 46 Jeff Kobernus, R OBP: 0.314, SLG: 0.326	(1,10) X 0-0 F7			(2) X 4-0 12 G4-6-3 BB						3	1	1	2	1	0	0	3					
12 Andy Dirks, L OBP: 0.368, SLG: 0.441 79 Nick Castellanos, R OBP: 0.484, SLG: 0.560	(1,7) X 0-0 G4-3			(3) X 0-0 G4-6-3						3	1	1	0	0	0	1	3					
4 Omar Infante, R OBP: 0.348, SLG: 0.409 18 Hernán Pérez, R OBP: 0.300, SLG: 0.294	(1,4) X 0-0 1B									2	0	1	0	0	0	0	2					
13 Alex Avila, L OBP: 0.400, SLG: 0.394 65 Brad Davis, R	(1,2) X 0-0 G1-3									3	0	1	1	0	0	1	3					
29 Danny Worth, R OBP: 0.447, SLG: 0.484	(1,6) X 0-0 F8									3	0	1	0	1	1	0	3					
Inning Stats	R: 1 E: 0 K: 0 S: 5	H: 1 LOB: 0 BB: 0 P: 6	R: 0 E: 0 K: 0 S: 4	H: 1 LOB: 1 BB: 0 P: 4	R: 0 E: 0 K: 1 S: 6	H: 1 LOB: 1 BB: 0 P: 6	R: 0 E: 0 K: 0 S: 2	H: 0 LOB: 0 BB: 1 P: 6	R: 0 E: 0 K: 1 S: 5	H: 0 LOB: 0 BB: 0 P: 5	R: 6 E: 0 K: 1 S: 9	H: 4 LOB: 2 BB: 3 P: 22	R: 2 E: 0 K: 0 S: 6	H: 1 LOB: 0 BB: 0 P: 13	R: 0 E: 0 K: 1 S: 6	H: 1 LOB: 2 BB: 1 P: 10	R: 1 E: 0 K: 0 S: 5	H: 2 LOB: 1 BB: 0 P: 5	1B: 5 2B: 4 3B: 0 HR: 2	SF: 1 SAC: 0 DP: 1 HBP: 1	WP: 0 PB: 0 SB: 0 CS: 0	PA: 44
PITCHER	IP WLS BF H R ER SO BB IBB HBP BLK WP HR S P ERA WHIP	48 Ross Detwiler, L ERA: 4.15	4.0 15 8 2 6 6 1 2 0 1 0 0 0 7 16 54.00 4.000	45 Ryan Perry, R ERA: 10.24	1.0 8 2 6 6 1 2 0 1 0 0 0 0 7 11 0.00 3.000	39 Jeremy Accardo, R ERA: 5.14	1.0 B 6 2 0 0 1 1 0 0 0 0 0 7 11 0.00 3.000	52 Ryan Mattheus, R ERA: 4.0	1.0 W 5 1 2 2 0 1 0 0 0 0 1 6 13 18.00 2.000	36 Tyler Clippard, R ERA: 4.0	1.0 H 5 1 0 0 1 1 0 0 0 0 0 6 10 0.00 2.000	PITCHER	IP WLS BF H R ER SO BB IBB HBP BLK WP HR S P ERA WHIP	55 Erik Davis, R ERA: 1.13	1.0 S 5 2 1 1 0 0 0 0 0 0 0 1 5 9.00 2.000							

Washington Nationals @ Detroit Tigers
Joker Marchant Stadium, Lakeland, FL
Sun Mar 17 2013, 1:08 PM - 4:33 PM EDT
Att: 8,737 - Partly Cloudy - 75 F


AB 36
R 10
H 11
RBI 10
BB 6
SO 4
LOB 15



Batter	1	2	3	4	5	6	7	8	9	AB	R	H	RBI	BB	SO	LOB	TOP		
12 Andy Dirks, L (1, 7) 46 Jeff Koburns, R (6, 7) OBP: 0.366, SLG: 0.432 OBP: 0.302, SLG: 0.313	0-0 48 S 1B		0-0 G3			0-0 G4-3	0-0 F8		0-3 K	3	0	1	0	0	0	0			
48 Tori Hunter, R (1, 9) 72 Tyler Collins, L (7, PR) OBP: 0.283, SLG: 0.395 OBP: 0.375, SLG: 0.655	0-3 K					0-0 F8	0-0 28 WP 24 F8 28 1B	4-0 17 1B BB	0-0 SF8	3	0	1	0	0	1	1			
24 Miguel Cabrera, R (1, 5) 67 Kevin Russo, R (7, 5) OBP: 0.450, SLG: 0.559 OBP: 0.323, SLG: 0.517	0-0 G5-3					0-0 F7	0-0 F8	0-3 K	0-0 FC5-4	3	0	0	0	0	0	2			
28 Prince Fielder, L (1, 3) 68 Matt Tuiasosopo, R (7, PR) OBP: 0.450, SLG: 0.714	0-0 G4-3					0-0 P3	1-0 41 BB 13 1B	0-3 K		3	0	1	1	0	0	1			
41 Victor Martinez, S (1, 10) 17 Jeff McVane, R (8, PH) OBP: 0.340, SLG: 0.326 OBP: 1.000, SLG: 1.000		0-0 G1-4-3				0-0 G5-3	4-0 13 1B 4 1B	0-0 1B		2	1	0	0	1	0	0			
13 Alex Avila, L (1, 2) 50 Bryan Holaday, R (7, PR) OBP: 0.396, SLG: 0.389 OBP: 0.263, SLG: 0.294		0-0 G3				0-0 G4-3	1-2 4 1B 39 1B	0-3 K		3	0	1	1	0	0	0			
32 Don Kelly, L (1, 8) OBP: 0.375, SLG: 0.559		0-0 P6				0-0 G4-3	1-2 4 1B 39 1B			3	1	0	0	1	0	2			
4 Omar Infante, R (1, 4) 29 Danny Worth, R (9, PR) OBP: 0.367, SLG: 0.400 OBP: 0.447, SLG: 0.484			0-0 G6-3			0-0 G6-3	1-3 2-H 39 1B	4-0 39 HBP BB		3	0	1	1	1	0	0			
39 Ramon Santiago, S (1, 6) OBP: 0.444, SLG: 0.500			0-0 G1-3			0-0 G2-3	1-2 3-H 1B	1-0 67 FC5-4 HBP		3	0	1	1	0	0	0			
Inning Stats	R: 0 E: 0 K: 1 S: 6	H: 1 LOB: 1 BB: 0 P: 6	R: 0 E: 0 K: 0 S: 3	H: 0 LOB: 0 BB: 0 P: 3	R: 0 E: 0 K: 0 S: 3	H: 0 LOB: 0 BB: 0 P: 3	R: 0 E: 0 K: 0 S: 3	H: 0 LOB: 0 BB: 0 P: 3	R: 4 E: 0 K: 0 S: 8	H: 5 LOB: 2 BB: 1 P: 13	R: 0 E: 0 K: 3 S: 10	H: 1 LOB: 2 BB: 1 P: 14	R: 1 E: 0 K: 1 S: 5	H: 0 LOB: 2 BB: 2 P: 14	1B: 7 2B: 0 3B: 0 HR: 0	SF: 1 SAC: 0 DP: 0 HBP: 1	WP: 1 PB: 0 SB: 2 CS: 0	PA: 39	
PITCHER	IP WLS BF H R ER SO BB IBB HBP BLK WP HR S P ERA WHIP	IP WLS BF H R ER SO BB IBB HBP BLK WP HR S P ERA WHIP	IP WLS BF H R ER SO BB IBB HBP BLK WP HR S P ERA WHIP	IP WLS BF H R ER SO BB IBB HBP BLK WP HR S P ERA WHIP	IP WLS BF H R ER SO BB IBB HBP BLK WP HR S P ERA WHIP	IP WLS BF H R ER SO BB IBB HBP BLK WP HR S P ERA WHIP	IP WLS BF H R ER SO BB IBB HBP BLK WP HR S P ERA WHIP	IP WLS BF H R ER SO BB IBB HBP BLK WP HR S P ERA WHIP	IP WLS BF H R ER SO BB IBB HBP BLK WP HR S P ERA WHIP	IP WLS BF H R ER SO BB IBB HBP BLK WP HR S P ERA WHIP	IP WLS BF H R ER SO BB IBB HBP BLK WP HR S P ERA WHIP	IP WLS BF H R ER SO BB IBB HBP BLK WP HR S P ERA WHIP	IP WLS BF H R ER SO BB IBB HBP BLK WP HR S P ERA WHIP	IP WLS BF H R ER SO BB IBB HBP BLK WP HR S P ERA WHIP	IP WLS BF H R ER SO BB IBB HBP BLK WP HR S P ERA WHIP	IP WLS BF H R ER SO BB IBB HBP BLK WP HR S P ERA WHIP	IP WLS BF H R ER SO BB IBB HBP BLK WP HR S P ERA WHIP	IP WLS BF H R ER SO BB IBB HBP BLK WP HR S P ERA WHIP	IP WLS BF H R ER SO BB IBB HBP BLK WP HR S P ERA WHIP

Detroit Tigers @ Washington Nationals
Space Coast Stadium, Viera, FL
Mon Mar 18 2013, 1:06 PM - 4:02 PM EDT
Att: 6,099 - Partly Cloudy - 77 F


AB 33
R 5
H 7
RBI 5
BB 4
SO 5
LOB 17



Batter	1	2	3	4	5	6	7	8	9	AB	R	H	RBI	BB	SO	LOB	BOTTOM			
2 Denard Span, L (1, 8) OBP: 0.349, SLG: 0.306	0-0 34 CS 34 E 1B		0-0 P5			0-3 K2-3		0-0 1B		4	0	2	0	0	1	2				
28 Jayson Werth, R (1, 9) 12 Tyler Moore, R (9, 9) OBP: 0.273, SLG: 0.344 OBP: 0.261, SLG: 0.500	0-0 F8		0-0 1-2 1B			0-0 G6-3	4-0 25 CS BB	0-0 P4		4	0	1	0	0	0	2				
34 Bryce Harper, L (1, 7) OBP: 0.420, SLG: 0.681	0-3 K					0-0 G4-3	0-3 K	0-3 G4-3		3	0	0	0	1	2	2				
11 Ryan Zimmerman, R (1, 5) 63 Henry Alberto Rodriguez, R (1, 5) OBP: 0.393, SLG: 0.607 OBP: 0.250, SLG: 0.250		0-3 K				0-0 G6-3	0-3 K	0-0 G4-3		4	0	0	0	0	2	2				
25 Adam LaRoche, L (1, 3) OBP: 0.250, SLG: 0.250		0-0 G4-3				2-1 HR	0-2 K	0-3 K		4	1	1	1	0	2	1				
20 Ian Desmond, R (1, 6) OBP: 0.311, SLG: 0.372		4-0 BB				0-3 K	0-0 B2	0-0 F7		3	0	0	0	1	1	0				
8 Danny Espinosa, S (1, 4) OBP: 0.353, SLG: 0.375		0-0 G4-3				0-0 G4-3	0-3 K	0-0 1B		4	0	1	0	0	1	1				
40 Wilson Ramos, R (1, 2) 49 Carlos Mattonado, R (8, 2) OBP: 0.444, SLG: 0.500 OBP: 0.583, SLG: 0.500			0-0 27 FC1-6 1B			0-0 27 SH2-3 1B	0-0 1B	0-3 K		3	0	3	0	0	0	0				
27 Jordan Zimmermann, R (1, 1) 28 Rafael Soriano, R (7, 1) 58 Fernando Abad, L (7, 1) 18 Chad Tracy, L (7, PH) 22 Drew Storen, S (8, 1) 19 Carlos Rivera, R (9, 9) OBP: 0.250, SLG: 0.326			0-0 FC1-6 28 1B			0-0 SH2-3	0-0 G4-3			1	0	0	0	0	0	1				
Inning Stats	R: 0 E: 1 K: 1 S: 5	H: 1 LOB: 0 BB: 0 P: 5	R: 0 E: 0 K: 1 S: 5	H: 0 LOB: 1 BB: 1 P: 9	R: 0 E: 0 K: 0 S: 4	H: 2 LOB: 0 BB: 0 P: 4	R: 1 E: 0 K: 1 S: 7	H: 1 LOB: 0 BB: 0 P: 9	R: 0 E: 0 K: 2 S: 6	H: 0 LOB: 1 BB: 1 P: 10	R: 0 E: 0 K: 1 S: 6	H: 1 LOB: 1 BB: 0 P: 6	R: 0 E: 0 K: 1 S: 6	H: 1 LOB: 1 BB: 0 P: 6	R: 0 E: 0 K: 2 S: 8	H: 1 LOB: 0 BB: 0 P: 8	1B: 7 2B: 0 3B: 0 HR: 1	SF: 0 SAC: 1 DP: 0 HBP: 0	WP: 0 PB: 0 SB: 1 CS: 1	PA: 35
PITCHER	IP WLS BF H R ER SO BB IBB HBP BLK WP HR S P ERA WHIP	IP WLS BF H R ER SO BB IBB HBP BLK WP HR S P ERA WHIP	IP WLS BF H R ER SO BB IBB HBP BLK WP HR S P ERA WHIP	IP WLS BF H R ER SO BB IBB HBP BLK WP HR S P ERA WHIP	IP WLS BF H R ER SO BB IBB HBP BLK WP HR S P ERA WHIP	IP WLS BF H R ER SO BB IBB HBP BLK WP HR S P ERA WHIP	IP WLS BF H R ER SO BB IBB HBP BLK WP HR S P ERA WHIP	IP WLS BF H R ER SO BB IBB HBP BLK WP HR S P ERA WHIP	IP WLS BF H R ER SO BB IBB HBP BLK WP HR S P ERA WHIP	IP WLS BF H R ER SO BB IBB HBP BLK WP HR S P ERA WHIP	IP WLS BF H R ER SO BB IBB HBP BLK WP HR S P ERA WHIP	IP WLS BF H R ER SO BB IBB HBP BLK WP HR S P ERA WHIP	IP WLS BF H R ER SO BB IBB HBP BLK WP HR S P ERA WHIP	IP WLS BF H R ER SO BB IBB HBP BLK WP HR S P ERA WHIP	IP WLS BF H R ER SO BB IBB HBP BLK WP HR S P ERA WHIP	IP WLS BF H R ER SO BB IBB HBP BLK WP HR S P ERA WHIP	IP WLS BF H R ER SO BB IBB HBP BLK WP HR S P ERA WHIP	IP WLS BF H R ER SO BB IBB HBP BLK WP HR S P ERA WHIP	IP WLS BF H R ER SO BB IBB HBP BLK WP HR S P ERA WHIP	IP WLS BF H R ER SO BB IBB HBP BLK WP HR S P ERA WHIP

Detroit Tigers @ Washington Nationals
Space Coast Stadium, Viera, FL
Mon Mar 18 2013, 1:06 PM - 4:02 PM EDT
Att: 6,099 - Partly Cloudy - 77 F

AB 32
R 1
H 8
RBI 1
BB 2
SO 10
LOB 13



Batter	1	2	3	4	5	6	7	8	9	AB	R	H	RBI	BB	SO	LOB	TOP					
8 Desmond Jennings, R OBP: 0.489, SLG: 0.406 7 Mike Fontenot, L OBP: 0.362, SLG: 0.222	K	FC6-4		30 HR 1B		20 1B 86 1B BB	F9		F9	3 2 1 1 1 1 3 2 0 0 0 0 0 2												
18 Ben Zobrist, S OBP: 0.217, SLG: 0.238 66 Jason Bourgeois, R OBP: 0.400, SLG: 0.346	G4-3		P2	F7		F8	F7			4 0 0 0 0 0 3 1 0 0 0 0 0 1												
20 Matt Joyce, L OBP: 0.365, SLG: 0.394 4 Mikie Mahtook, R	F9		F8	30 HR BB		86 1B 1 SH1-3 1B			F8	3 2 1 0 1 0 0 1 0 0 0 0 0 0												
30 Luke Scott, L OBP: 0.423, SLG: 0.917 86 Leslie Anderson, L OBP: 0.455, SLG: 0.643		16 1B 1B BB	1 WP 2B	HR		64 HR 1B			E1	2 2 2 4 1 0 0 2 1 1 1 0 0 0												
1 Sean Rodriguez, R OBP: 0.244, SLG: 0.439 24 Rich Thompson, L OBP: 0.222, SLG: 0.222		16 1B 1B	L4	G6-3		SH1-3			K	3 0 1 1 0 0 1 1 0 0 0 0 1 1												
15 Jack Cust, L OBP: 0.333, SLG: 0.300 64 Shelley Duncan, R OBP: 0.250, SLG: 0.588	K			19 F 59 1B 2B		16 1B BB	HR		K	2 1 1 0 1 1 2 2 1 1 2 0 1 1												
19 Ryan Roberts, R OBP: 0.195, SLG: 0.368 19 Robi Estrada, S	F8		E3 59 1B 8 1B	F9		K			K	4 1 0 0 0 1 4 1 0 0 0 0 1 0							AB 39 R 11 H 12 RBI 11 BB 5 SO 9 LOB 22					
16 Chris Gimenez, R OBP: 0.405, SLG: 0.529 87 Cole Figueroa, L OBP: 0.419, SLG: 0.519		59 BB 1B		K			66 WP 66 BLK HBP		G1-3	3 0 2 1 0 1 2 1 0 0 0 0 0 0												
59 Jose Lobaton, S OBP: 0.273, SLG: 0.179 26 Stephen Vogt, L OBP: 0.296, SLG: 0.519		8 FC6-4 BB		20 BB 30 HR 1B		K			K	3 1 1 1 1 1 2 2 1 0 1 0 0 0 0 0												
Inning Stats	R: 0 E: 0 K: 1 S: 5	H: 0 LOB: 0 BB: 0 P: 5	R: 1 E: 0 K: 1 S: 7	H: 2 LOB: 2 BB: 2 P: 15	R: 0 E: 0 K: 0 S: 4	H: 1 LOB: 1 BB: 0 P: 5	R: 6 E: 1 K: 1 S: 10	H: 4 LOB: 0 BB: 1 P: 14	R: 0 E: 0 K: 1 S: 5	H: 1 LOB: 1 BB: 1 P: 9	R: 4 E: 0 K: 1 S: 8	H: 3 LOB: 0 BB: 1 P: 12	R: 0 E: 0 K: 1 S: 5	H: 0 LOB: 0 BB: 0 P: 7	R: 0 E: 1 K: 2 S: 8	H: 0 LOB: 1 BB: 0 P: 8	R: 0 E: 0 K: 1 S: 6	H: 1 LOB: 1 BB: 0 P: 6	1B: 7 2B: 3 3B: 0 HR: 2	SF: 0 SAC: 1 DP: 0 HBP: 1	WP: 2 PB: 0 SB: 0 CS: 0	PA: 46
PITCHER	IP WLS BF H R ER SO BB IBB HBP BLK WP HR S P ERA WHIP																					
58 Doug Fister, R ERA: 7.36	3.2 L 22 7 7 2 3 3 0 0 0 0 1 1 25 38 4.91 2.727																					
31 Kyle Lobstein, L ERA: 7.5	2.1 12 4 4 4 2 2 0 0 0 0 0 1 14 22 15.43 2.571																					
38 Darin Downs, L ERA: 0.79	1.0 4 0 0 0 1 0 0 0 1 1 1 0 5 7 0.00 0.000																					
40 Phil Coke, L ERA: 4.0	1.0 4 0 0 0 2 0 0 0 0 0 0 0 8 8 0.00 0.000																					
36 Luke Putkonen, R ERA: 4.63	1.0 4 1 0 0 1 0 0 0 0 0 0 0 6 6 0.00 1.000																					

Tampa Bay Rays @ Detroit Tigers
Joker Marchant Stadium, Lakeland, FL
Tue Mar 19 2013, 1:07 PM - 4:09 PM EDT
Att: 8,327 - Sunny - 77 F

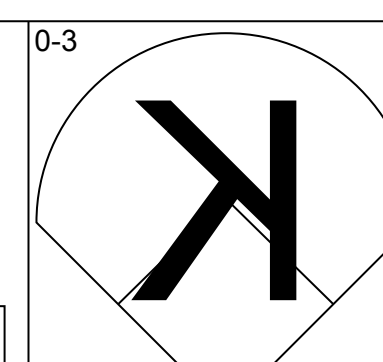
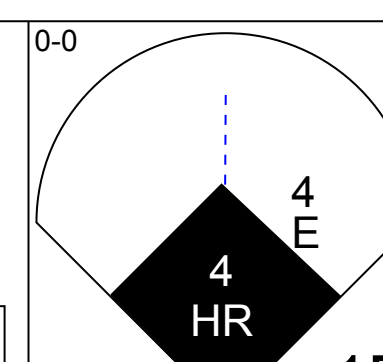
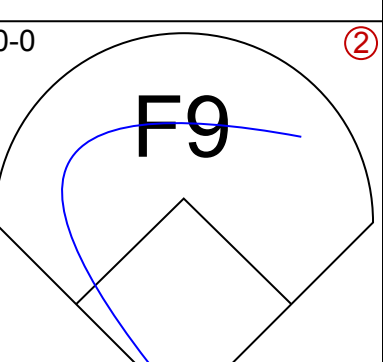
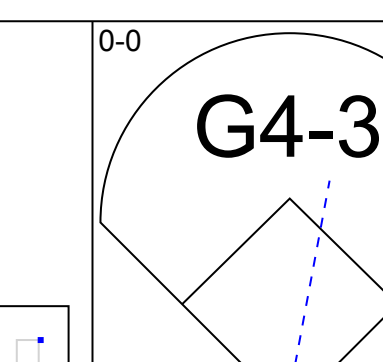
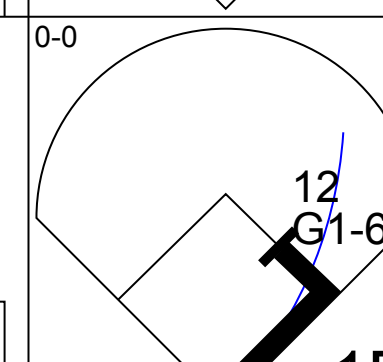
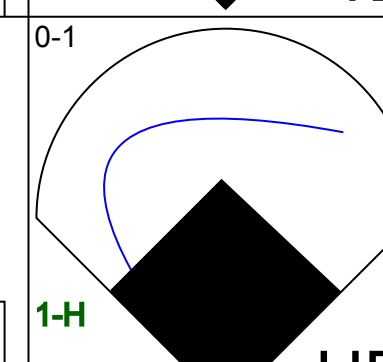
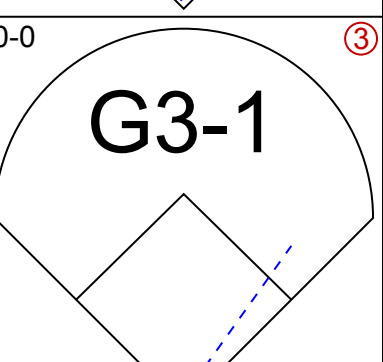
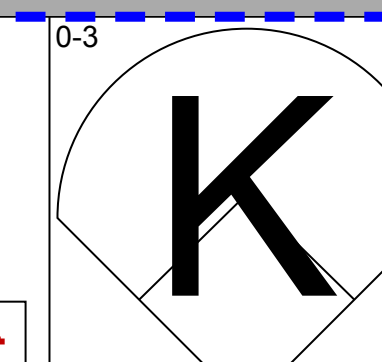
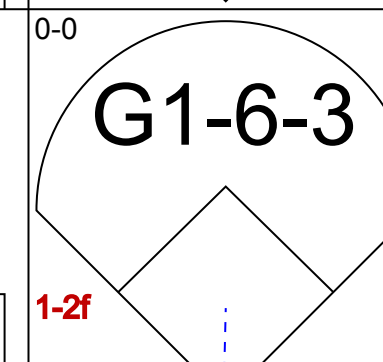
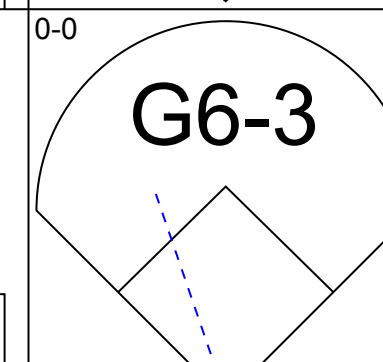
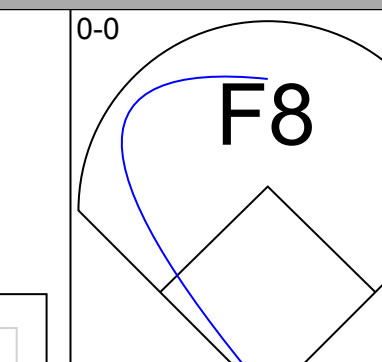
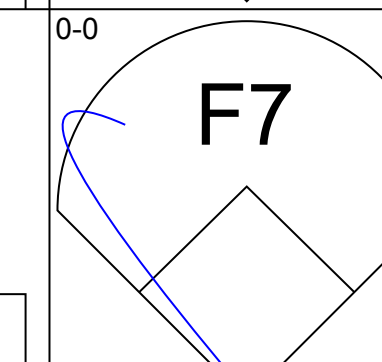
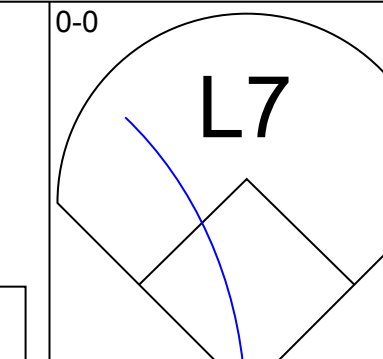
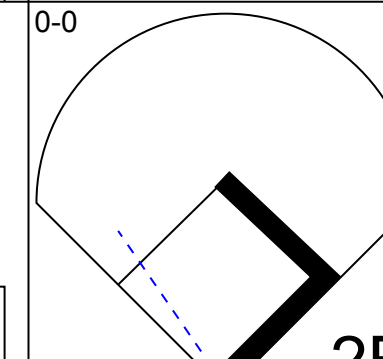
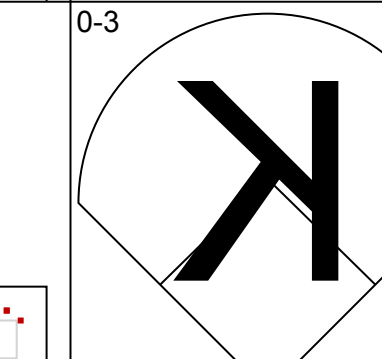
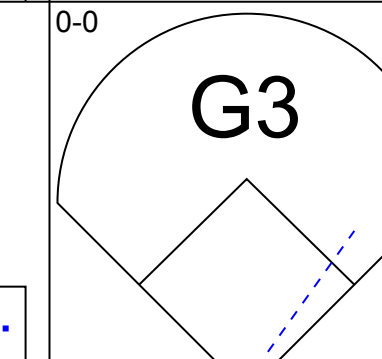

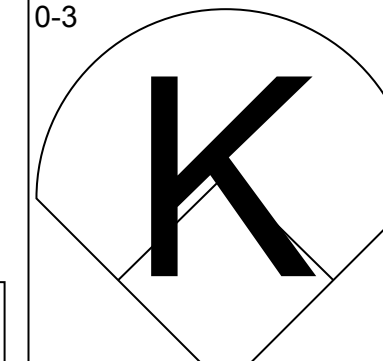
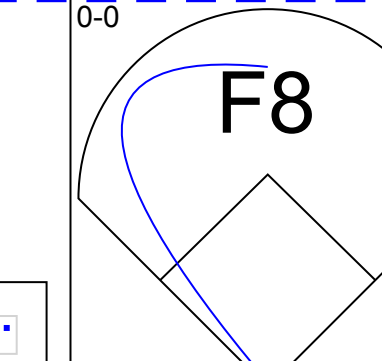
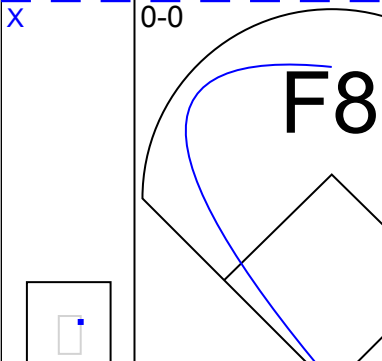

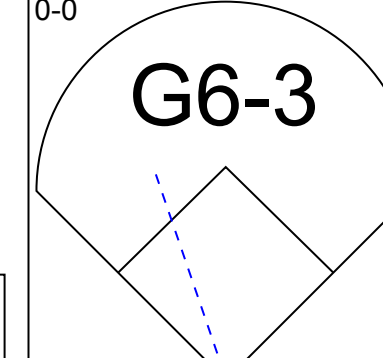
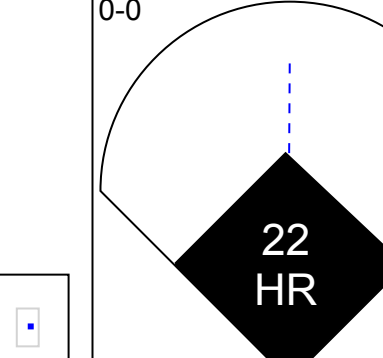
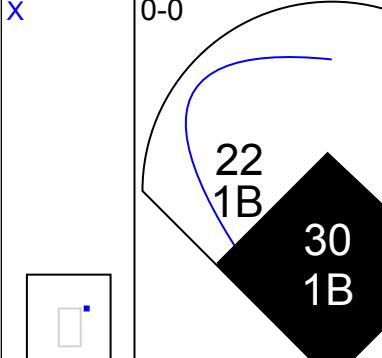
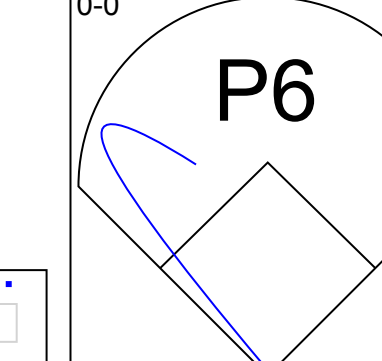
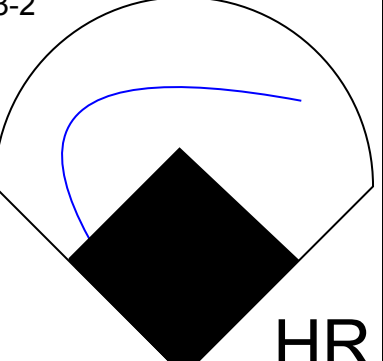
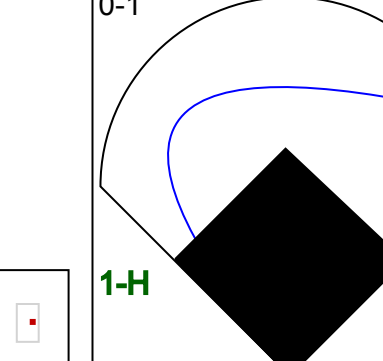
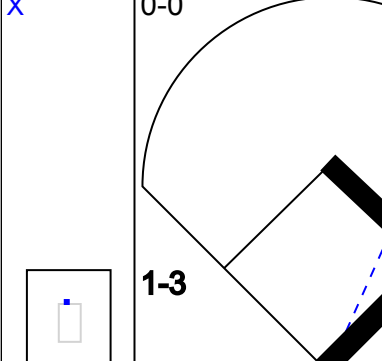
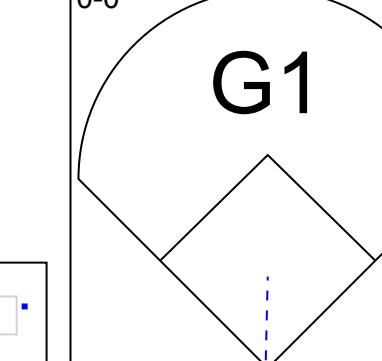
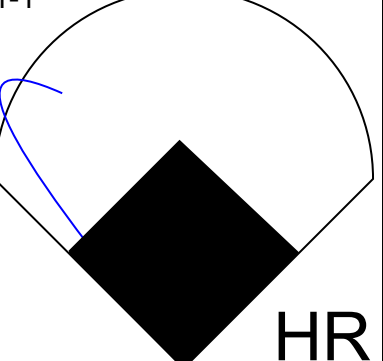
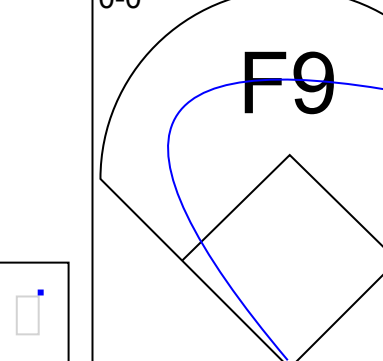
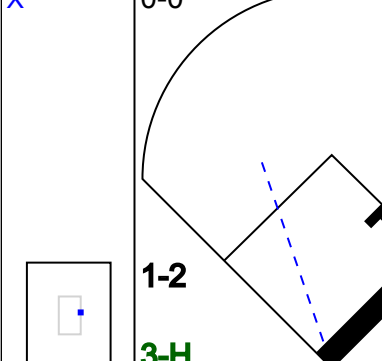
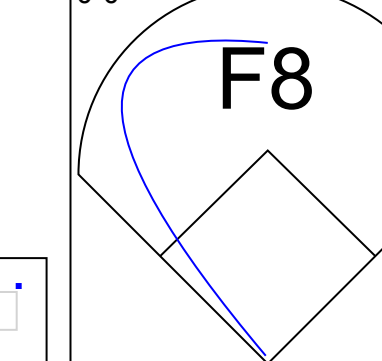
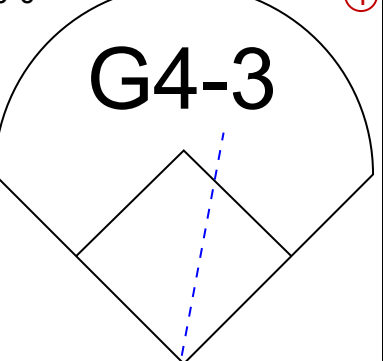
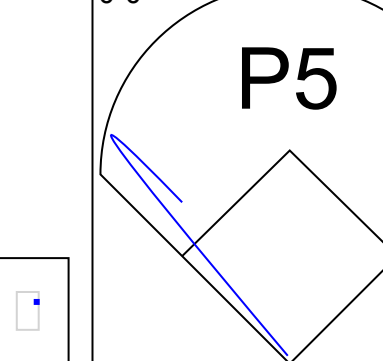
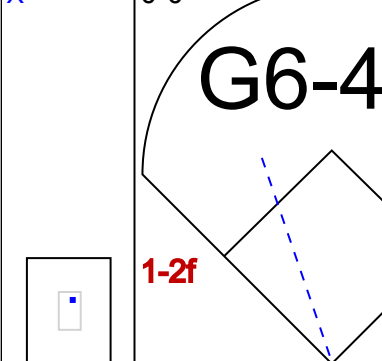
livebaseballscorecards.com



Batter	1	2	3	4	5	6	7	8	9	AB	R	H	RBI	BB	SO	LOB	BOTTOM					
14 Austin Jackson, R OBP: 0.360, SLG: 0.477 46 Jeff Kobernus, R OBP: 0.291, SLG: 0.300	K				24 F9 48 1B 1B		G5-4-3		F9	3 0 2 1 0 1 0 2 0 0 0 0 0 1												
48 Torii Hunter, R OBP: 0.306, SLG: 0.457 21 Steven Moya, L		2H 2B					G3			3 1 2 0 0 0 1 1 0 0 0 0 0 0												
24 Miguel Cabrera, R OBP: 0.342, SLG: 0.571 67 Kevin Russo, R OBP: 0.313, SLG: 0.500	28 G5-3 41 1B 1B		P3		F9				F8	3 1 1 1 0 0 2 1 0 0 0 0 0 0												
28 Prince Fielder, L OBP: 0.419, SLG: 0.514 68 Matt Tuiasosopo, R OBP: 0.415, SLG: 0.722	G5-3		G6-3		FC6-5				3 HR 1B	3 0 0 0 0 0 3 1 1 1 0 0 0 0												
41 Victor Martinez, S OBP: 0.340, SLG: 0.326 3 Devon Travis, R OBP: 1.000, SLG: 4.000		12 FC4-6 1B		G4-3		G3			HR	3 0 1 1 0 0 0 1 1 1 2 0 0 0												
12 Andy Dirks, L OBP: 0.357, SLG: 0.421 32 Don Kelly, L OBP: 0.366, SLG: 0.543	FC4-6			P6		G3			G4-3	1 0 0 0 0 0 1 1 0 0 0 0 0 0												
28 Luis Castillo, S										2 0 0 0 0 0 0												
27 Jhonny Peralta, R OBP: 0.279, SLG: 0.396 29 Danny Worth, R OBP: 0.436, SLG: 0.469			4 G6-3 14 2B 1B		F9				P3	3 1 2 0 0 0 0 1 0 0 0 0 0 0							AB 37 R 5 H 11 RBI 5 BB 0 SO 4 LOB 11					
13 Alex Avila, L OBP: 0.373, SLG: 0.359 82 Curt Casali, R OBP: 0.222, SLG: 0.250					G3				F9	3 0 0 0 0 2 2 1 0 0 0 0 0 0												
4 Omar Infante, R OBP: 0.344, SLG: 0.370 28 Brandon Loy, R OBP: 0.667, SLG: 0.667									K	2 0 0 0 0 0 1 2 0 1 0 0 1 0												
Inning Stats	R: 2 E: 0 K: 1 S: 8	H: 3 LOB: 1 BB: 0 P: 8	R: 1 E: 0 K: 1 S: 7	H: 2 LOB: 1 BB: 0 P: 7	R: 0 E: 0 K: 0 S: 3	H: 0 LOB: 0 BB: 0 P: 3	R: 0 E: 0 K: 0 S: 3	H: 0 LOB: 0 BB: 0 P: 3	R: 0 E: 0 K: 1 S: 5	H: 2 LOB: 2 BB: 0 P: 5	R: 0 E: 0 K: 1 S: 6	H: 1 LOB: 1 BB: 0 P: 6	R: 0 E: 0 K: 0 S: 3	H: 1 LOB: 0 BB: 0 P: 3	R: 2 E: 0 K: 0 S: 5	H: 2 LOB: 0 BB: 0 P: 5	R: 0 E: 0 K: 1 S: 5	H: 0 LOB: 0 BB: 0 P: 5	1B: 7 2B: 2 3B: 1 HR: 1	SF: 0 SAC: 0 DP: 1 HBP: 0	WP: 0 PB: 0 SB: 0 CS: 0	PA: 37
PITCHER	IP WLS BF H R ER SO BB IBB HBP BLK WP HR S P ERA WHIP																					
58 Jeremy Hellickson, R ERA: 4.97	6.0 W 26 8 3 3 3 3 0 0 0 0 0 0 3 3 4.50 1.333																					
43 Kyle Farnsworth, R ERA:	1.0 3 1 0 0 0 0 0 0 0 0 0 0 3 3 0.00 1.000																					
47 Brandon Gomes, R ERA: 2.25	1.0 5 2 2 2 0 0 0 0 0 0 0 1 5 5 18.00 2.000																					
49 Dane De La Rosa, R ERA: 8.44	1.0 3 0 0 0 1 0 0 0 0 0 0 0 5 5 0.00 0.000																					

Tampa Bay Rays @ Detroit Tigers
Joker Marchant Stadium, Lakeland, FL
Tue Mar 19 2013, 1:07 PM - 4:09 PM EDT
Att: 8,327 - Sunny - 77 F

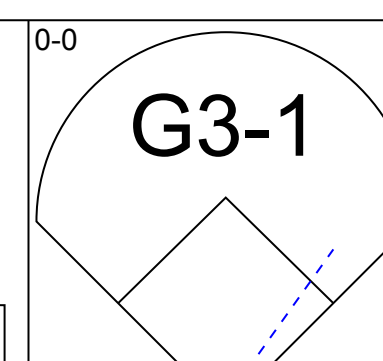
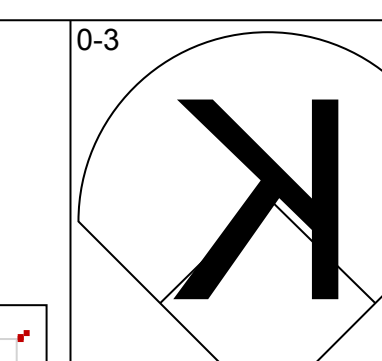
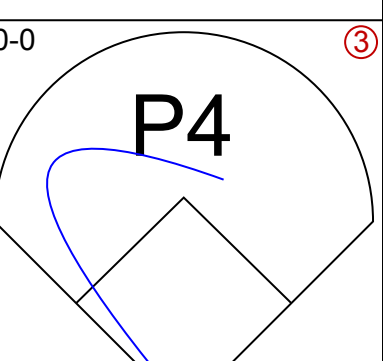
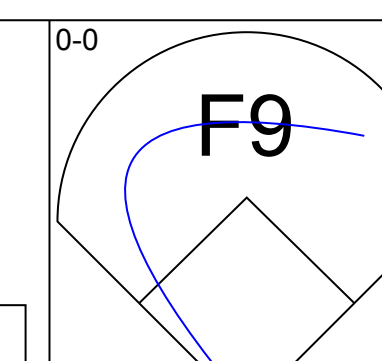
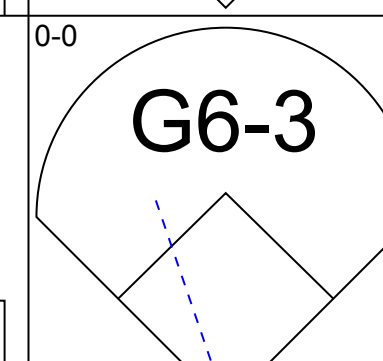
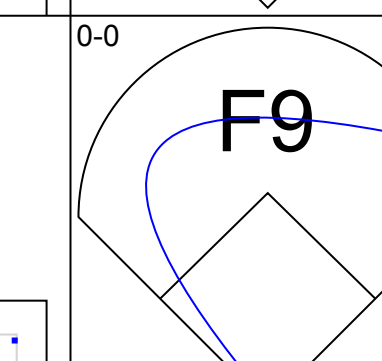
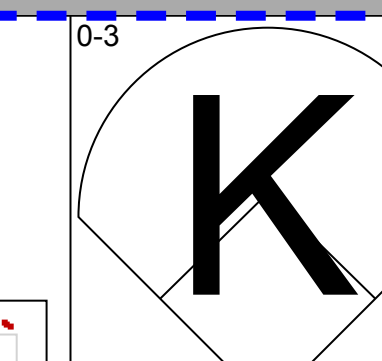
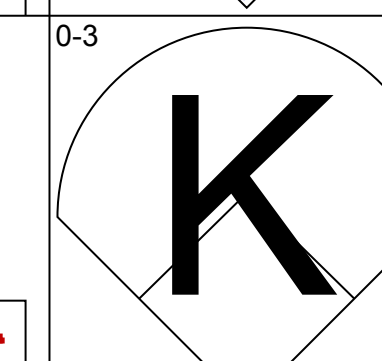
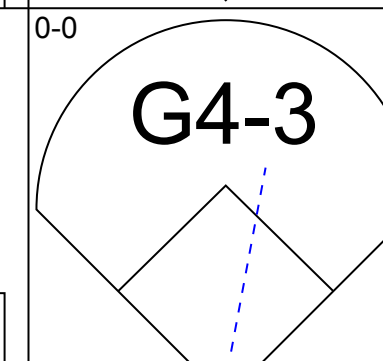
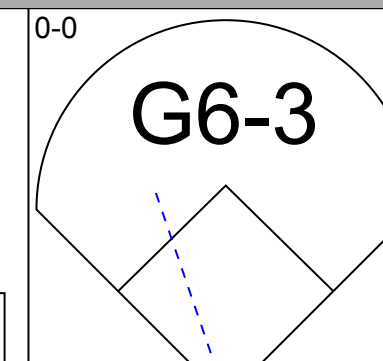
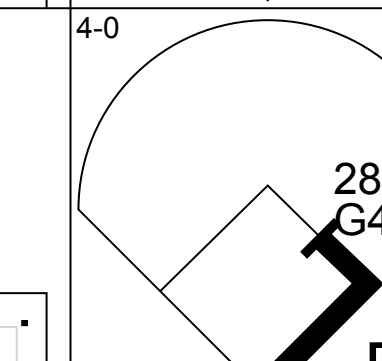
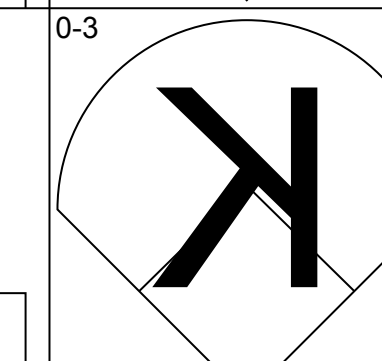
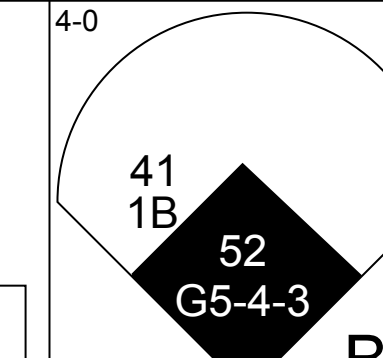
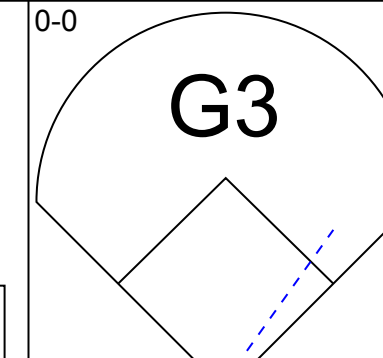
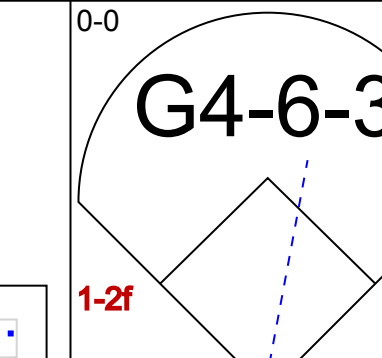
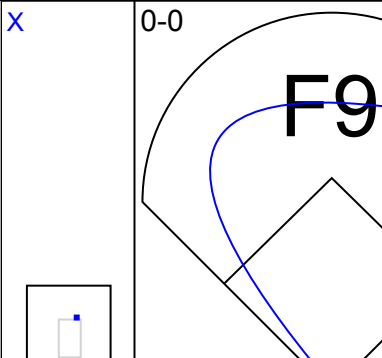
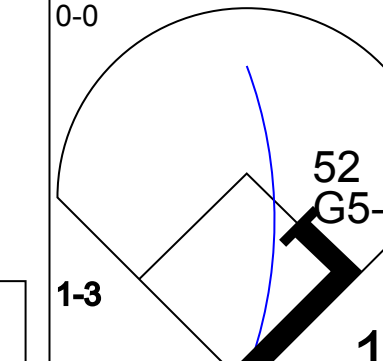
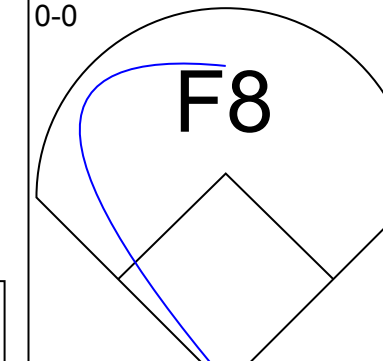
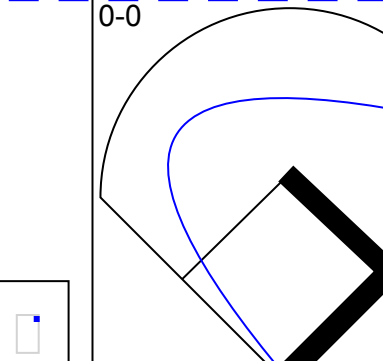
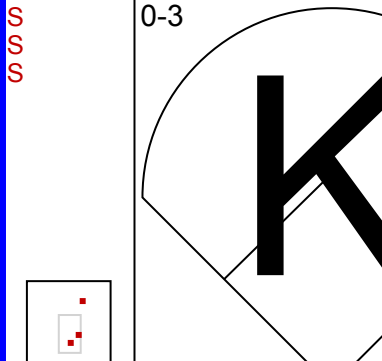
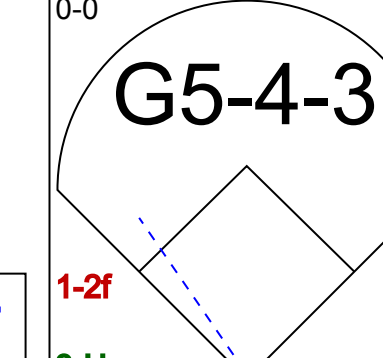
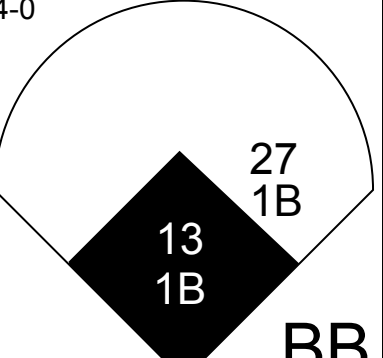
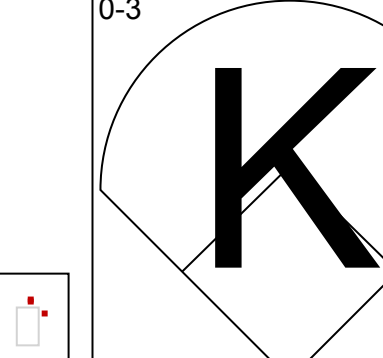
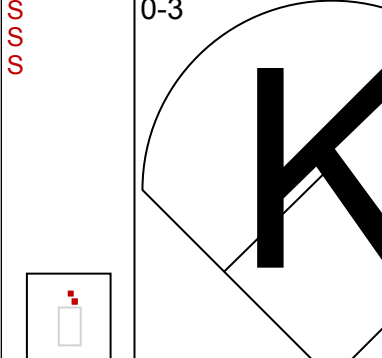
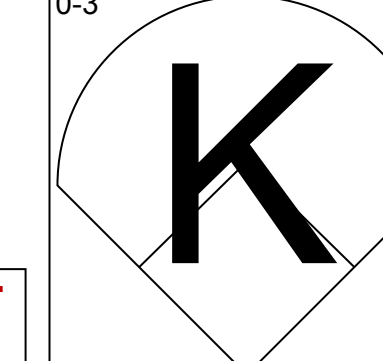
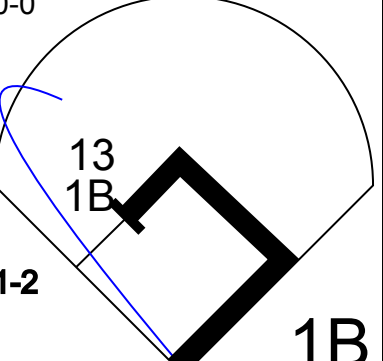
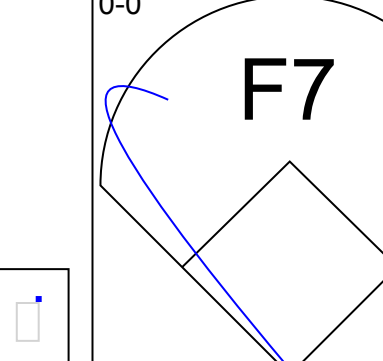

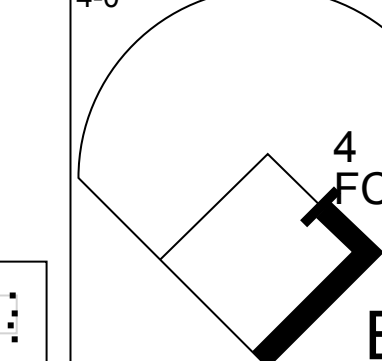
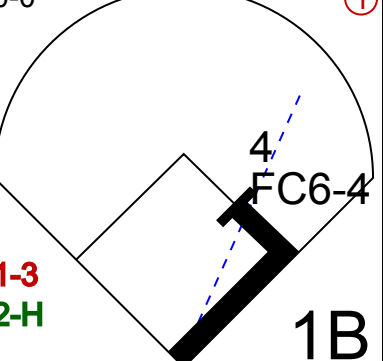
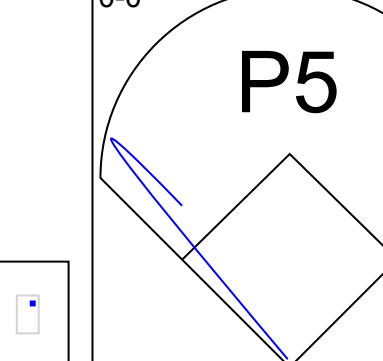

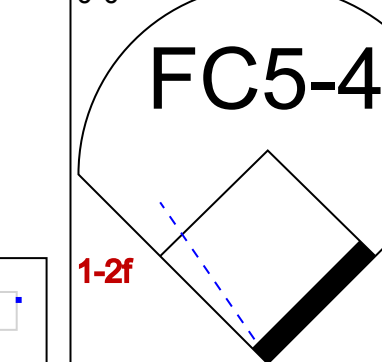
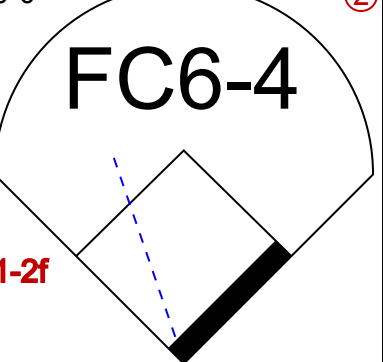
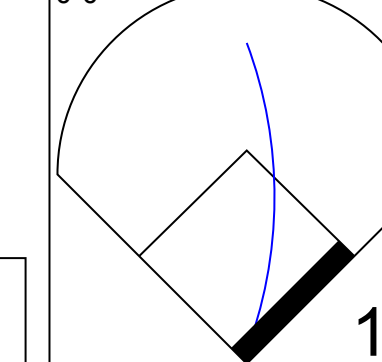


Batter	1	2	3	4	5	6	7	8	9	AB	R	H	RBI	BB	SO	LOB	TOP					
27 Jose Altuve, R OBP: 0.382, SLG: 0.431 73 Jose Martinez, R OBP: 0.346, SLG: 0.480										4	1	1	0	0	1	0						
29 Brett Wallace, L OBP: 0.357, SLG: 0.564 4 Brandon Laird, R OBP: 0.429, SLG: 0.721										1	0	1	0	0	0	0						
12 Carlos Pena, L OBP: 0.370, SLG: 0.650										4	0	0	0	0	0	1						
23 Chris Carter, R OBP: 0.333, SLG: 0.560 8 Trevor Crowe, S OBP: 0.333, SLG: 0.550										3	0	1	0	0	1	0						
46 Rick Ankiel, L OBP: 0.425, SLG: 0.667										4	0	0	0	0	2	1						
44 Justin Maxwell, R OBP: 0.239, SLG: 0.442 14 J.D. Martinez, R OBP: 0.340, SLG: 0.432 2 Brandon Barnes, R OBP: 0.353, SLG: 0.781										2	0	0	0	0	1	1						
22 Carlos Corporán, S OBP: 0.393, SLG: 0.667										4	2	3	3	0	0	0						
30 Matt Dominguez, R OBP: 0.400, SLG: 0.657										4	1	2	2	0	0	0						
9 Marwin Gonzalez, S OBP: 0.333, SLG: 0.350										4	0	0	0	0	2	0						
Inning Stats	R: 0 E: 0 K: 1 S: 5	H: 1 LOB: 1 BB: 0 P: 5	R: 0 E: 0 K: 2 S: 7	H: 0 LOB: 0 BB: 0 P: 7	R: 0 E: 0 K: 0 S: 3	H: 0 LOB: 0 BB: 0 P: 3	R: 2 E: 1 K: 1 S: 9	H: 3 LOB: 1 BB: 0 P: 9	R: 2 E: 0 K: 0 S: 8	H: 2 LOB: 0 BB: 0 P: 12	R: 0 E: 0 K: 1 S: 5	H: 0 LOB: 0 BB: 0 P: 5	R: 2 E: 0 K: 0 S: 6	H: 2 LOB: 0 BB: 0 P: 6	R: 0 E: 0 K: 1 S: 5	H: 0 LOB: 0 BB: 0 P: 5	R: 1 E: 0 K: 0 S: 5	H: 3 LOB: 2 BB: 0 P: 5	1B: 6 2B: 1 3B: 0 HR: 4	SF: 0 SAC: 0 DP: 2 HBP: 0	WP: 0 PB: 0 SB: 0 CS: 0	PA: 36
PITCHER	IP	WLS	BF	H	R	ER	SO	BB	IBB	HBP	BLK	WP	HR	S	P	ERA	WHIP					
35 Justin Verlander, R ERA: 4.74	5.2	L	22	6	4	4	5	0	0	0	0	0	3	36	40	6.35	1.059					
62 Albuqueque, R ERA: 5.4	1.1		6	2	2	2	0	0	0	0	0	0	1	7	7	13.50	1.500					
53 Joaquin Benoit, R ERA: 1.8	1.0		3	0	0	0	1	0	0	0	0	0	0	5	5	0.00	0.000					
43 Bruce Rondón, R ERA: 3.72	1.0		5	3	1	1	0	0	0	0	0	0	0	5	5	9.00	3.000					

Houston Astros @ Detroit Tigers
Joker Marchant Stadium, Lakeland, FL
Thu Mar 21 2013, 6:07 PM - 8:46 PM EDT
Att: 6,835 - Clear - 71 F

AB 36
R 7
H 11
RBI 7
BB 0
SO 6
LOB 5



Batter	1	2	3	4	5	6	7	8	9	AB	R	H	RBI	BB	SO	LOB	BOTTOM					
14 Austin Jackson, R OBP: 0.340, SLG: 0.447 32 Don Kelly, L OBP: 0.357, SLG: 0.528										3	0	0	0	0	1	2						
48 Torii Hunter, R OBP: 0.288, SLG: 0.429 46 Ben Guez, R										3	0	0	0	0	1	1						
24 Miguel Cabrera, R OBP: 0.341, SLG: 0.541 67 Kevin Russo, R OBP: 0.303, SLG: 0.484										2	0	0	0	1	0	0						
28 Prince Fielder, L OBP: 0.413, SLG: 0.487 68 Matt Tuiasosopo, R OBP: 0.405, SLG: 0.703										2	1	0	0	1	0	1						
41 Victor Martinez, S OBP: 0.357, SLG: 0.367 55 Brayan Peña, S OBP: 0.258, SLG: 0.483										3	0	2	0	0	0	0						
52 Quintin Berry, L OBP: 0.292, SLG: 0.190 36 Chad Wright, L OBP: 0.333, SLG: 0.333										2	1	0	0	1	1	2						
27 Jhonny Peralta, R OBP: 0.283, SLG: 0.364 Jared Reaves, R										3	0	1	0	0	1	1						
13 Alex Avila, L OBP: 0.389, SLG: 0.366 82 Curt Casali, R OBP: 0.222, SLG: 0.250										2	0	1	1	1	0	1						
4 Omar Infante, R OBP: 0.324, SLG: 0.345 3 Devon Travis, R OBP: 1.000, SLG: 2.500										2	0	0	0	0	0	2						
Inning Stats	R: 0 E: 0 K: 0 S: 3	H: 0 LOB: 0 BB: 0 P: 3	R: 1 E: 0 K: 1 S: 5	H: 1 LOB: 0 BB: 1 P: 9	R: 0 E: 0 K: 1 S: 5	H: 0 LOB: 1 BB: 1 P: 9	R: 0 E: 0 K: 0 S: 3	H: 0 LOB: 0 BB: 0 P: 3	R: 1 E: 0 K: 0 S: 4	H: 2 LOB: 1 BB: 1 P: 8	R: 0 E: 0 K: 1 S: 4	H: 0 LOB: 0 BB: 1 P: 8	R: 0 E: 0 K: 1 S: 6	H: 1 LOB: 1 BB: 0 P: 6	R: 0 E: 0 K: 2 S: 8	H: 1 LOB: 1 BB: 0 P: 8	R: 0 E: 0 K: 2 S: 7	H: 0 LOB: 0 BB: 0 P: 7	1B: 4 2B: 1 3B: 0 HR: 0	SF: 0 SAC: 0 DP: 2 HBP: 0	WP: 0 PB: 0 SB: 0 CS: 0	PA: 33
PITCHER	IP	WLS	BF	H	R	ER	SO	BB	IBB	HBP	BLK	WP	HR	S	P	ERA	WHIP					
64 Lucas Harrell, R ERA: 2.5	5.0	W	19	3	2	2	2	3	0	0	0	0	0	20	32	3.60	1.200					
62 Hector Ambriz, R ERA: 3.38	1.0	H	3	0	0	0	1	1	0	0	0	0	0	4	8	0.00	1.000					
43 Brad Peacock, R ERA: 3.68	3.0	S	11	2	0	0	5	0	0	0	0	0	0	21	21	0.00	0.667					

Houston Astros @ Detroit Tigers
Joker Marchant Stadium, Lakeland, FL
Thu Mar 21 2013, 6:07 PM - 8:46 PM EDT
Att: 6,835 - Clear - 71 F

AB 29
R 2
H 5
RBI 1
BB 4
SO 8
LOB 13



Batter	1	2	3	4	5	6	7	8	9	AB	R	H	RBI	BB	SO	LOB	TOP															
52 Quintin Berry, L (1, 8) 9 Jason Krizan, L (9, FR)										3	0	1	0	2	1	1	<p>Detroit Tigers @ Washington Nationals Space Coast Stadium, Viera, FL Fri Mar 22 2013, 1:10 PM - 4:06 PM EDT Att: 7,199 - Sunny - 70 F</p> <p>AB 34 R 4 H 8 RBI 4 BB 4 SO 11 LOB 19</p>															
32 Don Kelly, L (1, 9) 17 Jeff McVaney, R (6, 9)										2	1	0	0	1	0	2																
41 Victor Martinez, S (1, 10) 21 Steven Moya, L (7, PH)										3	0	2	1	0	1	0																
28 Prince Fielder, L (1, 3) 44 Jordan Lennerton, L (5, PR)										3	0	2	1	0	0	0																
55 Brayan Peña, S (1, 2) 65 Brad Davis, R (7, 2)										4	0	0	0	0	0	6																
68 Matt Tuiasosopo, R (1, 7) 28 Luis Castillo, S (9, 8)									4	1	1	1	0	1	2																	
39 Ramón Santiago, S (1, 4) 70 Argenis Diaz, R (7, 4)									3	0	0	0	0	1	2																	
29 Danny Worth, R (1, 6) 28 Brandon Loy, R (8, 4)									4	1	1	0	0	2	0																	
67 Kevin Russo, R (1, 5)										4	1	1	0	0	1	1																
Inning Stats	R: 0 E: 0 K: 2 S: 7	H: 0 LOB: 0 BB: 0 P: 8	R: 1 E: 0 K: 0 S: 5	H: 1 LOB: 0 BB: 0 P: 7	R: 0 E: 1 K: 1 S: 6	H: 1 LOB: 1 BB: 0 P: 6	R: 0 E: 0 K: 2 S: 9	H: 2 LOB: 2 BB: 0 P: 9	R: 2 E: 0 K: 0 S: 6	H: 3 LOB: 2 BB: 1 P: 10	R: 0 E: 0 K: 0 S: 3	H: 0 LOB: 0 BB: 0 P: 3	R: 1 E: 0 K: 1 S: 6	H: 1 LOB: 2 BB: 2 P: 14	R: 0 E: 0 K: 2 S: 7	H: 0 LOB: 0 BB: 0 P: 7		R: 0 E: 0 K: 3 S: 9	H: 0 LOB: 1 BB: 1 P: 13	1B: 6 2B: 1 3B: 0 HR: 1	SF: 1 SAC: 0 DP: 1 HBP: 0	WP: 0 PB: 0 SB: 0 CS: 0	PA: 39									
PITCHER	IP WLS BF H R ER SO BB IBB HBP BLK WP HR S P ERA WHIP																															
37 Stephen Strasburg, R (1, 1) 63 Henry Alberto Rodriguez, R (8, 1) 52 Ryan Mattheus, R (8, 1) 36 Tyler Clippard, R (9, 1)	6.0 1.0 1.0 1.0	L 6 3 4	26 1 0 0	7 1 0 0	3 1 0 0	5 1 2 3	1 2 0 1	0 0 0 0	0 0 0 0	0 0 0 0	0 0 0 0	0 0 0 0	1 6 7 9	36 14 7 13	4.50 9.00 0.00 0.00	1.333 3.000 0.000 1.000																

Batter	1	2	3	4	5	6	7	8	9	AB	R	H	RBI	BB	SO	LOB	BOTTOM														
2 Denard Span, L (1, 8) 33 Roger Bernadina, L (7, 8)										3	0	1	0	0	0	0	<p>Detroit Tigers @ Washington Nationals Space Coast Stadium, Viera, FL Fri Mar 22 2013, 1:10 PM - 4:06 PM EDT Att: 7,199 - Sunny - 70 F</p> <p>AB 31 R 3 H 7 RBI 3 BB 1 SO 8 LOB 10</p>														
28 Jayson Werth, R (1, 9)									4	0	2	0	0	0	1																
34 Bryce Harper, L (1, 7) 12 Tyler Moore, R (6, 7)									2	0	1	0	0	0	0																
11 Ryan Zimmerman, R (1, 5) 36 Tyler Clippard, R (9, 1)									4	0	1	0	0	2	3																
25 Adam LaRoche, L (1, 3)									4	0	0	0	0	1	4																
20 Ian Desmond, R (1, 6) 19 Carlos Rivera, R (8, 6)										2	2	1	1	1	1	0															
8 Danny Espinosa, S (1, 4) 52 Ryan Mattheus, R (8, 1) 18 Chad Tracy, L (9, 5)										3	1	1	0	0	0	0															
24 Kurt Suzuki, R (1, 2)									2	0	0	1	0	1	0																
37 Stephen Strasburg, R (1, 1) 63 Henry Alberto Rodriguez, R (8, 4) 1 Steve Lombardozzi, S (7, PH)									2	0	0	0	0	1	0																
Inning Stats	R: 0 E: 0 K: 0 S: 3	H: 0 LOB: 0 BB: 0 P: 3	R: 0 E: 0 K: 2 S: 7	H: 0 LOB: 0 BB: 0 P: 7	R: 0 E: 0 K: 1 S: 7	H: 2 LOB: 0 BB: 0 P: 7	R: 1 E: 0 K: 2 S: 9	H: 1 LOB: 0 BB: 0 P: 9	R: 0 E: 0 K: 0 S: 5	H: 2 LOB: 2 BB: 0 P: 5	R: 2 E: 1 K: 0 S: 4	H: 1 LOB: 0 BB: 1 P: 8	R: 0 E: 0 K: 1 S: 5	H: 1 LOB: 0 BB: 0 P: 5	R: 0 E: 0 K: 2 S: 7	H: 0 LOB: 0 BB: 0 P: 7		1B: 6 2B: 0 3B: 0 HR: 1	SF: 2 SAC: 0 DP: 1 HBP: 0	WP: 0 PB: 0 SB: 0 CS: 0	PA: 34										
PITCHER	IP WLS BF H R ER SO BB IBB HBP BLK WP HR S P ERA WHIP																														
33 Drew Smyly, L (1, 1) 71 Jose Alvarez, L (6, 1) 40 Phil Coke, L (7, 1) 60 Brayan Villarreal, R (8, 1) 49 Luis Marte, R (9, 1)	5.0 1.0 1.0 1.0 1.0	W H H H S	19 4 5 3 3	4 1 2 1 0	1 0 1 0 0	5 0 1 1 2	0 0 0 0 0	0 0 0 0 0	0 0 0 0 0	0 0 0 0 0	1 4 4 5 7	30 4 8 5 7	30 4 5 5 7	1.80 0.00 9.00 0.00 0.00	0.800 1.000 2.000 1.000 0.000																

Batter	1	2	3	4	5	6	7	8	9	AB	R	H	RBI	BB	SO	LOB	TOP																
11 Brett Gardner, L (1, 8) 63 Melky Mesa, R (5, 8) OBP: 0.379, SLG: 0.333 OBP: 0.246, SLG: 0.358			G6-4-3				F7	K		3	1	1	0	0	1	1	<p>New York Yankees @ Detroit Tigers Joker Marchant Stadium, Lakeland, FL Sat Mar 23 2013, 1:06 PM - 3:47 PM EDT Att: 10,084 - Overcast - 81 F</p>																
26 Eduardo Núñez, R (1, 6) 96 Addison Maruszak, R (8, 6) OBP: 0.331, SLG: 0.300 OBP: 0.192, SLG: 0.308							K2-3			4	1	2	1	0	1	0																	
31 Ichiro Suzuki, L (1, 7) 95 Ronnier Mustelier, R (7, 7) OBP: 0.402, SLG: 0.415 OBP: 0.361, SLG: 0.485			G4-3					G6-4-3		4	0	1	0	0	0	3																	
36 Kevin Youkilis, R (1, 5) 97 José Pirela, R (7, 5) OBP: 0.286, SLG: 0.658 OBP: 0.324, SLG: 0.500										4	0	1	2	0	1	2																	
33 Travis Hafner, L (1, 10) Corban Joseph, L (8, PH) (8, 10) OBP: 0.225, SLG: 0.235 OBP: 0.279, SLG: 0.308			G4-3					P3		3	0	0	0	0	0	1																	
54 Juan Rivera, R (1, 3) 12 Dan Johnson, L (8, 3) OBP: 0.333, SLG: 0.415 OBP: 0.268, SLG: 0.063										4	1	3	0	0	0	0																	
40 Ben Francisco, R (1, 9) 60 Thomas Neal, R (8, 9) OBP: 0.349, SLG: 0.436										3	2	2	3	1	0	1																	
17 Jayson Nix, R (1, 4) 85 Gil Velazquez, R (8, 4) OBP: 0.255, SLG: 0.239 OBP: 0.393, SLG: 0.292			G4-3							4	0	1	0	0	0	3																	
19 Chris Stewart, R (1, 2) 45 Bobby Wilson, R (8, 2) OBP: 0.262, SLG: 0.350 OBP: 0.190, SLG: 0.150										4	1	1	0	0	0	2																	
Inning Stats	R: 0 E: 0 K: 1 S: 5	H: 0 LOB: 0 BB: 0 P: 5	R: 0 E: 0 K: 0 S: 4	H: 1 LOB: 2 BB: 1 P: 8	R: 1 E: 0 K: 0 S: 5	H: 2 LOB: 1 BB: 0 P: 7	R: 1 E: 0 K: 0 S: 4	H: 1 LOB: 0 BB: 0 P: 5	R: 2 E: 0 K: 0 S: 6	H: 3 LOB: 1 BB: 0 P: 6	R: 0 E: 0 K: 0 S: 4	H: 1 LOB: 1 BB: 0 P: 4	R: 0 E: 0 K: 2 S: 8	H: 1 LOB: 0 BB: 0 P: 8	R: 2 E: 0 K: 1 S: 9	H: 3 LOB: 1 BB: 0 P: 13		R: 0 E: 0 K: 0 S: 4	H: 2 LOB: 1 BB: 0 P: 4	1B: 9 2B: 3 3B: 0 HR: 2	SF: 0 SAC: 0 DP: 1 HBP: 0	WP: 2 PB: 0 SB: 1 CS: 0	PA: 41										
PITCHER	IP WLS BF H R ER SO BB IBB HBP BLK WP HR S P ERA WHIP																																
19 Anibal Sánchez, R (1, 1) ERA: 3.27	6.0	27	8	4	4	1	1	0	0	0	0	1	1	28	35	6.00	1.500																
38 Darin Downs, L (7, 1) ERA: 0.73	1.0	W 4	1	0	0	2	0	0	0	0	0	0	0	8	8	0.00	1.000																
43 Bruce Rondón, R (8, 1) ERA: 5.06	1.0	6	3	2	2	1	0	0	0	0	1	1	9	13	18.00	3.000																	
36 Luke Putkonen, R (9, 1) ERA: 4.26	1.0	4	2	0	0	0	0	0	0	0	0	0	4	4	0.00	2.000																	

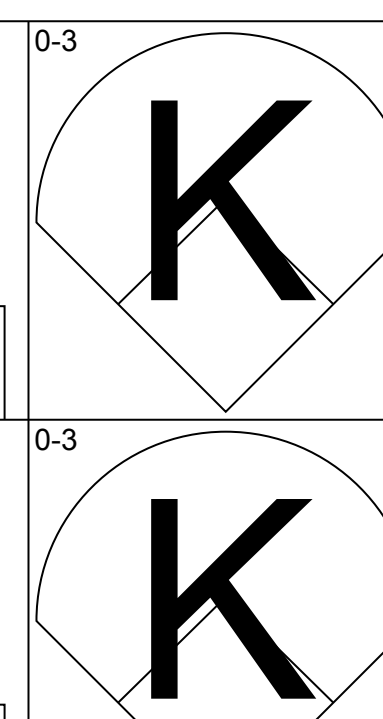
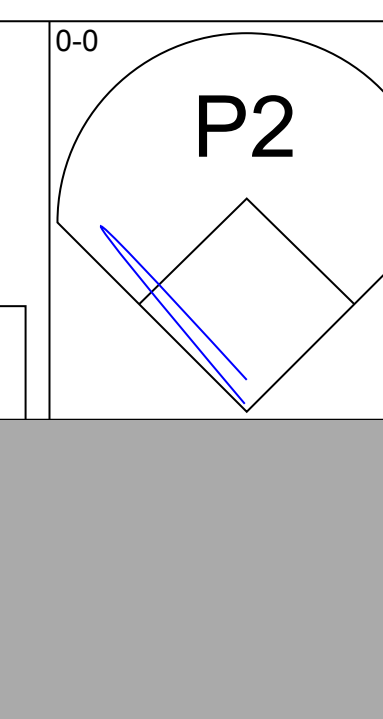
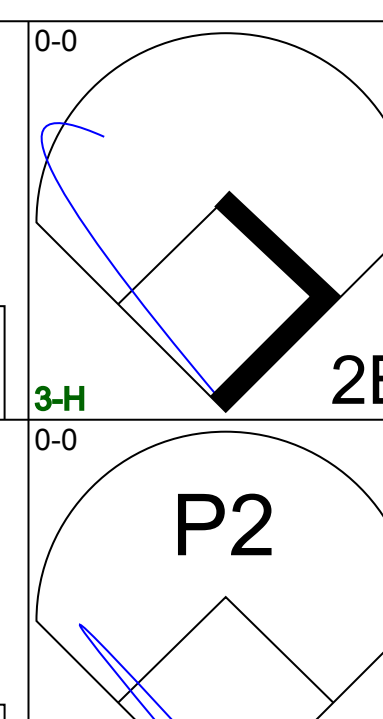
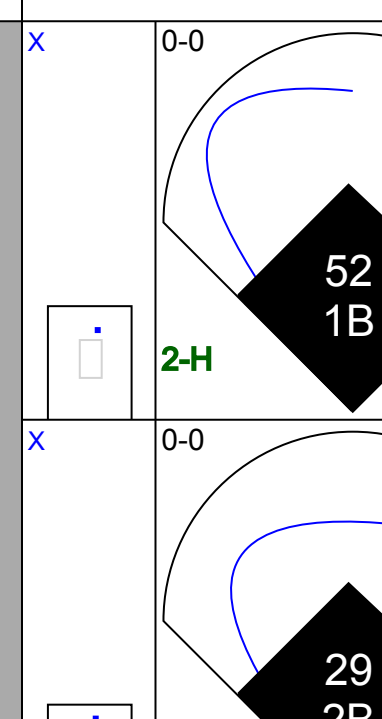
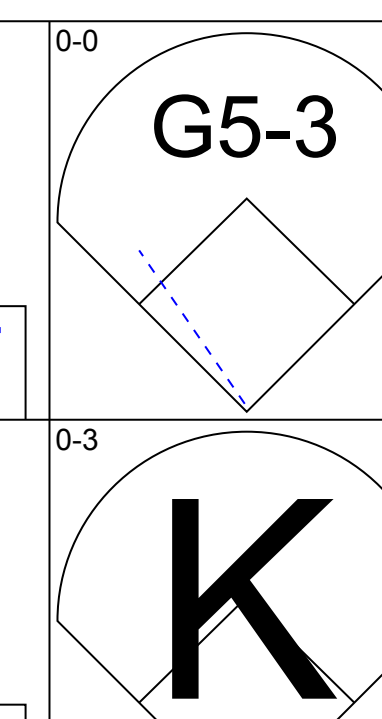

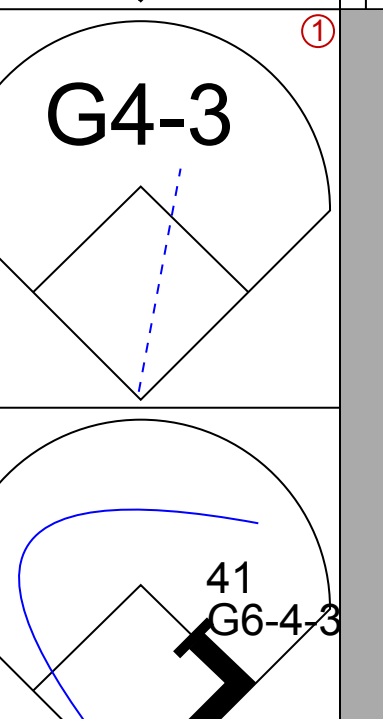

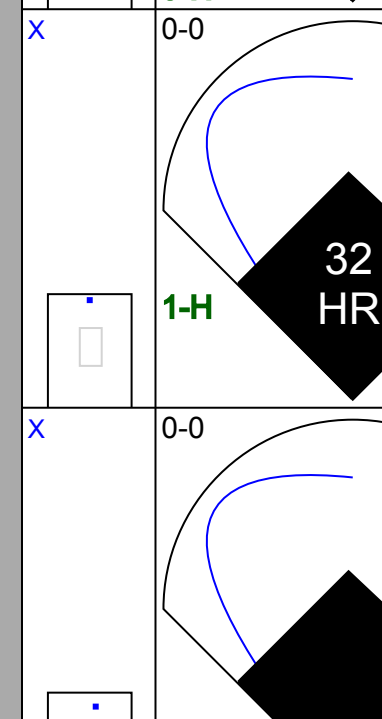
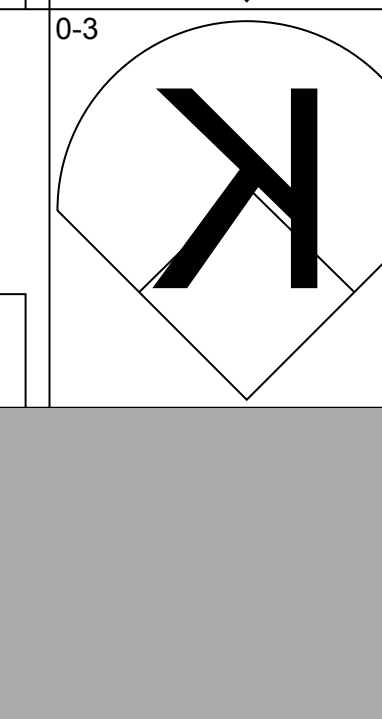

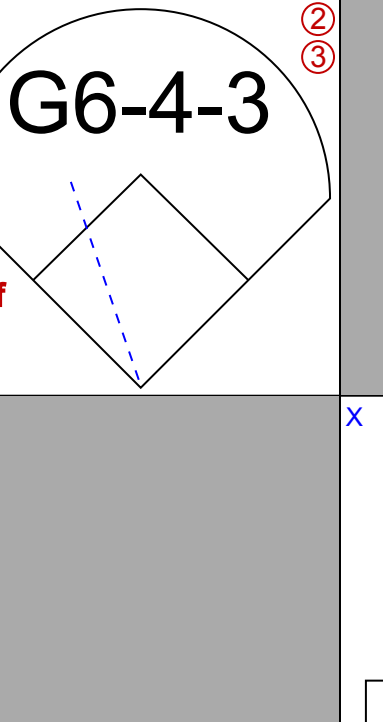
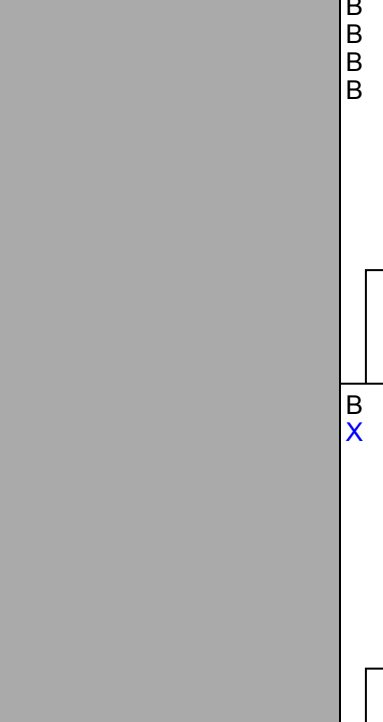
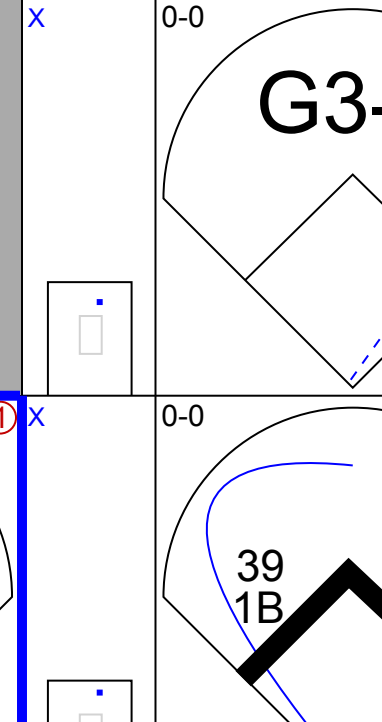


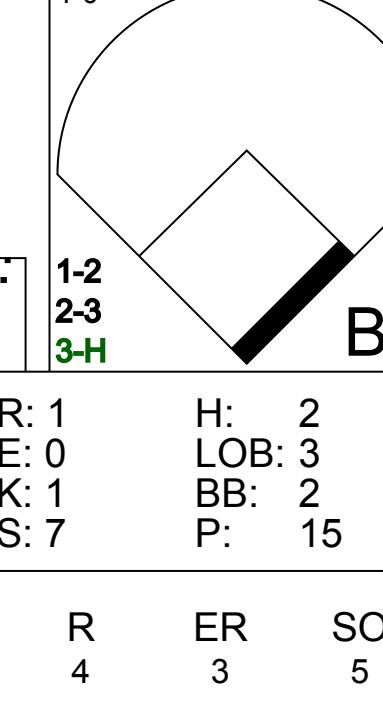
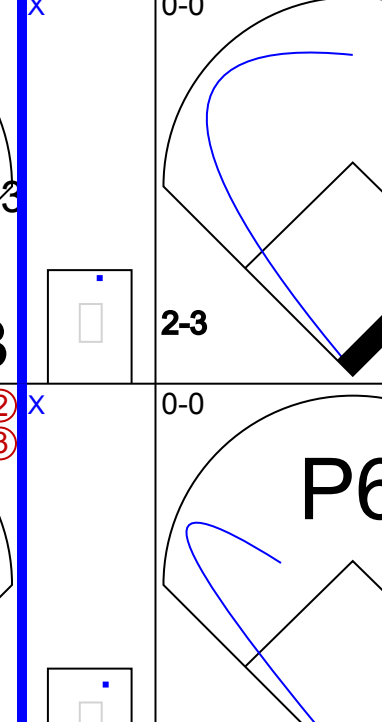



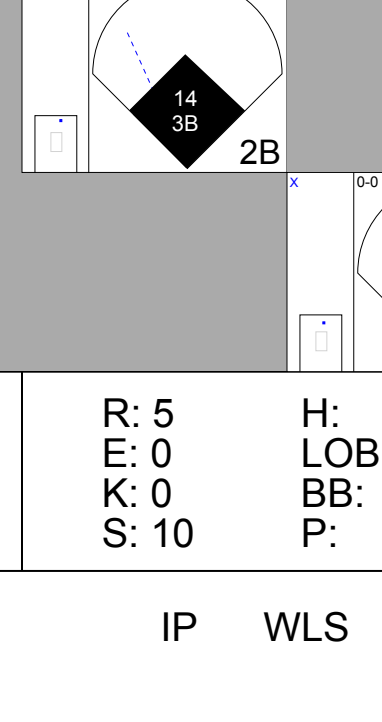

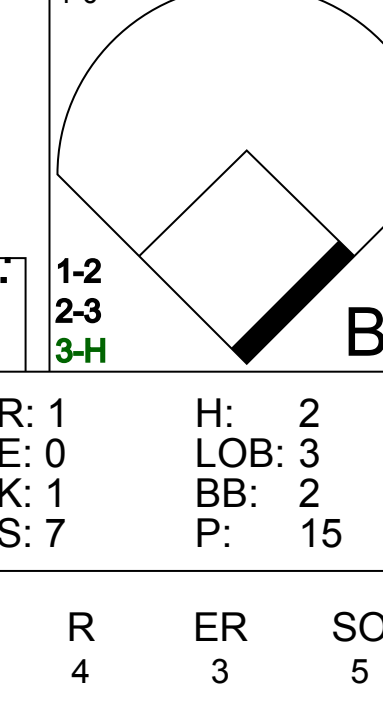
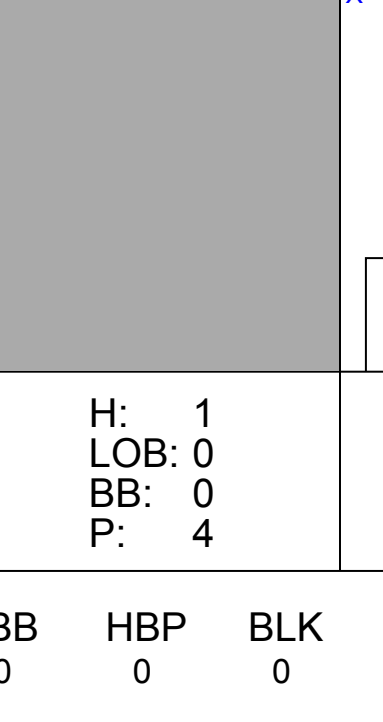
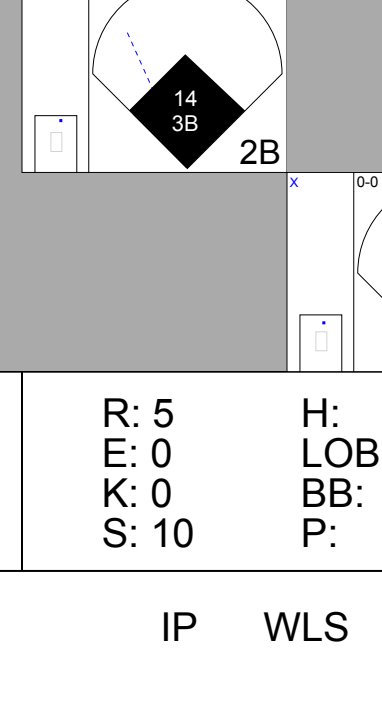
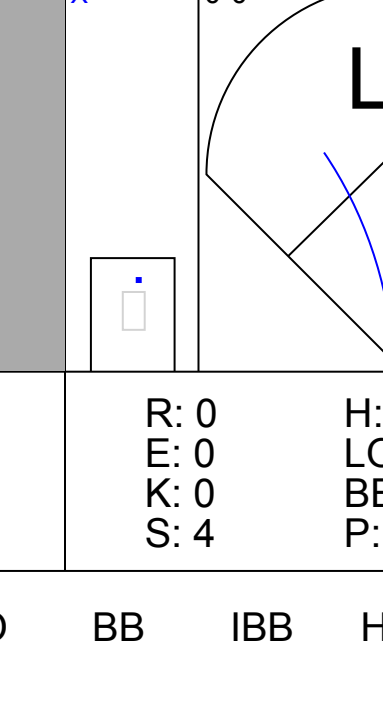
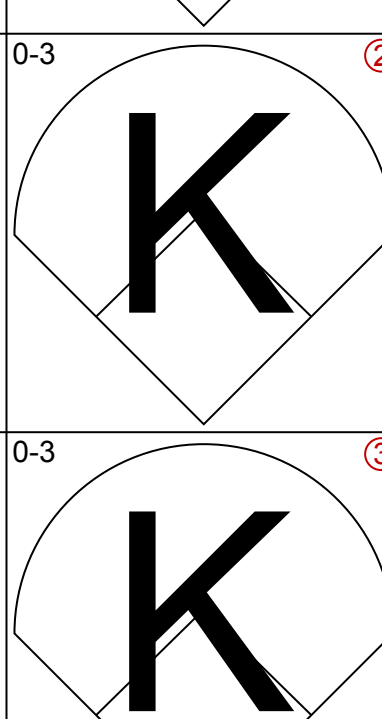
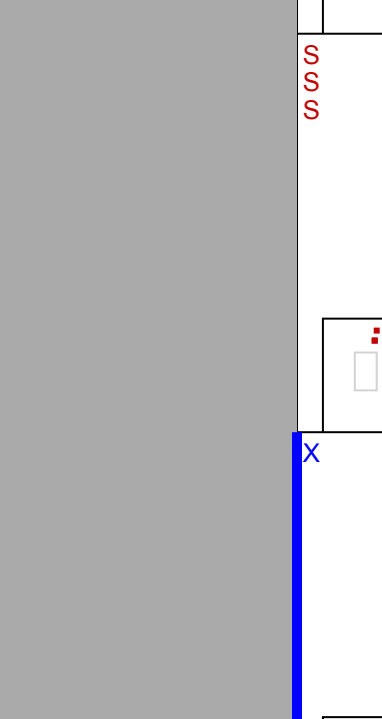
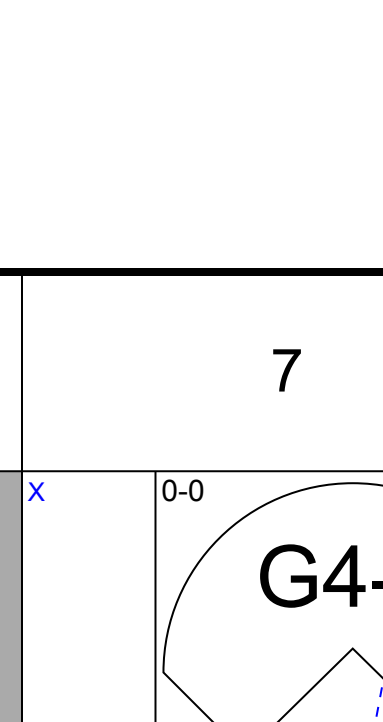
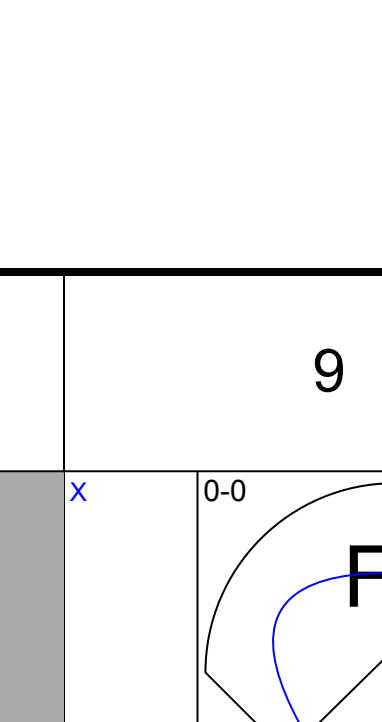

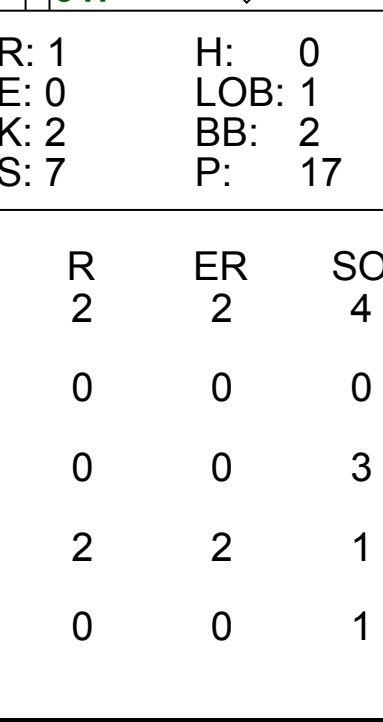

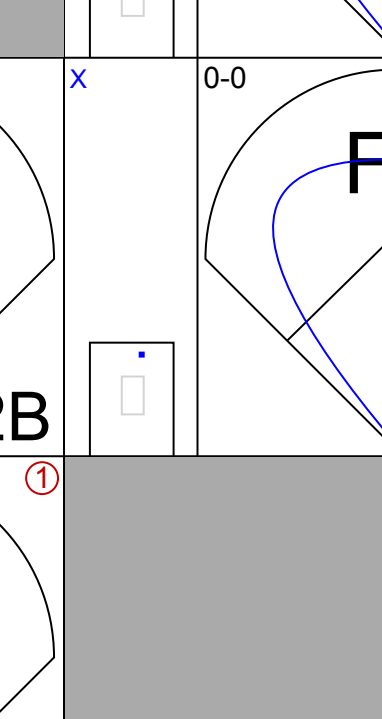
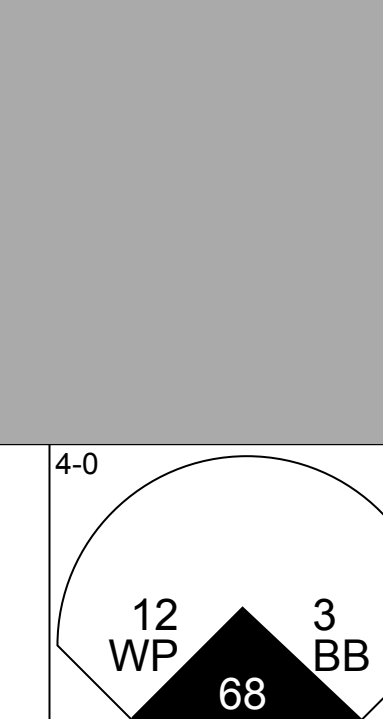
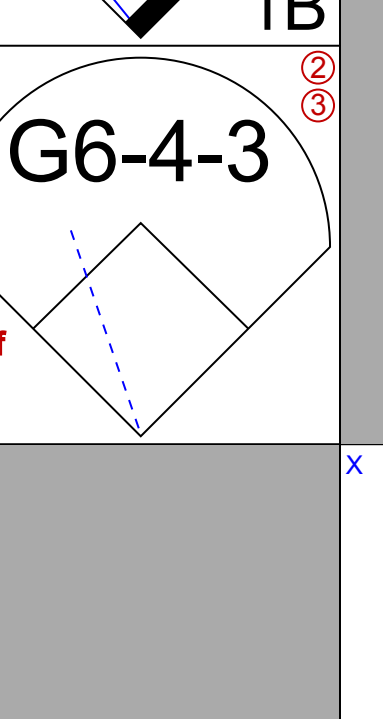

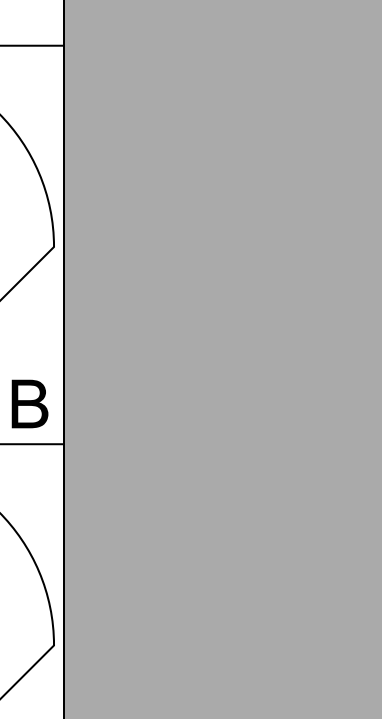

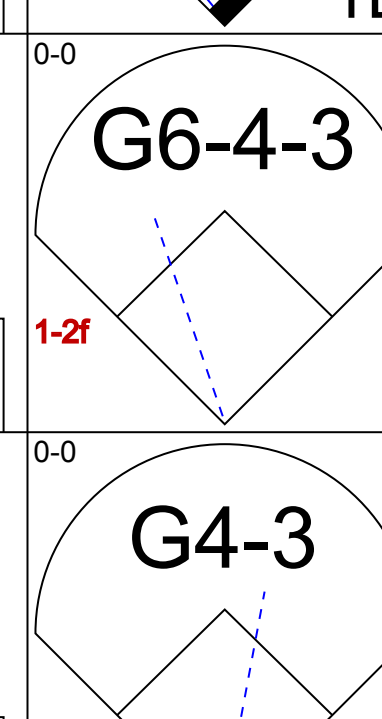

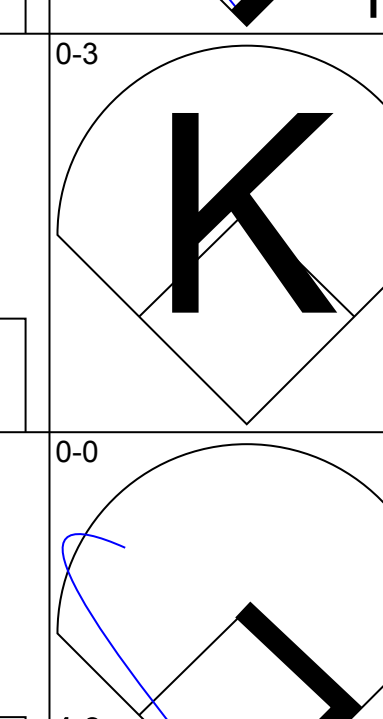
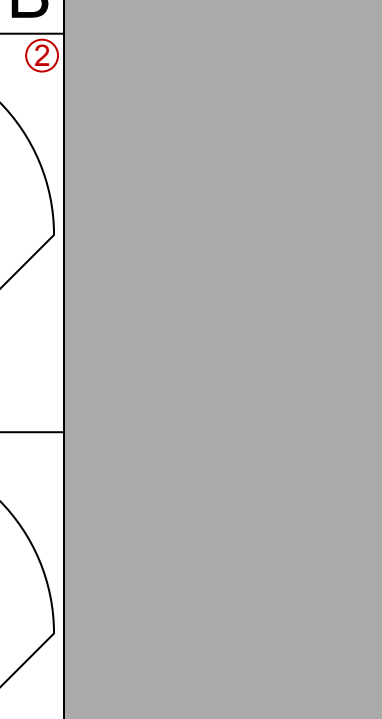


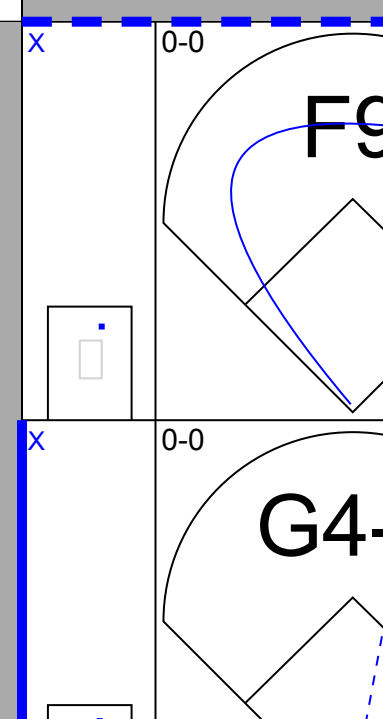
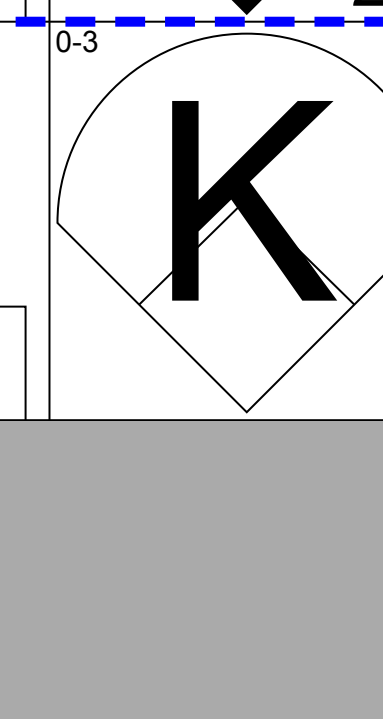
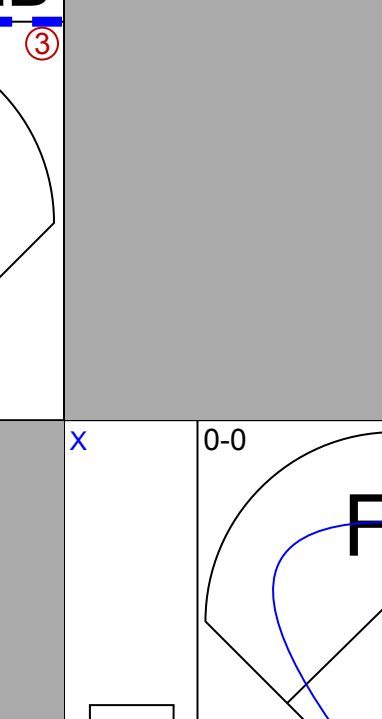
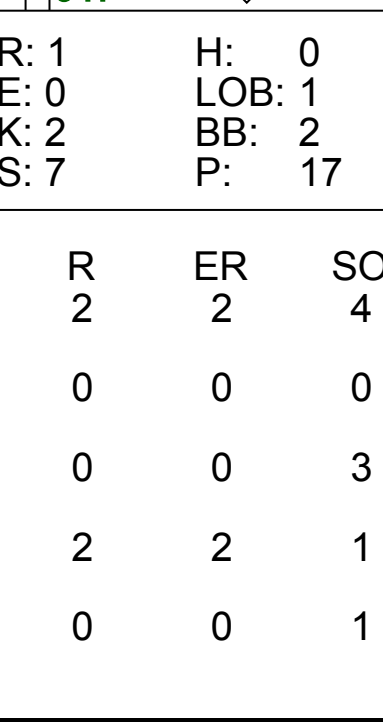
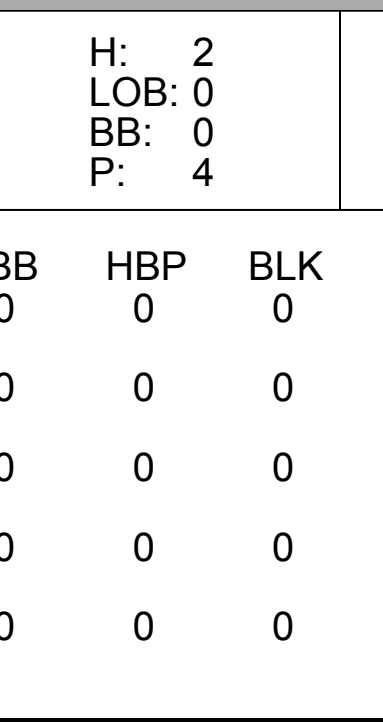
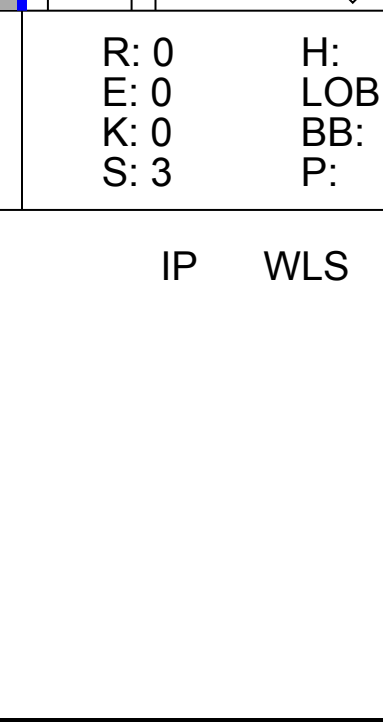
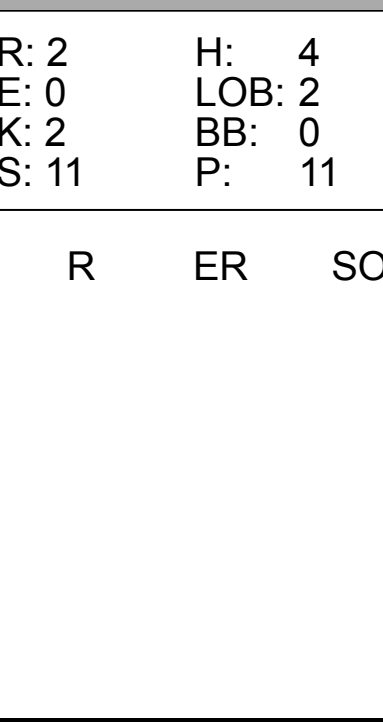
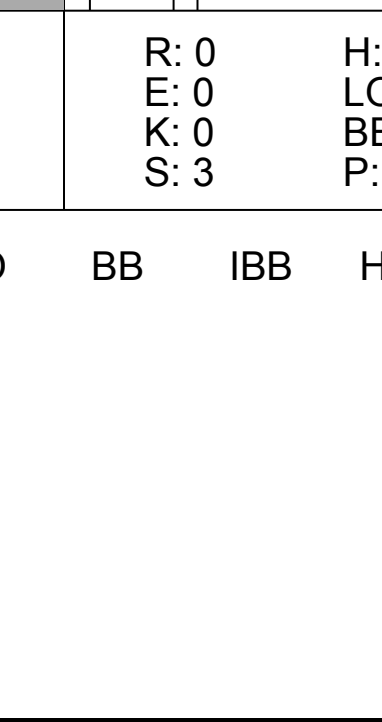
Batter	1	2	3	4	5	6	7	8	9	AB	R	H	RBI	BB	SO	LOB	BOTTOM														
14 Austin Jackson, R (1, 8) 32 Don Kelly, L (8, 8) OBP: 0.316, SLG: 0.420 OBP: 0.348, SLG: 0.487										3	0	0	1	0	2	0	<p>New York Yankees @ Detroit Tigers Joker Marchant Stadium, Lakeland, FL Sat Mar 23 2013, 1:06 PM - 3:47 PM EDT Att: 10,084 - Overcast - 81 F</p>														
48 Torii Hunter, R (1, 9) 28 Jamie Johnson, L (7, FR) (8, 9)										4	1	3	1	0	0	0															
24 Miguel Cabrera, R (1, 5) 67 Kevin Russo, R (8, 5) OBP: 0.333, SLG: 0.585 OBP: 0.316, SLG: 0.583										4	1	1	2	0	0	2															
28 Prince Fielder, L (1, 3) 52 Quintin Berry, L (7, 7) 36 Chad Wright, L (9, 7) OBP: 0.404, SLG: 0.467 OBP: 0.387, SLG: 0.269 OBP: 0.333, SLG: 0.333										3	0	0	1	0	1	1															
41 Victor Martínez, S (1, 10) 47 Gustavo Nunez, S (7, FR) (8, 10)										4	0	2	1	0	0	0															
68 Matt Tuasosopo, R (1, 7) OBP: 0.400, SLG: 0.705										3	1	1	1	1	0	1															
27 Jhonny Peralta, R (1, 6) 39 Ramon Santiago, S (8, 6) OBP: 0.300, SLG: 0.439 OBP: 0.381, SLG: 0.400										4	1	2	1	0	1	3															
13 Alex Avila, L (1, 2) 81 James McCann, R (8, 2)										4	1	3	1	0	1	0															
4 Omar Infante, R (1, 4) 29 Danny Worth, R (8, 4) OBP: 0.316, SLG: 0.333 OBP: 0.419, SLG: 0.444										4	1	1	0	0	0	4															
Inning Stats	R: 0 E: 0 K: 0 S: 3	H: 0 LOB: 0 BB: 0 P: 3	R: 0 E: 0 K: 2 S: 7	H: 0 LOB: 1 BB: 1 P: 11	R: 0 E: 0 K: 2 S: 7	H: 0 LOB: 0 BB: 0 P: 7	R: 1 E: 0 K: 0 S: 5	H: 2 LOB: 1 BB: 0 P: 5	R: 3 E: 1 K: 0 S: 9	H: 4 LOB: 1 BB: 0 P: 13	R: 0 E: 0 K: 0 S: 5	H: 2 LOB: 2 BB: 0 P: 5	R: 5 E: 0 K: 1 S: 11	H: 6 LOB: 2 BB: 0 P: 11	R: 1 E: 0 K: 2 S: 11	H: 2 LOB: 1 BB: 0 P: 12		1B: 9 2B: 4 3B: 0 HR: 3	SF: 1 SAC: 0 DP: 0 HBP: 0	WP: 0 PB: 0 SB: 1 CS: 0	PA: 41										
PITCHER	IP WLS BF H R ER SO BB IBB HBP BLK WP HR S P ERA WHIP																														
46 Andy Pettitte, L (1, 1) ERA: 4.82	0.0	L 5	5	4	4	0	0	0	0	0	1	5	5	∞	∞																
38 Cody Eppley, R (7, 1) ERA: 14.29	1.1	6	2	2	2	2	0	0	0	0	1	12	13	13.50	1.500																
27 Shawn Kelley, R (8, 1) ERA: 5.63	0.1	2	1	0	0	0	0	0	0	0	0	2	2	0.00	3.000																

AB 40
R 6
H 14
RBI 6
BB 1
SO 4
LOB 16

AB 39
R 10
H 16
RBI 10
BB 1
SO 7
LOB 12

livebaseballscores.com

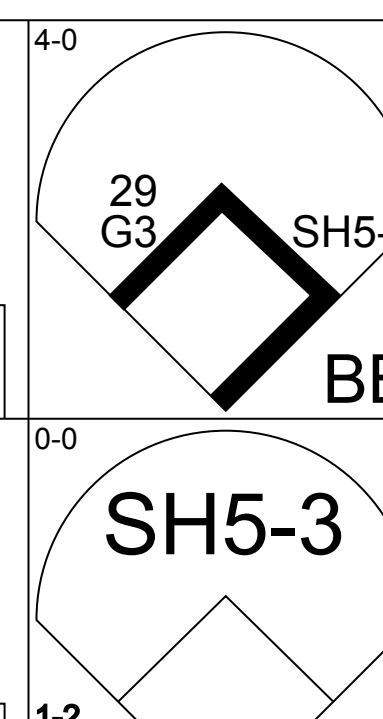
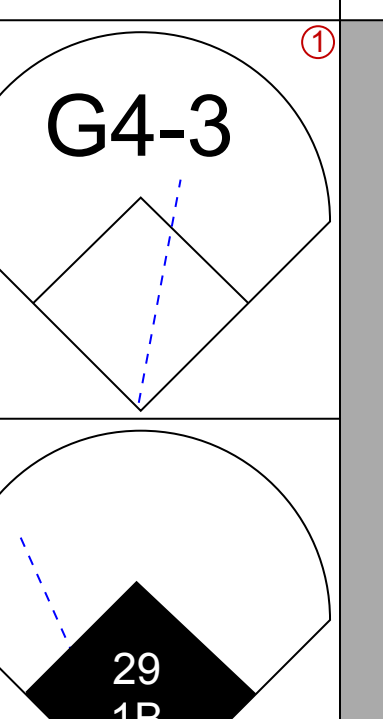
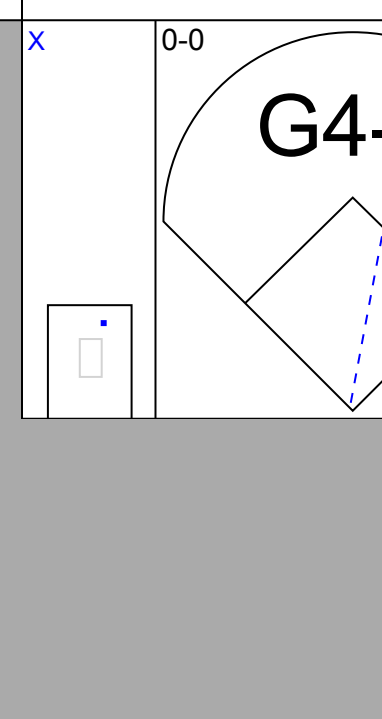
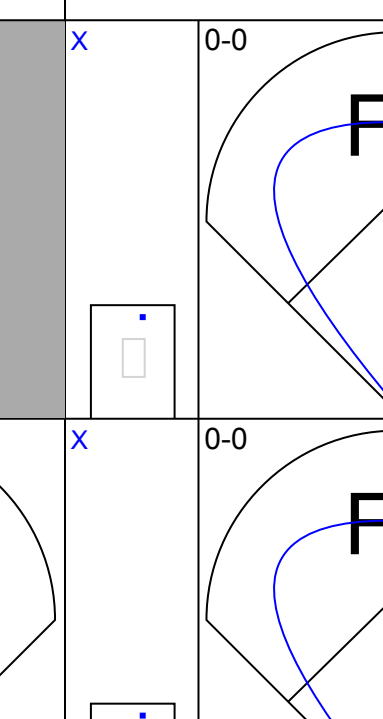
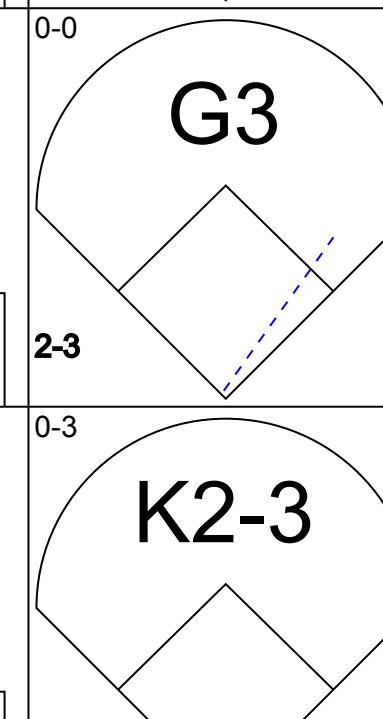
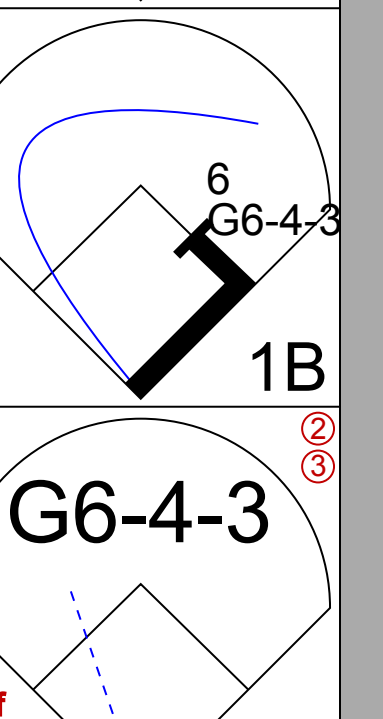

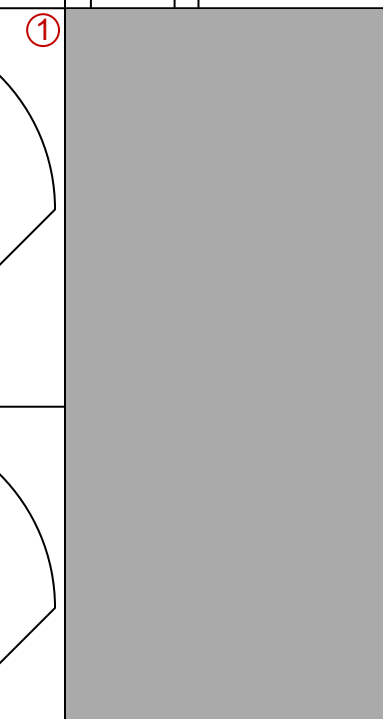
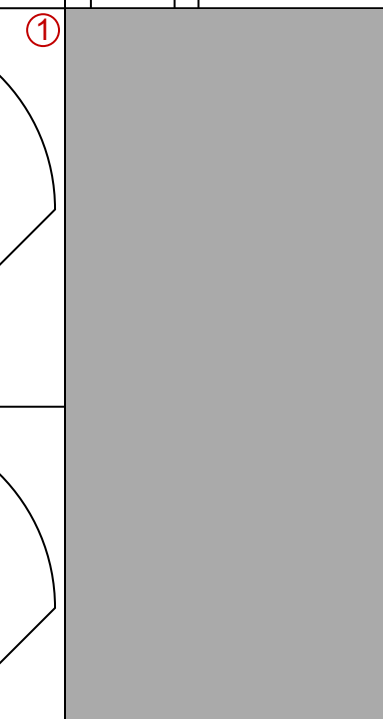

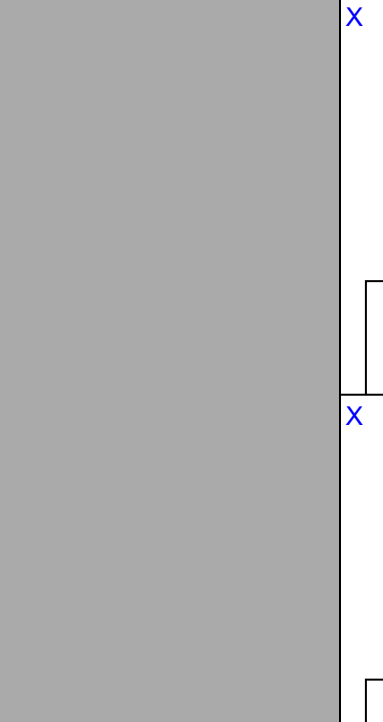
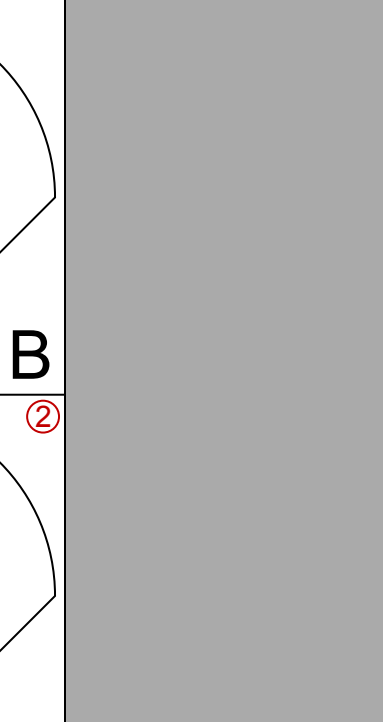

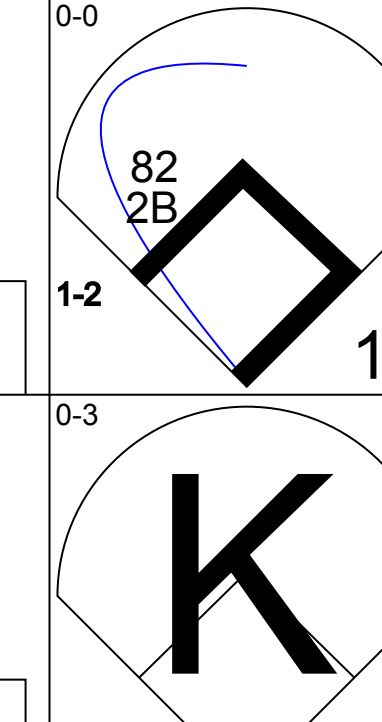

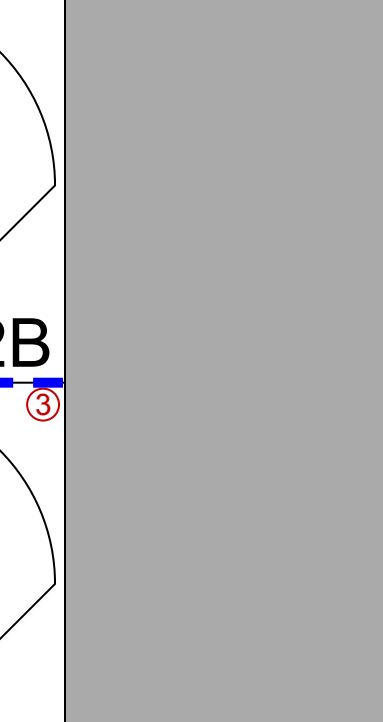

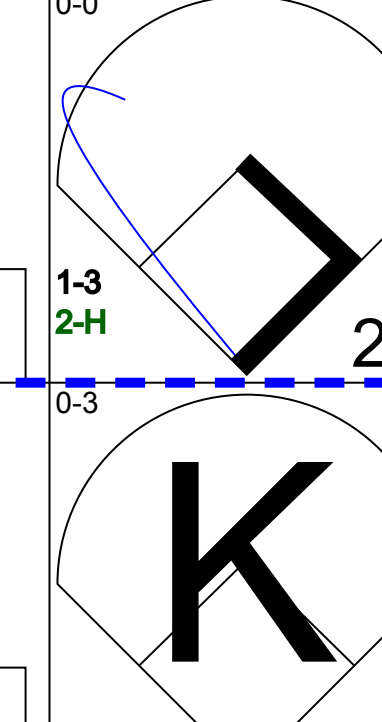
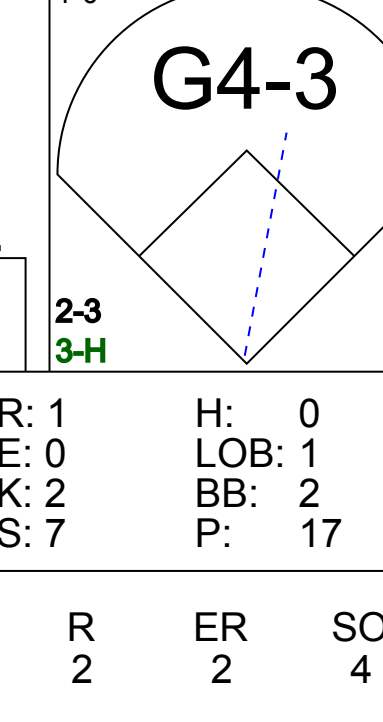
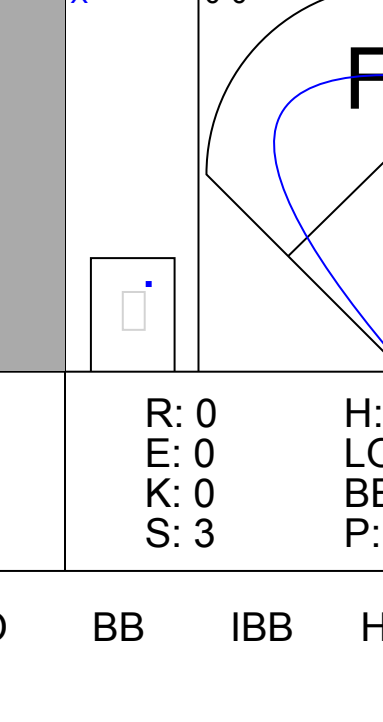
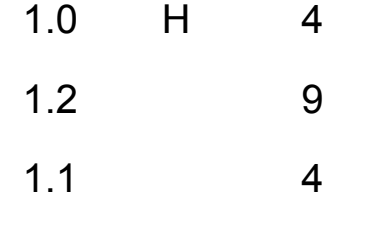


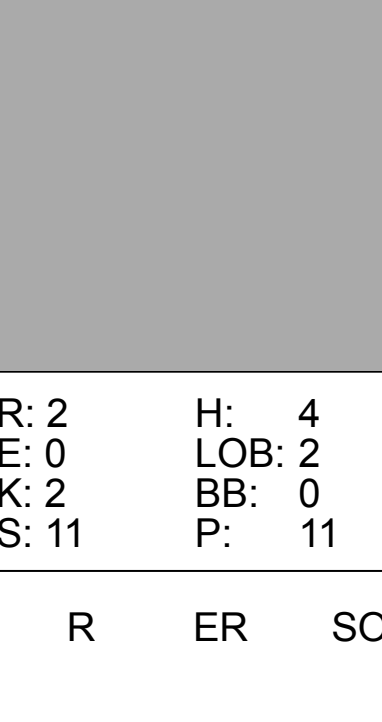
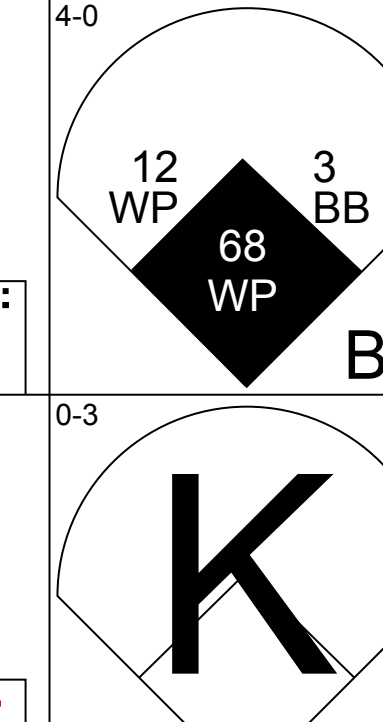
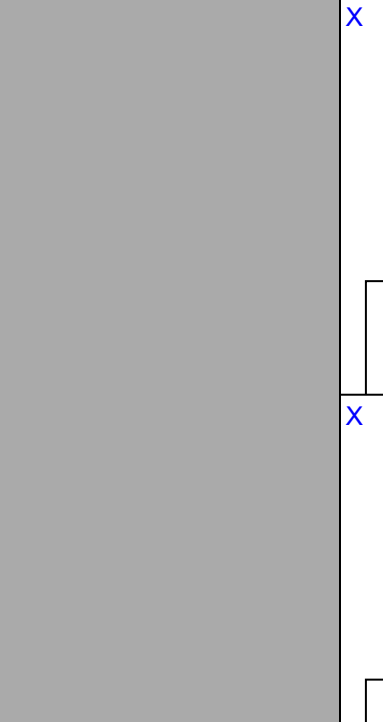


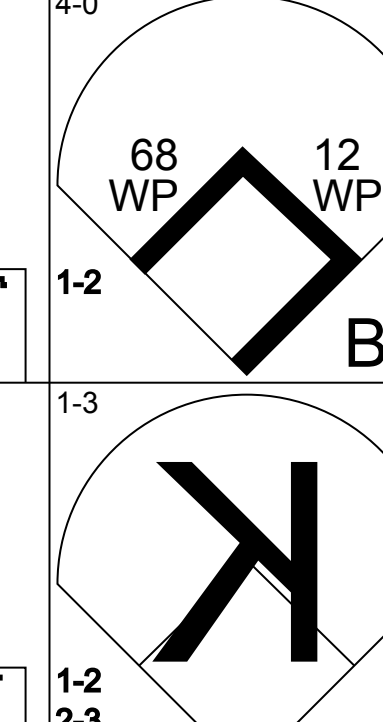

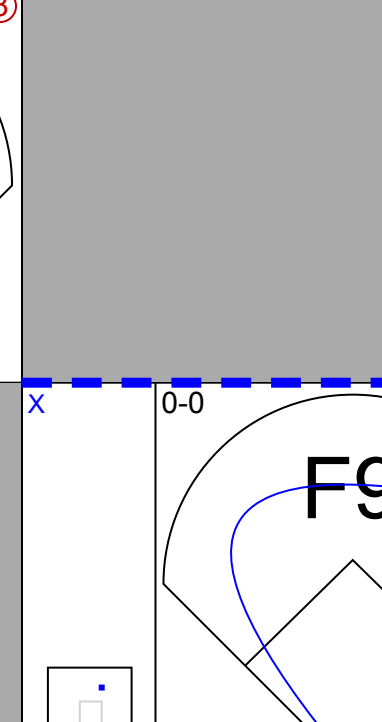
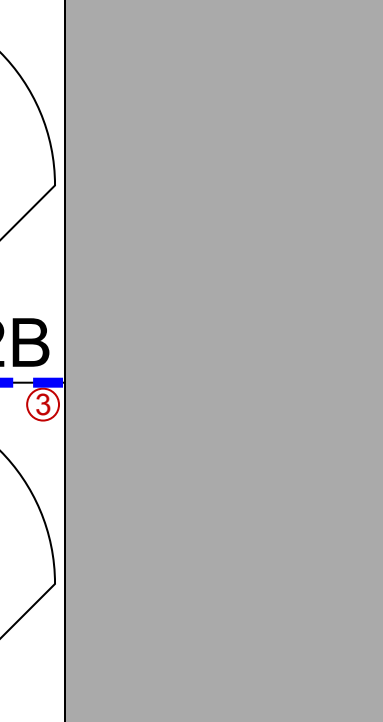
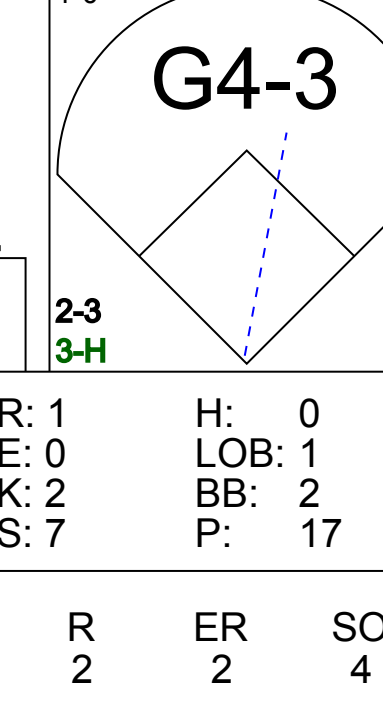
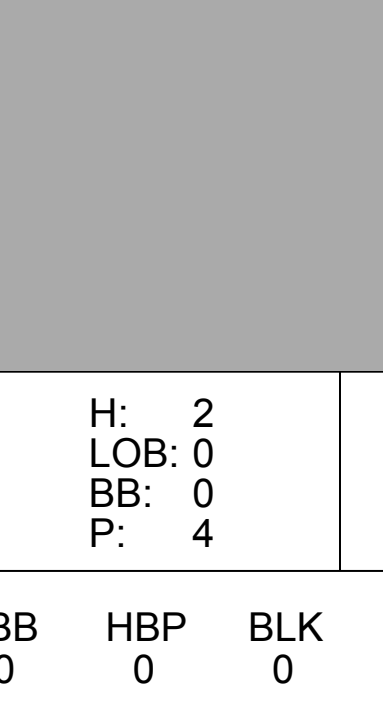
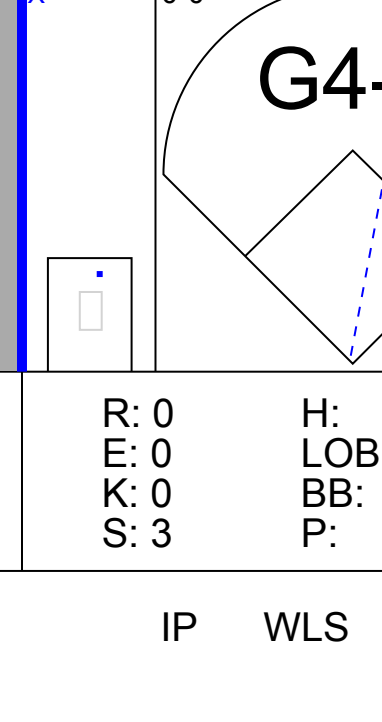
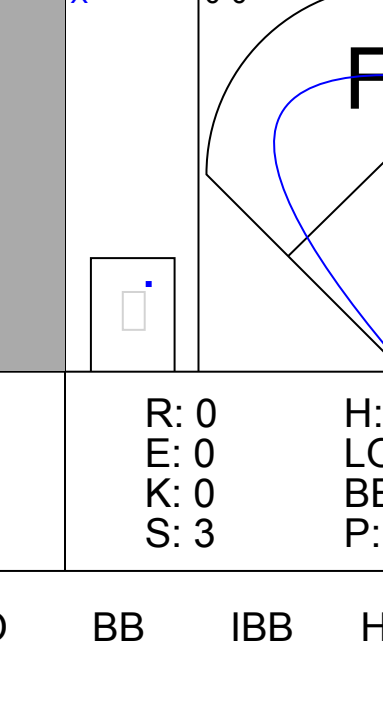




livebaseballscores.com

Batter	1	2	3	4	5	6	7	8	9	AB	R	H	RBI	BB	SO	LOB	TOP					
14 Austin Jackson, R OBP: 0.323, SLG: 0.473										5	1	2	2	0	1	3						
48 Tori Hunter, R OBP: 0.305, SLG: 0.464										3	1	0	0	0	1	1						
52 Quintin Berry, L OBP: 0.394, SLG: 0.286										2	1	1	1	0	1	0						
24 Miguel Cabrera, R OBP: 0.313, SLG: 0.545										3	0	0	0	0	1	1						
29 Danny Worth, R OBP: 0.422, SLG: 0.474										2	1	1	1	0	1	0						
28 Prince Fielder, L OBP: 0.418, SLG: 0.479										3	1	2	1	0	1	1						
32 Don Kelly, L OBP: 0.354, SLG: 0.561										2	1	1	2	0	0	0						
41 Victor Martinez, S OBP: 0.358, SLG: 0.383										4	0	0	0	0	0	3						
65 Brad Davis, R OBP: 0.354, SLG: 0.561										0	0	0	0	0	1	0						
12 Andy Dirks, L OBP: 0.333, SLG: 0.390										3	0	0	0	0	2	1						
68 Matt Tuiasosopo, R OBP: 0.423, SLG: 0.733										1	0	1	0	1	0	0						
27 Jhonny Peralta, R OBP: 0.340, SLG: 0.449										1	1	1	0	2	0	0						
39 Ramon Santiago, S OBP: 0.435, SLG: 0.471										2	0	2	0	0	0	0						
13 Alex Avila, L OBP: 0.410, SLG: 0.404										2	0	0	0	1	0	2						
55 Brayven Peña, S OBP: 0.216, SLG: 0.400										2	0	0	0	0	0	5						
4 Omar Infante, R OBP: 0.349, SLG: 0.432										4	2	2	2	1	0	5						
67 Kevin Russo, R OBP: 0.316, SLG: 0.583										0	0	0	0	0	0	0						
Inning Stats	R: 0 E: 0 K: 3 S: 9	H: 0 LOB: 0 BB: 0 P: 9	R: 1 E: 0 K: 1 S: 7	H: 2 LOB: 3 BB: 2 P: 15	R: 1 E: 1 K: 0 S: 4	H: 1 LOB: 0 BB: 0 P: 4	R: 2 E: 0 K: 0 S: 5	H: 2 LOB: 1 BB: 1 P: 10	R: 0 E: 1 K: 1 S: 5	H: 0 LOB: 1 BB: 1 P: 5	R: 0 E: 0 K: 1 S: 4	H: 0 LOB: 0 BB: 0 P: 8	R: 5 E: 0 K: 0 S: 10	H: 7 LOB: 2 BB: 0 P: 10	R: 0 E: 0 K: 2 S: 7	H: 0 LOB: 0 BB: 0 P: 7	R: 0 E: 0 K: 0 S: 4	H: 1 LOB: 3 BB: 2 P: 12	1B: 6 2B: 4 3B: 2 HR: 1	SF: 0 SAC: 0 DP: 3 HBP: 0	WP: 0 PB: 0 SB: 1 CS: 0	PA: 45
PITCHER	IP WLS BF H R ER SO BB IBB HBP BLK WP HR S P ERA WHIP	5.0 L 23 5 4 3 5 3 0 0 0 0 0 0 30 43 5.40 1.600	1.0 3 0 0 0 1 1 0 0 0 0 0 0 4 8 0.00 1.000	0.1 7 6 5 5 0 0 0 0 0 0 1 7 7 135.00 18.000	1.2 6 1 0 0 2 0 0 0 0 0 0 10 10 0.00 0.600	1.0 6 1 0 0 0 2 0 0 0 0 0 0 4 12 0.00 3.000											IP WLS BF H R ER SO BB IBB HBP BLK WP HR S P ERA WHIP					

Detroit Tigers @ New York Mets
 Tradition Field, Port St. Lucie, FL
 Sun Mar 24 2013, 1:13 PM - 4:09 PM EDT
 Att: 4,877 - Partly Cloudy - 85 F

AB 39
 R 9
 H 13
 RBI 9
 BB 6
 SO 8
 LOB 22

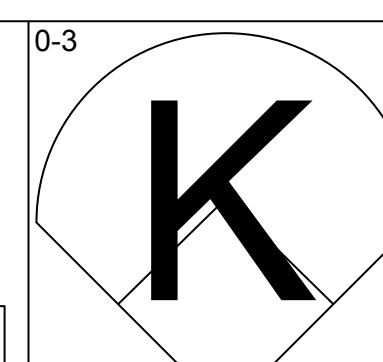
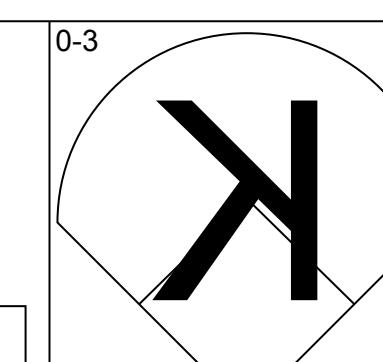
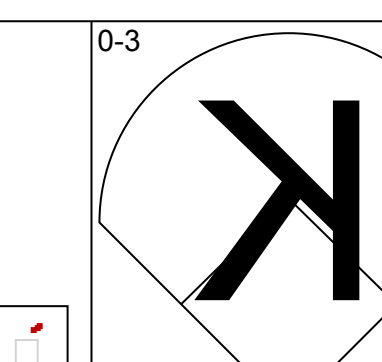
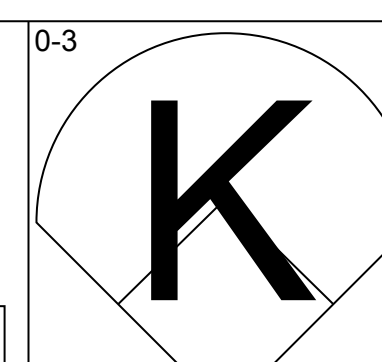
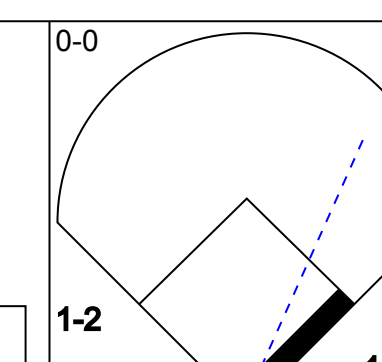
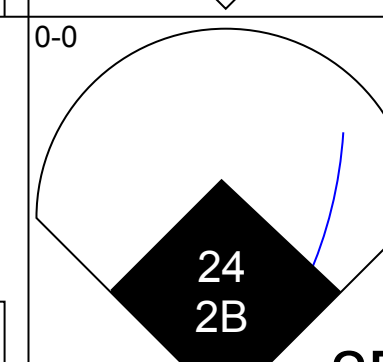
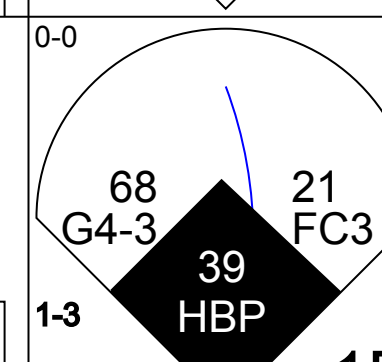
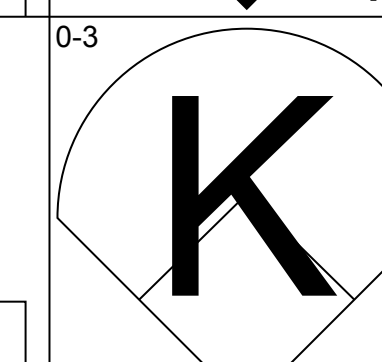
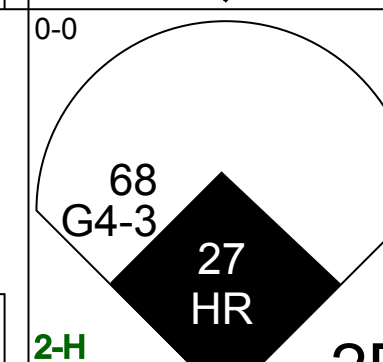

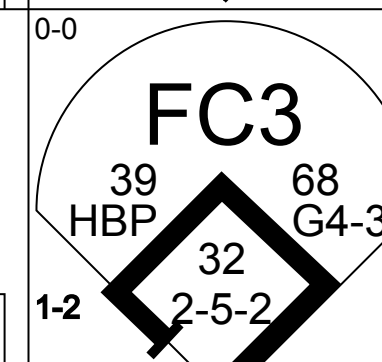
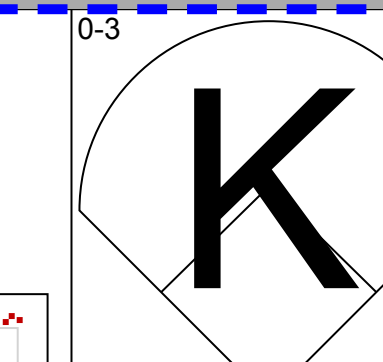
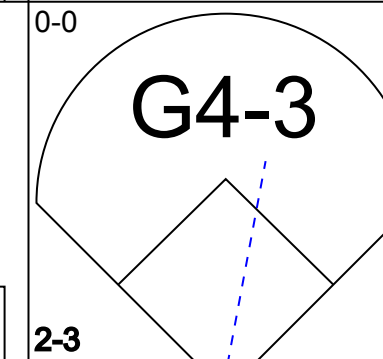

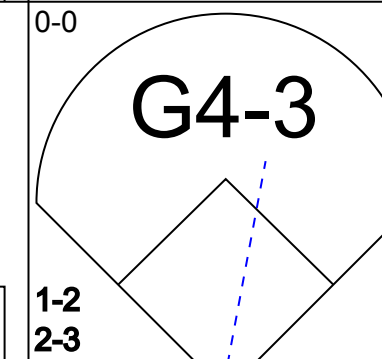
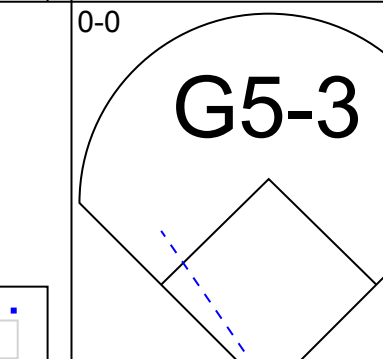
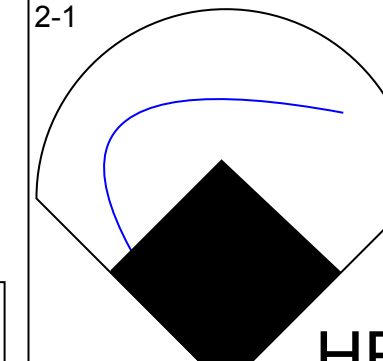

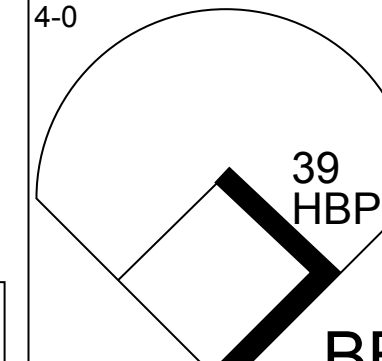
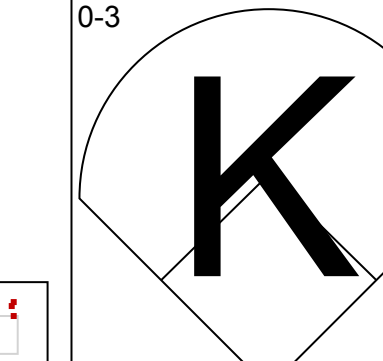
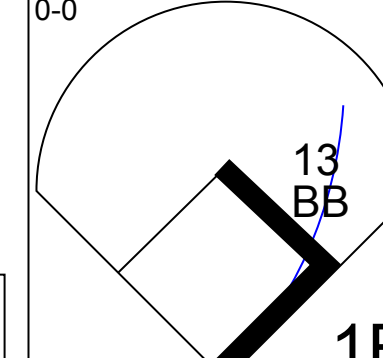

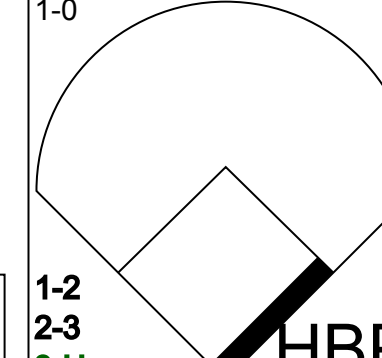
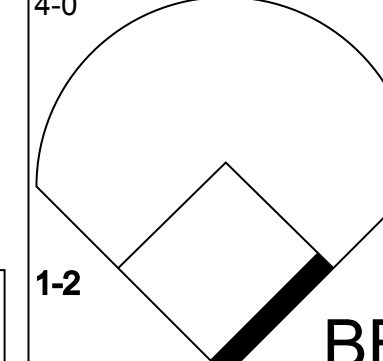

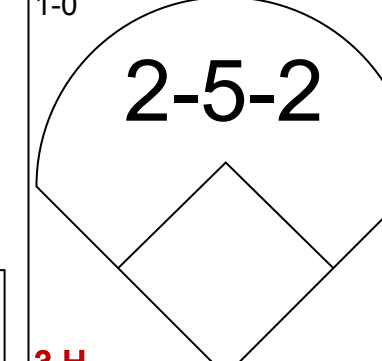

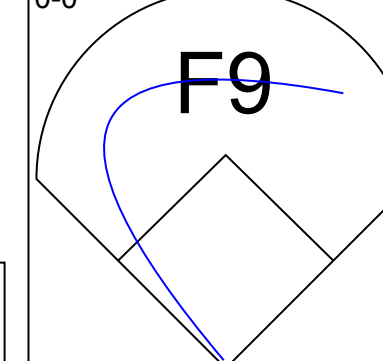



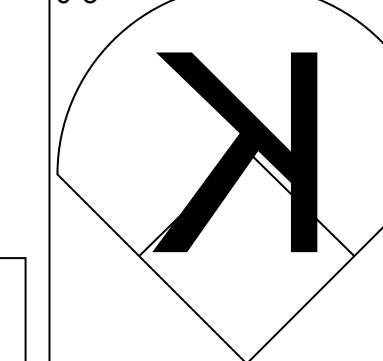
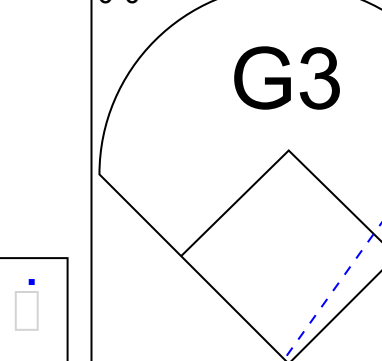
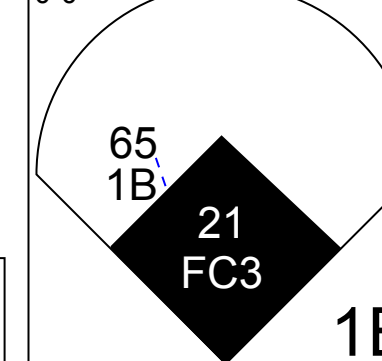
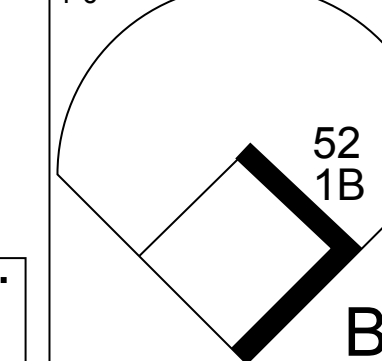


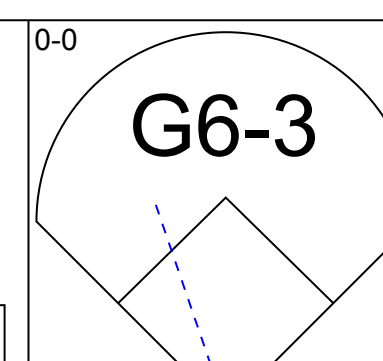



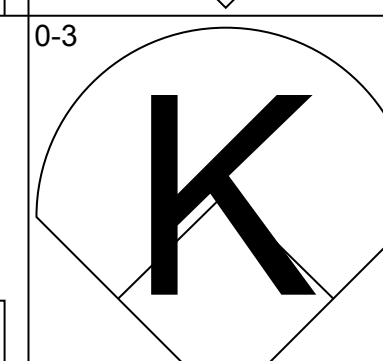


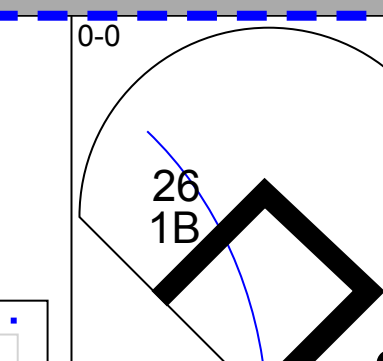
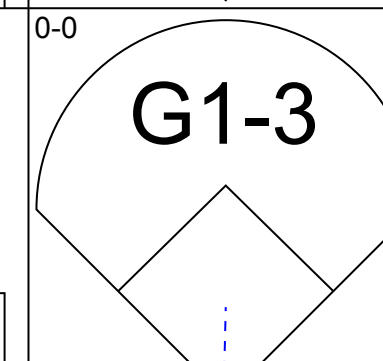


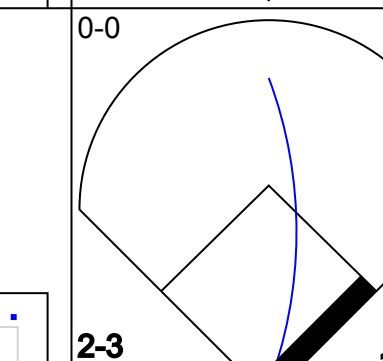
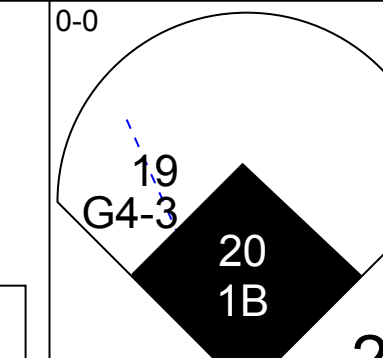
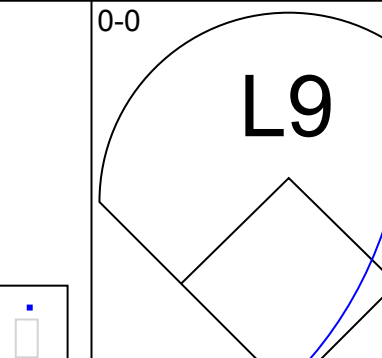

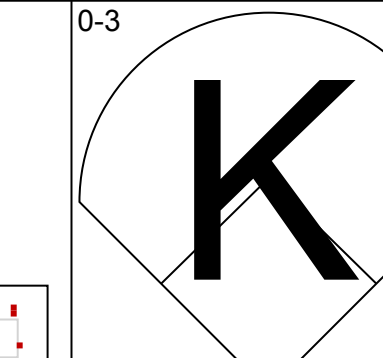

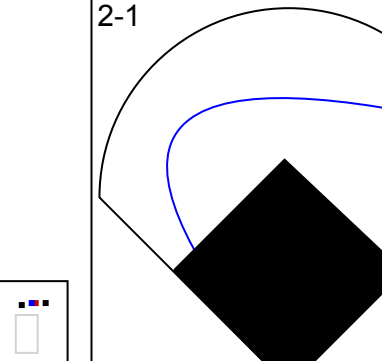
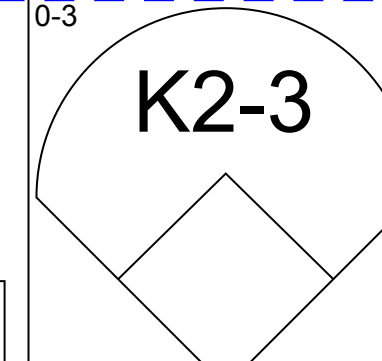
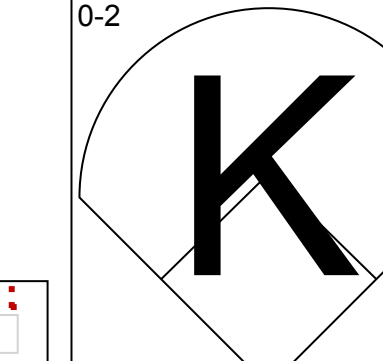

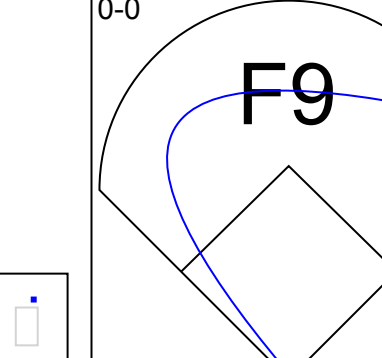
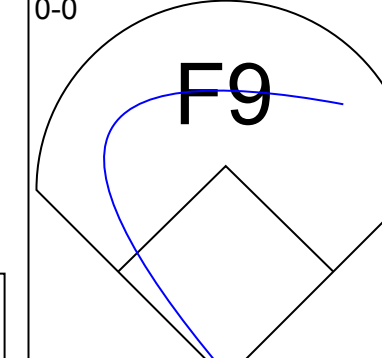
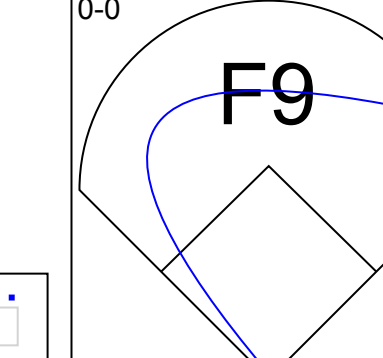

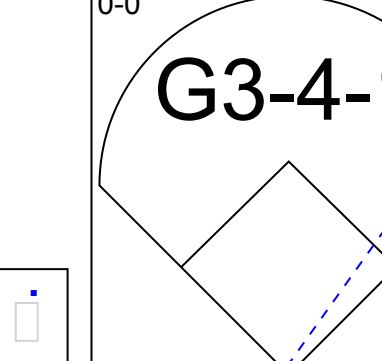
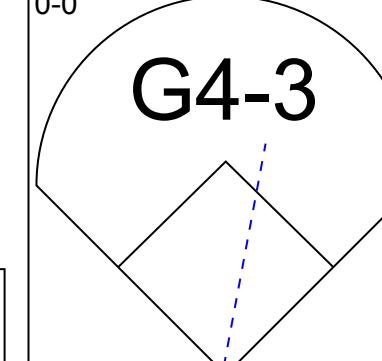






Batter	1	2	3	4	5	6	7	8	9	AB	R	H	RBI	BB	SO	LOB	BOTTOM					
9 Kirk Nieuwenhuis, L OBP: 0.192, SLG: 0.045										3	0	0	0	2	0	0						
Justin Turner, R OBP: 0.359, SLG: 0.389										4	2	3	0	0	0	0						
29 Ike Davis, L OBP: 0.431, SLG: 0.477										3	0	1	1	0	0	3						
86 Danny Muno, S OBP: 0.477										1	0	0	0	0	1							
6 Marlon Byrd, R OBP: 0.347, SLG: 0.444										3	0	1	0	0	1	2						
91 Cory Vaughn, R OBP: 1.000, SLG: 1.000										1	1	1	1	0	0	0						
44 John Buck, R OBP: 0.429, SLG: 0.621										2	1	1	0	1	1	1						
22 Landon Powell, S OBP: 0.269, SLG: 0.208										1	0	1	0	0	0	0						
77 Andrew Brown, R OBP: 0.250, SLG: 0.279										4	0	0	0	0	3	5						
3 Omar Quintanilla, L OBP: 0.340, SLG: 0.550										2	0	0	0	1	1	1						
82 Matt Reynolds, R OBP: 1.000, SLG: 2.000										1	0	1	1	0	0	0						
12 Brandon Hicks, R OBP: 0.333, SLG: 0.279										4	0	0	0	0	3	4						
68 Matthew den Dekker, L OBP: 0.222, SLG: 0.384										2	0	0	0	0	0	1						
Alonzo Harris, R OBP: 0.333, SLG: 0.333										2	0	0	0	0	0	0						
Inning Stats	R: 0 E: 0 K: 1 S: 5	H: 0 LOB: 1 BB: 1 P: 9	R: 1 E: 0 K: 2 S: 7	H: 0 LOB: 2 BB: 2 P: 17	R: 1 E: 0 K: 0 S: 4	H: 2 LOB: 0 BB: 0 P: 4	R: 0 E: 0 K: 0 S: 3	H: 1 LOB: 0 BB: 0 P: 3	R: 0 E: 0 K: 1 S: 6	H: 1 LOB: 2 BB: 1 P: 10	R: 0 E: 0 K: 3 S: 10	H: 1 LOB: 1 BB: 0 P: 10	R: 0 E: 0 K: 0 S: 3	H: 0 LOB: 0 BB: 0 P: 3	R: 2 E: 0 K: 2 S: 11	H: 4 LOB: 2 BB: 0 P: 11	R: 0 E: 0 K: 0 S: 3	H: 0 LOB: 0 BB: 0 P: 3	1B: 5 2B: 4 3B: 0 HR: 0	SF: 0 SAC: 1 DP: 2 HBP: 0	WP: 2 PB: 0 SB: 0 CS: 0	PA: 38
PITCHER	IP WLS BF H R ER SO BB IBB HBP BLK WP HR S P ERA WHIP	4.2 W 20 4 2 2 4 4 0 0 0 0 0 0 1 1 0.00 0.000	1.0 H 4 1 0 0 0 3 0 0 0 0 0 0 10 10 0.00 1.000	1.2 9 4 2 2 1 0 0 0 0 0 0 11 11 10.80 2.400	1.1 4 0 0 0 1 0 0 0 0 0 0 6 6 0.00 0.000											IP WLS BF H R ER SO BB IBB HBP BLK WP HR S P ERA WHIP						

Detroit Tigers @ New York Mets
 Tradition Field, Port St. Lucie, FL
 Sun Mar 24 2013, 1:13 PM - 4:09 PM EDT
 Att: 4,877 - Partly Cloudy - 85 F

AB 33
 R 4
 H 9
 RBI 3
 BB 4
 SO 9
 LOB 18



Batter	1	2	3	4	5	6	7	8	9	AB	R	H	RBI	BB	SO	LOB	TOP				
14 Austin Jackson, R OBP: 0.308, SLG: 0.448 52 Quintin Berry, L OBP: 0.400, SLG: 0.300										3	0	0	0	0	3	0	Detroit Tigers @ Miami Marlins Roger Dean Stadium, Jupiter, FL Mon Mar 25 2013, 1:08 PM - 3:46 PM EDT Att: 5,080 - Partly Cloudy - 73 F				
48 Tori Hunter, R OBP: 0.306, SLG: 0.475 65 Brad Davis, R OBP: 0.182, SLG: 0.100		G1-3		G5-3						3	1	1	0	0	0	0					
24 Miguel Cabrera, R OBP: 0.333, SLG: 0.574 21 Steven Moya, L										3	2	2	1	0	0	0					
68 Matt Tuiasosopo, R OBP: 0.411, SLG: 0.694 17 Jeff McVane, R OBP: 0.500, SLG: 0.333										4	0	1	0	0	0	3					
27 Jhonny Peralta, R OBP: 0.339, SLG: 0.500 29 Danny Worth, R OBP: 0.435, SLG: 0.474 28 Brandon Loy, R OBP: 0.500, SLG: 0.500										3	1	1	2	0	0	2					
4 Omar Infante, R OBP: 0.348, SLG: 0.425 39 Ramon Santiago, S OBP: 0.458, SLG: 0.471										3	0	1	0	0	0	2					
13 Alex Avila, L OBP: 0.408, SLG: 0.408 32 Don Kelly, L OBP: 0.347, SLG: 0.548										2	0	1	1	1	1	0					
55 Brayan Peña, S OBP: 0.195, SLG: 0.359										4	0	0	0	0	0	4					
67 Kevin Russo, R OBP: 0.333, SLG: 0.564										3	1	1	0	1	1	0					
Inning Stats	R: 3 E: 0 K: 1 S: 10	H: 4 LOB: 2 BB: 1 P: 16	R: 0 E: 0 K: 2 S: 7	H: 0 LOB: 0 BB: 0 P: 7	R: 1 E: 0 K: 0 S: 6	H: 3 LOB: 2 BB: 0 P: 6	R: 0 E: 0 K: 1 S: 5	H: 0 LOB: 0 BB: 0 P: 5	R: 0 E: 0 K: 1 S: 5	H: 0 LOB: 0 BB: 0 P: 5	R: 2 E: 0 K: 1 S: 7	H: 2 LOB: 3 BB: 1 P: 13	R: 0 E: 0 K: 1 S: 6	H: 1 LOB: 2 BB: 1 P: 10	R: 0 E: 0 K: 2 S: 7	H: 0 LOB: 0 BB: 0 P: 7		1B: 7 2B: 2 3B: 0 HR: 1	SF: 0 SAC: 0 DP: 0 HBP: 1	WP: 0 PB: 0 SB: 0 CS: 0	PA: 41
PITCHER	IP WLS BF H R ER SO BB IBB HBP BLK WP HR S P ERA WHIP	5.0 L 23 7 4 4 4 4 1 0 0 0 0 0 1 31 37 7.20 1.600	6.1 1.2 10 2 2 2 2 1 0 1 0 0 0 0 12 17 10.80 1.800	7.1 1.1 6 1 0 0 1 1 0 0 0 0 0 0 6 11 0.00 1.500	9.1 1.0 3 0 0 0 2 0 0 0 0 0 0 0 7 7 0.00 0.000																

Batter	1	2	3	4	5	6	7	8	9	AB	R	H	RBI	BB	SO	LOB	BOTTOM				
1 Wilson Valdez, R OBP: 0.300, SLG: 0.209										4	0	0	0	0	0	0	Detroit Tigers @ Miami Marlins Roger Dean Stadium, Jupiter, FL Mon Mar 25 2013, 1:08 PM - 3:46 PM EDT Att: 5,080 - Partly Cloudy - 73 F				
8 Chris Coghlan, L OBP: 0.345, SLG: 0.436										4	0	1	0	0	2	0					
27 Giancarlo Stanton, R OBP: 0.436, SLG: 0.994 26 Austin Kearns, R OBP: 0.275, SLG: 0.094										3	0	0	0	0	1	0					
30 Placido Polanco, R OBP: 0.353, SLG: 0.424 13 Chris Valaika, R OBP: 0.244, SLG: 0.310										3	1	1	0	0	0	0					
19 Rob Brantly, L OBP: 0.375, SLG: 0.442 32 Koyie Hill, S										3	1	1	1	0	1	1					
20 Justin Ruggiano, R OBP: 0.192, SLG: 0.208										4	1	1	1	0	0	2					
18 Casey Kotchman, L OBP: 0.465, SLG: 0.600										3	0	0	0	0	0	1					
3 Adeiny Hechavarria, R OBP: 0.250, SLG: 0.280										3	0	1	1	0	0	0					
23 Wade LeBlanc, L OBP: 0.238, SLG: 0.238 61 Jordan Brown, L OBP: 0.238, SLG: 0.238 50 Chad Qualls, R ERA: 4.5 44 AJ Ramos, R ERA: 2.89 29 Greg Dobbs, L OBP: 0.154, SLG: 0.244 31 Steve Cishek, R ERA: 3.95										1	0	0	0	0	0	1					
Inning Stats	R: 0 E: 0 K: 1 S: 5	H: 0 LOB: 0 BB: 0 P: 5	R: 2 E: 0 K: 0 S: 6	H: 3 LOB: 1 BB: 0 P: 7	R: 0 E: 0 K: 1 S: 5	H: 0 LOB: 0 BB: 0 P: 5	R: 1 E: 0 K: 0 S: 5	H: 1 LOB: 0 BB: 0 P: 7	R: 0 E: 0 K: 1 S: 5	H: 0 LOB: 0 BB: 0 P: 5	R: 0 E: 0 K: 1 S: 5	H: 0 LOB: 0 BB: 0 P: 5	R: 0 E: 0 K: 0 S: 3	H: 0 LOB: 0 BB: 0 P: 3	R: 0 E: 0 K: 2 S: 9	H: 2 LOB: 2 BB: 0 P: 9		1B: 2 2B: 2 3B: 1 HR: 1	SF: 0 SAC: 0 DP: 0 HBP: 0	WP: 0 PB: 0 SB: 1 CS: 0	PA: 33
PITCHER	IP WLS BF H R ER SO BB IBB HBP BLK WP HR S P ERA WHIP	6.0 W 22 4 3 3 3 3 0 0 0 0 0 0 0 5 5 4.50 0.667	7.1 1.0 H 3 0 0 0 1 0 0 0 0 0 0 0 5 5 0.00 0.000	8.1 1.0 H 3 0 0 0 0 0 0 0 0 0 0 0 3 3 0.00 0.000	9.1 1.0 S 5 2 0 0 2 0 0 0 0 0 0 0 9 9 0.00 2.000																


AB	37
R	6
H	10
RBI	6
BB	3
SO	9
LOB	15




Batter	1	2	3	4	5	6	7	8	9	AB R H RBI BB SO LOB	TOP		
19 Andrelton Simmons, R (1,6) OBP: 0.250, SLG: 0.522 14 Ramiro Pena, S (7, PH) OBP: 0.370, SLG: 0.391 (7, 4)	0-0 B1-3		0-0 G5-3		0-0 G4-3		1-2 HR		0-0 FC4-6	3 0 0 0 0 0 2 2 1 1 3 0 0 1	Atlanta Braves @ Detroit Tigers Joker Marchant Stadium, Lakeland, FL Tue Mar 26 2013, 1:04 PM - 4:17 PM EDT Att: 8,351 - Sunny - 57 F		
22 Jason Heyward, L (1, 10) OBP: 0.333, SLG: 0.492 23 Chris Johnson, R (9, PH) OBP: 0.362, SLG: 0.529 (9, 10)	0-3 K			0-0 2B	0-0 L9		BB		0-3 K	3 1 1 0 1 1 1 1 0 0 0 0 1 1			
8 Justin Upton, R (1, 7) OBP: 0.333, SLG: 0.597 72 Todd Cunningham, S (6, 7) OBP: 0.324, SLG: 0.303	0-3 K			0-0 K		0-3 K			0-3 K	3 0 0 0 0 3 1 1 0 0 0 0 1 1			
5 Freddie Freeman, L (1, 3) OBP: 0.367, SLG: 0.671 76 Joe Leonard, R (8, 3) OBP: 0.297, SLG: 0.400 (9, 5)		0-0 1B		0-0 SF9		0-0 F7			0-3 K	3 0 1 1 0 1 0 0 0 0 0 0 0 0			
2 B.J. Upton, R (1, 8) OBP: 0.356, SLG: 0.528 92 José Martínez, R (8, 9) OBP: 1.000, SLG: 1.000		0-0 1B		0-0 1B		0-3 K			0-0 F9	4 0 1 0 0 1 1 0 0 0 0 0 0 0			
26 Dan Uggla, R (1, 4) OBP: 0.276, SLG: 0.292 75 Elmer Reyes, R (7, PR) (7, 6)		0-0 1B		0-0 F9			20 1B 14 HR HBP		0-0 F9	2 0 0 0 0 0 2 1 1 0 0 0 0 0			
25 Juan Francisco, L (1, 5) OBP: 0.373, SLG: 0.692 81 William Beckwith, L (9, 3) OBP: 0.333, SLG: 0.333			0-0 F7		0-0 2B				0-0 HR	4 2 2 1 0 1 1 0 0 0 0 0 0 0			
7 Reed Johnson, R (1, 9) OBP: 0.250, SLG: 0.246 17 Jordan Schafer, L (7, 9) OBP: 0.316, SLG: 0.288 (8, 8)			0-0 1B		0-0 G1-3		0-3 K		0-3 K	3 0 1 0 0 1 2 1 0 0 0 0 1 0			
11 Gerald Laird, R (1, 2) OBP: 0.240, SLG: 0.182 20 Matt Paganzzi, R (6, 2) OBP: 0.412, SLG: 0.452			0-0 G5-3		0-0 1B		0-0 1B		0-0 1B	2 0 1 1 0 0 1 2 1 2 0 0 0 0			
Inning Stats	R: 0 H: 0 E: 0 LOB: 0 K: 2 BB: 0 S: 7 P: 7	R: 0 H: 1 E: 0 LOB: 0 K: 0 BB: 0 S: 3 P: 3	R: 0 H: 1 E: 0 LOB: 1 K: 0 BB: 0 S: 4 P: 4	R: 1 H: 2 E: 0 LOB: 1 K: 1 BB: 0 S: 7 P: 7	R: 1 H: 2 E: 0 LOB: 1 K: 0 BB: 0 S: 5 P: 5	R: 0 H: 0 E: 0 LOB: 0 K: 2 BB: 0 S: 7 P: 7	R: 3 H: 2 E: 0 LOB: 1 K: 3 BB: 1 S: 13 P: 19	R: 0 H: 0 E: 0 LOB: 0 K: 1 BB: 0 S: 5 P: 5	R: 1 H: 2 E: 0 LOB: 1 K: 2 BB: 0 S: 11 P: 14	1B: 6 SF: 1 2B: 2 SAC: 0 3B: 0 DP: 1 HR: 2 HBP: 1		WP: 0 PA: 38 PB: 0 SB: 0 CS: 0	
PITCHER	IP WLS BF H R ER SO BB IBB HBP BLK WP HR S P ERA WHIP											PITCHER	IP WLS BF H R ER SO BB IBB HBP BLK WP HR S P ERA WHIP
66 Shawn Hill, R (1, 1) ERA: 4.5 43 Bruce Rondón, R (6, 1) ERA: 4.63 20 Octavio Dotel, R (7, 1) ERA: 6.75 40 Phil Coke, L (8, 1) ERA: 4.09 60 Brayan Villarreal, R (9, 1) ERA: 2.25	5.0 20 6 2 2 3 0 0 0 0 1 0 0 26 26 3.60 1.200												

Batter	1	2	3	4	5	6	7	8	9	AB R H RBI BB SO LOB	BOTTOM		
14 Austin Jackson, R (1, 8) OBP: 0.309, SLG: 0.443 52 Quintin Berry, L (6, 8) OBP: 0.432, SLG: 0.387	0-0 F9		0-0 1B		0-0 F7	4-2 BB		0-0 3B		3 1 1 0 0 0 0 1 1 1 0 1 0 0	Atlanta Braves @ Detroit Tigers Joker Marchant Stadium, Lakeland, FL Tue Mar 26 2013, 1:04 PM - 4:17 PM EDT Att: 8,351 - Sunny - 57 F		
48 Torii Hunter, R (1, 9) OBP: 0.323, SLG: 0.484 9 Jason Krizan, L (6, 9)	0-0 F9		0-0 1B		0-0 1B	3-0 BB		4-0 3B		3 0 2 0 0 0 0 1 0 0 0 1 0 1			
24 Miguel Cabrera, R (1, 5) OBP: 0.352, SLG: 0.583 29 Danny Worth, R (6, PH) OBP: 0.458, SLG: 0.487 (7, 5)	0-0 1B		0-0 SF8		4-0 2B	4-0 6B		0-0 1B		1 0 1 1 1 0 0 1 0 1 1 1 0 0			
28 Prince Fielder, L (1, 3) OBP: 0.397, SLG: 0.451 68 Matt Tuiasosopo, R (6, PH) OBP: 0.414, SLG: 0.680 (7, 3)	0-0 G3		0-0 F8		1-3 K	1-3 K		0-0 1B		3 0 0 0 0 1 4 1 0 0 0 1 0 2			
41 Victor Martínez, S (1, 10) OBP: 0.338, SLG: 0.359 28 Luis Castillo, S (8, PH) (9, 10)		0-3 K	0-0 F7		0-3 K	0-0 L3		0-0 P5		4 0 0 0 0 2 6 1 0 0 0 0 0 1			
32 Don Kelly, L (1, 7) OBP: 0.407, SLG: 0.696		4-0 BB		0-0 2B		1-1 HR		0-0 2B		4 1 4 1 1 0 0			
27 Jhonny Peralta, R (1, 6) OBP: 0.339, SLG: 0.491 77 Eugenio Suárez, R (7, 6)		4-0 BB		0-0 L6		0-3 K		0-3 K		2 0 0 0 1 1 1 2 0 0 0 0 1 2			
55 Brayan Peña, S (1, 2) OBP: 0.200, SLG: 0.333 50 Zach Maggard, R (8, 2)		0-0 BB		0-0 F8		4-0 BB		0-0 F9		3 1 0 0 1 0 4 1 0 0 0 0 0 1			
39 Ramon Santiago, S (1, 4) OBP: 0.444, SLG: 0.550 30 Marcus Lemon, L (7, 4)		0-0 G3		0-0 L5		0-0 3B		0-0 K		3 1 1 1 0 0 3 1 0 0 0 0 1 1			
Inning Stats	R: 0 H: 1 E: 0 LOB: 1 K: 0 BB: 0 S: 4 P: 4	R: 0 H: 0 E: 0 LOB: 2 K: 1 BB: 2 S: 5 P: 13	R: 1 H: 2 E: 0 LOB: 1 K: 0 BB: 0 S: 5 P: 5	R: 0 H: 1 E: 0 LOB: 1 K: 0 BB: 0 S: 4 P: 4	R: 0 H: 1 E: 0 LOB: 2 K: 1 BB: 1 S: 8 P: 13	R: 3 H: 2 E: 0 LOB: 3 K: 1 BB: 4 S: 10 P: 28	R: 0 H: 1 E: 0 LOB: 1 K: 2 BB: 0 S: 8 P: 8	R: 1 H: 2 E: 0 LOB: 1 K: 0 BB: 1 S: 4 P: 8	R: 0 H: 1 E: 0 LOB: 0 K: 0 BB: 0 S: 3 P: 3	1B: 6 SF: 1 2B: 2 SAC: 0 3B: 2 DP: 2 HR: 1 HBP: 0		WP: 2 PA: 44 PB: 0 SB: 1 CS: 0	
PITCHER	IP WLS BF H R ER SO BB IBB HBP BLK WP HR S P ERA WHIP											PITCHER	IP WLS BF H R ER SO BB IBB HBP BLK WP HR S P ERA WHIP
15 Tim Hudson, R (1, 1) ERA: 3.5 52 Jordan Walden, R (5, 1) ERA: 8.1 Jonny Venters, L (6, 1) ERA: 8.1 82 Andrew Russell, R (6, 1) ERA: 3.38 79 Wirfin Obispo, R (7, 1) ERA:	4.0 18 4 1 0 0 2 1 0 0 0 1 0 8 13 0.00 2.000											78 Ryan Buchter, L (8, 1) ERA: 6.75 53 Cory Gearrin, R (8, 1) ERA: 1.64	0.0 6 2 0 0 0 0 0 0 0 0 0 0 6 5 0.00 1.000



Batter	1	2	3	4	5	6	7	8	9	AB R H RBI BB SO LOB	TOP												
2 Ben Revere, L (1,8) 22 Derrick Mitchell, R (7,7)	E6 28 G3 10 SF9 28 E		G4-3 10 28 S 1B	G1-3			G6-3 10 12 S 1-3 BLK 1B		K 0-3 1	4 2 2 0 0 0 2 1 0 0 0 0 1 0	Philadelphia Phillies @ Detroit Tigers Joker Marchant Stadium, Lakeland, FL Wed Mar 27 2013, 1:08 PM - 4:03 PM EDT Att: 7,899 - Sunny - 56 F AB 35 R 4 H 8 RBI 3 BB 3 SO 10 LOB 20 												
28 Kevin Frandsen, R (1,5) 12 Troy Hanzawa, R (3,4)	G3 SAFE 1-3		HBP 10 G4-3 1-2	G1-3			K 0-3 1-2		K 0-0 4 G3 1B	1 0 0 0 0 0 1 3 0 1 0 0 1 2													
10 Michael Young, R (1,10) 4 Tyler Henson, R (9,PH) (9,10)	SF9 3-H 0-3		G4-3 1-2 2-3	G4-3			G6-3 19 G4-3 2-3 3-H 4-0		G3 0-0 1-2	3 0 1 2 0 0 3 1 0 0 0 0 0 1													
19 Laynce Nix, L (1,3)	K 0-3		K 0-3	G4-3 2-3			BLK BB		P5 0-0	4 0 0 0 1 2 4													
Carlos Ruiz, R (1,2) OBP: 0.355, SLG: 0.360		G5-3 0-0		15 43 1B 1B			BB 1-2			3 1 1 0 1 1 1													
4 Pete Orr, L (1,4) (3,5) OBP: 0.287, SLG: 0.533		F7 0-0		F7 0-0			3-H 0-3		BB 0-3	4 0 0 0 0 2 3													
15 John Mayberry Jr., R (1,9) OBP: 0.263, SLG: 0.266				43 1B 1-2 BB					K 0-3 1	3 0 1 0 1 1 0													
13 Freddy Galvis, S (1,6) OBP: 0.303, SLG: 0.554		K 0-3		F9 0-0					K 0-3 2	4 0 0 0 0 2 3													
43 Ender Inciarte, L (1,7) (7,8) OBP: 0.375, SLG: 0.321			G4-3 0-0				2 1B 10 G6-3 2 S 1B		G1-3 0-0	4 1 2 1 0 0 0													
Inning Stats	R: 1 E: 2 K: 1 S: 6	H: 0 LOB: 0 BB: 0 P: 6	R: 0 E: 0 K: 1 S: 6	H: 1 LOB: 1 BB: 0 P: 6	R: 0 E: 0 K: 1 S: 6	H: 1 LOB: 2 BB: 0 P: 8	R: 1 E: 0 K: 0 S: 5	H: 2 LOB: 2 BB: 1 P: 9	R: 0 E: 0 K: 1 S: 6	H: 1 LOB: 1 BB: 0 P: 6		R: 0 E: 0 K: 1 S: 6	H: 0 LOB: 0 BB: 0 P: 5	R: 2 E: 0 K: 2 S: 9	H: 2 LOB: 2 BB: 2 P: 18	R: 0 E: 0 K: 2 S: 7	H: 0 LOB: 0 BB: 0 P: 7	R: 0 E: 0 K: 1 S: 6	H: 1 LOB: 1 BB: 0 P: 6	1B: 6 2B: 2 3B: 0 HR: 0	SF: 1 SAC: 0 DP: 0 HBP: 1	WP: 0 PB: 0 SB: 3 CS: 0	PA: 40
PITCHER	IP WLS BF H R ER SO BB IBB HBP BLK WP HR S P ERA WHIP											PITCHER	IP WLS BF H R ER SO BB IBB HBP BLK WP HR S P ERA WHIP										
35 Justin Verlander, R (1,1) ERA: 4.01	5.2 L 25 5 2 1 5 1 0 0 0 0 0 0 33 39 1.59 1.059																						
63 Jess Todd, R (6,1) ERA: 5.94	0.1 1 0 0 0 0 0 0 0 0 0 0 0 1 1 0.00 0.000																						
43 Bruce Rondon, R (7,1) ERA: 5.94	0.2 6 2 2 2 1 2 0 0 0 1 0 0 6 15 27.00 6.000																						
38 Darin Downs, L (7,1) ERA: 0.64	1.1 4 0 0 0 3 0 0 0 0 0 0 0 10 10 0.00 0.000																						
49 Luis Marte, R (9,1) ERA: 2.18	1.0 4 1 0 0 1 0 0 0 0 0 0 0 6 6 0.00 1.000																						

Batter	1	2	3	4	5	6	7	8	9	AB R H RBI BB SO LOB	BOTTOM												
14 Austin Jackson, R (1,8) 72 Tyler Collins, L (7,9) OBP: 0.296, SLG: 0.429 OBP: 0.364, SLG: 0.633	K 0-3 1		F8 0-0				SF7 3-H 0-0		P5 0-0	2 0 0 1 0 1 0 1 0 0 0 0 0 0	Philadelphia Phillies @ Detroit Tigers Joker Marchant Stadium, Lakeland, FL Wed Mar 27 2013, 1:08 PM - 4:03 PM EDT Att: 7,899 - Sunny - 56 F AB 28 R 1 H 3 RBI 1 BB 2 SO 7 LOB 5 												
48 Torii Hunter, R (1,9) 36 Chad Wright, L (7,8) OBP: 0.338, SLG: 0.508 OBP: 0.250, SLG: 0.250				P5 24 PB 2B			24 S 1B		F8 0-0	3 0 2 0 0 0 0 1 0 0 0 0 0 0													
24 Miguel Cabrera, R (1,5) 29 Danny Worth, R (6,PR) (7,5) OBP: 0.368, SLG: 0.571 OBP: 0.448, SLG: 0.475				G5-3 28 C4-6-3 BB			1-2 BB		K 0-3 2	1 0 0 0 2 0 0 1 0 0 0 0 1 0													
28 Prince Fielder, L (1,10) 25 Corey Jones, L (9,PH)			G4-6-3 1-2	G3-1 0-0			K 0-3 3		G3 0-0	3 0 0 0 0 1 4 1 0 0 0 0 0 0													
41 Victor Martinez, S (1,3) 32 Don Kelly, L (8,3) OBP: 0.324, SLG: 0.343 OBP: 0.407, SLG: 0.696		G4-3 0-0		G3 0-0			G6-3 0-0			3 0 0 0 0 0 0 0 0 0 0 0 0 0													
68 Matt Tuigascope, R (1,7) OBP: 0.393, SLG: 0.642		K 0-3		G6-3 0-0			K 0-3			3 0 0 0 0 2 0													
27 Jhonny Peralta, R (1,6) 70 Argenis Diaz, R (8,6) OBP: 0.323, SLG: 0.456 OBP: 0.321, SLG: 0.280							K 0-3 3			3 0 0 0 0 1 0 0 0 0 0 0 0 0													
13 Alex Avila, L (1,2) 65 Brad Davis, R (8,2) OBP: 0.424, SLG: 0.412 OBP: 0.187, SLG: 0.091									G5-3 0-0	2 1 1 0 0 1 0 1 0 0 0 0 0 0													
4 Omar Infante, R (1,4) 39 Ramon Santiago, S (7,4) OBP: 0.333, SLG: 0.405 OBP: 0.429, SLG: 0.524							4 G4-3 14 SF7 4 WP 1B		G4-3 0-0	2 0 0 0 0 0 1 1 0 0 0 0 0 0													
Inning Stats	R: 0 E: 0 K: 1 S: 5	H: 1 LOB: 1 BB: 1 P: 9	R: 0 E: 0 K: 1 S: 5	H: 0 LOB: 0 BB: 0 P: 5	R: 0 E: 0 K: 1 S: 5	H: 0 LOB: 0 BB: 0 P: 3	R: 0 E: 0 K: 0 S: 3	H: 0 LOB: 0 BB: 0 P: 3	R: 1 E: 0 K: 1 S: 7	H: 2 LOB: 2 BB: 1 P: 12		R: 0 E: 0 K: 2 S: 7	H: 0 LOB: 0 BB: 0 P: 7	R: 0 E: 0 K: 0 S: 3	H: 0 LOB: 0 BB: 0 P: 3	R: 0 E: 0 K: 1 S: 5	H: 0 LOB: 0 BB: 0 P: 5	1B: 2 2B: 1 3B: 0 HR: 0	SF: 1 SAC: 0 DP: 1 HBP: 0	WP: 1 PB: 1 SB: 1 CS: 0	PA: 31		
PITCHER	IP WLS BF H R ER SO BB IBB HBP BLK WP HR S P ERA WHIP											PITCHER	IP WLS BF H R ER SO BB IBB HBP BLK WP HR S P ERA WHIP										
35 Cole Hamels, L (1,1) 45 Chad Durbin, R (4,1) 60 Zach Miner, R (5,1) 59 Antonio Bastardo, L (7,1) 30 Brandon Erbe, R (8,1) ERA: 5.56 ERA: 3.86	3.0 W 10 1 0 0 3 1 0 0 0 0 0 0 3 3 0.00 0.667																						
	1.0 H 3 0 0 0 0 0 0 0 0 0 0 0 3 3 0.00 0.000																						
	2.0 H 9 2 1 1 1 1 0 0 0 1 0 10 15 4.50 1.500																						
	1.0 H 3 0 0 0 2 0 0 0 0 0 0 7 7 0.00 0.000																						
	1.2 H 5 0 0 0 1 0 0 0 0 0 0 7 7 0.00 0.000																						

Batter	1	2	3	4	5	6	7	8	9	AB	R	H	RBI	BB	SO	LOB	TOP										
14 Austin Jackson, R OBP: 0.284, SLG: 0.409 74 Daniel Fields, L (5, 8)	F9		K		K	G4-3		L7		3	0	0	0	0	2	2											
48 Tori Hunter, R OBP: 0.352, SLG: 0.515 9 Jason Krizan, L (5, 9)	K		1B		1B		G1-6-3			3	0	2	1	0	1	0											
24 Miguel Cabrera, R OBP: 0.367, SLG: 0.577 Danny Worth, R (5, 5)	2B		K		G4-3			G5-4-3		3	0	1	0	0	1	3											
28 Prince Fielder, L OBP: 0.375, SLG: 0.474 68 Matt Tuiasosopo, R (7, PH) OBP: 0.391, SLG: 0.515 (7, 10)	G6-3				F9			L4		3	1	1	3	0	0	1											
41 Victor Martinez, S OBP: 0.338, SLG: 0.348 55 Brayan Peña, S (5, PR) OBP: 0.217, SLG: 0.349 (5, 3)		G4-3								2	0	1	0	1	0	0											
12 Andy Dirks, L OBP: 0.333, SLG: 0.386 68 Jake Stewart, R (6, 7)	F8		K							3	0	1	0	0	1	1											
27 Jhonny Peralta, R OBP: 0.429, SLG: 0.433 39 Ramon Santiago, S OBP: 0.428, SLG: 0.524 30 Marcus Lemon, L (8, PH) OBP: 0.333, SLG: 0.333 (8, 6)	E6				FC5-4					3	0	0	0	0	0	3											
13 Alex Avila, L OBP: 0.420, SLG: 0.396 10 Tim Lincecum, R (6, 2)	G3									2	1	0	0	1	0	1											
4 Omar Infante, R OBP: 0.314, SLG: 0.378 3 Devon Travis, R OBP: 1.000, SLG: 2.000 (6, 4)	F9									3	1	0	0	0	0	1											
Inning Stats	R: 0 E: 0 K: 1 S: 6	H: 1 LOB: 1 BB: 0 P: 6	R: 0 E: 1 K: 0 S: 4	H: 0 LOB: 1 BB: 0 P: 4	R: 0 E: 0 K: 2 S: 8	H: 1 LOB: 1 BB: 0 P: 8	R: 0 E: 0 K: 1 S: 6	H: 1 LOB: 1 BB: 0 P: 6	R: 4 E: 1 K: 1 S: 10	H: 3 LOB: 2 BB: 2 P: 18	R: 0 E: 0 K: 0 S: 3	H: 0 LOB: 0 BB: 0 P: 3	R: 0 E: 0 K: 0 S: 5	H: 2 LOB: 2 BB: 0 P: 5	R: 0 E: 0 K: 0 S: 4	H: 2 LOB: 1 BB: 0 P: 4	R: 0 E: 0 K: 1 S: 4	H: 0 LOB: 0 BB: 1 P: 8	1B: 8 2B: 1 3B: 0 HR: 1	SF: 0 SAC: 0 DP: 2 HBP: 0	WP: 0 PB: 0 SB: 0 CS: 0	PA: 40					
PITCHER	IP	WLS	BF	H	R	ER	SO	BB	IBB	HBP	BLK	WP	HR	S	P	ERA	WHIP										
59 Philip Humber, R ERA: 1.73 28 C.J. Fick, R ERA: 11.57 53 Wesley Wright, L ERA: 11.57 92 Jason Stoffel, R ERA:	6.0	W	28	6	4	0	5	2	0	0	1	0	1	37	45	0.00	1.333										
	1.0		5	2	0	0	0	0	0	0	0	0	0	5	4	0.00	2.000										
	1.0		4	2	0	0	0	0	0	0	0	0	0	4	4	0.00	2.000										
	1.0		3	0	0	0	1	1	0	0	0	0	0	4	8	0.00	1.000										

Detroit Tigers @ Houston Astros
Osceola County Stadium, Kissimmee, FL
Thu Mar 28 2013, 1:06 PM - 3:47 PM EDT
Att: 3,515 - Sunny - 65 F

AB	37
R	4
H	10
RBI	4
BB	3
SO	6
LOB	18



Batter	1	2	3	4	5	6	7	8	9	AB	R	H	RBI	BB	SO	LOB	BOTTOM										
27 Jose Altuve, R OBP: 0.411, SLG: 0.438 79 Delino DeShields, R OBP: 0.429, SLG: 0.462 (7, 4)	G1-3		46 2B			SF9		96 1B		3	1	2	2	0	0	0											
46 Rick Ankiel, L OBP: 0.481, SLG: 0.864 96 Jonathan Meyer, R (7, 5)	F8		12 1B		SF8			G5-4-3		3	2	2	4	0	0	0											
12 Carlos Pena, L OBP: 0.297, SLG: 0.464 69 René García, R OBP: 0.385, SLG: 0.273 (9, 10)	F7		G3-1		F7			G6-3		4	0	0	0	0	0	3											
23 Chris Carter, R OBP: 0.338, SLG: 0.516 74 Marc Krauss, L OBP: 0.421, SLG: 0.538 (6, 7)	F7		K							3	0	0	0	0	1	1											
Jon Singleton, L OBP: 0.417, SLG: 1.100 (1, 3)			HR		HR			P5		3	3	2	3	1	0	2											
75 George Springer, R OBP: 0.435, SLG: 0.684 (7, 8)										4	0	2	0	0	0	1											
15 Jason Castro, L OBP: 0.400, SLG: 0.829 6 Jason Jaramillo, S OBP: 0.407, SLG: 0.318 (7, 2)	L3-6		K							3	1	1	2	0	1	2											
30 Matt Dominguez, R OBP: 0.345, SLG: 0.542 Carlos Correa, R OBP: 0.286, SLG: 0.286 (7, 6)			13 1B		L6					3	1	1	0	0	1	0											
13 Ronny Cedeno, R OBP: 0.386, SLG: 0.525 Domingo Santana, R (6, PR) (7, 9)			27 1B							3	2	3	0	0	0	0											
Inning Stats	R: 0 E: 0 K: 0 S: 3	H: 0 LOB: 0 BB: 0 P: 3	R: 1 E: 0 K: 0 S: 6	H: 2 LOB: 0 BB: 0 P: 9	R: 5 E: 0 K: 2 S: 14	H: 6 LOB: 1 BB: 0 P: 15	R: 1 E: 0 K: 0 S: 5	H: 2 LOB: 1 BB: 0 P: 5	R: 2 E: 0 K: 1 S: 8	H: 1 LOB: 0 BB: 1 P: 12	R: 2 E: 0 K: 0 S: 7	H: 2 LOB: 2 BB: 1 P: 14	R: 0 E: 0 K: 0 S: 4	H: 1 LOB: 1 BB: 0 P: 5	R: 0 E: 0 K: 0 S: 3	H: 1 LOB: 0 BB: 0 P: 3	1B: 7 2B: 5 3B: 0 HR: 4	SF: 2 SAC: 0 DP: 2 HBP: 0	WP: 1 PB: 1 SB: 0 CS: 0	PA: 39							
PITCHER	IP	WLS	BF	H	R	ER	SO	BB	IBB	HBP	BLK	WP	HR	S	P	ERA	WHIP										
19 Anibal Sánchez, R ERA: 7.31 75 Michael Morrison, R ERA: 12.27 91 Jade Todd, L ERA: 53 Joaquin Benoit, R ERA: 1.64 62 Al Alburquerque, R ERA: 4.15	5.0	L	26	11	9	9	3	1	0	0	0	1	1	6	13	27.00	4.500										
	0.2		5	2	2	2	0	1	0	0	0	0	0	1	1	0.00	0.000										
	0.1		1	0	0	0	0	0	0	0	0	0	0	1	1	0.00	0.000										
	1.0		4	1	0	0	0	0	0	0	0	0	0	4	5	0.00	1.000										
	1.0		3	1	0	0	0	0	0	0	0	0	0	3	3	0.00	1.000										

Detroit Tigers @ Houston Astros
Osceola County Stadium, Kissimmee, FL
Thu Mar 28 2013, 1:06 PM - 3:47 PM EDT
Att: 3,515 - Sunny - 65 F

AB	35
R	11
H	15
RBI	11
BB	2
SO	3
LOB	12



Batter	1	2	3	4	5	6	7	8	9	AB	R	H	RBI	BB	SO	LOB	TOP			
5 Sam Fuld, L (1.10) OBP: 0.286, SLG: 0.500	F8			CS BB		K		HR		3	1	2	1	1	0		Tampa Bay Rays @ Detroit Tigers Joker Marchant Stadium, Lakeland, FL Fri Mar 29 2013, 1:08 PM - 4:02 PM EDT Att: 10,451 - Sunny - 70 F			
20 Matt Joyce, L (1.9) OBP: 0.326, SLG: 0.316	K					K				3	0	0	0	3	1					
31 Greg Sexton, R (7.3) OBP: 1.000, SLG: 2.000	K					K		WP 1B		1	1	1	0	0	0					
18 Ben Zobrist, S (1.4) OBP: 0.340, SLG: 0.413	K									2	0	0	0	1	1	0				
87 Marty Gant, R (7.8) OBP: 0.000, SLG: 0.000	K							WP 1B		0	0	0	0	1	0	0				
21 James Loney, L (1.3) OBP: 0.259, SLG: 0.241		F8				K				3	0	0	0	0	1	1				
16 James Harris, R (7.9) OBP: 1.000, SLG: 1.000								WP 1B		1	0	1	1	0	0	0				
19 Ryan Roberts, R (1.5) OBP: 0.234, SLG: 0.345		K				2B HBP				1	0	0	0	1	1	0				
8 Luke Bailey, R (7.2) OBP: 0.000, SLG: 0.000								P4		1	0	0	0	0	0	2				
2 Kelly Johnson, L (1.7) OBP: 0.303, SLG: 0.185		P6								3	0	1	0	0	0	1				
61 Steven Tinoco, R (7.7) OBP: 0.000, SLG: 0.000						2B				1	0	0	0	0	1	0				
1 Sean Rodriguez, R (1.8) OBP: 0.261, SLG: 0.367			K			28 G6-4-3 BB		L5		3	0	1	0	1	1	0				
28 José Molina, R (1.2) OBP: 0.250, SLG: 0.143			F8																	
7 Vince Belnome, L (8.5) OBP: 0.000, SLG: 0.000						G6-4-3		G3-1	F7	2	0	0	0	0	0	3				
21 Jake Hager, R (1.6) OBP: 0.400, SLG: 0.600			K2-3							2	0	0	0	0	0	1				
								5 HR 1B	K	4	1	1	0	0	2	1				
Inning Stats	R: 0 E: 0 K: 2 S: 7	H: 0 LOB: 0 BB: 0 P: 7	R: 0 E: 0 K: 1 S: 5	H: 0 LOB: 0 BB: 0 P: 5	R: 0 E: 0 K: 2 S: 7	H: 0 LOB: 0 BB: 0 P: 7	R: 0 E: 0 K: 1 S: 4	H: 0 LOB: 0 BB: 1 P: 8	R: 0 E: 0 K: 2 S: 7	H: 0 LOB: 0 BB: 0 P: 7	R: 0 E: 0 K: 0 S: 2	H: 0 LOB: 1 BB: 2 P: 10	R: 0 E: 0 K: 0 S: 8	H: 4 LOB: 2 BB: 1 P: 14	R: 0 E: 0 K: 2 S: 8	H: 1 LOB: 1 BB: 0 P: 8	1B: 2 2B: 4 3B: 0 HR: 1	SF: 0 SAC: 0 DP: 3 HBP: 1	WP: 2 PB: 0 SB: 0 CS: 1	PA: 36
PITCHER	IP WLS BF H R ER SO	IP WLS BF H R ER SO	IP WLS BF H R ER SO	IP WLS BF H R ER SO	IP WLS BF H R ER SO	IP WLS BF H R ER SO	IP WLS BF H R ER SO	IP WLS BF H R ER SO	IP WLS BF H R ER SO	IP WLS BF H R ER SO	IP WLS BF H R ER SO	IP WLS BF H R ER SO	IP WLS BF H R ER SO	IP WLS BF H R ER SO	IP WLS BF H R ER SO	IP WLS BF H R ER SO	ERA WHIP	ERA WHIP	ERA WHIP	
37 Max Scherzer, R (1.1) ERA: 0.97	6.0	W	20	1	0	0	9	2	0	0	1	0	0	0	0	0	0.00	0.500		
40 Phil Coke, L (7.1) ERA: 3.75	1.0		4	0	0	0	0	2	0	0	0	0	0	0	0	0	0.00	2.000		
20 Oclavio Dotel, R (8.1) ERA: 10.8	1.0		8	4	3	3	0	1	0	0	0	0	2	1	8	14	27.00	5.000		
60 Brayan Villarreal, R (9.1) ERA: 2.08	1.0		4	1	0	0	2	0	0	0	0	0	0	0	8	8	0.00	1.000		

Batter	1	2	3	4	5	6	7	8	9	AB	R	H	RBI	BB	SO	LOB	BOTTOM			
14 Austin Jackson, R (1.8) OBP: 0.295, SLG: 0.435	24 2B		G5-3							3	2	1	1	1	1	2	Tampa Bay Rays @ Detroit Tigers Joker Marchant Stadium, Lakeland, FL Fri Mar 29 2013, 1:08 PM - 4:02 PM EDT Att: 10,451 - Sunny - 70 F			
74 Daniel Fields, L (6.8) OBP: 0.000, SLG: 0.000	BB	28 SF7 3B			K			K		1	0	0	0	0	1	0				
48 Tori Hunter, R (1.9) OBP: 0.351, SLG: 0.507	P1									3	0	1	0	0	1	1				
72 Tyler Collins, L (5.9) OBP: 0.353, SLG: 0.613		41 1B						G5-3		1	0	0	0	0	0	0				
24 Miguel Cabrera, R (1.5) OBP: 0.351, SLG: 0.618										3	1	2	1	0	1	2				
39 Ramon Santiago, S (4. PR) OBP: 0.414, SLG: 0.500	28 HR 2B	K			28 F8 2B			F8		1	0	0	0	0	0	0				
28 Prince Fielder, L (1.3) OBP: 0.373, SLG: 0.525										2	1	1	3	0	0	1				
32 Don Kelly, L (5.3) OBP: 0.400, SLG: 0.681	2H HR	SF7			F8			G5-3		1	0	0	0	0	0	0				
41 Victor Martinez, S (1.10) OBP: 0.338, SLG: 0.347										3	0	1	0	0	0	2				
68 Matt Tuiasosopo, R (7. PH) OBP: 0.375, SLG: 0.607	L8				G4-3					1	0	0	0	0	0	0				
12 Andy Dirks, L (1.7) OBP: 0.314, SLG: 0.362										3	0	0	0	0	0	2				
17 Jeff McVaney, R (7.7) OBP: 0.400, SLG: 0.250	P2	FC6-4								1	0	0	0	0	0	0				
27 Jhonny Peralta, R (1.6) OBP: 0.324, SLG: 0.435										2	1	1	0	1	1	0				
70 Argenis Diaz, R (6. PR) OBP: 0.310, SLG: 0.269										1	0	0	0	0	1	0				
13 Alex Avila, L (1.2) OBP: 0.431, SLG: 0.455										2	1	1	2	1	0	0				
55 Brayan Peña, S (7.2) OBP: 0.213, SLG: 0.341										1	0	0	0	0	0	0				
4 Omar Infante, R (1.4) OBP: 0.333, SLG: 0.458										3	2	2	1	0	0	0				
28 Brandon Loy, R (5. PR) OBP: 0.400, SLG: 0.400		E5								1	0	0	0	0	0	0				
										1	0	0	0	0	0	0				
Inning Stats	R: 3 E: 0 K: 0 S: 5	H: 2 LOB: 0 BB: 1 P: 10	R: 4 E: 1 K: 1 S: 10	H: 4 LOB: 2 BB: 1 P: 14	R: 1 E: 0 K: 1 S: 8	H: 1 LOB: 0 BB: 0 P: 10	R: 0 E: 0 K: 1 S: 6	H: 1 LOB: 2 BB: 0 P: 6	R: 0 E: 0 K: 1 S: 6	H: 2 LOB: 2 BB: 1 P: 10	R: 0 E: 0 K: 0 S: 3	H: 0 LOB: 0 BB: 0 P: 3	R: 0 E: 0 K: 1 S: 5	H: 0 LOB: 0 BB: 0 P: 5	R: 0 E: 0 K: 1 S: 5	H: 0 LOB: 0 BB: 0 P: 5	1B: 4 2B: 2 3B: 1 HR: 3	SF: 1 SAC: 0 DP: 0 HBP: 0	WP: 0 PB: 0 SB: 0 CS: 0	PA: 37
PITCHER	IP WLS BF H R ER SO	IP WLS BF H R ER SO	IP WLS BF H R ER SO	IP WLS BF H R ER SO	IP WLS BF H R ER SO	IP WLS BF H R ER SO	IP WLS BF H R ER SO	IP WLS BF H R ER SO	IP WLS BF H R ER SO	IP WLS BF H R ER SO	IP WLS BF H R ER SO	IP WLS BF H R ER SO	IP WLS BF H R ER SO	IP WLS BF H R ER SO	IP WLS BF H R ER SO	IP WLS BF H R ER SO	ERA WHIP	ERA WHIP	ERA WHIP	
58 Jeremy Hellickson, R (1.1) ERA: 1.64	3.0	L	19	7	8	6	2	2	0	0	0	0	0	0	0	0	0.00	18.000		
27 Cesar Ramos, L (6.1) ERA: 1.74	2.0		9	3	0	0	2	1	0	0	0	0	0	0	0	0	0.00	2.000		
73 Braulio Lara, L (8.1) ERA: 3.6	1.0		3	0	0	0	1	0	0	0	0	0	0	0	0	0	0.00	0.000		


AB	30
R	3
H	6
RBI	3
BB	5
SO	11
LOB	10



Batter	1	2	3	4	5	6	7	8	9	AB	R	H	RBI	BB	SO	LOB	TOP								
14 Austin Jackson, R OBP: 0.200, SLG: 0.200										5	1	1	0	0	1	3									
48 Toni Hunter, R OBP: 0.400, SLG: 0.600										5	0	2	0	0	1	3									
24 Miguel Cabrera, R (1.5)										5	1	0	1	0	2	2									
28 Prince Fielder, L OBP: 0.500, SLG: 0.750										4	1	2	1	0	0	1									
41 Victor Martinez, S (1, 10)										3	0	0	0	1	1	2									
12 Andy Dirks, L (1, 7)										2	0	0	0	1	0	1									
27 Jhonny Peralta, R OBP: 0.750, SLG: 0.667										3	1	2	0	1	1	1									
13 Alex Avila, L (1, 2)										4	0	0	0	0	2	6									
4 Omar Infante, R OBP: 0.500, SLG: 0.500										4	0	2	1	0	0	3									
Inning Stats	R: 2 H: 3 E: 0 K: 1 S: 16	H: 3 LOB: 1 BB: 0 P: 24	R: 1 H: 2 E: 0 K: 1 S: 9	H: 2 LOB: 0 BB: 0 P: 14	R: 0 H: 1 E: 0 K: 0 S: 7	H: 1 LOB: 1 BB: 0 P: 8	R: 0 H: 1 E: 0 K: 1 S: 17	H: 1 LOB: 3 BB: 1 P: 28	R: 0 H: 0 E: 0 K: 0 S: 11	H: 0 LOB: 0 BB: 0 P: 14	R: 0 H: 1 E: 0 K: 0 S: 9	H: 1 LOB: 1 BB: 0 P: 13	R: 0 H: 0 E: 0 K: 3 S: 13	H: 0 LOB: 0 BB: 0 P: 17	R: 1 H: 1 E: 0 K: 1 S: 8	H: 1 LOB: 2 BB: 2 P: 21	R: 0 H: 0 E: 0 K: 1 S: 8	H: 0 LOB: 0 BB: 0 P: 13	1B: 7 2B: 2 3B: 0 HR: 0	SF: 0 SAC: 1 DP: 1 HBP: 0	WP: 2 PB: 0 SB: 1 CS: 0	PA: 39			
PITCHER	IP WLS BF H R ER SO BB IBB HBP BLK WP HR S P ERA WHIP	IP WLS BF H R ER SO BB IBB HBP BLK WP HR S P ERA WHIP	IP WLS BF H R ER SO BB IBB HBP BLK WP HR S P ERA WHIP	IP WLS BF H R ER SO BB IBB HBP BLK WP HR S P ERA WHIP	IP WLS BF H R ER SO BB IBB HBP BLK WP HR S P ERA WHIP	IP WLS BF H R ER SO BB IBB HBP BLK WP HR S P ERA WHIP	IP WLS BF H R ER SO BB IBB HBP BLK WP HR S P ERA WHIP	IP WLS BF H R ER SO BB IBB HBP BLK WP HR S P ERA WHIP	IP WLS BF H R ER SO BB IBB HBP BLK WP HR S P ERA WHIP	IP WLS BF H R ER SO BB IBB HBP BLK WP HR S P ERA WHIP	IP WLS BF H R ER SO BB IBB HBP BLK WP HR S P ERA WHIP	IP WLS BF H R ER SO BB IBB HBP BLK WP HR S P ERA WHIP	IP WLS BF H R ER SO BB IBB HBP BLK WP HR S P ERA WHIP	IP WLS BF H R ER SO BB IBB HBP BLK WP HR S P ERA WHIP	IP WLS BF H R ER SO BB IBB HBP BLK WP HR S P ERA WHIP	IP WLS BF H R ER SO BB IBB HBP BLK WP HR S P ERA WHIP	IP WLS BF H R ER SO BB IBB HBP BLK WP HR S P ERA WHIP	IP WLS BF H R ER SO BB IBB HBP BLK WP HR S P ERA WHIP	IP WLS BF H R ER SO BB IBB HBP BLK WP HR S P ERA WHIP	IP WLS BF H R ER SO BB IBB HBP BLK WP HR S P ERA WHIP	IP WLS BF H R ER SO BB IBB HBP BLK WP HR S P ERA WHIP	IP WLS BF H R ER SO BB IBB HBP BLK WP HR S P ERA WHIP	IP WLS BF H R ER SO BB IBB HBP BLK WP HR S P ERA WHIP	IP WLS BF H R ER SO BB IBB HBP BLK WP HR S P ERA WHIP	IP WLS BF H R ER SO BB IBB HBP BLK WP HR S P ERA WHIP

Detroit Tigers @ Minnesota Twins
 Target Field, Minneapolis, MN
 Mon Apr 01 2013, 3:19 PM - 6:45 PM CDT
 Att: 38,282 - Sunny - 35 F


AB	35
R	4
H	9
RBI	3
BB	3
SO	8
LOB	22



Batter	1	2	3	4	5	6	7	8	9	AB	R	H	RBI	BB	SO	LOB	BOTTOM							
32 Aaron Hicks, S (1, 8)										4	0	0	0	1	3	1								
7 Joe Mauer, L OBP: 0.900, SLG: 1.000										4	1	3	0	1	0	1								
16 Josh Willingham, R OBP: 0.200, SLG: 0.200										5	0	1	0	0	2	4								
33 Justin Morneau, L OBP: 0.400, SLG: 0.500										4	0	1	0	1	1	1								
9 Ryan Doumit, S OBP: 0.200, SLG: 0.200											5	0	1	1	0	2	1							
24 Trevor Plouffe, R OBP: 0.250, SLG: 0.500										4	1	1	0	0	1	4								
27 Chris Parmelee, L (1, 9)										2	0	0	0	2	1	4								
2 Brian Dozier, R (1, 4)										3	0	0	0	1	2	1								
25 Pedro Florimón, S OBP: 0.500, SLG: 0.500										2	0	1	0	0	0	0								
22 Wilkin Ramirez, R (6, PH)										1	0	0	0	0	0	2								
5 Eduardo Escobar, S (7, 6)										1	0	0	0	0	0	0								
Inning Stats	R: 0 H: 1 E: 0 K: 1 S: 9	H: 0 LOB: 1 BB: 1 P: 20	R: 0 H: 1 E: 0 K: 2 S: 11	H: 1 LOB: 1 BB: 0 P: 17	R: 0 H: 1 E: 0 K: 1 S: 11	H: 1 LOB: 1 BB: 0 P: 18	R: 0 H: 1 E: 0 K: 2 S: 11	H: 1 LOB: 2 BB: 1 P: 21	R: 1 H: 3 E: 0 K: 2 S: 15	H: 3 LOB: 3 BB: 1 P: 28	R: 0 H: 0 E: 0 K: 1 S: 8	H: 0 LOB: 1 BB: 1 P: 18	R: 0 H: 0 E: 0 K: 1 S: 7	H: 0 LOB: 0 BB: 0 P: 8	R: 0 H: 0 E: 0 K: 1 S: 7	H: 0 LOB: 0 BB: 0 P: 8	1B: 5 2B: 3 3B: 0 HR: 0	SF: 0 SAC: 0 DP: 0 HBP: 0	WP: 1 PB: 0 SB: 0 CS: 0	PA: 41				
PITCHER	IP WLS BF H R ER SO BB IBB HBP BLK WP HR S P ERA WHIP	IP WLS BF H R ER SO BB IBB HBP BLK WP HR S P ERA WHIP	IP WLS BF H R ER SO BB IBB HBP BLK WP HR S P ERA WHIP	IP WLS BF H R ER SO BB IBB HBP BLK WP HR S P ERA WHIP	IP WLS BF H R ER SO BB IBB HBP BLK WP HR S P ERA WHIP	IP WLS BF H R ER SO BB IBB HBP BLK WP HR S P ERA WHIP	IP WLS BF H R ER SO BB IBB HBP BLK WP HR S P ERA WHIP	IP WLS BF H R ER SO BB IBB HBP BLK WP HR S P ERA WHIP	IP WLS BF H R ER SO BB IBB HBP BLK WP HR S P ERA WHIP	IP WLS BF H R ER SO BB IBB HBP BLK WP HR S P ERA WHIP	IP WLS BF H R ER SO BB IBB HBP BLK WP HR S P ERA WHIP	IP WLS BF H R ER SO BB IBB HBP BLK WP HR S P ERA WHIP	IP WLS BF H R ER SO BB IBB HBP BLK WP HR S P ERA WHIP	IP WLS BF H R ER SO BB IBB HBP BLK WP HR S P ERA WHIP	IP WLS BF H R ER SO BB IBB HBP BLK WP HR S P ERA WHIP	IP WLS BF H R ER SO BB IBB HBP BLK WP HR S P ERA WHIP	IP WLS BF H R ER SO BB IBB HBP BLK WP HR S P ERA WHIP	IP WLS BF H R ER SO BB IBB HBP BLK WP HR S P ERA WHIP	IP WLS BF H R ER SO BB IBB HBP BLK WP HR S P ERA WHIP	IP WLS BF H R ER SO BB IBB HBP BLK WP HR S P ERA WHIP	IP WLS BF H R ER SO BB IBB HBP BLK WP HR S P ERA WHIP	IP WLS BF H R ER SO BB IBB HBP BLK WP HR S P ERA WHIP	IP WLS BF H R ER SO BB IBB HBP BLK WP HR S P ERA WHIP	IP WLS BF H R ER SO BB IBB HBP BLK WP HR S P ERA WHIP

Detroit Tigers @ Minnesota Twins
 Target Field, Minneapolis, MN
 Mon Apr 01 2013, 3:19 PM - 6:45 PM CDT
 Att: 38,282 - Sunny - 35 F

AB	35
R	2
H	8
RBI	1
BB	6
SO	12
LOB	19



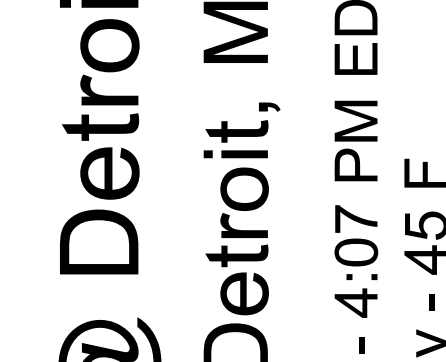
Batter	1	2	3	4	5	6	7	8	9	AB	R	H	RBI	BB	SO	LOB	TOP					
11 Brett Gardner, L OBP: 0.333, SLG: 0.400	G1-3		HBP		FC4-6 24 1B 36 WP		K			3	1	0	0	0	1	1	New York Yankees @ Detroit Tigers Comerica Park, Detroit, MI Fri Apr 05 2013, 1:09 PM - 4:07 PM EDT Att: 45,051 - Sunny - 45 F					
24 Robinson Cano, L OBP: 0.188, SLG: 0.133	G6-3		G6-4-3		36 WP 36 HR		K			4	1	1	0	0	1	1						
36 Kevin Youkilis, R OBP: 0.375, SLG: 0.688	33 BB		G6-3		1B		F7			4	1	2	2	0	0	0						
33 Travis Hafner, L OBP: 0.357, SLG: 0.538	22 BB		G4-3		G4-3		P3			3	0	1	0	1	0	0						
22 Brennan Boesch, L OBP: 0.200, SLG: 0.200	FC1-4-6		G6-3		1B		G4-3			4	0	1	0	0	0	3						
26 Eduardo Núñez, R OBP: 0.462, SLG: 0.455	L1-3		G4-3		L5		K			1	0	0	0	0	0	0						
17 Jayson Nix, R			HBP				K			2	0	0	0	0	1	1						
31 Ichiro Suzuki, L OBP: 0.200, SLG: 0.077	G3-1		G4-3		P6		F9			4	0	0	0	0	0	2						
55 Lyle Overbay, L OBP: 0.250, SLG: 0.182			K		K		K			2	0	0	0	1	2	3						
45 Ben Francisco, R			BB				K			1	0	0	0	0	1	0						
19 Chris Stewart, R OBP: 0.167, SLG: 0.167	K		FC4-6 11 1B		F7		G6-3			4	0	1	0	0	1	1						
Inning Stats	R: 0 E: 0 K: 0 S: 12	H: 1 LOB: 2 BB: 1 P: 21	R: 0 E: 0 K: 1 S: 11	H: 0 LOB: 1 BB: 1 P: 19	R: 0 E: 0 K: 0 S: 4	H: 0 LOB: 0 BB: 0 P: 9	R: 0 E: 0 K: 1 S: 12	H: 1 LOB: 3 BB: 0 P: 21	R: 3 E: 0 K: 0 S: 16	H: 4 LOB: 1 BB: 0 P: 26	R: 0 E: 0 K: 1 S: 11	H: 0 LOB: 0 BB: 0 P: 16	R: 0 E: 0 K: 2 S: 9	H: 0 LOB: 0 BB: 0 P: 11	R: 0 E: 0 K: 1 S: 7	H: 0 LOB: 0 BB: 0 P: 10	R: 0 E: 0 K: 1 S: 9	H: 0 LOB: 0 BB: 0 P: 13	1B: 5 2B: 0 3B: 0 HR: 1	SF: 0 SAC: 0 DP: 1 HBP: 2	WP: 1 PB: 0 SB: 0 CS: 0	PA: 36
PITCHER	IP WLS BF H R ER SO BB IBB HBP BLK WP HR S P ERA WHIP	5.0 W 24 6 3 3 2 2 0 2 0 1 1 55 96 5.40 1.600	4.0 S 12 0 0 0 5 0 0 0 0 0 0 36 50 0.00 0.000	PITCHER																		

Batter	1	2	3	4	5	6	7	8	9	AB	R	H	RBI	BB	SO	LOB	BOTTOM					
14 Austin Jackson, R OBP: 0.474, SLG: 0.438	48 1B 24 FC5-4	K			48 G6-3			P3		4	1	2	0	1	1	1	New York Yankees @ Detroit Tigers Comerica Park, Detroit, MI Fri Apr 05 2013, 1:09 PM - 4:07 PM EDT Att: 45,051 - Sunny - 45 F					
48 Toni Hunter, R OBP: 0.333, SLG: 0.389	24 FC5-4				G6-3		K			4	0	2	0	0	1	3						
24 Miguel Cabrera, R OBP: 0.333, SLG: 0.200	FC5-4 28 WP		F9		28 HR		28 HR	BB		2	2	0	1	1	0	2						
28 Prince Fielder, L OBP: 0.250, SLG: 0.688	K		L9		HR		HR	HR		4	2	2	5	0	1	2						
41 Victor Martinez, S OBP: 0.250, SLG: 0.143	L5		F8		BB		G6-3			3	0	0	0	1	0	2						
12 Andy Dirks, L		27 S 4 1B	BB		G6-3		P4			3	1	0	0	1	0	1						
27 Jhonny Peralta, R OBP: 0.250, SLG: 0.200	K		K		G3		F9			4	0	0	0	0	2	1						
13 Alex Avila, L OBP: 0.200, SLG: 0.357	K		K		K		HR			4	1	1	1	0	2	1						
4 Omar Infante, R OBP: 0.467, SLG: 0.429			28 HR 14 BB		K		G5-3			4	1	2	1	0	1	0						
Inning Stats	R: 1 E: 0 K: 1 S: 12	H: 2 LOB: 1 BB: 0 P: 20	R: 1 E: 0 K: 3 S: 18	H: 1 LOB: 1 BB: 1 P: 33	R: 0 E: 0 K: 0 S: 10	H: 1 LOB: 0 BB: 0 P: 17	R: 0 E: 0 K: 1 S: 6	H: 0 LOB: 0 BB: 0 P: 10	R: 3 E: 0 K: 0 S: 14	H: 2 LOB: 1 BB: 2 P: 30	R: 1 E: 0 K: 2 S: 12	H: 2 LOB: 1 BB: 0 P: 15	R: 2 E: 0 K: 1 S: 15	H: 1 LOB: 0 BB: 1 P: 28	R: 0 E: 0 K: 0 S: 4	H: 0 LOB: 0 BB: 0 P: 4		R: 0 E: 0 K: 0 S: 4	H: 0 LOB: 0 BB: 0 P: 4	1B: 6 2B: 0 3B: 0 HR: 3	SF: 0 SAC: 0 DP: 1 HBP: 1	WP: 1 PB: 0 SB: 1 CS: 0
PITCHER	IP WLS BF H R ER SO BB IBB HBP BLK WP HR S P ERA WHIP	4.2 L 21 4 4 1 0 1 0 0 0 0 1 7 14 27.00 6.000	2.0 S 10 3 3 3 3 1 0 0 0 0 2 27 43 13.50 2.000	1.0 S 3 0 0 0 0 0 0 0 0 0 4 4 0.00 0.000	PITCHER																	

AB 32
R 3
H 6
RBI 2
BB 2
SO 7
LOB 12



AB 32
R 8
H 9
RBI 8
BB 4
SO 8
LOB 13



Batter	1	2	3	4	5	6	7	8	9	AB R H RBI BB SO LOB	TOP				
11 Brett Gardner, L (1, 8) OBP: 0.281, SLG: 0.300	F8		K		P6		F8		F8	5 0 0 0 0 1 0	New York Yankees @ Detroit Tigers Comerica Park, Detroit, MI Sat Apr 06 2013, 4:08 PM - 7:35 PM EDT Att: 42,453 - Cloudy - 48 F				
24 Robinson Cano, L (1, 4) OBP: 0.200, SLG: 0.111	K		G4-3			36 BB 33 1B	K			3 1 0 0 1 2 0					
36 Kevin Youkilis, R (1, 5) OBP: 0.450, SLG: 0.722	HBP					12 BB 55 1B	K			2 1 1 0 1 1 0					
33 Travis Hafner, L (1, 10) OBP: 0.389, SLG: 0.500	K		K			55 1B 12 BB				3 1 1 1 1 2 2					
12 Vernon Wells, R (1, 7) OBP: 0.375, SLG: 0.714	HR					22 L3 23 BB	P4			3 1 1 1 1 1 1					
22 Brennan Boesch, L (1, 9) OBP: 0.222, SLG: 0.444	G4-3		G4-3		L3		FC4-6			4 0 1 0 0 0 4					
29 Francisco Cervelli, R (1, 2) OBP: 0.417, SLG: 0.556	F9-2		P6			55 1B	P4			3 0 0 0 1 0 2					
55 Lyle Overbay, L (1, 3) OBP: 0.313, SLG: 0.333	3H				F7	17 FC6-4 1B	G6-3			4 0 2 2 0 0 0					
17 Jayson Nix, R (1, 6)					K		K			3 0 0 0 0 2 3					
31 Ichiro Suzuki, L (9, PH) OBP: 0.188, SLG: 0.071	K					1-2t				1 0 0 0 0 1 0					
Inning Stats	R: 0 H: 0 E: 0 K: 2 S: 14	H: 3 R: 4 ER: 0 LOB: 1 BB: 0 P: 22	R: 0 H: 1 E: 0 K: 1 S: 13	H: 1 R: 0 ER: 0 LOB: 1 BB: 0 P: 14	R: 0 H: 0 E: 0 K: 1 S: 8	H: 0 R: 0 ER: 0 LOB: 0 BB: 0 P: 11	R: 3 H: 2 E: 0 K: 0 S: 14	H: 0 R: 0 ER: 0 LOB: 1 BB: 0 P: 10	R: 0 H: 0 E: 0 K: 0 S: 7	H: 0 R: 0 ER: 0 LOB: 0 BB: 1 P: 16	1B: 2 2B: 4 3B: 1 HR: 1	SF: 0 SAC: 0 DP: 2 HBP: 1	WP: 0 PB: 0 SB: 0 CS: 0	PA: 37	
PITCHER	IP WLS BF H R ER SO BB IBB HBP BLK WP HR S P ERA WHIP											ERA WHIP			
37 Max Scherzer, R (1, 1) ERA: 7.2	5.0 W 22	5 4 4 7	2 0 1 0	0 0 0 0	0 0 10 22	0 0 16 23	0 0 12 16	7.20 1.400							7.20 1.400
62 AJ Alburquerque, R (6, 1) ERA: 2.08	1.0 H 5	1 0 0 0	2 0 0 0	0 0 0 0	0 0 10 22	0 0 16 23	0 0 12 16	2.00 3.000							2.00 3.000
38 Darin Downs, L (7, 1) ERA: 2.08	2.0 H 7	0 0 0 2	1 0 0 0	0 0 0 0	0 0 16 23	0 0 16 23	0 0 12 16	0.00 0.500							0.00 0.500
53 Joaquin Benoit, R (9, 1) ERA: 2.7	1.0 3	0 0 0 1	0 0 0 0	0 0 0 0	0 0 12 16	0 0 12 16	0 0 12 16	0.00 0.000							0.00 0.000

Batter	1	2	3	4	5	6	7	8	9	AB R H RBI BB SO LOB	BOTTOM				
14 Austin Jackson, R (1, 8) OBP: 0.500, SLG: 0.476	E6		G6-3		48 2B	24 BB 28 FC6-4				5 3 3 0 0 0 0	New York Yankees @ Detroit Tigers Comerica Park, Detroit, MI Sat Apr 06 2013, 4:08 PM - 7:35 PM EDT Att: 42,453 - Cloudy - 48 F				
48 Torii Hunter, R (1, 9) OBP: 0.391, SLG: 0.478	F9		24 2B		24 1B	28 FC6-4 12 1B	G3			5 2 3 1 0 0 2					
24 Miguel Cabrera, R (1, 5) OBP: 0.478, SLG: 0.421	41 1B		2B		28 1B 41 SF9	28 FC6-4	41 WP 12 SF7			4 2 4 1 1 0 0					
28 Prince Fielder, L (1, 3) OBP: 0.286, SLG: 0.632	SF8		F7		12 1B 27 1B	FC6-4	27 CS 41 WP			3 1 1 2 1 0 4					
41 Victor Martinez, S (1, 10) OBP: 0.286, SLG: 0.176	3H		L8		SF9	K				3 0 1 1 1 1 4					
12 Andy Dirks, L (1, 7) OBP: 0.294, SLG: 0.154	K				K	27 1B 27 FC6-4	SF7			4 0 2 2 0 2 2					
27 Jhonny Peralta, R (1, 6) OBP: 0.286, SLG: 0.300	L7					FC6-4	K			5 0 2 1 0 1 4					
13 Alex Avila, L (1, 2) OBP: 0.211, SLG: 0.333	F7				F9					4 0 1 0 0 0 3					
39 Ramon Santiago, S (1, 4)	K		K		K		L9-3			4 0 0 0 0 3 4					
Inning Stats	R: 1 H: 2 E: 1 K: 1 S: 14	H: 0 R: 0 ER: 0 LOB: 0 BB: 0 P: 11	R: 0 H: 2 E: 0 K: 0 S: 15	H: 2 R: 0 ER: 0 LOB: 2 BB: 0 P: 22	R: 0 H: 1 E: 0 K: 2 S: 15	H: 1 R: 4 ER: 0 LOB: 1 BB: 0 P: 19	R: 2 H: 3 E: 0 K: 1 S: 12	H: 2 R: 0 ER: 0 LOB: 1 BB: 0 P: 16	R: 1 H: 1 E: 0 K: 1 S: 9	H: 1 R: 0 ER: 0 LOB: 2 BB: 2 P: 21		1B: 14 2B: 5 3B: 0 HR: 0	SF: 3 SAC: 0 DP: 2 HBP: 0	WP: 1 PB: 0 SB: 0 CS: 1	PA: 43
PITCHER	IP WLS BF H R ER SO BB IBB HBP BLK WP HR S P ERA WHIP											ERA WHIP			
65 Phil Hughes, R (1, 1) ERA: 6.75	4.0 L 21	4 3 4	0 0 0 0	0 0 0 0	0 0 6 9	0 0 29 52	0 0 9 21	6.75 2.000							6.75 2.000
48 Boone Logan, L (5, 1) ERA: 6.75	0.1 3	2 0 0 0	0 0 0 0	0 0 0 0	0 0 6 9	0 0 29 52	0 0 9 21	0.00 6.000							0.00 6.000
41 David Phelps, R (5, 1) ERA: 6.75	2.2 14	6 3 2 2	1 0 0 0	0 0 0 0	0 0 29 52	0 0 29 52	0 0 9 21	6.75 2.625							6.75 2.625
62 Joba Chamberlain, R (8, 1) ERA: 21.6	1.0 5	1 1 1 1	2 0 0 0	0 0 0 0	1 0 9 21	0 0 9 21	0 0 9 21	9.00 3.000							9.00 3.000

AB	31
R	4
H	6
RBI	4
BB	5
SO	10
LOB	12

AB	37
R	8
H	17
RBI	8
BB	3
SO	7
LOB	23




Batter	1	2	3	4	5	6	7	8	9	AB	R	H	RBI	BB	SO	LOB	TOP									
7 José Reyes, S OBP: 0.472, SLG: 0.563 (1, 6)	G3		K		G6-3		L5	19 S 53 BB 1B		5	0	1	0	0	1	1										
53 Melky Cabrera, S OBP: 0.361, SLG: 0.344 (1, 7)	G5-3			G1		19 1B 10 2B 1B	10 BB 19 WP 16 BB 1B	19 S 1B		4	2	2	0	1	0	0										
19 José Bautista, R OBP: 0.304, SLG: 0.500 (1, 9)	F7			G1-3		10 2B 16 2B 1B	16 BB 9 2B 10 BB BB	K		4	2	1	0	1	1	2										
10 Edwin Encarnación, R OBP: 0.250, SLG: 0.290 (1, 10)		G5-3			2B	16 2B 2B	16 BB 9 2B BB	K		4	2	2	1	1	1	2										
26 Adam Lind, L OBP: 0.190, SLG: 0.158 16 Mark DeRosa, R OBP: 0.333, SLG: 0.462 (6, PH) (6, 3)	F7			F8		9 2B 2B	9 2B BB		P6	2	0	0	0	0	0	1										
9 J.P. Arencibia, R OBP: 0.333, SLG: 0.719 (1, 2)	1B				P2	2B	2B		K	5	0	2	3	0	1	1										
28 Colby Rasmus, L OBP: 0.276, SLG: 0.577 (1, 8)	G1-3				1B	1B	2B		K	5	1	1	0	0	3	3										
3 Maicer Izturis, S OBP: 0.273, SLG: 0.381 (1, 5)				G1-4-3		1B	BB			3	0	1	0	1	0	2										
1 Emilio Bonifacio, S OBP: 0.233, SLG: 0.400 (1, 4)				G6-3					G1-3	4	0	1	1	0	1	3										
Inning Stats	R: 0 H: 0 E: 0 K: 0 S: 11	H: 0 LOB: 0 BB: 0 P: 18	R: 0 H: 1 E: 0 K: 0 S: 9	H: 1 LOB: 1 BB: 0 P: 14	R: 0 H: 1 E: 0 K: 1 S: 12	H: 1 LOB: 0 BB: 0 P: 19	R: 0 H: 1 E: 0 K: 0 S: 10	H: 1 LOB: 1 BB: 0 P: 16	R: 1 H: 2 E: 0 K: 0 S: 10	H: 2 LOB: 1 BB: 0 P: 16	R: 3 H: 4 E: 0 K: 2 S: 19	H: 4 LOB: 2 BB: 1 P: 31	R: 4 H: 2 E: 0 K: 1 S: 19	H: 2 LOB: 1 BB: 3 P: 36	R: 0 H: 1 E: 0 K: 2 S: 14	H: 1 LOB: 2 BB: 1 P: 22	R: 0 H: 0 E: 0 K: 2 S: 9	H: 0 LOB: 0 BB: 0 P: 10	1B: 7 2B: 5 3B: 0 HR: 0	SF: 0 SAC: 0 DP: 1 HBP: 0	WP: 1 PB: 0 SB: 2 CS: 0	PA: 43				
PITCHER	IP	WLS	BF	H	R	ER	SO	BB	IBB	HBP	BLK	WP	HR	S	P	ERA	WHIP									
21 Rick Porcello, R ERA: 6.1 (1, 1)	5.0		22	8	4	4	1	0	0	0	0	0	0	0	57	92	7.20	1.600								
38 Darin Downs, L ERA: 3.18 (6, 1)	1.1	H	7	2	1	1	2	1	0	0	0	0	0	19	30	6.75	2.250									
60 Brayan Villarreal, R ERA: 54.0 (7, 1)	0.0	L	3	0	0	0	0	3	0	0	0	1	0	7	19	∞	∞									
20 Octavio Dotel, R ERA: 5.4 (7, 1)	1.2	B	8	2	3	3	3	1	0	0	0	0	0	21	31	16.20	1.800									
40 Phil Coke, L ERA: 10.13 (9, 1)	1.0		3	0	0	0	2	0	0	0	0	0	0	9	10	0.00	0.000									

Toronto Blue Jays @ Detroit Tigers
Comerica Park, Detroit, MI
Wed Apr 10 2013, 3:40 PM - 7:14 PM EDT
Att: 29,631 - Drizzlie - 42 F

livebaseballscorecards.com

AB 38
R 8
H 12
RBI 8
BB 5
SO 8
LOB 15




Batter	1	2	3	4	5	6	7	8	9	AB	R	H	RBI	BB	SO	LOB	BOTTOM									
14 Austin Jackson, R OBP: 0.436, SLG: 0.382 (1, 8)	24 1B 28 FC6-4 1B				G2-3			G1-3		5	1	2	0	0	0	2										
48 Torii Hunter, R OBP: 0.395, SLG: 0.474 (1, 9)	K		P4		24 2B 41 BB 1B		F8	F8		5	1	1	1	0	1	2										
24 Miguel Cabrera, R OBP: 0.459, SLG: 0.545 (1, 5)	28 FC6-4 1B		L7		41 BB 12 BB 2B		L8	G5-3		5	1	2	0	0	0	1										
28 Prince Fielder, L OBP: 0.400, SLG: 0.586 (1, 3)	FC6-4		BB		12 BB 41 BB 27 1B IBB		1B			3	1	1	1	2	1	1										
41 Victor Martinez, S OBP: 0.233, SLG: 0.120 (1, 10)	G1-3		F8		27 1B 12 BB BB		F7			4	0	0	1	1	1	4										
18 Matt Tuiasosopo, R OBP: 0.500, SLG: 0.571 12 Andy Dirks, L OBP: 0.333, SLG: 0.167 (5, PH) (6, 7)		E4 13 G1-4-3 4 1B		F7		27 1B BB		G3		2	1	0	0	0	0	0										
27 Jhonny Peralta, R OBP: 0.300, SLG: 0.310 (1, 6)				K		1B				4	0	3	1	0	1	0										
13 Alex Avila, L OBP: 0.250, SLG: 0.423 (1, 2)		G1-4-6-3		G4-3				F9		4	0	0	0	0	1	6										
4 Omar Infante, R OBP: 0.407, SLG: 0.385 (1, 4)								FC6-4		4	1	2	1	0	0	4										
Inning Stats	R: 1 H: 2 E: 0 K: 1 S: 14	H: 2 LOB: 1 BB: 0 P: 27	R: 1 H: 2 E: 1 K: 0 S: 10	H: 2 LOB: 1 BB: 0 P: 15	R: 0 H: 0 E: 0 K: 0 S: 9	H: 0 LOB: 1 BB: 1 P: 19	R: 0 H: 0 E: 0 K: 1 S: 10	H: 0 LOB: 0 BB: 0 P: 15	R: 4 H: 4 E: 0 K: 1 S: 17	H: 4 LOB: 3 BB: 3 P: 39	R: 0 H: 2 E: 0 K: 0 S: 14	H: 2 LOB: 2 BB: 0 P: 26	R: 0 H: 1 E: 0 K: 0 S: 7	H: 1 LOB: 1 BB: 0 P: 16	R: 0 H: 0 E: 0 K: 0 S: 7	H: 0 LOB: 0 BB: 0 P: 10	R: 0 H: 0 E: 0 K: 2 S: 8	H: 0 LOB: 0 BB: 0 P: 11	1B: 10 2B: 1 3B: 0 HR: 0	SF: 0 SAC: 0 DP: 1 HBP: 0	WP: 0 PB: 0 SB: 0 CS: 0	PA: 42				
PITCHER	IP	WLS	BF	H	R	ER	SO	BB	IBB	HBP	BLK	WP	HR	S	P	ERA	WHIP									
56 Mark Buehrle, L ERA: 10.24 (1, 1)	4.1		22	7	6	5	2	1	0	0	0	0	0	0	52	96	10.38	1.846								
50 Steve Delabar, R ERA: 2.25 (5, 1)	0.2		5	1	0	0	1	2	0	0	0	0	0	8	19	0.00	4.500									
62 Aaron Loup, L ERA: 2.25 (6, 1)	1.0	W	5	2	0	0	0	0	0	0	0	0	0	14	26	0.00	2.000									
27 Brett Cecil, L ERA: 5.4 (7, 1)	1.0	H	4	1	0	0	0	0	0	0	0	0	0	7	16	0.00	1.000									
38 Darren Oliver, L ERA: 5.4 (8, 1)	1.0	H	3	0	0	0	0	0	0	0	0	0	0	7	10	0.00	0.000									

Toronto Blue Jays @ Detroit Tigers
Comerica Park, Detroit, MI
Wed Apr 10 2013, 3:40 PM - 7:14 PM EDT
Att: 29,631 - Drizzlie - 42 F

livebaseballscorecards.com

AB 38
R 6
H 11
RBI 6
BB 4
SO 5
LOB 20



Batter	1	2	3	4	5	6	7	8	9	AB	R	H	RBI	BB	SO	LOB	TOP				
7 José Reyes, S OBP: 0.487, SLG: 0.559 1 Emilio Bonifacio, S OBP: 0.219, SLG: 0.315	G6-3		FC6-5 19 53 1B				P5		K	2	0	1	0	1	0	0					
53 Melky Cabrera, S OBP: 0.375, SLG: 0.361	L7		FC6-5 10 19 1B				G6-3		1B	4	0	2	0	0	0	1					
19 José Bautista, R OBP: 0.308, SLG: 0.522 26 Adam Lind, L OBP: 0.182, SLG: 0.150			FC6-5 10 1B				G5-3		F7	3	0	1	0	0	0	3					
10 Edwin Encarnación, R OBP: 0.250, SLG: 0.286	F7						P5		K	4	0	1	0	0	1	3					
9 J.P. Arencibia, R OBP: 0.297, SLG: 0.639									F9	4	0	0	0	0	2	3					
11 Rajai Davis, R OBP: 0.283, SLG: 0.278									L7	3	1	1	0	0	1	0					
28 Colby Rasmus, L OBP: 0.303, SLG: 0.567									1B	4	0	2	0	0	0	1					
16 Mark DeRosa, R OBP: 0.333, SLG: 0.467 22 Henry Blanco, R OBP: 0.400, SLG: 0.250									1B	2	0	1	1	0	1	1					
3 Maicer Izturis, S OBP: 0.231, SLG: 0.320									F7	4	0	0	0	0	0	5					
Inning Stats	R: 0 E: 0 K: 0 S: 5	H: 1 LOB: 1 BB: 0 P: 7	R: 1 E: 0 K: 0 S: 10	H: 1 LOB: 1 BB: 0 P: 13	R: 0 E: 0 K: 1 S: 11	H: 2 LOB: 2 BB: 1 P: 19	R: 0 E: 0 K: 1 S: 9	H: 1 LOB: 1 BB: 0 P: 11	R: 0 E: 0 K: 2 S: 8	H: 0 LOB: 0 BB: 0 P: 10	R: 0 E: 0 K: 0 S: 4	H: 1 LOB: 1 BB: 0 P: 7	R: 0 E: 0 K: 1 S: 16	H: 1 LOB: 1 BB: 0 P: 23	R: 0 E: 0 K: 1 S: 15	H: 1 LOB: 2 BB: 1 P: 22	1B: 8 2B: 1 3B: 0 HR: 0	SF: 1 DP: 1 HBP: 1	WP: 0 PB: 0 SB: 1 CS: 0	PA: 37	
PITCHER	IP	WLS	BF	H	R	ER	SO	BB	IBB	HBP	BLK	WP	HR	S	P	ERA	WHIP				
58 Doug Fister, R ERA: 2.77 62 Al Alburquerque, R ERA:	8.0	W	32	8	1	1	5	1	0	1	0	0	0	73	107	1.12	1.125				
1.0	5	1	0	0	1	1	0	0	0	0	0	0	15	22	0.00	2.000					

Toronto Blue Jays @ Detroit Tigers
Comerica Park, Detroit, MI
Thu Apr 11 2013, 1:08 PM - 4:08 PM EDT
Att: 28,781 - Drizzzie - 35 F

AB 33
R 1
H 9
RBI 1
BB 2
SO 6
LOB 20



Batter	1	2	3	4	5	6	7	8	9	AB	R	H	RBI	BB	SO	LOB	BOTTOM				
14 Austin Jackson, R OBP: 0.444, SLG: 0.400	G5-3		48 1B						K	6	3	3	1	0	1	5					
48 Torii Hunter, R OBP: 0.419, SLG: 0.476 32 Don Kelly, L OBP: 0.167, SLG: 0.167	F8		24 3B						1B	4	2	2	3	0	0	1					
24 Miguel Cabrera, R OBP: 0.452, SLG: 0.588 39 Ramon Santiago, S OBP: 0.125, SLG: 0.125			41 1B						3B	4	2	1	1	1	1	5					
28 Prince Fielder, L OBP: 0.450, SLG: 0.645 18 Matt Tuiasosopo, R OBP: 0.500, SLG: 0.571			12 WP						1B	2	0	2	4	2	0	0					
41 Victor Martinez, S OBP: 0.257, SLG: 0.138			12 WP						1B	4	0	1	1	1	0	3					
12 Andy Dirks, L OBP: 0.310, SLG: 0.136	K								K	4	0	0	0	1	2	6					
27 Jhonny Peralta, R OBP: 0.371, SLG: 0.364			13 1B						1B	4	1	3	0	1	0	0					
13 Alex Avila, L OBP: 0.273, SLG: 0.419			14 1B						1B	5	2	2	0	0	2	3					
4 Omar Infante, R OBP: 0.406, SLG: 0.400									1B	4	1	2	1	0	0	2					
Inning Stats	R: 1 E: 0 K: 1 S: 15	H: 1 LOB: 2 BB: 2 P: 30	R: 5 E: 0 K: 1 S: 21	H: 6 LOB: 1 BB: 0 P: 32	R: 0 E: 0 K: 0 S: 8	H: 0 LOB: 0 BB: 0 P: 14	R: 0 E: 0 K: 0 S: 13	H: 1 LOB: 3 BB: 2 P: 24	R: 4 E: 0 K: 1 S: 14	H: 4 LOB: 1 BB: 1 P: 26	R: 0 E: 0 K: 1 S: 10	H: 1 LOB: 1 BB: 1 P: 17	R: 1 E: 0 K: 0 S: 13	H: 1 LOB: 1 BB: 0 P: 17	R: 0 E: 0 K: 2 S: 15	H: 2 LOB: 2 BB: 0 P: 21	1B: 14 2B: 1 3B: 1 HR: 0	SF: 2 DP: 1 HBP: 1	WP: 1 PB: 0 SB: 1 CS: 0	PA: 46	
PITCHER	IP	WLS	BF	H	R	ER	SO	BB	IBB	HBP	BLK	WP	HR	S	P	ERA	WHIP				
55 Josh Johnson, R ERA: 11.05 35 Edgar Gonzalez, R ERA: 5.4 32 Esmil Rogers, R ERA: 4.5 50 Steve Delabar, R ERA: 1.5	1.1	L	13	2	2	2	1	3	0	0	0	0	0	28	53	6.75	1.875				
2.0	10	4	2	2	2	1	0	0	0	0	0	0	21	34	9.00	2.500					
2.0	10	3	1	1	2	0	0	0	0	1	0	0	0	28	38	4.50	1.500				

Toronto Blue Jays @ Detroit Tigers
Comerica Park, Detroit, MI
Thu Apr 11 2013, 1:08 PM - 4:08 PM EDT
Att: 28,781 - Drizzzie - 35 F

AB 37
R 11
H 16
RBI 11
BB 6
SO 6
LOB 25



Batter	1	2	3	4	5	6	7	8	9	10	11	12	AB	R	H	RBI	BB	SO	LOB	TOP		
14 Austin Jackson, R OBP: 0.431, SLG: 0.391														6	1	2	0	0	1	1		
12 Andy Dirks, L OBP: 0.344, SLG: 0.200														3	1	2	0	0	1	0		
48 Tavi Hunter, R OBP: 0.422, SLG: 0.477														2	0	1	0	0	0	0		
24 Miguel Cabrera, R OBP: 0.426, SLG: 0.524														5	0	1	0	0	0	5		
28 Prince Fielder, L OBP: 0.489, SLG: 0.778														5	1	4	3	0	0	0		
41 Victor Martinez, S OBP: 0.225, SLG: 0.118														5	0	0	0	0	0	4		
13 Alex Avila, L OBP: 0.237, SLG: 0.361														5	0	0	0	0	3	1		
27 Jhonny Peralta, R OBP: 0.350, SLG: 0.342														5	0	1	0	0	2	1		
32 Don Kelly, L OBP: 0.100, SLG: 0.100														4	0	0	0	0	0	1		
18 Matt Tuiasosopo, R OBP: 0.444, SLG: 0.500														1	0	0	0	0	1	0		
39 Ramon Santiago, S OBP: 0.154, SLG: 0.336														5	0	1	0	0	0	0		
Inning Stats	R: 0 E: 0 K: 2 S: 11	H: 2 LOB: 2 BB: 0 P: 15	R: 0 E: 0 K: 1 S: 8	H: 0 LOB: 0 BB: 0 P: 12	R: 3 E: 0 K: 0 S: 13	H: 3 LOB: 0 BB: 0 P: 17	R: 0 E: 0 K: 1 S: 7	H: 0 LOB: 0 BB: 0 P: 10	R: 0 E: 0 K: 0 S: 6	H: 1 LOB: 1 BB: 0 P: 12	R: 0 E: 0 K: 0 S: 7	H: 0 LOB: 0 BB: 0 P: 11	R: 0 E: 0 K: 0 S: 12	H: 1 LOB: 1 BB: 0 P: 19	R: 0 E: 0 K: 1 S: 5	H: 1 LOB: 0 BB: 0 P: 8	R: 0 E: 0 K: 1 S: 11	H: 1 LOB: 1 BB: 0 P: 16	1B: 9 2B: 1 3B: 1 HR: 1	SF: 0 SAC: 0 DP: 2 HBP: 0	WP: 0 PB: 0 SB: 0 CS: 0	PA: 46
PITCHER	IP 7.0	WLS 28	BF 8	H 3	R 3	ER 3	SO 5	BB 0	IBB 0	HBP 0	BLK 0	WP 0	HR 1	S 60	P 85	ERA 3.86	WHIP 1.143					
40 Bartolo Colon, R ERA: 4.15	1.0	3	0	0	0	0	0	0	0	0	0	0	0	7	10	0.00	0.000					
62 Sean Doolittle, L ERA: 4.15	1.0	4	1	0	0	1	0	0	0	0	0	0	0	12	19	0.00	1.000					
50 Grant Balfour, R ERA: 2.25	1.0	4	1	0	0	0	0	0	0	0	0	0	0	10	17	0.00	1.000					
48 Ryan Cook, R ERA: 1.69	1.2	6	2	0	0	2	0	0	0	0	0	0	0	12	19	0.00	1.200					
13 Jerry Blevins, L ERA:	1.2	6	2	0	0	2	0	0	0	0	0	0	0	12	19	0.00	1.200					
13 Jerry Blevins, L ERA:	1.2	6	2	0	0	2	0	0	0	0	0	0	0	12	19	0.00	1.200					
44 Chris Resop, R ERA:	0.1	W	1	0	0	0	0	0	0	0	0	0	0	4	5	0.00	0.000					

Detroit Tigers @ Oakland Athletics
O.co Coliseum, Oakland, CA
Fri Apr 12 2013, 10:08 PM - 2:11 AM EDT
Att. 21,377 - Partly Cloudy - 59 F

AB	46
R	3
H	12
RBI	3
BB	0
SO	8
LOB	13



Batter	1	2	3	4	5	6	7	8	9	10	11	12	AB	R	H	RBI	BB	SO	LOB	BOTTOM								
4 Coco Crisp, S OBP: 0.407, SLG: 0.688														4	0	2	1	0	1	1								
7 Nate Freiman, R OBP: 0.214, SLG: 0.167														1	0	0	0	0	1	0								
8 Jed Lowrie, S OBP: 0.460, SLG: 0.727														5	1	1	0	0	1	2								
16 Josh Reddick, L OBP: 0.265, SLG: 0.286														4	0	1	1	1	2	1								
52 Yoenis Cespedes, R OBP: 0.296, SLG: 0.450														2	0	0	0	2	1	1								
36 Derek Norris, R OBP: 0.474, SLG: 0.438														1	0	0	0	0	0	1								
13 Jerry Blevins, L OBP: 0.474, SLG: 0.438														0	0	0	0	0	0	0								
44 Chris Resop, R OBP: 0.474, SLG: 0.438														0	0	0	0	0	0	0								
37 Brandon Moss, L OBP: 0.400, SLG: 0.543														5	0	0	0	0	4	5								
5 John Jaso, L OBP: 0.359, SLG: 0.467														5	0	1	0	0	2	2								
15 Seth Smith, L OBP: 0.519, SLG: 0.833														2	0	0	0	0	2	1								
25 Chris Young, R OBP: 0.324, SLG: 0.452														3	0	0	0	0	2	0								
20 Josh Donaldson, R OBP: 0.283, SLG: 0.455														5	2	2	1	0	0	0								
28 Eric Sogard, L OBP: 0.320, SLG: 0.286														2	1	1	0	0	0	0								
12 Andy Parrino, S OBP: 0.125, SLG: 0.250														2	0	0	0	0	1	1								
Inning Stats	R: 0 E: 0 K: 3 S: 12	H: 1 LOB: 2 BB: 1 P: 25	R: 0 E: 0 K: 2 S: 10	H: 0 LOB: 0 BB: 0 P: 14	R: 1 E: 0 K: 0 S: 13	H: 1 LOB: 0 BB: 0 P: 20	R: 0 E: 0 K: 1 S: 10	H: 1 LOB: 1 BB: 0 P: 15	R: 0 E: 0 K: 1 S: 7	H: 0 LOB: 0 BB: 0 P: 11	R: 1 E: 0 K: 3 S: 13	H: 2 LOB: 1 BB: 0 P: 15	R: 1 E: 0 K: 1 S: 17	H: 2 LOB: 1 BB: 0 P: 24	R: 0 E: 0 K: 2 S: 9	H: 0 LOB: 0 BB: 1 P: 16	R: 0 E: 0 K: 0 S: 7	H: 0 LOB: 0 BB: 0 P: 10	R: 0 E: 0 K: 2 S: 7	H: 0 LOB: 0 BB: 0 P: 14	R: 0 E: 0 K: 0 S: 9	H: 0 LOB: 1 BB: 0 P: 16	R: 1 E: 0 K: 4 S: 4	H: 1 LOB: 0 BB: 0 P: 6	1B: 4 2B: 3 3B: 0 HR: 1	SF: 0 SAC: 0 DP: 0 HBP: 0	WP: 0 PB: 0 SB: 2 CS: 2	PA: 45
PITCHER	IP 6.0	WLS 24	BF 24	H 5	R 2	ER 1	SO 11	BB 1	IBB 0	HBP 0	BLK 0	WP 0	HR 0	S 65	P 100	ERA 1.50	WHIP 1.000											
33 Drew Smyly, L ERA: 3.24	2.1	B	9	2	1	1	3	1	0	0	0	0	0	29	45	3.86	1.286											
20 Octavio Dotel, R ERA: 4.5	0.2	2	0	0	0	0	0	0	0	0	0	0	0	4	5	0.00	0.000											
38 Darin Downs, L ERA: 2.38	2.0	7	0	0	0	2	1	0	0	0	0	0	0	16	30	0.00	0.500											
60 Brayan Villarreal, R ERA: 48.8	0.1	L	2	1	1	1	1	0	0	0	0	0	0	1	4	6	27.00	3.000										

Detroit Tigers @ Oakland Athletics
O.co Coliseum, Oakland, CA
Fri Apr 12 2013, 10:08 PM - 2:11 AM EDT
Att. 21,377 - Partly Cloudy - 59 F

AB	41
R	4
H	8
RBI	3
BB	3
SO	17
LOB	15



Batter	1	2	3	4	5	6	7	8	9	AB	R	H	RBI	BB	SO	LOB	TOP			
14 Austin Jackson, R OBP: 0.411, SLG: 0.392	G5-3		G6-3	G4-3		G1-3		G5-3		5	0	1	1	0	0	2				
48 Toni Hunter, R OBP: 0.400, SLG: 0.510	G6-3		HR	G6-3		G1-3		K		5	1	1	1	0	1	2				
24 Miguel Cabrera, R OBP: 0.404, SLG: 0.478	2B		K					F8		4	0	0	0	1	1	0				
28 Prince Fielder, L OBP: 0.520, SLG: 0.846	1B			HR						3	1	2	1	2	1	0				
41 Victor Martinez, S OBP: 0.227, SLG: 0.132	F9		1B	G6-4-3				F7		4	1	1	0	0	0	4				
18 Matt Tuiasosopo, R OBP: 0.500, SLG: 0.500	G6-3		BB					P4		2	1	1	0	1	0	0				
12 Andy Dirks, L OBP: 0.333, SLG: 0.192										1	0	0	0	0	0	1				
27 Jhonny Peralta, R OBP: 0.341, SLG: 0.405	K		HR					F8		4	1	1	3	0	1	1				
4 Omar Infante, R OBP: 0.389, SLG: 0.382	P3		1B					P3		4	1	1	0	0	0	1				
55 Brayan Peña, S OBP: 0.429, SLG: 0.571	G6-3		SH2-4					1B		3	1	2	1	0	0	0				
Inning Stats	R: 0 E: 0 K: 0 S: 12	H: 1 LOB: 2 BB: 1 P: 20	R: 0 E: 0 K: 1 S: 8	H: 0 LOB: 0 BB: 0 P: 9	R: 1 E: 0 K: 1 S: 14	H: 1 LOB: 0 BB: 0 P: 17	R: 4 E: 0 K: 0 S: 16	H: 4 LOB: 1 BB: 1 P: 27	R: 0 E: 0 K: 0 S: 7	H: 0 LOB: 0 BB: 1 P: 14	R: 2 E: 0 K: 0 S: 13	H: 3 LOB: 1 BB: 0 P: 19	R: 0 E: 0 K: 0 S: 10	H: 1 LOB: 1 BB: 0 P: 11	R: 0 E: 0 K: 2 S: 8	H: 0 LOB: 0 BB: 0 P: 12	1B: 5 2B: 2 HR: 3	SF: 0 SAC: 1 HBP: 0	WP: 0 PB: 0 SB: 0 CS: 0	PA: 40
PITCHER	IP WLS BF H R ER SO BB IBB HBP BLK WP HR S P ERA WHIP	IP WLS BF H R ER SO BB IBB HBP BLK WP HR S P ERA WHIP	IP WLS BF H R ER SO BB IBB HBP BLK WP HR S P ERA WHIP	IP WLS BF H R ER SO BB IBB HBP BLK WP HR S P ERA WHIP	IP WLS BF H R ER SO BB IBB HBP BLK WP HR S P ERA WHIP	IP WLS BF H R ER SO BB IBB HBP BLK WP HR S P ERA WHIP	IP WLS BF H R ER SO BB IBB HBP BLK WP HR S P ERA WHIP	IP WLS BF H R ER SO BB IBB HBP BLK WP HR S P ERA WHIP	IP WLS BF H R ER SO BB IBB HBP BLK WP HR S P ERA WHIP	IP WLS BF H R ER SO BB IBB HBP BLK WP HR S P ERA WHIP	IP WLS BF H R ER SO BB IBB HBP BLK WP HR S P ERA WHIP	IP WLS BF H R ER SO BB IBB HBP BLK WP HR S P ERA WHIP	IP WLS BF H R ER SO BB IBB HBP BLK WP HR S P ERA WHIP	IP WLS BF H R ER SO BB IBB HBP BLK WP HR S P ERA WHIP	IP WLS BF H R ER SO BB IBB HBP BLK WP HR S P ERA WHIP	IP WLS BF H R ER SO BB IBB HBP BLK WP HR S P ERA WHIP	IP WLS BF H R ER SO BB IBB HBP BLK WP HR S P ERA WHIP	IP WLS BF H R ER SO BB IBB HBP BLK WP HR S P ERA WHIP	IP WLS BF H R ER SO BB IBB HBP BLK WP HR S P ERA WHIP	IP WLS BF H R ER SO BB IBB HBP BLK WP HR S P ERA WHIP

Detroit Tigers @ Oakland Athletics
 O.co Coliseum, Oakland, CA
 Sat Apr 13 2013, 4:07 PM - 7:22 PM EDT
 Att: 35,067 - Cloudy - 65 F
 livebaseballscores.com

AB	35
R	7
H	10
RBI	7
BB	4
SO	4
LOB	11



Batter	1	2	3	4	5	6	7	8	9	AB	R	H	RBI	BB	SO	LOB	BOTTOM					
5 John Jaso, L OBP: 0.333, SLG: 0.412	P5		L8		P6		K		BB	4	0	0	0	1	1	2						
25 Chris Young, R OBP: 0.310, SLG: 0.444	G5-3		F7		G5-3				K	5	0	1	2	0	1	1						
16 Josh Reddick, L OBP: 0.231, SLG: 0.242	K		K				P5		K	5	0	0	0	0	3	2						
37 Brandon Moss, L OBP: 0.356, SLG: 0.475				G3-1		G4-3			K	5	0	0	0	0	3	1						
15 Seth Smith, L OBP: 0.581, SLG: 0.846		20 BB			20 BB			36 BB	20 BB	2	1	2	0	2	0	0						
20 Josh Donaldson, R OBP: 0.320, SLG: 0.468		36 BB				FC5-4			36 BB	3	0	2	0	1	0	1						
28 Eric Sogard, L OBP: 0.314, SLG: 0.258	F9		K						F8	3	1	0	0	1	1	6						
36 Derek Norris, R OBP: 0.522, SLG: 0.526										3	1	2	1	1	1	2						
12 Andy Parrino, S OBP: 0.091, SLG: 0.182										3	0	0	0	0	2	4						
8 Jed Lowrie, S OBP: 0.451, SLG: 0.711	G2-3								K	1	0	0	0	0	1	3						
Inning Stats	R: 0 E: 0 K: 1 S: 11	H: 0 LOB: 0 BB: 0 P: 15	R: 1 E: 0 K: 1 S: 14	H: 3 LOB: 2 BB: 0 P: 19	R: 0 E: 0 K: 1 S: 9	H: 0 LOB: 0 BB: 0 P: 14	R: 0 E: 0 K: 2 S: 20	H: 0 LOB: 2 BB: 2 P: 31	R: 0 E: 0 K: 1 S: 8	H: 0 LOB: 0 BB: 0 P: 12	R: 0 E: 0 K: 0 S: 13	H: 0 LOB: 1 BB: 1 P: 20	R: 2 E: 0 K: 2 S: 20	H: 2 LOB: 1 BB: 1 P: 32	R: 0 E: 0 K: 2 S: 13	H: 2 LOB: 3 BB: 1 P: 27	R: 0 E: 0 K: 3 S: 10	H: 0 LOB: 1 BB: 1 P: 17	1B: 5 2B: 2 HR: 0	SF: 0 SAC: 0 HBP: 0	WP: 0 PB: 0 SB: 0 CS: 0	PA: 40
PITCHER	IP WLS BF H R ER SO BB IBB HBP BLK WP HR S P ERA WHIP	IP WLS BF H R ER SO BB IBB HBP BLK WP HR S P ERA WHIP	IP WLS BF H R ER SO BB IBB HBP BLK WP HR S P ERA WHIP	IP WLS BF H R ER SO BB IBB HBP BLK WP HR S P ERA WHIP	IP WLS BF H R ER SO BB IBB HBP BLK WP HR S P ERA WHIP	IP WLS BF H R ER SO BB IBB HBP BLK WP HR S P ERA WHIP	IP WLS BF H R ER SO BB IBB HBP BLK WP HR S P ERA WHIP	IP WLS BF H R ER SO BB IBB HBP BLK WP HR S P ERA WHIP	IP WLS BF H R ER SO BB IBB HBP BLK WP HR S P ERA WHIP	IP WLS BF H R ER SO BB IBB HBP BLK WP HR S P ERA WHIP	IP WLS BF H R ER SO BB IBB HBP BLK WP HR S P ERA WHIP	IP WLS BF H R ER SO BB IBB HBP BLK WP HR S P ERA WHIP	IP WLS BF H R ER SO BB IBB HBP BLK WP HR S P ERA WHIP	IP WLS BF H R ER SO BB IBB HBP BLK WP HR S P ERA WHIP	IP WLS BF H R ER SO BB IBB HBP BLK WP HR S P ERA WHIP	IP WLS BF H R ER SO BB IBB HBP BLK WP HR S P ERA WHIP	IP WLS BF H R ER SO BB IBB HBP BLK WP HR S P ERA WHIP	IP WLS BF H R ER SO BB IBB HBP BLK WP HR S P ERA WHIP	IP WLS BF H R ER SO BB IBB HBP BLK WP HR S P ERA WHIP	IP WLS BF H R ER SO BB IBB HBP BLK WP HR S P ERA WHIP		

Detroit Tigers @ Oakland Athletics
 O.co Coliseum, Oakland, CA
 Sat Apr 13 2013, 4:07 PM - 7:22 PM EDT
 Att: 35,067 - Cloudy - 65 F
 livebaseballscores.com

AB	34
R	3
H	7
RBI	3
BB	6
SO	13
LOB	22



Batter	1	2	3	4	5	6	7	8	9	AB	R	H	RBI	BB	SO	LOB	TOP						
14 Austin Jackson, R OBP: 0.448, SLG: 0.508										4	2	2	1	1	0	0							
48 Toni Hunter, R OBP: 0.433, SLG: 0.586										4	1	2	1	1	2	2							
24 Miguel Cabrera, R OBP: 0.419, SLG: 0.527										5	1	3	4	0	1	4							
28 Prince Fielder, L OBP: 0.483, SLG: 0.745										5	0	0	0	0	4	3							
41 Victor Martinez, S OBP: 0.302, SLG: 0.222										4	0	3	0	0	0	1							
12 Andy Dirks, L OBP: 0.333, SLG: 0.194										5	1	2	0	0	3	3							
27 Jhonny Peralta, R OBP: 0.352, SLG: 0.442										5	0	0	0	0	3	6							
13 Alex Avila, L OBP: 0.208, SLG: 0.304										3	0	0	0	1	0	3							
4 Omar Infante, R OBP: 0.333, SLG: 0.310										3	0	0	0	0	2	1							
32 Don Kelly, L OBP: 0.143, SLG: 0.077										1	0	0	0	0	1	3							
18 Matt Tuiasosopo, R OBP: 0.462, SLG: 0.455																							
Inning Stats	R: 1 H: 2 E: 0 K: 2 S: 19	H: 2 LOB: 1 BB: 0 P: 27	R: 0 H: 1 E: 0 K: 2 S: 12	H: 1 LOB: 1 BB: 0 P: 17	R: 0 H: 1 E: 0 K: 0 S: 12	H: 1 LOB: 1 BB: 0 P: 14	R: 0 H: 1 E: 0 K: 1 S: 10	H: 1 LOB: 1 BB: 0 P: 15	R: 2 H: 2 E: 0 K: 1 S: 15	H: 2 LOB: 0 BB: 0 P: 22	R: 0 H: 1 E: 0 K: 2 S: 11	H: 1 LOB: 1 BB: 0 P: 15	R: 1 H: 2 E: 0 K: 3 S: 17	H: 2 LOB: 1 BB: 0 P: 24	R: 2 H: 2 E: 0 K: 3 S: 19	H: 2 LOB: 1 BB: 3 P: 36	R: 0 H: 0 E: 0 K: 2 S: 13	H: 0 LOB: 1 BB: 1 P: 22	1B: 8 2B: 2 3B: 1 HR: 1	SF: 0 SAC: 0 DP: 0 HBP: 0	WP: 0 PB: 0 SB: 2 CS: 0	PA: 43	
PITCHER	IP WLS BF H R ER SO BB IBB HBP BLK WP HR S P ERA WHIP	IP WLS BF H R ER SO BB IBB HBP BLK WP HR S P ERA WHIP	IP WLS BF H R ER SO BB IBB HBP BLK WP HR S P ERA WHIP	IP WLS BF H R ER SO BB IBB HBP BLK WP HR S P ERA WHIP	IP WLS BF H R ER SO BB IBB HBP BLK WP HR S P ERA WHIP	IP WLS BF H R ER SO BB IBB HBP BLK WP HR S P ERA WHIP	IP WLS BF H R ER SO BB IBB HBP BLK WP HR S P ERA WHIP	IP WLS BF H R ER SO BB IBB HBP BLK WP HR S P ERA WHIP	IP WLS BF H R ER SO BB IBB HBP BLK WP HR S P ERA WHIP	IP WLS BF H R ER SO BB IBB HBP BLK WP HR S P ERA WHIP	IP WLS BF H R ER SO BB IBB HBP BLK WP HR S P ERA WHIP	IP WLS BF H R ER SO BB IBB HBP BLK WP HR S P ERA WHIP	IP WLS BF H R ER SO BB IBB HBP BLK WP HR S P ERA WHIP	IP WLS BF H R ER SO BB IBB HBP BLK WP HR S P ERA WHIP	IP WLS BF H R ER SO BB IBB HBP BLK WP HR S P ERA WHIP	IP WLS BF H R ER SO BB IBB HBP BLK WP HR S P ERA WHIP	IP WLS BF H R ER SO BB IBB HBP BLK WP HR S P ERA WHIP	IP WLS BF H R ER SO BB IBB HBP BLK WP HR S P ERA WHIP	IP WLS BF H R ER SO BB IBB HBP BLK WP HR S P ERA WHIP	IP WLS BF H R ER SO BB IBB HBP BLK WP HR S P ERA WHIP	IP WLS BF H R ER SO BB IBB HBP BLK WP HR S P ERA WHIP	IP WLS BF H R ER SO BB IBB HBP BLK WP HR S P ERA WHIP	IP WLS BF H R ER SO BB IBB HBP BLK WP HR S P ERA WHIP

Detroit Tigers @ Seattle Mariners
Safeco Field, Seattle, WA
Tue Apr 16 2013, 7:13 PM - 10:21 PM PDT
Att: 12,401 - Cloudy - 48 F

AB 39
R 6
H 12
RBI 6
BB 4
SO 16
LOB 26

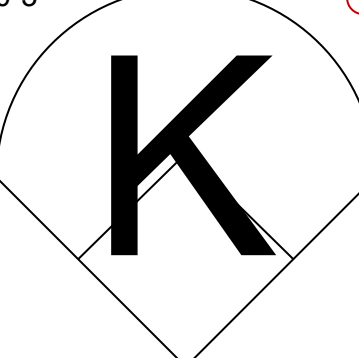
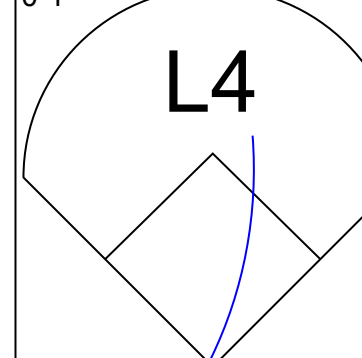
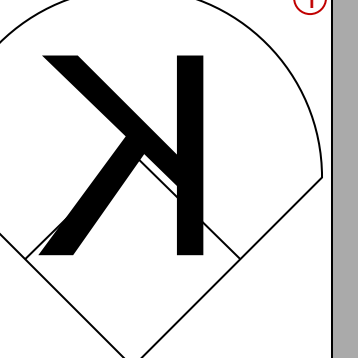
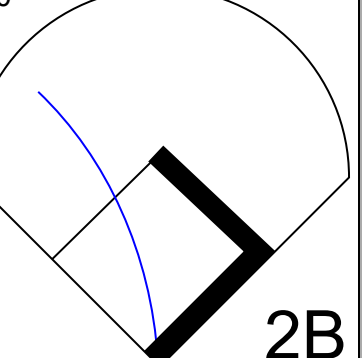
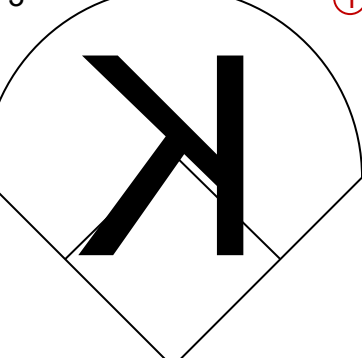
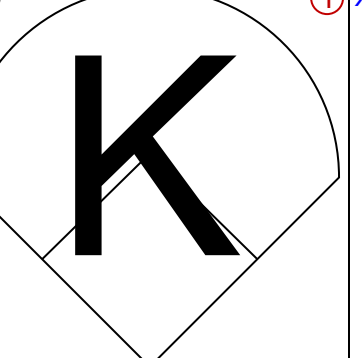
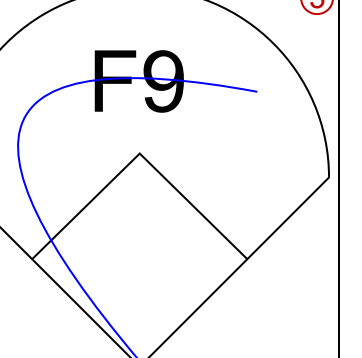
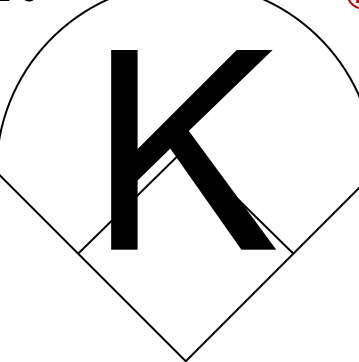
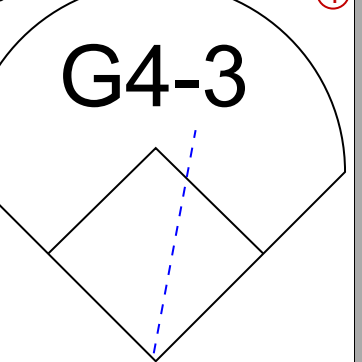
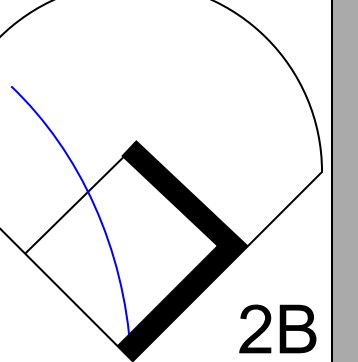
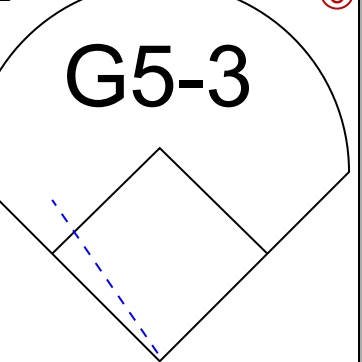
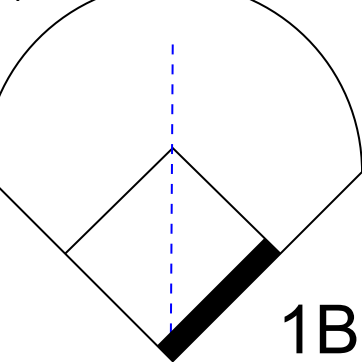
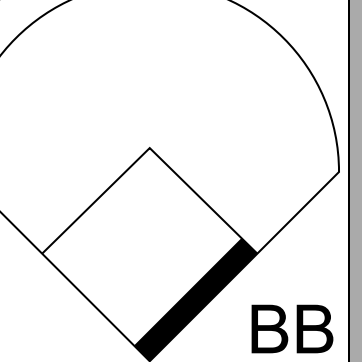
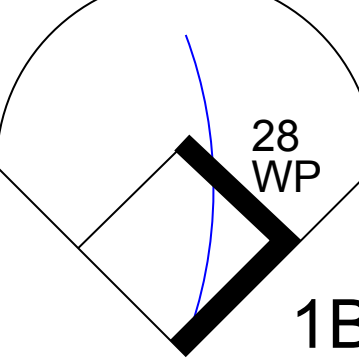

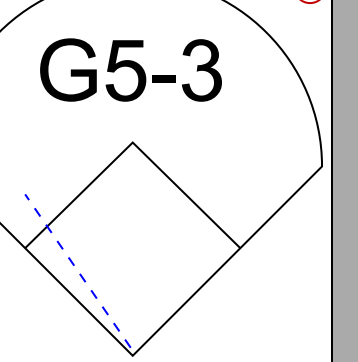
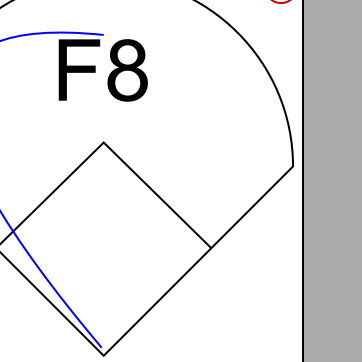
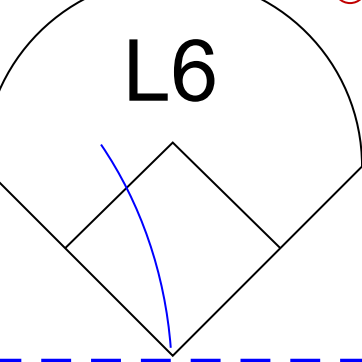
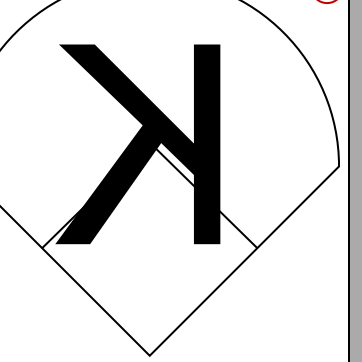
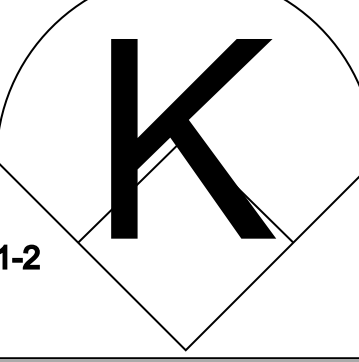
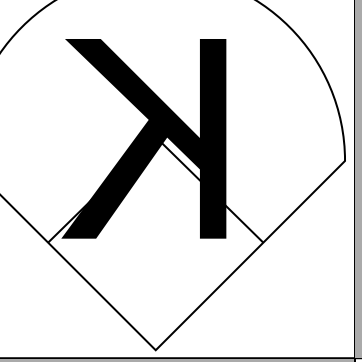
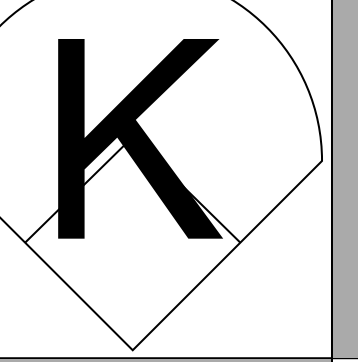

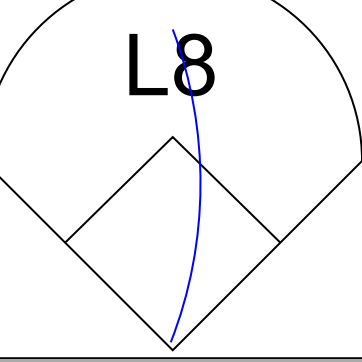
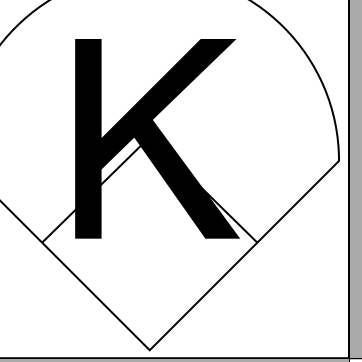
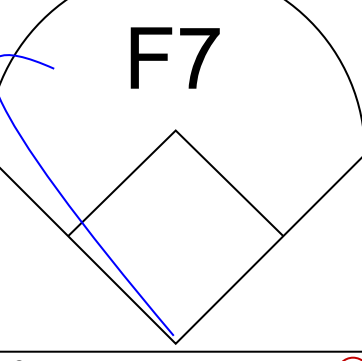
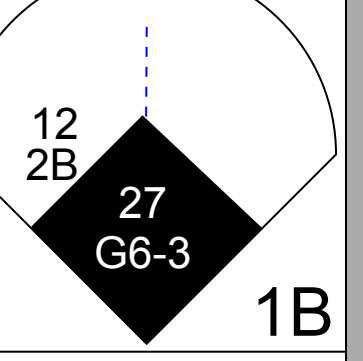
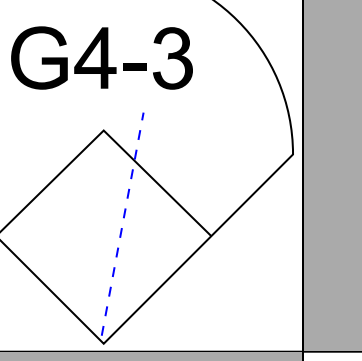
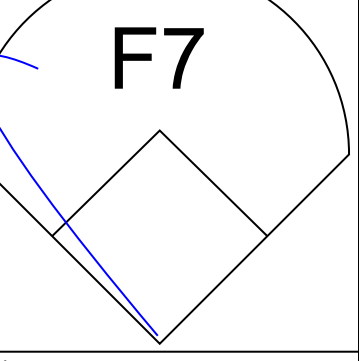
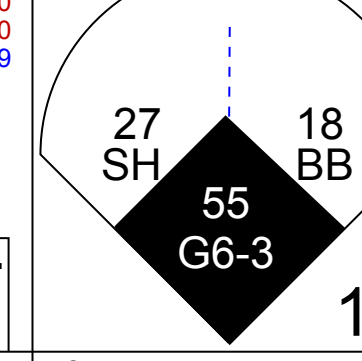
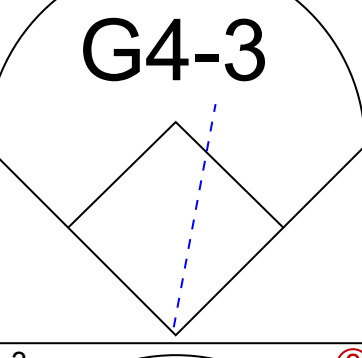

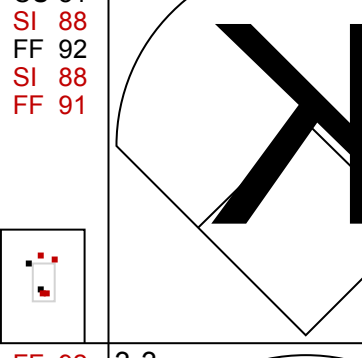

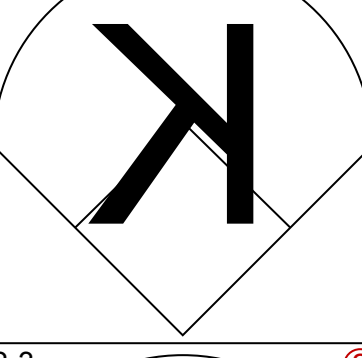
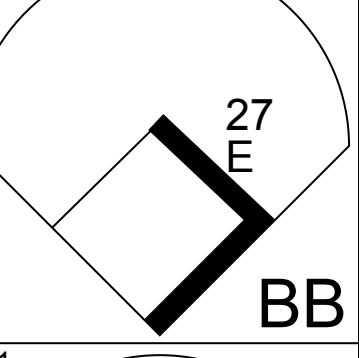
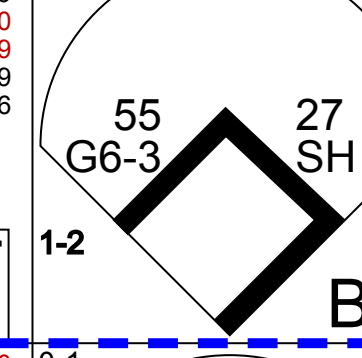
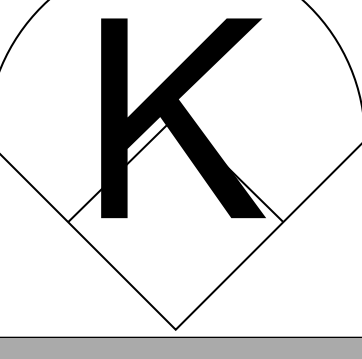

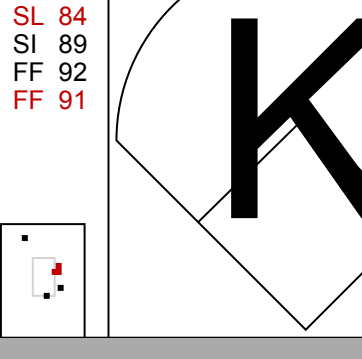

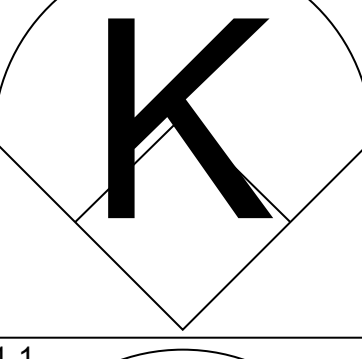
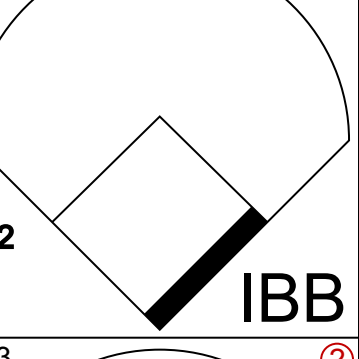
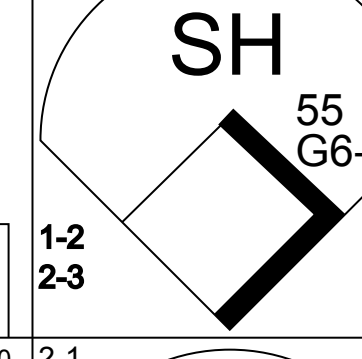
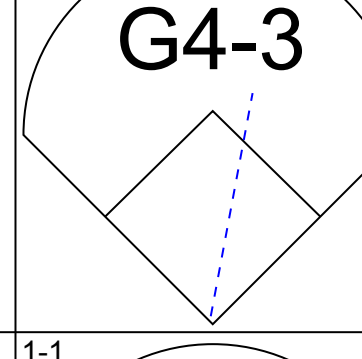
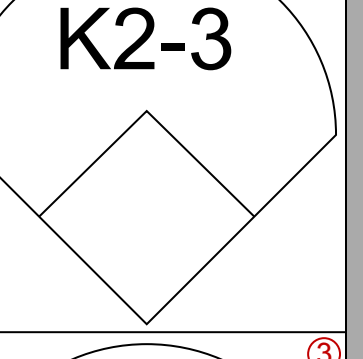
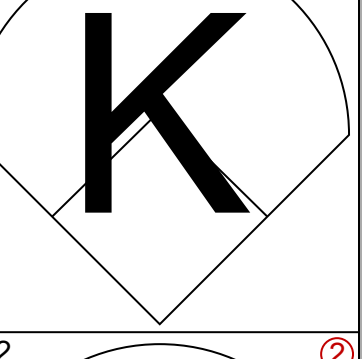
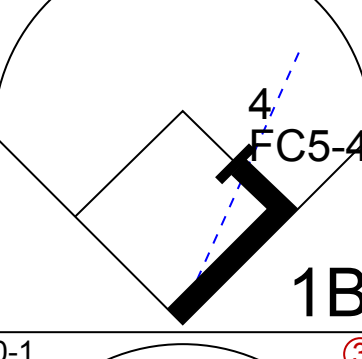
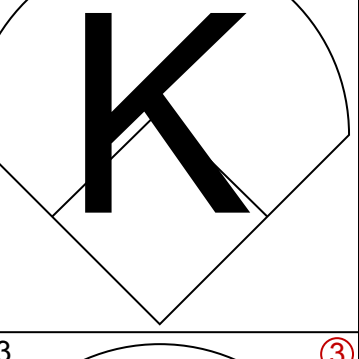
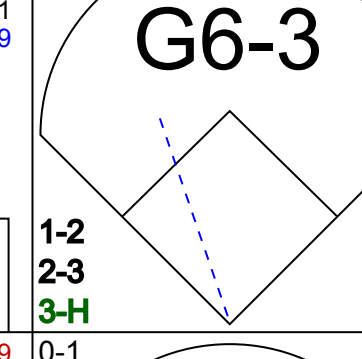
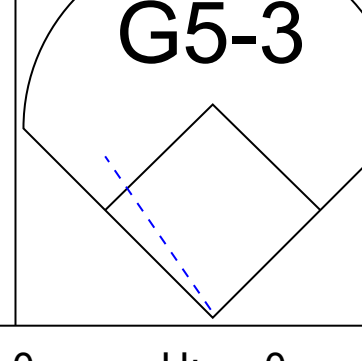
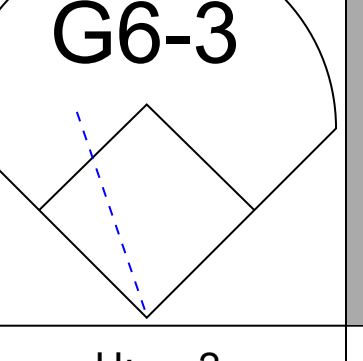
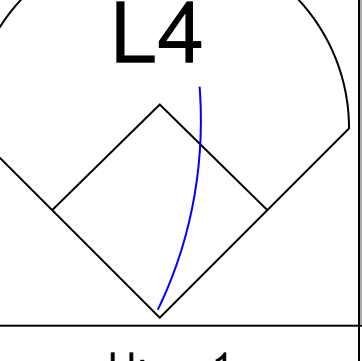
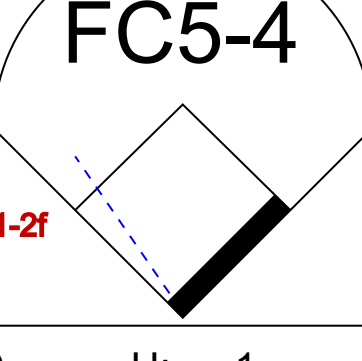

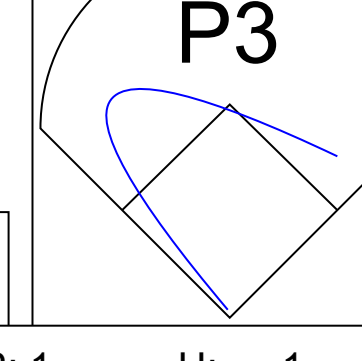


Batter	1	2	3	4	5	6	7	8	9	AB	R	H	RBI	BB	SO	LOB	BOTTOM							
21 Franklin Gutierrez, R OBP: 0.279, SLG: 0.585										4	0	0	0	0	0	0								
15 Kyle Seager, L OBP: 0.276, SLG: 0.340										4	1	1	0	0	1	0								
8 Kendrys Morales, S OBP: 0.362, SLG: 0.400										4	1	1	1	0	1	0								
38 Michael Morse, R OBP: 0.333, SLG: 0.689										4	0	1	1	0	1	0								
28 Raul Ibanez, L OBP: 0.263, SLG: 0.429										4	0	0	0	0	2	1								
17 Justin Smoak, S OBP: 0.304, SLG: 0.224										2	0	1	0	1	1	0								
7 Kelly Shoppach, R OBP: 0.476, SLG: 0.667										3	0	0	0	0	1	3								
13 Dustin Ackley, L OBP: 0.170, SLG: 0.114										3	0	0	0	0	1	1								
26 Brendan Ryan, R OBP: 0.273, SLG: 0.184										3	0	0	0	0	1	0								
Inning Stats	R: 0 H: 0 E: 0 K: 1 S: 8	H: 0 LOB: 0 BB: 0 P: 14	R: 0 H: 0 E: 0 K: 2 S: 9	H: 0 LOB: 0 BB: 0 P: 13	R: 0 H: 0 E: 0 K: 0 S: 7	H: 0 LOB: 0 BB: 0 P: 12	R: 2 H: 3 E: 0 K: 0 S: 21	H: 3 LOB: 2 BB: 1 P: 32	R: 0 H: 0 E: 0 K: 1 S: 7	H: 0 LOB: 0 BB: 0 P: 11	R: 0 H: 0 E: 0 K: 0 S: 10	H: 0 LOB: 0 BB: 0 P: 14	R: 0 H: 1 E: 0 K: 1 S: 9	H: 1 LOB: 0 BB: 0 P: 11	R: 0 H: 0 E: 0 K: 2 S: 10	H: 0 LOB: 0 BB: 0 P: 15	R: 0 H: 0 E: 0 K: 2 S: 8	H: 0 LOB: 0 BB: 0 P: 11	1B: 2 2B: 2 3B: 0 HR: 0	SF: 0 SAC: 0 DP: 0 HBP: 0	WP: 0 PB: 0 SB: 0 CS: 0	PA: 32		
PITCHER	IP WLS BF H R ER SO BB IBB HBP BLK WP HR S P ERA WHIP	IP WLS BF H R ER SO BB IBB HBP BLK WP HR S P ERA WHIP	IP WLS BF H R ER SO BB IBB HBP BLK WP HR S P ERA WHIP	IP WLS BF H R ER SO BB IBB HBP BLK WP HR S P ERA WHIP	IP WLS BF H R ER SO BB IBB HBP BLK WP HR S P ERA WHIP	IP WLS BF H R ER SO BB IBB HBP BLK WP HR S P ERA WHIP	IP WLS BF H R ER SO BB IBB HBP BLK WP HR S P ERA WHIP	IP WLS BF H R ER SO BB IBB HBP BLK WP HR S P ERA WHIP	IP WLS BF H R ER SO BB IBB HBP BLK WP HR S P ERA WHIP	IP WLS BF H R ER SO BB IBB HBP BLK WP HR S P ERA WHIP	IP WLS BF H R ER SO BB IBB HBP BLK WP HR S P ERA WHIP	IP WLS BF H R ER SO BB IBB HBP BLK WP HR S P ERA WHIP	IP WLS BF H R ER SO BB IBB HBP BLK WP HR S P ERA WHIP	IP WLS BF H R ER SO BB IBB HBP BLK WP HR S P ERA WHIP	IP WLS BF H R ER SO BB IBB HBP BLK WP HR S P ERA WHIP	IP WLS BF H R ER SO BB IBB HBP BLK WP HR S P ERA WHIP	IP WLS BF H R ER SO BB IBB HBP BLK WP HR S P ERA WHIP	IP WLS BF H R ER SO BB IBB HBP BLK WP HR S P ERA WHIP	IP WLS BF H R ER SO BB IBB HBP BLK WP HR S P ERA WHIP	IP WLS BF H R ER SO BB IBB HBP BLK WP HR S P ERA WHIP	IP WLS BF H R ER SO BB IBB HBP BLK WP HR S P ERA WHIP	IP WLS BF H R ER SO BB IBB HBP BLK WP HR S P ERA WHIP	IP WLS BF H R ER SO BB IBB HBP BLK WP HR S P ERA WHIP	IP WLS BF H R ER SO BB IBB HBP BLK WP HR S P ERA WHIP

Detroit Tigers @ Seattle Mariners
Safeco Field, Seattle, WA
Tue Apr 16 2013, 7:13 PM - 10:21 PM PDT
Att: 12,401 - Cloudy - 48 F

AB 31
R 2
H 4
RBI 2
BB 1
SO 9
LOB 5

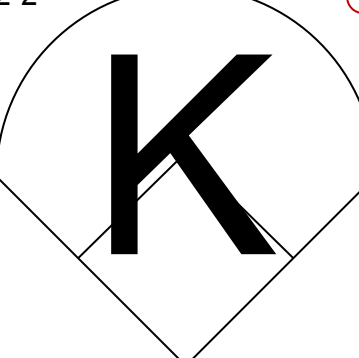
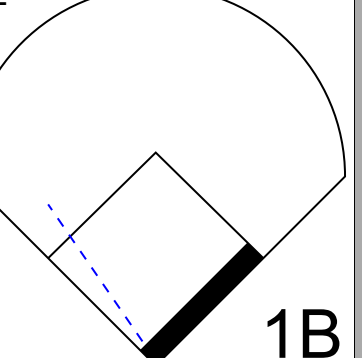
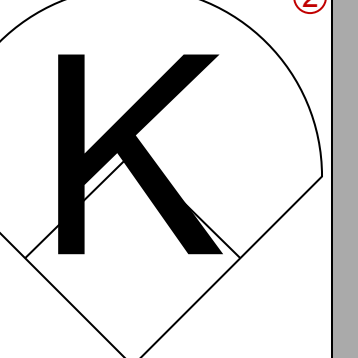
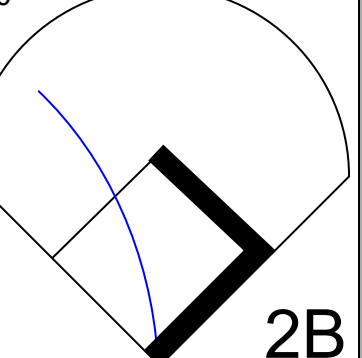
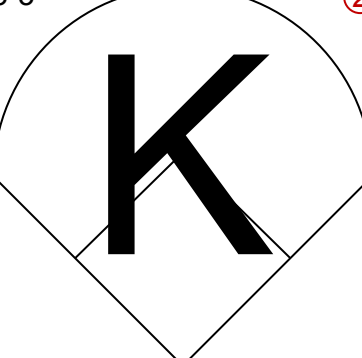
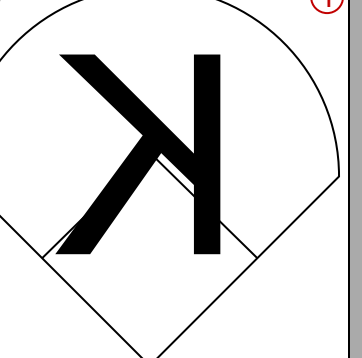
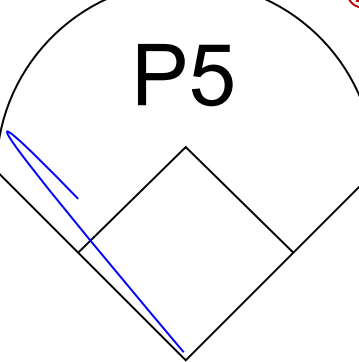
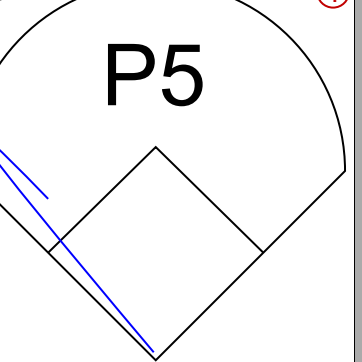
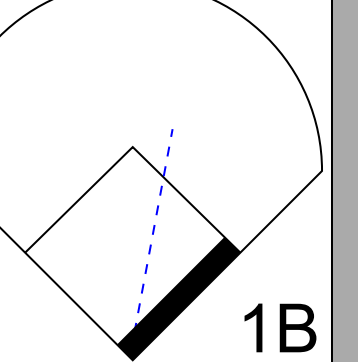
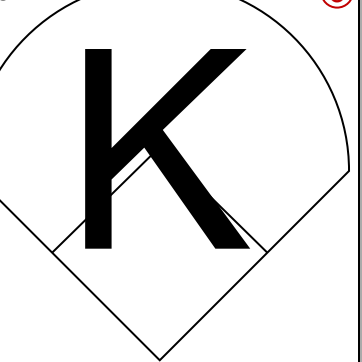
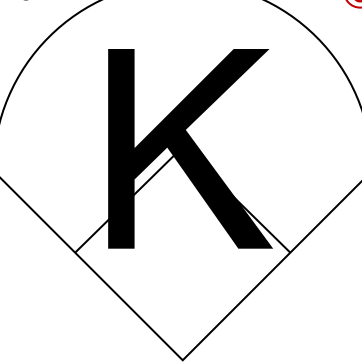
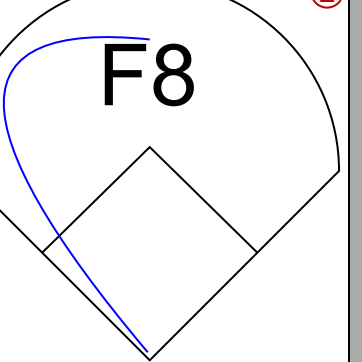
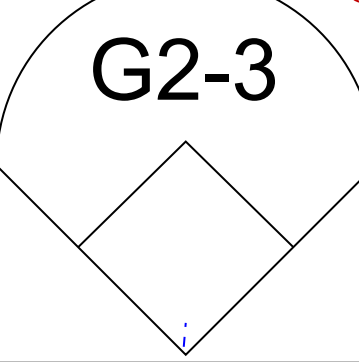


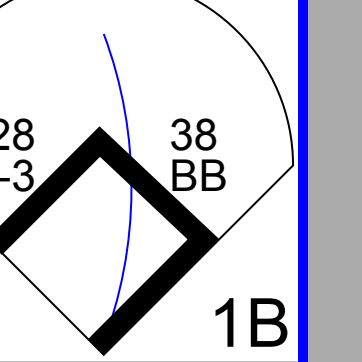
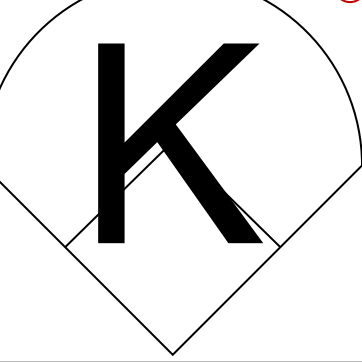
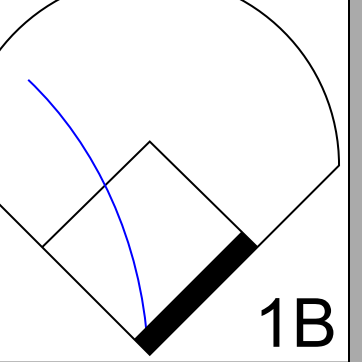
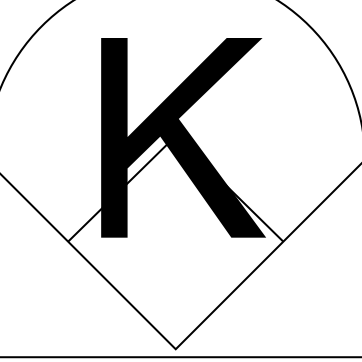

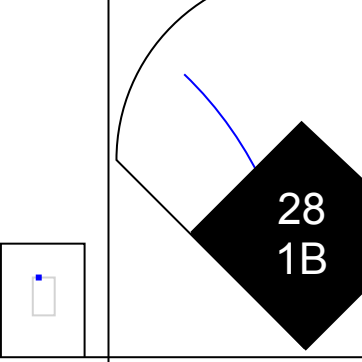
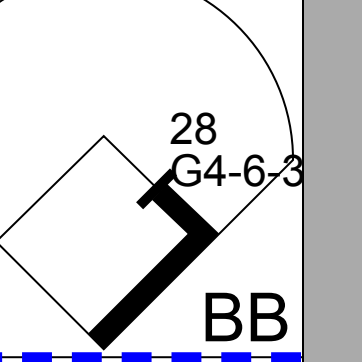
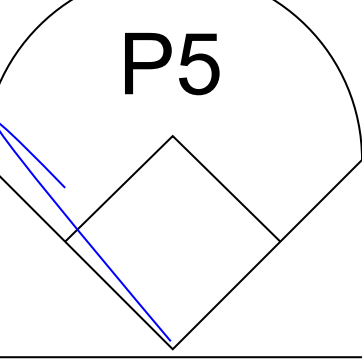
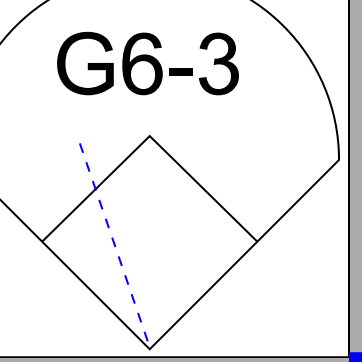
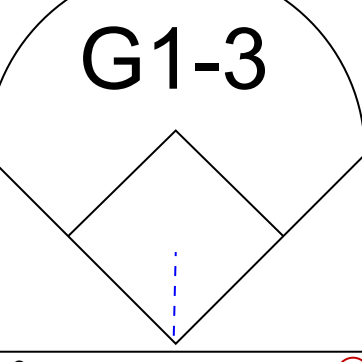

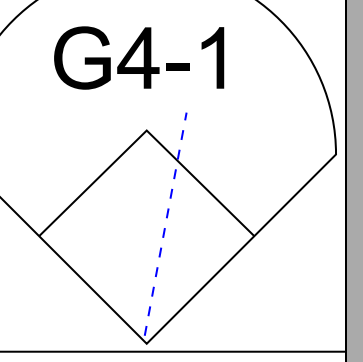
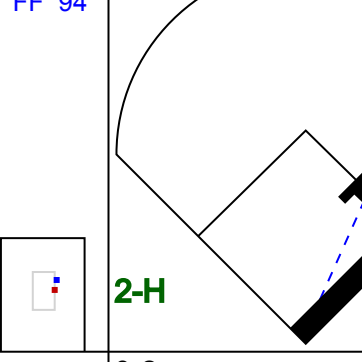
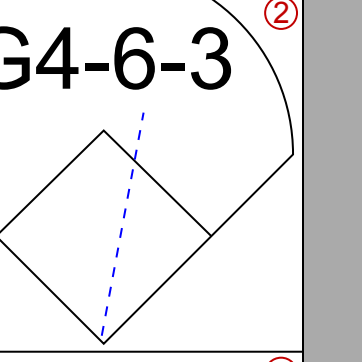
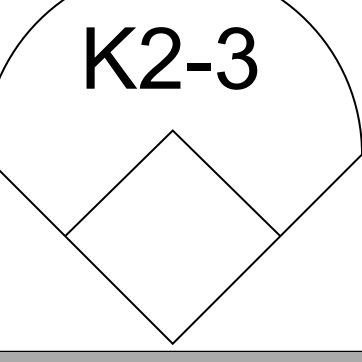
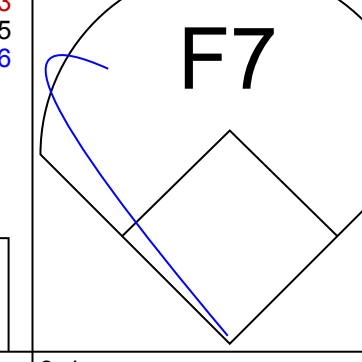





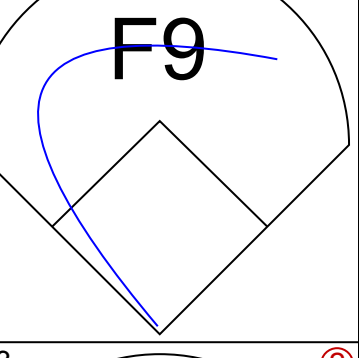
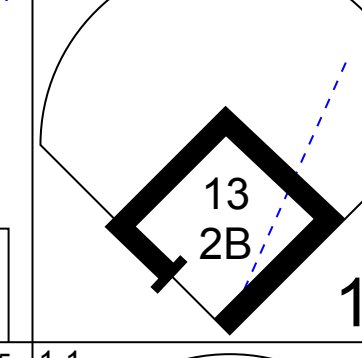
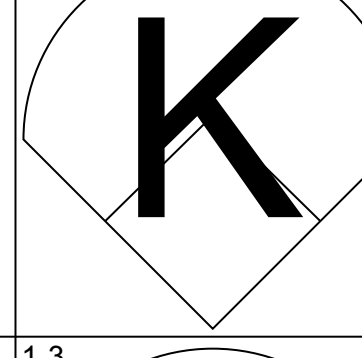

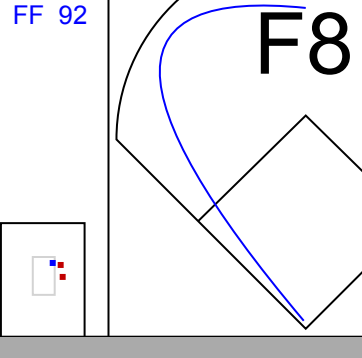

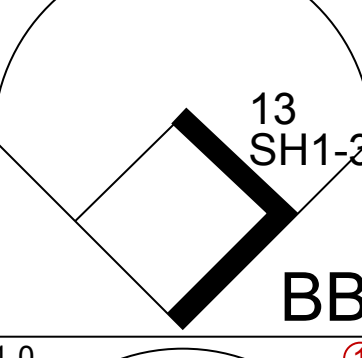
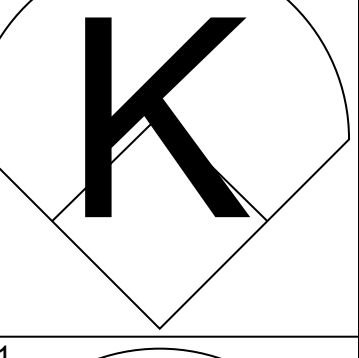
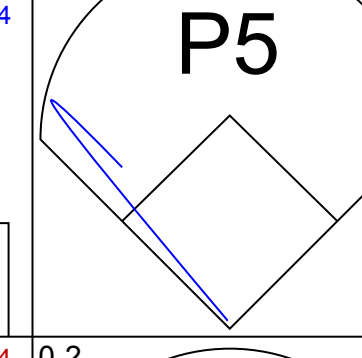
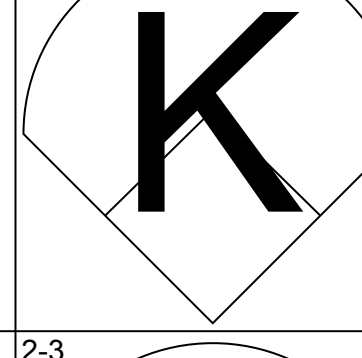


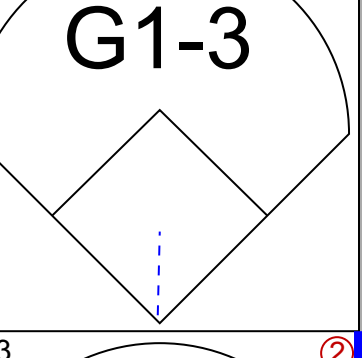
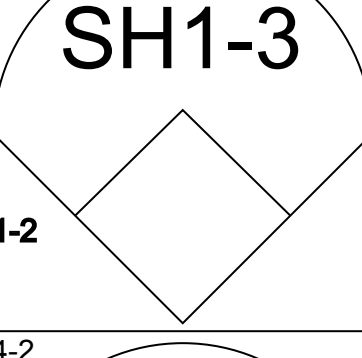
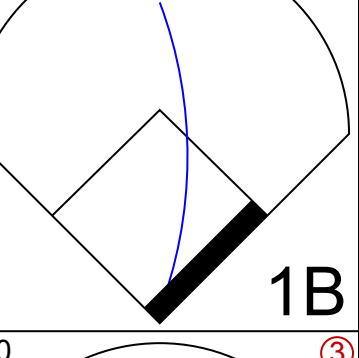
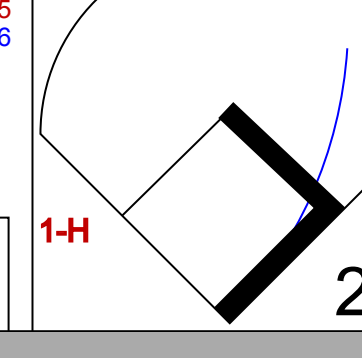
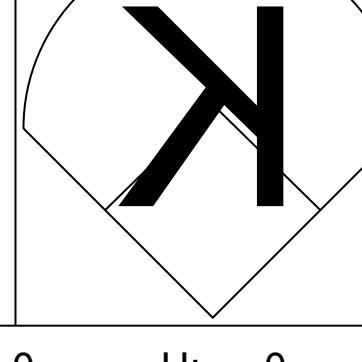


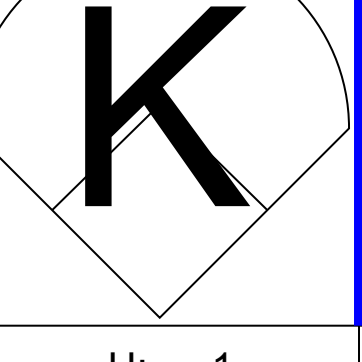
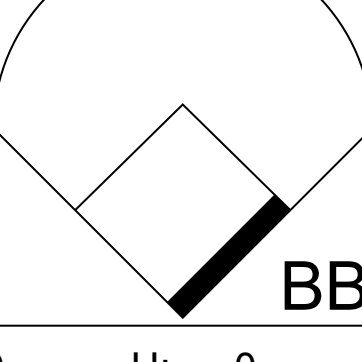
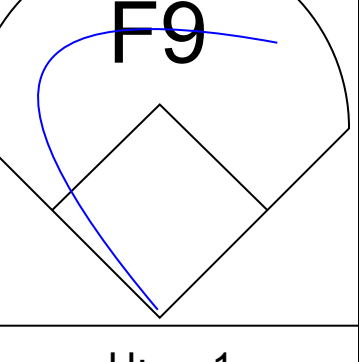


Batter	1	2	3	4	5	6	7	8	9	10	11	12	13	14	AB	R	H	BI	BB	SO	LOB	TOP						
14 Austin Jackson, R OBP: 0.419, SLG: 0.485 (1, 8)															7	0	1	0	0	4	3							
48 Tori Hunter, R OBP: 0.439, SLG: 0.587 (1, 9)															5	0	2	0	2	1	1							
24 Miguel Cabrera, R OBP: 0.397, SLG: 0.492 (1, 5)															6	0	1	0	0	2	3							
28 Prince Fielder, L OBP: 0.439, SLG: 0.660 (1, 3)															6	0	0	0	0	5	4							
41 Victor Martinez, S OBP: 0.305, SLG: 0.235 32 Don Kelly, L OBP: 0.143, SLG: 0.077 (14, 10)															6	1	2	0	0	0	0							
12 Andy Dirks, L OBP: 0.326, SLG: 0.229 18 Matt Tuasosopo, R OBP: 0.533, SLG: 0.455 (12, 7)															4	0	1	0	0	2	0							
27 Jhonny Peralta, R OBP: 0.339, SLG: 0.411 (1, 6)															4	0	0	1	1	3	1							
55 Brayan Peña, S OBP: 0.308, SLG: 0.385 (1, 2)															6	0	1	1	0	3	5							
4 Omar Infante, R OBP: 0.294, SLG: 0.271 (1, 4)															6	0	0	0	0	1	7							
Inning Stats	R: 0 E: 0 K: 3 S: 13	H: 1 LOB: 1 BB: 0 P: 16	R: 0 E: 0 K: 1 S: 6	H: 0 LOB: 0 BB: 0 P: 9	R: 0 E: 0 K: 0 S: 7	H: 0 LOB: 0 BB: 0 P: 8	R: 0 E: 0 K: 2 S: 8	H: 1 LOB: 1 BB: 0 P: 11	R: 0 E: 0 K: 1 S: 10	H: 0 LOB: 0 BB: 0 P: 10	R: 0 E: 0 K: 2 S: 10	H: 1 LOB: 1 BB: 0 P: 15	R: 0 E: 0 K: 1 S: 12	H: 0 LOB: 0 BB: 0 P: 19	R: 0 E: 0 K: 2 S: 5	H: 0 LOB: 0 BB: 0 P: 6	R: 0 E: 0 K: 1 S: 8	H: 1 LOB: 1 BB: 0 P: 12	R: 0 E: 0 K: 3 S: 11	H: 0 LOB: 2 BB: 2 P: 24	R: 0 E: 0 K: 3 S: 12	H: 0 LOB: 1 BB: 1 P: 22	R: 1 E: 0 K: 0 S: 12	H: 1 LOB: 3 BB: 1 P: 19	1B: 5 2B: 3 HR: 0	SF: 0 SAC: 1 DP: 0 HBP: 0	WP: 1 PB: 0 SB: 0 CS: 0	PA: 55
PITCHER	34 Félix Hernández, R ERA: 2.51	IP: 8.0 WLS: 29 BF: 5	H: 5 R: 1 ER: 0 SO: 12 BB: 0 IBB: 0 HBP: 0 BLK: 0	WP: 0 HR: 0 S: 76 P: 106	ERA: 1.12 WHIP: 0.625	49 Blake Beavan, R ERA: 8.25	IP: 1.0 WLS: 4 BF: 4	H: 0 R: 0 ER: 0 SO: 0 BB: 0 IBB: 0 HBP: 0 BLK: 0	WP: 0 HR: 0 S: 9 P: 9	ERA: 0.00 WHIP: 0.000																		

Detroit Tigers @ Seattle Mariners
Safeco Field, Seattle, WA
Wed Apr 17 2013, 7:11 PM - 11:38 PM PDT
Att: 14,983 - Partly Cloudy - 54 F

AB 50
R 2
H 8
RBI 2
BB 4
SO 21
LOB 24



Batter	1	2	3	4	5	6	7	8	9	10	11	12	13	14	AB	R	H	BI	BB	SO	LOB	BOTTOM
21 Franklin Gutierrez, R OBP: 0.288, SLG: 0.574 (1, 8)															6	0	2	0	0	4	2	
15 Kyle Seager, L OBP: 0.266, SLG: 0.322 (1, 5)															6	0	1	0	0	2	4	
8 Kendrys Morales, S OBP: 0.355, SLG: 0.389 12 Jason Bay, R OBP: 0.344, SLG: 0.370 (9, PR)															4	0	1	0	0	2	2	
38 Michael Morse, R OBP: 0.333, SLG: 0.660 (1, 9)															5	1	1	0	1	2	2	
28 Raul Ibanez, L OBP: 0.250, SLG: 0.390 (1, 7)															6	0	1	1	0	1	2	
17 Justin Smoak, S OBP: 0.306, SLG: 0.222 (1, 3)															5	0	1	0	1	1	3	
63 Jesus Montero, R OBP: 0.227, SLG: 0.233 (1, 2)															5	0	1	0	1	2	1	
13 Dustin Ackley, L OBP: 0.192, SLG: 0.163 (1, 4)															5	0	2	0	0	1	2	
26 Brendan Ryan, R OBP: 0.231, SLG: 0.175 9 Endy Chavez, L OBP: 0.231, SLG: 0.231 3 Robert Andino, R OBP: 0.125, SLG: 0.174 (9, 6)															2	0	0	0	0	2	0	
Inning Stats	R: 0 E: 0 K: 1 S: 9	H: 0 LOB: 0 BB: 0 P: 13	R: 0 E: 0 K: 1 S: 9	H: 0 LOB: 0 BB: 0 P: 12	R: 0 E: 0 K: 3 S: 9	H: 0 LOB: 0 BB: 0 P: 15	R: 0 E: 0 K: 0 S: 7	H: 1 LOB: 1 BB: 1 P: 11	R: 0 E: 0 K: 0 S: 11	H: 1 LOB: 1 BB: 1 P: 15	R: 0 E: 0 K: 3 S: 11	H: 1 LOB: 2 BB: 2 P: 14	R: 0 E: 0 K: 1 S: 8	H: 0 LOB: 1 BB: 0 P: 27	R: 0 E: 0 K: 1 S: 18	H: 1 LOB: 1 BB: 0 P: 27	R: 0 E: 0 K: 0 S: 10	H: 2 LOB: 2 BB: 0 P: 13	1B: 8 2B: 3 HR: 0	SF: 0 SAC: 1 DP: 3 HBP: 0	WP: 0 PB: 0 SB: 0 CS: 0	PA: 53
PITCHER	37 Max Scherzer, R ERA: 2.94	IP: 8.0 WLS: 29 BF: 6	H: 1 R: 1 ER: 0 SO: 12 BB: 0 IBB: 0 HBP: 0 BLK: 0	WP: 0 HR: 0 S: 75 P: 105	ERA: 1.12 WHIP: 0.675	62 Al Alburquerque, R ERA: 2.57	IP: 2.0 WLS: 4 BF: 7	H: 1 R: 0 ER: 0 SO: 3 BB: 0 IBB: 0 HBP: 0 BLK: 0	WP: 0 HR: 0 S: 16 P: 16	ERA: 0.00 WHIP: 0.500	33 Drew Smyly, L ERA: 2.89	IP: 1.0 W: 4 BF: 4	H: 1 R: 0 ER: 0 SO: 1 BB: 0 IBB: 0 HBP: 0 BLK: 0	WP: 0 HR: 0 S: 18 P: 27	ERA: 0.00 WHIP: 1.000	53 Joaquin Benoit, R ERA: 2.25	IP: 1.0 S: 4 BF: 2	H: 0 R: 0 ER: 0 SO: 0 BB: 0 IBB: 0 HBP: 0 BLK: 0	WP: 0 HR: 0 S: 10 P: 10	ERA: 0.00 WHIP: 2.000		

Detroit Tigers @ Seattle Mariners
Safeco Field, Seattle, WA
Wed Apr 17 2013, 7:11 PM - 11:38 PM PDT
Att: 14,983 - Partly Cloudy - 54 F


AB 48
R 11
H 11
RBI 1
BB 4
SO 19
LOB 19



Batter	1	2	3	4	5	6	7	8	9	AB	R	H	RBI	BB	SO	LOB	TOP					
14 Austin Jackson, R OBP: 0.397, SLG: 0.458	F8		G6-3			G3		K		4	0	0	0	0	1	1						
12 Andy Dirks, L OBP: 0.298, SLG: 0.205	G6-3					K2-3		K		4	0	0	0	0	3	1						
24 Miguel Cabrera, R OBP: 0.389, SLG: 0.477	F8						L8		G5-3	4	0	1	0	0	0	0						
28 Prince Fielder, L OBP: 0.443, SLG: 0.667									F8	4	0	2	0	0	0	1						
41 Victor Martinez, S OBP: 0.317, SLG: 0.226									G4-3	2	0	0	0	2	0	1						
27 Johnny Peralta, R OBP: 0.333, SLG: 0.407										3	0	1	0	0	1	3						
13 Alex Avila, L OBP: 0.196, SLG: 0.286										3	0	0	0	0	0	4						
4 Omar Infante, R OBP: 0.278, SLG: 0.255										3	0	0	0	0	0	1						
32 Don Kelly, L OBP: 0.176, SLG: 0.125										3	0	1	0	0	0	0						
Inning Stats	R: 0 E: 0 K: 0 S: 5	H: 0 LOB: 0 BB: 0 P: 7	R: 0 E: 0 K: 0 S: 11	H: 2 LOB: 1 BB: 0 P: 15	R: 0 E: 0 K: 0 S: 6	H: 0 LOB: 0 BB: 0 P: 9	R: 0 E: 0 K: 1 S: 10	H: 1 LOB: 0 BB: 0 P: 13	R: 0 E: 0 K: 0 S: 8	H: 0 LOB: 0 BB: 1 P: 16	R: 0 E: 0 K: 1 S: 9	H: 0 LOB: 0 BB: 0 P: 10	R: 0 E: 0 K: 1 S: 10	H: 1 LOB: 2 BB: 1 P: 21	R: 0 E: 0 K: 2 S: 13	H: 1 LOB: 1 BB: 0 P: 19	R: 0 E: 0 K: 0 S: 11	H: 0 LOB: 0 BB: 0 P: 14	1B: 4 2B: 1 3B: 0 HR: 0	SF: 0 SAC: 0 DP: 2 HBP: 0	WP: 0 PB: 0 SB: 0 CS: 0	PA: 32
PITCHER	IP	WLS	BF	H	R	ER	SO	BB	IBB	HBP	BLK	WP	HR	S	P	ERA	WHIP					
18 Hisashi Iwakuma, R ERA: 1.69	6.0		20	3	0	0	2	1	0	0	0	0	0	49	70	0.00	0.667					
58 Carter Capps, R ERA: 5.59	2.0	W	9	2	0	0	3	0	1	0	0	0	0	23	40	0.00	1.000					
54 Tom Wilhelmson, R ERA: 1.13	1.0	S	3	0	0	0	0	0	0	0	0	0	0	11	14	0.00	0.000					

Detroit Tigers @ Seattle Mariners
Safeco Field, Seattle, WA
Thu Apr 18 2013, 12:41 PM - 3:33 PM PDT
Att: 15,772 - Cloudy - 51 F


AB 30
R 0
H 5
RBI 0
BB 2
SO 5
LOB 12



Batter	1	2	3	4	5	6	7	8	9	AB	R	H	RBI	BB	SO	LOB	BOTTOM					
9 Endy Chavez, L OBP: 0.353, SLG: 0.313	K									3	0	2	1	1	1	0						
12 Jason Bay, R OBP: 0.306, SLG: 0.323	K									4	0	0	0	0	3	3						
8 Kendrys Morales, S OBP: 0.348, SLG: 0.397										4	0	1	0	0	0	0						
38 Michael Morse, R OBP: 0.310, SLG: 0.611										4	0	0	0	0	2	1						
17 Justin Smoak, S OBP: 0.303, SLG: 0.224										4	0	1	0	0	2	0						
7 Kelly Shoppach, R OBP: 0.458, SLG: 0.619										3	0	1	0	0	2	0						
13 Dustin Ackley, L OBP: 0.200, SLG: 0.173										3	0	1	0	0	2	2						
3 Robert Andino, R OBP: 0.185, SLG: 0.231										3	1	2	0	0	0	1						
26 Brendan Ryan, R OBP: 0.250, SLG: 0.167										2	0	0	0	0	0	1						
15 Kyle Seager, L OBP: 0.277, SLG: 0.350										1	1	1	1	0	0	0						
Inning Stats	R: 0 E: 0 K: 2 S: 13	H: 1 LOB: 1 BB: 0 P: 17	R: 0 E: 0 K: 2 S: 12	H: 1 LOB: 0 BB: 0 P: 19	R: 0 E: 0 K: 0 S: 10	H: 1 LOB: 0 BB: 0 P: 14	R: 0 E: 0 K: 2 S: 18	H: 2 LOB: 2 BB: 0 P: 21	R: 0 E: 0 K: 1 S: 11	H: 1 LOB: 1 BB: 1 P: 17	R: 0 E: 0 K: 2 S: 7	H: 0 LOB: 0 BB: 0 P: 10	R: 2 E: 0 K: 3 S: 18	H: 3 LOB: 1 BB: 0 P: 28	R: 0 E: 0 K: 0 S: 11	H: 0 LOB: 0 BB: 0 P: 16	1B: 7 2B: 2 3B: 0 HR: 0	SF: 0 SAC: 0 DP: 1 HBP: 0	WP: 0 PB: 0 SB: 0 CS: 1	PA: 33		
PITCHER	IP	WLS	BF	H	R	ER	SO	BB	IBB	HBP	BLK	WP	HR	S	P	ERA	WHIP					
35 Justin Verlander, R ERA: 2.13	7.0	L	29	9	2	2	10	1	0	0	0	0	0	89	126	2.57	1.429					
40 Phil Coke, L ERA: 5.06	1.0		3	0	0	0	0	0	0	0	0	0	0	11	16	0.00	0.000					

Detroit Tigers @ Seattle Mariners
Safeco Field, Seattle, WA
Thu Apr 18 2013, 12:41 PM - 3:33 PM PDT
Att: 15,772 - Cloudy - 51 F

AB 31
R 2
H 9
RBI 2
BB 1
SO 12
LOB 8



Batter	1	2	3	4	5	6	7	8	9	AB	R	H	RBI	BB	SO	LOB	TOP					
14 Austin Jackson, R OBP: 0.398, SLG: 0.440	F8		G6-3 48 G6-3 BB		G1-3		24 1B BB		L9	3	0	0	0	2	0	0						
48 Toni Hunter, R OBP: 0.451, SLG: 0.597	24 1B		G6-3		G5-3		24 1B BB		24 1B 2B	4	1	2	0	1	0	1						
24 Miguel Cabrera, R OBP: 0.416, SLG: 0.493	28 C4-6-3 1B		G5-3		28 BB		28 C4-6-3 1B		2H 1B	4	0	3	1	1	0	1						
28 Prince Fielder, L OBP: 0.427, SLG: 0.623	G4-6-3		P6		BB		G4-6-3		F8	4	0	0	0	1	0	7						
41 Victor Martinez, S OBP: 0.328, SLG: 0.232		13 1B			K		G6-3			3	0	1	0	1	1	2						
12 Andy Dirks, L OBP: 0.300, SLG: 0.214	P5						L3		K	3	0	1	0	0	0	1						
18 Matt Tuiasosopo, R (8, PH)										1	0	0	0	0	1	0						
27 Jhonny Peralta, R OBP: 0.333, SLG: 0.413	F8		FC5-4 13 1B		F8		F8		2B	4	0	1	0	0	0	3						
13 Alex Avila, L OBP: 0.218, SLG: 0.302					L7				G3	4	0	2	0	0	0	1						
39 Ramon Santiago, S OBP: 0.111, SLG: 0.222	K		F7		B1-3		G1-4-3			4	0	0	0	0	1	4						
Inning Stats	R: 0 H: 2 E: 0 K: 0 S: 10	H: 2 LOB: 1 BB: 0 P: 16	R: 0 H: 2 E: 0 K: 1 S: 11	H: 2 LOB: 2 BB: 0 P: 18	R: 0 H: 0 E: 0 K: 0 S: 5	H: 0 LOB: 1 BB: 1 P: 12	R: 0 H: 2 E: 0 K: 0 S: 11	H: 2 LOB: 2 BB: 1 P: 21	R: 0 H: 0 E: 0 K: 1 S: 13	H: 0 LOB: 0 BB: 2 P: 23	R: 0 H: 1 E: 0 K: 0 S: 11	H: 1 LOB: 2 BB: 2 P: 23	R: 0 H: 1 E: 0 K: 1 S: 7	H: 1 LOB: 1 BB: 0 P: 10	R: 1 H: 2 E: 0 K: 0 S: 14	H: 2 LOB: 1 BB: 0 P: 19	1B: 8 2B: 2 3B: 0 HR: 0	SF: 0 SAC: 0 DP: 3 HBP: 0	WP: 0 PB: 0 SB: 2 CS: 0	PA: 40		
PITCHER	IP WLS BF H R ER SO BB IBB HBP BLK WP HR S P ERA WHIP	IP WLS BF H R ER SO BB IBB HBP BLK WP HR S P ERA WHIP	IP WLS BF H R ER SO BB IBB HBP BLK WP HR S P ERA WHIP	IP WLS BF H R ER SO BB IBB HBP BLK WP HR S P ERA WHIP	IP WLS BF H R ER SO BB IBB HBP BLK WP HR S P ERA WHIP	IP WLS BF H R ER SO BB IBB HBP BLK WP HR S P ERA WHIP	IP WLS BF H R ER SO BB IBB HBP BLK WP HR S P ERA WHIP	IP WLS BF H R ER SO BB IBB HBP BLK WP HR S P ERA WHIP	IP WLS BF H R ER SO BB IBB HBP BLK WP HR S P ERA WHIP	IP WLS BF H R ER SO BB IBB HBP BLK WP HR S P ERA WHIP	IP WLS BF H R ER SO BB IBB HBP BLK WP HR S P ERA WHIP	IP WLS BF H R ER SO BB IBB HBP BLK WP HR S P ERA WHIP	IP WLS BF H R ER SO BB IBB HBP BLK WP HR S P ERA WHIP	IP WLS BF H R ER SO BB IBB HBP BLK WP HR S P ERA WHIP	IP WLS BF H R ER SO BB IBB HBP BLK WP HR S P ERA WHIP	IP WLS BF H R ER SO BB IBB HBP BLK WP HR S P ERA WHIP	IP WLS BF H R ER SO BB IBB HBP BLK WP HR S P ERA WHIP	IP WLS BF H R ER SO BB IBB HBP BLK WP HR S P ERA WHIP	IP WLS BF H R ER SO BB IBB HBP BLK WP HR S P ERA WHIP	IP WLS BF H R ER SO BB IBB HBP BLK WP HR S P ERA WHIP	IP WLS BF H R ER SO BB IBB HBP BLK WP HR S P ERA WHIP	
48 Tommy Hanson, R ERA: 4.24	6.0	W	26	6	0	0	2	4	0	0	0	0	0	0	0	0	0	0	58	102	0.00	1.667
38 Mark Lowe, R ERA: 11.37	0.1	H	3	0	0	0	0	2	0	0	0	0	0	0	0	0	0	0	7	17	0.00	6.000
24 Sean Burnett, L ERA: 1.29	0.2	H	2	1	0	0	0	0	0	0	0	0	0	0	0	0	0	0	4	6	0.00	1.500
37 Scott Downs, L ERA: 4.76	1.0	H	4	1	0	0	1	0	0	0	0	0	0	0	0	0	0	0	7	10	0.00	1.000
65 Dane De La Rosa, R (9, 1) ERA: 2.57	1.0		5	2	1	1	0	0	0	0	0	0	0	0	0	0	0	0	14	19	9.00	2.000

Detroit Tigers @ Los Angeles Angels
Angel Stadium of Anaheim, Anaheim, CA
Fri Apr 19 2013, 7:09 PM - 10:11 PM PDT
Att: 39,023 - Clear - 77 F

AB 34
R 1
H 10
RBI 1
BB 6
SO 3
LOB 20

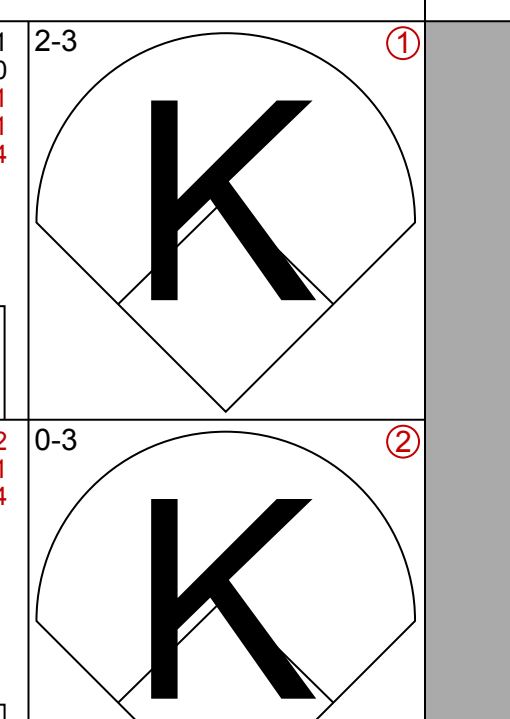
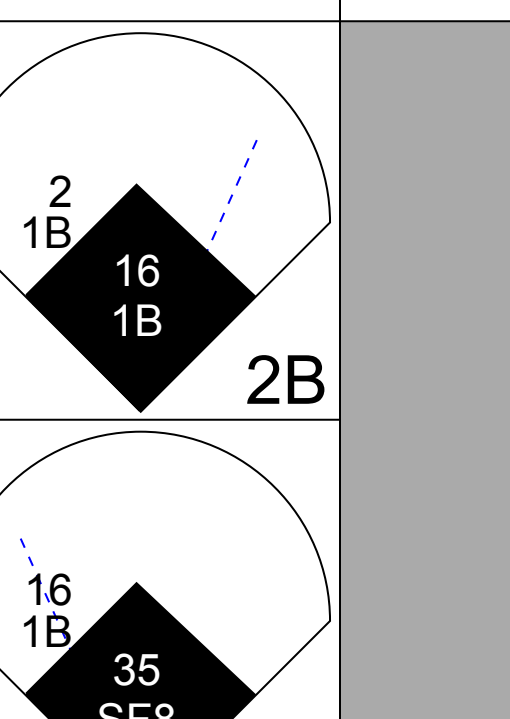
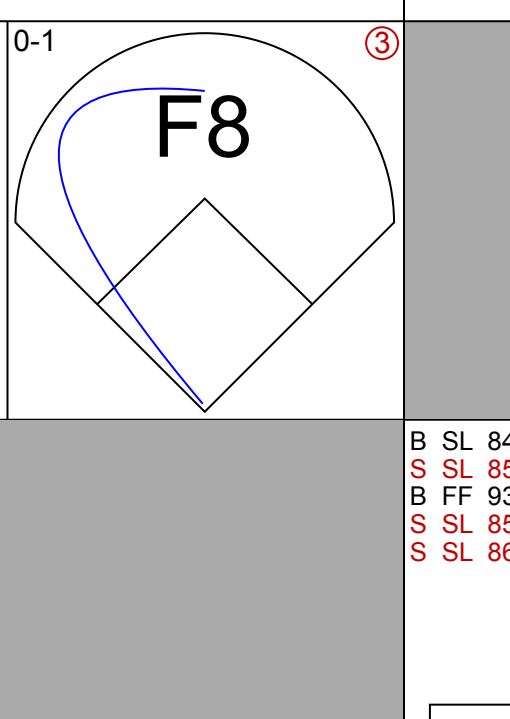
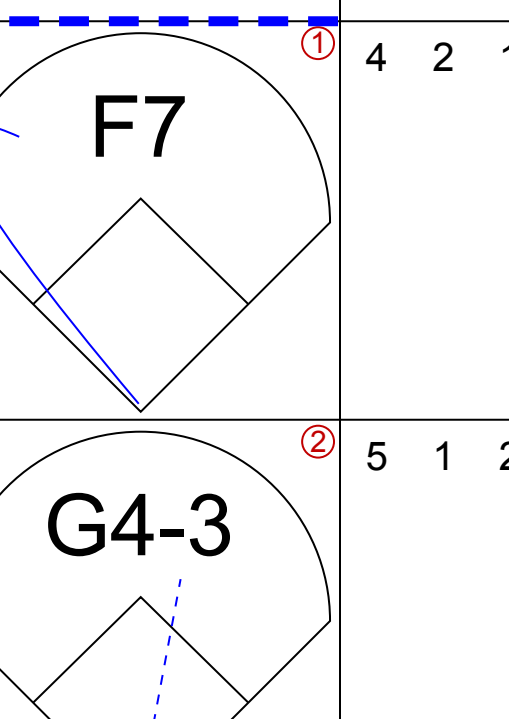
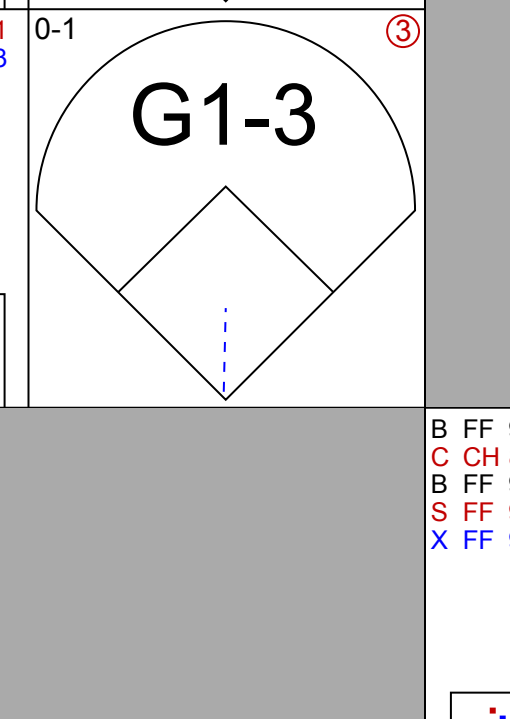
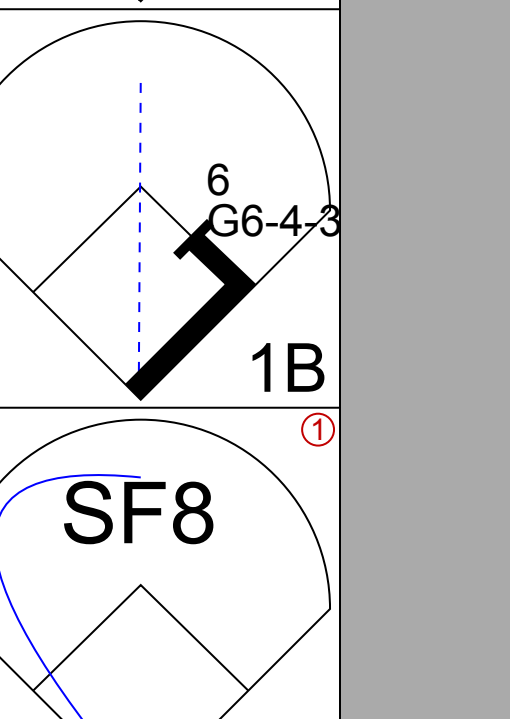
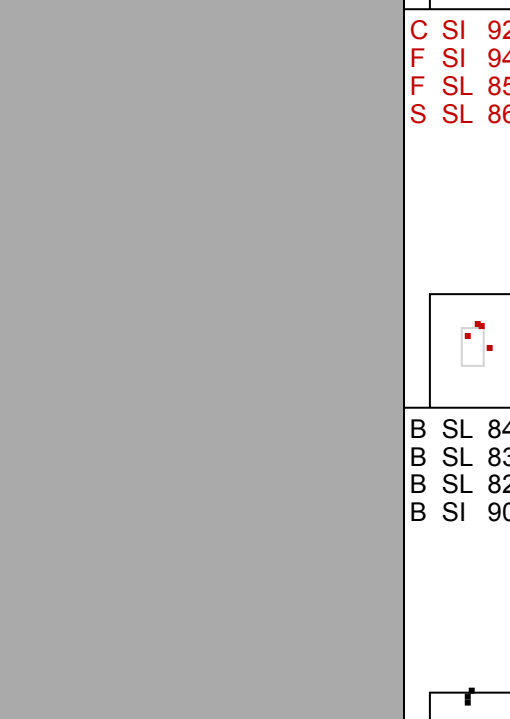
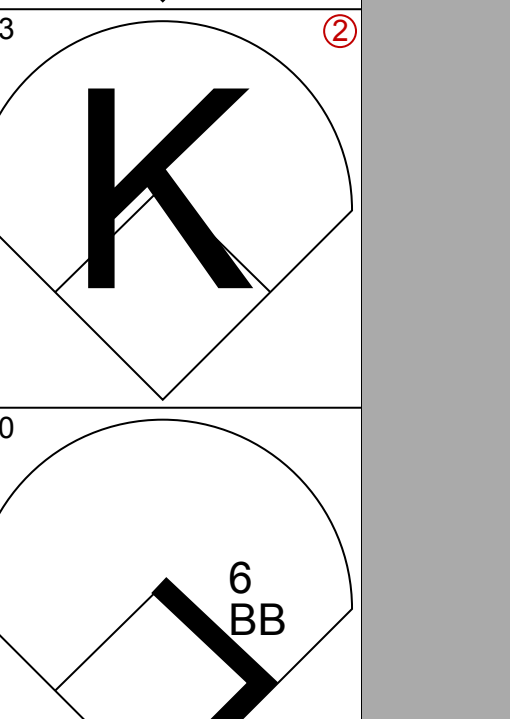
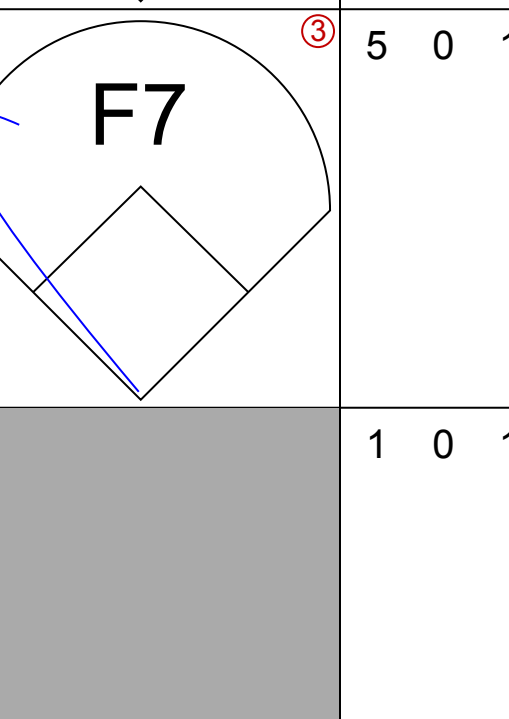
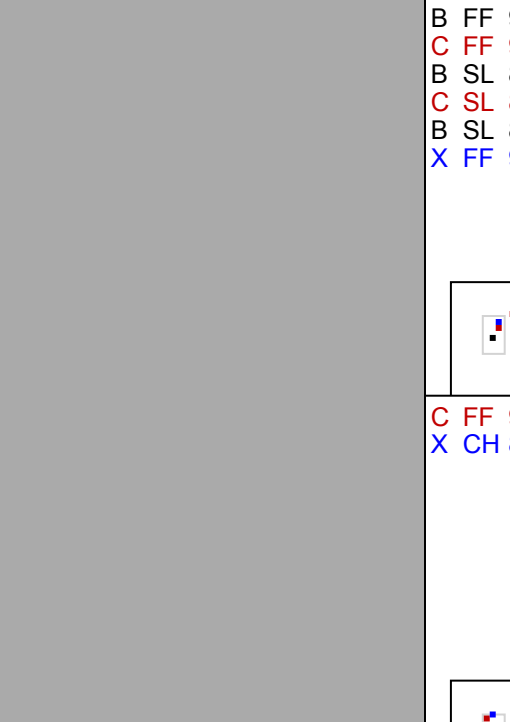
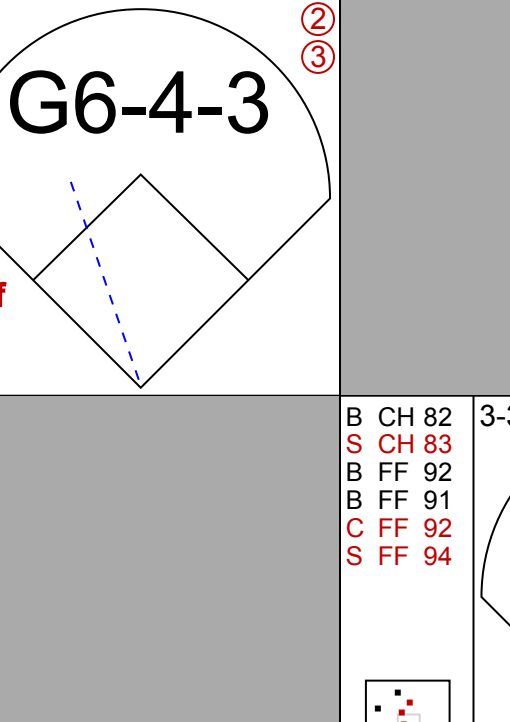
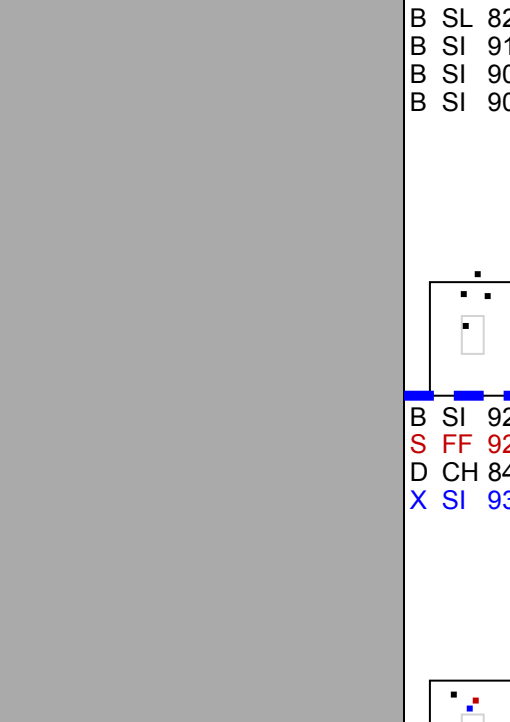
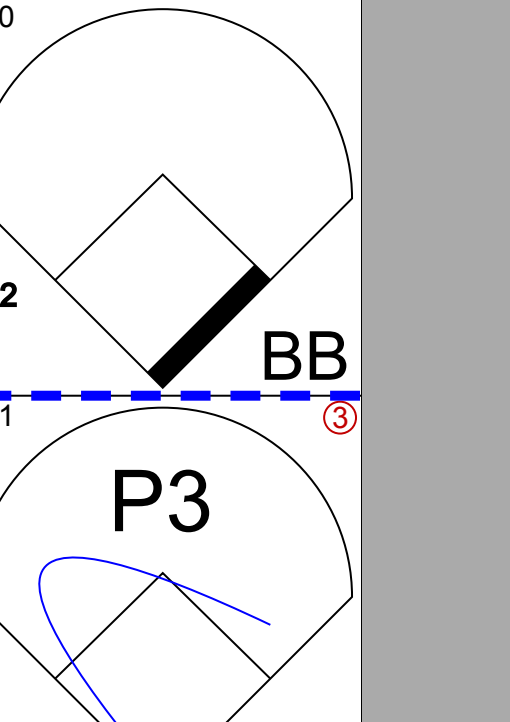

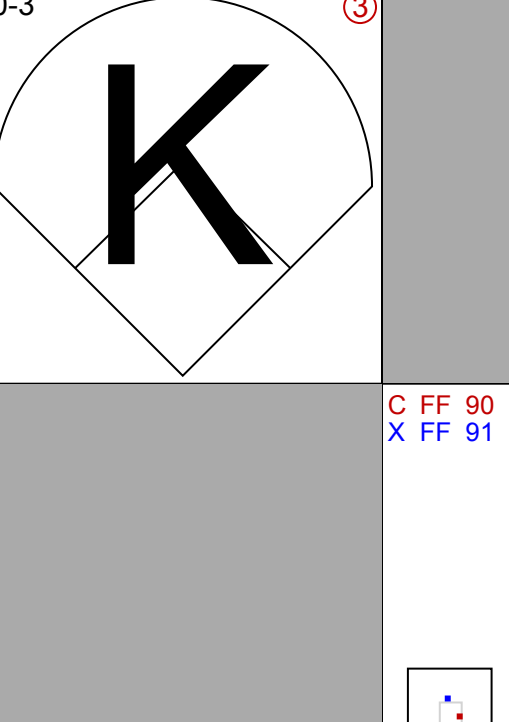
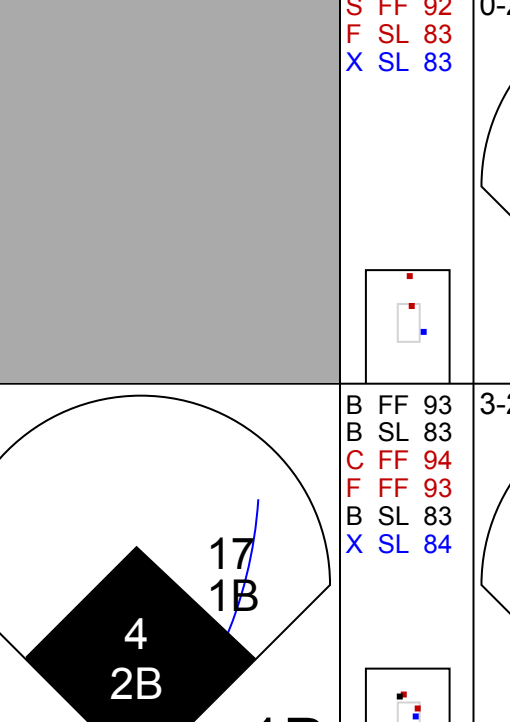
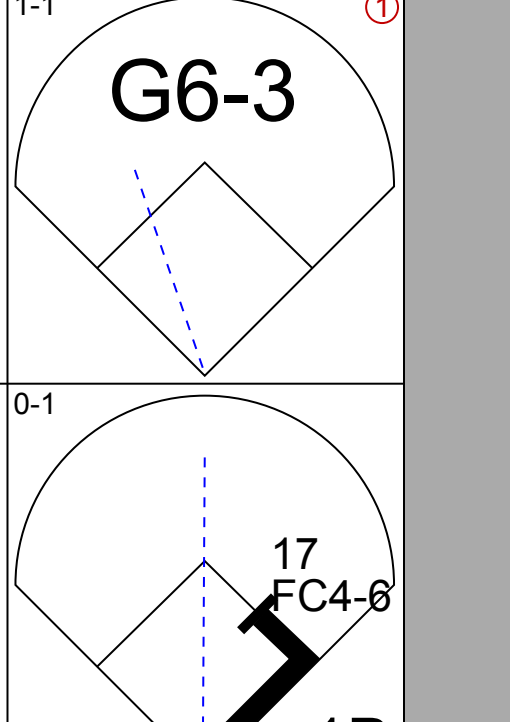
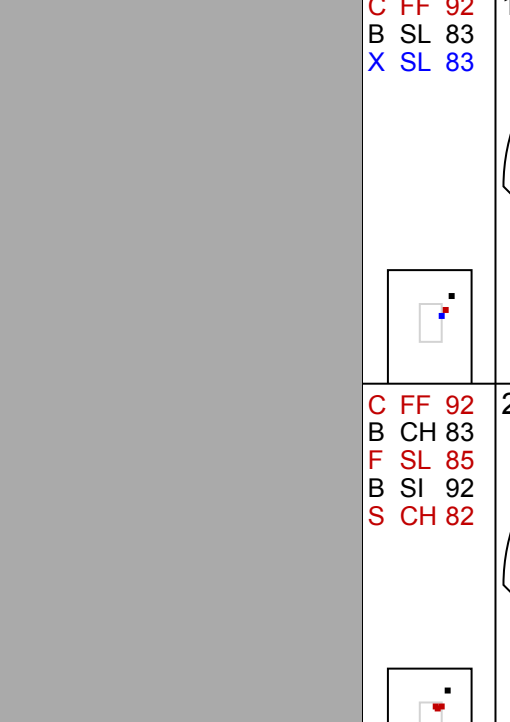

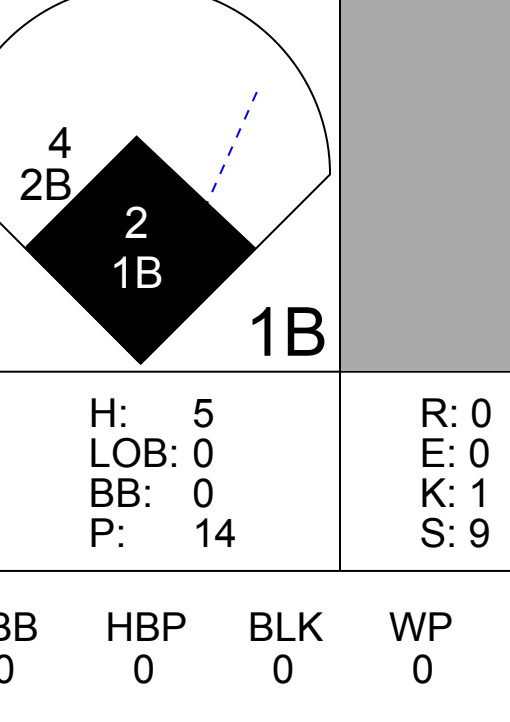
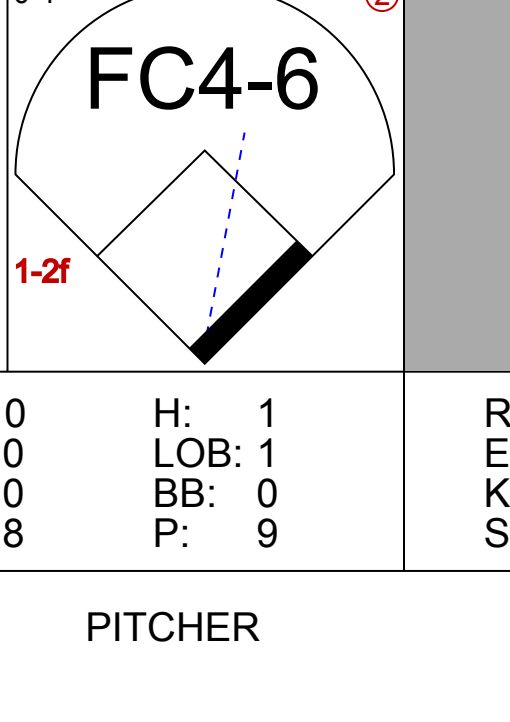
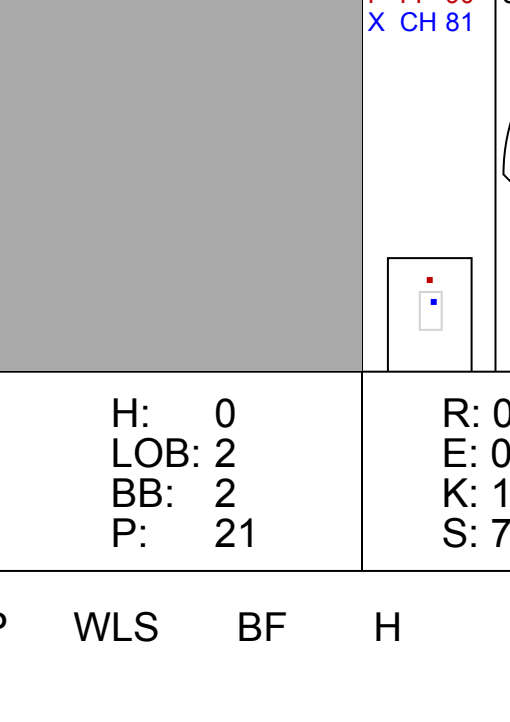
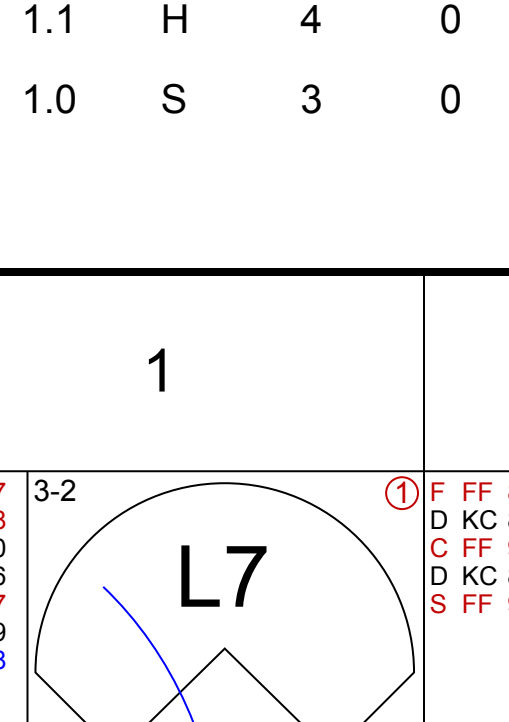
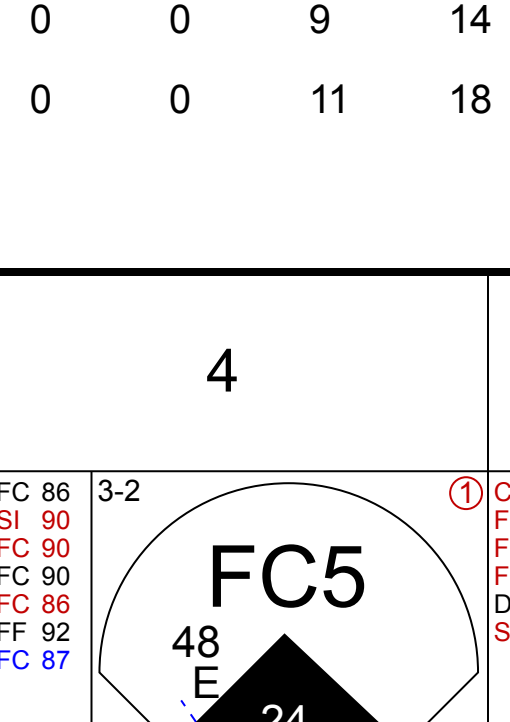
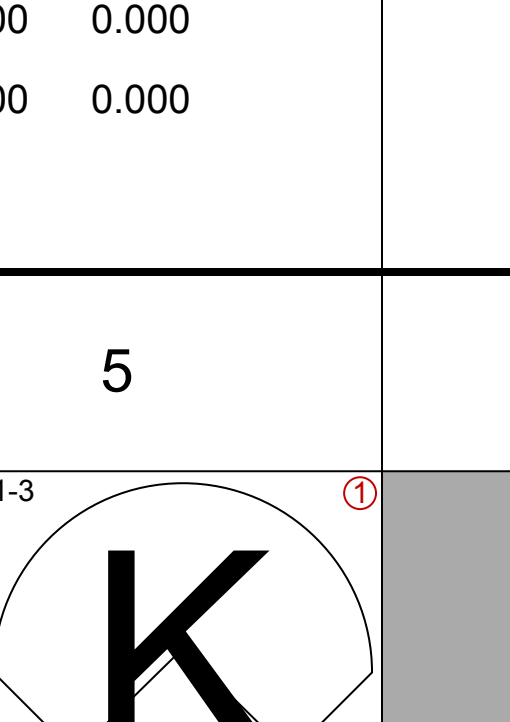
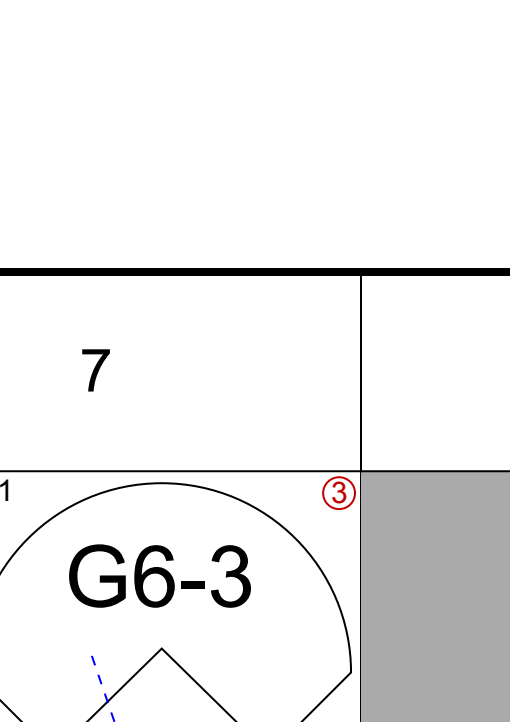
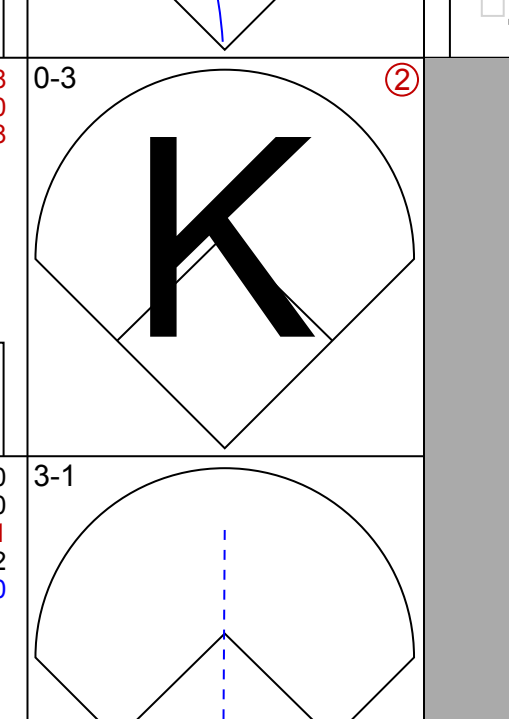
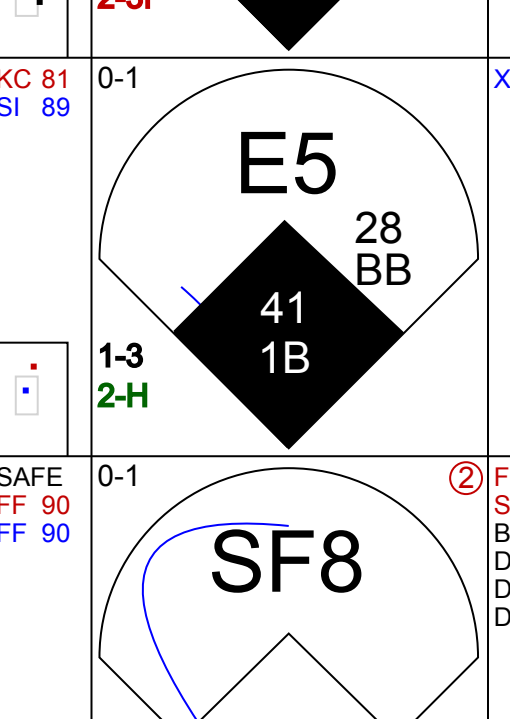

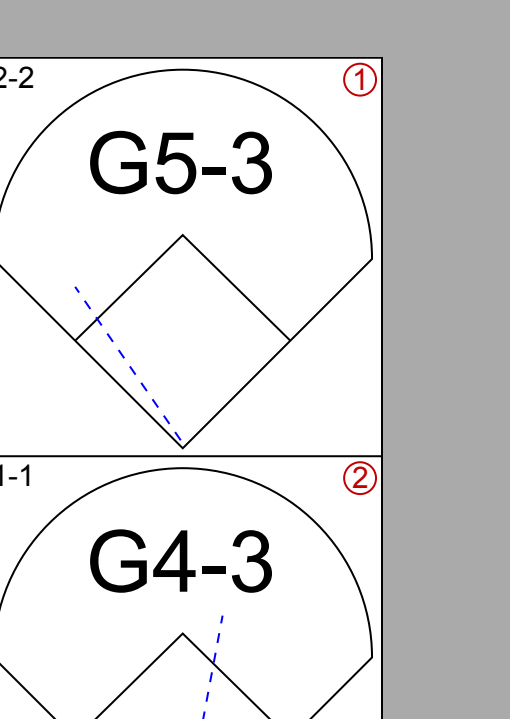
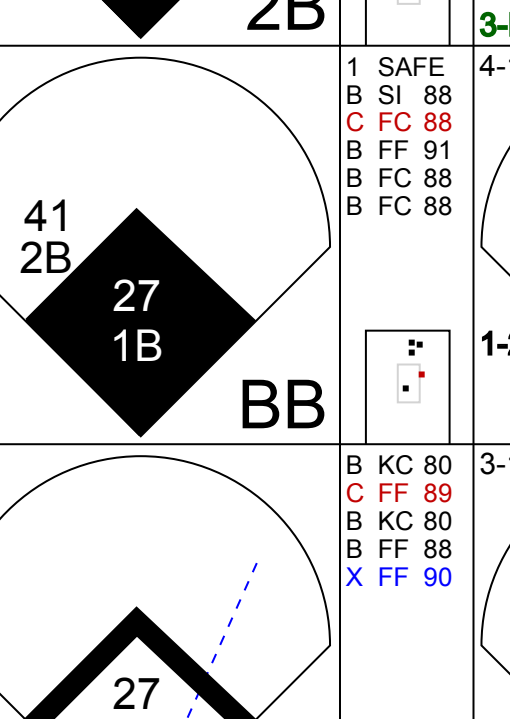
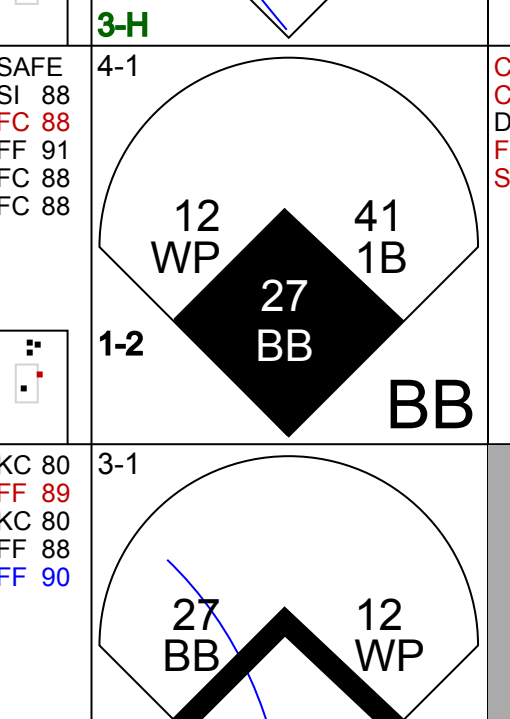
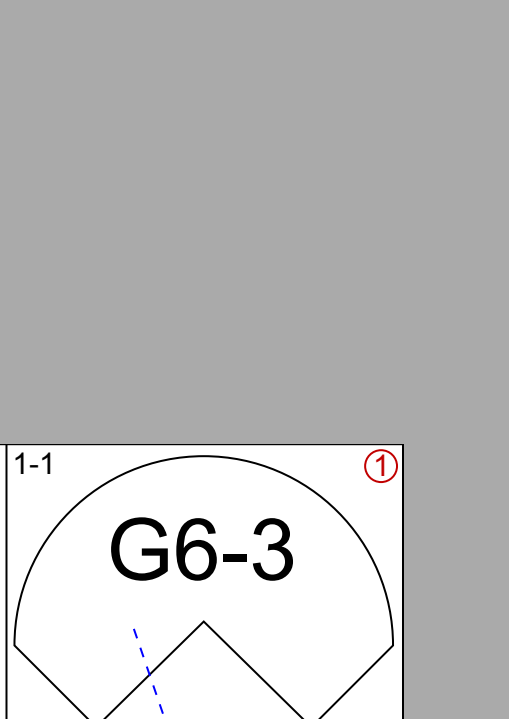
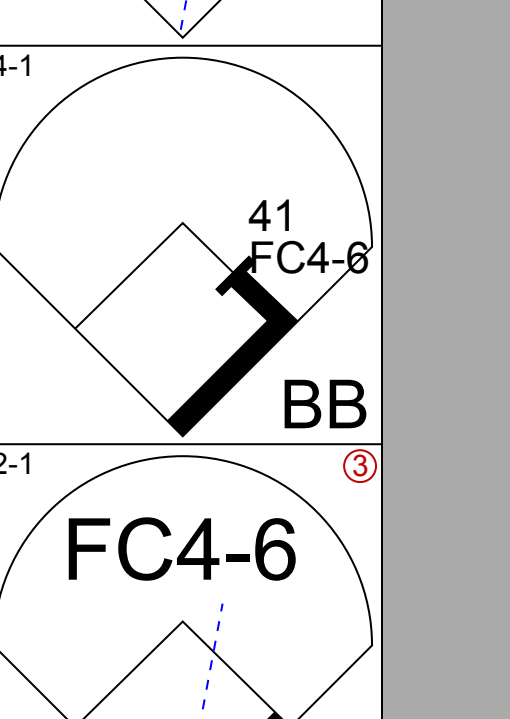
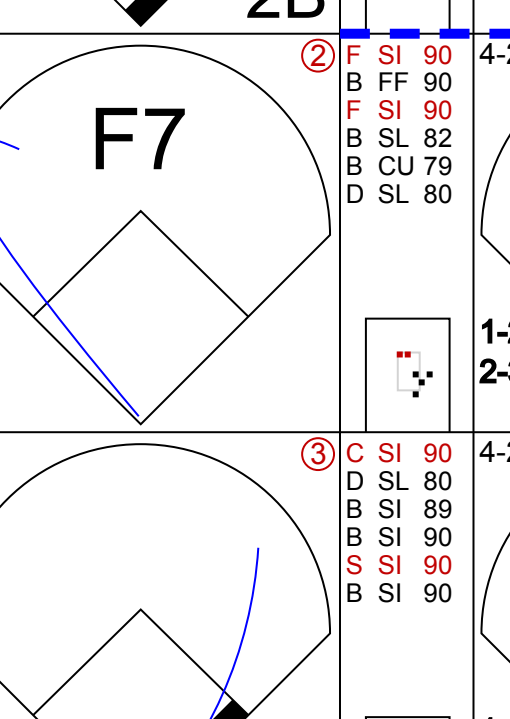
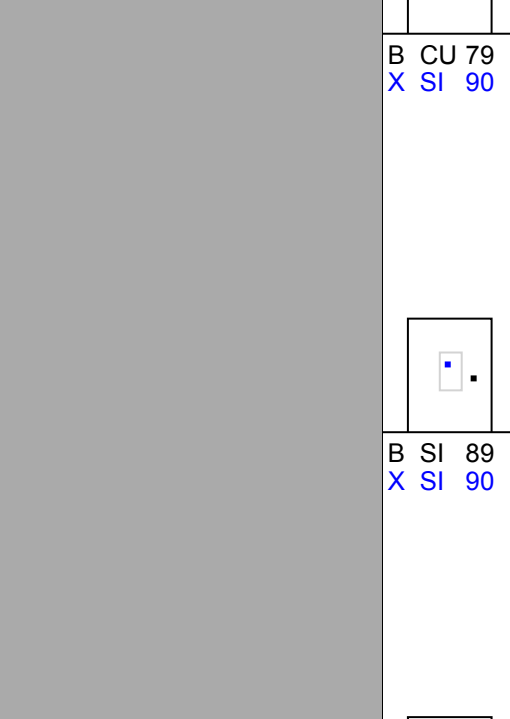
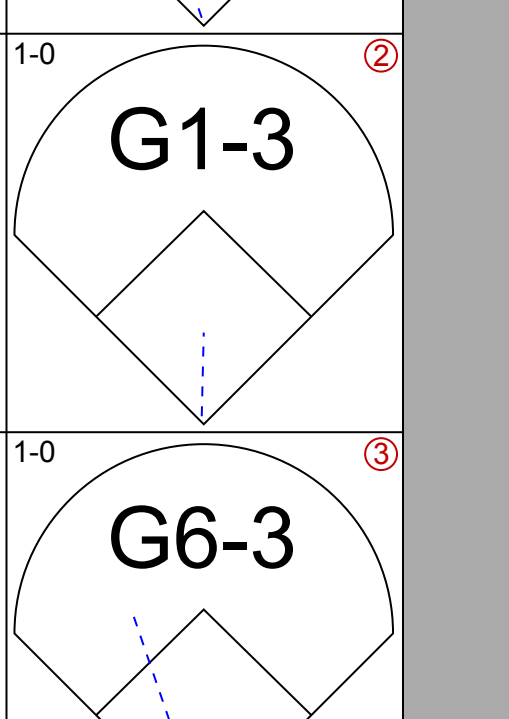



Batter	1	2	3	4	5	6	7	8	9	AB	R	H	RBI	BB	SO	LOB	BOTTOM					
25 Peter Bourjos, R OBP: 0.298, SLG: 0.489	5 1B				G6-3		SH1-3		27 2B	4	1	3	3	0	0	0						
27 Mike Trout, R OBP: 0.343, SLG: 0.484	K		SF9		G6-3		F7		5 1B	4	1	1	2	0	1	2						
5 Albert Pujols, R OBP: 0.426, SLG: 0.491					L5				5 2B	5	0	3	2	0	0	1						
39 JB Shuck, L OBP: 0.400, SLG: 0.444	32 1B				G4-3					0	0	0	0	0	0	0						
32 Josh Hamilton, L OBP: 0.254, SLG: 0.367	44 FC6-4 1B		F7				F8		F7	5	0	1	0	0	1	3						
44 Mark Trumbo, R OBP: 0.354, SLG: 0.468	FC6-4				K		17 FC4 47 1B		47 FC3-6 1B	4	0	2	0	0	1	2						
47 Howie Kendrick, R OBP: 0.306, SLG: 0.368	F9				K		17 FC4 1B		FC3-6 17 2B 25 3B	4	1	1	0	0	1	1						
17 Chris Iannetta, R OBP: 0.333, SLG: 0.432	P3				20 WP 20 2B 1B		FC4		25 3B 2B	4	2	2	0	0	0	2						
20 Brendan Harris, R OBP: 0.286, SLG: 0.474	G6-3						L4		G3	3	0	1	1	0	0	2						
7 Andrew Romine, S OBP: 0.143, SLG: 0.077										1	0	0	0	0	0	2						
18 Luis Jimenez, R OBP: 0.524, SLG: 0.632			E6 25 1B 27 SF9 1B		F8		27 F7 5 1B 25 SH1-3 1B		25 3B BB	3	3	2	0	1	0	1						
Inning Stats	R: 0 H: 3 E: 0 K: 1 S: 11	H: 0 LOB: 0 BB: 0 P: 6	R: 1 H: 2 E: 1 K: 0 S: 6	H: 2 LOB: 1 BB: 0 P: 7	R: 1 H: 2 E: 0 K: 2 S: 11	H: 2 LOB: 1 BB: 0 P: 17	R: 0 H: 2 E: 0 K: 0 S: 12	H: 2 LOB: 2 BB: 0 P: 19	R: 1 H: 2 E: 0 K: 1 S: 11	H: 2 LOB: 1 BB: 0 P: 17	R: 5 H: 5 E: 0 K: 0 S: 22	H: 5 LOB: 1 BB: 1 P: 37	1B: 12 2B: 3 3B: 1 HR: 0	SF: 1 SAC: 1 DP: 0 HBP: 0	WP: 1 PB: 0 SB: 0 CS: 0	PA: 40						
PITCHER	IP WLS BF H R ER SO BB IBB HBP BLK WP HR S P ERA WHIP	IP WLS BF H R ER SO BB IBB HBP BLK WP HR S P ERA WHIP	IP WLS BF H R ER SO BB IBB HBP BLK WP HR S P ERA WHIP	IP WLS BF H R ER SO BB IBB HBP BLK WP HR S P ERA WHIP	IP WLS BF H R ER SO BB IBB HBP BLK WP HR S P ERA WHIP	IP WLS BF H R ER SO BB IBB HBP BLK WP HR S P ERA WHIP	IP WLS BF H R ER SO BB IBB HBP BLK WP HR S P ERA WHIP	IP WLS BF H R ER SO BB IBB HBP BLK WP HR S P ERA WHIP	IP WLS BF H R ER SO BB IBB HBP BLK WP HR S P ERA WHIP	IP WLS BF H R ER SO BB IBB HBP BLK WP HR S P ERA WHIP	IP WLS BF H R ER SO BB IBB HBP BLK WP HR S P ERA WHIP	IP WLS BF H R ER SO BB IBB HBP BLK WP HR S P ERA WHIP	IP WLS BF H R ER SO BB IBB HBP BLK WP HR S P ERA WHIP	IP WLS BF H R ER SO BB IBB HBP BLK WP HR S P ERA WHIP	IP WLS BF H R ER SO BB IBB HBP BLK WP HR S P ERA WHIP	IP WLS BF H R ER SO BB IBB HBP BLK WP HR S P ERA WHIP	IP WLS BF H R ER SO BB IBB HBP BLK WP HR S P ERA WHIP	IP WLS BF H R ER SO BB IBB HBP BLK WP HR S P ERA WHIP	IP WLS BF H R ER SO BB IBB HBP BLK WP HR S P ERA WHIP	IP WLS BF H R ER SO BB IBB HBP BLK WP HR S P ERA WHIP	IP WLS BF H R ER SO BB IBB HBP BLK WP HR S P ERA WHIP	
19 Anibal Sanchez, R ERA: 1.75	6.2	L	30	11	3	2	3	0	0	0	0	0	0	0	0	0	0	0	92	2.70	1.650	
38 Darin Downs, L ERA: 2.16	0.1		1	0	0	0	0	0	0	0	0	0	0	0	0	0	0	0	3	6	0.00	0.000
20 Octavio Dotel, R ERA: 13.5	0.2		7	4	5	5	0	1	0	0	0	0	0	0	0	0	0	0	17	30	67.50	7.500
60 Brayan Villarreal, R ERA: 30.38	0.1		2	1	0	0	0	0	0	0	0	0	0	0	0	0	0	0	5	7	0.00	3.000

Detroit Tigers @ Los Angeles Angels
Angel Stadium of Anaheim, Anaheim, CA
Fri Apr 19 2013, 7:09 PM - 10:11 PM PDT
Att: 39,023 - Clear - 77 F

AB 37
R 8
H 16
RBI 8
BB 1
SO 4
LOB 16



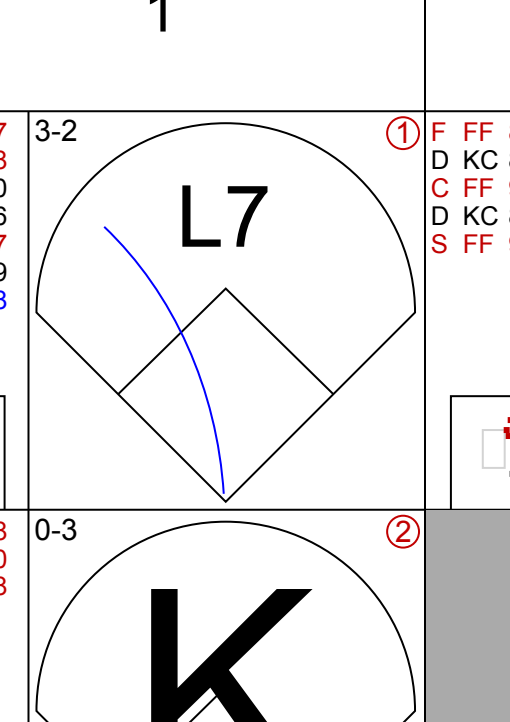
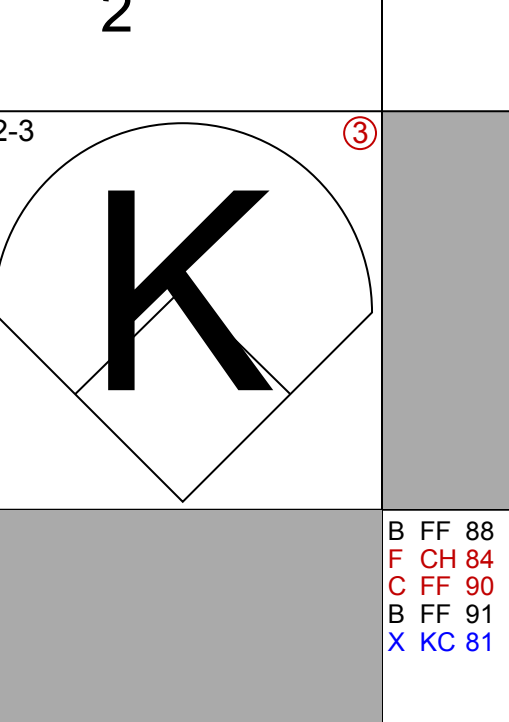
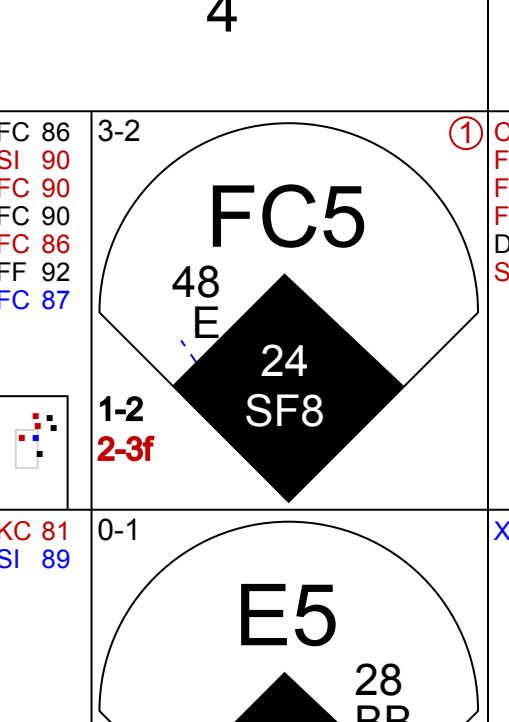
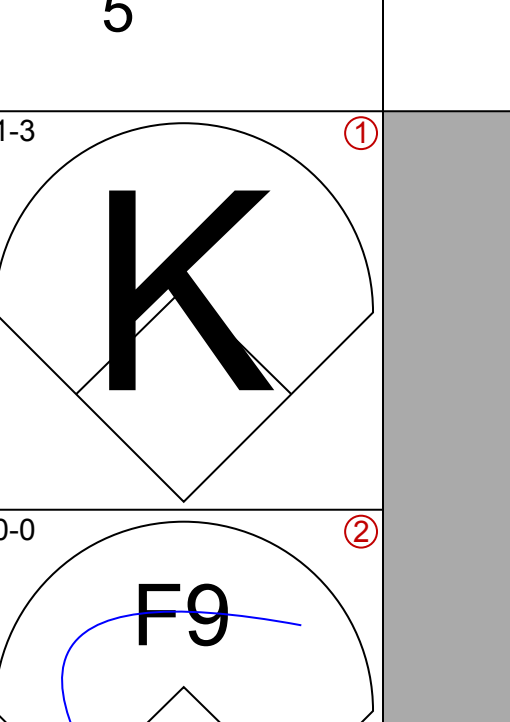
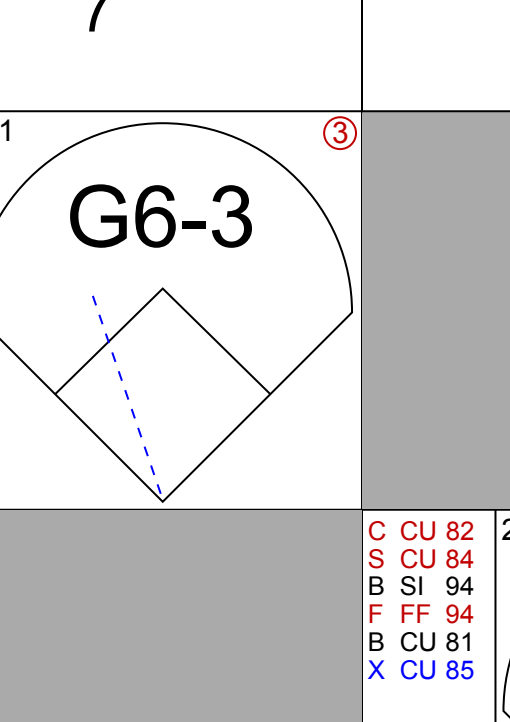
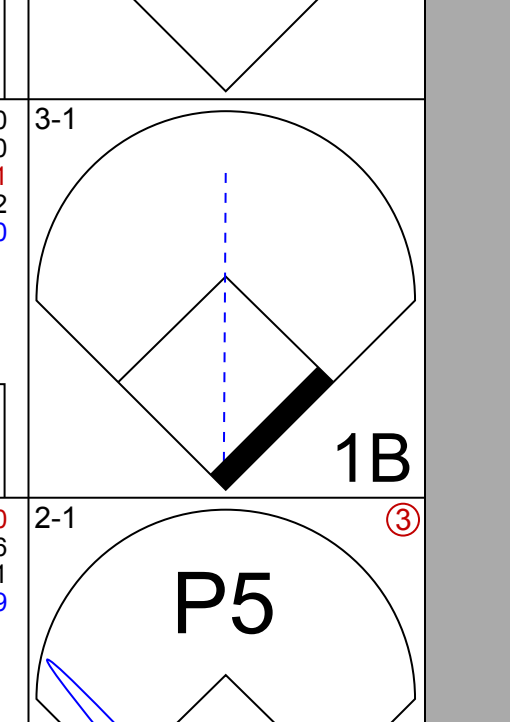
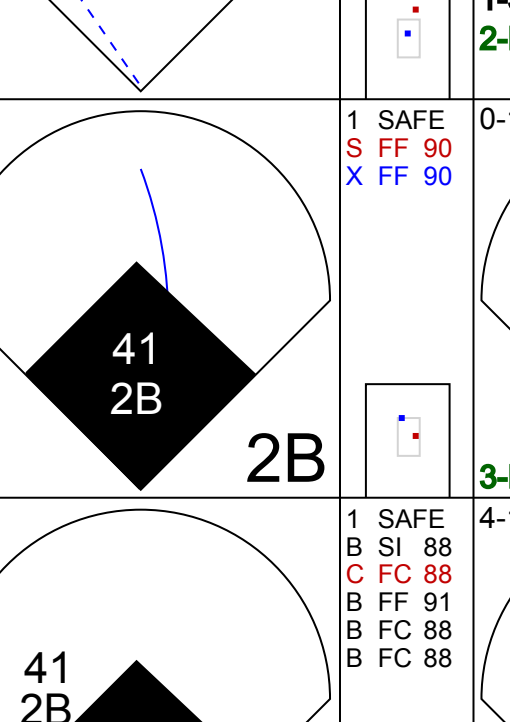
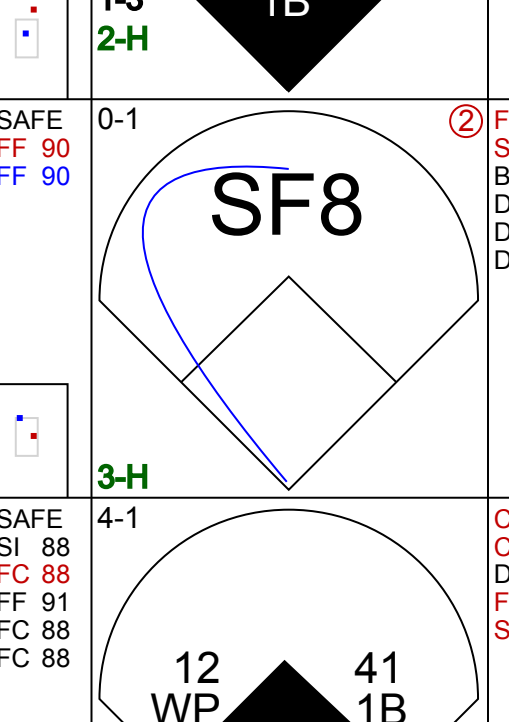
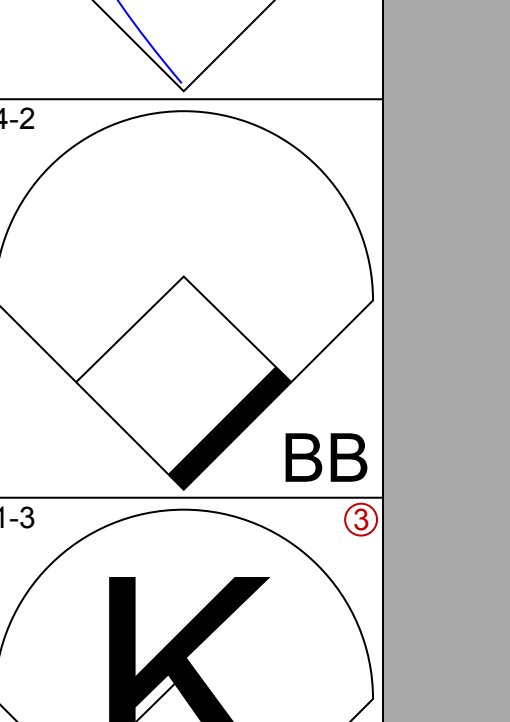
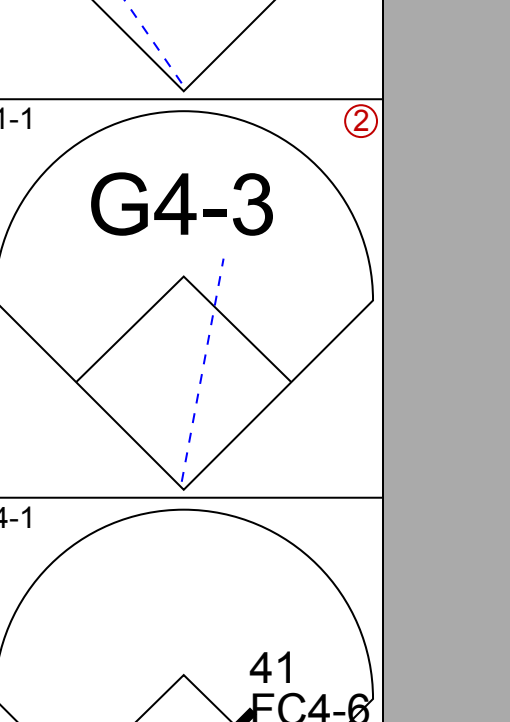
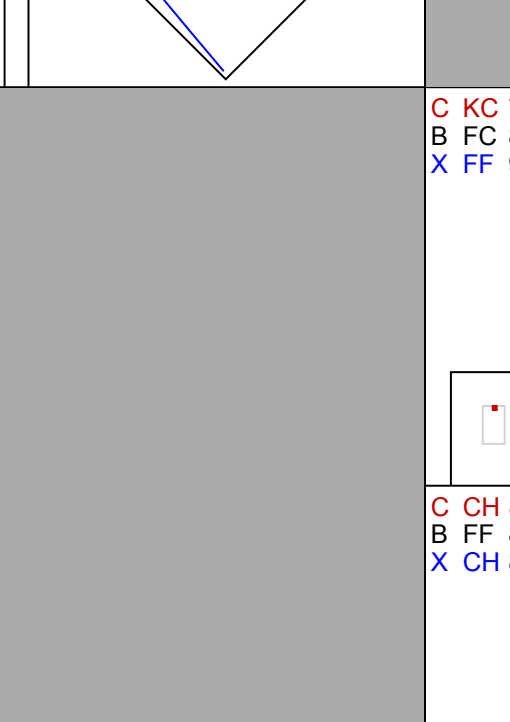
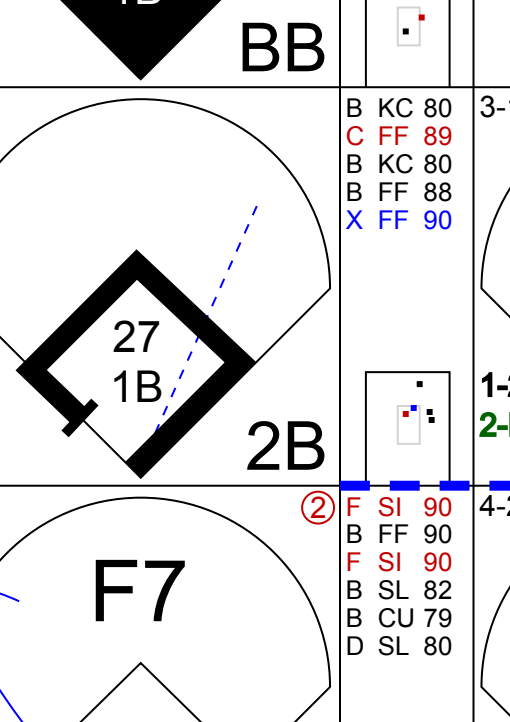
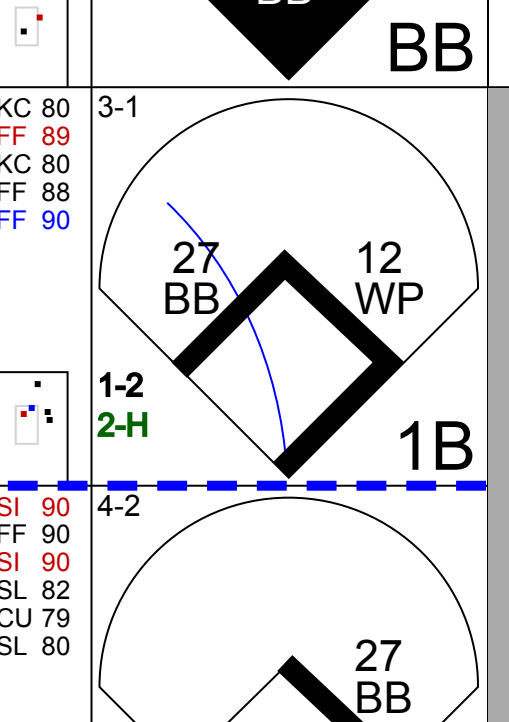
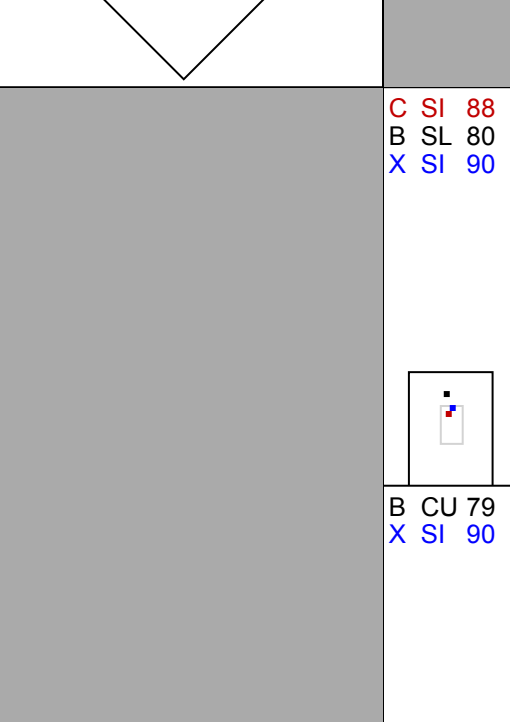
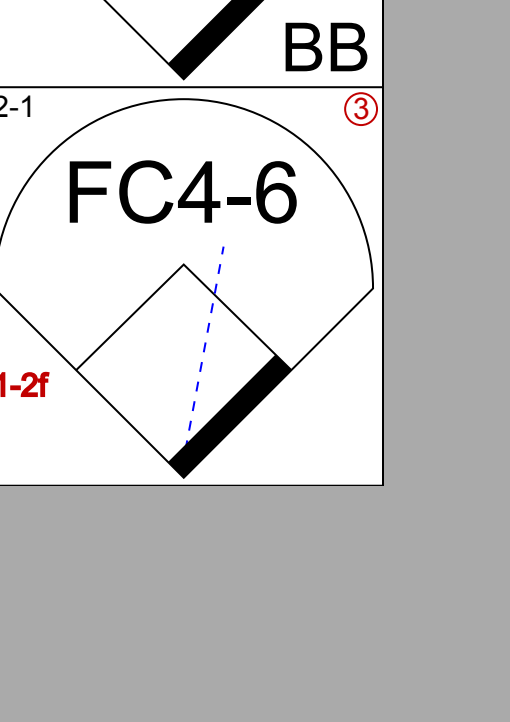
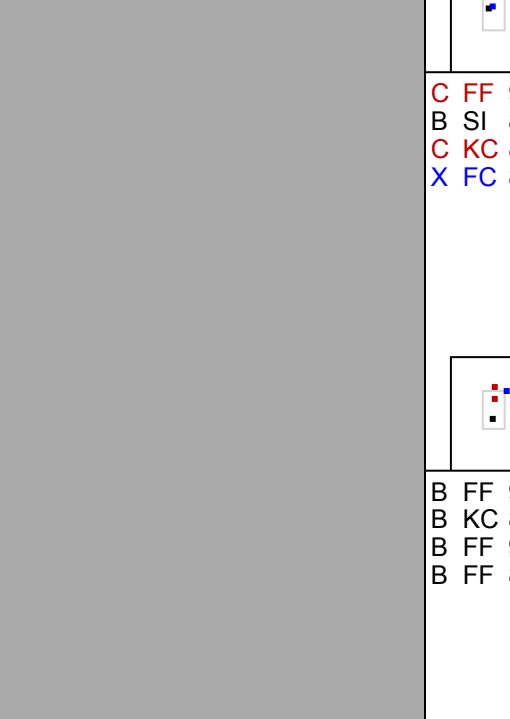
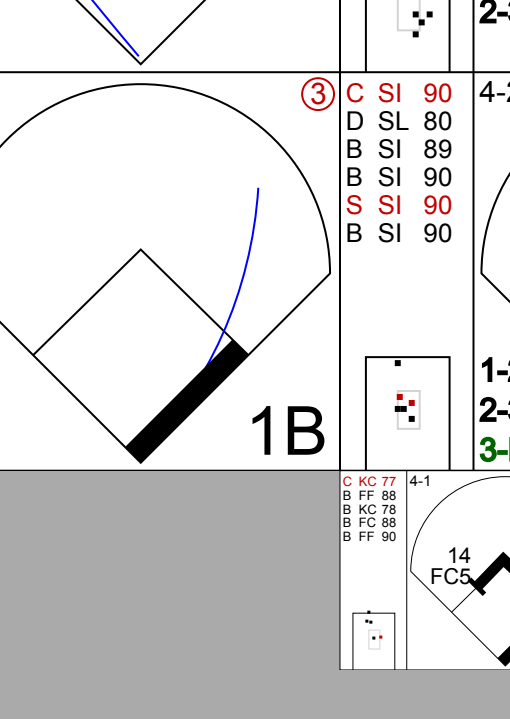
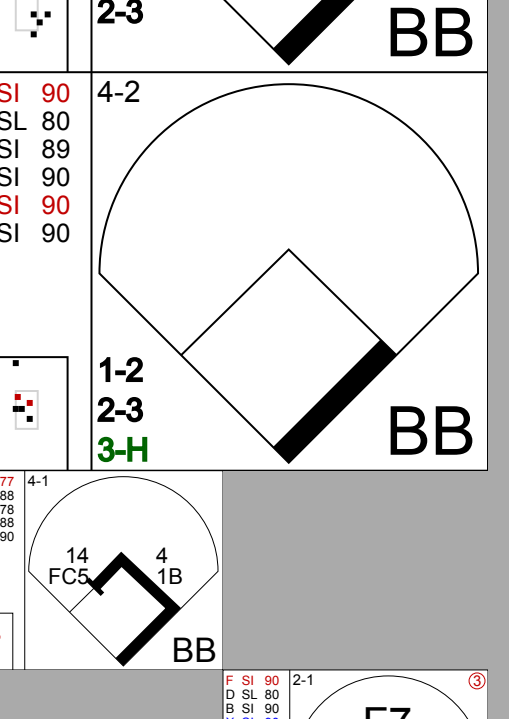
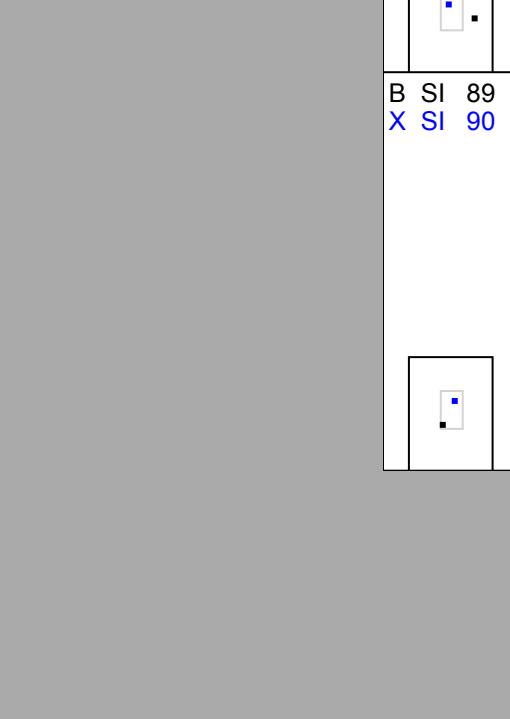


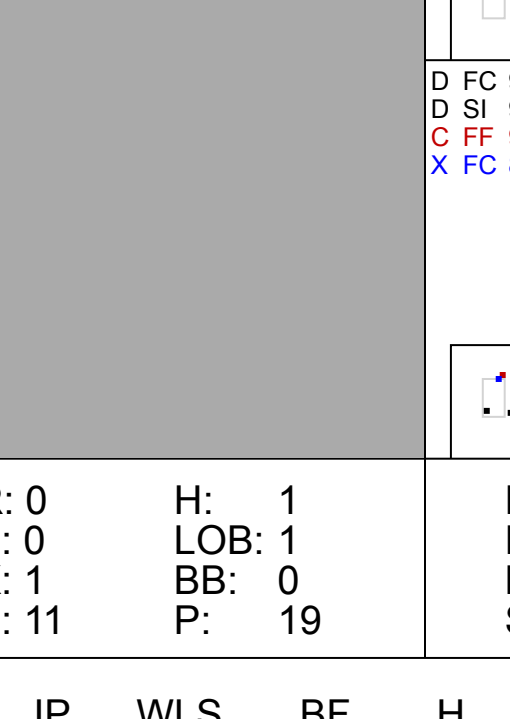
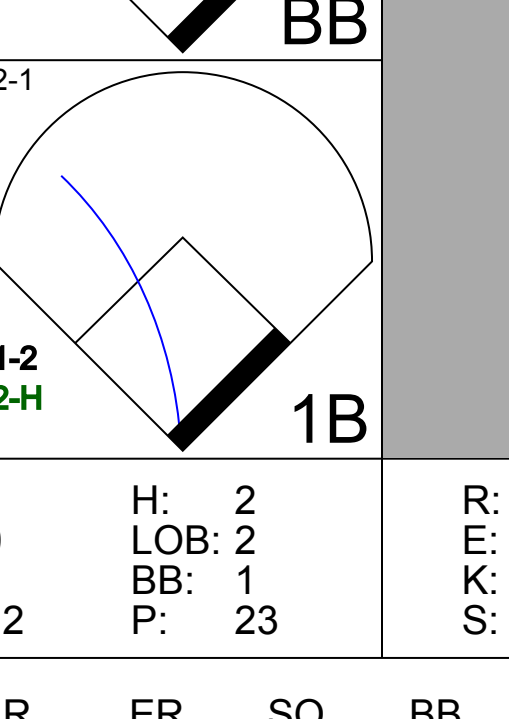
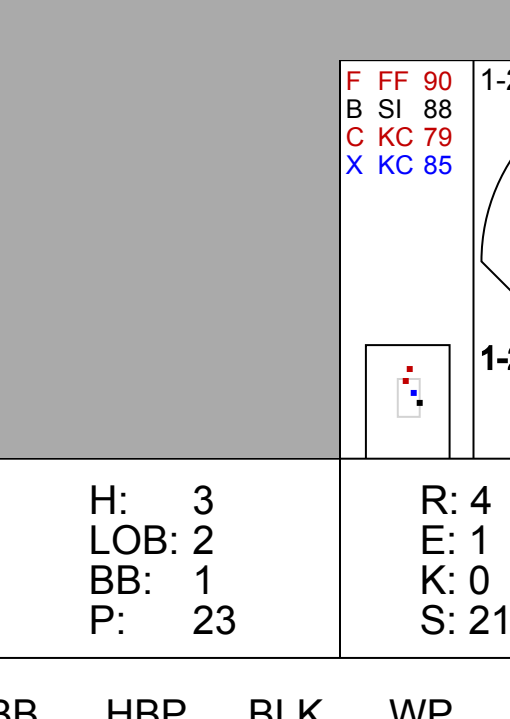
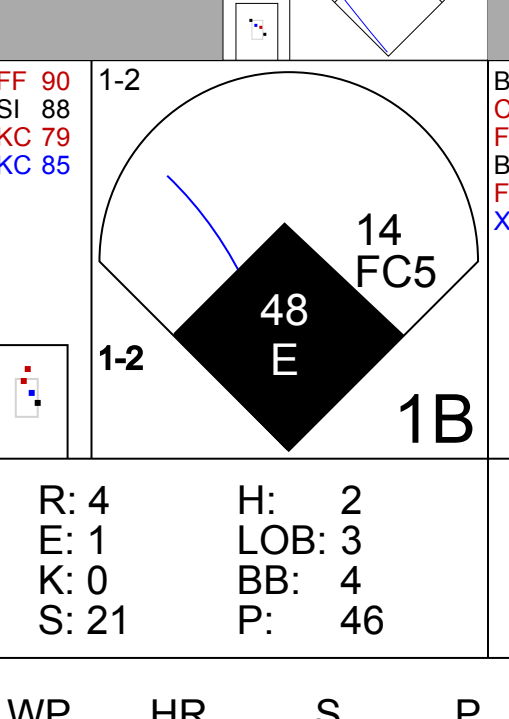
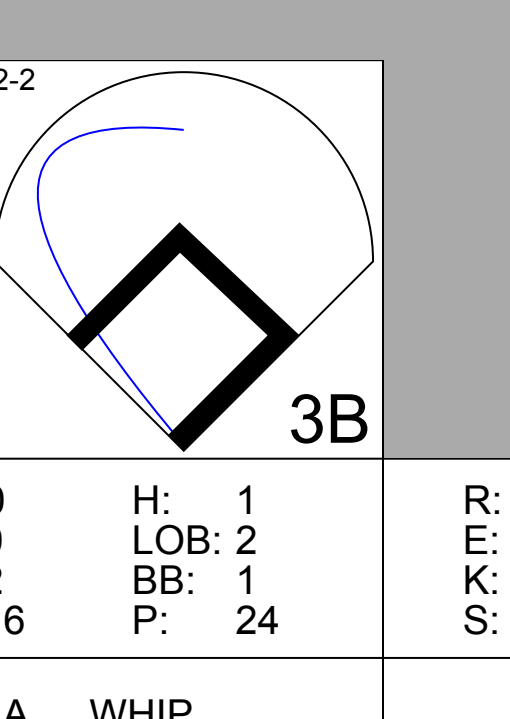






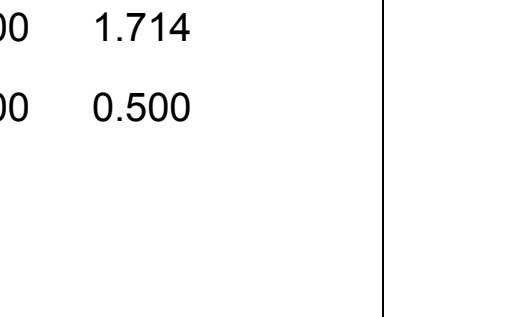

Batter	1	2	3	4	5	6	7	8	9	AB	R	H	RBI	BB	SO	LOB	TOP					
4 Alex Gordon, L OBP: 0.370, SLG: 0.506										4	2	1	1	1	1	1						
2 Alcides Escobar, R OBP: 0.321, SLG: 0.425										5	1	2	1	0	2	0						
16 Billy Butler, R OBP: 0.362, SLG: 0.393										5	0	1	1	0	1	3						
35 Eric Hosmer, L OBP: 0.375, SLG: 0.319										1	0	1	2	2	0	0						
6 Lorenzo Cain, R OBP: 0.420, SLG: 0.483										3	0	0	0	1	1	5						
8 Mike Moustakas, L OBP: 0.212, SLG: 0.160										4	0	0	0	0	2	6						
21 Jeff Francoeur, R OBP: 0.265, SLG: 0.333										4	0	0	0	0	1	1						
13 Salvador Perez, R OBP: 0.282, SLG: 0.357										4	1	2	0	0	1	0						
17 Chris Getz, L OBP: 0.259, SLG: 0.415										3	1	1	0	1	0	1						
Inning Stats	R: 0 E: 0 K: 2 S: 8	H: 0 LOB: 0 BB: 0 P: 10	R: 0 E: 0 K: 1 S: 11	H: 1 LOB: 1 BB: 0 P: 16	R: 4 E: 0 K: 0 S: 12	H: 5 LOB: 0 BB: 0 P: 14	R: 0 E: 0 K: 1 S: 9	H: 0 LOB: 0 BB: 0 P: 15	R: 1 E: 0 K: 2 S: 21	H: 1 LOB: 3 BB: 3 P: 39	R: 0 E: 0 K: 0 S: 8	H: 1 LOB: 1 BB: 0 P: 9	R: 0 E: 0 K: 2 S: 9	H: 0 LOB: 2 BB: 2 P: 21	R: 0 E: 0 K: 1 S: 7	H: 0 LOB: 0 BB: 0 P: 10	R: 0 E: 0 K: 0 S: 11	H: 0 LOB: 0 BB: 0 P: 18	1B: 6 2B: 2 3B: 0 HR: 0	SF: 1 SAC: 0 DP: 1 HBP: 0	WP: 0 PB: 0 SB: 0 CS: 0	PA: 39
PITCHER	IP	WLS	BF	H	R	ER	SO	BB	IBB	HBP	BLK	WP	HR	S	P	ERA	WHIP					
37 Max Scherzer, R ERA: 4.13	5.0	W	24	7	5	5	6	3	0	0	0	0	0	61	94	9.00	2.000					
62 Al Alburquerque, R ERA: 1.59	1.2	H	8	1	0	0	2	2	0	0	0	0	0	15	26	0.00	1.800					
53 Joaquin Benoit, R ERA: 1.74	1.1	H	4	0	0	0	1	0	0	0	0	0	0	9	14	0.00	0.000					
46 Jose Valverde, R ERA:	1.0	S	3	0	0	0	0	0	0	0	0	0	0	11	18	0.00	0.000					

Kansas City Royals @ Detroit Tigers
Comerica Park, Detroit, MI
Wed Apr 24 2013, 7:10 PM - 10:32 PM EDT
Att. 30,347 - Drizzlie - 41 F

livebaseballscorecards.com

AB 33
R 5
H 8
RBI 5
BB 5
SO 9
LOB 17



Batter	1	2	3	4	5	6	7	8	9	AB	R	H	RBI	BB	SO	LOB	BOTTOM				
14 Austin Jackson, R OBP: 0.333, SLG: 0.363										5	1	0	0	0	2	5					
48 Torii Hunter, R OBP: 0.412, SLG: 0.519										5	1	0	0	0	1	2					
24 Miguel Cabrera, R OBP: 0.440, SLG: 0.519										3	1	2	1	1	0	0					
28 Prince Fielder, L OBP: 0.438, SLG: 0.620										2	2	0	0	3	1	3					
41 Victor Martinez, S OBP: 0.293, SLG: 0.225										5	0	2	2	0	0	1					
12 Andy Dirks, L OBP: 0.281, SLG: 0.188										3	0	0	0	1	0	2					
27 Jhonny Peralta, R OBP: 0.354, SLG: 0.495										3	1	2	2	1	0	0					
13 Alex Avila, L OBP: 0.242, SLG: 0.293										2	0	0	0	2	0	3					
4 Omar Infante, R OBP: 0.299, SLG: 0.313										4	1	3	1	0	0	0					
Inning Stats	R: 0 E: 0 K: 1 S: 11	H: 1 LOB: 1 BB: 0 P: 19	R: 1 E: 0 K: 1 S: 12	H: 2 LOB: 2 BB: 1 P: 23	R: 2 E: 0 K: 0 S: 12	H: 3 LOB: 1 BB: 1 P: 23	R: 4 E: 1 K: 0 S: 21	H: 2 LOB: 3 BB: 4 P: 46	R: 0 E: 0 K: 2 S: 16	H: 1 LOB: 2 BB: 1 P: 24	R: 0 E: 0 K: 0 S: 4	H: 0 LOB: 0 BB: 0 P: 7	R: 0 E: 0 K: 0 S: 5	H: 0 LOB: 0 BB: 0 P: 7	R: 0 E: 0 K: 0 S: 9	H: 0 LOB: 1 BB: 1 P: 18	1B: 6 2B: 2 3B: 1 HR: 0	SF: 1 SAC: 0 DP: 0 HBP: 0	WP: 1 PB: 0 SB: 0 CS: 0	PA: 41	
PITCHER	IP	WLS	BF	H	R	ER	SO	BB	IBB	HBP	BLK	WP	HR	S	P	ERA	WHIP				
22 Wade Davis, R ERA: 3.2	3.2	L	23	8	3	3	2	4	0	0	0	0	0	50	95	7.36	3.273				
39 Luis Mendoza, R ERA: 5.14	2.1		11	1	0	0	2	3	0	0	0	1	0	26	47	0.00	1.714				
27 Juan Gutierrez, R ERA: 5.06	2.0		7	0	0	0	0	1	0	0	0	0	0	14	25	0.00	0.500				

Kansas City Royals @ Detroit Tigers
Comerica Park, Detroit, MI
Wed Apr 24 2013, 7:10 PM - 10:32 PM EDT
Att. 30,347 - Drizzlie - 41 F

livebaseballscorecards.com

AB 32
R 7
H 9
RBI 6
BB 8
SO 4
LOB 16



Batter	1	2	3	4	5	6	7	8	9	AB	R	H	RBI	BB	SO	LOB	TOP				
19 Andrelton Simmons, R (1.6) OBP: 0.300, SLG: 0.296										4	0	2	0	0	1	0	Atlanta Braves @ Detroit Tigers Comerica Park, Detroit, MI Fri Apr 26 2013, 7:09 PM - 9:49 PM EDT Att: 35,161 - Clear - 55 F				
26 Dan Uggla, R (1.4) 1 Tyler Pastornicky, R (8.4)										4	0	0	0	0	4	2					
8 Justin Upton, R (1.7) 17 Jordan Schafer, L (8.7)										3	0	0	0	0	1	1					
5 Freddie Freeman, L (1.3) OBP: 0.378, SLG: 0.438										4	0	0	0	0	4	0					
23 Chris Johnson, R (1.5) OBP: 0.429, SLG: 0.567										4	0	2	0	0	1	0					
24 Evan Gattis, R (1.2) OBP: 0.310, SLG: 0.609										3	0	1	0	0	1	2					
2 B.J. Upton, R (1.8) OBP: 0.228, SLG: 0.293										2	0	0	0	1	1	1					
25 Juan Francisco, L (1.10) OBP: 0.323, SLG: 0.517										3	0	0	0	0	3	2					
7 Reed Johnson, R (1.9) OBP: 0.280, SLG: 0.417										3	0	0	0	0	2	0					
Inning Stats	R: 0 E: 0 K: 2 S: 10	H: 0 LOB: 0 BB: 0 P: 13	R: 0 E: 0 K: 3 S: 13	H: 1 LOB: 2 BB: 1 P: 20	R: 0 E: 0 K: 2 S: 11	H: 1 LOB: 1 BB: 0 P: 17	R: 0 E: 0 K: 1 S: 10	H: 1 LOB: 0 BB: 0 P: 14	R: 0 E: 0 K: 2 S: 10	H: 0 LOB: 0 BB: 0 P: 10	R: 0 E: 0 K: 2 S: 11	H: 1 LOB: 1 BB: 0 P: 17	R: 0 E: 0 K: 3 S: 12	H: 1 LOB: 1 BB: 0 P: 16	R: 0 E: 0 K: 1 S: 7	H: 0 LOB: 0 BB: 0 P: 9	1B: 2 2B: 3 3B: 0 HR: 0	SF: 0 SAC: 0 DP: 1 HBP: 0	WP: 0 PB: 1 SB: 0 CS: 0	PA: 32	
PITCHER	IP	WLS	BF	H	R	ER	SO	BB	IBB	HBP	BLK	WP	HR	S	P	ERA	WHIP				
19 Anibal Sánchez, R (1.1) ERA: 1.34	8.0	W	29	5	0	0	17	1	0	0	0	0	0	84	121	0.00	0.750				
43 Bruce Rondón, R (9.1) ERA: 4.5	1.0		3	0	0	0	1	0	0	0	0	0	0	7	9	0.00	0.000				

AB	31
R	0
H	5
RBI	0
BB	1
SO	18
LOB	8



Batter	1	2	3	4	5	6	7	8	9	AB	R	H	RBI	BB	SO	LOB	BOTTOM				
14 Austin Jackson, R (1.8) OBP: 0.333, SLG: 0.364										5	1	1	0	0	1	1	Atlanta Braves @ Detroit Tigers Comerica Park, Detroit, MI Fri Apr 26 2013, 7:09 PM - 9:49 PM EDT Att: 35,161 - Clear - 55 F				
48 Torii Hunter, R (1.9) OBP: 0.426, SLG: 0.523										5	2	3	1	0	0	0					
24 Miguel Cabrera, R (1.5) OBP: 0.440, SLG: 0.517										4	2	2	1	1	0	1					
28 Prince Fielder, L (1.3) OBP: 0.429, SLG: 0.571										3	0	0	1	2	2	3					
41 Victor Martinez, S (1.10) OBP: 0.297, SLG: 0.263										5	2	3	2	0	1	2					
27 Jhonny Peralta, R (1.6) OBP: 0.364, SLG: 0.400										3	1	2	0	2	0	2					
18 Matt Tuiasosopo, R (1.7) 32 Don Kelly, L (7.7) OBP: 0.208, SLG: 0.095										4	1	2	5	0	1	3					
55 Brayan Peña, S (1.2) OBP: 0.250, SLG: 0.292										5	0	1	0	0	0	7					
4 Omar Infante, R (1.4) OBP: 0.307, SLG: 0.324										4	1	1	0	0	0	2					
Inning Stats	R: 0 E: 0 K: 1 S: 8	H: 1 LOB: 0 BB: 0 P: 9	R: 0 E: 0 K: 1 S: 10	H: 1 LOB: 1 BB: 1 P: 18	R: 4 E: 0 K: 1 S: 21	H: 4 LOB: 2 BB: 2 P: 38	R: 6 E: 0 K: 0 S: 24	H: 6 LOB: 1 BB: 1 P: 41	R: 0 E: 1 K: 0 S: 9	H: 1 LOB: 1 BB: 0 P: 17	R: 0 E: 1 K: 0 S: 6	H: 1 LOB: 1 BB: 0 P: 8	R: 0 E: 0 K: 0 S: 8	H: 0 LOB: 0 BB: 0 P: 11	R: 0 E: 0 K: 2 S: 14	H: 1 LOB: 2 BB: 1 P: 26	1B: 10 2B: 4 3B: 0 HR: 1	SF: 0 SAC: 0 DP: 1 HBP: 0	WP: 1 PB: 0 SB: 0 CS: 0	PA: 44	
PITCHER	IP	WLS	BF	H	R	ER	SO	BB	IBB	HBP	BLK	WP	HR	S	P	ERA	WHIP				
28 Paul Maholm, L (1.1) ERA: 3.3	3.2	L	23	10	8	8	3	3	0	0	0	0	0	53	89	19.64	3.545				
38 Anthony Varvaro, R (4.1) ERA: 1.42	3.1		16	4	2	2	0	2	0	0	0	0	1	33	53	5.40	1.800				
53 Cory Gearrin, R (8.1) ERA:	1.0		5	1	0	0	2	1	0	0	0	0	0	14	26	0.00	2.000				

AB	38
R	10
H	15
RBI	10
BB	6
SO	5
LOB	21

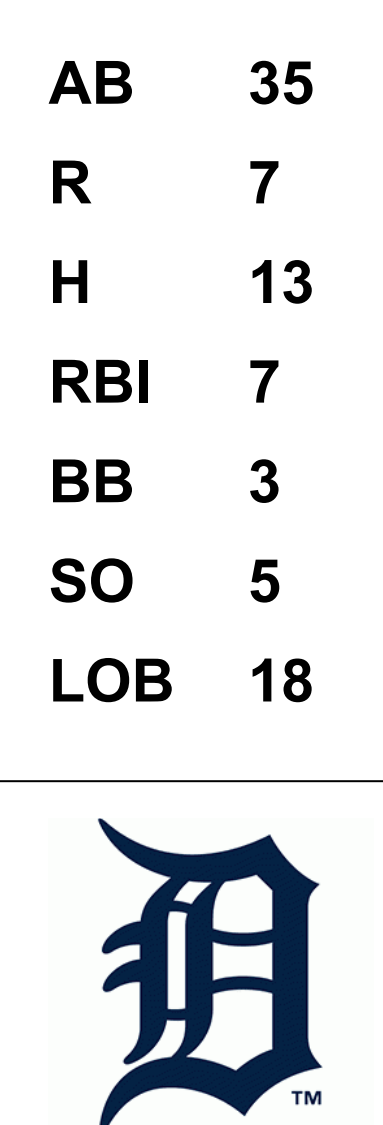


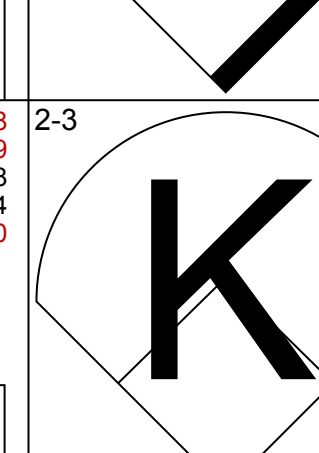

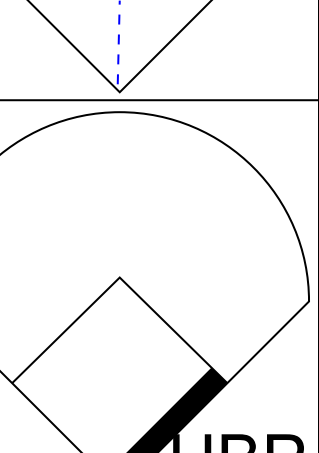
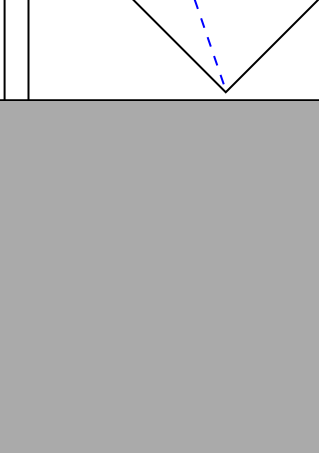
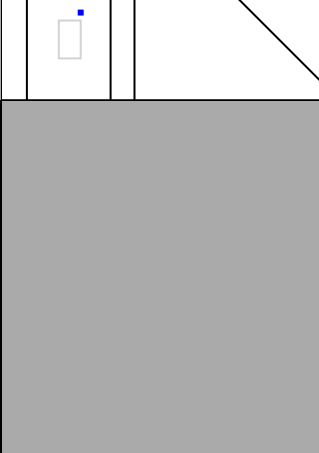
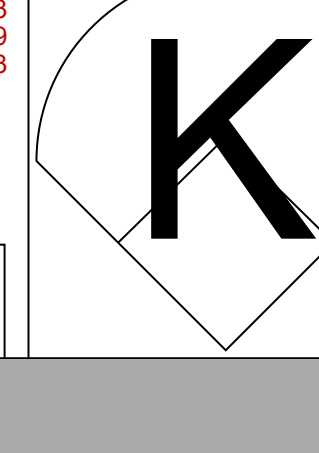
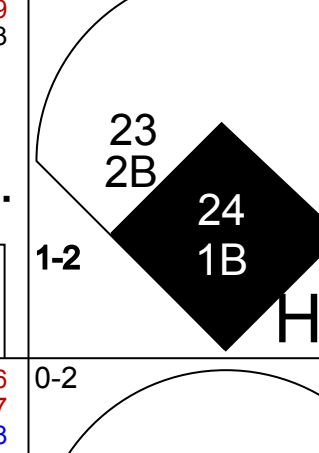
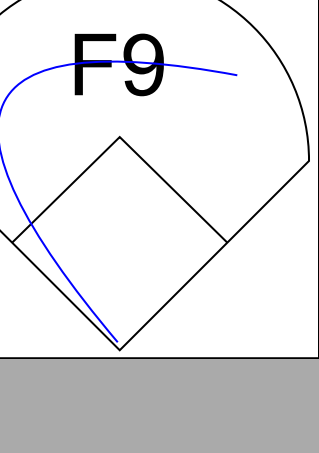



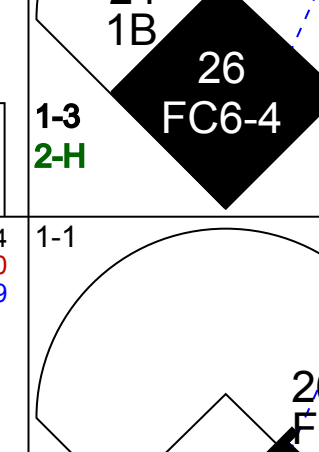

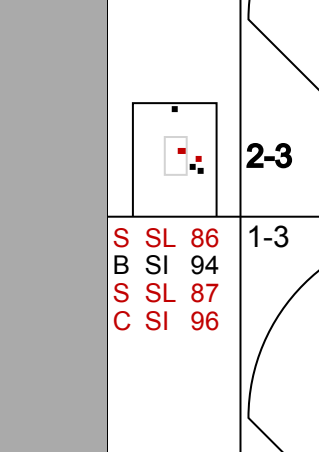


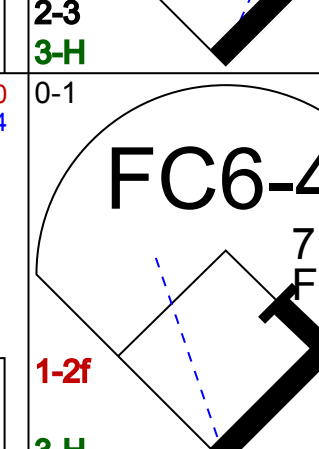


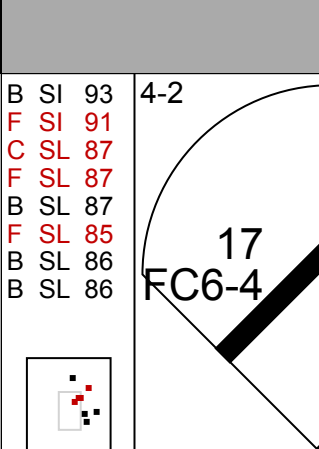
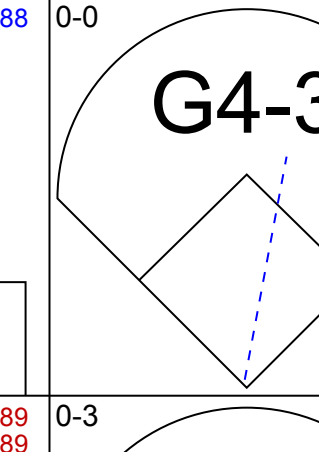
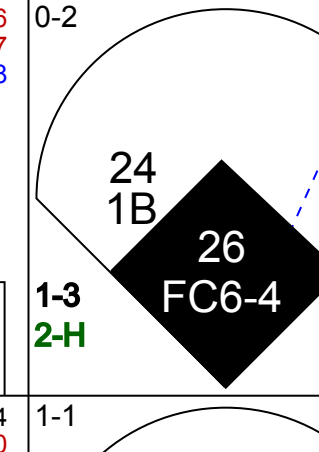

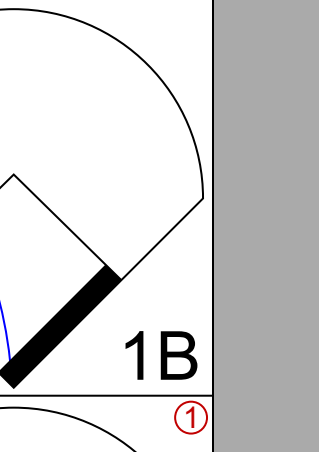
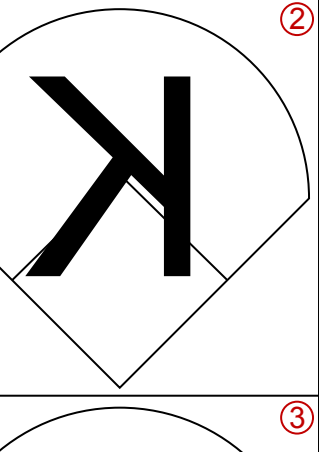
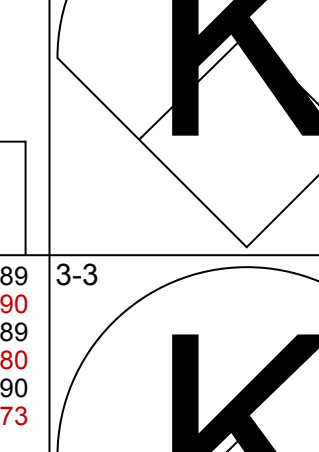
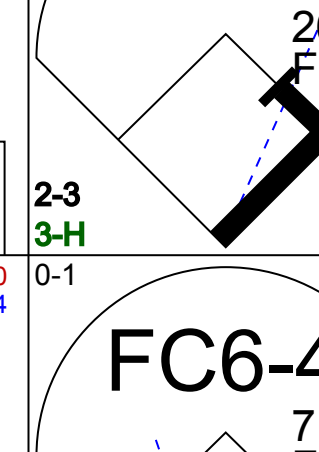

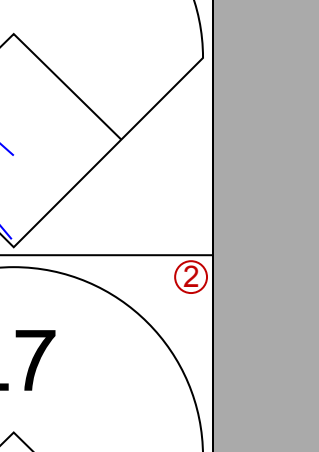
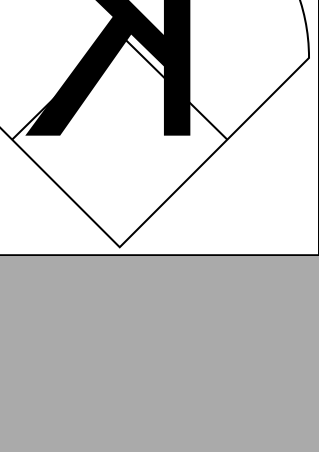
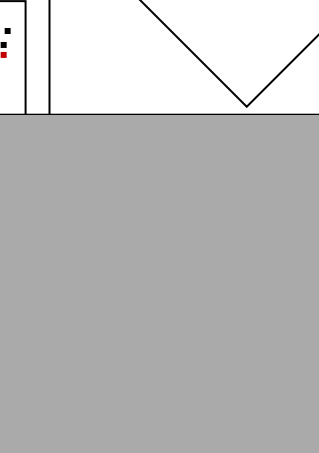
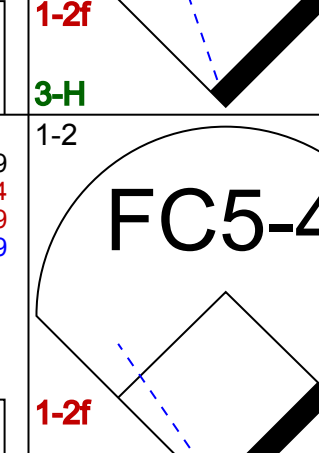

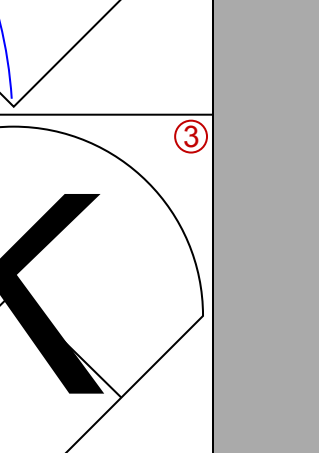

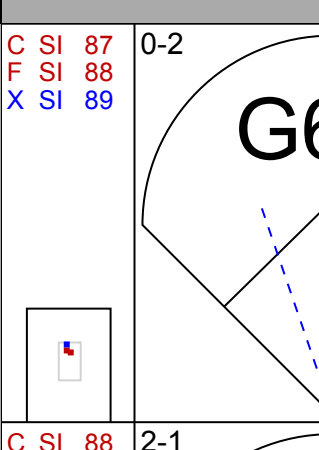
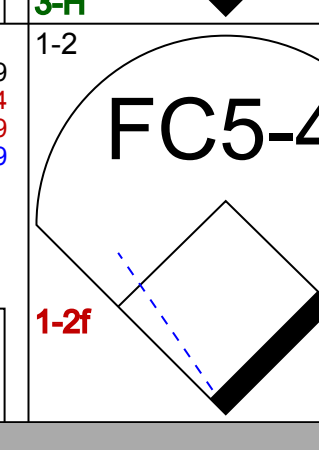
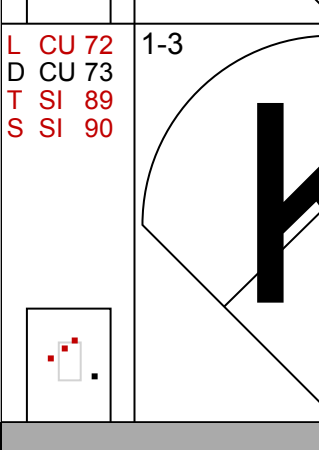

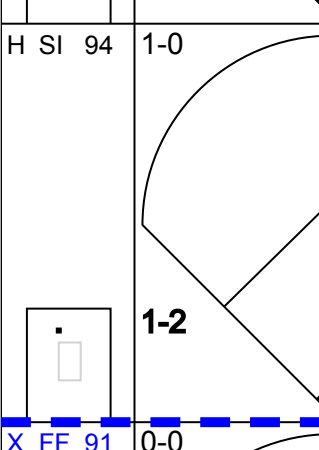
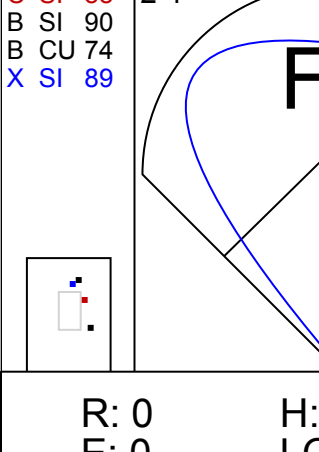
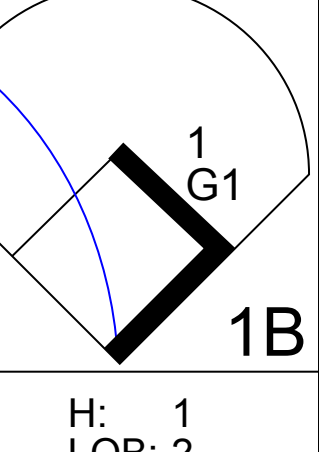
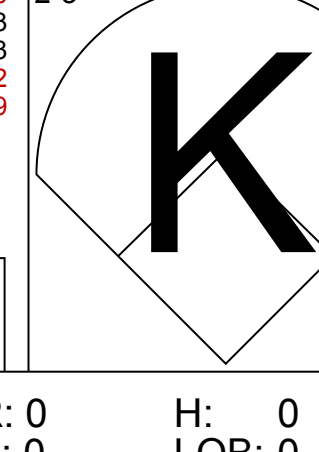
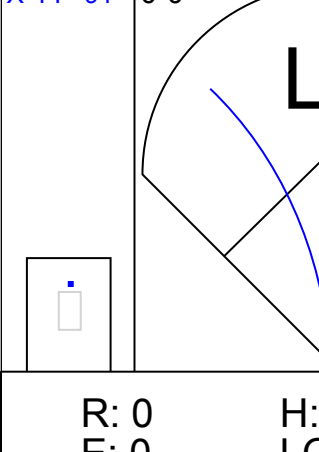
Batter	1	2	3	4	5	6	7	8	9	AB	R	H	RBI	BB	SO	LOB	TOP			
19 Andrelton Simmons, R (1, 6) OBP: 0.298, SLG: 0.293	G6-3		FC6-4 8 26 1B BB		G6-3			F7		4	1	1	0	0	0	0	Atlanta Braves @ Detroit Tigers Comerica Park, Detroit, MI Sat Apr 27 2013, 1:09 PM - 4:02 PM EDT Att: 42,881 - Sunny - 63 F			
26 Dan Uggla, R (1, 4) OBP: 0.294, SLG: 0.347	G3-1		FC6-4 8 BB		K			K		3	0	0	1	1	2	0				
8 Justin Upton, R (1, 7) OBP: 0.384, SLG: 0.779	K		FC6-4 5 1B		F8			HR		4	1	1	2	0	1	2				
5 Freddie Freeman, L (1, 3) OBP: 0.390, SLG: 0.444		F7			G4-3			1B		4	0	2	1	0	0	0				
23 Chris Johnson, R (1, 5) OBP: 0.405, SLG: 0.535	G6-3		L6		K			F8		4	0	0	0	0	1	3				
24 Evan Gattis, R (1, 2) OBP: 0.293, SLG: 0.574	G5-3				F7			K		4	0	0	0	0	1	0				
2 B.J. Upton, R (1, 8) OBP: 0.229, SLG: 0.291					K			G6-3		4	0	1	0	0	2	0				
25 Juan Francisco, L (1, 10) OBP: 0.333, SLG: 0.508					K			K		3	1	1	0	1	2	0				
17 Jordan Schafer, L (1, 9) OBP: 0.500, SLG: 0.450					G3			K		3	1	1	0	0	1	1				
Inning Stats	R: 0 E: 0 K: 1 S: 9	H: 0 LOB: 0 BB: 0 P: 13	R: 0 E: 0 K: 0 S: 8	H: 0 LOB: 0 BB: 0 P: 10	R: 3 E: 0 K: 0 S: 11	H: 4 LOB: 2 BB: 2 P: 21	R: 0 E: 0 K: 1 S: 8	H: 1 LOB: 1 BB: 0 P: 13	R: 0 E: 0 K: 2 S: 10	H: 0 LOB: 0 BB: 0 P: 15	R: 0 E: 0 K: 2 S: 7	H: 0 LOB: 0 BB: 0 P: 10	R: 1 E: 0 K: 1 S: 9	H: 2 LOB: 1 BB: 0 P: 12	R: 0 E: 0 K: 2 S: 12	H: 0 LOB: 0 BB: 0 P: 14		1B: 6 2B: 0 3B: 0 HR: 1	SF: 0 SAC: 0 DP: 0 HBP: 0	WP: 0 PB: 0 SB: 0 CS: 1
PITCHER	IP WLS BF H R ER SO	IP WLS BF H R ER SO	IP WLS BF H R ER SO	IP WLS BF H R ER SO	IP WLS BF H R ER SO	IP WLS BF H R ER SO	IP WLS BF H R ER SO	IP WLS BF H R ER SO	IP WLS BF H R ER SO	IP WLS BF H R ER SO	IP WLS BF H R ER SO	IP WLS BF H R ER SO	IP WLS BF H R ER SO	IP WLS BF H R ER SO	IP WLS BF H R ER SO	IP WLS BF H R ER SO	ERA WHIP	ERA WHIP		
21 Rick Porcello, R (1, 1) ERA: 8.84	6.1 W 25 5 3 3 5																	4.26	1.105	
33 Drew Smyly, L (7, 1) ERA: 1.72	0.2 H 2 0 0 0 2																	0.00	0.000	
53 Joaquin Benoit, R (8, 1) ERA: 2.38	1.0 H 5 2 1 1 1																	9.00	2.000	
46 Jose Valverde, R (9, 1) ERA:	1.0 S 3 0 0 0 2																	0.00	0.000	

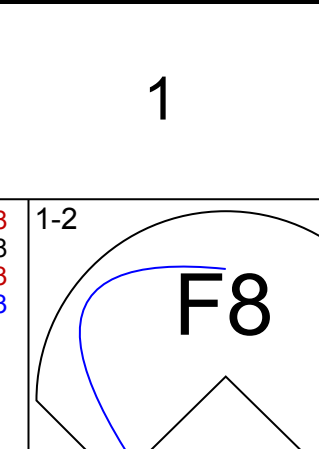
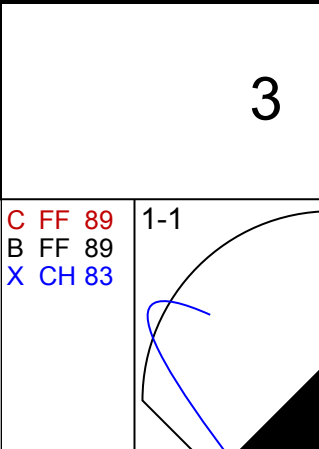
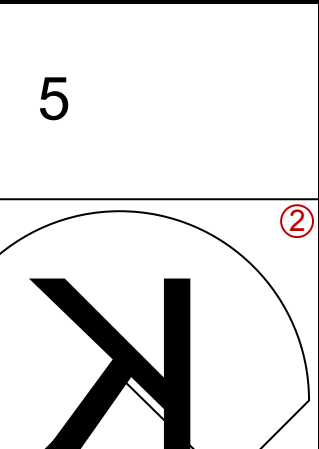
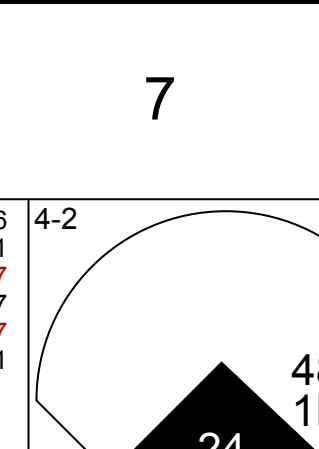

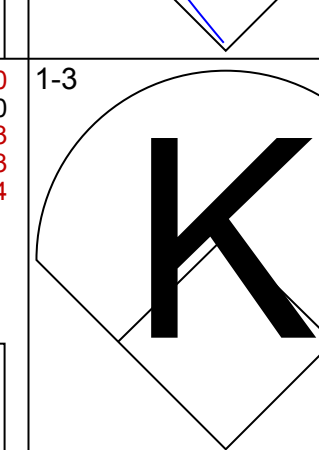
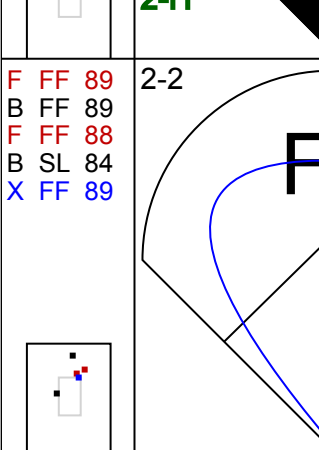
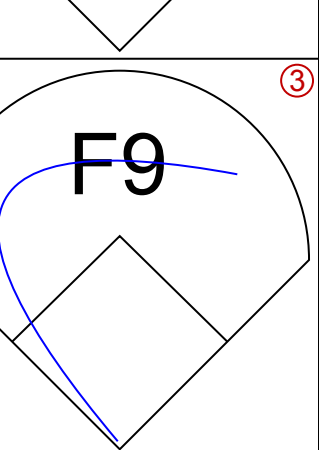
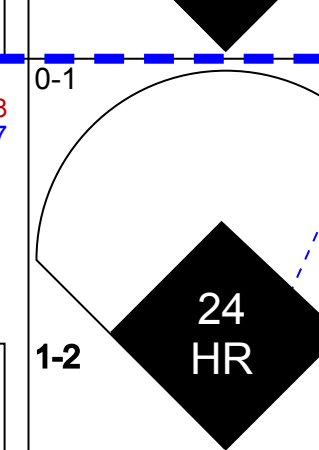

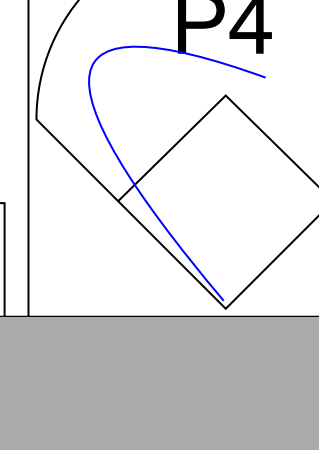
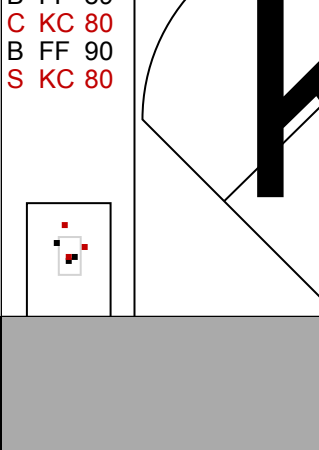
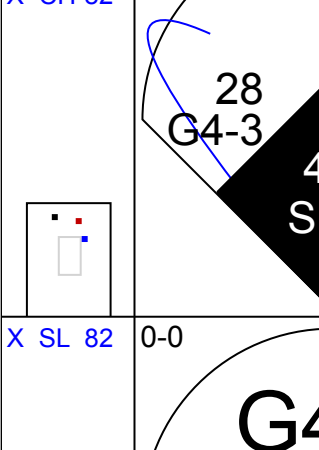
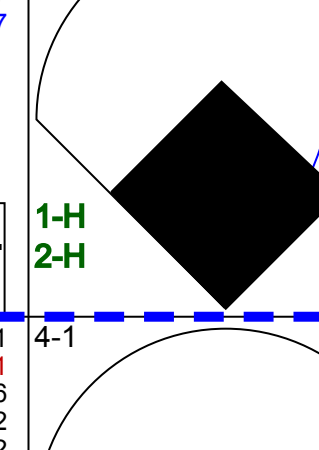

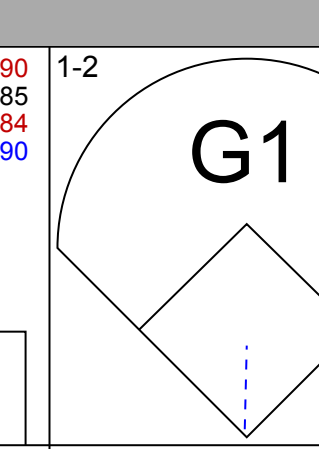
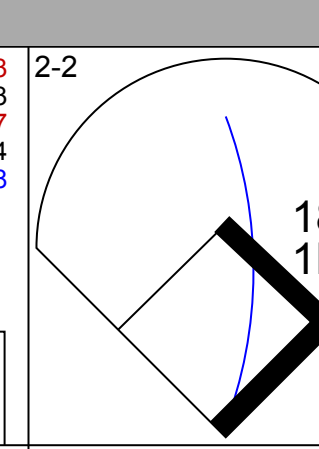

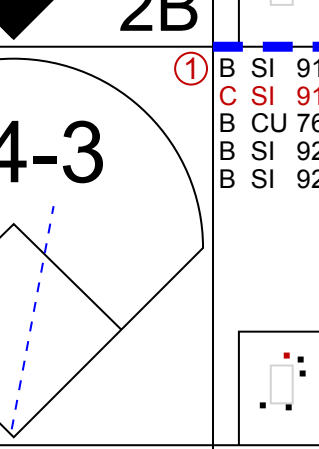


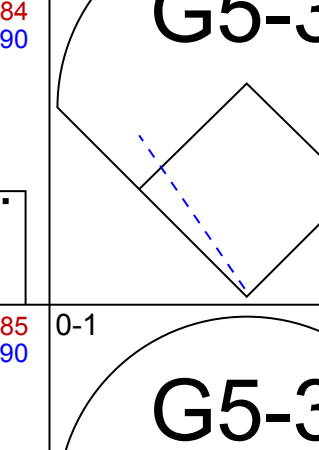
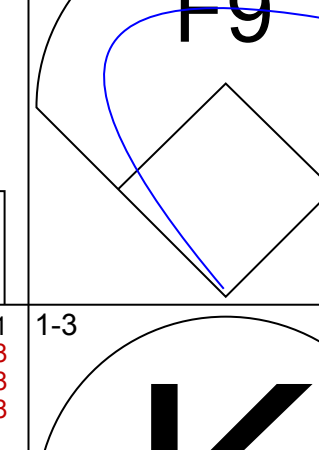
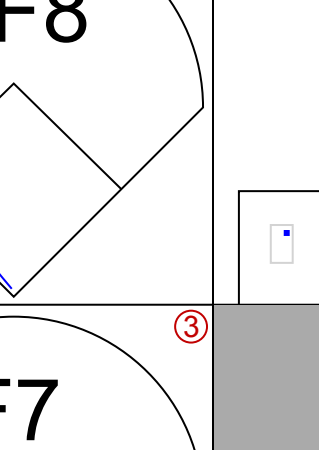
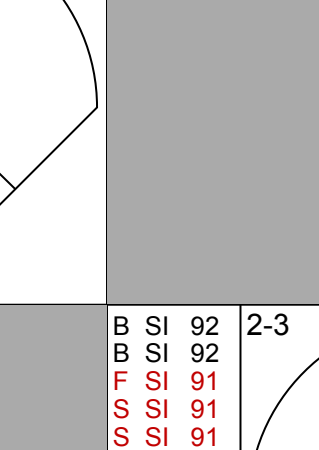
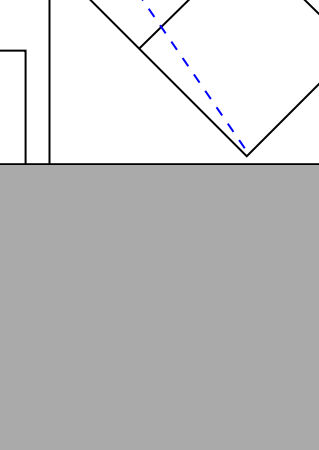
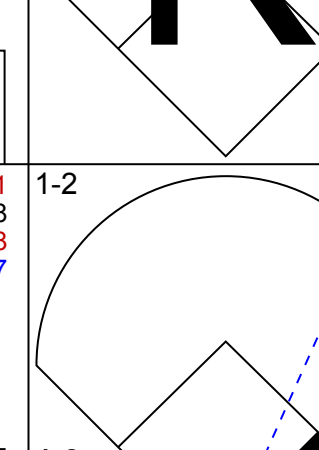
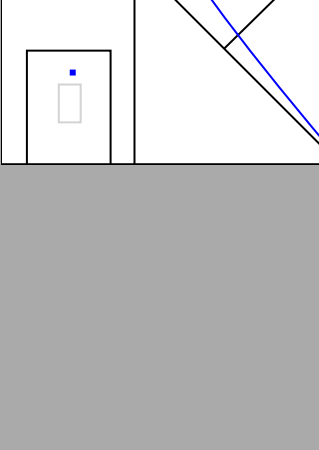
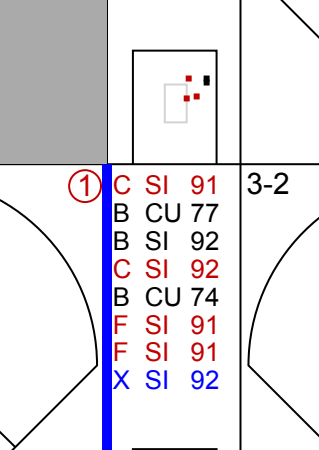
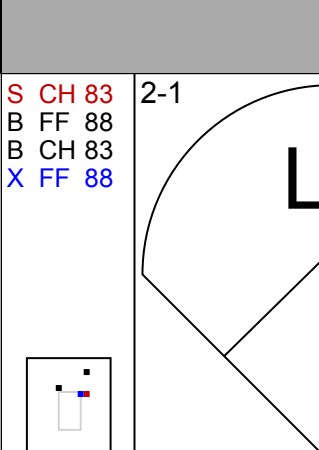

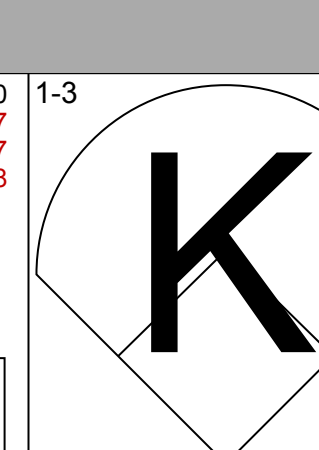

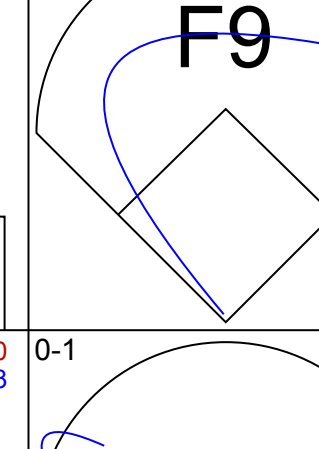

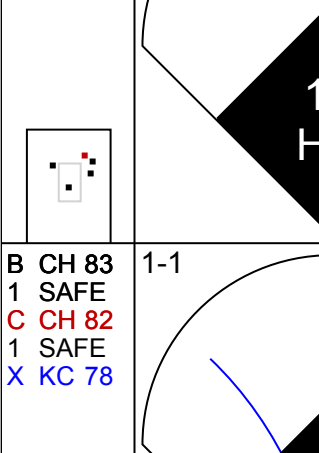
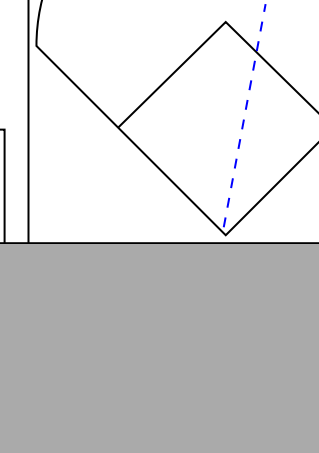

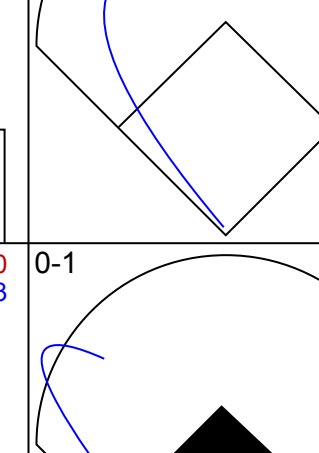

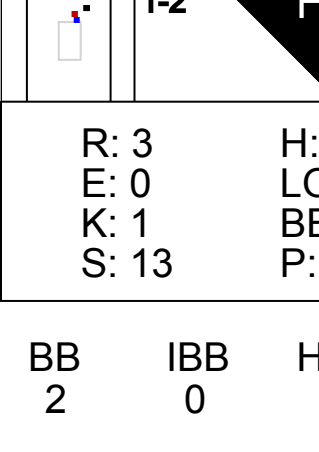
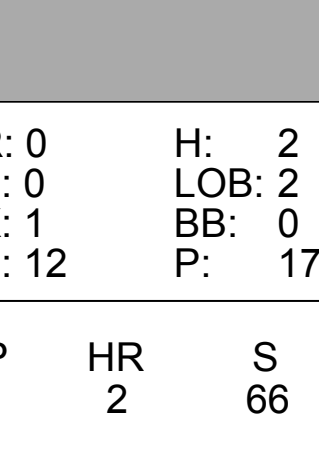
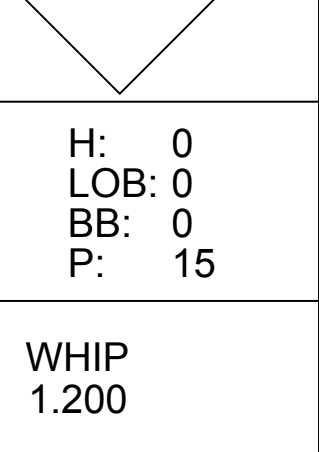
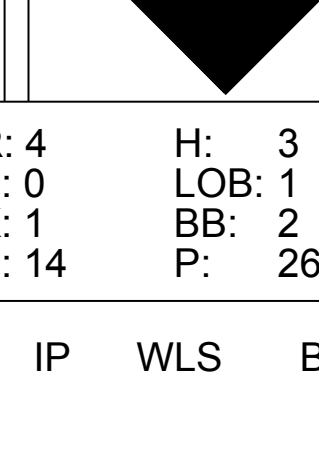

AB	33
R	4
H	7
RBI	4
BB	2
SO	10
LOB	6



Batter	1	2	3	4	5	6	7	8	9	AB	R	H	RBI	BB	SO	LOB	BOTTOM			
14 Austin Jackson, R (1, 8) OBP: 0.357, SLG: 0.376	G6-3 48 BB		48 24 1B 1B			SH5-3		24 1B BB		2	1	2	0	2	0	0	Atlanta Braves @ Detroit Tigers Comerica Park, Detroit, MI Sat Apr 27 2013, 1:09 PM - 4:02 PM EDT Att: 42,881 - Sunny - 63 F			
48 Toni Hunter, R (1, 9) OBP: 0.424, SLG: 0.511	G6-3		24 1B HBP		K			P4		4	0	1	0	0	1	4				
24 Miguel Cabrera, R (1, 5) OBP: 0.438, SLG: 0.511	F9		FC5-4 HBP		G6-3			1B		5	0	2	2	0	0	3				
28 Prince Fielder, L (1, 10) OBP: 0.417, SLG: 0.549		K	P2		18 1B 1B			G3		5	0	1	0	0	2	4				
41 Victor Martinez, S (1, 3) OBP: 0.295, SLG: 0.262			F7		F8			F9		4	1	1	0	0	0	3				
27 Jhonny Peralta, R (1, 6) OBP: 0.359, SLG: 0.429		HR	P4		F9			P6		4	1	1	2	0	0	1				
18 Matt Tuiasosopo, R (1, 7) OBP: 0.414, SLG: 0.480		F9	G6-3		1B			4 2B 2B		3	0	1	0	0	0	0				
32 Don Kelly, L (8, 7) OBP: 0.240, SLG: 0.182								B5		1	1	1	0	0	0	0				
13 Alex Avila, L (1, 2) OBP: 0.229, SLG: 0.262		K	4 HR BB		K			14 S 24 1B 2B		3	1	0	0	1	2	3				
4 Omar Infante, R (1, 4) OBP: 0.329, SLG: 0.400		F8	HR		HR			14 SH5-3 1B		4	2	3	3	0	0	0				
Inning Stats	R: 0 E: 0 K: 0 S: 8	H: 2 LOB: 0 BB: 1 P: 15	R: 2 E: 0 K: 2 S: 16	H: 2 LOB: 0 BB: 0 P: 24	R: 1 E: 0 K: 0 S: 13	H: 3 LOB: 2 BB: 0 P: 17	R: 2 E: 0 K: 0 S: 16	H: 2 LOB: 2 BB: 1 P: 23	R: 0 E: 0 K: 1 S: 15	H: 2 LOB: 2 BB: 0 P: 22	R: 0 E: 0 K: 1 S: 13	H: 1 LOB: 1 BB: 0 P: 16	R: 0 E: 0 K: 1 S: 6	H: 0 LOB: 0 BB: 0 P: 10	R: 2 E: 0 K: 0 S: 18	H: 3 LOB: 2 BB: 1 P: 29	1B: 9 2B: 2 3B: 0 HR: 2	SF: 0 SAC: 1 DP: 0 HBP: 1	WP: 0 PB: 0 SB: 1 CS: 0	PA: 40
PITCHER	IP WLS BF H R ER SO	IP WLS BF H R ER SO	IP WLS BF H R ER SO	IP WLS BF H R ER SO	IP WLS BF H R ER SO	IP WLS BF H R ER SO	IP WLS BF H R ER SO	IP WLS BF H R ER SO	IP WLS BF H R ER SO	IP WLS BF H R ER SO	IP WLS BF H R ER SO	IP WLS BF H R ER SO	IP WLS BF H R ER SO	IP WLS BF H R ER SO	IP WLS BF H R ER SO	IP WLS BF H R ER SO	ERA WHIP	ERA WHIP		
54 Kris Medlen, R (1, 1) ERA: 3.26	5.1 L 28 10 0 5 3																	8.44	2.250	
52 Jordan Walden, R (6, 1) ERA: 2.0	1.2 5 0 0 0 2																	0.00	0.000	
43 Luis Avilan, L (8, 1) ERA: 3.52	0.1 4 2 2 2 0																	54.00	9.000	
53 Cory Gearrin, R (8, 1) ERA:	0.2 3 1 0 0 0																	0.00	1.500	



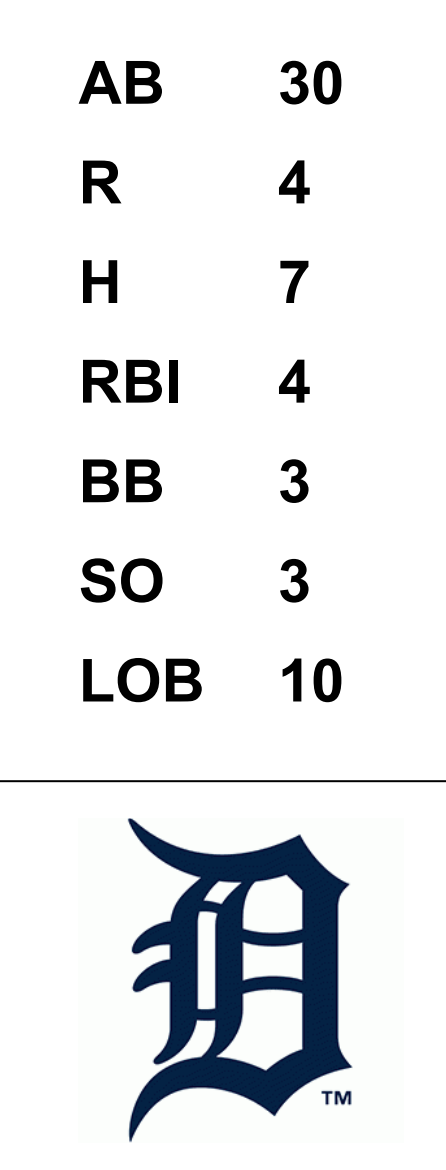
Batter	1	2	3	4	5	6	7	8	9	AB	R	H	RBI	BB	SO	LOB	TOP								
17 Jordan Schafer, L OBP: 0.414, SLG: 0.360										5	0	0	0	0	1	3	Atlanta Braves @ Detroit Tigers Comerica Park, Detroit, MI Sun Apr 28 2013, 8:09 PM - 10:48 PM EDT Att: 33,469 - Drizzlie - 53 F								
1 Tyler Pastornicky, R OBP: 0.143, SLG: 0.296										5	0	1	0	0	1	3									
8 Justin Upton, R OBP: 0.398, SLG: 0.773										2	1	1	0	1	1	1									
5 Freddie Freeman, L OBP: 0.378, SLG: 0.410										3	1	0	0	0	2	4									
23 Chris Johnson, R OBP: 0.410, SLG: 0.547										4	1	2	1	0	1	1									
24 Evan Gattis, R OBP: 0.291, SLG: 0.556										4	0	1	1	0	2	2									
26 Dan Uggla, R OBP: 0.292, SLG: 0.333										3	0	0	1	1	1	2									
7 Reed Johnson, R OBP: 0.276, SLG: 0.370										3	0	0	0	0	1	2									
19 Andrelton Simmons, R OBP: 0.295, SLG: 0.291										4	0	1	0	0	1	2									
Inning Stats	R: 0 E: 0 K: 3 S: 12	H: 1 LOB: 1 BB: 0 P: 17	R: 0 E: 0 K: 2 S: 7	H: 0 LOB: 0 BB: 0 P: 10	R: 0 E: 0 K: 0 S: 6	H: 0 LOB: 0 BB: 0 P: 8	R: 3 E: 0 K: 1 S: 18	H: 3 LOB: 1 BB: 0 P: 27	R: 0 E: 0 K: 0 S: 7	H: 1 LOB: 2 BB: 0 P: 14	R: 0 E: 0 K: 1 S: 14	H: 1 LOB: 1 BB: 0 P: 20	R: 0 E: 0 K: 1 S: 6	H: 0 LOB: 0 BB: 0 P: 9	R: 0 E: 0 K: 3 S: 10	H: 0 LOB: 1 BB: 1 P: 18	R: 0 E: 0 K: 0 S: 9	H: 0 LOB: 2 BB: 1 P: 15	1B: 4 2B: 2 3B: 0 HR: 0	SF: 0 SAC: 0 DP: 0 HBP: 3	WP: 2 PB: 0 SB: 0 CS: 0	PA: 38			
PITCHER	IP	WLS	BF	H	R	ER	SO	BB	IBB	HBP	BLK	WP	HR	S	P	ERA	WHIP								
58 Doug Fister, R ERA: 2.38	7.0	W	29	6	3	3	8	0	0	2	0	0	0	70	105	3.86	0.857								
62 Al Alburquerque, R ERA: 1.54	1.0		6	0	0	0	3	2	0	1	0	2	0	14	27	0.00	2.000								
46 Jose Valverde, R ERA:	1.0		3	0	0	0	0	0	0	0	0	0	0	5	6	0.00	0.000								

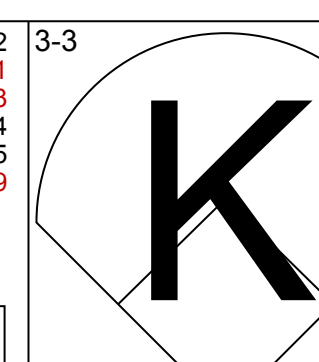
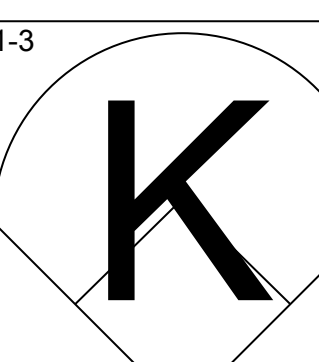
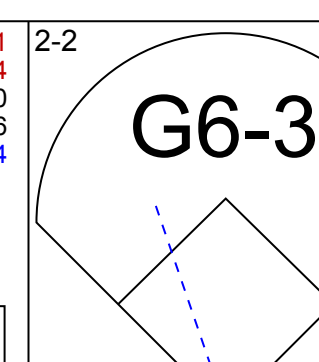
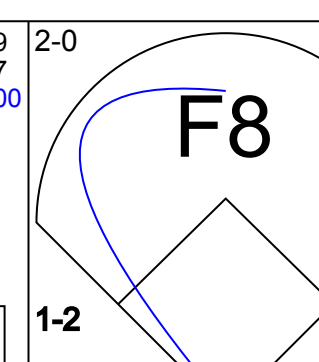
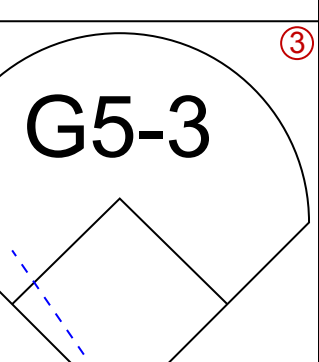
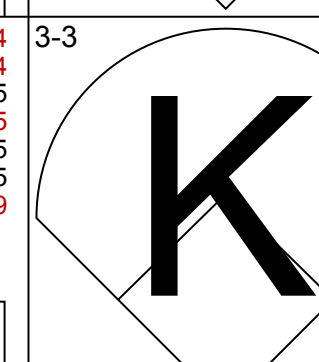
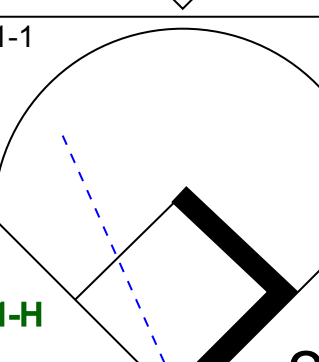
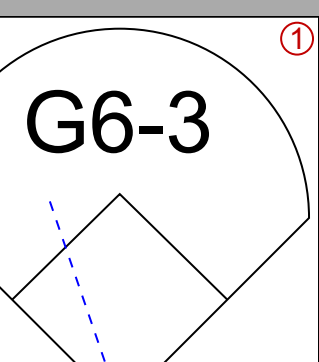
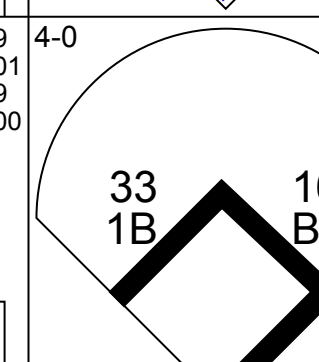
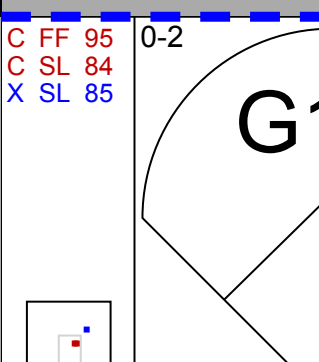
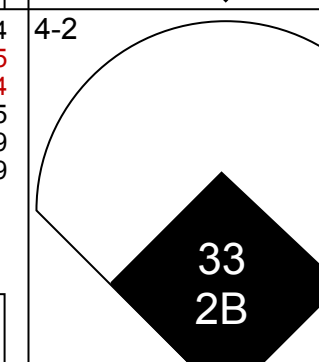
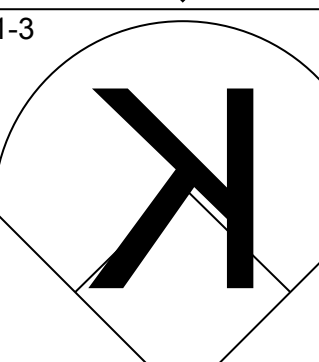
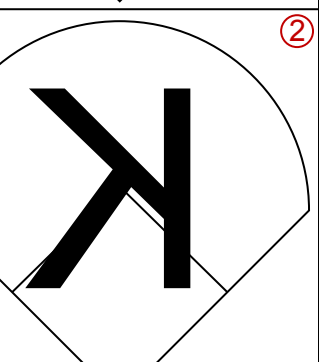
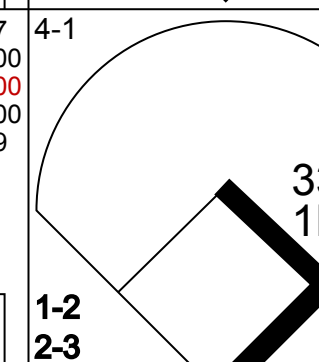
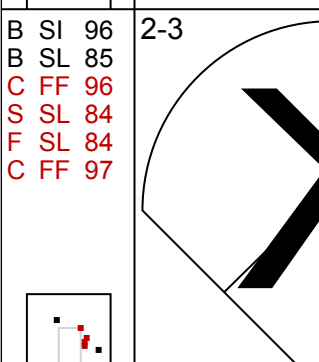
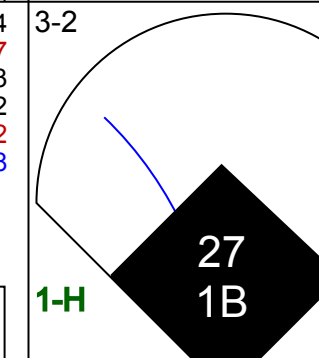
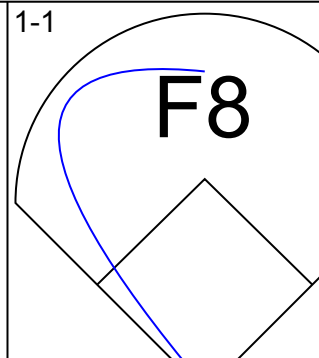
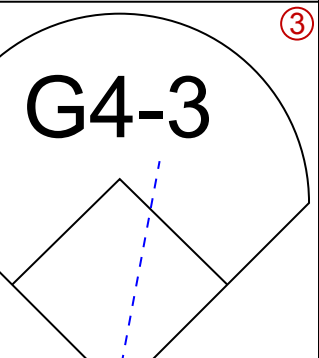
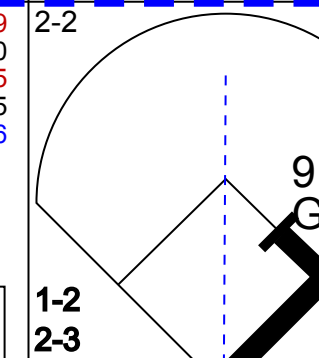
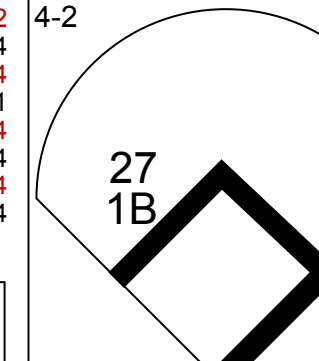

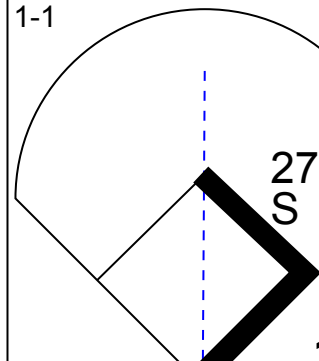
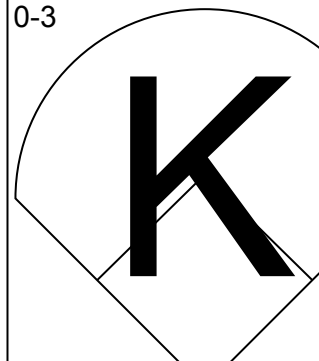
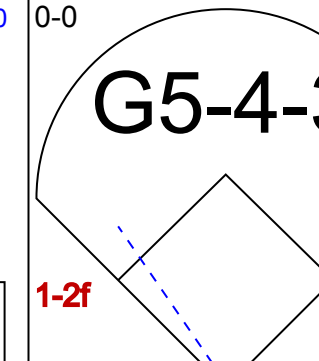
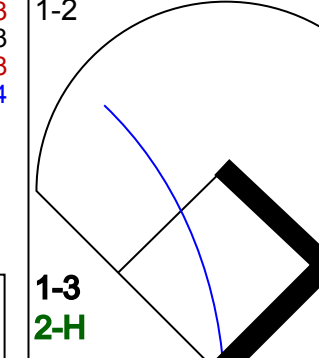
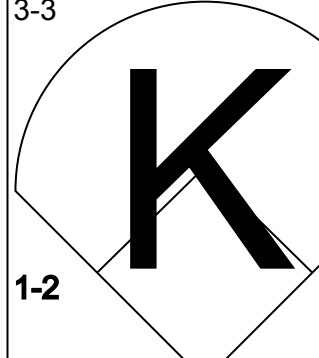
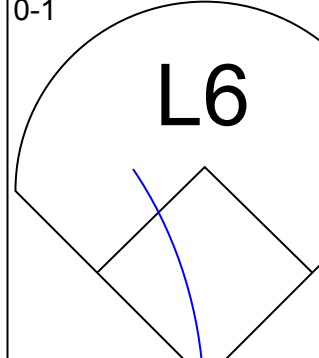
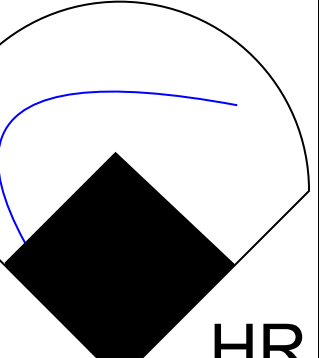
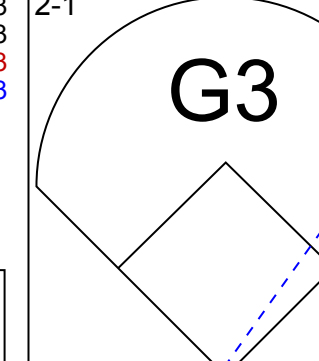
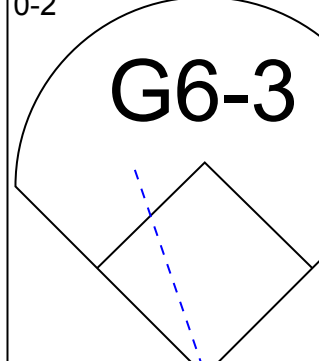
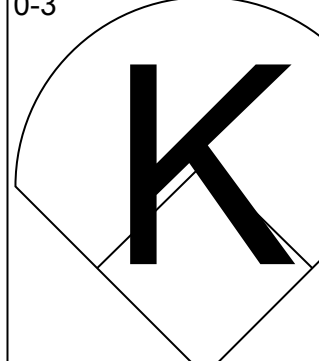
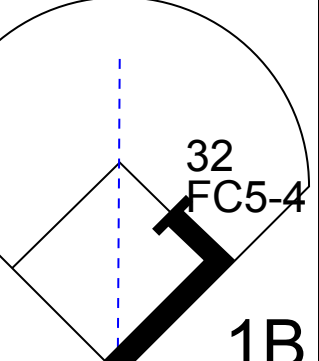
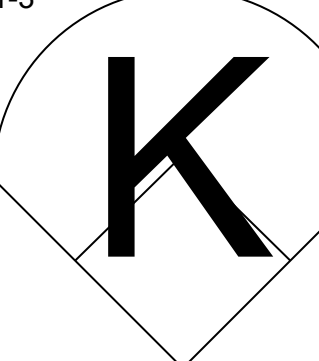
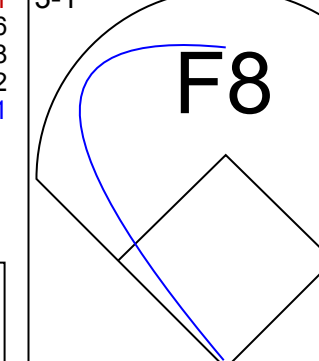
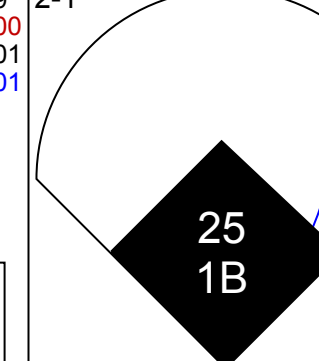
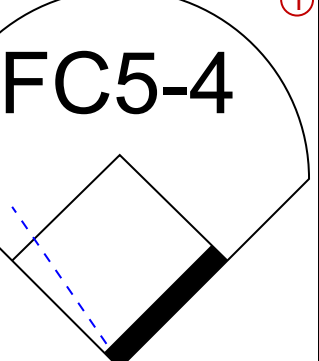
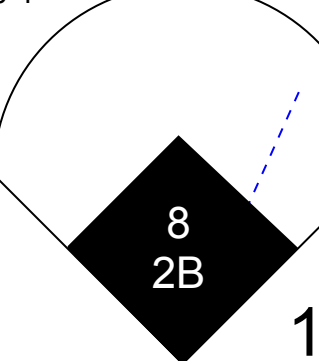
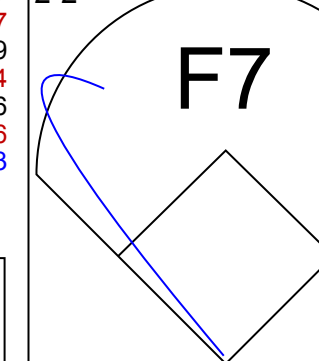
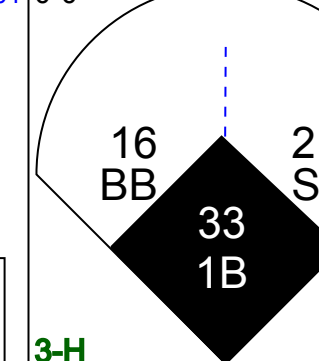
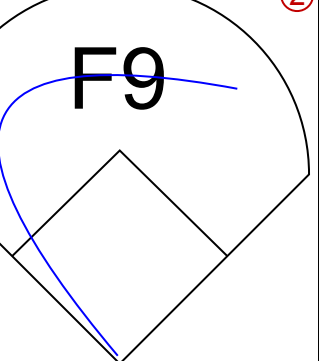
Batter	1	2	3	4	5	6	7	8	9	AB	R	H	RBI	BB	SO	LOB	BOTTOM								
14 Austin Jackson, R OBP: 0.362, SLG: 0.404										3	2	1	3	1	1	0	Atlanta Braves @ Detroit Tigers Comerica Park, Detroit, MI Sun Apr 28 2013, 8:09 PM - 10:48 PM EDT Att: 33,469 - Drizzlie - 53 F								
48 Torii Hunter, R OBP: 0.417, SLG: 0.500										4	1	1	0	0	1	0									
24 Miguel Cabrera, R OBP: 0.440, SLG: 0.552										4	2	2	3	0	1	0									
28 Prince Fielder, L OBP: 0.421, SLG: 0.541										3	0	1	0	1	0	1									
41 Victor Martinez, S OBP: 0.283, SLG: 0.253										3	0	0	1	0	0	2									
27 Jhonny Peralta, R OBP: 0.344, SLG: 0.409										4	0	0	0	0	2	1									
18 Matt Tuiasosopo, R OBP: 0.406, SLG: 0.464										3	0	1	0	0	1	0									
32 Don Kelly, L OBP: 0.269, SLG: 0.217										1	0	1	0	0	0	0									
55 Brayan Peña, S OBP: 0.250, SLG: 0.259										3	1	0	0	1	0	3									
4 Omar Infante, R OBP: 0.337, SLG: 0.443										4	2	2	1	0	1	1									
Inning Stats	R: 0 E: 0 K: 1 S: 9	H: 0 LOB: 0 BB: 0 P: 11	R: 0 E: 0 K: 0 S: 8	H: 0 LOB: 0 BB: 0 P: 11	R: 3 E: 0 K: 1 S: 13	H: 2 LOB: 1 BB: 1 P: 26	R: 0 E: 0 K: 1 S: 12	H: 2 LOB: 2 BB: 0 P: 17	R: 0 E: 0 K: 2 S: 10	H: 0 LOB: 0 BB: 0 P: 15	R: 1 E: 0 K: 0 S: 5	H: 1 LOB: 0 BB: 0 P: 6	R: 4 E: 0 K: 1 S: 14	H: 3 LOB: 1 BB: 2 P: 26	R: 0 E: 0 K: 1 S: 14	H: 1 LOB: 1 BB: 0 P: 21	1B: 5 2B: 1 3B: 0 HR: 3	SF: 1 SAC: 0 DP: 0 HBP: 0	WP: 0 PB: 0 SB: 0 CS: 0	PA: 36					
PITCHER	IP	WLS	BF	H	R	ER	SO	BB	IBB	HBP	BLK	WP	HR	S	P	ERA	WHIP								
36 Mike Minor, L ERA: 3.13	6.2	L	28	6	6	6	6	2	0	0	0	0	2	66	100	8.10	1.200								
53 Cory Gearrin, R ERA: 1.46	0.0		2	2	2	2	0	0	0	0	0	0	1	3	6	∞	∞								
43 Luis Avilán, L ERA: 3.0	1.1		6	1	0	0	1	1	0	0	0	0	0	16	27	0.00	1.500								

Batter	1	2	3	4	5	6	7	8	9	AB	R	H	RBI	BB	SO	LOB	TOP										
2 Brian Dozier, R OBP: 0.295, SLG: 0.314	F9		G5-3		K			K		4	0	0	0	0	2	1	Minnesota Twins @ Detroit Tigers Comerica Park, Detroit, MI Mon Apr 29 2013, 7:09 PM - 9:55 PM EDT Att: 29,878 - Partly Cloudy - 65 F										
7 Joe Mauer, L OBP: 0.360, SLG: 0.411	F7		G4-3		F8			G4-3		4	0	0	0	0	0	1											
16 Josh Willingham, R (1, 10) OBP: 0.395, SLG: 0.554	HR		K		K			P3		4	1	1	1	0	2	1											
33 Justin Morneau, L OBP: 0.300, SLG: 0.381	G3			L7			P6			4	0	0	0	0	0	0											
27 Chris Parmelee, L OBP: 0.297, SLG: 0.297	K			31 2B			G4-3			4	1	1	0	0	1	0											
24 Trevor Plouffe, R OBP: 0.307, SLG: 0.394	32 WP		31 1B		K		F9			4	1	1	0	0	1	1											
31 Oswaldo Arcia, L OBP: 0.278, SLG: 0.441	32 G3-1		32 WP		2H		K			3	0	2	1	0	1	0											
32 Aaron Hicks, S OBP: 0.229, SLG: 0.127	G3-1				K		K			3	0	0	1	0	2	2											
25 Pedro Florimón, S OBP: 0.354, SLG: 0.300	G1-3						K			3	0	1	0	0	1	1											
Inning Stats	R: 1 E: 0 K: 0 S: 9	H: 1 LOB: 0 BB: 0 P: 12	R: 1 E: 0 K: 1 S: 19	H: 2 LOB: 1 BB: 0 P: 25	R: 0 E: 0 K: 1 S: 11	H: 0 LOB: 0 BB: 0 P: 13	R: 1 E: 0 K: 2 S: 14	H: 2 LOB: 1 BB: 0 P: 19	R: 0 E: 0 K: 2 S: 8	H: 1 LOB: 0 BB: 0 P: 12	R: 0 E: 0 K: 0 S: 10	H: 0 LOB: 0 BB: 0 P: 14	R: 0 E: 0 K: 3 S: 9	H: 0 LOB: 0 BB: 0 P: 13	R: 0 E: 0 K: 1 S: 9	H: 0 LOB: 0 BB: 0 P: 15	R: 0 E: 0 K: 0 S: 7	H: 0 LOB: 0 BB: 0 P: 11	1B: 3 2B: 2 3B: 0 HR: 1	SF: 0 SAC: 0 DP: 0 HBP: 0	WP: 1 PB: 0 SB: 1 CS: 0	PA: 33					
PITCHER	IP	WLS	BF	H	R	ER	SO	BB	IBB	HBP	BLK	WP	HR	S	P	ERA	WHIP										
37 Max Scherzer, R ERA: 4.02	7.1	W	28	6	3	3	10	0	0	0	0	1	1	83	114	3.68	0.818										
33 Drew Smyly, L ERA: 1.59	1.1	H	4	0	0	0	0	0	0	0	0	0	0	12	18	0.00	0.000										
53 Joaquin Benoit, R ERA: 2.31	0.1	S	1	0	0	0	0	0	0	0	0	0	0	1	2	0.00	0.000										

Batter	1	2	3	4	5	6	7	8	9	AB	R	H	RBI	BB	SO	LOB	BOTTOM										
14 Austin Jackson, R OBP: 0.358, SLG: 0.398	12 G5-3		G6-3		F9			F9		4	0	1	0	0	0	1	Minnesota Twins @ Detroit Tigers Comerica Park, Detroit, MI Mon Apr 29 2013, 7:09 PM - 9:55 PM EDT Att: 29,878 - Partly Cloudy - 65 F										
12 Andy Dirks, L OBP: 0.311, SLG: 0.275	G5-3		HR				24 BB	24 FC6-4		3	2	2	1	1	0	1											
24 Miguel Cabrera, R OBP: 0.442, SLG: 0.541	BB		F8				28 HR	FC6-4		2	1	0	0	2	0	1											
28 Prince Fielder, L OBP: 0.414, SLG: 0.562	F4				G3		HR	F8		4	1	1	3	0	0	2											
41 Victor Martinez, S OBP: 0.272, SLG: 0.242	F7				F8		K	F7		4	0	0	0	0	1	2											
27 Jhonny Peralta, R OBP: 0.340, SLG: 0.413	G6-3				G6-3		HR	G6-3		4	0	1	0	0	0	0											
13 Alex Avila, L OBP: 0.233, SLG: 0.265	G6-3						4 G6-4-3	K		3	0	1	0	0	1	1											
4 Omar Infante, R OBP: 0.326, SLG: 0.427	G4-3				G6-4-3		G1-3			3	0	0	0	0	0	2											
32 Don Kelly, L OBP: 0.276, SLG: 0.308	F7							K		3	0	1	0	0	1	0											
Inning Stats	R: 0 E: 0 K: 0 S: 15	H: 1 LOB: 2 BB: 1 P: 23	R: 0 E: 0 K: 0 S: 7	H: 0 LOB: 0 BB: 0 P: 9	R: 1 E: 0 K: 0 S: 10	H: 1 LOB: 0 BB: 0 P: 17	R: 0 E: 0 K: 0 S: 5	H: 0 LOB: 0 BB: 0 P: 7	R: 0 E: 0 K: 0 S: 9	H: 2 LOB: 1 BB: 0 P: 16	R: 3 E: 0 K: 2 S: 17	H: 3 LOB: 1 BB: 1 P: 26	R: 0 E: 0 K: 1 S: 10	H: 0 LOB: 1 BB: 1 P: 18	R: 0 E: 0 K: 0 S: 10	H: 0 LOB: 0 BB: 0 P: 11	1B: 3 2B: 1 3B: 1 HR: 2	SF: 0 SAC: 0 DP: 1 HBP: 0	WP: 0 PB: 0 SB: 0 CS: 0	PA: 33							
PITCHER	IP	WLS	BF	H	R	ER	SO	BB	IBB	HBP	BLK	WP	HR	S	P	ERA	WHIP										
37 Mike Pelfrey, R ERA: 7.66	5.1	L	24	7	4	4	1	2	0	0	0	0	2	57	90	6.75	1.688										
52 Brian Duensing, L ERA: 2.16	1.1		5	0	0	0	2	1	0	0	0	0	0	13	23	0.00	0.750										
20 Josh Roenicke, R ERA: 1.5	1.1		4	0	0	0	0	0	0	0	0	0	0	13	14	0.00	0.000										

AB	33
R	3
H	6
RBI	3
BB	0
SO	10
LOB	7

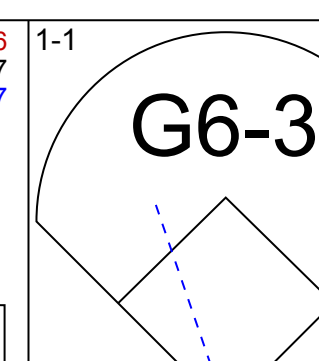
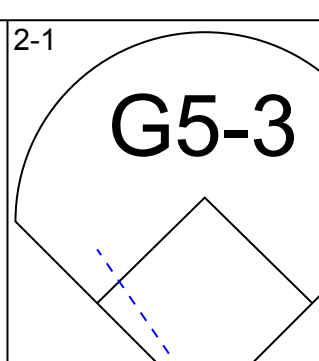
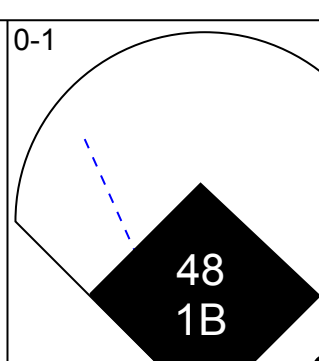
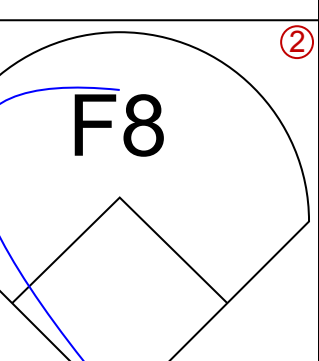
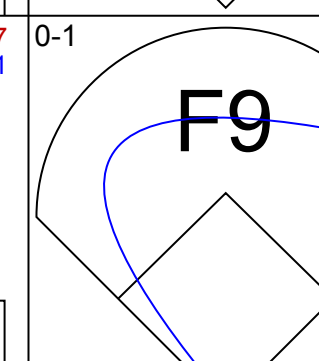
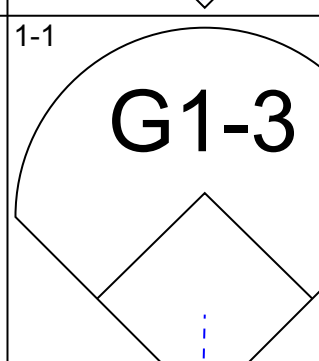
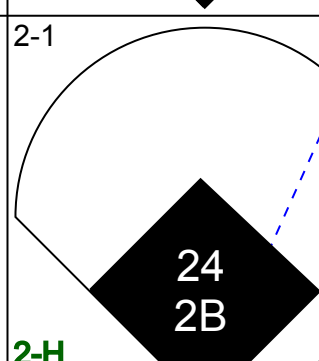
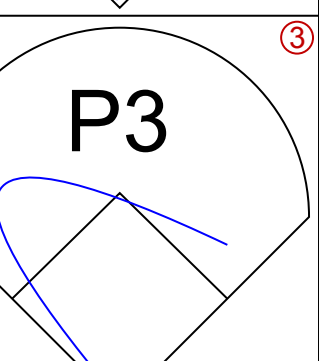
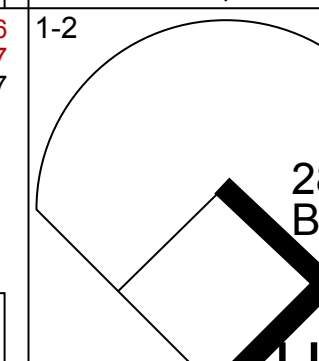
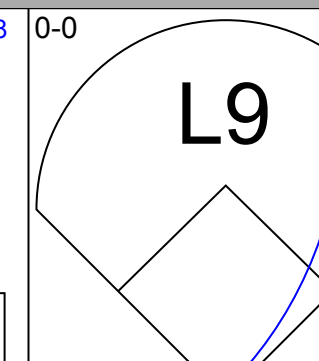
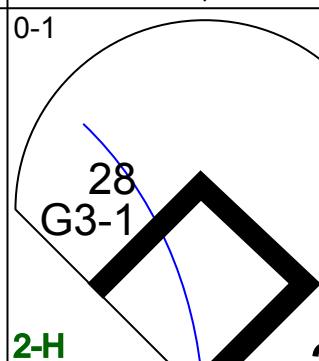

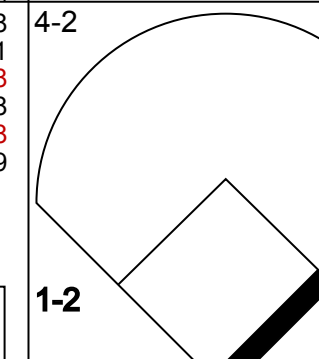
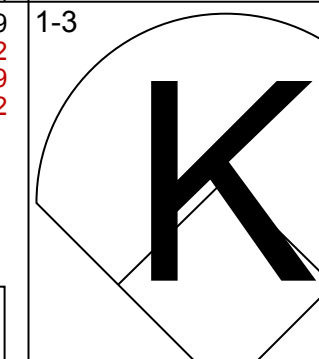
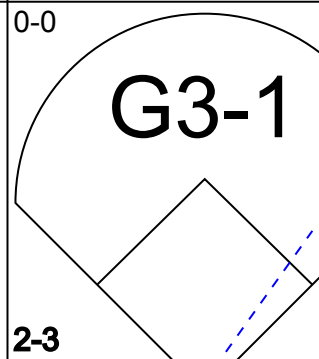

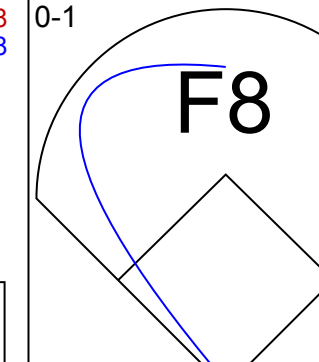
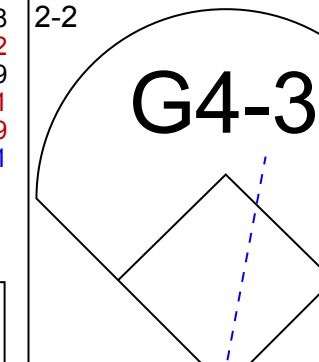
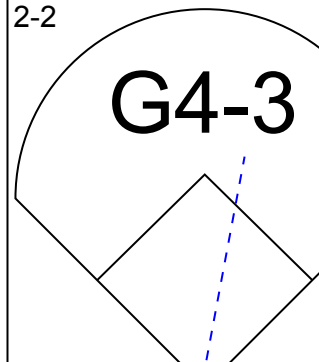

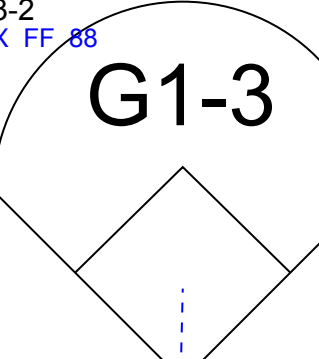
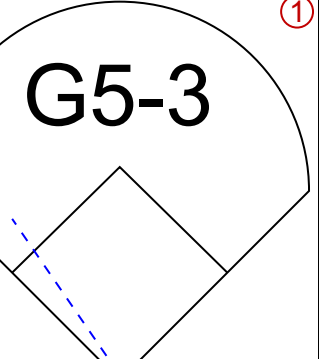
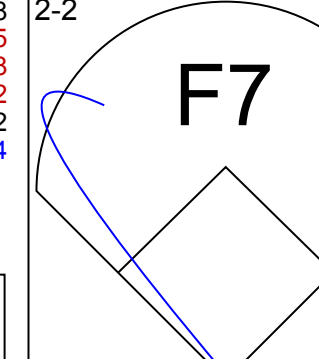
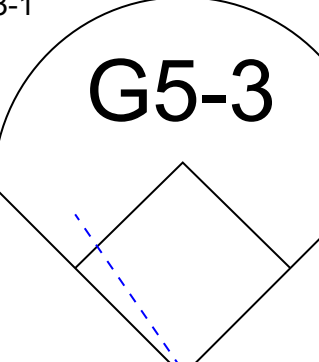
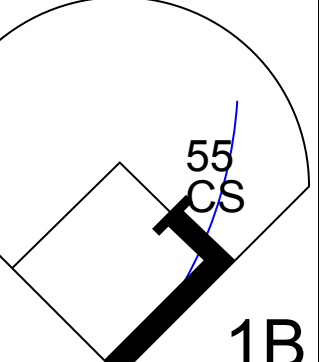
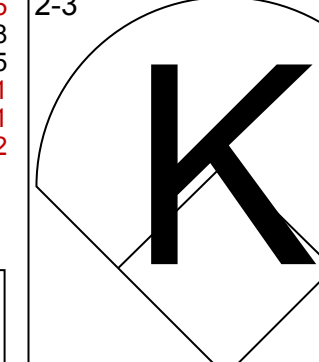
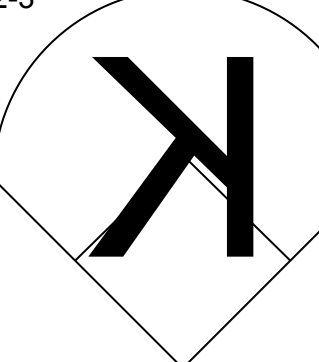
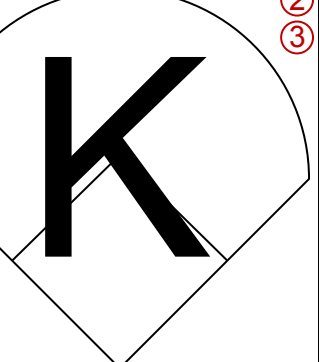
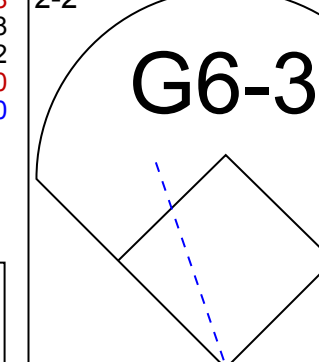



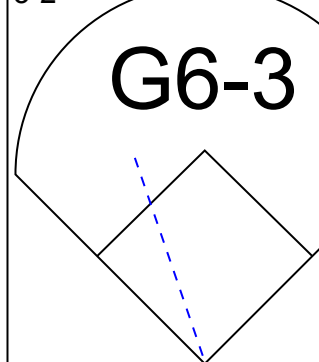
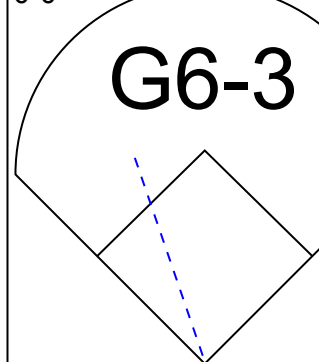
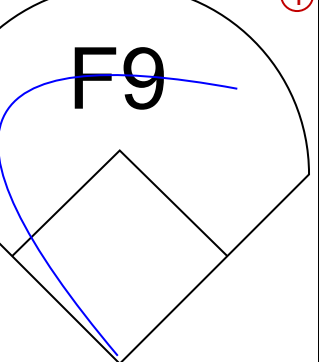


Batter	1	2	3	4	5	6	7	8	9	AB	R	H	RBI	BB	SO	LOB	TOP								
2 Brian Dozier, R OBP: 0.277, SLG: 0.293										5	0	0	0	0	2	3									
8 Jamey Carroll, R OBP: 0.346, SLG: 0.333										4	0	1	1	1	1	0									
16 Josh Willingham, R (1, 10) OBP: 0.400, SLG: 0.521										3	1	0	0	2	3	1									
33 Justin Morneau, L OBP: 0.313, SLG: 0.391										5	1	2	2	0	1	0									
9 Ryan Doumit, S OBP: 0.282, SLG: 0.300										3	0	1	0	1	1	3									
27 Chris Parmelee, L OBP: 0.305, SLG: 0.347										4	1	2	2	0	1	1									
31 Oswaldo Arcia, L OBP: 0.273, SLG: 0.390										4	0	1	0	0	1	3									
32 Aaron Hicks, S OBP: 0.230, SLG: 0.160										4	1	1	0	0	1	1									
25 Pedro Florimón, S OBP: 0.345, SLG: 0.298										4	2	2	1	0	0	1									
Inning Stats	R: 2 H: 2 E: 0 K: 2 S: 21	H: 2 LOB: 2 BB: 2 P: 41	R: 1 H: 2 E: 0 K: 3 S: 14	H: 2 LOB: 1 BB: 0 P: 18	R: 0 H: 1 E: 0 K: 1 S: 10	H: 1 LOB: 0 BB: 0 P: 15	R: 0 H: 0 E: 0 K: 0 S: 10	H: 0 LOB: 0 BB: 0 P: 17	R: 0 H: 0 E: 0 K: 1 S: 10	H: 0 LOB: 0 BB: 0 P: 14	R: 0 H: 3 E: 0 K: 2 S: 10	H: 3 LOB: 2 BB: 2 P: 23	R: 1 H: 2 E: 0 K: 0 S: 12	H: 2 LOB: 1 BB: 0 P: 23	R: 0 H: 0 E: 0 K: 2 S: 10	H: 0 LOB: 0 BB: 0 P: 12	1B: 6 2B: 2 3B: 1 HR: 1	SF: 0 SAC: 0 DP: 1 HBP: 0	WP: 0 PB: 0 SB: 2 CS: 0	PA: 40					
PITCHER	IP WLS BF H R ER SO BB IBB HBP BLK WP HR S P ERA WHIP	IP WLS BF H R ER SO BB IBB HBP BLK WP HR S P ERA WHIP	IP WLS BF H R ER SO BB IBB HBP BLK WP HR S P ERA WHIP	IP WLS BF H R ER SO BB IBB HBP BLK WP HR S P ERA WHIP	IP WLS BF H R ER SO BB IBB HBP BLK WP HR S P ERA WHIP	IP WLS BF H R ER SO BB IBB HBP BLK WP HR S P ERA WHIP	IP WLS BF H R ER SO BB IBB HBP BLK WP HR S P ERA WHIP	IP WLS BF H R ER SO BB IBB HBP BLK WP HR S P ERA WHIP	IP WLS BF H R ER SO BB IBB HBP BLK WP HR S P ERA WHIP	IP WLS BF H R ER SO BB IBB HBP BLK WP HR S P ERA WHIP	IP WLS BF H R ER SO BB IBB HBP BLK WP HR S P ERA WHIP	IP WLS BF H R ER SO BB IBB HBP BLK WP HR S P ERA WHIP	IP WLS BF H R ER SO BB IBB HBP BLK WP HR S P ERA WHIP	IP WLS BF H R ER SO BB IBB HBP BLK WP HR S P ERA WHIP	IP WLS BF H R ER SO BB IBB HBP BLK WP HR S P ERA WHIP	IP WLS BF H R ER SO BB IBB HBP BLK WP HR S P ERA WHIP	IP WLS BF H R ER SO BB IBB HBP BLK WP HR S P ERA WHIP	IP WLS BF H R ER SO BB IBB HBP BLK WP HR S P ERA WHIP	IP WLS BF H R ER SO BB IBB HBP BLK WP HR S P ERA WHIP	IP WLS BF H R ER SO BB IBB HBP BLK WP HR S P ERA WHIP	IP WLS BF H R ER SO BB IBB HBP BLK WP HR S P ERA WHIP				
19 Anibal Sánchez, R ERA: 1.82	6.0	L	25	5	3	3	9	2	0	0	0	0	0	0	0	0	0	0	0	0	75	115	4.50	1.167	
43 Bruce Rondón, R ERA: 11.57	0.1		5	2	2	2	0	2	0	0	0	0	0	0	0	0	0	0	0	0	0	5	17	54.00	12.000
38 Darin Downs, L ERA: 3.38	1.2		7	3	1	1	0	0	0	0	0	0	0	0	0	0	0	0	0	0	1	16	29	5.40	1.800
56 Jose Ortega, R ERA:	1.0		3	0	0	0	2	0	0	0	0	0	0	0	0	0	0	0	0	0	0	10	12	0.00	0.000

Minnesota Twins @ Detroit Tigers
Comerica Park, Detroit, MI
Wed May 01 2013, 1:10 PM - 4:02 PM EDT
Att: 36,028 - Sunny - 73 F

AB 36
R 6
H 10
RBI 6
BB 4
SO 11
LOB 13



Batter	1	2	3	4	5	6	7	8	9	AB	R	H	RBI	BB	SO	LOB	BOTTOM								
14 Austin Jackson, R OBP: 0.352, SLG: 0.397										4	1	1	0	0	0	0									
48 Tori Hunter, R OBP: 0.405, SLG: 0.490										4	1	1	1	0	0	0									
24 Miguel Cabrera, R OBP: 0.446, SLG: 0.571										3	0	2	1	0	0	0									
28 Prince Fielder, L OBP: 0.420, SLG: 0.583										3	0	1	0	1	1	1									
41 Victor Martinez, S OBP: 0.279, SLG: 0.263										4	0	0	0	0	0	5									
18 Matt Tuiasosopo, R OBP: 0.382, SLG: 0.433										2	0	0	0	0	0	0									
12 Andy Dirks, L (7, PH) OBP: 0.313, SLG: 0.281										2	0	0	0	0	1	1									
27 Jhonny Peralta, R OBP: 0.336, SLG: 0.404										3	0	1	0	0	1	0									
55 Brayan Peña, S OBP: 0.226, SLG: 0.233										3	0	0	0	0	2	1									
39 Ramon Santiago, S OBP: 0.091, SLG: 0.182										3	0	0	0	0	0	0									
Inning Stats	R: 0 H: 0 E: 0 K: 0 S: 10	H: 0 LOB: 1 BB: 1 P: 16	R: 0 H: 0 E: 0 K: 1 S: 12	H: 0 LOB: 0 BB: 0 P: 20	R: 0 H: 0 E: 0 K: 0 S: 8	H: 0 LOB: 0 BB: 0 P: 14	R: 0 H: 0 E: 0 K: 1 S: 8	H: 0 LOB: 0 BB: 0 P: 11	R: 0 H: 0 E: 0 K: 1 S: 7	H: 1 LOB: 0 BB: 0 P: 12	R: 2 H: 3 E: 0 K: 0 S: 11	H: 3 LOB: 1 BB: 0 P: 15	R: 0 H: 0 E: 0 K: 1 S: 11	H: 0 LOB: 0 BB: 0 P: 17	R: 0 H: 0 E: 0 K: 0 S: 8	H: 0 LOB: 0 BB: 0 P: 15	R: 0 H: 2 E: 0 K: 1 S: 11	H: 2 LOB: 1 BB: 0 P: 13	1B: 4 2B: 2 3B: 0 HR: 0	SF: 0 SAC: 0 DP: 1 HBP: 1	WP: 0 PB: 0 SB: 0 CS: 1	PA: 33			
PITCHER	IP WLS BF H R ER SO BB IBB HBP BLK WP HR S P ERA WHIP	IP WLS BF H R ER SO BB IBB HBP BLK WP HR S P ERA WHIP	IP WLS BF H R ER SO BB IBB HBP BLK WP HR S P ERA WHIP	IP WLS BF H R ER SO BB IBB HBP BLK WP HR S P ERA WHIP	IP WLS BF H R ER SO BB IBB HBP BLK WP HR S P ERA WHIP	IP WLS BF H R ER SO BB IBB HBP BLK WP HR S P ERA WHIP	IP WLS BF H R ER SO BB IBB HBP BLK WP HR S P ERA WHIP	IP WLS BF H R ER SO BB IBB HBP BLK WP HR S P ERA WHIP	IP WLS BF H R ER SO BB IBB HBP BLK WP HR S P ERA WHIP	IP WLS BF H R ER SO BB IBB HBP BLK WP HR S P ERA WHIP	IP WLS BF H R ER SO BB IBB HBP BLK WP HR S P ERA WHIP	IP WLS BF H R ER SO BB IBB HBP BLK WP HR S P ERA WHIP	IP WLS BF H R ER SO BB IBB HBP BLK WP HR S P ERA WHIP	IP WLS BF H R ER SO BB IBB HBP BLK WP HR S P ERA WHIP	IP WLS BF H R ER SO BB IBB HBP BLK WP HR S P ERA WHIP	IP WLS BF H R ER SO BB IBB HBP BLK WP HR S P ERA WHIP	IP WLS BF H R ER SO BB IBB HBP BLK WP HR S P ERA WHIP	IP WLS BF H R ER SO BB IBB HBP BLK WP HR S P ERA WHIP	IP WLS BF H R ER SO BB IBB HBP BLK WP HR S P ERA WHIP	IP WLS BF H R ER SO BB IBB HBP BLK WP HR S P ERA WHIP	IP WLS BF H R ER SO BB IBB HBP BLK WP HR S P ERA WHIP	IP WLS BF H R ER SO BB IBB HBP BLK WP HR S P ERA WHIP			
58 Scott Diamond, L ERA: 3.97	6.0	W	23	4	2	2	3	1	0	0	0	0	0	0	0	0	0	0	0	0	0	11	17	0.00	0.000
61 Jared Burton, R ERA: 0.87	1.0		3	0	0	0	0	0	0	0	0	0	0	0	0	0	0	0	0	0	0	8	15	0.00	0.000
15 Glen Perkins, L ERA: 3.72	1.0		4	2	0	0	1	0	0	0	0	0	0	0	0	0	0	0	0	0	0	11	13	0.00	2.000

Minnesota Twins @ Detroit Tigers
Comerica Park, Detroit, MI
Wed May 01 2013, 1:10 PM - 4:02 PM EDT
Att: 36,028 - Sunny - 73 F

AB 31
R 2
H 6
RBI 2
BB 1
SO 5
LOB 8



Batter	1	2	3	4	5	6	7	8	9	10	11	12	13	14	AB	R	H	RBI	BB	SO	LOB	TOP								
14 Austin Jackson, R OBP: 0.356, SLG: 0.407															7	2	3	0	0	0	4	0								
48 Tori Hunter, R OBP: 0.398, SLG: 0.473															6	0	1	1	1	1	1	2								
24 Miguel Cabrera, R OBP: 0.453, SLG: 0.564															5	1	2	1	2	2	0	1								
28 Prince Fielder, L OBP: 0.421, SLG: 0.564															5	2	1	0	1	0	5									
41 Victor Martinez, S OBP: 0.276, SLG: 0.282															4	0	1	0	0	1	3									
32 Don Kelly, L OBP: 0.313, SLG: 0.379															3	1	2	1	0	1	0									
12 Andy Dirks, L OBP: 0.300, SLG: 0.267															3	0	0	0	0	0	1									
18 Matt Tuasosopo, R OBP: 0.395, SLG: 0.455															3	0	1	2	1	2	2									
27 Jonny Peralta, R OBP: 0.333, SLG: 0.400															6	0	2	1	0	3	1									
13 Alex Avila, L OBP: 0.241, SLG: 0.297															3	0	0	0	1	3	0									
55 Brayan Peña, S OBP: 0.235, SLG: 0.242															3	0	1	0	0	1	3									
4 Omar Infante, R OBP: 0.323, SLG: 0.418															6	1	1	0	0	2	3									
Inning Stats	R: 0 E: 0 K: 2 S: 8	H: 0 LOB: 0 BB: 0 P: 9	R: 0 E: 0 K: 1 S: 10	H: 1 LOB: 1 BB: 0 P: 16	R: 2 E: 0 K: 2 S: 16	H: 4 LOB: 2 BB: 0 P: 24	R: 0 E: 0 K: 1 S: 6	H: 0 LOB: 0 BB: 0 P: 10	R: 0 E: 0 K: 3 S: 14	H: 0 LOB: 0 BB: 0 P: 20	R: 0 E: 0 K: 3 S: 7	H: 0 LOB: 0 BB: 0 P: 9	R: 1 E: 1 K: 3 S: 11	H: 1 LOB: 1 BB: 0 P: 21	R: 0 E: 0 K: 1 S: 9	H: 0 LOB: 0 BB: 0 P: 13	R: 0 E: 0 K: 1 S: 11	H: 2 LOB: 2 BB: 1 P: 18	R: 0 E: 0 K: 2 S: 13	H: 2 LOB: 2 BB: 0 P: 17	R: 4 E: 0 K: 0 S: 11	H: 3 LOB: 1 BB: 2 P: 26	1B: 11 2B: 4 3B: 0 HR: 0	SF: 1 DP: 1 HBP: 1	WP: 0 PB: 0 SB: 0 CS: 0	PA: 62				
PITCHER	IP: 5.0 WLS: 2 BF: 22 ERA: 3.6	H: 6 R: 2 ER: 2 SO: 6 BB: 1 IBB: 0 HBP: 0 BLK: 0 WP: 0 HR: 0 S: 54 P: 79 ERA: 4.09 WHIP: 1.400	IP: 1.1 WLS: 1 BF: 4 ERA: 4.09	H: 0 R: 0 ER: 0 SO: 4 BB: 0 IBB: 0 HBP: 0 BLK: 0 WP: 0 HR: 0 S: 13 P: 19 ERA: 8.31 WHIP: 2.077	IP: 4.1 WLS: 23 BF: 7 ERA: 1.08	H: 4 R: 4 ER: 4 SO: 4 BB: 2 IBB: 2 HBP: 0 BLK: 0 WP: 0 HR: 4 S: 44 P: 78 ERA: 0.00 WHIP: 1.500	IP: 0.2 WLS: 1 BF: 3 ERA: 1.08	H: 0 R: 0 ER: 0 SO: 0 BB: 0 IBB: 0 HBP: 0 BLK: 0 WP: 0 HR: 0 S: 7 P: 10 ERA: 0.00 WHIP: 1.500																						

Detroit Tigers @ Houston Astros
Minute Maid Park, Houston, TX
Thu May 02 2013, 7:12 PM - 12:00 AM CDT
Att. 16,626 - Roof Closed - 73 F

livebaseballscorecards.com

AB: 54
R: 7
H: 15
RBI: 6
BB: 6
SO: 18
LOB: 21

Batter	1	2	3	4	5	6	7	8	9	10	11	12	13	14	AB	R	H	RBI	BB	SO	LOB	BOTTOM										
19 Robbie Grossman, S OBP: 0.279, SLG: 0.263															5	1	2	0	1	2	0											
27 Jose Altuve, R OBP: 0.368, SLG: 0.421															5	0	0	0	1	2	3											
15 Jason Castro, L OBP: 0.313, SLG: 0.447															6	1	1	2	0	2	1											
12 Carlos Pena, L OBP: 0.345, SLG: 0.400															6	1	2	1	0	1	1											
23 Chris Carter, R OBP: 0.288, SLG: 0.419															5	0	0	0	0	2	1											
21 Fernando Martinez, L OBP: 0.287, SLG: 0.321															2	0	0	0	0	0	0											
28 Rick Ankiel, L OBP: 0.214, SLG: 0.527															2	0	1	0	0	0	1											
4 Brandon Laird, R OBP: 0.290, SLG: 0.517															1	0	0	0	0	0	1											
2 Brandon Barnes, R OBP: 0.418, SLG: 0.458															5	0	0	0	0	3	1											
30 Matt Dominguez, R OBP: 0.287, SLG: 0.297															5	0	0	0	0	4	0											
9 Marwin Gonzalez, S OBP: 0.299, SLG: 0.452															5	0	0	0	0	1	0											
Inning Stats	R: 2 E: 0 K: 1 S: 13	H: 2 LOB: 0 BB: 0 P: 23	R: 0 E: 0 K: 2 S: 8	H: 0 LOB: 0 BB: 0 P: 12	R: 0 E: 0 K: 1 S: 11	H: 0 LOB: 0 BB: 0 P: 18	R: 1 E: 0 K: 1 S: 9	H: 1 LOB: 0 BB: 0 P: 14	R: 0 E: 0 K: 1 S: 8	H: 0 LOB: 0 BB: 0 P: 10	R: 0 E: 0 K: 3 S: 4	H: 1 LOB: 1 BB: 0 P: 8	R: 0 E: 0 K: 1 S: 10	H: 1 LOB: 0 BB: 0 P: 12	R: 0 E: 0 K: 1 S: 7	H: 0 LOB: 0 BB: 0 P: 10	R: 0 E: 0 K: 1 S: 9	H: 0 LOB: 0 BB: 0 P: 17	R: 0 E: 0 K: 3 S: 9	H: 0 LOB: 0 BB: 0 P: 13	R: 0 E: 0 K: 1 S: 11	H: 0 LOB: 1 BB: 1 P: 19	R: 0 E: 0 K: 1 S: 10	H: 1 LOB: 1 BB: 0 P: 16	R: 0 E: 0 K: 1 S: 10	H: 0 LOB: 0 BB: 0 P: 14	R: 0 E: 0 K: 3 S: 11	H: 0 LOB: 1 BB: 1 P: 19	1B: 3 2B: 1 3B: 0 HR: 2	SF: 0 DP: 0 HBP: 0	WP: 0 PB: 1 SB: 0 CS: 1	PA: 49
PITCHER	IP: 7.0 WLS: 7 BF: 25 ERA: 7.52	H: 5 R: 3 ER: 3 SO: 7 BB: 0 IBB: 0 HBP: 0 BLK: 0 WP: 0 HR: 2 S: 63 P: 97 ERA: 3.86 WHIP: 0.714	IP: 2.0 WLS: 6 BF: 0 ERA: 0.00	H: 0 R: 0 ER: 0 SO: 3 BB: 0 IBB: 0 HBP: 0 BLK: 0 WP: 0 HR: 0 S: 16 P: 27 ERA: 0.00 WHIP: 0.500	IP: 2.0 WLS: 7 BF: 0 ERA: 1.88	H: 0 R: 0 ER: 0 SO: 1 BB: 0 IBB: 0 HBP: 0 BLK: 0 WP: 0 HR: 8 S: 14 P: 14 ERA: 3.18 WHIP: 1.500	IP: 2.1 WLS: 8 BF: 0 ERA: 0.429	H: 0 R: 0 ER: 0 SO: 4 BB: 1 IBB: 0 HBP: 0 BLK: 0 WP: 0 HR: 23 S: 35 P: 35 ERA: 0.00 WHIP: 0.429																								

Detroit Tigers @ Houston Astros
Minute Maid Park, Houston, TX
Thu May 02 2013, 7:12 PM - 12:00 AM CDT
Att. 16,626 - Roof Closed - 73 F


livebaseballscorecards.com

AB: 47
R: 3
H: 6
RBI: 3
BB: 2
SO: 18
LOB: 8

Batter	1	2	3	4	5	6	7	8	9	AB	R	H	RBI	BB	SO	LOB	TOP										
12 Andy Dirks, L OBP: 0.293, SLG: 0.262 14 Austin Jackson, R OBP: 0.356, SLG: 0.407	L7		L9				G4-3		G3	5	0	1	0	0	0	1											
48 Toni Hunter, R OBP: 0.385, SLG: 0.456	G4-3		K						G1-3	4	0	0	0	0	2	2											
24 Miguel Cabrera, R OBP: 0.447, SLG: 0.561	K								K	4	1	1	0	0	2	2											
28 Prince Fielder, L OBP: 0.431, SLG: 0.559										1	0	0	0	3	0	1											
41 Victor Martinez, S OBP: 0.277, SLG: 0.262	F8									4	0	1	1	0	0	3											
32 Don Kelly, L OBP: 0.305, SLG: 0.344	FC4-6									3	2	0	0	1	1	2											
27 Jhonny Peralta, R OBP: 0.339, SLG: 0.398										3	0	1	1	1	1	2											
13 Alex Avila, L OBP: 0.247, SLG: 0.333	K									4	1	1	2	0	1	2											
4 Omar Infante, R OBP: 0.320, SLG: 0.411	G6-3									4	0	1	0	0	1	1											
Inning Stats	R: 0 H: 0 E: 0 K: 1 S: 10	H: 0 LOB: 0 BB: 0 P: 18	R: 1 H: 1 E: 0 K: 1 S: 12	H: 1 LOB: 1 BB: 1 P: 24	R: 0 H: 0 E: 0 K: 1 S: 7	H: 0 LOB: 0 BB: 0 P: 7	R: 1 H: 2 E: 0 K: 2 S: 10	H: 2 LOB: 1 BB: 0 P: 14	R: 0 H: 2 E: 0 K: 0 S: 3	H: 0 LOB: 0 BB: 1 P: 8	R: 0 H: 0 E: 0 K: 1 S: 12	H: 0 LOB: 1 BB: 1 P: 19	R: 0 H: 0 E: 0 K: 1 S: 8	H: 0 LOB: 1 BB: 1 P: 16	R: 2 H: 1 E: 0 K: 0 S: 12	H: 1 LOB: 0 BB: 1 P: 21	1B: 4 2B: 1 3B: 0 HR: 1	SF: 0 SAC: 0 DP: 1 HBP: 0	WP: 0 PA: 37 PB: 0 SB: 2 CS: 0								
PITCHER	IP	WLS	BF	H	R	ER	SO	BB	IBB	HBP	BLK	WP	HR	S	P	ERA	WHIP										
20 Bud Norris, R ERA: 3.89	7.0		28	5	2	2	7	3	0	0	0	0	0	66	111	2.57	1.143										
62 Hector Ambriz, R ERA: 4.5	0.2	H	2	0	0	0	1	0	0	0	0	0	0	4	8	0.00	0.000										
54 Travis Blackley, L ERA: 3.86	0.1	H	2	0	0	0	0	1	0	0	0	0	0	4	8	0.00	3.000										
41 Jose Veras, R ERA: 5.25	1.0	L	5	1	2	2	0	1	0	0	0	0	1	12	21	18.00	2.000										

Detroit Tigers @ Houston Astros
Minute Maid Park, Houston, TX
Fri May 03 2013, 7:12 PM - 10:24 PM CDT
Att: 16,723 - Clear - 66 F


AB 32
R 4
H 6
RBI 4
BB 5
SO 8
LOB 16



Batter	1	2	3	4	5	6	7	8	9	AB	R	H	RBI	BB	SO	LOB	BOTTOM										
19 Robbie Grossman, S OBP: 0.313, SLG: 0.268	F7									3	0	1	1	1	1	0											
27 Jose Altuve, R OBP: 0.377, SLG: 0.429										5	0	3	1	0	0	1											
15 Jason Castro, L OBP: 0.298, SLG: 0.424	K									5	0	0	0	0	1	6											
12 Carlos Pena, L OBP: 0.342, SLG: 0.394	G4-3									4	0	1	0	0	1	3											
22 Carlos Corporan, S OBP: 0.394, SLG: 0.448	G4-3									4	0	0	0	0	1	3											
23 Chris Carter, R OBP: 0.288, SLG: 0.417 2 Brandon Barnes, R OBP: 0.411, SLG: 0.449	G6-3									3	0	1	0	0	0	1											
30 Matt Dominguez, R OBP: 0.295, SLG: 0.314	G5-3									4	1	2	0	0	0	0											
28 Rick Ankiel, L OBP: 0.233, SLG: 0.517										3	1	1	0	1	1	0											
9 Marwin Gonzalez, S OBP: 0.284, SLG: 0.429	G4-3									4	1	0	1	0	1	4											
Inning Stats	R: 0 H: 1 E: 0 K: 1 S: 9	H: 0 LOB: 0 BB: 0 P: 17	R: 0 H: 0 E: 0 K: 0 S: 8	H: 0 LOB: 0 BB: 0 P: 11	R: 0 H: 1 E: 0 K: 1 S: 7	H: 1 LOB: 2 BB: 0 P: 11	R: 0 H: 2 E: 0 K: 1 S: 14	H: 2 LOB: 3 BB: 1 P: 27	R: 0 H: 0 E: 0 K: 0 S: 6	H: 1 LOB: 0 BB: 0 P: 6	R: 3 H: 4 E: 1 K: 1 S: 18	H: 4 LOB: 2 BB: 0 P: 31	R: 0 H: 0 E: 0 K: 0 S: 5	H: 0 LOB: 0 BB: 0 P: 8	R: 0 H: 0 E: 0 K: 1 S: 11	H: 0 LOB: 1 BB: 1 P: 19	1B: 8 2B: 1 3B: 0 HR: 0	SF: 0 SAC: 0 DP: 1 HBP: 1	WP: 0 PA: 39 PB: 0 SB: 0 CS: 0								
PITCHER	IP	WLS	BF	H	R	ER	SO	BB	IBB	HBP	BLK	WP	HR	S	P	ERA	WHIP										
58 Doug Fister, R ERA: 2.48	6.0		29	9	3	2	4	1	0	0	0	0	0	13	24	0.00	1.667										
33 Drew Smyly, L ERA: 1.35	2.0	W	6	0	0	0	1	0	0	0	0	0	0	13	24	0.00	0.000										
46 Jose Valverde, R ERA:	1.0	S	4	0	0	0	1	1	0	0	0	0	0	11	19	0.00	1.000										

Detroit Tigers @ Houston Astros
Minute Maid Park, Houston, TX
Fri May 03 2013, 7:12 PM - 10:24 PM CDT
Att: 16,723 - Clear - 66 F

AB 36
R 3
H 9
RBI 3
BB 2
SO 6
LOB 18



Batter	1	2	3	4	5	6	7	8	9	AB	R	H	RBI	BB	SO	LOB	TOP						
14 Austin Jackson, R OBP: 0.357, SLG: 0.406 32 Don Kelly, L OBP: 0.297, SLG: 0.333										5	2	2	0	0	0	5							
48 Toni Hunter, R OBP: 0.406, SLG: 0.479										5	3	4	2	1	0	2							
24 Miguel Cabrera, R OBP: 0.467, SLG: 0.627 39 Ramon Santiago, S OBP: 0.087, SLG: 0.174										4	3	4	6	1	0	0							
28 Prince Fielder, L OBP: 0.422, SLG: 0.542 18 Matt Tuiasosopo, R OBP: 0.410, SLG: 0.471										5	0	1	1	0	2	5							
41 Victor Martinez, S OBP: 0.280, SLG: 0.301										6	2	2	4	0	0	5							
12 Andy Dirks, L OBP: 0.296, SLG: 0.286										5	2	1	0	1	0	1							
27 Jhonny Peralta, R OBP: 0.339, SLG: 0.404										6	1	2	2	0	0	1							
13 Alex Avila, L OBP: 0.264, SLG: 0.349										5	2	2	1	1	2	2							
4 Omar Infante, R OBP: 0.333, SLG: 0.414										4	1	2	1	1	0	1							
Inning Stats	R: 4 E: 0 K: 2 S: 21	H: 5 LOB: 1 BB: 0 P: 35	R: 2 E: 0 K: 0 S: 10	H: 3 LOB: 0 BB: 0 P: 11	R: 0 E: 0 K: 0 S: 8	H: 0 LOB: 0 BB: 0 P: 13	R: 1 E: 0 K: 1 S: 14	H: 1 LOB: 3 BB: 3 P: 33	R: 1 E: 0 K: 0 S: 13	H: 1 LOB: 2 BB: 2 P: 28	R: 1 E: 0 K: 0 S: 10	H: 1 LOB: 0 BB: 0 P: 14	R: 3 E: 0 K: 0 S: 20	H: 5 LOB: 2 BB: 0 P: 32	R: 3 E: 1 K: 0 S: 16	H: 3 LOB: 1 BB: 0 P: 23	R: 2 E: 0 K: 1 S: 13	H: 2 LOB: 2 BB: 0 P: 20	1B: 13 2B: 5 3B: 1 HR: 3	SF: 0 SAC: 0 DP: 1 HBP: 0	WP: 0 PB: 0 SB: 1 CS: 0	PA: 53	
PITCHER	IP WLS BF H R ER SO BB IBB HBP BLK WP HR S P ERA WHIP	IP WLS BF H R ER SO BB IBB HBP BLK WP HR S P ERA WHIP	IP WLS BF H R ER SO BB IBB HBP BLK WP HR S P ERA WHIP	IP WLS BF H R ER SO BB IBB HBP BLK WP HR S P ERA WHIP	IP WLS BF H R ER SO BB IBB HBP BLK WP HR S P ERA WHIP	IP WLS BF H R ER SO BB IBB HBP BLK WP HR S P ERA WHIP	IP WLS BF H R ER SO BB IBB HBP BLK WP HR S P ERA WHIP	IP WLS BF H R ER SO BB IBB HBP BLK WP HR S P ERA WHIP	IP WLS BF H R ER SO BB IBB HBP BLK WP HR S P ERA WHIP	IP WLS BF H R ER SO BB IBB HBP BLK WP HR S P ERA WHIP	IP WLS BF H R ER SO BB IBB HBP BLK WP HR S P ERA WHIP	IP WLS BF H R ER SO BB IBB HBP BLK WP HR S P ERA WHIP	IP WLS BF H R ER SO BB IBB HBP BLK WP HR S P ERA WHIP	IP WLS BF H R ER SO BB IBB HBP BLK WP HR S P ERA WHIP	IP WLS BF H R ER SO BB IBB HBP BLK WP HR S P ERA WHIP	IP WLS BF H R ER SO BB IBB HBP BLK WP HR S P ERA WHIP	IP WLS BF H R ER SO BB IBB HBP BLK WP HR S P ERA WHIP	IP WLS BF H R ER SO BB IBB HBP BLK WP HR S P ERA WHIP	IP WLS BF H R ER SO BB IBB HBP BLK WP HR S P ERA WHIP	IP WLS BF H R ER SO BB IBB HBP BLK WP HR S P ERA WHIP	IP WLS BF H R ER SO BB IBB HBP BLK WP HR S P ERA WHIP	IP WLS BF H R ER SO BB IBB HBP BLK WP HR S P ERA WHIP	IP WLS BF H R ER SO BB IBB HBP BLK WP HR S P ERA WHIP

Detroit Tigers @ Houston Astros
 Minute Maid Park, Houston, TX
 Sat May 04 2013, 6:11 PM - 9:24 PM CDT
 Att: 21,254 - Clear - 78 F

AB 48
 R 17
 H 21
 RBI 17
 BB 5
 SO 4
 LOB 24



Batter	1	2	3	4	5	6	7	8	9	AB	R	H	RBI	BB	SO	LOB	BOTTOM							
19 Robbie Grossman, S OBP: 0.327, SLG: 0.273										3	0	1	0	1	1	0								
27 Jose Altuve, R OBP: 0.373, SLG: 0.431										4	1	1	0	0	0	3								
15 Jason Castro, L OBP: 0.296, SLG: 0.417										4	0	1	1	0	3	0								
12 Carlos Pena, L OBP: 0.336, SLG: 0.387 4 Brandon Laird, R OBP: 0.273, SLG: 0.484										2	0	0	0	0	0	0								
22 Carlos Corporan, S OBP: 0.405, SLG: 0.545										4	1	2	1	0	0	0								
23 Chris Carter, R OBP: 0.285, SLG: 0.409 21 Fernando Martinez, L OBP: 0.250, SLG: 0.300										2	0	0	0	0	1	0								
13 Ronny Cedeno, R OBP: 0.311, SLG: 0.442										3	0	0	0	0	1	0								
28 Rick Ankiel, L OBP: 0.238, SLG: 0.500										2	0	0	0	1	0	0								
30 Matt Dominguez, R OBP: 0.296, SLG: 0.315										3	0	1	0	0	1	1								
Inning Stats	R: 0 E: 0 K: 1 S: 12	H: 1 LOB: 0 BB: 0 P: 16	R: 0 E: 0 K: 1 S: 12	H: 0 LOB: 0 BB: 0 P: 17	R: 0 E: 0 K: 2 S: 8	H: 0 LOB: 0 BB: 0 P: 12	R: 0 E: 0 K: 2 S: 8	H: 0 LOB: 0 BB: 0 P: 11	R: 0 E: 0 K: 0 S: 7	H: 0 LOB: 0 BB: 0 P: 8	R: 0 E: 0 K: 0 S: 11	H: 1 LOB: 2 BB: 1 P: 16	R: 1 E: 0 K: 2 S: 9	H: 1 LOB: 0 BB: 0 P: 14	R: 0 E: 0 K: 0 S: 7	H: 0 LOB: 1 BB: 1 P: 11	R: 1 E: 0 K: 2 S: 16	H: 3 LOB: 2 BB: 0 P: 21	1B: 4 2B: 1 3B: 0 HR: 1	SF: 0 SAC: 0 DP: 1 HBP: 0	WP: 2 PB: 0 SB: 0 CS: 1	PA: 33		
PITCHER	IP WLS BF H R ER SO BB IBB HBP BLK WP HR S P ERA WHIP	IP WLS BF H R ER SO BB IBB HBP BLK WP HR S P ERA WHIP	IP WLS BF H R ER SO BB IBB HBP BLK WP HR S P ERA WHIP	IP WLS BF H R ER SO BB IBB HBP BLK WP HR S P ERA WHIP	IP WLS BF H R ER SO BB IBB HBP BLK WP HR S P ERA WHIP	IP WLS BF H R ER SO BB IBB HBP BLK WP HR S P ERA WHIP	IP WLS BF H R ER SO BB IBB HBP BLK WP HR S P ERA WHIP	IP WLS BF H R ER SO BB IBB HBP BLK WP HR S P ERA WHIP	IP WLS BF H R ER SO BB IBB HBP BLK WP HR S P ERA WHIP	IP WLS BF H R ER SO BB IBB HBP BLK WP HR S P ERA WHIP	IP WLS BF H R ER SO BB IBB HBP BLK WP HR S P ERA WHIP	IP WLS BF H R ER SO BB IBB HBP BLK WP HR S P ERA WHIP	IP WLS BF H R ER SO BB IBB HBP BLK WP HR S P ERA WHIP	IP WLS BF H R ER SO BB IBB HBP BLK WP HR S P ERA WHIP	IP WLS BF H R ER SO BB IBB HBP BLK WP HR S P ERA WHIP	IP WLS BF H R ER SO BB IBB HBP BLK WP HR S P ERA WHIP	IP WLS BF H R ER SO BB IBB HBP BLK WP HR S P ERA WHIP	IP WLS BF H R ER SO BB IBB HBP BLK WP HR S P ERA WHIP	IP WLS BF H R ER SO BB IBB HBP BLK WP HR S P ERA WHIP	IP WLS BF H R ER SO BB IBB HBP BLK WP HR S P ERA WHIP	IP WLS BF H R ER SO BB IBB HBP BLK WP HR S P ERA WHIP	IP WLS BF H R ER SO BB IBB HBP BLK WP HR S P ERA WHIP	IP WLS BF H R ER SO BB IBB HBP BLK WP HR S P ERA WHIP	IP WLS BF H R ER SO BB IBB HBP BLK WP HR S P ERA WHIP

Detroit Tigers @ Houston Astros
 Minute Maid Park, Houston, TX
 Sat May 04 2013, 6:11 PM - 9:24 PM CDT
 Att: 21,254 - Clear - 78 F

AB 31
 R 2
 H 6
 RBI 2
 BB 2
 SO 10
 LOB 7



Batter	1	2	3	4	5	6	7	8	9	AB	R	H	RBI	BB	SO	LOB	TOP								
14 Austin Jackson, R OBP: 0.352, SLG: 0.394	F9	12 1B	FC6-4			K		K		4	1	0	0	1	2	2	Detroit Tigers @ Houston Astros Minute Maid Park, Houston, TX Sun May 05 2013, 3:13 PM - 6:26 PM CDT Att: 23,237 - Sunny - 68 F								
12 Andy Dirks, L OBP: 0.337, SLG: 0.365	28 HR	24 BB		HR		24 1B		24 G5-4-3		4	3	4	2	1	0	0									
24 Miguel Cabrera, R OBP: 0.465, SLG: 0.615	F8	28 1B		G5-3				G5-4-3		4	0	1	0	1	0	3									
28 Prince Fielder, L OBP: 0.429, SLG: 0.571				G4-3						5	1	3	4	0	0	2									
18 Matt Tuiasosopo, R OBP: 0.410, SLG: 0.471						F8				0	0	0	0	0	0	0									
41 Victor Martinez, S OBP: 0.277, SLG: 0.297	G4-3	L9		G3						5	0	1	0	0	0	2									
32 Don Kelly, L OBP: 0.285, SLG: 0.297						G6-3				4	1	0	0	1	0	4									
55 Brayan Peña, S OBP: 0.231, SLG: 0.316				G3-1		G4-3				5	1	1	2	0	0	2									
4 Omar Infante, R OBP: 0.327, SLG: 0.433		K		F9		G6-3				5	1	1	1	0	1	2									
39 Ramon Santiago, S OBP: 0.185, SLG: 0.269										3	1	2	0	1	1	0									
Inning Stats	R: 2 H: 2 E: 0 K: 0 S: 13	H: 2 LOB: 0 BB: 0 P: 20	R: 5 H: 4 E: 0 K: 1 S: 21	H: 4 LOB: 2 BB: 3 P: 41	R: 0 H: 1 E: 0 K: 0 S: 11	H: 1 LOB: 1 BB: 0 P: 15	R: 1 H: 1 E: 0 K: 0 S: 10	H: 1 LOB: 0 BB: 0 P: 15	R: 0 H: 0 E: 0 K: 2 S: 18	H: 0 LOB: 0 BB: 0 P: 9	R: 0 H: 1 E: 0 K: 2 S: 18	H: 1 LOB: 2 BB: 1 P: 29	R: 0 H: 0 E: 0 K: 0 S: 7	H: 0 LOB: 0 BB: 0 P: 11	R: 1 H: 2 E: 0 K: 1 S: 13	H: 2 LOB: 1 BB: 1 P: 23	R: 0 H: 2 E: 0 K: 0 S: 10	H: 2 LOB: 2 BB: 0 P: 15	1B: 8 2B: 1 3B: 0 HR: 4	SF: 0 SAC: 0 DP: 1 HBP: 0	WP: 0 PB: 0 SB: 0 CS: 0	PA: 44			
PITCHER	IP WLS BF H R ER SO BB IBB HBP BLK WP HR S P ERA WHIP	IP WLS BF H R ER SO BB IBB HBP BLK WP HR S P ERA WHIP	IP WLS BF H R ER SO BB IBB HBP BLK WP HR S P ERA WHIP	IP WLS BF H R ER SO BB IBB HBP BLK WP HR S P ERA WHIP	IP WLS BF H R ER SO BB IBB HBP BLK WP HR S P ERA WHIP	IP WLS BF H R ER SO BB IBB HBP BLK WP HR S P ERA WHIP	IP WLS BF H R ER SO BB IBB HBP BLK WP HR S P ERA WHIP	IP WLS BF H R ER SO BB IBB HBP BLK WP HR S P ERA WHIP	IP WLS BF H R ER SO BB IBB HBP BLK WP HR S P ERA WHIP	IP WLS BF H R ER SO BB IBB HBP BLK WP HR S P ERA WHIP	IP WLS BF H R ER SO BB IBB HBP BLK WP HR S P ERA WHIP	IP WLS BF H R ER SO BB IBB HBP BLK WP HR S P ERA WHIP	IP WLS BF H R ER SO BB IBB HBP BLK WP HR S P ERA WHIP	IP WLS BF H R ER SO BB IBB HBP BLK WP HR S P ERA WHIP	IP WLS BF H R ER SO BB IBB HBP BLK WP HR S P ERA WHIP	IP WLS BF H R ER SO BB IBB HBP BLK WP HR S P ERA WHIP	IP WLS BF H R ER SO BB IBB HBP BLK WP HR S P ERA WHIP	IP WLS BF H R ER SO BB IBB HBP BLK WP HR S P ERA WHIP	IP WLS BF H R ER SO BB IBB HBP BLK WP HR S P ERA WHIP	IP WLS BF H R ER SO BB IBB HBP BLK WP HR S P ERA WHIP	IP WLS BF H R ER SO BB IBB HBP BLK WP HR S P ERA WHIP	IP WLS BF H R ER SO BB IBB HBP BLK WP HR S P ERA WHIP	IP WLS BF H R ER SO BB IBB HBP BLK WP HR S P ERA WHIP	IP WLS BF H R ER SO BB IBB HBP BLK WP HR S P ERA WHIP	IP WLS BF H R ER SO BB IBB HBP BLK WP HR S P ERA WHIP

Batter	1	2	3	4	5	6	7	8	9	AB	R	H	RBI	BB	SO	LOB	BOTTOM								
19 Robbie Grossman, S OBP: 0.321, SLG: 0.271	F8		G4-3			L3				4	0	1	0	0	0	1	Detroit Tigers @ Houston Astros Minute Maid Park, Houston, TX Sun May 05 2013, 3:13 PM - 6:26 PM CDT Att: 23,237 - Sunny - 68 F								
21 Fernando Martinez, L OBP: 0.229, SLG: 0.273										3	0	0	0	0	2	0									
23 Chris Carter, R OBP: 0.282, SLG: 0.405	K					K				1	0	0	0	0	1	3									
15 Jason Castro, L OBP: 0.295, SLG: 0.406										3	0	0	0	1	3	3									
12 Carlos Pena, L OBP: 0.341, SLG: 0.385	K									3	0	1	0	1	2	1									
22 Carlos Corporán, S OBP: 0.390, SLG: 0.514		G3-1								4	0	1	0	0	2	1									
4 Brandon Laird, R OBP: 0.243, SLG: 0.429										4	0	0	0	0	1	2									
28 Rick Ankiel, L ERA: 1.55										2	0	0	0	0	1	0									
2 Brandon Barnes, R OBP: 0.421, SLG: 0.449										0	0	0	0	0	0	0									
13 Ronny Cedeno, R OBP: 0.313, SLG: 0.435										3	0	1	0	0	1	0									
9 Marwin Gonzalez, S OBP: 0.274, SLG: 0.413										3	0	0	0	0	0	2									
Inning Stats	R: 0 H: 0 E: 0 K: 2 S: 16	H: 0 LOB: 1 BB: 1 P: 26	R: 0 H: 0 E: 0 K: 2 S: 13	H: 0 LOB: 0 BB: 0 P: 18	R: 0 H: 0 E: 0 K: 0 S: 9	H: 0 LOB: 0 BB: 0 P: 12	R: 0 H: 0 E: 0 K: 2 S: 14	H: 0 LOB: 1 BB: 1 P: 19	R: 0 H: 0 E: 0 K: 1 S: 8	H: 0 LOB: 0 BB: 0 P: 11	R: 0 H: 0 E: 0 K: 1 S: 8	H: 0 LOB: 0 BB: 0 P: 12	R: 0 H: 2 E: 0 K: 1 S: 12	H: 2 LOB: 1 BB: 0 P: 18	R: 0 H: 2 E: 0 K: 2 S: 15	H: 2 LOB: 3 BB: 0 P: 22	R: 0 H: 0 E: 0 K: 2 S: 8	H: 0 LOB: 0 BB: 0 P: 10	1B: 4 2B: 1 3B: 0 HR: 0	SF: 0 SAC: 0 DP: 2 HBP: 1	WP: 0 PB: 0 SB: 0 CS: 0	PA: 33			
PITCHER	IP WLS BF H R ER SO BB IBB HBP BLK WP HR S P ERA WHIP	IP WLS BF H R ER SO BB IBB HBP BLK WP HR S P ERA WHIP	IP WLS BF H R ER SO BB IBB HBP BLK WP HR S P ERA WHIP	IP WLS BF H R ER SO BB IBB HBP BLK WP HR S P ERA WHIP	IP WLS BF H R ER SO BB IBB HBP BLK WP HR S P ERA WHIP	IP WLS BF H R ER SO BB IBB HBP BLK WP HR S P ERA WHIP	IP WLS BF H R ER SO BB IBB HBP BLK WP HR S P ERA WHIP	IP WLS BF H R ER SO BB IBB HBP BLK WP HR S P ERA WHIP	IP WLS BF H R ER SO BB IBB HBP BLK WP HR S P ERA WHIP	IP WLS BF H R ER SO BB IBB HBP BLK WP HR S P ERA WHIP	IP WLS BF H R ER SO BB IBB HBP BLK WP HR S P ERA WHIP	IP WLS BF H R ER SO BB IBB HBP BLK WP HR S P ERA WHIP	IP WLS BF H R ER SO BB IBB HBP BLK WP HR S P ERA WHIP	IP WLS BF H R ER SO BB IBB HBP BLK WP HR S P ERA WHIP	IP WLS BF H R ER SO BB IBB HBP BLK WP HR S P ERA WHIP	IP WLS BF H R ER SO BB IBB HBP BLK WP HR S P ERA WHIP	IP WLS BF H R ER SO BB IBB HBP BLK WP HR S P ERA WHIP	IP WLS BF H R ER SO BB IBB HBP BLK WP HR S P ERA WHIP	IP WLS BF H R ER SO BB IBB HBP BLK WP HR S P ERA WHIP	IP WLS BF H R ER SO BB IBB HBP BLK WP HR S P ERA WHIP	IP WLS BF H R ER SO BB IBB HBP BLK WP HR S P ERA WHIP	IP WLS BF H R ER SO BB IBB HBP BLK WP HR S P ERA WHIP	IP WLS BF H R ER SO BB IBB HBP BLK WP HR S P ERA WHIP	IP WLS BF H R ER SO BB IBB HBP BLK WP HR S P ERA WHIP	IP WLS BF H R ER SO BB IBB HBP BLK WP HR S P ERA WHIP



Batter	1	2	3	4	5	6	7	8	9	AB	R	H	RBI	BB	SO	LOB	TOP			
14 Austin Jackson, R OBP: 0.347, SLG: 0.387	L9		K		F9		1B		F9	5	0	1	0	0	1	0				
48 Toni Hunter, R OBP: 0.402, SLG: 0.480	E3		24 1B		K		P5			4	1	1	0	0	1	1				
24 Miguel Cabrera, R OBP: 0.459, SLG: 0.603	L6-3		28 BB		G6-3		F8			4	0	1	1	0	0	1				
28 Prince Fielder, L OBP: 0.341, SLG: 0.574		4 FC5			K		K			3	0	1	0	1	2	0				
12 Andy Dirks, L OBP: 0.344, SLG: 0.364	G6-3		K				27 1B			3	0	1	0	1	1	3				
27 Johnny Peralta, R OBP: 0.352, SLG: 0.410	G6-3									3	0	2	0	1	0	1				
13 Alex Avila, L OBP: 0.283, SLG: 0.337			4 FC5		G4-6-3					3	0	0	0	1	2	5				
4 Omar Infante, R OBP: 0.316, SLG: 0.417	FC5				G5-3					4	0	0	0	0	0	2				
19 Anibal Sánchez, R OBP: 0.279, SLG: 0.289										2	0	0	0	0	2	0				
56 Jose Ortega, R OBP: 0.275, SLG: 0.294										1	0	0	0	0	0	0				
53 Joaquin Benoit, R OBP: 0.275, SLG: 0.294										0	0	0	0	0	0	0				
41 Victor Martinez, S OBP: 0.259, SLG: 0.255										1	0	0	0	0	0	0				
Inning Stats	R: 0 E: 1 K: 0 S: 7	H: 0 LOB: 0 BB: 0 P: 9	R: 0 E: 0 K: 0 S: 11	H: 1 LOB: 2 BB: 1 P: 17	R: 1 E: 0 K: 3 S: 16	H: 2 LOB: 2 BB: 1 P: 25	R: 0 E: 0 K: 0 S: 4	H: 1 LOB: 0 BB: 0 P: 6	R: 0 E: 0 K: 2 S: 12	H: 2 LOB: 2 BB: 0 P: 14	R: 0 E: 0 K: 0 S: 11	H: 1 LOB: 1 BB: 0 P: 14	R: 0 E: 0 K: 2 S: 21	H: 0 LOB: 2 BB: 2 P: 34	R: 0 E: 0 K: 0 S: 8	H: 0 LOB: 0 BB: 0 P: 12	1B: 5 2B: 3 3B: 0 HR: 0	SF: 0 SAC: 0 DP: 2 HBP: 0	WP: 0 PB: 0 SB: 0 CS: 0	PA: 37
PITCHER	IP WLS BF H R ER SO BB IBB HBP BLK WP HR S P ERA WHIP																			
27 Jordan Zimmermann, R ERA: 1.99	7.0 W 29 7 1 1 7 2 0 0 0 0 0 0 72 101 1.29 1.286																			
36 Tyler Clippard, R ERA: 3.38	1.0 H 5 0 0 0 2 2 0 0 0 0 0 0 21 34 0.00 2.000																			
29 Rafael Soriano, R ERA: 2.4	1.0 S 3 0 0 0 0 0 0 0 0 0 0 0 8 12 0.00 0.000																			

Detroit Tigers @ Washington Nationals
Nationals Park, Washington, DC
Wed May 08 2013, 8:02 PM - 10:49 PM EDT
Att: 34,893 - Cloudy - 59 F

AB 33
R 1
H 7
RBI 1
BB 4
SO 9
LOB 13



Batter	1	2	3	4	5	6	7	8	9	AB	R	H	RBI	BB	SO	LOB	BOTTOM			
2 Denard Span, L OBP: 0.351, SLG: 0.353	G4-3		34 SF7		G6-3		L9			4	1	2	0	0	0	0				
20 Ian Desmond, R OBP: 0.286, SLG: 0.484	G4-3		L3		K					4	0	0	0	0	1	2				
34 Bryce Harper, L OBP: 0.395, SLG: 0.652	G3-1		SF7							3	1	1	2	0	1	0				
11 Ryan Zimmerman, R OBP: 0.316, SLG: 0.343	F7		K							4	0	0	0	0	3	0				
25 Adam LaRoche, L OBP: 0.283, SLG: 0.306	24 1B		8 1B							3	1	2	0	0	1	0				
12 Tyler Moore, R OBP: 0.200, SLG: 0.333	P4									3	0	0	0	0	2	2				
33 Roger Bernadina, L OBP: 0.161, SLG: 0.103										0	0	0	0	0	0	0				
8 Danny Espinosa, S OBP: 0.236, SLG: 0.379	24 1B		24 1B		K2-3					3	0	2	0	0	1	0				
24 Kurt Suzuki, R OBP: 0.333, SLG: 0.418					F9		G6-3			3	0	1	0	0	0	1				
27 Jordan Zimmermann, R OBP: 0.063, SLG: 0.063										2	0	0	0	0	1	4				
1 Steve Lombardozzi, S OBP: 0.259, SLG: 0.255	FC6-4									1	0	0	0	0	0	0				
36 Tyler Clippard, R ERA: 3.38										0	0	0	0	0	0	0				
29 Rafael Soriano, R ERA: 1.76										0	0	0	0	0	0	0				
Inning Stats	R: 0 E: 0 K: 0 S: 8	H: 1 LOB: 0 BB: 0 P: 13	R: 0 E: 0 K: 0 S: 18	H: 3 LOB: 3 BB: 0 P: 25	R: 1 E: 0 K: 1 S: 8	H: 1 LOB: 0 BB: 0 P: 11	R: 1 E: 1 K: 2 S: 12	H: 2 LOB: 1 BB: 0 P: 16	R: 1 E: 1 K: 2 S: 12	H: 1 LOB: 1 BB: 0 P: 19	R: 0 E: 0 K: 3 S: 11	H: 0 LOB: 0 BB: 0 P: 14	R: 0 E: 0 K: 0 S: 5	H: 0 LOB: 0 BB: 0 P: 10	R: 0 E: 0 K: 2 S: 17	H: 0 LOB: 0 BB: 0 P: 25	1B: 6 2B: 0 3B: 1 HR: 1	SF: 1 SAC: 0 DP: 0 HBP: 0	WP: 0 PB: 0 SB: 0 CS: 0	PA: 31
PITCHER	IP WLS BF H R ER SO BB IBB HBP BLK WP HR S P ERA WHIP																			
19 Anibal Sánchez, R ERA: 1.97	6.0 L 25 8 3 2 8 0 0 0 0 0 0 0 5 69 3.00 1.333																			
56 Jose Ortega, R ERA: 1.76	1.0 3 0 0 0 0 0 0 0 0 0 0 0 5 10 0.00 0.000																			
53 Joaquin Benoit, R ERA: 1.76	1.0 3 0 0 0 2 0 0 0 0 0 0 0 17 25 0.00 0.000																			

Detroit Tigers @ Washington Nationals
Nationals Park, Washington, DC
Wed May 08 2013, 8:02 PM - 10:49 PM EDT
Att: 34,893 - Cloudy - 59 F

AB 30
R 3
H 8
RBI 2
BB 0
SO 10
LOB 9



Batter	1	2	3	4	5	6	7	8	9	AB	R	H	RBI	BB	SO	LOB	TOP		
14 Austin Jackson, R OBP: 0.342, SLG: 0.387	F9	L8				2B			K	5	0	1	0	0	2	2			
48 Toni Hunter, R OBP: 0.387, SLG: 0.461	G4-3		G5-3		L1		G4-3		G4-3	5	0	0	0	0	0	1			
24 Miguel Cabrera, R OBP: 0.457, SLG: 0.595			F9		F8		K			5	0	2	0	0	1	1			
28 Prince Fielder, L OBP: 0.423, SLG: 0.558	L9		G6-3		F8				F8	5	0	1	0	0	0	3			
12 Andy Dirks, L OBP: 0.330, SLG: 0.346		P4		G6-3		K		G3		4	0	0	0	0	1	1			
27 Johnny Peralta, R OBP: 0.364, SLG: 0.417		4B 58 1B				4B 18 HR		G6-3		3	2	2	0	1	0	0			
13 Alex Avila, L OBP: 0.263, SLG: 0.333	F9		L9		L8					4	0	1	0	0	0	3			
4 Omar Infante, R OBP: 0.331, SLG: 0.429		58 1B				18 HR		K		4	1	3	0	0	1	1			
58 Doug Fister, L OBP: 0.263, SLG: 0.333									F9	1	0	1	1	0	0	0			
41 Victor Martinez, S OBP: 0.270, SLG: 0.326										1	0	0	0	0	1	2			
38 Darin Downs, R OBP: 0.270, SLG: 0.326										0	0	0	0	0	0	0			
18 Matt Tuiasosopo, R OBP: 0.270, SLG: 0.326										1	1	1	3	0	0	0			
36 Luke Putkonen, R OBP: 0.270, SLG: 0.326										0	0	0	0	0	0	0			
33 Drew Smyly, L OBP: 0.270, SLG: 0.326										0	0	0	0	0	0	0			
32 Don Kelly, L OBP: 0.270, SLG: 0.326										1	0	0	0	0	0	1			
46 Jose Valverde, R OBP: 0.270, SLG: 0.326										0	0	0	0	0	0	0			
Inning Stats	R: 0 E: 0 K: 0 S: 13	H: 1 LOB: 1 BB: 0 P: 18	R: 1 E: 0 K: 0 S: 11	H: 3 LOB: 2 BB: 0 P: 16	R: 0 E: 0 K: 1 S: 7	H: 0 LOB: 0 BB: 0 P: 10	R: 0 E: 0 K: 1 S: 9	H: 2 LOB: 2 BB: 0 P: 14	R: 0 E: 0 K: 2 S: 13	H: 1 LOB: 1 BB: 0 P: 22	R: 0 E: 0 K: 1 S: 10	H: 1 LOB: 1 BB: 0 P: 15	R: 0 E: 0 K: 1 S: 9	H: 1 LOB: 1 BB: 0 P: 17	R: 0 E: 0 K: 1 S: 12	H: 1 LOB: 1 BB: 0 P: 17	1B: 10 2B: 1 3B: 0 HR: 1	SF: 0 SAC: 0 DP: 0 HBP: 0	WP: 0 PA: 40 PB: 0 SB: 0 CS: 0
PITCHER	IP WLS BF H R ER SO BB IBB HBP BLK WP HR S P ERA WHIP																		
15 Dan Haren, R ERA: 5.17	6.0 W 28 9 4 4 3 1 0 0 0 0 0 1 62 94 6.00 1.667																		
52 Ryan Mattheus, R ERA: 2.77	1.0 H 4 1 0 0 1 0 0 0 0 0 0 0 10 15 0.00 1.000																		
22 Drew Storen, R ERA: 4.38	1.0 H 4 1 0 0 1 0 0 0 0 0 0 0 9 15 0.00 1.000																		
29 Rafael Soriano, R ERA: 2.25	1.0 S 4 1 0 0 1 0 0 0 0 0 0 0 12 17 0.00 1.000																		

Detroit Tigers @ Washington Nationals
Nationals Park, Washington, DC
Thu May 09 2013, 4:07 PM - 6:57 PM EDT
Att: 28,742 - Cloudy - 71 F

livebaseballscores.com

AB 39
R 4
H 12
RBI 4
BB 1
SO 6
LOB 15



Batter	1	2	3	4	5	6	7	8	9	AB	R	H	RBI	BB	SO	LOB	BOTTOM		
2 Denard Span, L OBP: 0.356, SLG: 0.361	33 1B	33 BB	F8			G4-3				3	2	1	0	0	2				
33 Roger Bernadina, L OBP: 0.295, SLG: 0.129		11 1B								2	1	1	0	1	1	0			
12 Tyler Moore, R OBP: 0.196, SLG: 0.326	34 FC4-6	25 1B				K				1	0	0	0	0	1	1			
34 Bryce Harper, L OBP: 0.383, SLG: 0.629	25 1B					K				4	1	0	1	0	2	3			
11 Ryan Zimmerman, R OBP: 0.337, SLG: 0.366	25 E	25 1B				F8				4	1	3	1	0	0	0			
25 Adam LaRoche, L OBP: 0.291, SLG: 0.314	E8									4	0	2	1	0	2	1			
20 Ian Desmond, R OBP: 0.285, SLG: 0.477			L3			P4				4	0	1	1	0	0	3			
8 Danny Espinosa, S OBP: 0.229, SLG: 0.364						G6-3				4	0	0	0	0	1	2			
40 Wilson Ramos, R OBP: 0.326, SLG: 0.462										3	0	0	0	1	2	2			
15 Dan Haren, R ERA: 5.17										2	0	1	0	0	0	0			
1 Steve Lombardozzi, S ERA: 2.35										0	0	0	0	0	0	0			
52 Ryan Mattheus, R ERA: 2.77										0	0	0	0	0	0	0			
22 Drew Storen, S ERA: 4.38										1	0	0	0	0	0	0			
18 Chad Tracy, L OBP: 0.262, SLG: 0.322										0	0	0	0	0	0	0			
29 Rafael Soriano, R ERA: 2.25										0	0	0	0	0	0	0			
Inning Stats	R: 3 E: 1 K: 2 S: 20	H: 5 LOB: 2 BB: 0 P: 28	R: 2 E: 0 K: 1 S: 20	H: 2 LOB: 1 BB: 1 P: 33	R: 0 E: 0 K: 1 S: 10	H: 1 LOB: 1 BB: 0 P: 13	R: 0 E: 0 K: 2 S: 9	H: 0 LOB: 0 BB: 0 P: 16	R: 0 E: 0 K: 1 S: 7	H: 0 LOB: 0 BB: 0 P: 8	R: 0 E: 0 K: 1 S: 8	H: 0 LOB: 1 BB: 1 P: 15	R: 0 E: 0 K: 1 S: 11	H: 1 LOB: 1 BB: 0 P: 16	R: 0 E: 0 K: 0 S: 5	H: 0 LOB: 0 BB: 0 P: 7	1B: 8 2B: 1 3B: 0 HR: 0	SF: 0 SAC: 1 DP: 0 HBP: 1	WP: 0 PA: 36 PB: 0 SB: 0 CS: 0
PITCHER	IP WLS BF H R ER SO BB IBB HBP BLK WP HR S P ERA WHIP																		
58 Doug Fister, R ERA: 3.14	3.0 L 19 8 5 4 4 1 0 0 0 0 0 0 50 74 12.00 3.000																		
38 Darin Downs, L ERA: 2.35	2.0 6 0 0 0 3 0 0 0 0 0 0 0 16 24 0.00 0.000																		
36 Luke Putkonen, R ERA: 2.35	0.1 2 0 0 0 0 1 0 0 0 0 0 0 2 6 0.00 3.000																		
33 Drew Smyly, L ERA: 1.25	1.2 6 1 0 0 2 0 0 0 0 0 0 0 17 25 0.00 0.600																		
46 Jose Valverde, R ERA: 2.25	1.0 3 0 0 0 0 0 0 0 0 0 0 0 5 7 0.00 0.000																		

Detroit Tigers @ Washington Nationals
Nationals Park, Washington, DC
Thu May 09 2013, 4:07 PM - 6:57 PM EDT
Att: 28,742 - Cloudy - 71 F

livebaseballscores.com

AB 32
R 5
H 9
RBI 4
BB 2
SO 9
LOB 14



Batter	1	2	3	4	5	6	7	8	9	AB	R	H	RBI	BB	SO	LOB	TOP										
24 Michael Bourn, L OBP: 0.346, SLG: 0.551										4	0	0	0	0	1	0											
22 Jason Kipnis, L OBP: 0.271, SLG: 0.417										4	1	1	0	0	1	0											
13 Asdrúbal Cabrera, S OBP: 0.289, SLG: 0.410										4	0	1	0	0	1	1											
33 Nick Swisher, S OBP: 0.375, SLG: 0.495										4	2	3	1	0	1	0											
41 Carlos Santana, S OBP: 0.448, SLG: 0.667										4	1	1	1	0	0	1											
12 Mark Reynolds, R OBP: 0.359, SLG: 0.628										3	0	0	1	0	2	1											
23 Michael Brantley, L OBP: 0.355, SLG: 0.576										2	0	0	1	0	0	0											
11 Drew Stubbs, R OBP: 0.303, SLG: 0.372										3	0	0	0	0	1	0											
8 Lonnie Chisenhall, L OBP: 0.261, SLG: 0.375										3	0	0	0	0	1	0											
Inning Stats	R: 1 E: 0 K: 1 S: 12	H: 2 LOB: 1 BB: 0 P: 18	R: 0 E: 0 K: 2 S: 9	H: 0 LOB: 0 BB: 0 P: 12	R: 0 E: 0 K: 0 S: 10	H: 0 LOB: 0 BB: 0 P: 17	R: 1 E: 0 K: 1 S: 10	H: 1 LOB: 0 BB: 0 P: 17	R: 0 E: 0 K: 1 S: 6	H: 0 LOB: 0 BB: 0 P: 8	R: 2 E: 0 K: 0 S: 9	H: 2 LOB: 0 BB: 0 P: 15	R: 0 E: 0 K: 1 S: 8	H: 0 LOB: 0 BB: 0 P: 11	R: 0 E: 0 K: 1 S: 6	H: 1 LOB: 0 BB: 0 P: 12	1B: 2 2B: 3 3B: 1 HR: 0	SF: 1 SAC: 0 DP: 0 HBP: 0	WP: 0 PB: 0 SB: 0 CS: 0	PA: 32							
PITCHER	IP	WLS	BF	H	R	ER	SO	BB	IBB	HBP	BLK	WP	HR	S	P	ERA	WHIP										
37 Max Scherzer, R ERA: 3.61	8.0	W	29	5	4	4	7	0	0	0	0	0	0	69	103	4.50	0.625										
53 Joaquin Benoit, R ERA: 1.65	1.0		3	1	0	0	1	0	0	0	0	0	0	6	12	0.00	1.000										

Cleveland Indians @ Detroit Tigers
Comerica Park, Detroit, MI
Fri May 10 2013, 7:09 PM - 9:57 PM EDT
Att: 37,547 - Cloudy - 59 F

AB	31
R	4
H	6
RBI	4
BB	0
SO	8
LOB	3



Batter	1	2	3	4	5	6	7	8	9	AB	R	H	RBI	BB	SO	LOB	BOTTOM											
14 Austin Jackson, R OBP: 0.344, SLG: 0.384										4	2	1	0	1	1	4												
48 Tori Hunter, R OBP: 0.380, SLG: 0.451										5	0	1	1	0	1	4												
24 Miguel Cabrera, R OBP: 0.455, SLG: 0.618										5	1	2	3	0	2	2												
28 Prince Fielder, L OBP: 0.422, SLG: 0.573										4	1	1	1	1	1	2												
41 Victor Martinez, S OBP: 0.277, SLG: 0.290										4	1	1	1	1	1	1												
12 Andy Dirks, L OBP: 0.333, SLG: 0.384										5	1	2	1	0	0	3												
27 Jhonny Peralta, R OBP: 0.368, SLG: 0.435										4	2	2	0	0	2	1												
13 Alex Avila, L OBP: 0.272, SLG: 0.351										4	1	2	3	0	2	0												
4 Omar Infante, R OBP: 0.344, SLG: 0.457										4	1	3	0	0	0	0												
Inning Stats	R: 0 E: 0 K: 1 S: 10	H: 0 LOB: 1 BB: 1 P: 17	R: 3 E: 0 K: 0 S: 11	H: 4 LOB: 2 BB: 1 P: 25	R: 1 E: 0 K: 1 S: 13	H: 2 LOB: 1 BB: 0 P: 17	R: 3 E: 0 K: 2 S: 13	H: 3 LOB: 0 BB: 0 P: 19	R: 1 E: 0 K: 1 S: 14	H: 3 LOB: 2 BB: 0 P: 22	R: 0 E: 0 K: 2 S: 13	H: 1 LOB: 1 BB: 0 P: 18	R: 1 E: 0 K: 2 S: 12	H: 1 LOB: 0 BB: 0 P: 21	R: 1 E: 1 K: 1 S: 11	H: 1 LOB: 2 BB: 1 P: 18	1B: 6 2B: 6 3B: 0 HR: 3	SF: 0 SAC: 0 DP: 0 HBP: 0	WP: 1 PB: 0 SB: 1 CS: 0	PA: 42								
PITCHER	IP	WLS	BF	H	R	ER	SO	BB	IBB	HBP	BLK	WP	HR	S	P	ERA	WHIP											
28 Corey Kluber, R ERA: 5.64	4.2	L	26	11	8	8	4	2	0	0	0	0	0	10	13	0.00	3.000											
27 Bryan Shaw, R ERA: 1.17	0.2		4	2	0	0	1	0	0	0	0	0	0	9	14	0.00	0.000											
50 Nick Hagadone, L ERA: 2.08	0.2		2	0	0	0	2	0	0	0	0	0	0	1	12	21	9.00	1.000										
53 Rich Hill, L ERA: 3.52	1.0		4	1	1	1	2	0	0	0	0	0	1	12	21	9.00	1.000											
32 Matt Albers, R ERA: 4.22	1.0		6	1	1	0	1	1	0	0	0	1	0	11	18	0.00	2.000											

Cleveland Indians @ Detroit Tigers
Comerica Park, Detroit, MI
Fri May 10 2013, 7:09 PM - 9:57 PM EDT
Att: 37,547 - Cloudy - 59 F

AB	39
R	10
H	15
RBI	10
BB	3
SO	10
LOB	17



Batter	1	2	3	4	5	6	7	8	9	AB	R	H	RBI	BB	SO	LOB	TOP						
24 Michael Bourn, L (1,8) OBP: 0.345, SLG: 0.527										6	2	2	0	0	3	2							
22 Jason Kipnis, L (1,4) OBP: 0.292, SLG: 0.411										4	2	1	0	2	3	1							
13 Asdrubal Cabrera, S (1,6) OBP: 0.301, SLG: 0.426										5	1	3	2	0	0	2							
33 Nick Swisher, S (1,9) OBP: 0.383, SLG: 0.500										3	1	1	1	2	1	3							
41 Carlos Santana, S (1,2) OBP: 0.446, SLG: 0.650										4	0	1	0	1	0	3							
25 Jason Giambi, L (1,10) OBP: 0.289, SLG: 0.450										3	0	0	2	1	2	1							
12 Mark Reynolds, R (1,3) ERA: 1.93										3	1	1	1	2	2	3							
11 Drew Stubbs, R (8, PR) OBP: 0.303, SLG: 0.372										0	0	0	0	0	0	0							
23 Michael Brantley, L (1,7) OBP: 0.357, SLG: 0.385										5	0	2	0	0	0	7							
8 Lonnie Chisenhall, L (1,5) OBP: 0.253, SLG: 0.363										3	0	0	0	0	0	1							
4 Mike Aviles, R (7, PH) OBP: 0.306, SLG: 0.429										2	0	1	1	0	0	0							
Inning Stats	R: 2 H: 2 E: 0 K: 1 S: 19	H: 2 LOB: 3 BB: 3 P: 35	R: 1 H: 2 E: 0 K: 1 S: 18	H: 2 LOB: 2 BB: 1 P: 27	R: 0 H: 1 E: 0 K: 2 S: 8	H: 1 LOB: 1 BB: 0 P: 11	R: 0 H: 0 E: 0 K: 2 S: 11	H: 0 LOB: 0 BB: 0 P: 17	R: 1 H: 1 E: 1 K: 1 S: 13	H: 1 LOB: 1 BB: 1 P: 20	R: 1 H: 2 E: 0 K: 1 S: 14	H: 2 LOB: 1 BB: 0 P: 20	R: 1 H: 2 E: 0 K: 1 S: 17	H: 2 LOB: 2 BB: 1 P: 28	R: 1 H: 2 E: 0 K: 1 S: 13	H: 2 LOB: 3 BB: 2 P: 26	R: 0 H: 0 E: 0 K: 1 S: 9	H: 0 LOB: 0 BB: 0 P: 14	1B: 9 2B: 3 3B: 0 HR: 0	SF: 1 SAC: 0 DP: 0 HBP: 0	WP: 0 PB: 0 SB: 1 CS: 0	PA: 47	
PITCHER	IP WLS BF H R ER SO BB IBB HBP BLK WP HR S P ERA WHIP	5.0 L 26 6 4 3 7 5 0 0 0 0 0 69 110 5.40 2.200	1.2 9 3 2 2 1 1 0 0 0 0 0 24 38 10.80 2.400	1.0 8 3 1 1 2 2 0 0 0 0 0 19 35 9.00 5.000	1.1 4 0 0 0 1 0 0 0 0 0 0 10 15 0.00 0.000																		

Cleveland Indians @ Detroit Tigers
Comerica Park, Detroit, MI
Sat May 11 2013, 7:10 PM - 10:43 PM EDT
Att: 41,438 - Cloudy - 58 F

AB	38
R	7
H	12
RBI	7
BB	8
SO	11
LOB	23



Batter	1	2	3	4	5	6	7	8	9	AB	R	H	RBI	BB	SO	LOB	BOTTOM					
14 Austin Jackson, R (1,8) OBP: 0.333, SLG: 0.371										5	0	0	1	0	2	3						
48 Tori Hunter, R (1,9) OBP: 0.374, SLG: 0.442										5	0	1	1	0	0	0						
24 Miguel Cabrera, R (1,5) OBP: 0.447, SLG: 0.603										5	0	1	0	0	0	2						
28 Prince Fielder, L (1,3) OBP: 0.424, SLG: 0.575										3	0	1	0	0	0	0						
41 Victor Martinez, S (1,10) OBP: 0.284, SLG: 0.299										3	1	1	0	1	1	2						
32 Don Kelly, L (8, PR) OBP: 0.273, SLG: 0.282										0	0	0	0	0	0	0						
12 Andy Dirks, L (1,7) OBP: 0.327, SLG: 0.375										2	0	0	0	0	2	2						
18 Matt Tuiasosopo, R (7, PH) OBP: 0.429, SLG: 0.556										1	1	0	0	1	0	2						
27 Jhonny Peralta, R (1,6) OBP: 0.379, SLG: 0.460										2	2	1	1	2	1	0						
13 Alex Avila, L (1,2) OBP: 0.267, SLG: 0.344										2	0	0	0	0	1	1						
55 Brayan Peña, S (7, PH) OBP: 0.220, SLG: 0.308										1	1	0	1	0	0	0						
4 Omar Infante, R (1,4) OBP: 0.349, SLG: 0.475										4	1	2	2	0	2	1						
Inning Stats	R: 0 H: 0 E: 0 K: 1 S: 7	H: 0 LOB: 0 BB: 0 P: 11	R: 0 H: 0 E: 0 K: 2 S: 9	H: 0 LOB: 0 BB: 0 P: 13	R: 1 H: 1 E: 0 K: 1 S: 11	H: 1 LOB: 0 BB: 0 P: 18	R: 0 H: 2 E: 0 K: 1 S: 11	H: 2 LOB: 2 BB: 0 P: 14	R: 0 H: 0 E: 0 K: 3 S: 16	H: 0 LOB: 1 BB: 1 P: 26	R: 0 H: 0 E: 0 K: 0 S: 9	H: 0 LOB: 0 BB: 0 P: 11	R: 4 H: 2 E: 0 K: 0 S: 12	H: 2 LOB: 2 BB: 2 P: 26	R: 0 H: 0 E: 0 K: 0 S: 7	H: 0 LOB: 2 BB: 1 P: 19	R: 1 H: 2 E: 1 K: 1 S: 15	H: 2 LOB: 2 BB: 0 P: 22	1B: 3 2B: 2 3B: 1 HR: 1	SF: 1 SAC: 0 DP: 1 HBP: 1	WP: 1 PB: 0 SB: 1 CS: 0	PA: 39
PITCHER	IP WLS BF H R ER SO BB IBB HBP BLK WP HR S P ERA WHIP	6.0 W 22 3 1 3 0 2 0 0 0 0 0 6 14 . .	0.0 3 1 3 3 0 2 0 0 0 0 0 6 14 . .	1.0 H 4 1 1 1 0 0 0 0 0 0 6 12 9.00 1.000	1.0 H 4 0 0 0 0 1 0 1 0 0 7 19 0.00 1.000	1.0 S 6 2 1 0 1 0 0 0 0 0 15 22 0.00 2.000																

Cleveland Indians @ Detroit Tigers
Comerica Park, Detroit, MI
Sat May 11 2013, 7:10 PM - 10:43 PM EDT
Att: 41,438 - Cloudy - 58 F

AB	33
R	6
H	7
RBI	6
BB	4
SO	9
LOB	13



Batter	1	2	3	4	5	6	7	8	9	AB	R	H	RBI	BB	SO	LOB	TOP			
19 Robbie Grossman, S (1, 8) OBP: 0.317, SLG: 0.268										4	1	2	1	0	0	0	Houston Astros @ Detroit Tigers Comerica Park, Detroit, MI Mon May 13 2013, 7:09 PM - 9:58 PM EDT Att: 31,161 - Partly Cloudy - 54 F			
38 Jimmy Paredes, S (1, 9) OBP: 0.259, SLG: 0.320										3	0	1	0	1	0	1				
27 Jose Altuve, R (1, 4) OBP: 0.371, SLG: 0.444										1	0	0	0	0	0	1				
13 Ronny Cedeno, R (2, 6) OBP: 0.323, SLG: 0.404										2	0	0	1	0	1	2				
15 Jason Castro, L (1, 2) OBP: 0.287, SLG: 0.403										4	0	0	0	0	1	3				
23 Chris Carter, R (1, 3) OBP: 0.304, SLG: 0.458										4	0	0	0	0	3	1				
12 Carlos Pena, L (1, 10) OBP: 0.340, SLG: 0.365										4	0	1	0	0	2	0				
14 J.D. Martinez, R (1, 7) OBP: 0.242, SLG: 0.397										4	0	2	0	0	0	1				
30 Matt Dominguez, R (1, 5) OBP: 0.293, SLG: 0.361										4	0	0	0	0	1	3				
9 Marwin Gonzalez, S (1, 6) OBP: 0.296, SLG: 0.430										3	1	1	0	0	0	1				
Inning Stats	R: 0 E: 0 K: 0 S: 10	H: 1 LOB: 1 BB: 0 P: 15	R: 0 E: 0 K: 1 S: 13	H: 1 LOB: 1 BB: 0 P: 20	R: 2 E: 0 K: 1 S: 14	H: 3 LOB: 1 BB: 0 P: 19	R: 0 E: 0 K: 1 S: 7	H: 0 LOB: 0 BB: 0 P: 10	R: 0 E: 0 K: 3 S: 12	H: 0 LOB: 1 BB: 1 P: 19	R: 0 E: 0 K: 1 S: 11	H: 1 LOB: 0 BB: 0 P: 16	R: 0 E: 0 K: 0 S: 10	H: 0 LOB: 1 BB: 0 P: 19	R: 0 E: 0 K: 0 S: 9	H: 1 LOB: 1 BB: 0 P: 13	1B: 6 2B: 1 3B: 0 HR: 0	SF: 0 SAC: 0 DP: 1 HBP: 1	WP: 0 PB: 0 SB: 2 CS: 0	PA: 35
PITCHER	IP WLS BF H R ER SO BB IBB HBP BLK WP HR S P ERA WHIP																			
19 Anibal Sanchez, R (1, 1) ERA: 2.05	7.0 W 27 6 2 2 8 1 0 0 0 0 0 77 113 2.57 1.000																			
56 Jose Ortega, R (8, 1) ERA:	2.0 8 1 0 0 0 0 0 0 1 0 0 0 19 32 0.00 0.500																			

Batter	1	2	3	4	5	6	7	8	9	AB	R	H	RBI	BB	SO	LOB	BOTTOM			
12 Andy Dirks, L (1, 7) OBP: 0.345, SLG: 0.427										4	2	3	4	0	0	0	Houston Astros @ Detroit Tigers Comerica Park, Detroit, MI Mon May 13 2013, 7:09 PM - 9:58 PM EDT Att: 31,161 - Partly Cloudy - 54 F			
48 Tori Hunter, R (1, 9) OBP: 0.372, SLG: 0.442										4	0	1	1	0	1	1				
24 Miguel Cabrera, R (1, 5) OBP: 0.441, SLG: 0.584										4	0	0	0	0	2	2				
28 Prince Fielder, L (1, 3) OBP: 0.413, SLG: 0.556										4	1	1	0	0	1	1				
41 Victor Martinez, S (1, 10) OBP: 0.273, SLG: 0.309										4	1	1	2	0	0	1				
13 Alex Avila, L (1, 2) OBP: 0.257, SLG: 0.330										4	0	0	0	0	1	0				
27 Jhonny Peralta, R (1, 6) OBP: 0.361, SLG: 0.455										2	1	2	0	1	0	0				
32 Don Kelly, L (1, 8) OBP: 0.294, SLG: 0.289										3	1	1	0	0	0	2				
4 Omar Infante, R (1, 4) OBP: 0.338, SLG: 0.456										2	1	0	0	1	0	1				
Inning Stats	R: 1 E: 0 K: 0 S: 9	H: 2 LOB: 1 BB: 0 P: 12	R: 0 E: 0 K: 0 S: 5	H: 1 LOB: 0 BB: 0 P: 8	R: 0 E: 0 K: 1 S: 7	H: 1 LOB: 1 BB: 0 P: 10	R: 6 E: 0 K: 0 S: 18	H: 5 LOB: 0 BB: 1 P: 31	R: 0 E: 0 K: 1 S: 8	H: 0 LOB: 0 BB: 0 P: 10	R: 0 E: 0 K: 2 S: 8	H: 0 LOB: 0 BB: 0 P: 12	R: 0 E: 0 K: 1 S: 12	H: 0 LOB: 0 BB: 0 P: 18	R: 0 E: 0 K: 0 S: 9	H: 0 LOB: 0 BB: 0 P: 13		1B: 4 2B: 4 3B: 0 HR: 2	SF: 0 SAC: 0 DP: 2 HBP: 0	WP: 0 PB: 0 SB: 0 CS: 0
PITCHER	IP WLS BF H R ER SO BB IBB HBP BLK WP HR S P ERA WHIP																			
20 Bud Norris, R (1, 1) ERA: 4.32	5.0 L 24 9 7 7 2 1 0 0 0 0 0 2 47 71 12.60 2.000																			
56 Paul Clemens, R (6, 1) ERA: 4.15	3.0 9 0 0 0 3 1 0 0 0 0 0 0 23 37 0.00 0.333																			

Batter	1	2	3	4	5	6	7	8	9	AB	R	H	RBI	BB	SO	LOB	TOP										
19 Robbie Grossman, S (1, 8) OBP: 0.302, SLG: 0.253										4	0	0	0	0	2	0	Houston Astros @ Detroit Tigers Comerica Park, Detroit, MI Tue May 14 2013, 7:09 PM - 10:08 PM EDT Att: 34,542 - Cloudy - 69 F										
10 Jake Elmore, R (1, 4) OBP: 0.250, SLG: 0.250										4	0	1	0	0	1	0											
15 Jason Castro, L (1, 2) OBP: 0.279, SLG: 0.391										4	0	0	0	0	1	1											
23 Chris Carter, R (1, 3) OBP: 0.303, SLG: 0.452										4	1	1	0	0	1	1											
12 Carlos Pena, L (1, 10) OBP: 0.338, SLG: 0.362										4	1	1	0	0	2	0											
14 J.D. Martinez, R (1, 7) OBP: 0.281, SLG: 0.439										3	0	2	1	0	0	0											
38 Jimmy Paredes, S (1, 9) OBP: 0.233, SLG: 0.296										2	0	0	1	0	1	1											
30 Matt Dominguez, R (1, 5) OBP: 0.287, SLG: 0.353										3	0	0	0	0	2	2											
9 Marwin Gonzalez, S (1, 6) OBP: 0.287, SLG: 0.417										3	0	0	0	0	1	1											
Inning Stats	R: 0 E: 0 K: 1 S: 9	H: 0 LOB: 0 BB: 0 P: 14	R: 2 E: 0 K: 1 S: 22	H: 3 LOB: 1 BB: 0 P: 33	R: 0 E: 0 K: 0 S: 9	H: 1 LOB: 1 BB: 0 P: 15	R: 0 E: 0 K: 0 S: 4	H: 0 LOB: 0 BB: 0 P: 6	R: 0 E: 0 K: 2 S: 7	H: 0 LOB: 0 BB: 0 P: 11	R: 0 E: 0 K: 0 S: 7	H: 0 LOB: 0 BB: 0 P: 10	R: 0 E: 0 K: 3 S: 15	H: 1 LOB: 1 BB: 0 P: 19	R: 0 E: 0 K: 2 S: 8	H: 0 LOB: 0 BB: 0 P: 14	R: 0 E: 0 K: 2 S: 8	H: 0 LOB: 0 BB: 0 P: 10	1B: 3 2B: 2 3B: 0 HR: 0	SF: 1 SAC: 0 DP: 0 HBP: 0	WP: 0 PB: 0 SB: 0 CS: 0	PA: 32					
PITCHER	IP	WLS	BF	H	R	ER	SO	BB	IBB	HBP	BLK	WP	HR	S	P	ERA	WHIP										
58 Doug Fister, R (1, 1) ERA: 3.06	7.0	W	26	5	2	2	7	0	0	0	0	0	0	73	108	2.57	0.714										
53 Joaquin Benoit, R (8, 1) ERA: 1.5	1.0		3	0	0	0	2	0	0	0	0	0	0	8	14	0.00	0.000										
46 Jose Valverde, R (9, 1) ERA: 1.29	1.0		3	0	0	0	2	0	0	0	0	0	0	8	10	0.00	0.000										

Batter	1	2	3	4	5	6	7	8	9	AB	R	H	RBI	BB	SO	LOB	BOTTOM										
12 Andy Dirks, L (1, 7) OBP: 0.339, SLG: 0.426										5	0	1	1	0	0	1	Houston Astros @ Detroit Tigers Comerica Park, Detroit, MI Tue May 14 2013, 7:09 PM - 10:08 PM EDT Att: 34,542 - Cloudy - 69 F										
48 Tori Hunter, R (1, 9) OBP: 0.369, SLG: 0.437										4	0	1	0	0	2	1											
24 Miguel Cabrera, R (1, 5) OBP: 0.448, SLG: 0.612										3	2	2	1	1	0	1											
28 Prince Fielder, L (1, 3) OBP: 0.415, SLG: 0.547										2	1	0	0	1	0	1											
41 Victor Martinez, S (1, 10) OBP: 0.279, SLG: 0.314										4	0	2	1	0	0	0											
13 Alex Avila, L (1, 2) OBP: 0.297, SLG: 0.320										3	0	0	0	1	1	4											
4 Omar Infante, R (1, 4) OBP: 0.350, SLG: 0.461										3	1	2	0	1	0	1											
32 Don Kelly, L (1, 8) OBP: 0.302, SLG: 0.298										2	1	1	1	0	0	0											
34 Avisail Garcia, R (6, PH) (7, 8)										2	0	0	0	0	1	3											
39 Ramon Santiago, S (1, 6) OBP: 0.194, SLG: 0.300										4	1	1	1	0	2	3											
Inning Stats	R: 0 E: 0 K: 0 S: 8	H: 1 LOB: 0 BB: 0 P: 10	R: 0 E: 0 K: 0 S: 11	H: 0 LOB: 1 BB: 1 P: 21	R: 0 E: 0 K: 0 S: 4	H: 0 LOB: 0 BB: 1 P: 11	R: 3 E: 0 K: 1 S: 17	H: 4 LOB: 1 BB: 0 P: 27	R: 2 E: 0 K: 2 S: 17	H: 2 LOB: 2 BB: 2 P: 33	R: 1 E: 0 K: 1 S: 12	H: 2 LOB: 2 BB: 0 P: 23	R: 0 E: 0 K: 2 S: 9	H: 1 LOB: 1 BB: 0 P: 12	1B: 6 2B: 3 3B: 0 HR: 1	SF: 0 SAC: 0 DP: 2 HBP: 1	WP: 3 PB: 0 SB: 1 CS: 0	PA: 37									
PITCHER	IP	WLS	BF	H	R	ER	SO	BB	IBB	HBP	BLK	WP	HR	S	P	ERA	WHIP										
64 Lucas Harrell, R (1, 1) ERA: 5.11	5.0	L	23	7	5	5	1	3	0	0	0	1	0	56	98	9.00	2.000										
54 Travis Blackley, L (6, 1) ERA: 3.95	1.1		5	0	0	0	2	1	0	0	0	2	0	13	22	0.00	0.750										
62 Hector Ambriz, R (7, 1) ERA: 6.11	0.1		2	1	1	1	1	0	0	0	0	0	1	5	9	27.00	3.000										
53 Wesley Wright, L (7, 1) ERA: 2.6	1.1		7	2	0	0	2	0	0	1	0	0	0	15	25	0.00	1.500										

AB	31
R	2
H	5
RBI	2
BB	0
SO	11
LOB	6



AB	32
R	6
H	10
RBI	5
BB	4
SO	6
LOB	15



Batter	1	2	3	4	5	6	7	8	9	AB	R	H	RBI	BB	SO	LOB	TOP										
19 Robbie Grossman, S (1, 8) OBP: 0.311, SLG: 0.256										3	0	1	0	1	1	0	Houston Astros @ Detroit Tigers Comerica Park, Detroit, MI Wed May 15 2013, 1:10 PM - 4:11 PM EDT Att: 40,315 - Sunny - 82 F										
10 Jake Elmore, R (1, 4) OBP: 0.375, SLG: 0.500										4	1	2	0	0	2	1											
12 Carlos Pena, L (1, 10) OBP: 0.335, SLG: 0.358										4	1	1	1	1	0	2											
23 Chris Carter, R (1, 3) OBP: 0.301, SLG: 0.442										3	1	0	0	1	2	2											
14 J.D. Martinez, R (1, 7) OBP: 0.274, SLG: 0.478										3	1	1	3	1	0	0											
2 Brandon Barnes, R (9, PR) OBP: 0.403, SLG: 0.475										0	1	0	0	0	0	0											
22 Carlos Corporán, S (1, 2) OBP: 0.242, SLG: 0.333										3	1	2	2	1	0	0											
8 Trevor Crowe, S (9, PR) OBP: 0.200, SLG: 0.400										0	0	0	0	0	0	0											
38 Jimmy Paredes, S (1, 9) OBP: 0.279, SLG: 0.391										3	0	1	0	0	1	1											
15 Jason Castro, L (9, 2) OBP: 0.279, SLG: 0.391										0	0	0	0	0	0	0											
30 Matt Dominguez, R (1, 5) OBP: 0.279, SLG: 0.345										3	0	0	1	0	1	2											
9 Marwin Gonzalez, S (1, 6) OBP: 0.276, SLG: 0.400										4	0	0	0	0	1	2											
Inning Stats	R: 0 H: 0 E: 0 K: 1 S: 7	H: 0 LOB: 0 BB: 1 P: 15	R: 1 H: 1 E: 0 K: 1 S: 10	H: 1 LOB: 0 BB: 0 P: 16	R: 0 H: 0 E: 0 K: 2 S: 7	H: 0 LOB: 0 BB: 0 P: 10	R: 4 H: 4 E: 0 K: 0 S: 11	H: 4 LOB: 0 BB: 1 P: 22	R: 0 H: 0 E: 0 K: 2 S: 9	H: 0 LOB: 0 BB: 0 P: 12	R: 0 H: 0 E: 0 K: 0 S: 7	H: 0 LOB: 1 BB: 1 P: 14	R: 0 H: 2 E: 0 K: 3 S: 13	H: 2 LOB: 2 BB: 0 P: 18	R: 2 H: 1 E: 0 K: 0 S: 7	H: 1 LOB: 2 BB: 1 P: 13	1B: 3 2B: 4 HR: 2	SF: 1 SAC: 1 DP: 1 HBP: 0	WP: 1 PB: 0 SB: 0 CS: 3	PA: 37							
PITCHER	IP	WLS	BF	H	R	ER	SO	BB	IBB	HBP	BLK	WP	HR	S	P	ERA	WHIP										
37 Max Scherzer, R (1, 1) ERA: 3.98	7.0		26	5	5	5	7	3	0	0	1	0	2	58	101	6.43	1.143										
33 Drew Smyly, L (8, 1) ERA: 1.99	0.2		4	2	0	0	2	0	0	0	0	0	0	9	11	0.00	3.000										
62 Al Albuquerque, R (8, 1) ERA: 3.14	0.1	L	2	0	1	1	1	1	0	0	0	0	0	5	12	27.00	3.000										
40 Phil Coke, L (9, 1) ERA: 7.59	1.0		4	1	1	1	0	0	0	0	0	0	0	6	8	9.00	1.000										

Batter	1	2	3	4	5	6	7	8	9	AB	R	H	RBI	BB	SO	LOB	BOTTOM										
4 Omar Infante, R (1, 4) OBP: 0.352, SLG: 0.455										4	0	1	0	1	1	0	Houston Astros @ Detroit Tigers Comerica Park, Detroit, MI Wed May 15 2013, 1:10 PM - 4:11 PM EDT Att: 40,315 - Sunny - 82 F										
48 Torii Hunter, R (1, 9) OBP: 0.370, SLG: 0.429										3	0	0	0	1	0	0											
24 Miguel Cabrera, R (1, 5) OBP: 0.441, SLG: 0.599										5	0	1	0	0	1	4											
28 Prince Fielder, L (1, 3) OBP: 0.406, SLG: 0.532										4	0	0	0	0	1	1											
41 Victor Martinez, S (1, 10) OBP: 0.272, SLG: 0.306										4	1	0	0	0	1	0											
27 Jhonny Peralta, R (1, 6) OBP: 0.391, SLG: 0.455										2	1	1	0	2	1	0											
18 Matt Tuiasosopo, R (1, 7) OBP: 0.437, SLG: 0.575										3	1	3	1	0	0	0											
32 Don Kelly, L (9, PH) OBP: 0.296, SLG: 0.292										1	0	0	0	0	0	0											
55 Brayan Peña, S (1, 2) OBP: 0.286, SLG: 0.413										3	1	1	1	1	0	4											
34 Avisail Garcia, R (1, 8) OBP: 0.200, SLG: 0.800										3	1	1	3	0	1	0											
12 Hector Dirks, L (9, PH) OBP: 0.336, SLG: 0.422										1	0	0	0	0	0	1											
Inning Stats	R: 0 H: 0 E: 0 K: 1 S: 8	H: 3 LOB: 0 BB: 1 P: 19	R: 4 H: 5 E: 0 K: 0 S: 12	H: 3 LOB: 0 BB: 1 P: 19	R: 0 H: 1 E: 0 K: 0 S: 10	H: 1 LOB: 0 BB: 0 P: 16	R: 0 H: 1 E: 0 K: 1 S: 12	H: 1 LOB: 1 BB: 1 P: 23	R: 0 H: 0 E: 0 K: 1 S: 6	H: 0 LOB: 0 BB: 0 P: 9	R: 1 H: 2 E: 1 K: 0 S: 8	H: 2 LOB: 2 BB: 0 P: 13	R: 0 H: 1 E: 0 K: 1 S: 9	H: 1 LOB: 1 BB: 1 P: 15	R: 0 H: 0 E: 0 K: 2 S: 10	H: 0 LOB: 0 BB: 0 P: 17	R: 0 H: 0 E: 0 K: 0 S: 16	H: 0 LOB: 0 BB: 2 P: 26	1B: 7 2B: 0 3B: 0 HR: 1	SF: 0 SAC: 0 DP: 2 HBP: 1	WP: 0 PB: 0 SB: 0 CS: 0	PA: 39					
PITCHER	IP	WLS	BF	H	R	ER	SO	BB	IBB	HBP	BLK	WP	HR	S	P	ERA	WHIP										
60 Dallas Keuchel, L (1, 1) ERA: 4.82	5.2		25	7	5	4	3	2	0	0	0	0	0	2	3	0.00	0.000										
54 Travis Blackley, L (6, 1) ERA: 3.77	0.2		2	0	0	0	0	0	0	0	0	0	0	2	3	0.00	0.000										
31 Edgar Gonzalez, R (7, 1) ERA: 7.82	0.2		3	1	0	0	1	1	0	0	0	0	0	8	14	0.00	3.000										
53 Wesley Wright, L (8, 1) ERA: 2.5	0.2		2	0	0	0	1	0	0	0	0	0	0	7	12	0.00	0.000										
62 Hector Ambriz, R (8, 1) ERA: 6.0	0.1	W	1	0	0	0	1	0	0	0	0	0	0	3	5	0.00	0.000										
PITCHER	IP	WLS	BF	H	R	ER	SO	BB	IBB	HBP	BLK	WP	HR	S	P	ERA	WHIP										
41 Jose Veras, R (9, 1) ERA: 3.94	1.0		6	0	0	0	0	2	0	1	0	0	0	0	26	0.00	2.000										

AB	30
R	7
H	8
RBI	7
BB	4
SO	10
LOB	10




livebaseballscorecards.com

Batter	1	2	3	4	5	6	7	8	9	AB	R	H	RBI	BB	SO	LOB	TOP																					
12 Andy Dirks, L OBP: 0.333, SLG: 0.415	F7		24 2B 41 SF8 1B	K			F7			4	1	1	0	0	1	0																						
48 Toni Hunter, R OBP: 0.361, SLG: 0.420	K		SF9		B2-3		K			3	0	0	1	0	2	0																						
24 Miguel Cabrera, R OBP: 0.437, SLG: 0.596	F7				G3-1			G5-6-3		4	0	1	0	0	0	0																						
28 Prince Fielder, L OBP: 0.408, SLG: 0.528		G3-1						K		3	0	1	0	1	1	0																						
41 Victor Martinez, S OBP: 0.265, SLG: 0.299		G3-1		SF8		L8		P5		3	0	0	1	0	0	1																						
13 Alex Avila, L OBP: 0.285, SLG: 0.321				F7		G4-3				3	0	1	0	1	0	2																						
27 Jhonny Peralta, R OBP: 0.387, SLG: 0.471	K					G6-3		F9		4	1	1	1	0	1	2																						
32 Don Kelly, L OBP: 0.293, SLG: 0.346				F9		F7		F9		4	1	1	1	0	0	1																						
4 Omar Infante, R OBP: 0.349, SLG: 0.449			48 WP 12 1B 48 SF9 1B	K		G5-3		FC6-4		4	1	1	0	0	1	1																						
Inning Stats	R: 0 H: 0 E: 0 K: 1 S: 9	H: 0 LOB: 0 BB: 0 P: 11	R: 0 H: 1 E: 0 K: 1 S: 11	LOB: 1 BB: 0 P: 16	R: 3 H: 4 E: 0 K: 0 S: 23	H: 4 LOB: 2 BB: 1 P: 36	R: 1 H: 1 E: 0 K: 2 S: 11	H: 1 LOB: 0 BB: 0 P: 17	R: 0 H: 0 E: 0 K: 0 S: 8	H: 0 LOB: 0 BB: 0 P: 13	R: 0 H: 0 E: 0 K: 1 S: 8	H: 0 LOB: 0 BB: 0 P: 11	R: 0 H: 0 E: 0 K: 1 S: 11	H: 0 LOB: 1 BB: 1 P: 24	R: 0 H: 0 E: 0 K: 0 S: 13	H: 0 LOB: 1 BB: 1 P: 24	1B: 4 2B: 1 3B: 0 HR: 2	SF: 2 SAC: 0 DP: 0 HBP: 0	WP: 1 PB: 0 SB: 0 CS: 0	PA: 36																		
PITCHER	IP	WLS	BF	H	R	ER	SO	BB	IBB	HBP	BLK	WP	HR	S	P	ERA	WHIP	PITCHER				IP	WLS	BF	H	R	ER	SO	BB	IBB	HBP	BLK	WP	HR	S	P	ERA	WHIP
11 Yu Darvish, R ERA: 2.97	(1, 1)	8.0	W	32	7	4	4	6	0	1	0	0	0	0	130	4.50	0.875																					
57 Cory Burns, R ERA:	(9, 1)	1.0		4	0	0	0	0	1	0	0	0	0	0	13	0.00	1.000																					

Detroit Tigers @ Texas Rangers
Rangers Ballpark in Arlington, Arlington, TX
Thu May 16 2013, 8:10 PM - 11:25 PM EDT
Att: 39,778 - Partly Cloudy - 80 F


AB 32
R 4
H 7
RBI 4
BB 2
SO 6
LOB 7



Batter	1	2	3	4	5	6	7	8	9	AB	R	H	RBI	BB	SO	LOB	BOTTOM																					
5 Ian Kinsler, R OBP: 0.369, SLG: 0.500	1B 27 FC4-6		29 BB 18 2B 1 BB HBP	G6-3		F7		F8		4	2	1	0	0	0	2																						
1 Elvis Andrus, R OBP: 0.317, SLG: 0.321	27 FC4-6 1B		29 BB 18 2B BB	G4-3		K				3	1	1	1	1	1	1																						
27 Lance Berkman, S OBP: 0.414, SLG: 0.454	FC4-6 29 FC6-4 1-2 3-H		K				29 CS-4 BB	G4-1		3	0	0	1	1	1	4																						
29 Adrián Beltré, R OBP: 0.316, SLG: 0.488	G6-4-3		18 2B 8 HR BB			FC5-4 17 WP 18 2B		G4-3		3	2	0	1	1	0	2																						
17 Nelson Cruz, R OBP: 0.317, SLG: 0.520		K	K			K		HR		4	1	1	1	0	3	4																						
18 Mitch Moreland, L OBP: 0.348, SLG: 0.577	G6-3		8 HR 2B			2B		P6		4	1	2	3	0	0	0																						
8 Geovany Soto, R OBP: 0.263, SLG: 0.275	F8		HR			P6		F8		4	1	1	3	0	0	1																						
7 David Murphy, L OBP: 0.267, SLG: 0.373						K				4	1	2	0	0	1	0																						
2 Leonys Martin, L OBP: 0.326, SLG: 0.390			1 BB 5 S 29 BB 1B	K				L9		4	1	2	0	0	1	1																						
Inning Stats	R: 1 H: 2 E: 0 K: 0 S: 12	H: 2 LOB: 0 BB: 0 P: 19	R: 0 H: 0 E: 0 K: 1 S: 10	H: 0 LOB: 0 BB: 0 P: 13	R: 7 H: 4 E: 0 K: 2 S: 26	H: 4 LOB: 0 BB: 2 P: 45	R: 0 H: 0 E: 0 K: 1 S: 5	H: 0 LOB: 0 BB: 0 P: 8	R: 1 H: 1 E: 0 K: 1 S: 14	H: 1 LOB: 1 BB: 1 P: 24	R: 0 H: 1 E: 0 K: 2 S: 12	H: 1 LOB: 0 BB: 0 P: 18	R: 1 H: 1 E: 0 K: 0 S: 10	H: 1 LOB: 0 BB: 0 P: 14	R: 0 H: 1 E: 0 K: 0 S: 8	H: 1 LOB: 1 BB: 0 P: 9	1B: 6 2B: 2 3B: 0 HR: 2	SF: 0 SAC: 0 DP: 1 HBP: 1	WP: 1 PB: 0 SB: 2 CS: 1	PA: 37																		
PITCHER	IP	WLS	BF	H	R	ER	SO	BB	IBB	HBP	BLK	WP	HR	S	P	ERA	WHIP	PITCHER				IP	WLS	BF	H	R	ER	SO	BB	IBB	HBP	BLK	WP	HR	S	P	ERA	WHIP
35 Justin Verlander, R ERA: 3.17	(1, 1)	2.2	L	16	6	8	8	3	2	0	1	0	43	70	27.00	3.000																						
38 Darin Downs, L ERA: 2.66	(3, 1)	2.2		11	2	1	1	3	1	0	0	0	1	0	30	47	3.38	1.125																				
57 Evan Reed, R ERA: 3.38	(6, 1)	2.2		10	2	1	1	1	0	0	0	0	0	1	24	33	3.38	0.750																				

Detroit Tigers @ Texas Rangers
Rangers Ballpark in Arlington, Arlington, TX
Thu May 16 2013, 8:10 PM - 11:25 PM EDT
Att: 39,778 - Partly Cloudy - 80 F

AB 33
R 10
H 10
RBI 10
BB 3
SO 7
LOB 15



Batter	1	2	3	4	5	6	7	8	9	AB	R	H	RBI	BB	SO	LOB	TOP					
12 Andy Dirks, L OBP: 0.326, SLG: 0.400										4	0	0	0	0	0	1	Detroit Tigers @ Texas Rangers Rangers Ballpark in Arlington, Arlington, TX Sat May 18 2013, 8:09 PM - 11:07 PM EDT Att: 46,782 - Partly Cloudy - 88 F					
48 Toni Hunter, R OBP: 0.354, SLG: 0.416										4	1	2	1	0	0	0						
24 Miguel Cabrera, R OBP: 0.443, SLG: 0.598										4	0	1	0	0	0	2						
28 Prince Fielder, L OBP: 0.401, SLG: 0.510										4	0	1	1	0	0	1						
41 Victor Martinez, S OBP: 0.276, SLG: 0.307										3	0	1	0	1	0	1						
13 Alex Avila, L OBP: 0.258, SLG: 0.304										4	0	0	0	0	1	2						
27 Jhonny Peralta, R OBP: 0.380, SLG: 0.455										4	0	1	0	0	0	1						
4 Omar Infante, R OBP: 0.342, SLG: 0.439										3	0	0	0	0	0	2						
34 Avisail Garcia, R OBP: 0.250, SLG: 0.625										3	1	1	0	0	1	0						
Inning Stats	R: 0 E: 0 K: 0 S: 11	H: 1 LOB: 1 BB: 0 P: 17	R: 0 E: 0 K: 1 S: 8	H: 1 LOB: 1 BB: 1 P: 15	R: 2 E: 0 K: 0 S: 15	H: 3 LOB: 1 BB: 0 P: 27	R: 0 E: 0 K: 0 S: 7	H: 0 LOB: 0 BB: 0 P: 12	R: 0 E: 0 K: 1 S: 9	H: 1 LOB: 1 BB: 0 P: 16	R: 0 E: 0 K: 0 S: 6	H: 0 LOB: 0 BB: 0 P: 11	R: 0 E: 0 K: 0 S: 6	H: 0 LOB: 0 BB: 0 P: 8	R: 0 E: 0 K: 0 S: 6	H: 0 LOB: 0 BB: 0 P: 9		1B: 5 2B: 2 3B: 0 HR: 0	SF: 0 SAC: 0 DP: 1 HBP: 0	WP: 0 PB: 0 SB: 0 CS: 0	PA: 34	
PITCHER	IP	WLS	BF	H	R	ER	SO	BB	IBB	HBP	BLK	WP	HR	S	P	ERA	WHIP					
51 Justin Grimm, R ERA: 4.02	(1, 1)	6.2	W	27	7	2	2	2	1	0	0	0	0	0	62	105	2.70	1.200				
50 Michael Kirkman, L ERA: 6.23	(7, 1)	0.1		1	0	0	0	0	0	0	0	0	0	2	4	0.00	0.000					
52 Tanner Scheppers, R ERA: 0.42	(8, 1)	1.0		3	0	0	0	0	0	0	0	0	0	6	8	0.00	0.000					
36 Joe Nathan, R ERA: 2.25	(9, 1)	1.0		3	0	0	0	0	0	0	0	0	0	6	9	0.00	0.000					

Batter	1	2	3	4	5	6	7	8	9	AB	R	H	RBI	BB	SO	LOB	BOTTOM					
1 Elvis Andrus, R OBP: 0.328, SLG: 0.350										5	3	5	2	0	0	0	Detroit Tigers @ Texas Rangers Rangers Ballpark in Arlington, Arlington, TX Sat May 18 2013, 8:09 PM - 11:07 PM EDT Att: 46,782 - Partly Cloudy - 88 F					
7 David Murphy, L OBP: 0.291, SLG: 0.356										4	1	0	1	1	1	3						
27 Lance Berkman, S OBP: 0.422, SLG: 0.465										4	0	2	2	1	0	2						
29 Adrian Beltré, R OBP: 0.328, SLG: 0.488										5	0	2	0	0	1	2						
17 Nelson Cruz, R OBP: 0.314, SLG: 0.503										3	0	0	0	1	0	5						
18 Mitch Moreland, L OBP: 0.344, SLG: 0.577										3	1	1	1	1	1	1						
61 Robinson Chirinos, R OBP: 0.308, SLG: 0.417										4	1	1	0	0	1	3						
2 Leonys Martin, L OBP: 0.333, SLG: 0.419										2	1	1	0	0	0	0						
23 Craig Gentry, R OBP: 0.325, SLG: 0.378										1	0	1	0	0	0	0						
3 Leury Garcia, S OBP: 0.267, SLG: 0.310										4	0	0	0	0	2	3						
Inning Stats	R: 1 E: 0 K: 1 S: 18	H: 2 LOB: 3 BB: 2 P: 32	R: 3 E: 1 K: 1 S: 23	H: 4 LOB: 1 BB: 0 P: 32	R: 2 E: 0 K: 0 S: 11	H: 3 LOB: 1 BB: 0 P: 17	R: 0 E: 0 K: 1 S: 9	H: 0 LOB: 1 BB: 1 P: 17	R: 0 E: 0 K: 1 S: 8	H: 0 LOB: 0 BB: 0 P: 13	R: 1 E: 0 K: 0 S: 12	H: 2 LOB: 1 BB: 0 P: 18	R: 0 E: 0 K: 2 S: 9	H: 1 LOB: 1 BB: 0 P: 13	R: 0 E: 0 K: 0 S: 8	H: 1 LOB: 1 BB: 1 P: 17	1B: 9 2B: 2 3B: 1 HR: 1	SF: 0 SAC: 1 DP: 2 HBP: 0	WP: 1 PB: 1 SB: 3 CS: 0	PA: 40		
PITCHER	IP	WLS	BF	H	R	ER	SO	BB	IBB	HBP	BLK	WP	HR	S	P	ERA	WHIP					
19 Anibal Sanchez, R ERA: 2.77	(1, 1)	2.2	L	19	9	6	5	2	2	0	0	0	1	0	48	74	16.88	4.125				
33 Drew Smyly, L ERA: 1.93	(3, 1)	3.1		13	2	1	1	2	1	0	0	0	1	0	33	55	2.70	0.900				
40 Phil Coke, L ERA: 6.39	(7, 1)	2.0		8	2	0	0	2	1	0	0	0	0	0	17	30	0.00	1.500				

AB 33
R 2
H 7
RBI 2
BB 1
SO 2
LOB 10



AB 35
R 7
H 13
RBI 6
BB 4
SO 6
LOB 19




Batter	1	2	3	4	5	6	7	8	9	AB	R	H	RBI	BB	SO	LOB	TOP																			
4 Omar Infante, R OBP: 0.344, SLG: 0.444	F7		48 1B 24 HR	F9		24 IBB 28 2B		F7		5	2	2	0	0	0	0																				
48 Toni Hunter, R OBP: 0.497, SLG: 0.409	K		24 HR	K	K	K		G6-3		5	1	1	0	0	3	2																				
24 Miguel Cabrera, R OBP: 0.350, SLG: 0.659	1B		HR	HR	HR	28 2B		HR		4	4	4	5	1	0	0																				
28 Prince Fielder, L OBP: 0.406, SLG: 0.523	K		G3	2B	2B	2B		BB		4	0	2	3	1	1	1																				
41 Victor Martinez, S OBP: 0.269, SLG: 0.297	G6-3		K	G5-3	G4-3			F7		5	0	0	0	0	1	3																				
18 Matt Tuasosopo, R OBP: 0.200, SLG: 0.561	27 2B 55 FC3-2 BB		27 WP BB	BB				G3		1	0	0	0	4	0	0																				
27 Jhonny Peralta, R OBP: 0.381, SLG: 0.467	55 FC3-2 2B		K	F8				G4-3		5	0	2	0	0	1	4																				
55 Brayan Peña, S OBP: 0.296, SLG: 0.412	FC3-2		34 3B G6-4-3 1B	24 IBB 28 2B				P4		5	1	2	0	0	1	4																				
34 Avisail Garcia, R OBP: 0.200, SLG: 0.500	K		G6-4-3	F8				K2-3		2	0	0	0	0	1	3																				
12 Andy Dirks, L OBP: 0.318, SLG: 0.390	K		1-2							3	0	0	0	0	2	3																				
Inning Stats	R: 0 E: 0 K: 2 S: 13	H: 1 LOB: 1 BB: 0 P: 17	R: 0 E: 0 K: 1 S: 12	H: 1 LOB: 2 BB: 1 P: 18	R: 3 E: 0 K: 2 S: 16	H: 3 LOB: 1 BB: 1 P: 30	R: 0 E: 0 K: 0 S: 6	H: 1 LOB: 0 BB: 0 P: 12	R: 1 E: 0 K: 1 S: 23	H: 2 LOB: 2 BB: 1 P: 34	R: 3 E: 0 K: 1 S: 13	H: 3 LOB: 1 BB: 1 P: 23	R: 0 E: 0 K: 2 S: 8	H: 1 LOB: 0 BB: 0 P: 11	R: 1 E: 0 K: 0 S: 9	H: 1 LOB: 1 BB: 1 P: 17	R: 0 E: 0 K: 1 S: 12	H: 0 LOB: 1 BB: 1 P: 17	1B: 5 2B: 5 3B: 0 HR: 3	SF: 0 SAC: 0 DP: 1 HBP: 0	WP: 1 PB: 0 SB: 0 CS: 0	PA: 45														
PITCHER	IP 4.2	WLS 0	BF 24	H 8	R 4	ER 4	SO 6	BB 3	IBB 0	HBP 0	BLK 0	WP 1	HR 2	S 66	P 106	ERA 7.71	WHIP 2.357	PITCHER	IP 1.0	WLS S	BF 4	H 0	R 0	ER 0	SO 1	BB 1	IBB 0	HBP 0	BLK 0	WP 0	HR 0	S 9	P 17	ERA 9.00	WHIP 2.000	
45 Derek Holland, L ERA: 3.3	(1, 1)																	52 Tanner Schepers, R ERA: 0.73	(8, 1)																	
55 Derek Lowe, R ERA: 9.0	(5, 1)																	36 Jose Nathan, R ERA: 2.12	(9, 1)																	
44 Jason Frasor, R ERA: 3.65	(6, 1)																																			
50 Michael Kirkman, L ERA: 6.11	(6, 1)																																			
46 Robbie Ross Jr., L ERA: 0.66	(7, 1)																																			

Detroit Tigers @ Texas Rangers
Rangers Ballpark in Arlington, Arlington, TX
Sun May 19 2013, 8:08 PM - 11:53 PM EDT
Att: 39,638 - Cloudy - 88 F

livebaseballscorecards.com

AB 39
R 8
H 13
RBI 8
BB 6
SO 10
LOB 20




Batter	1	2	3	4	5	6	7	8	9	AB	R	H	RBI	BB	SO	LOB	BOTTOM																			
1 Elvis Andrus, R OBP: 0.330, SLG: 0.348	K		E5 7 G6-3 1B		G6-3	7 HR BB		G6-3		4	1	1	1	1	1	3																				
7 David Murphy, L OBP: 0.272, SLG: 0.385	27 CS 1B		G6-3		27 1B BB	HR		SF7		3	2	2	4	1	0	1																				
27 Lance Berkman, S OBP: 0.428, SLG: 0.470	K		G4-3		29 2B 1B	17 1B 18 1B		17 WP 29 1B		5	2	3	2	0	1	2																				
29 Adrian Beltré, R OBP: 0.340, SLG: 0.509			17 SF9 18 2B		F9	17 1B 2B		18 1B 17 BB		5	1	4	2	0	0	0																				
17 Nelson Cruz, R OBP: 0.316, SLG: 0.497			G5-3		K	18 1B BB		P6		4	0	1	0	1	1	3																				
18 Mitch Moreland, L OBP: 0.345, SLG: 0.575			SF9		F7	F7		8 G5-4-3 1B		4	0	2	2	0	0	2																				
8 Geovany Soto, R OBP: 0.303, SLG: 0.373			1B		23 1B 1 G6-3 2B	1B		G5-4-3		5	1	3	0	0	0	4																				
23 Craig Gentry, R OBP: 0.329, SLG: 0.382			F8		1 G6-3 1B	1B		G6-3		2	1	1	0	0	0	1																				
2 Leovys Martin, L OBP: 0.333, SLG: 0.427			F8		1 G6-3 1B	1B		G6-3		3	2	1	0	0	0	1																				
3 Leury Garcia, S OBP: 0.242, SLG: 0.281			G4-3		F7	F7		SH 7 SF7 1 G6-3 2B		3	1	0	0	0	0	3																				
Inning Stats	R: 0 E: 0 K: 2 S: 9	H: 1 LOB: 1 BB: 0 P: 15	R: 1 E: 0 K: 0 S: 15	H: 2 LOB: 0 BB: 0 P: 25	R: 0 E: 1 K: 0 S: 10	H: 1 LOB: 1 BB: 0 P: 19	R: 0 E: 0 K: 1 S: 10	H: 0 LOB: 0 BB: 0 P: 15	R: 4 E: 0 K: 0 S: 24	H: 5 LOB: 2 BB: 1 P: 42	R: 4 E: 0 K: 0 S: 20	H: 5 LOB: 2 BB: 2 P: 39	R: 2 E: 0 K: 0 S: 18	H: 3 LOB: 2 BB: 0 P: 22	R: 0 E: 0 K: 0 S: 3	H: 1 LOB: 0 BB: 0 P: 4	1B: 13 2B: 5 3B: 0 HR: 1	SF: 2 SAC: 1 DP: 2 HBP: 0	WP: 1 PB: 0 SB: 2 CS: 1	PA: 44																
PITCHER	IP 4.2	WLS 0	BF 23	H 9	R 5	ER 3	SO 5	BB 1	IBB 0	HBP 0	BLK 0	WP 0	HR 0	S 67	P 113	ERA 9.64	WHIP 2.143	PITCHER	IP 0.0	WLS 0	BF 0	H 0	R 0	ER 0	SO 0	BB 0	IBB 0	HBP 0	BLK 0	WP 0	HR 0	S 0	P 0	ERA 0.00	WHIP 0.000	
58 Doug Fister, R ERA: 3.62	(1, 1)																																			
38 Darin Downs, L ERA: 2.61	(5, 1)																																			
56 Jose Ortega, R ERA: 4.5	(6, 1)																																			
40 Phil Coke, L ERA: 7.43	(7, 1)																																			
57 Evan Reed, R ERA: 2.25	(7, 1)																																			

Detroit Tigers @ Texas Rangers
Rangers Ballpark in Arlington, Arlington, TX
Sun May 19 2013, 8:08 PM - 11:53 PM EDT
Att: 39,638 - Cloudy - 88 F

livebaseballscorecards.com

AB 38
R 11
H 18
RBI 11
BB 3
SO 3
LOB 20



Batter	1	2	3	4	5	6	7	8	9	AB R H RBI BB SO LOB	TOP						
12 Andy Dirks, L OBP: 0.321, SLG: 0.415										5 1 2 2 0 1 1	Detroit Tigers @ Cleveland Indians Progressive Field, Cleveland, OH Tue May 21 2013, 7:08 PM - 10:15 PM EDT Att: 17,374 - Overcast - 86 F						
48 Toni Hunter, R OBP: 0.351, SLG: 0.411										4 1 1 0 1 0 2							
24 Miguel Cabrera, R OBP: 0.455, SLG: 0.667										4 1 1 2 1 1 2							
28 Prince Fielder, L OBP: 0.401, SLG: 0.513										5 0 1 1 0 4 0							
41 Victor Martinez, S OBP: 0.278, SLG: 0.307										5 0 3 0 0 2 3							
27 Johnny Peralta, R OBP: 0.378, SLG: 0.461										4 0 1 0 0 2 2							
18 Matt Tuiasosopo, R OBP: 0.463, SLG: 0.523										3 0 0 0 0 2 4							
32 Don Kelly, L OBP: 0.270, SLG: 0.316										1 0 0 0 0 1 0							
13 Alex Avila, L OBP: 0.256, SLG: 0.296										3 1 0 0 1 1 2							
4 Omar Infante, R OBP: 0.348, SLG: 0.446										4 1 2 0 0 0 2							
Inning Stats	R: 0 H: 0 E: 0 K: 1 S: 12	H: 0 LOB: 0 BB: 0 P: 16	R: 0 H: 1 E: 0 K: 1 S: 9	LOB: 1 BB: 0 P: 12	R: 0 H: 0 E: 0 K: 1 S: 6	H: 0 LOB: 0 BB: 0 P: 8	R: 0 H: 0 E: 0 K: 1 S: 9	H: 2 LOB: 2 BB: 0 P: 17	R: 3 H: 4 E: 0 K: 3 S: 23	H: 1 LOB: 1 BB: 1 P: 25	R: 0 H: 0 E: 0 K: 3 S: 10	H: 0 LOB: 0 BB: 0 P: 12	R: 2 H: 3 E: 0 K: 2 S: 22	H: 3 LOB: 3 BB: 2 P: 38	1B: 8 2B: 1 3B: 0 HR: 2	SF: 0 SAC: 0 DP: 0 HBP: 0	WP: 0 PA: 41 PB: 0 SB: 0 CS: 0
PITCHER	IP WLS BF H R ER SO BB IBB HBP BLK WP HR S P ERA WHIP											IP WLS BF H R ER SO BB IBB HBP BLK WP HR S P ERA WHIP					
28 Corey Kluber, R ERA: 5.19	6.1 L 27 8 3 3 8 0 0 0 0 0 2 77 111 4.26 1.263																
37 Cody Allen, R ERA: 2.14	1.2 6 0 0 0 4 1 0 0 0 0 0 17 27 0.00 0.600																
31 David Huff, L ERA: 9.0	0.1 4 2 2 2 1 0 0 0 0 0 0 13 21 54.00 9.000																
32 Matt Albers, R ERA: 3.6	0.2 4 1 0 0 1 0 1 0 0 0 0 9 17 0.00 1.500																

Batter	1	2	3	4	5	6	7	8	9	AB R H RBI BB SO LOB	BOTTOM								
24 Michael Bourn, L OBP: 0.366, SLG: 0.465										4 1 2 0 0 0 0	Detroit Tigers @ Cleveland Indians Progressive Field, Cleveland, OH Tue May 21 2013, 7:08 PM - 10:15 PM EDT Att: 17,374 - Overcast - 86 F								
22 Jason Kipnis, L OBP: 0.321, SLG: 0.486										4 0 0 0 0 1 2									
13 Asdrubal Cabrera, S OBP: 0.301, SLG: 0.415										3 0 1 0 0 0 0									
23 Michael Brantley, L OBP: 0.356, SLG: 0.388										3 0 0 1 0 0 2									
41 Carlos Santana, S OBP: 0.399, SLG: 0.536										3 0 0 0 1 0 2									
12 Mark Reynolds, R OBP: 0.335, SLG: 0.537										3 0 0 0 0 1 2									
25 Jason Giambi, L OBP: 0.279, SLG: 0.353										3 0 0 0 0 2 0									
4 Mike Aviles, R OBP: 0.305, SLG: 0.453										3 0 0 0 0 1 0									
11 Drew Stubbs, R OBP: 0.295, SLG: 0.368										3 0 0 0 0 2 0									
Inning Stats	R: 1 H: 2 E: 0 K: 0 S: 12	H: 2 LOB: 2 BB: 1 P: 22	R: 0 H: 0 E: 0 K: 0 S: 7	H: 0 LOB: 0 BB: 0 P: 12	R: 0 H: 0 E: 0 K: 0 S: 6	H: 0 LOB: 0 BB: 0 P: 11	R: 0 H: 0 E: 0 K: 2 S: 9	H: 0 LOB: 0 BB: 0 P: 13	R: 0 H: 0 E: 0 K: 1 S: 10	H: 0 LOB: 0 BB: 0 P: 16		R: 0 H: 0 E: 0 K: 1 S: 14	H: 0 LOB: 0 BB: 0 P: 19	R: 0 H: 0 E: 0 K: 3 S: 10	H: 0 LOB: 0 BB: 0 P: 12	R: 0 H: 1 E: 0 K: 0 S: 10	H: 1 LOB: 2 BB: 0 P: 16	1B: 3 2B: 0 3B: 0 HR: 0	SF: 1 SAC: 0 DP: 0 HBP: 1
PITCHER	IP WLS BF H R ER SO BB IBB HBP BLK WP HR S P ERA WHIP											IP WLS BF H R ER SO BB IBB HBP BLK WP HR S P ERA WHIP							
37 Max Scherzer, R ERA: 3.61	8.0 W 27 2 1 1 0 0 0 0 0 0 0 77 118 1.12 0.375																		
46 Jose Valverde, R ERA: 1.0	1.0 5 1 0 0 0 0 0 0 1 0 0 0 10 16 0.00 1.000																		

Batter	1	2	3	4	5	6	7	8	9	AB	R	H	RBI	BB	SO	LOB	TOP							
12 Andy Dirks, L OBP: 0.324, SLG: 0.414										5	2	2	0	0	1	2								
48 Toni Hunter, R OBP: 0.358, SLG: 0.413										4	2	2	0	1	2	2								
24 Miguel Cabrera, R OBP: 0.459, SLG: 0.685										4	2	2	3	1	1	1								
28 Prince Fielder, L OBP: 0.406, SLG: 0.515										3	1	1	1	1	0	2								
41 Victor Martinez, S OBP: 0.270, SLG: 0.301										3	0	0	2	0	1	3								
27 Jhonny Peralta, R OBP: 0.379, SLG: 0.465										5	2	2	1	0	2	2								
55 Brayan Peña, S OBP: 0.322, SLG: 0.446										5	1	3	1	0	0	0								
32 Don Kelly, L OBP: 0.312, SLG: 0.311										4	1	1	1	1	1	1								
4 Omar Infante, R OBP: 0.344, SLG: 0.438										5	0	1	1	0	1	3								
Inning Stats	R: 2 H: 3 E: 0 K: 1 S: 17	H: 3 LOB: 1 BB: 0 P: 24	R: 0 H: 0 E: 0 K: 0 S: 8	H: 0 LOB: 0 BB: 0 P: 12	R: 4 H: 3 E: 0 K: 0 S: 21	H: 3 LOB: 2 BB: 3 P: 42	R: 0 H: 1 E: 0 K: 2 S: 12	H: 0 LOB: 0 BB: 0 P: 18	R: 3 H: 4 E: 0 K: 2 S: 18	H: 4 LOB: 0 BB: 0 P: 29	R: 0 H: 0 E: 0 K: 0 S: 6	H: 0 LOB: 0 BB: 0 P: 7	R: 0 H: 1 E: 0 K: 0 S: 13	H: 1 LOB: 1 BB: 0 P: 16	R: 2 H: 2 E: 0 K: 2 S: 13	H: 2 LOB: 1 BB: 1 P: 19	R: 0 H: 0 E: 0 K: 2 S: 8	H: 0 LOB: 0 BB: 0 P: 13	1B: 9 2B: 4 3B: 0 HR: 1	SF: 2 SAC: 0 DP: 0 HBP: 1	WP: 1 PB: 0 SB: 1 CS: 2	PA: 45		
PITCHER	IP WLS BF H R ER SO BB IBB HBP BLK WP HR S P ERA WHIP	IP WLS BF H R ER SO BB IBB HBP BLK WP HR S P ERA WHIP	IP WLS BF H R ER SO BB IBB HBP BLK WP HR S P ERA WHIP	IP WLS BF H R ER SO BB IBB HBP BLK WP HR S P ERA WHIP	IP WLS BF H R ER SO BB IBB HBP BLK WP HR S P ERA WHIP	IP WLS BF H R ER SO BB IBB HBP BLK WP HR S P ERA WHIP	IP WLS BF H R ER SO BB IBB HBP BLK WP HR S P ERA WHIP	IP WLS BF H R ER SO BB IBB HBP BLK WP HR S P ERA WHIP	IP WLS BF H R ER SO BB IBB HBP BLK WP HR S P ERA WHIP	IP WLS BF H R ER SO BB IBB HBP BLK WP HR S P ERA WHIP	IP WLS BF H R ER SO BB IBB HBP BLK WP HR S P ERA WHIP	IP WLS BF H R ER SO BB IBB HBP BLK WP HR S P ERA WHIP	IP WLS BF H R ER SO BB IBB HBP BLK WP HR S P ERA WHIP	IP WLS BF H R ER SO BB IBB HBP BLK WP HR S P ERA WHIP	IP WLS BF H R ER SO BB IBB HBP BLK WP HR S P ERA WHIP	IP WLS BF H R ER SO BB IBB HBP BLK WP HR S P ERA WHIP	IP WLS BF H R ER SO BB IBB HBP BLK WP HR S P ERA WHIP	IP WLS BF H R ER SO BB IBB HBP BLK WP HR S P ERA WHIP	IP WLS BF H R ER SO BB IBB HBP BLK WP HR S P ERA WHIP	IP WLS BF H R ER SO BB IBB HBP BLK WP HR S P ERA WHIP	IP WLS BF H R ER SO BB IBB HBP BLK WP HR S P ERA WHIP	IP WLS BF H R ER SO BB IBB HBP BLK WP HR S P ERA WHIP	IP WLS BF H R ER SO BB IBB HBP BLK WP HR S P ERA WHIP	IP WLS BF H R ER SO BB IBB HBP BLK WP HR S P ERA WHIP

Detroit Tigers @ Cleveland Indians
Progressive Field, Cleveland, OH
Wed May 22 2013, 7:06 PM - 12:28 AM EDT
Att: 16,562 - Partly Cloudy - 82 F

AB 38
R 11
H 14
RBI 10
BB 4
SO 9
LOB 16



Batter	1	2	3	4	5	6	7	8	9	AB	R	H	RBI	BB	SO	LOB	BOTTOM							
24 Michael Bourn, L OBP: 0.397, SLG: 0.451										5	0	1	1	0	3	1								
22 Jason Kipnis, L OBP: 0.312, SLG: 0.471										5	0	0	0	0	3	3								
13 Asdrubal Cabrera, S OBP: 0.313, SLG: 0.435										2	1	2	0	1	0	0								
4 Mike Aviles, R OBP: 0.310, SLG: 0.468										2	2	1	0	0	0	0								
23 Michael Brantley, L OBP: 0.363, SLG: 0.394										5	1	3	3	0	0	3								
41 Carlos Santana, S OBP: 0.405, SLG: 0.556										4	1	2	2	1	2	0								
25 Jason Giambi, L OBP: 0.298, SLG: 0.321										5	0	0	0	0	1	5								
12 Mark Reynolds, R OBP: 0.333, SLG: 0.529										4	1	1	0	0	1	1								
9 Ryan Raburn, R OBP: 0.354, SLG: 0.527										4	0	1	0	0	2	1								
11 Drew Stubbs, R OBP: 0.295, SLG: 0.368										0	0	0	0	0	0	0								
10 Yan Gomes, R OBP: 0.322, SLG: 0.684										4	1	2	1	0	1	2								
Inning Stats	R: 1 H: 3 E: 0 K: 2 S: 15	H: 3 LOB: 2 BB: 0 P: 23	R: 1 H: 3 E: 0 K: 1 S: 20	H: 3 LOB: 3 BB: 1 P: 36	R: 0 H: 0 E: 0 K: 1 S: 10	H: 0 LOB: 0 BB: 0 P: 13	R: 0 H: 1 E: 0 K: 3 S: 14	H: 1 LOB: 1 BB: 0 P: 17	R: 3 H: 3 E: 0 K: 2 S: 16	H: 3 LOB: 0 BB: 1 P: 21	R: 2 H: 3 E: 0 K: 0 S: 16	H: 3 LOB: 2 BB: 1 P: 27	R: 0 H: 0 E: 0 K: 2 S: 8	H: 0 LOB: 0 BB: 0 P: 13	R: 0 H: 0 E: 0 K: 1 S: 11	H: 0 LOB: 0 BB: 0 P: 19	R: 0 H: 0 E: 0 K: 1 S: 10	H: 0 LOB: 0 BB: 0 P: 15	1B: 8 2B: 3 3B: 0 HR: 2	SF: 0 SAC: 0 DP: 0 HBP: 0	WP: 0 PB: 0 SB: 1 CS: 0	PA: 42		
PITCHER	IP WLS BF H R ER SO BB IBB HBP BLK WP HR S P ERA WHIP	IP WLS BF H R ER SO BB IBB HBP BLK WP HR S P ERA WHIP	IP WLS BF H R ER SO BB IBB HBP BLK WP HR S P ERA WHIP	IP WLS BF H R ER SO BB IBB HBP BLK WP HR S P ERA WHIP	IP WLS BF H R ER SO BB IBB HBP BLK WP HR S P ERA WHIP	IP WLS BF H R ER SO BB IBB HBP BLK WP HR S P ERA WHIP	IP WLS BF H R ER SO BB IBB HBP BLK WP HR S P ERA WHIP	IP WLS BF H R ER SO BB IBB HBP BLK WP HR S P ERA WHIP	IP WLS BF H R ER SO BB IBB HBP BLK WP HR S P ERA WHIP	IP WLS BF H R ER SO BB IBB HBP BLK WP HR S P ERA WHIP	IP WLS BF H R ER SO BB IBB HBP BLK WP HR S P ERA WHIP	IP WLS BF H R ER SO BB IBB HBP BLK WP HR S P ERA WHIP	IP WLS BF H R ER SO BB IBB HBP BLK WP HR S P ERA WHIP	IP WLS BF H R ER SO BB IBB HBP BLK WP HR S P ERA WHIP	IP WLS BF H R ER SO BB IBB HBP BLK WP HR S P ERA WHIP	IP WLS BF H R ER SO BB IBB HBP BLK WP HR S P ERA WHIP	IP WLS BF H R ER SO BB IBB HBP BLK WP HR S P ERA WHIP	IP WLS BF H R ER SO BB IBB HBP BLK WP HR S P ERA WHIP	IP WLS BF H R ER SO BB IBB HBP BLK WP HR S P ERA WHIP	IP WLS BF H R ER SO BB IBB HBP BLK WP HR S P ERA WHIP	IP WLS BF H R ER SO BB IBB HBP BLK WP HR S P ERA WHIP	IP WLS BF H R ER SO BB IBB HBP BLK WP HR S P ERA WHIP	IP WLS BF H R ER SO BB IBB HBP BLK WP HR S P ERA WHIP	IP WLS BF H R ER SO BB IBB HBP BLK WP HR S P ERA WHIP

Detroit Tigers @ Cleveland Indians
Progressive Field, Cleveland, OH
Wed May 22 2013, 7:06 PM - 12:28 AM EDT
Att: 16,562 - Partly Cloudy - 82 F

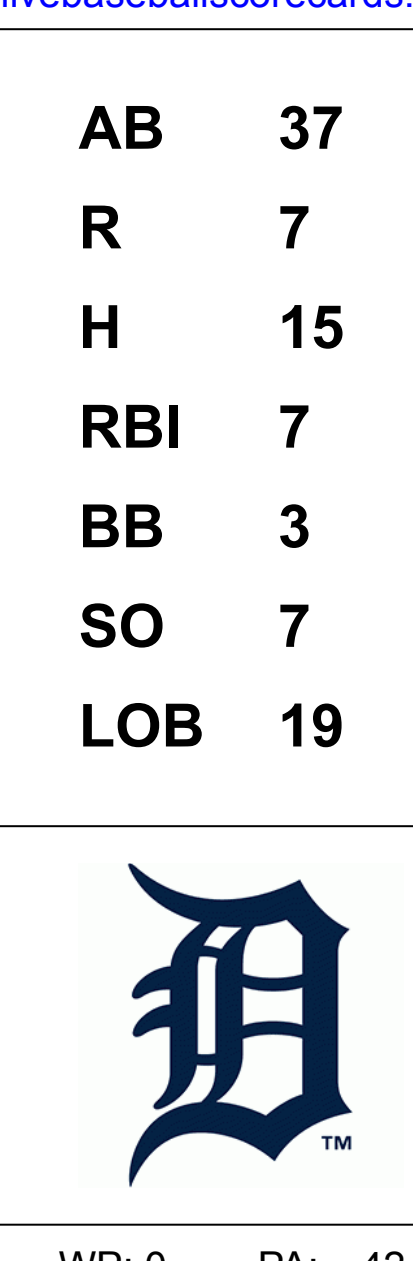
AB 40
R 7
H 13
RBI 7
BB 2
SO 13
LOB 16



Batter	1	2	3	4	5	6	7	8	9	AB	R	H	RBI	BB	SO	LOB	TOP				
8 Jamey Carroll, R OBP: 0.352, SLG: 0.348	G5-3		16 HR	G6-4-3		G6-3		G6-3		5	1	3	0	0	0	0	Minnesota Twins @ Detroit Tigers Comerica Park, Detroit, MI Thu May 23 2013, 8:10 PM - 11:38 PM EDT Att: 32,804 - Cloudy - 43 F				
7 Joe Mauer, L OBP: 0.416, SLG: 0.476	G5-4-3		16 HR	G6-4-3		G4-3		G4-3		5	1	2	1	0	0	3					
16 Josh Willingham, R OBP: 0.368, SLG: 0.453	G5-4-3		HR			E6		HR		5	2	2	4	0	1	1					
33 Justin Morneau, L OBP: 0.353, SLG: 0.416		27 FC6-4	G4-3		F8					4	1	1	0	0	1	1					
9 Ryan Doumit, S OBP: 0.284, SLG: 0.356	F9		F8		F7					4	0	0	0	0	0	3					
27 Chris Parmelee, L OBP: 0.289, SLG: 0.311	FC6-4		1B		BB					3	0	2	0	1	0	1					
2 Brian Dozier, R OBP: 0.243, SLG: 0.277	FC6-4		G4-3		K					4	0	0	1	0	2	5					
32 Aaron Hicks, S OBP: 0.245, SLG: 0.283	K				G3					4	0	1	0	0	2	1					
25 Pedro Florimón, S OBP: 0.318, SLG: 0.354					G6-3					1	1	1	0	0	0	0					
5 Eduardo Escobar, S OBP: 0.290, SLG: 0.409			8 HR		G6-3					3	0	0	0	0	0	1					
Inning Stats	R: 0 E: 0 K: 0 S: 10	H: 1 LOB: 0 BB: 0 P: 15	R: 1 E: 0 K: 1 S: 17	H: 2 LOB: 1 BB: 0 P: 23	R: 4 E: 0 K: 0 S: 18	H: 5 LOB: 1 BB: 0 P: 26	R: 0 E: 0 K: 0 S: 8	H: 2 LOB: 1 BB: 0 P: 14	R: 0 E: 0 K: 0 S: 12	H: 1 LOB: 1 BB: 0 P: 17	R: 1 E: 0 K: 1 S: 9	H: 1 LOB: 0 BB: 0 P: 18	R: 0 E: 0 K: 1 S: 9	H: 0 LOB: 0 BB: 0 P: 15	R: 0 E: 0 K: 2 S: 11	H: 0 LOB: 0 BB: 0 P: 16	1B: 8 2B: 2 3B: 0 HR: 2	SF: 0 SAC: 0 DP: 2 HBP: 1	WP: 1 PB: 0 SB: 1 CS: 0	PA: 40	
PITCHER	IP	WLS	BF	H	R	ER	SO	BB	IBB	HBP	BLK	WP	HR	S	P	ERA	WHIP				
21 Rick Porcello, R ERA: 6.28	5.0		25	10	5	5	2	1	0	0	0	1	1	66	102	9.00	2.200				
38 Darin Downs, L ERA: 2.92	1.2		8	2	1	1	0	0	0	1	0	0	1	18	30	5.40	1.200				
56 Jose Ortega, R ERA: 4.32	0.1		1	0	0	0	1	0	0	0	0	0	0	3	5	0.00	0.000				
53 Joaquin Benoit, R ERA: 1.29	1.0	W	3	0	0	0	1	0	0	0	0	0	0	9	15	0.00	0.000				
46 Jose Valverde, R ERA: 0.82	1.0	S	3	0	0	0	2	0	0	0	0	0	0	11	16	0.00	0.000				

Batter	1	2	3	4	5	6	7	8	9	AB	R	H	RBI	BB	SO	LOB	BOTTOM				
4 Omar Infante, R OBP: 0.351, SLG: 0.443	F8		F8			24 HR		24 HR		5	2	3	0	0	0	0	Minnesota Twins @ Detroit Tigers Comerica Park, Detroit, MI Thu May 23 2013, 8:10 PM - 11:38 PM EDT Att: 32,804 - Cloudy - 43 F				
48 Torii Hunter, R OBP: 0.360, SLG: 0.412	24 HR		G6-3		24 HR		K			3	1	1	0	1	1	1					
24 Miguel Cabrera, R OBP: 0.467, SLG: 0.701	HR		K							3	2	2	3	2	1	0					
28 Prince Fielder, L OBP: 0.406, SLG: 0.512	P3				P5					5	1	2	2	0	0	3					
41 Victor Martinez, S OBP: 0.275, SLG: 0.306										4	0	2	1	0	1	0					
32 Don Kelly, L OBP: 0.275, SLG: 0.306										1	0	0	0	0	0	2					
27 Jhonny Peralta, R OBP: 0.379, SLG: 0.470	K									5	0	2	1	0	2	3					
18 Matt Tuiasosopo, R OBP: 0.466, SLG: 0.511										3	0	1	0	0	0	1					
55 Brayan Peña, S OBP: 0.317, SLG: 0.450	G5-4-3									4	0	1	0	0	1	4					
34 Avisail Garcia, R OBP: 0.250, SLG: 0.500										2	1	1	0	0	0	0					
12 Andy Dirks, L OBP: 0.319, SLG: 0.408										2	0	0	0	0	1	5					
Inning Stats	R: 2 E: 0 K: 1 S: 17	H: 3 LOB: 1 BB: 0 P: 23	R: 0 E: 0 K: 0 S: 7	H: 1 LOB: 0 BB: 0 P: 12	R: 0 E: 0 K: 1 S: 7	H: 0 LOB: 0 BB: 0 P: 10	R: 0 E: 0 K: 1 S: 10	H: 0 LOB: 0 BB: 0 P: 13	R: 1 E: 0 K: 1 S: 16	H: 3 LOB: 3 BB: 1 P: 30	R: 0 E: 0 K: 2 S: 14	H: 2 LOB: 0 BB: 0 P: 22	R: 3 E: 0 K: 1 S: 20	H: 4 LOB: 1 BB: 1 P: 35	R: 1 E: 0 K: 0 S: 10	H: 2 LOB: 2 BB: 1 P: 17	1B: 12 2B: 2 3B: 0 HR: 1	SF: 0 SAC: 1 DP: 1 HBP: 1	WP: 0 PB: 0 SB: 0 CS: 0	PA: 42	
PITCHER	IP	WLS	BF	H	R	ER	SO	BB	IBB	HBP	BLK	WP	HR	S	P	ERA	WHIP				
58 Scott Diamond, L ERA: 4.96	5.2		26	9	3	3	5	1	0	0	0	0	0	11	19	27.00	3.000				
50 Casey Fien, R ERA: 4.95	0.2	H	4	1	2	2	2	1	0	0	0	0	0	4	8	∞	∞				
52 Brian Duensing, L ERA: 4.0	0.0		2	2	0	0	0	0	0	0	0	0	0	4	8	∞	∞				
61 Jared Burton, R ERA: 2.49	1.2	L	10	3	2	2	0	0	1	1	0	0	0	18	30	10.80	1.800				

AB	38
R	6
H	12
RBI	6
BB	1
SO	6
LOB	16



Batter	1	2	3	4	5	6	7	8	9	AB	R	H	RBI	BB	SO	LOB	TOP								
8 Jamey Carroll, R OBP: 0.347, SLG: 0.333										3	0	0	0	1	2	0									
7 Joe Mauer, L OBP: 0.412, SLG: 0.471										4	0	1	0	0	2	1									
16 Josh Willingham, R OBP: 0.360, SLG: 0.440										4	0	0	0	0	2	2									
33 Justin Morneau, L OBP: 0.345, SLG: 0.407										4	0	0	0	0	2	2									
31 Oswaldo Arcia, L OBP: 0.318, SLG: 0.449										3	0	0	0	0	1	0									
27 Chris Parmelee, L OBP: 0.290, SLG: 0.306										2	0	0	0	1	0	0									
5 Eduardo Escobar, S OBP: 0.292, SLG: 0.397										2	0	0	0	1	1	1									
32 Aaron Hicks, S OBP: 0.242, SLG: 0.279										2	0	0	0	0	1	1									
9 Ryan Doumit, S OBP: 0.292, SLG: 0.353										1	0	0	0	0	0	1									
2 Brian Dozier, R OBP: 0.239, SLG: 0.273										2	0	0	0	0	0	0									
55 Chris Colabello, R OBP: 0.318, SLG: 0.354										1	0	0	0	0	1	1									
25 Pedro Florimón, S OBP: 0.318, SLG: 0.354										0	0	0	0	0	0	0									
Inning Stats	R: 0 E: 0 K: 0 S: 7	H: 0 LOB: 1 BB: 1 P: 14	R: 0 E: 0 K: 1 S: 10	H: 0 LOB: 1 BB: 1 P: 15	R: 0 E: 0 K: 1 S: 10	H: 0 LOB: 0 BB: 0 P: 13	R: 0 E: 0 K: 3 S: 11	H: 0 LOB: 0 BB: 0 P: 15	R: 0 E: 0 K: 1 S: 10	H: 0 LOB: 0 BB: 0 P: 14	R: 0 E: 0 K: 2 S: 12	H: 0 LOB: 0 BB: 0 P: 19	R: 0 E: 0 K: 0 S: 5	H: 0 LOB: 0 BB: 0 P: 9	R: 0 E: 0 K: 1 S: 8	H: 0 LOB: 1 BB: 1 P: 15	R: 0 E: 0 K: 3 S: 12	H: 1 LOB: 1 BB: 0 P: 16	1B: 1 2B: 0 3B: 0 HR: 0	SF: 0 SAC: 0 DP: 0 HBP: 0	WP: 0 PB: 0 SB: 0 CS: 0	PA: 31			
PITCHER 19 Anibal Sánchez, R ERA: 2.38	IP: 9.0 WLS: W BF: 31	H: 1 R: 0 ER: 0 SO: 12	BB: 3 IBB: 0 HBP: 0 BLK: 0	WP: 0 HR: 0 S: 85 P: 130	ERA: 0.00 WHIP: 0.444																				

Minnesota Twins @ Detroit Tigers
Comerica Park, Detroit, MI
Fri May 24 2013, 7:09 PM - 9:43 PM EDT
Att: 39,789 - Clear - 55 F

AB 28
R 0
H 1
RBI 0
BB 3
SO 12
LOB 9



Batter	1	2	3	4	5	6	7	8	9	AB	R	H	RBI	BB	SO	LOB	BOTTOM								
12 Andy Dirks, L OBP: 0.329, SLG: 0.415										5	1	3	0	0	1	0									
4 Omar Infante, R OBP: 0.353, SLG: 0.438										4	0	1	2	1	0	1									
24 Miguel Cabrera, R OBP: 0.463, SLG: 0.691										4	0	1	2	0	1	3									
28 Prince Fielder, L OBP: 0.408, SLG: 0.506										2	0	0	0	2	0	2									
41 Victor Martinez, S OBP: 0.275, SLG: 0.305										4	0	1	0	0	0	5									
27 Jhonny Peralta, R OBP: 0.382, SLG: 0.470										4	1	2	0	0	0	1									
13 Alex Avila, L OBP: 0.248, SLG: 0.286										4	0	0	0	0	3	3									
32 Don Kelly, L OBP: 0.274, SLG: 0.348										4	2	1	2	0	0	2									
34 Avisail García, R OBP: 0.313, SLG: 0.500										4	2	2	0	0	1	0									
Inning Stats	R: 0 E: 0 K: 0 S: 8	H: 1 LOB: 2 BB: 1 P: 15	R: 3 E: 0 K: 1 S: 25	H: 4 LOB: 3 BB: 2 P: 44	R: 2 E: 0 K: 0 S: 10	H: 2 LOB: 0 BB: 0 P: 14	R: 0 E: 0 K: 0 S: 6	H: 0 LOB: 0 BB: 0 P: 9	R: 0 E: 0 K: 1 S: 8	H: 1 LOB: 1 BB: 0 P: 12	R: 0 E: 0 K: 2 S: 8	H: 0 LOB: 0 BB: 0 P: 12	R: 0 E: 0 K: 1 S: 10	H: 1 LOB: 2 BB: 0 P: 16	R: 0 E: 0 K: 2 S: 8	H: 0 LOB: 0 BB: 0 P: 12	1B: 10 2B: 0 3B: 0 HR: 1	SF: 0 SAC: 0 DP: 0 HBP: 0	WP: 0 PB: 0 SB: 0 CS: 0	PA: 38					
PITCHER 21 Samuel Deduno, R ERA: 10.13	IP: 5.1 WLS: L	H: 9 R: 6 ER: 6 SO: 2	BB: 3 IBB: 0 HBP: 0 BLK: 0	WP: 0 HR: 1 S: 62 P: 102	ERA: 10.12 WHIP: 2.250																				
57 Ryan Pressly, R ERA: 1.49	IP: 1.2 WLS: W	H: 2 R: 0 ER: 0 SO: 2	BB: 0 IBB: 0 HBP: 0 BLK: 0	WP: 0 HR: 0 S: 19 P: 28	ERA: 0.00 WHIP: 1.200																				
56 Caleb Thielbar, L ERA:	IP: 1.0 WLS: W	H: 0 R: 0 ER: 0 SO: 2	BB: 0 IBB: 0 HBP: 0 BLK: 0	WP: 0 HR: 0 S: 8 P: 12	ERA: 0.00 WHIP: 0.000																				

Minnesota Twins @ Detroit Tigers
Comerica Park, Detroit, MI
Fri May 24 2013, 7:09 PM - 9:43 PM EDT
Att: 39,789 - Clear - 55 F

AB 35
R 6
H 11
RBI 6
BB 3
SO 6
LOB 17



Batter	1	2	3	4	5	6	7	8	9	AB	R	H	RBI	BB	SO	LOB	TOP	
8 Jamey Carroll, R OBP: 0.338, SLG: 0.324	G6-3	F9			G1-3		1B		K	5	0	1	0	0	1	1	Minnesota Twins @ Detroit Tigers Comerica Park, Detroit, MI Sat May 25 2013, 4:08 PM - 6:53 PM EDT Att: 41,927 - Sunny - 63 F livebaseballscorecards.com	
7 Joe Mauer, L OBP: 0.419, SLG: 0.494	HR		1B		1B		K2-3			4	1	3	1	0	1	1		
16 Josh Willingham, R OBP: 0.369, SLG: 0.444	33 2B		1B		P4			1B		3	1	2	0	1	0	1		
33 Justin Morneau, L OBP: 0.343, SLG: 0.409	2B		G3-6-1		G3			F8		4	1	1	1	0	0	4		
55 Chris Colabello, R OBP: 0.111, SLG: 0.111	K		G6-3		G4-6-3		1B	K		4	0	1	0	0	2	3		
27 Chris Parmelee, L OBP: 0.111, SLG: 0.304	1B		L7		G4-6-3		1-2	K		4	0	1	1	0	1	2		
22 Wilkin Ramirez, R OBP: 0.271, SLG: 0.311	FC5-4				K			G4-3		2	0	0	0	0	1	1		
32 Aaron Hicks, S OBP: 0.241, SLG: 0.277	1-2				HBP			K		1	0	0	0	0	0	0		
5 Eduardo Escobar, S OBP: 0.276, SLG: 0.375			G4-3		K			G4-3		4	0	0	0	0	1	1		
25 Pedro Florimón, S OBP: 0.315, SLG: 0.343			K		K			K		3	0	0	0	1	3	1		
Inning Stats	R: 3 H: 3 E: 0 K: 1 S: 21	WLS: 1 BF: 1 P: 29	R: 0 H: 0 E: 0 K: 1 S: 6	H: 0 LOB: 0 BB: 0 P: 9	R: 0 H: 2 E: 0 K: 0 S: 7	H: 1 LOB: 1 BB: 0 P: 12	R: 0 H: 0 E: 0 K: 2 S: 14	H: 1 LOB: 1 BB: 0 P: 21	R: 0 H: 1 E: 0 K: 1 S: 10	H: 1 LOB: 0 BB: 0 P: 14	R: 0 H: 1 E: 0 K: 2 S: 12	H: 1 LOB: 1 BB: 0 P: 20	R: 0 H: 0 E: 1 K: 1 S: 10	H: 0 LOB: 1 BB: 1 P: 16	1B: 7 2B: 2 3B: 0 HR: 1	SF: 0 SAC: 0 DP: 2 HBP: 1	WP: 0 PB: 0 SB: 0 CS: 0	PA: 37
PITCHER	IP	WLS	BF	H	R	ER	SO	BB	IBB	HBP	BLK	WP	HR	S	P	ERA	WHIP	
58 Doug Fister, R ERA: 3.65	7.0	L	29	8	3	3	7	1	0	1	0	0	1	77	116	3.86	1.286	
36 Luke Putkonen, R ERA:	0.0		1	1	0	0	0	0	0	0	0	0	0	4	7	∞	∞	
40 Phil Coke, L ERA: 6.91	1.0		3	0	0	0	2	0	0	0	0	0	0	10	15	0.00	0.000	
56 Jose Ortega, R ERA: 3.86	1.0		4	0	0	0	1	1	0	0	0	0	0	10	16	0.00	1.000	

Batter	1	2	3	4	5	6	7	8	9	AB	R	H	RBI	BB	SO	LOB	BOTTOM					
12 Andy Dirks, L OBP: 0.327, SLG: 0.410	P4	K			48 2B		K			4	1	1	0	0	2	3	Minnesota Twins @ Detroit Tigers Comerica Park, Detroit, MI Sat May 25 2013, 4:08 PM - 6:53 PM EDT Att: 41,927 - Sunny - 63 F livebaseballscorecards.com					
48 Torii Hunter, R OBP: 0.358, SLG: 0.414	K		G5-3		1B		L7			4	0	1	1	0	1	0						
24 Miguel Cabrera, R OBP: 0.459, SLG: 0.682	1B		G5-3		2B		K			4	0	1	0	0	1	1						
28 Prince Fielder, L OBP: 0.400, SLG: 0.494	P6		F8				F8			4	0	0	0	0	0	1						
41 Victor Martinez, S OBP: 0.274, SLG: 0.303			G3		F7		G1-3			4	0	1	0	0	0	0						
27 Jhonny Peralta, R OBP: 0.379, SLG: 0.483	G4-6-3		G5-3		HR					4	1	1	1	0	0	1						
55 Brayan Peña, S OBP: 0.343, SLG: 0.469	4 2B		G4-3							4	0	3	0	0	0	0						
4 Omar Infante, R OBP: 0.350, SLG: 0.440	2B		F8		F8					4	0	1	0	0	0	2						
32 Don Kelly, L OBP: 0.280, SLG: 0.343	2B		F8							1	0	0	0	1	0	0						
34 Avisail García, R OBP: 0.278, SLG: 0.444	BB						P4			2	0	0	0	0	1	1						
Inning Stats	R: 0 H: 1 E: 0 K: 1 S: 8	WLS: 1 BF: 0 P: 10	R: 0 H: 3 E: 0 K: 1 S: 15	H: 3 LOB: 3 BB: 1 P: 24	R: 0 H: 0 E: 0 K: 0 S: 5	H: 0 LOB: 0 BB: 0 P: 7	R: 0 H: 0 E: 0 K: 0 S: 8	H: 0 LOB: 0 BB: 0 P: 11	R: 1 H: 2 E: 0 K: 1 S: 12	H: 2 LOB: 1 BB: 0 P: 17	R: 1 H: 2 E: 0 K: 0 S: 7	H: 2 LOB: 1 BB: 0 P: 12	R: 0 H: 0 E: 0 K: 1 S: 9	H: 0 LOB: 0 BB: 0 P: 13	R: 0 H: 0 E: 0 K: 0 S: 11	H: 0 LOB: 0 BB: 0 P: 16	R: 0 H: 1 E: 0 K: 1 S: 11	H: 1 LOB: 1 BB: 0 P: 13	1B: 6 2B: 2 3B: 0 HR: 1	SF: 0 SAC: 0 DP: 1 HBP: 0	WP: 0 PB: 0 SB: 0 CS: 0	PA: 36
PITCHER	IP	WLS	BF	H	R	ER	SO	BB	IBB	HBP	BLK	WP	HR	S	P	ERA	WHIP					
39 P.J. Walters, R ERA: 3.0	6.0	W	26	8	2	2	3	1	0	0	0	0	0	6	7	0.00	0.000					
52 Brian Duensing, L ERA: 3.65	0.2	H	2	0	0	0	1	0	0	0	0	0	0	6	7	0.00	0.000					
20 Josh Roenicke, R ERA: 3.24	0.1	H	1	0	0	0	0	0	0	0	0	0	0	3	6	0.00	0.000					
61 Jared Burton, R ERA: 2.38	1.0	H	3	0	0	0	0	0	0	0	0	0	0	11	16	0.00	0.000					
15 Glen Perkins, L ERA: 3.24	1.0	S	4	1	0	0	1	0	0	0	0	0	0	11	13	0.00	1.000					


Batter	1	2	3	4	5	6	7	8	9	AB	R	H	RBI	BB	SO	LOB	TOP										
23 Travis Snider, L (1,7) OBP: 0.333, SLG: 0.414			K2-3							5	1	3	1	0	2	0	Pittsburgh Pirates @ Detroit Tigers Comerica Park, Detroit, MI Mon May 27 2013, 1:10 PM - 4:25 PM EDT Att: 41,416 - Partly Cloudy - 62 F										
18 Neil Walker, S (1,4) OBP: 0.351, SLG: 0.362			G6-3							5	1	2	1	0	1	2											
22 Andrew McCutchen, R (1,8) OBP: 0.351, SLG: 0.479			G6-3							3	0	0	1	1	2	2											
46 Garrett Jones, L (1,9) OBP: 0.333, SLG: 0.471										4	1	2	0	0	1	1											
55 Russell Martin, R (1,2) OBP: 0.351, SLG: 0.474										3	1	2	1	1	1	1											
24 Pedro Alvarez, L (1,10) OBP: 0.254, SLG: 0.403										4	0	0	0	0	2	5											
14 Gaby Sanchez, R (1,3) 5 Josh Harrison, R (8,PR) OBP: 0.111, SLG: 0.111										4	1	2	1	0	2	3											
2 Brandon Inge, R (1,5) OBP: 0.261, SLG: 0.258										4	0	0	0	0	3	3											
12 Clint Barmes, R (1,6) 10 Jordy Mercer, R (9,PH) OBP: 0.308, SLG: 0.569										3	0	0	0	0	1	1											
										1	0	0	0	0	0	0											
Inning Stats	R: 1 E: 0 K: 1 S: 11	H: 1 LOB: 0 BB: 0 P: 17	R: 0 E: 0 K: 3 S: 11	H: 1 LOB: 1 BB: 0 P: 13	R: 0 E: 0 K: 1 S: 7	H: 0 LOB: 0 BB: 0 P: 8	R: 0 E: 0 K: 2 S: 10	H: 1 LOB: 2 BB: 1 P: 17	R: 0 E: 0 K: 2 S: 9	H: 0 LOB: 1 BB: 0 P: 13	R: 0 E: 0 K: 2 S: 11	H: 0 LOB: 1 BB: 1 P: 18	R: 2 E: 0 K: 2 S: 15	H: 3 LOB: 1 BB: 0 P: 24	R: 2 E: 0 K: 1 S: 13	H: 3 LOB: 1 BB: 0 P: 21	R: 0 E: 0 K: 1 S: 9	H: 1 LOB: 1 BB: 0 P: 15	1B: 4 2B: 5 3B: 2 HR: 0	SF: 1 SAC: 0 DP: 0 HBP: 0	WP: 0 PB: 0 SB: 3 CS: 3	PA: 39					
PITCHER	IP	WLS	BF	H	R	ER	SO	BB	IBB	HBP	BLK	WP	HR	S	P	ERA	WHIP										
35 Justin Verlander, R (1,1) ERA: 3.68	7.0	W	30	7	3	3	13	2	0	0	0	0	0	74	110	3.86	1.286										
53 Joaquin Benoit, R (8,PR) ERA: 2.05	1.0	H	5	3	2	2	1	0	0	0	0	0	0	13	21	18.00	3.000										
46 Jose Valverde, R (9,1) ERA: 0.75	1.0	S	4	1	0	0	1	0	0	0	0	0	0	9	15	0.00	1.000										

Batter	1	2	3	4	5	6	7	8	9	AB	R	H	RBI	BB	SO	LOB	BOTTOM										
4 Omar Infante, R (1,4) OBP: 0.346, SLG: 0.424			G3-1							4	0	0	0	1	2	3	Pittsburgh Pirates @ Detroit Tigers Comerica Park, Detroit, MI Mon May 27 2013, 1:10 PM - 4:25 PM EDT Att: 41,416 - Partly Cloudy - 62 F										
48 Torii Hunter, R (1,9) OBP: 0.362, SLG: 0.433										4	1	2	0	1	0	1											
24 Miguel Cabrera, R (1,5) OBP: 0.454, SLG: 0.663			L6							4	1	0	0	1	3	3											
28 Prince Fielder, L (1,3) OBP: 0.402, SLG: 0.495										4	3	2	0	1	0	1											
41 Victor Martinez, S (1,10) OBP: 0.277, SLG: 0.310										5	1	2	2	0	0	3											
27 Jhonny Peralta, R (1,6) OBP: 0.392, SLG: 0.500										4	0	4	3	0	0	0											
18 Matt Tuiasosopo, R (1,7) 32 Don Kelly, L (7,7) OBP: 0.295, SLG: 0.338										2	0	0	0	1	0	3											
55 Brayan Peña, S (1,2) OBP: 0.338, SLG: 0.448										0	0	0	0	1	0	0											
34 Avisail Garcia, R (1,8) OBP: 0.261, SLG: 0.478										4	0	0	0	0	1	5											
										3	0	0	1	1	0	4											
Inning Stats	R: 0 E: 0 K: 1 S: 7	H: 0 LOB: 0 BB: 0 P: 9	R: 0 E: 0 K: 0 S: 10	H: 1 LOB: 2 BB: 1 P: 21	R: 0 E: 0 K: 0 S: 8	H: 1 LOB: 1 BB: 0 P: 12	R: 1 E: 0 K: 0 S: 10	H: 3 LOB: 2 BB: 0 P: 19	R: 3 E: 0 K: 2 S: 16	H: 3 LOB: 1 BB: 1 P: 29	R: 0 E: 0 K: 1 S: 10	H: 0 LOB: 1 BB: 1 P: 17	R: 2 E: 0 K: 1 S: 15	H: 1 LOB: 3 BB: 4 P: 37	R: 0 E: 0 K: 1 S: 9	H: 1 LOB: 1 BB: 0 P: 15	1B: 7 2B: 3 3B: 0 HR: 0	SF: 0 SAC: 0 DP: 0 HBP: 0	WP: 0 PB: 0 SB: 0 CS: 0	PA: 41							
PITCHER	IP	WLS	BF	H	R	ER	SO	BB	IBB	HBP	BLK	WP	HR	S	P	ERA	WHIP										
47 Francisco Liriano, L (1,1) ERA: 2.35	5.0	L	25	8	4	4	3	2	0	0	0	0	0	51	90	7.20	2.000										
57 Mike Zagurski, L (6,1) ERA: 0.0	1.0		4	0	0	0	1	1	0	0	0	0	0	10	17	0.00	1.000										
52 Jose Contreras, R (7,1) ERA: 0.0	0.1		6	1	2	2	0	4	0	0	0	0	0	11	30	54.00	15.000										
44 Tony Watson, L (7,1) ERA: 4.81	1.2		6	1	0	0	2	0	0	0	0	0	0	13	22	0.00	0.600										

Batter	1	2	3	4	5	6	7	8	9	10	11	AB	R	H	RBI	BB	SO	LOB	TOP								
6 Starling Marte, R OBP: 0.359, SLG: 0.450	(1, 7) G4-3		(1, 1) G6-3			(1, 1) G6-3			(1, 3) K		(1, 1) G6-3	5	0	0	0	0	1	0									
18 Neil Walker, S OBP: 0.359, SLG: 0.393	(1, 4) 1B			(1, 1) F7		(2, 3) K			(1, 2) K		(0, 0) HR	5	1	3	1	0	1	0									
22 Andrew McCutchen, R OBP: 0.347, SLG: 0.472	(1, 8) K			(0, 1) 1B				(0, 3) K		(1, 3) K		(0, 0) G6-3	5	0	1	0	0	3	2								
46 Garrett Jones, L OBP: 0.323, SLG: 0.455	(1, 10) G1			(1, 3) K		(1, 1) L9			(2, 2) F8		(2, 2) P6	5	0	0	0	0	1	3									
55 Russell Martin, R OBP: 0.349, SLG: 0.467	(1, 2) K		(1, 3) K		(0, 1) F9			(1, 3) K		(2, 0) 1B		4	0	1	0	0	2	1									
24 Pedro Alvarez, L OBP: 0.259, SLG: 0.401	(1, 5) K		(2, 3) K		(1, 3) K			(1, 0) K		(0, 1) SH1		3	0	1	0	0	2	0									
5 Josh Harrison, R OBP: 0.111, SLG: 0.111	(8, PR) K									(1, 2) 1B		0	0	0	0	0	0	0									
2 Brandon Inge, R OBP: 0.261, SLG: 0.258	(11, 5) K											0	0	0	0	0	0	0									
14 Gaby Sanchez, R OBP: 0.359, SLG: 0.447	(1, 3) K		(0, 3) K		(1, 0) G6-3			(1, 3) K		(3, 3) K		4	0	0	0	0	3	2									
23 Travis Snider, L OBP: 0.338, SLG: 0.408	(1, 9) G6-3		(1, 0) G3		(2, 1) G3			(4, 2) BB		(4, 0) IBB		2	0	0	0	2	0	0									
12 Clint Barmes, R OBP: 0.292, SLG: 0.288	(1, 6) G4-3		(1, 2) G4-3			(0, 3) K				(1, 2) F8		3	0	0	0	0	1	2									
10 Jordy Mercer, R OBP: 0.302, SLG: 0.558	(10, PH) K							(2, 3) G5-3				1	0	0	0	0	0	2									
Inning Stats	R: 0 E: 0 K: 1 S: 10	H: 1 LOB: 1 BB: 0 P: 17	R: 0 E: 0 K: 3 S: 11	H: 0 LOB: 0 BB: 0 P: 14	R: 0 E: 0 K: 0 S: 7	H: 0 LOB: 0 BB: 0 P: 10	R: 0 E: 0 K: 1 S: 9	H: 1 LOB: 1 BB: 0 P: 13	R: 0 E: 0 K: 1 S: 6	H: 0 LOB: 0 BB: 0 P: 10	R: 0 E: 0 K: 2 S: 8	H: 0 LOB: 0 BB: 0 P: 11	R: 0 E: 0 K: 1 S: 8	H: 1 LOB: 2 BB: 1 P: 14	R: 0 E: 0 K: 2 S: 12	H: 1 LOB: 1 BB: 0 P: 17	R: 0 E: 0 K: 1 S: 9	H: 1 LOB: 2 BB: 1 P: 19	R: 1 E: 0 K: 0 S: 7	H: 1 LOB: 0 BB: 0 P: 9	1B: 5 2B: 0 3B: 0 HR: 1	SF: 0 SAC: 1 DP: 1 HBP: 0	WP: 0 PB: 0 SB: 1 CS: 0	PA: 40			
PITCHER	IP: 21 ERA: 5.29	WLS: 8.0	BF: 27	H: 3 R: 0 ER: 0 SO: 11	BB: 1 IBB: 0 HBP: 0 BLK: 0	WP: 0 HR: 0 S: 67 P: 99	ERA: 0.00 WHIP: 0.500																				
21 Rick Porcello, R ERA: 5.29	(1, 1)																										
53 Joaquin Benoit, R ERA: 1.96	(9, 1)	1.0	4	1	0	0	2	0	0	0	0	0	0	0	12	17	0.00	1.000									
56 Jose Ortega, R ERA: 3.97	(10, 1)	2.0	L 9	2	1	1	1	0	1	0	0	0	1	16	28	4.50	1.000										

Pittsburgh Pirates @ Detroit Tigers
Comerica Park, Detroit, MI
Tue May 28 2013, 8:22 PM - 11:32 PM EDT
Att: 33,473 - Cloudy - 72 F


AB 37
R 1
H 6
RBI 1
BB 2
SO 14
LOB 12



Batter	1	2	3	4	5	6	7	8	9	10	11	AB	R	H	RBI	BB	SO	LOB	BOTTOM							
12 Andy Dirks, L OBP: 0.315, SLG: 0.388	(1, 7) P5		(1, 0) F8			(1, 2) G4-3			(2, 3) K		(0, 0) G3-1	5	0	0	0	0	1	3								
48 Torii Hunter, R OBP: 0.359, SLG: 0.427	(1, 9) G6-3		(1, 1) 1B			(1, 0) G5-3			(2, 3) K		(2, 3) K	5	0	1	0	0	2	0								
24 Miguel Cabrera, R OBP: 0.449, SLG: 0.652	(1, 5) 1B		(0, 1) F8			(0, 0) F8			(1, 1) G6-3		(1, 3) K	5	0	1	0	0	1	1								
28 Prince Fielder, L OBP: 0.397, SLG: 0.487	(1, 3) G2-3			(2, 3) K		(0, 1) F8			(0, 1) 1B		(3, 3) K	5	0	1	0	0	2	1								
41 Victor Martinez, S OBP: 0.271, SLG: 0.304	(1, 10) G4-3		(1, 2) G6-3		(1, 2) G5-3		(2, 2) G5-3		(0, 1) F7			4	0	0	0	0	0	1								
27 Jhonny Peralta, R OBP: 0.389, SLG: 0.494	(1, 6) F8		(0, 0) G5-3		(1, 3) K					(1, 1) 1B		4	0	1	0	0	1	0								
13 Alex Avila, L OBP: 0.259, SLG: 0.290	(1, 2) FC5-4		(4, 2) BB		(0, 0) G6-3			(1, 2) G4-3		(1, 2) G5-3		1	0	1	0	1	0	0								
34 Avisail Garcia, R OBP: 0.240, SLG: 0.440	(8, PH) BB									(1, 2) BB		2	0	0	0	0	0	1								
4 Omar Infante, R OBP: 0.344, SLG: 0.417	(1, 4) FC5-4		(2, 2) F8		(1, 2) F8			(1, 1) E6		(4, 1) BB		3	0	0	0	1	0	2								
32 Don Kelly, L OBP: 0.295, SLG: 0.329	(1, 8) F8		(1, 0) F8		(1, 0) G6-3			(1, 0) G6-3				2	0	0	0	0	0	1								
55 Brayan Peña, S OBP: 0.329, SLG: 0.435	(8, PH) K											2	0	0	0	0	1	3								
Inning Stats	R: 0 E: 0 K: 0 S: 7	H: 1 LOB: 1 BB: 0 P: 10	R: 0 E: 0 K: 0 S: 9	H: 0 LOB: 1 BB: 1 P: 17	R: 0 E: 0 K: 0 S: 6	H: 1 LOB: 1 BB: 0 P: 9	R: 0 E: 0 K: 1 S: 9	H: 0 LOB: 0 BB: 0 P: 12	R: 0 E: 0 K: 0 S: 5	H: 0 LOB: 0 BB: 0 P: 7	R: 0 E: 1 K: 1 S: 10	H: 0 LOB: 1 BB: 0 P: 15	R: 0 E: 0 K: 1 S: 9	H: 1 LOB: 1 BB: 0 P: 12	R: 0 E: 0 K: 1 S: 16	H: 1 LOB: 2 BB: 1 P: 22	R: 0 E: 0 K: 3 S: 13	H: 0 LOB: 0 BB: 0 P: 19	1B: 5 2B: 0 3B: 0 HR: 0	SF: 0 SAC: 0 DP: 1 HBP: 0	WP: 0 PB: 0 SB: 0 CS: 0	PA: 40				
PITCHER	IP: 30 ERA: 2.3	WLS: 7.0	BF: 24	H: 3 R: 0 ER: 0 SO: 2	BB: 1 IBB: 0 HBP: 0 BLK: 0	WP: 0 HR: 0 S: 49 P: 73	ERA: 0.00 WHIP: 0.571																			
30 Jeanmar Gómez, R ERA: 2.3	(1, 1)																									
37 Justin Wilson, L ERA: 1.45	(8, 1)	2.0	8	1	0	0	2	0	0	0	0	0	0	19	27	0.00	0.500									
35 Mark Melancon, R ERA: 0.96	(10, 1)	1.0	W 5	1	0	0	1	1	0	0	0	0	0	16	22	0.00	2.000									
39 Jason Grilli, R ERA: 1.14	(11, 1)	1.0	S 3	0	0	0	3	0	0	0	0	0	0	13	19	0.00	0.000									

Pittsburgh Pirates @ Detroit Tigers
Comerica Park, Detroit, MI
Tue May 28 2013, 8:22 PM - 11:32 PM EDT
Att: 33,473 - Cloudy - 72 F

AB 38
R 0
H 5
RBI 0
BB 2
SO 8
LOB 13



Batter	1	2	3	4	5	6	7	8	9	AB	R	H	RBI	BB	SO	LOB	TOP			
12 Andy Dirks, L OBP: 0.311, SLG: 0.388	F8	G6-3			G6-3	F8		FC4-6		5	1	1	1	0	0	4	Detroit Tigers @ Pittsburgh Pirates PNC Park, Pittsburgh, PA Wed May 29 2013, 7:10 PM - 9:50 PM EDT Att: 19,980 - Partly Cloudy - 85 F livebaseballscorecards.com			
48 Tori Hunter, R OBP: 0.381, SLG: 0.426 34 Avisail Garcia, R OBP: 0.231, SLG: 0.423	1B		G6-3		G6-3		HBP	K		3	0	1	0	0	0	1				
24 Miguel Cabrera, R OBP: 0.444, SLG: 0.656	K		G5-3		HR		G6-4-3	F9		5	1	1	2	0	1	3				
28 Prince Fielder, L OBP: 0.395, SLG: 0.482	E3		G3		1B		G4-3			4	0	1	0	0	0	1				
27 Jhonny Peralta, R OBP: 0.386, SLG: 0.489	K			F7	1B			K		4	0	1	0	0	2	2				
13 Alex Avila, L OBP: 0.313, SLG: 0.286 55 Brayan Peña, S OBP: 0.338, SLG: 0.443		BB	G4-3		K			1B		2	0	0	0	1	1	2				
4 Omar Infante, R OBP: 0.337, SLG: 0.408	G1-3		F9			G5-3		L9		4	0	0	0	0	0	2				
32 Don Kelly, L OBP: 0.313, SLG: 0.329 18 Matt Tuiasosopo, R OBP: 0.452, SLG: 0.483		BB						L9		0	1	0	0	3	0	0				
19 Anibal Sanchez, R OBP: 0.275, SLG: 0.307	SH2-4				BB		SH1-4			1	0	0	0	0	0	1				
33 Drew Smyly, L OBP: 0.275, SLG: 0.307					K			1B		0	0	0	0	0	0	0				
Inning Stats	R: 0 E: 0 K: 2 S: 14	H: 1 LOB: 2 BB: 0 P: 22	R: 0 E: 0 K: 0 S: 7	H: 0 LOB: 2 BB: 2 P: 18	R: 0 E: 0 K: 0 S: 6	H: 0 LOB: 0 BB: 0 P: 7	R: 0 E: 0 K: 0 S: 5	H: 0 LOB: 0 BB: 0 P: 5	R: 3 E: 0 K: 2 S: 19	H: 4 LOB: 2 BB: 1 P: 29	R: 0 E: 0 K: 0 S: 9	H: 0 LOB: 1 BB: 0 P: 16	R: 0 E: 0 K: 1 S: 6	H: 1 LOB: 1 BB: 0 P: 9	R: 0 E: 0 K: 1 S: 6	H: 1 LOB: 0 BB: 0 P: 10	1B: 5 2B: 1 3B: 0 HR: 1	SF: 0 SAC: 2 DP: 1 HBP: 1	WP: 1 PB: 0 SB: 0 CS: 0	PA: 39
PITCHER	IP WLS BF H R ER SO BB IBB HBP BLK WP HR S P ERA WHIP																			
34 A.J. Burnett, R ERA: 2.72	6.0	28	5	3	3	4	4	0	0	0	0	1	1	60	97	4.50	1.500			
29 Bryan Morris, R ERA: 3.24	1.0	3	0	0	0	0	0	0	0	1	0	0	0	7	12	0.00	0.000			
44 Tony Watson, L ERA: 4.62	1.0	4	1	0	0	1	0	0	0	0	0	0	0	6	9	0.00	1.000			
39 Jason Grilli, R ERA: 1.09	1.0	4	1	0	0	1	0	0	0	0	0	0	0	6	10	0.00	1.000			

Batter	1	2	3	4	5	6	7	8	9	AB	R	H	RBI	BB	SO	LOB	BOTTOM				
6 Starling Marte, R OBP: 0.397, SLG: 0.447	K		B2-3			B1-3				4	0	1	0	0	1	0	Detroit Tigers @ Pittsburgh Pirates PNC Park, Pittsburgh, PA Wed May 29 2013, 7:10 PM - 9:50 PM EDT Att: 19,980 - Partly Cloudy - 85 F livebaseballscorecards.com				
18 Neil Walker, S OBP: 0.383, SLG: 0.417				HR		K		F9		4	1	2	1	0	1	2					
22 Andrew McCutchen, R OBP: 0.346, SLG: 0.467	1B	L5		L6			L9			4	0	1	0	0	0	1					
46 Garrett Jones, L OBP: 0.323, SLG: 0.453 44 Tony Watson, L OBP: 0.257, SLG: 0.254 39 Jason Grilli, R OBP: 0.338, SLG: 0.414					K					3	1	1	0	0	1	1					
55 Russell Martin, R OBP: 0.346, SLG: 0.457					P3					3	1	0	0	1	2	0					
24 Pedro Alvarez, L OBP: 0.257, SLG: 0.406					K					3	1	1	2	0	2	0					
23 Travis Snider, L OBP: 0.338, SLG: 0.414										3	1	1	1	0	0	0					
10 Jordy Mercer, R OBP: 0.304, SLG: 0.545										3	0	1	1	0	2	0					
34 A.J. Burnett, R ERA: 2.79 5 Josh Harrison, R OBP: 0.100, SLG: 0.100 29 Bryan Morris, L OBP: 0.356, SLG: 0.442										1	0	0	0	0	0	0					
14 Gaby Sanchez, R OBP: 0.356, SLG: 0.442										1	0	0	0	0	1	1					
Inning Stats	R: 0 E: 0 K: 1 S: 11	H: 1 LOB: 1 BB: 0 P: 13	R: 0 E: 0 K: 2 S: 8	H: 0 LOB: 0 BB: 0 P: 9	R: 0 E: 0 K: 1 S: 7	H: 0 LOB: 0 BB: 0 P: 9	R: 1 E: 0 K: 1 S: 9	H: 1 LOB: 0 BB: 0 P: 14	R: 0 E: 0 K: 2 S: 11	H: 0 LOB: 0 BB: 0 P: 12	R: 0 E: 0 K: 1 S: 8	H: 0 LOB: 0 BB: 0 P: 9	R: 4 E: 0 K: 1 S: 18	H: 5 LOB: 2 BB: 1 P: 29	R: 0 E: 0 K: 2 S: 8	H: 1 LOB: 0 BB: 0 P: 13	1B: 5 2B: 3 3B: 0 HR: 1	SF: 0 SAC: 0 DP: 1 HBP: 0	WP: 1 PB: 0 SB: 2 CS: 1	PA: 32	
PITCHER	IP WLS BF H R ER SO BB IBB HBP BLK WP HR S P ERA WHIP																				
19 Anibal Sanchez, R ERA: 2.79	6.2	28	7	5	5	9	1	0	0	0	0	0	0	0	9	15	0.00	0.750			
33 Drew Smyly, L ERA: 2.2	1.1	4	1	0	0	2	0	0	0	0	0	0	0	9	15	0.00	0.750				

Batter	1	2	3	4	5	6	7	8	9	10	11	AB	R	H	RBI	BB	SO	LOB	TOP							
4 Omar Infante, R OBP: 0.338, SLG: 0.413	F7		G5-3		FC5-2							5	0	2	0	0	0	3								
12 Andy Dirks, L OBP: 0.302, SLG: 0.376	G6-3			K	G4-3		P6					5	0	0	0	0	1	6								
24 Miguel Cabrera, R OBP: 0.443, SLG: 0.659						G5-3	G4-3					5	0	2	0	0	1	2								
28 Prince Fielder, L OBP: 0.391, SLG: 0.474												5	0	1	0	0	1	2								
27 Jhonny Peralta, R OBP: 0.367, SLG: 0.464												2	0	0	0	0	1	1								
39 Ramon Santiago, S OBP: 0.220, SLG: 0.243												2	0	0	0	1	0	0								
18 Matt Tuiasosopo, R OBP: 0.449, SLG: 0.463												4	0	1	0	1	1	2								
55 Brayan Peña, S OBP: 0.329, SLG: 0.427												5	0	1	0	0	0	3								
34 Avisail Garcia, R OBP: 0.298, SLG: 0.400												4	0	1	0	1	0	0								
58 Doug Fister, L OBP: 0.367, SLG: 0.667												2	0	1	0	0	0	0								
53 Joaquin Benoit, R ERA: 4.44												1	0	0	0	0	0	0								
41 Victor Martinez, S OBP: 0.274, SLG: 0.306												0	0	0	0	0	0	0								
40 Phil Coke, L ERA: 1.41												0	0	0	0	0	0	0								
36 Luke Putkonen, R ERA: 0.93												0	0	0	0	0	0	0								
Inning Stats	R: 0 E: 0 K: 1 S: 11	H: 1 LOB: 1 BB: 0 P: 17	R: 0 E: 0 K: 0 S: 7	H: 0 LOB: 0 BB: 0 P: 11	R: 0 E: 0 K: 0 S: 11	H: 0 LOB: 0 BB: 0 P: 18	R: 0 E: 0 K: 2 S: 11	H: 1 LOB: 1 BB: 0 P: 17	R: 0 E: 0 K: 0 S: 13	H: 4 LOB: 3 BB: 0 P: 21	R: 0 E: 0 K: 1 S: 12	H: 1 LOB: 2 BB: 1 P: 23	R: 0 E: 0 K: 0 S: 9	H: 1 LOB: 2 BB: 1 P: 16	R: 0 E: 0 K: 0 S: 6	H: 0 LOB: 1 BB: 0 P: 10	R: 0 E: 0 K: 1 S: 8	H: 0 LOB: 0 BB: 0 P: 8	R: 0 E: 0 K: 0 S: 5	H: 0 LOB: 0 BB: 0 P: 7	R: 0 E: 0 K: 0 S: 4	H: 0 LOB: 0 BB: 0 P: 7	1B: 6 2B: 3 3B: 0 HR: 0	SF: 0 SAC: 1 DP: 0 HBP: 0	WP: 0 PB: 0 SB: 0 CS: 0	PA: 44

Detroit Tigers @ Pittsburgh Pirates
PNC Park, Pittsburgh, PA
Thu May 30 2013, 7:08 PM - 10:38 PM EDT
Att: 20,834 - Party Cloudy - 86 F

livebaseballscorecards.com
AB 40
R 0
H 9
RBI 0
BB 3
SO 5
LOB 19



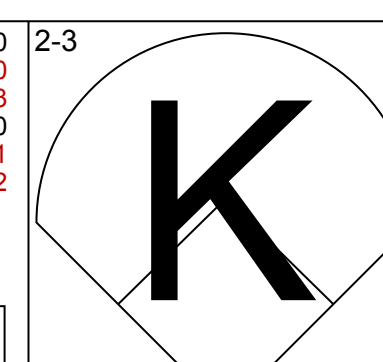
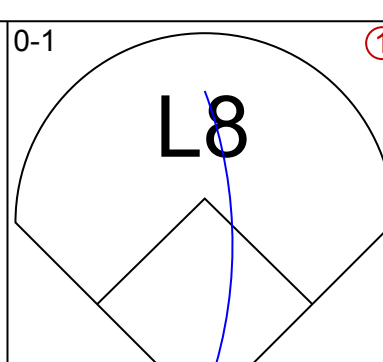
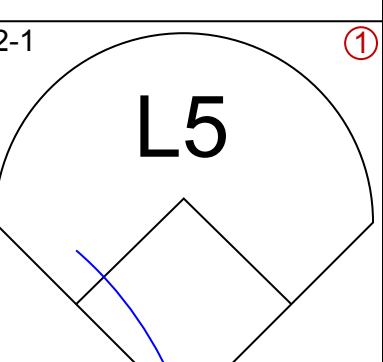
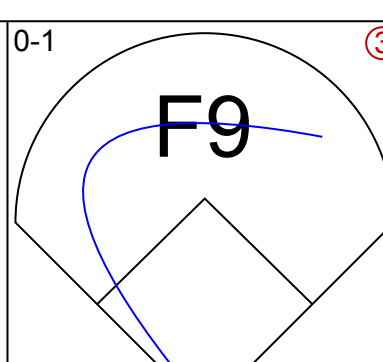
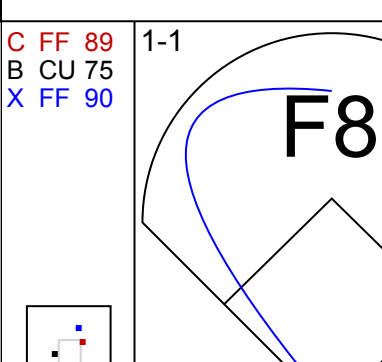
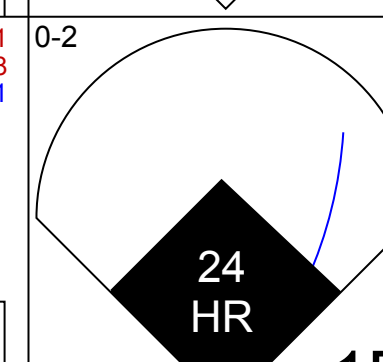
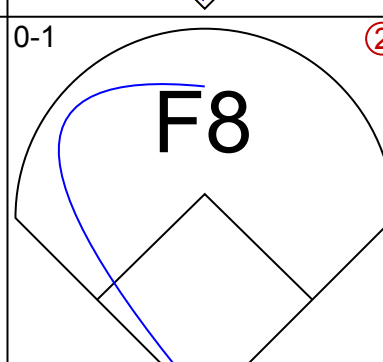
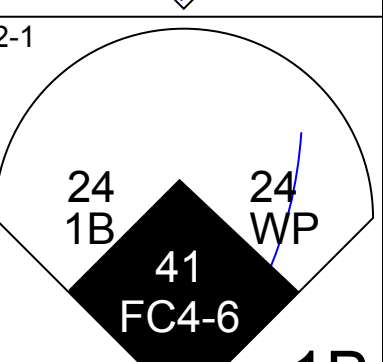
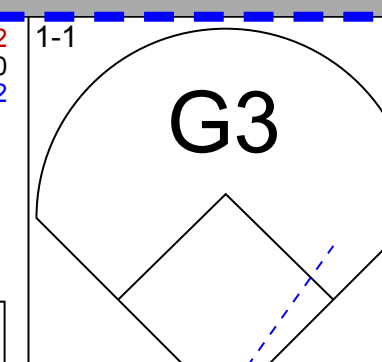
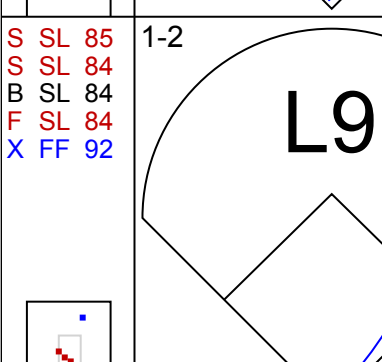
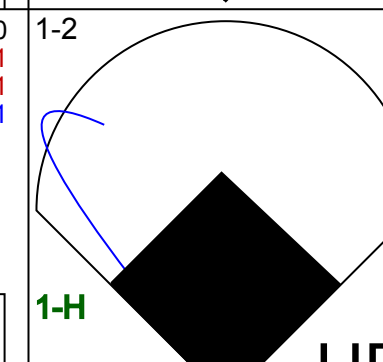
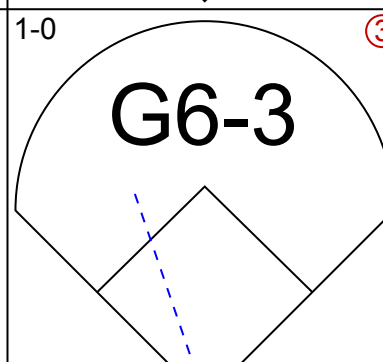
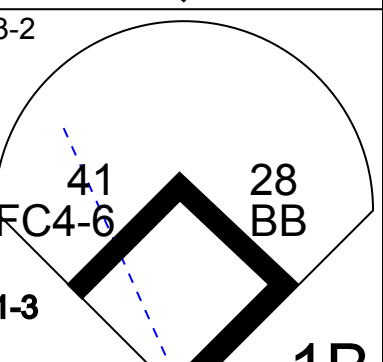
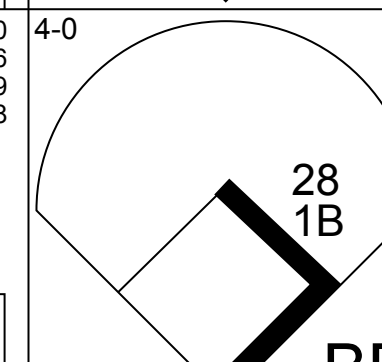
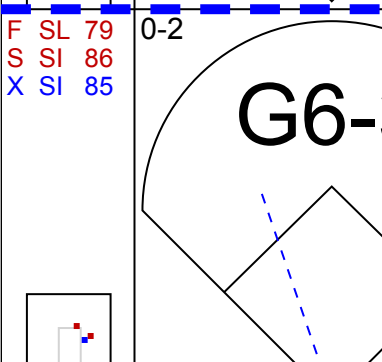
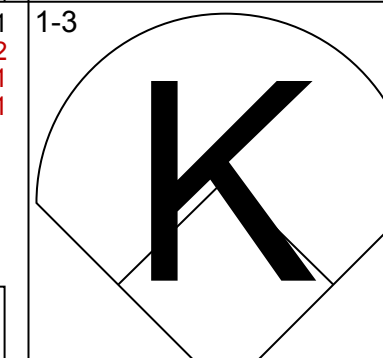
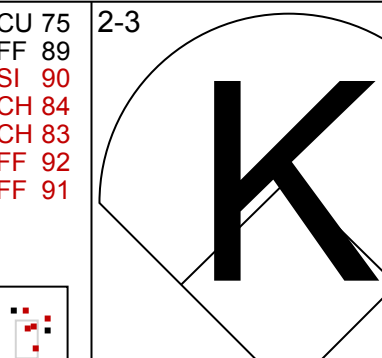
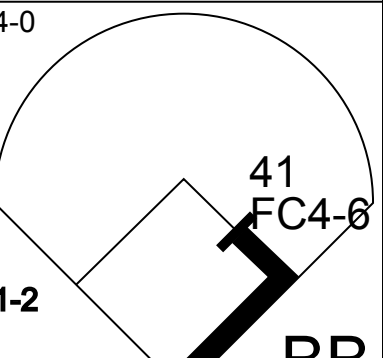
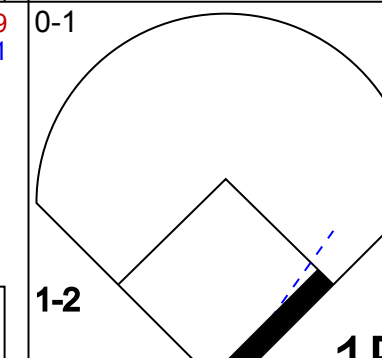
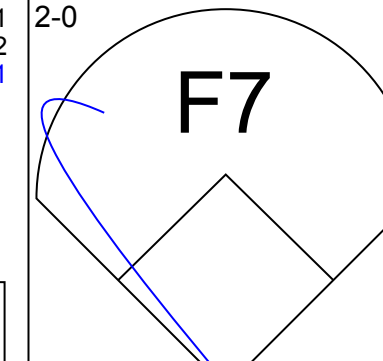
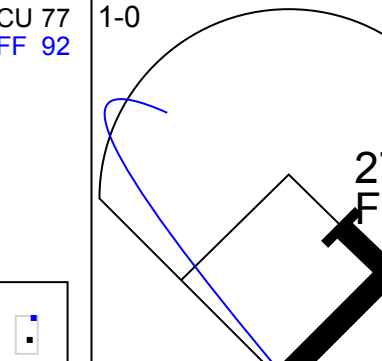
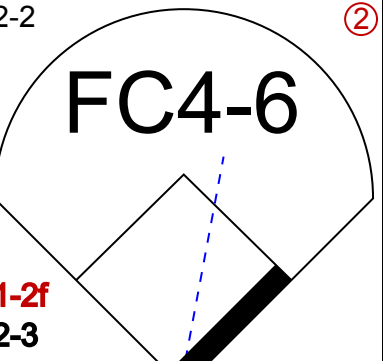
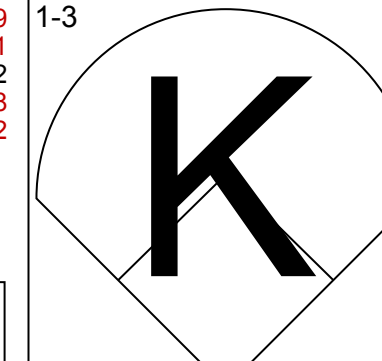
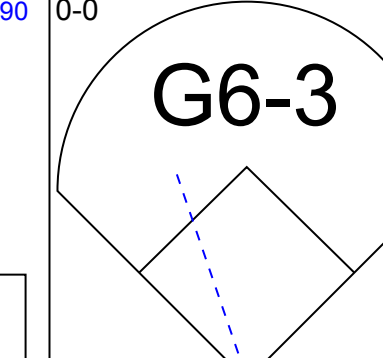
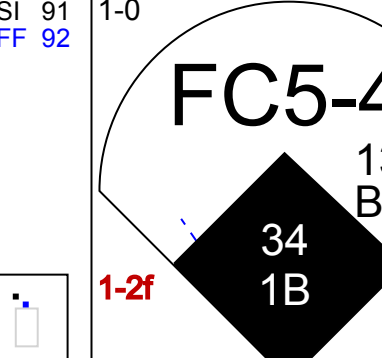
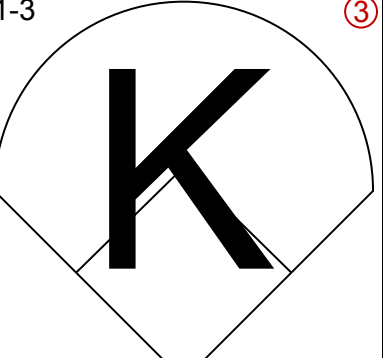
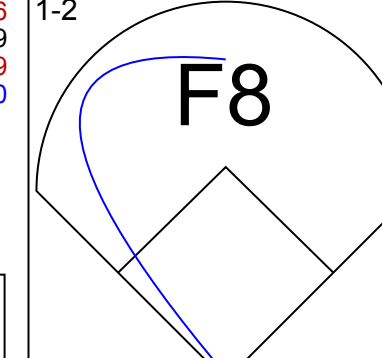
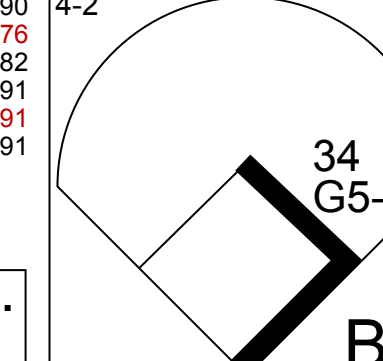
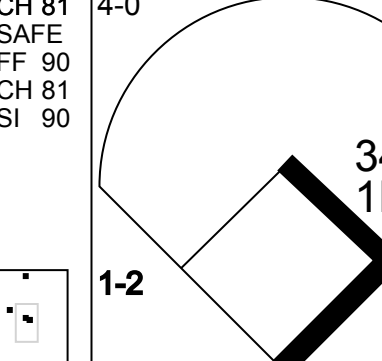
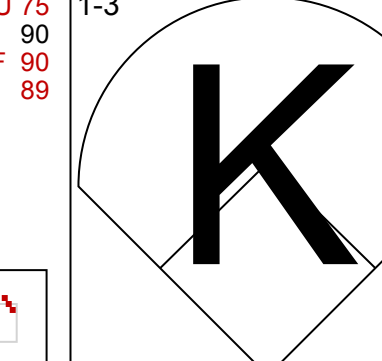
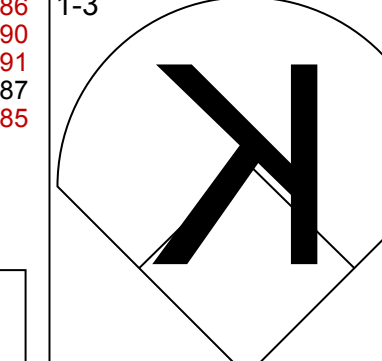
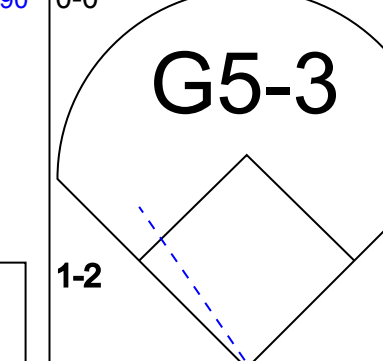
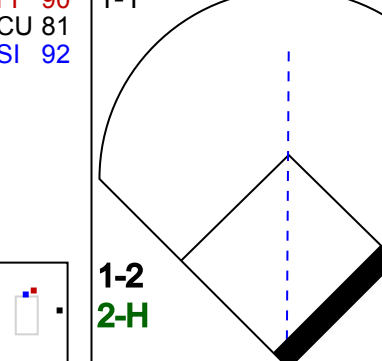
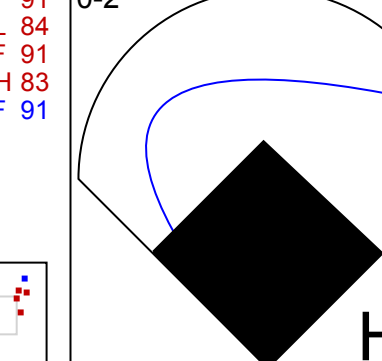
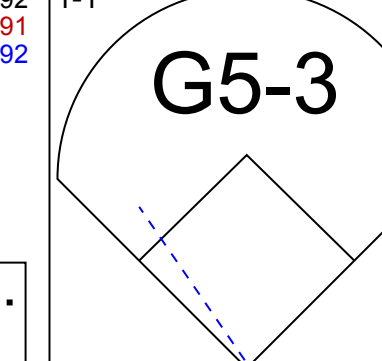
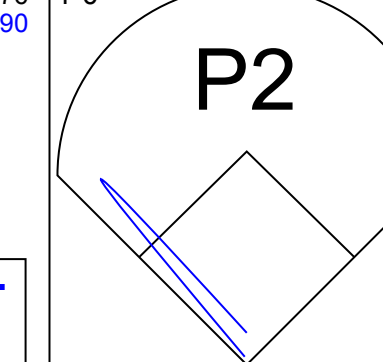
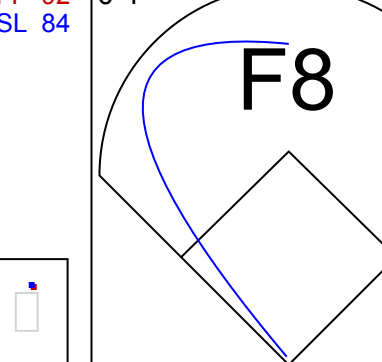
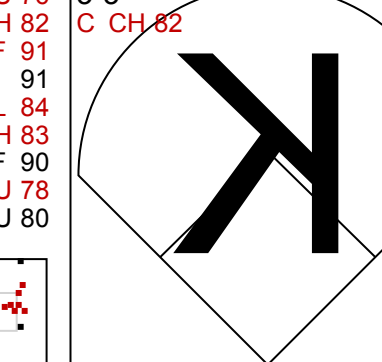
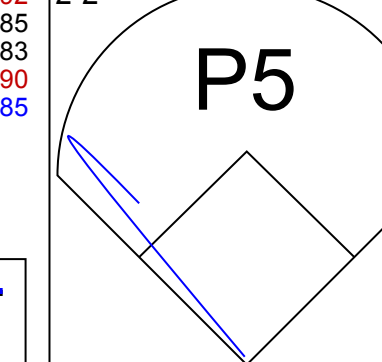
Batter	1	2	3	4	5	6	7	8	9	10	11	AB	R	H	RBI	BB	SO	LOB	BOTTOM					
6 Starling Marte, R OBP: 0.351, SLG: 0.438	G5-3		K									4	0	0	0	0	1	0						
18 Neil Walker, S OBP: 0.370, SLG: 0.420												4	1	2	0	0	0	1						
22 Andrew McCutchen, R OBP: 0.351, SLG: 0.485												3	0	1	0	2	1	2						
46 Garrett Jones, L OBP: 0.323, SLG: 0.450												3	0	1	0	0	2	2						
14 Gaby Sanchez, R OBP: 0.359, SLG: 0.443												2	0	1	0	0	0	0						
55 Russell Martin, R OBP: 0.349, SLG: 0.455												5	0	2	1	0	3	2						
23 Travis Snider, L OBP: 0.336, SLG: 0.409												4	0	1	0	0	2	3						
2 Brandon Inge, R OBP: 0.243, SLG: 0.239												4	0	0	0	0	0	2						
10 Jordy Mercer, R OBP: 0.283, SLG: 0.508												4	0	0	0	0	2	1						
49 Jeff Locke, L ERA: 3.28												2	0	0	0	0	2	0						
53 Joaquin Benoit, R ERA: 1.88												0	0	0	0	0	0	0						
40 Phil Coke, L ERA: 0.45												0	0	1	0	0	0	0						
36 Luke Putkonen, R ERA: 1.69												0	0	0	0	0	0	0						
Inning Stats	R: 0 E: 0 K: 2 S: 11	H: 0 LOB: 1 BB: 0 P: 15	R: 0 E: 0 K: 2 S: 8	H: 0 LOB: 0 BB: 0 P: 11	R: 0 E: 0 K: 3 S: 11	H: 0 LOB: 0 BB: 0 P: 17	R: 0 E: 0 K: 1 S: 13	H: 3 LOB: 2 BB: 0 P: 24	R: 0 E: 0 K: 1 S: 9	H: 0 LOB: 1 BB: 0 P: 16	R: 0 E: 0 K: 2 S: 14	H: 1 LOB: 1 BB: 0 P: 20	R: 0 E: 0 K: 0 S: 9	H: 1 LOB: 1 BB: 0 P: 14	R: 0 E: 0 K: 1 S: 10	H: 1 LOB: 1 BB: 0 P: 15	R: 0 E: 0 K: 0 S: 5	H: 0 LOB: 0 BB: 0 P: 7	R: 1 E: 0 K: 0 S: 5	H: 3 LOB: 3 BB: 1 P: 11	1B: 9 2B: 0 3B: 0 HR: 0	SF: 0 SAC: 1 DP: 0 HBP: 1	WP: 0 PB: 0 SB: 0 CS: 1	PA: 41

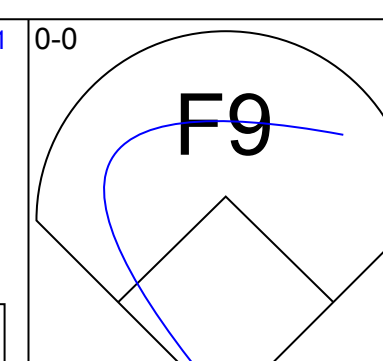
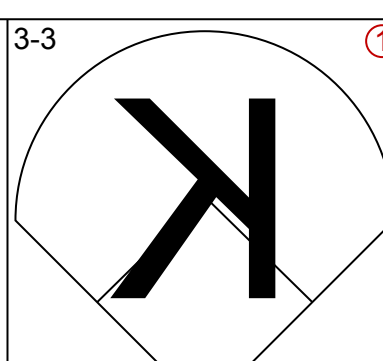
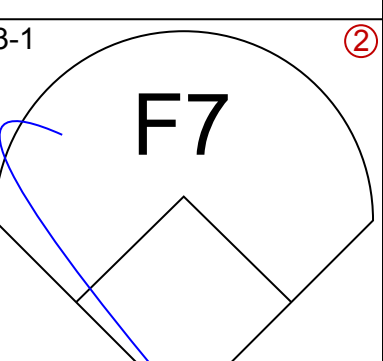
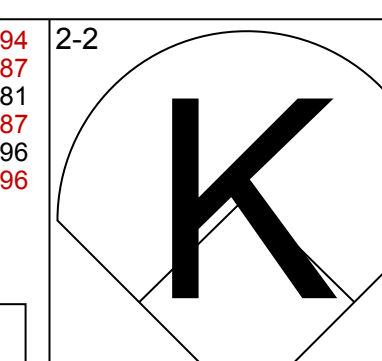
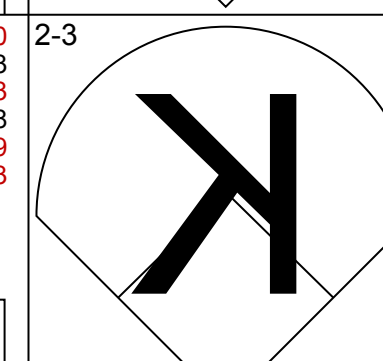
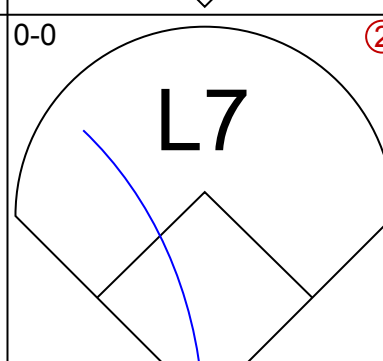
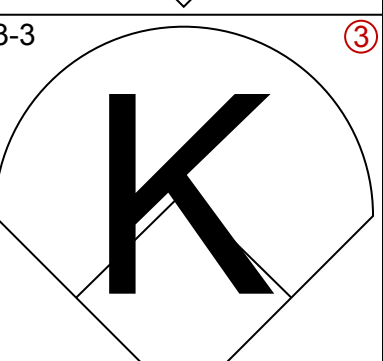
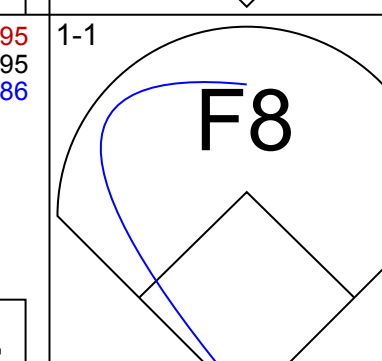
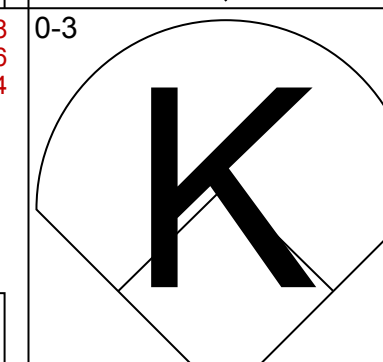
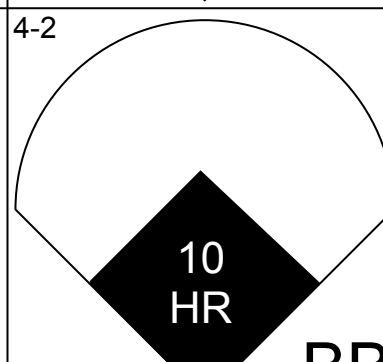

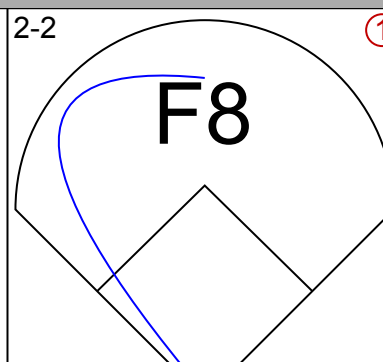
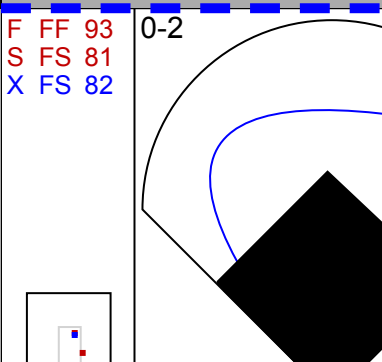
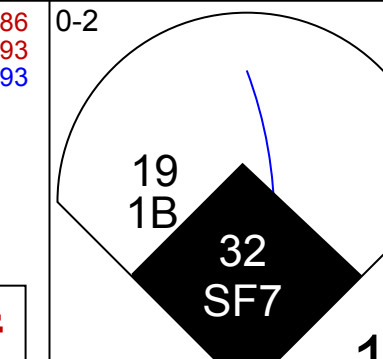
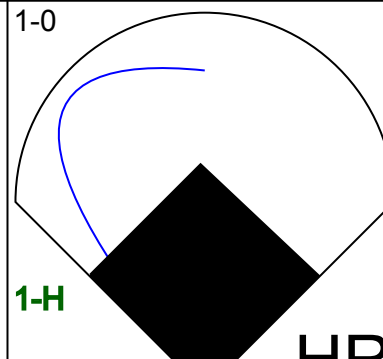

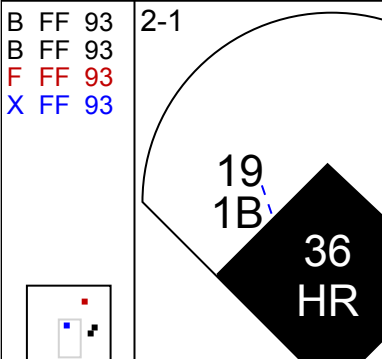
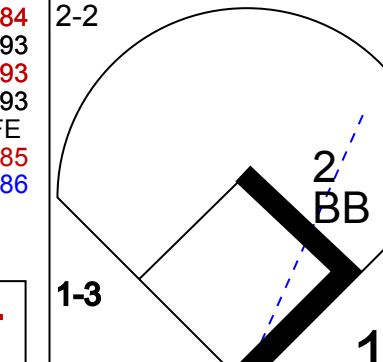
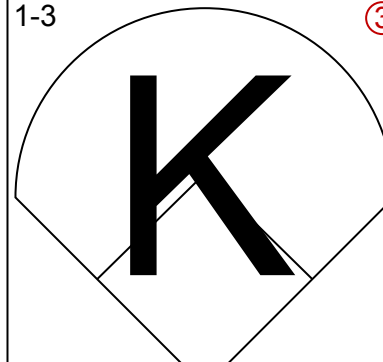

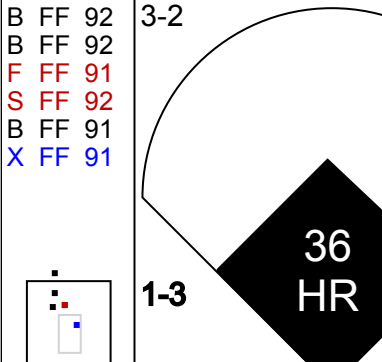

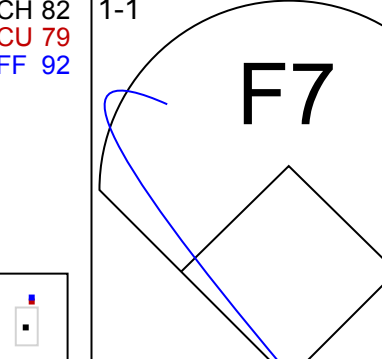

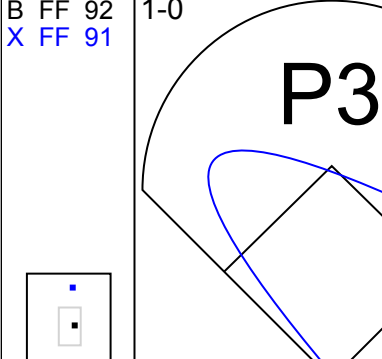
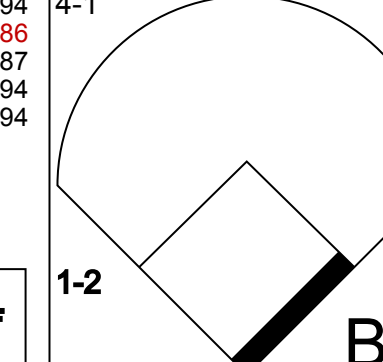
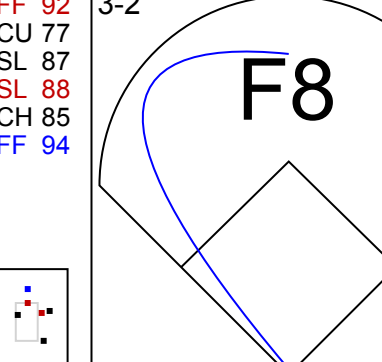

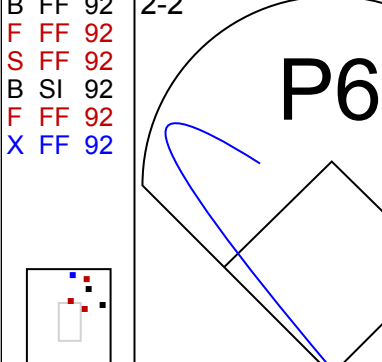
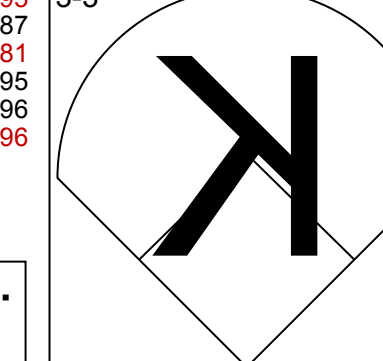
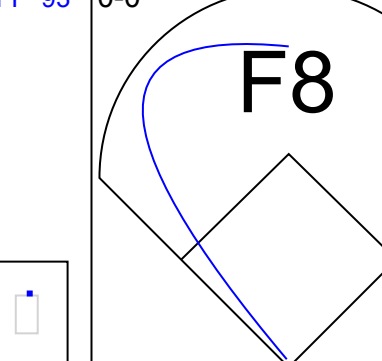

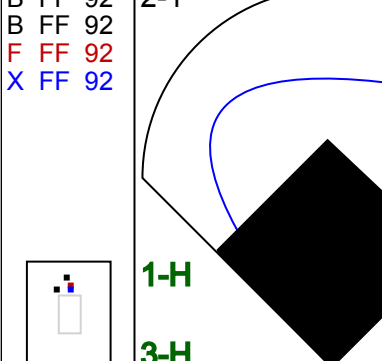
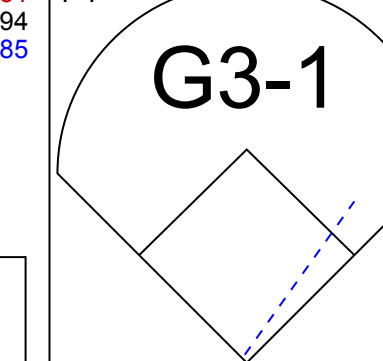


Detroit Tigers @ Pittsburgh Pirates
PNC Park, Pittsburgh, PA
Thu May 30 2013, 7:08 PM - 10:38 PM EDT
Att: 20,834 - Party Cloudy - 86 F

livebaseballscorecards.com
AB 37
R 1
H 9
RBI 1
BB 2
SO 13
LOB 13



PITCHER	IP	WLS	BF	H	R	ER	SO	BB	IBB	HBP	BLK	WP	HR	S	P	ERA	WHIP
58 Doug Fister, R ERA: 3.28	7.0		26	4	1	0	12	1	0	0	0	0	0	73	116	0.00	0.714
53 Joaquin Benoit, R ERA: 1.88	1.0		4	1	0	0	1	0	0	0	0	0	0	9	14	0.00	1.000
40 Phil Coke, L ERA: 0.45	1.0		4	1	0	0	1	0	0	0	0	0	0	10	15	0.00	1.000
36 Luke Putkonen, R ERA: 1.69	1.0	L	7	3	1	1	0	1	0	0	0	0	0	10	18	9.00	4.000


Batter	1	2	3	4	5	6	7	8	9	AB	R	H	RBI	BB	SO	LOB	TOP																
4 Omar Infante, R OBP: 0.330, SLG: 0.402										5	0	0	0	0	1	0	Detroit Tigers @ Baltimore Orioles Oriole Park at Camden Yards, Baltimore, MD Fri May 31 2013, 7:09 PM - 10:08 PM EDT Att. 46,249 - Clear - 90 F livebaseballscorecards.com																
12 Andy Dirks, L OBP: 0.305, SLG: 0.377										5	2	2	0	0	0	0																	
24 Miguel Cabrera, R OBP: 0.446, SLG: 0.670										4	1	2	2	1	0	0																	
28 Prince Fielder, L OBP: 0.393, SLG: 0.472										3	0	1	0	1	2	0																	
41 Victor Martinez, S OBP: 0.273, SLG: 0.305										4	0	1	1	0	1	4																	
27 Jhonny Peralta, R OBP: 0.375, SLG: 0.474										4	1	0	0	0	1	5																	
13 Alex Avila, L OBP: 0.267, SLG: 0.281										2	0	0	0	2	2	0																	
34 Avisail Garcia, R OBP: 0.286, SLG: 0.500										4	1	2	2	0	0	1																	
32 Don Kelly, L OBP: 0.299, SLG: 0.311										4	0	0	0	0	1	3																	
Inning Stats	R: 2 E: 0 K: 2 S: 14	H: 2 LOB: 0 BB: 0 P: 20	R: 0 E: 0 K: 0 S: 5	H: 0 LOB: 1 BB: 1 P: 10	R: 0 E: 0 K: 0 S: 5	H: 0 LOB: 0 BB: 0 P: 6	R: 1 E: 0 K: 1 S: 11	H: 2 LOB: 2 BB: 1 P: 20	R: 1 E: 0 K: 1 S: 14	H: 1 LOB: 0 BB: 1 P: 28	R: 0 E: 0 K: 1 S: 11	H: 1 LOB: 2 BB: 1 P: 18	R: 0 E: 0 K: 1 S: 9	H: 0 LOB: 0 BB: 0 P: 13	R: 0 E: 0 K: 0 S: 9	H: 0 LOB: 0 BB: 0 P: 11		1B: 6 2B: 0 HR: 2	SF: 0 SAC: 0 DP: 0 HBP: 0	WP: 1 PB: 0 SB: 0 CS: 0	PA: 39												
PITCHER	IP WLS BF H R ER SO BB IBB HBP BLK WP HR S P ERA WHIP																																
50 Miguel González, R ERA: 4.33	6.0	28	7	5	5	6	3	0	0	0	0	1	2	66	105	7.50	1.667																
40 Troy Patton, L ERA: 5.01	0.2	4	1	0	0	1	1	0	0	0	0	0	0	8	14	0.00	3.000																
52 Steve Johnson, R ERA: 7.71	0.1	1	0	0	0	1	0	0	0	0	0	0	0	3	4	0.00	0.000																
17 Brian Matusz, L ERA: 2.91	1.2	5	0	0	0	1	0	0	0	0	0	0	0	15	21	0.00	0.000																
56 Darren O'Day, R ERA: 1.85	0.1	W 1	0	0	0	0	0	0	0	0	0	0	0	3	3	0.00	0.000																

Batter	1	2	3	4	5	6	7	8	9	AB	R	H	RBI	BB	SO	LOB	BOTTOM																
9 Nate McLouth, L OBP: 0.376, SLG: 0.440										4	0	0	0	0	2	0	Detroit Tigers @ Baltimore Orioles Oriole Park at Camden Yards, Baltimore, MD Fri May 31 2013, 7:09 PM - 10:08 PM EDT Att. 46,249 - Clear - 90 F livebaseballscorecards.com																
13 Manny Machado, R OBP: 0.363, SLG: 0.515										4	0	0	0	0	2	0																	
21 Nick Markakis, L OBP: 0.359, SLG: 0.452										3	2	1	1	1	1	0																	
10 Adam Jones, R OBP: 0.347, SLG: 0.534										4	3	3	2	0	0	0																	
19 Chris Davis, L OBP: 0.442, SLG: 0.749										4	1	2	0	0	2	0																	
32 Matt Wieters, S OBP: 0.298, SLG: 0.423										3	0	0	1	0	0	2																	
2 J.J. Hardy, R OBP: 0.274, SLG: 0.425										3	0	0	0	1	0	2																	
36 Chris Dickerson, L OBP: 0.327, SLG: 0.604										4	1	1	3	0	2	2																	
3 Ryan Flaherty, L OBP: 0.234, SLG: 0.250										3	0	0	0	0	1	2																	
Inning Stats	R: 0 E: 0 K: 2 S: 8	H: 0 LOB: 0 BB: 0 P: 10	R: 1 E: 0 K: 1 S: 15	H: 2 LOB: 2 BB: 1 P: 25	R: 2 E: 0 K: 2 S: 15	H: 1 LOB: 0 BB: 1 P: 24	R: 0 E: 0 K: 0 S: 6	H: 0 LOB: 0 BB: 0 P: 10	R: 0 E: 0 K: 1 S: 7	H: 0 LOB: 0 BB: 0 P: 13	R: 0 E: 0 K: 1 S: 10	H: 0 LOB: 0 BB: 0 P: 15	R: 0 E: 0 K: 1 S: 7	H: 0 LOB: 0 BB: 0 P: 8	R: 0 E: 0 K: 2 S: 10	H: 0 LOB: 0 BB: 0 P: 14		R: 4 E: 0 K: 0 S: 15	H: 4 LOB: 0 BB: 0 P: 25	1B: 4 2B: 0 3B: 0 HR: 3	SF: 1 SAC: 0 DP: 0 HBP: 0	WP: 0 PB: 0 SB: 0 CS: 0	PA: 35										
PITCHER	IP WLS BF H R ER SO BB IBB HBP BLK WP HR S P ERA WHIP																																
37 Max Scherzer, R ERA: 3.42	8.0	29	3	3	3	10	2	0	0	0	0	1	7	8	19	3.38	0.625																
46 Jose Valverde, R ERA: 3.55	0.2	L 6	4	4	4	0	0	0	0	0	0	2	15	25	54.00	6.000																	



Batter	1	2	3	4	5	6	7	8	9	AB	R	H	RBI	BB	SO	LOB	TOP			
4 Omar Infante, R OBP: 0.332, SLG: 0.407	G6-3	FC6-4		24 HR	G6-3			12 1B		5	1	2	1	0	0	3	Detroit Tigers @ Baltimore Orioles Oriole Park at Camden Yards, Baltimore, MD Sat Jun 01 2013, 4:10 PM - 7:14 PM EDT Att: 38,945 - Cloudy - 90 F			
12 Andy Dirks, L OBP: 0.445, SLG: 0.676	F8		B5-3	24 HR	BB	G3		1B		4	1	1	0	1	0	0				
24 Miguel Cabrera, R OBP: 0.389, SLG: 0.480			G5-3	HR		P4		K		4	1	1	4	1	1	2				
28 Prince Fielder, L OBP: 0.376, SLG: 0.439	F9		L9	P6		HR		F8		5	1	1	1	0	0	3				
41 Victor Martinez, S OBP: 0.281, SLG: 0.320		13 18 27 1B		HR	G5-3			K		3	2	1	1	2	1	2				
27 Johnny Peralta, R OBP: 0.376, SLG: 0.487		13 1B		HR	G5-3			K		5	1	2	1	0	2	1				
13 Alex Avila, L OBP: 0.265, SLG: 0.301		G4-6-3		HR	K			G3		5	1	1	1	0	1	2				
18 Matt Tuiasosopo, R OBP: 0.465, SLG: 0.491								G5-3		3	1	2	1	0	0	0				
32 Don Kelly, L OBP: 0.307, SLG: 0.307								G4-3		1	0	0	0	0	0	0				
34 Avisail Garcia, R OBP: 0.308, SLG: 0.486								K		3	1	1	0	1	1	1				
Inning Stats	R: 0 E: 0 K: 0 S: 8	H: 0 LOB: 1 BB: 1 P: 17	R: 1 E: 0 K: 0 S: 13	H: 2 LOB: 2 BB: 2 P: 25	R: 0 E: 0 K: 0 S: 4	H: 0 LOB: 0 BB: 0 P: 6	R: 8 E: 0 K: 0 S: 24	H: 6 LOB: 1 BB: 1 P: 47	R: 0 E: 0 K: 1 S: 9	H: 1 LOB: 1 BB: 0 P: 14	R: 1 E: 0 K: 1 S: 15	H: 1 LOB: 1 BB: 0 P: 23	R: 0 E: 0 K: 1 S: 7	H: 0 LOB: 0 BB: 0 P: 7	R: 0 E: 0 K: 1 S: 8	H: 0 LOB: 0 BB: 0 P: 12	1B: 5 2B: 2 3B: 0 HR: 5	SF: 0 SAC: 0 DP: 1 HBP: 1	WP: 0 PB: 0 SB: 0 CS: 0	PA: 44
PITCHER	IP WLS BF H R ER SO BB IBB HBP BLK WP HR S P ERA WHIP																			
39 Jason Hammel, R ERA: 5.43	3.0 L 17 5 5 5 0 3 0 1 0 0 0 3 32 63 15.00 2.667																			
66 T.J. McFarland, L ERA: 4.23	3.0 16 5 5 5 2 2 0 0 0 0 2 41 69 15.00 2.333																			
40 Troy Patton, L ERA: 4.62	2.0 8 2 0 0 3 0 0 0 0 0 0 22 27 0.00 1.000																			
29 Tommy Hunter, R ERA: 1.74	1.0 3 0 0 0 1 0 0 0 0 0 0 8 12 0.00 0.000																			

Batter	1	2	3	4	5	6	7	8	9	AB	R	H	RBI	BB	SO	LOB	BOTTOM					
9 Nate McLouth, L OBP: 0.376, SLG: 0.439	G4-6-3		G4-3		13 S			F7		5	0	2	0	0	1	3	Detroit Tigers @ Baltimore Orioles Oriole Park at Camden Yards, Baltimore, MD Sat Jun 01 2013, 4:10 PM - 7:14 PM EDT Att: 38,945 - Cloudy - 90 F					
13 Manny Machado, R OBP: 0.361, SLG: 0.555	G4-6-3			21 1B	K			G1-3		3	1	0	0	1	1	3						
21 Nick Markakis, L OBP: 0.357, SLG: 0.448	P4		G1-3					G4-3		4	0	1	0	0	0	1						
10 Adam Jones, R OBP: 0.346, SLG: 0.530		L5-3		K				F9		4	0	1	0	0	1	1						
19 Chris Davis, L OBP: 0.439, SLG: 0.738		K						K		4	0	1	1	0	3	2						
32 Matt Wieters, S OBP: 0.297, SLG: 0.425		G4-3		G1-3				F9		4	0	1	0	0	0	3						
2 J.J. Hardy, R OBP: 0.283, SLG: 0.456					HR			F8		3	2	2	2	1	0	2						
36 Chris Dickerson, L OBP: 0.327, SLG: 0.588					HR			BB		3	0	1	0	0	1	0						
35 Danny Valencia, R OBP: 0.250, SLG: 0.555					K			F7		1	0	0	0	0	0	2						
3 Ryan Flaherty, L OBP: 0.228, SLG: 0.243								F9		3	0	0	0	0	0	1						
12 Alexi Casilla, S OBP: 0.215, SLG: 0.213			G6-3					P4		1	0	0	0	0	0	2						
Inning Stats	R: 0 E: 0 K: 0 S: 7	H: 1 LOB: 0 BB: 0 P: 14	R: 0 E: 0 K: 1 S: 7	H: 0 LOB: 0 BB: 0 P: 8	R: 1 E: 0 K: 1 S: 7	H: 1 LOB: 0 BB: 0 P: 9	R: 1 E: 0 K: 1 S: 12	H: 1 LOB: 1 BB: 1 P: 22	R: 1 E: 0 K: 1 S: 17	H: 2 LOB: 1 BB: 0 P: 25	R: 0 E: 0 K: 1 S: 15	H: 2 LOB: 2 BB: 0 P: 21	R: 0 E: 0 K: 0 S: 8	H: 1 LOB: 1 BB: 0 P: 13	R: 0 E: 0 K: 1 S: 9	H: 0 LOB: 0 BB: 0 P: 10	R: 0 E: 0 K: 1 S: 18	H: 1 LOB: 2 BB: 1 P: 26	1B: 6 2B: 1 3B: 0 HR: 2	SF: 0 SAC: 0 DP: 1 HBP: 0	WP: 0 PB: 0 SB: 3 CS: 0	PA: 37
PITCHER	IP WLS BF H R ER SO BB IBB HBP BLK WP HR S P ERA WHIP																					
35 Justin Verlander, R ERA: 3.7	7.0 W 29 8 3 3 5 1 0 0 0 0 2 73 112 3.86 1.286																					
33 Drew Smyly, L ERA: 2.08	2.0 8 1 0 0 2 1 0 0 0 0 0 27 36 0.00 1.000																					

Batter	1	2	3	4	5	6	7	8	9	AB	R	H	RBI	BB	SO	LOB	TOP					
12 Andy Dirks, L (1,7) OBP: 0.306, SLG: 0.371	F8		K			K		G6-4-3		4	0	1	0	0	2	1	<p>Detroit Tigers @ Baltimore Orioles Oriole Park at Camden Yards, Baltimore, MD Sun Jun 02 2013, 1:39 PM - 4:43 PM EDT Att: 39,182 - Overcast - 83 F</p>					
48 Toni Hunter, R (1,9) OBP: 0.363, SLG: 0.427	G6-4-3					G6-3		G6-4-3		4	0	2	0	0	0	1						
24 Miguel Cabrera, R (1,5) OBP: 0.442, SLG: 0.668	G6-4-3					G6-4-3				4	0	1	0	0	1	2						
28 Prince Fielder, L (1,3) OBP: 0.390, SLG: 0.500		K								4	2	2	1	0	1	1						
41 Victor Martinez, S (1,10) OBP: 0.280, SLG: 0.319		G5-3								4	0	1	0	0	0	1						
27 Johnny Peralta, R (1,6) OBP: 0.378, SLG: 0.487										4	0	2	1	0	0	1						
13 Alex Avila, L (1,2) OBP: 0.260, SLG: 0.294										3	0	0	0	0	0	3						
39 Ramon Santiago, S (1,4) OBP: 0.227, SLG: 0.275										3	0	1	0	0	0	2						
34 Avisail Garcia, R (1,8) OBP: 0.293, SLG: 0.462										2	0	0	0	0	0	2						
32 Don Kelly, L (8,PH) OBP: 0.292, SLG: 0.303										1	0	0	0	0	0	0						
Inning Stats	R: 0 E: 0 K: 0 S: 12	H: 1 LOB: 0 BB: 0 P: 18	R: 0 E: 0 K: 1 S: 15	H: 0 LOB: 0 BB: 0 P: 24	R: 0 E: 0 K: 1 S: 11	H: 1 LOB: 1 BB: 0 P: 16	R: 1 E: 0 K: 0 S: 7	H: 2 LOB: 0 BB: 0 P: 11	R: 0 E: 0 K: 2 S: 10	H: 0 LOB: 0 BB: 0 P: 15	R: 1 E: 0 K: 0 S: 14	H: 3 LOB: 1 BB: 0 P: 21	R: 0 E: 0 K: 0 S: 4	H: 1 LOB: 0 BB: 0 P: 4	R: 0 E: 0 K: 0 S: 5	H: 1 LOB: 1 BB: 0 P: 9	1B: 7 2B: 2 3B: 0 HR: 1	SF: 0 SAC: 0 DP: 4 HBP: 0	WP: 1 PB: 0 SB: 0 CS: 0	PA: 33		
PITCHER	IP WLS BF H R ER SO BB IBB HBP BLK WP HR S P ERA WHIP																					
37 Kevin Gausman, R (1,1) ERA: 7.2	6.0	W	21	5	1	1	4	0	0	0	0	0	0	0	0	0	1	1	63	96	1.50	0.833
17 Brian Matusz, L (7,1) ERA: 3.18	1.0	W	5	3	1	1	0	0	0	0	0	0	0	0	0	0	0	0	14	21	9.00	3.000
56 Darren O'Day, R (8,1) ERA: 1.78	1.0	H	3	1	0	0	0	0	0	0	0	0	0	0	0	0	0	0	4	4	0.00	1.000
43 Jim Johnson, R (9,1) ERA: 4.67	1.0	S	4	1	0	0	0	0	0	0	0	0	0	0	0	0	0	0	5	9	0.00	1.000

Batter	1	2	3	4	5	6	7	8	9	AB	R	H	RBI	BB	SO	LOB	BOTTOM					
9 Nate McLouth, L (1,7) OBP: 0.372, SLG: 0.432	L6		FC4-6			G3		G1-3		5	0	1	1	0	0	4	<p>Detroit Tigers @ Baltimore Orioles Oriole Park at Camden Yards, Baltimore, MD Sun Jun 02 2013, 1:39 PM - 4:43 PM EDT Att: 39,182 - Overcast - 83 F</p>					
13 Manny Machado, R (1,5) OBP: 0.363, SLG: 0.505						G5-3		P6		3	0	1	0	1	0	2						
21 Nick Markakis, L (1,9) OBP: 0.355, SLG: 0.445										4	0	1	0	0	0	5						
10 Adam Jones, R (1,8) OBP: 0.340, SLG: 0.521										4	0	0	0	0	4	2						
19 Chris Davis, L (1,3) OBP: 0.440, SLG: 0.754										4	2	2	1	0	1	0						
36 Chris Dickerson, L (1,10) OBP: 0.321, SLG: 0.564										4	1	1	0	0	1	1						
2 J.J. Hardy, R (1,6) OBP: 0.286, SLG: 0.455										3	0	1	0	1	1	0						
3 Ryan Flaherty, L (1,4) OBP: 0.233, SLG: 0.248										2	0	1	0	0	0	0						
35 Danny Valencia, R (7,PH) ERA: 6.06										1	0	1	1	0	0	0						
12 Alexi Casilla, S (7,FR) OBP: 0.227, SLG: 0.242										1	1	1	1	0	0	0						
48 Chris Snyder, R (1,2) OBP: 0.250, SLG: 0.118										3	0	0	0	1	2	3						
Inning Stats	R: 0 E: 0 K: 1 S: 8	H: 1 LOB: 1 BB: 0 P: 12	R: 0 E: 0 K: 1 S: 8	H: 0 LOB: 0 BB: 0 P: 12	R: 0 E: 0 K: 1 S: 16	H: 1 LOB: 2 BB: 1 P: 26	R: 0 E: 0 K: 1 S: 6	H: 0 LOB: 0 BB: 0 P: 9	R: 0 E: 0 K: 2 S: 9	H: 0 LOB: 0 BB: 0 P: 10	R: 0 E: 0 K: 1 S: 11	H: 1 LOB: 1 BB: 0 P: 18	R: 3 E: 0 K: 0 S: 19	H: 5 LOB: 2 BB: 0 P: 33	R: 1 E: 0 K: 2 S: 17	H: 2 LOB: 3 BB: 2 P: 29	1B: 7 2B: 2 3B: 0 HR: 1	SF: 0 SAC: 0 DP: 0 HBP: 0	WP: 0 PB: 1 SB: 1 CS: 0	PA: 37		
PITCHER	IP WLS BF H R ER SO BB IBB HBP BLK WP HR S P ERA WHIP																					
21 Rick Porcello, R (1,1) ERA: 5.21	6.0	L	25	6	3	3	7	1	0	0	0	0	0	0	0	0	0	0	13	21	0.00	2.000
40 Phil Coke, L (7,1) ERA: 6.06	0.2		5	2	1	1	2	0	1	0	0	0	0	0	0	0	0	0	14	21	13.50	3.000
56 Jose Ortega, R (8,1) ERA: 3.86	0.1		2	0	0	0	0	1	0	0	0	0	0	0	0	0	0	0	3	8	0.00	3.000

Batter	1	2	3	4	5	6	7	8	9	AB	R	H	RBI	BB	SO	LOB	TOP										
20 Matt Joyce, L (1, 9) OBP: 0.350, SLG: 0.513										4	0	1	0	0	2	1	<p>Tampa Bay Rays @ Detroit Tigers Comerica Park, Detroit, MI Tue Jun 04 2013, 7:09 PM - 10:11 PM EDT Att: 30,569 - Clear - 66 F</p>										
18 Ben Zobrist, S (1, 4) OBP: 0.338, SLG: 0.357										4	0	1	0	0	0	1											
2 Kelly Johnson, L (1, 7) OBP: 0.340, SLG: 0.515 1 Sean Rodriguez, R (9, PH) OBP: 0.338, SLG: 0.429										3	0	0	0	0	1	1											
3 Evan Longoria, R (1, 5) OBP: 0.395, SLG: 0.531										4	1	1	0	0	1	0											
21 James Loney, L (1, 3) OBP: 0.393, SLG: 0.522										3	0	1	0	0	1	1											
8 Desmond Jennings, R (1, 8) OBP: 0.317, SLG: 0.413										2	0	0	1	0	2	1											
30 Luke Scott, L (1, 10) OBP: 0.352, SLG: 0.365										3	0	0	0	0	2	0											
28 José Molina, R (1, 2) OBP: 0.274, SLG: 0.333										3	0	0	0	0	0	0											
11 Yunel Escobar, R (1, 6) OBP: 0.299, SLG: 0.381										2	0	0	0	1	0	0											
Inning Stats	R: 0 E: 0 K: 2 S: 7	H: 0 LOB: 0 BB: 0 P: 10	R: 1 E: 0 K: 2 S: 13	H: 1 LOB: 0 BB: 0 P: 20	R: 0 E: 0 K: 0 S: 8	H: 1 LOB: 1 BB: 0 P: 13	R: 0 E: 0 K: 1 S: 14	H: 1 LOB: 1 BB: 0 P: 22	R: 0 E: 0 K: 2 S: 9	H: 0 LOB: 0 BB: 1 P: 15	R: 0 E: 0 K: 1 S: 7	H: 1 LOB: 0 BB: 0 P: 10	R: 0 E: 0 K: 1 S: 7	H: 0 LOB: 0 BB: 0 P: 12	R: 0 E: 0 K: 0 S: 4	H: 0 LOB: 0 BB: 0 P: 9		R: 0 E: 0 K: 1 S: 6	H: 0 LOB: 0 BB: 0 P: 10	1B: 2 2B: 1 3B: 1 HR: 0	SF: 1 SAC: 0 DP: 1 HBP: 0	WP: 0 PB: 0 SB: 0 CS: 0	PA: 31				
PITCHER	IP	WLS	BF	H	R	ER	SO	BB	IBB	HBP	BLK	WP	HR	S	P	ERA	WHIP										
19 Anibal Sánchez, R (1, 1) ERA: 2.65	7.0	W	25	4	1	1	9	1	0	0	0	0	0	65	102	1.29	0.714										
36 Luke Putkonen, R (8, 1) ERA: 1.42	1.0		3	0	0	0	0	0	0	0	0	0	0	4	9	0.00	0.000										
40 Phil Coke, L (9, 1) ERA: 5.71	1.0		3	0	0	0	1	0	0	0	0	0	0	6	10	0.00	0.000										

Batter	1	2	3	4	5	6	7	8	9	AB	R	H	RBI	BB	SO	LOB	BOTTOM										
4 Omar Infante, R (1, 4) OBP: 0.336, SLG: 0.424										4	1	2	3	1	1	3	<p>Tampa Bay Rays @ Detroit Tigers Comerica Park, Detroit, MI Tue Jun 04 2013, 7:09 PM - 10:11 PM EDT Att: 30,569 - Clear - 66 F</p>										
48 Toni Hunter, R (1, 9) OBP: 0.360, SLG: 0.419										4	1	0	0	1	0	5											
24 Miguel Cabrera, R (1, 5) OBP: 0.445, SLG: 0.685 39 Ramon Santiago, S (9, 5) OBP: 0.227, SLG: 0.275										4	1	2	0	1	1	3											
28 Prince Fielder, L (1, 3) OBP: 0.395, SLG: 0.519										4	1	3	4	0	1	3											
41 Victor Martinez, S (1, 10) OBP: 0.278, SLG: 0.316										5	1	1	0	0	0	4											
27 Jhonny Peralta, R (1, 6) OBP: 0.383, SLG: 0.495										5	2	3	0	0	1	0											
18 Matt Tuiasosopo, R (1, 7) OBP: 0.380, SLG: 0.508 32 Don Kelly, L (7, PR) OBP: 0.300, SLG: 0.312										2	2	1	1	2	1	0											
55 Brayan Peña, S (1, 2) OBP: 0.321, SLG: 0.405										4	0	0	0	1	1	4											
34 Avisail García, R (1, 8) OBP: 0.326, SLG: 0.465										4	1	2	1	1	1	1											
Inning Stats	R: 0 E: 0 K: 1 S: 20	H: 2 LOB: 2 BB: 0 P: 30	R: 4 E: 0 K: 0 S: 19	H: 3 LOB: 3 BB: 3 P: 34	R: 2 E: 0 K: 2 S: 16	H: 2 LOB: 3 BB: 3 P: 35	R: 0 E: 0 K: 1 S: 9	H: 0 LOB: 0 BB: 0 P: 13	R: 1 E: 0 K: 0 S: 8	H: 1 LOB: 0 BB: 0 P: 11	R: 1 E: 0 K: 1 S: 13	H: 1 LOB: 0 BB: 0 P: 19	R: 0 E: 0 K: 1 S: 14	H: 1 LOB: 2 BB: 1 P: 22	R: 2 E: 0 K: 1 S: 17	H: 5 LOB: 3 BB: 0 P: 24		1B: 11 2B: 2 3B: 0 HR: 2	SF: 2 SAC: 0 DP: 0 HBP: 0	WP: 3 PB: 0 SB: 0 CS: 0	PA: 46						
PITCHER	IP	WLS	BF	H	R	ER	SO	BB	IBB	HBP	BLK	WP	HR	S	P	ERA	WHIP										
55 Matt Moore, L (1, 1) ERA: 2.95	2.0	L	19	7	6	6	1	6	0	0	0	0	0	48	86	27.00	6.500										
54 Alex Torres, L (3, 1) ERA	2.0		6	0	0	0	3	0	0	0	0	0	0	16	26	0.00	0.000										
43 Kyle Farnsworth, R (5, 1) ERA: 7.9	1.0		5	2	2	2	0	0	0	0	0	0	1	11	16	18.00	2.000										
27 César Ramos, L (6, 1) ERA: 4.07	2.0		8	1	0	0	2	1	0	0	0	1	0	24	36	0.00	1.000										
35 Jamey Wright, R (8, 1) ERA: 4.33	1.0		8	5	2	2	1	0	0	0	0	1	1	17	24	18.00	5.000										

AB	29
R	1
H	4
RBI	1
BB	1
SO	10
LOB	5



AB	37
R	10
H	15
RBI	10
BB	7
SO	7
LOB	23



Batter	1	2	3	4	5	6	7	8	9	AB	R	H	RBI	BB	SO	LOB	TOP										
5 Sam Fuld, L OBP: 0.261, SLG: 0.235 19 Ryan Roberts, R OBP: 0.280, SLG: 0.350	L9		G4-3		F7			F8		3	0	0	0	0	0	1	Tampa Bay Rays @ Detroit Tigers Comerica Park, Detroit, MI Thu Jun 06 2013, 1:09 PM - 4:01 PM EDT Att: 36,168 - Cloudy - 62 F										
18 Ben Zobrist, S OBP: 0.344, SLG: 0.357	1B		G4-3			21 1B BB		21 1B BB		2	2	1	0	2	0	0											
20 Matt Joyce, L OBP: 0.335, SLG: 0.491	K		F8		F7			P4		4	0	0	0	0	1	3											
3 Evan Longoria, R OBP: 0.359, SLG: 0.530	K				K			21 1B		4	0	1	0	0	3	2											
21 James Loney, L OBP: 0.393, SLG: 0.516	K		F8					2B		4	0	2	2	0	1	0											
8 Desmond Jennings, R OBP: 0.311, SLG: 0.411	K		F9					1B		4	0	0	0	0	2	3											
30 Luke Scott, L OBP: 0.339, SLG: 0.348					G4-3			F7		4	0	1	0	0	0	0											
28 José Molina, R OBP: 0.275, SLG: 0.333 59 Jose Lobaton, S OBP: 0.336, SLG: 0.402					L5			K		3	0	1	0	0	1	0											
11 Yunel Escobar, R OBP: 0.299, SLG: 0.374	F8							K		3	0	0	0	1	1	2											
								G4-3																			
Inning Stats	R: 0 E: 0 K: 2 S: 10	H: 1 LOB: 1 BB: 0 P: 13	R: 0 E: 0 K: 2 S: 13	H: 2 LOB: 2 BB: 0 P: 17	R: 0 E: 0 K: 0 S: 8	H: 0 LOB: 0 BB: 0 P: 11	R: 0 E: 0 K: 1 S: 5	H: 0 LOB: 0 BB: 0 P: 8	R: 0 E: 0 K: 0 S: 10	H: 0 LOB: 1 BB: 1 P: 16	R: 1 E: 0 K: 2 S: 11	H: 1 LOB: 1 BB: 0 P: 20	R: 0 E: 0 K: 2 S: 9	H: 0 LOB: 0 BB: 0 P: 15	R: 1 E: 0 K: 0 S: 13	H: 2 LOB: 2 BB: 1 P: 24	R: 0 E: 0 K: 1 S: 6	H: 0 LOB: 0 BB: 0 P: 9	1B: 5 2B: 1 3B: 0 HR: 0	SF: 0 SAC: 0 DP: 0 HBP: 0	WP: 0 PB: 0 SB: 1 CS: 0	PA: 36					
PITCHER	IP	WLS	BF	H	R	ER	SO	BB	IBB	HBP	BLK	WP	HR	S	P	ERA	WHIP										
37 Max Scherzer, R ERA: 3.24 53 Joaquin Benoit, R ERA: 2.16 46 Jose Valverde, R ERA: 3.29	7.0	W	27	4	1	1	9	2	0	0	0	0	0	66	100	1.29	0.857										
12 Andy Dirks, L OBP: 0.297, SLG: 0.358	G4-3		G5-3		G4-3			K												5	0	0	0	0	1	3	Tampa Bay Rays @ Detroit Tigers Comerica Park, Detroit, MI Thu Jun 06 2013, 1:09 PM - 4:01 PM EDT Att: 36,168 - Cloudy - 62 F
48 Torii Hunter, R OBP: 0.347, SLG: 0.404	F8		G4-3		K			K												4	0	0	0	0	2	1	
24 Miguel Cabrera, R OBP: 0.450, SLG: 0.661	2B				2B			2B												4	1	3	1	0	1	0	
28 Prince Fielder, L OBP: 0.398, SLG: 0.516					41 HR			1B												3	1	2	0	1	1	1	
41 Victor Martinez, S OBP: 0.282, SLG: 0.329	K				G6-3			HR												4	1	2	3	0	1	4	
27 Jhonny Peralta, R OBP: 0.376, SLG: 0.491	K				13 1B			1B												4	1	2	0	0	1	1	
13 Alex Avila, L OBP: 0.272, SLG: 0.308	F7				G6-4-3			4 1B												4	0	1	0	0	1	1	
4 Omar Infante, R OBP: 0.333, SLG: 0.417	G6-3				G6-4-3			1B												4	0	1	0	0	0	2	
32 Don Kelly, L OBP: 0.304, SLG: 0.316 34 Avisail Garcia, R OBP: 0.327, SLG: 0.458								12 G4-3												2	1	1	0	0	1	0	
								24 1B												1	0	1	1	0	0	0	
Inning Stats	R: 0 E: 0 K: 1 S: 12	H: 1 LOB: 2 BB: 1 P: 20	R: 0 E: 0 K: 1 S: 7	H: 0 LOB: 0 BB: 0 P: 9	R: 0 E: 0 K: 1 S: 8	H: 0 LOB: 0 BB: 0 P: 10	R: 2 E: 0 K: 1 S: 11	H: 4 LOB: 1 BB: 0 P: 18	R: 1 E: 0 K: 1 S: 12	H: 3 LOB: 2 BB: 0 P: 17	R: 1 E: 0 K: 2 S: 12	H: 2 LOB: 1 BB: 0 P: 17	R: 1 E: 0 K: 2 S: 16	H: 2 LOB: 1 BB: 0 P: 24	R: 0 E: 0 K: 0 S: 9	H: 1 LOB: 1 BB: 0 P: 12	1B: 11 2B: 1 3B: 0 HR: 1	SF: 1 SAC: 0 DP: 1 HBP: 0	WP: 0 PB: 0 SB: 1 CS: 0	PA: 37							
PITCHER	IP	WLS	BF	H	R	ER	SO	BB	IBB	HBP	BLK	WP	HR	S	P	ERA	WHIP										
40 Roberto Hernandez, R ERA: 5.03 57 Jake McGee, L ERA: 6.45 35 Jarney Wright, R ERA: 4.23 43 Kyle Farnsworth, R ERA: 7.36	5.1	L	26	10	4	4	6	1	0	0	0	0	0	11	14	9.00	1.000										

Batter	1	2	3	4	5	6	7	8	9	AB	R	H	RBI	BB	SO	LOB	BOTTOM								
12 Andy Dirks, L OBP: 0.297, SLG: 0.358	G4-3		G5-3		G4-3			F8		5	0	0	0	0	1	3	Tampa Bay Rays @ Detroit Tigers Comerica Park, Detroit, MI Thu Jun 06 2013, 1:09 PM - 4:01 PM EDT Att: 36,168 - Cloudy - 62 F								
48 Torii Hunter, R OBP: 0.347, SLG: 0.404	F8		G4-3		K			K		4	0	0	0	0	2	1									
24 Miguel Cabrera, R OBP: 0.450, SLG: 0.661	2B				2B			41 1B		4	1	3	1	0	1	0									
28 Prince Fielder, L OBP: 0.398, SLG: 0.516					41 HR			1B		3	1	2	0	1	1	1									
41 Victor Martinez, S OBP: 0.282, SLG: 0.329	K				G6-3			HR		4	1	2	3	0	1	4									
27 Jhonny Peralta, R OBP: 0.376, SLG: 0.491	K				13 1B			1B		4	1	2	0	0	1	1									
13 Alex Avila, L OBP: 0.272, SLG: 0.308	F7				G6-4-3			4 1B		4	0	1	0	0	1	1									
4 Omar Infante, R OBP: 0.333, SLG: 0.417	G6-3				G6-4-3			1B		4	0	1	0	0	0	2									
32 Don Kelly, L OBP: 0.304, SLG: 0.316 34 Avisail Garcia, R OBP: 0.327, SLG: 0.458								12 G4-3		2	1	1	0	0	1	0									
								24 1B		1	0	1	1	0	0	0									
Inning Stats	R: 0 E: 0 K: 1 S: 12	H: 1 LOB: 2 BB: 1 P: 20	R: 0 E: 0 K: 1 S: 7	H: 0 LOB: 0 BB: 0 P: 9	R: 0 E: 0 K: 1 S: 8	H: 0 LOB: 0 BB: 0 P: 10	R: 2 E: 0 K: 1 S: 11	H: 4 LOB: 1 BB: 0 P: 18	R: 1 E: 0 K: 1 S: 12	H: 3 LOB: 2 BB: 0 P: 17	R: 1 E: 0 K: 2 S: 12	H: 2 LOB: 1 BB: 0 P: 17	R: 1 E: 0 K: 2 S: 16	H: 2 LOB: 1 BB: 0 P: 24	R: 0 E: 0 K: 0 S: 9	H: 1 LOB: 1 BB: 0 P: 12	1B: 11 2B: 1 3B: 0 HR: 1	SF: 1 SAC: 0 DP: 1 HBP: 0	WP: 0 PB: 0 SB: 1 CS: 0	PA: 37					
PITCHER	IP	WLS	BF	H	R	ER	SO	BB	IBB	HBP	BLK	WP	HR	S	P	ERA	WHIP								
40 Roberto Hernandez, R ERA: 5.03 57 Jake McGee, L ERA: 6.45 35 Jarney Wright, R ERA: 4.23 43 Kyle Farnsworth, R ERA: 7.36	5.1	L	26	10	4	4	6	1	0	0	0	0	0	11	14	9.00	1.000								

Batter	1	2	3	4	5	6	7	8	9	AB	R	H	RBI	BB	SO	LOB	TOP										
24 Michael Bourn, L OBP: 0.348, SLG: 0.404	G4-3		1B				K		F7	5	0	2	1	0	1	0	Cleveland Indians @ Detroit Tigers Comerica Park, Detroit, MI Fri Jun 07 2013, 7:10 PM - 10:20 PM EDT Att: 39,008 - Overcast - 62 F										
22 Jason Kipnis, L OBP: 0.311, SLG: 0.441	G1-3		K				G6-3		F7	5	0	2	2	0	1	1											
33 Nick Swisher, S OBP: 0.348, SLG: 0.431	FC6-4						L4		G4-3	4	0	0	0	1	1	3											
23 Michael Brantley, L OBP: 0.349, SLG: 0.366	FC6-4						P6			4	0	0	0	0	0	3											
41 Carlos Santana, S OBP: 0.384, SLG: 0.474	G3-1						P2			4	0	0	0	0	0	0											
12 Mark Reynolds, R OBP: 0.329, SLG: 0.475	K						F7		G1-3	4	1	2	0	0	1	0											
25 Jason Giambi, L OBP: 0.287, SLG: 0.493	K						F7			3	1	1	1	1	1	1											
4 Mike Aviles, R OBP: 0.305, SLG: 0.407	F7						F5		HR	4	1	1	0	0	1	2											
11 Drew Stubbs, R OBP: 0.293, SLG: 0.391	G5-3						K		HR	4	2	2	1	0	1	2											
Inning Stats	R: 0 H: 0 E: 0 K: 0 S: 9	H: 0 LOB: 1 BB: 1 P: 16	R: 0 H: 0 E: 0 K: 2 S: 12	H: 0 LOB: 0 BB: 0 P: 17	R: 0 H: 1 E: 0 K: 1 S: 11	H: 1 LOB: 1 BB: 0 P: 15	R: 0 H: 0 E: 0 K: 1 S: 6	H: 0 LOB: 0 BB: 0 P: 9	R: 3 H: 5 E: 0 K: 0 S: 14	H: 5 LOB: 2 BB: 0 P: 21	R: 0 H: 1 E: 0 K: 1 S: 13	H: 1 LOB: 2 BB: 1 P: 23	R: 0 H: 0 E: 0 K: 0 S: 8	H: 0 LOB: 0 BB: 0 P: 15	R: 0 H: 0 E: 0 K: 0 S: 8	H: 0 LOB: 1 BB: 0 P: 26		R: 2 H: 3 E: 0 K: 1 S: 19	H: 3 LOB: 1 BB: 0 P: 26	1B: 7 2B: 1 3B: 0 HR: 2	SF: 0 SAC: 0 DP: 0 HBP: 0	WP: 0 PB: 0 SB: 0 CS: 0	PA: 39				
PITCHER	IP	WLS	BF	H	R	ER	SO	BB	IBB	HBP	BLK	WP	HR	S	P	ERA	WHIP										
35 Justin Verlander, R ERA: 3.71	7.0	W	30	7	3	3	6	2	0	0	0	0	0	71	108	3.86	1.286										
53 Joaquin Benoit, R ERA: 2.08	1.0		3	0	0	0	0	0	0	0	0	0	0	8	15	0.00	0.000										
46 Jose Valverde, R ERA: 4.3	1.0		6	3	2	2	1	0	0	0	0	0	2	19	26	18.00	3.000										

Batter	1	2	3	4	5	6	7	8	9	AB	R	H	RBI	BB	SO	LOB	BOTTOM										
12 Andy Dirks, L OBP: 0.300, SLG: 0.359	K		K				L5			5	1	2	1	0	2	3	Cleveland Indians @ Detroit Tigers Comerica Park, Detroit, MI Fri Jun 07 2013, 7:10 PM - 10:20 PM EDT Att: 39,008 - Overcast - 62 F										
48 Torii Hunter, R OBP: 0.383, SLG: 0.413							K		G6-3	5	0	3	1	0	1	1											
24 Miguel Cabrera, R OBP: 0.447, SLG: 0.653	K						F9			3	0	0	1	1	1	2											
28 Prince Fielder, L OBP: 0.392, SLG: 0.507	F7						F7			4	0	0	0	0	0	4											
41 Victor Martinez, S OBP: 0.289, SLG: 0.355	HR						G6-3			4	3	3	1	0	0	0											
27 Jhonny Peralta, R OBP: 0.380, SLG: 0.488	BB						E3		F9	3	0	1	0	1	0	2											
55 Brayan Peña, S OBP: 0.318, SLG: 0.398	FC1-6						G6-3			4	1	1	1	0	0	3											
39 Ramon Santiago, S OBP: 0.229, SLG: 0.273	FC3						CS		F8	4	1	1	0	0	0	2											
34 Avisail Garcia, R OBP: 0.339, SLG: 0.471	BB						FC6-4		F9	3	1	1	0	1	0	1											
Inning Stats	R: 0 H: 1 E: 0 K: 2 S: 9	H: 2 LOB: 3 BB: 3 P: 42	R: 3 H: 5 E: 1 K: 1 S: 21	H: 2 LOB: 3 BB: 3 P: 42	R: 0 H: 1 E: 0 K: 0 S: 13	H: 1 LOB: 1 BB: 0 P: 22	R: 2 H: 3 E: 0 K: 0 S: 10	H: 3 LOB: 0 BB: 0 P: 14	R: 1 H: 2 E: 1 K: 0 S: 11	H: 2 LOB: 1 BB: 0 P: 18	R: 0 H: 0 E: 0 K: 1 S: 9	H: 0 LOB: 0 BB: 0 P: 12	R: 1 H: 2 E: 0 K: 0 S: 7	H: 2 LOB: 0 BB: 0 P: 13	R: 0 H: 1 E: 0 K: 0 S: 11	H: 1 LOB: 0 BB: 0 P: 16		R: 0 H: 0 E: 0 K: 0 S: 11	H: 0 LOB: 0 BB: 0 P: 16	1B: 8 2B: 3 3B: 0 HR: 1	SF: 0 SAC: 0 DP: 2 HBP: 0	WP: 0 PB: 0 SB: 0 CS: 1	PA: 39				
PITCHER	IP	WLS	BF	H	R	ER	SO	BB	IBB	HBP	BLK	WP	HR	S	P	ERA	WHIP										
30 Ubaldo Jiménez, R ERA: 5.03	3.0	L	20	7	5	3	3	3	0	0	0	0	0	10	17	9.00	3.333										
32 Matt Albers, R ERA: 3.1	1.0		4	1	1	0	0	0	0	0	0	0	0	7	11	0.00	0.750										
50 Nick Hagadone, L ERA: 6.35	1.1		4	1	0	0	0	0	0	0	0	0	0	11	15	6.75	0.750										
27 Bryan Shaw, R ERA: 3.41	1.1		5	1	1	1	1	0	0	0	0	0	0	11	15	6.75	0.750										
53 Rich Hill, L ERA: 7.94	0.1		1	1	0	0	0	0	0	0	0	0	0	2	6	0.00	3.000										

Batter	1	2	3	4	5	6	7	8	9	AB	R	H	RBI	BB	SO	LOB	TOP					
24 Michael Bourn, L (1,8) OBP: 0.343, SLG: 0.403	G4-3		K			G4-3		22 S 1B		4	0	1	0	0	1	0	Cleveland Indians @ Detroit Tigers Comerica Park, Detroit, MI Sun Jun 09 2013, 1:09 PM - 3:39 PM EDT Att: 41,262 - Cloudy - 73 F					
22 Jason Kipnis, L (1,4) OBP: 0.313, SLG: 0.435	G4-3			G1-3		33 1B 1B		K		4	0	1	0	0	1	1						
33 Nick Swisher, S (1,3) OBP: 0.339, SLG: 0.420	K			G5-3		12 FC6-4 1B		F9		4	0	1	0	0	1	1						
12 Mark Reynolds, R (1,5) OBP: 0.322, SLG: 0.459		9 FC5-4 BB		K		FC6-4 1-2		K		3	0	0	0	1	2	2						
41 Carlos Santana, S (1,2) OBP: 0.388, SLG: 0.483	K				F8		4 G5-3 2B			4	0	2	0	0	1	1						
10 Yan Gomes, R (1,10) OBP: 0.301, SLG: 0.580 25 Jason Giambi, L (9,PH) OBP: 0.284, SLG: 0.487	K			K				F7		3	0	0	0	0	3	2						
9 Ryan Raburn, R (1,7) OBP: 0.364, SLG: 0.566										1	0	0	0	0	0	1						
4 Mike Aviles, R (1,6) OBP: 0.289, SLG: 0.384			F8		G1-3			G5-3		3	0	0	0	0	0	2						
11 Drew Stubbs, R (1,9) OBP: 0.289, SLG: 0.385			K					F9		3	0	0	0	0	1	0						
Inning Stats	R: 0 E: 0 K: 1 S: 9	H: 0 LOB: 0 BB: 0 P: 15	R: 0 E: 0 K: 2 S: 10	H: 0 LOB: 1 BB: 1 P: 16	R: 0 E: 0 K: 2 S: 10	H: 0 LOB: 0 BB: 0 P: 14	R: 0 E: 0 K: 1 S: 6	H: 0 LOB: 0 BB: 0 P: 10	R: 1 E: 0 K: 1 S: 9	H: 1 LOB: 0 BB: 0 P: 14	R: 0 E: 0 K: 0 S: 12	H: 2 LOB: 2 BB: 0 P: 24	R: 0 E: 0 K: 1 S: 14	H: 1 LOB: 1 BB: 1 P: 23	R: 0 E: 0 K: 1 S: 11	H: 1 LOB: 1 BB: 0 P: 15	R: 0 E: 0 K: 2 S: 13	H: 1 LOB: 1 BB: 0 P: 19	1B: 3 2B: 2 3B: 0 HR: 1	SF: 0 SAC: 0 DP: 1 HBP: 0	WP: 0 PB: 0 SB: 1 CS: 0	PA: 34
PITCHER	IP WLS BF H R ER SO BB IBB HBP BLK WP HR S P ERA WHIP																					
52 Jose Alvarez, L (1,1) ERA: 1.5	6.0 W 22 3 1 1 7 1 0 0 0 0 1 56 93 1.50 0.667																					
33 Drew Smyly, L (7,1) ERA: 1.93	2.0 H 8 2 0 0 2 1 0 0 0 0 0 25 38 0.00 1.500																					
53 Joaquin Benoit, R (9,1) ERA: 2.0	1.0 S 4 1 0 0 2 0 0 0 0 0 0 0 13 19 0.00 1.000																					

Batter	1	2	3	4	5	6	7	8	9	AB	R	H	RBI	BB	SO	LOB	BOTTOM			
12 Andy Dirks, L (1,7) OBP: 0.301, SLG: 0.358	G6-3		K		G5-3			E5 48 G5-3 1B		4	0	1	0	0	1	0	Cleveland Indians @ Detroit Tigers Comerica Park, Detroit, MI Sun Jun 09 2013, 1:09 PM - 3:39 PM EDT Att: 41,262 - Cloudy - 73 F			
48 Tori Hunter, R (1,9) OBP: 0.352, SLG: 0.407	G4-3				K			G5-3		4	0	1	0	0	1	1				
24 Miguel Cabrera, R (1,5) OBP: 0.447, SLG: 0.641	P4							G6-3		3	1	0	0	1	1	2				
28 Prince Fielder, L (1,3) OBP: 0.394, SLG: 0.509		32 BB 41 BB 13 SF8 1B	F8							4	2	2	0	0	0	1				
41 Victor Martinez, S (1,10) OBP: 0.292, SLG: 0.352										3	0	1	0	1	0	2				
32 Don Kelly, L (1,8) OBP: 0.323, SLG: 0.358										2	1	1	3	2	0	1				
13 Alex Avila, L (1,2) OBP: 0.271, SLG: 0.297										3	0	0	1	0	1	2				
39 Ramon Santiago, S (1,6) OBP: 0.216, SLG: 0.255										3	0	0	0	0	0	3				
4 Omar Infante, R (1,4) OBP: 0.332, SLG: 0.418										3	0	0	0	0	0	2				
Inning Stats	R: 0 E: 0 K: 0 S: 8	H: 0 LOB: 0 BB: 0 P: 10	R: 1 E: 0 K: 0 S: 12	H: 1 LOB: 2 BB: 2 P: 24	R: 0 E: 0 K: 2 S: 10	H: 1 LOB: 1 BB: 0 P: 12	R: 0 E: 0 K: 0 S: 6	H: 1 LOB: 0 BB: 0 P: 10	R: 0 E: 0 K: 1 S: 8	H: 0 LOB: 0 BB: 0 P: 13	R: 3 E: 0 K: 1 S: 15	H: 2 LOB: 0 BB: 1 P: 25	R: 0 E: 1 K: 0 S: 7	H: 1 LOB: 1 BB: 0 P: 11	R: 0 E: 0 K: 0 S: 7	H: 0 LOB: 1 BB: 1 P: 13	1B: 5 2B: 0 3B: 0 HR: 1	SF: 1 SAC: 0 DP: 0 HBP: 0	WP: 0 PB: 0 SB: 0 CS: 0	PA: 34
PITCHER	IP WLS BF H R ER SO BB IBB HBP BLK WP HR S P ERA WHIP																			
63 Justin Masterson, R (1,1) ERA: 3.68	7.0 L 30 6 4 4 4 3 0 0 0 0 0 1 66 105 5.14 1.286																			
50 Nick Hagadone, L (8,1) ERA: 6.0	1.0 4 0 0 0 0 1 0 0 0 0 0 0 7 13 0.00 1.000																			

Batter	1	2	3	4	5	6	7	8	9	AB	R	H	RBI	BB	SO	LOB	TOP										
12 Andy Dirks, L OBP: 0.304, SLG: 0.355	F9		L7		G4-3		HBP		F9	4	0	1	0	0	0	0											
48 Toni Hunter, R OBP: 0.354, SLG: 0.413	1B		24 HR		G4-3		F9			4	1	2	0	0	0	3											
24 Miguel Cabrera, R OBP: 0.444, SLG: 0.647	F8		HR		F8		K			4	1	1	2	0	1	3											
28 Prince Fielder, L OBP: 0.388, SLG: 0.500	F7		F8			P6		L8		4	0	0	0	0	0	1											
41 Victor Martinez, S OBP: 0.287, SLG: 0.346		F8	F7			F8		F8		4	0	0	0	0	0	0											
27 Jhonny Peralta, R OBP: 0.388, SLG: 0.493		13 BB			G5-3		BB			2	0	1	0	2	0	0											
13 Alex Avila, L OBP: 0.270, SLG: 0.291		34 FC6-4			F7		1B			3	0	0	0	1	0	2											
4 Omar Infante, R OBP: 0.330, SLG: 0.415	F8		34 FC5-4			L7				4	0	1	0	0	1	2											
34 Avisail Garcia, R OBP: 0.328, SLG: 0.458	FC6-4		FC5-4			12 HBP		K		4	0	1	0	0	1	3											
Inning Stats	R: 0 E: 0 K: 0 S: 9	H: 1 LOB: 1 BB: 0 P: 10	R: 0 E: 0 K: 0 S: 10	H: 0 LOB: 2 BB: 2 P: 21	R: 2 E: 0 K: 0 S: 8	H: 2 LOB: 0 BB: 0 P: 12	R: 0 E: 0 K: 0 S: 12	H: 1 LOB: 1 BB: 0 P: 19	R: 0 E: 0 K: 0 S: 6	H: 0 LOB: 0 BB: 1 P: 12	R: 0 E: 0 K: 1 S: 15	H: 1 LOB: 2 BB: 0 P: 20	R: 0 E: 0 K: 0 S: 11	H: 1 LOB: 1 BB: 0 P: 14	R: 0 E: 0 K: 2 S: 9	H: 0 LOB: 0 BB: 0 P: 14	1B: 5 2B: 1 3B: 0 HR: 1	SF: 0 SAC: 0 DP: 1 HBP: 1	WP: 0 PB: 0 SB: 0 CS: 0	PA: 37							
PITCHER	IP	WLS	BF	H	R	ER	SO	BB	IBB	HBP	BLK	WP	HR	S	P	ERA	WHIP										
11 Jeremy Guthrie, R ERA: 3.6	6.1	W	28	6	2	2	0	3	0	1	0	0	1	61	95	2.84	1.421										
43 Aaron Crow, L ERA: 3.53	0.2	H	2	0	0	0	1	0	0	0	0	0	0	5	7	0.00	0.000										
55 Tim Collins, L ERA: 2.57	0.2	H	2	0	0	0	0	0	0	0	0	0	0	8	11	0.00	0.000										
40 Kelvin Herrera, R ERA: 4.37	0.1	H	2	1	0	0	0	0	0	0	0	0	0	3	3	0.00	3.000										
56 Greg Holland, R ERA: 1.99	1.0	S	3	0	0	0	2	0	0	0	0	0	0	9	14	0.00	0.000										

Detroit Tigers @ Kansas City Royals
Kauffman Stadium, Kansas City, MO
Mon Jun 10 2013, 7:11 PM - 9:30 PM CDT
Att: 17,653 - Clear - 86 F

AB 33
R 2
H 7
RBI 2
BB 3
SO 3
LOB 14



Batter	1	2	3	4	5	6	7	8	9	AB	R	H	RBI	BB	SO	LOB	BOTTOM										
4 Alex Gordon, L OBP: 0.347, SLG: 0.449	K		P6		F7		G4-3			4	0	0	0	0	1	2											
35 Eric Hosmer, L OBP: 0.333, SLG: 0.346	G5-3		13 3B		G4-3		G6-3			4	1	1	0	0	0	0											
13 Salvador Perez, R OBP: 0.342, SLG: 0.432	G6-3		6 1B		G6-3		F8			4	1	1	2	0	0	0											
16 Billy Butler, R OBP: 0.381, SLG: 0.408		G6-3	G6-3			6 FC6		P4		4	0	1	0	0	0	1											
6 Lorenzo Cain, R OBP: 0.353, SLG: 0.412		8 1B			FC6		G4-6-3			3	0	2	1	0	0	1											
8 Mike Moustakas, L OBP: 0.249, SLG: 0.287		1B	3H		K		G4-6-3			3	0	1	0	0	1	2											
7 David Lough, L OBP: 0.303, SLG: 0.406	F7				G4-3		2 L9			3	0	1	0	0	0	2											
17 Chris Getz, L OBP: 0.271, SLG: 0.292	G4-3				2 CS		SH1-3			2	0	1	0	0	0	2											
2 Alcides Escobar, R OBP: 0.266, SLG: 0.317			35 1B		K		L9			3	1	1	0	0	1	2											
Inning Stats	R: 0 E: 0 K: 1 S: 7	H: 0 LOB: 0 BB: 0 P: 10	R: 0 E: 0 K: 0 S: 11	H: 2 LOB: 2 BB: 0 P: 16	R: 3 E: 0 K: 1 S: 17	H: 4 LOB: 1 BB: 0 P: 22	R: 0 E: 0 K: 1 S: 7	H: 1 LOB: 1 BB: 0 P: 9	R: 0 E: 0 K: 0 S: 6	H: 0 LOB: 0 BB: 0 P: 8	R: 0 E: 0 K: 0 S: 8	H: 1 LOB: 0 BB: 0 P: 15	R: 0 E: 0 K: 0 S: 10	H: 1 LOB: 1 BB: 0 P: 13	R: 0 E: 0 K: 0 S: 6	H: 0 LOB: 0 BB: 0 P: 10	1B: 8 2B: 1 3B: 1 HR: 0	SF: 0 SAC: 1 DP: 2 HBP: 0	WP: 0 PB: 0 SB: 0 CS: 1	PA: 31							
PITCHER	IP	WLS	BF	H	R	ER	SO	BB	IBB	HBP	BLK	WP	HR	S	P	ERA	WHIP										
58 Doug Fister, R ERA: 3.28	8.0	L	31	9	3	3	3	0	0	0	0	0	0	72	103	3.38	1.125										

Detroit Tigers @ Kansas City Royals
Kauffman Stadium, Kansas City, MO
Mon Jun 10 2013, 7:11 PM - 9:30 PM CDT
Att: 17,653 - Clear - 86 F

AB 30
R 3
H 9
RBI 3
BB 0
SO 3
LOB 12



Batter	1	2	3	4	5	6	7	8	9	AB	R	H	RBI	BB	SO	LOB	TOP							
12 Andy Dirks, L (1, 7) OBP: 0.304, SLG: 0.355 18 Matt Tuiasosopo, R (7, PH) OBP: 0.494, SLG: 0.533																								
48 Toni Hunter, R (1, 9) OBP: 0.347, SLG: 0.404																								
24 Miguel Cabrera, R (1, 5) OBP: 0.451, SLG: 0.645																								
28 Prince Fielder, L (1, 3) OBP: 0.385, SLG: 0.494																								
41 Victor Martinez, S (1, 10) OBP: 0.287, SLG: 0.346																								
27 Jhonny Peralta, R (1, 6) OBP: 0.382, SLG: 0.484																								
13 Alex Avila, L (1, 2) OBP: 0.270, SLG: 0.286																								
4 Omar Infante, R (1, 4) OBP: 0.338, SLG: 0.421																								
32 Don Kelly, L (1, 8) OBP: 0.337, SLG: 0.373 34 Avisail Garcia, R (7, PH) OBP: 0.333, SLG: 0.459																								
Inning Stats	R: 0 E: 0 K: 0 S: 8	H: 2 LOB: 1 BB: 0 P: 14	R: 1 E: 0 K: 1 S: 18	H: 3 LOB: 2 BB: 0 P: 25	R: 0 E: 0 K: 1 S: 8	H: 0 LOB: 0 BB: 0 P: 9	R: 0 E: 0 K: 0 S: 7	H: 0 LOB: 0 BB: 0 P: 7	R: 1 E: 0 K: 2 S: 10	H: 2 LOB: 1 BB: 0 P: 17	R: 0 E: 0 K: 0 S: 12	H: 0 LOB: 0 BB: 0 P: 16	R: 0 E: 0 K: 2 S: 14	H: 2 LOB: 3 BB: 1 P: 24	R: 1 E: 0 K: 0 S: 13	H: 1 LOB: 2 BB: 1 P: 26	R: 0 E: 0 K: 0 S: 7	H: 1 LOB: 2 BB: 1 P: 15	1B: 10 2B: 1 3B: 0 HR: 0	SF: 1 SAC: 0 DP: 2 HBP: 1	WP: 1 PB: 0 SB: 0 CS: 0	PA: 40		
PITCHER	IP WLS BF H R ER SO BB IBB HBP BLK WP HR S P ERA WHIP	IP WLS BF H R ER SO BB IBB HBP BLK WP HR S P ERA WHIP	IP WLS BF H R ER SO BB IBB HBP BLK WP HR S P ERA WHIP	IP WLS BF H R ER SO BB IBB HBP BLK WP HR S P ERA WHIP	IP WLS BF H R ER SO BB IBB HBP BLK WP HR S P ERA WHIP	IP WLS BF H R ER SO BB IBB HBP BLK WP HR S P ERA WHIP	IP WLS BF H R ER SO BB IBB HBP BLK WP HR S P ERA WHIP	IP WLS BF H R ER SO BB IBB HBP BLK WP HR S P ERA WHIP	IP WLS BF H R ER SO BB IBB HBP BLK WP HR S P ERA WHIP	IP WLS BF H R ER SO BB IBB HBP BLK WP HR S P ERA WHIP	IP WLS BF H R ER SO BB IBB HBP BLK WP HR S P ERA WHIP	IP WLS BF H R ER SO BB IBB HBP BLK WP HR S P ERA WHIP	IP WLS BF H R ER SO BB IBB HBP BLK WP HR S P ERA WHIP	IP WLS BF H R ER SO BB IBB HBP BLK WP HR S P ERA WHIP	IP WLS BF H R ER SO BB IBB HBP BLK WP HR S P ERA WHIP	IP WLS BF H R ER SO BB IBB HBP BLK WP HR S P ERA WHIP	IP WLS BF H R ER SO BB IBB HBP BLK WP HR S P ERA WHIP	IP WLS BF H R ER SO BB IBB HBP BLK WP HR S P ERA WHIP	IP WLS BF H R ER SO BB IBB HBP BLK WP HR S P ERA WHIP	IP WLS BF H R ER SO BB IBB HBP BLK WP HR S P ERA WHIP	IP WLS BF H R ER SO BB IBB HBP BLK WP HR S P ERA WHIP	IP WLS BF H R ER SO BB IBB HBP BLK WP HR S P ERA WHIP	IP WLS BF H R ER SO BB IBB HBP BLK WP HR S P ERA WHIP	IP WLS BF H R ER SO BB IBB HBP BLK WP HR S P ERA WHIP

Detroit Tigers @ Kansas City Royals
Kauffman Stadium, Kansas City, MO
Tue Jun 11 2013, 7:11 PM - 10:19 PM CDT
Att: 16,493 - Clear - 93 F

AB	34
R	3
H	11
RBI	3
BB	4
SO	6
LOB	18



Batter	1	2	3	4	5	6	7	8	9	AB	R	H	RBI	BB	SO	LOB	BOTTOM							
4 Alex Gordon, L (1, 7) OBP: 0.349, SLG: 0.448																								
35 Eric Hosmer, L (1, 3) OBP: 0.328, SLG: 0.339																								
13 Salvador Perez, R (1, 2) OBP: 0.340, SLG: 0.428 23 Elliott Johnson, S (9, PR) OBP: 0.266, SLG: 0.270																								
16 Billy Butler, R (1, 10) OBP: 0.379, SLG: 0.402																								
6 Lorenzo Cain, R (1, 8) OBP: 0.346, SLG: 0.404																								
7 David Lough, L (1, 9) OBP: 0.300, SLG: 0.441																								
8 Mike Moustakas, L (1, 5) OBP: 0.250, SLG: 0.287																								
17 Chris Getz, L (1, 4) OBP: 0.268, SLG: 0.288																								
2 Alcides Escobar, R (1, 6) OBP: 0.266, SLG: 0.317																								
Inning Stats	R: 0 E: 0 K: 0 S: 11	H: 0 LOB: 2 BB: 2 P: 26	R: 0 E: 0 K: 2 S: 9	H: 0 LOB: 0 BB: 0 P: 14	R: 0 E: 0 K: 1 S: 8	H: 0 LOB: 0 BB: 0 P: 11	R: 0 E: 0 K: 2 S: 12	H: 0 LOB: 0 BB: 0 P: 16	R: 2 E: 0 K: 0 S: 7	H: 3 LOB: 0 BB: 0 P: 10	R: 0 E: 0 K: 0 S: 9	H: 0 LOB: 0 BB: 0 P: 14	R: 0 E: 0 K: 1 S: 8	H: 0 LOB: 0 BB: 0 P: 12	R: 0 E: 0 K: 2 S: 12	H: 1 LOB: 1 BB: 0 P: 20	R: 0 E: 0 K: 1 S: 13	H: 1 LOB: 2 BB: 0 P: 20	1B: 4 2B: 0 3B: 0 HR: 1	SF: 0 SAC: 1 DP: 0 HBP: 0	WP: 0 PB: 0 SB: 2 CS: 0	PA: 33		
PITCHER	IP WLS BF H R ER SO BB IBB HBP BLK WP HR S P ERA WHIP	IP WLS BF H R ER SO BB IBB HBP BLK WP HR S P ERA WHIP	IP WLS BF H R ER SO BB IBB HBP BLK WP HR S P ERA WHIP	IP WLS BF H R ER SO BB IBB HBP BLK WP HR S P ERA WHIP	IP WLS BF H R ER SO BB IBB HBP BLK WP HR S P ERA WHIP	IP WLS BF H R ER SO BB IBB HBP BLK WP HR S P ERA WHIP	IP WLS BF H R ER SO BB IBB HBP BLK WP HR S P ERA WHIP	IP WLS BF H R ER SO BB IBB HBP BLK WP HR S P ERA WHIP	IP WLS BF H R ER SO BB IBB HBP BLK WP HR S P ERA WHIP	IP WLS BF H R ER SO BB IBB HBP BLK WP HR S P ERA WHIP	IP WLS BF H R ER SO BB IBB HBP BLK WP HR S P ERA WHIP	IP WLS BF H R ER SO BB IBB HBP BLK WP HR S P ERA WHIP	IP WLS BF H R ER SO BB IBB HBP BLK WP HR S P ERA WHIP	IP WLS BF H R ER SO BB IBB HBP BLK WP HR S P ERA WHIP	IP WLS BF H R ER SO BB IBB HBP BLK WP HR S P ERA WHIP	IP WLS BF H R ER SO BB IBB HBP BLK WP HR S P ERA WHIP	IP WLS BF H R ER SO BB IBB HBP BLK WP HR S P ERA WHIP	IP WLS BF H R ER SO BB IBB HBP BLK WP HR S P ERA WHIP	IP WLS BF H R ER SO BB IBB HBP BLK WP HR S P ERA WHIP	IP WLS BF H R ER SO BB IBB HBP BLK WP HR S P ERA WHIP	IP WLS BF H R ER SO BB IBB HBP BLK WP HR S P ERA WHIP	IP WLS BF H R ER SO BB IBB HBP BLK WP HR S P ERA WHIP	IP WLS BF H R ER SO BB IBB HBP BLK WP HR S P ERA WHIP	IP WLS BF H R ER SO BB IBB HBP BLK WP HR S P ERA WHIP

Detroit Tigers @ Kansas City Royals
Kauffman Stadium, Kansas City, MO
Tue Jun 11 2013, 7:11 PM - 10:19 PM CDT
Att: 16,493 - Clear - 93 F

AB	30
R	2
H	5
RBI	2
BB	2
SO	9
LOB	10



Batter	1	2	3	4	5	6	7	8	9	10	AB	R	H	RBI	BB	SO	LOB	TOP							
34 Avisaí García, R OBP: 0.324, SLG: 0.455	(1,8) C FF 92 0-1 X SI 91 SH1-3 48 28 1B 2B		B FC 87 2-1 1 SAFE B KC 78 F SI 92 X CH 85 G6-4-3		X KC 78 0-0 G5-3	B KC 79 3-3 B FC 86 B FF 90 C SI 91 S FC 86 K		S FC 89 2-3 B KC 89 S FC 89 S FC 89 S KC 81 K			5	1	1	0	0	2	3								
48 Tori Hunter, R OBP: 0.346, SLG: 0.399	(1,9) X KC 79 0-0 SH1-3		B KC 78 2-0 H FF 91 L8		D KC 80 1-2 S FC 87 F FC 86 X FC 87 L8	B FC 85 3-3 B FC 86 B FF 93 F FC 85 F FC 85 F CH 86 S FC 87 K		F FF 94 0-3 F SI 93 F SI 93 S SL 86 K			3	0	0	0	0	2	2								
24 Miguel Cabrera, R OBP: 0.450, SLG: 0.638	(1,5) B FC 86 4-2 B FC 82 B FC 86 F FC 82 F FC 81 B FC 90 BB		1 SAFE F SI 91 1 SAFE B FC 88 X FC 93 F9		C FC 87 1-3 C KC 79 B FC 91 S FC 85 K	B CH 75 4-2 C CU 75 C CU 75 F FC 93 B FC 94 B CH 83 B FC 94 B FC 93 B FC 94 BB		F FF 96 0-3 F SI 93 F SI 93 S SL 87 K			3	0	0	0	2	2	1								
28 Prince Fielder, L OBP: 0.368, SLG: 0.494	(1,3) F CH 87 2-2 B CH 85 F CH 87 F FC 91 X CH 87 G6-4-3 41 1B		B FC 91 2-0 B FC 92 H FF 91 F7		C CH 84 2-2 C SI 92 C KC 79 B FC 94 B CH 83 X CH 83 BB	B CH 75 4-2 C CU 75 C CU 75 F FC 93 B FC 94 B CH 83 B FC 94 B FC 93 B FC 94 BB		C SL 88 1-2 F FC 97 B SL 86 X SL 86 L4			4	0	2	1	1	0	0								
41 Victor Martínez, S OBP: 0.282, SLG: 0.340	(1,10) C KC 80 1-2 F FC 90 B FC 90 X KC 80 G6-4-3		C SI 93 1-3 C KC 80 B KC 79 X KC 93 K		B CH 86 1-2 F FC 77 B KC 79 X KC 79 F7	F FC 94 1-3 B FC 74 C CH 83 S CH 83 K					4	0	0	0	0	2	5								
27 Jonny Peralta, R OBP: 0.380, SLG: 0.478	(1,6) X FF 92 0-0 F9		B KC 77 2-2 B FC 88 B KC 78 S FC 87 K		B FC 86 4-1 B KC 79 F FC 92 S FC 86 B FC 92 BB		X FC 90 0-0 F9				3	0	0	0	1	1	2								
18 Matt Tuiasosopo, R OBP: 0.488, SLG: 0.540	(1,7) B FC 91 2-1 B KC 91 X FF 93 L3		C KC 78 2-2 B KC 79 F FC 92 X CH 84 K		C KC 78 2-3 C FC 86 B FC 94 S FC 94 K		B FC 95 0-1 X KC 79 G6-3				3	1	1	0	0	1	2								
32 Don Kelly, L OBP: 0.333, SLG: 0.369	(7,7) X FF 93 3-2 B FC 89 B FC 89 B FC 89 X CH 86 G4-3		X SI 92 0-0 SH1-3 39 2B		C KC 79 2-2 B KC 79 F FC 92 X CH 84 K						1	0	0	0	0	0	2								
55 Brayan Peña, S OBP: 0.326, SLG: 0.414	(1,2) B FC 93 3-2 B FC 89 B FC 89 B FC 89 X CH 86 G4-3		C KC 79 2-2 B KC 79 F FC 92 X CH 84 K		C KC 78 2-3 C FC 86 B FC 94 S FC 94 K		B FC 95 0-1 X KC 79 G6-3				4	0	2	1	0	0	0								
39 Ramon Santiago, S OBP: 0.226, SLG: 0.265	(1,4) B FC 92 1-0 X FC 92 SH1-3 34 G6-4-3 1B		C KC 79 0-1 X KC 88 SH1-3 2B		F KC 79 0-1 X CH 84 SH3-4 1B		F SI 95 0-3 C FC 92 K				2	0	1	0	0	1	0								
Inning Stats	R: 1 E: 0 K: 0 S: 12	H: 2 LOB: 1 BB: 1 P: 19	R: 0 E: 0 K: 0 S: 6	H: 0 LOB: 0 BB: 0 P: 11	R: 0 E: 0 K: 0 S: 5	H: 1 LOB: 1 BB: 0 P: 11	R: 0 E: 0 K: 2 S: 7	H: 0 LOB: 0 BB: 0 P: 12	R: 1 E: 0 K: 0 S: 10	H: 2 LOB: 1 BB: 0 P: 13	R: 0 E: 0 K: 2 S: 14	H: 1 LOB: 2 BB: 1 P: 24	R: 0 E: 0 K: 1 S: 12	H: 1 LOB: 1 BB: 0 P: 20	R: 0 E: 0 K: 2 S: 7	H: 0 LOB: 0 BB: 0 P: 10	R: 0 E: 0 K: 2 S: 10	H: 0 LOB: 0 BB: 0 P: 11	1B: 4 2B: 3 3B: 0 HR: 0	SF: 0 SAC: 3 DP: 2 HBP: 1	WP: 0 PB: 0 SB: 0 CS: 0	PA: 40			
PITCHER	IP 7.0	WLS 29	H 7	R 2	ER 2	SO 6	BB 2	IBB 0	HBP 1	BLK 0	WP 0	HR 0	S 66	P 110	ERA 2.57	WHIP 1.286									
33 James Shields, R ERA: 2.79	(1,1)																								
55 Tim Collins, L ERA: 2.53	(8,1)	0.1	3	0	0	1	2	0	0	0	0	0	10	19	0.00	6.000									
44 Luke Hochevar, R ERA: 2.63	(8,1)	1.2	5	0	0	2	0	0	0	0	0	0	10	13	0.00	0.000									
56 Greg Holland, R ERA: 1.88	(10,1)	1.0	W	3	0	0	2	0	0	0	0	0	10	11	0.00	0.000									

Detroit Tigers @ Kansas City Royals
Kauffman Stadium, Kansas City, MO
Wed Jun 12 2013, 1:12 PM - 4:31 PM CDT
Att. 24,564 - Sunny - 92 F

AB	32
R	2
H	7
RBI	2
BB	4
SO	11
LOB	17



Batter	1	2	3	4	5	6	7	8	9	10	AB	R	H	RBI	BB	SO	LOB	BOTTOM							
4 Alex Gordon, L OBP: 0.347, SLG: 0.441	(1,7) B FF 89 1-0 X CH 81 P4		C FC 91 4-1 B CH 76 B CH 84 B CH 82 B CH 83 BB		B FC 88 1-1 S CU 75 X CU 77 F8		B CH 81 3-3 B CH 82 B FC 92 C FC 92 F FC 89 F FC 89 S CH 85 K		B SI 94 3-2 F SI 93 F SI 93 B FC 90 B SI 94 B SI 94 X SI 93 G6-3		B FF 94 3-2 B SL 81 C FC 94 C SL 76 X SL 80 G3	4	0	0	0	1	1	1							
35 Eric Hosmer, L OBP: 0.329, SLG: 0.341	(1,3) F FC 91 1-3 B FC 91 T FC 91 S CU 76 K		1 SAFE B CH 84 1 SAFE F FC 94 1 SAFE C FC 94 T CU 79 K		B FC 88 1-1 S CU 75 X CU 77 F8		X CH 84 0-0 F9		X SI 91 0-0 F9		C FC 94 0-1 X FC 94 1B	5	1	2	1	0	2	1							
13 Salvador Perez, R OBP: 0.339, SLG: 0.424	(1,2) X FF 90 0-0 L8		B FC 90 2-2 B FC 90 B FC 91 F FC 90 F FC 90 X FC 93 1B		B FC 88 4-2 B FC 88 B FC 88 B FC 88 B FC 88 BB		B FC 88 1-3 B FC 88 B FC 88 B FC 88 B FC 88 K		B FC 93 3-3 B FC 93 B FC 93 B FC 94 B FC 94 F FC 92 S FC 92 K		F FC 93 0-2 F FC 94 F FC 94 F FC 94 X FC 95 HR	3	0	1	0	1	2	2							
16 Billy Butler, R OBP: 0.361, SLG: 0.401	(1,10) C FC 90 2-2 B FC 90 B FC 91 F FC 90 F FC 90 X FC 93 1B		B FC 88 1-1 S CU 75 X CU 77 F8		B FC 88 1-3 B FC 88 B FC 88 B FC 88 B FC 88 K		B FC 93 3-3 B FC 93 B FC 93 B FC 94 B FC 94 F FC 92 S FC 92 K		B FC 93 0-2 F FC 94 F FC 94 F FC 94 X FC 95 HR		F FC 93 0-1 X FC 93 E5 8 CS	4	0	0	0	0	1	2							
6 Lorenzo Cain, R OBP: 0.345, SLG: 0.415	(1,8) F FC 93 3-3 B FC 93 F FC 94 C SI 85 K		B FC 88 1-1 S CU 75 X CU 77 F8		B FC 88 1-3 B FC 88 B FC 88 B FC 88 B FC 88 K		B FC 93 3-3 B FC 93 B FC 93 B FC 94 B FC 94 F FC 92 S FC 92 K		B FC 93 0-2 F FC 94 F FC 94 F FC 94 X FC 95 HR		F FC 93 0-1 X FC 93 E5 8 CS	4	1	1	2	0	3	2							
7 David Lough, L OBP: 0.284, SLG: 0.417	(1,9) C CH 84 0-3 F FC 94 C CU 76 C CU 76 K		B FC 88 1-1 S CU 75 X CU 77 F8		B FC 88 1-3 B FC 88 B FC 88 B FC 88 B FC 88 K		B FC 93 3-3 B FC 93 B FC 93 B FC 94 B FC 94 F FC 92 S FC 92 K		B FC 93 0-2 F FC 94 F FC 94 F FC 94 X FC 95 HR		F FC 93 0-1 X FC 93 E5 8 CS	4	0	0	0	0	1	2							
8 Mike Moustakas, L OBP: 0.250, SLG: 0.286	(1,5) B FC 93 2-2 B FC 92 S CH 85 X CH 85 F9		B FC 88 1-1 S CU 75 X CU 77 F8		B FC 88 1-3 B FC 88 B FC 88 B FC 88 B FC 88 K		B FC 93 3-3 B FC 93 B FC 93 B FC 94 B FC 94 F FC 92 S FC 92 K		B FC 93 0-2 F FC 94 F FC 94 F FC 94 X FC 95 HR		F FC 93 0-1 X FC 93 E5 8 CS	4	0	1	0	0	0	2							
23 Elliot Johnson, S OBP: 0.260, SLG: 0.264	(1,4) B CH 80 2-2 T CH 80 B FC 92 S FC 92 S FC 95 X FC 95 G4-3		B FC 88 1-1 S CU 75 X CU 77 F8		B FC 88 1-3 B FC 88 B FC 88 B FC 88 B FC 88 K		B FC 93 3-3 B FC 93 B FC 93 B FC 94 B FC 94 F FC 92 S FC 92 K		B FC 93 0-2 F FC 94 F FC 94 F FC 94 X FC 95 HR		F FC 93 0-1 X FC 93 E5 8 CS	2	0	0	0	0	0	1							
24 Miguel Tejada, R OBP: 0.382, SLG: 0.471	(8,PH) (9,4) B CH 80 2-2 T CH 80 B FC 92 S FC 92 S FC 95 X FC 95 G4-3		B FC 88 1-1 S CU 75 X CU 77 F8		B FC 88 1-3 B FC 88 B FC 88 B FC 88 B FC 88 K		B FC 93 3-3 B FC 93 B FC 93 B FC 94 B FC 94 F FC 92 S FC 92 K		B FC 93 0-2 F FC 94 F FC 94 F FC 94 X FC 95 HR		F FC 93 0-1 X FC 93 E5 8 CS	2	1	2	0	0	0	0							
2 Alcides Escobar, R OBP: 0.263, SLG: 0.313	(1,6) C FC 92 0-1 X FC 92 L4		B FC 88 1-1 S CU 75 X CU 77 F8		B FC 88 1-3 B FC 88 B FC 88 B FC 88 B FC 88 K		B FC 93 3-3 B FC 93 B FC 93 B FC 94 B FC 94 F FC 92 S FC 92 K		B FC 93 0-2 F FC 94 F FC 94 F FC 94 X FC 95 HR		F FC 93 0-1 X FC 93 E5 8 CS	3	0	0	0	0	0	1							
Inning Stats	R: 0 E: 0 K: 1 S: 5	H: 0 LOB: 0 BB: 0 P: 7	R: 0 E: 0 K: 2 S: 17	H: 1 LOB: 1 BB: 0 P: 24	R: 0 E: 0 K: 1 S: 13	H: 0 LOB: 1 BB: 1 P: 20	R: 0 E: 0 K: 1 S: 13	H: 0 LOB: 1 BB: 1 P: 22	R: 0 E: 0 K: 0 S: 9	H: 1 LOB: 0 BB: 0 P: 14	R: 0 E: 0 K: 2 S: 11	H: 1 LOB: 1 BB: 0 P: 16	R: 0 E: 0 K: 1 S: 11	H: 0 LOB: 0 BB: 0 P: 14	R: 0 E: 0 K: 0 S: 10	H: 1 LOB: 0 BB: 0 P: 14	R: 2 E: 1 K: 1 S: 15	H: 2 LOB: 1 BB: 0 P: 20	R: 1 E: 0 K: 0 S: 8	H: 2 LOB: 1 BB: 0 P: 11	1B: 7 2B: 1 3B: 0 HR: 1	SF: 0 SAC: 1 DP: 2 HBP: 0	WP: 0 PB: 0 SB: 1 CS: 1	PA: 38	
PITCHER	IP 7.0	WLS 25	H 3	R 0	ER 0	SO 8	BB 2	IBB 0	HBP 0	BLK 0	WP 0	HR 0	S 79	P 117	ERA 0.00	WHIP 0.714									
35 Justin Verlander, R ERA: 3.41	(1,1)																								
33 Drew Smyly, L ERA: 3.11	(8,1)	1.0	H	4	2	1	1	0	0	0	0	0	11	15	9.00	2.000									
46 Jose Valverde, R ERA: 4.19	(9,1)	0.2	B	4	1	1	1	1	0	0	0	0	1	11	13.50	1.500									
40 Phil Coke, L ERA: 5.49	(9,1)	1.0	L	5	2	1	1	0	0	0	0	0	0	11	9.00	2.000									

Detroit Tigers @ Kansas City Royals
Kauffman Stadium, Kansas City, MO
Wed Jun 12 2013, 1:12 PM - 4:31 PM CDT
Att. 24,564 - Sunny - 92 F

AB	35
R	3
H	8
RBI	3
BB	2
SO	9
LOB	13



Batter	1	2	3	4	5	6	7	8	9	AB	R	H	RBI	BB	SO	LOB	TOP						
14 Austin Jackson, R OBP: 0.331, SLG: 0.364	G5-3		G6-3			BB	L8			3	1	0	0	1	0	0							
48 Toni Hunter, R OBP: 0.341, SLG: 0.393	F8			F8		G1-3		F8		4	0	0	0	0	0	1							
24 Miguel Cabrera, R OBP: 0.447, SLG: 0.630	G5-3			L9		IBB		G6-3		3	1	0	0	1	0	0							
28 Prince Fielder, L OBP: 0.390, SLG: 0.502		G6-3		2B		2B		F7		4	1	2	2	0	0	0							
41 Victor Martinez, S OBP: 0.282, SLG: 0.343		G6-3		F9		2B		P3		4	1	1	1	0	0	1							
27 Jhonny Peralta, R OBP: 0.366, SLG: 0.489						2B				3	0	2	1	1	0	0							
18 Matt Tuiasosopo, R OBP: 0.470, SLG: 0.515										3	0	0	0	0	1	2							
32 Don Kelly, L OBP: 0.333, SLG: 0.365						K		K		1	0	0	0	0	1	1							
4 Omar Infante, R OBP: 0.332, SLG: 0.413								G5-3		4	0	0	0	0	0	1							
13 Alex Avila, L OBP: 0.315, SLG: 0.280										3	0	0	0	0	2	0							
Inning Stats	R: 0 E: 0 K: 0 S: 8	H: 0 LOB: 0 BB: 0 P: 10	R: 0 E: 0 K: 0 S: 11	H: 1 LOB: 1 BB: 0 P: 21	R: 0 E: 0 K: 1 S: 7	H: 0 LOB: 0 BB: 0 P: 10	R: 0 E: 0 K: 0 S: 14	H: 1 LOB: 1 BB: 0 P: 17	R: 0 E: 0 K: 0 S: 9	H: 0 LOB: 0 BB: 0 P: 13	R: 4 E: 0 K: 1 S: 17	H: 3 LOB: 1 BB: 2 P: 32	R: 0 E: 0 K: 1 S: 5	H: 0 LOB: 0 BB: 0 P: 8	R: 0 E: 0 K: 0 S: 5	H: 0 LOB: 0 BB: 0 P: 9	R: 0 E: 0 K: 1 S: 9	H: 0 LOB: 1 BB: 1 P: 14	1B: 0 2B: 5 HR: 0	SF: 0 SAC: 0 DP: 0	WP: 0 PB: 0 SB: 0 CS: 0	PA: 35	
PITCHER	IP WLS BF H R ER SO BB IBB HBP BLK WP HR S P ERA WHIP	IP WLS BF H R ER SO BB IBB HBP BLK WP HR S P ERA WHIP	IP WLS BF H R ER SO BB IBB HBP BLK WP HR S P ERA WHIP	IP WLS BF H R ER SO BB IBB HBP BLK WP HR S P ERA WHIP	IP WLS BF H R ER SO BB IBB HBP BLK WP HR S P ERA WHIP	IP WLS BF H R ER SO BB IBB HBP BLK WP HR S P ERA WHIP	IP WLS BF H R ER SO BB IBB HBP BLK WP HR S P ERA WHIP	IP WLS BF H R ER SO BB IBB HBP BLK WP HR S P ERA WHIP	IP WLS BF H R ER SO BB IBB HBP BLK WP HR S P ERA WHIP	IP WLS BF H R ER SO BB IBB HBP BLK WP HR S P ERA WHIP	IP WLS BF H R ER SO BB IBB HBP BLK WP HR S P ERA WHIP	IP WLS BF H R ER SO BB IBB HBP BLK WP HR S P ERA WHIP	IP WLS BF H R ER SO BB IBB HBP BLK WP HR S P ERA WHIP	IP WLS BF H R ER SO BB IBB HBP BLK WP HR S P ERA WHIP	IP WLS BF H R ER SO BB IBB HBP BLK WP HR S P ERA WHIP	IP WLS BF H R ER SO BB IBB HBP BLK WP HR S P ERA WHIP	IP WLS BF H R ER SO BB IBB HBP BLK WP HR S P ERA WHIP	IP WLS BF H R ER SO BB IBB HBP BLK WP HR S P ERA WHIP	IP WLS BF H R ER SO BB IBB HBP BLK WP HR S P ERA WHIP	IP WLS BF H R ER SO BB IBB HBP BLK WP HR S P ERA WHIP	IP WLS BF H R ER SO BB IBB HBP BLK WP HR S P ERA WHIP	IP WLS BF H R ER SO BB IBB HBP BLK WP HR S P ERA WHIP	IP WLS BF H R ER SO BB IBB HBP BLK WP HR S P ERA WHIP

Detroit Tigers @ Minnesota Twins
Target Field, Minneapolis, MN
Fri Jun 14, 2013, 7:42 PM - 10:31 PM CDT
Att: 29,571 - Cloudy - 76 F

AB 32
R 4
H 5
RBI 4
BB 3
SO 4
LOB 6



Batter	1	2	3	4	5	6	7	8	9	AB	R	H	RBI	BB	SO	LOB	BOTTOM							
8 Jamey Carroll, R OBP: 0.268, SLG: 0.228	K									3	0	0	0	0	1	0								
27 Chris Parmelee, L OBP: 0.303, SLG: 0.343										1	0	0	0	0	2									
5 Eduardo Escobar, S OBP: 0.293, SLG: 0.349										0	0	0	0	0	0									
7 Joe Mauer, L OBP: 0.415, SLG: 0.485	K									3	0	0	0	1	1	0								
9 Ryan Doumit, S OBP: 0.289, SLG: 0.414	F8									4	0	1	0	0	0	1								
16 Josh Willingham, R OBP: 0.352, SLG: 0.411										3	0	0	0	0	2	1								
33 Justin Morneau, L OBP: 0.344, SLG: 0.384										4	0	0	0	0	2	1								
31 Oswaldo Arcia, L OBP: 0.322, SLG: 0.464										3	0	1	0	0	0	0								
11 Clete Thomas, L OBP: 0.304, SLG: 0.364										2	0	1	0	1	0	1								
2 Brian Dozier, R OBP: 0.274, SLG: 0.314										2	0	0	0	0	0	2								
25 Pedro Florimón, S OBP: 0.299, SLG: 0.335										3	0	0	0	0	1	3								
Inning Stats	R: 0 E: 0 K: 2 S: 7	H: 0 LOB: 0 BB: 0 P: 13	R: 0 E: 0 K: 2 S: 7	H: 0 LOB: 0 BB: 0 P: 7	R: 0 E: 0 K: 0 S: 10	H: 1 LOB: 0 BB: 0 P: 13	R: 0 E: 0 K: 1 S: 12	H: 1 LOB: 1 BB: 0 P: 19	R: 0 E: 0 K: 0 S: 9	H: 0 LOB: 0 BB: 0 P: 17	R: 0 E: 0 K: 0 S: 7	H: 0 LOB: 0 BB: 0 P: 10	R: 0 E: 0 K: 0 S: 11	H: 0 LOB: 0 BB: 0 P: 15	R: 0 E: 0 K: 1 S: 15	H: 0 LOB: 2 BB: 1 P: 25	R: 0 E: 0 K: 1 S: 9	H: 0 LOB: 1 BB: 1 P: 17	1B: 2 2B: 1 HR: 0	SF: 0 SAC: 0 DP: 1	WP: 0 PB: 0 SB: 0 CS: 1	PA: 33		
PITCHER	IP WLS BF H R ER SO BB IBB HBP BLK WP HR S P ERA WHIP	IP WLS BF H R ER SO BB IBB HBP BLK WP HR S P ERA WHIP	IP WLS BF H R ER SO BB IBB HBP BLK WP HR S P ERA WHIP	IP WLS BF H R ER SO BB IBB HBP BLK WP HR S P ERA WHIP	IP WLS BF H R ER SO BB IBB HBP BLK WP HR S P ERA WHIP	IP WLS BF H R ER SO BB IBB HBP BLK WP HR S P ERA WHIP	IP WLS BF H R ER SO BB IBB HBP BLK WP HR S P ERA WHIP	IP WLS BF H R ER SO BB IBB HBP BLK WP HR S P ERA WHIP	IP WLS BF H R ER SO BB IBB HBP BLK WP HR S P ERA WHIP	IP WLS BF H R ER SO BB IBB HBP BLK WP HR S P ERA WHIP	IP WLS BF H R ER SO BB IBB HBP BLK WP HR S P ERA WHIP	IP WLS BF H R ER SO BB IBB HBP BLK WP HR S P ERA WHIP	IP WLS BF H R ER SO BB IBB HBP BLK WP HR S P ERA WHIP	IP WLS BF H R ER SO BB IBB HBP BLK WP HR S P ERA WHIP	IP WLS BF H R ER SO BB IBB HBP BLK WP HR S P ERA WHIP	IP WLS BF H R ER SO BB IBB HBP BLK WP HR S P ERA WHIP	IP WLS BF H R ER SO BB IBB HBP BLK WP HR S P ERA WHIP	IP WLS BF H R ER SO BB IBB HBP BLK WP HR S P ERA WHIP	IP WLS BF H R ER SO BB IBB HBP BLK WP HR S P ERA WHIP	IP WLS BF H R ER SO BB IBB HBP BLK WP HR S P ERA WHIP	IP WLS BF H R ER SO BB IBB HBP BLK WP HR S P ERA WHIP	IP WLS BF H R ER SO BB IBB HBP BLK WP HR S P ERA WHIP	IP WLS BF H R ER SO BB IBB HBP BLK WP HR S P ERA WHIP	IP WLS BF H R ER SO BB IBB HBP BLK WP HR S P ERA WHIP

Detroit Tigers @ Minnesota Twins
Target Field, Minneapolis, MN
Fri Jun 14, 2013, 7:42 PM - 10:31 PM CDT
Att: 29,571 - Cloudy - 76 F

AB 28
R 0
H 3
RBI 0
BB 2
SO 7
LOB 11



Batter	1	2	3	4	5	6	7	8	9	AB	R	H	RBI	BB	SO	LOB	TOP										
14 Austin Jackson, R OBP: 0.335, SLG: 0.367	F8		1B			1B		G6-3		4	0	2	0	0	0	0											
12 Andy Dirks, L OBP: 0.299, SLG: 0.348	G4-3		G4-3			G4-3		G4-3		4	0	0	0	0	0	3											
24 Miguel Cabrera, R OBP: 0.448, SLG: 0.631	G5-3									3	2	1	0	0	0	0											
28 Prince Fielder, L OBP: 0.391, SLG: 0.506		G4-3								4	1	2	0	0	0	0											
41 Victor Martinez, S OBP: 0.281, SLG: 0.339		G5-3								3	0	0	0	1	0	3											
27 Jhonny Peralta, R OBP: 0.388, SLG: 0.487										3	0	1	2	1	1	2											
32 Don Kelly, L OBP: 0.340, SLG: 0.388										3	0	2	0	0	0	1											
48 Tori Hunter, R OBP: 0.340, SLG: 0.391										1	0	0	0	0	1	0											
4 Omar Infante, R OBP: 0.327, SLG: 0.406										4	0	0	0	0	0	2											
13 Alex Avila, L OBP: 0.281, SLG: 0.275										3	0	0	0	0	1	1											
55 Brayan Peña, S OBP: 0.323, SLG: 0.409										1	0	0	0	0	0	0											
Inning Stats	R: 0 E: 0 K: 0 S: 8	H: 0 LOB: 0 BB: 0 P: 12	R: 0 E: 0 K: 1 S: 8	H: 0 LOB: 0 BB: 0 P: 12	R: 0 E: 0 K: 0 S: 11	H: 2 LOB: 2 BB: 0 P: 14	R: 2 E: 0 K: 0 S: 14	H: 2 LOB: 1 BB: 0 P: 21	R: 0 E: 0 K: 1 S: 7	H: 1 LOB: 0 BB: 0 P: 9	R: 0 E: 0 K: 0 S: 11	H: 2 LOB: 2 BB: 0 P: 19	R: 0 E: 0 K: 0 S: 5	H: 0 LOB: 0 BB: 0 P: 6	R: 1 E: 1 K: 0 S: 6	H: 1 LOB: 1 BB: 1 P: 13	R: 0 E: 0 K: 1 S: 7	H: 0 LOB: 0 BB: 0 P: 9	1B: 5 2B: 3 3B: 0 HR: 0	SF: 0 SAC: 0 DP: 2 HBP: 1	WP: 1 PB: 0 SB: 0 CS: 0	PA: 36					
PITCHER	IP	WLS	BF	H	R	ER	SO	BB	IBB	HBP	BLK	WP	HR	S	P	ERA	WHIP										
21 Samuel Deduno, R ERA: 3.26	7.0	W	28	7	2	2	2	1	0	1	0	1	0	64	93	2.57	1.143										
61 Jared Burton, R ERA: 3.56	1.0		5	1	1	0	0	1	0	0	0	0	0	6	13	0.00	2.000										
15 Glen Perkins, L ERA: 2.45	1.0	S	3	0	0	0	1	0	0	0	0	0	0	7	9	0.00	0.000										

Detroit Tigers @ Minnesota Twins
Target Field, Minneapolis, MN
Sat Jun 15 2013, 6:17 PM - 8:57 PM CDT
Att: 35,017 - Partly Cloudy - 68 F

AB 33
R 3
H 8
RBI 2
BB 2
SO 3
LOB 12



Batter	1	2	3	4	5	6	7	8	9	AB	R	H	RBI	BB	SO	LOB	BOTTOM										
11 Clete Thomas, L OBP: 0.321, SLG: 0.370	G4-3		K2-3	K		K				5	0	2	0	0	3	4											
7 Joe Mauer, L OBP: 0.415, SLG: 0.482	L8		BB			F8		G4-6-3		4	0	1	2	1	0	2											
9 Ryan Doumit, S OBP: 0.288, SLG: 0.411	G4-3		BB			K2-3				4	0	1	0	0	2	2											
33 Justin Morneau, L OBP: 0.346, SLG: 0.386	K									4	1	2	0	0	1	1											
31 Oswaldo Arcia, L OBP: 0.328, SLG: 0.470			BB			F9		G6-3		3	1	1	0	1	0	2											
24 Trevor Plouffe, R OBP: 0.350, SLG: 0.467			BB			HR				3	2	3	3	1	0	0											
27 Chris Parmelee, L OBP: 0.307, SLG: 0.352										4	1	2	0	0	1	2											
2 Brian Dozier, R OBP: 0.278, SLG: 0.314										3	1	1	1	1	0	3											
25 Pedro Florimón, S OBP: 0.300, SLG: 0.335										3	0	1	0	0	1	0											
Inning Stats	R: 0 E: 0 K: 1 S: 8	H: 1 LOB: 1 BB: 0 P: 10	R: 0 E: 0 K: 1 S: 11	H: 0 LOB: 2 BB: 2 P: 21	R: 0 E: 0 K: 1 S: 9	H: 1 LOB: 1 BB: 1 P: 18	R: 2 E: 0 K: 1 S: 17	H: 3 LOB: 2 BB: 1 P: 26	R: 0 E: 0 K: 1 S: 11	H: 1 LOB: 1 BB: 0 P: 17	R: 3 E: 0 K: 2 S: 16	H: 4 LOB: 1 BB: 0 P: 20	R: 1 E: 0 K: 0 S: 14	H: 3 LOB: 1 BB: 0 P: 21	R: 0 E: 0 K: 1 S: 9	H: 1 LOB: 0 BB: 0 P: 12	1B: 10 2B: 3 3B: 0 HR: 1	SF: 0 SAC: 1 DP: 2 HBP: 0	WP: 0 PB: 0 SB: 0 CS: 0	PA: 38							
PITCHER	IP	WLS	BF	H	R	ER	SO	BB	IBB	HBP	BLK	WP	HR	S	P	ERA	WHIP										
19 Anibal Sánchez, R ERA: 2.76	3.2		18	5	2	2	3	4	0	0	0	0	0	30	40	11.57	2.143										
38 Darin Downs, L ERA: 3.91	2.1	L	12	5	3	3	4	0	0	0	0	0	0	14	21	9.00	3.000										
57 Evan Reed, R ERA: 3.6	1.0		5	3	1	1	0	0	0	0	0	0	0	9	12	0.00	1.000										
36 Luke Putkonen, R ERA: 2.25	1.0		3	1	0	0	1	0	0	0	0	0	0	9	12	0.00	1.000										

Detroit Tigers @ Minnesota Twins
Target Field, Minneapolis, MN
Sat Jun 15 2013, 6:17 PM - 8:57 PM CDT
Att: 35,017 - Partly Cloudy - 68 F

AB 33
R 6
H 14
RBI 6
BB 4
SO 8
LOB 16



Batter	1	2	3	4	5	6	7	8	9	AB	R	H	RBI	BB	SO	LOB	TOP					
9 Nate McLouth, L (1,7) OBP: 0.368, SLG: 0.399	F8		P6		G3-1				F7	5	0	1	0	0	0	1						
13 Manny Machado, R (1,5) OBP: 0.355, SLG: 0.490	G4-3		K		10 HR				F7	5	1	2	0	0	1	2						
21 Nick Markakis, L (1,9) OBP: 0.344, SLG: 0.417					10 HR				G6-3	2	1	0	0	3	0	0						
10 Adam Jones, R (1,8) OBP: 0.325, SLG: 0.520	F8		P5		HR				G4-3	4	1	1	3	0	0	4						
19 Chris Davis, L (1,3)			K		G3-1				K	4	0	0	0	0	2	0						
32 Matt Wieters, S (1,2) OBP: 0.322, SLG: 0.411			K		2 HR				G4-3	3	1	0	0	1	1	0						
2 J.J. Hardy, R (1,6) OBP: 0.312, SLG: 0.473	F7		HR		1B				1B	4	1	3	2	0	0	0						
45 Travis Ishikawa, L (1,10)			G4-3		K				F7	4	0	0	0	0	2	2						
3 Ryan Flaherty, L (1,4) OBP: 0.238, SLG: 0.252			1B		1B				G3-1	4	0	2	0	0	0	1						
Inning Stats	R: 0 H: 0 E: 0 K: 0 S: 7	H: 0 LOB: 1 BB: 1 P: 15	R: 0 H: 0 E: 0 K: 2 S: 9	H: 0 LOB: 0 BB: 0 P: 15	R: 0 H: 2 E: 0 K: 1 S: 19	LOB: 3 BB: 1 P: 30	R: 2 H: 2 E: 0 K: 1 S: 13	H: 2 LOB: 1 BB: 1 P: 21	R: 3 H: 3 E: 0 K: 0 S: 5	LOB: 0 BB: 0 P: 11	R: 0 H: 0 E: 0 K: 1 S: 6	H: 0 LOB: 0 BB: 0 P: 9	R: 0 H: 1 E: 0 K: 0 S: 11	LOB: 1 BB: 0 P: 13	R: 0 H: 0 E: 0 K: 0 S: 10	LOB: 0 BB: 0 P: 16	1B: 5 2B: 2 3B: 0 HR: 2	SF: 0 SAC: 0 DP: 0 HBP: 0	WP: 0 PA: 40 PB: 0 SB: 0 CS: 1			
PITCHER	IP WLS BF H R ER SO	IP WLS BF H R ER SO	IP WLS BF H R ER SO	IP WLS BF H R ER SO	IP WLS BF H R ER SO	IP WLS BF H R ER SO	IP WLS BF H R ER SO	IP WLS BF H R ER SO	IP WLS BF H R ER SO	IP WLS BF H R ER SO	IP WLS BF H R ER SO	IP WLS BF H R ER SO	IP WLS BF H R ER SO	IP WLS BF H R ER SO	IP WLS BF H R ER SO	IP WLS BF H R ER SO	ERA WHIP	ERA WHIP				
35 Justin Verlander, R (1,1) ERA: 3.72	5.0	L	26	7	5	5	5	4	0	0	0	0	0	0	0	0	0	2	60	102	9.00	2.200
38 Darin Downs, L (6,1) ERA: 3.71	1.1		4	1	0	0	0	0	0	0	0	0	0	0	0	0	0	0	7	13	0.00	0.750
36 Luke Putkonen, R (7,1) ERA: 1.85	1.2		6	1	0	0	1	0	0	0	0	0	0	0	0	0	0	15	20	0.00	0.600	
40 Phil Coke, L (9,1) ERA: 5.23	1.0		3	0	0	0	0	0	0	0	0	0	0	0	0	0	0	10	16	0.00	0.000	

Baltimore Orioles @ Detroit Tigers
Comerica Park, Detroit, MI
Tue Jun 18 2013, 7:10 PM - 10:04 PM EDT
Att: 34,706 - Clear - 71 F

AB 35
R 5
H 9
RBI 5
BB 4
SO 6
LOB 10



Batter	1	2	3	4	5	6	7	8	9	AB	R	H	RBI	BB	SO	LOB	BOTTOM				
14 Austin Jackson, R (1,8) OBP: 0.353, SLG: 0.394	F8		G1-3		48 1B				48 1B	3	0	1	1	2	0	0					
48 Torii Hunter, R (1,9) OBP: 0.340, SLG: 0.405	P3		G5-3		1B				FC5-4	5	0	2	0	0	0	2					
24 Miguel Cabrera, R (1,5) OBP: 0.450, SLG: 0.634	1B		1B		G4-3				P3	5	0	2	0	0	0	6					
28 Prince Fielder, L (1,3) OBP: 0.389, SLG: 0.494			G3-1		FC6-4				P5	3	0	0	0	1	0	3					
41 Victor Martinez, S (1,10) OBP: 0.280, SLG: 0.331			G5-3		BB				F8	3	0	0	0	1	0	1					
27 Jhonny Peralta, R (1,6) OBP: 0.385, SLG: 0.486			2B		F8				E5	4	0	1	0	0	1	3					
18 Matt Tuiasosopo, R (1,7) OBP: 0.353, SLG: 0.551			G5-3		HR				P5	3	1	1	1	0	1	2					
32 Don Kelly, L (6,PH) OBP: 0.337, SLG: 0.382			G5-3		K				K	1	0	0	0	0	0	1					
4 Omar Infante, R (1,4) OBP: 0.339, SLG: 0.415			G6-3		L8				K	4	1	1	0	0	1	1					
55 Brayan Peña, S (1,2) OBP: 0.307, SLG: 0.385			G5-3		K				F7	4	0	1	0	0	1	0					
Inning Stats	R: 0 H: 1 E: 0 K: 0 S: 6	H: 1 LOB: 0 BB: 0 P: 11	R: 0 H: 1 E: 0 K: 0 S: 13	H: 1 LOB: 0 BB: 0 P: 23	R: 0 H: 0 E: 0 K: 0 S: 5	LOB: 0 BB: 0 P: 6	R: 0 H: 1 E: 0 K: 0 S: 11	H: 1 LOB: 2 BB: 1 P: 21	R: 1 H: 2 E: 0 K: 1 S: 12	LOB: 1 BB: 1 P: 21	R: 0 H: 0 E: 0 K: 2 S: 10	LOB: 0 BB: 1 P: 16	R: 1 H: 3 E: 0 K: 0 S: 12	H: 3 LOB: 2 BB: 0 P: 15	R: 0 H: 0 E: 1 K: 1 S: 8	LOB: 1 BB: 0 P: 10	R: 0 H: 1 E: 0 K: 0 S: 6	LOB: 1 BB: 1 P: 10	1B: 7 2B: 1 3B: 0 HR: 1	SF: 0 SAC: 0 DP: 1 HBP: 0	WP: 0 PA: 39 PB: 0 SB: 0 CS: 0
PITCHER	IP WLS BF H R ER SO	IP WLS BF H R ER SO	IP WLS BF H R ER SO	IP WLS BF H R ER SO	IP WLS BF H R ER SO	IP WLS BF H R ER SO	IP WLS BF H R ER SO	IP WLS BF H R ER SO	IP WLS BF H R ER SO	IP WLS BF H R ER SO	IP WLS BF H R ER SO	IP WLS BF H R ER SO	IP WLS BF H R ER SO	IP WLS BF H R ER SO	IP WLS BF H R ER SO	IP WLS BF H R ER SO	ERA WHIP	ERA WHIP			
53 Zack Britton, L (1,1) ERA: 5.96	5.1	W	23	5	1	1	2	3	0	0	0	0	0	0	0	0	0	18	23	6.75	2.250
56 Darren O'Day, R (6,1) ERA: 1.65	1.1		7	3	1	1	2	0	0	0	0	0	0	0	0	0	0	1	1	0.00	0.000
17 Brian Matusz, L (7,1) ERA: 4.08	0.1	H	1	0	0	0	0	0	0	0	0	0	0	0	0	0	0	8	10	0.00	0.000
29 Tommy Hunter, R (8,1) ERA: 1.82	1.0	H	4	0	0	0	1	0	0	0	0	0	0	0	0	0	0	6	10	0.00	2.000
43 Jim Johnson, R (9,1) ERA: 3.82	1.0	S	4	1	0	0	0	1	0	0	0	0	0	0	0	0	0	6	10	0.00	2.000

Baltimore Orioles @ Detroit Tigers
Comerica Park, Detroit, MI
Tue Jun 18 2013, 7:10 PM - 10:04 PM EDT
Att: 34,706 - Clear - 71 F

AB 35
R 2
H 9
RBI 2
BB 4
SO 4
LOB 19



Batter	1	2	3	4	5	6	7	8	9	AB	R	H	RBI	BB	SO	LOB	TOP							
9 Nate McLouth, L OBP: 0.372, SLG: 0.412										5	2	3	0	0	1	0								
13 Manny Machado, R OBP: 0.358, SLG: 0.491										4	2	2	1	1	1	1								
21 Nick Markakis, L OBP: 0.345, SLG: 0.416										5	2	2	0	0	1	4								
28 Steve Pearce, R OBP: 0.311, SLG: 0.383										0	0	0	0	0	0	0								
10 Adam Jones, R OBP: 0.326, SLG: 0.521										5	2	2	3	0	0	2								
36 Chris Dickerson, L OBP: 0.272, SLG: 0.456										0	0	0	0	0	0	0								
19 Chris Davis, L OBP: 0.413, SLG: 0.720										5	2	3	5	0	1	0								
2 J.J. Hardy, R OBP: 0.310, SLG: 0.470										4	1	1	1	0	0	0								
12 Alexi Casilla, S OBP: 0.266, SLG: 0.282										0	0	0	0	0	0	0								
45 Travis Ishikawa, L OBP: 0.111, SLG: 0.111										5	0	1	0	0	3	2								
3 Ryan Flaherty, L OBP: 0.242, SLG: 0.257										5	1	2	0	0	1	1								
31 Taylor Teagarden, R OBP: 0.071, SLG: 0.179										5	1	1	3	0	1	1								
Inning Stats	R: 0 E: 0 K: 0 S: 7	H: 1 LOB: 1 BB: 0 P: 13	R: 0 E: 0 K: 0 S: 8	H: 1 LOB: 1 BB: 0 P: 13	R: 0 E: 0 K: 1 S: 12	H: 0 LOB: 0 BB: 0 P: 17	R: 6 E: 0 K: 1 S: 19	H: 7 LOB: 1 BB: 0 P: 29	R: 0 E: 0 K: 1 S: 7	H: 0 LOB: 0 BB: 0 P: 11	R: 0 E: 0 K: 1 S: 7	H: 0 LOB: 0 BB: 0 P: 10	R: 3 E: 0 K: 1 S: 20	H: 3 LOB: 1 BB: 1 P: 33	R: 0 E: 0 K: 3 S: 10	H: 0 LOB: 0 BB: 0 P: 14	R: 4 E: 0 K: 1 S: 18	H: 5 LOB: 1 BB: 0 P: 25	1B: 10 2B: 4 3B: 0 HR: 3	SF: 1 SAC: 0 DP: 0 HBP: 0	WP: 0 PB: 0 SB: 3 CS: 0	PA: 45		
PITCHER	IP: 6.0 WLS: L BF: 27 ERA: 4.74	IP: 0.1 WLS: 3 BF: 1 ERA: 4.33	IP: 1.2 WLS: 7 BF: 2 ERA: 4.05	IP: 1.0 WLS: 8 BF: 5 ERA: 5.59	IP: 6.0 WLS: L BF: 27 ERA: 4.74	IP: 0.1 WLS: 3 BF: 1 ERA: 4.33	IP: 1.2 WLS: 7 BF: 2 ERA: 4.05	IP: 1.0 WLS: 8 BF: 5 ERA: 5.59	IP: 6.0 WLS: L BF: 27 ERA: 4.74	IP: 0.1 WLS: 3 BF: 1 ERA: 4.33	IP: 1.2 WLS: 7 BF: 2 ERA: 4.05	IP: 1.0 WLS: 8 BF: 5 ERA: 5.59	IP: 6.0 WLS: L BF: 27 ERA: 4.74	IP: 0.1 WLS: 3 BF: 1 ERA: 4.33	IP: 1.2 WLS: 7 BF: 2 ERA: 4.05	IP: 1.0 WLS: 8 BF: 5 ERA: 5.59	IP: 6.0 WLS: L BF: 27 ERA: 4.74	IP: 0.1 WLS: 3 BF: 1 ERA: 4.33	IP: 1.2 WLS: 7 BF: 2 ERA: 4.05	IP: 1.0 WLS: 8 BF: 5 ERA: 5.59	IP: 6.0 WLS: L BF: 27 ERA: 4.74	IP: 0.1 WLS: 3 BF: 1 ERA: 4.33	IP: 1.2 WLS: 7 BF: 2 ERA: 4.05	IP: 1.0 WLS: 8 BF: 5 ERA: 5.59

Baltimore Orioles @ Detroit Tigers
Comerica Park, Detroit, MI
Wed Jun 19 2013, 1:09 PM - 4:21 PM EDT
Att: 38,574 - Sunny - 67 F

AB 43
R 13
H 17
RBI 13
BB 1
SO 9
LOB 11



Batter	1	2	3	4	5	6	7	8	9	AB	R	H	RBI	BB	SO	LOB	BOTTOM							
14 Austin Jackson, R OBP: 0.354, SLG: 0.394										5	0	2	0	0	1	4								
12 Andy Dirks, L OBP: 0.289, SLG: 0.335										5	0	1	0	0	0	2								
24 Miguel Cabrera, R OBP: 0.452, SLG: 0.632										4	0	2	0	1	0	1								
28 Prince Fielder, L OBP: 0.386, SLG: 0.487										4	0	0	0	1	2	4								
41 Victor Martinez, S OBP: 0.280, SLG: 0.329										4	1	1	0	0	1	4								
27 Jhonny Peralta, R OBP: 0.387, SLG: 0.488										3	2	1	0	1	1	0								
32 Don Kelly, L OBP: 0.345, SLG: 0.385										2	0	1	0	0	0	1								
18 Matt Tuiasosopo, R OBP: 0.466, SLG: 0.563										2	0	1	2	0	1	0								
4 Omar Infante, R OBP: 0.337, SLG: 0.416										4	0	1	1	0	0	2								
50 Bryan Holaday, R OBP: 0.250, SLG: 0.250										4	0	1	0	0	1	2								
Inning Stats	R: 0 E: 0 K: 1 S: 17	H: 2 LOB: 2 BB: 1 P: 25	R: 0 E: 0 K: 0 S: 13	H: 2 LOB: 2 BB: 0 P: 22	R: 0 E: 0 K: 0 S: 8	H: 0 LOB: 1 BB: 1 P: 13	R: 1 E: 0 K: 0 S: 11	H: 2 LOB: 1 BB: 0 P: 18	R: 0 E: 0 K: 0 S: 7	H: 0 LOB: 0 BB: 0 P: 12	R: 2 E: 0 K: 1 S: 15	H: 2 LOB: 1 BB: 1 P: 26	R: 0 E: 0 K: 1 S: 13	H: 1 LOB: 0 BB: 0 P: 17	R: 0 E: 0 K: 2 S: 8	H: 0 LOB: 0 BB: 0 P: 13	R: 0 E: 0 K: 2 S: 12	H: 2 LOB: 2 BB: 0 P: 13	1B: 8 2B: 3 3B: 0 HR: 0	SF: 0 SAC: 0 DP: 0 HBP: 0	WP: 0 PB: 0 SB: 0 CS: 1	PA: 40		
PITCHER	IP: 5.0 WLS: W BF: 24 ERA: 3.71	IP: 2.0 WLS: 8 BF: 2 ERA: 3.41	IP: 1.0 WLS: 3 BF: 0 ERA: 6.86	IP: 1.0 WLS: 5 BF: 2 ERA: 4.8	IP: 5.0 WLS: W BF: 24 ERA: 3.71	IP: 2.0 WLS: 8 BF: 2 ERA: 3.41	IP: 1.0 WLS: 3 BF: 0 ERA: 6.86	IP: 1.0 WLS: 5 BF: 2 ERA: 4.8	IP: 5.0 WLS: W BF: 24 ERA: 3.71	IP: 2.0 WLS: 8 BF: 2 ERA: 3.41	IP: 1.0 WLS: 3 BF: 0 ERA: 6.86	IP: 1.0 WLS: 5 BF: 2 ERA: 4.8	IP: 5.0 WLS: W BF: 24 ERA: 3.71	IP: 2.0 WLS: 8 BF: 2 ERA: 3.41	IP: 1.0 WLS: 3 BF: 0 ERA: 6.86	IP: 1.0 WLS: 5 BF: 2 ERA: 4.8	IP: 5.0 WLS: W BF: 24 ERA: 3.71	IP: 2.0 WLS: 8 BF: 2 ERA: 3.41	IP: 1.0 WLS: 3 BF: 0 ERA: 6.86	IP: 1.0 WLS: 5 BF: 2 ERA: 4.8	IP: 5.0 WLS: W BF: 24 ERA: 3.71	IP: 2.0 WLS: 8 BF: 2 ERA: 3.41	IP: 1.0 WLS: 3 BF: 0 ERA: 6.86	IP: 1.0 WLS: 5 BF: 2 ERA: 4.8

Baltimore Orioles @ Detroit Tigers
Comerica Park, Detroit, MI
Wed Jun 19 2013, 1:09 PM - 4:21 PM EDT
Att: 38,574 - Sunny - 67 F

AB 37
R 3
H 11
RBI 3
BB 3
SO 7
LOB 20



Batter	1	2	3	4	5	6	7	8	9	AB	R	H	RBI	BB	SO	LOB	TOP								
2 Jacoby Ellsbury, L (1, 8) OBP: 0.348, SLG: 0.387	F9		18 HBP BB				K		K	4	0	1	1	1	2	0									
18 Shane Victorino, S (1, 9) OBP: 0.339, SLG: 0.361	P6		HBP		F8			15 BB 34 BB	15 S 2B	3	1	1	0	1	0	1									
15 Dustin Pedroia, R (1, 4) OBP: 0.393, SLG: 0.420	K		L9		F9			20 HBP 34 BB	K	4	0	0	0	1	2	5									
34 David Ortiz, L (1, 10) OBP: 0.386, SLG: 0.610		K		HR	F8			20 HBP 1B		4	1	2	2	0	1	1									
12 Mike Napoli, R (1, 3) OBP: 0.343, SLG: 0.455	5 G4-6-3 1B		G6-3		F9			K		4	0	1	0	0	1	2									
5 Jonny Gomes, R (1, 7) OBP: 0.323, SLG: 0.365	G4-6-3		K		K			P5		4	0	0	0	0	2	3									
20 Ryan Lavarnway, R (1, 2) OBP: 0.308, SLG: 0.455			G5-3		2B			G5-3		3	0	1	0	0	0	0									
16 Will Middlebrooks, R (1, 5) OBP: 0.228, SLG: 0.389			F9		G3			F8	F9	4	0	0	0	0	0	4									
10 Jose Iglesias, R (1, 6) OBP: 0.377, SLG: 0.557			18 HBP 2 BB BB		2 BB 1B 3B			L7		3	1	1	0	1	1	0									
Inning Stats	R: 0 E: 0 K: 1 S: 10	H: 0 LOB: 0 BB: 0 P: 15	R: 0 E: 0 K: 1 S: 6	H: 1 LOB: 0 BB: 0 P: 7	R: 0 E: 0 K: 0 S: 10	H: 0 LOB: 3 BB: 2 P: 27	R: 1 E: 0 K: 1 S: 13	H: 2 LOB: 1 BB: 0 P: 23	R: 1 E: 0 K: 0 S: 10	H: 2 LOB: 1 BB: 0 P: 13	R: 0 E: 0 K: 1 S: 9	H: 0 LOB: 0 BB: 0 P: 16	R: 0 E: 0 K: 1 S: 8	H: 0 LOB: 0 BB: 0 P: 12	R: 1 E: 0 K: 1 S: 9	H: 1 LOB: 3 BB: 2 P: 24	R: 0 E: 0 K: 3 S: 19	H: 1 LOB: 1 BB: 0 P: 25	1B: 3 2B: 2 3B: 1 HR: 1	SF: 0 SAC: 0 DP: 1 HBP: 2	WP: 0 PB: 0 SB: 1 CS: 0	PA: 39			
PITCHER	IP	WLS	BF	H	R	ER	SO	BB	IBB	HBP	BLK	WP	HR	S	P	ERA	WHIP								
52 Jose Alvarez, L (1, 1) ERA: 2.45	5.0		22	5	2	2	3	2	0	1	0	0	1	49	85	3.60	1.400								
36 Luke Putkonen, R (6, 1) ERA: 1.59	1.2		5	0	0	0	1	0	0	0	0	0	0	14	25	0.00	0.000								
40 Phil Coke, L (7, 1) ERA: 5.57	0.1		4	1	1	1	1	2	0	0	0	0	0	4	13	27.00	9.000								
33 Drew Smyly, L (8, 1) ERA: 1.85	2.0	W	8	1	0	0	4	0	0	1	0	0	0	27	39	0.00	0.500								

Boston Red Sox @ Detroit Tigers
Comerica Park, Detroit, MI
Thu Jun 20 2013, 7:08 PM - 10:01 PM EDT
Att: 36,939 - Partly Cloudy - 78 F

AB 33
R 3
H 7
RBI 3
BB 4
SO 9
LOB 16



Batter	1	2	3	4	5	6	7	8	9	AB	R	H	RBI	BB	SO	LOB	BOTTOM								
14 Austin Jackson, R (1, 8) OBP: 0.352, SLG: 0.391	K		G6-3		48 BB 1B		K			4	0	1	0	0	2	2									
48 Torii Hunter, R (1, 9) OBP: 0.339, SLG: 0.402	G5-3			P3	1B			G6-3		4	0	1	2	0	0	0									
24 Miguel Cabrera, R (1, 5) OBP: 0.450, SLG: 0.630	K			41 WP 2B	K			K		4	0	1	0	0	3	2									
28 Prince Fielder, L (1, 3) OBP: 0.384, SLG: 0.483		F8		F8	41 G4-6-3 1B			F8		4	0	1	0	0	0	1									
41 Victor Martinez, S (1, 10) OBP: 0.279, SLG: 0.326		G4-3		G3		G4-6-3				3	0	0	0	1	0	2									
32 Don Kelly, L (9, PR) OBP: 0.340, SLG: 0.385									27 HR BB	0	1	0	0	0	0	0									
27 Jhonny Peralta, R (1, 6) OBP: 0.385, SLG: 0.496		G5-3			K		G6-3		HR	4	1	1	2	0	1	0									
12 Andy Dirks, L (1, 7) OBP: 0.294, SLG: 0.336		G4-3			14 BB 48 BB 55 BB 1B			55 FC4-6 1B		2	1	1	0	1	0	0									
4 Omar Infante, R (1, 4) OBP: 0.337, SLG: 0.419				P6			B1			3	0	1	0	0	0	2									
55 Brayan Peña, S (1, 2) OBP: 0.308, SLG: 0.384		G5-3			14 BB 48 BB 1B		FC4-6			3	1	1	0	0	0	2									
Inning Stats	R: 0 E: 0 K: 2 S: 9	H: 0 LOB: 0 BB: 0 P: 13	R: 0 E: 0 K: 0 S: 7	H: 0 LOB: 0 BB: 0 P: 13	R: 0 E: 0 K: 0 S: 11	H: 1 LOB: 1 BB: 0 P: 16	R: 0 E: 0 K: 0 S: 9	H: 1 LOB: 1 BB: 0 P: 15	R: 2 E: 0 K: 2 S: 14	H: 3 LOB: 2 BB: 1 P: 23	R: 0 E: 0 K: 0 S: 6	H: 1 LOB: 0 BB: 0 P: 7	R: 0 E: 0 K: 1 S: 8	H: 1 LOB: 0 BB: 0 P: 11	R: 0 E: 0 K: 1 S: 9	H: 0 LOB: 0 BB: 0 P: 10	R: 2 E: 0 K: 0 S: 4	H: 1 LOB: 1 BB: 1 P: 9	1B: 5 2B: 2 3B: 0 HR: 1	SF: 0 SAC: 0 DP: 1 HBP: 0	WP: 1 PB: 0 SB: 0 CS: 0	PA: 33			
PITCHER	IP	WLS	BF	H	R	ER	SO	BB	IBB	HBP	BLK	WP	HR	S	P	ERA	WHIP								
41 John Lackey, R (1, 1) ERA: 3.03	7.0		28	7	2	2	5	1	0	0	0	0	0	64	98	2.57	1.143								
19 Koji Uehara, R (8, 1) ERA: 2.1	1.0	H	3	0	0	0	1	0	0	0	0	0	0	9	10	0.00	0.000								
40 Andrew Bailey, R (9, 1) ERA: 4.03	0.0	L	2	1	2	2	0	1	0	0	0	0	1	4	9	∞	∞								

Boston Red Sox @ Detroit Tigers
Comerica Park, Detroit, MI
Thu Jun 20 2013, 7:08 PM - 10:01 PM EDT
Att: 36,939 - Partly Cloudy - 78 F


AB 31
R 4
H 8
RBI 4
BB 2
SO 6
LOB 11



Batter	1	2	3	4	5	6	7	8	9	AB	R	H	RBI	BB	SO	LOB	TOP										
2 Jacoby Ellsbury, L OBP: 0.352, SLG: 0.395										4	1	2	0	0	0	2											
18 Shane Victorino, S OBP: 0.349, SLG: 0.389										4	0	1	0	0	2	3											
15 Dustin Pedroia, R OBP: 0.388, SLG: 0.414										4	0	0	0	0	0	4											
34 David Ortiz, L OBP: 0.388, SLG: 0.614										4	1	2	1	0	1	1											
37 Mike Carp, L OBP: 0.375, SLG: 0.670										4	1	1	0	0	2	1											
29 Daniel Nava, S OBP: 0.373, SLG: 0.446										4	0	1	0	0	0	1											
39 Jarrod Saltalamacchia, R OBP: 0.327, SLG: 0.466											4	0	1	1	0	1											
7 Stephen Drew, L OBP: 0.306, SLG: 0.376											3	0	0	0	1	2											
10 Jose Iglesias, R OBP: 0.387, SLG: 0.581											3	0	2	0	0	0											
Inning Stats	R: 2 E: 0 K: 1 S: 13	H: 3 LOB: 0 BB: 0 P: 21	R: 0 E: 0 K: 0 S: 7	H: 0 LOB: 0 BB: 0 P: 10	R: 0 E: 0 K: 0 S: 7	H: 0 LOB: 0 BB: 0 P: 10	R: 0 E: 1 K: 1 S: 12	H: 1 LOB: 1 BB: 0 P: 20	R: 0 E: 0 K: 1 S: 11	H: 1 LOB: 1 BB: 0 P: 15	R: 0 E: 0 K: 2 S: 9	H: 0 LOB: 0 BB: 0 P: 17	R: 0 E: 0 K: 1 S: 12	H: 1 LOB: 2 BB: 0 P: 19	R: 1 E: 0 K: 0 S: 12	H: 3 LOB: 1 BB: 0 P: 20	1B: 8 2B: 1 3B: 0 HR: 1	SF: 0 SAC: 0 DP: 2 HBP: 0	WP: 0 PB: 0 SB: 0 CS: 0	PA: 35							
PITCHER	IP	WLS	BF	H	R	ER	SO	BB	IBB	HBP	BLK	WP	HR	S	P	ERA	WHIP										
37 Max Scherzer, R ERA: 3.05	7.0	W	25	6	2	2	6	0	0	0	0	0	1	66	105	2.57	0.857										
62 Al Alburquerque, R ERA: 2.79	1.0		5	1	0	0	1	1	0	0	0	0	0	12	19	0.00	2.000										
36 Luke Putkonen, R ERA: 2.19	1.0		5	3	1	1	0	0	0	0	0	0	0	12	20	9.00	3.000										

Boston Red Sox @ Detroit Tigers
Comerica Park, Detroit, MI
Sat Jun 22 2013, 7:17 PM - 10:20 PM EDT
Att: 42,508 - Cloudy - 77 F


AB 34
R 3
H 10
RBI 2
BB 1
SO 7
LOB 14



Batter	1	2	3	4	5	6	7	8	9	AB	R	H	RBI	BB	SO	LOB	BOTTOM										
14 Austin Jackson, R OBP: 0.358, SLG: 0.397										5	2	3	1	0	1	1											
48 Torii Hunter, R OBP: 0.348, SLG: 0.411										5	1	3	0	0	1	1											
24 Miguel Cabrera, R OBP: 0.460, SLG: 0.642										3	1	1	0	2	1	0											
28 Prince Fielder, L OBP: 0.376, SLG: 0.468										4	1	0	0	1	1	6											
41 Victor Martinez, S OBP: 0.290, SLG: 0.343										3	3	2	5	2	0	1											
27 Jhonny Peralta, R OBP: 0.381, SLG: 0.488										4	0	1	1	0	3	2											
12 Andy Dirks, L OBP: 0.309, SLG: 0.359										4	1	3	0	0	1	1											
4 Omar Infante, R OBP: 0.330, SLG: 0.420										4	1	1	2	0	1	4											
55 Brayan Peña, S OBP: 0.313, SLG: 0.383										4	0	1	0	0	0	3											
Inning Stats	R: 4 E: 0 K: 3 S: 19	H: 4 LOB: 1 BB: 1 P: 32	R: 0 E: 0 K: 0 S: 10	H: 2 LOB: 0 BB: 0 P: 17	R: 0 E: 0 K: 2 S: 10	H: 0 LOB: 1 BB: 1 P: 18	R: 1 E: 0 K: 0 S: 10	H: 2 LOB: 1 BB: 0 P: 11	R: 2 E: 0 K: 0 S: 15	H: 3 LOB: 2 BB: 1 P: 26	R: 0 E: 0 K: 2 S: 10	H: 1 LOB: 0 BB: 0 P: 12	R: 2 E: 0 K: 2 S: 12	H: 1 LOB: 0 BB: 1 P: 17	R: 1 E: 0 K: 0 S: 14	H: 2 LOB: 1 BB: 1 P: 24	1B: 12 2B: 1 3B: 0 HR: 2	SF: 0 SAC: 0 DP: 2 HBP: 0	WP: 0 PB: 0 SB: 1 CS: 1	PA: 42							
PITCHER	IP	WLS	BF	H	R	ER	SO	BB	IBB	HBP	BLK	WP	HR	S	P	ERA	WHIP										
64 Allen Webster, R ERA: 11.25	4.1	L	21	8	5	5	5	2	0	0	0	0	1	52	82	10.38	2.308										
56 Franklin Morales, L ERA: 7.3	2.1		14	5	4	4	4	2	0	0	0	0	0	31	48	15.43	3.000										
63 Alex Wilson, R ERA: 2.82	1.1		6	2	1	1	0	1	0	0	0	0	0	17	27	6.75	2.250										

Boston Red Sox @ Detroit Tigers
Comerica Park, Detroit, MI
Sat Jun 22 2013, 7:17 PM - 10:20 PM EDT
Att: 42,508 - Cloudy - 77 F

AB 36
R 10
H 15
RBI 9
BB 5
SO 9
LOB 19



Batter	1	2	3	4	5	6	7	8	9	AB	R	H	RBI	BB	SO	LOB	TOP			
39 JB Shuck, L OBP: 0.354, SLG: 0.378	G6-3		27 1B	FC6-4	27 1B 5 1B		SF7	27 E 1B		5	2	3	4	0	0	2	Los Angeles Angels @ Detroit Tigers Comerica Park, Detroit, MI Tue Jun 25 2013, 7:09 PM - 11:11 PM EDT Att: 34,204 - Partly Cloudy - 84 F			
27 Mike Trout, R OBP: 0.383, SLG: 0.530	G4-3		5 F8 5 S		F9		G6-3	E5		6	1	2	2	0	0	2				
25 Peter Bourjos, R OBP: 0.386, SLG: 0.457			2H							0	0	0	0	0	0	0				
5 Albert Pujols, R OBP: 0.330, SLG: 0.448	F8		F8				F7	G4-3		6	1	2	1	0	0	4				
44 Mark Trumbo, R OBP: 0.323, SLG: 0.474		G5-3						E5	K	6	2	1	0	0	1	2				
10 Brad Hawpe, L OBP: 0.429, SLG: 0.273										0	0	0	0	0	0	0				
47 Howie Kendrick, R OBP: 0.364, SLG: 0.466		G3		K			E1	L8		5	1	1	1	0	1	1				
20 Brendan Harris, R OBP: 0.277, SLG: 0.366										0	0	0	0	1	0	0				
32 Josh Hamilton, L OBP: 0.289, SLG: 0.382										5	3	3	1	1	2	2				
6 Alberto Callaspo, S OBP: 0.336, SLG: 0.378										4	2	1	0	2	0	3				
16 Hank Conger, L OBP: 0.306, SLG: 0.429										4	1	1	2	1	2	6				
2 Erick Aybar, S OBP: 0.296, SLG: 0.368										3	1	2	2	1	1	0				
Inning Stats	R: 0 E: 0 K: 0 S: 6	H: 0 LOB: 0 BB: 0 P: 9	R: 0 E: 0 K: 0 S: 19	H: 1 LOB: 2 BB: 1 P: 31	R: 1 E: 0 K: 1 S: 12	H: 2 LOB: 1 BB: 0 P: 20	R: 1 E: 0 K: 1 S: 16	H: 3 LOB: 2 BB: 2 P: 22	R: 8 E: 1 K: 2 S: 12	H: 7 LOB: 1 BB: 0 P: 16	R: 0 E: 0 K: 0 S: 6	H: 0 LOB: 1 BB: 1 P: 14	R: 3 E: 2 K: 1 S: 23	H: 3 LOB: 3 BB: 1 P: 36	R: 0 E: 0 K: 2 S: 10	H: 0 LOB: 1 BB: 1 P: 17	1B: 14 2B: 2 3B: 0 HR: 0	SF: 2 DP: 0 HBP: 0	WP: 0 PB: 0 SB: 2 CS: 0	PA: 52
PITCHER	IP WLS BF H R ER SO	IP WLS BF H R ER SO	IP WLS BF H R ER SO	IP WLS BF H R ER SO	IP WLS BF H R ER SO	IP WLS BF H R ER SO	IP WLS BF H R ER SO	IP WLS BF H R ER SO	IP WLS BF H R ER SO	IP WLS BF H R ER SO	IP WLS BF H R ER SO	IP WLS BF H R ER SO	IP WLS BF H R ER SO	IP WLS BF H R ER SO	IP WLS BF H R ER SO	IP WLS BF H R ER SO	ERA WHIP	ERA WHIP		
21 Rick Porcello, R ERA: 5.27	4.1 L 25 10 7 7 2	2.1 5 3 2 2 0	0.2 13 5 0 2 2	0.2 5 2 0 0 1	1.0 4 0 0 0 2	0.2 5 2 0 0 1	1.0 4 0 0 0 2	0.2 5 2 0 0 1	1.0 4 0 0 0 2	0.2 5 2 0 0 1	1.0 4 0 0 0 2	0.2 5 2 0 0 1	1.0 4 0 0 0 2	0.2 5 2 0 0 1	1.0 4 0 0 0 2	0.2 5 2 0 0 1	14.54 2.538	14.54 2.538		
38 Darin Downs, L ERA: 4.8	0.1 5 3 2 2 0	0.1 13 5 0 2 2	0.2 5 2 0 0 1	0.2 5 2 0 0 1	1.0 4 0 0 0 2	0.2 5 2 0 0 1	1.0 4 0 0 0 2	0.2 5 2 0 0 1	1.0 4 0 0 0 2	0.2 5 2 0 0 1	1.0 4 0 0 0 2	0.2 5 2 0 0 1	1.0 4 0 0 0 2	0.2 5 2 0 0 1	1.0 4 0 0 0 2	0.2 5 2 0 0 1	0.00 1.125	0.00 1.125		
57 Evan Reed, R ERA: 2.61	0.2 5 2 0 0 1	1.0 4 0 0 0 2	0.2 5 2 0 0 1	0.2 5 2 0 0 1	1.0 4 0 0 0 2	0.2 5 2 0 0 1	1.0 4 0 0 0 2	0.2 5 2 0 0 1	1.0 4 0 0 0 2	0.2 5 2 0 0 1	1.0 4 0 0 0 2	0.2 5 2 0 0 1	1.0 4 0 0 0 2	0.2 5 2 0 0 1	1.0 4 0 0 0 2	0.2 5 2 0 0 1	0.00 3.000	0.00 3.000		
36 Luke Putkonen, R ERA: 2.08	0.2 5 2 0 0 1	1.0 4 0 0 0 2	0.2 5 2 0 0 1	0.2 5 2 0 0 1	1.0 4 0 0 0 2	0.2 5 2 0 0 1	1.0 4 0 0 0 2	0.2 5 2 0 0 1	1.0 4 0 0 0 2	0.2 5 2 0 0 1	1.0 4 0 0 0 2	0.2 5 2 0 0 1	1.0 4 0 0 0 2	0.2 5 2 0 0 1	1.0 4 0 0 0 2	0.2 5 2 0 0 1	0.00 1.000	0.00 1.000		
40 Phil Coke, L ERA: 5.97	0.2 5 2 0 0 1	1.0 4 0 0 0 2	0.2 5 2 0 0 1	0.2 5 2 0 0 1	1.0 4 0 0 0 2	0.2 5 2 0 0 1	1.0 4 0 0 0 2	0.2 5 2 0 0 1	1.0 4 0 0 0 2	0.2 5 2 0 0 1	1.0 4 0 0 0 2	0.2 5 2 0 0 1	1.0 4 0 0 0 2	0.2 5 2 0 0 1	1.0 4 0 0 0 2	0.2 5 2 0 0 1	0.00 1.000	0.00 1.000		
14 Austin Jackson, R OBP: 0.379, SLG: 0.407	28 F9 48 1B		G5-3		28 2B		G1-3	39 BB 32 SF9 12 1B		3	2	1	1	2	0	0	Los Angeles Angels @ Detroit Tigers Comerica Park, Detroit, MI Tue Jun 25 2013, 7:09 PM - 11:11 PM EDT Att: 34,204 - Partly Cloudy - 84 F			
48 Torii Hunter, R OBP: 0.351, SLG: 0.411					28 2B		G5-3	39 BB		4	2	3	0	0	0	0				
12 Andy Dirks, L OBP: 0.311, SLG: 0.362					24 1B					1	0	1	0	0	0	0				
24 Miguel Cabrera, R OBP: 0.460, SLG: 0.649					24 HR					4	1	1	2	0	2	4				
39 Ramon Santiago, S OBP: 0.241, SLG: 0.265										0	0	0	1	1	0	0				
28 Prince Fielder, L OBP: 0.376, SLG: 0.469										3	1	1	1	0	0	2				
32 Don Kelly, L OBP: 0.335, SLG: 0.380										1	0	0	1	0	0	0				
41 Victor Martinez, S OBP: 0.284, SLG: 0.335										5	0	1	2	0	0	4				
27 Johnny Peralta, R OBP: 0.378, SLG: 0.477										4	0	0	0	0	0	1				
4 Omar Infante, R OBP: 0.331, SLG: 0.420										4	0	1	0	0	0	0				
34 Avisail Garcia, R OBP: 0.282, SLG: 0.388										4	1	1	0	0	2	1				
50 Bryan Holaday, R OBP: 0.273, SLG: 0.200										3	1	0	0	1	0	1				
Inning Stats	R: 0 E: 0 K: 1 S: 14	H: 1 LOB: 2 BB: 1 P: 24	R: 0 E: 0 K: 1 S: 9	H: 1 LOB: 1 BB: 0 P: 15	R: 2 E: 1 K: 0 S: 18	H: 2 LOB: 0 BB: 0 P: 27	R: 0 E: 0 K: 1 S: 7	H: 0 LOB: 0 BB: 0 P: 10	R: 3 E: 0 K: 1 S: 19	H: 3 LOB: 1 BB: 1 P: 31	R: 0 E: 0 K: 0 S: 6	H: 0 LOB: 0 BB: 0 P: 8	R: 0 E: 0 K: 0 S: 7	H: 0 LOB: 0 BB: 0 P: 10	R: 3 E: 0 K: 0 S: 24	H: 3 LOB: 2 BB: 2 P: 40	1B: 7 2B: 2 3B: 0 HR: 1	SF: 1 DP: 0 HBP: 0	WP: 1 PB: 0 SB: 0 CS: 0	PA: 41
PITCHER	IP WLS BF H R ER SO	IP WLS BF H R ER SO	IP WLS BF H R ER SO	IP WLS BF H R ER SO	IP WLS BF H R ER SO	IP WLS BF H R ER SO	IP WLS BF H R ER SO	IP WLS BF H R ER SO	IP WLS BF H R ER SO	IP WLS BF H R ER SO	IP WLS BF H R ER SO	IP WLS BF H R ER SO	IP WLS BF H R ER SO	IP WLS BF H R ER SO	IP WLS BF H R ER SO	IP WLS BF H R ER SO	ERA WHIP	ERA WHIP		
33 C.J. Wilson, L ERA: 3.88	5.0 W 24 7 5 5 4	1.0 3 0 0 0 0	0.2 5 2 0 0 1	0.2 5 2 0 0 1	1.0 4 0 0 0 2	0.2 5 2 0 0 1	1.0 4 0 0 0 2	0.2 5 2 0 0 1	1.0 4 0 0 0 2	0.2 5 2 0 0 1	1.0 4 0 0 0 2	0.2 5 2 0 0 1	1.0 4 0 0 0 2	0.2 5 2 0 0 1	1.0 4 0 0 0 2	0.2 5 2 0 0 1	9.00 1.800	9.00 1.800		
58 Michael Kohn, R ERA: 2.08	1.0 3 0 0 0 0	0.2 5 2 0 0 1	0.2 5 2 0 0 1	0.2 5 2 0 0 1	1.0 4 0 0 0 2	0.2 5 2 0 0 1	1.0 4 0 0 0 2	0.2 5 2 0 0 1	1.0 4 0 0 0 2	0.2 5 2 0 0 1	1.0 4 0 0 0 2	0.2 5 2 0 0 1	1.0 4 0 0 0 2	0.2 5 2 0 0 1	1.0 4 0 0 0 2	0.2 5 2 0 0 1	0.00 0.000	0.00 0.000		
Garrett Richards, R ERA: 5.4	2.1 11 3 3 3 0	0.2 5 2 0 0 1	0.2 5 2 0 0 1	0.2 5 2 0 0 1	1.0 4 0 0 0 2	0.2 5 2 0 0 1	1.0 4 0 0 0 2	0.2 5 2 0 0 1	1.0 4 0 0 0 2	0.2 5 2 0 0 1	1.0 4 0 0 0 2	0.2 5 2 0 0 1	1.0 4 0 0 0 2	0.2 5 2 0 0 1	1.0 4 0 0 0 2	0.2 5 2 0 0 1	11.57 1.714	11.57 1.714		
31 Billy Buckner, R ERA: 1.08	0.2 5 2 0 0 1	1.0 4 0 0 0 2	0.2 5 2 0 0 1	0.2 5 2 0 0 1	1.0 4 0 0 0 2	0.2 5 2 0 0 1	1.0 4 0 0 0 2	0.2 5 2 0 0 1	1.0 4 0 0 0 2	0.2 5 2 0 0 1	1.0 4 0 0 0 2	0.2 5 2 0 0 1	1.0 4 0 0 0 2	0.2 5 2 0 0 1	1.0 4 0 0 0 2	0.2 5 2 0 0 1	0.00 1.500	0.00 1.500		


Batter	1	2	3	4	5	6	7	8	9	AB	R	H	RBI	BB	SO	LOB	TOP											
39 JB Shuck, L OBP: 0.362, SLG: 0.388 25 Peter Bourjos, R OBP: 0.386, SLG: 0.457	P5		27 HR	F7			27 2B		27 G4-3	4	2	2	0	1	0	1	Los Angeles Angels @ Detroit Tigers Comerica Park, Detroit, MI Wed Jun 26 2013, 7:09 PM - 10:13 PM EDT Att: 35,635 - Partly Cloudy - 80 F											
27 Mike Trout, R OBP: 0.384, SLG: 0.541	E5		HR	F9			5 F8 32 G3		G4-3	5	2	2	3	0	0	1												
5 Albert Pujols, R OBP: 0.328, SLG: 0.442	G6-4-3		F8	K			F8		K	4	0	0	0	0	2	1												
44 Mark Trumbo, R OBP: 0.323, SLG: 0.469	G6-4-3		G1-3	F8			32 G3 6 1B			3	1	0	0	1	0	2												
32 Josh Hamilton, L OBP: 0.269, SLG: 0.380	K		6 FC6-4 1B				G4-3		G3	4	0	1	1	0	1	1												
6 Alberto Callaspo, S OBP: 0.335, SLG: 0.376	G5-3		FC6-4	F8			F8		1B	4	0	1	1	0	0	1												
17 Chris Iannetta, R OBP: 0.363, SLG: 0.343	2 1B		FC6-4 BB				2 HR		K	3	1	2	0	1	1	0												
2 Erick Aybar, S OBP: 0.300, SLG: 0.383	1B		FC6-4 39 S				HR		F7	4	1	2	2	0	0	1												
20 Brendan Harris, R OBP: 0.267, SLG: 0.351	G4-3		K				K		K	4	0	0	0	0	3	3												
Inning Stats	R: 0 H: 0 K: 0 S: 10	H: 0 LOB: 1 BB: 0 P: 18	R: 0 H: 2 K: 1 S: 11	H: 2 LOB: 2 BB: 0 P: 14	R: 2 H: 3 K: 0 S: 17	H: 3 LOB: 1 BB: 0 P: 28	R: 0 H: 0 K: 1 S: 9	H: 0 LOB: 1 BB: 1 P: 19	R: 0 H: 0 K: 1 S: 7	H: 0 LOB: 0 BB: 0 P: 11	R: 2 H: 2 K: 1 S: 16	H: 2 LOB: 1 BB: 0 P: 24	R: 3 H: 2 K: 0 S: 12	H: 2 LOB: 2 BB: 2 P: 24	R: 0 H: 0 K: 2 S: 8	H: 0 LOB: 0 BB: 0 P: 11		R: 0 H: 1 K: 1 S: 9	H: 1 LOB: 0 BB: 0 P: 13	1B: 6 2B: 2 3B: 0 HR: 2	SF: 0 SAC: 0 DP: 2 HBP: 1	WP: 0 PB: 0 SB: 1 CS: 0	PA: 39					
PITCHER	IP	WLS	BF	H	R	ER	SO	BB	IBB	HBP	BLK	WP	HR	S	P	ERA	WHIP											
52 Jose Alvarez, L ERA: 3.78	(1, 1)	5.2	L	26	7	4	4	3	1	0	1	0	0	2	67	110	6.35	1.412										
33 Drew Smyly, L ERA: 2.27	(6, 1)	1.1		7	2	3	3	1	1	1	0	0	0	0	15	28	20.25	2.250										
62 Al Alburquerque, R ERA: 2.6	(8, 1)	1.0		3	0	0	2	0	0	0	0	0	0	8	11	0.00	0.000											
36 Luke Putkonen, R ERA: 1.93	(9, 1)	1.0		3	1	0	0	1	0	0	0	0	0	9	13	0.00	1.000											

Batter	1	2	3	4	5	6	7	8	9	AB	R	H	RBI	BB	SO	LOB	BOTTOM											
14 Austin Jackson, R OBP: 0.380, SLG: 0.409	F8	FC6-4		BB			48 G3 2B		K	4	0	1	0	1	1	2	Los Angeles Angels @ Detroit Tigers Comerica Park, Detroit, MI Wed Jun 26 2013, 7:09 PM - 10:13 PM EDT Att: 35,635 - Partly Cloudy - 80 F											
48 Torii Hunter, R OBP: 0.352, SLG: 0.425	HR		24 F8 28 1B	K			G3		G6-3	5	2	2	1	0	1	5												
24 Miguel Cabrera, R OBP: 0.460, SLG: 0.657	HR		F8				L1-3			4	1	2	1	0	0	2												
28 Prince Fielder, L OBP: 0.377, SLG: 0.473	L9		41 G4-3 1B	G1-6-3			41 G4-3 27 PB 2B		G4-3	4	1	2	1	0	0	1												
41 Victor Martinez, S OBP: 0.283, SLG: 0.337	2B		G4-6-3	F8			G4-3		G4-3	4	0	1	0	0	0	2												
27 Jhonny Peralta, R OBP: 0.379, SLG: 0.476	F8		55 G4-3 12 1B	BB			12 G1-6-3 1B		K	3	0	1	0	1	1	1												
12 Andy Dirks, L OBP: 0.310, SLG: 0.360	P6		55 G4-3 1B	G1-6-3			G1-6-3		K	4	0	1	0	0	1	1												
4 Omar Infante, R OBP: 0.326, SLG: 0.414	F8		F9				G6-3		K	4	0	0	0	0	1	2												
55 Brayan Peña, S OBP: 0.319, SLG: 0.387	FC6-4 1B		G4-3				L7			4	0	2	0	0	0	2												
Inning Stats	R: 2 H: 3 K: 0 S: 16	H: 1 LOB: 1 BB: 0 P: 28	R: 0 H: 1 K: 0 S: 10	H: 1 LOB: 0 BB: 0 P: 13	R: 1 H: 2 K: 0 S: 8	H: 2 LOB: 0 BB: 0 P: 11	R: 0 H: 1 K: 1 S: 16	H: 1 LOB: 3 BB: 2 P: 30	R: 0 H: 1 K: 0 S: 7	H: 1 LOB: 0 BB: 0 P: 9	R: 0 H: 1 K: 0 S: 6	H: 1 LOB: 1 BB: 0 P: 11	R: 0 H: 1 K: 0 S: 10	H: 1 LOB: 0 BB: 0 P: 13	R: 1 H: 1 K: 2 S: 10	H: 1 LOB: 0 BB: 0 P: 15		R: 0 H: 1 K: 2 S: 16	H: 1 LOB: 1 BB: 0 P: 19	1B: 6 2B: 4 3B: 0 HR: 2	SF: 0 SAC: 0 DP: 3 HBP: 0	WP: 0 PB: 1 SB: 0 CS: 0	PA: 38					
PITCHER	IP	WLS	BF	H	R	ER	SO	BB	IBB	HBP	BLK	WP	HR	S	P	ERA	WHIP											
31 Billy Buckner, R ERA: 3.18	(1, 1)	3.0		16	7	3	3	0	1	0	0	0	0	0	16	26	0.00	1.000										
65 Dane De La Rosa, R ERA: 3.11	(4, 1)	2.0	W	7	1	0	0	1	1	0	0	0	0	0	16	26	0.00	1.000										
37 Scott Downs, L ERA: 1.64	(6, 1)	1.1	H	4	1	0	0	0	0	0	0	0	0	8	13	0.00	0.750											
58 Michael Kohn, R ERA: 2.01	(7, 1)	0.2		3	1	0	0	0	0	0	0	0	0	8	11	0.00	1.500											
40 Kevin Jepsen, R ERA: 4.86	(8, 1)	1.0		4	1	1	0	2	0	0	0	0	0	10	15	0.00	1.000											
49 Ernesto Frieri, R ERA: 3.21	(9, 1)	1.0		4	1	0	0	2	0	0	0	0	0	16	19	0.00	1.000											

Batter	1	2	3	4	5	6	7	8	9	10	AB	R	H	RBI	BB	SO	LOB	TOP				
39 JB Shuck, L OBP: 0.357, SLG: 0.382	G4-3		G3		G4-3			G3-1		G3-1	5	1	1	0	0	0	0					
27 Mike Trout, R OBP: 0.389, SLG: 0.548	FC6-4		G6-3		G5-4-3			F8		F8	5	1	4	0	0	0	0					
5 Albert Pujols, R OBP: 0.330, SLG: 0.443	K		G6-3		G5-4-3						4	0	1	1	1	1	3					
47 Howie Kendrick, R OBP: 0.361, SLG: 0.460	FC6-4		G6-3		G4-3						4	0	0	0	1	1	3					
32 Josh Hamilton, L OBP: 0.298, SLG: 0.376		F8			K			G3		SF7	4	1	1	1	0	1	0					
6 Alberto Callaspo, S OBP: 0.338, SLG: 0.376		L9			L8						4	0	2	0	0	0	0					
25 Peter Bourjos, R OBP: 0.396, SLG: 0.457											0	0	0	0	0	0	0					
44 Mark Trumbo, R OBP: 0.322, SLG: 0.467											1	0	0	0	0	0	2					
10 Brad Hawpe, L OBP: 0.500, SLG: 0.308											2	0	1	1	2	1	0					
20 Brendan Harris, R OBP: 0.264, SLG: 0.347											1	0	0	0	0	0	2					
16 Hank Conger, L OBP: 0.304, SLG: 0.421											4	0	1	0	0	2	3					
2 Erick Aybar, S OBP: 0.295, SLG: 0.377											4	0	0	0	0	1	6					
Inning Stats	R: 0 E: 0 K: 1 S: 10	H: 1 LOB: 1 BB: 0 P: 14	R: 0 E: 0 K: 0 S: 18	H: 1 LOB: 2 BB: 1 P: 29	R: 0 E: 0 K: 0 S: 10	H: 1 LOB: 1 BB: 0 P: 15	R: 1 E: 0 K: 1 S: 13	H: 3 LOB: 1 BB: 0 P: 20	R: 0 E: 0 K: 0 S: 5	H: 1 LOB: 0 BB: 0 P: 9	R: 0 E: 0 K: 1 S: 9	H: 0 LOB: 0 BB: 0 P: 13	R: 0 E: 0 K: 1 S: 8	H: 0 LOB: 1 BB: 1 P: 15	R: 0 E: 0 K: 2 S: 18	H: 1 LOB: 3 BB: 1 P: 29	R: 2 E: 0 K: 0 S: 16	H: 3 LOB: 2 BB: 1 P: 26	1B: 9 2B: 2 3B: 0 HR: 0	SF: 1 SAC: 0 DP: 1 HBP: 0	WP: 1 PB: 0 SB: 0 CS: 0	PA: 43
PITCHER	IP	WLS	BF	H	R	ER	SO	BB	IBB	HBP	BLK	WP	HR	S	P	ERA	WHIP					
58 Doug Fister, R ERA: 3.5	7.0		27	7	1	4	4	1	0	0	0	0	0	8	15	1.29	1.143					
62 Al Alburquerque, R ERA: 2.45	1.0		4	0	0	1	1	0	0	0	0	0	0	8	15	0.00	1.000					
53 Joaquin Benoit, R ERA: 1.95	1.0		5	1	0	2	1	0	0	0	1	0	18	29	0.00	2.000						
40 Phil Coke, L ERA: 6.56	0.1	L	5	3	2	0	0	1	0	0	0	0	11	20	54.00	9.000						
36 Luke Pulkonen, R ERA: 1.94	0.2		2	0	0	0	0	0	0	0	0	0	5	6	0.00	0.000						

Los Angeles Angels @ Detroit Tigers
Comerica Park, Detroit, MI
Thu Jun 27 2013, 1:08 PM - 4:33 PM EDT
Att. 39,496 - Partly Cloudy - 79 F

AB	38
R	3
H	11
RBI	3
BB	4
SO	7
LOB	19

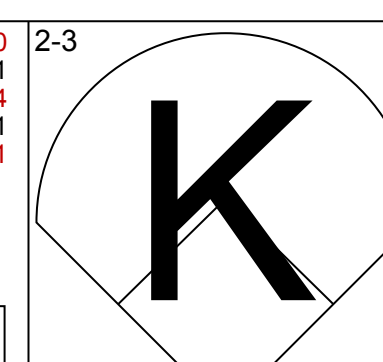
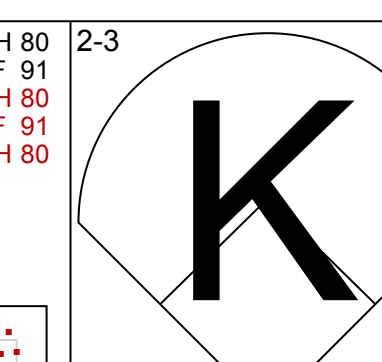
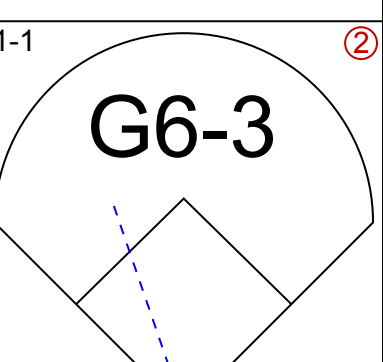
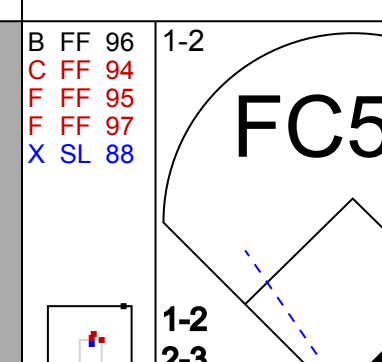
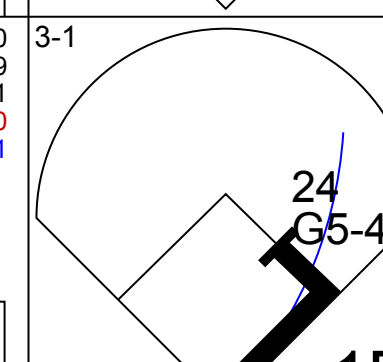
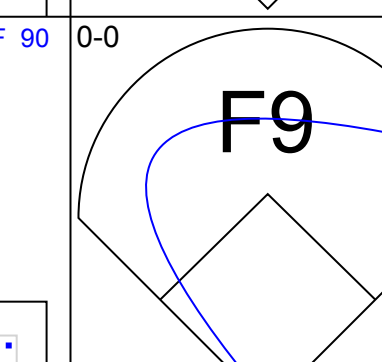
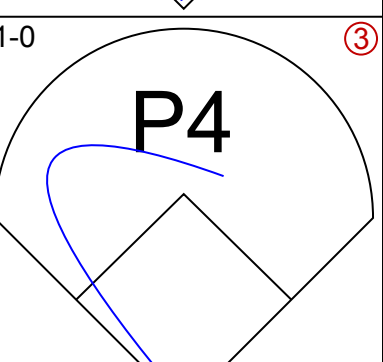
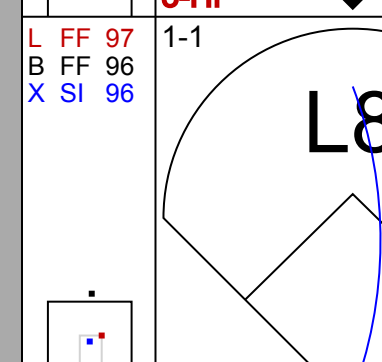
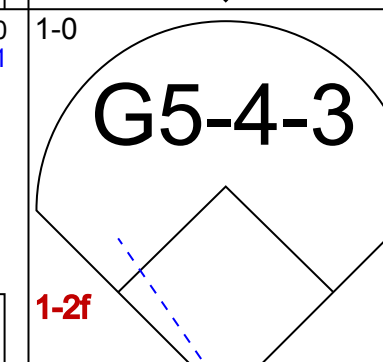
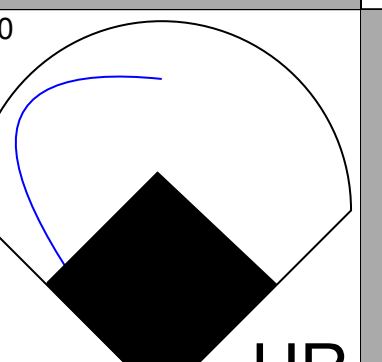
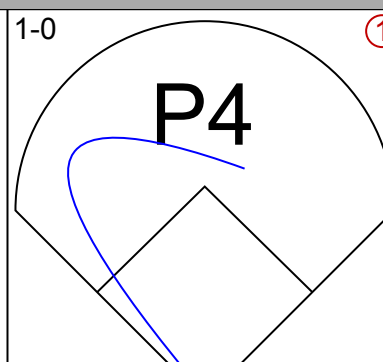
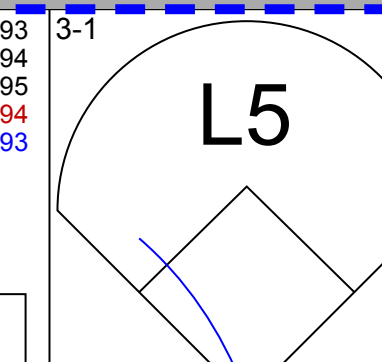
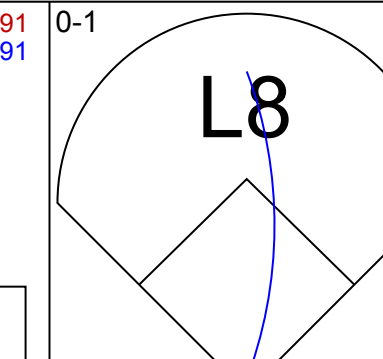
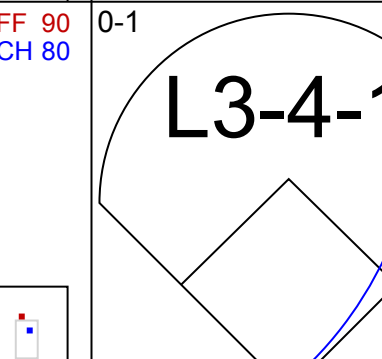
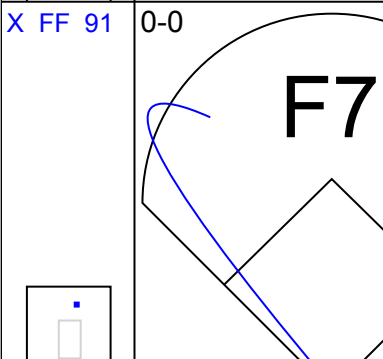
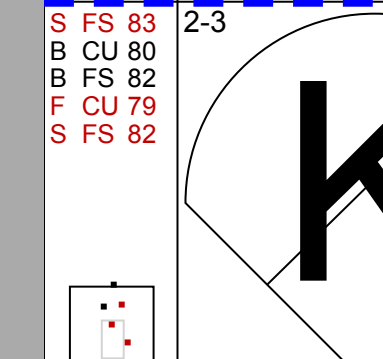
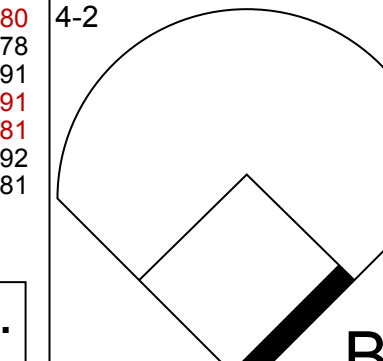
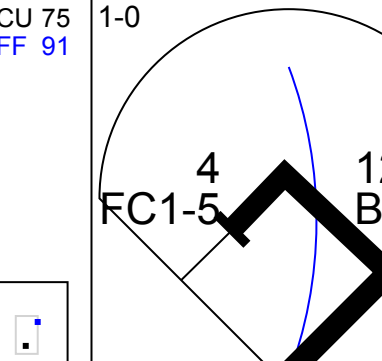
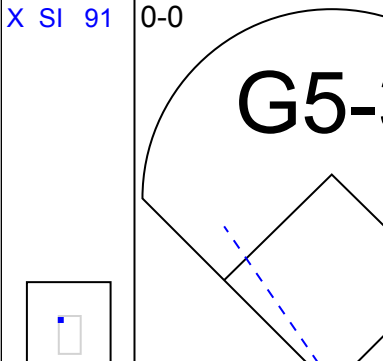
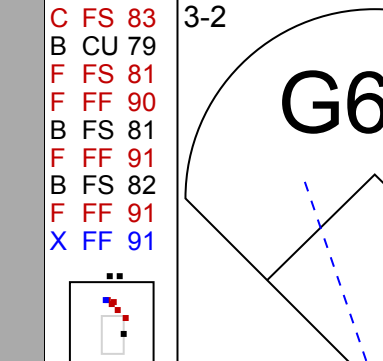

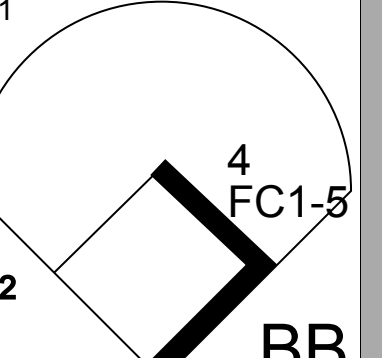
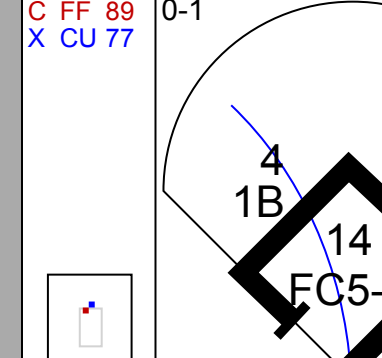
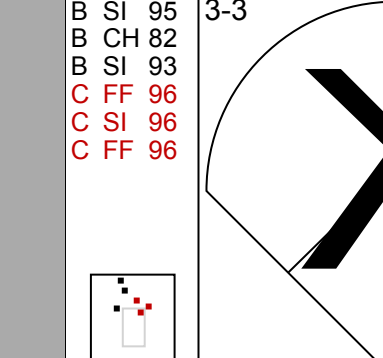

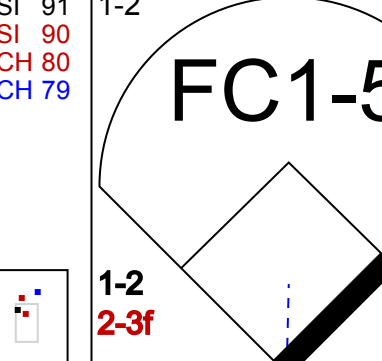
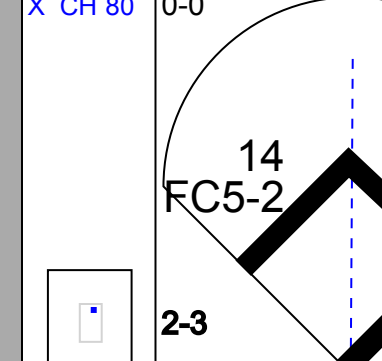
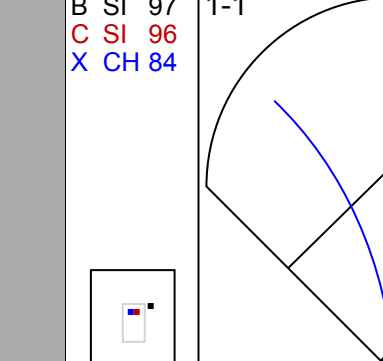
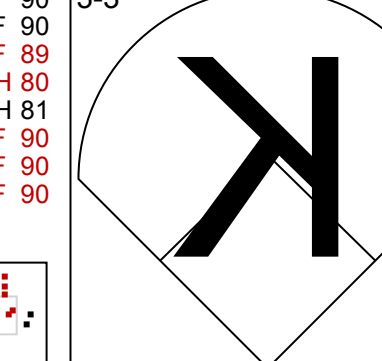
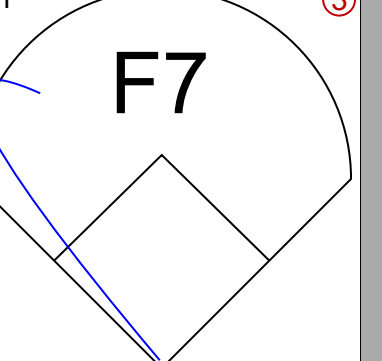
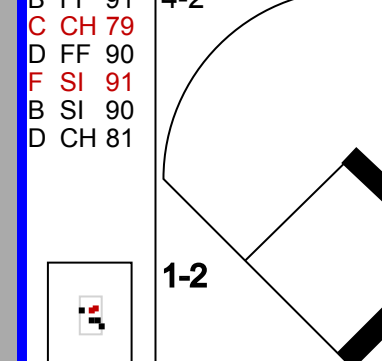
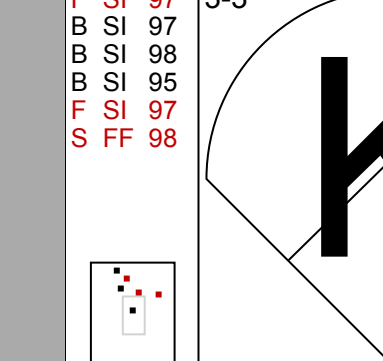

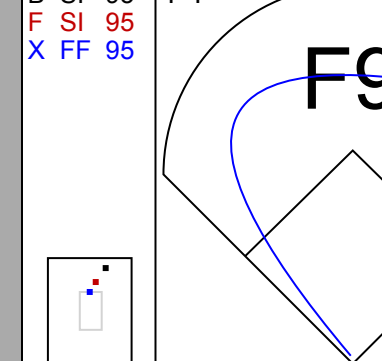
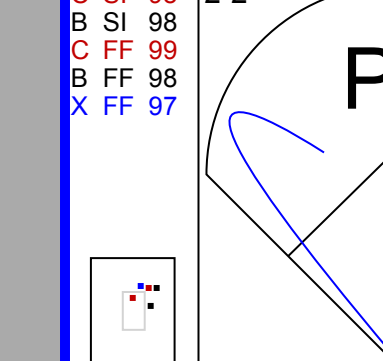
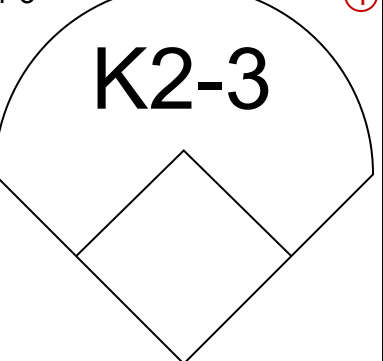
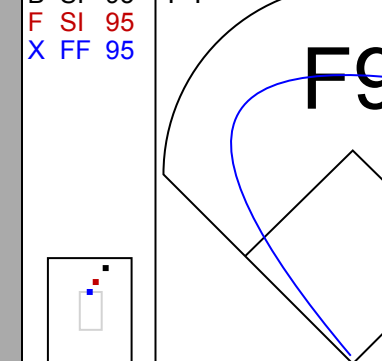
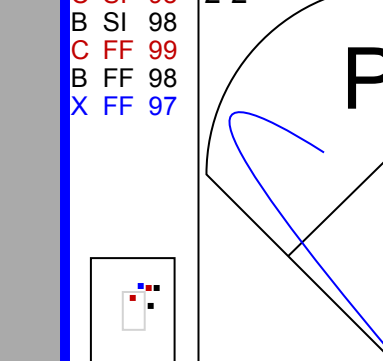
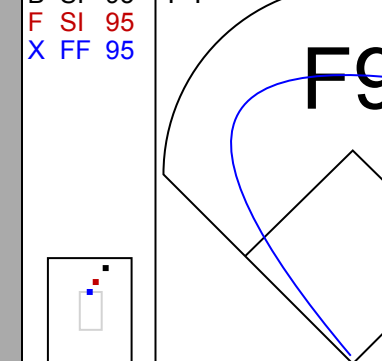
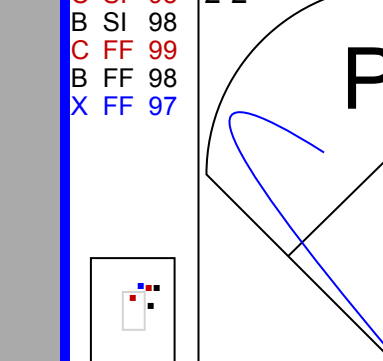


Batter	1	2	3	4	5	6	7	8	9	10	AB	R	H	RBI	BB	SO	LOB	BOTTOM				
14 Austin Jackson, R OBP: 0.380, SLG: 0.403	G5-4-3		G5-3		F7					F9	3	0	0	0	1	0	1					
48 Torii Hunter, R OBP: 0.346, SLG: 0.418	F8		P4		F8			HBP		G4-3	5	0	0	0	0	1	4					
24 Miguel Cabrera, R OBP: 0.458, SLG: 0.655	G5-4-3				L7						4	0	1	0	0	1	3					
28 Prince Fielder, L OBP: 0.373, SLG: 0.466		K			P6					F7	4	0	0	0	0	1	1					
41 Victor Martinez, S OBP: 0.296, SLG: 0.337										F8	3	1	1	0	1	0	0					
27 Johnny Peralta, R OBP: 0.381, SLG: 0.476					P3						4	0	2	0	0	1	1					
12 Andy Dirks, L OBP: 0.306, SLG: 0.353					K					F7	4	0	0	0	0	3	4					
55 Brayan Peña, S OBP: 0.325, SLG: 0.391											4	0	2	1	0	0	0					
39 Ramon Santiago, S OBP: 0.232, SLG: 0.255											2	0	0	0	0	1	2					
4 Omar Infante, R OBP: 0.328, SLG: 0.419											2	0	1	0	0	0	1					
Inning Stats	R: 0 E: 0 K: 0 S: 7	H: 3 LOB: 2 BB: 0 P: 21	R: 0 E: 0 K: 0 S: 15	H: 1 LOB: 1 BB: 0 P: 15	R: 0 E: 0 K: 1 S: 6	H: 0 LOB: 1 BB: 1 P: 13	R: 0 E: 0 K: 0 S: 7	H: 0 LOB: 0 BB: 0 P: 11	R: 0 E: 0 K: 0 S: 8	H: 0 LOB: 0 BB: 0 P: 15	R: 0 E: 0 K: 2 S: 11	H: 0 LOB: 0 BB: 0 P: 14	R: 0 E: 0 K: 0 S: 9	H: 1 LOB: 2 BB: 0 P: 18	R: 0 E: 0 K: 0 S: 9	H: 1 LOB: 1 BB: 0 P: 14	R: 0 E: 0 K: 0 S: 8	H: 1 LOB: 1 BB: 0 P: 13	1B: 5 2B: 3 3B: 0 HR: 0	SF: 0 SAC: 0 DP: 2 HBP: 1	WP: 1 PB: 0 SB: 0 CS: 1	PA: 38
PITCHER	IP	WLS	BF	H	R	ER	SO	BB	IBB	HBP	BLK	WP	HR	S	P	ERA	WHIP					
36 Jered Weaver, R ERA: 4.15	7.0		25	4	1	6	6	2	0	0	0	0	0	5	9	1.29	0.857					
37 Scott Downs, L ERA: 1.61	0.1		3	1	0	0	0	0	0	1	0	0	0	5	9	0.00	3.000					
58 Michael Kohn, R ERA: 1.96	0.2		2	0	0	2	0	0	0	0	0	0	0	6	9	0.00	0.000					
40 Kevin Jepsen, R ERA: 4.58	1.0	W	4	1	0	0	0	0	0	0	0	1	0	9	14	0.00	1.000					
49 Ernesto Frieri, R ERA: 3.12	1.0	S	4	1	0	0	0	0	0	0	0	0	0	8	13	0.00	1.000					

Los Angeles Angels @ Detroit Tigers
Comerica Park, Detroit, MI
Thu Jun 27 2013, 1:08 PM - 4:33 PM EDT
Att. 39,496 - Partly Cloudy - 79 F

AB	35
R	1
H	7
RBI	1
BB	2
SO	8
LOB	17

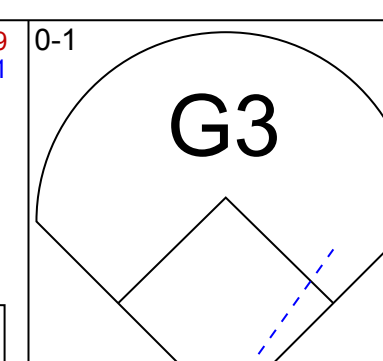
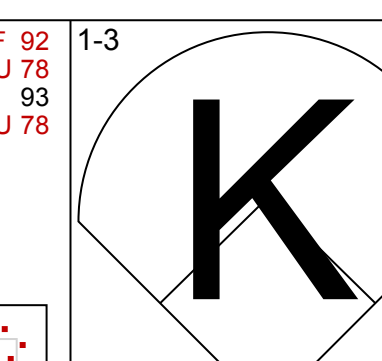
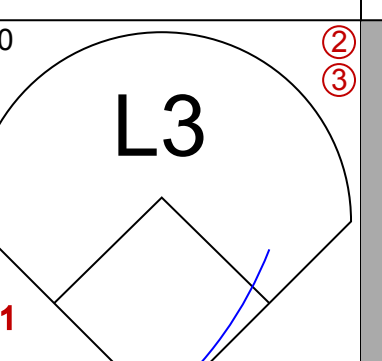
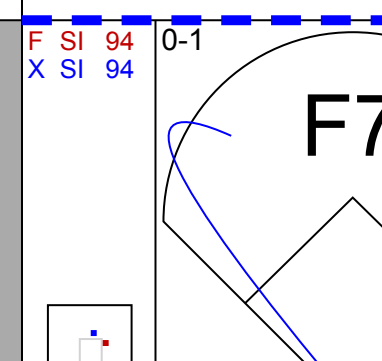
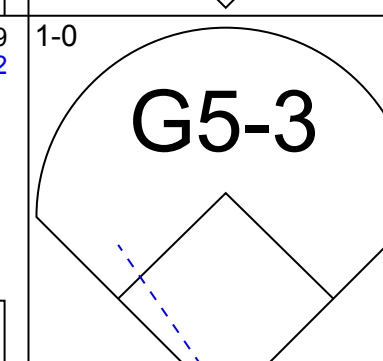
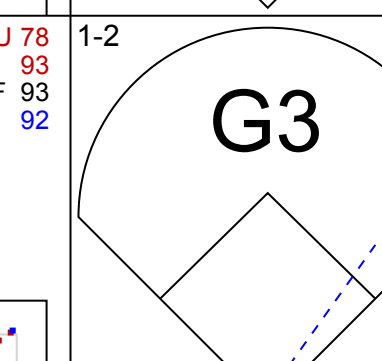
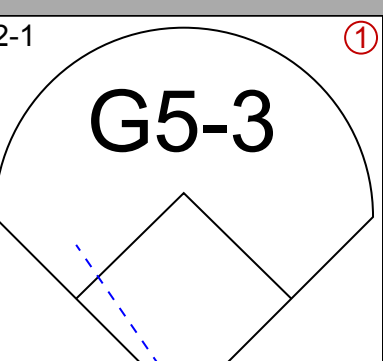
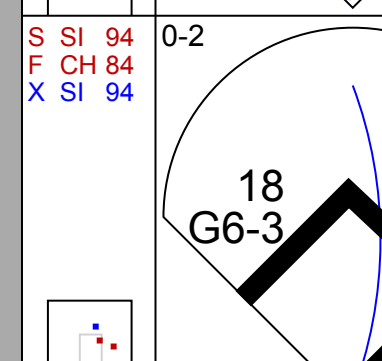
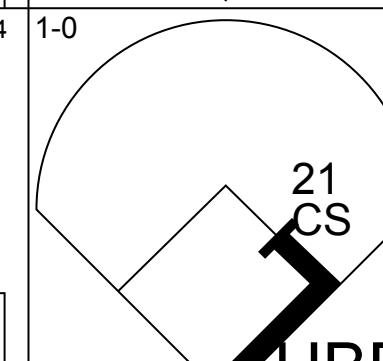
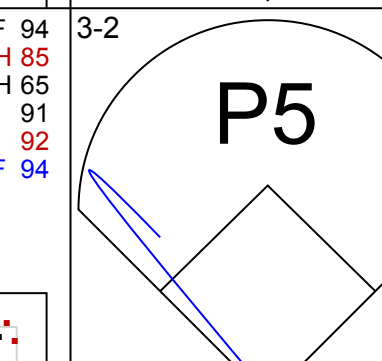
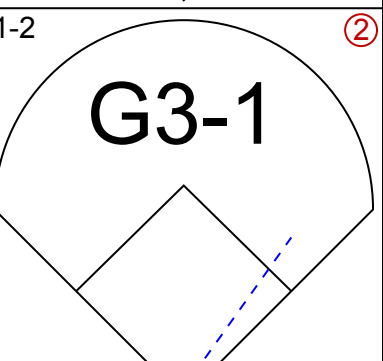
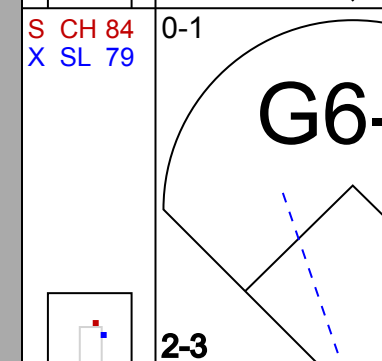
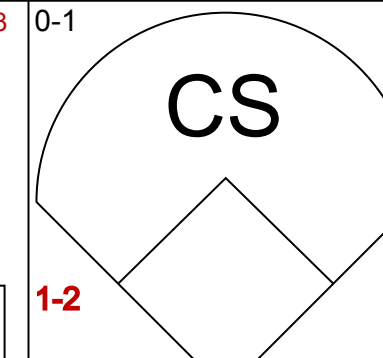

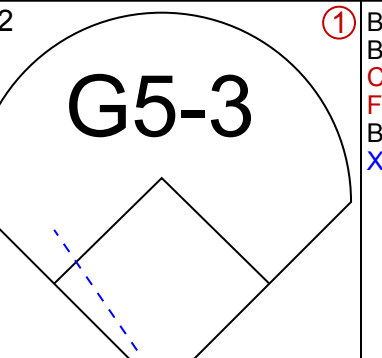
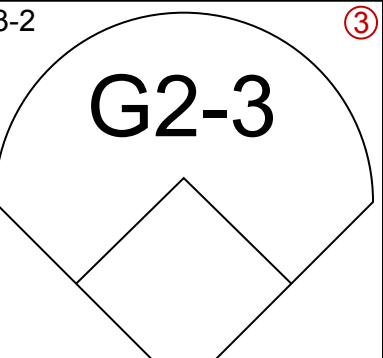
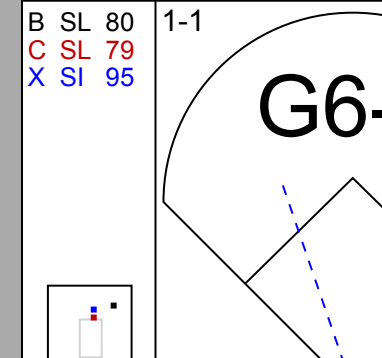
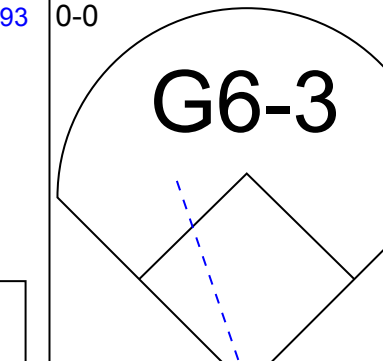
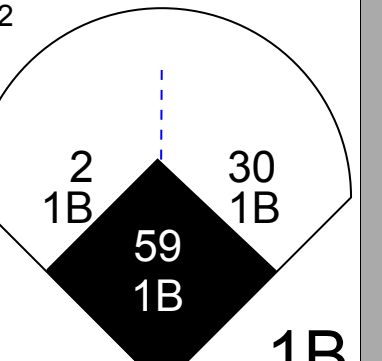
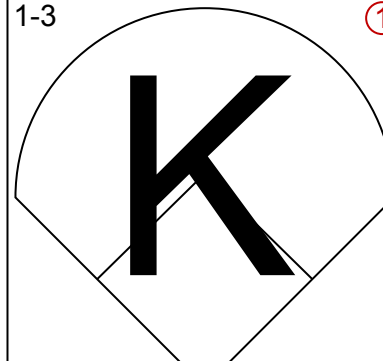
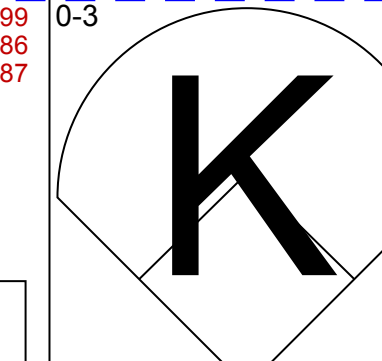
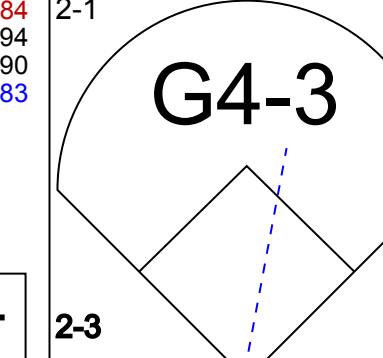
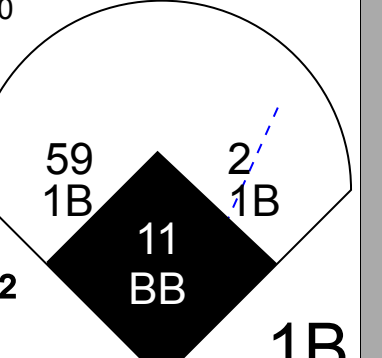
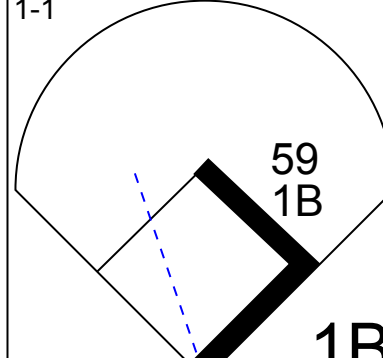
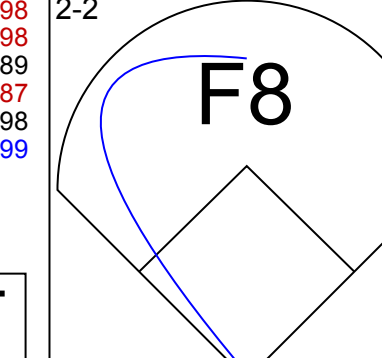
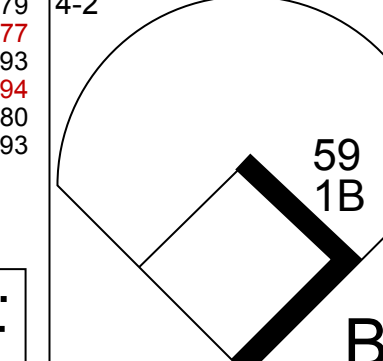
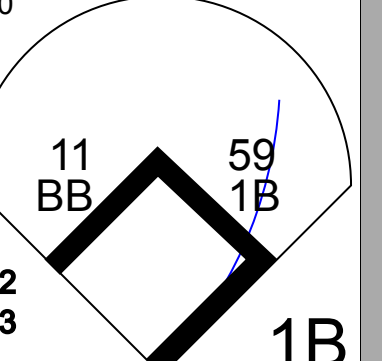
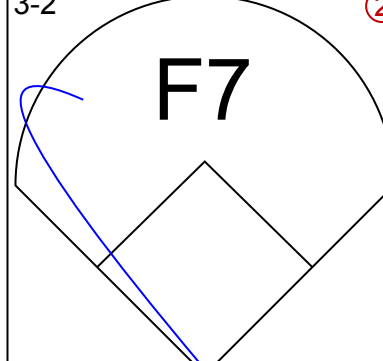
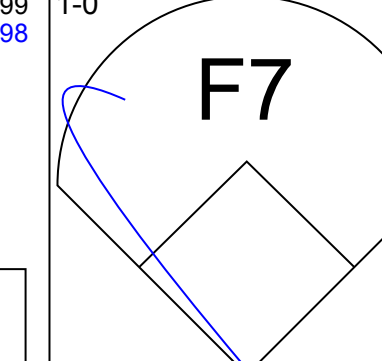
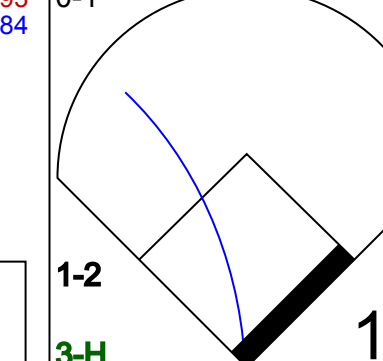
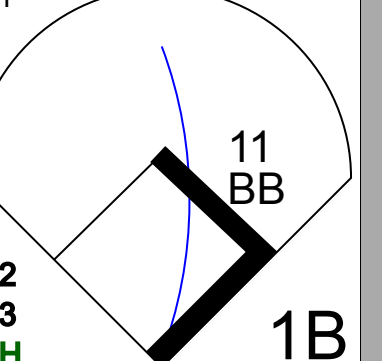
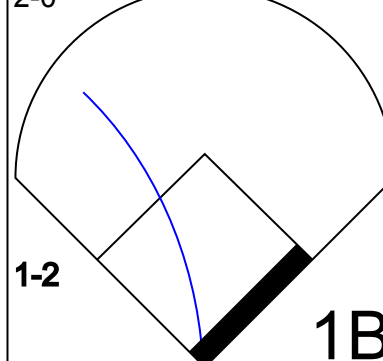

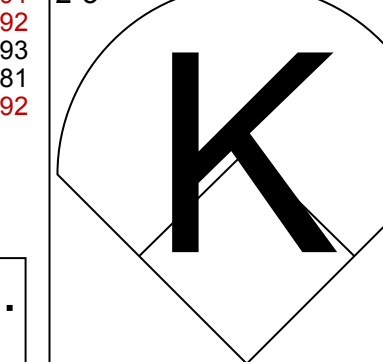
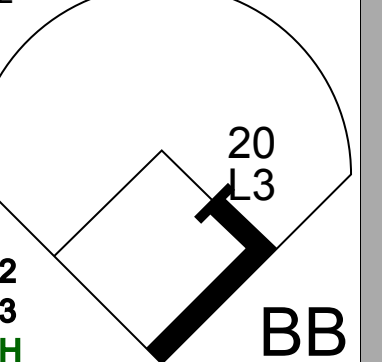
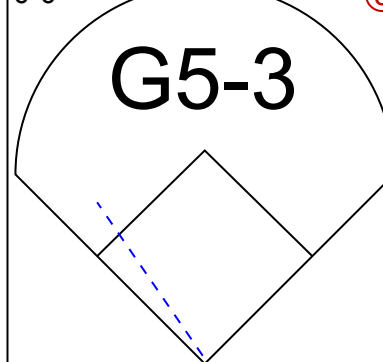

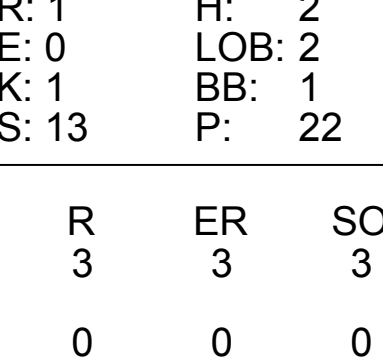
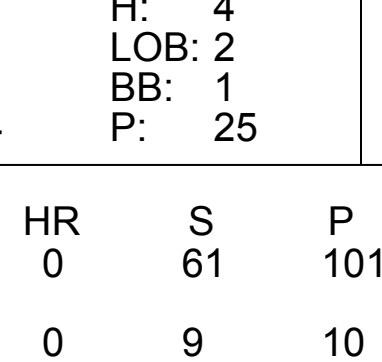
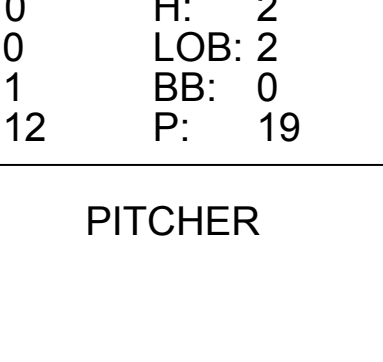


Batter	1	2	3	4	5	6	7	8	9	AB	R	H	RBI	BB	SO	LOB	TOP						
14 Austin Jackson, R OBP: 0.374, SLG: 0.401											4	0	0	0	0	2	4						
48 Toni Hunter, R OBP: 0.341, SLG: 0.410											4	0	1	0	0	0	4						
24 Miguel Cabrera, R OBP: 0.461, SLG: 0.680											4	1	1	1	0	0	1						
28 Prince Fielder, L OBP: 0.370, SLG: 0.469											4	0	0	0	0	1	0						
41 Victor Martinez, S OBP: 0.290, SLG: 0.337											3	0	1	0	1	0	0						
12 Andy Dirks, L OBP: 0.305, SLG: 0.353											3	0	1	0	1	2	1						
4 Omar Infante, R OBP: 0.331, SLG: 0.423											4	0	2	0	0	1	3						
39 Ramon Santiago, S OBP: 0.224, SLG: 0.245											2	0	0	0	0	1	2						
27 Johnny Peralta, R OBP: 0.374, SLG: 0.463											1	0	0	0	1	1							
50 Bryan Holaday, R OBP: 0.286, SLG: 0.308											3	0	1	0	0	1	3						
55 Brayan Peña, S OBP: 0.320, SLG: 0.385											1	0	0	0	0	0	1						
Inning Stats	R: 0 E: 0 K: 1 S: 6	H: 1 LOB: 0 BB: 0 P: 12	R: 0 E: 0 K: 2 S: 12	H: 0 LOB: 1 BB: 1 P: 18	R: 0 E: 0 K: 2 S: 10	H: 1 LOB: 1 BB: 0 P: 15	R: 1 E: 0 K: 0 S: 10	H: 2 LOB: 2 BB: 1 P: 17	R: 0 E: 0 K: 1 S: 7	H: 0 LOB: 0 BB: 0 P: 10	R: 0 E: 0 K: 0 S: 3	H: 0 LOB: 0 BB: 0 P: 4	R: 0 E: 0 K: 0 S: 13	H: 2 LOB: 3 BB: 1 P: 20	R: 0 E: 0 K: 1 S: 11	H: 0 LOB: 0 BB: 0 P: 19	R: 0 E: 0 K: 2 S: 11	H: 1 LOB: 1 BB: 0 P: 20	1B: 3 2B: 3 3B: 0 HR: 1	SF: 0 SAC: 0 DP: 1 HBP: 0	WP: 0 PB: 0 SB: 0 CS: 0	PA: 36	
PITCHER	IP WLS BF H R ER SO BB IBB HBP BLK WP HR S P ERA WHIP	IP WLS BF H R ER SO BB IBB HBP BLK WP HR S P ERA WHIP	IP WLS BF H R ER SO BB IBB HBP BLK WP HR S P ERA WHIP	IP WLS BF H R ER SO BB IBB HBP BLK WP HR S P ERA WHIP	IP WLS BF H R ER SO BB IBB HBP BLK WP HR S P ERA WHIP	IP WLS BF H R ER SO BB IBB HBP BLK WP HR S P ERA WHIP	IP WLS BF H R ER SO BB IBB HBP BLK WP HR S P ERA WHIP	IP WLS BF H R ER SO BB IBB HBP BLK WP HR S P ERA WHIP	IP WLS BF H R ER SO BB IBB HBP BLK WP HR S P ERA WHIP	IP WLS BF H R ER SO BB IBB HBP BLK WP HR S P ERA WHIP	IP WLS BF H R ER SO BB IBB HBP BLK WP HR S P ERA WHIP	IP WLS BF H R ER SO BB IBB HBP BLK WP HR S P ERA WHIP	IP WLS BF H R ER SO BB IBB HBP BLK WP HR S P ERA WHIP	IP WLS BF H R ER SO BB IBB HBP BLK WP HR S P ERA WHIP	IP WLS BF H R ER SO BB IBB HBP BLK WP HR S P ERA WHIP	IP WLS BF H R ER SO BB IBB HBP BLK WP HR S P ERA WHIP	IP WLS BF H R ER SO BB IBB HBP BLK WP HR S P ERA WHIP	IP WLS BF H R ER SO BB IBB HBP BLK WP HR S P ERA WHIP	IP WLS BF H R ER SO BB IBB HBP BLK WP HR S P ERA WHIP	IP WLS BF H R ER SO BB IBB HBP BLK WP HR S P ERA WHIP	IP WLS BF H R ER SO BB IBB HBP BLK WP HR S P ERA WHIP	IP WLS BF H R ER SO BB IBB HBP BLK WP HR S P ERA WHIP	IP WLS BF H R ER SO BB IBB HBP BLK WP HR S P ERA WHIP

Detroit Tigers @ Tampa Bay Rays
Tropicana Field, St. Petersburg, FL
Sun Jun 30 2013, 1:43 PM - 4:31 PM EDT
Att: 23,427 - Dome - 72 F

AB 33
R 1
H 7
RBI 1
BB 3
SO 9
LOB 20



Batter	1	2	3	4	5	6	7	8	9	AB	R	H	RBI	BB	SO	LOB	BOTTOM						
20 Matt Joyce, L OBP: 0.324, SLG: 0.469											4	0	0	0	0	1	3						
8 Desmond Jennings, R OBP: 0.314, SLG: 0.420											4	0	1	0	0	0	0						
18 Ben Zobrist, S OBP: 0.363, SLG: 0.393											3	0	0	0	0	0	1						
21 James Loney, L OBP: 0.365, SLG: 0.475											4	1	1	0	0	0	1						
9 Wil Myers, R OBP: 0.309, SLG: 0.481											4	1	1	0	0	2	1						
5 Sam Feldt, L OBP: 0.252, SLG: 0.284											0	0	0	0	0	0	0						
30 Luke Scott, L OBP: 0.324, SLG: 0.405											4	1	2	0	0	0	1						
2 Kelly Johnson, L OBP: 0.313, SLG: 0.429											3	0	1	0	1	0	1						
59 Jose Lobaton, S OBP: 0.329, SLG: 0.417											3	0	3	2	0	0	0						
11 Yunel Escobar, R OBP: 0.307, SLG: 0.355											2	0	0	1	1	1	4						
Inning Stats	R: 0 E: 0 K: 0 S: 4	H: 0 LOB: 0 BB: 0 P: 6	R: 1 E: 0 K: 1 S: 13	H: 2 LOB: 2 BB: 1 P: 22	R: 0 E: 0 K: 1 S: 9	H: 0 LOB: 0 BB: 0 P: 14	R: 2 E: 0 K: 0 S: 14	H: 4 LOB: 2 BB: 1 P: 25	R: 0 E: 0 K: 0 S: 9	H: 0 LOB: 0 BB: 0 P: 15	R: 0 E: 0 K: 1 S: 12	H: 2 LOB: 2 BB: 0 P: 19	R: 0 E: 0 K: 0 S: 9	H: 1 LOB: 1 BB: 0 P: 10	R: 0 E: 0 K: 1 S: 8	H: 0 LOB: 0 BB: 0 P: 11	1B: 7 2B: 3 3B: 0 HR: 0	SF: 0 SAC: 0 DP: 1 HBP: 1	WP: 0 PB: 0 SB: 0 CS: 1	PA: 35			
PITCHER	IP WLS BF H R ER SO BB IBB HBP BLK WP HR S P ERA WHIP	IP WLS BF H R ER SO BB IBB HBP BLK WP HR S P ERA WHIP	IP WLS BF H R ER SO BB IBB HBP BLK WP HR S P ERA WHIP	IP WLS BF H R ER SO BB IBB HBP BLK WP HR S P ERA WHIP	IP WLS BF H R ER SO BB IBB HBP BLK WP HR S P ERA WHIP	IP WLS BF H R ER SO BB IBB HBP BLK WP HR S P ERA WHIP	IP WLS BF H R ER SO BB IBB HBP BLK WP HR S P ERA WHIP	IP WLS BF H R ER SO BB IBB HBP BLK WP HR S P ERA WHIP	IP WLS BF H R ER SO BB IBB HBP BLK WP HR S P ERA WHIP	IP WLS BF H R ER SO BB IBB HBP BLK WP HR S P ERA WHIP	IP WLS BF H R ER SO BB IBB HBP BLK WP HR S P ERA WHIP	IP WLS BF H R ER SO BB IBB HBP BLK WP HR S P ERA WHIP	IP WLS BF H R ER SO BB IBB HBP BLK WP HR S P ERA WHIP	IP WLS BF H R ER SO BB IBB HBP BLK WP HR S P ERA WHIP	IP WLS BF H R ER SO BB IBB HBP BLK WP HR S P ERA WHIP	IP WLS BF H R ER SO BB IBB HBP BLK WP HR S P ERA WHIP	IP WLS BF H R ER SO BB IBB HBP BLK WP HR S P ERA WHIP	IP WLS BF H R ER SO BB IBB HBP BLK WP HR S P ERA WHIP	IP WLS BF H R ER SO BB IBB HBP BLK WP HR S P ERA WHIP	IP WLS BF H R ER SO BB IBB HBP BLK WP HR S P ERA WHIP	IP WLS BF H R ER SO BB IBB HBP BLK WP HR S P ERA WHIP	IP WLS BF H R ER SO BB IBB HBP BLK WP HR S P ERA WHIP	IP WLS BF H R ER SO BB IBB HBP BLK WP HR S P ERA WHIP

Detroit Tigers @ Tampa Bay Rays
Tropicana Field, St. Petersburg, FL
Sun Jun 30 2013, 1:43 PM - 4:31 PM EDT
Att: 23,427 - Dome - 72 F


AB 31
R 3
H 9
RBI 3
BB 2
SO 4
LOB 12



Batter	1	2	3	4	5	6	7	8	9	AB	R	H	RBI	BB	SO	LOB	TOP								
14 Austin Jackson, R OBP: 0.372, SLG: 0.403	L4		K				F8			4	0	1	0	0	1	3									
48 Toni Hunter, R OBP: 0.336, SLG: 0.405	G1-3		FC1-4				K			4	0	0	0	0	2	3									
24 Miguel Cabrera, R OBP: 0.456, SLG: 0.672	G6-3			K	P6			K		4	0	0	0	0	2	1									
28 Prince Fielder, L OBP: 0.369, SLG: 0.476		F7		HR		G1-3		K		4	1	1	1	0	1	0									
41 Victor Martinez, S OBP: 0.290, SLG: 0.339		K		2B		G4-3			G1-3	4	1	1	0	0	1	0									
27 Jhonny Peralta, R OBP: 0.369, SLG: 0.456	L8		G5-3			F9			K	4	0	0	0	0	1	1									
4 Omar Infante, R OBP: 0.340, SLG: 0.446			1B	2B			1B		HR	4	1	4	2	0	0	0									
12 Andy Dirks, L OBP: 0.302, SLG: 0.349			FC3-6		G1-3		P6		K	3	0	0	0	0	0	3									
34 Avisail Garcia, R OBP: 0.273, SLG: 0.373			1B						K	1	0	0	0	0	1	0									
55 Brayan Peña, S OBP: 0.321, SLG: 0.379			BB		G6-3		L7			2	0	0	0	1	0	1									
Inning Stats	R: 0 E: 0 K: 0 S: 9	H: 0 LOB: 0 BB: 0 P: 10	R: 0 E: 0 K: 1 S: 9	H: 0 LOB: 0 BB: 0 P: 13	R: 0 E: 0 K: 1 S: 10	H: 1 LOB: 2 BB: 1 P: 15	R: 2 E: 0 K: 1 S: 17	H: 3 LOB: 1 BB: 0 P: 25	R: 0 E: 0 K: 1 S: 11	H: 1 LOB: 1 BB: 0 P: 14	R: 0 E: 0 K: 0 S: 9	H: 0 LOB: 0 BB: 0 P: 12	R: 0 E: 0 K: 3 S: 9	H: 1 LOB: 1 BB: 0 P: 16	R: 0 E: 0 K: 3 S: 9	H: 0 LOB: 0 BB: 0 P: 13	R: 1 E: 0 K: 2 S: 10	H: 1 LOB: 0 BB: 0 P: 14	1B: 2 2B: 3 3B: 0 HR: 2	SF: 0 SAC: 0 DP: 0 HBP: 0	WP: 1 PB: 0 SB: 0 CS: 0	PA: 35			
PITCHER	IP	WLS	BF	H	R	ER	SO	BB	IBB	HBP	BLK	WP	HR	S	P	ERA	WHIP								
43 R.A. Dickey, R ERA: 4.99	7.0	W	28	6	2	2	4	1	0	0	0	1	1	76	105	2.57	1.000								
50 Steve Delabar, R ERA: 1.59	1.0		3	0	0	0	3	0	0	0	0	0	0	9	13	0.00	0.000								
62 Aaron Loup, L ERA: 1.96	1.0		4	1	1	1	2	0	0	0	0	0	1	10	14	9.00	1.000								

Detroit Tigers @ Toronto Blue Jays
Rogers Centre, Toronto, ON
Mon Jul 01 2013, 1:17 PM - 3:36 PM EDT
Att: 45,766 - Cloudy - 71 F


AB 34
R 3
H 7
RBI 3
BB 1
SO 9
LOB 12



Batter	1	2	3	4	5	6	7	8	9	AB	R	H	RBI	BB	SO	LOB	BOTTOM								
7 José Reyes, S OBP: 0.408, SLG: 0.524	G6-3		HR		F7		1B			5	1	3	1	0	0	0									
11 Rajai Davis, R OBP: 0.357, SLG: 0.405	P6		1B	1B	1B	FC4-6		F8		5	2	2	0	0	0	3									
19 José Bautista, R OBP: 0.358, SLG: 0.512	2B		1B	BB	BB		K			2	2	1	0	2	1	1									
16 Mark DeRosa, R OBP: 0.302, SLG: 0.413	G6-3		K		HR		F9			4	1	1	3	0	1	3									
28 Colby Rasmus, L OBP: 0.313, SLG: 0.449		K	1B	K			K			3	1	0	0	1	3	0									
9 J.P. Arencibia, R OBP: 0.244, SLG: 0.423		K	1B				K			4	0	1	2	0	3	0									
3 Maicer Izturis, S OBP: 0.270, SLG: 0.339		1B	SF8		G3					2	1	1	1	1	0	0									
22 Josh Thole, L OBP: 0.179, SLG: 0.080		1B			P5			F8		3	0	0	0	1	1	2									
66 Munenori Kawasaki, L OBP: 0.337, SLG: 0.325		1B			G4-3		F8			4	0	1	1	0	0	1									
Inning Stats	R: 0 E: 0 K: 0 S: 11	H: 1 LOB: 1 BB: 0 P: 17	R: 1 E: 0 K: 2 S: 10	H: 2 LOB: 2 BB: 1 P: 19	R: 4 E: 1 K: 2 S: 18	H: 3 LOB: 1 BB: 2 P: 34	R: 3 E: 0 K: 1 S: 14	H: 2 LOB: 0 BB: 1 P: 22	R: 0 E: 0 K: 1 S: 10	H: 0 LOB: 0 BB: 0 P: 14	R: 0 E: 0 K: 1 S: 8	H: 1 LOB: 1 BB: 0 P: 9	R: 0 E: 0 K: 2 S: 8	H: 0 LOB: 0 BB: 0 P: 12	R: 0 E: 0 K: 0 S: 9	H: 1 LOB: 2 BB: 1 P: 14	1B: 6 2B: 2 3B: 0 HR: 2	SF: 1 SAC: 0 DP: 0 HBP: 0	WP: 0 PB: 0 SB: 2 CS: 0	PA: 38					
PITCHER	IP	WLS	BF	H	R	ER	SO	BB	IBB	HBP	BLK	WP	HR	S	P	ERA	WHIP								
52 Jose Alvarez, L ERA: 5.03	3.0	L	17	4	4	4	5	1	0	0	0	0	1	39	70	12.00	3.000								
36 Luke Putkonen, R ERA: 2.89	4.0		16	3	3	3	5	1	0	0	0	0	1	40	57	6.75	1.000								
38 Darin Downs, L ERA: 4.65	1.0		5	1	0	0	0	1	0	0	0	0	0	9	14	0.00	2.000								

Detroit Tigers @ Toronto Blue Jays
Rogers Centre, Toronto, ON
Mon Jul 01 2013, 1:17 PM - 3:36 PM EDT
Att: 45,766 - Cloudy - 71 F

AB 32
R 8
H 10
RBI 8
BB 5
SO 9
LOB 10



Batter	1	2	3	4	5	6	7	8	9	AB	R	H	RBI	BB	SO	LOB	TOP	
14 Austin Jackson, R OBP: 0.369, SLG: 0.403	G6-3	K	K					F8		5	0	1	0	0	2	2		
48 Toni Hunter, R OBP: 0.343, SLG: 0.411	1B	24 HR				28 S		F9		5	1	4	1	0	0	1		
24 Miguel Cabrera, R OBP: 0.458, SLG: 0.678																		
39 Ramon Santiago, S OBP: 0.224, SLG: 0.245																		
28 Prince Fielder, L OBP: 0.364, SLG: 0.468	L9	G1-3																
41 Victor Martinez, S OBP: 0.288, SLG: 0.337	G1-3																	
27 Jhonny Peralta, R OBP: 0.370, SLG: 0.454																		
12 Andy Dirks, L OBP: 0.301, SLG: 0.347																		
4 Omar Infante, R OBP: 0.342, SLG: 0.450																		
13 Alex Avila, L OBP: 0.272, SLG: 0.295																		
Inning Stats	R: 0 H: 1 E: 0 K: 0 S: 8	H: 1 LOB: 2 BB: 1 P: 14	R: 6 H: 7 E: 0 K: 1 S: 21	H: 0 LOB: 0 BB: 0 P: 16	R: 0 H: 1 E: 0 K: 1 S: 9	H: 0 LOB: 0 BB: 0 P: 17	R: 0 H: 1 E: 0 K: 0 S: 7	H: 0 LOB: 2 BB: 0 P: 11	R: 0 H: 0 E: 0 K: 3 S: 10	R: 1 H: 2 E: 0 K: 1 S: 8	H: 0 LOB: 1 BB: 0 P: 11	R: 0 H: 0 E: 0 K: 2 S: 9	H: 0 LOB: 0 BB: 0 P: 16	1B: 8 2B: 3 HR: 1	SF: 0 SAC: 1 DP: 0 HBP: 0	WP: 0 PB: 0 SB: 1 CS: 0	PA: 42	
PITCHER	IP WLS BF H R ER SO BB IBB HBP BLK WP HR S P ERA WHIP	IP WLS BF H R ER SO BB IBB HBP BLK WP HR S P ERA WHIP	IP WLS BF H R ER SO BB IBB HBP BLK WP HR S P ERA WHIP	IP WLS BF H R ER SO BB IBB HBP BLK WP HR S P ERA WHIP	IP WLS BF H R ER SO BB IBB HBP BLK WP HR S P ERA WHIP	IP WLS BF H R ER SO BB IBB HBP BLK WP HR S P ERA WHIP	IP WLS BF H R ER SO BB IBB HBP BLK WP HR S P ERA WHIP	IP WLS BF H R ER SO BB IBB HBP BLK WP HR S P ERA WHIP	IP WLS BF H R ER SO BB IBB HBP BLK WP HR S P ERA WHIP	IP WLS BF H R ER SO BB IBB HBP BLK WP HR S P ERA WHIP	IP WLS BF H R ER SO BB IBB HBP BLK WP HR S P ERA WHIP	IP WLS BF H R ER SO BB IBB HBP BLK WP HR S P ERA WHIP	IP WLS BF H R ER SO BB IBB HBP BLK WP HR S P ERA WHIP	IP WLS BF H R ER SO BB IBB HBP BLK WP HR S P ERA WHIP	IP WLS BF H R ER SO BB IBB HBP BLK WP HR S P ERA WHIP	IP WLS BF H R ER SO BB IBB HBP BLK WP HR S P ERA WHIP	IP WLS BF H R ER SO BB IBB HBP BLK WP HR S P ERA WHIP	IP WLS BF H R ER SO BB IBB HBP BLK WP HR S P ERA WHIP
67 Chien-Ming Wang, R ERA: 7.15	1.2	14	8	6	6	1	0	0	0	0	1	24	40	32.40	5.400			
57 Juan Pablo Perez, L ERA: 1.91	2.1	9	1	0	0	4	1	0	0	0	0	25	41	0.00	0.857			
62 Aaron Loup, L ERA: 1.91	1.0	3	0	0	0	2	0	0	0	0	0	10	17	0.00	0.000			
27 Brett Cecil, L ERA: 1.47	2.0	8	1	0	0	3	0	1	0	0	0	17	28	0.00	0.500			
45 Neil Wagner, R ERA: 2.45	1.0	L 5	2	1	1	1	0	0	0	0	0	8	11	9.00	2.000			

Detroit Tigers @ Toronto Blue Jays
Rogers Centre, Toronto, ON
Tue Jul 02 2013, 7:10 PM - 9:58 PM EDT
Att: 27,189 - Clear - 69 F

AB 38
R 7
H 12
RBI 7
BB 3
SO 13
LOB 15



Batter	1	2	3	4	5	6	7	8	9	AB	R	H	RBI	BB	SO	LOB	BOTTOM	
7 José Reyes, S OBP: 0.395, SLG: 0.500	11 HBP	G3								5	1	1	0	0	0	0		
11 Rajai Davis, R OBP: 0.354, SLG: 0.396	28 PB	L9								3	1	0	0	0	0	0		
19 José Bautista, R OBP: 0.365, SLG: 0.515	28 PB																	
28 Colby Rasmus, L OBP: 0.316, SLG: 0.465	3 G4-3																	
16 Mark DeRosa, R OBP: 0.292, SLG: 0.398	K	F7																
3 Maicer Izturis, S OBP: 0.266, SLG: 0.333	G4-3																	
22 Josh Thole, L OBP: 0.188, SLG: 0.103	1 2B																	
1 Emilio Bonifacio, S OBP: 0.234, SLG: 0.308																		
66 Munenori Kawasaki, L OBP: 0.330, SLG: 0.317	G4-3																	
Inning Stats	R: 4 H: 5 E: 0 K: 1 S: 22	H: 1 LOB: 0 BB: 1 P: 38	R: 2 H: 1 E: 0 K: 0 S: 12	H: 0 LOB: 0 BB: 0 P: 8	R: 0 H: 0 E: 0 K: 1 S: 8	H: 0 LOB: 0 BB: 0 P: 12	R: 0 H: 0 E: 0 K: 1 S: 10	H: 1 LOB: 1 BB: 0 P: 17	R: 0 H: 0 E: 0 K: 1 S: 8	H: 0 LOB: 0 BB: 0 P: 10	R: 0 H: 0 E: 0 K: 0 S: 9	H: 0 LOB: 1 BB: 1 P: 15	R: 0 H: 0 E: 0 K: 0 S: 11	H: 0 LOB: 0 BB: 0 P: 16	1B: 4 2B: 2 HR: 1	SF: 0 SAC: 0 DP: 0 HBP: 1	WP: 0 PB: 1 SB: 0 CS: 0	PA: 37
PITCHER	IP WLS BF H R ER SO BB IBB HBP BLK WP HR S P ERA WHIP	IP WLS BF H R ER SO BB IBB HBP BLK WP HR S P ERA WHIP	IP WLS BF H R ER SO BB IBB HBP BLK WP HR S P ERA WHIP	IP WLS BF H R ER SO BB IBB HBP BLK WP HR S P ERA WHIP	IP WLS BF H R ER SO BB IBB HBP BLK WP HR S P ERA WHIP	IP WLS BF H R ER SO BB IBB HBP BLK WP HR S P ERA WHIP	IP WLS BF H R ER SO BB IBB HBP BLK WP HR S P ERA WHIP	IP WLS BF H R ER SO BB IBB HBP BLK WP HR S P ERA WHIP	IP WLS BF H R ER SO BB IBB HBP BLK WP HR S P ERA WHIP	IP WLS BF H R ER SO BB IBB HBP BLK WP HR S P ERA WHIP	IP WLS BF H R ER SO BB IBB HBP BLK WP HR S P ERA WHIP	IP WLS BF H R ER SO BB IBB HBP BLK WP HR S P ERA WHIP	IP WLS BF H R ER SO BB IBB HBP BLK WP HR S P ERA WHIP	IP WLS BF H R ER SO BB IBB HBP BLK WP HR S P ERA WHIP	IP WLS BF H R ER SO BB IBB HBP BLK WP HR S P ERA WHIP	IP WLS BF H R ER SO BB IBB HBP BLK WP HR S P ERA WHIP	IP WLS BF H R ER SO BB IBB HBP BLK WP HR S P ERA WHIP	IP WLS BF H R ER SO BB IBB HBP BLK WP HR S P ERA WHIP
58 Doug Fister, R ERA: 3.8	6.0	W 27	7	6	6	4	1	0	0	0	0	9	15	0.00	1.000			
62 AJ Alburquerque, R ERA: 2.25	1.0	H 4	0	0	0	1	1	0	0	0	0	9	15	0.00	1.000			
33 Drew Smyly, L ERA: 2.16	1.0	H 3	0	0	0	0	0	0	0	0	0	11	16	0.00	0.000			
53 Joaquin Benoit, R ERA: 1.83	1.0	S 3	0	0	0	1	0	0	0	0	0	9	12	0.00	0.000			

Detroit Tigers @ Toronto Blue Jays
Rogers Centre, Toronto, ON
Tue Jul 02 2013, 7:10 PM - 9:58 PM EDT
Att: 27,189 - Clear - 69 F

AB 34
R 6
H 7
RBI 6
BB 2
SO 6
LOB 8



Batter	1	2	3	4	5	6	7	8	9	AB	R	H	RBI	BB	SO	LOB	TOP					
14 Austin Jackson, R OBP: 0.376, SLG: 0.420										5	4	4	3	1	1	1						
12 Andy Dirks, L OBP: 0.304, SLG: 0.345										3	1	1	2	3	0	3						
48 Toni Hunter, R OBP: 0.344, SLG: 0.413										4	1	2	3	0	0	3						
28 Prince Fielder, L 55 Brayan Peña, S OBP: 0.364, SLG: 0.463										5	0	2	2	1	2	6						
41 Victor Martinez, S OBP: 0.289, SLG: 0.346										5	0	1	0	0	1	6						
27 Jhonny Peralta, R OBP: 0.366, SLG: 0.450										5	0	1	1	0	2	5						
13 Alex Avila, L OBP: 0.270, SLG: 0.309										5	0	0	0	0	1	3						
39 Ramon Santiago, S OBP: 0.246, SLG: 0.271										5	2	2	0	0	1	0						
32 Don Kelly, L OBP: 0.339, SLG: 0.385										4	3	3	0	0	0	0						
Inning Stats	R: 2 H: 3 E: 0 K: 1 S: 10	WLS: 3 LOB: 1 BB: 0 P: 18	R: 0 H: 0 E: 0 K: 1 S: 6	H: 0 LOB: 0 BB: 0 P: 11	R: 2 H: 3 E: 0 K: 1 S: 12	H: 3 LOB: 2 BB: 1 P: 19	R: 0 H: 1 E: 1 K: 1 S: 10	H: 2 LOB: 1 BB: 0 P: 16	R: 0 H: 1 E: 0 K: 0 S: 6	H: 1 LOB: 1 BB: 1 P: 14	R: 3 H: 4 E: 0 K: 0 S: 20	H: 4 LOB: 1 BB: 0 P: 28	R: 0 H: 0 E: 0 K: 2 S: 7	H: 0 LOB: 0 BB: 0 P: 9	R: 2 H: 3 E: 0 K: 2 S: 18	H: 3 LOB: 2 BB: 2 P: 29	R: 2 H: 1 E: 0 K: 0 S: 14	H: 1 LOB: 2 BB: 2 P: 29	1B: 10 2B: 5 3B: 0 HR: 1	SF: 2 2B: 5 SAC: 0 HBP: 1	WP: 1 PB: 0 SB: 0 CS: 0	PA: 49
PITCHER	IP WLS BF H R ER SO BB IBB HBP BLK WP HR S P ERA WHIP	IP WLS BF H R ER SO BB IBB HBP BLK WP HR S P ERA WHIP	IP WLS BF H R ER SO BB IBB HBP BLK WP HR S P ERA WHIP	IP WLS BF H R ER SO BB IBB HBP BLK WP HR S P ERA WHIP	IP WLS BF H R ER SO BB IBB HBP BLK WP HR S P ERA WHIP	IP WLS BF H R ER SO BB IBB HBP BLK WP HR S P ERA WHIP	IP WLS BF H R ER SO BB IBB HBP BLK WP HR S P ERA WHIP	IP WLS BF H R ER SO BB IBB HBP BLK WP HR S P ERA WHIP	IP WLS BF H R ER SO BB IBB HBP BLK WP HR S P ERA WHIP	IP WLS BF H R ER SO BB IBB HBP BLK WP HR S P ERA WHIP	IP WLS BF H R ER SO BB IBB HBP BLK WP HR S P ERA WHIP	IP WLS BF H R ER SO BB IBB HBP BLK WP HR S P ERA WHIP	IP WLS BF H R ER SO BB IBB HBP BLK WP HR S P ERA WHIP	IP WLS BF H R ER SO BB IBB HBP BLK WP HR S P ERA WHIP	IP WLS BF H R ER SO BB IBB HBP BLK WP HR S P ERA WHIP	IP WLS BF H R ER SO BB IBB HBP BLK WP HR S P ERA WHIP	IP WLS BF H R ER SO BB IBB HBP BLK WP HR S P ERA WHIP					
32 Esmil Rogers, R ERA: 3.84	5.0 L	28 28	11 7	7 7	4 4	2 2	1 1	0 0	0 0	0 0	0 0	1 1	0 0	56 39	94 25	12.60 9.00	2.600 2.500					
45 Neil Wagner, R ERA: 3.24	2.0	11	4	2	2	2	1	0	0	0	0	0	1	25	39	9.00	2.500					
38 Darren Oliver, L ERA: 3.24	1.0	3	0	0	0	2	0	0	0	0	0	0	0	8	11	0.00	0.000					
44 Casey Janssen, R ERA: 2.67	0.1	5	1	2	2	0	2	0	1	0	0	0	0	11	23	54.00	9.000					
62 Aaron Loup, L ERA: 1.89	0.2	2	0	0	0	0	0	0	0	0	0	0	0	3	6	0.00	0.000					
Batter	1	2	3	4	5	6	7	8	9	AB	R	H	RBI	BB	SO	LOB	BOTTOM					
7 José Reyes, S OBP: 0.381, SLG: 0.474										3	0	1	0	0	0	0						
1 Emilio Bonifacio, S OBP: 0.242, SLG: 0.312										1	0	0	0	0	0	1						
19 José Bautista, R OBP: 0.383, SLG: 0.512										4	0	0	0	0	1	2						
10 Edwin Encarnación, R OBP: 0.353, SLG: 0.536										2	0	1	0	1	1	0						
22 Josh Thole, L OBP: 0.212, SLG: 0.133										1	1	1	0	0	0	0						
26 Adam Lind, L OBP: 0.375, SLG: 0.528										4	0	0	0	0	3	4						
28 Colby Rasmus, L OBP: 0.317, SLG: 0.460										4	0	0	0	0	0	1						
3 Maicer Izturis, S OBP: 0.269, SLG: 0.335										4	0	2	1	0	0	0						
11 Rajai Davis, R OBP: 0.342, SLG: 0.376										3	0	0	0	1	2	1						
9 J.P. Arencibia, R OBP: 0.242, SLG: 0.416										3	0	1	0	0	0	2						
66 Munenori Kawasaki, L OBP: 0.325, SLG: 0.311										3	0	0	0	0	0	3						
Inning Stats	R: 0 H: 0 E: 0 K: 1 S: 9	H: 0 LOB: 0 BB: 0 P: 15	R: 0 H: 0 E: 0 K: 1 S: 6	H: 0 LOB: 0 BB: 0 P: 7	R: 0 H: 0 E: 0 K: 0 S: 6	H: 0 LOB: 0 BB: 0 P: 7	R: 0 H: 1 E: 0 K: 1 S: 8	H: 1 LOB: 1 BB: 0 P: 10	R: 0 H: 1 E: 0 K: 0 S: 17	H: 1 LOB: 2 BB: 1 P: 27	R: 0 H: 1 E: 0 K: 1 S: 13	H: 1 LOB: 1 BB: 1 P: 21	R: 0 H: 0 E: 0 K: 1 S: 9	H: 0 LOB: 0 BB: 0 P: 15	R: 0 H: 1 E: 0 K: 0 S: 5	H: 1 LOB: 1 BB: 0 P: 6	R: 1 H: 2 E: 0 K: 2 S: 12	H: 2 LOB: 0 BB: 0 P: 17	1B: 6 2B: 0 3B: 0 HR: 0	SF: 0 2B: 0 SAC: 0 HBP: 0	WP: 0 PB: 0 SB: 0 CS: 0	PA: 34
PITCHER	IP WLS BF H R ER SO BB IBB HBP BLK WP HR S P ERA WHIP	IP WLS BF H R ER SO BB IBB HBP BLK WP HR S P ERA WHIP	IP WLS BF H R ER SO BB IBB HBP BLK WP HR S P ERA WHIP	IP WLS BF H R ER SO BB IBB HBP BLK WP HR S P ERA WHIP	IP WLS BF H R ER SO BB IBB HBP BLK WP HR S P ERA WHIP	IP WLS BF H R ER SO BB IBB HBP BLK WP HR S P ERA WHIP	IP WLS BF H R ER SO BB IBB HBP BLK WP HR S P ERA WHIP	IP WLS BF H R ER SO BB IBB HBP BLK WP HR S P ERA WHIP	IP WLS BF H R ER SO BB IBB HBP BLK WP HR S P ERA WHIP	IP WLS BF H R ER SO BB IBB HBP BLK WP HR S P ERA WHIP	IP WLS BF H R ER SO BB IBB HBP BLK WP HR S P ERA WHIP	IP WLS BF H R ER SO BB IBB HBP BLK WP HR S P ERA WHIP	IP WLS BF H R ER SO BB IBB HBP BLK WP HR S P ERA WHIP	IP WLS BF H R ER SO BB IBB HBP BLK WP HR S P ERA WHIP	IP WLS BF H R ER SO BB IBB HBP BLK WP HR S P ERA WHIP	IP WLS BF H R ER SO BB IBB HBP BLK WP HR S P ERA WHIP	IP WLS BF H R ER SO BB IBB HBP BLK WP HR S P ERA WHIP					
35 Justin Verlander, R ERA: 3.54	7.0	25	3	0	0	5	2	0	0	0	0	0	0	68	102	0.00	0.714					
40 Phil Coke, L ERA: 6.04	1.0	4	1	0	0	0	0	0	0	0	0	0	5	6	0.00	1.000						
38 Darin Downs, L ERA: 4.78	1.0	5	2	1	1	2	0	0	0	0	0	0	12	17	9.00	2.000						

Detroit Tigers @ Toronto Blue Jays
Rogers Centre, Toronto, ON
Thu Jul 04 2013, 7:09 PM - 10:14 PM EDT
Att: 35,978 - Partly Cloudy - 76 F

AB	41
R	11
H	16
RBI	11
BB	5
SO	8
LOB	27



Detroit Tigers @ Toronto Blue Jays
Rogers Centre, Toronto, ON
Thu Jul 04 2013, 7:09 PM - 10:14 PM EDT
Att: 35,978 - Partly Cloudy - 76 F


AB	32
R	1
H	6
RBI	1
BB	2
SO	7
LOB	14



Batter	1	2	3	4	5	6	7	8	9	AB	R	H	RBI	BB	SO	LOB	TOP										
14 Austin Jackson, R OBP: 0.369, SLG: 0.411	G4-3	K			K	G6-3			K	5	0	0	0	0	3	2											
12 Andy Dirks, L OBP: 0.310, SLG: 0.355	K				24 1B	41 1B			K2-3	4	3	2	0	1	2	0											
24 Miguel Cabrera, R OBP: 0.451, SLG: 0.663	G4-3				28 G1-6-3				F9	5	0	1	1	0	0	2											
28 Prince Fielder, L OBP: 0.363, SLG: 0.459		G4-3	G1-6-3		41 1B				G4-3	3	1	0	0	1	0	2											
41 Victor Martinez, S OBP: 0.297, SLG: 0.352					27 2B					3	1	3	2	1	0	0											
27 Jhonny Peralta, R OBP: 0.364, SLG: 0.451					27 2B					4	1	1	2	0	1	3											
32 Don Kelly, L OBP: 0.336, SLG: 0.380					13 1B				F9	4	1	1	0	0	1	1											
13 Alex Avila, L OBP: 0.270, SLG: 0.303					39 1B				G3	3	0	0	0	1	2	0											
39 Ramon Santiago, S OBP: 0.246, SLG: 0.270									F8	4	0	1	2	0	1	0											
Inning Stats	R: 0 E: 0 K: 1 S: 9	H: 0 LOB: 0 BB: 0 P: 12	R: 2 E: 0 K: 1 S: 19	H: 3 LOB: 2 BB: 1 P: 32	R: 1 E: 0 K: 1 S: 11	H: 2 LOB: 1 BB: 1 P: 20	R: 0 E: 0 K: 2 S: 10	H: 0 LOB: 0 BB: 0 P: 15	R: 3 E: 0 K: 2 S: 17	H: 2 LOB: 1 BB: 2 P: 32	R: 0 E: 0 K: 1 S: 12	H: 0 LOB: 0 BB: 0 P: 18	R: 1 E: 0 K: 0 S: 10	H: 2 LOB: 1 BB: 0 P: 16	R: 0 E: 0 K: 0 S: 9	H: 0 LOB: 0 BB: 0 P: 13	R: 0 E: 0 K: 2 S: 7	H: 0 LOB: 0 BB: 0 P: 7	1B: 6 2B: 3 HR: 0	SF: 0 SAC: 0 HBP: 0	WP: 1 PB: 0 SB: 0 CS: 0	PA: 39					
PITCHER	IP	WLS	BF	H	R	ER	SO	BB	IBB	HBP	BLK	WP	HR	S	P	ERA	WHIP										
63 Justin Masterson, R ERA: 3.78	4.2	L	24	7	6	6	6	4	0	0	0	1	0	63	108	11.57	2.357										
53 Rich Hill, L ERA: 6.56	1.1		4	0	0	2	0	0	0	0	0	0	0	15	21	0.00	0.000										
57 Joe Martinez, R ERA: 1.8	3.0		11	2	1	2	2	0	0	0	0	0	0	26	36	3.00	0.667										

Detroit Tigers @ Cleveland Indians
Progressive Field, Cleveland, OH
Fri Jul 05 2013, 7:06 PM - 10:05 PM EDT
Att: 40,167 - Partly Cloudy - 75 F


AB 35
R 7
H 9
RBI 7
BB 4
SO 10
LOB 10



Batter	1	2	3	4	5	6	7	8	9	AB	R	H	RBI	BB	SO	LOB	BOTTOM										
24 Michael Bourn, L OBP: 0.340, SLG: 0.376	K		L8-3		G4-3				K	4	0	0	0	0	2	2											
13 Asdrubal Cabrera, S OBP: 0.379, SLG: 0.453			L3						K	3	0	0	0	1	1	0											
22 Jason Kipnis, L OBP: 0.385, SLG: 0.531	K				23 FC1-6	33 1B			K	4	0	1	0	0	3	1											
33 Nick Swisher, S OBP: 0.345, SLG: 0.401	L7				23 FC4-6				F7	3	0	1	0	1	0	1											
23 Michael Brantley, L OBP: 0.329, SLG: 0.371	K				FC4-6				41 1B	3	0	0	0	1	1	3											
41 Carlos Santana, S OBP: 0.379, SLG: 0.453					G3				12 1B	4	0	2	0	0	0	3											
12 Mark Reynolds, R OBP: 0.310, SLG: 0.490	K								K	4	0	0	0	0	3	3											
8 Lonnie Chisenhall, L OBP: 0.262, SLG: 0.373									K	4	0	1	0	0	1	3											
11 Drew Stubbs, R OBP: 0.294, SLG: 0.388					24 L8-3				K	3	0	1	0	0	0	1											
Inning Stats	R: 0 E: 0 K: 2 S: 14	H: 0 LOB: 1 BB: 1 P: 22	R: 0 E: 0 K: 2 S: 12	H: 1 LOB: 0 BB: 0 P: 19	R: 0 E: 0 K: 0 S: 4	H: 1 LOB: 0 BB: 0 P: 7	R: 0 E: 0 K: 1 S: 14	H: 0 LOB: 1 BB: 1 P: 23	R: 0 E: 0 K: 1 S: 10	H: 1 LOB: 1 BB: 0 P: 15	R: 0 E: 0 K: 0 S: 8	H: 2 LOB: 2 BB: 0 P: 8	R: 0 E: 0 K: 0 S: 5	H: 0 LOB: 0 BB: 0 P: 7	R: 0 E: 0 K: 3 S: 9	H: 0 LOB: 0 BB: 0 P: 12	R: 0 E: 0 K: 2 S: 10	H: 1 LOB: 2 BB: 1 P: 21	1B: 5 2B: 2 HR: 0	SF: 0 SAC: 0 HBP: 0	WP: 0 PB: 0 SB: 0 CS: 0	PA: 35					
PITCHER	IP	WLS	BF	H	R	ER	SO	BB	IBB	HBP	BLK	WP	HR	S	P	ERA	WHIP										
21 Rick Porcello, R ERA: 4.82	7.0	W	27	5	0	0	6	2	0	0	0	0	0	67	101	0.00	1.000										
62 Al Alburquerque, R ERA: 2.14	1.0		3	0	0	0	3	0	0	0	0	0	0	9	12	0.00	0.000										
43 Bruce Rondón, R ERA: 6.35	1.0		5	1	0	0	2	1	0	0	0	0	0	10	21	0.00	2.000										

Detroit Tigers @ Cleveland Indians
Progressive Field, Cleveland, OH
Fri Jul 05 2013, 7:06 PM - 10:05 PM EDT
Att: 40,167 - Partly Cloudy - 75 F

AB 32
R 0
H 6
RBI 0
BB 3
SO 11
LOB 17



Batter	1	2	3	4	5	6	7	8	9	10	AB	R	H	RBI	BB	SO	LOB	TOP									
14 Austin Jackson, R OBP: 0.367, SLG: 0.414	G3	K			K2-3					G6-3	5	0	1	0	0	2	3										
48 Tori Hunter, R OBP: 0.344, SLG: 0.437	G5-3		G4-3		L3					K	5	0	0	0	0	2	1										
24 Miguel Cabrera, R OBP: 0.457, SLG: 0.673	G6-3				F8					G6-3	3	1	0	0	2	0	1										
28 Prince Fielder, L OBP: 0.362, SLG: 0.457					F7					G3	3	1	0	0	2	1	1										
41 Victor Martinez, S OBP: 0.361, SLG: 0.361					FC4-6																						
27 Johnny Peralta, R OBP: 0.367, SLG: 0.445																											
18 Matt Tuasosopo, R OBP: 0.467, SLG: 0.693																											
12 Andy Dirks, L OBP: 0.314, SLG: 0.356																											
55 Brayan Peña, S OBP: 0.319, SLG: 0.375																											
39 Ramon Santiago, S OBP: 0.235, SLG: 0.257																											
Inning Stats	R: 0 E: 0 K: 0 S: 10	H: 0 LOB: 0 BB: 0 P: 14	R: 1 E: 0 K: 3 S: 17	H: 3 LOB: 3 BB: 1 P: 29	R: 0 E: 0 K: 0 S: 12	H: 0 LOB: 1 BB: 1 P: 18	R: 1 E: 0 K: 1 S: 11	H: 1 LOB: 0 BB: 0 P: 19	R: 0 E: 0 K: 1 S: 8	H: 0 LOB: 0 BB: 0 P: 10	R: 0 E: 0 K: 0 S: 6	H: 1 LOB: 1 BB: 1 P: 12	R: 0 E: 0 K: 1 S: 8	H: 1 LOB: 0 BB: 0 P: 15	R: 0 E: 0 K: 0 S: 9	H: 0 LOB: 0 BB: 1 P: 18	R: 0 E: 0 K: 1 S: 11	H: 0 LOB: 0 BB: 0 P: 7	R: 2 E: 0 K: 1 S: 13	H: 1 LOB: 1 BB: 2 P: 26	1B: 2 2B: 4 3B: 0 HR: 1	SF: 0 SAC: 0 DP: 1 HBP: 0	WP: 0 PB: 0 SB: 0 CS: 0	PA: 42			
PITCHER	IP 5.2	WLS 24	BF 4	H 2	R 2	ER 2	SO 5	BB 3	IBB 0	HBP 0	BLK 0	WP 0	HR 1	S 61	P 97	ERA 3.18	WHIP 1.235										
26 Scott Kazmir, L ERA: 4.74																											
27 Bryan Shaw, R ERA: 4.46																											
37 Cody Allen, R ERA: 2.45																											
38 Joe Smith, R ERA: 2.67																											
54 Chris Perez, R ERA: 3.16																											

Detroit Tigers @ Cleveland Indians
 Progressive Field, Cleveland, OH
 Mon Jul 08 2013, 7:08 PM - 11:06 PM EDT
 Att: 23,640 - Overcast - 79 F

AB 36
 R 4
 H 7
 RBI 4
 BB 6
 SO 8
 LOB 14



Batter	1	2	3	4	5	6	7	8	9	10	AB	R	H	RBI	BB	SO	LOB	BOTTOM									
24 Michael Bourn, L OBP: 0.331, SLG: 0.364	G5-3		G4-3	L7						F7	5	0	1	0	0	0	3										
13 Adrián Cabrera, S OBP: 0.309, SLG: 0.414	K		G3-1							K	4	0	0	0	1	3	1										
22 Jason Kipnis, L OBP: 0.379, SLG: 0.517	P6									G4-3	5	0	1	0	0	1	1										
33 Nick Swisher, S OBP: 0.353, SLG: 0.412			G6-3							G2	5	0	2	0	0	0	1										
23 Michael Brantley, L OBP: 0.337, SLG: 0.597																											
4 Mike Aviles, R OBP: 0.286, SLG: 0.378																											
12 Mark Reynolds, R OBP: 0.311, SLG: 0.396																											
11 Drew Stubbs, R OBP: 0.300, SLG: 0.394																											
8 Lonnie Chisenhall, L OBP: 0.266, SLG: 0.458																											
10 Yan Gomes, R OBP: 0.303, SLG: 0.500																											
Inning Stats	R: 0 E: 0 K: 1 S: 12	H: 0 LOB: 0 BB: 0 P: 19	R: 2 E: 0 K: 1 S: 15	H: 3 LOB: 1 BB: 0 P: 20	R: 0 E: 0 K: 0 S: 12	H: 2 LOB: 3 BB: 1 P: 18	R: 0 E: 0 K: 1 S: 9	H: 1 LOB: 1 BB: 0 P: 10	R: 0 E: 0 K: 0 S: 8	H: 0 LOB: 2 BB: 0 P: 19	R: 0 E: 0 K: 2 S: 10	H: 0 LOB: 0 BB: 0 P: 15	R: 0 E: 0 K: 2 S: 9	H: 1 LOB: 0 BB: 0 P: 16	R: 0 E: 0 K: 0 S: 4	H: 0 LOB: 0 BB: 0 P: 8	R: 0 E: 0 K: 1 S: 11	H: 1 LOB: 2 BB: 0 P: 22	R: 0 E: 0 K: 2 S: 9	H: 2 LOB: 2 BB: 0 P: 15	1B: 10 2B: 0 3B: 0 HR: 0	SF: 0 SAC: 0 DP: 0 HBP: 0	WP: 1 PB: 1 SB: 2 CS: 1	PA: 42			
PITCHER	IP 7.0	WLS 30	BF 7	H 2	R 2	ER 2	SO 7	BB 3	IBB 0	HBP 0	BLK 0	WP 1	HR 0	S 75	P 117	ERA 2.57	WHIP 1.429										
37 Max Scherzer, R ERA: 3.06																											
43 Bruce Rondon, R ERA: 5.4																											
33 Drew Smyly, L ERA: 2.04																											
53 Joaquin Benoit, R ERA: 1.73																											

Detroit Tigers @ Cleveland Indians
 Progressive Field, Cleveland, OH
 Mon Jul 08 2013, 7:08 PM - 11:06 PM EDT
 Att: 23,640 - Overcast - 79 F

AB 39
 R 2
 H 10
 RBI 2
 BB 3
 SO 10
 LOB 21



Batter	1	2	3	4	5	6	7	8	9	AB	R	H	RBI	BB	SO	LOB	TOP					
30 Alejandro De Aza, L OBP: 0.314, SLG: 0.404	F8		G3		G1		P3-1	51 1B	51 1B	6	2	3	0	0	0	0	Chicago White Sox @ Detroit Tigers Comerica Park, Detroit, MI Tue Jul 09 2013, 7:48 PM - 10:51 PM EDT Att: 37,113 - Partly Cloudy - 78 F					
10 Alexei Ramirez, R OBP: 0.309, SLG: 0.348	P4		G6-3		51 1B		P3-1	51 1B	44 1B	6	2	3	1	0	0	1						
51 Alex Rios, R OBP: 0.308, SLG: 0.448										6	1	6	2	0	0	0						
39 Casper Wells, R OBP: 0.224, SLG: 0.196	44 BB				44 S				7 1B	0	0	0	0	0	0	0						
44 Adam Dunn, L OBP: 0.276, SLG: 0.480	7 FC5-4								7 1B	5	1	3	3	1	1	3						
22 Brent Morel, R OBP: 0.296, SLG: 0.231	7 FC5-4								7 1B	0	0	0	0	0	0	0						
7 Jeff Keppinger, R OBP: 0.273, SLG: 0.297	FC5-4								7 1B	5	1	2	1	1	0	2						
12 Conor Gillaspie, L OBP: 0.307, SLG: 0.379	K								7 1B	6	1	1	0	0	1	6						
24 Dayan Viciedo, R OBP: 0.276, SLG: 0.394	K								7 1B	4	2	3	4	0	1	0						
18 Blake Tekotte, L OBP: 0.214, SLG: 0.154	K								7 1B	1	0	0	0	0	1	0						
15 Gordon Beckham, R OBP: 0.365, SLG: 0.426									HR	5	1	2	0	0	0	1						
36 Josh Phegley, R OBP: 0.188, SLG: 0.600	P3								30 1B	5	0	0	0	0	2	2						
Inning Stats	R: 0 H: 1 E: 0 K: 0 S: 10	H: 1 LOB: 2 BB: 1 P: 15	R: 0 H: 1 E: 0 K: 2 S: 9	H: 1 LOB: 1 BB: 0 P: 12	R: 0 H: 1 E: 0 K: 0 S: 10	H: 1 LOB: 1 BB: 0 P: 15	R: 0 H: 1 E: 0 K: 0 S: 13	H: 1 LOB: 1 BB: 0 P: 18	R: 0 H: 2 E: 0 K: 1 S: 13	H: 2 LOB: 2 BB: 0 P: 16	R: 1 H: 1 E: 0 K: 0 S: 7	H: 1 LOB: 0 BB: 0 P: 14	R: 0 H: 1 E: 0 K: 0 S: 7	H: 1 LOB: 0 BB: 0 P: 10	R: 7 H: 9 E: 0 K: 1 S: 23	H: 9 LOB: 3 BB: 1 P: 39	R: 3 H: 6 E: 0 K: 2 S: 21	H: 6 LOB: 3 BB: 0 P: 34	1B: 19 2B: 1 3B: 1 HR: 3	SF: 0 SAC: 0 DP: 1 HBP: 0	WP: 0 PB: 0 SB: 2 CS: 0	PA: 51
PITCHER	IP WLS BF H R ER SO BB IBB HBP BLK WP HR S P ERA WHIP																					
35 Justin Verlander, R ERA: 3.71	7.0 L 33 12 5 5 3 1 0 0 0 0 0 2 76 112 6.43 1.857																					
62 AJ Alburquerque, R ERA: 4.5	0.2 6 4 2 2 1 0 0 0 0 0 0 1 11 16 27.00 6.000																					
40 Phil Coke, L ERA: 5.93	0.1 3 1 1 1 0 1 0 0 0 0 0 0 5 11 27.00 6.000																					
57 Evan Reed, R ERA: 4.38	1.0 9 6 3 3 2 0 0 0 0 0 0 0 21 34 27.00 6.000																					

Batter	1	2	3	4	5	6	7	8	9	AB	R	H	RBI	BB	SO	LOB	BOTTOM			
14 Austin Jackson, R OBP: 0.362, SLG: 0.407	F8		K		G5-3			K		4	0	0	0	0	2	0	Chicago White Sox @ Detroit Tigers Comerica Park, Detroit, MI Tue Jul 09 2013, 7:48 PM - 10:51 PM EDT Att: 37,113 - Partly Cloudy - 78 F			
48 Torii Hunter, R OBP: 0.343, SLG: 0.435	K		F9				G6-3	24 PB	24 HR	4	1	1	0	0	1	0				
24 Miguel Cabrera, R OBP: 0.455, SLG: 0.677	L5						G5-3	24 HR	24 HR	4	1	1	2	0	0	0				
28 Prince Fielder, L OBP: 0.361, SLG: 0.453	F7						G3		G4-3	3	0	0	0	1	0	0				
41 Victor Martinez, S OBP: 0.306, SLG: 0.362	18 PB	27 1B					P3		G3	4	0	2	0	0	0	1				
27 Jhonny Peralta, R OBP: 0.359, SLG: 0.443	18 PB						K		K	4	0	1	0	0	3	1				
18 Matt Tuiasosopo, R OBP: 0.462, SLG: 0.632	K						G6-3		HR	3	1	1	1	0	1	2				
32 Don Kelly, L OBP: 0.341, SLG: 0.413	K						HR		HR	1	1	1	1	0	0	0				
26 Hernán Pérez, R OBP: 0.359, SLG: 0.413	K						G6-3		P4	4	0	0	0	0	1	2				
13 Alex Avila, L OBP: 0.276, SLG: 0.298	F8						L4		G3	3	0	0	0	0	0	0				
Inning Stats	R: 0 H: 0 E: 0 K: 1 S: 6	H: 2 LOB: 2 BB: 0 P: 13	R: 0 H: 0 E: 0 K: 1 S: 8	H: 0 LOB: 0 BB: 0 P: 12	R: 0 H: 1 E: 0 K: 1 S: 12	H: 1 LOB: 1 BB: 0 P: 20	R: 1 H: 1 E: 0 K: 0 S: 7	H: 1 LOB: 0 BB: 0 P: 10	R: 0 H: 0 E: 0 K: 0 S: 8	H: 0 LOB: 1 BB: 1 P: 15	R: 0 H: 0 E: 0 K: 1 S: 9	H: 0 LOB: 0 BB: 0 P: 12	R: 2 H: 2 E: 0 K: 1 S: 11	H: 2 LOB: 0 BB: 0 P: 15	R: 1 H: 1 E: 0 K: 1 S: 9	H: 1 LOB: 0 BB: 0 P: 11	1B: 4 2B: 0 3B: 0 HR: 3	SF: 0 SAC: 0 DP: 0 HBP: 0	WP: 0 PB: 2 SB: 0 CS: 0	PA: 35
PITCHER	IP WLS BF H R ER SO BB IBB HBP BLK WP HR S P ERA WHIP																			
62 Jose Quintana, L ERA: 3.67	8.0 W 31 6 3 3 7 1 0 0 0 0 0 2 71 105 3.38 0.875																			
55 Simon Castro, R ERA: 2.25	1.0 4 1 1 1 1 0 0 0 0 0 0 1 9 11 9.00 1.000																			

Batter	1	2	3	4	5	6	7	8	9	AB	R	H	RBI	BB	SO	LOB	TOP				
30 Alejandro De Aza, L (1, 8) OBP: 0.318, SLG: 0.403	G3-1									3	1	1	0	2	0	0	Chicago White Sox @ Detroit Tigers Comerica Park, Detroit, MI Wed Jul 10 2013, 7:10 PM - 10:15 PM EDT Att: 39,085 - Overcast - 80 F livebaseballscorecards.com				
10 Alexei Ramirez, R (1, 6) OBP: 0.307, SLG: 0.349	G6-3		F8							5	0	1	1	0	0	3					
51 Alex Rios, R (1, 9) OBP: 0.330, SLG: 0.442	G6-3		K							4	0	0	0	0	2	2					
44 Adam Dunn, L (1, 3) OBP: 0.307, SLG: 0.477		G4-3		K						4	0	1	0	0	1	0					
7 Jeff Keppinger, R (1, 10) OBP: 0.273, SLG: 0.297		K								4	1	1	0	0	1	1					
12 Conor Gillaspie, L (1, 5) OBP: 0.310, SLG: 0.394										4	2	2	1	0	2	0					
24 Dayan Viedo, R (1, 7) OBP: 0.284, SLG: 0.402										3	0	2	1	1	0	0					
15 Gordon Beckham, R (1, 4) OBP: 0.362, SLG: 0.444										3	1	1	2	0	0	2					
21 Tyler Flowers, R (1, 2) OBP: 0.253, SLG: 0.362										3	0	0	0	0	2	1					
18 Blake Tekotte, L (9, PH) OBP: 0.200, SLG: 0.143										1	0	0	0	0	1	1					
Inning Stats	R: 0 E: 0 K: 0 S: 7	H: 0 LOB: 0 BB: 0 P: 12	R: 1 E: 0 K: 1 S: 10	H: 2 LOB: 1 BB: 0 P: 14	R: 0 E: 0 K: 2 S: 12	H: 1 LOB: 1 BB: 0 P: 18	R: 2 E: 0 K: 1 S: 15	H: 3 LOB: 1 BB: 0 P: 21	R: 0 E: 0 K: 1 S: 9	H: 1 LOB: 0 BB: 0 P: 13	R: 2 E: 0 K: 1 S: 16	H: 2 LOB: 1 BB: 1 P: 24	R: 0 E: 0 K: 1 S: 7	H: 0 LOB: 0 BB: 0 P: 9	R: 0 E: 0 K: 1 S: 12	H: 0 LOB: 2 BB: 2 P: 22	1B: 5 2B: 2 3B: 0 HR: 2	SF: 1 SAC: 0 DP: 1 HBP: 0	WP: 2 PB: 0 SB: 0 CS: 0	PA: 38	
PITCHER	IP WLS BF H R ER SO BB IBB HBP BLK WP HR S P ERA WHIP	IP WLS BF H R ER SO BB IBB HBP BLK WP HR S P ERA WHIP	IP WLS BF H R ER SO BB IBB HBP BLK WP HR S P ERA WHIP	IP WLS BF H R ER SO BB IBB HBP BLK WP HR S P ERA WHIP	IP WLS BF H R ER SO BB IBB HBP BLK WP HR S P ERA WHIP	IP WLS BF H R ER SO BB IBB HBP BLK WP HR S P ERA WHIP	IP WLS BF H R ER SO BB IBB HBP BLK WP HR S P ERA WHIP	IP WLS BF H R ER SO BB IBB HBP BLK WP HR S P ERA WHIP	IP WLS BF H R ER SO BB IBB HBP BLK WP HR S P ERA WHIP	IP WLS BF H R ER SO BB IBB HBP BLK WP HR S P ERA WHIP	IP WLS BF H R ER SO BB IBB HBP BLK WP HR S P ERA WHIP	IP WLS BF H R ER SO BB IBB HBP BLK WP HR S P ERA WHIP	IP WLS BF H R ER SO BB IBB HBP BLK WP HR S P ERA WHIP	IP WLS BF H R ER SO BB IBB HBP BLK WP HR S P ERA WHIP	IP WLS BF H R ER SO BB IBB HBP BLK WP HR S P ERA WHIP	IP WLS BF H R ER SO BB IBB HBP BLK WP HR S P ERA WHIP	IP WLS BF H R ER SO BB IBB HBP BLK WP HR S P ERA WHIP	IP WLS BF H R ER SO BB IBB HBP BLK WP HR S P ERA WHIP	IP WLS BF H R ER SO BB IBB HBP BLK WP HR S P ERA WHIP	IP WLS BF H R ER SO BB IBB HBP BLK WP HR S P ERA WHIP	IP WLS BF H R ER SO BB IBB HBP BLK WP HR S P ERA WHIP

Batter	1	2	3	4	5	6	7	8	9	AB	R	H	RBI	BB	SO	LOB	BOTTOM				
14 Austin Jackson, R (1, 8) OBP: 0.363, SLG: 0.415	F8									5	0	2	1	0	1	1	Chicago White Sox @ Detroit Tigers Comerica Park, Detroit, MI Wed Jul 10 2013, 7:10 PM - 10:15 PM EDT Att: 39,085 - Overcast - 80 F livebaseballscorecards.com				
48 Torii Hunter, R (1, 9) OBP: 0.343, SLG: 0.434										5	2	2	0	0	2	2					
24 Miguel Cabrera, R (1, 5) OBP: 0.456, SLG: 0.676										5	1	3	1	0	0	1					
28 Prince Fielder, L (1, 3) OBP: 0.365, SLG: 0.466										4	2	3	3	0	0	1					
41 Victor Martinez, S (1, 10) OBP: 0.311, SLG: 0.367										4	1	3	1	0	0	0					
27 Jhonny Peralta, R (1, 6) OBP: 0.358, SLG: 0.439										3	0	0	0	1	0	3					
12 Andy Dirks, L (1, 7) OBP: 0.310, SLG: 0.351										4	0	0	0	0	0	3					
13 Alex Avila, L (1, 2) OBP: 0.276, SLG: 0.297										4	0	1	2	0	1	0					
39 Ramon Santiago, S (1, 4) OBP: 0.247, SLG: 0.260										3	2	1	0	1	1	2					
Inning Stats	R: 2 E: 0 K: 0 S: 7	H: 3 LOB: 1 BB: 0 P: 12	R: 1 E: 0 K: 2 S: 13	H: 2 LOB: 0 BB: 0 P: 22	R: 2 E: 0 K: 0 S: 21	H: 4 LOB: 2 BB: 1 P: 35	R: 0 E: 0 K: 0 S: 8	H: 1 LOB: 1 BB: 0 P: 12	R: 0 E: 0 K: 1 S: 6	H: 0 LOB: 0 BB: 0 P: 13	R: 3 E: 0 K: 1 S: 22	H: 4 LOB: 2 BB: 1 P: 32	R: 0 E: 0 K: 1 S: 7	H: 0 LOB: 0 BB: 0 P: 12	R: 0 E: 0 K: 1 S: 8	H: 1 LOB: 0 BB: 0 P: 12	1B: 13 2B: 1 3B: 1 HR: 1	SF: 0 SAC: 0 DP: 1 HBP: 0	WP: 0 PB: 0 SB: 0 CS: 1	PA: 39	
PITCHER	IP WLS BF H R ER SO BB IBB HBP BLK WP HR S P ERA WHIP	IP WLS BF H R ER SO BB IBB HBP BLK WP HR S P ERA WHIP	IP WLS BF H R ER SO BB IBB HBP BLK WP HR S P ERA WHIP	IP WLS BF H R ER SO BB IBB HBP BLK WP HR S P ERA WHIP	IP WLS BF H R ER SO BB IBB HBP BLK WP HR S P ERA WHIP	IP WLS BF H R ER SO BB IBB HBP BLK WP HR S P ERA WHIP	IP WLS BF H R ER SO BB IBB HBP BLK WP HR S P ERA WHIP	IP WLS BF H R ER SO BB IBB HBP BLK WP HR S P ERA WHIP	IP WLS BF H R ER SO BB IBB HBP BLK WP HR S P ERA WHIP	IP WLS BF H R ER SO BB IBB HBP BLK WP HR S P ERA WHIP	IP WLS BF H R ER SO BB IBB HBP BLK WP HR S P ERA WHIP	IP WLS BF H R ER SO BB IBB HBP BLK WP HR S P ERA WHIP	IP WLS BF H R ER SO BB IBB HBP BLK WP HR S P ERA WHIP	IP WLS BF H R ER SO BB IBB HBP BLK WP HR S P ERA WHIP	IP WLS BF H R ER SO BB IBB HBP BLK WP HR S P ERA WHIP	IP WLS BF H R ER SO BB IBB HBP BLK WP HR S P ERA WHIP	IP WLS BF H R ER SO BB IBB HBP BLK WP HR S P ERA WHIP	IP WLS BF H R ER SO BB IBB HBP BLK WP HR S P ERA WHIP	IP WLS BF H R ER SO BB IBB HBP BLK WP HR S P ERA WHIP	IP WLS BF H R ER SO BB IBB HBP BLK WP HR S P ERA WHIP	IP WLS BF H R ER SO BB IBB HBP BLK WP HR S P ERA WHIP

Chicago White Sox @ Detroit Tigers
Comerica Park, Detroit, MI
Wed Jul 10 2013, 7:10 PM - 10:15 PM EDT
Att: 39,085 - Overcast - 80 F

Chicago White Sox @ Detroit Tigers
Comerica Park, Detroit, MI
Wed Jul 10 2013, 7:10 PM - 10:15 PM EDT
Att: 39,085 - Overcast - 80 F

AB	34
R	5
H	9
RBI	5
BB	3
SO	9
LOB	10

AB	37
R	8
H	15
RBI	8
BB	2
SO	5
LOB	13

Batter	1	2	3	4	5	6	7	8	9	AB	R	H	RBI	BB	SO	LOB	TOP					
30 Alejandro De Aza, L OBP: 0.322, SLG: 0.418										5	2	3	1	0	1	1	Chicago White Sox @ Detroit Tigers Comerica Park, Detroit, MI Thu Jul 11 2013, 1:09 PM - 4:26 PM EDT Att: 40,444 - Partly Cloudy - 76 F					
10 Alexei Ramirez, R OBP: 0.309, SLG: 0.353										4	0	2	1	0	0	2						
22 Brent Morel, R OBP: 0.333, SLG: 0.231										0	0	0	0	1	0	0						
51 Alex Rios, R OBP: 0.333, SLG: 0.442										3	0	1	0	2	0	1						
44 Adam Dunn, L OBP: 0.309, SLG: 0.472										3	0	0	0	2	2	3						
7 Jeff Keppinger, R OBP: 0.275, SLG: 0.299										5	1	2	0	0	1	5						
12 Conor Gillaspie, L OBP: 0.312, SLG: 0.389										3	1	0	0	2	0	4						
24 Dayan Viciedo, R OBP: 0.292, SLG: 0.395										4	0	0	0	0	1	4						
18 Blake Tekotte, L OBP: 0.200, SLG: 0.143										0	0	0	0	0	0	0						
15 Gordon Beckham, R OBP: 0.363, SLG: 0.443										5	1	2	0	0	2	3						
36 Josh Phegley, R OBP: 0.190, SLG: 0.650										5	1	1	4	0	1	3						
Inning Stats	R: 1 H: 2 E: 0 K: 1 S: 11	WLS: 2 BF: 27 LOB: 2 BB: 1 P: 21	R: 0 H: 1 E: 0 K: 1 S: 12	WLS: 1 BF: 20 LOB: 2 BB: 0 P: 20	R: 0 H: 1 E: 0 K: 1 S: 10	WLS: 1 BF: 13 LOB: 1 BB: 1 P: 13	R: 0 H: 1 E: 0 K: 1 S: 8	WLS: 1 BF: 14 LOB: 1 BB: 0 P: 14	R: 0 H: 0 E: 0 K: 1 S: 8	WLS: 0 BF: 15 LOB: 0 BB: 0 P: 15	R: 4 H: 4 E: 1 K: 1 S: 21	WLS: 4 BF: 34 LOB: 2 BB: 1 P: 34	R: 0 H: 1 E: 0 K: 1 S: 9	WLS: 1 BF: 11 LOB: 1 BB: 0 P: 11	R: 1 H: 1 E: 0 K: 0 S: 12	WLS: 1 BF: 27 LOB: 2 BB: 3 P: 27	R: 0 H: 0 E: 1 K: 1 S: 10	WLS: 0 BF: 17 LOB: 1 BB: 1 P: 17	1B: 7 2B: 2 3B: 0 HR: 2	SF: 0 SAC: 0 DP: 1 HBP: 1	WP: 0 PB: 0 SB: 0 CS: 1	PA: 45
PITCHER	IP: 5.1 WLS: L BF: 27 H: 7 R: 5 ER: 4 SO: 6 BB: 2 IBB: 1 HBP: 1 BLK: 0 WP: 0 HR: 1 S: 59 P: 102 ERA: 6.75 WHIP: 1.688	IP: 0.1 WLS: 1 BF: 1 H: 0 R: 0 ER: 0 SO: 0 BB: 0 IBB: 0 HBP: 0 BLK: 0 WP: 0 HR: 2 S: 24 P: 2 ERA: 0.00 WHIP: 0.000	IP: 1.1 WLS: 7 BF: 3 H: 3 R: 0 ER: 0 SO: 1 BB: 0 IBB: 0 HBP: 0 BLK: 0 WP: 0 HR: 18 S: 2 P: 2 ERA: 0.00 WHIP: 2.250	IP: 0.1 WLS: 5 BF: 1 H: 1 R: 1 ER: 1 SO: 0 BB: 3 IBB: 0 HBP: 0 BLK: 0 WP: 1 HR: 6 S: 19 P: 27 ERA: 12.000 WHIP: 0.600	IP: 1.2 WLS: 5 BF: 0 H: 0 R: 0 ER: 0 SO: 1 BB: 1 IBB: 0 HBP: 0 BLK: 0 WP: 0 HR: 16 S: 25 P: 25 ERA: 0.00 WHIP: 0.600	PITCHER										IP: 5.1 WLS: L BF: 27 H: 7 R: 5 ER: 4 SO: 6 BB: 2 IBB: 1 HBP: 1 BLK: 0 WP: 0 HR: 1 S: 59 P: 102 ERA: 6.75 WHIP: 1.688	IP: 0.1 WLS: 1 BF: 1 H: 0 R: 0 ER: 0 SO: 0 BB: 0 IBB: 0 HBP: 0 BLK: 0 WP: 0 HR: 2 S: 24 P: 2 ERA: 0.00 WHIP: 0.000	IP: 1.1 WLS: 7 BF: 3 H: 3 R: 0 ER: 0 SO: 1 BB: 0 IBB: 0 HBP: 0 BLK: 0 WP: 0 HR: 18 S: 2 P: 2 ERA: 0.00 WHIP: 2.250	IP: 0.1 WLS: 5 BF: 1 H: 1 R: 1 ER: 1 SO: 0 BB: 3 IBB: 0 HBP: 0 BLK: 0 WP: 1 HR: 6 S: 19 P: 27 ERA: 12.000 WHIP: 0.600	IP: 1.2 WLS: 5 BF: 0 H: 0 R: 0 ER: 0 SO: 1 BB: 1 IBB: 0 HBP: 0 BLK: 0 WP: 0 HR: 16 S: 25 P: 25 ERA: 0.00 WHIP: 0.600		

Batter	1	2	3	4	5	6	7	8	9	AB	R	H	RBI	BB	SO	LOB	BOTTOM					
14 Austin Jackson, R OBP: 0.358, SLG: 0.409										4	0	0	0	0	2	0	Chicago White Sox @ Detroit Tigers Comerica Park, Detroit, MI Thu Jul 11 2013, 1:09 PM - 4:26 PM EDT Att: 40,444 - Partly Cloudy - 76 F					
48 Torii Hunter, R OBP: 0.345, SLG: 0.443										4	0	2	0	0	0	0						
24 Miguel Cabrera, R OBP: 0.457, SLG: 0.682										3	1	1	1	1	1	1						
28 Prince Fielder, L OBP: 0.363, SLG: 0.463										4	0	1	0	0	1	2						
41 Victor Martinez, S OBP: 0.316, SLG: 0.374										4	1	3	0	0	0	0						
27 Jhonny Peralta, R OBP: 0.356, SLG: 0.435										3	0	0	0	1	2	3						
18 Matt Tuiasosopo, R OBP: 0.458, SLG: 0.658										3	1	1	2	0	2	3						
12 Andy Dirks, L OBP: 0.309, SLG: 0.349										1	0	0	0	0	0	0						
55 Brayan Peña, S OBP: 0.317, SLG: 0.371										4	0	1	0	0	0	3						
26 Hernán Pérez, R OBP: 0.143, SLG: 0.143										3	0	1	0	0	1	1						
32 Don Kelly, L OBP: 0.339, SLG: 0.409										1	0	0	0	0	0	0						
Inning Stats	R: 0 H: 0 E: 0 K: 2 S: 9	WLS: 0 BF: 0 LOB: 0 BB: 0 P: 12	R: 2 H: 4 E: 0 K: 1 S: 21	WLS: 4 BF: 30 LOB: 1 BB: 0 P: 30	R: 0 H: 1 E: 0 K: 0 S: 8	WLS: 1 BF: 12 LOB: 1 BB: 1 P: 12	R: 0 H: 2 E: 0 K: 1 S: 9	WLS: 2 BF: 18 LOB: 2 BB: 1 P: 18	R: 1 H: 1 E: 0 K: 2 S: 14	WLS: 1 BF: 19 LOB: 0 BB: 0 P: 19	R: 0 H: 1 E: 0 K: 2 S: 16	WLS: 1 BF: 23 LOB: 1 BB: 0 P: 23	R: 0 H: 1 E: 0 K: 0 S: 7	WLS: 1 BF: 13 LOB: 1 BB: 0 P: 13	R: 0 H: 0 E: 0 K: 1 S: 8	WLS: 0 BF: 12 LOB: 0 BB: 0 P: 12	R: 0 H: 0 E: 0 K: 0 S: 11	WLS: 0 BF: 17 LOB: 0 BB: 0 P: 17	1B: 5 2B: 2 3B: 1 HR: 2	SF: 0 SAC: 0 DP: 2 HBP: 0	WP: 0 PB: 0 SB: 0 CS: 0	PA: 36
PITCHER	IP: 6.2 WLS: W BF: 29 H: 10 R: 3 ER: 3 SO: 8 BB: 2 IBB: 0 HBP: 0 BLK: 0 WP: 0 HR: 2 S: 24 P: 124 ERA: 4.05 WHIP: 1.800	IP: 0.1 WLS: H BF: 1 H: 0 R: 0 ER: 0 SO: 0 BB: 0 IBB: 0 HBP: 0 BLK: 0 WP: 0 HR: 3 S: 3 P: 3 ERA: 0.00 WHIP: 0.000	IP: 1.0 WLS: H BF: 3 H: 0 R: 0 ER: 0 SO: 1 BB: 0 IBB: 0 HBP: 0 BLK: 0 WP: 0 HR: 8 S: 12 P: 12 ERA: 0.00 WHIP: 0.000	IP: 1.0 WLS: S BF: 3 H: 0 R: 0 ER: 0 SO: 0 BB: 0 IBB: 0 HBP: 0 BLK: 0 WP: 0 HR: 11 S: 17 P: 17 ERA: 0.00 WHIP: 0.000	PITCHER										IP: 6.2 WLS: W BF: 29 H: 10 R: 3 ER: 3 SO: 8 BB: 2 IBB: 0 HBP: 0 BLK: 0 WP: 0 HR: 2 S: 24 P: 124 ERA: 4.05 WHIP: 1.800	IP: 0.1 WLS: H BF: 1 H: 0 R: 0 ER: 0 SO: 0 BB: 0 IBB: 0 HBP: 0 BLK: 0 WP: 0 HR: 3 S: 3 P: 3 ERA: 0.00 WHIP: 0.000	IP: 1.0 WLS: H BF: 3 H: 0 R: 0 ER: 0 SO: 1 BB: 0 IBB: 0 HBP: 0 BLK: 0 WP: 0 HR: 8 S: 12 P: 12 ERA: 0.00 WHIP: 0.000	IP: 1.0 WLS: S BF: 3 H: 0 R: 0 ER: 0 SO: 0 BB: 0 IBB: 0 HBP: 0 BLK: 0 WP: 0 HR: 11 S: 17 P: 17 ERA: 0.00 WHIP: 0.000				

Batter	1	2	3	4	5	6	7	8	9	AB	R	H	RBI	BB	SO	LOB	TOP										
5 Ian Kinsler, R OBP: 0.367, SLG: 0.447										4	0	2	0	1	2	0	Texas Rangers @ Detroit Tigers Comerica Park, Detroit, MI Fri Jul 12 2013, 7:10 PM - 9:57 PM EDT Att: 41,686 - Clear - 79 F										
7 David Murphy, L OBP: 0.276, SLG: 0.375										5	0	0	0	0	1	6											
17 Nelson Cruz, R OBP: 0.332, SLG: 0.516										4	0	0	0	1	3	3											
29 Adrian Beltré, R OBP: 0.356, SLG: 0.538										4	0	0	0	0	0	1											
12 A.J. Pierzynski, L OBP: 0.319, SLG: 0.447										4	1	3	1	0	0	0											
1 Elvis Andrus, R OBP: 0.303, SLG: 0.285										4	1	1	0	0	1	2											
18 Mitch Moreland, L OBP: 0.317, SLG: 0.477										4	0	1	0	0	1	2											
13 Jurickson Profar, S OBP: 0.317, SLG: 0.349										4	0	2	1	0	0	1											
2 Leonys Martin, L OBP: 0.340, SLG: 0.435										4	0	1	0	0	1	1											
Inning Stats	R: 0 E: 0 K: 1 S: 11	H: 0 LOB: 1 BB: 1 P: 17	R: 0 E: 0 K: 0 S: 10	H: 2 LOB: 1 BB: 0 P: 14	R: 0 E: 0 K: 0 S: 11	H: 1 LOB: 1 BB: 0 P: 17	R: 2 E: 0 K: 1 S: 22	H: 4 LOB: 3 BB: 1 P: 30	R: 0 E: 0 K: 1 S: 13	H: 1 LOB: 1 BB: 0 P: 20	R: 0 E: 0 K: 2 S: 9	H: 0 LOB: 0 BB: 0 P: 9	R: 0 E: 0 K: 1 S: 8	H: 1 LOB: 1 BB: 0 P: 10	R: 0 E: 1 K: 1 S: 17	H: 1 LOB: 0 BB: 0 P: 22	1B: 8 2B: 1 3B: 0 HR: 1	SF: 0 SAC: 0 DP: 1 HBP: 0	WP: 1 PB: 0 SB: 1 CS: 0	PA: 39							
PITCHER	IP	WLS	BF	H	R	ER	SO	BB	IBB	HBP	BLK	WP	HR	S	P	ERA	WHIP										
58 Doug Fister, R ERA: 4.02	6.0	W	27	8	2	2	5	2	0	0	0	1	1	73	106	3.00	1.667										
43 Bruce Rondón, R ERA: 6.0	1.1		4	0	0	0	2	0	0	0	0	0	0	10	10	0.00	0.000										
33 Drew Smyly, L ERA: 1.95	1.1		7	2	0	0	1	0	0	0	0	0	0	21	28	0.00	1.500										
53 Joaquín Benoit, R ERA: 1.67	0.1		1	0	0	0	1	0	0	0	0	0	0	3	3	0.00	0.000										

Batter	1	2	3	4	5	6	7	8	9	AB	R	H	RBI	BB	SO	LOB	BOTTOM										
14 Austin Jackson, R OBP: 0.358, SLG: 0.412										5	2	2	0	0	1	1	Texas Rangers @ Detroit Tigers Comerica Park, Detroit, MI Fri Jul 12 2013, 7:10 PM - 9:57 PM EDT Att: 41,686 - Clear - 79 F										
48 Torii Hunter, R OBP: 0.347, SLG: 0.447										4	2	2	1	0	1	0											
24 Miguel Cabrera, R OBP: 0.457, SLG: 0.681										2	1	1	1	1	1	0											
28 Prince Fielder, L OBP: 0.365, SLG: 0.463										4	1	2	0	0	1	2											
41 Victor Martínez, S OBP: 0.318, SLG: 0.377										3	1	1	2	1	0	2											
27 Jhonny Peralta, R OBP: 0.358, SLG: 0.438										4	0	2	2	0	0	1											
12 Andy Dirks, L OBP: 0.305, SLG: 0.344										4	0	0	0	0	1	4											
13 Alex Avila, L OBP: 0.280, SLG: 0.297										3	0	1	1	1	1	0											
39 Ramon Santiago, S OBP: 0.236, SLG: 0.247										4	0	0	0	0	0	3											
Inning Stats	R: 5 E: 0 K: 1 S: 18	H: 5 LOB: 1 BB: 2 P: 27	R: 2 E: 0 K: 0 S: 14	H: 4 LOB: 2 BB: 0 P: 24	R: 0 E: 0 K: 1 S: 8	H: 0 LOB: 0 BB: 0 P: 11	R: 0 E: 0 K: 2 S: 9	H: 1 LOB: 1 BB: 0 P: 15	R: 0 E: 0 K: 1 S: 7	H: 0 LOB: 0 BB: 0 P: 11	R: 0 E: 0 K: 0 S: 7	H: 0 LOB: 0 BB: 0 P: 9	R: 0 E: 0 K: 1 S: 9	H: 1 LOB: 1 BB: 0 P: 13	R: 0 E: 0 K: 0 S: 8	H: 0 LOB: 1 BB: 1 P: 16	1B: 7 2B: 4 3B: 0 HR: 0	SF: 1 SAC: 0 DP: 1 HBP: 0	WP: 0 PB: 0 SB: 0 CS: 0	PA: 37							
PITCHER	IP	WLS	BF	H	R	ER	SO	BB	IBB	HBP	BLK	WP	HR	S	P	ERA	WHIP										
51 Justin Grimm, R ERA: 6.37	3.1	L	21	10	7	7	3	2	0	0	0	0	0	28	41	0.00	0.273										
56 Jose Ortiz, L ERA: 4.5	3.2		12	1	0	0	3	0	0	0	0	0	0	8	16	0.00	1.000										
53 Wilmer Font, R ERA:	1.0		4	0	0	0	0	1	0	0	0	0	0	8	16	0.00	1.000										

AB	37
R	2
H	10
RBI	2
BB	2
SO	9
LOB	16



AB	33
R	7
H	11
RBI	7
BB	3
SO	6
LOB	13



Batter	1	2	3	4	5	6	7	8	9	AB	R	H	RBI	BB	SO	LOB	TOP										
5 Ian Kinsler, R OBP: 0.359, SLG: 0.433										4	0	0	0	0	0	2											
2 Leonys Martin, L OBP: 0.336, SLG: 0.422										3	0	0	0	1	2	1											
17 Nelson Cruz, R OBP: 0.334, SLG: 0.517										4	0	0	0	0	1	1											
29 Adrian Beltré, R OBP: 0.358, SLG: 0.543										3	0	0	0	0	0	0											
43 Engel Beltré, L OBP: 0.294, SLG: 0.294										3	0	1	0	1	1	1											
18 Mitch Moreland, L OBP: 0.319, SLG: 0.487										3	0	0	0	0	0	2											
1 Elvis Andrus, R OBP: 0.300, SLG: 0.280										3	0	0	0	0	0	1											
13 Jurickson Profar, S OBP: 0.309, SLG: 0.346										2	0	1	0	1	1	0											
8 Geovany Soto, R OBP: 0.279, SLG: 0.348										3	0	0	0	0	1	2											
7 David Murphy, L OBP: 0.278, SLG: 0.373																											
Inning Stats	R: 0 E: 0 K: 0 S: 7	H: 0 LOB: 0 BB: 1 P: 12	R: 0 E: 0 K: 0 S: 8	H: 0 LOB: 0 BB: 0 P: 12	R: 0 E: 0 K: 1 S: 9	H: 0 LOB: 0 BB: 0 P: 17	R: 0 E: 0 K: 1 S: 11	H: 0 LOB: 0 BB: 0 P: 18	R: 0 E: 0 K: 1 S: 11	H: 0 LOB: 1 BB: 1 P: 18	R: 0 E: 0 K: 0 S: 10	H: 0 LOB: 1 BB: 1 P: 20	R: 0 E: 0 K: 1 S: 11	H: 0 LOB: 1 BB: 1 P: 18	R: 0 E: 0 K: 0 S: 6	H: 1 LOB: 1 BB: 0 P: 8	R: 0 E: 0 K: 0 S: 7	H: 1 LOB: 1 BB: 0 P: 11	R: 0 E: 0 K: 3 S: 15	H: 0 LOB: 2 BB: 0 P: 22	1B: 1 2B: 1 3B: 0 HR: 0	SF: 0 SAC: 0 DP: 0 HBP: 1	WP: 0 PB: 0 SB: 0 CS: 1	PA: 32			
PITCHER	IP	WLS	BF	H	R	ER	SO	BB	IBB	HBP	BLK	WP	HR	S	P	ERA	WHIP										
35 Justin Verlander, R ERA: 3.5	7.0	W	24	1	0	0	3	3	0	0	0	0	0	62	105	0.00	0.571										
33 Drew Smyly, L ERA: 1.91	1.1		5	1	0	0	1	0	0	0	0	0	0	11	16	0.00	0.750										
53 Joaquin Benoit, R ERA: 1.64	0.2		3	0	0	0	2	0	0	1	0	0	0	11	17	0.00	0.000										

Texas Rangers @ Detroit Tigers
Comerica Park, Detroit, MI
Sun Jul 14 2013, 1:09 PM - 3:55 PM EDT
Att: 41,617 - Sunny - 83 F

AB 28
R 0
H 2
RBI 0
BB 3
SO 6
LOB 10



Batter	1	2	3	4	5	6	7	8	9	AB	R	H	RBI	BB	SO	LOB	BOTTOM										
14 Austin Jackson, R OBP: 0.355, SLG: 0.403										4	0	0	0	0	1	0											
48 Tori Hunter, R OBP: 0.352, SLG: 0.458										3	2	2	1	1	0	0											
24 Miguel Cabrera, R OBP: 0.458, SLG: 0.674										2	1	0	0	2	0	1											
28 Prince Fielder, L OBP: 0.363, SLG: 0.457										4	0	0	0	0	0	3											
41 Victor Martinez, S OBP: 0.314, SLG: 0.380										4	1	1	1	0	0	3											
27 Jhonny Peralta, R OBP: 0.361, SLG: 0.447										3	1	2	2	1	1	0											
18 Matt Tuiasosopo, R OBP: 0.447, SLG: 0.624										3	0	1	1	0	0	0											
32 Don Kelly, L OBP: 0.344, SLG: 0.414										1	0	1	0	0	0	0											
13 Alex Avila, L OBP: 0.279, SLG: 0.293										3	0	0	0	1	1	2											
26 Hernán Pérez, R OBP: 0.143, SLG: 0.143										3	0	0	0	0	1	3											
Inning Stats	R: 1 E: 0 K: 1 S: 11	H: 1 LOB: 1 BB: 1 P: 20	R: 0 E: 0 K: 1 S: 9	H: 0 LOB: 0 BB: 0 P: 12	R: 0 E: 0 K: 1 S: 7	H: 0 LOB: 0 BB: 0 P: 7	R: 2 E: 0 K: 0 S: 8	H: 2 LOB: 0 BB: 0 P: 13	R: 0 E: 0 K: 1 S: 5	H: 0 LOB: 0 BB: 0 P: 6	R: 2 E: 0 K: 0 S: 13	H: 2 LOB: 3 BB: 3 P: 32	R: 0 E: 0 K: 0 S: 9	H: 1 LOB: 0 BB: 0 P: 13	R: 0 E: 1 K: 0 S: 8	H: 1 LOB: 2 BB: 1 P: 16	1B: 4 2B: 0 3B: 0 HR: 3	SF: 0 SAC: 0 DP: 1 HBP: 0	WP: 0 PB: 0 SB: 0 CS: 0	PA: 35							
PITCHER	IP	WLS	BF	H	R	ER	SO	BB	IBB	HBP	BLK	WP	HR	S	P	ERA	WHIP										
33 Martín Pérez, L ERA: 3.0	5.2	L	24	4	5	5	4	3	0	0	0	0	3	44	74	7.94	1.235										
57 Cory Burns, R ERA: 2.08	1.1		6	2	0	0	0	1	0	0	0	0	0	18	29	0.00	2.250										
58 Joe Ortiz, L ERA: 4.41	0.2		2	0	0	0	0	0	0	0	0	0	0	3	4	0.00	0.000										
53 Wilmer Font, R ERA:	0.1		3	1	0	0	0	1	0	0	0	0	0	5	12	0.00	6.000										

Texas Rangers @ Detroit Tigers
Comerica Park, Detroit, MI
Sun Jul 14 2013, 1:09 PM - 3:55 PM EDT
Att: 41,617 - Sunny - 83 F

AB 30
R 5
H 7
RBI 5
BB 5
SO 4
LOB 12



Batter	1	2	3	4	5	6	7	8	9	AB	R	H	RBI	BB	SO	LOB	TOP					
14 Austin Jackson, R OBP: 0.351, SLG: 0.397	F9			K		G5-3			G4-3	4	0	0	0	0	1	0						
48 Toni Hunter, R OBP: 0.351, SLG: 0.456	F8			1B			K		F8	4	0	1	0	0	1	0						
24 Miguel Cabrera, R OBP: 0.455, SLG: 0.688	F9			P3			F8			3	0	0	0	0	0	1						
28 Prince Fielder, L OBP: 0.360, SLG: 0.454		G4-3				G6-3			F8	3	0	0	0	0	0	1						
41 Victor Martinez, S OBP: 0.311, SLG: 0.376		F7				F8			L4	3	0	0	0	0	0	0						
27 Jhonny Peralta, R OBP: 0.361, SLG: 0.444						G6-3			FC4-6 BB	2	0	0	0	1	1	0						
12 Andy Dirks, L OBP: 0.305, SLG: 0.344				K					FC4-6 1-2	3	0	1	0	0	1	1						
13 Alex Avila, L OBP: 0.276, SLG: 0.289				F8		CS			K	3	0	0	0	0	1	1						
39 Ramon Santiago, S OBP: 0.231, SLG: 0.241							G3-1			2	0	0	0	0	2	0						
32 Don Kelly, L OBP: 0.341, SLG: 0.411				K			K		K	1	0	0	0	0	1	0						
Inning Stats	R: 0 E: 0 K: 0 S: 11	H: 0 LOB: 0 BB: 0 P: 17	R: 0 E: 0 K: 1 S: 8	H: 0 LOB: 0 BB: 0 P: 13	R: 0 E: 0 K: 2 S: 7	H: 0 LOB: 0 BB: 0 P: 10	R: 0 E: 0 K: 1 S: 11	H: 1 LOB: 1 BB: 0 P: 17	R: 0 E: 0 K: 0 S: 8	H: 0 LOB: 0 BB: 0 P: 16	R: 0 E: 0 K: 1 S: 6	H: 0 LOB: 0 BB: 0 P: 12	R: 0 E: 0 K: 1 S: 7	H: 0 LOB: 1 BB: 0 P: 11	R: 0 E: 0 K: 1 S: 10	H: 0 LOB: 1 BB: 1 P: 20	R: 0 E: 0 K: 1 S: 14	H: 0 LOB: 0 BB: 0 P: 19	1B: 2 2B: 0 3B: 0 HR: 0	SF: 0 SAC: 0 DP: 0 HBP: 0	WP: 0 PB: 0 SB: 0 CS: 1	PA: 30
PITCHER	IP	WLS	BF	H	R	ER	SO	BB	IBB	HBP	BLK	WP	HR	S	P	ERA	WHIP					
54 Ervin Santana, R ERA: 3.18	7.1	W	24	2	0	0	6	1	0	0	0	0	0	62	106	0.00	0.409					
40 Kelvin Herrera, R ERA: 5.09	0.2	H	2	0	0	0	1	0	0	0	0	0	0	6	10	0.00	0.000					
56 Greg Holland, R ERA: 1.75	1.0	S	3	0	0	0	1	0	0	0	0	0	0	14	19	0.00	0.000					

Detroit Tigers @ Kansas City Royals
Kauffman Stadium, Kansas City, MO
 Fri Jul 19 2013, 7:13 PM - 9:49 PM CDT
 Att: 35,000 - Partly Cloudy - 95 F

AB	28
R	0
H	2
RBI	0
BB	1
SO	8
LOB	4



Batter	1	2	3	4	5	6	7	8	9	AB	R	H	RBI	BB	SO	LOB	BOTTOM					
4 Alex Gordon, L OBP: 0.354, SLG: 0.415	G3					G1-3			G3	4	1	1	0	0	0	2						
35 Eric Hosmer, L OBP: 0.332, SLG: 0.425	L8			G6-3		L7				4	0	1	0	0	0	1						
16 Billy Butler, R OBP: 0.372, SLG: 0.403				K					G4-3	4	0	2	1	0	1	1						
13 Salvador Perez, R OBP: 0.314, SLG: 0.392				F8						3	0	0	0	1	1	1						
8 Mike Moustakas, L OBP: 0.274, SLG: 0.325										2	0	0	0	2	0	2						
6 Lorenzo Cain, R OBP: 0.319, SLG: 0.372				G3					G3-1	4	0	1	0	0	0	3						
7 David Lough, L OBP: 0.313, SLG: 0.444										1	0	0	0	1	0	1						
2 Alcides Escobar, R OBP: 0.275, SLG: 0.325										3	0	0	0	0	2	5						
17 Chris Getz, L OBP: 0.277, SLG: 0.282										2	0	0	0	1	1	0						
Inning Stats	R: 1 E: 0 K: 0 S: 9	H: 2 LOB: 1 BB: 1 P: 17	R: 0 E: 0 K: 0 S: 11	H: 1 LOB: 2 BB: 1 P: 19	R: 0 E: 0 K: 1 S: 9	H: 0 LOB: 0 BB: 0 P: 12	R: 0 E: 0 K: 1 S: 11	H: 0 LOB: 1 BB: 1 P: 18	R: 0 E: 0 K: 0 S: 7	H: 0 LOB: 0 BB: 0 P: 9	R: 0 E: 0 K: 1 S: 12	H: 1 LOB: 3 BB: 2 P: 26	R: 0 E: 0 K: 1 S: 9	H: 1 LOB: 1 BB: 0 P: 12	R: 0 E: 0 K: 1 S: 8	H: 0 LOB: 0 BB: 0 P: 11	1B: 5 2B: 0 3B: 0 HR: 0	SF: 0 SAC: 1 DP: 1 HBP: 0	WP: 1 PB: 0 SB: 2 CS: 0	PA: 33		
PITCHER	IP	WLS	BF	H	R	ER	SO	BB	IBB	HBP	BLK	WP	HR	S	P	ERA	WHIP					
19 Anibal Sanchez, R ERA: 2.85	6.0	L	26	4	1	1	3	5	0	0	0	0	0	59	101	1.50	1.500					
40 Phil Coke, L ERA: 5.7	0.2		3	1	0	0	1	0	0	0	0	0	0	6	8	0.00	1.500					
43 Bruce Rondon, R ERA: 5.23	1.1		4	0	0	0	1	0	0	0	0	0	0	11	15	0.00	0.000					

Detroit Tigers @ Kansas City Royals
Kauffman Stadium, Kansas City, MO
 Fri Jul 19 2013, 7:13 PM - 9:49 PM CDT
 Att: 35,000 - Partly Cloudy - 95 F

AB	27
R	1
H	5
RBI	1
BB	5
SO	5
LOB	16



Batter	1	2	3	4	5	6	7	8	9	AB	R	H	RBI	BB	SO	LOB	TOP					
14 Austin Jackson, R OBP: 0.348, SLG: 0.391										4	0	1	0	0	3	3	Detroit Tigers @ Kansas City Royals Kauffman Stadium, Kansas City, MO Sun Jul 21 2013, 1:13 PM - 4:00 PM CDT Att: 20,513 - Cloudy - 82 F					
48 Toni Hunter, R OBP: 0.343, SLG: 0.446										4	0	0	0	0	3	1						
24 Miguel Cabrera, R OBP: 0.452, SLG: 0.668										4	1	1	1	0	0	0						
28 Prince Fielder, L OBP: 0.362, SLG: 0.453										4	1	2	0	0	1	0						
41 Victor Martinez, S OBP: 0.317, SLG: 0.386										4	0	2	0	0	0	1						
27 Jhonny Peralta, R OBP: 0.363, SLG: 0.447										4	1	2	0	0	0	1						
12 Andy Dirks, L OBP: 0.308, SLG: 0.357										4	1	2	1	0	1	4						
55 Brayan Peña, S OBP: 0.299, SLG: 0.355										2	0	0	2	0	0	1						
39 Ramon Santiago, S OBP: 0.235, SLG: 0.244										4	0	1	0	0	1	1						
Inning Stats	R: 1 H: 1 E: 0 K: 2 S: 13	H: 1 LOB: 0 BB: 0 P: 17	R: 0 H: 1 E: 0 K: 0 S: 10	H: 1 LOB: 1 BB: 0 P: 12	R: 0 H: 0 E: 0 K: 2 S: 10	H: 0 LOB: 0 BB: 0 P: 13	R: 0 H: 1 E: 0 K: 0 S: 8	H: 1 LOB: 0 BB: 0 P: 10	R: 1 H: 1 E: 0 K: 0 S: 6	H: 1 LOB: 0 BB: 0 P: 9	R: 0 H: 1 E: 0 K: 0 S: 10	H: 1 LOB: 0 BB: 0 P: 14	R: 1 H: 4 E: 0 K: 2 S: 16	H: 4 LOB: 3 BB: 0 P: 24	R: 0 H: 0 E: 0 K: 2 S: 9	H: 0 LOB: 0 BB: 0 P: 11	R: 1 H: 2 E: 0 K: 1 S: 12	H: 2 LOB: 1 BB: 0 P: 18	1B: 7 2B: 2 3B: 0 HR: 2	SF: 2 SAC: 0 DP: 2 HBP: 0	WP: 0 PB: 0 SB: 1 CS: 0	PA: 36
PITCHER	IP: 7.0 WLS: L BF: 28	H: 9 R: 3 ER: 3 SO: 6	BB: 0 IBB: 0 HBP: 0 BLK: 0	WP: 0 HR: 2 S: 73 P: 99	ERA: 3.86 WHIP: 1.286	IP: 2.0 WLS: 8 BF: 2	H: 1 R: 1 ER: 1 SO: 3	BB: 0 IBB: 0 HBP: 0 BLK: 0	WP: 0 HR: 0 S: 21 P: 29	ERA: 4.50 WHIP: 1.000												

Batter	1	2	3	4	5	6	7	8	9	AB	R	H	RBI	BB	SO	LOB	BOTTOM			
4 Alex Gordon, L OBP: 0.351, SLG: 0.407										4	0	0	0	0	2	1	Detroit Tigers @ Kansas City Royals Kauffman Stadium, Kansas City, MO Sun Jul 21 2013, 1:13 PM - 4:00 PM CDT Att: 20,513 - Cloudy - 82 F			
35 Eric Hosmer, L OBP: 0.332, SLG: 0.423										4	0	0	0	0	2	0				
16 Billy Butler, R OBP: 0.372, SLG: 0.401										4	0	1	0	0	0	0				
13 Salvador Perez, R OBP: 0.315, SLG: 0.395										3	0	1	0	0	0	0				
6 Lorenzo Cain, R OBP: 0.317, SLG: 0.369										4	0	1	0	0	1	4				
8 Mike Moustakas, L OBP: 0.280, SLG: 0.340										4	0	1	0	0	2	3				
24 Miguel Tejada, R OBP: 0.314, SLG: 0.490										3	1	1	1	1	0	1				
2 Alcides Escobar, R OBP: 0.272, SLG: 0.321										4	0	1	0	0	0	2				
1 Jarrod Dyson, L OBP: 0.310, SLG: 0.450										3	0	1	0	0	1	1				
Inning Stats	R: 0 H: 1 E: 1 K: 1 S: 19	H: 2 LOB: 1 BB: 0 P: 24	R: 1 H: 1 E: 0 K: 1 S: 15	H: 2 LOB: 0 BB: 0 P: 24	R: 0 H: 1 E: 0 K: 2 S: 14	H: 1 LOB: 2 BB: 0 P: 20	R: 0 H: 1 E: 0 K: 1 S: 14	H: 1 LOB: 2 BB: 1 P: 20	R: 0 H: 0 E: 0 K: 1 S: 8	H: 0 LOB: 0 BB: 0 P: 10	R: 0 H: 1 E: 0 K: 0 S: 8	H: 1 LOB: 0 BB: 0 P: 12	1B: 6 2B: 0 3B: 0 HR: 1	SF: 0 SAC: 0 DP: 2 HBP: 1	WP: 0 PB: 0 SB: 2 CS: 0	PA: 35				
PITCHER	IP: 6.0 WLS: W BF: 26	H: 6 R: 1 ER: 1 SO: 5	BB: 1 IBB: 0 HBP: 0 BLK: 0	WP: 0 HR: 1 S: 19 P: 103	ERA: 1.50 WHIP: 1.167	IP: 1.0 WLS: H BF: 3	H: 0 R: 0 ER: 0 SO: 2	BB: 0 IBB: 0 HBP: 0 BLK: 0	WP: 0 HR: 0 S: 19 P: 26	ERA: 0.00 WHIP: 0.000	IP: 1.0 WLS: H BF: 3	H: 0 R: 0 ER: 0 SO: 1	BB: 0 IBB: 0 HBP: 0 BLK: 0	WP: 0 HR: 0 S: 8 P: 10	ERA: 0.00 WHIP: 0.000	IP: 1.0 WLS: S BF: 3	H: 0 R: 0 ER: 0 SO: 0	BB: 0 IBB: 0 HBP: 0 BLK: 0	WP: 0 HR: 0 S: 8 P: 12	ERA: 0.00 WHIP: 1.000

Batter	1	2	3	4	5	6	7	8	9	AB R H RBI BB SO LOB	TOP									
14 Austin Jackson, R OBP: 0.345, SLG: 0.398										5 1 2 1 0 0 2	Detroit Tigers @ Chicago White Sox U.S. Cellular Field, Chicago, IL Wed Jul 24 2013, 8:11 PM - 11:06 PM EDT Att: 26,793 - Partly Cloudy - 66 F									
48 Toni Hunter, R OBP: 0.345, SLG: 0.458										5 2 2 1 0 1 1										
18 Matt Tuiasosopo, R OBP: 0.417, SLG: 0.583										2 1 0 0 1 1 0 2 0 0 0 0 1 1										
12 Andy Dirks, L OBP: 0.307, SLG: 0.355										4 1 2 3 0 0 0										
28 Prince Fielder, L OBP: 0.362, SLG: 0.456										4 1 2 3 0 0 0										
41 Victor Martinez, S OBP: 0.319, SLG: 0.389										4 0 0 0 0 0 2										
27 Johnny Peralta, R OBP: 0.358, SLG: 0.451										4 0 1 0 0 1 2										
32 Don Kelly, L OBP: 0.343, SLG: 0.392										4 1 1 0 0 0 1										
26 Hernán Pérez, R OBP: 0.240, SLG: 0.333										4 0 2 0 0 0 0										
13 Alex Avila, L OBP: 0.287, SLG: 0.299										4 0 1 1 0 1 1										
Inning Stats	R: 3 E: 0 K: 0 S: 13	H: 3 LOB: 1 BB: 1 P: 24	R: 1 E: 0 K: 1 S: 11	H: 1 LOB: 0 BB: 0 P: 13	R: 0 E: 0 K: 0 S: 7	H: 0 LOB: 0 BB: 0 P: 11	R: 0 E: 1 K: 1 S: 9	H: 1 LOB: 1 BB: 0 P: 13	R: 1 E: 0 K: 1 S: 10	H: 3 LOB: 2 BB: 0 P: 21	R: 0 E: 0 K: 0 S: 10	H: 2 LOB: 0 BB: 0 P: 14	R: 0 E: 0 K: 0 S: 9	H: 0 LOB: 0 BB: 0 P: 16	R: 0 E: 0 K: 2 S: 7	H: 0 LOB: 0 BB: 0 P: 11	1B: 7 2B: 1 3B: 0 HR: 3	SF: 0 SAC: 0 DP: 0 HBP: 0	WP: 0 PB: 0 SB: 0 CS: 0	PA: 39
PITCHER	IP WLS BF H R ER SO BB IBB HBP BLK WP HR S P ERA WHIP																			
50 John Danks, L ERA: 4.81	(1, 1) 7.0 L 33 11 6 6 3 1 0 0 0 0 0 3 75 109 7.71 1.714																			
41 David Purcey, L ERA: 3.5	(8, 1) 1.0 3 0 0 0 0 0 0 0 0 0 0 9 16 0.00 0.000																			
40 Ramon Troncoso, R ERA: 5.71	(9, 1) 0.2 2 0 0 0 1 0 0 0 0 0 0 4 6 0.00 0.000																			
46 Donnie Veal, L ERA: 6.55	(9, 1) 0.1 1 0 0 0 1 0 0 0 0 0 0 0 3 5 0.00 0.000																			

Batter	1	2	3	4	5	6	7	8	9	AB R H RBI BB SO LOB	BOTTOM									
30 Alejandro De Aza, L OBP: 0.327, SLG: 0.443										4 0 3 0 1 1 1	Detroit Tigers @ Chicago White Sox U.S. Cellular Field, Chicago, IL Wed Jul 24 2013, 8:11 PM - 11:06 PM EDT Att: 26,793 - Partly Cloudy - 66 F									
10 Alexei Ramirez, R OBP: 0.306, SLG: 0.351										5 0 1 1 0 0 5										
51 Alex Rios, R OBP: 0.328, SLG: 0.436										5 0 0 0 0 2 6										
44 Adam Dunn, L OBP: 0.313, SLG: 0.457										4 0 1 0 0 2 1										
14 Paul Konerko, R OBP: 0.316, SLG: 0.366										3 0 1 0 1 0 1										
7 Jeff Keppinger, R OBP: 0.287, SLG: 0.285										4 0 1 0 0 1 2										
12 Conor Gillaspie, L OBP: 0.309, SLG: 0.387										4 0 0 0 0 2 4										
24 Dayan Viciedo, R OBP: 0.290, SLG: 0.407										4 2 3 1 0 0 0										
36 Josh Phegley, R OBP: 0.255, SLG: 0.522										4 0 1 0 0 1 2										
Inning Stats	R: 0 E: 0 K: 2 S: 10	H: 1 LOB: 0 BB: 0 P: 16	R: 0 E: 0 K: 1 S: 10	H: 0 LOB: 0 BB: 0 P: 16	R: 0 E: 0 K: 1 S: 11	H: 1 LOB: 1 BB: 0 P: 15	R: 0 E: 0 K: 1 S: 11	H: 1 LOB: 2 BB: 1 P: 22	R: 0 E: 0 K: 0 S: 10	H: 2 LOB: 0 BB: 0 P: 15		R: 1 E: 0 K: 1 S: 10	H: 2 LOB: 1 BB: 1 P: 16	R: 0 E: 0 K: 3 S: 10	H: 1 LOB: 0 BB: 0 P: 15	R: 1 E: 0 K: 0 S: 10	H: 2 LOB: 1 BB: 0 P: 20	1B: 9 2B: 1 3B: 0 HR: 1	SF: 0 SAC: 0 DP: 1 HBP: 0	WP: 2 PB: 0 SB: 1 CS: 0
PITCHER	IP WLS BF H R ER SO BB IBB HBP BLK WP HR S P ERA WHIP																			
19 Anibal Sánchez, R ERA: 2.88	(1, 1) 6.0 W 25 6 0 0 0 1 0 0 0 0 0 0 62 101 0.00 1.167																			
43 Bruce Rondón, R ERA: 5.54	(7, 1) 1.0 5 2 1 1 1 1 0 0 0 0 1 0 7 16 9.00 3.000																			
33 Drew Smyly, L ERA: 1.8	(8, 1) 1.0 4 1 0 0 3 0 0 0 0 0 1 0 10 15 0.00 1.000																			
36 Luke Putkonen, R ERA: 3.05	(9, 1) 0.1 2 1 1 1 0 0 0 0 0 0 0 1 3 6 27.00 3.000																			
40 Phil Coke, L ERA: 5.64	(9, 1) 0.0 1 1 0 0 0 0 0 0 0 0 0 0 2 5 ∞ ∞																			

Batter	1	2	3	4	5	6	7	8	9	AB	R	H	RBI	BB	SO	LOB	TOP					
10 Michael Young, R OBP: 0.342, SLG: 0.402 43 Steve Susdorf, L (5, 7)	L5		L8			G6-3		G4-3		2	0	0	0	0	0	0						
28 Kevin Frandsen, R OBP: 0.364, SLG: 0.404 (1, 3) (5, 4)	L6			K			G6-4-3 1B	G6-3		4	0	1	0	0	1	0						
11 Jimmy Rollins, S OBP: 0.318, SLG: 0.354 4 John McDonald, R OBP: 0.170, SLG: 0.104 (1, 6) (5, 6)	F7			G3			G6-4-3 1-2	G6-4-3		2	0	0	0	0	0	0						
26 Chase Utley, L OBP: 0.338, SLG: 0.504 15 John Mayberry Jr., R OBP: 0.306, SLG: 0.433 (1, 4) (5, 8)	F8			F7				K		2	0	0	0	0	0	0						
3 Delmon Young, R OBP: 0.312, SLG: 0.402 (1, 10)	F9			K				P3		3	0	0	0	0	1	0						
18 Darin Ruf, R OBP: 0.397, SLG: 0.500 (1, 7) (5, 3)				G1-3				G3		2	0	1	0	1	0	0						
19 Laynce Nix, L OBP: 0.224, SLG: 0.263 (1, 9)				K				G3		3	0	0	0	0	2	2						
31 Erik Kratz, R OBP: 0.285, SLG: 0.420 (1, 2)				K				G5-3		3	0	0	0	0	2	1						
7 Michael Martinez, S OBP: 0.111, SLG: 0.111 (1, 8) (5, 5)				G4-3				G1-3		3	0	0	0	0	1	0						
Inning Stats	R: 0 E: 0 K: 0 S: 6	H: 0 LOB: 0 BB: 0 P: 8	R: 0 E: 0 K: 1 S: 9	H: 1 LOB: 1 BB: 0 P: 13	R: 0 E: 0 K: 1 S: 10	H: 0 LOB: 0 BB: 0 P: 16	R: 0 E: 0 K: 1 S: 8	H: 0 LOB: 0 BB: 0 P: 13	R: 0 E: 0 K: 2 S: 9	H: 0 LOB: 0 BB: 0 P: 14	R: 0 E: 0 K: 1 S: 8	H: 0 LOB: 0 BB: 0 P: 11	R: 0 E: 0 K: 1 S: 5	H: 1 LOB: 0 BB: 0 P: 6	R: 0 E: 0 K: 0 S: 7	H: 0 LOB: 1 BB: 1 P: 14	R: 0 E: 0 K: 0 S: 4	H: 0 LOB: 0 BB: 0 P: 7	1B: 1 2B: 1 3B: 0 HR: 0	SF: 0 SAC: 0 DP: 1 HBP: 0	WP: 0 PB: 0 SB: 0 CS: 0	PA: 29
PITCHER	IP	WLS	BF	H	R	ER	SO	BB	IBB	HBP	BLK	WP	HR	S	P	ERA	WHIP					
37 Max Scherzer, R ERA: 3.01 62 Al Alburquerque, R ERA: 5.09 57 Evan Reed, R ERA: 3.18	6.0	W	19	1	0	0	7	0	0	0	0	0	0	50	75	0.00	0.167					
2.0	7	1	0	0	1	1	0	0	0	0	0	0	0	12	20	0.00	1.000					
1.0	3	0	0	0	0	0	0	0	0	0	0	0	0	4	7	0.00	0.000					

Philadelphia Phillies @ Detroit Tigers
Comerica Park, Detroit, MI
Sat Jul 27 2013, 7:56 PM - 10:20 PM EDT
Att: 41,970 - Partly Cloudy - 62 F

AB 28
R 0
H 2
RBI 0
BB 1
SO 8
LOB 4



Batter	1	2	3	4	5	6	7	8	9	AB	R	H	RBI	BB	SO	LOB	BOTTOM					
14 Austin Jackson, R OBP: 0.340, SLG: 0.392 (1, 8)	F9	L7	F8					F8		4	0	0	0	1	0	1						
48 Tori Hunter, R OBP: 0.348, SLG: 0.469 12 Andy Dirks, L OBP: 0.302, SLG: 0.349 (8, FR) (9, 9)	P4	28 WP 41 1B		E9 24 G6-3	SF8					4	2	3	1	0	0	0						
24 Miguel Cabrera, R OBP: 0.455, SLG: 0.674 39 Ramon Santiago, S OBP: 0.236, SLG: 0.247 (1, 5) (5, 5)	HR	41 1B		G6-3	G3-1			F7		3	2	2	3	0	0	0						
28 Prince Fielder, L OBP: 0.357, SLG: 0.446 32 Don Kelly, L OBP: 0.342, SLG: 0.379 (1, 3) (7, 3)	41 1B 27 1B	K		K				F9		4	1	1	0	0	2	2						
41 Victor Martinez, S OBP: 0.319, SLG: 0.397 (1, 10)	18 HR	27 1B						P5		4	1	3	2	0	0	0						
27 Jhonny Peralta, R OBP: 0.359, SLG: 0.451 (1, 6)	18 HR							L8		4	1	3	2	0	0	0						
18 Matt Tuiasosopo, R OBP: 0.410, SLG: 0.569 (1, 7)	1H 2H							G4-3		4	1	2	1	0	1	1						
26 Hernán Pérez, R OBP: 0.281, SLG: 0.333 (1, 4)	F9							G5-3		4	1	1	3	0	1	2						
13 Alex Avila, L OBP: 0.291, SLG: 0.307 (1, 2)								F8		4	1	1	0	0	0	0						
								G3		4	1	2	0	0	0	0						
Inning Stats	R: 5 E: 0 K: 0 S: 25	H: 5 LOB: 0 BB: 0 P: 33	R: 3 E: 0 K: 2 S: 19	H: 5 LOB: 2 BB: 0 P: 27	R: 0 E: 0 K: 0 S: 5	H: 0 LOB: 0 BB: 0 P: 8	R: 1 E: 1 K: 2 S: 12	H: 2 LOB: 1 BB: 0 P: 18	R: 1 E: 0 K: 0 S: 13	H: 2 LOB: 2 BB: 1 P: 21	R: 0 E: 0 K: 0 S: 9	H: 0 LOB: 0 BB: 0 P: 11	R: 0 E: 0 K: 0 S: 8	H: 0 LOB: 0 BB: 0 P: 9	R: 0 E: 0 K: 0 S: 10	H: 1 LOB: 1 BB: 0 P: 13	1B: 11 2B: 2 3B: 0 HR: 2	SF: 1 SAC: 0 DP: 0 HBP: 0	WP: 1 PB: 0 SB: 0 CS: 0	PA: 40		
PITCHER	IP	WLS	BF	H	R	ER	SO	BB	IBB	HBP	BLK	WP	HR	S	P	ERA	WHIP					
46 Raul Valdes, L ERA: 9.72 66 JC Ramirez, R ERA: 7.15 63 Jake Diekman, L ERA: 4.2 30 Justin De Fratus, R ERA: 4.88	3.2	L	23	12	9	9	3	0	0	0	0	0	0	25	38	3.86	1.286					
2.1	10	2	1	1	1	1	0	0	0	0	0	0	0	8	9	0.00	0.000					
1.0	3	0	0	0	0	0	0	0	0	0	0	0	0	10	13	0.00	1.000					

Philadelphia Phillies @ Detroit Tigers
Comerica Park, Detroit, MI
Sat Jul 27 2013, 7:56 PM - 10:20 PM EDT
Att: 41,970 - Partly Cloudy - 62 F

AB 38
R 10
H 15
RBI 10
SO 4
LOB 10



Batter	1	2	3	4	5	6	7	8	9	AB	R	H	RBI	BB	SO	LOB	TOP										
11 Jimmy Rollins, S OBP: 0.317, SLG: 0.352 4 John McDonald, R OBP: 0.167, SLG: 0.102	L3		F7		SH1-3		K			2	0	0	0	0	0	0	2										
10 Michael Young, R OBP: 0.342, SLG: 0.402 7 Michael Martinez, S OBP: 0.100, SLG: 0.100	1B		G5-3		K		L4			3	0	1	0	0	1	1	3										
26 Chase Utley, L OBP: 0.337, SLG: 0.498	L8		K		IBB		G6-3			3	0	0	0	1	1	1	3										
18 Darin Ruf, R OBP: 0.403, SLG: 0.517	G4-3		K		1B		2B			4	1	2	1	0	1	1	4										
28 Kevin Frandsen, R OBP: 0.368, SLG: 0.415	G4-3		1B		FC5		1B			4	1	2	1	0	0	2	4										
15 John Mayberry Jr., R OBP: 0.309, SLG: 0.432	BB		1B		G6-3		L9			3	1	1	0	1	0	0	3										
19 Laynce Nix, L OBP: 0.225, SLG: 0.262	G6-3		1B		G3-1		F8			4	0	1	1	0	0	1	4										
51 Carlos Ruiz, R OBP: 0.301, SLG: 0.280	1B		G6-4-3		P6		F9			4	0	1	1	0	0	2	4										
43 Steve Susdorf, L OBP: 0.143, SLG: 0.286	G4-3		2B		F7		K			4	1	1	0	0	1	1	4										
Inning Stats	R: 0 H: 1 E: 0 K: 0 S: 8	H: 1 LOB: 0 BB: 0 P: 11	R: 1 H: 1 E: 0 K: 0 S: 16	H: 1 LOB: 1 BB: 24 P: 21	R: 0 H: 0 E: 0 K: 1 S: 6	H: 0 LOB: 0 BB: 0 P: 9	R: 1 H: 3 E: 0 K: 1 S: 10	H: 3 LOB: 1 BB: 0 P: 15	R: 1 H: 2 E: 0 K: 1 S: 10	H: 2 LOB: 2 BB: 1 P: 17	R: 0 H: 0 E: 0 K: 0 S: 8	H: 0 LOB: 0 BB: 0 P: 10	R: 0 H: 0 E: 0 K: 1 S: 10	H: 0 LOB: 0 BB: 0 P: 15	R: 1 H: 2 E: 0 K: 0 S: 13	H: 2 LOB: 0 BB: 0 P: 17	R: 0 H: 0 E: 0 K: 1 S: 6	H: 0 LOB: 0 BB: 0 P: 9	1B: 6 2B: 3 3B: 0 HR: 0	SF: 0 SAC: 1 DP: 1 HBP: 0	WP: 0 PA: 36 PB: 0 SB: 0 CS: 0						
PITCHER	IP	WLS	BF	H	R	ER	SO	BB	IBB	HBP	BLK	WP	HR	S	P	ERA	WHIP										
21 Rick Porcello, R ERA: 4.49	6.0	W	26	7	3	3	3	1	1	0	0	0	0	58	86	4.50	1.333										
33 Drew Smyly, L ERA: 1.77	1.0		3	0	0	0	1	0	0	0	0	0	0	10	15	0.00	0.000										
43 Bruce Rondón, R ERA: 5.79	1.0		4	2	1	1	0	0	0	0	0	0	0	13	17	9.00	2.000										
40 Phil Coke, L ERA: 5.46	1.0		3	0	0	0	1	0	0	0	0	0	0	6	9	0.00	0.000										

Philadelphia Phillies @ Detroit Tigers
Comerica Park, Detroit, MI
Sun Jul 28 2013, 1:09 PM - 4:24 PM EDT
Att: 41,326 - Partly Cloudy - 64 F

AB	33
R	4
H	9
RBI	4
BB	2
SO	5
LOB	9



Batter	1	2	3	4	5	6	7	8	9	AB	R	H	RBI	BB	SO	LOB	BOTTOM										
14 Austin Jackson, R OBP: 0.346, SLG: 0.397	BB		BB		1B		F9		FC4-6	4	2	2	0	2	0	6	4										
32 Don Kelly, L OBP: 0.344, SLG: 0.378	G4-3		P5		1B		SF		BB	3	2	1	1	1	0	4	3										
24 Miguel Cabrera, R OBP: 0.455, SLG: 0.672	BB		K		1B		BB		BB	0	0	0	0	1	0	0	0										
18 Matt Tuiasosopo, R OBP: 0.419, SLG: 0.573	BB		K		1B		BB		BB	2	0	1	2	1	1	3	2										
26 Hernán Pérez, R OBP: 0.303, SLG: 0.355	BB		P5		G4-3		BB		1B	1	1	1	1	0	0	0	1										
28 Prince Fielder, L OBP: 0.353, SLG: 0.440	G6-4-3		P5		G4-3		E3		G4-6-3	5	1	0	1	0	0	11	5										
41 Victor Martinez, S OBP: 0.323, SLG: 0.397	L8		BB		G3		BB		1B	3	1	1	2	2	0	1	3										
27 Jhonny Peralta, R OBP: 0.359, SLG: 0.458	G5-3		G3-6-3		P4		HR		F7	5	1	2	4	0	0	2	5										
12 Andy Dirks, L OBP: 0.304, SLG: 0.348	G4-3		F7		K		BB		1B	4	1	1	0	1	1	3	4										
13 Alex Avila, L OBP: 0.289, SLG: 0.309	G3-6-3		G3-6-3		FC1		K		K	5	1	1	0	0	2	6	5										
39 Ramon Santiago, S OBP: 0.261, SLG: 0.267	1B		1B		1B		1B		BB	4	2	3	0	1	0	0	4										
Inning Stats	R: 0 H: 0 E: 0 K: 0 S: 4	H: 0 LOB: 0 BB: 2 P: 13	R: 0 H: 0 E: 0 K: 0 S: 8	H: 0 LOB: 0 BB: 0 P: 14	R: 0 H: 2 E: 0 K: 1 S: 12	H: 2 LOB: 3 BB: 1 P: 21	R: 0 H: 1 E: 0 K: 0 S: 8	H: 1 LOB: 1 BB: 1 P: 14	R: 3 H: 4 E: 0 K: 0 S: 12	H: 4 LOB: 1 BB: 0 P: 16	R: 8 H: 2 E: 3 K: 2 S: 24	H: 2 LOB: 1 BB: 3 P: 47	R: 1 H: 2 E: 0 K: 0 S: 9	H: 2 LOB: 1 BB: 1 P: 13	R: 0 H: 2 E: 0 K: 1 S: 18	H: 2 LOB: 3 BB: 1 P: 26	1B: 10 2B: 2 3B: 0 HR: 1	SF: 1 SAC: 0 DP: 3 HBP: 0	WP: 0 PA: 46 PB: 0 SB: 0 CS: 0								
PITCHER	IP	WLS	BF	H	R	ER	SO	BB	IBB	HBP	BLK	WP	HR	S	P	ERA	WHIP										
44 Jonathan Pettibone, R ERA: 4.04	5.0		24	7	3	3	1	4	0	0	0	0	0	44	78	5.40	2.200										
63 Jake Diekmann, L ERA: 4.11	0.1	L	5	1	4	3	0	1	0	0	0	0	0	8	16	81.00	6.000										
57 Luis Garcia, R ERA: 3.52	0.0		4	1	4	0	0	2	0	0	0	0	1	10	22	∞	∞										
59 Antonio Bastardo, L ERA: 2.52	1.2		7	2	1	1	2	1	0	0	0	0	0	15	22	5.40	1.800										
56 Jonathan Papelbon, R ERA: 2.21	1.0		6	2	0	0	1	1	0	0	0	0	0	18	26	0.00	3.000										

Philadelphia Phillies @ Detroit Tigers
Comerica Park, Detroit, MI
Sun Jul 28 2013, 1:09 PM - 4:24 PM EDT
Att: 41,326 - Partly Cloudy - 64 F


AB	36
R	12
H	13
RBI	11
BB	9
SO	4
LOB	36



Batter	1	2	3	4	5	6	7	8	9	AB	R	H	RBI	BB	SO	LOB	TOP			
2 Denard Span, L (1,8) OBP: 0.323, SLG: 0.371	4-2 11 WP 28 SF9 34 1B BB		2-1 28 BB 1B		4-0 11 34 1B 1B		1-1 G6-3			3	1	2	0	1	0	0	Washington Nationals @ Detroit Tigers Comerica Park, Detroit, MI Wed Jul 31 2013, 1:10 PM - 4:08 PM EDT Att: 40,894 - Cloudy - 73 F			
34 Bryce Harper, L (1,7) OBP: 0.372, SLG: 0.528	0-0 28 SF9 11 WP 1B		2-2 P4		2-0 11 34 1B 1B		1-3 K			4	0	2	0	0	1	1				
33 Roger Bernadina, L (8,7) OBP: 0.250, SLG: 0.279	1-2 28 SF9 11 WP 1B		1-2 P2		1-2 11 34 1B 1B		1-3 K			0	0	0	0	0	0	0				
11 Ryan Zimmerman, R(1, 10) OBP: 0.351, SLG: 0.446	4-2 20 FC6-4 BB		1-2 P2		0-2 11 34 1B 1B		2-2 G6-3			3	0	0	0	1	0	3				
28 Jayson Werth, R (1,9) OBP: 0.374, SLG: 0.500	2-0 SF9		4-0 BB		4-2 BB		1-2 G1-3			1	0	0	1	2	0	0				
25 Adam LaRoche, L (1,3) OBP: 0.313, SLG: 0.405	1-3 K		1-3 K		3-3 K		0-0 P5			4	0	0	0	0	3	6				
20 Ian Desmond, R (1,6) OBP: 0.331, SLG: 0.476	0-1 FC6-4																			
6 Anthony Rendon, R (1,5) OBP: 0.306, SLG: 0.382																				
24 Kurt Suzuki, R (1,2) OBP: 0.276, SLG: 0.312																				
1 Steve Lombardozzi, S (1,4) OBP: 0.257, SLG: 0.309																				
Inning Stats	R: 1 E: 0 K: 1 S: 12	H: 1 LOB: 2 BB: 2 P: 23	R: 0 E: 0 K: 1 S: 10	H: 0 LOB: 0 BB: 0 P: 12	R: 0 E: 0 K: 1 S: 11	H: 1 LOB: 2 BB: 1 P: 21	R: 0 E: 0 K: 1 S: 9	H: 0 LOB: 1 BB: 1 P: 16	R: 0 E: 0 K: 1 S: 10	H: 2 LOB: 2 BB: 1 P: 19	R: 0 E: 0 K: 1 S: 9	H: 0 LOB: 0 BB: 0 P: 12	R: 0 E: 0 K: 1 S: 9	H: 0 LOB: 0 BB: 0 P: 11	R: 0 E: 0 K: 0 S: 9	H: 1 LOB: 1 BB: 0 P: 12	1B: 5 2B: 0 3B: 0 HR: 0	SF: 1 SAC: 0 DP: 1 HBP: 0	WP: 1 PB: 0 SB: 1 CS: 0	PA: 36
PITCHER	IP WLS BF H R ER SO	IP WLS BF H R ER SO	IP WLS BF H R ER SO	IP WLS BF H R ER SO	IP WLS BF H R ER SO	IP WLS BF H R ER SO	IP WLS BF H R ER SO	IP WLS BF H R ER SO	IP WLS BF H R ER SO	IP WLS BF H R ER SO	IP WLS BF H R ER SO	IP WLS BF H R ER SO	IP WLS BF H R ER SO	IP WLS BF H R ER SO	IP WLS BF H R ER SO	IP WLS BF H R ER SO	ERA WHIP	ERA WHIP	ERA WHIP	
35 Justin Verlander, R (1,1) ERA: 3.63	6.0 W 26 4 1 1 6																	1.50	1.500	
40 Phil Coke, L (7,1) ERA: 5.29	1.0 3 0 0 0 1																	0.00	0.000	
62 Al Alburquerque, R (8,1) ERA: 4.91	1.0 3 0 0 0 0																	0.00	0.000	
57 Evan Reed, R (9,1) ERA: 3.0	1.0 4 1 0 0 0																	0.00	1.000	
Batter	1	2	3	4	5	6	7	8	9	AB	R	H	RBI	BB	SO	LOB	BOTTOM			
14 Austin Jackson, R (1,8) OBP: 0.340, SLG: 0.389	0-1 F9	2-1 L5		0-0 18 1B 48 1B 1B			1-2 F7			5	1	1	0	0	1	2	Washington Nationals @ Detroit Tigers Comerica Park, Detroit, MI Wed Jul 31 2013, 1:10 PM - 4:08 PM EDT Att: 40,894 - Cloudy - 73 F			
48 Torii Hunter, R (1,9) OBP: 0.350, SLG: 0.481	0-0 18 F9 2B	3-1 HR		0-0 18 1B 28 1B 1B			1-1 G6-3			5	2	4	3	0	0	0				
18 Matt Tuiasosopo, R (1,7) OBP: 0.419, SLG: 0.581	2-0 F9	2-0 E5		2-0 28 1B 41 1B 1B			4-1 P4			4	1	1	1	1	0	2				
28 Prince Fielder, L (1,3) OBP: 0.356, SLG: 0.439	0-0 F8	1-3 K		3-2 26 1B 41 1B 1B			0-0 F8			4	1	1	1	0	1	3				
32 Don Kelly, L (7,3) OBP: 0.342, SLG: 0.375				1-3 26 1B 1B						1	0	0	0	0	0	0				
41 Victor Martinez, S (1,10) OBP: 0.325, SLG: 0.400				3-H 1B																
12 Andy Dirks, L (8, PR) OBP: 0.306, SLG: 0.353				1-1 F8																
27 Jhonny Peralta, R (1,6) OBP: 0.363, SLG: 0.460				1-2 39 BB 26 1B 1B																
26 Hernán Pérez, R (1,4) OBP: 0.289, SLG: 0.333				3-H 1B																
39 Ramon Santiago, S (1,5) OBP: 0.271, SLG: 0.274				1-1 F8																
13 Alex Avila, L (1,2) OBP: 0.295, SLG: 0.339				1-1 F8																
Inning Stats	R: 0 E: 0 K: 0 S: 5	H: 1 LOB: 1 BB: 0 P: 7	R: 5 E: 1 K: 2 S: 20	H: 5 LOB: 1 BB: 0 P: 36	R: 0 E: 0 K: 0 S: 5	H: 0 LOB: 0 BB: 0 P: 6	R: 5 E: 0 K: 2 S: 26	H: 6 LOB: 3 BB: 2 P: 48	R: 0 E: 0 K: 1 S: 8	H: 0 LOB: 0 BB: 0 P: 11	R: 0 E: 0 K: 0 S: 7	H: 0 LOB: 0 BB: 0 P: 11	R: 1 E: 0 K: 0 S: 13	H: 2 LOB: 1 BB: 1 P: 20	R: 0 E: 0 K: 0 S: 7	H: 1 LOB: 2 BB: 1 P: 14	1B: 9 2B: 4 3B: 0 HR: 2	SF: 0 SAC: 0 DP: 1 HBP: 0	WP: 0 PB: 0 SB: 0 CS: 0	PA: 43
PITCHER	IP WLS BF H R ER SO	IP WLS BF H R ER SO	IP WLS BF H R ER SO	IP WLS BF H R ER SO	IP WLS BF H R ER SO	IP WLS BF H R ER SO	IP WLS BF H R ER SO	IP WLS BF H R ER SO	IP WLS BF H R ER SO	IP WLS BF H R ER SO	IP WLS BF H R ER SO	IP WLS BF H R ER SO	IP WLS BF H R ER SO	IP WLS BF H R ER SO	IP WLS BF H R ER SO	IP WLS BF H R ER SO	ERA WHIP	ERA WHIP	ERA WHIP	
47 Gio González, L (1,1) ERA: 3.57	3.1 L 23 11 1 0 10 3																	27.00	3.600	
43 Ross Ohlendorf, R (4,1) ERA: 1.85	0.1 2 1 0 0 0																	0.00	3.000	
35 Craig Stammen, R (4,1) ERA: 3.49	2.1 9 0 0 0 2																	0.00	0.857	
46 Ian Krol, L (7,1) ERA: 2.37	1.0 5 2 1 1 0																	9.00	3.000	
52 Ryan Mattheus, R (8,1) ERA: 5.79	1.0 4 1 0 0 0																	0.00	2.000	


Batter	1	2	3	4	5	6	7	8	9	AB	R	H	RBI	BB	SO	LOB	TOP										
30 Alejandro De Aza, L OBP: 0.327, SLG: 0.429	F7		G5-4-3 1B			G3			F8	4	0	1	0	0	0	0	Chicago White Sox @ Detroit Tigers Comerica Park, Detroit, MI Fri Aug 02 2013, 7:09 PM - 9:14 PM EDT Att: 41,109 - Cloudy - 71 F										
10 Alexei Ramirez, R OBP: 0.302, SLG: 0.349	G3-1		G5-4-3						G4-3	4	1	1	0	0	0	1											
51 Alex Rios, R OBP: 0.327, SLG: 0.426					G5-3					3	0	2	1	1	0	0											
44 Adam Dunn, L OBP: 0.323, SLG: 0.457	E7									4	0	2	0	0	0	1											
14 Paul Konerko, R OBP: 0.306, SLG: 0.349	FC6-4									3	0	0	0	0	0	3											
7 Jeff Keppinger, R OBP: 0.282, SLG: 0.277										3	0	0	0	0	0	1											
24 Dayan Viciedo, R OBP: 0.297, SLG: 0.413										3	0	1	0	0	0	0											
20 Jordan Danks, L OBP: 0.244, SLG: 0.268										0	0	0	0	0	0	0											
15 Gordon Beckham, R OBP: 0.340, SLG: 0.403										3	0	0	0	0	0	1											
36 Josh Phegley, R OBP: 0.206, SLG: 0.388										3	0	0	0	0	2	1											
Inning Stats	R: 0 H: 2 E: 1 K: 0 S: 11	H: 2 LOB: 2 BB: 0 P: 14	R: 0 H: 0 E: 0 K: 0 S: 7	H: 0 LOB: 0 BB: 0 P: 11	R: 0 H: 1 E: 0 K: 0 S: 4	H: 1 LOB: 0 BB: 0 P: 6	R: 0 H: 0 E: 0 K: 0 S: 5	H: 0 LOB: 0 BB: 0 P: 6	R: 0 H: 0 E: 0 K: 0 S: 5	H: 0 LOB: 0 BB: 0 P: 8	R: 1 H: 2 E: 0 K: 1 S: 9	H: 2 LOB: 1 BB: 0 P: 14	R: 0 H: 1 E: 0 K: 0 S: 11	H: 1 LOB: 0 BB: 0 P: 16	R: 0 H: 1 E: 0 K: 1 S: 9	H: 1 LOB: 1 BB: 0 P: 13	R: 0 H: 0 E: 0 K: 0 S: 10	H: 0 LOB: 1 BB: 1 P: 19	1B: 6 2B: 1 3B: 0 HR: 0	SF: 0 SAC: 0 DP: 3 HBP: 0	WP: 0 PB: 0 SB: 1 CS: 0	PA: 31					
PITCHER	IP	WLS	BF	H	R	ER	SO	BB	IBB	HBP	BLK	WP	HR	S	P	ERA	WHIP										
58 Doug Fister, R ERA: 3.52	8.0	W	27	7	1	1	2	0	0	0	0	0	0	61	88	1.12	0.875										
53 Joaquin Benoit, R ERA: 1.43	1.0	S	4	0	0	0	0	1	0	0	0	0	0	10	19	0.00	1.000										

AB	30
R	1
H	7
RBI	1
BB	1
SO	2
LOB	8



Batter	1	2	3	4	5	6	7	8	9	AB	R	H	RBI	BB	SO	LOB	BOTTOM										
14 Austin Jackson, R OBP: 0.339, SLG: 0.396	F9		K							4	1	1	1	0	1	1	Chicago White Sox @ Detroit Tigers Comerica Park, Detroit, MI Fri Aug 02 2013, 7:09 PM - 9:14 PM EDT Att: 41,109 - Cloudy - 71 F										
48 Torii Hunter, R OBP: 0.346, SLG: 0.476	F8		G6-3							4	0	0	0	0	0	0											
18 Matt Tuiasosopo, R OBP: 0.417, SLG: 0.550										2	0	0	0	1	2	0											
32 Don Kelly, L OBP: 0.340, SLG: 0.372										1	0	0	0	0	0	0											
28 Prince Fielder, L OBP: 0.357, SLG: 0.442										4	1	2	0	0	1	0											
41 Victor Martinez, S OBP: 0.323, SLG: 0.398										3	0	0	0	0	0	3											
27 Jhonny Peralta, R OBP: 0.361, SLG: 0.456										3	0	0	0	0	2	1											
1 Jose Iglesias, R OBP: 0.376, SLG: 0.498										3	0	1	1	0	0	0											
55 Brayan Peña, S OBP: 0.304, SLG: 0.378										3	0	1	0	0	1	1											
39 Ramon Santiago, S OBP: 0.273, SLG: 0.275										3	0	1	0	0	0	1											
Inning Stats	R: 0 H: 1 E: 0 K: 0 S: 10	H: 1 LOB: 2 BB: 1 P: 20	R: 0 H: 1 E: 0 K: 1 S: 10	H: 1 LOB: 1 BB: 0 P: 17	R: 0 H: 0 E: 0 K: 2 S: 8	H: 0 LOB: 0 BB: 0 P: 9	R: 1 H: 2 E: 0 K: 0 S: 15	H: 2 LOB: 1 BB: 0 P: 22	R: 1 H: 1 E: 0 K: 1 S: 8	H: 1 LOB: 0 BB: 0 P: 11	R: 0 H: 0 E: 0 K: 2 S: 9	H: 0 LOB: 0 BB: 0 P: 14	R: 0 H: 1 E: 0 K: 1 S: 10	H: 1 LOB: 0 BB: 0 P: 13	R: 0 H: 0 E: 0 K: 0 S: 6	H: 0 LOB: 0 BB: 0 P: 7	1B: 3 2B: 2 3B: 0 HR: 1	SF: 0 SAC: 0 DP: 0 HBP: 0	WP: 0 PB: 0 SB: 0 CS: 0	PA: 31							
PITCHER	IP	WLS	BF	H	R	ER	SO	BB	IBB	HBP	BLK	WP	HR	S	P	ERA	WHIP										
53 Héctor Santiago, L ERA: 3.28	7.0	L	28	6	2	2	7	1	0	0	0	0	0	70	106	2.57	1.000										
65 Nate Jones, R ERA: 4.0	1.0		3	0	0	0	0	0	0	0	0	0	0	6	7	0.00	0.000										

AB	30
R	2
H	6
RBI	2
BB	1
SO	7
LOB	7



Batter	1	2	3	4	5	6	7	8	9	10	11	12	AB	R	H	RBI	BB	SO	LOB	TOP		
30 Alejandro De Aza, L OBP: 0.328, SLG: 0.423	G4-3		L9		K			SH1-4 2B		SH1-3			4	0	1	0	0	1	1			
10 Alexei Ramirez, R OBP: 0.304, SLG: 0.348	1B		1B		G6-3			SH1-4		P6-4			4	0	2	0	0	0	2			
51 Alex Rios, R OBP: 0.324, SLG: 0.422	1B		G5-4-3					L8				F9	5	0	1	0	0	1	2			
44 Adam Dunn, L OBP: 0.328, SLG: 0.467	1B				HR			K				1B	5	1	4	1	0	1	1			
14 Paul Konerko, R OBP: 0.303, SLG: 0.353	1B		G6-3					F8		HR		K	4	1	1	1	1	1	2			
12 Conor Gillaspie, L OBP: 0.299, SLG: 0.381	P6		G4-3					F9		G5-3		K	3	0	0	0	0	0	4			
7 Jeff Keppinger, R OBP: 0.261, SLG: 0.275												K	2	0	0	0	0	1	1			
24 Dayan Viciedo, R OBP: 0.294, SLG: 0.406			G5-3					L4		K			3	0	0	0	0	0	0			
20 Jordan Danks, L OBP: 0.229, SLG: 0.250			G6-3					K					2	0	0	0	0	2	0			
15 Gordon Beckham, R OBP: 0.336, SLG: 0.399			F7					K		F7		G5-3	5	0	1	0	0	1	0			
21 Tyler Flowers, R OBP: 0.249, SLG: 0.357			K					L7				G4-3	4	0	0	0	1	1	1			
Inning Stats	R: 0 E: 0 K: 0 S: 9	H: 3 LOB: 3 BB: 1 P: 17	R: 0 E: 0 K: 1 S: 7	H: 0 LOB: 0 BB: 0 P: 7	R: 0 E: 0 K: 0 S: 7	H: 1 LOB: 0 BB: 0 P: 13	R: 1 E: 0 K: 0 S: 11	H: 1 LOB: 0 BB: 0 P: 16	R: 0 E: 0 K: 1 S: 10	H: 1 LOB: 1 BB: 0 P: 12	R: 0 E: 0 K: 1 S: 6	H: 0 LOB: 0 BB: 0 P: 9	R: 0 E: 0 K: 0 S: 7	H: 1 LOB: 0 BB: 1 P: 14	R: 0 E: 0 K: 1 S: 12	H: 0 LOB: 0 BB: 0 P: 14	R: 0 E: 0 K: 1 S: 7	H: 0 LOB: 0 BB: 0 P: 9	1B: 6 2B: 3 3B: 0 HR: 2	SF: 0 SAC: 2 DP: 2 HBP: 0	WP: 1 PB: 0 SB: 0 CS: 1	PA: 45
PITCHER	IP WLS BF H R ER SO BB IBB HBP BLK WP HR S P ERA WHIP	30 8 2 1 1 1 1 0 0 0 0 0 1 7 9 27.00 3.000	33 Drew Smyly, L ERA: 1.91	31 Jose Veras, R ERA: 2.72	43 Bruce Rondón, R ERA: 5.08	PITCHER																

Chicago White Sox @ Detroit Tigers
Comerica Park, Detroit, MI
Sun Aug 04 2013, 1:10 PM - 4:44 PM EDT
Att. 42,513 - Sunny - 72 F

AB 41
R 2
H 10
RBI 2
BB 2
SO 9
LOB 14



Batter	1	2	3	4	5	6	7	8	9	10	11	12	AB	R	H	RBI	BB	SO	LOB	BOTTOM				
14 Austin Jackson, R OBP: 0.333, SLG: 0.389	F8		F9			G1-6-3	F7		F9			SH3-4	5	0	0	0	0	0	2					
12 Andy Dirks, L OBP: 0.309, SLG: 0.353			P6			L8							3	0	1	0	1	0	0					
48 Toni Hunter, R OBP: 0.349, SLG: 0.484	BB												2	0	2	1	0	0	0					
32 Don Kelly, L OBP: 0.335, SLG: 0.386	P6		L9										4	0	1	0	0	0	2					
28 Prince Fielder, L OBP: 0.355, SLG: 0.434	G4-3					L7							5	0	0	0	0	1	4					
41 Victor Martinez, S OBP: 0.325, SLG: 0.396			K										3	1	2	0	2	1	0					
27 Jhonny Peralta, R OBP: 0.361, SLG: 0.461			G6-3										4	1	1	0	1	0	3					
13 Alex Avila, L OBP: 0.294, SLG: 0.338	G3					G4-3							4	0	1	1	1	0	3					
1 Jose Iglesias, R OBP: 0.367, SLG: 0.412	K					G1-3							5	0	0	0	0	1	6					
39 Ramon Santiago, S ERA: 3.48	G3												3	0	0	1	1	0	3					
24 Miguel Cabrera, R OBP: 0.455, SLG: 0.688													1	0	1	0	0	0	0					
18 Matt Tuiasosopo, R OBP: 0.407, SLG: 0.536													0	1	0	0	0	0	0					
Inning Stats	R: 0 E: 0 K: 0 S: 7	H: 2 LOB: 2 BB: 0 P: 17	R: 0 E: 0 K: 0 S: 12	H: 0 LOB: 0 BB: 0 P: 8	R: 0 E: 0 K: 0 S: 5	H: 0 LOB: 0 BB: 0 P: 11	R: 0 E: 0 K: 0 S: 9	H: 1 LOB: 1 BB: 0 P: 13	R: 2 E: 0 K: 0 S: 10	H: 1 LOB: 1 BB: 2 P: 20	R: 0 E: 0 K: 0 S: 8	H: 1 LOB: 2 BB: 1 P: 16	R: 0 E: 0 K: 0 S: 11	H: 0 LOB: 1 BB: 0 P: 17	R: 0 E: 0 K: 0 S: 6	H: 1 LOB: 0 BB: 0 P: 9	R: 0 E: 0 K: 0 S: 14	H: 1 LOB: 1 BB: 0 P: 20	R: 1 E: 0 K: 0 S: 5	H: 2 LOB: 1 BB: 0 P: 8	1B: 8 2B: 1 3B: 0 HR: 0	SF: 1 SAC: 2 DP: 1 HBP: 0	WP: 0 PB: 0 SB: 0 CS: 0	PA: 47
PITCHER	IP WLS BF H R ER SO BB IBB HBP BLK WP HR S P ERA WHIP	6.0 4 25 4 2 2 3 3 0 0 0 0 0 0 6 11 3.00 1.167	65 Nate Jones, R ERA: 3.93	41 David Purcey, L ERA: 2.08	43 Addison Reed, R ERA: 3.8	PITCHER																		

Chicago White Sox @ Detroit Tigers
Comerica Park, Detroit, MI
Sun Aug 04 2013, 1:10 PM - 4:44 PM EDT
Att. 42,513 - Sunny - 72 F

AB 39
R 3
H 9
RBI 3
BB 5
SO 3
LOB 23



Batter	1	2	3	4	5	6	7	8	9	AB	R	H	RBI	BB	SO	LOB	TOP											
14 Austin Jackson, R OBP: 0.332, SLG: 0.386	F9		B2		K			48 1B	K	5	0	1	0	0	2	3												
48 Toni Hunter, R OBP: 0.349, SLG: 0.483	1B		K		K			1B	K	5	0	2	0	0	3	2												
24 Miguel Cabrera, R 32 Don Kelly, L OBP: 0.335, SLG: 0.366	E9		G1-3		G5-3			G4-3		4	0	1	0	1	0	2												
28 Prince Fielder, L OBP: 0.353, SLG: 0.434	K				L9			K		5	1	1	0	0	2	4												
41 Victor Martinez, S 26 Hernán Pérez, R OBP: 0.289, SLG: 0.333	FC6-4	12 BB	1B		G6-4-3	1B		L9		4	0	3	1	0	0	0												
12 Andy Dirks, L OBP: 0.311, SLG: 0.350	1B		G6-4-3		G4-3			G4-3		2	1	0	0	2	0	1												
13 Alex Avila, L OBP: 0.293, SLG: 0.349	F8				K			F7		4	1	1	3	0	1	2												
1 Jose Iglesias, R OBP: 0.365, SLG: 0.409	FC6-4		G1-3		G1-3			G4-3		4	0	1	0	0	0	2												
39 Ramon Santiago, S OBP: 0.282, SLG: 0.288	G3		G3					48 1B	14 1B	3	0	2	0	0	0	2												
Inning Stats	R: 0 H: 2 E: 1 K: 1 S: 10	H: 2 LOB: 1 BB: 0 P: 14	R: 0 H: 1 E: 0 K: 0 S: 12	H: 1 LOB: 2 BB: 1 P: 22	R: 0 H: 0 E: 0 K: 1 S: 8	H: 0 LOB: 0 BB: 0 P: 11	R: 0 H: 1 E: 0 K: 0 S: 7	H: 1 LOB: 0 BB: 0 P: 8	R: 0 H: 1 E: 0 K: 2 S: 10	H: 1 LOB: 1 BB: 0 P: 16	R: 0 H: 0 E: 0 K: 2 S: 12	H: 0 LOB: 0 BB: 0 P: 18	R: 0 H: 0 E: 0 K: 0 S: 7	H: 0 LOB: 0 BB: 0 P: 8	R: 0 H: 3 E: 0 K: 0 S: 14	H: 2 LOB: 2 BB: 0 P: 18	R: 4 H: 4 E: 0 K: 2 S: 21	H: 4 LOB: 3 BB: 2 P: 36	1B: 10 2B: 1 3B: 0 HR: 1	SF: 0 SAC: 1 DP: 1 HBP: 0	WP: 2 PA: 40 PB: 0 SB: 0 CS: 0							
PITCHER	IP	WLS	BF	H	R	ER	SO	BB	IBB	HBP	BLK	WP	HR	S	P	ERA	WHIP											
28 Corey Kluber, R ERA: 3.94	(1, 1)	7.1	27	6	0	0	6	1	0	0	0	0	0	72	105	0.00	0.955											
38 Joe Smith, R ERA: 3.0	(8, 1)	0.2	H	3	2	0	0	0	0	0	0	0	0	8	10	0.00	3.000											
54 Chris Perez, R ERA: 3.93	(9, 1)	0.0	L	4	3	4	4	0	1	0	0	0	1	6	13	∞	∞											
37 Cody Allen, R ERA: 2.53	(9, 1)	0.2		5	1	0	0	2	0	1	0	0	2	0	13	20	0.00	1.500										
35 Marc Rzepczynski, L ERA: 6.94	(9, 1)	0.1		1	0	0	0	0	0	0	0	0	0	2	3	0.00	0.000											

Detroit Tigers @ Cleveland Indians
Progressive Field, Cleveland, OH
Mon Aug 05 2013, 7:08 PM - 10:12 PM EDT
Att: 24,381 - Cloudy - 68 F

AB 36
R 4
H 12
RBI 4
BB 3
SO 8
LOB 18



Batter	1	2	3	4	5	6	7	8	9	AB	R	H	RBI	BB	SO	LOB	BOTTOM										
24 Michael Bourn, L OBP: 0.332, SLG: 0.368	B2-3		K		K			G6-3		4	0	0	0	0	2	0											
33 Nick Swisher, S OBP: 0.343, SLG: 0.390	G3-1		L9		K			22 1B	BB	3	0	0	0	1	1	0											
22 Jason Kipnis, L OBP: 0.374, SLG: 0.495	G3				K			G4-3		4	0	1	0	0	1	0											
13 Asdrúbal Cabrera, S OBP: 0.300, SLG: 0.396	F7				K			G4-3		3	0	0	0	1	1	2											
23 Michael Brantley, L OBP: 0.332, SLG: 0.587	41 S	25 1B	1B		41 2B	1B		F7		4	2	2	0	0	0	1											
41 Carlos Santana, S OBP: 0.375, SLG: 0.456	K							G3		4	0	1	1	0	1	1											
25 Jason Giambi, L OBP: 0.301, SLG: 0.398	1B		K		K			G5-3		4	0	1	1	0	1	1											
8 Lonnie Chisenhall, L OBP: 0.277, SLG: 0.383	F8				K			K		3	0	0	0	0	2	1											
11 Drew Stubbs, R OBP: 0.304, SLG: 0.371			K		F7			K		3	0	0	0	0	2	0											
Inning Stats	R: 0 H: 0 E: 0 K: 0 S: 6	H: 2 LOB: 0 BB: 0 P: 11	R: 1 H: 2 E: 0 K: 1 S: 9	H: 2 LOB: 1 BB: 0 P: 18	R: 0 H: 0 E: 0 K: 2 S: 9	H: 0 LOB: 0 BB: 0 P: 15	R: 1 H: 2 E: 0 K: 3 S: 16	H: 2 LOB: 1 BB: 0 P: 19	R: 0 H: 0 E: 0 K: 2 S: 8	H: 0 LOB: 0 BB: 0 P: 11	R: 0 H: 0 E: 0 K: 1 S: 11	H: 0 LOB: 1 BB: 1 P: 20	R: 0 H: 0 E: 0 K: 1 S: 7	H: 0 LOB: 0 BB: 0 P: 9	R: 0 H: 1 E: 0 K: 1 S: 9	H: 1 LOB: 2 BB: 1 P: 16	R: 0 H: 0 E: 0 K: 0 S: 8	H: 0 LOB: 0 BB: 0 P: 13	1B: 4 2B: 1 3B: 0 HR: 0	SF: 0 SAC: 0 DP: 0 HBP: 0	WP: 0 PA: 34 PB: 0 SB: 1 CS: 0						
PITCHER	IP	WLS	BF	H	R	ER	SO	BB	IBB	HBP	BLK	WP	HR	S	P	ERA	WHIP										
19 Anibal Sánchez, R ERA: 2.88	(1, 1)	7.2	29	4	2	2	10	2	0	0	0	0	0	72	114	0.00	0.783										
40 Phil Coke, L ERA: 5.29	(8, 1)	0.0		1	1	0	0	0	0	0	0	0	0	1	2	∞	∞										
62 Al Alburquerque, R ERA: 4.85	(8, 1)	0.1	W	1	0	0	0	0	0	0	0	0	0	2	3	0.00	0.000										
53 Joaquin Benoit, R ERA: 1.37	(9, 1)	1.0	S	3	0	0	0	0	0	0	0	0	0	8	13	0.00	0.000										

Detroit Tigers @ Cleveland Indians
Progressive Field, Cleveland, OH
Mon Aug 05 2013, 7:08 PM - 10:12 PM EDT
Att: 24,381 - Cloudy - 68 F

AB 32
R 2
H 5
RBI 2
BB 2
SO 11
LOB 6



Batter	1	2	3	4	5	6	7	8	9	AB	R	H	RBI	BB	SO	LOB	TOP			
14 Austin Jackson, R OBP: 0.330, SLG: 0.383	G6-3		K			K		G6-3	G6-3	5	0	1	0	0	2	0	Detroit Tigers @ Cleveland Indians Progressive Field, Cleveland, OH Tue Aug 06 2013, 7:07 PM - 9:38 PM EDT Att: 24,676 - Cloudy - 79 F			
48 Toni Hunter, R OBP: 0.345, SLG: 0.477	G4-3		K			FC6-4		G6-3	G4-3	5	1	0	1	0	1	1				
24 Miguel Cabrera, R OBP: 0.455, SLG: 0.685	G5-3									4	1	2	1	0	1	0				
26 Hernán Pérez, R OBP: 0.289, SLG: 0.333										0	0	0	0	0	0	0				
28 Prince Fielder, L OBP: 0.352, SLG: 0.431										3	0	0	0	1	0	2				
41 Victor Martínez, S OBP: 0.330, SLG: 0.397										2	1	0	0	1	0	0				
32 Don Kelly, L OBP: 0.345, SLG: 0.399										4	1	3	3	0	0	0				
13 Alex Avila, L OBP: 0.293, SLG: 0.347										4	0	1	0	0	2	4				
1 Jose Iglesias, R OBP: 0.360, SLG: 0.402										4	0	0	0	0	2	5				
39 Ramon Santiago, S OBP: 0.281, SLG: 0.281										3	1	0	0	0	0	3				
Inning Stats	R: 0 E: 0 K: 0 S: 7	H: 0 LOB: 0 BB: 0 P: 8	R: 0 E: 0 K: 2 S: 13	H: 1 LOB: 3 BB: 2 P: 26	R: 0 E: 0 K: 2 S: 10	H: 1 LOB: 1 BB: 0 P: 12	R: 0 E: 0 K: 0 S: 10	H: 1 LOB: 1 BB: 0 P: 13	R: 5 E: 0 K: 1 S: 9	H: 4 LOB: 1 BB: 0 P: 18	R: 0 E: 0 K: 1 S: 8	H: 0 LOB: 0 BB: 0 P: 11	R: 0 E: 0 K: 2 S: 7	H: 0 LOB: 0 BB: 0 P: 10	R: 0 E: 0 K: 0 S: 9	H: 0 LOB: 0 BB: 0 P: 14	1B: 5 2B: 1 3B: 0 HR: 1	SF: 0 SAC: 0 DP: 0 HBP: 2	WP: 0 PB: 0 SB: 0 CS: 0	PA: 38
PITCHER	IP WLS BF H R ER SO	IP WLS BF H R ER SO	IP WLS BF H R ER SO	IP WLS BF H R ER SO	IP WLS BF H R ER SO	IP WLS BF H R ER SO	IP WLS BF H R ER SO	IP WLS BF H R ER SO	IP WLS BF H R ER SO	IP WLS BF H R ER SO	IP WLS BF H R ER SO	IP WLS BF H R ER SO	IP WLS BF H R ER SO	IP WLS BF H R ER SO	IP WLS BF H R ER SO	IP WLS BF H R ER SO	ERA WHIP	ERA WHIP		
63 Justin Masterson, R ERA: 3.48	7.0	L	32	7	5	5	6	2	0	2	0	0	0	1	68	100	6.43	1.286		
35 Marco Rzepczynski, L ERA: 6.39	1.0		3	0	0	0	2	0	0	0	0	0	0	7	10	0.00	0.000			
32 Matt Albers, R ERA: 3.7	1.0		3	0	0	0	0	0	0	0	0	0	0	9	14	0.00	0.000			

Batter	1	2	3	4	5	6	7	8	9	AB	R	H	RBI	BB	SO	LOB	BOTTOM					
24 Michael Bourn, L OBP: 0.333, SLG: 0.370	G3-1		G3-1			G4-3		G4-3		4	0	2	0	0	0	0	Detroit Tigers @ Cleveland Indians Progressive Field, Cleveland, OH Tue Aug 06 2013, 7:07 PM - 9:38 PM EDT Att: 24,676 - Cloudy - 79 F					
33 Nick Swisher, S OBP: 0.340, SLG: 0.386	K		G4-3			F9				4	0	0	0	0	1	3						
22 Jason Kipnis, L OBP: 0.371, SLG: 0.490	G5-4-3									4	0	0	0	0	3	3						
13 Asdrúbal Cabrera, S OBP: 0.299, SLG: 0.397										4	0	1	0	0	1	2						
23 Michael Brantley, L OBP: 0.332, SLG: 0.386										3	1	1	0	0	1	0						
41 Carlos Santana, S OBP: 0.372, SLG: 0.452										3	0	0	0	0	0	2						
9 Ryan Raburn, R OBP: 0.370, SLG: 0.565										3	0	0	1	0	2	1						
8 Lonnie Chisenhall, L OBP: 0.273, SLG: 0.377										3	0	0	0	0	0	1						
10 Yan Gomes, R OBP: 0.345, SLG: 0.522										2	0	0	0	0	0	0						
Inning Stats	R: 0 E: 0 K: 1 S: 8	H: 1 LOB: 0 BB: 0 P: 14	R: 1 E: 0 K: 0 S: 11	H: 2 LOB: 1 BB: 0 P: 14	R: 0 E: 0 K: 0 S: 5	H: 0 LOB: 0 BB: 0 P: 9	R: 0 E: 0 K: 2 S: 14	H: 0 LOB: 0 BB: 0 P: 19	R: 0 E: 0 K: 1 S: 10	H: 0 LOB: 0 BB: 0 P: 17	R: 0 E: 0 K: 1 S: 13	H: 1 LOB: 2 BB: 0 P: 20	R: 0 E: 0 K: 2 S: 8	H: 0 LOB: 0 BB: 0 P: 13	R: 0 E: 0 K: 0 S: 6	H: 0 LOB: 0 BB: 0 P: 6		R: 0 E: 0 K: 1 S: 5	H: 0 LOB: 0 BB: 0 P: 7	1B: 3 2B: 1 3B: 0 HR: 0	SF: 0 SAC: 0 DP: 1 HBP: 1	WP: 0 PB: 0 SB: 1 CS: 0
PITCHER	IP WLS BF H R ER SO	IP WLS BF H R ER SO	IP WLS BF H R ER SO	IP WLS BF H R ER SO	IP WLS BF H R ER SO	IP WLS BF H R ER SO	IP WLS BF H R ER SO	IP WLS BF H R ER SO	IP WLS BF H R ER SO	IP WLS BF H R ER SO	IP WLS BF H R ER SO	IP WLS BF H R ER SO	IP WLS BF H R ER SO	IP WLS BF H R ER SO	IP WLS BF H R ER SO	IP WLS BF H R ER SO	ERA WHIP	ERA WHIP				
35 Justin Verlander, R ERA: 3.5	8.0	W	28	4	1	1	0	0	0	1	0	0	0	75	112	0.500						
31 Jose Veras, R ERA: 2.66	1.0		3	0	0	0	1	0	0	5	7	0.00	0.000									


Batter	1	2	3	4	5	6	7	8	9	10	11	12	13	14	AB	R	H	RBI	BB	SO	LOB	TOP								
14 Austin Jackson, R OBP: 0.329, SLG: 0.393	G6-3		K			HR		K	F9		K			4B F9 2B 2B	7	2	2	1	0	3	4									
48 Torii Hunter, R OBP: 0.342, SLG: 0.472	F9		K			G6-3		24 HR	L9			G6-3		F9	7	1	1	0	0	1	4									
24 Miguel Cabrera, R OBP: 0.453, SLG: 0.668	K		K			K		1B				G3		2B	4	1	1	2	0	3	0									
26 Hernán Pérez, R OBP: 0.293, SLG: 0.316	K		K			K		HR						BB	2	1	0	0	1	1	0									
28 Prince Fielder, L OBP: 0.353, SLG: 0.432		K			K	P5		1B						BB	6	0	2	2	1	3	1									
41 Victor Martinez, S OBP: 0.332, SLG: 0.396		39 BB 55 1B 1B			F7			1B						2B	6	1	2	0	1	2	2									
32 Don Kelly, L OBP: 0.343, SLG: 0.396					G3									1B	6	0	1	0	1	1	4									
55 Brayan Peña, S OBP: 0.311, SLG: 0.383					G6-3									BB	6	0	3	0	0	0	1									
39 Ramon Santiago, S OBP: 0.286, SLG: 0.280					L5									1B	4	0	1	0	1	1	2									
1 Jose Iglesias, R OBP: 0.361, SLG: 0.403					P5									BB	2	0	1	1	0	0	0									
12 Andy Dirks, L OBP: 0.313, SLG: 0.348								P4							2	0	0	0	2	1	1									
Inning Stats	R: 0 E: 0 K: 1 S: 6	H: 0 LOB: 0 BB: 0 P: 12	R: 1 E: 0 K: 2 S: 12	H: 3 LOB: 2 BB: 1 P: 18	R: 0 E: 0 K: 1 S: 10	H: 0 LOB: 0 BB: 0 P: 13	R: 0 E: 0 K: 1 S: 6	H: 0 LOB: 0 BB: 0 P: 7	R: 0 E: 1 K: 1 S: 11	H: 1 LOB: 0 BB: 0 P: 15	R: 0 E: 1 K: 1 S: 10	H: 1 LOB: 1 BB: 0 P: 13	R: 2 E: 0 K: 2 S: 16	H: 3 LOB: 1 BB: 0 P: 22	R: 0 E: 0 K: 2 S: 9	H: 1 LOB: 1 BB: 1 P: 20	R: 0 E: 0 K: 1 S: 10	H: 1 LOB: 0 BB: 0 P: 13	R: 0 E: 0 K: 1 S: 9	H: 0 LOB: 1 BB: 1 P: 14	R: 0 E: 0 K: 1 S: 10	H: 1 LOB: 1 BB: 0 P: 11	R: 0 E: 0 K: 1 S: 12	H: 2 LOB: 1 BB: 2 P: 22	1B: 9 2B: 4 3B: 0 HR: 2	SF: 0 SAC: 1 DP: 2 HBP: 0	WP: 1 PB: 0 SB: 0 CS: 0	PA: 60		
PITCHER	IP 7.2	WLS 30	H 7	R 4	ER 4	SO 10	BB 1	IBB 0	HBP 0	BLK 0	WP 0	HR 2	S 73	P 103	ERA 3.29	WHIP 1.043														
31 Danny Salazar, R ERA: 3.29																														
53 Rich Hill, L ERA: 6.0																														
37 Cody Allen, R ERA: 2.47																														
54 Chris Perez, R ERA: 3.44																														
38 Joe Smith, R ERA: 2.93																														

Batter	1	2	3	4	5	6	7	8	9	10	11	12	13	14	AB	R	H	RBI	BB	SO	LOB	BOTTOM								
24 Michael Bourn, L OBP: 0.332, SLG: 0.369	K		33 2B BB			F7		G3				K		11 WP 1H 2B	6	1	1	1	1	2	1									
33 Nick Swisher, S OBP: 0.344, SLG: 0.396	P5		22 G3-1 2B			22 1B		22 G3				K		22 G6-4-3 1B	4	0	3	2	0	0	0									
11 Drew Stubbs, R OBP: 0.304, SLG: 0.370			2B			1B		3H 2B						1B	3	0	1	0	0	2	1									
22 Jason Kipnis, L OBP: 0.370, SLG: 0.487			G3-1			13 G1-6-3 1B		G3						G6-4-3	6	0	2	0	0	1	3									
13 Adrobal Cabrera, S OBP: 0.294, SLG: 0.350	L9		K			G1-6-3		P5							6	0	0	0	0	1	6									
23 Michael Brantley, L OBP: 0.336, SLG: 0.594			41 G1-6-3 BB			2B		41 CS 1B						F8	5	1	3	0	1	0	0									
41 Carlos Santana, S OBP: 0.369, SLG: 0.450			G1-6-3			P6		K						G6-3	6	0	1	0	0	1	3									
25 Jason Giambi, L OBP: 0.296, SLG: 0.350			K			K		K						K	3	0	0	0	0	3	1									
9 Ryan Raburn, R OBP: 0.366, SLG: 0.559			K			K		K						K	2	0	0	0	0	2	2									
8 Lonnie Chisenhall, L OBP: 0.272, SLG: 0.376			K			K		K						K	1	0	0	0	0	1	0									
10 Yan Gomes, R OBP: 0.345, SLG: 0.531			HR			4 HBP		G6-3						K	5	1	1	2	0	2	2									
4 Mike Aviles, R OBP: 0.296, SLG: 0.384			K			FC6-4		24 G3 3B 2B						G1-3	6	2	2	0	0	1	3									
Inning Stats	R: 0 E: 0 K: 1 S: 11	H: 1 LOB: 1 BB: 0 P: 17	R: 0 E: 0 K: 1 S: 8	H: 0 LOB: 0 BB: 1 P: 16	R: 2 E: 0 K: 2 S: 20	H: 2 LOB: 1 BB: 1 P: 29	R: 0 E: 0 K: 1 S: 10	H: 1 LOB: 2 BB: 0 P: 17	R: 0 E: 0 K: 3 S: 12	H: 2 LOB: 1 BB: 0 P: 20	R: 1 E: 0 K: 1 S: 11	H: 2 LOB: 1 BB: 0 P: 14	R: 0 E: 0 K: 2 S: 8	H: 0 LOB: 0 BB: 0 P: 13	R: 0 E: 0 K: 2 S: 5	H: 0 LOB: 0 BB: 0 P: 10	R: 0 E: 0 K: 1 S: 10	H: 1 LOB: 0 BB: 0 P: 12	R: 0 E: 0 K: 0 S: 5	H: 0 LOB: 0 BB: 0 P: 6	R: 1 E: 0 K: 2 S: 17	H: 2 LOB: 1 BB: 0 P: 24	1B: 6 2B: 8 3B: 0 HR: 1	SF: 0 SAC: 0 DP: 4 HBP: 1	WP: 2 PB: 0 SB: 0 CS: 1	PA: 56				
PITCHER	IP 6.0	WLS 26	H 7	R 2	ER 2	SO 8	BB 2	IBB 0	HBP 0	BLK 0	WP 1	HR 1	S 69	P 109	ERA 3.00	WHIP 1.500														
58 Doug Fister, R ERA: 3.5																														
62 Al Alburquerque, R ERA: 5.1																														
33 Drew Smyly, L ERA: 2.03																														
43 Bruce Rondón, R ERA: 4.5																														
31 Jose Veras, R ERA: 2.61																														

Detroit Tigers @ Cleveland Indians
Progressive Field, Cleveland, OH
 Wed Aug 07 2013, 7:06 PM - 11:53 PM EDT
 Att. 20,169 - Partly Cloudy - 78 F

livebaseballscorecards.com

AB: 52
R: 16
H: 14
RBI: 6
BB: 7
SO: 16
LOB: 19

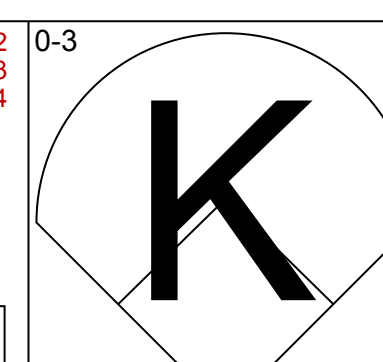
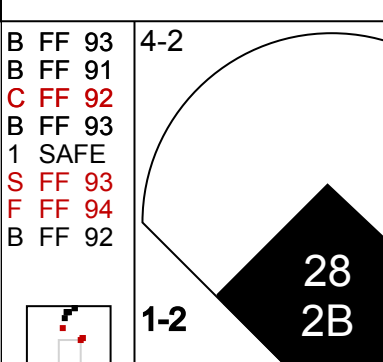
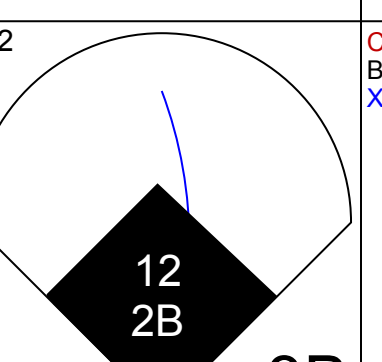
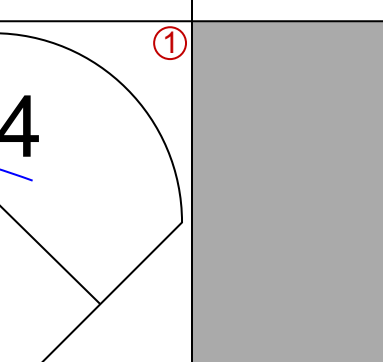
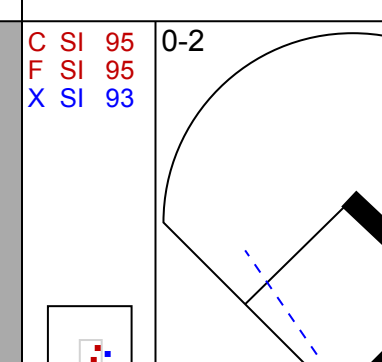
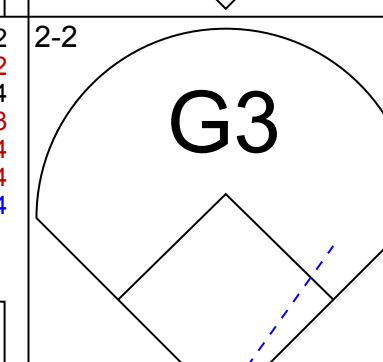
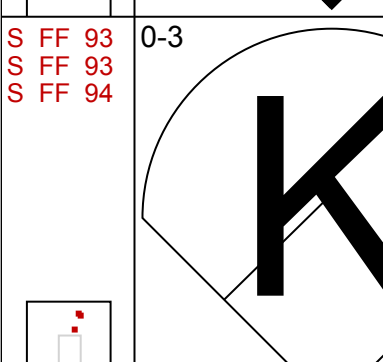
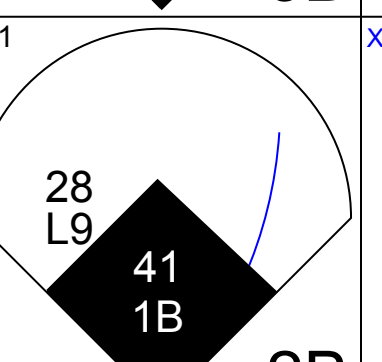
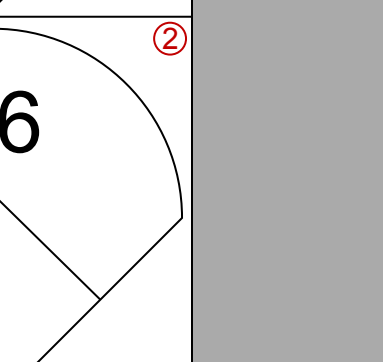
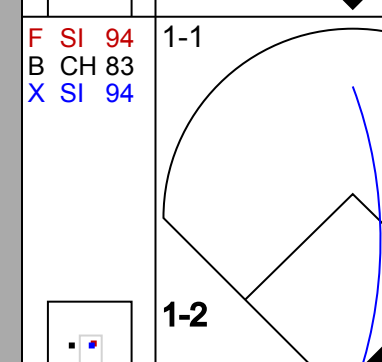
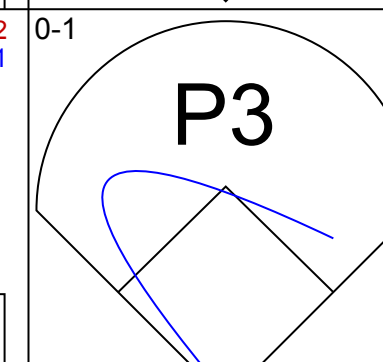
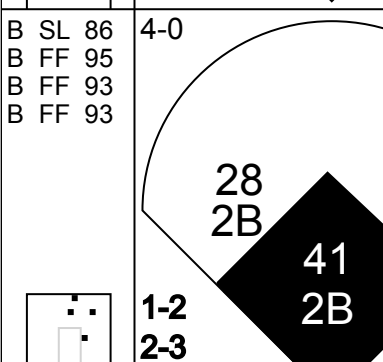
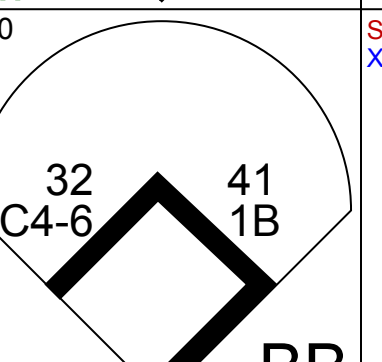
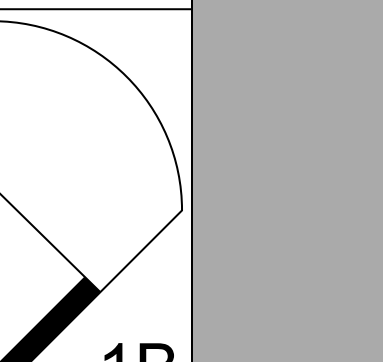
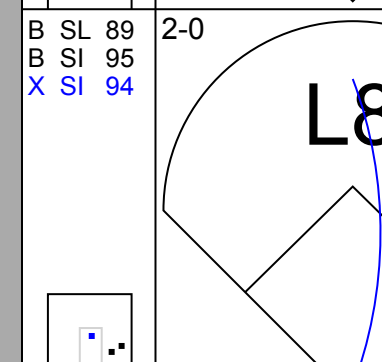
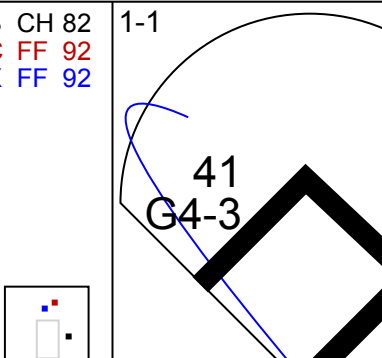
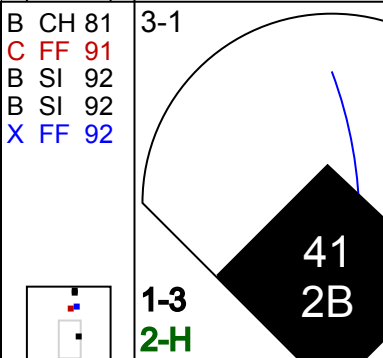
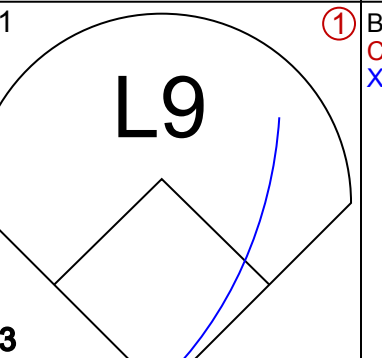
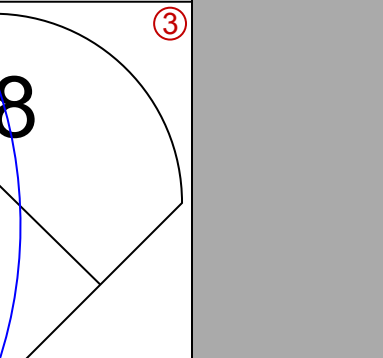


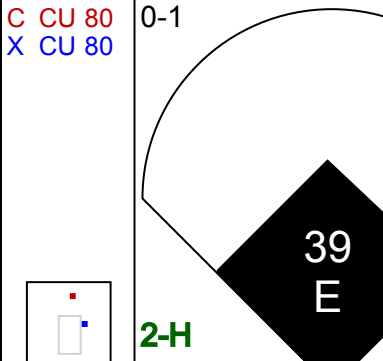
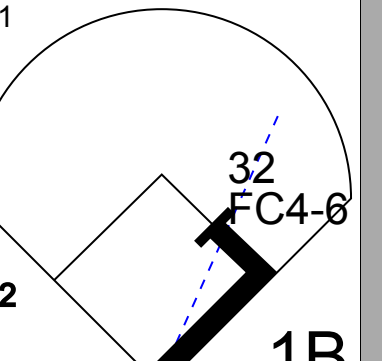
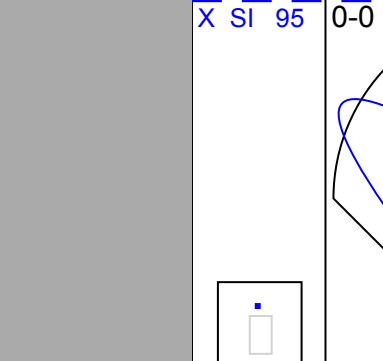



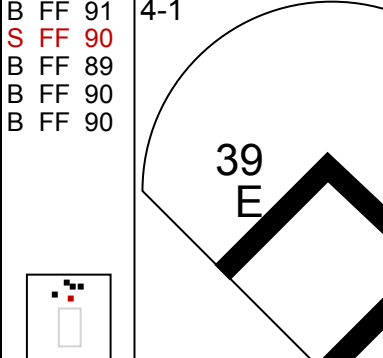
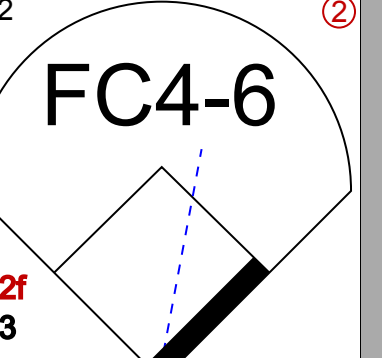
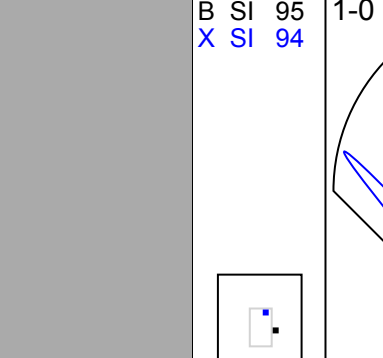



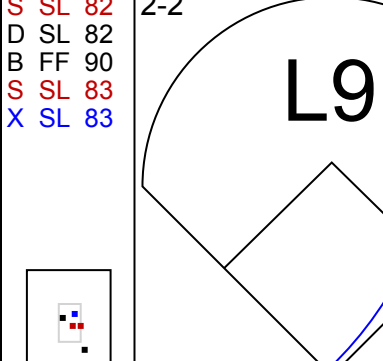
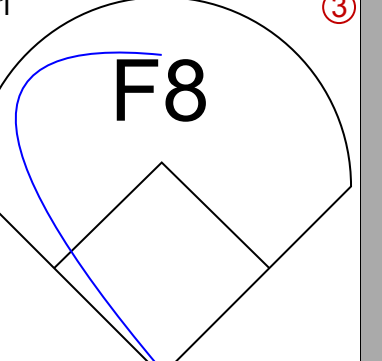
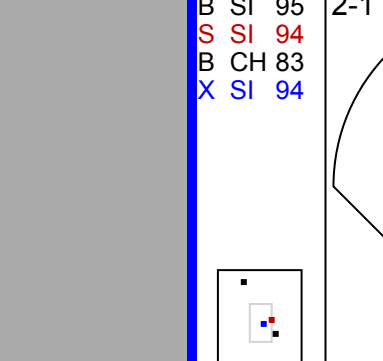

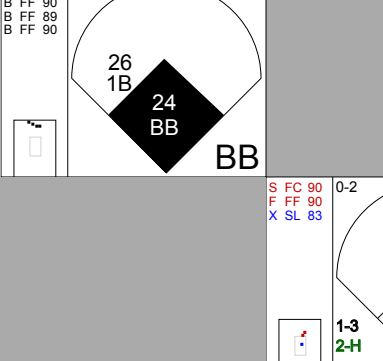

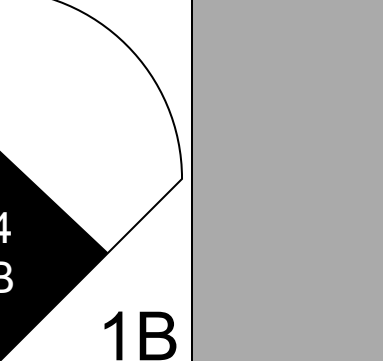
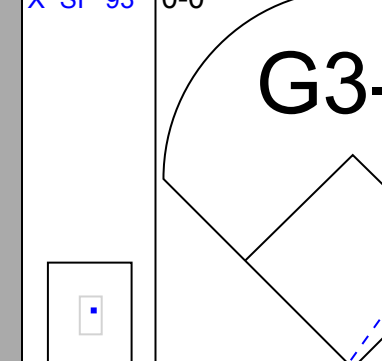
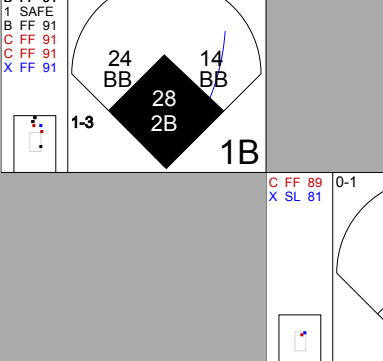

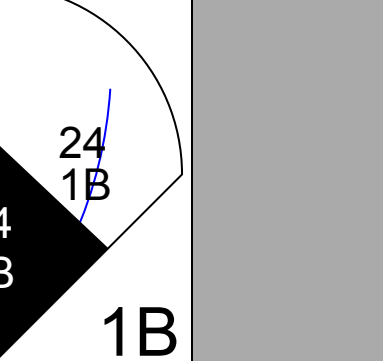
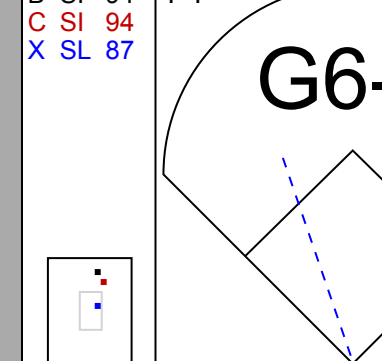
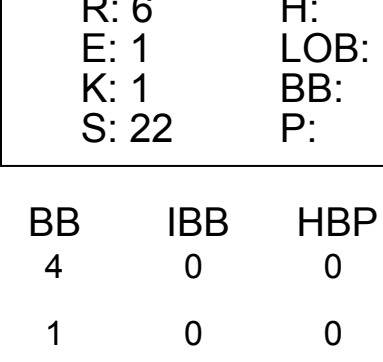
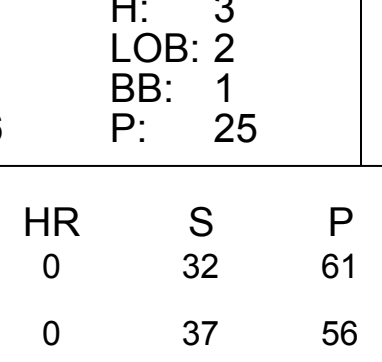
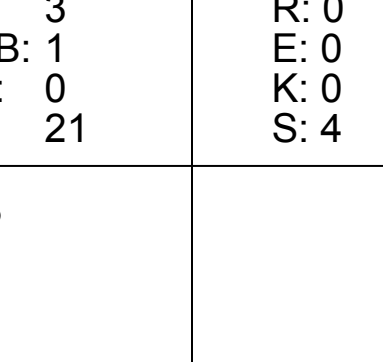
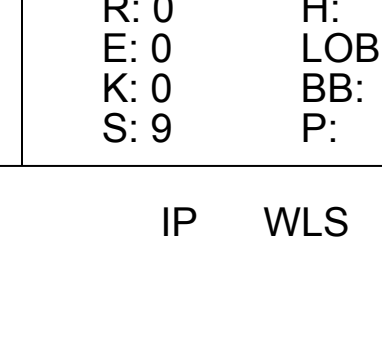

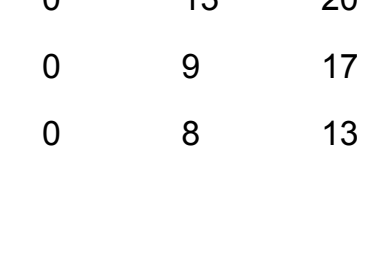
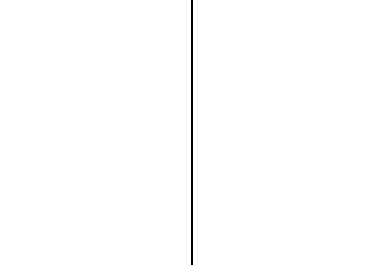



Detroit Tigers @ Cleveland Indians
Progressive Field, Cleveland, OH
 Wed Aug 07 2013, 7:06 PM - 11:53 PM EDT
 Att. 20,169 - Partly Cloudy - 78 F

livebaseballscorecards.com

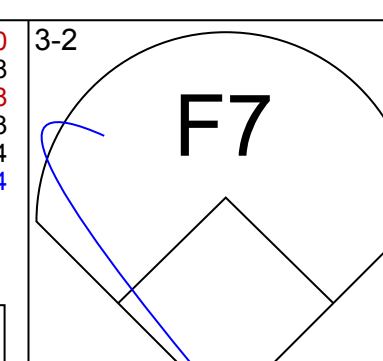
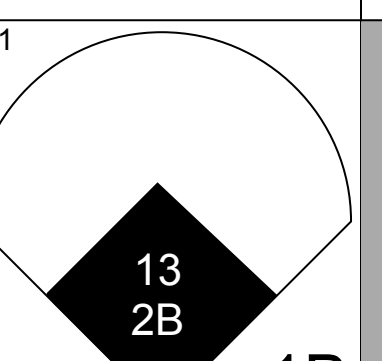
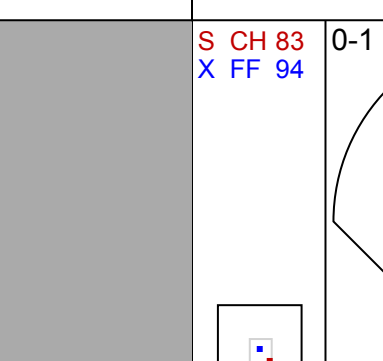


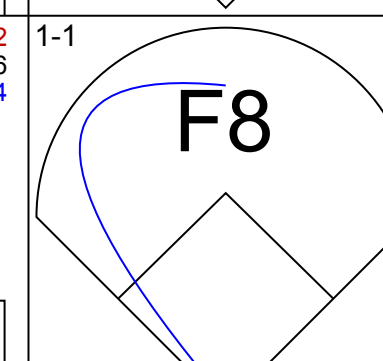
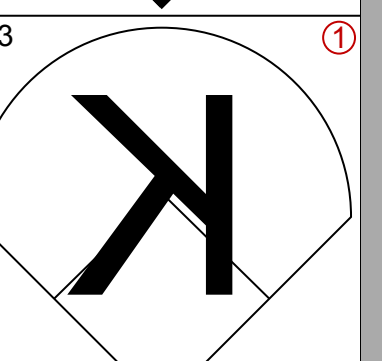
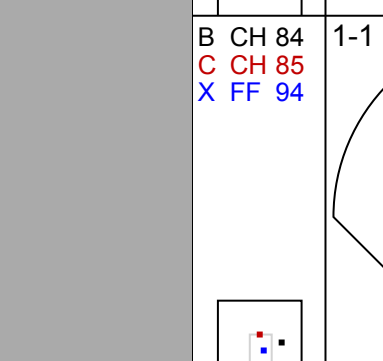


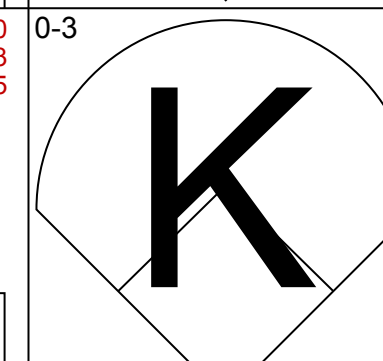
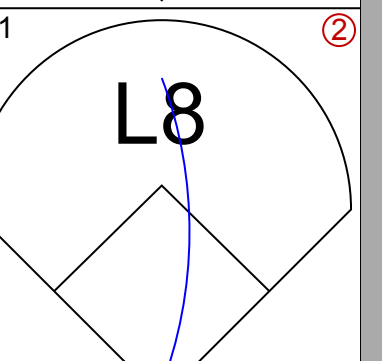
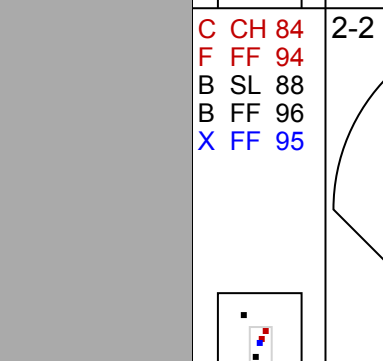


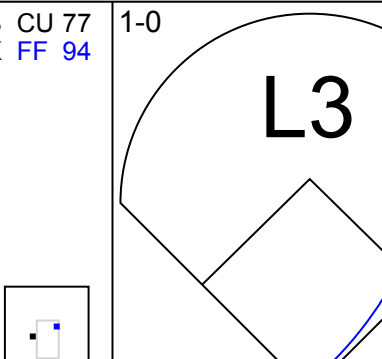
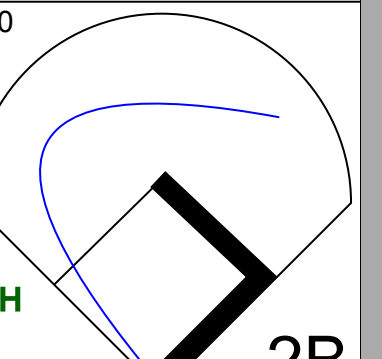
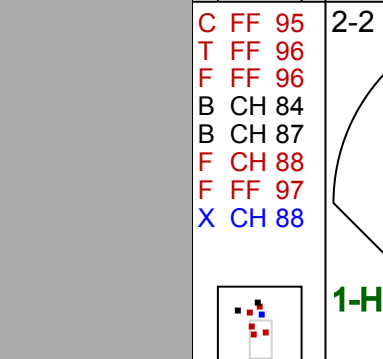


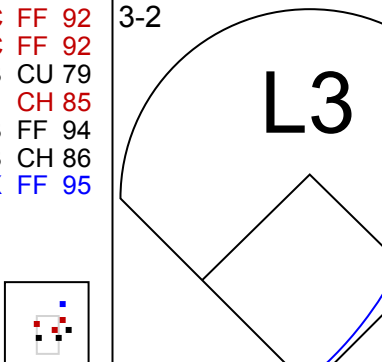
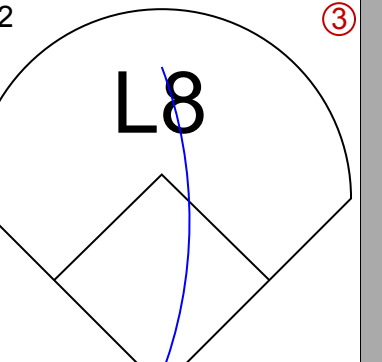
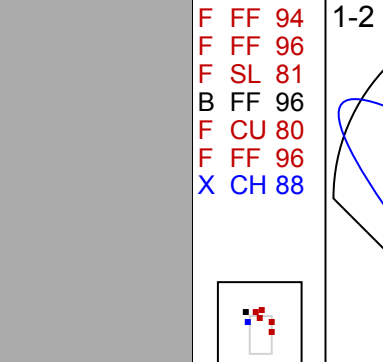

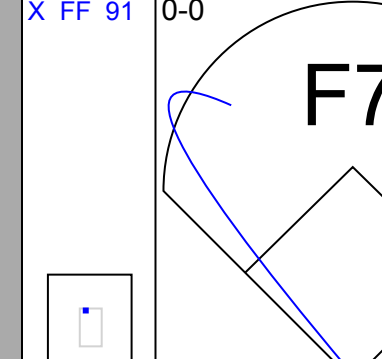
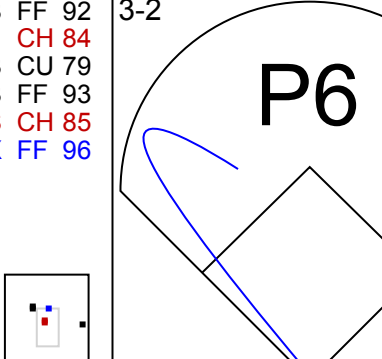

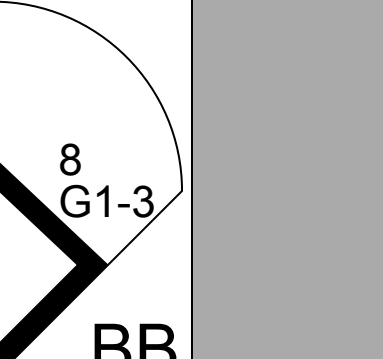
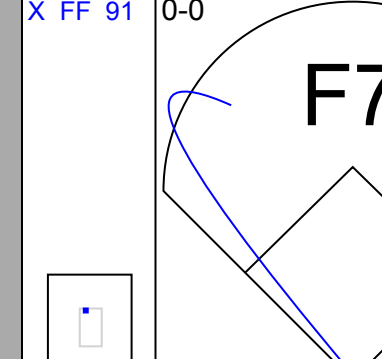
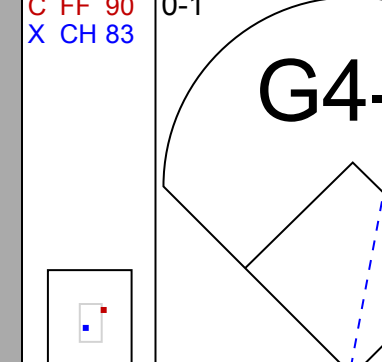
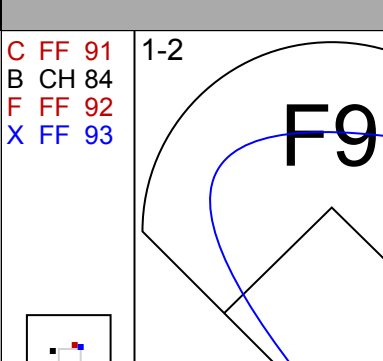

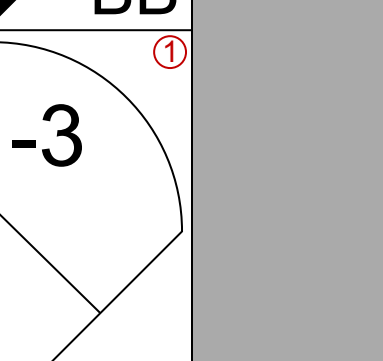
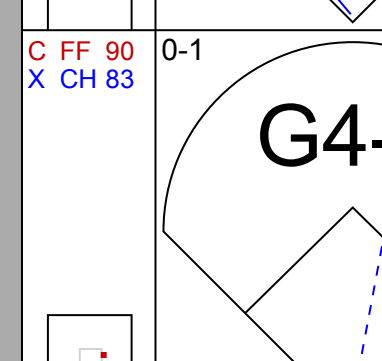
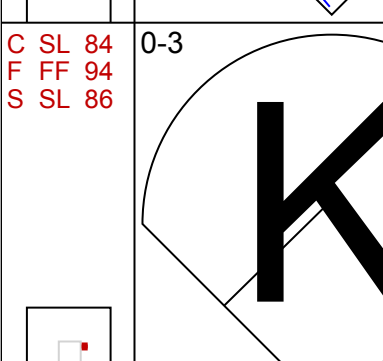

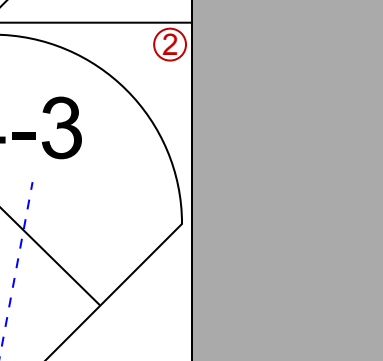
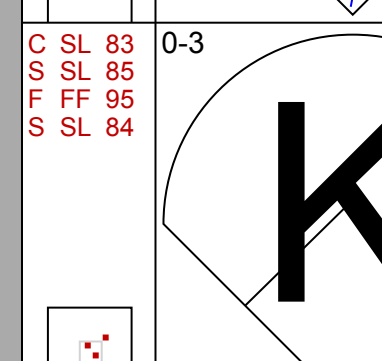
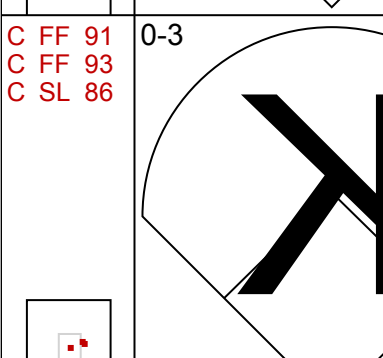

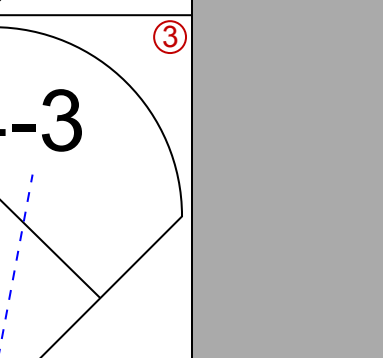

AB: 53
R: 5
H: 14
RBI: 5
BB: 2
SO: 16
LOB: 22



Batter	1	2	3	4	5	6	7	8	9	AB	R	H	RBI	BB	SO	LOB	TOP						
14 Austin Jackson, R OBP: 0.332, SLG: 0.399										4	2	2	0	1	1	2	Detroit Tigers @ Cleveland Indians Progressive Field, Cleveland, OH Thu Aug 08 2013, 7:07 PM - 10:08 PM EDT Att: 25,131 - Overcast - 73 F						
12 Andy Dirks, L OBP: 0.314, SLG: 0.352										5	1	2	1	0	1	5							
24 Miguel Cabrera, R OBP: 0.454, SLG: 0.666										3	1	1	3	2	0	2							
28 Prince Fielder, L OBP: 0.354, SLG: 0.436										5	1	2	2	0	0	3							
41 Victor Martinez, S OBP: 0.333, SLG: 0.399										5	1	2	3	0	0	1							
32 Don Kelly, L OBP: 0.335, SLG: 0.385										4	0	0	0	1	0	3							
13 Alex Avila, L OBP: 0.290, SLG: 0.343										3	0	0	0	0	1	5							
55 Brayan Peña, S OBP: 0.307, SLG: 0.378										2	0	0	0	0	0	0							
39 Ramon Santiago, S OBP: 0.292, SLG: 0.281										3	2	1	0	1	0	1							
18 Matt Tuiasosopo, R OBP: 0.404, SLG: 0.531										5	2	2	0	0	0	2							
26 Hernán Pérez, R OBP: 0.304, SLG: 0.326										5	2	2	0	0	0	2							
Inning Stats	R: 0 E: 0 K: 1 S: 10	H: 0 LOB: 0 BB: 0 P: 12	R: 0 E: 0 K: 1 S: 8	H: 1 LOB: 1 BB: 0 P: 13	R: 6 E: 1 K: 1 S: 22	H: 3 LOB: 2 BB: 4 P: 46	R: 2 E: 0 K: 0 S: 16	H: 3 LOB: 2 BB: 1 P: 25	R: 2 E: 0 K: 0 S: 13	H: 3 LOB: 1 BB: 0 P: 21	R: 0 E: 0 K: 0 S: 4	H: 0 LOB: 0 BB: 0 P: 7	R: 0 E: 0 K: 0 S: 9	H: 2 LOB: 2 BB: 0 P: 13	R: 0 E: 0 K: 0 S: 9	H: 0 LOB: 0 BB: 0 P: 17	R: 0 E: 0 K: 1 S: 8	H: 0 LOB: 0 BB: 0 P: 13	1B: 7 2B: 4 3B: 1 HR: 0	SF: 0 SAC: 0 DP: 0 HBP: 0	WP: 0 PB: 0 SB: 0 CS: 0	PA: 45	
PITCHER	IP WLS BF H R ER SO BB IBB HBP BLK WP HR S P ERA WHIP	IP WLS BF H R ER SO BB IBB HBP BLK WP HR S P ERA WHIP	IP WLS BF H R ER SO BB IBB HBP BLK WP HR S P ERA WHIP	IP WLS BF H R ER SO BB IBB HBP BLK WP HR S P ERA WHIP	IP WLS BF H R ER SO BB IBB HBP BLK WP HR S P ERA WHIP	IP WLS BF H R ER SO BB IBB HBP BLK WP HR S P ERA WHIP	IP WLS BF H R ER SO BB IBB HBP BLK WP HR S P ERA WHIP	IP WLS BF H R ER SO BB IBB HBP BLK WP HR S P ERA WHIP	IP WLS BF H R ER SO BB IBB HBP BLK WP HR S P ERA WHIP	IP WLS BF H R ER SO BB IBB HBP BLK WP HR S P ERA WHIP	IP WLS BF H R ER SO BB IBB HBP BLK WP HR S P ERA WHIP	IP WLS BF H R ER SO BB IBB HBP BLK WP HR S P ERA WHIP	IP WLS BF H R ER SO BB IBB HBP BLK WP HR S P ERA WHIP	IP WLS BF H R ER SO BB IBB HBP BLK WP HR S P ERA WHIP	IP WLS BF H R ER SO BB IBB HBP BLK WP HR S P ERA WHIP	IP WLS BF H R ER SO BB IBB HBP BLK WP HR S P ERA WHIP	IP WLS BF H R ER SO BB IBB HBP BLK WP HR S P ERA WHIP	IP WLS BF H R ER SO BB IBB HBP BLK WP HR S P ERA WHIP	IP WLS BF H R ER SO BB IBB HBP BLK WP HR S P ERA WHIP	IP WLS BF H R ER SO BB IBB HBP BLK WP HR S P ERA WHIP	IP WLS BF H R ER SO BB IBB HBP BLK WP HR S P ERA WHIP	IP WLS BF H R ER SO BB IBB HBP BLK WP HR S P ERA WHIP	IP WLS BF H R ER SO BB IBB HBP BLK WP HR S P ERA WHIP

AB 40
R 10
H 12
RBI 9
BB 5
SO 4
LOB 24



Batter	1	2	3	4	5	6	7	8	9	AB	R	H	RBI	BB	SO	LOB	BOTTOM						
24 Michael Bourn, L OBP: 0.332, SLG: 0.368										4	1	1	0	0	1	0	Detroit Tigers @ Cleveland Indians Progressive Field, Cleveland, OH Thu Aug 08 2013, 7:07 PM - 10:08 PM EDT Att: 25,131 - Overcast - 73 F						
33 Nick Swisher, S OBP: 0.340, SLG: 0.391										4	0	0	0	0	1	1							
22 Jason Kipnis, L OBP: 0.371, SLG: 0.490										4	2	2	0	0	1	1							
13 Asdrúbal Cabrera, S OBP: 0.297, SLG: 0.397										4	0	2	2	0	0	1							
23 Michael Brantley, L OBP: 0.336, SLG: 0.593										4	0	1	0	0	0	2							
41 Carlos Santana, S OBP: 0.368, SLG: 0.447										3	0	0	0	1	0	1							
8 Lonnie Chisenhall, L OBP: 0.267, SLG: 0.366										4	0	0	0	0	0	2							
4 Mike Aviles, R OBP: 0.292, SLG: 0.380										3	0	0	0	0	2	1							
11 Drew Stubbs, R OBP: 0.302, SLG: 0.367										3	0	0	0	0	1	1							
Inning Stats	R: 0 E: 0 K: 1 S: 8	H: 0 LOB: 0 BB: 0 P: 12	R: 0 E: 0 K: 0 S: 8	H: 0 LOB: 0 BB: 0 P: 15	R: 0 E: 0 K: 2 S: 9	H: 0 LOB: 0 BB: 0 P: 10	R: 1 E: 0 K: 1 S: 14	H: 2 LOB: 1 BB: 0 P: 18	R: 0 E: 0 K: 0 S: 6	H: 0 LOB: 1 BB: 1 P: 13	R: 1 E: 0 K: 0 S: 19	H: 2 LOB: 1 BB: 0 P: 25	R: 0 E: 0 K: 1 S: 7	H: 0 LOB: 0 BB: 0 P: 7	R: 0 E: 0 K: 1 S: 8	H: 0 LOB: 0 BB: 0 P: 11		R: 1 E: 1 K: 0 S: 17	H: 2 LOB: 1 BB: 0 P: 21	1B: 3 2B: 3 3B: 0 HR: 0	SF: 0 SAC: 0 DP: 0 HBP: 0	WP: 0 PB: 0 SB: 0 CS: 0	PA: 34
PITCHER	IP WLS BF H R ER SO BB IBB HBP BLK WP HR S P ERA WHIP	IP WLS BF H R ER SO BB IBB HBP BLK WP HR S P ERA WHIP	IP WLS BF H R ER SO BB IBB HBP BLK WP HR S P ERA WHIP	IP WLS BF H R ER SO BB IBB HBP BLK WP HR S P ERA WHIP	IP WLS BF H R ER SO BB IBB HBP BLK WP HR S P ERA WHIP	IP WLS BF H R ER SO BB IBB HBP BLK WP HR S P ERA WHIP	IP WLS BF H R ER SO BB IBB HBP BLK WP HR S P ERA WHIP	IP WLS BF H R ER SO BB IBB HBP BLK WP HR S P ERA WHIP	IP WLS BF H R ER SO BB IBB HBP BLK WP HR S P ERA WHIP	IP WLS BF H R ER SO BB IBB HBP BLK WP HR S P ERA WHIP	IP WLS BF H R ER SO BB IBB HBP BLK WP HR S P ERA WHIP	IP WLS BF H R ER SO BB IBB HBP BLK WP HR S P ERA WHIP	IP WLS BF H R ER SO BB IBB HBP BLK WP HR S P ERA WHIP	IP WLS BF H R ER SO BB IBB HBP BLK WP HR S P ERA WHIP	IP WLS BF H R ER SO BB IBB HBP BLK WP HR S P ERA WHIP	IP WLS BF H R ER SO BB IBB HBP BLK WP HR S P ERA WHIP	IP WLS BF H R ER SO BB IBB HBP BLK WP HR S P ERA WHIP	IP WLS BF H R ER SO BB IBB HBP BLK WP HR S P ERA WHIP	IP WLS BF H R ER SO BB IBB HBP BLK WP HR S P ERA WHIP	IP WLS BF H R ER SO BB IBB HBP BLK WP HR S P ERA WHIP	IP WLS BF H R ER SO BB IBB HBP BLK WP HR S P ERA WHIP	IP WLS BF H R ER SO BB IBB HBP BLK WP HR S P ERA WHIP	IP WLS BF H R ER SO BB IBB HBP BLK WP HR S P ERA WHIP

AB 33
R 3
H 6
RBI 2
BB 1
SO 6
LOB 10



Batter	1	2	3	4	5	6	7	8	9	AB	R	H	RBI	BB	SO	LOB	TOP								
14 Austin Jackson, R OBP: 0.341, SLG: 0.427										4	3	2	1	1	1	2									
48 Toni Hunter, R OBP: 0.343, SLG: 0.477										4	2	3	4	0	0	0									
24 Miguel Cabrera, R OBP: 0.455, SLG: 0.676										5	2	3	1	0	0	1									
28 Prince Fielder, L OBP: 0.355, SLG: 0.436										5	0	2	0	0	2	3									
41 Victor Martinez, S OBP: 0.334, SLG: 0.398										5	1	1	1	0	1	3									
32 Don Kelly, L OBP: 0.345, SLG: 0.396										5	0	3	2	0	0	0									
13 Alex Avila, L OBP: 0.288, SLG: 0.340										5	0	1	0	0	3	3									
26 Hernán Pérez, R OBP: 0.259, SLG: 0.275										4	0	0	0	0	1	2									
1 Jose Iglesias, R OBP: 0.363, SLG: 0.403										4	1	2	0	0	1	1									
Inning Stats	R: 1 H: 2 E: 0 K: 1 S: 17	H: 2 LOB: 1 BB: 0 P: 27	R: 0 H: 2 E: 0 K: 3 S: 20	H: 2 LOB: 2 BB: 0 P: 27	R: 1 H: 1 E: 0 K: 1 S: 16	H: 1 LOB: 0 BB: 0 P: 21	R: 0 H: 0 E: 0 K: 1 S: 10	H: 0 LOB: 0 BB: 0 P: 14	R: 4 H: 5 E: 0 K: 2 S: 23	H: 5 LOB: 1 BB: 0 P: 34	R: 3 H: 3 E: 0 K: 0 S: 17	H: 3 LOB: 1 BB: 1 P: 28	R: 0 H: 1 E: 0 K: 1 S: 11	H: 1 LOB: 1 BB: 0 P: 15	R: 0 H: 1 E: 0 K: 0 S: 5	H: 1 LOB: 0 BB: 0 P: 6	R: 0 H: 2 E: 0 K: 0 S: 9	H: 2 LOB: 1 BB: 0 P: 15	1B: 11 SF: 1 2B: 2 3B: 1 HR: 3	SF: 1 SAC: 0 DP: 2 HBP: 0	WP: 0 PB: 0 SB: 0 CS: 0	PA: 43			
PITCHER	IP WLS BF H R ER SO BB IBB HBP BLK WP HR S P ERA WHIP	IP WLS BF H R ER SO BB IBB HBP BLK WP HR S P ERA WHIP	IP WLS BF H R ER SO BB IBB HBP BLK WP HR S P ERA WHIP	IP WLS BF H R ER SO BB IBB HBP BLK WP HR S P ERA WHIP	IP WLS BF H R ER SO BB IBB HBP BLK WP HR S P ERA WHIP	IP WLS BF H R ER SO BB IBB HBP BLK WP HR S P ERA WHIP	IP WLS BF H R ER SO BB IBB HBP BLK WP HR S P ERA WHIP	IP WLS BF H R ER SO BB IBB HBP BLK WP HR S P ERA WHIP	IP WLS BF H R ER SO BB IBB HBP BLK WP HR S P ERA WHIP	IP WLS BF H R ER SO BB IBB HBP BLK WP HR S P ERA WHIP	IP WLS BF H R ER SO BB IBB HBP BLK WP HR S P ERA WHIP	IP WLS BF H R ER SO BB IBB HBP BLK WP HR S P ERA WHIP	IP WLS BF H R ER SO BB IBB HBP BLK WP HR S P ERA WHIP	IP WLS BF H R ER SO BB IBB HBP BLK WP HR S P ERA WHIP	IP WLS BF H R ER SO BB IBB HBP BLK WP HR S P ERA WHIP	IP WLS BF H R ER SO BB IBB HBP BLK WP HR S P ERA WHIP	IP WLS BF H R ER SO BB IBB HBP BLK WP HR S P ERA WHIP	IP WLS BF H R ER SO BB IBB HBP BLK WP HR S P ERA WHIP	IP WLS BF H R ER SO BB IBB HBP BLK WP HR S P ERA WHIP	IP WLS BF H R ER SO BB IBB HBP BLK WP HR S P ERA WHIP	IP WLS BF H R ER SO BB IBB HBP BLK WP HR S P ERA WHIP	IP WLS BF H R ER SO BB IBB HBP BLK WP HR S P ERA WHIP	IP WLS BF H R ER SO BB IBB HBP BLK WP HR S P ERA WHIP	IP WLS BF H R ER SO BB IBB HBP BLK WP HR S P ERA WHIP	IP WLS BF H R ER SO BB IBB HBP BLK WP HR S P ERA WHIP

Detroit Tigers @ New York Yankees
 Yankee Stadium, Bronx, NY
 Sat Aug 10 2013, 1:10 PM - 4:22 PM EDT
 Att: 45,728 - Partly Cloudy - 81 F

AB 41
 R 9
 H 17
 RBI 9
 BB 1
 SO 9
 LOB 15



Batter	1	2	3	4	5	6	7	8	9	AB	R	H	RBI	BB	SO	LOB	BOTTOM								
11 Brett Gardner, L OBP: 0.342, SLG: 0.405										4	0	1	0	0	0	0									
31 Ichiro Suzuki, L OBP: 0.316, SLG: 0.375										4	0	1	0	0	0	1									
24 Robinson Canó, L OBP: 0.372, SLG: 0.491										4	0	1	0	0	0	1									
12 Alfonso Soriano, R OBP: 0.280, SLG: 0.451										4	0	0	0	0	3	2									
14 Curtis Granderson, L OBP: 0.333, SLG: 0.340										3	1	0	0	1	1	2									
26 Eduardo Núñez, R OBP: 0.290, SLG: 0.326										4	1	1	0	0	1	1									
55 Lyle Overbay, L OBP: 0.304, SLG: 0.428										3	1	2	3	1	0	0									
17 Jayson Nix, R OBP: 0.298, SLG: 0.299										4	0	0	0	0	4	2									
53 Austin Romine, R OBP: 0.248, SLG: 0.303										3	0	0	0	0	2	0									
Inning Stats	R: 0 H: 0 E: 0 K: 0 S: 8	H: 0 LOB: 0 BB: 0 P: 12	R: 0 H: 0 E: 0 K: 0 S: 7	H: 0 LOB: 0 BB: 0 P: 8	R: 0 H: 0 E: 0 K: 1 S: 6	H: 0 LOB: 0 BB: 0 P: 8	R: 0 H: 2 E: 0 K: 2 S: 13	H: 2 LOB: 2 BB: 0 P: 20	R: 2 H: 2 E: 0 K: 2 S: 15	H: 2 LOB: 0 BB: 0 P: 22	R: 0 H: 0 E: 0 K: 1 S: 7	H: 0 LOB: 0 BB: 0 P: 12	R: 0 H: 0 E: 0 K: 2 S: 13	H: 0 LOB: 1 BB: 1 P: 25	R: 0 H: 1 E: 0 K: 1 S: 12	H: 1 LOB: 1 BB: 0 P: 16	R: 1 H: 1 E: 0 K: 2 S: 12	H: 1 LOB: 1 BB: 1 P: 18	1B: 4 SF: 0 2B: 1 3B: 0 HR: 1	SF: 0 SAC: 0 DP: 0 HBP: 0	WP: 0 PB: 0 SB: 1 CS: 0	PA: 35			
PITCHER	IP WLS BF H R ER SO BB IBB HBP BLK WP HR S P ERA WHIP	IP WLS BF H R ER SO BB IBB HBP BLK WP HR S P ERA WHIP	IP WLS BF H R ER SO BB IBB HBP BLK WP HR S P ERA WHIP	IP WLS BF H R ER SO BB IBB HBP BLK WP HR S P ERA WHIP	IP WLS BF H R ER SO BB IBB HBP BLK WP HR S P ERA WHIP	IP WLS BF H R ER SO BB IBB HBP BLK WP HR S P ERA WHIP	IP WLS BF H R ER SO BB IBB HBP BLK WP HR S P ERA WHIP	IP WLS BF H R ER SO BB IBB HBP BLK WP HR S P ERA WHIP	IP WLS BF H R ER SO BB IBB HBP BLK WP HR S P ERA WHIP	IP WLS BF H R ER SO BB IBB HBP BLK WP HR S P ERA WHIP	IP WLS BF H R ER SO BB IBB HBP BLK WP HR S P ERA WHIP	IP WLS BF H R ER SO BB IBB HBP BLK WP HR S P ERA WHIP	IP WLS BF H R ER SO BB IBB HBP BLK WP HR S P ERA WHIP	IP WLS BF H R ER SO BB IBB HBP BLK WP HR S P ERA WHIP	IP WLS BF H R ER SO BB IBB HBP BLK WP HR S P ERA WHIP	IP WLS BF H R ER SO BB IBB HBP BLK WP HR S P ERA WHIP	IP WLS BF H R ER SO BB IBB HBP BLK WP HR S P ERA WHIP	IP WLS BF H R ER SO BB IBB HBP BLK WP HR S P ERA WHIP	IP WLS BF H R ER SO BB IBB HBP BLK WP HR S P ERA WHIP	IP WLS BF H R ER SO BB IBB HBP BLK WP HR S P ERA WHIP	IP WLS BF H R ER SO BB IBB HBP BLK WP HR S P ERA WHIP	IP WLS BF H R ER SO BB IBB HBP BLK WP HR S P ERA WHIP	IP WLS BF H R ER SO BB IBB HBP BLK WP HR S P ERA WHIP	IP WLS BF H R ER SO BB IBB HBP BLK WP HR S P ERA WHIP	IP WLS BF H R ER SO BB IBB HBP BLK WP HR S P ERA WHIP

Detroit Tigers @ New York Yankees
 Yankee Stadium, Bronx, NY
 Sat Aug 10 2013, 1:10 PM - 4:22 PM EDT
 Att: 45,728 - Partly Cloudy - 81 F

AB 33
 R 3
 H 6
 RBI 3
 BB 2
 SO 11
 LOB 9




Batter	1	2	3	4	5	6	7	8	9	AB	R	H	RBI	BB	SO	LOB	TOP			
14 Austin Jackson, R OBP: 0.342, SLG: 0.425	F9	BB		1B				FC5-4 48		4	0	1	0	1	1	2	Detroit Tigers @ New York Yankees Yankee Stadium, Bronx, NY Sun Aug 11 2013, 1:10 PM - 4:29 PM EDT Att: 42,439 - Partly Cloudy - 78 F			
48 Toni Hunter, R OBP: 0.341, SLG: 0.474	1B	G4-3		G4-3		F8		F8-7-6-4		5	1	1	0	0	0	6				
24 Miguel Cabrera, R OBP: 0.459, SLG: 0.686	1B		G6-3		2B			HR		3	1	2	1	2	0	0				
28 Prince Fielder, L OBP: 0.353, SLG: 0.434	1B		L7		K			L5		5	0	1	1	0	1	3				
41 Victor Martinez, S OBP: 0.337, SLG: 0.407	1B		E5		1B			HR		5	1	3	1	0	0	0				
18 Matt Tuiasosopo, R OBP: 0.400, SLG: 0.517	G5-3									3	0	0	0	1	2	4				
32 Don Kelly, L OBP: 0.346, SLG: 0.394			K					G1-3		1	0	0	0	0	0	0				
26 Hernán Pérez, R OBP: 0.237, SLG: 0.250	B1-3		G5-3		K			F9		5	0	0	0	0	1	3				
55 Brayan Peña, S OBP: 0.326, SLG: 0.415		2B		F8				HR		4	1	3	1	0	0	3				
1 Jose Iglesias, R OBP: 0.365, SLG: 0.405	G5-3			K				1B		4	0	2	0	0	1	2				
Inning Stats	R: 1 H: 3 E: 0 K: 0 S: 16	H: 3 LOB: 2 BB: 1 P: 29	R: 0 H: 1 E: 0 K: 0 S: 10	H: 1 LOB: 2 BB: 1 P: 17	R: 0 H: 0 E: 1 K: 1 S: 14	H: 0 LOB: 1 BB: 0 P: 17	R: 0 H: 2 E: 0 K: 1 S: 12	H: 2 LOB: 2 BB: 1 P: 21	R: 0 H: 1 E: 0 K: 1 S: 13	H: 1 LOB: 2 BB: 1 P: 21	R: 0 H: 0 E: 0 K: 1 S: 11	H: 0 LOB: 0 BB: 0 P: 15	R: 1 H: 2 E: 0 K: 0 S: 13	H: 2 LOB: 0 BB: 0 P: 19	R: 2 H: 2 E: 0 K: 0 S: 16	H: 2 LOB: 0 BB: 0 P: 23	1B: 8 2B: 3 3B: 0 HR: 3	SF: 0 SAC: 0 DP: 2 HBP: 0	WP: 0 PB: 0 SB: 1 CS: 0	PA: 43
PITCHER	IP WLS BF H R ER SO BB IBB HBP BLK WP HR S P ERA WHIP	IP WLS BF H R ER SO BB IBB HBP BLK WP HR S P ERA WHIP																		
46 Andy Pettitte, L ERA: 4.62	4.1	24	8	1	1	3	3	0	0	0	0	0	0	0	0	0	2.08	2.538		
27 Shawn Kelley, R ERA: 3.45	1.1	6	1	0	0	2	1	0	0	0	0	0	0	0	0	14	21	0.00	1.500	
48 Boone Logan, L ERA: 1.95	1.1	4	0	0	0	1	0	0	0	0	0	0	0	0	0	14	20	0.00	0.000	
30 David Robertson, R ERA: 1.84	1.0	4	2	1	1	0	0	0	0	0	0	1	13	19	9.00	2.000				
42 Mariano Rivera, R ERA: 2.44	1.0	5	2	2	2	0	0	0	0	0	0	2	16	23	18.00	2.000				

Batter	1	2	3	4	5	6	7	8	9	AB	R	H	RBI	BB	SO	LOB	BOTTOM			
11 Brett Gardner, L OBP: 0.340, SLG: 0.410	F9		G1-3						HR	5	1	1	1	0	1	3	Detroit Tigers @ New York Yankees Yankee Stadium, Bronx, NY Sun Aug 11 2013, 1:10 PM - 4:29 PM EDT Att: 42,439 - Partly Cloudy - 78 F			
31 Ichiro Suzuki, L OBP: 0.313, SLG: 0.371	G4-3		F8		K			P4		4	0	0	0	0	1	0				
24 Robinson Cano, L OBP: 0.371, SLG: 0.491	F9		2B		E4			K		4	1	1	0	0	1	0				
13 Alex Rodriguez, R OBP: 0.364, SLG: 0.421	HR	1B			P3			G5-3		4	1	2	2	0	0	1				
55 Lyle Overbay, L OBP: 0.303, SLG: 0.426	1B	1B			F7			F7		4	1	1	0	0	1	1				
12 Alfonso Soriano, R OBP: 0.280, SLG: 0.457	K			HR				K		4	1	1	1	0	2	1				
14 Curtis Granderson, L OBP: 0.343, SLG: 0.539	1B				F7			K		3	0	1	0	1	1	0				
26 Eduardo Núñez, R OBP: 0.289, SLG: 0.326	SF8				K			K		3	0	1	1	0	1	0				
19 Chris Stewart, R OBP: 0.299, SLG: 0.282	K				K			L9		2	0	0	0	0	2	1				
22 Vernon Wells, R OBP: 0.285, SLG: 0.364	K				K			K		1	0	0	0	0	1	0				
Inning Stats	R: 0 H: 0 E: 0 K: 0 S: 7	H: 0 LOB: 0 BB: 0 P: 11	R: 2 H: 3 E: 0 K: 2 S: 13	H: 3 LOB: 1 BB: 0 P: 16	R: 1 H: 2 E: 0 K: 0 S: 14	H: 2 LOB: 1 BB: 0 P: 20	R: 1 H: 1 E: 0 K: 2 S: 10	H: 1 LOB: 1 BB: 0 P: 14	R: 0 H: 0 E: 0 K: 3 S: 16	H: 0 LOB: 3 BB: 1 P: 25	R: 0 H: 0 E: 0 K: 1 S: 8	H: 0 LOB: 0 BB: 0 P: 10	R: 0 H: 0 E: 0 K: 1 S: 8	H: 0 LOB: 0 BB: 0 P: 12	R: 1 H: 1 E: 0 K: 1 S: 9	H: 1 LOB: 0 BB: 0 P: 15	1B: 4 2B: 1 3B: 0 HR: 3	SF: 1 SAC: 0 DP: 0 HBP: 1	WP: 0 PB: 0 SB: 0 CS: 0	PA: 37
PITCHER	IP WLS BF H R ER SO BB IBB HBP BLK WP HR S P ERA WHIP	IP WLS BF H R ER SO BB IBB HBP BLK WP HR S P ERA WHIP																		
35 Justin Verlander, R ERA: 3.97	7.0	31	7	4	4	9	1	0	1	0	0	0	0	0	0	13	5.14	1.143		
40 Phil Coke, L ERA: 5.19	1.0	3	0	0	0	1	0	0	0	0	0	8	12	0.00	0.000					
31 Jose Veras, R ERA: 2.7	0.2	3	1	1	1	1	0	0	0	0	1	9	15	13.50	1.500					

Batter	1	2	3	4	5	6	7	8	9	AB	R	H	RBI	BB	SO	LOB	TOP																		
14 Austin Jackson, R OBP: 0.338, SLG: 0.420	L7		G5-3		K		G5-4-3			4	0	0	0	0	1	1																			
48 Toni Hunter, R OBP: 0.338, SLG: 0.470	K		G6-3		F9			K		4	0	0	0	0	2	0																			
24 Miguel Cabrera, R OBP: 0.459, SLG: 0.692	HR		G3			41 FC6-5 28 1B		F9		4	1	2	1	0	0	0																			
28 Prince Fielder, L OBP: 0.352, SLG: 0.432	K			G3		41 FC6-5 1B		P4		4	0	1	0	0	1	0																			
41 Victor Martinez, S OBP: 0.338, SLG: 0.408		18 FC5-4 1B		4 L9 18 1B		FC6-5 4 FC4-6 1B		F8		4	0	2	0	0	0	2																			
18 Matt Tuiasosopo, R OBP: 0.403, SLG: 0.517	FC5-4 55 2B					F8				4	1	2	0	0	0	3																			
4 Omar Infante, R OBP: 0.335, SLG: 0.441	F8			L9		FC4-6		L7		4	0	0	0	0	0	6																			
55 Brayan Peña, S OBP: 0.324, SLG: 0.417								G5-3		4	0	1	1	0	2	3																			
1 Jose Iglesias, R OBP: 0.364, SLG: 0.404	L4									3	0	1	0	0	0	1																			
Inning Stats	R: 1 H: 1 E: 0 K: 2 S: 11	H: 1 LOB: 0 BB: 0 P: 13	R: 0 H: 0 E: 0 K: 0 S: 9	H: 2 LOB: 1 BB: 0 P: 13	R: 0 H: 0 E: 0 K: 0 S: 6	H: 0 LOB: 0 BB: 0 P: 8	R: 0 H: 2 E: 0 K: 1 S: 12	H: 0 LOB: 0 BB: 0 P: 17	R: 0 H: 0 E: 0 K: 1 S: 8	H: 0 LOB: 0 BB: 0 P: 12	R: 0 H: 2 E: 0 K: 0 S: 10	H: 2 LOB: 2 BB: 0 P: 14	R: 0 H: 1 E: 0 K: 1 S: 10	H: 0 LOB: 0 BB: 0 P: 14	R: 0 H: 0 E: 0 K: 1 S: 6	H: 0 LOB: 1 BB: 0 P: 10	R: 0 H: 1 E: 0 K: 0 S: 7	H: 1 LOB: 1 BB: 0 P: 10	1B: 7 2B: 1 3B: 0 HR: 1	SF: 0 SAC: 0 DP: 1 HBP: 0	WP: 0 PB: 0 SB: 0 CS: 0	PA: 35													
PITCHER	IP 9.0	WLS W	BF 35	H 9	R 2	ER 2	SO 6	BB 0	IBB 0	HBP 0	BLK 0	WP 0	HR 1	S 79	P 109	ERA 2.00	WHIP 1.000	PITCHER	IP 9.0	WLS W	BF 35	H 9	R 2	ER 2	SO 6	BB 0	IBB 0	HBP 0	BLK 0	WP 0	HR 1	S 79	P 109	ERA 2.00	WHIP 1.000

Detroit Tigers @ Chicago White Sox
U.S. Cellular Field, Chicago, IL
Mon Aug 12 2013, 8:11 PM - 10:33 PM EDT
Att: 19,590 - Partly Cloudy - 71 F


AB 35
R 2
H 9
RBI 2
BB 0
SO 6
LOB 16



Batter	1	2	3	4	5	6	7	8	9	AB	R	H	RBI	BB	SO	LOB	BOTTOM																		
30 Alejandro De Aza, L OBP: 0.328, SLG: 0.427	F8			F7	15 1B 10 1B		F7		SF7	4	1	1	1	0	0	1																			
15 Gordon Beckham, R OBP: 0.355, SLG: 0.419	G4-3			14 WP 44 BB 26 WP 1B	44 BB 10 1B 1B		10 G6-4-3 1B		G6-4-3	5	1	3	1	0	0	1																			
10 Alexei Ramirez, R OBP: 0.309, SLG: 0.366	G6-3			P4	44 BB 1B		G6-4-3 1B			4	0	1	1	0	0	2																			
44 Adam Dunn, L OBP: 0.338, SLG: 0.469	L7			26 WP 14 WP BB			14 1B 1B			2	0	1	0	2	0	0																			
14 Paul Konerko, R OBP: 0.306, SLG: 0.359	G5-3			26 WP BB			1B			3	0	1	0	1	1	3																			
26 Avisail Garcia, R OBP: 0.285, SLG: 0.344	G6-3			L3	G6-3		G4-3			4	0	0	0	0	0	7																			
7 Jeff Keppinger, R OBP: 0.269, SLG: 0.287				36 G6-4-3 1B			G5-3		20 1B 36 1B	4	2	3	0	0	0	0																			
20 Jordan Danks, L OBP: 0.269, SLG: 0.300				L8			F7		30 PB 36 G6-3 1B	4	1	2	0	0	0	2																			
36 Josh Phegley, R OBP: 0.227, SLG: 0.360				G6-4-3			G6-3		15 G6-4-3 1B	4	1	2	2	0	0	2																			
Inning Stats	R: 0 H: 0 E: 0 K: 0 S: 7	H: 0 LOB: 0 BB: 0 P: 10	R: 0 H: 0 E: 0 K: 0 S: 7	H: 0 LOB: 0 BB: 0 P: 12	R: 0 H: 1 E: 0 K: 0 S: 7	H: 1 LOB: 0 BB: 0 P: 10	R: 1 H: 1 E: 0 K: 0 S: 13	H: 1 LOB: 2 BB: 2 P: 26	R: 3 H: 5 E: 0 K: 1 S: 18	H: 5 LOB: 3 BB: 1 P: 27	R: 0 H: 1 E: 0 K: 0 S: 10	H: 1 LOB: 1 BB: 0 P: 17	R: 0 H: 3 E: 0 K: 0 S: 10	H: 3 LOB: 2 BB: 0 P: 13	R: 2 H: 3 E: 0 K: 0 S: 8	H: 3 LOB: 0 BB: 0 P: 13	1B: 13 2B: 1 3B: 0 HR: 0	SF: 1 SAC: 0 DP: 3 HBP: 0	WP: 2 PB: 1 SB: 0 CS: 0	PA: 38															
PITCHER	IP 6.0	WLS L	BF 28	H 4	R 4	ER 2	SO 1	BB 0	IBB 0	HBP 0	BLK 0	WP 2	HR 0	S 62	P 102	ERA 6.00	WHIP 1.833	PITCHER	IP 1.0	WLS L	BF 7	H 5	R 2	ER 2	SO 0	BB 0	IBB 0	HBP 0	BLK 0	WP 0	HR 0	S 14	P 18	ERA 18.00	WHIP 5.000
58 Doug Fister, R ERA: 3.6	1.0	7	5	2	2	0	0	0	0	0	0	0	0	0	0	0	0																		
62 Al Alburquerque, R ERA: 5.51	1.0	3	1	0	0	0	0	0	0	0	0	0	0	0	0	0	0																		
43 Bruce Rondón, R ERA: 3.98	1.0	3	1	0	0	0	0	0	0	0	0	0	0	0	0	0	0																		

Detroit Tigers @ Chicago White Sox
U.S. Cellular Field, Chicago, IL
Mon Aug 12 2013, 8:11 PM - 10:33 PM EDT
Att: 19,590 - Partly Cloudy - 71 F

AB 34
R 6
H 14
RBI 5
BB 3
SO 1
LOB 18



Batter	1	2	3	4	5	6	7	8	9	AB	R	H	RBI	BB	SO	LOB	TOP										
14 Austin Jackson, R OBP: 0.332, SLG: 0.411	G6-3		24 HR		L8	E5		G4-3	G4-3	5	1	1	0	0	0	1											
48 Toni Hunter, R OBP: 0.339, SLG: 0.465	28 BB		L9		L9	FC5-4		G2-3	G2-3	4	0	1	0	1	0	4											
24 Miguel Cabrera, R OBP: 0.453, SLG: 0.685	F8		HR		K			G6-3	G6-3	5	1	1	3	0	1	2											
39 Ramon Santiago, S OBP: 0.292, SLG: 0.281			L3					K		4	0	1	0	0	1	0											
28 Prince Fielder, L OBP: 0.352, SLG: 0.430	41 FC6-4		L3			G4-3		K		4	1	1	0	0	0	2											
41 Victor Martinez, S OBP: 0.341, SLG: 0.407	FC6-4		G6-3			18 BB		L3		4	1	1	0	0	0	2											
18 Matt Tuiasosopo, R OBP: 0.396, SLG: 0.504	G5-3		F9			50 HBP		P4		3	1	1	0	0	0	0											
32 Don Kelly, L OBP: 0.345, SLG: 0.391			F9			14 E				1	0	0	0	0	0	0											
4 Omar Infante, R OBP: 0.345, SLG: 0.447	F9		P4			50 HBP		FC3-6		4	1	2	1	0	0	0											
1 Jose Iglesias, R OBP: 0.361, SLG: 0.395	G4-3		B3			14 E		FC3-6		4	0	0	0	0	1	3											
50 Bryan Holaday, R OBP: 0.333, SLG: 0.313			14 HR		F9			E5		3	1	1	0	0	0	1											
Inning Stats	R: 0 H: 1 E: 0 K: 0 S: 10	H: 1 LOB: 2 BB: 1 P: 18	R: 0 H: 0 E: 0 K: 0 S: 7	H: 0 LOB: 0 BB: 0 P: 9	R: 3 H: 3 E: 0 K: 0 S: 11	H: 3 LOB: 0 BB: 0 P: 15	R: 0 H: 0 E: 0 K: 0 S: 5	H: 0 LOB: 1 BB: 0 P: 7	R: 0 H: 1 E: 0 K: 1 S: 11	H: 1 LOB: 1 BB: 0 P: 16	R: 3 H: 3 E: 0 K: 1 S: 17	H: 3 LOB: 2 BB: 0 P: 28	R: 0 H: 0 E: 0 K: 0 S: 8	H: 0 LOB: 0 BB: 0 P: 9	R: 0 H: 1 E: 0 K: 0 S: 11	H: 1 LOB: 2 BB: 0 P: 16	R: 0 H: 0 E: 0 K: 0 S: 8	H: 0 LOB: 0 BB: 0 P: 15	1B: 8 2B: 0 3B: 0 HR: 1	SF: 0 SAC: 0 DP: 0 HBP: 1	WP: 1 PB: 0 SB: 0 CS: 0	PA: 39					
PITCHER	IP	WLS	BF	H	R	ER	SO	BB	IBB	HBP	BLK	WP	HR	S	P	ERA	WHIP										
50 John Danks, L ERA: 4.54	7.1	L	34	9	6	4	3	1	0	1	0	1	1	73	107	4.91	1.364										
40 Ramon Troncoso, R ERA: 4.94	1.2		5	0	0	0	0	0	0	0	0	0	0	15	26	0.00	0.000										

Detroit Tigers @ Chicago White Sox
 U.S. Cellular Field, Chicago, IL
 Wed Aug 14, 2013, 2:11 PM - 5:16 PM EDT
 Att: 20,058 - Sunny - 68 F

AB	37
R	6
H	9
RBI	4
BB	1
SO	3
LOB	13



Batter	1	2	3	4	5	6	7	8	9	AB	R	H	RBI	BB	SO	LOB	BOTTOM										
30 Alejandro De Aza, L OBP: 0.330, SLG: 0.424	44 BB	B2-3		P4		K		10 BB	G4-3	5	2	1	0	1	1	3											
15 Gordon Beckham, R OBP: 0.360, SLG: 0.415	L9							10 BB		4	0	3	0	1	0	1											
10 Alexei Ramirez, R OBP: 0.312, SLG: 0.368	26 BB	FC6-4		F8				7 SF8		5	1	2	1	0	0	4											
44 Adam Dunn, L OBP: 0.340, SLG: 0.466	7 SF8			K				26 BB		4	1	2	0	1	2	2											
26 Avisail Garcia, R OBP: 0.286, SLG: 0.371	12 BB					F8		G5-4-3		5	0	2	1	0	1	4											
7 Jeff Keppinger, R OBP: 0.288, SLG: 0.287	SF8			P3				E6		4	0	2	1	0	0	1											
12 Conor Gillaspie, L OBP: 0.300, SLG: 0.375	21 FC6-4			G4-3				F7		3	0	1	1	2	0	3											
21 Tyler Flowers, R OBP: 0.245, SLG: 0.344	FC6-4									3	0	0	0	0	1	4											
24 Dayan Viciedo, R OBP: 0.287, SLG: 0.386				K		FC6-4				1	0	0	0	0	0	2											
36 Josh Phegley, R OBP: 0.231, SLG: 0.360				K				F8		0	0	0	0	0	0	0											
20 Jordan Danks, L OBP: 0.273, SLG: 0.300	K							F7		5	0	1	0	0	2	2											
Inning Stats	R: 3 H: 4 E: 0 K: 0 S: 20	H: 1 LOB: 1 BB: 0 P: 13	R: 0 H: 1 E: 0 K: 1 S: 9	H: 1 LOB: 0 BB: 0 P: 11	R: 0 H: 2 E: 0 K: 1 S: 12	H: 2 LOB: 2 BB: 0 P: 16	R: 0 H: 1 E: 0 K: 0 S: 8	H: 1 LOB: 1 BB: 0 P: 11	R: 0 H: 1 E: 0 K: 0 S: 9	H: 1 LOB: 2 BB: 0 P: 14	R: 0 H: 1 E: 0 K: 0 S: 10	H: 1 LOB: 2 BB: 1 P: 20	R: 1 H: 1 E: 0 K: 2 S: 14	H: 1 LOB: 2 BB: 2 P: 24	R: 0 H: 1 E: 0 K: 1 S: 12	H: 1 LOB: 2 BB: 1 P: 19	1B: 14 2B: 0 3B: 0 HR: 0	SF: 1 SAC: 1 DP: 1 HBP: 0	WP: 0 PB: 0 SB: 1 CS: 0	PA: 46							
PITCHER	IP	WLS	BF	H	R	ER	SO	BB	IBB	HBP	BLK	WP	HR	S	P	ERA	WHIP										
21 Rick Porcello, R ERA: 4.33	6.0	H	30	11	3	3	4	1	0	0	0	0	0	65	102	4.50	2.000										
33 Drew Smyly, L ERA: 1.93	0.2	H	4	1	0	0	0	1	0	0	0	0	0	7	16	0.00	3.000										
62 Al Alburquerque, R ERA: 5.45	0.1	H	1	0	0	0	0	0	0	0	0	0	0	3	4	0.00	0.000										
31 Jose Veras, R ERA: 2.81	0.1	H	4	1	1	1	0	2	0	0	0	0	0	8	16	27.00	9.000										
53 Joaquin Benoit, R ERA: 1.48	1.2	S	7	1	0	0	3	1	0	0	0	0	0	18	27	0.00	1.200										

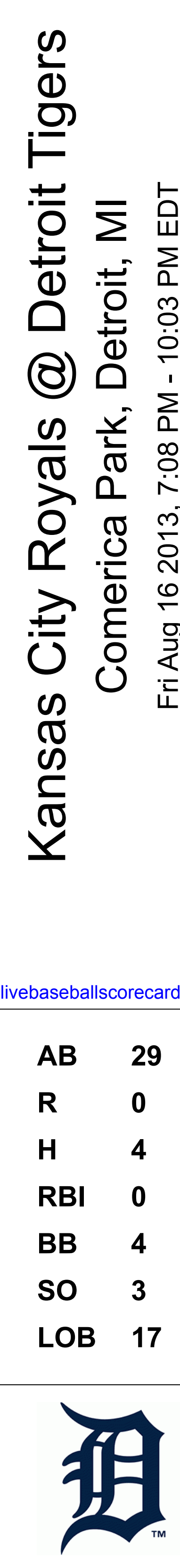
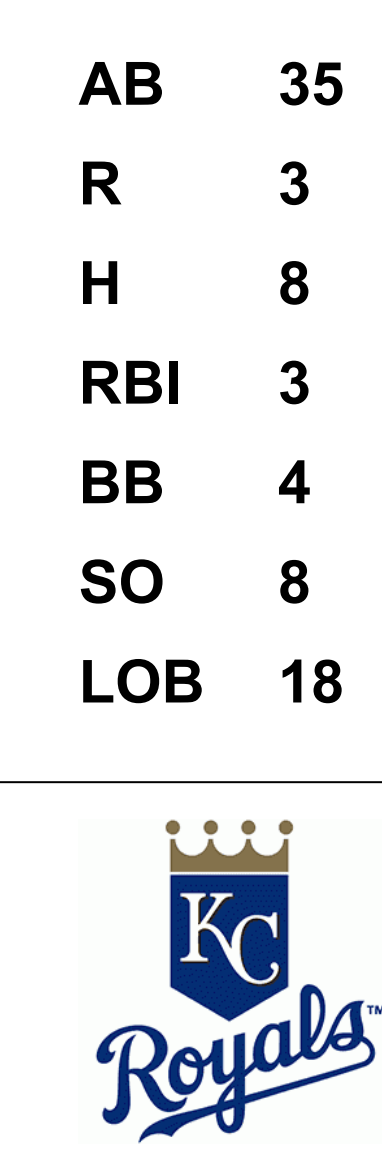
Detroit Tigers @ Chicago White Sox
 U.S. Cellular Field, Chicago, IL
 Wed Aug 14, 2013, 2:11 PM - 5:16 PM EDT
 Att: 20,058 - Sunny - 68 F

AB	39
R	4
H	14
RBI	4
BB	5
SO	7
LOB	26



Batter	1	2	3	4	5	6	7	8	9	AB	R	H	RBI	BB	SO	LOB	TOP			
21 Jamey Carroll, R OBP: 0.273, SLG: 0.250	F8		35 HR BB		FC5-4		SF7		E5	3	1	0	1	1	0	1	Kansas City Royals @ Detroit Tigers Comerica Park, Detroit, MI Fri Aug 16 2013, 7:08 PM - 10:03 PM EDT Att: 40,980 - Clear - 76 F			
35 Eric Hosmer, L OBP: 0.340, SLG: 0.448	G6-3		1B		F7		K		IBB	4	1	2	2	1	1					
16 Billy Butler, R OBP: 0.383, SLG: 0.423	G6-3		BB		P4				F6	4	0	1	0	1	0	4				
4 Alex Gordon, L OBP: 0.328, SLG: 0.409	K		F7		L5		K		K	5	0	0	0	0	3	5				
13 Salvador Perez, R OBP: 0.304, SLG: 0.369	G5-3		G6-3		G6-3		L9		L9	4	0	1	0	0	0	0				
7 David Lough, L OBP: 0.318, SLG: 0.428	K		2B		K		K		64 FC5-4	4	0	2	0	0	2	1				
64 Emilio Bonifacio, S OBP: 0.261, SLG: 0.320	L6		P6		2B		FC5-4		FC5-4	3	0	0	0	1	0	2				
2 Alcides Escobar, R OBP: 0.266, SLG: 0.308			K		F9		FC6-5		G5-3	4	0	0	0	0	1	4				
17 Chris Getz, L OBP: 0.297, SLG: 0.287	K		K		FC6-5		FC6-5		G4-3	4	1	2	0	0	1	0				
							21 SF7													
Inning Stats	R: 0 H: 1 E: 0 K: 1 S: 13	H: 1 LOB: 1 BB: 0 P: 18	R: 0 H: 0 E: 0 K: 1 S: 8	H: 0 LOB: 0 BB: 0 P: 11	R: 2 H: 1 E: 0 K: 2 S: 14	H: 1 LOB: 1 BB: 2 P: 29	R: 0 H: 1 E: 0 K: 0 S: 8	H: 1 LOB: 1 BB: 0 P: 15	R: 0 H: 1 E: 0 K: 0 S: 8	H: 1 LOB: 2 BB: 1 P: 10	R: 1 H: 2 E: 1 K: 2 S: 14	H: 2 LOB: 1 BB: 0 P: 21	R: 0 H: 1 E: 0 K: 0 S: 12	H: 1 LOB: 1 BB: 0 P: 15	R: 0 H: 0 E: 1 K: 1 S: 11	H: 0 LOB: 2 BB: 1 P: 19	1B: 6 2B: 1 3B: 0 HR: 1	SF: 1 SAC: 0 DP: 0 HBP: 0	WP: 0 PB: 1 SB: 2 CS: 0	PA: 40
PITCHER	IP WLS BF H R ER SO	IP WLS BF H R ER SO	IP WLS BF H R ER SO	IP WLS BF H R ER SO	IP WLS BF H R ER SO	IP WLS BF H R ER SO	IP WLS BF H R ER SO	IP WLS BF H R ER SO	IP WLS BF H R ER SO	IP WLS BF H R ER SO	IP WLS BF H R ER SO	IP WLS BF H R ER SO	IP WLS BF H R ER SO	IP WLS BF H R ER SO	IP WLS BF H R ER SO	IP WLS BF H R ER SO	ERA WHIP	ERA WHIP	ERA WHIP	
52 Jose Alvarez, L ERA: 4.82	5.2 L 25 5 2 2 5																			
38 Jeremy Bonderman, R ERA: 4.57	1.0 5 2 1 0 1																			
40 Phil Coke, L ERA: 5.0	1.0 4 1 0 0 1																			
62 AJ Alburquerque, R ERA: 5.14	1.1 6 0 0 0 1																			

Batter	1	2	3	4	5	6	7	8	9	AB	R	H	RBI	BB	SO	LOB	BOTTOM					
14 Austin Jackson, R OBP: 0.333, SLG: 0.406	48 CS BB		24 G1-3 48 1B BB		F8		F9			2	0	0	0	2	0	1	Kansas City Royals @ Detroit Tigers Comerica Park, Detroit, MI Fri Aug 16 2013, 7:08 PM - 10:03 PM EDT Att: 40,980 - Clear - 76 F					
48 Torii Hunter, R OBP: 0.341, SLG: 0.461	G6-3		24 G1-3 1B		HBP		G4-3		G4-3	3	0	1	0	0	0	1						
24 Miguel Cabrera, R OBP: 0.450, SLG: 0.677	G1-3		G1-3		L7		F8		F8	4	0	1	0	0	0	3						
28 Prince Fielder, L OBP: 0.348, SLG: 0.429	G4-3		F7		F7		K		K	4	0	0	0	0	1	3						
41 Victor Martinez, S OBP: 0.337, SLG: 0.403	L9		F9		G3		G3		55 G3-6-3 1B	4	0	1	0	0	0	2						
12 Andy Dirks, L OBP: 0.313, SLG: 0.353	55 1B BB		G3-1		F9		F9		K	3	0	0	0	1	1	1						
55 Brayan Peña, S OBP: 0.333, SLG: 0.420	1B		F9		G4-3		G4-3		G3-6-3	4	0	1	0	0	0	1						
39 Ramon Santiago, S OBP: 0.297, SLG: 0.305	F6		G6-3		G6-3		BB			2	0	0	0	1	0	2						
1 Jose Iglesias, R OBP: 0.354, SLG: 0.384	P6		F8		F8		K			3	0	0	0	0	1	3						
Inning Stats	R: 0 H: 1 E: 0 K: 0 S: 12	H: 1 LOB: 1 BB: 1 P: 19	R: 0 H: 1 E: 0 K: 0 S: 5	H: 1 LOB: 2 BB: 1 P: 13	R: 0 H: 1 E: 0 K: 0 S: 14	H: 1 LOB: 2 BB: 1 P: 23	R: 0 H: 0 E: 0 K: 0 S: 7	H: 0 LOB: 0 BB: 0 P: 11	R: 0 H: 0 E: 0 K: 0 S: 8	H: 0 LOB: 1 BB: 1 P: 16	R: 0 H: 0 E: 0 K: 1 S: 5	H: 0 LOB: 0 BB: 0 P: 9	R: 0 H: 0 E: 0 K: 1 S: 8	H: 0 LOB: 1 BB: 1 P: 15	R: 0 H: 0 E: 0 K: 1 S: 12	H: 0 LOB: 0 BB: 0 P: 16		R: 0 H: 1 E: 0 K: 1 S: 11	H: 1 LOB: 0 BB: 0 P: 16	1B: 3 2B: 1 3B: 0 HR: 0	SF: 0 SAC: 0 DP: 1 HBP: 1	WP: 0 PB: 0 SB: 0 CS: 1
PITCHER	IP WLS BF H R ER SO	IP WLS BF H R ER SO	IP WLS BF H R ER SO	IP WLS BF H R ER SO	IP WLS BF H R ER SO	IP WLS BF H R ER SO	IP WLS BF H R ER SO	IP WLS BF H R ER SO	IP WLS BF H R ER SO	IP WLS BF H R ER SO	IP WLS BF H R ER SO	IP WLS BF H R ER SO	IP WLS BF H R ER SO	IP WLS BF H R ER SO	IP WLS BF H R ER SO	IP WLS BF H R ER SO	ERA WHIP	ERA WHIP	ERA WHIP			
33 James Shields, R ERA: 3.19	7.0 W 28 3 0 0 1																					
44 Luke Hochevar, R ERA: 1.99	1.0 H 3 0 0 0 1																					
56 Greg Holland, R ERA: 1.47	1.0 S 3 1 0 0 1																					



Batter	1	2	3	4	5	6	7	8	9	AB	R	H	RBI	BB	SO	LOB	TOP							
7 David Lough, L OBP: 0.315, SLG: 0.423										5	0	1	0	0	0	3	Kansas City Royals @ Detroit Tigers Comerica Park, Detroit, MI Sat Aug 17 2013, 7:09 PM - 10:32 PM EDT Att: 41,850 - Clear - 76 F							
35 Eric Hosmer, L OBP: 0.344, SLG: 0.449										2	1	1	0	3	1	0								
16 Billy Butler, R OBP: 0.382, SLG: 0.421										5	1	1	0	0	1	7								
4 Alex Gordon, L OBP: 0.327, SLG: 0.407										5	0	1	1	0	2	5								
13 Salvador Perez, R OBP: 0.308, SLG: 0.379										4	1	2	2	1	1	2								
8 Mike Moustakas, L OBP: 0.293, SLG: 0.369										3	0	2	0	0	1	2								
21 Jamey Carroll, R OBP: 0.272, SLG: 0.249										1	0	0	0	0	0	0								
64 Emilio Bonifacio, S OBP: 0.264, SLG: 0.325										5	1	2	0	0	0	4								
17 Chris Getz, L OBP: 0.299, SLG: 0.291										5	1	2	1	0	0	4								
2 Alcides Escobar, R OBP: 0.268, SLG: 0.312										4	0	2	1	0	1	1								
Inning Stats	R: 0 E: 0 K: 1 S: 12	H: 2 LOB: 2 BB: 0 P: 17	R: 0 E: 1 K: 0 S: 13	H: 1 LOB: 1 BB: 1 P: 15	R: 2 E: 0 K: 1 S: 17	H: 3 LOB: 2 BB: 1 P: 26	R: 1 E: 0 K: 0 S: 11	H: 2 LOB: 1 BB: 1 P: 21	R: 0 E: 0 K: 2 S: 13	H: 2 LOB: 2 BB: 0 P: 20	R: 0 E: 0 K: 2 S: 11	H: 0 LOB: 0 BB: 0 P: 16	R: 1 E: 0 K: 1 S: 12	H: 1 LOB: 0 BB: 0 P: 18	R: 1 E: 0 K: 0 S: 13	H: 3 LOB: 3 BB: 1 P: 23	R: 0 E: 0 K: 0 S: 8	H: 0 LOB: 1 BB: 1 P: 13	1B: 11 2B: 2 3B: 0 HR: 1	SF: 0 SAC: 1 DP: 1 HBP: 0	WP: 2 PB: 0 SB: 2 CS: 0	PA: 44		
PITCHER	IP WLS BF H R ER SO BB IBB HBP BLK WP HR S P ERA WHIP	IP WLS BF H R ER SO BB IBB HBP BLK WP HR S P ERA WHIP	IP WLS BF H R ER SO BB IBB HBP BLK WP HR S P ERA WHIP	IP WLS BF H R ER SO BB IBB HBP BLK WP HR S P ERA WHIP	IP WLS BF H R ER SO BB IBB HBP BLK WP HR S P ERA WHIP	IP WLS BF H R ER SO BB IBB HBP BLK WP HR S P ERA WHIP	IP WLS BF H R ER SO BB IBB HBP BLK WP HR S P ERA WHIP	IP WLS BF H R ER SO BB IBB HBP BLK WP HR S P ERA WHIP	IP WLS BF H R ER SO BB IBB HBP BLK WP HR S P ERA WHIP	IP WLS BF H R ER SO BB IBB HBP BLK WP HR S P ERA WHIP	IP WLS BF H R ER SO BB IBB HBP BLK WP HR S P ERA WHIP	IP WLS BF H R ER SO BB IBB HBP BLK WP HR S P ERA WHIP	IP WLS BF H R ER SO BB IBB HBP BLK WP HR S P ERA WHIP	IP WLS BF H R ER SO BB IBB HBP BLK WP HR S P ERA WHIP	IP WLS BF H R ER SO BB IBB HBP BLK WP HR S P ERA WHIP	IP WLS BF H R ER SO BB IBB HBP BLK WP HR S P ERA WHIP	IP WLS BF H R ER SO BB IBB HBP BLK WP HR S P ERA WHIP	IP WLS BF H R ER SO BB IBB HBP BLK WP HR S P ERA WHIP	IP WLS BF H R ER SO BB IBB HBP BLK WP HR S P ERA WHIP	IP WLS BF H R ER SO BB IBB HBP BLK WP HR S P ERA WHIP	IP WLS BF H R ER SO BB IBB HBP BLK WP HR S P ERA WHIP	IP WLS BF H R ER SO BB IBB HBP BLK WP HR S P ERA WHIP	IP WLS BF H R ER SO BB IBB HBP BLK WP HR S P ERA WHIP	IP WLS BF H R ER SO BB IBB HBP BLK WP HR S P ERA WHIP

AB	39
R	5
H	14
RBI	5
BB	4
SO	7
LOB	28



Batter	1	2	3	4	5	6	7	8	9	AB	R	H	RBI	BB	SO	LOB	BOTTOM							
14 Austin Jackson, R OBP: 0.331, SLG: 0.402										4	0	0	0	1	1	3	Kansas City Royals @ Detroit Tigers Comerica Park, Detroit, MI Sat Aug 17 2013, 7:09 PM - 10:32 PM EDT Att: 41,850 - Clear - 76 F							
32 Don Kelly, L OBP: 0.344, SLG: 0.384										4	1	1	0	1	0	3								
24 Miguel Cabrera, R OBP: 0.450, SLG: 0.683										5	1	2	2	0	0	3								
28 Prince Fielder, L OBP: 0.349, SLG: 0.438										4	2	2	2	0	1	1								
41 Victor Martinez, S OBP: 0.338, SLG: 0.404										4	0	2	1	0	0	0								
12 Andy Dirks, L OBP: 0.315, SLG: 0.351										2	0	0	0	2	1	1								
4 Omar Infante, R OBP: 0.330, SLG: 0.443										3	1	2	0	0	0	0								
39 Ramon Santiago, S OBP: 0.295, SLG: 0.303										2	0	0	0	0	0	3								
55 Brayan Peña, S OBP: 0.330, SLG: 0.415										4	1	3	1	0	1	0								
50 Bryan Holaday, R OBP: 0.273, SLG: 0.250										3	1	2	0	0	0	0								
1 Jose Iglesias, R OBP: 0.360, SLG: 0.390										1	0	0	0	0	0	2								
Inning Stats	R: 2 E: 0 K: 0 S: 11	H: 3 LOB: 1 BB: 0 P: 17	R: 1 E: 0 K: 1 S: 19	H: 2 LOB: 2 BB: 1 P: 32	R: 0 E: 0 K: 0 S: 14	H: 1 LOB: 1 BB: 1 P: 26	R: 1 E: 0 K: 1 S: 17	H: 2 LOB: 1 BB: 0 P: 24	R: 0 E: 0 K: 1 S: 7	H: 0 LOB: 0 BB: 0 P: 10	R: 0 E: 0 K: 1 S: 8	H: 0 LOB: 1 BB: 1 P: 16	R: 1 E: 0 K: 1 S: 12	H: 2 LOB: 2 BB: 1 P: 20	R: 0 E: 0 K: 0 S: 7	H: 1 LOB: 0 BB: 0 P: 9	R: 1 E: 0 K: 0 S: 2	H: 1 LOB: 0 BB: 0 P: 5	1B: 8 2B: 2 3B: 0 HR: 2	SF: 0 SAC: 0 DP: 1 HBP: 0	WP: 1 PB: 0 SB: 0 CS: 0	PA: 39		
PITCHER	IP WLS BF H R ER SO BB IBB HBP BLK WP HR S P ERA WHIP	IP WLS BF H R ER SO BB IBB HBP BLK WP HR S P ERA WHIP	IP WLS BF H R ER SO BB IBB HBP BLK WP HR S P ERA WHIP	IP WLS BF H R ER SO BB IBB HBP BLK WP HR S P ERA WHIP	IP WLS BF H R ER SO BB IBB HBP BLK WP HR S P ERA WHIP	IP WLS BF H R ER SO BB IBB HBP BLK WP HR S P ERA WHIP	IP WLS BF H R ER SO BB IBB HBP BLK WP HR S P ERA WHIP	IP WLS BF H R ER SO BB IBB HBP BLK WP HR S P ERA WHIP	IP WLS BF H R ER SO BB IBB HBP BLK WP HR S P ERA WHIP	IP WLS BF H R ER SO BB IBB HBP BLK WP HR S P ERA WHIP	IP WLS BF H R ER SO BB IBB HBP BLK WP HR S P ERA WHIP	IP WLS BF H R ER SO BB IBB HBP BLK WP HR S P ERA WHIP	IP WLS BF H R ER SO BB IBB HBP BLK WP HR S P ERA WHIP	IP WLS BF H R ER SO BB IBB HBP BLK WP HR S P ERA WHIP	IP WLS BF H R ER SO BB IBB HBP BLK WP HR S P ERA WHIP	IP WLS BF H R ER SO BB IBB HBP BLK WP HR S P ERA WHIP	IP WLS BF H R ER SO BB IBB HBP BLK WP HR S P ERA WHIP	IP WLS BF H R ER SO BB IBB HBP BLK WP HR S P ERA WHIP	IP WLS BF H R ER SO BB IBB HBP BLK WP HR S P ERA WHIP	IP WLS BF H R ER SO BB IBB HBP BLK WP HR S P ERA WHIP	IP WLS BF H R ER SO BB IBB HBP BLK WP HR S P ERA WHIP	IP WLS BF H R ER SO BB IBB HBP BLK WP HR S P ERA WHIP	IP WLS BF H R ER SO BB IBB HBP BLK WP HR S P ERA WHIP	IP WLS BF H R ER SO BB IBB HBP BLK WP HR S P ERA WHIP

AB	35
R	6
H	12
RBI	6
BB	4
SO	5
LOB	18




Batter	1	2	3	4	5	6	7	8	9	AB	R	H	RBI	BB	SO	LOB	TOP								
7 David Lough, L OBP: 0.311, SLG: 0.417	G4-3		F7			G4-3		F8		4	0	0	0	0	0	2									
35 Eric Hosmer, L OBP: 0.342, SLG: 0.445	F8			L9		K		G6-3		4	0	0	0	0	1	1									
16 Billy Butler, R OBP: 0.382, SLG: 0.428	F9			G6-3				HR		4	2	2	1	0	0	0									
4 Alex Gordon, L OBP: 0.326, SLG: 0.408	F8			G4-3				G4-3		4	1	1	0	0	0	0									
13 Salvador Perez, R OBP: 0.307, SLG: 0.377	F9			F7						4	0	1	1	0	0	1									
64 Emilio Bonifacio, S OBP: 0.283, SLG: 0.327	G6-3			K				L4		4	0	1	1	0	1	1									
17 Chris Getz, L OBP: 0.299, SLG: 0.290	FC4			F7				G4-3		4	0	1	0	0	0	2									
2 Alcides Escobar, R OBP: 0.267, SLG: 0.310	P3			K						3	0	0	0	0	2	2									
1 Jarrod Dyson, L OBP: 0.317, SLG: 0.380	FC4			G4-3				G4-3		3	0	1	0	0	0	1									
Inning Stats	R: 0 H: 0 E: 0 K: 0 S: 9	H: 0 LOB: 0 BB: 0 P: 14	R: 0 H: 0 E: 0 K: 0 S: 7	H: 0 LOB: 0 BB: 0 P: 11	R: 0 H: 1 E: 0 K: 0 S: 11	H: 1 LOB: 1 BB: 0 P: 16	R: 0 H: 0 E: 0 K: 0 S: 8	H: 0 LOB: 0 BB: 0 P: 9	R: 0 H: 0 E: 0 K: 1 S: 9	H: 0 LOB: 0 BB: 0 P: 13	R: 0 H: 1 E: 0 K: 2 S: 14	H: 1 LOB: 1 BB: 0 P: 20	R: 2 H: 3 E: 0 K: 1 S: 12	H: 3 LOB: 1 BB: 0 P: 18	R: 0 H: 0 E: 0 K: 0 S: 6	H: 0 LOB: 0 BB: 0 P: 9	R: 1 H: 2 E: 0 K: 0 S: 13	H: 2 LOB: 1 BB: 0 P: 16	1B: 4 2B: 2 3B: 0 HR: 1	SF: 0 SAC: 0 DP: 0 HBP: 0	WP: 0 PB: 0 SB: 1 CS: 0	PA: 34			
PITCHER	IP	WLS	BF	H	R	ER	SO	BB	IBB	HBP	BLK	WP	HR	S	P	ERA	WHIP								
37 Max Scherzer, R ERA: 2.82	8.0	W	29	5	2	2	4	0	0	0	0	0	0	76	110	2.25	0.625								
53 Joaquin Benoit, R ERA: 1.57	1.0		5	2	1	1	0	0	0	0	0	0	1	13	16	9.00	2.000								

Kansas City Royals @ Detroit Tigers
Comerica Park, Detroit, MI
Sun Aug 18 2013, 1:10 PM - 3:41 PM EDT
Att: 41,740 - Sunny - 79 F

livebaseballscorecards.com

AB 34
R 3
H 7
RBI 3
BB 0
SO 4
LOB 10




Batter	1	2	3	4	5	6	7	8	9	AB	R	H	RBI	BB	SO	LOB	BOTTOM								
14 Austin Jackson, R OBP: 0.333, SLG: 0.405	HR		L9			G6-3				4	1	2	0	0	0	2									
48 Torii Hunter, R OBP: 0.340, SLG: 0.463	P6					SF9		L7		3	1	1	1	0	0	1									
24 Miguel Cabrera, R OBP: 0.452, SLG: 0.689	HR							L7		3	1	2	3	1	0	0									
28 Prince Fielder, L OBP: 0.348, SLG: 0.436	P5					G3				4	0	1	0	0	1	3									
41 Victor Martinez, S OBP: 0.337, SLG: 0.403	L6					F8		F7		4	0	1	0	0	0	0									
12 Andy Dirks, L OBP: 0.315, SLG: 0.350	F9					F9		FC6		4	1	1	0	0	0	2									
55 Brayan Peña, S OBP: 0.328, SLG: 0.417	P4					P3		L7		4	1	1	1	0	0	0									
39 Ramon Santiago, S OBP: 0.294, SLG: 0.301	F9					F8		G6-3		4	0	1	1	0	0	0									
1 Jose Iglesias, R OBP: 0.362, SLG: 0.395	P4					F8		G6-3		4	1	2	0	0	0	0									
Inning Stats	R: 2 H: 2 E: 0 K: 0 S: 10	H: 2 LOB: 0 BB: 0 P: 14	R: 0 H: 0 E: 0 K: 0 S: 7	H: 0 LOB: 0 BB: 0 P: 11	R: 1 H: 2 E: 0 K: 1 S: 14	H: 2 LOB: 1 BB: 0 P: 20	R: 0 H: 0 E: 0 K: 0 S: 7	H: 0 LOB: 0 BB: 0 P: 12	R: 1 H: 2 E: 0 K: 0 S: 11	H: 2 LOB: 2 BB: 1 P: 21	R: 2 H: 4 E: 1 K: 0 S: 16	H: 4 LOB: 1 BB: 0 P: 21	R: 0 H: 2 E: 0 K: 0 S: 11	H: 2 LOB: 2 BB: 0 P: 18	R: 0 H: 0 E: 0 K: 0 S: 5	H: 0 LOB: 0 BB: 0 P: 7	1B: 7 2B: 4 3B: 0 HR: 1	SF: 1 SAC: 0 DP: 1 HBP: 0	WP: 0 PB: 0 SB: 0 CS: 0	PA: 36					
PITCHER	IP	WLS	BF	H	R	ER	SO	BB	IBB	HBP	BLK	WP	HR	S	P	ERA	WHIP								
52 Bruce Chen, L ERA: 2.2	5.1	L	25	8	6	6	1	0	0	0	0	0	0	8	92	10.12	1.500								
31 Louis Coleman, R ERA:	1.1		5	2	0	0	0	0	0	0	0	0	0	8	13	0.00	1.500								
55 Tim Collins, L ERA: 3.98	0.1		3	2	0	0	0	0	0	0	0	0	0	8	12	0.00	6.000								
39 Luis Mendoza, R ERA: 5.26	1.0		3	0	0	0	0	0	0	0	0	0	0	5	7	0.00	0.000								

Kansas City Royals @ Detroit Tigers
Comerica Park, Detroit, MI
Sun Aug 18 2013, 1:10 PM - 3:41 PM EDT
Att: 41,740 - Sunny - 79 F

livebaseballscorecards.com

AB 34
R 6
H 12
RBI 6
BB 1
SO 1
LOB 8



Batter	1	2	3	4	5	6	7	8	9	AB	R	H	RBI	BB	SO	LOB	TOP										
2 Brian Dozier, R OBP: 0.310, SLG: 0.412	F9		G6-3		K		12 S 1-H 1B			4	0	1	1	0	1	0	Minnesota Twins @ Detroit Tigers Comerica Park, Detroit, MI Wed Aug 21 2013, 7:09 PM - 10:13 PM EDT Att: 38,092 - Partly Cloudy - 82 F AB 33 R 1 H 6 RBI 1 BB 2 SO 12 LOB 7										
12 Chris Herrmann, L OBP: 0.316, SLG: 0.353	K		G4-3		G1-3		F7			4	0	0	0	0	1												
33 Justin Morneau, L OBP: 0.322, SLG: 0.434	9 WP 1B		55 WP 2B		G4-3			K		4	0	2	0	0	1												
9 Ryan Doumit, S OBP: 0.308, SLG: 0.385	F9		55 WP BB					K		3	0	0	0	1	2	1											
55 Chris Colabello, R OBP: 0.290, SLG: 0.356		K		K				G6-3		4	0	0	0	0	3	2											
24 Trevor Plouffe, R OBP: 0.293, SLG: 0.387	F9			P3				G1-3		4	0	0	0	0	0	0											
11 Clete Thomas, L OBP: 0.295, SLG: 0.333	22 1B			G4-3				K		4	0	1	0	0	2	0											
22 Wilkin Ramirez, R OBP: 0.319, SLG: 0.391								G5-3		4	0	2	0	0	1	0											
25 Pedro Florimón, S OBP: 0.276, SLG: 0.332	F8							2 S 1B BB		2	1	0	0	1	1	3											
Inning Stats	R: 0 E: 0 K: 1 S: 11	H: 1 LOB: 1 BB: 0 P: 15	R: 0 E: 0 K: 1 S: 11	H: 2 LOB: 2 BB: 0 P: 17	R: 0 E: 0 K: 1 S: 15	H: 1 LOB: 1 BB: 1 P: 21	R: 0 E: 0 K: 1 S: 10	H: 1 LOB: 1 BB: 0 P: 16	R: 0 E: 0 K: 1 S: 9	H: 0 LOB: 0 BB: 0 P: 13	R: 0 E: 0 K: 2 S: 10	H: 0 LOB: 0 BB: 0 P: 17	R: 0 E: 0 K: 2 S: 9	H: 0 LOB: 0 BB: 0 P: 16	R: 0 E: 0 K: 2 S: 9	H: 0 LOB: 0 BB: 0 P: 16	1B: 4 2B: 2 3B: 0 HR: 0	SF: 0 SAC: 0 DP: 0 HBP: 0	WP: 2 PB: 2 SB: 2 CS: 0	PA: 35							
PITCHER	IP WLS BF H R ER SO BB IBB HBP BLK WP HR S P ERA WHIP	6.2 L 28 6 1 1 8 2 0 0 0 2 0 74 112 1.35 1.200	1.0 W 3 0 0 0 2 0 0 0 0 0 8 14 0.00 0.000	1.1 S 4 0 0 0 2 0 0 0 0 0 13 23 0.00 0.000	PITCHER										IP WLS BF H R ER SO BB IBB HBP BLK WP HR S P ERA WHIP												
19 Anibal Sánchez, R ERA: 2.45											6.2	L	28	6	1	1	8	2	0	0	0	2	0	74	112	1.35	1.200
33 Drew Smyly, L ERA: 2.01											1.0	W	3	0	0	0	2	0	0	0	0	0	0	8	14	0.00	0.000
31 Jose Veras, R ERA: 2.85											1.1	S	4	0	0	0	2	0	0	0	0	0	0	13	23	0.00	0.000

Batter	1	2	3	4	5	6	7	8	9	AB	R	H	RBI	BB	SO	LOB	BOTTOM										
14 Austin Jackson, R OBP: 0.336, SLG: 0.407	24 F9 48 G6-3 1B		G6-3		K		48 2B 1B	48 E 24 1B		5	2	3	0	0	1	1	Minnesota Twins @ Detroit Tigers Comerica Park, Detroit, MI Wed Aug 21 2013, 7:09 PM - 10:13 PM EDT Att: 38,092 - Partly Cloudy - 82 F AB 38 R 7 H 14 RBI 6 BB 3 SO 3 LOB 24										
48 Torii Hunter, R OBP: 0.341, SLG: 0.466	G6-3				FC5		28 PB 2B	24 1B		5	2	2	2	0	0	4											
24 Miguel Cabrera, R OBP: 0.449, SLG: 0.682	F9		F7				41 2B IBB	28 1B 2B		4	1	1	3	1	0	2											
39 Ramon Santiago, S OBP: 0.294, SLG: 0.301							41 2B BB	41 BB 1B		0	0	0	0	0	0	0											
28 Prince Fielder, L OBP: 0.348, SLG: 0.439	G4-3		F8				41 FC4-6 BB	41 BB 1B		4	0	1	0	1	1	3											
41 Victor Martinez, S OBP: 0.341, SLG: 0.406		G6-3					41 2B 2B	41 BB BB		4	0	2	1	1	0	1											
12 Andy Dirks, L OBP: 0.314, SLG: 0.347					F8		G4-3	G4-3		3	0	1	0	0	0	2											
18 Matt Tuiasosopo, R OBP: 0.391, SLG: 0.496							G4-3	L7		0	0	0	0	0	0	0											
32 Don Kelly, L OBP: 0.346, SLG: 0.380								L7		2	0	0	0	0	0	5											
4 Omar Infante, R OBP: 0.338, SLG: 0.435		F9			G6-4-3			48 E 24 1B 1B		4	1	1	0	0	0	2											
1 Jose Iglesias, R OBP: 0.369, SLG: 0.399								L7		4	0	2	0	0	1	1											
50 Bryan Holaday, R OBP: 0.280, SLG: 0.261								L7		3	1	1	0	0	0	3											
Inning Stats	R: 0 E: 0 K: 0 S: 7	H: 1 LOB: 1 BB: 0 P: 9	R: 0 E: 0 K: 0 S: 13	H: 2 LOB: 2 BB: 0 P: 16	R: 0 E: 0 K: 0 S: 7	H: 1 LOB: 1 BB: 0 P: 12	R: 0 E: 0 K: 0 S: 11	H: 1 LOB: 0 BB: 0 P: 15	R: 0 E: 0 K: 1 S: 8	H: 1 LOB: 1 BB: 0 P: 10	R: 0 E: 0 K: 0 S: 11	H: 0 LOB: 1 BB: 1 P: 21	R: 4 E: 0 K: 1 S: 21	H: 4 LOB: 2 BB: 1 P: 34	R: 3 E: 1 K: 1 S: 18	H: 4 LOB: 3 BB: 1 P: 26	1B: 11 2B: 3 3B: 0 HR: 0	SF: 0 SAC: 1 DP: 1 HBP: 0	WP: 0 PB: 1 SB: 0 CS: 0	PA: 42							
PITCHER	IP WLS BF H R ER SO BB IBB HBP BLK WP HR S P ERA WHIP	6.2 L 30 9 4 2 1 1 0 0 0 0 0 6 10 ∞ ∞	0.0 L 2 1 0 0 1 0 0 0 0 0 0 2 3 0.00 0.000	0.1 L 1 0 0 0 0 0 0 0 0 0 0 18 26 0.00 5.000	PITCHER										IP WLS BF H R ER SO BB IBB HBP BLK WP HR S P ERA WHIP												
30 Kevin Correia, R ERA: 4.52											6.2	L	30	9	4	2	1	1	0	0	0	0	0	6	10	∞	∞
56 Caleb Thielbar, L ERA: 0.87											0.0	L	2	1	0	0	1	0	0	0	0	0	0	2	3	0.00	0.000
50 Casey Fien, R ERA: 3.68											0.1	L	1	0	0	0	0	0	0	0	0	0	0	18	26	0.00	5.000
59 Michael Tonkin, R ERA:											1.0	L	9	4	3	0	1	1	0	0	0	0	0	18	26	0.00	5.000

Batter	1	2	3	4	5	6	7	8	9	AB	R	H	RBI	BB	SO	LOB	TOP								
14 Austin Jackson, R OBP: 0.340, SLG: 0.421										4	2	1	1	1	1	1									
48 Toni Hunter, R OBP: 0.341, SLG: 0.471										5	2	2	2	0	0	1									
24 Miguel Cabrera, R OBP: 0.447, SLG: 0.681										4	1	2	3	0	1	0									
28 Prince Fielder, L OBP: 0.350, SLG: 0.439										4	0	1	0	0	1	0									
41 Victor Martinez, S OBP: 0.339, SLG: 0.402										3	0	0	0	1	0	2									
50 Bryan Holaday, R OBP: 0.357, SLG: 0.440										4	0	0	0	0	0	3									
32 Don Kelly, L OBP: 0.333, SLG: 0.371										4	1	2	0	0	1	1									
4 Omar Infante, R OBP: 0.342, SLG: 0.436										3	0	0	0	0	1	2									
1 Jose Iglesias, R OBP: 0.366, SLG: 0.396										3	0	0	0	0	1	2									
58 Doug Fister, L OBP: 0.400, SLG: 0.400										2	0	0	0	0	1	0									
33 Drew Smyly, L (7, 1)										0	0	0	0	0	0	0									
31 Jose Veras, R (8, 1)										0	0	0	0	0	0	0									
12 Andy Dirks, L OBP: 0.313, SLG: 0.346										1	0	0	0	0	1	1									
43 Bruce Rondón, R (9, 1)										0	0	0	0	0	0	0									
Inning Stats	R: 1 E: 0 K: 1 S: 16	H: 3 LOB: 2 BB: 0 P: 23	R: 4 E: 0 K: 0 S: 13	H: 3 LOB: 0 BB: 1 P: 21	R: 0 E: 0 K: 0 S: 12	H: 0 LOB: 0 BB: 0 P: 17	R: 0 E: 0 K: 2 S: 8	H: 0 LOB: 0 BB: 0 P: 12	R: 0 E: 0 K: 1 S: 9	H: 1 LOB: 1 BB: 0 P: 13	R: 0 E: 0 K: 0 S: 13	H: 1 LOB: 1 BB: 0 P: 21	R: 1 E: 0 K: 0 S: 11	H: 1 LOB: 0 BB: 0 P: 16	R: 0 E: 0 K: 2 S: 10	H: 0 LOB: 1 BB: 1 P: 17	R: 0 E: 0 K: 1 S: 10	H: 0 LOB: 1 BB: 0 P: 14	1B: 4 2B: 1 3B: 0 HR: 3	SF: 0 SAC: 1 DP: 0 HBP: 1	WP: 0 PB: 0 SB: 0 CS: 0	PA: 38			
PITCHER	IP WLS BF H R ER SO BB IBB HBP BLK WP HR S P ERA WHIP	IP WLS BF H R ER SO BB IBB HBP BLK WP HR S P ERA WHIP	IP WLS BF H R ER SO BB IBB HBP BLK WP HR S P ERA WHIP	IP WLS BF H R ER SO BB IBB HBP BLK WP HR S P ERA WHIP	IP WLS BF H R ER SO BB IBB HBP BLK WP HR S P ERA WHIP	IP WLS BF H R ER SO BB IBB HBP BLK WP HR S P ERA WHIP	IP WLS BF H R ER SO BB IBB HBP BLK WP HR S P ERA WHIP	IP WLS BF H R ER SO BB IBB HBP BLK WP HR S P ERA WHIP	IP WLS BF H R ER SO BB IBB HBP BLK WP HR S P ERA WHIP	IP WLS BF H R ER SO BB IBB HBP BLK WP HR S P ERA WHIP	IP WLS BF H R ER SO BB IBB HBP BLK WP HR S P ERA WHIP	IP WLS BF H R ER SO BB IBB HBP BLK WP HR S P ERA WHIP	IP WLS BF H R ER SO BB IBB HBP BLK WP HR S P ERA WHIP	IP WLS BF H R ER SO BB IBB HBP BLK WP HR S P ERA WHIP	IP WLS BF H R ER SO BB IBB HBP BLK WP HR S P ERA WHIP	IP WLS BF H R ER SO BB IBB HBP BLK WP HR S P ERA WHIP	IP WLS BF H R ER SO BB IBB HBP BLK WP HR S P ERA WHIP	IP WLS BF H R ER SO BB IBB HBP BLK WP HR S P ERA WHIP	IP WLS BF H R ER SO BB IBB HBP BLK WP HR S P ERA WHIP	IP WLS BF H R ER SO BB IBB HBP BLK WP HR S P ERA WHIP	IP WLS BF H R ER SO BB IBB HBP BLK WP HR S P ERA WHIP	IP WLS BF H R ER SO BB IBB HBP BLK WP HR S P ERA WHIP	IP WLS BF H R ER SO BB IBB HBP BLK WP HR S P ERA WHIP	IP WLS BF H R ER SO BB IBB HBP BLK WP HR S P ERA WHIP	IP WLS BF H R ER SO BB IBB HBP BLK WP HR S P ERA WHIP

Detroit Tigers @ New York Mets
Citi Field, Flushing, NY
Fri Aug 23 2013, 7:14 PM - 10:09 PM EDT
Att: 37,023 - Partly Cloudy - 78 F

AB	34
R	6
H	8
RBI	6
BB	2
SO	7
LOB	11



Batter	1	2	3	4	5	6	7	8	9	AB	R	H	RBI	BB	SO	LOB	BOTTOM								
22 Eric Young Jr., S OBP: 0.314, SLG: 0.341										5	0	3	0	0	1	2									
28 Daniel Murphy, L OBP: 0.307, SLG: 0.394										5	1	0	0	0	0	5									
6 Marlon Byrd, R OBP: 0.335, SLG: 0.525										4	0	2	1	0	2	0									
29 Ike Davis, L OBP: 0.322, SLG: 0.327										4	0	0	0	0	2	2									
4 Wilmer Flores, R OBP: 0.333, SLG: 0.420										4	0	3	0	0	0	1									
12 Juan Lagares, R OBP: 0.291, SLG: 0.395										2	0	1	0	2	0	2									
15 Travis d'Aarand, R OBP: 0.333, SLG: 0.133										4	0	0	0	0	0	5									
3 Omar Quintanilla, L OBP: 0.310, SLG: 0.292										4	0	1	0	0	1	0									
16 Daisuke Matsuzaka, R (5, PH)										1	0	0	0	0	1	0									
23 Mike Baxter, L OBP: 0.343, SLG: 0.377										1	0	0	0	0	0	0									
52 Carlos Torres, R ERA: 3.06										0	0	0	0	0	0	0									
30 Andrew Brown, R OBP: 0.295, SLG: 0.342										0	0	0	0	0	0	0									
55 Pedro Feliciano, L (8, PH)										0	0	0	0	0	0	0									
30 David Aardsma, R (8, PH)										0	0	0	0	0	0	0									
13 Josh Satin, R OBP: 0.276, SLG: 0.431										1	0	0	0	0	1	0									
Inning Stats	R: 1 E: 0 K: 1 S: 11	H: 2 LOB: 1 BB: 0 P: 17	R: 0 E: 0 K: 0 S: 6	H: 0 LOB: 0 BB: 1 P: 16	R: 0 E: 0 K: 1 S: 12	H: 0 LOB: 0 BB: 0 P: 16	R: 0 E: 0 K: 1 S: 15	H: 2 LOB: 2 BB: 0 P: 27	R: 0 E: 0 K: 1 S: 10	H: 1 LOB: 1 BB: 0 P: 12	R: 0 E: 0 K: 0 S: 9	H: 2 LOB: 1 BB: 0 P: 13	R: 0 E: 0 K: 1 S: 9	H: 1 LOB: 2 BB: 1 P: 17	R: 0 E: 0 K: 2 S: 11	H: 1 LOB: 2 BB: 1 P: 21	R: 0 E: 0 K: 1 S: 10	H: 1 LOB: 1 BB: 0 P: 16	1B: 8 2B: 2 3B: 0 HR: 0	SF: 0 SAC: 0 DP: 2 HBP: 0	WP: 0 PB: 0 SB: 1 CS: 0	PA: 38			
PITCHER	IP WLS BF H R ER SO BB IBB HBP BLK WP HR S P ERA WHIP	IP WLS BF H R ER SO BB IBB HBP BLK WP HR S P ERA WHIP	IP WLS BF H R ER SO BB IBB HBP BLK WP HR S P ERA WHIP	IP WLS BF H R ER SO BB IBB HBP BLK WP HR S P ERA WHIP	IP WLS BF H R ER SO BB IBB HBP BLK WP HR S P ERA WHIP	IP WLS BF H R ER SO BB IBB HBP BLK WP HR S P ERA WHIP	IP WLS BF H R ER SO BB IBB HBP BLK WP HR S P ERA WHIP	IP WLS BF H R ER SO BB IBB HBP BLK WP HR S P ERA WHIP	IP WLS BF H R ER SO BB IBB HBP BLK WP HR S P ERA WHIP	IP WLS BF H R ER SO BB IBB HBP BLK WP HR S P ERA WHIP	IP WLS BF H R ER SO BB IBB HBP BLK WP HR S P ERA WHIP	IP WLS BF H R ER SO BB IBB HBP BLK WP HR S P ERA WHIP	IP WLS BF H R ER SO BB IBB HBP BLK WP HR S P ERA WHIP	IP WLS BF H R ER SO BB IBB HBP BLK WP HR S P ERA WHIP	IP WLS BF H R ER SO BB IBB HBP BLK WP HR S P ERA WHIP	IP WLS BF H R ER SO BB IBB HBP BLK WP HR S P ERA WHIP	IP WLS BF H R ER SO BB IBB HBP BLK WP HR S P ERA WHIP	IP WLS BF H R ER SO BB IBB HBP BLK WP HR S P ERA WHIP	IP WLS BF H R ER SO BB IBB HBP BLK WP HR S P ERA WHIP	IP WLS BF H R ER SO BB IBB HBP BLK WP HR S P ERA WHIP	IP WLS BF H R ER SO BB IBB HBP BLK WP HR S P ERA WHIP	IP WLS BF H R ER SO BB IBB HBP BLK WP HR S P ERA WHIP	IP WLS BF H R ER SO BB IBB HBP BLK WP HR S P ERA WHIP	IP WLS BF H R ER SO BB IBB HBP BLK WP HR S P ERA WHIP	IP WLS BF H R ER SO BB IBB HBP BLK WP HR S P ERA WHIP

Detroit Tigers @ New York Mets
Citi Field, Flushing, NY
Fri Aug 23 2013, 7:14 PM - 10:09 PM EDT
Att: 37,023 - Partly Cloudy - 78 F


AB	35
R	1
H	10
RBI	1
BB	3
SO	8
LOB	17



Batter	1	2	3	4	5	6	7	8	9	AB	R	H	RBI	BB	SO	LOB	TOP			
14 Austin Jackson, R OBP: 0.340, SLG: 0.421										5	1	2	1	0	0	2				
48 Toni Hunter, R OBP: 0.338, SLG: 0.465										6	1	1	0	0	2	5				
24 Miguel Cabrera, R OBP: 0.351, SLG: 0.685										4	2	3	2	1	0	0				
32 Don Kelly, L OBP: 0.332, SLG: 0.371										0	0	0	0	0	0	0				
28 Prince Fielder, L OBP: 0.351, SLG: 0.437										5	1	2	0	0	1	2				
38 Jeremy Bonderman, R OBP: 0.357, SLG: 0.440										0	0	0	0	0	0	0				
41 Victor Martinez, S OBP: 0.339, SLG: 0.402										5	1	2	1	0	0	2				
50 Bryan Holaday, R OBP: 0.357, SLG: 0.440										0	1	0	0	0	0	0				
12 Andy Dirks, L OBP: 0.346, SLG: 0.363										3	2	1	3	2	1	1				
4 Omar Infante, R OBP: 0.346, SLG: 0.438										5	1	2	1	0	0	1				
39 Ramon Santiago, S OBP: 0.296, SLG: 0.303										5	1	3	1	0	0	1				
21 Rick Porcello, R OBP: 0.333, SLG: 0.333										3	0	1	0	0	0	3				
55 Brayan Peña, S OBP: 0.327, SLG: 0.411										1	0	0	0	0	0	0				
43 Bruce Rondón, R OBP: 0.394, SLG: 0.493										0	0	0	0	0	0	0				
18 Matt Tuiasosopo, R OBP: 0.394, SLG: 0.493										1	0	1	1	0	0	0				
Inning Stats	R: 2 H: 2 E: 0 K: 0 S: 11	H: 2 LOB: 0 BB: 0 P: 20	R: 0 H: 1 E: 0 K: 0 S: 6	H: 1 LOB: 2 BB: 1 P: 13	R: 0 H: 1 E: 0 K: 1 S: 10	H: 1 LOB: 0 BB: 0 P: 19	R: 0 H: 1 E: 0 K: 1 S: 7	H: 1 LOB: 1 BB: 0 P: 10	R: 0 H: 0 E: 0 K: 0 S: 15	H: 5 LOB: 2 BB: 0 P: 23	R: 0 H: 1 E: 0 K: 1 S: 11	H: 1 LOB: 1 BB: 0 P: 15	R: 0 H: 0 E: 0 K: 0 S: 5	H: 0 LOB: 0 BB: 0 P: 5	R: 7 H: 7 E: 0 K: 1 S: 27	H: 7 LOB: 2 BB: 1 P: 39	1B: 16 2B: 1 3B: 0 HR: 2	SF: 1 SAC: 0 DP: 1 HBP: 0	WP: 2 PB: 0 SB: 0 CS: 0	PA: 47
PITCHER	IP: 6.0 WLS: L BF: 29 H: 10 R: 4 ER: 4 SO: 2 BB: 2 IBB: 0 HBP: 0 BLK: 0 WP: 0 HR: 2 S: 65 P: 108 ERA: 6.00 WHIP: 2.000	IP: 7.1 WLS: L BF: 30 H: 1 R: 0 ER: 0 SO: 1 BB: 0 IBB: 0 HBP: 0 BLK: 0 WP: 0 HR: 2 S: 32 P: 108 ERA: 3.69	IP: 7.1 WLS: L BF: 30 H: 3 R: 0 ER: 0 SO: 1 BB: 0 IBB: 0 HBP: 0 BLK: 0 WP: 0 HR: 9 S: 12 P: 108 ERA: 4.3	IP: 8.1 WLS: L BF: 30 H: 3 R: 0 ER: 0 SO: 0 BB: 0 IBB: 0 HBP: 0 BLK: 0 WP: 0 HR: 5 S: 5 P: 108 ERA: 3.0	IP: 9.1 WLS: L BF: 36 H: 4 R: 5 ER: 5 SO: 0 BB: 1 IBB: 0 HBP: 0 BLK: 0 WP: 0 HR: 15 S: 22 P: 108 ERA: 3.65	IP: 9.1 WLS: L BF: 36 H: 3 R: 2 ER: 2 SO: 1 BB: 0 IBB: 0 HBP: 0 BLK: 0 WP: 2 HR: 0 S: 12 P: 17 ERA: 3.9														

Detroit Tigers @ New York Mets
Citi Field, Flushing, NY
Sun Aug 25 2013, 1:12 PM - 4:27 PM EDT
Att: 32,084 - Sunny - 81 F


AB 43
R 11
H 18
RBI 10
BB 3
SO 4
LOB 17



Batter	1	2	3	4	5	6	7	8	9	AB	R	H	RBI	BB	SO	LOB	BOTTOM			
22 Eric Young Jr., S OBP: 0.311, SLG: 0.336										2	0	0	0	1	0	1				
28 Daniel Murphy, L OBP: 0.306, SLG: 0.392										4	0	1	1	0	0	2				
6 Marlon Byrd, R OBP: 0.329, SLG: 0.515										4	0	0	0	0	1	2				
50 Scott Atchison, R OBP: 0.329, SLG: 0.331										2	0	0	0	2	0	0				
2 Justin Turner, R OBP: 0.310, SLG: 0.340										4	0	0	0	0	1	2				
12 Juan Lagares, R OBP: 0.294, SLG: 0.392										4	1	2	0	0	0	0				
15 Travis d'Arnaud, R OBP: 0.333, SLG: 0.333										3	1	1	2	0	0	1				
3 Omar Quintanilla, L OBP: 0.308, SLG: 0.288										2	1	0	0	1	2	0				
35 Dillon Gee, R OBP: 0.283, SLG: 0.179										1	0	0	0	0	1	0				
30 David Aardsma, R OBP: 0.283, SLG: 0.179										0	0	0	0	0	0	0				
56 Scott Rice, L OBP: 0.283, SLG: 0.179										0	0	0	0	0	0	0				
52 Carlos Torres, R OBP: 0.283, SLG: 0.179										0	0	0	0	0	0	0				
21 Lucas Duda, L OBP: 0.283, SLG: 0.179										0	0	0	0	0	0	0				
32 LaTroy Hawkins, R OBP: 0.283, SLG: 0.179										0	0	0	0	0	0	0				
30 Andrew Brown, R OBP: 0.283, SLG: 0.179										0	0	0	0	0	0	0				
Inning Stats	R: 0 H: 0 E: 0 K: 0 S: 8	H: 0 LOB: 0 BB: 0 P: 12	R: 0 H: 1 E: 0 K: 1 S: 12	H: 1 LOB: 0 BB: 0 P: 18	R: 1 H: 1 E: 0 K: 0 S: 9	H: 1 LOB: 1 BB: 1 P: 17	R: 2 H: 2 E: 0 K: 1 S: 9	H: 2 LOB: 0 BB: 1 P: 16	R: 0 H: 0 E: 0 K: 1 S: 5	H: 0 LOB: 0 BB: 0 P: 10	R: 0 H: 0 E: 0 K: 0 S: 8	H: 0 LOB: 0 BB: 0 P: 14	R: 0 H: 0 E: 0 K: 1 S: 9	H: 0 LOB: 1 BB: 1 P: 15	R: 0 H: 0 E: 0 K: 1 S: 9	H: 0 LOB: 0 BB: 1 P: 16	1B: 3 2B: 0 3B: 0 HR: 1	SF: 0 SAC: 2 DP: 3 HBP: 0	WP: 1 PB: 0 SB: 0 CS: 0	PA: 33
PITCHER	IP: 7.0 WLS: W BF: 26 H: 4 R: 3 ER: 3 SO: 3 BB: 3 IBB: 0 HBP: 0 BLK: 0 WP: 1 HR: 1 S: 60 P: 102 ERA: 3.86 WHIP: 1.000	IP: 7.1 WLS: H BF: 4 H: 0 R: 0 ER: 0 SO: 1 BB: 1 IBB: 0 HBP: 0 BLK: 0 WP: 0 HR: 0 S: 16 P: 102 ERA: 3.51	IP: 8.1 WLS: L BF: 30 H: 3 R: 0 ER: 0 SO: 0 BB: 0 IBB: 0 HBP: 0 BLK: 0 WP: 0 HR: 8 S: 15 P: 102 ERA: 4.41																	

Detroit Tigers @ New York Mets
Citi Field, Flushing, NY
Sun Aug 25 2013, 1:12 PM - 4:27 PM EDT
Att: 32,084 - Sunny - 81 F

AB 26
R 3
H 4
RBI 3
BB 5
SO 5
LOB 8



Batter	1	2	3	4	5	6	7	8	9	AB	R	H	RBI	BB	SO	LOB	TOP
4 Coco Crisp, S OBP: 0.336, SLG: 0.414										2	1	0	0	1	0	0	Oakland Athletics @ Detroit Tigers Comerica Park, Detroit, MI Tue Aug 27 2013, 7:11 PM - 9:13 PM EDT Att: 34,356 - Cloudy - 81 F
20 Josh Donaldson, R OBP: 0.370, SLG: 0.475										3	1	1	0	0	0	0	
8 Jed Lowrie, S OBP: 0.348, SLG: 0.427										3	1	1	2	0	0	1	
37 Brandon Moss, L OBP: 0.324, SLG: 0.476										2	2	1	2	1	1	1	
52 Yoenis Cespedes, R OBP: 0.288, SLG: 0.422										3	0	1	1	0	1	1	
15 Seth Smith, L OBP: 0.315, SLG: 0.371										2	1	1	1	1	0	1	
18 Alberto Callaspo, S OBP: 0.336, SLG: 0.359										3	0	1	0	0	0	2	
10 Daric Barton, L OBP: 0.258, SLG: 0.286										2	0	0	0	1	0	0	
21 Stephen Vogt, L OBP: 0.287, SLG: 0.329										3	0	1	0	0	1	0	
Inning Stats	R: 2 H: 2 E: 0 K: 2 S: 26	H: 2 LOB: 2 BB: 2 P: 44	R: 0 H: 0 E: 0 K: 0 S: 5	H: 0 LOB: 0 BB: 0 P: 8	R: 1 H: 1 E: 0 K: 0 S: 13	LOB: 1 BB: 1 P: 19	R: 0 H: 0 E: 0 K: 1 S: 9	H: 0 LOB: 0 BB: 0 P: 13	R: 2 H: 1 E: 1 K: 0 S: 15	H: 3 LOB: 3 BB: 1 P: 15							
PITCHER	IP WLS BF H R ER SO BB IBB HBP BLK WP HR S P ERA WHIP	5.0 L 23 4 5 3 3 3 0 0 0 0 1 1 68 104 5.40 1.400	0.0 4 3 1 1 0 1 0 0 0 0 0 1 8 15 ∞ ∞														

AB	23
R	6
H	7
RBI	6
BB	4
SO	3
LOB	6




1B:	3	SF:	0
2B:	2	SAC:	0
3B:	0	DP:	0
HR:	2	HBP:	0
WP:	1	PA:	27
PB:	0		
SB:	0		
CS:	0		


Batter	1	2	3	4	5	6	7	8	9	AB	R	H	RBI	BB	SO	LOB	BOTTOM
14 Austin Jackson, R OBP: 0.343, SLG: 0.418										2	1	0	0	1	0	0	Oakland Athletics @ Detroit Tigers Comerica Park, Detroit, MI Tue Aug 27 2013, 7:11 PM - 9:13 PM EDT Att: 34,356 - Cloudy - 81 F
48 Torii Hunter, R OBP: 0.340, SLG: 0.465										3	1	1	0	0	0	0	
24 Miguel Cabrera, R OBP: 0.449, SLG: 0.685										2	1	0	0	1	0	0	
28 Prince Fielder, L OBP: 0.351, SLG: 0.436										1	0	1	2	1	0	0	
41 Victor Martinez, S OBP: 0.344, SLG: 0.412										2	0	1	0	0	0	2	
4 Omar Infante, R OBP: 0.342, SLG: 0.441										2	0	0	0	0	0	2	
18 Matt Tuiasosopo, R OBP: 0.384, SLG: 0.479										2	0	0	0	0	2	1	
13 Alex Avila, L OBP: 0.286, SLG: 0.337										2	0	0	0	0	0	0	
1 Jose Iglesias, R OBP: 0.362, SLG: 0.392										2	0	0	0	0	1	0	
Inning Stats	R: 3 H: 2 E: 1 K: 1 S: 16	H: 2 LOB: 1 BB: 2 P: 34	R: 0 H: 0 E: 0 K: 0 S: 7	H: 0 LOB: 0 BB: 0 P: 10	R: 0 H: 1 E: 0 K: 0 S: 8	LOB: 2 BB: 1 P: 16	R: 0 H: 0 E: 0 K: 2 S: 9	H: 0 LOB: 0 BB: 0 P: 14	R: 0 H: 0 E: 0 K: 0 S: 6	H: 0 LOB: 0 BB: 0 P: 10							
PITCHER	IP WLS BF H R ER SO BB IBB HBP BLK WP HR S P ERA WHIP	5.0 W 21 3 3 2 3 3 0 0 0 0 0 0 46 84 3.60 1.200															

AB	18
R	3
H	3
RBI	2
BB	3
SO	3
LOB	5



1B:	3	SF:	0
2B:	0	SAC:	0
3B:	0	DP:	1
HR:	0	HBP:	0
WP:	0	PA:	21
PB:	0		
SB:	0		
CS:	0		

Batter	1	2	3	4	5	6	7	8	9	AB	R	H	RBI	BB	SO	LOB	TOP
4 Coco Crisp, S OBP: 0.333, SLG: 0.410	F8	F9			G3	G6-3		P3	F8	4	0	0	0	0	0	4	<p>Oakland Athletics @ Detroit Tigers Comerica Park, Detroit, MI Wed Aug 28 2013, 7:11 PM - 10:07 PM EDT Att: 31,973 - Clear - 82 F</p> <p>livebaseballscorecards.com</p> <p>AB 45 R 14 H 21 RBI 14 BB 0 SO 5 LOB 17</p> 
25 Chris Young, R OBP: 0.278, SLG: 0.374										2	0	0	0	0	0	2	
20 Josh Donaldson, R OBP: 0.372, SLG: 0.479		SF9								4	2	3	2	0	0	1	
8 Jed Lowrie, S OBP: 0.350, SLG: 0.433	P5	F8								5	3	3	1	0	0	3	
37 Brandon Moss, L OBP: 0.329, SLG: 0.499	K									5	3	4	6	0	1	1	
52 Yoenis Cespedes, R OBP: 0.289, SLG: 0.422										5	2	2	1	0	2	1	
15 Seth Smith, L OBP: 0.315, SLG: 0.371			FC6-4							0	0	0	0	0	0	0	
10 Daric Barton, L OBP: 0.257, SLG: 0.281										4	1	1	0	0	0	3	
7 Nate Freiman, R OBP: 0.337, SLG: 0.420										1	0	0	0	0	1	0	
18 Alberto Callaspo, S OBP: 0.339, SLG: 0.362										5	1	3	1	0	0	0	
28 Eric Sogard, L OBP: 0.323, SLG: 0.371										5	0	2	2	0	1	1	
22 Kurt Suzuki, R OBP: 0.285, SLG: 0.318										5	2	3	1	0	0	1	
Inning Stats	R: 0 H: 1 E: 0 K: 1 S: 10	H: 5 R: 2 ER: 2 LOB: 2 P: 27	R: 0 H: 1 E: 0 K: 0 S: 5	H: 0 R: 0 ER: 0 LOB: 0 P: 10	R: 4 H: 6 E: 0 K: 1 S: 12	H: 3 R: 0 ER: 0 LOB: 0 P: 28	R: 0 H: 0 E: 0 K: 0 S: 7	H: 0 R: 0 ER: 0 LOB: 0 P: 9	R: 4 H: 4 E: 0 K: 2 S: 21	H: 1 R: 1 ER: 1 LOB: 1 P: 14	1B: 14 2B: 5 3B: 0 HR: 2	SF: 1 SAC: 0 DP: 1 HBP: 0	WP: 1 PB: 1 SB: 0 CS: 0	PA: 46			
PITCHER	IP WLS BF H R ER SO BB IBB HBP BLK WP HR S P ERA WHIP																
58 Doug Fister, R ERA: 3.81	5.0 L 26 13 7 7 2 0 0 0 0 0 0 1 28 44 12.60 2.600																
52 Jose Alvarez, L ERA: 6.14	2.1 12 5 5 5 1 0 0 0 0 0 0 1 5 8 ∞ ∞																
33 Drew Smyly, L ERA: 2.25	0.0 2 2 2 2 2 0 0 0 0 0 0 1 5 8 ∞ ∞																
38 Jeremy Bonderman, R ERA: 4.27	1.2 6 1 0 0 2 0 0 0 0 0 1 0 19 26 0.00 0.600																

Batter	1	2	3	4	5	6	7	8	9	AB	R	H	RBI	BB	SO	LOB	BOTTOM
14 Austin Jackson, R OBP: 0.340, SLG: 0.413	G4-3		K	K					G6-3	5	0	0	0	0	2	1	<p>Oakland Athletics @ Detroit Tigers Comerica Park, Detroit, MI Wed Aug 28 2013, 7:11 PM - 10:07 PM EDT Att: 31,973 - Clear - 82 F</p> <p>livebaseballscorecards.com</p> <p>AB 38 R 4 H 13 RBI 4 BB 2 SO 5 LOB 17</p> 
48 Torii Hunter, R OBP: 0.343, SLG: 0.474										5	1	3	1	0	1	0	
24 Miguel Cabrera, R OBP: 0.448, SLG: 0.683			HR							3	0	1	0	0	1	2	
32 Don Kelly, L OBP: 0.333, SLG: 0.372	F9									2	0	1	0	0	0	0	
28 Prince Fielder, L OBP: 0.350, SLG: 0.434										3	0	0	0	0	1	3	
18 Matt Tuiasosopo, R OBP: 0.386, SLG: 0.479	P3		F8							2	1	1	0	0	0	1	
41 Victor Martinez, S OBP: 0.347, SLG: 0.415										4	1	3	0	0	0	1	
12 Andy Dirks, L OBP: 0.322, SLG: 0.361										4	1	1	1	0	0	3	
4 Omar Infante, R OBP: 0.345, SLG: 0.441										2	0	1	0	1	0	0	
39 Ramon Santiago, S OBP: 0.294, SLG: 0.301										1	0	0	0	0	0	2	
13 Alex Avila, L OBP: 0.289, SLG: 0.344										4	0	2	2	0	0	1	
1 Jose Iglesias, R OBP: 0.361, SLG: 0.388										3	0	0	0	1	0	3	
Inning Stats	R: 0 H: 1 E: 0 K: 0 S: 11	H: 3 R: 1 ER: 1 LOB: 2 P: 20	R: 1 H: 3 E: 0 K: 1 S: 13	H: 0 R: 0 ER: 0 LOB: 1 P: 22	R: 0 H: 0 E: 0 K: 1 S: 11	H: 1 R: 0 ER: 0 LOB: 1 P: 9	R: 0 H: 0 E: 0 K: 0 S: 6	H: 0 R: 0 ER: 0 LOB: 0 P: 10	R: 0 H: 0 E: 0 K: 1 S: 10	H: 4 R: 3 ER: 1 LOB: 1 P: 25	1B: 10 2B: 3 3B: 0 HR: 1	SF: 0 SAC: 0 DP: 2 HBP: 0	WP: 0 PB: 0 SB: 1 CS: 0	PA: 40			
PITCHER	IP WLS BF H R ER SO BB IBB HBP BLK WP HR S P ERA WHIP																
67 Dan Straily, R ERA: 4.41	6.0 W 26 8 1 1 4 0 0 0 0 0 0 0 64 103 1.50 1.667																
49 Brett Anderson, L ERA: 6.47	3.0 S 14 5 3 3 1 0 0 0 0 0 0 0 40 56 9.00 1.667																

Batter	1	2	3	4	5	6	7	8	9	AB	R	H	RBI	BB	SO	LOB	TOP				
4 Coco Crisp, S OBP: 0.331, SLG: 0.410										5	1	1	0	0	1	4					
20 Josh Donaldson, R OBP: 0.370, SLG: 0.460										5	1	1	0	0	2	2					
8 Jed Lowrie, S OBP: 0.352, SLG: 0.441										5	1	3	2	0	0	1					
37 Brandon Moss, L OBP: 0.330, SLG: 0.504										4	1	1	2	1	2	3					
18 Alberto Callaspo, S OBP: 0.338, SLG: 0.363										4	1	1	0	0	2	2					
15 Seth Smith, L OBP: 0.315, SLG: 0.370										4	1	1	0	0	1	1					
10 Daric Barton, L OBP: 0.256, SLG: 0.286										3	0	1	1	0	0	0					
28 Eric Sogard, L OBP: 0.328, SLG: 0.375										2	0	1	1	0	0	0					
21 Stephen Vogt, L OBP: 0.297, SLG: 0.337										4	0	2	0	0	1	2					
Inning Stats	R: 2 H: 2 E: 0 K: 2 S: 17	H: 2 LOB: 1 BB: 1 P: 29	R: 0 H: 1 E: 0 K: 1 S: 12	H: 1 LOB: 1 BB: 0 P: 17	R: 0 H: 0 E: 0 K: 1 S: 10	H: 0 LOB: 0 BB: 0 P: 16	R: 2 H: 3 E: 1 K: 0 S: 10	H: 3 LOB: 1 BB: 0 P: 11	R: 0 H: 1 E: 0 K: 1 S: 9	H: 1 LOB: 1 BB: 0 P: 13	R: 0 H: 1 E: 0 K: 3 S: 12	H: 1 LOB: 0 BB: 0 P: 16	R: 0 H: 0 E: 0 K: 0 S: 6	H: 0 LOB: 0 BB: 0 P: 12	R: 0 H: 2 E: 0 K: 0 S: 12	H: 2 LOB: 2 BB: 0 P: 15	1B: 6 2B: 3 3B: 1 HR: 2	SF: 2 SAC: 1 DP: 0 HBP: 0	WP: 0 PB: 0 SB: 1 CS: 0	PA: 40	
PITCHER	IP WLS BF H R ER SO BB IBB HBP BLK WP HR S P ERA WHIP	IP WLS BF H R ER SO BB IBB HBP BLK WP HR S P ERA WHIP	IP WLS BF H R ER SO BB IBB HBP BLK WP HR S P ERA WHIP	IP WLS BF H R ER SO BB IBB HBP BLK WP HR S P ERA WHIP	IP WLS BF H R ER SO BB IBB HBP BLK WP HR S P ERA WHIP	IP WLS BF H R ER SO BB IBB HBP BLK WP HR S P ERA WHIP	IP WLS BF H R ER SO BB IBB HBP BLK WP HR S P ERA WHIP	IP WLS BF H R ER SO BB IBB HBP BLK WP HR S P ERA WHIP	IP WLS BF H R ER SO BB IBB HBP BLK WP HR S P ERA WHIP	IP WLS BF H R ER SO BB IBB HBP BLK WP HR S P ERA WHIP	IP WLS BF H R ER SO BB IBB HBP BLK WP HR S P ERA WHIP	IP WLS BF H R ER SO BB IBB HBP BLK WP HR S P ERA WHIP	IP WLS BF H R ER SO BB IBB HBP BLK WP HR S P ERA WHIP	IP WLS BF H R ER SO BB IBB HBP BLK WP HR S P ERA WHIP	IP WLS BF H R ER SO BB IBB HBP BLK WP HR S P ERA WHIP	IP WLS BF H R ER SO BB IBB HBP BLK WP HR S P ERA WHIP	IP WLS BF H R ER SO BB IBB HBP BLK WP HR S P ERA WHIP	IP WLS BF H R ER SO BB IBB HBP BLK WP HR S P ERA WHIP	IP WLS BF H R ER SO BB IBB HBP BLK WP HR S P ERA WHIP	IP WLS BF H R ER SO BB IBB HBP BLK WP HR S P ERA WHIP	IP WLS BF H R ER SO BB IBB HBP BLK WP HR S P ERA WHIP
37 Max Scherzer, R ERA: 2.9	5.0	24	8	6	5	5	1	0	0	0	0	0	0	0	0	0	2	68	101	9.00	1.800
36 Luke Putkonen, R ERA: 2.78	2.0	8	2	0	0	4	0	0	0	0	0	0	0	0	0	0	21	29	0.00	1.000	
31 Jose Veras, R ERA: 2.72	1.0	3	0	0	0	0	0	0	0	0	0	0	0	0	0	0	6	12	0.00	0.000	
53 Joaquin Benoit, R ERA: 1.51	1.0	W	5	2	0	0	0	0	0	0	0	0	0	0	0	0	0	12	15	0.00	2.000

Oakland Athletics @ Detroit Tigers
Comerica Park, Detroit, MI
Thu Aug 29 2013, 1:11 PM - 4:17 PM EDT
Att: 39,212 - Sunny - 84 F

AB 36
R 6
H 12
RBI 6
BB 1
SO 9
LOB 15

Batter	1	2	3	4	5	6	7	8	9	AB	R	H	RBI	BB	SO	LOB	BOTTOM					
14 Austin Jackson, R OBP: 0.340, SLG: 0.412										4	1	1	0	1	0	2						
12 Andy Dirks, L OBP: 0.318, SLG: 0.356										5	0	0	0	0	0	2						
24 Miguel Cabrera, R OBP: 0.450, SLG: 0.683										3	0	2	0	0	1	1						
18 Matt Tuiasosopo, R OBP: 0.383, SLG: 0.476										1	0	0	0	0	1	0						
13 Alex Avila, L OBP: 0.288, SLG: 0.342										1	0	0	0	0	1	1						
28 Prince Fielder, L OBP: 0.353, SLG: 0.442										4	3	3	1	1	0	1						
41 Victor Martinez, S OBP: 0.349, SLG: 0.417										5	0	3	1	0	0	0						
1 Jose Iglesias, R OBP: 0.361, SLG: 0.388										0	1	0	0	0	0	0						
32 Don Kelly, L OBP: 0.333, SLG: 0.371										3	1	1	0	0	0	2						
48 Torii Hunter, R OBP: 0.343, SLG: 0.480										2	1	1	3	0	0	2						
55 Brayan Peña, S OBP: 0.329, SLG: 0.412										3	0	2	1	0	0	0						
4 Omar Infante, R OBP: 0.344, SLG: 0.439										4	0	1	0	0	0	3						
39 Ramon Santiago, S OBP: 0.293, SLG: 0.300										4	0	1	1	0	0	2						
Inning Stats	R: 0 H: 1 E: 0 K: 0 S: 9	H: 1 LOB: 0 BB: 0 P: 15	R: 0 H: 1 E: 0 K: 0 S: 8	H: 1 LOB: 0 BB: 0 P: 14	R: 0 H: 1 E: 0 K: 1 S: 10	H: 1 LOB: 1 BB: 0 P: 14	R: 1 H: 3 E: 0 K: 0 S: 14	H: 3 LOB: 2 BB: 0 P: 18	R: 0 H: 1 E: 0 K: 0 S: 9	H: 1 LOB: 1 BB: 0 P: 12	R: 2 H: 4 E: 0 K: 0 S: 14	H: 4 LOB: 2 BB: 0 P: 19	R: 0 H: 2 E: 0 K: 1 S: 10	H: 2 LOB: 2 BB: 0 P: 16	R: 0 H: 0 E: 0 K: 0 S: 6	H: 0 LOB: 0 BB: 0 P: 11	R: 4 H: 2 E: 0 K: 1 S: 13	H: 2 LOB: 1 BB: 2 P: 27	1B: 13 2B: 0 3B: 0 HR: 2	SF: 1 SAC: 0 DP: 0 HBP: 0	WP: 0 PB: 0 SB: 0 CS: 0	PA: 42
PITCHER	IP WLS BF H R ER SO BB IBB HBP BLK WP HR S P ERA WHIP	IP WLS BF H R ER SO BB IBB HBP BLK WP HR S P ERA WHIP	IP WLS BF H R ER SO BB IBB HBP BLK WP HR S P ERA WHIP	IP WLS BF H R ER SO BB IBB HBP BLK WP HR S P ERA WHIP	IP WLS BF H R ER SO BB IBB HBP BLK WP HR S P ERA WHIP	IP WLS BF H R ER SO BB IBB HBP BLK WP HR S P ERA WHIP	IP WLS BF H R ER SO BB IBB HBP BLK WP HR S P ERA WHIP	IP WLS BF H R ER SO BB IBB HBP BLK WP HR S P ERA WHIP	IP WLS BF H R ER SO BB IBB HBP BLK WP HR S P ERA WHIP	IP WLS BF H R ER SO BB IBB HBP BLK WP HR S P ERA WHIP	IP WLS BF H R ER SO BB IBB HBP BLK WP HR S P ERA WHIP	IP WLS BF H R ER SO BB IBB HBP BLK WP HR S P ERA WHIP	IP WLS BF H R ER SO BB IBB HBP BLK WP HR S P ERA WHIP	IP WLS BF H R ER SO BB IBB HBP BLK WP HR S P ERA WHIP	IP WLS BF H R ER SO BB IBB HBP BLK WP HR S P ERA WHIP	IP WLS BF H R ER SO BB IBB HBP BLK WP HR S P ERA WHIP	IP WLS BF H R ER SO BB IBB HBP BLK WP HR S P ERA WHIP	IP WLS BF H R ER SO BB IBB HBP BLK WP HR S P ERA WHIP	IP WLS BF H R ER SO BB IBB HBP BLK WP HR S P ERA WHIP	IP WLS BF H R ER SO BB IBB HBP BLK WP HR S P ERA WHIP	IP WLS BF H R ER SO BB IBB HBP BLK WP HR S P ERA WHIP	
40 Bartolo Colon, R ERA: 2.94	5.0	21	7	1	1	1	0	0	0	0	0	0	0	0	0	0	1	7	9	54.00	9.000	
13 Jerry Blevins, L ERA: 3.61	0.1	4	3	2	2	0	0	0	0	0	0	0	0	0	0	0	0	16	25	0.00	2.250	
61 Dan Otero, R ERA: 1.2	1.1	H	7	3	0	0	1	0	0	0	0	0	0	0	0	0	0	7	12	0.00	0.000	
62 Sean Doolittle, L ERA: 3.7	1.1	H	4	0	0	0	0	0	0	0	0	0	0	0	0	0	0	7	12	0.00	0.000	
50 Grant Balfour, R ERA: 2.44	0.2	L	6	2	4	4	1	2	0	0	0	0	0	0	0	0	1	13	27	54.00	6.000	

Oakland Athletics @ Detroit Tigers
Comerica Park, Detroit, MI
Thu Aug 29 2013, 1:11 PM - 4:17 PM EDT
Att: 39,212 - Sunny - 84 F

AB 39
R 7
H 15
RBI 7
BB 2
SO 3
LOB 16

Batter	1	2	3	4	5	6	7	8	9	AB	R	H	RBI	BB	SO	LOB	TOP				
24 Michael Bourn, L (1, 8) OBP: 0.319, SLG: 0.353	 FF 90, FF 93, CU 79, CH 84, SI 94, SI 93, CU 77		 FF 91, CH 80			 CU 73, CH 80, SI 89, SI 88, SI 88	 FC 88, 0-0			4	0	1	0	0	1	0					
33 Nick Swisher, S (1, 3) OBP: 0.340, SLG: 0.406	 FF 92, FF 93, FF 94, CU 78		 SI 90, SI 92, CH 82, SI 93, SI 93			 FF 90, SI 87, SI 87, SI 83, SI 83, CU 76	 FF 99, FF 98, FF 100, FF 100		4	1	2	0	0	0	1	0					
22 Jason Kipnis, L (1, 4) OBP: 0.367, SLG: 0.464	 FF 92, SL 87, CU 78, FF 84			 FF 87, CH 79, SL 84, SI 84, SI 84, SI 84		 SI 88, SI 88, SI 88, SI 88, SI 88	 FF 101, 0-0		3	0	0	0	0	1	1	2					
41 Carlos Santana, S (1, 10) OBP: 0.372, SLG: 0.451		 CH 83, SI 90, SI 90, SI 90, SI 90	 CH 83, SI 90, SI 90, SI 90, SI 90		 SI 90, SI 90, SI 90, SI 90, SI 90		 SI 91, SI 89, SI 89, SI 89, SI 89		3	1	1	0	0	0	0	2					
23 Michael Brantley, L (1, 7) OBP: 0.328, SLG: 0.380	 FF 91, CU 76	 FF 91, CU 76	 FF 91, CU 76		 FF 92, SI 90, SI 90, SI 90, SI 90		 SI 92, SI 92, SI 92, SI 92, SI 92		2	0	1	0	1	0	0	0					
13 Asdrúbal Cabrera, S (1, 6) OBP: 0.296, SLG: 0.387	 SI 90, SI 92, CU 77					 FF 89, FF 90	 SI 87, SI 86, SI 86, SI 86, SI 86		2	0	0	1	1	0	1						
10 Yan Gomes, R (1, 2) OBP: 0.338, SLG: 0.481	 FF 92, CU 78, SI 92, SI 92, SI 92					 FF 91, SI 90	 SI 94, SI 88, SI 88, SI 88, SI 88		3	0	1	0	0	0	0	4					
8 Lonnie Chisenhall, L (1, 5) OBP: 0.266, SLG: 0.375		 SI 91, SI 92, SI 92, SI 92, SI 92				 SI 91, SI 90, SI 90, SI 90, SI 90		 SI 90, SI 92, SI 92, SI 92, SI 92	2	0	1	0	0	0	0	1					
4 Mike Aviles, R (7, PH) OBP: 0.286, SLG: 0.381									1	0	0	0	0	0	0	0					
11 Drew Stubbs, R (1, 9) OBP: 0.308, SLG: 0.370			 FF 90, SI 89			 SI 91, SI 90, SI 90, SI 90, SI 90		 FC 88, SI 93, SI 93, SI 93, SI 93	3	0	0	0	0	0	0	1					
Inning Stats	R: 0 E: 0 K: 2 S: 12	H: 0 LOB: 0 BB: 0 P: 15	R: 1 E: 0 K: 0 S: 13	H: 3 LOB: 1 BB: 0 P: 20	R: 0 E: 0 K: 0 S: 7	H: 0 LOB: 0 BB: 0 P: 9	R: 0 E: 0 K: 1 S: 12	H: 0 LOB: 0 BB: 0 P: 18	R: 0 E: 1 K: 0 S: 9	H: 1 LOB: 1 BB: 0 P: 11	R: 1 E: 0 K: 0 S: 19	H: 1 LOB: 3 BB: 3 P: 39	R: 0 E: 0 K: 0 S: 10	H: 2 LOB: 2 BB: 0 P: 15				1B: 2 2B: 5 3B: 0 HR: 0	SF: 0 SAC: 0 DP: 2 HBP: 0	WP: 0 PB: 0 SB: 0 CS: 0	PA: 30
PITCHER	IP WLS BF H R ER SO BB IBB HBP BLK WP HR S P ERA WHIP																				
21 Rick Porcello, R (1, 1) ERA: 4.44	5.2 W 23 5 2 2 3 2 0 0 0 0 0 0 66 100 3.18 1.235																				
62 Al Alburquerque, R (6, 1) ERA: 4.85	0.1 H 2 0 0 0 0 1 0 0 0 0 0 0 6 12 0.00 3.000																				
33 Drew Smyly, L (7, 1) ERA: 2.23	0.2 H 3 1 0 0 0 0 0 0 0 0 0 0 6 10 0.00 1.500																				
43 Bruce Rondon, R (7, 1) ERA: 3.81	0.1 S 2 1 0 0 0 0 0 0 0 0 0 0 4 5 0.00 3.000																				

Cleveland Indians @ Detroit Tigers
Comerica Park, Detroit, MI
Fri Aug 30 2013, 7:10 PM - 10:05 PM EDT
Att: 37,067 - Clear - 87 F

AB 27
R 2
H 7
RBI 1
BB 3
SO 3
LOB 11



Batter	1	2	3	4	5	6	7	8	9	AB	R	H	RBI	BB	SO	LOB	BOTTOM				
14 Austin Jackson, R (1, 8) OBP: 0.339, SLG: 0.410	 FF 91, FF 89		 FF 89, 0-0	 CU 78, CH 80, SI 80, SI 80, SI 80		 FF 95, SI 93	 SI 93, SI 88, SI 88, SI 88, SI 88		4	1	1	1	0	1	1						
48 Torii Hunter, R (1, 9) OBP: 0.342, SLG: 0.478	 FF 91, FF 91, CH 81, CH 82, FF 89		 SAFE, FF 92, CH 81	 CH 81, SI 91, SI 91, SI 91		 SAFE, FF 96, CH 88		4	0	1	0	0	0	0	2						
24 Miguel Cabrera, R (1, 5) OBP: 0.449, SLG: 0.681	 FF 93, FF 90, CH 82, CH 82		 FF 90, SAFE, CH 79	 FF 88, SI 93, SI 89, SI 91		 SI 91, SI 93, SI 89, SI 91	 FF 91, SI 78, SI 83, SI 80		1	0	0	0	0	1	0						
12 Andy Dirks, L (3, 7) OBP: 0.323, SLG: 0.362	 FF 93, FF 90, CH 82, CH 82		 SAFE, CH 79	 SAFE, CH 79		 SI 91, SI 93, SI 89, SI 91	 FF 91, SI 78, SI 83, SI 80		2	2	2	0	1	0	0						
28 Prince Fielder, L (1, 3) OBP: 0.356, SLG: 0.441		 FF 90, CH 80, SI 88, CH 81	 CH 81, SI 91, SI 91, SI 91	 CH 81, SI 91, SI 91, SI 91		 SI 91, SI 93, SI 89, SI 91	 CU 76, SI 81, SI 83, SI 80		1	2	0	0	2	0	1						
41 Victor Martinez, S (1, 10) OBP: 0.352, SLG: 0.422		 FF 90, CH 80, SI 88, CH 81	 CH 81, SI 91, SI 91, SI 91	 CH 81, SI 91, SI 91, SI 91		 SI 91, SI 93, SI 89, SI 91	 CU 76, SI 81, SI 83, SI 80		1	2	0	0	2	0	1						
32 Don Kelly, L (1, 7) OBP: 0.332, SLG: 0.367	 SI 92, SI 92, SI 93	 IN 53, SI 91, SI 92	 IN 53, SI 91, SI 92			 SI 91, SI 93, SI 89, SI 91	 FF 91, SI 78, SI 83, SI 80		2	0	0	1	1	2	2						
13 Alex Avila, L (1, 2) OBP: 0.288, SLG: 0.338	 FF 92, CU 78, SI 90, SI 92, SI 92	 FF 92, CU 78, SI 90, SI 92, SI 92	 FF 91, SI 91, SI 91, SI 91			 SI 91, SI 93, SI 89, SI 91	 FF 91, SI 78, SI 83, SI 80		3	0	0	1	1	2	3						
4 Omar Infante, R (1, 4) OBP: 0.343, SLG: 0.437	 FF 92, SI 91, SI 91, SI 91	 SI 86, SI 84, SI 93	 SI 86, SI 84, SI 93			 SI 91, SI 93, SI 89, SI 91	 FF 91, SI 78, SI 83, SI 80		4	0	1	1	0	0	3						
1 Jose Iglesias, R (1, 6) OBP: 0.363, SLG: 0.394		 FF 90, SI 94	 FF 90, SI 94			 SI 91, SI 93, SI 89, SI 91	 FF 95, CU 79		3	1	2	0	0	0	0						
Inning Stats	R: 0 E: 0 K: 1 S: 8	H: 0 LOB: 0 BB: 0 P: 11	R: 1 E: 0 K: 1 S: 11	H: 1 LOB: 1 BB: 1 P: 21	R: 4 E: 0 K: 0 S: 14	H: 4 LOB: 2 BB: 2 P: 27	R: 0 E: 0 K: 1 S: 13	H: 1 LOB: 3 BB: 1 P: 23	R: 0 E: 0 K: 2 S: 8	H: 0 LOB: 0 BB: 0 P: 14	R: 0 E: 0 K: 0 S: 5	H: 1 LOB: 0 BB: 0 P: 6	R: 2 E: 0 K: 1 S: 12	H: 2 LOB: 2 BB: 2 P: 24				1B: 5 2B: 4 3B: 0 HR: 0	SF: 1 SAC: 0 DP: 1 HBP: 1	WP: 1 PB: 0 SB: 0 CS: 0	PA: 35
PITCHER	IP WLS BF H R ER SO BB IBB HBP BLK WP HR S P ERA WHIP																				
34 Zach McAllister, R (1, 1) ERA: 3.81	3.2 L 21 4 0 0 0 2 0 0 0 0 0 0 10 17 0.00 0.000																				
35 Marc Rzepczynski, L (4, 1) ERA: 3.74	1.0 4 0 0 0 0 2 0 0 0 0 0 0 7 9 0.00 0.750																				
59 Carlos Carrasco, R (5, 1) ERA: 6.85	1.1 4 1 0 0 0 0 0 0 0 0 0 0 7 9 0.00 0.750																				
53 Rich Hill, L (7, 1) ERA: 6.37	0.2 5 1 2 2 1 1 1 0 0 0 0 0 11 23 27.00 3.000																				
32 Matt Albers, R (7, 1) ERA: 3.31	0.1 1 1 0 0 0 0 0 0 0 0 0 0 1 1 0.00 3.000																				

Cleveland Indians @ Detroit Tigers
Comerica Park, Detroit, MI
Fri Aug 30 2013, 7:10 PM - 10:05 PM EDT
Att: 37,067 - Clear - 87 F

AB 27
R 7
H 9
RBI 6
BB 6
SO 6
LOB 15



Batter	1	2	3	4	5	6	7	8	9	AB	R	H	RBI	BB	SO	LOB	TOP										
24 Michael Bourn, L (1,8) OBP: 0.320, SLG: 0.353										4	1	1	1	1	0	0											
33 Nick Swisher, S (1,9) OBP: 0.338, SLG: 0.402										4	0	0	0	0	0	2	3										
22 Jason Kipnis, L (1,4) OBP: 0.366, SLG: 0.464										4	1	1	0	0	1	1											
41 Carlos Santana, S (1,3) OBP: 0.373, SLG: 0.458										4	1	2	3	0	0	0											
23 Michael Brantley, L (1,7) OBP: 0.327, SLG: 0.383										4	0	1	0	0	0	1											
13 Asdrubal Cabrera, S (1,6) OBP: 0.297, SLG: 0.388										4	1	2	0	0	0	1											
25 Jason Giambi, L (1,10) OBP: 0.277, SLG: 0.380										4	0	1	0	0	0	1											
8 Lonnie Chisenhall, L (1,5) OBP: 0.262, SLG: 0.369										4	0	0	0	0	1	2											
10 Yan Gomes, R (1,2) OBP: 0.336, SLG: 0.491										4	1	1	1	0	2	2											
Inning Stats	R: 1 E: 0 K: 0 S: 10	H: 1 LOB: 1 BB: 1 P: 21	R: 0 E: 0 K: 0 S: 9	H: 0 LOB: 0 BB: 0 P: 13	R: 0 E: 0 K: 2 S: 9	H: 0 LOB: 0 BB: 0 P: 10	R: 0 E: 0 K: 0 S: 8	H: 0 LOB: 0 BB: 0 P: 12	R: 1 E: 0 K: 2 S: 15	H: 3 LOB: 2 BB: 0 P: 24	R: 0 E: 0 K: 1 S: 12	H: 1 LOB: 0 BB: 0 P: 17	R: 1 E: 0 K: 0 S: 9	H: 1 LOB: 0 BB: 0 P: 14	R: 2 E: 0 K: 0 S: 15	H: 3 LOB: 1 BB: 0 P: 27	R: 0 E: 0 K: 1 S: 7	H: 0 LOB: 0 BB: 0 P: 8	1B: 5 2B: 1 3B: 1 HR: 2	SF: 0 SAC: 0 DP: 0 HBP: 0	WP: 0 PB: 0 SB: 0 CS: 0	PA: 37					
PITCHER	IP 6.2	WLS W	BF 27	H 6	R 3	ER 3	SO 5	BB 1	IBB 0	HBP 0	BLK 0	WP 0	HR 1	S 69	P 106	ERA 4.05	WHIP 1.050										
19 Anibal Sánchez, R (1,1) ERA: 2.68																											
33 Drew Smyly, L (7,1) ERA: 2.22																											
31 Jose Veras, R (8,1) ERA: 2.98																											
53 Joaquin Benoit, R (9,1) ERA: 1.48																											

Cleveland Indians @ Detroit Tigers
Comerica Park, Detroit, MI
Sat Aug 31 2013, 7:10 PM - 10:31 PM EDT
Att: 41,272 - Cloudy - 79 F

AB 36
R 5
H 9
RBI 5
BB 1
SO 6
LOB 11



Batter	1	2	3	4	5	6	7	8	9	AB	R	H	RBI	BB	SO	LOB	BOTTOM										
14 Austin Jackson, R (1,8) OBP: 0.344, SLG: 0.417										3	1	2	2	1	1	0											
1 Jose Iglesias, R (1,6) OBP: 0.398, SLG: 0.397										3	1	2	1	1	1	2											
48 Toni Hunter, R (1,9) OBP: 0.341, SLG: 0.476										5	0	1	1	0	1	8											
28 Prince Fielder, L (1,3) OBP: 0.356, SLG: 0.442										5	0	2	1	0	0	4											
41 Victor Martinez, S (1,10) OBP: 0.353, SLG: 0.421										4	1	1	0	1	0	1											
18 Matt Tujosco, R (1,7) OBP: 0.385, SLG: 0.472										1	1	0	0	1	1	0											
12 Andy Dirks, L (6, FH) OBP: 0.325, SLG: 0.363										2	1	1	0	1	1	0											
4 Omar Infante, R (1,4) OBP: 0.344, SLG: 0.453										5	2	2	5	0	0	3											
55 Brayan Peña, S (1,2) OBP: 0.332, SLG: 0.418										4	0	2	0	0	1	0											
26 Hernán Pérez, R (8, PR) OBP: 0.237, SLG: 0.250										0	1	0	0	0	0	0											
13 Alex Avila, L (9,2) OBP: 0.288, SLG: 0.338										0	0	0	0	0	0	0											
39 Ramon Santiago, S (1,5) OBP: 0.298, SLG: 0.305										4	2	2	0	0	0	1											
Inning Stats	R: 0 E: 0 K: 0 S: 8	H: 1 LOB: 1 BB: 1 P: 17	R: 4 E: 0 K: 2 S: 28	H: 5 LOB: 2 BB: 1 P: 42	R: 0 E: 0 K: 1 S: 10	H: 0 LOB: 0 BB: 0 P: 12	R: 0 E: 0 K: 1 S: 14	H: 0 LOB: 0 BB: 0 P: 17	R: 0 E: 0 K: 0 S: 8	H: 1 LOB: 0 BB: 0 P: 10	R: 2 E: 0 K: 0 S: 18	H: 2 LOB: 3 BB: 2 P: 35	R: 0 E: 0 K: 1 S: 9	H: 1 LOB: 0 BB: 0 P: 14	R: 4 E: 0 K: 1 S: 18	H: 5 LOB: 3 BB: 1 P: 30	1B: 10 2B: 3 3B: 1 HR: 2	SF: 0 SAC: 1 DP: 3 HBP: 1	WP: 0 PB: 0 SB: 0 CS: 0	PA: 43							
PITCHER	IP 5.0	WLS L	BF 22	H 7	R 4	ER 4	SO 4	BB 2	IBB 0	HBP 0	BLK 0	WP 0	HR 1	S 68	P 98	ERA 7.20	WHIP 1.800										
26 Scott Kazmir, L (1,1) ERA: 4.36																											
27 Bryan Shaw, R (6,1) ERA: 4.07																											
53 Rich Hill, L (7,1) ERA: 6.19																											
32 Matt Albers, R (8,1) ERA: 3.63																											
37 Cody Allen, R (8,1) ERA: 2.47																											
PITCHER	IP 0.1	WLS 4	BF 2	H 1	R 1	ER 1	SO 1	BB 0	IBB 0	HBP 0	BLK 0	WP 0	HR 0	S 6	P 12	ERA 27.00	WHIP 6.000										
35 Marc Rzepczynski, L (8,1) ERA: 3.68																											

Cleveland Indians @ Detroit Tigers
Comerica Park, Detroit, MI
Sat Aug 31 2013, 7:10 PM - 10:31 PM EDT
Att: 41,272 - Cloudy - 79 F


AB 36
R 10
H 15
RBI 10
BB 5
SO 6
LOB 19



Batter	1	2	3	4	5	6	7	8	9	AB	R	H	RBI	BB	SO	LOB	TOP			
14 Austin Jackson, R OBP: 0.345, SLG: 0.420										4	1	2	0	0	1	1				
48 Toni Hunter, R OBP: 0.338, SLG: 0.470										4	0	1	0	0	1	2				
28 Prince Fielder, L OBP: 0.357, SLG: 0.443										3	0	1	1	0	0	1				
41 Victor Martinez, S OBP: 0.351, SLG: 0.418										4	1	1	0	0	0	3				
12 Andy Dirks, L OBP: 0.325, SLG: 0.370										4	1	1	1	0	0	1				
4 Omar Infante, R OBP: 0.344, SLG: 0.453										3	0	0	0	1	0	1				
32 Don Kelly, L OBP: 0.327, SLG: 0.361										4	0	1	0	0	1	1				
13 Alex Avila, L OBP: 0.293, SLG: 0.341											4	0	0	0	0	3	1			
1 Jose Iglesias, R OBP: 0.366, SLG: 0.397										3	0	1	0	0	0	0				
Inning Stats	R: 0 H: 1 E: 0 K: 1 S: 9	H: 1 LOB: 1 BB: 0 P: 15	R: 0 H: 0 E: 0 K: 1 S: 9	H: 0 LOB: 0 BB: 0 P: 10	R: 0 H: 1 E: 0 K: 2 S: 11	H: 1 LOB: 1 BB: 0 P: 16	R: 0 H: 0 E: 0 K: 0 S: 7	H: 0 LOB: 0 BB: 0 P: 9	R: 0 H: 0 E: 0 K: 0 S: 4	H: 0 LOB: 0 BB: 0 P: 8	R: 2 H: 2 E: 0 K: 0 S: 14	H: 2 LOB: 1 BB: 1 P: 24	R: 1 H: 2 E: 0 K: 0 S: 11	H: 2 LOB: 1 BB: 0 P: 16	R: 0 H: 1 E: 1 K: 1 S: 9	H: 1 LOB: 0 BB: 0 P: 12	1B: 4 2B: 3 3B: 1 HR: 0	SF: 1 SAC: 0 DP: 1 HBP: 0	WP: 0 PB: 1 SB: 1 CS: 0	PA: 35
PITCHER	IP WLS BF H R ER SO BB IBB HBP BLK WP HR S P ERA WHIP																			
41 John Lackey, R ERA: 3.22	7.1 L 29 7 3 3 5 1 0 0 0 0 0 0 72 111 3.68 1.091																			
38 Matt Thornton, L ERA: 3.2	(8.1) 1.2 6 1 0 0 1 0 0 0 0 0 0 12 15 0.00 0.600																			

Detroit Tigers @ Boston Red Sox
Fenway Park, Boston, MA
Mon Sep 02 2013, 1:38 PM - 4:37 PM EDT
Att: 36,188 - Cloudy - 81 F


AB 33
R 3
H 8
RBI 2
BB 1
SO 6
LOB 11



Batter	1	2	3	4	5	6	7	8	9	AB	R	H	RBI	BB	SO	LOB	BOTTOM
2 Jacoby Ellsbury, L OBP: 0.355, SLG: 0.418										3	0	0	0	1	1	1	
18 Shane Victorino, S OBP: 0.350, SLG: 0.448										3	0	1	0	0	1	0	
15 Dustin Pedroia, R OBP: 0.377, SLG: 0.417										4	0	1	0	0	0	3	
34 David Ortiz, L OBP: 0.395, SLG: 0.554										4	0	0	0	0	1	2	
29 Daniel Nava, S OBP: 0.387, SLG: 0.445										3	0	3	0	1	0	0	
12 Mike Napoli, R OBP: 0.340, SLG: 0.445										2	0	0	0	2	1	2	
39 Jarrod Saltalamacchia, S OBP: 0.354, SLG: 0.442										4	0	0	0	0	1	5	
7 Stephen Drew, L OBP: 0.328, SLG: 0.428										4	0	0	0	0	2	4	
16 Will Middlebrooks, R OBP: 0.272, SLG: 0.408										3	0	1	0	0	0	2	
Inning Stats	R: 0 H: 0 E: 0 K: 0 S: 12	H: 0 LOB: 1 BB: 2 P: 20	R: 0 H: 0 E: 0 K: 1 S: 9	H: 0 LOB: 0 BB: 0 P: 12	R: 0 H: 1 E: 0 K: 1 S: 9	H: 1 LOB: 0 BB: 0 P: 16	R: 0 H: 1 E: 0 K: 0 S: 7	H: 1 LOB: 2 BB: 1 P: 11	R: 0 H: 1 E: 0 K: 2 S: 15	H: 1 LOB: 1 BB: 0 P: 22	R: 0 H: 1 E: 0 K: 1 S: 13	H: 1 LOB: 0 BB: 0 P: 23	1B: 3 2B: 3 3B: 0 HR: 0	SF: 0 SAC: 0 DP: 3 HBP: 1	WP: 1 PB: 0 SB: 0 CS: 0	PA: 35	
PITCHER	IP WLS BF H R ER SO BB IBB HBP BLK WP HR S P ERA WHIP																
58 Doug Fister, R ERA: 3.66	(1.1) 7.0 W 27 4 0 0 0 4 0 0 0 0 0 0 2 3 0.00 1.143																
40 Phil Coke, L ERA: 4.95	(8.1) 0.1 H 1 0 0 0 0 0 0 0 0 0 0 2 3 0.00 0.000																
43 Bruce Rondon, R ERA: 3.58	(8.1) 0.2 H 3 1 0 0 2 0 0 0 0 1 0 13 19 0.00 1.500																
31 Jose Veras, R ERA: 2.93	(9.1) 1.0 S 4 1 0 0 1 0 0 0 0 0 0 0 13 23 0.00 1.000																

Detroit Tigers @ Boston Red Sox
Fenway Park, Boston, MA
Mon Sep 02 2013, 1:38 PM - 4:37 PM EDT
Att: 36,188 - Cloudy - 81 F

AB 30
R 0
H 6
RBI 0
BB 4
SO 7
LOB 19



Batter	1	2	3	4	5	6	7	8	9	AB	R	H	RBI	BB	SO	LOB	TOP										
14 Austin Jackson, R OBP: 0.347, SLG: 0.423										4	0	2	0	0	1	0											
48 Toni Hunter, R OBP: 0.337, SLG: 0.469										4	0	1	0	0	1	1											
24 Miguel Cabrera, R OBP: 0.446, SLG: 0.676										4	0	0	0	0	1	4											
28 Prince Fielder, L OBP: 0.356, SLG: 0.442										4	0	1	0	0	1	1											
41 Victor Martinez, S OBP: 0.351, SLG: 0.417										4	0	1	0	0	0	1											
29 Danny Worth, R (8, PR)										0	0	0	0	0	0	0											
4 Omar Infante, R OBP: 0.346, SLG: 0.453										4	1	2	0	0	1	1											
18 Matt Tuiasosopo, R OBP: 0.378, SLG: 0.463										3	0	0	0	0	3	3											
12 Andy Dirks, L OBP: 0.325, SLG: 0.369										1	0	0	0	0	0	0											
55 Brayan Peña, S OBP: 0.330, SLG: 0.415										4	0	1	0	0	1	2											
1 Jose Iglesias, R OBP: 0.365, SLG: 0.399										4	0	1	1	0	3	1											
Inning Stats	R: 0 E: 0 K: 1 S: 17	H: 1 LOB: 1 BB: 0 P: 25	R: 1 E: 0 K: 1 S: 11	H: 3 LOB: 2 BB: 0 P: 12	R: 0 E: 0 K: 3 S: 10	H: 0 LOB: 0 BB: 0 P: 14	R: 0 E: 0 K: 0 S: 6	H: 0 LOB: 0 BB: 0 P: 11	R: 0 E: 1 K: 2 S: 15	H: 2 LOB: 3 BB: 0 P: 20	R: 0 E: 0 K: 1 S: 15	H: 2 LOB: 2 BB: 0 P: 19	R: 0 E: 0 K: 1 S: 7	H: 0 LOB: 0 BB: 0 P: 10	R: 0 E: 0 K: 1 S: 7	H: 1 LOB: 1 BB: 0 P: 14	R: 0 E: 0 K: 2 S: 7	H: 0 LOB: 0 BB: 0 P: 9	1B: 7 2B: 2 HR: 0	SF: 0 SAC: 0 HBP: 0	WP: 0 PB: 0 CS: 0	PA: 36					
PITCHER	IP	WLS	BF	H	R	ER	SO	BB	IBB	HBP	BLK	WP	HR	S	P	ERA	WHIP										
31 Jon Lester, L ERA: 3.88	7.0	W	29	8	1	1	9	0	0	0	0	0	0	81	111	1.29	1.143										
67 Brandon Workman, R ERA: 4.46	0.1	H	1	0	0	0	0	0	0	0	0	0	0	1	3	0.00	0.000										
32 Craig Breslow, L ERA: 2.2	0.1	H	2	1	0	0	0	0	0	0	0	0	0	3	7	0.00	3.000										
36 Junichi Tazawa, R ERA: 2.86	0.1	H	1	0	0	0	1	0	0	0	0	0	0	3	4	0.00	0.000										
19 Koji Uehara, R ERA: 1.16	1.0	S	3	0	0	0	2	0	0	0	0	0	0	7	9	0.00	0.000										

Detroit Tigers @ Boston Red Sox
Fenway Park, Boston, MA
Tue Sep 03 2013, 7:15 PM - 10:08 PM EDT
Att: 32,071 - Cloudy - 76 F

AB 36
R 1
H 9
RBI 1
BB 0
SO 12
LOB 14

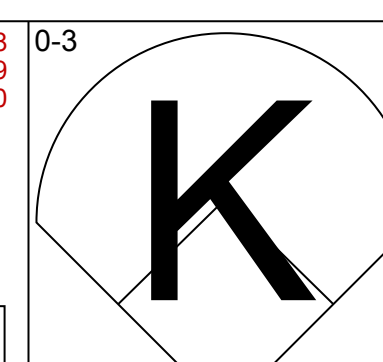
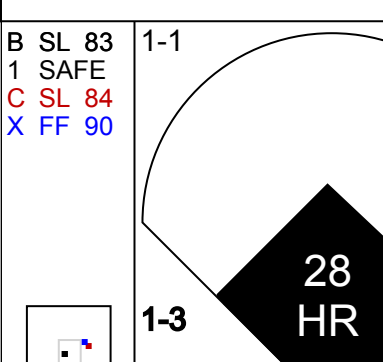
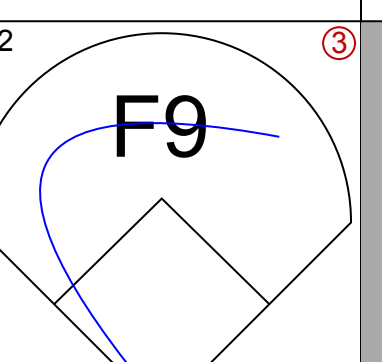
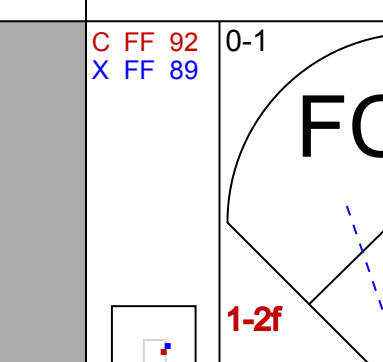
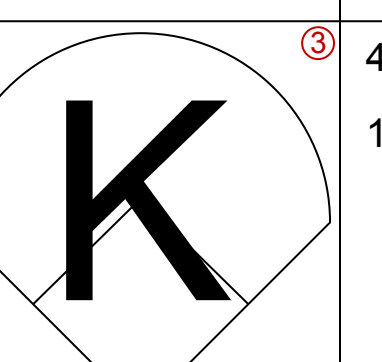
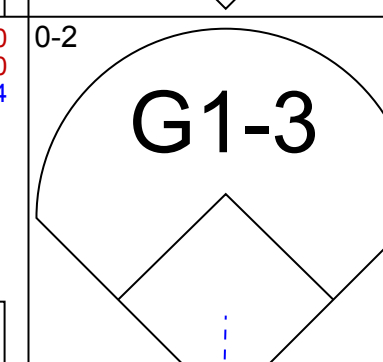
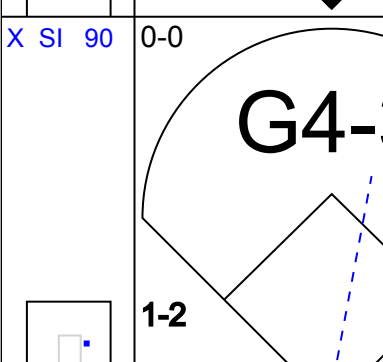
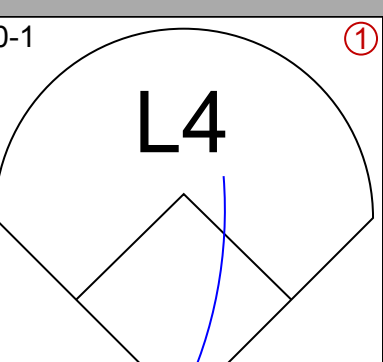
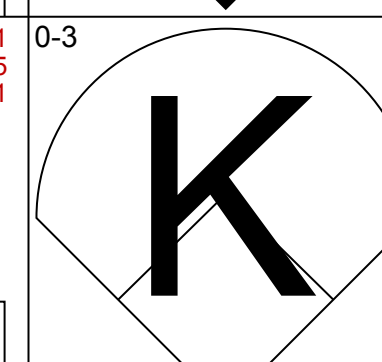
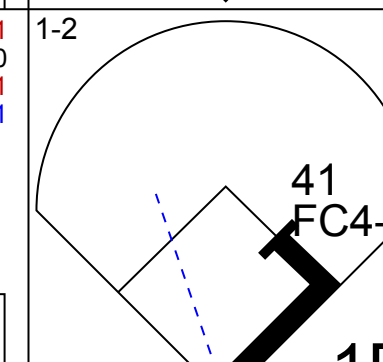
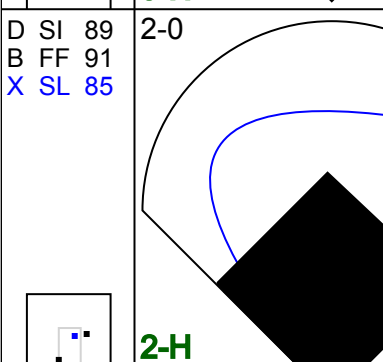
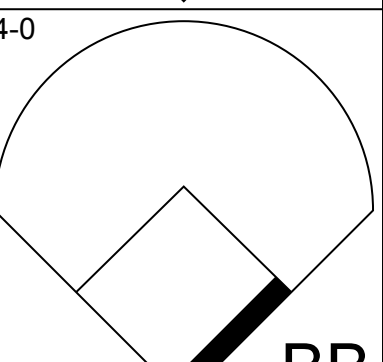
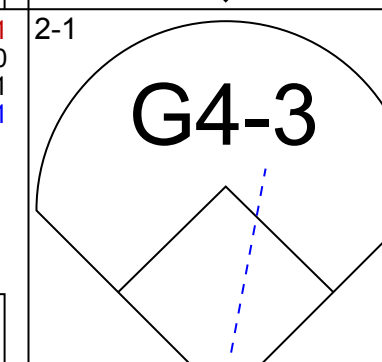
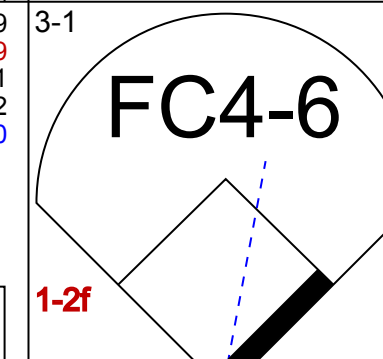
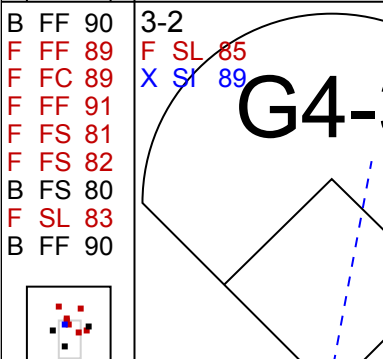
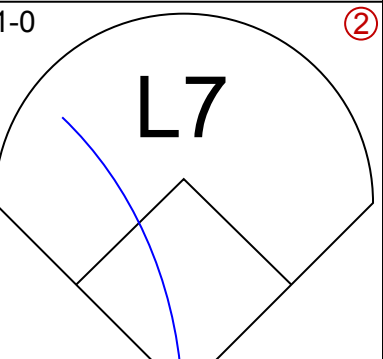
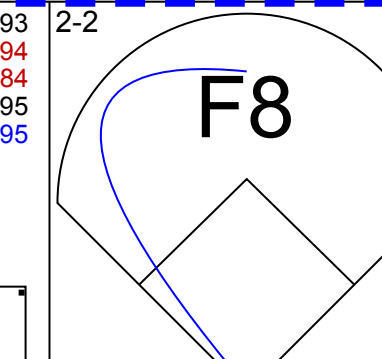
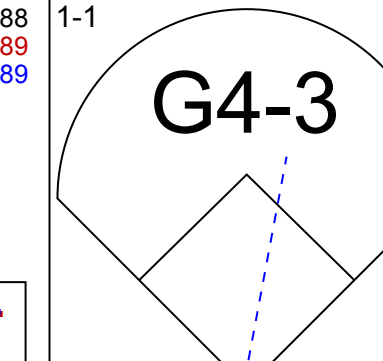
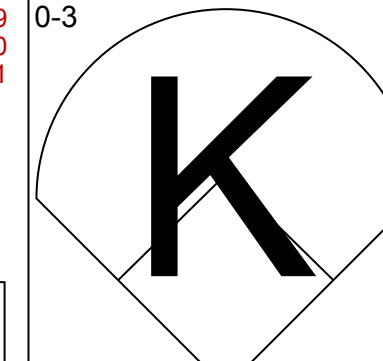
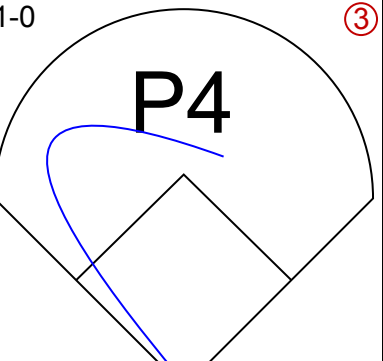
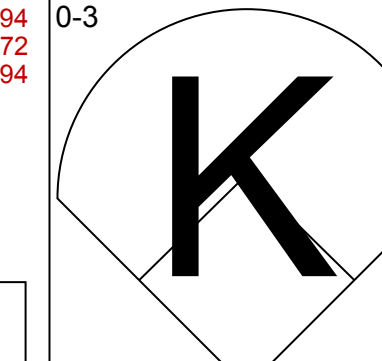
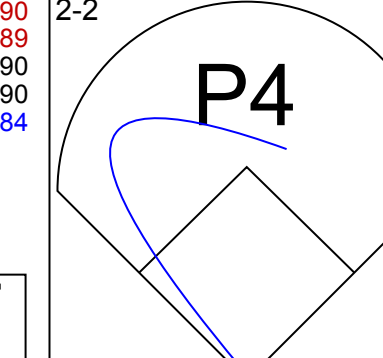
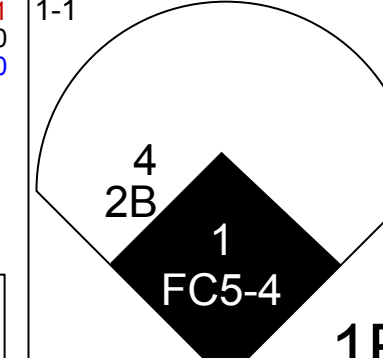
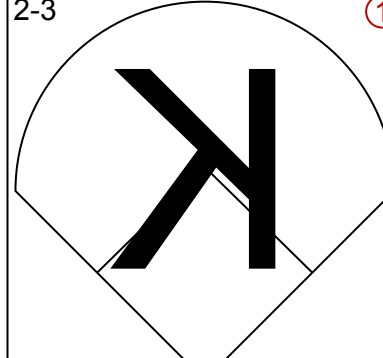
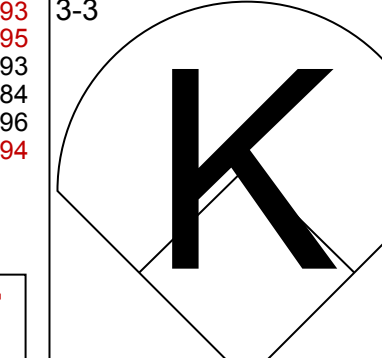

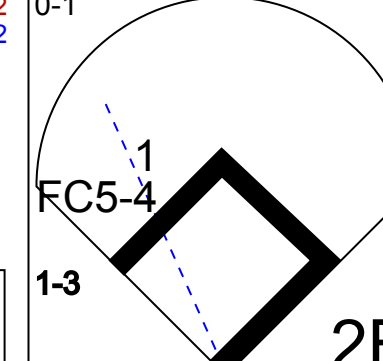
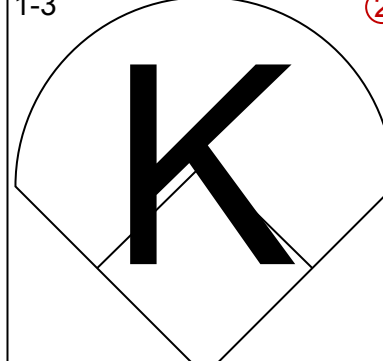
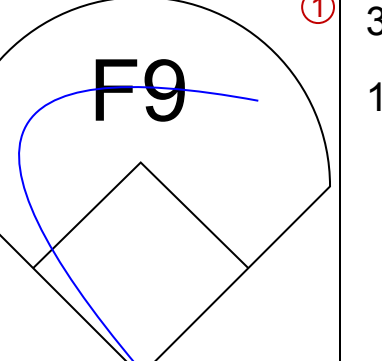
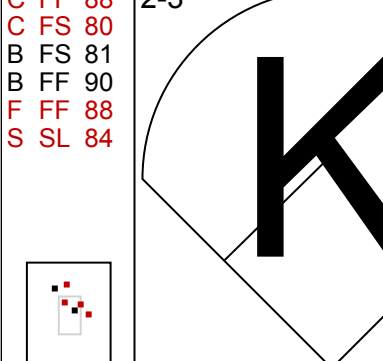
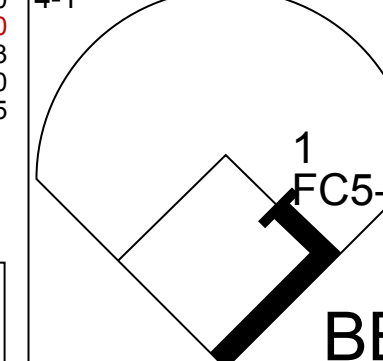
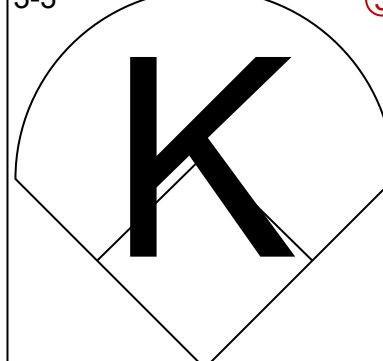
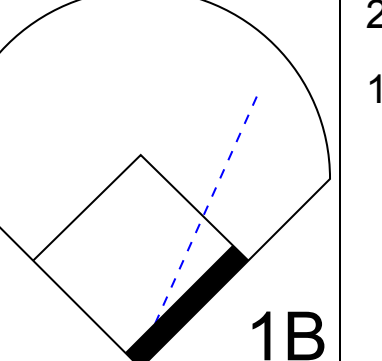
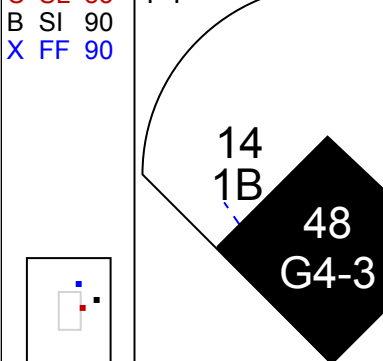
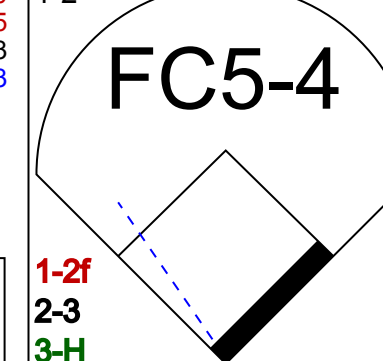
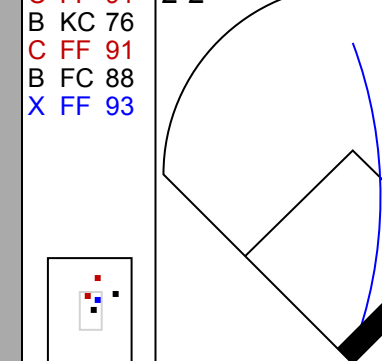
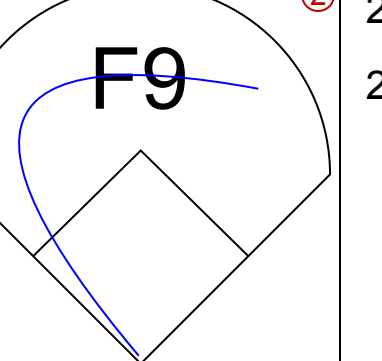


Batter	1	2	3	4	5	6	7	8	9	AB	R	H	RBI	BB	SO	LOB	BOTTOM										
18 Shane Victorino, S OBP: 0.347, SLG: 0.444										4	0	0	0	0	2	3											
29 Daniel Nava, S OBP: 0.385, SLG: 0.441										3	0	0	0	1	1	0											
15 Dustin Pedroia, R OBP: 0.376, SLG: 0.416										4	0	1	0	0	1	0											
34 David Ortiz, L OBP: 0.394, SLG: 0.550										3	0	0	0	1	0	2											
37 Mike Carp, L OBP: 0.360, SLG: 0.538										3	0	0	0	0	2	1											
12 Mike Napoli, R OBP: 0.341, SLG: 0.447										1	0	1	0	0	0	0											
5 Jonny Gomes, R OBP: 0.335, SLG: 0.416										4	1	2	0	0	0	3											
7 Stephen Drew, L OBP: 0.329, SLG: 0.430										3	1	1	0	1	0	4											
3 David Ross, R OBP: 0.281, SLG: 0.392										2	0	0	0	0	1	2											
16 Will Middlebrooks, R OBP: 0.272, SLG: 0.407										3	0	1	2	0	1	2											
Inning Stats	R: 0 E: 0 K: 3 S: 9	H: 0 LOB: 0 BB: 0 P: 13	R: 0 E: 0 K: 0 S: 8	H: 1 LOB: 1 BB: 0 P: 13	R: 0 E: 0 K: 2 S: 9	H: 0 LOB: 0 BB: 0 P: 13	R: 0 E: 0 K: 0 S: 4	H: 0 LOB: 0 BB: 0 P: 4	R: 2 E: 0 K: 2 S: 17	H: 3 LOB: 1 BB: 0 P: 22	R: 0 E: 0 K: 1 S: 8	H: 0 LOB: 1 BB: 1 P: 15	R: 0 E: 0 K: 0 S: 13	H: 0 LOB: 2 BB: 1 P: 24	R: 0 E: 0 K: 0 S: 12	H: 2 LOB: 3 BB: 1 P: 21	1B: 5 2B: 1 3B: 0 HR: 0	SF: 0 SAC: 0 DP: 0 HBP: 1	WP: 0 PB: 0 CS: 0	PA: 34							
PITCHER	IP	WLS	BF	H	R	ER	SO	BB	IBB	HBP	BLK	WP	HR	S	P	ERA	WHIP										
37 Max Scherzer, R ERA: 2.88	7.0	L	30	5	2	2	8	3	0	1	0	0	0	70	111	2.57	1.143										
40 Phil Coke, L ERA: 4.91	0.1		1	0	0	0	0	0	0	0	0	0	0	3	4	0.00	0.000										
36 Luke Putkonen, R ERA: 2.7	0.2		3	1	0	0	0	0	0	0	0	0	0	7	10	0.00	1.500										

Detroit Tigers @ Boston Red Sox
Fenway Park, Boston, MA
Tue Sep 03 2013, 7:15 PM - 10:08 PM EDT
Att: 32,071 - Cloudy - 76 F

AB 30
R 2
H 6
RBI 2
BB 3
SO 8
LOB 17

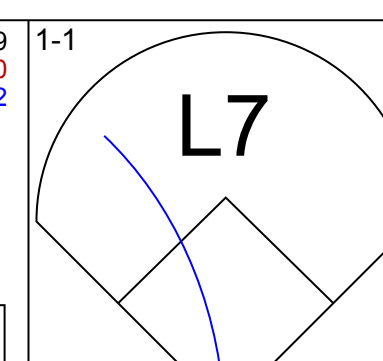
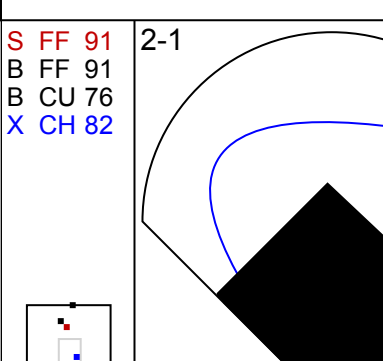
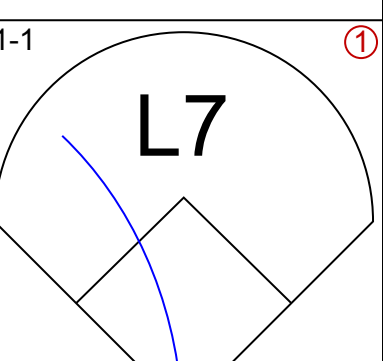
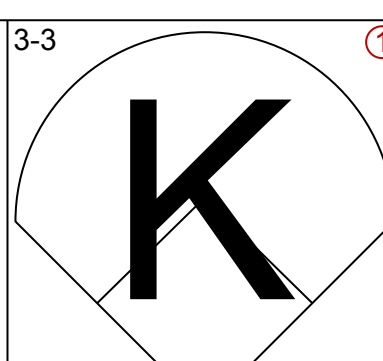

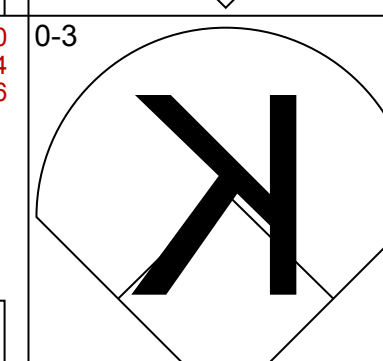
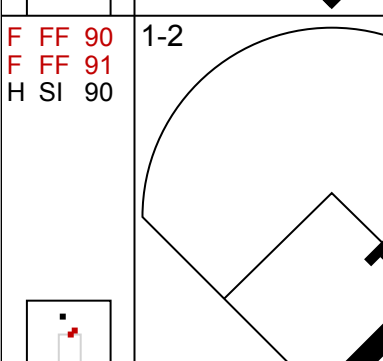
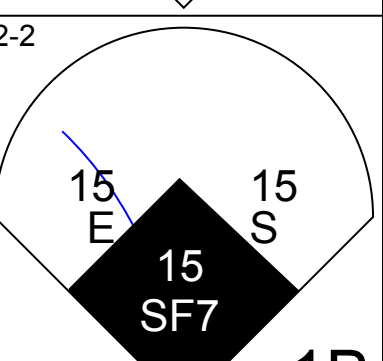
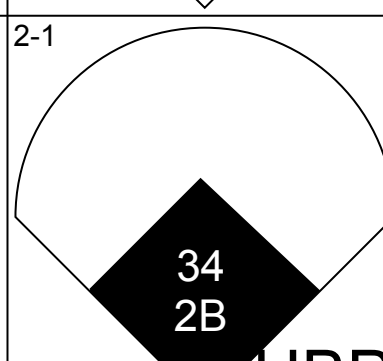

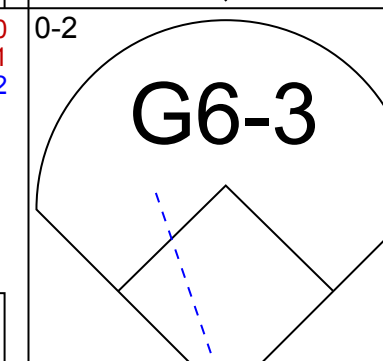
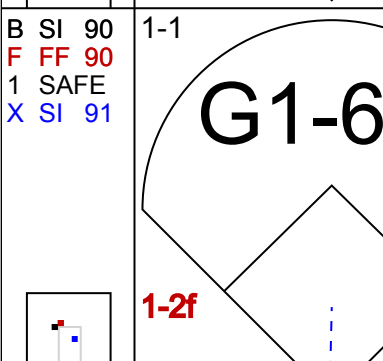
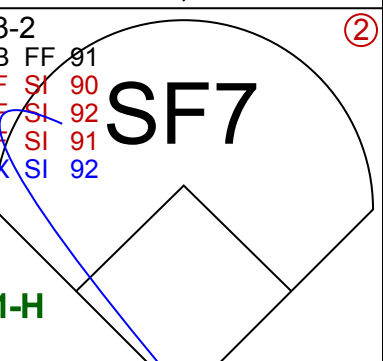
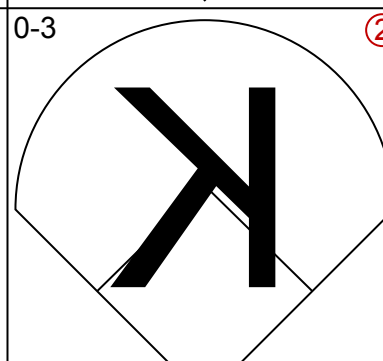

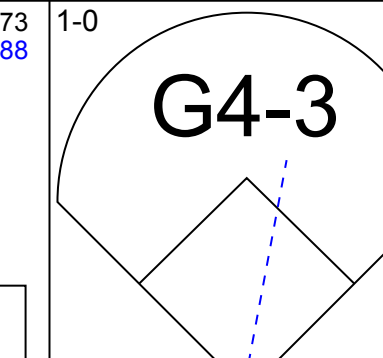
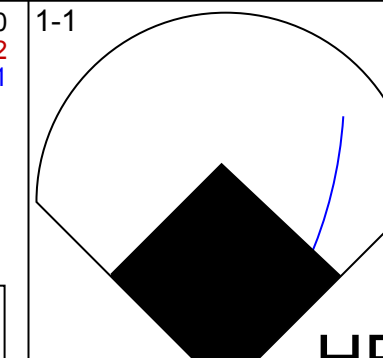
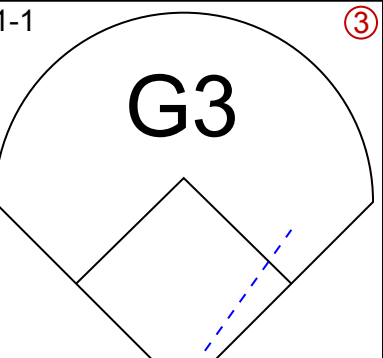
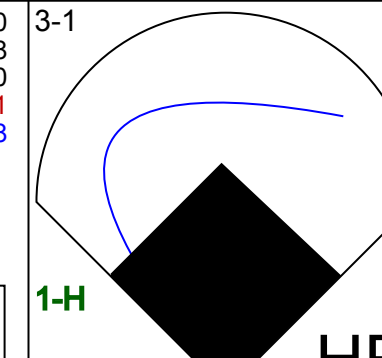
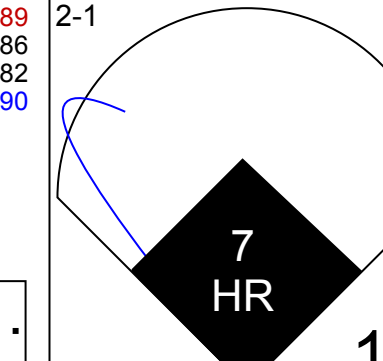
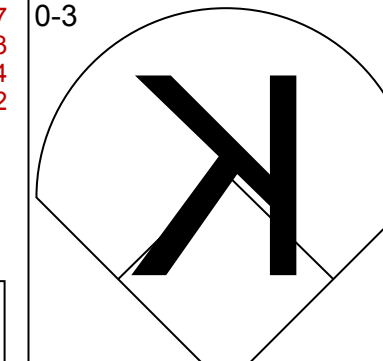
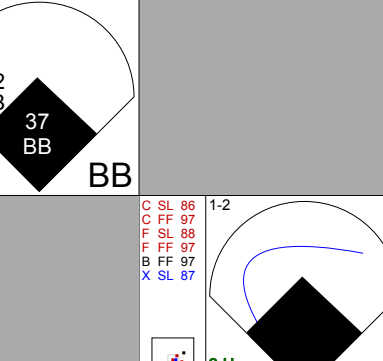

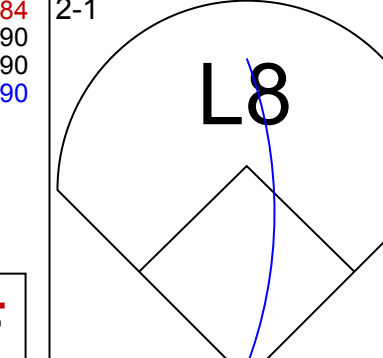
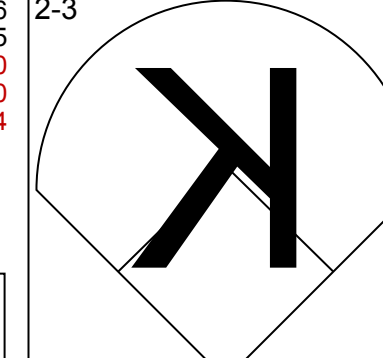
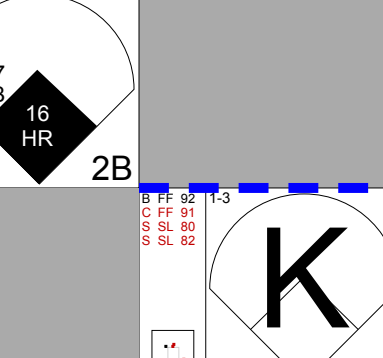




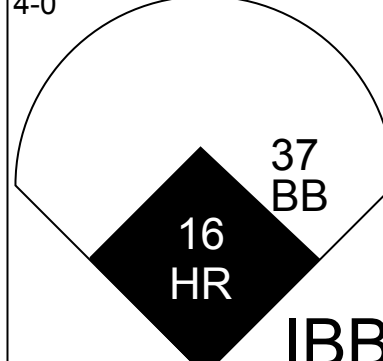
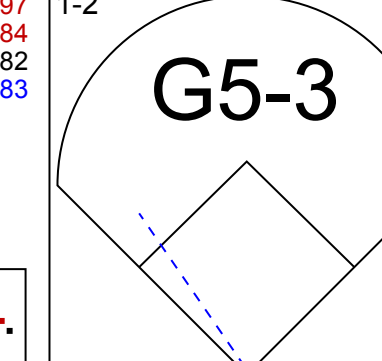



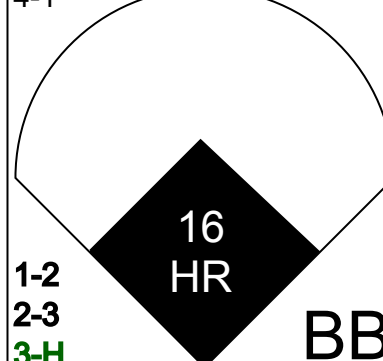
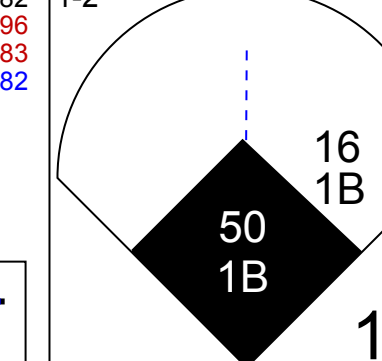

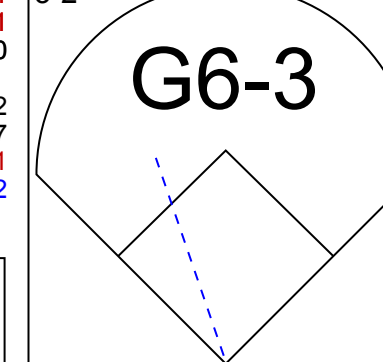

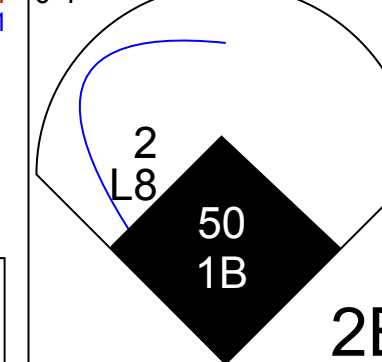


Batter	1	2	3	4	5	6	7	8	9	AB	R	H	RBI	BB	SO	LOB	TOP			
14 Austin Jackson, R OBP: 0.346, SLG: 0.421 29 Danny Worth, R (7, 5)			 28 HR							4	1	1	0	0	1	3				
48 Torii Hunter, R OBP: 0.335, SLG: 0.465 30 Nick Castellanos, R (7, 7)										4	0	0	1	0	1	2				
28 Prince Fielder, L OBP: 0.359, SLG: 0.448 18 Matt Tuasosopo, R OBP: 0.378, SLG: 0.463	 41									3	1	2	2	1	0	1				
41 Victor Martinez, S OBP: 0.348, SLG: 0.414	 1-2									4	0	0	0	0	0	2				
12 Andy Dirks, L OBP: 0.322, SLG: 0.366										4	0	0	0	0	2	1				
32 Don Kelly, L OBP: 0.326, SLG: 0.358				 2B						4	1	1	0	0	2	0				
4 Omar Infante, R OBP: 0.345, SLG: 0.455 26 Hernán Pérez, R OBP: 0.233, SLG: 0.246					 2B					3	0	1	0	0	2	0				
13 Alex Avila, L OBP: 0.294, SLG: 0.338 50 Bryan Holaday, R OBP: 0.379, SLG: 0.462					 BB				 1B	2	0	0	0	1	2	0				
1 Jose Iglesias, R OBP: 0.366, SLG: 0.399 39 Ramon Santiago, S OBP: 0.299, SLG: 0.306			 1B		 1B		 1B			2	1	1	1	0	0	2				
Inning Stats	R: 0 E: 0 K: 1 S: 11	H: 1 LOB: 1 BB: 0 P: 15	R: 0 E: 0 K: 1 S: 8	H: 0 LOB: 0 BB: 0 P: 13	R: 3 E: 0 K: 1 S: 18	H: 3 LOB: 0 BB: 0 P: 27	R: 1 E: 0 K: 1 S: 14	H: 2 LOB: 2 BB: 1 P: 20	R: 0 E: 0 K: 3 S: 9	H: 0 LOB: 0 BB: 0 P: 15	R: 0 E: 0 K: 1 S: 10	H: 1 LOB: 1 BB: 0 P: 14	R: 0 E: 0 K: 2 S: 9	H: 0 LOB: 0 BB: 0 P: 14	R: 0 E: 0 K: 1 S: 11	H: 1 LOB: 1 BB: 0 P: 13	1B: 6 2B: 1 3B: 0 HR: 1	SF: 0 SAC: 0 DP: 0 HBP: 0	WP: 0 PB: 0 SB: 0 CS: 0	PA: 37
PITCHER	IP WLS BF H R ER SO	IP WLS BF H R ER SO	IP WLS BF H R ER SO	IP WLS BF H R ER SO	IP WLS BF H R ER SO	IP WLS BF H R ER SO	IP WLS BF H R ER SO	IP WLS BF H R ER SO	IP WLS BF H R ER SO	IP WLS BF H R ER SO	IP WLS BF H R ER SO	IP WLS BF H R ER SO	IP WLS BF H R ER SO	IP WLS BF H R ER SO	IP WLS BF H R ER SO	IP WLS BF H R ER SO	BB IBB HBP BLK	WP HR S P	ERA WHIP	ERA WHIP
46 Ryan Dempster, R ERA: 4.79 67 Brandon Workman, R ERA: 4.33 56 Franklin Morales, L ERA: 5.5 62 Rubby De La Rosa, R ERA: 4.05	6.0 W 26 6 4 4 7	1.0 L 4 1 0 0 1	1.0 L 3 0 0 0 2	1.0 L 4 1 0 0 1	1.0 L 4 1 0 0 1	1.0 L 4 1 0 0 1	1.0 L 4 1 0 0 1	1.0 L 4 1 0 0 1	1.0 L 4 1 0 0 1	1.0 L 4 1 0 0 1	1.0 L 4 1 0 0 1	1.0 L 4 1 0 0 1	1.0 L 4 1 0 0 1	1.0 L 4 1 0 0 1	1.0 L 4 1 0 0 1	1.0 L 4 1 0 0 1	2 0 0 0 0	0 1 0 0 0	6.00 1.333	6.00 1.333

Detroit Tigers @ Boston Red Sox
Fenway Park, Boston, MA
Wed Sep 04 2013, 7:11 PM - 10:44 PM EDT
Att: 33,720 - Cloudy - 77 F

AB 35
R 4
H 8
RBI 4
BB 2
SO 11
LOB 13



Batter	1	2	3	4	5	6	7	8	9	AB	R	H	RBI	BB	SO	LOB	BOTTOM				
2 Jacoby Ellsbury, L OBP: 0.354, SLG: 0.421 23 Brandon Snyder, R OBP: 0.222, SLG: 0.409										5	1	1	1	0	1	1					
18 Shane Victorino, S OBP: 0.351, SLG: 0.444 50 Quintin Berry, L OBP: 1.000, SLG: 1.000			 15 HBP		 1B		 2B			2	1	1	0	0	1	0					
15 Dustin Pedroia, R OBP: 0.373, SLG: 0.413 10 John McDonald, R OBP: 0.174, SLG: 0.159			 1-2		 1-1					3	0	0	1	0	1	2					
34 David Ortiz, L OBP: 0.396, SLG: 0.567								 2B		5	3	3	4	0	0	0					
29 Daniel Nava, S OBP: 0.388, SLG: 0.450		 1B				 2B				4	3	2	2	1	1	1					
12 Mike Napoli, R OBP: 0.342, SLG: 0.455								 HR		5	2	2	1	0	2	2					
7 Stephen Drew, L ERA: 4.76 72 Xander Bogaerts, R OBP: 0.333, SLG: 0.300	 1-1		 1-1		 3		 16 HR		 2B	2	2	2	2	2	0	0					
3 David Ross, R OBP: 0.286, SLG: 0.395 37 Mike Carp, L OBP: 0.363, SLG: 0.538 20 Ryan Lavarnway, R OBP: 0.343, SLG: 0.452			 1-1		 1-3		 16 HR		 1B	2	0	1	0	0	1	0					
16 Will Middlebrooks, R OBP: 0.278, SLG: 0.425						 1-1		 2B		5	2	3	4	0	0	2					
Inning Stats	R: 0 E: 0 K: 1 S: 8	H: 0 LOB: 0 BB: 0 P: 9	R: 2 E: 0 K: 1 S: 10	H: 2 LOB: 0 BB: 0 P: 16	R: 1 E: 0 K: 0 S: 8	H: 1 LOB: 0 BB: 0 P: 13	R: 1 E: 0 K: 2 S: 15	H: 2 LOB: 2 BB: 1 P: 25	R: 1 E: 0 K: 0 S: 15	H: 1 LOB: 0 BB: 0 P: 22	R: 8 E: 0 K: 3 S: 26	H: 4 LOB: 1 BB: 3 P: 48	R: 5 E: 0 K: 1 S: 16	H: 5 LOB: 1 BB: 0 P: 26	R: 2 E: 0 K: 2 S: 17	H: 4 LOB: 2 BB: 0 P: 24	1B: 7 2B: 4 3B: 0 HR: 8	SF: 1 SAC: 0 DP: 1 HBP: 2	WP: 0 PB: 0 SB: 1 CS: 0	PA: 48	
PITCHER	IP WLS BF H R ER SO	IP WLS BF H R ER SO	IP WLS BF H R ER SO	IP WLS BF H R ER SO	IP WLS BF H R ER SO	IP WLS BF H R ER SO	IP WLS BF H R ER SO	IP WLS BF H R ER SO	IP WLS BF H R ER SO	IP WLS BF H R ER SO	IP WLS BF H R ER SO	IP WLS BF H R ER SO	IP WLS BF H R ER SO	IP WLS BF H R ER SO	IP WLS BF H R ER SO	IP WLS BF H R ER SO	BB IBB HBP BLK	WP HR S P	ERA WHIP	ERA WHIP	
21 Rick Porcello, R ERA: 4.76 62 AI Altuvequeque, R ERA: 5.58 38 Jeremy Bonderman, R ERA: 5.03 57 Evan Reed, R ERA: 3.72	5.0 L 6 3 4 4 2	0.2 L 6 3 4 4 2	1.0 L 8 5 5 5 2	1.1 L 8 4 2 2 2	1.0 L 6 3 4 4 2	1.0 L 6 3 4 4 2	1.0 L 6 3 4 4 2	1.0 L 6 3 4 4 2	1.0 L 6 3 4 4 2	1.0 L 6 3 4 4 2	1.0 L 6 3 4 4 2	1.0 L 6 3 4 4 2	1.0 L 6 3 4 4 2	1.0 L 6 3 4 4 2	1.0 L 6 3 4 4 2	1.0 L 6 3 4 4 2	3 1 0 0 0	0 2 17 27	54.00 4.500	45.00 5.000	13.50 3.000

Detroit Tigers @ Boston Red Sox
Fenway Park, Boston, MA
Wed Sep 04 2013, 7:11 PM - 10:44 PM EDT
Att: 33,720 - Cloudy - 77 F

AB 41
R 20
H 19
RBI 20
BB 4
SO 10
LOB 14



Batter	1	2	3	4	5	6	7	8	9	AB	R	H	RBI	BB	SO	LOB	TOP							
14 Austin Jackson, R OBP: 0.350, SLG: 0.424										3	1	1	0	2	1	0								
48 Toni Hunter, R OBP: 0.334, SLG: 0.464										4	0	0	0	0	3	6								
24 Miguel Cabrera, R OBP: 0.449, SLG: 0.673										2	0	1	2	2	0	0								
28 Prince Fielder, L OBP: 0.360, SLG: 0.448										4	0	1	1	0	0	5								
41 Victor Martinez, S OBP: 0.346, SLG: 0.410										4	0	0	0	0	0	2								
4 Omar Infante, R OBP: 0.351, SLG: 0.460										4	0	0	0	0	0	2								
30 Nick Castellanos, R OBP: 0.290, SLG: 0.290										2	1	1	0	0	0	0								
12 Andy Dirks, L OBP: 0.329, SLG: 0.374										2	0	0	0	0	0	0								
55 Brayan Peña, S OBP: 0.329, SLG: 0.412										4	1	1	0	0	0	1								
39 Ramon Santiago, S OBP: 0.306, SLG: 0.307										1	0	0	0	2	1	1								
13 Alex Avila, L OBP: 0.300, SLG: 0.345										1	0	0	0	0	1	0								
Inning Stats	R: 1 E: 0 K: 1 S: 16	H: 1 LOB: 2 BB: 2 P: 31	R: 0 E: 0 K: 0 S: 10	H: 0 LOB: 0 BB: 1 P: 17	R: 0 E: 0 K: 0 S: 6	H: 0 LOB: 0 BB: 0 P: 11	R: 0 E: 0 K: 0 S: 6	H: 0 LOB: 0 BB: 0 P: 10	R: 1 E: 0 K: 1 S: 16	H: 1 LOB: 3 BB: 3 P: 35	R: 0 E: 0 K: 0 S: 5	H: 0 LOB: 0 BB: 0 P: 8	R: 1 E: 0 K: 2 S: 15	H: 3 LOB: 2 BB: 0 P: 19	R: 0 E: 0 K: 0 S: 8	H: 0 LOB: 0 BB: 0 P: 10	R: 0 E: 0 K: 2 S: 9	H: 0 LOB: 0 BB: 0 P: 14	1B: 5 2B: 0 3B: 0 HR: 0	SF: 0 SAC: 0 DP: 0 HBP: 0	WP: 1 PB: 0 SB: 0 CS: 1	PA: 38		
PITCHER	IP WLS BF H R ER SO BB IBB HBP BLK WP HR S P ERA WHIP	IP WLS BF H R ER SO BB IBB HBP BLK WP HR S P ERA WHIP	IP WLS BF H R ER SO BB IBB HBP BLK WP HR S P ERA WHIP	IP WLS BF H R ER SO BB IBB HBP BLK WP HR S P ERA WHIP	IP WLS BF H R ER SO BB IBB HBP BLK WP HR S P ERA WHIP	IP WLS BF H R ER SO BB IBB HBP BLK WP HR S P ERA WHIP	IP WLS BF H R ER SO BB IBB HBP BLK WP HR S P ERA WHIP	IP WLS BF H R ER SO BB IBB HBP BLK WP HR S P ERA WHIP	IP WLS BF H R ER SO BB IBB HBP BLK WP HR S P ERA WHIP	IP WLS BF H R ER SO BB IBB HBP BLK WP HR S P ERA WHIP	IP WLS BF H R ER SO BB IBB HBP BLK WP HR S P ERA WHIP	IP WLS BF H R ER SO BB IBB HBP BLK WP HR S P ERA WHIP	IP WLS BF H R ER SO BB IBB HBP BLK WP HR S P ERA WHIP	IP WLS BF H R ER SO BB IBB HBP BLK WP HR S P ERA WHIP	IP WLS BF H R ER SO BB IBB HBP BLK WP HR S P ERA WHIP	IP WLS BF H R ER SO BB IBB HBP BLK WP HR S P ERA WHIP	IP WLS BF H R ER SO BB IBB HBP BLK WP HR S P ERA WHIP	IP WLS BF H R ER SO BB IBB HBP BLK WP HR S P ERA WHIP	IP WLS BF H R ER SO BB IBB HBP BLK WP HR S P ERA WHIP	IP WLS BF H R ER SO BB IBB HBP BLK WP HR S P ERA WHIP	IP WLS BF H R ER SO BB IBB HBP BLK WP HR S P ERA WHIP	IP WLS BF H R ER SO BB IBB HBP BLK WP HR S P ERA WHIP	IP WLS BF H R ER SO BB IBB HBP BLK WP HR S P ERA WHIP	IP WLS BF H R ER SO BB IBB HBP BLK WP HR S P ERA WHIP
41 Danny Duffy, L ERA: 1.85	4.1	19	2	2	2	1	5	0	0	0	0	0	0	1	0	44	87	4.15	1.615					
17 Wade Davis, R ERA: 5.54	1.2	6	0	0	0	1	1	0	0	0	0	0	0	0	15	25	0.00	0.600						
53 Will Smith, L ERA: 2.76	0.1	3	2	1	1	1	0	0	0	0	0	0	0	7	8	27.00	6.000							
44 Luke Hochevar, R ERA: 1.74	1.2	6	1	0	0	1	0	0	0	0	0	0	0	16	21	0.00	0.600							
56 Greg Holland, R ERA: 1.42	1.0	3	0	0	0	2	0	0	0	0	0	0	0	9	14	0.00	0.000							
Batter	1	2	3	4	5	6	7	8	9	AB	R	H	RBI	BB	SO	LOB	BOTTOM							
4 Alex Gordon, L OBP: 0.328, SLG: 0.428										4	0	1	0	0	1	1								
64 Emilio Bonifacio, S OBP: 0.260, SLG: 0.339										4	0	2	1	0	0	1								
35 Eric Hosmer, L OBP: 0.353, SLG: 0.444										3	1	1	0	1	1	3								
16 Billy Butler, R OBP: 0.380, SLG: 0.422										4	0	1	0	0	2	2								
8 Mike Moustakas, L OBP: 0.286, SLG: 0.365										4	0	0	0	0	2	3								
13 Salvador Perez, R OBP: 0.319, SLG: 0.424										3	1	1	2	0	1	0								
7 David Lough, L ERA: 3.64										3	0	1	0	0	1	0								
6 Lorenzo Cain, R OBP: 0.322, SLG: 0.360										0	0	0	0	0	0	0								
1 Jarrod Dyson, L OBP: 0.321, SLG: 0.364										1	1	0	0	1	1	0								
2 Alcides Escobar, R OBP: 0.257, SLG: 0.294										3	1	1	1	0	0	1								
Inning Stats	R: 0 E: 0 K: 0 S: 8	H: 1 LOB: 0 BB: 0 P: 14	R: 0 E: 0 K: 2 S: 14	H: 0 LOB: 0 BB: 0 P: 21	R: 1 E: 0 K: 1 S: 16	H: 3 LOB: 2 BB: 0 P: 19	R: 0 E: 0 K: 0 S: 6	H: 1 LOB: 0 BB: 0 P: 11	R: 1 E: 0 K: 0 S: 14	H: 1 LOB: 1 BB: 1 P: 22	R: 2 E: 0 K: 2 S: 11	H: 2 LOB: 0 BB: 0 P: 15	R: 0 E: 0 K: 2 S: 7	H: 0 LOB: 0 BB: 0 P: 12	R: 0 E: 0 K: 2 S: 9	H: 0 LOB: 1 BB: 1 P: 15	1B: 5 2B: 2 3B: 0 HR: 1	SF: 0 SAC: 1 DP: 1 HBP: 0	WP: 0 PB: 0 SB: 0 CS: 1	PA: 32				
PITCHER	IP WLS BF H R ER SO BB IBB HBP BLK WP HR S P ERA WHIP	IP WLS BF H R ER SO BB IBB HBP BLK WP HR S P ERA WHIP	IP WLS BF H R ER SO BB IBB HBP BLK WP HR S P ERA WHIP	IP WLS BF H R ER SO BB IBB HBP BLK WP HR S P ERA WHIP	IP WLS BF H R ER SO BB IBB HBP BLK WP HR S P ERA WHIP	IP WLS BF H R ER SO BB IBB HBP BLK WP HR S P ERA WHIP	IP WLS BF H R ER SO BB IBB HBP BLK WP HR S P ERA WHIP	IP WLS BF H R ER SO BB IBB HBP BLK WP HR S P ERA WHIP	IP WLS BF H R ER SO BB IBB HBP BLK WP HR S P ERA WHIP	IP WLS BF H R ER SO BB IBB HBP BLK WP HR S P ERA WHIP	IP WLS BF H R ER SO BB IBB HBP BLK WP HR S P ERA WHIP	IP WLS BF H R ER SO BB IBB HBP BLK WP HR S P ERA WHIP	IP WLS BF H R ER SO BB IBB HBP BLK WP HR S P ERA WHIP	IP WLS BF H R ER SO BB IBB HBP BLK WP HR S P ERA WHIP	IP WLS BF H R ER SO BB IBB HBP BLK WP HR S P ERA WHIP	IP WLS BF H R ER SO BB IBB HBP BLK WP HR S P ERA WHIP	IP WLS BF H R ER SO BB IBB HBP BLK WP HR S P ERA WHIP	IP WLS BF H R ER SO BB IBB HBP BLK WP HR S P ERA WHIP	IP WLS BF H R ER SO BB IBB HBP BLK WP HR S P ERA WHIP	IP WLS BF H R ER SO BB IBB HBP BLK WP HR S P ERA WHIP	IP WLS BF H R ER SO BB IBB HBP BLK WP HR S P ERA WHIP	IP WLS BF H R ER SO BB IBB HBP BLK WP HR S P ERA WHIP	IP WLS BF H R ER SO BB IBB HBP BLK WP HR S P ERA WHIP	IP WLS BF H R ER SO BB IBB HBP BLK WP HR S P ERA WHIP
35 Justin Verlander, R ERA: 4.86	7.0	28	4	4	4	7	1	0	0	0	0	0	0	1	6	0.00	3.000							
40 Phil Coke, L ERA: 2.9	0.1	2	0	0	0	0	1	0	0	0	0	0	0	8	9	0.00	0.000							
31 Jose Veras, R ERA: 2.9	0.2	2	0	0	0	2	0	0	0	0	0	0	0	8	9	0.00	0.000							

Detroit Tigers @ Kansas City Royals
 Kauffman Stadium, Kansas City, MO
 Sat Sep 07 2013, 6:11 PM - 9:17 PM CDT
 Att: 20,402 - Clear - 96 F

AB	31
R	3
H	5
RBI	3
BB	6
SO	6
LOB	17



Detroit Tigers @ Kansas City Royals
 Kauffman Stadium, Kansas City, MO
 Sat Sep 07 2013, 6:11 PM - 9:17 PM CDT
 Att: 20,402 - Clear - 96 F

AB	29
R	4
H	8
RBI	4
BB	2
SO	9
LOB	11



Batter	1	2	3	4	5	6	7	8	9	AB	R	H	RBI	BB	SO	LOB	TOP			
14 Austin Jackson, R OBP: 0.349, SLG: 0.424	L8		G4-3			FC1-5		K		4	0	1	0	0	1	0				
48 Toni Hunter, R OBP: 0.332, SLG: 0.460	G5-3		F9			K		F9		4	0	0	0	0	1	1				
24 Miguel Cabrera, R OBP: 0.446, SLG: 0.667	G5-3			L9		FC1-5		L1-3		4	0	0	0	0	0	1				
28 Prince Fielder, L OBP: 0.359, SLG: 0.449		F8		G3-1		K			F9	4	0	1	0	0	1	1				
41 Victor Martinez, S OBP: 0.346, SLG: 0.411		F9			2B				G4-3	4	0	1	0	0	1	1				
12 Andy Dirks, L OBP: 0.327, SLG: 0.372		F9			K					3	0	0	0	0	1	1				
4 Omar Infante, R OBP: 0.350, SLG: 0.459			F8			L8				3	0	1	0	0	0	0				
13 Alex Avila, L OBP: 0.300, SLG: 0.345				G3-6		F9				3	1	1	0	0	0	1				
1 Jose Iglesias, R OBP: 0.365, SLG: 0.408						F8		P4		3	1	1	2	0	0	0				
Inning Stats	R: 0 E: 0 K: 0 S: 5	H: 0 LOB: 0 BB: 0 P: 7	R: 0 E: 0 K: 0 S: 8	H: 0 LOB: 0 BB: 0 P: 10	R: 2 E: 0 K: 0 S: 10	H: 2 LOB: 0 BB: 0 P: 13	R: 0 E: 0 K: 1 S: 9	H: 1 LOB: 1 BB: 0 P: 14	R: 0 E: 0 K: 2 S: 10	H: 1 LOB: 1 BB: 0 P: 17	R: 0 E: 0 K: 1 S: 10	H: 0 LOB: 0 BB: 0 P: 13	R: 0 E: 0 K: 1 S: 12	H: 0 LOB: 0 BB: 0 P: 18	R: 0 E: 0 K: 0 S: 7	H: 1 LOB: 1 BB: 0 P: 8	1B: 2 2B: 3 HR: 1	SF: 0 SAC: 0 HBP: 0	WP: 0 PB: 0 SB: 0 CS: 0	PA: 32
PITCHER	IP	WLS	BF	H	R	ER	SO	BB	IBB	HBP	BLK	WP	HR	S	P	ERA	WHIP			
52 Bruce Chen, L ERA: 2.79	7.0	W	25	5	2	2	4	0	0	0	0	0	1	57	81	2.57	0.714			
40 Kelvin Herrera, R ERA: 3.4	1.0	H	3	0	0	0	1	0	0	0	0	0	0	12	18	0.00	0.000			
56 Greg Holland, R ERA: 1.4	1.0	S	4	1	0	0	0	0	0	0	0	0	0	7	8	0.00	1.000			

Detroit Tigers @ Kansas City Royals
Kauffman Stadium, Kansas City, MO
 Sun Sep 08 2013, 1:12 PM - 3:34 PM CDT
 Att: 16,774 - Sunny - 99 F

AB	32
R	2
H	6
RBI	2
BB	0
SO	5
LOB	6



Batter	1	2	3	4	5	6	7	8	9	AB	R	H	RBI	BB	SO	LOB	BOTTOM			
4 Alex Gordon, L OBP: 0.330, SLG: 0.428	F8		F8							4	1	2	1	0	0	1				
64 Emilio Bonifacio, S OBP: 0.262, SLG: 0.339	F7									3	2	1	0	1	0	1				
35 Eric Hosmer, L OBP: 0.356, SLG: 0.452	G5-3									4	1	3	3	0	0	0				
16 Billy Butler, R OBP: 0.381, SLG: 0.423										4	0	2	1	0	0	2				
8 Mike Moustakas, L OBP: 0.284, SLG: 0.361										4	0	0	0	0	1	3				
6 Lorenzo Cain, R OBP: 0.318, SLG: 0.356										4	0	0	0	0	2	3				
26 George Kottaras, L OBP: 0.350, SLG: 0.379										4	0	0	0	0	2	2				
1 Jarrod Dyson, L OBP: 0.321, SLG: 0.374										3	1	1	0	0	1	0				
2 Alcides Escobar, R OBP: 0.257, SLG: 0.294										3	0	1	0	0	0	1				
Inning Stats	R: 0 E: 0 K: 0 S: 8	H: 0 LOB: 0 BB: 0 P: 12	R: 0 E: 0 K: 1 S: 10	H: 1 LOB: 0 BB: 0 P: 15	R: 0 E: 0 K: 0 S: 8	H: 1 LOB: 1 BB: 0 P: 13	R: 1 E: 0 K: 1 S: 13	H: 2 LOB: 2 BB: 1 P: 25	R: 3 E: 0 K: 1 S: 17	H: 3 LOB: 0 BB: 0 P: 25	R: 0 E: 0 K: 1 S: 8	H: 0 LOB: 0 BB: 0 P: 11	R: 1 E: 0 K: 0 S: 13	H: 3 LOB: 2 BB: 0 P: 20	R: 0 E: 0 K: 2 S: 7	H: 0 LOB: 0 BB: 0 P: 10	1B: 8 2B: 0 3B: 1 HR: 1	SF: 0 SAC: 0 DP: 0 HBP: 0	WP: 0 PB: 0 SB: 0 CS: 1	PA: 35
PITCHER	IP	WLS	BF	H	R	ER	SO	BB	IBB	HBP	BLK	WP	HR	S	P	ERA	WHIP			
58 Doug Fister, R ERA: 3.77	6.1	L	27	8	5	5	4	1	0	0	0	0	0	5	70	7.11	1.421			
40 Phil Coke, L ERA: 4.92	0.1		3	2	0	0	0	0	0	0	0	0	0	5	8	0.00	6.000			
36 Luke Putkonen, R ERA: 2.55	0.1		1	0	0	0	0	0	0	0	0	0	0	2	2	0.00	0.000			
62 Al Alburquerque, R ERA: 5.44	1.0		3	0	0	0	2	0	0	0	0	0	0	7	10	0.00	0.000			

Detroit Tigers @ Kansas City Royals
Kauffman Stadium, Kansas City, MO
 Sun Sep 08 2013, 1:12 PM - 3:34 PM CDT
 Att: 16,774 - Sunny - 99 F

AB	33
R	5
H	10
RBI	5
BB	1
SO	6
LOB	13



Batter	1	2	3	4	5	6	7	8	9	AB	R	H	RBI	BB	SO	LOB	TOP			
14 Austin Jackson, R OBP: 0.347, SLG: 0.421	F9		K			K		K		4	0	0	0	0	3	1				
48 Toni Hunter, R OBP: 0.331, SLG: 0.458	G4-3					G4-3		K		3	0	0	0	1	1	1				
24 Miguel Cabrera, R OBP: 0.446, SLG: 0.687	G6-3									0	0	0	0	0	0	0				
39 Ramon Santiago, S OBP: 0.300, SLG: 0.300	G6-3									4	0	0	0	0	2	2				
28 Prince Fielder, L OBP: 0.357, SLG: 0.445	G6-3					FC6-4		K		4	0	0	0	0	1	1				
41 Victor Martinez, S OBP: 0.347, SLG: 0.418	G6-3					G6-3				3	1	2	1	0	0	1				
30 Nick Castellanos, R OBP: 0.288, SLG: 0.288	FC3-6							P4		3	0	1	0	0	0	1				
4 Omar Infante, R OBP: 0.348, SLG: 0.455	G1-3					FC6-4		K		3	0	0	0	0	1	2				
55 Brayan Peña, S OBP: 0.325, SLG: 0.406	G6-3					G6-4-3		F9		3	0	0	0	0	0	1				
1 Jose Iglesias, R OBP: 0.365, SLG: 0.408	G4-3					G4-3		K		3	0	1	0	0	1	0				
Inning Stats	R: 0 H: 0 E: 0 K: 0 S: 6	H: 0 LOB: 0 BB: 0 P: 10	R: 0 H: 1 E: 0 K: 0 S: 10	LOB: 1 BB: 0 P: 15	R: 0 H: 0 E: 0 K: 1 S: 8	H: 0 LOB: 0 BB: 0 P: 12	R: 0 H: 0 E: 0 K: 1 S: 12	H: 0 LOB: 1 BB: 0 P: 21	R: 0 H: 1 E: 0 K: 2 S: 9	LOB: 1 BB: 0 P: 13	R: 1 H: 1 E: 0 K: 2 S: 11	H: 1 LOB: 0 BB: 0 P: 15	R: 0 H: 0 E: 0 K: 2 S: 9	LOB: 0 BB: 0 P: 14	R: 0 H: 0 E: 0 K: 1 S: 6	LOB: 0 BB: 0 P: 8	1B: 3 2B: 0 3B: 0 HR: 1	SF: 0 SAC: 0 DP: 1 HBP: 0	WP: 0 PB: 0 CS: 0	PA: 31
PITCHER	IP	WLS	BF	H	R	ER	SO	BB	IBB	HBP	BLK	WP	HR	S	P	ERA	WHIP			
49 Chris Sale, L ERA: 2.9	8.0	W	28	4	1	1	8	1	0	0	0	0	1	77	114	1.12	0.625			
65 Nate Jones, R ERA: 3.8	1.0		3	0	0	0	1	0	0	0	0	0	0	6	8	0.00	0.000			

Detroit Tigers @ Chicago White Sox
 U.S. Cellular Field, Chicago, IL
 Mon Sep 09 2013, 8:11 PM - 10:51 PM EDT
 Att: 17,193 - Clear - 90 F

AB	30
R	1
H	4
RBI	1
BB	1
SO	9
LOB	10



Batter	1	2	3	4	5	6	7	8	9	AB	R	H	RBI	BB	SO	LOB	BOTTOM			
30 Alejandro De Aza, L OBP: 0.322, SLG: 0.408	44 F8 14 1B 15 BB		K			K		G4-3		4	1	1	0	0	2	1				
15 Gordon Beckham, R OBP: 0.328, SLG: 0.375	44 F8 14 1B BB		K			10 BB		K		2	1	0	0	2	2	0				
10 Alexei Ramirez, R OBP: 0.307, SLG: 0.371	F9		F8			BB		L8		3	0	0	0	1	0	2				
44 Adam Dunn, L OBP: 0.322, SLG: 0.445	F8					K		K		4	0	0	0	0	3	4				
14 Paul Konerko, R OBP: 0.320, SLG: 0.360	2H 3H 1B					G5-3		K		4	0	1	2	0	1	2				
12 Conor Gillaspie, L OBP: 0.310, SLG: 0.390	K					24 1B		K		4	1	2	0	0	2	3				
24 Dayan Viedo, R OBP: 0.308, SLG: 0.430	K					20 1B 36 1B		G4-6-3		4	1	2	1	0	1	1				
28 Leury Garcia, S OBP: 0.241, SLG: 0.200	K					20 1B 36 1B		G5-3		0	0	0	0	0	0	0				
20 Jordan Danks, L OBP: 0.306, SLG: 0.378	36 1B 36 1B					36 1B 36 1B		G4-6-3		2	1	1	0	1	0	1				
36 Josh Phegley, R OBP: 0.220, SLG: 0.317	G4-6-3					E1		G5-3		3	0	1	1	0	0	1				
Inning Stats	R: 2 H: 2 E: 0 K: 1 S: 16	H: 2 LOB: 1 BB: 1 P: 30	R: 0 H: 0 E: 0 K: 1 S: 9	H: 0 LOB: 0 BB: 1 P: 14	R: 0 H: 0 E: 0 K: 2 S: 11	H: 0 LOB: 0 BB: 0 P: 17	R: 3 H: 4 E: 0 K: 2 S: 20	H: 4 LOB: 1 BB: 0 P: 29	R: 0 H: 0 E: 0 K: 3 S: 14	H: 0 LOB: 2 BB: 0 P: 24	R: 0 H: 1 E: 0 K: 0 S: 7	LOB: 0 BB: 0 P: 9	R: 0 H: 0 E: 0 K: 1 S: 10	LOB: 0 BB: 0 P: 13	R: 0 H: 1 E: 0 K: 1 S: 8	LOB: 1 BB: 0 P: 11	1B: 6 2B: 2 3B: 0 HR: 0	SF: 0 SAC: 0 DP: 2 HBP: 0	WP: 0 PB: 0 CS: 0	PA: 34
PITCHER	IP	WLS	BF	H	R	ER	SO	BB	IBB	HBP	BLK	WP	HR	S	P	ERA	WHIP			
37 Max Scherzer, R ERA: 3.01	4.0	L	19	6	5	4	6	2	0	0	0	0	0	56	90	9.00	2.000			
52 Jose Alvarez, L ERA: 5.57	3.0		11	1	0	0	4	2	0	0	0	0	0	31	46	0.00	1.000			
53 Joaquin Benoit, R ERA: 2.09	1.0		4	1	0	0	1	0	0	0	0	0	0	8	11	0.00	1.000			

Detroit Tigers @ Chicago White Sox
 U.S. Cellular Field, Chicago, IL
 Mon Sep 09 2013, 8:11 PM - 10:51 PM EDT
 Att: 17,193 - Clear - 90 F

AB	30
R	5
H	8
RBI	4
BB	4
SO	11
LOB	15



Batter	1	2	3	4	5	6	7	8	9	AB	R	H	RBI	BB	SO	LOB	TOP								
4 Alex Gordon, L OBP: 0.330, SLG: 0.433										3	1	1	0	1	1	0	Kansas City Royals @ Detroit Tigers Comerica Park, Detroit, MI Sat Sep 14 2013, 7:08 PM - 9:39 PM EDT Att: 41,841 - Clear - 65 F								
64 Emilio Bonifacio, S OBP: 0.252, SLG: 0.339										1	0	0	0	1	1	1									
17 Chris Getz, L OBP: 0.293, SLG: 0.278										1	0	0	0	1	0	3									
35 Eric Hosmer, L OBP: 0.359, SLG: 0.453										4	0	2	1	0	1	0									
16 Billy Butler, R OBP: 0.378, SLG: 0.418										4	0	0	0	0	0	3									
13 Salvador Perez, R OBP: 0.321, SLG: 0.422										3	0	1	0	1	1	1									
8 Mike Moustakas, L OBP: 0.286, SLG: 0.360										4	0	2	0	0	0	2									
6 Lorenzo Cain, R OBP: 0.320, SLG: 0.355										4	0	0	0	0	1	3									
1 Jarrod Dyson, L OBP: 0.325, SLG: 0.376										4	0	1	0	0	0	0									
2 Alcides Escobar, R OBP: 0.261, SLG: 0.304										4	0	1	0	0	2	0									
Inning Stats	R: 1 E: 0 K: 1 S: 10	H: 2 LOB: 1 BB: 0 P: 12	R: 0 E: 0 K: 0 S: 7	H: 1 LOB: 0 BB: 0 P: 10	R: 0 E: 0 K: 1 S: 7	H: 0 LOB: 0 BB: 1 P: 14	R: 0 E: 0 K: 2 S: 8	H: 0 LOB: 0 BB: 0 P: 12	R: 0 E: 0 K: 0 S: 11	H: 2 LOB: 3 BB: 1 P: 23	R: 0 E: 0 K: 1 S: 10	H: 2 LOB: 2 BB: 0 P: 15	R: 0 E: 0 K: 1 S: 8	H: 0 LOB: 0 BB: 0 P: 8	R: 0 E: 0 K: 0 S: 6	H: 1 LOB: 2 BB: 0 P: 14	R: 0 E: 0 K: 1 S: 8	H: 0 LOB: 0 BB: 0 P: 9	1B: 7 2B: 1 3B: 1 HR: 0	SF: 0 SAC: 0 DP: 2 HBP: 0	WP: 0 PB: 0 SB: 0 CS: 0	PA: 37			
PITCHER	IP	WLS	BF	H	R	ER	SO	BB	IBB	HBP	BLK	WP	HR	S	P	ERA	WHIP								
58 Doug Fister, R ERA: 3.67	7.2	L	32	8	1	1	6	4	0	0	0	0	0	65	106	1.17	1.565								
52 Jose Alvarez, L ERA: 5.51	0.1		1	0	0	0	0	0	0	0	0	0	0	2	2	0.00	0.000								
62 Al Alburquerque, R ERA: 5.31	1.0		3	0	0	0	1	0	0	0	0	0	0	8	9	0.00	0.000								

Batter	1	2	3	4	5	6	7	8	9	AB	R	H	RBI	BB	SO	LOB	BOTTOM								
14 Austin Jackson, R OBP: 0.346, SLG: 0.424										4	0	0	0	0	2	1	Kansas City Royals @ Detroit Tigers Comerica Park, Detroit, MI Sat Sep 14 2013, 7:08 PM - 9:39 PM EDT Att: 41,841 - Clear - 65 F								
48 Torii Hunter, R OBP: 0.331, SLG: 0.456										4	0	1	0	0	1	1									
24 Miguel Cabrera, R OBP: 0.443, SLG: 0.656										3	0	1	0	1	0	2									
28 Prince Fielder, L OBP: 0.361, SLG: 0.456										3	0	0	0	1	1	2									
41 Victor Martinez, S OBP: 0.347, SLG: 0.416										4	0	2	0	0	0	2									
12 Andy Dirks, L OBP: 0.324, SLG: 0.366										4	0	1	0	0	1	2									
4 Omar Infante, R OBP: 0.342, SLG: 0.450										4	0	1	0	0	1	3									
13 Alex Avila, L OBP: 0.368, SLG: 0.355										2	0	0	0	0	1	1									
30 Nick Castellanos, R OBP: 0.250, SLG: 0.250										1	0	0	0	0	0	2									
50 Bryan Holaday, R OBP: 0.367, SLG: 0.444										0	0	0	0	0	0	0									
1 Jose Iglesias, R OBP: 0.359, SLG: 0.402										2	0	1	0	0	0	0									
32 Don Kelly, L OBP: 0.323, SLG: 0.351										1	0	0	0	0	0	0									
39 Ramon Santiago, S OBP: 0.300, SLG: 0.300										0	0	0	0	0	0	0									
Inning Stats	R: 0 E: 0 K: 1 S: 10	H: 0 LOB: 1 BB: 1 P: 15	R: 0 E: 0 K: 1 S: 9	H: 1 LOB: 0 BB: 0 P: 14	R: 0 E: 0 K: 1 S: 11	H: 0 LOB: 0 BB: 0 P: 15	R: 0 E: 0 K: 1 S: 7	H: 1 LOB: 0 BB: 0 P: 8	R: 0 E: 0 K: 0 S: 12	H: 1 LOB: 1 BB: 0 P: 7	R: 0 E: 0 K: 0 S: 12	H: 2 LOB: 2 BB: 0 P: 19	R: 0 E: 0 K: 1 S: 7	H: 1 LOB: 2 BB: 0 P: 9	R: 0 E: 0 K: 1 S: 8	H: 1 LOB: 2 BB: 1 P: 15	1B: 5 2B: 2 3B: 0 HR: 0	SF: 0 SAC: 0 DP: 1 HBP: 0	WP: 0 PB: 0 SB: 0 CS: 0	PA: 34					
PITCHER	IP	WLS	BF	H	R	ER	SO	BB	IBB	HBP	BLK	WP	HR	S	P	ERA	WHIP								
54 Ervin Santana, R ERA: 3.28	6.2		25	5	0	0	5	1	0	0	0	0	0	60	83	0.00	0.900								
53 Will Smith, L ERA: 2.73	0.1	H	1	0	0	0	0	0	0	0	0	0	0	3	4	0.00	0.000								
44 Luke Hochevar, R ERA: 1.67	1.0	H	4	1	0	0	1	0	0	0	0	0	0	7	9	0.00	1.000								
56 Greg Holland, R ERA: 1.33	1.0	S	4	1	0	0	1	1	0	0	0	0	0	8	15	0.00	2.000								

Batter	1	2	3	4	5	6	7	8	9	AB	R	H	RBI	BB	SO	LOB	TOP								
4 Alex Gordon, L OBP: 0.331, SLG: 0.438										4	1	2	1	0	0	1	Kansas City Royals @ Detroit Tigers Comerica Park, Detroit, MI Sun Sep 15 2013, 1:09 PM - 3:48 PM EDT Att: 40,491 - Cloudy - 64 F								
64 Emilio Bonifacio, S OBP: 0.284, SLG: 0.339										3	0	1	0	1	2	2									
35 Eric Hosmer, L OBP: 0.357, SLG: 0.450										4	0	0	0	0	3	3									
16 Billy Butler, R OBP: 0.375, SLG: 0.415										4	0	0	0	0	2	1									
13 Salvador Perez, R OBP: 0.321, SLG: 0.421										4	0	1	0	0	2	1									
8 Mike Moustakas, L OBP: 0.288, SLG: 0.362										4	0	1	0	0	1	0									
6 Lorenzo Cain, R OBP: 0.318, SLG: 0.352										3	0	0	0	0	1	2									
1 Jarrod Dyson, L OBP: 0.321, SLG: 0.371										3	0	0	0	0	1	2									
2 Alcides Escobar, R OBP: 0.281, SLG: 0.306										3	1	1	0	0	1	0	KC Royals								
Inning Stats	R: 0 E: 0 K: 1 S: 7	H: 0 LOB: 0 BB: 1 P: 12	R: 0 E: 0 K: 1 S: 7	H: 0 LOB: 0 BB: 0 P: 9	R: 0 E: 0 K: 1 S: 16	H: 0 LOB: 0 BB: 0 P: 23	R: 1 E: 0 K: 3 S: 17	H: 2 LOB: 1 BB: 0 P: 24	R: 0 E: 0 K: 2 S: 9	H: 0 LOB: 0 BB: 0 P: 13	R: 0 E: 0 K: 3 S: 13	H: 1 LOB: 1 BB: 0 P: 21	R: 0 E: 0 K: 1 S: 12	H: 2 LOB: 2 BB: 0 P: 14	R: 1 E: 0 K: 1 S: 11	H: 1 LOB: 0 BB: 0 P: 18	R: 0 E: 0 K: 0 S: 6	H: 0 LOB: 0 BB: 0 P: 8	1B: 3 2B: 2 3B: 0 HR: 1	SF: 0 SAC: 0 DP: 0 HBP: 0	WP: 1 PB: 0 SB: 1 CS: 0	PA: 33			
PITCHER	IP	WLS	BF	H	R	ER	SO	BB	IBB	HBP	BLK	WP	HR	S	P	ERA	WHIP								
37 Max Scherzer, R ERA: 2.95	7.0		26	5	1	1	12	1	0	0	0	0	1	81	116	1.29	0.857								
33 Drew Smyly, L ERA: 2.39	1.0	W	4	1	1	1	1	0	0	0	0	1	0	11	18	9.00	1.000								
53 Joaquin Benoit, R ERA: 1.97	1.0	S	3	0	0	0	0	0	0	0	0	0	0	6	8	0.00	0.000								

Batter	1	2	3	4	5	6	7	8	9	AB	R	H	RBI	BB	SO	LOB	BOTTOM								
14 Austin Jackson, R OBP: 0.346, SLG: 0.422										4	0	1	0	1	0	1	Kansas City Royals @ Detroit Tigers Comerica Park, Detroit, MI Sun Sep 15 2013, 1:09 PM - 3:48 PM EDT Att: 40,491 - Cloudy - 64 F								
48 Toni Hunter, R OBP: 0.328, SLG: 0.453										4	0	0	0	0	3										
24 Miguel Cabrera, R OBP: 0.443, SLG: 0.654										4	0	2	0	0	2										
28 Prince Fielder, L OBP: 0.364, SLG: 0.460										4	0	3	0	0	0	0									
41 Victor Martinez, S OBP: 0.348, SLG: 0.416										4	0	2	0	0	0	4									
12 Andy Dirks, L OBP: 0.323, SLG: 0.365										4	0	1	0	0	1	5									
4 Omar Infante, R OBP: 0.339, SLG: 0.445										4	1	0	0	0	1	5									
13 Alex Avila, L OBP: 0.311, SLG: 0.377										4	2	2	3	0	2	2									
39 Ramon Santiago, S OBP: 0.304, SLG: 0.305										4	0	2	0	0	0	0									
1 Jose Iglesias, R OBP: 0.359, SLG: 0.402										0	0	0	0	0	0	0									
Inning Stats	R: 0 E: 0 K: 0 S: 10	H: 2 LOB: 2 BB: 0 P: 19	R: 2 E: 0 K: 0 S: 11	H: 4 LOB: 2 BB: 0 P: 12	R: 0 E: 0 K: 1 S: 10	H: 2 LOB: 0 BB: 0 P: 15	R: 0 E: 0 K: 0 S: 5	H: 1 LOB: 0 BB: 0 P: 7	R: 0 E: 0 K: 0 S: 9	H: 2 LOB: 2 BB: 0 P: 13	R: 0 E: 0 K: 1 S: 13	H: 0 LOB: 1 BB: 1 P: 19	R: 0 E: 0 K: 1 S: 9	H: 1 LOB: 1 BB: 0 P: 15	R: 1 E: 0 K: 1 S: 10	H: 1 LOB: 0 BB: 0 P: 13	R: 1 E: 0 K: 1 S: 10	H: 1 LOB: 0 BB: 0 P: 13	1B: 10 2B: 1 3B: 0 HR: 2	SF: 0 SAC: 0 DP: 1 HBP: 0	WP: 0 PB: 0 SB: 0 CS: 0	PA: 37			
PITCHER	IP	WLS	BF	H	R	ER	SO	BB	IBB	HBP	BLK	WP	HR	S	P	ERA	WHIP								
11 Jeremy Guthrie, R ERA: 4.08	8.0	L	37	13	3	3	4	1	0	0	0	0	2	77	113	3.38	1.750								

Batter	1	2	3	4	5	6	7	8	9	AB	R	H	RBI	BB	SO	LOB	TOP				
13 Dustin Ackley, L (1, 8) OBP: 0.319, SLG: 0.341										5	0	1	0	0	2	0	Seattle Mariners @ Detroit Tigers Comerica Park, Detroit, MI Mon Sep 16 2013, 7:09 PM - 9:58 PM EDT Att: 34,063 - Clear - 62 F				
36 Abraham Almonte, S (1, 9) OBP: 0.346, SLG: 0.521										4	1	2	1	0	2	1					
15 Kyle Seager, L (1, 5) OBP: 0.343, SLG: 0.445										3	0	0	0	1	1	2					
8 Kendrys Morales, S (1, 10) OBP: 0.339, SLG: 0.454										4	0	0	0	0	2	2					
28 Raul Ibanez, L (1, 7) OBP: 0.312, SLG: 0.500										3	1	2	0	1	1	0					
17 Justin Smoak, S (1, 3) OBP: 0.340, SLG: 0.409										4	0	2	1	0	0	2					
3 Mike Zunino, R (1, 2) OBP: 0.299, SLG: 0.309										3	0	0	0	0	3	4					
55 Michael Saunders, L (8, PH) OBP: 0.317, SLG: 0.372										3	0	0	0	1	1	4					
33 Henry Blanco, R (8, 2) OBP: 0.234, SLG: 0.254										3	0	0	0	0	1	0					
6 Nick Franklin, S (1, 4) OBP: 0.291, SLG: 0.382										1	0	0	0	0	0	1					
1 Carlos Triunfel, R (1, 6) OBP: 0.125, SLG: 0.100										3	0	0	0	0	1	0					
9 Endy Chavez, L (9, PH) OBP: 0.292, SLG: 0.330										1	0	0	0	0	0	1					
Inning Stats	R: 0 E: 0 K: 1 S: 9	H: 1 LOB: 0 BB: 0 P: 14	R: 0 E: 0 K: 1 S: 9	H: 1 LOB: 1 BB: 0 P: 16	R: 1 E: 0 K: 1 S: 12	H: 1 LOB: 1 BB: 1 P: 20	R: 0 E: 0 K: 2 S: 12	H: 1 LOB: 1 BB: 0 P: 15	R: 0 E: 0 K: 3 S: 16	H: 0 LOB: 2 BB: 1 P: 24	R: 0 E: 0 K: 1 S: 9	H: 0 LOB: 0 BB: 0 P: 14	R: 1 E: 0 K: 1 S: 12	H: 2 LOB: 1 BB: 0 P: 21	R: 0 E: 0 K: 1 S: 6	H: 0 LOB: 0 BB: 1 P: 12	1B: 5 2B: 1 3B: 0 HR: 1	SF: 0 SAC: 0 DP: 1 HBP: 0	WP: 1 PB: 0 SB: 0 CS: 0	PA: 37	
PITCHER	IP WLS BF H R ER SO BB IBB HBP BLK WP HR S P ERA WHIP	IP WLS BF H R ER SO BB IBB HBP BLK WP HR S P ERA WHIP	IP WLS BF H R ER SO BB IBB HBP BLK WP HR S P ERA WHIP	IP WLS BF H R ER SO BB IBB HBP BLK WP HR S P ERA WHIP	IP WLS BF H R ER SO BB IBB HBP BLK WP HR S P ERA WHIP	IP WLS BF H R ER SO BB IBB HBP BLK WP HR S P ERA WHIP	IP WLS BF H R ER SO BB IBB HBP BLK WP HR S P ERA WHIP	IP WLS BF H R ER SO BB IBB HBP BLK WP HR S P ERA WHIP	IP WLS BF H R ER SO BB IBB HBP BLK WP HR S P ERA WHIP	IP WLS BF H R ER SO BB IBB HBP BLK WP HR S P ERA WHIP	IP WLS BF H R ER SO BB IBB HBP BLK WP HR S P ERA WHIP	IP WLS BF H R ER SO BB IBB HBP BLK WP HR S P ERA WHIP	IP WLS BF H R ER SO BB IBB HBP BLK WP HR S P ERA WHIP	IP WLS BF H R ER SO BB IBB HBP BLK WP HR S P ERA WHIP	IP WLS BF H R ER SO BB IBB HBP BLK WP HR S P ERA WHIP	IP WLS BF H R ER SO BB IBB HBP BLK WP HR S P ERA WHIP	IP WLS BF H R ER SO BB IBB HBP BLK WP HR S P ERA WHIP	IP WLS BF H R ER SO BB IBB HBP BLK WP HR S P ERA WHIP	IP WLS BF H R ER SO BB IBB HBP BLK WP HR S P ERA WHIP	IP WLS BF H R ER SO BB IBB HBP BLK WP HR S P ERA WHIP	IP WLS BF H R ER SO BB IBB HBP BLK WP HR S P ERA WHIP

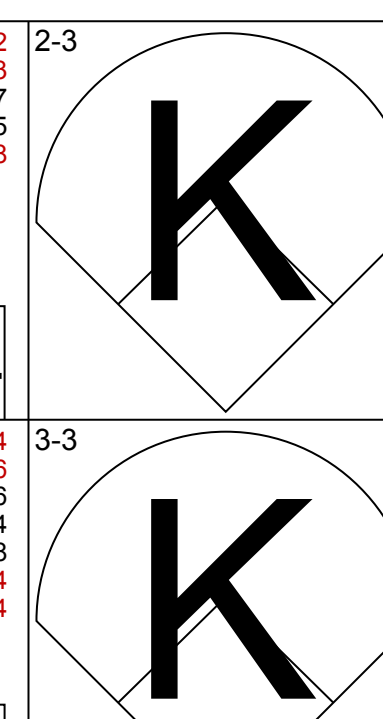
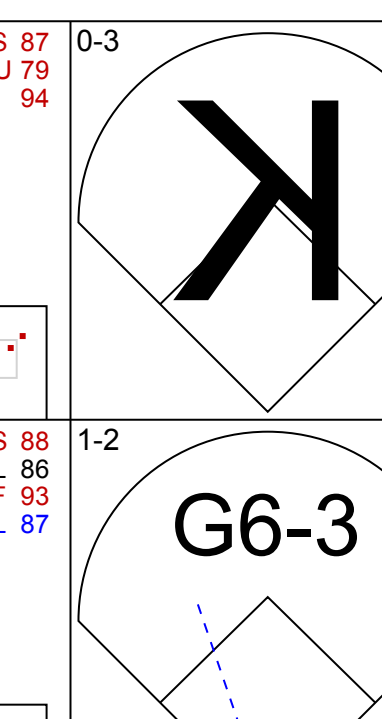
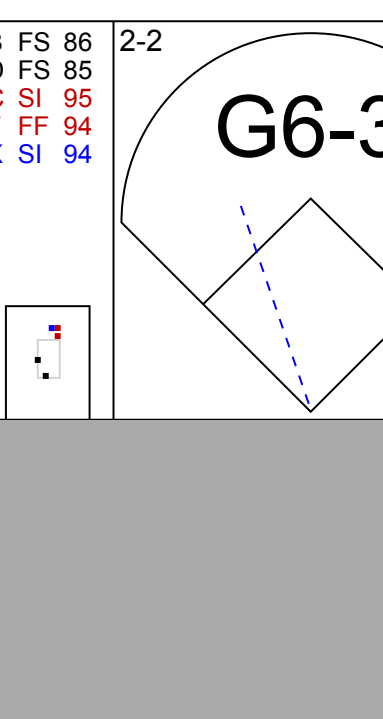
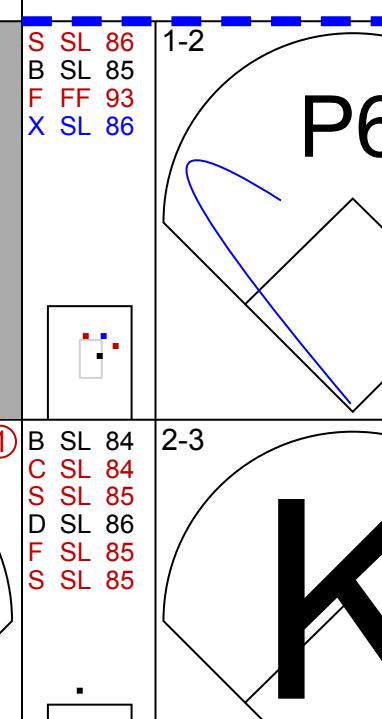
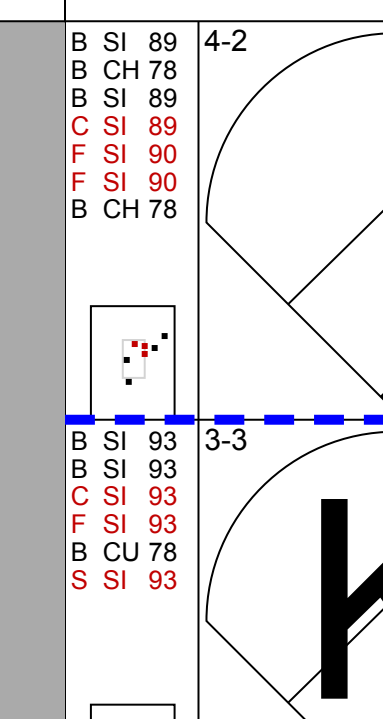
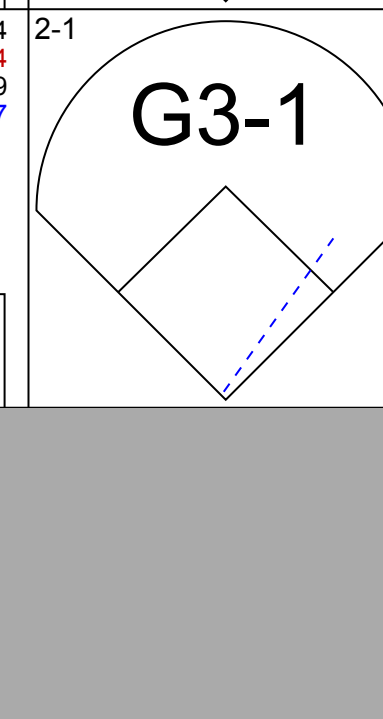



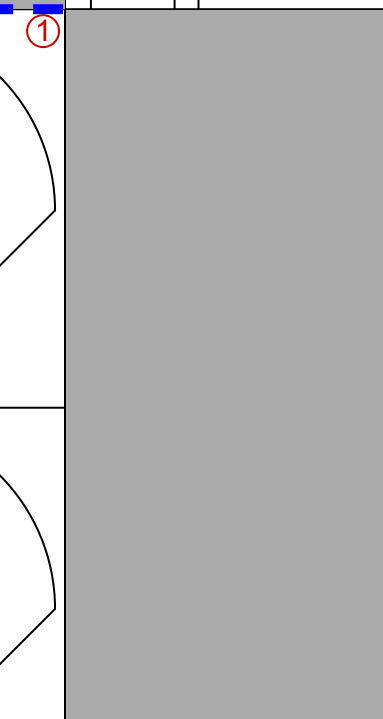

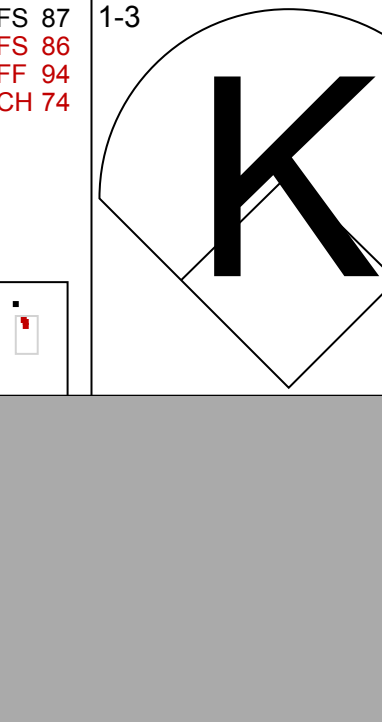
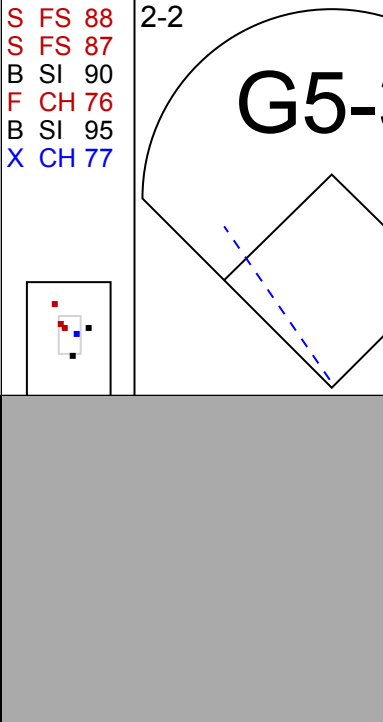
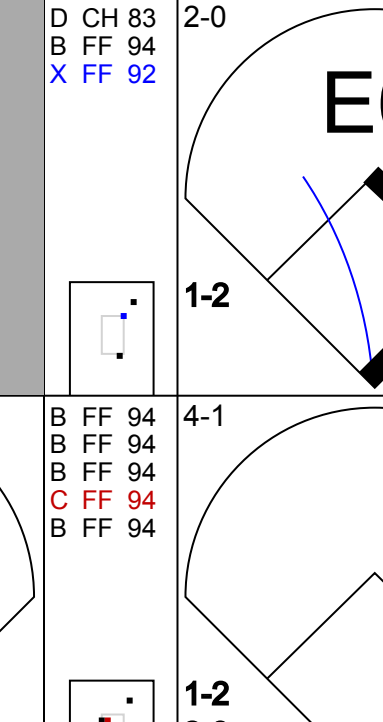
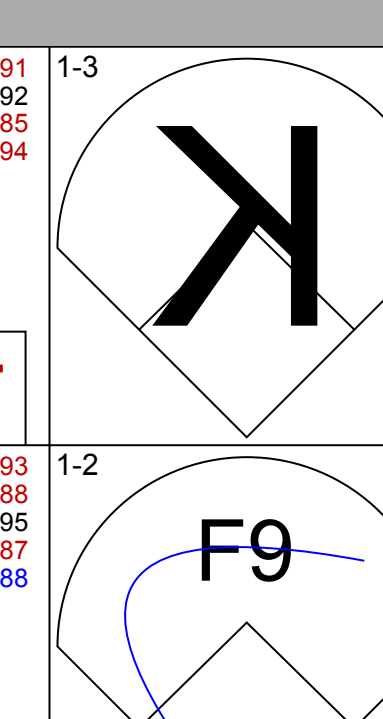
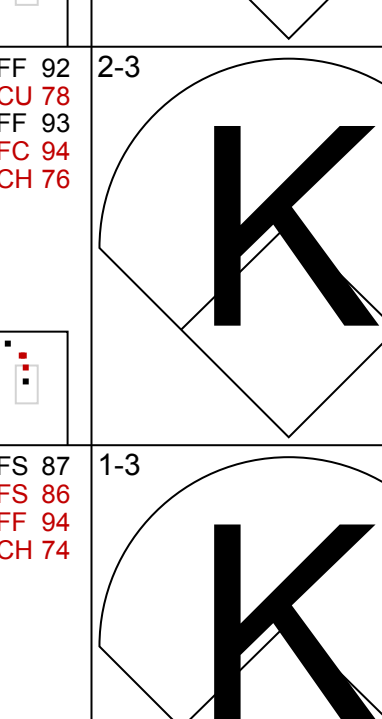
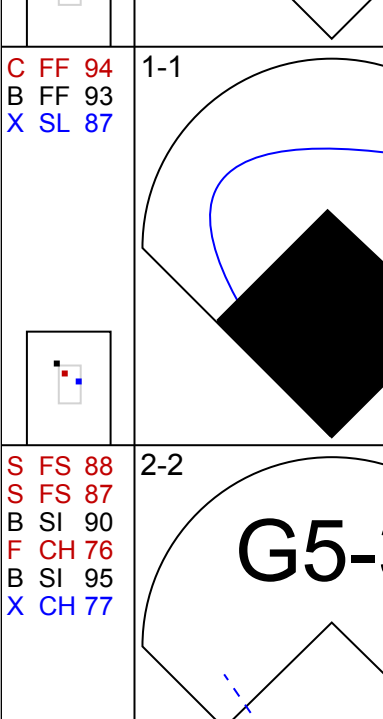
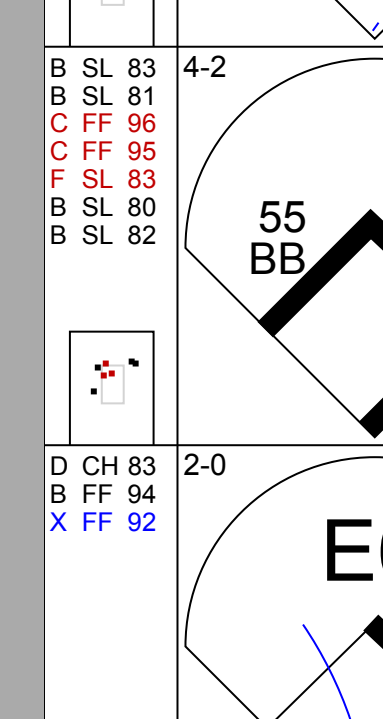




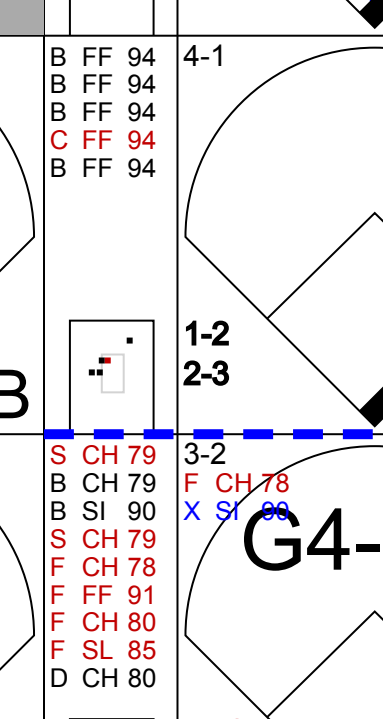

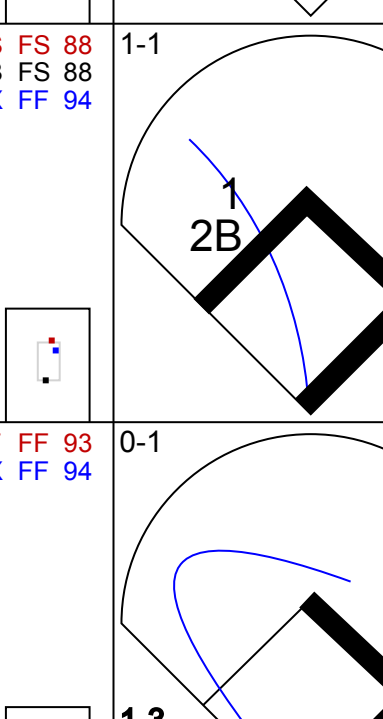
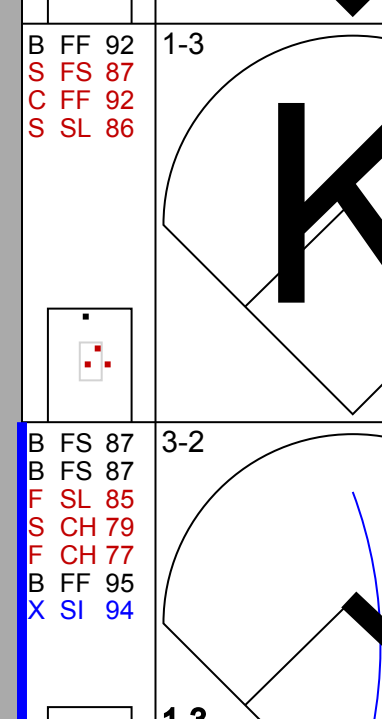
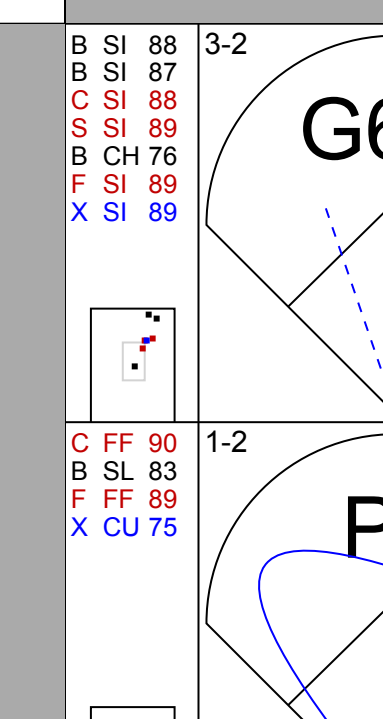
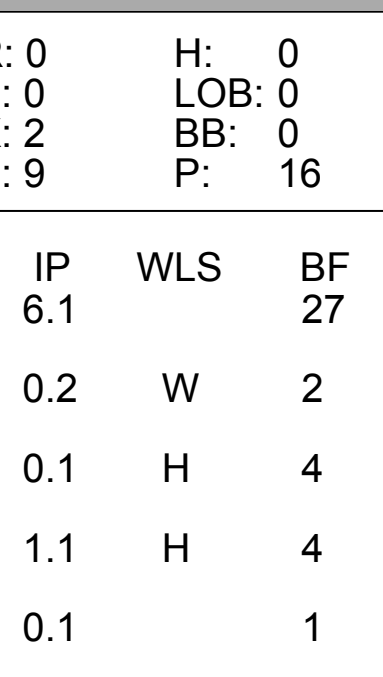
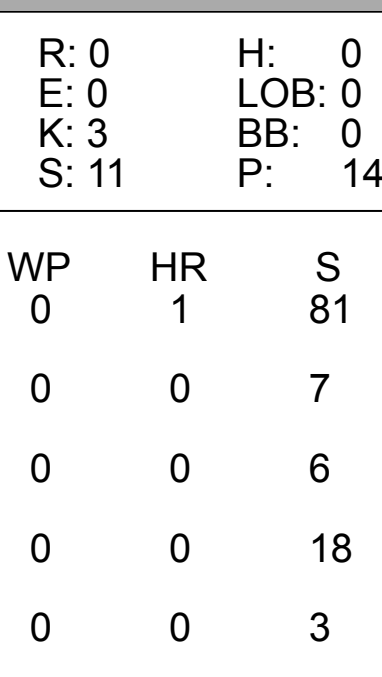
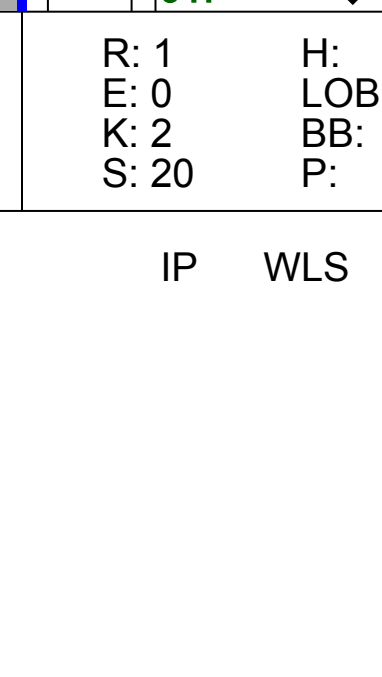
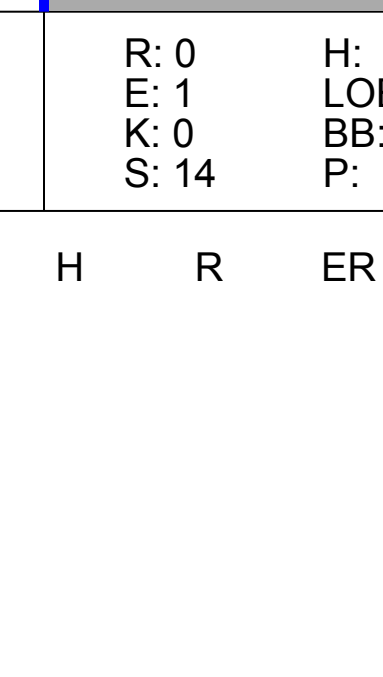
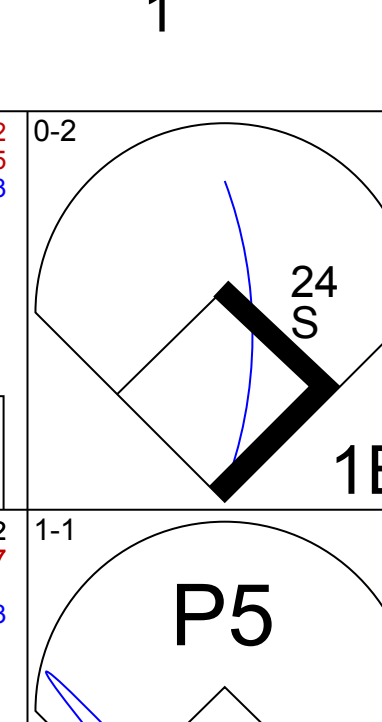
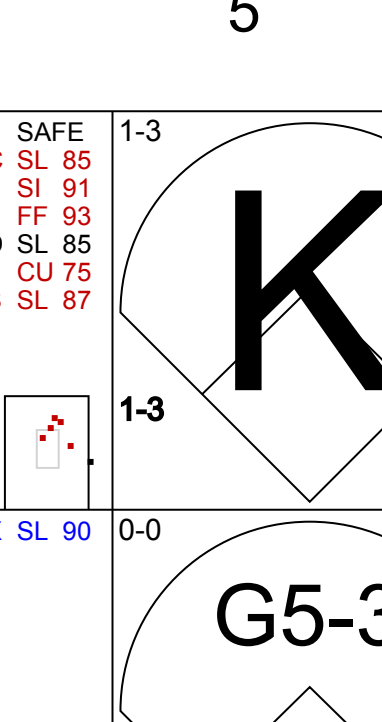
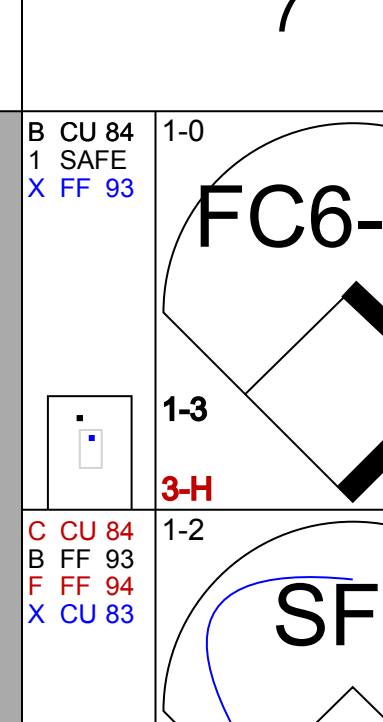
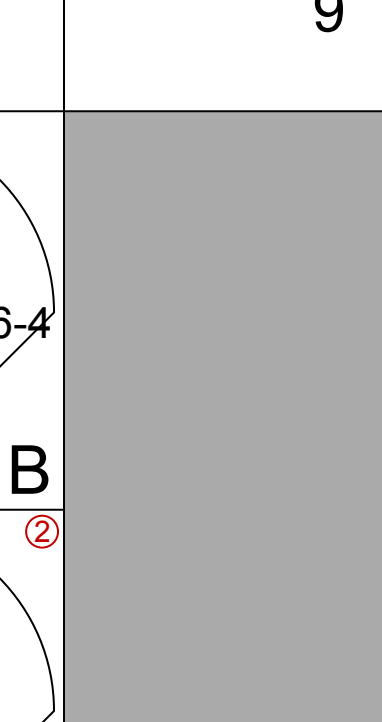

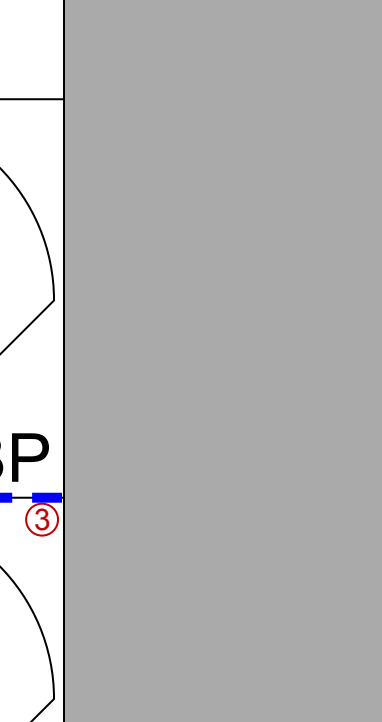
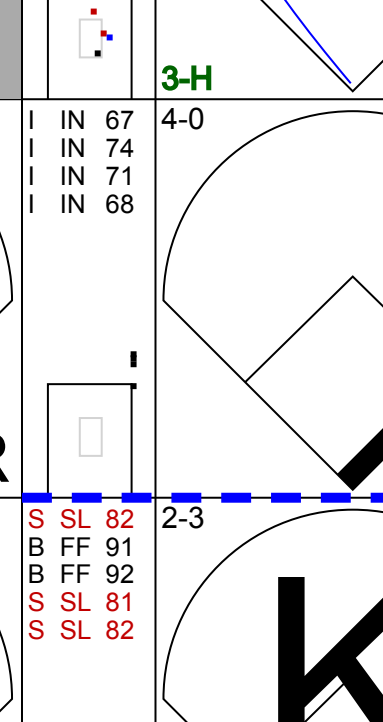

AB	34
R	2
H	7
RBI	2
BB	3
SO	13
LOB	17

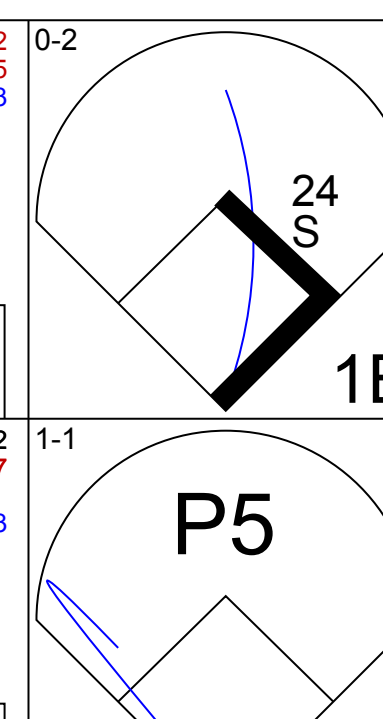
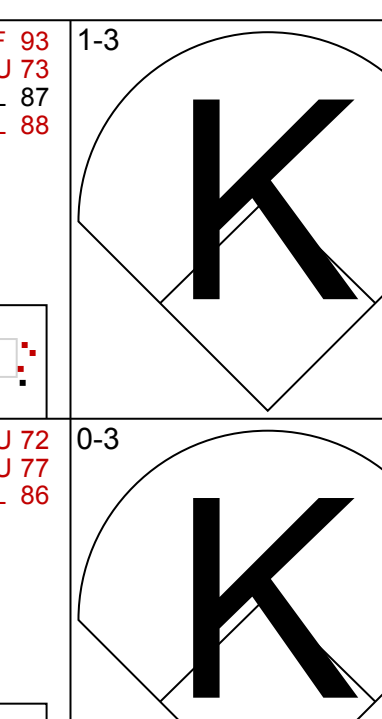
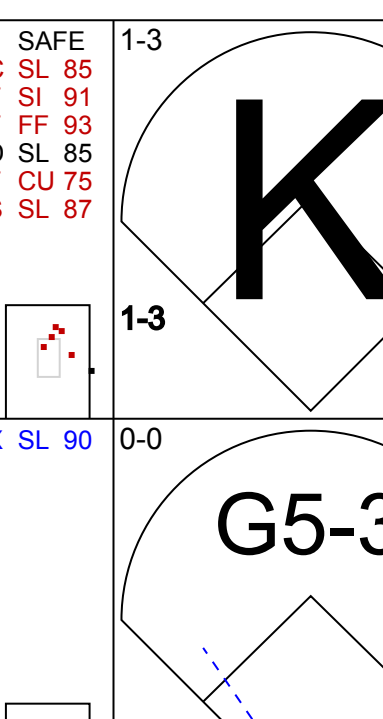
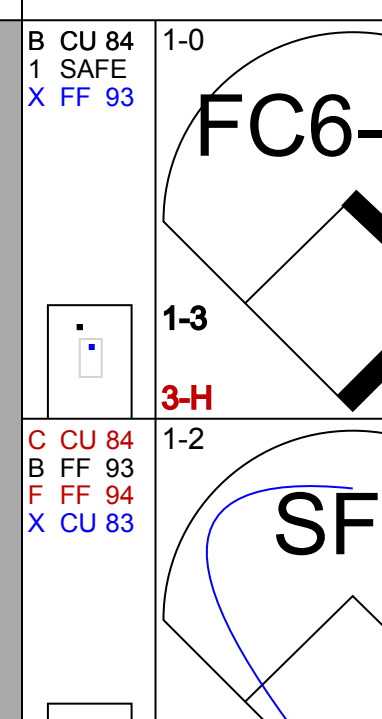
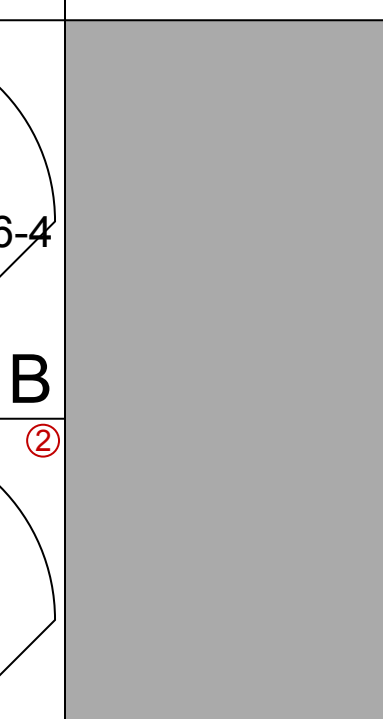
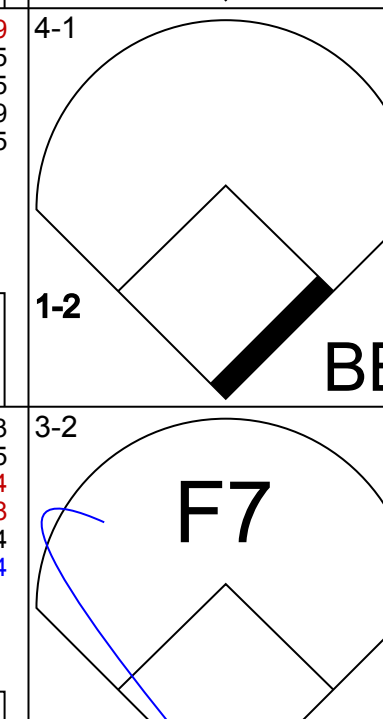
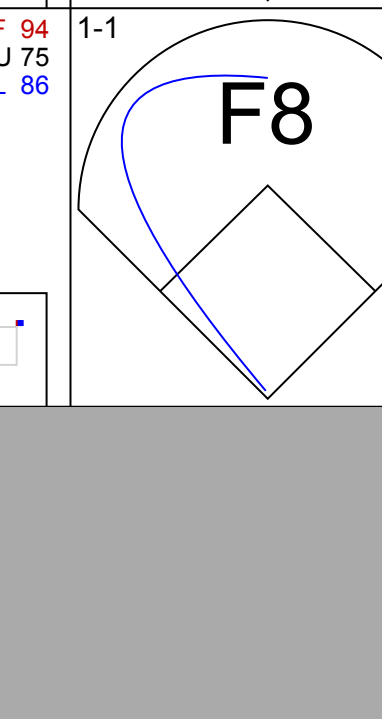

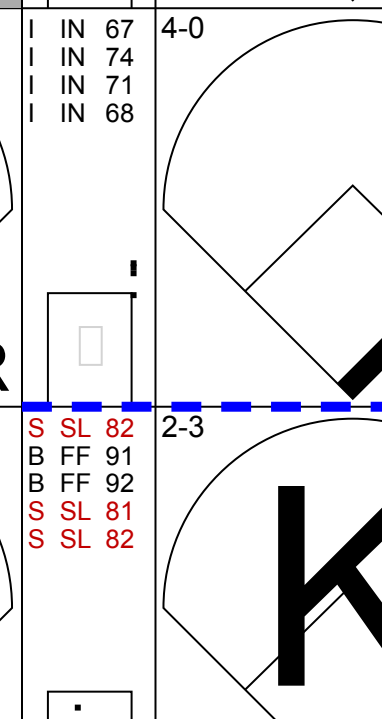
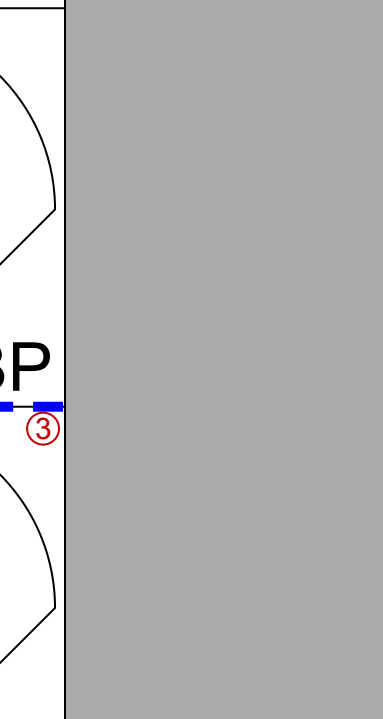
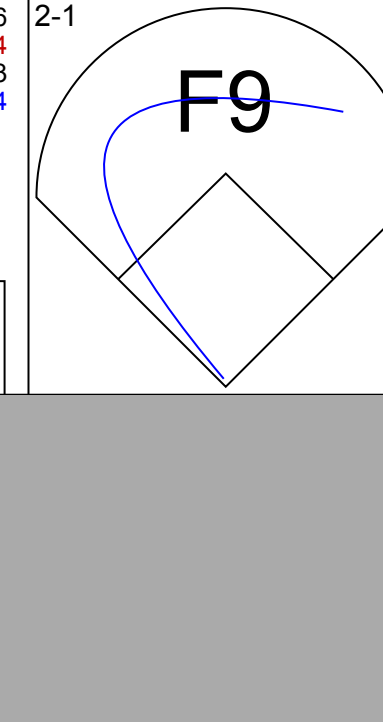

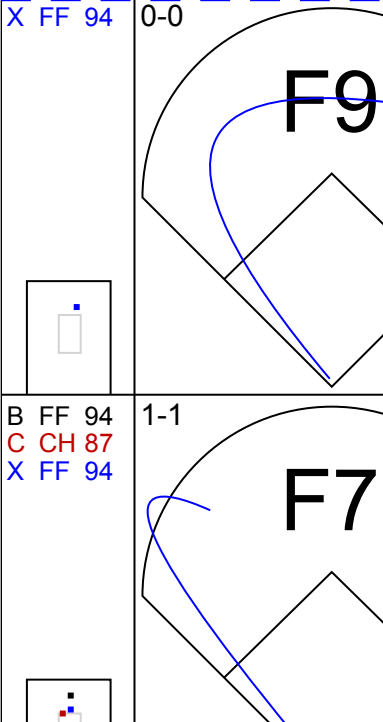
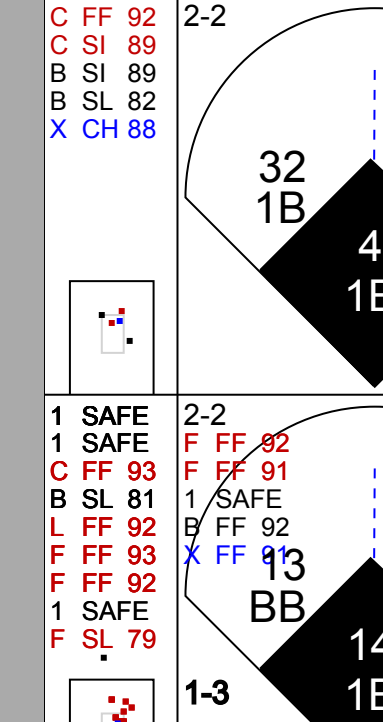
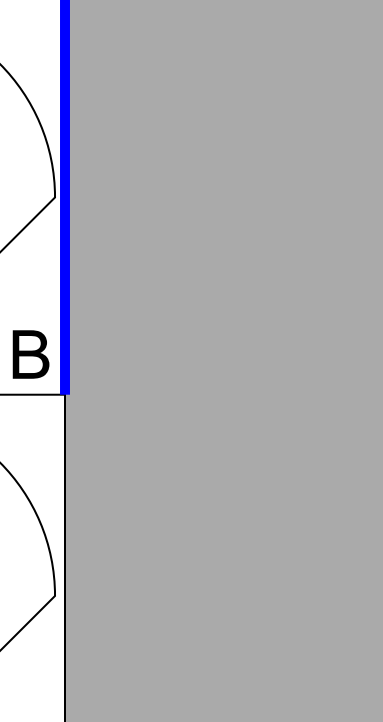

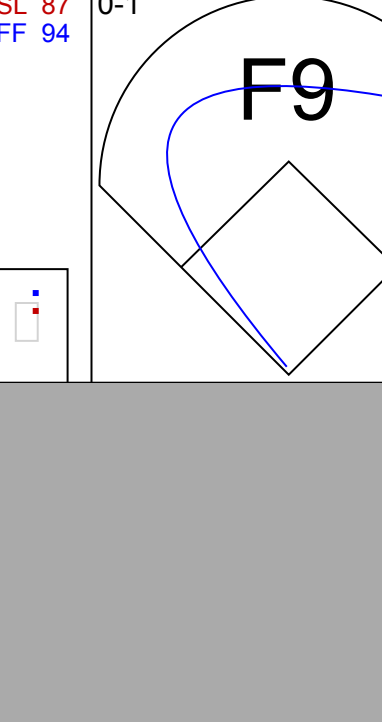
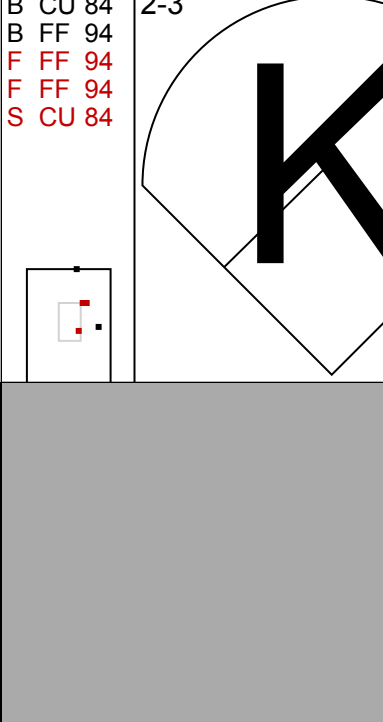
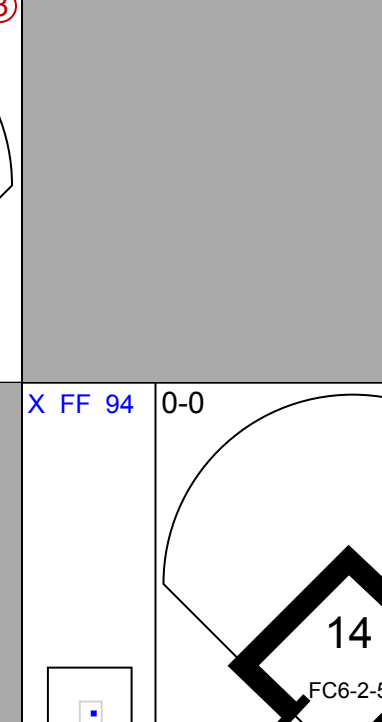
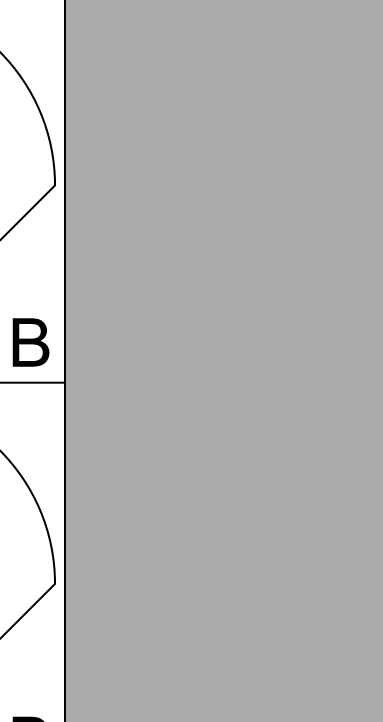

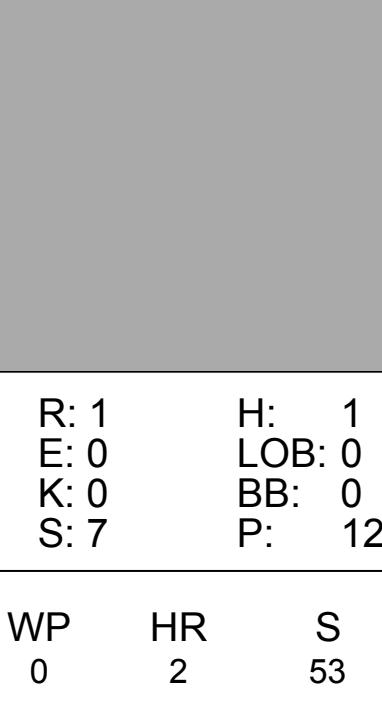
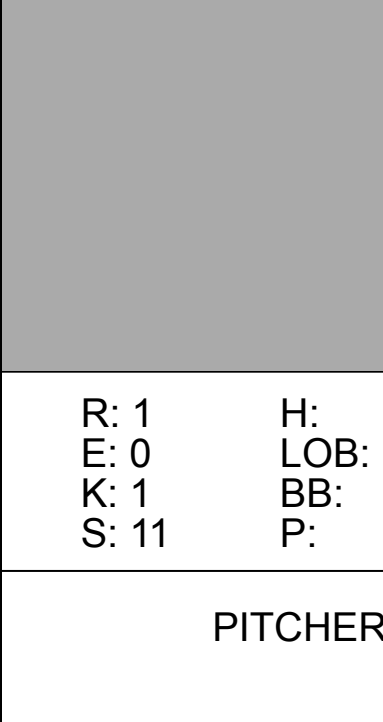
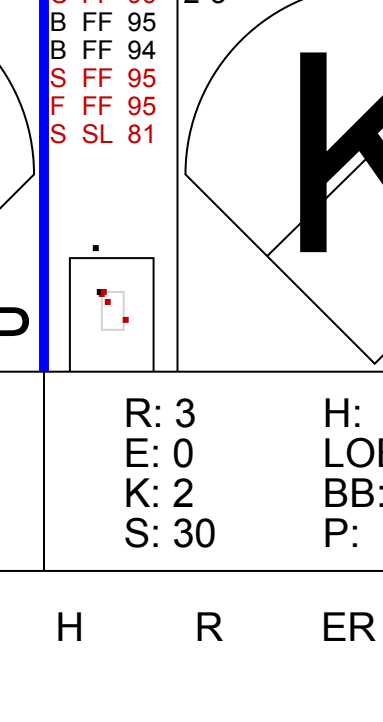








Batter	1	2	3	4	5	6	7	8	9	AB	R	H	RBI	BB	SO	LOB	BOTTOM			
14 Austin Jackson, R (1, 8) OBP: 0.345, SLG: 0.421										4	0	1	0	0	1	1	Seattle Mariners @ Detroit Tigers Comerica Park, Detroit, MI Mon Sep 16 2013, 7:09 PM - 9:58 PM EDT Att: 34,063 - Clear - 62 F			
48 Tori Hunter, R (1, 9) OBP: 0.329, SLG: 0.453										4	1	2	1	0	0	1				
24 Miguel Cabrera, R (1, 5) OBP: 0.443, SLG: 0.653										3	1	1	0	1	0	1				
28 Prince Fielder, L (1, 3) OBP: 0.364, SLG: 0.460										3	1	1	0	1	0	1				
41 Victor Martinez, S (1, 10) OBP: 0.348, SLG: 0.415										4	0	1	1	0	0	2				
4 Omar Infante, R (1, 4) OBP: 0.340, SLG: 0.448										4	0	2	1	0	1	1				
18 Matt Tuiasosopo, R (1, 7) OBP: 0.371, SLG: 0.453										2	0	0	0	0	0	1				
32 Don Kelly, L (6, PH) OBP: 0.322, SLG: 0.349										3	1	1	0	0	1	2				
13 Alex Avila, L (1, 2) OBP: 0.311, SLG: 0.377										2	0	0	0	0	0	2				
1 Jose Iglesias, R (1, 6) OBP: 0.357, SLG: 0.400										2	0	0	0	0	0	2				
Inning Stats	R: 1 E: 0 K: 0 S: 12	H: 2 LOB: 1 BB: 0 P: 20	R: 0 E: 0 K: 1 S: 9	H: 1 LOB: 0 BB: 0 P: 17	R: 0 E: 0 K: 0 S: 4	H: 0 LOB: 0 BB: 0 P: 6	R: 0 E: 0 K: 1 S: 7	H: 0 LOB: 0 BB: 0 P: 12	R: 0 E: 1 K: 0 S: 6	H: 0 LOB: 0 BB: 0 P: 9	R: 2 E: 0 K: 1 S: 11	H: 3 LOB: 2 BB: 1 P: 22	R: 1 E: 0 K: 0 S: 12	H: 2 LOB: 1 BB: 0 P: 17	R: 0 E: 0 K: 0 S: 6	H: 0 LOB: 0 BB: 1 P: 12	1B: 8 2B: 1 3B: 0 HR: 0	SF: 0 SAC: 1 DP: 3 HBP: 0	WP: 1 PB: 0 SB: 0 CS: 0	PA: 33
PITCHER	IP WLS BF H R ER SO BB IBB HBP BLK WP HR S P ERA WHIP	IP WLS BF H R ER SO BB IBB HBP BLK WP HR S P ERA WHIP	IP WLS BF H R ER SO BB IBB HBP BLK WP HR S P ERA WHIP	IP WLS BF H R ER SO BB IBB HBP BLK WP HR S P ERA WHIP	IP WLS BF H R ER SO BB IBB HBP BLK WP HR S P ERA WHIP	IP WLS BF H R ER SO BB IBB HBP BLK WP HR S P ERA WHIP	IP WLS BF H R ER SO BB IBB HBP BLK WP HR S P ERA WHIP	IP WLS BF H R ER SO BB IBB HBP BLK WP HR S P ERA WHIP	IP WLS BF H R ER SO BB IBB HBP BLK WP HR S P ERA WHIP	IP WLS BF H R ER SO BB IBB HBP BLK WP HR S P ERA WHIP	IP WLS BF H R ER SO BB IBB HBP BLK WP HR S P ERA WHIP	IP WLS BF H R ER SO BB IBB HBP BLK WP HR S P ERA WHIP	IP WLS BF H R ER SO BB IBB HBP BLK WP HR S P ERA WHIP	IP WLS BF H R ER SO BB IBB HBP BLK WP HR S P ERA WHIP	IP WLS BF H R ER SO BB IBB HBP BLK WP HR S P ERA WHIP	IP WLS BF H R ER SO BB IBB HBP BLK WP HR S P ERA WHIP	IP WLS BF H R ER SO BB IBB HBP BLK WP HR S P ERA WHIP	IP WLS BF H R ER SO BB IBB HBP BLK WP HR S P ERA WHIP	IP WLS BF H R ER SO BB IBB HBP BLK WP HR S P ERA WHIP	IP WLS BF H R ER SO BB IBB HBP BLK WP HR S P ERA WHIP

AB	30
R	4
H	9
RBI	3
BB	2
SO	3
LOB	14



Batter	1	2	3	4	5	6	7	8	9	AB	R	H	RBI	BB	SO	LOB	TOP										
36 Abraham Almonte, S (1, 8) OBP: 0.333, SLG: 0.481										4	0	0	0	1	2	4	Seattle Mariners @ Detroit Tigers Comerica Park, Detroit, MI Tue Sep 17 2013, 7:09 PM - 10:54 PM EDT Att: 39,076 - Partly Cloudy - 61 F										
21 Franklin Gutierrez, R (1, 9) OBP: 0.266, SLG: 0.471										5	0	0	0	0	3	3											
15 Kyle Seager, L (1, 5) OBP: 0.341, SLG: 0.442										4	0	0	0	0	2	0											
28 Raul Ibanez, L (1, 10) OBP: 0.313, SLG: 0.506										3	1	1	1	1	2	0											
17 Justin Smoak, S (1, 3) OBP: 0.338, SLG: 0.405										4	0	0	0	0	1	1											
55 Michael Saunders, L (1, 7) OBP: 0.321, SLG: 0.383										3	1	2	0	1	0	0											
3 Mike Zunino, R (1, 2) OBP: 0.300, SLG: 0.305										2	0	0	0	2	1	3											
6 Nick Franklin, S (1, 4) (7, 6) OBP: 0.291, SLG: 0.381										4	0	1	0	0	1	4											
1 Carlos Triunfel, R (1, 6) OBP: 0.147, SLG: 0.156										2	0	1	0	0	0	0											
8 Kendrys Morales, S (7, PH) OBP: 0.340, SLG: 0.457										1	0	1	1	0	0	0											
13 Dustin Ackley, L (7, PR) (7, 4) OBP: 0.318, SLG: 0.340										1	0	0	0	0	0	0											
Inning Stats	R: 0 E: 0 K: 2 S: 9	H: 0 LOB: 0 BB: 0 P: 16	R: 0 E: 0 K: 1 S: 13	H: 1 LOB: 2 BB: 1 P: 23	R: 0 E: 0 K: 1 S: 10	H: 0 LOB: 0 BB: 0 P: 13	R: 0 E: 0 K: 3 S: 11	H: 0 LOB: 0 BB: 0 P: 14	R: 0 E: 0 K: 1 S: 11	H: 2 LOB: 0 BB: 0 P: 16	R: 1 E: 0 K: 1 S: 14	H: 1 LOB: 0 BB: 0 P: 20	R: 0 E: 0 K: 2 S: 20	H: 0 LOB: 2 BB: 1 P: 33	R: 0 E: 0 K: 0 S: 14	H: 0 LOB: 2 BB: 2 P: 28	R: 0 E: 0 K: 1 S: 13	H: 0 LOB: 1 BB: 1 P: 24	1B: 1 2B: 3 3B: 1 HR: 1	SF: 0 SAC: 0 DP: 1 HBP: 0	WP: 0 PB: 0 SB: 0 CS: 0	PA: 38					
PITCHER	IP	WLS	BF	H	R	ER	SO	BB	IBB	HBP	BLK	WP	HR	S	P	ERA	WHIP										
19 Anibal Sánchez, R (1, 1) ERA: 2.51	6.1		27	6	2	2	10	2	0	0	0	0	1	81	125	2.84	1.263										
62 Al Alburquerque, R (7, 1) ERA: 5.23	0.2	W	2	0	0	0	1	0	0	0	0	0	0	7	10	0.00	0.000										
40 Phil Coke, L (8, 1) ERA: 4.78	0.1	H	4	0	0	0	0	2	0	0	0	0	0	6	17	0.00	6.000										
52 Jose Alvarez, L (8, 1) ERA: 5.29	1.1	H	4	0	0	0	0	1	0	0	0	0	0	18	29	0.00	0.750										
31 Jose Veras, R (9, 1) ERA: 2.83	0.1		1	0	0	0	1	0	0	0	0	0	0	3	6	0.00	0.000										

Batter	1	2	3	4	5	6	7	8	9	AB	R	H	RBI	BB	SO	LOB	BOTTOM										
14 Austin Jackson, R (1, 8) OBP: 0.346, SLG: 0.421										5	0	2	2	0	2	3	Seattle Mariners @ Detroit Tigers Comerica Park, Detroit, MI Tue Sep 17 2013, 7:09 PM - 10:54 PM EDT Att: 39,076 - Partly Cloudy - 61 F										
48 Tori Hunter, R (1, 9) OBP: 0.327, SLG: 0.450										4	0	0	1	0	1	4											
24 Miguel Cabrera, R (1, 5) OBP: 0.446, SLG: 0.658										2	1	1	1	2	0	0											
28 Prince Fielder, L (1, 3) OBP: 0.363, SLG: 0.457										5	0	1	0	0	2	7											
41 Victor Martinez, S (1, 10) OBP: 0.347, SLG: 0.414										4	0	1	0	0	0	3											
26 Hernán Pérez, R (8, PR) (9, 10) OBP: 0.230, SLG: 0.241										4	2	2	1	0	1	1											
32 Don Kelly, L (1, 7) OBP: 0.325, SLG: 0.367										4	2	2	1	0	1	1											
4 Omar Infante, R (1, 4) OBP: 0.339, SLG: 0.446										4	1	1	1	0	1	1											
13 Alex Avila, L (1, 2) OBP: 0.316, SLG: 0.384										2	0	1	0	2	1	0											
1 Jose Iglesias, R (1, 6) OBP: 0.360, SLG: 0.401										2	1	1	0	0	1	1											
12 Andy Dirks, L (8, PH) OBP: 0.322, SLG: 0.364										1	0	0	0	0	1	3											
39 Ramon Santiago, S (9, 6) OBP: 0.304, SLG: 0.305										0	0	0	0	0	0	0											
Inning Stats	R: 0 E: 0 K: 0 S: 11	H: 1 LOB: 2 BB: 1 P: 21	R: 0 E: 0 K: 2 S: 11	H: 0 LOB: 1 BB: 1 P: 19	R: 0 E: 0 K: 2 S: 8	H: 0 LOB: 0 BB: 0 P: 10	R: 1 E: 0 K: 0 S: 7	H: 1 LOB: 0 BB: 0 P: 12	R: 0 E: 1 K: 2 S: 11	H: 1 LOB: 1 BB: 0 P: 14	R: 1 E: 0 K: 1 S: 11	H: 2 LOB: 1 BB: 0 P: 19	R: 1 E: 0 K: 1 S: 9	H: 1 LOB: 2 BB: 1 P: 20	R: 3 E: 0 K: 2 S: 30	H: 4 LOB: 3 BB: 1 P: 49	1B: 7 2B: 0 3B: 1 HR: 2	SF: 1 SAC: 0 DP: 0 HBP: 2	WP: 1 PB: 0 SB: 2 CS: 0	PA: 40							
PITCHER	IP	WLS	BF	H	R	ER	SO	BB	IBB	HBP	BLK	WP	HR	S	P	ERA	WHIP										
37 Brandon Maurer, R (1, 1) ERA: 6.95	5.0		22	5	2	2	6	2	0	0	0	0	0	12	24	5.40	0.600										
31 Yoervis Medina, R (6, 1) ERA: 2.95	1.2	L	8	1	1	1	1	0	1	1	0	0	0	14	20	54.00	6.000										
41 Charlie Furbush, L (7, 1) ERA: 3.38	0.1		3	2	2	2	1	0	0	0	0	0	0	16	28	13.50	4.500										
58 Carter Capps, R (8, 1) ERA: 5.96	0.2		6	2	1	1	1	1	0	1	0	1	0	14	28	13.50	4.500										
30 Bobby LaFromboise, L (8, 1) ERA: 8.1	0.1		1	0	0	0	1	0	0	0	0	0	0	3	6	0.00	0.000										

Seattle Mariners @ Detroit Tigers
Comerica Park, Detroit, MI
Tue Sep 17 2013, 7:09 PM - 10:54 PM EDT
Att: 39,076 - Partly Cloudy - 61 F

AB	33
R	2
H	6
RBI	2
BB	5
SO	12
LOB	15



Seattle Mariners @ Detroit Tigers
Comerica Park, Detroit, MI
Tue Sep 17 2013, 7:09 PM - 10:54 PM EDT
Att: 39,076 - Partly Cloudy - 61 F

AB	33
R	6
H	10
RBI	6
BB	4
SO	10
LOB	23



Batter	1	2	3	4	5	6	7	8	9	AB	R	H	RBI	BB	SO	LOB	TOP
13 Dustin Ackley, L (1,8) OBP: 0.316, SLG: 0.336										4	0	0	0	1	1	0	
21 Franklin Gutierrez, R (1,9) OBP: 0.279, SLG: 0.566										5	2	3	1	0	1	1	
15 Kyle Seager, L (1,5) OBP: 0.340, SLG: 0.439										4	0	0	0	1	1	2	
8 Kendrys Morales, S (1,10) OBP: 0.339, SLG: 0.455										3	0	0	0	1	1	3	
9 Endy Chavez, L (8,PR) OBP: 0.292, SLG: 0.330										0	1	0	0	0	0	0	
17 Justin Smoak, S (1,3) OBP: 0.341, SLG: 0.414										3	3	2	2	1	1	2	
55 Michael Saunders, L (1,7) OBP: 0.323, SLG: 0.369										4	2	2	2	0	0	0	
6 Nick Franklin, S (1,4) OBP: 0.293, SLG: 0.380										3	0	1	1	1	2	0	
33 Henry Blanco, R (1,2) OBP: 0.228, SLG: 0.246										4	0	0	0	0	0	2	
1 Carlos Triunfel, R (1,6) OBP: 0.132, SLG: 0.139										4	0	0	0	0	1	0	
Inning Stats	R: 0 H: 0 E: 0 K: 1 S: 10	H: 0 R: 2 ER: 0 LOB: 0 BB: 1 P: 18	H: 2 R: 0 ER: 0 LOB: 0 BB: 1 P: 16	H: 1 R: 0 ER: 0 LOB: 2 BB: 1 P: 29	H: 0 R: 0 ER: 0 LOB: 0 BB: 0 P: 19	H: 0 R: 0 ER: 0 LOB: 0 BB: 0 P: 16	H: 1 R: 1 ER: 0 LOB: 0 BB: 0 P: 11	H: 0 R: 0 ER: 0 LOB: 0 BB: 0 P: 15	H: 3 R: 4 ER: 0 LOB: 1 BB: 2 P: 27	H: 1 R: 1 ER: 0 LOB: 0 BB: 0 P: 12	1B: 3 2B: 3 3B: 0 HR: 2	SF: 0 SAC: 0 DP: 1 HBP: 0	WP: 2 PB: 0 SB: 1 CS: 0	PA: 39			
PITCHER	IP WLS BF H R ER SO BB IBB HBP BLK WP HR S P ERA WHIP																
35 Justin Verlander, R (1,1) ERA: 3.86	7.0 L 27 4 3 3 6 3 0 0 0 0 1 82 124 3.86 1.000																
40 Phil Coke, L (8,1) ERA: 5.4	0.2 7 3 4 3 0 0 2 0 0 0 0 10 21 40.50 4.500																
62 Al Alburquerque, R (8,1) ERA: 5.19	0.1 1 0 0 0 0 0 0 0 0 0 1 0 4 6 0.00 0.000																
36 Luke Putkonen, R (9,1) ERA: 2.81	1.0 4 1 1 1 2 0 0 0 0 0 1 10 12 9.00 1.000																

Seattle Mariners @ Detroit Tigers
Comerica Park, Detroit, MI
Wed Sep 18 2013, 7:10 PM - 10:03 PM EDT
Att: 36,395 - Partly Cloudy - 71 F

AB 34
R 8
H 8
RBI 6
BB 5
SO 8
LOB 10



Batter	1	2	3	4	5	6	7	8	9	AB	R	H	RBI	BB	SO	LOB	BOTTOM
14 Austin Jackson, R (1,8) OBP: 0.345, SLG: 0.419										4	0	1	0	0	1	0	
32 Don Kelly, L (1,9) OBP: 0.323, SLG: 0.365										4	0	1	0	0	0	1	
24 Miguel Cabrera, R (1,5) OBP: 0.443, SLG: 0.653										4	0	0	0	0	2	2	
28 Prince Fielder, L (1,3) OBP: 0.363, SLG: 0.458										4	0	1	0	0	1	0	
41 Victor Martinez, S (1,10) OBP: 0.350, SLG: 0.414										2	0	1	0	2	0	0	
18 Matt Tuiasosopo, R (1,7) OBP: 0.371, SLG: 0.447										2	0	0	0	1	1	3	
55 Brayan Peña, S (8,PH) OBP: 0.323, SLG: 0.405										1	0	0	0	0	0	1	
13 Alex Avila, L (1,2) OBP: 0.312, SLG: 0.379										4	0	0	0	0	2	3	
26 Hernán Pérez, R (1,4) OBP: 0.219, SLG: 0.230										3	0	0	0	0	0	3	
1 Jose Iglesias, R (1,6) OBP: 0.357, SLG: 0.397										3	0	0	0	0	1	0	
Inning Stats	R: 0 H: 2 E: 0 K: 1 S: 11	H: 0 R: 0 ER: 0 LOB: 0 BB: 0 P: 10	H: 0 R: 0 ER: 0 LOB: 0 BB: 0 P: 14	H: 1 R: 0 ER: 0 LOB: 2 BB: 1 P: 22	H: 0 R: 0 ER: 0 LOB: 0 BB: 0 P: 9	H: 0 R: 0 ER: 0 LOB: 0 BB: 0 P: 9	H: 0 R: 0 ER: 0 LOB: 0 BB: 0 P: 9	H: 0 R: 0 ER: 0 LOB: 0 BB: 0 P: 9	H: 1 R: 0 ER: 0 LOB: 1 BB: 0 P: 14	H: 0 R: 0 ER: 0 LOB: 1 BB: 1 P: 19	1B: 3 2B: 1 3B: 0 HR: 0	SF: 0 SAC: 0 DP: 1 HBP: 0	WP: 1 PB: 0 SB: 0 CS: 0	PA: 34			
PITCHER	IP WLS BF H R ER SO BB IBB HBP BLK WP HR S P ERA WHIP																
18 Hisashi Iwakuma, R (1,1) ERA: 2.76	8.0 W 30 4 1 0 6 1 1 0 0 0 0 72 105 0.00 0.625																
40 Danny Farquhar, R (8,1) ERA: 4.53	1.0 4 0 0 0 2 1 0 0 0 0 0 10 19 0.00 1.000																

Seattle Mariners @ Detroit Tigers
Comerica Park, Detroit, MI
Wed Sep 18 2013, 7:10 PM - 10:03 PM EDT
Att: 36,395 - Partly Cloudy - 71 F

AB 31
R 0
H 4
RBI 0
BB 3
SO 8
LOB 13



Batter	1	2	3	4	5	6	7	8	9	AB	R	H	RBI	BB	SO	LOB	TOP								
13 Dustin Ackley, L OBP: 0.315, SLG: 0.343	G5-3		K				F7		K	5	1	1	3	0	2	0	Seattle Mariners @ Detroit Tigers Comerica Park, Detroit, MI Thu Sep 19 2013, 1:08 PM - 3:51 PM EDT Att: 38,431 - Cloudy - 77 F								
55 Michael Saunders, L OBP: 0.322, SLG: 0.388	G3-1						G4-3			4	0	1	0	0	1	0									
15 Kyle Seager, L OBP: 0.341, SLG: 0.439	1B		L6				G4-3			4	1	2	0	0	0	1									
8 Kendrys Morales, S OBP: 0.339, SLG: 0.453	1B		G4-3				G1-4-6-3			4	0	1	0	0	0	2									
28 Raul Ibanez, L OBP: 0.313, SLG: 0.503	1B						K			4	0	1	1	0	2	1									
17 Justin Smoak, S OBP: 0.340, SLG: 0.411	G4-3						K			3	0	0	0	1	2	2									
36 Abraham Almonte, S, PR OBP: 0.333, SLG: 0.481							K			0	0	0	0	0	0	0									
6 Nick Franklin, S OBP: 0.293, SLG: 0.382			K							4	0	1	0	0	3	1									
3 Mike Zunino, R OBP: 0.301, SLG: 0.306			G6-3							3	1	1	0	0	1	1									
9 Endy Chavez, L OBP: 0.291, SLG: 0.328										1	0	0	0	0	0	0									
1 Carlos Triunfel, R OBP: 0.146, SLG: 0.154			K2-3							3	1	1	0	0	1	1									
21 Franklin Gutierrez, R OBP: 0.277, SLG: 0.504										1	0	0	0	0	0	0									
Inning Stats	R: 1 H: 3 E: 0 K: 0 S: 15	H: 3 LOB: 2 BB: 0 P: 19	R: 0 H: 0 E: 0 K: 2 S: 9	H: 0 LOB: 0 BB: 0 P: 11	R: 0 H: 1 E: 0 K: 1 S: 8	H: 1 LOB: 1 BB: 0 P: 11	R: 0 H: 0 E: 0 K: 3 S: 10	H: 0 LOB: 0 BB: 0 P: 13	R: 3 H: 4 E: 0 K: 2 S: 17	H: 4 LOB: 1 BB: 0 P: 25	R: 0 H: 1 E: 0 K: 2 S: 8	H: 1 LOB: 1 BB: 0 P: 11	R: 0 H: 0 E: 0 K: 0 S: 5	H: 0 LOB: 0 BB: 0 P: 10	R: 0 H: 0 E: 0 K: 1 S: 7	H: 0 LOB: 1 BB: 1 P: 13	R: 0 H: 0 E: 0 K: 1 S: 8	H: 0 LOB: 0 BB: 0 P: 12	1B: 7 2B: 1 3B: 0 HR: 1	SF: 0 SAC: 0 DP: 0 HBP: 0	WP: 0 PB: 0 SB: 0 CS: 0	PA: 37			
PITCHER	IP WLS BF H R ER SO BB IBB HBP BLK WP HR S P ERA WHIP	IP WLS BF H R ER SO BB IBB HBP BLK WP HR S P ERA WHIP	IP WLS BF H R ER SO BB IBB HBP BLK WP HR S P ERA WHIP	IP WLS BF H R ER SO BB IBB HBP BLK WP HR S P ERA WHIP	IP WLS BF H R ER SO BB IBB HBP BLK WP HR S P ERA WHIP	IP WLS BF H R ER SO BB IBB HBP BLK WP HR S P ERA WHIP	IP WLS BF H R ER SO BB IBB HBP BLK WP HR S P ERA WHIP	IP WLS BF H R ER SO BB IBB HBP BLK WP HR S P ERA WHIP	IP WLS BF H R ER SO BB IBB HBP BLK WP HR S P ERA WHIP	IP WLS BF H R ER SO BB IBB HBP BLK WP HR S P ERA WHIP	IP WLS BF H R ER SO BB IBB HBP BLK WP HR S P ERA WHIP	IP WLS BF H R ER SO BB IBB HBP BLK WP HR S P ERA WHIP	IP WLS BF H R ER SO BB IBB HBP BLK WP HR S P ERA WHIP	IP WLS BF H R ER SO BB IBB HBP BLK WP HR S P ERA WHIP	IP WLS BF H R ER SO BB IBB HBP BLK WP HR S P ERA WHIP	IP WLS BF H R ER SO BB IBB HBP BLK WP HR S P ERA WHIP	IP WLS BF H R ER SO BB IBB HBP BLK WP HR S P ERA WHIP	IP WLS BF H R ER SO BB IBB HBP BLK WP HR S P ERA WHIP	IP WLS BF H R ER SO BB IBB HBP BLK WP HR S P ERA WHIP	IP WLS BF H R ER SO BB IBB HBP BLK WP HR S P ERA WHIP	IP WLS BF H R ER SO BB IBB HBP BLK WP HR S P ERA WHIP	IP WLS BF H R ER SO BB IBB HBP BLK WP HR S P ERA WHIP	IP WLS BF H R ER SO BB IBB HBP BLK WP HR S P ERA WHIP	IP WLS BF H R ER SO BB IBB HBP BLK WP HR S P ERA WHIP	IP WLS BF H R ER SO BB IBB HBP BLK WP HR S P ERA WHIP

AB	36
R	4
H	9
RBI	4
BB	1
SO	12
LOB	9



Batter	1	2	3	4	5	6	7	8	9	AB	R	H	RBI	BB	SO	LOB	BOTTOM								
14 Austin Jackson, R OBP: 0.342, SLG: 0.415	K		F9				G5-3		P3	5	0	0	0	0	1	2	Seattle Mariners @ Detroit Tigers Comerica Park, Detroit, MI Thu Sep 19 2013, 1:08 PM - 3:51 PM EDT Att: 38,431 - Cloudy - 77 F								
48 Tori Hunter, R OBP: 0.327, SLG: 0.457	HR		K				G4-3		K	5	2	2	1	0	2	0									
24 Miguel Cabrera, R OBP: 0.444, SLG: 0.651	BB		BB				G5-3		F9	3	1	1	0	1	0	1									
28 Prince Fielder, L OBP: 0.365, SLG: 0.463	FC4-6		BB				BB		BB	4	2	3	1	0	0	1									
41 Victor Martinez, S OBP: 0.354, SLG: 0.420	FC4-6		BB				BB		BB	2	0	2	2	2	0	0									
26 Hernán Pérez, R OBP: 0.219, SLG: 0.230	BB		BB				BB		BB	0	0	0	0	0	0	0									
13 Alex Avila, L OBP: 0.312, SLG: 0.379	BB		BB				BB		BB	0	0	0	0	0	0	0									
4 Omar Infante, R OBP: 0.341, SLG: 0.445	P3		BB				F8		BB	3	0	1	1	1	0	3									
18 Matt Tuiasosopo, R OBP: 0.367, SLG: 0.442			G4-3				G4-3		K	2	0	0	0	0	1	2									
12 Andy Dirks, L OBP: 0.321, SLG: 0.362										2	0	0	0	0	1	2									
39 Ramon Santiago, S OBP: 0.303, SLG: 0.299			G5-3				L7		K	3	0	0	0	1	1	2									
1 Jose Iglesias, R OBP: 0.357, SLG: 0.395			L8				G6-3			2	0	0	0	0	0	0									
32 Don Kelly, L OBP: 0.322, SLG: 0.363									F8	1	0	0	0	0	0	0									
Inning Stats	R: 2 H: 2 E: 0 K: 1 S: 17	H: 2 LOB: 1 BB: 1 P: 27	R: 0 H: 0 E: 0 K: 1 S: 11	H: 0 LOB: 0 BB: 0 P: 18	R: 1 H: 2 E: 0 K: 1 S: 10	H: 2 LOB: 3 BB: 2 P: 21	R: 0 H: 0 E: 0 K: 0 S: 9	H: 0 LOB: 0 BB: 0 P: 12	R: 0 H: 1 E: 0 K: 0 S: 9	H: 1 LOB: 2 BB: 1 P: 17	R: 0 H: 0 E: 0 K: 0 S: 7	H: 0 LOB: 1 BB: 1 P: 13	R: 2 H: 4 E: 0 K: 2 S: 15	H: 4 LOB: 2 BB: 0 P: 23	R: 0 H: 0 E: 0 K: 1 S: 10	H: 0 LOB: 0 BB: 0 P: 16	1B: 3 2B: 5 3B: 0 HR: 1	SF: 0 SAC: 0 DP: 1 HBP: 1	WP: 0 PB: 0 SB: 0 CS: 0	PA: 38					
PITCHER	IP WLS BF H R ER SO BB IBB HBP BLK WP HR S P ERA WHIP	IP WLS BF H R ER SO BB IBB HBP BLK WP HR S P ERA WHIP	IP WLS BF H R ER SO BB IBB HBP BLK WP HR S P ERA WHIP	IP WLS BF H R ER SO BB IBB HBP BLK WP HR S P ERA WHIP	IP WLS BF H R ER SO BB IBB HBP BLK WP HR S P ERA WHIP	IP WLS BF H R ER SO BB IBB HBP BLK WP HR S P ERA WHIP	IP WLS BF H R ER SO BB IBB HBP BLK WP HR S P ERA WHIP	IP WLS BF H R ER SO BB IBB HBP BLK WP HR S P ERA WHIP	IP WLS BF H R ER SO BB IBB HBP BLK WP HR S P ERA WHIP	IP WLS BF H R ER SO BB IBB HBP BLK WP HR S P ERA WHIP	IP WLS BF H R ER SO BB IBB HBP BLK WP HR S P ERA WHIP	IP WLS BF H R ER SO BB IBB HBP BLK WP HR S P ERA WHIP	IP WLS BF H R ER SO BB IBB HBP BLK WP HR S P ERA WHIP	IP WLS BF H R ER SO BB IBB HBP BLK WP HR S P ERA WHIP	IP WLS BF H R ER SO BB IBB HBP BLK WP HR S P ERA WHIP	IP WLS BF H R ER SO BB IBB HBP BLK WP HR S P ERA WHIP	IP WLS BF H R ER SO BB IBB HBP BLK WP HR S P ERA WHIP	IP WLS BF H R ER SO BB IBB HBP BLK WP HR S P ERA WHIP	IP WLS BF H R ER SO BB IBB HBP BLK WP HR S P ERA WHIP	IP WLS BF H R ER SO BB IBB HBP BLK WP HR S P ERA WHIP	IP WLS BF H R ER SO BB IBB HBP BLK WP HR S P ERA WHIP	IP WLS BF H R ER SO BB IBB HBP BLK WP HR S P ERA WHIP	IP WLS BF H R ER SO BB IBB HBP BLK WP HR S P ERA WHIP	IP WLS BF H R ER SO BB IBB HBP BLK WP HR S P ERA WHIP	IP WLS BF H R ER SO BB IBB HBP BLK WP HR S P ERA WHIP

AB	32
R	5
H	9
RBI	5
BB	5
SO	6
LOB	14

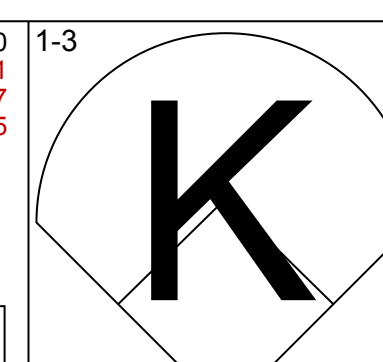
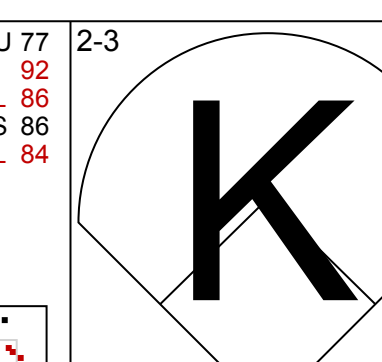
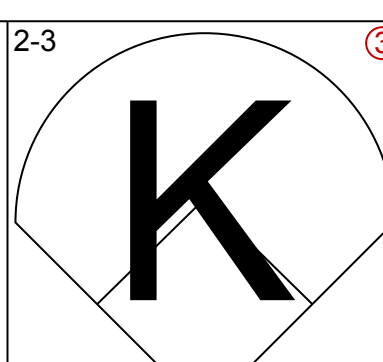
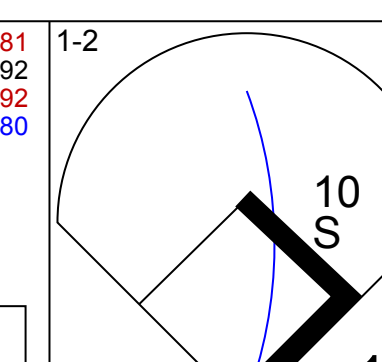
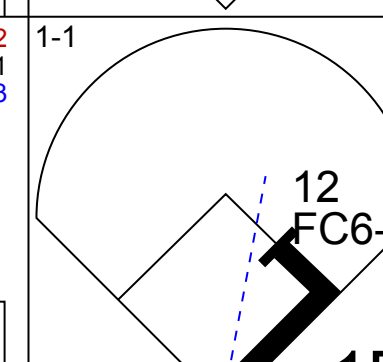
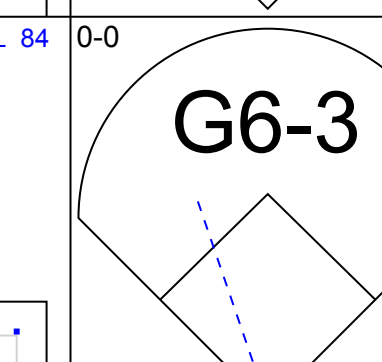
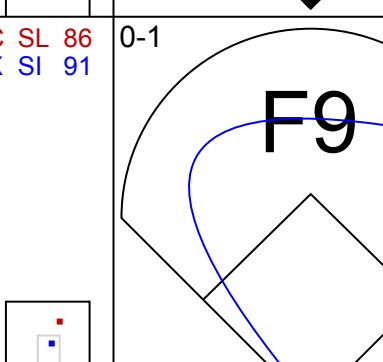
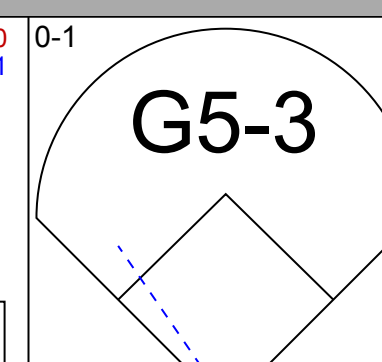
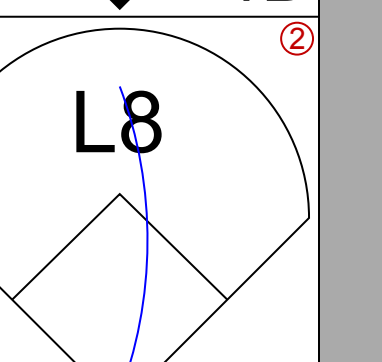
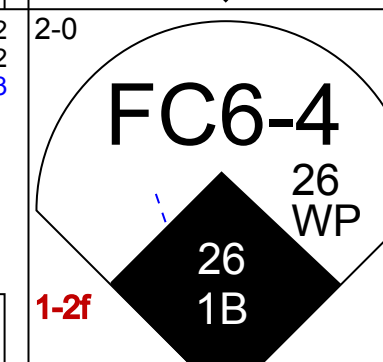
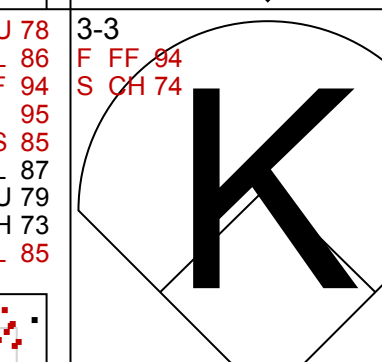
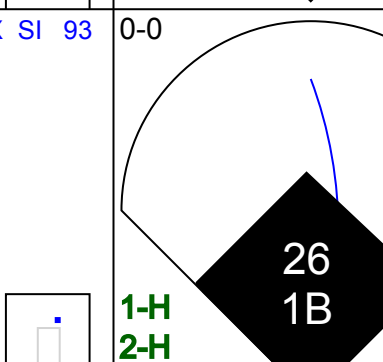
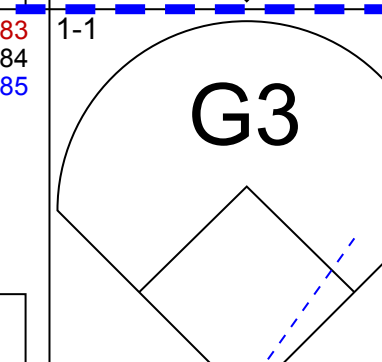
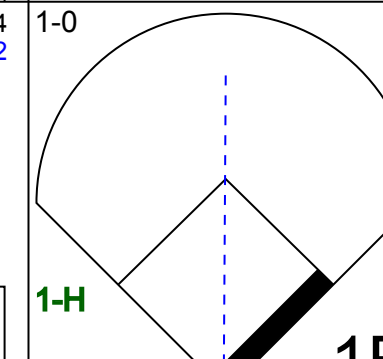
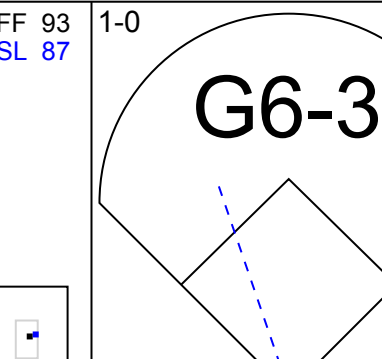
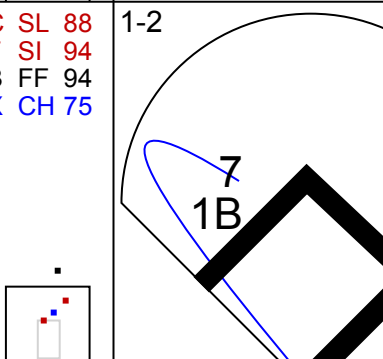
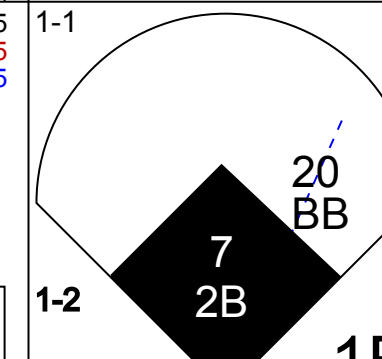
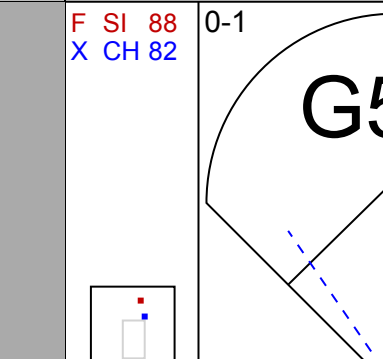
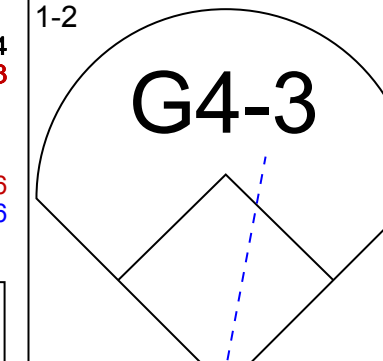
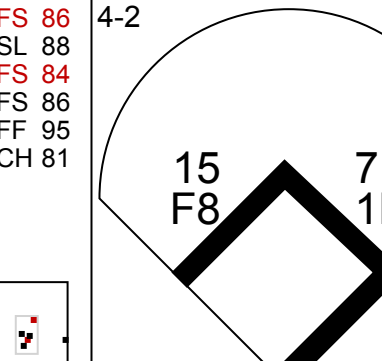
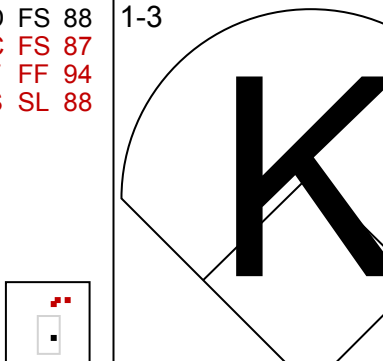
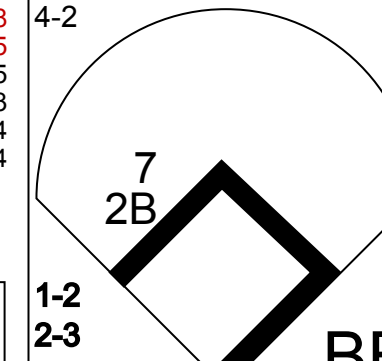
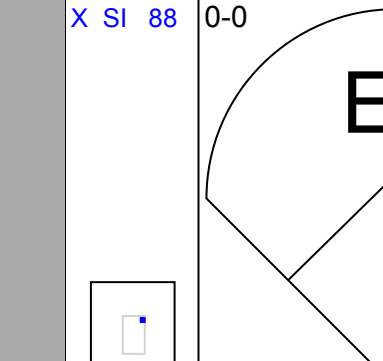
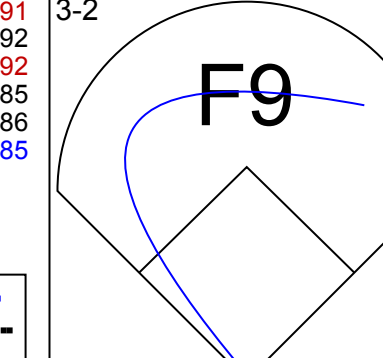
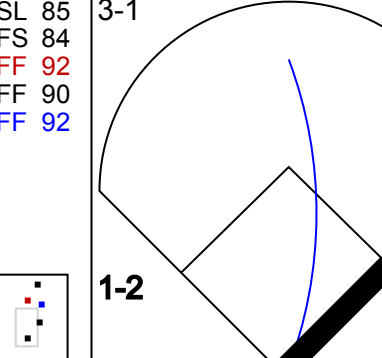
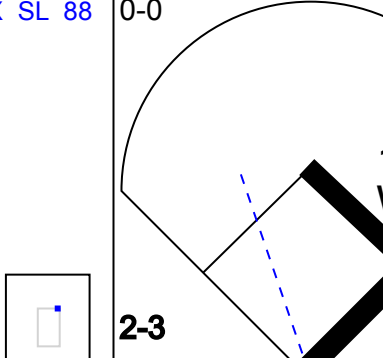
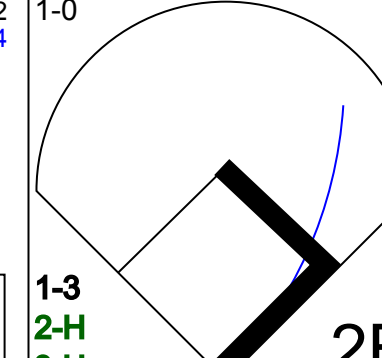
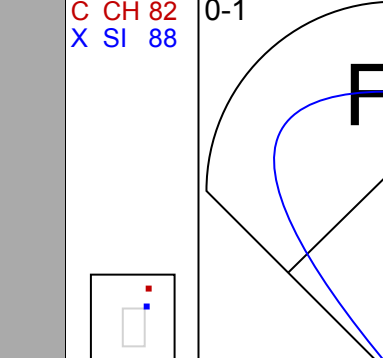
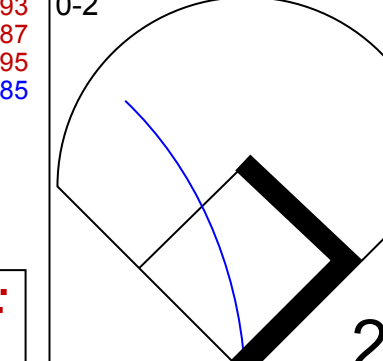
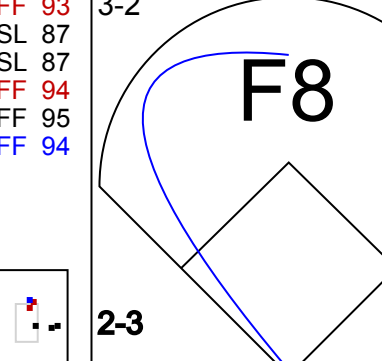
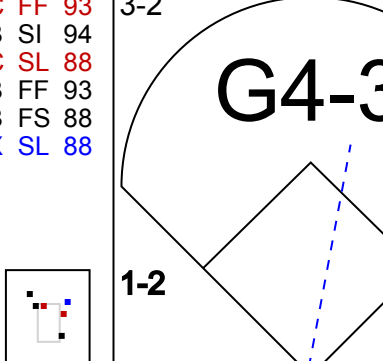
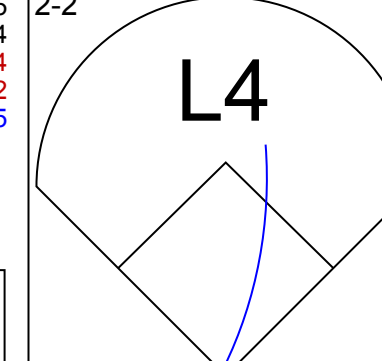
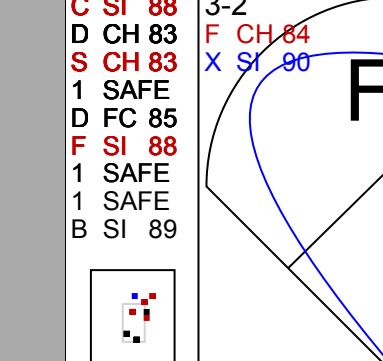
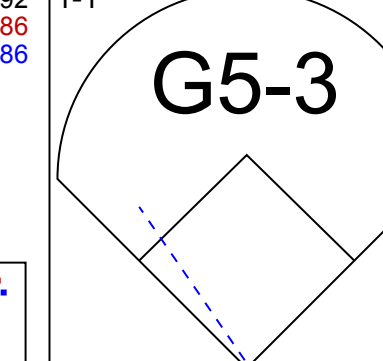
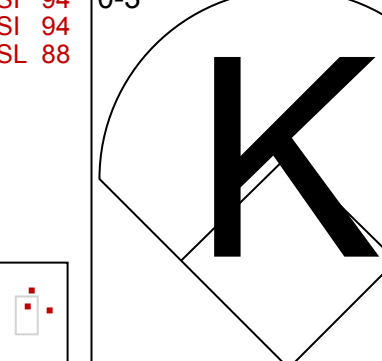
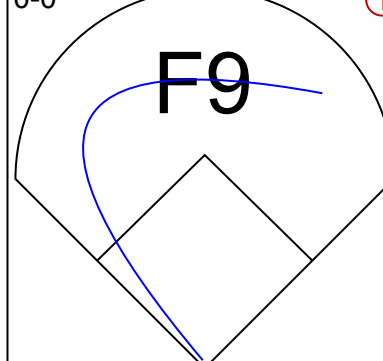
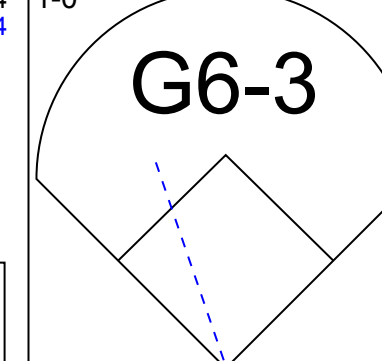
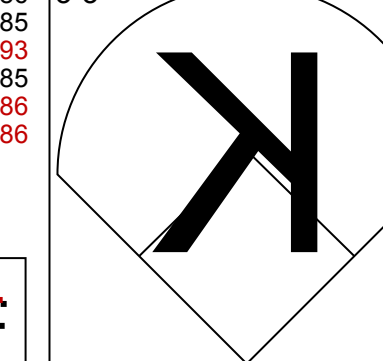
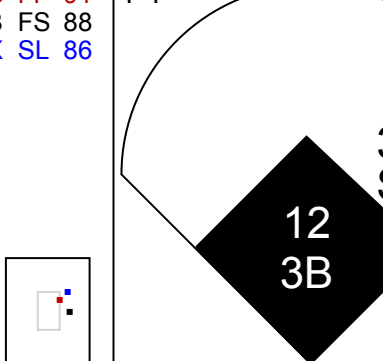
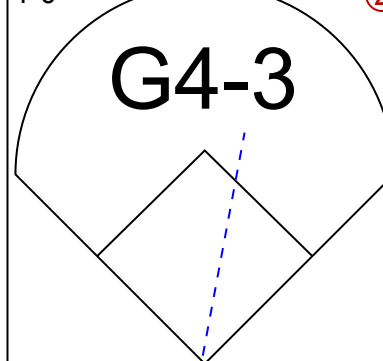
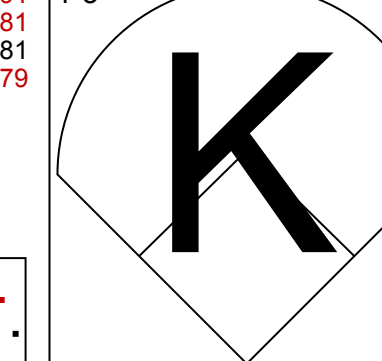


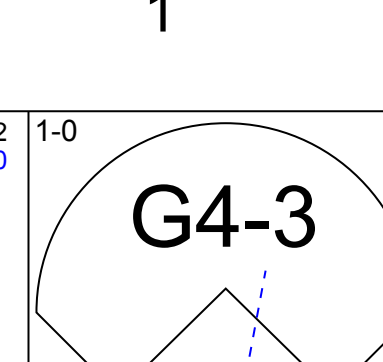
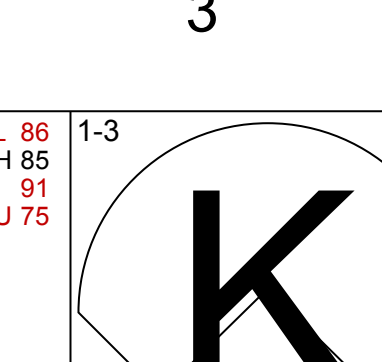
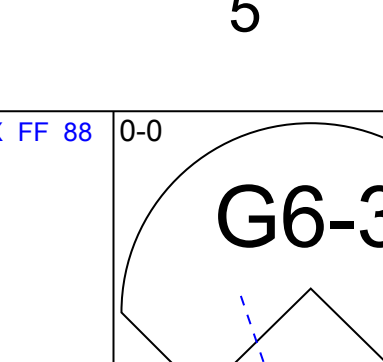
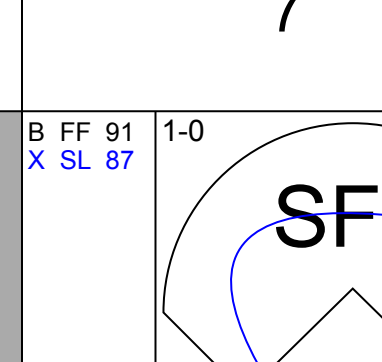
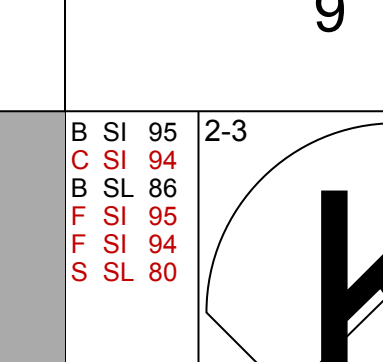
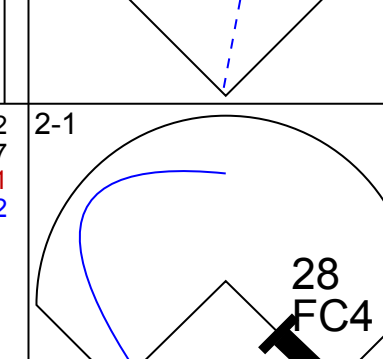
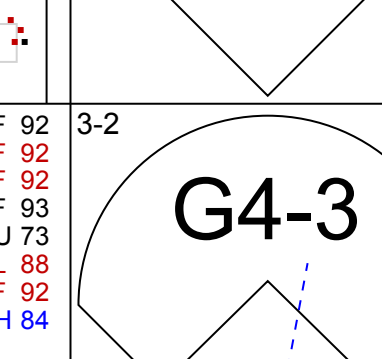
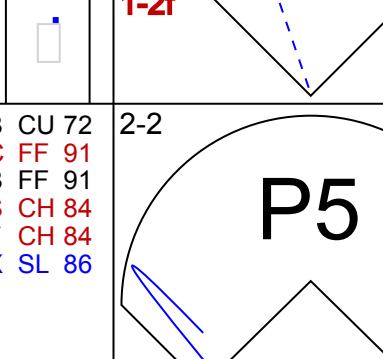
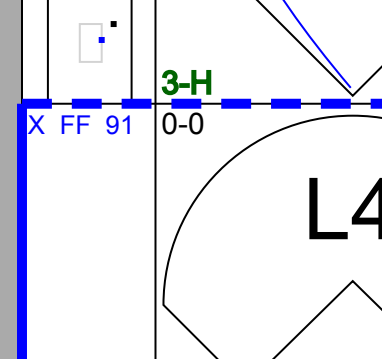
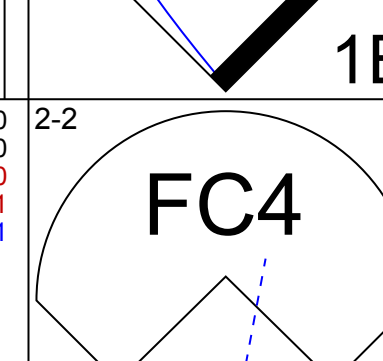
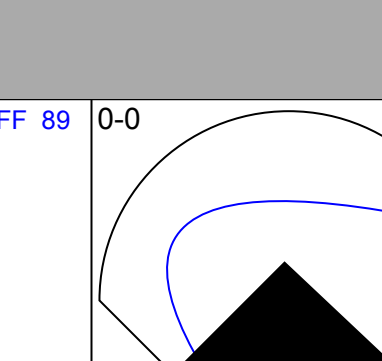
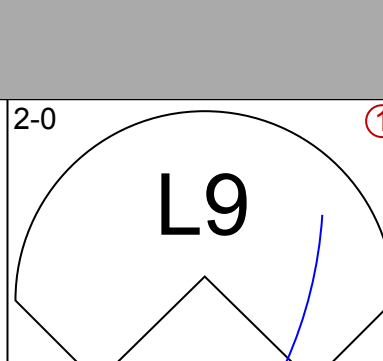
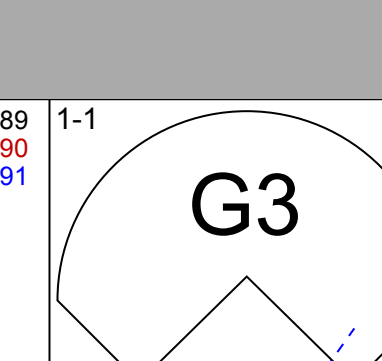
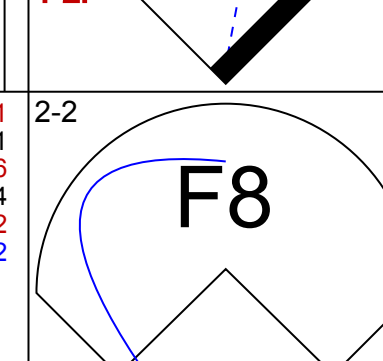
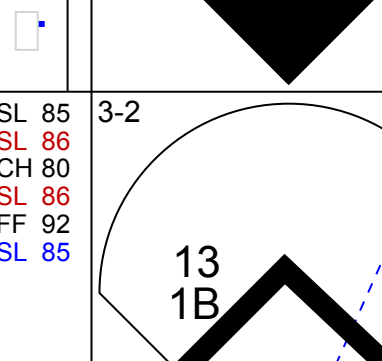
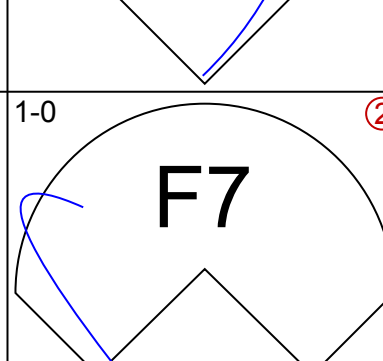
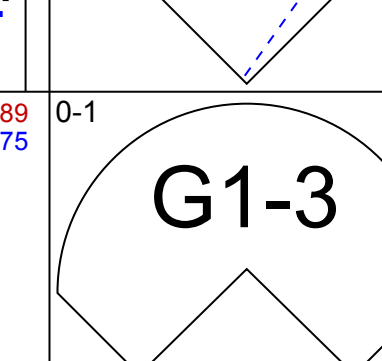
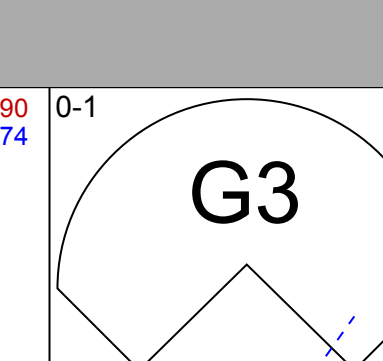
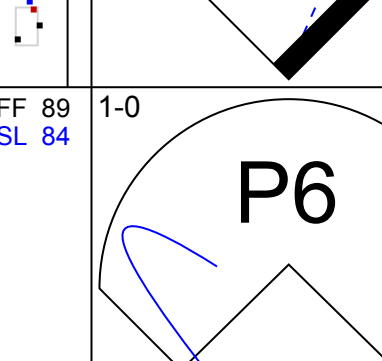
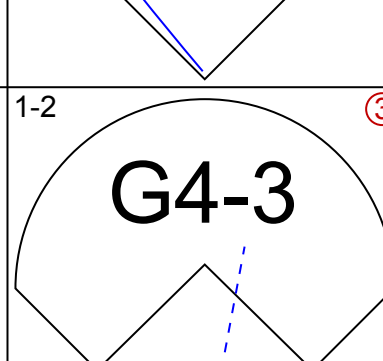
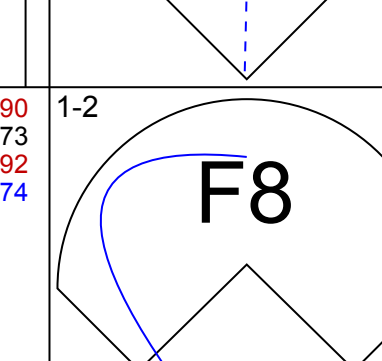
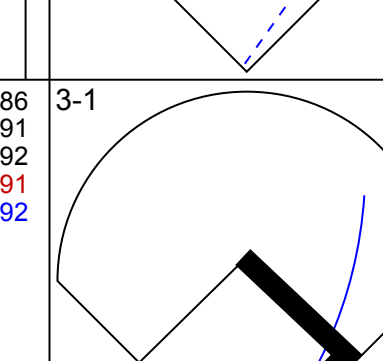
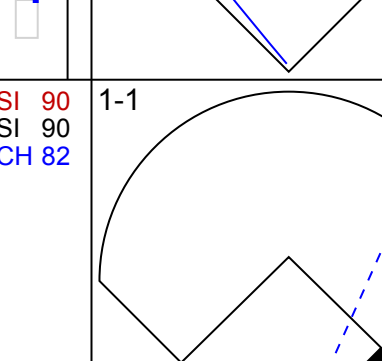
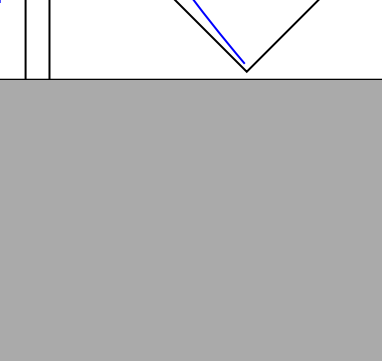
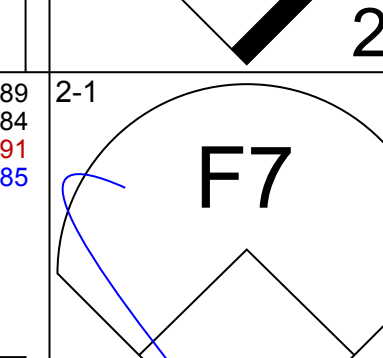
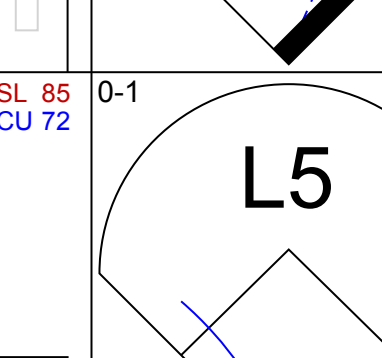

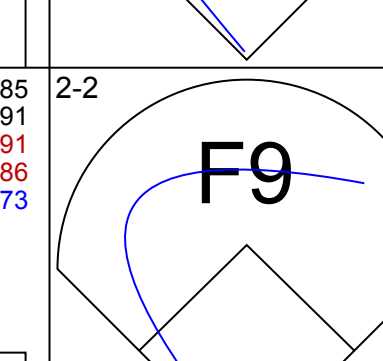
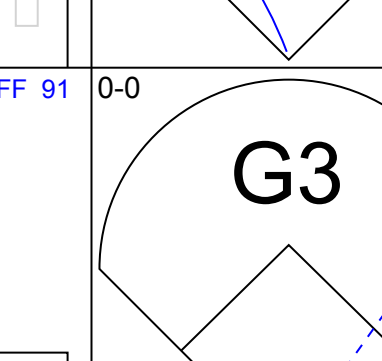
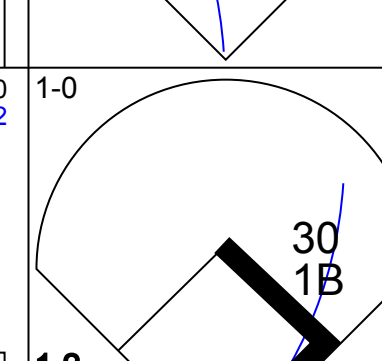
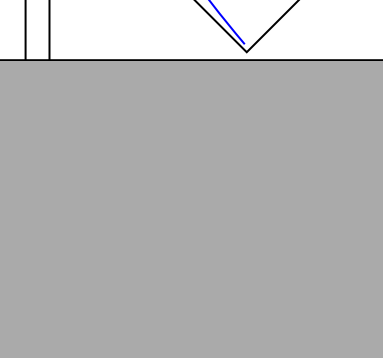
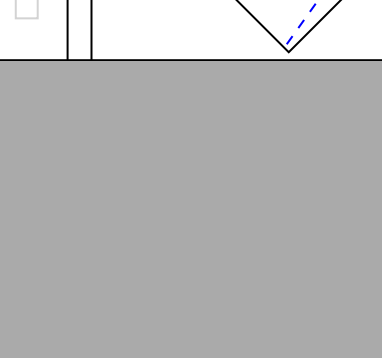

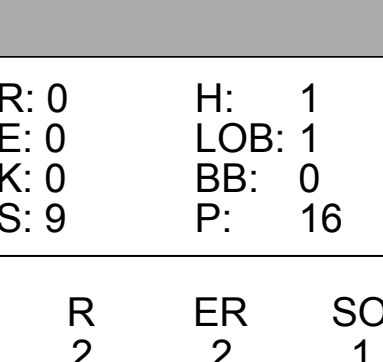
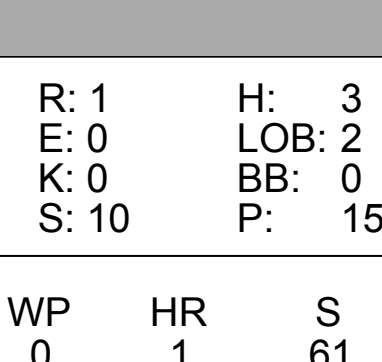
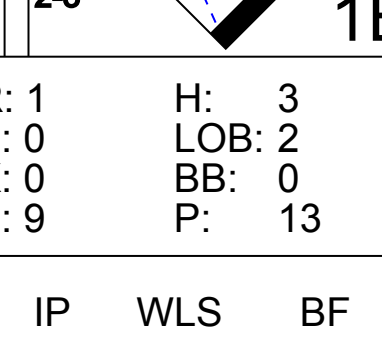



Batter	1	2	3	4	5	6	7	8	9	AB R H RBI BB SO LOB	TOP										
30 Alejandro De Aza, L (1.7) OBP: 0.311, SLG: 0.407										5 1 2 0 0 1 2	Chicago White Sox @ Detroit Tigers Comerica Park, Detroit, MI Fri Sep 20 2013, 7:10 PM - 10:40 PM EDT Att: 39,643 - Overcast - 71 F										
10 Alexei Ramirez, R (1.6) OBP: 0.311, SLG: 0.374										5 0 0 0 0 1 5											
12 Conor Gillaspie, L (1.5) OBP: 0.311, SLG: 0.394									2 1 1 1 1 0 0												
14 Paul Konerko, R (1.3) OBP: 0.318, SLG: 0.357									3 1 1 0 0 0 4												
5 Marcus Semien, R (7.5) OBP: 0.324, SLG: 0.371									0 0 0 1 0 0 0												
44 Adam Dunn, L (1.10) OBP: 0.319, SLG: 0.433									3 0 0 0 0 1 1												
7 Jeff Keppinger, R (8, PH) OBP: 0.274, SLG: 0.307									1 1 1 0 0 0 0												
26 Avisail Garcia, R (1.9) OBP: 0.324, SLG: 0.415									4 1 2 3 0 0 0												
20 Jordan Danks, L (1.8) OBP: 0.316, SLG: 0.380									4 0 0 0 0 2 1												
15 Gordon Beckham, R (1.4) OBP: 0.324, SLG: 0.365									3 0 2 0 1 0 1												
36 Josh Phegley, R (1.2) OBP: 0.237, SLG: 0.330									3 0 0 0 0 1 3												
38 Miguel Gonzalez, R (7.2) OBP: 0.200, SLG: 0.200									1 0 0 0 0 0 0												
Inning Stats	R: 1 H: 1 E: 0 K: 1 S: 10	H: 1 LOB: 0 BB: 0 P: 16	R: 0 H: 0 E: 0 K: 0 S: 6	H: 0 LOB: 0 BB: 0 P: 8	R: 0 H: 1 E: 0 K: 0 S: 10	H: 1 LOB: 1 BB: 0 P: 12	R: 2 H: 2 E: 0 K: 1 S: 15	H: 2 LOB: 0 BB: 0 P: 23	R: 0 H: 2 E: 0 K: 1 S: 13	H: 2 LOB: 3 BB: 1 P: 19	R: 0 H: 0 E: 0 K: 1 S: 9	H: 0 LOB: 1 BB: 0 P: 12	R: 0 H: 0 E: 0 K: 1 S: 8	H: 0 LOB: 1 BB: 1 P: 14	R: 2 H: 3 E: 0 K: 1 S: 10	H: 3 LOB: 1 BB: 0 P: 14	R: 0 H: 0 E: 0 K: 1 S: 8	H: 0 LOB: 0 BB: 0 P: 13	1B: 3 2B: 3 3B: 2 HR: 1	SF: 2 DP: 0 HBP: 0	WP: 1 PA: 38
PITCHER	IP WLS BF H R ER SO BB IBB HBP BLK WP HR S P ERA WHIP											IP WLS BF H R ER SO BB IBB HBP BLK WP HR S P ERA WHIP									
37 Max Scherzer, R (1.1) ERA: 3.0	6.0 W 25 6 3 3 3 1 0 0 0 1 1 63 90 4.50 1.167																				
62 Al Alburquerque, R (7.1) ERA: 5.09	1.0 4 0 0 0 1 1 0 0 0 0 0 8 14 0.00 1.000																				
52 Jose Alvarez, L (8.1) ERA: 5.66	1.0 6 3 2 2 1 0 0 0 0 0 0 10 14 18.00 3.000																				
36 Luke Putkonen, R (9.1) ERA: 2.7	1.0 3 0 0 0 1 0 0 0 0 0 0 8 13 0.00 0.000																				

Batter	1	2	3	4	5	6	7	8	9	AB R H RBI BB SO LOB	BOTTOM						
14 Austin Jackson, R (1.8) OBP: 0.342, SLG: 0.416										6 2 2 0 0 1 5	Chicago White Sox @ Detroit Tigers Comerica Park, Detroit, MI Fri Sep 20 2013, 7:10 PM - 10:40 PM EDT Att: 39,643 - Overcast - 71 F						
48 Torii Hunter, R (1.9) OBP: 0.332, SLG: 0.461									5 2 4 3 1 1 0								
24 Miguel Cabrera, R (1.5) OBP: 0.442, SLG: 0.647									5 0 1 1 0 0 6								
32 Don Kelly, L (8.5) OBP: 0.322, SLG: 0.363									0 0 0 0 0 0 0								
28 Prince Fielder, L (1.3) OBP: 0.367, SLG: 0.465									4 1 2 2 1 1 3								
18 Matt Tuiasosopo, R (7, PR) OBP: 0.397, SLG: 0.442									0 0 0 0 0 0 0								
41 Victor Martinez, S (1.10) OBP: 0.356, SLG: 0.426									3 2 2 2 1 0 3								
30 Nick Castellanos, R (7, PH) OBP: 0.231, SLG: 0.231									1 0 0 0 0 0 1								
12 Andy Dirks, L (1.7) OBP: 0.326, SLG: 0.366									4 2 3 2 0 0 0								
4 Omar Infante, R (1.4) OBP: 0.342, SLG: 0.450									5 0 2 1 0 1 4								
26 Hernán Pérez, R (8.4) OBP: 0.219, SLG: 0.230									0 0 0 0 0 0 0								
13 Alex Avila, L (1.2) OBP: 0.311, SLG: 0.376									5 1 1 1 0 4 6								
39 Ramon Santiago, S (1.6) OBP: 0.300, SLG: 0.297									5 2 1 0 0 0 0								
Inning Stats	R: 2 H: 3 E: 0 K: 2 S: 15	H: 2 LOB: 1 BB: 0 P: 19	R: 4 H: 6 E: 0 K: 1 S: 22	H: 6 LOB: 3 BB: 1 P: 39	R: 0 H: 0 E: 0 K: 2 S: 8	H: 0 LOB: 0 BB: 0 P: 12	R: 5 H: 5 E: 1 K: 1 S: 20	H: 5 LOB: 1 BB: 0 P: 31	R: 0 H: 1 E: 0 K: 0 S: 14	H: 1 LOB: 2 BB: 0 P: 22	R: 0 H: 1 E: 0 K: 1 S: 11	H: 1 LOB: 2 BB: 0 P: 17	R: 0 H: 0 E: 1 K: 1 S: 10	H: 0 LOB: 0 BB: 0 P: 14	1B: 13 2B: 3 3B: 1 HR: 1	SF: 0 DP: 1 HBP: 1	WP: 0 PA: 47
PITCHER	IP WLS BF H R ER SO BB IBB HBP BLK WP HR S P ERA WHIP											IP WLS BF H R ER SO BB IBB HBP BLK WP HR S P ERA WHIP					
33 Dylan Axelrod, R (1.1) ERA: 5.72	2.2 L 20 10 2 2 2 2 1 0 0 0 0 0 26 44 9.00 1.500																
40 Ramon Troncoso, R (3.1) ERA: 4.92	1.2 12 6 3 1 1 0 0 1 0 0 1 27 42 5.40 3.600																
41 David Purcey, L (7.1) ERA: 4.15	1.2 5 0 0 0 2 0 0 0 0 0 0 16 22 0.00 0.000																

AB	34
R	5
H	9
RBI	5
BB	2
SO	6
LOB	17



Batter	1	2	3	4	5	6	7	8	9	AB	R	H	RBI	BB	SO	LOB	TOP					
30 Alejandro De Aza, L (1,7) OBP: 0.310, SLG: 0.405										4	1	1	0	1	3	0	Chicago White Sox @ Detroit Tigers Comerica Park, Detroit, MI Sun Sep 22 2013, 1:09 PM - 4:16 PM EDT Att: 41,749 - Sunny - 59 F					
10 Alexei Ramirez, R (1,6) OBP: 0.310, SLG: 0.372										5	0	1	0	0	0	3						
12 Conor Gillaspie, L (1,3) OBP: 0.308, SLG: 0.391										4	3	1	2	1	1	2						
26 Avisail Garcia, R (1,9) OBP: 0.319, SLG: 0.417										5	1	3	2	0	0	0						
20 Jordan Danks, L (1,8) OBP: 0.315, SLG: 0.366										3	0	0	0	2	1	2						
7 Jeff Keppinger, R (1,10) OBP: 0.279, SLG: 0.316										5	0	3	2	0	0	1						
15 Gordon Beckham, R (1,4) OBP: 0.323, SLG: 0.369										5	0	1	0	0	0	7						
36 Josh Phegley, R (1,2) OBP: 0.232, SLG: 0.323										4	0	0	0	0	1	5						
5 Marcus Semien, R (1,5) OBP: 0.298, SLG: 0.356										4	1	1	0	0	2	1						
Inning Stats	R: 1 E: 0 K: 1 S: 10	H: 2 LOB: 1 BB: 0 P: 16	R: 0 E: 0 K: 1 S: 12	H: 1 LOB: 1 BB: 0 P: 19	R: 0 E: 0 K: 2 S: 12	H: 0 LOB: 0 BB: 0 P: 17	R: 0 E: 0 K: 1 S: 11	H: 1 LOB: 2 BB: 1 P: 22	R: 3 E: 0 K: 1 S: 15	H: 4 LOB: 2 BB: 1 P: 25	R: 0 E: 0 K: 1 S: 5	H: 0 LOB: 0 BB: 0 P: 8	R: 2 E: 0 K: 0 S: 11	H: 2 LOB: 2 BB: 2 P: 24	R: 0 E: 0 K: 1 S: 11	H: 1 LOB: 1 BB: 0 P: 16	R: 0 E: 0 K: 0 S: 10	H: 0 LOB: 1 BB: 0 P: 13	1B: 8 2B: 2 3B: 1 HR: 0	SF: 0 SAC: 0 DP: 0 HBP: 0	WP: 2 PB: 0 SB: 2 CS: 0	PA: 43
PITCHER	IP	WLS	BF	H	R	ER	SO	BB	IBB	HBP	BLK	WP	HR	S	P	ERA	WHIP					
19 Anibal Sanchez, R (1,1) ERA: 2.64	5.0	L	25	8	4	4	6	2	0	0	0	2	0	60	99	7.20	2.000					
57 Evan Reed, R (6,1) ERA: 4.09	2.2		13	3	2	2	2	2	0	0	0	0	0	25	45	6.75	1.875					
34 Darin Downs, L (8,1) ERA: 4.93	1.1		5	0	0	0	0	0	0	0	0	0	0	12	16	0.00	0.000					

Batter	1	2	3	4	5	6	7	8	9	AB	R	H	RBI	BB	SO	LOB	BOTTOM					
14 Austin Jackson, R (1,8) OBP: 0.337, SLG: 0.409										4	0	0	1	0	2	2	Chicago White Sox @ Detroit Tigers Comerica Park, Detroit, MI Sun Sep 22 2013, 1:09 PM - 4:16 PM EDT Att: 41,749 - Sunny - 59 F					
12 Andy Dirks, L (1,9) OBP: 0.328, SLG: 0.374										3	0	1	0	0	0	0						
48 Tori Hunter, R (7,PH) OBP: 0.330, SLG: 0.462										4	1	1	1	0	0	1						
28 Prince Fielder, L (1,3) OBP: 0.364, SLG: 0.465										4	0	1	0	0	0	1						
41 Victor Martinez, S (1,10) OBP: 0.357, SLG: 0.428										3	0	0	0	0	0	1						
32 Don Kelly, L (1,5) OBP: 0.321, SLG: 0.357										3	0	0	0	0	0	1						
26 Hernán Pérez, R (8,PH) OBP: 0.215, SLG: 0.226										1	0	0	0	0	0	0						
13 Alex Avila, L (1,2) OBP: 0.318, SLG: 0.385										3	1	3	0	0	0	0						
55 Brayan Peña, S (8,PH) OBP: 0.322, SLG: 0.406										1	1	1	0	0	0	0						
4 Omar Infante, R (1,4) OBP: 0.343, SLG: 0.447										4	0	1	0	0	0	4						
39 Ramon Santiago, S (1,6) OBP: 0.303, SLG: 0.296										4	0	1	1	0	0	4						
30 Nick Castellanos, R (1,7) OBP: 0.294, SLG: 0.294										4	0	2	0	0	0	1						
Inning Stats	R: 0 E: 0 K: 0 S: 10	H: 1 LOB: 1 BB: 0 P: 17	R: 0 E: 0 K: 0 S: 9	H: 1 LOB: 1 BB: 0 P: 16	R: 0 E: 0 K: 1 S: 11	H: 0 LOB: 0 BB: 0 P: 16	R: 1 E: 0 K: 0 S: 10	H: 3 LOB: 2 BB: 0 P: 15	R: 0 E: 0 K: 0 S: 7	H: 1 LOB: 0 BB: 0 P: 11	R: 0 E: 0 K: 0 S: 6	H: 0 LOB: 0 BB: 0 P: 10	R: 1 E: 0 K: 0 S: 9	H: 3 LOB: 2 BB: 0 P: 13	R: 0 E: 0 K: 0 S: 7	H: 0 LOB: 0 BB: 0 P: 9	R: 1 E: 0 K: 1 S: 13	H: 2 LOB: 1 BB: 0 P: 19	1B: 8 2B: 2 3B: 0 HR: 1	SF: 1 SAC: 0 DP: 1 HBP: 0	WP: 0 PB: 0 SB: 0 CS: 0	PA: 37
PITCHER	IP	WLS	BF	H	R	ER	SO	BB	IBB	HBP	BLK	WP	HR	S	P	ERA	WHIP					
45 Erik Johnson, R (1,1) ERA: 2.82	6.2	W	28	9	2	2	1	0	0	0	0	0	0	61	97	2.70	1.350					
46 Donnie Veal, L (7,1) ERA: 4.82	1.1	H	5	1	1	1	0	0	0	0	0	0	0	10	14	6.75	0.750					
27 Matt Lindstrom, R (9,1) ERA: 2.88	1.0		4	1	0	0	1	0	0	0	0	0	0	11	15	0.00	1.000					

AB 39
R 6
H 11
RBI 6
BB 4
SO 8
LOB 21



AB 36
R 3
H 11
RBI 3
BB 0
SO 2
LOB 16



Batter	1	2	3	4	5	6	7	8	9	AB	R	H	RBI	BB	SO	LOB	TOP										
14 Austin Jackson, R OBP: 0.338, SLG: 0.414	G6-3		F9	HR			1B		1B	5	1	3	2	0	0	0	Detroit Tigers @ Minnesota Twins Target Field, Minneapolis, MN Tue Sep 24 2013, 7:13 PM - 10:16 PM CDT Att: 25,541 - Clear - 72 F										
48 Toni Hunter, R OBP: 0.334, SLG: 0.467	1B		1B	G5-3			1B		K	5	0	3	0	0	1	1											
24 Miguel Cabrera, R OBP: 0.443, SLG: 0.642	G5-4-3		K		L7		P4			4	0	0	0	0	1	4											
28 Prince Fielder, L OBP: 0.364, SLG: 0.463		1B	F8		F8		F7			4	0	1	0	0	0	3											
41 Victor Martinez, S OBP: 0.356, SLG: 0.432		BB		HR	P4		F7			3	1	1	1	1	0	0											
4 Omar Infante, R OBP: 0.345, SLG: 0.453	1B		HR		F8		G1-3			4	1	2	1	0	0	0											
18 Matt Tuiasosopo, R OBP: 0.320, SLG: 0.356	FC4-2		G6-3		K		K			3	0	0	0	0	1	3											
32 Don Kelly, L OBP: 0.322, SLG: 0.356	1B		F7		F7					1	0	0	0	0	1	0											
13 Alex Avila, L OBP: 0.314, SLG: 0.377	K						F7		F7	4	0	0	0	0	1	3											
39 Ramon Santiago, S OBP: 0.300, SLG: 0.293	G5-3			HR			G6-3		K	4	1	1	0	0	1	3											
Inning Stats	R: 0 E: 0 K: 0 S: 8	H: 1 LOB: 0 BB: 0 P: 12	R: 0 E: 0 K: 1 S: 15	H: 2 LOB: 3 BB: 1 P: 24	R: 0 E: 0 K: 1 S: 8	H: 1 LOB: 1 BB: 0 P: 12	R: 4 E: 0 K: 0 S: 16	H: 4 LOB: 0 BB: 0 P: 21	R: 0 E: 0 K: 0 S: 5	H: 0 LOB: 0 BB: 0 P: 12	R: 0 E: 0 K: 1 S: 8	H: 0 LOB: 0 BB: 0 P: 13	R: 0 E: 0 K: 0 S: 12	H: 2 LOB: 2 BB: 0 P: 18	R: 0 E: 0 K: 1 S: 6	H: 0 LOB: 0 BB: 0 P: 8	R: 0 E: 0 K: 2 S: 12	H: 1 LOB: 1 BB: 0 P: 16	1B: 8 2B: 0 3B: 0 HR: 3	SF: 0 SAC: 0 DP: 1 HBP: 0	WP: 2 PB: 0 SB: 0 CS: 0	PA: 38					
PITCHER	IP	WLS	BF	H	R	ER	SO	BB	IBB	HBP	BLK	WP	HR	S	P	ERA	WHIP										
58 Scott Diamond, L ERA: 5.54	6.1	L	28	9	4	4	3	1	0	0	0	1	3	64	101	5.68	1.579										
59 Michael Tonkin, R ERA	1.1		5	1	0	0	0	0	0	0	0	1	0	11	15	0.00	0.750										
56 Caleb Thielbar, L ERA: 1.84	1.0		4	1	0	0	2	0	0	0	0	0	0	11	15	0.00	1.000										
50 Casey Fien, R ERA: 3.98	0.1		1	0	0	0	1	0	0	0	0	0	0	4	5	0.00	0.000										

Batter	1	2	3	4	5	6	7	8	9	AB	R	H	RBI	BB	SO	LOB	BOTTOM										
1 Alex Presley, L OBP: 0.295, SLG: 0.365	G1-3		F8		G6-3		K			4	0	0	0	0	1	2	Detroit Tigers @ Minnesota Twins Target Field, Minneapolis, MN Tue Sep 24 2013, 7:13 PM - 10:16 PM CDT Att: 25,541 - Clear - 72 F										
2 Brian Dozier, R OBP: 0.315, SLG: 0.425	1B		1B		K		G6-3			3	0	1	0	1	1	2											
24 Trevor Plouffe, R OBP: 0.304, SLG: 0.393	BB									4	0	2	0	0	1	0											
16 Josh Willingham, R OBP: 0.347, SLG: 0.375	1B		1B							4	0	0	0	0	3	4											
43 Josmil Pinto, R OBP: 0.375, SLG: 0.544	K		G1-3		G5-3					4	0	0	0	0	2	2											
9 Ryan Doumit, S OBP: 0.312, SLG: 0.400		2B			G6-3		HR		K	4	2	2	1	0	1	0											
27 Chris Parmelee, L OBP: 0.316, SLG: 0.365		2B								4	0	3	1	0	1	0											
19 Darin Mastroianni, R OBP: 0.246, SLG: 0.231	1B		K		K		1B			0	0	0	0	0	0	0											
11 Clete Thomas, L OBP: 0.290, SLG: 0.308		1B			K					4	0	0	0	0	3	3											
5 Eduardo Escobar, S OBP: 0.277, SLG: 0.342	F7						1B		K	4	0	1	0	0	1	2											
Inning Stats	R: 0 E: 0 K: 0 S: 10	H: 1 LOB: 1 BB: 1 P: 17	R: 1 E: 1 K: 1 S: 14	H: 2 LOB: 1 BB: 0 P: 21	R: 0 E: 0 K: 1 S: 16	H: 2 LOB: 2 BB: 0 P: 22	R: 0 E: 0 K: 2 S: 8	H: 0 LOB: 0 BB: 0 P: 11	R: 0 E: 0 K: 1 S: 6	H: 0 LOB: 0 BB: 0 P: 12	R: 0 E: 0 K: 1 S: 5	H: 0 LOB: 0 BB: 0 P: 8	R: 1 E: 0 K: 2 S: 19	H: 3 LOB: 2 BB: 0 P: 31	R: 0 E: 0 K: 3 S: 9	H: 0 LOB: 0 BB: 0 P: 10	R: 0 E: 0 K: 3 S: 15	H: 1 LOB: 1 BB: 0 P: 20	1B: 6 2B: 2 3B: 0 HR: 1	SF: 0 SAC: 0 DP: 1 HBP: 0	WP: 0 PB: 0 SB: 0 CS: 0	PA: 36					
PITCHER	IP	WLS	BF	H	R	ER	SO	BB	IBB	HBP	BLK	WP	HR	S	P	ERA	WHIP										
58 Doug Fister, R ERA: 3.68	6.1	W	27	8	2	2	7	1	0	0	0	0	1	71	109	2.84	1.421										
33 Drew Smyly, L ERA: 2.42	0.1	H	1	0	0	0	1	0	0	0	0	0	0	4	7	0.00	0.000										
62 Al Alburquerque, R ERA: 4.72	0.1	H	1	0	0	0	0	0	0	0	0	0	0	3	6	0.00	0.000										
43 Bruce Rondón, R ERA: 3.45	1.0	H	3	0	0	0	3	0	0	0	0	0	0	9	10	0.00	0.000										
53 Joaquín Benoit, R ERA: 1.94	1.0	S	4	1	0	0	3	0	0	0	0	0	0	15	20	0.00	1.000										

AB	37
R	4
H	11
RBI	4
BB	1
SO	6
LOB	17

AB	35
R	2
H	9
RBI	2
BB	1
SO	14
LOB	15



Batter	1	2	3	4	5	6	7	8	9	AB	R	H	RBI	BB	SO	LOB	TOP				
14 Austin Jackson, R OBP: 0.339, SLG: 0.420			L5			L8		2B		4	1	2	0	0	0	1					
48 Toni Hunter, R OBP: 0.335, SLG: 0.467			G6-3					G6-3		4	0	2	1	0	0	2					
24 Miguel Cabrera, R OBP: 0.440, SLG: 0.637										4	0	0	0	0	0	2					
1 Jose Iglesias, R OBP: 0.357, SLG: 0.395	G6-4-3					P3				0	0	0	0	0	0	0					
28 Prince Fielder, L OBP: 0.362, SLG: 0.460		L4				L7				4	0	0	0	0	1	1					
41 Victor Martinez, S OBP: 0.356, SLG: 0.431			F7			G6-3				4	0	1	0	0	1	0					
12 Andy Dirks, L OBP: 0.326, SLG: 0.368										3	0	0	0	0	0	1					
4 Omar Infante, R OBP: 0.345, SLG: 0.452										3	0	1	0	0	0	0					
13 Alex Avila, L OBP: 0.314, SLG: 0.377										3	0	1	0	0	1	1					
39 Ramon Santiago, S OBP: 0.300, SLG: 0.294										3	0	1	0	0	0	1					
Inning Stats	R: 1 H: 2 E: 0 K: 0 S: 12	H: 2 LOB: 0 BB: 0 P: 20	R: 0 H: 1 E: 0 K: 0 S: 11	H: 1 LOB: 1 BB: 0 P: 15	R: 0 H: 1 E: 0 K: 0 S: 8	H: 1 LOB: 0 BB: 0 P: 12	R: 0 H: 0 E: 0 K: 1 S: 7	H: 0 LOB: 0 BB: 0 P: 9	R: 0 H: 1 E: 0 K: 0 S: 12	H: 1 LOB: 1 BB: 0 P: 17	R: 0 H: 1 E: 0 K: 0 S: 12	H: 1 LOB: 0 BB: 0 P: 14	R: 0 H: 1 E: 0 K: 1 S: 12	H: 1 LOB: 1 BB: 0 P: 19	R: 0 H: 0 E: 0 K: 1 S: 7	H: 0 LOB: 0 BB: 0 P: 11	1B: 6 2B: 1 3B: 1 HR: 0	SF: 0 SAC: 0 DP: 2 HBP: 0	WP: 0 PB: 0 SB: 0 CS: 1	PA: 32	
PITCHER	IP	WLS	BF	H	R	ER	SO	BB	IBB	HBP	BLK	WP	HR	S	P	ERA	WHIP				
30 Kevin Correia, R ERA: 4.18	7.0	L	25	7	1	1	1	0	0	0	0	0	0	69	107	1.29	1.000				
52 Brian Duensing, L ERA: 4.07	0.2		2	0	0	0	1	0	0	0	0	0	0	6	9	0.00	0.000				
51 Anthony Swarzak, R ERA: 2.96	0.2		3	1	0	0	0	0	0	0	0	0	0	15	0.00	1.500					
56 Caleb Thielbar, L ERA: 1.81	0.2		2	0	0	0	1	0	0	0	0	0	0	4	6	0.00	0.000				

Detroit Tigers @ Minnesota Twins
Target Field, Minneapolis, MN
Wed Sep 25 2013, 7:12 PM - 10:18 PM CDT
Att: 26,517 - Clear - 70 F

AB	32
R	1
H	8
RBI	1
BB	0
SO	3
LOB	9



Batter	1	2	3	4	5	6	7	8	9	AB	R	H	RBI	BB	SO	LOB	BOTTOM				
1 Alex Presley, L OBP: 0.294, SLG: 0.359	K		P6					F7		3	0	0	0	1	1	1					
2 Brian Dozier, R OBP: 0.314, SLG: 0.423			K							3	0	0	0	1	2	2					
24 Trevor Plouffe, R OBP: 0.304, SLG: 0.392										4	0	1	0	0	1	1					
11 Clete Thomas, L OBP: 0.290, SLG: 0.308	F9									0	0	0	0	0	0	0					
17 Doug Bernier, R OBP: 0.339, SLG: 0.283										0	0	0	0	0	0	0					
9 Ryan Doumit, S OBP: 0.313, SLG: 0.398										2	0	0	0	2	0	1					
43 Josmil Pinto, R OBP: 0.368, SLG: 0.521										3	0	0	0	1	3	4					
27 Chris Parmelee, L OBP: 0.315, SLG: 0.364										4	0	1	0	0	1	1					
12 Chris Herrmann, L OBP: 0.290, SLG: 0.331										3	0	0	0	1	2	2					
19 Darin Mastroianni, R OBP: 0.237, SLG: 0.222										2	0	0	0	0	2	0					
16 Josh Willingham, R OBP: 0.346, SLG: 0.374										1	0	0	0	0	1	0					
25 Pedro Florimón, S OBP: 0.285, SLG: 0.327										3	0	1	0	0	0	1					
Inning Stats	R: 0 H: 0 E: 0 K: 2 S: 10	H: 0 LOB: 2 BB: 2 P: 24	R: 0 H: 0 E: 0 K: 3 S: 10	H: 0 LOB: 0 BB: 0 P: 13	R: 0 H: 0 E: 0 K: 1 S: 9	H: 0 LOB: 0 BB: 0 P: 12	R: 0 H: 1 E: 0 K: 1 S: 12	H: 1 LOB: 2 BB: 1 P: 19	R: 0 H: 1 E: 0 K: 2 S: 12	H: 1 LOB: 2 BB: 1 P: 23	R: 0 H: 0 E: 0 K: 1 S: 10	H: 0 LOB: 1 BB: 1 P: 17	R: 0 H: 0 E: 0 K: 0 S: 7	R: 0 H: 0 E: 0 K: 1 S: 12	H: 1 LOB: 1 BB: 0 P: 16	R: 0 H: 0 E: 0 K: 2 S: 10	H: 0 LOB: 0 BB: 0 P: 16	1B: 3 2B: 1 3B: 0 HR: 0	SF: 0 SAC: 1 DP: 1 HBP: 0	WP: 1 PB: 0 SB: 2 CS: 1	PA: 35
PITCHER	IP	WLS	BF	H	R	ER	SO	BB	IBB	HBP	BLK	WP	HR	S	P	ERA	WHIP				
37 Max Scherzer, R ERA: 2.9	7.0	W	28	2	0	0	0	6	0	0	0	0	0	5	6	0.00	3.000				
31 Jose Veras, R ERA: 3.06	0.1	H	2	1	0	0	0	0	0	0	0	0	0	7	10	0.00	0.000				
33 Drew Smyly, L ERA: 2.4	0.2	H	2	0	0	0	1	0	0	0	0	0	0	10	16	0.00	0.000				
53 Joaquin Benoit, R ERA: 1.91	1.0	S	3	0	0	0	2	0	0	0	0	0	0	10	16	0.00	0.000				

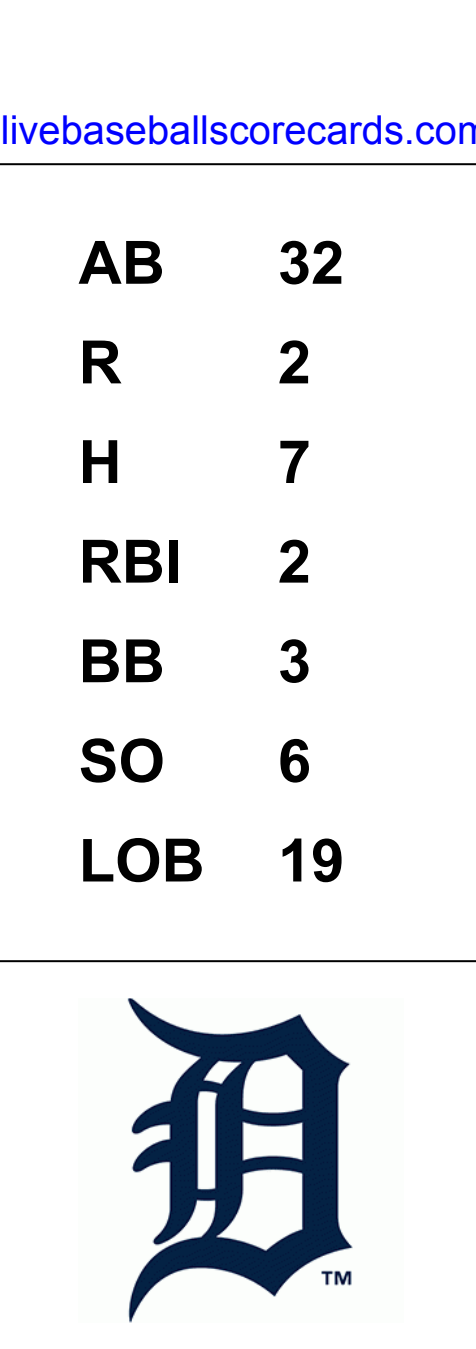
Detroit Tigers @ Minnesota Twins
Target Field, Minneapolis, MN
Wed Sep 25 2013, 7:12 PM - 10:18 PM CDT
Att: 26,517 - Clear - 70 F

AB	28
R	0
H	3
RBI	0
BB	6
SO	13
LOB	13



Batter	1	2	3	4	5	6	7	8	9	AB	R	H	RBI	BB	SO	LOB	TOP					
14 Austin Jackson, R OBP: 0.338, SLG: 0.419										4	0	1	1	0	0	1	Detroit Tigers @ Miami Marlins Marlins Park, Miami, FL Fri Sep 27 2013, 7:13 PM - 10:03 PM EDT Att: 26,992 - Partly Cloudy - 84 F					
12 Andy Dirks, L OBP: 0.323, SLG: 0.365										4	0	0	0	0	2	2						
24 Miguel Cabrera, R OBP: 0.356, SLG: 0.422										3	0	2	0	0	0	0						
18 Matt Tuiasosopo, R OBP: 0.316, SLG: 0.422										1	1	0	0	0	1	0						
28 Prince Fielder, L OBP: 0.363, SLG: 0.460										0	0	0	0	1	0	0						
32 Don Kelly, L OBP: 0.351										3	0	0	0	0	0	2						
27 Jhonny Peralta, R OBP: 0.360, SLG: 0.461										4	0	1	1	0	0	2						
31 Jose Veras, R										0	0	0	0	0	0	0						
13 Alex Avila, L OBP: 0.319, SLG: 0.379										3	0	1	0	0	2	3						
26 Hernán Pérez, R OBP: 0.221, SLG: 0.231										1	0	0	0	0	1	1						
39 Ramon Santiago, S OBP: 0.299, SLG: 0.292										4	0	0	0	0	0	5						
1 Jose Iglesias, R OBP: 0.353, SLG: 0.390										0	0	0	0	1	0	0						
52 Jose Alvarez, L										0	0	0	0	0	0	0						
21 Rick Porcello, R OBP: 0.333, SLG: 0.393										0	0	0	0	0	0	0						
41 Victor Martinez, S OBP: 0.333, SLG: 0.449										1	0	0	0	0	0	2						
36 Luke Putkonen, R ERA: 2.79										0	0	0	0	0	0	0						
55 Brayan Peña, S OBP: 0.299, SLG: 0.292										1	0	0	0	0	0	0						
57 Evan Reed, R ERA: 3.91										0	0	0	0	0	0	0						
30 Nick Castellanos, R OBP: 0.266, SLG: 0.326										0	0	0	0	0	0	0						
Inning Stats	R: 0 E: 0 K: 1 S: 7	H: 0 LOB: 0 BB: 0 P: 11	R: 0 E: 0 K: 1 S: 7	H: 0 LOB: 1 BB: 1 P: 16	R: 0 E: 0 K: 0 S: 6	H: 0 LOB: 0 BB: 1 P: 13	R: 0 E: 0 K: 0 S: 8	H: 1 LOB: 1 BB: 0 P: 12	R: 1 E: 0 K: 1 S: 17	H: 2 LOB: 2 BB: 1 P: 27	R: 1 E: 0 K: 1 S: 14	H: 3 LOB: 2 BB: 0 P: 22	R: 0 E: 0 K: 1 S: 8	H: 0 LOB: 0 BB: 0 P: 12	R: 0 E: 0 K: 1 S: 8	H: 1 LOB: 0 BB: 0 P: 10	1B: 6 2B: 1 3B: 0 HR: 0	SF: 0 SAC: 0 DP: 2 HBP: 0	WP: 0 PB: 0 CS: 0	PA: 35		
PITCHER	IP WLS BF H R ER SO BB IBB HBP BLK WP HR S P ERA WHIP	5.1 W 23 5 2 2 3 3 0 0 0 0 0 0 52 91 3.38 1.500	1.2 H 6 1 0 0 1 0 0 0 0 0 0 0 8 13 0.00 0.600	1.0 S 3 1 0 0 1 0 0 0 0 0 0 0 7 10 0.00 1.000																		


Batter	1	2	3	4	5	6	7	8	9	AB	R	H	RBI	BB	SO	LOB	BOTTOM			
17 Donovan Solano, R OBP: 0.307, SLG: 0.319										4	0	1	0	0	0	1	Detroit Tigers @ Miami Marlins Marlins Park, Miami, FL Fri Sep 27 2013, 7:13 PM - 10:03 PM EDT Att: 26,992 - Partly Cloudy - 84 F			
30 Placido Polanco, R OBP: 0.315, SLG: 0.302										3	1	1	0	1	0	1				
21 Christian Yelich, L OBP: 0.362, SLG: 0.392										3	1	1	0	1	1	2				
27 Giancarlo Stanton, R OBP: 0.366, SLG: 0.484										4	0	1	3	0	2	2				
20 Justin Ruggiano, R OBP: 0.298, SLG: 0.400										4	0	0	0	0	0	2				
5 Logan Morrison, L OBP: 0.338, SLG: 0.382										2	0	1	0	1	1	0				
3 Adeiny Hechavarria, R OBP: 0.267, SLG: 0.302										3	0	0	0	0	1	2				
46 Koyie Hill, S OBP: 0.193, SLG: 0.200										3	1	1	0	0	2	0				
34 Tom Koehler, R OBP: 0.077, SLG: 0.077										1	0	0	0	0	0	0				
58 Ryan Webb, R OBP: 0.333, SLG: 0.333										0	0	0	0	0	0	0				
9 Juan Pierre, L OBP: 0.284, SLG: 0.306										1	0	0	0	0	0	0				
50 Chad Qualls, R ERA: 2.61										0	0	0	0	0	0	0				
31 Steve Cishek, R ERA: 3.02										0	0	0	0	0	0	0				
Inning Stats	R: 0 E: 0 K: 1 S: 9	H: 1 LOB: 1 BB: 0 P: 16	R: 0 E: 0 K: 2 S: 9	H: 0 LOB: 0 BB: 0 P: 15	R: 3 E: 0 K: 0 S: 11	H: 2 LOB: 1 BB: 2 P: 23	R: 0 E: 0 K: 1 S: 5	H: 1 LOB: 0 BB: 0 P: 8	R: 0 E: 0 K: 0 S: 13	H: 1 LOB: 1 BB: 0 P: 17	R: 0 E: 0 K: 0 S: 9	H: 0 LOB: 1 BB: 1 P: 17	R: 0 E: 0 K: 1 S: 9	H: 0 LOB: 0 BB: 0 P: 15	R: 0 E: 0 K: 1 S: 16	H: 1 LOB: 1 BB: 0 P: 25	1B: 5 2B: 1 3B: 0 HR: 0	SF: 0 SAC: 1 DP: 1 HBP: 0	WP: 0 PB: 1 CS: 0	PA: 32
PITCHER	IP WLS BF H R ER SO BB IBB HBP BLK WP HR S P ERA WHIP	2.2 L 12 2 3 3 3 2 0 0 0 0 0 0 8 12 0.00 1.500	1.1 5 2 0 0 1 0 0 0 0 0 0 8 12 0.00 1.500	2.0 8 1 0 0 1 1 0 0 0 0 0 22 34 0.00 1.000	1.0 3 0 0 0 1 0 0 0 0 0 0 9 15 0.00 0.000	1.0 4 1 0 0 1 0 0 0 0 0 0 16 25 0.00 1.000														



Batter	1	2	3	4	5	6	7	8	9	AB	R	H	RBI	BB	SO	LOB	TOP										
32 Don Kelly, L OBP: 0.305, SLG: 0.343	G6-3		G3-1			P6			G1-3	4	0	0	0	0	0	0											
12 Andy Dirks, L OBP: 0.323, SLG: 0.363	G1			G6-3		G5-3			G1-3	3	0	0	0	1	0	0											
28 Prince Fielder, L OBP: 0.362, SLG: 0.457																											
18 Matt Tuiasosopo, R OBP: 0.351, SLG: 0.415				G1-3					K	1	0	0	0	0	0	0											
27 Jhonny Peralta, R OBP: 0.358, SLG: 0.457	F8			P4					K	2	0	0	0	0	2	1											
4 Omar Infante, R OBP: 0.345, SLG: 0.450																											
26 Hernán Pérez, R OBP: 0.217, SLG: 0.227	L8					F8																					
55 Brayan Peña, S OBP: 0.315, SLG: 0.397	G4-3					L7																					
1 Jose Iglesias, R OBP: 0.349, SLG: 0.396																											
30 Nick Castellanos, R OBP: 0.278, SLG: 0.278	L8					E6			G3-1	2	0	0	0	0	0	0											
39 Ramon Santiago, S OBP: 0.298, SLG: 0.288				L6		G4-3			K	3	0	0	0	0	1	1											
35 Justin Verlander, R OBP: 0.450, SLG: 0.400																											
21 Rick Porcello, R OBP: 0.333, SLG: 0.333																											
13 Alex Avila, L OBP: 0.317, SLG: 0.376																											
36 Luke Putkonen, R OBP: 0.317, SLG: 0.376																											
Inning Stats	R: 0 H: 0 E: 0 K: 0 S: 5	H: 0 LOB: 1 BB: 0 P: 10	R: 0 H: 0 E: 0 K: 0 S: 8	H: 0 LOB: 0 BB: 0 P: 9	R: 0 H: 0 E: 0 K: 0 S: 8	H: 0 LOB: 0 BB: 0 P: 13	R: 0 H: 0 E: 0 K: 0 S: 7	H: 0 LOB: 0 BB: 0 P: 8	R: 0 H: 0 E: 0 K: 0 S: 9	H: 0 LOB: 1 BB: 0 P: 12	R: 0 H: 0 E: 0 K: 1 S: 8	H: 0 LOB: 0 BB: 0 P: 11	R: 0 H: 0 E: 0 K: 1 S: 8	H: 0 LOB: 0 BB: 0 P: 13	R: 0 H: 0 E: 0 K: 1 S: 7	H: 0 LOB: 0 BB: 0 P: 10	R: 0 H: 0 E: 0 K: 1 S: 6	H: 0 LOB: 1 BB: 1 P: 13	1B: 0 2B: 0 3B: 0 HR: 0	SF: 0 SAC: 0 DP: 0 HBP: 1	WP: 0 PB: 0 SB: 0 CS: 0	PA: 30					
PITCHER	IP	WLS	BF	H	R	ER	SO	BB	IBB	HBP	BLK	WP	HR	S	P	ERA	WHIP										
37 Henderson Alvarez III, R ERA: 3.59	9.0	W	30	0	0	0	4	1	0	1	0	0	0	66	99	0.00	0.111										

Detroit Tigers @ Miami Marlins
Marlins Park, Miami, FL
Sun Sep 29 2013, 1:11 PM - 3:16 PM EDT
Att: 28,315 - Roof Closed - 75 F


AB 28
R 0
H 0
RBI 0
BB 1
SO 4
LOB 3



Batter	1	2	3	4	5	6	7	8	9	AB	R	H	RBI	BB	SO	LOB	BOTTOM										
9 Juan Pierre, L OBP: 0.284, SLG: 0.305	F8					P6			G4-3	4	0	1	0	0	0	0											
59 Ed Lucas, R OBP: 0.311, SLG: 0.336	K								K	4	0	1	0	0	2	1											
20 Justin Ruggiano, R OBP: 0.298, SLG: 0.396																											
27 Giancarlo Stanton, R OBP: 0.365, SLG: 0.480																											
5 Logan Morrison, L OBP: 0.333, SLG: 0.375																											
3 Adelmir Hecchavarria, R OBP: 0.287, SLG: 0.288	P3																										
8 Chris Coghlan, L OBP: 0.318, SLG: 0.354																											
46 Koyie Hill, S OBP: 0.183, SLG: 0.190																											
29 Greg Dobbs, L OBP: 0.303, SLG: 0.300																											
37 Henderson Alvarez III, R OBP: 0.290, SLG: 0.500																											
Inning Stats	R: 0 H: 1 E: 1 K: 2 S: 9	H: 0 LOB: 0 BB: 0 P: 11	R: 0 H: 0 E: 0 K: 2 S: 8	H: 0 LOB: 0 BB: 0 P: 10	R: 0 H: 1 E: 0 K: 2 S: 11	H: 1 LOB: 0 BB: 0 P: 14	R: 0 H: 0 E: 0 K: 2 S: 9	H: 0 LOB: 0 BB: 0 P: 15	R: 0 H: 0 E: 0 K: 1 S: 8	H: 0 LOB: 1 BB: 1 P: 14	R: 0 H: 1 E: 0 K: 1 S: 11	H: 1 LOB: 0 BB: 0 P: 16	R: 0 H: 1 E: 0 K: 1 S: 7	H: 1 LOB: 1 BB: 0 P: 13	R: 0 H: 0 E: 0 K: 2 S: 7	H: 0 LOB: 0 BB: 0 P: 10	R: 1 H: 2 E: 0 K: 0 S: 12	H: 2 LOB: 2 BB: 1 P: 23	1B: 6 2B: 0 3B: 0 HR: 0	SF: 0 SAC: 0 DP: 0 HBP: 0	WP: 2 PB: 0 SB: 0 CS: 0	PA: 35					
PITCHER	IP	WLS	BF	H	R	ER	SO	BB	IBB	HBP	BLK	WP	HR	S	P	ERA	WHIP										
35 Justin Verlander, R ERA: 3.67	6.0		22	3	0	0	10	1	0	0	0	0	0	56	80	0.00	0.667										
58 Doug Fister, R ERA: 3.67	1.0		4	1	0	0	1	0	0	0	0	0	0	7	13	0.00	1.000										
21 Rick Porcello, R ERA: 4.32	1.0		3	0	0	0	2	0	0	0	0	0	0	7	10	0.00	0.000										
36 Luke Putkonen, R ERA: 3.03	0.2	L	6	2	1	1	0	1	0	0	0	2	0	12	23	13.50	4.500										

Detroit Tigers @ Miami Marlins
Marlins Park, Miami, FL
Sun Sep 29 2013, 1:11 PM - 3:16 PM EDT
Att: 28,315 - Roof Closed - 75 F

AB 33
R 1
H 6
RBI 0
BB 2
SO 13
LOB 11



Batter	1	2	3	4	5	6	7	8	9	AB	R	H	RBI	BB	SO	LOB	TOP					
4 Coco Crisp, S OBP: 0.482, SLG: 0.556										4	1	3	1	0	0	0	Oakland Athletics @ Detroit Tigers Comerica Park, Detroit, MI Mon Oct 07 2013, 1:09 PM - 4:40 PM EDT Att: 43,973 - Partly Cloudy - 53 F					
20 Josh Donaldson, R OBP: 0.231, SLG: 0.167										4	0	1	0	1	0	1						
8 Jed Lowrie, S										5	0	0	0	0	3	5						
37 Brandon Moss, L OBP: 0.308, SLG: 0.455										4	1	1	1	1	3	4						
10 Daric Barton, L										0	0	0	0	0	0	0						
52 Yoenis Cespedes, R OBP: 0.385, SLG: 0.769										5	1	1	0	0	2	5						
15 Seth Smith, L OBP: 0.500, SLG: 0.875										4	1	2	2	0	1	2						
16 Josh Reddick, L OBP: 0.250, SLG: 0.455										4	1	1	1	0	1	1						
21 Stephen Vogt, L OBP: 0.300, SLG: 0.444										2	1	1	0	1	1	1						
36 Derek Norris, R										1	0	0	0	0	1	0						
28 Eric Sogard, L										4	0	0	0	0	0	3						
Inning Stats	R: 0 E: 0 K: 1 S: 12	H: 1 LOB: 2 BB: 1 P: 18	R: 0 E: 0 K: 1 S: 9	H: 1 LOB: 1 BB: 0 P: 16	R: 1 E: 1 K: 3 S: 19	H: 1 LOB: 2 BB: 1 P: 30	R: 2 E: 0 K: 0 S: 10	H: 2 LOB: 0 BB: 0 P: 14	R: 3 E: 0 K: 2 S: 18	H: 3 LOB: 1 BB: 1 P: 34	R: 0 E: 0 K: 0 S: 6	H: 0 LOB: 0 BB: 0 P: 11	R: 0 E: 0 K: 2 S: 8	H: 0 LOB: 0 BB: 0 P: 13	R: 0 E: 0 K: 1 S: 7	H: 0 LOB: 0 BB: 0 P: 12	R: 0 E: 0 K: 2 S: 15	H: 2 LOB: 2 BB: 0 P: 21	1B: 4 2B: 2 3B: 1 HR: 3	SF: 1 SAC: 0 DP: 0 HBP: 0	WP: 0 PB: 0 SB: 1 CS: 0	PA: 41
PITCHER	IP WLS BF H R ER SO BB IBB HBP BLK WP HR S P ERA WHIP																					
19 Anibal Sanchez, R ERA: 10.38	4.1 L 24 8 6 5 6 2 0 0 0 0 0 3 63 101 10.38 2.308																					
52 Jose Alvarez, L ERA:	3.0 10 0 0 0 3 1 0 0 0 0 0 0 21 38 0.00 0.333																					
31 Jose Veras, R ERA:	1.2 7 2 0 0 3 0 0 0 0 0 0 0 20 30 0.00 1.200																					

AB	37
R	6
H	10
RBI	5
BB	3
SO	12
LOB	22



Batter	1	2	3	4	5	6	7	8	9	AB	R	H	RBI	BB	SO	LOB	BOTTOM					
14 Austin Jackson, R OBP: 0.167, SLG: 0.182										3	0	0	0	1	2	0	Oakland Athletics @ Detroit Tigers Comerica Park, Detroit, MI Mon Oct 07 2013, 1:09 PM - 4:40 PM EDT Att: 43,973 - Partly Cloudy - 53 F					
48 Torii Hunter, R OBP: 0.333, SLG: 0.200										3	1	1	0	1	0	1						
24 Miguel Cabrera, R OBP: 0.250, SLG: 0.250										4	0	1	0	0	0	2						
28 Prince Fielder, L OBP: 0.250, SLG: 0.250										4	1	2	0	0	0	2						
41 Victor Martinez, S OBP: 0.250, SLG: 0.417										4	1	1	1	0	0	1						
27 Jhonny Peralta, R OBP: 0.200, SLG: 0.200										4	0	1	2	0	1	0						
13 Alex Avila, L OBP: 0.364, SLG: 0.222										3	0	0	0	1	1	1						
4 Omar Infante, R OBP: 0.364, SLG: 0.300										4	0	1	0	0	0	2						
1 Jose Iglesias, R OBP: 0.111, SLG: 0.111										3	0	0	0	0	0	1						
Inning Stats	R: 0 E: 0 K: 1 S: 9	H: 1 LOB: 0 BB: 0 P: 12	R: 0 E: 0 K: 0 S: 8	H: 0 LOB: 0 BB: 0 P: 12	R: 0 E: 0 K: 0 S: 5	H: 0 LOB: 0 BB: 0 P: 10	R: 3 E: 0 K: 0 S: 18	H: 4 LOB: 1 BB: 0 P: 26	R: 0 E: 0 K: 0 S: 7	H: 0 LOB: 0 BB: 1 P: 13	R: 0 E: 0 K: 0 S: 7	H: 1 LOB: 0 BB: 0 P: 9	R: 0 E: 0 K: 1 S: 8	H: 1 LOB: 1 BB: 0 P: 11	R: 0 E: 0 K: 1 S: 9	H: 0 LOB: 1 BB: 1 P: 14		R: 0 E: 0 K: 1 S: 12	H: 0 LOB: 1 BB: 1 P: 21	1B: 6 2B: 1 3B: 0 HR: 0	SF: 0 SAC: 0 DP: 2 HBP: 0	WP: 0 PB: 0 SB: 0 CS: 0
PITCHER	IP WLS BF H R ER SO BB IBB HBP BLK WP HR S P ERA WHIP																					
11 Jarrod Parker, R ERA: 5.4	5.0 W 20 5 3 3 1 0 0 0 0 0 0 15 20 5.40 1.200																					
61 Dan Otero, R ERA:	2.0 H 7 2 0 0 1 0 0 0 0 0 0 0 15 20 0.00 1.000																					
62 Sean Doolittle, L ERA:	1.0 H 4 0 0 0 1 1 0 0 0 0 0 0 9 14 0.00 1.000																					
50 Grant Balfour, R ERA:	1.0 S 4 0 0 0 1 1 0 0 0 0 0 0 12 21 0.00 1.000																					

AB	32
R	3
H	7
RBI	3
BB	3
SO	4
LOB	10




Batter	1	2	3	4	5	6	7	8	9	AB	R	H	RBI	BB	SO	LOB	TOP					
14 Austin Jackson, R OBP: 0.143, SLG: 0.150										5	0	0	0	0	3	3						
48 Toni Hunter, R OBP: 0.238, SLG: 0.158										5	1	1	0	0	0	1						
24 Miguel Cabrera, R OBP: 0.266, SLG: 0.400 1 Jose Iglesias, R OBP: 0.154, SLG: 0.083										4	1	1	2	1	1	0						
28 Prince Fielder, L OBP: 0.350, SLG: 0.278										3	0	1	0	1	0	2						
41 Victor Martinez, S OBP: 0.450, SLG: 0.700										4	1	3	0	0	0	1						
27 Jhonny Peralta, R OBP: 0.417, SLG: 0.750 39 Ramon Santiago, S										4	0	2	0	0	1	3						
13 Alex Avila, L OBP: 0.316, SLG: 0.133									3	0	0	0	1	0	2							
4 Omar Infante, R OBP: 0.263, SLG: 0.278									4	0	0	1	0	0	4							
32 Don Kelly, L OBP: 0.571, SLG: 0.400									2	0	0	0	2	1	0							
Inning Stats	R: 0 E: 0 K: 1 S: 8	H: 0 LOB: 0 BB: 0 P: 14	R: 0 E: 0 K: 1 S: 8	H: 0 LOB: 1 BB: 1 P: 17	R: 0 E: 0 K: 0 S: 6	H: 0 LOB: 0 BB: 0 P: 10	R: 2 E: 0 K: 0 S: 19	H: 4 LOB: 3 BB: 1 P: 33	R: 0 E: 0 K: 1 S: 9	H: 0 LOB: 2 BB: 2 P: 18	R: 1 E: 0 K: 0 S: 10	H: 2 LOB: 2 BB: 1 P: 19	R: 0 E: 0 K: 0 S: 10	H: 2 LOB: 0 BB: 0 P: 14	R: 0 E: 0 K: 1 S: 9	H: 0 LOB: 0 BB: 0 P: 13	R: 0 E: 0 K: 2 S: 12	H: 0 LOB: 0 BB: 0 P: 18	1B: 7 2B: 1 3B: 0 HR: 1	SF: 0 SAC: 0 DP: 1 HBP: 0	WP: 0 PB: 0 SB: 0 CS: 1	PA: 39
PITCHER	IP WLS BF H R ER SO BB IBB HBP BLK WP HR S P ERA WHIP																					
54 Sonny Gray, R ERA: 2.08	(1, 1) 5.0 L 24 6 3 3 3 3 1 0 0 0 0 1 53 98 5.40 1.800																					
61 Dan Otero, R ERA:	(6, 1) 2.0 9 2 0 0 0 1 0 0 0 0 0 0 17 27 0.00 1.500																					
62 Sean Doolittle, L ERA: 4.15	(8, 1) 1.0 3 0 0 0 1 0 0 0 0 0 0 9 13 0.00 0.000																					
50 Grant Balfour, R ERA:	(9, 1) 1.0 3 0 0 0 2 0 0 0 0 0 0 12 18 0.00 0.000																					

Detroit Tigers @ Oakland Athletics
O.co Coliseum, Oakland, CA
Thu Oct 10 2013, 8:09 PM - 11:29 PM EDT
Att. 46,959 - Clear - 63 F

livebaseballscores.com

AB	34
R	3
H	8
RBI	3
BB	5
SO	6
LOB	16




Batter	1	2	3	4	5	6	7	8	9	AB	R	H	RBI	BB	SO	LOB	BOTTOM					
4 Coco Crisp, S OBP: 0.455, SLG: 0.611										4	0	0	0	0	1							
20 Josh Donaldson, R OBP: 0.182, SLG: 0.143										4	0	0	0	0	3	0						
8 Jed Lowrie, S OBP: 0.227, SLG: 0.350										4	0	1	0	0	1	0						
52 Yoenis Cespedes, R OBP: 0.409, SLG: 0.667										3	0	1	0	0	0	0						
15 Seth Smith, L OBP: 0.353, SLG: 0.500										4	0	0	0	0	2	3						
37 Brandon Moss, L OBP: 0.238, SLG: 0.278										3	0	0	0	0	3	0						
18 Alberto Callaspo, S OBP: 0.167, SLG: 0.333										3	0	0	0	0	0	0						
16 Josh Reddick, L OBP: 0.316, SLG: 0.471										2	0	1	0	1	0	0						
21 Stephen Vogt, L OBP: 0.235, SLG: 0.313										3	0	0	0	0	2	2						
Inning Stats	R: 0 E: 0 K: 2 S: 7	H: 0 LOB: 0 BB: 0 P: 10	R: 0 E: 0 K: 2 S: 10	H: 0 LOB: 0 BB: 0 P: 16	R: 0 E: 0 K: 1 S: 9	H: 0 LOB: 0 BB: 0 P: 14	R: 0 E: 0 K: 0 S: 8	H: 0 LOB: 0 BB: 0 P: 11	R: 0 E: 0 K: 1 S: 11	H: 0 LOB: 0 BB: 0 P: 15	R: 0 E: 0 K: 0 S: 7	H: 0 LOB: 1 BB: 1 P: 14	R: 0 E: 0 K: 2 S: 14	H: 1 LOB: 0 BB: 0 P: 17	R: 0 E: 0 K: 2 S: 10	H: 1 LOB: 0 BB: 0 P: 14	R: 0 E: 0 K: 1 S: 12	H: 1 LOB: 2 BB: 0 P: 21	1B: 2 2B: 1 3B: 0 HR: 0	SF: 0 SAC: 0 DP: 0 HBP: 1	WP: 0 PB: 0 SB: 0 CS: 0	PA: 32
PITCHER	IP WLS BF H R ER SO BB IBB HBP BLK WP HR S P ERA WHIP																					
35 Justin Verlander, R ERA:	(1, 1) 8.0 W 27 2 0 0 10 1 0 0 0 0 0 76 111 0.00 0.375																					
53 Joaquin Benoit, R ERA: 5.4	(9, 1) 1.0 S 5 1 0 0 1 0 0 0 1 0 0 0 12 21 0.00 1.000																					

Detroit Tigers @ Oakland Athletics
O.co Coliseum, Oakland, CA
Thu Oct 10 2013, 8:09 PM - 11:29 PM EDT
Att. 46,959 - Clear - 63 F

livebaseballscores.com

AB	30
R	0
H	3
RBI	0
BB	1
SO	11
LOB	6



Batter	1	2	3	4	5	6	7	8	9	AB	R	H	RBI	BB	SO	LOB	TOP						
14 Austin Jackson, R OBP: 0.154, SLG: 0.160										5	0	1	0	0	2	4							
48 Toni Hunter, R OBP: 0.231, SLG: 0.208										5	0	1	0	0	1	2							
24 Miguel Cabrera, R OBP: 0.500, SLG: 0.333										3	1	1	0	1	0	0							
28 Prince Fielder, L OBP: 0.400, SLG: 0.286										3	0	1	0	1	0	2							
41 Victor Martinez, S OBP: 0.375, SLG: 0.583										4	0	0	0	0	0	5							
27 Jonny Peralta, R OBP: 0.500, SLG: 0.875										4	0	3	1	0	0	0							
39 Ramon Santiago, S (8, PR)										3	0	0	0	1	1	3							
4 Omar Infante, R OBP: 0.261, SLG: 0.238										4	0	1	0	0	1	3							
13 Alex Avila, L OBP: 0.304, SLG: 0.158										3	0	1	0	0	0	2							
1 Jose Iglesias, R OBP: 0.235, SLG: 0.133										1B: 6	SF: 0	WP: 0	PA: 40										
Inning Stats	R: 0 H: 2 E: 0 K: 2 S: 15	H: 2 LOB: 2 BB: 0 P: 20	R: 0 H: 0 E: 0 K: 2 S: 9	H: 0 LOB: 0 BB: 0 P: 13	R: 0 H: 1 E: 0 K: 0 S: 8	H: 1 LOB: 0 BB: 0 P: 12	R: 0 H: 0 E: 0 K: 0 S: 11	H: 0 LOB: 0 BB: 0 P: 17	R: 0 H: 2 E: 1 K: 0 S: 13	H: 2 LOB: 2 BB: 0 P: 17	R: 1 H: 1 E: 0 K: 0 S: 11	H: 1 LOB: 2 BB: 1 P: 23	R: 0 H: 0 E: 0 K: 0 S: 10	H: 0 LOB: 1 BB: 0 P: 14	R: 0 H: 1 E: 0 K: 0 S: 11	H: 1 LOB: 3 BB: 2 P: 26	R: 0 H: 2 E: 0 K: 2 S: 14	H: 2 LOB: 2 BB: 0 P: 16	1B: 6 2B: 3 3B: 0 HR: 0	SF: 0 SAC: 0 DP: 1 HBP: 2	WP: 0 PB: 0 SB: 0 CS: 0		
PITCHER	IP WLS BF H R ER SO BB IBB HBP BLK WP HR S P ERA WHIP	IP WLS BF H R ER SO BB IBB HBP BLK WP HR S P ERA WHIP	IP WLS BF H R ER SO BB IBB HBP BLK WP HR S P ERA WHIP	IP WLS BF H R ER SO BB IBB HBP BLK WP HR S P ERA WHIP	IP WLS BF H R ER SO BB IBB HBP BLK WP HR S P ERA WHIP	IP WLS BF H R ER SO BB IBB HBP BLK WP HR S P ERA WHIP	IP WLS BF H R ER SO BB IBB HBP BLK WP HR S P ERA WHIP	IP WLS BF H R ER SO BB IBB HBP BLK WP HR S P ERA WHIP	IP WLS BF H R ER SO BB IBB HBP BLK WP HR S P ERA WHIP	IP WLS BF H R ER SO BB IBB HBP BLK WP HR S P ERA WHIP	IP WLS BF H R ER SO BB IBB HBP BLK WP HR S P ERA WHIP	IP WLS BF H R ER SO BB IBB HBP BLK WP HR S P ERA WHIP	IP WLS BF H R ER SO BB IBB HBP BLK WP HR S P ERA WHIP	IP WLS BF H R ER SO BB IBB HBP BLK WP HR S P ERA WHIP	IP WLS BF H R ER SO BB IBB HBP BLK WP HR S P ERA WHIP	IP WLS BF H R ER SO BB IBB HBP BLK WP HR S P ERA WHIP	IP WLS BF H R ER SO BB IBB HBP BLK WP HR S P ERA WHIP	IP WLS BF H R ER SO BB IBB HBP BLK WP HR S P ERA WHIP	IP WLS BF H R ER SO BB IBB HBP BLK WP HR S P ERA WHIP	IP WLS BF H R ER SO BB IBB HBP BLK WP HR S P ERA WHIP	IP WLS BF H R ER SO BB IBB HBP BLK WP HR S P ERA WHIP		
31 Jon Lester, L ERA: 1.93	6.1	L	27	6	1	1	4	1	0	2	0	0	0	0	0	0	0	0	5	7	109	1.42	1.105
36 Junichi Tazawa, R ERA:	0.2		2	0	0	0	0	0	0	0	0	0	0	0	0	0	0	0	0	5	7	0.00	0.000
32 Craig Breslow, L ERA:	1.0		6	1	0	0	0	1	1	0	0	0	0	0	0	0	0	0	11	26	0.00	2.000	
19 Koji Uehara, R ERA: 2.25	1.0		5	2	0	0	2	0	0	0	0	0	0	0	0	0	0	0	14	16	0.00	2.000	

Detroit Tigers @ Boston Red Sox
 Fenway Park, Boston, MA
 Sat Oct 12 2013, 8:12 PM - 12:06 AM EDT
 Att: 38,210 - Cloudy - 55 F

AB	35
R	1
H	9
RBI	1
BB	3
SO	6
LOB	23



Batter	1	2	3	4	5	6	7	8	9	AB	R	H	RBI	BB	SO	LOB	BOTTOM					
2 Jacoby Ellsbury, L OBP: 0.435, SLG: 0.500										4	0	0	0	0	3	2						
18 Shane Victorino, S OBP: 0.455, SLG: 0.333										4	0	0	0	0	3	0						
15 Dustin Pedroia, R OBP: 0.261, SLG: 0.263										2	0	0	0	2	1	0						
34 David Ortiz, L OBP: 0.455, SLG: 0.706										4	0	0	0	0	2	3						
12 Mike Napoli, R OBP: 0.333, SLG: 0.188										3	0	0	0	1	3	2						
29 Daniel Nava, S OBP: 0.455, SLG: 0.250										3	0	1	0	1	2	0						
50 Quintin Berry, L (8, PR)										0	0	0	0	0	0	0						
7 Stephen Drew, L OBP: 0.158, SLG: 0.222										3	0	0	0	1	2	4						
16 Will Middlebrooks, R OBP: 0.333, SLG: 0.267										2	0	0	0	0	0	1						
37 Mike Carp, L (7, PH)										1	0	0	0	0	0	1						
72 Xander Bogaerts, R (8, 5)										1	0	0	0	0	0	1						
3 David Ross, R OBP: 0.286, SLG: 0.333										1	0	0	0	1	0	0						
39 Jarrod Saltalamacchia (8, PH)										1	0	0	0	0	1	0						
Inning Stats	R: 0 H: 0 E: 0 K: 4 S: 13	H: 0 LOB: 1 BB: 1 P: 26	R: 0 H: 0 E: 0 K: 1 S: 13	H: 0 LOB: 2 BB: 2 P: 25	R: 0 H: 0 E: 0 K: 1 S: 9	H: 0 LOB: 0 BB: 0 P: 10	R: 0 H: 0 E: 0 K: 3 S: 11	H: 0 LOB: 0 BB: 0 P: 17	R: 0 H: 0 E: 0 K: 1 S: 7	H: 0 LOB: 0 BB: 0 P: 10	R: 0 H: 0 E: 0 K: 2 S: 13	H: 0 LOB: 3 BB: 3 P: 28	R: 0 H: 0 E: 0 K: 2 S: 8	H: 0 LOB: 0 BB: 0 P: 12	R: 0 H: 0 E: 0 K: 2 S: 10	H: 0 LOB: 0 BB: 0 P: 14	R: 0 H: 1 E: 0 K: 1 S: 15	H: 1 LOB: 2 BB: 0 P: 22	1B: 1 2B: 0 3B: 0 HR: 0	SF: 0 SAC: 0 DP: 0 HBP: 0	WP: 2 PB: 0 SB: 0 CS: 0	
PITCHER	IP WLS BF H R ER SO BB IBB HBP BLK WP HR S P ERA WHIP	IP WLS BF H R ER SO BB IBB HBP BLK WP HR S P ERA WHIP	IP WLS BF H R ER SO BB IBB HBP BLK WP HR S P ERA WHIP	IP WLS BF H R ER SO BB IBB HBP BLK WP HR S P ERA WHIP	IP WLS BF H R ER SO BB IBB HBP BLK WP HR S P ERA WHIP	IP WLS BF H R ER SO BB IBB HBP BLK WP HR S P ERA WHIP	IP WLS BF H R ER SO BB IBB HBP BLK WP HR S P ERA WHIP	IP WLS BF H R ER SO BB IBB HBP BLK WP HR S P ERA WHIP	IP WLS BF H R ER SO BB IBB HBP BLK WP HR S P ERA WHIP	IP WLS BF H R ER SO BB IBB HBP BLK WP HR S P ERA WHIP	IP WLS BF H R ER SO BB IBB HBP BLK WP HR S P ERA WHIP	IP WLS BF H R ER SO BB IBB HBP BLK WP HR S P ERA WHIP	IP WLS BF H R ER SO BB IBB HBP BLK WP HR S P ERA WHIP	IP WLS BF H R ER SO BB IBB HBP BLK WP HR S P ERA WHIP	IP WLS BF H R ER SO BB IBB HBP BLK WP HR S P ERA WHIP	IP WLS BF H R ER SO BB IBB HBP BLK WP HR S P ERA WHIP	IP WLS BF H R ER SO BB IBB HBP BLK WP HR S P ERA WHIP	IP WLS BF H R ER SO BB IBB HBP BLK WP HR S P ERA WHIP	IP WLS BF H R ER SO BB IBB HBP BLK WP HR S P ERA WHIP	IP WLS BF H R ER SO BB IBB HBP BLK WP HR S P ERA WHIP	IP WLS BF H R ER SO BB IBB HBP BLK WP HR S P ERA WHIP	
19 Anibal Sanchez, R ERA: 4.35	6.0	W	25	6	0	0	2	6	0	0	0	0	0	0	0	0	0	0	8	12	0.00	0.000
62 AJ Alburquerque, R ERA: 5.4	1.0	H	3	0	0	0	2	0	0	0	0	0	0	0	0	0	0	0	6	7	0.00	0.000
31 Jose Veras, R ERA:	0.2	H	2	0	0	0	2	0	0	0	0	0	0	0	0	0	0	0	4	7	0.00	0.000
33 Drew Smyly, L ERA:	0.1	H	1	0	0	0	0	0	0	0	0	0	0	0	0	0	0	0	4	7	0.00	0.000
53 Joaquin Benoit, R ERA: 4.15	1.0	S	4	1	0	0	1	0	0	0	0	0	0	0	0	0	0	0	15	22	0.00	1.000

Detroit Tigers @ Boston Red Sox
 Fenway Park, Boston, MA
 Sat Oct 12 2013, 8:12 PM - 12:06 AM EDT
 Att: 38,210 - Cloudy - 55 F


AB	29
R	0
H	1
RBI	0
BB	6
SO	17
LOB	13



Batter	1	2	3	4	5	6	7	8	9	AB R H RBI BB SO LOB	TOP											
2 Jacoby Ellsbury, L (1,8) OBP: 0.419, SLG: 0.429	G5-3		K			15 WP 1B		F7		4 0 1 0 0 1 1	Boston Red Sox @ Detroit Tigers Comerica Park, Detroit, MI Tue Oct 15 2013, 4:09 PM - 7:46 PM EDT Att: 42,327 - Cloudy - 63 F											
18 Shane Victorino, S (1,9) OBP: 0.400, SLG: 0.280	L4			P2		F7		L6		4 0 0 0 0 0 2												
15 Dustin Pedroia, R (1,4) OBP: 0.258, SLG: 0.296	F9			F7		G6-3		K		4 0 0 0 0 1 1												
34 David Ortiz, L (1,10) OBP: 0.433, SLG: 0.696		BB		F7				G4-3		3 0 0 0 1 0 0												
12 Mike Napoli, R (1,3) OBP: 0.308, SLG: 0.333	K					K		G6-3		4 1 1 1 0 2 1												
39 Jarrod Saltalamacchia, S (1,2) OBP: 0.263, SLG: 0.279	K					K		K		3 0 0 0 0 3 1												
5 Jonny Gomes, R (1,7) OBP: 0.333, SLG: 0.313	K					1B		K		3 0 1 0 0 2 1												
7 Stephen Drew, L (1,6) OBP: 0.160, SLG: 0.208			K			G4-3		E9 1B		3 0 1 0 0 1 1												
16 Will Middlebrooks, R (1,5) OBP: 0.292, SLG: 0.286			K			L8		F8		3 0 0 0 0 1 1												
Inning Stats	R: 0 E: 0 K: 0 S: 5	H: 0 LOB: 0 BB: 0 P: 8	R: 0 E: 0 K: 3 S: 18	H: 0 LOB: 1 BB: 1 P: 26	R: 0 E: 0 K: 3 S: 11	H: 0 LOB: 0 BB: 0 P: 14	R: 0 E: 0 K: 0 S: 5	H: 0 LOB: 0 BB: 0 P: 7	R: 0 E: 0 K: 2 S: 13	H: 1 LOB: 1 BB: 0 P: 18		R: 0 E: 0 K: 0 S: 12	H: 1 LOB: 0 BB: 0 P: 17	R: 1 E: 0 K: 2 S: 15	H: 1 LOB: 0 BB: 0 P: 22	R: 0 E: 1 K: 1 S: 6	H: 1 LOB: 1 BB: 0 P: 8	R: 0 E: 0 K: 1 S: 10	H: 0 LOB: 0 BB: 0 P: 12	1B: 3 2B: 0 3B: 0 HR: 1	SF: 0 SAC: 0 DP: 0 HBP: 0	WP: 1 PB: 0 SB: 0 CS: 0
PITCHER	IP WLS BF H R ER SO BB IBB HBP BLK WP HR S P ERA WHIP											IP WLS BF H R ER SO BB IBB HBP BLK WP HR S P ERA WHIP										
35 Justin Verlander, R (1,1) ERA: 0.35	8.0 L 29 4 1 1 10 1 0 0 0 0 1 1 85 120 1.12 0.625																					
31 Jose Veras, R (9,1) ERA: 3.0	0.1 1 0 0 0 1 0 0 0 0 0 0 0 3 3 0.00 0.000																					
40 Phil Coke, L (9,1) ERA:	0.1 1 0 0 0 0 0 0 0 0 0 0 0 2 2 0.00 0.000																					
62 AJ Albuquerque, R (9,1) ERA: 7.71	0.1 1 0 0 0 0 0 0 0 0 0 0 0 5 7 0.00 0.000																					

Batter	1	2	3	4	5	6	7	8	9	AB R H RBI BB SO LOB	BOTTOM											
14 Austin Jackson, R (1,8) OBP: 0.143, SLG: 0.121	L9		K			K		4B 1B		3 0 0 0 1 2 0	Boston Red Sox @ Detroit Tigers Comerica Park, Detroit, MI Tue Oct 15 2013, 4:09 PM - 7:46 PM EDT Att: 42,327 - Cloudy - 63 F											
48 Torii Hunter, R (1,9) OBP: 0.229, SLG: 0.212	2B 1B		G4-3			K		1B		4 0 2 0 0 1 0												
24 Miguel Cabrera, R (1,5) OBP: 0.273, SLG: 0.419	F8			K		P3		K		4 0 0 0 0 2 3												
28 Prince Fielder, L (1,3) OBP: 0.364, SLG: 0.310			G4-3			L7		K		4 0 1 0 0 1 2												
41 Victor Martinez, S (1,10) OBP: 0.438, SLG: 0.645	F8			G4-3				13 BB 1B		4 0 2 0 0 0 2												
26 Hernán Pérez, R (9,PR) OBP: 0.147, SLG: 0.125			G5-3					27 G6-4-3 1B		0 0 0 0 0 0 0												
27 Jhonny Peralta, R (1,6) OBP: 0.417, SLG: 0.708	L9					13 G4-3 2B		F9		4 0 1 0 0 0 2												
13 Alex Avila, L (1,2) OBP: 0.355, SLG: 0.320			K			G4-3		4 FC4-6 BB		3 0 0 0 1 2 2												
4 Omar Infante, R (1,4) OBP: 0.233, SLG: 0.214			K			K		FC4-6		3 0 0 0 0 2 3												
12 Andy Dirks, L (1,7) 1 Jose Iglesias, R (8,PH) OBP: 0.417, SLG: 0.222			K			G4-3		K		2 0 0 0 0 1 1 1 0 0 0 0 1 0 0 0 0 0 0 0 0												
Inning Stats	R: 0 E: 0 K: 0 S: 11	H: 2 LOB: 2 BB: 0 P: 15	R: 0 E: 0 K: 2 S: 10	H: 0 LOB: 0 BB: 0 P: 15	R: 0 E: 0 K: 2 S: 10	H: 0 LOB: 0 BB: 0 P: 14	R: 0 E: 0 K: 1 S: 9	H: 0 LOB: 0 BB: 0 P: 11	R: 0 E: 0 K: 1 S: 12	H: 1 LOB: 1 BB: 0 P: 19	R: 0 E: 0 K: 2 S: 9	H: 0 LOB: 0 BB: 0 P: 14	R: 0 E: 0 K: 0 S: 8	H: 1 LOB: 2 BB: 1 P: 16	R: 0 E: 0 K: 3 S: 13	H: 1 LOB: 2 BB: 1 P: 20	R: 0 E: 0 K: 1 S: 9	H: 1 LOB: 1 BB: 0 P: 13	1B: 5 2B: 1 3B: 0 HR: 0	SF: 0 SAC: 0 DP: 1 HBP: 0	WP: 0 PB: 0 SB: 0 CS: 0	PA: 34
PITCHER	IP WLS BF H R ER SO BB IBB HBP BLK WP HR S P ERA WHIP											IP WLS BF H R ER SO BB IBB HBP BLK WP HR S P ERA WHIP										
41 John Lackey, R (1,1) ERA: 3.0	6.2 W 24 4 0 0 8 2 0 0 0 0 0 0 7 15 0.00 3.000																					
32 Craig Breslow, L (7,1) ERA:	0.2 H 4 0 0 0 1 2 0 0 0 0 0 0 7 15 0.00 3.000																					
36 Junichi Tazawa, R (8,1) ERA:	0.1 H 2 1 0 0 1 0 0 0 0 0 0 0 6 9 0.00 3.000																					
19 Koji Uehara, R (8,1) ERA: 1.42	1.1 S 4 1 0 0 2 0 0 0 0 0 0 0 12 16 0.00 0.750																					

AB	31
R	1
H	4
RBI	1
BB	1
SO	11
LOB	9



AB	32
R	0
H	6
RBI	0
BB	2
SO	12
LOB	15



Batter	1	2	3	4	5	6	7	8	9	AB	R	H	RBI	BB	SO	LOB	TOP			
2 Jacoby Ellsbury, L OBP: 0.472, SLG: 0.576	G4-3		15 BB 1B				18 2B 1B		2H 3B	5	1	4	1	0	0	0	Boston Red Sox @ Detroit Tigers Comerica Park, Detroit, MI Wed Oct 16 2013, 8:09 PM - 11:35 PM EDT Att: 42,765 - Cloudy - 56 F			
18 Shane Victorino, S OBP: 0.371, SLG: 0.300	P3						34 G4-3 2B		K	5	0	1	1	0	2	3				
15 Dustin Pedroia, R OBP: 0.278, SLG: 0.290							G5-3		K2-3	4	0	1	0	1	1	3				
34 David Ortiz, L OBP: 0.371, SLG: 0.571	G4-3								F9	5	0	0	0	0	0	5				
12 Mike Napoli, R OBP: 0.333, SLG: 0.400										4	1	2	0	0	1	1				
29 Daniel Nava, S OBP: 0.428, SLG: 0.273										3	0	1	0	0	1	1				
5 Jonny Gomes, R OBP: 0.316, SLG: 0.294										1	0	0	0	0	0	0				
39 Jarrod Saltalamacchia, R OBP: 0.354, SLG: 0.318										4	0	2	1	0	1	1				
7 Stephen Drew, L OBP: 0.138, SLG: 0.179										4	0	0	0	0	2	4				
16 Will Middlebrooks, R OBP: 0.289, SLG: 0.261										2	0	0	0	0	2	0				
37 Mike Carp, L										1	0	0	0	0	0	2				
72 Xander Bogaerts, R OBP: 0.750, SLG: 1.000										1	1	1	0	0	0	0				
Inning Stats	R: 0 E: 0 K: 0 S: 8	H: 1 LOB: 1 BB: 0 P: 11	R: 0 E: 0 K: 1 S: 7	H: 1 LOB: 2 BB: 1 P: 10	R: 0 E: 0 K: 2 S: 12	H: 1 LOB: 2 BB: 1 P: 22	R: 0 E: 0 K: 2 S: 16	H: 1 LOB: 2 BB: 0 P: 21	R: 0 E: 0 K: 1 S: 9	H: 3 LOB: 2 BB: 0 P: 15	R: 1 E: 0 K: 1 S: 11	H: 2 LOB: 1 BB: 0 P: 15	R: 0 E: 0 K: 1 S: 9	H: 0 LOB: 0 BB: 0 P: 12	R: 1 E: 0 K: 2 S: 15	H: 2 LOB: 1 BB: 0 P: 21	1B: 7 2B: 4 3B: 1 HR: 0	SF: 0 SAC: 0 DP: 0 HBP: 0	WP: 0 PB: 0 SB: 0 CS: 0	PA: 40
PITCHER	IP WLS BF H R ER SO BB IBB HBP BLK WP HR S P ERA WHIP																			
58 Doug Fister, R ERA: 3.0	6.0 W 27 8 1 1 7 1 0 0 0 0 0 0 2 3 1.50 1.500																			
40 Phil Coke, L ERA: 27.0	0.0 1 1 1 1 0 0 0 0 0 0 0 0 5 6 0.00 3.000																			
62 Al Albuquerque, R ERA: 6.75	0.1 2 1 0 0 0 0 0 0 0 0 0 0 12 18 0.00 0.000																			
33 Drew Smyly, L ERA: 3.0	1.2 5 0 0 0 1 0 0 0 0 0 0 0 15 21 9.00 2.000																			
53 Joaquin Benoit, R ERA: 6.35	1.0 5 2 1 1 2 0 0 0 0 0 0 0 15 21 9.00 2.000																			

Batter	1	2	3	4	5	6	7	8	9	AB	R	H	RBI	BB	SO	LOB	BOTTOM			
48 Torii Hunter, R OBP: 0.225, SLG: 0.237	G5-3									5	1	1	2	0	1	4	Boston Red Sox @ Detroit Tigers Comerica Park, Detroit, MI Wed Oct 16 2013, 8:09 PM - 11:35 PM EDT Att: 42,765 - Cloudy - 56 F			
24 Miguel Cabrera, R OBP: 0.297, SLG: 0.429										4	0	2	2	0	1	0				
39 Ramon Santiago, S										0	0	0	0	0	0	0				
28 Prince Fielder, L OBP: 0.324, SLG: 0.273										4	0	0	0	0	1	2				
41 Victor Martinez, S OBP: 0.444, SLG: 0.629										4	1	2	0	0	0	0				
27 Jhonny Peralta, R OBP: 0.407, SLG: 0.654										2	1	0	0	1	1	0				
32 Don Kelly, L OBP: 0.385, SLG: 0.200										1	0	0	0	0	0	1				
13 Alex Avila, L OBP: 0.400, SLG: 0.308										1	1	0	0	2	0	0				
4 Omar Infante, R OBP: 0.235, SLG: 0.250										4	1	1	0	0	0	5				
14 Austin Jackson, R OBP: 0.231, SLG: 0.171										2	1	2	2	2	0	0				
1 Jose Iglesias, R OBP: 0.238, SLG: 0.158										3	1	1	1	0	0	3				
Inning Stats	R: 0 E: 0 K: 1 S: 7	H: 0 LOB: 0 BB: 0 P: 12	R: 5 E: 0 K: 0 S: 17	H: 3 LOB: 1 BB: 3 P: 31	R: 0 E: 0 K: 0 S: 6	H: 0 LOB: 0 BB: 0 P: 13	R: 2 E: 0 K: 1 S: 13	H: 3 LOB: 1 BB: 0 P: 21	R: 0 E: 0 K: 1 S: 7	H: 0 LOB: 1 BB: 1 P: 13	R: 0 E: 0 K: 0 S: 6	H: 1 LOB: 0 BB: 0 P: 8	R: 0 E: 0 K: 0 S: 11	H: 1 LOB: 1 BB: 0 P: 15	R: 0 E: 0 K: 1 S: 13	H: 1 LOB: 2 BB: 1 P: 24	1B: 7 2B: 2 3B: 0 HR: 0	SF: 0 SAC: 1 DP: 2 HBP: 1	WP: 0 PB: 0 SB: 2 CS: 0	PA: 37
PITCHER	IP WLS BF H R ER SO BB IBB HBP BLK WP HR S P ERA WHIP																			
44 Jake Peavy, R ERA: 8.31	3.0 L 17 5 7 7 1 3 0 0 0 0 0 0 35 65 21.00 2.667																			
67 Brandon Workman, R ERA:	2.0 8 1 0 0 2 1 0 0 0 0 0 0 15 25 0.00 1.000																			
46 Ryan Dempster, R ERA:	1.0 3 1 0 0 0 0 0 0 0 0 0 0 6 8 0.00 1.000																			
56 Franklin Morales, L ERA: 6.75	1.0 4 1 0 0 0 0 0 0 0 0 0 0 11 15 0.00 1.000																			
22 Felix Doubront, L ERA:	1.0 5 1 0 0 1 1 0 1 0 0 0 0 13 24 0.00 2.000																			

