Detroit Tigers - 2014

Batter	1	2	3	4	5	6	7	8	9	AB	R	H	RBI	BB	SO	LOB
3 Ian Kinsler, R (1, 4)	B X 1-0 ① L6			X 0-0 ① P6		B B B B 4-0 20 1B 41 1B BB	X 0-0 ③ F8		X 0-0 2-H 3-H 1B	2	1	0	0	1	0	0
26 Hernán Pérez, R (6, 4) OBP: 0.500, SLG: 0.500										2	0	1	2	0	0	0
20 Rajai Davis, R (1, 7) OBP: 0.667, SLG: 0.500	S S S 0-3 ② K			B B B B 4-0 41 S 41 1B BB		X 0-0 28 S 41 1B 32 SF5 1-2 1B		S S S 0-3 ① K	X 0-0 ③ 2-3 1B	2	2	1	0	1	1	0
72 Tyler Collins, L (6, 7) OBP: 0.500, SLG: 0.500										2	0	1	0	0	1	0
41 Victor Martinez, S (1, 10) OBP: 0.667, SLG: 0.667	X 0-0 ③ G1-3			C X 0-1 1-H 1B		X 0-0 32 E 28 S 1-2 2-H 1B		X 0-0 E3		3	0	2	2	0	0	0
38 Ramón Cabrera, S (8, PH) (8, 10)										1	0	0	0	0	0	0
28 Jordan Lennerton, L (1, 3)		X 0-0 ① G4-3		S S S 0-3 ② K		B S S S 1-3 ① K 1-2 2-3		S S S 0-3 ② K		3	0	0	0	0	2	3
29 Danny Worth, R (7, 3)										1	0	0	0	0	1	1
32 Don Kelly, L (1, 9)		C C C 0-3 ② K		S S S 0-3 ③ K		X 0-0 ② SF5 2-3 3-H		X 0-0 ③ F7		2	0	0	1	0	2	1
30 Steven Moya, L (6, 9)										1	0	0	0	0	0	1
9 Nick Castellanos, R (1, 5) OBP: 0.333, SLG: 0.333		X 0-0 ③ G5-3			X 0-0 34 1B 1B	X 0-0 ③ G6-3			B B B B 4-0 67 SH5-3 61 1B 26 1B BB	3	0	1	0	0	0	1
55 Francisco Martinez, R (6, 5)										0	1	0	0	1	0	0
34 Daniel Fields, L (1, 8) OBP: 0.667, SLG: 0.500		C C C 0-3 ① K			X 0-0 4 G6-4-3 1-2 1B		B B B B 4-0 67 E 27 SF9 BB		X 0-0 67 SH5-3 1-2 26 1B 1B	2	1	1	0	1	1	0
61 Ezequiel Carrera, L (7, 8) OBP: 1.000, SLG: 1.000										1	1	1	0	0	0	0
50 Bryan Holaday, R (1, 2)		X 0-0 ② L4			X 0-0 ① P4		S S S 0-3 ① K 1-3		X 0-0 ① SH5-3 1-2 2-3	2	0	0	0	0	0	2
67 John Murrian, R (7, PH) (7, 2)										1	0	0	0	0	1	1
4 Steve Lombardozzi, S (1, 6)		X 0-0 ③ G6-3			X 0-0 ② ③ G6-4-3 1-2f		X 0-0 ② SF9 3-H		X 0-0 ② G1-3	2	0	0	0	0	0	2
27 Eugenio Suárez, R (6, 6)										1	0	0	1	0	0	2
Inning Stats	R: 0 E: 0 K: 1 S: 5 H: 0 LOB: 0 BB: 0 P: 6	R: 0 E: 0 K: 1 S: 5 H: 0 LOB: 0 BB: 0 P: 5	R: 0 E: 0 K: 1 S: 5 H: 0 LOB: 0 BB: 0 P: 5	R: 1 E: 0 K: 2 S: 9 H: 1 LOB: 1 BB: 1 P: 13	R: 0 E: 0 K: 0 S: 4 H: 2 LOB: 1 BB: 0 P: 4	R: 2 E: 1 K: 1 S: 7 H: 2 LOB: 1 BB: 1 P: 12	R: 1 E: 1 K: 1 S: 5 H: 0 LOB: 0 BB: 1 P: 9	R: 0 E: 1 K: 2 S: 8 H: 0 LOB: 1 BB: 0 P: 8	R: 2 E: 0 K: 0 S: 5 H: 3 LOB: 2 BB: 1 P: 9	1B: 8 2B: 0 3B: 0 HR: 0 SF: 2 SAC: 1 DP: 1 HBP: 0							

PITCHER		IP	WLS	BF	H	R	ER	SO	BB	IBB	HBP	BLK	WP	HR	S	P	ERA	WHIP
50 Freddy Garcia, R ERA:	(1, 1)	2.0		6	0	0	0	2	0	0	0	0	0	0	10	11	0.00	0.000
38 Anthony Varvaro, R ERA:	(3, 1)	1.0	H	3	0	0	0	1	0	0	0	0	0	0	5	5	0.00	0.000
66 Ryan Buchter, L ERA: 9.0	(4, 1)	1.0	H	5	1	1	1	2	1	0	0	0	0	0	9	13	9.00	2.000
60 Yunesky Maya, R ERA:	(5, 1)	1.0	H	4	2	0	0	0	0	0	0	0	0	0	4	4	0.00	2.000
70 Daniel Rodriguez, L ERA: 18.0	(6, 1)	1.0	B	6	2	2	2	1	1	0	0	0	0	0	7	12	18.00	3.000

PITCHER		IP	WLS	BF	H	R	ER	SO	BB	IBB	HBP	BLK	WP	HR	S	P	ERA	WHIP
76 Lay Batista, R ERA:	(7, 1)	1.0		4	0	1	0	1	1	0	0	0	0	0	5	9	0.00	1.000
65 Juan Jaime, R ERA:	(8, 1)	1.0	H	4	0	0	0	2	0	0	0	0	0	0	8	8	0.00	0.000
81 Shae Simmons, R ERA: 18.0	(9, 1)	1.0	L	6	3	2	2	0	1	0	0	0	0	0	5	9	18.00	4.000

TOP

Detroit Tigers @ Atlanta Braves

Champion Stadium, Lake Buena Vista, FL

Wed Feb 26 2014, 1:14 PM - 4:20 PM EST

Att. 5,509 - Sunny - 66 F

livebaseballscorecards.com

AB	31
R	6
H	8
RBI	6
BB	4
SO	9
LOB	14

WP: 0 PB: 0 SB: 3 CS: 0 PA: 38

Detroit Tigers @ Atlanta Braves

Champion Stadium, Lake Buena Vista, FL

Wed Feb 26 2014, 1:14 PM - 4:20 PM EST

Att. 5,509 - Sunny - 66 F

BOTTOM

Batter	1	2	3	4	5	6	7	8	9	AB	R	H	RBI	BB	SO	LOB
22 Jason Heyward, L (1, 9)	F8		E3 2 E 24 2B		13 G4-3 2B		13 FC1 20 E 2B		G5-3	2	1	0	0	0	0	0
59 Ernesto Mejia, R (4, 3) OBP: 0.667, SLG: 1.333										3	1	2	0	0	0	0
2 B.J. Upton, R (1, 8)	P6		K 1-3		G4-3 2-3		FC1 20 S 20 SF9 2-3		1B	2	0	0	0	0	1	1
13 Jose Constanza, L (4, 7) OBP: 0.333, SLG: 0.333										3	1	1	0	0	0	2
5 Freddie Freeman, L (1, 3)	K		K		K		SF9 1-H 3-H			2	0	0	0	0	2	1
20 Todd Cunningham, S (4, 9)										1	0	0	1	0	1	1
24 Evan Gattis, R (1, 2) OBP: 0.500, SLG: 1.000		K	2B 3-H		G6-3		G3-1			2	0	1	1	0	1	0
58 Christian Bethancourt, R (5, 2)										2	0	0	0	0	0	1
4 Ryan Doumit, S (1, 10)		L6	G4-3			G6-3	F9			2	0	0	0	0	0	1
85 Edward Salcedo, R (6, PH) (7, 10)										2	0	0	0	0	0	0
23 Chris Johnson, R (1, 5) OBP: 0.500, SLG: 1.000		26 1B 2B		P4		E4 14 2B 1B		F9		2	1	1	0	0	0	0
84 Tommy La Stella, L (5, 4) OBP: 0.500, SLG: 0.500										2	1	1	0	0	0	0
26 Dan Uggla, R (1, 4) OBP: 1.000, SLG: 1.000		19 BB 2-H 1B		19 S 1B		K		K		2	0	2	1	0	0	0
7 Tyler Greene, R (4, PR) (5, 5)										2	0	0	0	0	2	1
19 Andrelton Simmons, R (1, 6)		BB 1-2		F9 1-2		2B 2-H		G6-3		1	0	0	0	1	0	1
14 Ramiro Pena, S (5, 6) OBP: 1.000, SLG: 2.000										1	0	1	1	0	0	0
67 Elmer Reyes, R (8, 6)										1	0	0	0	0	0	0
17 Jordan Schafer, L (1, 7)		G3		G4-3		K			K	2	0	0	0	0	0	4
(4, 8)																
86 Matt Lipka, R (6, 8)										2	0	0	0	0	2	1
Inning Stats	R: 0 E: 0 K: 1 S: 5 H: 0 LOB: 0 BB: 0 P: 5	R: 1 E: 0 K: 1 S: 7 H: 2 LOB: 2 BB: 1 P: 11	R: 1 E: 1 K: 2 S: 9 H: 1 LOB: 1 BB: 0 P: 10	R: 0 E: 0 K: 0 S: 4 H: 1 LOB: 2 BB: 0 P: 5	R: 0 E: 0 K: 1 S: 6 H: 1 LOB: 1 BB: 0 P: 6	R: 1 E: 1 K: 2 S: 9 H: 2 LOB: 1 BB: 0 P: 9	R: 2 E: 0 K: 0 S: 6 H: 1 LOB: 0 BB: 0 P: 6	R: 0 E: 0 K: 1 S: 5 H: 0 LOB: 0 BB: 0 P: 5	R: 0 E: 0 K: 1 S: 5 H: 1 LOB: 1 BB: 0 P: 5	1B: 4 2B: 5 3B: 0 HR: 0	SF: 1 SAC: 0 DP: 0 HBP: 0						

livebaseballscorecards.com

AB	36
R	5
H	9
RBI	4
BB	1
SO	9
LOB	14

WP: 0 PB: 0 SB: 3 CS: 0 PA: 38

PITCHER	IP	WLS	BF	H	R	ER	SO	BB	IBB	HBP	BLK	WP	HR	S	P	ERA	WHIP
33 Drew Smyly, L (1, 1) ERA: 4.5	2.0		9	2	1	1	2	1	0	0	0	0	0	12	16	4.50	1.500
60 Justin Miller, R (3, 1) ERA:	1.0		5	1	1	0	2	0	0	0	0	0	0	9	10	0.00	1.000
40 Phil Coke, L (4, 1) ERA:	1.0		4	1	0	0	0	0	0	0	0	0	0	4	5	0.00	1.000
62 Al Alburquerque, R (5, 1) ERA:	1.0		4	1	0	0	1	0	0	0	0	0	0	6	6	0.00	1.000
57 Evan Reed, R (6, 1) ERA: 9.0	1.0	B	5	2	1	1	2	0	0	0	0	0	0	9	9	9.00	2.000

PITCHER	IP	WLS	BF	H	R	ER	SO	BB	IBB	HBP	BLK	WP	HR	S	P	ERA	WHIP
73 Eduardo Sanchez, R (7, 1) ERA:	0.0		1	1	1	1	0	0	0	0	0	0	0	1	1	∞	∞
65 Blaine Hardy, L (7, 1) ERA:	2.0	W	7	0	1	0	1	0	0	0	0	0	0	10	10	0.00	0.000
49 Luis Marte, R (9, 1) ERA:	0.2	S	3	1	0	0	1	0	0	0	0	0	0	5	5	0.00	1.500

Atlanta Braves @ Detroit Tigers

Joker Marchant Stadium, Lakeland, FL

Thu Feb 27 2014, 1:08 PM - 3:53 PM EST

Att. 5,991 - Cloudy - 61 F

TOP

livebaseballscorecards.com

Batter	1	2	3	4	5	6	7	8	9	AB	R	H	RBI	BB	SO	LOB
22 Jason Heyward, L (1, 10) OBP: 0.200, SLG: 0.800	G4-3		HR		G4-3			K		3	1	1	1	0	0	0
25 Joey Terdoslavich, S (8, PH) (8, 10)										1	0	0	0	0	1	0
14 Ramiro Pena, S (1, 6) OBP: 0.250, SLG: 0.500	G4-1		F9			K		F7		3	0	0	0	0	1	0
13 Jose Constanza, L (6, 7) OBP: 0.250, SLG: 0.250										1	0	0	0	0	0	0
2 B.J. Upton, R (1, 8)	BB		G6-3			K			G4-3	2	1	0	0	1	1	0
20 Todd Cunningham, S (6, 9)										1	0	0	0	0	0	0
4 Ryan Doumit, S (1, 9) OBP: 0.400, SLG: 0.800	3B			1B		F8			F9	3	0	2	1	0	0	0
67 Elmer Reyes, R (6, 6)										1	0	0	0	0	0	0
11 Gerald Laird, R (1, 2)	G6-3			G3-1			P4		G4-3	1	0	0	0	0	0	1
71 José Yépez, R (2, 2)										2	0	0	0	0	0	1
59 Ernesto Mejia, R (7, 3) OBP: 0.500, SLG: 1.000										1	0	0	0	0	0	0
68 Mark Hamilton, L (1, 3)		K		K			K			3	0	0	0	0	3	1
83 Steven Lerud, L (7, 2)										0	0	0	0	0	0	0
85 Edward Salcedo, R (1, 5) OBP: 0.200, SLG: 0.400		K		G5-3			2B			3	0	1	0	0	1	1
7 Tyler Greene, R (7, PR)										0	0	0	0	0	0	0
(7, 5)																
17 Jordan Schafer, L (1, 7)		K			K		G5-3			3	0	0	0	0	2	1
(6, 8)																
86 Matt Lipka, R (7, 8)										0	0	0	0	0	0	0
69 Phil Gosselin, R (1, 4)			G5-3		G5-3			K		3	0	0	0	0	1	0

	AB	31
	R	2
	H	4
	RBI	2
	BB	1
	SO	10
	LOB	5

Inning Stats	1	2	3	4	5	6	7	8	9
	R: 1 E: 0 K: 0 S: 4	H: 1 LOB: 1 BB: 1 P: 8	R: 0 E: 0 K: 3 S: 9	H: 0 LOB: 0 BB: 0 P: 9	R: 1 E: 0 K: 0 S: 6	H: 1 LOB: 0 BB: 0 P: 8	R: 0 E: 0 K: 1 S: 7	H: 1 LOB: 1 BB: 0 P: 7	R: 0 E: 0 K: 1 S: 5	H: 0 LOB: 0 BB: 0 P: 5	R: 0 E: 0 K: 2 S: 7	H: 0 LOB: 0 BB: 0 P: 7	R: 0 E: 0 K: 1 S: 6	H: 1 LOB: 1 BB: 0 P: 6	R: 0 E: 0 K: 2 S: 7	H: 0 LOB: 0 BB: 0 P: 7	R: 0 E: 0 K: 0 S: 3	H: 0 LOB: 0 BB: 0 P: 3

1B: 1	SF: 0	WP: 0	PA: 32
2B: 1	SAC: 0	PB: 0	
3B: 1	DP: 0	SB: 1	
HR: 1	HBP: 0	CS: 0	

PITCHER		IP	WLS	BF	H	R	ER	SO	BB	IBB	HBP	BLK	WP	HR	S	P	ERA	WHIP
21 Rick Porcello, R ERA: 4.5	(1, 1)	2.0		8	1	1	1	3	1	0	0	0	0	0	13	17	4.50	1.000
64 Duane Below, L ERA: 9.0	(3, 1)	1.0		4	1	1	1	0	0	0	0	0	0	1	6	8	9.00	1.000
44 Joba Chamberlain, R ERA:	(4, 1)	1.0		4	1	0	0	1	0	0	0	0	0	0	7	7	0.00	1.000
46 Ian Krol, L ERA:	(5, 1)	1.0	W	3	0	0	0	1	0	0	0	0	0	0	5	5	0.00	0.000
36 Joe Nathan, R ERA:	(6, 1)	1.0	H	3	0	0	0	2	0	0	0	0	0	0	7	7	0.00	0.000
39 Luke Putkonen, R ERA:	(7, 1)	2.0	H	7	1	0	0	3	0	0	0	0	0	0	13	13	0.00	0.500
43 Bruce Rondón, R ERA:	(9, 1)	1.0	S	3	0	0	0	0	0	0	0	0	0	0	3	3	0.00	0.000

Atlanta Braves @ Detroit Tigers

Joker Marchant Stadium, Lakeland, FL

Thu Feb 27 2014, 1:08 PM - 3:53 PM EST

Att. 5,991 - Cloudy - 61 F

BOTTOM

Batter	1	2	3	4	5	6	7	8	9	AB	R	H	RBI	BB	SO	LOB
1 Jose Iglesias, R (1, 6) OBP: 0.667, SLG: 0.500 74 Devon Travis, R (5, PR) OBP: 0.500, SLG: 0.500 (6, 4)	BBBB 4-0 24 WP 12 G3 24 G6-3 BB		X 0-0 ① G4-3		X 0-0 24 BB 48 1B 1B	X 0-0 ② F8		X 0-0 28 1B 2-3 1B		2 2	1 1	1 1	0 0	1 0	0 0	0 1
12 Andy Dirks, L (1, 7) 63 Trevor Crowe, S (6, 7)	X 0-0 ① G3 1-2		SSS 0-3 ② K		X 0-0 ① P5	X 0-0 ③ G1-3		SSS 0-3 ② K		3 2	0 0	0 0	0 0	0 0	1 1	2 3
24 Miguel Cabrera, R (1, 3) 28 Jordan Lennerton, L (5, PR) OBP: 0.400, SLG: 0.400 (6, 3)	B X 1-0 ② G6-3 2-H		H 1-0 HBP		BBBB 4-0 71 F9 48 1B 14 1B 1-2 BB		X 0-0 1B	X 0-0 30 BB 1-3 3-H 1B		1 2	0 1	0 2	1 1	1 0	0 0	0 0
48 Torii Hunter, R (1, 9) OBP: 0.333, SLG: 0.333 30 Steven Moya, L (5, PR) (6, 9)	X 0-0 ③ P3		X 0-0 ③ F8		X 0-0 14 1B 1-2 2-H 1B		X 0-0 ① F8	BBBB 4-0 71 FC5-4 1-2 BB		3 1	0 0	1 0	1 0	0 1	0 0	1 1
13 Alex Avila, L (1, 2) OBP: 1.000, SLG: 1.000 71 James McCann, R (5, 2)		X 0-0 29 FC5-6-4 55 1B 1B		X 0-0 55 G4-6-3 14 1B 1B	X 0-0 ② F9 2-3		X 0-0 ② F8	X 0-0 ③ FC5-4 1-2f		2 3	0 0	2 0	0 0	0 0	0 0	0 6
14 Austin Jackson, R (1, 8) OBP: 0.667, SLG: 0.667 61 Ezequiel Carrera, L (6, 8) OBP: 0.500, SLG: 0.500		SSC 0-3 ① K		X 0-0 55 G4-6-3 1-2 1B	X 0-0 1-2 3-H 1B		SSS 0-3 ③ K			3 1	0 0	2 0	1 0	0 0	1 1	1 1
55 Francisco Martinez, R (1, 10) OBP: 0.400, SLG: 0.250		X 0-0 29 FC5-6-4 1-2 1B		X 0-0 ① ② G4-6-3 1-2f 2-3	X 0-0 ③ F7			X 0-0 E6 29 CS		4	0	1	0	0	0	4
29 Danny Worth, R (1, 5) OBP: 0.400, SLG: 0.500		X 0-0 ② FC5-6-4 26 FC5-4 1-2f 2-3		BBBB 4-0 BB		SSC 0-3 ① K		C X 0-1 ① 27 2B 1-2 2B		3	1	1	0	1	1	2
26 Hernán Pérez, R (1, 4) OBP: 0.400, SLG: 0.400 (6, 6) 27 Eugenio Suárez, R (8, 6) OBP: 0.333, SLG: 1.000		X 0-0 ③ FC5-4 1-2f		X 0-0 ③ L4		X 0-0 1B		X 0-0 74 1B 28 1B 2-H 2B		3 1	0 1	1 1	0 1	0 0	0 0	4 0
Inning Stats	R: 1 E: 0 K: 0 S: 3 H: 0 LOB: 0 BB: 1 P: 8	R: 0 E: 0 K: 1 S: 7 H: 2 LOB: 2 BB: 0 P: 7	R: 0 E: 0 K: 1 S: 5 H: 0 LOB: 1 BB: 0 P: 6	R: 0 E: 0 K: 0 S: 4 H: 2 LOB: 2 BB: 1 P: 8	R: 2 E: 0 K: 0 S: 6 H: 3 LOB: 2 BB: 1 P: 10	R: 0 E: 0 K: 1 S: 6 H: 1 LOB: 1 BB: 0 P: 6	R: 0 E: 0 K: 1 S: 6 H: 1 LOB: 1 BB: 0 P: 6	R: 2 E: 1 K: 1 S: 10 H: 4 LOB: 3 BB: 1 P: 14		1B: 11 2B: 2 3B: 0 HR: 0		SF: 0 SAC: 0 DP: 1 HBP: 1			WP: 1 PB: 0 SB: 0 CS: 1		PA: 41

livebaseballscorecards.com

AB	36
R	5
H	13
RBI	5
BB	4
SO	5
LOB	26

PITCHER		IP	WLS	BF	H	R	ER	SO	BB	IBB	HBP	BLK	WP	HR	S	P	ERA	WHIP
54 Kris Medlen, R ERA: 4.5	(1, 1)	2.0		9	2	1	1	1	1	0	0	0	1	0	10	15	4.50	1.500
48 David Carpenter, R ERA:	(3, 1)	1.0	H	4	0	0	0	1	0	0	1	0	0	0	5	6	0.00	0.000
43 Luis Avilán, L ERA:	(4, 1)	1.0	H	5	2	0	0	0	1	0	0	0	0	0	4	8	0.00	3.000
62 Wirfin Obispo, R ERA: 18.0	(5, 1)	1.0	L	7	3	2	2	0	1	0	0	0	0	0	6	10	18.00	4.000
73 Gus Schlosser, R ERA:	(6, 1)	1.0		4	1	0	0	1	0	0	0	0	0	0	6	6	0.00	1.000

PITCHER		IP	WLS	BF	H	R	ER	SO	BB	IBB	HBP	BLK	WP	HR	S	P	ERA	WHIP
78 Mark Lamm, R ERA:	(7, 1)	1.0		4	1	0	0	1	0	0	0	0	0	0	6	6	0.00	1.000
79 Cody Martin, R ERA: 18.0	(8, 1)	1.0		8	4	2	2	1	1	0	0	0	0	0	10	14	18.00	5.000

Batter	1	2	3	4	5	6	7	8	9	AB	R	H	RBI	BB	SO	LOB
26 Hernán Pérez, R (1, 6) OBP: 0.222, SLG: 0.222	G5-3	F9			G4-3	G1-3			K	4	0	0	0	0	0	2
13 Dixon Machado, R (7, 6)										1	0	0	0	0	1	2
12 Andy Dirks, L (1, 7) OBP: 0.167, SLG: 0.167	14 BB, 28 BB, 9 2B, 1B	G3 1-2			F7		K		K	3	1	1	0	0	0	1
34 Daniel Fields, L (6, 7) OBP: 0.400, SLG: 0.250										2	0	0	0	0	2	2
28 Jordan Lennerton, L (1, 3) OBP: 0.375, SLG: 0.286	14 BB, 9 2B 1-2 BB		K		G4-3		G5-3		K	2	1	0	0	1	1	0
29 Dominic Ficociello, S (7, PH) (7, 3)										2	0	0	0	0	1	2
14 Austin Jackson, R (1, 8) OBP: 0.667, SLG: 0.600	9 2B 1-2 2-3 BB		F8			72 E, 9 2B, 1B	F9			2	2	1	0	1	0	0
1 Austin Schotts, R (6, 8)										1	0	0	0	0	0	0
72 Tyler Collins, L (1, 9) OBP: 0.200, SLG: 0.200	K		K			E6 9 2B 1-3 63 G5-3		F9		3	1	0	0	0	2	4
28 Raph Rhymes, R (7, 9)										1	0	0	0	0	0	0
9 Nick Castellanos, R (1, 5) OBP: 0.500, SLG: 0.833	1-H 2-H 3-H 2B			K		63 G5-3, 68 SF8 1-3 3-H 2B		K		3	1	2	4	0	1	0
22 Wade Gaynor, R (7, 5)										1	0	0	0	0	1	0
63 Trevor Crowe, S (1, 10)	K			P3		G5-3 2-3 3-H		F8		3	0	0	1	0	1	2
9 Jason Krizan, L (8, PH) (8, 10)										1	0	0	0	0	0	0
68 Luis Exposito, R (1, 2)		BB 12 WP		HBP		SF8 3-H			1B	0	0	0	1	1	0	0
71 James McCann, R (6, 2) OBP: 0.250, SLG: 0.250										1	0	1	0	0	0	0
74 Devon Travis, R (1, 4) OBP: 0.400, SLG: 0.400		K		P4		1B			1-2 1B	3	0	1	0	0	1	2
Kevin Russo, R (7, 4) OBP: 1.000, SLG: 1.000										1	0	1	0	0	0	0
Inning Stats	R: 3 E: 0 K: 2 S: 9 H: 2 LOB: 1 BB: 2 P: 17	R: 0 E: 0 K: 1 S: 5 H: 0 LOB: 1 BB: 1 P: 10	R: 0 E: 0 K: 2 S: 7 H: 0 LOB: 0 BB: 0 P: 7	R: 0 E: 0 K: 1 S: 5 H: 0 LOB: 1 BB: 0 P: 6	R: 0 E: 0 K: 0 S: 3 H: 0 LOB: 0 BB: 0 P: 3	R: 3 E: 1 K: 0 S: 7 H: 3 LOB: 1 BB: 0 P: 7	R: 0 E: 0 K: 1 S: 5 H: 0 LOB: 0 BB: 0 P: 5	R: 0 E: 0 K: 1 S: 5 H: 0 LOB: 0 BB: 0 P: 5	R: 0 E: 0 K: 3 S: 11 H: 2 LOB: 2 BB: 0 P: 11	1B: 5 2B: 2 3B: 0 HR: 0 SF: 1 SAC: 0 DP: 0 HBP: 1						

PITCHER		IP	WLS	BF	H	R	ER	SO	BB	IBB	HBP	BLK	WP	HR	S	P	ERA	WHIP
38 Kyle Kendrick, R ERA: 13.5	(1, 1)	2.0		11	2	3	3	3	3	0	0	0	1	0	14	27	13.50	2.500
61 Sean O'Sullivan, R ERA:	(3, 1)	2.0	W	7	0	0	0	3	0	0	1	0	0	0	12	13	0.00	0.000
48 Phillippe Aumont, R ERA: 9.0	(5, 1)	1.0		3	0	0	0	0	0	0	0	0	0	0	3	3	0.00	0.000
43 Luis García, R ERA: 9.0	(6, 1)	1.0		7	3	3	1	0	0	0	0	0	0	0	7	7	9.00	3.000
56 Cesar Jimenez, L ERA:	(7, 1)	2.0	H	6	0	0	0	2	0	0	0	0	0	0	10	10	0.00	0.000

PITCHER		IP	WLS	BF	H	R	ER	SO	BB	IBB	HBP	BLK	WP	HR	S	P	ERA	WHIP
30 Justin De Fratus, R ERA:	(9, 1)	1.0		5	2	0	0	3	0	0	0	0	0	0	11	11	0.00	2.000

TOP

Detroit Tigers @ Philadelphia Phillies

Bright House Field, Clearwater, FL

Fri Feb 28 2014, 1:08 PM - 3:54 PM EST

Att. 6,346 - Sunny - 62 F

livebaseballscorecards.com

AB	34
R	6
H	7
RBI	6
BB	3
SO	11
LOB	17

1B: 5	SF: 1	WP: 1	PA: 39
2B: 2	SAC: 0	PB: 0	
3B: 0	DP: 0	SB: 0	
HR: 0	HBP: 1	CS: 0	

Batter	1	2	3	4	5	6	7	8	9	AB	R	H	RBI	BB	SO	LOB
19 Tony Gwynn Jr., L (1, 8) 64 Tyson Gillies, L (7, 8)	F9	K	11 HR BB			F7		K		3 1	1 0	0 0	0 0	1 0	1 0	2 0
11 Jimmy Rollins, S (1, 6) OBP: 0.800, SLG: 2.000 17 Reid Brignac, L (5, 6)	26 FC4-6 BB	3 1B, 26 1B, 9 E BB 1-H, 2-H HR				G4-3				1 1	2 0	1 0	3 0	2 0	0 0	0 0
26 Chase Utley, L (1, 4) OBP: 0.200, SLG: 0.200 16 César Hernández, S (4, 4)	FC4-6 1-2f	9 E, 3 1B, 51 HBP 1B F8				K				3 1	1 0	1 0	0 0	0 0	0 1	1 0
6 Ryan Howard, L (1, 3) OBP: 0.200, SLG: 0.200 28 Kevin Frandsen, R (6, 3)	K	K	G6-3				G6-3			3 1	0 0	0 0	0 0	0 0	2 0	3 0
3 Marlon Byrd, R (1, 9) OBP: 0.600, SLG: 0.600 24 Clete Thomas, L (5, 9)	51 BB, 18 1B 1B	51 HBP, 9 E, 74 BB 1-2, 2-3 1B	F8				G1-3			3 1	2 0	2 0	0 0	0 0	0 0	0 0
9 Domonic Brown, L (1, 7) OBP: 0.167, SLG: 0.167 80 Zach Collier, L (7, 7)	F8	E6 74 BB, 51 HBP, 18 WP 1-2, 2-3, 3-H	K				K			3 1	1 0	0 0	1 0	0 0	1 1	3 0
51 Carlos Ruiz, R (1, 2) 4 Lou Marson, R (6, 2) OBP: 1.000, SLG: 2.000	18 1B 1-2 BB	18 WP, 74 BB, 18 G5-3 1-2, 2-3, 3-H HBP		G4-3				13 F9, 65 G6-3 2B		1 1	1 1	0 1	1 1	1 0	0 0	0 0
74 Maikel Franco, R (1, 5) 13 Freddy Galvis, S (5, 5)	F7	11 HR, 18 WP 1-2, 2-3, 3-H BB		F9				F9 2-3		1 2	1 0	0 0	1 0	1 0	0 0	2 1
18 Darin Ruf, R (1, 10) OBP: 0.500, SLG: 0.833 65 Leandro Castro, R (8, PH) (9, 10)	1-2, 2-H 1B	G5-3 1-2, 2-H, 3-H		K				G6-3 3-H		3 1	0 0	1 0	2 0	0 1	1 0	1 0
Inning Stats	R: 0 E: 0 K: 1 S: 5 H: 0 LOB: 1 BB: 1 P: 9	R: 1 E: 0 K: 1 S: 7 H: 2 LOB: 2 BB: 1 P: 11	R: 8 E: 1 K: 1 S: 12 H: 3 LOB: 0 BB: 3 P: 28	R: 0 E: 0 K: 1 S: 5 H: 0 LOB: 0 BB: 0 P: 5	R: 0 E: 0 K: 1 S: 5 H: 0 LOB: 0 BB: 0 P: 5	R: 0 E: 0 K: 1 S: 5 H: 0 LOB: 0 BB: 0 P: 5	R: 0 E: 0 K: 1 S: 5 H: 0 LOB: 0 BB: 0 P: 5	R: 1 E: 0 K: 1 S: 6 H: 1 LOB: 0 BB: 0 P: 6		1B: 4 2B: 1 3B: 0 HR: 1 SF: 0 SAC: 0 DP: 0 HBP: 1						

PITCHER	IP	WLS	BF	H	R	ER	SO	BB	IBB	HBP	BLK	WP	HR	S	P	ERA	WHIP
52 Jose Alvarez, L (1, 1) ERA: 4.5	2.0		10	2	1	1	2	2	0	0	0	0	0	12	20	4.50	2.000
66 Jhan Mariñez, R (3, 1) ERA: 40.5	0.2	L	8	2	6	3	1	2	0	1	0	1	0	7	17	40.50	6.000
58 José Váldez, R (3, 1) ERA:	0.1		3	1	2	0	0	1	0	0	0	0	1	5	11	0.00	6.000
57 Evan Reed, R (4, 1) ERA: 4.5	1.0		3	0	0	0	1	0	0	0	0	0	0	5	5	0.00	0.000
54 Melvin Mercedes, R (5, 1) ERA:	2.0		6	0	0	0	2	0	0	0	0	0	0	10	10	0.00	0.000

PITCHER	IP	WLS	BF	H	R	ER	SO	BB	IBB	HBP	BLK	WP	HR	S	P	ERA	WHIP
34 Kyle Ryan, L (7, 1) ERA:	1.0		3	0	0	0	1	0	0	0	0	0	0	5	5	0.00	0.000
61 Endrys Briceno, R (8, 1) ERA: 9.0	1.0		4	1	1	1	1	0	0	0	0	0	0	6	6	9.00	1.000

BOTTOM

Detroit Tigers @ Philadelphia Phillies

Bright House Field, Clearwater, FL

Fri Feb 28 2014, 1:08 PM - 3:54 PM EST

Att. 6,346 - Sunny - 62 F

livebaseballscorecards.com

AB	31
R	10
H	6
RBI	9
BB	5
SO	8
LOB	13

Batter	1	2	3	4	5	6	7	8	9	AB	R	H	RBI	BB	SO	LOB
22 Jacoby Ellsbury, L (1, 8) OBP: 0.667, SLG: 0.333	F8		BB			G6-3	F8		G3-1	2	0	0	0	1	0	0
81 Ramón Flores, L (6, 8) OBP: 0.200, SLG: 0.200			26 G6-4-3							2	0	0	0	0	0	2
26 Eduardo Núñez, R (1, 5)	E6 36 G4-6-3		G6-4-3 1-2f			F9		53 G2-3 2B		3	0	0	0	0	0	1
98 Zelous Wheeler, R (6, 5) OBP: 0.167, SLG: 0.333										1	0	1	0	0	0	0
36 Carlos Beltrán, S (1, 9)	G4-6-3 1-2f			G1-3			G1-3	K		2	0	0	0	0	0	1
73 Antoan Richardson, S (6, 9)										2	0	0	0	0	1	1
34 Brian McCann, L (1, 2) OBP: 0.500, SLG: 1.250		HR		K			86 HR 1B	G2-3 2-3		2	1	1	1	0	1	0
53 Austin Romine, R (6, 2) OBP: 0.167, SLG: 0.167										2	1	1	0	0	0	1
65 Zoilo Almonte, S (1, 7)		G3		K			1-H HR	F8		2	0	0	0	0	1	0
86 José Pirela, R (6, 7) OBP: 0.167, SLG: 0.667										2	1	1	2	0	0	1
70 Russ Canzler, R (1, 3) OBP: 0.250, SLG: 0.250		K			K		89 HR 3B		G4-3	2	0	0	0	0	2	0
87 Francisco Arcia, L (6, 3) OBP: 0.667, SLG: 1.500					G5-3					2	1	1	0	0	0	0
17 Brendan Ryan, R (1, 6)		K					89 HR BB		89 WP 89 1B BB	2	0	0	0	0	1	0
Addison Maruszak, R (6, 6)										0	1	0	0	2	0	0
45 Dean Anna, L (1, 4) OBP: 0.250, SLG: 0.250			K		P6		3-2 1-H 3-H HR		1-0 1-H 1B	2	0	0	0	0	1	0
89 Yangervis Solarte, S (6, 4) OBP: 0.800, SLG: 2.000										2	1	2	3	0	0	0
82 Gary Sánchez, R (1, 10) OBP: 0.333, SLG: 1.333			HR			G6-3	L7		BB	3	1	1	1	0	0	0
72 Corban Joseph, L (9, PH) (9, 10)										0	0	0	0	1	0	0
Inning Stats	R: 0 E: 1 K: 0 S: 3 H: 0 LOB: 0 BB: 0 P: 4	R: 1 E: 0 K: 2 S: 8 H: 1 LOB: 0 BB: 0 P: 10	R: 1 E: 0 K: 1 S: 6 H: 1 LOB: 0 BB: 1 P: 12	R: 0 E: 0 K: 2 S: 7 H: 0 LOB: 0 BB: 0 P: 7	R: 0 E: 0 K: 1 S: 5 H: 0 LOB: 0 BB: 0 P: 5	R: 0 E: 0 K: 0 S: 3 H: 0 LOB: 0 BB: 0 P: 3	R: 5 E: 0 K: 0 S: 9 H: 4 LOB: 0 BB: 1 P: 17	R: 0 E: 0 K: 1 S: 6 H: 1 LOB: 1 BB: 0 P: 6	R: 0 E: 0 K: 0 S: 3 H: 1 LOB: 2 BB: 2 P: 12	1B: 2 2B: 1 3B: 1 HR: 4	SF: 0 SAC: 0 DP: 2 HBP: 0						

TOP

New York Yankees @ Detroit Tigers

Joker Marchant Stadium, Lakeland, FL

Fri Feb 28 2014, 1:06 PM - 4:17 PM EST

Att. 7,684 - Sunny - 65 F

livebaseballscorecards.com

AB	33
R	7
H	8
RBI	7
BB	4
SO	7
LOB	7

WP: 1 PB: 0 SB: 0 CS: 0 PA: 37

PITCHER		IP	WLS	BF	H	R	ER	SO	BB	IBB	HBP	BLK	WP	HR	S	P	ERA	WHIP
37 Max Scherzer, R ERA: 4.5	(1, 1)	2.0	L	7	1	1	1	2	0	0	0	0	0	1	11	14	4.50	0.500
56 Jose Ortega, R ERA: 4.5	(3, 1)	2.0		7	1	1	1	3	1	0	0	0	0	1	13	19	4.50	1.000
40 Phil Coke, L ERA:	(5, 1)	1.0		3	0	0	0	1	0	0	0	0	0	0	5	5	0.00	0.000
49 Luis Marte, R ERA: 18.0	(6, 1)	1.1		8	3	4	4	0	1	0	0	0	0	1	7	12	27.00	3.000
35 Wilsen Palacios, R ERA: 13.5	(7, 1)	0.2		3	1	1	1	0	0	0	0	0	0	1	5	8	13.50	1.500
4 Chad Green, R ERA:	(8, 1)	1.0		4	1	0	0	1	0	0	0	0	0	0	6	6	0.00	1.000
Corey Knebel, R ERA:	(9, 1)	1.0		5	1	0	0	0	2	0	0	0	1	0	3	12	0.00	3.000

New York Yankees @ Detroit Tigers

Joker Marchant Stadium, Lakeland, FL

Fri Feb 28 2014, 1:06 PM - 4:17 PM EST

Att. 7,684 - Sunny - 65 F

BOTTOM

Batter	1	2	3	4	5	6	7	8	9	AB	R	H	RBI	BB	SO	LOB
20 Rajai Davis, R (1, 7) OBP: 0.500, SLG: 0.600	0-0 24 BB 2B		0-3 K		0-1 G3-1 1-2		0-0 30 1B 67 2B 1B 1-2 2-3 3-H		0-0 30 1B 1B	3	0	1	0	0	1	1
Ben Guez, R (6, 7) (7, 8) OBP: 1.000, SLG: 1.000										2	1	2	1	0	0	0
48 Torii Hunter, R (1, 9) OBP: 0.400, SLG: 0.600	0-3 K		0-0 24 1B 2B			0-0 1B 1-2	0-0 67 2B 1B 1-2 2-H 3-H		0-0 1B 1-2	2	0	1	0	0	1	1
30 Steven Moya, L (6, 9) OBP: 0.667, SLG: 0.600										3	1	3	1	0	0	0
24 Miguel Cabrera, R (1, 10) OBP: 0.667, SLG: 0.333	B SAFE 2 B B B		0-0 1B 2-H			0-3 K 1-H 2-H	0-0 2B 1-H 2-H		0-3 K	2	0	1	0	1	1	0
67 John Murrian, R (7, PH) (8, 10) OBP: 0.333, SLG: 0.667	4-0 41 BB BB 2-3					0-0 E6	0-0 G4-3		0-0 F9	2	0	1	2	0	1	2
41 Victor Martinez, S (1, 3) OBP: 0.500, SLG: 0.400	B B B B 4-0 BB 1-3			0-0 G3-1						2	0	0	0	1	0	0
30 Aaron Westlake, L (7, 3)										2	0	0	0	0	0	3
3 Ian Kinsler, R (1, 4)		0-0 F9		0-0 P3		0-3 K		0-0 76 G5-3 1B	0-3 K	2	0	0	0	0	0	0
29 Danny Worth, R (6, 4) OBP: 0.375, SLG: 0.429										3	0	1	0	0	2	3
32 Don Kelly, L (1, 5) OBP: 0.200, SLG: 0.500		0-0 2B		0-0 G4-3			0-0 27 1B 76 1B 1B 1B	0-3 K		2	0	1	0	0	0	0
55 Francisco Martinez, R (7, 5) OBP: 0.429, SLG: 0.333										2	1	1	0	0	1	1
50 Bryan Holaday, R (1, 2)		0-0 F9			0-0 G4-3		0-0 1B 27 1B 30 1B 1B 1-2	0-0 G5-3 1-2		2	0	0	0	0	0	1
76 Craig Albernaz, R (7, 2) OBP: 0.500, SLG: 0.500										2	1	1	0	0	0	1
4 Steve Lombardozzi, S (1, 6)		0-0 G6-3			0-0 G6-3		0-0 1B 30 1B 1B 1-2 2-3	B B B B 4-0 BB		2	0	0	0	0	0	1
27 Eugenio Suárez, R (7, 6) OBP: 0.600, SLG: 1.000										1	0	1	0	1	0	0
61 Ezequiel Carrera, L (1, 8) OBP: 0.500, SLG: 0.333			0-0 F7		B B B B 4-0 20 S BB		0-3 K	0-0 F9		1	0	0	0	1	0	0
Ben Verlander, R (7, 7)										2	0	0	0	0	1	5
Inning Stats	R: 0 E: 0 K: 1 S: 4 H: 1 LOB: 1 BB: 2 P: 12	R: 0 E: 0 K: 0 S: 4 H: 1 LOB: 1 BB: 0 P: 4	R: 0 E: 0 K: 1 S: 6 H: 2 LOB: 2 BB: 0 P: 6	R: 0 E: 0 K: 0 S: 3 H: 0 LOB: 0 BB: 0 P: 3	R: 0 E: 0 K: 0 S: 4 H: 0 LOB: 1 BB: 1 P: 8	R: 0 E: 1 K: 2 S: 8 H: 1 LOB: 1 BB: 0 P: 8	R: 4 E: 0 K: 1 S: 10 H: 6 LOB: 1 BB: 0 P: 10	R: 0 E: 0 K: 1 S: 6 H: 1 LOB: 2 BB: 1 P: 10	R: 0 E: 0 K: 2 S: 9 H: 2 LOB: 2 BB: 0 P: 9	1B: 10 2B: 4 3B: 0 HR: 0	SF: 0 SAC: 0 DP: 0 HBP: 0						

livebaseballscorecards.com

AB	37
R	4
H	14
RBI	4
BB	4
SO	8
LOB	19

WP: 0 PB: 0 SB: 1 CS: 0 PA: 41

PITCHER		IP	WLS	BF	H	R	ER	SO	BB	IBB	HBP	BLK	WP	HR	S	P	ERA	WHIP
43 Adam Warren, R	(1, 1)	2.0	W	8	2	0	0	1	2	0	0	0	0	0	8	16	0.00	2.000
ERA:																		
27 Shawn Kelley, R	(3, 1)	1.0	H	4	2	0	0	1	0	0	0	0	0	0	6	6	0.00	2.000
ERA:																		
84 Mark Montgomery, R	(4, 1)	1.0	H	3	0	0	0	0	0	0	0	0	0	0	3	3	0.00	0.000
ERA:																		
88 Danny Burawa, R	(5, 1)	1.0	H	4	0	0	0	0	1	0	0	0	0	0	4	8	0.00	1.000
ERA:																		
92 Fred Lewis, L	(6, 1)	1.0	H	4	1	0	0	2	0	0	0	0	0	0	8	8	0.00	1.000
ERA:																		

PITCHER		IP	WLS	BF	H	R	ER	SO	BB	IBB	HBP	BLK	WP	HR	S	P	ERA	WHIP
71 Brian Gordon, R	(7, 1)	1.0		8	6	4	4	1	0	0	0	0	0	0	10	10	36.00	6.000
ERA: 36.0																		
83 Chase Whitley, R	(8, 1)	1.0	H	5	1	0	0	1	1	0	0	0	0	0	6	10	0.00	2.000
ERA: 18.0																		
38 Preston Claiborne, R	(9, 1)	1.0	S	5	2	0	0	2	0	0	0	0	0	0	9	9	0.00	2.000
ERA:																		

Batter	1	2	3	4	5	6	7	8	9	AB	R	H	RBI	BB	SO	LOB
6 Jonathan Villar, S (1, 6) OBP: 0.250, SLG: 0.250	F7		F8			12 1B 29 G6-3 2B	K			2	0	0	0	0	0	1
84 Carlos Correa, R (5, 6) OBP: 0.500, SLG: 0.750										2	1	1	0	0	1	1
28 L.J. Hoes, R (1, 9)	K			F8		K		29 1B BB		2	0	0	0	0	1	0
65 Domingo Santana, R (5, 9)										1	0	0	0	1	1	1
15 Jason Castro, L (1, 2)	K			G4-3		29 G6-3 2-3 1B		K		2	0	0	0	0	1	0
12 Max Stassi, R (5, 2) OBP: 0.750, SLG: 1.000										2	0	1	0	0	1	1
23 Chris Carter, R (1, 10) OBP: 0.200, SLG: 0.400		P4		G6-3		G6-3 1-2 3-H		1-3 1B		2	0	0	0	0	0	0
29 Brett Wallace, L (6, PH) OBP: 0.200, SLG: 0.200										2	0	1	1	0	0	1
(6, 10)																
14 Jesus Guzman, R (1, 3)		K			G6-3	BB		P6		2	0	0	0	0	1	0
13 Jon Singleton, L (5, 3)										1	0	0	0	1	0	2
20 J.D. Martinez, R (1, 7)		G6-3			81 FC6-4 79 1B BB	G3		F8		1	0	0	0	1	0	0
83 Preston Tucker, L (5, 7) OBP: 0.250, SLG: 0.250										2	0	0	0	0	0	4
79 George Springer, R (1, 8) OBP: 0.500, SLG: 0.333			K		81 FC6-4 1-2 1B		BB		F8	2	0	1	0	0	1	0
80 Delino DeShields, R (5, 8)										1	0	0	0	1	0	0
81 Jonathan Meyer, R (1, 5)			BB		FC6-4 1-2f 2-3		K		G3	1	0	0	0	1	0	2
9 Marwin Gonzalez, S (5, 5) OBP: 0.250, SLG: 0.500										2	0	0	0	0	1	1
3 Cesar Izturis, S (1, 4)			L5		P4		P6		K	2	0	0	0	0	0	3
2 Gregorio Petit, R (5, 4)										2	0	0	0	0	1	1
Inning Stats	R: 0 E: 0 K: 2 S: 7 H: 0 LOB: 0 BB: 0 P: 7	R: 0 E: 0 K: 1 S: 5 H: 0 LOB: 0 BB: 0 P: 5	R: 0 E: 0 K: 1 S: 5 H: 0 LOB: 1 BB: 1 P: 9	R: 0 E: 0 K: 0 S: 3 H: 0 LOB: 0 BB: 0 P: 3	R: 0 E: 0 K: 0 S: 4 H: 1 LOB: 2 BB: 1 P: 8	R: 1 E: 0 K: 1 S: 7 H: 2 LOB: 2 BB: 1 P: 11	R: 0 E: 0 K: 2 S: 7 H: 0 LOB: 1 BB: 1 P: 11	R: 0 E: 0 K: 1 S: 6 H: 1 LOB: 2 BB: 1 P: 10	R: 0 E: 0 K: 1 S: 5 H: 0 LOB: 0 BB: 0 P: 5	1B: 3 2B: 1 3B: 0 HR: 0 SF: 0 SAC: 0 DP: 0 HBP: 0							

TOP

Houston Astros @ Detroit Tigers

Joker Marchant Stadium, Lakeland, FL

Sat Mar 01 2014, 1:08 PM - 4:05 PM EST

Att. 6,264 - Sunny - 73 F

livebaseballscorecards.com

AB	31
R	1
H	4
RBI	1
BB	5
SO	9
LOB	18

PITCHER		IP	WLS	BF	H	R	ER	SO	BB	IBB	HBP	BLK	WP	HR	S	P	ERA	WHIP
53 Kyle Lobstein, L ERA:	(1, 1)	3.0		10	0	0	0	4	1	0	0	0	0	0	17	21	0.00	0.333
75 Drew VerHagen, R ERA:	(4, 1)	2.0	W	8	1	0	0	0	1	0	0	0	0	0	7	11	0.00	1.000
60 Justin Miller, R ERA: 4.5	(6, 1)	1.0		6	2	1	1	1	1	0	0	0	0	0	7	11	9.00	3.000
62 Al Alburquerque, R ERA:	(7, 1)	1.0		4	0	0	0	2	1	0	0	0	0	0	7	11	0.00	1.000
46 Ian Krol, L ERA:	(8, 1)	1.0		5	1	0	0	1	1	0	0	0	0	0	6	10	0.00	2.000

PITCHER		IP	WLS	BF	H	R	ER	SO	BB	IBB	HBP	BLK	WP	HR	S	P	ERA	WHIP
43 Bruce Rondón, R ERA:	(9, 1)	1.0		3	0	0	0	1	0	0	0	0	0	0	5	5	0.00	0.000

Houston Astros @ Detroit Tigers

Joker Marchant Stadium, Lakeland, FL

Sat Mar 01 2014, 1:08 PM - 4:05 PM EST

Att. 6,264 - Sunny - 73 F

livebaseballscorecards.com

BOTTOM

Batter	1	2	3	4	5	6	7	8	9	AB	R	H	RBI	BB	SO	LOB
20 Rajai Davis, R (1, 7) OBP: 0.444, SLG: 0.429 72 Tyler Collins, L (6, 7) OBP: 0.167, SLG: 0.167	F9		BB 4-0	G6-3		K 0-3				2 1	0 0	0 0	0 0	1 0	0 1	0 2
4 Steve Lombardozzi, S (1, 6) OBP: 0.143, SLG: 0.143 27 Eugenio Suárez, R (6, 6) OBP: 0.500, SLG: 0.750	G3		G4-3 0-0		13 S 24 E 1B 0-0	F8 0-0				3 1	0 0	1 0	0 0	0 0	0 0	1 2
24 Miguel Cabrera, R (1, 3) OBP: 0.667, SLG: 0.400 30 Aaron Westlake, L (5, PR) (6, 3)	BB 41 FC6-5 4-0			13 BB 41 1B 14 1B 1B 0-0	E9 1-2 0-0		G4-3 0-0			2 1	1 0	1 0	0 0	1 0	0 0	1 0
41 Victor Martinez, S (1, 10) OBP: 0.444, SLG: 0.375 12 Andy Dirks, L (7, PH) OBP: 0.143, SLG: 0.143 (8, 10)	FC6-5 1-2f 0-0			14 1B 13 BB 32 2B 1-2 1B 0-0	F7 0-0		G6-3 0-0			3 1	1 0	1 0	0 0	0 0	0 0	3 0
13 Alex Avila, L (1, 2) OBP: 0.600, SLG: 0.500 38 Ramón Cabrera, S (6, 2)		F7 0-0		14 1B 32 2B 1-2 2-3 BB 4-0	K 2-3 0-3		F7 0-0			2 1	1 0	0 0	0 0	1 0	1 0	2 0
14 Austin Jackson, R (1, 8) OBP: 0.667, SLG: 0.625 34 Daniel Fields, L (6, 8) OBP: 0.500, SLG: 0.400		32 G6-3 1B 0-0		32 2B 9 SF9 1-2 2-3 3-H 1B 0-0	F9 0-0			55 G3-6-1 1B 0-0		3 1	1 0	2 1	1 0	0 0	0 0	2 0
32 Don Kelly, L (1, 9) OBP: 0.286, SLG: 0.667 63 Trevor Crowe, S (6, 9)	G6-3 1-2f 0-0			9 SF9 26 SF7 1-3 2-H 3-H 2B 0-0		K 0-3		F7 0-0		2 2	1 0	1 0	2 0	0 0	0 1	1 1
9 Nick Castellanos, R (1, 5) OBP: 0.375, SLG: 0.714 55 Francisco Martinez, R (6, 5) OBP: 0.444, SLG: 0.375		G5-3 0-0		SF9 2-3 3-H 0-0		74 1B 0-0		G3-6-1 1-2f 0-0		1 2	0 0	0 1	1 0	0 0	0 0	0 1
26 Hernán Pérez, R (1, 4) OBP: 0.182, SLG: 0.200 74 Devon Travis, R (6, 4) OBP: 0.500, SLG: 0.500		F9 0-0		SF7 3-H 0-0		1-2 1B 0-0				1 1	0 0	0 1	1 0	0 0	0 0	0 0
Inning Stats	R: 0 E: 0 K: 0 S: 3 H: 0 LOB: 1 BB: 1 P: 7	R: 0 E: 0 K: 0 S: 3 H: 1 LOB: 0 BB: 0 P: 3	R: 0 E: 0 K: 0 S: 3 H: 0 LOB: 1 BB: 1 P: 7	R: 5 E: 0 K: 0 S: 7 H: 4 LOB: 0 BB: 1 P: 11	R: 0 E: 1 K: 1 S: 7 H: 1 LOB: 2 BB: 0 P: 7	R: 0 E: 0 K: 2 S: 9 H: 2 LOB: 2 BB: 0 P: 9	R: 0 E: 0 K: 0 S: 3 H: 0 LOB: 0 BB: 0 P: 3	R: 0 E: 0 K: 0 S: 3 H: 1 LOB: 0 BB: 0 P: 3		1B: 8 2B: 1 3B: 0 HR: 0 SF: 2 SAC: 0 DP: 2 HBP: 0						

	AB	30
	R	5
	H	9
	RBI	5
	BB	3
	SO	3
	LOB	16

WP: 0 PA: 35
PB: 0
SB: 1
CS: 0

PITCHER		IP	WLS	BF	H	R	ER	SO	BB	IBB	HBP	BLK	WP	HR	S	P	ERA	WHIP
46 Scott Feldman, R ERA:	(1, 1)	2.0		7	1	0	0	0	1	0	0	0	0	0	6	10	0.00	1.000
41 Brad Peacock, R ERA: 45.0	(3, 1)	1.0	L	9	4	5	5	0	2	0	0	0	0	0	7	15	45.00	6.000
72 Jason Stoffel, R ERA:	(4, 1)	1.0		3	0	0	0	0	0	0	0	0	0	0	3	3	0.00	0.000
31 Collin McHugh, R ERA:	(5, 1)	1.2		9	3	0	0	3	0	0	0	0	0	0	15	15	0.00	1.800
70 Jake Buchanan, R ERA:	(6, 1)	0.1		1	0	0	0	0	0	0	0	0	0	0	1	1	0.00	0.000

PITCHER		IP	WLS	BF	H	R	ER	SO	BB	IBB	HBP	BLK	WP	HR	S	P	ERA	WHIP
73 Mike Foltynewicz, R ERA:	(7, 1)	2.0		6	1	0	0	0	0	0	0	0	0	0	6	6	0.00	0.500

Batter	1	2	3	4	5	6	7	8	9	10	AB	R	H	RBI	BB	SO	LOB
3 Ian Kinsler, R (1, 4) OBP: 0.250, SLG: 0.286 26 Hernán Pérez, R (6, 4) OBP: 0.167, SLG: 0.182 (8, 6)	K		G5-3			61 SH5-3 2B		G5-3			3 1	0 0	1 0	0 0	0 0	1 0	0 1
61 Ezequiel Carrera, L (1, 8) OBP: 0.500, SLG: 0.400 34 Daniel Fields, L (6, 8) OBP: 0.429, SLG: 0.333	41 1B 1B		G4-3			SH5-3 2-3			F7		2 1	0 0	1 0	0 0	0 0	0 0	0 0
41 Victor Martinez, S (1, 10) OBP: 0.500, SLG: 0.545 72 Tyler Collins, L (9, PH) OBP: 0.286, SLG: 0.167 (9, 10)	48 G4-3 1-2 1B			12 FC6-5-4-6 2B		K			BB		3 0	0 0	2 0	0 0	0 1	1 0	1 0
48 Torii Hunter, R (1, 9) OBP: 0.250, SLG: 0.375 30 Steven Moya, L (6, 9) OBP: 0.571, SLG: 0.500	G4-3 1-2f			G5-3		G5-3			F7		3 1	0 0	0 0	0 0	0 0	0 0	4 1
12 Andy Dirks, L (1, 7) OBP: 0.200, SLG: 0.111 63 Trevor Crowe, S (7, 7)		50 L3-6 29 1B HBP		FC6-5-4-6 2-3			G4-3		L4		2 1	0 0	0 0	0 0	0 0	0 0	1 1
28 Jordan Lennerton, L (1, 3) OBP: 0.364, SLG: 0.300 30 Aaron Westlake, L (7, PR) (7, 3)		K		G4-3			29 G6-4-3 1B			K	3 1	0 0	1 0	0 0	0 0	1 1	2 0
29 Danny Worth, R (1, 5) OBP: 0.364, SLG: 0.400 55 Francisco Martinez, R (7, 5) OBP: 0.400, SLG: 0.333	1-2 1B				G6-3		G6-4-3 1-2f			F9	3 1	0 0	1 0	0 0	0 0	0 0	1 0
50 Bryan Holaday, R (1, 2) 74 Devon Travis, R (8, PR) OBP: 0.571, SLG: 0.571 (8, 4)	L3-6 2-2				K			27 G6-4-3 BB		71 E 1B	2 1	0 0	0 1	1 0	1 0	2 0	2 0
27 Eugenio Suárez, R (1, 6) OBP: 0.333, SLG: 0.429 71 James McCann, R (8, 2) OBP: 0.200, SLG: 0.200			K		F8			G6-4-3 1-2f		K 1-3	3 1	0 0	0 0	0 0	0 0	1 1	1 1
Inning Stats	R: 0 E: 0 K: 1 S: 6 H: 2 LOB: 1 BB: 0 P: 6	R: 0 E: 0 K: 1 S: 5 H: 1 LOB: 1 BB: 0 P: 6	R: 0 E: 0 K: 1 S: 5 H: 0 LOB: 0 BB: 0 P: 5	R: 0 E: 0 K: 0 S: 4 H: 1 LOB: 1 BB: 0 P: 4	R: 0 E: 0 K: 1 S: 5 H: 0 LOB: 0 BB: 0 P: 5	R: 0 E: 0 K: 1 S: 6 H: 1 LOB: 1 BB: 0 P: 6	R: 0 E: 0 K: 0 S: 3 H: 1 LOB: 1 BB: 0 P: 3	R: 0 E: 0 K: 0 S: 2 H: 0 LOB: 1 BB: 1 P: 6	R: 0 E: 0 K: 0 S: 3 H: 0 LOB: 1 BB: 1 P: 7	R: 0 E: 0 K: 2 S: 8 H: 1 LOB: 1 BB: 0 P: 8	1B: 5 2B: 3 3B: 0 HR: 0	SF: 0 SAC: 1 DP: 4 HBP: 1	WP: 0 PB: 0 SB: 0 CS: 0	PA: 36				

TOP

Detroit Tigers @ Atlanta Braves

Champion Stadium, Lake Buena Vista, FL

Sun Mar 02 2014, 1:09 PM - 3:53 PM EST

Att. 6,622 - Partly Cloudy - 75 F

livebaseballscorecards.com

AB	32
R	0
H	7
RBI	0
BB	2
SO	7
LOB	16

PITCHER		IP	WLS	BF	H	R	ER	SO	BB	IBB	HBP	BLK	WP	HR	S	P	ERA	WHIP
40 Alex Wood, L ERA:	(1, 1)	2.0		8	3	0	0	2	0	0	1	0	0	0	11	12	0.00	1.500
43 Luis Avilán, L ERA:	(3, 1)	1.0		3	0	0	0	1	0	0	0	0	0	0	5	5	0.00	0.000
53 Cory Gearrin, R ERA:	(4, 1)	1.0		4	1	0	0	0	0	0	0	0	0	0	4	4	0.00	1.000
70 Daniel Rodriguez, L ERA: 5.4	(5, 1)	2.0		7	1	0	0	2	0	0	0	0	0	0	11	11	0.00	0.500
79 Cody Martin, R ERA: 9.0	(7, 1)	1.0		3	1	0	0	0	0	0	0	0	0	0	3	3	0.00	1.000
82 Ian Thomas, L ERA:	(8, 1)	1.0		3	0	0	0	0	1	0	0	0	0	0	2	6	0.00	1.000
76 Mitch Atkins, R ERA:	(9, 1)	1.0		4	0	0	0	0	1	0	0	0	0	0	3	7	0.00	1.000
80 Ryne Harper, R ERA:	(10, 1)	1.0		4	1	0	0	2	0	0	0	0	0	0	8	8	0.00	1.000

Detroit Tigers @ Atlanta Braves

Champion Stadium, Lake Buena Vista, FL

Sun Mar 02 2014, 1:09 PM - 3:53 PM EST

Att. 6,622 - Partly Cloudy - 75 F

livebaseballscorecards.com

BOTTOM

Batter	1	2	3	4	5	6	7	8	9	10	AB	R	H	RBI	BB	SO	LOB
86 Matt Lipka, R (1, 8) OBP: 0.385, SLG: 0.333	F9		19 G4-6-3 1B (1-2)			G6-3 (1-2f)		BBBBB 4-0 BB (1-2)			3	0	1	0	1	0	1
19 Andrelton Simmons, R (1, 6) OBP: 0.231, SLG: 0.167	F7		G4-6-3 (1-2f)			E5 5 1B		F9			4	0	0	0	0	0	4
75 Braeden Schlehuber, R (9, 2)											0	0	0	0	0	0	0
5 Freddie Freeman, L (1, 3) OBP: 0.545, SLG: 0.700	P5			4 G1-4-3 1B		1B (1-3)			CFS K		3	0	2	0	0	0	0
68 Mark Hamilton, L (7, 3)											1	0	0	0	0	1	0
4 Ryan Doumit, S (1, 10) OBP: 0.273, SLG: 0.545		23 G4-3 2B		G1-4-3 (1-2f)			P2		FFS K		3	0	1	0	0	0	1
94 Robby Hefflinger, R (9, PH)											1	0	0	0	0	1	0
(10, 10)																	
23 Chris Johnson, R (1, 5) OBP: 0.273, SLG: 0.545		G4-3 (2-3)		G4-3			G6-3		P4		3	0	0	0	0	0	1
7 Tyler Greene, R (8, 5) OBP: 0.250, SLG: 0.143											1	0	0	0	0	0	0
26 Dan Uggla, R (1, 4) OBP: 0.545, SLG: 0.429		FSC K			G4-3		G6-3			L4	3	0	0	0	0	1	1
67 Elmer Reyes, R (8, 4) OBP: 0.286, SLG: 0.429											1	0	0	0	0	0	0
(9, 6)																	
25 Joey Terdoslavich, S (1, 9) OBP: 0.364, SLG: 0.250		G3			P4			F9		G6-3	4	0	0	0	0	0	1
58 Christian Bethancourt, R (1, 2) OBP: 0.200, SLG: 0.200			G3		P4			86 BB 1B		G6-3	3	0	1	0	0	0	0
96 Mycal Jones, R (8, PR)											0	0	0	0	0	0	0
86 Daniel Castro, R (9, 4)											1	0	0	0	0	0	0
13 Jose Constanza, L (1, 7) OBP: 0.313, SLG: 0.267			BBBBB 4-0 86 1B BB			86 G6-3 1B		F8			2	0	1	0	1	0	1

Inning Stats	1	2	3	4	5	6	7	8	9	10
	R: 0 E: 0 K: 0 S: 3	H: 0 LOB: 0 BB: 0 P: 3	R: 0 E: 0 K: 1 S: 6	H: 1 LOB: 1 BB: 0 P: 6	R: 0 E: 0 K: 0 S: 3	H: 1 LOB: 1 BB: 1 P: 7	R: 0 E: 0 K: 0 S: 3	H: 1 LOB: 0 BB: 0 P: 3	R: 0 E: 0 K: 0 S: 3	H: 0 LOB: 0 BB: 0 P: 3
	R: 0 E: 1 K: 0 S: 4	H: 2 LOB: 2 BB: 0 P: 4	R: 0 E: 0 K: 0 S: 3	H: 0 LOB: 0 BB: 0 P: 3	R: 0 E: 0 K: 0 S: 4	H: 1 LOB: 2 BB: 1 P: 8	R: 0 E: 0 K: 2 S: 7	H: 0 LOB: 0 BB: 0 P: 7	R: 0 E: 0 K: 0 S: 3	H: 0 LOB: 0 BB: 0 P: 3

1B: 5	SF: 0
2B: 1	SAC: 0
3B: 0	DP: 3
HR: 0	HBP: 0
WP: 0	PA: 35
PB: 0	
SB: 0	
CS: 0	

	AB	33
	R	0
	H	6
	RBI	0
	BB	2
	SO	3
	LOB	10

PITCHER		IP	WLS	BF	H	R	ER	SO	BB	IBB	HBP	BLK	WP	HR	S	P	ERA	WHIP
19 Aníbal Sánchez, R ERA:	(1, 1)	2.0		7	1	0	0	1	0	0	0	0	0	0	9	9	0.00	0.500
Robbie Ray, L ERA:	(3, 1)	2.0		7	2	0	0	0	1	0	0	0	0	0	6	10	0.00	1.500
36 Joe Nathan, R ERA:	(5, 1)	1.0		3	0	0	0	0	0	0	0	0	0	0	3	3	0.00	0.000
44 Joba Chamberlain, R ERA:	(6, 1)	1.0		4	2	0	0	0	0	0	0	0	0	0	4	4	0.00	2.000
65 Blaine Hardy, L ERA:	(7, 1)	2.0		8	1	0	0	0	1	0	0	0	0	0	7	11	0.00	1.000

PITCHER		IP	WLS	BF	H	R	ER	SO	BB	IBB	HBP	BLK	WP	HR	S	P	ERA	WHIP
39 Luke Putkonen, R ERA:	(9, 1)	1.0		3	0	0	0	2	0	0	0	0	0	0	7	7	0.00	0.000
58 José Váldez, R ERA:	(10, 1)	1.0		3	0	0	0	0	0	0	0	0	0	0	3	3	0.00	0.000

St. Louis Cardinals @ Detroit Tigers

Joker Marchant Stadium, Lakeland, FL

Mon Mar 03 2014, 1:09 PM - 4:02 PM EST

Att. 7,945 - Partly Cloudy - 80 F

TOP

livebaseballscorecards.com

Batter	1	2	3	4	5	6	7	8	9	AB	R	H	RBI	BB	SO	LOB
19 Jon Jay, L (1, 8) OBP: 0.333, SLG: 0.333	F7		G4-3		16 G6-4-3 1B (1-2)	K			B2-3 (1-2)	3	0	1	0	0	0	0
60 Rafael Ortega, L (5, PR) (5, 8) OBP: 0.250, SLG: 0.500										2	0	0	0	0	1	4
16 Kolten Wong, L (1, 4)	F8		L6		G6-4-3 (1-2f)		G4-3		K	3	0	0	0	0	0	2
81 Travis Tartamella, R (5, 2) OBP: 0.333, SLG: 0.333										1	0	0	0	0	0	0
89 Mike O'Neill, L (9, PH)										1	0	0	0	0	1	1
27 Jhonny Peralta, R (1, 6) OBP: 0.500, SLG: 2.000	HR		HR			G6-3	K			2	2	2	2	0	0	0
87 Patrick Wisdom, R (5, 5) OBP: 0.143, SLG: 0.571										2	0	0	0	0	1	0
Matt Adams, L (1, 10) OBP: 0.429, SLG: 0.429	G4-3		L4			56 1B	K			3	0	1	0	0	0	0
91 Stephen Piscotty, R (6, PR) (6, 10) OBP: 0.125, SLG: 0.143										1	0	0	0	0	1	0
88 Randal Grichuk, R (1, 9) OBP: 0.333, SLG: 0.625		K		K		55 2B 92 1B (1-3) 1B		G5-3		2	0	0	0	0	2	0
56 Joey Butler, R (5, 7) OBP: 0.400, SLG: 0.250										2	1	1	0	0	0	0
33 Daniel Descalso, L (1, 5) OBP: 0.200, SLG: 0.200		83 S 43 E 1B		K		92 1B (1-3) 2B		G4-3		2	0	1	0	0	1	0
55 Scott Moore, L (5, 3) OBP: 0.375, SLG: 1.000										2	1	1	0	0	0	0
43 Shane Robinson, R (1, 7) OBP: 0.429, SLG: 0.429		E7 (1-2)		G5-3		79 1B 86 2B (2-H 3-H) 1B		F7		2	0	0	0	0	0	1
92 James Ramsey, L (5, 9) OBP: 0.400, SLG: 0.250										2	1	1	2	0	0	0
83 Xavier Scruggs, R (1, 3) OBP: 0.429, SLG: 0.200		K (2-3)			19 1B BB	86 2B (1-3) 1B			L3	1	0	0	0	1	1	2
79 Greg Garcia, L (5, 4) OBP: 0.500, SLG: 0.400										2	0	1	0	0	0	0
63 Audry Pérez, R (1, 2)		G4-3			K				60 B2-3 1B	2	0	0	0	0	1	3
86 Luis Mateo, R (5, 6) OBP: 0.667, SLG: 0.833										2	0	2	1	0	0	0

	AB	R	H	RBI	BB	SO	LOB
	37	5	11	5	1	9	13

Inning Stats	R	E	K	S	H	LOB	BB	P
1	1	0	0	4	1	0	0	4
2	0	1	2	9	1	2	0	9
3	1	0	0	5	1	0	0	6
4	0	0	2	7	0	0	0	7
5	0	0	1	5	1	2	1	9
6	3	0	1	10	6	3	0	10
7	0	0	2	7	0	0	0	7
8	0	0	0	3	0	0	0	3
9	0	0	1	6	1	1	0	6

1B	7
2B	2
3B	0
HR	2
SF	0
SAC	0
DP	1
HBP	0
PA	38
WP	0
PB	0
SB	1
CS	0

PITCHER		IP	WLS	BF	H	R	ER	SO	BB	IBB	HBP	BLK	WP	HR	S	P	ERA	WHIP
33 Drew Smyly, L (1, 1) ERA: 5.4		3.0	W	13	3	2	2	2	0	0	0	0	0	2	18	19	6.00	1.000
57 Evan Reed, R (4, 1) ERA: 3.0		1.0		3	0	0	0	2	0	0	0	0	0	0	7	7	0.00	0.000
62 Al Alburquerque, R (5, 1) ERA:		1.0		4	1	0	0	1	1	0	0	0	0	0	5	9	0.00	2.000
40 Phil Coke, L (6, 1) ERA: 9.0		1.0		8	6	3	3	1	0	0	0	0	0	0	10	10	27.00	6.000
56 Jose Ortega, R (7, 1) ERA: 3.0		1.0	H	3	0	0	0	2	0	0	0	0	0	0	7	7	0.00	0.000

PITCHER		IP	WLS	BF	H	R	ER	SO	BB	IBB	HBP	BLK	WP	HR	S	P	ERA	WHIP
49 Luis Marte, R (8, 1) ERA: 12.0		1.0	H	3	0	0	0	0	0	0	0	0	0	0	3	3	0.00	0.000
54 Melvin Mercedes, R (9, 1) ERA:		1.0	S	4	1	0	0	1	0	0	0	0	0	0	6	6	0.00	1.000

BOTTOM

St. Louis Cardinals @ Detroit Tigers

Joker Marchant Stadium, Lakeland, FL

Mon Mar 03 2014, 1:09 PM - 4:02 PM EST

Att. 7,945 - Partly Cloudy - 80 F

livebaseballscorecards.com

Batter	1	2	3	4	5	6	7	8	9	AB	R	H	RBI	BB	SO	LOB
3 Ian Kinsler, R (1, 4) OBP: 0.273, SLG: 0.222 74 Devon Travis, R (6, 4) OBP: 0.556, SLG: 0.556	4-0 BBBB 24 S 41 1B BB	0-0 ③ F9	0-0 ③ G5-3			0-0 ① G5-3		0-0 1B		2 2	1 0	0 1	0 0	1 0	0 0	1 0
48 Torii Hunter, R (1, 9) OBP: 0.273, SLG: 0.300 30 Steven Moya, L (6, 9) OBP: 0.444, SLG: 0.375	0-0 ① F8		0-0 ① F9	4-0 BBBB 41 G3-6-3 24 1B BB		0-3 ② SSS K		0-0 ③ G5-3		2 2	0 0	0 0	0 0	1 0	0 1	1 1
24 Miguel Cabrera, R (1, 3) OBP: 0.750, SLG: 0.571 28 Jordan Lennerton, L (5, 3) OBP: 0.333, SLG: 0.273	4-1 CBBBB 41 1B 14 1B 1-2 BB		0-0 41 2B 14 2B 1B	0-0 41 G3-6-3 1-2 1B		0-3 ③ SSS K				2 1	2 0	2 0	0 0	1 0	0 1	0 0
41 Victor Martinez, S (1, 10) OBP: 0.533, SLG: 0.643 68 Luis Exposito, R (7, PH) OBP: 0.750, SLG: 1.000 (8, 10)	0-0 14 1B 1-3 2-H 1B		0-0 ① 14 2B 1-3 2B	0-0 ①② G3-6-3 1-2f 2-3			0-0 26 CS 61 BB 1B			3 1	1 0	2 1	1 0	0 0	0 0	2 0
13 Alex Avila, L (1, 2) OBP: 0.500, SLG: 0.333 67 John Murrian, R (6, 2) OBP: 0.250, SLG: 0.500	0-3 ② SSS K		4-0 14 2B 9 1B BB	0-3 ③ CCC K			0-3 ① CCC K			2 1	1 0	0 0	0 0	1 0	2 1	3 1
14 Austin Jackson, R (1, 8) OBP: 0.667, SLG: 0.727 61 Ezequiel Carrera, L (6, 8) OBP: 0.571, SLG: 0.400	0-0 1-2 3-H 1B		0-0 9 1B 29 SF9 1-3 2-H 3-H 2B		0-3 ① SSS K		4-0 BBBB 26 CS 1-2 BB			3 0	1 0	2 0	3 0	0 1	1 0	0 0
9 Nick Castellanos, R (1, 5) OBP: 0.455, SLG: 1.000 26 Hernán Pérez, R (7, 6) OBP: 0.154, SLG: 0.167	0-0 ③ L3		0-0 20 1B 20 E 2-3 3-H 1B		1-0 BX HR		0-1 ②③ SX G6-3 1-2 2-3			3 1	2 0	2 0	2 0	0 0	0 0	2 2
29 Danny Worth, R (1, 6) OBP: 0.267, SLG: 0.308 (7, 5)		0-3 ① CCC K	0-0 ② SF9 3-H		0-0 ② F9			0-3 ① CCC K		3	0	0	1	0	2	0
20 Rajai Davis, R (1, 7) OBP: 0.417, SLG: 0.400 72 Tyler Collins, L (6, 7) OBP: 0.250, SLG: 0.143		0-0 ② G1-3	0-0 E9 1-H 1B		0-0 ③ G4-3			0-3 ② CCC K		3 1	0 0	1 0	0 0	0 0	0 1	0 0
Inning Stats	R: 2 E: 0 K: 1 S: 8 H: 2 LOB: 2 BB: 2 P: 16	R: 0 E: 0 K: 1 S: 5 H: 0 LOB: 0 BB: 0 P: 5	R: 5 E: 1 K: 0 S: 8 H: 5 LOB: 1 BB: 1 P: 12	R: 0 E: 0 K: 1 S: 5 H: 1 LOB: 1 BB: 1 P: 9	R: 1 E: 0 K: 1 S: 6 H: 1 LOB: 0 BB: 0 P: 7	R: 0 E: 0 K: 2 S: 7 H: 0 LOB: 0 BB: 0 P: 7	R: 0 E: 0 K: 1 S: 6 H: 1 LOB: 1 BB: 1 P: 10	R: 0 E: 0 K: 2 S: 8 H: 1 LOB: 1 BB: 0 P: 8		1B: 8 2B: 2 3B: 0 HR: 1	SF: 1 SAC: 0 DP: 1 HBP: 0					

	AB	32
	R	8
	H	11
	RBI	7
	BB	5
	SO	9
	LOB	13

WP: 0 PB: 0 SB: 1 CS: 2 PA: 38

PITCHER		IP	WLS	BF	H	R	ER	SO	BB	IBB	HBP	BLK	WP	HR	S	P	ERA	WHIP
58 Joe Kelly, R ERA: 10.8	(1, 1)	1.2		9	2	2	2	2	2	0	0	0	0	0	12	20	10.80	2.400
93 Boone Whiting, R ERA: 36.0	(2, 1)	1.0	L	9	5	5	4	0	1	0	0	0	0	0	8	12	36.00	6.000
94 Kurt Heyer, R ERA:	(3, 1)	1.1		5	1	0	0	1	1	0	0	0	0	0	6	10	0.00	1.500
70 Tyler Lyons, L ERA: 2.25	(5, 1)	2.0		7	1	1	1	3	0	0	0	0	0	1	13	14	4.50	0.500
68 Jorge Rondon, R ERA:	(7, 1)	1.0		4	1	0	0	1	1	0	0	0	0	0	6	10	0.00	2.000

PITCHER		IP	WLS	BF	H	R	ER	SO	BB	IBB	HBP	BLK	WP	HR	S	P	ERA	WHIP
43 Seth Maness, R ERA: 5.4	(8, 1)	1.0		4	1	0	0	2	0	0	0	0	0	0	8	8	0.00	1.000

Pittsburgh Pirates @ Detroit Tigers

Joker Marchant Stadium, Lakeland, FL

Tue Mar 04 2014, 1:07 PM - 3:49 PM EST

Att. 7,545 - Cloudy - 75 F

TOP

livebaseballscorecards.com

Batter	1	2	3	4	5	6	7	8	9	AB	R	H	RBI	BB	SO	LOB
14 Jaff Decker, L (1, 9) OBP: 0.286, SLG: 0.385	G6-3		31 1B 62 2B 3-H 1B		F8			G3 1-2 3-H 1B		3	1	1	1	0	0	0
70 Michael Martinez, S (6, 8) OBP: 0.273, SLG: 0.364										2	0	1	1	0	0	0
31 Jose Tabata, R (1, 7) OBP: 0.167, SLG: 0.167	G1-3		62 2B 24 G3 1-2 1B		P6			E 3B	K	3	1	1	0	0	0	0
71 Taylor Lewis, L (6, 7) OBP: 0.500, SLG: 0.833										2	1	1	0	0	1	2
62 Gregory Polanco, L (1, 8) OBP: 0.333, SLG: 0.667	1B		24 G3 1-3 2-H 2B			G1-3		FC5 15 S 3-H		3	0	2	1	0	0	0
Quincy Latimore, R (6, 9)										1	0	0	0	0	0	0
24 Pedro Alvarez, L (1, 5) OBP: 0.375, SLG: 0.667	F7		G3 2-3 3-H			K		K 2-3		3	0	0	1	0	1	2
15 Chase d'Arnaud, R (6, 5)										1	0	0	0	0	1	1
79 Brent Morel, R (1, 10) OBP: 0.111, SLG: 0.111		F8	F8			F8		F8		4	0	0	0	0	0	2
69 Chris McGuiness, L (1, 3) OBP: 0.462, SLG: 0.583		K		K			F7		F8	2	0	0	0	0	2	0
57 Andrew Lambo, L (6, 3) OBP: 0.143, SLG: 0.077										2	0	0	0	0	0	0
10 Jordy Mercer, R (1, 6) OBP: 0.333, SLG: 0.300		G6-3		G6-3			59 G6-3 2B		78 WP 59 S 70 1B 1B	3	0	1	0	0	0	0
63 Alen Hanson, S (7, PR) OBP: 0.400, SLG: 0.333 (7, 6)										1	1	1	0	0	0	0
5 Josh Harrison, R (1, 4) OBP: 0.500, SLG: 1.250			19 G1-4-3 14 1B 2B	K			G6-3 2-3		K 1-2	2	1	1	0	0	1	0
59 Robert Andino, R (6, 4)										2	0	0	0	0	1	2
19 Chris Stewart, R (1, 2)			G1-4-3 2-3		F9		K		K 70 1B 2-3	2	0	0	0	0	0	1
78 Omir Santos, R (6, 2)										2	0	0	0	0	2	3
Inning Stats	R: 0 E: 0 K: 0 S: 4 H: 1 LOB: 1 BB: 0 P: 4	R: 0 E: 0 K: 1 S: 5 H: 0 LOB: 0 BB: 0 P: 5	R: 3 E: 0 K: 0 S: 7 H: 4 LOB: 1 BB: 0 P: 7	R: 0 E: 0 K: 2 S: 7 H: 0 LOB: 0 BB: 0 P: 7	R: 0 E: 0 K: 0 S: 3 H: 0 LOB: 0 BB: 0 P: 3	R: 0 E: 0 K: 1 S: 5 H: 0 LOB: 0 BB: 0 P: 5	R: 0 E: 0 K: 1 S: 6 H: 1 LOB: 2 BB: 0 P: 6	R: 1 E: 1 K: 1 S: 7 H: 1 LOB: 1 BB: 0 P: 7	R: 1 E: 0 K: 3 S: 12 H: 2 LOB: 2 BB: 0 P: 12	1B: 5 2B: 3 3B: 1 HR: 0 SF: 0 SAC: 0 DP: 0 HBP: 0						

AB	38
R	5
H	9
RBI	4
BB	0
SO	9
LOB	13

WP: 1 PB: 0 SB: 2 CS: 0 PA: 38

PITCHER		IP	WLS	BF	H	R	ER	SO	BB	IBB	HBP	BLK	WP	HR	S	P	ERA	WHIP
21 Rick Porcello, R ERA: 7.2	(1, 1)	3.0	L	14	5	3	3	1	0	0	0	0	0	0	16	16	9.00	1.667
46 Ian Krol, L ERA:	(4, 1)	1.0		3	0	0	0	2	0	0	0	0	0	0	7	7	0.00	0.000
36 Joe Nathan, R ERA:	(5, 1)	1.0		3	0	0	0	0	0	0	0	0	0	0	3	3	0.00	0.000
66 Jhan Mariñez, R ERA: 16.2	(6, 1)	1.0		3	0	0	0	1	0	0	0	0	0	0	5	5	0.00	0.000
44 Joba Chamberlain, R ERA:	(7, 1)	1.0		4	1	0	0	1	0	0	0	0	0	0	6	6	0.00	1.000
60 Justin Miller, R ERA: 3.0	(8, 1)	1.0		5	1	1	0	1	0	0	0	0	0	0	7	7	0.00	1.000
43 Bruce Rondón, R ERA: 3.0	(9, 1)	1.0		6	2	1	1	3	0	0	0	0	1	0	12	12	9.00	2.000

BOTTOM

Batter	1	2	3	4	5	6	7	8	9	AB	R	H	RBI	BB	SO	LOB
20 Rajai Davis, R (1, 7) OBP: 0.400, SLG: 0.385 61 Ezequiel Carrera, L (6, 7) OBP: 0.500, SLG: 0.333	x 0-0 ① G4-3		x 0-0 ③ F9		x 0-0 ② 2-3 1B			x 0-0 ① P5		3 0 1 0 0 0 0 1 0 0 0 0 0 0						
4 Steve Lombardozzi, S (1, 5) OBP: 0.100, SLG: 0.100 55 Francisco Martinez, R (7, 5) OBP: 0.364, SLG: 0.300	x 0-0 ② G4-3			x 0-0 E3 14 HR	x 0-0 ③ F8			S S S 0-3 ② K2-3		3 1 0 0 0 0 1 1 0 0 0 0 1 0						
48 Torii Hunter, R (1, 10) OBP: 0.214, SLG: 0.231 50 Bryan Holaday, R (8, PH) (9, 10)	x 0-0 ③ G5-3			S S S 0-3 ① K		x 0-0 ① G5-3		x 0-0 ③ F7		3 0 0 0 0 1 1 1 0 0 0 0 0 0						
24 Miguel Cabrera, R (1, 3) OBP: 0.600, SLG: 0.400 28 Jordan Lennerton, L (7, 3) OBP: 0.308, SLG: 0.250		x 0-0 ① G4-3		x 0-0 ② F8		x 0-0 ② G6-3			x 0-0 ① F8	3 0 0 0 0 0 1 1 0 0 0 0 0 0						
14 Austin Jackson, R (1, 8) OBP: 0.667, SLG: 0.923 34 Daniel Fields, L (7, 8) OBP: 0.375, SLG: 0.286		x 0-0 ② P4		B B C X 2-1 1-H HR		B B B B 4-0 BB			S S S 0-3 ② K	2 1 1 2 1 0 0 1 0 0 0 0 1 0						
32 Don Kelly, L (1, 9) OBP: 0.400, SLG: 0.778 63 Trevor Crowe, S (7, 9)		x 0-0 2B		x 0-0 68 S 1B		x 0-0 ③ F7			B B B B 4-0 27 1B 38 1B BB	3 0 2 0 0 0 1 0 0 0 0 1 0 0						
68 Luis Exposito, R (1, 2) OBP: 0.500, SLG: 0.333 38 Ramón Cabrera, S (6, 2) OBP: 0.500, SLG: 0.333		x 0-0 ③ F9		B X 1-0 ③ G4-3 1-2			B B B B 4-0 27 G6-4-3 BB		x 0-0 74 FC5 27 1B 1-2 1B	2 0 0 0 0 0 2 1 0 1 0 1 0 0						
27 Eugenio Suárez, R (1, 6) OBP: 0.308, SLG: 0.364			x 0-0 ① F8		x 0-0 ① G5-3		x 0-0 ① ② G6-4-3 1-2f		x 0-0 74 FC5 1-2 2-3 1B	4 0 1 0 0 0 1						
26 Hernán Pérez, R (1, 4) OBP: 0.188, SLG: 0.267 74 Devon Travis, R (8, 4) OBP: 0.500, SLG: 0.500			x 0-0 ② G1-3		x 0-0 2B		x 0-0 ③ F7		x 0-0 ③ FC5 1-2 2-3f	3 0 1 0 0 0 0 1 0 0 0 0 0 3						
Inning Stats	R: 0 H: 0 E: 0 LOB: 0 K: 0 BB: 0 S: 3 P: 3	R: 0 H: 1 E: 0 LOB: 1 K: 0 BB: 0 S: 4 P: 4	R: 0 H: 0 E: 0 LOB: 0 K: 0 BB: 0 S: 3 P: 3	R: 2 H: 2 E: 1 LOB: 1 K: 1 BB: 0 S: 9 P: 12	R: 0 H: 2 E: 0 LOB: 1 K: 0 BB: 0 S: 4 P: 4	R: 0 H: 0 E: 0 LOB: 1 K: 0 BB: 1 S: 3 P: 7	R: 0 H: 0 E: 0 LOB: 0 K: 0 BB: 1 S: 2 P: 6	R: 0 H: 0 E: 0 LOB: 0 K: 1 BB: 0 S: 5 P: 5	R: 0 H: 2 E: 0 LOB: 3 K: 1 BB: 1 S: 7 P: 11	1B: 4 SF: 0 2B: 2 SAC: 0 3B: 0 DP: 1 HR: 1 HBP: 0							WP: 0 PA: 36 PB: 0 SB: 1 CS: 0

PITCHER	IP	WLS	BF	H	R	ER	SO	BB	IBB	HBP	BLK	WP	HR	S	P	ERA	WHIP
50 Charlie Morton, R (1, 1) ERA:	3.0	W	10	1	0	0	0	0	0	0	0	0	0	10	10	0.00	0.333
58 Brandon Cumpton, R (4, 1) ERA: 2.45	2.0	H	10	4	2	0	1	0	0	0	0	0	1	13	16	0.00	2.000
32 Vin Mazzaro, R (6, 1) ERA:	1.0	H	4	0	0	0	0	1	0	0	0	0	0	3	7	0.00	1.000
77 Yao-Hsun Yang, L (7, 1) ERA: 3.0	1.0	H	3	0	0	0	0	1	0	0	0	0	0	2	6	0.00	1.000
27 Josh Kinney, R (8, 1) ERA:	1.0	H	3	0	0	0	1	0	0	0	0	0	0	5	5	0.00	0.000

PITCHER	IP	WLS	BF	H	R	ER	SO	BB	IBB	HBP	BLK	WP	HR	S	P	ERA	WHIP
61 Cody Eppley, R (9, 1) ERA:	1.0	S	6	2	0	0	1	1	0	0	0	0	0	7	11	0.00	3.000

Pittsburgh Pirates @ Detroit Tigers

Joker Marchant Stadium, Lakeland, FL

Tue Mar 04 2014, 1:07 PM - 3:49 PM EST

Att. 7,545 - Cloudy - 75 F

livebaseballscorecards.com

AB	33
R	2
H	7
RBI	2
BB	3
SO	3
LOB	10

Detroit Tigers @ Houston Astros

Osceola County Stadium, Kissimmee, FL

Wed Mar 05 2014, 1:08 PM - 3:49 PM EST

Att. 3,447 - Partly Cloudy - 74 F

TOP

livebaseballscorecards.com

Batter	1	2	3	4	5	6	7	8	9	AB	R	H	RBI	BB	SO	LOB
3 Ian Kinsler, R (1, 4) OBP: 0.357, SLG: 0.273	G6-3		HBP		E9 1-H 3-H 1B			E5		2	0	1	1	0	0	0
74 Devon Travis, R (6, 4) OBP: 0.455, SLG: 0.455										1	0	0	0	0	0	0
63 Trevor Crowe, S (1, 7) OBP: 0.154, SLG: 0.083	41 G5-6-3 1B		FC3-6 41 CS 1-2f		G4-3			F8		4	0	1	0	0	0	3
41 Victor Martinez, S (1, 10) OBP: 0.444, SLG: 0.529	G5-6-3 1-2		CS 1-2	G5-3		G4-3		G6-3		3	0	0	0	0	0	1
71 James McCann, R (8, PH) OBP: 0.167, SLG: 0.167										1	0	0	0	0	0	1
(8, 10)																
13 Alex Avila, L (1, 2) OBP: 0.364, SLG: 0.222	K			K		K			K	3	0	0	0	0	3	1
76 Craig Albernaz, R (7, 2) OBP: 0.333, SLG: 0.333										1	0	0	0	0	1	0
32 Don Kelly, L (1, 9) OBP: 0.429, SLG: 0.667		28 1B 9 G5-4-3 1B		L4		G5-3			9 WP BB	3	1	1	0	1	0	0
(7, 3)																
28 Jordan Lennerton, L (1, 3) OBP: 0.313, SLG: 0.267		9 G5-4-3 1-3 1B			F9		L6		K	3	0	1	0	0	0	0
30 Steven Moya, L (7, 9) OBP: 0.400, SLG: 0.333										1	0	0	0	0	1	1
9 Nick Castellanos, R (1, 5) OBP: 0.400, SLG: 0.786	G5-4-3 1-2f 3-H				61 1B 26 S 3 1B 1B		G4-3		F9 1-2	4	1	1	0	0	0	2
26 Hernán Pérez, R (1, 6) OBP: 0.158, SLG: 0.222	G5-3				K 1-2		K			3	0	0	0	0	2	1
29 Danny Worth, R (7, 6) OBP: 0.267, SLG: 0.308										0	0	0	0	0	0	0
61 Ezequiel Carrera, L (1, 8) OBP: 0.455, SLG: 0.333			G1-3		3 1B 3 E 2-3 1B			G6-3		3	1	1	0	0	0	0

Inning Stats	1	2	3	4	5	6	7	8	9
R	0	1	0	0	2	0	0	0	0
E	0	0	0	0	1	0	0	1	0
K	1	0	0	1	1	1	1	0	2
S	6	4	2	5	8	5	5	4	7
H	1	2	0	0	3	0	0	0	0
LOB	1	0	0	0	1	0	0	1	0
BB	0	0	0	0	0	0	0	0	1
P	6	4	5	5	9	5	5	4	12

	AB	32
	R	3
	H	6
	RBI	1
	BB	1
	SO	7
	LOB	10

	1B: 6	SF: 0	WP: 1	PA: 35
	2B: 0	SAC: 0	PB: 0	
	3B: 0	DP: 1	SB: 1	
	HR: 0	HBP: 1	CS: 1	

PITCHER		IP	WLS	BF	H	R	ER	SO	BB	IBB	HBP	BLK	WP	HR	S	P	ERA	WHIP
64 Lucas Harrell, R ERA: 3.6	(1, 1)	3.0	L	11	3	1	1	1	0	0	1	0	0	0	12	15	3.00	1.000
50 Chad Qualls, R ERA: 9.0	(4, 1)	1.0		3	0	0	0	1	0	0	0	0	0	0	5	5	0.00	0.000
45 Anthony Bass, R ERA: 3.0	(5, 1)	2.0		9	3	2	1	2	0	0	0	0	0	0	13	14	4.50	1.500
73 Mike Foltynewicz, R ERA:	(7, 1)	2.0		7	0	0	0	1	0	0	0	0	0	0	9	9	0.00	0.000
68 José Cisnero, R ERA:	(9, 1)	1.0		4	0	0	0	2	1	0	0	0	1	0	7	12	0.00	1.000

PITCHER	IP	WLS	BF	H	R	ER	SO	BB	IBB	HBP	BLK	WP	HR	S	P	ERA	WHIP

Detroit Tigers @ Houston Astros

Osceola County Stadium, Kissimmee, FL

Wed Mar 05 2014, 1:08 PM - 3:49 PM EST

Att. 3,447 - Partly Cloudy - 74 F

livebaseballscorecards.com

BOTTOM

Batter	1	2	3	4	5	6	7	8	9	AB	R	H	RBI	BB	SO	LOB
80 Delino DeShields, R (1, 8)	C C C 0-3 ① K		x 0-0 ③ G6-3		x 0-0 ③ F8			S S S 0-3 ③ K		4	0	0	0	0	2	1
27 Jose Altuve, R (1, 4) OBP: 0.333, SLG: 0.333	x 0-0 1B			x 0-0 E5 13 BB		x 0-0 ① G4-3			S S S 0-3 ① K	3	0	1	0	0	0	0
29 Brett Wallace, L (7, 3) OBP: 0.200, SLG: 0.200										1	0	0	0	0	1	0
15 Jason Castro, L (1, 2)	x 0-0 ② P6			x 0-0 ① F8		x 0-0 ② L6			B B B B 4-0 14 DI BB	3	0	0	0	0	0	2
83 Preston Tucker, L (7, 9) OBP: 0.286, SLG: 0.167										0	0	0	0	1	0	0
82 Leo Heras, L (9, PR) OBP: 0.250, SLG: 0.250										0	0	0	0	0	0	0
23 Chris Carter, R (1, 10) OBP: 0.214, SLG: 0.429	x 0-0 ③ F8			x 0-0 ② L6		S S S 0-3 ③ K			B B B B 4-0 1-2 BB	3	0	0	0	0	1	2
14 Jesus Guzman, R (9, PH) OBP: 0.429, SLG: 0.400										0	0	0	0	1	0	0
13 Jon Singleton, L (1, 3)		C C C 0-3 ① K		B B B B 4-0 1-2 BB			x 0-0 ① G5-3		x 0-0 ② F7	1	0	0	0	1	1	0
9 Marwin Gonzalez, S (7, 5) OBP: 0.333, SLG: 0.500										2	0	0	0	0	0	2
79 George Springer, R (1, 9) OBP: 0.600, SLG: 0.200		C C C 0-3 ② K		x 0-0 ③ F9			x 0-0 ② F9		x 0-0 ③ F9	2	0	0	0	0	1	2
3 Cesar Izturis, S (7, 6) OBP: 0.250, SLG: 0.250										2	0	0	0	0	0	2
19 Robbie Grossman, S (1, 7) OBP: 0.556, SLG: 0.857		x 0-0 ③ P6			x 0-0 30 F9 2B		C C C 0-3 ③ K			2	0	1	0	0	0	0
12 Max Stassi, R (7, 2) OBP: 0.375, SLG: 0.429										1	0	0	0	0	1	0
30 Matt Dominguez, R (1, 5) OBP: 0.100, SLG: 0.300			x 0-0 ① G6-3		x 0-0 ① F9 2-3			x 0-0 2 G5-4-3 1B		2	0	0	0	0	0	1
20 J.D. Martinez, R (7, 7) OBP: 0.375, SLG: 0.429										1	0	1	0	0	0	0
84 Carlos Correa, R (1, 6) OBP: 0.300, SLG: 0.333			x 0-0 ② F8		C C C 0-3 ② K			x 0-0 ① ② G5-4-3 1-2f		2	0	0	0	0	1	1
2 Gregorio Petit, R (7, 4)										1	0	0	0	0	0	1

	AB	30
	R	0
	H	3
	RBI	0
	BB	3
	SO	8
	LOB	14

Inning Stats									
	R: 0 E: 0 K: 1 S: 6	H: 1 LOB: 1 BB: 0 P: 6	R: 0 E: 0 K: 2 S: 7	H: 0 LOB: 0 BB: 0 P: 7	R: 0 E: 0 K: 0 S: 3	H: 0 LOB: 0 BB: 0 P: 3	R: 0 E: 1 K: 0 S: 4	H: 0 LOB: 2 BB: 1 P: 8	R: 0 E: 0 K: 1 S: 6	H: 1 LOB: 1 BB: 0 P: 6
	R: 0 E: 0 K: 1 S: 5	H: 0 LOB: 0 BB: 0 P: 5	R: 0 E: 0 K: 1 S: 5	H: 0 LOB: 0 BB: 0 P: 5	R: 0 E: 0 K: 1 S: 5	H: 1 LOB: 0 BB: 0 P: 5	R: 0 E: 0 K: 1 S: 5	H: 0 LOB: 2 BB: 2 P: 13		

	1B: 2	SF: 0	WP: 0	PA: 33
	2B: 1	SAC: 0	PB: 0	
	3B: 0	DP: 1	SB: 0	
	HR: 0	HBP: 0	CS: 0	

PITCHER		IP	WLS	BF	H	R	ER	SO	BB	IBB	HBP	BLK	WP	HR	S	P	ERA	WHIP
37 Max Scherzer, R ERA: 1.8	(1, 1)	3.0	W	10	1	0	0	3	0	0	0	0	0	0	16	16	0.00	0.333
52 Jose Alvarez, L ERA: 2.25	(4, 1)	2.0	H	9	1	0	0	1	1	0	0	0	0	0	10	14	0.00	1.000
57 Evan Reed, R ERA: 2.25	(6, 1)	1.0	H	3	0	0	0	1	0	0	0	0	0	0	5	5	0.00	0.000
65 Blaine Hardy, L ERA:	(7, 1)	1.0	H	3	0	0	0	1	0	0	0	0	0	0	5	5	0.00	0.000
39 Luke Putkonen, R ERA:	(8, 1)	1.0	H	3	1	0	0	1	0	0	0	0	0	0	5	5	0.00	1.000

PITCHER		IP	WLS	BF	H	R	ER	SO	BB	IBB	HBP	BLK	WP	HR	S	P	ERA	WHIP
58 José Váldez, R ERA:	(9, 1)	1.0	S	5	0	0	0	1	2	0	0	0	0	0	5	13	0.00	2.000

Batter	1	2	3	4	5	6	7	8	9	AB	R	H	RBI	BB	SO	LOB
Inning Stats										1B: 0 2B: 0 3B: 0 HR: 0		SF: 0 SAC: 0 DP: 0 HBP: 0		WP: 0 PB: 0 SB: 0 CS: 0		PA: 0	

Philadelphia Phillies @ Detroit Tigers

Joker Marchant Stadium, Lakeland, FL

Thu Mar 06 2014, 1:05 PM EST

livebaseballscorecards.com

TOP

AB	0
R	0
H	0
RBI	0
BB	0
SO	0
LOB	0

PITCHER	IP	WLS	BF	H	R	ER	SO	BB	IBB	HBP	BLK	WP	HR	S	P	ERA	WHIP

PITCHER	IP	WLS	BF	H	R	ER	SO	BB	IBB	HBP	BLK	WP	HR	S	P	ERA	WHIP

Batter	1	2	3	4	5	6	7	8	9	AB	R	H	RBI	BB	SO	LOB
Inning Stats										1B: 0 2B: 0 3B: 0 HR: 0		SF: 0 SAC: 0 DP: 0 HBP: 0					

PITCHER	IP	WLS	BF	H	R	ER	SO	BB	IBB	HBP	BLK	WP	HR	S	P	ERA	WHIP

PITCHER	IP	WLS	BF	H	R	ER	SO	BB	IBB	HBP	BLK	WP	HR	S	P	ERA	WHIP

BOTTOM

Philadelphia Phillies @ Detroit Tigers

Joker Marchant Stadium, Lakeland, FL

Thu Mar 06 2014, 1:05 PM EST

livebaseballscorecards.com

AB	**0**
R	**0**
H	**0**
RBI	**0**
BB	**0**
SO	**0**
LOB	**0**

WP: 0 PA: 0
PB: 0
SB: 0
CS: 0

Batter	1	2	3	4	5	6	7	8	9	AB	R	H	RBI	BB	SO	LOB
20 Rajai Davis, R (1, 7) OBP: 0.333, SLG: 0.313 30 Steven Moya, L (6, 9) OBP: 0.364, SLG: 0.300	F9		K			K	G3-1			3 1	0 0	0 0	0 0	0 0	2 0	0 3
48 Torii Hunter, R (1, 9) OBP: 0.188, SLG: 0.200 72 Tyler Collins, L (5, 9) OBP: 0.200, SLG: 0.111 (6, 7)	K		G6-3			F8		L5		2 2	0 0	0 0	0 0	0 0	1 0	0 0
24 Miguel Cabrera, R (1, 3) OBP: 0.556, SLG: 0.462 28 Jordan Lennerton, L (6, 3) OBP: 0.294, SLG: 0.250	2B			G5-3		K		E4		3 1	0 0	1 0	0 0	0 0	1 0	0 0
41 Victor Martinez, S (1, 10) OBP: 0.381, SLG: 0.450 63 Trevor Crowe, S (8, PH) OBP: 0.143, SLG: 0.077 (8, 10)	K			G3			F9	F8		3 1	0 0	0 0	0 0	0 0	1 0	1 1
13 Alex Avila, L (1, 2) OBP: 0.429, SLG: 0.273 61 Ezequiel Carrera, L (7, PR) OBP: 0.417, SLG: 0.300 (7, 8)		BB 14 FC6-4		K			14 3B 1B	L8		2 1	0 1	1 1	0 0	1 0	1 0	0 1
14 Austin Jackson, R (1, 8) OBP: 0.611, SLG: 0.938 38 Ramón Cabrera, S (7, 2) OBP: 0.400, SLG: 0.250		FC6-4 9 S 1-2f			K		4 1B 1-H 3B		G4-3	3 1	1 0	1 0	1 0	0 0	1 0	1 0
4 Steve Lombardozzi, S (1, 4) OBP: 0.231, SLG: 0.231 26 Hernán Pérez, R (7, 4) OBP: 0.150, SLG: 0.211		P4			9 FC6-4 1B		29 S 9 1B 3-H 1B		P3	3 1	0 0	2 0	1 0	0 0	0 0	1 0
9 Nick Castellanos, R (1, 5) OBP: 0.389, SLG: 0.706 55 Francisco Martinez, R (7, 5) OBP: 0.417, SLG: 0.364		K 1-2			FC6-4 1-2f		29 S 1-2 1B		1B	3 1	0 0	1 1	0 0	0 0	1 0	2 0
29 Danny Worth, R (1, 6) OBP: 0.222, SLG: 0.250 27 Eugenio Suárez, R (7, 6) OBP: 0.308, SLG: 0.364			K		K		K 1-2 2-3			3 0	0 0	0 0	0 0	0 0	3 0	3 0
Inning Stats	R: 0 E: 0 K: 2 S: 8 H: 1 LOB: 1 BB: 0 P: 8	R: 0 E: 0 K: 1 S: 5 H: 0 LOB: 1 BB: 1 P: 10	R: 0 E: 0 K: 2 S: 7 H: 0 LOB: 0 BB: 0 P: 7	R: 0 E: 0 K: 1 S: 5 H: 0 LOB: 0 BB: 0 P: 5	R: 0 E: 0 K: 2 S: 8 H: 1 LOB: 1 BB: 0 P: 8	R: 0 E: 0 K: 2 S: 7 H: 0 LOB: 0 BB: 0 P: 7	R: 2 E: 0 K: 1 S: 9 H: 4 LOB: 3 BB: 0 P: 10	R: 0 E: 1 K: 0 S: 4 H: 0 LOB: 1 BB: 0 P: 4	R: 0 E: 0 K: 0 S: 3 H: 1 LOB: 1 BB: 0 P: 3	1B: 5 2B: 1 3B: 1 HR: 0 SF: 0 SAC: 0 DP: 0 HBP: 0						

PITCHER		IP	WLS	BF	H	R	ER	SO	BB	IBB	HBP	BLK	WP	HR	S	P	ERA	WHIP
18 Hiroki Kuroda, R ERA:	(1, 1)	2.2		10	1	0	0	5	1	0	0	0	0	0	19	24	0.00	0.750
27 Shawn Kelley, R ERA: 3.86	(3, 1)	0.1		1	0	0	0	0	0	0	0	0	0	0	1	1	0.00	0.000
30 David Robertson, R ERA:	(4, 1)	1.0	H	3	0	0	0	1	0	0	0	0	0	0	5	5	0.00	0.000
35 Michael Pineda, R ERA:	(5, 1)	2.0	H	7	1	0	0	4	0	0	0	0	0	0	15	15	0.00	0.500
48 Matt Thornton, L ERA: 13.5	(7, 1)	1.0	B	7	4	2	2	1	0	0	0	0	0	0	9	10	18.00	4.000

PITCHER		IP	WLS	BF	H	R	ER	SO	BB	IBB	HBP	BLK	WP	HR	S	P	ERA	WHIP
38 Preston Claiborne, R ERA:	(8, 1)	1.0		4	0	0	0	0	0	0	0	0	0	0	4	4	0.00	0.000
61 Jim Miller, R ERA: 1.93	(9, 1)	1.0	W	3	1	0	0	0	0	0	0	0	0	0	3	3	0.00	1.000

TOP

Detroit Tigers @ New York Yankees

George M. Steinbrenner Field, Tampa, FL

Fri Mar 07 2014, 7:06 PM - 10:13 PM EST

Att. 10,820 - Partly Cloudy - 55 F

livebaseballscorecards.com

AB	34
R	2
H	7
RBI	2
BB	1
SO	11
LOB	13

Detroit Tigers @ New York Yankees

George M. Steinbrenner Field, Tampa, FL

Fri Mar 07 2014, 7:06 PM - 10:13 PM EST

Att. 10,820 - Partly Cloudy - 55 F

livebaseballscorecards.com

BOTTOM

Batter	1	2	3	4	5	6	7	8	9	AB	R	H	RBI	BB	SO	LOB
22 Jacoby Ellsbury, L (1, 8) OBP: 0.375, SLG: 0.091	SSS 0-3 K ①		CCC 0-3 K ②		X 0-0 F7 ②		X 0-0 45 WP 1B		0-0 BLK 1-2 3-H	3	0	0	0	0	2	0
80 Jose Gil, R (7, 3) OBP: 0.429, SLG: 0.333										2	0	1	0	0	1	1
2 Derek Jeter, R (1, 6) OBP: 0.375, SLG: 0.357	X 0-0 34 1B 1B		X 0-0 36 WP 36 HR 1B		BBBB 4-0 BB		BBBB 4-0 1-2 BB			2	1	2	0	1	0	0
45 Dean Anna, L (5, PR) (6, 6) OBP: 0.385, SLG: 0.273										0	0	0	0	1	0	0
36 Carlos Beltrán, S (1, 10) OBP: 0.214, SLG: 0.615	X 0-0 P6 ②		BBFFBX 3-2 1-H HR		X 0-0 F9 ③		CCC 0-3 K ③			3	1	1	2	0	0	2
87 Francisco Arcia, L (7, PH) (8, 10) OBP: 0.375, SLG: 0.571										1	0	0	0	0	1	2
34 Brian McCann, L (1, 2) OBP: 0.412, SLG: 0.600	X 0-0 1-2 1B		SSS 0-3 K ③			X 0-0 F7 ①		X 0-0 F7 ①		3	0	1	0	0	1	0
65 Zoilo Almonte, S (7, 7) OBP: 0.333, SLG: 0.364										1	0	0	0	0	0	0
12 Alfonso Soriano, R (1, 9) OBP: 0.462, SLG: 0.538	X 0-0 F7 ③			X 0-0 F9 ①		SST 0-2 K ②		SSS 0-3 K ②		3	0	0	0	0	1	2
95 Adonis García, R (7, 9)										1	0	0	0	0	1	0
14 Brian Roberts, S (1, 4) OBP: 0.333, SLG: 0.167		X 0-0 G5-3 ①		BBB 4-0 26 L8-4 31 BB BB		X 0-0 1B		X 0-0 F8 ③		1	0	0	0	1	0	0
86 José Pirela, R (6, 4) OBP: 0.385, SLG: 0.692										2	0	1	0	0	0	0
31 Ichiro Suzuki, L (1, 7) OBP: 0.286, SLG: 0.167		SSC 0-3 K ②		BBBB 4-0 1-2 BB		X 0-0 G3 ③			X 0-0 P6 ①	2	0	0	0	1	1	1
73 Antoan Richardson, S (7, 8) OBP: 0.273, SLG: 0.273										1	0	0	0	0	0	0
26 Eduardo Núñez, R (1, 5) OBP: 0.308, SLG: 0.615		X 0-0 G6-3 ③		X 0-0 ②③ L8-4 2-2			X 0-0 G5-3 ①		X 0-0 29 1B 80 BLK 1B	2	0	0	0	0	0	2
98 Zelous Wheeler, R (6, 5) OBP: 0.214, SLG: 0.357										2	1	1	0	0	0	0
70 Russ Canzler, R (1, 3) OBP: 0.286, SLG: 0.231			SSC 0-3 K ①		X 0-0 F9 ①		SSS 0-3 K ②		X 0-0 80 BLK 1-3 1B	2	0	0	0	0	1	0
29 Francisco Cervelli, R (7, 2) OBP: 0.615, SLG: 0.909										2	0	1	0	0	1	0
Inning Stats	R: 0 E: 0 K: 1 S: 7 H: 2 LOB: 2 BB: 0 P: 7	R: 0 E: 0 K: 1 S: 5 H: 0 LOB: 0 BB: 0 P: 5	R: 2 E: 0 K: 3 S: 13 H: 2 LOB: 0 BB: 0 P: 16	R: 0 E: 0 K: 0 S: 2 H: 0 LOB: 1 BB: 2 P: 10	R: 0 E: 0 K: 0 S: 3 H: 0 LOB: 1 BB: 1 P: 7	R: 0 E: 0 K: 1 S: 6 H: 1 LOB: 1 BB: 0 P: 6	R: 0 E: 0 K: 2 S: 8 H: 1 LOB: 2 BB: 1 P: 12	R: 0 E: 0 K: 1 S: 5 H: 0 LOB: 0 BB: 0 P: 5	R: 1 E: 0 K: 1 S: 3 H: 2 LOB: 1 BB: 0 P: 3	1B: 7 2B: 1 3B: 0 HR: 1	SF: 0 SAC: 0 DP: 1 HBP: 0						

	AB	33
	R	3
	H	8
	RBI	2
	BB	4
	SO	10
	LOB	10

WP: 2 PB: 0 SB: 0 CS: 0 PA: 37

PITCHER		IP	WLS	BF	H	R	ER	SO	BB	IBB	HBP	BLK	WP	HR	S	P	ERA	WHIP
19 Aníbal Sánchez, R ERA: 3.6	(1, 1)	3.0		13	4	2	2	5	0	0	0	0	1	1	25	28	6.00	1.333
Robbie Ray, L ERA:	(4, 1)	1.0		4	0	0	0	0	2	0	0	0	0	0	2	10	0.00	2.000
65 Blaine Hardy, L ERA:	(5, 1)	1.0		4	0	0	0	0	1	0	0	0	0	0	3	7	0.00	1.000
36 Joe Nathan, R ERA:	(6, 1)	1.0		4	1	0	0	1	0	0	0	0	0	0	6	6	0.00	1.000
44 Joba Chamberlain, R ERA:	(7, 1)	1.0		5	1	0	0	2	1	0	0	0	1	0	8	12	0.00	2.000

PITCHER		IP	WLS	BF	H	R	ER	SO	BB	IBB	HBP	BLK	WP	HR	S	P	ERA	WHIP
56 Jose Ortega, R ERA: 2.25	(8, 1)	1.0		3	0	0	0	1	0	0	0	0	0	0	5	5	0.00	0.000
49 Luis Marte, R ERA: 13.5	(9, 1)	0.1	L	4	2	1	1	0	0	0	0	1	0	0	3	3	27.00	6.000

New York Mets @ Detroit Tigers

Joker Marchant Stadium, Lakeland, FL

Sat Mar 08 2014, 1:11 PM - 4:34 PM EST

Att. 9,232 - Sunny - 71 F

livebaseballscorecards.com

Batter	1	2	3	4	5	6	7	8	9	AB	R	H	RBI	BB	SO	LOB
22 Eric Young Jr., S (1, 4) 2 Anthony Seratelli, S (5, 4) OBP: 0.188, SLG: 0.200	12 G1-4-3 1B		G1-3		G1-3			K	F8	3 2	0 0	1 0	0 0	0 0	0 1	1 1
12 Juan Lagares, R (1, 8) OBP: 0.438, SLG: 0.467 77 Brandon Nimmo, L (6, 8) OBP: 0.571, SLG: 0.500	G1-4-3 1-2		9 S 1B			13 1B 9 BB 30 G6-4-3 1B		65 1B BB	K	3 1	1 0	2 0	0 0	0 1	0 1	1 1
9 Kirk Nieuwenhuis, L (1, 9) OBP: 0.421, SLG: 0.333 65 César Puello, R (6, 9) OBP: 0.500, SLG: 0.600	K2-3		K 1-2			30 G6-4-3 13 1B 1-2 BB		1-2 1B		2 1	0 0	0 1	0 0	1 0	2 0	2 0
13 Josh Satin, R (1, 3) OBP: 0.375, SLG: 0.308 19 Zach Lutz, R (6, 3) OBP: 0.231, SLG: 0.462	F9			K		30 G6-4-3 1-2 2-3 1B		K		3 1	0 0	1 0	0 0	0 0	1 1	1 2
30 Andrew Brown, R (1, 10) OBP: 0.250, SLG: 0.563 60 Brandon Allen, L (8, PH) OBP: 0.071, SLG: 0.071 (8, 10)		6 BB 1B		F9		G6-4-3 1-2f 2-3 3-H		K		3 1	0 0	1 0	0 0	0 0	0 1	2 2
6 Matthew den Dekker, L (1, 7) OBP: 0.357, SLG: 0.273 68 Eric Campbell, R (6, PH) OBP: 0.412, SLG: 0.438 (6, 7)		23 CS 1-2 BB		K		L7			L5	1 2	0 0	0 0	0 0	1 0	1 0	0 1
4 Wilmer Flores, R (1, 5) OBP: 0.200, SLG: 0.063 67 Dustin Lawley, R (7, 5) OBP: 0.400, SLG: 0.250		F9			G6-3		K		36 1B 82 2B BB	3 0	0 1	0 0	0 0	0 1	1 0	2 0
23 Taylor Teagarden, R (1, 2) OBP: 0.308, SLG: 0.273 36 Juan Centeno, L (7, 2) OBP: 0.400, SLG: 0.400		K 1-2			1B		G4-3		82 2B 1-3 1B	3 1	0 1	1 1	0 0	0 0	1 0	2 0
0 Omar Quintanilla, L (1, 6) 82 Matt Clark, L (9, PH) OBP: 0.308, SLG: 0.333 70 Wilfredo Tovar, R (9, 6) OBP: 0.333, SLG: 0.333			F7		K		F8		1-H 3-H 2B	3 1 0	0 0 0	0 1 0	0 2 0	0 0 0	1 0 0	1 0 0
Inning Stats	R: 0 E: 0 K: 1 S: 6 H: 1 LOB: 1 BB: 0 P: 6	R: 0 E: 0 K: 1 S: 5 H: 1 LOB: 2 BB: 1 P: 9	R: 0 E: 0 K: 1 S: 6 H: 1 LOB: 1 BB: 0 P: 6	R: 0 E: 0 K: 2 S: 7 H: 0 LOB: 0 BB: 0 P: 7	R: 0 E: 0 K: 1 S: 6 H: 1 LOB: 1 BB: 0 P: 6	R: 1 E: 0 K: 0 S: 4 H: 2 LOB: 1 BB: 1 P: 8	R: 0 E: 0 K: 1 S: 5 H: 0 LOB: 0 BB: 0 P: 5	R: 0 E: 0 K: 3 S: 10 H: 1 LOB: 2 BB: 1 P: 14	R: 2 E: 0 K: 1 S: 7 H: 2 LOB: 1 BB: 1 P: 11	1B: 8 2B: 2 3B: 0 HR: 0	SF: 0 SAC: 0 DP: 2 HBP: 0						

TOP

AB	34
R	3
H	9
RBI	2
BB	4
SO	11
LOB	19

WP: 0 PB: 0 SB: 1 CS: 1 PA: 38

PITCHER	IP	WLS	BF	H	R	ER	SO	BB	IBB	HBP	BLK	WP	HR	S	P	ERA	WHIP
33 Drew Smyly, L (1, 1) ERA: 3.38	3.0		12	3	0	0	3	1	0	0	0	0	0	17	21	0.00	1.333
39 Luke Putkonen, R (4, 1) ERA:	2.0	H	7	1	0	0	3	0	0	0	0	0	0	13	13	0.00	0.500
40 Phil Coke, L (6, 1) ERA: 9.0	1.0	H	5	2	1	1	0	1	0	0	0	0	0	4	8	9.00	3.000
43 Bruce Rondón, R (7, 1) ERA: 2.25	1.0	H	3	0	0	0	1	0	0	0	0	0	0	5	5	0.00	0.000
62 Al Alburquerque, R (8, 1) ERA:	1.0	H	5	1	0	0	3	1	0	0	0	0	0	10	14	0.00	2.000

PITCHER	IP	WLS	BF	H	R	ER	SO	BB	IBB	HBP	BLK	WP	HR	S	P	ERA	WHIP
60 Justin Miller, R (9, 1) ERA: 6.75	1.0	L	6	2	2	2	1	1	0	0	0	0	0	7	11	18.00	3.000

BOTTOM

New York Mets @ Detroit Tigers

Joker Marchant Stadium, Lakeland, FL

Sat Mar 08 2014, 1:11 PM - 4:34 PM EST

Att. 9,232 - Sunny - 71 F

Batter	1	2	3	4	5	6	7	8	9	AB	R	H	RBI	BB	SO	LOB
3 Ian Kinsler, R (1, 4) OBP: 0.353, SLG: 0.357 26 Hernán Pérez, R (7, 4) OBP: 0.143, SLG: 0.200	G4-3	K			61 L4-6 2B		L6			3 1	0 0	1 0	0 0	0 0	1 0	1 1
61 Ezequiel Carrera, L (1, 7) OBP: 0.313, SLG: 0.214	G1		K		L4-6 2-2			G4-3		4	0	0	0	0	1	1
48 Torii Hunter, R (1, 9) OBP: 0.263, SLG: 0.235 30 Steven Moya, L (8, 9) OBP: 0.417, SLG: 0.455	1B		41 CS BB			F8		2B		2 1	0 0	1 1	0 0	1 0	0 0	0 0
41 Victor Martinez, S (1, 3) OBP: 0.333, SLG: 0.391 29 Danny Worth, R (7, 3) OBP: 0.211, SLG: 0.235	G3		1 SAFE P6 1-2			F9		F8		3 1	0 0	0 0	0 0	0 0	0 0	2 1
32 Don Kelly, L (1, 5) OBP: 0.471, SLG: 0.643 55 Francisco Martinez, R (7, 5) OBP: 0.385, SLG: 0.333		50 S 34 BB 4 1B BB		G6-3		9 FC6-4 1B		G4-3		2 1	1 0	1 0	0 0	1 0	0 0	0 1
9 Nick Castellanos, R (1, 10) OBP: 0.364, SLG: 0.600		F8		BB		FC6-4 1-2f			K	3	0	0	0	1	1	2
34 Daniel Fields, L (1, 8) OBP: 0.417, SLG: 0.222		50 S 4 1B 1-2 BB		F7			BB		G4-3	2	1	0	0	2	0	1
50 Bryan Holaday, R (1, 2) 68 Luis Exposito, R (8, 2) OBP: 0.429, SLG: 0.250		K 1-2 2-3		F7			F8		F9	3 1	0 0	0 0	0 0	0 0	1 0	4 0
4 Steve Lombardozzi, S (1, 6) OBP: 0.250, SLG: 0.250 27 Eugenio Suárez, R (8, 6) OBP: 0.308, SLG: 0.364		2-H 3-H 1B			P5		P4			3 0	0 0	1 0	2 0	0 0	0 0	1 0

livebaseballscorecards.com

AB	30
R	2
H	5
RBI	2
BB	5
SO	4
LOB	15

Inning Stats

Inning	R	E	K	S	H	LOB	BB	P
1	0	0	0	4	1	1	0	4
2	2	0	2	8	1	1	2	16
3	0	0	1	4	0	0	1	8
4	0	0	0	3	0	1	1	7
5	0	0	0	3	1	0	0	3
6	0	0	0	4	1	1	0	4
7	0	0	0	3	0	1	1	7
8	0	0	0	4	1	1	0	4
9	0	0	1	5	0	0	0	5

1B: 3, 2B: 3, 3B: 0, HR: 0, SF: 0, SAC: 0, DP: 1, HBP: 0

WP: 0, PB: 0, SB: 2, CS: 1, PA: 35

PITCHER		IP	WLS	BF	H	R	ER	SO	BB	IBB	HBP	BLK	WP	HR	S	P	ERA	WHIP
55 Noah Syndergaard, R (ERA: 3.6)	(1, 1)	3.0		13	2	2	2	3	3	0	0	0	0	0	16	28	6.00	1.667
48 Jacob deGrom, R (ERA:)	(4, 1)	2.0		7	1	0	0	0	1	0	0	0	0	0	6	10	0.00	1.000
73 Adam Kolarek, L (ERA: 4.5)	(6, 1)	1.0		4	1	0	0	0	0	0	0	0	0	0	4	4	0.00	1.000
34 Joel Carreno, R (ERA:)	(7, 1)	1.0		4	0	0	0	0	1	0	0	0	0	0	3	7	0.00	1.000
46 Jeff Walters, R (ERA: 2.7)	(8, 1)	1.0	W	4	1	0	0	0	0	0	0	0	0	0	4	4	0.00	1.000

PITCHER		IP	WLS	BF	H	R	ER	SO	BB	IBB	HBP	BLK	WP	HR	S	P	ERA	WHIP
71 Gonzalez Germen, R (ERA: 9.0)	(9, 1)	1.0	S	3	0	0	0	1	0	0	0	0	0	0	5	5	0.00	0.000

Detroit Tigers @ Miami Marlins

Roger Dean Stadium, Jupiter, FL

Sun Mar 09 2014, 1:09 PM - 3:58 PM EDT

Att. 6,600 - Partly Cloudy - 76 F

TOP

livebaseballscorecards.com

Batter	1	2	3	4	5	6	7	8	9	AB	R	H	RBI	BB	SO	LOB
3 Ian Kinsler, R (1, 4) OBP: 0.300, SLG: 0.294	C C C 0-3 ① K		S S S 0-3 ③ K			S S S 0-3 ② K		X 0-0 ① F9		3	0	0	0	0	3	1
74 Devon Travis, R (7, 4) OBP: 0.417, SLG: 0.417										1	0	0	0	0	0	1
63 Trevor Crowe, S (1, 7) OBP: 0.167, SLG: 0.118	S S S 0-3 ② K			X 0-0 ① G6-3		X 0-0 1-2 24 BB 1B		S S S 0-3 ② K		4	0	1	0	0	2	1
24 Miguel Cabrera, R (1, 3) OBP: 0.571, SLG: 0.467	X 0-0 1B			X 0-0 ② F9		B B B B 4-0 1-2 2-3 BB		B B B B 4-0 1-2 13 2B BB		2	0	1	0	1	0	0
28 Jordan Lennerton, L (7, 3) OBP: 0.333, SLG: 0.250										0	1	0	0	1	0	0
13 Alex Avila, L (1, 10) OBP: 0.389, SLG: 0.333	X 0-0 ③ F8			S S S 0-3 ③ K		C C C 0-3 ③ K		X 0-0 1-H 2-H 2B		4	0	1	2	0	2	4
30 Steven Moya, L (8, PR) OBP: 0.417, SLG: 0.455										0	0	0	0	0	0	0
(8, 10)																
14 Austin Jackson, R (1, 8) OBP: 0.524, SLG: 0.789		X 0-0 ① G5-3			C C C 0-3 ① K		X 0-0 ① F7	X 0-0 ③ G4-3		3	0	0	0	0	1	0
61 Ezequiel Carrera, L (7, 8) OBP: 0.294, SLG: 0.200										1	0	0	0	0	0	1
72 Tyler Collins, L (1, 9) OBP: 0.286, SLG: 0.417		X 0-0 ② F8			B B B B 4-0 9 G3-6-3 BB		B B X 2-0 HR		X 0-0 ① G6-3	3	1	1	1	1	0	0
9 Nick Castellanos, R (1, 5) OBP: 0.360, SLG: 0.545		X 0-0 ③ G6-3			X 0-0 ② ③ G3-6-3 1-2f		B B B B 4-0 50 CS BB		X 0-0 ② G6-3	2	0	0	0	1	0	1
29 Danny Worth, R (7, 5) OBP: 0.200, SLG: 0.222										1	0	0	0	0	0	0
50 Bryan Holaday, R (1, 2)			X 0-0 ① G4-3			B B B B 4-0 24 BB 63 1B BB	C C C 0-3 ② ③ K 1-2		X 0-0 ③ G5-3	2	0	0	0	1	1	1
71 James McCann, R (7, 2) OBP: 0.143, SLG: 0.143										1	0	0	0	0	0	0
26 Hernán Pérez, R (1, 6) OBP: 0.167, SLG: 0.182			X 0-0 ② F9			X 0-0 ① F9		B B B B 4-0 28 S 13 2B BB		2	1	0	0	1	0	1

Inning Stats	1	2	3	4	5	6	7	8	9
	R: 0 E: 0 K: 2 S: 8 H: 1 LOB: 1 BB: 0 P: 8	R: 0 E: 0 K: 0 S: 3 H: 0 LOB: 0 BB: 0 P: 3	R: 0 E: 0 K: 1 S: 5 H: 0 LOB: 0 BB: 0 P: 5	R: 0 E: 0 K: 1 S: 5 H: 0 LOB: 0 BB: 0 P: 5	R: 0 E: 0 K: 1 S: 4 H: 0 LOB: 0 BB: 1 P: 8	R: 0 E: 0 K: 2 S: 8 H: 1 LOB: 3 BB: 2 P: 16	R: 1 E: 0 K: 1 S: 5 H: 1 LOB: 1 BB: 1 P: 11	R: 2 E: 0 K: 1 S: 6 H: 1 LOB: 1 BB: 2 P: 14	R: 0 E: 0 K: 0 S: 3 H: 0 LOB: 0 BB: 0 P: 3

	AB	R	H	RBI	BB	SO	LOB
AB	29						
R	3						
H	4						
RBI	3						
BB	6						
SO	9						
LOB	11						

	1B	SF	WP	PA
	2	0	0	35
2B	2	SAC: 0	PB: 0	
3B	0	DP: 2	SB: 1	
HR	1	HBP: 0	CS: 1	

PITCHER		IP	WLS	BF	H	R	ER	SO	BB	IBB	HBP	BLK	WP	HR	S	P	ERA	WHIP
34 Tom Koehler, R ERA: 1.29	(1, 1)	4.0		13	1	0	0	4	0	0	0	0	0	0	21	21	0.00	0.250
71 Adam Conley, L ERA:	(5, 1)	1.0	H	3	0	0	0	1	1	0	0	0	0	0	4	8	0.00	1.000
49 Carlos Marmol, R ERA:	(6, 1)	1.0	H	6	1	0	0	2	2	0	0	0	0	0	8	16	0.00	3.000
40 Mike Dunn, L ERA: 2.25	(7, 1)	1.0	B	4	1	1	1	1	1	0	0	0	0	1	5	11	9.00	2.000
44 AJ Ramos, R ERA: 6.0	(8, 1)	1.0	L	6	1	2	2	1	2	0	0	0	0	0	6	14	18.00	3.000

PITCHER		IP	WLS	BF	H	R	ER	SO	BB	IBB	HBP	BLK	WP	HR	S	P	ERA	WHIP
43 Dan Jennings, L ERA:	(9, 1)	1.0		3	0	0	0	0	0	0	0	0	0	0	3	3	0.00	0.000

Detroit Tigers @ Miami Marlins

Roger Dean Stadium, Jupiter, FL

Sun Mar 09 2014, 1:09 PM - 3:58 PM EDT

Att. 6,600 - Partly Cloudy - 76 F

BOTTOM

Batter	1	2	3	4	5	6	7	8	9	AB	R	H	RBI	BB	SO	LOB
15 Rafael Furcal, S (1, 4) OBP: 0.077, SLG: 0.077 32 Derek Dietrich, L (8, 4) OBP: 0.313, SLG: 0.438	G4-3		K		B1-3			K		3 1	0 0	0 0	0 0	0 0	1 1	0 0
21 Christian Yelich, L (1, 7) OBP: 0.238, SLG: 0.111 65 Kyle Jensen, R (9, 7) OBP: 0.500, SLG: 0.400	G6-3		L5		G4-3			K		4 0	0 0	0 0	0 0	0 0	1 0	0 0
27 Giancarlo Stanton, R (1, 9) OBP: 0.368, SLG: 0.632 50 Matt Angle, L (7, 9) OBP: 0.412, SLG: 0.467	1B			HR		K			23 1B	3 1	1 0	2 1	1 0	0 0	1 0	0 0
46 Garrett Jones, L (1, 3) OBP: 0.176, SLG: 0.313	G1-3			K		F7			F7	4	0	0	0	0	1	2
39 Jarrod Saltalamacchia, S (1, 2) OBP: 0.278, SLG: 0.375 60 J.T. Realmuto, R (9, 2) OBP: 0.333, SLG: 0.250		G4-3		9 1B		K			K	3 1	0 0	1 0	0 0	0 0	1 1	0 1
13 Marcell Ozuna, R (1, 8) OBP: 0.318, SLG: 0.278 23 Jake Marisnick, R (8, 8) OBP: 0.417, SLG: 0.500		G6-3		K			K		1-2 1B	3 1	0 0	0 1	0 0	0 0	2 0	1 0
9 Casey McGehee, R (1, 5) OBP: 0.421, SLG: 0.529 8 Ty Wigginton, R (8, 5) OBP: 0.313, SLG: 0.231		1B		1-2 1B			G6-3		K	3 1	0 0	2 0	0 0	0 0	0 1	0 2
29 Greg Dobbs, L (1, 10) OBP: 0.182, SLG: 0.200		G6-3		G4-3			F7			3	0	0	0	0	0	3
3 Adeiny Hechavarría, R (1, 6) OBP: 0.176, SLG: 0.333 17 Donovan Solano, R (9, 6) OBP: 0.438, SLG: 0.571			K		G5-3			G4-3		3 0	0 0	0 0	0 0	0 0	1 0	0 0
Inning Stats	R: 0 E: 0 K: 0 S: 4 H: 1 LOB: 1 BB: 0 P: 4	R: 0 E: 0 K: 0 S: 4 H: 1 LOB: 1 BB: 0 P: 4	R: 0 E: 0 K: 2 S: 7 H: 0 LOB: 0 BB: 0 P: 7	R: 1 E: 0 K: 2 S: 10 H: 3 LOB: 2 BB: 0 P: 10	R: 0 E: 0 K: 0 S: 3 H: 0 LOB: 0 BB: 0 P: 3	R: 0 E: 0 K: 2 S: 7 H: 0 LOB: 0 BB: 0 P: 7	R: 0 E: 0 K: 1 S: 5 H: 0 LOB: 0 BB: 0 P: 5	R: 0 E: 0 K: 2 S: 7 H: 0 LOB: 0 BB: 0 P: 7	R: 0 E: 0 K: 2 S: 9 H: 2 LOB: 2 BB: 0 P: 9	1B: 6 2B: 0 3B: 0 HR: 1 SF: 0 SAC: 0 DP: 0 HBP: 0						

livebaseballscorecards.com

AB	34
R	1
H	7
RBI	1
BB	0
SO	11
LOB	9

MIAMI

PITCHER	IP	WLS	BF	H	R	ER	SO	BB	IBB	HBP	BLK	WP	HR	S	P	ERA	WHIP
21 Rick Porcello, R (1, 1) ERA: 5.4	3.1		14	4	1	1	3	0	0	0	0	0	1	20	20	2.70	1.200
66 Jhan Mariñez, R (4, 1) ERA: 11.57	0.2		3	1	0	0	1	0	0	0	0	0	0	5	5	0.00	1.500
57 Evan Reed, R (5, 1) ERA: 1.5	2.0		6	0	0	0	2	0	0	0	0	0	0	10	10	0.00	0.000
46 Ian Krol, L (7, 1) ERA:	1.0	W	3	0	0	0	1	0	0	0	0	0	0	5	5	0.00	0.000
52 Jose Alvarez, L (8, 1) ERA: 1.5	2.0	S	8	2	0	0	4	0	0	0	0	0	0	16	16	0.00	1.000

PITCHER	IP	WLS	BF	H	R	ER	SO	BB	IBB	HBP	BLK	WP	HR	S	P	ERA	WHIP

Detroit Tigers @ St. Louis Cardinals

Roger Dean Stadium, Jupiter, FL

Mon Mar 10 2014, 1:08 PM - 4:23 PM EDT

Att. 7,568 - Sunny - 77 F

TOP

livebaseballscorecards.com

Batter	1	2	3	4	5	6	7	8	9	AB	R	H	RBI	BB	SO	LOB
20 Rajai Davis, R (1, 7) OBP: 0.409, SLG: 0.450	G1-3		24 HR 1B FC4 1B	61 2B 24 HR 2B		F7	F7			4	2	3	2	0	0	0
72 Tyler Collins, L (6, PH) OBP: 0.250, SLG: 0.357 (6, 7)										2	0	0	0	0	0	2
61 Ezequiel Carrera, L (1, 8) OBP: 0.286, SLG: 0.263	K		G6-3 FC4	24 HR 2B		G5-3		K		4	1	1	1	0	1	2
34 Daniel Fields, L (6, PH) OBP: 0.357, SLG: 0.182 (6, 8)										2	0	0	0	0	1	0
24 Miguel Cabrera, R (1, 10) OBP: 0.600, SLG: 0.842	1B		HR	L8 HR		G6-3		2B		4	2	3	4	0	0	0
50 Bryan Holaday, R (6, PH) OBP: 0.188, SLG: 0.143 (6, 10)										2	0	1	0	0	0	0
13 Alex Avila, L (1, 2) OBP: 0.409, SLG: 0.333	K		32 BB 9 1B 1B	G4-3 BB			27 1B 28 1B 30 2B HBP	G6-3		3	1	1	0	1	1	1
76 Craig Albernaz, R (6, 2) OBP: 0.400, SLG: 0.250										1	1	0	0	0	0	1
32 Don Kelly, L (1, 3) OBP: 0.524, SLG: 0.625		4 FC1-6 1B	9 1B 30 3B BB	4 1B 9 HR BB K			27 1B 30 2B 1B	K		2	2	1	0	2	1	1
28 Jordan Lennerton, L (6, 3) OBP: 0.350, SLG: 0.278										2	1	1	0	0	1	1
4 Steve Lombardozzi, S (1, 6) OBP: 0.300, SLG: 0.263		FC1-6 9 1B	F8	9 HR 1B	BB		30 2B 1B		1B	3	1	1	0	1	0	3
27 Eugenio Suárez, R (6, 6) OBP: 0.400, SLG: 0.462										2	0	2	0	0	0	0
9 Nick Castellanos, R (1, 5) OBP: 0.414, SLG: 0.692			30 3B 1B	F9			F9		K	4	2	3	4	0	0	1
55 Francisco Martinez, R (6, 5) OBP: 0.333, SLG: 0.286				HR						2	0	0	0	0	1	4
30 Steven Moya, L (1, 9) OBP: 0.444, SLG: 0.647	K	K	29 2B 3B	29 2B 1B	K		2B		K	6	2	3	4	0	3	4
29 Danny Worth, R (1, 4) OBP: 0.250, SLG: 0.364	K		20 1B 2B	20 2B 2B	F8		F9		F7	4	2	2	2	0	1	3
74 Devon Travis, R (6, 4) OBP: 0.357, SLG: 0.357										2	0	0	0	0	0	3

	AB	49
	R	17
	H	22
	RBI	17
	BB	4
	SO	10
	LOB	26

Inning Stats	1	2	3	4	5	6	7	8	9
	R: 0 H: 1 E: 0 LOB: 1 K: 2 BB: 0 S: 8 P: 9	R: 0 H: 2 E: 0 LOB: 2 K: 2 BB: 0 S: 9 P: 9	R: 7 H: 7 E: 0 LOB: 1 K: 0 BB: 1 S: 10 P: 16	R: 8 H: 7 E: 0 LOB: 1 K: 1 BB: 2 S: 14 P: 23	R: 0 H: 0 E: 0 LOB: 1 K: 1 BB: 1 S: 5 P: 9	R: 0 H: 0 E: 0 LOB: 0 K: 0 BB: 0 S: 3 P: 3	R: 2 H: 3 E: 0 LOB: 2 K: 0 BB: 0 S: 6 P: 8	R: 0 H: 1 E: 0 LOB: 1 K: 2 BB: 0 S: 8 P: 8	R: 0 H: 1 E: 0 LOB: 1 K: 2 BB: 0 S: 8 P: 8

	1B: 12	SF: 0	WP: 0	PA: 54
	2B: 6	SAC: 0	PB: 0	
	3B: 1	DP: 0	SB: 1	
	HR: 3	HBP: 1	CS: 0	

PITCHER		IP	WLS	BF	H	R	ER	SO	BB	IBB	HBP	BLK	WP	HR	S	P	ERA	WHIP
40 Shelby Miller, R ERA: 5.4	(1, 1)	2.1	L	12	5	2	2	4	0	0	0	0	0	1	20	23	7.71	2.143
76 Lee Stoppelman, L ERA: 15.0	(3, 1)	0.2		8	5	5	5	0	1	0	0	0	0	0	7	11	67.50	9.000
70 Tyler Lyons, L ERA: 12.71	(4, 1)	0.2		9	6	7	7	0	1	0	0	0	0	1	10	14	94.50	10.500
65 Keith Butler, R ERA: 3.38	(4, 1)	1.1		7	1	1	1	2	2	0	0	0	0	1	9	18	6.75	2.250
67 Eric Fornataro, R ERA: 9.0	(6, 1)	2.0		10	3	2	2	0	0	0	1	0	0	0	9	11	9.00	1.500

PITCHER		IP	WLS	BF	H	R	ER	SO	BB	IBB	HBP	BLK	WP	HR	S	P	ERA	WHIP
71 Sam Freeman, L ERA: 4.5	(8, 1)	1.0		4	1	0	0	2	0	0	0	0	0	0	8	8	0.00	1.000
41 Pat Neshek, R ERA: 2.08	(9, 1)	1.0		4	1	0	0	2	0	0	0	0	0	0	8	8	0.00	1.000

Detroit Tigers @ St. Louis Cardinals

Roger Dean Stadium, Jupiter, FL

Mon Mar 10 2014, 1:08 PM - 4:23 PM EDT

Att. 7,568 - Sunny - 77 F

BOTTOM

Batter	1	2	3	4	5	6	7	8	9	AB	R	H	RBI	BB	SO	LOB
13 Matt Carpenter, L (1, 5) OBP: 0.385, SLG: 0.222 38 Pete Kozma, R (7, 5) OBP: 0.375, SLG: 0.400	BBBB 4-0 19 G6-4-3 BB		SSS 0-3 ② K			X 0-0 ① F7	X 0-0 91 HR 1-2 2-H 1B		X 0-0 ② G6-3 2-3	2 2	0 1	0 1	0 1	1 0	1 0	2 1
19 Jon Jay, L (1, 9) OBP: 0.263, SLG: 0.235 91 Stephen Piscotty, R (6, PR) OBP: 0.313, SLG: 0.500 (7, 9)	X 0-0 ① ② G6-4-3 1-2f		SSS 0-3 ③ K			BBBB 4-0 BB BB	BX 1-0 1-H 2-H HR		BBBB 4-0 3-H BB	2 1	0 1	0 1	0 3	1 1	1 0	3 0
7 Matt Holliday, R (1, 7) OBP: 0.714, SLG: 0.833 88 Randal Grichuk, R (5, 7) OBP: 0.211, SLG: 0.353	X 0-0 ③ G5-3			X 0-0 ① F9		X 0-0 ② F8	SSS 0-3 ③ K		CCC 0-3 ③ K	2 3	0 0	0 0	0 0	0 0	0 2	0 2
Matt Adams, L (1, 3) OBP: 0.389, SLG: 0.556 Xavier Scruggs, R (5, 3) OBP: 0.438, SLG: 0.583		SSS 0-3 ① K		SSS 0-3 ② K		BBBB 4-0 1-2 BB		X 0-0 ① G6-3		2 1	0 0	0 0	0 1	0 0	2 0	0 0
4 Yadier Molina, R (1, 2) OBP: 0.412, SLG: 0.375 81 Travis Tartamella, R (5, 2) OBP: 0.200, SLG: 0.200		X 0-0 ② F9		X 0-0 ③ G5-3		CCC 0-3 ③ K		X 0-0 ② G6-3		2 2	0 0	0 0	0 0	0 0	0 1	0 2
27 Jhonny Peralta, R (1, 6) OBP: 0.200, SLG: 0.667 79 Greg Garcia, L (6, 4) OBP: 0.583, SLG: 0.444		X 0-0 ③ F7			X 0-0 ① G5-3		BBBB 4-0 43 1B 38 1B BB	X 0-0 86 FC4-6 1B		2 1	0 1	0 1	0 0	0 1	0 0	0 0
3 Mark Ellis, R (1, 4) OBP: 0.333, SLG: 0.286 86 Luis Mateo, R (6, 6) OBP: 0.333, SLG: 0.417			SSS 0-3 ① K		X 0-0 ② F7		CCC 0-3 ① K	X 0-0 ③ FC4-6 1-2f		2 2	0 0	0 0	0 0	0 0	1 1	0 2
8 Peter Bourjos, R (1, 8) OBP: 0.500, SLG: 0.556 92 James Ramsey, L (6, 8) OBP: 0.143, SLG: 0.077			X 0-0 33 1B 1B		X 0-0 33 FC6 1B		CCC 0-3 ② K		SSS 0-3 ① K	2 2	0 0	2 0	0 0	0 0	0 2	0 1
33 Daniel Descalso, L (1, 10) OBP: 0.333, SLG: 0.333 43 Shane Robinson, R (7, PH) (8, 10) OBP: 0.357, SLG: 0.429 55 Scott Moore, L (9, PH) OBP: 0.294, SLG: 0.647			X 0-0 1-2 1B		X 0-0 ③ FC6 1-2f		X 0-0 38 1B 91 HR 1-2 1B		X 0-0 38 G6-3 91 WP 2B	2 1 1	0 1 1	1 1 1	0 0 0	0 0 0	0 0 0	1 0 0
Inning Stats	R: 0 E: 0 K: 0 S: 2 H: 0 LOB: 0 BB: 1 P: 6	R: 0 E: 0 K: 1 S: 5 H: 0 LOB: 0 BB: 0 P: 5	R: 0 E: 0 K: 3 S: 11 H: 2 LOB: 2 BB: 0 P: 11	R: 0 E: 0 K: 1 S: 5 H: 0 LOB: 0 BB: 0 P: 5	R: 0 E: 0 K: 0 S: 4 H: 1 LOB: 1 BB: 0 P: 4	R: 0 E: 0 K: 1 S: 5 H: 0 LOB: 2 BB: 2 P: 13	R: 4 E: 0 K: 3 S: 12 H: 3 LOB: 0 BB: 1 P: 17	R: 0 E: 0 K: 0 S: 4 H: 1 LOB: 1 BB: 0 P: 4	R: 1 E: 0 K: 2 S: 8 H: 1 LOB: 1 BB: 1 P: 12	1B: 6 2B: 1 3B: 0 HR: 1	SF: 0 SAC: 0 DP: 1 HBP: 0						

livebaseballscorecards.com

AB	34
R	5
H	8
RBI	4
BB	5
SO	11
LOB	14

WP: 1 PB: 0 SB: 0 CS: 0 PA: 39

PITCHER		IP	WLS	BF	H	R	ER	SO	BB	IBB	HBP	BLK	WP	HR	S	P	ERA	WHIP
37 Max Scherzer, R ERA: 0.93	(1, 1)	4.2	W	16	2	0	0	5	1	0	0	0	0	0	25	29	0.00	0.643
65 Blaine Hardy, L ERA:	(5, 1)	0.2		4	1	0	0	0	1	0	0	0	0	0	3	7	0.00	3.000
45 Casey Crosby, L ERA:	(6, 1)	0.2		3	0	0	0	1	1	0	0	0	0	0	4	8	0.00	1.500
53 Kyle Lobstein, L ERA: 7.2	(7, 1)	2.0		11	4	4	4	3	1	0	0	0	0	1	16	21	18.00	2.500
56 Jose Ortega, R ERA: 3.6	(9, 1)	1.0		5	1	1	1	2	1	0	0	0	1	0	8	12	9.00	2.000

PITCHER	IP	WLS	BF	H	R	ER	SO	BB	IBB	HBP	BLK	WP	HR	S	P	ERA	WHIP

Batter	1	2	3	4	5	6	7	8	9	10	AB	R	H	RBI	BB	SO	LOB
7 José Reyes, S (1, 6) OBP: 0.179, SLG: 0.185 1 Jonathan Diaz, R (6, 7) (10, 6)	G4-3		G4-6-3 1-2f			F8		K		G4-3	3 2	0 0	0 0	0 0	0 0	0 1	2 0
3 Maicer Izturis, S (1, 5) OBP: 0.278, SLG: 0.235 38 Jared Goedert, R (6, 5) OBP: 0.188, SLG: 0.133	F8			F7		F8		K		F7	3 2	0 0	0 0	0 0	0 0	0 1	1 0
53 Melky Cabrera, S (1, 8) OBP: 0.393, SLG: 0.519 11 Kevin Pillar, R (7, 8) OBP: 0.100, SLG: 0.100	1B			K		G4-3		L3			3 1	0 0	1 0	0 0	0 0	1 0	1 0
10 Edwin Encarnación, R (1, 10) OBP: 0.357, SLG: 0.500 Andy Burns, R (9, PH) OBP: 0.667, SLG: 0.600 (9, 10)	G1-3			F9			16 HR 1B		18 G5-3 1B		3 1	1 0	1 1	0 0	0 0	0 0	1 0
16 Dan Johnson, L (1, 3) OBP: 0.313, SLG: 0.867		18 CS BB			K		1-H HR		F7		3	1	1	2	1	1	1
22 Josh Thole, L (1, 2) OBP: 0.250, SLG: 0.250 Derrick Chung, R (8, 2) OBP: 0.667, SLG: 0.667		F7			G4-3		G6-3		1-2 1B		3 1	0 0	0 1	0 0	0 0	0 0	1 0
18 Steve Tolleson, R (1, 7) OBP: 0.318, SLG: 0.300 (6, 4) (10, 7)	G6-3 1-2				2B		68 CS BB		G5-3 2-3f		3	0	1	0	1	0	3
8 Anthony Gose, L (1, 9) OBP: 0.273, SLG: 0.158 68 Brad Glenn, R (7, PH) OBP: 1.000, SLG: 4.000 (7, 9)			K		K		1-2 BB			HR	2 1	0 1	0 1	0 1	0 1	2 0	1 0
17 Ryan Goins, L (1, 4) OBP: 0.308, SLG: 0.217 (6, 6) (10, 4)			7 G4-6-3 BB			1B	G1-3			F7	3	0	1	0	1	0	1
Inning Stats	R: 0 E: 0 K: 0 S: 4 H: 1 LOB: 1 BB: 0 P: 5	R: 0 E: 0 K: 0 S: 2 H: 0 LOB: 0 BB: 1 P: 7	R: 0 E: 0 K: 1 S: 4 H: 0 LOB: 0 BB: 1 P: 8	R: 0 E: 0 K: 1 S: 5 H: 0 LOB: 0 BB: 0 P: 5	R: 0 E: 0 K: 2 S: 8 H: 1 LOB: 1 BB: 0 P: 8	R: 0 E: 0 K: 0 S: 4 H: 1 LOB: 1 BB: 0 P: 4	R: 2 E: 0 K: 0 S: 4 H: 2 LOB: 1 BB: 2 P: 14	R: 0 E: 0 K: 2 S: 7 H: 0 LOB: 0 BB: 0 P: 8	R: 0 E: 0 K: 0 S: 4 H: 2 LOB: 1 BB: 0 P: 4	R: 1 E: 0 K: 0 S: 5 H: 1 LOB: 0 BB: 0 P: 8	1B: 5 2B: 1 3B: 0 HR: 2	SF: 0 SAC: 0 DP: 2 HBP: 0					

PITCHER		IP	WLS	BF	H	R	ER	SO	BB	IBB	HBP	BLK	WP	HR	S	P	ERA	WHIP
35 Justin Verlander, R ERA:	(1, 1)	3.2		12	1	0	0	2	2	0	0	0	0	0	14	24	0.00	0.818
Robbie Ray, L ERA:	(4, 1)	0.1	H	1	0	0	0	0	0	0	0	0	0	0	1	1	0.00	0.000
40 Phil Coke, L ERA: 7.2	(5, 1)	1.0	H	4	1	0	0	2	0	0	0	0	0	0	8	8	0.00	1.000
36 Joe Nathan, R ERA:	(6, 1)	1.0	H	4	1	0	0	0	0	0	0	0	0	0	4	4	0.00	1.000
44 Joba Chamberlain, R ERA: 3.6	(7, 1)	1.0	B	6	2	2	2	0	2	0	0	0	0	1	4	14	18.00	4.000

PITCHER		IP	WLS	BF	H	R	ER	SO	BB	IBB	HBP	BLK	WP	HR	S	P	ERA	WHIP
62 Al Alburquerque, R ERA:	(8, 1)	1.0		3	0	0	0	2	0	0	0	0	0	0	7	8	0.00	0.000
43 Bruce Rondón, R ERA: 1.8	(9, 1)	1.0		4	2	0	0	0	0	0	0	0	0	0	4	4	0.00	2.000
54 Melvin Mercedes, R ERA: 2.25	(10, 1)	1.0	L	4	1	1	1	0	0	0	0	0	0	1	5	8	9.00	1.000

TOP

Toronto Blue Jays @ Detroit Tigers

Joker Marchant Stadium, Lakeland, FL

Tue Mar 11 2014, 1:08 PM - 4:00 PM EDT

Att. 9,246 - Sunny - 74 F

livebaseballscorecards.com

AB	34
R	3
H	8
RBI	3
BB	4
SO	6
LOB	12

WP: 0 PB: 0 SB: 0 CS: 2 PA: 38

Batter	1	2	3	4	5	6	7	8	9	10	AB	R	H	RBI	BB	SO	LOB
3 Ian Kinsler, R (1, 4) OBP: 0.304, SLG: 0.300	F7		20 1B 1B		K			K		74 FC6-4 1-2 BB	3	0	1	0	0	1	0
28 Jordan Lennerton, L (7, 3) OBP: 0.364, SLG: 0.263											1	0	0	0	1	1	0
30 Steven Moya, L (10, PR) OBP: 0.444, SLG: 0.647											0	0	0	0	0	0	0
20 Rajai Davis, R (1, 7) OBP: 0.400, SLG: 0.435	F8		24 G6-4-3 1-3 1B			G6-3		74 CS BB		F7	3	0	1	0	0	0	0
63 Trevor Crowe, S (8, 7) OBP: 0.200, SLG: 0.111											1	0	0	0	1	0	2
24 Miguel Cabrera, R (1, 3) OBP: 0.571, SLG: 0.773	K		G6-4-3 1-2f			48 1B 1B		1-2 BB		FC6-4 1-2f	3	0	1	0	0	1	2
74 Devon Travis, R (6, PR) OBP: 0.375, SLG: 0.333 (7, 4)											1	0	0	0	1	0	2
41 Victor Martinez, S (1, 10) OBP: 0.296, SLG: 0.346		F8	K	F7		G1-3					3	0	0	0	0	1	1
68 Luis Exposito, R (8, PH) OBP: 0.375, SLG: 0.200 (9, 10)											1	0	0	0	0	0	1
48 Torii Hunter, R (1, 9) OBP: 0.318, SLG: 0.350		K	2B			1-2 1B			G6-3		3	0	2	0	0	1	0
72 Tyler Collins, L (8, 9) OBP: 0.235, SLG: 0.333											1	0	0	0	0	0	0
14 Austin Jackson, R (1, 8) OBP: 0.500, SLG: 0.727		32 HR 1B	G6-3			G5-3			K		3	1	1	0	0	0	3
34 Daniel Fields, L (8, 8) OBP: 0.333, SLG: 0.167											1	0	0	0	0	1	0
32 Don Kelly, L (1, 5) OBP: 0.500, SLG: 0.737		1-H HR	G6-3				G4-3		F8		3	1	1	2	0	0	1
55 Francisco Martinez, R (8, 5) OBP: 0.313, SLG: 0.267											1	0	0	0	0	0	0
50 Bryan Holaday, R (1, 2) OBP: 0.158, SLG: 0.118		G5-3			F9		K			K	3	0	0	0	0	1	0
38 Ramón Cabrera, S (8, 2) OBP: 0.333, SLG: 0.200											1	0	0	0	0	1	0
27 Eugenio Suárez, R (1, 6) OBP: 0.333, SLG: 0.375			G3		F9		G3			28 BB BB	3	0	0	0	0	0	0
29 Danny Worth, R (8, 6) OBP: 0.280, SLG: 0.364											0	0	0	0	1	0	0
61 Ezequiel Carrera, L (10, PR) OBP: 0.286, SLG: 0.263											0	0	0	0	0	0	0
Inning Stats	R: 0 E: 0 K: 1 S: 5 H: 0 LOB: 0 P: 5	R: 2 E: 0 K: 1 S: 7 H: 2 LOB: 0 BB: 0 P: 7	R: 0 E: 0 K: 0 S: 4 H: 2 LOB: 1 BB: 0 P: 4	R: 0 E: 0 K: 1 S: 6 H: 1 LOB: 1 BB: 0 P: 6	R: 0 E: 0 K: 1 S: 5 H: 0 LOB: 0 BB: 0 P: 5	R: 0 E: 0 K: 0 S: 5 H: 2 LOB: 2 BB: 0 P: 5	R: 0 E: 0 K: 1 S: 5 H: 0 LOB: 0 BB: 0 P: 5	R: 0 E: 0 K: 1 S: 4 H: 0 LOB: 1 BB: 2 P: 12	R: 0 E: 0 K: 1 S: 5 H: 0 LOB: 0 BB: 0 P: 5	R: 0 E: 0 K: 1 S: 5 H: 0 LOB: 2 BB: 2 P: 13	1B: 5 2B: 1 3B: 0 HR: 1	SF: 0 SAC: 0 DP: 1 HBP: 0					

PITCHER		IP	WLS	BF	H	R	ER	SO	BB	IBB	HBP	BLK	WP	HR	S	P	ERA	WHIP
58 Todd Redmond, R ERA: 7.0	(1, 1)	4.0		16	5	2	2	3	0	0	0	0	0	1	22	22	4.50	1.250
27 Brett Cecil, L ERA:	(5, 1)	1.0		3	0	0	0	1	0	0	0	0	0	0	5	5	0.00	0.000
45 Neil Wagner, R ERA: 6.75	(6, 1)	1.0		5	2	0	0	0	0	0	0	0	0	0	5	5	0.00	2.000
62 Aaron Loup, L ERA: 4.5	(7, 1)	1.0		3	0	0	0	1	0	0	0	0	0	0	5	5	0.00	0.000
52 John Stilson, R ERA:	(8, 1)	2.0	W	7	0	0	0	2	2	0	0	0	0	0	9	17	0.00	1.000

PITCHER		IP	WLS	BF	H	R	ER	SO	BB	IBB	HBP	BLK	WP	HR	S	P	ERA	WHIP
72 Ryan Tepera, R ERA:	(10, 1)	1.0	S	5	0	0	0	1	2	0	0	0	0	0	5	13	0.00	2.000

Toronto Blue Jays @ Detroit Tigers

Joker Marchant Stadium, Lakeland, FL

Tue Mar 11 2014, 1:08 PM - 4:00 PM EDT

Att. 9,246 - Sunny - 74 F

BOTTOM

livebaseballscorecards.com

AB	35
R	2
H	7
RBI	2
BB	4
SO	8
LOB	12

WP: 0 PA: 39
PB: 0
SB: 0
CS: 1

Batter	1	2	3	4	5	6	7	8	9	10	AB	R	H	RBI	BB	SO	LOB
3 Ian Kinsler, R (1, 4) OBP: 0.296, SLG: 0.292	32 1B 32 E 1B	F9 ②		FC5-4 ② 32 E 1-2f		L8 ③			G6-3 ① 1-3		4	1	1	0	0	0	2
74 Devon Travis, R (6, 4) OBP: 0.353, SLG: 0.313											1	0	0	0	0	0	1
32 Don Kelly, L (1, 8) OBP: 0.464, SLG: 0.652	E5 41 SF8 1-H 1B	F8 ③		E5 1-2			G3 ① 1B		FC4 3-H		4	1	1	0	0	0	1
28 Jordan Lennerton, L (7, 3) OBP: 0.348, SLG: 0.250											1	0	0	1	0	0	0
41 Victor Martinez, S (1, 3) OBP: 0.290, SLG: 0.345	SF8 ① 3-H		72 2B 63 2B 1B	L9 ③			G5-3 ② 1B		F8 ②		3	1	1	1	0	0	2
67 John Murrian, R (7, 2) OBP: 0.200, SLG: 0.400											1	0	0	0	0	0	1
13 Alex Avila, L (1, 2) OBP: 0.423, SLG: 0.364	63 1B 9 2B 1B		K ①		G4-3 ①		G6-3 ③		K ③		4	1	2	0	0	1	1
34 Daniel Fields, L (7, PR) OBP: 0.313, SLG: 0.154 (7, 8)											1	0	0	0	0	1	1
72 Tyler Collins, L (1, 7) OBP: 0.273, SLG: 0.450	F8 ②		63 2B 1-3 2B		P3 ②			G4-3 ① F9 ②		F8 ②	5	1	2	0	0	0	2
63 Trevor Crowe, S (1, 9) OBP: 0.240, SLG: 0.217	9 2B 1-2 1B		9 CS 2-H 3-H 2B		G3-1 ③				K ①		5	1	2	2	0	1	1
9 Nick Castellanos, R (1, 5) OBP: 0.424, SLG: 0.733		F8 ② 2-3				50 G6-3 2B				F8 ②	4	0	2	2	0	0	1
55 Francisco Martinez, R (8, 5) OBP: 0.294, SLG: 0.250	50 1B 1-H 2-H 2B										1	0	0	0	0	0	1
50 Bryan Holaday, R (1, 10) OBP: 0.167, SLG: 0.136	2-H 1B			G5-3 ①		G6-3 ① 2-3		G6-3 ③		F8 ③	5	0	1	0	0	0	2
26 Hernán Pérez, R (1, 6) OBP: 0.214, SLG: 0.200		G3-1 ①		3 FC5-4 1B		K ②			74 G6-3 74 PB 28 FC4 BB		3	1	1	0	1	1	1
Inning Stats	R: 4 H: 6 E: 1 LOB: 2 K: 0 BB: 0 S: 8 P: 8	R: 0 H: 0 E: 0 LOB: 0 K: 0 BB: 0 S: 4 P: 4	R: 2 H: 3 E: 0 LOB: 0 K: 1 BB: 0 S: 7 P: 8	R: 0 H: 1 E: 1 LOB: 2 K: 0 BB: 0 S: 5 P: 5	R: 0 H: 0 E: 0 LOB: 0 K: 0 BB: 0 S: 3 P: 3	R: 0 H: 1 E: 0 LOB: 1 K: 1 BB: 0 S: 6 P: 6	R: 0 H: 1 E: 0 LOB: 1 K: 0 BB: 0 S: 4 P: 4	R: 0 H: 0 E: 0 LOB: 0 K: 0 BB: 0 S: 3 P: 3	R: 1 H: 0 E: 0 LOB: 1 K: 1 BB: 1 S: 6 P: 11	R: 0 H: 1 E: 0 LOB: 1 K: 1 BB: 0 S: 6 P: 6	1B: 8 SF: 1 2B: 5 SAC: 0 3B: 0 DP: 0 HR: 0 HBP: 0						

TOP

Detroit Tigers @ New York Yankees

George M. Steinbrenner Field, Tampa, FL

Wed Mar 12 2014, 1:33 PM - 4:43 PM EDT

Att. 10,759 - Partly Cloudy - 70 F

livebaseballscorecards.com

AB	42
R	7
H	13
RBI	6
BB	1
SO	4
LOB	17

WP: 0 PA: 44
PB: 1
SB: 0
CS: 1

PITCHER	IP	WLS	BF	H	R	ER	SO	BB	IBB	HBP	BLK	WP	HR	S	P	ERA	WHIP
18 Hiroki Kuroda, R (1, 1) ERA: 6.48	3.2		20	10	6	6	1	0	0	0	0	0	0	23	24	14.73	2.727
83 Chase Whitley, R (4, 1) ERA: 14.73	0.1		1	0	0	0	0	0	0	0	0	0	0	1	1	0.00	0.000
27 Shawn Kelley, R (5, 1) ERA: 2.7	1.0		3	0	0	0	0	0	0	0	0	0	0	3	3	0.00	0.000
94 Vicente Campos, R (6, 1) ERA:	1.0		4	1	0	0	1	0	0	0	0	0	0	6	6	0.00	1.000
92 Fred Lewis, L (7, 1) ERA:	1.0		4	1	0	0	0	0	0	0	0	0	0	4	4	0.00	1.000

PITCHER	IP	WLS	BF	H	R	ER	SO	BB	IBB	HBP	BLK	WP	HR	S	P	ERA	WHIP
88 Danny Burawa, R (8, 1) ERA: 1.8	1.0		3	0	0	0	0	0	0	0	0	0	0	3	3	0.00	0.000
62 Robert Coello, R (9, 1) ERA: 30.38	1.0		5	0	1	0	1	1	0	0	0	0	0	6	11	0.00	1.000
63 Yoshinori Tateyama, R (10, 1) ERA:	1.0		4	1	0	0	1	0	0	0	0	0	0	6	6	0.00	1.000

Detroit Tigers @ New York Yankees

George M. Steinbrenner Field, Tampa, FL

Wed Mar 12 2014, 1:33 PM - 4:43 PM EDT

Att. 10,759 - Partly Cloudy - 70 F

BOTTOM

Batter	1	2	3	4	5	6	7	8	9	10	AB	R	H	RBI	BB	SO	LOB
31 Ichiro Suzuki, L (1, 7) OBP: 0.250, SLG: 0.167	G6-3		G4-3		K			1B (95 1B, 89 1B, 66 G4-3)	HR (3-H)		3	0	0	0	0	1	0
65 Zoilo Almonte, S (7, 7) OBP: 0.421, SLG: 0.667											2	2	2	2	0	0	0
2 Derek Jeter, R (1, 6) OBP: 0.273, SLG: 0.250	K			G5-3		K		1B (66 G4-3, 95 1B, 98 2B, 1-2)	BB		3	0	0	0	0	2	0
89 Yangervis Solarte, S (7, 6) OBP: 0.682, SLG: 0.947											1	1	1	0	1	0	0
36 Carlos Beltrán, S (1, 9) OBP: 0.150, SLG: 0.421	P6			F7		F9		1B (66 G4-3, 98 2B, 1-2, 2-3)	F7		3	0	0	0	0	0	0
95 Adonis García, R (7, 9) OBP: 0.444, SLG: 0.500											2	1	1	0	0	0	1
12 Alfonso Soriano, R (1, 10) OBP: 0.250, SLG: 0.250		K		1B (33 1B)		F7		G4-3 (1-2, 2-3, 3-H)	G6-3		3	0	1	0	0	1	0
66 John Ryan Murphy, R (8, PH) (9, 10) OBP: 0.158, SLG: 0.278											2	0	0	1	0	0	3
33 Kelly Johnson, L (1, 5) OBP: 0.435, SLG: 0.579		G5-3		1B (1-2)			L6	BB (98 2B)		1B (98 G5-4-3)	3	0	1	0	0	0	0
86 José Pirela, R (8, 5) OBP: 0.500, SLG: 0.706											1	0	1	0	1	0	0
14 Brian Roberts, S (1, 4) OBP: 0.238, SLG: 0.118		F9		K			G4-3	2B (1-3, 2-H, 3-H)		G5-4-3 (1-2f)	3	0	0	0	0	1	2
98 Zelous Wheeler, R (8, 4) OBP: 0.250, SLG: 0.400											2	0	1	2	0	0	1
29 Francisco Cervelli, R (1, 2) OBP: 0.556, SLG: 1.125			HR		HR		1B	G4-3		G5-3	2	2	2	2	0	0	0
53 Austin Romine, R (7, 2) OBP: 0.316, SLG: 0.278											3	0	1	0	0	0	2
70 Russ Canzler, R (1, 3) OBP: 0.235, SLG: 0.188			G6-3		G3-1		F8		2B (73 G4-3, 65 HR)		2	0	0	0	0	0	0
80 Jose Gil, R (7, 3) OBP: 0.500, SLG: 0.556											2	1	1	0	0	0	1
97 Mason Williams, L (1, 8) OBP: 0.222, SLG: 0.313			G3		K			G6-3	G4-3 (2-3)		2	0	0	0	0	1	0
73 Antoan Richardson, S (7, 8) OBP: 0.214, SLG: 0.214											2	0	0	0	0	0	1

Inning Stats

Inning	R	E	K	S	H	LOB	BB	P
1	0	0	1	5	0	0	0	5
2	0	0	1	5	0	0	0	5
3	1	0	0	5	1	0	0	5
4	0	0	1	7	2	2	0	7
5	1	0	2	8	1	0	0	8
6	0	0	1	5	0	0	0	5
7	0	0	0	4	1	1	0	4
8	3	0	0	7	4	2	1	11
9	2	0	0	6	2	1	1	10
10	0	0	0	3	1	0	0	3

1B: 7, 2B: 2, 3B: 0, HR: 3, SF: 0, SAC: 0, DP: 1, HBP: 0

WP: 0, PB: 0, SB: 0, CS: 0, PA: 43

AB 41, R 7, H 12, RBI 7, BB 2, SO 6, LOB 11

PITCHER		IP	WLS	BF	H	R	ER	SO	BB	IBB	HBP	BLK	WP	HR	S	P	ERA	WHIP
19 Aníbal Sánchez, R (ERA: 3.0)	(1, 1)	4.0		15	3	1	1	3	0	0	0	0	0	1	22	22	2.25	0.750
57 Evan Reed, R (ERA: 2.25)	(5, 1)	2.0		7	1	1	1	3	0	0	0	0	0	1	13	13	4.50	0.500
39 Luke Putkonen, R (ERA:)	(7, 1)	1.0		4	1	0	0	0	0	0	0	0	0	0	4	4	0.00	1.000
46 Ian Krol, L (ERA: 5.4)	(8, 1)	1.0		8	4	3	3	0	1	0	0	0	0	0	7	11	27.00	5.000
56 Jose Ortega, R (ERA: 6.0)	(9, 1)	1.0	B	6	2	2	2	0	1	0	0	0	0	1	6	10	18.00	3.000

PITCHER		IP	WLS	BF	H	R	ER	SO	BB	IBB	HBP	BLK	WP	HR	S	P	ERA	WHIP
66 Jhan Mariñez, R (ERA: 8.1)	(10, 1)	1.0		3	1	0	0	0	0	0	0	0	0	0	3	3	0.00	1.000

livebaseballscorecards.com

Miami Marlins @ Detroit Tigers

Joker Marchant Stadium, Lakeland, FL

Thu Mar 13 2014, 1:06 PM - 3:46 PM EDT

Att. 7,423 - Sunny - 60 F

TOP

Batter	1	2	3	4	5	6	7	8	9	AB	R	H	RBI	BB	SO	LOB
23 Jake Marisnick, R (1, 10) OBP: 0.391, SLG: 0.524	0-1 1B; 21 F8; 21 S; 27 FC6-2		0-0 F9	0-0 2B; 21 PB; 27 SF8; 2-H 3-H		0-0 F9-3; 1-2			0-0 P5	5	1	2	2	0	0	1
21 Christian Yelich, L (1, 7) OBP: 0.355, SLG: 0.259	1-0 F8; 1-3		0-0 1B; 27 F7; 46 2B	4-0 BB; 2-3			0-0 1B; 27 G6-3			3	1	2	0	1	0	1
50 Matt Angle, L (7, 7) OBP: 0.389, SLG: 0.438										0	0	0	0	0	0	0
27 Giancarlo Stanton, R (1, 9) OBP: 0.367, SLG: 0.630	0-0 FC6-2; 3-H		0-0 F7; 1-2	0-0 SF8; 3-H			0-0 G6-3; 1-2f			3	0	0	1	0	0	3
51 Joe Benson, R (7, 9) OBP: 0.077, SLG: 0.077										0	0	0	0	0	0	0
46 Garrett Jones, L (1, 3) OBP: 0.172, SLG: 0.286	0-0 G4-3		0-0 2B; 2-H	0-0 F9			0-3 K			4	0	1	1	0	1	2
84 Mark Canha, R (7, 3) OBP: 0.200, SLG: 0.222										0	0	0	0	0	0	0
39 Jarrod Saltalamacchia, S (1, 2) OBP: 0.250, SLG: 0.286		0-0 P2	4-0 BB		0-0 F9			0-3 K		2	0	0	0	1	0	0
53 Kyle Skipworth, L (7, 2)										1	0	0	0	0	1	0
9 Casey McGehee, R (1, 5) OBP: 0.357, SLG: 0.423		0-0 1B; 13 2B	0-0 L9		0-0 P2			0-0 G5-3		3	0	1	0	0	0	2
8 Ty Wigginton, R (7, 5) OBP: 0.300, SLG: 0.235										1	0	0	0	0	0	0
13 Marcell Ozuna, R (1, 8) OBP: 0.273, SLG: 0.321		0-0 2B; 1-3		0-0 G5-3	0-3 K			0-0 F9		4	0	1	0	0	1	0
59 Ed Lucas, R (1, 4) OBP: 0.375, SLG: 0.545		0-3 K		0-0 1B; 3 2B; 23 2B		4-0 BB; 3 FC1-6			0-0 1B; 3 G5-3	2	1	1	0	0	1	2
32 Derek Dietrich, L (4, 4) OBP: 0.464, SLG: 0.625										1	0	1	0	1	0	0
3 Adeiny Hechavarría, R (1, 6) OBP: 0.179, SLG: 0.308		0-0 F9		0-0 2B; 23 2B; 1-3		0-0 FC1-6; 23 F9-3; 1-2f			1 SAFE 1 SAFE; 0-0 G5-3; 1-2	4	1	1	0	0	0	4

Inning Stats	1	2	3	4	5	6	7	8	9
R	0	0	1	3	0	0	0	0	0
E	0	0	0	0	0	0	0	0	0
K	0	1	0	0	1	0	1	1	0
S	5	7	5	6	5	2	5	5	3
H	1	2	2	3	0	0	1	0	1
LOB	1	2	2	1	0	0	0	0	0
BB	0	0	1	1	0	1	0	0	0
P	6	7	9	10	5	6	5	5	3

AB	33
R	4
H	10
RBI	4
BB	3
SO	4
LOB	15

1B: 6, 2B: 5, 3B: 0, HR: 0, SF: 1, SAC: 0, DP: 2, HBP: 0

WP: 0, PB: 1, SB: 1, CS: 0, PA: 37

PITCHER		IP	WLS	BF	H	R	ER	SO	BB	IBB	HBP	BLK	WP	HR	S	P	ERA	WHIP
33 Drew Smyly, L (ERA: 4.76)	(1, 1)	3.1	L	20	8	4	3	1	2	0	0	0	0	0	21	30	8.10	3.000
52 Jose Alvarez, L (ERA: 1.17)	(4, 1)	1.2		5	0	0	0	1	0	0	0	0	0	0	7	7	0.00	0.000
36 Joe Nathan, R (ERA:)	(6, 1)	1.0		3	0	0	0	0	1	0	0	0	0	0	2	6	0.00	1.000
44 Joba Chamberlain, R (ERA: 3.0)	(7, 1)	1.0		3	1	0	0	1	0	0	0	0	0	0	5	5	0.00	1.000
60 Justin Miller, R (ERA: 5.4)	(8, 1)	1.0		3	0	0	0	1	0	0	0	0	0	0	5	5	0.00	0.000

PITCHER		IP	WLS	BF	H	R	ER	SO	BB	IBB	HBP	BLK	WP	HR	S	P	ERA	WHIP
65 Blaine Hardy, L (ERA:)	(9, 1)	1.0		3	1	0	0	0	0	0	0	0	0	0	3	3	0.00	1.000

MIAMI

livebaseballscorecards.com

Miami Marlins @ Detroit Tigers

Joker Marchant Stadium, Lakeland, FL

Thu Mar 13 2014, 1:06 PM - 3:46 PM EDT

Att. 7,423 - Sunny - 60 F

BOTTOM

Batter	1	2	3	4	5	6	7	8	9	AB	R	H	RBI	BB	SO	LOB
20 Rajai Davis, R (1, 7) OBP: 0.429, SLG: 0.440	0-0 24 G3-1 4 S 1B		4-0 4 G4-6-3 BB		0-0 ① G1-3		0-0 ② G3-1		0-0 ② F7	2	0	1	0	1	0	0
72 Tyler Collins, L (7, 7) OBP: 0.250, SLG: 0.409										2	0	0	0	0	0	0
4 Steve Lombardozzi, S (1, 4) OBP: 0.261, SLG: 0.227	1-0 ① P5 1-2	0-0 ① G4-6-3 ② 1-2f	0-0 ② G6-3	0-0 ③ F8	0-0 ③ F9					3	0	0	0	0	0	2
74 Devon Travis, R (7, 4) OBP: 0.316, SLG: 0.278										2	0	0	0	0	0	0
24 Miguel Cabrera, R (1, 3) OBP: 0.548, SLG: 0.708	0-0 ② G3-1 2-3	0-0 ③ F9	4-0 48 WP BB	0-3 ① K						2	0	0	0	1	0	1
28 Jordan Lennerton, L (7, 3) OBP: 0.333, SLG: 0.238										1	0	0	0	0	1	0
48 Torii Hunter, R (1, 10) OBP: 0.280, SLG: 0.304	0-0 ③ G6-3	0-0 E6 30 WP 14 1B 50 1B	1-0 ③ F7 1-2	0-0 34 E 1B						3	1	0	0	0	0	2
55 Francisco Martinez, R (8, PH) OBP: 0.333, SLG: 0.294										1	0	1	0	0	0	0
(9, 10)																
14 Austin Jackson, R (1, 8) OBP: 0.556, SLG: 0.840	0-0 50 SF7 3B	0-0 50 1B 30 WP 1-2 1B	0-0 30 FC1-6 1B	0-0 E8 1-3 1B						3	1	3	0	0	0	0
34 Daniel Fields, L (7, 8) OBP: 0.353, SLG: 0.214										1	0	1	0	0	0	0
30 Steven Moya, L (1, 9) OBP: 0.381, SLG: 0.550	0-0 ① G4-3	1-0 ① P5 1-2 2-3	0-0 ① FC1-6 1-2f	0-0 ② P5						3	0	0	0	0	0	4
61 Ezequiel Carrera, L (7, 9) OBP: 0.273, SLG: 0.250										1	0	0	0	0	0	2
29 Danny Worth, R (1, 5) OBP: 0.310, SLG: 0.333	1-0 50 SF7 HBP	1-0 ② P4	0-0 ② F8	1-0 HBP						2	0	0	0	0	0	3
50 Bryan Holaday, R (1, 2) OBP: 0.185, SLG: 0.167	0-0 ② SF7 1-2 3-H	0-0 2-3 3-H 1B	0-0 ③ G5-3	0-3 ③ K						2	0	1	2	0	0	1
68 Luis Exposito, R (7, 2) OBP: 0.333, SLG: 0.167										1	0	0	0	0	1	3
27 Eugenio Suárez, R (1, 6) OBP: 0.273, SLG: 0.300	0-0 ③ G4-3	0-0 ③ F8	0-3 ① K	0-3 ① K						4	0	0	0	0	2	3

Inning Stats	1	2	3	4	5	6	7	8	9
	R: 0 H: 1 E: 0 LOB: 1 K: 0 BB: 0 S: 4 P: 5	R: 1 H: 1 E: 0 LOB: 1 K: 0 BB: 0 S: 4 P: 5	R: 0 H: 0 E: 0 LOB: 0 K: 0 BB: 1 S: 2 P: 6	R: 1 H: 2 E: 1 LOB: 2 K: 0 BB: 0 S: 6 P: 8	R: 0 H: 0 E: 0 LOB: 1 K: 0 BB: 1 S: 3 P: 8	R: 0 H: 1 E: 0 LOB: 1 K: 0 BB: 0 S: 4 P: 4	R: 0 H: 0 E: 0 LOB: 0 K: 1 BB: 0 S: 5 P: 5	R: 0 H: 2 E: 1 LOB: 3 K: 2 BB: 0 S: 9 P: 10	R: 0 H: 0 E: 0 LOB: 0 K: 1 BB: 0 S: 5 P: 5

		AB	33
		R	2
		H	7
		RBI	2
		BB	2
		SO	4
		LOB	21

	1B: 6	SF: 1	WP: 2	PA: 38
	2B: 0	SAC: 0	PB: 0	
	3B: 1	DP: 1	SB: 1	
	HR: 0	HBP: 2	CS: 0	

PITCHER		IP	WLS	BF	H	R	ER	SO	BB	IBB	HBP	BLK	WP	HR	S	P	ERA	WHIP
33 Jacob Turner, R ERA: 4.32	(1, 1)	4.0	W	18	4	2	1	0	1	0	1	0	1	0	16	24	2.25	1.250
70 Andrew Heaney, L ERA: 2.35	(5, 1)	3.0	H	11	1	0	0	1	1	0	0	0	1	0	12	17	0.00	0.667
71 Adam Conley, L ERA:	(8, 1)	1.0	H	6	2	0	0	2	0	0	1	0	0	0	9	10	0.00	2.000
36 Sam Dyson, R ERA: 3.86	(9, 1)	1.0	S	3	0	0	0	1	0	0	0	0	0	0	5	5	0.00	0.000

PITCHER		IP	WLS	BF	H	R	ER	SO	BB	IBB	HBP	BLK	WP	HR	S	P	ERA	WHIP

livebaseballscorecards.com

Batter	1	2	3	4	5	6	7	8	9	AB	R	H	RBI	BB	SO	LOB
2 Denard Span, L (1, 8) OBP: 0.370, SLG: 0.556 67 Brian Goodwin, L (5, 8) OBP: 0.280, SLG: 0.333	G3-1		K		P5		G1-3			3 0 0 0 0 1 1 1 0 0 0 0 0 0						
6 Anthony Rendon, R (1, 4) OBP: 0.385, SLG: 0.565 10 Will Rhymes, L (5, 4) OBP: 0.480, SLG: 0.381	15 2B 1B		F8		G6-3 3-H		F7			3 1 1 1 0 0 0 1 0 0 0 0 0 0						
15 Nate McLouth, L (1, 9) OBP: 0.308, SLG: 0.409 21 Steven Souza Jr., R (5, 9) OBP: 0.321, SLG: 0.500	1-H 2B			59 F8 7 S 12 HR 1B	K		K			3 1 2 1 0 1 0 1 0 0 0 0 1 0						
7 Scott Hairston, R (1, 10) OBP: 0.269, SLG: 0.417 62 Koyie Hill, S (8, PH) OBP: 0.500, SLG: 0.500 (8, 10)	F7			1-2	HR			F8		3 1 1 1 0 1 2 1 0 0 0 0 0 0						
59 Jose Lobaton, S (1, 2) OBP: 0.190, SLG: 0.056 41 Sandy León, S (6, 2) OBP: 0.267, SLG: 0.385	F9			F8 2-3				G4-3		3 0 0 0 0 1 2 1 0 0 0 0 0 0						
12 Tyler Moore, R (1, 3) OBP: 0.278, SLG: 0.371 16 Brock Peterson, R (4, 3) OBP: 0.435, SLG: 0.550		26 G6-4-3 1B		3-H HR				P6		2 1 2 2 0 0 0 2 0 0 0 0 1 0						
26 Jeff Kobernus, R (1, 7) OBP: 0.304, SLG: 0.364 3 Eury Pérez, R (6, 7) OBP: 0.364, SLG: 0.400		G6-4-3 1-2f		K		4 1B 1B			F7	3 0 1 0 0 1 1 1 0 0 0 0 0 0						
4 Zach Walters, S (1, 6) OBP: 0.577, SLG: 0.818 8 Jose Lozada, S (7, 6)		F8			1 3B 1B	1-2 1B			G6-3	3 1 2 0 0 0 0 1 0 0 0 0 0 0						
1 Jamey Carroll, R (1, 5) OBP: 0.357, SLG: 0.391 15 Khayyan Norfork, R (7, 5)			F9		6 G6-3 3B 1-H	G6-3			F8	3 1 1 1 0 0 2 1 0 0 0 0 0 0						
Inning Stats	R: 1 H: 2 E: 0 LOB: 1 K: 0 BB: 0 S: 5 P: 5	R: 0 H: 1 E: 0 LOB: 0 K: 0 BB: 0 S: 3 P: 3	R: 0 H: 0 E: 0 LOB: 0 K: 1 BB: 0 S: 5 P: 5	R: 2 H: 2 E: 0 LOB: 0 K: 2 BB: 0 S: 10 P: 10	R: 2 H: 2 E: 0 LOB: 0 K: 1 BB: 0 S: 7 P: 7	R: 1 H: 3 E: 0 LOB: 2 K: 2 BB: 0 S: 11 P: 13	R: 0 H: 0 E: 0 LOB: 0 K: 1 BB: 0 S: 5 P: 5	R: 0 H: 0 E: 0 LOB: 0 K: 0 BB: 0 S: 3 P: 3	R: 0 H: 0 E: 0 LOB: 0 K: 0 BB: 0 S: 3 P: 3	1B: 6 SF: 0 2B: 1 SAC: 0 3B: 1 DP: 1 HR: 2 HBP: 0						

PITCHER	IP	WLS	BF	H	R	ER	SO	BB	IBB	HBP	BLK	WP	HR	S	P	ERA	WHIP
21 Rick Porcello, R (1, 1) ERA: 7.3	4.0	W	18	7	5	5	3	0	0	0	0	0	1	25	25	11.25	1.750
40 Phil Coke, L (5, 1) ERA: 6.0	1.0		3	0	0	0	1	0	0	0	0	0	0	5	5	0.00	0.000
62 Al Alburquerque, R (6, 1) ERA: 1.5	1.0		6	3	1	1	2	0	0	0	0	0	1	11	13	9.00	3.000
43 Bruce Rondón, R (7, 1) ERA: 1.5	1.0		3	0	0	0	1	0	0	0	0	0	0	5	5	0.00	0.000
53 Kyle Lobstein, L (8, 1) ERA: 5.14	2.0		6	0	0	0	0	0	0	0	0	0	0	6	6	0.00	0.000

PITCHER	IP	WLS	BF	H	R	ER	SO	BB	IBB	HBP	BLK	WP	HR	S	P	ERA	WHIP

TOP

Washington Nationals @ Detroit Tigers

Joker Marchant Stadium, Lakeland, FL

Fri Mar 14 2014, 1:11 PM - 4:34 PM EDT

Att. 7,607 - Sunny - 69 F

livebaseballscorecards.com

AB	36
R	6
H	10
RBI	6
BB	0
SO	7
LOB	8

1B: 6	SF: 0	WP: 0	PA: 36
2B: 1	SAC: 0	PB: 0	
3B: 1	DP: 1	SB: 1	
HR: 2	HBP: 0	CS: 0	

Washington Nationals @ Detroit Tigers

Joker Marchant Stadium, Lakeland, FL

Fri Mar 14 2014, 1:11 PM - 4:34 PM EDT

Att. 7,607 - Sunny - 69 F

livebaseballscorecards.com

BOTTOM

Batter	1	2	3	4	5	6	7	8	9	AB	R	H	RBI	BB	SO	LOB
3 Ian Kinsler, R (1, 4) OBP: 0.323, SLG: 0.357	F9		48 1B 2B	48 2B 1B	G6-3	PO 1B		K		4	2	2	0	0	0	0
27 Eugenio Suárez, R (6, PH) (7, 6) OBP: 0.292, SLG: 0.318						1-H				2	0	1	1	0	1	0
48 Torii Hunter, R (1, 9) OBP: 0.379, SLG: 0.444	1B		24 G4-3 41 1B 1B 2-H	24 1B 41 1B 2B 1-H	41 S 24 1B 1B	1 SAFE PO 1-2	F7			4	2	4	2	0	0	0
Steven Moya, L (6, PH) (7, 9) OBP: 0.364, SLG: 0.524										1	0	0	0	0	0	0
24 Miguel Cabrera, R (1, 10) OBP: 0.543, SLG: 0.679	K		G4-3 2-3	13 1B 41 1B 14 FC6-5 1B 2-3	41 S 1-2 1B		G6-3			4	1	2	0	0	1	2
4 Steve Lombardozzi, S (5, PR) (6, 10) OBP: 0.250, SLG: 0.217										1	0	0	0	0	0	0
41 Victor Martinez, S (1, 3) OBP: 0.314, SLG: 0.364	G3-1		13 G1-3 14 2B 1B 3-H	14 FC6-5 13 1B 1B 1-2 3-H	K 1-2 2-3		2B			4	1	2	2	0	1	3
32 Don Kelly, L (6, 3) OBP: 0.483, SLG: 0.708										1	0	1	0	0	0	0
13 Alex Avila, L (1, 2) OBP: 0.433, SLG: 0.360		K	G1-3 1-2	14 FC6-5 9 1B 1B 1-2 2-3	BB		G4-3			3	1	1	0	1	1	1
68 Luis Exposito, R (7, 2) OBP: 0.300, SLG: 0.143										1	0	0	0	0	0	1
14 Austin Jackson, R (1, 8) OBP: 0.516, SLG: 0.793		G4-3	9 1B 2B 2-H	FC6-5 9 1B 20 1B 1-2 2-3f 3-H	F9			72 WP 72 3B 1B		4	2	1	2	0	0	5
61 Ezequiel Carrera, L (7, 8) OBP: 0.304, SLG: 0.286										1	1	1	0	0	0	0
9 Nick Castellanos, R (1, 5) OBP: 0.459, SLG: 0.765	2B		1B 2-H	20 1B 1B 1-2 2-H	G6-3			F9		4	0	3	2	0	0	0
29 Danny Worth, R (7, 5) OBP: 0.300, SLG: 0.320										1	0	0	0	0	0	1
20 Rajai Davis, R (1, 7) OBP: 0.469, SLG: 0.500	HBP		G5-3	1-2 1B 2-H	26 CS 2B			26 SF7 3B 1-H		3	0	2	1	0	0	1
72 Tyler Collins, L (7, 7) OBP: 0.280, SLG: 0.522										1	1	1	1	0	0	0
26 Hernán Pérez, R (1, 6) OBP: 0.212, SLG: 0.207	G1-3			G6-3 G4-3	27 S 27 1B 1B 2-3			SF7 3-H		4	1	1	1	0	0	4
(7, 4)																
Inning Stats	R: 0 E: 0 K: 1 S: 6 H: 1 LOB: 1 BB: 0 P: 6	R: 0 E: 0 K: 1 S: 6 H: 1 LOB: 2 BB: 0 P: 7	R: 4 E: 0 K: 0 S: 8 H: 5 LOB: 1 BB: 0 P: 8	R: 5 E: 0 K: 0 S: 10 H: 7 LOB: 2 BB: 0 P: 10	R: 0 E: 0 K: 1 S: 7 H: 2 LOB: 3 BB: 1 P: 12	R: 1 E: 0 K: 0 S: 4 H: 3 LOB: 0 BB: 0 P: 6	R: 0 E: 0 K: 0 S: 4 H: 1 LOB: 1 BB: 0 P: 4	R: 2 E: 0 K: 1 S: 7 H: 2 LOB: 0 BB: 0 P: 8		1B: 15 2B: 6 3B: 1 HR: 0 SF: 1 SAC: 0 DP: 0 HBP: 1						

AB	43
R	12
H	22
RBI	12
BB	1
SO	4
LOB	18

WP: 1 PA: 47
PB: 0
SB: 3
CS: 1

PITCHER		IP	WLS	BF	H	R	ER	SO	BB	IBB	HBP	BLK	WP	HR	S	P	ERA	WHIP
38 Taylor Jordan, R ERA: 6.3	(1, 1)	3.0	L	17	7	4	4	2	0	0	1	0	0	0	20	21	12.00	2.333
56 Luis Ayala, R ERA: 13.5	(4, 1)	0.2		8	6	5	5	0	0	0	0	0	0	0	8	8	67.50	9.000
47 Zach Jackson, L ERA:	(4, 1)	0.1		2	1	0	0	0	0	0	0	0	0	0	2	2	0.00	3.000
22 Drew Storen, R ERA: 6.75	(5, 1)	1.0		6	2	0	0	1	1	0	0	0	0	0	7	12	0.00	3.000
64 Blake Treinen, R ERA: 5.63	(6, 1)	2.0		8	4	1	1	0	0	0	0	0	0	0	8	10	4.50	2.000

PITCHER		IP	WLS	BF	H	R	ER	SO	BB	IBB	HBP	BLK	WP	HR	S	P	ERA	WHIP
75 Michael Gonzalez, L ERA: 18.0	(8, 1)	1.0		5	2	2	2	1	0	0	0	0	1	0	7	8	18.00	2.000

Batter	1	2	3	4	5	6	7	8	9	AB	R	H	RBI	BB	SO	LOB
6 Jonathan Villar, S (1, 10) OBP: 0.296, SLG: 0.500	G4-3		21 G3 3B		F8		P2			3	1	1	0	0	0	0
78 Tyler Heineman, S (7, PH) OBP: 0.500, SLG: 0.500 (7, 10)										1	0	0	0	0	0	1
21 Dexter Fowler, S (1, 8) OBP: 0.310, SLG: 0.208	F7		G3 3-H		K			K		3	0	0	1	0	1	0
80 Delino DeShields, R (5, 8) OBP: 0.269, SLG: 0.136										1	0	0	0	0	1	0
27 Jose Altuve, R (1, 4) OBP: 0.290, SLG: 0.323	F8		F8			G6-3		G6-3		3	0	0	0	0	0	0
2 Gregorio Petit, R (6, 4) OBP: 0.294, SLG: 0.375										1	0	0	0	0	0	0
18 Marc Krauss, L (1, 3) OBP: 0.423, SLG: 0.800		14 1B 3B	K			K		2B		3	1	1	0	0	2	0
9 Marwin Gonzalez, S (6, 5) OBP: 0.464, SLG: 0.704										1	0	1	0	0	0	0
14 Jesus Guzman, R (1, 5) OBP: 0.333, SLG: 0.190		19 1B 3-H 1B		K		BB		F9		3	0	1	1	1	1	1
(6, 3)																
19 Robbie Grossman, S (1, 7) OBP: 0.448, SLG: 0.625		1-2 1B		1-1 HR		G4-3			L6	3	1	2	1	0	0	1
1 Adron Chambers, L (6, 7) OBP: 0.500, SLG: 0.429										1	0	0	0	0	0	0
22 Carlos Corporán, S (1, 2) OBP: 0.500, SLG: 0.733	K		F7				84 FC5-4 BB		F9	2	0	0	0	1	1	2
91 Andrew Aplin, L (7, PR)										0	0	0	0	0	0	0
77 René García, R (7, 2) OBP: 0.429, SLG: 0.200										1	0	0	0	0	0	0
28 L.J. Hoes, R (1, 9) OBP: 0.286, SLG: 0.211	K		F8				F9		G4-3	4	0	0	0	0	1	3
84 Carlos Correa, R (1, 6) OBP: 0.208, SLG: 0.478	K				K		FC5-4 1-2f			3	0	0	0	0	2	3
Inning Stats	R: 0 E: 0 K: 0 S: 3 H: 0 LOB: 0 BB: 0 P: 3	R: 1 E: 0 K: 3 S: 12 H: 3 LOB: 2 BB: 0 P: 12	R: 1 E: 0 K: 1 S: 6 H: 1 LOB: 0 BB: 0 P: 6	R: 1 E: 0 K: 1 S: 7 H: 1 LOB: 0 BB: 0 P: 8	R: 0 E: 0 K: 2 S: 7 H: 0 LOB: 0 BB: 0 P: 7	R: 0 E: 0 K: 1 S: 5 H: 0 LOB: 1 BB: 1 P: 9	R: 0 E: 0 K: 0 S: 3 H: 0 LOB: 1 BB: 1 P: 7	R: 0 E: 0 K: 1 S: 6 H: 1 LOB: 1 BB: 0 P: 6	R: 0 E: 0 K: 0 S: 3 H: 0 LOB: 0 BB: 0 P: 3	1B: 2 2B: 1 3B: 2 HR: 1 SF: 0 SAC: 0 DP: 0 HBP: 0						

PITCHER		IP	WLS	BF	H	R	ER	SO	BB	IBB	HBP	BLK	WP	HR	S	P	ERA	WHIP
37 Max Scherzer, R ERA: 2.51	(1, 1)	4.2	W	19	5	3	3	6	0	0	0	0	0	1	32	33	5.79	1.071
65 Blaine Hardy, L ERA:	(5, 1)	1.1		5	0	0	0	2	1	0	0	0	0	0	8	12	0.00	0.750
46 Ian Krol, L ERA: 4.5	(7, 1)	1.0		4	0	0	0	0	1	0	0	0	0	0	3	7	0.00	1.000
66 Jhan Mariñez, R ERA: 6.23	(8, 1)	1.0		4	1	0	0	1	0	0	0	0	0	0	6	6	0.00	1.000
39 Luke Putkonen, R ERA:	(9, 1)	1.0		3	0	0	0	0	0	0	0	0	0	0	3	3	0.00	0.000

PITCHER	IP	WLS	BF	H	R	ER	SO	BB	IBB	HBP	BLK	WP	HR	S	P	ERA	WHIP

TOP

Houston Astros @ Detroit Tigers

Joker Marchant Stadium, Lakeland, FL

Sat Mar 15 2014, 1:08 PM - 4:17 PM EDT

Att. 7,887 - Sunny - 75 F

livebaseballscorecards.com

AB	33
R	3
H	6
RBI	3
BB	2
SO	9
LOB	11

Houston Astros @ Detroit Tigers

Joker Marchant Stadium, Lakeland, FL

Sat Mar 15 2014, 1:08 PM - 4:17 PM EDT

Att. 7,887 - Sunny - 75 F

BOTTOM

Batter	1	2	3	4	5	6	7	8	9	AB	R	H	RBI	BB	SO	LOB
41 Victor Martinez, S (1, 2) OBP: 0.316, SLG: 0.361			SSS 0-3 K ①		X 0-0 24 L3-6 2B	X 0-0 G2-3 ③		SSS 0-3 K ③		3	1	1	0	0	1	2
13 Alex Avila, L (4, 2) OBP: 0.424, SLG: 0.393	0-0 48 2B 72 1B 1B; 0-0 G4-6-3 SAC 1-2									3	0	1	0	0	1	3
72 Tyler Collins, L (1, 8) OBP: 0.333, SLG: 0.714	X 0-0 48 2B 1B 1-2	X 0-0 48 G5-3 3B	X 0-0 F9 ②		X 0-0 F7 ①		BBCSX 2-2 HR			5	3	3	1	0	0	1
48 Torii Hunter, R (1, 9) OBP: 0.424, SLG: 0.500	X 0-0 24 G1-6-3 3 1B 2B 1-H 2-H	X 0-0 G5-3 ① 3-H	X 0-0 24 S 1B		BBB 4-0 BB		SSS 0-3 K ①			3	1	2	3	1	0	0
61 Ezequiel Carrera, L (7, 9) OBP: 0.292, SLG: 0.273										1	0	0	0	0	1	0
24 Miguel Cabrera, R (1, 3) OBP: 0.513, SLG: 0.625	X 0-0 G1-6-3 ① 2-3	X 0-0 3 HR 1B	SX 0-1 P3 ③ 1-2		X 0-0 L3-6 ②③ 2-2		X 0-0 G4-3 ②			4	1	1	0	0	0	4
32 Don Kelly, L (7, 3) OBP: 0.467, SLG: 0.680										1	0	0	0	0	0	0
3 Ian Kinsler, R (1, 4) OBP: 0.400, SLG: 0.613	X 0-0 14 1B 9 2B 1B 3-H	BX 1-0 1-H HR		BBCSBX 3-2 HR		BBBB 4-0 14 BB 29 1B BB	SSS 0-3 K ③			3	3	3	4	1	0	0
26 Hernán Pérez, R (6, PR) OBP: 0.206, SLG: 0.200										1	1	0	0	0	1	0
(7, 6)																
14 Austin Jackson, R (1, 10) OBP: 0.514, SLG: 0.750	X 0-0 9 2B 29 1B 1B 1-2	X 0-0 F9 ②		X 0-0 G5-3 ①		BBBB 4-0 29 1B 4 SF8 BB 1-2		BBBB 4-0 29 BB BB		3	1	1	0	1	0	0
76 Craig Albernaz, R (6, PR) OBP: 0.500, SLG: 0.250										0	1	0	0	1	0	0
(7, 10)																
9 Nick Castellanos, R (1, 5) OBP: 0.463, SLG: 0.763	X 0-0 29 1B 4 1B 2B 1-3 2-H	X 0-0 E5 29 3B		X 0-0 29 G5-3 1B		X 0-0 F8 ①		SSS 0-3 K ①		4	2	2	1	0	0	2
30 Marcus Lemon, L (7, 5)										1	0	0	0	0	1	1
29 Danny Worth, R (1, 6) OBP: 0.371, SLG: 0.448	X 0-0 4 1B 1B 2-3 3-H	X 0-0 3B 1-H		X 0-0 G5-3 ② 1-2		X 0-0 1B 1-3 2-H		BBBB 4-0 BB 1-2		4	0	3	3	1	0	1
(7, 4)																
4 Steve Lombardozzi, S (1, 7) OBP: 0.241, SLG: 0.222	X 0-0 41 G4-6-3 1B 1-2 3-H	X 0-0 P4 ③		X 0-0 G6-3 ③		X 0-0 SF8 ② 3-H		X 0-0 F8 ②		4	0	1	2	0	0	4
Inning Stats	R: 6 E: 0 K: 0 S: 10 H: 8 LOB: 1 BB: 0 P: 10	R: 4 E: 1 K: 0 S: 8 H: 4 LOB: 1 BB: 0 P: 9	R: 0 E: 0 K: 1 S: 7 H: 1 LOB: 1 BB: 0 P: 7	R: 1 E: 0 K: 0 S: 7 H: 2 LOB: 1 BB: 0 P: 10	R: 0 E: 0 K: 0 S: 3 H: 1 LOB: 1 BB: 1 P: 7	R: 2 E: 0 K: 0 S: 4 H: 1 LOB: 1 BB: 2 P: 12	R: 1 E: 0 K: 2 S: 10 H: 1 LOB: 0 BB: 0 P: 12	R: 0 E: 0 K: 2 S: 7 H: 0 LOB: 2 BB: 2 P: 15		1B: 10 2B: 4 3B: 2 HR: 3	SF: 1 SAC: 0 DP: 2 HBP: 0					

livebaseballscorecards.com

AB	40
R	14
H	18
RBI	14
BB	5
SO	5
LOB	18

PITCHER		IP	WLS	BF	H	R	ER	SO	BB	IBB	HBP	BLK	WP	HR	S	P	ERA	WHIP
64 Lucas Harrell, R ERA: 10.13	(1, 1)	1.2	L	17	12	10	9	0	0	0	0	0	0	1	17	18	48.60	7.200
93 Jonas Dufek, R ERA:	(2, 1)	1.1		5	1	0	0	1	0	0	0	0	0	0	8	8	0.00	0.750
50 Chad Qualls, R ERA: 6.75	(4, 1)	1.0		5	2	1	1	0	0	0	0	0	0	1	7	10	9.00	2.000
37 Matt Albers, R ERA: 2.25	(5, 1)	1.0		4	1	0	0	0	1	0	0	0	0	0	3	7	0.00	2.000
58 Peter Moylan, R ERA: 3.6	(6, 1)	1.0		6	1	2	2	0	2	0	0	0	0	0	4	12	18.00	3.000

PITCHER		IP	WLS	BF	H	R	ER	SO	BB	IBB	HBP	BLK	WP	HR	S	P	ERA	WHIP
61 Josh Zeid, R ERA: 4.76	(7, 1)	2.0		9	1	1	1	4	2	0	0	0	0	1	17	27	4.50	1.500

Detroit Tigers @ Washington Nationals

Space Coast Stadium, Viera, FL

Sun Mar 16 2014, 1:07 PM - 3:49 PM EDT

Att. 6,836 - Sunny - 78 F

TOP

livebaseballscorecards.com

Batter	1	2	3	4	5	6	7	8	9	AB	R	H	RBI	BB	SO	LOB
20 Rajai Davis, R (1, 8) OBP: 0.457, SLG: 0.484	X 0-0 32 S 3 HBP 32 G5-3 1B		C C C 0-3 ① K		X 0-0 ② G6-3		X 0-0 ③ G6-3		C C C 0-3 ③ K	3	1	1	0	0	1	0
Ben Guez, R (7, PH) (7, 8) OBP: 0.500, SLG: 0.500										2	0	0	0	0	1	1
3 Ian Kinsler, R (1, 4) OBP: 0.395, SLG: 0.576	H 1-0 32 G5-3 32 S 1-2 HBP		X 0-0 ② L3		X 0-0 ③ G3			X 0-0 29 S 72 S 29 2B 1B		2	0	0	0	0	0	0
4 Steve Lombardozzi, S (7, 4) OBP: 0.267, SLG: 0.250										1	1	1	0	0	0	0
41 Victor Martinez, S (1, 10) OBP: 0.341, SLG: 0.368	X 0-0 ① P3		X 0-0 1B		B B B B 4-0 32 G3 BB			S C C 0-3 ① K 1-2		2	0	1	0	1	0	2
72 Tyler Collins, L (6, PR) (6, 10) OBP: 0.323, SLG: 0.690										1	0	0	0	0	1	1
32 Don Kelly, L (1, 3) OBP: 0.424, SLG: 0.607	B X 1-0 ② G5-3 1-3 2-H		X 0-0 ③ G4-3			X 0-0 ① G3 1-2		S X 0-1 63 S 2-H 2B		3	0	0	1	0	0	3
29 Danny Worth, R (7, 3) OBP: 0.389, SLG: 0.500										1	0	1	1	0	0	0
9 Nick Castellanos, R (1, 5) OBP: 0.432, SLG: 0.707	X 0-0 ③ F9			X 0-0 ① F7		X 0-0 ② F7		X 0-0 ② P4		3	0	0	0	0	0	3
Brandon Loy, R (7, 5)										1	0	0	0	0	0	1
63 Trevor Crowe, S (1, 7) OBP: 0.241, SLG: 0.192		S S S 0-3 ① K		X 0-0 ② G6-3		X 0-0 ③ G4-3		C B B B B 4-1 2-3 BB		3	0	0	0	1	1	2
50 Bryan Holaday, R (1, 2) OBP: 0.233, SLG: 0.222	X 0-0 27 S 1B			X 0-0 1B			X 0-0 ① G6-3	X 0-0 ③ L5		3	0	2	0	0	0	0
John Murrian, R (7, 2) OBP: 0.167, SLG: 0.333										1	0	0	0	0	0	2
27 Eugenio Suárez, R (1, 6) OBP: 0.250, SLG: 0.269	B X 1-0 ② F9 1-2		C C C 0-3 ③ K				X 0-0 ② G6-3		X 0-0 ① G5-3	4	0	0	0	0	1	2
61 Ezequiel Carrera, L (1, 9) OBP: 0.286, SLG: 0.269	X 0-0 ③ F8				X 0-0 ① B2		X 0-0 1B		X 0-0 ② G3	4	0	1	0	0	0	1

	AB	34
	R	2
	H	7
	RBI	2
	BB	2
	SO	5
	LOB	18

Inning Stats	1	2	3	4	5	6	7	8	9	1B: 6	SF: 0	WP: 0	PA: 37
R:	1	0	0	0	0	0	0	1	0	2B: 1	SAC: 0	PB: 0	
E:	0	0	0	0	0	0	0	0	0	3B: 0	DP: 0	SB: 6	
K:	0	1	1	1	0	0	0	1	1	HR: 0	HBP: 1	CS: 0	
S:	4	6	6	6	3	3	4	9	5				
H:	1	1	1	1	0	0	1	2	0				
LOB:	1	1	1	1	0	2	1	2	0				
BB:	0	0	0	0	0	1	0	1	0				
P:	6	7	6	6	3	7	4	13	5				

PITCHER		IP	WLS	BF	H	R	ER	SO	BB	IBB	HBP	BLK	WP	HR	S	P	ERA	WHIP
27 Jordan Zimmermann, R ERA: 0.69	(1, 1)	4.0		17	4	1	1	3	0	0	1	0	0	0	22	25	2.25	1.000
44 Sammy Solís, L ERA:	(5, 1)	2.0		7	0	0	0	0	1	0	0	0	0	0	6	10	0.00	0.500
31 Xavier Cedeño, L ERA: 4.05	(7, 1)	1.0		4	1	0	0	0	0	0	0	0	0	0	4	4	0.00	1.000
75 Michael Gonzalez, L ERA: 13.5	(8, 1)	1.0	L	6	2	1	1	1	1	0	0	0	0	0	9	13	9.00	3.000
64 Blake Treinen, R ERA: 5.0	(9, 1)	1.0		3	0	0	0	1	0	0	0	0	0	0	5	5	0.00	0.000

PITCHER	IP	WLS	BF	H	R	ER	SO	BB	IBB	HBP	BLK	WP	HR	S	P	ERA	WHIP

Detroit Tigers @ Washington Nationals

Space Coast Stadium, Viera, FL

Sun Mar 16 2014, 1:07 PM - 3:49 PM EDT

Att. 6,836 - Sunny - 78 F

livebaseballscorecards.com

BOTTOM

Batter	1	2	3	4	5	6	7	8	9	AB	R	H	RBI	BB	SO	LOB
2 Denard Span, L (1, 8) OBP: 0.333, SLG: 0.500	P6			G3		G3		K		3	0	0	0	0	0	0
3 Eury Pérez, R (7, 8) OBP: 0.348, SLG: 0.381										1	0	0	0	0	1	1
20 Ian Desmond, R (1, 6) OBP: 0.250, SLG: 0.583	G5-3			F8		G6-3			F9	3	0	0	0	0	0	0
31 Xavier Cedeño, L (7, 1)										0	0	0	0	0	0	0
23 Justin Bloxom, S (8, 3)										1	0	0	0	0	0	0
28 Jayson Werth, R (1, 9) OBP: 0.353, SLG: 0.267	K			F9			G5-3		E3	3	0	0	0	0	1	0
Drew Vettleson, L (8, 9)										1	0	0	0	0	0	0
34 Bryce Harper, L (1, 7) OBP: 0.345, SLG: 0.333		K			G4-3		B1-3		K	3	0	0	0	0	1	0
28 Caleb Ramsey, L (8, 7) OBP: 0.500, SLG: 0.500										1	0	0	0	0	1	1
11 Ryan Zimmerman, R (1, 5) OBP: 0.320, SLG: 0.542		G1-4-3			F8		2B		G3	3	0	1	0	0	0	0
(6, 3)										0	0	0	0	0	0	0
75 Michael Gonzalez, R (8, 1)										0	0	0	0	0	0	0
64 Blake Treinen, R (9, 1)										1	0	0	0	0	0	1
19 Chris Snyder, R (9, PH) OBP: 0.421, SLG: 0.600																
25 Adam LaRoche, L (1, 3) OBP: 0.345, SLG: 0.536	K				1B		K			2	0	1	0	0	1	0
10 Will Rhymes, L (6, 5) OBP: 0.448, SLG: 0.333										1	0	0	0	0	1	1
59 Jose Lobaton, S (1, 2) OBP: 0.217, SLG: 0.053			BB		K			1B		1	0	0	0	1	1	1
23 Jhonatan Solano, R (8, 2) OBP: 0.333, SLG: 0.167										1	0	1	0	0	0	0
26 Jeff Kobernus, R (1, 4) OBP: 0.333, SLG: 0.360			G5-4-3					G5-3		2	1	0	0	1	0	2
18 Mike Fontenot, L (9, 4) OBP: 0.143, SLG: 0.158										0	0	0	0	0	0	0
27 Jordan Zimmermann, R (1, 1)			B1-4			G3-1		F8		1	0	0	0	0	0	0
44 Sammy Solís, R (5, 1)										0	0	0	0	0	0	0
15 Nate McLouth, L (6, PH) OBP: 0.267, SLG: 0.346										1	0	0	0	0	0	1
1 Jamey Carroll, R (7, 6) OBP: 0.345, SLG: 0.375										1	0	0	0	0	0	1
Inning Stats	R: 0 E: 0 K: 1 S: 5 H: 0 LOB: 0 BB: 0 P: 5	R: 0 E: 0 K: 2 S: 7 H: 0 LOB: 0 BB: 0 P: 7	R: 0 E: 0 K: 0 S: 2 H: 0 LOB: 0 BB: 1 P: 6	R: 0 E: 0 K: 0 S: 3 H: 0 LOB: 0 BB: 0 P: 3	R: 0 E: 0 K: 1 S: 6 H: 1 LOB: 1 BB: 0 P: 6	R: 1 E: 0 K: 0 S: 4 H: 0 LOB: 0 BB: 1 P: 9	R: 0 E: 0 K: 1 S: 6 H: 1 LOB: 1 BB: 0 P: 6	R: 0 E: 0 K: 1 S: 6 H: 1 LOB: 1 BB: 0 P: 6	R: 0 E: 1 K: 1 S: 6 H: 0 LOB: 1 BB: 0 P: 6	1B: 2 2B: 1 3B: 0 HR: 0 SF: 0 SAC: 0 DP: 1 HBP: 0	WP: 0 PB: 1 SB: 1 CS: 0	PA: 32				

	AB	30
	R	1
	H	3
	RBI	0
	BB	2
	SO	7
	LOB	9

PITCHER		IP	WLS	BF	H	R	ER	SO	BB	IBB	HBP	BLK	WP	HR	S	P	ERA	WHIP
35 Justin Verlander, R ERA:	(1, 1)	5.0		16	1	0	0	4	1	0	0	0	0	0	23	27	0.00	0.400
57 Evan Reed, R ERA: 2.0	(6, 1)	1.0	B	4	0	1	0	0	1	0	0	0	0	0	4	9	0.00	1.000
40 Phil Coke, L ERA: 5.14	(7, 1)	1.0	W	4	1	0	0	1	0	0	0	0	0	0	6	6	0.00	1.000
43 Bruce Rondón, R ERA: 1.29	(8, 1)	1.0	H	4	1	0	0	1	0	0	0	0	0	0	6	6	0.00	1.000
56 Jose Ortega, R ERA: 5.14	(9, 1)	1.0	S	4	0	0	0	1	0	0	0	0	0	0	6	6	0.00	0.000

PITCHER	IP	WLS	BF	H	R	ER	SO	BB	IBB	HBP	BLK	WP	HR	S	P	ERA	WHIP

Batter	1	2	3	4	5	6	7	8	9	AB	R	H	RBI	BB	SO	LOB
Inning Stats																

Washington Nationals @ Detroit Tigers

Joker Marchant Stadium, Lakeland, FL

Mon Mar 17 2014, 1:05 PM EDT

livebaseballscorecards.com

TOP

AB	0
R	0
H	0
RBI	0
BB	0
SO	0
LOB	0

1B: 0
2B: 0
3B: 0
HR: 0

SF: 0
SAC: 0
DP: 0
HBP: 0

WP: 0
PB: 0
SB: 0
CS: 0

PA: 0

PITCHER	IP	WLS	BF	H	R	ER	SO	BB	IBB	HBP	BLK	WP	HR	S	P	ERA	WHIP

PITCHER	IP	WLS	BF	H	R	ER	SO	BB	IBB	HBP	BLK	WP	HR	S	P	ERA	WHIP

Batter	1	2	3	4	5	6	7	8	9	AB	R	H	RBI	BB	SO	LOB
Inning Stats										1B: 0 2B: 0 3B: 0 HR: 0		SF: 0 SAC: 0 DP: 0 HBP: 0					

BOTTOM

Washington Nationals @ Detroit Tigers

Joker Marchant Stadium, Lakeland, FL

Mon Mar 17 2014, 1:05 PM EDT

livebaseballscorecards.com

AB	**0**
R	**0**
H	**0**
RBI	**0**
BB	**0**
SO	**0**
LOB	**0**

WP: 0 PA: 0
PB: 0
SB: 0
CS: 0

PITCHER	IP	WLS	BF	H	R	ER	SO	BB	IBB	HBP	BLK	WP	HR	S	P	ERA	WHIP

PITCHER	IP	WLS	BF	H	R	ER	SO	BB	IBB	HBP	BLK	WP	HR	S	P	ERA	WHIP

Detroit Tigers @ New York Mets

Tradition Field, Port St. Lucie, FL

Tue Mar 18 2014, 1:14 PM - 4:00 PM EDT

Att. 7,203 - Partly Cloudy - 71 F

TOP

Batter	1	2	3	4	5	6	7	8	9	AB	R	H	RBI	BB	SO	LOB
4 Steve Lombardozzi, S (1, 4) OBP: 0.257, SLG: 0.242	0-0 24 S 61 G6-3 24 SF9 1B		0-0 ① F7	0-0 ② F7		0-0 ③ G4-3			0-0 ③ G6-3	5	1	1	0	0	0	4
61 Ezequiel Carrera, L (1, 8) OBP: 0.250, SLG: 0.233 19 Connor Harrell, R (7, 8)	0-0 ① G6-3 1-2		0-0 ② F9	0-0 ③ F9			0-0 ① L6			4 0	0 0	0 0	0 0	0 0	0 0	3 0
24 Miguel Cabrera, R (1, 3) OBP: 0.488, SLG: 0.686 30 Aaron Westlake, L (7, 3)	1-0 ② SF9 2-H		3-1 HR		0-0 ① G5-3		0-0 ② F9			3 0	1 0	1 0	2 0	0 0	0 0	0 0
68 Luis Exposito, R (1, 10) OBP: 0.286, SLG: 0.100	4-0 BB		0-3 ③		0-0 ② G4-3		0-0 ③ G5-3			3	0	0	0	1	1	0
9 Nick Castellanos, R (1, 5) OBP: 0.417, SLG: 0.689 9 Jason Krizan, L (8, 5)	0-0 ③ F8			0-0 72 HR 2B	0-3 ③ K			0-0 ① G4-3		4 0	1 0	1 0	0 0	0 0	1 0	1 0
72 Tyler Collins, L (1, 7) OBP: 0.371, SLG: 0.781		0-3 ① K		1-0 2-H HR		0-0 50 FC4-6 1B		1-0 50 G5-4-3 HBP		3	1	2	2	0	1	0
50 Bryan Holaday, R (1, 2) OBP: 0.265, SLG: 0.258 76 Craig Albernaz, R (8, 2) OBP: 0.500, SLG: 0.250	0-0 1B		0-0 63 1B 1B		0-0 ① FC4-6 63 WP 1-2f		0-0 ②③ G5-4-3 1-2f			4 0	0 0	2 0	0 0	0 0	0 0	2 0
63 Trevor Crowe, S (1, 9) OBP: 0.281, SLG: 0.214 Brandon Loy, R (8, 9)	0-2 ② K		0-0 1-2 1B		4-0 BB 1-2				0-0 ① G6-3	2 1	0 0	1 0	0 0	1 0	1 0	1 0
27 Eugenio Suárez, R (1, 6) OBP: 0.219, SLG: 0.233 13 Dixon Machado, R (9, 6)	0-0 ③ F8		0-3 ① K		0-3 ② K				0-0 ② F8	4 0	0 0	0 0	0 0	0 0	2 0	5 0

Inning Stats																		
	R: 1	H: 1	R: 0	H: 1	R: 1	H: 1	R: 2	H: 4	R: 0	H: 0	R: 0	H: 1	R: 0	H: 0	R: 0	H: 0	R: 0	H: 0
	E: 0	LOB: 1	E: 0	LOB: 1	E: 0	LOB: 0	E: 0	LOB: 2	E: 0	LOB: 0	E: 0	LOB: 0	E: 0	LOB: 0	E: 0	LOB: 0	E: 0	LOB: 0
	K: 0	BB: 1	K: 2	BB: 0	K: 1	BB: 0	K: 1	BB: 0	K: 1	BB: 0	K: 1	BB: 1	K: 0	BB: 0	K: 0	BB: 0	K: 0	BB: 0
	S: 4	P: 9	S: 8	P: 8	S: 7	P: 10	S: 9	P: 10	S: 5	P: 5	S: 6	P: 10	S: 3	P: 3	S: 2	P: 3	S: 3	P: 3

1B: 5	SF: 1
2B: 1	SAC: 0
3B: 0	DP: 1
HR: 2	HBP: 1

WP: 1	PA: 37
PB: 0	
SB: 1	
CS: 0	

AB	33
R	4
H	8
RBI	4
BB	2
SO	6
LOB	16

livebaseballscorecards.com

PITCHER		IP	WLS	BF	H	R	ER	SO	BB	IBB	HBP	BLK	WP	HR	S	P	ERA	WHIP
16 Daisuke Matsuzaka, R ERA: 4.97	(1, 1)	5.0		23	7	4	4	5	1	0	0	0	0	2	33	42	7.20	1.600
27 Jeurys Familia, R ERA:	(6, 1)	1.0		5	1	0	0	1	1	0	0	0	1	0	6	10	0.00	2.000
47 Giancarlo Alvarado, R ERA:	(7, 1)	1.0		3	0	0	0	0	0	0	0	0	0	0	3	3	0.00	0.000
61 Miguel Socolovich, R ERA:	(8, 1)	1.0		3	0	0	0	0	0	0	1	0	0	0	2	3	0.00	0.000
39 Bobby Parnell, R ERA:	(9, 1)	1.0	W	3	0	0	0	0	0	0	0	0	0	0	3	3	0.00	0.000

PITCHER	IP	WLS	BF	H	R	ER	SO	BB	IBB	HBP	BLK	WP	HR	S	P	ERA	WHIP

Detroit Tigers @ New York Mets

Tradition Field, Port St. Lucie, FL

Tue Mar 18 2014, 1:14 PM - 4:00 PM EDT

Att. 7,203 - Partly Cloudy - 71 F

BOTTOM

Batter	1	2	3	4	5	6	7	8	9	AB	R	H	RBI	BB	SO	LOB
22 Eric Young Jr., S (1, 4) OBP: 0.333, SLG: 0.276	P3		G6-3 1-3		B1-3 1-2	E6 1 FC6-4 1-2 2-3		CS 1-2	30 E 30 1B BB	4	0	0	0	0	0	4
0 Omar Quintanilla, L (7, 4) OBP: 0.231, SLG: 0.208										0	0	0	0	1	0	0
2 Anthony Seratelli, S (9, PR) OBP: 0.265, SLG: 0.303										0	1	0	0	0	0	0
1 Chris Young, R (1, 7) OBP: 0.333, SLG: 0.486	P5		5 FC4-6 BB		2-H 2B	1-2f			1-H 1B	3	0	1	1	1	0	3
30 Andrew Brown, R (8, 7) OBP: 0.294, SLG: 0.581										1	0	1	1	0	0	0
5 David Wright, R (1, 5) OBP: 0.250, SLG: 0.227	K		FC4-6 1-2f		K		13 1B 1B			4	0	1	0	0	2	3
19 Zach Lutz, R (7, PR) OBP: 0.321, SLG: 0.692 (8, 5)										0	0	0	0	0	0	0
3 Curtis Granderson, L (1, 9) OBP: 0.265, SLG: 0.419		K		K		68 2B 4 1B 1B	K			4	1	1	0	0	3	1
9 Kirk Nieuwenhuis, L (8, 9) OBP: 0.432, SLG: 0.533										0	0	0	0	0	0	0
13 Josh Satin, R (1, 10) OBP: 0.381, SLG: 0.444		G5-3		K		L8	68 G6-3 1-2 1B			4	0	1	0	0	1	1
68 Eric Campbell, R (1, 3) OBP: 0.385, SLG: 0.556		HR		E4		4 1B 12 WP 1-3 2B	G6-3 1-2f			4	2	2	1	0	0	2
4 Wilmer Flores, R (1, 6) OBP: 0.300, SLG: 0.324		F8		G6-3		12 WP 15 BB 12 FC5-2 2-3 3-H 1B		K		4	0	1	1	0	1	1
15 Travis d'Arnaud, R (1, 2) OBP: 0.235, SLG: 0.200			12 FC5-4 BB		F9	22 E 12 WP 1-2 BB		K		2	0	0	0	2	1	0
23 Taylor Teagarden, R (9, 2) OBP: 0.321, SLG: 0.280										0	0	0	0	0	0	0
12 Juan Lagares, R (1, 8) OBP: 0.359, SLG: 0.361			FC5-4 22 E 1-2f		1 2B 22 B1-3 1B	FC5-2 22 E 1-2 2-H 3-H		0 CS 1B		4	1	2	0	0	0	3
Inning Stats	R: 0 E: 0 K: 1 S: 5 H: 0 LOB: 0 BB: 0 P: 5	R: 1 E: 0 K: 1 S: 7 H: 1 LOB: 0 BB: 0 P: 9	R: 0 E: 0 K: 0 S: 3 H: 0 LOB: 2 BB: 2 P: 12	R: 0 E: 1 K: 2 S: 8 H: 0 LOB: 1 BB: 0 P: 8	R: 1 E: 0 K: 1 S: 7 H: 2 LOB: 1 BB: 0 P: 7	R: 2 E: 1 K: 0 S: 7 H: 3 LOB: 3 BB: 1 P: 12	R: 0 E: 0 K: 1 S: 6 H: 2 LOB: 2 BB: 0 P: 6	R: 0 E: 0 K: 2 S: 7 H: 1 LOB: 0 BB: 0 P: 8	R: 1 E: 0 K: 0 S: 2 H: 1 LOB: 1 BB: 1 P: 6	1B: 7 2B: 2 3B: 0 HR: 1 SF: 0 SAC: 0 DP: 1 HBP: 0				WP: 1 PB: 0 SB: 0 CS: 1		PA: 39

livebaseballscorecards.com

	AB	34
	R	5
	H	10
	RBI	4
	BB	4
	SO	8
	LOB	18

PITCHER	IP	WLS	BF	H	R	ER	SO	BB	IBB	HBP	BLK	WP	HR	S	P	ERA	WHIP
53 Kyle Lobstein, L (1, 1) ERA: 4.66	2.2		11	1	1	1	2	2	0	0	0	0	1	14	25	3.38	1.125
52 Jose Alvarez, L (3, 1) ERA: 3.38	3.0	B	16	5	3	3	3	1	0	0	0	1	0	21	26	9.00	2.000
46 Ian Krol, L (6, 1) ERA: 3.68	1.1		6	2	0	0	1	0	0	0	0	0	0	8	8	0.00	1.500
56 Jose Ortega, R (8, 1) ERA: 4.5	1.0		3	1	0	0	2	0	0	0	0	0	0	7	8	0.00	1.000
66 Jhan Mariñez, R (9, 1) ERA: 8.31	0.0	L	2	1	1	1	0	1	0	0	0	0	0	2	6	∞	∞

PITCHER	IP	WLS	BF	H	R	ER	SO	BB	IBB	HBP	BLK	WP	HR	S	P	ERA	WHIP

Toronto Blue Jays @ Detroit Tigers

Joker Marchant Stadium, Lakeland, FL

Tue Mar 18 2014, 1:08 PM - 4:29 PM EDT

Att. 8,328 - Sunny - 68 F

TOP

livebaseballscorecards.com

Batter	1	2	3	4	5	6	7	8	9	AB	R	H	RBI	BB	SO	LOB
7 José Reyes, S (1, 6) OBP: 0.250, SLG: 0.238 1 Jonathan Diaz, R (6, PR) OBP: 0.250, SLG: 0.077 (6, 7)	x 0-0 B2 ①		x 0-0 G4-3 ③			x 0-0 E6 14 FC4-6 53 1B 13 1B	SSS 0-3 K ①			3 0 0 0 0 0 0 1 1 0 0 0 1 1						
53 Melky Cabrera, S (1, 7) OBP: 0.409, SLG: 0.535 8 Anthony Gose, L (6, PR) OBP: 0.286, SLG: 0.320 (6, 8)	x 0-0 10 S 1B			x 0-0 19 F8 2B		x 0-0 14 FC4-6 1-2 1B	SSS 0-3 K ②			3 0 3 0 0 0 0 1 0 0 0 0 1 1						
19 José Bautista, R (1, 9) OBP: 0.436, SLG: 0.719 14 Moisés Sierra, R (6, PH) OBP: 0.306, SLG: 0.344 (6, 3)	x 0-0 P3 ②			x 0-0 F8 ① 2-3		x 0-0 FC4-6 ① 13 1B 26 1B 1-2f 2-3	x 0-0 F8 ③			2 0 0 0 0 0 2 2 1 0 0 0 0 3						
10 Edwin Encarnación, R (1, 3) OBP: 0.325, SLG: 0.526 39 Chris Getz, L (6, 4) OBP: 0.333, SLG: 0.409	B x 1-0 G4-3 ③ 1-2			CCC 0-3 K ②		x 0-0 P4 ②		x 0-0 G4-3 ①		3 0 0 0 0 1 4 1 0 0 0 0 0 0						
13 Brett Lawrie, R (1, 5) OBP: 0.343, SLG: 0.364 11 Kevin Pillar, R (6, 9) OBP: 0.200, SLG: 0.276		x 0-0 F9 ①		x 0-0 G3 ③		x 0-0 26 1B 30 2B 1-2 3-H 1B		x 0-0 G6-3 ②		3 1 1 1 0 0 1 1 0 0 0 0 0 0						
26 Adam Lind, L (1, 10) OBP: 0.406, SLG: 0.633 66 Munenori Kawasaki, L (6, PR) OBP: 0.333, SLG: 0.286 (6, 10)		SSS 0-3 K ②			SSS 0-3 K ①	x 0-0 30 2B 1-2 2-H 1B		x 0-0 F7 ③		3 0 1 1 0 2 0 1 1 0 0 0 0 0						
30 Dioner Navarro, S (1, 2) OBP: 0.313, SLG: 0.333 Derrick Chung, R (6, 2) OBP: 0.500, SLG: 0.500		x 0-0 F9 ③			x 0-0 F9 ②	x 0-0 1-H 2-H 2B			x 0-0 G4-3 ①	3 0 1 2 0 0 0 1 0 0 0 0 0 0						
28 Colby Rasmus, L (1, 8) OBP: 0.286, SLG: 0.350 17 Ryan Goins, L (6, 6) OBP: 0.214, SLG: 0.154			x 0-0 G4-3 ①		BBB 4-0 BB	SSS 0-3 K ③			x 0-0 G3 ②	2 0 0 0 1 1 2 1 0 0 0 0 0 0						
3 Maicer Izturis, S (1, 4) OBP: 0.269, SLG: 0.240 18 Steve Tolleson, R (6, 5) OBP: 0.348, SLG: 0.300 15 Mike Nickeas, R (9, PH)			x 0-0 G1-3 ②		x 0-0 F9 ③		BBB 4-0 BB		x 0-0 G5-3 ③	2 0 0 0 0 0 1 0 0 0 0 1 0 0 1 0 0 0 0 0 0						
Inning Stats	R: 0 H: 1 E: 0 LOB: 1 K: 0 BB: 0 S: 4 P: 5	R: 0 H: 0 E: 0 LOB: 0 K: 1 BB: 0 S: 5 P: 5	R: 0 H: 0 E: 0 LOB: 0 K: 0 BB: 0 S: 3 P: 3	R: 0 H: 1 E: 0 LOB: 1 K: 1 BB: 0 S: 6 P: 6	R: 0 H: 0 E: 0 LOB: 1 K: 1 BB: 1 S: 5 P: 9	R: 4 H: 4 E: 1 LOB: 2 K: 1 BB: 0 S: 10 P: 10	R: 0 H: 0 E: 0 LOB: 1 K: 2 BB: 1 S: 7 P: 11	R: 0 H: 0 E: 0 LOB: 0 K: 0 BB: 0 S: 3 P: 3	R: 0 H: 0 E: 0 LOB: 0 K: 0 BB: 0 S: 3 P: 3	1B: 4 2B: 2 3B: 0 HR: 0	SF: 0 SAC: 0 DP: 0 HBP: 0					

	AB	34
	R	4
	H	6
	RBI	4
	BB	2
	SO	6
	LOB	15

WP: 0 PA: 36
PB: 0
SB: 1
CS: 0

PITCHER		IP	WLS	BF	H	R	ER	SO	BB	IBB	HBP	BLK	WP	HR	S	P	ERA	WHIP
33 Drew Smyly, L ERA: 3.31	(1, 1)	5.0	W	18	2	0	0	3	1	0	0	0	0	0	23	28	0.00	0.600
65 Blaine Hardy, L ERA:	(6, 1)	1.0		8	4	4	0	1	0	0	0	0	0	0	10	10	0.00	4.000
40 Phil Coke, L ERA: 4.5	(7, 1)	1.0		4	0	0	0	2	1	0	0	0	0	0	7	11	0.00	1.000
57 Evan Reed, R ERA: 1.8	(8, 1)	1.0		3	0	0	0	0	0	0	0	0	0	0	3	3	0.00	0.000
39 Luke Putkonen, R ERA:	(9, 1)	1.0		3	0	0	0	0	0	0	0	0	0	0	3	3	0.00	0.000

PITCHER	IP	WLS	BF	H	R	ER	SO	BB	IBB	HBP	BLK	WP	HR	S	P	ERA	WHIP

Batter	1	2	3	4	5	6	7	8	9	AB	R	H	RBI	BB	SO	LOB
Ben Guez, R (1, 7) OBP: 0.800, SLG: 1.000	0-0 48 G6-4-3 1B		4-0 3 CS 48 WP BB	4-0 BB	0-0 48 1B 3 HR 1-3 2B	0-0 1-3 2-H 48 1B 2B		4-0 28 2B 33 SF9 1-2 BB		3	3	3	1	3	0	0
48 Torii Hunter, R (1, 9) OBP: 0.447, SLG: 0.500 28 Raph Rhymes, R (8, 9) OBP: 0.500, SLG: 1.000	0-0 G6-4-3 1-2f		4-0 41 CS 3 WP 1-2 3-H BB	0-3 K	0-0 3 HR 2-3 3-H 1B	0-0 3 2B 2-H 3-H 1B		0-0 33 SF9 1-3 2-H 2B		4 1	1 0	2 1	3 1	1 0	1 0	3 0
3 Ian Kinsler, R (1, 4) OBP: 0.442, SLG: 0.694 33 Javier Betancourt, R (8, 4)	0-0 G4-3		4-0 41 CS 1-2 2-3 BB		41 1B 13 1B BB HR 1-H 3-H	0-0 1-3 2B		0-0 SF9 2-3 3-H		3 0	2 0	2 0	3 1	2 0	0 0	0 0
41 Victor Martinez, S (1, 10) OBP: 0.348, SLG: 0.357 71 James McCann, R (8, PH) OBP: 0.125, SLG: 0.125 (9, 10)		0-0 F9	3-0 1-2 2-3 BB		14 1B 13 1B 32 HR 1-3 1B G4-3	0-0 G3-1		0-0 G5-3		4 1	1 0	1 0	0 0	1 0	0 0	2 1
13 Alex Avila, L (1, 2) OBP: 0.421, SLG: 0.375 John Murrian, R (8, 2) OBP: 0.167, SLG: 0.333	2-0 14 HR HBP		0-3 K		14 1B 32 HR 1-2 3-H 1B G4-3		0-0 G4-3			4 0	2 0	1 0	1 0	0 0	1 0	2 0
14 Austin Jackson, R (1, 8) OBP: 0.500, SLG: 0.784 17 Jeff McVaney, R (8, 8)	1-1 1-H HR			0-0 E6 29 BB 32 S 26 G6-4-3	0-0 32 HR 1-2 2-3 1B	0-0 G1-3	0-0 P6			5 0	3 0	2 0	2 0	0 0	0 0	0 0
32 Don Kelly, L (1, 3) OBP: 0.447, SLG: 0.677	4-0 29 CS BB			4-0 26 G6-4-3 29 BB 1-2 BB	3-2 1-H 2-H 3-H HR	0-0 G4-3	0-0 F7			3	1	1	4	2	0	0
29 Danny Worth, R (1, 5) OBP: 0.439, SLG: 0.515	1 SAFE 0-0 G1-3 1-2			4-0 26 G6-4-3 1-2 2-3 BB	0-0 2B 48 1B 1B	0-0 26 1B 2B 1B		4-0 BB 28 2B BB		3	3	2	0	2	0	1
26 Hernán Pérez, R (1, 6) OBP: 0.231, SLG: 0.286			0-0 48 WP 3B	0-0 G6-4-3 1-2f 2-3 3-H	0-3 K	0-0 2B 48 1B 1-2 1B		0-0 F8		5	2	2	0	0	1	4
Inning Stats	R: 0 E: 0 K: 0 S: 3 H: 1 LOB: 0 BB: 0 P: 3	R: 2 E: 0 K: 0 S: 4 H: 1 LOB: 0 BB: 1 P: 11	R: 1 E: 0 K: 1 S: 4 H: 1 LOB: 2 BB: 4 P: 19	R: 1 E: 1 K: 1 S: 5 H: 0 LOB: 2 BB: 3 P: 17	R: 9 E: 0 K: 1 S: 15 H: 8 LOB: 0 BB: 1 P: 22	R: 3 E: 0 K: 0 S: 8 H: 5 LOB: 2 BB: 0 P: 8	R: 0 E: 0 K: 0 S: 3 H: 0 LOB: 0 BB: 0 P: 3	R: 2 E: 0 K: 0 S: 4 H: 1 LOB: 1 BB: 2 P: 12		1B: 9 2B: 4 3B: 1 HR: 3	SF: 1 SAC: 0 DP: 2 HBP: 1			WP: 2 PB: 0 SB: 1 CS: 4	PA: 49		

PITCHER		IP	WLS	BF	H	R	ER	SO	BB	IBB	HBP	BLK	WP	HR	S	P	ERA	WHIP
24 Ricky Romero, L ERA: 3.72	(1, 1)	2.2	L	13	3	3	3	0	5	0	1	0	2	1	8	30	10.12	3.000
33 Jeremy Jeffress, R ERA: 3.68	(3, 1)	1.1		7	0	1	0	2	3	0	0	0	0	0	8	20	0.00	2.250
54 Marcus Stroman, R ERA: 14.46	(5, 1)	0.1		8	6	7	7	1	1	0	0	0	0	1	11	18	189.00	21.000
Marcus Walden, R ERA: 9.0	(5, 1)	1.1		10	6	5	5	0	0	0	0	0	0	1	10	10	33.75	4.500
74 Randy Boone, R ERA:	(6, 1)	1.1		5	1	0	0	0	0	0	0	0	0	0	5	5	0.00	0.750

PITCHER		IP	WLS	BF	H	R	ER	SO	BB	IBB	HBP	BLK	WP	HR	S	P	ERA	WHIP
72 Justin Jackson, R ERA: 18.0	(8, 1)	1.0		6	1	2	2	0	2	0	0	0	0	0	4	12	18.00	3.000

BOTTOM

Toronto Blue Jays @ Detroit Tigers

Joker Marchant Stadium, Lakeland, FL

Tue Mar 18 2014, 1:08 PM - 4:29 PM EDT

Att. 8,328 - Sunny - 68 F

livebaseballscorecards.com

AB	36
R	18
H	17
RBI	16
BB	11
SO	3
LOB	13

Batter	1	2	3	4	5	6	7	8	9	AB	R	H	RBI	BB	SO	LOB
3 Ian Kinsler, R (1, 4) OBP: 0.426, SLG: 0.650	E8 72 G6-4-3		CS 1-2	72 G6-4-3 1B		G4-3 2-3		G5-3		4	0	1	0	0	0	1
14 Curt Powell, R (8, 4)										0	0	0	0	0	0	0
72 Tyler Collins, L (1, 7) OBP: 0.359, SLG: 0.714	G6-4-3 1-2f			G6-4-3 1-2f		BBB 4-0 41 1B BB		SSS 0-3 K2-3		3	0	0	0	1	1	2
41 Victor Martinez, S (1, 3) OBP: 0.347, SLG: 0.356	F7			G4-3		1-2 3-H 1B			G4-3	3	0	1	1	0	0	0
29 Dominic Ficociello, S (6, PR)										1	0	0	0	0	0	0
(6, 3)																
32 Don Kelly, L (1, 9) OBP: 0.429, SLG: 0.618		CCC 0-3 K			BBB 4-0 14 2B BB	F9			F8	3	0	0	0	1	1	2
13 Alex Avila, L (1, 2) OBP: 0.390, SLG: 0.343		CCC 0-3 K			SSS 0-3 K	G4-3			F7	3	0	0	0	0	2	3
76 Craig Albernaz, R (8, 2) OBP: 0.429, SLG: 0.200										1	0	0	0	0	0	0
14 Austin Jackson, R (1, 8) OBP: 0.488, SLG: 0.775		G6-3			1-3 2B	F7				3	0	1	0	0	0	0
61 Ezequiel Carrera, L (7, 8) OBP: 0.250, SLG: 0.233										0	0	0	0	0	0	0
9 Nick Castellanos, R (1, 5) OBP: 0.412, SLG: 0.667					SSS 0-3 K	G4-3				3	0	1	0	0	1	2
Kevin Russo, R (7, 5) OBP: 1.000, SLG: 1.000			3 CS 1B							0	0	0	0	0	0	0
63 Trevor Crowe, S (1, 10) OBP: 0.257, SLG: 0.194			SSS 0-3 K		G4-3		SSS 0-3 K			3	0	0	0	0	2	3
29 Danny Worth, R (1, 6) OBP: 0.432, SLG: 0.528			F8			3 G4-3 41 1B 2B		SSS 0-3 K		3	1	1	0	0	1	1
Inning Stats	R: 0 E: 1 K: 0 S: 3 H: 0 LOB: 0 BB: 0 P: 3	R: 0 E: 0 K: 2 S: 7 H: 0 LOB: 0 BB: 0 P: 7	R: 0 E: 0 K: 1 S: 6 H: 1 LOB: 0 BB: 0 P: 6	R: 0 E: 0 K: 0 S: 3 H: 1 LOB: 0 BB: 0 P: 3	R: 0 E: 0 K: 2 S: 8 H: 1 LOB: 2 BB: 1 P: 12	R: 1 E: 0 K: 0 S: 5 H: 2 LOB: 2 BB: 1 P: 9	R: 0 E: 0 K: 1 S: 5 H: 0 LOB: 0 BB: 0 P: 5	R: 0 E: 0 K: 2 S: 7 H: 0 LOB: 0 BB: 0 P: 7	R: 0 E: 0 K: 0 S: 3 H: 0 LOB: 0 BB: 0 P: 3	1B: 3 2B: 2 3B: 0 HR: 0	SF: 0 SAC: 0 DP: 2 HBP: 0						

TOP

Detroit Tigers @ Washington Nationals

Space Coast Stadium, Viera, FL

Thu Mar 20 2014, 1:07 PM - 3:52 PM EDT

Att. 7,205 - Sunny - 79 F

livebaseballscorecards.com

AB	30
R	1
H	5
RBI	1
BB	2
SO	8
LOB	14

WP: 0 PB: 0 SB: 0 CS: 1 PA: 33

PITCHER		IP	WLS	BF	H	R	ER	SO	BB	IBB	HBP	BLK	WP	HR	S	P	ERA	WHIP
37 Stephen Strasburg, R ERA: 0.64	(1, 1)	5.0	W	17	3	0	0	5	1	0	0	0	0	0	27	31	0.00	0.800
22 Drew Storen, R ERA: 7.2	(6, 1)	1.0	H	6	2	1	1	0	1	0	0	0	0	0	5	9	9.00	3.000
52 Ryan Mattheus, R ERA:	(7, 1)	1.0		3	0	0	0	1	0	0	0	0	0	0	5	5	0.00	0.000
75 Michael Gonzalez, L ERA: 9.0	(8, 1)	1.0		3	0	0	0	2	0	0	0	0	0	0	7	7	0.00	0.000
13 Jerry Blevins, L ERA: 1.29	(9, 1)	1.0		3	0	0	0	0	0	0	0	0	0	0	3	3	0.00	0.000

PITCHER	IP	WLS	BF	H	R	ER	SO	BB	IBB	HBP	BLK	WP	HR	S	P	ERA	WHIP

BOTTOM

Detroit Tigers @ Washington Nationals

Space Coast Stadium, Viera, FL

Thu Mar 20 2014, 1:07 PM - 3:52 PM EDT

Att. 7,205 - Sunny - 79 F

livebaseballscorecards.com

Batter	1	2	3	4	5	6	7	8	9	AB	R	H	RBI	BB	SO	LOB
2 Denard Span, L (1, 8) OBP: 0.324, SLG: 0.459 12 Rafael Bautista, R (8, 8)	S S S 0-3 ① K		X 0-0 ③ 20 HR 2-H 1B		X 0-0 ③ P6		X 0-0 ③ F7			4 1 1 1 0 1 0 0 0 0 0 0 0 0						
20 Ian Desmond, R (1, 6) OBP: 0.267, SLG: 0.621 1 Jamey Carroll, R (7, 6) OBP: 0.367, SLG: 0.400	X 0-0 ② F9		S S S X 0-2 ④ 1-H HR			C C C 0-3 ① K		X 0-0 ② 26 BB 6 1B 1B		3 1 1 2 0 1 0 1 1 1 0 0 0 0						
28 Jayson Werth, R (1, 9) OBP: 0.391, SLG: 0.381 26 Jeff Kobernus, R (6, PR) OBP: 0.345, SLG: 0.346 (7, 7)	X 0-0 ④ 2B		S S S 0-3 ② K			X 0-0 ④ 11 3B 1B		B B B 4-0 ⑤ 6 1B 59 2B 1-2 BB		3 0 2 0 0 1 0 0 2 0 0 1 0 0						
11 Ryan Zimmerman, R (1, 5) OBP: 0.290, SLG: 0.533 6 Anthony Rendon, R (7, 5) OBP: 0.421, SLG: 0.500	X 0-0 ③ P3		S S S 0-3 ③ K			X 0-0 ① 59 1B 1-H 3B		X 0-0 ① 59 2B 1-3 2-H 1B		3 1 1 1 0 1 1 1 1 1 1 0 0 0						
34 Bryce Harper, L (1, 7) OBP: 0.286, SLG: 0.267 25 Brandon Miller, R (7, 9)		S S S 0-3 ① K		S S S 0-3 ① K		X 0-0 ② P5		C C C 0-3 ① K		3 0 0 0 0 2 2 1 0 0 0 0 1 2						
40 Wilson Ramos, R (1, 2) OBP: 0.355, SLG: 0.516 59 Jose Lobaton, S (5, 2) OBP: 0.280, SLG: 0.190		S S S 0-3 ② K		S S S 0-3 ② K		X 0-0 ④ 3-H 1B		X 0-0 ④ 1-H 3-H 2B		2 0 0 0 0 2 0 2 0 2 3 0 0 0						
25 Adam LaRoche, L (1, 3) OBP: 0.286, SLG: 0.441 12 Tyler Moore, R (7, 3) OBP: 0.286, SLG: 0.366		X 0-0 ③ G4-3		X 0-0 ③ G3-1		X 0-0 ③ F7		X 0-0 ② G5-3		3 0 0 0 0 0 1 1 0 0 0 0 0 1						
8 Danny Espinosa, S (1, 4) OBP: 0.300, SLG: 0.257 21 David Masters, R (8, 4)			X 0-0 ② 37 SH1-4 2 1B 1B		X 0-0 ① G3		S S S 0-3 ① K	X 0-0 ③ F9		3 1 1 0 0 1 0 1 0 0 0 0 0 1						
37 Stephen Strasburg, R (1, 1) 19 Chris Snyder, R (5, PH) OBP: 0.400, SLG: 0.563 22 Drew Storen, S (6, 1) 52 Ryan Mattheus, R (7, 1) 7 Scott Hairston, R (7, PH) OBP: 0.250, SLG: 0.367 75 Michael Gonzalez, R (8, 1) 13 Jerry Blevins, L (9, 1)			X 0-0 ① SH1-4 1-2		X 0-0 ② F7		X 0-0 ② P5			0 0 0 0 0 0 0 1 0 0 0 0 0 0 0 0 0 0 0 0 0 0 0 0 0 0 0 0 1 0 0 0 0 0 0 0 0 0 0 0 0 0 0 0 0 0 0 0 0						
Inning Stats	R: 0 E: 0 K: 1 S: 6 H: 1 LOB: 1 BB: 0 P: 6	R: 0 E: 0 K: 2 S: 7 H: 0 LOB: 0 BB: 0 P: 7	R: 3 E: 0 K: 2 S: 12 H: 3 LOB: 0 BB: 0 P: 12	R: 0 E: 0 K: 2 S: 7 H: 0 LOB: 0 BB: 0 P: 7	R: 0 E: 0 K: 0 S: 3 H: 0 LOB: 0 BB: 0 P: 3	R: 2 E: 0 K: 1 S: 8 H: 3 LOB: 1 BB: 0 P: 8	R: 0 E: 0 K: 1 S: 5 H: 0 LOB: 0 BB: 0 P: 5	R: 3 E: 0 K: 1 S: 8 H: 3 LOB: 1 BB: 1 P: 12		1B: 6 2B: 2 3B: 1 HR: 1	SF: 0 SAC: 1 DP: 0 HBP: 0						

	AB	33
	R	8
	H	10
	RBI	8
	BB	1
	SO	10
	LOB	8

WP: 0 PB: 0 SB: 0 CS: 0 PA: 35

PITCHER		IP	WLS	BF	H	R	ER	SO	BB	IBB	HBP	BLK	WP	HR	S	P	ERA	WHIP
37 Max Scherzer, R ERA: 4.05	(1, 1)	5.2	L	24	7	5	5	8	0	0	0	0	0	1	42	42	7.94	1.235
39 Luke Putkonen, R ERA:	(6, 1)	1.1		4	0	0	0	1	0	0	0	0	0	0	6	6	0.00	0.000
65 Blaine Hardy, L ERA: 2.61	(8, 1)	0.1		5	3	3	3	1	1	0	0	0	0	0	6	10	81.00	12.000
79 Zac Reininger, R ERA:	(8, 1)	0.2		2	0	0	0	0	0	0	0	0	0	0	2	2	0.00	0.000

PITCHER	IP	WLS	BF	H	R	ER	SO	BB	IBB	HBP	BLK	WP	HR	S	P	ERA	WHIP

Batter	1	2	3	4	5	6	7	8	9	AB	R	H	RBI	BB	SO	LOB
3 Ian Kinsler, R (1, 4) OBP: 0.412, SLG: 0.605 27 Eugenio Suárez, R (8, 6) OBP: 0.219, SLG: 0.233	S S S 0-3 ① K			B B B B 4-0 61 S 61 2B BB	X 0-0 ② G6-3		X 0-0 ③ F9		3 1 0 0 1 1 1 0 0 0 0 0 0 0
61 Ezequiel Carrera, L (1, 7) (8, 8) OBP: 0.250, SLG: 0.265	X 0-0 ② F7			B X 1-0 24 WP 41 G6-3 1-H 2B	X 0-0 ③ G4-3			X 0-0 ① F8	4 1 1 1 0 0 0
24 Miguel Cabrera, R (1, 3) OBP: 0.478, SLG: 0.649 50 James Robbins, L (7, PR) (7, 3)	X 0-0 ③ G1-3			B S S S S 1-3 ① K 2-3			B B B B 4-0 41 L3 BB	C C C 0-3 ② K	2 0 0 0 1 1 1 1 0 0 0 0 1 0
41 Victor Martinez, S (1, 10) OBP: 0.327, SLG: 0.333 Ben Guez, R (9, PH) (9, 10) OBP: 0.818, SLG: 1.000		X 0-0 ① L8		X 0-0 ② G6-3 3-H			X 0-0 ① ② L3 1-1		B B B B 4-0 BB	3 0 0 1 0 0 1 0 0 0 0 1 0 0
48 Torii Hunter, R (1, 9) OBP: 0.415, SLG: 0.459 72 Tyler Collins, L (8, 7) OBP: 0.350, SLG: 0.694		S S S 0-3 ② K		X 0-0 ③ F9			X 0-0 ③ F9		X 0-0 ③ G3	3 0 0 0 0 1 1 1 0 0 0 0 0 1
13 Alex Avila, L (1, 2) OBP: 0.364, SLG: 0.316 50 Bryan Holaday, R (8, 2) OBP: 0.265, SLG: 0.258		S S S 0-3 ③ K			X 0-0 ① G1-3			C C C 0-3 ① K		3 0 0 0 0 2 0 0 0 0 0 0 0 0
14 Austin Jackson, R (1, 8) OBP: 0.478, SLG: 0.767 63 Trevor Crowe, S (8, 9) OBP: 0.257, SLG: 0.194			X 0-0 ① F9		X 0-0 ② F8			X 0-0 26 1B 2B		3 1 1 0 0 0 0 0 0 0 0 0 0 0
4 Steve Lombardozzi, S (1, 5) OBP: 0.263, SLG: 0.250 33 Javier Betancourt, R (8, 5)			X 0-0 26 G6-4-3 1B		X 0-0 ③ F8			S S S 0-3 ② K		3 0 1 0 0 1 1 0 0 0 0 0 0 0
26 Hernán Pérez, R (1, 6) (8, 4) OBP: 0.238, SLG: 0.289			X 0-0 ② ③ G6-4-3 1-2f			X 0-0 ① B1-3		X 0-0 2-H 1B		3 0 1 1 0 0 1
Inning Stats	R: 0 E: 0 K: 1 S: 5 H: 0 LOB: 0 BB: 0 P: 5	R: 0 E: 0 K: 2 S: 7 H: 0 LOB: 0 BB: 0 P: 7	R: 0 E: 0 K: 0 S: 3 H: 1 LOB: 0 BB: 0 P: 3	R: 2 E: 0 K: 1 S: 6 H: 1 LOB: 0 BB: 1 P: 12	R: 0 E: 0 K: 0 S: 3 H: 0 LOB: 0 BB: 0 P: 3	R: 0 E: 0 K: 0 S: 3 H: 0 LOB: 0 BB: 0 P: 3	R: 0 E: 0 K: 0 S: 2 H: 0 LOB: 1 BB: 1 P: 6	R: 1 E: 0 K: 2 S: 9 H: 2 LOB: 1 BB: 0 P: 9	R: 0 E: 0 K: 1 S: 5 H: 0 LOB: 1 BB: 1 P: 9	1B: 2 2B: 3 3B: 0 HR: 0 SF: 0 SAC: 0 DP: 2 HBP: 0						

TOP

Detroit Tigers @ Atlanta Braves

Champion Stadium, Lake Buena Vista, FL

Fri Mar 21 2014, 1:10 PM - 4:09 PM EDT

Att. 8,786 - Sunny - 79 F

livebaseballscorecards.com

AB	29
R	3
H	4
RBI	3
BB	3
SO	7
LOB	7

PITCHER		IP	WLS	BF	H	R	ER	SO	BB	IBB	HBP	BLK	WP	HR	S	P	ERA	WHIP
49 Julio Teheran, R ERA: 1.42	(1, 1)	6.0	L	20	2	2	2	4	1	0	0	0	1	0	27	33	3.00	0.500
82 Ian Thomas, L ERA: 3.38	(7, 1)	1.0		3	0	0	0	0	1	0	0	0	0	0	2	6	0.00	1.000
66 Ryan Buchter, L ERA: 5.63	(8, 1)	0.2		4	2	1	1	2	0	0	0	0	0	0	8	8	13.50	3.000
Cody Martin, R ERA: 12.6	(8, 1)	0.1		1	0	0	0	0	0	0	0	0	0	0	1	1	0.00	0.000
80 Atahualpa Severino, L ERA: 14.21	(9, 1)	1.0		4	0	0	0	1	1	0	0	0	0	0	5	9	0.00	1.000

PITCHER	IP	WLS	BF	H	R	ER	SO	BB	IBB	HBP	BLK	WP	HR	S	P	ERA	WHIP

WP: 1 PB: 0 SB: 1 CS: 0 PA: 32

Detroit Tigers @ Atlanta Braves

Champion Stadium, Lake Buena Vista, FL

Fri Mar 21 2014, 1:10 PM - 4:09 PM EDT

Att. 8,786 - Sunny - 79 F

BOTTOM

Batter	1	2	3	4	5	6	7	8	9	AB	R	H	RBI	BB	SO	LOB
22 Jason Heyward, L (1, 9) OBP: 0.407, SLG: 0.583 94 Robby Hefflinger, R (8, 9)	59 FC5-4 1B		G4-3		2 FC4 BB 1-2		G1-6-3			3 0	0 0	1 0	0 0	1 0	0 0	1 0
2 B.J. Upton, R (1, 8) OBP: 0.327, SLG: 0.313 Josh Elander, R (9, 7) OBP: 0.500, SLG: 0.500	F8		K		FC4 1-2f			P5		4 0	0 0	0 0	0 0	0 0	1 0	4 0
8 Justin Upton, R (1, 7) OBP: 0.261, SLG: 0.333 Braeden Schlehuber, R (7, 2) OBP: 0.200, SLG: 0.200	K			F9		F8		G5-3		3 1	0 0	0 0	0 0	0 0	1 0	1 0
59 Ernesto Mejia, R (1, 3) OBP: 0.347, SLG: 0.511	FC5-4 1-2f			F9		F8		4 BB 1B		4	0	1	0	0	0	1
11 Gerald Laird, R (1, 2) OBP: 0.190, SLG: 0.158 82 Ian Thomas, R (7, 1) 66 Ryan Buchter, L (8, 1) Cody Martin, R (8, 1) 4 Ryan Doumit, S (8, PH) OBP: 0.308, SLG: 0.343 80 Atahualpa Severino, L (9, 1)		G5-3		L6		1B		1-2 BB		3 0 0 0 0 0	0 0 0 0 0 0	1 0 0 0 0 0	0 0 0 0 0 0	0 0 0 0 1 0	0 0 0 0 0 0	0 0 0 0 0 0
69 Phil Gosselin, R (1, 4) OBP: 0.364, SLG: 0.545 (8, 5)		7 1B 2B			F9	G6-3		K		4	0	1	0	0	1	3
7 Tyler Greene, R (1, 6) OBP: 0.325, SLG: 0.229		14 CS 1B 2-3			F9		G4-3		G5-3	4	0	1	0	0	0	0
14 Ramiro Pena, S (1, 5) OBP: 0.385, SLG: 0.579 José Peraza, R (7, PR) OBP: 0.500, SLG: 1.000 (8, 4)	3 SAFE	K 1-2			49 1B 2B		2B		G3	3 1	0 0	2 0	0 0	0 0	1 0	2 0
49 Julio Teheran, R (1, 1) OBP: 0.500, SLG: 0.500 95 Kyle Wren, L (7, 7) (9, 8)			K		22 BB 2-3 1B		K		G6-3	2 2	0 0	1 0	0 0	0 0	1 1	0 1
Inning Stats	R: 0 H: 1 E: 0 LOB: 1 K: 1 BB: 0 S: 6 P: 6	R: 0 H: 2 E: 0 LOB: 1 K: 1 BB: 0 S: 6 P: 6	R: 0 H: 0 E: 0 LOB: 0 K: 2 BB: 0 S: 7 P: 7	R: 0 H: 0 E: 0 LOB: 0 K: 0 BB: 0 S: 3 P: 3	R: 0 H: 2 E: 0 LOB: 3 K: 0 BB: 1 S: 5 P: 9	R: 0 H: 1 E: 0 LOB: 1 K: 0 BB: 0 S: 4 P: 4	R: 0 H: 1 E: 0 LOB: 1 K: 1 BB: 0 S: 6 P: 6	R: 0 H: 1 E: 0 LOB: 2 K: 1 BB: 1 S: 6 P: 10	R: 0 H: 0 E: 0 LOB: 0 K: 0 BB: 0 S: 3 P: 3	1B: 5 2B: 3 3B: 0 HR: 0	SF: 0 SAC: 0 DP: 0 HBP: 0			WP: 0 PB: 0 SB: 0 CS: 1	PA: 36		

PITCHER		IP	WLS	BF	H	R	ER	SO	BB	IBB	HBP	BLK	WP	HR	S	P	ERA	WHIP
35 Justin Verlander, R ERA:	(1, 1)	5.0	W	20	5	0	0	4	1	0	0	0	0	0	27	31	0.00	1.200
40 Phil Coke, L ERA: 4.0	(6, 1)	1.0	H	4	1	0	0	0	0	0	0	0	0	0	4	4	0.00	1.000
56 Jose Ortega, R ERA: 3.72	(7, 1)	1.2	H	8	2	0	0	1	1	0	0	0	0	0	9	13	0.00	1.800
57 Evan Reed, R ERA: 1.59	(8, 1)	1.1	S	4	0	0	0	1	0	0	0	0	0	0	6	6	0.00	0.000

PITCHER	IP	WLS	BF	H	R	ER	SO	BB	IBB	HBP	BLK	WP	HR	S	P	ERA	WHIP

AB	34
R	0
H	8
RBI	0
BB	2
SO	6
LOB	13

livebaseballscorecards.com

Detroit Tigers @ Toronto Blue Jays

Florida Auto Exchange Stadium, Dunedin, FL

Sat Mar 22 2014, 1:10 PM - 3:49 PM EDT

Att. 5,545 - Sunny - 76 F

TOP

livebaseballscorecards.com

Batter	1	2	3	4	5	6	7	8	9	AB	R	H	RBI	BB	SO	LOB
41 Victor Martinez, S (1, 2) OBP: 0.327, SLG: 0.353	C X 0-1 ① G3			C C C 0-3 ① K		X 0-0 4 E 24 SF8 2B	X 0-0 2B		X 0-0 ③ G3-1	3	0	1	0	0	1	0
26 Hernán Pérez, R (6, PR) (6, 4) OBP: 0.250, SLG: 0.325										2	1	1	0	0	0	2
4 Steve Lombardozzi, S (1, 4) OBP: 0.244, SLG: 0.231	X 0-0 ② F7			X 0-0 ② G3		X 0-0 E6 32 2B 72 2B 2-3	X 0-0 ③ P2			3	1	0	0	0	0	1
50 Bryan Holaday, R (6, 2) OBP: 0.257, SLG: 0.250										1	0	0	0	0	0	1
24 Miguel Cabrera, R (1, 3) OBP: 0.449, SLG: 0.615	S S S 0-3 ③ K			X 0-0 ③ G4-3		X 0-0 ① SF8 3-H		X 0-0 ① G6-3		2	0	0	1	0	1	0
63 Trevor Crowe, S (6, 9) OBP: 0.250, SLG: 0.188										1	0	0	0	0	0	0
32 Don Kelly, L (1, 9) OBP: 0.422, SLG: 0.622		S S S 0-3 ① K			C C C 0-3 ① K	X 0-0 72 2B 1-3 2B		X 0-0 ② L5		3	1	1	0	0	2	0
56 Jeff Holm, L (6, 3)										1	0	0	0	0	0	0
72 Tyler Collins, L (1, 7) OBP: 0.364, SLG: 0.692		X 0-0 ② G6-3			B B B B 4-0 27 1B BB	X 0-0 9 G1-3 2-H 3-H 2B		X 0-0 ③ G3		3	0	1	2	1	0	0
9 Nick Castellanos, R (1, 5) OBP: 0.389, SLG: 0.627		X 0-0 ③ F8			C C C 0-3 ② K	X 0-0 ② G1-3 2-3			X 0-0 ① G5-3	3	0	0	0	0	1	2
22 Wade Gaynor, R (7, 5)										1	0	0	0	0	0	0
27 Eugenio Suárez, R (1, 10) OBP: 0.229, SLG: 0.242			S S S 0-3 ① K		X 0-0 1-3 1B	X 0-0 ③ F9			B B B B 4-0 30 1B BB	3	0	1	0	0	1	2
68 Luis Exposito, R (9, PH) OBP: 0.333, SLG: 0.100										0	0	0	0	1	0	0
29 Danny Worth, R (1, 6) OBP: 0.396, SLG: 0.475			C C C 0-3 ② K		C C C 0-3 ③ K		X 0-0 ① F9		X 0-0 ② L9	4	0	0	0	0	2	3
61 Ezequiel Carrera, L (1, 8) OBP: 0.256, SLG: 0.351			X 0-0 ③ F8			B C S X 1-2 HR	X 0-0 ② G1-3		X 0-0 1-3 1B	3	1	1	1	0	0	0
30 Marcus Lemon, L (7, 8) OBP: 0.500, SLG: 0.500										1	0	1	0	0	0	0

	AB	R	H	RBI	BB	SO	LOB
	34	4	7	4	2	8	11

Inning Stats																																		
	R: 0	E: 0	K: 1	S: 6	H: 0	LOB: 0	BB: 0	P: 6	R: 0	E: 0	K: 1	S: 5	H: 0	LOB: 0	BB: 0	P: 5	R: 0	E: 0	K: 2	S: 7	H: 0	LOB: 0	BB: 0	P: 7	R: 0	E: 0	K: 1	S: 5	H: 0	LOB: 0	BB: 0	P: 5	R: 0	E: 0	K: 3	S: 10	H: 1	LOB: 2	BB: 1	P: 14
	R: 4	E: 1	K: 0	S: 10	H: 4	LOB: 2	BB: 0	P: 11	R: 0	E: 0	K: 0	S: 4	H: 1	LOB: 1	BB: 0	P: 4	R: 0	E: 0	K: 0	S: 3	H: 0	LOB: 0	BB: 0	P: 3	R: 0	E: 0	K: 0	S: 4	H: 1	LOB: 2	BB: 1	P: 8	1B: 2	2B: 4	3B: 0	HR: 1	SF: 1	SAC: 0	DP: 0	HBP: 0	WP: 0	PB: 0	SB: 0	CS: 0	PA: 37

PITCHER		IP	WLS	BF	H	R	ER	SO	BB	IBB	HBP	BLK	WP	HR	S	P	ERA	WHIP
58 Todd Redmond, R	(1, 1)	6.0	W	25	5	4	3	8	1	0	0	0	0	1	43	48	4.50	1.000
ERA: 5.4																		
50 Steve Delabar, R	(7, 1)	1.0		4	1	0	0	0	0	0	0	0	0	0	4	4	0.00	1.000
ERA:																		
62 Aaron Loup, L	(8, 1)	1.0		3	0	0	0	0	0	0	0	0	0	0	3	3	0.00	0.000
ERA: 5.4																		
72 Tyler Ybarra, L	(9, 1)	1.0		5	1	0	0	0	1	0	0	0	0	0	4	8	0.00	2.000
ERA:																		

PITCHER	IP	WLS	BF	H	R	ER	SO	BB	IBB	HBP	BLK	WP	HR	S	P	ERA	WHIP

BOTTOM

Detroit Tigers @ Toronto Blue Jays

Florida Auto Exchange Stadium, Dunedin, FL

Sat Mar 22 2014, 1:10 PM - 3:49 PM EDT

Att. 5,545 - Sunny - 76 F

livebaseballscorecards.com

Batter	1	2	3	4	5	6	7	8	9	AB	R	H	RBI	BB	SO	LOB
7 José Reyes, S (1, 6) OBP: 0.296, SLG: 0.314	53 2B	G4-3		53 2B 13 FC6-4 BB	53 FC6-4 1-2 1B		P4			2	1	1	0	0	0	0
1 Jonathan Diaz, R (4, 6) (7, 5) (8, 7) OBP: 0.333, SLG: 0.125										2	1	1	0	1	0	0
53 Melky Cabrera, S (1, 7) OBP: 0.436, SLG: 0.585	10 HR 2-H 2B	19 1B		13 FC6-4 1-3 2B	FC6-4 1-2f		K			4	1	3	1	0	0	2
8 Anthony Gose, L (7, PH) (8, 9) OBP: 0.324, SLG: 0.387										1	0	0	0	0	1	0
19 José Bautista, R (1, 9) OBP: 0.490, SLG: 0.854	10 HR BB	1-2 1B		13 FC6-4 BB		10 2B 28 1B 1B		G6-3		2	2	2	0	2	0	0
66 Munenori Kawasaki, L (8, 5) OBP: 0.263, SLG: 0.222										1	0	0	0	0	0	0
10 Edwin Encarnación, R (1, 3) OBP: 0.346, SLG: 0.600	1-H 2-H HR	F9		F3		28 1B 1-3 2B		39 1B 26 1B 1B		4	2	2	3	0	0	5
18 Steve Tolleson, R (8, 3) OBP: 0.407, SLG: 0.348										1	1	1	0	0	0	0
13 Brett Lawrie, R (1, 5) OBP: 0.340, SLG: 0.432	K	F9		FC6-4 1-2f 2-3 3-H		G5-3		26 1B 28 F9-2 1-3 1B		4	0	0	1	0	1	6
39 Chris Getz, L (7, 4) OBP: 0.333, SLG: 0.393										1	0	1	0	0	0	0
14 Moisés Sierra, R (1, 10) OBP: 0.326, SLG: 0.513	HR	K	K	K		P6		1-3 3-H 1B		2	1	1	1	0	1	0
26 Adam Lind, L (4, PH) (5, 10) OBP: 0.419, SLG: 0.600										3	0	1	1	0	1	4
28 Colby Rasmus, L (1, 8) OBP: 0.265, SLG: 0.333	22 F8 2B	K			P4	2-H 3-H 1B		F9-2 3-H		5	0	2	2	0	1	2
22 Josh Thole, L (1, 2) OBP: 0.227, SLG: 0.273	F8 2-3	2B			1 1B 1B	G1-3				4	0	2	0	0	0	2
15 Mike Nickeas, R (9, 2)										0	0	0	0	0	0	0
17 Ryan Goins, L (1, 4) (7, 6) OBP: 0.241, SLG: 0.220	G1-3	K			K		G4-3			4	0	0	0	0	2	3

Inning Stats	R: 5 E: 0 K: 1 S: 11	H: 5 LOB: 1 BB: 1 P: 15	R: 0 E: 0 K: 0 S: 5	H: 2 LOB: 2 BB: 0 P: 5	R: 0 E: 0 K: 3 S: 10	H: 1 LOB: 1 BB: 0 P: 10	R: 1 E: 0 K: 1 S: 6	H: 1 LOB: 2 BB: 2 P: 14	R: 0 E: 0 K: 1 S: 7	H: 2 LOB: 2 BB: 0 P: 7	R: 2 E: 0 K: 0 S: 6	H: 3 LOB: 1 BB: 0 P: 6	R: 0 E: 0 K: 1 S: 5	H: 0 LOB: 0 BB: 0 P: 5	R: 1 E: 0 K: 0 S: 5	H: 3 LOB: 1 BB: 0 P: 5

1B: 9 2B: 7 3B: 0 HR: 2	SF: 0 SAC: 0 DP: 1 HBP: 0	WP: 0 PB: 0 SB: 0 CS: 0	PA: 43
---	---	---	---

	AB	40
	R	9
	H	17
	RBI	9
	BB	3
	SO	7
	LOB	24

PITCHER		IP	WLS	BF	H	R	ER	SO	BB	IBB	HBP	BLK	WP	HR	S	P	ERA	WHIP
53 Kyle Lobstein, L ERA: 7.11	(1, 1)	3.0	L	18	8	5	5	4	1	0	0	0	0	2	26	30	15.00	3.000
66 Jhan Mariñez, R ERA: 8.44	(4, 1)	1.0		6	1	1	1	1	2	0	0	0	0	0	6	14	9.00	3.000
9 Patrick McCoy, L ERA:	(5, 1)	1.0		5	2	0	0	1	0	0	0	0	0	0	7	7	0.00	2.000
39 Luke Putkonen, R ERA: 1.59	(6, 1)	1.0		6	3	2	2	0	0	0	0	0	0	0	6	6	18.00	3.000
Corey Knebel, R ERA:	(7, 1)	1.0		3	0	0	0	1	0	0	0	0	0	0	5	5	0.00	0.000

PITCHER		IP	WLS	BF	H	R	ER	SO	BB	IBB	HBP	BLK	WP	HR	S	P	ERA	WHIP
62 Josh Turley, L ERA: 9.0	(8, 1)	1.0		5	3	1	1	0	0	0	0	0	0	0	5	5	9.00	3.000

Batter	1	2	3	4	5	6	7	8	9	AB	R	H	RBI	BB	SO	LOB
3 Adeiny Hechavarría, R (1, 6) OBP: 0.306, SLG: 0.413	B X 1-0 5 5 SH1-3 S 1B		X 0-0 5 P3 1B		X 0-0 ② G6-3	X 0-0 ③ L4			X 0-0 47 2B 3B	5	1	3	0	0	0	1
5 Reed Johnson, R (1, 7) OBP: 0.463, SLG: 0.605 50 Matt Angle, L (7, 7) OBP: 0.360, SLG: 0.391	1 SAFE X 0-0 ① SH1-3 1-3		1 SAFE X 0-0 ① ② P3 1-2		X 0-0 27 HR 2B		X 0-0 27 G6-4-3 1B		C C C 0-3 ① K	3 1	1 0	2 0	0 0	0 1	0 1	1 1
27 Giancarlo Stanton, R (1, 9) OBP: 0.382, SLG: 0.688 Alfredo Lopez, R (9, PR) 23 Jake Marisnick, R (9, 8) OBP: 0.488, SLG: 0.590	F S S 0-3 ② K		B B B B 4-0 BB		C B B X 2-1 2-H HR		X 0-0 ① ② G6-4-3 1-2f		H 1-0 47 2B 6 2B HBP	3 0 0	1 1 0	1 0 0	2 0 0	1 0 0	1 0 0	2 0 0
13 Marcell Ozuna, R (1, 8) OBP: 0.310, SLG: 0.391 47 Brian Bogusevic, L (5, PR) OBP: 0.186, SLG: 0.190 (5, 8) (9, 9)	X 0-0 ③ G5-3		X 0-0 ③ F8		B B B B 4-0 9 1B BB		S S S 0-3 ③ K		X 0-0 6 2B 1-3 3-H 2B	2 2	0 1	0 1	0 1	1 0	0 1	2 0
9 Casey McGehee, R (1, 5) OBP: 0.327, SLG: 0.327		X 0-0 ① G5-3		B B B B 4-0 59 G5-4-3 6 1B BB	X 0-0 1-3 1B			X 0-0 59 F9 17 SF8 6 1B 1B	B B B B 4-0 6 2B 54 1B BB	3	2	2	0	2	0	0
6 Jeff Mathis, R (1, 2) OBP: 0.323, SLG: 0.483		B B X 2-0 HR	X 0-0 59 G5-4-3 1-2 1B	X 0-0 ③ P6				X 0-0 1-2 1B	X 0-0 54 1B 1-3 2-H 3-H 2B	5	1	4	3	0	0	2
59 Ed Lucas, R (1, 3) OBP: 0.357, SLG: 0.500 63 Henry Alberto Rodriguez, R (8, PH) 54 Juan Diaz, L (9, PH) OBP: 0.500, SLG: 0.500 41 Chris Hatcher, R (9, 1)		X 0-0 1B	X 0-0 ① ② G5-4-3 1-2f 2-3		S S S 0-3 ① K			X 0-0 ① F9 2-3	X 0-0 2-3 3-H 1B	4 0 1	0 0 0	1 0 1	0 0 1	0 0 0	1 0 0	4 0 0
17 Donovan Solano, R (1, 4) OBP: 0.360, SLG: 0.413		X 0-0 ② P4	X 0-0 ③ F7			X 0-0 33 SH3-4 1B		X 0-0 ② SF8 3-H	S S S 0-3 ② K	4	0	1	1	0	1	4
33 Jacob Turner, R (1, 1) OBP: 0.250, SLG: 0.250 43 Dan Jennings, L (7, 1) 8 Ty Wigginton, R (8, PH) OBP: 0.243, SLG: 0.182 (8, 3)		S S S 0-3 ③ K			X 0-0 ① G3	X 0-0 ② SH3-4 1-2		X 0-0 ③ F8	S S S 0-3 ③ K	2 0 2	0 0 0	0 0 0	0 0 0	1 0 1	1 0 3	1 0 3
Inning Stats	R: 0 H: 1 E: 0 LOB: 1 K: 1 BB: 0 S: 6 P: 7	R: 1 H: 2 E: 0 LOB: 1 K: 1 BB: 0 S: 7 P: 9	R: 0 H: 1 E: 0 LOB: 1 K: 0 BB: 1 S: 3 P: 7	R: 0 H: 1 E: 0 LOB: 1 K: 0 BB: 1 S: 3 P: 7	R: 2 H: 3 E: 0 LOB: 2 K: 0 BB: 1 S: 7 P: 13	R: 0 H: 1 E: 0 LOB: 1 K: 1 BB: 0 S: 6 P: 6	R: 0 H: 1 E: 0 LOB: 0 K: 1 BB: 0 S: 5 P: 5	R: 1 H: 2 E: 0 LOB: 1 K: 0 BB: 0 S: 5 P: 5	R: 4 H: 4 E: 0 LOB: 2 K: 3 BB: 1 S: 13 P: 18	1B: 10 SF: 1 2B: 3 SAC: 2 3B: 1 DP: 2 HR: 2 HBP: 1						

PITCHER		IP	WLS	BF	H	R	ER	SO	BB	IBB	HBP	BLK	WP	HR	S	P	ERA	WHIP
33 Drew Smyly, L ERA: 3.8	(1, 1)	5.0		24	8	3	3	2	3	0	0	0	0	2	26	43	5.40	2.200
65 Blaine Hardy, L ERA: 2.38	(6, 1)	1.0		4	1	0	0	1	0	0	0	0	0	0	6	6	0.00	1.000
62 Al Alburquerque, R ERA: 1.29	(7, 1)	1.0		3	1	0	0	1	0	0	0	0	0	0	5	5	0.00	1.000
44 Joba Chamberlain, R ERA: 3.86	(8, 1)	1.0		5	2	1	1	0	0	0	0	0	0	0	5	5	9.00	2.000
36 Joe Nathan, R ERA: 5.68	(9, 1)	0.1	L	6	3	4	4	1	1	0	1	0	0	0	6	11	108.00	12.000

PITCHER		IP	WLS	BF	H	R	ER	SO	BB	IBB	HBP	BLK	WP	HR	S	P	ERA	WHIP
79 Zac Reininger, R ERA:	(9, 1)	0.2		3	1	0	0	2	0	0	0	0	0	0	7	7	0.00	1.500

TOP

Miami Marlins @ Detroit Tigers

Joker Marchant Stadium, Lakeland, FL

Sun Mar 23 2014, 1:07 PM - 4:22 PM EDT

Att. 8,114 - Overcast - 72 F

livebaseballscorecards.com

AB	37
R	8
H	16
RBI	8
BB	4
SO	7
LOB	21

MIAMI

WP: 0 PA: 45
PB: 0
SB: 1
CS: 0

Miami Marlins @ Detroit Tigers

Joker Marchant Stadium, Lakeland, FL

Sun Mar 23 2014, 1:07 PM - 4:22 PM EDT

Att. 8,114 - Overcast - 72 F

BOTTOM

Batter	1	2	3	4	5	6	7	8	9	AB	R	H	RBI	BB	SO	LOB
3 Ian Kinsler, R (1, 4) OBP: 0.393, SLG: 0.563	F8			F8		G5-3		24 S 48 WP 29 HR 1B	FC6-4 1-2f	5	1	1	0	0	0	1
48 Torii Hunter, R (1, 9) OBP: 0.378, SLG: 0.415	G6-3			F7		K		K 1-2		4	0	0	0	0	2	1
24 Miguel Cabrera, R (1, 5) (5, 3) OBP: 0.472, SLG: 0.634	K			29 FC6-4 BB		2B		29 HR 2-3 BB		2	1	1	0	2	1	0
32 Don Kelly, L (1, 3) OBP: 0.413, SLG: 0.605		F7		FC6-4 1-2f		L1		1-H 3-H HR		1	0	0	0	0	0	0
29 Danny Worth, R (3, 3) (5, 5) OBP: 0.392, SLG: 0.535										3	1	1	3	0	0	2
14 Austin Jackson, R (1, 8) OBP: 0.490, SLG: 0.761		K			13 1B 13 S 50 E 1B		50 WP 13 BB 1B	K		3	1	2	0	0	1	0
19 Connor Harrell, R (8, 8)										1	0	0	0	0	1	0
13 Alex Avila, L (1, 2) OBP: 0.375, SLG: 0.317		K			50 E 1-3 1B		4-0 50 WP 1-2 BB	K		3	0	1	0	1	2	0
72 Tyler Collins, L (1, 7) OBP: 0.333, SLG: 0.628			G1-3		K		F7		G4-3	4	0	0	0	0	1	4
50 Bryan Holaday, R (1, 10) OBP: 0.256, SLG: 0.250			P4		E5 17 G1-6-3 1-3 3-H		K 1-2 2-3		3 FC6-4 1B	4	0	1	1	0	1	3
17 Andrew Romine, S (1, 6) OBP: 0.270, SLG: 0.364			G4-3		G1-6-3 1-2f		G6-3		F7	4	0	0	0	0	0	5
Inning Stats	R: 0 E: 0 K: 1 S: 5 H: 0 LOB: 0 BB: 0 P: 5	R: 0 E: 0 K: 2 S: 7 H: 0 LOB: 0 BB: 0 P: 7	R: 0 E: 0 K: 0 S: 3 H: 0 LOB: 0 BB: 0 P: 3	R: 0 E: 0 K: 0 S: 3 H: 0 LOB: 1 BB: 1 P: 7	R: 1 E: 1 K: 1 S: 8 H: 2 LOB: 1 BB: 0 P: 8	R: 0 E: 0 K: 1 S: 6 H: 1 LOB: 1 BB: 0 P: 6	R: 0 E: 0 K: 1 S: 6 H: 1 LOB: 2 BB: 1 P: 10	R: 3 E: 0 K: 3 S: 13 H: 2 LOB: 0 BB: 1 P: 21	R: 0 E: 0 K: 0 S: 4 H: 1 LOB: 1 BB: 0 P: 4	1B: 5 2B: 1 3B: 0 HR: 1	SF: 0 SAC: 0 DP: 1 HBP: 0			WP: 2 PB: 0 SB: 2 CS: 0		PA: 37	

livebaseballscorecards.com

	AB	34
	R	4
	H	7
	RBI	4
	BB	3
	SO	9
	LOB	16

PITCHER		IP	WLS	BF	H	R	ER	SO	BB	IBB	HBP	BLK	WP	HR	S	P	ERA	WHIP
33 Jacob Turner, R ERA: 2.79	(1, 1)	6.0		22	3	1	1	5	1	0	0	0	0	0	32	36	1.50	0.667
43 Dan Jennings, L ERA:	(7, 1)	1.0	H	5	1	0	0	1	1	0	0	0	1	0	6	10	0.00	2.000
63 Henry Alberto Rodriguez, R ERA: 6.0	(8, 1)	1.0	W	6	2	3	3	3	1	0	0	0	1	1	13	21	27.00	3.000
41 Chris Hatcher, R ERA:	(9, 1)	1.0		4	1	0	0	0	0	0	0	0	0	0	4	4	0.00	1.000

PITCHER		IP	WLS	BF	H	R	ER	SO	BB	IBB	HBP	BLK	WP	HR	S	P	ERA	WHIP

Batter	1	2	3	4	5	6	7	8	9	AB R H RBI BB SO LOB
Inning Stats										1B: 0 SF: 0 2B: 0 SAC: 0 3B: 0 DP: 0 HR: 0 HBP: 0

Detroit Tigers @ Pittsburgh Pirates

McKechnie Field, Bradenton, FL

Mon Mar 24 2014, 1:05 PM EDT

TOP

livebaseballscorecards.com

AB	**0**
R	**0**
H	**0**
RBI	**0**
BB	**0**
SO	**0**
LOB	**0**

WP: 0 PA: 0
PB: 0
SB: 0
CS: 0

PITCHER	IP	WLS	BF	H	R	ER	SO	BB	IBB	HBP	BLK	WP	HR	S	P	ERA	WHIP

PITCHER	IP	WLS	BF	H	R	ER	SO	BB	IBB	HBP	BLK	WP	HR	S	P	ERA	WHIP

Batter	1	2	3	4	5	6	7	8	9	AB	R	H	RBI	BB	SO	LOB
Inning Stats																

BOTTOM

Detroit Tigers @ Pittsburgh Pirates

McKechnie Field, Bradenton, FL

Mon Mar 24 2014, 1:05 PM EDT

livebaseballscorecards.com

AB	0
R	0
H	0
RBI	0
BB	0
SO	0
LOB	0

1B: 0
2B: 0
3B: 0
HR: 0

SF: 0
SAC: 0
DP: 0
HBP: 0

WP: 0
PB: 0
SB: 0
CS: 0

PA: 0

PITCHER	IP	WLS	BF	H	R	ER	SO	BB	IBB	HBP	BLK	WP	HR	S	P	ERA	WHIP

PITCHER	IP	WLS	BF	H	R	ER	SO	BB	IBB	HBP	BLK	WP	HR	S	P	ERA	WHIP

Atlanta Braves @ Detroit Tigers

Joker Marchant Stadium, Lakeland, FL

Tue Mar 25 2014, 1:11 PM - 4:22 PM EDT

Att. 7,194 - Cloudy - 68 F

TOP

livebaseballscorecards.com

Batter	1	2	3	4	5	6	7	8	9	AB	R	H	RBI	BB	SO	LOB
22 Jason Heyward, L (1, 9) OBP: 0.379, SLG: 0.567	0-0 2 G5-3 23 1B 1B	0-0 F8 ②		0-0 P4 ③		B X 1-0 HR	0-0 1-2 1B		0-0 F8 ①	4	2	2	1	0	0	1
83 Steven Lerud, L (6, 2) OBP: 0.462, SLG: 0.480										2	0	1	0	0	0	0
2 B.J. Upton, R (1, 8) OBP: 0.328, SLG: 0.328	0-0 G5-3 ① 1-2	0-3 K ③			0-0 F8 ①	0-0 F7 ③	0-0 F9 ③		0-0 G6-3 ②	4	0	0	0	0	1	1
94 Robby Hefflinger, R (6, 9)										2	0	0	0	0	0	2
5 Freddie Freeman, L (1, 3) OBP: 0.492, SLG: 0.596	0-0 F8 ②		0-0 8 S 1B		B B B 4-0 BB	H 1-0 8 1B 23 BB 26 SF8 HBP	S S S 0-3 K ①		S S S 0-3 K ③	2	0	1	0	1	0	1
59 Ernesto Mejia, R (7, PR) OBP: 0.352, SLG: 0.500										2	1	0	0	0	2	0
(7, 3)																
23 Chris Johnson, R (1, 5) OBP: 0.308, SLG: 0.435	0-0 8 2B 2-H 1B		S S S 0-3 K ①		0-0 F8 ②	B B B 4-0 26 SF8 8 1B 14 3B 1-2 BB	B B B 4-0 95 2B 2B BB			3	1	1	1	1	1	2
69 Phil Gosselin, R (7, PR) OBP: 0.385, SLG: 0.520										0	2	0	0	1	0	0
(7, 4)																
8 Justin Upton, R (1, 7) OBP: 0.281, SLG: 0.472	0-0 26 1B 1-H 2B		S S S 0-3 K ② 1-2		0-0 F8 ③		0-0 14 3B 1-2 2-3 1B		0-0 2B 1-3 2B	4	1	2	1	0	1	2
95 Cedric Hunter, L (7, PR) OBP: 1.000, SLG: 1.333										1	2	1	0	0	0	0
(7, 7)																
26 Dan Uggla, R (1, 4) OBP: 0.406, SLG: 0.560	0-0 11 2B 2-H 1B		C C C 0-3 K ③			0-0 11 HR 1B	0-0 SF8 ① 2-3 3-H		0-0 2-H 3-H 2B	3	1	2	2	0	1	1
Kyle Kubitza, L (7, 5) OBP: 1.000, SLG: 2.000										1	0	1	2	0	0	0
11 Gerald Laird, R (1, 2) OBP: 0.231, SLG: 0.375	0-0 1-3 2B			0-0 F9 ①		0-0 1-H HR S S S	0-3 K ②		0-0 F7 ②	3	1	2	2	0	0	0
17 Jordan Schafer, L (6, 8) OBP: 0.263, SLG: 0.333										2	0	0	0	0	1	3
14 Ramiro Pena, S (1, 6) OBP: 0.391, SLG: 0.614	0-0 G5-3 ③			0-0 G3 ②		0-0 G3 ①	0-0 1 1B 1-H 3-H 3B		B B B 4-0 BB	4	1	1	2	1	0	2
1 Tyler Pastornicky, R (1, 10) OBP: 0.375, SLG: 0.375		S S S 0-3 K ①		0-0 1B		0-0 G6-3 ②	0-0 83 1B 3-H 1B		0-0 G3 ③	4	0	2	1	0	1	0
4 Ryan Doumit, S (8, PH) OBP: 0.326, SLG: 0.385										1	0	0	0	0	0	2
(8, 10)																

Inning Stats																																		
	R: 3	H: 5	R: 0	H: 0	R: 0	H: 1	R: 0	H: 1	R: 0	H: 0	R: 3	H: 3	R: 4	H: 4	R: 2	H: 2	R: 0	H: 0	1B: 9	SF: 1	WP: 0	PA: 48
	E: 0	LOB: 2	E: 0	LOB: 0	E: 0	LOB: 1	E: 0	LOB: 1	E: 0	LOB: 1	E: 0	LOB: 0	E: 0	LOB: 2	E: 0	LOB: 2	E: 0	LOB: 0	2B: 4	SAC: 0	PB: 0	
	K: 0	BB: 0	K: 2	BB: 0	K: 3	BB: 0	K: 0	LOB: 1	K: 0	BB: 1	K: 1	BB: 1	K: 1	BB: 2	K: 1	BB: 2	K: 1	BB: 0	3B: 1	DP: 0	SB: 1	
	S: 8	P: 8	S: 7	P: 7	S: 10	P: 10	S: 4	P: 4	S: 3	P: 7	S: 6	P: 7	S: 9	P: 14	S: 7	P: 15	S: 5	P: 5	HR: 2	HBP: 1	CS: 0	

	AB	42
	R	12
	H	16
	RBI	12
	BB	4
	SO	8
	LOB	17

PITCHER		IP	WLS	BF	H	R	ER	SO	BB	IBB	HBP	BLK	WP	HR	S	P	ERA	WHIP
21 Rick Porcello, R ERA: 7.85	(1, 1)	6.0	L	29	10	6	6	5	1	0	0	0	0	2	38	43	9.00	1.833
46 Ian Krol, L ERA: 7.56	(7, 1)	1.0		9	4	4	4	1	1	0	1	0	0	0	9	14	36.00	5.000
66 Jhan Mariñez, R ERA: 9.95	(8, 1)	1.0		7	2	2	2	1	2	0	0	0	0	0	7	15	18.00	4.000
Corey Knebel, R ERA:	(9, 1)	1.0		3	0	0	0	1	0	0	0	0	0	0	5	5	0.00	0.000

PITCHER		IP	WLS	BF	H	R	ER	SO	BB	IBB	HBP	BLK	WP	HR	S	P	ERA	WHIP

Atlanta Braves @ Detroit Tigers

Joker Marchant Stadium, Lakeland, FL

Tue Mar 25 2014, 1:11 PM - 4:22 PM EDT

Att. 7,194 - Cloudy - 68 F

BOTTOM

Batter	1	2	3	4	5	6	7	8	9	AB	R	H	RBI	BB	SO	LOB
20 Rajai Davis, R (1, 7) OBP: 0.432, SLG: 0.455 72 Tyler Collins, L (4, 7) OBP: 0.314, SLG: 0.587	F8	G5-3			G3-6-3 1-2f	F7			FC6-4 G6-3 1-2f	2 0 0 0 0 0 1 3 0 0 0 0 0 4						
48 Torii Hunter, R (1, 9) OBP: 0.408, SLG: 0.419 Ben Verlander, R (7, PR) (8, 9)	41 WP 24 1B 41 G4-3 1B	K			41 BB 24 1B BB	24 G5-4-3 HBP			G6-3 1-2	2 1 1 0 1 1 0 1 0 0 0 0 0 1						
24 Miguel Cabrera, R (1, 3) OBP: 0.474, SLG: 0.622 50 James Robbins, L (8, 3)	41 G4-3 41 WP 1-2 1B	G5-3			41 BB 1-2 1B	G5-4-3 1-2f			K	4 0 2 0 0 0 1 1 0 0 0 0 1 1						
41 Victor Martinez, S (1, 10) OBP: 0.322, SLG: 0.333	G4-3 1-3 2-H	G5-3			BB 1-2 2-3		G6-3			3 0 0 1 1 0 2						
3 Ian Kinsler, R (1, 4) OBP: 0.373, SLG: 0.529 17 Andrew Romine, S (8, 6) OBP: 0.289, SLG: 0.382	G6-3			F8	F9			14 2B 1B		3 0 0 0 0 0 4 1 1 1 0 0 0 0						
14 Austin Jackson, R (1, 8) OBP: 0.472, SLG: 0.740		G5-3		K		K		1-H 2B		4 0 1 1 0 2 0						
13 Alex Avila, L (1, 2) OBP: 0.392, SLG: 0.364 50 Bryan Holaday, R (8, 2) OBP: 0.250, SLG: 0.243	9 2B 28 G3-1 1B			2B	G6-3			F7		3 1 2 0 0 0 0 1 0 0 0 0 0 0						
9 Nick Castellanos, R (1, 5) OBP: 0.404, SLG: 0.667 Brandon Loy, R (8, 5)	28 G3-1 1-3 2B			K	2B			K		3 0 2 0 0 1 1 1 0 0 0 0 1 0						
28 Alex Gonzalez, R (1, 6) OBP: 0.485, SLG: 0.667 14 Curt Powell, R (8, 4)	G3-1 2-3 3-H				72 G3-6-3 1B	BB			BB	2 0 1 1 1 0 1 0 0 0 0 1 0 0						
Inning Stats	R: 1 E: 0 K: 0 S: 5 H: 2 LOB: 1 BB: 0 P: 6	R: 1 E: 0 K: 0 S: 5 H: 2 LOB: 1 BB: 0 P: 5	R: 0 E: 0 K: 1 S: 5 H: 0 LOB: 0 BB: 0 P: 5	R: 0 E: 0 K: 2 S: 8 H: 1 LOB: 1 BB: 0 P: 8	R: 0 E: 0 K: 0 S: 4 H: 2 LOB: 3 BB: 2 P: 12	R: 0 E: 0 K: 1 S: 6 H: 1 LOB: 2 BB: 1 P: 10	R: 0 E: 0 K: 0 S: 2 H: 0 LOB: 1 BB: 0 P: 3	R: 1 E: 0 K: 1 S: 6 H: 2 LOB: 0 BB: 0 P: 6	R: 0 E: 0 K: 1 S: 6 H: 0 LOB: 1 BB: 1 P: 10	1B: 6 2B: 4 3B: 0 HR: 0 SF: 0 SAC: 0 DP: 2 HBP: 1						

livebaseballscorecards.com

AB	34
R	3
H	10
RBI	3
BB	4
SO	6
LOB	16

WP: 1 PB: 0 SB: 0 CS: 0 PA: 39

PITCHER		IP	WLS	BF	H	R	ER	SO	BB	IBB	HBP	BLK	WP	HR	S	P	ERA	WHIP
30 Ervin Santana, R ERA: 5.4	(1, 1)	3.0	W	13	4	2	2	1	0	0	0	0	1	0	15	16	6.00	1.333
82 Ian Thomas, L ERA: 2.7	(4, 1)	1.0	H	4	1	0	0	2	0	0	0	0	0	0	8	8	0.00	1.000
53 Cory Gearrin, R ERA: 6.35	(5, 1)	0.2	H	2	1	0	0	0	0	0	0	0	0	0	2	2	0.00	1.500
Brandon Cunniff, R ERA:	(5, 1)	0.1	H	4	1	0	0	0	2	0	0	0	0	0	2	10	0.00	9.000
Mark Lamm, R ERA: 6.0	(6, 1)	2.0		8	1	0	0	1	1	0	1	0	0	0	8	13	0.00	1.000

PITCHER		IP	WLS	BF	H	R	ER	SO	BB	IBB	HBP	BLK	WP	HR	S	P	ERA	WHIP
Ryan Weber, R ERA: 9.0	(8, 1)	1.0		4	2	1	1	1	0	0	0	0	0	0	6	6	9.00	2.000
81 James Hoyt, R ERA:	(9, 1)	1.0		4	0	0	0	1	1	0	0	0	0	0	6	10	0.00	1.000

Batter	1	2	3	4	5	6	7	8	9	AB	R	H	RBI	BB	SO	LOB
20 Rajai Davis, R (1, 7) OBP: 0.425, SLG: 0.444 Ezequiel Carrera, L (6, 8) OBP: 0.250, SLG: 0.342	C C C 0-3 ① K		X 0-0 ② 3 G6-4-3 1B		X 0-0 ② F9		X 0-0 ③ F7			3 0 1 0 0 1 1 1 0 0 0 0 0 2						
3 Ian Kinsler, R (1, 4) OBP: 0.371, SLG: 0.556 14 Jared Reaves, R (8, PH) OBP: 1.000, SLG: 2.000 (8, 4)	X 0-0 24 G6-3 3B		X 0-0 ① ② G6-4-3 1-2f		X 0-0 ③ F9			X 0-0 44 1B 28 F7-2 2B		3 1 1 0 0 0 2 1 0 1 0 0 0 0						
24 Miguel Cabrera, R (1, 3) OBP: 0.450, SLG: 0.583 44 Lance Durham, L (8, PH) OBP: 1.000, SLG: 1.000 (8, 3)	X 0-0 ② G6-3 3-H		S S S 0-3 ③ K			S S S 0-3 ① K		X 0-0 2-3 1B		3 0 0 1 0 2 0 1 0 1 0 0 0 0						
41 Victor Martinez, S (1, 10) OBP: 0.323, SLG: 0.333 28 Alex Gonzalez, R (8, PH) OBP: 0.471, SLG: 0.645 (8, 10)	X 0-0 1B			S S S 0-3 ① K		X 0-0 ② G1-3		X 0-0 ① ② F7-2 3-H		3 0 1 0 0 1 0 1 0 0 0 0 0 2						
48 Torii Hunter, R (1, 9) OBP: 0.423, SLG: 0.457 Ben Verlander, R (8, PH) (8, 9)	S S S 0-3 ③ K			X 0-0 13 CS 2B		X 0-0 13 CS 1B		X 0-0 ③ F9		3 0 2 0 0 1 1 1 0 0 0 0 0 1						
13 Alex Avila, L (1, 2) OBP: 0.407, SLG: 0.370 71 James McCann, R (8, 2) OBP: 0.111, SLG: 0.111		X 0-0 72 E 1B		2 SAFE B B B B 4-0 ② 2-3 BB		S 0-1 ③ CS 1-2	S S S 0-3 ① K		C C C 0-3 ① K	2 0 1 0 1 1 0 1 0 0 0 0 1 0						
9 Nick Castellanos, R (1, 5) OBP: 0.383, SLG: 0.632 30 Marcus Lemon, L (8, 5) OBP: 0.333, SLG: 0.333	S S S 0-3 ① K			S S S 0-3 ③ K			X 0-0 E5 72 1B		C C C 0-3 ② K	3 0 0 0 0 2 2 1 0 0 0 0 1 0						
72 Tyler Collins, L (1, 8) OBP: 0.309, SLG: 0.560 (6, 7)	X 0-0 FC3 17 G4-6-3 1-2		C C C 0-3 ① K			X 0-0 1-2 1B		X 0-0 ③ L4		4 0 1 0 0 1 1						
17 Andrew Romine, S (1, 6) OBP: 0.293, SLG: 0.378	X 0-0 ② ③ G4-6-3 1-2f		X 0-0 1B		X 0-0 ② F4					3 0 1 0 0 0 4						
Inning Stats	R: 1 E: 0 K: 2 S: 9 H: 2 LOB: 1 BB: 0 P: 9	R: 0 E: 1 K: 1 S: 6 H: 1 LOB: 1 BB: 0 P: 6	R: 0 E: 0 K: 1 S: 5 H: 1 LOB: 0 BB: 0 P: 5	R: 0 E: 0 K: 2 S: 7 H: 1 LOB: 1 BB: 1 P: 11	R: 0 E: 0 K: 1 S: 6 H: 1 LOB: 1 BB: 0 P: 6	R: 0 E: 0 K: 1 S: 6 H: 1 LOB: 0 BB: 0 P: 6	R: 0 E: 1 K: 1 S: 7 H: 1 LOB: 2 BB: 0 P: 7	R: 0 E: 0 K: 0 S: 4 H: 2 LOB: 1 BB: 0 P: 4	R: 0 E: 0 K: 2 S: 7 H: 0 LOB: 0 BB: 0 P: 7	1B: 7 2B: 3 3B: 1 HR: 0 SF: 0 SAC: 0 DP: 3 HBP: 0						

TOP

Detroit Tigers @ Philadelphia Phillies

Bright House Field, Clearwater, FL

Wed Mar 26 2014, 1:08 PM - 3:47 PM EDT

Att. 9,209 - Sunny - 56 F

livebaseballscorecards.com

AB	34
R	1
H	10
RBI	1
BB	1
SO	11
LOB	16

PITCHER		IP	WLS	BF	H	R	ER	SO	BB	IBB	HBP	BLK	WP	HR	S	P	ERA	WHIP
33 Cliff Lee, L ERA: 2.55	(1, 1)	5.0	L	20	6	1	1	7	1	0	0	0	0	0	33	37	1.80	1.400
48 Phillippe Aumont, R ERA: 2.77	(6, 1)	1.0		3	1	0	0	1	0	0	0	0	0	0	6	6	0.00	1.000
59 Antonio Bastardo, L ERA: 1.86	(7, 1)	1.0		5	1	0	0	1	0	0	0	0	0	0	7	7	0.00	1.000
39 B.J. Rosenberg, R ERA: 3.65	(8, 1)	1.0		4	2	0	0	0	0	0	0	0	0	0	4	4	0.00	2.000
63 Jake Diekman, L ERA: 5.19	(9, 1)	1.0		3	0	0	0	2	0	0	0	0	0	0	7	7	0.00	0.000

PITCHER	IP	WLS	BF	H	R	ER	SO	BB	IBB	HBP	BLK	WP	HR	S	P	ERA	WHIP

BOTTOM

Detroit Tigers @ Philadelphia Phillies

Bright House Field, Clearwater, FL

Wed Mar 26 2014, 1:08 PM - 3:47 PM EDT

Att. 9,209 - Sunny - 56 F

livebaseballscorecards.com

Batter	1	2	3	4	5	6	7	8	9	AB	R	H	RBI	BB	SO	LOB
2 Ben Revere, L (1, 8) OBP: 0.373, SLG: 0.393 Clete Thomas, L (7, 7) OBP: 0.250, SLG: 0.211	G4-3		F7			G4-3		G4-3		3 1	0 0	0 0	0 0	0 0	0 0	0 1
11 Jimmy Rollins, S (1, 6) OBP: 0.283, SLG: 0.370 17 Reid Brignac, L (6, 6) OBP: 0.500, SLG: 0.500	F7			G3-1			11 SH1-3 BB		15 G1-3 11 G4-3 BB	2 0	0 0	0 0	0 0	0 2	0 0	0 0
26 Chase Utley, L (1, 4) OBP: 0.211, SLG: 0.200 11 Edgar Duran, S (6, 4) OBP: 0.667, SLG: 0.667	1B			G4-3			SH1-3 1-2		G4-3 1-2	2 1	0 0	1 0	0 0	0 0	0 0	0 1
6 Ryan Howard, L (1, 3) OBP: 0.313, SLG: 0.426 15 John Mayberry Jr., R (7, PR) OBP: 0.362, SLG: 0.512 (8, 3)	K			K			BB		G1-3 2-3	2 1	0 0	0 0	0 0	1 0	2 0	1 1
3 Marlon Byrd, R (1, 10) OBP: 0.368, SLG: 0.509 24 Steve Susdorf, L (9, PH)		K			K		K		F7	3 1	0 0	0 0	0 0	0 0	3 0	2 1
9 Domonic Brown, L (1, 7) OBP: 0.317, SLG: 0.275 19 Tony Gwynn Jr., L (4, 7) OBP: 0.412, SLG: 0.475 (7, 8)		G5-3			G4-3		F8			1 2	0 0	0 0	0 0	0 0	0 0	0 2
16 César Hernández, S (1, 5) OBP: 0.289, SLG: 0.286		K			K2-3			K		3	0	0	0	0	3	0
53 Bobby Abreu, L (1, 9) OBP: 0.404, SLG: 0.366			L5				K	K		3	0	0	0	0	2	0
21 Wil Nieves, R (1, 2) OBP: 0.208, SLG: 0.208			G5-3				F7	1B		3	0	1	0	0	0	0
Inning Stats	R: 0 E: 0 K: 1 S: 6 H: 1 LOB: 1 BB: 0 P: 6	R: 0 E: 0 K: 2 S: 7 H: 0 LOB: 0 BB: 0 P: 7	R: 0 E: 0 K: 0 S: 3 H: 0 LOB: 0 BB: 0 P: 3	R: 0 E: 0 K: 1 S: 5 H: 0 LOB: 0 BB: 0 P: 5	R: 0 E: 0 K: 2 S: 7 H: 0 LOB: 0 BB: 0 P: 7	R: 0 E: 0 K: 1 S: 5 H: 0 LOB: 0 BB: 0 P: 5	R: 0 E: 0 K: 1 S: 5 H: 0 LOB: 2 BB: 2 P: 13	R: 0 E: 0 K: 2 S: 8 H: 1 LOB: 1 BB: 0 P: 8	R: 0 E: 0 K: 0 S: 3 H: 0 LOB: 1 BB: 1 P: 7	1B: 2 2B: 0 3B: 0 HR: 0 SF: 0 SAC: 1 DP: 0 HBP: 0	WP: 0 PB: 0 SB: 0 CS: 0 PA: 32					

	AB	28
	R	0
	H	2
	RBI	0
	BB	3
	SO	10
	LOB	9

PITCHER		IP	WLS	BF	H	R	ER	SO	BB	IBB	HBP	BLK	WP	HR	S	P	ERA	WHIP
35 Justin Verlander, R ERA:	(1, 1)	6.1	W	21	1	0	0	7	1	0	0	0	0	0	34	38	0.00	0.316
40 Phil Coke, L ERA: 3.72	(7, 1)	0.2	H	3	0	0	0	1	1	0	0	0	0	0	4	8	0.00	1.500
62 Al Alburquerque, R ERA: 1.13	(8, 1)	1.0	H	4	1	0	0	2	0	0	0	0	0	0	8	8	0.00	1.000
65 Blaine Hardy, L ERA: 2.19	(9, 1)	1.0	S	4	0	0	0	0	1	0	0	0	0	0	3	7	0.00	1.000

PITCHER	IP	WLS	BF	H	R	ER	SO	BB	IBB	HBP	BLK	WP	HR	S	P	ERA	WHIP

Batter	1	2	3	4	5	6	7	8	9	AB	R	H	RBI	BB	SO	LOB
22 Jason Heyward, L (1, 10) OBP: 0.380, SLG: 0.569 11 Gerald Laird, R (5, PH) OBP: 0.214, SLG: 0.346 (5, 10)	B X 1-0 1B		C X 0-1 ① G4-3 1-3		S S S 0-3 ② K		C C C 0-3 ③ K			2 2	0 0	1 0	0 0	0 0	0 2	1 0
2 B.J. Upton, R (1, 8) OBP: 0.343, SLG: 0.383 1 Tyler Pastornicky, R (5, 8) OBP: 0.429, SLG: 0.385 (6, 4)	S S S 0-3 ① K		B D B B 4-0 BB		X 0-0 HR			S S S 0-3 ① K		2 1	1 0	1 0	1 0	1 0	1 1	1 0
5 Freddie Freeman, L (1, 3) OBP: 0.448, SLG: 0.544 69 Phil Gosselin, R (6, 5) OBP: 0.379, SLG: 0.500	F F S 0-3 ② K		X 0-0 ② SF8 3-H		X 0-0 ③ L3			X 0-0 ② F9		2 1	0 0	0 0	1 0	0 0	1 0	1 0
23 Chris Johnson, R (1, 5) OBP: 0.282, SLG: 0.397 83 Steven Lerud, L (6, 2) OBP: 0.464, SLG: 0.462	X 0-0 ③ G4-3		S S S 0-3 ③ K			X 0-0 ① F8		X 0-0 ③ G4-3		3 1	0 0	0 0	0 0	0 0	1 0	2 0
4 Ryan Doumit, S (1, 9) OBP: 0.347, SLG: 0.444 94 Robby Hefflinger, R (6, 9)		X 0-0 ① 24 F8 2B		X 0-0 ① F9		X 0-0 ② G6-3			S S S 0-3 ① K	3 1	0 0	1 0	0 0	0 0	0 1	0 0
26 Dan Uggla, R (1, 4) OBP: 0.403, SLG: 0.538 95 Cedric Hunter, L (6, PR) OBP: 0.800, SLG: 1.000 (6, 7)		S S S 0-3 ① K		X 0-0 ② F8		B B B B 4-0 BB			X 0-0 ② F8	2 1	0 0	0 0	0 0	1 0	1 0	1 0
24 Evan Gattis, R (1, 2) OBP: 0.204, SLG: 0.367 85 Seth Loman, L (6, 3)		X 0-0 ② F8 2-3		S S S 0-3 ③ K		X 0-0 ③ L8			X 0-0 ③ L8	3 1	0 0	0 0	0 0	0 0	1 0	2 0
19 Andrelton Simmons, R (1, 6) OBP: 0.288, SLG: 0.365 87 Sean Kazmar Jr., R (7, 6) OBP: 0.143, SLG: 0.143		X 0-0 ③ L9			X 0-0 ① G1-3		X 0-0 ① G6-3			3 0	0 0	0 0	0 0	0 0	0 0	1 0
17 Jordan Schafer, L (1, 7) OBP: 0.281, SLG: 0.393 (6, 8) 9 Cody Livesay, L (7, 8)			X 0-0 E6 22 G4-3 22 S 5 SF8		B B B X 3-0 HR		X 0-0 ② P5			3 0	2 0	1 0	1 0	0 0	0 0	0 0
Inning Stats	R: 0 H: 1 E: 0 LOB: 1 K: 2 BB: 0 S: 8 P: 9	R: 0 H: 1 E: 0 LOB: 1 K: 1 BB: 0 S: 6 P: 6	R: 1 H: 0 E: 1 LOB: 1 K: 1 BB: 1 S: 7 P: 11	R: 0 H: 0 E: 0 LOB: 0 K: 1 BB: 0 S: 5 P: 5	R: 2 H: 2 E: 0 LOB: 0 K: 1 BB: 0 S: 7 P: 10	R: 0 H: 0 E: 0 LOB: 1 K: 0 BB: 1 S: 3 P: 7	R: 0 H: 0 E: 0 LOB: 0 K: 1 BB: 0 S: 5 P: 5	R: 0 H: 0 E: 0 LOB: 0 K: 1 BB: 0 S: 5 P: 5	R: 0 H: 0 E: 0 LOB: 0 K: 1 BB: 0 S: 5 P: 5	1B: 1 SF: 1 2B: 1 SAC: 0 3B: 0 DP: 0 HR: 2 HBP: 0						WP: 0 PA: 34 PB: 0 SB: 1 CS: 0	

TOP

Atlanta Braves @ Detroit Tigers

Joker Marchant Stadium, Lakeland, FL

Thu Mar 27 2014, 1:08 PM - 3:55 PM EDT

Att. 6,993 - Partly Cloudy - 65 F

livebaseballscorecards.com

AB	31
R	3
H	4
RBI	3
BB	2
SO	9
LOB	9

PITCHER		IP	WLS	BF	H	R	ER	SO	BB	IBB	HBP	BLK	WP	HR	S	P	ERA	WHIP
37 Max Scherzer, R ERA: 3.71	(1, 1)	6.2	W	27	4	3	2	6	2	0	0	0	0	2	38	50	2.70	0.900
36 Joe Nathan, R ERA: 4.7	(7, 1)	1.1	H	4	0	0	0	2	0	0	0	0	0	0	8	8	0.00	0.000
Corey Knebel, R ERA:	(9, 1)	1.0		3	0	0	0	1	0	0	0	0	0	0	5	5	0.00	0.000

PITCHER	IP	WLS	BF	H	R	ER	SO	BB	IBB	HBP	BLK	WP	HR	S	P	ERA	WHIP

Atlanta Braves @ Detroit Tigers

Joker Marchant Stadium, Lakeland, FL

Thu Mar 27 2014, 1:08 PM - 3:55 PM EDT

Att. 6,993 - Partly Cloudy - 65 F

BOTTOM

Batter	1	2	3	4	5	6	7	8	9	AB	R	H	RBI	BB	SO	LOB
20 Rajai Davis, R (1, 7) OBP: 0.386, SLG: 0.400 28 Raph Rhymes, R (8, 9) OBP: 0.333, SLG: 0.667	G4-3		K		G6-3 1-2 2-3	G4-3		G5-3 1-2 2-3		4 1	0 0	0 0	0 0	0 0	1 0	3 2
3 Ian Kinsler, R (1, 4) OBP: 0.369, SLG: 0.561 14 Curt Powell, R (6, 4) OBP: 0.667, SLG: 0.500	24 G6-3 41 1B 2B		F9		P3		G4-3	17 E 30 1B 2-H 3-H 1B		3 2	1 0	1 1	0 2	0 0	0 0	2 0
24 Miguel Cabrera, R (1, 3) OBP: 0.444, SLG: 0.627 30 Aaron Westlake, L (6, 3) OBP: 0.167, SLG: 0.167	G6-3 2-3			G5-3	B C X HR 2-H 3-H		G6-3	17 E 1-2 1B		3 2	1 0	1 1	3 0	0 0	0 0	1 0
41 Victor Martinez, S (1, 10) OBP: 0.338, SLG: 0.350 17 Andrew Romine, S (7, PH) OBP: 0.302, SLG: 0.385 (8, 10)	3-H 1B			48 1B 1B	F8		72 3B 1B	FC5 1-2 2-3		3 2	0 1	2 1	1 0	0 0	0 0	0 2
48 Torii Hunter, R (1, 9) OBP: 0.418, SLG: 0.449 72 Tyler Collins, L (7, 9) OBP: 0.316, SLG: 0.596 (8, 7)	F9			1-2 1B		L6	1-H 3B	F8		3 2	0 0	1 1	0 1	0 0	0 0	1 3
14 Austin Jackson, R (1, 8) OBP: 0.446, SLG: 0.698 Ezequiel Carrera, L (7, 8) OBP: 0.244, SLG: 0.333		G6-3		F8		K 50 1B 50 E	G6-3			3 1	1 0	0 0	0 0	0 0	1 0	2 1
9 Nick Castellanos, R (1, 5) OBP: 0.365, SLG: 0.600 22 Wade Gaynor, R (7, 5)		F9		G3-1		F9		F8		3 1	0 0	0 0	0 0	0 0	0 0	3 0
50 Bryan Holaday, R (1, 2) OBP: 0.295, SLG: 0.275		P4			20 G6-3 28 BB 24 HR 1B	E8 28 2B 1-H 1B		B B B B 28 G5-3 28 1B 14 1B BB		3	3	2	0	1	0	0
28 Alex Gonzalez, R (1, 6) OBP: 0.500, SLG: 0.676			F8		B B B B 20 G6-3 24 HR 1-2 BB	2-H 2B		28 G5-3 14 1B 1-2 1B		3	2	2	1	1	0	0
Inning Stats	R: 1 E: 0 K: 0 S: 5 H: 2 LOB: 1 BB: 0 P: 5	R: 0 E: 0 K: 0 S: 3 H: 0 LOB: 0 BB: 0 P: 3	R: 0 E: 0 K: 1 S: 5 H: 0 LOB: 0 BB: 0 P: 5	R: 0 E: 0 K: 0 S: 5 H: 2 LOB: 2 BB: 0 P: 5	R: 3 E: 0 K: 0 S: 6 H: 2 LOB: 0 BB: 1 P: 11	R: 2 E: 1 K: 1 S: 8 H: 2 LOB: 1 BB: 0 P: 8	R: 1 E: 0 K: 0 S: 5 H: 2 LOB: 1 BB: 0 P: 5	R: 2 E: 1 K: 0 S: 7 H: 3 LOB: 3 BB: 1 P: 11		1B: 9 2B: 2 3B: 1 HR: 1 SF: 0 SAC: 0 DP: 0 HBP: 0						

livebaseballscorecards.com

AB	39
R	9
H	13
RBI	8
BB	2
SO	2
LOB	20

PITCHER		IP	WLS	BF	H	R	ER	SO	BB	IBB	HBP	BLK	WP	HR	S	P	ERA	WHIP
34 Aaron Harang, R ERA: 4.91	(1, 1)	5.2	L	27	8	6	6	2	1	0	0	0	1	1	31	36	9.53	1.588
38 Anthony Varvaro, R ERA: 9.82	(6, 1)	1.0		5	2	1	1	0	0	0	0	0	0	0	5	5	9.00	2.000
82 Ian Thomas, L ERA: 2.61	(7, 1)	0.1		1	0	0	0	0	0	0	0	0	0	0	1	1	0.00	0.000
46 Craig Kimbrel, R ERA: 3.86	(8, 1)	0.2		5	2	2	2	0	1	0	0	0	0	0	4	8	27.00	4.500
99 Chasen Shreve, L ERA:	(8, 1)	0.1		3	1	0	0	0	0	0	0	0	0	0	3	3	0.00	3.000

PITCHER	IP	WLS	BF	H	R	ER	SO	BB	IBB	HBP	BLK	WP	HR	S	P	ERA	WHIP

WP: 1 PB: 0 SB: 0 CS: 0 PA: 41

Batter	1	2	3	4	5	6	7	8	9	AB R H RBI BB SO LOB
Inning Stats										1B: 0 SF: 0 2B: 0 SAC: 0 3B: 0 DP: 0 HR: 0 HBP: 0

Detroit Tigers @ Washington Nationals

Nationals Park, Washington, DC

Sat Mar 29 2014, 2:05 PM EDT

TOP

livebaseballscorecards.com

AB	0
R	0
H	0
RBI	0
BB	0
SO	0
LOB	0

WP: 0 PA: 0
PB: 0
SB: 0
CS: 0

PITCHER	IP	WLS	BF	H	R	ER	SO	BB	IBB	HBP	BLK	WP	HR	S	P	ERA	WHIP

PITCHER	IP	WLS	BF	H	R	ER	SO	BB	IBB	HBP	BLK	WP	HR	S	P	ERA	WHIP

Batter	1	2	3	4	5	6	7	8	9	AB	R	H	RBI	BB	SO	LOB
Inning Stats																

BOTTOM

Detroit Tigers @ Washington Nationals

Nationals Park, Washington, DC

Sat Mar 29 2014, 2:05 PM EDT

livebaseballscorecards.com

AB	**0**
R	**0**
H	**0**
RBI	**0**
BB	**0**
SO	**0**
LOB	**0**

1B: 0
2B: 0
3B: 0
HR: 0

SF: 0
SAC: 0
DP: 0
HBP: 0

WP: 0
PB: 0
SB: 0
CS: 0

PA: 0

PITCHER	IP	WLS	BF	H	R	ER	SO	BB	IBB	HBP	BLK	WP	HR	S	P	ERA	WHIP

PITCHER	IP	WLS	BF	H	R	ER	SO	BB	IBB	HBP	BLK	WP	HR	S	P	ERA	WHIP

Batter	1	2	3	4	5	6	7	8	9	AB	R	H	RBI	BB	SO	LOB
23 Norichika Aoki, L (1, 9)	C FF 92 F FF 93 X CH 86 0-2 G6-3		T FF 92 F FF 92 B CU 81 T CU 80 1-2 K	S CH 84 X CU 82 0-1 E6 14 BB 1-2 2-3		S CH 82 F CU 78 S CU 79 0-3 K			C FF 90 F CU 79 B FF 91 F CU 84 B SI 90 X SL 86 2-2 G4-3	5	0	0	0	0	2	2
14 Omar Infante, R (1, 4)	C FF 93 F FF 92 X FF 94 0-2 G1-6-3		C FF 93 C CU 79 B CU 82 B SL 87 B SL 86 F SL 85 X FF 96 3-2 P3	C CU 82 B CU 82 B FF 97 B SL 86 B FF 95 4-1 1-2 2-3 3-H BB			C FF 97 B FF 98 B FF 98 B FF 98 X FF 98 3-1 F8		C CU 84 C SL 84 B SL 84 B FF 91 X FF 91 2-2 P5	4	0	0	1	1	0	0
35 Eric Hosmer, L (1, 3) OBP: 0.250, SLG: 0.500	C FF 94 X CH 84 0-1 2B		S FF 94 F CH 85 B FF 94 X FF 94 1-2 F8	S FF 96 B SL 83 S FF 95 X FF 98 1-2 P6			C FF 98 X CH 90 0-1 G4-3			4	0	1	0	0	0	3
16 Billy Butler, R (1, 10) OBP: 0.250, SLG: 0.250	B FF 94 D SL 88 D SL 87 C FF 94 F CH 84 X FF 96 3-2 G4-3			C SI 92 X FF 93 0-1 G4-3	C CU 77 B FF 91 F FF 91 B SL 83 F SL 84 X SI 92 2-2 4 G1-6-3 1B		C SL 85 C SL 85 X FF 97 0-2 G6-3			4	0	1	0	0	0	1
4 Alex Gordon, L (1, 7)		X FF 92 0-0 F7		B FF 91 B FF 92 C FF 93 F FF 93 B FF 95 F CU 79 F FF 95 B FF 93 4-2 13 2B BB	B CU 77 S CH 84 F CH 84 D CH 86 X SI 93 2-2 G1-6-3 1-2f			B SI 92 C SL 85 F SL 85 F SL 87 X SL 86 1-2 F8		3	1	0	0	1	0	1
13 Salvador Perez, R (1, 2) OBP: 1.000, SLG: 1.500		B SI 92 X FF 91 1-0 6 G5-3 2B		1 SAFE X FF 94 0-0 8 G1-3 6 1B 1-H 2B	B FF 91 B CU 78 X SL 85 2-0 1B			C SL 86 X SL 86 0-1 8 G4-3 1B		4	1	4	1	0	0	0
8 Mike Moustakas, L (1, 5)		B FF 93 B CH 84 B FF 94 C FF 93 X FF 93 3-1 E9 6 G5-3		B CH 84 F FF 95 B CU 80 X CH 85 2-1 G1-3 2-3	B FF 94 D CH 84 B SI 94 X FF 91 3-0 F8			B SI 93 C SL 84 X SL 86 1-1 G4-3 1-2		4	0	0	0	0	0	4
6 Lorenzo Cain, R (1, 8) OBP: 0.250, SLG: 0.250		X FF 94 0-0 G5-3 1-2 2-3		B FF 95 X SL 86 1-0 23 E 2 BB 14 BB 3-H 1B		C FF 91 B SL 84 S CU 79 F CH 83 X CU 82 1-2 F8		C SL 86 B SI 95 X SL 86 1-1 G6-3		4	1	1	1	0	0	3
2 Alcides Escobar, R (1, 6)		B CU 81 B SL 86 X FF 94 2-0 P2		1 SAFE B SL 85 1 SAFE B FF 93 1 SAFE B FF 94 C SI 93 B FF 94 4-1 14 BB 23 E 1-2 BB		F FF 91 B CU 79 C CU 78 F SL 86 X CU 80 1-2 G1-3			S FF 89 X FF 90 0-1 L8	3	0	0	0	1	0	2
Inning Stats	R: 0 E: 0 K: 0 S: 11 H: 1 LOB: 1 BB: 0 P: 14	R: 0 E: 1 K: 0 S: 6 H: 1 LOB: 2 BB: 0 P: 12	R: 0 E: 0 K: 1 S: 10 H: 0 LOB: 0 BB: 0 P: 15	R: 3 E: 1 K: 0 S: 17 H: 2 LOB: 3 BB: 3 P: 33	R: 0 E: 0 K: 0 S: 9 H: 2 LOB: 1 BB: 0 P: 18	R: 0 E: 0 K: 1 S: 11 H: 0 LOB: 0 BB: 0 P: 13	R: 0 E: 0 K: 0 S: 7 H: 0 LOB: 0 BB: 0 P: 10	R: 0 E: 0 K: 0 S: 10 H: 1 LOB: 1 BB: 0 P: 13	R: 0 E: 0 K: 0 S: 9 H: 0 LOB: 0 BB: 0 P: 13	1B: 4 2B: 3 3B: 0 HR: 0 SF: 0 SAC: 0 DP: 1 HBP: 0						

PITCHER		IP	WLS	BF	H	R	ER	SO	BB	IBB	HBP	BLK	WP	HR	S	P	ERA	WHIP
35 Justin Verlander, R ERA: 3.0	(1, 1)	6.0		28	6	3	2	2	3	0	0	0	0	0	64	105	3.00	1.500
57 Evan Reed, R ERA:	(7, 1)	1.0		3	0	0	0	0	0	0	0	0	0	0	7	10	0.00	0.000
62 Al Alburquerque, R ERA:	(8, 1)	1.0		4	1	0	0	0	0	0	0	0	0	0	10	13	0.00	1.000
36 Joe Nathan, R ERA:	(9, 1)	1.0	W	3	0	0	0	0	0	0	0	0	0	0	9	13	0.00	0.000

PITCHER	IP	WLS	BF	H	R	ER	SO	BB	IBB	HBP	BLK	WP	HR	S	P	ERA	WHIP

TOP

Kansas City Royals @ Detroit Tigers

Comerica Park, Detroit, MI

Mon Mar 31 2014, 1:10 PM - 4:10 PM EDT

Att. 45,068 - Sunny - 52 F

livebaseballscorecards.com

AB	35
R	3
H	7
RBI	3
BB	3
SO	2
LOB	16

WP: 0 PA: 38
PB: 0
SB: 0
CS: 0

Kansas City Royals @ Detroit Tigers

Comerica Park, Detroit, MI

Mon Mar 31 2014, 1:10 PM - 4:10 PM EDT

Att. 45,068 - Sunny - 52 F

livebaseballscorecards.com

BOTTOM

Batter	1	2	3	4	5	6	7	8	9	AB	R	H	RBI	BB	SO	LOB
3 Ian Kinsler, R (1, 4)	C FF 91 C FC 87 B CH 84 B CH 84 F FC 87 X FF 94 2-2 ① F8		X FC 85 0-0 ② F9			C FC 85 F FF 92 B KC 78 F FF 92 B FF 93 F CH 85 F FF 91 X FC 85 2-2 ① G6-3		B FF 93 B KC 81 X FF 93 2-0 ① L8		4	0	0	0	0	0	0
48 Torii Hunter, R (1, 9)	B FC 85 F SI 91 F FF 92 S CH 85 1-3 ② K		X FF 93 0-0 ③ F9			B KC 77 S FC 85 F FF 92 F CH 84 X CH 86 1-2 ② L8		X KC 83 0-0 ② G6-3		4	0	0	0	0	1	0
24 Miguel Cabrera, R (1, 3) OBP: 0.500, SLG: 0.667	C FF 92 X FC 86 0-1 ③ G5-3			C FC 84 X SI 91 0-1 41 G6-3 2B		C FC 86 B SI 92 B FC 86 S FC 84 F FC 85 X FC 85 2-2 ③ P6		C FF 96 B FC 89 B FF 96 B FF 96 C FF 96 B FF 97 4-2 BB		3	0	1	0	1	0	0
41 Victor Martinez, S (1, 10) OBP: 0.250, SLG: 1.000		B FF 92 C CH 84 F CH 85 X FC 87 1-2 HR		B FF 93 B SI 92 F CH 85 F FF 93 F SI 92 F FF 94 X CH 86 2-2 ① G6-3 2-3			F FF 91 F KC 78 X SI 91 0-2 ① F9	D KC 84 B FF 94 C KC 83 X FF 95 2-1 ③ F7		4	1	1	1	0	0	2
14 Austin Jackson, R (1, 8) OBP: 0.250, SLG: 0.750		B FF 92 C FC 85 S FF 92 F FF 94 B FF 94 X FF 94 2-2 ① F8		B FC 86 B FC 85 F CH 85 F CH 85 B FC 87 F FF 93 C FF 93 3-3 ② K			B FF 92 C FC 83 B FC 85 X FF 91 2-1 9 WP 3B		B KC 76 B FC 92 C FF 92 B FF 94 C FF 92 X FF 95 3-2 ① G6-3	4	1	1	0	0	1	1
13 Alex Avila, L (1, 2) OBP: 0.750, SLG: 0.500 18 Tyler Collins, L (9, PR)	X FF 92 0-0 9 FC6-4 1B			F FF 93 B FF 94 S FF 92 B CH 86 B FF 93 S FC 87 3-3 ③ K			B FF 93 B CH 84 B CH 86 B FF 90 4-0 9 WP 28 3B BB		C FF 95 B KC 83 C KC 83 B FF 96 F FF 95 B FF 96 F KC 83 B FF 94 4-2 9 1B 28 1B BB	2 0	1 1	1 0	0 0	2 0	1 0	1 0
9 Nick Castellanos, R (1, 5) OBP: 0.500, SLG: 0.500		S FC 87 S FC 85 X FC 85 0-2 ② FC6-4 1-2f			B FF 91 C FC 83 S KC 78 X KC 76 1-2 ① 1B		S SL 82 S SL 83 S SL 82 0-3 ② K 1-2 3-H		B FC 86 S FC 88 1 SAFE C FF 94 B FC 90 1 SAFE X KC 82 2-2 28 1B 1-3 1B	4	0	2	0	0	1	2
28 Alex Gonzalez, R (1, 6) OBP: 0.500, SLG: 1.000		B FC 85 C FF 93 D CH 85 X FC 87 2-1 ③ F8			B FF 91 C FF 91 F CH 84 B FF 93 X CH 84 2-2 ② G5-3		C SI 92 X SL 81 0-1 2-H 3B		B SL 83 B FF 96 C SL 85 X SL 84 2-1 1-2 3-H 1B	4	0	2	2	0	0	1
20 Rajai Davis, R (1, 7)			B FF 92 F FF 91 F FC 85 B CH 85 F CH 86 X FC 85 2-2 ① P4		S FC 85 B KC 78 B CH 84 C FF 91 B FF 92 F FF 90 X FF 92 3-2 ③ G3		B SI 92 F SL 81 F SL 81 B FF 92 D SL 82 F SL 81 X SI 91 3-2 ③ G6-3			3	0	0	0	0	0	1

	AB	R	H	RBI	BB	SO	LOB
	32	4	8	3	3	4	8

Inning Stats	1	2	3	4	5	6	7	8	9
R	0	1	0	0	0	0	2	0	1
H	0	2	0	1	1	0	2	0	2
E	0	0	0	0	0	0	0	0	0
LOB	0	1	0	1	0	0	1	1	2
K	1	0	0	2	0	0	1	0	0
BB	0	0	0	0	0	0	1	1	0
S	9	13	6	14	10	14	14	6	12
P	12	18	8	22	16	19	23	14	23

	1B	2B	3B	HR	SF	SAC	DP	HBP
	4	1	2	1	0	0	0	0

	WP	PB	SB	CS	PA
	1	0	0	0	35

PITCHER		IP	WLS	BF	H	R	ER	SO	BB	IBB	HBP	BLK	WP	HR	S	P	ERA	WHIP
33 James Shields, R ERA: 4.26	(1, 1)	6.1		24	5	3	3	3	1	0	0	0	0	1	71	106	4.26	0.947
43 Aaron Crow, R ERA:	(7, 1)	0.2	B	3	1	0	0	1	0	0	0	0	1	0	9	12	0.00	1.500
17 Wade Davis, R ERA: 6.75	(8, 1)	1.1	L	7	1	1	1	0	2	0	0	0	0	0	16	33	6.75	2.250
56 Greg Holland, R ERA:	(9, 1)	0.0		1	1	0	0	0	0	0	0	0	0	0	2	4	∞	∞

PITCHER	IP	WLS	BF	H	R	ER	SO	BB	IBB	HBP	BLK	WP	HR	S	P	ERA	WHIP

Batter	1	2	3	4	5	6	7	8	9	10	AB	R	H	RBI	BB	SO	LOB
23 Norichika Aoki, L (1, 9)	B FF 89 B FF 90 B FF 92 C FF 91 B FF 90 4-1 35 F8 14 1B BB		F CU 76 B FF 92 C FF 92 B CH 85 F FF 91 B CH 83 S CH 83 3-3 ③ K			X CH 82 0-0 ② G4-3			B FF 89 X SI 89 1-0 ① L9	1 SAFE C SL 84 S SL 85 X SL 85 0-2 ③ G1-3 1-2	4	0	0	0	1	1	1
14 Omar Infante, R (1, 4) OBP: 0.333, SLG: 0.250 37 Pedro Ciriaco, R (9, PR) (9, 4)	1 SAFE D SL 83 C FF 90 B FF 91 F FF 90 D CH 83 X FF 90 3-2 16 G6-4-3 1-2 1B			C FF 91 C CH 81 B SL 86 B CH 82 F FF 91 F FF 91 S CU 75 2-3 ① K		B FF 91 S SL 82 B FF 91 B FF 92 F FF 90 X CH 83 3-2 ③ G5-3			C FF 90 S SL 85 X SL 85 0-2 16 BB 35 S 4 SF7 1B		4	0	2	0	0	1	0
35 Eric Hosmer, L (1, 3) OBP: 0.375, SLG: 0.429	C FF 91 X CH 84 0-1 ① F8 2-3			X FF 92 0-0 16 L3 1B			C FF 90 B FF 92 X CU 74 1-1 ① F8		B CU 78 B SI 89 B FF 91 C FF 90 B FF 91 4-1 12 BLK 16 BB 1-2 BB		0	0	1	0	1	0	2
16 Billy Butler, R (1, 10) OBP: 0.250, SLG: 0.143 27 Justin Maxwell, R (9, PR) (9, 10)	B FF 92 B CH 84 B FF 92 X FF 91 3-0 ②③ G6-4-3 1-2f			X FF 90 0-0 ②③ L3 1-1			C FF 91 B CU 71 C SL 84 B SL 83 X FF 92 2-2 ② G5-3		D SL 86 C SL 86 D SL 87 C SI 91 B SL 85 F CU 81 F FC 92 B SL 86 4-2 12 BLK 1-2 2-3 BB		0	0	0	0	1	0	3
4 Alex Gordon, L (1, 7) OBP: 0.250, SLG: 0.167		C FF 91 F FF 92 X CU 77 0-2 ① F7			C CU 74 F CH 81 B CH 83 X FF 92 1-2 1B		F FF 92 B FF 92 F FF 92 B FF 94 F CH 85 X FF 92 2-2 ③ F7		B SI 89 X SI 90 1-0 ② SF7 3-H		0	0	0	0	0	0	0
13 Salvador Perez, R (1, 2) OBP: 0.714, SLG: 1.143 1 Jarrod Dyson, L (8, PR) 12 Brett Hayes, R (8, 2)		X FF 92 0-0 ② G6-3			C FF 92 D FF 89 1 SAFE 1 SAFE C SL 84 S SL 85 1-3 ① K			F SL 84 F FF 92 B CH 80 X CH 83 1-2 2B	C FF 91 X SL 85 0-1 ③ G4-3 1-2 2-3		0	0	0	0	0	0	0
8 Mike Moustakas, L (1, 5)		B FF 91 F FF 91 S CU 77 B FF 92 X FF 92 2-2 ③ F7			1 SAFE C CU 74 F FF 91 X FF 94 0-2 ② F7			B FF 92 F FF 92 S CH 83 F CH 84 F FF 94 B CH 80 S CH 85 2-3 ① K		C SL 84 B SL 86 B FF 94 F SL 86 X SL 87 2-2 ① F8	4	0	0	0	0	1	2
6 Lorenzo Cain, R (1, 8) OBP: 0.250, SLG: 0.250			C FF 91 X SL 85 0-1 ① G5-3		1 SAFE B FF 91 S FF 91 F FF 90 S FF 93 1-3 ③ K			B FF 90 D SL 84 F FF 90 B CH 82 F FF 92 C SL 82 3-3 ② K		X SL 85 0-0 23 S 1B	4	0	1	0	0	2	2
2 Alcides Escobar, R (1, 6)			C FF 91 B SL 85 F FF 91 X SL 85 1-2 ② P4			C SL 82 F FF 90 B CH 81 F CH 82 B CU 73 S SL 84 2-3 ① K		B CU 81 S SL 82 X FF 90 1-1 ③ F9		1 SAFE F SL 84 F SL 84 1 SAFE 1 SAFE X SI 93 0-2 ② F9	4	0	0	0	0	1	2
Inning Stats	R: 0 E: 0 K: 0 S: 7 H: 1 LOB: 1 BB: 1 P: 17	R: 0 E: 0 K: 0 S: 7 H: 0 LOB: 0 BB: 0 P: 9	R: 0 E: 0 K: 1 S: 9 H: 0 LOB: 0 BB: 0 P: 13	R: 0 E: 0 K: 1 S: 7 H: 1 LOB: 0 BB: 0 P: 9	R: 0 E: 0 K: 2 S: 12 H: 1 LOB: 1 BB: 0 P: 15	R: 0 E: 0 K: 1 S: 8 H: 0 LOB: 0 BB: 0 P: 13	R: 0 E: 0 K: 0 S: 9 H: 0 LOB: 0 BB: 0 P: 14	R: 0 E: 0 K: 2 S: 13 H: 1 LOB: 1 BB: 0 P: 20	R: 1 E: 0 K: 0 S: 12 H: 1 LOB: 3 BB: 2 P: 22	R: 0 E: 0 K: 0 S: 10 H: 1 LOB: 1 BB: 0 P: 12	1B: 5 2B: 2 3B: 0 HR: 0	SF: 1 SAC: 0 DP: 2 HBP: 0					WP: 0 PB: 0 SB: 2 CS: 0	PA: 37

PITCHER		IP	WLS	BF	H	R	ER	SO	BB	IBB	HBP	BLK	WP	HR	S	P	ERA	WHIP
37 Max Scherzer, R ERA:	(1, 1)	8.0		27	4	0	0	7	1	0	0	0	0	0	72	110	0.00	0.625
36 Joe Nathan, R ERA: 4.5	(9, 1)	1.0	B	6	1	1	1	0	2	0	0	1	0	0	12	22	9.00	3.000
62 Al Alburquerque, R ERA:	(10, 1)	1.0	W	4	1	0	0	0	0	0	0	0	0	0	10	12	0.00	1.000

PITCHER	IP	WLS	BF	H	R	ER	SO	BB	IBB	HBP	BLK	WP	HR	S	P	ERA	WHIP

TOP

Kansas City Royals @ Detroit Tigers

Comerica Park, Detroit, MI

Wed Apr 02 2014, 1:10 PM - 4:30 PM EDT

Att. 26,906 - Partly Cloudy - 47 F

livebaseballscorecards.com

AB	33
R	1
H	6
RBI	1
BB	3
SO	7
LOB	15

Batter	1	2	3	4	5	6	7	8	9	10	AB	R	H	RBI	BB	SO	LOB
3 Ian Kinsler, R (1, 4) OBP: 0.333, SLG: 0.667	C FF 85 B FF 86 S CH 80 F CH 81 B FF 86 X CH 80 2-2 G6-3 ①		B FF 88 C FF 88 B KC 76 2-1 CS ③ 1-2	X KC 74 0-0 HR		C FF 86 L CH 81 B SI 85 X CH 80 1-2 18 FC4-6 1-2 1B		B FF 97 B SI 94 C SI 95 F FF 96 F FF 96 X FF 97 2-2 P2 ②		C FF 92 B CU 73 X CH 83 1-1 1-2 2-H 1B	5	1	3	2	0	0	0
18 Tyler Collins, L (1, 7)	C FF 86 X FF 87 0-1 P5 ②			B FF 86 C FF 87 C KC 75 X FF 87 1-2 G3 ①		B FF 86 F FF 87 X KC 78 1-1 FC4-6 ① 24 FC5-2 1-2f 2-3		C CU 78 S CH 88 B CH 88 F FF 98 B CH 88 S CH 88 2-3 K ③			4	0	0	0	0	1	2
24 Miguel Cabrera, R (1, 3) OBP: 0.250, SLG: 0.286	F FF 87 B FF 87 B CH 81 F CH 81 C FF 88 2-3 K ③			B KC 75 C CH 81 X FF 87 1-1 L4 ②		B KC 77 1 SAFE B CH 81 S CH 81 S KC 77 B FF 88 X FF 88 3-2 FC5-2 ② 1-2 3-H			T FF 94 F SI 94 F FF 95 S FC 89 0-3 K ①		4	0	0	0	0	2	2
41 Victor Martinez, S (1, 10) OBP: 0.250, SLG: 0.625		C FF 85 B SI 86 F CH 81 X KC 75 1-2 G6-3 ①		F FF 86 B FF 87 B FF 86 B CH 82 C FF 87 X CH 81 3-2 1B		B KC 77 B FF 88 C CH 80 S FF 87 F KC 76 F CH 81 S FF 88 2-3 K ③			B KC 83 C KC 81 C FC 89 B FF 97 B KC 85 X FF 95 3-2 G4-3 ②		4	0	1	0	0	1	2
48 Torii Hunter, R (1, 9)		C FF 87 B FF 87 X CH 83 1-1 F8 ②		X FF 87 0-0 F8 ③			C FF 84 X FF 86 0-1 F7 ①		B FC 95 B SI 94 F FF 95 X FF 95 2-1 P4 ③		4	0	0	0	0	0	1
14 Austin Jackson, R (1, 8) OBP: 0.375, SLG: 0.714		C KC 76 F CH 81 X FF 88 0-2 L8 ③			B FF 85 F CH 79 B KC 74 S CH 80 C FF 86 2-3 K ①		X FF 85 0-0 2B			B FF 90 B FF 91 B FF 90 C FF 91 F FF 92 B FF 92 4-2 13 SH1-3 3 1B BB	3	1	1	0	1	1	0
13 Alex Avila, L (1, 2) OBP: 0.571, SLG: 0.250			B FF 86 B SI 85 B FF 87 C FF 87 B SI 88 4-1 3 CS BB		C KC 73 S CH 80 B CH 81 S SI 86 1-3 K ②		B FF 84 S CH 80 C KC 76 B SI 87 F KC 75 B CH 80 S SI 87 3-3 K ②			1 SAFE 1 SAFE X FF 91 0-0 SH1-3 ① 1-2	2	0	0	0	1	2	1
9 Nick Castellanos, R (1, 5) OBP: 0.375, SLG: 0.286			C FF 87 B FF 87 S CH 82 F CH 81 B CH 81 X FF 88 2-2 F7 ①		C FF 87 B CH 80 S CH 80 S CH 81 1-3 K ③		S CH 81 B FF 87 F CH 80 D CH 82 X CH 80 2-2 P6 ③			B FF 92 B CH 84 S FF 91 B FF 92 F FF 92 B FF 91 4-2 3 1B BB	3	0	0	0	1	1	2
28 Alex Gonzalez, R (1, 6) OBP: 0.375, SLG: 0.625			B FF 88 X FF 88 1-0 F8 ②			C FF 86 B FF 85 S CH 79 X CH 79 1-2 18 FC4-6 3 1B 24 FC5-2 1B		C FF 95 F FF 97 F FF 97 B CH 86 B CH 87 X FF 97 2-2 F8 ①		C FF 92 F FF 93 F CU 72 X FF 92 0-2 F6 ②	4	0	1	0	0	0	3
Inning Stats	R: 0 E: 0 K: 1 S: 9 H: 0 LOB: 0 BB: 0 P: 13	R: 0 E: 0 K: 0 S: 8 H: 0 LOB: 0 BB: 0 P: 10	R: 0 E: 0 K: 0 S: 7 H: 0 LOB: 0 BB: 1 P: 16	R: 1 E: 0 K: 0 S: 10 H: 2 LOB: 1 BB: 0 P: 15	R: 0 E: 0 K: 3 S: 9 H: 0 LOB: 0 BB: 0 P: 13	R: 0 E: 0 K: 1 S: 16 H: 2 LOB: 2 BB: 0 P: 24	R: 0 E: 0 K: 1 S: 10 H: 1 LOB: 1 BB: 0 P: 15	R: 0 E: 0 K: 1 S: 12 H: 0 LOB: 0 BB: 0 P: 18	R: 0 E: 0 K: 1 S: 9 H: 0 LOB: 0 BB: 0 P: 14	R: 1 E: 0 K: 0 S: 11 H: 1 LOB: 2 BB: 2 P: 20	1B: 4 2B: 1 3B: 0 HR: 1 SF: 0 SAC: 1 DP: 0 HBP: 0						

PITCHER		IP	WLS	BF	H	R	ER	SO	BB	IBB	HBP	BLK	WP	HR	S	P	ERA	WHIP
51 Jason Vargas, L ERA: 1.29	(1, 1)	7.0		26	5	1	1	6	1	0	0	0	0	1	69	106	1.29	0.857
40 Kelvin Herrera, R ERA:	(8, 1)	1.0		3	0	0	0	1	0	0	0	0	0	0	12	18	0.00	0.000
17 Wade Davis, R ERA: 3.86	(9, 1)	1.0		3	0	0	0	1	0	0	0	0	0	0	9	14	0.00	0.000
55 Tim Collins, L ERA: 13.5	(10, 1)	0.2	L	5	1	1	1	0	2	0	0	0	0	0	11	20	13.50	4.500

PITCHER	IP	WLS	BF	H	R	ER	SO	BB	IBB	HBP	BLK	WP	HR	S	P	ERA	WHIP

BOTTOM

Kansas City Royals @ Detroit Tigers

Comerica Park, Detroit, MI

Wed Apr 02 2014, 1:10 PM - 4:30 PM EDT

Att. 26,906 - Partly Cloudy - 47 F

livebaseballscorecards.com

AB	33
R	2
H	6
RBI	2
BB	3
SO	8
LOB	13

WP: 0 PA: 38
PB: 0
SB: 0
CS: 1

Baltimore Orioles @ Detroit Tigers

Comerica Park, Detroit, MI

Fri Apr 04 2014, 1:21 PM - 5:00 PM EDT

Att. 23,625 - Overcast - 42 F

TOP

livebaseballscorecards.com

Batter	1	2	3	4	5	6	7	8	9	AB	R	H	RBI	BB	SO	LOB
21 Nick Markakis, L (1, 9) OBP: 0.167, SLG: 0.167	B FF 90 B FF 92 F FF 92 S FS 87 F FS 88 F SI 94 X FS 87 2-2 ① G3		C SL 83 B FF 90 C FF 90 F SL 85 X SI 91 1-2 ① F7		T SI 90 C SI 90 D KC 79 X KC 79 1-2 FC4 1-2		C KC 80 B FC 87 B SI 90 F SI 90 X FC 85 2-2 ③ G6-3		B CU 78 D SL 89 C FF 93 F SL 86 B SL 82 X SL 83 3-2 ② F6	5	0	0	0	0	0	3
9 David Lough, L (1, 7) OBP: 0.143, SLG: 0.143 28 Steve Pearce, R (8, PH) (8, 7)	C FF 91 X CU 78 0-1 10 S 19 2B 1B		C FF 91 X SL 84 0-1 ② P6		B SI 89 X SI 89 1-0 ① F7			C FF 89 F CH 83 F FF 92 F FF 93 B CU 79 S FF 91 1-3 ① K	C SL 84 C CU 78 X SL 85 0-2 ③ G5-3	3 2	1 0	1 0	0 0	0 0	0 1	2 2
10 Adam Jones, R (1, 8) OBP: 0.333, SLG: 0.231	B SL 83 1 SAFE 1 SAFE T SL 86 1 SAFE 1 SAFE F FF 91 F FF 92 B FF 94 4-2 B FS 86 F FS 87 B SL 85 1-2 19 2B BB		C FC 91 B FS 88 B FF 91 F FC 91 F FF 92 B SL 87 S CH 75 3-3 ③ K		B SI 89 B FC 86 B SI 90 C SI 90 X SI 90 3-1 ② F9 2-3			X FF 91 0-0 ② G6-3		3	1	0	0	1	1	2
19 Chris Davis, L (1, 3) OBP: 0.333, SLG: 0.385	C FF 93 F FF 92 X FS 81 0-2 23 F7 1-H 2-H 2B			B CU 76 B FF 90 B FC 91 B FF 90 4-0 45 FC5 23 BB BB	B SI 92 C KC 80 B SI 91 S FC 86 F SI 92 B FC 87 C KC 80 3-3 ③ K			C FF 94 S CU 79 X FF 93 0-2 ③ F7		3	0	1	2	1	1	2
23 Nelson Cruz, R (1, 10) OBP: 0.400, SLG: 0.750	C SL 84 S SL 84 X FF 91 0-2 ② F7 2-3			B FF 91 C SL 85 1 SAFE D SL 85 B SL 84 S FS 84 B FF 92 4-2 45 FC5 1-2 BB		B SI 89 F SI 89 B CH 80 B FC 85 C SI 91 F SI 91 B KC 79 4-2 45 G3-6-3 BB			C FF 94 C FF 94 X FF 94 0-2 45 3B 1B	2	1	1	0	2	0	1
45 Steve Clevenger, L (1, 2) OBP: 0.250, SLG: 0.750	B FF 91 F SI 92 X SL 85 1-1 ③ F9			B FF 90 X FS 85 1-0 ① FC5 1-2 2-3f		C SI 89 B KC 78 X FC 84 1-1 ①② G3-6-3 1-2f			B FF 91 C FF 93 X CU 80 1-1 6 1B 1-H 3B	4	1	1	1	0	0	4
6 Jonathan Schoop, R (1, 5) OBP: 0.182, SLG: 0.182		B FF 89 S SL 82 B SL 83 X FF 90 2-1 ① G6-3		F SL 86 X FF 91 0-1 ② F4		C CH 79 B SI 91 F FC 86 S KC 81 1-3 ③ K			X FF 94 0-0 12 1B 3-H 1B	4	0	1	1	0	1	2
3 Ryan Flaherty, L (1, 6)		B FF 90 B SL 82 X FS 86 2-0 ② G3		C FS 86 D FS 87 F SL 86 S SI 92 1-3 ③ K			F SI 88 C KC 78 B FC 85 B FC 86 C FC 86 2-3 ① K		C CU 78 S SL 86 S SL 85 0-3 ① K	4	0	0	0	0	3	3
12 Steve Lombardozzi, S (1, 4) OBP: 0.429, SLG: 0.429		C FS 86 F SL 85 F FF 93 C SI 92 0-3 ③ K			B SI 88 C SI 89 F SI 91 F FC 85 B KC 77 X SI 91 2-2 10 F9 21 E 1B		F FC 84 B SI 90 X SI 90 1-1 ② F8		X FF 93 0-0 1-2 1B	4	0	2	0	0	1	0
Inning Stats	R: 2 E: 0 K: 0 S: 19 H: 2 LOB: 1 BB: 1 P: 26	R: 0 E: 0 K: 1 S: 7 H: 0 LOB: 0 BB: 0 P: 11	R: 0 E: 0 K: 1 S: 10 H: 0 LOB: 0 BB: 0 P: 14	R: 0 E: 0 K: 1 S: 8 H: 0 LOB: 2 BB: 2 P: 18	R: 0 E: 1 K: 1 S: 14 H: 1 LOB: 2 BB: 0 P: 24	R: 0 E: 0 K: 1 S: 8 H: 0 LOB: 0 BB: 1 P: 14	R: 0 E: 0 K: 1 S: 8 H: 0 LOB: 0 BB: 0 P: 13	R: 0 E: 0 K: 1 S: 9 H: 0 LOB: 0 BB: 0 P: 10	R: 2 E: 0 K: 1 S: 16 H: 4 LOB: 2 BB: 0 P: 20	1B: 5 2B: 1 3B: 1 HR: 0	SF: 0 SAC: 0 DP: 1 HBP: 0						

	AB	34
	R	4
	H	7
	RBI	4
	BB	4
	SO	8
	LOB	21

WP: 0 PB: 0 SB: 1 CS: 0 PA: 38

PITCHER		IP	WLS	BF	H	R	ER	SO	BB	IBB	HBP	BLK	WP	HR	S	P	ERA	WHIP
19 Aníbal Sánchez, R ERA: 4.5	(1, 1)	4.0		17	2	2	2	3	3	0	0	0	0	0	44	69	4.50	1.250
33 Drew Smyly, L ERA:	(5, 1)	3.0	W	11	1	0	0	3	1	0	0	0	0	0	30	51	0.00	0.667
46 Ian Krol, L ERA:	(8, 1)	1.0		3	0	0	0	1	0	0	0	0	0	0	9	10	0.00	0.000
44 Joba Chamberlain, R ERA: 18.0	(9, 1)	1.0		7	4	2	2	1	0	0	0	0	0	0	16	20	18.00	4.000

PITCHER		IP	WLS	BF	H	R	ER	SO	BB	IBB	HBP	BLK	WP	HR	S	P	ERA	WHIP

Batter	1	2	3	4	5	6	7	8	9	AB	R	H	RBI	BB	SO	LOB
3 Ian Kinsler, R (1, 4) OBP: 0.357, SLG: 0.571	C FF 89 F FF 89 B CU 81 X SL 81 1-2 ① G5-3	X FF 91 0-0 ② 24 WP 48 HBP 1-2 2-H 3-H 1B		C CU 80 B FF 90 B FF 90 T FF 89 F FF 90 F SI 90 X CU 78 2-2 ① F7		B SI 90 C SI 91 F SI 91 F SL 86 X CU 77 1-2 48 1B 24 1B 1B		C SL 80 X SI 89 0-1 ② G6-3		5	1	2	1	0	0	0
48 Torii Hunter, R (1, 9) OBP: 0.308, SLG: 0.500 18 Tyler Collins, L (9, 9)	B FF 90 X SI 91 1-0 ② G6-3	H SI 90 1-0 24 WP 1-2 2-3 HBP		B FF 90 F FF 89 X CU 80 1-1 HR		X FF 91 0-0 41 G4-6-3 24 1B 1-2 1B		X SI 90 0-0 24 HR 1B		4 0	2 0	3 0	1 0	0 0	0 0	0 0
24 Miguel Cabrera, R (1, 3) OBP: 0.462, SLG: 0.750 32 Don Kelly, L (9, 3)	B FF 90 B CU 67 X FF 91 2-0 1B	C CU 70 B CU 75 S CH 84 X FF 91 1-2 ③ F8 1-2 2-3 3-H		C FF 91 S CU 77 B FF 92 F FF 92 B CU 78 X CU 78 2-2 41 FC3-6 1B		B FF 92 X SI 92 1-0 41 G4-6-3 1-2 2-H 1B		X SI 90 0-0 1-H HR		5 0	1 0	4 0	3 0	0 0	0 0	2 0
41 Victor Martinez, S (1, 10) OBP: 0.231, SLG: 0.462	C CH 80 B SI 90 B CH 81 C SI 91 B CU 78 X SI 90 3-2 ③ P5	C CU 80 B CH 84 X SI 91 1-1 ① F8	S SI 90 X SI 91 0-1 ② FC3-6 14 S 1-2f		X SI 90 0-0 ①② G4-6-3 1-2f 2-3	C SL 78 B CH 82 B SI 90 C CH 82 B SI 91 X CH 81 3-2 14 1B 1B		5	0	1	0	0	0	4
14 Austin Jackson, R (1, 8) OBP: 0.462, SLG: 0.750	C FF 89 X CU 77 0-1 9 2B 2B	C FF 91 B SI 91 B CU 76 F FF 91 B FF 90 X FF 90 3-2 ② 1B	C SI 90 C FF 92 F FF 92 F CU 78 B FF 92 D SL 86 B CU 79 X FF 92 3-2 ③ F8 1-2		C SI 90 X FF 91 0-1 ③ F8		B SI 90 X SI 88 1-0 1-2 1B		5	1	3	0	0	0	2
13 Alex Avila, L (1, 2) OBP: 0.417, SLG: 0.125	C CH 82 B SI 90 B SI 91 2 SAFE D CH 82 F CH 81 B FF 91 4-2 9 2B 3 1B BB	B SI 91 B CH 85 X FF 90 2-0 ③ P5	F SI 90 B SI 90 B CH 84 X SI 91 2-1 ① G3		X SI 90 0-0 ① G3	F FF 96 B SI 95 F FF 95 B CU 82 C CU 82 2-3 ③ K		4	1	0	0	1	1	2
9 Nick Castellanos, R (1, 5) OBP: 0.500, SLG: 0.500	F FF 90 X SI 90 0-1 3 1B 1-3 2-H 2B	B CU 79 F FF 89 X CU 79 1-1 17 1B 20 HR 1B	S FF 91 B FF 92 B FF 92 F CU 78 H FF 91 3-2 17 G4-3 HBP		B SI 91 C SL 79 B SL 80 S SI 92 B SI 93 X SI 92 3-2 ② G5-3			3	1	2	1	0	0	0
17 Andrew Romine, S (1, 6) OBP: 0.250, SLG: 0.250	B SI 91 B SI 91 S CH 80 C SI 91 D CH 83 F FF 91 F FF 90 F FF 91 S FF 91 3-3 ① K	B SI 88 X SI 88 1-0 20 HR 1-2 1B	F SI 91 B SI 91 X SI 91 1-1 ② G4-3 1-2		C SL 80 F SI 91 B SI 92 B SL 80 S CH 84 2-3 ③ K			4	1	1	0	0	2	3
20 Rajai Davis, R (1, 7) OBP: 0.286, SLG: 0.667	F SI 91 B FF 90 D CU 74 H SI 91 3-1 48 HBP 3 1B 24 WP HBP	T FF 88 2 SAFE B FF 89 F FF 89 F CH 84 F CH 82 B FF 89 X CH 83 2-2 1-H 2-H HR	F FF 91 C FF 92 X FF 92 0-2 ③ G4-3				C SI 88 X SL 79 0-1 ① G4-3	3	2	1	3	0	0	1
Inning Stats	R: 0 E: 0 K: 0 S: 8 H: 1 LOB: 1 BB: 0 P: 15	R: 3 E: 0 K: 1 S: 17 H: 3 LOB: 2 BB: 1 P: 29	R: 0 E: 0 K: 0 S: 6 H: 1 LOB: 0 BB: 0 P: 12	R: 4 E: 0 K: 0 S: 26 H: 5 LOB: 1 BB: 0 P: 38	R: 0 E: 0 K: 0 S: 9 H: 0 LOB: 1 BB: 0 P: 15	R: 1 E: 0 K: 0 S: 9 H: 3 LOB: 3 BB: 0 P: 11	R: 0 E: 0 K: 1 S: 7 H: 0 LOB: 0 BB: 0 P: 12	R: 2 E: 0 K: 1 S: 13 H: 4 LOB: 2 BB: 0 P: 19		1B: 12 2B: 2 3B: 0 HR: 3 SF: 0 SAC: 0 DP: 1 HBP: 3						

PITCHER	IP	WLS	BF	H	R	ER	SO	BB	IBB	HBP	BLK	WP	HR	S	P	ERA	WHIP
50 Miguel González, R (1, 1) ERA: 18.9	3.1	L	20	9	7	7	1	1	0	2	0	1	2	46	78	18.90	3.000
60 Josh Stinson, R (4, 1) ERA: 2.45	2.2		12	4	1	1	0	0	0	1	0	0	0	29	42	3.38	1.500
58 Ryan Webb, R (7, 1) ERA: 15.43	1.2		9	4	2	2	1	0	0	0	0	0	1	17	26	10.80	2.400
29 Tommy Hunter, R (8, 1) ERA:	0.1		1	0	0	0	1	0	0	0	0	0	0	3	5	0.00	0.000

PITCHER	IP	WLS	BF	H	R	ER	SO	BB	IBB	HBP	BLK	WP	HR	S	P	ERA	WHIP

BOTTOM

Baltimore Orioles @ Detroit Tigers

Comerica Park, Detroit, MI

Fri Apr 04 2014, 1:21 PM - 5:00 PM EDT

Att. 23,625 - Overcast - 42 F

livebaseballscorecards.com

AB	38
R	10
H	17
RBI	9
BB	1
SO	3
LOB	14

WP: 1 PA: 42
PB: 0
SB: 1
CS: 0

Baltimore Orioles @ Detroit Tigers

Comerica Park, Detroit, MI

Sat Apr 05 2014, 1:13 PM - 4:31 PM EDT

Att. 32,041 - Sunny - 41 F

TOP

livebaseballscorecards.com

Batter	1	2	3	4	5	6	7	8	9	AB	R	H	RBI	BB	SO	LOB
9 David Lough, L (1, 7) OBP: 0.250, SLG: 0.364	C FF 91 B SI 92 F CH 82 B CU 77 B FF 92 B SI 90 4-2 23 S 19 1B BB		F FF 90 X FF 90 0-1 ② G4-3			B SI 86 S CH 81 B SI 88 X CH 79 2-1 ① G3		B FF 96 B FF 97 C FF 95 F FF 96 F SL 84 X SL 82 2-2 3B	C CU 78 B CU 76 X SI 89 1-1 E6 3-H	4	1	1	1	1	0	1
23 Nelson Cruz, R (1, 9) OBP: 0.300, SLG: 0.529	C FF 92 X SI 92 0-1 ① G6-3 1-2		B FF 90 S SL 84 B SI 90 S SL 82 B CH 82 X SL 84 3-2 ③ G5-3			C FF 88 X SL 84 0-1 ② F9		S FF 98 X FF 97 0-1 ③ F8	C FF 90 S SL 82 D SL 83 B FF 92 B FF 91 S SL 85 3-3 ② K	5	0	0	0	0	1	4
19 Chris Davis, L (1, 3) OBP: 0.350, SLG: 0.389	X FF 93 0-0 ② 2-H 1B			B FF 91 F FF 91 B CU 77 B FF 90 X SI 90 3-1 ① L7		S CU 75 B CU 75 B CU 71 B SI 88 S CH 80 T CH 79 3-2 ③ K			x FF 88 s1 10 3B 1B B FF 90 x FF 90 1-0 ① F7	5	1	2	1	0	1	2
10 Adam Jones, R (1, 8) OBP: 0.316, SLG: 0.353	C FF 92 B FF 91 S SI 92 X FF 92 1-2 ③ L4			C CU 75 B SI 90 X SI 89 1-1 ② G6-3			B CH 80 B SI 87 C SI 87 B SI 87 X SI 87 3-1 ① L7		B FF 90 B CH 81 F SI 92 F SI 91 X SI 89 2-2 21 G6-3 1-H 3B	4	1	1	1	0	0	0
21 Nick Markakis, L (1, 10) OBP: 0.227, SLG: 0.190		C FF 90 C SI 91 X CU 77 0-2 32 2 G6-4-3 1B 1B		B SI 87 F CU 78 B FF 90 B CH 81 C SI 88 B SI 89 4-2 BB			B SI 88 B CH 81 B SI 87 C SI 87 C SI 88 X CH 81 3-2 ② G3-1		B SI 90 X SL 84 1-0 ① G6-3 3-H	3	0	1	1	1	0	0
2 J.J. Hardy, R (1, 6) OBP: 0.375, SLG: 0.333		1 SAFE C SI 90 B SI 91 F SI 91 X SI 92 1-2 32 G6-4-3 1-2 1B		B CU 77 C SL 83 1 SAFE B SL 84 S SL 84 T SL 85 2-2 ③ K			C FF 96 B SL 84 F FF 96 F SL 82 X SL 81 1-2 1B		B CH 83 B SI 92 B SI 92 C SI 91 B SI 91 4-1 12 1B 32 1B 45 2B BB	3	1	2	0	1	1	1
32 Matt Wieters, S (1, 2) OBP: 0.400, SLG: 0.467		C CH 82 D SI 92 X SI 90 1-1 ①② G6-4-3 1-2f 2-3			L SI 86 F CU 75 B SI 89 F CU 75 X CH 80 1-2 ① G6-3	X FF 96 0-0 ③ F8			C SL 83 D SL 85 S SL 84 F FF 94 X SL 84 1-2 12 1B 45 2B 1-2 1B	4	1	1	0	0	0	3
12 Steve Lombardozzi, S (1, 4) OBP: 0.364, SLG: 0.364		C FF 92 C SI 92 B FF 92 F CU 78 F SI 92 F CH 82 X CU 75 1-2 ③ F7			F SI 90 B CU 77 F CH 81 X SI 89 1-2 ② G3			B FF 96 B FF 95 F FF 96 X FF 96 2-1 ① F7	F SL 88 X CU 76 0-1 45 2B 9 E 1-2 2-3 1B	4	1	1	0	0	0	1
6 Jonathan Schoop, R (1, 5) OBP: 0.143, SLG: 0.143 45 Steve Clevenger, L (9, PH) OBP: 0.400, SLG: 1.000 3 Ryan Flaherty, L (9, PR)			C SL 83 X SI 90 0-1 ① G6-3		S CH 82 S SL 84 S SI 90 0-3 ③ K			C SL 82 F FF 97 B SL 82 S SL 80 1-3 ② K	X SL 83 0-0 1-3 2-H 3-H 2B	3 1 0	0 0 0	0 1 0	0 2 0	0 0 0	2 0 0	0 0 0
Inning Stats	R: 1 E: 0 K: 0 S: 8 H: 1 LOB: 0 BB: 1 P: 13	R: 0 E: 0 K: 0 S: 14 H: 2 LOB: 1 BB: 0 P: 17	R: 0 E: 0 K: 0 S: 7 H: 0 LOB: 0 BB: 0 P: 10	R: 0 E: 0 K: 1 S: 9 H: 0 LOB: 1 BB: 1 P: 19	R: 0 E: 0 K: 1 S: 10 H: 0 LOB: 0 BB: 0 P: 12	R: 0 E: 0 K: 1 S: 7 H: 0 LOB: 0 BB: 0 P: 12	R: 0 E: 0 K: 0 S: 10 H: 1 LOB: 1 BB: 0 P: 17	R: 0 E: 0 K: 1 S: 11 H: 1 LOB: 1 BB: 0 P: 16	R: 5 E: 1 K: 1 S: 20 H: 5 LOB: 2 BB: 1 P: 33	1B: 7 2B: 1 3B: 2 HR: 0 SF: 0 SAC: 0 DP: 1 HBP: 0						WP: 0 PB: 0 SB: 1 CS: 0 PA: 39

	AB	36
	R	6
	H	10
	RBI	6
	BB	3
	SO	5
	LOB	12

PITCHER		IP	WLS	BF	H	R	ER	SO	BB	IBB	HBP	BLK	WP	HR	S	P	ERA	WHIP
21 Rick Porcello, R ERA: 1.35	(1, 1)	6.2	W	23	3	1	1	3	2	0	0	0	0	0	60	94	1.35	0.750
57 Evan Reed, R ERA:	(7, 1)	1.1		6	2	0	0	1	0	0	0	0	0	0	16	22	0.00	1.500
40 Phil Coke, L ERA: 81.0	(9, 1)	0.1		4	2	3	3	0	1	0	0	0	0	0	7	14	81.00	9.000
62 Al Alburquerque, R ERA: 4.5	(9, 1)	0.0		1	1	0	0	0	0	0	0	0	0	0	4	5	∞	∞
36 Joe Nathan, R ERA: 6.75	(9, 1)	0.2	S	5	2	2	2	1	0	0	0	0	0	0	9	14	27.00	3.000

PITCHER	IP	WLS	BF	H	R	ER	SO	BB	IBB	HBP	BLK	WP	HR	S	P	ERA	WHIP

Baltimore Orioles @ Detroit Tigers

Comerica Park, Detroit, MI

Sat Apr 05 2014, 1:13 PM - 4:31 PM EDT

Att. 32,041 - Sunny - 41 F

livebaseballscorecards.com

Batter	1	2	3	4	5	6	7	8	9	AB	R	H	RBI	BB	SO	LOB
3 Ian Kinsler, R (1, 4) OBP: 0.368, SLG: 0.526	C FF 93 B FF 93 B FF 93 C SL 87 X SL 88 2-2 ① F9		F FF 94 B FF 93 F FF 93 X FF 94 1-2 48 2B 1B 1-2 2-3		1 SAFE 1 SAFE 1 SAFE B FF 92 B FF 92 X SL 86 2-0 ① G4-3 1-3	B CH 82 B CH 82 X FF 90 2-0 48 BB 1B		S SI 86 F SI 86 B SL 80 S SL 80 1-3 ② K		5	1	2	0	0	1	3
48 Torii Hunter, R (1, 9) OBP: 0.389, SLG: 0.750	C FF 94 S SL 86 X FF 94 0-2 ② G4-3		B SI 91 B FF 93 X FF 92 2-0 24 F9 2B 1-H 2-H 3-H		B FF 92 X FF 91 1-0 HR 3-H	B FF 90 S FF 89 F FF 90 B FF 89 B FF 89 B FF 88 4-2 BB 1-2		C SL 80 S FF 85 B SI 87 B SL 79 F SL 79 F FF 86 F SL 80 X FF 86 2-2 ③ F8		4	1	2	5	1	0	2
24 Miguel Cabrera, R (1, 3) OBP: 0.412, SLG: 0.688	F FF 94 B FF 94 B FF 93 F FF 94 C FF 94 2-3 ③ K		X SL 87 0-0 ② F9 2-3		B FF 91 X SL 85 1-0 2B	C FF 88 B FF 89 S CH 81 S CH 82 1-3 ③ K				4	0	1	0	0	2	3
41 Victor Martinez, S (1, 10) OBP: 0.176, SLG: 0.353		C FF 92 F FF 92 X SL 85 0-2 ① G4-3	B FF 92 C FF 92 B CH 85 F FF 93 B SL 86 F FF 93 F FF 93 X SL 85 3-2 ③ G6-3		C CH 84 F FF 92 F FF 93 B FF 92 F SI 94 F SL 85 B SL 88 X FF 92 2-2 ② F8		C FF 88 X SI 91 0-1 ① G3			4	0	0	0	0	0	2
14 Austin Jackson, R (1, 8) OBP: 0.471, SLG: 0.688		C FF 92 C SL 85 X SL 86 0-2 13 G4-6-3 1B		C SL 83 B FF 91 C FF 90 X FF 92 1-2 28 G4-3 13 S 1B	C FF 92 F FF 92 B FF 92 B FF 92 F FF 92 X SL 83 2-2 ③ L7		B FF 91 F SI 88 S FF 91 B FF 91 X FF 88 2-2 ② L9			4	0	2	0	0	0	1
13 Alex Avila, L (1, 2) OBP: 0.313, SLG: 0.083	1 SAFE F FF 92 B FF 93 S CH 85 F FF 94 1 SAFE F FF 94 X FF 94 1-2 ②③ G4-6-3 1-2f			B CH 82 1 SAFE C CH 84 B FF 91 1 SAFE S CH 84 B FF 93 C FF 92 3-3 ① K 1-2		F FF 89 C SL 82 B SL 83 X SL 83 1-2 ① G4-3	C FF 90 B CH 81 B FF 91 F FF 88 B FF 90 F FF 90 S FF 91 3-3 ③ K			4	0	0	0	0	2	2
28 Alex Gonzalez, R (1, 6) OBP: 0.417, SLG: 0.545			C SL 86 B FF 92 X SL 84 1-1 3 1B 32 1B 48 2B 1B	C FF 92 B FF 92 S SL 85 B FF 93 F FF 92 X FF 93 2-2 ② G4-3 2-3		B CU 74 S FF 89 B CH 82 F CH 82 F FF 90 F FF 91 B CH 82 B CH 82 4-2 32 3B BB		C SL 78 X SL 78 0-1 ① F8		3	2	1	0	1	0	1
32 Don Kelly, L (1, 5) OBP: 0.750, SLG: 1.250			B SI 92 C FF 92 B FF 93 B CH 84 1 SAFE F FF 92 X FF 94 3-2 3 1B 48 2B 1B 1-2	D CH 84 B FF 92 C FF 92 F CH 84 B FF 92 F SL 85 X FF 92 3-2 ③ P6		B SL 87 X SL 85 1-0 20 SF8 3B 1-H		B SL 78 C SI 85 X FF 87 1-1 20 1B 1B		4	2	3	1	0	0	1
20 Rajai Davis, R (1, 7) OBP: 0.364, SLG: 0.667			B FF 93 F FF 93 B FF 93 F FF 92 F FF 94 X FF 93 2-2 ① F7		S SL 83 X SL 84 0-1 3 G4-3 3 S 48 HR 1B	S FF 89 X FF 89 0-1 ② SF8 3-H		C SI 86 C SL 78 F FF 85 X SL 79 0-2 1-2 1B		3	1	2	1	0	0	2
Inning Stats	R: 0 E: 0 K: 1 S: 9 H: 0 LOB: 0 BB: 0 P: 13	R: 0 E: 0 K: 0 S: 11 H: 1 LOB: 0 BB: 0 P: 12	R: 3 E: 0 K: 0 S: 20 H: 4 LOB: 1 BB: 0 P: 32	R: 0 E: 0 K: 1 S: 14 H: 1 LOB: 1 BB: 0 P: 23	R: 2 E: 0 K: 0 S: 15 H: 3 LOB: 1 BB: 0 P: 23	R: 2 E: 0 K: 1 S: 16 H: 2 LOB: 2 BB: 2 P: 29	R: 0 E: 0 K: 1 S: 9 H: 0 LOB: 0 BB: 0 P: 14	R: 0 E: 0 K: 1 S: 17 H: 2 LOB: 2 BB: 0 P: 21		1B: 9 2B: 2 3B: 1 HR: 1 SF: 1 SAC: 0 DP: 1 HBP: 0				WP: 0 PB: 0 SB: 2 CS: 0 PA: 38		

	AB	35
	R	7
	H	13
	RBI	7
	BB	2
	SO	5
	LOB	17

PITCHER		IP	WLS	BF	H	R	ER	SO	BB	IBB	HBP	BLK	WP	HR	S	P	ERA	WHIP
25 Bud Norris, R ERA: 9.0	(1, 1)	5.0	L	23	9	5	5	2	0	0	0	0	0	1	69	103	9.00	1.800
17 Brian Matusz, L ERA: 10.8	(6, 1)	1.0		7	2	2	2	1	2	0	0	0	0	0	16	29	18.00	4.000
47 Evan Meek, R ERA:	(7, 1)	1.0		3	0	0	0	1	0	0	0	0	0	0	9	14	0.00	0.000
56 Darren O'Day, R ERA:	(8, 1)	1.0		5	2	0	0	1	0	0	0	0	0	0	17	21	0.00	2.000

PITCHER	IP	WLS	BF	H	R	ER	SO	BB	IBB	HBP	BLK	WP	HR	S	P	ERA	WHIP

Batter	1	2	3	4	5	6	7	8	9	AB	R	H	RBI	BB	SO	LOB
9 David Lough, L (1, 7) OBP: 0.176, SLG: 0.250	C FF 90 F FF 90 B FF 93 X FF 92 1-2 ① F7		B FF 91 S CH 83 B FF 93 S FF 92 X CU 79 2-2 ③ P2		1 SAFE 1 SAFE C FF 91 1 SAFE X CH 82 0-1 ③ G6-3			B CU 77 F FF 91 X FF 90 1-1 ① P4	F SL 85 X FF 94 0-1 ③ L8	5	0	0	0	0	0	3
21 Nick Markakis, L (1, 9) OBP: 0.269, SLG: 0.320	C FF 91 X CH 82 0-1 1B			C FF 90 S CU 79 X CU 80 0-2 ① F9		C FF 90 B CU 77 B CH 83 X FF 92 2-1 ① F7		B CH 82 C FF 91 F CU 79 X CU 78 1-2 10 SF7 3B		4	1	2	0	0	0	0
10 Adam Jones, R (1, 8) OBP: 0.304, SLG: 0.400	C FF 91 B SL 85 B SL 86 C FF 94 S FF 93 2-3 ② K			C FF 93 S FF 93 B FF 94 X FF 94 1-2 ② L8		B CU 79 C CU 78 X FF 94 1-1 23 2B		F FF 94 F FF 94 B FF 87 B SL 88 F CU 82 F CH 87 X SL 87 2-2 ② SF7 3-H		3	1	1	1	0	1	1
19 Chris Davis, L (1, 3) OBP: 0.333, SLG: 0.364	1 SAFE B FF 92 X FF 92 1-0 ③ G4-3			S CU 78 X FF 92 0-1 23 BB 1B		S CU 79 F CU 80 F CU 81 B FF 95 F FF 95 F FF 95 S FF 94 1-3 ② K		F CH 84 B CU 79 S CH 84 X CU 79 1-2 ③ G4-3		4	0	1	0	0	1	2
23 Nelson Cruz, R (1, 10) OBP: 0.333, SLG: 0.550		X FF 89 0-0 ① F7		D SL 86 1 SAFE B FF 94 C SL 86 B FF 94 B FF 93 4-1 1-2 BB		B SL 85 D SL 85 F FF 95 X FF 95 2-1 2-H 2B			C SL 83 B SI 93 S SL 86 B SL 84 S SL 86 2-3 ① K	3	0	1	1	1	1	0
32 Matt Wieters, S (1, 2) OBP: 0.368, SLG: 0.579		C FF 89 B FF 89 X CU 76 1-1 ② G4-3		B FF 95 C FF 94 S FF 95 X FF 96 1-2 ③ F8		B CH 85 D CH 84 X FF 94 2-0 ③ L8			X SI 94 0-0 HR	4	1	1	1	0	0	3
12 Steve Lombardozzi, S (1, 4) OBP: 0.333, SLG: 0.333		C FF 89 X FF 90 0-1 ③ L8			C CH 81 B CU 78 C CU 77 T CU 77 1-2 ① K		B FF 90 X CH 81 1-0 ① P6		C SL 85 F SL 85 F SL 85 X SL 85 0-2 3 1B 1B	4	0	1	0	0	1	0
3 Ryan Flaherty, L (1, 6) OBP: 0.105, SLG: 0.056			B CH 80 B CH 81 C FF 90 X FF 91 2-1 ① G4-3		B CU 77 F CH 82 B FF 92 F CH 83 F CU 80 B CU 78 F FF 94 F FF 94 D CU 80 4-2 BB		B CH 80 X FF 91 1-0 ② F7		1 SAFE 1 SAFE X SL 84 0-0 1-2 1B	3	0	1	0	1	0	0
6 Jonathan Schoop, R (1, 5) OBP: 0.111, SLG: 0.111			B CU 78 C SL 84 F FF 92 F CU 78 X SL 85 1-2 ② G5-3		1 SAFE C FF 93 X SL 84 0-1 ② P3		X FF 90 0-0 ③ F9		F FF 93 S SL 85 S SL 86 0-3 ② K	4	0	0	0	0	1	3
Inning Stats	R: 0 H: 1 E: 0 LOB: 1 K: 1 BB: 0 S: 9 P: 13	R: 0 H: 0 E: 0 LOB: 0 K: 0 BB: 0 S: 5 P: 6	R: 0 H: 0 E: 0 LOB: 0 K: 0 BB: 0 S: 9 P: 14	R: 0 H: 1 E: 0 LOB: 2 K: 0 BB: 1 S: 12 P: 18	R: 0 H: 0 E: 0 LOB: 1 K: 1 BB: 1 S: 12 P: 17	R: 1 H: 2 E: 0 LOB: 1 K: 1 BB: 0 S: 13 P: 21	R: 0 H: 0 E: 0 LOB: 0 K: 0 BB: 0 S: 3 P: 5	R: 1 H: 1 E: 0 LOB: 0 K: 0 BB: 0 S: 13 P: 18	R: 1 H: 3 E: 0 LOB: 2 K: 2 BB: 0 S: 14 P: 16	1B: 4 SF: 1 2B: 2 SAC: 0 3B: 1 DP: 0 HR: 1 HBP: 0						WP: 0 PA: 37 PB: 0 SB: 0 CS: 0

TOP

Baltimore Orioles @ Detroit Tigers

Comerica Park, Detroit, MI

Sun Apr 06 2014, 1:10 PM - 3:43 PM EDT

Att. 34,261 - Sunny - 50 F

livebaseballscorecards.com

AB	34
R	3
H	8
RBI	3
BB	2
SO	5
LOB	12

PITCHER		IP	WLS	BF	H	R	ER	SO	BB	IBB	HBP	BLK	WP	HR	S	P	ERA	WHIP
35 Justin Verlander, R ERA: 2.57	(1, 1)	8.0	L	31	5	2	2	3	2	0	0	0	0	0	76	112	2.25	0.875
62 Al Alburquerque, R ERA: 6.0	(9, 1)	1.0		6	3	1	1	2	0	0	0	0	0	1	14	16	9.00	3.000

PITCHER	IP	WLS	BF	H	R	ER	SO	BB	IBB	HBP	BLK	WP	HR	S	P	ERA	WHIP

Baltimore Orioles @ Detroit Tigers

Comerica Park, Detroit, MI

Sun Apr 06 2014, 1:10 PM - 3:43 PM EDT

Att. 34,261 - Sunny - 50 F

BOTTOM

Batter	1	2	3	4	5	6	7	8	9	AB	R	H	RBI	BB	SO	LOB
3 Ian Kinsler, R (1, 4) OBP: 0.304, SLG: 0.435	C FF 89 B FF 90 X KC 73 1-1 ① L5			X KC 73 0-0 ① G5-3		C FC 91 X FC 90 0-1 ① F8		C FF 92 B SL 86 B SL 86 X SL 84 2-1 ② F9		4	0	0	0	0	0	0
48 Torii Hunter, R (1, 9) OBP: 0.364, SLG: 0.800	B FF 91 S KC 74 F FF 92 C FF 93 1-3 ② K			B FF 90 B FF 90 X FF 91 2-0 HR		X FF 92 0-0 ② G6-3		F SL 86 S SL 87 S FF 94 0-3 ③ K		4	1	1	1	0	2	0
24 Miguel Cabrera, R (1, 10) OBP: 0.381, SLG: 0.600	B KC 74 F FF 91 C FF 92 X CH 83 1-2 ③ G6-3			C FF 93 F FF 93 S FF 93 0-3 ② K		C FF 92 B KC 76 F FF 93 F FF 94 X FF 93 1-2 1B			B CH 82 B FF 92 C FF 92 B FF 90 X FF 94 3-1 ① G6-3	4	0	1	0	0	1	0
41 Victor Martinez, S (1, 3) OBP: 0.238, SLG: 0.429		B FF 90 B FF 89 B CH 82 C FF 89 X CH 82 3-1 ① F8		B CH 83 T CH 82 X FF 91 1-1 1B		F FF 89 F CH 82 X FF 91 0-2 ③ P5			B KC 76 C FF 90 B CH 83 C CH 82 B FF 93 F FF 93 X FF 91 3-2 2B	4	0	2	0	0	0	1
14 Austin Jackson, R (1, 8) OBP: 0.381, SLG: 0.550		B FF 90 C FF 90 F FF 91 X FF 90 1-2 ② G4-3		B FF 92 F SL 85 S FF 93 B FC 88 S FC 88 2-3 ③ K			C SL 84 B FF 91 X FF 92 1-2 ① P4		C FC 91 C FC 92 B FF 96 F FC 92 F CU 85 S CU 83 1-3 ② K	4	0	0	0	0	2	2
18 Tyler Collins, L (1, 7)		B FF 91 F FF 90 B KC 76 S FF 92 B FF 94 X CH 83 3-2 ③ P4			B KC 73 C KC 73 F FF 89 B FF 91 F FF 90 B FF 91 B FF 92 4-2 50 G6-3 9 G1-6-3 BB		B CH 81 X FF 90 1-0 ② F7		C CU 81 B SI 95 C FF 96 F FF 96 F SI 95 F CU 84 F FF 96 X SI 95 1-2 ③ G4-3	3	0	0	0	1	0	1
9 Nick Castellanos, R (1, 5) OBP: 0.467, SLG: 0.462		X FF 89 0-0 ① F8		C FF 91 B SL 85 1 SAFE 1 SAFE X SL 86 1-1 ① G1-6-3 1-2			S SL 86 F FF 91 X FF 88 0-2 50 FC6-4 1B			3	0	1	0	0	0	1
50 Bryan Holaday, R (1, 2)		B FF 90 C FF 90 B KC 74 X FF 91 2-1 ② G5-3		B SL 87 C FF 91 B FF 90 X SL 86 2-1 ② G6-3 2-3			B FF 91 X SL 85 1-0 ③ FC6-4 1-2f			3	0	0	0	0	0	2
17 Andrew Romine, S (1, 6) OBP: 0.143, SLG: 0.143		B FF 90 F FF 90 C FF 90 F KC 77 B FF 89 X FF 91 2-2 ③ G4-3		C FF 89 F FF 89 C FF 93 0-3 ③ K				B KC 74 C FF 89 X FF 88 1-1 ① F7		3	0	0	0	0	1	1
Inning Stats	R: 0 E: 0 K: 1 S: 8 H: 0 LOB: 0 BB: 0 P: 11	R: 0 E: 0 K: 0 S: 8 H: 0 LOB: 0 BB: 0 P: 15	R: 0 E: 0 K: 0 S: 7 H: 0 LOB: 0 BB: 0 P: 11	R: 1 E: 0 K: 2 S: 10 H: 2 LOB: 1 BB: 0 P: 15	R: 0 E: 0 K: 1 S: 10 H: 0 LOB: 1 BB: 1 P: 17	R: 0 E: 0 K: 0 S: 10 H: 1 LOB: 1 BB: 0 P: 11	R: 0 E: 0 K: 0 S: 8 H: 1 LOB: 1 BB: 0 P: 11	R: 0 E: 0 K: 1 S: 7 H: 0 LOB: 0 BB: 0 P: 10	R: 0 E: 0 K: 1 S: 18 H: 1 LOB: 1 BB: 0 P: 26	1B: 3 2B: 1 3B: 0 HR: 1 SF: 0 SAC: 0 DP: 0 HBP: 0						

livebaseballscorecards.com

AB	32
R	1
H	5
RBI	1
BB	1
SO	6
LOB	8

WP: 0 PA: 33
PB: 0
SB: 0
CS: 0

PITCHER		IP	WLS	BF	H	R	ER	SO	BB	IBB	HBP	BLK	WP	HR	S	P	ERA	WHIP
30 Chris Tillman, R ERA: 1.35	(1, 1)	8.1	W	31	5	1	1	5	1	0	0	0	0	1	74	113	1.08	0.720
29 Tommy Hunter, R ERA:	(9, 1)	0.2	S	2	0	0	0	1	0	0	0	0	0	0	12	14	0.00	0.000

PITCHER	IP	WLS	BF	H	R	ER	SO	BB	IBB	HBP	BLK	WP	HR	S	P	ERA	WHIP

Batter	1	2	3	4	5	6	7	8	9	10	AB	R	H	RBI	BB	SO	LOB
20 Rajai Davis, R (1, 7) OBP: 0.333, SLG: 0.538	B FF 87 B SI 88 B SI 86 C SI 88 X SI 88 3-1 G3-1 3 3 S 1B		X FC 84 0-0 G6-3 ①		C FC 84 B FF 88 F FC 84 X FC 84 1-2 F9 ③			1 SAFE F FF 94 F FF 94 1 SAFE X FF 94 0-2 G4-6-3 ②③ 1-2f			4	0	1	0	0	0	2
3 Ian Kinsler, R (1, 4) OBP: 0.296, SLG: 0.444	C FC 84 C FF 88 F FC 85 B KC 78 X FC 84 1-2 G3-1 ① 1-3		C FF 88 B FF 88 F FF 89 B FF 89 B FC 84 X FC 84 3-2 L7 ②			B KC 75 F FC 83 B FC 84 B FF 87 X SI 87 3-1 G6-3 ①			B FC 95 C FC 94 X FC 94 1-1 41 1B 2B		4	1	1	0	0	0	1
48 Torii Hunter, R (1, 9) OBP: 0.333, SLG: 0.727 32 Don Kelly, L (5, 9) OBP: 0.500, SLG: 0.833	F FF 89 F FC 84 X FC 86 0-2 G1-3 ②		B FF 89 S FC 86 C SI 89 C FF 90 1-3 K ③			C FF 87 B KC 78 C FC 81 F FC 84 B FF 86 B FC 85 X FC 84 3-2 P6 ②			C FC 94 B FC 94 B FC 96 B FC 95 X FC 95 3-1 G5-3 ①		2 2	0 0	0 0	0 0	0 0	1 0	1 1
24 Miguel Cabrera, R (1, 5) OBP: 0.320, SLG: 0.500	B FS 85 B FC 85 C FS 81 B FF 89 X FC 86 3-1 G5-3 ③			C SI 86 B SI 87 B KC 79 X FC 84 2-1 G1 ①		C FF 88 B FF 87 B FF 88 C SI 89 F FC 85 X FC 85 2-2 G5-3 ③			S FC 98 B FC 98 S FC 98 F FC 99 B FC 98 S FC 98 2-3 K ②		4	0	0	0	0	1	2
41 Victor Martinez, S (1, 3) OBP: 0.240, SLG: 0.400		B SI 86 C FC 83 F FF 87 B FC 84 X FS 81 2-2 G5-3 ①		F FF 82 B FS 82 B FC 84 F FF 88 X FC 85 2-2 G1-3 ②			X FF 94 0-0 G4-3 ①		B FC 97 X FC 97 1-0 14 CS 2-H 1B		4	0	1	1	0	0	0
14 Austin Jackson, R (1, 8) OBP: 0.360, SLG: 0.625		C FF 88 B FC 85 X FS 81 1-1 HR		C FC 85 X FF 89 0-1 L7 ③			C FF 94 C FC 90 X FC 90 0-2 F9 ②		C FC 96 S FC 96 B FC 96 1-2 CS 1-2	B SI 86 C KC 78 B SI 86 X SI 86 2-1 G5-3 ①	4	1	1	1	0	0	0
13 Alex Avila, L (1, 2) OBP: 0.300, SLG: 0.125		X FC 84 0-0 1B		M FC 82 S SI 87 B FS 81 B FF 88 F FC 84 F FF 87 F FF 88 B FC 85 F FC 84 3-3 S FC 85 K ①			C FF 95 B CU 78 C FC 91 B CU 79 B FF 95 F FC 91 C CU 80 3-3 K ③			F SI 86 B SI 86 S SI 85 F KC 79 B KC 79 S KC 79 2-3 K ②	4	0	1	0	0	3	0
17 Andrew Romine, S (1, 6) OBP: 0.273, SLG: 0.111		C FC 84 F FC 84 C FC 83 0-3 K ②		B FS 81 B FC 84 F SI 86 B FC 85 F FC 83 B FC 82 4-2 37 SH1-4 BB				F FF 95 B FF 94 C FF 94 B SL 85 B SL 84 B FF 94 4-2 20 G4-6-3 BB		B KC 79 B SI 86 B SI 87 C SI 85 X SI 86 3-1 G1-3 ③	2	0	0	0	2	1	1
37 Max Scherzer, R (1, 1) 18 Tyler Collins, L (8, PH) 46 Ian Krol, L (8, 1) 44 Joba Chamberlain, R (9, 1) 40 Phil Coke, L (10, 1) 28 Alex Gonzalez, R (10, 6) OBP: 0.417, SLG: 0.545		B FC 84 C FC 83 S FC 84 B FC 85 C FC 83 2-3 K ③		X FS 84 0-0 SH1-4 ② 1-2				C FF 92 B FF 93 B FF 94 1 SAFE C FF 94 X FF 94 2-2 F7 ①			1 1 0 0 0 0	0 0 0 0 0 0	0 0 0 0 0 0	0 0 0 0 0 0	1 0 0 0 0 0	1 1 0 0 0 0	1 1 0 0 0 0
Inning Stats	R: 0 E: 0 K: 0 S: 11 H: 1 LOB: 1 BB: 0 P: 18	R: 1 E: 0 K: 2 S: 12 H: 2 LOB: 1 BB: 0 P: 17	R: 0 E: 0 K: 1 S: 7 H: 0 LOB: 0 BB: 0 P: 11	R: 0 E: 0 K: 0 S: 7 H: 0 LOB: 0 BB: 0 P: 11	R: 0 E: 0 K: 1 S: 13 H: 0 LOB: 1 BB: 1 P: 21	R: 0 E: 0 K: 0 S: 10 H: 0 LOB: 0 BB: 0 P: 18	R: 0 E: 0 K: 1 S: 8 H: 0 LOB: 0 BB: 0 P: 11	R: 0 E: 0 K: 0 S: 8 H: 0 LOB: 0 BB: 1 P: 14	R: 1 E: 0 K: 1 S: 11 H: 2 LOB: 0 BB: 0 P: 19	R: 0 E: 0 K: 1 S: 8 H: 0 LOB: 0 BB: 0 P: 15	1B: 3 2B: 1 3B: 0 HR: 1 SF: 0 SAC: 1 DP: 1 HBP: 0						

PITCHER		IP	WLS	BF	H	R	ER	SO	BB	IBB	HBP	BLK	WP	HR	S	P	ERA	WHIP
14 Dan Haren, R ERA: 0.75	(1, 1)	6.0		22	3	1	1	4	1	0	0	0	0	1	60	96	1.50	0.667
44 Chris Withrow, R ERA:	(7, 1)	1.0		3	0	0	0	1	0	0	0	0	0	0	8	11	0.00	0.000
54 Chris Perez, R ERA:	(8, 1)	1.0	H	3	0	0	0	0	1	0	0	0	0	0	8	14	0.00	1.000
74 Kenley Jansen, R ERA: 3.6	(9, 1)	1.0	B	4	2	1	1	1	0	0	0	0	0	0	11	19	9.00	2.000
56 J.P. Howell, L ERA:	(10, 1)	1.0	W	3	0	0	0	1	0	0	0	0	0	0	8	15	0.00	0.000

PITCHER		IP	WLS	BF	H	R	ER	SO	BB	IBB	HBP	BLK	WP	HR	S	P	ERA	WHIP

TOP

Detroit Tigers @ Los Angeles Dodgers

Dodger Stadium, Los Angeles, CA

Tue Apr 08 2014, 7:11 PM - 10:34 PM PDT

Att. 53,231 - Partly Cloudy - 79 F

livebaseballscorecards.com

AB	32
R	2
H	5
RBI	2
BB	2
SO	7
LOB	10

WP: 0 PA: 36
PB: 0
SB: 1
CS: 1

Batter	1	2	3	4	5	6	7	8	9	10	AB	R	H	RBI	BB	SO	LOB
9 Dee Strange-Gordon, L (1, 4) OBP: 0.406, SLG: 0.536	C FF 90 L FF 91 B CU 78 X FF 92 1-2 HR		B FF 89 C FF 91 B CH 82 F CH 83 F FF 92 X CH 84 2-2 3 G6-3 1B		C CU 76 B FF 95 X CH 82 1-1 ③ G3		B CH 81 F CH 82 X FF 91 1-1 ③ G6-3			1 SAFE 1 SAFE X FF 93 0-0 ① B3	5	1	2	1	0	0	3
3 Carl Crawford, L (1, 7) OBP: 0.321, SLG: 0.370	F FF 93 X CH 84 0-1 13 CS 1B		B CH 84 1 SAFE 1 SAFE 1 SAFE F FF 90 F FF 91 X CH 86 1-2 ① ② G6-3 1-2f			C CH 81 B CH 83 F FF 91 B CU 76 F CU 75 B FF 91 X CH 83 3-2 13 S 1B		B FF 92 B FF 93 C FF 92 B FF 93 X FF 92 3-1 ① G6-3		B FF 90 B SL 83 X FF 94 2-0 1-H 2B	5	0	3	1	0	0	1
13 Hanley Ramirez, R (1, 6) OBP: 0.342, SLG: 0.559	B FF 91 ① ② B SL 82 C SL 83 1 SAFE F SL 85 1 SAFE F FF 92 1 SAFE S SL 84 2-3 K 1-2		B FF 92 X CH 83 1-0 ③ F7			1 SAFE F FF 92 B CH 85 F FF 92 1 SAFE F FF 94 S SL 84 1-3 ① K 1-2		B FF 94 B CH 85 F FF 94 X CH 85 2-1 23 G3 2B			4	0	1	0	0	2	2
23 Adrián González, L (1, 3) OBP: 0.270, SLG: 0.406	S FF 92 X CU 76 0-1 2B			F FF 90 B CH 82 F FF 93 B FF 94 X FF 92 2-2 ① F8		S CH 85 B FF 92 B FF 91 X CH 83 2-1 ② G4-3		F FF 94 X CU 77 0-1 ② G3 2-3			4	0	1	0	0	0	2
16 Andre Ethier, L (1, 9) OBP: 0.303, SLG: 0.345	F CH 85 C CH 84 S CH 84 0-3 ③ K			C CU 77 B FF 92 C FF 92 F FF 92 F CU 77 S CH 85 1-3 ② K		X FF 93 0-0 ③ G4-3		C CU 78 X CU 78 0-1 ③ F8			4	0	0	0	0	2	3
27 Matt Kemp, R (1, 8) OBP: 0.313, SLG: 0.714		X FF 92 0-0 ① G6-3		C FF 92 S SL 85 S SL 85 0-3 ③ K			S SL 82 B FF 90 S SL 83 B SL 83 F FF 90 B SL 83 B SL 83 4-2 5 2B 10 SF8 BB		S SL 84 S SL 85 B FF 95 S SL 86 1-3 ① K		3	1	0	0	1	2	0
5 Juan Uribe, R (1, 5) OBP: 0.333, SLG: 0.472		B SL 83 B FF 93 B FF 92 C FF 92 F FF 92 X SL 84 3-2 1B			B SL 83 B FF 92 X FF 91 2-0 ① F8		1 SAFE C FF 91 X FF 91 0-1 10 E 1-3 2B		B FF 95 F SL 83 B SL 86 C SL 84 B FF 95 S SL 86 3-3 ② K		4	0	2	0	0	1	0
26 Tim Federowicz, R (1, 2) OBP: 0.250, SLG: 0.500		C FF 92 F FF 92 S SL 86 0-3 ② K			B FF 91 B FF 90 X FF 90 2-0 14 G4-3 2B		C FF 93 S SL 82 S SL 85 0-3 ① K		B FF 94 B FF 94 C SL 84 F SL 84 B SL 85 S SL 85 3-3 ③ K		4	0	1	0	0	3	3
14 Dan Haren, R (1, 1) 44 Chris Withrow, R (7, 1) 10 Justin Turner, R (7, PH) OBP: 0.200, SLG: 0.222 54 Chris Perez, R (8, 1) 74 Kenley Jansen, S (9, 1) 56 J.P. Howell, L (10, 1) 18 Chone Figgins, S (10, PH)		C SL 84 S FF 93 C FF 94 0-3 ③ K			C FF 92 D SL 87 B SL 86 S FF 90 X FF 94 2-2 ② G4-3 2-3		F SL 84 D SL 85 B FF 90 X SL 82 2-1 ② SF8 2-3 3-H			C FF 93 B CU 79 C SL 84 B FF 95 B SL 85 B SL 84 4-2 3 2B BB	2 0 0 0 0 0 0 0	0 0 0 0 0 0 0 1	0 0 0 1 0 0 0 0	0 0 0 0 0 0 0 0	1 0 0 0 0 0 0 1	0 0 0 0 0 0 0 0	2 0 0 0 0 0 0 0
Inning Stats	R: 1 H: 3 E: 0 LOB: 1 K: 2 BB: 0 S: 14 P: 17	R: 0 H: 1 E: 0 LOB: 1 K: 2 BB: 0 S: 10 P: 13	R: 0 H: 1 E: 0 LOB: 0 K: 0 BB: 0 S: 8 P: 12	R: 0 H: 0 E: 0 LOB: 0 K: 2 BB: 0 S: 11 P: 14	R: 0 H: 1 E: 0 LOB: 1 K: 0 BB: 0 S: 7 P: 14	R: 0 H: 1 E: 0 LOB: 1 K: 1 BB: 0 S: 11 P: 17	R: 1 H: 1 E: 1 LOB: 1 K: 1 BB: 1 S: 12 P: 19	R: 0 H: 1 E: 0 LOB: 1 K: 0 BB: 0 S: 8 P: 13	R: 0 H: 0 E: 0 LOB: 0 K: 3 BB: 0 S: 9 P: 16	R: 1 H: 1 E: 0 LOB: 1 K: 0 BB: 1 S: 4 P: 10	1B: 4 2B: 6 3B: 0 HR: 1	SF: 1 SAC: 0 DP: 2 HBP: 0					

PITCHER		IP	WLS	BF	H	R	ER	SO	BB	IBB	HBP	BLK	WP	HR	S	P	ERA	WHIP
37 Max Scherzer, R ERA: 1.2	(1, 1)	7.0		28	8	2	2	8	1	0	0	0	0	1	73	106	2.57	1.286
46 Ian Krol, L ERA:	(8, 1)	1.0		4	1	0	0	0	0	0	0	0	0	0	8	13	0.00	1.000
44 Joba Chamberlain, R ERA: 13.5	(9, 1)	1.0	L	4	0	1	1	3	1	0	0	0	0	0	11	22	9.00	1.000
40 Phil Coke, L ERA: 40.5	(10, 1)	0.1		2	1	0	0	0	0	0	0	0	0	0	2	4	0.00	3.000

PITCHER	IP	WLS	BF	H	R	ER	SO	BB	IBB	HBP	BLK	WP	HR	S	P	ERA	WHIP

BOTTOM

Detroit Tigers @ Los Angeles Dodgers

Dodger Stadium, Los Angeles, CA

Tue Apr 08 2014, 7:11 PM - 10:34 PM PDT

Att. 53,231 - Partly Cloudy - 79 F

livebaseballscorecards.com

AB	35
R	3
H	10
RBI	3
BB	2
SO	11
LOB	16

WP: 0 PA: 38
PB: 0
SB: 1
CS: 1

Batter	1	2	3	4	5	6	7	8	9	10	AB	R	H	RBI	BB	SO	LOB
20 Rajai Davis, R (1, 7) OBP: 0.350, SLG: 0.471	B FF 92 X FF 93 1-0 ① F7	B FF 91 S FF 93 B FF 92 X FF 93 2-1 ③ G3-1		B FF 90 B FF 91 T FC 90 B FF 90 F FF 91 H FF 92 4-2 3 S HBP		B SI 93 B SI 92 C SI 93 X SI 92 2-1 E6 3 CS			C FF 87 S CU 70 B SI 87 B FC 84 X CH 81 2-2 3 G6-4-3 1B		4	0	1	0	0	0	1
3 Ian Kinsler, R (1, 4) OBP: 0.313, SLG: 0.438	C FF 92 B FF 92 F FF 93 X CU 74 1-2 41 S 24 S 41 SF7 1B		C FF 92 B CU 73 C CH 86 X CH 86 1-2 ① G6-3	C SI 92 B CH 87 C FC 90 D CH 88 F FF 92 S CU 76 2-3 ③ K 1-2		B SI 92 1-0 ③ CS 1-2	X SL 82 0-0 41 WP 14 SF8 1B		C FC 83 F CU 72 B FF 86 X SI 86 1-2 ① ② G6-4-3 1-2f		5	2	2	0	0	1	2
24 Miguel Cabrera, R (1, 3) (10, 5) OBP: 0.333, SLG: 0.464	B FF 93 B FF 94 B CU 72 C FF 94 C FF 91 B FC 90 4-2 41 SF7 1-2 BB		X CH 87 0-0 ② G5-3		C SI 93 X FS 84 0-1 14 FC6-4 41 1B 1B		F FC 88 F SI 91 S CU 78 0-3 ① K		B FF 87 C SI 89 F SI 88 B CH 81 B CU 73 X SL 81 3-2 ③ G6-3		4	0	1	0	1	1	1
41 Victor Martinez, S (1, 2) (10, 3) OBP: 0.333, SLG: 0.571	C FC 91 S CH 88 F SI 89 F CU 73 B FC 90 F CH 88 B CU 75 F SI 94 X FF 92 2-2 ② SF7 1-2 2-H		C CU 74 B CH 88 F FF 93 X CH 87 1-2 14 2B 9 HR 1B		B SI 93 X SI 92 1-0 14 FC6-4 1-2 1B		B CU 77 C FC 86 1 SAFE B CH 83 I IN 77 I IN 78 4-1 1-3 IBB			B FC 94 C FC 94 F FF 96 F FC 96 B SL 85 F FF 95 X FC 96 2-2 HR	3	2	3	2	1	0	0
14 Austin Jackson, R (1, 8) OBP: 0.367, SLG: 0.643	C SI 94 B FF 92 S SI 94 B FF 92 S FF 92 2-3 ③ K		B FC 90 C CH 88 B FC 90 B FF 90 S FF 91 X SI 94 3-2 9 HR 1-3 2B		B SI 92 X SI 93 1-0 ① FC6-4 9 BB 1-2f 2-3		C SI 92 F SI 93 F CU 78 B FC 89 X CU 79 1-2 ② SF8 3-H			F FC 94 B SL 84 B FC 93 S FC 92 X FC 92 2-2 18 1B 1B	4	1	2	1	0	1	3
9 Nick Castellanos, R (1, 5) OBP: 0.450, SLG: 0.588 13 Alex Avila, L (10, 2) OBP: 0.300, SLG: 0.125		C FF 92 F SI 92 F FF 93 C FF 94 0-3 ① K	X FF 93 0-0 2-H 3-H HR		1 SAFE S SI 92 B SI 92 F SI 92 B SI 93 B SI 92 B SI 92 4-2 18 G6-4-3 1-2 BB		B FC 89 F FC 89 S SL 84 F CU 79 F CU 79 F SI 92 S CU 80 1-3 ③ K2-3			1 SAFE X FC 92 0-0 ① F9	4	1	1	3	1	2	2
											4	0	0	0	0	0	0
18 Tyler Collins, L (1, 9) OBP: 0.214, SLG: 0.154		C SI 94 C FF 93 S SI 93 0-3 ② K	B CH 86 F SI 93 B CH 85 B CH 88 X FF 93 3-1 ③ F7		D SI 94 X SI 93 1-0 ② ③ G6-4-3 1-2f			B SL 88 C SL 86 C CU 81 B CU 81 B CU 82 X SL 88 3-2 28 G5-4-3 1B		1 SAFE 1 SAFE C FC 90 C FC 91 1 SAFE X FC 94 0-2 1-2 1B	5	0	2	0	0	1	3
28 Alex Gonzalez, R (1, 6) OBP: 0.294, SLG: 0.375		C SI 94 B SI 93 X FF 91 1-1 E4 19 2B		B SI 92 C SI 91 C SI 92 X SI 92 1-2 ① G4-3		B SI 92 X SI 92 1-0 ① L4		B SL 89 B SL 88 S SI 91 S SL 88 F CU 81 F SI 90 X SL 86 2-2 ① ② G5-4-3 1-2f		C FC 92 S FC 91 S FC 94 0-3 ② K	5	1	0	0	0	1	3
19 Aníbal Sánchez, R (1, 1) OBP: 0.500, SLG: 1.000 50 Bryan Holaday, R (6, PH) 33 Drew Smyly, L (6, 1) 36 Joe Nathan, R (9, 1) 32 Don Kelly, L (10, PH) OBP: 0.429, SLG: 0.714 44 Joba Chamberlain, R (10, 1) 46 Ian Krol, L (10, 1) 62 Al Alburquerque, R (10, 1)		C FF 94 B FF 93 F FF 93 X FF 94 1-2 1-H 2B		B SI 94 C FF 92 F FF 92 S CU 74 1-3 ② K		C SI 92 S FS 88 S FS 85 0-3 ② K		B SL 87 B FF 90 C SL 86 S SL 87 C SL 84 2-3 ③ K		B SI 86 F SI 85 C SI 86 D KC 79 C KC 79 2-3 ③ K	2 1 1 0 1 0 0	0 0 0 0 0 0 0	1 0 0 0 0 0 0	1 0 0 0 0 0 0	0 0 0 0 1 0 0	1 1 0 0 0 0 0	0 0 0 0 2 0 0
Inning Stats	R: 1 H: 1 E: 0 LOB: 1 K: 1 BB: 1 S: 16 P: 26	R: 1 H: 1 E: 1 LOB: 1 K: 2 BB: 0 S: 14 P: 18	R: 3 H: 3 E: 0 LOB: 0 K: 0 BB: 0 S: 13 P: 21	R: 0 H: 0 E: 0 LOB: 1 K: 2 BB: 0 S: 12 P: 20	R: 0 H: 2 E: 0 LOB: 2 K: 0 BB: 1 S: 7 P: 14	R: 0 H: 0 E: 1 LOB: 0 K: 1 BB: 0 S: 6 P: 10	R: 1 H: 1 E: 0 LOB: 1 K: 2 BB: 1 S: 15 P: 21	R: 0 H: 1 E: 0 LOB: 0 K: 1 BB: 0 S: 11 P: 18	R: 0 H: 1 E: 0 LOB: 0 K: 0 BB: 0 S: 9 P: 15	R: 1 H: 3 E: 0 LOB: 2 K: 2 BB: 0 S: 18 P: 24	1B: 9 SF: 2 2B: 2 SAC: 0 3B: 0 DP: 3 HR: 2 HBP: 1						

TOP

Detroit Tigers @ Los Angeles Dodgers

Dodger Stadium, Los Angeles, CA

Wed Apr 09 2014, 7:11 PM - 11:27 PM PDT

Att. 42,687 - Clear - 74 F

livebaseballscorecards.com

AB	39
R	7
H	13
RBI	7
BB	3
SO	11
LOB	17

WP: 1 PA: 46
PB: 0
SB: 3
CS: 1

PITCHER		IP	WLS	BF	H	R	ER	SO	BB	IBB	HBP	BLK	WP	HR	S	P	ERA	WHIP
61 Josh Beckett, R ERA: 9.0	(1, 1)	4.0		20	5	5	4	5	1	0	1	0	0	1	55	85	9.00	1.500
43 Brandon League, R ERA:	(5, 1)	2.0		8	2	0	0	1	1	0	0	0	0	0	13	24	0.00	1.500
28 Jamey Wright, R ERA: 2.45	(7, 1)	1.0		5	1	1	0	2	0	1	0	0	1	0	15	21	0.00	1.000
75 Paco Rodríguez, L ERA: 1.93	(8, 1)	1.0		3	1	0	0	1	0	0	0	0	0	0	11	18	0.00	1.000
47 Paul Maholm, L ERA: 7.94	(9, 1)	1.0		3	1	0	0	0	0	0	0	0	0	0	9	15	0.00	1.000

PITCHER		IP	WLS	BF	H	R	ER	SO	BB	IBB	HBP	BLK	WP	HR	S	P	ERA	WHIP
74 Kenley Jansen, R ERA: 4.76	(10, 1)	0.2	L	5	3	1	1	1	0	0	0	0	0	1	15	19	13.50	4.500
56 J.P. Howell, L ERA:	(10, 1)	0.1		1	0	0	0	1	0	0	0	0	0	0	3	5	0.00	0.000

Detroit Tigers @ Los Angeles Dodgers

Dodger Stadium, Los Angeles, CA

Wed Apr 09 2014, 7:11 PM - 11:27 PM PDT

Att. 42,687 - Clear - 74 F

livebaseballscorecards.com

Batter	1	2	3	4	5	6	7	8	9	10	AB	R	H	RBI	BB	SO	LOB
9 Dee Strange-Gordon, L (1, 4) OBP: 0.432, SLG: 0.545	B FF 91 L FF 92 B SI 93 X FF 92 2-1 3 CS 1B	C FF 91 C SL 86 B FF 93 B SL 88 F FS 88 X CH 74 2-2 3 S 1B			C FF 90 L SL 87 B SL 87 X SI 93 1-2 ② G5-3			C SI 89 C FC 86 F KC 81 F SI 92 F FC 87 F KC 79 B SI 92 F FC 86 F SI 93 1-2 ① X FC 87 G1-3	C FF 92 X FF 92 0-1 1-2 3-H 1B		5	0	3	1	0	0	0
3 Carl Crawford, L (1, 7) OBP: 0.333, SLG: 0.438 74 Kenley Jansen, S (10, 1) 56 J.P. Howell, L (10, 1)	1 SAFE 1 SAFE P PO 90 F FF 93 B SI 95 B FF 94 X FF 94 3-1 ① 13 WP 23 S 1-2 2B	1 SAFE S FF 91 1 SAFE F FS 83 F FC 92 D CH 75 F SL 85 B FF 92 T FC 92 2-2 ③ K 1-2			B FS 88 X CU 77 1-0 2B			B SI 91 T FC 87 C SI 92 B FC 88 F FC 87 X SI 91 2-2 ② G4-3	X CU 82 0-0 ③ F7		5 0 0	1 0 0	2 0 0	0 0 0	0 0 0	1 0 0	3 0 0
13 Hanley Ramirez, R (1, 6) OBP: 0.349, SLG: 0.526	F FF 93 T SL 87 B FF 93 B SL 87 F FS 90 B SI 96 B SL 88 4-2 23 E 23 S 16 1B 2-3 BB		C SL 84 S SL 85 B SL 84 F SL 86 T FF 92 1-2 ① K		F SI 92 B SI 92 S FS 87 D FS 88 D SL 87 X FC 93 3-2 ③ G6-3			F SI 92 B KC 80 B SI 92 X FC 87 2-1 ③ P2		F FF 95 X FF 94 0-1 1B	4	1	1	0	1	1	1
23 Adrián González, L (1, 3) OBP: 0.262, SLG: 0.459	S FF 94 S FF 94 F FF 94 B SL 88 1 SAFE C FF 95 1-3 ② K 1-3 3-H		B FF 91 B FF 91 S SL 86 S SI 91 X SL 87 2-2 ② F9			B SI 91 F SI 91 B FC 87 F FC 86 X KC 81 2-2 ① G3			C FF 91 B SL 85 X FF 90 1-1 HR	1 SAFE B FF 93 S FF 92 B CU 79 C FF 93 S CU 80 2-3 ① K	5	1	1	1	0	2	2
16 Andre Ethier, L (1, 9) OBP: 0.316, SLG: 0.333	B FS 89 B FS 88 F SL 87 X FF 94 2-1 3-H 1B		F FS 87 X SL 86 0-1 ③ F7			B SI 91 C SI 87 F FC 88 S KC 81 1-3 ② K			C CU 80 B SL 86 B FF 92 B SL 80 B FF 92 4-1 5 1B 27 BB 33 FC5-4 BB	S CU 78 S CU 81 S CU 81 0-3 ② K	4	1	1	1	1	2	1
27 Matt Kemp, R (1, 8) OBP: 0.286, SLG: 0.556	B FF 93 C FF 93 C FF 93 B SL 87 1 SAFE D FS 89 S FS 88 3-3 ③ K		B FF 89 B SL 84 F FS 83 F FF 91 F FF 92 F FS 87 F SL 87 S CH 74 2-3 ① K			B SI 92 B SI 91 C FC 88 C FC 87 F KC 82 F KC 81 S SI 93 2-3 ③ K			C SL 86 D SL 86 S SL 88 D SL 86 F FF 92 B SL 87 B SL 87 4-2 33 FC5-4 5 1B 9 1B 1-2 BB	1 SAFE C SL 84 C SL 85 B SL 86 X SL 85 1-2 ③ G5-3	4	1	0	0	1	3	2
5 Juan Uribe, R (1, 5) OBP: 0.375, SLG: 0.500		C FF 91 B FS 87 B FF 92 B SL 85 F FS 85 F SI 93 X FF 92 3-2 26 G6-3 26 PB 61 SH1-3 1B		B CU 78 C SL 84 F FS 87 F CH 68 B FF 93 X SL 86 2-2 ② F8			C SI 89 S KC 78 B KC 80 X KC 80 1-2 10 G5-4-3 1B	X SI 92 0-0 33 FC5-4 1-2 2-3 1B		4	1	3	0	0	0	0
26 Tim Federowicz, R (1, 2) OBP: 0.143, SLG: 0.286 66 Yasiel Puig, R (9, PH) OBP: 0.321, SLG: 0.400 31 Drew Butera, R (10, 2)		C SL 85 B FS 86 B SL 84 F FC 92 B SL 85 X SI 93 3-2 ① G6-3 1-3		C CU 78 C SL 85 B FF 92 F FF 92 S CH 71 1-3 ③ K			C SI 89 F FC 86 D KC 80 D KC 81 C SI 92 2-3 ① K		C CU 81 F SL 87 C SL 86 0-3 ① K	3 1 0	0 0 0	0 0 0	0 0 0	2 1 0	2 3 0
61 Josh Beckett, R (1, 1) 43 Brandon League, R (5, 1) 28 Jamey Wright, R (7, 1) 10 Justin Turner, R (7, PH) OBP: 0.182, SLG: 0.200 75 Paco Rodriguez, L (8, 1) 47 Paul Maholm, L (9, 1) 33 Scott Van Slyke, R (9, PH) OBP: 0.500, SLG: 0.875 (10, 7)		S FF 92 B FF 92 B FF 93 F FF 92 B FF 94 X FF 91 3-2 ② SH1-3 3-H			B FS 88 F FS 88 S FF 90 X FF 92 1-2 ① G4-3			C SI 91 X FC 86 0-1 ②③ G5-4-3 1-2f	C FF 92 X SL 87 0-1 ② FC5-4 9 1B 1-2f 2-3 3-H	0 1 0 1 0 0 0 1	0 0 0 0 0 0 0 0	0 0 0 0 0 0 0 0	1 0 0 0 0 0 0 1	0 0 0 0 0 0 0 0	0 0 0 0 0 0 0 0	0 0 0 1 0 0 0 2
Inning Stats	R: 2 E: 1 K: 2 S: 17 H: 3 LOB: 1 BB: 1 P: 31	R: 1 E: 0 K: 1 S: 19 H: 2 LOB: 1 BB: 0 P: 32	R: 0 E: 0 K: 1 S: 9 H: 0 LOB: 0 BB: 0 P: 12	R: 0 E: 0 K: 2 S: 14 H: 0 LOB: 0 BB: 0 P: 19	R: 0 E: 0 K: 0 S: 10 H: 1 LOB: 1 BB: 0 P: 16	R: 0 E: 0 K: 2 S: 11 H: 0 LOB: 0 BB: 0 P: 16	R: 0 E: 0 K: 1 S: 8 H: 1 LOB: 0 BB: 0 P: 11	R: 0 E: 0 K: 0 S: 15 H: 0 LOB: 0 BB: 0 P: 20	R: 3 E: 0 K: 1 S: 15 H: 3 LOB: 2 BB: 2 P: 24	R: 0 E: 0 K: 2 S: 11 H: 1 LOB: 1 BB: 0 P: 14	1B: 8 2B: 2 3B: 0 HR: 1	SF: 0 SAC: 1 DP: 1 HBP: 0	PA: 42				

PITCHER		IP	WLS	BF	H	R	ER	SO	BB	IBB	HBP	BLK	WP	HR	S	P	ERA	WHIP
19 Aníbal Sánchez, R ERA: 3.0	(1, 1)	5.0		21	6	3	1	6	1	0	0	0	1	0	69	110	1.80	1.400
33 Drew Smyly, L ERA:	(6, 1)	3.0	H	9	1	0	0	3	0	0	0	0	0	0	34	47	0.00	0.333
36 Joe Nathan, R ERA: 12.27	(9, 1)	1.0	W	8	3	3	3	1	2	0	0	0	0	1	15	24	27.00	5.000
44 Joba Chamberlain, R ERA: 13.5	(10, 1)	0.0		1	1	0	0	0	0	0	0	0	0	0	2	2	∞	∞
46 Ian Krol, L ERA:	(10, 1)	0.2	H	2	0	0	0	2	0	0	0	0	0	0	6	8	0.00	0.000

PITCHER		IP	WLS	BF	H	R	ER	SO	BB	IBB	HBP	BLK	WP	HR	S	P	ERA	WHIP
62 Al Alburquerque, R ERA: 5.4	(10, 1)	0.1	S	1	0	0	0	0	0	0	0	0	0	0	3	4	0.00	0.000

AB	38
R	6
H	11
RBI	5
BB	3
SO	12
LOB	17

WP: 1
PB: 1
SB: 3
CS: 1

Batter	1	2	3	4	5	6	7	8	9	AB	R	H	RBI	BB	SO	LOB
20 Rajai Davis, R (1, 7) OBP: 0.333, SLG: 0.429	B SI 94 B SI 94 F SI 94 X FF 96 2-1 ① F8		C SL 82 F SL 81 C SI 94 0-3 ② K			C SL 82 B SL 82 X SL 83 1-1 3 S 1B			F SI 90 F SI 91 X SI 92 0-2 ① G6-3	4	0	1	0	0	1	0
3 Ian Kinsler, R (1, 4) OBP: 0.306, SLG: 0.400	C FF 96 C SL 86 S SI 95 0-3 ② K		B SL 84 B FF 94 C SI 93 C SI 93 F SL 86 C SI 96 2-3 ③ K			1 SAFE C FF 94 1 SAFE B FF 96 B SI 96 B SL 83 B SI 95 4-1 24 G5-4-3 1-3 BB			B FF 93 X SI 90 1-0 ② G5-3	3	0	0	0	1	2	0
24 Miguel Cabrera, R (1, 5) OBP: 0.294, SLG: 0.406	F SL 84 C FF 96 X SL 85 0-2 E5 41 BB			X SI 89 0-0 ① G6-3		X SL 85 0-0 ②③ G5-4-3 1-2f			B SI 92 C SI 91 C SI 93 S FF 95 1-3 ③ K	4	0	0	0	0	1	2
41 Victor Martinez, S (1, 3) OBP: 0.333, SLG: 0.533	B SI 96 S CH 86 B SI 95 B FF 95 B SI 95 4-1 1-2 BB			C SI 90 B CH 84 C SL 82 B SI 93 B CH 83 X SI 93 3-2 ② G1-3			B CH 81 B SI 90 C SI 90 X SI 90 2-1 ① L7			2	0	0	0	1	0	0
14 Austin Jackson, R (1, 8) OBP: 0.333, SLG: 0.581	C SI 95 S SL 86 D SL 87 T FF 98 1-2 ③ K			C SL 83 B SL 84 X SI 93 1-1 ③ G1-3			B SL 82 C SI 91 B FF 94 S SL 84 B SI 93 C FF 93 3-3 ② K			3	0	0	0	0	2	2
32 Don Kelly, L (1, 9) OBP: 0.300, SLG: 0.500		C SI 90 X SI 91 0-1 ① G3-1			B CU 78 B SI 92 C SI 90 X SI 90 2-1 ① F7		B CH 84 B SI 89 C SI 91 X SI 92 2-1 ③ G6-3			3	0	0	0	0	0	0
13 Alex Avila, L (1, 2) OBP: 0.261, SLG: 0.105		X SI 90 0-0 ② G4-3			B CH 82 B SI 91 C SI 91 S CH 83 B SI 94 S FF 96 3-3 ② K			C SI 90 C CU 75 B SI 92 S SL 82 1-3 ① K		3	0	0	0	0	2	0
17 Andrew Romine, S (1, 6) OBP: 0.214, SLG: 0.083		C SI 90 F FF 92 F SI 94 B SL 82 B FF 96 X SI 94 2-2 ③ G5-3			B SI 93 X CH 84 1-0 ③ G5-3			F SI 90 C FF 90 B SL 83 S SL 84 1-3 ② K		3	0	0	0	0	1	0
21 Rick Porcello, R (1, 1)			C SI 89 C FF 92 B SL 84 C SI 93 1-3 ① K			C SI 89 F SL 82 C FF 94 0-3 ① K		C SI 94 X SL 84 0-1 ③ G6-3		2	0	0	0	0	2	0
39 Luke Putkonen, R (7, 1)										0	0	0	0	0	0	0
50 Bryan Holaday, R (8, PH)										1	0	0	0	0	0	0
57 Evan Reed, R (8, 1)										0	0	0	0	0	0	0
Inning Stats	R: 0 E: 1 K: 2 S: 12 H: 0 LOB: 2 BB: 1 P: 19	R: 0 E: 0 K: 0 S: 7 H: 0 LOB: 0 BB: 0 P: 9	R: 0 E: 0 K: 3 S: 10 H: 0 LOB: 0 BB: 0 P: 13	R: 0 E: 0 K: 0 S: 6 H: 0 LOB: 0 BB: 0 P: 10	R: 0 E: 0 K: 1 S: 6 H: 0 LOB: 0 BB: 0 P: 12	R: 0 E: 0 K: 1 S: 7 H: 1 LOB: 1 BB: 1 P: 12	R: 0 E: 0 K: 1 S: 7 H: 0 LOB: 0 BB: 0 P: 14	R: 0 E: 0 K: 2 S: 8 H: 0 LOB: 0 BB: 0 P: 10	R: 0 E: 0 K: 1 S: 7 H: 0 LOB: 0 BB: 0 P: 9	1B: 1 2B: 0 3B: 0 HR: 0	SF: 0 SAC: 0 DP: 1 HBP: 0					

TOP

Detroit Tigers @ San Diego Padres

Petco Park, San Diego, CA

Fri Apr 11 2014, 7:11 PM - 9:35 PM PDT

Att. 30,353 - Partly Cloudy - 66 F

livebaseballscorecards.com

AB	28
R	0
H	1
RBI	0
BB	2
SO	11
LOB	4

PITCHER	IP	WLS	BF	H	R	ER	SO	BB	IBB	HBP	BLK	WP	HR	S	P	ERA	WHIP
34 Andrew Cashner, R (1, 1) ERA: 1.29	9.0	W	30	1	0	0	11	2	0	0	0	0	0	70	108	0.00	0.333

PITCHER	IP	WLS	BF	H	R	ER	SO	BB	IBB	HBP	BLK	WP	HR	S	P	ERA	WHIP

Detroit Tigers @ San Diego Padres

Petco Park, San Diego, CA

Fri Apr 11 2014, 7:11 PM - 9:35 PM PDT

Att. 30,353 - Partly Cloudy - 66 F

livebaseballscorecards.com

BOTTOM

Batter	1	2	3	4	5	6	7	8	9	AB	R	H	RBI	BB	SO	LOB
2 Everth Cabrera, S (1, 6) OBP: 0.366, SLG: 0.450	B FF 90 C FF 92 C SI 92 F CU 77 X SI 92 1-2 12 G4-3 13 G6-3 9 3B 1B	F SI 91 B FF 92 X CH 82 1-1 ③ L5			C SI 89 B SL 88 C CU 76 S SL 87 1-3 ② K		B KC 76 1 SAFE 1 SAFE S FF 92 X FF 92 1-1 13 FC6 13 S 12 FC3-6 1-3 1B			4	2	2	0	0	1	1
13 Chris Denorfia, R (1, 9) OBP: 0.308, SLG: 0.400 (8, 7)	C SI 91 S SL 88 1 SAFE 1 SAFE X SI 92 0-2 ① G6-3 1-2		B SI 89 F SI 90 C SI 90 F SL 85 B FF 92 X CH 83 2-2 12 1B 1B		B CU 77 B SI 90 X SI 90 2-0 ③ G6-3		B KC 77 B FF 92 C KC 78 D KC 76 X FF 93 3-1 FC6 12 FC3-6 1-3 3-H			4	0	1	1	0	0	2
12 Seth Smith, L (1, 7) OBP: 0.324, SLG: 0.500 5 Alexi Amarista, L (7, PR) OBP: 0.412, SLG: 0.600 (8, 8)	C CU 78 X CH 83 0-1 ② G4-3 2-3		1 SAFE C SI 90 X SI 90 0-1 G2-6-3 1-2 1B			C FF 90 F CH 82 F CU 75 X FF 92 0-2 HR 2B	B CH 84 F FF 92 X KC 78 1-1 ② FC3-6 1-2f 3-H			4 0	1 0	2 0	1 0	0 0	0 0	2 0
9 Jedd Gyorko, R (1, 4) OBP: 0.225, SLG: 0.222	D SL 87 C SL 86 B SI 92 X SL 86 2-1 2B 3-H 3B		C SI 91 B SL 87 F SI 90 F SL 84 C SI 92 1-3 ① K			B SI 92 B SI 91 S SL 85 X SI 90 2-1 ① G5-3	B FF 93 F FF 92 X FF 92 1-1 ③ L6			4	1	1	1	0	1	4
Chase Headley, S (1, 5) OBP: 0.189, SLG: 0.278	B SI 92 S CU 78 C FF 93 X CU 76 1-2 3-H 2B		B CH 82 X CH 83 1-0 ②③ G2-6-3 1-2f			C CU 77 C SI 91 F SL 84 D SL 85 B SI 91 X SL 85 2-2 2-H HR		C FF 96 B CH 87 X FF 96 1-1 ① F7		4	1	2	3	0	0	2
23 Yonder Alonso, L (1, 3) OBP: 0.220, SLG: 0.282	F SI 93 B SI 92 X CH 83 1-1 ③ F8 3-H			X CH 81 0-0 25 G4-3 44 L5 2B		F FF 90 B CU 76 S CH 83 X SI 89 1-2 ② L6		X FF 96 0-0 34 PB 44 1B 1B		4	0	2	0	0	0	1
25 Will Venable, L (1, 8) OBP: 0.194, SLG: 0.200 (8, 9)		X FF 90 0-0 ① P5		D CH 82 X CU 77 1-0 ① G4-3 2-3		C SL 85 B SI 89 X CU 74 1-1 ③ F7		F FF 97 B FF 98 B FF 98 F FF 98 S SL 86 2-3 ② K		4	0	0	0	0	1	2
44 René Rivera, R (1, 2) OBP: 0.200, SLG: 0.200		B FF 91 C SI 90 F SI 91 X SL 83 1-2 1B		X SI 91 0-0 ②③ L5 3-3			B SL 82 S SL 83 F SI 89 B SL 83 C SI 90 2-3 ① K	F SL 83 C SL 82 F FF 98 F SL 82 X FF 96 0-2 34 PB 1-2 1B		4	0	2	0	0	1	1
34 Andrew Cashner, R (1, 1) OBP: 0.143, SLG: 0.143		B FF 90 B FF 90 S SI 90 L FF 90 M SI 90 2-3 ② K			S SI 88 M SI 89 F SI 90 S SI 90 0-3 ① K		X SI 88 0-0 2 1B 13 FC6 1B	B FF 97 S FF 97 X SL 84 1-1 ③ P3 1-2 2-3		4	1	1	0	0	2	3
Inning Stats	R: 2 E: 0 K: 0 S: 16 H: 3 LOB: 1 BB: 0 P: 21	R: 0 E: 0 K: 1 S: 9 H: 1 LOB: 1 BB: 0 P: 13	R: 0 E: 0 K: 1 S: 11 H: 2 LOB: 1 BB: 0 P: 15	R: 0 E: 0 K: 0 S: 3 H: 1 LOB: 0 BB: 0 P: 4	R: 0 E: 0 K: 2 S: 8 H: 0 LOB: 0 BB: 0 P: 11	R: 2 E: 0 K: 0 S: 15 H: 2 LOB: 0 BB: 0 P: 21	R: 2 E: 0 K: 1 S: 12 H: 2 LOB: 1 BB: 0 P: 20	R: 0 E: 0 K: 1 S: 13 H: 2 LOB: 2 BB: 0 P: 17		1B: 8 2B: 4 3B: 1 HR: 1 SF: 0 SAC: 0 DP: 2 HBP: 0					WP: 0 PB: 1 SB: 1 CS: 0 PA: 36	

	AB	36
	R	6
	H	13
	RBI	6
	BB	0
	SO	6
	LOB	18

PITCHER		IP	WLS	BF	H	R	ER	SO	BB	IBB	HBP	BLK	WP	HR	S	P	ERA	WHIP
21 Rick Porcello, R ERA: 4.15	(1, 1)	6.1	L	27	10	5	5	5	0	0	0	0	0	1	66	91	7.11	1.579
39 Luke Putkonen, R ERA: 13.5	(7, 1)	0.2		4	1	1	1	0	0	0	0	0	0	0	8	14	13.50	1.500
57 Evan Reed, R ERA:	(8, 1)	1.0		5	2	0	0	1	0	0	0	0	0	0	13	17	0.00	2.000

PITCHER	IP	WLS	BF	H	R	ER	SO	BB	IBB	HBP	BLK	WP	HR	S	P	ERA	WHIP

Detroit Tigers @ San Diego Padres

Petco Park, San Diego, CA

Sat Apr 12 2014, 5:42 PM - 8:46 PM PDT

Att. 42,182 - Partly Cloudy - 64 F

TOP

livebaseballscorecards.com

Batter	1	2	3	4	5	6	7	8	9	AB	R	H	RBI	BB	SO	LOB
20 Rajai Davis, R (1, 7) OBP: 0.379, SLG: 0.440	B FF 90 B FF 91 C FF 91 X FF 90 2-1 3 2B 1B	B FF 91 F FF 91 F CH 82 S FF 94 1-3 ③ K		C KC 78 X FF 92 0-1 3 G4-3 48 1B 1-2 1B		B FF 90 X KC 76 1-0 ③ G5-3			B CU 74 C SI 90 B SL 87 B FF 92 B SI 91 4-1 48 G5-3 3 BB 14 2B BB	4	3	2	0	1	1	2
3 Ian Kinsler, R (1, 4) OBP: 0.341, SLG: 0.462	1 SAFE 1 SAFE 1 SAFE X FF 90 0-0 24 F8 1-H 2B	X KC 77 0-0 24 2B	B FF 92 B CH 83 B FF 92 C FF 91 X CH 82 3-1 ② G4-3 1-2 2-3				C FF 89 X SL 87 0-1 ① G6-3		1 SAFE 1 SAFE C FF 90 B SI 90 B FF 90 B SI 90 B CH 81 4-1 48 G5-3 14 2B 1-2 BB	4	2	2	1	1	0	2
48 Torii Hunter, R (1, 9) OBP: 0.310, SLG: 0.630	B FF 90 S CH 82 B FF 91 F FF 91 S CH 84 2-3 ① K	X CH 83 0-0 ① L9	X FF 93 0-0 2-H 3-H 1B				C SL 86 F FF 90 F FF 90 B SL 88 X FF 90 1-2 ② F7		B SL 86 X SI 90 1-0 ② G5-3 1-2 2-3	5	0	1	2	0	1	4
24 Miguel Cabrera, R (1, 3) OBP: 0.308, SLG: 0.417 (9, 5)	F FF 91 X FF 92 0-1 ② F8 2-3	B CH 83 S FF 92 X KC 78 1-1 2-H 2B	1 SAFE F SL 85 X SL 83 0-1 ③ F9				F SL 88 S SL 88 F FF 91 F SL 88 F FF 90 F FF 90 F SL 88 S FF 90 0-3 ③ K		I IN 81 I IN 82 I IN 80 I IN 81 4-0 14 2B IBB	4	0	1	1	1	1	2
14 Austin Jackson, R (1, 8) OBP: 0.342, SLG: 0.571	F FF 92 X FF 92 0-1 ③ L9	B FF 93 B FF 92 B FF 92 F FF 91 B FF 92 4-1 BB			C FF 89 X KC 76 0-1 ① P3			X FF 91 0-0 ① F7	B SI 91 X FF 91 1-0 1-3 2-H 3-H 2B	4	0	1	2	1	0	1
9 Nick Castellanos, R (1, 5) OBP: 0.400, SLG: 0.545 36 Joe Nathan, R (9, 1)		B FF 88 C FF 89 S CH 82 B FF 92 F CH 82 X FF 92 2-2 E5 35 1B	C FF 92 S CH 83 B CH 82 X FF 92 1-2 ② F8		B KC 77 S FF 90 F FF 91 S CH 84 1-3 ② K			F FF 91 F FF 94 X FF 92 0-2 13 1B 2B	B SI 92 X CU 74 1-0 ③ L5	5 0	0 0	1 0	0 0	0 0	1 0	4 0
13 Alex Avila, L (1, 2) OBP: 0.259, SLG: 0.130	B FF 92 C FF 92 F CH 83 B FF 92 1 SAFE S FF 92 2-3 ① K	C CH 83 B FF 93 B FF 92 F FF 92 S FF 92 2-3 ③ K	F FF 92 C KC 77 S CH 84 0-3 ③ K				C FF 93 S CH 85 D SI 91 2 SAFE X FF 94 1-2 ② 28 FC5-4 2-3 1B		4	0	1	0	0	3	3
28 Alex Gonzalez, R (1, 6) OBP: 0.238, SLG: 0.300	1 SAFE B FF 91 F FF 90 B CH 84 1 SAFE 1 SAFE 1 SAFE B FF 91 X FF 91 3-1 ② P4		C FF 89 F KC 78 X SL 83 0-2 ① F8			F FF 89 C KC 76 B CH 82 F CH 83 B FF 93 S FF 92 2-3 ① K		B FF 93 B CH 86 S CH 84 X CH 86 2-1 ③ FC5-4 1-2f	4	0	0	0	0	1	2
35 Justin Verlander, R (1, 1) OBP: 0.667, SLG: 0.667 46 Ian Krol, L (8, 1) 41 Victor Martinez, S (9, PH) OBP: 0.324, SLG: 0.516 (9, 3)	C FF 91 X FF 91 0-1 1-2 1B		B FF 92 B FF 91 B FF 91 C FF 90 X FF 92 3-1 3 G4-3 20 1B 48 1B 1B			B FF 91 C FF 92 S KC 78 X KC 78 1-2 ② G4-3		C SI 90 B CU 73 B FF 91 C CH 80 X CH 80 2-2 ① L7	3 0 1	1 0 0	2 0 0	0 0 0	0 0 0	0 0 0	0 0 0
Inning Stats	R: 1 E: 0 K: 1 S: 10 H: 2 LOB: 1 BB: 0 P: 14	R: 0 E: 1 K: 2 S: 14 H: 1 LOB: 2 BB: 0 P: 22	R: 1 E: 0 K: 1 S: 11 H: 2 LOB: 2 BB: 1 P: 19	R: 2 E: 0 K: 0 S: 12 H: 3 LOB: 1 BB: 0 P: 18	R: 0 E: 0 K: 2 S: 8 H: 0 LOB: 0 BB: 0 P: 9	R: 0 E: 0 K: 1 S: 8 H: 0 LOB: 0 BB: 0 P: 12	R: 0 E: 0 K: 1 S: 14 H: 0 LOB: 0 BB: 0 P: 15	R: 0 E: 0 K: 0 S: 9 H: 2 LOB: 1 BB: 0 P: 12	R: 2 E: 0 K: 0 S: 8 H: 1 LOB: 2 BB: 3 P: 25	1B: 6 2B: 5 3B: 0 HR: 0 SF: 0 SAC: 0 DP: 0 HBP: 0						

AB	38
R	6
H	11
RBI	6
BB	4
SO	8
LOB	20

WP: 0 PB: 0 SB: 0 CS: 0 PA: 42

PITCHER		IP	WLS	BF	H	R	ER	SO	BB	IBB	HBP	BLK	WP	HR	S	P	ERA	WHIP
22 Ian Kennedy, R ERA: 4.24	(1, 1)	6.0	L	28	8	4	4	7	1	0	0	0	0	0	63	94	6.00	1.500
50 Nick Vincent, R ERA: 2.08	(7, 1)	1.0		3	0	0	0	1	0	0	0	0	0	0	14	15	0.00	0.000
54 Alex Torres, L ERA: 1.8	(8, 1)	1.0		4	2	0	0	0	0	0	0	0	0	0	9	12	0.00	2.000
46 Tim Stauffer, R ERA: 4.76	(9, 1)	1.0		7	1	2	2	0	2	1	0	0	0	0	8	25	18.00	3.000

PITCHER		IP	WLS	BF	H	R	ER	SO	BB	IBB	HBP	BLK	WP	HR	S	P	ERA	WHIP

Detroit Tigers @ San Diego Padres

Petco Park, San Diego, CA

Sat Apr 12 2014, 5:42 PM - 8:46 PM PDT

Att. 42,182 - Partly Cloudy - 64 F

livebaseballscorecards.com

BOTTOM

Batter	1	2	3	4	5	6	7	8	9	AB	R	H	RBI	BB	SO	LOB
2 Everth Cabrera, S (1, 6) OBP: 0.370, SLG: 0.467	B FF 89 B FF 89 B FF 89 C FF 88 F FF 89 X FF 90 3-2 ① G3		F CH 79 B FF 89 X FF 90 1-1 2B		B FF 89 F FF 89 X FF 89 1-1 ① G6-3		C FF 90 B CU 78 F FF 92 B FF 92 F FF 93 S CU 79 2-3 ① K		F FC 91 X FF 91 0-1 13 DI 1B	5	0	2	0	0	1	0
13 Chris Denorfia, R (1, 9) OBP: 0.290, SLG: 0.367	F FF 91 B CU 77 C CU 78 B SL 85 F SL 84 X FF 94 2-2 9 S 12 S 9 SF7 1B		C FF 92 S FF 92 T CH 85 0-2 ① K		B SL 83 C SL 83 B CU 79 F FF 93 F CU 78 S SL 86 2-3 ② K		B FF 91 B CU 78 X FF 91 2-0 ② L8		S FC 92 D SL 87 F SL 85 S FF 90 1-3 ③ K 1-2	5	1	1	0	0	3	2
12 Seth Smith, L (1, 7) OBP: 0.342, SLG: 0.485	D CH 81 1 SAFE B CH 82 1 SAFE 1 SAFE F FF 90 1 SAFE B FF 90 B CH 85 4-1 1B 1-2 BB		B CU 78 X CH 84 1-0 ② F8		B FF 90 C FF 90 C FF 91 B CU 78 B CU 78 X FF 91 3-2 9 E 9 1B 1B		C FF 90 C FF 91 S CU 78 0-3 ③ K			3	0	1	0	1	1	1
9 Jedd Gyorko, R (1, 4) OBP: 0.227, SLG: 0.231	B FF 95 2 SAFE S SL 85 B FF 94 1 SAFE C SL 85 D SL 86 3 SAFE X SL 85 3-2 ② SF7 2-H		C CU 78 X FF 94 0-1 ③ F9		1 SAFE X FF 91 0-0 E8 1-3 1B			B FF 92 C FF 92 C CH 85 F CU 79 B FF 94 F FF 92 B CU 78 S CH 84 3-3 ① K		3	0	1	1	0	1	1
Chase Headley, S (1, 5) OBP: 0.220, SLG: 0.325	B FF 92 1 SAFE B FF 92 C FF 92 X FF 94 2-1 1-2 1B			B CH 81 B FF 90 X FF 88 2-0 8 1B 2B	C FF 95 B CU 80 C CU 81 1 SAFE B CU 81 F CU 81 S FF 96 2-3 ③ K			F FF 93 X CH 86 0-1 ② F7		4	1	2	0	0	1	2
23 Yonder Alonso, L (1, 3) OBP: 0.222, SLG: 0.302	C CU 77 B FF 94 F FF 94 X CU 80 1-2 ③ G4-3			C FF 92 X FF 93 0-1 ① F7		S FF 90 F CH 84 B FF 94 F FF 94 B FF 94 X FF 94 2-2 ① G6-3		B FF 94 C FF 92 X CU 79 1-1 2B		4	0	1	0	0	0	3
8 Yasmani Grandal, S (1, 2) OBP: 0.500, SLG: 0.435		X FF 90 0-0 ① F7		S CH 84 B FF 94 B CU 79 X CH 84 2-1 25 G4-3 2-H 1B		C FF 93 C CU 78 X CH 86 0-2 1B		B CH 84 B FF 92 C FF 92 C FF 92 F CU 77 S FF 92 2-3 ③ K		4	0	2	1	0	1	1
25 Will Venable, L (1, 8) OBP: 0.175, SLG: 0.179		C FF 89 X CH 80 0-1 ② B1-3		F CH 82 X CU 79 0-1 ② G4-3 1-2		S FF 93 1 SAFE S FF 94 S FF 95 0-3 ② K			C FF 90 B CU 80 X SI 91 1-1 ① G4-3	4	0	0	0	0	1	2
22 Ian Kennedy, R (1, 1) 4 Nick Hundley, R (6, PH) OBP: 0.400, SLG: 0.600 50 Nick Vincent, R (7, 1) 54 Alex Torres, L (8, 1) 46 Tim Stauffer, R (9, 1) 5 Alexi Amarista, L (9, PH) OBP: 0.389, SLG: 0.563		B FF 90 S FF 91 S FF 92 C CU 78 1-3 ③ K		X FF 94 0-0 ③ B5-3		C SL 84 D CU 80 S CU 80 C CU 82 1-3 ③ K			B FF 92 C FF 91 F FF 91 B SL 87 X SL 85 2-2 ② G4-3	2 1 0 0 0 1	0 0 0 0 0 0	0 0 0 0 0 0	0 0 0 0 0 0	0 0 0 0 0 0	1 1 0 0 0 0	1 1 0 0 0 0
Inning Stats	R: 1 E: 0 K: 0 S: 16 H: 2 LOB: 2 BB: 1 P: 31	R: 0 E: 0 K: 1 S: 6 H: 0 LOB: 0 BB: 0 P: 7	R: 0 E: 0 K: 1 S: 8 H: 1 LOB: 1 BB: 0 P: 10	R: 1 E: 0 K: 0 S: 8 H: 2 LOB: 1 BB: 0 P: 12	R: 0 E: 1 K: 2 S: 14 H: 2 LOB: 2 BB: 0 P: 22	R: 0 E: 0 K: 2 S: 13 H: 1 LOB: 1 BB: 0 P: 16	R: 0 E: 0 K: 2 S: 8 H: 0 LOB: 0 BB: 0 P: 12	R: 0 E: 0 K: 2 S: 13 H: 1 LOB: 1 BB: 0 P: 19	R: 0 E: 0 K: 1 S: 10 H: 1 LOB: 1 BB: 0 P: 14	1B: 7 2B: 3 3B: 0 HR: 0 SF: 1 SAC: 0 DP: 0 HBP: 0						

	AB	R	H	RBI	BB	SO	LOB
AB	**36**						
R	**2**						
H	**10**						
RBI	**2**						
BB	**1**						
SO	**11**						
LOB	**14**						

WP: 0 PB: 0 SB: 2 CS: 0 PA: 38

PITCHER		IP	WLS	BF	H	R	ER	SO	BB	IBB	HBP	BLK	WP	HR	S	P	ERA	WHIP
35 Justin Verlander, R ERA: 2.57	(1, 1)	7.0	W	30	8	2	2	8	1	0	0	0	0	0	73	110	2.57	1.286
46 Ian Krol, L ERA:	(8, 1)	1.0	H	4	1	0	0	2	0	0	0	0	0	0	13	19	0.00	1.000
36 Joe Nathan, R ERA: 9.64	(9, 1)	1.0		4	1	0	0	1	0	0	0	0	0	0	10	14	0.00	1.000

PITCHER	IP	WLS	BF	H	R	ER	SO	BB	IBB	HBP	BLK	WP	HR	S	P	ERA	WHIP

Batter	1	2	3	4	5	6	7	8	9	AB	R	H	RBI	BB	SO	LOB
20 Rajai Davis, R (1, 7) OBP: 0.412, SLG: 0.448	C FF 92 C FF 93 X SL 87 0-2 F9 ①		S SL 86 S SL 84 X SL 85 0-2 2-3 1B		C SL 83 H CH 84 1-1 3 1B HBP		B SL 82 F SI 91 B CH 85 X SL 85 2-1 1B		B SL 82 C SI 88 F SL 82 B SI 91 X SL 81 2-2 G5-3 ③	4	0	2	0	0	0	2
3 Ian Kinsler, R (1, 4) OBP: 0.333, SLG: 0.442	C FF 94 C SL 88 F FF 94 X FF 95 0-2 G5-3 ②		1 SAFE X SL 84 0-0 G4-3 ③		1 SAFE 1 SAFE D FF 91 X SL 84 1-0 1-2 1B		B SL 83 X FF 93 1-0 G4-3 ③			4	0	1	0	0	0	3
48 Torii Hunter, R (1, 9) OBP: 0.333, SLG: 0.633	B FF 95 S SL 87 B FF 94 F FF 93 B SL 87 X SL 87 3-2 P6 ③			C FF 92 B FF 94 X FF 92 1-1 24 F9 41 1B 2B	C SL 85 S SL 84 S SL 84 0-3 K			B SL 88 B FF 94 B FF 95 C FF 94 B SI 95 4-1 24 G4-3 BB		3	1	1	0	1	1	2
24 Miguel Cabrera, R (1, 3) OBP: 0.279, SLG: 0.375		B SL 86 B SI 91 C SL 86 S FF 93 B FF 95 T FF 94 3-2 K ①		X SL 84 0-0 F9 ① 2-3		C FF 92 B FF 93 B FF 93 F FF 94 X FF 93 2-2 G6-3 ①		C FF 93 C FF 94 B SI 94 F FF 94 B FF 95 B CH 85 F CH 84 X FF 95 3-2 G4-3 ①② 1-2f		4	0	0	0	0	1	2
41 Victor Martinez, S (1, 2) OBP: 0.316, SLG: 0.486		B CH 87 B FF 94 X SI 92 2-0 F7 ②		X SI 92 0-0 3-H 1B		C SL 86 C CH 88 X SI 93 0-2 F9 ②		C SL 88 B CH 84 C FF 94 X CH 85 1-2 G4-3 ③		4	0	1	1	0	0	0
14 Austin Jackson, R (1, 8) OBP: 0.333, SLG: 0.526		B FF 94 C FF 94 C SL 88 B SL 90 F SL 87 F FF 95 S SI 88 2-3 K ③		S SL 86 B SL 86 F SI 92 S SL 86 1-3 K ②		B FF 93 B SL 84 C SL 85 B SL 85 F FF 93 B SL 84 4-2 BB			C SI 88 F SL 82 S SL 84 0-3 K ①	3	0	0	0	1	3	1
9 Nick Castellanos, R (1, 5) OBP: 0.345, SLG: 0.462			B FF 92 B FF 92 S SL 86 C SL 85 T FF 94 2-2 K ① S SL 85 S FF 93 D SL 85 F SL 86 X FF 94 1-2 G4-3 ③			F FF 93 B FF 92 X FF 90 1-1 L7 ③			C SI 89 C SI 89 B SL 83 B SL 81 X SL 82 2-2 F8 ②	4	0	0	0	0	1	2
28 Alex Gonzalez, R (1, 6) OBP: 0.240, SLG: 0.292			C FF 93 X FF 96 0-1 20 1B 37 SH2-4 1B		C SL 84 F SL 85 B SL 83 X SI 91 1-2 G5-3 ①		C FF 92 F SI 93 S SI 93 0-3 K ①		C SI 89 B SL 80 B SI 88 X SI 88 2-1 E5 32 1B	4	0	1	0	0	1	0
37 Max Scherzer, R (1, 1) 40 Phil Coke, L (6, 1) 18 Tyler Collins, L (7, PH) OBP: 0.200, SLG: 0.143 46 Ian Krol, L (7, 1) 62 Al Alburquerque, R (7, 1) 44 Joba Chamberlain, R (8, 1) 32 Don Kelly, L (9, PH) OBP: 0.364, SLG: 0.545			X FF 92 0-0 SH2-4 ② 1-2		C FF 91 F FF 93 B SL 86 F FF 94 X FF 93 1-2 G4-3 ②		F FF 94 C CH 86 S SL 85 0-3 K ②		B SI 86 C SI 87 B CH 80 B SI 88 F SI 87 F SI 87 X SI 88 3-2 1-3 1B	1 0 1 0 0 0 1	0 0 0 0 0 0 0	0 0 0 0 0 0 0	0 0 0 0 0 0 0	0 0 0 0 0 0 0	0 0 1 0 0 0 0	0 0 0 0 0 0 0
Inning Stats	R: 0 E: 0 K: 0 S: 10 H: 0 LOB: 0 BB: 0 P: 13	R: 0 E: 0 K: 2 S: 9 H: 0 LOB: 0 BB: 0 P: 16	R: 0 E: 0 K: 1 S: 10 H: 2 LOB: 2 BB: 0 P: 12	R: 1 E: 0 K: 1 S: 11 H: 2 LOB: 1 BB: 0 P: 14	R: 0 E: 0 K: 1 S: 12 H: 1 LOB: 2 BB: 0 P: 16	R: 0 E: 0 K: 0 S: 10 H: 0 LOB: 1 BB: 1 P: 17	R: 0 E: 0 K: 2 S: 9 H: 1 LOB: 1 BB: 0 P: 12	R: 0 E: 0 K: 0 S: 9 H: 0 LOB: 0 BB: 1 P: 17	R: 0 E: 1 K: 1 S: 15 H: 1 LOB: 2 BB: 0 P: 24	1B: 6 2B: 1 3B: 0 HR: 0 SF: 0 SAC: 1 DP: 1 HBP: 1						

TOP

Detroit Tigers @ San Diego Padres

Petco Park, San Diego, CA

Sun Apr 13 2014, 1:13 PM - 4:06 PM PDT

Att. 32,267 - Cloudy - 63 F

livebaseballscorecards.com

AB	33
R	1
H	7
RBI	1
BB	2
SO	8
LOB	12

PITCHER		IP	WLS	BF	H	R	ER	SO	BB	IBB	HBP	BLK	WP	HR	S	P	ERA	WHIP
38 Tyson Ross, R ERA: 3.12	(1, 1)	7.0	W	29	6	1	1	7	1	0	1	0	0	0	71	100	1.29	1.000
56 Joaquín Benoit, R ERA: 3.6	(8, 1)	1.0		3	0	0	0	0	1	0	0	0	0	0	9	17	0.00	1.000
16 Huston Street, R ERA:	(9, 1)	1.0		5	1	0	0	1	0	0	0	0	0	0	15	24	0.00	1.000

PITCHER		IP	WLS	BF	H	R	ER	SO	BB	IBB	HBP	BLK	WP	HR	S	P	ERA	WHIP

Detroit Tigers @ San Diego Padres

Petco Park, San Diego, CA

Sun Apr 13 2014, 1:13 PM - 4:06 PM PDT

Att. 32,267 - Cloudy - 63 F

livebaseballscorecards.com

BOTTOM

Batter	1	2	3	4	5	6	7	8	9	AB	R	H	RBI	BB	SO	LOB
2 Everth Cabrera, S (1, 6) OBP: 0.360, SLG: 0.449	B FF 89 C FF 91 S FF 91 S CH 83 1-3 ① K2-3		B CU 74 F FF 91 B CU 76 B FF 91 F FF 92 X CH 82 3-2 5 WP 1B	B CH 81 F FF 90 S CH 82 S FF 92 1-3 ② K			B FF 92 X FF 90 1-0 ① F9			4	0	1	0	0	2	1
5 Alexi Amarista, L (1, 8) OBP: 0.364, SLG: 0.474	F FF 91 F FF 90 F FF 93 B CU 77 X CU 77 1-2 ② P2		P PO 86 B FF 91 F FF 90 B FF 90 B FF 90 4-1 1-2 BB	C CH 82 B FF 91 F FF 89 X FF 93 1-2 ③ G6-3			B FF 91 B FF 90 B FF 90 C FF 89 C FF 89 X FF 89 3-2 ② F7			3	0	0	0	1	0	1
12 Seth Smith, L (1, 7) OBP: 0.317, SLG: 0.444 13 Chris Denorfia, R (7, PH) OBP: 0.281, SLG: 0.355 (8, 7)	B FF 91 S CH 83 B FF 93 F FF 91 B FF 94 F CH 82 S FF 92 3-3 ③ K		F FF 92 X CH 83 0-1 ② F7		C FF 90 C CU 75 B FF 93 F FF 92 B CU 76 C FF 92 2-3 ① K		B SL 84 B SL 84 C SI 92 F SL 84 S SL 85 2-3 ③ K			3 1	0 0	0 0	0 0	0 0	2 1	2 0
9 Jedd Gyorko, R (1, 4) OBP: 0.229, SLG: 0.302		B FF 89 B SL 84 B FF 90 C FF 91 X FF 91 3-1 HR	C FF 93 B SL 84 F CH 82 B SL 86 D CH 84 X FF 92 3-2 ③ G1-3		C CH 80 F FF 90 S FF 92 0-3 ② K			C CU 79 F SL 84 B FF 96 S FF 95 1-3 ① K	4	1	1	1	0	2	2
Chase Headley, S (1, 5) OBP: 0.222, SLG: 0.302		C FF 91 X CH 82 0-1 ① G4-3		B CU 74 B FF 91 B FF 90 C FF 92 B FF 92 4-1 23 BB 25 2B BB	F FF 90 C CU 74 S CH 82 0-3 ③ K			C CU 78 B CH 84 F FF 94 S SL 84 1-3 ② K	3	1	0	0	1	2	0
23 Yonder Alonso, L (1, 3) OBP: 0.245, SLG: 0.304		B CH 82 C CH 82 F FF 92 B FF 91 B CH 83 X CH 83 3-2 ② P1		F FF 90 B CH 82 F FF 90 1 SAFE F CU 77 B FF 93 B CH 82 F FF 92 F FF 92 4-2 F FF 92 B CH 82 25 2B 1-2 BB		T FF 94 C SI 93 F SL 80 F SL 80 F FF 94 B SI 93 B SL 80 B SI 93 F FF 94 3-2 ① X SI 94 F8		B CU 79 C FF 94 F CH 86 B SL 85 X FF 95 2-2 1B	3	1	1	0	1	0	0
25 Will Venable, L (1, 9) OBP: 0.182, SLG: 0.209	B FF 92 C FF 93 F FF 92 F CH 85 S CH 83 1-3 K			X FF 90 0-0 38 1B 1-H 2-H 2B		C SL 80 X SL 79 0-1 ② P3		C CU 78 F FF 93 1 SAFE B FF 93 F FF 95 X FF 94 1-2 ③ G3	4	1	1	2	0	1	1
44 René Rivera, R (1, 2) OBP: 0.154, SLG: 0.154	B FF 90 C SL 84 F FF 92 1 SAFE B CH 83 1 SAFE 1 SAFE S SL 85 2-3 ③ K			S CH 81 B FF 91 F CH 81 S FF 92 1-3 ① K		X SI 92 0-0 ③ F7			3	0	0	0	0	2	2
38 Tyson Ross, R (1, 1) OBP: 0.333, SLG: 0.333 21 Xavier Nady, R (7, PH) OBP: 0.167, SLG: 0.667 56 Joaquín Benoit, R (8, 1) 16 Huston Street, R (9, 1)			B CH 88 L FF 89 S SL 82 F FF 92 C FF 91 1-3 ① K	2 SAFE X FF 92 0-0 2-H 1B			B FF 90 X FF 89 1-0 HR			2 1 0 0	0 1 0 0	1 1 0 0	1 1 0 0	0 0 0 0	1 0 0 0	0 0 0 0
Inning Stats	R: 0 E: 0 K: 2 S: 11 H: 0 LOB: 0 BB: 0 P: 16	R: 1 E: 1 K: 2 S: 14 H: 1 LOB: 1 BB: 0 P: 23	R: 0 E: 0 K: 1 S: 14 H: 1 LOB: 2 BB: 1 P: 24	R: 3 E: 0 K: 2 S: 18 H: 2 LOB: 1 BB: 2 P: 29	R: 0 E: 0 K: 3 S: 10 H: 0 LOB: 0 BB: 0 P: 12	R: 0 E: 0 K: 0 S: 10 H: 0 LOB: 0 BB: 0 P: 13	R: 1 E: 0 K: 1 S: 8 H: 1 LOB: 0 BB: 0 P: 15	R: 0 E: 0 K: 2 S: 13 H: 1 LOB: 1 BB: 0 P: 18		1B: 3 2B: 1 3B: 0 HR: 2 SF: 0 SAC: 0 DP: 0 HBP: 0				WP: 1 PB: 0 SB: 0 CS: 0 PA: 34		

PITCHER		IP	WLS	BF	H	R	ER	SO	BB	IBB	HBP	BLK	WP	HR	S	P	ERA	WHIP
37 Max Scherzer, R ERA: 2.7	(1, 1)	5.0	L	23	4	4	4	10	3	0	0	0	1	1	67	104	7.20	1.400
40 Phil Coke, L ERA: 16.2	(6, 1)	1.0		3	0	0	0	0	0	0	0	0	0	0	10	13	0.00	0.000
46 Ian Krol, L ERA: 2.08	(7, 1)	0.2		3	1	1	1	0	0	0	0	0	0	1	5	10	13.50	1.500
62 Al Alburquerque, R ERA: 4.91	(7, 1)	0.1		1	0	0	0	1	0	0	0	0	0	0	3	5	0.00	0.000
44 Joba Chamberlain, R ERA: 9.0	(8, 1)	1.0		4	1	0	0	2	0	0	0	0	0	0	13	18	0.00	1.000

PITCHER	IP	WLS	BF	H	R	ER	SO	BB	IBB	HBP	BLK	WP	HR	S	P	ERA	WHIP

AB	31
R	5
H	6
RBI	5
BB	3
SO	13
LOB	9

Cleveland Indians @ Detroit Tigers

Comerica Park, Detroit, MI

Wed Apr 16 2014, 7:10 PM - 10:32 PM EDT

Att. 23,811 - Clear - 41 F

TOP

livebaseballscorecards.com

Batter	1	2	3	4	5	6	7	8	9	AB	R	H	RBI	BB	SO	LOB
24 Michael Bourn, L (1, 8)	B FS 88 B FF 90 B FF 90 C FF 90 B FF 90 4-1 22 BB 33 BB 41 G6-4-3 BB	C SL 85 B SL 86 B FS 86 B FF 90 C SL 85 C SL 85 3-3 ② K			1 SAFE L FS 82 F FS 82 1 SAFE F SL 83 B FF 89 B SL 84 S CH 74 2-3 ① K		C FF 95 B SL 82 C FF 95 X SL 84 1-2 ① G4-3 2-3		B CU 78 1 SAFE X FF 93 1-0 ②③ L4-3 1-1	4	1	0	0	1	2	4
33 Nick Swisher, S (1, 3) OBP: 0.266, SLG: 0.298	1 SAFE B FF 90 1 SAFE C SL 84 B SL 86 1 SAFE F SL 84 B FS 85 B SL 84 4-2 41 G6-4-3 22 BB 1-2 BB	C FS 86 B SL 86 T FF 92 F CH 75 B SL 86 F FS 87 F FF 92 X SL 85 2-2 ③ F7			1 SAFE B FS 87 C FS 82 F FF 90 D SL 85 B SL 83 S FS 85 3-3 ② K 1-2		B FF 95 F SL 83 B FF 94 B FF 94 X SL 82 3-1 ② G5-3			3	0	0	0	1	1	3
22 Jason Kipnis, L (1, 4) OBP: 0.355, SLG: 0.400	B FF 91 C SL 83 B FF 92 B FF 90 D SL 85 4-1 41 G6-4-3 1-2 2-3 BB		C CH 88 B SL 85 S FS 85 F FF 91 F FF 90 X SL 86 1-2 ① F7		B FF 89 C FF 89 D SL 84 B FS 83 X FS 88 3-1 ③ G4-3		C FF 88 D CU 75 F FF 92 F SI 91 X CU 78 1-2 ③ G3			3	0	0	0	1	0	2
41 Carlos Santana, S (1, 10) OBP: 0.361, SLG: 0.213	C FF 91 D SL 85 B FF 91 X FS 85 2-1 ①② G6-4-3 1-2f 2-3 3-H		C FS 86 B FF 90 C FF 90 T SL 85 1-2 ② K			F FF 93 S SL 80 X FF 94 0-2 ① F9		F FF 92 X FF 93 0-1 ① G3-1		4	0	0	0	0	1	2
23 Michael Brantley, L (1, 7) OBP: 0.362, SLG: 0.392	B SL 85 C FS 86 F FS 87 X FF 91 1-2 ③ P5		X FF 90 0-0 ③ P6			C SL 80 C FF 95 B CH 85 H FF 95 2-2 13 S HBP		B SL 85 X SI 92 1-0 ② L7		3	0	0	0	0	0	1
13 Asdrúbal Cabrera, S (1, 6) OBP: 0.281, SLG: 0.353		C FS 84 F SL 83 F FF 90 B FF 91 F FS 86 X FS 87 1-2 E3 7 BB 10 3B		F FS 84 F SL 84 B SL 85 B FF 91 F FF 91 B CH 73 S SL 85 3-3 ① K		B FF 94 B FF 95 C FF 96 T FF 96 F FF 96 B FF 96 4-2 1-2 BB		B SI 93 X SL 84 1-0 1B		3	1	1	0	1	1	0
7 David Murphy, L (1, 9) OBP: 0.318, SLG: 0.550		B FF 89 1 SAFE B FF 90 B FS 85 C FF 90 B FF 90 4-1 10 3B 1-2 BB		C FF 90 C FF 91 B SL 84 F CH 74 B SL 86 C FF 91 2-3 ② K		C FF 95 C FF 96 T FF 97 0-2 ② K		1 SAFE X SI 92 0-0 ③ F9		3	1	0	0	1	2	3
10 Yan Gomes, R (1, 2) OBP: 0.362, SLG: 0.512		C FF 91 T FF 92 B SL 86 B FF 92 X FF 91 2-2 1-H 2-H 3B		B SL 85 F SI 90 C SI 92 S CH 72 1-3 ③ K		F FF 95 C SL 82 B FF 97 B FF 97 B SL 81 X FF 95 3-2 ③ L7			C SL 82 S SL 86 B SL 87 F FF 94 X SL 85 1-2 24 L4-3 1B	4	0	2	2	0	1	2
8 Lonnie Chisenhall, L (1, 5) OBP: 0.450, SLG: 0.632		C FF 91 F FF 92 S SL 87 0-3 ① K			F FS 86 X SL 83 0-1 33 S 1B		F FF 94 C FF 94 X FF 95 0-2 24 G4-3 2B		1 SAFE F FF 93 S SL 84 S SL 85 0-3 ① K	4	0	2	0	0	2	2
Inning Stats	R: 1 H: 0 E: 0 LOB: 1 K: 0 BB: 3 S: 9 P: 24	R: 2 H: 1 E: 1 LOB: 1 K: 2 BB: 1 S: 21 P: 33	R: 0 H: 0 E: 0 LOB: 0 K: 1 BB: 0 S: 9 P: 11	R: 0 H: 0 E: 0 LOB: 0 K: 3 BB: 0 S: 11 P: 17	R: 0 H: 1 E: 0 LOB: 1 K: 2 BB: 0 S: 11 P: 19	R: 0 H: 0 E: 0 LOB: 2 K: 1 BB: 1 S: 14 P: 23	R: 0 H: 1 E: 0 LOB: 1 K: 0 BB: 0 S: 12 P: 17	R: 0 H: 1 E: 0 LOB: 1 K: 0 BB: 0 S: 5 P: 7	R: 0 H: 1 E: 0 LOB: 0 K: 1 BB: 0 S: 8 P: 10	1B: 3 SF: 0 2B: 2 SAC: 0 3B: 1 DP: 2 HR: 0 HBP: 1						

	AB	31
	R	3
	H	5
	RBI	2
	BB	5
	SO	10
	LOB	19

WP: 0 PA: 37
PB: 0
SB: 2
CS: 0

PITCHER		IP	WLS	BF	H	R	ER	SO	BB	IBB	HBP	BLK	WP	HR	S	P	ERA	WHIP
19 Aníbal Sánchez, R ERA: 3.21	(1, 1)	5.0	L	21	2	3	2	8	4	0	0	0	0	0	61	104	3.60	1.200
57 Evan Reed, R ERA:	(6, 1)	1.2		8	1	0	0	1	1	0	1	0	0	0	22	35	0.00	1.200
46 Ian Krol, L ERA: 1.93	(7, 1)	0.1		1	0	0	0	0	0	0	0	0	0	0	4	5	0.00	0.000
62 Al Alburquerque, R ERA: 3.86	(8, 1)	1.0		4	1	0	0	0	0	0	0	0	0	0	5	7	0.00	1.000
44 Joba Chamberlain, R ERA: 6.75	(9, 1)	1.0		3	1	0	0	1	0	0	0	0	0	0	8	10	0.00	1.000

PITCHER		IP	WLS	BF	H	R	ER	SO	BB	IBB	HBP	BLK	WP	HR	S	P	ERA	WHIP

BOTTOM

Cleveland Indians @ Detroit Tigers

Comerica Park, Detroit, MI

Wed Apr 16 2014, 7:10 PM - 10:32 PM EDT

Att. 23,811 - Clear - 41 F

livebaseballscorecards.com

Batter	1	2	3	4	5	6	7	8	9	AB	R	H	RBI	BB	SO	LOB
3 Ian Kinsler, R (1, 4) OBP: 0.347, SLG: 0.468	X SI 90 0-0 48 G6-3 24 G6-3 2B		C FF 91 B CU 79 F FF 92 B CU 79 S FF 93 2-3 ② K		C SL 81 C SI 93 F FF 93 S CU 79 0-3 ③ K			B FF 95 F FF 95 1 SAFE X KC 84 1-1 48 S3-6-3-6 1-2 1B		4	1	2	0	0	2	0
48 Torii Hunter, R (1, 9) OBP: 0.297, SLG: 0.559	C FF 92 B SI 93 X SI 93 1-1 ① G6-3 2-3		C SI 93 B CU 78 X FF 93 1-1 ③ G6-3			C FF 91 F SL 82 B FF 91 X CU 79 1-2 ① F7		L FF 92 M KC 83 X FF 94 0-2 ① ② G3-6-3-6 1-2f 2-3		4	0	0	0	0	0	3
24 Miguel Cabrera, R (1, 3) OBP: 0.277, SLG: 0.364	F SI 93 F FF 95 D CH 84 X FF 94 1-2 ② G6-3 3-H			B FF 91 X CU 76 1-0 ① L9		C SI 92 B CH 82 F SI 93 F CH 81 T SI 92 1-2 ② K		X FF 94 0-0 41 1B 3-H 1B		4	0	1	2	0	1	0
41 Victor Martinez, S (1, 10) OBP: 0.357, SLG: 0.500	B SI 92 B SI 92 F FF 92 X SI 93 2-1 ③ G6-3			F FF 91 B CH 83 C CH 83 F FF 92 B CH 84 B SI 94 F FF 92 F FF 93 B CH 82 4-2 9 F8 14 1B BB		F SI 91 B CU 75 F FF 91 B FF 92 X CU 77 2-2 1B		F FF 94 F FF 94 B KC 85 B FF 94 F KC 85 X KC 84 2-2 1-2 1B		3	0	2	0	1	0	0
14 Austin Jackson, R (1, 8) OBP: 0.348, SLG: 0.524		C FF 92 X CU 75 0-1 13 CS 1B		B SI 92 B FF 92 C SI 93 F FF 93 F SI 92 B SI 94 F SI 93 F SI 94 X SI 92 3-2 1-2 1B		C FF 92 C SL 82 X CU 78 0-2 ③ F8		C FF 95 F KC 83 F FF 94 S KC 85 0-3 ③ K		4	0	2	0	0	1	3
9 Nick Castellanos, R (1, 5) OBP: 0.303, SLG: 0.400		1 SAFE B SI 91 F FF 91 F FF 93 X SI 94 1-2 ① F9		B CU 77 B CU 77 T FF 94 F FF 93 X FF 93 2-2 ② F8 2-3			C FC 89 B SL 78 B FC 90 F FC 90 B FC 92 X FC 90 3-2 ① F9		S SL 87 B SL 85 S CU 75 B SL 87 B CU 77 F FF 95 F SL 87 X SL 86 3-2 ① F8	4	0	0	0	0	0	3
13 Alex Avila, L (1, 2) OBP: 0.323, SLG: 0.231 17 Andrew Romine, S (9, PR) OBP: 0.214, SLG: 0.083		B FF 91 B SI 90 C SI 92 B FF 94 B SI 92 4-1 ② 1-2 BB		C SI 92 S FF 94 B SI 94 B FF 93 F FF 94 S FF 93 2-3 ③ K			C FC 90 X FC 90 0-1 28 G6-4-3 1B		C CU 77 S FF 94 B FF 94 B CU 78 X FF 94 2-2 E8 2B	3 0	0 0	2 0	0 0	1 0	1 0	2 0
28 Alex Gonzalez, R (1, 6) OBP: 0.214, SLG: 0.259 32 Don Kelly, L (9, PH) OBP: 0.333, SLG: 0.500		C FF 92 X SL 82 0-1 ③ F9			C SI 90 F SI 91 B FF 92 X CU 78 1-2 ① P2		B FC 90 C FC 90 B FC 90 B FC 90 F FC 90 X FC 91 3-2 ② ③ G6-4-3 1-2f		C CU 77 B FF 94 F CU 76 B SL 85 S CU 78 2-3 ② K	3 1	0 0	0 0	0 0	0 0	0 1	2 1
20 Rajai Davis, R (1, 7) OBP: 0.368, SLG: 0.394			C FF 91 F FF 94 B SL 82 X SL 82 1-2 ① F8		B SI 91 F SI 92 S CU 78 X SI 93 1-2 ② G4-3			F FF 95 C FF 94 B FF 95 B KC 85 F FF 95 X KC 85 2-2 E4 48 G3-6-3-6 3 1B 24 1B	B SL 87 F FF 94 B CU 76 S FF 95 X CU 77 2-2 ③ G6-3	4	1	0	0	0	0	1
Inning Stats	R: 1 H: 1 E: 0 LOB: 0 K: 0 BB: 0 S: 8 P: 12	R: 0 H: 1 E: 0 LOB: 1 K: 0 BB: 1 S: 8 P: 13	R: 0 H: 0 E: 0 LOB: 0 K: 1 BB: 0 S: 8 P: 12	R: 0 H: 1 E: 0 LOB: 2 K: 1 BB: 1 S: 19 P: 31	R: 0 H: 0 E: 0 LOB: 0 K: 1 BB: 0 S: 10 P: 12	R: 0 H: 1 E: 0 LOB: 1 K: 1 BB: 0 S: 13 P: 17	R: 0 H: 1 E: 0 LOB: 0 K: 0 BB: 0 S: 8 P: 14	R: 1 H: 3 E: 1 LOB: 2 K: 1 BB: 0 S: 18 P: 23	R: 0 H: 1 E: 1 LOB: 1 K: 1 BB: 0 S: 14 P: 23	1B: 7 SF: 0 2B: 2 SAC: 0 3B: 0 DP: 2 HR: 0 HBP: 0						

	AB	R	H	RBI	BB	SO	LOB
	34	2	9	2	2	6	15

WP: 0 PB: 0 SB: 0 CS: 1 PA: 36

PITCHER		IP	WLS	BF	H	R	ER	SO	BB	IBB	HBP	BLK	WP	HR	S	P	ERA	WHIP
34 Zach McAllister, R ERA: 2.04	(1, 1)	6.0	W	23	4	1	1	4	2	0	0	0	0	0	66	97	1.50	1.000
27 Bryan Shaw, R ERA: 2.84	(7, 1)	1.0	H	3	1	0	0	0	0	0	0	0	0	0	8	14	0.00	1.000
37 Cody Allen, R ERA:	(8, 1)	1.0	H	6	3	1	0	1	0	0	0	0	0	0	18	23	0.00	3.000
44 John Axford, R ERA: 4.05	(9, 1)	1.0	S	4	1	0	0	1	0	0	0	0	0	0	14	23	0.00	1.000

PITCHER	IP	WLS	BF	H	R	ER	SO	BB	IBB	HBP	BLK	WP	HR	S	P	ERA	WHIP

Cleveland Indians @ Detroit Tigers

Comerica Park, Detroit, MI

Thu Apr 17 2014, 1:10 PM - 4:46 PM EDT

Att. 25,990 - Sunny - 50 F

TOP

livebaseballscorecards.com

Batter	1	2	3	4	5	6	7	8	9	AB	R	H	RBI	BB	SO	LOB
24 Michael Bourn, L (1, 8) OBP: 0.300, SLG: 0.125	C FF 89 F FF 90 B CU 78 B CU 78 F FF 92 B CU 77 B FF 92 4-2 22 G6-4-3 BB		C CH 82 1 SAFE S CH 83 X CU 79 0-2 33 BB 1-2 1B		F CH 83 1 SAFE F FF 92 1 SAFE B FF 94 D CU 79 X CH 83 2-2 ① FC3-6 4 E 23 1B 1-2f	C SL 80 B SI 90 X FF 87 1-1 ② FC6-4 33 S 1-2f 2-3		B FF 93 1 SAFE D CH 84 X FF 93 2-0 ① FC4-6 4 CS 1-2f		4	1	1	0	1	0	4
33 Nick Swisher, S (1, 3) OBP: 0.261, SLG: 0.279	B CH 81 1 SAFE 1 SAFE F FF 92 T CH 83 B FF 93 1 SAFE F FF 92 B FF 92 3-3 ① S CH 82 K		B FF 93 B FF 94 F FF 94 F FF 94 F FF 95 B FF 95 F FF 96 B FF 95 4-2 1-2 2-3 BB		1 SAFE B FF 92 X FF 93 1-0 ② F9	B SL 85 C SL 84 S SL 86 X SI 94 1-2 ③ F7 1-2		C SL 84 S CU 80 B FF 96 S CU 81 1-3 ② K		4	0	0	0	1	2	5
22 Jason Kipnis, L (1, 4) OBP: 0.344, SLG: 0.385 4 Mike Aviles, R (3, 4) OBP: 0.289, SLG: 0.371	1 SAFE S CH 83 C CU 78 1 SAFE X CH 85 0-2 ② ③ G6-4-3 1-2f		C FF 95 F CU 80 S CU 82 0-3 ③ K		C FF 93 1 SAFE X CU 78 0-1 E5 41 S 23 1B 1-3		B SI 93 B SI 92 B SL 83 B SI 91 4-0 41 S 23 HR BB	1 SAFE 1 SAFE C SL 84 1 SAFE S SL 84 0-2 ③ CS 1-2	C FF 91 B CU 83 B SI 92 X SL 86 2-1 ① P3	2 2	0 2	0 0	0 0	1 1	4 1
41 Carlos Santana, S (1, 5) OBP: 0.348, SLG: 0.196		F FF 90 B FF 91 B CU 78 C FF 92 F CU 78 F CH 84 X CU 80 2-2 G3-1		S FF 89 B CU 77 S CH 81 B CU 79 B FF 92 S CH 83 3-3 ① K	C CU 81 B FF 95 1 SAFE B CH 84 B CU 82 D CH 84 4-1 23 1B 1-2 BB		B SL 84 C SL 84 D SL 84 F SL 84 F SL 86 F SL 85 S SL 86 2-3 ① K 1-2		B SI 91 C FF 92 B CH 87 C SI 92 F SL 88 F CU 81 C FF 92 2-3 ② K	4	0	0	0	1	3	1
23 Michael Brantley, L (1, 7) OBP: 0.365, SLG: 0.446		C FF 91 B FF 91 C FF 92 F FF 92 F FF 91 B FF 94 B FF 93 F CH 83 F CH 83 3-2 T FF 93 K		X FF 92 0-0 ② F8	F FF 95 X FF 95 0-1 1-3 2-H 3-H 1B		C FF 90 X CU 75 0-1 2-H HR		C FF 92 C CH 86 B SL 86 F FF 92 B FF 92 B SL 86 X SL 86 3-2 ③ F7	5	1	2	4	0	1	0
13 Asdrúbal Cabrera, S (1, 6) OBP: 0.295, SLG: 0.364		F FF 92 C CU 77 S CU 79 0-3 ③ K		B FF 90 S CH 81 X FF 90 1-1 E1 7 1B 1B	C CU 80 F CU 78 B FF 95 S FF 95 1-3 ③ K		C FF 89 B CH 82 B CH 82 F FF 89 X CU 74 2-2 1B			4	1	2	0	0	2	2
7 David Murphy, L (1, 9) OBP: 0.333, SLG: 0.535			B FF 89 B FF 90 B FF 89 C FF 89 F FF 91 F FF 92 B FF 92 4-2 10 G4-3 BB	S CH 83 C CU 79 B FF 94 B FF 94 F FF 94 F CU 82 B CU 81 X CH 86 3-2 2-H 1B		C FF 92 X SL 84 0-1 ① P6	1 SAFE 1 SAFE 1 SAFE C CU 76 X FF 91 0-1 ② F8			3	0	1	1	1	0	1
10 Yan Gomes, R (1, 2) OBP: 0.333, SLG: 0.467			C FF 93 B SL 84 B SL 86 C SL 84 X FF 94 2-2 ① ② G4-3 1-2f	1 SAFE F SL 88 1 SAFE F FF 96 C CU 80 0-3 ③ K		B FF 92 X SI 91 1-0 E6 24 FC6-4 8 1B	1 SAFE 1 SAFE 1 SAFE C SL 83 D SL 86 1 SAFE F FF 94 B FF 96 S CU 80 2-3 ③ K		4	0	0	0	0	2	3
8 Lonnie Chisenhall, L (1, 10) OBP: 0.542, SLG: 0.696			C FF 91 F FF 91 X CU 79 0-2 33 BB 24 1B 1B		B FF 90 C FF 90 B FF 91 T CH 81 F FF 91 X FF 91 2-2 24 FC3-6 1B	B SL 79 S FF 88 S SI 89 F SL 79 F FF 90 X SL 82 1-2 24 FC6-4 1-2 1B		X FF 91 0-0 24 FC4-6 1B		4	0	4	0	0	0	0

Inning Stats	1	2	3	4	5	6	7	8	9
	R: 0 E: 0 K: 1 S: 10 H: 0 LOB: 0 BB: 1 P: 17	R: 0 E: 0 K: 2 S: 15 H: 0 LOB: 0 BB: 0 P: 20	R: 0 E: 0 K: 1 S: 19 H: 2 LOB: 3 BB: 2 P: 29	R: 1 E: 1 K: 2 S: 14 H: 2 LOB: 1 BB: 0 P: 21	R: 2 E: 1 K: 1 S: 16 H: 2 LOB: 2 BB: 1 P: 26	R: 0 E: 1 K: 0 S: 13 H: 1 LOB: 2 BB: 0 P: 17	R: 2 E: 0 K: 2 S: 15 H: 2 LOB: 1 BB: 1 P: 25	R: 0 E: 0 K: 1 S: 7 H: 1 LOB: 0 BB: 0 P: 10	R: 0 E: 0 K: 1 S: 11 H: 0 LOB: 0 BB: 0 P: 18

	AB	36
	R	5
	H	10
	RBI	5
	BB	5
	SO	11
	LOB	21

1B: 9 SF: 0 WP: 0 PA: 42
2B: 0 SAC: 0 PB: 0
3B: 0 DP: 2 SB: 3
HR: 1 HBP: 0 CS: 1

PITCHER		IP	WLS	BF	H	R	ER	SO	BB	IBB	HBP	BLK	WP	HR	S	P	ERA	WHIP
35 Justin Verlander, R ERA: 2.08	(1, 1)	5.0	W	24	6	3	0	7	4	0	0	0	0	0	74	113	0.00	2.000
40 Phil Coke, L ERA: 11.57	(6, 1)	0.2	H	4	1	0	0	0	0	0	0	0	0	0	10	13	0.00	1.500
62 Al Alburquerque, R ERA: 5.06	(6, 1)	0.2	H	3	0	1	1	1	1	0	0	0	0	0	8	15	13.50	1.500
46 Ian Krol, L ERA: 3.6	(7, 1)	0.1	H	3	2	1	1	0	0	0	0	0	0	1	7	9	27.00	6.000
44 Joba Chamberlain, R ERA: 5.06	(7, 1)	1.1	H	4	1	0	0	2	0	0	0	0	0	0	10	15	0.00	0.750

PITCHER		IP	WLS	BF	H	R	ER	SO	BB	IBB	HBP	BLK	WP	HR	S	P	ERA	WHIP
36 Joe Nathan, R ERA: 7.94	(9, 1)	1.0	S	3	0	0	0	1	0	0	0	0	0	0	11	18	0.00	0.000

Cleveland Indians @ Detroit Tigers

Comerica Park, Detroit, MI

Thu Apr 17 2014, 1:10 PM - 4:46 PM EDT

Att. 25,990 - Sunny - 50 F

livebaseballscorecards.com

BOTTOM

Batter	1	2	3	4	5	6	7	8	9	AB	R	H	RBI	BB	SO	LOB
3 Ian Kinsler, R (1, 4) OBP: 0.352, SLG: 0.519	C FF 88 B FF 89 X SL 89 1-1 ① F9		1 SAFE C FF 92 1 SAFE X FF 90 0-1 ③ P3		D SL 86 B FF 94 S FF 94 B SI 93 X FF 94 3-1 1-H 2-H HR	1 SAFE B CU 83 B SI 94 X SI 92 2-0 1-H 48 CS 48 S 1B		B CH 85 X SL 87 1-0 ③ FC6-4 1-2f		5	1	2	4	0	0	2
48 Torii Hunter, R (1, 9) OBP: 0.293, SLG: 0.526	C FF 90 X FF 90 0-1 ② G6-3			C SL 79 B SL 82 X FF 90 1-1 ① G5-3	B FF 92 F FF 95 F FF 96 B FF 97 F CH 84 F CH 82 X FF 95 2-2 24 2B 14 SF7 1B	C FF 96 B FF 97 B FF 96 X FF 95 2-1 ②③ 1-3 F8				4	1	1	0	0	0	1
24 Miguel Cabrera, R (1, 3) OBP: 0.294, SLG: 0.396	B FF 93 B FF 95 C FF 94 X SL 85 2-1 ③ G3-1			X SI 89 0-0 41 1B 14 SF8 1B	B CH 82 X CH 81 1-0 9 BB 1-3 2B		F FC 92 F FC 92 B FC 92 X CH 84 1-2 ① F8			4	1	2	0	0	0	0
41 Victor Martinez, S (1, 10) OBP: 0.370, SLG: 0.488		C SI 89 C FF 92 F FF 95 X CH 82 0-2 ① L4		B SI 91 B SI 89 X SI 92 2-0 1-3 1B	I IN 75 I IN 76 I IN 78 I IN 74 4-0 9 BB IBB		B FC 92 B FC 92 B FC 90 C FC 92 F FC 91 X FC 92 3-2 ② G4-3			3	0	1	0	1	0	0
14 Austin Jackson, R (1, 8) OBP: 0.320, SLG: 0.500		B FF 91 F FF 90 S CH 81 B FF 97 B FF 95 F FF 95 S CH 84 3-3 ② K		C CH 81 X FF 94 0-1 ② SF8 3-H	B FF 92 B FF 92 F FF 93 F FF 94 X CH 84 2-2 ② SF7 3-H		B FC 92 X FC 92 1-0 ③ G5-3			2	0	0	2	0	1	0
9 Nick Castellanos, R (1, 5) OBP: 0.324, SLG: 0.394 17 Andrew Romine, S (8, PR) OBP: 0.214, SLG: 0.083 (9, 6)		X FF 89 0-0 ③ F9		S FF 95 B FF 95 X CH 83 1-1 ③ F7	B CU 82 B SI 92 B SI 90 C SI 90 B SI 92 4-1 1-2 2-3 BB			S FF 90 B CU 80 T FF 91 X CU 80 1-2 13 E 13 S 20 1B 1B		3 0	0 1	1 0	0 0	1 0	0 0	1 0
13 Alex Avila, L (1, 2) OBP: 0.314, SLG: 0.207			S SI 88 B SI 89 F FF 93 S CH 81 1-3 ① K	B SI 90 C SI 92 C CH 82 B SI 94 B SL 83 D CH 84 4-2 28 BB 3 HR BB C SI 91 S SI 92 B CU 82 B SI 89 X SI 93 2-2 ③ F8				B FF 90 C SL 86 F FF 90 S CU 79 1-3 ① K 1-3		3	1	0	0	1	2	4
28 Alex Gonzalez, R (1, 6) OBP: 0.219, SLG: 0.233 (9, 5)			C FF 94 F SL 84 S SI 92 0-3 ② K		B FF 93 B FF 91 B FF 92 B FF 92 4-0 3 HR 1-2 BB	B SI 92 F SI 92 F SI 93 B CU 83 F SI 93 F CU 83 F CU 85 F SI 94 F CU 83 3-2 ① F7		B CH 86 X SL 86 1-0 ② G1-3		3	1	0	0	1	1	2
20 Rajai Davis, R (1, 7) OBP: 0.405, SLG: 0.417			B FF 96 C FF 95 B FF 94 S FF 93 X FF 97 2-2 1B		L FF 93 X CH 82 0-1 ① F5	H SI 93 1-0 3 E 3 1B HBP		C FF 92 B CU 80 X SL 88 1-1 3 FC6-4 3-H 1B		3	1	2	1	0	0	2
Inning Stats	R: 0 E: 0 K: 0 S: 6 H: 0 LOB: 0 BB: 0 P: 9	R: 0 E: 0 K: 1 S: 9 H: 0 LOB: 0 BB: 0 P: 12	R: 0 E: 0 K: 2 S: 11 H: 1 LOB: 1 BB: 0 P: 14	R: 1 E: 0 K: 0 S: 8 H: 2 LOB: 1 BB: 0 P: 12	R: 4 E: 0 K: 0 S: 19 H: 3 LOB: 3 BB: 4 P: 45	R: 1 E: 1 K: 0 S: 11 H: 1 LOB: 0 BB: 0 P: 19	R: 0 E: 0 K: 0 S: 7 H: 0 LOB: 0 BB: 0 P: 12	R: 1 E: 1 K: 1 S: 10 H: 2 LOB: 1 BB: 0 P: 15		1B: 7 2B: 1 3B: 0 HR: 1 SF: 2 SAC: 0 DP: 0 HBP: 1						

WP: 0	PA: 37
PB: 0	
SB: 2	
CS: 1	

AB	30
R	7
H	9
RBI	7
BB	4
SO	4
LOB	12

PITCHER		IP	WLS	BF	H	R	ER	SO	BB	IBB	HBP	BLK	WP	HR	S	P	ERA	WHIP
31 Danny Salazar, R ERA: 7.71	(1, 1)	4.2	L	23	6	5	5	3	2	1	0	0	0	1	49	82	9.64	1.714
20 C.C. Lee, R ERA: 3.0	(5, 1)	0.2		5	1	1	0	0	1	0	1	0	0	0	13	25	0.00	3.000
49 Blake Wood, R ERA: 8.44	(6, 1)	0.2		1	0	0	0	0	0	0	0	0	0	0	2	4	0.00	0.000
27 Bryan Shaw, R ERA: 2.45	(7, 1)	1.0		3	0	0	0	0	0	0	0	0	0	0	7	12	0.00	0.000
48 Scott Atchison, R ERA: 1.23	(8, 1)	1.0		5	2	1	1	1	0	0	0	0	0	0	10	15	9.00	2.000

PITCHER	IP	WLS	BF	H	R	ER	SO	BB	IBB	HBP	BLK	WP	HR	S	P	ERA	WHIP

Los Angeles Angels @ Detroit Tigers

Comerica Park, Detroit, MI

Fri Apr 18 2014, 7:09 PM - 10:46 PM EDT

Att. 28,435 - Clear - 55 F

TOP

livebaseballscorecards.com

Batter	1	2	3	4	5	6	7	8	9	AB	R	H	RBI	BB	SO	LOB
7 Collin Cowgill, R (1, 9) (7, 8) OBP: 0.400, SLG: 0.611	C SI 88 B SI 90 C SI 91 X FC 87 1-2 F9 ①	B SI 90 S KC 78 F SI 90 B SI 91 D KC 80 B SI 90 4-2 BB		B KC 77 B FF 91 H SI 90 3-0 27 2B HBP		X FF 90 0-0 5 HR 2B	B SL 81 C SL 80 F SL 79 B FF 91 S SL 81 2-3 K ③			3	2	1	0	1	1	1
27 Mike Trout, R (1, 8) OBP: 0.400, SLG: 0.676 28 Raul Ibanez, L (7, 3) OBP: 0.230, SLG: 0.339	C SI 90 B SI 91 F SI 91 B SI 92 X FC 87 2-2 5 S 2B	B SI 89 C SI 89 S SI 90 B SI 91 F KC 80 1 SAFE F SI 90 S SI 90 2-3 K ③		B KC 77 C FF 92 S FF 91 X CH 83 1-2 47 HR 2B 1-H 2-H		C FF 89 C KC 77 B SI 91 D KC 78 B CH 82 B FF 90 4-2 5 HR BB		B FF 92 X FF 89 1-0 P4 ①		3 1	2 0	2 0	2 0	1 0	1 0	2 0
5 Albert Pujols, R (1, 3) OBP: 0.347, SLG: 0.574 0 Brennan Boesch, L (7, 9) OBP: 0.333, SLG: 0.333	C KC 78 F SI 91 B KC 80 D FC 86 F SI 92 S KC 81 2-3 K ② 2-3		B CH 82 S SI 87 F CH 78 X SI 90 1-2 47 HR 2B	D KC 78 C KC 76 X FF 92 1-1 G5-3 ②		X FF 90 0-0 1-H 2-H HR		F FF 93 X FF 90 0-1 F8 ②		4 1	2 0	2 0	3 0	0 0	1 0	2 0
47 Howie Kendrick, R (1, 10) OBP: 0.320, SLG: 0.391	B CH 80 B KC 79 X FC 86 2-0 G6-3 ③		C SI 88 F FC 85 F KC 79 B FC 85 B SI 89 X SI 89 2-2 2-H HR	B KC 76 X FF 91 1-0 2-H HR		C FF 92 B SL 83 C SL 82 F FF 93 X SL 81 1-2 G5-3 ①		F FF 89 X CH 84 0-1 17 CS 1B		5	2	3	4	0	0	1
17 Chris Iannetta, R (1, 2) OBP: 0.333, SLG: 0.439		B FC 84 C SI 90 C KC 78 B FC 86 B FC 87 F SI 91 B SI 90 4-2 2 1B 3 FC4-6 BB	B SI 88 X FC 85 1-0 2 L4-6 2B	C FF 92 B FF 92 C FF 92 B FF 91 B FF 92 4-1 BB		B FF 91 B FF 92 C FF 91 F SL 82 X SL 81 2-2 L5 ②		S CH 82 F CH 83 B SI 90 F SI 90 1 SAFE 1-2 CS ③ 1-2	B SL 80 X FF 95 1-0 G5-3 ①	3	1	1	0	2	0	0
2 Erick Aybar, S (1, 6) OBP: 0.254, SLG: 0.263		B SI 89 B SI 90 C SI 89 F FC 86 F KC 79 F FC 86 1 SAFE F SI 90 B FC 86 3-2 X SI 90 3 FC4-6 1-3 1B	D SI 88 F FC 83 B KC 77 X SI 88 2-1 L4-6 ①② 2-2	C FF 91 T CH 82 S CH 84 0-3 K ③		X FF 91 0-0 G4-3 ③			B FF 95 T FF 95 B FF 96 C FF 96 F SL 82 X FF 97 2-2 P4 ②	5	0	1	0	0	1	2
3 JB Shuck, L (1, 7) OBP: 0.206, SLG: 0.273		1 SAFE 1 SAFE B SI 89 C SI 90 F SI 90 1 SAFE X KC 79 1-2 FC4-6 ① 44 3B 1-2f 3-H	C SI 88 B FC 87 X SI 90 1-1 G4-3 ③		X FF 91 0-0 G3-1 ①		C SL 82 B SL 82 X FF 91 1-1 F8 ①		X FF 96 0-0 G3-1 ③	5	1	0	1	0	0	1
8 John McDonald, R (1, 4) OBP: 0.429, SLG: 0.462		1 SAFE B SI 89 1 SAFE 1 SAFE B SI 90 C SI 89 C SI 90 X FC 86 2-2 F7 ②		C FF 92 B FF 92 B FF 92 X FF 92 2-1 G5-3 ①	B FF 92 C FF 92 B CH 84 X FF 91 2-1 P6 ②		B FF 92 C FF 91 X SL 80 1-1 P4 ②			4	0	0	0	0	0	1
44 Ian Stewart, L (1, 5) OBP: 0.318, SLG: 0.714		B KC 78 C SI 89 S FC 84 B FC 85 F SI 90 1 SAFE F KC 79 X FC 85 2-2 1-H 3B		B SI 92 X FF 92 1-0 27 2B 2B	B FF 90 B KC 79 F FF 91 F FF 90 B CH 83 X FF 91 3-2 P5 ③		B FF 90 B FF 92 S FF 91 F FF 91 B SL 82 X FF 91 3-2 1B			4	1	3	1	0	0	0

	AB	38
	R	11
	H	13
	RBI	11
	BB	4
	SO	4
	LOB	10

Inning Stats	1	2	3	4	5	6	7	8	9	1B: 3	SF: 0	WP: 0	PA: 44
R:	0	2	2	4	0	3	0	0	0	2B: 7	SAC: 0	PB: 0	
E:	0	0	0	0	0	0	0	0	0	3B: 1	DP: 1	SB: 1	
K:	1	1	0	1	0	0	1	0	0	HR: 3	HBP: 1	CS: 1	
S:	11	27	12	13	6	12	10	8	6				
H:	1	2	3	3	0	2	1	1	0				
LOB:	1	2	0	1	0	1	0	0	0				
BB:	0	2	0	1	0	1	0	0	0				
P:	18	45	19	26	11	19	17	10	9				

PITCHER		IP	WLS	BF	H	R	ER	SO	BB	IBB	HBP	BLK	WP	HR	S	P	ERA	WHIP
33 Drew Smyly, L ERA: 4.0	(1, 1)	3.0	L	16	6	4	4	2	2	0	0	0	0	1	50	82	12.00	2.667
39 Luke Putkonen, R ERA: 27.0	(4, 1)	2.0		14	5	7	7	1	2	0	1	0	0	2	23	45	31.50	3.500
60 Justin Miller, R ERA:	(6, 1)	2.0		7	1	0	0	1	0	0	0	0	0	0	18	28	0.00	0.500
40 Phil Coke, L ERA: 8.1	(8, 1)	1.0		3	1	0	0	0	0	0	0	0	0	0	8	10	0.00	1.000
57 Evan Reed, R ERA:	(9, 1)	1.0		3	0	0	0	0	0	0	0	0	0	0	6	9	0.00	0.000

PITCHER	IP	WLS	BF	H	R	ER	SO	BB	IBB	HBP	BLK	WP	HR	S	P	ERA	WHIP

Batter	1	2	3	4	5	6	7	8	9	AB	R	H	RBI	BB	SO	LOB
3 Ian Kinsler, R (1, 4) OBP: 0.373, SLG: 0.526	C SI 84 C SL 81 X FF 86 0-2 ① G5-3		D SL 80 1 SAFE 1 SAFE B FF 84 C CH 76 1 SAFE X CH 77 2-1 ② F9		C CH 77 X FF 86 0-1 1B		B FF 92 C SL 80 D SL 82 C FF 90 X SL 83 2-2 9 1B 24 G6-3 1B 1-3 2-H 3-H	B FF 94 F FF 93 B FF 92 X FF 92 2-1 1B		5	1	3	2	0	0	1
48 Torii Hunter, R (1, 9) OBP: 0.295, SLG: 0.512 9 Nick Castellanos, R (7, PH) OBP: 0.333, SLG: 0.400 (8, 5)	B FF 87 X FF 87 1-0 ② P4		1 SAFE B FF 84 S CH 77 D SL 80 F CU 70 F SI 84 X SI 84 2-2 24 BB 1-H 1B		C FF 84 D SL 80 F CH 78 X CU 69 1-2 ③ F7		S SL 80 C SL 81 F FF 92 X SL 83 0-2 24 G6-3 41 G4-3 1B 1-3 3-H	F FF 90 X SL 77 0-1 ③ F9		3 2	0 1	1 1	1 1	0 0	0 0	1 1
24 Miguel Cabrera, R (1, 3) OBP: 0.286, SLG: 0.365	F SI 86 C FF 87 F SL 78 F FF 85 B CH 78 B CU 72 F FF 87 X FF 87 2-2 ③ F9		D SL 80 B CU 72 F FF 85 D CH 78 F CH 78 B FC 86 4-2 1-2 BB			B FF 83 C FF 84 F FF 84 X FF 85 1-2 ① F8	X FF 93 0-0 ① G6-3 2-3 3-H		B FF 93 B SI 93 B SI 93 C SI 94 F SI 93 C FF 94 3-3 ① K	4	0	0	1	1	1	1
41 Victor Martinez, S (1, 10) OBP: 0.353, SLG: 0.457		B SI 84 X SI 82 1-0 ① P5	B CH 80 B SI 87 C CH 80 F SI 86 B SL 79 S CH 78 3-3 ③ K			B CU 69 C CH 77 S CH 82 B FF 84 X CH 77 2-2 ② F7	X FF 93 0-0 ② G4-3 3-H		B CH 84 B CH 84 B SI 94 C SI 93 X FF 92 3-1 32 FC4 14 1B 1B	5	0	1	1	0	1	2
14 Austin Jackson, R (1, 8) OBP: 0.345, SLG: 0.489		B FF 83 C FF 84 X FF 84 1-1 ② F9		C FF 82 X CU 74 0-1 ① F9		C SL 76 B CU 70 F CH 77 B FF 82 B CU 71 B CH 76 4-2 BB	C FF 93 B FF 93 F SI 94 B CU 82 B CH 86 B FF 94 4-2 32 2B BB		C SI 93 X SL 83 0-1 1-2 32 FC4 1B	3	0	1	0	2	0	0
32 Don Kelly, L (1, 5) OBP: 0.353, SLG: 0.500 (8, 9)		B SI 84 C CH 81 B SI 85 F CH 81 B CH 77 B SI 85 4-2 BB		B CU 64 C SI 82 S CH 77 F SI 83 F SL 76 F CH 78 B CU 67 F CH 77 C FC 86 2-3 ② K		C CH 82 F CU 69 X CH 77 0-2 ③ P3	C FF 92 1 SAFE F CH 85 X CU 80 0-2 1-3 2B		B SI 94 C SI 92 B SI 94 B FF 93 C SI 93 X SI 93 3-2 ② ③ FC4 1-2 2-3	4	0	1	0	1	1	3
13 Alex Avila, L (1, 2) OBP: 0.308, SLG: 0.242	S SI 83 C CU 68 S CH 76 0-3 ③ K		B SI 82 C CU 67 C CU 67 X SI 85 1-2 ③ G4-3				X FF 93 0-0 20 19 3 1B 2B X CH 84 0-0 G4-3 ③			4	1	1	0	0	1	3
17 Andrew Romine, S (1, 6) OBP: 0.278, SLG: 0.133			B SI 84 X SI 83 1-0 20 FC5-4 1B		C CU 68 X CH 78 0-1 ① P6		B FF 92 B SI 90 F FF 90 B FF 91 T FF 91 B FF 91 4-2 20 1B 3 1B BB	C FF 92 B CH 82 X FF 93 1-1 ① G5-3		3	1	1	0	1	0	0
20 Rajai Davis, R (1, 7) OBP: 0.391, SLG: 0.400			F SL 79 X CU 69 0-1 ① FC5-4 48 S 48 1B 1-2f		C CH 76 F CU 72 B SL 80 B SI 84 F CH 77 X CU 67 2-2 ② P5		S SL 82 C SL 83 X SL 84 0-2 3 1B 9 1B 1B 1-2 2-3	C FF 93 B FF 93 B FF 93 B FF 93 C FF 92 S FF 92 3-3 ② K		4	2	1	0	0	1	1
Inning Stats	R: 0 E: 0 K: 0 S: 10 H: 0 LOB: 0 BB: 0 P: 13	R: 0 E: 0 K: 1 S: 8 H: 0 LOB: 1 BB: 1 P: 14	R: 1 E: 0 K: 1 S: 14 H: 2 LOB: 2 BB: 1 P: 26	R: 0 E: 0 K: 1 S: 12 H: 0 LOB: 0 BB: 0 P: 15	R: 0 E: 0 K: 0 S: 11 H: 1 LOB: 1 BB: 0 P: 14	R: 0 E: 0 K: 0 S: 11 H: 0 LOB: 1 BB: 1 P: 18	R: 5 E: 0 K: 0 S: 21 H: 5 LOB: 2 BB: 2 P: 31	R: 0 E: 0 K: 1 S: 9 H: 1 LOB: 1 BB: 0 P: 15	R: 0 E: 0 K: 1 S: 10 H: 2 LOB: 1 BB: 0 P: 19	1B: 9 2B: 2 3B: 0 HR: 0 SF: 0 SAC: 0 DP: 1 HBP: 0						WP: 0 PB: 0 SB: 1 CS: 0 PA: 42

PITCHER		IP	WLS	BF	H	R	ER	SO	BB	IBB	HBP	BLK	WP	HR	S	P	ERA	WHIP
36 Jered Weaver, R ERA: 4.74	(1, 1)	6.0	W	24	3	1	1	3	3	0	0	0	0	0	66	100	1.50	1.000
35 Josh Wall, R ERA:	(7, 1)	0.0		5	4	5	5	0	1	0	0	0	0	0	13	19	∞	∞
40 Kevin Jepsen, R ERA: 7.5	(7, 1)	1.0		5	1	0	0	0	1	0	0	0	0	0	8	12	0.00	2.000
58 Michael Kohn, R ERA: 2.08	(8, 1)	1.0		4	1	0	0	1	0	0	0	0	0	0	9	15	0.00	1.000
49 Ernesto Frieri, R ERA: 4.91	(9, 1)	1.0		4	2	0	0	1	0	0	0	0	0	0	10	19	0.00	2.000

PITCHER	IP	WLS	BF	H	R	ER	SO	BB	IBB	HBP	BLK	WP	HR	S	P	ERA	WHIP

BOTTOM

Los Angeles Angels @ Detroit Tigers

Comerica Park, Detroit, MI

Fri Apr 18 2014, 7:09 PM - 10:46 PM EDT

Att. 28,435 - Clear - 55 F

livebaseballscorecards.com

AB	37
R	6
H	11
RBI	6
BB	5
SO	5
LOB	13

Batter	1	2	3	4	5	6	7	8	9	AB	R	H	RBI	BB	SO	LOB
3 JB Shuck, L (1, 7) OBP: 0.211, SLG: 0.351	C FF 90 B FF 91 B CH 82 F FF 92 F CH 84 X FF 92 2-2 HR		1 SAFE C CU 78 B FF 92 F CU 76 X FF 93 1-2 ② L9		C FF 92 X CH 82 0-1 ③ G4-3			C FF 93 F CU 79 F FF 95 S SL 85 0-3 ③ K		4	1	1	1	0	1	1
27 Mike Trout, R (1, 8) OBP: 0.380, SLG: 0.639	C FF 90 B SL 82 B FF 91 S SL 84 S FF 93 2-3 ① K		B FF 92 B FF 92 C FF 94 F SL 84 C FF 94 2-3 ③ K			C FF 90 B FF 93 C FF 92 S SL 84 1-3 ① K			C FF 90 S SL 86 B SL 86 B SL 85 F FF 91 F FF 92 C SL 85 2-3 ① K	4	0	0	0	0	4	1
5 Albert Pujols, R (1, 10) OBP: 0.354, SLG: 0.606	C FF 92 F FF 93 S SL 85 0-3 ② K			C SL 83 B FF 93 S SL 84 B FF 94 B FF 92 B SL 83 4-2 44 FC5-4 47 BB BB		C CU 72 S SL 83 F FF 92 B CH 84 B SL 84 S CH 85 2-3 ② K			X FF 91 0-0 HR	3	1	1	1	1	2	0
28 Raul Ibanez, L (1, 3) OBP: 0.215, SLG: 0.317	B FF 92 B CH 85 F FF 92 S CH 84 C FF 92 2-3 ③ K			C CU 73 S FF 92 D CU 75 B FF 94 S CH 84 2-3 ① K		B FF 92 B CH 82 B FF 91 C FF 91 S CH 83 X FF 91 3-2 G6-3			B SI 90 C CH 85 B CU 80 C FF 92 B CU 79 X SL 85 3-2 ② G4-3	4	0	0	0	0	2	1
47 Howie Kendrick, R (1, 4) OBP: 0.329, SLG: 0.389		C SL 82 C FF 90 X SL 84 0-2 44 G3-6 1B		B SL 81 B FF 91 S FF 92 S FF 93 B FF 94 B FF 92 4-2 44 FC5-4 1-2 BB			C FF 90 B SL 82 C FF 91 X FF 92 1-2 ① G4-3		C SL 84 C CU 84 F FF 92 B FF 91 B SL 85 F SL 87 F FF 90 F SL 85 S SL 84 2-3 ③ K	3	0	1	0	1	1	0
44 Ian Stewart, L (1, 5) OBP: 0.280, SLG: 0.625		X FF 90 0-0 ① G3-6 1-2f ②		B CH 84 S CH 85 B CU 75 C FF 94 B CH 86 X CH 83 3-2 ② FC5-4 2 S 1-2f 2-3			C FF 92 B CU 76 B FF 90 S CH 84 X CU 76 2-2 ② G4-3			3	0	0	0	0	0	3
2 Erick Aybar, S (1, 6) OBP: 0.242, SLG: 0.250		C FF 90 B CU 75 X FF 91 1-1 ③ P5		B CU 76 C FF 93 B FF 94 B CH 85 C CH 84 F FF 92 S CH 81 3-3 ③ K 1-2			X FF 90 0-0 ③ G4-3			3	0	0	0	0	1	2
16 Hank Conger, L (1, 2) OBP: 0.318, SLG: 0.476			B FF 89 F FF 90 B CH 82 B FF 91 X FF 92 3-1 1B		C FF 91 X CH 82 0-1 ① L9			C FF 94 C FF 95 C FF 96 0-3 ① K		3	0	1	0	0	1	0
0 Brennan Boesch, L (1, 9) OBP: 0.167, SLG: 0.167			S CU 77 F FF 92 B FF 93 B FF 93 F CH 85 F CH 84 X CH 84 2-2 ① F8		F FF 91 B FF 91 C CU 74 S CH 85 1-3 ② K			X CU 78 0-0 ② G3-1		3	0	0	0	0	1	1
Inning Stats	R: 1 E: 0 K: 3 S: 13 H: 1 LOB: 0 BB: 0 P: 19	R: 0 E: 0 K: 0 S: 6 H: 1 LOB: 0 BB: 0 P: 7	R: 0 E: 0 K: 1 S: 13 H: 1 LOB: 1 BB: 0 P: 21	R: 0 E: 0 K: 2 S: 14 H: 0 LOB: 2 BB: 2 P: 30	R: 0 E: 0 K: 1 S: 7 H: 0 LOB: 0 BB: 0 P: 8	R: 0 E: 0 K: 2 S: 10 H: 0 LOB: 0 BB: 0 P: 16	R: 0 E: 0 K: 0 S: 7 H: 0 LOB: 0 BB: 0 P: 10	R: 0 E: 0 K: 2 S: 8 H: 0 LOB: 0 BB: 0 P: 8	R: 1 E: 0 K: 2 S: 16 H: 1 LOB: 0 BB: 0 P: 23	1B: 2 2B: 0 3B: 0 HR: 2 SF: 0 SAC: 0 DP: 1 HBP: 0						

TOP

Los Angeles Angels @ Detroit Tigers

Comerica Park, Detroit, MI

Sat Apr 19 2014, 1:10 PM - 4:21 PM EDT

Att. 36,659 - Sunny - 50 F

livebaseballscorecards.com

AB	30
R	2
H	4
RBI	2
BB	2
SO	13
LOB	9

PITCHER		IP	WLS	BF	H	R	ER	SO	BB	IBB	HBP	BLK	WP	HR	S	P	ERA	WHIP
37 Max Scherzer, R ERA: 2.33	(1, 1)	7.0	W	25	3	1	1	9	2	0	0	0	0	1	70	111	1.29	0.714
44 Joba Chamberlain, R ERA: 4.26	(8, 1)	1.0	H	3	0	0	0	2	0	0	0	0	0	0	8	8	0.00	0.000
36 Joe Nathan, R ERA: 8.1	(9, 1)	1.0		4	1	1	1	2	0	0	0	0	0	1	16	23	9.00	1.000

PITCHER	IP	WLS	BF	H	R	ER	SO	BB	IBB	HBP	BLK	WP	HR	S	P	ERA	WHIP

Batter	1	2	3	4	5	6	7	8	9	AB	R	H	RBI	BB	SO	LOB
20 Rajai Davis, R (1, 7) OBP: 0.412, SLG: 0.395	C FF 89 C SI 90 F CU 80 B FF 91 X CU 75 1-2 3 CS 1B	B CU 78 F SI 88 D CH 85 C SI 90 F SI 89 B FF 90 F SI 90 X FF 91 3-2 ② P4		C CH 85 S SL 85 B FF 89 F FF 91 F CH 85 B CU 76 B FF 90 B FF 88 4-2 BB		C SI 92 B SI 94 S FF 92 F SI 93 F CU 79 B CH 82 S SI 92 2-3 ③ K		B FF 91 S FF 90 B FF 89 C FF 90 B FF 91 4-2 1-2 2-3 BB		3	0	1	0	2	1	1
3 Ian Kinsler, R (1, 4) OBP: 0.344, SLG: 0.492	1 SAFE B FF 90 C CH 87 B FF 89 C FF 90 C SI 93 2-3 ① ② K 1-2	C FF 90 B FF 88 X CU 76 1-1 ③ P5		1 SAFE B CH 82 X CU 73 1-0 ③ G1			C CU 79 B SI 93 F FF 92 X CU 82 1-2 ① F8	C SL 82 F FF 92 F SL 85 F FF 95 X SL 83 0-2 ② SF8 3-H		4	0	0	1	0	1	3
24 Miguel Cabrera, R (1, 3) OBP: 0.295, SLG: 0.375	B SL 83 B FF 94 C SI 92 B FF 90 B FF 89 4-1 41 1B BB		X FF 91 0-0 E9 48 F8 41 WP 14 SF9		C FC 87 B SI 90 B FF 90 C FF 90 F SL 83 F CH 86 B FC 88 S SI 90 3-3 ① K		F SI 93 X FF 93 0-1 2B	B SL 82 X SL 82 1-0 ③ F8		4	1	1	0	1	1	2
41 Victor Martinez, S (1, 10) OBP: 0.400, SLG: 0.542	B FF 91 F SI 90 B FC 87 T FF 90 X SI 91 2-2 1-3 1B		B SI 89 B CU 75 B CH 88 C FF 88 F CH 82 B FF 89 4-2 9 FC6-4 1-2 BB		F FF 90 B SL 82 B FC 86 C CU 75 F FC 86 X FC 86 2-2 HR		B CH 85 D CU 82 I IN 59 I IN 63 4-0 IBB			2	1	2	1	2	0	0
48 Torii Hunter, R (1, 9) OBP: 0.271, SLG: 0.467	1 SAFE B SI 89 F SI 88 B SI 90 F SL 81 B FF 91 F FC 88 X FC 86 3-2 ③ F9		D CU 74 B SI 89 F FF 89 X FF 90 2-1 ① F8 2-3		B FF 89 B SI 89 X FF 90 2-0 ② F8		C FF 92 F CH 83 F FF 93 X CH 82 0-2 ② F6			4	0	0	0	0	0	6
14 Austin Jackson, R (1, 8) OBP: 0.356, SLG: 0.500		C FF 88 B CU 74 X CU 74 1-1 9 HR 1B	D CU 79 C FF 90 1 SAFE F SI 89 X FF 90 1-2 ② SF9 3-H		B FF 89 B CH 84 X SI 89 2-0 9 FC5-4 1B		B CU 81 B CU 81 C CU 78 X FF 93 2-1 ③ F9			3	1	2	1	0	0	2
9 Nick Castellanos, R (1, 5) OBP: 0.326, SLG: 0.462		B FF 89 B SI 89 X SL 84 2-0 1-H HR	B FF 90 B FF 89 F FF 90 X SI 90 2-1 ③ FC6-4 1-2f		D CU 74 X FF 89 1-0 ③ FC5-4 1-2f			S SL 80 S FF 93 B SL 83 X SL 82 1-2 ① P4		4	1	1	2	0	0	2
50 Bryan Holaday, R (1, 2) OBP: 0.222, SLG: 0.222		F FF 90 B FC 85 F SI 89 B FF 91 B CU 80 X SI 90 3-2 1B		F FF 89 B FC 87 X CU 76 1-1 ① G1-3		C CH 82 C CU 78 T CH 82 0-2 ① K		S SL 80 X SL 82 0-1 20 BB 17 BB 3 SF8 1B		4	1	2	0	0	1	0
17 Andrew Romine, S (1, 6) OBP: 0.318, SLG: 0.167		C CH 87 F CH 84 S CU 79 0-3 ① K		C FF 89 B CU 74 C CH 85 C FC 87 1-3 ② K		B SI 92 X CH 84 1-0 ② 1B		B SI 87 1 SAFE 1 SAFE D SL 80 1 SAFE C FF 90 1 SAFE B SL 81 B FF 91 4-1 20 BB 1-2 BB		3	0	1	0	1	2	1
Inning Stats	R: 0 E: 0 K: 1 S: 15 H: 2 LOB: 2 BB: 1 P: 27	R: 2 E: 0 K: 1 S: 16 H: 3 LOB: 1 BB: 0 P: 26	R: 1 E: 1 K: 0 S: 10 H: 0 LOB: 1 BB: 1 P: 19	R: 0 E: 0 K: 1 S: 10 H: 0 LOB: 1 BB: 1 P: 17	R: 1 E: 0 K: 1 S: 12 H: 2 LOB: 1 BB: 0 P: 22	R: 0 E: 0 K: 2 S: 9 H: 1 LOB: 0 BB: 0 P: 12	R: 0 E: 0 K: 0 S: 11 H: 1 LOB: 2 BB: 1 P: 18	R: 1 E: 0 K: 0 S: 14 H: 1 LOB: 2 BB: 2 P: 24		1B: 7 2B: 1 3B: 0 HR: 2 SF: 2 SAC: 0 DP: 0 HBP: 0		WP: 1 PB: 0 SB: 0 CS: 1 PA: 39			

PITCHER		IP	WLS	BF	H	R	ER	SO	BB	IBB	HBP	BLK	WP	HR	S	P	ERA	WHIP
33 C.J. Wilson, L ERA: 4.21	(1, 1)	5.0	L	25	7	4	3	4	3	0	0	0	1	2	63	111	5.40	2.000
60 Yoslan Herrera, R ERA: 1.8	(6, 1)	2.0		8	2	0	0	2	0	1	0	0	0	0	20	30	0.00	1.000
35 Josh Wall, R ERA: 54.0	(8, 1)	1.0		6	1	1	1	0	2	0	0	0	0	0	14	24	9.00	3.000

PITCHER	IP	WLS	BF	H	R	ER	SO	BB	IBB	HBP	BLK	WP	HR	S	P	ERA	WHIP

BOTTOM

Los Angeles Angels @ Detroit Tigers

Comerica Park, Detroit, MI

Sat Apr 19 2014, 1:10 PM - 4:21 PM EDT

Att. 36,659 - Sunny - 50 F

livebaseballscorecards.com

AB	31
R	5
H	10
RBI	5
BB	6
SO	6
LOB	17

Batter	1	2	3	4	5	6	7	8	9	AB	R	H	RBI	BB	SO	LOB
3 JB Shuck, L (1, 7) OBP: 0.190, SLG: 0.317	C FF 89 X SI 92 0-1 G4-3	S CH 83 F FF 93 D CU 79 F SI 92 B SI 92 X CH 83 2-2 G4-3			C SI 89 C CU 80 X FF 91 0-2 F8			1 SAFE 1 SAFE C FF 92 B FF 92 X CU 76 1-1 G2-3 1-2		4	0	0	0	0	0	2
27 Mike Trout, R (1, 8) OBP: 0.373, SLG: 0.613	F FF 91 F SI 93 B SI 93 S FF 94 1-3 K		B FF 90 F SL 85 B FF 92 C SI 91 F FF 92 X SI 92 2-2 L3			B FF 89 B FF 90 S SL 84 B FF 90 S SI 89 B SI 90 4-2 5 G6-4-3 BB		B SL 85 X SL 85 1-0 G5-3		3	0	0	0	1	1	1
5 Albert Pujols, R (1, 3) OBP: 0.349, SLG: 0.587	C FF 92 B CU 80 X SL 86 1-1 44 1B 47 1B 1B		B CU 78 X SI 92 1-0 G5-3			C CU 77 1 SAFE 1 SAFE X SI 90 0-1 G6-4-3 1-2f			B FF 93 S SL 86 B SL 86 X FF 93 2-1 F9	4	1	1	0	0	0	1
44 Ian Stewart, L (1, 5) OBP: 0.276, SLG: 0.571	X SI 91 0-0 47 1B 1-2 1B		C FF 92 B CU 79 X CU 79 1-1 G6-3			L CH 84 F FF 91 C CU 79 0-3 K			B CU 81 B CU 78 C FF 93 C FF 92 S FF 93 2-3 K	4	0	1	0	0	2	0
47 Howie Kendrick, R (1, 4) OBP: 0.349, SLG: 0.408	F SL 85 C FF 93 D CH 84 F SI 92 X SL 84 1-2 1-3 2-H 1B			C SL 83 B SI 90 F SI 90 B CU 78 F CH 82 F SI 91 X SI 91 2-2 16 CS 1B			C FF 87 F CU 77 B CH 82 B CH 80 F SI 89 F SI 89 X SL 86 2-2 G6-3		X FF 93 0-0 1B	4	0	3	1	0	0	0
6 David Freese, R (1, 10) OBP: 0.197, SLG: 0.196 28 Raul Ibanez, L (9, PH) OBP: 0.212, SLG: 0.311	F SI 92 D SI 92 F SI 93 B SI 92 X SL 85 2-2 G5-3			B SI 90 F SI 90 1 SAFE F SI 90 S CU 78 1-3 K			B CH 82 C SL 83 C FF 90 S CH 82 1-3 K		B CU 81 B FF 93 B SL 86 C FF 93 1 SAFE C FF 92 F FF 93 S SL 85 3-3 K	3 1	0 0	0 0	0 0	0 0	2 1	3 1
16 Hank Conger, L (1, 2) OBP: 0.280, SLG: 0.417		B SI 91 B CH 82 X SI 91 2-0 G4-3		1 SAFE 1 SAFE 1 SAFE B CH 82 B CH 82 T CH 82 S FF 91 B FF 92 X CH 82 3-2 F9 1-2			B CU 78 C SI 88 C SI 90 B CU 79 X FF 90 2-2 P5			3	0	0	0	0	0	1
0 Brennan Boesch, L (1, 9) OBP: 0.250, SLG: 0.375 7 Collin Cowgill, R (8, PH) OBP: 0.429, SLG: 0.632 (8, 9)		C FF 92 B SI 92 S FF 92 B FF 92 X CU 78 2-2 2 G6-3 2B			X CH 81 0-0 G4-3			B FF 90 C FF 92 F FF 93 X CH 84 1-2 3 G2-3 1B		2 1	0 0	1 1	0 0	0 0	0 0	0 0
2 Erick Aybar, S (1, 6) OBP: 0.232, SLG: 0.238		C CU 79 B SI 91 D CU 78 X CH 82 2-1 G6-3 2-3			B SI 86 C CU 77 F CH 81 B FF 90 X CH 82 2-2 G3-1			1 SAFE X FF 90 0-0 P4		3	0	0	0	0	0	2

Inning Stats																		
	R: 1	H: 3	R: 0	H: 1	R: 0	H: 0	R: 0	H: 1	R: 0	H: 0	R: 0	H: 0	R: 0	H: 0	R: 0	H: 1	R: 0	H: 1
	E: 0	LOB: 2	E: 0	LOB: 1	E: 0	LOB: 0	E: 0	LOB: 0	E: 0	LOB: 0	E: 0	LOB: 0	E: 0	LOB: 0	E: 0	LOB: 1	E: 0	LOB: 1
	K: 1	BB: 0	K: 0	BB: 0	K: 0	BB: 0	K: 1	BB: 0	K: 1	BB: 1	K: 1	BB: 0	K: 0	BB: 0	K: 0	BB: 1	K: 2	BB: 0
	S: 15	P: 20	S: 10	P: 18	S: 7	P: 11	S: 11	P: 17	S: 7	P: 9	S: 7	P: 11	S: 12	P: 17	S: 8	P: 11	S: 10	P: 17

PITCHER		IP	WLS	BF	H	R	ER	SO	BB	IBB	HBP	BLK	WP	HR	S	P	ERA	WHIP
21 Rick Porcello, R ERA: 3.15	(1, 1)	7.0	W	25	5	1	1	4	1	0	0	0	0	0	69	103	1.29	0.857
46 Ian Krol, L ERA: 3.18	(8, 1)	0.2	H	3	1	0	0	0	0	0	0	0	0	0	7	9	0.00	1.500
62 Al Alburquerque, R ERA: 4.76	(8, 1)	0.1	H	1	0	0	0	0	0	0	0	0	0	0	1	2	0.00	0.000
36 Joe Nathan, R ERA: 7.04	(9, 1)	1.0	S	4	1	0	0	2	0	0	0	0	0	0	10	17	0.00	1.000

PITCHER	IP	WLS	BF	H	R	ER	SO	BB	IBB	HBP	BLK	WP	HR	S	P	ERA	WHIP

TOP

Los Angeles Angels @ Detroit Tigers

Comerica Park, Detroit, MI

Sun Apr 20 2014, 1:09 PM - 4:36 PM EDT

Att. 28,921 - Sunny - 65 F

livebaseballscorecards.com

AB	32
R	1
H	7
RBI	1
BB	1
SO	6
LOB	11

1B: 6	SF: 0	WP: 0	PA: 33
2B: 1	SAC: 0	PB: 0	
3B: 0	DP: 1	SB: 0	
HR: 0	HBP: 0	CS: 1	

Batter	1	2	3	4	5	6	7	8	9	AB	R	H	RBI	BB	SO	LOB
20 Rajai Davis, R (1, 7) OBP: 0.382, SLG: 0.362	B SI 87 B SI 87 X SI 88 2-0 F8		L SI 89 F SI 88 B SI 90 B SC 74 B CH 80 1 SAFE 1 SAFE S CH 82 3-3 K 1-2		C SI 87 B FC 85 C SI 89 B SI 92 T SI 90 2-2 K		L FF 93 L FF 94 F FF 94 B FF 93 C FF 93 1-3 K			4	0	0	0	0	3	3
3 Ian Kinsler, R (1, 4) OBP: 0.353, SLG: 0.476	B FF 88 B SI 90 B SI 89 B SI 90 4-0 24 BB 24 E BB		C CU 75 F SI 91 X FC 88 0-2 G6-3 2-3		1 SAFE C CH 82 B SI 90 B SI 89 S SI 90 F SI 91 B SI 92 X CH 81 3-2 P4 1-2		B FF 94 B CH 88 B FF 94 C FF 95 1 SAFE 1 SAFE B FF 94 4-1 24 G4-3 1-2 BB			2	1	0	0	2	0	2
24 Miguel Cabrera, R (1, 10) OBP: 0.292, SLG: 0.356	B CH 82 B CH 80 B SI 90 C SI 88 F FC 85 1 SAFE B CH 83 4-2 E2 1-H BB		D FC 88 F CH 82 C SI 92 B SI 94 B SI 93 C SI 93 3-3 K		C CU 74 S SI 92 B SI 92 B SI 93 F SI 93 B SC 76 F CH 82 C SI 93 3-3 K		X SL 81 0-0 G4-3 1-2f			3	0	0	0	1	2	4
41 Victor Martinez, S (1, 3) OBP: 0.373, SLG: 0.500	C SI 90 B CU 74 S SI 90 B FC 86 X CH 81 2-2 F9			C SI 87 F FC 84 B SI 90 F SI 90 B SC 76 B CH 81 X CH 83 3-2 F9		B CU 72 C CH 81 F SI 92 B SI 91 X CH 82 2-2 F9		C SL 80 X SL 81 0-1 G4-3		4	0	0	0	0	0	1
48 Torii Hunter, R (1, 9) OBP: 0.288, SLG: 0.469	C CH 82 B SI 92 B SI 92 F SI 91 X CH 81 2-2 P6			X SI 89 0-0 9 F8 14 BB 1B		F SI 91 B SI 91 F SI 91 B SI 93 X SC 76 2-2 G6-3		B SI 88 B SI 88 S SL 80 C SI 88 X SI 88 2-2 9 S 1B		4	0	2	0	0	0	1
14 Austin Jackson, R (1, 8) OBP: 0.365, SLG: 0.481		B SI 88 C SI 88 B FC 85 X CH 82 2-1 F9		B SI 89 B CH 79 B SI 90 C FF 88 1 SAFE C CH 80 1 SAFE F CH 81 B CH 82 4-2 1-2 BB		B SI 90 B SI 91 B SI 91 B SI 90 4-0 9 E 9 1B BB		C SL 81 X FF 88 0-1 F8		2	1	0	0	2	0	1
9 Nick Castellanos, R (1, 5) OBP: 0.319, SLG: 0.442		B CH 82 F CH 82 F SI 91 F SI 92 F SI 91 C SI 90 1-3 K		F SI 90 X SI 90 0-1 F8 2-3		B FF 94 1 SAFE S FF 93 F FF 94 1 SAFE 1 SAFE P PO 78 1 SAFE F SI 94 2-2 X CU 82 1-H 1B		1 SAFE B FF 88 1 SAFE 1 SAFE C FF 87 B SI 87 S SI 88 F SI 88 F SI 88 2-3 S SI 89 K 1-2		4	0	1	1	0	2	3
13 Alex Avila, L (1, 2) OBP: 0.286, SLG: 0.222		B SI 88 B CU 76 B SI 89 C SI 88 F SI 90 F SI 90 C CH 82 3-3 K		C CH 82 B SI 91 S SI 91 S SI 91 1-3 K		B SI 95 B CH 84 S SI 93 S CH 86 B CH 86 S SI 84 3-3 K				3	0	0	0	0	3	3
17 Andrew Romine, S (1, 6) OBP: 0.400, SLG: 0.250			B SI 86 B SI 88 C SI 88 B SI 88 X SI 89 3-1 3 G6-3 20 S 1B		B SI 88 B SI 89 B SI 89 B SI 88 4-0 3 S BB		B FF 94 F FF 94 B FF 94 T FF 93 F FF 95 F FF 94 F FF 94 X FF 95 2-2 3 BB 1B			2	0	2	0	1	0	0
Inning Stats	R: 1 E: 1 K: 0 S: 9 H: 0 LOB: 1 BB: 2 P: 23	R: 0 E: 0 K: 2 S: 11 H: 0 LOB: 0 BB: 0 P: 17	R: 0 E: 0 K: 2 S: 11 H: 1 LOB: 1 BB: 0 P: 20	R: 0 E: 0 K: 1 S: 13 H: 1 LOB: 2 BB: 1 P: 21	R: 0 E: 0 K: 2 S: 12 H: 0 LOB: 1 BB: 1 P: 24	R: 1 E: 1 K: 1 S: 14 H: 1 LOB: 1 BB: 1 P: 26	R: 0 E: 0 K: 1 S: 12 H: 1 LOB: 1 BB: 1 P: 19	R: 0 E: 0 K: 1 S: 12 H: 1 LOB: 1 BB: 0 P: 16		1B: 5 2B: 0 3B: 0 HR: 0 SF: 0 SAC: 0 DP: 1 HBP: 0					WP: 0 PB: 0 SB: 3 CS: 0 PA: 34	

PITCHER		IP	WLS	BF	H	R	ER	SO	BB	IBB	HBP	BLK	WP	HR	S	P	ERA	WHIP
53 Héctor Santiago, L ERA: 3.68	(1, 1)	5.2	L	24	2	2	0	7	5	0	0	0	0	0	62	119	0.00	1.235
40 Kevin Jepsen, R ERA: 7.11	(6, 1)	0.1		2	1	0	0	1	0	0	0	0	0	0	8	12	0.00	3.000
58 Michael Kohn, R ERA: 1.86	(7, 1)	1.0		4	1	0	0	1	1	0	0	0	0	0	12	19	0.00	2.000
38 Joe Smith, R ERA: 4.5	(8, 1)	1.0		4	1	0	0	1	0	0	0	0	0	0	12	16	0.00	1.000

PITCHER	IP	WLS	BF	H	R	ER	SO	BB	IBB	HBP	BLK	WP	HR	S	P	ERA	WHIP

BOTTOM

Los Angeles Angels @ Detroit Tigers

Comerica Park, Detroit, MI

Sun Apr 20 2014, 1:09 PM - 4:36 PM EDT

Att. 28,921 - Sunny - 65 F

livebaseballscorecards.com

AB	28
R	2
H	5
RBI	1
BB	6
SO	10
LOB	18

Chicago White Sox @ Detroit Tigers

Comerica Park, Detroit, MI

Mon Apr 21 2014, 7:09 PM - 10:15 PM EDT

Att. 24,997 - Partly Cloudy - 77 F

TOP

livebaseballscorecards.com

Batter	1	2	3	4	5	6	7	8	9	AB	R	H	RBI	BB	SO	LOB
20 Jordan Danks, L (1, 8) OBP: 0.261, SLG: 0.263	B FF 91 X FF 92 1-0 E8 5 G5-4-3		F FS 87 F SL 86 F SI 95 B FF 94 F CH 72 D SL 87 S FF 94 2-3 ③ K			X CU 79 0-0 ② F7	1 SAFE X FF 94 0-0 ③ L8			4	0	0	0	0	1	3
5 Marcus Semien, R (1, 4) OBP: 0.275, SLG: 0.353	B FF 91 C SL 85 1 SAFE 1 SAFE 1 SAFE S SL 84 F FF 93 X FS 88 1-2 ① ② G5-4-3 1-2f			C SL 84 B SI 91 F FF 91 B FF 93 B FF 92 X SL 86 3-2 2B		C FF 91 B FF 92 F CH 75 C SI 94 1-3 ③ K		B FF 95 S FF 96 X FF 96 1-1 ① G4-3		4	0	1	0	0	1	1
12 Conor Gillaspie, L (1, 5) OBP: 0.347, SLG: 0.413	X FF 92 0-0 ③ L9			F FF 92 X FS 87 0-1 ① G3			B SL 86 F SL 86 B FF 91 X FS 86 2-1 79 2B 2B	B FF 96 F FF 97 C FF 97 B FF 98 F CH 89 S FF 97 2-3 ② K		4	1	1	0	0	1	1
79 José Abreu, R (1, 3) OBP: 0.333, SLG: 0.538		B FF 91 X FF 91 1-0 ① G6-3		D SL 87 C SL 86 X SL 87 1-1 ② G5-3			B SI 90 F FS 85 B CH 75 S FS 87 B FF 92 F SL 87 X FF 93 3-2 24 2B 2-H 2B	C SL 83 S FF 98 B FF 98 B FF 98 F SL 85 X FF 96 2-2 ③ G4-3		4	1	1	1	0	0	1
44 Adam Dunn, L (1, 10) OBP: 0.394, SLG: 0.446		C FF 92 C FF 92 B SL 88 B SL 88 S FF 92 2-3 ② K		S FF 92 D FS 88 F FS 85 B CH 69 F FF 94 X FF 93 2-2 ③ G6-3			B FF 91 B SL 85 F FS 85 C SL 85 B FF 91 C SL 84 3-3 ① K		B FF 96 C FF 95 B SL 83 S FF 97 S FF 97 2-3 ① K	4	0	0	0	0	3	2
24 Dayan Viciedo, R (1, 9) OBP: 0.365, SLG: 0.474		C FF 93 B SL 85 F FS 87 X FF 92 1-2 ③ L8			B SL 84 X SI 90 1-0 ① F8		X SI 90 0-0 10 E 2-H 2B		B SL 83 F FF 93 C SL 82 X SL 83 1-2 ② F7	4	1	1	1	0	0	0
10 Alexei Ramirez, R (1, 6) OBP: 0.393, SLG: 0.570			C FF 89 X FF 90 0-1 ① G1-4-3		X FF 91 0-0 ② P2		C SL 87 X FS 86 0-1 E7 30 BLK 2-H 1B		B SL 82 X FF 93 1-0 ③ P6	4	0	1	0	0	0	0
30 Alejandro De Aza, L (1, 7) OBP: 0.212, SLG: 0.323			C FC 91 B FS 88 B FS 88 B SL 86 F SL 86 B FS 86 4-2 17 G3 17 S BB		B FF 92 L FS 85 X FS 88 1-1 ③ L3		B CU 75 C FF 92 B FF 93 F FF 92 B CU 80 F FF 93 H CU 78 4-2 2-3 HBP			1	0	0	0	1	0	0
17 Adrian Nieto, S (1, 2) OBP: 0.222, SLG: 0.278 14 Paul Konerko, R (7, PH) OBP: 0.056, SLG: 0.059 21 Tyler Flowers, R (7, 2) OBP: 0.421, SLG: 0.463			1 SAFE B FS 84 C SL 85 B FF 91 S SL 86 F SL 86 X FS 86 2-2 ② G3 1-3			C FF 90 C CU 77 B FF 91 S SL 86 1-3 ① K	B FF 92 B CH 84 1 SAFE B FF 92 C FF 91 X FF 93 3-1 ② P3			2	0	0	0	0	1	1
										1	0	0	0	0	0	2
										0	0	0	0	0	0	0

	AB	32
	R	3
	H	5
	RBI	2
	BB	1
	SO	7
	LOB	11

Inning Stats	1	2	3	4	5	6	7	8	9
	R: 0 E: 1 K: 0 S: 6 H: 0 LOB: 0 BB: 0 P: 8	R: 0 E: 0 K: 1 S: 7 H: 0 LOB: 0 BB: 0 P: 11	R: 0 E: 0 K: 1 S: 13 H: 0 LOB: 1 BB: 1 P: 21	R: 0 E: 0 K: 0 S: 11 H: 1 LOB: 1 BB: 0 P: 17	R: 0 E: 0 K: 0 S: 4 H: 0 LOB: 0 BB: 0 P: 6	R: 0 E: 0 K: 2 S: 7 H: 0 LOB: 0 BB: 0 P: 9	R: 3 E: 1 K: 1 S: 18 H: 4 LOB: 2 BB: 0 P: 33	R: 0 E: 0 K: 1 S: 10 H: 0 LOB: 0 BB: 0 P: 15	R: 0 E: 0 K: 1 S: 7 H: 0 LOB: 0 BB: 0 P: 11

	1B: 1	SF: 0	WP: 0	PA: 34
	2B: 4	SAC: 0	PB: 0	
	3B: 0	DP: 1	SB: 1	
	HR: 0	HBP: 1	CS: 0	

PITCHER		IP	WLS	BF	H	R	ER	SO	BB	IBB	HBP	BLK	WP	HR	S	P	ERA	WHIP
19 Aníbal Sánchez, R ERA: 3.54	(1, 1)	6.1	L	25	5	3	3	5	1	0	0	0	0	0	60	92	4.26	0.947
46 Ian Krol, L ERA: 2.84	(7, 1)	0.2		3	0	0	0	0	0	0	1	1	0	0	6	13	0.00	0.000
57 Evan Reed, R ERA:	(8, 1)	1.1		4	0	0	0	2	0	0	0	0	0	0	13	20	0.00	0.000
60 Justin Miller, R ERA:	(9, 1)	0.2		2	0	0	0	0	0	0	0	0	0	0	4	6	0.00	0.000

PITCHER		IP	WLS	BF	H	R	ER	SO	BB	IBB	HBP	BLK	WP	HR	S	P	ERA	WHIP

BOTTOM

Batter	1	2	3	4	5	6	7	8	9	AB	R	H	RBI	BB	SO	LOB
20 Rajai Davis, R (1, 7) OBP: 0.383, SLG: 0.353	B FF 87 B FF 87 B FF 86 C SI 87 B FF 86 4-1 41 S BB	X FC 85 0-0 ③ P4			B CU 72 C FF 87 C FC 85 B FF 88 X CH 79 2-2 ② P6		C SI 93 X SI 93 0-1 3 G5-4-3 1-3 1B		B SI 93 X SI 93 1-0 ② F7	4	0	1	0	1	0	4
3 Ian Kinsler, R (1, 4) OBP: 0.342, SLG: 0.456	F FF 88 X FF 89 0-1 ① F8		C FC 83 F FF 88 X FC 85 0-2 ① G5-3		C FC 83 B FF 88 C FC 83 X CH 79 1-2 1B		X SI 93 0-0 ②③ G5-4-3 1-2f		C SI 94 C SL 87 X CU 82 0-2 ③ FC6-4 1-2f	5	0	1	0	0	0	5
24 Miguel Cabrera, R (1, 3) OBP: 0.275, SLG: 0.333	C FF 89 B SI 88 1 SAFE X FC 86 1-1 ② F8		B FF 88 B FF 88 B CH 78 X FF 88 3-0 ② F9		B SI 88 1 SAFE F SI 87 X FF 88 1-1 ③ G4-3			C SI 94 X SL 86 0-1 ① L9		4	0	0	0	0	0	2
41 Victor Martinez, S (1, 10) OBP: 0.365, SLG: 0.500	B SI 87 C FF 88 C CH 80 F SI 89 F CH 80 X FF 89 1-2 ③ F8 1-2		B CU 70 C CH 79 C CH 79 X FF 89 1-2 2B			C FC 84 X SI 88 0-1 ① G5-3		B SI 95 B SI 93 C SI 93 F SI 94 F SL 86 F SL 89 X SI 95 2-2 ② G4-3		4	0	1	0	0	0	1
48 Torii Hunter, R (1, 9) OBP: 0.304, SLG: 0.491		B FF 88 B CH 79 C FC 84 X FF 89 2-1 9 BB 14 BB 13 G4-3 1B	C CH 78 C FC 84 T FF 88 0-2 ③ K			C FC 84 S CH 78 B FC 83 F FF 88 X CH 78 1-2 ② G5-3		B SI 94 F SI 95 X SI 95 1-1 2B		4	1	2	0	0	1	1
14 Austin Jackson, R (1, 8) OBP: 0.373, SLG: 0.473		B SI 89 B FF 86 1 SAFE D SI 85 B FF 87 4-0 13 G4-3 9 BB 1-2 BB		B CU 69 C FF 87 X FC 83 1-1 ① F9		C FC 83 B FF 88 C CH 79 X FC 84 1-2 9 WP 1B		C SI 94 C SL 85 S SL 88 0-3 ③ K2-3		3	0	1	0	1	1	1
9 Nick Castellanos, R (1, 5) OBP: 0.333, SLG: 0.435		B CU 72 S CH 79 B SI 89 S CH 80 B CH 80 B CH 80 4-2 13 G4-3 1-2 2-3 BB		C CH 79 B SI 89 X FC 85 1-1 13 L4-3 1B		S SI 86 P PO 74 S CH 77 B CH 77 B FC 84 F CH 78 F CH 79 X CH 79 3-2 ③ F9 1-2			C FF 94 X SI 94 0-1 ① G6-3	3	0	1	0	1	0	1
13 Alex Avila, L (1, 2) OBP: 0.283, SLG: 0.250		X FC 84 0-0 ① G4-3 1-2 2-3 3-H		B FC 82 1 SAFE X FC 83 1-0 ②③ L4-3 1-1			B CU 70 B FF 87 C FF 87 X FC 84 2-1 ① F8		B SI 93 C SI 94 B SL 86 X SI 93 2-1 2B	4	0	1	1	0	0	3
17 Andrew Romine, S (1, 6) OBP: 0.393, SLG: 0.261 28 J.D. Martinez, R (9, PH) 29 Danny Worth, R (9, PR)		B FF 89 S CH 80 B SI 89 C CH 80 X CH 79 2-2 ② P3			S SI 87 S CH 78 B FF 88 X CH 78 1-2 ① G5-3		C CH 78 C FC 83 X CH 78 0-2 20 1B 1B		B SL 85 B SL 86 F SI 92 S SI 94 B FF 95 B SL 88 4-2 3 FC6-4 BB	3 0 0	0 0 0	1 0 0	0 0 0	0 1 0	0 0 0	2 0 0
Inning Stats	R: 0 E: 0 K: 0 S: 10 H: 0 LOB: 1 BB: 1 P: 16	R: 1 E: 0 K: 0 S: 9 H: 1 LOB: 2 BB: 2 P: 21	R: 0 E: 0 K: 1 S: 10 H: 1 LOB: 1 BB: 0 P: 14	R: 0 E: 0 K: 0 S: 5 H: 1 LOB: 0 BB: 0 P: 8	R: 0 E: 0 K: 0 S: 11 H: 1 LOB: 1 BB: 0 P: 16	R: 0 E: 0 K: 0 S: 15 H: 1 LOB: 1 BB: 0 P: 19	R: 0 E: 0 K: 0 S: 8 H: 2 LOB: 1 BB: 0 P: 10	R: 0 E: 0 K: 1 S: 12 H: 1 LOB: 1 BB: 0 P: 15	R: 0 E: 0 K: 0 S: 10 H: 1 LOB: 2 BB: 1 P: 17	1B: 6 2B: 4 3B: 0 HR: 0 SF: 0 SAC: 0 DP: 2 HBP: 0	WP: 1 PB: 0 SB: 1 CS: 0 PA: 38					

PITCHER		IP	WLS	BF	H	R	ER	SO	BB	IBB	HBP	BLK	WP	HR	S	P	ERA	WHIP
50 John Danks, L ERA: 2.84	(1, 1)	6.1	W	27	6	1	1	1	3	0	0	0	1	0	65	101	1.42	1.421
54 Ronald Belisario, R ERA: 8.74	(7, 1)	1.2	H	6	2	0	0	1	0	0	0	0	0	0	15	18	0.00	1.200
27 Matt Lindstrom, R ERA: 3.0	(9, 1)	1.0	S	5	1	0	0	0	1	0	0	0	0	0	10	17	0.00	2.000

PITCHER	IP	WLS	BF	H	R	ER	SO	BB	IBB	HBP	BLK	WP	HR	S	P	ERA	WHIP

Chicago White Sox @ Detroit Tigers

Comerica Park, Detroit, MI

Mon Apr 21 2014, 7:09 PM - 10:15 PM EDT

Att. 24,997 - Partly Cloudy - 77 F

livebaseballscorecards.com

AB	34
R	1
H	9
RBI	1
BB	4
SO	2
LOB	20

Batter	1	2	3	4	5	6	7	8	9	AB	R	H	RBI	BB	SO	LOB
20 Jordan Danks, L (1, 8) OBP: 0.250, SLG: 0.250	F FF 90 F CH 82 B CH 83 X FF 91 1-2 ① F8		B FF 89 B CH 81 X FF 92 2-0 ② F7		S CH 83 S CH 84 B FF 92 1 SAFE S CU 79 1-3 ③ K		C CU 76 B CH 83 X CH 84 1-1 1B		B FF 92 F FF 92 B SL 81 S SI 90 F FF 90 S FF 89 2-3 ② K	5	0	1	0	0	2	1
5 Marcus Semien, R (1, 5) OBP: 0.281, SLG: 0.367	C FF 90 B FF 91 S FF 91 C SL 84 1-3 ② K		B FF 90 F SL 82 B FF 90 S FF 90 X FF 90 2-2 79 BLK 1B			B FF 89 B SL 80 C FF 89 S FF 90 S FF 90 2-3 ① K	F FF 95 D CU 80 C SL 84 B FF 93 D CU 80 F FF 94 X FF 92 3-2 ③ P3		B SI 92 F SI 91 X CH 84 1-1 14 1B 2B	5	1	2	0	0	2	1
79 José Abreu, R (1, 3) OBP: 0.344, SLG: 0.580 14 Paul Konerko, R (6, 3) OBP: 0.100, SLG: 0.105	B FF 93 X FF 93 1-0 HR		1 SAFE B FF 91 B SL 85 C SL 87 S SL 87 S SL 89 2-3 ③ K 1-2			C FF 89 B FF 92 F CH 82 B FF 93 F CU 79 X SL 86 2-2 24 1B 10 1B 1B		B SI 92 C SL 81 F SL 84 B SI 93 X SL 84 2-2 ① G4-3	B SI 91 X SI 92 1-0 44 HR 2-H 1B	3 2	2 1	2 1	1 1	0 0	1 0	1 0
44 Adam Dunn, L (1, 10) OBP: 0.395, SLG: 0.483	B FF 93 C FF 93 C CH 84 B CU 79 X FF 93 2-2 ③ F7			B FF 88 C CH 80 X CH 81 1-1 ① F8		B FF 91 C FF 93 F FF 92 F FF 93 C FF 92 1-3 ② K		S SL 84 B FF 93 B SL 83 B SL 83 B SL 85 4-1 10 1B 24 1B 30 SF8 BB	C FF 93 C SL 82 X FF 90 0-2 1-H HR	4	2	1	2	1	1	1
24 Dayan Viciedo, R (1, 9) OBP: 0.412, SLG: 0.525		C FF 90 B FF 91 F FF 91 B SL 84 X CU 78 2-2 2B		B CU 77 B CU 76 S SL 83 B FF 92 X FF 92 3-1 10 G6-3 1B		B SL 84 X FF 91 1-0 10 1B 1-3 1B		C SL 82 B SI 92 S SL 84 X SI 94 1-2 30 SF8 10 1B 1B	B SL 84 B SL 83 B FF 93 B FF 92 4-0 BB	4	0	4	0	1	0	0
10 Alexei Ramirez, R (1, 6) OBP: 0.393, SLG: 0.560		X FF 93 0-0 ① P2		B FF 90 C SL 82 F FF 93 X FF 93 1-2 ②③ G6-3 1-2f		X FF 95 0-0 1-2 3-H 1B		B SL 84 C SL 83 F SL 84 B SL 84 F SL 84 X SL 85 2-2 17 FC6-4 1-2 2-3 1B	C SL 82 1 SAFE X CU 78 0-1 ③ L7	5	0	2	1	0	0	3
30 Alejandro De Aza, L (1, 7) OBP: 0.214, SLG: 0.313		B FF 93 B CH 84 D CH 85 B FF 92 4-0 21 G6-4-3 BB			C FF 88 B CU 74 B CH 81 B FF 89 X FF 89 3-1 ① P4	D SI 95 T FF 94 S CU 80 X CU 80 1-2 ③ G3		B SL 82 B SL 82 C SL 82 F SL 83 F SL 83 B SL 82 X SL 82 3-2 ② SF8 2-3 3-H		2	0	0	1	1	0	2
21 Tyler Flowers, R (1, 2) OBP: 0.400, SLG: 0.439 17 Adrian Nieto, S (7, 2) OBP: 0.211, SLG: 0.263		F SL 85 F FF 93 B FF 92 X SL 86 1-2 ②③ G6-4-3 1-2f			C FF 87 S CU 75 C FF 90 0-3 ② K		C FF 92 B CU 78 C CU 78 F SL 86 X CH 83 1-2 ① G5-3	X FF 92 0-0 ③ FC6-4 1-2f		3 1	0 0	0 0	0 0	0 0	1 0	2 2
28 Leury García, S (1, 4) OBP: 0.292, SLG: 0.318			F FF 88 S CU 76 X CU 77 0-2 ① G6-3		B CH 80 B FF 88 B FF 90 C FF 88 B FF 89 4-1 BB		S FF 92 S FF 92 B FF 93 B SI 94 F CU 79 B FF 91 S CH 84 3-3 ② K		C SI 92 F FF 91 S FF 91 0-3 ① K	3	0	0	0	1	2	0
Inning Stats	R: 1 E: 0 K: 1 S: 10 H: 1 LOB: 0 BB: 0 P: 15	R: 0 E: 0 K: 0 S: 7 H: 1 LOB: 1 BB: 1 P: 14	R: 0 E: 0 K: 1 S: 10 H: 1 LOB: 1 BB: 0 P: 16	R: 0 E: 0 K: 0 S: 7 H: 1 LOB: 0 BB: 0 P: 12	R: 0 E: 0 K: 2 S: 9 H: 0 LOB: 1 BB: 1 P: 17	R: 1 E: 0 K: 2 S: 16 H: 3 LOB: 2 BB: 0 P: 23	R: 0 E: 0 K: 1 S: 14 H: 1 LOB: 1 BB: 0 P: 22	R: 1 E: 0 K: 0 S: 16 H: 2 LOB: 2 BB: 1 P: 28	R: 3 E: 0 K: 2 S: 15 H: 3 LOB: 1 BB: 1 P: 23	1B: 9 2B: 2 3B: 0 HR: 2 SF: 1 SAC: 0 DP: 2 HBP: 0						

TOP

Chicago White Sox @ Detroit Tigers

Comerica Park, Detroit, MI

Tue Apr 22 2014, 7:10 PM - 10:30 PM EDT

Att. 24,976 - Cloudy - 49 F

livebaseballscorecards.com

AB	37
R	6
H	13
RBI	6
BB	4
SO	9
LOB	13

PITCHER		IP	WLS	BF	H	R	ER	SO	BB	IBB	HBP	BLK	WP	HR	S	P	ERA	WHIP
35 Justin Verlander, R ERA: 2.18	(1, 1)	7.0	W	29	8	2	2	7	2	0	0	1	0	1	73	119	2.57	1.429
62 Al Alburquerque, R ERA: 5.4	(8, 1)	1.0		6	2	1	1	0	1	0	0	0	0	0	16	28	9.00	3.000
40 Phil Coke, L ERA: 13.5	(9, 1)	0.2		5	3	3	3	2	0	0	0	0	0	1	13	17	40.50	4.500
44 Joba Chamberlain, R ERA: 4.05	(9, 1)	0.1	S	2	0	0	0	0	1	0	0	0	0	0	2	6	0.00	3.000

PITCHER	IP	WLS	BF	H	R	ER	SO	BB	IBB	HBP	BLK	WP	HR	S	P	ERA	WHIP

BOTTOM

Chicago White Sox @ Detroit Tigers

Comerica Park, Detroit, MI

Tue Apr 22 2014, 7:10 PM - 10:30 PM EDT

Att. 24,976 - Cloudy - 49 F

livebaseballscorecards.com

Batter	1	2	3	4	5	6	7	8	9	AB	R	H	RBI	BB	SO	LOB
20 Rajai Davis, R (1, 8) OBP: 0.385, SLG: 0.375	B FF 84 F CH 83 B CH 76 B FF 85 F FF 85 X FF 87 3-2 ① G4-3		F FF 85 1 SAFE B FF 87 1 SAFE 1 SAFE X FF 86 1-1 3 2B 1-3 1B	C FF 89 B FC 86 F FS 85 S FS 84 1-3 ① K	B SI 86 C SI 87 D SI 86 X SI 86 2-1 1-3 2-H 2B		D SL 86 D SL 84 F FF 95 B FF 95 C FF 95 S SL 86 3-3 ③ K			5	1	2	1	0	2	1
3 Ian Kinsler, R (1, 4) OBP: 0.359, SLG: 0.486	B FF 86 C FF 86 B FF 87 X CH 78 2-1 24 2B 2B		C FF 87 1 SAFE D FF 87 B FF 86 F FF 87 1 SAFE F FF 87 F FF 88 F CU 82 3-2 F FF 88 B FF 88 1 SAFE X FF 88 1-H 24 HR 3-H 2B	F SI 90 B FC 86 S FS 85 B FS 85 B FC 85 B SI 89 4-2 24 WP BB	X SI 86 0-0 ③ L4			B FF 96 C FF 96 S SL 84 X SL 84 1-2 E5 41 F9 24 1B 48 FC5-2		4	2	2	2	1	0	2
24 Miguel Cabrera, R (1, 3) OBP: 0.297, SLG: 0.412	B FF 86 F FF 86 D CU 82 X FF 87 2-1 2-H 2B		X FF 87 0-0 2-H HR	1 SAFE S FS 84 F FC 86 F FS 85 S FS 84 0-3 ② K 1-3		B SL 82 X SL 84 1-0 ① F9		X FF 97 0-0 48 FC5-2 1-2 1B		5	1	3	3	0	1	1
41 Victor Martinez, S (1, 10) OBP: 0.353, SLG: 0.492	C CU 79 X FF 86 0-1 ② F8		C FF 87 C CH 81 B CH 82 X FF 87 1-2 48 F8 9 SF9 2B	C FC 87 D FS 85 B FS 85 X SI 90 2-1 ③ G1-3		X SI 84 0-0 ② F9		B FF 97 B SI 93 B SI 92 C FF 96 X FF 97 3-1 ① F9 2-3		5	1	1	0	0	0	4
48 Torii Hunter, R (1, 9) OBP: 0.295, SLG: 0.466	X FF 88 0-0 ③ F9		C FF 87 X CH 81 0-1 ① F8 2-3		B FC 86 S FC 85 B FS 84 X FC 86 2-1 ① G6-3	X SI 85 0-0 28 FC6-4 1B		D SL 84 B FF 97 D FF 96 X FF 96 3-0 ② FC5-2 1-2 3-H		5	0	1	0	0	0	4
28 J.D. Martinez, R (1, 7) OBP: 0.500, SLG: 0.250		B FF 84 C FF 86 B FF 86 C FF 86 F FF 86 F FF 87 B CU 78 F FF 86 X FF 88 3-2 ① G5-3	B FF 87 F CU 80 B FF 86 D FF 88 B FF 87 4-1 13 1B BB		S FC 89 X FC 86 0-1 9 E 9 S 13 2B 1B	X CU 71 0-0 ③ FC6-4 1-2f		S SL 84 X SL 84 0-1 ③ G1-3		4	1	1	0	1	0	3
9 Nick Castellanos, R (1, 5) OBP: 0.327, SLG: 0.449		F FF 87 C FF 87 B FF 87 X FF 88 1-2 ② F9	B FF 86 X FF 86 1-0 ② SF9 3-H		B FC 86 S FC 86 1 SAFE B FS 86 S FS 85 B FS 86 S FS 83 3-3 ② K 1-3		C FF 96 S SL 85 X FF 96 0-2 17 G6-3 2B			3	0	1	1	0	1	1
13 Alex Avila, L (1, 2) OBP: 0.320, SLG: 0.318		C FF 87 C CU 80 B CU 76 X CU 79 1-2 17 CS 1B	S CU 80 B FF 86 D CU 79 F FF 88 X FF 87 2-2 1-3 1B		B SI 86 X SI 85 1-0 20 2B 3-H 2B		B FF 95 B FF 95 X FF 95 2-0 ① F9			4	1	3	1	0	0	1
17 Andrew Romine, S (1, 6) OBP: 0.406, SLG: 0.269		D FF 87 F FF 87 C FF 87 1-2 ③ CS 1-2	C CH 83 B CU 77 X FF 86 1-2 20 1B 3 2B 1B C FF 86 C FS 83 B FS 83 B FS 83 1-3 K		F SI 86 B CU 71 B SI 86 F SI 85 D CU 72 B SI 86 4-2 20 2B BB		B SL 84 F FF 95 B FF 95 C SI 95 B FF 95 X SL 84 3-2 ② G6-3 2-3			3	1	1	0	1	1	3
Inning Stats	R: 1 E: 0 K: 0 S: 10 H: 2 LOB: 1 BB: 0 P: 17	R: 0 E: 0 K: 0 S: 14 H: 1 LOB: 0 BB: 0 P: 20	R: 5 E: 0 K: 1 S: 26 H: 6 LOB: 2 BB: 1 P: 40	R: 0 E: 0 K: 2 S: 11 H: 0 LOB: 1 BB: 1 P: 18	R: 2 E: 1 K: 1 S: 13 H: 3 LOB: 2 BB: 1 P: 25	R: 0 E: 0 K: 0 S: 4 H: 1 LOB: 1 BB: 0 P: 5	R: 0 E: 0 K: 1 S: 10 H: 1 LOB: 1 BB: 0 P: 18	R: 0 E: 1 K: 0 S: 9 H: 1 LOB: 2 BB: 0 P: 16		1B: 7 2B: 7 3B: 0 HR: 1 SF: 1 SAC: 0 DP: 0 HBP: 0						

	AB	38
	R	8
	H	15
	RBI	8
	BB	3
	SO	5
	LOB	20

PITCHER	IP	WLS	BF	H	R	ER	SO	BB	IBB	HBP	BLK	WP	HR	S	P	ERA	WHIP
61 Charlie Leesman, L (1, 1) ERA: 20.25	2.2	L	17	9	6	6	0	1	0	0	0	0	1	47	73	20.25	3.750
57 Zach Putnam, R (3, 1) ERA: 4.15	2.0		8	1	1	1	4	1	0	0	0	1	0	21	34	4.50	1.000
37 Scott Downs, L (5, 1) ERA: 8.1	1.1		8	3	1	1	0	1	0	0	0	0	0	10	18	6.75	3.000
40 Daniel Webb, R (7, 1) ERA: 2.31	1.0		4	1	0	0	1	0	0	0	0	0	0	10	18	0.00	1.000
39 Maikel Cleto, R (8, 1) ERA: 1.17	1.0		5	1	0	0	0	0	0	0	0	0	0	9	16	0.00	1.000

PITCHER	IP	WLS	BF	H	R	ER	SO	BB	IBB	HBP	BLK	WP	HR	S	P	ERA	WHIP

Chicago White Sox @ Detroit Tigers

Comerica Park, Detroit, MI

Wed Apr 23 2014, 7:09 PM - 9:59 PM EDT

Att. 23,451 - Clear - 54 F

TOP

livebaseballscorecards.com

Batter	1	2	3	4	5	6	7	8	9	AB	R	H	RBI	BB	SO	LOB
5 Marcus Semien, R (1, 5) OBP: 0.280, SLG: 0.394	C SI 87 C SI 89 B SI 90 B KC 78 S SI 90 2-3 **K** ①	1 SAFE C FC 85 1 SAFE 0-1 **CS** ③ 1-2	C SI 87 S KC 77 S KC 78 0-3 **K** ①		B KC 77 B FC 85 X SI 89 2-0 **F8** ③		B FF 92 S FF 90 D CH 85 B FF 90 X FF 90 3-1 **HR** 1-H 2-H 3-H			4	1	1	4	0	2	0
28 Leury García, S (1, 4) OBP: 0.321, SLG: 0.385	B SI 89 C SI 89 S FC 86 F FC 87 B SI 91 B SI 90 X SI 90 3-2 79 S 79 HR **1B**		F KC 76 F SI 90 B KC 79 X FC 86 1-2 79 CS **2B**			B SI 87 X SI 88 1-0 **G6-3** ①	C FF 93 B CU 76 S CH 84 X FF 91 1-2 **G4-3** ③			4	1	2	0	0	0	0
79 José Abreu, R (1, 3) OBP: 0.340, SLG: 0.600	C SI 90 B CH 81 F FC 86 F KC 79 D SI 91 X SI 91 2-2 **HR** 1-H	C KC 78 2 SAFE B SI 90 B FC 85 C KC 79 B FC 87 C KC 79 3-3 **K** ② ③ 2-3				B SI 89 B SI 89 C SI 89 C KC 78 S KC 79 2-3 **K** ②		C SL 81 F SL 83 B FF 92 F SL 83 S SL 82 1-3 **K** ①		4	1	1	2	0	3	1
24 Dayan Viciedo, R (1, 9) OBP: 0.403, SLG: 0.508	C SI 90 F FC 88 B SI 92 X KC 80 1-2 **L9** ②			S SI 88 S SI 90 B SI 91 X KC 80 1-2 10 2B 30 L1-5 **1B**		B KC 76 B CH 79 X SI 90 2-0 **P3** ③		C FF 91 S FF 90 F FF 92 X SL 80 0-2 **P3** ②		4	0	1	0	0	0	0
14 Paul Konerko, R (1, 10) OBP: 0.208, SLG: 0.261	B SI 89 F SI 90 X SI 90 1-1 **1B**			B SI 88 B SI 88 X SI 88 2-0 **P4** ①			X FF 95 0-0 21 BB 30 1B 5 HR **1B**	F SL 80 F SL 81 B SL 82 X SL 82 1-2 **2B**		4	1	3	0	0	0	1
10 Alexei Ramirez, R (1, 6) OBP: 0.387, SLG: 0.557	C FC 86 B SI 90 T KC 79 F SI 92 S KC 80 1-3 **K** ③			X FC 86 0-0 **2B** 1-3			X FF 95 0-0 **L8** ①	F SL 82 X FF 92 0-1 **G6-3** ③		4	0	1	0	0	1	3
30 Alejandro De Aza, L (1, 7) OBP: 0.216, SLG: 0.309		F SI 88 B SI 89 X KC 78 1-1 **G3** ①		X KC 77 0-0 **L1-5** ② ③ 3-3			C FF 95 B FF 95 S SL 82 B FF 96 X SL 84 2-2 21 BB 5 HR **1B** 1-2		B FF 91 L FF 92 X FF 91 1-1 **G6-3** ①	4	1	1	0	0	0	2
21 Tyler Flowers, R (1, 2) OBP: 0.391, SLG: 0.417		T SI 89 F SI 90 B KC 80 S KC 80 1-3 **K** ②			S SI 89 B FC 86 B KC 77 B SI 90 X FC 84 3-1 **G5-3** ①		C FF 96 B FF 96 B FF 96 B FF 96 B FF 95 4-1 5 HR **BB** 1-2 2-3		C FF 92 C FF 92 B FF 92 F SL 82 S FF 91 1-3 **K** ②	3	1	0	0	1	2	0
20 Jordan Danks, L (1, 8) OBP: 0.250, SLG: 0.222		B KC 79 B FC 84 S SI 90 B KC 80 B SI 90 4-1 5 CS **BB**			C KC 79 S FC 86 B FC 87 F SI 91 B KC 81 F KC 79 B SI 91 F KC 80 S KC 78 3-3 **K** ②		T CU 76 C FF 93 D FF 93 X CU 77 1-2 **P5** ②		B FF 91 B FF 91 X FF 91 2-0 **F8** ③	3	0	0	0	1	1	3

Inning Stats	1	2	3	4	5	6	7	8	9
	R: 2 E: 0 K: 2 S: 20 H: 3 LOB: 1 BB: 0 P: 30	R: 0 E: 0 K: 1 S: 7 H: 0 LOB: 0 BB: 1 P: 13	R: 0 E: 0 K: 2 S: 9 H: 1 LOB: 0 BB: 0 P: 13	R: 0 E: 0 K: 0 S: 6 H: 2 LOB: 1 BB: 0 P: 9	R: 0 E: 0 K: 1 S: 9 H: 0 LOB: 0 BB: 0 P: 17	R: 0 E: 0 K: 1 S: 5 H: 0 LOB: 0 BB: 0 P: 10	R: 4 E: 0 K: 0 S: 14 H: 3 LOB: 0 BB: 1 P: 25	R: 0 E: 0 K: 1 S: 13 H: 1 LOB: 1 BB: 0 P: 15	R: 0 E: 0 K: 1 S: 7 H: 0 LOB: 0 BB: 0 P: 11

1B: 5 SF: 0 WP: 0 PA: 37
2B: 4 SAC: 0 PB: 0
3B: 0 DP: 1 SB: 1
HR: 2 HBP: 0 CS: 2

	AB	34
	R	6
	H	10
	RBI	6
	BB	2
	SO	9
	LOB	10

PITCHER		IP	WLS	BF	H	R	ER	SO	BB	IBB	HBP	BLK	WP	HR	S	P	ERA	WHIP
33 Drew Smyly, L ERA: 3.6	(1, 1)	6.0		22	6	2	2	7	1	0	0	0	0	1	56	92	3.00	1.167
57 Evan Reed, R ERA: 3.52	(7, 1)	0.1	L	4	2	3	3	0	1	0	0	0	0	0	6	12	81.00	9.000
46 Ian Krol, L ERA: 3.86	(7, 1)	0.2	B	3	1	1	1	0	0	0	0	0	0	1	8	13	13.50	1.500
60 Justin Miller, R ERA:	(8, 1)	2.0		7	1	0	0	2	0	0	0	0	0	0	20	26	0.00	0.500

PITCHER		IP	WLS	BF	H	R	ER	SO	BB	IBB	HBP	BLK	WP	HR	S	P	ERA	WHIP

Chicago White Sox @ Detroit Tigers

Comerica Park, Detroit, MI

Wed Apr 23 2014, 7:09 PM - 9:59 PM EDT

Att. 23,451 - Clear - 54 F

livebaseballscorecards.com

BOTTOM

Batter	1	2	3	4	5	6	7	8	9	AB	R	H	RBI	BB	SO	LOB
3 Ian Kinsler, R (1, 4) OBP: 0.341, SLG: 0.461	C FF 90 X FC 86 0-1 ① F9		C FC 84 B CU 79 B FC 87 X FC 85 2-1 ③ G6-3		X FF 92 0-0 ② F9			C SI 92 C SI 93 X SL 90 0-2 ① F9		4	0	0	0	0	0	0
32 Don Kelly, L (1, 9) OBP: 0.381, SLG: 0.474	B SI 91 C FC 86 B FF 92 C SI 92 F CU 78 X FF 90 2-2 1B			B FC 87 C CH 82 B CU 76 B FF 88 B FC 86 4-1 41 G4-3 24 1B 28 1B BB	B SI 90 C SI 90 B SI 92 X FC 88 2-1 ③ G3-1			C SI 94 S CH 86 B SI 95 X CH 86 1-2 ② G3		3	1	1	0	1	0	0
24 Miguel Cabrera, R (1, 3) OBP: 0.295, SLG: 0.403	X FC 87 0-0 ② F7			C FC 88 D FC 88 F FC 86 X FF 90 1-2 41 G4-3 28 1B 1-2 1B		F SI 91 B CU 79 B FC 85 X FC 83 2-1 ① F9		B SL 86 X SI 93 1-0 ③ G5-3		4	1	1	0	0	0	1
41 Victor Martinez, S (1, 10) OBP: 0.361, SLG: 0.492	C FF 90 B CU 76 1 SAFE B FC 87 X SI 89 2-1 ③ G4-3			B CU 76 X FC 86 1-0 ① G4-3 1-2 2-3		B FC 86 B SI 90 C FC 84 X CU 75 2-1 1B			X SI 94 0-0 9 F9 14 BB 1B	4	0	2	0	0	0	3
28 J.D. Martinez, R (1, 7) OBP: 0.400, SLG: 0.250		F FC 86 S FF 92 B FF 92 F FC 85 S CU 78 1-3 ① K		B FC 87 S FC 85 F FF 91 B CU 78 B FC 86 X FC 87 3-2 2-H 3-H 14 HR 1B		C FC 87 F SI 89 D CU 81 F CU 78 S SI 90 1-3 ② K			F SI 94 X FF 94 0-1 ① L8	4	1	1	2	0	2	2
14 Austin Jackson, R (1, 8) OBP: 0.380, SLG: 0.517		C FC 85 F FC 85 F FF 92 F CU 74 X FC 88 0-2 ② F8		X FC 87 0-0 1-H HR		B FF 92 F FF 91 D CU 76 B FC 88 X FC 86 3-1 ③ L7			B SL 85 B SL 86 B SI 95 B SI 92 4-0 9 F9 1-2 BB	3	1	1	2	1	0	1
9 Nick Castellanos, R (1, 5) OBP: 0.305, SLG: 0.415		B FC 85 B FC 85 S FC 86 F SI 92 X FC 88 2-2 ③ F8		S FC 88 C CU 76 X CU 79 0-2 ② F7			B CU 75 X FC 87 1-0 ① G1-4-3		X SI 94 0-0 ② F9 1-2 2-3	4	0	0	0	0	0	2
13 Alex Avila, L (1, 2) OBP: 0.315, SLG: 0.298			C FC 86 B CU 76 F FC 88 B CU 78 F FF 91 B CU 77 F FC 86 B CH 84 4-2 17 G4-6-3 BB	B SI 90 C CH 87 C CU 74 X FC 88 1-2 ③ L7			C CU 71 B CU 72 C CU 72 B SI 88 S CU 72 2-3 ② K		B SL 87 D SL 87 B SL 85 X SI 92 3-0 ③ L3	3	0	0	0	1	1	2
17 Andrew Romine, S (1, 6) OBP: 0.371, SLG: 0.241			F SI 91 C SI 91 B CU 77 X CU 77 1-2 ① ② G4-6-3 1-2f		C FC 87 S CU 79 0-3 ① K		S SI 92 C SI 92 B SL 86 B SL 84 F SI 93 B SL 85 X SL 84 3-2 ③ F8			3	0	0	0	0	1	1

Inning Stats	1	2	3	4	5	6	7	8	9
	R: 0 E: 0 K: 0 S: 9	R: 0 E: 0 K: 1 S: 12	R: 0 E: 0 K: 0 S: 9	R: 4 E: 0 K: 0 S: 15	R: 0 E: 0 K: 1 S: 6	R: 0 E: 0 K: 1 S: 10	R: 0 E: 0 K: 1 S: 8	R: 0 E: 0 K: 0 S: 7	R: 0 E: 0 K: 0 S: 5
	H: 1 LOB: 1 BB: 0 P: 13	H: 0 LOB: 0 BB: 0 P: 15	H: 0 LOB: 0 BB: 1 P: 16	H: 3 LOB: 0 BB: 1 P: 25	H: 0 LOB: 0 BB: 0 P: 8	H: 1 LOB: 1 BB: 0 P: 18	H: 0 LOB: 0 BB: 0 P: 14	H: 0 LOB: 0 BB: 0 P: 9	H: 1 LOB: 2 BB: 1 P: 12

	AB	32
	R	4
	H	6
	RBI	4
	BB	3
	SO	4
	LOB	12

1B: 5 SF: 0
2B: 0 SAC: 0
3B: 0 DP: 1
HR: 1 HBP: 0

WP: 0 PA: 35
PB: 0
SB: 0
CS: 0

PITCHER		IP	WLS	BF	H	R	ER	SO	BB	IBB	HBP	BLK	WP	HR	S	P	ERA	WHIP
64 André Rienzo, R ERA: 4.91	(1, 1)	6.1	W	25	5	4	4	3	2	0	0	0	0	1	62	97	5.68	1.105
37 Scott Downs, L ERA: 7.71	(7, 1)	0.1	H	1	0	0	0	1	0	0	0	0	0	0	3	5	0.00	0.000
54 Ronald Belisario, R ERA: 7.82	(7, 1)	1.1	H	4	0	0	0	0	0	0	0	0	0	0	11	16	0.00	0.000
27 Matt Lindstrom, R ERA: 2.7	(9, 1)	1.0	S	5	1	0	0	0	1	0	0	0	0	0	5	12	0.00	2.000

PITCHER		IP	WLS	BF	H	R	ER	SO	BB	IBB	HBP	BLK	WP	HR	S	P	ERA	WHIP

Batter	1	2	3	4	5	6	7	8	9	AB	R	H	RBI	BB	SO	LOB
20 Jordan Danks, L (1, 8) OBP: 0.216, SLG: 0.188	B CU 76 F FF 92 B FF 92 X CH 83 2-1 G3		X CU 76 0-0 F7		B FF 93 1 SAFE B CH 83 S FF 92 S FF 93 B CH 84 S FF 94 3-3 K		1 SAFE C SL 82 S SL 86 D SI 94 S SL 84 1-3 K		C CU 80 F FF 91 S SL 86 0-3 K	5	0	0	0	0	3	3
5 Marcus Semien, R (1, 5) OBP: 0.286, SLG: 0.388	C FF 91 T FF 91 B FF 92 B SL 85 F FF 92 B SL 84 F FF 92 S CH 84 3-3 K		B FF 91 F SL 84 F SL 85 D FF 94 X FF 92 2-2 F9		1 SAFE B FF 91 F FF 91 S CH 81 F SL 86 B FF 94 X CH 82 2-2 1-2 1B		B SL 83 1 SAFE C SL 83 S SL 84 D SL 85 B SL 84 S SL 84 3-3 K		B FF 92 B FF 90 B FF 91 C FF 90 B FF 91 4-1 79 K2 BB	4	0	1	0	1	2	2
79 José Abreu, R (1, 3) OBP: 0.324, SLG: 0.567	X FF 90 0-0 G4-3		1 SAFE 1 SAFE S SL 85 B FF 92 C FF 92 D SL 84 B SL 85 F CH 85 S FF 94 3-3 K		S SL 85 B SL 84 S CH 85 C FF 93 1-3 K		B SL 83 B SL 85 B SL 84 C SL 83 X SL 81 3-1 F8		S SL 86 B SL 85 F FF 92 F FF 92 D SL 85 F SL 86 F FF 92 F FF 92 F SL 85 2-3 S FF 92 K2 1-2f	5	0	0	0	0	3	5
44 Adam Dunn, L (1, 10) OBP: 0.400, SLG: 0.547		F FF 89 B FF 92 X FF 91 1-1 HR		C CU 78 C FF 91 B FF 91 B CH 84 F CH 84 S FF 93 2-3 K	B CH 86 X CH 85 1-0 G1-3			X FF 94 0-0 24 1B 10 1B 2B		4	2	2	1	0	1	2
24 Dayan Viciedo, R (1, 9) OBP: 0.421, SLG: 0.565		C FF 92 S SL 84 B SL 87 X SL 86 1-2 P6		B SL 84 B FF 91 S SL 84 X FF 91 2-1 2B		C FF 90 C FF 91 B CH 84 X FF 93 1-2 10 SF8 3B		C SL 83 S SL 84 B SL 84 B FF 95 X SL 85 2-2 30 FC4-6 10 1B 15 E 2-3 1B		4	2	3	0	0	0	0
10 Alexei Ramirez, R (1, 6) OBP: 0.381, SLG: 0.549		B SL 82 S SL 84 M FF 92 C FF 93 1-3 K		S SL 85 F SL 84 F SL 87 F FF 94 B CH 82 S SL 85 1-3 K		F FF 92 X CH 81 0-1 SF8 3-H		S SL 84 X FF 94 0-1 30 FC4-6 1-2 3-H 1B		3	0	1	2	0	2	1
30 Alejandro De Aza, L (1, 7) OBP: 0.231, SLG: 0.310		B FF 90 B FF 91 B CH 83 C FF 91 X FF 93 3-1 1B		S CH 84 B CH 85 B FF 94 B CH 84 B CU 79 4-1 BB		C CU 76 B CU 73 F FF 91 X CU 78 1-2 F8		B CU 77 C FF 90 2 SAFE X FF 91 1-1 FC4-6 15 G6-3 15 S 1-2f 2-3		3	0	1	0	1	0	2
15 Gordon Beckham, R (1, 4)		T FF 92 1 SAFE C SL 84 B SL 84 S FF 93 1-3 K		S SL 86 S SL 86 F FF 94 S FF 94 0-3 K		B FF 91 S SL 82 F FF 91 S CH 83 1-3 K		C SL 83 1 SAFE B FF 94 F SL 85 X SL 84 1-2 G6-3 1-3 3-H		4	0	0	0	0	3	4
21 Tyler Flowers, R (1, 2) OBP: 0.412, SLG: 0.438			C SL 83 S FF 91 X SL 86 0-2 1B		C FF 91 B FF 92 X SL 84 2-1 5 1B 1B		B SI 91 C SL 81 X SL 82 1-1 1B	B FF 95 B SL 84 S FF 93 S FF 94 S FF 93 2-3 K		4	0	3	0	0	1	1
Inning Stats	R: 0 E: 0 K: 1 S: 8 H: 0 LOB: 0 BB: 0 P: 13	R: 1 E: 0 K: 2 S: 13 H: 2 LOB: 1 BB: 0 P: 20	R: 0 E: 0 K: 1 S: 11 H: 1 LOB: 1 BB: 0 P: 16	R: 0 E: 0 K: 3 S: 16 H: 1 LOB: 2 BB: 1 P: 25	R: 0 E: 0 K: 2 S: 13 H: 2 LOB: 2 BB: 0 P: 22	R: 1 E: 0 K: 1 S: 11 H: 1 LOB: 0 BB: 0 P: 14	R: 0 E: 0 K: 2 S: 10 H: 1 LOB: 1 BB: 0 P: 18	R: 2 E: 0 K: 1 S: 14 H: 3 LOB: 1 BB: 0 P: 20	R: 0 E: 0 K: 2 S: 12 H: 0 LOB: 1 BB: 0 P: 18	1B: 7 2B: 3 3B: 1 HR: 1 SF: 1 SAC: 0 DP: 1 HBP: 0						

PITCHER		IP	WLS	BF	H	R	ER	SO	BB	IBB	HBP	BLK	WP	HR	S	P	ERA	WHIP
37 Max Scherzer, R ERA: 2.45	(1, 1)	6.0	W	26	7	2	2	10	1	0	0	0	0	1	72	110	3.00	1.333
62 Al Alburquerque, R ERA: 4.7	(7, 1)	1.0	H	4	1	0	0	2	0	0	0	0	0	0	10	18	0.00	1.000
44 Joba Chamberlain, R ERA: 5.87	(8, 1)	1.0	H	6	3	2	2	1	0	0	0	0	0	0	14	20	18.00	3.000
36 Joe Nathan, R ERA: 6.23	(9, 1)	1.0	S	3	0	0	0	2	1	0	0	0	0	0	12	18	0.00	1.000

PITCHER	IP	WLS	BF	H	R	ER	SO	BB	IBB	HBP	BLK	WP	HR	S	P	ERA	WHIP

TOP

Chicago White Sox @ Detroit Tigers

Comerica Park, Detroit, MI

Thu Apr 24 2014, 1:09 PM - 4:23 PM EDT

Att. 28,514 - Partly Cloudy - 54 F

livebaseballscorecards.com

AB	36
R	4
H	11
RBI	3
BB	2
SO	15
LOB	20

WP: 0 PA: 39
PB: 0
SB: 1
CS: 0

Batter	1	2	3	4	5	6	7	8	9	AB	R	H	RBI	BB	SO	LOB
20 Rajai Davis, R (1, 7) OBP: 0.400, SLG: 0.459	B FF 90 C FF 89 B FF 89 F FF 89 F FF 91 B CH 84 C FF 89 3-3 ① K		C FF 89 X CU 79 0-1 ② L9		1 SAFE 1 SAFE F FF 90 B FF 90 P PO 85 C FF 89 B CH 84 F FF 90 X CH 88 3-2 ② 1-2 HR		B FF 95 C FF 96 D SI 90 F FF 96 F FF 96 X FF 96 2-2 ② 24 1B 1-2 2-3 1B	D FF 92 T CH 84 X FF 93 1-1 ② 1-3 2-H 2B		5	1	3	2	0	1	0
3 Ian Kinsler, R (1, 4) OBP: 0.333, SLG: 0.444	X FF 90 0-0 ② F7		B FF 90 C FF 90 X FF 90 1-1 ② 24 WP 24 1B 1B		C FF 89 F FF 90 B CU 78 B CU 79 X FF 90 2-2 ③ G6-3		X FF 96 0-0 ② P5	B CH 82 B FF 94 B FF 93 C CH 90 C FF 91 C SL 82 3-3 ③ K		5	1	1	0	0	1	5
24 Miguel Cabrera, R (1, 3) OBP: 0.305, SLG: 0.408	S FF 90 B SI 91 S FF 90 B FF 91 X FF 92 2-2 ③ G3		S FF 91 1 SAFE B CH 84 B FF 90 X CU 80 2-1 ② 1-H 1B			B CH 84 C FF 89 B SI 91 F FF 89 B CH 84 X FF 90 3-2 ① G6-3	B SL 80 X FF 95 1-0 ② 41 FC6 1-3 2-H 3-H 1B			4	0	2	3	0	0	0
41 Victor Martinez, S (1, 10) OBP: 0.342, SLG: 0.464		C FF 91 B CH 85 X CH 85 1-1 ① F9	B FF 89 C FF 91 F CU 80 F FF 90 B CH 83 X CU 79 2-2 ③ F8			F FF 90 B CH 84 X CH 85 1-1 ② G5-3	B SL 81 B CH 84 X SI 92 2-0 ③ FC6 1-2f			4	0	0	0	0	0	3
48 Torii Hunter, R (1, 9) OBP: 0.292, SLG: 0.452		C FF 91 B CU 81 X SI 91 1-1 ② F9		C CU 78 S CH 81 B CU 78 S CH 82 1-3 ① K		B FF 90 X FF 90 1-0 ① 1B		B FF 93 X SI 93 1-0 ① G5-3		4	0	1	0	0	1	0
14 Austin Jackson, R (1, 8) OBP: 0.387, SLG: 0.541		C FF 91 B CH 85 F SI 91 B FF 91 X FF 91 2-2 ③ 9 1B 3B		B FF 90 C FF 90 B CH 83 X CH 85 2-1 ② F8		B FF 90 B CH 84 F FF 90 C FF 90 1 SAFE F FF 90 X CU 82 2-2 ③ L7		B SL 82 B SI 92 B FF 93 C FF 94 B FF 93 4-1 9 1B 50 1B BB		3	2	1	0	1	0	1
9 Nick Castellanos, R (1, 5) OBP: 0.317, SLG: 0.421		B CU 78 S FF 91 X FF 90 1-1 3-H 1B		B CH 84 X CH 83 1-0 ③ G6-3			B SL 83 C FF 95 F FF 96 S FF 96 1-3 ① K	B FF 92 1 SAFE X FF 94 1-0 50 1B 1-3 20 2B 1B		4	1	2	1	0	1	0
50 Bryan Holaday, R (1, 2) OBP: 0.308, SLG: 0.308		B FF 90 S FF 91 F FF 91 1 SAFE F CU 80 S CU 79 1-3 ③ K2-3			F CH 82 B CH 82 B CU 79 B CH 84 F FF 88 X FF 88 3-2 ① F9		C FF 96 X SL 83 0-1 20 1B 29 WP 24 1B 1B	F FF 93 1 SAFE X SL 83 0-1 20 2B 1-2 3-H 1B		4	1	2	1	0	1	1
29 Danny Worth, R (1, 6) OBP: 0.500, SLG: 0.333			C FF 89 C FF 91 B FF 90 X FF 91 1-2 ① F9		B CH 83 X FF 89 1-0 20 CS 1B		1 SAFE B FF 95 F FF 95 D SL 82 F FF 96 F FF 96 B SL 84 B FF 95 4-2 20 1B 24 1B 1-2 BB	B FF 94 S FF 93 B FF 95 F FF 93 X FF 94 2-2 ② F8		3	1	1	0	1	0	2
Inning Stats	R: 0 E: 0 K: 1 S: 8 H: 0 LOB: 0 BB: 0 P: 13	R: 1 E: 0 K: 1 S: 13 H: 2 LOB: 1 BB: 0 P: 19	R: 1 E: 0 K: 0 S: 13 H: 2 LOB: 1 BB: 0 P: 19	R: 0 E: 0 K: 1 S: 6 H: 0 LOB: 0 BB: 0 P: 10	R: 1 E: 0 K: 0 S: 12 H: 2 LOB: 0 BB: 0 P: 20	R: 0 E: 0 K: 0 S: 10 H: 1 LOB: 1 BB: 0 P: 17	R: 2 E: 0 K: 1 S: 15 H: 3 LOB: 2 BB: 1 P: 25	R: 2 E: 0 K: 1 S: 13 H: 3 LOB: 2 BB: 1 P: 25		1B: 10 2B: 1 3B: 1 HR: 1 SF: 0 SAC: 0 DP: 0 HBP: 0	WP: 2 PB: 0 SB: 0 CS: 1 PA: 38					

PITCHER		IP	WLS	BF	H	R	ER	SO	BB	IBB	HBP	BLK	WP	HR	S	P	ERA	WHIP
62 Jose Quintana, L ERA: 3.9	(1, 1)	6.0	L	24	7	3	3	3	0	0	0	0	1	1	62	98	4.50	1.167
39 Maikel Cleto, R ERA: 3.24	(7, 1)	0.2		5	2	2	2	1	1	0	0	0	1	0	13	20	27.00	4.500
40 Daniel Webb, R ERA: 3.46	(7, 1)	1.1		9	4	2	2	1	1	0	0	0	0	0	15	30	13.50	3.750

PITCHER	IP	WLS	BF	H	R	ER	SO	BB	IBB	HBP	BLK	WP	HR	S	P	ERA	WHIP

BOTTOM

Chicago White Sox @ Detroit Tigers

Comerica Park, Detroit, MI

Thu Apr 24 2014, 1:09 PM - 4:23 PM EDT

Att. 28,514 - Partly Cloudy - 54 F

livebaseballscorecards.com

AB	36
R	7
H	13
RBI	7
BB	2
SO	5
LOB	12

Detroit Tigers @ Minnesota Twins

Target Field, Minneapolis, MN

Fri Apr 25 2014, 7:11 PM - 10:42 PM CDT

Att. 27,558 - Partly Cloudy - 59 F

TOP

livebaseballscorecards.com

Batter	1	2	3	4	5	6	7	8	9	AB	R	H	RBI	BB	SO	LOB
3 Ian Kinsler, R (1, 4) OBP: 0.326, SLG: 0.430	G5-3	G4-3	48 1B 1-2 2-3 3-H 1B		F7		G5-3 1-2			5	0	1	1	0	0	3
48 Torii Hunter, R (1, 9) OBP: 0.314, SLG: 0.493	P4		24 G4-3 41 1B 2B 24 G5-4-3 1B			24 1B 2B		F8		5	2	3	2	0	0	0
24 Miguel Cabrera, R (1, 3) OBP: 0.310, SLG: 0.407	1B		G4-3 G5-4-3			41 FC3-6 2-H 1B		F9		5	0	2	1	0	0	3
41 Victor Martinez, S (1, 10) OBP: 0.333, SLG: 0.446	G6-3		14 2B 9 1B 3-H 1B	L7		FC3-6 1-2f		F8		5	1	1	1	0	0	2
14 Austin Jackson, R (1, 8) OBP: 0.375, SLG: 0.530		E9 9 HR	9 1B 17 BB 1-3 2B	G6-3		L8			P4	5	2	1	0	0	0	1
9 Nick Castellanos, R (1, 5) OBP: 0.324, SLG: 0.468		2-H HR	17 BB 13 BB 20 1B 2-3 3-H 1B	G4-3		F9			G4-3	5	2	2	3	0	0	1
13 Alex Avila, L (1, 2) OBP: 0.333, SLG: 0.306 50 Bryan Holaday, R (5, 2) OBP: 0.267, SLG: 0.267		17 2B 1B	20 1B 17 BB 3 1B 1-2 BB		G3-1		G6-3		F8	2 2	1 0	1 0	0 0	1 0	0 0	0 0
17 Andrew Romine, S (1, 6) OBP: 0.385, SLG: 0.281		1-H 2B	3 1B 20 1B 48 1B 1-2 2-3 3-H BB		F7		K			3	1	1	1	1	1	0
20 Rajai Davis, R (1, 7) OBP: 0.419, SLG: 0.477		G3	3 1B 48 1B 1-2 2-3 3-H 1B			1B	3 S 1B			4	1	3	1	0	0	1

Inning Stats	1	2	3	4	5	6	7	8	9
	R: 0 E: 0 K: 0 S: 9	H: 1 LOB: 1 BB: 0 P: 15	R: 2 E: 1 K: 0 S: 14	H: 3 LOB: 1 BB: 0 P: 21	R: 7 E: 0 K: 0 S: 28	H: 7 LOB: 1 BB: 2 P: 45	R: 0 E: 0 K: 0 S: 7	H: 0 LOB: 0 BB: 0 P: 10	R: 0 E: 0 K: 0 S: 8	H: 1 LOB: 1 BB: 0 P: 10	R: 1 E: 0 K: 0 S: 15	H: 2 LOB: 1 BB: 0 P: 23	R: 0 E: 0 K: 1 S: 10	H: 1 LOB: 1 BB: 0 P: 15	R: 0 E: 0 K: 0 S: 7	H: 0 LOB: 0 BB: 0 P: 12	R: 0 E: 0 K: 0 S: 7	H: 0 LOB: 0 BB: 0 P: 9

	AB	41
	R	10
	H	15
	RBI	10
	BB	2
	SO	1
	LOB	11

	1B: 10	SF: 0
	2B: 4	SAC: 0
	3B: 0	DP: 1
	HR: 1	HBP: 0

	WP: 0	PA: 43
	PB: 0	
	SB: 1	
	CS: 0	

PITCHER		IP	WLS	BF	H	R	ER	SO	BB	IBB	HBP	BLK	WP	HR	S	P	ERA	WHIP
30 Kevin Correia, R ERA: 7.33	(1, 1)	2.1	L	17	8	8	7	0	2	0	0	0	0	1	41	66	27.00	4.286
51 Anthony Swarzak, R ERA: 5.54	(3, 1)	3.0		14	6	2	2	0	0	0	0	0	0	0	30	44	6.00	2.000
59 Michael Tonkin, R ERA: 1.35	(6, 1)	1.2		6	1	0	0	1	0	0	0	0	0	0	20	29	0.00	0.600
56 Caleb Thielbar, L ERA: 2.25	(8, 1)	1.0		3	0	0	0	0	0	0	0	0	0	0	7	12	0.00	0.000
50 Casey Fien, R ERA: 2.7	(9, 1)	1.0		3	0	0	0	0	0	0	0	0	0	0	7	9	0.00	0.000

PITCHER		IP	WLS	BF	H	R	ER	SO	BB	IBB	HBP	BLK	WP	HR	S	P	ERA	WHIP

Detroit Tigers @ Minnesota Twins

Target Field, Minneapolis, MN

Fri Apr 25 2014, 7:11 PM - 10:42 PM CDT

Att. 27,558 - Partly Cloudy - 59 F

BOTTOM

livebaseballscorecards.com

Batter	1	2	3	4	5	6	7	8	9	AB	R	H	RBI	BB	SO	LOB
2 Brian Dozier, R (1, 4) OBP: 0.349, SLG: 0.467	C FF 91 B SL 86 B SL 87 X FF 92 2-1 P3 ①		B FF 88 B FF 89 B FF 90 C FF 88 C SI 90 X SI 90 3-2 L5 ①			C SL 86 B CU 80 B SL 85 B SL 84 F FF 88 X SI 89 3-2 HR	C FF 92 B CH 84 B CU 78 F FF 92 F FF 94 B CH 85 X FF 94 3-2 F9 ②		C FF 90 X SL 84 0-1 G4-3 ①	5	1	1	1	0	0	0
7 Joe Mauer, L (1, 3) OBP: 0.374, SLG: 0.326	X FF 92 0-0 L7 ②		B FF 90 C SI 90 F SL 88 X SL 86 1-2 G1-3 ②			C FF 88 B CU 76 B CU 77 X SI 89 2-1 20 1B, 24 BB, 1B	B FF 93 C FF 93 B CU 79 B FF 94 C FF 93 X FF 94 3-2 E4 24 2B		C FF 91 B CU 80 X CH 86 1-1 20 DI, 1B	5	2	2	0	0	0	0
24 Trevor Plouffe, R (1, 5) OBP: 0.412, SLG: 0.482	C FF 91 C FF 93 B SI 93 S FF 94 1-3 K ③		S FF 90 S SL 84 F FF 91 S SI 91 0-3 K ③			C SL 85 B SL 86 B SI 89 B SL 85 C SI 90 B SL 86 4-2 20 1B, 13 2B, 1-2 BB	D SL 83 C FF 95 X FF 95 1-1 1-H 2B		B FF 91 C FF 91 B SL 85 B SL 86 F FF 89 C FF 92 3-3 K ②	4	1	1	1	1	3	1
20 Chris Colabello, R (1, 9) OBP: 0.355, SLG: 0.523		B FF 88 X SI 90 1-0 G6-3 ①	B FF 90 F SI 90 S SI 90 B SL 85 C FF 91 2-3 K ①			S FF 91 B SL 81 F SL 80 F FF 91 D SL 81 F SL 80 X FF 91 2-2 13 2B, 8 SF9, 1-2 2-H 1B	B SL 82 F SL 82 D SL 84 B FF 96 F FF 96 C SL 82 3-3 K ③		C CU 80 D SL 86 T SL 85 X SL 86 1-2 G3-1 ③ 1-2	5	1	1	1	0	2	2
13 Jason Kubel, L (1, 7) OBP: 0.395, SLG: 0.472		B FF 90 T SI 91 B CH 82 F CH 82 X CU 78 2-2 43 1B, 8 SF7, 2B	B FF 91 C CH 80 B CU 76 X CH 82 2-1 F7 ②			F FF 91 B FF 92 F FF 90 B FF 91 F FF 91 X FF 91 2-2 1-3 2-H 2B		B FF 94 F CH 86 X CH 88 1-1 43 FC5-4 1B		4	1	3	1	0	0	0
43 Josmil Pinto, R (1, 10) OBP: 0.400, SLG: 0.448		C FF 92 X CU 79 0-1 1 1B, 2-3 1B	B FF 90 C SL 86 B SL 86 F FF 90 B SI 91 F SI 90 X SL 85 3-2 G6-3 ③			B SL 81 F FF 91 X SL 79 1-1 P6 ①		C FF 94 F SL 82 B FF 96 X SL 84 1-2 FC5-4 1 FC3-6, 8 BB, 1-2f ①		4	0	1	0	0	0	3
8 Kurt Suzuki, R (1, 2) OBP: 0.397, SLG: 0.407		C CU 76 C SI 90 F SI 91 B FF 93 F SI 91 F SI 92 F SL 86 B SI 92 X CU 78 2-2 SF7 ② 3-H		B FF 88 B SL 83 B FF 88 C FF 88 X SI 89 3-1 L8 ①		B FF 90 X FF 91 1-0 SF9 ② 3-H		B FF 95 C FF 95 B SL 84 B FF 96 B FF 96 4-1 1 FC3-6, 1-2 BB		1	0	0	2	1	0	0
1 Sam Fuld, L (1, 8) OBP: 0.340, SLG: 0.523		1 SAFE C FF 91 B CU 78 X FF 92 1-1 1-2 1B		B FF 89 B SI 88 T SI 88 X SI 89 2-1 25 G4-6-3 1B		C FF 91 C FF 92 B FF 93 S CU 78 1-3 K2-3 ③		C CU 76 B CU 78 B FF 91 B SL 82 X FF 91 3-1 FC3-6 ② 1-2f 2-3		4	0	2	0	0	1	3
25 Pedro Florimón, S (1, 6) OBP: 0.196, SLG: 0.176 12 Chris Herrmann, L (8, PH) OBP: 0.238, SLG: 0.158 5 Eduardo Escobar, S (9, 6) OBP: 0.292, SLG: 0.318		D CH 83 S CH 82 S FF 92 C FF 92 1-3 K ③		F CH 81 B FF 89 X CH 81 1-1 G4-6-3 ② ③ 1-2f			B FF 90 F FF 91 X CH 82 1-1 G1-3 ①	C FF 92 B CU 78 D CU 78 1 SAFE B FF 92 X FF 91 3-1 P5 ③		3 1 0	0 0 0	0 0 0	0 0 0	1 0 0	3 2 0	
Inning Stats	R: 0 E: 0 K: 1 S: 6 H: 0 LOB: 0 BB: 0 P: 9	R: 1 E: 0 K: 1 S: 18 H: 3 LOB: 2 BB: 0 P: 25	R: 0 E: 0 K: 1 S: 10 H: 0 LOB: 0 BB: 0 P: 14	R: 0 E: 0 K: 1 S: 9 H: 0 LOB: 0 BB: 0 P: 16	R: 0 E: 0 K: 0 S: 6 H: 1 LOB: 0 BB: 0 P: 12	R: 4 E: 0 K: 1 S: 22 H: 4 LOB: 1 BB: 1 P: 38	R: 1 E: 1 K: 1 S: 14 H: 1 LOB: 1 BB: 0 P: 25	R: 0 E: 0 K: 0 S: 10 H: 1 LOB: 2 BB: 1 P: 22	R: 0 E: 0 K: 1 S: 10 H: 1 LOB: 1 BB: 0 P: 15	1B: 7 2B: 3 3B: 0 HR: 1	SF: 2 SAC: 0 DP: 1 HBP: 0					

	AB	36
	R	6
	H	11
	RBI	6
	BB	2
	SO	7
	LOB	14

WP: 0 PB: 0 SB: 0 CS: 0 PA: 40

PITCHER		IP	WLS	BF	H	R	ER	SO	BB	IBB	HBP	BLK	WP	HR	S	P	ERA	WHIP
21 Rick Porcello, R ERA: 3.96	(1, 1)	5.0	W	21	6	4	4	4	1	0	0	0	0	1	56	92	7.20	1.400
60 Justin Miller, R ERA: 1.69	(6, 1)	0.2		4	2	1	1	0	0	0	0	0	0	0	12	18	13.50	3.000
46 Ian Krol, L ERA: 3.38	(6, 1)	1.0		4	0	1	0	1	0	0	0	0	0	0	12	20	0.00	0.000
57 Evan Reed, R ERA: 3.24	(7, 1)	0.2		5	2	0	0	1	1	0	0	0	0	0	11	21	0.00	4.500
44 Joba Chamberlain, R ERA: 5.4	(8, 1)	0.2	H	2	0	0	0	0	0	0	0	0	0	0	4	10	0.00	0.000

PITCHER		IP	WLS	BF	H	R	ER	SO	BB	IBB	HBP	BLK	WP	HR	S	P	ERA	WHIP
36 Joe Nathan, R ERA: 5.59	(9, 1)	1.0		4	1	0	0	1	0	0	0	0	0	0	10	15	0.00	1.000

Detroit Tigers @ Minnesota Twins

Target Field, Minneapolis, MN

Sat Apr 26 2014, 1:12 PM - 4:25 PM CDT

Att. 28,122 - Partly Cloudy - 50 F

livebaseballscorecards.com

Batter	1	2	3	4	5	6	7	8	9	AB	R	H	RBI	BB	SO	LOB
3 Ian Kinsler, R (1, 4) OBP: 0.313, SLG: 0.411	C FF 91 B FF 93 S FC 89 F FF 94 X FC 92 1-2 ① F9		B KC 74 X FC 88 1-0 ② G6-3			B FC 90 B FF 89 B FC 90 C FF 89 C FC 86 X FF 90 3-2 ② F9		B SL 82 X CH 89 1-0 ① F8		4	0	0	0	0	0	2
48 Torii Hunter, R (1, 9) OBP: 0.338, SLG: 0.521	C FF 94 B FF 92 S KC 76 X FF 94 1-2 24 E 1B		B SI 92 X FC 88 1-0 ③ F9			B FC 87 F FF 91 X KC 72 1-1 2B		F FF 90 X FF 89 0-1 1-2 2-3 1B		4	1	3	0	0	0	0
24 Miguel Cabrera, R (1, 3) OBP: 0.308, SLG: 0.412	S FF 93 C FF 94 F FC 91 X FF 94 0-2 E9 41 SF7 1-H 2B			F FF 91 C KC 73 B KC 75 F FC 89 X SI 92 1-2 ① G5-3		C FF 92 B FF 92 F SI 90 B FF 94 X FC 89 2-2 ③ F9		F CH 87 X SL 84 0-1 ②③ G5-3 2-3f		4	1	1	1	0	0	4
41 Victor Martinez, S (1, 10) OBP: 0.329, SLG: 0.481	F FF 92 X FF 93 0-1 ② SF7 3-H			C FF 92 X FF 92 0-1 ② P4			B FF 90 C CH 82 X FF 90 1-1 ① F9		B FF 94 X SI 93 1-0 HR	3	1	1	2	0	0	0
14 Austin Jackson, R (1, 8) OBP: 0.381, SLG: 0.543	F SI 92 S FF 91 B FF 93 X FF 94 1-2 ③ F9			C FF 92 B SI 92 B KC 74 X FC 88 2-1 ③ F8			C SI 91 C FF 91 F FF 92 F FC 88 B FF 92 X FC 88 1-2 17 S 1B		C SI 94 B FF 94 F FF 93 F SL 85 F SL 84 F SL 84 X FF 94 1-2 2B	4	0	2	0	0	0	0
9 Nick Castellanos, R (1, 5) OBP: 0.306, SLG: 0.439		S FF 91 F FF 92 F FF 93 X KC 75 0-2 ① F9			F FF 90 F FF 91 F FC 90 B KC 74 B KC 75 B FF 89 F FF 92 F FC 88 F FF 92 3-3 S FF 93 ① K		F FF 91 1 SAFE F SI 89 B KC 74 1 SAFE S FC 87 1-3 ② K		F FF 94 X FF 94 0-1 ① G5-3	4	0	0	0	0	2	2
17 Andrew Romine, S (1, 6) OBP: 0.357, SLG: 0.257 28 J.D. Martinez, R (9, PH) OBP: 0.364, SLG: 0.222		B FF 92 C FF 90 S FF 92 F FF 93 C FC 90 1-3 ② K			F FF 91 C FF 93 B FF 92 F FC 90 B FF 92 F FF 93 F KC 74 B FF 91 3-3 S FF 92 ② K		F FF 90 F FF 90 B FF 90 X FF 92 1-2 ③ F8 1-2		S FF 94 F FF 94 F FF 94 F SL 84 F FF 95 F SL 83 S FF 94 0-3 ② K	3 1	0 0	0 0	0 0	0 0	2 1	1 1
50 Bryan Holaday, R (1, 2) OBP: 0.235, SLG: 0.235 13 Alex Avila, L (8, PH) OBP: 0.339, SLG: 0.300 (8, 2)		S FF 93 S FF 94 F FF 93 C FF 94 0-3 ③ K			X FF 92 0-0 ③ P3			B FF 90 S CH 85 B FF 90 B CH 85 B FF 90 4-1 48 1B 20 1B BB	F FF 94 B SL 83 F FF 94 B FF 94 B FF 93 S FF 94 3-3 ③ K	2 1	0 0	0 0	0 0	1 1	0 1	0 1
20 Rajai Davis, R (1, 7) OBP: 0.416, SLG: 0.471			C FF 91 B FC 90 C KC 74 S FC 90 1-3 ① K			C FF 89 X FC 86 0-1 ① G3		F FF 90 X SL 84 0-1 24 G5-3 48 1B 1-2 1B		3	0	1	0	0	1	0
Inning Stats	R: 2 E: 1 K: 0 S: 16 H: 2 LOB: 0 BB: 0 P: 19	R: 0 E: 0 K: 2 S: 12 H: 0 LOB: 0 BB: 0 P: 13	R: 0 E: 0 K: 1 S: 5 H: 0 LOB: 0 BB: 0 P: 8	R: 0 E: 0 K: 0 S: 8 H: 0 LOB: 0 BB: 0 P: 11	R: 0 E: 0 K: 2 S: 15 H: 0 LOB: 0 BB: 0 P: 21	R: 0 E: 0 K: 0 S: 10 H: 1 LOB: 1 BB: 0 P: 16	R: 0 E: 0 K: 1 S: 13 H: 1 LOB: 1 BB: 0 P: 17	R: 0 E: 0 K: 0 S: 8 H: 2 LOB: 2 BB: 1 P: 13	R: 1 E: 0 K: 2 S: 19 H: 2 LOB: 1 BB: 0 P: 24	1B: 4 2B: 3 3B: 0 HR: 1	SF: 1 SAC: 0 DP: 1 HBP: 0					

PITCHER	IP	WLS	BF	H	R	ER	SO	BB	IBB	HBP	BLK	WP	HR	S	P	ERA	WHIP
45 Phil Hughes, R (1, 1) ERA: 5.14	7.0	W	25	4	2	1	6	0	0	0	0	0	0	79	105	1.29	0.571
61 Jared Burton, R (8, 1) ERA: 9.0	1.0	H	5	2	0	0	0	1	0	0	0	0	0	8	13	0.00	3.000
15 Glen Perkins, L (9, 1) ERA: 4.09	1.0	S	5	2	1	1	2	0	0	0	0	0	1	19	24	9.00	2.000

PITCHER	IP	WLS	BF	H	R	ER	SO	BB	IBB	HBP	BLK	WP	HR	S	P	ERA	WHIP

AB	33
R	3
H	8
RBI	3
BB	1
SO	8
LOB	11

WP: 0 PB: 0 SB: 1 CS: 0 PA: 35

Batter	1	2	3	4	5	6	7	8	9	AB	R	H	RBI	BB	SO	LOB
2 Brian Dozier, R (1, 4) OBP: 0.354, SLG: 0.457	C CH 89 F FF 91 B SL 85 B SL 84 S FS 86 2-3 ① K2-3		C FC 92 L SL 85 F CH 74 B FF 93 F SI 94 B FF 92 B SL 83 B FF 93 4-2 7 CS BB		B FF 94 B SI 94 C FF 94 B SL 82 B FF 94 4-1 7 BB 24 1B 1-2 2-3 BB	C SI 92 D SI 90 F SI 90 F SI 89 C SL 79 1-3 ③ K				2	1	0	0	2	2	1
7 Joe Mauer, L (1, 10) OBP: 0.378, SLG: 0.319	C FF 91 C SL 84 B FF 91 F FF 92 F SL 86 F SI 92 F FS 87 F SL 86 F FF 93 1-2 ② F7		C SI 91 P PO 82 1-1 ③ CS 1-2	B SI 91 B FF 94 B FF 92 C FF 92 B FF 93 4-1 24 HBP BB	B SL 78 B SI 92 B FF 93 B FF 92 4-0 20 WP 24 1B 1-2 2-3 3-H BB		B SI 92 B SL 80 F FF 91 X SI 91 2-1 ① G6-3			2	0	0	1	2	0	0
24 Trevor Plouffe, R (1, 5) OBP: 0.419, SLG: 0.483 25 Pedro Florimón, S (7, 6) OBP: 0.193, SLG: 0.173	X FF 92 0-0 ③ F9			D SL 81 B SI 92 H SI 91 3-0 1-2 HBP	B SI 92 C CH 83 B SI 92 B FF 93 X FF 92 3-1 20 WP 1-2 2-H 3-H 1B		F FF 92 B SI 89 B CH 84 F FF 92 B SI 90 F SI 92 X FF 92 3-2 ② L9			2 1	0 0	1 0	2 0	0 0	0 0	0 0
20 Chris Colabello, R (1, 3) OBP: 0.351, SLG: 0.505		B FF 90 B SL 84 B FF 91 C FF 90 S SL 85 X FS 87 3-2 ① G1-3		D SL 80 X FF 93 1-0 ① F3	B SL 78 B CH 83 C SI 92 B SI 91 B SI 93 4-1 43 G4-6-3 1-2 2-3 BB		C SL 84 S SL 84 B SI 95 B SL 86 S SL 85 2-3 ③ K			3	0	0	0	1	1	2
13 Jason Kubel, L (1, 7) OBP: 0.376, SLG: 0.447		C FF 92 B FS 88 B FF 92 X FS 86 2-1 ② F7		B SI 92 S FF 94 B CH 86 S FF 94 S FF 93 2-3 ② K	C SL 77 B SL 76 F SI 93 B SL 77 F SI 92 B SL 77 S SI 92 3-3 ① K			B FF 94 S SL 85 B SL 86 C FF 94 B SL 86 F SL 85 F SL 85 S SL 85 3-3 ① K		4	0	0	0	0	3	5
43 Josmil Pinto, R (1, 2) OBP: 0.405, SLG: 0.492		B SL 86 C FC 92 B FF 93 B SL 86 B SL 85 4-1 BB		S SL 81 X SL 82 0-1 ③ G6-3	C SL 76 X FF 93 0-1 ② ③ G4-6-3 1-2f			B SL 84 X SL 84 1-0 HR		3	1	1	1	1	0	5
1 Sam Fuld, L (1, 9) OBP: 0.353, SLG: 0.532		C FF 92 S SI 93 D SL 86 F FF 93 X FS 88 1-2 ③ F7			B SI 92 B SI 92 B FF 91 B FF 91 4-0 5 SH 32 S 5 E BB	C FF 91 S FF 87 X FF 88 0-2 ① G1-3		B SI 93 F SL 85 B FF 94 C SL 85 X SL 85 2-2 2B		3	1	1	0	1	0	1
32 Aaron Hicks, S (1, 8) OBP: 0.321, SLG: 0.275			B FF 91 B FS 87 F FS 85 F FS 86 X SL 86 2-2 ① P6		B FF 89 B CH 86 B FF 93 C FF 93 B FF 92 4-1 2 BB 5 E 7 BB 1-2 BB	B SL 77 X SI 92 1-0 2B		B SL 85 L SL 83 F SL 84 S SL 86 1-3 ② K		3	1	1	0	1	1	1
5 Eduardo Escobar, S (1, 6) (7, 5) OBP: 0.259, SLG: 0.280			B FF 92 C CU 80 S SI 92 S FF 92 1-3 ② K		B SL 80 X SI 93 1-0 SH 7 BB 2 BB 24 1B 1-2 2-H	S FF 90 X SI 91 0-1 ② G5-3		B SI 93 F SI 94 F SL 85 S SL 86 1-3 ③ K		3	1	0	0	0	2	2
Inning Stats	R: 0 E: 0 K: 1 S: 14 H: 0 LOB: 0 BB: 0 P: 17	R: 0 E: 0 K: 0 S: 10 H: 0 LOB: 1 BB: 1 P: 20	R: 0 E: 0 K: 1 S: 12 H: 0 LOB: 0 BB: 1 P: 19	R: 0 E: 0 K: 1 S: 7 H: 0 LOB: 2 BB: 1 P: 17	R: 4 E: 1 K: 1 S: 12 H: 1 LOB: 2 BB: 5 P: 39	R: 0 E: 0 K: 1 S: 10 H: 1 LOB: 1 BB: 0 P: 12	R: 0 E: 0 K: 1 S: 9 H: 0 LOB: 0 BB: 0 P: 16	R: 1 E: 0 K: 3 S: 15 H: 2 LOB: 1 BB: 0 P: 23		1B: 1 2B: 2 3B: 0 HR: 1 SF: 0 SAC: 1 DP: 1 HBP: 1		WP: 1 PB: 0 SB: 1 CS: 1 PA: 37		

PITCHER		IP	WLS	BF	H	R	ER	SO	BB	IBB	HBP	BLK	WP	HR	S	P	ERA	WHIP
19 Aníbal Sánchez, R ERA: 3.13	(1, 1)	2.2		9	0	0	0	2	1	0	0	0	0	0	30	46	0.00	0.375
56 Jose Ortega, R ERA: 27.0	(3, 1)	1.1	L	10	0	4	4	1	5	0	1	0	0	0	16	43	27.00	3.750
40 Phil Coke, L ERA: 8.1	(5, 1)	2.2		11	2	0	0	2	2	0	0	0	1	0	25	46	0.00	1.500
62 Al Alburquerque, R ERA: 5.0	(7, 1)	1.1		6	2	1	1	4	0	0	0	0	0	1	18	28	6.75	1.500

PITCHER	IP	WLS	BF	H	R	ER	SO	BB	IBB	HBP	BLK	WP	HR	S	P	ERA	WHIP

BOTTOM

Detroit Tigers @ Minnesota Twins

Target Field, Minneapolis, MN

Sat Apr 26 2014, 1:12 PM - 4:25 PM CDT

Att. 28,122 - Partly Cloudy - 50 F

livebaseballscorecards.com

AB	26
R	5
H	4
RBI	4
BB	8
SO	9
LOB	17

Batter	1	2	3	4	5	6	7	8	9	AB	R	H	RBI	BB	SO	LOB
20 Rajai Davis, R (1, 7) OBP: 0.395, SLG: 0.444	C FF 91 B CH 85 F CH 86 C FF 93 1-3 ① K		B CU 79 F CH 86 S FF 92 F CU 80 B FF 93 B CH 87 S FF 92 3-3 ③ K			B FF 90 F FF 91 C FF 91 S FF 91 1-3 ① K	C SI 93 F SI 94 S SL 88 0-3 ③ K			4	0	0	0	0	4	0
3 Ian Kinsler, R (1, 4) OBP: 0.310, SLG: 0.404	C FF 92 B SI 92 F FF 91 B FF 94 S CH 86 2-3 ② K			C FF 88 B CH 84 B CH 84 X FF 90 2-1 41 WP 41 1B 1B		X FF 90 0-0 ② G5-3		B SI 92 S SI 92 X SI 93 1-1 ① G6-3		4	1	1	0	0	1	0
24 Miguel Cabrera, R (1, 3) OBP: 0.316, SLG: 0.416	X CH 86 0-0 41 FC4 1B			F CH 86 B FF 91 1 SAFE X CH 86 1-1 ① F8		C FF 91 B FF 92 B CH 87 X CU 81 2-1 41 1B 48 1B 1B		X SI 93 0-0 ② G6-3		4	1	2	0	0	0	1
41 Victor Martinez, S (1, 10) OBP: 0.337, SLG: 0.481	C SI 91 X CU 82 0-1 ③ FC4 1-2f			B FF 93 B CH 85 B FF 91 C FF 91 F FF 91 F FF 92 F CH 86 X FF 91 3-2 1-H 1B		S FF 92 B FF 91 C CH 85 B CU 80 X CH 88 2-2 48 1B 14 1B 1B 1-2		B SI 93 F SI 94 C SL 87 B CH 87 F SL 88 B SI 96 S SL 88 3-3 ③ K		4	1	2	1	0	1	1
48 Torii Hunter, R (1, 9) OBP: 0.333, SLG: 0.507		C FF 92 C FF 92 S FF 93 0-3 ① K		B CH 87 B FF 91 S FF 92 S FF 92 D CH 86 S CH 85 3-3 ② K		F FF 90 B FF 92 X CH 87 1-1 14 1B 1-2 2-H 1B			C SI 92 C SI 94 B SL 85 F SL 87 F SI 93 B SI 94 F SI 94 F SI 95 S SI 94 2-3 ① K	4	0	1	1	0	3	1
14 Austin Jackson, R (1, 8) OBP: 0.375, SLG: 0.527		C FF 93 F FF 94 B FF 93 S CH 87 1-3 ② K		X FF 91 0-0 ③ P4		C FF 91 B SI 92 B FF 91 X FF 92 2-1 1-3 2-H 1B			B SI 94 B SI 94 C SI 93 B SI 92 F SI 93 F SI 94 X SI 95 3-2 E9 50 1B	4	1	1	1	0	1	1
9 Nick Castellanos, R (1, 5) OBP: 0.289, SLG: 0.414		S FF 93 B CH 88 S CH 86 B CH 87 F FF 93 F CH 88 B FF 92 F FF 93 S FF 91 3-3 ③ K			B CH 85 B CH 83 C FF 90 X FF 91 2-1 ① P4	B CU 80 F FF 91 S FF 92 D CU 81 F FF 93 S FF 93 2-3 ③ K			S SI 95 B SI 94 S SI 94 D SL 89 S SI 95 2-3 ② K	4	0	0	0	0	3	3
50 Bryan Holaday, R (1, 2) OBP: 0.286, SLG: 0.286			X FF 90 0-0 29 G6-4-3 1B		C CU 79 B CU 80 B CH 86 B CH 86 X FF 90 3-1 ② P5		C SI 92 B SI 95 X SI 93 1-1 ① G5-3		B SI 95 F SI 95 X SI 95 1-1 29 S 3-H 1B	4	0	2	1	0	0	0
29 Danny Worth, R (1, 6) OBP: 0.250, SLG: 0.143			B FF 91 C FF 92 F CH 86 F FF 91 F CU 81 X FF 92 1-2 ① ② G6-4-3 1-2f		B FF 91 B FF 91 B FF 91 C SI 91 C FF 91 F FF 91 S FF 91 3-3 ③ K		C SI 92 B CH 85 B SI 93 F SI 93 X SI 94 2-2 ② G4-3		C SI 93 C SI 93 B SL 89 F SI 94 F SI 95 X SI 95 1-2 ③ G5-3 1-2	4	0	0	0	0	1	2
Inning Stats	R: 0 E: 0 K: 2 S: 9 H: 1 LOB: 1 BB: 0 P: 12	R: 0 E: 0 K: 3 S: 12 H: 0 LOB: 0 BB: 0 P: 16	R: 0 E: 0 K: 1 S: 10 H: 1 LOB: 0 BB: 0 P: 14	R: 1 E: 0 K: 1 S: 13 H: 2 LOB: 1 BB: 0 P: 22	R: 0 E: 0 K: 1 S: 8 H: 0 LOB: 0 BB: 0 P: 16	R: 2 E: 0 K: 2 S: 17 H: 4 LOB: 2 BB: 0 P: 27	R: 0 E: 0 K: 1 S: 8 H: 0 LOB: 0 BB: 0 P: 11	R: 0 E: 0 K: 1 S: 7 H: 0 LOB: 0 BB: 0 P: 11	R: 1 E: 1 K: 2 S: 21 H: 1 LOB: 1 BB: 0 P: 30	1B: 9 2B: 0 3B: 0 HR: 0	SF: 0 SAC: 0 DP: 1 HBP: 0			WP: 1 PB: 0 SB: 1 CS: 0	PA: 36		

Detroit Tigers @ Chicago White Sox

U.S. Cellular Field, Chicago, IL

Tue Apr 29 2014, 8:12 PM - 11:35 PM EDT

Att. 17,023 - Overcast - 61 F

livebaseballscorecards.com

AB	36
R	4
H	9
RBI	4
BB	0
SO	14
LOB	9

PITCHER		IP	WLS	BF	H	R	ER	SO	BB	IBB	HBP	BLK	WP	HR	S	P	ERA	WHIP
62 Jose Quintana, L ERA: 4.0	(1, 1)	6.0		25	8	3	3	10	0	0	0	0	1	0	69	107	4.50	1.333
52 Jake Petricka, R ERA: 2.51	(7, 1)	1.0		3	0	0	0	1	0	0	0	0	0	0	8	11	0.00	0.000
54 Ronald Belisario, R ERA: 6.32	(8, 1)	2.0	L	8	1	1	0	3	0	0	0	0	0	0	28	41	0.00	0.500

PITCHER	IP	WLS	BF	H	R	ER	SO	BB	IBB	HBP	BLK	WP	HR	S	P	ERA	WHIP

BOTTOM

Detroit Tigers @ Chicago White Sox

U.S. Cellular Field, Chicago, IL

Tue Apr 29 2014, 8:12 PM - 11:35 PM EDT

Att. 17,023 - Overcast - 61 F

livebaseballscorecards.com

Batter	1	2	3	4	5	6	7	8	9	AB	R	H	RBI	BB	SO	LOB
1 Adam Eaton, L (1, 8) OBP: 0.368, SLG: 0.398	F FF 90 B FF 90 X FF 91 1-1 F7 ①		B CH 82 B FF 93 1 SAFE 1 SAFE X FF 92 2-0 15 1B 1-H 2B		B CU 74 C FF 88 C FF 89 F CU 76 X CU 78 1-2 G3 ②		C CH 85 T FF 94 B FF 95 S CU 80 1-3 K ③			4	1	1	1	0	1	2
15 Gordon Beckham, R (1, 4) OBP: 0.217, SLG: 0.190	C FF 91 F FF 92 F FF 91 B FF 92 B SL 84 B SI 94 F FF 92 X FF 93 3-2 F9 ②		B SL 85 B FF 93 X FF 94 2-0 44 2B 2-H 1B		B SL 82 X SL 82 1-0 P4 ③			C FF 94 F SL 86 S FF 94 0-3 K ①		4	1	1	1	0	1	0
79 José Abreu, R (1, 3) OBP: 0.339, SLG: 0.622	F FF 92 B FF 91 F FF 93 X FF 95 1-2 L9 ③		S SL 87 S FF 95 S SL 89 0-3 K ②			F FF 88 S CH 81 B SL 82 S CH 82 1-3 K ①		S SL 85 B CU 80 X SL 86 1-1 2B		4	0	1	0	0	2	1
44 Adam Dunn, L (1, 10) OBP: 0.409, SLG: 0.533		C CH 83 B CU 77 B CU 76 B CH 83 C FF 91 X SI 92 3-2 F7 ①	D CU 80 B CH 85 F CH 83 X FF 95 2-1 2B 2-H			B FF 90 C CU 75 B FF 90 C FF 89 B CU 76 F CH 82 F CH 81 B CU 78 4-2 24 G5-4-3 BB		I IN 77 I IN 82 I IN 81 I IN 80 4-0 10 FC4-6 IBB		2	0	1	1	2	0	0
24 Dayan Viciedo, R (1, 9) OBP: 0.406, SLG: 0.506		B SL 83 B SL 84 S SL 84 C FF 93 B SL 85 D SL 87 4-2 BB	B FF 96 X FF 96 1-0 G4-3 ③			X CH 83 0-0 G5-4-3 ②③ 1-2f		B SL 84 B SL 84 B FF 93 F FF 92 F SL 85 C FF 93 3-3 K ②		3	0	0	0	1	1	4
10 Alexei Ramirez, R (1, 6) OBP: 0.379, SLG: 0.545		1 SAFE B FF 91 X SL 85 1-0 P5 ②		C FF 88 X CH 79 0-1 30 CS 1B			B FF 88 C FF 89 S CU 77 X FF 92 1-2 G3-1 ①	F CU 80 B CU 81 S SL 86 X FF 95 1-2 FC4-6 ③ 1-2f		4	0	1	0	0	0	3
30 Alejandro De Aza, L (1, 7) OBP: 0.255, SLG: 0.371		B FF 92 B CH 84 F FF 93 B FF 94 X SI 94 3-1 F8 ③		1 SAFE F FF 89 M CU 77 B CU 76 1 SAFE D CU 77 F CU 77 F FF 91 1 SAFE 3-2 P6 ①② B CH 83 X CH 82 1-2			B FF 89 F CH 81 X CH 80 1-1 3B		C FF 92 F CU 81 B SL 86 C SL 87 1-3 K ①	4	0	1	0	0	1	2
21 Tyler Flowers, R (1, 2) OBP: 0.405, SLG: 0.423			F FF 92 B CU 77 B FF 93 C FF 92 F FF 93 F FF 94 X FF 93 2-2 F9 ① B CU 77 C CU 76 B SL 83 X FF 90 2-1 G6-3 ③				B CU 79 B FF 94 B FF 95 B FF 94 4-0 BB		F CU 82 X FF 91 0-1 F8 ②	3	0	0	0	1	0	0
5 Marcus Semien, R (1, 5) OBP: 0.294, SLG: 0.379 14 Paul Konerko, R (9, PH) OBP: 0.235, SLG: 0.250			X FF 94 0-0 1 2B 1B		B FF 88 C SL 80 X SL 79 1-1 G5-3 ①		C SL 86 D CU 80 L SL 84 S SL 86 1-3 K ②		S SL 86 X SL 87 0-1 F9 ③	3 1	1 0	1 0	0 0	0 0	1 0	2 0
Inning Stats	R: 0 E: 0 K: 0 S: 10 H: 0 LOB: 0 BB: 0 P: 15	R: 0 E: 0 K: 0 S: 8 H: 0 LOB: 1 BB: 1 P: 19	R: 3 E: 0 K: 1 S: 14 H: 4 LOB: 1 BB: 0 P: 23	R: 0 E: 0 K: 0 S: 9 H: 1 LOB: 0 BB: 0 P: 14	R: 0 E: 0 K: 0 S: 7 H: 0 LOB: 0 BB: 0 P: 10	R: 0 E: 0 K: 1 S: 8 H: 0 LOB: 0 BB: 1 P: 13	R: 0 E: 0 K: 2 S: 11 H: 1 LOB: 2 BB: 1 P: 19	R: 0 E: 0 K: 2 S: 11 H: 1 LOB: 2 BB: 1 P: 20	R: 0 E: 0 K: 1 S: 7 H: 0 LOB: 0 BB: 0 P: 8	1B: 3 2B: 3 3B: 1 HR: 0 SF: 0 SAC: 0 DP: 1 HBP: 0						

	AB	32
	R	3
	H	7
	RBI	3
	BB	4
	SO	7
	LOB	14

PITCHER		IP	WLS	BF	H	R	ER	SO	BB	IBB	HBP	BLK	WP	HR	S	P	ERA	WHIP
35 Justin Verlander, R ERA: 2.48	(1, 1)	7.0		28	6	3	3	4	3	0	0	0	0	0	67	113	3.86	1.286
44 Joba Chamberlain, R ERA: 4.82	(8, 1)	1.0	W	5	1	0	0	2	0	1	0	0	0	0	11	20	0.00	1.000
36 Joe Nathan, R ERA: 5.06	(9, 1)	1.0	S	3	0	0	0	1	0	0	0	0	0	0	7	8	0.00	0.000

PITCHER	IP	WLS	BF	H	R	ER	SO	BB	IBB	HBP	BLK	WP	HR	S	P	ERA	WHIP

Batter	1	2	3	4	5	6	7	8	9	AB	R	H	RBI	BB	SO	LOB
3 Ian Kinsler, R (1, 4) OBP: 0.314, SLG: 0.404	C FF 93 B FF 94 B FF 94 X FF 94 2-1 1B		X FF 93 0-0 ③ P6		B SI 91 B SI 90 F SI 91 X SI 92 2-1 ① P3		C FC 88 B FC 89 C SI 92 X FC 88 1-2 ③ F7		C FF 97 B SI 92 F FF 97 X SI 91 1-2 41 BB 1-2 2-3 1B	5	0	2	0	0	0	0
48 Torii Hunter, R (1, 9) OBP: 0.325, SLG: 0.500	C FF 93 X FF 92 0-1 F8 ①			C FF 92 B FF 93 F CH 89 B SL 88 B FF 94 X FF 93 3-2 24 1B 41 SF8 2B	B SI 92 F SI 92 S SL 86 B SL 86 S CH 83 2-3 ② K			C FF 97 X FF 97 0-1 ① F7	F CH 84 B FF 95 F FF 94 S FF 95 1-3 ① K	5	1	1	0	0	2	4
24 Miguel Cabrera, R (1, 10) OBP: 0.320, SLG: 0.415	1 SAFE X FF 92 0-0 ② F7			B FF 94 F SL 88 B FF 92 X CH 85 2-1 28 2B 9 SF7 2-3 1B	C SI 93 S SI 94 B SI 96 T SI 94 1-2 ③ K			T FF 97 C SL 85 F SI 93 B SL 85 F SI 93 B FF 96 X SL 84 2-2 14 BB 41 1B 1B	S CH 86 B FF 96 B FF 96 S FF 96 S CH 87 2-3 ② K	5	1	2	0	0	2	4
41 Victor Martinez, S (1, 3) OBP: 0.340, SLG: 0.476	C FF 92 X FF 94 0-1 P6 ③			C SL 88 X CH 87 0-1 ① SF8 3-H		B CH 84 B SI 91 C CH 83 X CH 82 2-1 ① L3		B FF 97 S FF 97 B SI 91 F FF 98 X SI 93 2-2 14 BB 1-2 1B	B SI 96 B CH 87 B CH 86 C FF 95 B SI 94 1-2 2-3 3-H BB	3	0	1	2	1	0	1
28 J.D. Martinez, R (1, 7) OBP: 0.313, SLG: 0.286		C FF 92 F SL 88 S SL 89 0-3 ① K		X CH 85 0-0 50 2B 1-3 2B	X SI 94 0-0 ② G3			S SL 86 F SL 85 D SL 85 S FF 98 1-3 ② K	F CH 86 S SI 96 F FF 96 F FF 95 B SL 86 F FF 95 B SL 84 S CH 88 2-3 ③ K	5	1	1	0	0	3	5
14 Austin Jackson, R (1, 8) OBP: 0.391, SLG: 0.520		B FF 93 B FF 93 X FF 93 2-0 ② G6-3		B SL 88 F FF 93 B FF 93 B FF 92 S SL 89 B CU 81 4-2 50 2B BB	B SI 92 B SI 93 C SI 92 B SI 94 F SI 93 F SI 94 B SI 94 4-2 BB			B FF 98 S SI 92 B FF 97 S SI 92 B FF 97 D SI 93 4-2 1-2 2-3 BB		1	1	0	0	3	0	0
9 Nick Castellanos, R (1, 5) OBP: 0.275, SLG: 0.397		B FF 94 F FF 94 B FF 93 S SL 89 S FF 94 2-3 ③ K		S SL 88 B FF 94 X FF 93 1-1 ② SF7 3-H	S SI 93 X SI 94 0-1 ③ G4-3			F FF 97 F FF 98 D SL 85 S SL 85 1-3 ③ K		3	0	0	1	0	2	4
50 Bryan Holaday, R (1, 2) OBP: 0.320, SLG: 0.333			C FF 92 B SL 89 X SL 88 1-1 ① G4-3	B CU 81 X FF 93 1-0 1-H 2-H 2B			C FS 84 S FS 84 S FS 85 0-3 ① K		B SL 84 B FF 96 C FF 96 B FF 96 S FF 96 B FF 96 4-2 3 1B 17 E 41 BB BB	3	1	1	2	1	1	0
17 Andrew Romine, S (1, 6) OBP: 0.326, SLG: 0.231			B FF 92 F FF 93 X SL 90 1-1 ② G4-3	F SI 90 B SI 92 F SI 91 X SI 92 1-2 ③ G1-3			S SI 91 C FS 85 B FS 85 B FS 86 F FC 88 B FS 85 X FS 85 3-2 ② G3-1		T FF 97 B FF 97 C FF 96 X FF 97 1-2 FC5 41 BB 3 1B 1-2	4	0	0	0	0	0	2
Inning Stats	R: 0 E: 0 K: 0 S: 7 H: 1 LOB: 1 BB: 0 P: 9	R: 0 E: 0 K: 2 S: 7 H: 0 LOB: 0 BB: 0 P: 11	R: 0 E: 0 K: 0 S: 5 H: 0 LOB: 0 BB: 0 P: 7	R: 4 E: 0 K: 0 S: 16 H: 4 LOB: 1 BB: 1 P: 28	R: 0 E: 0 K: 2 S: 8 H: 0 LOB: 0 BB: 0 P: 13	R: 0 E: 0 K: 0 S: 8 H: 0 LOB: 1 BB: 1 P: 14	R: 0 E: 0 K: 1 S: 10 H: 0 LOB: 0 BB: 0 P: 14	R: 0 E: 0 K: 2 S: 18 H: 2 LOB: 3 BB: 1 P: 28	R: 1 E: 1 K: 3 S: 21 H: 1 LOB: 3 BB: 2 P: 36	1B: 5 2B: 3 3B: 0 HR: 0 SF: 2 SAC: 0 DP: 0 HBP: 0						

TOP

Detroit Tigers @ Chicago White Sox

U.S. Cellular Field, Chicago, IL

Wed Apr 30 2014, 2:11 PM - 5:13 PM EDT

Att. 15,157 - Cloudy - 53 F

livebaseballscorecards.com

AB	34
R	5
H	8
RBI	5
BB	5
SO	10
LOB	20

PITCHER		IP	WLS	BF	H	R	ER	SO	BB	IBB	HBP	BLK	WP	HR	S	P	ERA	WHIP
48 Hector Noesí, R ERA: 11.12	(1, 1)	3.2	L	17	5	4	4	2	1	0	0	0	0	0	32	51	9.82	1.636
52 Jake Petricka, R ERA: 2.16	(4, 1)	2.1		8	0	0	0	2	1	0	0	0	0	0	19	31	0.00	0.429
57 Zach Putnam, R ERA: 1.8	(7, 1)	1.0		3	0	0	0	1	0	0	0	0	0	0	10	14	0.00	0.000
39 Maikel Cleto, R ERA: 2.89	(8, 1)	1.0		9	3	1	0	2	2	0	0	0	0	0	26	42	0.00	5.000
40 Daniel Webb, R ERA: 2.87	(9, 1)	1.0		4	0	0	0	3	1	0	0	0	0	0	13	22	0.00	1.000

PITCHER	IP	WLS	BF	H	R	ER	SO	BB	IBB	HBP	BLK	WP	HR	S	P	ERA	WHIP

WP: 0	PB: 0	SB: 0	CS: 0
PA: 41			

Detroit Tigers @ Chicago White Sox

U.S. Cellular Field, Chicago, IL

Wed Apr 30 2014, 2:11 PM - 5:13 PM EDT

Att. 15,157 - Cloudy - 53 F

BOTTOM

Batter	1	2	3	4	5	6	7	8	9	AB	R	H	RBI	BB	SO	LOB
1 Adam Eaton, L (1, 8) OBP: 0.364, SLG: 0.385	B FF 90 F FF 91 X FF 92 1-1 G4-3 ①		C CU 77 F FF 93 B CU 77 B FF 93 B CH 87 F FF 94 F CH 86 D CH 86 4-2 79 FC5-4 15 1B BB		B FF 90 C FF 90 B FF 91 C CH 83 F FF 92 X CH 84 2-2 G4-3 ①		C SL 84 B SI 94 F SL 85 B FF 93 B SL 86 F SI 93 S SL 85 3-3 K ③			3	0	0	0	1	1	0
20 Jordan Danks, L (9, 8) OBP: 0.216, SLG: 0.188										0	0	0	0	0	0	0
15 Gordon Beckham, R (1, 4) OBP: 0.222, SLG: 0.200	B FF 91 X FF 91 1-0 P4 ②		C FF 93 X FF 93 0-1 79 FC5-4 1-2 1B		B SL 85 S SL 84 B FF 91 C CH 84 X SL 86 2-2 G6-3 ②			C FF 91 X CU 79 0-1 G5-3 ①		4	0	1	0	0	0	0
79 José Abreu, R (1, 3) OBP: 0.336, SLG: 0.617	C CU 75 X FF 93 0-1 2B		X SL 86 0-0 FC5-4 1-2f 2-3 ②		B FF 93 X FF 93 1-0 G5-3 ③			X CU 78 0-0 G6-3 ②		4	0	1	0	0	0	2
44 Adam Dunn, L (1, 10) OBP: 0.402, SLG: 0.513	B CU 75 B CU 77 B FF 94 B FF 92 4-0 BB		B FF 94 B FF 94 S CH 85 C FF 94 T FF 94 2-2 K ③			T FF 90 B FF 91 B CU 77 F FF 91 B CH 85 S CH 84 3-3 K ①		B CU 78 B FF 93 B CH 84 C FF 92 X FF 92 3-1 G4-3 ③		3	0	0	0	1	2	2
24 Dayan Viciedo, R (1, 9) OBP: 0.410, SLG: 0.528	T FF 93 B SL 87 B SL 87 F CH 85 F FF 95 F FF 93 S SL 86 2-3 K ③			B FF 91 S FF 92 F FF 93 X CH 84 1-2 G6-3 ①		B FF 93 C SL 84 B FF 91 F FF 91 X SL 85 2-2 2B			C FF 95 B SL 84 S FF 96 B SL 84 F FF 97 X SL 82 2-2 21 1B 2B	4	1	2	0	0	1	2
10 Alexei Ramirez, R (1, 6) OBP: 0.375, SLG: 0.535		F FF 91 F FF 92 X FF 93 0-2 L8 ①		B CU 72 C FF 91 B CH 82 B FF 92 F FF 93 X FF 93 3-2 30 BB 1B		B CH 82 C SL 84 X FF 92 1-1 F8 ②			C FF 96 X FF 97 0-1 G1-3 ①	4	0	1	0	0	0	2
30 Alejandro De Aza, L (1, 7) OBP: 0.255, SLG: 0.359		C CU 77 C FF 92 F CU 78 S FF 93 0-3 K ②		C CH 83 B CU 75 F CH 83 1 SAFE 1 SAFE F CU 78 B FF 94 F FF 93 B CU 77 4-2 F FF 93 F CH 84 B CH 85 1-2 BB		F FF 92 B FF 92 X CH 84 1-1 G3 ③			F FF 97 F FF 97 B FF 97 S FF 97 1-3 K ②	3	0	0	0	1	2	2
21 Tyler Flowers, R (1, 2) OBP: 0.398, SLG: 0.415		C FF 93 S FF 93 S FF 93 0-3 K ③		S FF 93 F CH 83 S FF 94 0-3 K ②			B SI 93 X SI 92 1-0 G6-3 ①		X FF 97 0-0 2-H 1B	4	0	1	1	0	2	2
5 Marcus Semien, R (1, 5) OBP: 0.285, SLG: 0.367			C FF 91 F FF 92 B SL 86 B SL 85 X SL 86 2-2 F8 ①	C SL 84 F FF 92 S FF 93 0-3 K ③			C SI 93 B SL 85 B SL 85 C SI 93 X SL 85 2-2 G6-3 ②		B FF 96 X FF 97 1-0 P4 ③	4	0	0	0	0	1	3
Inning Stats	R: 0 E: 0 K: 1 S: 10 H: 1 LOB: 2 BB: 1 P: 18	R: 0 E: 0 K: 2 S: 10 H: 0 LOB: 0 BB: 0 P: 10	R: 0 E: 0 K: 1 S: 13 H: 1 LOB: 2 BB: 1 P: 21	R: 0 E: 0 K: 2 S: 18 H: 1 LOB: 2 BB: 1 P: 26	R: 0 E: 0 K: 0 S: 8 H: 0 LOB: 0 BB: 0 P: 13	R: 0 E: 0 K: 1 S: 10 H: 1 LOB: 1 BB: 0 P: 17	R: 0 E: 0 K: 1 S: 8 H: 0 LOB: 0 BB: 0 P: 14	R: 0 E: 0 K: 0 S: 5 H: 0 LOB: 0 BB: 0 P: 8	R: 1 E: 0 K: 1 S: 11 H: 2 LOB: 1 BB: 0 P: 15	1B: 3 2B: 3 3B: 0 HR: 0 SF: 0 SAC: 0 DP: 0 HBP: 0						WP: 0 PB: 0 SB: 0 CS: 0 PA: 36	

livebaseballscorecards.com

	AB	33
	R	1
	H	6
	RBI	1
	BB	3
	SO	9
	LOB	15

PITCHER		IP	WLS	BF	H	R	ER	SO	BB	IBB	HBP	BLK	WP	HR	S	P	ERA	WHIP
37 Max Scherzer, R ERA: 2.08	(1, 1)	6.0	W	25	4	0	0	7	3	0	0	0	0	0	69	105	0.00	1.167
62 Al Alburquerque, R ERA: 4.5	(7, 1)	1.0		3	0	0	0	1	0	0	0	0	0	0	8	14	0.00	0.000
44 Joba Chamberlain, R ERA: 4.35	(8, 1)	1.0		3	0	0	0	0	0	0	0	0	0	0	5	8	0.00	0.000
57 Evan Reed, R ERA: 3.86	(9, 1)	1.0		5	2	1	1	1	0	0	0	0	0	0	11	15	9.00	2.000

PITCHER	IP	WLS	BF	H	R	ER	SO	BB	IBB	HBP	BLK	WP	HR	S	P	ERA	WHIP

Batter	1	2	3	4	5	6	7	8	9	AB	R	H	RBI	BB	SO	LOB
3 Ian Kinsler, R (1, 4) OBP: 0.327, SLG: 0.408	C FF 93 B FF 93 B FC 88 X FF 93 2-1 ① F8		C FC 86 X KC 78 0-1 ① P3	C FC 84 X SI 91 0-1 E5 48 G6-4-3 1-3 1B			H KC 76 1-0 24 L8 48 1B 41 1B HBP	C CH 88 X FF 98 0-1 1B		4	1	2	0	0	0	0
48 Torii Hunter, R (1, 9) OBP: 0.330, SLG: 0.494	X FF 94 0-0 ② L8		F CH 84 X FC 85 0-1 24 2B 1B	B SI 91 1 SAFE 1 SAFE B SI 90 1 SAFE X SI 91 2-0 ① ② G6-4-3 1-2f 3-H			T SI 90 1 SAFE B FF 90 B SI 90 1 SAFE X FF 91 2-1 14 1B 41 1B 28 2B 1-2 1B	S FF 99 S FF 99 X FF 100 0-2 ② F9		5	2	2	0	0	0	2
24 Miguel Cabrera, R (1, 3) OBP: 0.314, SLG: 0.414	C FF 94 B FF 93 B FC 87 B FC 87 C FF 93 T FF 93 3-2 ③ K		B FF 93 X CH 85 1-0 41 2B 1-H 2B	C FF 92 X FF 92 0-1 ③ L9			X FC 83 0-0 ① L8 2-3	B SI 97 X CH 87 1-0 ③ F8		5	1	1	1	0	1	3
41 Victor Martinez, S (1, 10) OBP: 0.354, SLG: 0.506		F FF 94 X SI 92 0-1 32 1B 2B	C SI 92 B KC 79 F FC 88 B SI 92 B SI 93 F FC 84 X FF 93 3-2 14 F9 2-H 2B		C FC 85 F CH 83 F FF 90 F KC 78 B CH 83 X CH 83 1-2 ① F7		F KC 80 B KC 80 X FC 87 1-1 14 1B 28 2B 1-2 3-H 1B		C SI 90 B CU 74 C CH 86 B SL 80 B CH 86 X SI 92 3-2 ① G4-3	5	1	3	2	0	0	0
14 Austin Jackson, R (1, 8) OBP: 0.381, SLG: 0.500		B FF 94 F FF 93 F SI 92 C FC 87 1-3 ① K	C FC 87 D KC 79 X FC 86 1-1 ② F9 2-3		X FF 92 0-0 ② L8		B SI 92 F SI 92 D CH 85 X SI 92 2-1 28 2B 1-2 2-3 1B		C FF 93 X SL 82 0-1 ② G5-3	5	0	1	0	0	1	2
32 Don Kelly, L (1, 5) OBP: 0.346, SLG: 0.417		C CH 86 B CH 85 X FF 94 1-1 28 WP 2-3 1B	C FF 94 B CH 86 S CH 84 B FC 86 B FC 85 X CH 86 3-2 ③ F8		B FF 92 X SI 90 1-0 ③ L7		F FF 97 F SI 98 F FF 100 F CH 90 S CU 82 0-3 ② K		F SI 92 B SI 92 B CH 86 B SI 92 X SI 92 3-1 ③ P6	5	0	1	0	0	1	4
28 J.D. Martinez, R (1, 7) OBP: 0.350, SLG: 0.444		B SI 93 S FC 86 S SI 94 S CH 85 1-3 ② K 1-2	B SI 93 S CH 84 B CH 84 X FC 86 2-1 13 HR 2B		X SI 92 0-0 ① G4-3	X FF 98 0-0 1-3 2-H 3-H 2B				4	1	2	2	0	1	2
13 Alex Avila, L (1, 2) OBP: 0.349, SLG: 0.358		C FC 89 B FF 94 B FC 88 F FC 88 F CH 86 D CH 86 F SI 93 F FC 88 B FF 94 4-2 BB	X SI 93 0-0 2-H HR		B KC 78 B KC 78 C FF 91 X FC 85 2-1 ② F8	B FF 99 S CH 89 F FF 100 B CU 82 X CH 89 2-2 ③ G4-3				3	1	1	2	1	0	2
17 Andrew Romine, S (1, 6) OBP: 0.320, SLG: 0.233		B FF 94 B FC 88 F FF 93 F FF 93 X CH 85 2-2 ③ F8	F FF 92 B CH 86 F CH 85 X FC 86 1-2 3 E6 3 1B 48 G6-4-3 1B		S KC 77 X KC 77 0-1 ③ L3			C FF 98 S CH 91 S FF 99 0-3 ① K		4	1	1	0	0	1	3

Inning Stats																								
	R: 0	H: 0	R: 0	H: 2	R: 2	H: 3	R: 3	H: 4	R: 0	H: 0	R: 0	H: 0	R: 3	H: 4	R: 0	H: 1	R: 0	H: 0	1B: 8	SF: 0	WP: 1	PA: 42
	E: 0	LOB: 0	E: 0	LOB: 3	E: 0	LOB: 1	E: 1	LOB: 0	E: 0	LOB: 0	E: 0	LOB: 2	E: 0	LOB: 2	E: 0	LOB: 1	E: 0	LOB: 0	2B: 5	SAC: 0	PB: 0	
	K: 1	BB: 0	K: 2	BB: 1	K: 0	BB: 0	K: 0	BB: 0	K: 0	BB: 0	K: 0	BB: 0	K: 1	BB: 0	K: 1	BB: 0	K: 0	BB: 0	3B: 0	DP: 1	SB: 0	
	S: 6	P: 11	S: 18	P: 27	S: 14	P: 22	S: 11	P: 16	S: 7	P: 9	S: 5	P: 7	S: 16	P: 24	S: 9	P: 10	S: 7	P: 13	HR: 1	HBP: 1	CS: 0	

PITCHER		IP	WLS	BF	H	R	ER	SO	BB	IBB	HBP	BLK	WP	HR	S	P	ERA	WHIP
33 James Shields, R ERA: 3.11	(1, 1)	6.1	L	32	12	8	7	3	1	0	1	0	1	1	68	105	9.95	2.053
40 Kelvin Herrera, R ERA: 2.19	(7, 1)	1.2		7	2	0	0	2	0	0	0	0	0	0	18	21	0.00	1.200
48 Michael Mariot, R ERA: 4.66	(9, 1)	1.0		3	0	0	0	0	0	0	0	0	0	0	7	13	0.00	0.000

PITCHER	IP	WLS	BF	H	R	ER	SO	BB	IBB	HBP	BLK	WP	HR	S	P	ERA	WHIP

TOP

Detroit Tigers @ Kansas City Royals

Kauffman Stadium, Kansas City, MO

Fri May 02 2014, 7:12 PM - 9:52 PM CDT

Att. 28,021 - Partly Cloudy - 68 F

livebaseballscorecards.com

AB	40
R	8
H	14
RBI	7
BB	1
SO	5
LOB	18

BOTTOM

Detroit Tigers @ Kansas City Royals

Kauffman Stadium, Kansas City, MO

Fri May 02 2014, 7:12 PM - 9:52 PM CDT

Att. 28,021 - Partly Cloudy - 68 F

livebaseballscorecards.com

Batter	1	2	3	4	5	6	7	8	9	AB	R	H	RBI	BB	SO	LOB
23 Norichika Aoki, L (1, 9) OBP: 0.325, SLG: 0.358	C FF 90 F FF 92 C SI 92 0-3 ① K		C CU 77 B CH 82 B CH 82 X FF 92 2-1 ② L7		F FF 90 C CU 75 B CU 77 B CH 82 X FF 92 2-2 ③ F7			X FF 94 0-0 ③ G4-3		4	0	0	0	0	1	0
14 Omar Infante, R (1, 4) OBP: 0.357, SLG: 0.436	C FF 90 X FF 93 0-1 35 SF8 3B		B FF 90 B SL 86 X SI 90 2-0 1B			B SL 82 B SL 82 C FF 90 X SI 90 2-1 ① G6-3			B FF 94 X FF 94 1-0 ① F7	4	1	2	0	0	0	0
35 Eric Hosmer, L (1, 3) OBP: 0.339, SLG: 0.382	X FF 94 0-0 ② SF8 3-H		F FF 92 X SI 91 0-1 ③ F7			B FF 90 C FF 91 C CU 76 B SI 90 B CH 82 X CU 77 3-2 ② F8			C FF 94 X CH 87 0-1 ② G3-1	3	0	0	1	0	0	1
16 Billy Butler, R (1, 10) OBP: 0.291, SLG: 0.302	C FF 91 B SI 92 F SL 86 S FF 92 1-3 ③ K			B FF 88 B SL 84 B SI 88 C FF 89 X SI 90 3-1 HR		C SL 85 X SI 90 0-1 ③ G5-3			S FF 95 X FF 95 0-1 ③ G6-3	4	1	1	1	0	1	0
4 Alex Gordon, L (1, 7) OBP: 0.304, SLG: 0.393		C FF 90 F FF 92 B SL 86 X CU 79 1-2 ① G3		S CH 82 B FF 91 B CU 79 F CH 82 F SL 86 S SI 91 2-3 ① K			C FF 87 F FF 89 B CU 73 X CU 78 1-2 ① F8			3	0	0	0	0	1	0
13 Salvador Perez, R (1, 2) OBP: 0.297, SLG: 0.376 12 Brett Hayes, R (8, 2)		C FF 92 B FF 92 X CU 78 1-1 ② G1-3		C CU 77 B FF 89 X SL 84 1-1 ② L8			F SI 88 F SI 90 F FF 91 B CU 78 B CH 82 F SI 89 F SI 89 X SL 82 2-2 ② L9			3 0	0 0	0 0	0 0	0 0	0 0	0 0
8 Mike Moustakas, L (1, 5) OBP: 0.222, SLG: 0.344	C FF 91 B CH 84 F FF 92 X SL 88 1-2 2B			B CU 77 B CH 82 F FF 89 F CH 82 C SI 92 2-3 ③ K			F FF 89 F FF 91 B CU 79 B CH 81 F CU 77 F SI 88 C FF 90 2-3 ③ K			3	0	1	0	0	2	0
2 Alcides Escobar, R (1, 6) OBP: 0.333, SLG: 0.394		S SI 90 B SI 91 F SI 92 F FF 92 D CU 80 D SL 86 F SI 91 S SL 84 3-3 ③ K			C SL 82 S SL 83 X SI 90 0-2 ① G5-3			B FF 93 X FF 93 1-0 ① G5-3		3	0	0	0	0	1	1
1 Jarrod Dyson, L (1, 8) OBP: 0.310, SLG: 0.293			C SI 89 C FF 91 B CU 78 X SI 91 1-2 ① G6-3		B FF 90 B CH 82 B FF 88 C FF 89 C SI 90 X SI 89 3-2 ② F8			X FF 94 0-0 ② B1-3		3	0	0	0	0	0	0

	AB	30
	R	2
	H	4
	RBI	2
	BB	0
	SO	6
	LOB	2

Inning Stats																								
	R: 1	H: 1	R: 0	H: 1	R: 0	H: 1	R: 1	H: 1	R: 0	H: 0	R: 0	H: 0	R: 0	H: 0	R: 0	H: 0	1B: 1	SF: 1	WP: 0	PA: 31
	E: 0	LOB: 0	E: 0	LOB: 1	E: 0	LOB: 1	E: 0	LOB: 0	E: 0	LOB: 0	E: 0	LOB: 0	E: 0	LOB: 0	E: 0	LOB: 0	2B: 1	SAC: 0	PB: 0	
	K: 2	BB: 0	K: 1	BB: 0	K: 0	BB: 0	K: 2	BB: 0	K: 0	BB: 0	K: 0	BB: 0	K: 1	BB: 0	K: 0	BB: 0	3B: 1	DP: 0	SB: 0	
	S: 9	P: 10	S: 13	P: 19	S: 8	P: 13	S: 11	P: 19	S: 9	P: 14	S: 7	P: 12	S: 14	P: 19	S: 3	P: 4	S: 5	P: 6	HR: 1	HBP: 0	CS: 0	

PITCHER		IP	WLS	BF	H	R	ER	SO	BB	IBB	HBP	BLK	WP	HR	S	P	ERA	WHIP
21 Rick Porcello, R ERA: 3.66	(1, 1)	7.0	W	25	4	2	2	6	0	0	0	0	0	1	71	106	2.57	0.571
46 Ian Krol, L ERA: 3.0	(8, 1)	1.0		3	0	0	0	0	0	0	0	0	0	0	3	4	0.00	0.000
57 Evan Reed, R ERA: 3.48	(9, 1)	1.0		3	0	0	0	0	0	0	0	0	0	0	5	6	0.00	0.000

PITCHER	IP	WLS	BF	H	R	ER	SO	BB	IBB	HBP	BLK	WP	HR	S	P	ERA	WHIP

TOP

Detroit Tigers @ Kansas City Royals

Kauffman Stadium, Kansas City, MO

Sat May 03 2014, 6:14 PM - 9:06 PM CDT

Att. 29,200 - Clear - 80 F

livebaseballscorecards.com

Batter	1	2	3	4	5	6	7	8	9	AB	R	H	RBI	BB	SO	LOB
20 Rajai Davis, R (1, 7) OBP: 0.384, SLG: 0.429	B FF 93 F FF 93 F FF 95 B CU 76 F FF 96 F FF 96 F CU 77 X FF 96 2-2 ① F8		C CU 76 S CU 79 B FF 95 B CU 77 X FF 94 2-2 ② F8		C SL 81 B FF 90 F FF 88 S SL 81 1-3 ② K		X SL 81 0-0 ① G4-3		X FF 91 0-0 3 SF8 3 S 24 1B 2-3 1B	5	1	1	0	0	1	0
3 Ian Kinsler, R (1, 4) OBP: 0.330, SLG: 0.421 32 Don Kelly, L (9, 3) OBP: 0.346, SLG: 0.417	B FF 97 F SI 94 C CH 84 B FF 98 F FF 96 B CH 84 F FF 95 X FF 96 3-2 ② L9		C SI 93 X SI 94 0-1 24 PO 1B		C FF 89 B FF 89 X FF 89 1-1 ③ 2B		B SI 94 C SL 82 B SI 93 X SI 93 2-1 ② G3-1		C FF 91 B CH 86 F FF 91 F CH 83 1 SAFE B SL 84 B CH 84 F CH 82 X FF 92 3-2 ① SF8 1-3 3-H	4	0	2	1	0	0	0
										0	0	0	0	0	0	0
24 Miguel Cabrera, R (1, 3) OBP: 0.327, SLG: 0.427 17 Andrew Romine, S (9, 6) OBP: 0.320, SLG: 0.233	F SI 96 B FF 96 B FF 95 F FF 96 S FF 98 2-3 ③ K		1 SAFE 0-0 ③ PO 1-2	B FF 94 B CH 84 B FF 93 C FF 93 B CU 77 4-1 14 BB 41 WP 9 SF7 BB		S FF 89 B SL 80 B SL 80 X FF 90 2-1 48 F8 9 2B 2B	B SL 84 B SI 92 C SL 82 X SI 94 2-1 ③ L3		F FF 91 S CH 84 F FF 92 X FF 91 0-2 41 1B 48 HR 1B 3-H	4	3	2	1	1	1	0
										0	0	0	0	0	0	0
41 Victor Martinez, S (1, 10) OBP: 0.375, SLG: 0.522		B FF 94 B FF 94 X FF 94 2-0 9 FC5-4 2B		B CU 76 B FF 94 B FF 92 I IN 74 4-0 14 BB 1-2 IBB		I IN 69 I IN 72 I IN 75 I IN 76 4-0 48 F8 9 2B IBB		B FF 92 B CH 83 X FF 92 2-0 ① F9	C CH 83 X FF 92 0-1 48 HR 1B 1-2	3	2	2	0	2	0	0
48 Torii Hunter, R (1, 9) OBP: 0.333, SLG: 0.517 28 J.D. Martinez, R (9, 9) OBP: 0.350, SLG: 0.444		B CH 84 S SI 94 F FF 93 B FF 95 B FF 95 4-1 9 FC5-4 BB	C SI 93 S CU 76 B FF 94 S CU 78 1-3 ① K		X SL 81 0-0 ① F8 1-2 2-3		B CU 79 B FF 93 X FF 93 2-0 ② G5-3	B FF 92 F FF 91 X FF 92 1-1 1-H 2-H HR	4	1	1	3	1	1	4
										0	0	0	0	0	0	0
14 Austin Jackson, R (1, 8) OBP: 0.382, SLG: 0.500		B FF 94 B CU 76 X FF 94 2-0 ① P3		B FF 95 B FF 94 C FF 93 F FF 93 B CU 78 B CU 75 4-2 1-2 2-3 BB		X FF 96 0-0 ② G5-3		C FF 93 X SL 87 0-1 2B	C FF 92 S SL 85 B SL 86 B FF 91 F CH 84 F SL 87 B FF 93 S FF 92 3-3 ② K	4	0	1	0	1	1	4
9 Nick Castellanos, R (1, 5) OBP: 0.271, SLG: 0.403		B SI 93 X FF 94 1-0 ② FC5-4 1-2f 2-3		B SI 94 F FF 94 F FF 93 F FF 95 X CU 78 1-2 ② SF7 3-H		X FF 99 0-0 2-H 3-H 2B	S CH 83 C FF 92 B SL 85 B FF 90 S CH 83 2-3 ③ K	B SL 86 B FF 93 F FF 92 X CH 84 2-1 ③ G6-3	4	0	1	3	0	1	3
50 Bryan Holaday, R (1, 2) OBP: 0.345, SLG: 0.333		S FF 95 C FF 95 X FF 96 0-2 ③ F9		F FF 95 B CU 76 F SI 94 X CU 75 1-2 ③ L7		B FF 99 B CH 88 B FF 99 C FF 98 B FF 98 4-1 BB		X FF 92 0-0 29 2B 1B	3	1	1	0	1	0	4
29 Danny Worth, R (1, 6) OBP: 0.250, SLG: 0.273 (9, 4)			C FF 94 B CH 83 X CH 82 1-1 ① G5-3		B FF 89 F FF 89 F SL 80 X SL 80 1-2 ① P3	B SI 100 F FF 96 C CH 89 X FF 99 1-2 ③ G4-3		1 SAFE X CH 83 0-0 20 1B 1-H 3 SF8 2B	4	1	1	1	0	0	2

Inning Stats																						
	R: 0	H: 0	R: 0	H: 1	R: 0	H: 1	R: 1	H: 0	R: 0	H: 1	R: 2	H: 2	R: 0	H: 0	R: 0	H: 1	R: 6	H: 6	1B: 5	SF: 2	WP: 1	PA: 44
	E: 0	LOB: 0	E: 0	LOB: 2	E: 0	LOB: 0	E: 0	LOB: 2	E: 0	LOB: 1	E: 0	LOB: 2	E: 0	LOB: 0	E: 0	LOB: 1	E: 0	LOB: 0	2B: 6	SAC: 0	PB: 0	
	K: 1	BB: 0	K: 0	BB: 1	K: 0	BB: 0	K: 1	BB: 3	K: 1	BB: 0	K: 0	BB: 2	K: 0	BB: 0	K: 1	BB: 0	K: 1	BB: 0	3B: 0	DP: 0	SB: 1	
	S: 14	P: 21	S: 7	P: 16	S: 7	P: 10	S: 13	P: 28	S: 8	P: 11	S: 9	P: 20	S: 5	P: 9	S: 7	P: 13	S: 23	P: 32	HR: 1	HBP: 0	CS: 0	

PITCHER		IP	WLS	BF	H	R	ER	SO	BB	IBB	HBP	BLK	WP	HR	S	P	ERA	WHIP
41 Danny Duffy, L ERA: 2.19	(1, 1)	4.0	L	17	2	1	1	2	3	1	0	0	1	0	41	75	2.25	1.250
31 Louis Coleman, R ERA: 6.75	(5, 1)	1.1		6	2	2	2	1	0	1	0	0	0	0	11	20	13.50	1.500
40 Kelvin Herrera, R ERA: 2.08	(6, 1)	0.2		4	1	0	0	0	1	0	0	0	0	0	6	11	0.00	3.000
43 Aaron Crow, R ERA:	(7, 1)	1.0		3	0	0	0	0	0	0	0	0	0	0	5	9	0.00	0.000
62 Aaron Brooks, R ERA: 27.0	(8, 1)	2.0		13	7	6	6	2	0	0	0	0	0	1	30	45	27.00	3.500

PITCHER	IP	WLS	BF	H	R	ER	SO	BB	IBB	HBP	BLK	WP	HR	S	P	ERA	WHIP

AB	35
R	9
H	12
RBI	9
BB	6
SO	5
LOB	17

Batter	1	2	3	4	5	6	7	8	9	AB	R	H	RBI	BB	SO	LOB
23 Norichika Aoki, L (1, 9) OBP: 0.322, SLG: 0.355	B SI 90 C SI 91 B SI 90 F SI 90 S KC 80 2-3 ① **K**		B SI 91 B KC 80 X SI 90 2-0 ③ **P5**			F SI 91 B KC 79 X SI 88 1-1 ② **F7**			F FF 93 F FF 94 B FF 90 X FF 91 1-2 35 2B 16 SF8 1B	4	1	1	0	0	1	0
14 Omar Infante, R (1, 4) OBP: 0.345, SLG: 0.419	C SI 90 F SI 90 X SI 92 0-2 ② **G1-6-3**			B SI 88 C SI 91 X KC 77 1-1 ① **G1-3**		S CH 79 B KC 78 X SI 91 1-1 ③ **P6**			B SI 92 F FF 93 F SI 90 X SL 80 1-2 ① **F8**	4	0	0	0	0	0	1
35 Eric Hosmer, L (1, 3) OBP: 0.344, SLG: 0.404	S SI 91 B SI 92 B SI 88 F SI 88 F FC 82 F FC 83 B SI 92 X KC 81 3-2 ③ **G1-3**			C FC 86 B SI 90 B KC 79 X FC 87 2-1 16 WP 2B			B SI 91 C SI 91 B KC 79 F KC 80 X SI 89 2-2 ① **G4-3**		B FF 94 F SI 92 F SL 81 F FF 92 X SL 80 1-2 **1-3** 4 2B 2B	4	1	2	0	0	0	0
16 Billy Butler, R (1, 10) OBP: 0.289, SLG: 0.296		C SI 88 S SI 91 X SI 91 0-2 ① **F8**		C SI 90 B CH 80 B KC 78 F SI 92 S KC 80 2-3 ② **K** **2-3**			B SI 90 B KC 78 B SI 90 C SI 89 B FC 86 4-1 **BB**		X FF 93 0-0 ② **SF8** **3-H**	2	0	0	1	1	1	1
4 Alex Gordon, L (1, 7) OBP: 0.311, SLG: 0.400		B KC 79 F SI 90 B SI 88 F SI 87 B KC 80 B SI 92 4-2 19 G5-3 **BB**		B SI 92 C KC 78 S KC 80 X SI 90 1-2 ③ **F8**			F SI 90 F SI 91 S KC 81 0-3 ② **K**		B SL 79 B SI 93 X FF 93 2-0 **2-H** 2B	3	0	1	1	1	1	2
19 Danny Valencia, R (1, 5) OBP: 0.227, SLG: 0.364		C SI 91 1 SAFE 1 SAFE B SI 90 D CH 80 F SI 91 F KC 80 1 SAFE X KC 80 2-2 ② **G5-3** **1-2**		C SI 89 B CH 79 B CH 79 X SI 91 2-1 ① 1B			S KC 79 D CH 78 F KC 79 S KC 80 1-3 ③ **K**		D CH 85 C SI 92 C SL 81 X SL 80 1-2 ③ **F7**	4	0	1	0	0	1	3
2 Alcides Escobar, R (1, 6) OBP: 0.324, SLG: 0.381		X SI 91 0-0 ③ **L9**		C SI 91 F SI 92 C KC 80 0-3 ② **K**				B FF 94 F FF 93 X SL 86 1-1 ① **G5-3**		3	0	0	0	0	1	1
27 Justin Maxwell, R (1, 8) OBP: 0.233, SLG: 0.185			B SI 88 B CH 78 C SI 90 C SI 90 S SI 91 2-3 ① **K**	X CH 80 0-0 ③ **G6-3**				C CU 79 F FF 95 B FF 94 S SL 86 1-3 ② **K**		3	0	0	0	0	2	0
12 Brett Hayes, R (1, 2)			B SI 90 C SI 91 X CH 80 1-1 ② **P3**			C SI 88 S SI 90 X KC 80 0-2 ① **G6-3**		B FF 95 C FF 93 F FF 95 F FF 96 X SL 87 1-2 ③ **F9**		3	0	0	0	0	0	0
Inning Stats	R: 0 H: 0 E: 0 LOB: 0 K: 1 BB: 0 S: 11 P: 16	R: 0 H: 0 E: 0 LOB: 1 K: 0 BB: 1 S: 10 P: 16	R: 0 H: 0 E: 0 LOB: 0 K: 1 BB: 0 S: 6 P: 11	R: 0 H: 1 E: 0 LOB: 1 K: 1 BB: 0 S: 10 P: 16	R: 0 H: 1 E: 0 LOB: 0 K: 1 BB: 0 S: 6 P: 8	R: 0 H: 0 E: 0 LOB: 0 K: 0 BB: 0 S: 7 P: 9	R: 0 H: 0 E: 0 LOB: 1 K: 2 BB: 1 S: 10 P: 17	R: 0 H: 0 E: 0 LOB: 0 K: 1 BB: 0 S: 9 P: 12	R: 2 H: 3 E: 0 LOB: 1 K: 0 BB: 0 S: 15 P: 21	1B: 2 SF: 1 2B: 3 SAC: 0 3B: 0 DP: 0 HR: 0 HBP: 0						

PITCHER		IP	WLS	BF	H	R	ER	SO	BB	IBB	HBP	BLK	WP	HR	S	P	ERA	WHIP
33 Drew Smyly, L ERA: 2.45	(1, 1)	7.0	W	24	2	0	0	6	2	0	0	0	1	0	60	93	0.00	0.571
44 Joba Chamberlain, R ERA: 3.97	(8, 1)	1.0	H	3	0	0	0	1	0	0	0	0	0	0	9	12	0.00	0.000
40 Phil Coke, L ERA: 9.39	(9, 1)	1.0		6	3	2	2	0	0	0	0	0	0	0	15	21	18.00	3.000

PITCHER	IP	WLS	BF	H	R	ER	SO	BB	IBB	HBP	BLK	WP	HR	S	P	ERA	WHIP

BOTTOM

Detroit Tigers @ Kansas City Royals

Kauffman Stadium, Kansas City, MO

Sat May 03 2014, 6:14 PM - 9:06 PM CDT

Att. 29,200 - Clear - 80 F

livebaseballscorecards.com

AB	30
R	2
H	5
RBI	2
BB	2
SO	7
LOB	8

WP: 1	PA: 33		
PB: 0			
SB: 0			
CS: 0			

TOP

Detroit Tigers @ Kansas City Royals

Kauffman Stadium, Kansas City, MO

Sun May 04 2014, 1:13 PM - 4:23 PM CDT

Att. 22,504 - Sunny - 83 F

livebaseballscorecards.com

Batter	1	2	3	4	5	6	7	8	9	AB	R	H	RBI	BB	SO	LOB
20 Rajai Davis, R (1, 7) OBP: 0.391, SLG: 0.446	C FF 85 S FF 87 B CH 82 B FF 88 S CH 81 2-3 **K** ①		B KC 73 B CH 82 C FF 87 X SI 87 2-1 24 S, 48 1B, 2B 1 SAFE X FF 88 0-0 3 1B, 3 S, 24 2B, 1B 1-3	F FF 87 C FF 87 X CH 82 0-2 **F8** ③			X FF 90 0-0 24 WP, 48 1B, 1B 1-2	C SL 84 S SL 86 S FF 98 0-3 **K** ③	6	3	3	0	0	2	1
3 Ian Kinsler, R (1, 4) OBP: 0.333, SLG: 0.429	C FF 88 B SI 88 B FF 88 X KC 76 2-1 41 1B, 2B		X FF 88 0-0 **L9** ① B FF 87 1 SAFE S CH 82 B FF 88 C FF 88 F CH 83 B FF 88 X CH 83 3-2 24 2B, 1B 1-3 3-H	C FF 92 B CU 72 X FF 93 1-1 **G5-3** ①			C SL 83 C FF 93 F FF 93 B SL 82 B SI 91 X FF 93 2-2 **F9** ①		5	1	2	1	0	0	3
24 Miguel Cabrera, R (1, 3) OBP: 0.330, SLG: 0.430	S CH 82 B FF 89 X CH 83 1-1 **F9** ②		C FF 88 B FF 88 B FF 88 B CH 84 B CH 83 4-1 48 1B, BB 2-3	B FF 88 X CH 81 1-0 2B 1-H 3-H		F FF 94 B FF 93 C FF 93 F CH 84 X CH 85 1-2 **G4-3** ②		C SL 82 T SI 92 B SL 84 F SL 83 F FF 94 T FF 94 1-2 **K** 1-2 2-3		4	0	1	2	1	1	3
41 Victor Martinez, S (1, 10) OBP: 0.385, SLG: 0.516	C FF 88 B CH 82 B FF 89 C CH 83 F CH 82 F FF 89 F KC 74 X CH 82 2-2 1B 2-3		S FF 88 B FF 88 X FF 88 1-1 **F8** ② I IN 61 I IN 62 I IN 58 I IN 59 4-0 IBB	B CU 74 C FF 93 F CH 85 X FF 94 1-2 **G6-3** ③			I IN 73 I IN 74 I IN 76 I IN 77 4-0 48 1B, IBB		3	0	1	0	2	0	2
48 Torii Hunter, R (1, 9) OBP: 0.347, SLG: 0.521	F CH 82 F FF 89 B FF 88 F CH 81 B FF 89 F FF 89 D CH 82 X CH 82 3-2 **G5-3** ③		F CH 82 X CH 82 0-1 1B 1-2 3-H F KC 74 S FF 88 B FF 87 X CH 82 1-2 **P3** ③				C FF 92 B CH 84 F CH 84 X CU 74 1-2 1B	S FF 92 X FF 93 0-1 1B 1-2 2-H 3-H		5	0	3	3	0	0	4
14 Austin Jackson, R (1, 8) OBP: 0.374, SLG: 0.483		B SI 86 X SI 87 1-0 **F8** ① B FF 88 X CH 82 1-0 **P3** ③		C KC 74 B CH 80 B CH 78 C FF 87 B CH 81 X FF 87 3-2 13 S, 13 HR, 1B			C FF 92 B CH 84 X FF 92 1-1 **F9** ①	C SL 82 C SL 82 B SI 92 F SL 81 F SL 82 B FF 94 F FF 93 F SL 82 X SI 94 2-2 **G1-6-3** ③		5	1	1	0	0	0	5
9 Nick Castellanos, R (1, 5) OBP: 0.267, SLG: 0.427		C SI 87 B FF 87 B CH 82 S CH 82 B FF 88 X FF 88 3-2 HR	B FF 86 X CH 81 1-0 **G6-3** ① S CH 80 X FF 88 0-1 **L9** ①				C FF 93 F FF 92 B FF 92 F CH 85 F CH 84 D CU 76 F FF 92 F FF 92 X CH 85 2-2 **F7** ②		X FF 94 0-0 **F8** ①	5	1	1	1	0	0	2
13 Alex Avila, L (1, 2) OBP: 0.338, SLG: 0.397		X FF 88 0-0 **F7** ②	F FF 87 B KC 76 F SI 88 B CH 83 S SI 88 2-3 **K** ②	B SI 86 F FF 87 2 SAFE B SI 88 B FF 87 2 SAFE F SI 88 X SI 87 3-2 1-H HR			C FF 93 S CH 86 S CH 84 0-3 **K** ③		C FF 95 B FF 96 B SL 85 B SL 83 F FF 95 S FF 95 3-3 **K** ②	5	1	1	2	0	3	1
17 Andrew Romine, S (1, 6) OBP: 0.345, SLG: 0.271		C FF 88 C KC 77 S CH 81 0-3 **K** ③	S FF 87 B FF 88 B CH 82 X FF 88 2-1 20 1B, 3 1B, 1B B KC 75 S CH 80 B CH 80 X CH 80 2-1 **G5-3** ②				F SI 89 B SL 81 B SI 92 B SI 91 X SI 91 3-1 24 WP, 20 1B, 48 1B, 1B	B SL 84 C SL 85 X FF 96 1-1 1B	5	2	3	0	0	1	0

	AB	R	H	RBI	BB	SO
	43	9	16	9	3	7

LOB 21

Inning Stats																								
	R: 0	H: 2	R: 1	H: 1	R: 1	H: 2	R: 3	H: 4	R: 2	H: 2	R: 0	H: 0	R: 0	H: 1	R: 2	H: 3	R: 0	H: 1	1B: 11	SF: 0	WP: 1	PA: 46
	E: 0	LOB: 2	E: 0	LOB: 0	E: 0	LOB: 2	E: 0	LOB: 2	E: 0	LOB: 0	E: 0	LOB: 0	E: 0	LOB: 1	E: 0	LOB: 2	E: 0	LOB: 1	2B: 3	SAC: 0	PB: 0	
	K: 1	BB: 0	K: 1	BB: 0	K: 0	BB: 1	K: 1	BB: 1	K: 0	BB: 0	K: 0	BB: 0	K: 1	BB: 0	S: 21	BB: 1	K: 2	BB: 0	3B: 0	DP: 0	SB: 3	
	S: 18	P: 28	S: 8	P: 12	S: 9	P: 17	S: 15	P: 29	S: 13	P: 21	S: 9	P: 12	S: 15	P: 19		P: 33	S: 9	P: 13	HR: 2	HBP: 0	CS: 0	

PITCHER		IP	WLS	BF	H	R	ER	SO	BB	IBB	HBP	BLK	WP	HR	S	P	ERA	WHIP
51 Jason Vargas, L ERA: 3.5	(1, 1)	5.0	L	28	11	7	7	3	1	1	0	0	0	2	63	107	12.60	2.400
55 Tim Collins, L ERA: 12.0	(6, 1)	2.0		7	1	0	0	1	0	0	0	0	0	0	24	31	0.00	0.500
48 Michael Mariot, R ERA: 5.91	(8, 1)	1.0		7	3	2	2	1	0	1	0	0	1	0	21	33	18.00	3.000
56 Greg Holland, R ERA: 2.45	(9, 1)	1.0		4	1	0	0	2	0	0	0	0	0	0	9	13	0.00	1.000

PITCHER	IP	WLS	BF	H	R	ER	SO	BB	IBB	HBP	BLK	WP	HR	S	P	ERA	WHIP

Batter	1	2	3	4	5	6	7	8	9	AB	R	H	RBI	BB	SO	LOB
23 Norichika Aoki, L (1, 9) OBP: 0.341, SLG: 0.360	F FF 87 B FF 89 B FF 90 S CH 82 F CH 84 B FF 92 B FF 91 4-2 BB		F FF 93 B CU 79 B CU 78 F FF 94 F CH 85 B CU 81 B CH 84 4-2 BB			B CH 83 B FF 92 B FF 90 B FF 90 4-0 16 1B BB	X FF 96 0-0 SF7 3-H		F SL 87 X SL 86 0-1 14 1B 2-H 1B	1	0	1	2	3	0	0
14 Omar Infante, R (1, 4) OBP: 0.339, SLG: 0.409	1 SAFE F FF 90 X FF 90 0-1 F9 ①		B SL 85 1 SAFE D SL 85 C FF 94 X FF 95 2-1 L9 ③			C SL 84 F SL 87 B FF 93 F CU 80 S CH 84 1-3 K ①	B SL 82 X FF 93 1-0 G6-3 ③		C SL 86 C SI 96 F SL 86 F SL 86 X SI 96 0-2 1-2 1B	5	0	1	0	0	1	4
35 Eric Hosmer, L (1, 3) OBP: 0.331, SLG: 0.387	1 SAFE 1 SAFE 1 SAFE C FF 90 X FF 92 0-1 P5 ②			C CH 82 F CU 78 F CU 80 S CH 84 0-3 K ①		X FF 94 0-0 L7 ②		B FF 93 C FF 92 B FF 94 X FF 94 2-1 F7 ①	B SL 88 S SL 88 B FF 95 S SL 86 F SL 86 F SL 86 X SL 86 2-2 P2 ③	5	0	0	0	0	1	4
16 Billy Butler, R (1, 10) OBP: 0.296, SLG: 0.313	B FF 93 X FF 93 1-0 F8 ③			B SL 84 B FF 93 B FF 93 C FF 92 C SL 86 S SL 86 3-3 K ②		B SL 87 C SL 87 F CU 81 X FF 96 1-2 1B		B FF 93 B CH 86 C FF 93 X CH 85 2-1 4 G3 2B		4	0	2	0	0	1	1
4 Alex Gordon, L (1, 7) OBP: 0.309, SLG: 0.389		B FF 89 C CH 82 B FF 90 B FF 91 F FF 91 X CH 83 3-2 L8 ①		B CU 79 B FF 94 C CH 85 B FF 95 F FF 95 B CU 81 4-2 BB		X CH 86 0-0 G3-1 ③		B CU 77 X FF 93 1-0 G3 ② 2-3		3	0	0	0	1	0	3
13 Salvador Perez, R (1, 2) OBP: 0.298, SLG: 0.385 12 Brett Hayes, R (7, PR) (8, 2)		B CU 78 X FF 92 1-0 F8 ②		S SL 86 X CH 84 0-1 G3 ③			B FF 90 B SL 84 B SL 84 C FF 91 X FF 92 3-1 2 1B 1 3B 2B	F FF 94 X CU 78 0-1 L6 ③		3 1	0 1	1 0	0 0	0 0	0 0	1 1
8 Mike Moustakas, L (1, 5) OBP: 0.223, SLG: 0.333		F FF 93 B FF 91 F FF 92 C CU 79 1-3 K ③			B FF 90 S CH 82 X FF 91 1-1 P2 ①	B FF 92 S FF 94 S FF 94 F FF 94 F FF 96 F CU 82 S CH 86 1-3 K ①			C SI 94 F SL 86 B FF 95 B SL 87 B SL 85 B SI 94 4-2 1 G6-3 23 1B BB	3	1	0	0	1	2	1
2 Alcides Escobar, R (1, 6) OBP: 0.321, SLG: 0.376			B FF 91 S SL 83 B FF 91 X FF 92 2-1 G4-3 ①		C FF 93 F CU 79 S SL 86 0-3 K ②		X SL 85 0-0 1 WP 1 3B 2-3 1B		C SL 84 B SL 86 S SL 85 B SI 96 D SL 85 C SL 85 3-3 K ①	4	1	1	0	0	2	1
1 Jarrod Dyson, L (1, 8) OBP: 0.304, SLG: 0.333			C FF 92 S FF 92 B FF 93 B CU 79 C CU 79 2-3 K ②		C CH 83 B CU 80 X CU 80 1-1 P6 ③	C FF 96 B CU 82 B FF 96 X CH 86 2-1 23 SF7 1-H 3-H 3B			B FF 96 B SL 86 C SI 95 F SL 86 X SL 86 2-2 G6-3 1-2 ②	4	1	1	2	0	1	1
Inning Stats	R: 0 E: 0 K: 0 S: 8 H: 0 LOB: 1 BB: 1 P: 13	R: 0 E: 0 K: 1 S: 7 H: 0 LOB: 0 BB: 0 P: 12	R: 0 E: 0 K: 1 S: 10 H: 0 LOB: 1 BB: 1 P: 20	R: 0 E: 0 K: 2 S: 11 H: 0 LOB: 1 BB: 1 P: 18	R: 0 E: 0 K: 1 S: 7 H: 0 LOB: 0 BB: 0 P: 9	R: 0 E: 0 K: 1 S: 9 H: 1 LOB: 2 BB: 1 P: 15	R: 3 E: 0 K: 1 S: 13 H: 3 LOB: 1 BB: 0 P: 20	R: 0 E: 0 K: 0 S: 7 H: 1 LOB: 1 BB: 0 P: 12	R: 1 E: 0 K: 1 S: 20 H: 2 LOB: 2 BB: 1 P: 31	1B: 4 2B: 2 3B: 1 HR: 0 SF: 1 SAC: 0 DP: 0 HBP: 0						WP: 1 PB: 0 SB: 0 CS: 0 PA: 39	

PITCHER		IP	WLS	BF	H	R	ER	SO	BB	IBB	HBP	BLK	WP	HR	S	P	ERA	WHIP
35 Justin Verlander, R ERA: 2.68	(1, 1)	7.0	W	29	4	3	3	7	4	0	0	0	1	0	65	107	3.86	1.143
46 Ian Krol, L ERA: 2.7	(8, 1)	1.0		4	1	0	0	0	0	0	0	0	0	0	7	12	0.00	1.000
62 Al Alburquerque, R ERA: 4.91	(9, 1)	1.0		6	2	1	1	1	1	0	0	0	0	0	20	31	9.00	3.000

PITCHER	IP	WLS	BF	H	R	ER	SO	BB	IBB	HBP	BLK	WP	HR	S	P	ERA	WHIP

BOTTOM

Detroit Tigers @ Kansas City Royals

Kauffman Stadium, Kansas City, MO

Sun May 04 2014, 1:13 PM - 4:23 PM CDT

Att. 22,504 - Sunny - 83 F

livebaseballscorecards.com

AB	33
R	4
H	7
RBI	4
BB	5
SO	8
LOB	17

Batter	1	2	3	4	5	6	7	8	9	AB	R	H	RBI	BB	SO	LOB
27 Jose Altuve, R (1, 4) OBP: 0.336, SLG: 0.379	C FF 89 F FF 90 X SL 84 0-2 G5-3			X SL 83 0-0 P4		C FF 90 X SL 84 0-1 E6 21 G4-3		D SL 84 C CH 84 B CH 82 C FF 92 F FF 92 F CH 85 B SL 83 S CH 83 3-3 K 2-3		4	0	0	0	0	1	2
21 Dexter Fowler, S (1, 8) OBP: 0.314, SLG: 0.349	B FF 91 C FF 92 F FF 92 B CU 78 B CU 79 X FF 92 3-2 G4-3			X FF 90 0-0 23 HBP 1B		1 SAFE B CH 82 C CH 83 X CH 84 1-1 G4-3 1-2			B FF 90 S FF 90 B FF 91 B FF 91 F FF 92 F FF 92 B SL 85 4-2 15 F8 BB	3	0	1	0	1	0	1
15 Jason Castro, L (1, 2) OBP: 0.319, SLG: 0.384	S FF 91 S FC 91 F FF 92 B CH 85 S CU 78 1-3 K			B CU 76 1 SAFE B CH 82 C FF 91 1 SAFE 1 SAFE C FF 92 S CH 83 2-3 K		B CU 74 S FF 93 F FF 93 B FF 94 X CH 87 2-2 F7			C CU 80 F SI 90 D SL 86 B SL 86 X FF 91 2-2 F8 1-2	4	0	0	0	0	2	3
23 Chris Carter, R (1, 10) OBP: 0.277, SLG: 0.385		F FF 91 B CH 83 C CH 83 B SL 85 C FF 93 2-3 K		F CH 81 S SL 84 B FF 92 1 SAFE H FF 94 2-2 HBP 1-2			B SL 84 X FF 92 1-0 F8		X FF 90 0-0 P5	3	0	0	0	0	1	0
8 Alex Presley, L (1, 7) OBP: 0.253, SLG: 0.388		C FF 91 B FF 91 F FF 92 B CH 85 S CH 84 2-3 K		B CH 83 F FF 92 F CH 83 X CH 84 1-2 G4-3			B FF 91 X FF 90 1-0 L8			3	0	0	0	0	1	2
4 George Springer, R (1, 9) OBP: 0.257, SLG: 0.221		B FF 94 B SL 85 B FF 93 F FF 91 F FF 93 F SL 85 X FF 94 3-2 18 CS 1B			S SL 83 S SL 86 B SL 86 F SL 84 S SL 84 1-3 K		B FF 93 S FF 92 B SL 86 B SL 85 F FF 92 X CH 84 3-2 G5-3			3	0	1	0	0	1	0
18 Marc Krauss, L (1, 3) OBP: 0.257, SLG: 0.262 9 Marwin Gonzalez, S (8, PR) OBP: 0.333, SLG: 0.419 (8, 3)		C CH 84 0-1 CS 1-2	C FF 90 B CU 76 C FF 91 B FF 92 C FF 93 2-3 K		B CH 79 B CH 83 X FF 92 2-0 P6			B CH 80 C FF 91 C FF 91 B CH 84 B FF 92 B CH 84 4-2 27 CS 6 1B BB		2 0	0 0	0 0	0 0	1 0	1 0	0 0
30 Matt Dominguez, R (1, 5) OBP: 0.303, SLG: 0.396			C SL 84 B SL 85 F FF 92 F FF 92 B SL 84 S CH 84 2-3 K		F FF 92 B CU 74 F CH 82 C FF 92 1-3 K			B FF 90 F FF 90 1 SAFE X FF 93 1-1 F9		3	0	0	0	0	2	1
6 Jonathan Villar, S (1, 6) OBP: 0.321, SLG: 0.526			X FF 91 0-0 F8			X FF 89 0-0 G4-3		1 SAFE C FF 90 X FF 92 0-1 1-2 1B		3	0	1	0	0	0	0
Inning Stats	R: 0 E: 0 K: 1 S: 10 H: 0 LOB: 0 BB: 0 P: 14	R: 0 E: 0 K: 2 S: 11 H: 1 LOB: 0 BB: 0 P: 18	R: 0 E: 0 K: 2 S: 8 H: 0 LOB: 0 BB: 0 P: 12	R: 0 E: 0 K: 1 S: 10 H: 1 LOB: 2 BB: 0 P: 15	R: 0 E: 0 K: 2 S: 8 H: 0 LOB: 0 BB: 0 P: 12	R: 0 E: 1 K: 0 S: 8 H: 0 LOB: 1 BB: 0 P: 11	R: 0 E: 0 K: 0 S: 5 H: 0 LOB: 0 BB: 0 P: 10	R: 0 E: 0 K: 1 S: 11 H: 1 LOB: 2 BB: 1 P: 19	R: 0 E: 0 K: 0 S: 7 H: 0 LOB: 0 BB: 1 P: 13	1B: 3 2B: 1 3B: 0 HR: 0 SF: 0 SAC: 0 DP: 1 HBP: 1						

PITCHER		IP	WLS	BF	H	R	ER	SO	BB	IBB	HBP	BLK	WP	HR	S	P	ERA	WHIP
37 Max Scherzer, R ERA: 1.72	(1, 1)	8.0	W	28	3	0	0	9	1	0	1	0	0	0	71	111	0.00	0.500
36 Joe Nathan, R ERA: 4.63	(9, 1)	1.0	S	3	0	0	0	0	1	0	0	0	0	0	7	13	0.00	1.000

PITCHER	IP	WLS	BF	H	R	ER	SO	BB	IBB	HBP	BLK	WP	HR	S	P	ERA	WHIP

TOP

Houston Astros @ Detroit Tigers

Comerica Park, Detroit, MI

Mon May 05 2014, 7:09 PM - 10:01 PM EDT

Att. 26,475 - Overcast - 53 F

livebaseballscorecards.com

AB	28
R	0
H	3
RBI	0
BB	2
SO	9
LOB	9

Houston Astros @ Detroit Tigers

Comerica Park, Detroit, MI

Mon May 05 2014, 7:09 PM - 10:01 PM EDT

Att. 26,475 - Overcast - 53 F

BOTTOM

livebaseballscorecards.com

Batter	1	2	3	4	5	6	7	8	9	AB	R	H	RBI	BB	SO	LOB
3 Ian Kinsler, R (1, 4) OBP: 0.331, SLG: 0.417	C FF 95 B FF 95 F FF 96 X FF 96 1-2 E6 48 1B 24 G3-5		B FF 94 B FF 94 X FF 93 2-0 ② F8		C KC 77 B CH 81 B KC 78 S FF 94 H CH 82 3-2 48 CS HBP		C KC 77 F FF 92 1 SAFE P PO 71 X KC 79 1-2 ②③ G6-4-3 1-2f			3	0	0	0	0	0	2
48 Torii Hunter, R (1, 9) OBP: 0.353, SLG: 0.520	C KC 77 B FF 95 1 SAFE F FF 94 1 SAFE B FF 94 B FF 94 X FF 95 3-2 24 G3-5 1-3 1B		C FF 93 C KC 76 B FC 92 F FF 93 X KC 78 1-2 1B		D KC 76 S FF 93 B FF 94 X FF 92 2-1 ②③ G6-3 1-2			C FF 94 X SL 86 0-1 ① P3		4	0	2	0	0	0	1
24 Miguel Cabrera, R (1, 3) OBP: 0.319, SLG: 0.414	X FF 95 0-0 ①② G3-5 1-3 3-Hf		X FF 94 0-0 ③ G4-3			C FF 92 F FF 92 B FF 92 B FF 92 C FF 92 2-3 ① K		B SL 84 B FF 94 B SL 88 X FF 94 3-0 ② G4-3		4	0	0	0	0	1	3
41 Victor Martinez, S (1, 10) OBP: 0.381, SLG: 0.535	C KC 78 B KC 79 F KC 78 F KC 79 C FF 94 1-3 ③ K			B FF 93 B KC 76 C KC 76 F FF 94 F FF 93 F FF 94 X CH 83 2-2 ① G6-3		X KC 78 0-0 ② G5-3		S FF 94 B CH 86 B FF 92 S FF 93 F SL 86 F SI 95 X SL 86 2-2 HR		4	1	1	1	0	1	1
14 Austin Jackson, R (1, 8) OBP: 0.378, SLG: 0.478		F FF 93 B FF 94 X FF 93 1-1 ① G6-3		B FF 94 B FF 94 B FF 93 C FF 92 B FF 94 4-1 13 BB BB		B FF 93 B FF 92 F FF 92 B FF 93 F FF 93 C KC 77 3-3 ③ K		X FF 93 0-0 1B		3	0	1	0	1	1	0
9 Nick Castellanos, R (1, 5) OBP: 0.266, SLG: 0.419		B FF 94 X FF 94 1-0 13 G6-3 1B		D FF 94 1 SAFE 1 SAFE F FF 93 X FF 92 1-1 ② F9			F FF 91 F FF 93 B KC 79 X KC 78 1-2 E3 17 SH5-4 13 BB 20 1B	B SL 85 C SL 83 1 SAFE 1 SAFE F SL 85 1 SAFE F SL 85 P PO 80 1 SAFE 3-2 ③ B FF 93 X FF 93 F8		4	1	1	0	0	0	2
13 Alex Avila, L (1, 2) OBP: 0.352, SLG: 0.390		B KC 75 X FF 94 1-0 ② G6-3 1-2		1 SAFE B KC 76 B CH 83 D KC 76 B FF 93 4-0 1-2 BB			D KC 77 B KC 77 B FF 92 S FF 92 C FF 92 B FF 92 4-2 20 1B 17 SH5-4 1-2 BB			1	0	0	0	2	0	1
17 Andrew Romine, S (1, 6) OBP: 0.333, SLG: 0.260		X FF 94 0-0 ③ G6-3		D KC 78 B FF 93 C FF 92 X FF 93 2-1 ③ G6-3			M FF 89 2 SAFE B FF 89 X FF 90 1-1 ① SH5-4 1-2 2-3			2	0	0	0	0	0	3
20 Rajai Davis, R (1, 7) OBP: 0.389, SLG: 0.442			B FF 93 X FF 92 1-0 ① P3		L FF 92 X KC 77 0-1 ① G5-3		B KC 77 X KC 78 1-0 3 G6-4-3 2-3 3-H 1B			3	0	1	1	0	0	0
Inning Stats	R: 0 E: 1 K: 1 S: 11 H: 1 LOB: 1 BB: 0 P: 16	R: 0 E: 0 K: 0 S: 5 H: 1 LOB: 1 BB: 0 P: 8	R: 0 E: 0 K: 0 S: 7 H: 1 LOB: 1 BB: 0 P: 11	R: 0 E: 0 K: 0 S: 10 H: 0 LOB: 2 BB: 2 P: 23	R: 0 E: 0 K: 0 S: 6 H: 0 LOB: 0 BB: 0 P: 11	R: 0 E: 0 K: 2 S: 7 H: 0 LOB: 0 BB: 0 P: 12	R: 1 E: 1 K: 0 S: 12 H: 1 LOB: 1 BB: 1 P: 19	R: 1 E: 0 K: 0 S: 14 H: 2 LOB: 1 BB: 0 P: 21		1B: 5 2B: 1 3B: 0 HR: 1 SF: 0 SAC: 1 DP: 2 HBP: 1						

	AB	28
	R	2
	H	6
	RBI	2
	BB	3
	SO	3
	LOB	13

WP: 0 PB: 0 SB: 0 CS: 1 PA: 33

PITCHER		IP	WLS	BF	H	R	ER	SO	BB	IBB	HBP	BLK	WP	HR	S	P	ERA	WHIP
48 Jarred Cosart, R ERA: 4.5	(1, 1)	7.0	L	28	4	1	0	3	3	0	1	0	0	0	58	100	0.00	1.000
45 Anthony Bass, R ERA: 4.32	(8, 1)	1.0		5	2	1	1	0	0	0	0	0	0	1	14	21	9.00	2.000

PITCHER	IP	WLS	BF	H	R	ER	SO	BB	IBB	HBP	BLK	WP	HR	S	P	ERA	WHIP

Batter	1	2	3	4	5	6	7	8	9	AB	R	H	RBI	BB	SO	LOB
27 Jose Altuve, R (1, 4) OBP: 0.333, SLG: 0.382	B FF 91 X FF 92 1-0 21 1B 2B		C FF 90 B CU 77 L CH 83 X FF 91 1-2 ① G6-3		B FF 90 B CH 84 X FF 90 2-0 ③ P4			X SL 84 0-0 ② P4		4	0	1	0	0	0	1
21 Dexter Fowler, S (1, 8) OBP: 0.320, SLG: 0.354	C FF 91 B CH 85 F CH 84 X FF 92 1-2 2-3 1B		B CU 76 X CH 83 1-0 ② G4-3			B FF 88 C FF 89 X CH 83 1-1 15 1B 23 FC4-6 1B		B SI 94 C SL 83 B SL 83 C SL 84 S SL 85 2-3 ③ K		4	1	2	0	0	1	0
15 Jason Castro, L (1, 2) OBP: 0.317, SLG: 0.379	C FF 92 B FF 91 1 SAFE 1 SAFE B CU 77 S FF 91 S FF 92 2-3 ① K		B CU 76 F FF 92 C CU 77 B FF 91 S CH 85 2-3 ③ K			C CU 75 B CU 74 X FF 89 1-1 23 FC4-6 1-3 1B			B FF 92 B FF 92 X FF 91 2-0 E3 14 FC5 23 1B	4	0	1	0	0	2	2
23 Chris Carter, R (1, 10) OBP: 0.276, SLG: 0.380	1 SAFE 1 SAFE S CH 84 B CH 84 F FF 92 B FF 91 1 SAFE S FF 92 2-3 ② K			F FF 90 C CU 74 F FF 90 B CH 83 S CH 83 1-3 ① K		B CH 82 D CH 83 T FF 89 X FF 90 2-1 ① FC4-6 14 G6-3 1-2f 3-H			C FF 90 C FF 92 B FF 92 X SL 79 1-2 14 FC5 4 2B 1-2 1B	4	1	1	1	0	2	3
14 Jesus Guzman, R (1, 3) OBP: 0.239, SLG: 0.328	F CH 85 D CH 85 C FF 93 F FF 93 B CH 85 F FF 92 X CH 83 2-2 ③ G6-3			F FF 91 C CU 74 C CU 75 0-3 ② K		X FF 95 0-0 ② ③ G6-3 1-2f			C FF 92 B FF 90 X SL 80 1-1 ① FC5 4 2B 30 1B 1-2 2-3f	4	1	0	0	0	1	5
4 George Springer, R (1, 9) OBP: 0.282, SLG: 0.264		C FF 90 X CH 85 0-1 1B		C CH 83 B CH 84 C FF 91 X CU 75 1-2 ③ F8			F FF 95 B FF 95 B FF 96 X FF 96 2-1 30 G6-4-3 1B		B FF 91 B FF 92 X FF 92 2-0 30 1B 28 FC6-4 1-3 2-H 2B	4	1	3	1	0	0	0
30 Matt Dominguez, R (1, 5) OBP: 0.301, SLG: 0.391		B CH 85 C CH 84 B CH 84 X FF 90 2-1 ① F8			C FF 90 X CH 84 0-1 ① L8		C SL 84 B SL 81 D SL 82 1 SAFE X FF 95 2-1 ①② G6-4-3 1-2f		B FF 92 F FF 92 C SL 81 F FF 92 F SL 80 X SL 80 1-2 28 FC6-4 2-3 3-H 1B	4	0	1	1	0	0	2
28 L.J. Hoes, R (1, 7) OBP: 0.226, SLG: 0.213		C FF 92 F FF 90 1 SAFE X FF 91 0-2 ② L7			B CU 75 S CH 83 B CH 82 T FF 91 B CU 76 B FF 91 4-2 BB		B FF 96 B FF 95 S FF 95 X FF 96 2-1 ③ G5-3		C FF 92 F FF 91 X SL 82 0-2 ② FC6-4 1-2f 3-H	3	0	0	1	1	0	2
6 Jonathan Villar, S (1, 6) OBP: 0.312, SLG: 0.510 9 Marwin Gonzalez, S (9, PH) OBP: 0.324, SLG: 0.406		1 SAFE 1 SAFE B CH 85 B FF 91 X FF 90 2-0 ③ F9			B CH 85 S FF 90 B FF 91 1 SAFE C FF 90 B FF 91 F CH 84 X FF 91 3-2 ② F9			B SI 90 C SI 91 F SL 83 F SI 94 B SL 84 S SL 84 2-3 ① K	B FF 90 F FF 93 C SL 81 B SL 81 S FF 92 2-3 ③ K	3 1	0 0	0 0	0 0	0 0	1 1	2 1
Inning Stats	R: 0 E: 0 K: 2 S: 15 H: 2 LOB: 2 BB: 0 P: 23	R: 0 E: 0 K: 0 S: 8 H: 1 LOB: 1 BB: 0 P: 12	R: 0 E: 0 K: 1 S: 7 H: 0 LOB: 0 BB: 0 P: 11	R: 0 E: 0 K: 2 S: 10 H: 0 LOB: 0 BB: 0 P: 12	R: 0 E: 0 K: 0 S: 9 H: 0 LOB: 1 BB: 1 P: 18	R: 1 E: 0 K: 0 S: 7 H: 2 LOB: 0 BB: 0 P: 11	R: 0 E: 0 K: 0 S: 6 H: 1 LOB: 0 BB: 0 P: 12	R: 0 E: 0 K: 2 S: 8 H: 0 LOB: 0 BB: 0 P: 12	R: 3 E: 1 K: 1 S: 18 H: 3 LOB: 1 BB: 0 P: 27	1B: 7 2B: 2 3B: 0 HR: 0 SF: 0 SAC: 0 DP: 2 HBP: 0						WP: 0 PB: 0 SB: 0 CS: 0 PA: 36	

PITCHER		IP	WLS	BF	H	R	ER	SO	BB	IBB	HBP	BLK	WP	HR	S	P	ERA	WHIP
38 Robbie Ray, L ERA: 1.69	(1, 1)	5.1	W	22	5	1	1	5	1	0	0	0	0	0	55	86	1.69	1.125
57 Evan Reed, R ERA: 3.0	(6, 1)	1.2	H	4	1	0	0	0	0	0	0	0	0	0	7	13	0.00	0.600
62 Al Alburquerque, R ERA: 4.5	(8, 1)	1.0		3	0	0	0	2	0	0	0	0	0	0	8	12	0.00	0.000
60 Justin Miller, R ERA: 2.84	(9, 1)	1.0		7	3	3	1	1	0	0	0	0	0	0	18	27	9.00	3.000

PITCHER	IP	WLS	BF	H	R	ER	SO	BB	IBB	HBP	BLK	WP	HR	S	P	ERA	WHIP

TOP

Houston Astros @ Detroit Tigers

Comerica Park, Detroit, MI

Tue May 06 2014, 7:09 PM - 10:35 PM EDT

Att. 27,939 - Partly Cloudy - 60 F

livebaseballscorecards.com

AB	35
R	4
H	9
RBI	4
BB	1
SO	8
LOB	18

Batter	1	2	3	4	5	6	7	8	9	AB	R	H	RBI	BB	SO	LOB
3 Ian Kinsler, R (1, 4) OBP: 0.341, SLG: 0.425	F FF 88 C FF 90 X CH 80 0-2 ① G2-3		X CH 80 0-0 41 1B 1-2 2-3 1B	D FF 89 X CH 80 1-0 ③ F9			B FF 92 C FF 92 C CU 82 F FF 94 F CU 80 F FF 93 F CU 78 B CH 87 X FF 94 2-2 48 1B 24 1B 1B	C FF 95 B CH 81 F FF 94 F FF 95 X KC 80 1-2 24 2B 1B		5	2	3	0	0	0	1
48 Torii Hunter, R (1, 9) OBP: 0.355, SLG: 0.529 32 Don Kelly, L (9, 9) OBP: 0.346, SLG: 0.417	B FF 89 S CH 80 F FF 90 X FF 90 1-2 24 CS 2B		X CH 80 0-0 ① SF8 3-H	C FF 87 B FF 88 X CH 80 1-1 ① P4			C CU 78 X CU 79 0-1 41 FC6-4 28 SF8 24 1B 1-3 1B	B FF 94 C FF 94 S FF 94 S FF 95 1-3 ① K		4 0	1 0	2 0	1 0	0 0	1 0	2 0
24 Miguel Cabrera, R (1, 3) OBP: 0.339, SLG: 0.466 17 Andrew Romine, S (9, 6) OBP: 0.333, SLG: 0.260	B FF 91 B CH 82 C FF 90 B CH 80 X CH 80 3-1 ② 2-3 HR		B KC 77 D KC 78 F FF 90 F FF 90 X SI 90 2-2 ② L4		X KC 77 0-0 41 BB 1B		B FF 91 F FF 93 D FF 94 X CU 80 2-1 41 FC6-4 1-2 3-H 1B	S FF 94 X FF 95 0-1 28 1B 1-H 2-H 2B		5 0	2 0	4 0	4 0	0 0	0 0	2 0
41 Victor Martinez, S (1, 10) OBP: 0.381, SLG: 0.524	B KC 79 B SI 89 C CH 80 F FF 89 X KC 79 2-2 ③ F8		B CH 80 F FF 88 B CH 80 C SI 89 X SI 90 2-2 28 FC6-4 1-2 2-H 1B		B CH 81 D CH 80 B CH 79 C KC 78 D CH 80 4-1 14 FC5-4 1-2 BB		B FF 93 D FF 93 C FF 92 F CU 80 X FF 93 2-2 ① FC6-4 1-2f 2-3	C KC 78 C FF 95 S CH 82 0-3 ② K		4	0	1	1	1	1	3
28 J.D. Martinez, R (1, 7) OBP: 0.320, SLG: 0.409		B FF 89 B CH 80 F FF 89 F FF 89 F FF 90 F CH 80 C FF 89 2-3 ① K	B CH 80 F CH 80 F FF 89 B KC 78 X FF 89 2-2 ③ FC6-4 1-2f		B FF 88 F SI 89 F FF 89 F KC 78 B FF 89 F CH 80 F FF 88 X SI 88 2-2 ② F7		S FF 94 S FF 94 X FF 94 0-2 ② SF8 3-H	F FF 94 X KC 81 0-1 2-H 1B		4	0	1	2	0	1	4
14 Austin Jackson, R (1, 8) OBP: 0.371, SLG: 0.464		B KC 76 F FF 89 S CH 80 C FF 90 1-3 ② K	C FF 88 B KC 75 B FF 89 X CH 79 2-1 29 S 9 1B 29 SF9 1B	D FF 89 X CH 80 1-0 ③ FC5-4 1-2f			B CU 81 B FF 92 X FF 92 2-0 ③ L4	F SI 87 D FC 84 X CU 72 1-2 ③ G5-3		5	1	1	0	0	1	4
9 Nick Castellanos, R (1, 5) OBP: 0.276, SLG: 0.422		F CH 80 B CH 81 F FF 90 B FF 91 F CH 82 F FF 91 B KC 79 X CH 81 3-2 ③ F7	1 SAFE B CH 80 1 SAFE X FF 88 1-0 1-2 1B			B KC 78 C KC 78 B FF 88 S CH 80 S CH 80 2-3 ① K		C FF 95 B FF 94 C CH 80 X KC 79 1-2 13 2B 29 1B 1B	4	1	2	0	0	1	0
13 Alex Avila, L (1, 2) OBP: 0.360, SLG: 0.413			X SI 89 0-0 3 1B 29 1B 48 SF8 1B	C CH 79 B KC 78 B CH 80 B FF 89 S CH 80 F FF 89 C CH 80 3-3 ① K		B FF 88 B CH 81 X FF 87 2-0 ② L3		X FF 93 0-0 29 1B 1-3 2B	4	2	2	0	0	1	2
29 Danny Worth, R (1, 6) OBP: 0.313, SLG: 0.357 (9, 3)			X FF 89 0-0 3 1B 41 1B 1-2 1B	C CH 80 B FF 89 X CH 79 1-1 ② SF9 2-H		C KC 78 T SI 89 F FF 89 B CH 81 X SI 90 1-2 ③ P4		B FF 94 C FF 95 C KC 79 F FF 94 B FF 95 X CH 79 2-2 3 1B 24 2B 2-H 3-H 1B	3	2	2	3	0	0	0
Inning Stats	R: 1 E: 0 K: 0 S: 11 H: 2 LOB: 0 BB: 0 P: 17	R: 0 E: 0 K: 2 S: 13 H: 0 LOB: 0 BB: 0 P: 19	R: 2 E: 0 K: 0 S: 13 H: 4 LOB: 2 BB: 0 P: 19	R: 1 E: 0 K: 1 S: 10 H: 2 LOB: 1 BB: 0 P: 18	R: 0 E: 0 K: 0 S: 11 H: 1 LOB: 2 BB: 1 P: 19	R: 0 E: 0 K: 1 S: 8 H: 0 LOB: 0 BB: 0 P: 13	R: 2 E: 0 K: 0 S: 18 H: 3 LOB: 1 BB: 0 P: 26	R: 5 E: 0 K: 2 S: 25 H: 6 LOB: 1 BB: 0 P: 31		1B: 14 2B: 3 3B: 0 HR: 1 SF: 3 SAC: 0 DP: 0 HBP: 0					

PITCHER		IP	WLS	BF	H	R	ER	SO	BB	IBB	HBP	BLK	WP	HR	S	P	ERA	WHIP
39 Brett Oberholtzer, L ERA: 5.68	(1, 1)	6.0	L	27	9	4	4	4	1	0	0	0	0	1	66	105	6.00	1.667
68 José Cisnero, R ERA: 9.64	(7, 1)	1.0		6	3	2	2	0	0	0	0	0	0	0	18	26	18.00	3.000
35 Josh Fields, R ERA: 12.0	(8, 1)	0.2		8	6	5	5	2	0	0	0	0	0	0	22	27	67.50	9.000
38 Darin Downs, L ERA:	(8, 1)	0.1		1	0	0	0	0	0	0	0	0	0	0	3	4	0.00	0.000

PITCHER	IP	WLS	BF	H	R	ER	SO	BB	IBB	HBP	BLK	WP	HR	S	P	ERA	WHIP

BOTTOM

Houston Astros @ Detroit Tigers

Comerica Park, Detroit, MI

Tue May 06 2014, 7:09 PM - 10:35 PM EDT

Att. 27,939 - Partly Cloudy - 60 F

livebaseballscorecards.com

AB	38
R	11
H	18
RBI	11
BB	1
SO	6
LOB	18

WP: 0 PA: 42
PB: 0
SB: 1
CS: 1

TOP

Houston Astros @ Detroit Tigers

Comerica Park, Detroit, MI

Wed May 07 2014, 7:17 PM - 10:23 PM EDT
Att. 26,207 - Overcast - 57 F

Batter	1	2	3	4	5	6	7	8	9	AB	R	H	RBI	BB	SO	LOB
27 Jose Altuve, R (1, 4) OBP: 0.325, SLG: 0.371	F7		F9		G4-3		G4-3			4	0	0	0	0	0	4
21 Dexter Fowler, S (1, 8) OBP: 0.318, SLG: 0.350	K		G4-3			1B		K		4	0	1	1	0	2	0
15 Jason Castro, L (1, 2) OBP: 0.315, SLG: 0.374	1B		K			G6-4-3		K		4	0	1	0	0	2	1
23 Chris Carter, R (1, 10) OBP: 0.267, SLG: 0.365	K			F8		P3		K		4	0	0	0	0	2	1
8 Alex Presley, L (1, 7) OBP: 0.241, SLG: 0.369		G4-3		L5			F7		G4-3	4	0	0	0	0	0	0
4 George Springer, R (1, 9) OBP: 0.280, SLG: 0.263		K		1B			K		K	4	0	1	0	0	3	0
18 Marc Krauss, L (1, 3) OBP: 0.282, SLG: 0.284		BB		F8			2B			2	1	1	0	2	0	1
6 Jonathan Villar, S (9, PR) OBP: 0.312, SLG: 0.510									BB	0	0	0	0	0	0	0
30 Matt Dominguez, R (1, 5) OBP: 0.299, SLG: 0.386		L8			F9		1B		K	4	0	1	0	0	1	2
9 Marwin Gonzalez, S (1, 6) OBP: 0.378, SLG: 0.471			2B		BB		1B			2	1	2	1	1	0	0

livebaseballscorecards.com

AB	32
R	2
H	7
RBI	2
BB	3
SO	10
LOB	9

Inning Stats

Inning	R	E	K	S	H	LOB	BB	P
1	0	0	2	10	1	1	0	14
2	0	0	1	10	0	1	1	19
3	1	0	1	12	1	0	0	19
4	0	0	0	7	1	1	0	10
5	0	0	0	3	0	0	1	8
6	0	0	0	7	1	0	0	10
7	1	0	1	17	3	2	0	25
8	0	0	3	10	0	0	0	17
9	0	0	2	10	0	2	1	19

1B: 5 SF: 0
2B: 2 SAC: 0
3B: 0 DP: 2
HR: 0 HBP: 0

WP: 0 PA: 35
PB: 0
SB: 2
CS: 0

PITCHER	IP	WLS	BF	H	R	ER	SO	BB	IBB	HBP	BLK	WP	HR	S	P	ERA	WHIP
21 Rick Porcello, R (1, 1) ERA: 3.49	6.2	W	27	7	2	2	5	2	0	0	0	0	0	63	100	2.70	1.350
44 Joba Chamberlain, R (7, 1) ERA: 3.55	1.1	H	4	0	0	0	3	0	0	0	0	0	0	13	22	0.00	0.000
36 Joe Nathan, R (9, 1) ERA: 4.26	1.0	S	4	0	0	0	2	1	0	0	0	0	0	10	19	0.00	1.000

PITCHER	IP	WLS	BF	H	R	ER	SO	BB	IBB	HBP	BLK	WP	HR	S	P	ERA	WHIP

Houston Astros @ Detroit Tigers

Comerica Park, Detroit, MI

Wed May 07 2014, 7:17 PM - 10:23 PM EDT

Att. 26,207 - Overcast - 57 F

livebaseballscorecards.com

BOTTOM

Batter	1	2	3	4	5	6	7	8	9	AB	R	H	RBI	BB	SO	LOB
3 Ian Kinsler, R (1, 4) OBP: 0.346, SLG: 0.423	B FF 90 B FF 91 C FF 91 B FF 91 C FF 91 B FF 92 4-2 24 HR BB	B FF 90 F ST 80 B FF 91 D ST 82 F FF 91 X FF 90 3-2 ③ L5 1-2			X ST 81 0-0 24 FC6-4 1B		1 SAFE B ST 83 1 SAFE 1 SAFE P CH 83 1 SAFE C FF 91 1 SAFE 1 SAFE 3-3 ② F ST 82 B ST 80 S FF 91 K 1-2			3	1	1	0	1	1	2
48 Torii Hunter, R (1, 9) OBP: 0.342, SLG: 0.509	C ST 82 F CH 79 B FF 90 B FF 92 1 SAFE 1 SAFE X ST 83 2-2 ① F7		B ST 80 S FF 90 X CH 79 1-1 ① F7		X FF 90 0-0 ② L8		C SL 84 B FF 92 F FF 95 S CH 84 1-3 ③ K			4	0	0	0	0	1	3
24 Miguel Cabrera, R (1, 3) OBP: 0.336, SLG: 0.483	C ST 81 X FF 90 0-1 1-H HR		B FF 87 B FF 90 S ST 81 S ST 82 F ST 83 C KC 74 2-3 ② K		B FF 87 X FF 91 1-0 ③ FC6-4 1-2f			C SI 94 S SL 87 F SL 88 X SI 96 0-2 ① G6-3		4	1	1	2	0	1	1
41 Victor Martinez, S (1, 10) OBP: 0.377, SLG: 0.542	C KC 76 F FF 93 F KC 77 B CH 82 X FF 92 1-2 ② F7		B KC 75 C KC 75 C CH 81 F KC 76 X KC 75 1-2 ③ G4-3			C CH 82 C CH 81 X FF 91 0-2 HR		B SI 94 C SL 87 X SI 93 1-1 ② G1-3		4	1	1	1	0	0	0
32 Don Kelly, L (1, 8) OBP: 0.400, SLG: 0.444	B FF 92 B FF 91 B FF 92 B FF 90 4-0 BB			B FF 89 C CH 78 B FF 91 X CH 79 2-1 1B		C FF 91 B FF 90 C KC 74 X KC 76 1-2 ① P5		B SI 94 B SI 91 X SI 92 2-0 9 S 1B		3	0	2	0	1	0	0
9 Nick Castellanos, R (1, 5) OBP: 0.265, SLG: 0.404	B FF 91 C KC 74 S KC 75 S ST 82 1-3 ③ K			1 SAFE 1 SAFE B ST 81 B FF 90 X ST 81 2-0 ① F8		B ST 81 X ST 78 1-0 ② G5-3		C SL 86 F SL 87 B SL 89 S SI 94 1-3 ③ K 1-2		4	0	0	0	0	2	3
13 Alex Avila, L (1, 2) OBP: 0.346, SLG: 0.394		B KC 73 B KC 74 X FF 90 2-0 ① G4-3		C CH 80 C CH 80 S FF 90 0-3 ② K		B KC 74 C KC 75 X CH 80 1-1 ③ G6-3				3	0	0	0	0	1	1
17 Andrew Romine, S (1, 6) OBP: 0.333, SLG: 0.250		B FF 91 F FF 89 B KC 76 B FF 91 B FF 91 4-1 3 S BB		F FF 91 B KC 74 1 SAFE 1 SAFE F FF 89 1 SAFE F KC 76 B KC 72 X FF 91 2-2 ③ L7			B FF 88 X FF 89 1-0 ① P5			2	0	0	0	1	0	1
20 Rajai Davis, R (1, 7) OBP: 0.388, SLG: 0.432		C FF 90 X ST 80 0-1 ② G2			X FF 88 0-0 ① F9		B ST 80 F FF 91 S KC 76 B KC 76 F ST 83 B FF 92 F FF 91 B FF 92 4-2 3 S BB			2	0	0	0	1	0	1
Inning Stats	R: 2 H: 1 E: 0 LOB: 1 K: 1 BB: 2 S: 14 P: 26	R: 0 H: 0 E: 0 LOB: 1 K: 0 BB: 1 S: 7 P: 16	R: 0 H: 0 E: 0 LOB: 0 K: 1 BB: 0 S: 10 P: 14	R: 0 H: 1 E: 0 LOB: 1 K: 1 BB: 0 S: 10 P: 16	R: 0 H: 1 E: 0 LOB: 1 K: 0 BB: 0 S: 4 P: 5	R: 1 H: 1 E: 0 LOB: 0 K: 0 BB: 0 S: 9 P: 12	R: 0 H: 0 E: 0 LOB: 1 K: 2 BB: 1 S: 12 P: 20	R: 0 H: 1 E: 0 LOB: 1 K: 1 BB: 0 S: 10 P: 14		1B: 3 SF: 0 2B: 0 SAC: 0 3B: 0 DP: 0 HR: 2 HBP: 0				WP: 0 PA: 33 PB: 0 SB: 3 CS: 0		

	AB	29
	R	3
	H	5
	RBI	3
	BB	4
	SO	6
	LOB	12

PITCHER		IP	WLS	BF	H	R	ER	SO	BB	IBB	HBP	BLK	WP	HR	S	P	ERA	WHIP
41 Brad Peacock, R ERA: 5.57	(1, 1)	6.2	L	28	4	3	3	4	4	0	0	0	0	2	63	105	4.05	1.200
61 Josh Zeid, R ERA: 5.4	(7, 1)	0.1		1	0	0	0	1	0	0	0	0	0	0	3	4	0.00	0.000
50 Chad Qualls, R ERA: 4.5	(8, 1)	1.0		4	1	0	0	1	0	0	0	0	0	0	10	14	0.00	1.000

PITCHER	IP	WLS	BF	H	R	ER	SO	BB	IBB	HBP	BLK	WP	HR	S	P	ERA	WHIP

Batter	1	2	3	4	5	6	7	8	9	AB	R	H	RBI	BB	SO	LOB
27 Jose Altuve, R (1, 4) OBP: 0.323, SLG: 0.375	C SI 87 B SI 89 C SI 87 F KC 78 X SI 90 1-2 ① F9		1 SAFE X FC 86 0-0 ②③ G6-4-3 1-2f		S SI 90 F KC 78 B SI 92 F KC 80 F SI 88 B SI 92 F SI 92 F KC 80 X KC 80 2-2 1-H 2-H 2B		1 SAFE P PO 89 X SL 84 1-0 ②③ G6-3 1-2f			4	0	1	2	0	0	2
6 Jonathan Villar, S (1, 6) OBP: 0.301, SLG: 0.490	B SI 88 C SI 89 B CH 80 B SI 90 X SI 90 3-1 ② G6-3			B SI 87 C FC 86 F SI 91 F KC 80 B KC 80 F SI 93 F SI 88 B CH 78 X SI 91 3-2 ① P6	X FC 86 0-0 ③ F8			C FF 92 B FF 93 B FF 91 F FF 92 B SL 82 C FF 93 3-3 ① K		4	0	0	0	0	1	1
21 Dexter Fowler, S (1, 8) OBP: 0.316, SLG: 0.342	B SI 89 B CH 80 C SI 89 F SI 90 B KC 80 B KC 79 4-2 BB			F KC 77 B SI 92 B SI 91 X SI 87 2-1 ② F9		F SI 88 X SI 91 0-1 ① F8		B FF 91 F SL 82 B FF 92 X FF 91 2-1 ② F8		3	0	0	0	1	0	0
14 Jesus Guzman, R (1, 3) OBP: 0.239, SLG: 0.324	D CH 80 C SI 90 1 SAFE X SI 89 1-1 ③ P4			X CH 81 0-0 ③ L7		F SI 91 C KC 77 B SI 93 F KC 79 B SI 88 X CH 81 2-2 4 S 23 BB 1B		X FF 92 0-0 ③ L7		4	0	1	0	0	0	1
23 Chris Carter, R (1, 10) OBP: 0.266, SLG: 0.355		C SI 87 S KC 77 B SI 92 S KC 79 1-3 ① K			B KC 78 C KC 76 C SI 91 B CH 79 X KC 79 2-2 ① P4	B SI 92 S SI 91 B SI 92 B KC 79 1 SAFE B SI 91 4-1 4 G4-6-3 1-2 BB			C FF 92 X FF 92 0-1 ① P5	3	0	0	0	1	1	0
4 George Springer, R (1, 9) OBP: 0.291, SLG: 0.304		B FC 86 C SI 90 C CH 80 S KC 80 1-3 ② K			X SI 92 0-0 HR	B SL 82 C FF 96 B SL 82 S SL 84 1 SAFE 1 SAFE X SL 83 2-2 ②③ G4-6-3 1-2f 2-3			B FF 91 F FF 91 B SL 80 B FF 91 B FF 91 4-1 30 HR BB	3	2	1	1	1	1	2
30 Matt Dominguez, R (1, 5) OBP: 0.298, SLG: 0.407		C SI 90 X SI 87 0-1 ③ F8			F SI 91 B KC 77 T KC 78 B SI 88 X KC 78 2-2 ② G4-3		C FF 96 B FF 95 B SL 84 X FF 95 2-1 ① G6-3		C FF 91 X FF 90 0-1 1-H HR	4	1	1	2	0	0	0
22 Carlos Corporán, S (1, 2) OBP: 0.222, SLG: 0.455			C SI 87 B CH 77 X FC 86 1-1 ① G4-3		B FC 86 B SI 90 S SI 89 B SI 90 B SI 91 4-1 28 1B 27 2B BB		B FF 95 B FF 96 X FF 96 2-0 HR		F FF 91 F FF 91 B SL 82 B SL 81 X FF 90 2-2 ② F7	3	2	1	1	1	0	0
28 L.J. Hoes, R (1, 7) OBP: 0.268, SLG: 0.260 8 Alex Presley, L (9, PH) OBP: 0.239, SLG: 0.365 (9, 7)			C SI 89 F SI 91 X SI 91 0-2 27 G6-4-3 1B		C KC 77 X KC 78 0-1 27 2B 1-2 1B		C FF 97 S SL 84 B SL 84 X FF 98 1-2 27 G6-3 1B		X FF 91 0-0 ③ F9	3 1	1 0	3 0	0 0	0 0	0 0	0 0
Inning Stats	R: 0 E: 0 K: 0 S: 10 H: 0 LOB: 1 BB: 1 P: 19	R: 0 E: 0 K: 2 S: 8 H: 0 LOB: 0 BB: 0 P: 10	R: 0 E: 0 K: 0 S: 6 H: 1 LOB: 0 BB: 0 P: 7	R: 0 E: 0 K: 0 S: 9 H: 0 LOB: 0 BB: 0 P: 14	R: 3 E: 0 K: 0 S: 18 H: 3 LOB: 1 BB: 1 P: 28	R: 0 E: 0 K: 0 S: 10 H: 1 LOB: 1 BB: 1 P: 18	R: 1 E: 0 K: 0 S: 8 H: 2 LOB: 0 BB: 0 P: 13	R: 0 E: 0 K: 1 S: 6 H: 0 LOB: 0 BB: 0 P: 11	R: 2 E: 0 K: 0 S: 9 H: 1 LOB: 0 BB: 1 P: 15	1B: 4 2B: 1 3B: 0 HR: 3 SF: 0 SAC: 0 DP: 3 HBP: 0				WP: 0 PB: 0 SB: 1 CS: 0		PA: 36

TOP

Houston Astros @ Detroit Tigers

Comerica Park, Detroit, MI

Thu May 08 2014, 1:09 PM - 3:45 PM EDT

Att. 35,643 - Cloudy - 77 F

livebaseballscorecards.com

AB	32
R	6
H	8
RBI	6
BB	4
SO	3
LOB	6

PITCHER		IP	WLS	BF	H	R	ER	SO	BB	IBB	HBP	BLK	WP	HR	S	P	ERA	WHIP
33 Drew Smyly, L ERA: 2.96	(1, 1)	5.1	L	23	5	3	3	2	3	0	0	0	0	1	58	91	5.06	1.500
57 Evan Reed, R ERA: 3.29	(6, 1)	1.2		5	2	1	1	0	0	0	0	0	0	1	11	18	5.40	1.200
60 Justin Miller, R ERA: 4.32	(8, 1)	2.0		8	1	2	2	1	1	0	0	0	0	1	15	26	9.00	1.000

PITCHER	IP	WLS	BF	H	R	ER	SO	BB	IBB	HBP	BLK	WP	HR	S	P	ERA	WHIP

Houston Astros @ Detroit Tigers

Comerica Park, Detroit, MI

Thu May 08 2014, 1:09 PM - 3:45 PM EDT

Att. 35,643 - Cloudy - 77 F

BOTTOM

livebaseballscorecards.com

Batter	1	2	3	4	5	6	7	8	9	AB	R	H	RBI	BB	SO	LOB
20 Rajai Davis, R (1, 7) OBP: 0.373, SLG: 0.413	B FF 88 X SI 89 1-0 G6-3 ①		C CH 78 X FF 90 0-1 G4-3 ②			C CH 77 B FC 84 S SL 78 F SL 78 B FC 85 X SL 78 2-2 G5-3 ①		X SI 88 0-0 B2 ②		4	0	0	0	0	0	0
3 Ian Kinsler, R (1, 4) OBP: 0.343, SLG: 0.417	C SI 89 F SL 78 B SI 90 S SL 79 1-3 K ②		C SI 89 X FF 90 0-1 G4-3 ③			C SI 90 B FF 88 X CH 80 1-1 G6-3 ②		C FF 89 B FF 88 F SL 79 F SL 78 B FF 88 X CH 79 2-2 1B		4	0	1	0	0	1	0
24 Miguel Cabrera, R (1, 10) OBP: 0.326, SLG: 0.468	F SI 90 X FC 85 0-1 F9 ③			C CH 77 F SI 88 B SL 79 F SL 79 X SI 90 1-2 G3 ①		B SL 79 C SI 88 C SI 89 S SL 80 1-3 K ③		B FC 94 X FF 94 1-0 G4-3 ③		4	0	0	0	0	1	1
41 Victor Martinez, S (1, 3) OBP: 0.389, SLG: 0.577		C SI 88 B SI 89 F SL 78 B FF 91 B SL 79 X SI 90 3-2 14 FC4-6 1B		C FF 89 C SI 89 X SI 90 0-2 HR			C FC 87 F SI 87 B CH 78 F SL 79 X CH 79 1-2 9 FC6-4 14 1B 1B		C SI 93 X SI 93 0-1 G3-1 ①	4	1	3	1	0	0	0
28 J.D. Martinez, R (1, 9) OBP: 0.310, SLG: 0.385		B SI 90 F FC 86 S SL 79 S SL 79 1-3 K ①		F SI 91 C FF 90 F SL 80 B SL 79 F CH 80 X SL 78 1-2 L4 ②			F SI 89 F SL 79 B SI 90 S SL 78 1-3 K ①		B SI 93 X SI 92 1-0 14 G6-4-3 1B	4	0	1	0	0	2	2
14 Austin Jackson, R (1, 8) OBP: 0.367, SLG: 0.455		C SI 89 T SL 78 B SL 79 B FF 90 D SL 79 X SI 90 3-2 FC4-6 ② 9 2B 1-2f		C CH 80 C SI 89 F SL 77 B SL 80 X FF 90 1-2 G4-3 ③			S CH 80 X SL 78 0-1 9 FC6-4 1-2 1B		C SI 92 F SL 86 X SL 88 0-2 G6-4-3 ②③ 1-2f	4	1	1	0	0	0	2
9 Nick Castellanos, R (1, 5) OBP: 0.267, SLG: 0.412		X FF 90 0-0 1-H 2B			C SI 88 S CH 77 B CH 77 X FC 87 1-2 G5-3 ①		F SI 90 X CH 79 0-1 FC6-4 ② 1-2f 2-3			3	0	1	1	0	0	2
50 Bryan Holaday, R (1, 2) 48 Torii Hunter, R (7, PH) 13 Alex Avila, L (8, 2) OBP: 0.323, SLG: 0.310 OBP: 0.339, SLG: 0.505 OBP: 0.346, SLG: 0.394		B SL 78 S CH 79 X FF 90 1-1 G6-3 ③			B FC 86 F SI 89 B CH 78 F CH 79 S SL 80 2-3 K ②		1 SAFE S SI 89 F FC 87 D SL 80 S SL 80 1-3 K ③			2 1 0	0 0 0	0 0 0	0 0 0	0 0 0	1 1 0	1 2 0
29 Danny Worth, R (1, 6) OBP: 0.263, SLG: 0.294			C CH 79 B CH 79 F SI 89 X SL 77 1-2 P6 ①		B SL 76 X SI 89 1-0 G5-3 ③			S CH 77 F SI 88 T SL 79 0-2 K ①		3	0	0	0	0	1	0
Inning Stats	R: 0 E: 0 K: 1 S: 6 H: 0 LOB: 0 BB: 0 P: 8	R: 1 E: 0 K: 1 S: 12 H: 2 LOB: 1 BB: 0 P: 20	R: 0 E: 0 K: 0 S: 7 H: 0 LOB: 0 BB: 0 P: 8	R: 1 E: 0 K: 0 S: 16 H: 1 LOB: 0 BB: 0 P: 19	R: 0 E: 0 K: 1 S: 7 H: 0 LOB: 0 BB: 0 P: 11	R: 0 E: 0 K: 1 S: 9 H: 0 LOB: 0 BB: 0 P: 13	R: 0 E: 0 K: 2 S: 14 H: 2 LOB: 2 BB: 0 P: 17	R: 0 E: 0 K: 1 S: 9 H: 1 LOB: 1 BB: 0 P: 12	R: 0 E: 0 K: 0 S: 6 H: 1 LOB: 0 BB: 0 P: 7	1B: 5 2B: 1 3B: 0 HR: 1 SF: 0 SAC: 0 DP: 1 HBP: 0						

	AB	33
	R	2
	H	7
	RBI	2
	BB	0
	SO	7
	LOB	10

PITCHER		IP	WLS	BF	H	R	ER	SO	BB	IBB	HBP	BLK	WP	HR	S	P	ERA	WHIP
60 Dallas Keuchel, L ERA: 3.68	(1, 1)	7.2	W	29	6	2	2	7	0	0	0	0	0	1	79	106	2.35	0.783
45 Anthony Bass, R ERA: 4.24	(8, 1)	0.1	H	1	0	0	0	0	0	0	0	0	0	0	1	2	0.00	0.000
50 Chad Qualls, R ERA: 4.09	(9, 1)	1.0		3	1	0	0	0	0	0	0	0	0	0	6	7	0.00	1.000

PITCHER	IP	WLS	BF	H	R	ER	SO	BB	IBB	HBP	BLK	WP	HR	S	P	ERA	WHIP

Minnesota Twins @ Detroit Tigers

Comerica Park, Detroit, MI

Fri May 09 2014, 7:36 PM - 10:36 PM EDT

Att. 35,814 - Overcast - 74 F

TOP

livebaseballscorecards.com

Batter	1	2	3	4	5	6	7	8	9	AB	R	H	RBI	BB	SO	LOB
2 Brian Dozier, R (1, 4) OBP: 0.367, SLG: 0.430	C FF 91 B FF 92 X FF 92 1-1 ① F9		B CU 76 C FF 93 B CU 78 S SL 84 X CU 78 2-2 8 1B 1B		B CU 76 F SL 83 B SL 84 S SL 84 B CH 84 B FF 94 4-2 BB		C FF 92 D CU 80 D FF 93 D SL 87 B CH 84 4-1 8 1B 1-2 2-3 BB		B FF 94 S SL 82 B SL 84 X FF 95 2-1 8 CS 1B	3	0	2	0	2	0	0
8 Kurt Suzuki, R (1, 2) OBP: 0.381, SLG: 0.406	C FF 91 B FF 92 B FF 92 B SL 84 X FF 91 3-1 ② G5-3		1 SAFE 1 SAFE C FF 93 1 SAFE X FF 92 0-1 1-3 1B		1 SAFE C FF 92 F SL 84 X FF 93 0-2 ③ F9		B SL 87 F FF 93 X FF 94 1-1 1-2 2-H 3-H 1B		1 SAFE 1 SAFE 1 SAFE 1 SAFE B FF 95 C SL 83 X SL 84 1-1 ②③ F7 1-2	5	0	2	2	0	0	2
24 Trevor Plouffe, R (1, 5) OBP: 0.338, SLG: 0.388	C SL 83 B SL 84 X SL 85 1-1 ③ G5-3		D SL 87 S CU 78 F SL 84 B CU 79 X CU 81 2-2 ② L5			C FF 91 B FF 91 F FF 92 B FF 92 X SL 84 2-2 ① L6	C FF 95 S CU 80 B FF 96 S CU 80 1-3 ③ K			4	0	0	0	0	1	4
20 Chris Colabello, R (1, 3) OBP: 0.317, SLG: 0.432		X FF 91 0-0 ① G5-3	T FF 96 C SL 87 X FF 95 0-2 ③ G5-3			B CU 77 B FF 93 C SL 83 F FF 93 F CU 79 B FF 93 S CH 85 3-3 ② K		B SI 92 S SL 82 B SL 84 B SL 82 B SI 91 4-1 27 1B BB		3	0	0	0	1	1	2
13 Jason Kubel, L (1, 7) OBP: 0.341, SLG: 0.362		C FF 89 B CU 78 X CH 84 1-1 9 1B 1B		C CH 81 F FF 90 B SL 84 B FF 91 C FF 92 2-3 ① K		B CU 76 C CH 82 S FF 92 S FF 93 1-3 ③ K		C SI 92 D SL 85 S SI 92 S SL 84 1-3 ① K	4	0	1	0	0	3	1
9 Eduardo Núñez, R (1, 10) OBP: 0.375, SLG: 0.286		B FF 92 X FF 92 1-0 1-2 1B		B FF 92 B CH 83 X FF 93 2-0 ② G5-3			C FF 90 B FF 90 C FF 91 B CH 83 X SL 85 2-2 ① G2-3	B SL 82 1 SAFE C SL 85 S SL 85 C SI 94 1-3 ② K	4	0	1	0	0	1	1
27 Chris Parmelee, L (1, 9) OBP: 0.500, SLG: 0.500		B FF 93 X FF 93 1-0 ② F6		X FF 92 0-0 ③ P6			B CU 76 F FF 92 C CU 77 B SL 83 X CU 79 2-2 2 BB 39 1B 8 1B 1B	C FF 91 S FF 93 X SI 93 0-2 1-2 1B	4	1	2	0	0	0	2
32 Aaron Hicks, S (1, 8) OBP: 0.301, SLG: 0.247		C CU 77 C CU 78 F FF 93 B CU 79 B FF 94 B FF 94 C CU 78 3-3 ③ K			X CH 82 0-0 ① G3		B FF 93 1 SAFE F FF 92 1 SAFE X FF 94 1-1 ② F8	B CU 78 B FF 92 F FF 92 B CH 84 C FF 93 T FF 92 3-2 ③ K		4	0	0	0	0	2	5
39 Danny Santana, S (1, 6) OBP: 0.429, SLG: 0.538			C FF 88 B FF 90 B CU 75 C FF 91 F CU 77 B CH 83 X FF 92 3-2 ① G4-3		C FF 88 F CU 76 F CU 77 B FF 89 X FF 92 1-2 ② F8		X FF 91 0-0 2 BB 8 1B 1-2 1B		B FF 90 B FF 89 C FF 91 C FF 91 S CU 78 2-3 ① K	4	1	1	0	0	1	0
Inning Stats	R: 0 E: 0 K: 0 S: 6 H: 0 LOB: 0 BB: 0 P: 11	R: 0 E: 0 K: 1 S: 9 H: 2 LOB: 2 BB: 0 P: 15	R: 0 E: 0 K: 0 S: 15 H: 2 LOB: 2 BB: 0 P: 22	R: 0 E: 0 K: 1 S: 5 H: 0 LOB: 0 BB: 0 P: 9	R: 0 E: 0 K: 0 S: 10 H: 0 LOB: 1 BB: 1 P: 15	R: 0 E: 0 K: 2 S: 10 H: 0 LOB: 0 BB: 0 P: 16	R: 2 E: 0 K: 1 S: 15 H: 3 LOB: 2 BB: 1 P: 26	R: 0 E: 0 K: 3 S: 13 H: 1 LOB: 2 BB: 1 P: 22	R: 0 E: 0 K: 1 S: 7 H: 1 LOB: 0 BB: 0 P: 12	1B: 9 2B: 0 3B: 0 HR: 0 SF: 0 SAC: 0 DP: 0 HBP: 0						

	AB	35
	R	2
	H	9
	RBI	2
	BB	3
	SO	9
	LOB	17

PITCHER		IP	WLS	BF	H	R	ER	SO	BB	IBB	HBP	BLK	WP	HR	S	P	ERA	WHIP
35 Justin Verlander, R ERA: 2.67	(1, 1)	7.0	L	30	7	2	2	5	2	0	0	0	0	0	70	114	2.57	1.286
62 Al Alburquerque, R ERA: 4.26	(8, 1)	0.2		3	0	0	0	2	1	0	0	0	0	0	7	13	0.00	1.500
46 Ian Krol, L ERA: 2.53	(8, 1)	0.2		3	1	0	0	2	0	0	0	0	0	0	9	14	0.00	1.500
57 Evan Reed, R ERA: 3.14	(9, 1)	0.2		2	1	0	0	0	0	0	0	0	0	0	4	7	0.00	1.500

PITCHER		IP	WLS	BF	H	R	ER	SO	BB	IBB	HBP	BLK	WP	HR	S	P	ERA	WHIP

WP: 0	PA: 38
PB: 0	
SB: 0	
CS: 1	

BOTTOM

Minnesota Twins @ Detroit Tigers

Comerica Park, Detroit, MI

Fri May 09 2014, 7:36 PM - 10:36 PM EDT

Att. 35,814 - Overcast - 74 F

livebaseballscorecards.com

Batter	1	2	3	4	5	6	7	8	9	AB	R	H	RBI	BB	SO	LOB
3 Ian Kinsler, R (1, 4) OBP: 0.340, SLG: 0.412	F FF 93 X FF 93 0-1 ① P6		B FF 93 F FC 89 X FF 93 1-1 ② F9 2-3		C FC 88 F FF 93 X FC 88 0-2 48 1B 1B		C FF 91 B FF 92 B FF 92 X FF 92 2-1 ③ F9			4	0	1	0	0	0	1
48 Torii Hunter, R (1, 9) OBP: 0.336, SLG: 0.495	C FF 93 C FF 94 X KC 76 0-2 ② G5-3		B FF 94 X FC 91 1-0 ③ G6-3		C FF 93 1 SAFE X FF 90 0-1 1-2 1B			C SL 87 B SL 88 X FF 93 1-1 ① G4-3		4	0	1	0	0	0	1
24 Miguel Cabrera, R (1, 3) OBP: 0.324, SLG: 0.461	F FF 94 S FF 95 S FF 95 0-3 ③ K			C FF 93 C SI 93 B FF 95 X SI 94 1-2 41 G1-6-3 1B	X FF 94 0-0 ③ F8			B FF 93 X SL 88 1-0 ② F8		4	0	1	0	0	1	2
41 Victor Martinez, S (1, 10) OBP: 0.377, SLG: 0.557		F FF 92 X FF 93 0-1 ① F9		B FF 93 F SI 92 X SI 92 1-1 ①② G1-6-3 1-2f		C SI 90 X FC 89 0-1 ① F9		C SL 88 C CU 79 X FF 94 0-2 ③ G4-3		4	0	0	0	0	0	1
14 Austin Jackson, R (1, 8) OBP: 0.379, SLG: 0.476		C FF 93 F FF 93 F FF 95 B FF 94 F FF 95 B FC 93 B FC 91 X FC 89 3-2 ② P4		X FC 90 0-0 9 1B 1B		B FF 91 F FC 87 F FF 92 X FC 88 1-2 9 S 1B			B SI 94 B SI 92 C FF 93 B FF 93 X FF 93 3-1 13 2B 2B	4	1	3	0	0	0	0
9 Nick Castellanos, R (1, 5) OBP: 0.275, SLG: 0.416		T FF 95 X FF 94 0-1 1B		F FC 90 F SI 92 P PO 83 X FC 89 1-2 1-3 1B		B FC 88 1 SAFE 1 SAFE C FF 90 B FC 87 T FC 88 F FC 88 F FF 93 C FC 88 2-3 ② K 1-2			F FF 94 B FF 94 F FF 93 S FF 93 1-3 ① K	4	0	2	0	0	2	2
13 Alex Avila, L (1, 2) OBP: 0.341, SLG: 0.400 29 Danny Worth, R (9, PR) OBP: 0.263, SLG: 0.294		F FF 94 B FF 94 B FF 93 X FF 93 2-1 ③ F8		F FC 89 F FC 89 B FF 94 S FF 94 1-3 ③ K		X FF 92 0-0 ③ F7			B FF 93 X FF 93 1-0 2-H 2B	4 0	0 0	1 0	1 0	0 0	1 0	4 0
17 Andrew Romine, S (1, 6) OBP: 0.317, SLG: 0.236 28 J.D. Martinez, R (9, PH) OBP: 0.300, SLG: 0.370			B FF 92 X FF 92 1-0 ① G5-3		X FF 90 0-0 ① G3-1		B FC 84 B FF 90 C FF 90 S FF 91 X FF 92 2-2 ① G3-1		B FF 93 S FF 93 X FF 94 1-1 ② P4	3 1	0 0	0 0	0 0	0 0	0 0	0 1
20 Rajai Davis, R (1, 7) OBP: 0.368, SLG: 0.417			B FF 92 X FF 92 1-0 3 F9 2B		C FF 92 X KC 74 0-1 ② L5		S FF 91 F FF 92 B FC 87 B FC 87 X FC 88 2-2 ② F8		B FF 94 B FF 93 F FF 93 C FF 94 S FF 94 2-3 ③ K	4	0	1	0	0	1	1

Inning Stats	1	2	3	4	5	6	7	8	9
	R: 0 E: 0 K: 1 S: 8 H: 0 LOB: 0 BB: 0 P: 8	R: 0 E: 0 K: 0 S: 11 H: 1 LOB: 1 BB: 0 P: 16	R: 0 E: 0 K: 0 S: 5 H: 1 LOB: 1 BB: 0 P: 9	R: 0 E: 0 K: 1 S: 13 H: 3 LOB: 2 BB: 0 P: 16	R: 0 E: 0 K: 0 S: 9 H: 2 LOB: 2 BB: 0 P: 9	R: 0 E: 0 K: 1 S: 11 H: 1 LOB: 1 BB: 0 P: 14	R: 0 E: 0 K: 0 S: 8 H: 0 LOB: 0 BB: 0 P: 14	R: 0 E: 0 K: 0 S: 6 H: 0 LOB: 0 BB: 0 P: 8	R: 1 E: 0 K: 2 S: 11 H: 2 LOB: 1 BB: 0 P: 19

1B: 7 SF: 0 WP: 0 PA: 36
2B: 3 SAC: 0 PB: 0
3B: 0 DP: 1 SB: 1
HR: 0 HBP: 0 CS: 0

	AB	36
	R	1
	H	10
	RBI	1
	BB	0
	SO	5
	LOB	13

PITCHER	IP	WLS	BF	H	R	ER	SO	BB	IBB	HBP	BLK	WP	HR	S	P	ERA	WHIP
45 Phil Hughes, R (1, 1) ERA: 3.92	7.0	W	28	8	0	0	3	0	0	0	0	0	0	65	86	0.00	1.143
50 Casey Fien, R (8, 1) ERA: 2.45	1.0	H	3	0	0	0	0	0	0	0	0	0	0	6	8	0.00	0.000
15 Glen Perkins, L (9, 1) ERA: 3.6	1.0	S	5	2	1	1	2	0	0	0	0	0	0	11	19	9.00	2.000

PITCHER	IP	WLS	BF	H	R	ER	SO	BB	IBB	HBP	BLK	WP	HR	S	P	ERA	WHIP

Minnesota Twins @ Detroit Tigers

Comerica Park, Detroit, MI

Sat May 10 2014, 1:09 PM - 3:58 PM EDT

Att. 42,312 - Sunny - 67 F

TOP

livebaseballscorecards.com

Batter	1	2	3	4	5	6	7	8	9	AB	R	H	RBI	BB	SO	LOB
2 Brian Dozier, R (1, 4) OBP: 0.363, SLG: 0.443	B FF 90 B FF 91 B FF 90 C FF 91 C FF 92 S FF 92 3-3 K ①		C FF 93 C SL 87 X SL 85 0-2 2-H 3-H HR		B FF 91 X FF 92 1-0 F7 ①		C SI 92 L SL 86 B SI 94 T SL 85 1-2 K ①		C SI 91 X SI 92 0-1 G3-6-3 1-2f ①②	5	1	1	3	0	2	1
8 Kurt Suzuki, R (1, 2) OBP: 0.381, SLG: 0.400	C FF 91 C FF 92 F FF 94 B FF 94 X SL 85 1-2 F7 ②		C FF 92 B FF 92 B CH 84 F FF 92 F FF 94 B SL 87 B FF 94 4-2 20 WP BB		B FF 91 C FF 90 B SL 84 X FF 92 2-1 7 BB 1B		B SL 84 B SI 94 C SL 83 C SL 84 B SL 86 X SL 86 3-2 F7 ②		C SI 93 B SI 92 X SI 92 1-1 F9 ③	4	0	1	0	1	0	0
7 Joe Mauer, L (1, 10) OBP: 0.396, SLG: 0.373	B FF 91 X CH 83 1-0 G3-1 ③		C FF 93 S CH 85 X FF 93 0-2 F7 ②		B CH 82 B CH 85 B FF 92 C FF 92 C CH 83 F FF 92 B FF 92 4-2 1-2 BB		B SL 86 X SL 85 1-0 1B			3	0	1	0	1	0	1
20 Chris Colabello, R (1, 3) OBP: 0.308, SLG: 0.419		C FF 90 B SL 86 F FF 91 C FF 94 1-3 K ①	B CH 82 1 SAFE B SL 87 S FF 95 C SL 86 B SL 88 C FF 94 3-3 1-2 K ③		B CH 84 C CH 84 X SL 86 1-1 F9 ②		C SI 94 C SI 94 S SL 86 0-3 K ③			4	0	0	0	0	3	4
27 Chris Parmelee, L (1, 9) OBP: 0.375, SLG: 0.375		X FF 91 0-0 9 CS 1B		C FF 91 B CU 78 C FF 91 F FF 93 B FF 95 B CH 85 X FF 93 3-2 F9 ①	B CU 77 B FF 92 F FF 93 S FF 92 F FF 93 F FF 94 F FF 93 X CH 85 2-2 F7 ③			C FF 93 B FF 94 F CU 78 B FF 94 F SL 83 B FF 94 F SL 83 S SL 85 3-3 K ①		4	0	1	0	0	1	2
9 Eduardo Núñez, R (1, 7) OBP: 0.333, SLG: 0.200		B SL 84 C FF 92 1 SAFE 1 SAFE S SL 85 S SL 86 1-3 1-2 K ②③		B SL 84 B FF 92 B FF 92 B FF 92 4-0 5 E BB		C FF 90 F CH 83 F FF 94 F SL 84 F FF 94 B SL 84 X CH 86 1-2 G5-3 ①		X FF 93 0-0 F7 ②		3	0	0	0	1	1	1
5 Eduardo Escobar, S (1, 5) OBP: 0.349, SLG: 0.508			B FF 91 B FF 91 X FF 91 2-0 P6 ①	C CH 83 F FF 92 B FF 94 X CH 86 1-2 FC5 1-2		C FF 90 C CU 77 B FF 93 F CH 81 X FF 92 1-2 2B		B FF 92 F CH 84 X SL 84 1-1 2B		4	0	2	0	0	0	1
32 Aaron Hicks, S (1, 8) OBP: 0.299, SLG: 0.238			B FF 91 C FF 92 F CH 83 B CH 86 B CH 85 B FF 93 4-2 39 2B 2 HR BB	X CH 85 0-0 L4 ②		S CH 85 F FF 93 D CU 78 F CH 86 S CH 83 1-3 K ②		C CU 78 C CU 79 B FF 94 D SL 85 S CU 80 2-3 K ③		3	1	0	0	1	2	4
39 Danny Santana, S (1, 6) OBP: 0.444, SLG: 0.588			C FF 92 S CU 78 X CU 79 0-2 1-3 2 HR 2B	B CH 84 X CH 83 1-0 G3-1 ③		B CU 75 C CH 84 F CH 85 S CH 80 1-3 K ③			C FF 94 B SI 92 X CH 84 1-1 2 G3-6-3 1B	4	1	2	0	0	1	3
Inning Stats	R: 0 E: 0 K: 1 S: 8 H: 0 LOB: 0 BB: 0 P: 13	R: 0 E: 0 K: 2 S: 7 H: 1 LOB: 0 BB: 0 P: 9	R: 3 E: 0 K: 1 S: 18 H: 2 LOB: 2 BB: 2 P: 31	R: 0 E: 1 K: 0 S: 9 H: 0 LOB: 2 BB: 1 P: 18	R: 0 E: 0 K: 0 S: 14 H: 1 LOB: 2 BB: 1 P: 24	R: 0 E: 0 K: 2 S: 17 H: 1 LOB: 1 BB: 0 P: 21	R: 0 E: 0 K: 2 S: 10 H: 1 LOB: 1 BB: 0 P: 15	R: 0 E: 0 K: 2 S: 11 H: 1 LOB: 1 BB: 0 P: 17	R: 0 E: 0 K: 0 S: 6 H: 1 LOB: 0 BB: 0 P: 8	1B: 4 2B: 3 3B: 0 HR: 1 SF: 0 SAC: 0 DP: 1 HBP: 0						

PITCHER		IP	WLS	BF	H	R	ER	SO	BB	IBB	HBP	BLK	WP	HR	S	P	ERA	WHIP
37 Max Scherzer, R ERA: 2.04	(1, 1)	6.0	W	27	5	3	3	6	4	0	0	0	1	1	73	116	4.50	1.500
62 Al Alburquerque, R ERA: 3.95	(7, 1)	1.0	H	4	1	0	0	2	0	0	0	0	0	0	10	15	0.00	1.000
44 Joba Chamberlain, R ERA: 3.29	(8, 1)	1.0		4	1	0	0	2	0	0	0	0	0	0	11	17	0.00	1.000
40 Phil Coke, L ERA: 8.31	(9, 1)	1.0		3	1	0	0	0	0	0	0	0	0	0	6	8	0.00	1.000

PITCHER	IP	WLS	BF	H	R	ER	SO	BB	IBB	HBP	BLK	WP	HR	S	P	ERA	WHIP

AB	34
R	3
H	8
RBI	3
BB	4
SO	10
LOB	17

WP: 1	PA: 38		
PB: 0			
SB: 0			
CS: 1			

BOTTOM

Minnesota Twins @ Detroit Tigers

Comerica Park, Detroit, MI

Sat May 10 2014, 1:09 PM - 3:58 PM EDT

Att. 42,312 - Sunny - 67 F

livebaseballscorecards.com

Batter	1	2	3	4	5	6	7	8	9	AB	R	H	RBI	BB	SO	LOB
3 Ian Kinsler, R (1, 4) OBP: 0.336, SLG: 0.404	B FF 92 X FF 92 1-0 24 S 48 BB 1B	B SL 85 B SI 92 B FF 92 C FF 93 X SI 91 3-1 ② F8		C FF 91 X SL 82 0-1 ② G5-3			C SI 93 C SL 82 F SI 94 F SI 94 X SL 84 0-2 ① G6-3	C CH 87 F FF 92 F FF 92 X FF 92 0-2 ③ F8		5	0	1	0	0	0	3
48 Torii Hunter, R (1, 9) OBP: 0.342, SLG: 0.491	B FF 91 F SI 90 1 SAFE B SL 84 D SI 92 B SI 91 4-1 41 G3-6-1 1-2 BB	S SL 83 B SL 87 B SI 92 S SL 84 X SL 85 2-2 FC6 24 HR 1-3 2-H		B SL 82 B FF 91 X SL 82 2-0 ③ F7			X SI 94 0-0 24 HBP 41 HR 1B			3	2	1	0	1	0	1
24 Miguel Cabrera, R (1, 3) OBP: 0.329, SLG: 0.481	C SL 84 C SL 85 F FF 92 D SL 86 D SL 84 S SI 92 2-3 ① K 2-3	S SL 85 X SL 85 0-1 2-H 3-H HR			B FF 91 C SI 87 X SL 83 1-1 ① G4-3		H SL 82 1-0 41 HR 1-2 HBP			3	2	1	3	0	1	2
41 Victor Martinez, S (1, 10) OBP: 0.381, SLG: 0.588	B SI 92 B FF 92 C CH 83 F SI 91 X CH 83 2-2 ②③ G3-6-1 1-2f	B SI 93 B CH 83 X SI 92 2-0 2B			C FF 90 C SL 81 B FF 92 B CH 83 X FF 92 2-2 ② P4		B SI 94 X SI 93 1-0 1-H 2-H HR			4	1	2	3	0	0	2
14 Austin Jackson, R (1, 8) OBP: 0.375, SLG: 0.468		32 28 9 FC5-2 1B F8			B SI 83 F FF 90 X FF 92 1-1 ③ G6-3		B SI 94 X SI 93 1-0 ② P6			4	0	1	0	0	0	1
32 Don Kelly, L (1, 7) OBP: 0.412, SLG: 0.484		B SI 90 X CH 82 1-0 13 1B 1-3 2B	C FF 90 B FF 91 F FF 92 F FF 92 F FF 93 X SI 94 1-2 ① L9			C FF 89 B CH 82 C FF 90 F FF 91 X FF 92 1-2 1B	X SI 94 0-0 ③ L8			4	1	2	0	0	0	0
9 Nick Castellanos, R (1, 5) OBP: 0.274, SLG: 0.419		F SI 92 B SI 91 X SL 83 1-1 ① FC5-2 13 E 13 1B 17 1B 3-H	B SL 84 C SL 82 S FF 92 T FF 93 1-2 ② K			B SL 82 F FF 89 B FF 89 1 SAFE S SL 81 C FF 90 2-3 ① K	X FF 91 0-0 17 G1-3 2B			4	1	1	0	0	2	3
13 Alex Avila, L (1, 2) OBP: 0.337, SLG: 0.392		X CH 83 0-0 E8 48 FC6 17 1B 48 E 1-3 2-H 1B	B SL 82 S CH 84 F FF 92 F FF 94 B FF 94 X FF 93 2-2 ③ G4-3			X FF 89 0-0 ② F7	B SI 91 X CH 86 1-0 ① F8			4	1	1	1	0	0	2
17 Andrew Romine, S (1, 6) OBP: 0.313, SLG: 0.237		F FF 92 B FF 92 X FF 92 1-1 48 E 24 HR 1-2 1B 3-H		B FF 90 F FF 90 C CH 83 B FF 92 F SI 92 S FF 92 2-3 ① K		X FF 90 0-0 ③ F8	C FF 91 F FF 91 F CH 86 B SI 92 X CH 86 1-2 ② G1-3 2-3			4	1	1	1	0	1	2
Inning Stats	R: 0 H: 1 E: 0 LOB: 1 K: 1 BB: 1 S: 9 P: 18	R: 6 H: 6 E: 2 LOB: 1 K: 0 BB: 0 S: 17 P: 30	R: 0 H: 0 E: 0 LOB: 0 K: 1 BB: 0 S: 12 P: 16	R: 0 H: 0 E: 0 LOB: 0 K: 1 BB: 0 S: 7 P: 11	R: 0 H: 0 E: 0 LOB: 0 K: 0 BB: 0 S: 7 P: 11	R: 0 H: 1 E: 0 LOB: 1 K: 1 BB: 0 S: 9 P: 12	R: 3 H: 2 E: 0 LOB: 0 K: 0 BB: 0 S: 9 P: 12	R: 0 H: 1 E: 0 LOB: 1 K: 0 BB: 0 S: 10 P: 12		1B: 6 SF: 0 2B: 3 SAC: 0 3B: 0 DP: 1 HR: 2 HBP: 1						

	AB	35
	R	9
	H	11
	RBI	8
	BB	1
	SO	4
	LOB	16

WP: 0 PA: 37
PB: 0
SB: 1
CS: 0

PITCHER		IP	WLS	BF	H	R	ER	SO	BB	IBB	HBP	BLK	WP	HR	S	P	ERA	WHIP
44 Kyle Gibson, R ERA: 4.74	(1, 1)	2.0	L	14	7	6	6	1	1	0	0	0	0	1	26	48	27.00	4.000
51 Anthony Swarzak, R ERA: 5.4	(3, 1)	4.0		13	1	0	0	3	0	0	0	0	0	0	35	50	0.00	0.250
59 Michael Tonkin, R ERA: 4.66	(7, 1)	1.0		6	2	3	3	0	0	0	1	0	0	1	9	12	27.00	2.000
61 Jared Burton, R ERA: 6.75	(8, 1)	1.0		4	1	0	0	0	0	0	0	0	0	0	10	12	0.00	1.000

PITCHER	IP	WLS	BF	H	R	ER	SO	BB	IBB	HBP	BLK	WP	HR	S	P	ERA	WHIP

Batter	1	2	3	4	5	6	7	8	9	AB	R	H	RBI	BB	SO	LOB
2 Brian Dozier, R (1, 4) OBP: 0.366, SLG: 0.441	B FF 91 X FF 92 1-0 ① F8		B FF 90 C FF 91 X FF 90 1-1 ③ F8			C CH 83 B CH 84 B CU 74 F FF 92 X CH 84 2-2 7 1B 1B		H FF 93 1-0 ① 7 S 43 1B HBP	1 SAFE 1 SAFE B FF 96 1 SAFE B FF 95 C FF 96 1 SAFE B FF 96 3-1 ③ CS 1-2	3	1	1	0	0	0	1
7 Joe Mauer, L (1, 10) OBP: 0.399, SLG: 0.372	C FF 92 F FF 92 B CH 84 B FF 92 X FF 91 2-2 ② G6-3			B FF 91 F FF 92 B CU 76 B CH 84 X FF 91 3-1 ① F7		F CH 83 1 SAFE C CU 74 F FF 91 B CH 82 X FF 90 1-2 24 S1-6-4-3 1B		C SL 84 B FF 94 1 SAFE B CH 85 1 SAFE 1 SAFE B CU 78 B SI 92 4-1 43 1B 1-2 43 E BB		3	1	1	0	1	0	0
24 Trevor Plouffe, R (1, 5) OBP: 0.329, SLG: 0.377	F FF 92 B FF 92 B FF 92 X FF 91 2-1 ③ F9			B CU 77 C CH 82 B CH 82 B FF 92 X FF 90 3-1 ② F8		X CH 83 0-0 ② ③ G1-6-4-3 1-2f		C FF 94 C SL 85 B SL 86 C SL 85 1-3 ① K		4	0	0	0	0	1	4
20 Chris Colabello, R (1, 3) OBP: 0.300, SLG: 0.407		B FF 90 X FF 90 1-0 ① G6-3		B FF 91 F FF 91 B CU 78 F FF 91 T FF 92 2-2 ③ K			C SI 93 B SL 86 X SL 85 1-1 ① G5-3	D SL 83 C SL 84 S SL 85 B CU 80 S SL 84 2-3 ② K		4	0	0	0	0	2	2
43 Josmil Pinto, R (1, 2) OBP: 0.362, SLG: 0.427		C FF 91 B CH 84 B CH 84 F FF 91 X CH 84 2-2 ② G1-3			C FF 90 S CH 83 B FF 91 F FF 90 F FF 91 B CH 82 F FF 91 B CH 83 X CH 83 3-2 ① G1-3		B SI 94 C SL 84 F SI 93 B SI 95 X SL 87 2-2 27 1B 39 1B 1B	B FF 94 B SL 84 C SL 84 B FF 94 C SL 84 F SL 83 X SL 85 3-2 E7 1-H 2-H 9 1B 1B		4	2	2	1	0	0	0
9 Eduardo Núñez, R (1, 7) OBP: 0.375, SLG: 0.286		X FF 90 0-0 ③ P2			B FF 90 B CH 82 B FF 90 C FF 91 X FF 91 3-1 27 S 1B		C SL 86 S SL 86 D SL 87 X SL 86 1-2 ② F9	B FF 94 B SL 83 B FF 94 C FF 92 X SL 85 3-1 ③ 2-H 1B		4	0	2	1	0	0	1
27 Chris Parmelee, L (1, 9) OBP: 0.333, SLG: 0.333			B FF 91 C FF 90 S CU 78 F FF 91 X FF 90 1-2 ① G4-3		C FF 90 F FF 90 B FF 90 F CU 77 B FF 89 1 SAFE S CH 82 2-3 ② K 1-2		B CU 75 B FF 90 B FF 92 C FF 90 X FF 91 3-1 39 1B 1-2 1B		B FF 95 S FF 95 B FF 95 S FF 97 B FF 96 T FF 98 3-2 ① K	4	0	1	0	0	2	1
32 Aaron Hicks, S (1, 8) OBP: 0.303, SLG: 0.235 39 Danny Santana, S (7, PH) OBP: 0.450, SLG: 0.579 (7, 8)			B FF 92 F FF 92 B FF 92 C CH 84 B FF 91 B FF 92 4-2 5 CS BB		B CH 82 B CH 84 C FF 91 B FF 90 X FF 89 3-1 ③ F8		B FF 92 X FF 91 1-0 1-2 2-H 1B		C FF 96 F FF 96 B FF 97 F FF 97 B SL 84 S SL 83 2-3 ② K	1	0	0	0	1	0	1
5 Eduardo Escobar, S (1, 6) OBP: 0.358, SLG: 0.524			B CH 84 B CH 84 T FF 90 1 SAFE F FF 91 X CU 77 2-2 ② 1-2 2B			C FF 89 F CH 82 B CH 82 X FF 89 1-2 ① F9	B CH 83 F FF 92 F CU 77 S FF 92 1-3 ③ K		B SL 82 C FF 96 C SL 84 B FF 98 X FF 96 2-2 2 CS 1B	2	0	1	0	0	2	1
										2	0	2	0	0	1	2
										1	0	0	0	1	0	1
										2	0	1	1	0	1	0
Inning Stats	R: 0 E: 0 K: 0 S: 6 H: 0 LOB: 0 BB: 0 P: 11	R: 0 E: 0 K: 0 S: 5 H: 0 LOB: 0 BB: 0 P: 8	R: 0 E: 0 K: 0 S: 11 H: 1 LOB: 1 BB: 1 P: 19	R: 0 E: 0 K: 1 S: 7 H: 0 LOB: 0 BB: 0 P: 15	R: 0 E: 0 K: 1 S: 14 H: 1 LOB: 1 BB: 0 P: 25	R: 0 E: 0 K: 0 S: 11 H: 2 LOB: 1 BB: 0 P: 15	R: 1 E: 0 K: 1 S: 14 H: 3 LOB: 2 BB: 0 P: 23	R: 3 E: 1 K: 2 S: 13 H: 2 LOB: 1 BB: 1 P: 27	R: 0 E: 0 K: 2 S: 11 H: 1 LOB: 0 BB: 0 P: 21	1B: 9 2B: 1 3B: 0 HR: 0 SF: 0 SAC: 0 DP: 1 HBP: 1	WP: 0 PB: 0 SB: 2 CS: 2 PA: 37					

PITCHER		IP	WLS	BF	H	R	ER	SO	BB	IBB	HBP	BLK	WP	HR	S	P	ERA	WHIP
38 Robbie Ray, L ERA: 0.79	(1, 1)	6.0		21	4	0	0	2	1	0	0	0	0	0	54	93	0.00	0.833
62 Al Alburquerque, R ERA: 4.4	(7, 1)	0.2	H	3	1	1	1	0	0	0	0	0	0	0	8	12	13.50	1.500
46 Ian Krol, L ERA: 2.45	(7, 1)	0.1	H	3	2	0	0	1	0	0	0	0	0	0	6	11	0.00	6.000
44 Joba Chamberlain, R ERA: 4.3	(8, 1)	1.0	L	6	2	3	2	2	1	0	1	0	0	0	13	27	18.00	3.000
57 Evan Reed, R ERA: 2.93	(9, 1)	1.0		3	1	0	0	2	0	0	0	0	0	0	11	21	0.00	1.000

PITCHER	IP	WLS	BF	H	R	ER	SO	BB	IBB	HBP	BLK	WP	HR	S	P	ERA	WHIP

TOP

Minnesota Twins @ Detroit Tigers

Comerica Park, Detroit, MI

Sun May 11 2014, 1:10 PM - 4:17 PM EDT

Att. 40,468 - Sunny - 74 F

livebaseballscorecards.com

AB	33
R	4
H	10
RBI	3
BB	2
SO	7
LOB	12

Minnesota Twins @ Detroit Tigers

Comerica Park, Detroit, MI

Sun May 11 2014, 1:10 PM - 4:17 PM EDT

Att. 40,468 - Sunny - 74 F

livebaseballscorecards.com

BOTTOM

Batter	1	2	3	4	5	6	7	8	9	AB	R	H	RBI	BB	SO	LOB
3 Ian Kinsler, R (1, 4) OBP: 0.340, SLG: 0.436	C FF 89 X FF 91 0-1 48 G1-4-3 24 SF8 2B		B CU 80 X FF 91 1-0 ② L7		B FF 88 C CH 86 B FF 89 X FC 87 2-1 HR		B SL 84 X SL 83 1-0 ③ F7			4	2	2	1	0	0	0
48 Torii Hunter, R (1, 9) OBP: 0.331, SLG: 0.475	B FF 90 X FC 90 1-0 ① G1-4-3 2-3		C CU 80 B FF 89 S FC 91 B FC 90 X CU 81 2-2 ③ F8		B FC 90 B FF 89 X FC 90 2-0 ① G6-3			X FF 93 0-0 ① P4		4	0	0	0	0	0	1
24 Miguel Cabrera, R (1, 3) OBP: 0.333, SLG: 0.485	F CU 81 X FF 90 0-1 ② SF8 3-H			C CU 80 B CH 86 B CH 84 B CU 78 X FF 89 3-1 41 1B 14 1B 1B	F FC 90 F CH 84 B CU 81 B FF 90 S CU 81 2-3 ② K			C FF 94 S SL 88 B FF 93 X SL 89 1-2 E9 41 L1-3 1B		3	1	2	1	0	1	0
41 Victor Martinez, S (1, 10) OBP: 0.377, SLG: 0.577	C FF 90 B CH 84 T CH 84 B CU 80 X CU 81 2-2 ③ G4-3			B FC 89 D CH 82 B FF 90 C FF 90 X FF 89 3-1 13 PB 14 1B 1-2 1B	C FF 91 B CH 84 F FF 90 S CU 81 1-3 ③ K			B SL 88 S SL 88 C FF 94 B FF 93 B SL 89 X FF 94 3-2 ② L1-3 2-3		4	0	1	0	0	1	1
32 Don Kelly, L (1, 5) OBP: 0.378, SLG: 0.441 9 Nick Castellanos, R (8, PH) OBP: 0.272, SLG: 0.415 (9, 5)		C FF 91 B CH 84 F CH 84 F CU 81 F CU 81 B CU 80 F CH 85 B CH 91 X FC 91 3-2 ① G4-3		D FF 90 B FC 89 X FF 90 2-0 ① F8	C FC 89 B CH 82 B FF 90 F FF 89 F CU 80 C FF 90 2-3 ① K			B FF 93 X FF 92 1-0 ③ F8		3 1	0 0	0 0	0 0	0 0	1 0	2 1
14 Austin Jackson, R (1, 8) OBP: 0.371, SLG: 0.460		C CU 80 C FC 90 B CU 82 B CU 83 C FF 91 2-3 ② K		C CU 80 X CU 80 0-1 17 1B 13 PB 1-2 2-H 1B	X CU 80 0-0 ② F9				C FF 93 X SL 84 0-1 ① F8	4	0	1	1	0	1	0
13 Alex Avila, L (1, 2) OBP: 0.344, SLG: 0.382		C FF 90 B CH 87 S FF 86 B CU 84 B CH 85 B CU 80 4-2 BB		C FF 90 B CU 80 H FF 85 2-1 17 1B 1-2 2-3 HBP	B FF 91 F FC 91 B FC 91 F FC 89 S CU 80 2-3 ③ K				S FF 93 B SL 84 X FF 94 1-1 ② F7	2	0	0	0	1	1	0
17 Andrew Romine, S (1, 6) OBP: 0.314, SLG: 0.242 28 J.D. Martinez, R (9, PH) OBP: 0.290, SLG: 0.357		B FF 90 B FC 90 F FF 90 B FC 89 X FF 89 3-1 ③ G4-3		C FF 90 X FF 90 0-1 ② 1-2 2-3 1B			C SI 92 F FF 91 S CH 87 0-3 ① K		B FF 93 B FF 93 F FF 92 X FF 94 2-1 ③ F9	3 1	0 0	1 0	0 0	0 0	1 0	1 0
20 Rajai Davis, R (1, 7) OBP: 0.358, SLG: 0.404			B FF 89 B FF 90 C FC 89 B FF 90 X FC 89 3-1 ① L4	X FF 90 0-0 ③ G5-3			C CH 83 S CH 86 B CH 86 F FF 91 F CH 87 X CH 86 1-2 ② F8			3	0	0	0	0	0	3

	AB	R	H	RBI	BB	SO	LOB
	32	3	7	3	1	6	9

Inning Stats																																		
	R: 1	E: 0	K: 0	S: 8	H: 1	LOB: 0	BB: 0	P: 11	R: 0	E: 0	K: 1	S: 13	H: 0	LOB: 1	BB: 1	P: 25	R: 0	E: 0	K: 0	S: 6	H: 0	LOB: 0	BB: 0	P: 12	R: 1	E: 0	K: 0	S: 11	H: 4	LOB: 3	BB: 0	P: 21
	R: 1	E: 0	K: 2	S: 9	H: 1	LOB: 0	BB: 0	P: 16	R: 0	E: 0	K: 2	S: 8	H: 0	LOB: 0	BB: 0	P: 12	R: 0	E: 0	K: 1	S: 9	H: 0	LOB: 0	BB: 0	P: 11	R: 0	E: 1	K: 0	S: 8	H: 1	LOB: 1	BB: 0	P: 13
	R: 0	E: 0	K: 0	S: 6	H: 0	LOB: 0	BB: 0	P: 9	1B: 5	2B: 1	3B: 0	HR: 1	SF: 1	SAC: 0	DP: 0	HBP: 1	WP: 0	PB: 1	SB: 0	CS: 0	PA: 35												

PITCHER		IP	WLS	BF	H	R	ER	SO	BB	IBB	HBP	BLK	WP	HR	S	P	ERA	WHIP
21 Samuel Deduno, R ERA: 3.64	(1, 1)	6.0		25	6	3	3	5	1	0	1	0	0	1	55	97	4.50	1.167
61 Jared Burton, R ERA: 6.28	(7, 1)	1.0	W	3	0	0	0	1	0	0	0	0	0	0	9	11	0.00	0.000
50 Casey Fien, R ERA: 2.35	(8, 1)	0.2	H	3	1	0	0	0	0	0	0	0	0	0	7	11	0.00	1.500
15 Glen Perkins, L ERA: 3.31	(8, 1)	1.1	S	4	0	0	0	0	0	0	0	0	0	0	7	11	0.00	0.000

PITCHER	IP	WLS	BF	H	R	ER	SO	BB	IBB	HBP	BLK	WP	HR	S	P	ERA	WHIP

Batter	1	2	3	4	5	6	7	8	9	AB	R	H	RBI	BB	SO	LOB
3 Ian Kinsler, R (1, 4) OBP: 0.351, SLG: 0.462	B FF 92 X FF 94 1-0 ① G5-3			B SL 85 B SL 84 C FF 94 B SL 86 B FF 94 4-1 48 L9 · 48 S · 24 1B BB		C FF 92 B SL 83 X FF 93 1-1 48 CS 1B		B SL 86 C FF 93 X FF 93 1-1 1-H HR		3	2	2	2	1	0	0
48 Torii Hunter, R (1, 9) OBP: 0.328, SLG: 0.463	B FF 95 X SL 86 1-0 ② G4-3			S CH 86 X SL 86 0-1 ① L9 1-3		1 SAFE 1 SAFE B SI 94 B SL 86 C FF 93 C FF 94 B SL 87 C FF 95 3-3 ① ② K 1-2		F SL 84 H FF 93 1-1 24 FC5-4 HBP		3	0	0	0	0	1	2
24 Miguel Cabrera, R (1, 3) OBP: 0.331, SLG: 0.478	B FF 94 B SI 94 C SL 86 B FF 94 X SL 84 3-1 ③ P4			X CH 86 0-0 41 2B · 14 SF8 3-H 1B		C FF 95 B SL 86 F FF 94 B FF 96 X SL 84 2-2 ③ L6		C FF 89 F SL 83 F FF 91 F SL 83 D SL 83 X SL 83 1-2 ③ FC5-4 1-2f		4	1	1	1	0	0	1
41 Victor Martinez, S (1, 10) OBP: 0.380, SLG: 0.583		B FF 93 C CH 86 B SL 86 F FF 93 F SI 93 X FF 94 2-2 ① F9		B SL 88 F SI 94 X SI 94 1-1 14 SF8 1-3 2B			C CH 88 F SL 88 B SI 94 X SL 85 1-2 14 FC5-4 1B		C FF 86 F SL 83 F FF 91 F FF 90 C SL 84 0-3 ① K	4	0	2	0	0	1	0
14 Austin Jackson, R (1, 8) OBP: 0.360, SLG: 0.448		C FF 92 B SI 94 T SI 95 C FF 95 1-3 ② K		B SL 86 C SL 84 B SI 94 B FF 94 X SL 85 3-1 ② SF8 2-3 3-H			B FF 93 F SL 85 B FF 93 B FF 93 X FF 93 3-1 ① FC5-4 9 K2 1-2f		B FF 90 C SL 84 B FF 90 X SL 83 2-1 ② G6-3	3	0	0	1	0	1	1
9 Nick Castellanos, R (1, 5) OBP: 0.263, SLG: 0.400		C SL 85 S SL 84 S SL 84 0-3 ③ K		F SL 84 X FF 94 0-1 ③ G6-3			1 SAFE F SL 83 B FF 93 1 SAFE F FF 93 1 SAFE B FF 93 S SL 86 2-3 ② ③ K2 1-1f		S SL 84 C FF 90 B SL 82 B SL 84 C SL 83 2-3 ③ K	4	0	0	0	0	3	2
13 Alex Avila, L (1, 2) OBP: 0.344, SLG: 0.372			B FF 92 F SL 88 C FF 93 B SL 84 B SL 86 F FF 94 S FF 94 3-3 ① K		B SL 84 S SL 87 B FF 94 F FF 94 S FF 94 2-3 ① K			B FF 91 C FF 92 B SL 87 F FF 92 B CH 86 B FF 93 4-2 3 HR BB		2	1	0	0	1	2	0
17 Andrew Romine, S (1, 6) OBP: 0.301, SLG: 0.231			B FF 94 S FF 93 F SI 94 B FF 94 C FF 94 2-3 ② K		B FF 94 B FF 94 C FF 93 L SL 86 F SL 84 X FF 94 2-2 ② P1			L SI 90 B CH 89 L FF 92 F SL 83 X FF 92 1-2 ① P5		3	0	0	0	0	1	1
20 Rajai Davis, R (1, 7) OBP: 0.348, SLG: 0.392			C FF 94 X SL 84 0-1 ③ G4-3		L SL 86 X SL 85 0-1 ③ F8			F FF 92 X FF 92 0-1 ② F9		3	0	0	0	0	0	1
Inning Stats	R: 0 H: 0 E: 0 LOB: 0 K: 0 BB: 0 S: 4 P: 9	R: 0 H: 0 E: 0 LOB: 0 K: 2 BB: 0 S: 10 P: 13	R: 0 H: 0 E: 0 LOB: 0 K: 2 BB: 0 S: 9 P: 14	R: 2 H: 2 E: 0 LOB: 1 K: 0 BB: 1 S: 10 P: 18	R: 0 H: 0 E: 0 LOB: 0 K: 1 BB: 0 S: 9 P: 13	R: 0 H: 1 E: 0 LOB: 0 K: 1 BB: 0 S: 8 P: 14	R: 0 H: 1 E: 0 LOB: 1 K: 1 BB: 0 S: 8 P: 14	R: 2 H: 1 E: 0 LOB: 1 K: 0 BB: 1 S: 16 P: 24	R: 0 H: 0 E: 0 LOB: 0 K: 2 BB: 0 S: 10 P: 14	1B: 3 SF: 1 2B: 2 SAC: 0 3B: 0 DP: 1 HR: 1 HBP: 1						

TOP

Detroit Tigers @ Baltimore Orioles

Oriole Park at Camden Yards, Baltimore, MD

Mon May 12 2014, 7:40 PM - 10:28 PM EDT

Att. 24,517 - Partly Cloudy - 74 F

livebaseballscorecards.com

AB	29
R	4
H	5
RBI	4
BB	2
SO	9
LOB	8

WP: 0 PA: 33
PB: 0
SB: 1
CS: 1

PITCHER		IP	WLS	BF	H	R	ER	SO	BB	IBB	HBP	BLK	WP	HR	S	P	ERA	WHIP
25 Bud Norris, R ERA: 3.98	(1, 1)	7.2	L	29	5	4	4	7	2	0	1	0	0	1	69	113	4.70	0.913
63 Preston Guilmet, R ERA:	(8, 1)	1.1		4	0	0	0	2	0	0	0	0	0	0	15	20	0.00	0.000

PITCHER	IP	WLS	BF	H	R	ER	SO	BB	IBB	HBP	BLK	WP	HR	S	P	ERA	WHIP

BOTTOM

Detroit Tigers @ Baltimore Orioles

Oriole Park at Camden Yards, Baltimore, MD

Mon May 12 2014, 7:40 PM - 10:28 PM EDT

Att. 24,517 - Partly Cloudy - 74 F

livebaseballscorecards.com

Batter	1	2	3	4	5	6	7	8	9	AB	R	H	RBI	BB	SO	LOB
21 Nick Markakis, L (1, 9) OBP: 0.366, SLG: 0.403	C SI 90 F FF 92 B SI 92 X CU 78 1-2 G6-3 ①		B FF 90 C SI 90 X CU 77 1-1 G3-1 ①		C FF 91 B SL 86 B CH 82 C CH 82 X SI 91 2-2 L8 ②		B FF 90 B FF 91 C FF 92 B FF 90 X FF 91 3-1 F8 ③			4	0	0	0	0	0	1
13 Manny Machado, R (1, 5) OBP: 0.255, SLG: 0.256	B FF 92 X FF 92 1-0 G4-3 ②		C FF 91 S SI 92 C SL 84 0-3 K ②		C CU 80 C FF 91 F SI 91 X FF 91 0-2 1B			X SI 93 0-0 P6 ①		4	0	1	0	0	1	0
10 Adam Jones, R (1, 8) OBP: 0.279, SLG: 0.399	B FF 91 C FF 92 X SL 84 1-1 G5-3 ③		F FF 91 F SI 92 B CU 79 F SI 91 X SL 82 1-2 1B		F SI 90 F SI 91 B SI 90 F SI 90 1 SAFE X SI 90 1-2 G1-3 ③			B SI 94 C SL 86 B SI 95 S SL 87 S SL 86 2-3 K ②		4	0	1	0	0	1	1
19 Chris Davis, L (1, 3) OBP: 0.363, SLG: 0.381		B FF 91 F FF 91 X SL 86 1-1 F8 ①	F FF 91 1 SAFE X CU 78 0-1 L7 ③			X CU 77 0-0 G3 ①		C SL 87 B SI 95 S SL 86 F SL 86 F SL 87 B FF 96 B SL 86 S SL 86 3-3 K ③		4	0	0	0	0	1	1
23 Nelson Cruz, R (1, 7) OBP: 0.338, SLG: 0.533		B FF 92 S SL 85 X FF 92 1-1 L6 ②		C CU 76 X FF 90 0-1 L9 ①		B SI 88 S SI 88 S SL 82 F SI 90 F CH 81 B SL 83 F SI 90 S CU 77 2-3 K ②			X FF 91 0-0 F8 ①	4	0	0	0	0	1	0
2 J.J. Hardy, R (1, 6) OBP: 0.283, SLG: 0.321		B FF 90 C FF 92 F CU 79 X SL 83 1-2 45 2B 1B		C FF 91 B SI 91 F SL 85 B SI 91 F SI 91 X SL 84 2-2 F8 ②		B FF 90 X SI 90 1-0 P6 ③			C FF 91 C FF 90 B SL 87 X SL 86 1-2 G6-3 ②	4	1	1	0	0	0	0
45 Steve Clevenger, L (1, 2) OBP: 0.360, SLG: 0.522		F FF 92 C FF 92 B CU 79 X SI 92 1-2 27 E 1-H 2B		X FF 92 0-0 1B			B CU 76 F FF 92 X CU 77 1-1 6 G5-3 2B		X FF 90 0-0 F7 ③	4	0	3	1	0	0	0
27 Delmon Young, R (1, 10) OBP: 0.339, SLG: 0.407		F SL 84 D SL 84 X SL 84 1-1 E6 2-3		C FF 90 B SI 91 D SL 85 X SL 84 2-1 F9 ③			B FF 93 C FF 93 X CH 84 1-1 F9 ①			3	0	0	0	0	0	3
6 Jonathan Schoop, R (1, 4) OBP: 0.270, SLG: 0.376		B SL 84 D SI 91 X SI 91 2-0 G3-1 ③			B SL 82 S FF 89 X SL 82 1-1 G6-3 ①		B FF 93 F FF 91 B FF 93 F FF 92 F FF 94 F CU 76 F FF 92 X CU 77 2-2 G5-3 ② 2-3			3	0	0	0	0	0	3
Inning Stats	R: 0 E: 0 K: 0 S: 6 H: 0 LOB: 0 BB: 0 P: 9	R: 1 E: 1 K: 0 S: 13 H: 2 LOB: 2 BB: 0 P: 20	R: 0 E: 0 K: 1 S: 11 H: 1 LOB: 1 BB: 0 P: 13	R: 0 E: 0 K: 0 S: 9 H: 1 LOB: 1 BB: 0 P: 13	R: 0 E: 0 K: 0 S: 13 H: 1 LOB: 1 BB: 0 P: 17	R: 0 E: 0 K: 1 S: 8 H: 0 LOB: 0 BB: 0 P: 11	R: 0 E: 0 K: 0 S: 12 H: 1 LOB: 1 BB: 0 P: 19	R: 0 E: 0 K: 2 S: 9 H: 0 LOB: 0 BB: 0 P: 14	R: 0 E: 0 K: 0 S: 5 H: 0 LOB: 0 BB: 0 P: 6	1B: 4 2B: 2 3B: 0 HR: 0	SF: 0 SAC: 0 DP: 0 HBP: 0					

	AB	34
	R	1
	H	6
	RBI	1
	BB	0
	SO	4
	LOB	9

WP: 0 PB: 0 SB: 0 CS: 0 PA: 34

PITCHER		IP	WLS	BF	H	R	ER	SO	BB	IBB	HBP	BLK	WP	HR	S	P	ERA	WHIP
21 Rick Porcello, R ERA: 3.22	(1, 1)	6.0	W	24	5	1	1	2	0	0	0	0	0	0	60	83	1.50	0.833
46 Ian Krol, L ERA: 2.25	(7, 1)	1.0	H	4	1	0	0	0	0	0	0	0	0	0	12	19	0.00	1.000
62 Al Alburquerque, R ERA: 4.11	(8, 1)	1.0	H	3	0	0	0	2	0	0	0	0	0	0	9	14	0.00	0.000
36 Joe Nathan, R ERA: 3.95	(9, 1)	1.0	S	3	0	0	0	0	0	0	0	0	0	0	5	6	0.00	0.000

PITCHER	IP	WLS	BF	H	R	ER	SO	BB	IBB	HBP	BLK	WP	HR	S	P	ERA	WHIP

Batter	1	2	3	4	5	6	7	8	9	AB	R	H	RBI	BB	SO	LOB
3 Ian Kinsler, R (1, 4) OBP: 0.342, SLG: 0.449	G4-3		F7			K			L8	4	0	0	0	0	1	3
48 Torii Hunter, R (1, 9) OBP: 0.333, SLG: 0.460	G6-3			K			41 G4-6-3 / 24 BB 1B		24 HR BB	3	1	1	0	1	1	0
24 Miguel Cabrera, R (1, 10) OBP: 0.342, SLG: 0.504	G5-3			41 CS 1B			1-2 BB		1-H 2-H HR	3	1	2	3	1	0	0
41 Victor Martinez, S (1, 3) OBP: 0.384, SLG: 0.603		14 CS 1B		K 1-2			G4-6-3 1-2f 2-3		HR	4	1	2	1	0	1	3
28 J.D. Martinez, R (1, 7) OBP: 0.257, SLG: 0.313 29 Danny Worth, R (9, 6) OBP: 0.263, SLG: 0.294		F8			L4			K	K	4 0	0 0	0 0	0 0	0 0	2 0	2 0
14 Austin Jackson, R (1, 8) OBP: 0.353, SLG: 0.437		K 1-2			G6-3			L9		3	0	0	0	0	1	1
9 Nick Castellanos, R (1, 5) OBP: 0.256, SLG: 0.389			K		G5-3			K		3	0	0	0	0	2	0
13 Alex Avila, L (1, 2) OBP: 0.354, SLG: 0.375 20 Rajai Davis, R (9, PR) OBP: 0.348, SLG: 0.392 50 Bryan Holaday, R (9, 2) OBP: 0.323, SLG: 0.310			BB			K			32 S 24 HR 1B	2 0 0	0 1 0	1 0 0	0 0 0	1 0 0	1 0 0	0 0 0
17 Andrew Romine, S (1, 6) OBP: 0.293, SLG: 0.224 32 Don Kelly, L (9, PH) OBP: 0.368, SLG: 0.429 (9, 7)			F8			K			L6 1-2	2 1	0 0	0 0	0 0	0 0	1 0	1 1
Inning Stats	R: 0 E: 0 K: 0 S: 8 H: 0 LOB: 0 BB: 0 P: 15	R: 0 E: 0 K: 1 S: 10 H: 1 LOB: 1 BB: 0 P: 18	R: 0 E: 0 K: 1 S: 10 H: 0 LOB: 1 BB: 1 P: 20	R: 0 E: 0 K: 2 S: 12 H: 1 LOB: 1 BB: 0 P: 15	R: 0 E: 0 K: 0 S: 5 H: 0 LOB: 0 BB: 0 P: 5	R: 0 E: 0 K: 3 S: 11 H: 0 LOB: 0 BB: 0 P: 15	R: 0 E: 0 K: 0 S: 4 H: 1 LOB: 2 BB: 1 P: 9	R: 0 E: 0 K: 2 S: 12 H: 0 LOB: 0 BB: 0 P: 18	R: 4 E: 0 K: 1 S: 16 H: 3 LOB: 1 BB: 1 P: 23	1B: 4 2B: 2 3B: 0 HR: 2	SF: 0 SAC: 0 DP: 3 HBP: 0						

PITCHER		IP	WLS	BF	H	R	ER	SO	BB	IBB	HBP	BLK	WP	HR	S	P	ERA	WHIP
31 Ubaldo Jiménez, R ERA: 4.02	(1, 1)	7.0		22	3	0	0	7	2	0	0	0	0	0	60	97	0.00	0.714
56 Darren O'Day, R ERA: 0.6	(8, 1)	1.0	H	3	0	0	0	2	0	0	0	0	0	0	12	18	0.00	0.000
29 Tommy Hunter, R ERA: 6.6	(9, 1)	0.2	L	6	3	4	4	0	1	0	0	0	0	2	13	20	54.00	6.000
63 Preston Guilmet, R ERA:	(9, 1)	0.1		1	0	0	0	1	0	0	0	0	0	0	3	3	0.00	0.000

PITCHER	IP	WLS	BF	H	R	ER	SO	BB	IBB	HBP	BLK	WP	HR	S	P	ERA	WHIP

TOP

Detroit Tigers @ Baltimore Orioles

Oriole Park at Camden Yards, Baltimore, MD

Tue May 13 2014, 7:09 PM - 10:04 PM EDT

Att. 29,950 - Clear - 79 F

livebaseballscorecards.com

AB	29
R	4
H	6
RBI	4
BB	3
SO	10
LOB	11

WP: 0 PA: 32
PB: 0
SB: 1
CS: 2

Detroit Tigers @ Baltimore Orioles

Oriole Park at Camden Yards, Baltimore, MD

Tue May 13 2014, 7:09 PM - 10:04 PM EDT

Att. 29,950 - Clear - 79 F

BOTTOM

Batter	1	2	3	4	5	6	7	8	9	AB	R	H	RBI	BB	SO	LOB
21 Nick Markakis, L (1, 9) OBP: 0.357, SLG: 0.392	C SI 87 F KC 77 S SI 89 0-3 ① **K**		C SI 89 F SI 89 X KC 79 0-2 ① **L5**	C CH 79 F KC 77 S SI 92 0-3 ③ **K**			C FF 93 F SL 82 X SL 83 0-2 ② **G4-3** **2-3**			4	0	0	0	0	2	2
13 Manny Machado, R (1, 5) OBP: 0.255, SLG: 0.255	C SI 88 B SI 91 B SI 90 S CH 81 X KC 80 2-2 ② **F7**		F KC 77 X SI 90 0-1 **23 BB 10 1B 1B**		F SI 90 F SI 91 X KC 79 0-2 ① **L8**		C SL 82 B SL 84 F FF 93 X SL 82 1-2 ③ **G6-3**			4	0	1	0	0	0	1
10 Adam Jones, R (1, 8) OBP: 0.285, SLG: 0.421	C KC 77 B SI 91 B FC 86 B KC 78 X SI 91 3-1 **HR**		C SI 90 B SI 87 F SI 86 F SI 91 X SI 88 1-2 **23 BB 1B**		S KC 78 B SI 92 F CH 80 B SI 92 F SI 92 F KC 79 B CH 80 F KC 78 X SI 91 3-2 ② **L7**			F SL 80 B SL 82 B FF 90 B SL 80 S FF 92 F FF 93 F FF 92 X SL 83 3-2 ① **G1-3**		4	1	2	1	0	0	0
19 Chris Davis, L (1, 3) OBP: 0.349, SLG: 0.364	B SI 92 C KC 79 F SI 87 B KC 80 S SI 92 2-3 ③ **K**		S SI 91 B SI 90 F KC 79 F SI 91 S KC 80 1-3 ② **K**		X KC 78 0-0 ③ **G3**			C FF 91 S FF 93 B FF 93 X FF 92 1-2 ② **P6**		4	0	0	0	0	2	2
23 Nelson Cruz, R (1, 7) OBP: 0.342, SLG: 0.536 9 David Lough, L (9, 7) OBP: 0.214, SLG: 0.227		C SI 87 X SI 90 0-1 **36 FC5 2B**	S KC 79 B SI 93 S SI 91 B SI 92 D KC 80 B KC 79 4-2 **1-2 2-3 BB**			C KC 75 B SI 90 S KC 77 T SI 91 1-2 ① **K**		B SL 82 X SL 83 1-0 ③ **F8**		3 0	0 0	1 0	0 0	1 0	1 0	0 0
2 J.J. Hardy, R (1, 6) OBP: 0.274, SLG: 0.309		B SI 88 C SI 89 B KC 77 S SI 90 X KC 76 2-2 ① **P4**	B SI 90 B SI 91 F SI 90 F SI 90 X KC 80 2-2 ③ **F8**			B SI 89 C SI 89 S KC 78 X SI 91 1-2 ② **P4**			C FF 91 X FF 90 0-1 ① **F9**	4	0	0	0	0	0	4
28 Steve Pearce, R (1, 10) OBP: 0.327, SLG: 0.521		B FC 86 B KC 76 B SI 91 C SI 90 F SI 92 C KC 78 3-3 ② **K**		B SI 87 S KC 78 F KC 77 B KC 81 B KC 79 X KC 79 3-2 ① **G3-1**		C SI 90 S KC 78 B KC 78 S KC 78 1-3 ③ **K**			B CU 82 F FF 91 X SL 87 1-1 **6 G4-6-3 1B**	4	0	1	0	0	2	1
6 Jonathan Schoop, R (1, 4) OBP: 0.277, SLG: 0.375		B KC 78 F SI 91 B FC 86 S KC 77 B SI 92 F KC 79 F SI 92 F KC 79 B FC 86 4-2 **36 FC5 BB**		X SI 90 0-0 ② **P4**			X FF 92 0-0 **21 G4-3 36 SH1-4 1B**		F SL 86 F SL 87 D SL 86 B SL 86 F FF 93 X SL 87 2-2 ② ③ **G4-6-3** **1-2f**	3	0	1	0	1	0	1
36 Caleb Joseph, R (1, 2) OBP: 0.111, SLG: 0.111		C SI 91 D KC 79 X KC 79 1-1 ③ **FC5** **1-2** **2-3f**		C SI 90 X SI 88 0-1 **1B**			1 SAFE X FF 92 0-0 ① **SH1-4** **1-2**			2	0	1	0	0	0	2
Inning Stats	R: 1 H: 1 E: 0 LOB: 0 K: 2 BB: 0 S: 11 P: 18	R: 0 H: 1 E: 0 LOB: 2 K: 1 BB: 1 S: 15 P: 25	R: 0 H: 2 E: 0 LOB: 3 K: 1 BB: 1 S: 18 P: 26	R: 0 H: 1 E: 0 LOB: 1 K: 1 BB: 0 S: 9 P: 12	R: 0 H: 0 E: 0 LOB: 0 K: 0 BB: 0 S: 10 P: 13	R: 0 H: 0 E: 0 LOB: 0 K: 2 BB: 0 S: 9 P: 12	R: 0 H: 1 E: 0 LOB: 1 K: 0 BB: 0 S: 8 P: 9	R: 0 H: 0 E: 0 LOB: 0 K: 0 BB: 0 S: 9 P: 14	R: 0 H: 1 E: 0 LOB: 0 K: 0 BB: 0 S: 8 P: 11	1B: 5 SF: 0 2B: 1 SAC: 1 3B: 0 DP: 1 HR: 1 HBP: 0					WP: 0 PA: 35 PB: 0 SB: 0 CS: 0	

livebaseballscorecards.com

	AB	32
	R	1
	H	7
	RBI	1
	BB	2
	SO	7
	LOB	13

PITCHER		IP	WLS	BF	H	R	ER	SO	BB	IBB	HBP	BLK	WP	HR	S	P	ERA	WHIP
33 Drew Smyly, L ERA: 2.7	(1, 1)	6.0		25	5	1	1	7	2	0	0	0	0	1	72	106	1.50	1.167
60 Justin Miller, R ERA: 3.48	(7, 1)	2.0	W	7	1	0	0	0	0	0	0	0	0	0	17	23	0.00	0.500
36 Joe Nathan, R ERA: 3.68	(9, 1)	1.0	S	3	1	0	0	0	0	0	0	0	0	0	8	11	0.00	1.000

PITCHER	IP	WLS	BF	H	R	ER	SO	BB	IBB	HBP	BLK	WP	HR	S	P	ERA	WHIP

Detroit Tigers @ Baltimore Orioles

Oriole Park at Camden Yards, Baltimore, MD

Wed May 14 2014, 12:38 PM - 4:04 PM EDT

Att. 36,727 - Drizzle - 60 F

livebaseballscorecards.com

TOP

Batter	1	2	3	4	5	6	7	8	9	AB	R	H	RBI	BB	SO	LOB
20 Rajai Davis, R (1, 7) OBP: 0.342, SLG: 0.415	C FF 94 F FF 96 T FF 96 0-2 ① K		B FF 94 X FF 94 1-0 ② F6	F FF 93 F FF 92 B FS 82 X FF 92 1-2 ② SF8 2-H		B FF 91 C SL 84 F FF 91 B FF 91 X SL 86 2-2 HR			X FF 89 0-0 ① L7	4	1	1	2	0	1	2
3 Ian Kinsler, R (1, 4) OBP: 0.337, SLG: 0.441	F FF 96 B FF 98 F FF 94 B FF 96 B FF 96 C FF 95 3-3 ② K		X FF 97 0-0 ② 24 1B 1-2 2-3 1B	D SL 78 D FF 94 F FF 94 B SL 78 X FF 95 3-1 ③ F8		X FF 92 0-0 ③ G3			B CH 81 F FF 90 F FF 89 B CH 82 X CH 82 2-2 ② F8	5	0	1	0	0	1	1
24 Miguel Cabrera, R (1, 3) OBP: 0.338, SLG: 0.493	F FF 96 B FF 95 C FF 97 X FF 96 1-2 ③ G6-3		S FS 88 X FF 96 0-1 1-2 2-H 3-H 1B		B CU 73 F CU 74 S CH 83 B SL 82 X FF 90 2-2 ① G4-3		B SL 81 X SI 91 1-0 ① G6-3		C FF 91 C FF 90 B FF 90 C FF 91 1-3 ③ K	5	0	1	2	0	1	0
41 Victor Martinez, S (1, 10) OBP: 0.387, SLG: 0.597		B FS 85 F FF 94 B FS 82 B FF 92 X FF 95 3-1 ① F7	C FS 88 B FS 88 X FS 87 1-1 ③ G4-3		B CH 84 B CU 73 B SL 83 C SI 90 B FF 91 4-1 28 E 32 1B BB		B SL 79 B SL 81 B SI 91 X SI 91 3-0 14 S 1B			3	1	1	0	1	0	2
28 J.D. Martinez, R (1, 9) OBP: 0.256, SLG: 0.286		F FF 95 B FF 96 F FF 94 F FF 97 F FF 96 F SL 81 B FS 84 X FF 97 2-2 ② F9		S SL 77 B FF 92 B SL 79 S SL 76 F SL 78 B FF 94 B SL 78 4-2 14 FC5-4 BB	C CU 75 X SL 82 0-1 FC1 32 1B 1-2		X SL 82 0-0 ② L6			3	0	0	0	1	0	2
14 Austin Jackson, R (1, 8) OBP: 0.343, SLG: 0.423		C FF 96 F FF 94 B FF 98 F FF 96 F FF 97 F FF 97 X SL 80 1-2 ③ F8		X FF 93 0-0 ① FC5-4 50 S 32 BB 50 1B 1-2f	B FF 90 S CU 75 F CU 76 B FF 90 X CU 75 2-2 ② F8		C SI 91 F SL 80 B SL 81 F SL 83 F SI 93 S SL 82 1-3 ③ K 1-2			4	1	0	0	0	1	4
32 Don Kelly, L (1, 5) OBP: 0.381, SLG: 0.421			B FF 93 C FF 94 F FF 91 F FF 95 B FS 83 X FF 96 2-2 ① L4	1 SAFE B FS 83 B FF 91 B FS 84 C FF 92 C FF 93 F FF 95 F FF 92 B FF 93 4-2 50 1B 50 S 29 1B 1-2 BB	D CH 82 S CH 81 B CU 74 B SI 90 X CH 81 3-1 ③ 1-3 2-H 1B			F SI 88 F CU 78 B SI 89 F CU 77 B SL 84 F CU 79 S CU 80 2-3 ① K		3	1	1	1	1	0
50 Bryan Holaday, R (1, 2) OBP: 0.343, SLG: 0.333			B FF 96 B FF 92 C FF 95 X FF 94 2-1 3 1B 29 1B 24 1B 1B	C SL 80 D SL 80 F FF 96 B FF 97 X FF 96 2-2 20 WP 29 1B 20 SF8 1-3 2-H 1B		B CU 76 C CU 76 B SL 85 C FF 90 F CU 76 S SL 84 2-3 ① K		B SI 89 S CH 85 L CH 85 X SI 89 1-2 ② P4		4	2	2	1	0	1	0
29 Danny Worth, R (1, 6) OBP: 0.304, SLG: 0.333			B FF 96 B FF 95 B FF 95 C FF 93 X FF 94 3-1 3 1B 1-2 24 1B 1B	X FF 94 0-0 1-2 3-H 1B		C CU 75 B SL 84 B FF 91 B CU 75 X SL 83 3-1 ② L8		B CH 84 C SI 88 X SI 88 1-1 ③ G4-3		4	1	2	1	0	0	0

Inning Stats	1	2	3	4	5	6	7	8	9
R:	0	0	2	3	1	1	0	0	0
E:	0	0	0	0	1	0	0	0	0
K:	2	0	0	0	0	1	1	1	1
S:	9	14	14	17	11	10	8	10	7
H:	0	0	4	2	1	1	1	0	0
LOB:	0	0	2	1	2	0	1	0	0
BB:	0	0	0	2	1	0	0	0	0
P:	13	20	23	31	22	17	13	14	10

AB	35
R	7
H	9
RBI	7
BB	3
SO	6
LOB	11

1B:	8
2B:	0
3B:	0
HR:	1
SF:	1
SAC:	0
DP:	0
HBP:	0

WP:	1
PB:	0
SB:	3
CS:	0
PA:	39

PITCHER		IP	WLS	BF	H	R	ER	SO	BB	IBB	HBP	BLK	WP	HR	S	P	ERA	WHIP
39 Kevin Gausman, R ERA: 11.25	(1, 1)	4.0	L	20	6	5	5	2	2	0	0	0	1	0	54	87	11.25	2.000
50 Miguel González, R ERA: 4.76	(5, 1)	2.0		9	2	2	1	1	1	0	0	0	0	1	21	39	4.50	1.500
58 Ryan Webb, R ERA: 3.94	(7, 1)	1.0		4	1	0	0	1	0	0	0	0	0	0	8	13	0.00	1.000
40 Troy Patton, L ERA: 1.93	(8, 1)	1.0		3	0	0	0	1	0	0	0	0	0	0	10	14	0.00	0.000
17 Brian Matusz, L ERA: 3.46	(9, 1)	1.0		3	0	0	0	1	0	0	0	0	0	0	7	10	0.00	0.000

PITCHER	IP	WLS	BF	H	R	ER	SO	BB	IBB	HBP	BLK	WP	HR	S	P	ERA	WHIP

Batter	1	2	3	4	5	6	7	8	9	AB	R	H	RBI	BB	SO	LOB
21 Nick Markakis, L (1, 9) OBP: 0.347, SLG: 0.380	B FF 87 X FF 88 1-0 ① F7		1 SAFE 1 SAFE D CU 77 D CH 81 C FF 90 1 SAFE F CH 83 F FF 92 X CU 80 2-2 ② G1-4-3 1-2		C FF 90 1 SAFE 1 SAFE X FF 89 0-1 ② G4-3 1-2		F FF 92 S SL 85 X SL 84 0-2 ① F9	C CU 77 X CU 79 0-1 ③ F8		5	0	0	0	0	0	5
13 Manny Machado, R (1, 5) OBP: 0.250, SLG: 0.235	C FF 89 B FF 89 B FF 90 B FF 90 X FF 90 3-1 ② G4-3		C SL 86 S SL 86 F FF 94 S CU 80 0-3 ③ K		F FF 92 B FF 90 S CU 78 B CU 79 D CU 81 F FF 95 B FF 93 4-2 10 1B 19 1B BB		S SL 85 F SI 94 S SL 84 0-3 ② K		F FF 90 S SL 86 B SL 85 B SI 92 X SL 86 2-2 ① G5-3	4	1	0	0	1	2	1
10 Adam Jones, R (1, 8) OBP: 0.294, SLG: 0.427	X FF 90 0-0 1B			B FF 90 F SL 83 F CH 82 F CU 78 X FF 93 1-2 ① G3	X CU 79 0-0 19 1B 23 HR 1-2 2-H 1B		B SL 86 B SL 84 C SL 84 X SL 85 2-1 1B		C FF 91 F FF 91 B FF 91 X SL 86 1-2 ② L9	5	1	3	1	0	0	0
19 Chris Davis, L (1, 3) OBP: 0.360, SLG: 0.363	1 SAFE 1 SAFE B FF 89 B CH 82 1 SAFE B FF 90 C FF 92 C CH 83 X CU 79 3-2 ③ G5-3			B FF 91 B FF 92 S CH 83 B FF 93 B FF 92 4-1 23 1B 23 WP BB	F FF 94 X CU 79 0-1 23 HR 1-3 2-H 1B		C CU 77 C FF 93 F CU 81 F CU 80 B FF 93 X FF 93 1-2 ③ G6-3		B CU 81 B CU 80 S FF 91 C FF 91 F SL 87 B FF 93 B CU 82 4-2 BB	3	1	1	1	2	0	2
23 Nelson Cruz, R (1, 10) OBP: 0.344, SLG: 0.552		C FF 90 C CU 76 F FF 89 S CU 78 0-3 ① K		D CU 78 B FF 94 X SL 86 2-0 45 FC6 1-3 1B	B FF 96 S SL 86 F FF 96 X CU 81 1-2 1-H 3-H HR			C SL 85 X FF 94 0-1 ① F8	D SL 87 F FF 91 F FF 92 B SL 86 X SL 87 2-2 ③ G6-3	5	1	2	3	0	1	1
2 J.J. Hardy, R (1, 6) OBP: 0.273, SLG: 0.307		B FF 90 B FF 91 F CH 82 F FF 91 B SL 86 F FF 92 X FF 93 3-2 ② F8		X FF 93 0-0 ② P2	C FF 95 B SL 84 C SL 85 X FF 95 1-2 ③ G6-3			B FF 93 C FF 93 X SL 84 1-1 9 BB 45 1B 1B		4	0	1	0	0	0	2
45 Steve Clevenger, L (1, 2) OBP: 0.352, SLG: 0.500		F CH 83 B CH 83 S CH 82 F FF 91 B FF 92 C FF 92 2-3 ③ K		D CU 78 F CH 85 D CU 79 S CU 79 F FF 95 X CU 79 2-2 ③ FC6 1-2f		B FF 89 C FF 91 F CU 76 F SL 85 F CH 84 X FF 94 1-2 ① G6-3		B CU 77 C CU 77 1 SAFE C FF 92 B FF 93 F SL 84 D SL 86 X FF 92 3-2 9 BB 1-2 1B	4	0	1	0	0	1	2
6 Jonathan Schoop, R (1, 4) OBP: 0.268, SLG: 0.362			B SL 82 B SL 82 C FF 91 X FF 91 2-1 ① L4		B SL 79 X FF 89 1-0 ① F8		F FF 91 S CU 78 B FF 93 B CU 79 S SL 84 2-3 ② K	F SL 85 F SL 84 C FF 94 0-3 ② K		4	0	0	0	0	2	2
9 David Lough, L (1, 7) OBP: 0.243, SLG: 0.235			B FF 90 B CH 82 B FF 90 C FF 90 C FF 91 B FF 91 4-2 21 G1-4-3 BB		F CH 87 C FF 89 B FF 89 F FF 90 X CU 76 1-2 21 G4-3 10 1B 1B		X CH 80 0-0 ③ P2	S CU 78 B FF 94 F CU 80 B FF 94 F SL 86 D SL 86 B SL 83 4-2 1-2 2-3 BB		2	1	1	0	2	0	0
Inning Stats	R: 0 E: 0 K: 0 S: 7 H: 1 LOB: 1 BB: 0 P: 14	R: 0 E: 0 K: 2 S: 12 H: 0 LOB: 0 BB: 0 P: 17	R: 0 E: 0 K: 1 S: 12 H: 0 LOB: 1 BB: 1 P: 20	R: 0 E: 0 K: 0 S: 11 H: 1 LOB: 2 BB: 1 P: 20	R: 5 E: 0 K: 0 S: 19 H: 4 LOB: 0 BB: 1 P: 27	R: 0 E: 0 K: 0 S: 9 H: 0 LOB: 0 BB: 0 P: 12	R: 0 E: 0 K: 1 S: 13 H: 1 LOB: 1 BB: 0 P: 16	R: 0 E: 0 K: 1 S: 16 H: 2 LOB: 3 BB: 1 P: 24	R: 0 E: 0 K: 0 S: 12 H: 0 LOB: 1 BB: 1 P: 21	1B: 8 2B: 0 3B: 0 HR: 1 SF: 0 SAC: 0 DP: 0 HBP: 0						WP: 1 PB: 0 SB: 0 CS: 0 PA: 41	

PITCHER		IP	WLS	BF	H	R	ER	SO	BB	IBB	HBP	BLK	WP	HR	S	P	ERA	WHIP
35 Justin Verlander, R ERA: 3.15	(1, 1)	6.0	W	27	6	5	5	4	3	0	0	0	1	1	70	110	7.50	1.500
62 Al Alburquerque, R ERA: 3.94	(7, 1)	0.2	H	3	1	0	0	1	0	0	0	0	0	0	8	10	0.00	1.500
46 Ian Krol, L ERA: 2.19	(7, 1)	0.1	H	1	0	0	0	0	0	0	0	0	0	0	5	6	0.00	0.000
44 Joba Chamberlain, R ERA: 4.02	(8, 1)	1.0	H	6	2	0	0	1	1	0	0	0	0	0	16	24	0.00	3.000
36 Joe Nathan, R ERA: 3.45	(9, 1)	1.0	S	4	0	0	0	0	1	0	0	0	0	0	12	21	0.00	1.000

PITCHER	IP	WLS	BF	H	R	ER	SO	BB	IBB	HBP	BLK	WP	HR	S	P	ERA	WHIP

BOTTOM

Detroit Tigers @ Baltimore Orioles

Oriole Park at Camden Yards, Baltimore, MD

Wed May 14 2014, 12:38 PM - 4:04 PM EDT

Att. 36,727 - Drizzle - 60 F

livebaseballscorecards.com

AB	36
R	5
H	9
RBI	5
BB	5
SO	6
LOB	15

Detroit Tigers @ Boston Red Sox

Fenway Park, Boston, MA

Fri May 16 2014, 7:13 PM - 11:13 PM EDT

Att. 37,225 - Cloudy - 68 F

livebaseballscorecards.com

Batter	1	2	3	4	5	6	7	8	9	AB	R	H	RBI	BB	SO	LOB
20 Rajai Davis, R (1, 7) OBP: 0.339, SLG: 0.404	G5-3	F9			BB		P4			3	0	0	0	1	0	1
3 Ian Kinsler, R (1, 4) OBP: 0.335, SLG: 0.436	1B		G6-3		F9		CS	F8		4	1	1	0	0	0	1
24 Miguel Cabrera, R (1, 3) OBP: 0.342, SLG: 0.490	BB		G5-3		K			1B		3	0	1	0	1	1	1
41 Victor Martinez, S (1, 10) OBP: 0.383, SLG: 0.594	K		2B		L7			G3		4	0	1	0	0	1	4
48 Torii Hunter, R (1, 9) OBP: 0.338, SLG: 0.461	1B		1B			G6-3			K	4	0	2	1	0	1	0
14 Austin Jackson, R (1, 8) OBP: 0.340, SLG: 0.413	BB		K			G6-3			F8	3	0	0	0	1	1	2
13 Alex Avila, L (1, 2) OBP: 0.340, SLG: 0.357	K			K		G1-6-3			K	4	0	0	0	0	3	3
9 Nick Castellanos, R (1, 5) OBP: 0.258, SLG: 0.388		F8		G5-3			3 CS 1B			3	0	1	0	0	0	0
29 Danny Worth, R (1, 6) OBP: 0.269, SLG: 0.292		K		K			K			3	0	0	0	0	3	1
Inning Stats	R: 1 E: 0 K: 2 S: 14 H: 2 LOB: 3 BB: 2 P: 27	R: 0 E: 0 K: 1 S: 7 H: 0 LOB: 0 BB: 0 P: 10	R: 0 E: 0 K: 1 S: 15 H: 2 LOB: 2 BB: 0 P: 26	R: 0 E: 0 K: 2 S: 8 H: 0 LOB: 0 BB: 0 P: 13	R: 0 E: 0 K: 1 S: 10 H: 0 LOB: 1 BB: 1 P: 18	R: 0 E: 0 K: 0 S: 6 H: 0 LOB: 0 BB: 0 P: 10	R: 0 E: 0 K: 1 S: 9 H: 1 LOB: 0 BB: 0 P: 13	R: 0 E: 0 K: 0 S: 6 H: 1 LOB: 0 BB: 0 P: 8	R: 0 E: 0 K: 2 S: 9 H: 0 LOB: 0 BB: 0 P: 13	1B: 5 2B: 1 3B: 0 HR: 0	SF: 0 SAC: 0 DP: 1 HBP: 0						

TOP	
AB	31
R	1
H	6
RBI	1
BB	3
SO	10
LOB	13

WP: 0 PB: 0 SB: 1 CS: 1 PA: 35

PITCHER		IP	WLS	BF	H	R	ER	SO	BB	IBB	HBP	BLK	WP	HR	S	P	ERA	WHIP
31 Jon Lester, L ERA: 2.67	(1, 1)	5.0	L	22	4	1	1	7	3	0	0	0	0	0	54	94	1.80	1.400
35 Burke Badenhop, R ERA: 2.59	(6, 1)	1.2		6	1	0	0	1	0	0	0	0	0	0	14	21	0.00	0.600
54 Edward Mujica, R ERA: 8.1	(7, 1)	1.1		3	1	0	0	0	0	0	0	0	0	0	7	10	0.00	0.750
36 Junichi Tazawa, R ERA: 2.65	(9, 1)	1.0		3	0	0	0	2	0	0	0	0	0	0	9	13	0.00	0.000

PITCHER	IP	WLS	BF	H	R	ER	SO	BB	IBB	HBP	BLK	WP	HR	S	P	ERA	WHIP

Detroit Tigers @ Boston Red Sox

Fenway Park, Boston, MA

Fri May 16 2014, 7:13 PM - 11:13 PM EDT

Att. 37,225 - Cloudy - 68 F

BOTTOM

livebaseballscorecards.com

Batter	1	2	3	4	5	6	7	8	9	AB	R	H	RBI	BB	SO	LOB
15 Dustin Pedroia, R (1, 4) OBP: 0.351, SLG: 0.402	C FF 92 B SL 87 F FF 92 F SL 85 F FF 94 B FF 94 S FF 94 2-3 ① K			F FF 91 F CH 81 B CH 85 F FF 92 F CH 85 F SL 86 X FF 92 1-2 ① F9		B FF 92 C CH 84 D CH 83 1 SAFE D SL 86 B FF 94 4-1 38 G4-6-3 1-2 BB		C SL 83 C CU 79 F FF 95 B FF 94 F CU 82 F FF 94 B SL 86 B SL 86 X FF 93 3-2 ② G6-3		3	0	0	0	1	1	0
38 Grady Sizemore, L (1, 9) OBP: 0.308, SLG: 0.364	C FF 93 C FF 94 B FF 94 F CH 88 B CH 88 F FF 94 B CH 87 F FF 95 X FF 94 3-2 ② G3			C FF 92 B CU 75 B CH 84 F CH 83 X CU 78 2-2 ② G3		F FF 93 C FF 95 B FF 95 D CH 86 F FF 95 D CU 77 F FF 93 X FF 94 3-2 ①② G4-6-3 1-2f 2-3		B FF 92 X FF 91 1-0 ③ G4-3		4	0	0	0	0	0	2
34 David Ortiz, L (1, 10) OBP: 0.395, SLG: 0.581	B FF 95 C CH 85 F FF 95 X FF 96 1-2 ③ L7			X CH 85 0-0 12 BB 1B		I I I I 4-0 IBB			C FF 91 F CH 86 B SL 85 F FF 91 S CU 83 1-3 ① K	3	0	1	0	1	1	0
12 Mike Napoli, R (1, 3) OBP: 0.388, SLG: 0.424		B FF 93 B FF 93 B FF 95 C FF 94 D SL 86 4-1 37 G4-6-3 BB		B FF 93 B CH 85 B FF 94 B FF 93 4-0 1-2 BB		S FF 94 C FF 95 D SL 87 C CH 84 1-3 ③ K			B FF 92 X FF 92 1-0 ② F9	2	0	0	0	2	1	2
37 Mike Carp, L (1, 7) OBP: 0.327, SLG: 0.333		F FF 92 B CU 78 X CH 85 1-1 ①② G4-6-3 1-2f		F CH 87 C FF 94 S CU 77 0-3 ③ K			B CU 75 C FF 92 X FF 93 1-1 2 BLK 1B		B CU 81 C FF 91 F FF 91 B SL 86 X CU 83 2-2 ③ G5-3	4	0	1	0	0	1	3
2 Xander Bogaerts, R (1, 6) OBP: 0.360, SLG: 0.348		B FF 92 S FF 93 S FF 94 F FF 96 S SL 86 1-3 ③ K		B SL 82 S FF 91 F FF 91 B SL 85 B SL 84 F FF 93 X FF 93 3-2 ① P6			B FF 96 1 SAFE C FF 95 F FF 96 F FF 98 H FF 96 2-2 40 G6-4-3 HBP 1-2			2	0	0	0	0	1	0
25 Jackie Bradley Jr., L (1, 8) OBP: 0.301, SLG: 0.296		C FF 91 F FF 92 S CU 78 0-3 ① K		S CU 72 S FF 92 B FF 94 B CH 84 X CU 76 2-2 ② G3			C FF 94 B FF 97 F FF 96 F SL 83 F FF 97 F SL 84 S SL 84 1-3 ① K			3	0	0	0	0	2	2
16 Will Middlebrooks, R (1, 5) OBP: 0.305, SLG: 0.324 40 A.J. Pierzynski, L (7, PH) OBP: 0.300, SLG: 0.378 10 Jonathan Herrera, S (8, 5) OBP: 0.295, SLG: 0.184		B FF 94 F SL 86 C FF 91 S SL 84 1-3 ② K		B SL 82 F FF 93 C FF 93 X CH 84 1-2 ③ G5-3			B FF 92 X FF 92 1-0 ②③ G6-4-3 1-2f			2 1 0	0 0 0	0 0 0	0 0 0	0 0 0	1 0 0	0 2 0
3 David Ross, R (1, 2) OBP: 0.250, SLG: 0.364		S FF 93 F FF 94 S SL 87 0-3 ③ K				C SL 84 B FF 93 X FF 92 1-1 38 G4-6-3 15 BB 1B		C FF 94 S SL 84 X FF 94 0-2 ① G5-3		3	0	1	0	0	1	0

	AB	27
	R	0
	H	3
	RBI	0
	BB	4
	SO	9
	LOB	11

Inning Stats	1	2	3	4	5	6	7	8	9
	R: 0 E: 0 K: 1 S: 14	R: 0 E: 0 K: 1 S: 7	R: 0 E: 0 K: 3 S: 9	R: 0 E: 0 K: 1 S: 13	R: 0 E: 0 K: 0 S: 10	R: 0 E: 0 K: 1 S: 11	R: 0 E: 0 K: 1 S: 12	R: 0 E: 0 K: 0 S: 10	R: 0 E: 0 K: 1 S: 8
	H: 0 LOB: 0 BB: 0 P: 20	H: 0 LOB: 0 BB: 1 P: 13	H: 0 LOB: 0 BB: 0 P: 10	H: 1 LOB: 2 BB: 1 P: 20	H: 0 LOB: 0 BB: 0 P: 16	H: 1 LOB: 2 BB: 2 P: 24	H: 1 LOB: 1 BB: 0 P: 17	H: 0 LOB: 0 BB: 0 P: 14	H: 0 LOB: 0 BB: 0 P: 12

	1B: 3	SF: 0	WP: 0	PA: 32
	2B: 0	SAC: 0	PB: 0	
	3B: 0	DP: 3	SB: 0	
	HR: 0	HBP: 1	CS: 0	

PITCHER		IP	WLS	BF	H	R	ER	SO	BB	IBB	HBP	BLK	WP	HR	S	P	ERA	WHIP
37 Max Scherzer, R ERA: 1.83	(1, 1)	6.0	W	23	3	0	0	7	3	1	0	0	0	0	66	106	0.00	1.000
57 Evan Reed, R ERA: 2.87	(7, 1)	0.1	H	2	0	0	0	1	0	0	1	1	0	0	9	12	0.00	0.000
46 Ian Krol, L ERA: 2.08	(7, 1)	0.2	H	1	0	0	0	0	0	0	0	0	0	0	1	2	0.00	0.000
44 Joba Chamberlain, R ERA: 3.78	(8, 1)	1.0	H	3	0	0	0	0	0	0	0	0	0	0	10	14	0.00	0.000
36 Joe Nathan, R ERA: 3.24	(9, 1)	1.0	S	3	0	0	0	1	0	0	0	0	0	0	8	12	0.00	0.000

PITCHER	IP	WLS	BF	H	R	ER	SO	BB	IBB	HBP	BLK	WP	HR	S	P	ERA	WHIP

Batter	1	2	3	4	5	6	7	8	9	AB	R	H	RBI	BB	SO	LOB
3 Ian Kinsler, R (1, 4) OBP: 0.331, SLG: 0.438	C FF 94 F FF 95 B FF 95 F FF 95 X FF 94 1-2 P5 ①		C FF 91 X FF 92 0-1 F8 ①		X FF 91 0-0 48 2B 2B	2 SAFE 2 SAFE 2 SAFE F FF 89 2 SAFE B FF 91 B FF 92 F FF 91 D FS 86 3-2 F FF 90 X FF 92 SF8 ② 2-H			X SL 82 0-0 P3 ①	4	1	1	1	0	0	0
48 Torii Hunter, R (1, 9) OBP: 0.333, SLG: 0.459	B FF 94 F FF 94 X FF 94 1-1 L9 ②		C FC 84 F FF 93 X FF 94 0-2 G6-3 ②		X FF 92 0-0 24 1B 2-H 2B	X SL 84 0-0 G1-3 ③			B FF 89 F FF 88 S FS 80 B FS 81 S FS 78 2-3 K ②	5	1	1	1	0	1	0
24 Miguel Cabrera, R (1, 3) OBP: 0.349, SLG: 0.519	B FF 94 X FF 94 1-0 P3 ③		C FF 93 F FF 94 X FF 94 0-2 HR		F FF 92 X FF 92 0-1 14 2B 2-H 1B		C SI 92 S SL 84 S SI 93 0-3 K ①		X SL 82 0-0 2B	5	1	3	2	0	1	0
41 Victor Martinez, S (1, 10) OBP: 0.384, SLG: 0.587		X FF 93 0-0 9 1B 14 BB 13 FC4-6 1B	C FF 93 B FC 85 F FC 84 X FF 94 1-2 G3 ③		D CU 77 S CU 76 X CU 77 1-1 L4 ②		B SL 81 C SI 92 B SL 84 B CH 80 F SI 92 X SI 92 3-2 1B		C FF 88 B FF 88 X FF 88 1-1 F8 ③	5	1	2	0	0	0	2
14 Austin Jackson, R (1, 8) OBP: 0.344, SLG: 0.419		B FF 92 B SI 93 B FF 92 C FF 92 F FF 91 F FF 93 F FF 93 F FF 93 B FF 92 4-2 13 FC4-6 9 1B 1-2 BB	C FF 91 B FF 91 F FC 84 B FC 84 X FC 83 2-2 F7 ①	C FF 90 B SI 90 D FC 85 X CU 77 2-1 1-3 2B		C SL 80 X CH 79 0-1 L5 ②			3	0	1	0	1	0	1
9 Nick Castellanos, R (1, 5) OBP: 0.258, SLG: 0.383		B FF 93 C FC 85 X FF 93 1-1 13 FC4-6 1-2 2-3 1B	C CU 78 S FF 92 S FC 85 0-3 K ②	B FF 91 S FC 84 B FF 91 S FC 82 B FF 92 X FC 82 3-2 P3 ③		F CH 78 F SI 92 S CH 78 0-3 K ③			4	0	1	0	0	2	3
13 Alex Avila, L (1, 2) OBP: 0.346, SLG: 0.368		F FF 93 B FF 93 B FF 92 B FF 92 F FF 93 F FF 94 X FC 83 3-2 FC4-6 ① 1-2f 2-3 3-H	C CU 78 C FF 92 F FC 85 F FC 81 F FF 92 F FF 92 B FF 93 B FC 85 B FC 87 4-2 B CU 77 BB		X SI 88 0-0 20 2B 2B			F SI 91 X SI 90 0-1 G6-3 ①	3	1	1	1	1	0	2
17 Andrew Romine, S (1, 6) OBP: 0.278, SLG: 0.211		B SI 93 C CU 80 L FF 92 S FC 85 1-3 K ②	C CU 78 S CU 79 T FF 92 0-2 K ③		F SI 88 F CU 75 S CU 79 0-3 K ①			B SL 79 B CH 77 F SI 90 C CH 78 B CH 78 C SI 91 3-3 K ②	4	0	0	0	0	4	4
20 Rajai Davis, R (1, 7) OBP: 0.336, SLG: 0.407		S FF 92 T FF 93 F FF 93 X FF 92 0-2 F8 ③		C CU 80 B FF 90 X FF 90 1-1 G6-3 ①	X FC 81 0-0 3 E 3 SF8 2-H 2B			B SL 81 X CH 79 1-0 L8 ③	4	1	1	1	0	0	2
Inning Stats	R: 0 E: 0 K: 0 S: 7 H: 0 LOB: 0 BB: 0 P: 10	R: 1 E: 0 K: 1 S: 19 H: 2 LOB: 2 BB: 1 P: 28	R: 1 E: 0 K: 0 S: 11 H: 1 LOB: 0 BB: 0 P: 12	R: 0 E: 0 K: 2 S: 15 H: 0 LOB: 1 BB: 1 P: 21	R: 2 E: 0 K: 0 S: 13 H: 4 LOB: 2 BB: 0 P: 20	R: 2 E: 1 K: 1 S: 10 H: 2 LOB: 0 BB: 0 P: 13	R: 0 E: 0 K: 2 S: 11 H: 1 LOB: 1 BB: 0 P: 14	R: 0 E: 0 K: 1 S: 6 H: 0 LOB: 0 BB: 0 P: 10	R: 0 E: 0 K: 1 S: 7 H: 1 LOB: 1 BB: 0 P: 10	1B: 4 2B: 6 3B: 0 HR: 1 SF: 1 SAC: 0 DP: 0 HBP: 0	WP: 0 PB: 0 SB: 0 CS: 0 PA: 40					

PITCHER		IP	WLS	BF	H	R	ER	SO	BB	IBB	HBP	BLK	WP	HR	S	P	ERA	WHIP
41 John Lackey, R ERA: 4.01	(1, 1)	5.1	L	27	9	6	5	4	2	0	0	0	0	1	70	96	8.44	2.062
54 Edward Mujica, R ERA: 7.71	(6, 1)	0.2		2	0	0	0	0	0	0	0	0	0	0	5	8	0.00	0.000
55 Chris Capuano, L ERA: 2.01	(7, 1)	2.0		7	1	0	0	3	0	0	0	0	0	0	17	24	0.00	0.500
19 Koji Uehara, R ERA: 1.08	(9, 1)	1.0		4	1	0	0	1	0	0	0	0	0	0	7	10	0.00	1.000

PITCHER	IP	WLS	BF	H	R	ER	SO	BB	IBB	HBP	BLK	WP	HR	S	P	ERA	WHIP

Detroit Tigers @ Boston Red Sox

Fenway Park, Boston, MA

Sat May 17 2014, 7:14 PM - 10:02 PM EDT

Att. 37,608 - Clear - 73 F

TOP

livebaseballscorecards.com

AB	37
R	6
H	11
RBI	6
BB	2
SO	8
LOB	14

Batter	1	2	3	4	5	6	7	8	9	AB	R	H	RBI	BB	SO	LOB
15 Dustin Pedroia, R (1, 4) OBP: 0.349, SLG: 0.399	C FF 91 F FF 93 F FF 92 S CU 78 0-3 K		B CU 77 C SL 85 X SI 91 1-1 L3		C FF 88 B SL 84 B SL 82 F SI 90 X FF 92 2-2 1B			C FF 87 X CH 81 0-1 F8		4	0	1	0	0	1	1
18 Shane Victorino, S (1, 9) OBP: 0.316, SLG: 0.377	B FF 92 F FF 92 X CU 78 1-1 L7			C FF 90 C FF 91 F CU 80 B CU 79 S SL 84 1-3 K	C SI 89 X CU 75 0-1 F8			C FF 89 B SI 89 C SI 89 F CH 81 X CU 76 1-2 G1		4	0	0	0	0	1	1
34 David Ortiz, L (1, 10) OBP: 0.392, SLG: 0.572	B FF 93 X FF 92 1-0 F7			S FF 92 C CH 84 B CU 78 X FF 93 1-2 38 G4-3 12 1B 1B	B CU 75 B SL 88 1 SAFE F SI 90 F CU 77 B SI 92 S CU 77 3-3 K			B CH 82 B CU 77 X SI 89 2-0 G5-3		4	0	1	0	0	1	1
12 Mike Napoli, R (1, 3) OBP: 0.397, SLG: 0.434		B FF 90 B FF 90 C FF 90 X SI 91 2-1 38 G4-3 1B		C CU 76 F SI 90 X SI 91 0-2 38 G4-3 1-2 1B		F SL 86 F FF 89 B SI 89 S CU 74 1-3 K			X FF 95 0-0 38 G3 1B	4	0	3	0	0	1	0
38 Grady Sizemore, L (1, 8) OBP: 0.298, SLG: 0.351		C FF 90 F FF 92 B SI 93 D CU 79 X SI 92 2-2 G4-3 1-2f		X CH 83 0-0 G4-3 1-2 2-3		B X CH 80 1-0 G4-3			C FF 95 X SI 93 0-1 G3 1-2	4	0	0	0	0	0	4
37 Mike Carp, L (1, 7) OBP: 0.321, SLG: 0.313		B FF 92 S CH 82 B FF 93 S CH 82 B FF 93 X CH 83 3-2 P4		B FF 93 D SI 91 B CH 82 C FF 92 B FF 92 4-1 BB		B FF 87 F SI 89 S CU 75 X CU 76 1-2 G4-3			B SI 95 B SI 94 B FF 96 C FF 94 F FF 95 X SI 95 3-2 G5-3	3	0	0	0	1	0	1
40 A.J. Pierzynski, L (1, 2) OBP: 0.290, SLG: 0.365			X FF 89 0-0 L7 B CU 79 S CH 83 X FF 92 1-1 G4-3				B SI 87 F SI 89 F CU 75 B FF 91 X FF 90 2-2 P5		F SI 92 C SL 79 X SL 78 0-2 L8	4	0	0	0	0	0	4
2 Xander Bogaerts, R (1, 6) OBP: 0.366, SLG: 0.376			C FF 90 B CH 82 B FF 91 X FF 91 2-1 26 FC4-6 1B		B FF 89 S SI 88 B SL 81 C SI 88 X SI 89 2-2 HR		C FF 88 S SI 90 B CU 77 B CH 81 F CU 80 B FF 89 X CU 76 3-2 G5-3			3	1	2	1	0	0	0
26 Brock Holt, L (1, 5) OBP: 0.387, SLG: 0.385			1 SAFE C FF 91 B SI 92 1 SAFE X CH 82 1-1 FC4-6 1-2f		C CU 76 B CU 76 X CH 82 1-1 P6		X SI 88 0-0 G4-3			3	0	0	0	0	0	1
Inning Stats	R: 0 E: 0 K: 1 S: 7 H: 0 LOB: 0 BB: 0 P: 9	R: 0 E: 0 K: 0 S: 8 H: 1 LOB: 0 BB: 0 P: 15	R: 0 E: 0 K: 0 S: 7 H: 1 LOB: 1 BB: 0 P: 11	R: 0 E: 0 K: 1 S: 14 H: 2 LOB: 3 BB: 1 P: 21	R: 1 E: 0 K: 1 S: 13 H: 2 LOB: 1 BB: 0 P: 21	R: 0 E: 0 K: 1 S: 7 H: 0 LOB: 0 BB: 0 P: 10	R: 0 E: 0 K: 0 S: 8 H: 0 LOB: 0 BB: 0 P: 13	R: 0 E: 0 K: 0 S: 7 H: 0 LOB: 0 BB: 0 P: 10	R: 0 E: 0 K: 0 S: 9 H: 1 LOB: 1 BB: 0 P: 12	1B: 6 2B: 0 3B: 0 HR: 1 SF: 0 SAC: 0 DP: 1 HBP: 0						

PITCHER		IP	WLS	BF	H	R	ER	SO	BB	IBB	HBP	BLK	WP	HR	S	P	ERA	WHIP
21 Rick Porcello, R ERA: 2.91	(1, 1)	8.0	W	30	6	1	1	4	1	0	0	0	0	1	71	110	1.12	0.875
40 Phil Coke, L ERA: 7.45	(9, 1)	1.0		4	1	0	0	0	0	0	0	0	0	0	9	12	0.00	1.000

PITCHER	IP	WLS	BF	H	R	ER	SO	BB	IBB	HBP	BLK	WP	HR	S	P	ERA	WHIP

BOTTOM

Detroit Tigers @ Boston Red Sox

Fenway Park, Boston, MA

Sat May 17 2014, 7:14 PM - 10:02 PM EDT

Att. 37,608 - Clear - 73 F

livebaseballscorecards.com

AB	33
R	1
H	7
RBI	1
BB	1
SO	4
LOB	13

Detroit Tigers @ Boston Red Sox

Fenway Park, Boston, MA

Sun May 18 2014, 8:10 PM - 11:29 PM EDT

Att. 35,006 - Cloudy - 61 F

livebaseballscorecards.com

Batter	1	2	3	4	5	6	7	8	9	AB	R	H	RBI	BB	SO	LOB
3 Ian Kinsler, R (1, 4) OBP: 0.345, SLG: 0.455	C FF 90 B FF 90 X SL 82 1-1 48 G4-3 1B		X FC 86 0-0 24 1B 2B		C FF 89 B FF 90 B FC 86 B CU 80 X FF 89 3-1 48 1B 24 SF9 1B		C FF 93 X SL 81 0-1 ① G5-3		B SI 91 X SI 90 1-0 24 1B 48 G5-3 1B	5	2	4	0	0	0	0
48 Torii Hunter, R (1, 9) OBP: 0.336, SLG: 0.478	B FC 86 X FC 88 1-0 ①② G4-3 1-2f		B FF 90 C FF 90 X FF 91 1-1 ② F8		X FC 86 0-0 41 G3-1 1-3 1B		X SL 81 0-0 HR		B SI 90 C SI 90 1 SAFE F SI 90 F SI 90 B SI 89 B SI 91 X SI 89 3-2 ① G5-3 1-2	5	1	2	1	0	0	3
24 Miguel Cabrera, R (1, 3) OBP: 0.357, SLG: 0.532	C FF 90 B SI 91 B FF 91 F FF 91 X FF 92 2-2 2B		B FC 87 X FF 90 1-0 41 HR 2-H 1B		B SI 90 X SI 90 1-0 ① SF9 3-H		F FF 94 X FF 94 0-1 ② F8		B SI 91 B SI 91 C SI 92 F SI 91 X SI 91 2-2 32 BB 2-3 1B	4	1	3	2	0	0	0
41 Victor Martinez, S (1, 10) OBP: 0.378, SLG: 0.595	B SI 92 C SL 81 D CU 81 X FF 91 2-1 ③ F7		C SI 91 F SI 90 F SI 92 B FS 86 X CH 83 1-2 1-H HR		C SI 90 B CU 81 X FF 90 1-1 ②③ G3-1 1-2f		B FF 93 B SL 81 X FF 93 2-0 ③ P5		X SI 90 0-0 ② P6	5	1	1	2	0	0	4
32 Don Kelly, L (1, 5) OBP: 0.383, SLG: 0.405		C FF 89 B FF 90 B CU 80 F FF 90 X FF 90 2-2 ① P6	C FF 89 C CU 79 F FF 91 F FF 90 X SL 82 0-2 ③ P4			C FF 88 X CH 80 0-1 ① G3-1		B FF 92 F FF 91 X SL 85 1-1 14 BB 1B	B SI 87 C FF 87 S SI 87 F FF 89 B FF 89 B SI 87 B SL 84 4-2 1-2 BB	4	0	1	0	1	0	0
14 Austin Jackson, R (1, 8) OBP: 0.346, SLG: 0.421		C FF 91 X CU 81 0-1 ② G6-3		X FF 89 0-0 ① F8		C FF 89 B CU 80 S SL 83 B SL 82 X SL 82 2-2 13 1B 2B		B FF 93 B SL 84 F FF 93 1 SAFE B FF 93 B FF 92 4-1 17 FC4 1-2 BB	B SI 87 F FF 87 F CH 76 B FF 88 C FF 88 2-3 ③ K	4	1	1	0	1	1	3
28 J.D. Martinez, R (1, 7) OBP: 0.279, SLG: 0.333		B FC 87 C FF 91 B FF 90 F CU 80 F FF 92 X FF 92 2-2 2B		C FF 89 C FF 90 B FF 90 B SL 83 X SL 82 2-2 13 S 1B		B FF 90 X SI 90 1-0 ② P3		F FF 93 S FF 94 C FF 93 0-3 ① K		4	0	2	0	0	1	3
13 Alex Avila, L (1, 2) OBP: 0.343, SLG: 0.363		B SI 92 C SL 82 X SI 92 1-1 ③ G4-3		B CH 82 S CH 82 S SL 81 S CH 82 1-3 ② K 1-2		C CU 80 F FF 90 X FF 91 0-2 2-H 1B		C FF 93 F SL 84 B FF 93 B SL 83 S FF 94 2-3 ② K		4	0	1	1	0	2	4
17 Andrew Romine, S (1, 6) OBP: 0.265, SLG: 0.200			B FF 88 S FF 89 B CU 80 F CU 79 F FF 90 F FF 91 X FF 90 2-2 ① F7	S CH 82 X FF 90 0-1 ③ G4-3		C CU 80 F FF 89 B SI 89 S CH 83 1-3 ③ K		B FF 93 X FF 93 1-0 ③ FC4 1-2f		4	0	0	0	0	1	4
Inning Stats	R: 0 H: 2 E: 0 LOB: 1 K: 0 BB: 0 S: 8 P: 14	R: 0 H: 1 E: 0 LOB: 1 K: 0 BB: 0 S: 11 P: 16	R: 3 H: 3 E: 0 LOB: 0 K: 0 BB: 0 S: 18 P: 23	R: 0 H: 1 E: 0 LOB: 1 K: 1 BB: 0 S: 9 P: 12	R: 1 H: 2 E: 0 LOB: 0 K: 0 BB: 0 S: 6 P: 11	R: 1 H: 2 E: 0 LOB: 1 K: 1 BB: 0 S: 12 P: 16	R: 1 H: 1 E: 0 LOB: 0 K: 0 BB: 0 S: 6 P: 8	R: 0 H: 1 E: 0 LOB: 2 K: 2 BB: 1 S: 10 P: 18	R: 0 H: 2 E: 0 LOB: 3 K: 1 BB: 1 S: 15 P: 27	1B: 9 SF: 1 2B: 4 SAC: 0 3B: 0 DP: 2 HR: 2 HBP: 0						

TOP	
AB	39
R	6
H	15
RBI	6
BB	2
SO	5
LOB	21

WP: 0 PA: 42
PB: 0
SB: 1
CS: 0

PITCHER		IP	WLS	BF	H	R	ER	SO	BB	IBB	HBP	BLK	WP	HR	S	P	ERA	WHIP
44 Jake Peavy, R ERA: 4.33	(1, 1)	6.0	L	27	11	5	5	2	0	0	0	0	0	1	64	92	7.50	1.833
36 Junichi Tazawa, R ERA: 3.0	(7, 1)	1.0		4	1	1	1	0	0	0	0	0	0	1	6	8	9.00	1.000
30 Andrew Miller, L ERA: 2.79	(8, 1)	1.0		5	1	0	0	2	1	0	0	0	0	0	10	18	0.00	2.000
35 Burke Badenhop, R ERA: 2.52	(9, 1)	0.2		4	2	0	0	0	0	0	0	0	0	0	9	15	0.00	3.000
32 Craig Breslow, L ERA: 3.65	(9, 1)	0.1		2	0	0	0	1	1	0	0	0	0	0	6	12	0.00	3.000

PITCHER	IP	WLS	BF	H	R	ER	SO	BB	IBB	HBP	BLK	WP	HR	S	P	ERA	WHIP

Detroit Tigers @ Boston Red Sox

Fenway Park, Boston, MA

Sun May 18 2014, 8:10 PM - 11:29 PM EDT

Att. 35,006 - Cloudy - 61 F

BOTTOM

livebaseballscorecards.com

Batter	1	2	3	4	5	6	7	8	9	AB	R	H	RBI	BB	SO	LOB
15 Dustin Pedroia, R (1, 4) OBP: 0.347, SLG: 0.395	C FF 90 X FF 91 0-1 G5-3 ①	C FC 93 1 SAFE X FC 93 0-1 G6-3 ③			B FF 92 C CU 81 X FS 89 1-1 18 1B 12 E 1B		C SI 93 C SL 85 F SI 95 B SL 88 F SL 86 X SL 86 1-2 P4 ①			4	1	1	0	0	0	2
18 Shane Victorino, S (1, 9) OBP: 0.313, SLG: 0.370	B FF 92 F FF 92 F SL 87 X FF 94 1-2 L4 ②	C SL 86 F FS 87 B FC 91 X CU 81 1-2 L9 ①			C FC 92 B FF 92 F CU 79 X FC 93 1-2 12 E 34 S 38 L1-5 1-3 1B		B SL 86 B SL 84 S SL 85 C FF 94 B FF 94 X SL 86 3-2 P4 ②			4	0	1	0	0	0	0
34 David Ortiz, L (1, 10) OBP: 0.394, SLG: 0.565	B FF 94 B FC 92 B FC 92 B FC 92 4-0 BB	C SL 86 X SL 87 0-1 G3-1 ②			B SL 87 F FC 92 1 SAFE S CH 76 B CH 74 B FS 88 I IN 78 4-2 12 E 1-2 IBB		B SI 94 C FF 93 C SI 95 B SL 87 X SL 86 2-2 L4 ③			2	0	0	0	2	0	0
12 Mike Napoli, R (1, 3) OBP: 0.393, SLG: 0.425	F FF 93 D SL 87 B SL 86 S SL 86 C SL 87 2-3 K ③		B FC 93 C CU 81 C FC 93 F FC 94 B SL 88 B CH 78 B FS 90 4-2 BB		C FF 93 S FC 93 B SL 88 X SL 88 1-2 E5 1-2 2-3 3-H			C SL 84 C SL 86 S SL 86 0-3 K ①		3	0	0	0	1	2	3
38 Grady Sizemore, L (1, 7) OBP: 0.297, SLG: 0.348 (7, 8)		C FF 90 F SL 86 X FF 93 0-2 40 G1-3 2 1B 1B	X FC 93 0-0 G3 ③		X FS 88 0-0 L1-5 ② ③ 3-3			B FF 92 F FF 92 C FF 93 X CU 80 1-2 G4-3 ②		4	1	1	0	0	0	4
40 A.J. Pierzynski, L (1, 2) OBP: 0.281, SLG: 0.353		C FS 86 1 SAFE 1 SAFE F FC 92 X FS 87 0-2 G1-3 ① 1-2		C CU 80 S SL 87 B FC 93 F SL 87 X FC 92 1-2 G6-3 ①		C FF 93 B CH 85 B FF 94 F FF 94 F FF 95 F FF 94 B CH 85 S FF 94 3-3 K ①		F CU 78 F CU 79 X CU 80 0-2 G3 ③		4	0	0	0	0	1	1
2 Xander Bogaerts, R (1, 6) OBP: 0.369, SLG: 0.379		C FC 93 X SL 89 0-1 25 1B 2-H 1B		C FC 92 B FF 92 C SL 86 X FF 93 1-2 G6-3 ②		C FF 94 X CH 86 0-1 26 FC3-6 1B			C FF 94 X FF 94 0-1 F8 ①	4	0	2	1	0	0	0
26 Brock Holt, L (1, 5) OBP: 0.343, SLG: 0.333		1 SAFE C FS 87 F FF 92 S FS 88 0-3 K ②		C FC 92 X CU 81 0-1 F8 ③		F SL 81 F FF 94 F FF 95 D SL 82 D CH 85 1 SAFE F FF 94 F FF 93 F SL 80 2-2 X FF 93 FC3-6 5 E 5 S 1-2f ②			B FF 93 B FF 92 B SL 82 C FF 92 X FF 92 3-1 G3-1 ②	4	0	0	0	0	1	2
25 Jackie Bradley Jr., L (1, 8) OBP: 0.303, SLG: 0.299 5 Jonny Gomes, R (6, PH) OBP: 0.327, SLG: 0.395 (7, 7)		B FC 92 B FC 90 B FC 91 C FF 91 C FS 87 X SL 87 3-2 1-3 1B			C FC 90 L FF 92 C FC 93 0-3 K ①	C FF 96 B FF 97 C SL 82 B FF 98 S FF 97 2-3 1-3 K ③			C FF 94 B CU 80 C CU 80 B SL 86 X FF 94 2-2 F8 ③	2 2	0 0	1 0	0 0	0 0	1 1	0 1

Inning Stats	1	2	3	4	5	6	7	8	9
	R: 0 E: 0 K: 1 S: 8 H: 0 LOB: 1 BB: 1 P: 15	R: 1 E: 0 K: 1 S: 16 H: 3 LOB: 2 BB: 0 P: 19	R: 0 E: 0 K: 0 S: 9 H: 0 LOB: 1 BB: 1 P: 14	R: 0 E: 0 K: 0 S: 9 H: 0 LOB: 0 BB: 0 P: 11	R: 1 E: 1 K: 1 S: 14 H: 2 LOB: 2 BB: 1 P: 21	R: 0 E: 0 K: 2 S: 17 H: 1 LOB: 1 BB: 0 P: 24	R: 0 E: 0 K: 0 S: 11 H: 0 LOB: 0 BB: 0 P: 17	R: 0 E: 0 K: 1 S: 9 H: 0 LOB: 0 BB: 0 P: 10	R: 0 E: 0 K: 0 S: 7 H: 0 LOB: 0 BB: 0 P: 12

AB	33
R	2
H	6
RBI	1
BB	3
SO	6
LOB	13

		1B	SF	WP	PA
		2B: 1	SAC: 0	PB: 0	
		3B: 0	DP: 1	SB: 2	
		HR: 0	HBP: 0	CS: 0	

PITCHER		IP	WLS	BF	H	R	ER	SO	BB	IBB	HBP	BLK	WP	HR	S	P	ERA	WHIP
19 Aníbal Sánchez, R ERA: 2.89	(1, 1)	5.0	W	23	5	2	1	3	2	1	0	0	0	0	56	80	1.80	1.400
38 Robbie Ray, L ERA: 0.75	(6, 1)	0.2	H	3	1	0	0	1	0	0	0	0	0	0	14	19	0.00	1.500
57 Evan Reed, R ERA: 2.81	(6, 1)	0.1	H	1	0	0	0	1	0	0	0	0	0	0	3	5	0.00	0.000
62 Al Alburquerque, R ERA: 3.63	(7, 1)	1.1		4	0	0	0	1	0	0	0	0	0	0	14	20	0.00	0.000
46 Ian Krol, L ERA: 1.98	(8, 1)	0.2		2	0	0	0	0	0	0	0	0	0	0	6	7	0.00	0.000

PITCHER		IP	WLS	BF	H	R	ER	SO	BB	IBB	HBP	BLK	WP	HR	S	P	ERA	WHIP
44 Joba Chamberlain, R ERA: 3.57	(9, 1)	1.0		3	0	0	0	0	0	0	0	0	0	0	7	12	0.00	0.000

Batter	1	2	3	4	5	6	7	8	9	10	AB	R	H	RBI	BB	SO	LOB
3 Ian Kinsler, R (1, 4) OBP: 0.341, SLG: 0.453	S SI 92 B SI 93 F SL 89 X SI 95 1-2 ① G6-3		C SL 88 F SL 89 X FF 94 0-2 ① P3		C SI 94 C SI 95 X CU 83 0-2 ② P4		C SI 95 X SL 90 0-1 ② L8		C KC 86 X FF 95 0-1 2B		5	0	1	0	0	0	1
48 Torii Hunter, R (1, 9) OBP: 0.325, SLG: 0.462	B SI 93 X SI 94 1-0 ② L4		C SI 94 F SL 89 T CU 85 0-2 ② K		L SL 90 F CU 83 S CU 84 0-3 ③ K		F SI 96 X SL 90 0-1 ③ G6-3		S KC 86 S FF 95 B KC 84 B KC 84 S FF 95 2-3 ③ K		5	0	0	0	0	3	2
24 Miguel Cabrera, R (1, 3) OBP: 0.364, SLG: 0.540	B SI 94 S SL 91 S SL 91 S CU 84 1-3 ③ K		X SI 95 0-0 41 WP 2B			S SL 90 F SL 91 F SI 95 F CU 84 B SI 96 X SL 92 1-2 41 G4-5-3 1B		X SI 95 0-0 41 FC4-5 1B		X SL 88 0-0 ① L4	5	0	3	0	0	1	0
41 Victor Martinez, S (1, 10) OBP: 0.379, SLG: 0.605		B SI 93 F SI 93 B CU 82 S SL 89 X SI 94 2-2 HR	I I I 2-3 4-0 IBB			C SL 89 B SI 94 X SL 89 1-1 ① ② G4-5-3 1-2f		B C SL 79 X FC 91 1-1 ① FC4-5 1-2f		C FF 91 B CU 81 B SL 88 B FF 93 F FF 93 X CU 80 3-2 ② G5-3	4	1	1	1	1	0	2
32 Don Kelly, L (1, 8) OBP: 0.346, SLG: 0.362		B SI 93 B SL 88 C SL 89 B SI 92 C SI 94 X SL 89 3-2 ① G4-3	C CU 80 X SI 94 0-1 ③ F7			B CU 81 C SL 89 X CU 81 1-1 ③ L6		C B F FC 90 B FC 95 F SL 81 F SL 81 S FC 95 2-3 ② K		X SL 88 0-0 ③ G3	5	0	0	0	0	1	3
9 Nick Castellanos, R (1, 5) OBP: 0.265, SLG: 0.387		X SI 94 0-0 13 BB 1B		C SL 87 S SL 89 B SI 94 S CU 83 1-3 ① K			B CU 81 X SI 94 1-0 13 2B 20 2B 1B	C FC 94 B FC 94 S FC 94 F FC 94 B SL 82 B SL 80 X FC 92 3-2 ③ P6			4	1	2	0	0	1	1
13 Alex Avila, L (1, 2) OBP: 0.348, SLG: 0.372		B SI 92 D SL 89 B SI 93 B SI 93 4-0 1-2 BB		B SI 93 S SL 88 C SL 89 S CU 83 1-3 ② K			B SL 87 B SI 93 C SL 89 B SI 94 X SI 93 3-1 1-3 20 2B 2B		X FF 96 0-0 ① G3		3	1	1	0	1	1	0
17 Andrew Romine, S (1, 6) OBP: 0.256, SLG: 0.192 28 J.D. Martinez, R (9, PH) OBP: 0.295, SLG: 0.425 29 Danny Worth, R (9, 6) OBP: 0.269, SLG: 0.292		C SI 92 F SL 89 C CU 82 0-3 ② K		C SL 88 F SI 94 B SI 94 S CU 84 1-3 ③ K			B SL 90 X SI 94 1-0 ① L6		B FF 96 X FF 96 1-0 HR		3 1 0	0 1 0	0 1 0	0 1 0	0 0 0	2 0 0	4 0 0
20 Rajai Davis, R (1, 7) OBP: 0.333, SLG: 0.410		F SL 88 S SI 93 S CU 83 0-3 ③ K			C SI 92 C SI 94 X SL 90 0-2 ① G6-3		F SL 90 X CU 82 0-1 2-H 3-H 2B		S FF 96 S KC 86 B KC 87 X FF 95 1-2 ② G3		4	0	1	2	0	1	2
Inning Stats	R: 0 H: 0 E: 0 LOB: 0 K: 1 BB: 0 S: 7 P: 10	R: 1 H: 2 E: 0 LOB: 2 K: 2 BB: 1 S: 13 P: 22	R: 0 H: 1 E: 0 LOB: 2 K: 1 BB: 1 S: 9 P: 13	R: 0 H: 0 E: 0 LOB: 0 K: 3 BB: 0 S: 9 P: 12	R: 0 H: 0 E: 0 LOB: 0 K: 1 BB: 0 S: 9 P: 9	R: 0 H: 1 E: 0 LOB: 0 K: 0 BB: 0 S: 9 P: 12	R: 2 H: 3 E: 0 LOB: 1 K: 0 BB: 0 S: 10 P: 15	R: 0 H: 1 E: 0 LOB: 1 K: 1 BB: 0 S: 12 P: 18	R: 1 H: 2 E: 0 LOB: 1 K: 1 BB: 0 S: 10 P: 14	R: 0 H: 0 E: 0 LOB: 0 K: 0 BB: 0 S: 5 P: 8	1B: 4 2B: 4 3B: 0 HR: 2	SF: 0 SAC: 0 DP: 1 HBP: 0						

PITCHER		IP	WLS	BF	H	R	ER	SO	BB	IBB	HBP	BLK	WP	HR	S	P	ERA	WHIP
28 Corey Kluber, R ERA: 3.43	(1, 1)	7.0		30	8	3	3	8	1	1	0	0	1	1	67	94	3.86	1.286
27 Bryan Shaw, R ERA: 1.71	(8, 1)	1.0	H	3	0	0	0	1	0	0	0	0	0	0	11	17	0.00	0.000
37 Cody Allen, R ERA: 3.71	(9, 1)	1.0	B	5	2	1	1	1	0	0	0	0	0	1	10	14	9.00	2.000
48 Scott Atchison, R ERA: 1.42	(10, 1)	1.0	W	3	0	0	0	0	0	0	0	0	0	0	5	8	0.00	0.000

PITCHER	IP	WLS	BF	H	R	ER	SO	BB	IBB	HBP	BLK	WP	HR	S	P	ERA	WHIP

TOP

Detroit Tigers @ Cleveland Indians

Progressive Field, Cleveland, OH

Mon May 19 2014, 7:12 PM - 11:02 PM EDT

Att. 12,709 - Partly Cloudy - 60 F

livebaseballscorecards.com

AB	39
R	4
H	10
RBI	4
BB	2
SO	10
LOB	15

WP: 1 PA: 41
PB: 0
SB: 0
CS: 0

Detroit Tigers @ Cleveland Indians

Progressive Field, Cleveland, OH

Mon May 19 2014, 7:12 PM - 11:02 PM EDT

Att. 12,709 - Partly Cloudy - 60 F

livebaseballscorecards.com

Batter	1	2	3	4	5	6	7	8	9	10	AB	R	H	RBI	BB	SO	LOB
24 Michael Bourn, L (1, 8) OBP: 0.284, SLG: 0.367	B SI 87 L SI 88 S KC 77 S KC 78 1-3 ① **K**		C SI 88 B FC 84 C SI 89 B KC 78 S KC 79 2-3 ① **K**	B KC 79 C KC 78 D SI 87 C KC 79 X KC 80 2-2 **1-2 2-3** **1B**		C FF 93 C FF 93 X FF 94 0-2 ① **G4-3**		S CU 77 X FF 92 0-1 ① **L8**		B SI 92 C SI 92 B SL 86 B SL 84 C SI 92 X SI 91 3-2 ① **G1-3**	6	0	1	0	0	2	0
13 Asdrúbal Cabrera, S (1, 6) OBP: 0.341, SLG: 0.404	F SI 89 X CH 79 0-1 **41 BB 9 BB 10 WP 1B**		C KC 78 C KC 77 F SI 92 B FC 86 F SI 92 B KC 80 X KC 78 2-2 ② **G5-3**	D KC 78 B SI 90 C SI 90 X SI 90 2-1 ③ **P3**		S SL 80 B SL 81 B FF 94 X CH 83 2-1 **2B**		C FF 93 B CU 79 C CH 87 F FF 94 B CU 79 X FF 94 2-2 ② **G5-3**		B SL 86 F SL 84 B SI 92 C SL 84 S SL 85 2-3 ② **K**	6	1	2	0	0	1	3
23 Michael Brantley, L (1, 7) OBP: 0.365, SLG: 0.522	1 SAFE 1 SAFE B SI 88 X SI 88 1-0 ② **F8**		B SI 90 X SI 91 1-0 **2B**		C SI 88 B KC 78 F FC 85 X KC 78 1-2 ① **G1-4-3**	B FF 93 F FF 93 D SL 78 C SL 77 B SI 92 B SL 79 4-2 **BB**		C FF 93 S CU 81 B CU 81 B FF 94 H FF 92 3-2 **9 1B HBP**		C SL 85 B SI 93 B SL 84 S SL 83 B SL 85 F SL 84 X SL 84 3-2 **HR**	4	1	2	1	1	0	1
9 Ryan Raburn, R (1, 9) OBP: 0.269, SLG: 0.232	B SI 88 1 SAFE B SI 88 C SI 88 B KC 77 B SI 88 4-1 **10 WP 41 BB 1-2 BB**		D KC 78 S SI 91 B SI 90 F KC 79 F SI 93 B KC 79 B KC 78 4-2 **BB**		F SI 89 X CH 79 0-1 **10 BB 33 1B 1B**	B SI 92 S CH 83 B SI 93 C FF 94 F SI 94 B SI 94 F CH 84 S FF 94 3-3 ② **K**		B FF 89 1 SAFE B FF 91 X FF 91 2-0 **1-2 1B**			3	1	2	0	2	1	2
41 Carlos Santana, S (1, 5) OBP: 0.309, SLG: 0.277 11 José Ramírez, S (9, 4) OBP: 0.080, SLG: 0.080	B SI 89 D KC 78 B SI 90 B SI 89 4-0 **10 WP 1-2 2-3 BB**		C KC 78 X KC 77 0-1 ③ **G5-3**		F SI 89 B SI 90 B KC 78 C SI 90 C KC 79 2-3 ② **K**	B CH 84 X FF 94 1-0 ③ **F8**		C CH 85 F CH 86 X FF 94 0-2 ③ **L8**			4 0	0 0	0 0	0 0	1 0	1 0	7 0
10 Yan Gomes, R (1, 2) OBP: 0.319, SLG: 0.478	C SI 88 B SI 90 X SI 90 1-1 ③ **G6-3 1-2 2-3 3-H**			B SI 88 X SI 88 1-0 **24 1B 33 BB 1B**	1 SAFE 1 SAFE B KC 77 C KC 78 B KC 77 B SI 89 F SI 90 B KC 78 4-2 **33 1B 36 1B 1-2 BB**		C CH 82 B SI 91 F CH 82 X SI 92 1-2 **33 1B 36 SF8 1B**		B CU 77 C SL 83 X FF 93 1-1 **4 G5-3 8 1B 1B**		4	2	3	0	1	0	2
33 Nick Swisher, S (1, 10) OBP: 0.303, SLG: 0.317		B SI 87 X SI 87 1-0 ① **F7**		B SI 89 B KC 78 F SI 90 1 SAFE F SI 90 B SI 92 B SI 90 4-2 **24 1B 1-2 BB**	C KC 77 D KC 77 B SI 90 S SI 89 F SI 92 X KC 78 2-2 **36 1B 1-3 2-H 1B**	X FF 93 0-0 ① **1-3 1B**			C FF 92 B FF 93 F CU 79 F FF 94 B CU 80 S SL 84 2-3 ① **K**	4	0	2	1	1	1	1
36 Jesús Aguilar, R (1, 3) OBP: 0.300, SLG: 0.143 8 Lonnie Chisenhall, L (9, PH) OBP: 0.440, SLG: 0.483 (10, 3)		B SI 89 C SI 89 F KC 78 B KC 78 S KC 77 2-3 ② **K**		F KC 78 D SI 91 S KC 79 D KC 80 D KC 79 F SI 91 S KC 79 3-3 ① **K**	B SI 91 X SI 89 1-0 **1-2 1B**	C CH 82 S CH 82 F CH 82 X FF 91 0-2 ② **SF8 3-H**			F FF 93 B FF 93 1 SAFE X FF 93 1-1 **1-2 1B**	3 1	0 0	1 1	2 0	0 0	2 0	2 0
4 Mike Aviles, R (1, 4) OBP: 0.297, SLG: 0.375 (9, 5)		B SI 89 C KC 77 X KC 78 1-1 ③ **P6**		C SI 91 D KC 80 F KC 79 X SI 91 1-2 ② **F9**	C KC 77 C KC 79 S KC 78 0-3 ③ **K**	X CH 84 0-0 ③ **G6-3**			C SL 84 X CU 80 0-1 ② ③ **G5-3 2-3f**	5	0	0	0	0	1	6
Inning Stats	R: 1 H: 1 E: 0 LOB: 2 K: 1 BB: 2 S: 9 P: 20	R: 0 H: 0 E: 0 LOB: 0 K: 1 BB: 0 S: 6 P: 10	R: 0 H: 1 E: 0 LOB: 2 K: 1 BB: 1 S: 14 P: 23	R: 0 H: 2 E: 0 LOB: 3 K: 1 BB: 1 S: 15 P: 28	R: 2 H: 3 E: 0 LOB: 2 K: 2 BB: 1 S: 19 P: 29	R: 0 H: 1 E: 0 LOB: 2 K: 1 BB: 1 S: 13 P: 23	R: 1 H: 2 E: 0 LOB: 0 K: 0 BB: 0 S: 9 P: 10	R: 0 H: 1 E: 0 LOB: 2 K: 0 BB: 0 S: 12 P: 19	R: 0 H: 2 E: 0 LOB: 1 K: 1 BB: 0 S: 10 P: 14	R: 1 H: 1 E: 0 LOB: 0 K: 1 BB: 0 S: 10 P: 18	1B: 11 2B: 2 3B: 0 HR: 1	SF: 1 SAC: 0 DP: 1 HBP: 1	WP: 1 PB: 0 SB: 0 CS: 0	PA: 48				

BOTTOM

AB	40
R	5
H	14
RBI	4
BB	6
SO	9
LOB	24

PITCHER		IP	WLS	BF	H	R	ER	SO	BB	IBB	HBP	BLK	WP	HR	S	P	ERA	WHIP
33 Drew Smyly, L ERA: 3.05	(1, 1)	5.0		27	7	3	3	6	5	0	0	0	1	0	63	110	5.40	2.400
40 Phil Coke, L ERA: 6.94	(6, 1)	2.0		9	3	1	1	1	1	0	0	0	0	0	22	33	4.50	2.000
46 Ian Krol, L ERA: 1.84	(8, 1)	1.0		5	1	0	0	0	0	0	1	0	0	0	12	19	0.00	1.000
44 Joba Chamberlain, R ERA: 3.38	(9, 1)	1.0		4	2	0	0	1	0	0	0	0	0	0	10	14	0.00	2.000
62 Al Alburquerque, R ERA: 4.0	(10, 1)	0.2	L	3	1	1	1	1	0	0	0	0	0	1	10	18	13.50	1.500

PITCHER		IP	WLS	BF	H	R	ER	SO	BB	IBB	HBP	BLK	WP	HR	S	P	ERA	WHIP

Detroit Tigers @ Cleveland Indians

Progressive Field, Cleveland, OH

Tue May 20 2014, 7:08 PM - 10:13 PM EDT

Att. 13,924 - Partly Cloudy - 75 F

livebaseballscorecards.com

Batter	1	2	3	4	5	6	7	8	9	AB	R	H	RBI	BB	SO	LOB
3 Ian Kinsler, R (1, 4) OBP: 0.344, SLG: 0.454	B FF 94 F FF 94 S FC 89 B KC 81 X FF 96 2-2 ① F9		B CH 85 X FF 95 1-0 48 G4-6-3 1B		B FC 84 S FC 84 X FC 91 1-1 ② 1-3 1B			C FC 92 X SL 79 0-1 ① F7		4	0	2	0	0	0	0
48 Torii Hunter, R (1, 9) OBP: 0.323, SLG: 0.476	B FF 95 C FF 94 B FF 94 B FF 95 X FF 95 3-1 HR		C FC 89 F FF 95 B FF 95 1 SAFE X KC 79 1-2 ②③ G4-6-3 1-2f		F FF 97 B FF 97 C SL 83 X KC 82 1-2 ③ G6-3			X SL 80 0-0 ② L5		4	1	1	1	0	0	2
24 Miguel Cabrera, R (1, 3) OBP: 0.361, SLG: 0.539	F FF 95 B CH 85 S FC 85 X FF 97 1-2 ② G1-3			X CH 84 0-0 41 G4-3 2B		S KC 76 B SL 81 B FC 85 F FF 96 X FC 89 2-2 ① G4-3		C FC 92 F FC 92 F FC 94 F FC 92 B SL 82 B SL 81 B FC 93 F FC 92 S SL 81 3-3 ③ K		4	0	1	0	0	1	0
41 Victor Martinez, S (1, 10) OBP: 0.376, SLG: 0.594	B FF 96 C CH 86 F CH 84 S CH 87 1-3 ③ K			X CH 86 0-0 ① G4-3 2-3		C CH 84 B FC 90 B KC 79 C CH 85 B FC 89 B FF 97 4-2 14 BB BB			F FF 96 B KC 86 F FF 96 B KC 85 S FF 96 2-3 ① K	3	0	0	0	1	2	1
14 Austin Jackson, R (1, 8) OBP: 0.344, SLG: 0.412		B FF 94 C FF 94 F FC 89 C FC 85 1-3 ① K		B SL 82 F FF 95 B FC 85 F FF 95 B FF 96 S FC 86 3-3 ② K		B FC 89 S FC 89 B SL 81 F FF 96 B FF 96 F FF 96 F FC 90 B FF 96 4-2 9 G3-6-1 1-2 BB			C FF 96 B KC 87 S FF 96 B FF 96 X FF 96 2-2 ② G6-3	3	0	0	0	1	2	1
9 Nick Castellanos, R (1, 5) OBP: 0.257, SLG: 0.375		S FC 87 F FC 88 S SL 83 0-3 ② K		C SL 83 X FF 95 0-1 ③ F8		C SL 83 S SL 84 X FF 96 0-2 ②③ G3-6-1 1-2f			C KC 84 F KC 87 X KC 87 0-2 ③ G5-3	4	0	0	0	0	1	3
13 Alex Avila, L (1, 2) OBP: 0.365, SLG: 0.417		F FF 94 C CH 85 B FC 87 B KC 80 B FF 96 B FF 96 4-2 BB			B CH 84 C CH 84 B FF 96 F FF 94 X FF 95 2-2 HR		X FC 89 0-0 20 L3 1B			2	1	2	1	1	0	0
29 Danny Worth, R (1, 6) OBP: 0.276, SLG: 0.296		F FF 95 B FF 95 C FC 87 B KC 80 F FF 96 X FC 85 2-2 ③ L9			C FC 88 X FF 94 0-1 3 1B 1B		B SL 80 B FC 92 B FC 92 C FC 91 S FC 92 F FC 92 X FC 92 3-2 ① F8			3	0	1	0	0	0	2
20 Rajai Davis, R (1, 7) OBP: 0.326, SLG: 0.400			C FF 94 X FC 86 0-1 ① G6-3		F FF 95 F FF 95 S KC 80 0-3 ① K		L FC 92 X FC 92 0-1 ②③ L3 1-1			3	0	0	0	0	1	2
Inning Stats	R: 1 E: 0 K: 1 S: 11 H: 1 LOB: 0 BB: 0 P: 18	R: 0 E: 0 K: 2 S: 12 H: 0 LOB: 1 BB: 1 P: 19	R: 0 E: 0 K: 0 S: 6 H: 1 LOB: 0 BB: 0 P: 8	R: 0 E: 0 K: 1 S: 7 H: 1 LOB: 1 BB: 0 P: 10	R: 1 E: 0 K: 1 S: 13 H: 3 LOB: 1 BB: 0 P: 17	R: 0 E: 0 K: 0 S: 12 H: 0 LOB: 1 BB: 2 P: 22	R: 0 E: 0 K: 0 S: 7 H: 1 LOB: 0 BB: 0 P: 10	R: 0 E: 0 K: 1 S: 9 H: 0 LOB: 0 BB: 0 P: 12	R: 0 E: 0 K: 1 S: 9 H: 0 LOB: 0 BB: 0 P: 13	1B: 4 2B: 2 3B: 0 HR: 2 SF: 0 SAC: 0 DP: 3 HBP: 0						

TOP	
AB	30
R	2
H	7
RBI	2
BB	3
SO	7
LOB	11

WP: 0 PB: 0 SB: 0 CS: 0 PA: 33

PITCHER		IP	WLS	BF	H	R	ER	SO	BB	IBB	HBP	BLK	WP	HR	S	P	ERA	WHIP
47 Trevor Bauer, R ERA: 2.25	(1, 1)	6.0	W	25	7	2	2	5	3	0	0	0	0	2	62	95	3.00	1.667
27 Bryan Shaw, R ERA: 1.57	(7, 1)	2.0	H	5	0	0	0	1	0	0	0	0	0	0	15	21	0.00	0.000
37 Cody Allen, R ERA: 3.5	(9, 1)	1.0		3	0	0	0	1	0	0	0	0	0	0	9	13	0.00	0.000

PITCHER	IP	WLS	BF	H	R	ER	SO	BB	IBB	HBP	BLK	WP	HR	S	P	ERA	WHIP

Detroit Tigers @ Cleveland Indians

Progressive Field, Cleveland, OH

Tue May 20 2014, 7:08 PM - 10:13 PM EDT

Att. 13,924 - Partly Cloudy - 75 F

BOTTOM

Batter	1	2	3	4	5	6	7	8	9	AB	R	H	RBI	BB	SO	LOB
24 Michael Bourn, L (1, 8) OBP: 0.289, SLG: 0.386	F FF 91 B FF 91 X FF 92 1-1 F8 ①	F FF 96 B CH 86 S CH 86 B CH 86 X FF 97 2-2 13 S, 13 1B, 2-H, 2B		B CH 81 F CH 82 X FF 89 1-1 23 L9, 2B		B CH 79 X CH 80 1-0 G4-3 ①		C SL 82 B SL 83 S FF 94 B FF 96 B SL 84 X FF 96 3-2 G1-3 ③		5	1	2	1	0	0	0
13 Asdrúbal Cabrera, S (1, 6) OBP: 0.349, SLG: 0.409	B FF 91 F CH 82 X CH 85 1-1 8, 23 1B, 1B	B FF 94 B CU 81 S SL 82 X CU 81 2-1 2-H, 1B		B FF 91 B CH 83 B CH 85 F FF 93 B FF 92 4-1 BB		T FF 89 B FF 89 B FF 89 X FF 90 2-1 F7 ②				3	1	2	1	1	0	0
23 Michael Brantley, L (1, 7) OBP: 0.362, SLG: 0.515	1 SAFE B FF 91 B FF 91 1 SAFE F FF 92 B CH 85 X FF 93 3-1 8, 1B, 1-2, 1B	X FF 95 0-0 F8 ②		B FF 94 C FF 93 B CU 78 B CH 85 X FF 93 3-1 L9 ①, 2-3		C FF 88 B CU 77 B FF 91 S SL 83 X FF 90 2-2 L8 ③				4	0	1	0	0	0	3
8 Lonnie Chisenhall, L (1, 5) OBP: 0.433, SLG: 0.473	B FF 94 X FF 93 1-0 7, G4-6-3, 1-2, 2-H, 1B	X FF 95 0-0 P6 ③		1 SAFE B CH 85 B FF 93 X CH 84 2-0 F9 ②			B FF 96 B FF 95 F FF 95 F SL 83 X FF 97 2-2 L6 ①			4	0	1	1	0	0	3
7 David Murphy, L (1, 9) OBP: 0.364, SLG: 0.460	B FF 95 B FF 95 X FF 95 2-0 G4-6-3, 1-2f ②③		B FF 90 B FF 90 C FF 91 B FF 90 B FF 91 4-1 33 1B, BB	B FF 94 C FF 94 X CU 79 1-1 L7 ③			X FF 96 0-0 HR			3	1	1	1	1	0	4
41 Carlos Santana, S (1, 10) OBP: 0.308, SLG: 0.277		B CH 83 B FF 92 F FF 92 B FF 92 X FF 92 3-1 1 1B ①	C CH 85 S CU 78 B CU 81 F SL 85 B CH 86 X CH 86 2-2 F8 ①		B FF 90 C FF 90 B SL 83 S FF 90 T FF 91 2-2 K ①		B FF 96 C SL 83 S SL 86 B FF 97 F SL 84 B FF 96 S SL 84 3-3 K ②			4	0	1	0	0	2	1
33 Nick Swisher, S (1, 3) OBP: 0.307, SLG: 0.327		F FF 92 C FF 94 B CU 79 F FF 94 B CH 84 X FF 94 2-2 4, 2B, 2B	F FF 92 1 SAFE 1 SAFE D CU 78 S CH 86 X CU 80 1-2 1-3, 1B		F FF 91 X FF 91 0-1 P5 ②		B SL 83 B FF 97 F FF 96 C FF 96 S SL 84 2-3 K ③			4	1	2	0	0	1	0
10 Yan Gomes, R (1, 2) OBP: 0.324, SLG: 0.482		C SL 85 B FF 95 B FF 95 B FF 95 S SL 86 F FF 96 B FF 96 4-2 4, 2B, BB	C FF 96 B FF 95 D CU 81 F FF 95 F CU 80 S SL 85 2-3 K ②		B FF 92 C FF 91 F FF 92 B SL 83 X SL 83 2-2 2B			B SL 82 F FF 95 F FF 95 B SL 82 X SL 83 2-2 L9 ①		3	1	1	0	1	1	2
4 Mike Aviles, R (1, 4) OBP: 0.296, SLG: 0.380		2 SAFE B FF 96 F SL 86 F SL 87 X SL 87 1-2 24, 2B, 1-H, 2-H, 2B	X FF 94 0-0 G5-3 ③		B FF 91 D SL 85 X FF 92 2-0 P4 ③			C FF 96 F SL 84 F FF 95 B SL 81 S SL 83 1-3 K ②		4	1	1	2	0	1	3
Inning Stats	R: 1 E: 0 K: 0 S: 8 H: 3 LOB: 1 BB: 0 P: 16	R: 4 E: 0 K: 0 S: 19 H: 5 LOB: 1 BB: 1 P: 33	R: 0 E: 0 K: 1 S: 13 H: 1 LOB: 2 BB: 1 P: 22	R: 0 E: 0 K: 0 S: 8 H: 1 LOB: 2 BB: 1 P: 19	R: 0 E: 0 K: 1 S: 9 H: 1 LOB: 1 BB: 0 P: 15	R: 0 E: 0 K: 0 S: 6 H: 0 LOB: 0 BB: 0 P: 11	R: 1 E: 0 K: 2 S: 11 H: 1 LOB: 0 BB: 0 P: 18	R: 0 E: 0 K: 1 S: 10 H: 0 LOB: 0 BB: 0 P: 16		1B: 6 2B: 5 3B: 0 HR: 1	SF: 0 SAC: 0 DP: 1 HBP: 0				

livebaseballscorecards.com

AB	34
R	6
H	12
RBI	6
BB	3
SO	5
LOB	16

WP: 0 PB: 0 SB: 1 CS: 0 PA: 37

PITCHER		IP	WLS	BF	H	R	ER	SO	BB	IBB	HBP	BLK	WP	HR	S	P	ERA	WHIP
35 Justin Verlander, R ERA: 3.55	(1, 1)	6.0	L	30	11	5	5	2	3	0	0	0	0	0	63	116	7.50	2.333
57 Evan Reed, R ERA: 3.0	(7, 1)	2.0		7	1	1	1	3	0	0	0	0	0	1	21	34	4.50	0.500

PITCHER	IP	WLS	BF	H	R	ER	SO	BB	IBB	HBP	BLK	WP	HR	S	P	ERA	WHIP

Batter	1	2	3	4	5	6	7	8	9	10	11	12	13	AB	R	H	RBI	BB	SO	LOB
20 Rajai Davis, R (1, 7) OBP: 0.324, SLG: 0.389	B SI 91 B SI 92 X SI 90 2-0 3 E 24 SF9 1B	B FF 92 C FF 93 F SL 84 S SL 84 1-3 K	S CU 79 D CU 80 X SL 88 1-1 FC6-4 1-2f	B FF 94 B FF 95 B FF 94 C FF 96 S FF 96 X FF 96 3-2 P5	C FF 96 D CU 79 X SL 88 1-1 G4-3	B CH 79 B FF 89 F FF 88 C CH 79 F FF 90 B SL 80 B FF 89 4-2 3 G4-3 BB	B FC 85 X FC 84 1-0 P6			6	1	1	0	1	1	5
3 Ian Kinsler, R (1, 4) OBP: 0.347, SLG: 0.456	B SI 91 1 SAFE F FF 90 C SI 92 X SI 93 1-2 E5 24 SF9 41 1B 1-3	F FF 93 B SL 84 F FF 93 F CH 78 B FF 95 B SL 83 B FF 93 4-2 24 S BB	1 SAFE X FF 92 0-0 F8	C SI 97 S SL 86 S SL 89 0-3 K	B SL 88 B FF 96 B FF 95 C FF 96 X FF 97 3-1 41 FC4 32 BB 41 E 1B	F FF 88 X FF 88 0-1 G4-3 1-2f		B FF 89 X FF 89 1-1 2B			6	2	2	0	1	1	4
24 Miguel Cabrera, R (1, 3) 32 Don Kelly, L (6, PH) (6, 3) OBP: 0.357, SLG: 0.347	C CU 76 S SL 83 D SL 85 X SI 95 1-2 SF9 2-3 3-H	B SL 81 B SL 83 B SI 94 C FF 93 C FF 95 X FF 95 3-2 F9 1-2	C SL 86 B SI 91 B SI 92 B SL 82 B SI 91 4-1 41 2B 14 SF9 BB	S SL 85 1 SAFE B FF 97 B FF 95 B CH 88 F FF 97 F FF 97 F FF 97 B FF 97 4-2 1-2 BB	B FF 95 1 SAFE C FF 95 B FF 95 1 SAFE B FF 94 B FF 96 4-1 41 E 28 1B 1-2 BB	C SL 77 B FF 90 X SL 78 1-1 G3	C FF 88 F FC 85 B FF 89 B FF 89 X FC 86 2-2 P5	1 1 0 1 1 0 1 2 1 0 0 2 0 1								
41 Victor Martinez, S (1, 10) OBP: 0.383, SLG: 0.615	F SI 93 X CH 81 0-1 28 HR 3-H 1B	C CU 76 B CH 79 B CH 79 X FF 93 2-1 HR	C SI 92 D SL 85 D SL 86 F SI 92 X SI 92 2-2 14 SF9 9 2B 1-3 2B	B CH 89 B CH 90 C SL 87 X CH 89 2-1 G6-3	C CU 79 X CU 79 0-1 FC4 28 1B 1-3 2-H	B FF 90 B CH 81 C CH 81 B FF 89 C SL 78 F FF 91 X CH 81 3-2 G4-3	I IN 67 I IN 75 I IN 75 I IN 68 4-0 IBB				6	3	3	2	1	0	3
28 J.D. Martinez, R (1, 9) OBP: 0.333, SLG: 0.489	D SL 85 X SI 93 1-0 1-H HR	B SL 83 F SI 90 B FF 91 S SL 83 B SL 85 F SI 92 B FC 90 4-2 9 CS BB	S SL 86 F SL 85 D SL 83 S SL 82 1-3 K	C SL 83 F SL 83 B SL 84 B CU 79 X FF 94 2-2 G4-3	F SL 89 F SL 91 B FF 95 X CU 80 1-2 3-H 1B	B SL 77 C FF 89 B CH 81 F SL 77 B FF 92 B FF 90 4-2 BB	B FC 85 T FC 85 F FC 86 B FF 92 S FC 86 2-3 K				5	1	2	3	2	2	4
14 Austin Jackson, R (1, 8) OBP: 0.329, SLG: 0.394	C CU 78 B SL 83 X SI 93 1-1 L3	C SL 86 X FF 91 1-1 L9	B SL 83 B SI 92 C SL 85 D SL 82 S SL 85 X SL 84 3-2 SF9 2-3 3-H	C SI 96 S SL 85 B CU 84 C FF 95 1-3	B CH 78 B FF 89 X SI 88 2-0 F9	C SL 79 S FC 92 B FC 91 X SL 80 2-2 P4		X CU 70 0-0 F8			6	0	0	1	0	1	4
9 Nick Castellanos, R (1, 5) OBP: 0.266, SLG: 0.385	X SI 90 0-0 1B	C SL 86 X FF 92 0-1 F9 1-2	C SI 94 B SL 87 S SL 86 B SL 82 X SI 93 2-2 3-H 2B	S SL 83 S SL 86 F SL 84 B FF 95 F CU 80 X FF 95 1-2 29 BB 50 BB 1B	B SI 88 F SI 88 S SI 91 B CH 78 X FF 89 2-2 F9		I FC 85 B CU 74 B FF 91 S FC 85 F FC 86 C FF 89 2-3	B FC 84 F FC 85 S FC 85 F FF 90 C CU 74 1-3	7	0	3	1	0	2	3
50 Bryan Holaday, R (1, 2) OBP: 0.350, SLG: 0.324 13 Alex Avila, L (11, PH) (11, 2) OBP: 0.368, SLG: 0.449	B FF 92 F SI 92 C SL 83 F SL 84 B SI 90 B SL 84 F FF 93 F SI 93 S FF 93 3-3 K	C SL 92 X SL 88 0-1 20 FC6-4 1B	B FF 95 F FF 95 F FF 96 X CU 85 1-2 L4	B FF 96 S SL 84 F FF 95 F SL 87 B CH 87 F SL 86 B SL 85 B FF 96 4-2 29 BB 1-2 BB	S CH 79 S CH 80 B FF 92 X FF 92 X CH 77 1-2 G6-3		S FC 87 B CU 75 C FF 91 F FF 92 B CU 75 S FC 88 2-3 K	X FC 87 0-0 HR	4	0	1	0	1	1	4
29 Danny Worth, R (1, 6) OBP: 0.250, SLG: 0.242		F SI 91 F SI 93 X SL 83 0-2 G2-3	B FF 91 B SL 88 1 SAFE S SL 88 F SL 88 F CU 80 T SL 89 2-2 K	S FF 94 C FF 94 S SL 85 0-3 K 32 BB	B SL 89 B FF 96 B FF 96 B FF 95 4-0 1-2 2-3 BB	B FF 88 X FF 88 1-0 F9	B FF 91 S FF 90 B FC 86 C FC 85 F CU 76 F FC 86 S FF 92 2-3 K	B FF 90 F FF 88 C FC 83 C CU 75 1-3 K	6	0	0	0	1	4	1
Inning Stats	R: 4 E: 1 K: 1 S: 19 H: 4 LOB: 1 BB: 0 P: 28	R: 0 E: 0 K: 1 S: 12 H: 0 LOB: 1 BB: 1 P: 20	R: 1 E: 0 K: 0 S: 9 H: 1 LOB: 0 BB: 1 P: 16	R: 0 E: 0 K: 1 S: 9 H: 1 LOB: 1 BB: 0 P: 12	R: 2 E: 0 K: 1 S: 16 H: 2 LOB: 1 BB: 1 P: 29	R: 0 E: 0 K: 2 S: 15 H: 0 LOB: 2 BB: 1 P: 24	R: 0 E: 0 K: 1 S: 17 H: 1 LOB: 3 BB: 2 P: 30	R: 2 E: 1 K: 0 S: 16 H: 2 LOB: 2 BB: 1 P: 29	R: 0 E: 0 K: 0 S: 6 H: 0 LOB: 0 BB: 1 P: 11	R: 0 E: 0 K: 0 S: 11 H: 0 LOB: 1 BB: 1 P: 21	R: 0 E: 0 K: 3 S: 13 H: 0 LOB: 0 BB: 0 P: 19	R: 0 E: 0 K: 1 S: 9 H: 1 LOB: 2 BB: 1 P: 19	R: 1 E: 0 K: 2 S: 9 H: 1 LOB: 0 BB: 0 P: 11	1B: 7 2B: 3 3B: 0 HR: 3 SF: 2 SAC: 0 DP: 1 HBP: 0	WP: 0 PB: 1 SB: 1 CS: 1 PA: 63							

PITCHER		IP	WLS	BF	H	R	ER	SO	BB	IBB	HBP	BLK	WP	HR	S	P	ERA	WHIP
34 Zach McAllister, R ERA: 5.89	(1, 1)	2.0		14	5	5	4	2	2	0	0	0	0	2	36	59	18.00	3.500
48 Scott Atchison, R ERA: 1.29	(3, 1)	2.0		6	1	0	0	1	0	0	0	0	0	0	13	17	0.00	0.500
35 Marc Rzepczynski, L ERA: 3.38	(5, 1)	0.2	B	5	2	2	2	1	1	0	0	0	0	0	13	25	27.00	4.500
59 Carlos Carrasco, R ERA: 5.67	(5, 1)	2.0		10	1	0	0	3	2	0	0	0	0	0	33	51	0.00	1.500
44 John Axford, R ERA: 4.42	(7, 1)	0.1		6	2	2	1	0	2	0	0	0	0	0	10	23	27.00	12.000
88 Josh Outman, L ERA: 3.14	(8, 1)	1.0		3	0	0	0	0	0	0	0	0	0	0	8	13	0.00	0.000
57 Kyle Crockett, L ERA: 2.08	(9, 1)	1.2		6	0	0	0	0	2	0	0	0	0	0	14	27	0.00	1.200
27 Bryan Shaw, R ERA: 1.54	(10, 1)	0.1		1	0	0	0	0	0	0	0	0	0	0	3	5	0.00	0.000
43 Josh Tomlin, R ERA: 2.91	(11, 1)	3.0	W	12	2	1	1	6	0	1	0	0	0	1	31	49	3.00	0.667

TOP

Detroit Tigers @ Cleveland Indians

Progressive Field, Cleveland, OH

Wed May 21 2014, 12:08 PM - 5:24 PM EDT

Att. 19,228 - Partly Cloudy - 74 F

livebaseballscorecards.com

AB	51
R	10
H	13
RBI	9
BB	10
SO	13
LOB	30

Batter	1	2	3	4	5	6	7	8	9	10	11	12	13	AB	R	H	RBI	BB	SO	LOB
24 Michael Bourn, L (1, 8) OBP: 0.299, SLG: 0.400	B FF 90 X FF 90 1-0 23 WP 7 SF7 2B	C CH 85 X CU 79 0-1 13 G3 23 1B 1B	C FF 91 F CU 77 F CU 77 F FF 93 B CU 77 S CH 84 1-3 ② K	B FF 90 C CH 82 B CH 83 X FF 92 2-1 13 G4-6-3 1B	C FF 93 F CU 81 B FF 95 B FF 95 X SL 86 2-2 ③ G3-1	B CU 78 X FF 93 1-0 ②③ F7-2 3-H	B FF 93 X FF 93 1-0 ① SH5-4 1-2	6	2	3	0	0	1	2
13 Asdrúbal Cabrera, S (1, 6) OBP: 0.347, SLG: 0.400	X FF 92 0-0 23 WP 1B	F CU 78 X CU 79 0-1 ② G3 1-2 2-3	C FF 93 F CU 76 X CH 85 0-2 ③ G3-1	F FF 91 1 SAFE F FF 92 1 SAFE 1 SAFE B FF 93 B CU 78 X FF 92 2-2 ①② G4-6-3 1-2f	B FF 91 C FF 91 X CU 81 1-1 ① F9	C FF 90 F FF 92 F CU 79 B CH 83 X CU 77 1-2 ① G4-3	D CH 82 B FF 93 C FF 93 H SI 93 3-1 7 G6-3 9 BLK 23 1B HBP	6	1	1	0	0	0	3
23 Michael Brantley, L (1, 7) OBP: 0.370, SLG: 0.523	B FF 92 B CH 83 B FF 92 X FF 92 3-0 ① L4 1-2 2-3	B CH 84 C CU 79 B FF 93 X FF 94 2-1 7 S 7 2B 2-H 3-H 1B	B CU 77 X FF 92 1-0 ① F7	X FF 92 0-0 2B	B FF 91 C FF 91 F FF 91 F SL 87 X SL 86 0-2 7 S 7 HR 1B	C FF 93 C CU 78 S CU 75 F FF 95 X CU 80 1-2 ② F9	X SL 81 0-0 9 BLK 7 G6-3 1-2 2-H 1B	7	2	4	3	0	0	2
7 David Murphy, L (1, 9) OBP: 0.360, SLG: 0.483	S CH 84 C CU 78 F FF 95 X CU 78 0-2 ② SF7 3-H	I SAFE B FF 93 C CH 85 B FF 93 X CH 84 2-1 33 1B 1-H 2B	C FF 90 X FF 90 0-1 ② F9	B CU 82 X CU 82 1-0 1-H HR	F CU 77 F CU 79 T FF 94 0-2 ③ K	C FF 95 C FF 95 B FF 95 X FF 95 1-2 ② G6-3 1-2 2-3	6	2	2	4	0	1	3
33 Nick Swisher, S (1, 3) 1 Justin Sellers, R (12, PR) (13, 4) 10 Yan Gomes, R (13, PH) OBP: 0.329, SLG: 0.482	B CH 85 B CU 77 S FF 94 F CH 87 B FF 93 B CU 79 4-2 BB	F CU 79 B FF 93 S CH 85 X CU 79 1-2 25 BB 2-H 1B	C CU 76 B CH 83 F CU 76 S CH 84 1-3 ① K	B FF 90 F FF 91 C FF 92 B CH 84 T CH 84 2-2 ③ K	C FF 93 C CU 83 C FF 92 0-3 ② K	B SL 93 B CH 85 B SI 94 B SI 95 4-0 9 G6-4-3 BB	B SL 84 B SL 84 I IN 68 I IN 75 4-0 9 BLK IBB	4	0	1	1	2	3	0
25 Jason Giambi, L (1, 10) OBP: 0.188, SLG: 0.071 9 Ryan Raburn, R (12, PH) OBP: 0.266, SLG: 0.229 (13, 10)	X FF 94 0-0 ③ F7	B CH 84 S CH 85 B FF 94 C CH 85 B FF 94 F CH 85 B FF 94 4-2 1-2 BB	C FF 91 X CH 84 0-1 41 WP 1B	B FF 95 B CH 83 C CH 84 C FF 93 F FF 94 F CU 78 S CH 84 2-3 ② K	B FF 93 B SI 92 B CH 87 C FF 92 X FF 92 3-1 ③ F7	X FF 94 0-0 ①② G6-4-3 1-2f	B SI 92 1-0 BLK 1-2 2-3 3-H	4	0	1	0	1	1	2
41 Carlos Santana, S (1, 2) OBP: 0.303, SLG: 0.268	F7	F7	C CU 76 C FF 93 B CH 84 S CH 86 1-3 ① K 1-2	B FF 95 B CH 83 C CH 84 C FF 93 F FF 94 F CU 78 S CH 84 2-3 ② K X FF 93 0-0 ③ F9	B FF 90 X FF 90 1-0 ① P4	B FF 94 F FF 94 B CH 85 B CH 86 B SI 95 4-1 BB	5	0	0	0	1	1	3
8 Lonnie Chisenhall, L (1, 5) OBP: 0.436, SLG: 0.510 (13, 3)	F CH 83 F FF 93 X SL 87 0-2 4 2B 2B	B FF 89 B CH 81 X FF 90 2-0 HR	C CU 77 B FF 92 X FF 93 1-1 ② F8	B CU 77 C FF 92 B CU 79 B SL 84 C FF 91 X FF 94 3-2 ① F8	B FF 92 B FF 92 B FF 93 B FF 94 4-0 4 1B 24 F7-2 BB	S FF 96 C FF 95 1 SAFE S FF 95 0-3 ③ K	5	2	2	1	1	1	2
4 Mike Aviles, R (1, 4) OBP: 0.306, SLG: 0.395 (13, 5)	C SL 85 B FF 94 X SL 86 1-1 13 G3 23 1B 2-H 2B	B FF 92 B SL 83 X FF 91 2-0 ① F8	C CU 76 X FF 94 0-1 ③ G6-3	B SL 85 C SL 84 T CU 81 T FF 96 1-2 ② K	B FF 91 B FF 90 B FF 90 C FF 90 C FF 90 X FF 91 3-2 1-3 1B	C FF 94 C CH 85 F FF 93 B SI 92 X SL 80 1-2 24 SH5-4 23 1B 1B	6	2	3	1	0	1	1
Inning Stats	R: 1 E: 0 K: 0 S: 10 H: 2 LOB: 2 BB: 1 P: 18	R: 5 E: 0 K: 0 S: 26 H: 6 LOB: 2 BB: 1 P: 37	R: 1 E: 0 K: 1 S: 10 H: 1 LOB: 0 BB: 0 P: 15	R: 0 E: 0 K: 1 S: 6 H: 0 LOB: 0 BB: 0 P: 9	R: 0 E: 0 K: 1 S: 9 H: 1 LOB: 1 BB: 0 P: 11	R: 0 E: 0 K: 0 S: 7 H: 2 LOB: 1 BB: 0 P: 11	R: 0 E: 0 K: 2 S: 9 H: 0 LOB: 0 BB: 0 P: 12	R: 0 E: 0 K: 1 S: 9 H: 0 LOB: 0 BB: 0 P: 15	R: 2 E: 0 K: 1 S: 12 H: 2 LOB: 0 BB: 0 P: 17	R: 0 E: 0 K: 0 S: 5 H: 1 LOB: 1 BB: 1 P: 14	R: 0 E: 0 K: 1 S: 11 H: 0 LOB: 0 BB: 0 P: 13	R: 0 E: 0 K: 1 S: 5 H: 0 LOB: 1 BB: 2 P: 13	R: 2 E: 0 K: 1 S: 10 H: 2 LOB: 2 BB: 1 P: 21	1B: 10 2B: 6 3B: 0 HR: 2 SF: 1 SAC: 1 DP: 3 HBP: 1	WP: 2 PB: 0 SB: 2 CS: 0 PA: 60						

PITCHER		IP	WLS	BF	H	R	ER	SO	BB	IBB	HBP	BLK	WP	HR	S	P	ERA	WHIP
37 Max Scherzer, R ERA: 2.59	(1, 1)	7.0		34	12	7	7	5	2	0	0	0	2	1	77	113	9.00	2.000
44 Joba Chamberlain, R ERA: 3.2	(8, 1)	1.0	H	3	0	0	0	1	0	0	0	0	0	0	9	15	0.00	0.000
36 Joe Nathan, R ERA: 4.08	(9, 1)	1.0	B	5	2	2	2	1	0	0	0	0	0	1	12	17	18.00	2.000
46 Ian Krol, L ERA: 1.62	(10, 1)	2.0		7	1	0	0	1	1	0	0	0	0	0	16	27	0.00	1.000
40 Phil Coke, L ERA: 7.43	(12, 1)	1.2	L	9	2	2	2	1	2	0	1	0	0	0	15	29	10.80	2.400

PITCHER		IP	WLS	BF	H	R	ER	SO	BB	IBB	HBP	BLK	WP	HR	S	P	ERA	WHIP
62 Al Alburquerque, R ERA: 4.0	(13, 1)	0.0		2	0	0	0	0	0	1	0	1	0	0	0	5	∞	∞

BOTTOM

Detroit Tigers @ Cleveland Indians

Progressive Field, Cleveland, OH

Wed May 21 2014, 12:08 PM - 5:24 PM EDT

Att. 19,228 - Partly Cloudy - 74 F

livebaseballscorecards.com

AB	51
R	11
H	17
RBI	10
BB	6
SO	10
LOB	21

Texas Rangers @ Detroit Tigers

Comerica Park, Detroit, MI

Thu May 22 2014, 1:09 PM - 4:38 PM EDT

Att. 40,768 - Partly Cloudy - 69 F

livebaseballscorecards.com

Batter	1	2	3	4	5	6	7	8	9	AB	R	H	RBI	BB	SO	LOB
19 Daniel Robertson, R (1, 8) OBP: 0.227, SLG: 0.150 2 Leonys Martin, L (3, 8) OBP: 0.338, SLG: 0.363	C FF 93 B FF 93 X FF 92 1-1 1 CS 1B	F FF 91 F CH 85 B FF 91 B CU 76 X CH 83 2-2 ③ G5-3		C FF 86 X FF 86 0-1 1 FC4-6 1B	B FF 93 S FF 95 X SL 83 1-1 17 BB 1 E 1B		C SI 89 F FC 85 B SI 90 F KC 77 F KC 78 F SI 92 S FC 86 1-3 ① K		F KN 71 B KN 68 B CU 66 S KN 68 B KN 69 C KN 68 3-3 ③ K	2 4	0 0	1 2	0 0	0 0	0 2	2 1
1 Elvis Andrus, R (1, 6) OBP: 0.310, SLG: 0.343	B FF 92 B CH 83 C FF 90 1 SAFE 1 SAFE C FF 91 B FF 92 B FF 91 4-2 ① 17 CS 1-2 BB		B FF 86 B CH 80 C FF 88 B FF 88 X FF 90 3-1 17 BB 29 2B 1B	D CH 81 B CH 82 C FF 86 X FF 86 2-1 ① FC4-6 17 HR 1-2f	B FF 95 B SL 82 X FF 95 2-0 E6 17 BB 1-2		B SI 89 C KC 77 X CH 79 1-1 ② F9			4	2	1	0	1	0	2
17 Shin-Soo Choo, L (1, 7) OBP: 0.436, SLG: 0.503	C FF 90 1 SAFE F CU 77 B FF 90 1 SAFE S CH 82 1-3 ②③ K 1-2		D CU 78 B FF 91 B FF 90 C FF 92 C FF 90 F FF 91 1 SAFE B CH 83 4-2 29 2B 1-2 BB	B FF 87 1 SAFE B FF 86 X FF 86 2-0 1-H HR	B FF 94 F FF 95 C FF 94 B FF 96 B SL 83 B SL 83 4-2 1-2 2-3 BB		B SI 92 C KC 79 F SI 87 B SI 92 X KC 81 2-2 ③ F7			3	2	1	2	2	1	1
29 Adrian Beltré, R (1, 5) OBP: 0.338, SLG: 0.437		B FF 87 B FF 89 C FF 91 B CH 82 B FF 91 4-1 2B BB	C CH 82 X FF 91 0-1 18 E 1-H 2-H 2B	X FF 95 0-0 ② F8	C SL 83 F FF 95 F FF 96 B SL 82 F SL 83 S FF 97 1-3 ① K			C SL 82 B SL 85 F SL 84 F SI 94 F SL 85 F SL 86 B SI 94 B SL 87 B SL 85 4-2 18 G6-3 BB		3	2	1	2	2	1	3
Alex Rios, R (1, 9) OBP: 0.337, SLG: 0.453		B FF 89 X FF 90 1-0 18 F8 60 1B 1-H 2B	C FF 89 B FF 88 B FF 88 X CH 81 2-1 ① G5-3	X FF 95 0-0 60 1B 18 WP 15 1B 1B	B SL 83 C SL 83 C SL 82 S SL 82 1-3 ② K			C SI 92 S SI 93 X SL 85 0-2 ① F8		5	2	2	1	0	1	5
18 Mitch Moreland, L (1, 3)		C FF 89 B FF 90 X CU 77 1-1 ① F8 2-3	S CU 77 D CH 81 B FF 87 F FF 89 X CH 82 2-2 E3 15 BB 60 1B 2-H	C FF 95 T FF 95 B FF 96 B SL 85 F FF 97 B FF 97 B FF 96 4-2 60 1B 15 1B 1-2 BB	B FF 93 C FF 93 C SL 78 B SL 79 X SL 78 2-2 ③ G4-3			B SL 84 B SI 94 S SL 83 B SL 84 X SI 93 3-1 ②③ G6-3 1-2f		4	1	0	0	1	0	5
60 Chris Gimenez, R (1, 2) OBP: 0.556, SLG: 0.500		C FF 92 C CH 83 X CH 83 0-2 3 2B 3-H 1B	F CH 82 B FF 89 D FF 89 B FF 90 F FF 88 X FF 89 3-2 15 BB 1-2 1B	B FF 97 F FF 96 X FF 96 1-1 15 1B 1-2 2-3 1B		F FF 93 B CH 82 X FF 94 1-1 ① G4-3			C KN 72 F KN 69 B KN 69 B KN 69 X FF 88 2-2 1B	5	0	4	1	0	0	0
15 Michael Choice, R (1, 10) OBP: 0.292, SLG: 0.268		B CH 83 D FF 91 F FF 88 X CH 82 2-1 ② FC8	B FF 88 B CH 80 D FF 89 C FF 89 B FF 87 4-1 3 G4-6-3 1-2 2-3 BB	S SL 84 F FF 97 B SL 83 B SL 84 B FF 98 X FF 96 3-2 1-3 2-H 3-H 1B		C CH 83 X CH 83 0-1 ② FC4-3			S KN 71 C KN 68 B KN 69 S KN 69 1-3 ① FC	4	0	1	2	1	0	2
3 Luis Sardinas, S (1, 4) OBP: 0.318, SLG: 0.333		D FF 88 B CH 82 X FF 90 2-0 1-3 2B	F FF 89 X CH 82 0-1 ②③ G4-6-3 1-2f	C FF 96 F FF 97 B FF 96 D SL 86 X SL 84 2-2 ③ G5-3		C FF 93 X CH 84 0-1 ③ P4			S KN 67 B KN 68 B KN 68 S KN 66 X KN 68 2-2 ② L7	5	0	1	0	0	0	6
Inning Stats	R: 0 E: 0 K: 1 S: 7 H: 1 LOB: 1 BB: 1 P: 13	R: 2 E: 0 K: 0 S: 13 H: 3 LOB: 2 BB: 1 P: 25	R: 3 E: 1 K: 0 S: 18 H: 3 LOB: 2 BB: 2 P: 36	R: 4 E: 0 K: 0 S: 18 H: 5 LOB: 2 BB: 1 P: 32	R: 0 E: 1 K: 2 S: 16 H: 1 LOB: 3 BB: 1 P: 27	R: 0 E: 0 K: 0 S: 6 H: 0 LOB: 0 BB: 0 P: 7	R: 0 E: 0 K: 1 S: 11 H: 0 LOB: 0 BB: 0 P: 15	R: 0 E: 0 K: 0 S: 10 H: 0 LOB: 0 BB: 1 P: 17	R: 0 E: 0 K: 1 S: 12 H: 1 LOB: 1 BB: 0 P: 20	1B: 10 2B: 4 3B: 0 HR: 1 SF: 0 SAC: 0 DP: 3 HBP: 0						

	AB	39
	R	9
	H	14
	RBI	8
	BB	7
	SO	5
	LOB	27

WP: 1 PA: 46
PB: 0
SB: 0
CS: 2

PITCHER		IP	WLS	BF	H	R	ER	SO	BB	IBB	HBP	BLK	WP	HR	S	P	ERA	WHIP
Robbie Ray, L ERA: 4.7	(1, 1)	3.1	L	21	9	7	7	1	4	0	0	0	0	1	43	83	18.90	3.900
57 Evan Reed, R ERA: 3.72	(4, 1)	1.1		11	4	2	2	2	2	0	0	0	1	0	26	45	13.50	4.500
40 Phil Coke, L ERA: 6.75	(5, 1)	1.1		4	0	0	0	0	0	0	0	0	0	0	9	12	0.00	0.000
33 Drew Smyly, L ERA: 2.97	(7, 1)	1.0		3	0	0	0	1	0	0	0	0	0	0	11	15	0.00	0.000
62 Al Alburquerque, R ERA: 3.79	(8, 1)	1.0		3	0	0	0	0	1	0	0	0	0	0	10	17	0.00	1.000

PITCHER		IP	WLS	BF	H	R	ER	SO	BB	IBB	HBP	BLK	WP	HR	S	P	ERA	WHIP
29 Danny Worth, R ERA:	(9, 1)	1.0		4	1	0	0	2	0	0	0	0	0	0	12	20	0.00	1.000

Texas Rangers @ Detroit Tigers

Comerica Park, Detroit, MI

Thu May 22 2014, 1:09 PM - 4:38 PM EDT

Att. 40,768 - Partly Cloudy - 69 F

livebaseballscorecards.com

BOTTOM

Batter	1	2	3	4	5	6	7	8	9	AB	R	H	RBI	BB	SO	LOB
3 Ian Kinsler, R (1, 4) OBP: 0.350, SLG: 0.459	B FF 92 B FF 92 B FF 92 B FF 90 4-0 48 FC6-4 BB		C FF 91 B FC 86 C ST 78 X ST 81 1-2 24 L5-4 2B		C SI 88 F FC 87 F FF 92 S ST 82 0-3 ③ K		X ST 77 0-0 ② P4			3	0	1	0	1	1	0
48 Torii Hunter, R (1, 9) OBP: 0.327, SLG: 0.480	C FF 93 B SI 92 X SI 91 1-1 ① FC6-4 24 1B 1-2f		B SI 89 B FF 93 B FF 91 C FF 90 B FF 91 4-1 BB			B FF 90 X FF 89 1-0 24 2B 2B	C SI 90 F FF 89 B CS 55 B ST 82 S ST 82 2-3 ③ K			3	1	1	0	1	1	1
24 Miguel Cabrera, R (1, 3) OBP: 0.364, SLG: 0.541	B FF 93 B SI 92 C SI 92 F SI 91 1 SAFE B FF 96 F FF 94 X SI 92 3-2 1-2 1B		X SI 92 0-0 ①② L5-4 2-2			F FF 91 F FF 93 B FF 91 X ST 80 1-2 32 1B 2-H 2B		B FF 91 T FF 91 B CH 84 F SL 82 F FF 92 C FF 93 2-3 ① K		4	1	2	1	0	1	2
41 Victor Martinez, S (1, 10) OBP: 0.380, SLG: 0.606	T SI 92 F SI 93 B FF 95 F FF 95 F ST 81 F SI 94 B FF 88 S ST 81 2-3 ② K		B FF 92 X FF 92 1-0 ③ F8			X FF 93 0-0 ① F7		C SL 82 B CH 86 B FF 91 X FF 92 2-1 32 G1-6-3 1B		4	0	1	0	0	1	4
32 Don Kelly, L (1, 7) OBP: 0.350, SLG: 0.340	B FF 92 X FF 93 1-0 ③ L9			C FF 87 C CU 65 B ST 77 X ST 77 1-2 ① L4		B FF 92 B FF 92 B FF 90 C FF 88 C FF 89 X ST 78 3-2 14 2B 2-H 1B		C SL 80 F FF 92 D CH 86 D SL 82 X FF 92 2-2 ②③ G1-6-3 1-2f		4	0	1	1	0	0	3
14 Austin Jackson, R (1, 8) OBP: 0.327, SLG: 0.397		B FF 90 F FF 90 X FF 88 1-1 ① L5		C FF 91 F SI 89 X ST 77 0-2 ② F9		F SI 90 B SI 90 B SI 91 B FF 90 S FF 90 X ST 80 3-2 1-3 2B			F FF 93 C FC 89 S FF 94 0-3 ① K	4	0	1	0	0	1	0
13 Alex Avila, L (1, 2) OBP: 0.367, SLG: 0.440 50 Bryan Holaday, R (9, 2) OBP: 0.341, SLG: 0.316		B SI 90 B SI 91 C FF 91 B FF 92 B FF 92 4-1 9 WP BB	F FF 92 B FS 86 C ST 75 B CS 60 S FS 87 2-3 ③ K			C ST 77 D FS 86 D ST 79 S ST 77 D ST 80 F ST 79 S ST 80 3-3 ② K			X FF 93 0-0 ② P6	2 1	0 0	0 0	0 0	1 0	2 0	2 0
9 Nick Castellanos, R (1, 5) OBP: 0.259, SLG: 0.374		F FF 92 F SI 90 D ST 82 B ST 82 X FF 94 2-2 ② F8 1-2			X FS 87 0-0 ① G5-3	X FF 92 0-0 ③ F9			X FF 94 0-0 ③ G6-3	4	0	0	0	0	0	3
17 Andrew Romine, S (1, 6) OBP: 0.247, SLG: 0.185		C FF 92 X FS 86 0-1 ③ G4-3			B FS 87 X FS 87 1-0 ② F9		F FF 89 S SI 88 C FF 92 0-3 ① K			3	0	0	0	0	1	1

	AB	32
	R	2
	H	7
	RBI	2
	BB	3
	SO	8
	LOB	16

Inning Stats	1	2	3	4	5	6	7	8	9	1B: 3	SF: 0	WP: 1	PA: 35
	R: 0 E: 0 K: 1 S: 13 H: 1 LOB: 2 BB: 1 P: 24	R: 0 E: 0 K: 0 S: 8 H: 0 LOB: 1 BB: 1 P: 15	R: 0 E: 0 K: 0 S: 6 H: 1 LOB: 1 BB: 1 P: 12	R: 0 E: 0 K: 1 S: 9 H: 0 LOB: 0 BB: 0 P: 12	R: 0 E: 0 K: 1 S: 6 H: 0 LOB: 0 BB: 0 P: 7	R: 2 E: 0 K: 1 S: 16 H: 4 LOB: 2 BB: 0 P: 27	R: 0 E: 0 K: 2 S: 7 H: 0 LOB: 0 BB: 0 P: 9	R: 0 E: 0 K: 1 S: 9 H: 1 LOB: 0 BB: 0 P: 15	R: 0 E: 0 K: 1 S: 5 H: 0 LOB: 0 BB: 0 P: 5	2B: 5 3B: 0 HR: 0	SAC: 0 DP: 2 HBP: 0	PB: 0 SB: 0 CS: 0	

PITCHER		IP	WLS	BF	H	R	ER	SO	BB	IBB	HBP	BLK	WP	HR	S	P	ERA	WHIP
11 Yu Darvish, R ERA: 2.35	(1, 1)	7.0	W	29	6	2	2	6	3	0	0	0	1	0	65	106	2.57	1.286
44 Jason Frasor, R ERA: 2.3	(8, 1)	1.0		3	1	0	0	1	0	0	0	0	0	0	9	15	0.00	1.000
37 Shawn Tolleson, R ERA: 3.33	(9, 1)	1.0		3	0	0	0	1	0	0	0	0	0	0	5	5	0.00	0.000

PITCHER	IP	WLS	BF	H	R	ER	SO	BB	IBB	HBP	BLK	WP	HR	S	P	ERA	WHIP

Texas Rangers @ Detroit Tigers

Comerica Park, Detroit, MI

Fri May 23 2014, 7:10 PM - 9:38 PM EDT

Att. 39,835 - Partly Cloudy - 70 F

livebaseballscorecards.com

Batter	1	2	3	4	5	6	7	8	9	AB	R	H	RBI	BB	SO	LOB
2 Leonys Martin, L (1, 8) OBP: 0.329, SLG: 0.353	B FF 90 B FF 90 C FF 91 L SL 86 X SL 88 2-2 ① G3		C FC 90 F FS 87 F SI 93 F SI 93 S SL 89 0-3 ① K			B CU 80 F SL 87 C FF 92 B SL 88 S CH 73 2-3 ① K		F SL 85 B SL 83 S SL 84 F SL 85 C SI 94 1-3 ③ K		4	0	0	0	0	3	1
1 Elvis Andrus, R (1, 6) OBP: 0.309, SLG: 0.337	C FF 91 B SI 92 F FS 88 B FF 93 B FF 93 F FF 92 S SL 88 3-3 ② K		F SL 88 X SL 88 0-1 ② G6-3			C SL 89 B SI 93 F SL 88 X SI 94 1-2 ② G4-3			B FF 89 C FF 88 B CH 85 B FF 92 C FF 89 B FF 92 4-2 17 1B BB	3	0	0	0	1	1	0
17 Shin-Soo Choo, L (1, 7) OBP: 0.432, SLG: 0.497	C FF 92 B CU 79 X SL 86 1-1 ③ G4-3		B FF 92 C FS 88 S FF 93 C SI 93 1-3 ③ K			B SL 83 S FS 90 B SL 88 C SI 93 X SL 88 2-2 ③ G1-4-3			C FF 90 C CU 77 B FF 93 X FF 92 1-2 G3-6-1 1B 1-2	4	0	1	0	0	1	0
29 Adrián Beltré, R (1, 5) OBP: 0.343, SLG: 0.438		B FF 90 X FF 90 1-0 2B 18 2B 1B	B SI 91 B FS 87 C FS 87 F FF 92 B FF 92 X SL 89 3-2 ① L9				B SL 88 F SL 86 S FF 92 X CH 72 1-2 G6-4-3 1B		C FF 90 B CH 84 C CH 85 S CU 78 1-3 ① K	4	1	2	0	0	1	2
Alex Rios, R (1, 9) OBP: 0.340, SLG: 0.459		B SL 86 C SL 86 X SL 86 1-1 18 2B 1-3 2B	C SL 88 F FF 93 B SL 88 X FS 88 1-2 18 CS 1B				C SI 91 F FF 94 F SL 89 B FF 92 B FF 93 F FS 88 B FC 92 X CU 81 3-2 ①② G6-4-3 1-2f		B CH 83 B FF 90 C FF 91 X FF 92 2-1 ②③ G3-6-1 1-2f	4	1	2	0	0	0	3
18 Mitch Moreland, L (1, 3) OBP: 0.325, SLG: 0.420		B FS 88 B SL 88 X SL 86 2-0 61 G3-1 2B 2-H 3-H	S SI 93 B FF 90 X SL 84 1-1 ②③ G6-3 1-2				C SI 94 B SI 95 B FS 89 C CH 71 F FF 94 F FC 90 F SL 69 X SL 88 2-2 ③ G4-3			3	0	1	2	0	0	1
15 Michael Choice, R (1, 10) OBP: 0.284, SLG: 0.260		C FF 92 B FF 91 X FS 86 1-1 ① FC5-3			C FF 91 B FS 88 F FF 92 X FF 93 1-2 ① FC8			C SI 93 F SL 85 B SI 93 F SL 84 S SL 86 1-3 ① FC		3	0	0	0	0	0	1
61 Robinson Chirinos, R (1, 2) OBP: 0.263, SLG: 0.297		B FS 86 F SL 86 X SI 92 1-1 ② G3-1 2-3			C CU 81 B FF 93 C SI 92 B FF 92 S SL 88 2-3 ② K2-3			C SL 83 X SL 86 0-1 ② G4-3		3	0	0	0	0	1	1
12 Rougned Odor, L (1, 4) OBP: 0.219, SLG: 0.290		X FF 92 0-0 ③ G4-3			C FF 93 X SL 88 0-1 ③ G3			X SI 94 0-0 1B		3	0	1	0	0	0	1
Inning Stats	R: 0 E: 0 K: 1 S: 9 H: 0 LOB: 0 BB: 0 P: 15	R: 2 E: 0 K: 0 S: 9 H: 3 LOB: 1 BB: 0 P: 15	R: 0 E: 0 K: 2 S: 10 H: 0 LOB: 0 BB: 0 P: 11	R: 0 E: 0 K: 0 S: 8 H: 1 LOB: 0 BB: 0 P: 13	R: 0 E: 0 K: 1 S: 8 H: 0 LOB: 0 BB: 0 P: 11	R: 0 E: 0 K: 1 S: 9 H: 0 LOB: 0 BB: 0 P: 14	R: 0 E: 0 K: 0 S: 14 H: 1 LOB: 0 BB: 0 P: 20	R: 0 E: 0 K: 1 S: 12 H: 1 LOB: 1 BB: 0 P: 14	R: 0 E: 0 K: 1 S: 10 H: 1 LOB: 1 BB: 1 P: 18	1B: 5 2B: 2 3B: 0 HR: 0 SF: 0 SAC: 0 DP: 2 HBP: 0						

PITCHER	IP	WLS	BF	H	R	ER	SO	BB	IBB	HBP	BLK	WP	HR	S	P	ERA	WHIP
19 Aníbal Sánchez, R (1, 1) ERA: 2.83	7.0	W	24	5	2	2	5	0	0	0	0	0	0	67	99	2.57	0.714
62 Al Alburquerque, R (8, 1) ERA: 3.6	1.0		4	1	0	0	2	0	0	0	0	0	0	12	14	0.00	1.000
46 Ian Krol, L (9, 1) ERA: 1.53	1.0		4	1	0	0	1	1	0	0	0	0	0	10	18	0.00	2.000

PITCHER	IP	WLS	BF	H	R	ER	SO	BB	IBB	HBP	BLK	WP	HR	S	P	ERA	WHIP

AB	31
R	2
H	7
RBI	2
BB	1
SO	7
LOB	10

WP: 0 PA: 32
PB: 0
SB: 0
CS: 1

BOTTOM

Texas Rangers @ Detroit Tigers
Comerica Park, Detroit, MI
Fri May 23 2014, 7:10 PM - 9:38 PM EDT
Att. 39,835 - Partly Cloudy - 70 F

livebaseballscorecards.com

Batter	1	2	3	4	5	6	7	8	9	AB	R	H	RBI	BB	SO	LOB
20 Rajai Davis, R (1, 7) OBP: 0.329, SLG: 0.392	1-2 3 F8 1B	1-0 G6-3 ③			0-1 3 2B 1B	0-2 P4 ③				4	1	2	0	0	0	2
3 Ian Kinsler, R (1, 4) OBP: 0.358, SLG: 0.481	1-2 F8 ① ②		0-1 24 2B 2B		0-0 41 L9 48 FC6-4 2B		1-2 24 L9 48 G5-3 2B			4	3	3	1	0	0	1
24 Miguel Cabrera, R (1, 3) OBP: 0.366, SLG: 0.543	2-1 G5-3 ③		0-1 41 G1 2B		4-0 48 FC6-4 IBB		0-1 L9 ①			3	0	1	1	1	0	1
41 Victor Martinez, S (1, 10) OBP: 0.383, SLG: 0.599		4-0 14 HR BB	2-1 G1 ①		1-2 L9 ①		4-0 48 G5-3 14 1B IBB			2	1	0	0	2	0	3
48 Torii Hunter, R (1, 9) OBP: 0.319, SLG: 0.468		1-2 F9 ①	0-1 F7 ②		1-1 FC6-4 ②		3-2 G5-3 ②			4	0	0	2	0	0	4
14 Austin Jackson, R (1, 8) OBP: 0.331, SLG: 0.420		0-1 HR	2-1 F9 ③		0-1 G5-3 ③		2-2 1B ③			4	1	2	2	0	0	2
13 Alex Avila, L (1, 2) OBP: 0.355, SLG: 0.423		1-1 L9 ②		2-0 F8 ①		1-3 K ①		1-3 K ①		4	0	0	0	0	2	0
9 Nick Castellanos, R (1, 5) OBP: 0.258, SLG: 0.371		1-1 17 E 1B		3-2 F8 ②		0-0 G6-3 ②		3-2 F8 ②		4	0	1	0	0	0	0
17 Andrew Romine, S (1, 6) OBP: 0.247, SLG: 0.224		2-0 FC6		1-0 F7 ③		0-0 HR		0-0 G4-3 ③		4	1	1	1	0	0	1

	AB	R	H	RBI	BB	SO	LOB
Totals	33	7	10	7	3	2	14

Inning Stats	1	2	3	4	5	6	7	8	9
R	0	2	1	0	2	1	1	0	
E	0	1	0	0	0	0	0	0	
K	0	0	0	0	0	1	0	1	
S	8	12	10	5	11	10	14	8	
H	1	2	2	0	2	1	2	0	
LOB	0	2	1	0	1	0	2	0	
BB	0	1	0	0	1	0	1	0	
P	12	22	14	11	17	11	24	12	

1B: 4 SF: 0
2B: 4 SAC: 0
3B: 0 DP: 0
HR: 2 HBP: 0

WP: 0 PA: 36
PB: 0
SB: 0
CS: 0

PITCHER		IP	WLS	BF	H	R	ER	SO	BB	IBB	HBP	BLK	WP	HR	S	P	ERA	WHIP
25 Scott Baker, R ERA: 6.35	(1, 1)	6.0	L	28	8	6	6	1	1	1	0	0	0	2	56	87	9.00	1.500
41 Alexi Ogando, R ERA: 6.65	(7, 1)	2.0		8	2	1	1	1	0	1	0	0	0	0	22	36	4.50	1.000

PITCHER	IP	WLS	BF	H	R	ER	SO	BB	IBB	HBP	BLK	WP	HR	S	P	ERA	WHIP

Texas Rangers @ Detroit Tigers

Comerica Park, Detroit, MI

Sat May 24 2014, 4:10 PM - 7:52 PM EDT

Att. 43,447 - Sunny - 75 F

TOP

livebaseballscorecards.com

Batter	1	2	3	4	5	6	7	8	9	AB	R	H	RBI	BB	SO	LOB
17 Shin-Soo Choo, L (1, 7) OBP: 0.434, SLG: 0.493	C FF 91 B CU 78 B SI 92 X CH 84 2-1 18 CS 1 G5-3 1B		S CU 76 F SL 87 X CU 77 0-2 ② FC4-6 1 FC6-4 1-2f 2-3	C SI 90 B SI 91 B CU 76 X CH 82 2-1 ③ G3		B SI 89 B CU 75 B FF 88 B SI 87 4-0 1 FC1-6 BB	B FF 93 S CH 84 C FF 94 D SI 90 S FF 94 2-3 ② FC		C KN 67 X KN 67 0-1 1 1B 2-H 2B	3	0	1	0	1	0	3
15 Michael Choice, R (6, 7) OBP: 0.288, SLG: 0.275										2	0	1	1	0	0	1
1 Elvis Andrus, R (1, 6) OBP: 0.310, SLG: 0.337	C FF 92 X SI 92 0-1 ① G5-3 1-2		C CU 76 X CU 75 0-1 ③ FC6-4 1-2f		B SI 86 B SL 82 C SI 88 X SI 88 2-1 18 CS 1B	C FF 95 C KC 80 B FF 95 X KC 80 1-2 ② FC1-6 18 S 18 E 1-2f	C FF 95 B CH 85 B CH 84 F CH 83 X FF 95 2-2 ③ G6-3		X KN 65 0-0 2-3 1B	6	1	2	0	0	0	5
18 Mitch Moreland, L (1, 3) OBP: 0.310, SLG: 0.398	C FF 93 B CU 77 C CU 76 F FF 93 D CU 78 D CH 84 S CH 82 3-3 ②③ K 2-3			B SI 88 C FF 90 F CU 75 B CU 78 F SI 91 X CH 83 2-2 ① F8	S CH 80 C SI 90 B FF 90 F CU 79 F FF 90 1 SAFE 1 SAFE B CU 76 C SI 90 2-3 ①② K 1-2	C KC 80 B FF 95 B FF 94 X FF 95 2-1 E8 1-H		B FF 94 C FF 94 F SL 79 S SI 93 1-3 ① K	B KN 66 X KN 65 1-0 G3-1	6	0	0	0	0	3	4
29 Adrián Beltré, R (1, 5) OBP: 0.351, SLG: 0.463		C FF 90 C SI 92 X CU 73 0-2 ① F7		X SL 85 0-0 60 E 1B	C FF 89 F SI 89 F SI 89 B CU 78 F FF 89 X SI 89 1-2 HR	S FF 95 B KC 79 S KC 80 X KC 81 1-2 ③ G1-3		B SI 93 B CH 84 B FF 95 B SI 93 4-0 1B BB		4	2	2	1	1	0	1
3 Luis Sardinas, S (8, PR) OBP: 0.318, SLG: 0.333 (8, 5)										0	0	0	0	0	0	0
Alex Rios, R (1, 9) OBP: 0.347, SLG: 0.463		C FF 90 C SL 83 S SI 92 0-3 ② K		C SI 90 D CU 78 F SL 84 B SI 90 1 SAFE 1 SAFE X SL 84 2-2 ② F7	B CU 76 F CH 81 X SI 89 1-1 1B		B SI 93 F FF 94 X KC 79 1-1 16 BB 2 BB 12 3B 1B	C CH 84 F FF 93 B SL 80 X SI 93 1-2 60 G5-4-3 1-2 1B		5	1	3	0	0	1	1
60 Chris Gimenez, R (1, 2) OBP: 0.429, SLG: 0.462		F FF 89 T SI 92 C SI 93 0-3 ③ K		B SI 90 D FF 91 X FF 90 2-0 E2 2 1B 1-H 2B	B SI 88 C SL 83 B SL 83 1 SAFE X SI 88 2-1 ③ L7		C KC 81 C KC 80 B FF 95 C FF 95 1-3 ① K	B FF 95 C CH 83 F SL 80 X FF 94 1-2 ②③ G5-4-3 1-2f		5	1	1	1	0	2	4
2 Leonys Martin, L (1, 8) OBP: 0.337, SLG: 0.357			F SI 88 B FF 90 F CU 76 C FF 92 1-3 ① K	F CU 76 F FF 91 X SI 91 0-2 16 BB 12 3B 3-H 1B		M CH 79 F CH 79 X SL 84 0-2 16 S 16 HR 1B	F FF 95 B KC 79 B CH 85 B KC 79 B FF 94 4-1 16 BB 1-2 12 3B BB		B KN 70 X KN 68 1-0 ① G3	4	3	2	1	1	1	0
16 Donnie Murphy, R (1, 10) OBP: 0.322, SLG: 0.351			B FF 89 X SI 89 1-0 17 FC4-6 12 1B 1B	1 SAFE B FF 91 B FF 91 B SI 91 B FF 90 4-0 12 3B 1-2 BB		S SI 88 D SL 85 B CH 80 X SI 89 2-1 1-H HR	B FF 94 C FF 94 B FF 94 B FF 94 B FF 94 4-1 12 3B 1-2 2-3 BB		F KN 68 B KN 68 S KN 67 B KN 68 B KN 68 X KN 68 3-2 ② G2-3	3	3	2	2	2	0	0
12 Rougned Odor, L (1, 4) OBP: 0.297, SLG: 0.500			B CH 83 1 SAFE X CH 82 1-0 17 FC4-6 1-2 1B	X CU 76 0-0 1-H 2-H 3B		B SI 87 X CH 79 1-0 ① G4-3	B FF 94 B FF 93 C FF 93 T FF 93 B KC 80 F FF 93 X SI 93 3-2 1-H 2-H 3-H 3B		B KN 67 C KN 66 X KN 66 1-1 15 2B 2B	5	1	4	5	0	0	0

Inning Stats	1	2	3	4	5	6	7	8	9
	R: 0 E: 0 K: 1 S: 8 H: 1 LOB: 1 BB: 0 P: 13	R: 0 E: 0 K: 2 S: 9 H: 0 LOB: 0 BB: 0 P: 9	R: 0 E: 0 K: 1 S: 10 H: 2 LOB: 2 BB: 0 P: 13	R: 4 E: 1 K: 0 S: 15 H: 4 LOB: 1 BB: 1 P: 27	R: 1 E: 0 K: 1 S: 16 H: 3 LOB: 1 BB: 0 P: 24	R: 3 E: 1 K: 0 S: 14 H: 2 LOB: 1 BB: 1 P: 25	R: 3 E: 0 K: 1 S: 17 H: 2 LOB: 1 BB: 2 P: 34	R: 0 E: 0 K: 1 S: 10 H: 1 LOB: 2 BB: 1 P: 17	R: 1 E: 0 K: 0 S: 10 H: 3 LOB: 2 BB: 0 P: 16

1B: 11	SF: 0	WP: 0
2B: 4	SAC: 0	PB: 0
3B: 2	DP: 2	SB: 2
HR: 2	HBP: 0	CS: 2

PA: 48

AB	43
R	12
H	18
RBI	11
BB	5
SO	7
LOB	19

PITCHER		IP	WLS	BF	H	R	ER	SO	BB	IBB	HBP	BLK	WP	HR	S	P	ERA	WHIP
21 Rick Porcello, R ERA: 3.72	(1, 1)	5.1	L	28	12	8	7	5	2	0	0	0	0	2	64	99	11.81	2.625
49 Corey Knebel, R ERA: 27.0	(6, 1)	1.0		8	2	3	3	1	2	0	0	0	0	0	19	36	27.00	4.000
40 Phil Coke, L ERA: 6.06	(7, 1)	1.2		6	1	0	0	2	1	0	0	0	0	0	16	27	0.00	1.200
29 Danny Worth, R ERA: 4.5	(9, 1)	1.0		6	3	1	1	0	0	0	0	0	0	0	10	16	9.00	3.000

PITCHER	IP	WLS	BF	H	R	ER	SO	BB	IBB	HBP	BLK	WP	HR	S	P	ERA	WHIP

Texas Rangers @ Detroit Tigers

Comerica Park, Detroit, MI

Sat May 24 2014, 4:10 PM - 7:52 PM EDT

Att. 43,447 - Sunny - 75 F

BOTTOM

Batter	1	2	3	4	5	6	7	8	9	AB	R	H	RBI	BB	SO	LOB
3 Ian Kinsler, R (1, 4) OBP: 0.364, SLG: 0.484	X FF 90 0-0 ① F8	2 SAFE 0-0 ③ CS 2-3	B FF 91 X SL 85 1-0 ① G1-3		C FF 92 1 SAFE 1 SAFE X FF 89 0-1 48 FC6-4 1B 1-2		B FF 90 F FF 93 C CH 80 F FF 94 X FF 89 1-2 1B		C FF 95 S SL 84 F FF 94 F SL 83 X FF 97 0-2 50 FC5-4 1B 2-H	5	0	3	1	0	0	0
48 Torii Hunter, R (1, 9) OBP: 0.311, SLG: 0.456 50 Bryan Holaday, R (8, 2) OBP: 0.333, SLG: 0.308	C FF 90 B CH 83 B SL 87 X FF 91 2-1 ② G1-3		X FF 92 0-0 ② L9		D SL 84 B FF 92 B FF 91 C FF 91 X FF 92 3-1 ③ FC6-4 1-2f		B FC 86 C FC 87 S FF 92 S FF 93 1-3 ③ K		B FF 96 C FF 96 D CH 89 X FF 95 2-1 ① FC5-4 32 G3 1-2f	4 1	0 0	0 0	0 0	0 0	1 0	3 1
24 Miguel Cabrera, R (1, 3) OBP: 0.366, SLG: 0.537 32 Don Kelly, L (8, 3) OBP: 0.339, SLG: 0.327	C FF 92 B FF 91 F CH 83 B SL 87 B FF 92 F SI 92 D SL 87 4-2 41 2B BB		C FF 90 F FF 92 X CU 78 0-2 ③ F7			B SL 84 B SI 89 B SL 85 C FF 90 S SI 91 X SI 92 3-2 ① G3-1		B SL 88 S SL 88 B FF 91 F SL 87 X SL 83 2-2 ① G6-3	C SL 84 X FF 97 0-1 ② G3 1-2	2 2	0 0	0 0	0 0	1 0	0 0	0 1
41 Victor Martinez, S (1, 10) OBP: 0.389, SLG: 0.605	D FF 92 X FF 92 1-0 1-3 2B			C SI 90 C CH 83 B SL 87 X SI 91 1-2 ① F8		B FF 91 C CH 83 X FF 91 1-1 13 1B 14 1B 1B		B FF 91 C FF 92 B CH 83 B CH 84 X FF 92 3-1 14 2B 1B	D SL 84 C FF 96 C SI 88 F SL 82 F FF 96 F FF 97 F SL 83 F FF 96 D CH 90 2-3 ③ K S SL 83	5	0	3	0	0	1	1
14 Austin Jackson, R (1, 8) OBP: 0.335, SLG: 0.429	C FF 92 C FF 92 F FF 91 X SL 84 0-2 ③ P4			S CH 82 F SI 92 B SL 85 B SL 86 B SI 92 X FF 92 3-2 ② G4-3		C FF 90 D CH 84 X FF 91 1-1 13 1B 1-2 1B		B FF 91 B SL 87 X CH 84 2-0 1-3 2B		4	0	2	0	0	0	2
13 Alex Avila, L (1, 2) OBP: 0.354, SLG: 0.421 28 J.D. Martinez, R (8, 9) OBP: 0.327, SLG: 0.478		C FF 91 F FF 91 S CU 79 0-3 ① K		B FF 91 C FF 92 B CH 84 C FF 91 B FF 93 X FF 92 3-2 ③ G4-3		D CU 75 B CH 82 X FF 91 2-0 9 L4-3 1B 1-2 2-3		S SL 88 X SL 88 0-1 ② P6		3 1	0 0	1 0	0 0	0 0	1 0	0 2
9 Nick Castellanos, R (1, 5) OBP: 0.258, SLG: 0.363		B FF 92 X FF 91 1-0 ② G6-3			B FF 91 B CH 82 B SL 84 C FF 90 F FF 90 C SI 92 3-3 ① K	D CH 82 X FF 91 1-0 ②③ L4-3 1-1		B SL 88 B SL 87 B FF 91 C FF 92 B FF 92 4-1 17 FC5-4 BB		3	0	0	0	1	1	3
17 Andrew Romine, S (1, 6) OBP: 0.258, SLG: 0.236		B FF 91 F FF 90 B FF 91 F FF 92 B SL 86 F FF 92 X FF 93 3-2 20 2B 1B			S CH 82 F FF 90 F SL 83 B SL 86 X FF 93 1-2 3 1B 1B		F FF 93 B FF 93 F CH 82 F FF 93 S FF 91 1-3 ① K	X SL 87 0-0 ③ FC5-4 1-2f		4	1	2	0	0	1	3
20 Rajai Davis, R (1, 7) OBP: 0.333, SLG: 0.410		B SI 91 B SL 85 X SL 85 2-0 3 CS 1-H 2B			X CU 74 0-0 ② F7		B FC 89 S FF 93 S FC 89 X FC 89 1-2 ② G4-3		C FF 94 S SI 86 F FF 96 B FF 95 B CH 89 B FF 96 X FF 94 3-2 3 1B 2B	4	1	2	1	0	0	1

	AB	R	H	RBI	BB	SO	LOB
	38	**2**	**13**	**2**	**2**	**5**	**17**

livebaseballscorecards.com

Inning Stats																																		
	R: 0	H: 1	E: 0	LOB: 2	K: 0	BB: 1	S: 11	P: 18	R: 1	H: 2	E: 0	LOB: 0	K: 1	BB: 0	S: 9	P: 15	R: 0	H: 0	E: 0	LOB: 0	K: 0	BB: 0	S: 5	P: 6	R: 0	H: 0	E: 0	LOB: 0	K: 0	BB: 0	S: 9	P: 16	R: 0	H: 2	E: 0	LOB: 2	K: 1	BB: 0	S: 12	P: 19
	R: 0	H: 3	E: 0	LOB: 2	K: 0	BB: 0	S: 9	P: 17	R: 0	H: 1	E: 0	LOB: 1	K: 2	BB: 0	S: 14	P: 18	R: 0	H: 2	E: 0	LOB: 3	K: 0	BB: 1	S: 10	P: 21	R: 1	H: 2	E: 0	LOB: 1	K: 1	BB: 0	S: 21	P: 28	1B: 9	SF: 0	2B: 5	SAC: 0	3B: 0	DP: 1	HR: 0	HBP: 0	WP: 0	PA: 41	PB: 0	SB: 0	CS: 1

PITCHER		IP	WLS	BF	H	R	ER	SO	BB	IBB	HBP	BLK	WP	HR	S	P	ERA	WHIP
22 Nick Martinez, R ERA: 2.14	(1, 1)	6.0	W	25	8	1	1	2	1	0	0	0	0	0	55	91	1.50	1.500
37 Shawn Tolleson, R ERA: 3.2	(7, 1)	1.0		4	1	0	0	2	0	0	0	0	0	0	14	18	0.00	1.000
56 Neal Cotts, L ERA: 4.12	(8, 1)	1.0		6	2	0	0	0	1	0	0	0	0	0	10	21	0.00	3.000
49 Aaron Poreda, L ERA: 3.46	(9, 1)	1.0		5	2	1	1	1	0	0	0	0	0	0	21	28	9.00	2.000

PITCHER	IP	WLS	BF	H	R	ER	SO	BB	IBB	HBP	BLK	WP	HR	S	P	ERA	WHIP

Batter	1	2	3	4	5	6	7	8	9	AB	R	H	RBI	BB	SO	LOB
17 Shin-Soo Choo, L (1, 10) OBP: 0.441, SLG: 0.490	X FF 89 0-0 29 F8 18 BB 1B 1B	S FF 92 B CU 78 F CU 78 X FF 93 1-2 ① ② G3 1-2			B CU 76 B CH 84 B FF 91 C FF 90 B FF 91 4-1 1 E 1 FC6 18 1B BB	X FF 89 0-0 ① F7	B FF 92 F FF 92 B FF 93 S FF 92 B FF 93 B FF 92 4-2 1 1B 18 1B 1-2 BB	B CU 78 C CU 79 B CH 85 C CU 80 B FF 96 B SL 85 4-2 1-2 BB		3	3	1	0	3	0	1
1 Elvis Andrus, R (1, 6) OBP: 0.312, SLG: 0.344 3 Luis Sardinas, S (8, PH) OBP: 0.304, SLG: 0.318 (8, 6)	X FF 89 0-0 ① B2	S SL 83 B FF 91 B SL 83 S SL 83 X CU 78 2-2 ③ F8			B SL 83 1 SAFE 1 SAFE 1 SAFE B SL 83 X SL 86 2-0 FC6 18 1B 29 1B 1-3	B FF 88 C FF 88 X CU 76 1-1 18 2B 2B	X CH 84 0-0 18 1B 29 1B 1-2 2-H 1B	B SI 92 B SL 84 C SL 83 S SL 84 S SL 87 2-3 ③ K		5 1	3 0	2 0	1 0	0 0	0 1	2 3
18 Mitch Moreland, L (1, 3) OBP: 0.326, SLG: 0.415	1 SAFE B FF 90 B FF 90 1 SAFE B FF 91 B FF 90 4-0 1B 1-2 BB	C CH 82 B FF 90 B CH 82 B CH 82 S FF 91 F CH 83 X FF 92 3-2 ① F8			F FF 94 1 SAFE 1 SAFE F FF 93 B FF 94 X CU 80 1-2 29 1B 3B 1-3 3-H 1B	B CH 82 X CH 82 1-0 FC6-4 2-H 2B	B FF 93 C FF 92 X FF 92 1-1 29 1B 1-2 2-H 1B		B FF 92 X FF 91 1-0 ① F8	5	1	3	3	1	0	0
29 Adrian Beltré, R (1, 5) OBP: 0.366, SLG: 0.471 16 Donnie Murphy, R (8, 5) OBP: 0.318, SLG: 0.347	C FF 92 X SL 84 0-1 ② F8 2-3	B SL 84 B FF 93 B SL 84 X FF 91 3-0 1B			X FF 94 0-0 3B 1-2 3-H 1B	C FF 90 F FF 92 B CH 83 B SL 85 B FF 93 F FF 94 B FF 92 4-2 FC6-4 BB	F FF 93 X CU 79 0-1 1-2 2-H 1B		B FF 92 B FF 90 F FF 92 B FF 92 F FF 92 C SL 86 3-3 ② K	4 1	1 0	3 0	2 0	1 0	0 0	2 0
Alex Rios, R (1, 9) OBP: 0.346, SLG: 0.469	D SL 85 B FF 93 S SL 84 B FF 92 X FF 93 3-1 1-2 3-H 1B	X FF 94 0-0 ② F9			C FF 94 D CH 85 B FF 93 X FF 94 2-1 61 1B 1-H 2-H 3B	C FF 97 B SL 84 B SL 84 X FF 97 2-1 ② FC6-4 1-2f 2-3	B FF 94 D CH 86 X FF 91 2-0 ③ G5-3		C FF 93 S CU 83 F FF 93 B SL 88 F FF 92 B CU 83 B SL 85 C SL 87 3-3 ③ K	6	1	2	3	0	1	5
2 Leonys Martin, L (1, 8) OBP: 0.327, SLG: 0.346	C FF 93 B CU 79 S CU 79 B CU 80 F FF 94 F FF 94 X CU 80 2-2 ③ G4-3	S CH 84 S FF 92 F FF 93 B CU 79 F FF 93 D CU 79 B CH 85 X CH 86 3-2 ③ G3			C CU 76 F FF 93 X SL 85 0-2 ① F7	X FF 96 0-0 ③ G6-3		B FF 93 C FF 93 B CU 78 X SL 85 2-1 ① G3		5	0	0	0	0	0	6
15 Michael Choice, R (1, 7) OBP: 0.285, SLG: 0.299		X CH 87 0-0 HR	C FF 91 B CU 78 X SL 82 1-1 ① FC7	B SL 85 X FF 93 1-0 ② FC5-3		B FF 96 C FF 96 X FF 96 1-1 ① FC3	C FF 94 B FF 94 S SL 86 X FF 96 1-2 ② FC8		5	1	1	1	0	0	1
61 Robinson Chirinos, R (1, 2) OBP: 0.279, SLG: 0.333		B FF 89 B FF 89 B FF 88 C FF 88 X FF 90 3-1 12 SH 2B	B SL 83 C SL 82 S FF 92 S FF 92 1-3 ② K	C FF 92 B SL 84 D CU 79 C SL 84 X CU 80 2-2 3-H 1B		S FF 97 C FF 97 B FF 97 S FF 98 1-3 ② K	X 0-0 12 1B 2B		5	1	3	1	0	2	0
12 Rougned Odor, L (1, 4) OBP: 0.317, SLG: 0.500		B FF 88 M CH 81 X CH 82 1-1 SH 17 CS 2-H	B CH 82 X FF 91 1-0 ③ P3	B FF 91 X FF 91 1-0 ③ F8		B FF 97 F FF 97 B SL 84 B FF 97 X FF 96 3-1 17 BB 1 1B 1B	D SL 87 X FF 94 1-0 17 BB 2-3 1B		4	1	2	0	0	0	1
Inning Stats	R: 1 E: 0 K: 0 S: 11 H: 2 LOB: 2 BB: 1 P: 20	R: 2 E: 1 K: 0 S: 11 H: 2 LOB: 0 BB: 0 P: 18	R: 0 E: 0 K: 0 S: 11 H: 1 LOB: 1 BB: 0 P: 20	R: 0 E: 0 K: 1 S: 6 H: 0 LOB: 0 BB: 0 P: 9	R: 5 E: 1 K: 0 S: 16 H: 4 LOB: 1 BB: 1 P: 29	R: 1 E: 0 K: 0 S: 10 H: 2 LOB: 2 BB: 1 P: 18	R: 3 E: 0 K: 1 S: 15 H: 4 LOB: 2 BB: 1 P: 27	R: 0 E: 0 K: 1 S: 12 H: 2 LOB: 3 BB: 1 P: 22	R: 0 E: 0 K: 2 S: 9 H: 0 LOB: 0 BB: 0 P: 16	1B: 11 2B: 4 3B: 1 HR: 1 SF: 0 SAC: 1 DP: 0 HBP: 0				WP: 0 PB: 0 SB: 0 CS: 1 PA: 50		

TOP

Texas Rangers @ Detroit Tigers

Comerica Park, Detroit, MI

Sun May 25 2014, 1:09 PM - 4:52 PM EDT

Att. 42,583 - Sunny - 79 F

livebaseballscorecards.com

AB	44
R	12
H	17
RBI	11
BB	5
SO	5
LOB	21

PITCHER		IP	WLS	BF	H	R	ER	SO	BB	IBB	HBP	BLK	WP	HR	S	P	ERA	WHIP
35 Justin Verlander, R ERA: 4.04	(1, 1)	5.1	L	31	11	9	6	1	3	0	0	0	0	1	62	109	10.12	2.625
57 Evan Reed, R ERA: 3.92	(6, 1)	1.1		5	1	1	1	1	0	0	0	0	0	0	10	17	6.75	0.750
46 Ian Krol, L ERA: 2.5	(7, 1)	0.1		5	3	2	2	0	1	0	0	0	0	0	8	15	54.00	12.000
44 Joba Chamberlain, R ERA: 3.1	(8, 1)	0.2		5	2	0	0	0	1	0	0	0	0	0	9	17	0.00	4.500
62 Al Alburquerque, R ERA: 3.54	(8, 1)	0.1		1	0	0	0	1	0	0	0	0	0	0	3	5	0.00	0.000

PITCHER		IP	WLS	BF	H	R	ER	SO	BB	IBB	HBP	BLK	WP	HR	S	P	ERA	WHIP
36 Joe Nathan, R ERA: 3.86	(9, 1)	1.0		3	0	0	0	2	0	0	0	0	0	0	9	16	0.00	0.000

Texas Rangers @ Detroit Tigers

Comerica Park, Detroit, MI

Sun May 25 2014, 1:09 PM - 4:52 PM EDT

Att. 42,583 - Sunny - 79 F

BOTTOM

livebaseballscorecards.com

Batter	1	2	3	4	5	6	7	8	9	AB	R	H	RBI	BB	SO	LOB
20 Rajai Davis, R (1, 7) OBP: 0.336, SLG: 0.410	C FF 86 S FF 87 F FF 90 B SL 83 X CU 79 1-2 24 BLK 24 S 41 FC3-6 1B	X SL 81 0-0 ② L6		C FF 89 S SL 82 B SL 83 X FF 90 1-2 ③ F8		X FF 91 0-0 ③ G6-3		F FF 90 C FF 90 F SL 84 X SL 83 0-2 3 G6-4-3 1-2 1B		5	1	2	0	0	0	5
3 Ian Kinsler, R (1, 4) OBP: 0.360, SLG: 0.477 29 Danny Worth, R (9, 4) OBP: 0.250, SLG: 0.242	B CH 86 1 SAFE 1 SAFE 1 SAFE X FF 87 1-0 ① P6	C SL 83 C FF 90 X FF 89 0-2 ③ F8			C FF 87 X SL 80 0-1 ① F9		C FF 88 X CU 73 0-1 24 1B 48 1B 1B	X FF 90 0-0 ②③ G6-4-3 1-2f		5 0	1 0	1 0	0 0	0 0	0 0	5 0
24 Miguel Cabrera, R (1, 10) OBP: 0.369, SLG: 0.533 50 Bryan Holaday, R (7, PR) OBP: 0.326, SLG: 0.300 (8, 10)	C SL 82 F FF 89 1 SAFE B FF 89 B FF 89 F FF 90 B FF 91 B SL 85 4-2 41 FC3-6 1-3 BB	C FF 89 X FF 88 0-1 ① F8			C FF 89 X FF 90 0-1 ② FC7		X FF 89 0-0 48 1B 14 FC5-4 1-2 1B		F FF 89 X FF 90 0-1 ① G6-3	3 1	0 1	1 1	0 0	1 0	0 0	0 0
41 Victor Martinez, S (1, 3) OBP: 0.393, SLG: 0.611 32 Don Kelly, L (7, PH) OBP: 0.344, SLG: 0.321 (8, 3)	B FF 90 B SI 89 B SI 89 F FF 89 X FF 90 3-1 ② FC3-6 1-2f 3-H	B CH 83 F FF 89 B SL 84 F SL 83 F FF 90 X CH 86 2-2 2B			C FF 88 B FF 89 F FF 90 F FF 90 X SL 85 1-2 48 FC6-4 1B		B FF 91 B SI 90 F FF 89 F SI 89 B FF 90 F FF 90 X FF 90 3-2 ① FC7		B SL 83 S SI 88 B SI 88 S SI 90 B FF 90 B SI 89 4-2 BB	3 1	0 0	2 0	1 1	0 0	0 2	1 2
48 Torii Hunter, R (1, 9) OBP: 0.310, SLG: 0.451 28 J.D. Martinez, R (8, 9) OBP: 0.321, SLG: 0.468	S SL 84 F FF 90 F FF 91 X FF 88 0-2 ③ F9	X FF 89 0-0 ② G6-3			B SL 83 S SL 82 C FF 89 B SL 82 F SL 84 X SL 82 2-2 ③ FC6-4 1-2f		C FF 90 X CU 78 0-1 14 FC5-4 1-3 2-H 1B		B FC 90 F FF 89 B FF 91 F FF 90 X SL 79 2-2 ② F8	4 1	0 0	1 0	1 0	0 0	0 0	3 1
14 Austin Jackson, R (1, 8) OBP: 0.332, SLG: 0.421		B FF 88 B FF 87 S FF 88 F FF 89 X FF 91 2-2 9 FC5-4 13 BB 17 1B 1B	B SL 81 S SL 81 B SL 82 S FF 89 T FF 90 2-2 ③ K			B FF 87 X FF 88 1-0 ① F8	X FF 90 0-0 ② FC5-4 1-2f 3-H		C SL 77 X FF 88 0-1 ③ L9	5	1	1	1	0	1	3
13 Alex Avila, L (1, 2) OBP: 0.359, SLG: 0.413		B CU 74 B CH 83 1 SAFE B CH 86 C FF 89 1 SAFE B FF 88 4-1 9 FC5-4 1-2 BB		B CH 86 F FF 87 C FF 89 B SL 84 B FF 90 B FF 90 4-2 9 CS BB		X FF 87 0-0 ② F8	C SL 83 F FF 91 B SL 84 T FF 91 1-2 ③ K			2	0	0	0	2	1	1
9 Nick Castellanos, R (1, 5) OBP: 0.270, SLG: 0.365		C FF 89 B FF 90 B FF 87 X FF 90 2-1 ① FC5-4 17 E 17 1B 1-2f 2-3		S SL 81 B SL 84 B FF 89 S SL 82 B FF 91 B FF 90 4-2 ① 1-2 BB		B FF 88 S SL 83 C FF 90 B SL 86 B SL 83 F FF 89 B FF 90 4-2 17 1B BB		B FF 88 B FF 89 S FF 89 X FC 90 2-1 17 FC6-4 1B		2	0	1	0	2	0	2
17 Andrew Romine, S (1, 6) OBP: 0.267, SLG: 0.247		C CU 76 B CH 84 F SI 89 F SL 84 F SL 84 B FF 87 D CU 78 F FF 87 X FF 90 3-2 E8 1-3 3-H 1B		C CU 77 S SL 82 S SL 81 0-3 ② K		C FF 89 S FF 90 X FF 90 0-2 1-2 1B		X FF 90 0-0 ① FC6-4 20 1B 1-2f		4	0	2	1	0	1	2
Inning Stats	R: 1 E: 0 K: 0 S: 14 H: 1 LOB: 1 BB: 1 P: 23	R: 1 E: 1 K: 0 S: 16 H: 2 LOB: 2 BB: 1 P: 27	R: 0 E: 0 K: 1 S: 10 H: 1 LOB: 1 BB: 0 P: 14	R: 0 E: 0 K: 1 S: 10 H: 0 LOB: 1 BB: 2 P: 19	R: 0 E: 0 K: 0 S: 12 H: 1 LOB: 1 BB: 0 P: 15	R: 0 E: 0 K: 0 S: 9 H: 1 LOB: 2 BB: 1 P: 14	R: 2 E: 0 K: 1 S: 13 H: 3 LOB: 1 BB: 0 P: 17	R: 0 E: 0 K: 0 S: 8 H: 2 LOB: 1 BB: 0 P: 10	R: 0 E: 0 K: 0 S: 9 H: 0 LOB: 1 BB: 1 P: 15	1B: 10 2B: 1 3B: 0 HR: 0 SF: 0 SAC: 0 DP: 1 HBP: 0	WP: 0 PB: 0 SB: 1 CS: 1 PA: 42					

	AB	36
	R	4
	H	11
	RBI	4
	BB	6
	SO	3
	LOB	25

PITCHER		IP	WLS	BF	H	R	ER	SO	BB	IBB	HBP	BLK	WP	HR	S	P	ERA	WHIP
48 Colby Lewis, R ERA: 5.1	(1, 1)	5.2	W	26	5	2	2	2	5	0	0	1	0	0	67	108	3.18	1.765
46 Robbie Ross Jr., L ERA: 4.82	(6, 1)	2.2		14	6	2	2	1	1	0	0	0	0	0	29	39	6.75	2.625
28 Joakim Soria, R ERA: 2.16	(9, 1)	0.2		2	0	0	0	0	0	0	0	0	0	0	5	7	0.00	0.000

PITCHER		IP	WLS	BF	H	R	ER	SO	BB	IBB	HBP	BLK	WP	HR	S	P	ERA	WHIP

Batter	1	2	3	4	5	6	7	8	9	AB	R	H	RBI	BB	SO	LOB
20 Rajai Davis, R (1, 7) OBP: 0.333, SLG: 0.406	B SI 87 B FF 86 C FF 88 S CH 81 S CH 81 2-3 ① **K**	C CH 80 C FF 86 D CU 73 B FF 88 C FF 87 2-3 ② **K**	C FC 86 F CH 81 B CH 80 X FF 88 1-2 **1B**	X SL 81 0-0 ③ **FC5-4** 1-2f					4	0	1	0	0	2	2
14 Austin Jackson, R (1, 8) OBP: 0.324, SLG: 0.411	B FF 87 F SI 87 B FF 88 B FF 86 X FF 85 3-1 ② **F8**	S CU 75 B FF 87 D CU 75 S CH 81 F FC 85 F FC 86 S FF 88 2-3 ③ **K**	B FF 86 F CH 81 S FF 86 C SI 86 1-3 ③ **K**			B FF 89 X FF 88 1-0 ① **F8**			4	0	0	0	0	2	2
24 Miguel Cabrera, R (1, 3) OBP: 0.366, SLG: 0.533	B FF 88 F FF 86 X CH 81 1-1 ③ **G5-3**	C FF 87 F SI 85 X CU 74 0-2 **2B**	C SI 86 B FF 87 B FF 86 C CH 82 C SI 87 2-3 ① **K**	B SL 79 X SI 90 1-0 ② **G6-3**					4	0	1	0	0	1	0
41 Victor Martinez, S (1, 10) OBP: 0.395, SLG: 0.609	C FF 87 X SI 85 0-1 ① **G6-3**	B CU 76 F FF 88 B CU 74 B FF 86 X FF 85 3-1 ① **G6-3**	B CU 76 C FF 88 C FF 87 B CU 76 X CU 74 2-2 **9 FC5-4 1B**	C SL 81 B CH 85 B CH 82 X SI 90 2-1 **48 FC6-4 1B**					4	0	2	0	0	0	1
48 Torii Hunter, R (1, 9) OBP: 0.303, SLG: 0.440	C SI 86 S FF 87 X FF 87 0-2 ② **P6**	C FC 87 D CH 81 B FC 86 F SI 85 X CH 81 2-2 ② **G5-3**	F FF 87 C FC 87 B FF 88 D CH 81 F FF 88 F FC 87 C SI 88 2-3 ② **K**	X SI 91 0-0 ③ **FC6-4** 1-2f					4	0	0	0	0	1	3
9 Nick Castellanos, R (1, 5) OBP: 0.276, SLG: 0.360	C FF 87 B FF 87 B FF 88 B CH 82 B FF 87 4-1 **BB**	B CU 76 B SI 86 F FF 88 B CU 77 B FF 87 4-1 **BB**	B CH 82 X SI 86 1-0 ③ **FC5-4** 1-2f				B FF 94 X FF 94 1-0 ① **F9**		2	0	0	0	2	0	1
50 Bryan Holaday, R (1, 2) OBP: 0.298, SLG: 0.273	F SI 87 C FF 87 X FF 87 0-2 ③ **L4**	C CU 76 C FF 86 B SI 86 F FF 87 B FC 87 X SI 86 2-2 ③ **P5**	S SI 87 B CH 81 X FC 85 1-1 ① **F8**				C FF 94 X FF 95 0-1 ② **P4**		4	0	0	0	0	0	3
29 Danny Worth, R (1, 4) OBP: 0.225, SLG: 0.216		C FF 88 F FF 86 B FF 86 X FF 87 1-2 ① **F8**	B FF 86 X SI 85 1-0 ① **F9**	X SI 87 0-0 ② **L7**			C FF 94 F FF 94 T FF 95 0-2 ③ **K**		4	0	0	0	0	1	0
17 Andrew Romine, S (1, 6) OBP: 0.269, SLG: 0.260		X FF 88 0-0 **2B**	B SI 86 B FF 87 X SI 86 2-0 ② **P3**	B FF 88 X FF 88 1-0 **E6 20 FC5-4**					3	0	1	0	0	0	0
Inning Stats	R: 0 H: 0 E: 0 LOB: 0 K: 1 BB: 0 S: 7 P: 13	R: 0 H: 0 E: 0 LOB: 1 K: 0 BB: 1 S: 9 P: 13	R: 0 H: 1 E: 0 LOB: 1 K: 2 BB: 0 S: 12 P: 17	R: 0 H: 1 E: 0 LOB: 2 K: 0 BB: 1 S: 13 P: 24	R: 0 H: 1 E: 0 LOB: 1 K: 1 BB: 0 S: 8 P: 13	R: 0 H: 1 E: 0 LOB: 1 K: 2 BB: 0 S: 12 P: 19	R: 0 H: 0 E: 1 LOB: 1 K: 0 BB: 0 S: 5 P: 7	R: 0 H: 1 E: 0 LOB: 1 K: 0 BB: 0 S: 5 P: 9	R: 0 H: 0 E: 0 LOB: 0 K: 1 BB: 0 S: 6 P: 7	1B: 3 2B: 2 3B: 0 HR: 0	SF: 0 SAC: 0 DP: 0 HBP: 0					

TOP

Detroit Tigers @ Oakland Athletics

O.co Coliseum, Oakland, CA

Mon May 26 2014, 4:10 PM - 7:02 PM EDT

Att. 35,067 - Sunny - 69 F

livebaseballscorecards.com

AB	33
R	0
H	5
RBI	0
BB	2
SO	7
LOB	12

WP: 0 PB: 0 SB: 0 CS: 0 PA: 35

PITCHER		IP	WLS	BF	H	R	ER	SO	BB	IBB	HBP	BLK	WP	HR	S	P	ERA	WHIP
57 Tommy Milone, L ERA: 3.5	(1, 1)	6.2	W	27	4	0	0	6	2	0	0	0	0	0	65	105	0.00	0.900
61 Dan Otero, R ERA: 2.32	(7, 1)	1.1		5	1	0	0	0	0	0	0	0	0	0	6	10	0.00	0.750
62 Sean Doolittle, L ERA: 3.0	(9, 1)	1.0		3	0	0	0	1	0	0	0	0	0	0	6	7	0.00	0.000

PITCHER	IP	WLS	BF	H	R	ER	SO	BB	IBB	HBP	BLK	WP	HR	S	P	ERA	WHIP

Detroit Tigers @ Oakland Athletics

O.co Coliseum, Oakland, CA

Mon May 26 2014, 4:10 PM - 7:02 PM EDT

Att. 35,067 - Sunny - 69 F

BOTTOM

livebaseballscorecards.com

Batter	1	2	3	4	5	6	7	8	9	AB	R	H	RBI	BB	SO	LOB
4 Coco Crisp, S (1, 8) OBP: 0.344, SLG: 0.380	B SI 88 X SI 88 1-0 36 E 1B	F SI 90 B CH 82 F KC 79 F KC 79 B SI 91 X SI 91 2-2 ③ F9		C KC 76 F KC 77 X SI 91 0-2 ① SF7 3-H		X FF 96 0-0 ② F7		X FF 95 0-0 E5 36 HR 1-2 2-3		4	1	1	1	0	0	2
36 Derek Norris, R (1, 2) OBP: 0.416, SLG: 0.513	B SI 88 C SI 88 B FC 85 1 SAFE X SI 88 2-1 E6 1-3		C SI 88 X SI 87 0-1 ① F9	C KC 77 T SI 91 D KC 80 S KC 80 1-3 ② K		C FF 95 C KC 82 B FF 96 B FF 95 S KC 80 2-3 ③ K		B SL 80 F KC 95 B FF 92 X FF 95 2-1 1-H 2-H 3-H HR		5	1	1	4	0	2	3
20 Josh Donaldson, R (1, 5) OBP: 0.370, SLG: 0.523	C CH 81 D KC 78 B KC 78 F SI 90 S KC 79 2-3 ① K		B SI 90 X CH 81 1-0 HR	S KC 78 F SI 92 D KC 79 F SI 88 X SI 92 1-2 1-3 2-H 1B			X FF 95 0-0 52 FC5-4 1B	C SL 80 B FF 95 S CH 87 B FF 96 X SL 81 2-2 ① G3		5	1	3	2	0	1	2
52 Yoenis Cespedes, R (1, 7) OBP: 0.310, SLG: 0.500	F CH 80 X SI 90 0-1 ② P4		B KC 78 B KC 77 C SI 90 F SI 90 F KC 77 B KC 78 F SI 92 X KC 79 3-2 HR	B SI 89 F KC 78 X KC 78 1-1 ③ P3			C KC 80 B KC 80 B FF 94 F FF 93 F KC 80 X KC 81 2-2 ① FC5-4 8 1B 1-2f	C CH 86 C SI 94 S SL 80 0-3 ② K		5	1	1	1	0	1	5
8 Jed Lowrie, S (1, 6) OBP: 0.348, SLG: 0.374	C SI 90 B SI 90 F KC 78 B SI 91 F KC 81 F CH 82 F SI 92 F SI 92 F KC 79 2-2 X KC 81 F9 ③		B SI 90 B SI 90 F SI 89 F SI 90 X SI 91 2-2 ② F8		B SI 86 B SI 88 B SI 88 C SI 88 F SI 88 B SI 88 4-2 BB		F FF 94 B SI 95 B KC 81 F FF 94 X FF 96 2-2 1-2 1B	B FF 94 X SI 93 1-0 ③ L8		4	0	1	0	1	0	2
37 Brandon Moss, L (1, 10) OBP: 0.377, SLG: 0.584		L SI 89 X SI 87 0-1 HR	C SI 92 B SI 92 C KC 80 S KC 80 1-3 ③ K		X SI 87 0-0 ① P3		S KC 81 D SI 95 X CH 86 1-1 ② F9			4	1	1	1	0	1	3
18 Alberto Callaspo, S (1, 4) OBP: 0.335, SLG: 0.324		C SI 89 B SI 89 X CH 81 1-1 ① L8		B SI 86 F SI 88 B FC 85 C SI 88 X SI 91 2-2 3 BB 88 1B 4 SF7 1B	1 SAFE B SI 87 F KC 76 C KC 77 B SI 90 F KC 76 X KC 78 2-2 ② F8		B FF 94 C FF 95 X CH 86 1-1 ③ G5-3			4	1	1	0	0	0	3
88 Kyle Blanks, R (1, 3) OBP: 0.308, SLG: 0.375		F KC 78 B KC 77 B SI 91 X CH 81 2-1 HR		B SI 90 F SI 89 S SI 90 X KC 78 1-2 3 BB 20 1B 1-2 1B	1 SAFE S SI 89 X SI 91 0-1 ③ G5-3			B SI 93 B FF 94 B FF 95 B SI 94 4-0 4 E 3 CI 36 HR BB		3	3	2	1	1	0	1
3 Craig Gentry, R (1, 9) OBP: 0.333, SLG: 0.326		F SI 90 C SI 90 B SI 91 X KC 78 1-2 ② G6-3		B SI 89 B SI 89 D SI 88 C SI 89 B SI 88 4-1 20 1B 1-2 2-3 BB		C FF 95 C FF 96 F FF 95 B KC 81 C KC 80 1-3 ① K		S FF 96 0-1 CI 4 E 36 HR 1-2		2	1	0	0	1	1	0
Inning Stats	R: 0 E: 1 K: 1 S: 16 H: 1 LOB: 2 BB: 0 P: 23	R: 2 E: 0 K: 0 S: 13 H: 2 LOB: 0 BB: 0 P: 19	R: 2 E: 0 K: 1 S: 14 H: 2 LOB: 0 BB: 0 P: 21	R: 2 E: 0 K: 1 S: 19 H: 3 LOB: 2 BB: 1 P: 29	R: 0 E: 0 K: 0 S: 9 H: 0 LOB: 1 BB: 1 P: 15	R: 0 E: 0 K: 2 S: 8 H: 0 LOB: 0 BB: 0 P: 11	R: 0 E: 0 K: 0 S: 12 H: 2 LOB: 2 BB: 0 P: 18	R: 4 E: 2 K: 1 S: 11 H: 1 LOB: 0 BB: 1 P: 20		1B: 6 2B: 0 3B: 0 HR: 5 SF: 1 SAC: 0 DP: 0 HBP: 0	WP: 0 PB: 0 SB: 0 CS: 0 PA: 41					

	AB	36
	R	10
	H	11
	RBI	10
	BB	3
	SO	6
	LOB	21

PITCHER		IP	WLS	BF	H	R	ER	SO	BB	IBB	HBP	BLK	WP	HR	S	P	ERA	WHIP
33 Drew Smyly, L ERA: 3.86	(1, 1)	5.0	L	26	8	6	6	3	2	0	0	0	0	4	71	107	10.80	2.000
49 Corey Knebel, R ERA: 9.0	(6, 1)	2.0		8	2	0	0	2	0	0	0	0	0	0	20	29	0.00	1.000
40 Phil Coke, L ERA: 6.75	(8, 1)	1.0		7	1	4	2	1	1	0	0	0	0	1	11	20	18.00	2.000

PITCHER	IP	WLS	BF	H	R	ER	SO	BB	IBB	HBP	BLK	WP	HR	S	P	ERA	WHIP

Detroit Tigers @ Oakland Athletics

O.co Coliseum, Oakland, CA

Tue May 27 2014, 10:09 PM - 1:27 AM EDT

Att. 21,549 - Partly Cloudy - 68 F

TOP

livebaseballscorecards.com

Batter	1	2	3	4	5	6	7	8	9	AB	R	H	RBI	BB	SO	LOB
3 Ian Kinsler, R (1, 4) OBP: 0.352, SLG: 0.465	C FF 89 B SI 94 F SL 89 B SI 96 X CU 83 2-2 ① G5-3	C FF 95 S CU 79 F CU 81 B CU 83 X FF 94 1-2 ③ P4		D CU 82 C SI 95 X CU 82 1-1 ③ F8			B SL 83 X CH 81 1-0 ② G5-3		S SL 82 B CH 76 F SI 88 T SL 81 1-2 ② K	5	0	0	0	0	1	1
48 Torii Hunter, R (1, 9) OBP: 0.306, SLG: 0.462	C FF 95 X SL 88 0-1 24 1B 2B		B FF 94 C SI 93 X SI 92 1-1 ① G6-3		B FF 93 F SI 93 B CH 88 X SI 94 2-1 ① L9		B SI 90 X SI 90 1-0 HR		B SI 88 S SI 88 F SL 81 X SL 81 1-2 ③ F8	5	2	2	1	0	0	0
24 Miguel Cabrera, R (1, 3) OBP: 0.369, SLG: 0.548	B SL 88 F SI 94 B SI 95 X SI 94 2-1 41 BB 28 2B 1B 2-H		S FF 95 S CU 83 B CU 82 X FC 91 1-2 HR		B FF 95 F FF 94 S FF 95 F FF 95 F SI 94 B CU 84 S CU 82 2-3 ② K		C SI 90 S CH 82 X CH 83 0-2 ③ L9			4	2	2	2	0	1	0
41 Victor Martinez, S (1, 10) OBP: 0.397, SLG: 0.604	B FF 93 B SL 87 B SI 93 B SI 93 4-0 28 2B 1-2 BB		C SL 87 B CU 81 B CH 88 F CU 81 X CU 82 2-2 ② G6-3		C CU 80 F CU 76 F SI 95 F FF 92 B CU 83 F CU 82 B SL 88 X FF 95 2-2 28 2-4 1B			C SI 90 F SI 92 F FF 94 B KC 79 X SI 82 1-2 ① F8		3	0	1	0	1	0	0
28 J.D. Martinez, R (1, 7) OBP: 0.351, SLG: 0.500 20 Rajai Davis, R (8, PR) OBP: 0.333, SLG: 0.406 (8, 7)	C CU 81 X SI 94 0-1 1-3 2-H 2B		B FF 94 F CU 78 S SI 94 B CU 81 S CU 82 2-3 ③ K2-3		D SL 88 1-0 ③ 2-4 1-2	B CU 79 S FF 93 B FF 94 X CU 82 2-1 14 FC6-4 1B		C KC 76 B FF 93 B SI 92 B SI 91 B SI 91 4-1 9 S 9 PB 14 FC6-4 BB		3 0	0 1	2 0	1 0	1 0	1 0	0 0
32 Don Kelly, L (1, 5) OBP: 0.328, SLG: 0.305 9 Nick Castellanos, R (8, PH) OBP: 0.280, SLG: 0.360 (8, 5)	X SI 94 0-0 ② G3			B SI 93 C SI 92 B FF 94 B SI 92 F SI 92 X SI 92 3-2 ① F8		1 SAFE C FF 94 F SL 88 C CU 82 0-3 ① K		B FF 92 S SI 92 B SI 93 C FF 90 F KC 79 B SI 94 F KC 74 F FF 95 B KC 75 4-2 14 FC6-4 1-3 BB		3 0	0 0	0 0	0 0	0 1	1 0	3 0
14 Austin Jackson, R (1, 8) OBP: 0.323, SLG: 0.407	D SL 88 S CU 82 X SI 94 1-1 ③ G5-3			B SL 87 B FF 95 X SI 94 2-0 13 2B 1B		1 SAFE C CU 81 F SI 94 D CU 82 X CU 82 1-2 ② FC6-4 1-2f		B SL 81 X SL 82 1-0 ② FC6-4 1-2f 3-H		4	1	1	1	0	0	4
13 Alex Avila, L (1, 2) OBP: 0.356, SLG: 0.416		X SI 92 0-0 ① B1-3		1 SAFE X FF 94 0-0 1-H 2B		B CU 81 1 SAFE 1 SAFE F FF 93 B CU 82 C CU 81 S CU 82 2-3 ③ K		C SL 81 F CH 76 S SL 81 0-3 ③ K		4	0	1	1	0	2	2
17 Andrew Romine, S (1, 6) OBP: 0.259, SLG: 0.250		B FF 95 F FF 93 C CU 81 S CU 83 1-3 ② K		B FF 95 S CU 80 L CU 83 D CU 82 X FF 94 2-2 ② G6-3			C FF 89 F CH 82 B SI 90 F CH 82 X CH 82 1-2 ① G6-3		B SI 87 B FF 88 C FF 88 S SI 87 S SL 81 2-3 ① K	4	0	0	0	0	2	1

	AB	35
	R	6
	H	9
	RBI	6
	BB	3
	SO	8
	LOB	11

Inning Stats	1	2	3	4	5	6	7	8	9
	R: 2 E: 0 K: 0 S: 12	H: 3 LOB: 2 BB: 1 P: 21	R: 0 E: 0 K: 1 S: 8	H: 0 LOB: 0 BB: 0 P: 10	R: 1 E: 0 K: 1 S: 11	H: 1 LOB: 0 BB: 0 P: 17	R: 1 E: 0 K: 0 S: 10	H: 2 LOB: 1 BB: 0 P: 18	R: 0 E: 0 K: 1 S: 13	H: 1 LOB: 1 BB: 0 P: 20	R: 0 E: 0 K: 2 S: 11	H: 1 LOB: 1 BB: 0 P: 16	R: 1 E: 0 K: 0 S: 9	H: 1 LOB: 0 BB: 0 P: 12	R: 1 E: 0 K: 1 S: 14	H: 0 LOB: 1 BB: 2 P: 24	R: 0 E: 0 K: 2 S: 9	H: 0 LOB: 0 BB: 0 P: 13

	1B: 4	SF: 0
	2B: 3	SAC: 0
	3B: 0	DP: 0
	HR: 2	HBP: 0

	WP: 0	PA: 38
	PB: 1	
	SB: 1	
	CS: 0	

PITCHER		IP	WLS	BF	H	R	ER	SO	BB	IBB	HBP	BLK	WP	HR	S	P	ERA	WHIP
54 Sonny Gray, R ERA: 2.31	(1, 1)	6.0		27	8	4	4	5	1	0	0	0	0	1	65	102	6.00	1.500
61 Dan Otero, R ERA: 2.53	(7, 1)	1.0	B	4	1	1	1	0	0	0	0	0	0	1	9	12	9.00	1.000
56 Fernando Abad, L ERA: 2.18	(8, 1)	0.1	L	3	0	1	0	0	2	0	0	0	0	0	10	19	0.00	6.000
44 Luke Gregerson, R ERA: 2.7	(8, 1)	1.2		5	0	0	0	3	0	0	0	0	0	0	13	18	0.00	0.000

PITCHER		IP	WLS	BF	H	R	ER	SO	BB	IBB	HBP	BLK	WP	HR	S	P	ERA	WHIP

Detroit Tigers @ Oakland Athletics

O.co Coliseum, Oakland, CA

Tue May 27 2014, 10:09 PM - 1:27 AM EDT

Att. 21,549 - Partly Cloudy - 68 F

livebaseballscorecards.com

Batter	1	2	3	4	5	6	7	8	9	AB	R	H	RBI	BB	SO	LOB
4 Coco Crisp, S (1, 8) OBP: 0.340, SLG: 0.381	B FF 90 B CH 82 F FF 93 B FF 93 X FF 94 3-1 5 CS 2B	B CU 78 T CH 84 F CU 78 D CH 84 F FF 94 X CU 80 2-2 ③ P4		B FF 93 B FF 93 F CH 83 F FF 93 D CU 79 S CH 86 3-3 ② K		1 SAFE B CH 81 1 SAFE X FF 90 1-0 ③ P4			C CU 81 B CU 82 B FF 92 X SL 87 2-1 ② G3-1	5	0	1	0	0	1	3
5 John Jaso, L (1, 2) OBP: 0.385, SLG: 0.495 36 Derek Norris, R (7, PH) OBP: 0.417, SLG: 0.508 (8, 2)	C FF 94 F FF 93 B CU 77 F FF 93 B CU 79 B CH 85 F FF 94 F CH 86 B FF 94 4-2 ① 2-3 BB		F FF 92 B FF 93 B CU 79 C CH 84 F FF 94 F CU 80 F CU 79 F FF 94 B FF 94 4-2 F CH 86 H FF 95 20 BB HBP	B CU 78 X CH 86 1-0 3-H HR			B FF 92 B FF 92 B FF 90 B FF 93 4-0 20 FC5-4 BB		C CU 83 B SL 88 S FF 93 B FF 93 B SL 87 S SL 88 3-3 ③ K	1 1	1 0	1 0	2 0	1 1	0 1	0 0
20 Josh Donaldson, R (1, 5) OBP: 0.368, SLG: 0.515	X FF 93 0-0 ② F8		S SL 86 B FF 92 S CH 83 B FF 92 B FF 95 B FF 95 4-2 1-2 BB	C SL 85 B SL 85 X FF 92 1-1 ③ L9			X SL 84 0-0 ① FC5-4 1-2f			3	0	0	0	1	0	2
37 Brandon Moss, L (1, 3) OBP: 0.369, SLG: 0.571	B FF 94 F FF 93 X FF 93 1-1 ③ F9		C CH 84 S CH 86 S CH 86 0-3 ① K		B FF 90 C CH 82 S CH 82 S CH 84 1-3 ① K		B SI 93 X SL 85 1-0 ② P5			4	0	0	0	0	2	4
52 Yoenis Cespedes, R (1, 7) OBP: 0.308, SLG: 0.495		B FF 93 F FF 94 X CH 84 1-1 8 2B 1B	C CH 84 F SL 87 F SL 86 F FF 95 F SL 86 S SL 87 0-3 ② K		S FF 91 T FF 92 X CH 84 0-2 ② F7		C SI 93 B SI 94 1 SAFE D SL 85 1 SAFE 1 SAFE C SI 93 F SL 85 X SL 85 2-2 ③ L7			4	1	1	0	0	1	3
8 Jed Lowrie, S (1, 6) OBP: 0.346, SLG: 0.377		X CH 84 0-0 1-H 18 2B 2B	B FF 94 X CU 78 1-0 ③ G5-3		F FF 91 X CU 76 0-1 ③ F9			C FF 93 B CU 80 C CU 79 B FF 95 X SL 84 2-2 ① L7		4	1	1	1	0	0	2
16 Josh Reddick, L (1, 9) OBP: 0.272, SLG: 0.344		F FF 93 L FF 94 X FF 94 0-2 ① P4		B CH 83 S CH 84 X FF 92 1-1 18 1B 28 BLK 1B		B FF 90 C CH 81 F CU 78 F CH 84 X CH 82 1-2 ① F9		X CU 79 0-0 ② P5		4	1	1	0	0	0	1
18 Alberto Callaspo, S (1, 10) OBP: 0.339, SLG: 0.336		C CU 78 B CU 77 F CH 84 X FF 94 1-2 28 F9 2-H 2B		C FF 91 1 SAFE X CH 82 0-1 28 F9 28 BLK 5 HR 1-3 1B		C FF 90 C CU 77 B CU 78 B CH 84 X CU 78 2-2 ② L9		C FF 94 C FF 94 B FF 95 F FF 95 B CU 82 X SL 85 2-2 ③ G3-1		4	1	2	1	0	0	0
28 Eric Sogard, L (1, 4) OBP: 0.258, SLG: 0.223		C FF 93 B CH 85 X FF 94 1-1 ② F9 2-3		B CU 76 1 SAFE S CH 83 X CH 85 1-1 ① F9 1-3 3-H		X FF 90 0-0 ① 1B			C FF 91 B SL 86 X SL 86 1-1 ① P4	4	0	1	0	0	0	2
Inning Stats	R: 0 E: 0 K: 0 S: 10 H: 1 LOB: 1 BB: 1 P: 18	R: 2 E: 0 K: 0 S: 15 H: 3 LOB: 1 BB: 0 P: 20	R: 0 E: 0 K: 2 S: 19 H: 0 LOB: 2 BB: 1 P: 28	R: 3 E: 0 K: 1 S: 12 H: 3 LOB: 0 BB: 0 P: 19	R: 0 E: 0 K: 1 S: 8 H: 0 LOB: 0 BB: 0 P: 9	R: 0 E: 0 K: 0 S: 9 H: 1 LOB: 1 BB: 0 P: 13	R: 0 E: 0 K: 0 S: 6 H: 0 LOB: 1 BB: 1 P: 13	R: 0 E: 0 K: 0 S: 8 H: 0 LOB: 0 BB: 0 P: 12	R: 0 E: 0 K: 1 S: 7 H: 0 LOB: 0 BB: 0 P: 13	1B: 4 2B: 3 3B: 0 HR: 1 SF: 0 SAC: 0 DP: 0 HBP: 1						

BOTTOM	
AB	34
R	5
H	8
RBI	4
BB	3
SO	5
LOB	17

PITCHER		IP	WLS	BF	H	R	ER	SO	BB	IBB	HBP	BLK	WP	HR	S	P	ERA	WHIP	PITCHER	IP	WLS	BF	H	R	ER	SO	BB	IBB	HBP	BLK	WP	HR	S	P	ERA	WHIP
37 Max Scherzer, R ERA: 3.0	(1, 1)	6.0		28	8	5	5	4	2	0	1	1	0	1	73	107	7.50	1.667																	
46 Ian Krol, L ERA: 2.5	(7, 1)	0.0		1	0	0	0	0	1	0	0	0	0	0	0	4	∞	∞																	
62 Al Alburquerque, R ERA: 3.38	(7, 1)	1.0	W	3	0	0	0	0	0	0	0	0	0	0	6	9	0.00	0.000																	
44 Joba Chamberlain, R ERA: 2.95	(8, 1)	1.0	H	3	0	0	0	0	0	0	0	0	0	0	8	12	0.00	0.000																	
36 Joe Nathan, R ERA: 3.66	(9, 1)	1.0	S	3	0	0	0	1	0	0	0	0	0	0	7	13	0.00	0.000																	

Detroit Tigers @ Oakland Athletics

O.co Coliseum, Oakland, CA

Wed May 28 2014, 10:08 PM - 12:33 AM EDT

Att. 15,590 - Clear - 71 F

TOP

livebaseballscorecards.com

Batter	1	2	3	4	5	6	7	8	9	AB	R	H	RBI	BB	SO	LOB
20 Rajai Davis, R (1, 8) OBP: 0.340, SLG: 0.418 14 Austin Jackson, R (7, 8) OBP: 0.321, SLG: 0.405	B SI 88 C SI 88 X CH 76 1-1 3 G5-4-3 1B		X CU 74 0-0 2B			C SI 88 C SI 90 B CH 79 S CH 80 1-3 ①			B SI 90 C SI 90 C CH 75 S CH 78 1-3 ①	3 1	0 0	2 0	0 0	0 0	1 1	0 0
3 Ian Kinsler, R (1, 4) OBP: 0.345, SLG: 0.456	1 SAFE B SI 87 F SI 87 T SI 89 F CH 76 1 SAFE X CH 78 1-2 ① ② G5-4-3 1-2f		2 SAFE C SI 89 F SL 83 C SI 91 0-3 ③			X CU 75 0-0 ② G6-3			B SI 90 X SL 82 1-0 ②	4	0	0	0	0	1	2
24 Miguel Cabrera, R (1, 3) OBP: 0.367, SLG: 0.542	X SI 91 0-0 ③ L9			C SI 91 F SI 91 SI 93 X SL 83 1-2 ① L8		C SI 91 B CU 75 B FC 85 F SI 91 F SI 92 X CH 78 2-2 ③ F7			F SL 83 S CH 77 F SI 94 B SI 94 F CH 76 F CH 78 F SI 94 X CH 74 1-2 ③ 1B	4	0	1	0	0	0	0
41 Victor Martinez, S (1, 10) OBP: 0.396, SLG: 0.600		C SI 89 C CU 73 X CU 78 0-2 ① G1-3		X SI 91 0-0 ② F9			X SI 90 0-0 48 G5-4-3 1B			3	0	1	0	0	0	0
48 Torii Hunter, R (1, 9) OBP: 0.311, SLG: 0.483		X SI 91 0-0 28 FC5-4 1B		B SI 93 B CH 78 S FC 85 S CH 80 B CH 81 X FC 85 3-2 HR			C SI 89 X CH 76 0-1 ① ② G5-4-3 1-2f			3	1	2	1	0	0	1
28 J.D. Martinez, R (1, 7) OBP: 0.333, SLG: 0.472		C SI 90 X SL 84 0-1 ② FC5-4 13 WP 1-2f		S CU 76 S CH 80 F SI 94 F CH 79 X SI 93 0-2 ③ L9			F SI 89 F SL 82 S CH 77 0-3 ③			3	0	0	0	0	1	1
13 Alex Avila, L (1, 2) OBP: 0.348, SLG: 0.405		C SI 89 S FF 92 B SI 93 B SL 83 B SL 82 X SI 92 3-2 ③ G6-3 1-2			B CU 68 S SL 82 F SI 90 X SL 81 1-2 ① G3			S SI 88 B SL 81 S SL 81 T SI 93 1-2 ① K		3	0	0	0	0	1	1
9 Nick Castellanos, R (1, 5) OBP: 0.275, SLG: 0.353			C CU 73 B SI 90 F SI 91 S CH 80 1-3 ① K		B SI 90 B CH 77 B SI 90 C SI 90 X SI 90 3-1 ② F9			S CH 78 B SI 91 C SI 91 B CH 79 S CH 81 2-3 ② K		3	0	0	0	0	2	0
29 Danny Worth, R (1, 6) OBP: 0.209, SLG: 0.200			F SI 91 F SI 92 B CH 77 B CH 76 S SI 92 2-3 ② K		B SI 90 X SI 91 1-0 ③ L8			B CU 74 X SI 91 1-0 ③ L8		3	0	0	0	0	1	0
Inning Stats	R: 0 E: 0 K: 0 S: 7 H: 1 LOB: 0 BB: 0 P: 9	R: 0 E: 0 K: 0 S: 9 H: 1 LOB: 1 BB: 0 P: 12	R: 0 E: 0 K: 3 S: 10 H: 1 LOB: 1 BB: 0 P: 13	R: 1 E: 0 K: 0 S: 12 H: 1 LOB: 0 BB: 0 P: 16	R: 0 E: 0 K: 0 S: 6 H: 0 LOB: 0 BB: 0 P: 11	R: 0 E: 0 K: 1 S: 8 H: 0 LOB: 0 BB: 0 P: 11	R: 0 E: 0 K: 1 S: 6 H: 1 LOB: 0 BB: 0 P: 6	R: 0 E: 0 K: 2 S: 7 H: 0 LOB: 0 BB: 0 P: 11	R: 0 E: 0 K: 1 S: 11 H: 1 LOB: 1 BB: 0 P: 14	1B: 4 2B: 1 3B: 0 HR: 1 SF: 0 SAC: 0 DP: 2 HBP: 0						

	AB	30
	R	1
	H	6
	RBI	1
	BB	0
	SO	8
	LOB	5

WP: 1 PA: 30
PB: 0
SB: 0
CS: 0

PITCHER	IP	WLS	BF	H	R	ER	SO	BB	IBB	HBP	BLK	WP	HR	S	P	ERA	WHIP
26 Scott Kazmir, L (1, 1) ERA: 2.36	9.0	W	30	6	1	1	8	0	0	0	0	1	1	76	103	1.00	0.667

PITCHER	IP	WLS	BF	H	R	ER	SO	BB	IBB	HBP	BLK	WP	HR	S	P	ERA	WHIP

Detroit Tigers @ Oakland Athletics

O.co Coliseum, Oakland, CA

Wed May 28 2014, 10:08 PM - 12:33 AM EDT

Att. 15,590 - Clear - 71 F

BOTTOM

Batter	1	2	3	4	5	6	7	8	9	AB	R	H	RBI	BB	SO	LOB
4 Coco Crisp, S (1, 8) OBP: 0.337, SLG: 0.384	C FF 89 X CU 78 0-1 ① F8			B CU 80 C FS 86 B FF 93 C CU 80 X CH 72 2-2 ① F9		C FF 93 F FF 94 B FC 93 X SL 89 1-2 ② F7			S FS 89 X SL 88 0-1 5 1B 20 HR 2B	4	1	1	0	0	0	1
5 John Jaso, L (1, 10) OBP: 0.381, SLG: 0.487 3 Craig Gentry, R (9, PR) OBP: 0.333, SLG: 0.326	C FF 90 B FC 91 T SL 86 X FF 92 1-2 ② F8			B FC 93 F FC 94 F SL 88 B SL 88 F CH 70 F FF 94 S FF 93 2-3 ② K		F SL 88 2 SAFE B FF 94 X FC 94 1-1 ③ G4-3			C CU 82 F FF 92 B FF 92 B FF 92 X SL 88 2-2 2-3 20 HR 1B	4 0	0 1	1 0	0 0	0 0	1 0	1 0
20 Josh Donaldson, R (1, 5) OBP: 0.370, SLG: 0.529	B SL 86 C SL 85 B FF 91 C CU 79 S FC 92 2-3 ③ K			B FS 87 B FS 89 F SL 87 X FC 93 2-1 1B			C FC 91 X FF 91 0-1 ① P4		1 SAFE X SL 87 0-0 1-H 3-H HR	4	1	2	3	0	1	0
37 Brandon Moss, L (1, 3) OBP: 0.364, SLG: 0.561		C FS 83 F CU 78 F FC 90 S FC 92 0-3 ① K		X FS 87 0-0 ③ L3			F CU 80 C FC 92 B FS 88 B CH 74 B SL 88 X CU 82 3-2 ② F7			3	0	0	0	0	1	1
52 Yoenis Cespedes, R (1, 7) OBP: 0.304, SLG: 0.486		F FC 91 F SL 86 F FC 93 X SL 86 0-2 ② L8			B FF 91 F FF 92 F FS 87 S FF 94 1-3 ① K		B FS 87 C SL 86 B FS 88 F FC 93 S FS 88 2-3 ③ K			3	0	0	0	0	2	0
8 Jed Lowrie, S (1, 6) OBP: 0.341, SLG: 0.371		C FF 91 X FF 93 0-1 ③ F8			X CU 81 0-0 ② F8			B FC 91 F FS 86 B SL 86 X SL 87 2-1 ① G3-1		3	0	0	0	0	0	0
36 Derek Norris, R (1, 2) OBP: 0.408, SLG: 0.496			C FC 91 B SI 92 B SL 87 C SL 86 X FF 93 2-2 ① F8		C FF 93 S FF 89 B FS 90 B FF 93 C SL 88 2-3 ③ K			F SL 87 C FF 92 S FS 89 0-3 ② K		3	0	0	0	0	2	0
16 Josh Reddick, L (1, 9) OBP: 0.273, SLG: 0.340			B CU 80 B FS 88 B FC 93 B FC 91 4-0 28 G3-6-1 BB			C SI 91 F SL 88 B FF 92 B FS 88 T FF 94 2-2 ① K		C CU 81 B FF 93 B CU 81 F FF 93 B CH 77 S FS 88 3-3 ③ K		2	0	0	0	1	2	0
28 Eric Sogard, L (1, 4) OBP: 0.262, SLG: 0.237 18 Alberto Callaspo, S (9, PH) OBP: 0.337, SLG: 0.333			C FC 92 1 SAFE 1 SAFE B FC 91 X FS 86 1-1 ② ③ G3-6-1 1-2f			C CU 81 X SL 88 0-1 2B			F FS 86 F FF 93 B SL 86 F SL 87 F FC 92 B CH 73 F FS 89 F SL 87 X FF 93 2-2 ① G4-3	2 1	0 0	1 0	0 0	0 0	0 0	1 0
Inning Stats	R: 0 E: 0 K: 1 S: 8 H: 0 LOB: 0 BB: 0 P: 11	R: 0 E: 0 K: 1 S: 10 H: 0 LOB: 0 BB: 0 P: 10	R: 0 E: 0 K: 0 S: 5 H: 0 LOB: 0 BB: 1 P: 12	R: 0 E: 0 K: 1 S: 11 H: 1 LOB: 1 BB: 0 P: 17	R: 0 E: 0 K: 2 S: 7 H: 0 LOB: 0 BB: 0 P: 10	R: 0 E: 0 K: 1 S: 10 H: 1 LOB: 1 BB: 0 P: 14	R: 0 E: 0 K: 1 S: 8 H: 0 LOB: 0 BB: 0 P: 13	R: 0 E: 0 K: 2 S: 8 H: 0 LOB: 0 BB: 0 P: 13	R: 3 E: 0 K: 0 S: 13 H: 3 LOB: 1 BB: 0 P: 17	1B: 2 2B: 2 3B: 0 HR: 1 SF: 0 SAC: 0 DP: 1 HBP: 0						

livebaseballscorecards.com

AB	29
R	3
H	5
RBI	3
BB	1
SO	9
LOB	4

PITCHER		IP	WLS	BF	H	R	ER	SO	BB	IBB	HBP	BLK	WP	HR	S	P	ERA	WHIP
19 Aníbal Sánchez, R ERA: 2.49	(1, 1)	8.1		28	3	1	1	9	1	0	0	0	0	0	76	111	1.08	0.480
36 Joe Nathan, R ERA: 4.58	(9, 1)	0.0	L	2	2	2	2	0	0	0	0	0	0	1	4	6	∞	∞

PITCHER	IP	WLS	BF	H	R	ER	SO	BB	IBB	HBP	BLK	WP	HR	S	P	ERA	WHIP

Detroit Tigers @ Oakland Athletics

O.co Coliseum, Oakland, CA

Thu May 29 2014, 3:38 PM - 7:06 PM EDT

Att. 21,860 - Partly Cloudy - 75 F

livebaseballscorecards.com

Batter	1	2	3	4	5	6	7	8	9	AB	R	H	RBI	BB	SO	LOB
3 Ian Kinsler, R (1, 4) OBP: 0.347, SLG: 0.464	L4		32 G4-3 24 G6-3 2B		32 1B 24 FC 1-H 2B		G5-3		F9	5	2	2	1	0	0	0
32 Don Kelly, L (1, 9) OBP: 0.347, SLG: 0.317	41 1B 24 BB BB		G4-3 2-3		24 FC 2-3 1B		24 1B 41 2B 1B		K	4	1	2	0	1	1	1
24 Miguel Cabrera, R (1, 3) OBP: 0.367, SLG: 0.538	41 1B 1-2 BB		G6-3 3-H		FC 1-2 3-H		41 2B 1-2 1B		F7	4	1	1	2	1	0	1
41 Victor Martinez, S (1, 10) OBP: 0.398, SLG: 0.603	28 G6-4-3 1-2 2-3 1B		G3		G6-3		1-H 2-H 2B			4	0	2	2	0	0	1
28 J.D. Martinez, R (1, 7) OBP: 0.328, SLG: 0.456	G6-4-3 1-2f			P4		9 1B 1B	L7			4	0	1	0	0	0	4
14 Austin Jackson, R (1, 8) OBP: 0.315, SLG: 0.395		K		G5-3		K	G6-3			4	0	0	0	0	2	2
13 Alex Avila, L (1, 2) OBP: 0.338, SLG: 0.392		K		L7		F7		K		4	0	0	0	0	2	1
9 Nick Castellanos, R (1, 5) OBP: 0.281, SLG: 0.357		17 FC4-6 1B			G5-3	1-3 1B		L9		4	0	2	0	0	0	0
17 Andrew Romine, S (1, 6) OBP: 0.259, SLG: 0.250		FC4-6 1-2f			3 2B 1B	F7		F8		4	1	1	0	0	0	3
Inning Stats	R: 0 E: 0 K: 0 S: 15 H: 1 LOB: 2 BB: 2 P: 27	R: 0 E: 0 K: 2 S: 11 H: 1 LOB: 1 BB: 0 P: 14	R: 1 E: 0 K: 0 S: 12 H: 1 LOB: 0 BB: 0 P: 14	R: 0 E: 0 K: 0 S: 6 H: 0 LOB: 0 BB: 0 P: 8	R: 2 E: 0 K: 0 S: 10 H: 3 LOB: 1 BB: 0 P: 16	R: 0 E: 0 K: 1 S: 16 H: 2 LOB: 2 BB: 0 P: 28	R: 2 E: 0 K: 0 S: 13 H: 3 LOB: 1 BB: 0 P: 14	R: 0 E: 0 K: 1 S: 6 H: 0 LOB: 0 BB: 0 P: 9	R: 0 E: 0 K: 1 S: 8 H: 0 LOB: 0 BB: 0 P: 12	1B: 8 2B: 3 3B: 0 HR: 0 SF: 1 SAC: 0 DP: 1 HBP: 0						

TOP

AB	37
R	5
H	11
RBI	5
BB	2
SO	5
LOB	13

PITCHER		IP	WLS	BF	H	R	ER	SO	BB	IBB	HBP	BLK	WP	HR	S	P	ERA	WHIP
60 Jesse Chavez, R ERA: 2.78	(1, 1)	6.0	L	27	8	3	3	3	2	0	0	0	0	0	70	107	4.50	1.667
45 Jim Johnson, R ERA: 6.55	(7, 1)	1.0		6	3	2	2	0	0	0	0	0	0	0	13	14	18.00	3.000
56 Fernando Abad, L ERA: 2.08	(8, 1)	1.0		3	0	0	0	1	0	0	0	0	0	0	6	9	0.00	0.000
33 Fernando Rodriguez Jr., R ERA: 1.29	(9, 1)	1.0		3	0	0	0	1	0	0	0	0	0	0	8	12	0.00	0.000

PITCHER	IP	WLS	BF	H	R	ER	SO	BB	IBB	HBP	BLK	WP	HR	S	P	ERA	WHIP

Batter	1	2	3	4	5	6	7	8	9	AB	R	H	RBI	BB	SO	LOB
4 Coco Crisp, S (1, 8) OBP: 0.345, SLG: 0.387	B SI 90 F FF 92 B CU 76 B FF 92 F SI 92 S SI 93 3-3 ① **K**	C CU 77 X CU 75 0-1 ③ **G3**			C CU 74 B CH 82 F CH 83 B SI 91 F CU 77 X CH 82 2-2 5 1B 1B	B CH 82 S CH 82 B FF 91 C CU 76 B SI 91 B CH 83 4-2 **1-2** **2-3** BB		C FF 95 C CU 79 X FF 94 0-2 1B		4	0	2	0	1	1	2
5 John Jaso, L (1, 2) OBP: 0.387, SLG: 0.492 36 Derek Norris, R (6, PH) OBP: 0.403, SLG: 0.488 (7, 2)	F FF 92 B FF 90 X FF 92 1-1 37 BB 1B		F SI 90 B CH 82 S CH 82 X CU 79 1-2 ① **G4-3**		**B SI 91** **1 SAFE** 1 SAFE **C CH 82** 1 SAFE X CH 82 1-1 **1-3** 1B	F FF 92 B SI 95 B FF 94 X SI 94 2-1 ③ **P3**		F FF 95 1 SAFE B FF 95 B CU 80 S SL 84 F SL 86 S SL 85 2-3 ③ **K**		3 2	0 0	2 0	0 0	0 0	0 1	0 4
20 Josh Donaldson, R (1, 5) OBP: 0.370, SLG: 0.529	B FF 92 B SL 87 F FF 92 S SI 92 S FF 93 2-3 ② **K**		C FF 91 B CU 78 X SI 91 1-1 ② **G1-3**		B FF 91 F SI 90 C CU 76 B FF 92 S SI 92 2-3 ① **K**		B SI 93 F SI 94 B SI 93 S SL 86 B SL 87 B SL 86 4-2 18 FC4-6 37 BB BB		X FF 92 0-0 37 G4-3 52 1B 2B	4	1	1	0	1	2	3
37 Brandon Moss, L (1, 7) OBP: 0.365, SLG: 0.552	B CU 76 D CH 84 C SI 92 B FF 92 C SI 92 B FF 92 4-2 **1-2** BB		B SI 91 S CH 83 X FF 92 1-1 ③ **F7**		F FF 91 X FF 92 0-1 ② **P5**		B SI 94 B SL 86 C SL 85 F SL 86 B SL 87 B SL 85 4-2 **1-2** 18 FC4-6 BB		X FF 92 0-0 ① **G4-3** **2-3**	3	0	0	0	2	0	3
52 Yoenis Cespedes, R (1, 10) OBP: 0.301, SLG: 0.479	C SI 91 X SI 92 0-1 ③ **G5-3**			C CU 75 X SL 85 0-1 ① **P4**	F CH 83 F SI 91 F SI 91 F CU 77 B FF 92 X SI 91 1-2 ③ **F7**		C SI 95 F SL 86 F SI 95 C SI 96 0-3 ① **K**		B SL 88 F FF 92 B SL 87 X CU 83 2-1 16 DI 16 2B 1B 3-H	5	1	1	1	0	1	6
18 Alberto Callaspo, S (1, 3) OBP: 0.339, SLG: 0.331		X FF 90 0-0 1 BB 16 BB 28 G1-2-3 1B		B FF 89 C SI 91 C CH 83 B CU 79 B CH 83 B CH 82 4-2 1 HR BB		B SI 87 X CH 80 1-0 ① **G3**	C SL 86 S SL 86 F SI 96 B SL 86 X SL 86 1-2 ② **FC4-6** **1-2f** **2-3**		C CU 82 S CU 82 C FF 92 0-3 ② **K**	4	1	1	0	1	1	3
16 Josh Reddick, L (1, 9) OBP: 0.277, SLG: 0.344		C FF 91 B FF 92 F SI 92 B FF 91 B CU 77 B SI 92 4-2 28 G1-2-3 1 BB **1-2** BB		1 SAFE X CU 76 0-0 ② **F8**	C CU 75 F FF 90 S CU 77 0-3 ② **K**	B SI 96 X SI 95 1-0 ③ **P5**			B FC 92 D SI 93 F CU 82 F SL 87 X CU 82 2-2 **1-H** 2B	4	0	1	1	1	1	3
1 Nick Punto, S (1, 6) OBP: 0.333, SLG: 0.315		F FF 92 B CU 75 B CH 82 F SI 91 B SI 92 B SI 91 4-2 28 G1-2-3 **1-2** **2-3** BB		X FF 89 0-0 **1-H** HR	B FF 89 C SI 90 B CU 75 S CU 77 F CU 77 B SI 90 B CH 81 4-2 4 BB 28 HBP BB			C FF 92 C CU 79 B FF 95 B FF 94 X SL 85 2-2 ① **L9**	D SL 88 B FF 93 B FF 92 C FF 92 F FF 93 F FF 92 F FF 93 D SL 88 4-2 BB	2	1	1	2	3	0	0
28 Eric Sogard, L (1, 4) OBP: 0.262, SLG: 0.231 8 Jed Lowrie, S (9, PH) OBP: 0.339, SLG: 0.369		F SI 90 X SI 92 0-1 ① ② **G1-2-3** **1-2** **2-3** **3-Hf**		C FF 90 F CU 77 X CH 82 0-2 ③ **G3**	**S CH 82** 1 SAFE 1 SAFE L SI 91 H SI 91 1-2 4 BB **1-2** HBP			B FF 93 B FF 93 C SL 83 F SL 84 B CU 79 S SL 84 3-3 ② **K**	F FF 93 D SL 88 C CU 82 X SL 87 1-2 ③ **G3**	3 1	0 0	0 0	0 0	0 0	1 0	3 2
Inning Stats	R: 0 E: 0 K: 2 S: 12 H: 1 LOB: 2 BB: 1 P: 22	R: 0 E: 0 K: 0 S: 9 H: 1 LOB: 2 BB: 2 P: 17	R: 0 E: 0 K: 0 S: 7 H: 0 LOB: 0 BB: 0 P: 10	R: 2 E: 0 K: 0 S: 9 H: 1 LOB: 0 BB: 1 P: 13	R: 0 E: 0 K: 1 S: 16 H: 2 LOB: 2 BB: 0 P: 22	R: 0 E: 0 K: 1 S: 13 H: 0 LOB: 3 BB: 2 P: 25	R: 0 E: 0 K: 1 S: 13 H: 0 LOB: 2 BB: 2 P: 23	R: 0 E: 0 K: 2 S: 13 H: 1 LOB: 1 BB: 0 P: 20	R: 2 E: 0 K: 1 S: 17 H: 3 LOB: 2 BB: 1 P: 26	1B: 6 2B: 2 3B: 0 HR: 1 SF: 0 SAC: 0 DP: 1 HBP: 1						WP: 0 PB: 0 SB: 0 CS: 0 PA: 45	

PITCHER		IP	WLS	BF	H	R	ER	SO	BB	IBB	HBP	BLK	WP	HR	S	P	ERA	WHIP
21 Rick Porcello, R ERA: 3.68	(1, 1)	5.2	W	28	5	2	2	4	6	0	1	0	0	1	64	105	3.18	1.941
46 Ian Krol, L ERA: 2.45	(6, 1)	0.1	H	1	0	0	0	0	0	0	0	0	0	0	2	4	0.00	0.000
62 Al Alburquerque, R ERA: 3.22	(7, 1)	1.0	H	5	0	0	0	1	2	0	0	0	0	0	13	23	0.00	2.000
44 Joba Chamberlain, R ERA: 2.82	(8, 1)	1.0	H	4	1	0	0	2	0	0	0	0	0	0	13	20	0.00	1.000
36 Joe Nathan, R ERA: 5.23	(9, 1)	1.0	S	7	3	2	2	1	1	0	0	0	0	0	17	26	18.00	4.000

PITCHER	IP	WLS	BF	H	R	ER	SO	BB	IBB	HBP	BLK	WP	HR	S	P	ERA	WHIP

BOTTOM

Detroit Tigers @ Oakland Athletics

O.co Coliseum, Oakland, CA

Thu May 29 2014, 3:38 PM - 7:06 PM EDT

Att. 21,860 - Partly Cloudy - 75 F

livebaseballscorecards.com

AB	35
R	4
H	9
RBI	4
BB	9
SO	8
LOB	29

Detroit Tigers @ Seattle Mariners

Safeco Field, Seattle, WA

Fri May 30 2014, 7:12 PM - 10:15 PM PDT

Att. 29,000 - Clear - 67 F

TOP

livebaseballscorecards.com

Batter	1	2	3	4	5	6	7	8	9	AB	R	H	RBI	BB	SO	LOB
3 Ian Kinsler, R (1, 4) OBP: 0.345, SLG: 0.460	F SI 88 F SL 81 B SL 82 S SI 89 1-3 **K** ①		C SL 80 F CU 72 F FS 85 F SI 90 F SL 78 F SL 78 F SI 90 B SI 85 F SI 89 1-3 S FS 84 **K** ②		C SI 86 C SL 83 X SI 90 0-2 41 HR 48 G5-3 1B		C SL 80 X SI 94 0-1 **F7** ①			4	1	1	0	0	2	0
48 Torii Hunter, R (1, 9) OBP: 0.310, SLG: 0.478	F SI 89 S SI 87 S FS 83 0-3 **K** ②		X SI 89 0-0 24 HR 1B		B SI 89 X SI 89 1-0 **G5-3** ② 1-2		B FF 93 F SL 80 B FF 92 C SI 92 F SL 81 F SI 92 F SL 81 S FF 92 2-3 **K** ②			4	1	1	0	0	2	1
24 Miguel Cabrera, R (1, 3) OBP: 0.374, SLG: 0.556	C SI 89 B FS 84 B SI 88 F SI 90 X FS 85 2-2 14 E 41 1B 1B		X SI 90 0-0 1-H HR		I IN 56 I IN 59 I IN 58 I IN 58 4-0 41 HR IBB		C SI 92 X SI 93 0-1 **G6-3** ③			3	2	2	2	1	0	0
41 Victor Martinez, S (1, 10) OBP: 0.400, SLG: 0.617	C SL 80 X SI 89 0-1 14 E 1-2 1B		B FS 84 B SL 81 C SI 89 C FS 85 X CU 73 2-2 **F8** ③		B FS 84 D CU 73 C SI 86 C SL 83 F FS 85 F SL 82 F SI 86 F SI 91 F FS 85 2-2 X SL 82 1-H 2-H HR			C SI 96 F SI 96 X SI 96 0-2 **G5-3** ①		4	1	2	3	0	0	0
14 Austin Jackson, R (1, 8) OBP: 0.308, SLG: 0.386	C SL 80 C SI 90 D SL 81 F FS 85 2 SAFE D SI 86 X SI 90 2-2 **G6-3** ③ 1-2 2-3			F FS 84 X SL 78 0-1 **L9** ① C SI 86 B CU 71 X SI 87 1-1 **L8** ③				C CU 84 X SI 96 0-1 **F9** ②		4	0	0	0	0	0	2
13 Alex Avila, L (1, 2) OBP: 0.336, SLG: 0.382		X FS 85 0-0 **G4-3** ①		S FS 83 B SI 89 F FS 84 B FS 84 B FS 84 F FS 84 B SI 90 4-2 **BB**		B FS 79 B CU 70 X FS 84 2-0 **G3-1** ①		B FF 96 C FF 95 B FF 95 F SI 94 B CU 85 C CU 85 3-3 **K** ③		3	0	0	0	1	1	0
9 Nick Castellanos, R (1, 5) OBP: 0.280, SLG: 0.360		B SL 79 X SI 86 1-0 17 G4-3 2B		C SL 79 C SI 89 B FS 84 F SL 79 C SI 88 1-3 **K** ②		C FS 85 B CU 75 F FS 81 B SL 77 S SI 89 2-3 **K** ②			F SI 95 B SI 96 B CU 77 S SI 96 S SI 97 2-3 **K** ①	4	0	1	0	0	3	1
17 Andrew Romine, S (1, 6) OBP: 0.259, SLG: 0.250		C SI 89 D FS 84 F SI 89 X FS 84 1-2 **G4-3** ② ③ 2-3		C SI 87 X CU 72 0-1 **G3** ③		B CU 69 X FS 85 1-0 20 CS 1B			X SI 96 0-0 **G3-1** ②	4	0	1	0	0	0	2
20 Rajai Davis, R (1, 7) OBP: 0.337, SLG: 0.433			X SI 86 0-0 **G1-3** ①		L SL 79 B SL 79 X SI 88 1-1 **G4-3** ①	F SI 86 C SL 78 0-2 **CS** ③ 1-2	X SI 92 0-0 HR		S SL 89 F CU 77 C SI 97 0-3 **K** ③	4	1	1	1	0	1	0
Inning Stats	R: 0 E: 1 K: 2 S: 15 H: 2 LOB: 2 BB: 0 P: 20	R: 0 E: 0 K: 0 S: 5 H: 1 LOB: 1 BB: 0 P: 7	R: 2 E: 0 K: 1 S: 15 H: 2 LOB: 0 BB: 0 P: 18	R: 0 E: 0 K: 1 S: 11 H: 0 LOB: 1 BB: 1 P: 16	R: 3 E: 0 K: 0 S: 16 H: 2 LOB: 0 BB: 1 P: 25	R: 0 E: 0 K: 1 S: 7 H: 1 LOB: 0 BB: 0 P: 12	R: 1 E: 0 K: 1 S: 12 H: 1 LOB: 0 BB: 0 P: 14	R: 0 E: 0 K: 1 S: 8 H: 0 LOB: 0 BB: 0 P: 11	R: 0 E: 0 K: 2 S: 7 H: 0 LOB: 0 BB: 0 P: 9	1B: 5 2B: 1 3B: 0 HR: 3	SF: 0 SAC: 0 DP: 0 HBP: 0	WP: 0 PB: 0 SB: 0 CS: 1	PA: 37				

	AB	34
	R	6
	H	9
	RBI	6
	BB	2
	SO	9
	LOB	6

PITCHER	IP	WLS	BF	H	R	ER	SO	BB	IBB	HBP	BLK	WP	HR	S	P	ERA	WHIP
18 Hisashi Iwakuma, R (1, 1) ERA: 3.09	6.0	L	26	8	5	5	5	1	1	0	0	0	2	69	98	7.50	1.500
41 Charlie Furbush, L (7, 1) ERA: 5.28	1.0		4	1	1	1	1	0	0	0	0	0	1	12	14	9.00	1.000
31 Yoervis Medina, R (8, 1) ERA: 3.43	1.0		3	0	0	0	1	0	0	0	0	0	0	8	11	0.00	0.000
54 Tom Wilhelmsen, R (9, 1) ERA: 3.04	1.0		3	0	0	0	2	0	0	0	0	0	0	7	9	0.00	0.000

PITCHER	IP	WLS	BF	H	R	ER	SO	BB	IBB	HBP	BLK	WP	HR	S	P	ERA	WHIP

BOTTOM

Detroit Tigers @ Seattle Mariners

Safeco Field, Seattle, WA

Fri May 30 2014, 7:12 PM - 10:15 PM PDT

Att. 29,000 - Clear - 67 F

Batter	1	2	3	4	5	6	7	8	9	AB	R	H	RBI	BB	SO	LOB
9 Endy Chavez, L (1, 7) OBP: 0.250, SLG: 0.500	C SI 92 B SI 92 X SI 93 1-1 ① P4		B CH 84 C CH 84 X SL 88 1-1 ② L7		B SL 87 F SL 87 F CU 79 X CU 80 1-2 2B			C CH 83 B SI 93 F SI 94 B SI 94 X CU 78 2-2 ② P4		4	0	1	0	0	0	0
99 James Jones, L (1, 8) OBP: 0.340, SLG: 0.391	F SI 92 B SI 93 X CH 84 1-1 55 S 1B		C SI 94 C CU 79 B SI 94 F CU 79 F CH 85 B FF 94 C SI 94 2-3 ③ K		X CH 86 0-0 ③ G4-3			C SI 92 F SL 85 F SI 94 F CU 79 X SI 93 0-2 55 WP 55 2B 1B		4	1	2	0	0	1	1
55 Michael Saunders, L (1, 9) OBP: 0.329, SLG: 0.433	1 SAFE 1 SAFE 1 SAFE B CH 84 1 SAFE S CH 84 1 SAFE B FF 94 C SI 95 3-3 ② K 1-2			C CH 84 B CH 84 B SL 88 C CH 84 T SI 95 2-2 ① K		S SI 94 B SI 93 B SI 94 S CH 84 X CH 86 2-2 ① F8		1 SAFE B SI 93 F SI 93 B FF 94 X CU 78 2-1 1-H 2B		4	0	1	1	0	2	1
17 Justin Smoak, S (1, 3) OBP: 0.298, SLG: 0.392	B CU 80 B SI 95 B CH 85 C SI 94 X FF 95 3-1 ③ L9			B SI 95 B SI 94 C CH 86 B SI 96 F SI 96 B SL 88 4-2 15 HR BB		C CU 80 B SI 95 B SL 89 F SI 96 F CU 81 F SI 95 C CH 87 2-3 ② K		C FF 92 F FF 93 B FF 95 S CU 80 1-3 ③ K		3	1	0	0	1	2	2
15 Kyle Seager, L (1, 5) OBP: 0.343, SLG: 0.456		C SI 93 B CU 80 F SI 93 B SI 94 B CH 84 X SI 95 3-2 3 G1-3 13 FC6-2 2B		D CH 86 X SI 95 1-0 1-H HR		B SL 88 C CH 85 F SL 89 B SI 98 X CU 83 2-2 ③ F7			C SI 93 B CU 79 C CU 79 B SI 95 B SL 85 S SL 82 3-3 ① K	4	1	2	2	0	1	0
3 Mike Zunino, R (1, 2) OBP: 0.284, SLG: 0.435		X FF 94 0-0 ① G1-3 2-3		S SL 88 S SL 88 H SI 95 1-2 6 CS HBP			F SL 86 B CU 79 S SL 85 S SL 86 1-3 ① K		B FF 95 C SL 84 B CU 81 B SL 85 F FF 95 F FF 94 F SL 83 D CU 79 4-2 BB	2	0	0	0	1	1	1
13 Dustin Ackley, L (1, 10) OBP: 0.292, SLG: 0.384		C SI 94 B SL 89 B CU 81 F CH 86 X SI 97 2-2 ② FC6-2 3-H		T FF 94 F CH 84 C SL 89 0-3 ② K			X CH 83 0-0 ② F7		C SI 92 F SI 93 F SI 96 B CU 79 C FF 94 1-3 ② K	4	0	0	0	0	2	3
6 Nick Franklin, S (1, 4) OBP: 0.204, SLG: 0.182	1 SAFE 1 SAFE T SI 94 1 SAFE B CU 78 F CH 85 X CU 81 1-2 ③ L8			S SI 94 B SL 89 S SI 96 1-2 ③ CS 1-2	B SI 92 C CH 82 X CH 84 1-1 ① G3		B SI 92 C SI 92 B FF 93 X SL 88 2-1 ③ G4-3		C SI 93 B SI 93 F CU 78 X SL 87 1-2 ③ L8	4	0	0	0	0	0	2
5 Brad Miller, L (1, 6) OBP: 0.234, SLG: 0.250			X FF 92 0-0 ① P5		F SI 92 B SL 88 F SI 94 C CU 80 1-3 ② K			C SI 92 B SI 92 C SL 86 B CU 79 F SL 85 X CH 84 2-2 ① G3-1		3	0	0	0	0	1	0
Inning Stats	R: 0 E: 0 K: 1 S: 9 H: 1 LOB: 1 BB: 0 P: 17	R: 0 E: 0 K: 0 S: 10 H: 1 LOB: 1 BB: 0 P: 16	R: 0 E: 0 K: 1 S: 8 H: 0 LOB: 0 BB: 0 P: 11	R: 2 E: 0 K: 2 S: 13 H: 1 LOB: 0 BB: 1 P: 22	R: 0 E: 0 K: 1 S: 9 H: 1 LOB: 1 BB: 0 P: 12	R: 0 E: 0 K: 1 S: 11 H: 0 LOB: 0 BB: 0 P: 17	R: 0 E: 0 K: 1 S: 6 H: 0 LOB: 0 BB: 0 P: 9	R: 1 E: 0 K: 1 S: 17 H: 2 LOB: 1 BB: 0 P: 24	R: 0 E: 0 K: 2 S: 14 H: 0 LOB: 1 BB: 1 P: 23	1B: 2 2B: 3 3B: 0 HR: 1	SF: 0 SAC: 0 DP: 0 HBP: 1			WP: 1 PB: 0 SB: 1 CS: 1	PA: 36		

PITCHER		IP	WLS	BF	H	R	ER	SO	BB	IBB	HBP	BLK	WP	HR	S	P	ERA	WHIP
35 Justin Verlander, R ERA: 3.99	(1, 1)	7.2	W	29	5	3	3	7	1	0	1	0	0	1	78	120	3.52	0.783
46 Ian Krol, L ERA: 2.41	(8, 1)	0.1		2	1	0	0	1	0	0	0	0	1	0	5	8	0.00	3.000
44 Joba Chamberlain, R ERA: 2.7	(9, 1)	1.0	S	4	0	0	0	2	1	0	0	0	0	0	14	23	0.00	1.000

PITCHER	IP	WLS	BF	H	R	ER	SO	BB	IBB	HBP	BLK	WP	HR	S	P	ERA	WHIP

livebaseballscorecards.com

AB	32
R	3
H	6
RBI	3
BB	2
SO	10
LOB	10

Batter	1	2	3	4	5	6	7	8	9	AB	R	H	RBI	BB	SO	LOB
3 Ian Kinsler, R (1, 4) OBP: 0.338, SLG: 0.450	C FF 86 B SL 80 F FF 86 X SL 80 1-2 ① F9		B FF 88 F FF 87 1 SAFE B FF 87 X FF 86 2-1 ③ F8		C SL 80 B FF 87 B FF 87 B FF 87 C SL 80 F SL 80 X SL 79 3-2 ③ F7		B FF 95 X FF 94 1-0 ③ L7		S SI 96 C CH 85 F SI 98 B SI 98 X CH 85 1-2 ③ FC6-4 1-2f	5	0	0	0	0	0	7
48 Torii Hunter, R (1, 9) OBP: 0.304, SLG: 0.467	C FF 87 B FF 86 B FF 87 F FF 87 S SL 80 2-3 ② K			C SL 80 F FF 87 X FF 88 0-2 ① F9		B FF 86 F FF 86 B FF 88 S FF 87 F FF 88 S SL 81 2-3 ① K		B SI 96 S SI 95 F SI 95 S CU 86 1-3 ① K		4	0	0	0	0	3	0
24 Miguel Cabrera, R (1, 3) OBP: 0.377, SLG: 0.569	F FF 86 X FF 88 0-1 ③ P3			C SL 80 C SL 81 X FF 89 0-2 HR		C SL 81 B SL 80 S FF 82 B SL 80 S SL 79 2-3 ② K		C SI 95 X SI 95 0-1 1B		4	1	2	1	0	1	0
41 Victor Martinez, S (1, 10) OBP: 0.393, SLG: 0.604		C FF 86 B FF 88 X FF 88 1-1 ① L7		B FF 88 C FF 81 F FF 88 F FF 82 B FF 83 B FF 89 F FF 89 F FF 86 X FF 86 3-2 ② F7		F FF 87 F FF 87 B SL 82 X FF 87 1-2 ③ F7		B SI 94 X SI 96 1-0 ② L9		4	0	0	0	0	0	1
14 Austin Jackson, R (1, 8) OBP: 0.307, SLG: 0.389		B FF 87 F FF 86 F SL 79 B SL 80 B FF 88 S FF 87 3-3 ② K		B FF 87 S FF 87 T FF 88 B SL 81 F FF 87 B SL 80 F FF 87 X FF 87 3-2 ③ F8			C CH 78 B FF 86 F FF 86 F SL 80 X FF 87 1-2 13 G4-3 9 WP 2B	B SI 96 C SI 95 T SI 95 B CU 88 S CU 87 2-3 ③ K		4	1	1	0	0	2	1
13 Alex Avila, L (1, 2) OBP: 0.333, SLG: 0.373 29 Danny Worth, R (9, PR) OBP: 0.209, SLG: 0.200		B FF 88 F FF 87 C FF 88 X SL 81 1-2 ③ L7			F FF 87 F FF 87 B CU 71 C SL 80 1-3 ① K		C CU 78 X CU 78 0-1 ① G4-3 2-3		B SI 94 F SI 94 B SI 96 B SI 94 B SI 94 4-1 32 1B BB	3 0	0 0	0 0	0 0	1 0	1 0	1 0
9 Nick Castellanos, R (1, 5) OBP: 0.281, SLG: 0.356 32 Don Kelly, L (7, PR) OBP: 0.356, SLG: 0.328 (7, 5)			B FF 87 C FF 87 S SL 79 B SL 78 C FF 88 2-3 ① K		S SL 79 X FF 88 0-1 ② P3		B FC 89 S FF 95 C SI 96 F SI 97 B FC 90 B SI 96 B FC 89 4-2 20 1B BB 3-H		C SI 93 X SI 94 0-1 3 FC6-4 1B 1-2	2 1	0 0	0 1	0 0	1 0	1 0	0 0
17 Andrew Romine, S (1, 6) OBP: 0.258, SLG: 0.259			B FF 87 C FF 87 F FF 88 X SL 79 1-2 ② G3		X FF 87 0-0 2B		B SI 95 B SI 93 X SI 93 2-0 ② F7		M SI 91 B SI 95 L SI 94 S CH 84 1-3 ① K	4	0	1	0	0	1	3
20 Rajai Davis, R (1, 7) OBP: 0.347, SLG: 0.434			B FF 88 B FF 87 B FF 87 C FF 86 B FF 87 4-1 BB		B SL 79 C FF 87 D SL 80 B FF 87 F FF 86 B FF 87 4-2 BB		B FF 94 F SI 93 X SI 94 1-1 1-2 1B		C CH 84 S CH 84 B CH 84 B SI 98 F CH 85 F SI 97 F SI 96 F CH 84 B SI 97 3-3 ② K	2	0	1	0	2	1	2

Detroit Tigers @ Seattle Mariners

Safeco Field, Seattle, WA

Sat May 31 2014, 7:12 PM - 10:29 PM PDT

Att. 37,142 - Clear - 71 F

TOP

livebaseballscorecards.com

AB	33
R	2
H	6
RBI	1
BB	4
SO	10
LOB	15

Inning Stats										
	R: 0 E: 0 K: 1 S: 8	H: 0 LOB: 0 BB: 0 P: 11	R: 0 E: 0 K: 1 S: 8	H: 0 LOB: 0 BB: 0 P: 13	R: 0 E: 0 K: 1 S: 9	H: 0 LOB: 1 BB: 1 P: 18	R: 1 E: 0 K: 0 S: 17	H: 1 LOB: 0 BB: 0 P: 23	R: 0 E: 0 K: 1 S: 13	H: 1 LOB: 2 BB: 1 P: 21
	R: 0 E: 0 K: 2 S: 10	H: 0 LOB: 0 BB: 0 P: 15	R: 1 E: 0 K: 0 S: 13	H: 2 LOB: 2 BB: 1 P: 22	R: 0 E: 0 K: 2 S: 9	H: 1 LOB: 1 BB: 0 P: 13	R: 0 E: 0 K: 2 S: 17	H: 1 LOB: 2 BB: 1 P: 26	1B: 3 2B: 2 3B: 0 HR: 1	SF: 0 SAC: 0 DP: 0 HBP: 0

WP: 1 PA: 37
PB: 0
SB: 0
CS: 0

PITCHER	IP	WLS	BF	H	R	ER	SO	BB	IBB	HBP	BLK	WP	HR	S	P	ERA	WHIP
53 Chris Young, R (1, 1) ERA: 3.27	6.0	W	23	3	2	2	6	2	0	0	0	0	1	69	106	3.00	0.833
41 Charlie Furbush, L (7, 1) ERA: 5.17	0.1	H	1	0	0	0	0	0	0	0	0	0	0	2	2	0.00	0.000
52 Dominic Leone, R (7, 1) ERA: 1.52	0.2	H	4	1	0	0	0	1	0	0	0	1	0	7	15	0.00	3.000
31 Yoervis Medina, R (8, 1) ERA: 3.27	1.0	H	4	1	0	0	2	0	0	0	0	0	0	9	13	0.00	1.000
56 Fernando Rodney, R (9, 1) ERA: 2.61	1.0	S	5	1	0	0	2	1	0	0	0	0	0	17	26	0.00	2.000

PITCHER	IP	WLS	BF	H	R	ER	SO	BB	IBB	HBP	BLK	WP	HR	S	P	ERA	WHIP

Batter	1	2	3	4	5	6	7	8	9	AB	R	H	RBI	BB	SO	LOB
8 Willie Bloomquist, R (1, 4) OBP: 0.224, SLG: 0.286	C SI 88 X SI 90 0-1 ① F9	F FC 85 D FC 84 F SI 90 D KC 80 D KC 78 X SI 90 3-2 1-2 2-H 1B		F SI 89 B SI 90 B KC 77 X SI 90 2-1 9 WP 1-H 1B			B SI 92 X SL 84 1-0 ② G6-3			4	0	2	2	0	0	0
9 Endy Chavez, L (1, 8) (6, 9) OBP: 0.125, SLG: 0.250	B SI 90 B SI 90 B SI 89 C SI 89 S SI 90 X SI 91 3-2 ② G6-3	B FC 84 X SI 90 1-0 ③ G4-3		B SI 89 S KC 77 D FC 83 S KC 78 F KC 78 F KC 78 B FC 82 X KC 77 3-2 ③ G3 2-3			C SI 93 F SL 86 X SI 93 0-2 ③ G1-3			4	0	0	0	0	0	3
3 Mike Zunino, R (1, 10) OBP: 0.283, SLG: 0.427	B SI 90 B SI 90 F SI 90 F SI 90 B KC 80 F KC 80 B SI 91 4-2 BB		B KC 80 C SI 88 F KC 76 B FC 84 X SI 89 2-2 ① L8		C SI 96 C SI 96 B SL 85 X SL 83 1-2 ① L4			C SL 85 S SL 85 F SL 85 B SI 94 S SL 86 1-3 ① K		3	0	0	0	1	1	0
17 Justin Smoak, S (1, 3) OBP: 0.297, SLG: 0.389	X SI 88 0-0 ③ P3		B SI 89 C SI 89 F SI 90 F FC 83 B KC 77 B KC 78 F SI 90 F KC 77 C SI 90 3-3 ② K		C SI 98 C FF 97 F SI 97 B FF 97 B FF 97 X SI 98 2-2 15 G4-6-3 1B			C SI 93 B CU 78 C CU 79 X SI 95 1-2 ② G4-3		4	0	1	0	0	1	1
15 Kyle Seager, L (1, 5) OBP: 0.341, SLG: 0.452		L SI 88 C KC 77 B FC 86 B KC 79 C KC 78 2-3 ① K	S KC 81 X SI 91 0-1 1B		C SI 97 F CH 89 F SL 84 X FF 97 0-2 ② ③ G4-6-3 1-2f			B CU 80 F SI 94 F CU 80 S CU 81 1-3 ③ K		4	0	1	0	0	2	1
7 Stefen Romero, R (1, 9) OBP: 0.250, SLG: 0.313 99 James Jones, L (6, 8) OBP: 0.337, SLG: 0.386		F SI 90 B FC 85 S FC 82 B KC 80 F SI 91 X KC 79 2-2 4 1B 16 1B 1B	B SI 89 B KC 77 C SI 88 B SI 89 F SI 88 C KC 78 3-3 ③ K			C SI 95 X SL 83 0-1 ① L4				2 1	1 0	1 0	0 0	0 0	1 0	1 0
4 John Buck, R (1, 2) OBP: 0.304, SLG: 0.268		C KC 79 F SI 91 1 SAFE B SI 91 D KC 78 1 SAFE F SI 90 X SI 91 2-2 16 1B 8 1B 1-3 1B		C SI 87 C SI 88 F SI 90 X KC 78 1-2 ① G5-3		C SI 96 B SI 97 B SL 82 C SI 95 B SL 84 F FF 96 S SL 85 3-3 ② K			3	1	1	0	0	1	0
16 Cole Gillespie, R (1, 7) OBP: 0.344, SLG: 0.310		D SI 90 B KC 78 F SI 90 S FC 83 D FC 85 X KC 78 3-2 8 1B 1-2 3-H 1B		C SI 88 B KC 79 F SI 89 F KC 77 B SI 92 B KC 78 F SI 90 X SI 89 3-2 8 S 8 1B 1B		C SL 84 T SL 83 F SI 98 B SL 84 C SL 84 1-3 ③ K			3	1	2	1	0	1	0
6 Nick Franklin, S (1, 6) OBP: 0.192, SLG: 0.170		C SI 90 B KC 78 S FC 82 D FC 83 F KC 78 B SI 91 T KC 77 3-2 ② K		1 SAFE B SI 88 F SI 88 S KC 78 S KC 77 1-3 ② K			B SI 92 S SI 92 B SL 84 C SL 84 S SL 86 2-3 ① K2-3			3	0	0	0	0	3	3
Inning Stats	R: 0 E: 0 K: 0 S: 9 H: 0 LOB: 1 BB: 1 P: 16	R: 2 E: 0 K: 2 S: 22 H: 4 LOB: 2 BB: 0 P: 38	R: 0 E: 0 K: 2 S: 14 H: 1 LOB: 1 BB: 0 P: 22	R: 1 E: 0 K: 1 S: 19 H: 2 LOB: 1 BB: 0 P: 29	R: 0 E: 0 K: 0 S: 11 H: 1 LOB: 0 BB: 0 P: 14	R: 0 E: 0 K: 2 S: 10 H: 0 LOB: 0 BB: 0 P: 14	R: 0 E: 0 K: 1 S: 7 H: 0 LOB: 0 BB: 0 P: 10	R: 0 E: 0 K: 2 S: 10 H: 0 LOB: 0 BB: 0 P: 13		1B: 8 2B: 0 3B: 0 HR: 0 SF: 0 SAC: 0 DP: 1 HBP: 0						

PITCHER		IP	WLS	BF	H	R	ER	SO	BB	IBB	HBP	BLK	WP	HR	S	P	ERA	WHIP
33 Drew Smyly, L ERA: 4.1	(1, 1)	4.0	L	20	7	3	3	5	1	0	0	0	1	0	64	105	6.75	2.000
57 Evan Reed, R ERA: 3.57	(5, 1)	2.0		6	1	0	0	2	0	0	0	0	0	0	21	28	0.00	0.500
62 Al Alburquerque, R ERA: 3.04	(7, 1)	1.1		4	0	0	0	2	0	0	0	0	0	0	11	15	0.00	0.000
46 Ian Krol, L ERA: 2.33	(8, 1)	0.2		2	0	0	0	1	0	0	0	0	0	0	6	8	0.00	0.000

PITCHER	IP	WLS	BF	H	R	ER	SO	BB	IBB	HBP	BLK	WP	HR	S	P	ERA	WHIP

BOTTOM

Detroit Tigers @ Seattle Mariners

Safeco Field, Seattle, WA

Sat May 31 2014, 7:12 PM - 10:29 PM PDT

Att. 37,142 - Clear - 71 F

livebaseballscorecards.com

AB	31
R	3
H	8
RBI	3
BB	1
SO	10
LOB	9

1B: 8 SF: 0
2B: 0 SAC: 0
3B: 0 DP: 1
HR: 0 HBP: 0

WP: 1 PA: 32
PB: 0
SB: 1
CS: 0

Batter	1	2	3	4	5	6	7	8	9	AB	R	H	RBI	BB	SO	LOB
20 Rajai Davis, R (1, 7) OBP: 0.339, SLG: 0.423	C SI 92 F SI 92 X CU 80 0-2 ① G5-3		B CH 87 X SI 92 1-0 ② L3			B SI 92 C CH 84 S CU 78 F CU 80 F SI 94 B SI 93 X CU 80 2-2 ① P2		X CU 76 0-0 ②③ G5-4-3 1-2f		4	0	0	0	0	0	1
3 Ian Kinsler, R (1, 4) OBP: 0.332, SLG: 0.442	F SI 92 X CH 87 0-1 ② L8		B CU 78 B CH 86 X SI 93 2-0 ③ G5-3			B SI 94 F CU 79 B SI 93 C CH 88 S CU 81 2-3 ② K			B SI 92 C CH 84 F CH 85 F CU 80 F CU 79 X SI 93 1-2 ① F8	4	0	0	0	0	1	0
24 Miguel Cabrera, R (1, 3) OBP: 0.370, SLG: 0.558	B SI 93 B SI 92 S CH 87 F SI 94 S CU 81 2-3 ③ K			B CH 83 B CH 83 B SI 92 X SI 92 3-0 ① F8		B SI 93 B SI 94 C SI 93 X CH 87 2-1 ③ G6-3			C SI 94 B SI 95 X CU 80 1-1 ② G4-3	4	0	0	0	0	1	0
41 Victor Martinez, S (1, 10) OBP: 0.390, SLG: 0.595		B SI 90 B CH 85 B SI 91 B SI 91 4-0 9 1B BB		C CU 78 C CH 85 F CU 80 B CH 87 F SI 93 B CH 86 X CU 80 2-2 ② G1-6-3			B SI 91 F SI 92 B CH 86 B SI 93 X SI 92 3-1 ① F9		X SI 94 0-0 ③ F8	3	0	0	0	1	0	0
48 Torii Hunter, R (1, 9) OBP: 0.304, SLG: 0.465		C SI 91 F CU 78 S SI 92 0-3 ① K		C SI 94 B SI 93 X CU 81 1-1 ③ G1-3			X CH 86 0-0 1B			3	0	1	0	0	1	1
14 Austin Jackson, R (1, 8) OBP: 0.303, SLG: 0.383		C SI 92 S CH 86 B CH 84 B SI 92 D CU 79 1 SAFE S CH 84 3-3 ② K			B SI 92 B SI 91 T SI 91 C CH 85 B FF 93 C CU 78 3-3 ① K		X CH 86 0-0 ② F9			3	0	0	0	0	2	2
9 Nick Castellanos, R (1, 5) OBP: 0.282, SLG: 0.355		C CU 77 X SI 92 0-1 1-2 1B			S CH 86 C CU 78 B SI 94 F SI 93 C CU 80 1-3 ② K		C CU 78 B CH 84 1 SAFE X FF 92 1-1 ③ F7			3	0	1	0	0	1	1
50 Bryan Holaday, R (1, 2) OBP: 0.300, SLG: 0.277		C FF 92 X CH 86 0-1 ③ G1-3			F SI 93 X CH 88 0-1 1B			B SI 89 F SI 90 B FF 91 C CU 76 S CU 80 2-3 ① K		3	0	1	0	0	1	2
29 Danny Worth, R (1, 6) OBP: 0.217, SLG: 0.190			F SI 92 F SI 92 S CH 86 0-3 ① K		C CU 77 B FF 93 S CU 79 X CU 80 1-2 ③ G5-3			B SI 92 C CH 84 H SI 92 2-1 20 G5-4-3 HBP		2	0	0	0	0	1	1
Inning Stats	R: 0 H: 0 E: 0 LOB: 0 K: 1 BB: 0 S: 8 P: 10	R: 0 H: 1 E: 0 LOB: 2 K: 2 BB: 1 S: 10 P: 17	R: 0 H: 0 E: 0 LOB: 0 K: 1 BB: 0 S: 5 P: 8	R: 0 H: 0 E: 0 LOB: 0 K: 0 BB: 0 S: 8 P: 14	R: 0 H: 1 E: 0 LOB: 1 K: 2 BB: 0 S: 12 P: 17	R: 0 H: 0 E: 0 LOB: 0 K: 1 BB: 0 S: 10 P: 16	R: 0 H: 1 E: 0 LOB: 1 K: 0 BB: 0 S: 6 P: 10	R: 0 H: 0 E: 0 LOB: 0 K: 1 BB: 0 S: 5 P: 9	R: 0 H: 0 E: 0 LOB: 0 K: 0 BB: 0 S: 8 P: 10	1B: 3 SF: 0 2B: 0 SAC: 0 3B: 0 DP: 1 HR: 0 HBP: 1				WP: 0 PA: 31 PB: 0 SB: 0 CS: 0		

TOP

Detroit Tigers @ Seattle Mariners

Safeco Field, Seattle, WA

Sun Jun 01 2014, 1:11 PM - 3:57 PM PDT

Att. 31,407 - Partly Cloudy - 63 F

livebaseballscorecards.com

AB	29
R	0
H	3
RBI	0
BB	1
SO	8
LOB	8

PITCHER		IP	WLS	BF	H	R	ER	SO	BB	IBB	HBP	BLK	WP	HR	S	P	ERA	WHIP
29 Roenis Elías, L ERA: 3.53	(1, 1)	9.0	W	31	3	0	0	8	1	0	1	0	0	0	72	111	0.00	0.444

PITCHER	IP	WLS	BF	H	R	ER	SO	BB	IBB	HBP	BLK	WP	HR	S	P	ERA	WHIP

Detroit Tigers @ Seattle Mariners

Safeco Field, Seattle, WA

Sun Jun 01 2014, 1:11 PM - 3:57 PM PDT

Att. 31,407 - Partly Cloudy - 63 F

livebaseballscorecards.com

Batter	1	2	3	4	5	6	7	8	9	AB	R	H	RBI	BB	SO	LOB
9 Endy Chavez, L (1, 10) OBP: 0.250, SLG: 0.417	B FF 91 X FF 93 1-0 55 2B 2B		1 SAFE C FF 93 B CU 78 C FF 91 D CU 78 D CH 85 X FF 92 3-2 17 CS 1-3 1B		C CH 84 F CU 78 X CU 77 0-2 ② P6		C SI 95 F SI 92 X SI 96 0-2 E5 99 1B			4	1	2	0	0	0	1
99 James Jones, L (1, 8) OBP: 0.343, SLG: 0.391 16 Cole Gillespie, R (8, 9) OBP: 0.344, SLG: 0.310	M FF 92 S FF 93 S CU 78 0-3 ① K2-3		C CH 84 1 SAFE S FF 94 D CU 77 1 SAFE 1 SAFE B FF 95 X CH 84 2-2 ① F8		X CH 85 0-0 55 S 2-H 1B		F SI 94 B SI 92 B SL 79 1 SAFE 1 SAFE 1 SAFE F SI 93 X SL 79 2-2 1-2 1B			4 0	0 0	2 0	1 0	0 0	1 0	3 0
55 Michael Saunders, L (1, 9) OBP: 0.327, SLG: 0.435 (8, 8)	B CH 84 F FF 93 F CU 77 B FF 95 X FF 94 2-2 2-H 2B		1 SAFE F CU 78 F FF 92 B FF 97 S CH 82 1-3 ② K		F FF 92 B FF 91 S CU 79 B FF 95 X CU 79 2-2 ③ F8 1-2		D SL 80 F SI 95 X SI 94 1-1 ③ G4-3			4	0	1	1	0	1	5
17 Justin Smoak, S (1, 3) OBP: 0.292, SLG: 0.381	B CH 84 S CH 84 X FF 94 1-1 ② P6		B FF 93 C FF 94 F FF 95 F CH 84 B CU 76 B FF 92 3-2 ③ CS 1-2 3-H	X FF 93 0-0 ① F8		B FF 90 B CH 82 X FF 92 2-0 ① F8		B SI 94 B CH 85 F SI 92 B CH 85 S SI 94 F SL 81 F SI 95 S SI 96 3-3 ① K		4	0	0	0	0	1	1
15 Kyle Seager, L (1, 5) OBP: 0.344, SLG: 0.453	C CU 78 B FF 92 T CH 84 F FF 95 B CU 78 F CH 87 X CU 78 2-2 ③ F8			B FF 91 C FF 91 X FF 92 1-1 ② P6		B CU 75 C CH 80 B FF 91 B CU 77 X FF 92 3-1 3 G6-3 1B		C SL 81 C SI 93 B SL 80 B SL 81 X SI 94 2-2 1B		4	0	2	0	0	0	1
3 Mike Zunino, R (1, 2) OBP: 0.276, SLG: 0.416		F FF 92 S SL 86 B SL 86 F SL 87 C FF 94 1-3 ① K	C CU 75 C FF 92 F SL 86 B FF 94 X CH 83 1-2 ③ L8		B FF 91 C FF 91 X CH 82 1-1 ②③ G6-3 1-2f			X SI 94 0-0 ② F8		4	0	0	0	0	1	2
13 Dustin Ackley, L (1, 7) OBP: 0.291, SLG: 0.381		B FF 92 C FF 93 F CU 78 S CH 86 1-3 ② K		B FF 91 F CH 82 B FF 93 X FF 92 2-1 8 S 8 2B 1B		F FF 91 B FF 92 B CU 76 X FF 92 2-1 ① F7		C FF 94 F KC 82 B KC 81 S SI 95 1-3 ③ K		4	1	1	0	0	2	1
5 Brad Miller, L (1, 6) OBP: 0.235, SLG: 0.271		F FF 93 B CU 77 C CU 78 B FF 94 B FF 93 S CH 86 3-3 ③ K		1 SAFE 1 SAFE F FF 90 F FF 92 1 SAFE 1 SAFE B FF 94 B CU 77 S FF 90 2-3 ① K		B CH 81 X CH 83 1-0 HR				3	1	1	1	0	2	1
8 Willie Bloomquist, R (1, 4) OBP: 0.246, SLG: 0.322			B FF 92 F SL 85 C FF 93 B FF 94 X CH 85 2-2 9 1B 17 CS 1B		1 SAFE P PO 88 S FF 91 B SL 85 F SL 85 X FF 94 2-2 99 1B 1-H 2B		C FF 90 B SL 84 F CH 82 F SL 85 F CU 73 C SL 85 1-3 ② K			3	1	2	1	0	1	0
Inning Stats	R: 1 E: 0 K: 1 S: 14 H: 2 LOB: 1 BB: 0 P: 20	R: 0 E: 0 K: 3 S: 10 H: 0 LOB: 0 BB: 0 P: 15	R: 0 E: 0 K: 1 S: 15 H: 2 LOB: 1 BB: 0 P: 26	R: 0 E: 0 K: 0 S: 7 H: 0 LOB: 0 BB: 0 P: 9	R: 2 E: 0 K: 1 S: 16 H: 3 LOB: 1 BB: 0 P: 23	R: 0 E: 0 K: 0 S: 5 H: 1 LOB: 0 BB: 0 P: 11	R: 1 E: 1 K: 1 S: 16 H: 2 LOB: 2 BB: 0 P: 23	R: 0 E: 0 K: 2 S: 12 H: 1 LOB: 1 BB: 0 P: 18		1B: 7 2B: 3 3B: 0 HR: 1 SF: 0 SAC: 0 DP: 1 HBP: 0					WP: 0 PB: 0 SB: 2 CS: 2 PA: 35	

PITCHER		IP	WLS	BF	H	R	ER	SO	BB	IBB	HBP	BLK	WP	HR	S	P	ERA	WHIP
37 Max Scherzer, R ERA: 3.2	(1, 1)	6.2	L	27	9	4	4	7	0	0	0	0	0	1	75	116	5.40	1.350
40 Phil Coke, L ERA: 6.5	(7, 1)	0.2		5	2	0	0	1	0	0	0	0	0	0	16	24	0.00	3.000
49 Corey Knebel, R ERA: 7.36	(8, 1)	0.2		2	0	0	0	1	0	0	0	0	0	0	4	5	0.00	0.000

PITCHER	IP	WLS	BF	H	R	ER	SO	BB	IBB	HBP	BLK	WP	HR	S	P	ERA	WHIP

Toronto Blue Jays @ Detroit Tigers

Comerica Park, Detroit, MI

Tue Jun 03 2014, 7:11 PM - 10:00 PM EDT

Att. 33,488 - Clear - 81 F

TOP

livebaseballscorecards.com

Batter	1	2	3	4	5	6	7	8	9	AB	R	H	RBI	BB	SO	LOB
7 José Reyes, S (1, 6) OBP: 0.319, SLG: 0.401	B FF 89 B SL 85 C FF 89 F FF 90 F SI 91 B SL 86 F SL 86 X SL 86 3-2 F9 ①		B FS 86 B FF 92 F SL 86 F FF 93 C FF 93 2-3 K ③			B CU 78 X FF 92 1-0 L6 ②			1 SAFE C CU 79 B CU 82 X FF 92 1-1 19 1B 11 SF8 1-3 1B	4	1	1	0	0	1	1
53 Melky Cabrera, S (1, 7) OBP: 0.346, SLG: 0.471	B FF 90 B SI 90 C FF 91 S CU 78 B FF 94 S CU 79 3-3 K ②			B FF 90 X FS 83 1-0 F8 ①		B CU 79 C FC 91 C SI 92 F FC 92 F CH 72 X SL 86 1-2 G3-1 ③			X CU 82 0-0 P6 ①	4	0	0	0	0	1	2
19 José Bautista, R (1, 9) OBP: 0.439, SLG: 0.552	C FF 92 B SL 85 X SI 92 1-1 G6-3 ③			C CU 79 C FS 88 F FF 93 B SL 87 S CH 67 1-3 K2-3 ②			B FS 90 B FF 90 S SL 84 S FS 86 B FS 85 X FS 86 3-2 G5-3 ①		X SL 87 0-0 11 SF8 10 BB 13 HR 1-3 3-H 1B	4	1	1	1	0	1	0
10 Edwin Encarnación, R (1, 3) OBP: 0.361, SLG: 0.616		C FC 89 B FS 89 C FF 91 B SI 93 X SL 86 2-2 G6-3 ①		B FF 93 B FF 93 S CU 79 F CH 73 F SI 94 B FS 88 F CU 81 F FS 88 X SI 94 3-2 2B			F FF 91 B SL 87 X FF 92 1-1 G6-3 ②		1 SAFE B FF 92 C SL 87 1 SAFE F FF 92 F SI 91 1 SAFE B SL 88 D CU 82 1-2 13 HR BB	3	1	1	0	1	0	0
26 Adam Lind, L (1, 10) OBP: 0.421, SLG: 0.554 11 Kevin Pillar, R (9, PH) OBP: 0.242, SLG: 0.344 (9, 10)		B FF 90 F FF 92 B FF 92 B SI 92 F FS 86 X SL 88 3-2 F8 ②		C SL 87 X FF 93 0-1 L9 ③			C FF 92 B FC 92 C FF 92 B FF 93 B SL 88 X SI 94 3-2 P3 ③		C FF 90 B FF 91 X CU 77 1-1 SF8 ② 2-3 3-H	3 0	0 0	0 0	0 1	0 0	0 0	1 0
13 Brett Lawrie, R (1, 4) OBP: 0.286, SLG: 0.418 (9, 5)		C SL 84 C SL 85 B FS 86 X FS 85 1-2 F7 ③			C FF 90 B FF 90 B CU 79 S SL 86 B SL 87 X SL 87 3-2 G5-3 ①			B FF 94 S FF 92 X SL 84 1-1 G6-3 ①	B SL 85 C SL 85 D SL 87 X SL 85 2-1 1-H HR 3-H	4	1	1	3	0	0	0
47 Juan Francisco, L (1, 5) OBP: 0.361, SLG: 0.595 18 Steve Tolleson, R (9, 4) OBP: 0.368, SLG: 0.569			B FF 89 X FS 82 1-0 30 FC3-5 2B		B CU 77 F SL 86 B SL 88 X SL 87 2-1 G3-1 ②			B CU 77 B CU 76 S SL 82 S SL 83 X SL 83 2-2 F7 ②	B SL 85 X SI 93 1-0 G4-3 ③	4 0	0 0	1 0	0 0	0 0	0 0	0 0
30 Dioner Navarro, S (1, 2) OBP: 0.308, SLG: 0.351			B FF 90 B FF 90 S FS 83 F FS 83 X FF 92 2-2 FC3-5 ① 2-3		B CU 78 C SL 87 B FC 92 F CU 79 B FF 93 S SL 86 3-3 K ③			X FF 94 0-0 G4-3 ③		3	0	0	0	0	1	1
8 Anthony Gose, L (1, 8) OBP: 0.377, SLG: 0.314			F FF 91 B FF 92 S SL 86 D CH 67 S SL 87 2-3 K ②			X CU 76 0-0 B1-3 ①			C FF 90 S SL 85 B SL 86 B FF 92 B SL 86 B FF 91 4-2 7 1B 7 S 19 1B BB	2	1	0	0	1	1	1

Inning Stats	1	2	3	4	5	6	7	8	9
	R: 0 E: 0 K: 1 S: 10 H: 0 LOB: 0 BB: 0 P: 17	R: 0 E: 0 K: 0 S: 9 H: 0 LOB: 0 BB: 0 P: 15	R: 0 E: 0 K: 2 S: 10 H: 1 LOB: 1 BB: 0 P: 17	R: 0 E: 0 K: 1 S: 13 H: 1 LOB: 1 BB: 0 P: 18	R: 0 E: 0 K: 1 S: 8 H: 0 LOB: 0 BB: 0 P: 16	R: 0 E: 0 K: 0 S: 7 H: 0 LOB: 0 BB: 0 P: 9	R: 0 E: 0 K: 0 S: 8 H: 0 LOB: 0 BB: 0 P: 15	R: 0 E: 0 K: 0 S: 6 H: 0 LOB: 0 BB: 0 P: 9	R: 5 E: 0 K: 0 S: 15 H: 3 LOB: 0 BB: 2 P: 28

1B: 2 SF: 1
2B: 2 SAC: 0
3B: 0 DP: 0
HR: 1 HBP: 0

WP: 0 PA: 34
PB: 0
SB: 1
CS: 0

	AB	31
	R	5
	H	5
	RBI	5
	BB	2
	SO	5
	LOB	6

PITCHER		IP	WLS	BF	H	R	ER	SO	BB	IBB	HBP	BLK	WP	HR	S	P	ERA	WHIP
19 Aníbal Sánchez, R ERA: 2.15	(1, 1)	7.0		23	2	0	0	5	0	0	0	0	0	0	65	107	0.00	0.286
44 Joba Chamberlain, R ERA: 2.59	(8, 1)	1.0		3	0	0	0	0	0	0	0	0	0	0	6	9	0.00	0.000
36 Joe Nathan, R ERA: 6.86	(9, 1)	0.1	L	5	2	4	4	0	2	0	0	0	0	0	10	19	108.00	12.000
46 Ian Krol, L ERA: 2.29	(9, 1)	0.1		1	0	0	0	0	0	0	0	0	0	0	2	3	0.00	0.000
62 Al Alburquerque, R ERA: 3.38	(9, 1)	0.1		2	1	1	1	0	0	0	0	0	0	1	3	6	27.00	3.000

PITCHER	IP	WLS	BF	H	R	ER	SO	BB	IBB	HBP	BLK	WP	HR	S	P	ERA	WHIP

BOTTOM

Toronto Blue Jays @ Detroit Tigers

Comerica Park, Detroit, MI

Tue Jun 03 2014, 7:11 PM - 10:00 PM EDT

Att. 33,488 - Clear - 81 F

livebaseballscorecards.com

Batter	1	2	3	4	5	6	7	8	9	AB	R	H	RBI	BB	SO	LOB
3 Ian Kinsler, R (1, 4) OBP: 0.331, SLG: 0.436	F FF 89 F FF 90 S SL 84 0-3 ① K		X FF 92 0-0 ② G6-3			C FF 91 F CH 84 X SL 84 0-2 ① L7			C FF 92 B FF 92 B SL 83 C FF 93 F SL 83 B FF 92 F FF 92 B FF 91 4-2 24 BB 28 HR BB	3	1	0	0	1	1	0
48 Torii Hunter, R (1, 9) OBP: 0.298, SLG: 0.455	C FF 90 F FF 91 X FF 90 0-2 ② F9		B SL 85 C SL 83 F FF 92 C FF 93 1-3 ③ K			B SL 84 S SL 84 X FF 92 1-1 ② F9			B FF 93 X FF 94 1-0 ① L9	4	0	0	0	0	1	1
24 Miguel Cabrera, R (1, 3) OBP: 0.368, SLG: 0.550	C FF 92 S FF 92 F FF 93 B SL 87 B SL 87 F FF 94 B FF 94 X FF 92 3-2 ③ G4-3			B SL 84 F FF 90 S CH 83 C FF 93 1-3 ① K		S FF 93 B FF 92 S SL 86 F SL 88 F FF 93 S FF 92 1-3 ③ K			B FF 92 B FF 93 B FF 93 B FF 92 4-0 1-2 28 HR BB	3	1	0	0	1	2	0
41 Victor Martinez, S (1, 10) OBP: 0.392, SLG: 0.593		C SL 88 B CH 83 F FF 89 B SL 84 F SL 84 F FF 90 X FF 92 2-2 32 1B 1B		C FF 92 F FF 92 B FF 92 F CH 86 B SL 86 X SL 83 2-2 1B			B FF 90 B CH 84 C CH 84 B SI 91 C CH 84 X FF 93 3-2 ① F7		B FF 92 C CH 87 C FF 94 F CH 87 B CH 86 S FF 94 2-3 ② K	4	0	2	0	0	1	2
28 J.D. Martinez, R (1, 7) OBP: 0.324, SLG: 0.492		C FF 90 B FF 90 F FF 90 S FF 91 1-3 ① K		B FF 91 X FF 91 1-0 ② F9			F FF 92 C SL 86 S SL 87 0-3 ② K		B SL 85 B FF 92 F FF 93 X FF 92 2-1 1-H 2-H HR	4	1	1	3	0	2	2
32 Don Kelly, L (1, 5) OBP: 0.351, SLG: 0.324		C FF 89 B CH 89 F FF 91 X FF 90 1-2 1-2 1B		S CH 85 B CH 84 F FF 91 F SL 85 X CH 84 1-2 ③ L9			B SL 84 X FF 92 1-0 ③ F7		C FF 87 C CH 80 T FF 88 0-2 ③ K	4	0	1	0	0	1	1
14 Austin Jackson, R (1, 8) OBP: 0.299, SLG: 0.376		D SL 84 S FF 90 B SL 84 C SL 84 X SL 85 2-2 ② L8	L FF 88 B FA 89 B FF 90 X FF 89 2-1 ① G5-3					B FF 97 X FF 95 1-0 ① L9		3	0	0	0	0	0	2
13 Alex Avila, L (1, 2) OBP: 0.327, SLG: 0.364		S FF 91 B FF 91 B FF 92 B FF 91 S CH 85 X CH 85 3-2 ③ G3-1	C FF 89 F FF 92 B SL 87 S FF 92 1-3 ② K					F SI 94 X FF 96 0-1 ② F7		3	0	0	0	0	1	2
17 Andrew Romine, S (1, 6) OBP: 0.252, SLG: 0.252			C FF 88 S CH 82 B SL 87 X SL 85 1-2 ① L7			F FF 92 S FF 92 B FF 92 B FF 92 B CH 86 F FF 91 F FF 92 X FF 92 3-2 ③ F7		B FF 96 S FF 95 S CH 86 S CH 86 1-3 ③ K		3	0	0	0	0	1	0
Inning Stats	R: 0 H: 0 E: 0 LOB: 0 K: 1 BB: 0 S: 11 P: 14	R: 0 H: 2 E: 0 LOB: 2 K: 1 BB: 0 S: 17 P: 26	R: 0 H: 0 E: 0 LOB: 0 K: 1 BB: 0 S: 7 P: 9	R: 0 H: 1 E: 0 LOB: 1 K: 1 BB: 0 S: 12 P: 17	R: 0 H: 0 E: 0 LOB: 0 K: 1 BB: 0 S: 10 P: 16	R: 0 H: 0 E: 0 LOB: 0 K: 1 BB: 0 S: 10 P: 12	R: 0 H: 0 E: 0 LOB: 0 K: 1 BB: 0 S: 7 P: 11	R: 0 H: 0 E: 0 LOB: 0 K: 1 BB: 0 S: 6 P: 8	R: 3 H: 1 E: 0 LOB: 0 K: 2 BB: 2 S: 14 P: 27	1B: 3 SF: 0 2B: 0 SAC: 0 3B: 0 DP: 0 HR: 1 HBP: 0						PA: 33 WP: 0 PB: 0 SB: 0 CS: 0

	AB	31
	R	3
	H	4
	RBI	3
	BB	2
	SO	10
	LOB	10

PITCHER		IP	WLS	BF	H	R	ER	SO	BB	IBB	HBP	BLK	WP	HR	S	P	ERA	WHIP
36 Drew Hutchison, R ERA: 3.5	(1, 1)	7.0		24	3	0	0	7	0	0	0	0	0	0	74	105	0.00	0.429
29 Dustin McGowan, R ERA: 4.4	(8, 1)	1.0	W	3	0	0	0	1	0	0	0	0	0	0	6	8	0.00	0.000
50 Steve Delabar, R ERA: 5.16	(9, 1)	0.2		5	1	3	3	1	2	0	0	0	0	1	11	24	40.50	4.500
44 Casey Janssen, R ERA:	(9, 1)	0.1	S	1	0	0	0	1	0	0	0	0	0	0	3	3	0.00	0.000

PITCHER	IP	WLS	BF	H	R	ER	SO	BB	IBB	HBP	BLK	WP	HR	S	P	ERA	WHIP

Batter	1	2	3	4	5	6	7	8	9	AB	R	H	RBI	BB	SO	LOB
7 José Reyes, S (1, 6) OBP: 0.316, SLG: 0.395	X FF 89 0-0 ① P4		B CU 75 B FF 90 C SI 89 X CH 83 2-1 ② B1-3			C FF 87 C FF 89 B CU 78 X CH 82 1-2 ② F8		S SL 84 X FF 97 0-1 53 E 53 1B 1B	B KC 80 F FF 94 F FF 95 B SI 95 X KC 82 2-2 ① G3-1 1-2 2-3	5	1	1	0	0	0	2
53 Melky Cabrera, S (1, 7) OBP: 0.351, SLG: 0.490	C SI 90 B FF 88 F FF 92 B CU 77 F FF 91 B CU 78 X SI 92 3-2 HR		B FF 90 X FF 88 1-0 ③ F7			C SI 88 B SL 87 B SL 86 B CH 81 X SI 88 3-1 26 2B 2B		C FF 96 1 SAFE 1 SAFE 1 SAFE B FF 96 B FF 96 2 SAFE X FF 96 2-1 19 1B 1-H 26 2B 1B	B FF 95 C KC 82 B KC 81 B FF 95 F FF 95 X KC 82 3-2 ② G3	5	3	3	2	0	0	2
19 José Bautista, R (1, 9) OBP: 0.446, SLG: 0.561	C FF 91 X SI 92 0-1 ② L9			B CU 77 C SL 83 X FF 88 1-1 26 G4-6-3 1B		B SL 84 B SL 86 B FF 90 B FF 89 4-0 26 2B BB		C SL 85 B SL 84 C SL 86 B SL 86 F FF 98 X SL 84 2-2 26 2B 18 FC4-6 2-3 1B	B FF 96 F FF 96 C KC 82 X KC 81 1-2 2-H 3-H 2B	4	2	3	2	1	0	0
26 Adam Lind, L (1, 10) OBP: 0.420, SLG: 0.566 (9, 3)	C FF 91 S SL 85 F FF 92 B SL 86 F SI 90 B CU 77 X SL 86 2-2 ③ P3			B CH 80 X SI 89 1-0 ①② G4-6-3 1-2f		C SI 88 X FF 89 0-1 1-H 2-H 2B		C SL 84 C FF 95 B FF 97 X SL 85 1-2 18 FC4-6 1-3 3-H 2B	C FF 94 B FF 95 B KC 80 T FF 94 B FF 94 C FF 94 3-3 ③ K	5	0	2	3	0	1	2
10 Edwin Encarnación, R (1, 3) OBP: 0.363, SLG: 0.612 64 Chad Jenkins, R (9, 1)		B SI 89 C FF 91 B SI 90 C SL 85 F SI 91 X SL 85 2-2 47 G4-3 1B		B CU 78 B CH 81 F FF 89 F FF 89 F SI 89 F SI 89 F FF 91 S CU 79 2-3 ③ K		B FF 89 B SL 85 B SI 88 C SI 88 S SL 85 X SI 89 3-2 ③ L7		I IN 78 I IN 81 I IN 81 I IN 81 4-0 18 FC4-6 IBB		3 0	0 0	1 0	0 0	1 0	1 0	1 0
47 Juan Francisco, L (1, 5) OBP: 0.353, SLG: 0.580 18 Steve Tolleson, R (8, PH) OBP: 0.362, SLG: 0.558 (8, 4)		B CH 83 B SI 91 F CH 83 B FF 91 X CH 82 3-1 ①② G4-3 1-2f			B CU 73 B FF 88 S SI 87 S CH 81 C CU 75 2-3 ① K		B CU 75 F CH 80 B SI 86 X CH 78 2-1 ① F7	B FF 94 S FF 94 F FF 95 B SI 92 X FF 94 2-2 ② FC4-6 1-2f 2-3 3-H		3 1	0 0	0 0	0 1	0 0	1 0	1 2
13 Brett Lawrie, R (1, 4) OBP: 0.285, SLG: 0.415 (8, 5)		F SL 85 B SI 90 X CU 76 1-1 1B			C SL 82 B SI 88 F SL 86 X SI 90 1-2 ② G3		C SI 86 X CH 79 0-1 ② F8	B CH 82 1 SAFE X CH 83 1-0 ③ P3		4	0	1	0	0	0	2
22 Josh Thole, L (1, 2) OBP: 0.387, SLG: 0.357 31 Erik Kratz, R (8, 2) OBP: 0.240, SLG: 0.408	B FF 90 C SL 86 B CH 82 1 SAFE 1 SAFE F CH 82 F SI 91 F CU 76 1 SAFE 2-2 ③ F FF 90 F SL 86 X SI 90 G4-3			C FF 88 X SL 86 0-1 ③ G4-3		C SI 86 B CU 76 F CH 79 X SL 82 1-2 ③ G6-3			F FF 94 T FF 94 B KC 81 B FF 94 B KC 79 X FF 94 3-2 7 G3-1 8 1B 19 2B 1B	3 1	0 1	0 1	0 0	0 0	0 0	1 0
8 Anthony Gose, L (1, 8) OBP: 0.369, SLG: 0.309			S FF 88 C CH 81 F FF 90 B CU 79 C SI 90 1-3 ① K			C CH 79 X SL 84 0-1 ① F8		F FF 95 F FF 95 F FF 97 B SL 87 C SL 83 1-3 ① K	C KC 80 C FF 94 X KC 81 0-2 7 G3-1 19 2B 1-2 1B	4	1	1	0	0	2	0
Inning Stats	R: 1 H: 1 E: 0 LOB: 0 K: 0 BB: 0 S: 12 P: 17	R: 0 H: 2 E: 0 LOB: 1 K: 0 BB: 0 S: 15 P: 23	R: 0 H: 0 E: 0 LOB: 0 K: 1 BB: 0 S: 7 P: 11	R: 0 H: 1 E: 0 LOB: 0 K: 1 BB: 0 S: 9 P: 13	R: 0 H: 0 E: 0 LOB: 0 K: 1 BB: 0 S: 8 P: 11	R: 2 H: 2 E: 0 LOB: 1 K: 0 BB: 1 S: 12 P: 23	R: 0 H: 0 E: 0 LOB: 0 K: 0 BB: 0 S: 7 P: 10	R: 3 H: 4 E: 1 LOB: 2 K: 1 BB: 1 S: 19 P: 32	R: 2 H: 3 E: 0 LOB: 1 K: 1 BB: 0 S: 18 P: 30	1B: 8 SF: 0 2B: 4 SAC: 0 3B: 0 DP: 2 HR: 1 HBP: 0						WP: 0 PA: 40 PB: 0 SB: 0 CS: 0	

PITCHER		IP	WLS	BF	H	R	ER	SO	BB	IBB	HBP	BLK	WP	HR	S	P	ERA	WHIP
21 Rick Porcello, R ERA: 3.69	(1, 1)	7.0	L	26	6	3	3	3	1	0	0	0	0	1	70	108	3.86	1.000
57 Evan Reed, R ERA: 4.7	(8, 1)	0.1		6	4	3	3	1	0	1	0	0	0	0	15	25	81.00	12.000
40 Phil Coke, L ERA: 6.27	(8, 1)	0.2		2	0	0	0	0	0	0	0	0	0	0	4	7	0.00	0.000
49 Corey Knebel, R ERA: 9.64	(9, 1)	1.0		6	3	2	2	1	0	0	0	0	0	0	18	30	18.00	3.000

PITCHER	IP	WLS	BF	H	R	ER	SO	BB	IBB	HBP	BLK	WP	HR	S	P	ERA	WHIP

TOP

Toronto Blue Jays @ Detroit Tigers

Comerica Park, Detroit, MI

Wed Jun 04 2014, 7:09 PM - 10:24 PM EDT

Att. 32,033 - Drizzle - 65 F

livebaseballscorecards.com

AB	38
R	8
H	13
RBI	8
BB	2
SO	5
LOB	13

Batter	1	2	3	4	5	6	7	8	9	AB	R	H	RBI	BB	SO	LOB
20 Rajai Davis, R (1, 7) OBP: 0.335, SLG: 0.416	B KN 73 B KN 71 C FF 80 C FF 82 B KN 77 S FF 83 3-3 ① **K**	T KN 78 F KN 79 B KN 78 S KN 70 1-3 ③ **K**		F KN 78 F KN 79 B KN 80 B FF 80 X KN 80 2-2 **1-2** **2-3** 1B		X CH 80 0-0 ② P2		B FF 96 S SL 86 B FF 96 F FF 95 T FF 96 2-2 ③ **K**		5	0	1	0	0	3	7
3 Ian Kinsler, R (1, 4) OBP: 0.328, SLG: 0.444	B KN 76 B KN 76 B KN 74 C FF 82 X FF 83 3-1 ② P4		C KN 75 X KN 78 0-1 HR	C KN 79 X FF 80 0-1 ③ F9		C CH 80 B SI 94 X SI 93 1-1 ③ P3			C SI 91 S SI 91 X SI 92 0-2 ① G6-3	5	1	1	1	0	0	6
24 Miguel Cabrera, R (1, 3) OBP: 0.369, SLG: 0.559	X FF 83 0-0 HR		B KN 78 S KN 78 F KN 78 T FF 80 1-2 ① **K**		B KN 79 X KN 75 1-0 ① F8		B SL 75 C SI 92 B CH 82 F CH 81 B CH 80 B SI 93 4-2 41 G6-4-3 BB		C SI 91 B SI 92 X SI 92 1-1 ② G5-3	4	1	1	1	1	1	0
41 Victor Martinez, S (1, 10) OBP: 0.388, SLG: 0.582	B KN 75 B KN 76 C KN 74 B KN 78 C KN 75 B KN 71 4-2 48 FC6-4 BB		C KN 79 S FF 81 F KN 80 B KN 80 B EP 68 X KN 80 2-2 ② G3-1		X KN 75 0-0 ② G1-3		C SI 92 F SI 94 F SI 95 B CH 82 B SL 78 X CH 82 2-2 ① ② G6-4-3 **1-2f**		X SI 92 0-0 ③ G1-3	4	0	0	0	1	0	1
48 Torii Hunter, R (1, 9) OBP: 0.292, SLG: 0.446	C KN 77 X KN 78 0-1 ③ FC6-4 **1-2f**		X KN 79 0-0 ③ L9		C KN 76 F KN 79 X EP 66 0-2 ③ L1		B CH 81 F SI 92 B SI 94 S SI 94 X CH 81 2-2 ③ G4-3			4	0	0	0	0	0	1
14 Austin Jackson, R (1, 8) OBP: 0.298, SLG: 0.370		C FF 82 B KN 76 B KN 76 S KN 74 S KN 76 2-3 ① **K**		B KN 77 S KN 73 B KN 78 X KN 75 2-1 ① L9		B KN 74 B KN 73 C FF 82 B KN 72 F FF 82 F KN 76 B KN 75 4-2 9 BB 13 1B BB		B SI 92 C CH 85 B FF 89 C CU 83 F FF 92 B CU 83 C SI 92 3-3 ① **K**		3	0	0	0	1	2	0
13 Alex Avila, L (1, 2) OBP: 0.338, SLG: 0.371		B KN 75 C KN 74 X KN 78 1-1 17 1B 1B		X KN 77 0-0 ② F9		S KN 76 1 SAFE 1 SAFE 1 SAFE C KN 77 1 SAFE B KN 79 X KN 80 1-2 9 BB **1-2** 1B		H CU 82 1-0 30 FC5 9 E HBP		3	0	2	0	0	0	0
9 Nick Castellanos, R (1, 5) OBP: 0.286, SLG: 0.355		C KN 76 B KN 78 X KN 77 1-1 ② F8		C EP 62 X KN 78 0-1 20 1B 17 S 1B		B KN 78 B KN 78 B KN 75 C FF 82 S FF 83 F KN 75 D KN 77 4-2 **1-2** **2-3** BB		X SI 92 0-0 E3 30 E **1-2**		3	0	1	0	1	0	2
17 Andrew Romine, S (1, 6) OBP: 0.264, SLG: 0.259 28 J.D. Martinez, R (6, PH) OBP: 0.319, SLG: 0.484 30 Eugenio Suárez, R (7, 6)		B KN 74 X FF 80 1-0 **1-2** 1B		C KN 78 B KN 79 B FF 79 B KN 78 C KN 77 B KN 76 4-2 20 1B **1-2** BB		F SI 93 B SI 92 B CH 80 C SI 92 S CH 81 2-3 ① **K**		F CH 85 X SI 92 0-1 ② FC5 **1-3** **2-3f**		1 1 1	0 0 0	1 0 0	0 0 0	1 0 0	0 1 0	0 3 2
Inning Stats	R: 1 H: 1 E: 0 LOB: 1 K: 1 BB: 1 S: 10 P: 20	R: 0 H: 2 E: 0 LOB: 2 K: 2 BB: 0 S: 11 P: 17	R: 1 H: 1 E: 0 LOB: 0 K: 1 BB: 0 S: 10 P: 13	R: 0 H: 2 E: 0 LOB: 3 K: 0 BB: 1 S: 12 P: 20	R: 0 H: 0 E: 0 LOB: 0 K: 0 BB: 0 S: 5 P: 6	R: 0 H: 1 E: 0 LOB: 3 K: 1 BB: 2 S: 15 P: 27	R: 0 H: 0 E: 0 LOB: 0 K: 0 BB: 1 S: 9 P: 17	R: 0 H: 0 E: 2 LOB: 2 K: 2 BB: 0 S: 10 P: 16	R: 0 H: 0 E: 0 LOB: 0 K: 0 BB: 0 S: 6 P: 7	1B: 5 SF: 0 2B: 0 SAC: 0 3B: 0 DP: 1 HR: 2 HBP: 1						

PITCHER	IP	WLS	BF	H	R	ER	SO	BB	IBB	HBP	BLK	WP	HR	S	P	ERA	WHIP
43 R.A. Dickey, R (1, 1) ERA: 4.25	5.0	W	26	7	2	2	4	4	0	0	0	0	2	57	94	3.60	2.200
62 Aaron Loup, L (6, 1) ERA: 2.43	2.0	H	6	0	0	0	1	1	0	0	0	0	0	15	26	0.00	0.500
27 Brett Cecil, L (8, 1) ERA: 3.68	0.2		4	0	0	0	1	0	0	1	0	0	0	7	11	0.00	0.000
29 Dustin McGowan, R (8, 1) ERA: 4.37	0.1	H	1	0	0	0	1	0	0	0	0	0	0	3	5	0.00	0.000
64 Chad Jenkins, R (9, 1) ERA: 6.75	1.0		3	0	0	0	0	0	0	0	0	0	0	6	7	0.00	0.000

PITCHER	IP	WLS	BF	H	R	ER	SO	BB	IBB	HBP	BLK	WP	HR	S	P	ERA	WHIP

BOTTOM

Toronto Blue Jays @ Detroit Tigers

Comerica Park, Detroit, MI

Wed Jun 04 2014, 7:09 PM - 10:24 PM EDT

Att. 32,033 - Drizzle - 65 F

livebaseballscorecards.com

AB	34
R	2
H	7
RBI	2
BB	5
SO	7
LOB	22

Batter	1	2	3	4	5	6	7	8	9	AB	R	H	RBI	BB	SO	LOB
7 José Reyes, S (1, 6) OBP: 0.313, SLG: 0.390	C FF 92 X FF 93 0-1 19 1B 1B		X FF 94 0-0 ② G4-3		C CH 82 F FF 87 S CU 79 0-3 ① K	1 SAFE 1 SAFE 1 SAFE C FF 94 X FF 95 0-1 ③ F8			S SL 80 S SL 79 B SL 80 X FF 94 1-2 ② G5-3	5	0	1	0	0	1	1
53 Melky Cabrera, S (1, 7) OBP: 0.348, SLG: 0.496 11 Kevin Pillar, R (9, 7) OBP: 0.242, SLG: 0.344	X FF 94 0-0 ① F7		B FF 94 X SL 86 1-0 ③ G4-3		B SL 86 B CH 83 F FF 94 X FF 94 2-1 ② G3-1		F SL 87 F CU 78 X CU 80 0-2 ① F7		B CH 84 B SI 94 X FF 94 2-0 HR	5 0	1 0	1 0	1 0	0 0	0 0	1 0
19 José Bautista, R (1, 9) OBP: 0.445, SLG: 0.557	1 SAFE B FF 94 C SL 88 1 SAFE B SL 88 X SL 88 2-1 1-3 1B			C FF 92 F FF 93 F SL 86 B CU 79 F CU 80 B SL 88 F FF 96 X FF 94 2-2 E9 26 1B 30 1B	F FF 93 C CU 79 S CU 79 0-3 ③ K		B FF 94 C CU 80 F FF 95 X FF 94 1-2 47 S 1B		X FF 94 0-0 ③ L8	5	1	2	0	0	1	0
26 Adam Lind, L (1, 3) OBP: 0.423, SLG: 0.560	S FF 95 X CH 86 0-1 ② P5			B FF 96 X CH 87 1-0 30 1B 13 BB 31 1B 2-3 1B		B FF 93 B SL 86 B FF 91 C FF 92 B FF 93 4-1 47 HR BB	X FF 96 0-0 ② F8			3	2	1	0	1	0	3
47 Juan Francisco, L (1, 5) OBP: 0.350, SLG: 0.593 18 Steve Tolleson, R (7, 4) OBP: 0.362, SLG: 0.558	B CH 84 B FF 95 X CH 86 2-0 ③ F7			F SL 89 F FF 96 X SL 89 0-2 ① P2		X CH 84 0-0 1-H HR	1 SAFE B FF 92 C FF 90 C CU 81 X SL 88 1-2 ③ F8 1-2			4 0	1 0	1 0	2 0	0 0	0 0	5 0
13 Brett Lawrie, R (1, 4) OBP: 0.289, SLG: 0.428 (7, 5)		X FF 91 0-0 ① P3		B FF 95 B SL 87 C SL 87 F FF 96 F FF 96 B CU 81 B FF 96 4-2 30 1B 31 1B 1-2 BB		B SL 86 C SL 86 B FF 95 F FF 96 F CU 80 B CU 80 F SL 88 X FF 93 3-2 HR		C FF 96 B FF 94 C FF 96 S FF 97 1-3 ① K		3	2	1	1	1	1	0
30 Dioner Navarro, S (1, 10) OBP: 0.317, SLG: 0.353		B FF 93 B FF 93 B FF 93 B FF 92 4-0 31 G6-4-3 BB		F SL 90 B CH 87 F SL 89 B FF 97 F FF 98 X CU 80 2-2 31 1B 1-2 2-3 3-H 1B		F FF 95 B SL 88 F SL 87 S CU 81 1-3 ① K2-3		B FF 95 S SL 86 B FF 95 B FF 96 B FF 97 4-1 31 G4-6-3 BB		2	0	1	1	2	1	0
31 Erik Kratz, R (1, 2) OBP: 0.259, SLG: 0.404		C SL 86 X FF 94 0-1 ② ③ G6-4-3 1-2f		X SL 87 0-0 8 G6-3 1-2 2-H 3-H 1B		C FF 95 B CU 81 S FF 94 B CU 78 F SL 89 B CH 85 B FF 96 4-2 BB		B SL 86 S FF 96 S FF 95 X FF 96 1-2 ② ③ G4-6-3 1-2f		3	0	1	2	1	0	2
8 Anthony Gose, L (1, 8) OBP: 0.348, SLG: 0.288			F FF 92 B SL 85 S SL 86 B FF 93 S CU 79 2-3 ① K	X FF 95 0-0 ② ③ G6-3 1-2f		C FF 95 F FF 96 X SL 88 0-2 ② F9			L SI 92 B SL 78 F FF 93 S SL 78 1-3 ① K	4	0	0	0	0	2	3
Inning Stats	R: 0 E: 0 K: 0 S: 8 H: 2 LOB: 2 BB: 0 P: 12	R: 0 E: 0 K: 0 S: 3 H: 0 LOB: 0 BB: 1 P: 7	R: 0 E: 0 K: 1 S: 5 H: 0 LOB: 0 BB: 0 P: 8	R: 3 E: 1 K: 0 S: 19 H: 3 LOB: 1 BB: 1 P: 28	R: 0 E: 0 K: 2 S: 8 H: 0 LOB: 0 BB: 0 P: 10	R: 3 E: 0 K: 1 S: 18 H: 2 LOB: 1 BB: 2 P: 30	R: 0 E: 0 K: 0 S: 10 H: 1 LOB: 1 BB: 0 P: 12	R: 0 E: 0 K: 1 S: 7 H: 0 LOB: 0 BB: 1 P: 13	R: 1 E: 0 K: 1 S: 8 H: 1 LOB: 0 BB: 0 P: 12	1B: 6 2B: 0 3B: 0 HR: 3 SF: 0 SAC: 0 DP: 3 HBP: 0						

PITCHER		IP	WLS	BF	H	R	ER	SO	BB	IBB	HBP	BLK	WP	HR	S	P	ERA	WHIP
35 Justin Verlander, R ERA: 4.19	(1, 1)	7.0	L	32	8	6	5	4	4	0	0	0	0	2	71	107	6.43	1.714
57 Evan Reed, R ERA: 4.5	(8, 1)	1.0		3	0	0	0	1	1	0	0	0	0	0	7	13	0.00	1.000
40 Phil Coke, L ERA: 6.41	(9, 1)	1.0		4	1	1	1	1	0	0	0	0	0	1	8	12	9.00	1.000

PITCHER	IP	WLS	BF	H	R	ER	SO	BB	IBB	HBP	BLK	WP	HR	S	P	ERA	WHIP

TOP

Toronto Blue Jays @ Detroit Tigers

Comerica Park, Detroit, MI

Thu Jun 05 2014, 1:09 PM - 4:01 PM EDT

Att. 39,440 - Sunny - 68 F

livebaseballscorecards.com

AB	34
R	7
H	9
RBI	7
BB	5
SO	6
LOB	15

Toronto Blue Jays @ Detroit Tigers

Comerica Park, Detroit, MI

Thu Jun 05 2014, 1:09 PM - 4:01 PM EDT

Att. 39,440 - Sunny - 68 F

BOTTOM

Batter	1	2	3	4	5	6	7	8	9	AB	R	H	RBI	BB	SO	LOB
3 Ian Kinsler, R (1, 4) OBP: 0.331, SLG: 0.453	C FF 91 B CH 85 X FF 90 1-1 48 G5-4-3 1B		C FF 92 B FF 91 X SL 82 1-1 48 SF8 3B 3-H		C FF 93 C FF 92 B FF 93 B FF 93 X FF 95 2-2 ② G5-3 3-H			S SI 90 B SI 92 X SI 91 1-1 ① G5-3		4	1	2	2	0	0	1
48 Torii Hunter, R (1, 9) OBP: 0.286, SLG: 0.439	B FF 92 X CH 85 1-0 ①② G5-4-3 1-2f		F FF 92 X FF 93 0-1 ② SF8 3-H		B CU 74 B CU 75 F FF 93 S FF 93 2 SAFE F FF 92 X CH 84 2-2 ③ F9			C SI 90 S SI 90 X SL 82 0-2 ② F7		3	0	0	1	0	0	2
24 Miguel Cabrera, R (1, 3) OBP: 0.363, SLG: 0.548	C FF 92 F SI 92 B SI 92 X FF 93 1-2 ③ G4-3		B CU 76 X CH 85 1-0 ③ F9			F SI 90 B SL 82 X SI 90 1-1 ① L8		B SI 90 X SI 89 1-0 ③ G5-3		4	0	0	0	0	0	0
41 Victor Martinez, S (1, 10) OBP: 0.390, SLG: 0.578		C FF 92 F SI 92 B FF 91 F CH 85 F FF 93 F FF 92 B FF 92 S SL 83 2-3 ① K		C SI 90 B SL 83 B FF 91 C FF 90 F FF 92 B CH 85 F CH 84 B SL 82 4-2 28 FC5-4 BB		F SI 91 B FF 91 C CU 74 X SI 92 1-2 28 G6-4-3 1B			B SI 91 C SI 89 X SI 88 1-1 ① F7	3	0	1	0	1	1	0
28 J.D. Martinez, R (1, 7) OBP: 0.301, SLG: 0.455		F CH 85 B CH 85 F FF 92 B FF 92 X FF 92 2-2 ② G4-3		B CH 84 C CH 84 X FF 92 1-1 ① FC5-4 14 CS 1-2f		D SI 91 X CH 84 1-0 ②③ G6-4-3 1-2f			C SI 89 S SI 90 B SI 91 S SL 80 1-3 ② K	4	0	0	0	0	1	2
14 Austin Jackson, R (1, 8) OBP: 0.306, SLG: 0.375		C FF 91 C FF 92 X FF 92 0-2 1B		C CH 84 B FF 92 F SL 83 B FF 92 X SL 82 2-2 ②③ F9 1-2			C FF 92 F CU 77 B SL 82 B CH 84 B CH 84 F FF 92 B FF 90 4-2 9 1B BB		C SI 90 B SI 91 X SI 90 1-1 13 BB 1B	3	0	2	0	1	0	1
13 Alex Avila, L (1, 2) OBP: 0.342, SLG: 0.370		S FF 92 S SL 84 B FF 92 B SL 83 S SI 92 2-3 ③ K			C CU 75 B SL 85 B FF 91 B FF 91 F FF 91 X FF 93 3-2 17 G5-4 9 1B 3 G5-3 1B		C FF 92 B SL 81 X FF 92 1-1 ① F7		C SI 89 B SI 89 B SI 88 B SI 89 F SI 89 B SI 88 4-2 1-2 BB	3	1	1	0	1	1	2
9 Nick Castellanos, R (1, 5) OBP: 0.296, SLG: 0.370			B FF 92 F SI 90 X CH 85 1-1 17 G3 3 3B 2B		C CU 74 C CU 75 B FF 92 B FF 92 D SL 82 F FF 92 X FF 92 3-2 17 G5-4 1-2 1B		C SI 89 X SI 90 0-1 17 G1-6-3 1-2 1B		X FF 87 0-0 ③ L7	4	1	3	0	0	0	2
17 Andrew Romine, S (1, 6) OBP: 0.258, SLG: 0.252			C FF 92 C CU 76 F FF 92 F FF 92 B FF 92 X SL 82 1-2 ① G3 2-3		X 0-0 ① G5-4 1-2 2-3		X SI 90 0-0 ②③ G1-6-3 1-2f			3	0	0	0	0	0	5
Inning Stats	R: 0 E: 0 K: 0 S: 6 H: 1 LOB: 0 BB: 0 P: 9	R: 0 E: 0 K: 2 S: 15 H: 1 LOB: 1 BB: 0 P: 21	R: 2 E: 0 K: 0 S: 12 H: 2 LOB: 0 BB: 0 P: 16	R: 0 E: 0 K: 0 S: 9 H: 0 LOB: 0 BB: 1 P: 16	R: 1 E: 0 K: 0 S: 15 H: 2 LOB: 1 BB: 0 P: 25	R: 0 E: 0 K: 0 S: 6 H: 1 LOB: 0 BB: 0 P: 9	R: 0 E: 0 K: 0 S: 8 H: 1 LOB: 1 BB: 1 P: 13	R: 0 E: 0 K: 0 S: 6 H: 0 LOB: 0 BB: 0 P: 8	R: 0 E: 0 K: 1 S: 10 H: 1 LOB: 2 BB: 1 P: 17	1B: 7 2B: 1 3B: 1 HR: 0 SF: 1 SAC: 0 DP: 3 HBP: 0						WP: 0 PB: 0 SB: 0 CS: 1 PA: 35	

livebaseballscorecards.com

AB	31
R	3
H	9
RBI	3
BB	3
SO	3
LOB	15

PITCHER		IP	WLS	BF	H	R	ER	SO	BB	IBB	HBP	BLK	WP	HR	S	P	ERA	WHIP
48 J.A. Happ, L ERA: 4.12	(1, 1)	6.1	W	25	7	3	3	2	2	0	0	0	0	0	68	106	4.26	1.421
64 Chad Jenkins, R ERA: 4.26	(7, 1)	2.1	H	9	2	0	0	1	1	0	0	0	0	0	18	27	0.00	1.286
44 Casey Janssen, R ERA:	(9, 1)	0.1	S	1	0	0	0	0	0	0	0	0	0	0	1	1	0.00	0.000

PITCHER	IP	WLS	BF	H	R	ER	SO	BB	IBB	HBP	BLK	WP	HR	S	P	ERA	WHIP

Boston Red Sox @ Detroit Tigers

Comerica Park, Detroit, MI

Fri Jun 06 2014, 7:09 PM - 9:57 PM EDT

Att. 39,762 - Clear - 77 F

TOP

livebaseballscorecards.com

Batter	1	2	3	4	5	6	7	8	9	AB	R	H	RBI	BB	SO	LOB
26 Brock Holt, L (1, 3) OBP: 0.357, SLG: 0.448	C SI 88 F SI 90 X FC 84 0-2 2 2B 1B		C SI 90 C SI 91 B SI 91 S KC 79 1-3 ② K2-3		F SI 91 X KC 78 0-1 ③ G4-3		X FF 93 0-0 ③ G6-3			4	1	1	0	0	1	2
2 Xander Bogaerts, R (1, 5) OBP: 0.387, SLG: 0.454	C SI 89 F FC 84 1 SAFE X FC 84 0-2 34 G5-3 1-H 2B		B SI 90 C KC 77 B SI 90 C SI 89 F KC 78 X SI 91 2-2 ③ G5-3			C KC 74 B SI 89 X SI 89 1-1 ① F9		B FF 94 B FF 92 C SL 82 X CU 78 2-1 ① G6-3		4	0	1	1	0	0	0
15 Dustin Pedroia, R (1, 4) OBP: 0.344, SLG: 0.373	C SI 90 F SI 90 X SI 91 0-2 ① P3			C SI 88 B CH 78 C SI 90 B KC 79 F KC 78 F SI 92 F CH 80 F SI 91 B KC 78 3-2 X SI 91 ① F7		C SI 88 B FC 84 S FC 84 F SI 91 X SI 92 1-2 34 1B 5 SF8 E6		B SL 82 C SL 82 F SL 84 X FF 95 1-2 ② L9		4	1	0	0	0	0	1
34 David Ortiz, L (1, 10) OBP: 0.369, SLG: 0.486	B KC 77 X KC 76 1-0 ② G5-3 2-3			B FC 86 F SI 91 B SI 91 X FC 84 2-1 ② G3-1		S SI 90 B SI 91 D FC 84 X KC 76 2-1 1-3 1B		B CU 78 B CU 78 C FF 92 F SL 84 F FF 94 F CU 79 X FF 94 2-2 ③ G6-3		4	0	1	0	0	0	1
5 Jonny Gomes, R (1, 7) OBP: 0.335, SLG: 0.387 29 Daniel Nava, S (9, PH) OBP: 0.228, SLG: 0.232	C SI 90 B SI 91 S KC 77 C KC 78 1-3 ③ K			C KC 76 B CH 80 X SI 90 1-1 2B		C SI 90 S KC 76 F SI 92 F KC 77 F SI 92 D FC 84 F KC 77 F SI 91 D CH 80 3-2 ② F KC 79 B FC 85 X FC 85 3-H SF8			B FF 92 C FF 91 S CU 82 S SL 87 1-3 ① K	2 1	0 0	1 0	1 0	0 0	1 1	1 0
40 A.J. Pierzynski, L (1, 2) OBP: 0.309, SLG: 0.401		C SI 88 S FC 84 B SI 91 B FC 86 B SI 91 X SI 91 3-2 ① P6		X FC 85 0-0 ③ G4-3		X KC 78 0-0 ③ G4-3			C SI 92 X FF 92 0-1 ② G6-3	4	0	0	0	0	0	2
38 Grady Sizemore, L (1, 9) OBP: 0.293, SLG: 0.337		B SI 90 B SI 90 F SI 90 B SI 91 B SI 90 4-1 10 FC5-4 BB	C SI 88 X KC 76 0-1 ① L9				B FF 92 F FF 93 C FF 93 B CU 81 F CU 79 B FF 94 C FF 94 3-3 ① K		B FF 92 B SI 90 C FF 91 X FF 91 2-1 1B	3	0	1	0	1	1	0
10 Jonathan Herrera, S (1, 6) OBP: 0.317, SLG: 0.268		1 SAFE 1 SAFE C SI 89 X KC 77 0-1 ② FC5-4 25 CS 1-2f	B SI 89 B SI 89 C SI 88 X SI 89 2-1 2B				C FF 94 X CU 79 0-1 1B		B FF 92 X SI 91 1-0 ③ G1-3	4	0	2	0	0	0	2
25 Jackie Bradley Jr., L (1, 8) OBP: 0.282, SLG: 0.294		B SI 89 1 SAFE C KC 78 F KC 77 1 SAFE 1-2 ③ CS 1-2	C KC 75 B SI 90 S SI 90 C SI 91 1-3 ① K		B KC 77 T FC 83 S SI 90 F FC 85 S KC 78 1-3 ② K		C CU 79 B FF 94 F FF 93 S FF 93 1-3 ② K			3	0	0	0	0	3	2

Inning Stats																				
	R: 1	H: 2	R: 0	H: 0	R: 0	H: 0	R: 0	H: 1	R: 0	H: 1	R: 1	H: 1	R: 0	H: 1	R: 0	H: 0	R: 0	H: 1	1B: 4	SF: 1	WP: 0	PA: 36
	E: 0	LOB: 1	E: 0	LOB: 0	E: 0	LOB: 1	E: 0	LOB: 1	E: 0	LOB: 1	E: 1	LOB: 1	E: 0	LOB: 1	E: 0	LOB: 0	E: 0	LOB: 1	2B: 3	SAC: 0	PB: 0	
	K: 1	BB: 0	K: 0	BB: 1	K: 2	BB: 0	K: 0	BB: 0	K: 1	BB: 0	K: 0	BB: 0	K: 2	BB: 0	S: 10	BB: 0	K: 1	BB: 0	3B: 0	DP: 0	SB: 0	
	S: 13	P: 15	S: 8	P: 16	S: 10	P: 14	S: 12	P: 18	S: 10	P: 13	S: 18	P: 25	S: 10	P: 14	S: 10	P: 15	S: 8	P: 12	HR: 0	HBP: 0	CS: 1	

PITCHER		IP	WLS	BF	H	R	ER	SO	BB	IBB	HBP	BLK	WP	HR	S	P	ERA	WHIP
33 Drew Smyly, L ERA: 3.81	(1, 1)	6.0	W	24	5	2	1	4	1	0	0	0	0	0	71	101	1.50	1.000
46 Ian Krol, L ERA: 2.18	(7, 1)	1.0	H	4	1	0	0	2	0	0	0	0	0	0	10	14	0.00	1.000
44 Joba Chamberlain, R ERA: 2.49	(8, 1)	1.0	H	3	0	0	0	0	0	0	0	0	0	0	10	15	0.00	0.000
36 Joe Nathan, R ERA: 6.55	(9, 1)	1.0		4	1	0	0	1	0	0	0	0	0	0	8	12	0.00	1.000

PITCHER		IP	WLS	BF	H	R	ER	SO	BB	IBB	HBP	BLK	WP	HR	S	P	ERA	WHIP

AB	33
R	2
H	7
RBI	2
BB	1
SO	7
LOB	11

Batter	1	2	3	4	5	6	7	8	9	AB	R	H	RBI	BB	SO	LOB
3 Ian Kinsler, R (1, 4) OBP: 0.329, SLG: 0.463	C FF 92 X FF 94 0-1 ① G4-3		1 SAFE 1 SAFE D FF 94 1 SAFE X FF 93 1-0 ②③ G6-4-3 1-2f		B SL 79 X CH 85 1-0 HR		X SI 90 0-0 ① G6-3			4	1	1	1	0	0	1
48 Torii Hunter, R (1, 9) OBP: 0.295, SLG: 0.460	C FF 94 B FF 94 F SI 92 X CH 88 1-2 ② G6-3			B FF 94 S CH 84 S CH 87 X SI 96 1-2 24 1B 41 SF8-6-3 1B	B CH 88 X FF 96 1-0 HR		F SI 89 X SI 89 0-1 24 G1-6-3 1B			4	2	3	1	0	0	0
24 Miguel Cabrera, R (1, 3) OBP: 0.365, SLG: 0.545	X FF 94 0-0 ③ F8			B SI 95 C CH 85 F FF 95 F CH 87 B CH 88 1 SAFE X CH 89 2-2 41 SF8-6-3 1-3 1B	C FF 97 B SL 86 B SL 81 C FF 98 B FF 99 B FF 97 4-2 41 WP BB		1 SAFE 1 SAFE B SI 91 C SI 90 X SI 91 1-1 ②③ G1-6-3 1-2f			3	0	1	0	1	0	1
41 Victor Martinez, S (1, 10) OBP: 0.388, SLG: 0.589		X FF 93 0-0 ① F8		X FF 98 0-0 ①② SF8-6-3 1-1 3-H	D CH 86 B FF 95 C CH 85 F FF 96 B CU 75 F SI 90 F SI 90 F CH 88 X SI 90 3-2 ③ G4-3 1-2			B CU 76 B CH 78 C SI 90 X SI 90 2-1 HR		3	1	1	2	0	0	1
13 Alex Avila, L (1, 2) OBP: 0.341, SLG: 0.370 50 Bryan Holaday, R (8, 2) OBP: 0.314, SLG: 0.333		B FF 92 B FF 93 C CH 84 B CH 86 F FF 93 S CH 88 3-3 ② K		S SL 79 F CH 83 X SI 91 0-2 14 1B 1B		B FF 90 B SI 90 C CH 82 B FF 92 C FF 92 S CH 85 3-3 ① K		C SI 91 X SI 91 0-1 14 SF9 3B		3 1	0 1	1 1	0 0	0 0	2 0	0 0
14 Austin Jackson, R (1, 8) OBP: 0.305, SLG: 0.374		C FF 94 B SL 79 B CH 85 C CH 87 B SI 90 S CH 87 3-3 ③ K		C CH 84 B FF 94 X SL 80 1-1 1-2 1B		B FF 91 B SL 78 C FF 94 B SL 79 C FF 93 T CH 87 3-2 ② K		F SL 82 B SL 80 B FF 91 F FF 90 X FF 91 2-2 ① SF9 3-H		3	0	1	1	0	2	0
9 Nick Castellanos, R (1, 5) OBP: 0.306, SLG: 0.384			C FF 92 X FF 95 0-1 17 1B 2B	C SL 83 X CH 89 0-1 ③ F9		C FF 94 X SI 93 0-1 17 BB 1B		C SL 83 B FF 90 F SI 91 B FS 86 X FS 87 2-2 17 L4-3 1B		4	1	3	0	0	0	2
17 Andrew Romine, S (1, 6) OBP: 0.265, SLG: 0.254			B FF 94 C FF 93 F FF 94 X CH 87 1-2 20 FC4-6 2-H 1B		S CH 85 C CU 76 B SI 96 X CH 87 1-2 ① G4-3	B FF 95 B FF 94 S CH 85 F CH 86 B CH 87 D CH 87 4-2 1-2 BB		C FS 86 T FF 92 F FF 92 X FS 87 0-2 ②③ L4-3 1-1		3	0	1	1	1	0	1
20 Rajai Davis, R (1, 7) OBP: 0.330, SLG: 0.409			X SI 95 0-0 ① FC4-6 3 G6-4-3 1-2f		B FF 93 S CH 84 B SL 80 F CH 86 T SL 84 2-2 ② K	C SI 91 C SI 91 X SI 92 0-2 ③ G4-3				3	0	0	0	0	1	3
Inning Stats	R: 0 E: 0 K: 0 S: 6 H: 0 LOB: 0 BB: 0 P: 7	R: 0 E: 0 K: 2 S: 7 H: 0 LOB: 0 BB: 0 P: 13	R: 1 E: 0 K: 0 S: 7 H: 2 LOB: 0 BB: 0 P: 9	R: 1 E: 0 K: 0 S: 15 H: 4 LOB: 2 BB: 0 P: 19	R: 2 E: 0 K: 1 S: 16 H: 2 LOB: 1 BB: 1 P: 28	R: 0 E: 0 K: 2 S: 13 H: 1 LOB: 2 BB: 1 P: 23	R: 0 E: 0 K: 0 S: 5 H: 1 LOB: 0 BB: 0 P: 6	R: 2 E: 0 K: 0 S: 14 H: 3 LOB: 0 BB: 0 P: 20		1B: 8 2B: 3 3B: 1 HR: 3 SF: 2 SAC: 0 DP: 4 HBP: 0				WP: 1 PB: 0 SB: 0 CS: 0 PA: 35	

BOTTOM

Boston Red Sox @ Detroit Tigers

Comerica Park, Detroit, MI

Fri Jun 06 2014, 7:09 PM - 9:57 PM EDT

Att. 39,762 - Clear - 77 F

livebaseballscorecards.com

AB	31
R	6
H	13
RBI	6
BB	2
SO	5
LOB	9

PITCHER		IP	WLS	BF	H	R	ER	SO	BB	IBB	HBP	BLK	WP	HR	S	P	ERA	WHIP
62 Rubby De La Rosa, R ERA: 2.84	(1, 1)	5.2	L	26	9	4	4	5	2	0	0	0	1	2	61	96	6.35	1.941
35 Burke Badenhop, R ERA: 1.82	(6, 1)	1.1		4	1	0	0	0	0	0	0	0	0	0	8	9	0.00	0.750
55 Chris Capuano, L ERA: 2.93	(8, 1)	0.0		2	2	2	2	0	0	0	0	0	0	1	4	6	∞	∞
54 Edward Mujica, R ERA: 6.95	(8, 1)	1.0		3	1	0	0	0	0	0	0	0	0	0	10	14	0.00	1.000

PITCHER	IP	WLS	BF	H	R	ER	SO	BB	IBB	HBP	BLK	WP	HR	S	P	ERA	WHIP

Batter	1	2	3	4	5	6	7	8	9	AB	R	H	RBI	BB	SO	LOB
26 Brock Holt, L (1, 3) OBP: 0.358, SLG: 0.445	C FF 90 B FF 91 X FF 92 1-1 ① F9		C FF 92 B FF 94 B CU 79 F CH 82 C FF 96 2-3 ③ K		B CH 84 T CH 83 1 SAFE X CH 84 1-1 1-2 1B		X FF 92 0-0 ① F8		B FF 90 B FF 90 C FF 90 B FF 91 C FF 90 X FF 91 3-2 15 WP 2 1B 15 SF9 1B	5	1	2	0	0	1	1
2 Xander Bogaerts, R (1, 5) OBP: 0.387, SLG: 0.452	C FF 92 B SL 86 B FF 92 X FF 93 2-1 1B			B SL 84 X SL 85 1-0 ① G1-3	B SL 88 C CH 87 F CH 86 S SL 88 1-3 ③ K		C FF 91 C SL 85 C FF 94 0-3 ② K		C CU 82 X SL 87 0-1 34 S 15 WP 34 G4-3 1-2 1B	5	1	2	0	0	2	3
15 Dustin Pedroia, R (1, 4) OBP: 0.349, SLG: 0.392	C FF 92 C FF 93 B FF 93 S SL 86 1-3 ② K			X FF 90 0-0 HR	C SL 84 C FF 93 B FF 94 X SL 85 1-2 29 1B 7 1B 1B	X CH 82 0-0 34 2B 1-2 1B			B SL 85 C FF 92 F SL 86 F FF 93 B SL 85 X SL 86 2-2 ① SF9 1-2 2-H	4	2	3	2	0	1	1
34 David Ortiz, L (1, 10) OBP: 0.366, SLG: 0.484	B FF 95 X CU 78 1-0 ③ G3			S FF 95 F FF 94 B FF 96 B CU 81 S FF 96 2-3 ② K		X CU 80 0-0 ① F7	B FF 96 B CU 81 S CH 88 B FF 96 X FF 97 3-1 1-3 2-H 2B		B CU 82 D CU 83 F SI 91 B FF 92 C SI 92 F CU 83 F FF 93 X SL 86 3-2 ② G4-3 2-H	5	0	1	2	0	1	2
38 Grady Sizemore, L (1, 9) OBP: 0.291, SLG: 0.333		C FF 90 B FF 91 F FF 93 X CH 84 1-2 ① G4-3		C CU 76 C CU 79 B FF 95 B CH 82 F CH 85 F FF 94 B CU 80 F FF 94 X CH 84 3-2 ③ F7		X FF 92 0-0 ② F7	C SI 94 S SL 85 X SI 95 0-2 ③ G3-1		B FF 91 B SI 90 F FF 90 X FF 90 2-1 29 1B 1B	5	0	1	0	0	0	3
29 Daniel Nava, S (1, 7) OBP: 0.258, SLG: 0.256		B FF 90 F FF 93 C CU 78 B FF 94 S CH 86 2-3 ② K			C FF 90 C CH 84 X CH 81 0-2 7 G4-6-3 1B	C FF 92 X CU 78 0-1 3 S 7 1B 1-2 1B		B FF 92 C FF 91 C CU 78 B FF 96 H SL 85 3-2 40 FC3-6 HBP	X SI 91 0-0 1-2 1B	4	0	3	0	0	1	0
7 Stephen Drew, L (1, 6) OBP: 0.231, SLG: 0.091		F FF 92 T FF 93 B CU 80 B CU 76 T CH 86 2-2 ③ K			B CU 77 B FF 92 C CH 84 C FF 94 X FF 95 2-2 ① ② G4-6-3 1-2f	B CH 84 B CU 79 X FF 95 2-0 1-2 2-H 1B		B FF 92 1 SAFE X FF 92 1-0 ① F8	B CU 82 S SI 92 B CU 82 C SI 93 X CU 84 2-2 ③ F8	5	0	1	1	0	1	4
3 David Ross, R (1, 2) OBP: 0.224, SLG: 0.310 40 A.J. Pierzynski, L (8, PH) OBP: 0.307, SLG: 0.399 (8, 2)			T FF 92 C SL 84 X FF 92 0-2 ① G6-3		S CU 75 B FF 94 C FF 94 F FF 95 X CH 86 1-2 25 1B 2B	C SL 86 S SL 85 S SL 89 0-3 ③ K 2-3		C CU 77 F CU 79 B FF 94 F FF 95 F FF 93 X SL 85 1-2 ② FC3-6 1-2f		3 1	1 0	1 0	0 0	0 0	1 0	2 1
25 Jackie Bradley Jr., L (1, 8) OBP: 0.286, SLG: 0.295			C CH 83 C FF 93 B CH 85 F CH 81 S CH 87 1-3 ② K		B FF 94 F CH 85 T FF 95 B SL 81 B FF 96 X FF 95 3-2 26 1B 2-H 1B		B FF 90 B FF 92 S FF 92 S CH 82 F CU 78 B CU 78 F CH 84 B FF 93 4-2 15 1B 34 2B BB	C CU 76 B CH 81 F SL 83 B FF 94 S CU 78 2-3 ③ K		3	1	1	1	1	2	1
Inning Stats	R: 0 E: 0 K: 1 S: 8 H: 1 LOB: 1 BB: 0 P: 13	R: 0 E: 0 K: 2 S: 9 H: 0 LOB: 0 BB: 0 P: 14	R: 0 E: 0 K: 2 S: 10 H: 0 LOB: 0 BB: 0 P: 13	R: 1 E: 0 K: 1 S: 11 H: 1 LOB: 0 BB: 0 P: 17	R: 1 E: 0 K: 1 S: 18 H: 4 LOB: 2 BB: 0 P: 26	R: 1 E: 0 K: 1 S: 11 H: 3 LOB: 2 BB: 0 P: 14	R: 1 E: 0 K: 1 S: 14 H: 2 LOB: 2 BB: 1 P: 21	R: 0 E: 0 K: 1 S: 11 H: 0 LOB: 1 BB: 0 P: 18	R: 2 E: 0 K: 0 S: 20 H: 4 LOB: 2 BB: 0 P: 32	1B: 12 2B: 2 3B: 0 HR: 1 SF: 1 SAC: 0 DP: 1 HBP: 1						

Boston Red Sox @ Detroit Tigers

Comerica Park, Detroit, MI

Sat Jun 07 2014, 7:16 PM - 10:51 PM EDT

Att. 43,359 - Partly Cloudy - 80 F

TOP

livebaseballscorecards.com

AB	40
R	6
H	15
RBI	6
BB	1
SO	10
LOB	18

WP: 1 PB: 0 SB: 2 CS: 0 PA: 43

PITCHER		IP	WLS	BF	H	R	ER	SO	BB	IBB	HBP	BLK	WP	HR	S	P	ERA	WHIP
37 Max Scherzer, R ERA: 3.38	(1, 1)	6.2	W	31	11	4	4	9	1	0	0	0	0	1	78	115	5.40	1.800
62 Al Alburquerque, R ERA: 3.33	(7, 1)	0.1	H	1	0	0	0	0	0	0	0	0	0	0	3	3	0.00	0.000
44 Joba Chamberlain, R ERA: 2.39	(8, 1)	1.0		4	0	0	0	1	0	0	1	0	0	0	11	18	0.00	0.000
36 Joe Nathan, R ERA: 7.04	(9, 1)	1.0		7	4	2	2	0	0	0	0	0	1	0	20	32	18.00	4.000

PITCHER		IP	WLS	BF	H	R	ER	SO	BB	IBB	HBP	BLK	WP	HR	S	P	ERA	WHIP

Boston Red Sox @ Detroit Tigers

Comerica Park, Detroit, MI

Sat Jun 07 2014, 7:16 PM - 10:51 PM EDT

Att. 43,359 - Partly Cloudy - 80 F

BOTTOM

Batter	1	2	3	4	5	6	7	8	9	AB	R	H	RBI	BB	SO	LOB
20 Rajai Davis, R (1, 7) OBP: 0.332, SLG: 0.405	X FF 91 0-0 F7 ① S CU 76 C FC 87 X CU 75 0-2 24 BB 1B 1-2 2-H	C CU 74 B CH 85 X CU 74 1-1 G1-3 ① 1 SAFE 1 SAFE F SI 86 1 SAFE D FF 89 1 SAFE F CH 76 X FF 88 2-2 P3 ① C FF 94 F SL 85 B FF 94 F FF 94 B SL 86 F SL 84 F FF 95 B FF 96 B SL 84 4-2 BB 1-2 2-3		4	0	1	1	1	0	1
3 Ian Kinsler, R (1, 4) OBP: 0.327, SLG: 0.465	C FF 92 B FC 90 B CU 73 X FC 88 2-1 P3 ② F FF 92 D CH 86 B FF 92 F FC 90 B FC 87 F FC 87 F FC 88 X CU 75 3-2 F7 ②	B FC 88 X FC 90 1-0 F9 ② B CU 72 B FF 92 X FF 92 2-0 24 1B 3B 1-H C FF 95 F FF 95 B SL 85 S SL 86 1-3 K ③		5	1	1	1	0	1	5
24 Miguel Cabrera, R (1, 3) OBP: 0.373, SLG: 0.558	B CU 72 X FF 92 1-0 41 2B 2B C FF 92 B FF 93 C CU 77 B FF 93 B FC 88 B FC 89 4-2 BB 1-2 2-3	X CH 84 0-0 2B		X FF 94 0-0 41 G5-6-3 1B 3-H	B SL 85 B FF 91 F SL 84 F SL 86 S SL 86 2-3 K ①		4	1	3	1	1	1	0
41 Victor Martinez, S (1, 10) OBP: 0.384, SLG: 0.584	S CH 84 B CU 74 F CU 76 D CU 75 B FF 92 X FF 92 3-2 48 1B 2B 2-H C FF 93 X FF 88 0-1 F8 ③	C FF 91 B CU 76 B FC 86 C CU 74 F FF 91 X CU 75 2-2 F9 ③		C CU 73 X CU 76 0-1 G5-6-3 ②③ 1-2f	C FS 86 X SI 92 0-1 F8 ②		5	1	1	1	0	0	5
48 Torii Hunter, R (1, 9) OBP: 0.298, SLG: 0.459	C FF 92 S FF 92 F FF 92 B FC 90 F FF 91 B FF 91 X FC 89 2-2 1B 2-H	C FC 88 B CU 75 X FF 91 1-1 G4-3 ① C FF 89 B CH 84 B FF 89 C FC 85 X FF 90 2-2 G4-3 ①		X FF 93 0-0 14 BB 9 1B 50 SF8 1B S SL 84 B SL 82 X FF 93 1-1 G4-3 ③		5	1	2	1	0	0	0
9 Nick Castellanos, R (1, 5) OBP: 0.315, SLG: 0.409	F FF 91 F CU 76 X FF 91 0-2 L4 ③	X FF 90 0-0 HR X FC 88 0-0 14 1B 1B B FF 93 C SL 84 S FF 94 1 SAFE F SL 85 F SL 85 X SL 86 1-2 20 BB 14 BB 1B 1-2					4	1	3	1	0	0	1
14 Austin Jackson, R (1, 8) OBP: 0.317, SLG: 0.384	C FF 90 F CH 84 B CU 75 F FC 85 B FF 90 X FC 87 2-2 50 1B 20 1B 1B C FF 91 X CU 75 0-1 50 CS 1B	B FC 88 X FF 89 1-0 50 G6-4-3 1B 1-2 B SL 85 B FF 94 B FF 93 B FF 94 4-0 20 BB BB 1-2 2-3					3	1	3	0	1	0	0
50 Bryan Holaday, R (1, 2) OBP: 0.309, SLG: 0.333	C FF 91 X FF 91 0-1 24 BB 20 1B 1B 1-2 B FC 88 B CU 75 X FC 87 2-0 G6-3 ②③ 1-2	C FF 87 F CH 76 B FF 89 F SL 84 X FF 90 1-2 G6-4-3 ②③ 1-2f C FF 93 B FF 93 X SL 83 1-1 SF8 ① 3-H					3	0	1	1	0	0	3
30 Eugenio Suárez, R (1, 6) OBP: 0.400, SLG: 1.000	C FF 92 S FC 89 B FC 86 X FC 86 1-2 F3 ①	B FC 86 C FF 90 C CU 74 B FC 84 B FC 90 F FC 87 X FC 87 3-2 HR B SI 87 C SI 87 C CH 77 B CU 72 B FF 89 B CH 77 4-2 3 3B BB B SL 84 F FF 94 X FF 93 1-1 P4 ②					3	2	1	1	1	0	4
Inning Stats	R: 2 E: 0 K: 0 S: 15 H: 3 LOB: 1 BB: 0 P: 23	R: 1 E: 0 K: 0 S: 21 H: 3 LOB: 3 BB: 1 P: 31	R: 1 E: 0 K: 0 S: 6 H: 2 LOB: 0 BB: 0 P: 9	R: 1 E: 0 K: 0 S: 12 H: 2 LOB: 1 BB: 0 P: 19	R: 0 E: 0 K: 0 S: 9 H: 2 LOB: 1 BB: 0 P: 13	R: 2 E: 0 K: 0 S: 9 H: 2 LOB: 0 BB: 1 P: 17	R: 1 E: 0 K: 1 S: 18 H: 2 LOB: 3 BB: 2 P: 30	R: 0 E: 0 K: 1 S: 7 H: 0 LOB: 0 BB: 0 P: 10		1B: 10 2B: 3 3B: 1 HR: 2	SF: 1 SAC: 0 DP: 2 HBP: 0		WP: 0 PB: 0 SB: 0 CS: 1	PA: 41	

livebaseballscorecards.com

AB	36
R	8
H	16
RBI	8
BB	4
SO	2
LOB	19

PITCHER		IP	WLS	BF	H	R	ER	SO	BB	IBB	HBP	BLK	WP	HR	S	P	ERA	WHIP
31 Jon Lester, L ERA: 3.52	(1, 1)	4.1	L	25	12	5	5	0	1	0	0	0	0	2	59	90	10.38	3.000
32 Craig Breslow, L ERA: 4.71	(5, 1)	1.0		3	0	1	1	0	1	0	0	0	0	0	9	16	9.00	1.000
36 Junichi Tazawa, R ERA: 2.36	(6, 1)	0.2		3	2	1	1	0	0	0	0	0	0	0	4	6	13.50	3.000
30 Andrew Miller, L ERA: 2.81	(7, 1)	1.0		7	2	1	1	1	2	0	0	0	0	0	18	30	9.00	4.000
54 Edward Mujica, R ERA: 6.65	(8, 1)	1.0		3	0	0	0	1	0	0	0	0	0	0	7	10	0.00	0.000

PITCHER	IP	WLS	BF	H	R	ER	SO	BB	IBB	HBP	BLK	WP	HR	S	P	ERA	WHIP

Batter	1	2	3	4	5	6	7	8	9	AB	R	H	RBI	BB	SO	LOB
26 Brock Holt, L (1, 7) OBP: 0.376, SLG: 0.478	C FF 89 F FF 92 F SL 88 B FF 93 B SL 88 B SL 87 X SL 87 3-2 ① G4-3		1 SAFE B FS 83 1 SAFE 1 SAFE X FF 90 1-0 2 BB 1-2 1B		C FS 87 X SL 85 0-1 15 WP 1B		C CU 76 B CU 79 X CU 78 1-1 3B		C FF 92 B FF 91 S CU 78 X FF 94 1-2 15 BB 34 HR 1B	5	1	4	0	0	0	0
2 Xander Bogaerts, R (1, 5) OBP: 0.384, SLG: 0.444	C FF 91 B SI 92 B FC 92 F SL 85 B SI 93 F SI 93 S SL 85 3-3 ② K		C SL 86 S SI 92 B SI 91 D SL 88 F FS 87 B CH 74 B SI 93 4-2 1-2 2-3 BB		C SL 86 1 SAFE F FF 91 1 SAFE B FF 91 S FF 92 1-3 ① K		B SL 84 B SL 85 B FF 97 C FF 98 F FF 98 X FF 98 3-2 ② G5-3		S SL 84 L SL 82 1 SAFE F SL 84 S CU 80 0-3 ① K	4	0	0	0	1	3	3
15 Dustin Pedroia, R (1, 4) OBP: 0.350, SLG: 0.389	C FF 92 B FF 94 F CU 79 B FC 94 F SL 86 C SI 93 2-3 ③ K		D CU 81 X SL 88 1-0 ② SF8 3-H		C FF 91 B CH 69 B SL 88 X SL 87 2-1 ② F8 1-2		B FF 98 B FF 97 B FF 97 B FF 97 4-0 BB		1 SAFE C SL 82 F SL 84 B CU 80 D CU 80 1 SAFE F SL 82 B SL 85 D FF 94 4-2 34 HR 1-2 BB	2	1	0	1	2	1	1
34 David Ortiz, L (1, 10) OBP: 0.363, SLG: 0.491		C FF 91 B CU 78 B SL 88 F SL 88 X FF 93 2-2 ① F8	F FF 92 B FS 87 B FF 92 C SL 88 D FS 87 S SL 88 3-3 ③ K		B CU 79 F CH 73 F FF 92 X FC 92 1-2 ③ L5		B FF 94 B SL 79 B FF 95 F FF 96 T FF 96 F FF 96 X FF 96 3-2 ③ F8		B CU 78 F FF 93 X SL 83 1-1 1-H 2-H HR	5	1	1	3	0	1	5
12 Mike Napoli, R (1, 3) OBP: 0.401, SLG: 0.443		B FF 92 B FF 92 B FF 93 C FF 91 S SL 86 F SL 87 F SI 93 F FS 88 B SL 87 4-2 BB		C SL 84 X SL 87 0-1 ① F8		C FF 90 X FF 91 0-1 HR		C SI 93 B FF 94 S CH 84 X FF 94 1-2 29 G6-3 40 S 1B	B FF 93 S SL 84 C SL 84 X FF 95 1-2 40 G4-6-3 1B	4	1	3	1	1	0	0
40 A.J. Pierzynski, L (1, 2) OBP: 0.304, SLG: 0.399		S FS 86 S SL 89 D SL 89 F SI 93 1 SAFE F FC 92 X CH 74 1-2 ② F9		B CU 78 X CU 77 1-0 29 1B 2B		T SL 86 X FS 87 0-1 E5 7 G6-3-4		D SL 79 B SL 80 S FF 95 X FF 95 2-1 ① G5-3 1-2	F FF 92 1 SAFE 1 SAFE B FF 91 1 SAFE F CU 78 X FF 93 1-2 ② ③ G4-6-3 1-2f	5	0	1	0	0	0	3
29 Daniel Nava, S (1, 9) OBP: 0.257, SLG: 0.256		B FF 93 B FF 92 1 SAFE X FF 91 2-0 ③ F8		B SL 86 F FC 89 F CU 78 F SI 92 D SL 86 F CH 72 X SL 87 2-2 2-3 1B		S FF 90 F FF 90 C SI 91 0-3 ① K		B SI 93 X SI 93 1-0 ② G6-3 2-3		4	0	1	0	0	1	3
7 Stephen Drew, L (1, 6) OBP: 0.188, SLG: 0.071 10 Jonathan Herrera, S (8, PH) OBP: 0.328, SLG: 0.268 (8, 6)			B FS 87 B SL 86 X FF 89 2-0 ① G4-3 B SI 91 C CH 81 B FS 88 1 SAFE S FS 86 1 SAFE B SL 88 S FS 84 3-3 ② K		C CU 79 B FS 86 C SI 90 X FS 84 1-2 ② ③ G6-3-4 1-3f		C CH 85 B CH 84 H FF 94 2-1 HBP		3	0	0	0	0	1	3
										0	0	0	0	0	0	0
25 Jackie Bradley Jr., L (1, 8) OBP: 0.286, SLG: 0.294			B FF 89 X FS 85 1-0 2 BB 26 1B 15 SF8 1B	S FF 92 B FF 92 S FF 92 F FF 93 S FF 93 1-3 ③ K			B FF 90 C FF 90 F CU 77 F FF 94 B FF 94 B CU 79 F FF 92 S FF 92 3-3 ① K	1 SAFE B FF 95 F FF 95 T FF 96 B FF 96 F FF 96 B SL 78 S FF 95 3-3 ③ K		4	1	1	0	0	3	4
Inning Stats	R: 0 E: 0 K: 2 S: 12 H: 0 LOB: 0 BB: 0 P: 20	R: 0 E: 0 K: 0 S: 14 H: 0 LOB: 1 BB: 1 P: 23	R: 1 E: 0 K: 1 S: 10 H: 2 LOB: 2 BB: 1 P: 22	R: 0 E: 0 K: 2 S: 15 H: 2 LOB: 2 BB: 0 P: 22	R: 0 E: 0 K: 1 S: 10 H: 1 LOB: 1 BB: 0 P: 14	R: 1 E: 1 K: 1 S: 10 H: 1 LOB: 0 BB: 0 P: 11	R: 0 E: 0 K: 1 S: 14 H: 1 LOB: 2 BB: 1 P: 28	R: 0 E: 0 K: 1 S: 11 H: 1 LOB: 2 BB: 0 P: 20	R: 3 E: 0 K: 1 S: 18 H: 3 LOB: 0 BB: 1 P: 26	1B: 7 2B: 2 3B: 1 HR: 2 SF: 1 SAC: 0 DP: 2 HBP: 1						

Boston Red Sox @ Detroit Tigers

Comerica Park, Detroit, MI

Sun Jun 08 2014, 8:11 PM - 11:44 PM EDT

Att. 33,835 - Partly Cloudy - 73 F

TOP

livebaseballscorecards.com

AB	36
R	5
H	11
RBI	5
BB	4
SO	10
LOB	22

WP: 1 PB: 0 SB: 1 CS: 0 PA: 42

PITCHER		IP	WLS	BF	H	R	ER	SO	BB	IBB	HBP	BLK	WP	HR	S	P	ERA	WHIP
19 Aníbal Sánchez, R ERA: 2.24	(1, 1)	6.0		26	6	2	2	7	2	0	0	0	1	1	71	112	3.00	1.333
46 Ian Krol, L ERA: 2.14	(7, 1)	0.1		2	1	0	0	1	0	0	0	0	0	0	7	11	0.00	3.000
57 Evan Reed, R ERA: 4.44	(7, 1)	0.1		2	0	0	0	0	1	0	0	0	0	0	3	10	0.00	3.000
40 Phil Coke, L ERA: 6.0	(7, 1)	1.1		6	1	0	0	1	0	0	1	0	0	0	15	27	0.00	0.750
44 Joba Chamberlain, R ERA: 3.29	(9, 1)	1.0	L	6	3	3	3	1	1	0	0	0	0	1	18	26	27.00	4.000

PITCHER		IP	WLS	BF	H	R	ER	SO	BB	IBB	HBP	BLK	WP	HR	S	P	ERA	WHIP

Boston Red Sox @ Detroit Tigers

Comerica Park, Detroit, MI

Sun Jun 08 2014, 8:11 PM - 11:44 PM EDT

Att. 33,835 - Partly Cloudy - 73 F

BOTTOM

Batter	1	2	3	4	5	6	7	8	9	AB	R	H	RBI	BB	SO	LOB
20 Rajai Davis, R (1, 7) OBP: 0.324, SLG: 0.395	F FF 92 F FF 94 B FF 95 X FF 94 1-2 ① L8		C SI 93 B SI 92 X FC 86 1-1 ② FC5-4 3 S 1-2f			C FF 92 S CU 79 S FC 85 0-3 ① K	M FC 84 B FF 92 B SI 92 D FC 84 F FF 91 F SI 91 X SI 92 3-2 ②③ G4-3 1-2f			4	0	0	0	0	1	3
3 Ian Kinsler, R (1, 4) OBP: 0.322, SLG: 0.458	X FF 94 0-0 ② F9		C FF 93 B FC 86 X FC 87 1-1 ③ F7 1-2			X FC 84 0-0 ② F9		F CU 76 F FC 84 F FF 92 X FF 92 0-2 ① G4-3		4	0	0	0	0	0	1
24 Miguel Cabrera, R (1, 3) OBP: 0.377, SLG: 0.564 32 Don Kelly, L (6, PR) OBP: 0.346, SLG: 0.319 (7, 3)	C FF 94 B FF 94 B FF 94 B FF 93 X SI 94 3-1 ③ G5-3			X FF 92 0-0 41 1B 2B		F FF 94 B FF 94 B FF 94 X CU 80 2-1 41 BB 1B		C CU 77 F CH 82 B FC 86 F FC 84 F FC 84 X CH 85 1-2 ② F7		3 1	1 0	2 0	0 0	0 0	0 0	0 0
41 Victor Martinez, S (1, 10) OBP: 0.386, SLG: 0.581		C FF 91 X SI 91 0-1 ① G6-3		X FF 92 0-0 48 G6-4-3 2-H 1B		B CU 79 B FC 86 B CU 79 B CU 77 4-0 48 FC6-4 1-2 BB		B FF 92 X SI 92 1-0 ③ G4-3		3	0	1	1	1	0	0
48 Torii Hunter, R (1, 9) OBP: 0.292, SLG: 0.450		C FF 93 F FF 93 S FC 86 0-3 ② K	C FF 92 X FC 86 0-1 ①② G6-4-3 1-2f			F FC 84 B FF 93 B SI 93 F FF 93 X FC 85 2-2 ③ FC6-4 1-2f			B FF 88 B SI 88 X FF 88 2-0 ① F8	4	0	0	0	0	1	3
9 Nick Castellanos, R (1, 5) OBP: 0.313, SLG: 0.405		F FF 93 T FF 94 B FF 93 B FF 94 B FC 85 F FC 84 X FF 93 3-2 ③ G5-3	X FF 94 0-0 ③ F9				B CU 77 F FC 83 X FF 91 1-1 14 E 30 1B 1B		C FF 89 S FS 80 B FS 81 B FS 80 F FS 79 X FS 80 2-2 ② G5-3	4	1	1	0	0	0	0
14 Austin Jackson, R (1, 8) OBP: 0.316, SLG: 0.381			C FF 92 B SI 92 X SI 91 1-1 13 S 30 1B 1B		C FF 91 F FF 92 F FC 84 B FC 85 X FC 84 1-2 ① G5-3		C FF 91 F FF 92 B FF 93 B FC 86 X FC 84 2-2 FC5 30 1B 1-2		B SI 89 C FF 87 B FF 88 X FF 87 2-1 ③ L5	4	1	1	0	0	0	1
13 Alex Avila, L (1, 2) OBP: 0.335, SLG: 0.362			B FF 91 C CU 79 F FF 93 F FC 85 S FC 84 1-3 ① K 1-2		C CU 77 C SI 92 B FF 93 C FF 93 1-3 ② K		D CU 76 B CU 75 C FF 89 B FF 89 S FF 90 C SI 90 3-3 ① K			3	0	0	0	0	3	3
30 Eugenio Suárez, R (1, 6) OBP: 0.500, SLG: 0.857			B SI 93 B FC 86 X FC 84 2-0 20 FC5-4 2-H 1B		C FF 93 B FF 93 C FF 93 F FF 94 B FC 86 B FC 85 X FF 92 3-2 ③ G5-3		B FF 92 X FF 92 1-0 20 G4-3 1-3 2-H 1B			3	0	2	2	0	0	0
Inning Stats	R: 0 E: 0 K: 0 S: 6 H: 0 LOB: 0 BB: 0 P: 10	R: 0 E: 0 K: 1 S: 9 H: 0 LOB: 0 BB: 0 P: 12	R: 1 E: 0 K: 1 S: 11 H: 2 LOB: 1 BB: 0 P: 17	R: 1 E: 0 K: 0 S: 5 H: 2 LOB: 0 BB: 0 P: 5	R: 0 E: 0 K: 1 S: 11 H: 0 LOB: 0 BB: 0 P: 16	R: 0 E: 0 K: 1 S: 9 H: 1 LOB: 2 BB: 1 P: 17	R: 1 E: 1 K: 1 S: 13 H: 2 LOB: 1 BB: 0 P: 23	R: 0 E: 0 K: 0 S: 10 H: 0 LOB: 0 BB: 0 P: 12	R: 0 E: 0 K: 0 S: 7 H: 0 LOB: 0 BB: 0 P: 13	1B: 6 2B: 1 3B: 0 HR: 0	SF: 0 SAC: 0 DP: 2 HBP: 0	WP: 0 PB: 0 SB: 2 CS: 0	PA: 34				

livebaseballscorecards.com

	AB	33
	R	3
	H	7
	RBI	3
	BB	1
	SO	5
	LOB	11

PITCHER		IP	WLS	BF	H	R	ER	SO	BB	IBB	HBP	BLK	WP	HR	S	P	ERA	WHIP
41 John Lackey, R ERA: 3.18	(1, 1)	8.0	W	31	7	3	2	5	1	0	0	0	0	0	74	112	2.25	1.000
19 Koji Uehara, R ERA: 0.68	(9, 1)	1.0	S	3	0	0	0	0	0	0	0	0	0	0	7	13	0.00	0.000

PITCHER	IP	WLS	BF	H	R	ER	SO	BB	IBB	HBP	BLK	WP	HR	S	P	ERA	WHIP

Batter	1	2	3	4	5	6	7	8	9	AB	R	H	RBI	BB	SO	LOB
3 Ian Kinsler, R (1, 4) OBP: 0.316, SLG: 0.449	C FF 92 X FF 93 0-1 F8 ①		B SL 88 F CH 88 X FF 93 1-1 F8 ③		B CH 86 B CH 88 C SL 89 C FF 92 F CH 87 F FF 93 X FF 93 2-2 P5 ③		C CH 85 B CH 87 C SI 96 B SI 96 F SI 94 X SI 94 2-2 G6-3 ②		F SI 95 F SI 95 F SL 91 B SI 96 C SI 96 1-3 K ②	5	0	0	0	0	1	3
32 Don Kelly, L (1, 9) OBP: 0.329, SLG: 0.301 48 Torii Hunter, R (9, PH) OBP: 0.291, SLG: 0.448	B FF 92 C FF 93 C FF 93 B CU 83 X FF 94 2-2 P2 ②			C CH 87 S CH 88 B FF 91 S FF 93 1-3 K ①		B FF 92 C FF 92 B FF 93 X CH 88 2-1 G3 ① X SI 94 0-0 G4-3 ③			F SI 96 B SI 96 F SI 95 B SI 95 X SI 97 2-2 G5-3 ③	4 1	0 0	0 0	0 0	0 0	1 0	0 2
24 Miguel Cabrera, R (1, 10) OBP: 0.379, SLG: 0.576	B FF 93 F FF 93 X FF 93 1-1 F9 ③			C CH 87 B SL 89 S CH 88 F FF 94 B CH 89 F CH 88 X FF 93 2-2 HR		C FF 93 C FF 94 X CH 88 0-2 41 HR 1B		C SI 94 F SI 95 B SI 96 S CH 88 1-3 K ①		4	2	2	1	0	1	0
41 Victor Martinez, S (1, 3) OBP: 0.387, SLG: 0.597		C SI 90 F FF 92 F FF 93 X CU 81 0-2 F8 ①		B CH 88 X CH 89 1-0 F7 ②		F FF 92 X FF 93 0-1 1-H HR		C CH 86 X SI 96 0-1 2B		4	1	2	2	0	0	0
28 J.D. Martinez, R (1, 7) OBP: 0.312, SLG: 0.471		C CU 79 B FF 94 B SL 88 S SL 88 F FF 94 S SL 88 2-3 K ②		F CH 87 X FF 94 0-1 1B		X SL 88 0-0 2B		C FS 85 S FS 85 B FS 84 B FF 90 F FS 84 B FS 84 S FS 84 3-3 K ②		4	0	2	0	0	2	1
9 Nick Castellanos, R (1, 5) OBP: 0.307, SLG: 0.397		X FF 92 0-0 G6-3 ③		C SL 87 X CH 86 0-1 L5 ③		F CH 86 F CH 87 S CH 87 0-3 K ②		F FS 84 S FS 84 B FS 84 F FS 84 S FS 85 1-3 K ③		4	0	0	0	0	2	3
14 Austin Jackson, R (1, 8) OBP: 0.319, SLG: 0.385			C SL 87 B SL 88 X SL 88 1-1 F9 ①		C CH 90 B SL 88 B CH 86 X CH 87 2-1 G5-3 ① B SL 88 D CH 87 B FF 93 B FF 92 4-0 BB				B SI 94 C SI 94 X SI 94 1-1 13 2B 2B	3	1	1	0	1	0	0
13 Alex Avila, L (1, 2) OBP: 0.339, SLG: 0.372 20 Rajai Davis, R (9, PR) OBP: 0.324, SLG: 0.395			B CU 80 C CU 81 X CH 88 1-1 1B		S SL 88 B FF 94 B CH 87 S FF 93 B SL 90 S CH 87 3-3 K ② D SL 79 S SL 79 X SL 80 1-1 G4-3 ③				B SI 94 F SI 94 X SI 94 1-1 30 F8 2-H 2B	4 0	0 0	2 0	1 0	0 0	1 0	2 0
30 Eugenio Suárez, R (1, 6) OBP: 0.417, SLG: 0.909			C FF 92 B FF 92 1 SAFE C FF 92 F SL 88 B SL 88 F CH 87 S FF 93 2-3 K ②		X CU 80 0-0 HR		B SI 93 C SI 93 F SI 94 B SL 88 F SI 94 X SI 94 2-2 G4-3 ①		X SI 94 0-0 F8 ① 2-3	4	1	1	1	0	1	2
Inning Stats	R: 0 E: 0 K: 0 S: 7 H: 0 LOB: 0 BB: 0 P: 10	R: 0 E: 0 K: 1 S: 9 H: 0 LOB: 0 BB: 0 P: 11	R: 0 E: 0 K: 1 S: 11 H: 1 LOB: 1 BB: 0 P: 16	R: 1 E: 0 K: 1 S: 13 H: 2 LOB: 1 BB: 0 P: 17	R: 1 E: 0 K: 1 S: 11 H: 1 LOB: 0 BB: 0 P: 18	R: 2 E: 0 K: 1 S: 13 H: 3 LOB: 2 BB: 1 P: 20	R: 0 E: 0 K: 0 S: 9 H: 0 LOB: 0 BB: 0 P: 13	R: 0 E: 0 K: 3 S: 13 H: 1 LOB: 1 BB: 0 P: 18	R: 1 E: 0 K: 1 S: 12 H: 2 LOB: 2 BB: 0 P: 17	1B: 3 2B: 4 3B: 0 HR: 3 SF: 0 SAC: 0 DP: 0 HBP: 0						

PITCHER		IP	WLS	BF	H	R	ER	SO	BB	IBB	HBP	BLK	WP	HR	S	P	ERA	WHIP
48 Hector Noesí, R ERA: 5.4	(1, 1)	5.2	W	25	7	4	4	5	1	0	0	0	0	3	62	89	6.35	1.412
37 Scott Downs, L ERA: 5.66	(6, 1)	0.1	H	1	0	0	0	0	0	0	0	0	0	0	2	3	0.00	0.000
52 Jake Petricka, R ERA: 1.59	(7, 1)	1.1	H	5	1	0	0	1	0	0	0	0	0	0	14	19	0.00	0.750
57 Zach Putnam, R ERA: 1.48	(8, 1)	0.2	H	2	0	0	0	2	0	0	0	0	0	0	8	12	0.00	0.000
54 Ronald Belisario, R ERA: 4.91	(9, 1)	1.0	S	5	2	1	1	1	0	0	0	0	0	0	12	17	9.00	2.000

PITCHER	IP	WLS	BF	H	R	ER	SO	BB	IBB	HBP	BLK	WP	HR	S	P	ERA	WHIP

TOP

Detroit Tigers @ Chicago White Sox

U.S. Cellular Field, Chicago, IL

Mon Jun 09 2014, 8:10 PM - 11:23 PM EDT

Att. 18,803 - Cloudy - 62 F

livebaseballscorecards.com

AB	37
R	5
H	10
RBI	5
BB	1
SO	9
LOB	13

Detroit Tigers @ Chicago White Sox

U.S. Cellular Field, Chicago, IL

Mon Jun 09 2014, 8:10 PM - 11:23 PM EDT

Att. 18,803 - Cloudy - 62 F

BOTTOM

Batter	1	2	3	4	5	6	7	8	9	AB	R	H	RBI	BB	SO	LOB
1 Adam Eaton, L (1, 8) OBP: 0.312, SLG: 0.330	C FF 90 B FF 90 C CU 77 B SI 91 X CU 78 2-2 15 1B 3B		B CH 82 C CH 81 F SI 90 X SL 85 1-2 ① L4		C CU 74 C SL 86 B SL 86 F CU 75 C SI 89 1-3 ① K	B FF 95 B FF 95 S FF 94 F KC 81 X KC 80 2-2 15 G4-6-3 2-H 1B		B FF 94 B SL 86 C FF 95 F FF 95 X FF 96 2-2 ② F7		5	1	2	1	0	1	1
15 Gordon Beckham, R (1, 4) OBP: 0.337, SLG: 0.429	B SI 90 F SI 91 F SI 91 D SL 82 B SL 85 X FF 92 3-2 12 FC3-6 3-H 1B		X SI 87 0-0 12 1B 1-3 2B		B FF 90 B SI 87 X FF 88 2-0 12 1B 2B	F FF 94 B FF 93 B FF 93 1 SAFE X KC 81 2-1 ②③ G4-6-3 1-2f		B SL 84 S SL 85 S SL 85 B FF 97 F FF 96 S SL 84 2-3 ③ K		5	1	3	1	0	1	1
12 Conor Gillaspie, L (1, 5) OBP: 0.404, SLG: 0.458	D CU 78 B CH 83 X SI 90 2-0 ① FC3-6 1-2f		X SI 90 0-0 79 G6-3 2-3 3-H 1B		D CH 83 X CH 82 1-0 79 HR 2-H 1B		C FF 91 B FF 93 X CU 78 1-1 ① G4-3			4	1	2	2	0	0	1
79 José Abreu, R (1, 3) OBP: 0.312, SLG: 0.610	C SI 91 X SI 90 0-1 ② F9		X SI 90 0-0 ②③ G6-3 1-2f		B SI 90 X SL 86 1-0 1-H HR		B CU 78 F FF 91 X FF 93 1-1 10 G3-1 2B			4	1	2	2	0	0	3
44 Adam Dunn, L (1, 10) OBP: 0.374, SLG: 0.478	D CU 78 C SI 91 S FF 91 F FF 92 S FF 92 1-3 ③ K			B FF 88 C SI 88 S CU 76 B SI 91 C CU 76 2-3 ① K	X SI 88 0-0 2B		C CU 78 C CU 79 B FF 95 B CU 80 B CU 80 B FF 94 4-2 10 G3-1 BB			3	0	1	0	1	2	1
10 Alexei Ramirez, R (1, 6) OBP: 0.347, SLG: 0.444		C CH 85 F SI 90 B SL 86 B CU 80 B SI 91 S SI 90 3-3 ① K		X SL 82 0-0 ② F7	B SI 88 D CH 80 B FF 89 X FF 89 3-0 ② F7		C CH 84 B FF 92 X FF 92 1-1 ② G3-1 1-2 2-3			4	0	0	0	0	1	3
24 Dayan Viciedo, R (1, 9) OBP: 0.310, SLG: 0.407 25 Moisés Sierra, R (7, PR) OBP: 0.209, SLG: 0.221 (8, 9)		C FF 91 B SI 91 X SI 90 1-1 ② P2		B FF 90 F FF 90 X SI 89 1-1 E7 30 E	C FF 89 S CU 79 D CU 78 B SI 89 B CU 77 F CH 80 F SI 90 X SI 89 3-2 ③ P2		I IN 75 I IN 76 I IN 75 I IN 76 4-0 IBB			3 0 0 0 1 0 1 0 0 0 0 0 0 0						
30 Alejandro De Aza, L (1, 7) OBP: 0.269, SLG: 0.326		C FF 90 F FF 88 B CU 78 X SI 90 1-2 ③ F7		C CU 77 X CH 81 0-1 E3 2-3		X SI 87 0-0 E1 1 1B 1B	F FF 92 B FF 93 F FF 92 X CU 80 1-2 ③ F8			4	1	1	0	0	0	4
21 Tyler Flowers, R (1, 2) OBP: 0.325, SLG: 0.377			F SI 89 B SI 89 F FF 90 B FF 91 F SI 90 F FF 91 B CU 78 F SI 90 F SI 91 4-2 F SI 90 B FF 91 15 2B 12 1B BB	F SI 90 1 SAFE X CU 80 0-1 ③ G5-3		B FF 94 S KC 81 B KC 80 C KC 80 B FF 95 S KC 82 3-3 ① K		B FF 94 S FF 95 S FF 95 B FF 96 S FF 96 2-3 ① K	3	1	0	0	1	2	3
Inning Stats	R: 1 E: 0 K: 1 S: 13 H: 2 LOB: 1 BB: 0 P: 21	R: 0 E: 0 K: 1 S: 8 H: 0 LOB: 0 BB: 0 P: 13	R: 1 E: 0 K: 0 S: 13 H: 2 LOB: 1 BB: 1 P: 18	R: 0 E: 2 K: 1 S: 10 H: 0 LOB: 2 BB: 0 P: 13	R: 3 E: 0 K: 1 S: 14 H: 4 LOB: 1 BB: 0 P: 25	R: 1 E: 1 K: 1 S: 9 H: 2 LOB: 0 BB: 0 P: 16	R: 0 E: 0 K: 0 S: 11 H: 1 LOB: 3 BB: 2 P: 23	R: 0 E: 0 K: 2 S: 10 H: 0 LOB: 0 BB: 0 P: 16		1B: 5 2B: 4 3B: 1 HR: 1 SF: 0 SAC: 0 DP: 2 HBP: 0				WP: 0 PB: 0 SB: 0 CS: 0 PA: 38		

livebaseballscorecards.com

	AB	35
	R	6
	H	11
	RBI	6
	BB	3
	SO	7
	LOB	18

PITCHER	IP	WLS	BF	H	R	ER	SO	BB	IBB	HBP	BLK	WP	HR	S	P	ERA	WHIP
21 Rick Porcello, R (1, 1) ERA: 4.04	5.0	L	26	9	6	5	4	1	0	0	0	0	1	59	91	9.00	2.000
49 Corey Knebel, R (6, 1) ERA: 7.94	1.0		3	1	0	0	1	0	0	0	0	0	0	8	15	0.00	1.000
46 Ian Krol, L (7, 1) ERA: 2.05	1.0		6	1	0	0	0	1	1	0	0	0	0	11	23	0.00	2.000
57 Evan Reed, R (8, 1) ERA: 4.26	1.0		3	0	0	0	2	0	0	0	0	0	0	10	16	0.00	0.000

PITCHER	IP	WLS	BF	H	R	ER	SO	BB	IBB	HBP	BLK	WP	HR	S	P	ERA	WHIP

Batter	1	2	3	4	5	6	7	8	9	AB	R	H	RBI	BB	SO	LOB
20 Rajai Davis, R (1, 7) OBP: 0.326, SLG: 0.401	B FF 88 C FF 87 C FF 89 X FC 85 1-2 ① F7		S FF 90 1 SAFE B FF 88 1 SAFE F FF 88 F FF 89 F CH 78 B CH 78 X FF 90 2-2 ② FC6-4 3 S 1-2f		C CH 79 X CH 81 0-1 ② P3		X FF 86 0-0 ① 1-H 2B		F FF 93 B CU 78 X FF 92 1-1 ① 3 1B 1B	5	0	2	1	0	0	3
3 Ian Kinsler, R (1, 4) OBP: 0.314, SLG: 0.444	X FF 90 0-0 ② P3		1 SAFE X FC 83 0-0 ③ F7 1-2		C CH 80 F CH 80 F FC 86 X FF 89 0-2 ③ L7		D CU 72 X CH 80 1-0 ③ P3		C FF 93 F FF 94 X FF 95 0-2 ① 1-3 1B	5	0	1	0	0	0	4
24 Miguel Cabrera, R (1, 10) OBP: 0.375, SLG: 0.572	C FF 89 B SI 90 X FF 90 1-1 ③ F7			C FF 87 B FC 84 B FF 89 B CH 80 X CH 80 3-1 ① 41 F9 48 G4-3 2B		B SI 88 C FC 82 X FF 86 1-1 ① F8		S FF 95 F FF 95 X FF 95 0-2 ① F8	X SL 91 0-0 ③ G4-3	5	1	1	0	0	0	2
41 Victor Martinez, S (1, 3) OBP: 0.385, SLG: 0.591		C FF 88 F CU 74 B CH 80 B FF 88 S CH 81 2-3 ① K		X CU 72 0-0 ① F9 2-3		B CU 72 X FF 87 1-0 ① 1B		B FF 93 B FF 93 F SL 89 B FF 94 X FF 95 3-1 ② G3-1		4	0	1	0	0	1	1
48 Torii Hunter, R (1, 9) OBP: 0.290, SLG: 0.441		X FF 89 0-0 ② F9		C FF 88 S CH 80 B FF 88 X CH 81 1-2 ② G4-3 3-H		S FC 81 S CH 80 S CH 79 0-3 ② K		B CU 80 F FF 95 B SL 90 F SL 89 B SL 93 B FF 95 4-2 ① 14 1B BB		3	0	0	1	1	1	1
14 Austin Jackson, R (1, 8) OBP: 0.322, SLG: 0.388		C FF 89 B FF 89 B CH 82 C FF 89 F FF 89 X FF 89 2-2 ① 1B		C CU 74 B CH 80 S CH 79 B CH 81 F FC 85 X CH 80 2-2 ③ F8		C FC 83 F CU 73 1 SAFE B CH 80 B SI 88 S CH 80 2-3 ③ K		C FF 94 B CH 87 B FF 94 X FF 93 2-1 ① 1-2 1B		4	0	2	0	0	1	1
9 Nick Castellanos, R (1, 5) OBP: 0.311, SLG: 0.404		C FF 88 F FF 88 1 SAFE C CH 81 0-3 ③ K			C CU 72 B FF 88 X CH 79 1-1 ① 30 SH1-4 2B		B FF 86 B FF 88 F FF 88 X FF 89 2-1 ① 13 G3-5-4 1B	S FF 88 C FF 95 F FF 96 X CU 79 0-2 ③ F9		4	0	2	0	0	1	3
13 Alex Avila, L (1, 2) OBP: 0.337, SLG: 0.365			X FF 87 0-0 ① G6-3		H SI 87 1-0 ① 30 SH1-4 HBP		C FC 83 X FC 84 0-1 ①② G3-5-4 1-2f		C FF 91 C FF 92 B FF 93 B FF 93 F FF 94 S FF 94 2-3 ① K	3	0	0	0	0	1	1
30 Eugenio Suárez, R (1, 6) OBP: 0.467, SLG: 0.833			C FF 88 B CU 75 S CH 81 B CH 81 B FF 89 B FF 88 4-2 ① 20 FC6-4 BB		X CH 79 0-0 ① SH1-4 1-2 2-3		B FC 83 B FF 88 C FF 87 F FF 89 B CH 80 B CH 80 4-2 ① 20 2B BB		X FF 92 0-0 ② P6	1	1	0	0	2	0	0
Inning Stats	R: 0 E: 0 K: 0 S: 6 H: 0 LOB: 0 BB: 0 P: 8	R: 0 E: 0 K: 2 S: 11 H: 1 LOB: 1 BB: 0 P: 15	R: 0 E: 0 K: 0 S: 9 H: 0 LOB: 1 BB: 1 P: 15	R: 1 E: 0 K: 0 S: 10 H: 1 LOB: 0 BB: 0 P: 16	R: 0 E: 0 K: 0 S: 9 H: 1 LOB: 2 BB: 0 P: 11	R: 0 E: 0 K: 2 S: 9 H: 1 LOB: 1 BB: 0 P: 13	R: 1 E: 0 K: 0 S: 8 H: 2 LOB: 1 BB: 1 P: 15	R: 0 E: 0 K: 0 S: 13 H: 1 LOB: 2 BB: 1 P: 22	R: 0 E: 0 K: 1 S: 11 H: 2 LOB: 2 BB: 0 P: 14	1B: 6 2B: 3 3B: 0 HR: 0 SF: 0 SAC: 1 DP: 1 HBP: 1						

TOP

Detroit Tigers @ Chicago White Sox

U.S. Cellular Field, Chicago, IL

Wed Jun 11 2014, 8:11 PM - 11:28 PM EDT

Att. 18,424 - Overcast - 62 F

livebaseballscorecards.com

AB	34
R	2
H	9
RBI	2
BB	3
SO	5
LOB	16

WP: 0 PA: 39
PB: 0
SB: 1
CS: 0

PITCHER		IP	WLS	BF	H	R	ER	SO	BB	IBB	HBP	BLK	WP	HR	S	P	ERA	WHIP
50 John Danks, L ERA: 4.17	(1, 1)	7.0	W	29	6	2	2	4	2	0	1	0	0	0	62	93	2.57	1.143
41 Javy Guerra, R ERA: 3.24	(8, 1)	2.0		10	3	0	0	1	1	0	0	0	0	0	24	36	0.00	2.000

PITCHER	IP	WLS	BF	H	R	ER	SO	BB	IBB	HBP	BLK	WP	HR	S	P	ERA	WHIP

BOTTOM

Detroit Tigers @ Chicago White Sox

U.S. Cellular Field, Chicago, IL

Wed Jun 11 2014, 8:11 PM - 11:28 PM EDT

Att. 18,424 - Overcast - 62 F

livebaseballscorecards.com

Batter	1	2	3	4	5	6	7	8	9	AB	R	H	RBI	BB	SO	LOB
1 Adam Eaton, L (1, 8) OBP: 0.314, SLG: 0.339	C FF 92 S FF 93 F FF 94 S FF 94 0-3 ① K		F FF 96 B SL 90 S FF 96 X SL 83 1-2 ① G3-1 1-2 2-3		B CU 78 X CH 85 1-0 15 FC5-2 3B	B FF 96 B SL 89 C FF 95 F FF 95 B CU 81 B FF 96 4-2 15 1B 12 2B BB 1-2 2-3	C KC 81 C FF 94 F KC 81 B FF 91 B FF 92 S KC 81 2-3 ③ K			4	1	1	0	1	2	3
15 Gordon Beckham, R (1, 4) OBP: 0.339, SLG: 0.424	C FF 93 B FF 92 B CH 86 F FF 94 C SL 84 2-3 ② K		F FF 95 B FF 96 F CH 87 B FF 96 F SL 89 F SL 89 B FF 96 B FF 96 4-2 BB		B FF 95 D SL 89 X SL 89 2-0 ② FC5-2 3-H	X FF 96 0-0 12 2B 1B 1-2 2-H 3-H		B FF 95 F FF 96 X SL 80 1-1 ① G5-3		4	1	1	2	1	1	1
12 Conor Gillaspie, L (1, 5) OBP: 0.398, SLG: 0.456 28 Leury García, S (9, 5) OBP: 0.291, SLG: 0.353	C FF 93 F FF 94 X CU 80 0-2 ③ P3		B FF 97 F SL 89 T FF 97 X FF 98 1-2 ② F6		1 SAFE D FF 90 X FF 94 1-0 ③ G4-3	B FF 92 F FF 92 F FF 93 X CU 79 1-2 44 1B 2B 1-H 2-H		C SL 78 F SI 95 B FF 96 S SI 94 1-3 ② K		5 0	1 0	1 0	2 0	0 0	1 0	4 0
79 José Abreu, R (1, 3) OBP: 0.323, SLG: 0.627		X FF 92 0-0 HR	F FF 96 F FF 87 S SL 84 0-3 ③ K			B FF 93 C CU 80 S SL 87 2-1 10 1B 44 1B 24 G4-6-3 1B 1 IN 80 1 IN 82 1 IN 82 4-0 44 1B 1BB		C CH 85 B FF 95 B SL 81 C FF 96 X FF 96 2-2 25 1B 1B		4	2	3	1	1	1	3
44 Adam Dunn, L (1, 10) OBP: 0.376, SLG: 0.478 25 Moisés Sierra, R (8, PH) OBP: 0.217, SLG: 0.230 (9, 10)		C FF 92 S SL 87 B FF 94 F FF 94 B CU 81 C FF 95 2-3 ① K		S FF 94 C CU 79 S CU 80 0-3 ① K		B CH 86 S CH 86 X FF 96 2-0 24 G4-6-3 30 1B 1B 1-2 X CU 78 0-0 10 FC6-4 1B B FF 96 X CU 78 1-0 24 G4-6-3 1B 1-2 2-H X SI 93 FC6-4 1-2f		X CH 85 0-0 10 FC6-4 1B 1-2		4 1	1 0	2 1	1 0	0 0	2 0	0 0
10 Alexei Ramirez, R (1, 6) OBP: 0.348, SLG: 0.443	B SL 86 S SL 86 B FF 94 B FF 94 S CH 87 X SL 88 3-2 ② G1-3			B FF 93 B SL 86 B FF 94 C FF 93 X FF 94 3-1 24 FC5-4 1B				X FF 95 0-0 ③ FC6-4 1-2f		5	0	2	0	0	0	4
24 Dayan Viciedo, R (1, 9) OBP: 0.309, SLG: 0.402	C FF 94 X FF 94 0-1 ③ L4			1 SAFE X FF 88 0-0 ② FC5-4 30 E 1-2f		S FF 97 B FF 97 S FF 97 D SL 88 B FF 97 X SL 90 3-2 ① ② G4-6-3 1-2f 2-3 3-H B FF 96 B KC 82 B FF 95 C FF 95 B FF 95 4-1 BB				3	0	0	0	1	0	3
30 Alejandro De Aza, L (1, 7) OBP: 0.273, SLG: 0.327			B FF 92 C FF 92 F SL 87 F FF 93 H FF 94 2-2 1 G3-1 17 BB HBP	C FF 89 B CU 82 F FF 96 D SL 83 F CU 82 B FF 96 X SL 89 3-2 ③ F8 1-2		B FF 97 B SL 83 B FF 96 S FF 96 F FF 96 X FF 96 3-2 1 BB 17 BB 15 1B 1B 3-H B FF 95 B FF 94 F FF 93 B FF 94 F FF 93 X FF 93 3-2 ① L8			3	1	1	1	0	0	2
17 Adrian Nieto, S (1, 2) OBP: 0.327, SLG: 0.333			1 SAFE C FF 94 F FF 95 D CH 86 1 SAFE F SL 88 1 SAFE B CU 80 1 SAFE 4-2 B FF 95 F CH 85 F FF 94 D CH 86 1 G3-1 1-2 BB		F SL 85 F FF 93 B FF 94 F FF 95 B CU 81 S CH 85 2-3 ① K	1 SAFE B CH 85 B FF 94 1 SAFE F FF 94 B FF 95 B FF 95 4-1 1 BB 15 1B 1-2 BB	F FF 94 D KC 83 B KC 79 C FF 93 B FF 94 S FF 93 3-3 ② K			2	1	0	0	2	2	1
Inning Stats	R: 0 E: 0 K: 2 S: 10 H: 0 LOB: 0 BB: 0 P: 12	R: 1 E: 0 K: 1 S: 10 H: 1 LOB: 0 BB: 0 P: 15	R: 0 E: 0 K: 1 S: 21 H: 0 LOB: 3 BB: 2 P: 33	R: 0 E: 1 K: 1 S: 10 H: 1 LOB: 1 BB: 0 P: 16	R: 0 E: 0 K: 1 S: 7 H: 1 LOB: 1 BB: 0 P: 13	R: 7 E: 0 K: 0 S: 20 H: 7 LOB: 2 BB: 3 P: 44	R: 0 E: 0 K: 2 S: 11 H: 0 LOB: 1 BB: 1 P: 23	R: 0 E: 0 K: 1 S: 10 H: 2 LOB: 2 BB: 0 P: 14		1B: 9 2B: 1 3B: 1 HR: 1 SF: 0 SAC: 0 DP: 1 HBP: 1				WP: 0 PB: 0 SB: 0 CS: 0 PA: 42	

	AB	35
	R	8
	H	12
	RBI	7
	BB	6
	SO	9
	LOB	21

PITCHER		IP	WLS	BF	H	R	ER	SO	BB	IBB	HBP	BLK	WP	HR	S	P	ERA	WHIP
35 Justin Verlander, R ERA: 4.61	(1, 1)	5.2	L	29	8	7	7	6	4	0	1	0	0	1	72	122	11.12	2.118
46 Ian Krol, L ERA: 2.45	(6, 1)	0.0		3	2	1	1	0	0	1	0	0	0	0	4	9	∞	∞
62 Al Alburquerque, R ERA: 3.28	(6, 1)	0.1		1	0	0	0	0	0	0	0	0	0	0	2	2	0.00	0.000
49 Corey Knebel, R ERA: 6.75	(7, 1)	1.0		4	0	0	0	2	1	0	0	0	0	0	11	23	0.00	1.000
40 Phil Coke, L ERA: 5.73	(8, 1)	1.0		5	2	0	0	1	0	0	0	0	0	0	10	14	0.00	2.000

PITCHER	IP	WLS	BF	H	R	ER	SO	BB	IBB	HBP	BLK	WP	HR	S	P	ERA	WHIP

Detroit Tigers @ Chicago White Sox

U.S. Cellular Field, Chicago, IL

Thu Jun 12 2014, 8:11 PM - 11:02 PM EDT

Att. 20,626 - Cloudy - 74 F

TOP

livebaseballscorecards.com

Batter	1	2	3	4	5	6	7	8	9	AB	R	H	RBI	BB	SO	LOB
20 Rajai Davis, R (1, 8) (8, 7) OBP: 0.325, SLG: 0.398	C SI 93 X SI 94 0-1 G6-3			S CH 81 B CH 84 X CH 84 1-1 3 CS 1B		S CH 83 B SI 92 X SI 92 1-1 G3		C SI 93 2 SAFE M SI 94 D CH 88 D CH 85 X SI 94 2-2 G5-3 1-2 2-3		4	0	1	0	0	0	2
3 Ian Kinsler, R (1, 4) OBP: 0.309, SLG: 0.437	C SI 93 B SI 92 F SI 93 S SI 94 1-3 K			C SI 91 C SI 92 P PO 82 D CH 85 1 SAFE B SL 82 F CH 84 F SI 95 X SI 94 3-2 F8 1-2		B SI 91 F SI 92 F SL 78 B CH 85 F CH 85 B SI 93 F SI 94 X SI 93 3-2 F9		S SI 95 B SI 96 F CH 87 S SI 96 1-3 K		4	0	0	0	0	2	3
24 Miguel Cabrera, R (1, 3) OBP: 0.374, SLG: 0.567	B SI 93 C SI 94 B SI 94 F CH 85 B SI 94 F SI 95 X SI 95 3-2 G6-3			B SI 91 B CH 86 B SI 93 F CH 86 S SI 93 S SI 94 3-3 K		F SI 92 B SI 91 B SI 93 F SI 93 X SI 92 2-2 F8		X SI 96 0-0 2-H 3-H 1B		4	0	1	2	0	1	0
41 Victor Martinez, S (1, 10) OBP: 0.383, SLG: 0.598		B SI 91 F SI 92 F SL 80 X CH 85 1-2 G6-3			B SL 78 B CH 85 C SI 91 X SL 79 2-1 HR		C SI 92 F SI 92 F SI 93 B SL 81 X CH 84 1-2 F9	C CH 85 F SI 96 F SL 87 X CH 87 0-2 G4-3		4	1	1	1	0	0	1
48 Torii Hunter, R (1, 9) OBP: 0.289, SLG: 0.438		C CH 85 S CH 86 B CH 86 B CH 85 F SI 94 X SI 94 2-2 F9			B SI 90 B SI 92 C CH 85 F SI 94 B SI 94 X SI 93 3-2 50 1B		B SI 89 F CH 85 F SI 92 S SI 93 1-3 K		B CH 83 F FF 97 F FF 96 B SL 88 S CH 89 2-3 K	4	0	1	0	0	2	0
28 J.D. Martinez, R (1, 7) OBP: 0.313, SLG: 0.466 32 Don Kelly, L (8, 5) OBP: 0.337, SLG: 0.311		X SI 91 0-0 G4-3			F CH 85 C SI 93 1 SAFE S SI 92 0-3 K		F CH 85 B SI 91 X SI 92 1-1 1B		B CH 88 X SI 97 1-0 14 S 50 1B 1B	3 1	0 1	1 1	0 0	0 0	1 0	1 0
9 Nick Castellanos, R (1, 5) OBP: 0.307, SLG: 0.398 14 Austin Jackson, R (8, 8) OBP: 0.321, SLG: 0.386			S CH 82 F SI 91 S CH 84 0-3 K		1 SAFE S CH 85 B SI 91 S CH 86 S SI 93 1-3 K		C SI 93 F CH 87 B SI 93 B SL 80 S CH 84 2-3 K		C FF 98 F FF 96 B FF 97 B SL 88 D CH 88 F FF 98 X FF 97 3-2 F8 1-2	3 1	0 0	0 0	0 0	0 0	3 0	2 1
50 Bryan Holaday, R (1, 2) OBP: 0.339, SLG: 0.364			S SI 90 S CH 82 S CH 84 0-3 K		C CH 86 F SI 94 1 SAFE F SL 80 B SI 92 B SI 93 X CH 85 2-2 1-2 1B			B SI 93 C CH 86 F SI 94 X SI 95 1-2 20 G5-3 30 1B 24 1B 1B	C FF 97 B SL 86 B SL 85 B FF 97 X FF 98 3-1 2-H 1B	4	1	3	1	0	1	0
30 Eugenio Suárez, R (1, 6) OBP: 0.421, SLG: 0.688			C SI 92 B SI 94 S CH 83 F SI 94 B SI 92 B CH 86 S CH 84 3-3 K		B CH 84 F CH 85 B SI 92 S CH 85 F SI 94 T SI 95 2-2 K			X SI 94 0-0 20 G5-3 24 1B 1-2 1B	B SI 96 B FF 98 S FF 96 B FF 96 C FF 96 S SL 87 3-3 K	4	1	1	0	0	3	3

	AB	36
	R	4
	H	10
	RBI	4
	BB	0
	SO	13
	LOB	13

Inning Stats	1	2	3	4	5	6	7	8	9	1B: 9	SF: 0	WP: 0	PA: 36
	R: 0 E: 0 K: 1 S: 9 H: 0 LOB: 0 BB: 0 P: 13	R: 0 E: 0 K: 0 S: 8 H: 0 LOB: 0 BB: 0 P: 11	R: 0 E: 0 K: 3 S: 10 H: 0 LOB: 0 BB: 0 P: 13	R: 0 E: 0 K: 1 S: 11 H: 1 LOB: 0 BB: 0 P: 17	R: 1 E: 0 K: 3 S: 19 H: 3 LOB: 2 BB: 0 P: 29	R: 0 E: 0 K: 0 S: 10 H: 0 LOB: 0 BB: 0 P: 16	R: 0 E: 0 K: 2 S: 12 H: 1 LOB: 1 BB: 0 P: 17	R: 2 E: 0 K: 1 S: 15 H: 3 LOB: 1 BB: 0 P: 19	R: 1 E: 0 K: 2 S: 13 H: 2 LOB: 1 BB: 0 P: 25	2B: 0 3B: 0 HR: 1	SAC: 0 DP: 0 HBP: 0	PB: 0 SB: 1 CS: 1	

PITCHER		IP	WLS	BF	H	R	ER	SO	BB	IBB	HBP	BLK	WP	HR	S	P	ERA	WHIP
49 Chris Sale, L ERA: 1.97	(1, 1)	7.0	L	25	5	1	1	10	0	0	0	0	0	1	79	116	1.29	0.714
52 Jake Petricka, R ERA: 2.06	(8, 1)	1.0		6	3	2	2	1	0	0	0	0	0	0	15	19	18.00	3.000
40 Daniel Webb, R ERA: 2.25	(9, 1)	1.0		5	2	1	1	2	0	0	0	0	0	0	13	25	9.00	2.000

PITCHER	IP	WLS	BF	H	R	ER	SO	BB	IBB	HBP	BLK	WP	HR	S	P	ERA	WHIP

Batter	1	2	3	4	5	6	7	8	9	AB	R	H	RBI	BB	SO	LOB
1 Adam Eaton, L (1, 8) OBP: 0.313, SLG: 0.333	X FF 91 0-0 ① F7		C FF 92 C FF 94 D CU 79 D CH 86 B CH 86 B FF 94 4-2 1-2 BB		F CH 83 D CU 78 T CH 84 C FF 95 1-3 ② K			L FF 92 C FF 92 X CH 84 0-2 ② F9		3	0	0	0	1	1	1
15 Gordon Beckham, R (1, 4) OBP: 0.337, SLG: 0.426	B FF 91 B FF 94 X FF 92 2-0 ② P2		C SL 86 S SL 86 B FF 94 D SL 86 X FF 94 2-2 ③ F9		X FF 92 0-0 ③ L6			X SL 83 0-0 2B		4	0	1	0	0	0	3
12 Conor Gillaspie, L (1, 5) OBP: 0.389, SLG: 0.444	B FF 92 X FF 93 1-0 ③ F7			B FF 90 X CH 82 1-0 E3 10 2B		C CU 77 X CH 84 0-1 ① G3-1		S FF 95 X CU 78 0-1 ③ G4-3		4	0	0	0	0	0	1
79 José Abreu, R (1, 3) OBP: 0.317, SLG: 0.615		S SL 84 B FF 93 X FF 94 1-1 ① G4-3		X SL 86 0-0 ① P6		F SL 87 S SL 85 X CU 77 0-2 ② F7			B FF 94 F SL 83 C FF 94 S CU 78 1-3 ① K	4	0	0	0	0	1	1
44 Adam Dunn, L (1, 10) OBP: 0.374, SLG: 0.473		F FF 92 B FF 92 B CU 77 B CU 79 C FF 95 F FF 94 X FF 95 3-2 ② F7		C FF 91 S CH 85 B FF 94 B FF 94 1 SAFE S CH 84 2-3 ② K		B CH 84 F FF 94 C FF 95 S CH 86 1-3 ③ K			B FF 95 F FF 92 X FF 94 1-1 1B	4	0	1	0	0	2	1
10 Alexei Ramirez, R (1, 6) OBP: 0.347, SLG: 0.444		C FF 92 F SL 84 B SL 85 B FF 94 X SL 87 2-2 ③ G5-3		F SL 86 X SL 86 0-1 1-3 2B			S SL 84 C FF 92 S FF 96 0-3 ① K		B FF 91 B CH 83 X FF 92 2-0 ② P6	4	0	1	0	0	1	1
24 Dayan Viciedo, R (1, 9) OBP: 0.304, SLG: 0.395			B SL 84 F SL 85 X FF 92 1-1 ① G4-3	B FF 94 B CH 86 X SL 86 2-0 ③ F9			S FF 92 X FF 94 0-1 ② F8		C FF 94 F SL 86 F CU 76 C FF 96 0-3 ③ K	4	0	0	0	0	1	3
30 Alejandro De Aza, L (1, 7) OBP: 0.274, SLG: 0.323			B FF 92 B FF 92 S CH 84 B FF 94 D CH 87 4-1 1 S BB		C CH 84 C FF 92 B SL 85 X FF 93 1-2 ① F8		B FF 92 X CH 82 1-0 ③ G1-3			2	0	0	0	1	0	0
21 Tyler Flowers, R (1, 2) OBP: 0.325, SLG: 0.373			1 SAFE B CU 78 S FF 92 S SL 86 1 SAFE 1 SAFE S FF 92 1-3 ② K		B FF 92 B CU 76 F FF 93 C FF 92 B SL 86 B SL 85 4-2 BB			S FF 90 F CU 75 B CU 76 B FF 93 T FF 93 2-2 ① K		2	0	0	0	1	2	1
Inning Stats	R: 0 H: 0 E: 0 LOB: 0 K: 0 BB: 0 S: 3 P: 6	R: 0 H: 0 E: 0 LOB: 0 K: 0 BB: 0 S: 9 P: 15	R: 0 H: 0 E: 0 LOB: 2 K: 1 BB: 2 S: 11 P: 23	R: 0 H: 1 E: 1 LOB: 2 K: 1 BB: 0 S: 8 P: 13	R: 0 H: 0 E: 0 LOB: 1 K: 1 BB: 1 S: 9 P: 15	R: 0 H: 0 E: 0 LOB: 0 K: 1 BB: 0 S: 8 P: 9	R: 0 H: 0 E: 0 LOB: 0 K: 1 BB: 0 S: 6 P: 7	R: 0 H: 1 E: 0 LOB: 1 K: 1 BB: 0 S: 9 P: 11	R: 0 H: 1 E: 0 LOB: 1 K: 2 BB: 0 S: 10 P: 14	1B: 1 SF: 0 2B: 2 SAC: 0 3B: 0 DP: 0 HR: 0 HBP: 0						PA: 34 WP: 0 PB: 0 SB: 1 CS: 0

PITCHER	IP	WLS	BF	H	R	ER	SO	BB	IBB	HBP	BLK	WP	HR	S	P	ERA	WHIP
37 Max Scherzer, R (1, 1) ERA: 3.05	9.0	W	34	3	0	0	8	3	0	0	0	0	0	73	113	0.00	0.667

PITCHER	IP	WLS	BF	H	R	ER	SO	BB	IBB	HBP	BLK	WP	HR	S	P	ERA	WHIP

BOTTOM

Detroit Tigers @ Chicago White Sox

U.S. Cellular Field, Chicago, IL

Thu Jun 12 2014, 8:11 PM - 11:02 PM EDT

Att. 20,626 - Cloudy - 74 F

livebaseballscorecards.com

AB	31
R	0
H	3
RBI	0
BB	3
SO	8
LOB	12

Minnesota Twins @ Detroit Tigers

Comerica Park, Detroit, MI

Fri Jun 13 2014, 7:10 PM - 10:08 PM EDT

Att. 39,811 - Cloudy - 63 F

livebaseballscorecards.com

Batter	1	2	3	4	5	6	7	8	9	AB	R	H	RBI	BB	SO	LOB
39 Danny Santana, S (1, 8) OBP: 0.396, SLG: 0.478	C SI 86 B SI 89 F SI 90 S KC 77 1-3 K		B SI 89 B FC 84 C SI 88 B FC 84 F SI 88 D SI 88 4-2 16 S 7 1B BB		L SI 86 S FC 81 B FC 84 F KC 76 F SI 91 X KC 78 1-2 G5-3			X FF 92 0-0 B1	C SI 94 B FF 94 F SL 78 S SL 78 1-3 K	4	0	0	0	1	2	3
8 Kurt Suzuki, R (1, 2) OBP: 0.373, SLG: 0.401	B SI 88 C SI 88 X CH 80 1-1 1B		B SI 88 1 SAFE X KC 77 1-0 L9		C SI 89 F FC 84 B SI 91 F FC 84 X KC 77 1-2 G6-3			C FF 92 X SL 83 0-1 G6-3		4	0	1	0	0	0	1
7 Joe Mauer, L (1, 3) OBP: 0.341, SLG: 0.335	C SI 87 B FC 83 B SI 89 X SI 88 2-1 P6		**1 SAFE** **1 SAFE** **C SI 88** **F SI 89** **B SI 90** 1 SAFE 1 SAFE X KC 77 1-2 16 BB **1-2** 1B		C SI 90 B KC 78 B FC 84 F KC 78 B SI 91 X KC 78 3-2 L5			B FF 93 C CU 76 X FF 93 1-1 G6-3		4	0	1	0	0	0	1
16 Josh Willingham, R (1, 7) OBP: 0.451, SLG: 0.545 1 Sam Fuld, L (9, PR) OBP: 0.284, SLG: 0.390 (9, 7)	C SI 88 D KC 77 X SI 89 1-1 G5-3		C SI 88 B SI 89 D KC 77 B SI 89 B CH 80 4-1 **1-2** **2-3** BB			B SI 87 F FC 81 B FC 84 C KC 77 B FC 84 X SI 90 3-2 F8			B SL 87 B FF 91 C FF 91 X SL 87 2-1 E6 31 G4-3 31 WP 5 BB	3 0	0 1	0 0	0 0	1 0	0 0	1 0
17 Kendrys Morales, S (1, 10) OBP: 0.444, SLG: 0.588		B SI 86 B CH 78 X SI 89 2-0 F8	C SI 89 S FC 84 F FC 85 S KC 79 0-3 K			B CH 80 C KC 76 X SI 90 1-1 31 G4-6-3 1B			1 SAFE X SI 92 0-0 F8	4	0	1	0	0	1	4
31 Oswaldo Arcia, L (1, 9) OBP: 0.310, SLG: 0.494		C SI 90 S KC 77 B KC 79 X KC 77 1-2 F9	S FC 85 B FC 86 X SI 90 1-1 P6			S SI 89 F KC 77 B SI 92 X FC 83 1-2 G4-6-3 **1-2f**			C CU 81 B SI 91 C CU 81 B SL 86 X FF 93 2-2 G4-3 **1-3**	4	0	0	0	0	0	5
24 Trevor Plouffe, R (1, 5) OBP: 0.321, SLG: 0.400		C SI 89 B SI 88 B SI 89 B CH 81 C SI 88 F SI 90 B SI 89 4-2 9 FC6-4 BB		X CH 78 0-0 F8			B SL 84 X SI 92 1-0 G4-3		C CU 83 B SL 87 F SL 86 B FF 92 D SL 86 D SI 92 4-2 5 BB 9 HBP BB	2	0	0	0	2	0	0
9 Eduardo Núñez, R (1, 6) OBP: 0.304, SLG: 0.394		C SI 88 1 SAFE 1 SAFE X CH 78 0-1 FC6-4 **1-2f**		B SI 88 B SI 88 C SI 88 L FC 84 F FC 84 F KC 77 X SI 91 2-2 F9			C SI 93 S SL 87 X SI 95 0-2 G6-3		F SL 86 H SI 92 1-1 5 BB **1-2** HBP	3	0	0	0	0	0	1
5 Eduardo Escobar, S (1, 4) OBP: 0.351, SLG: 0.469			C SI 87 B SI 88 F SI 88 X KC 76 1-2 HR	C SI 88 B SI 89 X FC 84 1-1 F7			B SI 95 S SL 86 S SI 93 B SI 95 X SI 94 2-2 F7		B CU 81 B SI 91 C FF 92 S FF 93 F SL 87 F FF 93 F FF 92 F CU 83 F SL 86 4-2 B SI 93 B FF 92 **1-2** **2-3** **3-H** BB	3	1	1	2	1	0	0

Inning Stats																																		
	R: 0	H: 1		R: 0	H: 0		R: 1	H: 2		R: 0	H: 0		R: 0	H: 0		R: 0	H: 1		R: 0	H: 0		R: 0	H: 0		R: 1	H: 0		1B: 3	SF: 0		WP: 1	PA: 37	
	E: 0	LOB: 1		E: 0	LOB: 1		E: 0	LOB: 3		E: 0	LOB: 0		E: 0	LOB: 0		E: 0	LOB: 0		E: 0	LOB: 0		E: 0	LOB: 0		E: 1	LOB: 3		2B: 0	SAC: 0		PB: 0		
	K: 1	BB: 0		K: 0	BB: 1		K: 1	BB: 2		K: 0	BB: 0		K: 0	BB: 0		K: 0	BB: 0		K: 0	BB: 0		K: 0	BB: 0		K: 1	BB: 2		3B: 0	DP: 1		SB: 1		
	S: 10	P: 15		S: 9	P: 16		S: 16	P: 28		S: 8	P: 11		S: 12	P: 17		S: 8	P: 13		S: 7	P: 10		S: 5	P: 6		S: 19	P: 33		HR: 1	HBP: 1		CS: 0		

PITCHER		IP	WLS	BF	H	R	ER	SO	BB	IBB	HBP	BLK	WP	HR	S	P	ERA	WHIP
33 Drew Smyly, L ERA: 3.58	(1, 1)	6.0	L	24	4	1	1	2	3	0	0	0	0	1	63	100	1.50	1.167
62 Al Alburquerque, R ERA: 3.16	(7, 1)	1.0		3	0	0	0	0	0	0	0	0	0	0	7	10	0.00	0.000
44 Joba Chamberlain, R ERA: 3.18	(8, 1)	1.0		3	0	0	0	0	0	0	0	0	0	0	5	6	0.00	0.000
36 Joe Nathan, R ERA: 6.85	(9, 1)	0.2		6	0	1	0	0	2	0	1	0	1	0	16	29	0.00	3.000
40 Phil Coke, L ERA: 5.64	(9, 1)	0.1		1	0	0	0	1	0	0	0	0	0	0	3	4	0.00	0.000

PITCHER		IP	WLS	BF	H	R	ER	SO	BB	IBB	HBP	BLK	WP	HR	S	P	ERA	WHIP

AB	31
R	2
H	4
RBI	2
BB	5
SO	3
LOB	16

Minnesota Twins @ Detroit Tigers

Comerica Park, Detroit, MI

Fri Jun 13 2014, 7:10 PM - 10:08 PM EDT

Att. 39,811 - Cloudy - 63 F

BOTTOM

Batter	1	2	3	4	5	6	7	8	9	AB	R	H	RBI	BB	SO	LOB
3 Ian Kinsler, R (1, 4) OBP: 0.310, SLG: 0.434	C FF 92 B SI 92 C SI 91 B SL 86 F SI 93 B SI 93 F SI 90 F SI 92 X SI 92 3-2 ① G5-3		B SL 84 B SI 91 C SI 91 F SI 92 B SL 85 B FF 93 4-2 14 E BB		B SL 83 L SI 91 X SL 81 1-1 ① SH1-4 1-2 2-3		B SL 84 X SL 83 1-0 ③ G5-3			2	0	0	0	1	0	1
14 Austin Jackson, R (1, 8) OBP: 0.320, SLG: 0.380	B FF 94 B SI 92 C FF 94 X SI 92 2-1 ② G5-3		C SL 83 1 SAFE 1 SAFE X SI 91 0-1 FC6 1-2		B SI 91 B SI 91 F SL 83 B SI 91 F SI 91 B SL 85 4-2 24 G5-4-3 BB			B SL 87 B FF 92 X FF 93 2-0 ① F8		3	0	0	0	1	0	1
24 Miguel Cabrera, R (1, 3) OBP: 0.372, SLG: 0.561	B FF 94 C SI 93 B SL 85 B SI 94 X SI 94 3-1 1B		F SL 84 B SI 92 X SI 91 1-1 ③ G1-3		D SI 93 X SI 92 1-0 ②③ G5-4-3 1-2f			B FF 94 F FF 94 X CU 79 1-1 ② F9		4	0	1	0	0	0	5
41 Victor Martinez, S (1, 10) OBP: 0.377, SLG: 0.588	F SI 93 D CH 83 F FF 93 X CH 83 1-2 ③ G4-3			B SI 91 C SI 91 X CU 78 1-1 ① F7		B CH 80 X CH 80 1-0 ① F8		C CU 79 B FF 93 B SL 86 F SL 87 S SL 88 2-3 ③ K		4	0	0	0	0	1	1
28 J.D. Martinez, R (1, 9) OBP: 0.310, SLG: 0.468		S SI 91 F SI 89 B SL 84 S SL 84 1-3 ① K		B SL 84 B SL 83 B SI 92 F FF 92 F SI 92 X SI 91 3-2 2B		S SI 91 S SL 83 B SL 83 B SI 92 X SI 89 2-2 ② G5-3			C FF 92 B FF 93 B FF 93 F FF 92 X FF 93 2-2 ① G6-3	4	0	1	0	0	1	0
32 Don Kelly, L (1, 7) OBP: 0.322, SLG: 0.295		C SI 92 B CH 82 F CH 84 X FF 92 1-2 ② P5		B SI 92 X SI 92 1-0 ② F7		C CU 79 F SI 91 B CH 84 B SI 92 B SL 84 X SI 91 3-2 ③ F9			C FF 93 B SL 83 B FF 93 F FF 92 B SL 83 F FF 93 C FF 94 3-3 ② K	4	0	0	0	0	1	1
9 Nick Castellanos, R (1, 5) OBP: 0.306, SLG: 0.400		S SL 86 F SI 91 B SL 85 X SL 83 1-2 ③ F8		B SL 86 B SI 92 S SI 90 F SI 92 S SL 84 2-3 ③ K			C SL 84 B FF 90 S SL 84 B SI 91 X SI 89 2-2 ① G6-3		B SI 92 B FF 92 X FF 90 2-0 2B	4	0	1	0	0	1	1
13 Alex Avila, L (1, 2) OBP: 0.343, SLG: 0.377 20 Rajai Davis, R (7, PR) OBP: 0.325, SLG: 0.398 50 Bryan Holaday, R (8, 2) OBP: 0.333, SLG: 0.357			C SI 90 X CH 82 0-1 ① G4-3		B CU 78 F CH 82 X SI 91 1-1 3 SH1-4 17 1B 1B		S CH 83 B SI 91 S SI 88 B CH 83 B CH 82 F CH 84 X SI 92 3-2 2B		X FF 93 0-0 ③ F8	3 0 1	0 0 0	2 0 0	0 0 0	0 0 0	0 0 0	0 0 1
17 Andrew Romine, S (1, 6) OBP: 0.269, SLG: 0.258 48 Torii Hunter, R (7, PH) OBP: 0.288, SLG: 0.436 30 Eugenio Suárez, R (8, 6) OBP: 0.421, SLG: 0.688			C FF 92 C FF 90 S CH 82 0-3 ② K		X SI 89 0-0 3 SH1-4 1-2 1B		B SL 83 X SI 90 1-0 ② G5-3			2 1 0	0 0 0	1 0 0	0 0 0	0 0 0	1 0 0	0 1 0

Inning Stats	1	2	3	4	5	6	7	8	9
	R: 0 H: 1 E: 0 LOB: 1 K: 0 BB: 0 S: 13 P: 22	R: 0 H: 0 E: 0 LOB: 0 K: 1 BB: 0 S: 9 P: 12	R: 0 H: 0 E: 1 LOB: 2 K: 1 BB: 1 S: 11 P: 16	R: 0 H: 1 E: 0 LOB: 1 K: 1 BB: 0 S: 9 P: 16	R: 0 H: 2 E: 0 LOB: 2 K: 0 BB: 1 S: 8 P: 15	R: 0 H: 0 E: 0 LOB: 0 K: 0 BB: 0 S: 7 P: 13	R: 0 H: 1 E: 0 LOB: 1 K: 0 BB: 0 S: 9 P: 16	R: 0 H: 0 E: 0 LOB: 0 K: 1 BB: 0 S: 6 P: 11	R: 0 H: 1 E: 0 LOB: 1 K: 1 BB: 0 S: 9 P: 16

1B: 3 SF: 0
2B: 3 SAC: 1
3B: 0 DP: 1
HR: 0 HBP: 0

WP: 0 PA: 35
PB: 0
SB: 0
CS: 0

livebaseballscorecards.com

AB	32
R	0
H	6
RBI	0
BB	2
SO	5
LOB	12

PITCHER		IP	WLS	BF	H	R	ER	SO	BB	IBB	HBP	BLK	WP	HR	S	P	ERA	WHIP
44 Kyle Gibson, R ERA: 3.55	(1, 1)	7.0	W	28	5	0	0	3	2	0	0	0	0	0	66	110	0.00	1.000
50 Casey Fien, R ERA: 2.22	(8, 1)	1.0	H	3	0	0	0	1	0	0	0	0	0	0	6	11	0.00	0.000
15 Glen Perkins, L ERA: 2.76	(9, 1)	1.0	S	4	1	0	0	1	0	0	0	0	0	0	9	16	0.00	1.000

PITCHER	IP	WLS	BF	H	R	ER	SO	BB	IBB	HBP	BLK	WP	HR	S	P	ERA	WHIP

Batter	1	2	3	4	5	6	7	8	9	AB	R	H	RBI	BB	SO	LOB
39 Danny Santana, S (1, 6) OBP: 0.396, SLG: 0.474	B FF 89 C FF 90 X SL 87 1-1 G3		C FF 91 X FS 86 0-1 F8			C FF 88 B FS 83 F SL 86 B SL 88 X FS 86 2-2 7 G4-3 1B	B FF 94 B FF 95 B FF 96 C FF 96 T FF 96 X FF 97 3-2 FC4-6 1 1B 1-2f 3-H	X SL 84 0-0 1 BB 1-2 2-H 3-H 1B		5	0	2	3	0	0	1
1 Sam Fuld, L (1, 8) OBP: 0.290, SLG: 0.384	C FF 91 C CU 79 F CU 79 F SI 92 B SL 87 B FS 86 F SI 94 C FS 88 2-3 K		C FF 91 S FS 85 B SI 94 F CH 74 B SL 88 F SL 88 S FF 93 2-3 K			S FF 91 1 SAFE F SL 86 F FF 93 B CH 77 F CH 74 C SL 88 1-3 K	F FF 96 B SL 83 C SL 85 X SL 84 1-2 1-3 1B	B B SI 94 C SL 84 B SL 86 B SL 85 4-1 1-2 2-3 BB		4	0	1	0	1	3	1
7 Joe Mauer, L (1, 3) OBP: 0.335, SLG: 0.328	C FF 91 B FF 94 S FF 92 X SI 94 1-2 G4-3			B FF 89 B FF 90 C FF 90 B FF 90 F FF 89 X FF 92 3-2 L6		B SL 87 X FS 86 1-0 G4-3 1-2	C FF 94 X FF 94 0-1 F8	C FF 88 X CU 77 0-1 G3-1		5	0	0	0	0	0	6
16 Josh Willingham, R (1, 7) OBP: 0.452, SLG: 0.538 27 Chris Parmelee, L (6, PH) OBP: 0.227, SLG: 0.304 (6, 7)		B FF 89 B FF 92 B SL 85 C FF 90 B FF 91 4-1 17 1B 24 SF9 BB		C FF 92 C CU 81 B SL 87 B FF 92 B FF 92 S FS 86 3-3 K		B FS 86 B SI 92 C FF 92 B FS 84 F FF 92 F FF 93 X SL 88 3-2 G3		B FF 93 C FF 93 C SL 76 F FF 93 X SI 93 1-2 9 1B 26 1B 17 G5-3 1B	B FF 89 B FF 89 B FF 90 C FF 88 F FF 89 B FF 92 4-2 2 HR BB	1 2	1 2	0 1	0 0	1 1	1 0	0 1
17 Kendrys Morales, S (1, 10) OBP: 0.435, SLG: 0.524		C FF 92 X FS 87 0-1 1-3 1B		C FF 92 C FF 93 F FF 92 X CH 70 0-2 G5-3			B CU 79 B CH 72 B FF 90 B FS 88 4-0 9 WP 9 3B BB	F FF 93 D CH 83 S CH 83 X CH 82 1-2 G5-3 1-2	C FF 89 B CH 82 F FF 91 F CH 84 B CH 83 B CU 77 X FF 91 3-2 F9	4	1	1	0	1	0	2
31 Oswaldo Arcia, L (1, 9) OBP: 0.293, SLG: 0.465		F FS 86 S FS 88 B FF 93 S FS 88 1-3 K			C FF 90 F SL 85 B SL 88 F FF 92 X FS 85 1-2 G4-3		F FF 92 F CU 78 S FF 92 0-3 K	F SI 93 S SL 76 S SL 79 0-3 K	F CU 76 B CU 76 S FF 90 S FF 92 1-3 K	5	0	0	0	0	4	5
24 Trevor Plouffe, R (1, 5) OBP: 0.320, SLG: 0.400 9 Eduardo Núñez, R (4, 5) OBP: 0.319, SLG: 0.435 2 Brian Dozier, R (8, 4) OBP: 0.355, SLG: 0.468		C FF 94 S FF 93 B FF 94 F SL 89 B FF 94 X SL 90 2-2 SF9 3-H			C FF 92 F SL 88 B FF 93 B FS 86 X FF 92 2-2 P4	B FS 86 B FF 91 C FF 90 F FF 91 F SL 86 X FF 93 2-2 26 PB 1-H 3B	B CH 84 B FF 95 F FF 94 F FF 94 D SL 80 F FF 95 X FF 94 3-2 5 1B 26 1B 39 1B 2-3 1B	B FF 91 F FF 90 B FF 90 B FF 89 C FF 89 F FF 89 F FF 90 F FF 92 X FF 91 3-2 1-H HR	0 3 1	0 2 1	0 2 1	1 1 2	0 0 0	0 0 0	0 0 0
26 Eric Fryer, R (1, 2) OBP: 0.600, SLG: 0.600		B FF 91 X SL 86 1-0 F8			B FF 92 C SL 85 F FF 92 X FF 93 1-2 1B		C FF 95 B FF 95 F FF 95 X FF 96 1-2 E9 39 FC4-6 3-H 1B	X FF 94 0-0 5 1B 39 1B 1-2 3-H 1B	C FF 90 C CU 75 B CU 78 S CU 76 1-3 K	5	2	3	1	0	1	1
5 Eduardo Escobar, S (1, 4) OBP: 0.354, SLG: 0.467 (8, 5)			C FS 88 X SL 86 0-1 L5		F FS 86 F SL 88 B SI 94 F FF 93 F CU 82 X SI 93 1-2 G1-3		B FF 94 B FF 94 S FF 95 S FF 96 B FF 96 D SL 86 4-2 39 FC4-6 BB	B SI 94 C SL 84 X SL 85 1-1 1 BB 39 1B 1-2 2-3 1B		3	0	1	0	1	0	1

TOP

Minnesota Twins @ Detroit Tigers

Comerica Park, Detroit, MI

Sat Jun 14 2014, 4:09 PM - 7:56 PM EDT

Att. 41,498 - Sunny - 70 F

livebaseballscorecards.com

AB	38
R	9
H	12
RBI	8
BB	5
SO	9
LOB	18

Inning Stats	1	2	3	4	5	6	7	8	9	1B: 10 SF: 1	WP: 1 PA: 44
	R: 0 H: 0 E: 0 LOB: 0 K: 1 BB: 0 S: 11 P: 15	R: 1 H: 1 E: 0 LOB: 1 K: 1 BB: 1 S: 11 P: 19	R: 0 H: 0 E: 0 LOB: 0 K: 1 BB: 0 S: 9 P: 11	R: 0 H: 0 E: 0 LOB: 0 K: 1 BB: 0 S: 10 P: 16	R: 0 H: 1 E: 0 LOB: 1 K: 0 BB: 0 S: 15 P: 20	R: 0 H: 1 E: 0 LOB: 1 K: 1 BB: 0 S: 13 P: 20	R: 3 H: 3 E: 1 LOB: 2 K: 1 BB: 2 S: 20 P: 35	R: 3 H: 5 E: 0 LOB: 3 K: 1 BB: 1 S: 21 P: 31	R: 2 H: 1 E: 0 LOB: 0 K: 2 BB: 1 S: 18 P: 30	2B: 0 SAC: 0 3B: 1 DP: 0 HR: 1 HBP: 0	PB: 1 SB: 0 CS: 0

PITCHER		IP	WLS	BF	H	R	ER	SO	BB	IBB	HBP	BLK	WP	HR	S	P	ERA	WHIP
19 Aníbal Sánchez, R ERA: 2.44	(1, 1)	6.1	W	25	4	3	3	6	2	0	0	0	1	0	76	114	4.26	0.947
57 Evan Reed, R ERA: 4.56	(7, 1)	0.1		4	2	1	1	0	1	0	0	0	0	0	11	20	27.00	9.000
40 Phil Coke, L ERA: 6.56	(7, 1)	1.0		6	3	3	3	1	0	0	0	0	0	0	17	22	27.00	3.000
62 Al Alburquerque, R ERA: 3.16	(8, 1)	0.0		3	2	0	0	0	1	0	0	0	0	0	4	9	∞	∞
46 Ian Krol, L ERA: 3.09	(8, 1)	1.1	S	6	1	2	2	2	1	0	0	0	0	1	20	32	13.50	1.500

PITCHER	IP	WLS	BF	H	R	ER	SO	BB	IBB	HBP	BLK	WP	HR	S	P	ERA	WHIP

Batter	1	2	3	4	5	6	7	8	9	AB	R	H	RBI	BB	SO	LOB
3 Ian Kinsler, R (1, 4) OBP: 0.317, SLG: 0.441	X FF 88 0-0 ① F7		B FF 91 S CU 79 B FF 90 C FF 89 C FF 90 B FF 90 4-2 48 5 48 2B BB S SL 85 B FF 94 D SL 83 X FF 94 2-2 2-3 3-H 1B		B SL 83 D SL 83 C FF 90 C FF 89 X SL 82 2-2 1-3 2-H 2B		X CU 68 0-0 41 2B 3-H 1B	B SI 91 X SI 91 1-0 ③ F9		5	1	3	3	1	0	2
48 Torii Hunter, R (1, 9) OBP: 0.291, SLG: 0.446	B FF 89 X FF 90 1-0 41 1B 2B		F FF 90 B FC 90 T SAT1 B FF 90 X FF 90 2-1 1-H 24 1B 2B D SL 84 X FF 93 1-0 ③ G5-3		F SI 90 X CH 84 0-1 ② SF8 3-H		X FF 89 0-0 ① L4			4	1	2	2	0	0	3
24 Miguel Cabrera, R (1, 3) OBP: 0.372, SLG: 0.562	X FF 89 0-0 ② G5-3		F FC 90 C CU 80 X FC 89 0-2 41 HR 2-H 1B	S SL 86 B SL 85 X FF 94 1-1 41 F9 28 1B 2B	B FF 89 X SI 90 1-0 ③ G6-3		C SI 88 B CH 82 X FF 89 1-1 ② L6			5	2	2	1	0	0	3
41 Victor Martinez, S (1, 10) OBP: 0.381, SLG: 0.605	C CH 80 X FF 91 0-1 2-3 1B		S FC 89 F CH 83 F CU 81 X CU 81 0-2 1-H HR	B FF 93 C CH 84 B FF 93 B FF 92 F FF 91 X FF 92 3-2 ① F9 2-3		B SI 90 C CH 83 X FF 90 1-1 ① F9	F SI 88 B SL 80 F FF 89 F SL 78 X FF 91 1-2 1-3 2B			5	1	3	2	0	0	1
28 J.D. Martinez, R (1, 7) OBP: 0.315, SLG: 0.476	B FC 90 B CU 79 S FF 89 C CU 80 S CU 82 2-3 ③ K		C CU 78 X FF 90 0-1 ① L5	F SI 94 B SL 86 B SL 84 X FF 94 2-1 14 L4-3 3-H 1B		F FC 87 F FC 88 B CU 78 F FF 90 X CU 78 1-2 9 1B 2B	C CU 73 X FF 90 0-1 ③ G6-3			5	1	2	1	0	1	4
14 Austin Jackson, R (1, 8) OBP: 0.317, SLG: 0.376		B FC 88 C FF 87 C CU 80 F FF 91 F CU 81 B FF 90 F CU 80 B FC 90 S FF 90 3-3 ① K	C FC 89 S CU 81 B CU 81 B FF 90 S CU 82 2-3 ② K	F FF 92 B FF 92 B SL 83 B FF 92 X FF 90 3-1 ②③ L4-3 1-1		B FF 90 C FC 87 C CH 83 B SI 89 B FC 87 X SI 91 3-2 ② L8		B SI 90 C SI 90 B CH 85 F FF 90 X SL 80 2-2 30 FC5-4 9 1B 1B		5	0	1	0	0	2	2
9 Nick Castellanos, R (1, 5) OBP: 0.312, SLG: 0.405		B FF 90 X FF 91 1-0 ② F8	B FF 89 B FF 91 B FF 90 C FC 90 C FC 88 F FC 89 X FF 90 3-2 13 BB 30 2B 1B		F SL 84 S FF 93 C SL 83 0-3 ① K	B FC 88 S FC 87 X FC 87 1-1 2-H 1B		F FF 90 F CH 85 X FF 92 0-2 30 FC5-4 1-2 1B		5	1	3	1	0	1	0
13 Alex Avila, L (1, 2) OBP: 0.344, SLG: 0.370		B FF 90 B FF 89 C FF 90 X FF 91 2-1 ③ G1-3	B CU 80 C FF 89 B CH 83 B FC 89 F FC 90 B FC 90 4-2 30 2B 3 1B 1-2 BB	B SI 87 B FF 93 B C FF 91 B FF 93 4-1 30 BB 3 2B BB	C SI 89 D CH 83 X CH 82 1-1 ③ F7			B CU 72 B FF 90 T FF 91 B FF 91 X FF 90 3-1 ① F7		3	2	0	0	2	0	3
30 Eugenio Suárez, R (1, 6) OBP: 0.500, SLG: 1.000			B FC 90 F FC 90 B CU 78 X FF 88 2-1 HR X FF 90 1-1 3 1B 1-3 2H 2B	B FF 91 B FF 89 S FF 92 B FF 93 C FF 91 B FF 91 4-2 3 2B 48 SF8 1-2 BB			B SI 88 C SI 87 B CH 81 X FF 87 2-1 3 1B 3B	F CH 86 F SL 81 F SI 92 X FF 91 0-2 ② FC5-4 1-2f 2-3		4	3	3	2	1	0	2
Inning Stats	R: 0 E: 0 K: 1 S: 8 H: 2 LOB: 2 BB: 0 P: 11	R: 0 E: 0 K: 1 S: 9 H: 0 LOB: 0 BB: 0 P: 15	R: 7 E: 0 K: 1 S: 30 H: 7 LOB: 2 BB: 2 P: 51	R: 1 E: 0 K: 0 S: 9 H: 2 LOB: 0 BB: 0 P: 18	R: 2 E: 0 K: 1 S: 12 H: 1 LOB: 1 BB: 2 P: 23	R: 1 E: 0 K: 0 S: 13 H: 2 LOB: 1 BB: 0 P: 20	R: 1 E: 0 K: 0 S: 12 H: 3 LOB: 2 BB: 0 P: 16	R: 0 E: 0 K: 0 S: 13 H: 2 LOB: 2 BB: 0 P: 19		1B: 9 2B: 8 3B: 1 HR: 2		SF: 1 SAC: 0 DP: 1 HBP: 0		WP: 0 PB: 0 SB: 1 CS: 0		PA: 46

Minnesota Twins @ Detroit Tigers

Comerica Park, Detroit, MI

Sat Jun 14 2014, 4:09 PM - 7:56 PM EDT

Att. 41,498 - Sunny - 70 F

livebaseballscorecards.com

AB	41
R	12
H	19
RBI	12
BB	4
SO	4
LOB	20

PITCHER	IP	WLS	BF	H	R	ER	SO	BB	IBB	HBP	BLK	WP	HR	S	P	ERA	WHIP
21 Samuel Deduno, R (1, 1) ERA: 5.34	2.2	L	17	7	7	7	3	2	0	0	0	0	2	41	67	23.62	3.375
51 Anthony Swarzak, R (3, 1) ERA: 4.68	1.2		11	5	3	3	1	2	0	0	0	0	0	24	47	16.20	4.200
54 Matt Guerrier, R (5, 1) ERA: 3.14	1.2		7	2	1	1	0	0	0	0	0	0	0	16	24	5.40	1.200
56 Caleb Thielbar, L (7, 1) ERA: 3.52	1.0		6	3	1	1	0	0	0	0	0	0	0	12	16	9.00	3.000
52 Brian Duensing, L (8, 1) ERA: 3.08	1.0		5	2	0	0	0	0	0	0	0	0	0	13	19	0.00	2.000

PITCHER	IP	WLS	BF	H	R	ER	SO	BB	IBB	HBP	BLK	WP	HR	S	P	ERA	WHIP

Batter	1	2	3	4	5	6	7	8	9	AB	R	H	RBI	BB	SO	LOB
39 Danny Santana, S (1, 6) OBP: 0.377, SLG: 0.450	C FF 90 X SI 92 0-1 ① G4-3		B CU 76 X CH 82 1-0 ② F8 2-3			B CH 80 M CH 81 F FF 89 X CU 77 1-2 ① G6-3	C CU 75 F CH 80 F FF 90 B CU 76 X CH 81 1-2 ② G3-1		X SI 91 0-0 ② L4	5	0	0	0	0	0	2
7 Joe Mauer, L (1, 3) OBP: 0.339, SLG: 0.335	C SI 89 F FF 92 X SL 85 0-2 ② G4-3		B SI 91 B SL 88 B CH 83 B SI 90 4-0 BB			X SI 89 0-0 16 2B 2B	B FF 89 B CU 77 F FF 89 X SI 89 2-1 ③ F7		D CU 80 1 SAFE B FF 92 C CH 87 X CU 82 2-1 1-2 1B	4	1	2	0	1	0	0
2 Brian Dozier, R (1, 4) OBP: 0.353, SLG: 0.461	C FF 91 C FF 93 B SI 92 B SI 93 B CH 83 B SI 90 4-2 BB		C CU 77 B SI 91 T SL 86 X SI 91 1-2 ③ F8			C SL 84 C CU 78 X CU 76 0-2 ② G6-3		T FF 92 X CU 78 0-1 ① B3-1	C FF 93 F SL 86 D SL 85 F FF 93 D SL 87 X SL 87 2-2 ③ L4	4	0	0	0	1	0	5
16 Josh Willingham, R (1, 7) OBP: 0.444, SLG: 0.537	C FF 91 B CU 77 1 SAFE C SL 85 S SI 90 1-3 ③ K			B SL 83 C SL 84 S SL 85 T SI 91 1-2 ① K		B CU 76 X SL 85 1-0 17 1B 2-H 2B		B FF 93 B SL 82 C SL 84 B SL 82 S FF 93 C FF 92 3-3 ② K		4	1	1	1	0	3	1
17 Kendrys Morales, S (1, 10) OBP: 0.407, SLG: 0.480 25 Pedro Florimón, S (8, PR) OBP: 0.194, SLG: 0.154 (8, 10)		C SI 89 F CH 83 B FF 88 C CH 83 1-3 ① K		C SI 90 B FF 88 X CU 78 1-1 ② G4-3		B SI 89 X SI 87 1-0 31 BB 8 1B 2-H 1B		F CU 77 B CH 82 B CU 78 S SL 83 B FF 94 S SL 83 3-3 K 31 BB		4 0	1 0	1 0	1 0	0 0	2 0	0 0
31 Oswaldo Arcia, L (1, 9) OBP: 0.302, SLG: 0.455		C CU 79 F FF 92 X CU 79 0-2 ② G3		B SI 90 C SI 89 S SI 89 B SI 91 B CU 78 C CH 82 3-3 ③ K		B CH 82 F CH 81 B CH 81 B CH 81 B SI 90 4-1 8 1B 1-2 BB		B CU 75 1 SAFE B CU 75 1 SAFE B FF 91 F FF 92 B FF 91 4-1 1-2 BB		2	0	0	0	2	1	0
8 Kurt Suzuki, R (1, 2) OBP: 0.370, SLG: 0.398		B FF 90 F SI 91 B FF 91 X SI 91 2-1 ③ G5-3			B FF 88 B SL 85 C FF 89 C SL 84 X CU 79 2-2 ① P4	B SI 89 C SL 85 B SI 90 F FF 91 X CU 76 2-2 1-3 2-H 1B		C FF 93 X FF 93 0-1 ③ L9		4	0	1	1	0	0	2
1 Sam Fuld, L (1, 8) OBP: 0.278, SLG: 0.367			C SI 88 B SI 90 B FF 91 X SI 91 2-1 ① G4-3		C CH 80 B SL 86 X CH 82 1-1 ② G3	X CH 84 0-0 ③ G3			B FF 90 B SI 90 C FF 90 X FF 92 2-1 ① G3	4	0	0	0	0	0	2
5 Eduardo Escobar, S (1, 5) OBP: 0.357, SLG: 0.473			C FF 91 X FF 88 0-1 39 F8 2B		C FF 89 B CU 79 F CH 81 B SI 91 F CU 78 X SI 90 2-2 ③ L9		C CH 79 S FF 90 B CU 76 B FF 90 F CH 81 X FF 91 2-2 ① P6		X FF 91 0-0 7 1B 1B	4	0	2	0	0	0	0
Inning Stats	R: 0 E: 0 K: 1 S: 10 H: 0 LOB: 1 BB: 1 P: 15	R: 0 E: 0 K: 1 S: 8 H: 0 LOB: 0 BB: 0 P: 11	R: 0 E: 0 K: 0 S: 8 H: 1 LOB: 2 BB: 1 P: 16	R: 0 E: 0 K: 2 S: 8 H: 0 LOB: 0 BB: 0 P: 13	R: 0 E: 0 K: 0 S: 9 H: 0 LOB: 0 BB: 0 P: 14	R: 3 E: 0 K: 0 S: 14 H: 4 LOB: 2 BB: 1 P: 23	R: 0 E: 0 K: 0 S: 10 H: 0 LOB: 0 BB: 0 P: 15	R: 0 E: 0 K: 2 S: 11 H: 0 LOB: 2 BB: 1 P: 21	R: 0 E: 0 K: 0 S: 10 H: 2 LOB: 2 BB: 0 P: 16	1B: 4 2B: 3 3B: 0 HR: 0	SF: 0 SAC: 0 DP: 0 HBP: 0					

TOP

Minnesota Twins @ Detroit Tigers

Comerica Park, Detroit, MI

Sun Jun 15 2014, 1:10 PM - 4:29 PM EDT

Att. 41,462 - Sunny - 74 F

livebaseballscorecards.com

AB	35
R	3
H	7
RBI	3
BB	4
SO	6
LOB	12

WP: 1 PB: 0 SB: 0 CS: 0 PA: 39

PITCHER		IP	WLS	BF	H	R	ER	SO	BB	IBB	HBP	BLK	WP	HR	S	P	ERA	WHIP
21 Rick Porcello, R ERA: 4.03	(1, 1)	7.0		29	5	3	3	4	3	0	0	0	0	0	67	107	3.86	1.143
44 Joba Chamberlain, R ERA: 3.07	(8, 1)	1.0		5	0	0	0	2	1	0	0	0	1	0	11	21	0.00	1.000
36 Joe Nathan, R ERA: 6.57	(9, 1)	1.0	W	5	2	0	0	0	0	0	0	0	0	0	10	16	0.00	2.000

PITCHER		IP	WLS	BF	H	R	ER	SO	BB	IBB	HBP	BLK	WP	HR	S	P	ERA	WHIP

BOTTOM

Minnesota Twins @ Detroit Tigers

Comerica Park, Detroit, MI

Sun Jun 15 2014, 1:10 PM - 4:29 PM EDT

Att. 41,462 - Sunny - 74 F

livebaseballscorecards.com

Batter	1	2	3	4	5	6	7	8	9	AB	R	H	RBI	BB	SO	LOB
3 Ian Kinsler, R (1, 4) OBP: 0.318, SLG: 0.444	B FF 89 X SI 89 1-0 48 G4-3 41 2B 2B	C FF 89 D SL 82 1 SAFE B FF 90 1 SAFE 1 SAFE B SL 80 F FF 89 X FF 90 3-2 1-2 1B			L SL 83 C CU 74 B SL 81 B FF 88 X SL 80 2-2 ① P6	B SL 82 C FF 91 F CH 86 B FF 93 F FF 92 F FF 91 X FF 92 2-2 ③ F9		1 SAFE 1 SAFE S FC 88 1 SAFE P PO 87 X FC 87 1-1 ③ F7 1-2		5	1	2	0	0	0	4
48 Torii Hunter, R (1, 9) OBP: 0.289, SLG: 0.441	X FF 89 0-0 ① G4-3 2-3	B FF 92 B SL 83 F SI 92 B FF 91 F FF 91 F FF 92 X SI 92 3-2 ③ G5-3			B SL 84 F SL 82 B FF 91 X SI 91 2-1 ② G6-3		C SL 83 X SL 85 0-1 ① F7		B SL 88 F FF 94 T FF 94 B FF 94 X SI 94 2-2 41 E 28 SF8 1B	5	1	1	0	0	0	3
24 Miguel Cabrera, R (1, 3) OBP: 0.373, SLG: 0.557	S SL 81 S SL 81 D SL 82 B SI 90 T FF 92 2-2 ② K		X SI 90 0-0 41 1B 1B		S SL 81 C CU 76 B SL 82 B SL 84 F SI 92 F CU 76 F SL 82 S SL 83 2-3 ③ K		B FF 91 B FF 92 B SL 84 B FF 91 4-0 41 BB BB		X SL 89 0-0 ① L6	4	0	1	0	1	2	2
41 Victor Martinez, S (1, 10) OBP: 0.389, SLG: 0.610	B CU 74 B FS 78 C CU 72 F SI 91 B FS 78 X CU 73 3-2 3-H 2B		C SI 89 F FF 90 X FF 90 0-2 14 G6-4-3 1-2 1B			B FS 78 B CU 73 B FF 90 C FF 88 B SI 90 4-1 28 1B 9 2B BB	F SI 92 B CH 86 B CH 86 F SI 92 B CH 87 B CH 85 4-2 1-2 BB		X SI 94 0-0 E9 1-3	3	1	2	1	2	0	1
28 J.D. Martinez, R (1, 7) OBP: 0.309, SLG: 0.465	S SL 80 B SI 91 X SL 81 1-1 ③ G5-3		B SL 82 F SL 84 B SI 89 S SL 83 F SL 82 F SL 83 C SI 91 2-3 ① K			B SL 83 S SL 83 X SL 84 1-1 9 2B 1-2 1B	F FC 88 B SI 90 X SI 90 1-1 ② P3		B SL 88 S SL 88 B FF 93 X SL 89 2-1 ② SF8 3-H	4	0	1	1	0	1	5
14 Austin Jackson, R (1, 8) OBP: 0.316, SLG: 0.383		C FF 90 X SI 88 0-1 9 SF9 3B	C SL 82 B SL 83 X SI 91 1-1 ②③ G6-4-3 1-2f			C SI 90 B SL 85 B FF 91 C SL 84 B SI 92 S FF 91 3-3 ① K	F FC 88 B FC 89 C SI 91 S FC 90 1-3 ③ K			4	1	1	0	0	2	6
9 Nick Castellanos, R (1, 5) OBP: 0.311, SLG: 0.409		C SL 79 D SL 82 X SL 80 1-1 ① SF9 3-H	X SL 82 0-0 ① G3			C SL 85 X SL 85 0-1 1-3 2-H 2B		C SI 91 B FC 87 B SI 90 F FC 85 B FF 91 X FC 86 3-2 ① F9		3	0	1	2	0	0	0
13 Alex Avila, L (1, 2) OBP: 0.348, SLG: 0.365 20 Rajai Davis, R (8, PR) OBP: 0.325, SLG: 0.398 50 Bryan Holaday, R (9, 2) OBP: 0.333, SLG: 0.357		B FF 90 B FS 79 B FF 91 C FF 89 X SI 89 3-1 ② G3	B FF 86 X SI 90 1-0 ② L4			I IN 52 I IN 49 I IN 48 I IN 47 4-0 IBB		B CU 76 B SI 88 B SI 88 C SI 88 B SI 89 4-1 3 S BB		2 0 0	0 0 0	0 0 0	0 0 0	2 0 0	0 0 0	0 0 0
30 Eugenio Suárez, R (1, 6) OBP: 0.464, SLG: 0.875		C SL 82 B CU 76 B SL 80 F FF 91 F SL 81 X FF 92 2-2 3 1B 1B	C FF 90 C CU 74 S SL 81 0-3 ③ K			X FF 91 0-0 ② F4		C SI 89 X FC 87 0-1 ② F7		4	0	1	0	0	1	4
Inning Stats	R: 1 E: 0 K: 1 S: 10 H: 2 LOB: 1 BB: 0 P: 17	R: 1 E: 0 K: 0 S: 17 H: 3 LOB: 2 BB: 0 P: 29	R: 0 E: 0 K: 1 S: 11 H: 2 LOB: 1 BB: 0 P: 14	R: 0 E: 0 K: 1 S: 5 H: 0 LOB: 0 BB: 0 P: 6	R: 0 E: 0 K: 1 S: 11 H: 0 LOB: 0 BB: 0 P: 17	R: 1 E: 0 K: 1 S: 14 H: 2 LOB: 3 BB: 2 P: 28	R: 0 E: 0 K: 1 S: 9 H: 0 LOB: 2 BB: 2 P: 19	R: 0 E: 0 K: 0 S: 9 H: 0 LOB: 2 BB: 1 P: 16	R: 1 E: 1 K: 0 S: 7 H: 1 LOB: 1 BB: 0 P: 11	1B: 6 2B: 3 3B: 1 HR: 0	SF: 2 SAC: 0 DP: 1 HBP: 0		WP: 0 PB: 0 SB: 1 CS: 0	PA: 41			

	AB	34
	R	4
	H	10
	RBI	4
	BB	5
	SO	6
	LOB	25

PITCHER		IP	WLS	BF	H	R	ER	SO	BB	IBB	HBP	BLK	WP	HR	S	P	ERA	WHIP
47 Ricky Nolasco, R ERA: 5.66	(1, 1)	5.1		26	9	3	3	5	1	1	0	0	0	0	62	103	5.06	1.875
61 Jared Burton, R ERA: 6.26	(6, 1)	1.0		5	0	0	0	0	2	0	0	0	0	0	10	20	0.00	2.000
54 Matt Guerrier, R ERA: 2.81	(7, 1)	1.2		6	0	0	0	1	1	0	0	0	0	0	14	23	0.00	0.600
50 Casey Fien, R ERA: 2.17	(9, 1)	0.2	L	4	1	1	0	0	0	0	0	0	0	0	7	11	0.00	1.500

PITCHER	IP	WLS	BF	H	R	ER	SO	BB	IBB	HBP	BLK	WP	HR	S	P	ERA	WHIP

Kansas City Royals @ Detroit Tigers

Comerica Park, Detroit, MI

Mon Jun 16 2014, 7:10 PM - 10:34 PM EDT

Att. 31,774 - Partly Cloudy - 89 F

TOP

livebaseballscorecards.com

Batter	1	2	3	4	5	6	7	8	9	AB	R	H	RBI	BB	SO	LOB
23 Norichika Aoki, L (1, 9) OBP: 0.324, SLG: 0.318	F FF 90 C CH 82 F FF 94 X CU 79 0-2 ① G6-3		S CH 82 B CH 82 F CH 82 H SL 88 2-2 HBP		X FF 93 0-0 35 1B 14 1B 16 2B 2-3 1B	B CH 85 B CH 85 B FF 95 C FF 93 F FF 95 B FF 95 4-2 14 HR 2-3 BB	B FF 89 C FF 90 T CU 78 S CU 79 1-3 ① K		X FF 93 0-0 ① G6-3	4	2	1	0	1	1	2
14 Omar Infante, R (1, 4) OBP: 0.290, SLG: 0.353 37 Pedro Ciriaco, R (8, 4) OBP: 0.250, SLG: 0.279	X FF 92 0-0 ② G6-3		1 SAFE C FF 90 1 SAFE 1 SAFE B FF 91 1 SAFE X FF 91 1-1 ③ F9		D SL 88 F FF 94 X FF 94 1-1 35 1B 16 2B 1-2 3-H 1B	B SL 85 B SL 87 F FF 94 X FF 94 2-1 1-H 3-H HR	B CH 80 C FC 86 T FF 91 T CU 78 1-2 ② K		B SI 93 F FF 94 S SL 78 X SI 94 1-2 ② G4-3	5 1	2 0	2 0	4 0	0 0	1 0	3 0
35 Eric Hosmer, L (1, 3) OBP: 0.305, SLG: 0.380	B FF 90 B FF 91 C FF 92 F FF 92 X FF 94 2-2 ③ G6-3			F FF 92 F SL 85 F CU 80 B FF 94 X FF 94 1-2 16 G6-4-3 1B	C FF 95 X SL 87 0-1 16 2B 1-2 2-3 1B	X CH 83 0-0 ③ G6-3	B CU 76 C FC 85 X FC 84 1-1 ③ G3-1		S FF 95 B SI 92 F SL 79 F FF 94 S SI 94 1-3 ③ K	6	1	2	0	0	1	2
16 Billy Butler, R (1, 10) OBP: 0.321, SLG: 0.348		C FF 90 B FF 90 B FF 91 B SL 84 B FF 91 4-1 6 F8-4-6 4 1B BB		C SL 86 1 SAFE X FF 93 0-1 ① ② G6-4-3 1-2f	S FF 93 X FF 94 0-1 13 1B 1-H 2-H 3-H 2B		X FF 95 0-0 4 2B 6 1B 1B	C FF 90 X FC 85 0-1 ① G6-3		4	1	2	3	1	0	1
4 Alex Gordon, L (1, 7) OBP: 0.369, SLG: 0.447		1 SAFE B FF 92 B FF 90 C FF 91 X FF 91 2-1 1-2 1B		C FF 91 F CU 78 B FF 95 F FF 94 X CH 86 1-2 13 1B 1B	C CH 85 D SL 88 F SL 86 F FF 94 S FF 94 1-3 ② K		B FF 94 B FF 95 X FF 96 2-0 6 1B 8 FC1 1-3 2B	B FF 91 X FF 90 1-0 ② G5-3		5	1	3	0	0	1	1
13 Salvador Perez, R (1, 2) OBP: 0.333, SLG: 0.442 12 Brett Hayes, R (7, PR) OBP: 0.111, SLG: 0.171 (7, 2)		B FF 92 F SL 86 B CU 78 F FF 94 S CU 80 2-3 ① K		C CU 78 1 SAFE 1 SAFE 1 SAFE X FF 92 0-1 6 FC4-6 1-3 1B	C FF 94 B CH 84 F FF 95 X CU 81 1-2 ③ 2-H 1B		S SL 85 D SL 86 S FF 96 X FF 97 1-2 E6 8 FC1 6 1B 8 E	B FF 90 B FF 91 B FF 89 C FF 89 B FF 89 4-1 8 BB 6 1B BB	4 0	0 1	2 0	0 0	1 1	4 0	4 0
6 Lorenzo Cain, R (1, 8) OBP: 0.344, SLG: 0.417		F FF 93 D SL 85 B FF 93 F SL 86 X CU 81 2-2 ②③ F8-4-6 2-2		X FF 96 0-0 ③ FC4-6 1-2f	B SL 85 F FF 92 X FF 93 1-1 8 SH3 2 FC5-2 2B	B FF 96 B SL 85 X FF 96 2-0 8 E 2 1B 1-2 2-3 3-H 1B	C CH 80 T CU 79 X CU 78 0-2 8 BB 1-2 1B		5	1	3	1	0	0	4
8 Mike Moustakas, L (1, 5) OBP: 0.246, SLG: 0.349			B FF 92 X FF 92 1-0 ① F7		X FF 91 0-0 ① F7	X FF 92 0-0 ① SH3 2-3	B CH 87 F SL 85 F FF 97 F CH 88 D CH 90 X CH 89 2-2 FC1 2 1B 1-3 2-H 3-H	B FF 90 B CU 78 B FF 89 B FF 88 4-0 2 FC6-4 1-2 2-3 BB	3	0	0	0	1	0	1
2 Alcides Escobar, R (1, 6) OBP: 0.330, SLG: 0.402			C FF 91 B CU 77 B CU 77 B SL 85 X FF 92 3-1 ② F7		C FF 89 X CH 84 0-1 23 1B 14 1B 2B	B FF 94 C CU 81 S CU 82 X SL 83 1-2 ② FC5-2 23 S 14 HR 3-H	C SL 84 S SL 86 X SL 86 0-2 2-3 3-H 1B	C FF 89 X CU 77 0-1 ③ FC6-4 1-2f	5	2	2	1	0	0	4

Inning Stats	1	2	3	4	5	6	7	8	9
	R: 0 E: 0 K: 0 S: 8	R: 0 E: 0 K: 1 S: 9	R: 0 E: 0 K: 0 S: 7	R: 0 E: 0 K: 0 S: 13	R: 4 E: 0 K: 1 S: 17	R: 3 E: 0 K: 0 S: 11	R: 4 E: 2 K: 2 S: 21	R: 0 E: 0 K: 0 S: 9	R: 0 E: 0 K: 1 S: 8
	H: 0 LOB: 0 BB: 0 P: 10	H: 1 LOB: 1 BB: 1 P: 19	H: 0 LOB: 1 BB: 0 P: 14	H: 3 LOB: 2 BB: 0 P: 15	H: 6 LOB: 2 BB: 0 P: 20	H: 2 LOB: 0 BB: 1 P: 19	H: 4 LOB: 2 BB: 0 P: 31	H: 1 LOB: 3 BB: 2 P: 18	H: 0 LOB: 0 BB: 0 P: 10

1B: 12	SF: 0
2B: 5	SAC: 1
3B: 0	DP: 2
HR: 1	HBP: 1

WP: 0	PA: 48
PB: 0	
SB: 1	
CS: 0	

AB	42
R	11
H	17
RBI	9
BB	4
SO	5
LOB	22

PITCHER		IP	WLS	BF	H	R	ER	SO	BB	IBB	HBP	BLK	WP	HR	S	P	ERA	WHIP
35 Justin Verlander, R ERA: 4.98	(1, 1)	6.0	L	30	12	7	7	2	2	0	1	0	0	1	65	97	10.50	2.333
57 Evan Reed, R ERA: 4.91	(7, 1)	0.0		6	4	4	1	0	0	0	0	0	0	0	13	20	∞	∞
65 Blaine Hardy, L ERA:	(7, 1)	2.0		9	1	0	0	2	2	0	0	0	0	0	17	29	0.00	1.500
40 Phil Coke, L ERA: 6.29	(9, 1)	1.0		3	0	0	0	1	0	0	0	0	0	0	8	10	0.00	0.000

PITCHER	IP	WLS	BF	H	R	ER	SO	BB	IBB	HBP	BLK	WP	HR	S	P	ERA	WHIP

Batter	1	2	3	4	5	6	7	8	9	AB	R	H	RBI	BB	SO	LOB
20 Rajai Davis, R (1, 7) OBP: 0.332, SLG: 0.409	C FF 86 T CH 79 X FF 87 0-2 24 S 1B		B FF 87 B KC 75 C CH 79 F FF 88 X CH 79 2-2 3 1B 2-H 2B		B FF 87 C KC 73 X SI 88 1-1 ② G6-3		B FF 86 F FF 87 C FF 86 S CH 80 1-3 ③ K		B SI 90 X SI 89 1-0 41 1B 28 HR 1-2 2-3 3-H 1B	5	1	3	2	0	1	0
3 Ian Kinsler, R (1, 4) OBP: 0.319, SLG: 0.442 32 Don Kelly, L (8, 3) OBP: 0.326, SLG: 0.291	1 SAFE 1 SAFE B SI 87 X FF 88 1-0 ① P6		C FF 88 X FF 88 0-1 24 G5-4-3 2-3 1B		C CH 80 X FF 87 0-1 ③ P3			C FF 92 C CU 72 B CU 75 B FF 92 F FF 92 F CU 73 B FF 91 F FF 91 B FF 91 4-2 50 1B BB	C SL 83 B SL 83 S SL 82 B SL 82 S SL 82 2-3 ① K	3 1	0 0	1 0	0 0	0 1	1 3
24 Miguel Cabrera, R (1, 3) OBP: 0.372, SLG: 0.553 50 Bryan Holaday, R (8, 2) OBP: 0.339, SLG: 0.362	C FF 87 1 SAFE B KC 75 1 SAFE C FF 88 X CH 81 1-2 ② L6		X KC 76 0-0 ②③ G5-4-3 1-2f			C SI 86 C FF 88 B CH 80 B CH 79 B FF 87 F FF 87 B FF 88 4-2 41 G5-3 BB		F FF 92 B FF 92 F CH 82 B CU 72 F FF 90 D CU 74 F FF 90 F FF 90 X FF 90 3-2 1-2 1B	B SL 82 B SI 88 B SI 88 C SI 88 F SI 88 S SL 84 3-3 ② K	2 2	0 0	0 1	0 0	1 1	0 3	3 3
41 Victor Martinez, S (1, 10) OBP: 0.389, SLG: 0.606	C FF 88 F KC 74 F FF 88 F FF 88 B CH 82 C CH 81 1-3 ③ K			C SI 85 X FF 86 0-1 48 1B 14 1B 1B		F SI 87 B CH 80 F KC 75 X CH 80 1-2 ① G5-3		B FF 92 X FF 92 1-0 ① F7	C SL 84 X SL 84 0-1 28 HR 1-2 2-3 3-H 1B	5	2	2	1	0	1	4
48 Torii Hunter, R (1, 9) OBP: 0.290, SLG: 0.441 28 J.D. Martinez, R (4, PR) OBP: 0.309, SLG: 0.494 (5, 9)		C SI 86 F KC 73 B FF 86 X FF 88 1-2 ① G5-3		F KC 74 X CH 78 0-1 14 1B 1-2 1B		F FF 88 F FF 86 B CH 81 F CH 80 B FF 87 F CH 81 X SI 88 2-2 ② F8		F CH 82 B CH 81 F FF 91 S CU 74 1-3 ② K	B SL 83 S SL 83 X SL 81 1-1 1-H 2-H 3-H HR	2 3	0 1	1 1	0 4	0 0	0 1	0 3
14 Austin Jackson, R (1, 8) OBP: 0.318, SLG: 0.381		C KC 73 B FF 88 C FF 87 S CH 80 1-3 ② K		C KC 74 B CH 80 X CH 80 1-1 ① 1-3 2-H 1B		C KC 74 B CH 81 F CH 80 F FF 88 B FF 88 B FF 89 B CH 81 4-2 BB		F FF 92 B FF 92 C CH 83 X CU 74 1-2 ③ F8	C FF 94 B SL 84 F SL 82 C FF 96 1-3 ③ K	4	0	1	1	1	2	2
9 Nick Castellanos, R (1, 5) OBP: 0.310, SLG: 0.410		C FF 87 B CH 81 X CH 79 1-1 ③ G5-3		1 SAFE X CH 80 0-0 ② F7		B SI 88 X CH 82 1-0 ③ G3			B SI 88 X SI 88 1-0 17 1B 20 1B 2B	4	1	1	0	0	0	3
13 Alex Avila, L (1, 2) OBP: 0.347, SLG: 0.365 17 Andrew Romine, S (8, 4) OBP: 0.274, SLG: 0.264			B FF 85 X FF 87 1-0 30 SH3-4 20 2B 1B	B FF 87 C CH 79 S SI 88 S CH 81 1-3 ③ K			B SI 84 B FF 86 X FF 86 2-0 ① G6-3		C SI 90 B SL 83 B SI 91 X SI 90 2-1 20 1B 30 BB 41 1B 2-3 1B	3 1	1 1	1 1	0 0	0 0	1 0	1 0
30 Eugenio Suárez, R (1, 6) OBP: 0.452, SLG: 0.808			X SI 86 0-0 ① SH3-4 1-2		B FF 86 C FF 86 B CH 80 C SI 86 X CH 80 2-2 ① P6		C CH 78 X FF 86 0-1 ② F9		B SI 92 F SI 90 B SL 82 S SL 83 B SL 82 B SL 82 4-2 41 1B 20 1B 28 HR 1-2 BB	2	1	0	0	1	0	0
Inning Stats	R: 0 E: 0 K: 1 S: 12 H: 1 LOB: 1 BB: 0 P: 15	R: 0 E: 0 K: 1 S: 8 H: 0 LOB: 0 BB: 0 P: 11	R: 1 E: 0 K: 0 S: 8 H: 3 LOB: 1 BB: 0 P: 11	R: 1 E: 0 K: 1 S: 10 H: 3 LOB: 1 BB: 0 P: 12	R: 0 E: 0 K: 0 S: 7 H: 0 LOB: 0 BB: 0 P: 10	R: 0 E: 0 K: 0 S: 15 H: 0 LOB: 2 BB: 2 P: 27	R: 0 E: 0 K: 1 S: 6 H: 0 LOB: 0 BB: 0 P: 9	R: 0 E: 0 K: 1 S: 18 H: 1 LOB: 2 BB: 1 P: 28	R: 6 E: 0 K: 3 S: 19 H: 5 LOB: 0 BB: 1 P: 34	1B: 10 2B: 2 3B: 0 HR: 1 SF: 0 SAC: 1 DP: 1 HBP: 0						

PITCHER	IP	WLS	BF	H	R	ER	SO	BB	IBB	HBP	BLK	WP	HR	S	P	ERA	WHIP
51 Jason Vargas, L (1, 1) ERA: 3.25	7.0	W	28	7	2	2	4	2	0	0	0	0	0	66	95	2.57	1.286
55 Tim Collins, L (8, 1) ERA: 4.15	1.0		5	1	0	0	1	1	0	0	0	0	0	18	28	0.00	2.000
49 Donnie Joseph, L (9, 1) ERA: 81.0	0.2		8	5	6	6	2	1	0	0	0	0	1	16	30	81.00	9.000
48 Michael Mariot, R (9, 1) ERA: 6.65	0.1		1	0	0	0	1	0	0	0	0	0	0	3	4	0.00	0.000

PITCHER	IP	WLS	BF	H	R	ER	SO	BB	IBB	HBP	BLK	WP	HR	S	P	ERA	WHIP

BOTTOM

Kansas City Royals @ Detroit Tigers

Comerica Park, Detroit, MI

Mon Jun 16 2014, 7:10 PM - 10:34 PM EDT

Att. 31,774 - Partly Cloudy - 89 F

livebaseballscorecards.com

AB	37
R	8
H	13
RBI	8
BB	4
SO	8
LOB	23

Batter	1	2	3	4	5	6	7	8	9	AB	R	H	RBI	BB	SO	LOB
23 Norichika Aoki, L (1, 9) OBP: 0.325, SLG: 0.319	X FF 90 0-0 G6-3	L CH 83 B CU 77 B CH 83 B FF 92 X FF 93 3-1 14 1B 35 G1-3 1-2 2-3 1B		C SL 81 B FF 92 H CH 81 2-1 HBP	C FF 95 B FF 94 F CH 83 X FF 96 1-2 14 BB 1-2 2-3 1B		C FF 96 X SL 86 0-1 14 BB 2-H 1B			2	1	1	0	0	0	0
6 Lorenzo Cain, R (2, 9) OBP: 0.355, SLG: 0.424										2	0	2	1	0	0	0
14 Omar Infante, R (1, 4) OBP: 0.297, SLG: 0.353	C FF 90 C FF 92 B FF 94 F FF 94 X FF 92 1-2 F7	S CH 84 S SL 87 D CH 85 X FF 95 1-2 35 G1-3 1-3 2-H 3-H 1B		S CH 83 F CH 83 S SL 87 0-3 K	C FF 95 B FF 95 D CH 84 B SI 95 4-1 1-2 2-3 3-H BB		B SL 86 S SL 84 B SL 84 B FF 96 B FF 96 4-1 1-2 BB			3	0	1	3	2	1	1
35 Eric Hosmer, L (1, 3) OBP: 0.300, SLG: 0.374	B FF 94 F FF 94 F FF 94 S FF 94 1-3 K	C CH 84 X FF 94 0-1 G1-3 1-2 3-H		B CU 76 C CH 84 B FF 94 1 SAFE X CH 85 2-1 F8	B SI 95 B FF 95 F FF 96 F SI 95 F SL 82 F SI 95 F FF 96 B SL 80 3-2 X FF 96 L6		X SL 85 0-0 G3-1			5	0	0	1	0	1	7
16 Billy Butler, R (1, 10) OBP: 0.326, SLG: 0.355		C FF 92 B CH 84 B FF 94 B FF 94 S FF 94 X FF 93 3-2 4 HR 2B			X FF 91 0-0 4 2B 13 1B 1B	B SL 85 C FF 96 S SL 86 B FF 97 B SL 85 B FF 97 4-2 13 G6-4-3 BB		F FF 88 B CU 78 C CH 80 B FC 85 F CU 77 S CU 78 2-3 K		4	2	2	0	1	1	1
4 Alex Gordon, L (1, 7) OBP: 0.369, SLG: 0.462		B CH 85 X FF 94 1-0 2-H HR	B CH 83 C CU 76 C CH 84 C FF 95 1-3 K		B CH 83 D CH 83 X FF 92 2-0 8 G3 2 FC6-5 1-3 2B	B FF 96 B FF 96 F FF 97 B SL 86 C FF 96 S SL 86 3-3 K		C CH 80 B FF 90 C CH 79 B FF 89 X FC 84 2-2 G3		5	1	2	2	0	2	2
13 Salvador Perez, R (1, 2) OBP: 0.335, SLG: 0.438	C FF 92 C CH 84 B FF 94 B SL 88 B SL 88 B FF 94 4-2 8 HR BB	B SL 83 C SL 84 X FF 91 1-1 G5-3			F CH 83 B FF 92 C SL 86 B FF 94 X SL 87 2-2 8 G3 1 1B 3-H 1B	C SL 85 S SL 86 B FF 98 B FF 96 D SL 87 X SL 86 3-2 G6-4-3 1-2f		C CH 80 C CU 77 X CU 77 0-2 G6-3		4	2	1	1	1	0	1
12 Brett Hayes, R (8, 2) OBP: 0.111, SLG: 0.171										0	0	0	0	0	0	0
8 Mike Moustakas, L (1, 5) OBP: 0.245, SLG: 0.362	C FF 93 B FF 93 F FF 94 B CH 86 B CU 80 X CH 85 3-2 1-H HR	B FF 91 B CH 81 C FF 92 S FF 94 2-3 K		C SL 79 F SI 92 D SI 93 F SL 79 X SI 93 1-2 G3 1-2 2-3			B FF 94 F FF 95 B CH 88 F SL 86 X FF 96 2-2 G6-3		B SI 93 X SI 94 1-0 G4-3	5	1	1	2	0	1	2
2 Alcides Escobar, R (1, 6) OBP: 0.335, SLG: 0.406	C FF 93 B FF 93 S SL 86 B FF 93 X SL 86 2-2 23 1B 1 1B 14 1B 1B	X FF 92 0-0 G4-3			X SL 80 0-0 FC6-5 6 1B 1 1B 14 BB 3-H		B SL 84 F FF 96 X FF 96 1-1 1 G4-3 6 1B 1B		B SL 85 C SL 85 F SL 86 X SI 94 1-2 1 G4-3 1B	5	3	3	0	0	0	2
1 Jarrod Dyson, L (1, 8) OBP: 0.354, SLG: 0.322	1 SAFE B FF 92 C CH 83 1 SAFE 1 SAFE X CH 83 1-1 23 1B 14 1B 1-2 1B			F FF 90 C CU 75 B CU 76 C FF 94 1-3 K	B SL 81 C FF 94 B SL 80 X FF 95 2-1 14 BB 6 1B 1-2 2-H 1B		X FF 95 0-0 G4-3 1-2		B SI 95 X SL 84 1-0 G4-3 1-2f	5	1	2	1	0	1	2

Inning Stats										
	R: 0 E: 0 K: 1 S: 8	H: 0 LOB: 0 BB: 0 P: 10	R: 7 E: 0 K: 1 S: 29	H: 7 LOB: 1 BB: 1 P: 51	R: 0 E: 0 K: 1 S: 6	H: 0 LOB: 0 BB: 0 P: 9	R: 0 E: 0 K: 2 S: 9	H: 0 LOB: 1 BB: 0 P: 14	R: 3 E: 0 K: 0 S: 23	H: 5 LOB: 3 BB: 1 P: 38
	R: 0 E: 0 K: 1 S: 8	H: 0 LOB: 0 BB: 1 P: 18	R: 1 E: 0 K: 0 S: 10	H: 2 LOB: 2 BB: 1 P: 17	R: 0 E: 0 K: 1 S: 10	H: 0 LOB: 0 BB: 0 P: 14	R: 0 E: 0 K: 0 S: 5	H: 1 LOB: 0 BB: 0 P: 8	1B: 11 2B: 2 3B: 0 HR: 2	SF: 0 SAC: 0 DP: 2 HBP: 1

WP: 0 PA: 45
PB: 0
SB: 0
CS: 0

PITCHER		IP	WLS	BF	H	R	ER	SO	BB	IBB	HBP	BLK	WP	HR	S	P	ERA	WHIP
37 Max Scherzer, R ERA: 3.84	(1, 1)	4.0	L	24	10	10	10	5	1	0	1	0	0	2	57	93	22.50	2.750
40 Phil Coke, L ERA: 6.04	(5, 1)	1.0		6	2	0	0	0	1	0	0	0	0	0	18	29	0.00	3.000
57 Evan Reed, R ERA: 4.88	(6, 1)	2.0		9	2	1	1	1	2	0	0	0	0	0	18	35	4.50	2.000
65 Blaine Hardy, L ERA:	(8, 1)	1.0		3	0	0	0	1	0	0	0	0	0	0	10	14	0.00	0.000
62 Al Alburquerque, R ERA: 3.04	(9, 1)	1.0		3	1	0	0	0	0	0	0	0	0	0	5	8	0.00	1.000

PITCHER	IP	WLS	BF	H	R	ER	SO	BB	IBB	HBP	BLK	WP	HR	S	P	ERA	WHIP

TOP

Kansas City Royals @ Detroit Tigers

Comerica Park, Detroit, MI

Tue Jun 17 2014, 7:08 PM - 10:22 PM EDT

Att. 34,328 - Cloudy - 90 F

livebaseballscorecards.com

AB	40
R	11
H	15
RBI	11
BB	4
SO	7
LOB	18

Kansas City Royals @ Detroit Tigers

Comerica Park, Detroit, MI

Tue Jun 17 2014, 7:08 PM - 10:22 PM EDT

Att. 34,328 - Cloudy - 90 F

livebaseballscorecards.com

BOTTOM

Batter	1	2	3	4	5	6	7	8	9	AB	R	H	RBI	BB	SO	LOB
20 Rajai Davis, R (1, 7) OBP: 0.330, SLG: 0.405	B FF 96 C FF 95 F SI 96 X CU 83 1-2 G6-3 ①		B CU 74 X FC 94 1-0 G6-3 ①		B SI 96 X SI 96 1-0 24 BB 1-2 1B		C FF 97 B SI 99 S CH 88 B FF 99 F FF 96 F CU 84 X CH 88 2-2 F7 ③			4	0	1	0	0	0	0
3 Ian Kinsler, R (1, 4) OBP: 0.321, SLG: 0.454 17 Andrew Romine, S (9, 4) OBP: 0.274, SLG: 0.264	C FF 97 B FF 99 B FF 95 X SI 96 2-1 G5-3 ②		B FF 98 B FF 95 S SI 96 S SI 96 X SI 100 2-2 24 G4-6-3 1B		F SI 97 F CH 87 B FF 100 X SI 98 1-2 F7 ②			C FF 90 S SL 81 B SL 84 B SL 81 X SL 81 2-2 HR		4 0	1 0	2 0	1 0	0 0	0 0	3 0
24 Miguel Cabrera, R (1, 3) OBP: 0.374, SLG: 0.549 32 Don Kelly, L (9, 3) OBP: 0.326, SLG: 0.291	B FC 94 F SI 96 S CU 83 S CU 84 1-3 K ③		X SI 99 0-0 G4-6-3 ② ③ 1-2f		B SI 99 B CH 89 B FF 100 B SI 99 4-0 1-2 2-3 3-H BB			S SL 82 B SL 82 B FF 87 S FF 90 B SL 82 B FF 89 4-2 41 G3-6-3 BB		2 0	0 0	0 0	1 0	2 0	1 0	1 0
41 Victor Martinez, S (1, 10) OBP: 0.391, SLG: 0.604		B FF 93 C FF 94 F FF 95 X CU 83 1-2 28 2B 9 E 1B		B SI 98 X FF 96 1-0 9 L3 1B	C SI 99 F SI 97 B FF 100 1-2 2-5 ③ 3-H	B CU 78 C CH 88 C CH 89 B CU 85 S SI 98 2-3 K ①		B FF 89 B FF 89 X FF 88 2-0 G3-6-3 ① ② 1-2f		4	1	2	0	0	1	1
28 J.D. Martinez, R (1, 9) OBP: 0.327, SLG: 0.516		C FF 96 T SI 95 F SI 97 B SI 98 F CH 87 X CU 83 1-2 14 1B 1-3 2B		B SI 98 X FF 96 1-0 F9 ①		X SI 97 0-0 9 FC5-4 1B		B SL 82 B FF 88 F FF 88 C FF 88 F SL 81 B SL 81 X FF 87 3-2 1B		4	1	3	0	0	0	1
9 Nick Castellanos, R (1, 5) OBP: 0.305, SLG: 0.403		X SI 97 0-0 E6 14 1B 3-H		C SI 95 X SI 97 0-1 L3 ② ③ 1-1		F SI 97 B CU 82 B SI 96 X SI 96 2-1 FC5-4 ② 1-2f		X FF 88 0-0 G5-3 ③		4	0	0	1	0	0	4
14 Austin Jackson, R (1, 8) OBP: 0.317, SLG: 0.378		B SI 96 X SI 97 1-0 30 G4-6-3 1-2 2-H 1B		C FF 94 X CU 79 0-1 G5-3 ①		C CH 87 C FF 96 F FF 98 S CU 83 0-3 K ③			B FF 93 C FF 93 X SL 83 1-1 F8 ①	4	0	1	1	0	1	1
13 Alex Avila, L (1, 2) OBP: 0.347, SLG: 0.360 50 Bryan Holaday, R (9, 2) OBP: 0.333, SLG: 0.356		C SI 96 F FF 95 B CH 91 C FF 96 1-3 K ①		S SI 95 B CH 86 B CH 88 B SI 96 C FF 95 B FF 98 4-2 30 1B 30 PB 24 BB BB			B CU 79 B SI 94 B SI 95 C FF 94 X FF 95 3-1 G4-3 ①		B FF 93 B FF 92 F SI 93 S SI 92 F SI 93 S SL 84 2-3 K ②	2 1	1 0	0 0	0 0	1 0	1 1	2 0
30 Eugenio Suárez, R (1, 6) OBP: 0.429, SLG: 0.733		C FF 96 D FC 96 B SI 95 F FF 95 X FF 98 2-2 G4-6-3 ② ③ 1-2f		B FF 93 C FF 97 X FF 96 1-1 24 BB 20 1B 41 1-3 2-5 1B			C FF 94 B CH 88 F SI 94 X CU 82 1-2 G6-3 ②		C FF 93 S SL 85 X FF 94 0-2 F8 ③	4	0	1	0	0	0	2

Inning Stats	1	2	3	4	5	6	7	8	9							
	R: 0 E: 0 K: 1 S: 8	H: 0 LOB: 0 BB: 0 P: 12	R: 2 E: 1 K: 1 S: 16	H: 3 LOB: 1 BB: 0 P: 22	R: 0 E: 0 K: 0 S: 5	H: 1 LOB: 0 BB: 0 P: 8	R: 0 E: 0 K: 0 S: 4	H: 1 LOB: 0 BB: 0 P: 6	R: 1 E: 0 K: 0 S: 12	H: 2 LOB: 3 BB: 2 P: 24	R: 0 E: 0 K: 2 S: 10	H: 1 LOB: 1 BB: 0 P: 14	R: 0 E: 0 K: 0 S: 10	H: 0 LOB: 0 BB: 0 P: 16	R: 1 E: 0 K: 0 S: 11	H: 2 LOB: 1 BB: 1 P: 22	R: 0 E: 0 K: 1 S: 9	H: 0 LOB: 0 BB: 0 P: 12	1B: 8 2B: 2 3B: 0 HR: 1	SF: 0 SAC: 0 DP: 4 HBP: 0	WP: 0 PB: 1 SB: 0 CS: 0	PA: 36

PITCHER	IP	WLS	BF	H	R	ER	SO	BB	IBB	HBP	BLK	WP	HR	S	P	ERA	WHIP
30 Yordano Ventura, R (1, 1) ERA: 3.26	7.0	W	29	8	3	3	4	2	0	0	0	0	0	65	102	3.86	1.429
31 Louis Coleman, R (8, 1) ERA: 6.41	1.0		5	2	1	1	0	1	0	0	0	0	1	11	22	9.00	3.000
43 Aaron Crow, R (9, 1) ERA: 2.87	1.0		3	0	0	0	1	0	0	0	0	0	0	9	12	0.00	0.000

PITCHER	IP	WLS	BF	H	R	ER	SO	BB	IBB	HBP	BLK	WP	HR	S	P	ERA	WHIP

Batter	1	2	3	4	5	6	7	8	9	AB	R	H	RBI	BB	SO	LOB
14 Omar Infante, R (1, 4) OBP: 0.301, SLG: 0.370	C SI 85 F CH 78 F KC 78 X KC 77 0-2 ① G5-3		B KC 76 C SI 90 B SI 88 X SI 88 2-1 ② G4-3		L SI 90 B CH 79 S CH 80 B FC 86 X KC 79 2-2 HR			B SL 83 1 SAFE 1 SAFE S SL 84 1 SAFE F FF 95 X SL 84 1-2 16 G6-4-3 1-2 1B		4	1	2	1	0	0	0
35 Eric Hosmer, L (1, 3) OBP: 0.300, SLG: 0.372	C KC 76 X FC 83 0-1 4 S 4 1B 1B		B SI 89 C KC 78 B SI 90 B SI 89 X SI 90 3-1 ③ F8		B SI 90 C KC 77 B FC 83 F SI 90 F FC 85 F KC 78 S KC 80 2-3 ③ K			C CU 78 S SL 84 S FF 94 0-3 ① K		4	1	1	0	0	2	2
16 Billy Butler, R (1, 10) OBP: 0.325, SLG: 0.353	F SI 88 F FC 84 F KC 79 F SI 91 X KC 78 0-2 ② P4			B SI 87 B KC 76 F SI 88 B FC 84 X SI 88 3-1 13 FC5-4 1B		B KC 74 F SI 88 X SI 89 1-1 ① F9		F CU 77 S CU 79 D CU 81 X CU 80 1-2 ②③ G6-4-3 1-2f		4	0	1	0	0	0	3
4 Alex Gordon, L (1, 7) OBP: 0.368, SLG: 0.458	1 SAFE C SI 88 B FC 84 S KC 77 X SI 90 1-2 13 E 13 S 1-H 1B			B KC 77 C FC 83 F SI 89 F FC 84 S KC 78 1-3 ① K		B KC 77 B SI 89 C SI 90 X SI 90 2-1 ② F8			B FF 88 B FF 89 C FF 91 F FF 91 B FF 92 F FF 90 X FF 92 3-2 ① G3-1	4	0	1	1	0	1	1
13 Salvador Perez, R (1, 2) OBP: 0.333, SLG: 0.435	1 SAFE 1 SAFE F SI 88 1 SAFE 1 SAFE X CH 80 0-1 ③ F8 1-3			C SI 90 X SI 90 0-1 ② FC5-4 6 1B 1-2f		B SI 88 C SI 88 B SI 89 F KC 78 X CH 79 2-2 ③ F7			B FF 89 X FF 88 1-0 1B	4	0	1	0	0	0	2
6 Lorenzo Cain, R (1, 9) OBP: 0.358, SLG: 0.425		B SI 86 C SI 89 B CH 79 B KC 77 F SI 89 F KC 78 F KC 76 F SI 89 S KC 76 3-3 ① K		T KC 77 F SI 91 F KC 79 X FC 86 0-2 1-3 1B			C SI 87 F KC 75 X SI 90 0-2 2 CS 1B		C FF 89 X CU 76 0-1 ② F9	4	0	2	0	0	1	1
8 Mike Moustakas, L (1, 5) OBP: 0.240, SLG: 0.354		C SI 90 B SI 90 C SI 89 S KC 79 1-3 ② K		B KC 78 1 SAFE S KC 78 X SI 91 1-1 ③ F7			1 SAFE B SI 88 1 SAFE B KC 77 X SI 88 2-0 ① P4		B FF 92 C FF 90 B FF 92 S FF 91 S CU 78 2-3 ③ K	4	0	0	0	0	2	4
2 Alcides Escobar, R (1, 6) OBP: 0.331, SLG: 0.402		B SI 90 X FC 85 1-0 ③ B5-3			X SI 87 0-0 ① P6		1 SAFE 1 SAFE 1 SAFE C KC 76 F SI 90 F SI 91 B KC 79 X KC 79 1-2 ②③ F7 1-2			3	0	0	0	0	0	1
1 Jarrod Dyson, L (1, 8) OBP: 0.354, SLG: 0.322			C SI 86 S KC 75 B KC 79 S FC 85 1-3 ① K		C SI 88 B FC 83 B SI 89 F KC 78 S KC 79 2-3 ② K			X SI 88 0-0 14 1B 1B		3	0	1	0	0	2	0
Inning Stats	R: 1 E: 0 K: 0 S: 16 H: 2 LOB: 1 BB: 0 P: 17	R: 0 E: 0 K: 2 S: 10 H: 0 LOB: 0 BB: 0 P: 15	R: 0 E: 0 K: 1 S: 7 H: 0 LOB: 0 BB: 0 P: 13	R: 0 E: 0 K: 1 S: 14 H: 2 LOB: 2 BB: 0 P: 19	R: 1 E: 0 K: 2 S: 12 H: 1 LOB: 0 BB: 0 P: 18	R: 0 E: 0 K: 0 S: 7 H: 0 LOB: 0 BB: 0 P: 12	R: 0 E: 0 K: 0 S: 8 H: 1 LOB: 0 BB: 0 P: 11	R: 0 E: 0 K: 1 S: 10 H: 2 LOB: 1 BB: 0 P: 12	R: 0 E: 0 K: 1 S: 10 H: 1 LOB: 1 BB: 0 P: 16	1B: 8 2B: 0 3B: 0 HR: 1 SF: 0 SAC: 0 DP: 1 HBP: 0						

TOP

Kansas City Royals @ Detroit Tigers

Comerica Park, Detroit, MI

Wed Jun 18 2014, 1:09 PM - 4:01 PM EDT

Att. 37,209 - Cloudy - 80 F

livebaseballscorecards.com

AB	34
R	2
H	9
RBI	2
BB	0
SO	8
LOB	14

PITCHER		IP	WLS	BF	H	R	ER	SO	BB	IBB	HBP	BLK	WP	HR	S	P	ERA	WHIP
33 Drew Smyly, L ERA: 3.48	(1, 1)	7.0	L	27	7	2	2	6	0	0	0	0	0	1	75	106	2.57	1.000
44 Joba Chamberlain, R ERA: 2.97	(8, 1)	1.0		3	1	0	0	1	0	0	0	0	0	0	9	11	0.00	1.000
46 Ian Krol, L ERA: 2.96	(9, 1)	1.0		4	1	0	0	1	0	0	0	0	0	0	10	16	0.00	1.000

PITCHER	IP	WLS	BF	H	R	ER	SO	BB	IBB	HBP	BLK	WP	HR	S	P	ERA	WHIP

BOTTOM

Batter	1	2	3	4	5	6	7	8	9	AB	R	H	RBI	BB	SO	LOB
20 Rajai Davis, R (1, 7) OBP: 0.324, SLG: 0.397	B FF 90 F CH 87 F FF 93 X FF 92 — 1-2 G1-3 ①		B CU 75 F CH 88 X FF 93 — 1-1 P4 ③			B FF 93 L SI 92 B FF 93 B SI 93 F FF 92 C SL 85 — 3-3 K ②		C KC 84 S FC 92 B FF 97 S FF 97 — 1-3 K ②		4	0	0	0	0	2	0
3 Ian Kinsler, R (1, 4) OBP: 0.323, SLG: 0.453	C SI 93 B FF 93 F SI 89 B SL 86 F FF 92 T SI 94 — 2-2 K ②			C FF 91 B CH 88 B CH 86 X SI 92 — 2-1 41 E 1B		B FF 92 B FF 93 C FF 94 B SI 92 B FF 92 — 4-1 BB		C FF 97 B SI 96 C KC 86 B KC 86 T FF 98 — 2-2 K ③		3	0	1	0	1	2	0
24 Miguel Cabrera, R (1, 10) OBP: 0.372, SLG: 0.544	B SL 86 C SI 90 X CH 88 — 1-1 L6 ③			B FF 93 C CH 89 1 SAFE B FF 92 S FF 93 — 1-3 K ①		F SI 94 C SL 87 B FF 93 B SL 87 F FF 93 1 SAFE F FF 93 X FF 94 — 2-2 F8 ③			B SL 84 S FF 96 F FF 96 X SL 86 — 1-2 1B	4	0	1	0	0	1	2
41 Victor Martinez, S (1, 3) OBP: 0.385, SLG: 0.595		L SI 89 B CH 88 C CH 86 S FF 94 — 1-3 K ①		F FF 93 1 SAFE B FF 93 F CH 87 D SL 87 F FF 93 S FF 94 — 2-3 K ② 1-2			B CU 75 B CH 87 F FC 91 X FF 92 — 2-1 F8 ①		C FF 97 B SL 83 B SL 87 X SL 86 — 2-1 F7 ①	4	0	0	0	0	2	2
28 J.D. Martinez, R (1, 9) OBP: 0.333, SLG: 0.546		B SL 88 B FF 92 B FF 93 X FF 93 — 3-0 1B		B FF 94 F SL 86 F FF 94 X FF 94 — 1-2 F7 ③			C CU 74 X SI 92 — 0-1 HR		C SL 85 S SL 84 B FF 98 F SL 85 S SL 86 — 1-3 K ②	4	1	2	1	0	1	2
13 Alex Avila, L (1, 2) OBP: 0.340, SLG: 0.352		B FF 94 S FF 93 F CH 88 T FF 95 — 1-2 K ②		L FF 91 B CU 76 S CH 87 S CH 87 — 1-3 K ①			B FF 92 B CH 86 C CH 88 F FF 92 X CH 89 — 2-2 G3 ②		B FF 98 B FF 97 X FF 98 — 2-0 F8 ③	4	0	0	0	0	2	2
9 Nick Castellanos, R (1, 5) OBP: 0.305, SLG: 0.406		C SL 87 D CH 88 F SI 93 D SL 87 F FF 93 F FF 95 X SI 94 — 2-2 G3 ③		X FF 92 — 0-0 P3 ②			X SL 85 — 0-0 2B			3	0	1	0	0	0	1
32 Don Kelly, L (1, 8) OBP: 0.315, SLG: 0.280			C CU 75 B FF 92 B SL 85 X FF 93 — 2-1 P3 ①	C FF 92 C CU 77 B CH 89 S CH 87 — 1-3 K ③			F FF 98 F FF 99 X CH 90 — 0-2 L8 ③			3	0	0	0	0	1	1
30 Eugenio Suárez, R (1, 6) OBP: 0.395, SLG: 0.667			B FF 93 B FF 93 C SI 90 S CH 87 F FF 94 C FF 94 — 2-3 K ②			C FF 92 B CU 76 X SI 92 — 1-1 G5-3 ①		C FF 95 S FF 96 B FF 96 F FC 92 F FF 97 B FC 92 C FC 92 — 2-3 K ①		3	0	0	0	0	2	0
Inning Stats	R: 0 E: 0 K: 1 S: 9 — H: 0 LOB: 0 BB: 0 P: 13	R: 0 E: 0 K: 2 S: 12 — H: 1 LOB: 1 BB: 0 P: 19	R: 0 E: 0 K: 1 S: 8 — H: 0 LOB: 0 BB: 0 P: 13	R: 0 E: 1 K: 2 S: 12 — H: 1 LOB: 1 BB: 0 P: 18	R: 0 E: 0 K: 2 S: 7 — H: 0 LOB: 0 BB: 0 P: 9	R: 0 E: 0 K: 1 S: 11 — H: 0 LOB: 1 BB: 1 P: 21	R: 1 E: 0 K: 0 S: 11 — H: 2 LOB: 1 BB: 0 P: 15	R: 0 E: 0 K: 3 S: 11 — H: 0 LOB: 0 BB: 0 P: 16	R: 0 E: 0 K: 1 S: 10 — H: 1 LOB: 1 BB: 0 P: 16	1B: 3 2B: 1 3B: 0 HR: 1	SF: 0 SAC: 0 DP: 0 HBP: 0			WP: 0 PB: 0 SB: 0 CS: 0	PA: 33		

PITCHER		IP	WLS	BF	H	R	ER	SO	BB	IBB	HBP	BLK	WP	HR	S	P	ERA	WHIP
11 Jeremy Guthrie, R ERA: 3.86	(1, 1)	6.2	W	25	4	1	1	9	1	0	0	0	0	1	67	105	1.35	0.750
40 Kelvin Herrera, R ERA: 2.32	(7, 1)	0.1	H	1	0	0	0	0	0	0	0	0	0	0	3	3	0.00	0.000
17 Wade Davis, R ERA: 1.15	(8, 1)	1.0	H	3	0	0	0	3	0	0	0	0	0	0	11	16	0.00	0.000
56 Greg Holland, R ERA: 1.3	(9, 1)	1.0	S	4	1	0	0	1	0	0	0	0	0	0	10	16	0.00	1.000

PITCHER	IP	WLS	BF	H	R	ER	SO	BB	IBB	HBP	BLK	WP	HR	S	P	ERA	WHIP

Kansas City Royals @ Detroit Tigers

Comerica Park, Detroit, MI

Wed Jun 18 2014, 1:09 PM - 4:01 PM EDT

Att. 37,209 - Cloudy - 80 F

livebaseballscorecards.com

AB	32
R	1
H	5
RBI	1
BB	1
SO	13
LOB	10

TOP

Kansas City Royals @ Detroit Tigers

Comerica Park, Detroit, MI

Thu Jun 19 2014, 1:09 PM - 3:35 PM EDT

Att. 35,715 - Cloudy - 73 F

livebaseballscorecards.com

Batter	1	2	3	4	5	6	7	8	9	AB	R	H	RBI	BB	SO	LOB
23 Norichika Aoki, L (1, 9) OBP: 0.328, SLG: 0.326	C FF 90 X FF 91 0-1 35 G4-3 16 2B 2B		B CU 79 S FS 87 B FS 87 S SL 88 B SL 88 F SL 87 F SI 94 X FS 88 3-2 ② G6-3		B FC 90 C CH 75 F FF 94 B SL 89 B SL 84 X FS 89 3-2 ③ G4-3			B FF 92 B CU 78 C FF 93 S SL 84 X SL 85 2-2 35 G4-6-3 1B		4	1	2	0	0	0	2
14 Omar Infante, R (1, 4) OBP: 0.296, SLG: 0.363	L FF 91 B FF 92 B SL 86 F FF 93 B CU 81 X FS 89 3-2 ① F7		C CU 82 F FF 94 X FF 94 0-2 ③ F8			B SL 87 C CU 80 B FF 94 B FS 88 C SL 88 X FF 93 3-2 ① P5		C FF 94 1 SAFE X SL 85 0-1 ① L6		4	0	0	0	0	0	2
35 Eric Hosmer, L (1, 3) OBP: 0.296, SLG: 0.367	2 SAFE X FC 92 0-0 ② G4-3 2-3			C CU 80 X CH 77 0-1 ① G3-1		C FF 92 B FF 94 F FF 93 F SL 88 F FF 94 X CU 80 1-2 ② G4-3		S CU 78 X FF 95 0-1 ②③ G4-6-3 1-2f		4	0	0	0	0	0	2
16 Billy Butler, R (1, 10) OBP: 0.328, SLG: 0.363	B FF 93 B CU 80 S FS 88 X SL 88 2-1 3-H 2B			C CU 80 S FF 93 B SL 88 B FF 93 X CU 80 2-2 ② G5-3		F SI 94 X SI 93 0-1 2B			S SL 83 B FF 93 B SI 94 C SL 87 C FF 94 2-3 ① K	4	0	2	1	0	1	0
13 Salvador Perez, R (1, 2) OBP: 0.328, SLG: 0.428	B SL 88 B FF 92 C FF 92 F FS 87 X CU 80 2-2 ③ G2-3			C FF 93 B FS 88 F CH 75 F FF 94 F CU 81 B SI 96 B SL 88 X SL 89 3-2 ③ F8		C FS 88 F FF 93 D CH 71 D SL 82 X SI 94 2-2 ③ F9			S FF 94 F SL 88 F SL 87 F FF 93 T CU 82 0-2 ② K	4	0	0	0	0	1	2
6 Lorenzo Cain, R (1, 8) OBP: 0.351, SLG: 0.416		C FF 90 B SL 87 X SL 86 1-1 ① G6-3			B SL 87 X FS 87 1-0 ① L5		X FF 90 0-0 ① P3		C CU 84 B FF 93 B SI 92 S SL 88 S SL 88 2-3 ③ K	4	0	0	0	0	1	0
8 Mike Moustakas, L (1, 5) OBP: 0.246, SLG: 0.355		B FF 92 B FF 91 F FS 86 X FF 92 2-1 ② F7			C FF 92 B CU 80 F FS 87 F SL 89 F FF 94 X CU 80 1-2 1 G3-1 2 1B 1B		B FF 91 B FS 86 B CH 76 B FF 91 4-0 BB			2	0	1	0	1	0	0
2 Alcides Escobar, R (1, 6) OBP: 0.331, SLG: 0.401		F SL 89 C FF 93 F SI 94 X FF 93 0-2 ③ G6-3			B FF 93 1 SAFE X CU 81 1-0 1 G3-1 1-2 1B		C FF 91 S SL 88 X FF 92 0-2 ② P4			3	0	1	0	0	0	1
1 Jarrod Dyson, L (1, 7) OBP: 0.343, SLG: 0.312			B CU 79 X FF 91 1-0 ① G6-3		B FS 87 B FS 87 X SL 88 2-0 ② G3-1 1-2 2-3		1 SAFE B CH 74 C SL 88 B FF 92 X FS 87 2-1 ③ L6			3	0	0	0	0	0	3
Inning Stats	R: 1 H: 2 E: 0 LOB: 1 K: 0 BB: 0 S: 11 P: 18	R: 0 H: 0 E: 0 LOB: 0 K: 0 BB: 0 S: 8 P: 11	R: 0 H: 0 E: 0 LOB: 0 K: 0 BB: 0 S: 9 P: 13	R: 0 H: 0 E: 0 LOB: 0 K: 0 BB: 0 S: 10 P: 15	R: 0 H: 2 E: 0 LOB: 2 K: 0 BB: 0 S: 11 P: 19	R: 0 H: 1 E: 0 LOB: 1 K: 0 BB: 0 S: 13 P: 19	R: 0 H: 0 E: 0 LOB: 1 K: 0 BB: 1 S: 6 P: 12	R: 0 H: 1 E: 0 LOB: 0 K: 0 BB: 0 S: 7 P: 9	R: 0 H: 0 E: 0 LOB: 0 K: 3 BB: 0 S: 11 P: 15	1B: 3 SF: 0 2B: 3 SAC: 0 3B: 0 DP: 1 HR: 0 HBP: 0						

	AB	32
	R	1
	H	6
	RBI	1
	BB	1
	SO	3
	LOB	12

WP: 0 PA: 33
PB: 0
SB: 0
CS: 0

PITCHER		IP	WLS	BF	H	R	ER	SO	BB	IBB	HBP	BLK	WP	HR	S	P	ERA	WHIP
19 Aníbal Sánchez, R ERA: 2.33	(1, 1)	7.0	W	27	5	1	1	0	1	0	0	0	0	0	68	107	1.29	0.857
44 Joba Chamberlain, R ERA: 2.87	(8, 1)	1.0	H	3	1	0	0	0	0	0	0	0	0	0	7	9	0.00	1.000
36 Joe Nathan, R ERA: 6.31	(9, 1)	1.0	S	3	0	0	0	3	0	0	0	0	0	0	11	15	0.00	0.000

PITCHER	IP	WLS	BF	H	R	ER	SO	BB	IBB	HBP	BLK	WP	HR	S	P	ERA	WHIP

BOTTOM

Kansas City Royals @ Detroit Tigers

Comerica Park, Detroit, MI

Thu Jun 19 2014, 1:09 PM - 3:35 PM EDT

Att. 35,715 - Cloudy - 73 F

livebaseballscorecards.com

Batter	1	2	3	4	5	6	7	8	9	AB	R	H	RBI	BB	SO	LOB
3 Ian Kinsler, R (1, 4) OBP: 0.319, SLG: 0.446	X FF 92 / 0-0 / P2		B FF 92 X CU 77 / 1-0 / G5-3			C CU 77 C FF 92 F FF 93 F CU 80 B FF 92 F CH 83 X FF 93 / 1-2 / F7		C SI 94 C SI 94 X SL 83 / 0-2 / F8		4	0	0	0	0	0	1
14 Austin Jackson, R (1, 8) OBP: 0.317, SLG: 0.378	C FF 94 F CU 76 F FF 96 C FF 95 / 0-3 / K			X SI 92 / 0-0 / 24 2B 1B		C FF 91 F FF 93 F SI 95 F CH 82 B CU 78 B FF 94 X CH 82 / 2-2 / F7				3	1	1	0	0	1	0
24 Miguel Cabrera, R (1, 3) OBP: 0.375, SLG: 0.548	S FF 94 S SI 94 B FF 97 F SI 94 B FF 95 B FF 93 B CU 77 / 4-2 / BB			X SI 90 / 0-0 / 41 F9-6 1-H 2B		C CU 80 B CH 82 F CH 82 B FF 95 B CH 83 F FF 95 F CU 77 X SI 93 / 3-2 / F9				2	0	1	1	1	0	0
41 Victor Martinez, S (1, 10) OBP: 0.381, SLG: 0.588	B FF 93 B FF 92 1 SAFE F FF 93 F FF 93 F FF 94 F FF 95 F CH 81 B CH 81 / 3-2 / F7 F FF 94 F CU 78 X FF 95			B CU 77 S CH 84 B FF 93 X FF 92 / 2-1 / F9-6 2-2			B CU 74 B SI 90 X FF 91 / 2-0 / F7			3	0	0	0	0	0	2
28 J.D. Martinez, R (1, 9) OBP: 0.333, SLG: 0.570		C FF 92 F SI 92 F FF 94 C FF 94 / 0-3 / K		C CU 78 B CH 83 X FF 94 / 1-1 / HR			S CU 74 X FF 93 / 0-1 / G5-3			3	1	1	1	0	1	0
9 Nick Castellanos, R (1, 5) OBP: 0.301, SLG: 0.401		F SI 93 X FF 94 / 0-1 / G6-3		B FF 95 B CU 75 X SI 91 / 2-0 / F9			B FF 93 B FF 89 X FF 92 / 2-0 / F9			3	0	0	0	0	0	0
50 Bryan Holaday, R (1, 2) OBP: 0.333, SLG: 0.355		F FF 95 B CU 77 B CU 75 S FF 94 B FF 95 C FF 93 / 3-3 / K		C CU 73 B CH 81 B FF 92 B SI 91 F FF 90 F FF 94 F FF 91 C FF 92 / 3-3 / K				F SI 93 X SL 81 / 0-1 / E5 30 SH5-4 1B		3	0	1	0	0	2	0
30 Eugenio Suárez, R (1, 6) OBP: 0.375, SLG: 0.629			B FF 92 X FF 91 / 1-0 / P3	C CU 76 C FF 92 F SI 92 X FF 94 / 0-2 / F8				B FF 92 2 SAFE X SI 90 / 1-0 / SH5-4 2-3		2	0	0	0	0	0	0
20 Rajai Davis, R (1, 7) OBP: 0.319, SLG: 0.391			C FF 91 S FF 93 X SI 95 / 0-2 / G3	B CU 76 C CH 82 F FF 93 B FF 92 C SI 93 / 2-3 / K				X SI 92 / 0-0 / P3		3	0	0	0	0	1	1
Inning Stats	R: 0 E: 0 K: 1 S: 16 / H: 0 LOB: 1 BB: 1 P: 23	R: 0 E: 0 K: 2 S: 9 / H: 0 LOB: 0 BB: 0 P: 12	R: 0 E: 0 K: 0 S: 5 / H: 0 LOB: 0 BB: 0 P: 7	R: 2 E: 0 K: 0 S: 7 / H: 3 LOB: 0 BB: 0 P: 12	R: 0 E: 0 K: 2 S: 12 / H: 0 LOB: 0 BB: 0 P: 17	R: 0 E: 0 K: 0 S: 16 / H: 0 LOB: 0 BB: 0 P: 22	R: 0 E: 0 K: 0 S: 4 / H: 0 LOB: 0 BB: 0 P: 8	R: 0 E: 1 K: 0 S: 7 / H: 1 LOB: 1 BB: 0 P: 8		1B: 2 2B: 2 3B: 0 HR: 1	SF: 0 SAC: 1 DP: 1 HBP: 0			WP: 0 PB: 0 SB: 0 CS: 0	PA: 28	

	AB	26
	R	2
	H	4
	RBI	2
	BB	1
	SO	5
	LOB	4

PITCHER		IP	WLS	BF	H	R	ER	SO	BB	IBB	HBP	BLK	WP	HR	S	P	ERA	WHIP
41 Danny Duffy, L ERA: 2.8	(1, 1)	7.0	L	24	3	2	2	5	1	0	0	0	0	1	69	101	2.57	0.571
43 Aaron Crow, R ERA: 2.78	(8, 1)	1.0		4	1	0	0	0	0	0	0	0	0	0	7	8	0.00	1.000

PITCHER	IP	WLS	BF	H	R	ER	SO	BB	IBB	HBP	BLK	WP	HR	S	P	ERA	WHIP

Batter	1	2	3	4	5	6	7	8	9	AB	R	H	RBI	BB	SO	LOB
3 Ian Kinsler, R (1, 4) OBP: 0.321, SLG: 0.447	C SI 94 B SI 95 B SI 94 F SL 90 S FF 95 2-3 ① **K**		B SL 92 B SI 92 B SI 92 1 SAFE B FF 93 4-0 1-2 BB		C CU 83 B FF 93 L SL 89 S CU 84 1-3 ② **K**		B SL 90 1-0 ③ 1-2 CS	F FF 94 F CU 77 B SL 90 B SL 84 B SL 89 F FF 95 S FF 94 3-3 ① **K**	B SL 84 B FF 95 X FF 95 2-0 2-H 2B	4	0	1	1	1	3	0
14 Austin Jackson, R (1, 8) OBP: 0.315, SLG: 0.374	B SL 91 B SI 95 C SI 95 C SI 94 B SL 91 X SI 95 3-2 ② **G6-3**		C SL 89 F SI 95 X CU 83 0-2 ③ **P3**		B SI 93 B SI 92 X SI 93 2-0 ③ **L9**			C FF 94 B FF 96 F FF 95 B SL 87 F FF 95 B SL 90 X FF 95 3-2 24 FC6-4 1B	C SL 85 C CU 79 B FF 97 D SL 84 S CU 85 2-3 ③ **K**	5	0	1	0	0	1	3
24 Miguel Cabrera, R (1, 3) OBP: 0.374, SLG: 0.543	B SI 95 F SI 95 F SL 90 X CU 84 1-2 ③ **F9**			B FF 93 F CU 83 X SI 94 1-1 41 HR 1B		S SL 88 S CH 86 S CU 84 0-3 ① **K**		S FF 94 B FF 95 D CU 77 1 SAFE X SL 89 2-1 ② **FC6-4** 41 WP 1-2f 28 HR		4	2	1	0	0	1	1
41 Victor Martinez, S (1, 10) OBP: 0.383, SLG: 0.596		B SI 92 C SL 89 F SI 94 B CU 84 F CU 84 F CH 87 F CU 83 B CH 88 X SI 95 3-2 ① **L7**		X SI 92 0-0 1-H HR		B SI 94 C CH 86 F CU 82 B FF 94 X SI 94 2-2 ② **F9**		B FF 93 I IN 76 I IN 81 I IN 82 4-0 28 HR 1-2 IBB		3	2	1	2	1	0	0
28 J.D. Martinez, R (1, 7) (9, 9) OBP: 0.348, SLG: 0.615		B SL 90 F SL 90 B SI 96 X SL 90 2-1 9 G6-4-3 1B		X SL 89 0-0 ① **F9**		C CU 82 S CH 86 B SL 90 X CU 84 1-2 2B		X FF 95 0-0 1-H 2-H HR		4	1	3	3	0	0	0
9 Nick Castellanos, R (1, 5) OBP: 0.300, SLG: 0.398		X SI 93 0-0 ② ③ **G6-4-3** 1-2f		B CU 82 X SI 94 1-0 1B		S SL 89 S SL 90 F CU 84 B SI 96 B SL 90 X CU 85 2-2 ③ **L5**		C FF 90 X SL 80 0-1 ③ **G5-3**		4	0	1	0	0	0	2
32 Don Kelly, L (1, 9) OBP: 0.316, SLG: 0.294 20 Rajai Davis, R (9, PH) (9, 7) OBP: 0.322, SLG: 0.399			B SI 92 C SL 89 X SI 94 1-1 30 CS 2B	C SI 94 L CH 85 B SI 94 S SL 88 1-3 ② **K**			B SI 92 C SL 86 S CH 85 B CU 83 X SI 94 2-2 ① **G4-3**		C SL 84 B SI 92 X SL 86 1-1 3 2B	3 1	0 1	1 1	0 0	0 0	1 0	1 0
50 Bryan Holaday, R (1, 2) OBP: 0.329, SLG: 0.348			F SL 88 C SI 95 F CU 82 F FF 94 F SL 89 F FF 94 C CU 84 0-3 ① **K**	F SL 88 S SI 93 B CU 84 B SI 94 C SI 94 2-3 ③ **K**			X SI 95 0-0 3 CS 1B		X SI 92 0-0 ① **B2**	4	0	1	0	0	2	3
30 Eugenio Suárez, R (1, 6) OBP: 0.364, SLG: 0.590			B SI 94 B SL 89 B SI 92 C SI 94 C SL 88 X SI 94 3-2 ② 3 BB 2-3 1B		C SI 93 C SI 93 X SI 93 0-2 ① **G6-3**		D SL 89 C SI 94 C SL 89 B CU 82 F SI 94 X SL 89 2-2 ② **F9**		C CU 84 B FF 95 S CU 85 T SL 86 1-2 ② **K**	4	0	1	0	0	1	2
Inning Stats	R: 0 E: 0 K: 1 S: 9 H: 0 LOB: 0 BB: 0 P: 15	R: 0 E: 0 K: 0 S: 9 H: 1 LOB: 0 BB: 0 P: 14	R: 0 E: 0 K: 1 S: 15 H: 2 LOB: 2 BB: 1 P: 23	R: 2 E: 0 K: 2 S: 11 H: 3 LOB: 1 BB: 0 P: 16	R: 0 E: 0 K: 1 S: 7 H: 0 LOB: 0 BB: 0 P: 10	R: 0 E: 0 K: 1 S: 13 H: 1 LOB: 1 BB: 0 P: 18	R: 0 E: 0 K: 0 S: 8 H: 1 LOB: 0 BB: 0 P: 13	R: 3 E: 0 K: 1 S: 13 H: 2 LOB: 0 BB: 1 P: 25	R: 1 E: 0 K: 2 S: 10 H: 2 LOB: 1 BB: 0 P: 16	1B: 6 2B: 4 3B: 0 HR: 2	SF: 0 SAC: 0 DP: 1 HBP: 0	WP: 1 PB: 0 SB: 0 CS: 2	PA: 39			

TOP

Detroit Tigers @ Cleveland Indians

Progressive Field, Cleveland, OH

Fri Jun 20 2014, 7:08 PM - 10:28 PM EDT

Att. 33,545 - Overcast - 68 F

livebaseballscorecards.com

AB	36
R	6
H	12
RBI	6
BB	2
SO	9
LOB	12

PITCHER		IP	WLS	BF	H	R	ER	SO	BB	IBB	HBP	BLK	WP	HR	S	P	ERA	WHIP
28 Corey Kluber, R ERA: 3.3	(1, 1)	7.0	L	27	8	2	2	6	1	0	0	0	0	1	72	109	2.57	1.286
44 John Axford, R ERA: 3.99	(8, 1)	0.2		5	2	3	3	1	0	1	0	0	1	1	11	23	40.50	3.000
52 Vinnie Pestano, R ERA: 12.0	(8, 1)	0.1		1	0	0	0	0	0	0	0	0	0	0	2	2	0.00	0.000
35 Marc Rzepczynski, L ERA: 3.76	(9, 1)	0.1		2	1	1	1	0	0	0	0	0	0	0	3	4	27.00	3.000
59 Carlos Carrasco, R ERA: 4.34	(9, 1)	0.2		3	1	0	0	2	0	0	0	0	0	0	7	12	0.00	1.500

PITCHER	IP	WLS	BF	H	R	ER	SO	BB	IBB	HBP	BLK	WP	HR	S	P	ERA	WHIP

BOTTOM

Detroit Tigers @ Cleveland Indians

Progressive Field, Cleveland, OH

Fri Jun 20 2014, 7:08 PM - 10:28 PM EDT

Att. 33,545 - Overcast - 68 F

livebaseballscorecards.com

Batter	1	2	3	4	5	6	7	8	9	AB	R	H	RBI	BB	SO	LOB
24 Michael Bourn, L (1, 8) OBP: 0.308, SLG: 0.359	C FF 92 F FF 92 X CH 83 0-2 ① G3-1	B CH 83 S CH 83 F CU 78 X CH 83 1-2 ② L9				L CH 80 B CU 77 F FF 90 X CU 78 1-2 13 G3-6-3 1B		B FF 90 B FF 90 C FF 89 F FF 90 B CU 77 X FF 91 3-2 1-2 13 HR 1B	B SI 92 F FF 93 B CU 84 C SI 92 D SL 87 F FF 93 T FF 92 3-2 ③ 1-2 K	5	1	2	0	0	1	3
13 Asdrúbal Cabrera, S (1, 6) OBP: 0.320, SLG: 0.412	S FF 92 B FF 88 C SI 91 F FF 92 B CU 81 F FF 93 F SI 91 S FF 92 2-3 ② K	C SI 90 C FF 91 D CU 80 X FF 92 1-2 ③ P6				X SI 87 0-0 ①② G3-6-3 1-2f		C FF 90 F FF 91 X CU 78 0-2 1-H 2-H HR		4	1	1	3	0	1	3
22 Jason Kipnis, L (1, 4) OBP: 0.342, SLG: 0.356	B FF 91 C CH 84 B FF 92 F CH 84 F FF 93 X CU 80 2-2 ③ G4-3			B SI 89 C SI 90 C CU 77 B SI 91 F CH 82 X CH 82 2-2 ① G4-3		C FF 89 B SI 90 B CU 79 X CH 82 2-1 41 1B 1B		C CU 76 X FF 91 0-1 ① F7		4	0	1	0	0	0	0
41 Carlos Santana, S (1, 3) OBP: 0.355, SLG: 0.371		C SI 91 C CH 82 B SI 92 B CH 81 B SI 93 F CH 83 C SI 92 3-3 ① K		F FF 91 F SI 91 F CU 78 F SI 91 B CU 80 B SI 91 B CH 82 S SI 91 3-3 ② K		B SI 88 1 SAFE B SI 88 B SI 89 C SI 89 X SI 89 3-1 1-3 1B		B CH 82 B FF 92 X FF 90 2-0 HR		4	1	2	1	0	2	0
8 Lonnie Chisenhall, L (1, 5) OBP: 0.423, SLG: 0.581		C FF 92 F SI 90 B SL 86 F SL 90 B FF 91 X SI 91 2-2 33 G4-6-3 1B		F SI 90 B SL 85 B FF 90 F CH 81 B CU 79 B CH 82 4-2 BB		X CH 83 0-0 ③ P4		B FF 91 C CU 77 F FF 91 F CU 79 F CU 79 F FF 92 B CU 78 B CU 77 F FF 92 3-3 C FF 90 ② K		3	0	1	0	1	1	2
33 Nick Swisher, S (1, 10) OBP: 0.287, SLG: 0.322		B CU 77 T SI 91 X SI 91 1-1 ②③ G4-6-3 1-2f		C SI 90 B FF 91 B CU 78 F CH 82 1 SAFE X FF 92 2-2 ③ G6-3			F SI 93 C SI 94 B FF 95 F SL 87 S SL 86 1-3 ① K	B CU 78 F CU 77 S SL 84 B FF 95 S SL 84 2-3 ③ K		4	0	0	0	0	2	2
7 David Murphy, L (1, 9) OBP: 0.322, SLG: 0.396			C FF 90 F CU 80 B SI 92 X CU 78 1-2 ① F7		C SI 88 F FF 90 X CH 81 0-2 ① G4-3		B SL 84 X SI 94 1-0 ② G4-3		B SI 91 C SI 92 X CU 84 1-1 ① G4-3	4	0	0	0	0	0	0
10 Yan Gomes, R (1, 2) OBP: 0.310, SLG: 0.404			C CU 78 T SI 90 F FF 93 F SI 91 X FF 91 0-2 4 1B 1B		X SI 88 0-0 ② G4-3		B SI 95 B SL 84 C SL 84 C SL 84 S SL 85 2-3 ③ K		B FF 93 F CU 82 F SL 88 S FF 93 1-3 ② K	4	0	1	0	0	2	0
4 Mike Aviles, R (1, 7) OBP: 0.281, SLG: 0.350 23 Michael Brantley, L (9, PH) OBP: 0.393, SLG: 0.521			C SI 90 B CU 78 1 SAFE X SI 90 1-1 1-2 1B		B SL 86 B FF 90 X SI 88 2-0 ③ L8			C FF 90 F FF 92 F FF 90 F FF 93 B CH 84 X FF 93 1-2 24 1B 13 HR 1B	B SI 91 B CU 84 B CH 87 C FF 92 X FF 93 3-1 24 DI 1B	3 1	1 0	2 1	0 0	0 0	0 0	0 0
Inning Stats	R: 0 E: 0 K: 1 S: 13 H: 0 LOB: 0 BB: 0 P: 17	R: 0 E: 0 K: 1 S: 10 H: 1 LOB: 0 BB: 0 P: 16	R: 0 E: 0 K: 0 S: 16 H: 2 LOB: 2 BB: 0 P: 20	R: 0 E: 0 K: 1 S: 14 H: 0 LOB: 1 BB: 1 P: 25	R: 0 E: 0 K: 0 S: 5 H: 0 LOB: 0 BB: 0 P: 7	R: 0 E: 0 K: 0 S: 9 H: 3 LOB: 2 BB: 0 P: 15	R: 0 E: 0 K: 2 S: 8 H: 0 LOB: 0 BB: 0 P: 12	R: 4 E: 0 K: 2 S: 24 H: 4 LOB: 0 BB: 0 P: 35	R: 0 E: 0 K: 2 S: 11 H: 1 LOB: 1 BB: 0 P: 19	1B: 9 2B: 0 3B: 0 HR: 2 SF: 0 SAC: 0 DP: 2 HBP: 0						

AB	36
R	4
H	11
RBI	4
BB	1
SO	9
LOB	10

WP: 0 PA: 37
PB: 0
SB: 0
CS: 0

PITCHER		IP	WLS	BF	H	R	ER	SO	BB	IBB	HBP	BLK	WP	HR	S	P	ERA	WHIP
21 Rick Porcello, R ERA: 3.76	(1, 1)	6.0	W	23	6	0	0	3	1	0	0	0	0	0	67	100	0.00	1.167
62 Al Alburquerque, R ERA: 2.93	(7, 1)	1.0	H	3	0	0	0	2	0	0	0	0	0	0	8	12	0.00	0.000
46 Ian Krol, L ERA: 4.32	(8, 1)	0.2		6	4	4	4	1	0	0	0	0	0	2	21	30	54.00	6.000
44 Joba Chamberlain, R ERA: 2.84	(8, 1)	0.1	H	1	0	0	0	1	0	0	0	0	0	0	3	5	0.00	0.000
36 Joe Nathan, R ERA: 6.08	(9, 1)	1.0	S	4	1	0	0	2	0	0	0	0	0	0	11	19	0.00	1.000

PITCHER	IP	WLS	BF	H	R	ER	SO	BB	IBB	HBP	BLK	WP	HR	S	P	ERA	WHIP

Batter	1	2	3	4	5	6	7	8	9	10	AB	R	H	RBI	BB	SO	LOB
3 Ian Kinsler, R (1, 4) OBP: 0.322, SLG: 0.456	C FF 93 C FF 92 B ST 81 T ST 80 1-2 ① **K**		X FF 93 0-0 ① **F9**		1 SAFE 1 SAFE B FF 93 X FF 94 1-0 ① **P6**		B FF 96 X FF 96 1-0 **HR**			C FF 95 C FF 95 X KC 87 0-2 14 SH5-3 24 2B 1B	5	2	2	1	0	1	1
14 Austin Jackson, R (1, 8) OBP: 0.314, SLG: 0.369	C FF 94 X FF 93 0-1 ② **F9**		B FF 94 B FF 94 B FF 93 B FF 94 4-0 **BB**		C FF 94 C FF 95 B ST 82 S ST 82 1-3 ②③ **K** 1-2		C FF 93 L SL 90 B FF 93 B SL 90 F SL 90 F CU 80 X SL 88 2-2 ② **F9**			X FF 95 0-0 ① **SH5-3** 1-2	3	0	0	0	1	1	1
24 Miguel Cabrera, R (1, 3) OBP: 0.374, SLG: 0.548	B FF 93 B FF 93 C FF 93 B ST 79 X FF 94 3-1 ③ **F9**		B ST 78 1 SAFE C ST 79 B FF 94 1 SAFE X FF 94 2-1 ② **F8**			B ST 80 X ST 80 1-0 41 1B 2B	S SL 88 B FF 94 S SL 89 B FF 95 X SL 90 2-2 ③ **L3**			D KC 87 X FF 96 1-0 2-H 2B	5	1	2	1	0	0	1
41 Victor Martinez, S (1, 10) OBP: 0.387, SLG: 0.606		B FF 92 X FF 93 1-0 **HR**	B CH 85 C FC 89 X ST 82 1-1 ③ **P5**			C CH 89 B FC 84 B FF 93 X CH 86 2-1 2-H 1B		C FF 92 C SL 88 X CU 81 0-2 ① **G5-3**		I IN 68 I IN 68 I IN 70 I IN 72 4-0 28 G6-4-3 IBB	4	1	2	2	1	0	1
28 J.D. Martinez, R (1, 9) OBP: 0.342, SLG: 0.596		B ST 78 F FF 92 B FF 93 F ST 78 F KC 76 B KC 78 F FF 94 X SL 83 3-2 13 F8 9 1B 1B		X FF 94 0-0 ① **F8**		F ST 79 B FF 94 X FF 95 1-1 ① **F8**		B SL 88 S SL 89 C CU 80 C FF 94 1-3 ② **K**		C KC 86 X KC 86 0-1 ②③ **G6-4-3** 1-2f	5	0	1	0	0	1	3
9 Nick Castellanos, R (1, 5) OBP: 0.300, SLG: 0.396 32 Don Kelly, L (9, 5) OBP: 0.316, SLG: 0.294		D ST 80 F FF 93 X FF 94 1-1 **1B** 1-2		C FF 94 F SI 95 F KC 79 F KC 80 B FF 96 B ST 83 X FF 96 2-2 ② **G5-3**		B ST 80 F FF 94 B FF 94 X FF 95 2-1 ② **F9**		C SL 88 B FF 94 S SL 89 B FF 94 F SL 89 S CU 82 2-3 ③ **K**			4 0	0 0	1 0	0 0	0 0	1 0	1 0
13 Alex Avila, L (1, 2) OBP: 0.338, SLG: 0.349		B FF 94 C CH 87 X FF 94 1-1 ① **F8** 2-3		B CH 83 B FF 94 B FF 95 X FF 96 3-0 **1B**		C ST 80 F FF 94 C KC 78 0-3 ③ **K**			B FF 89 C FF 90 S SL 80 B FF 92 C FF 91 2-3 ① **K**		4	0	1	0	0	2	3
30 Eugenio Suárez, R (1, 6) OBP: 0.333, SLG: 0.535		S FF 94 F FF 96 C ST 81 0-3 ② **K**		C ST 79 F FF 94 B KC 78 X ST 80 1-2 ③ **L8**			B FF 94 C FF 93 F ST 80 S KC 79 1-3 ① **K2-3**		C SI 90 F FF 90 X FF 91 0-2 ② **F8**		4	0	0	0	0	2	3
20 Rajai Davis, R (1, 7) OBP: 0.326, SLG: 0.413		D ST 80 B FF 95 B FF 95 C SI 95 X FF 95 3-1 ③ **F8**			B FF 93 B FF 93 B FF 93 C FF 94 L FF 94 F FF 94 B FF 96 4-2 14 CS BB		B ST 80 C FF 94 F FF 95 X KC 79 1-2 **HR**			F FF 91 S FF 91 B FF 90 S FF 91 1-3 ③ **K**	3	1	1	1	1	1	2
Inning Stats	R: 0 E: 0 K: 1 S: 7 H: 0 LOB: 0 BB: 0 P: 11	R: 1 E: 0 K: 1 S: 15 H: 3 LOB: 2 BB: 0 P: 24	R: 0 E: 0 K: 0 S: 5 H: 0 LOB: 1 BB: 1 P: 12	R: 0 E: 0 K: 0 S: 10 H: 1 LOB: 1 BB: 0 P: 16	R: 0 E: 0 K: 1 S: 7 H: 0 LOB: 0 BB: 1 P: 13	R: 1 E: 0 K: 1 S: 10 H: 2 LOB: 1 BB: 0 P: 16	R: 2 E: 0 K: 1 S: 15 H: 2 LOB: 0 BB: 0 P: 22	R: 0 E: 0 K: 2 S: 10 H: 0 LOB: 0 BB: 0 P: 13	R: 0 E: 0 K: 2 S: 9 H: 0 LOB: 0 BB: 0 P: 12	R: 1 E: 0 K: 0 S: 7 H: 2 LOB: 1 BB: 1 P: 12	1B: 5 2B: 2 3B: 0 HR: 3 SF: 0 SAC: 1 DP: 1 HBP: 0						

PITCHER		IP	WLS	BF	H	R	ER	SO	BB	IBB	HBP	BLK	WP	HR	S	P	ERA	WHIP
47 Trevor Bauer, R ERA: 4.4	(1, 1)	6.1		28	8	4	4	5	2	0	0	0	0	3	61	102	5.68	1.579
48 Scott Atchison, R ERA: 3.27	(7, 1)	1.2		5	0	0	0	2	0	0	0	0	0	0	18	25	0.00	0.000
57 Kyle Crockett, L ERA: 1.17	(9, 1)	0.1		1	0	0	0	1	0	0	0	0	0	0	3	5	0.00	0.000
52 Vinnie Pestano, R ERA: 9.82	(9, 1)	0.2		2	0	0	0	1	0	0	0	0	0	0	6	7	0.00	0.000
37 Cody Allen, R ERA: 2.78	(10, 1)	1.0	L	5	2	1	1	0	0	1	0	0	0	0	7	12	9.00	2.000

PITCHER	IP	WLS	BF	H	R	ER	SO	BB	IBB	HBP	BLK	WP	HR	S	P	ERA	WHIP

TOP

Detroit Tigers @ Cleveland Indians

Progressive Field, Cleveland, OH

Sat Jun 21 2014, 7:18 PM - 10:59 PM EDT

Att. 40,712 - Clear - 69 F

livebaseballscorecards.com

AB	37
R	5
H	10
RBI	5
BB	3
SO	9
LOB	16

WP: 0 PA: 41
PB: 0
SB: 0
CS: 1

Batter	1	2	3	4	5	6	7	8	9	10	AB	R	H	RBI	BB	SO	LOB
24 Michael Bourn, L (1, 8) OBP: 0.310, SLG: 0.357	F FF 91 C FF 93 X CU 79 0-2 ① G3		L FF 93 B SL 88 S CH 83 B CU 81 C SL 88 2-3 ② K		B CU 81 B FF 95 S CH 85 C FF 95 B SL 90 S CH 85 3-3 ② K			F FF 93 B SI 93 S SL 84 H SL 86 2-2 13 2B HBP	B SI 91 C CU 83 S SL 88 B SL 86 X FF 93 2-2 1-2 3-H 1B		4	1	1	1	0	2	1
13 Asdrúbal Cabrera, S (1, 6) OBP: 0.325, SLG: 0.419	S FF 93 B CU 79 F FF 94 F FF 94 C CU 80 1-3 ② K		B CH 83 C FF 94 B FF 94 X FF 93 2-1 1B		X CH 86 0-0 1-2 1B			B SI 91 B SI 92 X SI 92 2-0 23 G6-3 1-H 2B	X CU 84 0-0 ③ G3-1		5	0	3	1	0	1	2
23 Michael Brantley, L (1, 7) OBP: 0.386, SLG: 0.511	C FF 93 F FF 94 B CH 86 X FF 95 1-2 ③ L9		B CH 84 X CH 86 1-0 ③ F9		X FF 87 0-0 ③ L4			X CU 78 0-0 ① G6-3 2-3		B FF 96 C FF 96 F SL 80 S SI 95 1-3 ① K	5	0	0	0	0	1	4
22 Jason Kipnis, L (1, 4) OBP: 0.333, SLG: 0.346		B FF 91 F FF 90 X FF 92 1-1 ① L7		C CH 83 F CH 84 B CU 80 B CH 86 B CU 80 X CH 84 3-2 ① G3-1		C FF 93 B CH 84 X CH 84 1-1 ① G3-1		B CU 78 X FC 86 1-0 ② G5-3		B FF 96 B FF 96 F FF 96 F FF 97 F SL 82 S SL 80 2-3 ② K	5	0	0	0	0	1	1
41 Carlos Santana, S (1, 3) OBP: 0.356, SLG: 0.384		B FF 93 F CH 84 B FF 94 F FF 92 F FF 94 X CU 79 2-2 ② F7		C CU 79 X FF 94 0-1 HR		C FF 94 F SL 88 B FF 95 F FF 95 B CU 81 F CU 81 S FF 95 2-3 ② K		B CH 80 X CH 80 1-0 ③ G5-3		B CH 85 X SI 95 1-0 1B	5	1	2	1	0	1	1
8 Lonnie Chisenhall, L (1, 5) OBP: 0.417, SLG: 0.577		B FF 93 F FF 94 B CU 79 B FF 95 X FF 93 3-1 33 2B 2B		F FF 94 S FF 95 B FF 95 F FF 95 B FF 96 S SL 89 2-3 ② K		X CU 78 0-0 ③ F7			B FF 91 C SL 86 T SI 92 F SL 87 C SI 92 1-3 ① K	B FF 97 C FF 96 S FF 96 F FF 97 F SL 80 S SL 79 1-3 ③ K	5	1	1	0	0	3	1
33 Nick Swisher, S (1, 10) OBP: 0.287, SLG: 0.326		C FF 94 F FF 95 X CU 82 0-2 2-H 2B		C CH 84 F CU 80 S SL 89 0-3 ③ K			S FF 93 F SL 87 C CH 85 0-3 ① K		B SI 92 B SI 92 B SI 92 F SI 93 F SI 90 F FF 93 S SL 87 3-3 ② K		4	0	1	1	0	3	0
7 David Murphy, L (1, 9) OBP: 0.325, SLG: 0.395		F FF 95 X CH 85 0-1 ③ G4-3			B CH 84 B FF 93 B FF 93 B FF 91 4-0 10 FC5-4 BB		C FF 95 X CU 80 0-1 ② L7		B SI 91 C SI 92 F SI 93 B SL 86 B SL 87 X CU 82 3-2 10 1B 24 1B 1B		3	1	1	0	1	0	1
10 Yan Gomes, R (1, 2) OBP: 0.309, SLG: 0.401			F FF 92 B FF 93 F FF 94 S CU 80 1-3 ① K		1 SAFE F SL 87 1 SAFE 1 SAFE F FF 95 1 SAFE X FF 94 0-2 1-2f FC5-4 13 1B		B CU 79 C FF 94 C CU 80 B SL 90 B FF 95 X SL 87 3-2 ③ F9		1 SAFE B CU 83 S CU 83 F FF 92 1 SAFE B FF 91 F FF 93 D SL 88 F FF 93 3-2 X CU 83 1-3 24 1B 1B		4	0	1	0	0	1	1
Inning Stats	R: 0 H: 0 E: 0 LOB: 0 K: 1 BB: 0 S: 10 P: 12	R: 1 H: 2 E: 0 LOB: 1 K: 0 BB: 0 S: 13 P: 19	R: 0 H: 1 E: 0 LOB: 1 K: 2 BB: 0 S: 9 P: 15	R: 1 H: 1 E: 0 LOB: 0 K: 2 BB: 0 S: 12 P: 17	R: 0 H: 1 E: 0 LOB: 2 K: 1 BB: 1 S: 8 P: 15	R: 0 H: 0 E: 0 LOB: 0 K: 1 BB: 0 S: 8 P: 11	R: 0 H: 0 E: 0 LOB: 0 K: 1 BB: 0 S: 8 P: 11	R: 1 H: 1 E: 0 LOB: 1 K: 0 BB: 0 S: 6 P: 12	R: 1 H: 3 E: 0 LOB: 2 K: 2 BB: 0 S: 20 P: 32	R: 0 H: 1 E: 0 LOB: 1 K: 3 BB: 0 S: 13 P: 18	1B: 6 2B: 3 3B: 0 HR: 1	SF: 0 SAC: 0 DP: 0 HBP: 1		WP: 0 PB: 0 SB: 0 CS: 0	PA: 42		

PITCHER		IP	WLS	BF	H	R	ER	SO	BB	IBB	HBP	BLK	WP	HR	S	P	ERA	WHIP
35 Justin Verlander, R ERA: 4.82	(1, 1)	7.0		27	5	2	2	8	1	0	0	0	0	1	68	100	2.57	0.857
62 Al Alburquerque, R ERA: 3.25	(8, 1)	0.0		2	1	1	1	0	0	0	1	0	0	0	3	7	∞	∞
65 Blaine Hardy, L ERA:	(8, 1)	1.0	H	3	0	0	0	0	0	0	0	0	0	0	3	5	0.00	0.000
36 Joe Nathan, R ERA: 6.18	(9, 1)	1.0	W	6	3	1	1	2	0	0	0	0	0	0	20	32	9.00	3.000
40 Phil Coke, L ERA: 5.81	(10, 1)	1.0	S	4	1	0	0	3	0	0	0	0	0	0	13	18	0.00	1.000

PITCHER	IP	WLS	BF	H	R	ER	SO	BB	IBB	HBP	BLK	WP	HR	S	P	ERA	WHIP

BOTTOM

Detroit Tigers @ Cleveland Indians

Progressive Field, Cleveland, OH

Sat Jun 21 2014, 7:18 PM - 10:59 PM EDT

Att. 40,712 - Clear - 69 F

livebaseballscorecards.com

AB	40
R	4
H	10
RBI	4
BB	1
SO	13
LOB	12

Detroit Tigers @ Cleveland Indians

Progressive Field, Cleveland, OH

Sun Jun 22 2014, 1:07 PM - 4:51 PM EDT

Att. 26,023 - Sunny - 72 F

TOP

livebaseballscorecards.com

Batter	1	2	3	4	5	6	7	8	9	AB	R	H	RBI	BB	SO	LOB
3 Ian Kinsler, R (1, 4) OBP: 0.326, SLG: 0.462 30 Eugenio Suárez, R (9, PH) OBP: 0.327, SLG: 0.523 (9, 6)	F FF 90 B FF 90 X FC 85 1-1 ① P4		X FF 88 0-0 14 G6-3 24 1B 2B		C CU 73 0-2 14 1B 14 S 24 E 1B F CH 80 0-2 14 1B 2-H 1B X FF 88		C SL 84 F SI 94 S SL 85 0-3 ② K		B FC 93 S FC 93 F FC 92 B SL 81 F SL 82 B FC 94 S FC 93 3-3 ③ K	5 2 3 1 0 1 0 1 0 0 0 0 1 1						
14 Austin Jackson, R (1, 8) OBP: 0.315, SLG: 0.367	C FF 91 B FC 86 S FF 92 B FF 92 B FF 90 S FC 86 3-3 ② K		B FF 88 X FC 83 1-0 ① G6-3 2-3		D FC 86 3-2 41 E 24 E 28 2B 1-3 1B B FF 93 4-2 1-2 BB		B FF 96 F FF 94 B SI 93 F FF 95 S CU 80 2-3 ③ K			4 1 1 0 1 2 1						
24 Miguel Cabrera, R (1, 3) OBP: 0.376, SLG: 0.558 32 Don Kelly, L (8, PH) OBP: 0.313, SLG: 0.291 (8, 3)	C FF 92 B FF 91 S FC 86 B CU 78 B FF 92 F FC 85 F FF 91 X FC 86 3-2 HR		S CU 74 X FF 89 0-1 28 FC5-4 3-H 1B		1 SAFE 0-0 1 SAFE E6 41 E 28 2B 1-2 3-H F FF 94 3-2 G4-3			B FF 93 B FF 93 F SI 92 S FF 94 S FF 95 2-3 ① K		4 2 2 3 0 0 3 1 0 0 0 0 1 0						
41 Victor Martinez, S (1, 10) OBP: 0.384, SLG: 0.597	B FF 91 B FF 91 B SI 86 C FF 90 B FC 87 4-1 28 BB BB		C CH 81 F FC 86 F FF 89 S CU 76 0-3 ② K		D CU 74 X FF 87 1-0 E8 28 2B 9 2B 1-2 2-3	T SI 94 B CU 82 F CH 88 X SI 95 1-2 ① F8		B CU 82 F SI 95 B SI 96 B SL 87 X SI 95 3-1 ② G5-3		4 1 0 0 1 1 3						
28 J.D. Martinez, R (1, 9) OBP: 0.344, SLG: 0.593	B FF 91 C FC 86 F FC 86 F CU 77 B CU 76 D FF 91 B FC 84 4-2 1-2 BB		S CH 80 1 SAFE D FC 85 X FC 85 1-1 ③ FC5-4 1-2f		X FC 84 0-0 9 2B 2B 1-3 2-H 3-H	B FF 94 F SL 86 B FF 94 S SI 92 F SL 84 X SI 96 2-2 ② F9		C SL 85 B SL 85 C FF 96 X SL 87 1-2 E5		4 1 1 2 1 0 1						
9 Nick Castellanos, R (1, 5) OBP: 0.306, SLG: 0.406	S FC 85 B CU 76 D FF 91 S FC 84 X FC 85 2-2 ③ L7			C FF 87 C CU 74 B FC 84 X FC 82 1-2 17 WP 2B	B FF 88 B FC 86 B FF 89 C FF 89 S FC 85 X CU 74 3-2 13 G4-3 17 1B 2-H 3-H 2B	S CU 85 B SI 94 B SI 94 B SL 85 F FF 94 B CU 84 4-2 13 2B BB		S SL 85 B FF 91 B FF 92 S SL 85 C SL 83 2-3 ③ K		4 2 2 2 1 1 3						
13 Alex Avila, L (1, 2) OBP: 0.340, SLG: 0.356		C FF 88 L FC 85 S CU 74 0-3 ① K		B FF 87 S CH 79 C FF 87 T CH 79 1-2 ① K	C FF 88 F SL 81 F SL 82 F FF 90 B SL 79 X FF 91 1-2 ① G4-3 2-3	B FF 94 S FF 93 B CH 86 B CH 87 X SI 92 3-1 1-H 2B			C FF 90 F SL 85 B SL 84 F SL 83 F FF 92 X SL 84 1-2 17 FC6-4 1B	5 0 2 1 0 2 2						
17 Andrew Romine, S (1, 6) OBP: 0.271, SLG: 0.262 (9, 4)		X CH 81 0-0 ② G4-3		C FF 87 C FC 84 B CU 74 C CU 74 1-3 ② K 2-3	B FF 90 B CH 82 B FF 89 C FF 88 F FF 88 F FF 90 X FF 89 3-2 20 G4-3 3 1B 3-H 1B	C FF 94 X FF 94 0-1 ③ G6-3			X FF 91 0-0 ① FC6-4 20 FC4-6 1-2f	5 1 1 1 0 1 3						
20 Rajai Davis, R (1, 7) OBP: 0.318, SLG: 0.403		B FF 90 B FF 90 X FF 89 2-0 ③ P6		X FC 84 0-0 ③ F8	F FF 94 B FF 94 S SL 86 X FF 96 1-2 ② G4-3 1-2		B FF 94 X FF 94 1-0 ① G5-3		F FC 92 B FC 93 F SL 82 X FC 93 1-2 ② FC4-6 1-2f	5 0 0 0 0 0 3						
Inning Stats	R: 1 H: 1 E: 0 LOB: 2 K: 1 BB: 2 S: 17 P: 34	R: 0 H: 0 E: 0 LOB: 0 K: 1 BB: 0 S: 5 P: 7	R: 1 H: 2 E: 0 LOB: 1 K: 1 BB: 0 S: 10 P: 12	R: 0 H: 1 E: 0 LOB: 1 K: 2 BB: 0 S: 10 P: 13	R: 7 H: 6 E: 2 LOB: 2 K: 0 BB: 1 S: 34 P: 53	R: 1 H: 1 E: 0 LOB: 1 K: 0 BB: 1 S: 13 P: 23	R: 0 H: 0 E: 0 LOB: 0 K: 2 BB: 0 S: 7 P: 10	R: 0 H: 0 E: 1 LOB: 1 K: 2 BB: 0 S: 11 P: 19	R: 0 H: 1 E: 0 LOB: 1 K: 1 BB: 0 S: 13 P: 18	1B: 6 SF: 0 2B: 5 SAC: 0 3B: 0 DP: 0 HR: 1 HBP: 0						

	AB	42
	R	10
	H	12
	RBI	10
	BB	4
	SO	10
	LOB	20

WP: 1 PA: 46
PB: 0
SB: 1
CS: 0

PITCHER		IP	WLS	BF	H	R	ER	SO	BB	IBB	HBP	BLK	WP	HR	S	P	ERA	WHIP
43 Josh Tomlin, R ERA: 4.39	(1, 1)	4.0	L	24	8	8	6	5	2	0	0	0	1	1	54	85	13.50	2.500
57 Kyle Crockett, L ERA: 2.25	(5, 1)	0.1		2	1	0	0	0	0	0	0	0	0	0	9	13	0.00	3.000
44 John Axford, R ERA: 3.9	(5, 1)	0.2		4	1	1	0	0	1	0	0	0	0	0	13	21	0.00	3.000
59 Carlos Carrasco, R ERA: 4.28	(6, 1)	2.2		11	1	1	1	3	1	0	0	0	0	0	28	47	3.38	0.750
54 Mark Lowe, R ERA: 2.7	(8, 1)	0.2		3	1	0	0	1	0	0	0	0	0	0	9	12	0.00	1.500

PITCHER		IP	WLS	BF	H	R	ER	SO	BB	IBB	HBP	BLK	WP	HR	S	P	ERA	WHIP
27 Bryan Shaw, R ERA: 2.34	(9, 1)	0.2		2	0	0	0	1	0	0	0	0	0	0	7	11	0.00	0.000

Detroit Tigers @ Cleveland Indians

Progressive Field, Cleveland, OH

Sun Jun 22 2014, 1:07 PM - 4:51 PM EDT

Att. 26,023 - Sunny - 72 F

BOTTOM

Batter	1	2	3	4	5	6	7	8	9	AB	R	H	RBI	BB	SO	LOB
24 Michael Bourn, L (1, 8) OBP: 0.316, SLG: 0.357	C FF 91 B CU 75 F CU 77 B SL 85 F FF 94 B CU 78 D FF 95 4-2 23 1B BB		B CH 82 B CH 84 F FF 93 1 SAFE F FF 92 B CH 84 B FF 94 4-2 1-2 BB		X FF 92 0-0 ② FC6-4 13 1B 23 2B 1-2f		C FF 90 X CU 79 0-1 ② G3-1		F SI 95 X FF 95 0-1 13 1B 23 2B 1-2 1B	3	2	1	0	2	0	1
13 Asdrúbal Cabrera, S (1, 6) OBP: 0.326, SLG: 0.419	S CH 83 F FF 93 1 SAFE T FF 93 0-2 ① K		L CU 78 B FF 93 B CU 78 F CH 84 F SL 87 F FF 95 B CH 84 C CH 86 3-3 ① K		F CH 84 B FF 95 X FF 93 1-1 23 2B 1-3 1B		X FF 88 0-0 ③ F8		F SI 96 X SL 86 0-1 23 2B 1-3 2-H 1B	5	1	2	1	0	2	3
23 Michael Brantley, L (1, 7) OBP: 0.390, SLG: 0.520	C FF 91 B FF 93 1 SAFE X CH 84 1-1 1-2 1B		X FF 94 0-0 ② F6		B FF 94 X CH 86 1-0 1-3 3-H 2B			B SI 92 C FF 93 F SL 84 S SL 85 1-3 ① K	X SI 95 0-0 1-H 3-H 2B	5	0	3	3	0	1	2
22 Jason Kipnis, L (1, 4) OBP: 0.325, SLG: 0.337	B CH 84 C CH 86 B CH 84 S FF 93 B FF 94 S CH 84 3-3 ② K		C FF 94 B FF 94 S FF 94 D CH 85 F FF 95 B CH 85 X CH 86 3-2 ③ G4-3		F FF 94 B CU 80 B FF 95 C FF 94 B FF 95 S FF 96 3-3 ③ K			B SI 92 C SI 92 X SI 93 1-1 ② L6	C FF 96 S FF 96 B SI 96 T SI 97 1-2 ③ K	5	0	0	0	0	3	7
41 Carlos Santana, S (1, 3) OBP: 0.354, SLG: 0.382	B FF 94 C CU 79 T FF 94 S FF 96 1-3 ③ K			B FF 92 C CU 77 C FF 93 X CH 84 1-2 ① G4-3		F FF 90 F FF 92 B FF 95 F FF 95 F CU 79 S CH 85 1-3 ① K		B FF 91 X FF 92 1-0 1B		4	0	1	0	0	2	2
8 Lonnie Chisenhall, L (1, 5) OBP: 0.410, SLG: 0.565		C CU 77 X FF 92 0-1 ① F7		B FF 92 C CH 82 X CU 79 1-1 ② F7		B FF 93 X FF 93 1-0 ② L1-3		X SI 91 0-0 ③ G3		4	0	0	0	0	0	1
33 Nick Swisher, S (1, 10) OBP: 0.286, SLG: 0.329		S FF 91 C FF 93 B FF 94 F SL 87 S CH 87 1-3 ② K		C CH 82 F FF 94 B FF 94 F CU 80 B CH 85 S CH 84 2-3 ③ K		X CH 82 0-0 2B			S SI 93 F SI 94 B SI 94 B SI 95 F SI 95 S SL 87 2-3 ① K	4	0	1	0	0	3	0
7 David Murphy, L (1, 9) OBP: 0.320, SLG: 0.388		B CH 84 B CH 86 C FF 93 X CH 84 2-1 ③ G3-1			C FF 90 F FF 92 B SL 87 F FF 93 F FF 94 F CH 83 X CU 77 1-2 ① F8	C CH 84 C CU 79 D CH 84 B FF 95 F FF 93 F CH 85 F CU 80 X CU 78 2-2 ③ G4-3			X SI 94 0-0 ② L6	4	0	0	0	0	0	1
10 Yan Gomes, R (1, 2) OBP: 0.315, SLG: 0.406 53 George Kottaras, L (7, 2) OBP: 0.500, SLG: 1.071			B FF 91 C FF 93 F FF 93 B CH 86 F FF 94 X CU 79 2-2 24 BB 1B		C FF 91 C CU 76 X SL 86 0-2 24 FC6-4 1B		C FF 89 B FC 86 B FF 89 F FF 89 S CU 79 2-3 ① K		B SI 95 X SI 95 1-0 24 1B 13 1B 1B	2 2	0 1	2 1	0 0	0 1	0 0	0 0
Inning Stats	R: 0 E: 0 K: 3 S: 14 H: 1 LOB: 2 BB: 1 P: 23	R: 0 E: 0 K: 1 S: 8 H: 0 LOB: 0 BB: 0 P: 11	R: 0 E: 0 K: 1 S: 16 H: 1 LOB: 2 BB: 1 P: 28	R: 0 E: 0 K: 1 S: 9 H: 0 LOB: 0 BB: 0 P: 13	R: 1 E: 0 K: 1 S: 16 H: 3 LOB: 2 BB: 0 P: 22	R: 0 E: 0 K: 1 S: 13 H: 1 LOB: 1 BB: 0 P: 17	R: 0 E: 0 K: 1 S: 6 H: 0 LOB: 0 BB: 0 P: 8	R: 0 E: 0 K: 1 S: 7 H: 1 LOB: 1 BB: 0 P: 10	R: 3 E: 0 K: 2 S: 14 H: 4 LOB: 1 BB: 0 P: 18	1B: 8 2B: 3 3B: 0 HR: 0 SF: 0 SAC: 0 DP: 0 HBP: 0						

livebaseballscorecards.com

AB	38
R	4
H	11
RBI	4
BB	2
SO	12
LOB	17

PITCHER		IP	WLS	BF	H	R	ER	SO	BB	IBB	HBP	BLK	WP	HR	S	P	ERA	WHIP
37 Max Scherzer, R ERA: 3.71	(1, 1)	6.0	W	26	6	1	1	8	2	0	0	0	0	0	76	114	1.50	1.333
65 Blaine Hardy, L ERA:	(7, 1)	1.0		3	0	0	0	1	0	0	0	0	0	0	6	8	0.00	0.000
63 Patrick McCoy, L ERA:	(8, 1)	1.0		4	1	0	0	1	0	0	0	0	0	0	7	10	0.00	1.000
55 Chad Smith, R ERA: 27.0	(9, 1)	1.0		7	4	3	3	2	0	0	0	0	0	0	14	18	27.00	4.000

PITCHER	IP	WLS	BF	H	R	ER	SO	BB	IBB	HBP	BLK	WP	HR	S	P	ERA	WHIP

Detroit Tigers @ Texas Rangers

Globe Life Park in Arlington, Arlington, TX

Tue Jun 24 2014, 8:08 PM - 11:40 PM EDT

Att. 35,526 - Cloudy - 74 F

livebaseballscorecards.com

Batter	1	2	3	4	5	6	7	8	9	AB	R	H	RBI	BB	SO	LOB
20 Rajai Davis, R (1, 7) OBP: 0.325, SLG: 0.408	C FF 88 T FF 90 B FF 90 F FF 90 S SL 83 1-3 K		C FF 88 C FF 88 F FF 89 S FF 90 0-3 K			X SL 82 0-0 3 CS 1B	B SI 79 B SI 79 X SI 80 2-0 41 BB 3 S 1B 2-3 3-H	F FF 96 D CH 87 X SI 84 1-1 3 1B 1B 1-2 2-3		5	0	3	1	0	2	0
3 Ian Kinsler, R (1, 4) OBP: 0.327, SLG: 0.471	F FF 89 B FF 90 X FF 88 1-1 HR		B FF 90 X SL 84 1-0 P3			C FF 88 B FF 87 1 SAFE F FF 88 1 SAFE B SL 84 F SL 85 B SL 85 X SL 84 3-2 G5-3 1-2	C SL 73 B SL 72 B SI 80 B SL 72 F SI 79 S SL 73 3-3 K 1-2	X FF 96 0-0 1-3 2-H 3-H 1B		5	1	2	3	0	1	3
24 Miguel Cabrera, R (1, 3) OBP: 0.373, SLG: 0.550 32 Don Kelly, L (9, 3) OBP: 0.313, SLG: 0.291	F FF 90 B FF 90 F FF 90 B FF 92 S SL 84 2-3 K		X SL 83 0-0 P4			C FF 90 B FF 89 F FF 89 X FF 89 1-2 F8	I IN 71 I IN 69 I IN 70 I IN 69 4-0 41 BB IBB	B FF 96 D SL 85 B FF 96 C FF 95 C FF 96 S SL 84 3-3 K		4 0	0 0	0 0	0 0	1 0	2 0	2 0
41 Victor Martinez, S (1, 10) OBP: 0.387, SLG: 0.599	C FF 89 B SI 89 B FF 89 F FF 88 B FF 90 X FF 90 3-2 28 2B 1B			B CH 85 B CH 86 F FF 87 B FF 88 S FF 89 F FF 90 X FF 88 3-2 L7			X FF 89 0-0 28 HR 2B 4-2 BB	F FF 89 X FF 91 0-1 L8		4	1	2	1	1	0	0
28 J.D. Martinez, R (1, 9) OBP: 0.346, SLG: 0.619	B FF 89 C FF 89 X FF 87 1-1 1-H 2B			C FF 89 F FF 90 B FF 89 B SL 83 X SL 85 2-2 P4			X FF 89 0-0 2-H HR 0-3 K	B SL 77 F FC 89 B FC 88 B SL 78 F FF 90 T FC 90 3-2 K		5	1	2	2	0	2	3
9 Nick Castellanos, R (1, 5) OBP: 0.300, SLG: 0.397		C FF 89 B FF 89 F FF 89 F FF 90 X FF 89 1-2 F9		C FF 90 C FF 90 X FF 88 0-2 F9			F FF 89 B FF 89 S SL 83 F SL 83 F FF 89 X FF 89 1-2 F8	F FF 90 C FF 90 B SL 82 S FF 92 1-3 K	S SL 81 C FF 90 B FF 90 F FF 91 C SL 82 1-3 K	5	0	0	0	0	2	0
14 Austin Jackson, R (1, 8) OBP: 0.318, SLG: 0.373		F FF 88 F FF 90 C FF 90 0-3 K			X SL 80 0-0 30 CS 2B		X FF 89 0-0 13 S 13 1B 1B	B SL 81 B FC 88 T FF 92 C FF 92 X SL 82 2-2 L9		4	1	2	0	0	1	0
13 Alex Avila, L (1, 2) OBP: 0.348, SLG: 0.371		C SI 87 F CH 86 X CU 79 0-2 2B		C FF 88 B FF 89 B CH 84 F FF 89 F FF 90 B FF 90 C FF 89 3-3 K			C SI 79 1 SAFE B SI 80 B SI 79 1 SAFE B SI 79 X SI 79 3-1 30 2B 20 1B 1B 1-H	B SL 84 F FF 94 B FF 96 X FF 95 2-1 20 1B 30 1B 3 1B 1B		4	2	3	1	0	1	1
30 Eugenio Suárez, R (1, 6) OBP: 0.340, SLG: 0.542		C FF 89 B SL 82 X SL 83 1-1 L5			B SL 83 B FF 89 C FF 87 F FF 90 C FF 91 2-3 K		B SL 72 C SI 79 C SI 79 X SI 79 1-2 20 1B 41 BB 2B 1-3	C FF 96 B CH 88 F FF 95 B FF 96 X SL 84 2-2 20 1B 3 1B 1B 1-2		4	2	2	0	0	1	2

Inning Stats	1	2	3	4	5	6	7	8	9
	R: 1 E: 0 K: 2 S: 14	R: 0 E: 0 K: 1 S: 12	R: 0 E: 0 K: 1 S: 6	R: 0 E: 0 K: 0 S: 10	R: 0 E: 0 K: 2 S: 8	R: 0 E: 0 K: 0 S: 8	R: 5 E: 0 K: 2 S: 22	R: 2 E: 0 K: 2 S: 17	R: 0 E: 0 K: 2 S: 9
	H: 3 LOB: 2 BB: 0 P: 22	H: 1 LOB: 1 BB: 0 P: 14	H: 0 LOB: 0 BB: 0 P: 7	H: 0 LOB: 0 BB: 0 P: 15	H: 1 LOB: 0 BB: 0 P: 13	H: 1 LOB: 0 BB: 0 P: 12	H: 6 LOB: 3 BB: 2 P: 41	H: 4 LOB: 2 BB: 0 P: 28	H: 0 LOB: 0 BB: 0 P: 13

1B: 9	SF: 0
2B: 5	SAC: 0
3B: 0	DP: 0
HR: 2	HBP: 0
WP: 0	PA: 42
PB: 0	
SB: 2	
CS: 2	

AB	40
R	8
H	16
RBI	8
BB	2
SO	12
LOB	11

PITCHER		IP	WLS	BF	H	R	ER	SO	BB	IBB	HBP	BLK	WP	HR	S	P	ERA	WHIP
48 Colby Lewis, R ERA: 5.94	(1, 1)	6.1	L	25	9	4	4	6	0	0	0	0	0	2	66	93	5.68	1.421
39 Ben Rowen, R ERA: 3.18	(7, 1)	0.1		5	3	1	1	1	0	1	0	0	0	0	9	22	27.00	9.000
37 Shawn Tolleson, R ERA: 3.47	(7, 1)	1.0		4	0	1	1	2	1	0	0	0	0	0	11	18	9.00	1.000
49 Aaron Poreda, L ERA: 4.02	(8, 1)	0.1		5	4	2	2	1	0	0	0	0	0	0	11	19	54.00	12.000
28 Joakim Soria, R ERA: 1.75	(9, 1)	0.2		2	0	0	0	1	0	0	0	0	0	0	5	8	0.00	0.000

PITCHER		IP	WLS	BF	H	R	ER	SO	BB	IBB	HBP	BLK	WP	HR	S	P	ERA	WHIP
25 Scott Baker, R ERA: 6.61	(9, 1)	0.1		1	0	0	0	1	0	0	0	0	0	0	4	5	0.00	0.000

Detroit Tigers @ Texas Rangers

Globe Life Park in Arlington, Arlington, TX

Tue Jun 24 2014, 8:08 PM - 11:40 PM EDT

Att. 35,526 - Cloudy - 74 F

livebaseballscorecards.com

BOTTOM

Batter	1	2	3	4	5	6	7	8	9	AB	R	H	RBI	BB	SO	LOB
19 Daniel Robertson, R (1, 8) OBP: 0.265, SLG: 0.261 2 Leonys Martin, L (7, PH) (8, 8) OBP: 0.330, SLG: 0.375	C SI 86 F SI 88 X SI 90 0-2 ① F8		B SI 88 F SI 90 S FC 84 X SI 91 1-2 17 FC3-6 1 E 29 1B 1B		B CH 80 B KC 76 C SI 88 C SI 89 S KC 78 2-3 ② K		C SI 95 S SL 87 F SI 95 D SL 87 F SL 86 F FF 95 X SI 94 1-2 ② F7		C SI 94 B SL 86 X SI 95 1-1 1-H 2B	3 2	1 0	1 1	0 1	0 0	1 0	0 2
1 Elvis Andrus, R (1, 6) OBP: 0.319, SLG: 0.353 3 Luis Sardinas, S (9, 6) OBP: 0.328, SLG: 0.300	C SI 88 B FC 83 C SI 90 B FC 84 B KC 78 X SI 90 3-2 29 CS 1B		C KC 77 F KC 77 1 SAFE B FC 83 B SI 90 1 SAFE 1 SAFE F SI 90 X SI 90 2-2 FC1 17 FC3-6 1-2		S FC 82 B FC 83 X SI 89 1-1 ③ L7		D SL 86 C SL 86 S SL 87 B SI 94 F SL 86 F SL 87 C SL 86 2-3 ③ K		C FF 94 B SI 95 B SI 95 X FF 94 2-1 ③ G5-3	4 1	0 0	1 0	0 0	0 0	1 0	3 1
17 Shin-Soo Choo, L (1, 7) OBP: 0.372, SLG: 0.380	1 SAFE C SI 88 F SI 90 1 SAFE S FC 84 0-3 ② K		C SI 89 C SI 90 B FC 85 D FC 83 D KC 77 X SI 89 3-2 ② FC3-6 29 1B 1-2f 2-3			C KC 74 B KC 76 F FC 82 X KC 78 1-2 ① G4-3		C FF 94 C SL 79 B FF 92 F SL 78 S FF 95 1-3 ① K		4	0	0	0	0	2	3
29 Adrian Beltré, R (1, 5) OBP: 0.363, SLG: 0.488 16 Donnie Murphy, R (9, 5) OBP: 0.276, SLG: 0.343	C SI 88 1 SAFE 0-1 ③ CS 1-2	B SI 86 F SI 88 B CH 79 X SI 89 2-1 BB 1B	B KC 76 B FC 83 C KC 77 C SI 91 D FC 83 F SI 89 X SI 91 3-2 1-3 3-H 1B			B CH 79 X SI 89 1-0 1B		X FF 94 0-0 FC5-4 1B		4 0	0 0	4 0	1 0	0 0	0 0	0 0
Alex Rios, R (1, 9) OBP: 0.350, SLG: 0.457		C SI 88 D FC 83 C SI 90 B FC 85 B CH 80 B KC 79 4-2 1-2 BB	C SI 89 X SI 90 0-1 ③ G5-3			F SI 88 B FC 84 X SI 90 1-1 ② P6		B SI 92 F CH 84 X CH 82 1-1 ② FC5-4 1-2f		3	0	0	0	1	0	4
21 Carlos Pena, L (1, 3)		B SI 89 S SI 89 S KC 78 C KC 78 1-3 ① K		B SI 86 F SI 88 B SI 88 C SI 88 C KC 77 2-3 ① K		B KC 78 C KC 77 X SI 90 1-1 ③ G6-3		X SI 93 0-0 ③ G1-3		4	0	0	0	0	2	4
61 Robinson Chirinos, R (1, 2) OBP: 0.263, SLG: 0.396		B SI 89 F SI 89 B SI 90 X SI 90 2-1 ② P6		B SI 88 S KC 76 F KC 76 X SI 91 1-2 ② F8			C SL 84 F SI 93 F SL 86 C SI 95 0-3 ① K		B SI 92 C SI 92 F SI 93 B SI 93 S SI 93 2-3 ① K	4	0	0	0	0	2	2
15 Michael Choice, R (1, 10) OBP: 0.268, SLG: 0.353		B SI 89 C KC 78 B CH 81 F SI 90 D KC 79 X KC 78 3-2 ③ FC6		B KC 76 C SI 89 B SI 89 F SI 90 X KC 78 2-2 ③ FC8			B SI 95 C SL 86 B SL 87 B SI 94 C SL 84 X SL 86 3-2 12 HBP 1B		B SI 94 C SI 93 B SL 85 F SI 93 C SI 95 2-3 ② FC	4	0	1	0	0	0	2
12 Rougned Odor, L (1, 4) OBP: 0.327, SLG: 0.462			C SI 88 X KC 76 0-1 ① G6-3		C SI 87 S KC 75 S KC 77 0-3 ① K		B SL 86 S SL 85 S SL 87 H SL 88 2-2 1-2 HBP		C SI 94 B SI 95 B SI 94 C FF 94 X SI 95 2-2 2 DI 2 2B 1B	3	1	1	0	0	1	0
Inning Stats	R: 0 E: 0 K: 1 S: 10 H: 1 LOB: 0 BB: 0 P: 13	R: 0 E: 0 K: 1 S: 12 H: 1 LOB: 2 BB: 1 P: 24	R: 1 E: 1 K: 0 S: 19 H: 2 LOB: 2 BB: 0 P: 28	R: 0 E: 0 K: 1 S: 9 H: 0 LOB: 0 BB: 0 P: 14	R: 0 E: 0 K: 2 S: 8 H: 0 LOB: 0 BB: 0 P: 11	R: 0 E: 0 K: 0 S: 8 H: 1 LOB: 1 BB: 0 P: 12	R: 0 E: 0 K: 2 S: 20 H: 2 LOB: 2 BB: 0 P: 28	R: 0 E: 1 K: 1 S: 8 H: 1 LOB: 1 BB: 0 P: 10	R: 1 E: 0 K: 1 S: 13 H: 2 LOB: 1 BB: 0 P: 22	1B: 8 2B: 1 3B: 0 HR: 0	SF: 0 SAC: 0 DP: 0 HBP: 1		WP: 0 PB: 0 SB: 0 CS: 1	PA: 39			

	AB	36
	R	2
	H	9
	RBI	2
	BB	1
	SO	9
	LOB	21

PITCHER		IP	WLS	BF	H	R	ER	SO	BB	IBB	HBP	BLK	WP	HR	S	P	ERA	WHIP
33 Drew Smyly, L ERA: 3.19	(1, 1)	6.0	W	24	5	1	0	5	1	0	0	0	0	0	66	102	0.00	1.000
62 Al Alburquerque, R ERA: 3.14	(7, 1)	1.0		5	1	0	0	2	0	0	1	0	0	0	20	28	0.00	1.000
40 Phil Coke, L ERA: 5.6	(8, 1)	1.0		4	1	0	0	1	0	0	0	0	0	0	8	10	0.00	1.000
55 Chad Smith, R ERA: 18.0	(9, 1)	1.0		5	2	1	1	2	0	0	0	0	0	0	13	22	9.00	2.000

PITCHER	IP	WLS	BF	H	R	ER	SO	BB	IBB	HBP	BLK	WP	HR	S	P	ERA	WHIP

Detroit Tigers @ Texas Rangers

Globe Life Park in Arlington, Arlington, TX

Wed Jun 25 2014, 8:11 PM - 11:48 PM EDT

Att. 34,254 - Cloudy - 79 F

TOP

livebaseballscorecards.com

Batter	1	2	3	4	5	6	7	8	9	AB	R	H	RBI	BB	SO	LOB
20 Rajai Davis, R (1, 8) OBP: 0.322, SLG: 0.412	B FF 88 X FF 89 1-0 24 SF9 3B	B FF 90 C FF 91 1 SAFE F FF 91 F FF 91 X FF 91 1-2 ② F9	S FF 90 B FF 90 F FF 90 B FF 90 S FF 90 2-3 ① K	B FF 92 F FF 92 B FF 91 X FF 91 2-1 ② F9	F SL 89 B SL 88 X FF 92 1-1 ③ L9	5	1	1	0	0	1	4
3 Ian Kinsler, R (1, 4) OBP: 0.334, SLG: 0.476	B CH 79 B FF 91 B FF 91 B FF 91 4-0 41 2B BB	B CH 82 1-0 ③ CS 1-2	B FF 89 B FF 90 X FF 90 2-0 24 2B 2B	B FF 90 B CH 81 B FF 90 1 SAFE B FF 91 4-0 1-2 BB		B FF 91 C FF 92 B FC 89 B FC 86 F FF 92 F SL 84 S FF 92 3-3 ③ K			C SL 87 B CH 85 X FF 90 1-1 1B	3	2	2	0	2	1	0
24 Miguel Cabrera, R (1, 3) OBP: 0.370, SLG: 0.549	F FF 92 B FF 92 X FF 91 1-1 ① SF9 3-H	C SL 82 B FF 91 B FF 91 X SL 85 2-1 48 1B 2-H 2B	B FF 91 F FF 90 B FF 91 X FF 91 2-1 ②③ L4 2-3			B SL 82 F FF 91 F CH 86 B FF 92 B CH 86 X FF 92 3-2 ① G6-3			C FF 91 1 SAFE S FF 91 F FF 90 1 SAFE B FF 91 F FF 91 B SL 87 S FF 91 2-3 ① K	4	1	1	2	0	1	3
41 Victor Martinez, S (1, 10) OBP: 0.387, SLG: 0.610	C CU 72 1 SAFE D CH 81 B CH 81 C FF 92 F FF 91 1 SAFE X CU 74 2-2 28 2B 1-H 2B	X FF 91 0-0 ① G6-3	C FF 88 X CU 74 0-1 HR				C SL 83 X FF 92 0-1 ② P3		F SL 88 S SL 88 X FF 90 0-2 ② F8	5	2	2	2	0	0	2
28 J.D. Martinez, R (1, 7) OBP: 0.356, SLG: 0.648	X CH 81 0-0 48 F8 2-H 2B	B FF 91 F FF 90 F FF 91 B FF 91 D CU 77 F CH 82 B FF 91 4-2 9 F8 48 1B BB	X FF 91 0-0 HR			F CH 86 X CH 86 0-1 ③ G6-3		1 SAFE F SL 82 1 SAFE F SL 82 F FF 89 S SL 83 0-3 ③ K	4	1	2	2	1	1	1
48 Torii Hunter, R (1, 9) OBP: 0.290, SLG: 0.438	X FF 91 0-0 ② F8 2-3	B FF 91 F FF 91 B FF 92 X CH 82 2-1 1-2 2-H 1B	C FC 87 B FF 91 X FC 88 1-1 ① G4-3					C FF 91 X SL 88 0-1 ① G4-3		4	0	1	1	0	0	1
9 Nick Castellanos, R (1, 5) OBP: 0.299, SLG: 0.395 32 Don Kelly, L (8, PR) OBP: 0.313, SLG: 0.291 (8, 5)	B CU 73 B CH 79 S CH 82 X FF 91 2-1 ③ F8	B CU 75 D FF 91 F FF 90 B FF 90 X FF 90 3-1 ② F8 2-3	B FF 92 F FC 88 B FC 88 X FF 92 2-1 ② F9					X FF 92 0-0 50 BB 30 2B 1B		4 0	0 1	1 0	0 0	0 0	0 0	3 0
50 Bryan Holaday, R (1, 2) OBP: 0.324, SLG: 0.333		F FF 90 F FF 90 B FF 91 S CU 76 1-3 ① K	C CU 72 1 SAFE S CH 81 X FF 90 0-2 ③ F8		B SL 82 X FF 92 1-0 ③ G6-3			B SL 86 B SL 87 B FF 92 C FF 90 B FF 92 4-1 1-2 30 2B BB		3	0	0	0	1	1	2
30 Eugenio Suárez, R (1, 6) OBP: 0.368, SLG: 0.560		C FF 91 B FF 91 B CH 83 B CH 81 B FF 91 4-1 3 CS BB	B FF 88 C FF 88 B CU 74 B FF 89 S FF 88 B FF 89 4-2 24 L4 3 BB BB			C FF 91 B FC 88 S FF 91 C FF 92 1-3 ① K		B FF 92 B FF 91 X FF 92 2-0 ② 1-H 2-H 2B	2	0	1	1	2	1	0
Inning Stats	R: 3 E: 0 K: 0 S: 11 H: 3 LOB: 1 BB: 1 P: 21	R: 0 E: 0 K: 1 S: 8 H: 0 LOB: 0 BB: 1 P: 15	R: 2 E: 0 K: 0 S: 14 H: 3 LOB: 2 BB: 1 P: 27	R: 0 E: 0 K: 1 S: 7 H: 0 LOB: 1 BB: 2 P: 19	R: 2 E: 0 K: 0 S: 8 H: 2 LOB: 0 BB: 0 P: 12	R: 0 E: 0 K: 2 S: 9 H: 0 LOB: 0 BB: 0 P: 15	R: 0 E: 0 K: 0 S: 7 H: 0 LOB: 0 BB: 0 P: 10	R: 1 E: 0 K: 0 S: 7 H: 2 LOB: 2 BB: 1 P: 14	R: 0 E: 0 K: 2 S: 14 H: 1 LOB: 1 BB: 0 P: 17	1B: 3 2B: 6 3B: 1 HR: 2	SF: 1 SAC: 0 DP: 1 HBP: 0	WP: 0 PB: 0 SB: 0 CS: 1	PA: 42			

	AB	34
	R	8
	H	11
	RBI	8
	BB	6
	SO	6
	LOB	16

PITCHER		IP	WLS	BF	H	R	ER	SO	BB	IBB	HBP	BLK	WP	HR	S	P	ERA	WHIP
47 Joe Saunders, L ERA: 5.19	(1, 1)	4.0	L	22	7	6	6	2	5	0	0	0	0	1	42	84	13.50	3.000
37 Shawn Tolleson, R ERA: 3.52	(5, 1)	2.0		7	1	1	1	2	0	0	0	0	0	1	15	25	4.50	0.500
44 Jason Frasor, R ERA: 2.16	(7, 1)	1.0		3	0	0	0	0	0	0	0	0	0	0	7	10	0.00	0.000
56 Neal Cotts, L ERA: 3.55	(8, 1)	2.0		9	3	1	1	2	1	0	0	0	0	0	21	31	4.50	2.000

PITCHER	IP	WLS	BF	H	R	ER	SO	BB	IBB	HBP	BLK	WP	HR	S	P	ERA	WHIP

Detroit Tigers @ Texas Rangers

Globe Life Park in Arlington, Arlington, TX

Wed Jun 25 2014, 8:11 PM - 11:48 PM EDT

Att. 34,254 - Cloudy - 79 F

livebaseballscorecards.com

BOTTOM

Batter	1	2	3	4	5	6	7	8	9	AB	R	H	RBI	BB	SO	LOB
2 Leonys Martin, L (1, 8) OBP: 0.327, SLG: 0.369	C FF 90 B FF 92 X CU 78 1-1 ① B1-3		2 SAFE F FS 87 F CU 77 F CH 74 F FF 94 D SL 87 B FF 94 D SL 87 B CU 78 4-2 BB	X CH 80 0-0 ③ G1-3		C FC 88 S CU 79 S FF 90 0-3 ③ K		B CU 77 B FF 92 S CU 81 X SL 85 2-1 ③ L9		4	0	0	0	1	1	4
1 Elvis Andrus, R (1, 6) OBP: 0.317, SLG: 0.348	C FF 92 B SI 91 B SL 88 B SL 88 C FF 92 X SL 87 3-2 ② L8		B SL 88 B SL 87 X SL 88 2-0 ③ G1-3		B CU 77 C FF 90 B FC 91 B SL 85 X FC 91 3-1 ① G6-3		C FF 90 B CH 79 C FC 86 F CU 79 F CU 80 B FF 92 B FF 89 F FF 90 B CU 79 4-2 29 1B SF7 BB		B SI 91 C SI 91 C SL 87 B SL 87 X SI 92 2-2 ① G4-3	4	1	0	0	1	0	2
17 Shin-Soo Choo, L (1, 10) OBP: 0.372, SLG: 0.384	B FC 92 S FF 94 S FS 89 S FS 89 1-3 ③ K			B CU 78 B FF 92 X FS 86 2-0 29 WP 29 2B 1B	B CU 79 T SI 91 X SI 92 1-1 ② F7		**B FF 89** **S FC 86** 1 SAFE 1 SAFE F CU 79 B CU 79 B FC 86 C FF 88 3-3 ① K		B SI 92 B CU 81 C FF 91 F FF 92 X SL 88 2-2 29 1B 2B	5	2	2	0	0	2	1
29 Adrián Beltré, R (1, 5) OBP: 0.371, SLG: 0.496		B CU 78 B FF 92 C FS 86 X FF 92 2-1 ① G6-3		**B SL 88** **C FC 91** 1 SAFE F FF 94 B CU 80 F FF 93 B SL 87 X CU 80 3-2 21 1B 15 E 1-H 2B	C FC 92 B SI 93 S FS 88 B SL 83 H SI 92 3-2 HBP		1 SAFE S SL 86 1 SAFE F SI 93 X SI 94 0-2 S 1-3 1B		B CU 83 X FF 92 1-0 FC6-4 2-H 1B	4	1	3	2	0	0	0
Alex Rios, R (1, 9) OBP: 0.345, SLG: 0.451		C FF 93 B SI 92 F FC 93 B SL 87 T SI 94 2-2 ② K		F FF 93 B SI 93 B CU 80 S SL 87 B SL 87 F FS 88 F SI 93 F FC 93 F CH 78 3-3 ① K	B CH 76 C CU 78 X FC 92 1-1 ③ G4-3		B SL 85 B SL 85 X SL 84 2-0 ② SF7 1-2 3-H		C SL 88 B SL 87 X SI 92 1-1 ② FC6-4 21 DI 1-2f	4	0	0	1	0	2	3
21 Carlos Pena, L (1, 3) OBP: 0.222, SLG: 0.556		F FS 88 S FS 89 B FS 89 F FS 88 X FF 94 1-2 ③ G3		F CU 77 X FF 94 0-1 15 PB 61 1B 2-3 1B		F FS 85 X CH 78 0-1 HR	F SI 93 X SL 77 0-1 ③ L3		S SL 83 S CU 83 S FF 92 0-3 ③ K 1-2	5	2	2	1	0	1	2
15 Michael Choice, R (1, 7) OBP: 0.263, SLG: 0.345			C FC 91 C CU 79 S FS 87 0-3 ① FC	B SL 88 B FS 89 X SL 87 2-0 FC5 61 1B 1-2 3-H		C CU 79 B SL 87 F FC 92 X CU 79 1-2 ① FC6-3		F FF 94 C CU 79 X FF 95 0-2 ① FC6-3		4	0	0	1	0	0	1
61 Robinson Chirinos, R (1, 2) OBP: 0.274, SLG: 0.408			B CU 79 F FF 93 C CU 79 F FF 94 X FS 88 1-2 2B	S SL 88 X FC 93 0-1 1-2 2-H 1B		C CU 80 H SI 92 1-1 HBP		B CU 78 B SL 84 C SL 83 B SL 85 X FF 93 3-1 ② F8		3	0	2	1	0	0	0
12 Rougned Odor, L (1, 4) OBP: 0.316, SLG: 0.445			B FS 88 S FS 87 S CU 79 C SL 87 1-3 ② K	C CU 79 S CH 79 D SL 88 B FC 94 X FS 89 2-2 ② F8		**B FF 90** 1 SAFE 1 SAFE F FC 87 F CU 78 S FF 92 1-3 ② K		C FF 94 F FF 95 B FF 94 S SL 85 1-3 K		4	0	0	0	0	3	4
Inning Stats	R: 0 E: 0 K: 1 S: 8 H: 0 LOB: 0 BB: 0 P: 13	R: 0 E: 0 K: 1 S: 9 H: 0 LOB: 0 BB: 0 P: 14	R: 0 E: 0 K: 1 S: 15 H: 1 LOB: 2 BB: 1 P: 23	R: 3 E: 1 K: 1 S: 22 H: 4 LOB: 2 BB: 0 P: 34	R: 0 E: 0 K: 0 S: 8 H: 0 LOB: 1 BB: 0 P: 16	R: 1 E: 0 K: 2 S: 12 H: 1 LOB: 1 BB: 0 P: 15	R: 1 E: 0 K: 1 S: 14 H: 1 LOB: 1 BB: 1 P: 23	R: 0 E: 1 K: 1 S: 10 H: 0 LOB: 1 BB: 0 P: 16	R: 1 E: 0 K: 1 S: 12 H: 2 LOB: 1 BB: 0 P: 18	1B: 5 2B: 3 3B: 0 HR: 1 SF: 1 SAC: 0 DP: 0 HBP: 2						

AB	37
R	6
H	9
RBI	6
BB	2
SO	9
LOB	17

WP: 2	PA: 42
PB: 1	
SB: 1	
CS: 0	

PITCHER		IP	WLS	BF	H	R	ER	SO	BB	IBB	HBP	BLK	WP	HR	S	P	ERA	WHIP
19 Aníbal Sánchez, R ERA: 2.64	(1, 1)	5.1	W	26	6	4	4	5	1	0	2	0	1	1	68	108	6.75	1.312
65 Blaine Hardy, L ERA: 1.5	(6, 1)	1.0	H	4	0	1	1	3	1	0	0	0	0	0	14	22	9.00	1.000
62 Al Alburquerque, R ERA: 3.1	(7, 1)	0.1	H	2	1	0	0	0	0	0	0	0	0	0	4	6	0.00	3.000
40 Phil Coke, L ERA: 5.53	(7, 1)	0.1	H	1	0	0	0	0	0	0	0	0	0	0	2	2	0.00	0.000
44 Joba Chamberlain, R ERA: 2.76	(8, 1)	1.0	H	4	0	0	0	1	0	0	0	0	1	0	10	16	0.00	0.000

PITCHER		IP	WLS	BF	H	R	ER	SO	BB	IBB	HBP	BLK	WP	HR	S	P	ERA	WHIP
36 Joe Nathan, R ERA: 6.28	(9, 1)	1.0	S	5	2	1	1	1	0	0	0	0	0	0	12	18	9.00	2.000

Detroit Tigers @ Texas Rangers

Globe Life Park in Arlington, Arlington, TX

Thu Jun 26 2014, 8:08 PM - 11:05 PM EDT

Att. 34,989 - Partly Cloudy - 88 F

TOP

livebaseballscorecards.com

Batter	1	2	3	4	5	6	7	8	9	AB	R	H	RBI	BB	SO	LOB
3 Ian Kinsler, R (1, 4) OBP: 0.338, SLG: 0.476	C FF 91 X FF 91 0-1 ① P6	B SL 84 B SL 84 B SL 83 B FF 90 4-0 48 BB 1-2 BB	B FF 88 X SI 88 1-0 48 G6-4-3 1-2 2-3 3-H 1B		C SI 90 X SL 84 0-1 ③ L6			C SL 83 S SL 82 B SL 83 B FF 90 X FF 90 2-2 24 2B 1B		4	1	2	1	1	0	0
48 Torii Hunter, R (1, 9) OBP: 0.288, SLG: 0.430	B FF 91 X FF 91 1-0 ② G6-3	B FF 92 B FF 90 C FF 91 B FF 91 B FF 92 4-1 1-2 2-3 3-H BB	F SI 88 X SI 89 0-1 ② ③ G6-4-3 1-2f			F SI 89 B SI 91 F SL 82 X SL 82 1-2 ① F9		C SI 90 1 SAFE X SI 89 0-1 ② L9		4	0	0	1	1	0	4
24 Miguel Cabrera, R (1, 3) OBP: 0.377, SLG: 0.557	B FF 91 B FF 91 C FF 91 X SL 86 2-1 41 1B 1B	B FF 91 C FF 92 B FF 89 X FF 91 2-1 ③ F8		F SI 88 X SL 79 0-1 41 1B 28 SF8 1B		B FF 90 X SI 91 1-0 41 G3-6-1 1B		X SI 89 0-0 1-H 2B		5	1	4	1	0	0	3
41 Victor Martinez, S (1, 10) OBP: 0.394, SLG: 0.611	C FF 91 B CU 78 X CH 83 1-1 1-2 1B		C CU 73 B CH 82 B FF 91 B SL 83 B FF 90 4-1 9 2B 14 1B BB	B SL 81 B SI 89 B SI 88 F SI 88 F SI 89 F SI 90 X SI 90 3-2 1-3 1B		C SI 90 D CH 86 X SI 90 1-1 ② ③ G3-6-1 1-2f		I IN 54 I IN 57 I IN 58 I IN 59 4-0 28 FC6-4 IBB		3	1	2	0	2	0	1
28 J.D. Martinez, R (1, 7) OBP: 0.343, SLG: 0.627	C SL 85 S CH 83 X FF 90 0-2 ③ F7		S SL 84 S SL 82 D SL 81 B CH 82 X FF 90 2-2 ① F9	F SL 82 X SL 82 0-1 ① 3-H SF8			X SL 81 0-0 E5	B SI 89 F SL 80 F SL 82 X SL 81 1-2 ③ FC6-4 1-2f		4	0	0	1	0	0	5
9 Nick Castellanos, R (1, 5) OBP: 0.301, SLG: 0.399		X FF 90 0-0 30 F9 13 1B 48 BB 1B	C FF 90 B FF 90 B SL 83 B FF 90 F FF 89 F FF 90 X FF 90 3-2 1-3 14 1B 2B	S SL 82 B FF 90 B SL 83 D SI 90 X SL 82 3-2 ② F9			C SL 81 B SI 88 F SL 82 B SI 89 S SI 89 2-3 ① K		X SL 82 0-0 ① F9	5	2	2	0	0	1	2
14 Austin Jackson, R (1, 8) OBP: 0.316, SLG: 0.370		B FF 90 S SL 85 B FF 91 1 SAFE F SL 83 B FF 90 X FF 90 3-2 ① F8	X SL 83 0-0 30 BB 13 BB 3 1B 2-H 3-H 1B	B SL 82 C SI 89 B FF 89 F FF 90 F FF 90 B SL 83 F SI 89 X SI 90 3-2 ③ G6-3			B SL 82 C SL 81 T FF 89 B SI 90 B SL 84 X SI 89 3-2 ② F8		C SI 88 F CH 85 B SL 82 B FF 90 S SL 82 2-3 ② K	5	1	1	2	0	1	3
13 Alex Avila, L (1, 2) OBP: 0.349, SLG: 0.368		X FF 90 0-0 48 BB 3 BB 1-2 1B	1 SAFE 1 SAFE B FF 88 D CH 81 B FF 90 B FF 90 4-0 3 1B 30 BB 1-2 BB		F CH 84 C SL 82 B SL 82 T SI 91 1-2 ① K		F SL 82 X CH 84 0-1 ③ G3		X CH 84 0-0 ③ L4	4	0	1	0	1	1	1
30 Eugenio Suárez, R (1, 6) OBP: 0.361, SLG: 0.528		B FF 90 C SL 84 B FF 89 F FF 90 X FF 91 2-2 ② F9 2-3	D FF 89 B FF 90 B FF 90 C FF 90 C FF 90 F FF 90 B SL 85 4-2 3 1B 1-2 2-3 BB		X SI 89 0-0 ② F8			C SI 89 X SI 89 0-1 ① G5-3		3	0	0	0	1	0	2
Inning Stats	R: 0 E: 0 K: 0 S: 10 H: 2 LOB: 2 BB: 0 P: 14	R: 1 E: 0 K: 0 S: 11 H: 2 LOB: 3 BB: 2 P: 26	R: 3 E: 0 K: 0 S: 15 H: 3 LOB: 2 BB: 3 P: 33	R: 1 E: 0 K: 0 S: 16 H: 2 LOB: 1 BB: 0 P: 25	R: 0 E: 0 K: 1 S: 6 H: 0 LOB: 0 BB: 0 P: 7	R: 0 E: 0 K: 0 S: 6 H: 1 LOB: 0 BB: 0 P: 9	R: 0 E: 1 K: 1 S: 9 H: 0 LOB: 1 BB: 0 P: 14	R: 1 E: 0 K: 0 S: 11 H: 2 LOB: 2 BB: 1 P: 18	R: 0 E: 0 K: 1 S: 5 H: 0 LOB: 0 BB: 0 P: 7	1B: 10 2B: 2 3B: 0 HR: 0 SF: 1 SAC: 0 DP: 2 HBP: 0						

	AB	37
	R	6
	H	12
	RBI	6
	BB	6
	SO	3
	LOB	21

WP: 0 PB: 0 SB: 0 CS: 0 PA: 44

PITCHER		IP	WLS	BF	H	R	ER	SO	BB	IBB	HBP	BLK	WP	HR	S	P	ERA	WHIP
22 Nick Martinez, R ERA: 4.65	(1, 1)	2.1	L	18	6	4	4	0	5	0	0	0	0	0	33	69	15.43	4.714
25 Scott Baker, R ERA: 5.95	(3, 1)	6.2		26	6	2	2	3	0	1	0	0	0	0	56	84	2.70	0.900

PITCHER	IP	WLS	BF	H	R	ER	SO	BB	IBB	HBP	BLK	WP	HR	S	P	ERA	WHIP

BOTTOM

Detroit Tigers @ Texas Rangers

Globe Life Park in Arlington, Arlington, TX

Thu Jun 26 2014, 8:08 PM - 11:05 PM EDT

Att. 34,989 - Partly Cloudy - 88 F

livebaseballscorecards.com

Batter	1	2	3	4	5	6	7	8	9	AB	R	H	RBI	BB	SO	LOB
2 Leonys Martin, L (1, 8) OBP: 0.330, SLG: 0.368	G6-3		BB			1B			G4-3	3	0	1	0	1	0	0
1 Elvis Andrus, R (1, 6) OBP: 0.316, SLG: 0.347	E9		G4-6-3			G4-6-3			G6-3	4	0	1	0	0	0	3
17 Shin-Soo Choo, L (1, 7) OBP: 0.367, SLG: 0.378	F7			G3		K			G5-3	4	0	0	0	0	1	2
29 Adrian Beltré, R (1, 5) OBP: 0.371, SLG: 0.492	BB			L6			F8			2	0	0	0	1	0	0
Alex Rios, R (1, 9) OBP: 0.342, SLG: 0.446	K			F8			L3			3	0	0	0	0	1	2
21 Carlos Pena, L (1, 3) OBP: 0.250, SLG: 0.455		K	BB				K			2	0	0	0	1	2	0
61 Robinson Chirinos, R (1, 2) OBP: 0.269, SLG: 0.400		K		K			G6-3			3	0	0	0	0	2	1
15 Michael Choice, R (1, 10) OBP: 0.259, SLG: 0.339		FC3		FC4-6-3			FC1-3			3	0	0	0	0	0	1
3 Luis Sardinas, S (1, 4) OBP: 0.328, SLG: 0.302			G3-1			G4-6-3 1B	G4-3			3	0	1	0	0	0	0
Inning Stats	R: 0 E: 1 K: 1 S: 11 H: 1 LOB: 2 BB: 1 P: 22	R: 0 E: 0 K: 2 S: 9 H: 0 LOB: 0 BB: 0 P: 12	R: 0 E: 0 K: 0 S: 6 H: 0 LOB: 0 BB: 1 P: 12	R: 0 E: 0 K: 0 S: 7 H: 0 LOB: 0 BB: 0 P: 10	R: 0 E: 0 K: 1 S: 5 H: 0 LOB: 0 BB: 1 P: 10	R: 0 E: 0 K: 1 S: 12 H: 2 LOB: 1 BB: 0 P: 19	R: 0 E: 0 K: 1 S: 7 H: 0 LOB: 0 BB: 0 P: 9	R: 0 E: 0 K: 0 S: 8 H: 0 LOB: 0 BB: 0 P: 11	R: 0 E: 0 K: 0 S: 7 H: 0 LOB: 0 BB: 0 P: 10	1B: 3 2B: 0 3B: 0 HR: 0	SF: 0 SAC: 0 DP: 3 HBP: 0			WP: 0 PB: 0 SB: 0 CS: 0		PA: 30	

	AB	27
	R	0
	H	3
	RBI	0
	BB	3
	SO	6
	LOB	9

PITCHER	IP	WLS	BF	H	R	ER	SO	BB	IBB	HBP	BLK	WP	HR	S	P	ERA	WHIP
21 Rick Porcello, R (1, 1) ERA: 3.41	9.0	W	30	3	0	0	6	3	0	0	0	0	0	72	115	0.00	0.667

PITCHER	IP	WLS	BF	H	R	ER	SO	BB	IBB	HBP	BLK	WP	HR	S	P	ERA	WHIP

Detroit Tigers @ Houston Astros

Minute Maid Park, Houston, TX

Fri Jun 27 2014, 7:13 PM - 11:16 PM CDT

Att. 22,386 - Roof Closed - 73 F

livebaseballscorecards.com

TOP

Batter	1	2	3	4	5	6	7	8	9	10	11	AB	R	H	RBI	BB	SO	LOB
3 Ian Kinsler, R (1, 4) OBP: 0.342, SLG: 0.478	F FF 91 B FF 93 S ST 84 X FF 94 1-2 48 L5-3 1B		L FF 93 B FF 92 F KC 76 X ST 85 1-2 24 G6-4-3 1-2 1B		F C B F F FF 94 B CH 82 X FF 93 2-2 P2 ②			B CU 75 X 1-0 P3 ①		B CH 79 F FF 91 B CH 79 S CH 79 X CH 80 2-2 1B		5	0	3	0	0	0	1
48 Torii Hunter, R (1, 9) OBP: 0.282, SLG: 0.421	C KC 75 F FF 93 F ST 84 1 SAFE 1 SAFE F KC 75 X KC 76 0-2 L5-3 ①② 1-1		B KC 77 C FF 92 C KC 76 S ST 88 1-3 K ①		B FF 94 X KC 77 1-0 F8 ③			F SI 94 B SI 94 B SI 93 1 SAFE F SI 93 B CU 78 1 SAFE F SI 94 1 SAFE 3-2 X SI 84 G5-3 ② 1-2		B FF 93 B FF 93 F FF 94 X FF 92 2-1 L7 ③		5	0	0	0	0	1	5
24 Miguel Cabrera, R (1, 3) OBP: 0.374, SLG: 0.549	B FF 91 C FF 92 B KC 77 B FF 93 B FF 92 4-1 BB		B FF 92 X FF 92 1-0 G6-4-3 ②③ 1-2f			C KC 76 X KC 77 0-1 G5-3 ①		S CU 76 B SI 95 B SI 94 B SI 95 C CU 76 X SI 94 3-2 E6 2-H			S SL 84 X CU 77 0-1 L7 ①	4	0	0	0	1	0	2
41 Victor Martinez, S (1, 10) OBP: 0.388, SLG: 0.600	B KC 76 F FF 93 B CH 83 X FF 93 2-1 F8 ③			C FF 92 X KC 77 0-1 G6-3 ①		C KC 78 B CH 81 B KC 77 C CH 81 X CH 79 2-2 P3 ②		C FS 83 B FS 85 X FS 86 1-1 G6-3 ③			C CU 76 X SI 90 0-1 G6-3 ②	5	0	0	0	0	0	2
28 J.D. Martinez, R (1, 7) OBP: 0.345, SLG: 0.618		B KC 77 F FF 92 B ST 84 F ST 83 B ST 86 F FF 94 X ST 85 3-2 14 PB 13 1B 1B		X FF 92 0-0 1B ②		B KC 78 S FF 94 F KC 78 S FF 92 1-3 K ③			C SI 92 X SL 84 0-1 F8 ①		X SL 84 0-0 G5-3 ③	5	1	2	0	0	1	0
9 Nick Castellanos, R (1, 5) OBP: 0.300, SLG: 0.409		F FF 93 F FF 93 S ST 84 0-3 K ①		X FF 91 0-0 HR			B KC 76 C KC 77 F ST 84 X FF 93 1-2 F9 ①		S SL 86 B SI 94 C SL 85 S SL 88 1-3 K ②			4	1	1	1	0	2	1
14 Austin Jackson, R (1, 8) OBP: 0.315, SLG: 0.366		B FF 92 C FF 93 D ST 87 X FF 92 2-1 P3 ② 1-2		F FF 90 B KC 77 B FF 92 F FF 92 B KC 78 F FF 92 B FF 93 4-2 BB			C FF 93 B KC 79 F FF 92 B FF 94 X KC 78 2-2 P4 ②		C SL 85 B SI 93 X SI 93 1-1 G4-3 ③			3	0	0	0	1	0	1
13 Alex Avila, L (1, 2) OBP: 0.347, SLG: 0.366		C KC 77 X KC 77 0-1 2-H 1B ③		C FF 92 B FF 92 1 SAFE X CH 80 1-1 P6 ③			F CH 86 X FC 87 0-1 G6-3 ③			B SL 81 C FF 84 B SL 82 X FF 93 2-1 F9 ①		4	0	1	1	0	0	1
30 Eugenio Suárez, R (1, 6) OBP: 0.369, SLG: 0.518			C FF 91 C FF 93 X ST 84 0-2 3 1B 1B		L FF 92 X FF 91 0-1 F9 ①			B SI 92 B SI 93 B SI 91 C SI 93 C SI 93 F SI 94 F SI 94 B SI 93 4-2 24 E 48 G5-3 BB		C FF 93 F FF 93 S CH 80 0-3 K ②		3	1	1	0	1	1	0
Inning Stats	R: 0 E: 0 K: 0 S: 11 H: 1 LOB: 1 BB: 1 P: 18	R: 1 E: 0 K: 1 S: 11 H: 2 LOB: 1 BB: 0 P: 16	R: 0 E: 0 K: 1 S: 10 H: 2 LOB: 1 BB: 0 P: 13	R: 1 E: 0 K: 0 S: 9 H: 2 LOB: 1 BB: 1 P: 14	R: 0 E: 0 K: 0 S: 8 H: 0 LOB: 0 BB: 0 P: 11	R: 0 E: 0 K: 0 S: 8 H: 0 LOB: 0 BB: 0 P: 11	R: 0 E: 0 K: 0 S: 8 H: 0 LOB: 0 BB: 0 P: 11	R: 1 E: 1 K: 0 S: 14 H: 0 LOB: 1 BB: 1 P: 26	R: 0 E: 0 K: 1 S: 7 H: 0 LOB: 0 BB: 0 P: 9	R: 0 E: 0 K: 1 S: 10 H: 1 LOB: 1 BB: 0 P: 16	R: 0 E: 0 K: 0 S: 5 H: 0 LOB: 0 BB: 0 P: 5						

PITCHER		IP	WLS	BF	H	R	ER	SO	BB	IBB	HBP	BLK	WP	HR	S	P	ERA	WHIP
41 Brad Peacock, R ERA: 4.21	(1, 1)	6.2		25	7	2	1	3	2	0	0	0	0	1	63	92	1.35	1.350
38 Darin Downs, L ERA: 2.45	(7, 1)	0.1	H	1	0	0	0	0	0	0	0	0	0	0	2	2	0.00	0.000
55 Jose Veras, R ERA: 7.36	(8, 1)	1.0	B	5	0	1	0	0	1	0	0	0	0	0	14	26	0.00	1.000
50 Chad Qualls, R ERA: 1.98	(9, 1)	1.0		3	0	0	0	1	0	0	0	0	0	0	7	9	0.00	0.000
29 Tony Sipp, L ERA: 1.71	(10, 1)	1.0		4	1	0	0	1	0	0	0	0	0	0	10	16	0.00	1.000

PITCHER		IP	WLS	BF	H	R	ER	SO	BB	IBB	HBP	BLK	WP	HR	S	P	ERA	WHIP
58 Jake Buchanan, R ERA: 8.44	(11, 1)	1.0	W	3	0	0	0	0	0	0	0	0	0	0	5	5	0.00	0.000

AB	38
R	3
H	8
RBI	2
BB	3
SO	5
LOB	13

1B: 7	SF: 0	WP: 0	PA: 41
2B: 1	SAC: 0	PB: 1	
3B: 0	DP: 2	SB: 0	
HR: 1	HBP: 0	CS: 0	

Batter	1	2	3	4	5	6	7	8	9	10	11	AB	R	H	RBI	BB	SO	LOB
27 Jose Altuve, R (1, 4) OBP: 0.382, SLG: 0.446	F FF 91 F FF 92 X FF 92 0-2 4 S 21 WP 1B		C SL 83 B FF 91 X FF 92 1-1 ① G1-3		X SL 88 0-0 4 1B 30 S 2B 3-H		F SI 93 F SL 86 X SL 88 0-2 4 BB 1B			B CH 79 B FF 90 C FF 90 C CH 80 F CU 80 X CU 79 2-2 21 G3-6 1B		5	2	4	1	0	0	0
4 George Springer, R (1, 9) OBP: 0.344, SLG: 0.470	1 SAFE 1 SAFE C SL 84 1 SAFE S SL 86 B FF 93 S SL 86 1-3 ① K 1-2		F SL 86 S SL 85 S SL 86 0-3 ② K		C FF 95 C FF 94 D CU 81 X SL 87 1-2 30 S 1B 2-3		1 SAFE 1 SAFE B SI 93 B SL 86 C SI 93 1 SAFE B FF 93 T FF 94 B FF 94 4-2 BB 1-2			1 SAFE C FF 89 B FF 90 1 SAFE C CH 80 B CU 79 F FF 91 1 SAFE S CU 78 2-3 ① K		4	0	1	0	1	3	2
21 Jon Singleton, L (1, 3) OBP: 0.275, SLG: 0.395	C FF 93 B CU 80 X CH 84 1-1 ② G3-1 2-H		C CH 84 B FF 93 B FF 92 B CH 84 B CH 84 4-1 BB		S FF 95 1 SAFE S FF 96 S FF 96 0-3 ② K		B SL 83 S SI 91 X FF 92 1-1 ③ P6			F FF 90 B CU 79 B FF 89 C CU 78 1 SAFE X FF 87 2-2 ②③ G3-6 1-2f		4	0	0	0	1	1	5
30 Matt Dominguez, R (1, 5) OBP: 0.286, SLG: 0.384	C FF 91 C FF 92 B SL 84 F FF 93 B FF 93 F CU 80 S CU 80 2-3 ③ K		X SL 85 0-0 ③ G5-3		1 SAFE B FF 95 1 SAFE F FF 95 B CU 82 C CU 80 F FF 95 D CU 81 X SL 87 3-2 ③ F8 1-2 3-H			C FF 94 F FF 94 F SL 85 S CU 80 0-3 ① K		X FF 89 0-0 ① P4		5	0	0	0	0	2	2
15 Jason Castro, L (1, 2) OBP: 0.302, SLG: 0.369		B CH 80 F FF 90 F FF 92 F SL 84 B FF 92 F CH 84 X CH 84 2-2 ① F9		F FF 90 B SL 84 B FF 91 B CH 83 F FF 91 X FF 92 3-2 ① L9		B FF 89 B FF 90 B FF 91 F FF 91 F FF 90 F FF 93 X FF 94 3-2 ① L3		C CU 77 B FF 94 B CU 78 B SL 84 B FF 93 4-1 14 G5-4-3 BB		B CU 79 B FC 85 F FF 89 X FF 90 2-1 HR		4	1	1	1	1	0	0
14 Jesus Guzman, R (1, 10) OBP: 0.294, SLG: 0.287	X FF 92 0-0 8 1B 1B			C FF 92 B CU 78 C SL 84 B SL 86 B CU 80 F FF 94 T SL 86 3-2 ② K		S SL 85 C FF 94 B CU 80 S CU 80 1-3 ② K		C CU 78 1 SAFE X SL 85 0-1 ②③ G5-4-3 1-2f				4	0	1	0	0	2	1
8 Alex Presley, L (1, 8) OBP: 0.280, SLG: 0.314	1 SAFE B FF 91 F FF 92 1 SAFE 1 SAFE X CH 83 1-1 1-2 1B			F FF 91 B SL 85 B CH 83 S CH 82 T CU 81 2-2 ③ K		C SL 84 B FF 92 B CU 78 X CH 84 2-1 ③ G4-3			C SI 93 S SL 85 X SL 88 0-2 ① G4-3		4	0	1	0	0	1	0
0 L.J. Hoes, R (1, 7) OBP: 0.277, SLG: 0.324	B FF 94 S SL 88 C SL 87 B FF 94 S CU 83 2-3 ② K				S SL 85 B SL 85 S CH 83 F SL 87 B CU 81 X FF 94 2-2 SH5-4 2 27 2B 2 E 1B		C SI 92 C SI 93 B SL 88 B SI 94 B SL 86 X SI 93 3-2 ① G6-3			S SL 85 B SL 86 B SL 86 B SL 86 C SL 85 X SL 86 3-2 ② G5-3		4	1	1	0	0	1	2
2 Jonathan Villar, S (1, 6) OBP: 0.255, SLG: 0.347	S FF 94 S FF 95 D CU 82 X CU 81 1-2 ③ G1-3				L CH 84 1 SAFE 1 SAFE X FF 92 0-1 ① SH5-4 1-3		C SI 94 T SL 86 B SI 94 B FF 94 F SI 93 B FF 94 X FF 94 3-2 ② G4-3			F SL 86 S FF 94 B SL 86 S SL 88 1-3 ③ K		3	0	0	0	0	1	2
Inning Stats	R: 1 H: 1 E: 0 LOB: 0 K: 2 BB: 0 S: 13 P: 17	R: 0 H: 2 E: 0 LOB: 2 K: 1 BB: 0 S: 14 P: 20	R: 0 H: 0 E: 0 LOB: 1 K: 1 BB: 1 S: 7 P: 12	R: 0 H: 0 E: 0 LOB: 0 K: 2 BB: 0 S: 10 P: 18	R: 2 H: 3 E: 1 LOB: 1 K: 1 BB: 0 S: 17 P: 23	R: 0 H: 0 E: 0 LOB: 0 K: 1 BB: 0 S: 9 P: 15	R: 0 H: 1 E: 0 LOB: 2 K: 0 BB: 1 S: 14 P: 25	R: 0 H: 0 E: 0 LOB: 0 K: 1 BB: 1 S: 7 P: 11	R: 0 H: 0 E: 0 LOB: 0 K: 1 BB: 0 S: 9 P: 13	R: 0 H: 1 E: 0 LOB: 0 K: 1 BB: 0 S: 11 P: 17	R: 1 H: 1 E: 0 LOB: 0 K: 0 BB: 0 S: 3 P: 5	1B: 7 SF: 0 2B: 1 SAC: 1 3B: 0 DP: 2 HR: 1 HBP: 0						

PITCHER		IP	WLS	BF	H	R	ER	SO	BB	IBB	HBP	BLK	WP	HR	S	P	ERA	WHIP
35 Justin Verlander, R ERA: 4.8	(1, 1)	6.0		25	6	3	3	8	1	0	0	0	1	0	70	105	4.50	1.167
55 Chad Smith, R ERA: 13.5	(7, 1)	0.2		4	1	0	0	0	1	0	0	0	0	0	12	22	0.00	3.000
63 Patrick McCoy, L ERA:	(7, 1)	0.1		1	0	0	0	0	0	0	0	0	0	0	2	3	0.00	0.000
44 Joba Chamberlain, R ERA: 2.67	(8, 1)	1.0		3	0	0	0	1	1	0	0	0	0	0	7	11	0.00	1.000
62 Al Alburquerque, R ERA: 3.0	(9, 1)	1.0		3	0	0	0	1	0	0	0	0	0	0	9	13	0.00	0.000

PITCHER		IP	WLS	BF	H	R	ER	SO	BB	IBB	HBP	BLK	WP	HR	S	P	ERA	WHIP
65 Blaine Hardy, L ERA: 2.45	(10, 1)	1.1	L	5	2	1	1	1	0	0	0	0	0	1	14	22	6.75	1.500

BOTTOM

Detroit Tigers @ Houston Astros

Minute Maid Park, Houston, TX

Fri Jun 27 2014, 7:13 PM - 11:16 PM CDT

Att. 22,386 - Roof Closed - 73 F

livebaseballscorecards.com

AB	37
R	4
H	9
RBI	2
BB	3
SO	11
LOB	14

WP: 1 PA: 41
PB: 0
SB: 3
CS: 0

Detroit Tigers @ Houston Astros

Minute Maid Park, Houston, TX

Sat Jun 28 2014, 3:11 PM - 6:26 PM CDT

Att. 25,788 - Roof Closed - 73 F

TOP

livebaseballscorecards.com

Batter	1	2	3	4	5	6	7	8	9	AB	R	H	RBI	BB	SO	LOB
20 Rajai Davis, R (1, 8) (9, 7) OBP: 0.321, SLG: 0.406	F SI 89 X SI 90 0-1 ① F8		B SI 90 B CH 80 B SI 89 C SI 88 B CH 81 4-1 BB		F CH 81 F SI 89 B CH 80 F CH 81 B CH 81 X CH 81 2-2 ② P5		D SL 87 C FF 94 F FF 94 X SL 87 1-2 ② FC5-2 1-2 2-3 3-Hf		X FF 93 0-0 ② SH1-3 1-2 2-3	3	0	0	0	1	0	5
3 Ian Kinsler, R (1, 4) OBP: 0.343, SLG: 0.489	B SI 90 X SI 90 1-0 2B		C SI 90 C KC 80 1 SAFE B CH 82 F KC 80 X CH 81 1-2 ③ F8		B CH 81 F SI 91 F SI 90 X KC 80 1-2 ③ F9		C SL 87 S SL 88 B SL 87 F CH 85 B FF 95 B FC 95 F FF 95 F FF 94 3-2 ③ F7 X SL 84		B SL 81 B FF 94 X FC 92 2-0 HR 2-H 3-H	5	1	2	3	0	0	6
24 Miguel Cabrera, R (1, 10) OBP: 0.369, SLG: 0.540	C SI 90 F KC 79 F KC 80 S SI 91 0-3 ② K			C CH 81 X KC 80 0-1 ① F8		C SI 88 F SI 89 F FF 90 B KC 80 X CH 82 1-2 ① P6		B SI 92 C SI 91 X SL 85 1-1 ① G1	B SL 81 F FF 94 X SL 82 1-1 ③ L9	5	0	0	0	0	1	2
41 Victor Martinez, S (1, 3) OBP: 0.383, SLG: 0.592	B KC 78 X CH 81 1-0 ③ G5-3			B KC 79 C KC 79 F CH 82 F SI 90 B KC 81 X KC 80 2-2 ② G3-1		X KC 80 0-0 ② F8		B SI 92 B SI 92 C SI 92 C SL 85 B SI 92 F SL 86 X SL 85 3-2 ② L3		4	0	0	0	0	0	1
28 J.D. Martinez, R (1, 7) OBP: 0.342, SLG: 0.615 32 Don Kelly, L (9, 5) OBP: 0.313, SLG: 0.291		B SI 90 C CH 81 B CH 80 F SI 89 B KC 80 S CH 81 3-3 ① K		X KC 78 0-0 ③ F9		C CH 82 S SI 89 T SI 91 0-2 ③ K		X SL 86 0-0 2B		4	0	1	0	0	2	0
										0	0	0	0	0	0	0
48 Torii Hunter, R (1, 9) OBP: 0.282, SLG: 0.419		F FF 91 F SI 90 X FF 91 0-2 ② F8			B KC 78 S CH 81 X KC 79 1-1 50 1B / 30 1B / 1B		X SI 90 0-0 ① F9	X SI 93 0-0 ③ G6-3		4	1	1	0	0	0	1
9 Nick Castellanos, R (1, 5) OBP: 0.303, SLG: 0.408 14 Austin Jackson, R (9, PR) OBP: 0.315, SLG: 0.366		B SI 90 S CH 81 X CH 82 1-1 ③ F9			C SI 90 S CH 80 B CH 81 X CH 81 1-2 ① F9		B CH 81 B SI 89 B SI 89 B SI 89 4-0 30 1B / 50 1B / 20 FC5-2 / BB		C FC 90 X SL 80 0-1 20 SH1-3 / 30 1B / 3 HR / 1B	3	0	1	0	1	0	1
(9, 8)										0	1	0	0	0	0	0
50 Bryan Holaday, R (1, 2) OBP: 0.338, SLG: 0.347 13 Alex Avila, L (9, PH) OBP: 0.345, SLG: 0.364			C SI 89 B SI 89 B CH 81 X SI 89 2-1 ① G1-3		1 SAFE X SI 90 0-0 30 1B 1-2 1B		X CH 81 0-0 20 FC5-2 / 30 1B 1-2 1B		B CH 85 C SI 92 F CH 86 B FF 91 C FC 90 2-3 ① K	3	0	2	0	0	0	0
(9, 2)										1	0	0	0	0	1	1
30 Eugenio Suárez, R (1, 6) OBP: 0.391, SLG: 0.533			B SI 90 C SI 87 C CH 81 S KC 78 1-3 ② K		B CH 81 B SI 89 C SI 89 S CH 82 F CH 82 X SI 91 2-2 1-3 2-H 1B		C SL 87 B FF 94 B FF 95 B FF 94 X FF 94 3-1 20 FC5-2 1-2 2-3 1B		1 SAFE X FC 90 0-0 20 SH1-3 / 3 HR / 1-2 / 1B	4	1	3	1	0	1	0

	AB	36
	R	4
	H	10
	RBI	4
	BB	2
	SO	5
	LOB	17

Inning Stats	1	2	3	4	5	6	7	8	9	1B: 7	SF: 0	WP: 0	PA: 39
R:	0	0	0	0	1	0	0	0	3	2B: 2	SAC: 1	PB: 0	
E:	0	0	0	0	0	0	0	0	0	3B: 0	DP: 0	SB: 0	
K:	1	1	1	0	0	1	0	0	1	HR: 1	HBP: 0	CS: 0	
BB:	0	0	1	0	2	0	1	0	0				
H:	1	0	0	0	3	0	2	1	3				
LOB:	1	0	1	0	2	0	3	1	1				
P:	10	12	18	9	24	9	25	12	15				
S:	8	8	10	7	17	8	14	8	10				

PITCHER		IP	WLS	BF	H	R	ER	SO	BB	IBB	HBP	BLK	WP	HR	S	P	ERA	WHIP
39 Brett Oberholtzer, L ERA: 4.4	(1, 1)	6.1		26	5	1	1	4	2	0	0	0	0	0	60	88	1.42	1.105
61 Josh Zeid, R ERA: 3.86	(7, 1)	0.2	H	3	1	0	0	0	0	0	0	0	0	0	12	19	0.00	1.500
50 Chad Qualls, R ERA: 1.91	(8, 1)	1.0	H	4	1	0	0	0	0	0	0	0	0	0	8	12	0.00	1.000
36 Jerome Williams, R ERA: 5.91	(9, 1)	1.0	L	6	3	3	3	1	0	0	0	0	0	1	10	15	27.00	3.000

PITCHER	IP	WLS	BF	H	R	ER	SO	BB	IBB	HBP	BLK	WP	HR	S	P	ERA	WHIP

Detroit Tigers @ Houston Astros

Minute Maid Park, Houston, TX

Sat Jun 28 2014, 3:11 PM - 6:26 PM CDT

Att. 25,788 - Roof Closed - 73 F

BOTTOM

livebaseballscorecards.com

Batter	1	2	3	4	5	6	7	8	9	AB	R	H	RBI	BB	SO	LOB
27 Jose Altuve, R (1, 4) OBP: 0.383, SLG: 0.447	B FF 91 X FF 92 1-0 ① F7		B FF 92 X SL 84 1-0 21 S 1B		C CU 75 F CU 77 F FF 95 F FF 95 D CU 75 X SL 86 1-2 21 S 1B		B FF 91 X CH 82 1-0 ③ G1-3			4	0	2	0	0	0	0
4 George Springer, R (1, 9) OBP: 0.343, SLG: 0.467	B FF 93 S FF 93 X SL 85 1-1 21 1B 8 1B 1B		1 SAFE C FF 92 F CU 76 B FF 95 D SL 86 1 SAFE T FF 94 2-2 ① K		S FF 94 S SL 87 D SL 84 F FF 96 D CU 77 S SL 88 2-3 ② K			B SI 93 F CH 84 S FF 95 B FF 95 B SL 79 F SI 96 X FF 96 3-2 ① P5		4	1	1	0	0	2	3
21 Jon Singleton, L (1, 3) OBP: 0.274, SLG: 0.388	C FF 92 S FF 92 X CH 85 0-2 1-3 8 1B 1B		1 SAFE B CU 76 B FF 92 F CH 84 1 SAFE F FF 92 B FF 95 S FF 95 3-3 ② K 1-2		B CU 77 B CH 85 B CH 86 C FF 96 S FF 96 S FF 96 3-3 ③ K 1-2 2-3			B FF 96 B SL 78 S FF 96 S SI 95 B FF 96 S FF 96 3-3 ② K		4	1	1	0	0	3	3
15 Jason Castro, L (1, 2) OBP: 0.297, SLG: 0.363	D CU 78 C FF 95 S CH 87 C FF 97 1-3 ② K		F FF 94 S FF 94 C FF 96 0-3 ③ K			C CU 77 B FF 92 C CU 77 S CH 86 1-3 ① K		B SL 79 B SL 78 S FF 96 X FF 96 2-1 ③ G4-3		4	0	0	0	0	3	3
8 Alex Presley, L (1, 8) OBP: 0.284, SLG: 0.335	C CU 79 B FF 94 C FF 96 B FF 98 X CH 88 2-2 2-H 3-H 1B			C FF 91 X CH 85 0-1 ① G6-3		S FF 92 B FF 94 F FF 92 B SL 86 F CU 78 F FF 94 S CU 78 2-3 ② K			S FF 92 C SI 92 F SL 88 B CU 83 F FF 93 X SL 87 1-2 HR	4	1	2	3	0	1	0
30 Matt Dominguez, R (1, 5) OBP: 0.286, SLG: 0.380	B SL 86 1 SAFE S SL 85 S FF 94 B FF 94 B FF 95 S SL 87 3-3 ③ K			B FF 91 X FF 92 1-0 ② P4		B FF 93 B FF 93 F FF 93 F FF 93 B CH 86 F FF 95 B SL 86 4-2 BB			B FF 93 C CU 83 X CU 84 1-1 ① P4	3	0	0	0	1	1	1
23 Chris Carter, R (1, 10) OBP: 0.267, SLG: 0.406		C SL 84 B FF 93 B FF 92 S SL 85 T SL 86 2-2 ① K		B FF 92 S CU 76 B SL 87 S FF 93 B FF 95 S SL 86 3-3 ③ K		C FF 93 B FF 94 F CH 84 T FF 96 1-2 ③ K			S SL 88 B SL 88 S FF 94 B SL 89 B SL 89 T FF 94 3-2 ② K	4	0	0	0	0	4	1
9 Marwin Gonzalez, S (1, 6) OBP: 0.327, SLG: 0.367		X FF 91 0-0 ② P6			X FF 91 0-0 21 S 27 1B 1B		L CH 82 C FF 92 X CH 84 0-2 0 CS 1B		B FF 93 B FF 94 B FF 94 C FF 94 X FF 94 3-1 ③ F8	4	0	2	0	0	0	0
0 L.J. Hoes, R (1, 7) OBP: 0.267, SLG: 0.312		C FF 91 B CU 75 C FF 94 T FF 94 1-2 ③ K			B SL 84 B SL 83 X FF 92 2-0 ① P4		1 SAFE S SL 82 C FF 91 B SL 86 X CH 86 1-2 1-2 ① ② F8			3	0	0	0	0	1	2
Inning Stats	R: 2 H: 3 E: 0 LOB: 1 K: 2 BB: 0 S: 15 P: 23	R: 0 H: 0 E: 0 LOB: 0 K: 2 BB: 0 S: 7 P: 10	R: 0 H: 1 E: 0 LOB: 1 K: 3 BB: 0 S: 10 P: 16	R: 0 H: 0 E: 0 LOB: 0 K: 1 BB: 0 S: 6 P: 10	R: 0 H: 2 E: 0 LOB: 2 K: 2 BB: 0 S: 14 P: 22	R: 0 H: 0 E: 0 LOB: 1 K: 3 BB: 1 S: 14 P: 22	R: 0 H: 1 E: 0 LOB: 0 K: 0 BB: 0 S: 7 P: 9	R: 0 H: 0 E: 0 LOB: 0 K: 1 BB: 0 S: 9 P: 17	R: 1 H: 1 E: 0 LOB: 0 K: 1 BB: 0 S: 12 P: 20	1B: 7 SF: 0 2B: 0 SAC: 0 3B: 0 DP: 0 HR: 1 HBP: 0						WP: 0 PA: 35 PB: 0 SB: 3 CS: 1

	AB	34
	R	3
	H	8
	RBI	3
	BB	1
	SO	15
	LOB	13

PITCHER		IP	WLS	BF	H	R	ER	SO	BB	IBB	HBP	BLK	WP	HR	S	P	ERA	WHIP
37 Max Scherzer, R ERA: 3.64	(1, 1)	7.0		28	7	2	2	13	1	0	0	0	0	0	73	112	2.57	1.143
40 Phil Coke, L ERA: 5.34	(8, 1)	1.0	W	3	0	0	0	1	0	0	0	0	0	0	9	17	0.00	0.000
36 Joe Nathan, R ERA: 6.37	(9, 1)	1.0	S	4	1	1	1	1	0	0	0	0	0	1	12	20	9.00	1.000

PITCHER	IP	WLS	BF	H	R	ER	SO	BB	IBB	HBP	BLK	WP	HR	S	P	ERA	WHIP

Batter	1	2	3	4	5	6	7	8	9	AB	R	H	RBI	BB	SO	LOB
14 Austin Jackson, R (1, 8) OBP: 0.310, SLG: 0.359	B FF 87 C SI 88 C FC 87 B FC 88 F SI 88 F FC 87 S CU 76 2-3 ① **K**		B FF 88 D FC 87 F FC 86 1 SAFE L SI 88 S CU 76 2-3 ② **K** 1-2		B CU 75 C SI 88 B FC 86 B SI 88 X FF 89 3-1 ①② **G6-4-3** 1-2f 2-3		B CH 84 B SI 90 F SI 90 C SI 90 S FC 84 2-3 ③ **K**		C CH 79 B FF 92 F FF 92 B SL 80 C FF 92 2-3 ③ **K**	5	0	0	0	0	4	5
48 Torii Hunter, R (1, 9) OBP: 0.281, SLG: 0.420	S CU 75 B SI 89 F FC 87 F FC 87 B SI 89 X SI 89 2-2 ② **P3**		C SI 88 X CU 76 0-1 24 S 2B 2-H		F FC 87 B SI 90 B FC 88 S SI 91 D SI 90 X FC 89 3-2 ③ **L5**			X SI 92 0-0 ① **B5-3**		4	0	1	1	0	0	1
24 Miguel Cabrera, R (1, 3) OBP: 0.364, SLG: 0.533	C FC 86 B SI 89 F SI 88 F SI 88 X CH 86 1-2 ③ **L9**		B FF 88 B FC 87 F FF 88 T SI 89 F SI 90 D CH 86 X SI 86 3-2 ③ **G5-3** 2-3			B SI 88 X FC 86 1-0 ① **F9**		X SI 92 0-0 ② **P6**		4	0	0	0	0	0	1
41 Victor Martinez, S (1, 10) OBP: 0.384, SLG: 0.589		C SI 88 C CU 74 S FC 89 0-3 ① **K**		C CU 74 X CH 84 0-1 9 G4-3 1B		C FC 87 B CH 84 B CH 85 X FC 87 2-1 ② **F8**		B SI 93 B FS 83 B SI 93 C SI 92 F SI 93 B SI 94 4-2 28 1B 9 3B BB		3	1	1	0	1	1	0
28 J.D. Martinez, R (1, 7) OBP: 0.347, SLG: 0.612		C FF 88 F FC 86 B FC 87 B SI 90 X SI 90 2-2 9 FC5-4 1B		C SI 87 B CH 86 F FC 85 D CU 75 X CU 77 2-2 ① **F9**		F FC 86 C FC 86 D CH 84 F FF 89 B FC 87 F SI 90 X FC 87 2-2 ③ **G6-3**		B SI 93 C SI 94 B SI 94 X SI 94 2-1 9 3B 1-2 1B		4	1	2	0	0	0	1
9 Nick Castellanos, R (1, 5) OBP: 0.306, SLG: 0.417		C FC 86 F CU 74 X CU 70 0-2 ② **FC5-4** 1-2f		B CU 74 F FC 86 C SI 88 F CU 74 X FC 89 1-2 ②③ **G4-3** 1-2f			B FC 86 C FF 88 B CU 75 S SI 88 X SI 89 2-2 13 BB 1B	B CU 77 B CU 77 S CU 76 B SI 95 C SI 95 X CU 77 3-2 1-H 2-H 3B		4	0	2	2	0	0	2
13 Alex Avila, L (1, 2) OBP: 0.350, SLG: 0.381 3 Ian Kinsler, R (8, PH) OBP: 0.342, SLG: 0.488 50 Bryan Holaday, R (8, 2) OBP: 0.338, SLG: 0.347		B SI 88 C FC 86 B FC 86 S FC 88 S CU 76 2-3 ③ **K**		B FC 87 C FC 87 S CU 74 X FC 89 1-2 **HR**			C SI 89 B FC 86 D CU 75 1 SAFE B SI 91 B SI 89 4-1 1-2 BB	C CH 79 S SL 82 S SL 82 0-3 ③ **K**		2 1 0	1 0 0	1 0 0	1 0 0	1 1 0	1 1 0	1 1 0
30 Eugenio Suárez, R (1, 6) OBP: 0.384, SLG: 0.516			C FC 86 B CU 76 X FF 89 1-1 ① **F8**		B FC 87 B FC 86 C SI 88 X SI 88 2-1 14 G6-4-3 17 BB 1B		B CH 82 X SI 89 1-0 ① **F9**		X FF 92 0-0 ① **F8**	4	0	1	0	0	0	2
17 Andrew Romine, S (1, 4) OBP: 0.280, SLG: 0.265 20 Rajai Davis, R (9, PH) OBP: 0.319, SLG: 0.405			B CH 84 B FC 86 X FC 86 2-0 14 S 48 2B 1B		B CH 84 B SI 87 B FC 85 B FC 87 4-0 14 G6-4-3 1-2 BB		C SI 89 D FC 85 S CH 83 S FC 85 1-3 ② **K**		C FF 92 F CH 80 B CH 79 X FF 92 1-2 ② **F7**	2 1	1 0	1 0	0 0	1 0	1 0	2 0
Inning Stats	R: 0 E: 0 K: 1 S: 13 H: 0 LOB: 0 BB: 0 P: 18	R: 0 E: 0 K: 2 S: 12 H: 1 LOB: 1 BB: 0 P: 16	R: 1 E: 0 K: 1 S: 12 H: 2 LOB: 1 BB: 0 P: 20	R: 0 E: 0 K: 0 S: 9 H: 1 LOB: 0 BB: 0 P: 12	R: 1 E: 0 K: 0 S: 10 H: 2 LOB: 1 BB: 1 P: 23	R: 0 E: 0 K: 0 S: 8 H: 0 LOB: 0 BB: 0 P: 13	R: 0 E: 0 K: 2 S: 11 H: 1 LOB: 2 BB: 1 P: 21	R: 2 E: 0 K: 1 S: 12 H: 2 LOB: 1 BB: 1 P: 21	R: 0 E: 0 K: 1 S: 7 H: 0 LOB: 0 BB: 0 P: 10	1B: 6 2B: 1 3B: 1 HR: 1 SF: 0 SAC: 0 DP: 2 HBP: 0						

PITCHER		IP	WLS	BF	H	R	ER	SO	BB	IBB	HBP	BLK	WP	HR	S	P	ERA	WHIP
46 Scott Feldman, R ERA: 3.92	(1, 1)	6.0	W	24	7	2	2	4	1	0	0	0	0	1	67	107	3.00	1.333
38 Darin Downs, L ERA: 2.33	(7, 1)	1.0	H	4	0	0	0	2	1	0	0	0	0	0	8	16	0.00	1.000
55 Jose Veras, R ERA: 8.22	(8, 1)	0.2	H	5	2	2	2	0	1	0	0	0	0	0	9	18	27.00	4.500
29 Tony Sipp, L ERA: 1.61	(8, 1)	1.1	S	4	0	0	0	2	0	0	0	0	0	0	10	13	0.00	0.000

PITCHER	IP	WLS	BF	H	R	ER	SO	BB	IBB	HBP	BLK	WP	HR	S	P	ERA	WHIP

TOP

Detroit Tigers @ Houston Astros

Minute Maid Park, Houston, TX

Sun Jun 29 2014, 1:15 PM - 4:37 PM CDT

Att. 22,478 - Roof Closed - 73 F

livebaseballscorecards.com

AB	34
R	4
H	9
RBI	4
BB	3
SO	8
LOB	16

1B: 6	SF: 0	WP: 0	PA: 37
2B: 1	SAC: 0	PB: 0	
3B: 1	DP: 2	SB: 2	
HR: 1	HBP: 0	CS: 0	

BOTTOM

Detroit Tigers @ Houston Astros

Minute Maid Park, Houston, TX

Sun Jun 29 2014, 1:15 PM - 4:37 PM CDT

Att. 22,478 - Roof Closed - 73 F

livebaseballscorecards.com

Batter	1	2	3	4	5	6	7	8	9	AB	R	H	RBI	BB	SO	LOB
27 Jose Altuve, R (1, 4) OBP: 0.386, SLG: 0.452	B SI 85 F SI 86 C KC 74 X KC 76 1-2 4 S 4 2B 1B	B SI 88 C FC 82 F SI 89 X KC 76 1-2 4 S 1B		B SI 90 F SI 91 B SL 84 F SI 92 X SI 92 2-2 ① F8		1 SAFE X CH 84 0-0 21 BB 1-3 2B		B CU 76 B FF 89 B CH 79 X FF 89 3-0 ② F7		5	1	3	0	0	0	2
4 George Springer, R (1, 9) OBP: 0.351, SLG: 0.471	B SI 86 C SI 88 1 SAFE X KC 75 1-1 14 S 14 1B 1-H 2B	1 SAFE B KC 76 C KC 76 F SI 89 1 SAFE B KC 76 1 SAFE F KC 76 F SI 90 4-2 B CH 79 F SI 90 D FC 82 1-2 BB		S SL 84 B SI 92 X SL 84 1-1 ② G1-3		I IN 62 I IN 65 I IN 67 I IN 68 4-0 21 BB IBB		I IN 79 I IN 82 I IN 82 I IN 82 4-0 21 1B IBB		2	1	1	1	3	0	0
21 Jon Singleton, L (1, 3) OBP: 0.280, SLG: 0.382	B SI 88 S SI 89 B SI 89 S SI 89 S SI 90 2-3 ① K	S SI 90 C SI 90 S SI 90 0-3 ③ K		B SI 92 B SI 92 S FF 93 S FF 94 F FF 93 F FF 94 S FF 94 2-3 ③ K		B SL 82 B SI 91 B SI 91 C SI 91 B SI 91 4-1 1-2 2-3 3-H BB		B CU 77 B FF 90 X FF 89 2-0 1-2 3-H 1B		4	0	1	2	1	3	3
14 Jesus Guzman, R (1, 10) OBP: 0.291, SLG: 0.283	B SI 88 B FC 82 B SI 89 F SI 89 F SI 89 F SI 89 X KC 77 3-2 0 WP 0 SF9 30 1B 2-H 1B		C SI 85 B SI 88 X SI 88 1-1 ① P3		C FF 91 X SL 85 0-1 ① P4	B FF 90 F FF 91 B FF 91 C SI 91 S SL 83 2-3 ③ K		B FC 85 B CH 79 F FF 89 F FC 85 X CU 78 2-2 ③ G1-3		5	1	1	1	0	1	5
30 Matt Dominguez, R (1, 5) OBP: 0.291, SLG: 0.388	X SI 88 0-0 1-2 1B		C SI 88 X CH 78 0-1 0 2B 2B		C SI 92 B SI 92 F SL 85 B SI 92 F FF 94 X SL 85 2-2 ② L9		X FF 90 0-0 0 FC5-4 1B			4	1	3	0	0	0	0
0 L.J. Hoes, R (1, 7) OBP: 0.267, SLG: 0.325	B KC 76 S CH 78 X SI 88 1-1 ② SF9 2-H		C SI 88 F SI 89 X KC 76 0-2 22 1B 8 FC6-2-5 2-H 2B		B FF 93 S SI 92 B SI 92 S SI 93 X SI 93 2-2 ③ G5-3		D FF 89 1 SAFE C SI 90 B SI 90 X FF 90 2-1 ① FC5-4 2 G6-4-3 1-2f			3	0	1	2	0	0	1
2 Jonathan Villar, S (1, 6) OBP: 0.255, SLG: 0.342 15 Jason Castro, L (9, 2) OBP: 0.297, SLG: 0.363	C KC 75 C SI 89 1 SAFE T SI 88 0-2 K		B SI 88 C SI 87 B SI 88 T SI 88 B SI 89 B SI 89 4-2 22 1B 8 FC6-2-5 BB			F FF 91 X SL 83 0-1 ① P5	X FF 89 0-0 ② ③ G6-4-3 1-2f			3 0 0 0 1 1 2 0 0 0 0 0 0 0						
22 Carlos Corporán, S (1, 2) OBP: 0.287, SLG: 0.435 9 Marwin Gonzalez, S (8, PR) (9, 6) OBP: 0.327, SLG: 0.367		B CH 77 B SI 86 B SI 87 C SI 86 F SI 87 X SI 88 3-2 8 G3-6 1B	F SI 90 2 SAFE B FF 92 X SI 92 1-1 8 FC6-2-5 1-2 2-3 1B			C FF 91 B CH 84 B CH 84 X FF 91 2-1 ② F8		X FF 88 0-0 8 SH1-4 21 1B 2B		4 0 3 0 0 0 0 0 1 0 0 0 0 0						
8 Alex Presley, L (1, 8) OBP: 0.285, SLG: 0.335		C SI 88 B KC 76 B FC 82 F SI 88 X KC 76 2-2 ① ② G3-6 1-2f	C SI 91 B FF 93 B FF 93 B SI 93 X SI 94 3-1 ② ③ FC6-2-5 1-2 2-H 3-H			C SL 83 S SL 83 B FF 91 X SL 83 1-2 27 2B 21 BB 1B		B FC 85 X FF 89 1-0 ① SH1-4 2-3		3	1	1	0	0	0	4
Inning Stats	R: 3 H: 4 E: 0 LOB: 1 K: 2 BB: 0 S: 18 P: 26	R: 0 H: 2 E: 0 LOB: 2 K: 1 BB: 1 S: 17 P: 27	R: 1 H: 3 E: 0 LOB: 2 K: 0 BB: 1 S: 13 P: 22	R: 0 H: 0 E: 0 LOB: 0 K: 1 BB: 0 S: 10 P: 15	R: 0 H: 0 E: 0 LOB: 0 K: 0 BB: 0 S: 9 P: 13	R: 1 H: 2 E: 0 LOB: 3 K: 0 BB: 2 S: 12 P: 25	R: 0 H: 1 E: 0 LOB: 0 K: 0 BB: 0 S: 4 P: 6	R: 1 H: 2 E: 0 LOB: 2 K: 0 BB: 1 S: 7 P: 19		1B: 9 SF: 1 2B: 6 SAC: 1 3B: 0 DP: 3 HR: 0 HBP: 0				WP: 1 PA: 40 PB: 0 SB: 3 CS: 0		

PITCHER		IP	WLS	BF	H	R	ER	SO	BB	IBB	HBP	BLK	WP	HR	S	P	ERA	WHIP
33 Drew Smyly, L ERA: 3.57	(1, 1)	2.1	L	16	8	4	4	3	2	0	0	0	1	0	44	67	15.43	4.286
55 Chad Smith, R ERA: 6.75	(3, 1)	2.2		8	1	0	0	1	0	0	0	0	0	0	23	36	0.00	0.375
63 Patrick McCoy, L ERA: 2.7	(6, 1)	2.0		10	3	1	1	1	1	1	0	0	0	0	16	31	4.50	2.000
65 Blaine Hardy, L ERA: 3.24	(8, 1)	1.0		6	2	1	1	0	0	1	0	0	0	0	7	19	9.00	2.000

PITCHER	IP	WLS	BF	H	R	ER	SO	BB	IBB	HBP	BLK	WP	HR	S	P	ERA	WHIP

Oakland Athletics @ Detroit Tigers

Comerica Park, Detroit, MI

Mon Jun 30 2014, 7:13 PM - 10:34 PM EDT

Att. 42,477 - Partly Cloudy - 86 F

TOP

livebaseballscorecards.com

Batter	1	2	3	4	5	6	7	8	9	AB	R	H	RBI	BB	SO	LOB
4 Coco Crisp, S (1, 8) OBP: 0.383, SLG: 0.447	C FF 90 B CU 78 X FS 86 1-1 37 F9 2B		C CU 76 B CU 78 X SL 86 1-1 5 G1-3 1B		C FF 92 B FF 93 B FS 88 B FS 87 X SI 93 3-1 ② F8		C CU 78 B CU 79 C CU 79 F FF 93 B CU 77 S FS 88 2-3 ② K2-3		C FC 85 S CH 78 B FC 86 F CU 76 B FF 90 C CH 78 2-3 ① K	5	0	2	0	0	2	0
5 John Jaso, L (1, 2) OBP: 0.356, SLG: 0.446	X FF 91 0-0 ① P4		1 SAFE L FF 91 X SL 87 0-1 ① G1-3 1-2		B CU 80 F FS 88 X SL 86 1-1 ③ F9		B FS 88 S CH 79 B FF 93 B FC 94 X SL 87 3-1 ③ L7		S FC 86 B FC 86 F CU 78 F FC 87 X FF 89 1-2 ② F7	5	0	0	0	0	0	2
52 Yoenis Cespedes, R (1, 7) OBP: 0.326, SLG: 0.497 3 Craig Gentry, R (8, 7) OBP: 0.335, SLG: 0.317	C FF 92 H SI 91 1-1 20 FC6-4 HBP		S FS 85 F FS 84 X FF 92 0-2 ② P4			C SL 85 X FF 92 0-1 20 F9 8 1B 37 1B 1B		C SL 85 B FS 85 B SL 88 X FS 87 2-1 E6 37 2B	B FF 88 S CH 78 X CH 79 1-1 ③ L6	3 1	2 0	1 0	0 0	0 0	0 0	1 0
37 Brandon Moss, L (1, 9) OBP: 0.355, SLG: 0.521	B FF 92 B FF 92 S FS 86 X FS 86 2-1 ② F9 2-3		B FF 93 B FF 92 F SL 86 B FC 93 S FS 87 X SI 93 3-2 ③ F8			1 SAFE 1 SAFE X FF 92 0-0 8 1B 1-2 1B		B CH 76 S SL 88 F CH 75 D FS 89 1 SAFE 1 SAFE X FC 93 2-2 21 1B 8 1B 1-H 2B		4	1	2	1	0	0	3
20 Josh Donaldson, R (1, 10) OBP: 0.329, SLG: 0.464	X SL 85 0-0 ③ FC6-4 1-2f			B FF 91 F FS 85 F FS 84 B FF 93 B SL 86 F FS 86 X SL 88 3-2 ① L7		B FS 87 C SL 88 B SL 88 B FF 91 X SL 85 3-1 ① F9 2-3		B FF 95 B SL 84 B SL 83 B FF 94 4-0 21 1B 8 1B BB		3	1	0	0	1	0	4
21 Stephen Vogt, L (1, 3) OBP: 0.366, SLG: 0.478		B FF 90 C FF 91 X FF 91 1-1 1B		C FS 88 B FF 94 X SL 87 1-1 7 S 1B		C FF 94 F SL 89 F FF 94 F FF 94 X SL 88 0-2 ② F7		B SL 84 C FF 94 X FF 92 1-1 7 FC5-4 8 1B 1-2 2-3 1B		4	0	3	0	0	0	2
8 Jed Lowrie, S (1, 6) OBP: 0.316, SLG: 0.330		X FF 91 0-0 ① F7		B FS 84 X FS 87 1-0 ② L8		B FS 89 F FF 94 B FF 94 X FF 94 2-1 1-2 3-H 1B		S CU 78 B CU 78 F SL 82 F CU 79 F SL 86 B SL 84 F SL 84 X FF 91 2-2 7 FC5-4 1-2 2-H 3-H 1B		4	0	2	3	0	0	2
7 Alberto Callaspo, S (1, 5) OBP: 0.329, SLG: 0.317		C CU 78 B FS 87 T SL 86 D SL 85 F SL 86 B FF 93 X SI 92 3-2 ② F9		C CU 79 1 SAFE 1 SAFE B FC 92 2 SAFE D CH 76 S FS 88 D SL 89 S SL 90 3-3 ③ K 1-2		B FS 88 F FS 88 X CH 74 1-1 ③ F9		F CH 84 C SI 93 F FF 94 X SI 93 0-2 ①② FC5-4 1-2 2-3		4	0	0	0	0	1	6
28 Eric Sogard, L (1, 4) OBP: 0.261, SLG: 0.221		B FF 91 C SI 92 X SL 86 1-1 ③ G4-3			C SL 87 X SL 84 0-1 ① G6-3		C FF 91 B FF 93 X SL 86 1-1 ① L8	B FF 96 F SI 93 1 SAFE X SL 79 1-1 ③ G4-3		4	0	0	0	0	0	2

Inning Stats	1	2	3	4	5	6	7	8	9
R:	0	0	0	0	0	1	0	3	0
E:	0	0	0	0	0	0	0	1	0
K:	0	0	0	1	0	0	1	0	1
S:	7	9	10	10	6	14	8	19	10
H:	1	1	1	1	0	3	0	3	0
LOB:	2	1	1	1	0	2	0	1	0
BB:	0	0	0	0	0	0	0	1	0
P:	11	14	14	18	10	20	14	31	14

1B:	8	
2B:	2	
3B:	0	
HR:	0	
SF:	0	
SAC:	0	
DP:	1	
HBP:	1	
WP:	0	
PB:	0	
SB:	1	
CS:	0	
PA:	39	

AB	37
R	4
H	10
RBI	4
BB	1
SO	3
LOB	22

PITCHER		IP	WLS	BF	H	R	ER	SO	BB	IBB	HBP	BLK	WP	HR	S	P	ERA	WHIP
19 Aníbal Sánchez, R ERA: 2.63	(1, 1)	7.0		31	8	3	2	2	0	0	1	0	0	0	69	110	2.57	1.143
44 Joba Chamberlain, R ERA: 2.94	(8, 1)	0.0		3	2	1	1	0	1	0	0	0	0	0	8	15	∞	∞
40 Phil Coke, L ERA: 5.16	(8, 1)	1.0		2	0	0	0	0	0	0	0	0	0	0	6	7	0.00	0.000
65 Blaine Hardy, L ERA: 2.89	(9, 1)	1.0	W	3	0	0	0	1	0	0	0	0	0	0	10	14	0.00	0.000

PITCHER		IP	WLS	BF	H	R	ER	SO	BB	IBB	HBP	BLK	WP	HR	S	P	ERA	WHIP

Batter	1	2	3	4	5	6	7	8	9	AB	R	H	RBI	BB	SO	LOB
20 Rajai Davis, R (1, 7) OBP: 0.321, SLG: 0.418	C SI 92 S CH 81 S CH 82 0-3 K ①	C CH 78 F SI 92 C SI 94 0-3 K ②	X CH 80 0-0 3 S 1B	B SI 91 B CH 84 X SI 89 2-0 P1 ③	B CU 84 X CU 83 1-0 1-H 2-H 3-H HR	5	1	2	4	0	2	0
3 Ian Kinsler, R (1, 4) OBP: 0.344, SLG: 0.486	X SI 92 0-0 G4-3 ②	C CH 80 F SI 92 F SI 94 X SI 94 0-2 24 S 1B	F SL 83 B SI 92 1 SAFE 1 SAFE 1 SAFE X FC 86 1-1 G5-3 ③ 1-2	B SL 81 F SI 88 F SL 80 B SL 81 B SI 89 B SL 80 4-2 24 G5-4-3 BB	3	0	1	0	1	0	1
24 Miguel Cabrera, R (1, 3) OBP: 0.366, SLG: 0.546	B SI 93 B SI 92 C SI 92 B CH 80 F CH 81 F SI 93 F SI 93 X SI 93 3-2 2B	F SI 94 1 SAFE 1 SAFE 1 SAFE F SI 92 F SI 94 S SI 93 0-3 K ③ 1-2	C SI 89 B SL 84 B FC 86 S SI 92 X CH 77 2-2 HR	X SI 89 0-0 G5-4-3 ①② 1-2f	4	1	2	1	0	1	2
28 J.D. Martinez, R (1, 10) OBP: 0.351, SLG: 0.603	B SI 92 S CH 78 F CH 80 F CH 81 F SI 93 F SI 93 F CH 80 S CH 80 1-3 K ③	S CH 80 S CH 80 F CH 78 B CH 80 S CH 79 1-3 K ①	B SI 94 B CH 77 S CH 79 B CH 81 B CH 73 4-1 48 F8 BB	C SL 82 B SI 88 B SL 80 B SI 88 C SI 88 B SL 81 4-2 BB	2	0	0	0	2	2	1
48 Torii Hunter, R (1, 9) OBP: 0.277, SLG: 0.413	B SI 92 X CH 79 1-0 L8 ①	C SI 93 X SI 93 0-1 L8 ②	F SL 84 B SL 84 1 SAFE B SI 93 S FC 86 B FC 87 F FC 85 1 SAFE F SI 93 3-2 X FC 85 F8 ① 1-2	B SI 88 C SI 87 M SL 81 X SL 80 1-2 G3 ③	4	0	0	0	0	0	2
9 Nick Castellanos, R (1, 5) OBP: 0.312, SLG: 0.418	S SI 92 S SI 92 B CH 81 B SI 94 B CH 79 B SI 93 4-2 30 S BB	B SI 93 B SI 92 B CH 78 B SI 89 4-0 BB	D CH 81 S SL 83 B SI 89 C SI 90 X SI 90 2-2 G1-3 ②	F FF 95 X FF 96 0-1 13 1B 20 HR 1B	2	1	1	0	2	0	1
13 Alex Avila, L (1, 2) OBP: 0.348, SLG: 0.378	B SL 81 C SI 92 F SI 92 S SI 94 1-3 K ②	B CH 79 F SI 91 C SL 80 X SL 80 1-2 G6-3 ③	X SL 82 0-0 G3 ③	X FF 95 0-0 14 BB 20 HR 1-3 1B	4	1	1	0	0	1	3
30 Eugenio Suárez, R (1, 6) OBP: 0.364, SLG: 0.485	1 SAFE B SI 90 C CH 80 C CH 78 X SI 94 1-2 G4-3 ③ 1-2	C SI 90 B SL 80 F CH 80 C CH 75 1-3 K ①	C SI 90 F SI 89 B FF 91 S SI 90 1-3 K ①	F FF 96 S CU 83 0-3 K ①	4	0	0	0	0	3	3
14 Austin Jackson, R (1, 8) OBP: 0.309, SLG: 0.355	B SI 91 F SI 90 B SI 91 F SI 91 X CH 78 2-2 L9 ①	F SI 91 B SI 94 B SI 92 X SI 92 2-1 L4 ②	B SI 89 C SI 90 F SI 91 F SI 90 X CU 76 1-2 G5-3 ②	B FF 96 C FF 95 B FF 95 F FF 95 F FF 97 F FF 96 F FF 97 B FF 96 B FF 96 4-2 20 HR 1-2 BB	3	1	0	0	1	0	0
Inning Stats	R: 0 E: 0 K: 2 S: 16 H: 1 LOB: 1 BB: 0 P: 20	R: 0 E: 0 K: 1 S: 9 H: 0 LOB: 1 BB: 1 P: 16	R: 0 E: 0 K: 2 S: 14 H: 1 LOB: 1 BB: 0 P: 16	R: 0 E: 0 K: 1 S: 9 H: 0 LOB: 1 BB: 1 P: 15	R: 0 E: 0 K: 1 S: 8 H: 1 LOB: 1 BB: 0 P: 12	R: 1 E: 0 K: 0 S: 13 H: 1 LOB: 1 BB: 1 P: 24	R: 0 E: 0 K: 1 S: 8 H: 0 LOB: 0 BB: 0 P: 12	R: 0 E: 0 K: 0 S: 8 H: 0 LOB: 1 BB: 2 P: 17	R: 4 E: 0 K: 1 S: 12 H: 3 LOB: 0 BB: 1 P: 17	1B: 4 2B: 1 3B: 0 HR: 2 SF: 0 SAC: 0 DP: 1 HBP: 0	WP: 0 PB: 0 SB: 3 CS: 0 PA: 37					

Oakland Athletics @ Detroit Tigers

Comerica Park, Detroit, MI

Mon Jun 30 2014, 7:13 PM - 10:34 PM EDT

Att. 42,477 - Partly Cloudy - 86 F

BOTTOM

livebaseballscorecards.com

AB	31
R	5
H	7
RBI	5
BB	6
SO	9
LOB	13

PITCHER		IP	WLS	BF	H	R	ER	SO	BB	IBB	HBP	BLK	WP	HR	S	P	ERA	WHIP
26 Scott Kazmir, L ERA: 2.61	(1, 1)	5.1		23	4	1	1	7	3	0	0	0	0	1	65	97	1.69	1.312
61 Dan Otero, R ERA: 2.1	(6, 1)	1.2		5	0	0	0	1	0	0	0	0	0	0	12	18	0.00	0.000
44 Luke Gregerson, R ERA: 2.27	(8, 1)	1.0	H	4	0	0	0	0	2	0	0	0	0	0	8	17	0.00	2.000
62 Sean Doolittle, L ERA: 2.97	(9, 1)	0.1	L	5	3	4	4	1	1	0	0	0	0	1	12	17	108.00	12.000

PITCHER	IP	WLS	BF	H	R	ER	SO	BB	IBB	HBP	BLK	WP	HR	S	P	ERA	WHIP

Batter	1	2	3	4	5	6	7	8	9	AB	R	H	RBI	BB	SO	LOB
4 Coco Crisp, S (1, 8) OBP: 0.377, SLG: 0.440	C SI 91 F FF 94 B CH 83 X SI 92 1-2 G4-3		B FF 91 B SI 90 F FF 89 B SI 92 X FF 90 3-1 P6			C SI 88 B CU 77 X CH 81 1-1 P3		B CU 77 C CH 82 X SI 89 1-1 FC4-6 1-2f		4	0	0	0	0	0	1
5 John Jaso, L (1, 10) OBP: 0.350, SLG: 0.437	X FF 92 0-0 G5-3			C CU 76 X CU 78 0-1 G5-3		X FF 90 0-0 F8			C SI 88 S CH 82 X SI 91 0-2 F8	4	0	0	0	0	0	0
20 Josh Donaldson, R (1, 5) OBP: 0.325, SLG: 0.459	B FF 92 B FF 93 B SI 91 C SI 91 C SI 92 X SI 92 3-2 G6-3			F FF 91 X SI 91 0-1 G6-3			X SI 88 0-0 G3		C FF 90 B CU 80 X FF 90 1-1 F8	4	0	0	0	0	0	0
37 Brandon Moss, L (1, 9) OBP: 0.351, SLG: 0.514		C SI 90 B CH 83 B CH 82 X SI 90 2-1 G6-3		C FF 90 B SL 87 F CU 78 F FF 91 X CH 82 1-2 G4-3			C SI 89 F FF 91 X CU 77 0-2 G4-3		X FF 91 0-0 F7	4	0	0	0	0	0	0
8 Jed Lowrie, S (1, 6) OBP: 0.319, SLG: 0.337		C SI 90 F CU 79 B SI 92 B SI 92 X CU 79 2-2 21 F8 2B			X SI 89 0-0 F8		C FF 89 X SL 88 0-1 1B			3	0	2	0	0	0	0
21 Stephen Vogt, L (1, 2) OBP: 0.365, SLG: 0.471		F FF 91 B FF 92 B FF 92 X CH 82 2-1 F8 2-3			C SI 89 F CU 77 B SI 90 B CU 78 X CU 77 2-2 1B		F CH 80 B FF 89 X SI 90 1-1 G4-3			3	0	1	0	0	0	2
7 Alberto Callaspo, S (1, 3) OBP: 0.325, SLG: 0.313		B FF 93 X CU 78 1-0 G4-3			C CU 77 X CH 82 0-1 P4			B SI 87 C CH 80 X CH 79 1-1 G4-3		3	0	0	0	0	0	2
1 Nick Punto, S (1, 4) OBP: 0.329, SLG: 0.289			B SI 89 C SI 90 C SI 90 B CU 78 X SI 91 2-2 G4-3		B SI 90 B CH 81 X SI 90 2-0 F8			C SI 88 C SL 88 B CU 78 F SI 90 X CU 78 1-2 G3-1		3	0	0	0	0	0	1
3 Craig Gentry, R (1, 7) OBP: 0.335, SLG: 0.318			C FF 92 S CU 79 F SI 92 X SI 91 0-2 G5-3			X SI 89 0-0 G1-3		C SI 89 C CU 78 X SI 90 0-2 4 FC4-6 1B		3	0	1	0	0	0	0
Inning Stats	R: 0 E: 0 K: 0 S: 7 H: 0 LOB: 0 BB: 0 P: 11	R: 0 E: 0 K: 0 S: 8 H: 1 LOB: 1 BB: 0 P: 15	R: 0 E: 0 K: 0 S: 9 H: 0 LOB: 0 BB: 0 P: 14	R: 0 E: 0 K: 0 S: 8 H: 0 LOB: 0 BB: 0 P: 9	R: 0 E: 0 K: 0 S: 7 H: 1 LOB: 1 BB: 0 P: 11	R: 0 E: 0 K: 0 S: 4 H: 0 LOB: 0 BB: 0 P: 5	R: 0 E: 0 K: 0 S: 8 H: 1 LOB: 1 BB: 0 P: 9	R: 0 E: 0 K: 0 S: 11 H: 1 LOB: 1 BB: 0 P: 14	R: 0 E: 0 K: 0 S: 6 H: 0 LOB: 0 BB: 0 P: 7	1B: 3 2B: 1 3B: 0 HR: 0	SF: 0 SAC: 0 DP: 0 HBP: 0					

PITCHER	IP	WLS	BF	H	R	ER	SO	BB	IBB	HBP	BLK	WP	HR	S	P	ERA	WHIP
21 Rick Porcello, R (1, 1) ERA: 3.12	9.0	W	31	4	0	0	0	0	0	0	0	0	0	68	95	0.00	0.444

PITCHER	IP	WLS	BF	H	R	ER	SO	BB	IBB	HBP	BLK	WP	HR	S	P	ERA	WHIP

Oakland Athletics @ Detroit Tigers

Comerica Park, Detroit, MI

Tue Jul 01 2014, 7:10 PM - 9:21 PM EDT

Att. 32,455 - Partly Cloudy - 85 F

TOP

livebaseballscorecards.com

AB	31
R	0
H	4
RBI	0
BB	0
SO	0
LOB	6

PA: 31

WP: 0
PB: 0
SB: 0
CS: 0

Batter	1	2	3	4	5	6	7	8	9	AB	R	H	RBI	BB	SO	LOB
14 Austin Jackson, R (1, 8) OBP: 0.305, SLG: 0.349	C FF 88 S CH 80 B CH 80 B CH 80 X FF 88 2-2 L9 ①		B FF 87 1 SAFE 1 SAFE 1 SAFE B CH 79 C FF 87 F FF 87 1 SAFE B CU 73 3-3 S CH 79 K ③		B FF 86 C FF 86 F CU 74 B CU 73 F FF 87 X CH 79 2-2 1-2 F9 ②③		P PO 90 B SI 91 X SI 95 2-0 1-2f G6-4-3 ②③			4	0	0	0	0	1	3
3 Ian Kinsler, R (1, 4) OBP: 0.343, SLG: 0.483	C FF 87 B FF 88 F FC 84 S CU 74 1-3 K ②			C CU 72 X CH 79 0-1 F7 ①		B FF 87 C FF 86 B FF 87 C CH 79 X CU 73 2-2 28 HR 1B		B CU 73 C SI 89 F CH 80 B SI 91 B SL 81 X SI 87 3-2 G6-3 ①		4	1	1	0	0	1	0
24 Miguel Cabrera, R (1, 3) OBP: 0.364, SLG: 0.540	B FF 88 B FC 84 X FC 82 2-0 G5-3 ③			B FF 87 B CU 73 C FC 82 B CU 72 B FF 87 4-1 28 2B 48 G6-3 BB		C FF 86 F FF 87 B FF 88 F CU 73 X FF 89 1-2 L8 ①		B SI 90 B CU 74 X SI 88 2-0 G6-3 ②		3	1	0	0	1	0	1
28 J.D. Martinez, R (1, 10) OBP: 0.354, SLG: 0.628		B CU 72 B FF 88 C FF 88 S CH 79 F CH 79 C FF 88 2-3 K ①		X FC 82 0-0 48 G6-3 1-3 2B		X CH 79 0-0 1-H HR		X SI 86 0-0 F9 ③		4	1	2	2	0	1	0
48 Torii Hunter, R (1, 9) OBP: 0.274, SLG: 0.409		C FF 88 B CU 73 X CH 79 1-1 G6-3 ②		X CH 79 0-0 G6-3 ② 2-3 3-H		B FF 86 X CU 72 1-0 P3 ②				3	0	0	1	0	0	1
9 Nick Castellanos, R (1, 5) OBP: 0.316, SLG: 0.416		F FF 87 B FF 88 F FF 88 F CU 73 S CH 78 1-3 K ③		C CU 73 B FF 89 B FF 88 D CH 80 B FF 88 4-1 50 WP BB		B FC 82 B CH 79 B FF 86 B FF 86 4-0 50 FC5-4 BB				1	0	0	0	2	1	0
50 Bryan Holaday, R (1, 2) OBP: 0.325, SLG: 0.333			C CH 79 F FF 88 B CH 74 X CU 73 1-2 G6-3 ①	B CU 73 C FF 88 B FF 88 F CH 79 F CH 80 S FF 88 2-3 K2-3 ③ 1-2		C FF 87 1 SAFE B FC 81 X FF 87 1-1 FC5-4 ③ 1-2f				3	0	0	0	0	1	3
30 Eugenio Suárez, R (1, 6) OBP: 0.375, SLG: 0.493			C FF 89 B FC 83 C FF 89 B CH 81 S CH 79 2-3 K ②		B FF 87 C FF 86 X CH 79 1-1 20 FC5-4 1B		B CU 71 B FF 86 B FF 88 C FF 88 C FF 87 X FF 87 3-2 20 FC6-4 1B			3	0	2	0	0	1	0
20 Rajai Davis, R (1, 7) OBP: 0.321, SLG: 0.417			L FF 87 B CH 80 X FF 88 1-1 1B		X CH 78 0-0 FC5-4 ① 14 CS 1-2f		B SI 92 1 SAFE L SI 94 1 SAFE 1 SAFE X SI 92 1-1 FC6-4 ① 14 G6-4-3 1-2f			3	0	1	0	0	0	2
Inning Stats	R: 0 E: 0 K: 1 S: 7 H: 0 LOB: 0 BB: 0 P: 12	R: 0 E: 0 K: 2 S: 10 H: 0 LOB: 0 BB: 0 P: 14	R: 0 E: 0 K: 2 S: 11 H: 1 LOB: 1 BB: 0 P: 18	R: 1 E: 0 K: 1 S: 10 H: 1 LOB: 2 BB: 2 P: 20	R: 0 E: 0 K: 0 S: 7 H: 1 LOB: 0 BB: 0 P: 10	R: 2 E: 0 K: 0 S: 11 H: 2 LOB: 1 BB: 1 P: 20	R: 0 E: 0 K: 0 S: 7 H: 1 LOB: 0 BB: 0 P: 12	R: 0 E: 0 K: 0 S: 5 H: 0 LOB: 0 BB: 0 P: 10		1B: 4 2B: 1 3B: 0 HR: 1 SF: 0 SAC: 0 DP: 1 HBP: 0						

PITCHER		IP	WLS	BF	H	R	ER	SO	BB	IBB	HBP	BLK	WP	HR	S	P	ERA	WHIP
49 Brad Mills, L ERA: 4.41	(1, 1)	6.0	L	26	6	3	3	6	3	0	0	0	1	1	59	100	4.50	1.500
45 Jim Johnson, R ERA: 5.0	(7, 1)	1.0		2	0	0	0	0	0	0	0	0	0	0	4	6	0.00	0.000
29 Jeff Francis, L ERA: 6.23	(8, 1)	1.0		3	0	0	0	0	0	0	0	0	0	0	5	10	0.00	0.000

PITCHER	IP	WLS	BF	H	R	ER	SO	BB	IBB	HBP	BLK	WP	HR	S	P	ERA	WHIP

BOTTOM

Oakland Athletics @ Detroit Tigers

Comerica Park, Detroit, MI

Tue Jul 01 2014, 7:10 PM - 9:21 PM EDT

Att. 32,455 - Partly Cloudy - 85 F

livebaseballscorecards.com

AB	28
R	3
H	6
RBI	3
BB	3
SO	6
LOB	10

Batter	1	2	3	4	5	6	7	8	9	AB	R	H	RBI	BB	SO	LOB
4 Coco Crisp, S (1, 8) OBP: 0.383, SLG: 0.458	C FF 90 B FF 90 B FF 92 X FF 92 2-1 HR		C FF 90 C CU 76 B CU 79 X CH 84 1-2 7 CS 1B		C CH 80 C SL 84 F SL 86 B FF 90 B FF 92 X CU 79 2-2 ① F7		B SI 94 X FF 94 1-0 52 WP 37 1B 1B		C FF 92 X SI 92 0-1 ② G6-3	4	2	3	1	0	0	0
3 Craig Gentry, R (7, 8) OBP: 0.333, SLG: 0.315										1	0	0	0	0	0	0
7 Alberto Callaspo, S (1, 5) OBP: 0.319, SLG: 0.307	B FF 91 B CH 82 F FF 91 C FF 92 C SL 85 2-3 ① K		1 SAFE C FF 90 1 SAFE F FF 91 B FF 92 B CU 79 B SL 85 X CH 82 3-2 ①② G5-3 1-2		B FF 91 C SL 84 B CH 82 F CH 81 F FF 93 X CU 78 2-2 ② G6-3		S SL 86 B SL 86 C SL 86 S SL 87 1-3 ① K		C SI 91 X SL 87 0-1 ③ G3	5	0	0	0	0	2	2
52 Yoenis Cespedes, R (1, 10) OBP: 0.326, SLG: 0.494	B SL 83 F FF 91 B CH 82 F CU 78 X CU 79 2-2 ② G5-3		B SL 84 F SL 85 X FF 91 1-1 36 1B 37 1B 1B		C FF 92 F FF 90 B FF 92 F FF 92 X CU 79 1-2 ③ G6-3		C SL 86 B FF 96 C SL 86 X SL 86 1-2 ② G6-3 1-2			4	0	1	0	0	0	1
37 Brandon Moss, L (1, 9) OBP: 0.358, SLG: 0.534	F FF 92 B FF 91 B FF 92 C CH 83 F FF 92 B CU 78 X CH 83 3-2 HR		F FF 93 B CU 78 F FF 93 B FF 93 X FF 94 2-2 36 1B 1-2 1B			F FF 88 B SL 83 X CU 76 1-1 36 1B 2B	D SL 86 X SL 86 1-0 2-H 1B			4	1	4	2	0	0	0
36 Derek Norris, R (1, 2) OBP: 0.408, SLG: 0.509	C SL 84 C FF 93 F FF 92 C CU 77 0-3 ③ K		X SL 85 0-0 1-2 2-3 1B			B FF 93 B FF 93 X SL 87 2-0 35 HBP 2-3 1B	C SL 85 X SI 95 0-1 ③ G4-3			4	0	2	0	0	1	1
21 Stephen Vogt, L (1, 7) OBP: 0.359, SLG: 0.459		C FF 89 F FF 89 B CU 78 B FF 90 X FF 91 2-2 1B	B SL 95 X FF 95 1-0 ③ G4-3			B FF 94 B SL 87 F FF 94 X SL 88 2-1 ① P4		C FF 88 B CU 78 S FC 85 X CU 77 1-2 ① G4-3		4	0	1	0	0	0	5
8 Jed Lowrie, S (1, 6) OBP: 0.316, SLG: 0.332		X CH 83 0-0 ① F8		C CH 80 X SL 83 0-1 ① F9		X SL 87 0-0 ② F8		C FF 89 S FC 85 S FC 85 0-3 ② K		4	0	0	0	0	1	3
35 Nate Freiman, R (1, 3) OBP: 0.250, SLG: 0.571		1 SAFE B FF 91 1 SAFE B FF 90 C SL 84 B FF 91 X FF 92 3-1 ② F8		C CU 76 B FF 90 X SL 83 1-1 ② P3		F FF 97 H FF 95 1-1 1-2 HBP		F FF 89 S CH 79 B CH 79 T FC 85 1-2 ③ K		3	0	0	0	0	1	1
1 Nick Punto, S (1, 4) OBP: 0.321, SLG: 0.281		C FF 90 F FF 92 S SL 84 0-3 ③ K		B FF 88 C FF 88 B CH 80 C FF 89 C SL 83 2-3 ③ K		F SL 87 F FF 96 X SL 88 0-2 ③ F9			B FF 91 X FF 90 1-0 ① F8	4	0	0	0	0	2	4
Inning Stats	R: 2 E: 0 K: 2 S: 16 H: 2 LOB: 0 BB: 0 P: 25	R: 0 E: 0 K: 1 S: 9 H: 1 LOB: 1 BB: 0 P: 14	R: 0 E: 0 K: 0 S: 13 H: 4 LOB: 3 BB: 0 P: 21	R: 0 E: 0 K: 1 S: 7 H: 0 LOB: 0 BB: 0 P: 10	R: 0 E: 0 K: 0 S: 12 H: 0 LOB: 0 BB: 0 P: 17	R: 0 E: 0 K: 0 S: 10 H: 2 LOB: 3 BB: 0 P: 16	R: 1 E: 0 K: 1 S: 10 H: 2 LOB: 1 BB: 0 P: 14	R: 0 E: 0 K: 2 S: 9 H: 0 LOB: 0 BB: 0 P: 11	R: 0 E: 0 K: 0 S: 5 H: 0 LOB: 0 BB: 0 P: 6	1B: 8 2B: 1 3B: 0 HR: 2	SF: 0 SAC: 0 DP: 0 HBP: 1					

PITCHER		IP	WLS	BF	H	R	ER	SO	BB	IBB	HBP	BLK	WP	HR	S	P	ERA	WHIP
35 Justin Verlander, R ERA: 4.71	(1, 1)	6.0	W	27	9	2	2	4	0	0	1	0	0	2	67	103	3.00	1.500
62 Al Alburquerque, R ERA: 3.19	(7, 1)	1.0		5	2	1	1	1	0	0	0	0	1	0	10	14	9.00	2.000
65 Blaine Hardy, L ERA: 2.61	(8, 1)	1.0		3	0	0	0	2	0	0	0	0	0	0	9	11	0.00	0.000
36 Joe Nathan, R ERA: 6.16	(9, 1)	1.0		3	0	0	0	0	0	0	0	0	0	0	5	6	0.00	0.000

PITCHER	IP	WLS	BF	H	R	ER	SO	BB	IBB	HBP	BLK	WP	HR	S	P	ERA	WHIP

TOP

Oakland Athletics @ Detroit Tigers

Comerica Park, Detroit, MI

Wed Jul 02 2014, 1:09 PM - 4:11 PM EDT

Att. 35,445 - Partly Cloudy - 79 F

livebaseballscorecards.com

AB	37
R	3
H	11
RBI	3
BB	0
SO	7
LOB	17

WP: 1 PA: 38
PB: 0
SB: 0
CS: 1

Oakland Athletics @ Detroit Tigers

Comerica Park, Detroit, MI

Wed Jul 02 2014, 1:09 PM - 4:11 PM EDT

Att. 35,445 - Partly Cloudy - 79 F

livebaseballscorecards.com

BOTTOM

Batter	1	2	3	4	5	6	7	8	9	AB	R	H	RBI	BB	SO	LOB
14 Austin Jackson, R (1, 8) OBP: 0.310, SLG: 0.358	C FC 86 B CU 74 F FF 89 C FC 88 1-3 K ①	T FC 89 B FC 88 B FC 89 2-1 CS ③ 1-2	F FC 88 X CH 83 0-1 28 F9 48 1B 2B	D CU 74 C FC 88 B CU 74 S FC 89 D CU 75 X SI 92 3-2 2-H 1B		P PO 90 1 SAFE C SI 92 X SI 93 1-1 3 1B 24 2B 1-3 1B		B SI 87 F SI 88 C CU 70 F SL 80 X SI 90 1-2 G3 ①		5	2	3	1	0	1	0
3 Ian Kinsler, R (1, 4) OBP: 0.343, SLG: 0.482	X FC 88 0-0 28 1B 48 1B 1B		B CH 82 B FC 88 S CH 83 B FC 87 X SI 91 3-1 F8 ①	B CH 82 F FC 89 1 SAFE F CH 83 X FC 88 1-2 F9 ③		B SI 92 D CU 81 X SI 93 2-0 24 2B 1B 1-2 3-H		B CU 71 F SI 84 F SL 82 X SI 88 1-2 F9 ②		5	2	2	1	0	0	2
24 Miguel Cabrera, R (1, 3) OBP: 0.368, SLG: 0.542	S FC 88 F CH 82 X FC 87 0-2 F8 ②		I IN 74 I IN 70 I IN 71 I IN 71 4-0 48 1B IBB		B CU 74 B FC 88 B SI 89 C FF 90 S CH 84 B SI 92 4-2 48 G5-4-3 BB	X SI 92 0-0 28 G6-3 48 1B 2B 1-H 2-H		F CU 74 B CU 71 F SI 87 B SI 88 S SI 89 2-3 K ③		3	1	1	2	2	1	1
28 J.D. Martinez, R (1, 9) OBP: 0.352, SLG: 0.617	B FF 90 F CH 83 C FC 88 X CU 75 1-2 48 1B 1-3 1B		B SI 90 X FC 89 1-0 F9 ② 2-3		C FC 89 F SI 91 C FC 89 0-3 K ①	C SL 83 F FF 94 F SL 83 X SI 95 0-2 G6-3 ② 2-3				4	0	1	0	0	1	4
48 Torii Hunter, R (1, 10) OBP: 0.281, SLG: 0.414	B CH 84 F CH 83 F FC 88 B CH 84 F FC 89 X FF 91 2-2 1-2 3-H 1B		S CU 77 X FC 89 0-1 1-2 3-H 1B		B FF 90 B CH 85 S FC 90 X FF 91 2-1 G5-4-3 ② ③ 1-2f	B SI 93 S CH 86 B FF 95 X CH 87 2-1 9 WP 3-H 1B				4	0	3	3	0	0	1
9 Nick Castellanos, R (1, 5) OBP: 0.315, SLG: 0.411	B FF 90 B FC 89 B FF 91 C FC 88 X FC 88 3-1 F8 ③		B CH 84 F FC 90 D CU 76 C FC 88 S SI 92 2-3 K ③			S CU 74 4-2 17 SH3-4 13 BB 20 1B BB B FF 86 2-2 P4 ③ 1-2				3	1	0	0	1	1	5
13 Alex Avila, L (1, 2) OBP: 0.346, SLG: 0.372		B CH 84 B FC 89 F SI 92 C CH 84 B FC 90 C FC 89 3-3 K ①		C CU 75 L FC 90 B FC 90 C SI 91 1-3 K ①		S CH 83 B FC 89 B CH 83 B SI 91 B FC 89 4-1 17 SH3-4 20 1B 1-2 BB	C KC 75 F FF 93 S FF 94 0-3 K ①			3	1	0	0	1	3	0
17 Andrew Romine, S (1, 6) OBP: 0.281, SLG: 0.267		C FC 89 X CH 85 0-1 G6-3 ②		C CH 86 F FC 90 B FC 90 B FF 92 F CH 85 F FC 90 B SI 91 F FC 89 F FF 92 3-2 X SI 92 20 G3 14 1B 1B		L SI 92 B SI 93 B SI 94 X SI 94 2-1 SH3-4 ① 1-2 2-3	X SI 90 0-0 L9 ②			3	1	1	0	0	0	0
20 Rajai Davis, R (1, 7) OBP: 0.324, SLG: 0.418		X SI 92 0-0 14 CS 1B		1 SAFE 1 SAFE F FC 86 1 SAFE X SI 88 0-1 G3 ② 1-2		X SI 94 0-0 14 1B 3 1B 1B 2-H 3-H	C CH 71 B SI 91 F SI 91 S CH 74 1-3 K ③			4	1	2	2	0	1	1

Inning Stats	1	2	3	4	5	6	7	8	9
	R: 1 E: 0 K: 1 S: 16 H: 3 LOB: 2 BB: 0 P: 23	R: 0 E: 0 K: 1 S: 7 H: 1 LOB: 0 BB: 0 P: 12	R: 1 E: 0 K: 1 S: 10 H: 2 LOB: 2 BB: 1 P: 20	R: 1 E: 0 K: 1 S: 18 H: 2 LOB: 1 BB: 0 P: 26	R: 0 E: 0 K: 1 S: 7 H: 0 LOB: 0 BB: 1 P: 13	R: 6 E: 0 K: 0 S: 20 H: 5 LOB: 1 BB: 2 P: 36	R: 0 E: 0 K: 2 S: 7 H: 0 LOB: 0 BB: 0 P: 8	R: 0 E: 0 K: 1 S: 10 H: 0 LOB: 0 BB: 0 P: 14	

	AB	R	H	RBI	BB	SO	LOB
	34	9	13	9	4	8	14

1B: 11 SF: 0
2B: 2 SAC: 1
3B: 0 DP: 1
HR: 0 HBP: 0

WP: 1 PA: 40
PB: 0
SB: 0
CS: 1

PITCHER		IP	WLS	BF	H	R	ER	SO	BB	IBB	HBP	BLK	WP	HR	S	P	ERA	WHIP
60 Jesse Chavez, R ERA: 3.23	(1, 1)	5.0	L	25	8	5	5	5	3	1	0	0	0	0	61	105	9.00	2.200
45 Jim Johnson, R ERA: 5.94	(6, 1)	0.1		5	4	3	3	0	0	0	0	0	0	0	8	12	81.00	12.000
48 Ryan Cook, R ERA: 3.8	(6, 1)	0.2		3	1	1	1	0	0	0	0	0	1	0	9	13	13.50	1.500
56 Fernando Abad, L ERA: 2.14	(7, 1)	1.0		3	0	0	0	2	0	0	0	0	0	0	7	8	0.00	0.000
29 Jeff Francis, L ERA: 5.89	(8, 1)	1.0		3	0	0	0	1	0	0	0	0	0	0	10	14	0.00	0.000

PITCHER	IP	WLS	BF	H	R	ER	SO	BB	IBB	HBP	BLK	WP	HR	S	P	ERA	WHIP

Tampa Bay Rays @ Detroit Tigers

Comerica Park, Detroit, MI

Thu Jul 03 2014, 7:08 PM - 9:50 PM EDT

Att. 33,908 - Partly Cloudy - 72 F

livebaseballscorecards.com

Batter	1	2	3	4	5	6	7	8	9	AB	R	H	RBI	BB	SO	LOB
8 Desmond Jennings, R (1, 8) OBP: 0.334, SLG: 0.379	X FF 90 0-0 18 F8 3 SF9 2B		S SL 85 C FF 94 B CU 78 F FF 95 B CH 85 F CH 85 F FF 95 X CU 78 2-2 ② L5			B FF 93 C SL 85 S SL 84 S SL 86 1-3 ① K			C SI 93 B SI 92 B SI 91 B SI 94 F SI 92 C SI 92 3-3 ① K	4	1	1	0	0	2	0
18 Ben Zobrist, S (1, 6) OBP: 0.336, SLG: 0.394	X FF 93 0-0 ① F8 2-3		C FF 92 B CU 76 F CH 84 X FF 94 1-2 ③ L6			B FF 92 C FF 93 F FF 94 X CU 78 1-2 ② P6			C SI 93 C SL 85 B SI 95 X SL 86 1-2 ② F8	4	0	0	0	0	0	1
20 Matt Joyce, L (1, 7) OBP: 0.352, SLG: 0.423	D CU 77 C FF 94 B CU 80 S CH 85 D CU 79 B FF 96 4-2 3 SF9 BB			F FF 92 B CU 77 C FF 93 B FF 94 X CH 85 2-2 ① G3		B CH 83 C CH 84 C CH 84 B FF 95 B CU 80 C FF 95 3-3 ③ K			C SI 92 F SL 86 X SI 94 0-2 ③ F7	3	0	0	0	1	1	0
3 Evan Longoria, R (1, 5) OBP: 0.331, SLG: 0.390	C SL 84 X FF 93 0-1 ② SF9 1-2 3-H			F SL 85 F FF 94 X CH 84 0-2 ② G5-3			B FF 91 X FF 92 1-0 ① G6-3			2	0	0	1	0	0	0
21 James Loney, L (1, 3) OBP: 0.332, SLG: 0.385	S CH 85 F FF 94 D CH 84 B CH 84 X CH 87 2-2 ③ G3-1			X CH 82 0-0 1B			C FF 92 C CU 76 X FF 95 0-2 ② G5-3			3	0	1	0	0	0	1
30 Vince Belnome, L (1, 10)		C FF 92 B FF 91 T FF 93 B FF 93 S CH 84 2-3 ① K		B CH 83 T FF 94 B FF 94 S FF 95 C FF 96 2-3 ③ K			B FF 92 F CH 83 B CU 77 X CH 83 2-1 ③ F9			3	0	0	0	0	2	1
39 Kevin Kiermaier, L (1, 9) OBP: 0.331, SLG: 0.556		X FF 92 0-0 ② F7			C CU 75 B CU 76 C FF 93 B CH 82 B CH 87 S FF 93 3-3 ① K			C CH 82 B FF 94 X FF 93 1-1 ① F8		3	0	0	0	0	1	0
24 Ryan Hanigan, R (1, 2) OBP: 0.311, SLG: 0.344		X FF 92 0-0 ③ F9			C FF 93 C SL 85 F SL 82 X FF 94 0-2 ② L9			B SL 82 C SL 84 B CH 83 S FF 93 F SL 86 F FF 95 F FF 94 F CH 84 F SL 86 2-3 ② K		3	0	0	0	0	1	0
35 Cole Figueroa, L (1, 4) OBP: 0.150, SLG: 0.200			C FF 91 F FF 93 B FF 94 X CU 79 1-2 ① F7		X FF 92 0-0 ③ F8			C FF 93 F CH 85 F CH 79 F FF 96 B SL 83 S CH 84 1-3 ③ K		3	0	0	0	0	1	0

Inning Stats	1	2	3	4	5	6	7	8	9
	R: 1 E: 0 K: 0 S: 9	R: 0 E: 0 K: 1 S: 5	R: 0 E: 0 K: 0 S: 12	R: 0 E: 0 K: 1 S: 10	R: 0 E: 0 K: 1 S: 8	R: 0 E: 0 K: 2 S: 9	R: 0 E: 0 K: 0 S: 6	R: 0 E: 0 K: 2 S: 16	R: 0 E: 0 K: 1 S: 9
	H: 1 LOB: 1 BB: 1 P: 15	H: 0 LOB: 0 BB: 0 P: 7	H: 0 LOB: 0 BB: 0 P: 16	H: 1 LOB: 1 BB: 0 P: 14	H: 0 LOB: 0 BB: 0 P: 11	H: 0 LOB: 0 BB: 0 P: 14	H: 0 LOB: 0 BB: 0 P: 9	H: 0 LOB: 0 BB: 0 P: 20	H: 0 LOB: 0 BB: 0 P: 13

1B: 1	SF: 1	WP: 0	PA: 30
2B: 1	SAC: 0	PB: 0	
3B: 0	DP: 0	SB: 0	
HR: 0	HBP: 0	CS: 0	

	AB	28
	R	1
	H	2
	RBI	1
	BB	1
	SO	8
	LOB	3

PITCHER	IP	WLS	BF	H	R	ER	SO	BB	IBB	HBP	BLK	WP	HR	S	P	ERA	WHIP
37 Max Scherzer, R (1, 1) ERA: 3.47	8.0	W	27	2	1	1	7	1	0	0	0	0	0	75	106	1.12	0.375
55 Chad Smith, R (9, 1) ERA: 5.68	1.0		3	0	0	0	1	0	0	0	0	0	0	9	13	0.00	0.000

PITCHER	IP	WLS	BF	H	R	ER	SO	BB	IBB	HBP	BLK	WP	HR	S	P	ERA	WHIP

Tampa Bay Rays @ Detroit Tigers

Comerica Park, Detroit, MI

Thu Jul 03 2014, 7:08 PM - 9:50 PM EDT

Att. 33,908 - Partly Cloudy - 72 F

livebaseballscorecards.com

BOTTOM

Batter	1	2	3	4	5	6	7	8	9	AB	R	H	RBI	BB	SO	LOB
14 Austin Jackson, R (1, 8) OBP: 0.311, SLG: 0.358	C FS 84 C FS 77 X CU 68 0-2 3 HR 1B	B FF 88 B CH 73 C FF 85 C FC 87 X CH 72 2-2 3 G5-4-3 1B	C FF 90 X FF 90 0-1 ③ FC6-4 1-2f		C FF 88 B FF 89 B FF 88 S CH 85 X CH 85 2-2 ③ G5-3			B SL 83 C FF 92 B SL 85 X FF 91 2-1 ① F9		5	1	2	0	0	0	1
3 Ian Kinsler, R (1, 4) OBP: 0.342, SLG: 0.487	D FS 76 B FS 76 B FF 87 C FF 85 X FS 77 3-1 1-H HR	B FF 89 C FF 88 X FC 85 1-1 ①② G5-4-3 1-2f		F FF 87 B CH 82 X CH 84 1-1 ① G5-3		S CH 82 B FF 88 B CH 82 B FF 88 F CH 83 F CU 68 C FF 89 3-3 ① K		B SL 83 B FF 92 C FF 92 C FF 92 B SL 84 C FF 92 3-3 ② K		5	1	1	2	0	2	1
24 Miguel Cabrera, R (1, 3) OBP: 0.374, SLG: 0.551	B FS 79 F SI 86 B FS 77 F SI 85 B SI 88 B FS 79 4-2 41 HR BB	X FF 89 0-0 28 1B 2B		B CH 84 X FF 90 1-0 28 48 1B 1B		X FF 89 0-0 41 1B 28 FC5-4 2B		C FF 92 B SL 84 B SL 85 C FF 92 X SL 84 2-2 ③ F8		4	4	3	0	1	0	0
41 Victor Martinez, S (1, 10) OBP: 0.389, SLG: 0.600	B FS 81 F SI 89 X FF 88 1-1 1-H HR	B SI 84 D CU 71 C FF 88 B CU 71 B CU 71 4-1 28 1B BB		B FF 90 F FF 90 X FF 89 1-1 ② F9		F CU 68 X FF 88 0-1 28 FC5-4 2-3 1B				3	1	2	2	1	0	1
28 J.D. Martinez, R (1, 7) OBP: 0.355, SLG: 0.614	C FF 86 B CU 70 X FS 80 1-1 F9 ①	C CH 73 C FF 88 B FF 88 F FF 89 X CU 70 1-2 1-2 2-H 1B		F FF 90 B FF 89 F FF 90 B FF 90 X FF 91 2-2 48 1B 1-2 1B		S CH 85 B FF 93 S SL 85 B SL 82 F SL 85 F FF 94 X SL 85 2-2 ② FC5-4 1-2f 3-H				4	0	2	2	0	0	1
48 Torii Hunter, R (1, 9) OBP: 0.284, SLG: 0.426	C SI 87 X CU 68 0-1 HR	S FC 88 X FF 88 0-1 ③ L9		D CH 83 F CH 83 X FF 89 1-1 1-3 2-H 1B		B SL 86 B SL 86 C FF 93 B SL 86 F FF 94 X SL 86 3-2 ③ F8				4	1	2	2	0	0	3
9 Nick Castellanos, R (1, 5) OBP: 0.317, SLG: 0.413	F SI 87 X CU 73 0-1 1B	B FF 88 F FF 88 X FF 90 1-1 ① F9		B FF 88 C FF 88 S CH 84 S SL 84 1-3 ③ K			S SL 84 B FF 93 F SL 85 B FF 93 X FF 93 2-2 30 G6-4-3 1B			4	0	2	0	0	1	2
13 Alex Avila, L (1, 2) OBP: 0.345, SLG: 0.370	B FF 86 B FF 88 B FS 83 C FF 85 X FC 84 3-1 ② F9		C SL 82 C SL 81 B SL 83 X FF 90 1-2 14 FC6-4 1B		C CU 68 B SL 81 X SL 81 1-1 ① G4-3		C FF 93 F FF 92 S FF 92 0-3 ① K			4	0	1	0	0	1	2
30 Eugenio Suárez, R (1, 6) OBP: 0.357, SLG: 0.467	B CU 73 C FS 82 X SI 88 1-1 ③ F9		X FF 90 0-0 ② F7		C CU 69 B CU 68 F FF 89 B CU 68 C FF 89 2-3 ② K		B SL 85 C SL 84 X FF 92 1-1 ②③ G6-4-3 1-2f			4	0	0	0	0	1	3
Inning Stats	R: 5 H: 5 E: 0 LOB: 1 K: 0 BB: 1 S: 19 P: 32	R: 1 H: 3 E: 0 LOB: 2 K: 0 BB: 1 S: 13 P: 21	R: 0 H: 1 E: 0 LOB: 1 K: 0 BB: 0 S: 8 P: 10	R: 1 H: 3 E: 0 LOB: 2 K: 1 BB: 0 S: 13 P: 20	R: 0 H: 0 E: 0 LOB: 0 K: 1 BB: 0 S: 8 P: 13	R: 1 H: 2 E: 0 LOB: 1 K: 1 BB: 0 S: 15 P: 23	R: 0 H: 1 E: 0 LOB: 0 K: 1 BB: 0 S: 8 P: 11	R: 0 H: 0 E: 0 LOB: 0 K: 1 BB: 0 S: 8 P: 15		1B: 10 SF: 0 2B: 2 SAC: 0 3B: 0 DP: 2 HR: 3 HBP: 0						

	AB	37
	R	8
	H	15
	RBI	8
	BB	2
	SO	5
	LOB	14

WP: 0 PA: 39
PB: 0
SB: 0
CS: 0

PITCHER		IP	WLS	BF	H	R	ER	SO	BB	IBB	HBP	BLK	WP	HR	S	P	ERA	WHIP
40 Erik Bedard, L ERA: 4.82	(1, 1)	2.0	L	15	8	6	6	0	2	0	0	0	0	3	32	53	27.00	5.000
27 Cesár Ramos, L ERA: 4.18	(3, 1)	3.1		16	6	2	2	3	0	0	0	0	0	0	36	53	5.40	1.800
49 Kirby Yates, R ERA: 2.19	(6, 1)	2.2		8	1	0	0	2	0	0	0	0	0	0	24	39	0.00	0.375

PITCHER	IP	WLS	BF	H	R	ER	SO	BB	IBB	HBP	BLK	WP	HR	S	P	ERA	WHIP

Batter	1	2	3	4	5	6	7	8	9	AB	R	H	RBI	BB	SO	LOB
8 Desmond Jennings, R (1, 8) OBP: 0.338, SLG: 0.389	C SI 87 L SI 89 B SI 90 X KC 77 1-2 ① G5-3		C CH 79 X CH 79 0-1 18 2B 2B		F SI 89 X FC 84 0-1 18 2B 1B		C SI 91 B SI 91 B SL 84 B SI 92 C FF 92 X SI 92 3-2 18 G3 5 G4-3 2B	B CH 79 X CH 79 1-0 ③ P4		5	3	3	0	0	0	2
18 Ben Zobrist, S (1, 6) OBP: 0.337, SLG: 0.401	C SI 88 B CH 80 B CH 79 S SI 89 S SI 91 2-3 ② K		B SI 89 F SI 90 X SI 90 1-1 2-H 2B		1 SAFE 1 SAFE C KC 76 1 SAFE 1 SAFE F SI 90 1 SAFE X KC 77 0-2 1-H 2B		X SI 92 0-0 ① G3 2-3		C SI 92 B SL 84 F SL 83 X SI 92 1-2 ① G5-3	5	0	2	2	0	1	1
5 Brandon Guyer, R (1, 7) OBP: 0.311, SLG: 0.354	C SI 89 B KC 76 F SI 90 F KC 78 F SI 91 F KC 78 B FC 84 F FC 83 X SI 91 2-2 ③ F9		B FC 83 B KC 76 S SI 91 S SI 90 F SI 92 F FC 84 X SI 90 2-2 ③ L6		X SI 90 0-0 ③ P4		X SI 93 0-0 ② G4-3 3-H		X SL 85 0-0 ② G5-3	5	0	0	1	0	0	2
3 Evan Longoria, R (1, 5) OBP: 0.339, SLG: 0.405		B SI 88 X SI 89 1-0 21 F8 2B		B SI 87 B KC 75 C SI 88 X FC 82 2-1 HR		H SI 91 1-0 11 BB 1 3B HBP	B SI 92 B FF 92 F FF 92 S SL 84 F SL 85 B SI 94 B SI 92 4-2 BB		B FF 92 B FF 92 B SI 93 B SI 91 4-0 BB	2	2	2	1	2	0	0
11 Logan Forsythe, R (1, 4) OBP: 0.298, SLG: 0.337		C SI 90 F SI 91 C FC 84 0-3 ① K		C SI 87 F SI 91 B KC 78 B KC 78 F SI 91 X KC 78 2-2 ① L6		F FC 83 B FC 82 B SI 90 B SI 88 B SI 89 4-1 1-2 1 3B BB	X SI 92 0-0 ③ F9		C FF 91 C SL 84 S SI 93 0-3 ③ K	4	1	0	0	1	2	3
21 James Loney, L (1, 3) OBP: 0.329, SLG: 0.380		C KC 77 X SI 90 0-1 ② F8 2-3		C SI 90 B SI 90 F FC 84 F KC 79 S FC 84 1-3 ② K		B SI 89 B FC 84 X SI 89 2-0 ① F9		B FC 85 C FC 84 B FF 90 X FF 89 2-1 ① G3-1		4	0	0	0	0	1	3
1 Sean Rodríguez, R (1, 10) OBP: 0.267, SLG: 0.492		S KC 77 B KC 78 D CH 80 F KC 77 X FC 84 2-2 ③ G6-3		B SI 89 S KC 77 C SI 90 B SI 91 B KC 78 F SI 91 X KC 78 3-2 ③ F7		F FC 83 X KC 81 0-1 1-H 2-H 3B		B FF 89 B CH 79 C FF 89 B FF 90 B FF 89 4-1 28 1B BB		3	0	1	2	1	0	1
28 José Molina, R (1, 2) OBP: 0.210, SLG: 0.183			C SI 88 C KC 75 F KC 76 B KC 76 X SI 90 1-2 ① L4		B SI 88 X SI 88 1-0 ① G6-3	C SI 91 F SI 92 C SI 93 0-3 ② K		F FF 89 1 SAFE B FF 88 1 SAFE C CH 79 X CU 77 1-2 1-2 1B		4	0	1	0	0	1	1
39 Kevin Kiermaier, L (1, 9) OBP: 0.321, SLG: 0.539			C SI 90 S SI 90 F SI 91 B FC 86 B FC 85 X FC 84 2-2 ② F8		F FC 82 S SI 90 B SI 92 B SI 91 B SI 91 F SI 91 F SI 89 X FC 84 3-2 ② F9	B SI 93 C SI 92 B SI 94 X SI 93 2-1 ③ F7		B CU 76 F FC 84 B FF 90 M FC 84 C FC 86 2-3 ② K		4	0	0	0	0	1	3
Inning Stats	R: 0 H: 0 E: 0 LOB: 0 K: 1 BB: 0 S: 13 P: 18	R: 0 H: 1 E: 0 LOB: 1 K: 1 BB: 0 S: 9 P: 12	R: 1 H: 2 E: 0 LOB: 1 K: 0 BB: 0 S: 17 P: 23	R: 1 H: 1 E: 0 LOB: 0 K: 1 BB: 0 S: 14 P: 22	R: 1 H: 2 E: 0 LOB: 1 K: 0 BB: 0 S: 12 P: 16	R: 2 H: 1 E: 0 LOB: 1 K: 1 BB: 1 S: 9 P: 18	R: 1 H: 1 E: 0 LOB: 1 K: 0 BB: 1 S: 9 P: 16	R: 0 H: 1 E: 0 LOB: 2 K: 1 BB: 1 S: 10 P: 20	R: 0 H: 0 E: 0 LOB: 1 K: 1 BB: 1 S: 7 P: 12	1B: 2 SF: 0 2B: 5 SAC: 0 3B: 1 DP: 0 HR: 1 HBP: 1						

PITCHER		IP	WLS	BF	H	R	ER	SO	BB	IBB	HBP	BLK	WP	HR	S	P	ERA	WHIP
33 Drew Smyly, L ERA: 3.89	(1, 1)	5.1	L	25	7	5	5	3	1	0	1	0	0	1	69	102	8.44	1.500
55 Chad Smith, R ERA: 5.63	(6, 1)	1.2		7	1	1	1	1	1	0	0	0	0	0	14	23	5.40	1.200
65 Blaine Hardy, L ERA: 2.38	(8, 1)	1.0		5	1	0	0	1	1	0	0	0	0	0	10	20	0.00	2.000
63 Patrick McCoy, L ERA: 2.08	(9, 1)	1.0		4	0	0	0	1	1	0	0	0	0	0	7	12	0.00	1.000

PITCHER	IP	WLS	BF	H	R	ER	SO	BB	IBB	HBP	BLK	WP	HR	S	P	ERA	WHIP

TOP

Tampa Bay Rays @ Detroit Tigers

Comerica Park, Detroit, MI

Fri Jul 04 2014, 7:10 PM - 10:26 PM EDT

Att. 40,657 - Clear - 78 F

livebaseballscorecards.com

AB	36
R	6
H	9
RBI	6
BB	4
SO	6
LOB	16

Tampa Bay Rays @ Detroit Tigers

Comerica Park, Detroit, MI

Fri Jul 04 2014, 7:10 PM - 10:26 PM EDT

Att. 40,657 - Clear - 78 F

BOTTOM

Batter	1	2	3	4	5	6	7	8	9	AB	R	H	RBI	BB	SO	LOB
14 Austin Jackson, R (1, 8) OBP: 0.307, SLG: 0.353	B SI 91 F FF 92 B CH 86 C CH 86 S CH 87 2-3 ① **K**		M KC 81 B KC 81 B CH 86 F SI 92 S CH 87 2-3 ② **K**		C SI 92 B KC 80 F CH 86 C CH 85 1-3 ③ **K**		C FF 92 C CH 81 S FF 95 0-3 ③ **K**			4	0	0	0	0	4	0
3 Ian Kinsler, R (1, 4) OBP: 0.343, SLG: 0.486	B SI 92 C SI 92 B SI 92 S CH 88 X SI 92 2-2 24 G5-4-3 1B		C SI 92 B SI 91 F CH 86 B CH 86 F CH 87 F KC 82 F FF 93 X CH 88 2-2 ③ F9			H KC 80 1-0 24 E 41 1B HBP		X CU 76 0-0 ① P3		3	1	1	0	0	0	0
24 Miguel Cabrera, R (1, 3) OBP: 0.373, SLG: 0.545	B SI 92 C FF 92 1 SAFE 1 SAFE X CH 87 1-1 ②③ G5-4-3 **1-2f**			S KC 82 S CH 87 B CH 88 X CH 88 1-2 ① G5-3		B SI 93 1 SAFE C CH 88 1 SAFE T CH 88 D CH 88 B SI 93 F CH 86 B CH 87 4-2 28 BB 41 1B 48 G6-4-3 **1-2** BB		C FF 91 C FF 90 B FS 81 X FS 83 1-2 ② F8		3	1	0	0	1	0	1
41 Victor Martinez, S (1, 10) OBP: 0.391, SLG: 0.599 20 Rajai Davis, R (8, PH) OBP: 0.323, SLG: 0.416 (9, 10)		B KC 79 C KC 79 B CH 87 X KC 80 2-1 ① F8		C SI 92 H SI 91 1-1 28 2B 48 G5-3 HBP		S KC 81 B CH 88 X CH 87 1-1 48 G6-4-3 28 BB **1-2** **2-H** 1B		B CU 78 S FS 80 S FS 81 B FF 92 B FS 81 X FF 91 3-2 ③ P4		2 1	1 0	1 0	1 0	0 0	0 0	0 0
28 J.D. Martinez, R (1, 7) OBP: 0.365, SLG: 0.622		B SI 92 X KC 80 1-0 32 1B 1B		C SI 91 X SI 91 0-1 **1-3** 2B		D CH 88 B SI 92 B FF 92 F FF 92 B CH 87 4-1 48 G6-4-3 **1-2** **2-3** BB			B FF 94 C FF 95 F FF 95 B FF 97 F FF 96 F FF 97 F FF 97 B CU 77 X FF 96 3-2 ① F9	3	0	2	0	1	0	0
48 Torii Hunter, R (1, 9) OBP: 0.284, SLG: 0.428		1 SAFE B SI 92 1 SAFE X SI 92 1-0 ② F8		S CH 87 B FF 92 F CH 87 B SI 92 X CH 87 2-2 ② G5-3 **3-H**		C CH 78 F FF 94 F FF 92 B FF 94 X FF 95 1-2 ①② G6-4-3 **1-2f** **2-3** **3-H**			B FF 96 X FF 95 1-0 2B	4	0	1	1	0	0	4
32 Don Kelly, L (1, 5) OBP: 0.313, SLG: 0.292 9 Nick Castellanos, R (9, PH) OBP: 0.316, SLG: 0.411		C SI 91 X CH 87 0-1 **1-2** 1B		C KC 79 X CH 87 0-1 ③ G4-3		S CH 79 B FF 95 C FF 93 S FF 94 1-3 ③ **K**			X FF 94 0-0 ② G5-3	3 1	0 0	1 0	0 0	0 0	1 0	2 1
13 Alex Avila, L (1, 2) OBP: 0.339, SLG: 0.363		F SI 91 X CH 87 0-1 ③ G3			C KC 79 B KC 80 X CH 86 1-1 ① G3-1		B FF 90 B CH 79 T FF 91 B FF 94 F FF 92 X CH 81 3-2 ① F9		B FF 94 C FF 94 B FF 96 S SI 94 B FF 97 X FF 96 3-2 ③ G6-3	4	0	0	0	0	0	3
30 Eugenio Suárez, R (1, 6) OBP: 0.345, SLG: 0.449			C FF 92 B SI 92 S CH 86 B SI 92 B CH 86 S SI 92 3-3 ① **K**		C SI 91 S CH 86 F SI 92 S CH 85 0-3 ② **K**		B FF 92 B FF 92 F FF 92 C CH 81 T FF 94 2-2 ② **K**			3	0	0	0	0	3	0
Inning Stats	R: 0 E: 0 K: 1 S: 8 H: 1 LOB: 0 BB: 0 P: 13	R: 0 E: 0 K: 0 S: 8 H: 2 LOB: 2 BB: 0 P: 12	R: 0 E: 0 K: 2 S: 12 H: 0 LOB: 0 BB: 0 P: 19	R: 1 E: 0 K: 0 S: 11 H: 1 LOB: 1 BB: 0 P: 15	R: 0 E: 0 K: 2 S: 9 H: 0 LOB: 0 BB: 0 P: 11	R: 2 E: 1 K: 1 S: 13 H: 1 LOB: 1 BB: 2 P: 25	R: 0 E: 0 K: 2 S: 9 H: 0 LOB: 0 BB: 0 P: 14	R: 0 E: 0 K: 0 S: 7 H: 0 LOB: 0 BB: 0 P: 11	R: 0 E: 0 K: 0 S: 11 H: 1 LOB: 1 BB: 0 P: 18	1B: 4 2B: 2 3B: 0 HR: 0 SF: 0 SAC: 0 DP: 2 HBP: 2						

livebaseballscorecards.com

AB	31
R	3
H	6
RBI	2
BB	2
SO	8
LOB	11

WP: 0 PB: 0 SB: 0 CS: 0 PA: 35

PITCHER		IP	WLS	BF	H	R	ER	SO	BB	IBB	HBP	BLK	WP	HR	S	P	ERA	WHIP
53 Alex Cobb, R ERA: 4.28	(1, 1)	5.0	W	23	5	3	3	5	2	0	2	0	0	0	54	86	5.40	1.400
26 Brad Boxberger, R ERA: 2.7	(6, 1)	2.0	H	5	0	0	0	3	0	0	0	0	0	0	16	23	0.00	0.000
62 Joel Peralta, R ERA: 3.89	(8, 1)	1.0	H	3	0	0	0	0	0	0	0	0	0	0	7	11	0.00	0.000
57 Jake McGee, L ERA: 1.17	(9, 1)	1.0	S	4	1	0	0	0	0	0	0	0	0	0	11	18	0.00	1.000

PITCHER	IP	WLS	BF	H	R	ER	SO	BB	IBB	HBP	BLK	WP	HR	S	P	ERA	WHIP

Tampa Bay Rays @ Detroit Tigers

Comerica Park, Detroit, MI

Sat Jul 05 2014, 4:10 PM - 7:13 PM EDT

Att. 38,087 - Partly Cloudy - 79 F

TOP

livebaseballscorecards.com

Batter	1	2	3	4	5	6	7	8	9	AB	R	H	RBI	BB	SO	LOB
8 Desmond Jennings, R (1, 8) OBP: 0.336, SLG: 0.386	F FF 90 C SL 86 B SL 87 B FF 94 B FS 88 X FS 88 3-2 F8 ①		C SL 86 X FF 94 0-1 B1-3 ③		S SL 89 B FF 95 B SI 96 X CU 81 2-1 18 G6-3 3-H 1B	S CH 83 C SI 94 X CH 83 0-2 G6-3 ③			B SI 91 C FF 90 F SI 90 X SI 91 1-2 G6-4-3 ① ② 1-2f	5	0	1	1	0	0	3
18 Ben Zobrist, S (1, 6) OBP: 0.338, SLG: 0.401	C FF 92 F CU 80 B FF 93 X SL 88 1-2 F7 ②			C CU 78 S FS 86 B FS 85 F FF 94 B FS 87 X SL 88 2-2 G4-3 ①	B FS 86 F SL 86 1 SAFE X SI 91 1-1 G6-3 ② ③ 1-2f		X SI 92 0-0 3 FC5-4 1B		F FF 92 B SL 85 X FF 92 1-1 3 BB 1 1B 1B	5	0	2	0	0	0	1
20 Matt Joyce, L (1, 10) OBP: 0.351, SLG: 0.420 1 Sean Rodríguez, R (9, PH) OBP: 0.272, SLG: 0.496 (9, 10)	B CU 78 X SI 93 1-0 G6-3 ③			B CU 77 S FS 86 L SL 88 B CH 72 F SL 88 F CU 79 F SL 88 C SI 95 2-3 K ②	B FS 85 X SL 85 1-0 21 WP 3 1B 5 SF8 1B	D FF 91 B SI 91 F FF 94 F SL 78 C FF 94 2-3 K ①			F CH 78 C FC 86 X CH 78 0-2 3 BB 1-2 1B	4 1	1 0	1 1	0 0	0 0	2 0	1 0
3 Evan Longoria, R (1, 5) OBP: 0.343, SLG: 0.405		X FF 92 0-0 F8 ①		B CU 80 B FF 94 B SL 86 B FC 92 4-0 21 S BB	X FF 92 0-0 5 SF8 21 WP 11 1B 1-2 1B	B CH 83 X CH 84 1-0 FC5-4 ② 1-2f			D FC 85 B CH 78 B FF 89 B FF 88 4-0 1-2 2-3 BB	3	1	1	0	2	0	1
21 James Loney, L (1, 3) OBP: 0.327, SLG: 0.375		C FF 91 S SL 88 B SL 87 B SI 93 X FS 86 2-2 G4-3 ②		F SI 93 1 SAFE B CH 77 F FS 87 B SI 94 D SL 87 X SL 87 3-2 G3-1 ③ 1-2		D FS 88 B FS 87 F FS 87 B SL 89 B SL 87 4-1 24 F9 11 1B 39 3B 1-2 2-3 BB	C SL 78 X SI 93 0-1 G3 ③		C FC 87 D CU 79 X CH 79 1-1 P3 ③	4	1	0	0	1	0	5
5 Brandon Guyer, R (1, 7) OBP: 0.302, SLG: 0.345		C FC 92 F FF 93 B SL 88 F SI 94 X SL 88 1-2 F9 ③			C SL 86 X SL 86 0-1 G1-3 ①	S FS 89 S FS 89 D FS 88 F FF 94 X SL 88 1-2 SF8 ① 2-3 3-H		B FF 93 X FF 93 1-0 G5-3 ①		3	0	0	1	0	0	0
11 Logan Forsythe, R (1, 4) OBP: 0.308, SLG: 0.361			C FF 90 S SL 86 X SL 88 0-2 F9 ①		X FF 92 0-0 HR	B FC 92 S FS 86 X FS 87 1-1 39 3B 1-2 3-H 1B		C FF 94 B SL 86 B FF 94 C SL 82 B FF 95 F SL 84 B CU 78 4-2 24 G6-4-3 BB		3	2	2	2	1	0	0
24 Ryan Hanigan, R (1, 2) OBP: 0.315, SLG: 0.340			C FF 93 B CU 81 B SL 87 C SL 86 F FF 94 F FS 88 B FF 93 F FS 89 F SL 87 4-2 F SI 84 B SL 87 BB		C FF 92 B FF 93 B FS 89 F FF 93 B CH 73 F SL 88 B CU 81 4-2 39 3B BB	B SL 86 C FS 86 F FF 92 F FS 87 B CH 76 F FS 87 X FF 94 2-2 F9 ② 2-3		X FF 93 0-0 G6-4-3 ② ③ 1-2f		2	1	0	0	2	0	3
39 Kevin Kiermaier, L (1, 9) OBP: 0.333, SLG: 0.576			S SL 87 B SI 94 1 SAFE X FS 86 1-1 F8 ②		B FS 87 X FS 88 1-0 8 1B 1-H 3B	C FF 94 X FF 94 0-1 1-H 3-H 3B			B SI 92 X SI 92 1-0 8 G6-4-3 1B	4	1	3	3	0	0	1
Inning Stats	R: 0 E: 0 K: 0 S: 7 H: 0 LOB: 0 BB: 0 P: 12	R: 0 E: 0 K: 0 S: 8 H: 0 LOB: 0 BB: 0 P: 11	R: 0 E: 0 K: 0 S: 14 H: 0 LOB: 1 BB: 1 P: 19	R: 0 E: 0 K: 1 S: 13 H: 0 LOB: 1 BB: 1 P: 24	R: 3 E: 0 K: 0 S: 11 H: 3 LOB: 0 BB: 1 P: 19	R: 4 E: 0 K: 0 S: 19 H: 4 LOB: 1 BB: 1 P: 28	R: 0 E: 0 K: 1 S: 7 H: 1 LOB: 1 BB: 0 P: 10	R: 0 E: 0 K: 0 S: 5 H: 0 LOB: 0 BB: 1 P: 10	R: 0 E: 0 K: 0 S: 11 H: 3 LOB: 3 BB: 1 P: 19	1B: 8 2B: 0 3B: 2 HR: 1 SF: 1 SAC: 0 DP: 3 HBP: 0						

	AB	34
	R	7
	H	11
	RBI	7
	BB	6
	SO	2
	LOB	15

WP: 1 PA: 41
PB: 0
SB: 1
CS: 0

PITCHER		IP	WLS	BF	H	R	ER	SO	BB	IBB	HBP	BLK	WP	HR	S	P	ERA	WHIP
19 Aníbal Sánchez, R ERA: 3.18	(1, 1)	5.2	L	26	6	7	7	1	4	0	0	0	1	1	67	108	11.12	1.765
40 Phil Coke, L ERA: 4.94	(6, 1)	1.1		6	2	0	0	1	0	0	0	0	0	0	12	15	0.00	1.500
44 Joba Chamberlain, R ERA: 2.86	(8, 1)	1.0		3	0	0	0	0	1	0	0	0	0	0	5	10	0.00	1.000
63 Patrick McCoy, L ERA: 1.8	(9, 1)	0.2		3	2	0	0	0	0	0	0	0	0	0	6	9	0.00	3.000
65 Blaine Hardy, L ERA: 2.31	(9, 1)	0.1		3	1	0	0	0	1	0	0	0	0	0	5	10	0.00	6.000

PITCHER	IP	WLS	BF	H	R	ER	SO	BB	IBB	HBP	BLK	WP	HR	S	P	ERA	WHIP

Tampa Bay Rays @ Detroit Tigers

Comerica Park, Detroit, MI

Sat Jul 05 2014, 4:10 PM - 7:13 PM EDT

Att. 38,087 - Partly Cloudy - 79 F

BOTTOM

Batter	1	2	3	4	5	6	7	8	9	AB	R	H	RBI	BB	SO	LOB
14 Austin Jackson, R (1, 8) OBP: 0.307, SLG: 0.352	X SI 95 0-0 3 G6-4-3 1B		B SI 94 B FF 95 X SI 95 2-0 ③ G5-3			C FF 93 C FF 94 B FF 96 X SI 95 1-2 ① G4-3		C SL 85 X SI 94 0-1 ① L1		4	0	1	0	0	0	0
3 Ian Kinsler, R (1, 4) OBP: 0.342, SLG: 0.486	C FF 94 1 SAFE D SI 95 X FF 94 1-1 ①② G6-4-3 1-2f			B FF 94 X SI 93 1-0 ① F7		F FF 95 B FF 95 B SI 97 X SI 93 2-1 24 G4-3 2B		F FF 95 C SL 86 F SL 85 B SL 86 X SL 85 1-2 ② F7		4	0	1	0	0	0	1
24 Miguel Cabrera, R (1, 3) OBP: 0.371, SLG: 0.540	C FF 96 B SL 90 B FF 98 B SL 88 D FF 97 4-1 BB			C SI 94 B SI 96 X SI 95 1-1 ② G4-3		X SI 95 0-0 ② G4-3 2-3		S FF 96 X FF 97 0-1 ③ F8		3	0	0	0	1	0	1
28 J.D. Martinez, R (1, 9) OBP: 0.362, SLG: 0.631	F SI 94 B SL 88 B SL 87 X SI 94 2-1 ③ L8			B SL 88 F SI 96 X FF 96 1-1 ③ F8		C FF 95 S SL 89 X SI 96 0-2 ③ G1-3			X FF 92 0-0 HR	4	1	1	1	0	0	2
48 Torii Hunter, R (1, 10) OBP: 0.287, SLG: 0.429		C FF 94 X FF 97 0-1 ① G6-3			C FF 93 X SL 87 0-1 13 BB 1B		C SL 84 S SL 86 S SL 86 0-3 ① K		C FF 94 X FF 95 0-1 13 BB 1B	4	0	2	0	0	1	0
9 Nick Castellanos, R (1, 5) OBP: 0.312, SLG: 0.405		C FF 96 B FF 95 C SL 86 X SL 88 1-2 ② G6-3			X FF 93 0-0 ① F8		S SL 85 B SL 86 X SI 96 1-1 ② G5-3		C SL 86 F SL 84 S SL 86 0-3 ① K	4	0	0	0	0	1	2
13 Alex Avila, L (1, 2) OBP: 0.346, SLG: 0.379		B FF 96 X SI 95 1-0 ③ G4-3			B SI 93 B SI 93 B SI 92 B FF 92 4-0 1-2 BB		T SI 94 C CH 87 B SI 96 X SI 96 1-2 HR		C FF 94 B FF 96 S FF 96 B SL 86 F SI 96 F SL 86 D SI 95 F SI 96 B FF 96 4-2 1-2 BB	2	1	1	1	2	0	0
17 Andrew Romine, S (1, 6) OBP: 0.280, SLG: 0.261			B SI 94 X SI 93 1-0 ① G6-3		C SI 94 B SI 95 F SI 94 B SI 96 T SI 94 2-2 ② K		B FF 95 B SI 95 C SI 91 B SI 94 B SI 93 4-1 BB		F FF 92 C FF 92 B FF 93 B FF 93 B FF 93 S FF 92 3-3 ② K	3	0	0	0	1	2	4
20 Rajai Davis, R (1, 7) OBP: 0.318, SLG: 0.409			B FF 95 C FF 94 X FF 94 1-1 ② F8		X SI 96 0-0 ③ G3		B SI 94 C SI 93 B SL 84 S FF 94 1 SAFE S SL 86 2-3 ③ K		F FF 92 B FF 92 C SL 86 S SL 85 1-3 ③ K	4	0	0	0	0	2	5
Inning Stats	R: 0 H: 1 E: 0 LOB: 1 K: 0 BB: 1 S: 6 P: 13	R: 0 H: 0 E: 0 LOB: 0 K: 0 BB: 0 S: 6 P: 8	R: 0 H: 0 E: 0 LOB: 0 K: 0 BB: 0 S: 4 P: 8	R: 0 H: 0 E: 0 LOB: 0 K: 0 BB: 0 S: 5 P: 8	R: 0 H: 1 E: 0 LOB: 2 K: 1 BB: 1 S: 7 P: 13	R: 0 H: 1 E: 0 LOB: 1 K: 0 BB: 0 S: 9 P: 12	R: 1 H: 1 E: 0 LOB: 1 K: 2 BB: 1 S: 12 P: 20	R: 0 H: 0 E: 0 LOB: 0 K: 0 BB: 0 S: 8 P: 9	R: 1 H: 2 E: 0 LOB: 2 K: 3 BB: 1 S: 17 P: 25	1B: 3 SF: 0 2B: 1 SAC: 0 3B: 0 DP: 1 HR: 2 HBP: 0						WP: 0 PA: 36 PB: 0 SB: 0 CS: 0

livebaseballscorecards.com

	AB	32
	R	2
	H	6
	RBI	2
	BB	4
	SO	6
	LOB	15

PITCHER		IP	WLS	BF	H	R	ER	SO	BB	IBB	HBP	BLK	WP	HR	S	P	ERA	WHIP
22 Chris Archer, R ERA: 3.16	(1, 1)	8.1	W	34	6	2	2	4	4	0	0	0	0	2	68	106	2.16	1.200
50 Grant Balfour, R ERA: 5.08	(9, 1)	0.2		2	0	0	0	2	0	0	0	0	0	0	6	10	0.00	0.000

PITCHER	IP	WLS	BF	H	R	ER	SO	BB	IBB	HBP	BLK	WP	HR	S	P	ERA	WHIP

TOP

Tampa Bay Rays @ Detroit Tigers

Comerica Park, Detroit, MI

Sun Jul 06 2014, 8:08 PM - 11:20 PM EDT

Att. 31,917 - Partly Cloudy - 82 F

livebaseballscorecards.com

Batter	1	2	3	4	5	6	7	8	9	AB	R	H	RBI	BB	SO	LOB
8 Desmond Jennings, R (1, 8) OBP: 0.340, SLG: 0.402	2B; 18 1B	K			G2-3	HR		1B; 18 1B		5	2	3	2	0	1	0
18 Ben Zobrist, S (1, 6) OBP: 0.345, SLG: 0.408	1B; 20 HR; 2-H	G6-3			1B; 20 BB; 3 1B	1B; 20 1B		1B; 1-2		5	2	4	1	0	0	0
20 Matt Joyce, L (1, 7) OBP: 0.355, SLG: 0.433	HR; 1-H		K		BB; 3 1B; 1-2	1B; 3 FC6-4; 1-2		K		4	1	2	2	1	2	2
3 Evan Longoria, R (1, 5) OBP: 0.341, SLG: 0.402	F8		G6-3		1B; 21 G3-6-1; 1-2; 2-H	FC6-4; 1-2f		K		5	0	1	1	0	1	4
21 James Loney, L (1, 3) OBP: 0.331, SLG: 0.379	1B; 11 FC6-4		1B		G3-6-1; 1-2f		K		1B; 1 1B; 1 WP	5	0	3	0	0	1	2
11 Logan Forsythe, R (1, 4) OBP: 0.300, SLG: 0.351	FC6-4; 1 1B; 1-2f		G5-3			F8	G5-3		F9	5	0	0	0	0	0	3
1 Sean Rodríguez, R (1, 10) OBP: 0.291, SLG: 0.515	1B; 1-2			G6-3		1B; 28 1B; 39 FC4-6	2B		1B; 1-3	5	1	4	0	0	0	0
28 José Molina, R (1, 2) OBP: 0.217, SLG: 0.191	F9			G6-3		1B; 39 FC4-6; 1-3	1B; 2-3		K	5	0	2	0	0	1	4
39 Kevin Kiermaier, L (1, 9) OBP: 0.322, SLG: 0.555		F7		G3-1		FC4-6; 8 HR; 1-2f; 3-H		G3-1	K	5	1	0	1	0	1	3

Inning Stats	1	2	3	4	5	6	7	8	9
R	3	0	0	0	1	3	0	0	0
H	5	0	1	0	2	5	2	2	2
E	0	0	0	0	0	0	0	0	0
LOB	2	0	1	0	1	2	2	2	1
K	0	1	1	0	0	0	1	2	2
BB	0	0	0	0	1	0	0	0	0
S	14	8	11	12	8	20	9	15	12
P	22	9	15	16	14	27	17	25	16

AB	44
R	7
H	19
RBI	7
BB	1
SO	7
LOB	18

1B: 15, 2B: 2, 3B: 0, HR: 2, SF: 0, SAC: 0, DP: 1, HBP: 0

WP: 1, PB: 0, SB: 0, CS: 0, PA: 45

PITCHER		IP	WLS	BF	H	R	ER	SO	BB	IBB	HBP	BLK	WP	HR	S	P	ERA	WHIP
21 Rick Porcello, R (ERA: 3.53)	(1, 1)	5.2	L	28	11	7	7	2	1	0	0	0	0	2	66	95	11.12	2.118
46 Ian Krol, L (ERA: 4.32)	(6, 1)	0.0		2	2	0	0	0	0	0	0	0	0	0	6	7	∞	∞
55 Chad Smith, R (ERA: 4.82)	(6, 1)	1.1		5	2	0	0	1	0	0	0	0	0	0	10	18	0.00	1.500
62 Al Alburquerque, R (ERA: 3.09)	(8, 1)	1.0		5	2	0	0	2	0	0	0	0	0	0	15	25	0.00	2.000
36 Joe Nathan, R (ERA: 5.97)	(9, 1)	1.0		5	2	0	0	2	0	0	0	0	1	0	12	16	0.00	2.000

PITCHER	IP	WLS	BF	H	R	ER	SO	BB	IBB	HBP	BLK	WP	HR	S	P	ERA	WHIP

BOTTOM

Batter	1	2	3	4	5	6	7	8	9	AB	R	H	RBI	BB	SO	LOB
20 Rajai Davis, R (1, 7) OBP: 0.320, SLG: 0.415	C FF 93 F SI 93 B FC 89 X FF 94 1-2 3 G4-3 24 SF8 2B		X CH 86 0-0 ② B2-3 1-2			C FF 93 B SI 93 B FF 94 F CH 86 X CH 85 2-2 1B		B SI 92 X SI 92 1-0 ① F8		4	1	2	0	0	0	1
3 Ian Kinsler, R (1, 4) OBP: 0.339, SLG: 0.480	X SI 93 0-0 ① G4-3 2-3		B SI 94 X KC 81 1-0 ③ F7			B FF 93 C SI 94 F SI 94 F FF 95 C SI 95 1-3 ①		X SI 93 0-0 ② F8		4	0	0	0	0	1	3
24 Miguel Cabrera, R (1, 3) OBP: 0.367, SLG: 0.535	X SI 94 0-0 ② SF8 3-H			X SI 95 0-0 ① G6-3		F FF 95 X SI 96 0-1 ② L9		C SI 93 F KC 81 C FC 88 0-3 ③		3	0	0	1	0	1	1
28 J.D. Martinez, R (1, 10) OBP: 0.360, SLG: 0.640	X FF 94 0-0 ③ F8			C SI 95 S CH 86 B FC 89 X CH 86 1-2 ② L6		1 SAFE B FF 94 S SI 94 F FF 95 B FC 90 X CH 86 2-2 ③ L8			X SI 92 0-0 HR	4	1	1	1	0	0	1
48 Torii Hunter, R (1, 9) OBP: 0.290, SLG: 0.440		B CH 86 B SI 93 C SI 93 X CH 85 2-1 ① F8		B CH 86 X FC 89 1-0 1B			C SI 93 X SI 93 0-1 HR		C KC 80 X FC 87 0-1 ① G5-3	4	1	2	1	0	0	0
9 Nick Castellanos, R (1, 5) OBP: 0.308, SLG: 0.399		B FF 95 F CH 86 S CH 86 F FF 96 X FC 88 1-2 ② G5-3		S CH 86 1 SAFE F SI 94 B FC 90 1 SAFE 1 SAFE S CH 86 1-3 ③ K			C KC 80 F CH 85 B FC 85 B KC 80 X SI 93 2-2 ① L6		C KC 80 X KC 80 0-1 ② F8	4	0	0	0	0	1	1
30 Eugenio Suárez, R (1, 6) OBP: 0.352, SLG: 0.444		X FF 95 0-0 ③ F9			C FF 93 X CH 85 0-1 ① L6		C KC 82 F FF 95 F SI 94 B FC 89 F FC 88 X CH 85 1-2 14 2B 1B		C KC 80 B KC 80 B FC 86 B SI 91 B SI 91 4-1 50 BB	3	0	1	0	1	0	0
50 Bryan Holaday, R (1, 2) OBP: 0.333, SLG: 0.325			B SI 93 B FF 94 B SI 94 B FF 94 4-0 20 B2-3 BB		C SI 94 C SI 94 S SI 94 0-3 ② K		S KC 82 X SI 94 0-1 ② L8		F SI 92 S KC 80 B FC 88 D KC 80 B FC 88 B FC 86 4-2 1-2 BB	2	0	0	0	2	1	1
14 Austin Jackson, R (1, 8) OBP: 0.306, SLG: 0.354			C CH 86 C FC 86 B SI 95 B CH 85 C FC 89 2-3 ① K		S CH 86 F SI 95 F SI 95 F SI 95 F FF 95 S CH 86 0-3 ③ K		X FC 85 0-0 ③ 1-H 2B		S FF 96 B FF 98 F FF 96 F FF 98 S FF 98 1-3 ③ K	4	0	1	0	0	3	3
Inning Stats	R: 1 E: 0 K: 0 S: 6 H: 1 LOB: 0 BB: 0 P: 7	R: 0 E: 0 K: 0 S: 7 H: 0 LOB: 0 BB: 0 P: 10	R: 0 E: 0 K: 1 S: 5 H: 0 LOB: 1 BB: 1 P: 12	R: 0 E: 0 K: 1 S: 8 H: 1 LOB: 1 BB: 0 P: 11	R: 0 E: 0 K: 2 S: 11 H: 0 LOB: 0 BB: 0 P: 11	R: 0 E: 0 K: 1 S: 12 H: 1 LOB: 1 BB: 0 P: 17	R: 1 E: 0 K: 0 S: 14 H: 3 LOB: 2 BB: 0 P: 17	R: 0 E: 0 K: 1 S: 5 H: 0 LOB: 0 BB: 0 P: 6	R: 1 E: 0 K: 1 S: 12 H: 1 LOB: 2 BB: 2 P: 21	1B: 3 2B: 2 3B: 0 HR: 2 SF: 1 SAC: 0 DP: 0 HBP: 0	WP: 0 PB: 0 SB: 0 CS: 0 PA: 36					

PITCHER	IP	WLS	BF	H	R	ER	SO	BB	IBB	HBP	BLK	WP	HR	S	P	ERA	WHIP
14 David Price, L (1, 1) ERA: 3.42	8.2	W	35	7	3	3	6	3	0	0	0	0	2	76	107	3.12	1.154
57 Jake McGee, L (9, 1) ERA: 1.16	0.1	S	1	0	0	0	1	0	0	0	0	0	0	4	5	0.00	0.000

PITCHER	IP	WLS	BF	H	R	ER	SO	BB	IBB	HBP	BLK	WP	HR	S	P	ERA	WHIP

Tampa Bay Rays @ Detroit Tigers

Comerica Park, Detroit, MI

Sun Jul 06 2014, 8:08 PM - 11:20 PM EDT

Att. 31,917 - Partly Cloudy - 82 F

livebaseballscorecards.com

AB	32
R	3
H	7
RBI	3
BB	3
SO	7
LOB	11

Los Angeles Dodgers @ Detroit Tigers

Comerica Park, Detroit, MI

Tue Jul 08 2014, 7:10 PM - 10:37 PM EDT

Att. 36,912 - Partly Cloudy - 79 F

TOP

livebaseballscorecards.com

Batter	1	2	3	4	5	6	7	8	9	AB	R	H	RBI	BB	SO	LOB
9 Dee Strange-Gordon, L (1, 4) OBP: 0.352, SLG: 0.411	C FF 90 B FF 91 F CH 83 B CU 78 T FF 92 2-2 ① K	F FF 88 X CH 82 0-1 ② P6			B FF 90 B FF 89 B FF 91 C FF 90 C FF 90 X FF 91 3-2 ② G6-3		D SI 95 C SL 85 C SL 85 F SL 86 X SL 86 1-2 ② L9			4	0	0	0	0	1	1
66 Yasiel Puig, R (1, 9) OBP: 0.391, SLG: 0.511	B FF 92 F SL 83 B CU 79 B CU 77 F FF 93 B SL 86 4-2 13 1B 23 2B BB	B SL 83 B SL 84 B SL 84 X FF 90 3-0 ③ F8			C FF 91 B FF 91 B CU 80 B FF 94 X FF 93 3-1 ③ F9		F SL 86 X SI 95 0-1 ③ P6			3	1	0	0	1	0	1
13 Hanley Ramirez, R (1, 10) OBP: 0.368, SLG: 0.470	1 SAFE C FF 90 X FF 92 0-1 23 2B 1-2 1B	B SL 82 F FF 90 B FF 91 F FF 91 B CH 84 X FF 94 3-2 ① F9			B CH 87 B SL 83 B FF 90 B FF 90 4-0 16 FC7-5 27 1B BB	B FF 90 B FF 90 C FF 93 B FF 93 B FF 93 F FF 92 X FF 92 3-2 ① G1-3			3	1	1	0	1	0	0
23 Adrián González, L (1, 3) OBP: 0.319, SLG: 0.440 33 Scott Van Slyke, R (8, PH) OBP: 0.407, SLG: 0.547 (8, 3)	D CH 84 X CH 83 1-0 27 1B 1-H 2-H 2B	B FF 90 C FF 91 F FF 92 B SL 85 C FF 92 2-3 ② K			B FF 90 C SL 85 B FF 90 C FF 91 B FF 90 S FF 92 3-3 ① K	B FF 91 S FF 91 B FF 92 B FF 92 F FF 91 X CH 84 3-2 ② G6-3				3 1	1 0	1 0	2 0	0 0	2 0	1 0
27 Matt Kemp, R (1, 7) OBP: 0.334, SLG: 0.443	B FF 94 B FF 94 X FF 94 2-0 5 HR 2-H 1B	B FF 91 B FF 91 C FF 92 F FF 93 S CU 79 2-3 ③ K			B SL 84 B FF 92 F FF 93 X CH 83 2-1 16 FC7-5 1-2 1B	C CH 85 F FF 92 X CU 78 0-2 1B				4	1	3	1	0	1	0
16 Andre Ethier, L (1, 8) OBP: 0.309, SLG: 0.379	C FF 91 1 SAFE S FF 92 1 SAFE 1 SAFE B FF 92 F FF 93 X CU 80 1-2 ② F8			C CH 81 F FF 90 X CU 78 0-2 ① G1-3	F CH 84 F FF 92 X FF 93 0-2 ② FC7-5 1-2 2-3f	C CU 76 F FF 91 B CU 79 B CU 77 S FF 90 2-3 ③ K				4	0	0	0	0	1	4
5 Juan Uribe, R (1, 5) OBP: 0.337, SLG: 0.446	C SL 84 1 SAFE C FF 93 F FF 92 F FF 92 X CU 79 0-2 1-H HR			B SL 83 F FF 91 X FF 92 1-1 ② F7	F FF 93 X FF 92 0-1 ③ P6			C SI 92 X SI 93 0-1 72 G1-6-3 1B		4	1	2	2	0	0	2
17 A.J. Ellis, R (1, 2) OBP: 0.390, SLG: 0.280	B FF 92 B SL 84 X FF 91 2-0 ③ G5-3			B FF 90 C SL 84 B CU 77 F FF 92 B CU 78 F SL 85 X FF 93 3-2 ③ F9		B SI 93 C SL 83 S SL 85 B SL 87 F SI 94 B SL 86 B SI 94 4-2 BB		X SI 92 0-0 ① P3		3	0	0	0	1	0	1
72 Miguel Rojas, R (1, 6) OBP: 0.271, SLG: 0.231		C FF 87 X FF 89 0-1 ① F7			C SL 82 X SL 84 0-1 ① G1-3		C SL 85 S SL 86 S SL 88 0-3 ① K		X SI 92 0-0 ② ③ G1-6-3 1-2f	4	0	0	0	0	1	2
Inning Stats	R: 5 H: 4 E: 0 LOB: 0 K: 1 BB: 1 S: 19 P: 31	R: 0 H: 0 E: 0 LOB: 0 K: 0 BB: 0 S: 5 P: 8	R: 0 H: 0 E: 0 LOB: 0 K: 2 BB: 0 S: 9 P: 16	R: 0 H: 0 E: 0 LOB: 0 K: 0 BB: 0 S: 9 P: 13	R: 0 H: 0 E: 0 LOB: 0 K: 0 BB: 0 S: 7 P: 13	R: 0 H: 1 E: 0 LOB: 2 K: 1 BB: 1 S: 10 P: 19	R: 0 H: 0 E: 0 LOB: 1 K: 1 BB: 1 S: 12 P: 17	R: 0 H: 1 E: 0 LOB: 1 K: 1 BB: 0 S: 13 P: 21	R: 0 H: 1 E: 0 LOB: 0 K: 0 BB: 0 S: 4 P: 4	1B: 5 SF: 0 2B: 1 SAC: 0 3B: 0 DP: 1 HR: 1 HBP: 0						

	AB	33
	R	5
	H	7
	RBI	5
	BB	3
	SO	6
	LOB	12

PITCHER		IP	WLS	BF	H	R	ER	SO	BB	IBB	HBP	BLK	WP	HR	S	P	ERA	WHIP
35 Justin Verlander, R ERA: 4.84	(1, 1)	6.0	W	25	5	5	5	4	2	0	0	0	0	1	59	100	7.50	1.167
62 Al Alburquerque, R ERA: 3.0	(7, 1)	1.0		4	0	0	0	1	1	0	0	0	0	0	12	17	0.00	1.000
46 Ian Krol, L ERA: 4.15	(8, 1)	1.0		4	1	0	0	1	0	0	0	0	0	0	13	21	0.00	1.000
55 Chad Smith, R ERA: 4.35	(9, 1)	1.0		3	1	0	0	0	0	0	0	0	0	0	4	4	0.00	1.000

PITCHER		IP	WLS	BF	H	R	ER	SO	BB	IBB	HBP	BLK	WP	HR	S	P	ERA	WHIP

WP: 0 PA: 36
PB: 0
SB: 0
CS: 0

Batter	1	2	3	4	5	6	7	8	9	AB	R	H	RBI	BB	SO	LOB
14 Austin Jackson, R (1, 8) OBP: 0.306, SLG: 0.350	B FF 88 B CH 79 C FF 89 B FF 90 S SI 89 B SI 91 4-2 BB	C CU 72 B CH 84 S SI 93 F SL 84 B FF 93 C FF 93 2-3 ① K 1-2 2-3 3-H	1 SAFE C SI 90 1 SAFE B FC 88 X FC 89 1-1 ② SF8 3-H	B FF 95 F FF 95 C FF 95 B SI 95 F SL 84 H FF 94 3-2 3 G6-3 HBP 1-2 2-3		C SI 86 X SI 86 0-1 ②③ G4-6-3 1-2f		B FF 98 S SL 88 B SL 88 X FF 97 2-1 ③ F8		3	0	0	1	1	1	3
3 Ian Kinsler, R (1, 4) OBP: 0.339, SLG: 0.479 17 Andrew Romine, S (9, 4) OBP: 0.280, SLG: 0.261	C SI 89 B SI 91 B CU 72 B CH 80 C FF 90 F SI 90 F CH 82 F FF 90 F FF 90 3-2 ① X SI 91 F7	B FF 93 X SI 93 1-0 28 1B 24 1B 2-3 3-H 1B	1 SAFE B FC 88 1 SAFE C FC 87 B CU 77 F SI 91 C CU 77 2-3 ③ K	X FF 95 0-0 ②③ G6-3 1-2f			B SI 86 X CU 71 1-0 24 3B 1B			5 0	1 0	2 0	1 0	0 0	1 0	5 0
24 Miguel Cabrera, R (1, 3) OBP: 0.370, SLG: 0.542 32 Don Kelly, L (8, 3) OBP: 0.313, SLG: 0.292	F SI 91 B SI 91 B FF 92 S SL 85 C FF 93 2-3 ② K	X CH 82 0-0 28 1B 1-2 3-H 1B		B SI 90 B CH 83 F FC 88 B SI 90 X FC 89 3-1 28 1B 9 1B 1B	B FF 93 X FF 94 1-0 ① G5-3		B SI 87 C SI 87 X SI 88 1-1 1-H 48 1B 3B			5 0	2 0	3 0	2 0	0 0	1 0	1 0
28 J.D. Martinez, R (1, 10) OBP: 0.366, SLG: 0.651	B CU 71 B SI 91 B CH 80 C SI 91 S CH 82 X CH 81 3-2 F8	B SI 91 S SL 82 F SI 91 X SL 83 ③ 1-2 48 G6-3 1-2 2-3 1B		B SI 91 X SI 90 1-0 9 1B 48 BB 13 BB 1-3 1B	S FF 94 B SI 94 F SL 85 X SL 84 1-2 48 1B 3B		B SI 88 F FF 87 B FC 83 X FC 83 2-1 ① P3			5	2	3	0	0	0	2
48 Torii Hunter, R (1, 9) OBP: 0.298, SLG: 0.448	C SI 91 B CU 72 B CU 71 X CH 81 2-1 9 1B 13 1B 2B C SI 92 X FF 91 0-1 ②③ G6-3 1-2f			B FC 89 D SI 92 B SI 92 B SI 92 4-0 13 BB 9 1B 30 1B 1-2 BB	B SI 95 F FF 94 X FF 94 1-1 9 S 3-H 1B		X CH 80 0-0 3-H 1B			4	2	3	2	1	0	3
9 Nick Castellanos, R (1, 5) OBP: 0.313, SLG: 0.406		S FF 89 F SI 90 B FF 90 B CH 82 X SI 91 2-2 30 1B 13 1B 20 1B 2-3 1B	B CU 67 X CH 81 1-0 30 SH1-3 20 1B 2B	X SI 92 0-0 30 1B 13 BB 20 SF7 1-2 2-3 3-H 1B	B SL 84 C SI 94 S FF 94 B FF 94 F SI 94 B FF 93 T FF 94 3-2 ② K 1-2		D CU 72 B SI 87 S SI 87 F SI 87 S FC 83 2-3 ② K			5	3	3	1	0	2	2
13 Alex Avila, L (1, 2) OBP: 0.351, SLG: 0.378 50 Bryan Holaday, R (9, 2) OBP: 0.333, SLG: 0.325		F SI 91 C SL 84 B SI 91 B SL 83 X CH 82 2-2 20 1B 30 1B 14 WP 1-2 3-H 1B	B SI 89 B SI 88 F SI 90 B SL 83 B SI 91 4-1 20 1B 30 SH1-3 14 SF8 BB	B SI 91 B CH 84 B FC 88 C FC 88 S FC 89 B FC 89 4-2 14 HBP 30 1B 1-2 2-3 3-H BB	B SI 88 C SI 88 B FC 81 X FF 88 2-1 ③ L8		B SI 86 C FC 81 B CU 73 B FF 88 C SI 88 S FC 82 3-3 ③ K			3 0	2 0	1 0	2 0	2 0	1 0	2 0
30 Eugenio Suárez, R (1, 6) OBP: 0.358, SLG: 0.447		F SI 89 B SI 90 F SI 91 B CH 83 X CH 80 2-2 14 WP 20 1B 3 1B 1-2 2-3 1B	X SI 88 0-0 ① SH1-3 1-2 2-3	B SI 91 S SI 90 C CU 78 B CU 77 B FC 89 X FC 87 3-2 14 HBP 1-2 2-3 3-H 1B		C SI 86 B CU 72 B CH 79 X SI 85 2-1 ① G5-3		C FF 95 B SL 86 F FF 96 X SL 88 1-2 ① L7		4	1	2	1	0	0	0
20 Rajai Davis, R (1, 7) OBP: 0.326, SLG: 0.420		C SI 92 X SI 93 0-1 3 1B 14 WP 24 1B 1-2 2-3 3-H 1B	X SI 91 0-0 2-3 3-H 1B	F FF 94 F FF 94 X SL 84 0-2 ① SF7 3-H		X CU 71 0-0 14 G4-6-3 1B		B SL 87 F FF 98 F FF 97 X FF 98 1-2 ② G4-3		4	1	3	3	0	0	0
Inning Stats	R: 0 E: 0 K: 1 S: 15 H: 0 LOB: 1 BB: 1 P: 27	R: 5 E: 0 K: 1 S: 24 H: 8 LOB: 2 BB: 0 P: 36	R: 2 E: 0 K: 1 S: 9 H: 2 LOB: 1 BB: 1 P: 17	R: 4 E: 0 K: 0 S: 16 H: 4 LOB: 2 BB: 2 P: 34	R: 1 E: 0 K: 1 S: 12 H: 2 LOB: 1 BB: 0 P: 20	R: 0 E: 0 K: 0 S: 5 H: 1 LOB: 0 BB: 0 P: 7	R: 2 E: 0 K: 2 S: 12 H: 3 LOB: 1 BB: 0 P: 21	R: 0 E: 0 K: 0 S: 8 H: 0 LOB: 0 BB: 0 P: 12		1B: 16 2B: 2 3B: 2 HR: 0 SF: 2 SAC: 1 DP: 3 HBP: 1					

PITCHER		IP	WLS	BF	H	R	ER	SO	BB	IBB	HBP	BLK	WP	HR	S	P	ERA	WHIP
99 Hyun Jin Ryu, L ERA: 3.65	(1, 1)	2.1	L	18	10	7	7	2	2	0	0	0	1	0	43	72	27.00	5.143
28 Jamey Wright, R ERA: 3.24	(3, 1)	0.2		8	4	4	4	1	2	0	0	0	0	0	14	32	54.00	9.000
54 Chris Perez, R ERA: 4.68	(4, 1)	1.2		7	2	1	1	1	0	0	1	0	0	0	17	26	5.40	1.200
47 Paul Maholm, L ERA: 5.18	(5, 1)	2.1		10	4	2	2	2	0	0	0	0	0	0	19	32	7.71	1.714
52 Pedro Báez, R ERA: 9.0	(8, 1)	1.0		3	0	0	0	0	0	0	0	0	0	0	8	12	0.00	0.000

PITCHER	IP	WLS	BF	H	R	ER	SO	BB	IBB	HBP	BLK	WP	HR	S	P	ERA	WHIP

BOTTOM

Los Angeles Dodgers @ Detroit Tigers

Comerica Park, Detroit, MI

Tue Jul 08 2014, 7:10 PM - 10:37 PM EDT

Att. 36,912 - Partly Cloudy - 79 F

livebaseballscorecards.com

AB	38
R	14
H	20
RBI	13
BB	4
SO	6
LOB	18

Batter	1	2	3	4	5	6	7	8	9	AB	R	H	RBI	BB	SO	LOB
9 Dee Strange-Gordon, L (1, 4) OBP: 0.351, SLG: 0.409	C FF 90 B FF 92 C FF 92 F FF 94 F FF 93 B CH 85 B CH 84 X FF 95 3-2 ① F8		C CU 77 B CU 77 L FF 94 B FF 96 X CH 85 2-2 1-2 1B		L FF 93 X CH 85 0-1 ③ G6-3			B FF 95 C SL 83 C CU 79 B FF 96 X CU 80 2-2 ② G1-3		4	0	1	0	0	0	0
66 Yasiel Puig, R (1, 9) OBP: 0.393, SLG: 0.520	C FF 93 B FF 94 B FF 93 B SL 85 X FF 93 3-1 13 FC6-5 3B		X SL 86 0-0 ② ③ G5-3 2-3f			C FF 93 F SL 84 B FF 96 X CH 86 1-2 23 G4-3 2B		B FF 95 F FF 94 C FF 96 B SL 85 S SL 86 2-3 ③ K		4	0	2	0	0	1	2
13 Hanley Ramirez, R (1, 10) OBP: 0.366, SLG: 0.465	C FF 94 B FF 94 B FF 94 X CH 86 2-1 ② FC6-5 3-H			B SL 82 S SL 84 B FF 94 B FF 94 B SL 86 4-1 BB		B FF 94 C SL 84 D CH 83 B SL 83 C SL 85 S FF 94 3-3 ① K			S FF 91 S SL 87 B SL 88 B SI 92 X CU 85 2-2 ① G4-3	3	0	0	0	1	1	2
23 Adrián González, L (1, 3) OBP: 0.316, SLG: 0.435	X FF 93 0-0 ③ F7			X FF 93 0-0 ① F9		B FF 94 B FF 95 X CH 82 2-0 ② G4-3 2-3			B SI 93 F SI 93 C SL 87 B FF 93 S FF 93 2-3 ② K	4	0	0	0	0	1	3
27 Matt Kemp, R (1, 7) OBP: 0.330, SLG: 0.437		B SL 83 F FF 92 B FF 93 C FF 93 B FF 94 S SL 85 3-3 ① K		1 SAFE B FF 93 X FF 93 1-0 ② F7		S SL 86 S SL 87 B SL 82 S SL 86 1-3 ③ K			C FF 94 F CU 84 F FF 94 S SL 88 0-3 ③ K	4	0	0	0	0	3	2
16 Andre Ethier, L (1, 8) OBP: 0.306, SLG: 0.375		C FF 92 C FF 93 B CU 79 F FF 95 X CH 87 1-2 ② F8		C CU 78 B CH 85 F CH 85 F FF 95 X FF 94 1-2 ③ G3			C CH 81 B CH 85 X FF 93 1-1 ① F9			3	0	0	0	0	0	1
5 Juan Uribe, R (1, 5) OBP: 0.332, SLG: 0.439		C SL 83 S FF 94 X SL 83 0-2 ③ G5-3			S SL 82 S CU 74 S SL 86 0-3 ① K		C FF 94 S SL 83 X FF 96 0-2 ② F9			3	0	0	0	0	1	0
17 A.J. Ellis, R (1, 2) OBP: 0.388, SLG: 0.275			B FF 90 B FF 93 B FF 93 B FF 94 4-0 66 G5-3 9 1B BB		B FF 93 C FF 94 C FF 94 B SL 85 F CH 85 F SL 86 S FF 95 2-3 ② K		B FF 93 F SL 84 F FF 94 S FF 96 1-3 ③ K			2	0	0	0	1	2	0
72 Miguel Rojas, R (1, 6) OBP: 0.274, SLG: 0.279			C FF 92 B SL 83 C SL 85 F SL 86 C FF 96 1-3 ① K		B FF 92 X FF 92 1-0 HR			B SL 83 S SL 84 B SL 84 B CU 81 C CU 79 3-3 ① K		3	1	1	1	0	2	1
Inning Stats	R: 0 H: 1 E: 0 LOB: 1 K: 0 BB: 0 S: 10 P: 18	R: 0 H: 0 E: 0 LOB: 0 K: 1 BB: 0 S: 10 P: 14	R: 0 H: 1 E: 0 LOB: 1 K: 1 BB: 1 S: 8 P: 15	R: 0 H: 0 E: 0 LOB: 1 K: 0 BB: 1 S: 7 P: 13	R: 1 H: 1 E: 0 LOB: 0 K: 2 BB: 0 S: 11 P: 14	R: 0 H: 1 E: 0 LOB: 1 K: 2 BB: 0 S: 10 P: 17	R: 0 H: 0 E: 0 LOB: 0 K: 1 BB: 0 S: 8 P: 10	R: 0 H: 0 E: 0 LOB: 0 K: 2 BB: 0 S: 9 P: 16	R: 0 H: 0 E: 0 LOB: 0 K: 2 BB: 0 S: 10 P: 14	1B: 1 SF: 0 2B: 1 SAC: 0 3B: 1 DP: 1 HR: 1 HBP: 0						WP: 0 PA: 32 PB: 0 SB: 0 CS: 0

TOP

Los Angeles Dodgers @ Detroit Tigers

Comerica Park, Detroit, MI

Wed Jul 09 2014, 1:11 PM - 3:56 PM EDT

Att. 36,462 - Partly Cloudy - 73 F

livebaseballscorecards.com

AB	30
R	1
H	4
RBI	1
BB	2
SO	11
LOB	11

PITCHER		IP	WLS	BF	H	R	ER	SO	BB	IBB	HBP	BLK	WP	HR	S	P	ERA	WHIP
37 Max Scherzer, R ERA: 3.35	(1, 1)	7.0	W	26	4	1	1	7	2	0	0	0	0	1	64	101	1.29	0.857
44 Joba Chamberlain, R ERA: 2.78	(8, 1)	1.0	H	3	0	0	0	2	0	0	0	0	0	0	9	16	0.00	0.000
36 Joe Nathan, R ERA: 5.79	(9, 1)	1.0	S	3	0	0	0	2	0	0	0	0	0	0	10	14	0.00	0.000

PITCHER	IP	WLS	BF	H	R	ER	SO	BB	IBB	HBP	BLK	WP	HR	S	P	ERA	WHIP

Batter	1	2	3	4	5	6	7	8	9	AB	R	H	RBI	BB	SO	LOB
14 Austin Jackson, R (1, 8) OBP: 0.309, SLG: 0.362	C FF 92 B FF 93 X SI 92 1-1 3 1B 3B		C FF 91 X SL 84 0-1 ① G4-3		C SI 91 F SI 92 B SL 87 S CH 88 1-3 ① K 2-3			X SI 94 0-0 3 FC3 48 SF8 2B		4	2	2	0	0	1	1
3 Ian Kinsler, R (1, 4) OBP: 0.339, SLG: 0.477	F SI 92 B SL 86 X SL 86 1-1 48 WP 32 1B 3-H 1B		C CH 86 B SL 84 B SI 91 C X FF 92 2-2 ② G6-3		X SI 92 0-0 ② G6-3			X SI 93 0-0 FC3 28 G6-3 2-3		4	1	1	1	0	0	2
48 Torii Hunter, R (1, 10) OBP: 0.294, SLG: 0.444	**B SI 93** **1 SAFE** **1 SAFE** **S FF 92** 1 SAFE 1 SAFE B CH 86 S CH 87 B SL 88 3-3 S SL 86 ① K 1-2		B FF 93 X SL 85 1-0 ③ F9		X FF 93 0-0 ③ G6-3			C SI 93 X SI 94 0-1 ① SF8 3-H		3	0	0	1	0	1	2
28 J.D. Martinez, R (1, 9) OBP: 0.364, SLG: 0.642	S SL 86 B FF 93 D SL 87 F SL 86 S SL 85 2-3 ② K			T SL 84 C SI 91 B SL 84 B CH 87 B SL 85 X SL 86 3-2 32 1B 9 1B 1B		C CH 86 B CH 87 S FF 93 F FF 93 B SL 86 F CH 89 F SI 93 B CU 78 X CH 88 3-2 ① L5		B SI 93 1 SAFE B SI 92 C SI 93 S SI 93 X SI 94 2-2 ② G6-3 1-2		4	1	1	0	0	1	2
32 Don Kelly, L (1, 3) OBP: 0.330, SLG: 0.304	B SI 93 B SI 93 B CH 88 C SI 92 X SI 93 3-1 2-H 1B			B SI 92 1 SAFE F FF 91 F FF 92 X SL 87 1-2 13 G3-6-1 9 1B 1-2 1B		C CU 76 F FF 92 X CH 89 0-2 ② G4-3		I IN 75 I IN 72 I IN 73 I IN 72 4-0 IBB		3	0	2	1	1	0	0
9 Nick Castellanos, R (1, 5) OBP: 0.312, SLG: 0.404	S FF 92 B SL 87 B FF 92 S SL 87 X SL 87 2-2 ③ F9			C SI 92 S CH 88 B FF 93 F CH 88 X SL 86 1-2 13 G3-6-1 1-2 2-H 1B		B CU 77 C SI 92 B SI 92 S CH 88 B FF 94 F FF 94 S CH 88 3-3 ③ K		F SI 94 B FS 85 B SI 93 X SI 93 2-1 ③ G5-3		4	0	1	1	0	1	3
13 Alex Avila, L (1, 2) OBP: 0.347, SLG: 0.373		C SI 90 B CH 85 B FF 91 X CH 86 2-1 ① G3-1		B CH 88 B CH 88 X CH 87 2-0 ①② G3-6-1 1-2f 2-3			B CU 75 B FF 91 C FF 91 C FF 91 S CU 78 2-3 ① K			3	0	0	0	0	1	2
30 Eugenio Suárez, R (1, 6) OBP: 0.347, SLG: 0.432		C CU 72 S FF 91 B FF 91 B FF 91 F SI 92 S FF 93 2-3 ② K		D SL 87 S SL 88 B SI 93 C SI 92 X SI 95 2-2 ③ G6-3			B SI 93 B SL 85 C SL 84 S FF 92 S CH 88 2-3 ② K			3	0	0	0	0	2	1
20 Rajai Davis, R (1, 7) OBP: 0.326, SLG: 0.423		L SL 82 F SL 85 X SL 84 0-2 ③ P4			X SI 91 0-0 14 S 2B		B SI 92 F FF 92 B FF 92 S SL 87 B CH 89 F SL 86 S SL 86 3-3 ③ K			3	0	1	0	0	1	0
Inning Stats	R: 2 E: 0 K: 2 S: 15 H: 3 LOB: 1 BB: 0 P: 27	R: 0 E: 0 K: 1 S: 9 H: 0 LOB: 0 BB: 0 P: 13	R: 0 E: 0 K: 0 S: 6 H: 0 LOB: 0 BB: 0 P: 9	R: 1 E: 0 K: 0 S: 14 H: 3 LOB: 1 BB: 0 P: 23	R: 0 E: 0 K: 1 S: 6 H: 1 LOB: 1 BB: 0 P: 7	R: 0 E: 0 K: 1 S: 13 H: 0 LOB: 0 BB: 0 P: 19	R: 0 E: 0 K: 3 S: 10 H: 0 LOB: 0 BB: 0 P: 17	R: 1 E: 0 K: 0 S: 9 H: 1 LOB: 2 BB: 1 P: 17		1B: 5 2B: 2 3B: 1 HR: 0 SF: 1 SAC: 0 DP: 1 HBP: 0				WP: 1 PB: 0 SB: 1 CS: 0 PA: 33		

PITCHER	IP	WLS	BF	H	R	ER	SO	BB	IBB	HBP	BLK	WP	HR	S	P	ERA	WHIP
21 Zack Greinke, R (1, 1) ERA: 2.73	7.0	L	27	7	3	3	8	0	0	0	0	1	0	73	115	3.86	1.000
43 Brandon League, R (8, 1) ERA: 2.18	1.0		6	1	1	1	0	0	1	0	0	0	0	9	17	9.00	1.000

PITCHER	IP	WLS	BF	H	R	ER	SO	BB	IBB	HBP	BLK	WP	HR	S	P	ERA	WHIP

BOTTOM

Los Angeles Dodgers @ Detroit Tigers

Comerica Park, Detroit, MI

Wed Jul 09 2014, 1:11 PM - 3:56 PM EDT

Att. 36,462 - Partly Cloudy - 73 F

livebaseballscorecards.com

AB	31
R	4
H	8
RBI	4
BB	1
SO	8
LOB	13

Batter	1	2	3	4	5	6	7	8	9	AB	R	H	RBI	BB	SO	LOB
14 Austin Jackson, R (1, 8) OBP: 0.309, SLG: 0.360	B FF 89 X SI 92 1-0 3 1B 24 G1-3 1B	C FF 92 B FF 92 1 SAFE X SL 87 1-1 ② F8		B FF 94 B SL 87 B SI 93 C FF 91 F FF 93 F SL 85 F FF 92 B SL 86 4-2 24 2B 1-2 2-3 BB	S SL 82 B FF 91 T FF 90 B SL 84 F FF 91 F FF 90 S SL 81 2-3 ② K	C SL 81 S FF 89 S SI 88 0-3 ② K		B FF 90 F SI 89 B SI 89 B SI 89 X SI 88 3-1 ③ G6-3		5	2	1	0	1	2	3
3 Ian Kinsler, R (1, 4) OBP: 0.339, SLG: 0.477 17 Andrew Romine, S (7, 4) OBP: 0.285, SLG: 0.266	L FF 91 B FF 92 X SL 83 1-1 24 G1-3 48 1B 1-3 1B	X SL 86 0-0 ③ G4-3		F FC 93 B FF 94 S FF 92 X FF 94 1-2 ② SF9 3-H	C FF 90 X FF 91 0-1 24 BB 28 1B 3-H 1B	B SI 87 F FF 89 B FF 90 X SL 81 2-1 ③ G6-3			X SI 88 0-0 20 2B 28 SF9 1B	4 1	2 1	2 1	2 1	0 0	0 0	2 0
24 Miguel Cabrera, R (1, 3) OBP: 0.376, SLG: 0.550 20 Rajai Davis, R (7, PR) OBP: 0.328, SLG: 0.430 (7, 7)	X SL 86 0-0 ① G1-3 1-2 3-H	B FC 92 B SI 94 B FF 94 B FF 93 4-0 48 G5-4-3 28 HBP BB	B SL 86 B FF 92 F FF 93 D CH 87 X FF 92 3-1 1-H 2-H 2B	B FF 91 B SL 83 C FF 91 F SL 81 D SL 80 F SL 80 B FF 89 4-2 28 1B 28 E 1-2 BB	B SI 88 C CH 82 C SI 90 F FF 89 B SI 90 F SL 83 X SL 77 2-2 28 2B 2B			B SI 89 X SI 88 1-0 48 G6-3 1-3 2B	3 1	1 1	2 1	3 1	2 0	0 0	1 0
28 J.D. Martinez, R (1, 7) OBP: 0.373, SLG: 0.648 (7, 9)	B SL 87 B FF 93 C SI 93 B SL 87 B CH 89 4-1 48 1B 9 SF9 BB	C FF 93 B CH 87 B FF 93 F CH 86 H SI 93 3-2 48 G5-4-3 1-2 HBP	B SL 84 S CH 85 C CH 86 B FC 93 B CH 80 S CH 86 3-3 ③ K	C FF 90 X SL 81 0-1 E7 48 E 1-H 2-H 1B	B SI 89 X FF 90 1-0 48 G6-3 2-H 2B			X FF 91 0-0 ① SF9 3-H	3	2	2	3	1	1	1
48 Torii Hunter, R (1, 10) OBP: 0.298, SLG: 0.455	X FF 93 0-0 1-3 2-H 1B	B SL 87 B CH 85 S SL 86 X CH 88 2-1 ① ② G5-4-3 1-2f 2-3		B EP 60 X CH 84 1-0 HR B SL 82 F FF 90 S FF 89 X SL 83 1-2 E8 9 2B 2-H 1B			B CH 83 S SI 89 F SI 90 B SL 83 X SL 79 2-2 ① G6-3 2-3		F SL 79 S SI 90 B SI 90 D SL 83 F SL 83 X SI 89 2-2 ② G6-3 2-3	6	2	3	3	0	0	4
9 Nick Castellanos, R (1, 5) OBP: 0.315, SLG: 0.409	B FF 93 F CH 85 S FF 91 B FF 93 B FF 92 X FF 93 3-2 ② SF9 3-H	D SI 95 B SL 86 F FF 94 S CH 88 C FF 95 2-3 ③ K		B SL 82 X FF 91 1-0 13 2B 30 2B 1B X FF 90 0-0 2-H 2B			S SI 89 S FF 90 S FF 90 0-3 ② K		B SI 90 B SI 91 S SI 90 B SI 89 D SI 90 4-1 BB	4	1	2	2	1	2	3
13 Alex Avila, L (1, 2) OBP: 0.342, SLG: 0.372	1 SAFE S FF 91 X CH 87 0-1 ③ G4-3 3-H			B FF 92 B FC 92 C FC 92 X FF 92 2-1 ① F9	B SL 82 C CU 73 B SI 87 F SI 87 B CU 74 X SI 88 X SI 87 1-2 1-3 30 2B 2B B SL 81 C SL 81 X SL 81 1-1 ③ F9		F SI 88 S SI 88 D SL 78 T SL 78 1-2 ③ K		X SI 89 0-0 ③ F8	6	1	1	0	0	1	6
30 Eugenio Suárez, R (1, 6) OBP: 0.359, SLG: 0.457		C FF 90 F CH 84 B SL 87 B FF 92 B CH 85 X FF 92 3-2 ① F9		F FF 93 H CU 77 1-1 14 BB 32 1B 3 SF9 HBP	B CU 74 X SI 88 1-0 32 G3 3 1B 2-H 3-H 2B	B FF 88 X FF 89 1-0 2B		C SL 76 B CH 81 C CH 83 S SL 83 1-3 ① K		4	2	2	2	0	1	0
32 Don Kelly, L (1, 9) OBP: 0.333, SLG: 0.309 (7, 3)		C FF 92 S CH 87 X SL 86 0-2 1B		B CH 86 F CH 86 F FF 92 B FF 94 F FF 93 F CH 87 X FF 94 2-2 14 BB 24 2B 1-2 1B	C CU 74 S SI 88 D SI 88 B SL 82 X SI 88 2-2 ① G3 2-3	B SI 88 B SL 79 X SI 86 2-0 ① F7		B SI 89 F SI 89 X SI 90 1-1 ② G4-3		5	1	2	0	0	0	2
Inning Stats	R: 3 E: 0 K: 0 S: 11 H: 3 LOB: 1 BB: 1 P: 20	R: 0 E: 0 K: 0 S: 9 H: 1 LOB: 1 BB: 0 P: 13	R: 0 E: 0 K: 1 S: 7 H: 0 LOB: 1 BB: 1 P: 18	R: 3 E: 0 K: 1 S: 20 H: 2 LOB: 1 BB: 1 P: 36	R: 8 E: 2 K: 1 S: 29 H: 8 LOB: 1 BB: 1 P: 45	R: 0 E: 0 K: 1 S: 7 H: 1 LOB: 1 BB: 0 P: 12	R: 1 E: 0 K: 2 S: 15 H: 2 LOB: 2 BB: 0 P: 21	R: 0 E: 0 K: 1 S: 7 H: 0 LOB: 0 BB: 0 P: 12	R: 1 E: 0 K: 0 S: 9 H: 2 LOB: 2 BB: 1 P: 16	1B: 10 2B: 8 3B: 0 HR: 1 SF: 3 SAC: 0 DP: 1 HBP: 2						

PITCHER		IP	WLS	BF	H	R	ER	SO	BB	IBB	HBP	BLK	WP	HR	S	P	ERA	WHIP
11 Jeremy Guthrie, R ERA: 4.56	(1, 1)	4.0	L	24	8	8	8	2	3	0	2	0	0	1	49	91	18.00	2.750
37 Scott Downs, L ERA: 5.93	(5, 1)	0.1		3	2	1	1	0	0	0	0	0	0	0	9	15	27.00	6.000
31 Louis Coleman, R ERA: 7.59	(5, 1)	1.2		11	5	5	5	2	1	0	0	0	0	0	25	38	27.00	3.600
67 Francisley Bueno, L ERA: 2.7	(7, 1)	3.0		14	4	2	2	3	1	0	0	0	0	0	31	49	6.00	1.667

PITCHER	IP	WLS	BF	H	R	ER	SO	BB	IBB	HBP	BLK	WP	HR	S	P	ERA	WHIP

TOP

Detroit Tigers @ Kansas City Royals

Kauffman Stadium, Kansas City, MO

Thu Jul 10 2014, 7:12 PM - 10:28 PM CDT

Att. 21,775 - Clear - 84 F

livebaseballscorecards.com

AB	42
R	16
H	19
RBI	15
BB	5
SO	7
LOB	22

1B: 10	SF: 3	WP: 0	PA: 52
2B: 8	SAC: 0	PB: 0	
3B: 0	DP: 1	SB: 0	
HR: 1	HBP: 2	CS: 0	

BOTTOM

Detroit Tigers @ Kansas City Royals

Kauffman Stadium, Kansas City, MO

Thu Jul 10 2014, 7:12 PM - 10:28 PM CDT

Att. 21,775 - Clear - 84 F

livebaseballscorecards.com

Batter	1	2	3	4	5	6	7	8	9	AB	R	H	RBI	BB	SO	LOB
6 Lorenzo Cain, R (1, 9) OBP: 0.353, SLG: 0.440	F8	F8			L8		K		G5-3	5	0	0	0	0	1	2
35 Eric Hosmer, L (1, 3) OBP: 0.312, SLG: 0.375	19 BB 1B		F7		G4-3		HR			4	1	2	2	0	0	0
13 Salvador Perez, R (1, 2) OBP: 0.326, SLG: 0.440 12 Brett Hayes, R (6, 2) OBP: 0.122, SLG: 0.175	F8		F7		P4		K			3 1	0 0	0 0	0 0	0 0	0 1	1 0
19 Danny Valencia, R (1, 5) OBP: 0.336, SLG: 0.404 (8, 4)	14 FC6-4 BB		1B			L5		18 DI 1B		3	0	2	0	1	0	0
14 Omar Infante, R (1, 4) OBP: 0.313, SLG: 0.380 24 Christian Colón, R (6, 4) OBP: 0.333, SLG: 0.667 (8, 6)	FC6-4		K			1B			L3	2 2	0 0	0 1	0 0	0 0	1 0	3 1
16 Billy Butler, R (1, 10) OBP: 0.324, SLG: 0.353		G5-3		HR		P3		K		4	1	1	1	0	1	2
18 Raul Ibanez, L (1, 7) OBP: 0.235, SLG: 0.254		G5-3		G4-3		P6		G3		4	0	0	0	0	0	2
2 Alcides Escobar, R (1, 6) OBP: 0.322, SLG: 0.389 8 Mike Moustakas, L (8, 5) OBP: 0.257, SLG: 0.376	1 S 1 1B		G6-3				F7		K	3 1	1 0	1 0	0 0	0 0	0 1	0 0
1 Jarrod Dyson, L (1, 8) OBP: 0.353, SLG: 0.350	6 S 1B		G6-3				35 DI 35 HR 1B		G1-3	4	1	2	1	0	0	0

Inning Stats																								
	R: 0	H: 1	R: 1	H: 2	R: 0	H: 1	R: 1	H: 1	R: 0	H: 0	R: 0	H: 1	R: 2	H: 2	R: 0	H: 1	R: 0	H: 0	1B: 7	SF: 0	WP: 0	PA: 37
	E: 0	LOB: 2	E: 0	LOB: 1	E: 0	LOB: 1	E: 0	LOB: 0	E: 0	LOB: 0	E: 0	LOB: 1	E: 0	LOB: 0	E: 0	LOB: 1	E: 0	LOB: 0	2B: 0	SAC: 0	PB: 0	
	K: 0	BB: 1	K: 0	BB: 0	K: 1	BB: 0	K: 0	BB: 0	K: 0	BB: 0	K: 0	BB: 0	K: 2	BB: 0	K: 1	BB: 0	K: 1	BB: 0	3B: 0	DP: 0	SB: 2	
	S: 15	P: 24	S: 10	P: 14	S: 11	P: 17	S: 13	P: 19	S: 11	P: 15	S: 6	P: 8	S: 14	P: 18	S: 13	P: 17	S: 9	P: 12	HR: 2	HBP: 0	CS: 0	

PITCHER		IP	WLS	BF	H	R	ER	SO	BB	IBB	HBP	BLK	WP	HR	S	P	ERA	WHIP
33 Drew Smyly, L ERA: 4.0	(1, 1)	6.2	W	29	8	4	4	2	1	0	0	0	0	2	77	112	5.40	1.350
55 Chad Smith, R ERA: 4.22	(7, 1)	0.1		1	0	0	0	1	0	0	0	0	0	0	3	3	0.00	0.000
65 Blaine Hardy, L ERA: 2.13	(8, 1)	1.0		4	1	0	0	1	0	0	0	0	0	0	13	17	0.00	1.000
40 Phil Coke, L ERA: 4.78	(9, 1)	1.0		3	0	0	0	1	0	0	0	0	0	0	9	12	0.00	0.000

PITCHER	IP	WLS	BF	H	R	ER	SO	BB	IBB	HBP	BLK	WP	HR	S	P	ERA	WHIP

AB	36
R	4
H	9
RBI	4
BB	1
SO	5
LOB	11

Detroit Tigers @ Kansas City Royals

Kauffman Stadium, Kansas City, MO

Fri Jul 11 2014, 7:13 PM - 10:10 PM CDT

Att. 31,581 - Partly Cloudy - 88 F

TOP

livebaseballscorecards.com

Batter	1	2	3	4	5	6	7	8	9	AB	R	H	RBI	BB	SO	LOB
14 Austin Jackson, R (1, 8) OBP: 0.314, SLG: 0.368	B FF 93 X FF 92 1-0 3 1B 2B		B FF 92 1 SAFE 1 SAFE B CU 76 X FF 91 2-0 24 SF9 24 E 1-2 1B		B FF 94 S CH 80 B CU 79 C CH 81 F FF 94 X CH 79 2-2 1B		C FF 99 S FF 98 C SI 99 0-3 ③ K 1-2			4	1	3	0	0	1	2
3 Ian Kinsler, R (1, 4) OBP: 0.338, SLG: 0.474	F SI 94 X CU 78 0-1 28 S 2-H 1B		C CU 74 C CH 80 S FF 95 0-3 ① K		B FF 92 B FF 88 X FF 92 2-0 ③ F8			S SL 81 B SL 82 X SI 93 1-1 ① G4-3		4	0	1	1	0	1	3
24 Miguel Cabrera, R (1, 3) OBP: 0.372, SLG: 0.545	B SI 94 S CU 76 1 SAFE S CU 79 B SI 95 F CU 79 F FF 96 F CU 74 S CU 80 2-3 ① K		2 SAFE B SI 94 F FF 95 B CU 79 X CU 77 2-1 ② SF9 1-3 2-H			C CU 78 F FF 92 B CU 81 F CU 75 F FF 94 X CU 78 1-2 ① G5-3		C FF 93 F SL 82 F FF 94 X SL 82 0-2 ② L8		3	0	0	1	0	1	1
28 J.D. Martinez, R (1, 9) OBP: 0.365, SLG: 0.633	1 SAFE 1 SAFE C CU 77 1 SAFE F SI 93 S CU 79 0-3 ② K 1-2		C CU 77 B FF 95 S CU 77 F CU 71 S CU 81 1-3 ③ K			C CH 82 B SI 94 S SI 92 B FF 94 F CU 80 B CU 81 F CH 82 F CU 79 C FF 94 3-3 ② K		S SL 84 F SL 82 C SL 81 0-3 ③ K		4	0	0	0	0	4	2
48 Torii Hunter, R (1, 10) OBP: 0.294, SLG: 0.449	S CU 76 S CU 78 S FF 94 0-3 ③ K			X FF 92 0-0 ① L8		B CU 79 X CH 82 1-0 ③ G6-3			B KC 83 C FF 95 B KC 86 S FF 96 S FF 97 2-3 ① K	4	0	0	0	0	2	1
9 Nick Castellanos, R (1, 5) OBP: 0.315, SLG: 0.405 32 Don Kelly, L (9, 5) OBP: 0.333, SLG: 0.309		B SI 90 S CU 78 B FF 94 C CU 77 F CU 80 X FF 94 2-2 ① G5-3		C SI 91 B CU 76 X CU 78 1-1 ② F9			F FF 93 B FF 93 F FF 93 H CU 80 2-2 50 SH5-4 30 HBP 20 FC5-2 HBP		B FF 96 X FF 96 1-0 ② G5-3	3 0	0 0	0 0	0 0	0 0	0 0	0 0
30 Eugenio Suárez, R (1, 6) OBP: 0.355, SLG: 0.442		B SI 92 C CH 83 B FF 92 B FF 91 X FF 94 3-1 ② G3		C SI 91 X CH 81 0-1 ③ P4			C SI 96 H SI 96 1-1 20 FC5-2 50 SH5-4 1-2 HBP		C KC 86 S FF 96 B FC 92 B FC 91 X FF 97 2-2 ③ F9	3	0	0	0	0	0	0
50 Bryan Holaday, R (1, 2) OBP: 0.326, SLG: 0.316		B FF 94 B CU 79 X FF 94 2-0 ③ P3			B SI 90 C FF 91 B CU 73 X FF 92 2-1 ① G5-3		L FF 97 X CH 88 0-1 ① SH5-4 1-2 2-3			2	0	0	0	0	0	0
20 Rajai Davis, R (1, 7) OBP: 0.328, SLG: 0.429			F FF 92 C CU 80 F CU 79 F CU 76 F FF 95 F FF 96 F FF 94 B CH 84 F CU 81 1-2 F CU 77 X CH 85 24 E 14 1B 24 SF9 1B		X CU 74 0-0 ② F9		B FF 98 X CH 88 1-0 ② FC5-2 14 S 2-3 3-H			3	1	1	0	0	0	2
Inning Stats	R: 1 E: 0 K: 3 S: 15 H: 2 LOB: 1 BB: 0 P: 18	R: 0 E: 0 K: 0 S: 7 H: 0 LOB: 0 BB: 0 P: 14	R: 1 E: 1 K: 2 S: 20 H: 2 LOB: 1 BB: 0 P: 26	R: 0 E: 0 K: 0 S: 5 H: 0 LOB: 0 BB: 0 P: 6	R: 0 E: 0 K: 0 S: 8 H: 1 LOB: 1 BB: 0 P: 14	R: 0 E: 0 K: 1 S: 12 H: 0 LOB: 0 BB: 0 P: 17	R: 0 E: 0 K: 1 S: 9 H: 0 LOB: 2 BB: 0 P: 13	R: 0 E: 0 K: 1 S: 9 H: 0 LOB: 0 BB: 0 P: 10	R: 0 E: 0 K: 1 S: 7 H: 0 LOB: 0 BB: 0 P: 12	1B: 4 2B: 1 3B: 0 HR: 0 SF: 1 SAC: 1 DP: 0 HBP: 2						WP: 0 PB: 0 SB: 2 CS: 0 PA: 34

PITCHER		IP	WLS	BF	H	R	ER	SO	BB	IBB	HBP	BLK	WP	HR	S	P	ERA	WHIP
41 Danny Duffy, L ERA: 2.76	(1, 1)	6.0	L	24	5	2	1	6	0	0	1	0	0	0	69	99	1.50	0.833
40 Kelvin Herrera, R ERA: 2.13	(7, 1)	1.0		4	0	0	0	1	0	0	1	0	0	0	7	9	0.00	0.000
43 Aaron Crow, R ERA: 2.33	(8, 1)	1.0		3	0	0	0	1	0	0	0	0	0	0	9	10	0.00	0.000
17 Wade Davis, R ERA: 1.16	(9, 1)	1.0		3	0	0	0	1	0	0	0	0	0	0	7	12	0.00	0.000

PITCHER		IP	WLS	BF	H	R	ER	SO	BB	IBB	HBP	BLK	WP	HR	S	P	ERA	WHIP

AB	30
R	2
H	5
RBI	2
BB	0
SO	9
LOB	11

Batter	1	2	3	4	5	6	7	8	9	AB	R	H	RBI	BB	SO	LOB
23 Norichika Aoki, L (1, 9) (4, 7) OBP: 0.328, SLG: 0.330	C FF 89 X FS 85 0-1 G4-3 ①		B CU 78 X FF 93 1-0 2B		P PO 91 1 SAFE C SL 87 P PO 91 1 SAFE X FS 88 2-1 G4-3 ③			X FF 92 0-0 35 1B 1B	B SL 82 B SI 92 F FF 93 B SL 84 C FF 93 X FF 94 3-2 G3 ③	5	0	2	0	0	0	3
6 Lorenzo Cain, R (1, 8) (4, 9) OBP: 0.348, SLG: 0.434	C SI 91 B FF 91 S SL 86 B SL 88 F FF 93 X CU 79 2-2 G5-3 ②		X CU 75 0-0 F7 ②			B SL 87 X SL 86 1-0 G6-3 ①		X CU 77 0-0 B2 ①		4	0	0	0	0	0	2
35 Eric Hosmer, L (1, 3) OBP: 0.316, SLG: 0.382	B FF 93 B FF 93 B FF 93 C FF 92 X FF 93 3-1 13 1B 2B		C FS 88 B FF 94 F CU 79 X FF 93 1-2 G6-3 ③			B CU 79 C FS 87 B SL 88 X FS 86 2-1 1B		1 SAFE C CU 77 1 SAFE B CU 78 B FF 94 X CU 78 2-1 1-2 1B		4	1	3	0	0	0	1
13 Salvador Perez, R (1, 2) OBP: 0.328, SLG: 0.441	C SI 93 F CU 79 B FF 93 F CU 79 F SL 87 X SI 95 1-2 2-H 1B			C CU 78 F FS 84 B FF 94 X CH 74 1-2 14 PO 1B		B SI 93 F SI 93 B CU 81 1 SAFE F FF 94 X SL 88 2-2 P3 ②		X SL 85 0-0 F8 ②		4	0	2	1	0	0	3
16 Billy Butler, R (1, 10) OBP: 0.321, SLG: 0.349	B FF 92 1 SAFE C SL 86 B SI 92 B FS 87 F SL 86 C SL 87 3-3 K ③			F FF 94 S FF 94 F SL 88 B FS 90 S FF 94 1-3 K ①		1 SAFE X CU 75 0-0 G5-3 ③		C SL 86 S CU 79 X FF 96 0-2 L8 ③		4	0	0	0	0	2	5
8 Mike Moustakas, L (1, 5) OBP: 0.257, SLG: 0.378		C FF 91 F FF 92 S FS 86 0-3 K ①		X FS 89 0-0 F8 ②			B FF 91 B FS 86 X FS 87 2-0 14 G6-3 2B		B SL 82 C SI 92 B FF 93 F FF 92 X SL 89 2-2 G3 ①	4	0	1	0	0	1	1
14 Omar Infante, R (1, 4) OBP: 0.316, SLG: 0.381		X FF 92 0-0 E5 1 L5-6 1B		C FF 94 1 SAFE 0-1 PO ③ 1-2	C CU 79 X SL 87 0-1 F9 ①		X CU 78 0-0 G6-3 ① 2-3		B FF 93 B FF 93 B CH 88 C FF 92 X FF 93 3-1 1 S 1B	4	0	2	0	0	0	1
1 Jarrod Dyson, L (1, 7) (4, 8) OBP: 0.350, SLG: 0.343		C FF 92 X CU 76 0-1 L5-6 ② ③ 2-2			S FF 93 B FF 93 B FF 93 X FS 88 2-1 G3 ②		F CU 80 B FF 93 D SL 87 C FF 93 D SL 88 X SI 94 3-2 G6-3 ②		B SL 83 F SI 93 1 SAFE S SL 88 D SL 87 B SL 89 B FF 94 4-2 1-2 BB	3	0	0	0	1	0	2
2 Alcides Escobar, R (1, 6) OBP: 0.321, SLG: 0.388			C SL 85 C FF 92 F FF 93 F FS 88 X SI 93 0-2 G6-3 ①		X FF 93 0-0 1B		B FF 94 S CU 80 X SI 94 1-1 G6-3 ③		B SL 88 B FF 93 F FF 93 C SL 87 S SL 89 2-3 K ②	4	0	1	0	0	1	3
Inning Stats	R: 1 H: 2 E: 0 LOB: 1 K: 1 BB: 0 S: 16 P: 25	R: 0 H: 1 E: 1 LOB: 0 K: 1 BB: 0 S: 6 P: 6	R: 0 H: 1 E: 0 LOB: 1 K: 0 BB: 0 S: 10 P: 12	R: 0 H: 1 E: 0 LOB: 0 K: 1 BB: 0 S: 9 P: 11	R: 0 H: 1 E: 0 LOB: 1 K: 0 BB: 0 S: 9 P: 11	R: 0 H: 1 E: 0 LOB: 1 K: 0 BB: 0 S: 7 P: 12	R: 0 H: 1 E: 0 LOB: 1 K: 0 BB: 0 S: 7 P: 13	R: 0 H: 2 E: 0 LOB: 2 K: 0 BB: 0 S: 8 P: 10	R: 0 H: 1 E: 0 LOB: 2 K: 1 BB: 1 S: 13 P: 27	1B: 8 SF: 0 2B: 4 SAC: 0 3B: 0 DP: 1 HR: 0 HBP: 0						

Detroit Tigers @ Kansas City Royals

Kauffman Stadium, Kansas City, MO

Fri Jul 11 2014, 7:13 PM - 10:10 PM CDT

Att. 31,581 - Partly Cloudy - 88 F

BOTTOM

livebaseballscorecards.com

AB	36
R	1
H	11
RBI	1
BB	1
SO	4
LOB	21

WP: 0 PA: 38
PB: 0
SB: 1
CS: 0

PITCHER		IP	WLS	BF	H	R	ER	SO	BB	IBB	HBP	BLK	WP	HR	S	P	ERA	WHIP
19 Aníbal Sánchez, R ERA: 3.04	(1, 1)	7.0	W	27	8	1	1	3	0	0	0	0	0	0	64	90	1.29	1.143
44 Joba Chamberlain, R ERA: 2.7	(8, 1)	1.0	H	5	2	0	0	0	0	0	0	0	0	0	8	10	0.00	2.000
36 Joe Nathan, R ERA: 5.61	(9, 1)	1.0	S	5	1	0	0	1	1	0	0	0	0	0	13	27	0.00	2.000

PITCHER	IP	WLS	BF	H	R	ER	SO	BB	IBB	HBP	BLK	WP	HR	S	P	ERA	WHIP

Detroit Tigers @ Kansas City Royals

Kauffman Stadium, Kansas City, MO

Sat Jul 12 2014, 6:13 PM - 9:19 PM CDT

Att. 33,849 - Partly Cloudy - 92 F

TOP

livebaseballscorecards.com

Batter	1	2	3	4	5	6	7	8	9	AB	R	H	RBI	BB	SO	LOB
14 Austin Jackson, R (1, 8) OBP: 0.315, SLG: 0.372	C SI 93 B SI 93 S FC 88 B FF 94 F CH 86 X FC 86 2-2 3 CS 1B		C FC 87 B KC 82 S KC 80 X KC 80 1-2 3 1B 2B		C FF 92 C FC 86 B FF 92 B SI 90 F CH 84 S FF 93 2-3 ② K			B SI 96 X SI 97 1-0 G5-6-3 1-2f	C FF 90 1 SAFE B FF 89 F FF 87 F FF 89 D SL 82 F FF 89 X SI 89 2-2 ③ F9	5	1	2	0	0	1	2
3 Ian Kinsler, R (1, 4) OBP: 0.340, SLG: 0.475	C FC 86 F SI 92 B FF 93 B KC 82 B CH 86 X FC 86 3-2 F9 1-2		X FC 88 0-0 2-H 1B		B SI 91 C SI 91 B SI 91 B FF 92 F FF 90 F FF 91 X FF 92 3-2 ③ F9			B CU 82 X FF 98 1-0 1B		4	0	2	1	0	0	1
24 Miguel Cabrera, R (1, 3) OBP: 0.368, SLG: 0.538	T FF 93 C FF 93 X FF 93 0-2 ③ F9		S FF 92 S SI 93 B FF 92 1 SAFE B FF 90 B FF 92 C FF 94 3-3 ③ K			B SI 91 C KC 77 F KC 79 S FF 92 1-3 ① K		S FF 98 X FF 99 0-1 ③ G5-3		4	0	0	0	0	2	2
28 J.D. Martinez, R (1, 10) OBP: 0.373, SLG: 0.652		B FF 92 B SI 93 S FF 93 X SI 93 2-1 9 WP 1B		F SI 92 X KC 81 0-1 ① G5-3		C FC 85 F KC 78 B KC 79 B KC 79 B SI 92 F FF 91 F FF 93 F CH 86 X SI 93 3-2 48 G4-6-3 1B			B SL 81 B FF 91 X SI 91 2-0 HR	4	1	3	1	0	0	0
48 Torii Hunter, R (1, 9) OBP: 0.297, SLG: 0.456		C SI 93 T KC 80 F FF 92 B SI 93 B KC 78 B FF 94 X FF 93 3-2 ① F9		B SI 92 B SI 92 S CH 86 S CH 85 B CH 86 X CH 85 3-2 13 1B 3B		C SI 91 C SI 91 B SI 91 X FF 92 1-2 ②③ G4-6-3 1-2f			B SL 81 X SI 91 1-0 9 CS 1B	4	1	2	0	0	0	2
9 Nick Castellanos, R (1, 5) OBP: 0.311, SLG: 0.399 32 Don Kelly, L (9, PR) OBP: 0.333, SLG: 0.309 (9, 5)		C FC 84 S KC 81 D KC 79 B KC 80 B FC 86 S CH 86 3-3 ② K 1-2		S CH 85 D CH 85 C FF 93 S CH 85 1-3 ② K			B FC 86 X CH 84 1-0 ① F9		B SI 92 B SI 91 B SI 91 C FF 90 F SI 90 X SI 89 3-2 ① E5 13 S 13 HR 1-2	4 0	0 1	0 0	0 0	0 0	2 0	3 0
13 Alex Avila, L (1, 2) OBP: 0.345, SLG: 0.387		C FC 88 B FF 93 C KC 81 C SI 92 1-3 ③ K		S KC 82 B KC 82 F FC 88 F KC 81 D KC 83 B SI 93 X CH 85 3-2 3-H 1B			C FC 86 S KC 79 B SI 91 B KC 78 S SI 92 2-3 ② K		B SI 90 B SL 80 B SL 81 X SI 89 3-0 1-H HR	4	1	2	3	0	2	1
17 Andrew Romine, S (1, 6) OBP: 0.277, SLG: 0.259			C SI 93 B KC 78 X CH 84 1-1 ① F7	C FF 93 S FC 89 X SI 91 0-2 ③ G6-3			B F FC 86 B FF 92 F CH 86 S FC 84 2-3 ③ K		B SI 90 B SL 80 C SI 90 X SI 91 2-1 ② G6-3	4	0	0	0	0	1	2
20 Rajai Davis, R (1, 7) OBP: 0.331, SLG: 0.425			C FF 92 F KC 80 B SI 93 F CH 85 B FC 86 X CH 85 2-2 ② F7		X FC 86 0-0 ① G6-3			B SI 95 B FF 96 B SI 96 C FF 95 B FF 96 4-1 14 G5-6-3 BB	B SL 82 C SI 92 B SI 90 C SI 90 B SI 91 B SI 90 4-2 BB	2	0	0	0	2	0	0

Inning Stats																																
	R: 0	H: 1		R: 0	H: 1		R: 1	H: 2		R: 1	H: 2		R: 0	H: 0		R: 0	H: 1		R: 0	H: 0		R: 0	H: 1		R: 3	H: 3		1B: 7	SF: 0		WP: 1	PA: 37	
	E: 0	LOB: 0		E: 0	LOB: 1		E: 0	LOB: 1		E: 0	LOB: 1		E: 0	LOB: 0		E: 0	LOB: 0		E: 0	LOB: 0		E: 0	LOB: 1		E: 1	LOB: 1		2B: 1	SAC: 0		PB: 0		
	K: 0	BB: 0		K: 2	BB: 0		K: 1	BB: 0		K: 1	BB: 0		K: 1	BB: 0		K: 2	BB: 0		K: 0	BB: 1		S: 5	BB: 1		K: 0	BB: 1		3B: 1	DP: 2		SB: 1		
	S: 10	P: 15		S: 12	P: 21		S: 13	P: 20		S: 15	P: 22		S: 9	P: 14		S: 12	P: 17		S: 7	P: 12		S: 5	P: 11		S: 15	P: 32		HR: 2	HBP: 0		CS: 2		

PITCHER		IP	WLS	BF	H	R	ER	SO	BB	IBB	HBP	BLK	WP	HR	S	P	ERA	WHIP
33 James Shields, R ERA: 3.65	(1, 1)	7.0	L	26	7	2	2	8	0	0	0	0	1	0	78	121	2.57	1.000
40 Kelvin Herrera, R ERA: 2.08	(8, 1)	1.0		4	1	0	0	0	1	0	0	0	0	0	5	11	0.00	2.000
43 Aaron Crow, R ERA: 2.75	(9, 1)	0.2		6	3	3	2	0	1	0	0	0	0	2	10	25	27.00	6.000
31 Louis Coleman, R ERA: 7.48	(9, 1)	0.1		1	0	0	0	0	0	0	0	0	0	0	5	7	0.00	0.000

PITCHER	IP	WLS	BF	H	R	ER	SO	BB	IBB	HBP	BLK	WP	HR	S	P	ERA	WHIP

AB	35
R	5
H	11
RBI	5
BB	2
SO	8
LOB	13

Detroit Tigers @ Kansas City Royals

Kauffman Stadium, Kansas City, MO

Sat Jul 12 2014, 6:13 PM - 9:19 PM CDT

Att. 33,849 - Partly Cloudy - 92 F

BOTTOM

Batter	1	2	3	4	5	6	7	8	9	AB	R	H	RBI	BB	SO	LOB
23 Norichika Aoki, L (1, 7) OBP: 0.330, SLG: 0.327	B FF 90 X FF 91 1-0 ① F9		B CH 81 B CH 83 B FF 91 C FF 90 B SI 91 4-1 6 G6-4-3 BB		1 SAFE D CU 78 1 SAFE 1 SAFE B CU 76 B CH 81 B SI 90 4-0 1-2 BB		F FF 88 X CU 74 0-1 ③ G3			2	0	0	0	2	0	0
6 Lorenzo Cain, R (1, 9) OBP: 0.343, SLG: 0.427	C FF 92 X SI 91 0-1 ② P6		1 SAFE B SL 82 1 SAFE X SI 89 1-0 ②③ G6-4-3 1-2f		C FF 91 S SI 91 B SI 91 B SI 91 S SI 92 2-3 ③ K			C FF 94 F SL 86 S FF 94 0-3 ① K		4	0	0	0	0	2	4
35 Eric Hosmer, L (1, 3) OBP: 0.316, SLG: 0.381	X SI 91 0-0 1B			B CU 74 C CH 80 S CU 78 C SI 91 1-3 ① K		F CH 81 B SL 88 F CH 82 B CU 78 X CU 77 2-2 ① L3		B FF 94 B SL 84 S SL 82 F CU 79 B FF 95 X SL 84 3-2 ② F8		4	0	1	0	0	1	0
13 Salvador Perez, R (1, 2) OBP: 0.328, SLG: 0.438	C FF 91 X SI 90 0-1 ③ L6			B SL 83 X SL 84 1-0 ② F8		C SI 90 S CU 79 X CU 78 0-2 14 1B 16 SF8 1B		B CU 78 X FF 94 1-0 ③ P4		4	1	1	0	0	0	1
14 Omar Infante, R (1, 4) OBP: 0.318, SLG: 0.383		B FF 90 X SL 84 1-0 16 1B 1B		X FF 91 0-0 ③ F8		B SI 90 B SI 90 C FF 91 X SI 91 2-1 1-3 1B			C SL 84 S SL 85 X SL 87 0-2 ① G6-3	4	0	2	0	0	0	0
16 Billy Butler, R (1, 10) OBP: 0.323, SLG: 0.355		B SI 90 B SI 89 S SI 91 F SI 92 X SL 85 2-2 2 G6-4-3 1-3 1B			C FF 88 C SL 83 F CU 77 B SI 91 F SI 90 B FF 92 X CH 82 2-2 2 FC5-4 2B	X SI 91 0-0 ② SF8 3-H			B SI 95 B SL 86 C SL 85 X SL 86 2-1 ② G6-3	3	0	2	1	0	0	0
8 Mike Moustakas, L (1, 5) OBP: 0.257, SLG: 0.373		B SI 93 S CH 82 C FF 93 S SI 93 1-3 ① K			B CU 75 B SI 90 B SI 90 C SI 89 S CH 82 B FF 92 4-2 2 FC5-4 BB	1 SAFE B CH 80 X SI 90 1-0 ③ F8			B SL 86 X SI 94 1-0 ③ F8	3	0	0	0	1	1	3
2 Alcides Escobar, R (1, 6) OBP: 0.318, SLG: 0.384		B SI 92 S SL 85 B SI 93 B SI 93 X SI 92 3-1 ②③ G6-4-3 1-2f			L FF 92 C SL 84 B SI 91 X SI 92 1-2 ① FC5-4 23 BB 1-2f 2-3		F SI 89 B SI 89 B SL 84 S SL 85 X SL 91 2-2 ① G5-3			3	0	0	0	0	0	4
1 Jarrod Dyson, L (1, 8) OBP: 0.344, SLG: 0.336			C FF 90 B CU 76 X CH 81 1-1 ① F8		B CH 82 1 SAFE 3 SAFE X CH 81 1-0 ② F7		B FF 91 S FF 92 B CH 83 F FF 90 B CU 74 X CH 81 3-2 ② G4-3			3	0	0	0	0	0	2
Inning Stats	R: 0 E: 0 K: 0 S: 6 H: 1 LOB: 1 BB: 0 P: 7	R: 0 E: 0 K: 1 S: 9 H: 2 LOB: 1 BB: 0 P: 16	R: 0 E: 0 K: 0 S: 4 H: 0 LOB: 0 BB: 1 P: 10	R: 0 E: 0 K: 1 S: 5 H: 0 LOB: 0 BB: 0 P: 7	R: 0 E: 0 K: 1 S: 14 H: 1 LOB: 3 BB: 2 P: 28	R: 1 E: 0 K: 0 S: 10 H: 2 LOB: 1 BB: 0 P: 15	R: 0 E: 0 K: 0 S: 8 H: 0 LOB: 0 BB: 0 P: 13	R: 0 E: 0 K: 1 S: 7 H: 0 LOB: 0 BB: 0 P: 11	R: 0 E: 0 K: 0 S: 6 H: 0 LOB: 0 BB: 0 P: 9	1B: 5 2B: 1 3B: 0 HR: 0 SF: 1 SAC: 0 DP: 2 HBP: 0						

livebaseballscorecards.com

AB	30
R	1
H	6
RBI	1
BB	3
SO	4
LOB	14

WP: 0 PA: 34
PB: 0
SB: 0
CS: 0

PITCHER		IP	WLS	BF	H	R	ER	SO	BB	IBB	HBP	BLK	WP	HR	S	P	ERA	WHIP
21 Rick Porcello, R ERA: 3.39	(1, 1)	7.0	W	28	6	1	1	3	3	0	0	0	0	0	56	96	1.29	1.286
44 Joba Chamberlain, R ERA: 2.63	(8, 1)	1.0	H	3	0	0	0	1	0	0	0	0	0	0	7	11	0.00	0.000
62 Al Alburquerque, R ERA: 2.91	(9, 1)	1.0		3	0	0	0	0	0	0	0	0	0	0	6	9	0.00	0.000

PITCHER	IP	WLS	BF	H	R	ER	SO	BB	IBB	HBP	BLK	WP	HR	S	P	ERA	WHIP

Detroit Tigers @ Kansas City Royals

Kauffman Stadium, Kansas City, MO

Sun Jul 13 2014, 1:12 PM - 4:13 PM CDT

Att. 23,424 - Partly Cloudy - 83 F

TOP

livebaseballscorecards.com

Batter	1	2	3	4	5	6	7	8	9	AB	R	H	RBI	BB	SO	LOB
14 Austin Jackson, R (1, 8) OBP: 0.317, SLG: 0.373	C SI 82 X SI 84 0-1 24 G6-4-3 1B		1 SAFE 1 SAFE S SI 84 D CU 76 1 SAFE F SI 85 F CH 76 B SL 84 3-2 D SL 84 1 SAFE 1 SAFE X SI 85 1-3 28 1B 28 1B		C CU 74 X SI 86 0-1 ① ② G6-4-3 1-2f		1 SAFE B FF 98 B CU 84 X FF 98 2-0 ③ F8 1-2			4	1	2	0	0	0	2
3 Ian Kinsler, R (1, 4) OBP: 0.337, SLG: 0.470	C SI 83 F CH 74 F SI 85 F SI 84 1 SAFE 1 SAFE 1 SAFE F CH 75 X SL 82 0-2 ① P4		1 SAFE B CH 76 X SL 82 1-0 ① L1		B CU 74 C CH 76 X FF 86 1-1 ③ F8			C FF 94 B KC 84 B KC 82 F FF 94 F FC 91 X FF 97 2-2 ① P5		4	0	0	0	0	0	3
24 Miguel Cabrera, R (1, 3) OBP: 0.364, SLG: 0.534	S FF 86 F FF 86 B FF 84 F SL 83 F SI 85 X SI 86 1-2 ② ③ G6-4-3 1-2f		X FF 88 0-0 ② SF7 3-H			B EP 70 B SL 83 X CH 76 2-0 ① P3		B KC 86 S FF 97 B KC 87 F FF 97 X FF 97 2-2 ② P4		3	0	0	1	0	0	1
28 J.D. Martinez, R (1, 9) OBP: 0.380, SLG: 0.654		B SI 86 X SL 83 1-0 13 1B 1B	B FF 87 F FF 87 1 SAFE B CU 71 B CH 76 F SL 83 F SL 83 X SL 83 3-2 48 FC5-4 1-H 1B			S CH 77 B FF 86 S SI 86 B CH 76 X CH 77 2-2 1B		B FF 96 C FF 96 T FC 93 S FF 98 1-3 ③ K		4	0	3	1	0	1	0
48 Torii Hunter, R (1, 10) OBP: 0.293, SLG: 0.450		F CU 73 B SL 82 X CH 76 1-1 ① F8	X SL 84 0-0 ③ FC5-4 1-2f			C FF 98 B FF 98 1 SAFE 1 SAFE C CU 83 B FF 99 X FF 100 2-2 ② P6			C FF 95 B SL 86 B SL 85 F FF 95 B SL 86 X FF 96 3-2 ① L9	4	0	0	0	0	0	3
9 Nick Castellanos, R (1, 5) OBP: 0.307, SLG: 0.394		1 SAFE X SI 85 0-0 ② F9		B CU 75 F SL 82 F FF 86 F FF 85 B CH 76 F CH 76 T SL 83 2-2 ① K		F FF 98 F FF 99 B FF 99 C FF 98 1-3 ③ K			B FF 96 T FF 95 C FF 97 S SL 87 1-3 ② K	4	0	0	0	0	3	2
13 Alex Avila, L (1, 2) OBP: 0.343, SLG: 0.385		B SI 86 C SL 82 C EP 69 X SI 84 1-2 1-2 1B		B SL 81 C SI 85 B EP 69 B SL 81 F SI 85 F SI 85 S SL 80 3-3 ② K			F FF 96 B CU 84 B CH 88 S FF 97 B FF 97 F FF 97 C FF 99 3-3 ① K		B FF 97 C FF 96 X SL 87 1-1 ③ G1-3	4	0	1	0	0	2	0
30 Eugenio Suárez, R (1, 6) OBP: 0.345, SLG: 0.429		B CH 75 C SL 83 X SI 84 1-1 ③ F9		C CU 73 C CU 74 X SI 88 0-2 ③ L7			B FF 99 C FF 98 C CU 82 F FF 100 S CU 82 1-3 ② K			3	0	0	0	0	1	2
20 Rajai Davis, R (1, 7) OBP: 0.338, SLG: 0.432			F SI 85 B FF 87 S SL 82 F SL 82 F FF 87 F SI 85 X CU 74 1-2 14 1B 24 SF7 1B		X SL 83 0-0 14 G6-4-3 1B		B FF 100 X FF 98 1-0 14 WP 1B			3	1	3	0	0	0	0
Inning Stats	R: 0 E: 0 K: 0 S: 13 H: 1 LOB: 0 BB: 0 P: 14	R: 0 E: 0 K: 0 S: 9 H: 2 LOB: 2 BB: 0 P: 13	R: 2 E: 0 K: 0 S: 17 H: 3 LOB: 1 BB: 0 P: 25	R: 0 E: 0 K: 2 S: 12 H: 0 LOB: 0 BB: 0 P: 17	R: 0 E: 0 K: 0 S: 5 H: 1 LOB: 0 BB: 0 P: 6	R: 0 E: 0 K: 1 S: 10 H: 1 LOB: 1 BB: 0 P: 17	R: 0 E: 0 K: 2 S: 10 H: 1 LOB: 1 BB: 0 P: 17	R: 0 E: 0 K: 1 S: 10 H: 0 LOB: 0 BB: 0 P: 15	R: 0 E: 0 K: 1 S: 8 H: 0 LOB: 0 BB: 0 P: 13	1B: 9 2B: 0 3B: 0 HR: 0 SF: 1 SAC: 0 DP: 2 HBP: 0						

	AB	33
	R	2
	H	9
	RBI	2
	BB	0
	SO	7
	LOB	13

WP: 1 PA: 34
PB: 0
SB: 0
CS: 0

PITCHER		IP	WLS	BF	H	R	ER	SO	BB	IBB	HBP	BLK	WP	HR	S	P	ERA	WHIP
52 Bruce Chen, L ERA: 6.46	(1, 1)	5.1		22	8	2	2	2	0	0	0	0	0	0	60	83	3.38	1.500
30 Yordano Ventura, R ERA: 3.22	(6, 1)	1.2	W	6	1	0	0	3	0	0	0	0	1	0	16	26	0.00	0.600
17 Wade Davis, R ERA: 1.13	(8, 1)	1.0	H	3	0	0	0	1	0	0	0	0	0	0	10	15	0.00	0.000
56 Greg Holland, R ERA: 1.82	(9, 1)	1.0	S	3	0	0	0	1	0	0	0	0	0	0	8	13	0.00	0.000

PITCHER	IP	WLS	BF	H	R	ER	SO	BB	IBB	HBP	BLK	WP	HR	S	P	ERA	WHIP

Batter	1	2	3	4	5	6	7	8	9	AB	R	H	RBI	BB	SO	LOB
23 Norichika Aoki, L (1, 9) (8, 7) OBP: 0.328, SLG: 0.322	B FF 90 F FF 90 B FF 91 B FF 91 X FF 91 3-1 ① L9		B CH 84 B CH 84 B FF 93 B FF 92 4-0 BB			X FF 90 0-0 ① L9	B CU 75 D FF 91 X FF 91 2-0 ② F4	B SL 80 B SL 80 C FF 92 F FF 93 B SL 80 X FF 94 3-2 ③ G6-3 1-2		4	0	0	0	1	0	5
14 Omar Infante, R (1, 4) OBP: 0.317, SLG: 0.381	F FF 92 C FF 91 X CU 79 0-2 ② G5-3		C SL 88 X SL 87 0-1 ③ G1-3			C FF 89 B FF 89 F FF 91 X FF 92 1-2 ② G5-3	D SL 86 B SL 84 C SL 84 X SL 84 2-1 35 2B 1-2 2-H 3-H 1B			4	0	1	2	0	0	2
35 Eric Hosmer, L (1, 3) OBP: 0.315, SLG: 0.382	C FF 91 B CH 83 T FF 92 F FF 93 F FF 92 F FF 93 B SL 85 B CH 84 F FF 94 3-2 ③ X SL 85 G4-3			C CH 82 X SL 83 0-1 ① L9		X CH 82 0-0 ③ L3	B SI 93 C SL 80 X SI 92 1-1 1-3 2-H 2B			4	0	1	1	0	0	0
16 Billy Butler, R (1, 10) OBP: 0.325, SLG: 0.355		B FF 91 S SL 84 F SL 85 B SL 87 F FF 94 S SL 86 2-3 ① K		F SL 84 F FF 93 S SL 86 0-3 ② K			X FF 92 0-0 18 1B 8 1B 2 1B 1B	I IN 61 I IN 68 I IN 68 I IN 68 4-0 1 IBB		3	1	1	0	1	2	0
8 Mike Moustakas, L (1, 5) OBP: 0.257, SLG: 0.371		B FF 93 B CH 84 X FF 93 2-0 ② L8		F CH 83 B FF 92 C SL 85 F FF 93 F CU 78 X SL 86 1-2 ③ G3			B FF 92 F FF 94 S SL 86 B CU 81 C CH 85 X FF 95 2-2 2 1B 18 1B 1 G4-3 1-2 1B	B SL 79 B SL 79 F SL 76 F SL 80 F SL 80 X FF 93 1-2 G3		4	1	1	0	0	0	3
18 Raul Ibanez, L (1, 7) OBP: 0.237, SLG: 0.255 6 Lorenzo Cain, R (7, PR) (8, 9) OBP: 0.342, SLG: 0.425		B FF 92 C FF 92 S CH 83 B FF 94 X CH 84 2-2 ③ P6			C FF 91 F FF 91 B CU 80 X CU 79 1-2 ① L9		F FF 95 B FF 94 X FF 95 1-1 1 G4-3 2 1B 14 1B 1-2 2-3 1B	C CH 82 C CH 82 X FF 92 0-2 ① G5-3		3 1	0 1	1 0	0 0	0 0	0 0	0 0
2 Alcides Escobar, R (1, 6) OBP: 0.320, SLG: 0.386			B SL 82 X FF 90 1-0 ① G1-3		S SL 85 S SL 86 B SL 85 B SL 87 X SL 87 2-2 ② G4-3		C FF 96 X CU 82 0-1 1 G4-3 14 1B 1-2 2-3 3-H 1B	C FF 92 X FF 92 0-1 13 L8 1 1B 1B		4	1	2	1	0	0	0
1 Jarrod Dyson, L (1, 8) OBP: 0.348, SLG: 0.340			B FF 90 C FF 90 B CH 82 B CH 82 C FF 91 C FF 91 3-3 ② K		F FF 92 F FF 92 B SL 85 B CU 80 F SL 86 F FF 93 X CU 79 2-2 1B		X SL 87 0-0 ① G4-3 1-2 2-3 3-H	F FF 92 X SL 77 0-1 23 S 1-2 1B		4	0	2	1	0	1	2
12 Brett Hayes, R (1, 2) OBP: 0.140, SLG: 0.214 13 Salvador Perez, R (7, PH) (8, 2) OBP: 0.329, SLG: 0.437			X FF 92 0-0 2B		1 SAFE 1 SAFE F FF 92 1 SAFE S FF 93 X FF 94 0-2 ③ G6-3		I IN 72 I IN 74 I IN 74 I IN 72 4-0 14 1B 35 2B IBB	B SI 91 X CH 82 1-0 ② L8 2-3		2 1	0 1	1 0	0 0	0 1	0 0	1 2
Inning Stats	R: 0 E: 0 K: 0 S: 12 H: 0 LOB: 0 BB: 0 P: 18	R: 0 E: 0 K: 1 S: 8 H: 0 LOB: 0 BB: 0 P: 14	R: 0 E: 0 K: 1 S: 7 H: 1 LOB: 2 BB: 1 P: 15	R: 0 E: 0 K: 1 S: 10 H: 0 LOB: 0 BB: 0 P: 11	R: 0 E: 0 K: 0 S: 14 H: 1 LOB: 1 BB: 0 P: 19	R: 0 E: 0 K: 0 S: 5 H: 0 LOB: 0 BB: 0 P: 6	R: 5 E: 0 K: 0 S: 20 H: 6 LOB: 3 BB: 2 P: 37	R: 0 E: 0 K: 0 S: 11 H: 2 LOB: 2 BB: 0 P: 15		1B: 8 2B: 2 3B: 0 HR: 0	SF: 0 SAC: 0 DP: 0 HBP: 0			WP: 0 PB: 0 SB: 1 CS: 0	PA: 37	

BOTTOM

Detroit Tigers @ Kansas City Royals

Kauffman Stadium, Kansas City, MO

Sun Jul 13 2014, 1:12 PM - 4:13 PM CDT

Att. 23,424 - Partly Cloudy - 83 F

livebaseballscorecards.com

AB	34
R	5
H	10
RBI	5
BB	3
SO	3
LOB	15

PITCHER		IP	WLS	BF	H	R	ER	SO	BB	IBB	HBP	BLK	WP	HR	S	P	ERA	WHIP
35 Justin Verlander, R ERA: 4.88	(1, 1)	6.1	L	26	6	4	4	3	1	0	0	0	0	0	67	97	5.68	1.105
46 Ian Krol, L ERA: 4.44	(7, 1)	0.1		2	0	0	0	0	0	1	0	0	0	0	1	7	0.00	0.000
62 Al Alburquerque, R ERA: 2.91	(7, 1)	0.0		1	1	0	0	0	0	0	0	0	0	0	2	4	∞	∞
40 Phil Coke, L ERA: 4.59	(7, 1)	1.1		8	3	1	1	0	0	1	0	0	0	0	17	27	6.75	2.250

PITCHER	IP	WLS	BF	H	R	ER	SO	BB	IBB	HBP	BLK	WP	HR	S	P	ERA	WHIP

Batter	1	2	3	4	5	6	7	8	9	AB	R	H	RBI	BB	SO	LOB
22 Jason Kipnis, L (1, 4) OBP: 0.333, SLG: 0.373	C FF 90 B SI 92 X CU 76 1-1 ① G4-3		1 SAFE B FF 91 X FS 87 1-0 ③ G1-3			B FF 91 S FF 91 F FF 92 F SI 92 X SL 86 1-2 ② G4-3	F SL 85 C FF 94 B FF 94 F SL 85 X SL 86 1-2 2-H 3-H HR		C SI 91 C FF 92 B SI 95 F SI 93 B SI 93 X SI 94 2-2 HR	5	2	2	4	0	0	1
13 Asdrúbal Cabrera, S (1, 6) OBP: 0.310, SLG: 0.399	C FF 91 B FC 92 F FF 92 C SI 92 1-3 ② K			B SL 84 C SI 89 F FF 90 F SL 87 S SL 84 1-3 ① K		X FS 86 0-0 ③ F7	X SI 93 0-0 HR		B SI 92 B SI 92 X SI 95 2-0 ① F8	5	1	1	1	0	2	0
23 Michael Brantley, L (1, 8) OBP: 0.387, SLG: 0.525	B FF 91 X FS 88 1-0 ③ G6-3			B FF 90 B FF 91 C FS 86 B FF 91 C FF 91 X FF 92 3-2 41 1B 1B			8 1B 41 S 33 1B 1B X FF 87 0-0 1B		C SI 93 F SI 93 F SL 83 F SI 94 B SL 83 X SL 83 1-2 41 F7 33 2B 2B	5	2	4	0	0	0	0
41 Carlos Santana, S (1, 3) OBP: 0.350, SLG: 0.386		B FF 88 F SI 91 X CU 76 1-1 ① F9		1 SAFE S FS 87 P PO 90 C FF 92 1 SAFE D CH 72 X FF 93 2-2 8 G6-3 1-2 1B			8 1B 33 1B BB 1-2 C CH 79 1 SAFE 1 SAFE B FC 86 X CH 79 1-1 ③ P4		X SI 93 0-0 ② F7 2-3	4	1	1	0	1	0	2
8 Lonnie Chisenhall, L (1, 5) OBP: 0.399, SLG: 0.517		C FF 91 S SL 86 B SL 86 B SL 88 C SI 93 2-3 ② K		F SL 85 2 SAFE S SL 87 F FF 92 F SL 87 X FF 93 0-2 ② ③ G6-3 1-2f			C CU 76 D FF 92 X SL 86 1-1 33 1B 9 2B 1B 1-2 2-3	S FF 93 F SI 92 B SL 79 B SL 79 B SI 94 B SI 93 4-2 33 G6-4-3 BB	F SI 93 B SI 93 B SI 92 C SI 93 F SI 94 B SI 92 F SI 94 F SI 93 F SI 93 4-2 33 2B BB	3	1	1	0	2	1	2
33 Nick Swisher, S (1, 10) OBP: 0.290, SLG: 0.352		B FF 91 S FS 86 S SL 86 S SL 85 1-3 ③ K			C FS 88 F FS 85 C SI 91 0-3 ① K		X SL 87 0-0 9 2B 22 HR 1B 1-3 2-H 3-H	S CH 82 X CH 83 1-1 ① ② G6-4-3 1-2f	X SI 93 0-0 2B 1-3 3-H	5	1	2	3	0	2	1
7 David Murphy, L (1, 9) OBP: 0.303, SLG: 0.364 9 Ryan Raburn, R (7, PH) OBP: 0.256, SLG: 0.286 (7, 9)			B FF 89 B FS 86 C FF 90 S FS 86 B FS 87 X FS 88 3-2 ① F8		B FS 85 B FS 90 X FF 90 2-0 ② L8		C FF 90 D CH 84 X FF 92 1-1 22 HR 2B 1-3 3-H	S CH 84 B CH 84 X FF 95 1-1 2B	B SI 92 F FF 92 C SI 93 B SI 93 F SI 93 B SL 86 X SI 93 3-2 ③ P3	2 3	0 1	0 2	0 1	0 0	0 0	0 2
10 Yan Gomes, R (1, 2) OBP: 0.309, SLG: 0.434			C FF 91 F FF 92 B FF 92 B SI 93 B SL 86 X SL 88 3-2 1B		C SL 84 B SL 86 X FS 87 1-1 ③ G6-3		B SI 94 F SL 85 F SI 94 B SI 94 S SL 86 2-3 ① K	I IN 63 I IN 66 I IN 67 I IN 69 4-0 IBB		3	0	1	0	1	1	2
38 Chris Dickerson, L (1, 7) OBP: 0.429, SLG: 0.450 4 Mike Aviles, R (8, PH) OBP: 0.287, SLG: 0.358 (8, 7)			S FS 87 S FS 85 F CH 75 C FF 93 0-3 ② K			B FF 90 B FS 84 S FS 86 S FS 87 C FS 85 2-3 ① K	C SL 85 F SL 85 S FF 94 0-3 ② K	X SI 92 0-0 ③ G3		3 1	0 0	0 0	0 0	0 0	3 0	3 2
Inning Stats	R: 0 H: 0 E: 0 LOB: 0 K: 1 BB: 0 S: 6 P: 9	R: 0 H: 0 E: 0 LOB: 0 K: 2 BB: 0 S: 8 P: 12	R: 0 H: 1 E: 0 LOB: 1 K: 1 BB: 0 S: 11 P: 18	R: 0 H: 2 E: 0 LOB: 1 K: 1 BB: 0 S: 16 P: 21	R: 0 H: 0 E: 0 LOB: 0 K: 1 BB: 0 S: 6 P: 9	R: 0 H: 0 E: 0 LOB: 0 K: 1 BB: 0 S: 8 P: 11	R: 7 H: 7 E: 0 LOB: 1 K: 2 BB: 1 S: 23 P: 34	R: 0 H: 1 E: 0 LOB: 2 K: 0 BB: 2 S: 7 P: 17	R: 2 H: 3 E: 0 LOB: 2 K: 0 BB: 1 S: 25 P: 37	1B: 7 2B: 4 3B: 0 HR: 3	SF: 0 SAC: 0 DP: 2 HBP: 0					

Cleveland Indians @ Detroit Tigers

Comerica Park, Detroit, MI

Fri Jul 18 2014, 7:09 PM - 10:41 PM EDT

Att. 42,255 - Cloudy - 76 F

TOP

livebaseballscorecards.com

AB	39
R	9
H	14
RBI	9
BB	4
SO	9
LOB	15

PITCHER		IP	WLS	BF	H	R	ER	SO	BB	IBB	HBP	BLK	WP	HR	S	P	ERA	WHIP
19 Aníbal Sánchez, R ERA: 3.22	(1, 1)	6.0	L	24	6	4	4	7	1	0	0	0	0	0	62	93	6.00	1.167
46 Ian Krol, L ERA: 4.78	(7, 1)	0.0	B	1	1	0	0	0	0	0	0	0	0	0	2	3	∞	∞
62 Al Alburquerque, R ERA: 3.38	(7, 1)	0.2		4	2	3	3	2	0	0	0	0	0	2	11	14	40.50	3.000
65 Blaine Hardy, L ERA: 2.08	(7, 1)	0.1		2	1	0	0	0	0	0	0	0	0	0	3	4	0.00	3.000
40 Phil Coke, L ERA: 4.46	(8, 1)	1.0		5	1	0	0	0	1	1	0	0	0	0	7	17	0.00	2.000

PITCHER		IP	WLS	BF	H	R	ER	SO	BB	IBB	HBP	BLK	WP	HR	S	P	ERA	WHIP
55 Chad Smith, R ERA: 5.4	(9, 1)	1.0		7	3	2	2	0	1	0	0	0	0	1	25	37	18.00	4.000

Batter	1	2	3	4	5	6	7	8	9	AB	R	H	RBI	BB	SO	LOB
14 Austin Jackson, R (1, 8) OBP: 0.316, SLG: 0.369	C FF 92 C FF 92 X ST 79 0-2 G4-3 ①		C SL 83 B FF 94 B SL 81 F FF 95 D KC 80 B FF 94 4-2 1-2 BB		S FC 84 F FF 94 X KC 79 0-2 G5-3 ②		F FF 92 S SL 86 B SL 86 X CU 79 1-2 G6-4-3 ②③ 1-2f		C KC 84 F FF 93 B KC 83 B KC 83 F FF 93 B KC 83 F FF 93 F FF 94 F FF 94 3-3 S FF 93 K ②	4	0	0	0	1	1	4
3 Ian Kinsler, R (1, 4) OBP: 0.333, SLG: 0.465	X FC 84 0-0 F7 ②		B FF 95 D SL 84 F FF 95 F FF 95 X ST 82 2-2 2-3 3-H SF8 ②		B FF 93 X CH 84 1-0 P6 ③			C FC 92 F FC 92 X FC 93 0-2 G6-3 ①	C FF 94 X FF 93 0-1 F8 ③	4	0	0	1	0	0	2
24 Miguel Cabrera, R (1, 3) OBP: 0.366, SLG: 0.533	B SL 83 F FF 92 B FF 93 X ST 79 2-1 P3 ③		X ST 79 0-0 F8 ③			F FF 93 B FF 93 S CH 84 B KC 80 B FF 95 F FF 95 X FF 95 3-2 28 S 1B		B FC 94 X FC 93 1-0 41 1B 1B		4	0	2	0	0	0	2
41 Victor Martinez, S (1, 10) OBP: 0.392, SLG: 0.598		C CH 86 B FF 94 F CH 81 B ST 82 F FF 95 S SI 95 2-3 K ①	B FF 93 C CH 84 F FF 94 X KC 78 1-2 28 1B 48 2B 1B		B SL 82 F SL 81 F FF 94 B FC 89 F FF 95 C ST 81 2-3 K ①		X FC 94 0-0 48 FC5-4 1-2 1B		4	1	2	0	0	2	1
28 J.D. Martinez, R (1, 7) OBP: 0.378, SLG: 0.646		B SL 83 B FF 94 F FF 94 X FF 94 2-1 F9 ②	B FF 94 F CH 89 C ST 80 X FF 95 1-2 48 2B 1-2 1B		B CH 84 B ST 81 F FF 94 C CH 86 F FF 94 D KC 80 F CH 84 S FF 95 3-3 K ② 1-2		C FC 93 F SL 83 S SL 82 0-3 K ②		4	0	1	0	0	2	3
48 Torii Hunter, R (1, 9) OBP: 0.293, SLG: 0.451		C SL 83 B ST 79 F FF 93 B ST 82 S KC 79 2-3 K ③	F FC 85 F CH 89 B FF 95 D SL 80 X ST 81 2-2 9 S 9 E 1-H 2-H 2B ①		F FF 94 C CH 84 X KC 80 0-2 G6-3 ③		F SL 80 B FC 94 X FC 93 1-1 FC5-4 ③ 1-2f		4	1	1	1	0	1	3
9 Nick Castellanos, R (1, 5) OBP: 0.309, SLG: 0.397			C SL 81 X ST 79 0-1 13 1B 3 SF8 2B	B FF 94 C SL 83 F CH 83 F SI 95 F KC 79 F FF 95 B SL 82 X FF 96 2-2 F8 ② 2-H			C SL 87 B SL 86 B FF 91 C SL 86 B FF 93 F SL 88 B SL 88 4-2 30 1B BB		B FF 94 C FF 94 B FF 94 F FF 95 X FF 94 2-2 F9 ①	3	1	1	0	1	0	0
13 Alex Avila, L (1, 2) OBP: 0.346, SLG: 0.391			F FF 93 F FC 88 D KC 79 X KC 78 1-2 3 SF8 14 BB 2-3 1B	B CH 83 B SI 94 X FC 89 2-0 G3-1 ③			C FF 93 B FF 92 F SL 87 X FF 93 1-2 F8 ①		C FF 95 B KC 85 X FF 94 1-1 30 1B 2B	4	0	2	0	0	0	1
30 Eugenio Suárez, R (1, 6) OBP: 0.351, SLG: 0.431			B FF 94 F CH 88 X FF 93 1-1 F8 ①		C FF 94 B FF 93 C FC 85 C FF 94 1-3 K ①		C SL 86 C SL 85 F FF 93 X SL 85 0-2 14 G6-4-3 1-2 1B		B FF 93 B FF 94 F FF 94 X FF 94 2-1 2-3 1B	4	0	2	0	0	1	2
Inning Stats	R: 0 E: 0 K: 0 S: 6 H: 0 LOB: 0 BB: 0 P: 8	R: 0 E: 0 K: 2 S: 9 H: 0 LOB: 0 BB: 0 P: 15	R: 1 E: 0 K: 0 S: 13 H: 2 LOB: 2 BB: 1 P: 21	R: 2 E: 0 K: 0 S: 16 H: 3 LOB: 0 BB: 0 P: 24	R: 0 E: 0 K: 1 S: 7 H: 0 LOB: 0 BB: 0 P: 9	R: 0 E: 0 K: 2 S: 16 H: 1 LOB: 1 BB: 0 P: 24	R: 0 E: 0 K: 0 S: 13 H: 1 LOB: 1 BB: 1 P: 19	R: 0 E: 0 K: 1 S: 10 H: 2 LOB: 2 BB: 0 P: 12	R: 0 E: 0 K: 1 S: 16 H: 2 LOB: 2 BB: 0 P: 24	1B: 8 2B: 3 3B: 0 HR: 0 SF: 1 SAC: 0 DP: 1 HBP: 0						

BOTTOM

Cleveland Indians @ Detroit Tigers

Comerica Park, Detroit, MI

Fri Jul 18 2014, 7:09 PM - 10:41 PM EDT

Att. 42,255 - Cloudy - 76 F

livebaseballscorecards.com

AB	35
R	3
H	11
RBI	2
BB	2
SO	7
LOB	18

PITCHER		IP	WLS	BF	H	R	ER	SO	BB	IBB	HBP	BLK	WP	HR	S	P	ERA	WHIP
47 Trevor Bauer, R ERA: 3.89	(1, 1)	6.0	W	24	6	3	3	5	1	0	0	0	0	0	67	101	4.50	1.167
48 Scott Atchison, R ERA: 2.85	(7, 1)	1.0		4	1	0	0	0	1	0	0	0	0	0	13	19	0.00	2.000
27 Bryan Shaw, R ERA: 2.64	(8, 1)	1.0		5	2	0	0	1	0	0	0	0	0	0	10	12	0.00	2.000
37 Cody Allen, R ERA: 2.11	(9, 1)	1.0		5	2	0	0	1	0	0	0	0	0	0	16	24	0.00	2.000

PITCHER	IP	WLS	BF	H	R	ER	SO	BB	IBB	HBP	BLK	WP	HR	S	P	ERA	WHIP

Cleveland Indians @ Detroit Tigers

Comerica Park, Detroit, MI

Sat Jul 19 2014, 1:09 PM - 4:11 PM EDT

Att. 38,109 - Overcast - 69 F

TOP

livebaseballscorecards.com

Batter	1	2	3	4	5	6	7	8	9	AB	R	H	RBI	BB	SO	LOB
22 Jason Kipnis, L (1, 4) OBP: 0.334, SLG: 0.374	C FF 91 B SI 92 F FF 91 S CH 82 1-3 ① **K**		C FF 91 B CU 75 1 SAFE 1 SAFE B SI 91 X SI 90 2-1 ② F7		B CH 81 B FF 92 B FF 89 C SI 89 X FF 90 3-1 3-H 1B		B SL 78 S SI 92 D SL 78 B FF 93 X FF 94 3-1 E2 13 FC4 1-3 2-H 1B		B FF 94 C CH 87 F FF 93 S KC 82 1-3 ② **K** 1-2	5	0	2	2	0	2	2
13 Asdrúbal Cabrera, S (1, 6) OBP: 0.309, SLG: 0.396	B FF 92 C FF 89 B CU 72 F SI 92 S FF 93 2-3 ② **K**		C CU 73 B FF 90 B CH 83 B FF 90 3-1 ③ CS 1-2	F SI 90 F FF 91 B FF 92 X CH 82 1-2 ① L3	X SI 91 0-0 ③ F7		B SI 91 X SL 77 1-0 ② FC4 2-3		S KC 80 C FF 95 X FF 93 0-2 2-H 1B	5	0	1	1	0	1	3
23 Michael Brantley, L (1, 8) OBP: 0.385, SLG: 0.521	X FF 90 0-0 8 CS 41 BB 1B			C CU 75 X FF 90 0-1 ② G3		C FF 87 F FC 84 X FF 89 0-2 ① G3-1	C SI 91 X SI 93 0-1 ③ G4-3		B FF 95 C KC 82 B KC 81 F FF 94 S KC 81 2-3 ③ **K**	5	0	1	0	0	1	3
41 Carlos Santana, S (1, 3) OBP: 0.351, SLG: 0.384	D FF 90 D CH 81 1 SAFE F FF 91 B SI 91 B FF 91 4-1 1-2 BB			B CU 75 X CH 80 1-0 ③ G3		B CU 78 B FF 89 B CH 79 C FF 89 F FF 87 F CU 78 B FF 89 4-2 8 1B BB		F FF 94 X SI 94 0-1 ① L9		2	0	0	0	2	0	0
8 Lonnie Chisenhall, L (1, 5) OBP: 0.404, SLG: 0.519	B FF 90 B FF 89 S SI 90 2 SAFE 2-1 ③ CS 2-3	C CU 73 F FF 90 S CH 83 0-3 ① **K**			B FF 90 B SI 88 B FF 90 C SI 87 C FF 88 F CH 82 B FF 92 4-2 33 2B BB	C FC 83 X CU 77 0-1 33 G5-4-3 1-3 1B		C SL 81 B SI 92 X SL 78 1-1 33 CS 1B		3	1	2	0	1	1	0
33 Nick Swisher, S (1, 10) OBP: 0.289, SLG: 0.354		B FF 91 S CH 80 B CU 73 S FF 91 F FF 92 F CH 83 C CU 76 2-3 ② **K**			C CU 74 X FF 89 0-1 10 1B 7 1B 1-H 2B	B FC 85 1 SAFE X CH 79 1-0 ②③ G5-4-3 1-2f		C FF 96 F KC 82 F FF 96 B KC 80 S KC 81 1-3 ②③ **K** 1-2		4	1	1	1	0	2	3
10 Yan Gomes, R (1, 2) OBP: 0.314, SLG: 0.442		B SI 92 X FF 91 1-0 ③ G6-3			S CU 74 C CU 75 B FF 91 D CH 82 F FF 91 X CU 78 2-2 9 G4-6-3 22 1B 7 1B 2-3 1B		F FF 88 F FC 82 F CU 78 F CU 77 F FF 89 F FF 89 F CU 77 X FC 82 0-2 7 BB 22 E 1B		B FF 96 B FF 95 X FF 95 2-0 7 WP 7 1B 2B	4	3	3	0	0	0	0
7 David Murphy, L (1, 9) OBP: 0.311, SLG: 0.368			B FF 90 B SI 90 B FF 90 B SI 89 4-0 13 CS BB		X SI 90 0-0 9 G4-6-3 1-2 3-H 1B		D FC 85 B FF 88 B FC 84 B FF 88 4-0 22 E 1-2 BB		C KC 81 B CH 88 X KC 82 1-1 22 PB 13 1B 2-H 1B	2	1	2	2	2	0	0
9 Ryan Raburn, R (1, 7) OBP: 0.250, SLG: 0.278 38 Chris Dickerson, L (9, 7) OBP: 0.429, SLG: 0.450			C FF 90 B FF 91 1 SAFE S CH 83 F SI 91 1 SAFE B FF 92 B CH 82 F SI 91 3-2 ① F7		C CU 73 X SI 90 0-1 ①② G4-6-3 1-2f 2-3		C FC 84 S CH 79 D CU 78 S CU 78 1-3 ① **K**		B FF 94 B KC 81 B FF 94 C FF 92 S FF 92 X FF 92 3-2 ① F9	4 0	0 0	0 0	0 0	0 0	1 0	6 0
Inning Stats	R: 0 E: 0 K: 2 S: 9 H: 1 LOB: 1 BB: 1 P: 18	R: 0 E: 0 K: 2 S: 9 H: 0 LOB: 0 BB: 0 P: 12	R: 0 E: 0 K: 0 S: 8 H: 0 LOB: 0 BB: 1 P: 20	R: 0 E: 0 K: 0 S: 6 H: 0 LOB: 0 BB: 0 P: 8	R: 3 E: 0 K: 0 S: 15 H: 4 LOB: 1 BB: 1 P: 24	R: 0 E: 0 K: 0 S: 9 H: 1 LOB: 1 BB: 1 P: 14	R: 1 E: 1 K: 1 S: 16 H: 2 LOB: 2 BB: 1 P: 25	R: 0 E: 0 K: 1 S: 8 H: 1 LOB: 0 BB: 0 P: 10	R: 2 E: 0 K: 2 S: 15 H: 3 LOB: 1 BB: 0 P: 24	1B: 10 2B: 2 3B: 0 HR: 0 SF: 0 SAC: 0 DP: 2 HBP: 0						

	AB	34
	R	6
	H	12
	RBI	6
	BB	5
	SO	8
	LOB	17

WP: 1 PA: 41
PB: 1
SB: 0
CS: 3

PITCHER		IP	WLS	BF	H	R	ER	SO	BB	IBB	HBP	BLK	WP	HR	S	P	ERA	WHIP
54 Drew VerHagen, R ERA: 5.4	(1, 1)	5.0	L	20	5	3	3	4	3	0	0	0	0	0	47	82	5.40	1.600
65 Blaine Hardy, L ERA: 2.51	(6, 1)	1.1		7	2	1	1	1	2	0	0	0	0	0	20	30	6.75	3.000
40 Phil Coke, L ERA: 4.33	(7, 1)	1.0		5	2	0	0	0	0	0	0	0	0	0	9	14	0.00	2.000
49 Corey Knebel, R ERA: 6.48	(8, 1)	1.2		7	3	2	1	3	0	0	0	0	1	0	19	29	5.40	1.800

PITCHER		IP	WLS	BF	H	R	ER	SO	BB	IBB	HBP	BLK	WP	HR	S	P	ERA	WHIP

Batter	1	2	3	4	5	6	7	8	9	AB	R	H	RBI	BB	SO	LOB
14 Austin Jackson, R (1, 8) OBP: 0.318, SLG: 0.373	C SI 92 C SI 94 B SI 94 B SL 90 S SL 89 2-3 ① **K**		C SI 93 X SI 94 0-1 **2B**		B SL 88 B SI 92 X SL 88 2-0 3-H **1B**			C SI 90 B SI 92 B CU 82 F SI 90 S CU 80 2-3 ② **K**		4	0	2	1	0	2	0
3 Ian Kinsler, R (1, 4) OBP: 0.329, SLG: 0.460	B SI 94 X SI 94 1-0 ② **G6-3**		B SL 87 F SI 92 B SI 93 C SL 89 C SI 94 2-3 ③ **K**		1 SAFE B SL 89 D SI 93 X SI 93 2-0 ③ **L5**			X SI 92 0-0 ③ **F9**		4	0	0	0	0	1	2
24 Miguel Cabrera, R (1, 3) OBP: 0.370, SLG: 0.538	C SI 95 C SI 95 B SI 95 B SL 91 X SI 96 2-2 **1B**			C SL 88 S CH 86 X SI 93 0-2 **1B**		F SI 91 S CU 81 S CH 86 0-3 ① **K**			C CU 79 F SI 92 X CU 81 0-2 41 G6-3 28 G3 **2B**	4	1	3	0	0	1	0
41 Victor Martinez, S (1, 10) OBP: 0.388, SLG: 0.590	F SI 94 X CH 86 0-1 ③ **G4-3**			B FF 92 C SL 88 S SI 93 B CH 85 F CU 82 S SI 92 2-3 ① **K**		B CU 80 C CH 85 X SI 93 1-1 ② **G1-3**			F SI 93 X SI 92 0-1 ① **G6-3** 2-3	4	0	0	0	0	1	3
28 J.D. Martinez, R (1, 9) OBP: 0.371, SLG: 0.633		C SI 93 B SI 93 X SL 91 1-1 ① **F8**		C SI 92 S SL 88 F SL 89 X CU 81 0-2 ② **L9**		S CU 80 X CU 81 0-1 ③ **F8**			D SL 87 C SI 92 B SI 93 F SL 88 F CU 82 X SI 94 2-2 ② **G3** 3-H	4	0	0	1	0	0	1
9 Nick Castellanos, R (1, 5) OBP: 0.309, SLG: 0.398		B SI 93 S SL 89 C SI 93 C SI 94 1-3 ② **K**		F SI 93 B SI 93 F SL 88 S CU 82 1-3 ③ **K**			C SI 90 F SI 91 B SI 92 B CU 81 S CU 82 2-3 ① **K**		X SL 87 0-0 **2B**	4	0	1	0	0	3	1
30 Eugenio Suárez, R (1, 6) OBP: 0.347, SLG: 0.419		S SL 89 B SI 94 C SI 93 B SL 90 B SL 87 X SI 94 3-2 ③ **F8**			C SI 90 B CU 80 B SI 92 B SL 87 B SI 92 4-1 20 G1-4-3 50 1B 14 1B **BB**		C SI 91 S CU 81 B SL 87 S CU 82 1-3 ② **K**		B FC 92 F FC 92 B SL 80 B FC 94 C FC 94 F FC 94 S SL 82 3-3 ③ **K**	3	1	0	0	1	2	1
50 Bryan Holaday, R (1, 2) OBP: 0.326, SLG: 0.317			C SI 91 B SI 91 X SL 88 1-1 ① **F8**		C SI 91 X SL 86 0-1 20 G1-4-3 1-2 **1B**		C SI 90 F SI 92 F FF 93 C SI 93 0-3 ③ **K**			3	0	1	0	0	1	0
20 Rajai Davis, R (1, 7) OBP: 0.335, SLG: 0.427			B SI 93 C SI 92 B SI 93 S SL 89 B SI 94 X SL 89 3-2 ② **G5-3**		X SI 91 0-0 ① ② **G1-4-3** 1-2f 2-3			X SI 90 0-0 ① **G6-3**		3	0	0	0	0	0	2
Inning Stats	R: 0 E: 0 K: 1 S: 9 H: 1 LOB: 1 BB: 0 P: 14	R: 0 E: 0 K: 1 S: 8 H: 0 LOB: 0 BB: 0 P: 13	R: 0 E: 0 K: 1 S: 10 H: 1 LOB: 1 BB: 0 P: 16	R: 0 E: 0 K: 2 S: 14 H: 1 LOB: 1 BB: 0 P: 17	R: 1 E: 0 K: 0 S: 6 H: 2 LOB: 1 BB: 1 P: 14	R: 0 E: 0 K: 1 S: 7 H: 0 LOB: 0 BB: 0 P: 8	R: 0 E: 0 K: 3 S: 10 H: 0 LOB: 0 BB: 0 P: 13	R: 0 E: 0 K: 1 S: 5 H: 0 LOB: 0 BB: 0 P: 7	R: 1 E: 0 K: 1 S: 14 H: 2 LOB: 1 BB: 0 P: 19	1B: 4 2B: 3 3B: 0 HR: 0 SF: 0 SAC: 0 DP: 1 HBP: 0						

PITCHER		IP	WLS	BF	H	R	ER	SO	BB	IBB	HBP	BLK	WP	HR	S	P	ERA	WHIP
28 Corey Kluber, R ERA: 2.95	(1, 1)	8.2	W	33	7	2	2	10	1	0	0	0	0	0	79	114	2.08	0.923
27 Bryan Shaw, R ERA: 2.62	(9, 1)	0.1		1	0	0	0	1	0	0	0	0	0	0	4	7	0.00	0.000

PITCHER	IP	WLS	BF	H	R	ER	SO	BB	IBB	HBP	BLK	WP	HR	S	P	ERA	WHIP

BOTTOM

Cleveland Indians @ Detroit Tigers

Comerica Park, Detroit, MI

Sat Jul 19 2014, 1:09 PM - 4:11 PM EDT

Att. 38,109 - Overcast - 69 F

livebaseballscorecards.com

AB	33
R	2
H	7
RBI	2
BB	1
SO	11
LOB	10

Cleveland Indians @ Detroit Tigers

Comerica Park, Detroit, MI

Sat Jul 19 2014, 7:10 PM - 10:48 PM EDT

Att. 42,044 - Partly Cloudy - 72 F

livebaseballscorecards.com

TOP

Batter	1	2	3	4	5	6	7	8	9	AB	R	H	RBI	BB	SO	LOB
22 Jason Kipnis, L (1, 4) OBP: 0.339, SLG: 0.371	C FF 89 B FF 91 S FF 92 B FF 92 F FF 92 C CU 78 2-3 K ①		B FF 90 B CH 82 B FF 91 C FF 92 F FF 94 F CH 84 F CH 85 B FF 94 4-2 8 BB 4 1B BB	F FF 92 1 SAFE C CH 84 1 SAFE B FF 94 1 SAFE B FF 93 B FF 94 F CH 86 4-2 B FF 94 4 WP 1-2 BB		C CU 78 B CU 79 B CU 77 C FF 92 S CU 78 2-3 K ③		B SI 92 B SI 92 B FF 93 B SI 92 4-0 23 PB 41 2B BB	2	1	0	0	3	2	0
4 Mike Aviles, R (1, 6) OBP: 0.285, SLG: 0.354	C FF 90 C FF 93 F SL 86 F FF 94 B FF 92 X CH 86 1-2 G6-3 ②		1 SAFE F FF 93 B CH 82 X CH 85 1-1 8 BB 1-2 1B	C SL 86 F SL 84 D SL 86 F FF 95 B CH 83 X SL 85 2-2 G5-3 ③ 1-2 2-3			B FF 91 X CH 82 1-0 L8 ①		B SI 92 S SL 88 X SL 89 1-1 F7 ②	5	0	1	0	0	0	4
23 Michael Brantley, L (1, 8) OBP: 0.388, SLG: 0.523	C CH 82 F FF 92 B SL 86 X CH 85 1-2 2B		B CH 85 S FF 94 F FF 94 F FF 94 F CH 85 X FF 94 1-2 F9 ①		X FF 90 0-0 8 FC3-6 1B		C SI 92 X FF 92 0-1 L7 ②		B SI 92 I IN 79 I IN 80 I IN 82 4-0 41 2B 1-2 2-3 IBB	4	1	2	0	1	0	2
41 Carlos Santana, S (1, 10) OBP: 0.349, SLG: 0.384	F CH 84 B FF 93 B CH 82 X FF 93 2-1 P6 ③		B CU 78 S CH 85 B FF 94 S CU 79 F FF 96 S FF 96 2-3 K ②		1 SAFE B FF 90 B FF 92 X CH 83 2-0 F8 ①		B CU 77 C FF 91 C FF 92 F CU 79 B FF 93 X FF 92 2-2 G6-3 ③		C SL 87 D CU 84 B FF 93 X FF 92 2-1 1-H 2-H 3-H 2B	5	0	1	3	0	1	4
8 Lonnie Chisenhall, L (1, 5) OBP: 0.401, SLG: 0.511		C FF 90 F FF 92 B CH 83 F SL 86 X FF 93 1-2 F7 ① D CH 87 B CU 79 B FF 95 B FF 94 4-0 1-2 2-3 BB	X FF 92 0-0 FC3-6 ② 1-2f			X FF 91 0-0 G3 ①	C SL 88 F SL 88 S SL 87 0-3 K ③	4	0	0	0	1	1	2
33 Nick Swisher, S (1, 3) OBP: 0.289, SLG: 0.353		C CH 82 S FF 93 B CU 80 X FF 93 1-2 1B B CU 78 X CH 85 1-0 G4-3 ③	B FF 93 F FF 94 X CU 80 1-1 G3 ③			C FF 94 X CU 79 0-1 F8 ②		4	0	1	0	0	0	4
7 David Murphy, L (1, 9) OBP: 0.307, SLG: 0.363		C FF 91 X FF 93 0-1 F8 ② C FF 91 X CH 83 0-1 L6 ①	S CH 82 F FF 93 B CU 79 F CU 78 F FF 94 B FF 96 F CU 78 S CH 86 2-3 K ①		C CU 79 S CU 80 X FF 94 0-2 G5-3 ③			4	0	0	0	0	1	1
55 Roberto Pérez, R (1, 2) OBP: 0.500, SLG: 1.000 13 Asdrúbal Cabrera, S (9, PR) OBP: 0.309, SLG: 0.396 10 Yan Gomes, R (9, 2) OBP: 0.314, SLG: 0.442		B FF 91 C FF 92 F FF 93 F SL 86 F SL 84 S CH 83 1-3 K ③	X SL 83 0-0 G5-3 ②		S FF 93 B SL 83 B FF 92 F SL 83 X SL 85 2-2 G3 ②		B SL 86 X SL 86 1-0 23 PB 41 2B 2B	4 0 0	0 1 0	1 0 0	0 0 0	0 0 0	1 0 0	1 0 0
38 Chris Dickerson, L (1, 7) OBP: 0.480, SLG: 0.739			C FF 89 X CU 75 0-1 HR B FF 91 B FF 92 B FF 92 C FF 91 F FF 92 B CH 85 4-2 4 WP 22 BB BB		C CH 84 B FF 95 S CH 86 B FF 94 F CH 85 X CH 86 2-2 HR		C FF 92 B FF 92 B CU 83 B FF 92 C FF 92 C FF 93 3-3 K ①	3	2	2	2	1	1	1

	AB	35
	R	5
	H	8
	RBI	5
	BB	6
	SO	7
	LOB	19

Inning Stats										
	R: 0	H: 1	R: 0	H: 1	R: 1	H: 2	R: 0	H: 0	R: 0	H: 1
	E: 0	LOB: 1	E: 0	LOB: 1	E: 0	LOB: 3	E: 0	LOB: 2	E: 0	LOB: 1
	K: 1	BB: 0	K: 1	BB: 0	K: 1	BB: 2	K: 0	BB: 2	K: 0	BB: 0
	S: 14	P: 20	S: 14	P: 17	S: 19	P: 32	S: 12	P: 22	S: 5	P: 8

Inning Stats										
	R: 1	H: 1	R: 0	H: 0	R: 0	H: 0	R: 3	H: 2	1B: 3	SF: 0
	E: 0	LOB: 0	E: 0	LOB: 0	E: 0	LOB: 0	E: 0	LOB: 1	2B: 3	SAC: 0
	K: 2	BB: 0	K: 0	BB: 0	K: 0	BB: 0	K: 2	BB: 2	3B: 0	DP: 0
	S: 16	P: 24	S: 7	P: 10	S: 6	P: 6	S: 11	P: 26	HR: 2	HBP: 0

	WP: 1	PA: 41
	PB: 1	
	SB: 0	
	CS: 0	

PITCHER		IP	WLS	BF	H	R	ER	SO	BB	IBB	HBP	BLK	WP	HR	S	P	ERA	WHIP
37 Max Scherzer, R ERA: 3.34	(1, 1)	5.2		27	6	2	2	4	4	0	0	0	1	2	77	118	3.18	1.765
46 Ian Krol, L ERA: 4.55	(6, 1)	1.1		4	0	0	0	1	0	0	0	0	0	0	10	15	0.00	0.000
44 Joba Chamberlain, R ERA: 2.56	(8, 1)	1.0		3	0	0	0	0	0	0	0	0	0	0	6	6	0.00	0.000
36 Joe Nathan, R ERA: 6.23	(9, 1)	1.0	L	7	2	3	3	2	1	1	0	0	0	0	11	26	27.00	3.000

PITCHER		IP	WLS	BF	H	R	ER	SO	BB	IBB	HBP	BLK	WP	HR	S	P	ERA	WHIP

Batter	1	2	3	4	5	6	7	8	9	AB	R	H	RBI	BB	SO	LOB
14 Austin Jackson, R (1, 8) OBP: 0.322, SLG: 0.382	C FF 93 B SI 94 F FF 94 X SL 85 1-2 1B	B CU 76 B SI 94 B FF 93 B SI 92 4-0 1-2 2-3 3-H BB			C SL 83 F SL 83 B FF 93 X SI 94 1-2 ② G4-3		C SL 87 X SL 87 0-1 1-H 3B			3	0	2	2	1	0	0
3 Ian Kinsler, R (1, 4) OBP: 0.326, SLG: 0.455	X FF 93 0-0 ① F8	B FF 92 C FF 93 X FF 93 1-1 ③ P5			B FF 93 B SL 85 X FF 93 2-0 ③ P4		F FF 92 S SL 87 F SL 87 B SL 87 X SL 86 1-2 ③ G6-3			4	0	0	0	0	0	5
24 Miguel Cabrera, R (1, 3) OBP: 0.368, SLG: 0.538	C FF 95 B SI 96 1 SAFE F SL 87 S FF 96 1-3 ② K		B SI 92 X SL 82 1-0 ① P4			C FF 90 F CH 78 F SI 95 X SL 85 0-2 28 WP 2B		B CU 82 B FF 97 F FF 96 B CH 89 F FF 97 S SL 87 3-3 ① K		4	0	1	0	0	2	1
41 Victor Martinez, S (1, 10) OBP: 0.384, SLG: 0.583	B SI 94 S FF 94 F CH 81 1 SAFE F FF 96 B SI 95 X FF 95 2-2 ③ F9		C FF 91 C CU 79 S CH 82 0-3 ② K			B SI 94 D CH 80 B CH 77 S SI 95 X SI 95 3-1 ① P5		F FF 96 B FF 96 B CH 89 B CH 89 S FF 97 F FF 98 F FF 97 F FF 96 X FF 96 3-2 ② G6-3		4	0	0	0	0	1	2
28 J.D. Martinez, R (1, 7) OBP: 0.364, SLG: 0.620		S SL 82 F FF 94 B FF 96 F FF 95 B FF 87 F FF 96 B FF 93 S FF 95 3-3 ① K	B CU 76 F SI 93 B SI 94 S SL 82 F FF 94 F SI 94 F SL 85 F FF 92 2-3 ③ K			D CU 74 C CU 76 B SL 87 S SL 86 D SL 89 S SL 86 3-3 ② K 2-3		C CU 81 X FF 97 0-1 ③ G4-3		4	0	0	0	0	3	1
48 Torii Hunter, R (1, 9) OBP: 0.295, SLG: 0.455		X SI 94 0-0 30 BB 32 WP 14 BB 1B		C SL 81 S SL 82 X SL 84 0-2 ① G6-3		B FF 94 S FF 95 D FF 96 B FF 94 F FF 94 C FF 93 3-3 ③ K			C FF 95 S KC 87 B KC 88 F KC 87 B FF 95 F KC 86 B FF 95 F FF 95 X FF 94 3-2 2B	4	1	2	0	0	1	1
32 Don Kelly, L (1, 5) OBP: 0.321, SLG: 0.297		B B FF 92 B FF 94 C FF 93 S FF 94 X SI 94 3-2 ② F8 1-2		C SI 92 X CH 80 0-1 ② F9			B FF 90 C FF 91 F FF 91 S CU 79 1-3 ① K		C FF 94 X FF 95 0-1 ① F8	4	0	0	0	0	1	2
13 Alex Avila, L (1, 2) OBP: 0.348, SLG: 0.388		F FF 94 B FF 94 B CH 80 B FF 94 B FF 94 4-1 14 BB 30 BB BB		C CU 76 F FF 93 B CH 81 C FF 92 1-3 ③ K			B FF 92 B FF 92 B SL 89 C FF 93 S FF 92 F FF 93 F FF 93 F CU 80 B FF 94 4-2 30 FC6-4 BB		C KC 85 F FF 95 S FF 95 0-3 ② K	2	0	0	0	2	2	1
30 Eugenio Suárez, R (1, 6) OBP: 0.344, SLG: 0.407		C CU 77 B FF 95 C FF 94 B FF 95 B FF 95 F FF 94 B SI 94 4-2 14 BB 1-2 2-3 BB			C CH 91 B FF 92 B SL 81 B FF 91 F SI 91 C FF 92 3-3 ① K		C SL 88 B SL 87 F FF 93 B SL 88 X SL 88 2-2 ② FC6-4 14 3B 1-2f		B FF 95 B FF 95 C FF 95 B FF 95 C FF 95 C FF 96 3-3 ③ K	3	1	0	0	1	2	2
Inning Stats	R: 0 E: 0 K: 1 S: 11 H: 1 LOB: 1 BB: 0 P: 15	R: 1 E: 0 K: 1 S: 15 H: 1 LOB: 3 BB: 3 P: 34	R: 0 E: 0 K: 2 S: 14 H: 0 LOB: 0 BB: 0 P: 17	R: 0 E: 0 K: 1 S: 8 H: 0 LOB: 0 BB: 0 P: 9	R: 0 E: 0 K: 1 S: 7 H: 0 LOB: 0 BB: 0 P: 13	R: 0 E: 0 K: 2 S: 12 H: 1 LOB: 1 BB: 0 P: 21	R: 1 E: 0 K: 1 S: 17 H: 1 LOB: 1 BB: 1 P: 25	R: 0 E: 0 K: 1 S: 11 H: 0 LOB: 0 BB: 0 P: 17	R: 0 E: 0 K: 2 S: 14 H: 1 LOB: 1 BB: 0 P: 20	1B: 2 2B: 2 3B: 1 HR: 0 SF: 0 SAC: 0 DP: 0 HBP: 0	WP: 2 PB: 0 SB: 0 CS: 0 PA: 36					

PITCHER		IP	WLS	BF	H	R	ER	SO	BB	IBB	HBP	BLK	WP	HR	S	P	ERA	WHIP
34 Zach McAllister, R ERA: 5.28	(1, 1)	5.1		22	3	1	1	6	3	0	0	0	1	0	61	97	1.69	1.125
44 John Axford, R ERA: 3.35	(6, 1)	0.2	H	2	0	0	0	2	0	0	0	0	1	0	6	12	0.00	0.000
48 Scott Atchison, R ERA: 3.0	(7, 1)	1.0	B	5	1	1	1	1	1	0	0	0	0	0	17	25	9.00	2.000
59 Carlos Carrasco, R ERA: 3.67	(8, 1)	1.0	W	3	0	0	0	1	0	0	0	0	0	0	11	17	0.00	0.000
37 Cody Allen, R ERA: 2.06	(9, 1)	1.0	S	4	1	0	0	2	0	0	0	0	0	0	14	20	0.00	1.000

PITCHER	IP	WLS	BF	H	R	ER	SO	BB	IBB	HBP	BLK	WP	HR	S	P	ERA	WHIP

BOTTOM

Cleveland Indians @ Detroit Tigers

Comerica Park, Detroit, MI

Sat Jul 19 2014, 7:10 PM - 10:48 PM EDT

Att. 42,044 - Partly Cloudy - 72 F

livebaseballscorecards.com

AB	32
R	2
H	5
RBI	2
BB	4
SO	12
LOB	15

Cleveland Indians @ Detroit Tigers

Comerica Park, Detroit, MI

Sun Jul 20 2014, 1:09 PM - 4:03 PM EDT

Att. 41,736 - Partly Cloudy - 80 F

TOP

livebaseballscorecards.com

Batter	1	2	3	4	5	6	7	8	9	AB	R	H	RBI	BB	SO	LOB
22 Jason Kipnis, L (1, 4) OBP: 0.341, SLG: 0.371	C SI 88 B KC 76 B SI 90 X SI 89 2-1 G6-3 ①			C SI 90 B KC 78 B KC 77 X SI 90 2-1 G4-3 ①		C SI 89 X FC 82 0-1 1-2 1B		B CU 77 B CU 78 B FF 92 B FF 92 4-0 13 CS BB		3	0	1	0	1	0	0
13 Asdrúbal Cabrera, S (1, 6) OBP: 0.308, SLG: 0.393	S SI 89 S SI 89 F SI 91 X SI 91 0-2 F9 ②			B KC 76 F KC 77 F SI 91 F SI 91 S KC 78 1-3 K ②		B KC 76 C SI 89 S SI 90 T SI 91 1-2 K ①		B FF 91 C CU 81 1 SAFE F CU 76 B FF 95 F FF 94 B FF 94 B SL 83 4-2 23 FC6-4 1-2 BB ②		3	0	0	0	1	2	2
23 Michael Brantley, L (1, 8) OBP: 0.386, SLG: 0.519	X SI 91 0-0 L7 ③			C SI 92 B KC 78 S KC 78 B SI 92 B KC 78 B KC 78 4-2 BB		X SI 90 0-0 F8 ②		B FF 94 1 SAFE C FF 94 C FF 94 X CU 80 1-2 FC6-4 1-2f ③		3	0	0	0	1	0	3
41 Carlos Santana, S (1, 3) OBP: 0.348, SLG: 0.380		C SI 85 C KC 75 B KC 76 B SI 92 B SI 89 B SI 90 4-2 33 G6-4-3 BB		C KC 77 1 SAFE 1 SAFE C FC 82 1 SAFE B KC 77 X SI 92 1-2 F9 ③		B SI 90 B SI 89 X SI 88 2-0 P4 ③			X FF 90 0-0 G3 ①	3	0	0	0	1	0	3
9 Ryan Raburn, R (1, 7) OBP: 0.246, SLG: 0.273 38 Chris Dickerson, L (9, PH) OBP: 0.462, SLG: 0.708		C SI 90 B CH 80 S FC 82 1 SAFE S KC 76 1-3 K ①			B SI 88 X SI 89 1-0 L9 ①		C SI 88 B FC 82 X KC 75 1-1 G3 ①		C FF 91 B SI 91 S SI 91 B FF 92 F SI 92 S SL 87 2-3 K ②	3 1	0 0	0 0	0 0	0 0	1 1	1 0
33 Nick Swisher, S (1, 10) OBP: 0.285, SLG: 0.348		B CH 80 B KC 77 S SI 89 1 SAFE D FC 83 X SI 89 3-1 G6-4-3 ②③ 1-2f			F KC 76 C KC 78 B FC 83 B KC 76 F SI 92 S KC 78 2-3 K ②		C FC 81 C SI 91 B SI 92 B SI 91 B SI 90 X SI 90 3-2 G6-3 ②		C FF 91 X SL 86 0-1 L8 ③	4	0	0	0	0	1	1
10 Yan Gomes, R (1, 2) OBP: 0.318, SLG: 0.458			C SI 88 C SI 89 B SI 92 X KC 78 1-2 G6-3 ①		B KC 76 F SI 91 B SI 91 X KC 77 2-1 2B		F SI 89 X CH 79 0-1 HR			3	1	2	1	0	0	0
7 David Murphy, L (1, 9) OBP: 0.305, SLG: 0.360			C SI 91 B FC 86 F SI 92 S KC 80 1-3 K2-3 ②		C KC 77 X FC 83 0-1 G3-1 ③		S SI 91 C SI 91 B FC 84 S FC 85 1-3 K ③			3	0	0	0	0	2	1
4 Mike Aviles, R (1, 5) OBP: 0.287, SLG: 0.356 8 Lonnie Chisenhall, L (8, PH) OBP: 0.399, SLG: 0.509 (8, 5)			B SI 91 F SI 90 B KC 78 F KC 76 F SI 93 X KC 79 2-2 P6 ③			C KC 74 B KC 75 F SI 89 B SI 90 F KC 76 F SI 91 X KC 78 2-2 22 1B 1B		B SI 92 C FF 91 B SL 85 C SL 82 B CU 79 X SL 83 3-2 P6 ①		2 1	0 0	1 0	0 0	0 0	0 0	0 0
Inning Stats	R: 0 E: 0 K: 0 S: 7 H: 0 LOB: 0 BB: 0 P: 9	R: 0 E: 0 K: 1 S: 7 H: 0 LOB: 0 BB: 1 P: 15	R: 0 E: 0 K: 1 S: 10 H: 0 LOB: 0 BB: 0 P: 14	R: 0 E: 0 K: 1 S: 11 H: 0 LOB: 1 BB: 1 P: 19	R: 0 E: 0 K: 1 S: 9 H: 1 LOB: 1 BB: 0 P: 14	R: 0 E: 0 K: 1 S: 12 H: 2 LOB: 2 BB: 0 P: 17	R: 1 E: 0 K: 1 S: 10 H: 1 LOB: 0 BB: 0 P: 15	R: 0 E: 0 K: 0 S: 9 H: 0 LOB: 1 BB: 2 P: 21	R: 0 E: 0 K: 1 S: 7 H: 0 LOB: 0 BB: 0 P: 9	1B: 2 2B: 1 3B: 0 HR: 1	SF: 0 SAC: 0 DP: 1 HBP: 0					

	AB	29
	R	1
	H	4
	RBI	1
	BB	4
	SO	7
	LOB	11

PITCHER		IP	WLS	BF	H	R	ER	SO	BB	IBB	HBP	BLK	WP	HR	S	P	ERA	WHIP
33 Drew Smyly, L ERA: 3.8	(1, 1)	7.0	W	26	4	1	1	6	2	0	0	0	0	1	66	103	1.29	0.857
44 Joba Chamberlain, R ERA: 2.5	(8, 1)	1.0	H	4	0	0	0	0	2	0	0	0	0	0	9	21	0.00	2.000
36 Joe Nathan, R ERA: 6.06	(9, 1)	1.0		3	0	0	0	1	0	0	0	0	0	0	7	9	0.00	0.000

PITCHER		IP	WLS	BF	H	R	ER	SO	BB	IBB	HBP	BLK	WP	HR	S	P	ERA	WHIP

WP: 0	PB: 0	SB: 0	CS: 1
PA: 33			

Cleveland Indians @ Detroit Tigers

Comerica Park, Detroit, MI

Sun Jul 20 2014, 1:09 PM - 4:03 PM EDT

Att. 41,736 - Partly Cloudy - 80 F

livebaseballscorecards.com

BOTTOM

Batter	1	2	3	4	5	6	7	8	9	AB	R	H	RBI	BB	SO	LOB
14 Austin Jackson, R (1, 8) OBP: 0.327, SLG: 0.388	F FF 90 B FF 91 B FF 90 T FF 86 F FC 87 X FF 91 2-2 3 1B 2B		B FF 90 B FC 85 S FF 90 B FF 90 B FF 88 4-1 3 L9-3 BB		X FC 85 0-0 3 S 1-2 1B		C FF 97 B SL 86 F FF 98 X FF 98 1-2 ① G6-3			3	1	2	0	1	0	0
3 Ian Kinsler, R (1, 4) OBP: 0.325, SLG: 0.453	F FC 85 X FF 91 0-1 24 F8 41 SF9 2-H 1B		1 SAFE 1 SAFE F FC 85 1 SAFE B FC 85 X FF 89 1-1 ② ③ L9-3 1-1		B SI 89 B SI 90 B SI 90 C SI 90 C SI 92 S SI 91 3-3 ② K 1-2 2-3		X FF 98 0-0 ② F9			4	1	1	1	0	1	3
24 Miguel Cabrera, R (1, 10) OBP: 0.365, SLG: 0.532	C FF 92 F CU 76 F FF 91 B FF 91 X CU 77 1-2 ① F8 2-3			X CH 82 0-0 ① F8	B SI 93 C SI 92 F SI 92 S CU 82 1-3 ③ K		C SL 87 S CH 88 S CH 90 0-3 ③ K			4	0	0	0	0	2	3
41 Victor Martinez, S (1, 3) OBP: 0.382, SLG: 0.584	F FF 91 X FF 88 0-1 ② SF9 3-H			B FF 89 B FF 89 C FF 90 C CH 82 F FF 90 F CH 82 F FF 90 X FF 90 2-2 ② F9		S SI 91 X SI 92 0-1 9 1B 2B		X FF 95 0-0 ① G3-1		3	0	1	1	0	0	0
28 J.D. Martinez, R (1, 7) OBP: 0.367, SLG: 0.616	B FF 92 B FF 88 F FF 88 B SI 91 S FC 88 F FC 87 F FF 92 C CU 76 3-3 ③ K			F CH 83 C FF 91 B FF 88 X FF 90 1-2 48 HR 1B		B SI 92 F CU 83 B SI 92 B SI 92 B CU 82 4-1 9 1B BB		F FF 96 B FF 97 B SL 85 X FF 95 2-1 ② L7		3	1	1	0	1	1	0
48 Torii Hunter, R (1, 9) OBP: 0.298, SLG: 0.463		C FF 90 C FF 91 S FC 87 0-3 ① K		F FC 85 1 SAFE B FC 86 S CU 75 1 SAFE 1 SAFE F FC 86 1 SAFE X CU 76 1-2 1-H HR		F SI 92 F SI 92 X CU 84 0-2 ① L9		B FF 96 F FF 96 B FF 95 F FF 95 B CH 89 B FF 98 4-2 9 2B BB		3	2	1	2	1	1	2
9 Nick Castellanos, R (1, 5) OBP: 0.311, SLG: 0.403		B FF 91 B FF 87 C FF 91 S FC 86 F CU 77 B FF 91 X FC 86 3-2 ② G5-3		F FC 86 C FF 90 B FC 87 B FF 90 B FC 86 F FF 90 X FC 87 3-2 ③ G6-3		D CU 82 B SI 92 B SI 91 X SI 91 3-0 1-2 2-3 1B		1 SAFE X FF 96 0-0 1-H 2B		4	0	2	1	0	0	0
13 Alex Avila, L (1, 2) OBP: 0.343, SLG: 0.381		C FF 89 X FF 87 0-1 ③ G4-3			B FF 87 C CH 83 X FC 85 1-1 ① G3-1	C FF 89 B SL 79 F FF 88 S FF 90 1-3 ② K		B SL 83 X SI 92 1-0 ③ F7		4	0	0	0	0	1	4
17 Andrew Romine, S (1, 6) OBP: 0.278, SLG: 0.260			C FF 88 B FC 85 C FF 89 F FF 90 B FC 85 T FF 89 2-2 ① K		C FF 88 S CU 76 X FC 85 0-2 3 S 14 1B 1B	F FF 88 F FF 89 T FF 91 0-2 ③ K				3	0	1	0	0	2	3
Inning Stats	R: 2 E: 0 K: 1 S: 17 H: 2 LOB: 0 BB: 0 P: 23	R: 0 E: 0 K: 1 S: 9 H: 0 LOB: 0 BB: 0 P: 12	R: 0 E: 0 K: 1 S: 7 H: 0 LOB: 0 BB: 1 P: 14	R: 2 E: 0 K: 0 S: 18 H: 2 LOB: 0 BB: 0 P: 25	R: 0 E: 0 K: 2 S: 12 H: 2 LOB: 2 BB: 0 P: 17	R: 0 E: 0 K: 2 S: 13 H: 2 LOB: 3 BB: 1 P: 21	R: 0 E: 0 K: 1 S: 7 H: 0 LOB: 0 BB: 0 P: 8	R: 1 E: 0 K: 0 S: 7 H: 1 LOB: 1 BB: 1 P: 14		1B: 5 2B: 4 3B: 0 HR: 1 SF: 1 SAC: 0 DP: 1 HBP: 0		WP: 0 PB: 0 SB: 2 CS: 0 PA: 35		

	AB	31
	R	5
	H	9
	RBI	5
	BB	3
	SO	8
	LOB	15

PITCHER		IP	WLS	BF	H	R	ER	SO	BB	IBB	HBP	BLK	WP	HR	S	P	ERA	WHIP
43 Josh Tomlin, R ERA: 4.43	(1, 1)	4.1	L	19	6	4	4	3	1	0	0	0	0	1	57	81	8.31	1.615
20 C.C. Lee, R ERA: 4.38	(5, 1)	1.0		6	2	0	0	2	1	0	0	0	0	0	13	24	0.00	3.000
57 Kyle Crockett, L ERA: 1.93	(6, 1)	0.2		2	0	0	0	2	0	0	0	0	0	0	6	7	0.00	0.000
49 Austin Adams, R ERA: 18.0	(7, 1)	1.2		7	1	1	1	1	1	0	0	0	0	0	13	20	5.40	1.200
35 Marc Rzepczynski, L ERA: 3.44	(8, 1)	0.1		1	0	0	0	0	0	0	0	0	0	0	1	2	0.00	0.000

PITCHER	IP	WLS	BF	H	R	ER	SO	BB	IBB	HBP	BLK	WP	HR	S	P	ERA	WHIP

Batter	1	2	3	4	5	6	7	8	9	AB	R	H	RBI	BB	SO	LOB
14 Austin Jackson, R (1, 8) OBP: 0.328, SLG: 0.400	C SI 89 B FF 90 S SL 85 B FF 90 F FF 90 F CU 78 F FF 90 S SL 84 2-3 **K** ①		B CH 82 F CH 81 B SL 79 F CU 78 F FF 89 B SL 84 X SL 83 3-2 **HR**		C FF 88 B SL 82 C SL 85 X CU 80 1-2 **G6-3** ①		C CH 84 B SL 84 B SL 83 X FF 92 2-1 3 L8 24 1B **2B**		C FF 97 C FF 97 B SL 87 B SL 86 X SL 86 2-2 **G5-3** ③	5	2	2	1	0	1	0
3 Ian Kinsler, R (1, 4) OBP: 0.325, SLG: 0.451	B FF 91 X SI 90 1-0 **F9** ②		B SI 88 C CH 84 F FF 89 X SL 80 1-2 **L7** ①		C SL 83 X FF 90 0-1 41 1B **1B**		X FF 94 0-0 **L8** ① **2-3**			4	0	1	0	0	0	1
24 Miguel Cabrera, R (1, 5) OBP: 0.366, SLG: 0.532	C FF 91 S SI 89 S CU 80 0-3 **K** ③		C SL 84 F FF 89 B FF 90 X FF 90 1-2 48 FC5-4 **1B**		F CH 83 X CH 83 0-1 **F8** ②		D SL 84 S CH 87 X CH 85 1-1 **1B** **3-H**			4	0	2	1	0	1	1
41 Victor Martinez, S (1, 3) OBP: 0.383, SLG: 0.581		B FF 89 B SL 79 C SL 85 B SL 83 B FF 90 4-1 48 HR **BB**	C CH 83 B FF 89 X FF 88 1-1 **F8** ②		**1 SAFE** **B SL 78** **D CH 83** **F FF 89** **F FF 89** 1 SAFE 1 SAFE 1 SAFE F FF 90 2-2 X SL 83 **1-2** **1B**		C FF 93 B CU 78 C FF 94 B SL 84 X SL 83 2-2 **G4-3** ③			3	1	1	0	1	0	1
48 Torii Hunter, R (1, 9) OBP: 0.297, SLG: 0.470		X SI 88 0-0 **1-H** **HR**	C SL 83 S SL 83 B FF 90 F SL 81 X CU 78 1-2 **FC5-4** ③ **1-2f**		C SL 83 S SL 82 F FF 94 S SL 83 0-3 **K** ③			B FF 95 X SL 87 1-0 **G6-3** ①		4	1	1	2	0	1	3
30 Eugenio Suárez, R (1, 6) OBP: 0.333, SLG: 0.393		C FF 89 C SL 82 F CU 78 X FF 89 0-2 **P4** ①		X CH 84 0-0 **F7** ①	C FF 94 B FF 94 X FF 94 1-1 **G1-3** ①			C FF 96 B SL 83 C SL 84 X SL 83 1-2 **G6-3** ②		4	0	0	0	0	0	0
50 Bryan Holaday, R (1, 2) OBP: 0.312, SLG: 0.302		S SI 88 S CH 84 F SL 79 B SL 87 B SL 85 S SL 79 2-3 **K** ②		B FF 89 B FF 89 F SI 87 X SI 88 2-1 **G6-3** ②	B SL 84 F FF 93 F FF 95 B SL 87 F CH 88 C FF 94 2-3 **K** ②			S SL 84 L FF 96 B FF 97 B SL 86 B SL 84 X FF 97 3-2 **G5-3** ③		4	0	0	0	0	2	0
20 Rajai Davis, R (1, 7) OBP: 0.340, SLG: 0.433		F SL 83 X SL 85 0-1 **1B**		B CU 76 B CH 83 X CH 83 2-0 **2B**	F SL 84 B SL 85 B SL 84 F CH 85 F FF 94 F FF 95 B CU 77 F FF 94 B CH 86 4-2 **BB**				C FF 94 B FF 95 F FF 95 B SL 86 F FF 95 X FF 98 2-2 **G6-3** ①	3	0	2	0	1	0	0
35 Justin Verlander, R (1, 1) OBP: 0.333, SLG: 0.333 62 Al Alburquerque, R (7, 1) 44 Joba Chamberlain, R (8, 1) 28 J.D. Martinez, R (9, PH) OBP: 0.365, SLG: 0.613 36 Joe Nathan, R (9, 1)		X FF 88 0-0 **F7** ③		B FF 89 F FF 89 D SL 85 X FF 89 2-1 **G1-3** ③	1 SAFE C FF 94 B FF 93 B FF 94 X FF 92 2-1 **G5-3** ③				B SL 87 F SL 85 F FF 97 X FF 96 1-2 **G6-3** ②	3 0 0 1 0	0 0 0 0 0	0 0 0 0 0	0 0 0 0 0	0 0 0 0 0	0 0 0 0 0	3 0 0 0 0
Inning Stats	R: 0 E: 0 K: 2 S: 10 H: 0 LOB: 0 BB: 0 P: 13	R: 2 E: 0 K: 1 S: 13 H: 2 LOB: 1 BB: 1 P: 19	R: 1 E: 0 K: 0 S: 16 H: 2 LOB: 1 BB: 0 P: 23	R: 0 E: 0 K: 0 S: 6 H: 1 LOB: 1 BB: 0 P: 12	R: 0 E: 0 K: 1 S: 15 H: 2 LOB: 2 BB: 0 P: 18	R: 0 E: 0 K: 1 S: 13 H: 0 LOB: 1 BB: 1 P: 22	R: 1 E: 0 K: 0 S: 8 H: 2 LOB: 0 BB: 0 P: 13	R: 0 E: 0 K: 0 S: 7 H: 0 LOB: 0 BB: 0 P: 12	R: 0 E: 0 K: 0 S: 10 H: 0 LOB: 0 BB: 0 P: 15	1B: 5 2B: 2 3B: 0 HR: 2 SF: 0 SAC: 0 DP: 0 HBP: 0						

PITCHER	IP	WLS	BF	H	R	ER	SO	BB	IBB	HBP	BLK	WP	HR	S	P	ERA	WHIP
54 Vidal Nuño, L (1, 1) ERA: 5.13	4.2		22	7	3	3	3	1	0	0	0	0	2	56	81	5.79	1.714
48 Randall Delgado, R (5, 1) ERA: 5.12	2.1	L	9	2	1	1	2	1	0	0	0	0	0	25	39	3.86	1.286
37 Matt Stites, R (8, 1) ERA: 4.26	2.0		6	0	0	0	0	0	0	0	0	0	0	17	27	0.00	0.000

PITCHER	IP	WLS	BF	H	R	ER	SO	BB	IBB	HBP	BLK	WP	HR	S	P	ERA	WHIP

TOP

Detroit Tigers @ Arizona Diamondbacks

Chase Field, Phoenix, AZ

Mon Jul 21 2014, 6:42 PM - 9:50 PM MST

Att. 25,907 - Roof Closed - 80 F

livebaseballscorecards.com

AB	35
R	4
H	9
RBI	4
BB	2
SO	5
LOB	9

WP: 0 PA: 37
PB: 0
SB: 0
CS: 0

Batter	1	2	3	4	5	6	7	8	9	AB	R	H	RBI	BB	SO	LOB
6 David Peralta, L (1, 8) OBP: 0.349, SLG: 0.459	C FF 92 B FF 91 X CH 84 1-1 ① G1-3		B CU 77 F FF 93 B FF 94 X FF 94 2-1 ③ L5		C FF 91 S CU 77 B CU 79 B CU 79 X FF 92 2-2 ① G4-3		F FF 94 1 SAFE B FF 94 F FF 95 B FF 95 B CU 81 1 SAFE F FF 93 B FF 93 4-2 ② 2 1B 1-2 BB		F CU 82 1 SAFE F FF 90 D SL 88 1 SAFE 1 SAFE X CU 84 1-2 ③ G3	4	0	0	0	1	0	2
2 Aaron Hill, R (1, 4) OBP: 0.284, SLG: 0.372	X FF 92 0-0 ② P4			C FF 92 B CU 78 X FF 93 1-1 44 2B 26 L1-4-3 1B	B FF 92 C FF 92 B CH 84 B SL 86 F SL 86 F SL 88 X SL 87 3-2 ② F7		B SL 84 D SL 85 C SL 84 C SI 92 X SL 87 2-2 44 FC5-4 1-3 1B			4	1	2	0	0	0	0
44 Paul Goldschmidt, R (1, 3) OBP: 0.403, SLG: 0.563	C FF 91 C FF 92 S SL 86 0-3 ③ K			X FF 93 0-0 26 L1-4-3 15 1B 1-3 2B	C FF 91 B SL 85 F SL 86 S CU 80 1-3 ③ K2-3		B SI 94 X SL 85 1-0 ③ FC5-4 1-2f			4	1	1	0	0	2	2
26 Miguel Montero, L (1, 2) OBP: 0.342, SLG: 0.411		B CH 83 B FF 92 C FF 92 S FF 93 F FF 93 F CU 80 B FF 94 X CH 86 3-2 ① G6-3		B CU 79 X CH 86 1-0 ① L1-4-3 2-3 3-H		C CU 76 B FF 91 B FF 91 B SL 86 F FF 91 S FF 93 3-3 ① K		B CU 78 F CU 77 B FF 94 S SL 85 X FF 94 2-2 ① G6-3		4	0	0	1	0	1	1
15 Mark Trumbo, R (1, 7) OBP: 0.255, SLG: 0.437		B SL 86 S SL 87 B FF 93 C FF 94 C FF 95 2-3 ② K		B SL 86 B FF 94 X SL 87 2-0 14 2B 3-H 1B		C FF 92 B FF 91 S FF 93 B CU 80 B FF 94 X FF 95 3-2 ② F9		S SL 87 S SL 86 B SL 87 B SL 87 X SL 85 2-2 ② G5-3		4	0	1	1	0	1	0
8 Gerardo Parra, L (1, 9) OBP: 0.298, SLG: 0.356		B FF 92 X CH 84 1-0 ③ G1-3		B FF 94 F FF 94 C CU 79 F CU 82 B FF 95 1 SAFE S FF 95 2-3 ② K		B CH 83 B CH 83 X FF 92 2-0 HR		C FF 94 C FF 95 C FF 95 0-3 ③ K		4	1	1	1	0	2	1
14 Martín Prado, R (1, 5) OBP: 0.317, SLG: 0.366			C FF 90 C FF 91 X SL 85 0-2 ① L9	1 SAFE 1 SAFE C FF 93 1 SAFE F FF 92 F FF 93 F CU 81 D SL 87 F FF 94 2-2 1 SAFE F FF 94 1 SAFE B FF 92 X SL 87 1-3 2B		C SL 85 B SL 86 B SL 86 X SL 87 2-1 ③ F7			C FF 92 B SL 86 B SL 88 F FF 91 B FF 92 C SL 87 3-3 ① K	4	0	1	0	0	1	0
1 Didi Gregorius, L (1, 6) OBP: 0.333, SLG: 0.380			B FF 90 B FF 92 B FF 92 D FF 91 4-0 54 SH1-4 BB	I IN 73 I IN 76 I IN 77 I IN 79 4-0 IBB			B FF 91 C FF 92 B CU 79 F FF 93 X CU 81 2-2 ① G4-3		C FF 92 B CU 83 X CU 82 1-1 ② L8	2	0	0	0	2	0	0
54 Vidal Nuño, L (1, 1) 48 Randall Delgado, R (5, 1) 5 Ender Inciarte, L (7, PH) OBP: 0.275, SLG: 0.291 37 Matt Stites, L (8, 1) 7 Cody Ross, R (9, PH) OBP: 0.287, SLG: 0.306 13 Nick Ahmed, R (9, PR) OBP: 0.233, SLG: 0.267			X FF 92 0-0 ② SH1-4 1-2	F FF 95 X FF 96 0-1 ③ G4-3			B FF 92 S FF 93 F SL 86 B CH 84 X CU 81 2-2 6 BB 1B		S SL 88 X SL 87 0-1 1B	1 0 1 0 1 0	0 0 0 0 0 0	0 0 1 0 1 0	0 0 0 0 0 0	0 0 0 0 0 0	0 0 0 0 0 0	3 0 0 0 0 0
Inning Stats	R: 0 E: 0 K: 1 S: 6 H: 0 LOB: 0 BB: 0 P: 7	R: 0 E: 0 K: 1 S: 9 H: 0 LOB: 0 BB: 0 P: 15	R: 0 E: 0 K: 0 S: 6 H: 0 LOB: 1 BB: 1 P: 12	R: 2 E: 0 K: 1 S: 18 H: 4 LOB: 3 BB: 1 P: 30	R: 0 E: 0 K: 1 S: 10 H: 0 LOB: 0 BB: 0 P: 16	R: 1 E: 0 K: 1 S: 9 H: 1 LOB: 0 BB: 0 P: 19	R: 0 E: 0 K: 0 S: 13 H: 2 LOB: 2 BB: 1 P: 24	R: 0 E: 0 K: 1 S: 9 H: 0 LOB: 0 BB: 0 P: 13	R: 0 E: 0 K: 1 S: 10 H: 1 LOB: 1 BB: 0 P: 15	1B: 5 2B: 2 3B: 0 HR: 1	SF: 0 SAC: 1 DP: 0 HBP: 0						

PITCHER		IP	WLS	BF	H	R	ER	SO	BB	IBB	HBP	BLK	WP	HR	S	P	ERA	WHIP
35 Justin Verlander, R ERA: 4.84	(1, 1)	6.2	W	28	6	3	3	5	2	1	0	0	0	1	67	116	4.05	1.200
62 Al Alburquerque, R ERA: 3.34	(7, 1)	0.1	H	2	1	0	0	0	0	0	0	0	0	0	4	7	0.00	3.000
44 Joba Chamberlain, R ERA: 2.43	(8, 1)	1.0	H	3	0	0	0	1	0	0	0	0	0	0	9	13	0.00	0.000
36 Joe Nathan, R ERA: 5.89	(9, 1)	1.0	S	4	1	0	0	1	0	0	0	0	0	0	10	15	0.00	1.000

PITCHER	IP	WLS	BF	H	R	ER	SO	BB	IBB	HBP	BLK	WP	HR	S	P	ERA	WHIP

BOTTOM

Detroit Tigers @ Arizona Diamondbacks

Chase Field, Phoenix, AZ

Mon Jul 21 2014, 6:42 PM - 9:50 PM MST

Att. 25,907 - Roof Closed - 80 F

livebaseballscorecards.com

AB	33
R	3
H	8
RBI	3
BB	3
SO	7
LOB	9

WP: 0 PB: 0 SB: 0 CS: 0 PA: 37

Detroit Tigers @ Arizona Diamondbacks

Chase Field, Phoenix, AZ

Tue Jul 22 2014, 6:41 PM - 9:50 PM MST

Att. 29,515 - Roof Closed - 80 F

livebaseballscorecards.com

TOP

Batter	1	2	3	4	5	6	7	8	9	AB	R	H	RBI	BB	SO	LOB
14 Austin Jackson, R (1, 8) OBP: 0.329, SLG: 0.400	B FF 92 X FF 91 1-0 3 G6-3 24 1B 1B		B FF 92 C FF 91 C SI 92 B FF 93 X CU 79 2-2 24 G5-3 3 1B 28 WP 1B		B CU 76 B CU 76 C FF 91 X FF 90 2-1 ② G4-3		C SL 87 X SI 95 0-1 ③ G6-3		C FF 92 S FC 92 F FF 93 B SL 86 F FF 92 X FF 91 1-2 ① F8	5	2	2	0	0	0	1
3 Ian Kinsler, R (1, 4) OBP: 0.328, SLG: 0.452	C FF 92 S CH 83 B FF 92 F FF 92 B CH 82 1 SAFE F CH 82 F SI 91 1 SAFE 3-2 ① D CU 78 X CH 83 G6-3 1-2		1 SAFE D CU 78 F CH 82 X FF 92 1-1 28 WP 24 G5-3 1-2 1B		C FF 91 B FF 91 B SI 89 B FF 90 F FF 90 B FF 91 4-2 BB			C SI 83 F SI 84 B CU 72 B CU 73 X SI 86 2-2 24 1B 41 FC3-2-5-1-6-3 1B	B FF 92 F FF 92 X SL 85 1-1 ② P5	4	0	2	0	1	0	1
24 Miguel Cabrera, R (1, 5) (8, 3) OBP: 0.369, SLG: 0.531	B CU 76 D CU 77 X CU 77 2-0 2-H 1B		F FF 92 F FF 92 D CU 78 D CU 79 B CH 81 X SI 93 3-2 ② G5-3 1-2 2-3		S CU 78 B FF 91 C FF 92 T FF 92 1-2 ③ K			X SI 85 0-0 28 1B 41 FC3-2-5-1-6-3 48 1B 1-3 1B	B SL 86 B SL 85 B SL 86 B FF 90 4-0 BB	4	1	2	1	1	1	3
41 Victor Martinez, S (1, 3) OBP: 0.385, SLG: 0.579 32 Don Kelly, L (8, PR) OBP: 0.319, SLG: 0.294 (8, 5)	X SI 91 0-0 ② F7		D CH 80 I IN 64 I IN 65 I IN 65 4-0 28 WP IBB			B CU 76 B CH 81 B SI 90 C FF 89 X SI 90 3-1 48 G6-4-3 1B		B CH 78 S CH 76 X CU 73 1-1 ① FC3-2-5-1-6-3 28 1B 48 1B 1-2 3-H	X FF 92 0-0 ③ G4-3	3 1	0 1	1 0	0 0	1 0	0 0	3 1
28 J.D. Martinez, R (1, 7) OBP: 0.363, SLG: 0.606	B FF 91 S T FF 92 F FF 91 S CU 78 1-3 ③ K		B CU 78 S CU 78 X SI 89 1-1 ③ F9 1-2 2-3 3-H			X SI 90 0-0 ① F8		B SI 85 B SI 85 X SI 86 2-0 48 1B 1-2 2-3 1B		4	0	1	0	0	1	4
48 Torii Hunter, R (1, 9) OBP: 0.300, SLG: 0.469		B CU 76 C CU 77 B FF 91 B FF 91 S CH 82 T FF 92 3-2 ① K		B FF 91 B FF 91 B FF 91 B FF 92 4-0 30 CS BB		X CH 82 0-0 ②③ G6-4-3 1-2f		B SI 84 F SI 86 X SI 85 1-1 1-3 2-H 3-H 1B		3	0	1	2	1	1	1
13 Alex Avila, L (1, 2) OBP: 0.338, SLG: 0.375		C FF 90 F FF 92 B CH 83 B FF 92 X FF 92 2-2 ② F9		C CH 82 F FF 92 B FF 91 B CH 83 S CH 82 2-3 ① K			S SL 80 S SL 80 B SL 80 B SL 80 B SI 92 S SL 80 3-3 ① K	C SL 83 S SI 89 B SL 84 B SL 84 F CU 75 S FF 89 2-3 ② K		4	0	0	0	0	3	4
30 Eugenio Suárez, R (1, 6) OBP: 0.338, SLG: 0.391		B FF 91 X FF 91 1-0 ③ F9		F FF 90 C FF 90 B FF 92 B CU 78 1 SAFE 1 SAFE S CU 79 2-3 ②③ K 1-2			C FF 91 B FF 92 S SL 80 B FF 93 F FF 93 F SL 80 X SI 93 2-2 21 SH3-4 1B	I IN 77 I IN 78 I IN 79 I IN 80 4-0 IBB		3	0	1	0	1	1	1
21 Rick Porcello, R (1, 1) 20 Rajai Davis, R (8, PH) OBP: 0.339, SLG: 0.432 40 Phil Coke, L (8, 1) 62 Al Alburquerque, R (8, 1) 46 Ian Krol, L (8, 1) Corey Knebel, R (8, 1)			B FF 91 C FF 91 X SI 90 1-1 ① G5-3		C FF 90 X CU 75 0-1 ① G5-3		M SL 78 1 SAFE B FF 90 B SI 90 B FF 91 M FF 90 X FF 90 3-2 ② SH3-4 1-2	D SL 85 B SL 86 B CH 76 C FF 88 S SI 88 C FF 90 3-3 ③ K		2 1 0 0 0 0	0 0 0 0 0 0	0 0 0 0 0 0	0 0 0 0 0 0	0 1 0 0 0 0	0 3 0 0 0 0	0 0 0 0 0 0

	AB	34
	R	4
	H	10
	RBI	3
	BB	5
	SO	8
	LOB	22

Inning Stats																								
	R: 1	H: 2	R: 0	H: 0	R: 1	H: 2	R: 0	H: 0	R: 0	H: 0	R: 0	H: 1	R: 0	H: 1	R: 2	H: 4	R: 0	H: 0	1B: 10	SF: 0	WP: 1	PA: 40
	E: 0	LOB: 1	E: 0	LOB: 0	E: 0	LOB: 2	E: 0	LOB: 0	E: 0	LOB: 1	E: 0	LOB: 0	E: 0	LOB: 1	E: 0	LOB: 3	E: 0	LOB: 1	2B: 0	SAC: 1	PB: 0	
	K: 1	BB: 0	K: 1	BB: 0	K: 0	BB: 1	K: 2	BB: 1	K: 1	BB: 1	K: 0	BB: 0	K: 1	BB: 0	K: 2	BB: 1	K: 0	BB: 1	3B: 0	DP: 1	SB: 0	
	S: 12	P: 19	S: 7	P: 13	S: 12	P: 24	S: 6	P: 14	S: 9	P: 16	S: 4	P: 7	S: 13	P: 21	S: 16	P: 31	S: 8	P: 14	HR: 0	HBP: 0	CS: 1	

PITCHER		IP	WLS	BF	H	R	ER	SO	BB	IBB	HBP	BLK	WP	HR	S	P	ERA	WHIP
57 Chase Anderson, R ERA: 3.58	(1, 1)	6.0		24	5	2	2	5	2	1	0	0	1	0	50	93	3.00	1.167
59 Oliver Pérez, L ERA: 1.96	(7, 1)	0.2	H	3	1	0	0	1	0	0	0	0	0	0	11	19	0.00	1.500
50 Evan Marshall, R ERA: 3.24	(7, 1)	0.1	H	1	0	0	0	0	0	0	0	0	0	0	2	2	0.00	0.000
29 Brad Ziegler, R ERA: 2.84	(8, 1)	0.1	B	5	4	2	2	0	0	0	0	0	0	0	9	15	54.00	12.000
56 Eury De La Rosa, L ERA: 3.18	(8, 1)	0.2	W	3	0	0	0	2	0	1	0	0	0	0	7	16	0.00	0.000

PITCHER		IP	WLS	BF	H	R	ER	SO	BB	IBB	HBP	BLK	WP	HR	S	P	ERA	WHIP
43 Addison Reed, R ERA: 3.98	(9, 1)	1.0	S	4	0	0	0	0	1	0	0	0	0	0	8	14	0.00	1.000

BOTTOM

Detroit Tigers @ Arizona Diamondbacks

Chase Field, Phoenix, AZ

Tue Jul 22 2014, 6:41 PM - 9:50 PM MST

Att. 29,515 - Roof Closed - 80 F

Batter	1	2	3	4	5	6	7	8	9	AB	R	H	RBI	BB	SO	LOB
6 David Peralta, L (1, 8) (8, 7) OBP: 0.359, SLG: 0.490	C FF 90 B SI 90 F CU 78 S SI 92 1-3 ① K		C CU 77 S CH 82 B SL 85 F CU 78 X FF 92 1-2 2 SF9 3B			X CH 80 0-0 2 G6-3 3B		B SL 79 B FF 93 1 SAFE B FF 92 B FF 93 4-0 44 BB 26 1B 1-2 BB		3	3	2	0	1	1	0
2 Aaron Hill, R (1, 4) OBP: 0.284, SLG: 0.380	B FF 92 B FF 92 X SI 90 2-0 HR		X CU 78 0-0 ② SF9 3-H			F SL 85 B SI 90 B SI 90 F SL 85 X SL 83 2-2 ① G6-3 3-H		C SI 92 B SL 87 F SI 94 X SI 94 1-2 ② F7		3	1	1	3	0	0	2
44 Paul Goldschmidt, R (1, 3) OBP: 0.401, SLG: 0.559	C FF 91 F SL 87 B SI 91 X SI 92 1-2 ② G5-3		C CU 78 X SI 90 0-1 ③ L1			C CU 78 B FF 91 C FF 91 F CU 77 C SI 91 1-3 ② K		D SL 86 B SL 87 D SL 86 B FF 94 4-0 26 1B 1-2 2-3 BB		3	0	0	0	1	1	0
26 Miguel Montero, L (1, 2) OBP: 0.344, SLG: 0.412	C FF 91 C SI 91 B CU 79 B SL 87 B CU 78 S SI 91 3-3 ③ K			B CU 75 F CH 83 T SI 91 B SI 92 X CU 79 2-2 15 G4-6-3 1B		B FF 90 F SI 89 X SL 88 1-1 ③ G5-3		C FF 90 C FF 91 X FF 93 0-2 1-3 2-H 3-H 1B		4	0	2	2	0	1	0
15 Mark Trumbo, R (1, 7) OBP: 0.248, SLG: 0.425		X SI 90 0-0 ① G1-3		C SL 86 B SL 85 X SI 91 1-1 ①② G4-6-3 1-2f			B SI 90 B SL 86 X SI 90 2-0 ① G6-3	B KC 80 S FF 95 C FF 95 X KC 82 1-2 ③ P3		3	0	0	0	0	0	1
29 Brad Ziegler, R (8, 1)										0	0	0	0	0	0	0
56 Eury De La Rosa, L (8, 1)										0	0	0	0	0	0	0
17 Alfredo Marte, R (8, PH) OBP: 0.217, SLG: 0.348										1	0	0	0	0	0	2
43 Addison Reed, L (9, 1)										0	0	0	0	0	0	0
8 Gerardo Parra, L (1, 9) OBP: 0.295, SLG: 0.353		C FF 90 S CU 78 X FF 92 0-2 ② L8		C SI 91 X CH 83 0-1 ③ G4-3			X CH 80 0-0 ② G4-3			3	0	0	0	0	0	0
14 Martín Prado, R (1, 5) OBP: 0.317, SLG: 0.365		C FF 91 X SI 92 0-1 1B			C FF 89 B SI 90 X SI 90 1-1 ① L4		C FF 90 B CU 78 X SL 85 1-1 ③ G4-3			3	0	1	0	0	0	0
1 Didi Gregorius, L (1, 6) OBP: 0.324, SLG: 0.368		X SI 91 0-0 ③ F7			C FF 90 S CU 79 B CU 81 S CU 79 1-3 ② K2-3			X FF 93 0-0 ① L1-5-3		3	0	0	0	0	1	1
57 Chase Anderson, R (1, 1) OBP: 0.053, SLG: 0.053			B FF 89 F SI 89 S SI 90 S CU 78 1-3 ① K		B FF 90 C SI 90 X SI 90 1-1 ③ G4-3			B FF 92 B SI 92 B FF 93 C FF 94 F FF 94 B FF 94 4-2 44 BB 6 BB 26 1B BB		2	0	0	0	0	1	0
59 Oliver Pérez, L (7, 1)										0	0	0	0	0	0	0
50 Evan Marshall, R (7, 1)										0	0	0	0	0	0	0
5 Ender Inciarte, L (8, 8) OBP: 0.279, SLG: 0.291										0	1	0	0	1	0	0
Inning Stats	R: 1 E: 0 K: 2 S: 10 H: 1 LOB: 0 BB: 0 P: 17	R: 0 E: 0 K: 0 S: 7 H: 1 LOB: 1 BB: 0 P: 7	R: 1 E: 0 K: 1 S: 10 H: 1 LOB: 0 BB: 0 P: 12	R: 0 E: 0 K: 0 S: 7 H: 1 LOB: 0 BB: 0 P: 10	R: 0 E: 0 K: 1 S: 7 H: 0 LOB: 0 BB: 0 P: 10	R: 1 E: 0 K: 1 S: 10 H: 1 LOB: 0 BB: 0 P: 14	R: 0 E: 0 K: 0 S: 4 H: 0 LOB: 0 BB: 0 P: 7	R: 2 E: 0 K: 0 S: 12 H: 1 LOB: 2 BB: 3 P: 26		1B: 3 2B: 0 3B: 2 HR: 1 SF: 1 SAC: 0 DP: 1 HBP: 0					

livebaseballscorecards.com

AB	28
R	5
H	6
RBI	5
BB	3
SO	5
LOB	6

WP: 0 PA: 32
PB: 0
SB: 0
CS: 0

PITCHER		IP	WLS	BF	H	R	ER	SO	BB	IBB	HBP	BLK	WP	HR	S	P	ERA	WHIP
21 Rick Porcello, R ERA: 3.42	(1, 1)	7.0		25	5	3	3	5	0	0	0	0	0	1	55	77	3.86	0.714
40 Phil Coke, L ERA: 4.79	(8, 1)	0.1	L	3	0	2	2	0	2	0	0	0	0	0	3	11	54.00	6.000
62 Al Alburquerque, R ERA: 3.31	(8, 1)	0.1	H	2	0	0	0	0	1	0	0	0	0	0	3	8	0.00	3.000
46 Ian Krol, L ERA: 4.55	(8, 1)	0.0	B	1	1	0	0	0	0	0	0	0	0	0	3	3	∞	∞
Corey Knebel, R ERA: 6.23	(8, 1)	0.1		1	0	0	0	0	0	0	0	0	0	0	3	4	0.00	0.000

PITCHER	IP	WLS	BF	H	R	ER	SO	BB	IBB	HBP	BLK	WP	HR	S	P	ERA	WHIP

Detroit Tigers @ Arizona Diamondbacks

Chase Field, Phoenix, AZ

Wed Jul 23 2014, 12:41 PM - 3:51 PM MST

Att. 24,174 - Roof Closed - 79 F

livebaseballscorecards.com

TOP

Batter	1	2	3	4	5	6	7	8	9	AB	R	H	RBI	BB	SO	LOB
14 Austin Jackson, R (1, 8) OBP: 0.330, SLG: 0.406	G5-3		G5-3	20 1B 2B 1-H 2-H 3-H		L7		20 1B 3 1B 2B		5	2	2	3	0	0	0
20 Rajai Davis, R (1, 7) OBP: 0.344, SLG: 0.435	K	G6-3		3 S 1B 2-H			32 BB 24 F8 1B	3 1B 24 HR 1B 2-3		5	1	3	1	0	1	0
3 Ian Kinsler, R (1, 4) OBP: 0.326, SLG: 0.449	F7	G5-3	G5-3 1-2				L8 1-3 3-H	24 HR 1B		5	1	1	1	0	0	2
24 Miguel Cabrera, R (1, 5) OBP: 0.372, SLG: 0.539		G6-3	32 1B 41 1B 13 SF9 1B	BB			F8 1-2	1-H 3-H HR		4	2	2	3	1	0	1
41 Victor Martinez, S (1, 3) OBP: 0.388, SLG: 0.578		32 1B 13 2B 1B	17 E 32 1B 14 2B 1B 1-2	K			32 BB IBB	F9		4	2	2	0	1	1	1
32 Don Kelly, L (1, 9) OBP: 0.331, SLG: 0.302		13 2B 1B 1-3	17 E 14 2B 1B 1-2 2-3	K			BB 1-2 2-3		K	4	2	2	0	1	2	1
13 Alex Avila, L (1, 2) OBP: 0.336, SLG: 0.377		1-H 3-H 2B	SF9	K			K		K	4	0	1	3	0	3	4
17 Andrew Romine, S (1, 6) OBP: 0.270, SLG: 0.252		L9	E4 14 2B 1-2 2-3			G5-3		K	K	5	1	0	0	0	2	3
19 Aníbal Sánchez, R (1, 1) OBP: 0.200, SLG: 0.400 44 Joba Chamberlain, R (7, 1) 65 Blaine Hardy, L (8, 1)		K	K			L3		K		3 1 0	0 0 0	0 0 0	0 0 0	0 0 0	2 1 0	4 0 0
Inning Stats	R: 0 E: 0 K: 1 S: 7 H: 0 LOB: 0 BB: 0 P: 11	R: 2 E: 0 K: 1 S: 11 H: 3 LOB: 1 BB: 0 P: 16	R: 0 E: 0 K: 0 S: 9 H: 0 LOB: 0 BB: 0 P: 14	R: 5 E: 1 K: 1 S: 21 H: 5 LOB: 1 BB: 0 P: 34	R: 0 E: 0 K: 3 S: 9 H: 0 LOB: 1 BB: 1 P: 17	R: 0 E: 0 K: 0 S: 6 H: 0 LOB: 0 BB: 0 P: 9	R: 0 E: 0 K: 1 S: 7 H: 1 LOB: 3 BB: 2 P: 17	R: 4 E: 0 K: 2 S: 20 H: 4 LOB: 0 BB: 0 P: 31	R: 0 E: 0 K: 3 S: 9 H: 0 LOB: 0 BB: 0 P: 10	1B: 9 2B: 3 3B: 0 HR: 1 SF: 1 SAC: 0 DP: 0 HBP: 0						

AB	40
R	11
H	13
RBI	11
BB	3
SO	12
LOB	16

WP: 0 PB: 0 SB: 1 CS: 0 PA: 44

PITCHER	IP	WLS	BF	H	R	ER	SO	BB	IBB	HBP	BLK	WP	HR	S	P	ERA	WHIP
35 Trevor Cahill, R (1, 1) ERA: 5.72	4.0	L	21	8	7	3	3	0	0	0	0	0	0	48	75	6.75	2.000
56 Eury De La Rosa, L (5, 1) ERA: 2.08	3.0		13	1	0	0	4	2	1	0	0	0	0	22	43	0.00	1.000
37 Matt Stites, R (8, 1) ERA: 6.59	1.0		7	4	4	4	2	0	0	0	0	0	1	20	31	36.00	4.000
59 Oliver Pérez, L (9, 1) ERA: 1.91	1.0		3	0	0	0	3	0	0	0	0	0	0	9	10	0.00	0.000

Batter	1	2	3	4	5	6	7	8	9	AB	R	H	RBI	BB	SO	LOB
6 David Peralta, L (1, 8) OBP: 0.354, SLG: 0.481	F FF 92 F FF 92 C SI 94 0-3 ① K		B CU 78 B CU 79 S FS 86 F SL 86 X FF 94 2-2 ③ G6-3		C CU 78 B FS 87 X FF 93 1-1 ② G4-3		1 SAFE F FS 86 X FS 88 0-1 44 G6-4-3 1B 1-2 3-H		B FF 88 X FF 88 1-0 ② F7	5	0	1	1	0	1	0
2 Aaron Hill, R (1, 4) OBP: 0.285, SLG: 0.381	X FF 92 0-0 2B			B FF 91 B SL 85 C SL 84 F SL 86 F FF 93 B SL 90 B FS 87 4-2 26 G4-6-3 44 1B BB	X FC 92 0-0 ③ F9		L FF 92 S FF 93 X FC 93 0-2 ① F8		C FF 89 B CH 79 X CH 80 1-1 ③ F8	4	0	1	0	1	0	2
44 Paul Goldschmidt, R (1, 3) OBP: 0.402, SLG: 0.558	B FF 92 S FS 86 S FF 94 X FS 87 1-2 ② G6-3			S FS 88 S FS 88 X FS 88 0-2 26 G4-6-3 1-2 1B		C SL 85 F FC 93 B SI 93 X SL 87 1-2 26 S 8 1B 1B	X CU 78 0-0 ② ③ G6-4-3 1-2f			4	1	2	0	0	0	3
26 Miguel Montero, L (1, 2) OBP: 0.343, SLG: 0.410	X SL 86 0-0 ③ P3			B FF 93 S FS 89 C FF 94 X SL 87 1-2 ① ② G4-6-3 1-2f 2-3		B SI 92 1 SAFE C FF 92 B FF 93 F SI 93 B SI 94 S SL 87 3-3 ① K 1-2		C FF 89 X FC 86 0-1 14 1B 1B		4	0	1	0	0	1	4
15 Mark Trumbo, R (1, 7) OBP: 0.239, SLG: 0.409		C SL 85 B SL 86 C FF 92 B SL 88 C FF 94 2-3 ① K		B FF 94 S SL 87 B FF 95 B FF 94 S SL 88 X SL 87 3-2 ③ G5-3		T SL 86 S FS 88 F CH 73 B FF 94 B FF 93 F FS 88 X FF 94 2-2 ② F8		B FF 89 F FF 90 C CH 79 F CU 78 B CH 80 S CU 80 2-3 ① K		4	0	0	0	0	2	3
8 Gerardo Parra, L (1, 9) OBP: 0.300, SLG: 0.360		B FS 88 B SL 87 X FS 88 2-0 14 G5-4-3 1B			X FF 90 0-0 14 2B 2B	X SL 88 0-0 2-H 1B		C FC 83 B CU 78 D FF 91 F FC 84 D CU 78 C FF 90 3-3 ② K		4	1	3	1	0	1	1
14 Martín Prado, R (1, 5) OBP: 0.319, SLG: 0.369		1 SAFE C FC 92 1 SAFE F FS 88 B FF 95 X FS 88 1-2 ② ③ G5-4-3 1-2f			B FS 85 F FF 92 X FS 87 1-1 1 HR 2-H 2B	C FF 94 D SL 88 1 SAFE 1 SAFE 1 SAFE X SI 93 1-1 ③ G4-3		C FF 89 C FF 90 X FC 85 0-2 1-2 1B		4	1	2	1	0	0	2
1 Didi Gregorius, L (1, 6) OBP: 0.330, SLG: 0.404			B CU 78 C FF 93 T FS 88 F SL 88 B FF 94 F FS 85 X SI 94 2-2 ① F7		B FF 92 F SL 87 X SL 87 1-1 2-H HR		C FS 86 F FC 91 X FF 92 0-2 17 1B 17 S 6 1B 1B	T FC 84 S CU 77 S CU 78 0-3 ③ K2-3		4	2	2	2	0	1	2
35 Trevor Cahill, R (1, 1) OBP: 0.125, SLG: 0.250 56 Eury De La Rosa, L (5, 1) 17 Alfredo Marte, R (7, PH) OBP: 0.250, SLG: 0.375 37 Matt Stites, L (8, 1) 59 Oliver Pérez, L (9, 1) 13 Nick Ahmed, R (9, PH) OBP: 0.226, SLG: 0.258			X FF 92 0-0 ② P3		C FF 93 S SL 88 S FS 88 0-3 ① K		S SL 88 S SL 86 B FF 94 B SL 87 F FS 87 F SL 86 X SL 87 2-2 6 1B 1-3 1B		B FF 87 F FF 88 C CH 79 X CH 79 1-2 ① P4	1 1 1 0 0 0 1	0 0 0 0 0 0 0	0 0 1 0 0 0 0	0 0 0 0 0 0 0	0 1 0 0 0 0 0	0 0 0 0 0 0 0	0 0 0 0 0 0 0
Inning Stats	R: 0 E: 0 K: 1 S: 8 H: 1 LOB: 1 BB: 0 P: 9	R: 0 E: 0 K: 1 S: 7 H: 1 LOB: 0 BB: 0 P: 12	R: 0 E: 0 K: 0 S: 9 H: 0 LOB: 0 BB: 0 P: 13	R: 0 E: 0 K: 0 S: 12 H: 1 LOB: 1 BB: 1 P: 20	R: 3 E: 0 K: 1 S: 11 H: 3 LOB: 0 BB: 0 P: 14	R: 1 E: 0 K: 1 S: 14 H: 2 LOB: 1 BB: 0 P: 21	R: 1 E: 0 K: 0 S: 14 H: 3 LOB: 1 BB: 0 P: 16	R: 0 E: 0 K: 3 S: 15 H: 2 LOB: 2 BB: 0 P: 20	R: 0 E: 0 K: 0 S: 6 H: 0 LOB: 0 BB: 0 P: 9	1B: 9 2B: 3 3B: 0 HR: 1	SF: 0 SAC: 0 DP: 3 HBP: 0		WP: 0 PB: 0 SB: 2 CS: 0	PA: 38			

PITCHER		IP	WLS	BF	H	R	ER	SO	BB	IBB	HBP	BLK	WP	HR	S	P	ERA	WHIP
19 Aníbal Sánchez, R ERA: 3.45	(1, 1)	6.1	W	29	11	5	5	4	1	0	0	0	0	1	74	104	7.11	1.895
44 Joba Chamberlain, R ERA: 2.4	(7, 1)	0.2	H	1	0	0	0	0	0	0	0	0	0	0	1	1	0.00	0.000
65 Blaine Hardy, L ERA: 2.2	(8, 1)	2.0		8	2	0	0	3	0	0	0	0	0	0	21	29	0.00	1.000

PITCHER	IP	WLS	BF	H	R	ER	SO	BB	IBB	HBP	BLK	WP	HR	S	P	ERA	WHIP

BOTTOM

Detroit Tigers @ Arizona Diamondbacks

Chase Field, Phoenix, AZ

Wed Jul 23 2014, 12:41 PM - 3:51 PM MST

Att. 24,174 - Roof Closed - 79 F

livebaseballscorecards.com

AB	37
R	5
H	13
RBI	5
BB	1
SO	7
LOB	17

TOP

Detroit Tigers @ Los Angeles Angels

Angel Stadium of Anaheim, Anaheim, CA

Thu Jul 24 2014, 7:08 PM - 10:25 PM PDT

Att. 40,146 - Clear - 90 F

livebaseballscorecards.com

Batter	1	2	3	4	5	6	7	8	9	AB	R	H	RBI	BB	SO	LOB
14 Austin Jackson, R (1, 8) OBP: 0.331, SLG: 0.406	C FF 98 F SI 98 X SL 87 0-2 ① F9		C FF 97 C SL 88 B SI 97 F FF 98 F SL 88 B FF 98 F SL 86 S SL 85 2-3 ① K		2 SAFE F SL 86 X FF 96 0-1 ② G6-3 2-3		B FF 92 F FF 93 X FF 92 1-1 3 2B 1B	C CH 86 B FF 92 B KC 84 X KC 85 2-1 2-H 1B		5	1	2	1	0	1	3
3 Ian Kinsler, R (1, 4) OBP: 0.325, SLG: 0.448	B FF 98 X FF 98 1-0 ② F9		C SL 86 B SL 88 X FC 96 1-1 ② G4-3 1-3 2-H		C SL 87 C FF 98 B SL 88 F SL 88 X SL 88 1-2 ③ G6-3		X FF 93 0-0 24 F9 1-H 2B	C KC 81 1 SAFE X FF 89 0-1 ③ F7		5	0	1	2	0	0	3
24 Miguel Cabrera, R (1, 3) OBP: 0.370, SLG: 0.535	C FF 98 F FF 98 B FF 97 B SI 97 F SI 97 B CU 79 S SL 88 3-3 ③ K		C SL 88 B FF 97 F FF 97 S SL 88 1-3 ③ K			C FF 97 F FF 98 B FF 98 F FF 98 X SL 90 1-2 41 1B 48 2B 1B	X SL 83 0-0 ① F9 2-3		X SI 89 0-0 ① L9	5	1	1	0	0	2	2
41 Victor Martinez, S (1, 10) OBP: 0.388, SLG: 0.574		B FF 99 X SI 98 1-0 ① G4-3		C SL 86 B SI 96 B FF 98 C SL 86 X FF 97 2-2 ① F8		X SI 97 0-0 48 2B 9 2B 1-2 1B	I IN 73 I IN 74 I IN 74 I IN 75 4-0 IBB		B SL 79 C SI 88 F SL 82 S FF 90 1-3 ② K	4	1	1	0	1	1	0
48 Torii Hunter, R (1, 9) OBP: 0.301, SLG: 0.469		C FF 99 B CU 81 B SI 98 F FF 99 B SL 88 F FF 98 B FF 97 4-2 BB		C SL 88 F FF 97 B SL 88 X SL 86 1-2 ② F9		B SL 89 X SL 88 1-0 9 2B 1-3 2-H 2B	S SL 83 C FF 94 D SL 82 B FF 94 B FF 94 S SL 84 3-3 ② K		B SI 89 B SL 81 C SI 88 C SI 88 X SI 89 2-2 ③ G4-3	4	1	1	1	1	1	2
9 Nick Castellanos, R (1, 5) OBP: 0.313, SLG: 0.407		B FF 96 F SL 87 X FF 98 1-1 ② F9		S FF 97 B FF 97 F FF 97 B SI 97 X FF 98 2-2 1B		S SL 89 B FF 96 X FF 97 1-1 30 G5-3 2-H 3-H 2B	B SL 84 S SL 83 B SL 82 F FF 94 C SL 83 2-3 ③ K			4	0	2	2	0	1	3
13 Alex Avila, L (1, 2) OBP: 0.331, SLG: 0.371		B FC 97 X FC 97 1-0 ③ G4-3		B SL 86 C SL 86 S FF 97 B SL 87 C SL 86 2-3 ③ K		B SI 98 C SL 88 B SI 97 F SL 87 X SL 88 2-2 ① F7		C FF 90 B KC 83 S FF 91 X CH 86 1-2 ① F9		4	0	0	0	0	1	3
30 Eugenio Suárez, R (1, 6) OBP: 0.351, SLG: 0.407			C FF 98 B SI 98 S SL 88 F SL 88 B SL 90 F FF 98 B SL 88 B FF 98 4-2 3 WP 20 1B 3 G4-3 BB		B FF 97 B FF 97 F FC 97 C FC 96 B FC 97 X FF 98 3-2 14 G6-3 2B	F FF 97 X SL 87 0-1 ② G5-3 2-3		B FF 90 C FF 90 S KC 83 X KC 84 1-2 20 S 14 1B 1B		3	2	2	0	1	0	1
20 Rajai Davis, R (1, 7) OBP: 0.342, SLG: 0.432			X FC 96 0-0 3 G4-3 3 WP 1-2 1B		C SL 86 S SL 87 S SL 87 0-3 ① K2-3	F SL 88 S FC 97 X SL 87 0-2 ③ G6-3		F KC 81 1 SAFE C FF 90 S FF 91 0-3 ② K 1-2		4	0	1	0	0	2	3
Inning Stats	R: 0 E: 0 K: 1 S: 8 H: 0 LOB: 0 BB: 0 P: 12	R: 0 E: 0 K: 0 S: 7 H: 0 LOB: 1 BB: 1 P: 14	R: 1 E: 0 K: 2 S: 16 H: 1 LOB: 1 BB: 1 P: 24	R: 0 E: 0 K: 1 S: 12 H: 1 LOB: 1 BB: 0 P: 19	R: 0 E: 0 K: 1 S: 12 H: 1 LOB: 1 BB: 0 P: 16	R: 3 E: 0 K: 0 S: 16 H: 4 LOB: 1 BB: 0 P: 21	R: 1 E: 0 K: 2 S: 10 H: 2 LOB: 2 BB: 1 P: 20	R: 1 E: 0 K: 1 S: 13 H: 2 LOB: 1 BB: 0 P: 17	R: 0 E: 0 K: 1 S: 7 H: 0 LOB: 0 BB: 0 P: 10	1B: 7 2B: 4 3B: 0 HR: 0 SF: 0 SAC: 0 DP: 0 HBP: 0						

	AB	38
	R	6
	H	11
	RBI	6
	BB	3
	SO	9
	LOB	20

WP: 1 PA: 41
PB: 0
SB: 1
CS: 0

PITCHER		IP	WLS	BF	H	R	ER	SO	BB	IBB	HBP	BLK	WP	HR	S	P	ERA	WHIP
Garrett Richards, R ERA: 2.62	(1, 1)	6.0	L	27	7	4	4	5	2	0	0	0	1	0	71	106	6.00	1.500
39 Jason Grilli, R ERA: 3.82	(7, 1)	1.0		6	2	1	1	2	0	1	0	0	0	0	10	20	9.00	2.000
59 Fernando Salas, R ERA: 3.15	(8, 1)	1.0		5	2	1	1	1	0	0	0	0	0	0	13	17	9.00	2.000
38 Joe Smith, R ERA: 2.17	(9, 1)	1.0		3	0	0	0	1	0	0	0	0	0	0	7	10	0.00	0.000

PITCHER		IP	WLS	BF	H	R	ER	SO	BB	IBB	HBP	BLK	WP	HR	S	P	ERA	WHIP

Batter	1	2	3	4	5	6	7	8	9	AB	R	H	RBI	BB	SO	LOB
56 Kole Calhoun, L (1, 9) OBP: 0.347, SLG: 0.498	C FF 92 B FF 94 B FF 94 X FF 94 2-1 P6 ①			C CH 85 B CH 87 B FF 96 C CH 86 X FF 96 2-2 27 FC6-4 1B	B CH 88 C FF 97 S SL 81 F FF 98 F FF 97 X SL 82 1-2 5 BB 2-H 3-H 1B		B CU 77 X FF 95 1-0 F8 ③			4	0	2	2	0	0	0
27 Mike Trout, R (1, 8) OBP: 0.396, SLG: 0.606	C FF 93 B FF 94 B CH 87 B FF 95 C FF 96 F FF 97 S SL 87 3-3 K ②			B FF 95 C SL 87 B SL 88 C FF 94 X FF 96 2-2 FC6-4 32 1B 1-2f ①	C CU 78 B SL 85 C SL 85 S FF 96 1-3 K ②			C CU 78 C CU 81 B SL 87 B CU 82 B FF 97 X SL 85 3-2 5 1B 32 SF7 2B		4	1	1	0	0	2	2
5 Albert Pujols, R (1, 3) OBP: 0.326, SLG: 0.476	B FF 94 B SL 86 F FF 95 X FF 95 2-1 G5-3 ③			C SL 86 C FF 95 1 SAFE B SL 88 1 SAFE X SL 87 1-2 F7 ②	1 SAFE F CU 80 B FF 95 B FF 95 B CH 85 B SL 87 4-1 1-2 BB			B SL 87 F FF 94 B FF 96 B SL 86 F FF 95 F CU 79 F FF 95 F CU 78 X FF 95 3-2 2 G6-4-3 2-3 1B		3	0	1	0	1	0	1
32 Josh Hamilton, L (1, 7) OBP: 0.368, SLG: 0.429		F FF 93 B CU 78 B CH 86 F CH 85 F FF 96 T CU 80 2-2 K ①		1 SAFE 1 SAFE X CH 85 0-0 1-3 1B	C CU 80 B FF 95 B FF 94 F FF 95 S SL 81 2-3 K ③			B CU 80 C CU 80 X FF 94 1-1 SF7 ① 3-H		3	0	1	1	0	2	2
2 Erick Aybar, S (1, 6) OBP: 0.314, SLG: 0.402		C CH 86 X FF 96 0-1 L5 ②		X SL 81 0-0 B3 ③		X FF 92 0-0 P6 ①		C FF 93 F FF 94 F FF 95 X FF 94 0-2 G6-4-3 ②③ 1-2f		4	0	0	0	0	0	3
47 Howie Kendrick, R (1, 4) OBP: 0.349, SLG: 0.391		C FF 95 F FF 94 X CH 88 0-2 G6-3 ③			C X 0-1 6 1B 20 1B 2B	B SL 83 C FF 93 C FF 95 F FF 96 T CH 85 1-2 K ②			C FF 91 B SI 92 C SL 86 S FF 93 1-3 K ①	4	1	1	0	0	2	0
6 David Freese, R (1, 5) OBP: 0.322, SLG: 0.342			C FF 92 B FF 94 S FF 95 S FF 96 1-3 K ①		X FF 94 0-0 24 SH1-4 20 WP 56 1B 2-3 1B	F FF 93 S SL 84 C FF 95 0-3 K ③			S SL 87 F SL 88 B FF 93 S SL 88 1-3 K ②	4	1	1	0	0	3	0
20 C.J. Cron, R (1, 10) OBP: 0.296, SLG: 0.475			C SL 86 C FF 94 B SL 88 S FF 95 1-3 K ②		C FF 97 F CH 88 F FF 98 F SL 88 B SL 86 X SL 88 1-2 24 SH1-4 56 1B 1-2 3-H 1B		C FF 93 S SL 85 B FF 95 S CH 85 1-3 K ①		S CU 83 S SL 88 B SL 88 S SL 88 1-3 K ③	4	1	1	1	0	3	0
24 Hank Conger, L (1, 2) OBP: 0.314, SLG: 0.353			F FF 94 F FF 96 S CH 89 0-3 K ③		X CH 85 0-0 SH1-4 ① 1-2 2-3		F CH 85 C FF 96 F FF 98 B CU 77 S CH 85 1-3 K ②			2	0	0	0	0	2	0
Inning Stats	R: 0 E: 0 K: 1 S: 8 H: 0 LOB: 0 BB: 0 P: 15	R: 0 E: 0 K: 1 S: 9 H: 0 LOB: 0 BB: 0 P: 11	R: 0 E: 0 K: 3 S: 9 H: 0 LOB: 0 BB: 0 P: 11	R: 0 E: 0 K: 0 S: 11 H: 2 LOB: 2 BB: 0 P: 16	R: 3 E: 0 K: 2 S: 21 H: 4 LOB: 2 BB: 1 P: 30	R: 0 E: 0 K: 2 S: 8 H: 0 LOB: 0 BB: 0 P: 9	R: 0 E: 0 K: 2 S: 8 H: 0 LOB: 0 BB: 0 P: 11	R: 1 E: 0 K: 0 S: 15 H: 2 LOB: 0 BB: 0 P: 22	R: 0 E: 0 K: 3 S: 9 H: 0 LOB: 0 BB: 0 P: 12	1B: 6 2B: 2 3B: 0 HR: 0 SF: 1 SAC: 1 DP: 1 HBP: 0						WP: 1 PB: 0 SB: 0 CS: 0 PA: 35

PITCHER		IP	WLS	BF	H	R	ER	SO	BB	IBB	HBP	BLK	WP	HR	S	P	ERA	WHIP
37 Max Scherzer, R ERA: 3.37	(1, 1)	7.0	W	28	6	3	3	11	1	0	0	0	1	0	74	103	3.86	1.000
44 Joba Chamberlain, R ERA: 2.55	(8, 1)	1.0	H	4	2	1	1	0	0	0	0	0	0	0	15	22	9.00	2.000
36 Joe Nathan, R ERA: 5.73	(9, 1)	1.0	S	3	0	0	0	3	0	0	0	0	0	0	9	12	0.00	0.000

PITCHER	IP	WLS	BF	H	R	ER	SO	BB	IBB	HBP	BLK	WP	HR	S	P	ERA	WHIP

BOTTOM

Detroit Tigers @ Los Angeles Angels

Angel Stadium of Anaheim, Anaheim, CA

Thu Jul 24 2014, 7:08 PM - 10:25 PM PDT

Att. 40,146 - Clear - 90 F

livebaseballscorecards.com

AB	32
R	4
H	8
RBI	4
BB	1
SO	14
LOB	8

Batter	1	2	3	4	5	6	7	8	9	AB	R	H	RBI	BB	SO	LOB
14 Austin Jackson, R (1, 8) OBP: 0.327, SLG: 0.401	B FF 93 X FF 92 1-0 ① G5-3		B SI 93 C FF 93 1 SAFE B FF 93 S FF 93 C FF 93 2-3 ① K			C CU 74 S CU 74 B CU 75 B FF 93 X FF 92 2-2 ① G4-3		C SI 88 B SL 81 X SI 89 1-1 ① G4-3		4	0	0	0	0	1	1
3 Ian Kinsler, R (1, 4) OBP: 0.322, SLG: 0.444	B SI 94 C FF 94 X SI 95 1-1 ② P4		C FF 92 1 SAFE 1 SAFE F CU 78 B CU 79 X FF 94 1-2 ②③ L9 1-2			C FF 92 B CU 77 F FF 93 F CU 77 S CU 79 1-3 ② K		C SI 89 B SL 82 C SL 81 B SL 82 F SL 81 X SI 90 2-2 ② G5-3		4	0	0	0	0	1	1
24 Miguel Cabrera, R (1, 3) OBP: 0.371, SLG: 0.542	F SI 94 S CU 80 B CU 82 B FF 95 F FF 94 F FF 95 F CU 81 X FF 95 2-2 ③ G6-3			B CU 75 B CH 86 B FF 92 C FF 92 X SI 93 3-1 HR		X FF 92 0-0 28 E 41 1B 1B		F SI 90 B SI 90 B SL 82 B SL 80 C SL 81 F SI 90 F FF 91 X SL 81 3-2 ③ F9		4	1	2	1	0	0	0
41 Victor Martinez, S (1, 10) OBP: 0.386, SLG: 0.570		C FF 93 C CU 78 F CU 81 F FF 94 F FF 94 X CU 82 0-2 ① G1-3		F FF 92 B CH 86 F CU 76 F CU 78 F FF 94 T CU 79 1-2 ① K		C CU 75 B CU 79 F FF 91 X FF 93 1-2 28 E 1-2 1B			B SI 89 X SI 90 1-0 ① F7	4	0	1	0	0	1	0
28 J.D. Martinez, R (1, 7) OBP: 0.361, SLG: 0.604		F SI 94 B CU 81 S SI 94 B CU 80 X FF 94 2-2 48 G1-3 2B		C CU 76 F SI 89 B CU 77 S FF 93 1-3 ② K		F FF 92 F SL 82 F CH 73 B FF 94 X SL 82 1-2 E5 1-2 2-3			B SI 90 F SI 90 X SL 84 1-1 ② G6-3	4	0	1	0	0	1	2
48 Torii Hunter, R (1, 9) OBP: 0.301, SLG: 0.466		C SI 94 B SI 94 F SI 94 X SI 95 1-2 ② G1-3 2-3		B FF 93 B FF 92 X FF 92 2-0 ③ G5-3		S FF 93 S SL 83 S CH 73 0-3 ③ K			X SL 83 0-0 1B	4	0	1	0	0	1	4
9 Nick Castellanos, R (1, 5) OBP: 0.315, SLG: 0.406		C CU 77 F SI 94 B FF 93 F CU 80 B CU 81 B SI 94 F CU 80 B CU 81 4-2 BB			S FF 91 F SI 90 B CU 78 B CU 78 F FF 92 B SI 94 F FF 93 X FF 93 3-2 13 G4-6-3 1B		F FF 97 C CU 84 B CU 84 F FF 97 B CU 85 C FF 97 2-3 ① K		C SL 84 1 SAFE F SL 84 S SL 84 0-3 ③ K	3	0	1	0	1	2	1
13 Alex Avila, L (1, 2) OBP: 0.328, SLG: 0.367		C FF 92 F FF 93 F CU 80 F SI 94 D CU 81 F FF 94 S FF 93 1-3 ③ K			X FF 91 0-0 ①② G4-6-3 1-2f		S FF 96 F CH 88 S CU 85 0-3 ② K			3	0	0	0	0	2	3
30 Eugenio Suárez, R (1, 6) OBP: 0.350, SLG: 0.400			B SI 92 C FF 92 C SI 93 H CU 77 2-2 3 CS HBP		B FF 93 F FF 92 B CH 87 C FF 93 B FF 93 X FF 93 3-2 ③ G6-3		C FF 96 B CU 83 S FF 96 B CU 85 S FF 96 2-3 ③ K			2	0	0	0	0	1	0
Inning Stats	R: 0 E: 0 K: 0 S: 9 H: 0 LOB: 0 BB: 0 P: 13	R: 0 E: 0 K: 1 S: 22 H: 1 LOB: 2 BB: 1 P: 30	R: 0 E: 0 K: 1 S: 8 H: 0 LOB: 0 BB: 0 P: 13	R: 1 E: 0 K: 2 S: 11 H: 1 LOB: 0 BB: 0 P: 18	R: 0 E: 0 K: 0 S: 9 H: 1 LOB: 0 BB: 0 P: 15	R: 0 E: 1 K: 2 S: 18 H: 2 LOB: 3 BB: 0 P: 23	R: 0 E: 0 K: 3 S: 10 H: 0 LOB: 0 BB: 0 P: 14	R: 0 E: 0 K: 0 S: 11 H: 0 LOB: 0 BB: 0 P: 17	R: 0 E: 0 K: 1 S: 7 H: 1 LOB: 1 BB: 0 P: 9	1B: 4 2B: 1 3B: 0 HR: 1 SF: 0 SAC: 0 DP: 1 HBP: 1						

Detroit Tigers @ Los Angeles Angels

Angel Stadium of Anaheim, Anaheim, CA

Fri Jul 25 2014, 7:09 PM - 10:11 PM PDT

Att. 42,915 - Partly Cloudy - 77 F

TOP

livebaseballscorecards.com

AB	32
R	1
H	6
RBI	1
BB	1
SO	10
LOB	12

PITCHER		IP	WLS	BF	H	R	ER	SO	BB	IBB	HBP	BLK	WP	HR	S	P	ERA	WHIP
45 Tyler Skaggs, L ERA: 4.49	(1, 1)	5.2		22	5	1	1	5	1	0	1	0	0	1	70	104	1.59	1.059
64 Mike Morin, R ERA: 2.61	(6, 1)	0.1	W	2	0	0	0	1	0	0	0	0	0	0	7	8	0.00	0.000
40 Kevin Jepsen, R ERA: 1.93	(7, 1)	1.0	H	3	0	0	0	3	0	0	0	0	0	0	10	14	0.00	0.000
38 Joe Smith, R ERA: 2.12	(8, 1)	1.0	H	3	0	0	0	0	0	0	0	0	0	0	11	17	0.00	0.000
16 Huston Street, R ERA: 1.0	(9, 1)	1.0	S	4	1	0	0	1	0	0	0	0	0	0	7	9	0.00	1.000

PITCHER	IP	WLS	BF	H	R	ER	SO	BB	IBB	HBP	BLK	WP	HR	S	P	ERA	WHIP

Batter	1	2	3	4	5	6	7	8	9	AB	R	H	RBI	BB	SO	LOB
56 Kole Calhoun, L (1, 9) OBP: 0.345, SLG: 0.498	C SI 89 B SI 92 B SI 91 X SI 91 2-1 ① P5			C FC 85 S KC 79 S FC 87 0-3 ① K		B SI 92 X SI 91 1-0 19 1B 2-H 2B		C FF 90 C FC 86 F CU 78 X FC 88 0-2 ① L4		4	1	1	1	0	1	0
27 Mike Trout, R (1, 8) OBP: 0.392, SLG: 0.600	B SI 90 C KC 78 S KC 78 B SI 92 F SI 92 B SI 93 S KC 79 3-3 ② K			B SI 92 C SI 91 B SI 93 S KC 78 B SI 93 X SI 92 3-2 ② L9		B SI 91 B SI 91 C SI 91 B SI 91 C KC 78 S SI 93 3-3 ② K		C FC 85 B FF 91 S CH 81 X FF 90 1-2 ② L6		4	0	0	0	0	2	1
5 Albert Pujols, R (1, 3) OBP: 0.327, SLG: 0.475	C SI 91 F SI 92 S SI 93 0-3 ③ K			B KC 79 F FC 87 X KC 80 1-1 ③ F9		I IN 61 I I IN 69 I IN 68 4-0 19 1B IBB		C CH 82 B CH 81 F CU 79 X FC 89 1-2 19 1B 1B		3	0	1	0	1	1	0
32 Josh Hamilton, L (1, 7) OBP: 0.366, SLG: 0.427 19 Efren Navarro, L (4, 7) OBP: 0.380, SLG: 0.438		X KC 76 0-0 ① G1-3			C SI 92 F SI 92 B KC 80 S FC 86 1-3 ① K	D FC 84 C KC 77 F SI 91 X FC 85 1-2 1-2 2-H 1B		1 SAFE B CU 80 C FF 90 X CH 81 1-1 1-3 1B		1 3	0 0	0 2	0 1	0 0	0 1	0 0
47 Howie Kendrick, R (1, 4) OBP: 0.348, SLG: 0.392		C SI 89 S FC 83 F SI 91 F KC 77 S KC 78 0-3 ② K			S FC 85 B SI 92 X KC 79 1-1 2 G6-3 2B	C SI 94 C SL 87 S SL 87 0-3 ③ K		X CH 81 0-0 ③ G4-3		4	0	1	0	0	2	4
2 Erick Aybar, S (1, 6) OBP: 0.314, SLG: 0.401		C SI 92 C KC 78 F FC 85 S FC 86 0-3 ③ K			C SI 91 F KC 75 X SI 92 0-2 ② G6-3 2-3		X FF 94 0-0 8 CS 1B			3	0	1	0	0	1	1
6 David Freese, R (1, 5) OBP: 0.320, SLG: 0.339 8 John McDonald, R (7, 5) OBP: 0.273, SLG: 0.193			B SI 89 S KC 78 F FC 85 F SI 92 B KC 79 S FC 86 2-3 ① K		S FC 87 D FC 86 B SI 94 S KC 79 S FC 87 2-3 ③ K		1 SAFE 1 SAFE C SI 93 B SL 86 B SI 93 B SL 85 F SI 93 B SL 85 4-2 ① 1-2 BB			2 0	0 0	0 0	0 1	0 0	2 0	1 0
20 C.J. Cron, R (1, 10) OBP: 0.291, SLG: 0.467			F SI 92 S FC 86 B FC 87 F FC 86 S KC 81 1-3 ② K			B KC 76 B SI 89 C FC 83 B SI 91 C SI 90 X KC 79 3-2 ① P4		B SL 86 S SL 85 B SL 84 C SL 84 S SI 92 2-3 ② K		3	0	0	0	0	2	1
17 Chris Iannetta, R (1, 2) OBP: 0.381, SLG: 0.414			B KC 80 C KC 78 F SI 93 B SI 93 S KC 80 2-3 ③ K			F SI 91 B SI 92 X KC 78 1-1 56 2B 2B		X SL 83 0-0 ③ F8		3	1	1	0	0	1	1
Inning Stats	R: 0 E: 0 K: 2 S: 9 H: 0 LOB: 0 BB: 0 P: 14	R: 0 E: 0 K: 2 S: 10 H: 0 LOB: 0 BB: 0 P: 10	R: 0 E: 0 K: 3 S: 11 H: 0 LOB: 0 BB: 0 P: 16	R: 0 E: 0 K: 1 S: 8 H: 0 LOB: 0 BB: 0 P: 12	R: 0 E: 0 K: 2 S: 11 H: 1 LOB: 1 BB: 0 P: 15	R: 2 E: 0 K: 2 S: 15 H: 3 LOB: 2 BB: 1 P: 28	R: 0 E: 0 K: 1 S: 7 H: 1 LOB: 1 BB: 1 P: 13	R: 0 E: 0 K: 0 S: 13 H: 2 LOB: 2 BB: 0 P: 16		1B: 4 2B: 3 3B: 0 HR: 0 SF: 0 SAC: 0 DP: 0 HBP: 0				WP: 0 PB: 0 SB: 0 CS: 1 PA: 32		

BOTTOM

Detroit Tigers @ Los Angeles Angels

Angel Stadium of Anaheim, Anaheim, CA

Fri Jul 25 2014, 7:09 PM - 10:11 PM PDT

Att. 42,915 - Partly Cloudy - 77 F

livebaseballscorecards.com

AB	30
R	2
H	7
RBI	2
BB	2
SO	13
LOB	9

PITCHER		IP	WLS	BF	H	R	ER	SO	BB	IBB	HBP	BLK	WP	HR	S	P	ERA	WHIP
33 Drew Smyly, L ERA: 3.77	(1, 1)	5.2	L	22	4	2	2	11	0	1	0	0	0	0	61	92	3.18	0.706
62 Al Alburquerque, R ERA: 3.19	(6, 1)	1.1		5	1	0	0	2	1	0	0	0	0	0	10	16	0.00	1.500
65 Blaine Hardy, L ERA: 2.08	(8, 1)	1.0		5	2	0	0	0	0	0	0	0	0	0	13	16	0.00	2.000

PITCHER	IP	WLS	BF	H	R	ER	SO	BB	IBB	HBP	BLK	WP	HR	S	P	ERA	WHIP

Detroit Tigers @ Los Angeles Angels

Angel Stadium of Anaheim, Anaheim, CA

Sat Jul 26 2014, 6:09 PM - 8:55 PM PDT

Att. 43,569 - Clear - 83 F

TOP

livebaseballscorecards.com

Batter	1	2	3	4	5	6	7	8	9	AB	R	H	RBI	BB	SO	LOB
14 Austin Jackson, R (1, 8) OBP: 0.329, SLG: 0.402	C FF 91 F FF 92 B FF 92 S CH 85 1-3 ① K		C FF 90 B FF 91 1 SAFE B SL 82 X FF 91 2-1 ②③ G6-3 1-2			X FF 90 0-0 1B 1 SAFE 1 SAFE B FF 90 F CH 82 F FF 91 S CH 84 1-3 ③ K			C FF 92 B SL 83 S SL 83 X FF 94 1-2 1B	4	0	2	0	0	1	1
3 Ian Kinsler, R (1, 4) OBP: 0.321, SLG: 0.444	T FF 93 X SL 84 0-1 24 G6-3 2B			F SL 79 X FF 90 0-1 ① L7					C SL 83 F FF 94 S FF 93 0-3 ② K	4	0	1	0	0	2	2
24 Miguel Cabrera, R (1, 3) OBP: 0.367, SLG: 0.536	X SI 91 0-0 ② G6-3 2-3			B FF 92 B SL 82 C SI 90 X CH 83 2-1 ② F8			C FF 88 B SI 88 B SI 89 B CH 81 X CH 82 3-1 ① L5		F FF 94 F FF 95 F FF 94 F FF 92 X FF 94 0-2 ③ P3	4	0	0	0	0	0	2
41 Victor Martinez, S (1, 10) OBP: 0.383, SLG: 0.565	D KC 76 B CH 84 C SI 92 B FF 92 C CH 84 F CH 85 S CH 85 3-3 ③ K			B SI 90 F SI 92 F SI 92 B CH 83 X SL 83 2-2 ③ G3			B FF 89 C KC 74 X CH 82 1-1 ② F7			3	0	0	0	0	1	1
28 J.D. Martinez, R (1, 7) OBP: 0.356, SLG: 0.595		C FF 88 B SL 80 F SL 81 F FF 92 B FF 92 X CH 84 2-2 ① F7			C FF 88 C SL 81 S SI 88 0-3 ① K		X KC 74 0-0 ③ F7			3	0	0	0	0	1	0
48 Torii Hunter, R (1, 9) OBP: 0.298, SLG: 0.462		F SI 90 B FF 92 B CH 84 B SI 92 F CH 83 F CH 85 X CH 85 3-2 ② G5-3			C FF 89 B SI 88 B SI 90 X CH 81 2-1 ② G6-3			T FF 97 X CU 86 0-1 ① G5-3		3	0	0	0	0	0	0
9 Nick Castellanos, R (1, 5) OBP: 0.313, SLG: 0.402		B FF 92 X SI 92 1-0 ③ G6-3			B FF 92 X SL 81 1-0 ③ P3			F FF 97 B FF 97 X FF 97 1-1 ② F9		3	0	0	0	0	0	0
13 Alex Avila, L (1, 2) OBP: 0.324, SLG: 0.362			F SI 89 X KC 75 0-1 ① G3			B CH 80 F SI 90 F SI 90 B CH 85 C SI 92 2-3 ① K		X CH 88 0-0 ③ G6-3		3	0	0	0	0	1	0
30 Eugenio Suárez, R (1, 6) OBP: 0.350, SLG: 0.398			C SL 81 X KC 73 0-1 14 G6-3 1B			B SL 83 X SL 82 1-0 ② B2			C FF 91 C FF 93 F SL 83 S FF 94 0-3 ① K	3	0	1	0	0	1	0
Inning Stats	R: 0 H: 1 E: 0 LOB: 1 K: 2 BB: 0 S: 10 P: 14	R: 0 H: 0 E: 0 LOB: 0 K: 0 BB: 0 S: 9 P: 15	R: 0 H: 1 E: 0 LOB: 0 K: 0 BB: 0 S: 6 P: 8	R: 0 H: 0 E: 0 LOB: 0 K: 0 BB: 0 S: 7 P: 11	R: 0 H: 0 E: 0 LOB: 0 K: 1 BB: 0 S: 6 P: 9	R: 0 H: 1 E: 0 LOB: 1 K: 2 BB: 0 S: 8 P: 12	R: 0 H: 0 E: 0 LOB: 0 K: 0 BB: 0 S: 5 P: 9	R: 0 H: 0 E: 0 LOB: 0 K: 0 BB: 0 S: 5 P: 6	R: 0 H: 1 E: 0 LOB: 1 K: 2 BB: 0 S: 15 P: 16	1B: 3 SF: 0 2B: 1 SAC: 0 3B: 0 DP: 0 HR: 0 HBP: 0						

	AB	30
	R	0
	H	4
	RBI	0
	BB	0
	SO	7
	LOB	6

WP: 0 PA: 30
PB: 0
SB: 0
CS: 0

PITCHER		IP	WLS	BF	H	R	ER	SO	BB	IBB	HBP	BLK	WP	HR	S	P	ERA	WHIP
52 Matt Shoemaker, R ERA: 4.13	(1, 1)	7.0	W	23	3	0	0	5	0	0	0	0	0	0	51	78	0.00	0.429
40 Kevin Jepsen, R ERA: 1.88	(8, 1)	1.0	H	3	0	0	0	0	0	0	0	0	0	0	5	6	0.00	0.000
39 Jason Grilli, R ERA: 3.69	(9, 1)	1.0		4	1	0	0	2	0	0	0	0	0	0	15	16	0.00	1.000

PITCHER	IP	WLS	BF	H	R	ER	SO	BB	IBB	HBP	BLK	WP	HR	S	P	ERA	WHIP

Detroit Tigers @ Los Angeles Angels

Angel Stadium of Anaheim, Anaheim, CA

Sat Jul 26 2014, 6:09 PM - 8:55 PM PDT

Att. 43,569 - Clear - 83 F

livebaseballscorecards.com

Batter	1	2	3	4	5	6	7	8	9	AB	R	H	RBI	BB	SO	LOB
56 Kole Calhoun, L (1, 9) OBP: 0.344, SLG: 0.492	B FF 90 B FF 90 B FF 90 C FF 90 B FF 91 4-1 2 1B BB	F CH 85 F SL 87 S FF 94 0-3 K ③			S FF 94 X FF 94 0-1 P2 ②		C FF 90 B SL 85 B CH 83 S CH 82 S SL 88 2-3 K ②			3	0	0	0	1	2	1
27 Mike Trout, R (1, 8) OBP: 0.391, SLG: 0.595	C FF 92 C CU 79 1 SAFE 1 SAFE B FF 93 X FF 93 1-2 F9 ①		B FF 92 F FF 92 C CU 80 B SL 86 X SL 88 2-2 F9 ①		C SL 87 C CU 80 B FF 93 S FF 93 1-3 K ③		B CU 78 F SL 84 B CU 78 B FF 91 F FF 91 B FF 93 4-2 BB			3	0	0	0	1	1	1
5 Albert Pujols, R (1, 3) OBP: 0.327, SLG: 0.475	F SL 85 1 SAFE F FF 92 B CU 79 1 SAFE F SL 86 X SL 87 1-2 F7 ②		C FF 94 X CU 80 0-1 G4-3 ②			B CU 79 X FF 93 1-0 2 SH5-4 19 G6-3 2B	1 SAFE X FF 92 0-0 P4 ③			4	1	1	0	0	0	2
2 Erick Aybar, S (1, 6) OBP: 0.317, SLG: 0.403	F CH 83 1 SAFE 1 SAFE S CU 80 F SL 86 X CU 81 0-2 1-3 1B		C CH 83 X CH 83 0-1 G5-3 ③			X FF 93 0-0 SH5-4 ① 2-3		B FF 90 B FF 90 C FF 90 B FF 91 X FF 89 3-1 E9 47 1B 1B		3	1	2	0	0	0	0
47 Howie Kendrick, R (1, 4) OBP: 0.349, SLG: 0.392	X FF 94 0-0 G1-3 ③			C FF 92 S CH 84 B SL 87 B SL 88 B CH 85 X SL 87 3-2 G6-3 ①		B SL 88 B SL 87 F FF 96 B CU 82 B FF 96 4-1 19 G6-3 20 2B BB		C FF 89 S FF 91 F FF 91 X CU 69 0-2 8 FC5 2-H 1B		3	1	1	1	1	0	2
19 Efren Navarro, L (1, 7) OBP: 0.387, SLG: 0.478 3 JB Shuck, L (9, 7) OBP: 0.193, SLG: 0.259		B FF 90 S CH 81 X FF 92 1-1 HR		B FF 93 C FF 94 C FF 94 B FF 94 X FF 94 2-2 L7 ②		B CH 86 X CH 85 1-0 G6-3 ② 1-2 3-H		B FF 90 D CH 86 B FF 90 C FF 90 C FF 90 F FF 91 D CU 71 4-2 8 FC5 BB		3 0	1 0	1 0	2 0	1 0	0 0	1 0
20 C.J. Cron, R (1, 10) OBP: 0.295, SLG: 0.473		C FF 91 B SL 86 X SL 86 1-1 P4 ①		B FF 94 B FF 94 X SL 86 2-0 1B		C FF 95 X CU 82 0-1 2-H 2B		B SL 77 S FF 90 S FF 91 F FF 91 B FF 90 F SL 78 D SL 79 S SL 78 3-3 K ①		4	0	2	1	0	1	2
17 Chris Iannetta, R (1, 2) OBP: 0.378, SLG: 0.416		B FF 91 S SL 85 X FF 92 1-1 2B		B CU 80 B SL 86 B FF 95 X FF 95 3-0 F9 ③		S SL 87 B FF 93 C SL 88 B FF 96 C FF 95 2-3 K ③		B SI 93 S CH 85 S CH 86 F FF 94 B FF 95 C SI 92 2-3 K ②		4	0	1	0	0	2	4
8 John McDonald, R (1, 5) OBP: 0.257, SLG: 0.180		C FF 94 C SL 87 X FF 93 0-2 G5-3 ②			C FF 93 B FF 93 C CU 80 B FF 95 X FF 95 2-2 P6 ①		B FF 88 X FF 90 1-0 L4 ①	X FF 94 0-0 FC5 ③ 1-2 2-3f		4	0	0	0	0	0	3
Inning Stats	R: 0 E: 0 K: 0 S: 13 H: 1 LOB: 2 BB: 1 P: 19	R: 1 E: 0 K: 1 S: 12 H: 2 LOB: 1 BB: 0 P: 15	R: 0 E: 0 K: 0 S: 7 H: 0 LOB: 0 BB: 0 P: 9	R: 0 E: 0 K: 0 S: 8 H: 1 LOB: 1 BB: 0 P: 18	R: 0 E: 0 K: 1 S: 8 H: 0 LOB: 0 BB: 0 P: 11	R: 2 E: 0 K: 1 S: 9 H: 2 LOB: 1 BB: 1 P: 17	R: 0 E: 0 K: 1 S: 7 H: 0 LOB: 1 BB: 1 P: 14	R: 1 E: 1 K: 2 S: 19 H: 2 LOB: 2 BB: 1 P: 31		1B: 4 2B: 3 3B: 0 HR: 1 SF: 0 SAC: 1 DP: 0 HBP: 0				WP: 0 PB: 0 SB: 0 CS: 0 PA: 36		

PITCHER		IP	WLS	BF	H	R	ER	SO	BB	IBB	HBP	BLK	WP	HR	S	P	ERA	WHIP
35 Justin Verlander, R ERA: 4.79	(1, 1)	7.0	L	30	6	3	3	4	3	0	0	0	0	1	64	103	3.86	1.286
38 Joakim Soria, R ERA: 2.67	(8, 1)	0.1		4	2	1	0	1	1	0	0	0	0	0	14	24	0.00	9.000
40 Phil Coke, L ERA: 4.71	(8, 1)	0.2		2	0	0	0	1	0	0	0	0	0	0	5	7	0.00	0.000

PITCHER	IP	WLS	BF	H	R	ER	SO	BB	IBB	HBP	BLK	WP	HR	S	P	ERA	WHIP

AB	31
R	4
H	8
RBI	4
BB	4
SO	6
LOB	16

Detroit Tigers @ Los Angeles Angels

Angel Stadium of Anaheim, Anaheim, CA

Sun Jul 27 2014, 12:39 PM - 3:16 PM PDT

Att. 36,252 - Partly Cloudy - 83 F

TOP

livebaseballscorecards.com

Batter	1	2	3	4	5	6	7	8	9	AB	R	H	RBI	BB	SO	LOB
14 Austin Jackson, R (1, 8) OBP: 0.328, SLG: 0.401	C FF 88 S FC 82 B FF 90 F SI 91 F SI 92 C FF 92 1-3 ① K		C FF 86 B FF 87 B SI 90 F CH 82 X CH 83 2-2 ② F9			F FF 90 X FF 90 0-1 24 WP 1B			C SI 90 S SL 84 B SL 83 B SL 84 F SL 84 B SL 84 X SI 90 3-2 ① F8	4	0	1	0	0	1	0
3 Ian Kinsler, R (1, 4) OBP: 0.321, SLG: 0.442	B FF 89 F CH 81 T FC 83 X SI 92 1-2 41 2B 1B		C CU 78 C FF 90 B FF 91 X FF 92 1-2 ③ L9			1 SAFE 1 SAFE L SL 79 F SL 78 T CH 75 0-2 ② K			F SL 85 B SI 91 X SI 92 1-1 ② G3	4	1	1	0	0	1	1
24 Miguel Cabrera, R (1, 10) OBP: 0.364, SLG: 0.531	C CH 81 B FC 85 S SI 90 F SI 92 X SI 90 1-2 ② F9			F FF 87 F FF 89 B SI 90 F FF 91 B CH 83 B FF 92 F CH 84 F FF 92 X FC 83 3-2 ① G5-3		S SL 81 C FF 94 1 SAFE B CH 75 S CH 73 1-3 ③ K 1-2			S SL 85 C SI 91 S SL 85 0-3 ③ K	4	0	0	0	0	2	2
41 Victor Martinez, S (1, 3) OBP: 0.383, SLG: 0.566	B SI 88 1 SAFE F SI 89 F SI 90 X CH 82 1-2 1-H 2B			B CH 82 B CH 82 C FF 89 X SI 90 2-1 ② L6			C SL 80 S CH 73 X FF 93 0-2 ① P6			3	0	1	1	0	0	0
28 J.D. Martinez, R (1, 9) OBP: 0.352, SLG: 0.587	F CH 82 F SI 90 F CU 76 F SI 90 B CH 80 F FF 91 B SI 90 F CH 81 X CH 80 2-2 ③ L8			B SI 89 B SI 90 S CH 82 B SI 89 X SI 90 3-1 ③ G5-3			B SI 94 B SL 84 S SL 82 S SL 82 F FF 94 S CH 74 2-3 ② K		3	0	0	0	0	1	1
9 Nick Castellanos, R (1, 5) OBP: 0.310, SLG: 0.399		F FF 88 B SI 90 F SI 88 C SI 89 1-3 ① K			X CH 79 0-0 ① F8		C SL 82 X SI 93 0-1 ③ G5-3			3	0	0	0	0	1	0
30 Eugenio Suárez, R (1, 6) OBP: 0.343, SLG: 0.389		B FF 87 B CH 81 X SI 87 2-0 ② F9			C FF 86 S FC 81 B FF 89 F SI 90 X SI 90 1-2 ② F8			C SI 88 F SI 88 F SL 82 B SI 89 F SL 81 B SL 81 X SI 89 2-2 ① G6-3		3	0	0	0	0	0	0
50 Bryan Holaday, R (1, 2) OBP: 0.305, SLG: 0.295 48 Torii Hunter, R (8, PH) OBP: 0.297, SLG: 0.461 13 Alex Avila, L (8, 2) OBP: 0.324, SLG: 0.362		C SI 87 F CU 79 B SI 90 F FF 91 X CH 81 1-2 ③ G4-3			C CH 82 F FC 83 S CH 81 0-3 ③ K			X SI 88 0-0 ② G5-3		2 1 0	0 0 0	0 0 0	0 0 0	0 0 0	1 0 0	0 0 0
20 Rajai Davis, R (1, 7) OBP: 0.339, SLG: 0.428			S SC 78 C SI 87 B CU 79 B CH 81 X FF 89 2-2 ① P3			B CH 80 X CH 79 1-0 ① F9		X SI 88 0-0 ③ G1-3		3	0	0	0	0	0	0

	AB	30
	R	1
	H	3
	RBI	1
	BB	0
	SO	7
	LOB	4

Inning Stats																		
	R: 1	H: 2	R: 0	H: 0	R: 0	H: 0	R: 0	H: 0	R: 0	H: 0	R: 0	H: 1	R: 0	H: 0	R: 0	H: 0	R: 0	H: 0
	E: 0	LOB: 1	E: 0	LOB: 0	E: 0	LOB: 0	E: 0	LOB: 0	E: 0	LOB: 0	E: 0	LOB: 1	E: 0	LOB: 0	E: 0	LOB: 0	E: 0	LOB: 0
	K: 1	BB: 0	K: 1	BB: 0	K: 0	BB: 0	K: 0	BB: 0	K: 1	BB: 0	K: 2	BB: 0	K: 1	BB: 0	K: 0	BB: 0	K: 1	BB: 0
	S: 22	P: 28	S: 8	P: 12	S: 9	P: 14	S: 10	P: 18	S: 8	P: 9	S: 9	P: 11	S: 9	P: 11	S: 7	P: 9	S: 9	P: 13

PITCHER		IP	WLS	BF	H	R	ER	SO	BB	IBB	HBP	BLK	WP	HR	S	P	ERA	WHIP	PITCHER	IP	WLS	BF	H	R	ER	SO	BB	IBB	HBP	BLK	WP	HR	S	P	ERA	WHIP
53 Héctor Santiago, L ERA: 3.86	(1, 1)	5.1		19	3	1	1	3	0	0	0	0	0	0	60	85	1.69	0.562																	
64 Mike Morin, R ERA: 2.5	(6, 1)	1.2		5	0	0	0	3	0	0	0	0	1	0	15	18	0.00	0.000																	
38 Joe Smith, R ERA: 2.08	(8, 1)	1.0	W	3	0	0	0	0	0	0	0	0	0	0	7	9	0.00	0.000																	
16 Huston Street, R ERA: 0.97	(9, 1)	1.0	S	3	0	0	0	1	0	0	0	0	0	0	9	13	0.00	0.000																	

1B: 2	SF: 0	WP: 1	PA: 30
2B: 1	SAC: 0	PB: 0	
3B: 0	DP: 0	SB: 0	
HR: 0	HBP: 0	CS: 0	

Batter	1	2	3	4	5	6	7	8	9	AB	R	H	RBI	BB	SO	LOB
56 Kole Calhoun, L (1, 9) OBP: 0.346, SLG: 0.492	C FF 91 F FF 93 F CU 78 X CU 79 0-2 5 G6-4-3 1B			B CH 83 S CH 83 F FF 92 B CU 78 X CH 84 2-2 ① G4-3		B FF 89 F SI 91 X FF 89 1-1 ② F8		X SI 94 0-0 27 FC5-4 1B		4	0	2	0	0	0	0
27 Mike Trout, R (1, 8) OBP: 0.390, SLG: 0.592	1 SAFE C FF 93 C CU 79 F FF 94 1 SAFE F FF 94 D CU 78 S SI 94 1-3 ① K			B SL 87 F SL 88 C CU 79 B FF 93 F CH 84 F SI 92 X SI 92 2-2 ② G5-3		C CH 82 B FF 92 S SL 86 B CH 81 X SL 89 2-2 1B		1 SAFE C CU 81 1 SAFE B CU 81 X SL 86 1-1 ③ FC5-4 1-2f		4	0	1	0	0	1	2
5 Albert Pujols, R (1, 10) OBP: 0.325, SLG: 0.472	C FF 94 B SI 93 B CU 78 B SL 87 X SI 93 3-1 ② ③ G6-4-3 1-2f			C CU 75 B SL 87 F SI 90 F FF 91 X SI 91 1-2 ③ G5-3		C FF 91 F SI 91 S FF 92 0-3 ③ K				3	0	0	0	0	1	2
32 Josh Hamilton, L (1, 7) OBP: 0.361, SLG: 0.421		C CH 82 S CH 82 B FF 94 S CU 80 1-3 ① K			X CH 82 0-0 ① G4-3		C CU 77 B CU 75 S CH 81 F SI 90 S FF 92 1-3 ① K			3	0	0	0	0	2	0
2 Erick Aybar, S (1, 6) OBP: 0.317, SLG: 0.403		X FF 92 0-0 ② G6-3			B FF 90 C FF 91 X CH 82 1-1 47 1B 19 E 1B		S CH 81 F SL 90 F CU 77 C SI 90 0-3 ② K			3	1	1	0	0	1	0
47 Howie Kendrick, R (1, 4) OBP: 0.349, SLG: 0.391		C FF 92 B SI 92 T FF 93 B CH 84 F FF 93 F SI 92 B SI 94 X SI 91 3-2 ③ G4-3			C FF 91 X CH 82 0-1 19 E 1-2 1B		B FF 89 F SI 89 F SL 86 S CH 83 1-3 ③ K			3	0	1	0	0	1	0
19 Efren Navarro, L (1, 3) OBP: 0.385, SLG: 0.471			C FF 91 S CU 79 B SI 91 F CU 79 X FF 92 1-2 6 G4-6-3 1B		B SI 91 F CH 83 2 SAFE C CU 78 X SI 92 1-2 ② L5 1-2 2-H			F FF 93 C FF 94 B CU 80 B FF 95 S SL 88 2-3 ① K2-3		3	0	1	0	0	1	1
6 David Freese, R (1, 5) OBP: 0.321, SLG: 0.350 8 John McDonald, R (9, 5) OBP: 0.257, SLG: 0.180			B SL 86 B SL 86 B SI 92 C SI 90 X SI 92 3-1 ① ② G4-6-3 1-2f		D CU 80 C CU 79 F FF 92 B CH 83 X CU 76 2-2 ③ L8			B CU 80 B SL 87 F SL 85 X SL 88 2-1 HR		3 0	1 0	1 0	1 0	0 0	0 0	2 0
24 Hank Conger, L (1, 2) OBP: 0.309, SLG: 0.347			C FF 93 X CU 80 0-1 ③ G4-3			S CU 77 B CU 75 X CH 82 1-1 ① F9		B FF 94 B CU 78 B FF 93 C FF 93 F FF 93 X SL 86 3-2 ② P6		3	0	0	0	0	0	0
Inning Stats	R: 0 E: 0 K: 1 S: 11 H: 1 LOB: 0 BB: 0 P: 15	R: 0 E: 0 K: 1 S: 9 H: 0 LOB: 0 BB: 0 P: 13	R: 0 E: 0 K: 0 S: 8 H: 1 LOB: 0 BB: 0 P: 12	R: 0 E: 0 K: 0 S: 12 H: 0 LOB: 0 BB: 0 P: 17	R: 1 E: 1 K: 0 S: 11 H: 2 LOB: 1 BB: 0 P: 15	R: 0 E: 0 K: 1 S: 10 H: 1 LOB: 1 BB: 0 P: 14	R: 0 E: 0 K: 3 S: 11 H: 0 LOB: 0 BB: 0 P: 13	R: 1 E: 0 K: 1 S: 11 H: 2 LOB: 1 BB: 0 P: 19		1B: 6 2B: 0 3B: 0 HR: 1 SF: 0 SAC: 0 DP: 2 HBP: 0						

PITCHER		IP	WLS	BF	H	R	ER	SO	BB	IBB	HBP	BLK	WP	HR	S	P	ERA	WHIP
21 Rick Porcello, R ERA: 3.24	(1, 1)	7.0		24	5	1	0	6	0	0	0	0	0	0	72	99	0.00	0.714
44 Joba Chamberlain, R ERA: 2.7	(8, 1)	1.0	L	5	2	1	1	1	0	0	0	0	0	1	11	19	9.00	2.000

PITCHER	IP	WLS	BF	H	R	ER	SO	BB	IBB	HBP	BLK	WP	HR	S	P	ERA	WHIP

BOTTOM

Detroit Tigers @ Los Angeles Angels

Angel Stadium of Anaheim, Anaheim, CA

Sun Jul 27 2014, 12:39 PM - 3:16 PM PDT

Att. 36,252 - Partly Cloudy - 83 F

livebaseballscorecards.com

AB	29
R	2
H	7
RBI	1
BB	0
SO	7
LOB	7

WP: 0 PA: 29
PB: 0
SB: 0
CS: 0

Batter	1	2	3	4	5	6	7	8	9	AB	R	H	RBI	BB	SO	LOB
1 Adam Eaton, L (1, 8) OBP: 0.358, SLG: 0.386	B FF 91 F FF 91 B FF 92 X FS 88 2-1 ① G3-1		B FF 93 C CU 78 B SL 87 F SI 93 F CU 79 B SL 87 X FS 88 3-2 E6 1B		B FS 88 B CU 78 C FS 86 F FF 92 C FF 93 2-3 ③ K		X CH 83 0-0 10 2B 1-2 2-3 1B	C FF 91 X CU 77 0-1 10 FC6-4 1-2 1B		5	1	3	0	0	1	0
10 Alexei Ramirez, R (1, 6) OBP: 0.317, SLG: 0.405	C FF 91 X SL 86 0-1 ② G6-3		B SL 87 F SL 86 X FF 93 1-1 ③ L4			X FF 91 0-0 ① G6-3	F SL 77 X FC 90 0-1 79 HR 1-H 2-H 3-H 2B	C FF 91 B FF 92 B CH 85 X FF 91 2-1 ① FC6-4 79 2B 1-2f 2-3		5	2	1	3	0	0	3
79 José Abreu, R (1, 3) OBP: 0.349, SLG: 0.632	F FF 93 C SI 92 F FF 94 F CU 80 B FF 94 X SL 88 1-2 ③ G5-3			C CU 78 F FF 93 X FF 94 0-2 24 1B 12 1B 1B		B FF 92 T FS 88 F SL 85 B CU 79 B FS 88 F SL 85 B SI 94 4-2 24 FC5-4 BB	B SL 77 S SL 77 B FF 88 B FC 88 X SL 76 3-1 2-H HR	C FF 92 B CU 80 B CH 84 X SI 92 2-1 44 F9 1-H 3-H 2B		4	2	3	4	1	0	0
44 Adam Dunn, L (1, 10) OBP: 0.364, SLG: 0.443		S FF 91 F CU 80 B FF 92 B FS 88 B FS 88 B SL 87 4-2 BB		B FS 88 D FS 86 F FS 87 S SL 87 C FC 93 2-3 ① K		B CU 78 C FS 88 C SL 85 B CH 76 F FC 92 S SL 87 2-3 ② K	C FF 89 C CH 83 B FF 90 B CU 71 B CH 84 F FF 90 X CH 84 3-2 HR	C CU 78 F FF 92 B FF 92 X CU 79 1-2 ② F9 2-3		4	1	1	1	1	2	3
24 Dayan Viciedo, R (1, 9) OBP: 0.287, SLG: 0.394 25 Moisés Sierra, R (8, 9) OBP: 0.237, SLG: 0.317		C FF 93 B SL 86 F SL 87 S FF 94 1-3 ① K		X FF 92 0-0 12 1B 15 SF7 1-2 1B		X CU 79 0-0 ③ FC5-4 1-2f	C SL 78 X SL 79 0-1 ② G4-3	I IN 74 I IN 76 I IN 75 I IN 75 4-0 IBB		4 0	1 0	1 0	0 0	1 0	1 0	2 0
12 Conor Gillaspie, L (1, 5) OBP: 0.379, SLG: 0.467		B FF 93 B FF 93 X FF 93 2-0 ② F7		B CU 81 B FF 93 F FF 94 F FF 94 X SL 88 2-2 30 CS 1-3 2-H 1B			S FF 92 S CU 79 S CU 79 0-3 ③ K		5	1	3	1	0	1	3
15 Gordon Beckham, R (1, 4) OBP: 0.274, SLG: 0.361		B FF 94 X FF 93 1-0 ③ F8		C SL 88 B SI 93 D FS 88 X SL 87 2-1 ② SF7 3-H					C FF 90 C CU 81 B SL 86 F FF 91 F FF 91 S SL 86 1-3 ① K	4	1	1	1	0	1	2
30 Alejandro De Aza, L (1, 7) OBP: 0.299, SLG: 0.346			C FF 91 X FF 92 0-1 ① F9 1 SAFE B FS 89 1-0 ③ CS 1-2 C CU 77 S SL 87 X FF 92 0-2 ① P5						B SI 91 B CH 86 X FF 92 2-0 ② F7	5	0	0	0	0	0	4
21 Tyler Flowers, R (1, 2) OBP: 0.301, SLG: 0.351			B FF 93 B FF 92 C FF 92 C CU 79 B FF 94 S FF 93 3-3 ② K		C CU 78 F FF 92 B FF 92 S FF 92 1-3 ② K		C CU 78 S FC 93 B FC 93 X CU 78 1-2 E7 1 1B 10 2B 1-2 2-H 1B	S FF 91 B FF 92 F FF 93 X FF 92 1-2 10 FC6-4 1 1B 79 2B 1B	B FF 92 F CU 82 F FF 91 B SL 86 B FF 91 F FF 91 F CU 82 S FF 92 3-3 ③ K	5	2	2	0	0	3	0
Inning Stats	R: 0 E: 0 K: 0 S: 9 H: 0 LOB: 0 BB: 0 P: 12	R: 0 E: 0 K: 1 S: 7 H: 0 LOB: 1 BB: 1 P: 15	R: 0 E: 1 K: 1 S: 11 H: 1 LOB: 1 BB: 0 P: 18	R: 2 E: 0 K: 1 S: 12 H: 3 LOB: 0 BB: 0 P: 19	R: 0 E: 0 K: 2 S: 9 H: 0 LOB: 0 BB: 0 P: 12	R: 0 E: 0 K: 1 S: 9 H: 0 LOB: 1 BB: 1 P: 15	R: 7 E: 2 K: 0 S: 23 H: 8 LOB: 2 BB: 0 P: 38	R: 2 E: 0 K: 1 S: 15 H: 3 LOB: 2 BB: 1 P: 25	R: 0 E: 0 K: 2 S: 11 H: 0 LOB: 0 BB: 0 P: 17	1B: 11 2B: 2 3B: 0 HR: 2 SF: 1 SAC: 0 DP: 0 HBP: 0						WP: 0 PB: 0 SB: 0 CS: 1 PA: 46	

PITCHER		IP	WLS	BF	H	R	ER	SO	BB	IBB	HBP	BLK	WP	HR	S	P	ERA	WHIP
19 Aníbal Sánchez, R ERA: 3.57	(1, 1)	6.1	L	27	6	5	5	6	2	0	0	0	0	0	63	102	7.11	1.263
38 Joakim Soria, R ERA: 3.71	(7, 1)	0.1		7	6	4	3	0	0	0	0	0	0	2	15	22	81.00	18.000
46 Ian Krol, L ERA: 4.97	(7, 1)	1.1		8	3	2	2	1	0	1	0	0	0	0	17	30	13.50	2.250
36 Joe Nathan, R ERA: 5.59	(9, 1)	1.0		3	0	0	0	2	0	0	0	0	0	0	11	17	0.00	0.000

PITCHER	IP	WLS	BF	H	R	ER	SO	BB	IBB	HBP	BLK	WP	HR	S	P	ERA	WHIP

TOP

Chicago White Sox @ Detroit Tigers

Comerica Park, Detroit, MI

Tue Jul 29 2014, 7:10 PM - 10:25 PM EDT

Att. 40,032 - Cloudy - 65 F

livebaseballscorecards.com

AB	41
R	11
H	15
RBI	10
BB	3
SO	9
LOB	17

Batter	1	2	3	4	5	6	7	8	9	AB	R	H	RBI	BB	SO	LOB
14 Austin Jackson, R (1, 8) OBP: 0.332, SLG: 0.400	C FF 90 C FF 91 X CU 80 0-2 ① F8	F CU 80 1 SAFE B CH 85 B CH 83 1 SAFE B SI 92 1 SAFE X FF 91 3-1 20 FC6-4 1-2 1B		C CH 84 F FF 91 1 SAFE F FF 91 1 SAFE B FF 90 B CU 80 B CH 85 F FF 92 4-2 ② F FF 91 B CH 84 1-2 BB			B SI 96 C FF 96 B FF 96 B FF 96 H SI 94 4-1 20 G6-4-3 HBP		B SI 93 B SI 93 C SI 94 B SI 94 X SI 93 3-1 ① G6-3	3	0	1	0	1	0	0
20 Rajai Davis, R (1, 7) OBP: 0.337, SLG: 0.423	C FF 92 B FF 92 B SI 92 B SI 93 X FF 92 3-1 24 1B 1B	B FF 92 B FF 92 X SI 92 2-0 ② FC6-4 1-2f 2-3		F CU 79 1 SAFE C SI 91 P PO 88 F FF 92 1 SAFE F FF 90 X CU 80 1-2 ③ P3			C FF 95 B SI 95 B FF 96 X FF 95 2-1 ①② G6-4-3 1-2f		C SI 93 X SL 86 0-1 ② F9	5	0	1	0	0	0	4
3 Ian Kinsler, R (1, 4) OBP: 0.317, SLG: 0.437	C FF 91 1 SAFE C SI 91 S FF 92 0-3 ② K	B CU 82 B CH 83 X SI 92 2-0 ③ P4			B CH 83 B FF 91 C FF 91 F FF 90 S CU 80 2-3 ① K		X FF 97 0-0 ③ G6-3		C SI 94 C SL 88 F CH 88 B SI 94 B SI 94 X SI 93 2-2 ③ G6-3	5	0	0	0	0	2	3
24 Miguel Cabrera, R (1, 5) OBP: 0.365, SLG: 0.531	C SI 92 X SI 93 0-1 1-2 1B		B CH 83 B FF 90 C SI 91 B SI 91 X SI 90 3-1 ① G6-3		X CH 85 0-0 ② F8			C SI 91 X CH 87 0-1 41 1B 28 G6-4-3 1B		4	1	2	0	0	0	0
41 Victor Martinez, S (1, 3) OBP: 0.387, SLG: 0.568	B FF 92 S FF 92 X SI 92 1-1 ③ F8		B CU 78 C CH 85 B FF 91 C CU 80 X CH 85 2-2 28 FC6-4 1B		X CH 85 0-0 1B			B SI 92 F SI 92 X SI 92 1-1 28 G6-4-3 48 HBP 50 1B 1-3 1B		4	1	3	0	0	0	2
48 Torii Hunter, R (1, 10) OBP: 0.299, SLG: 0.460		X CH 83 0-0 28 3B 1B	B CU 79 X CU 79 1-0 ② F8		S FF 91 D FF 92 X CU 79 1-1 ③ F9			S CH 87 S SI 93 F SL 86 H SI 91 1-2 28 G6-4-3 1-2 HBP		3	1	1	0	0	0	2
28 J.D. Martinez, R (1, 9) OBP: 0.350, SLG: 0.590		1 SAFE C FF 91 D SI 92 X CU 80 1-1 50 SF7 1-H 3B	B FF 91 S FF 91 F CH 86 B CU 81 X FF 91 2-2 ③ FC6-4 1-2f			X CH 83 0-0 ① G6-3		C SI 91 X SI 92 0-1 ①② G6-4-3 1-2f 2-3 3-H	4	1	1	1	0	0	3
50 Bryan Holaday, R (1, 2) OBP: 0.313, SLG: 0.300		X FF 90 0-0 ① SF7 3-H		B CH 84 F SI 90 S CH 84 B CU 81 B SI 91 F FF 91 F FF 91 F FF 91 F CH 85 3-2 ① X FF 90 F9		C FF 91 F SI 90 B FF 89 F CU 80 B FF 90 B CH 84 B FF 90 4-2 17 G5-4-3 BB		C SI 92 S CH 87 B SI 91 D SL 84 F SI 91 X CH 87 2-2 3-H 1B	2	0	1	2	1	0	0
30 Eugenio Suárez, R (1, 6) OBP: 0.347, SLG: 0.394 17 Andrew Romine, S (4, PH) OBP: 0.271, SLG: 0.253 (5, 6)		C FF 91 B FF 90 F FF 91 X SI 92 1-2 20 FC6-4 14 1B 1B		B FF 90 X FF 90 1-0 14 CS 1B		1 SAFE B SI 91 F FF 90 X FF 90 1-1 ②③ G5-4-3 1-2f		C SI 92 X SI 89 0-1 ③ G1-3	1 3	0 0	1 1	0 0	0 0	0 0	0 2
Inning Stats	R: 0 E: 0 K: 1 S: 12 H: 2 LOB: 2 BB: 0 P: 16	R: 2 E: 0 K: 0 S: 11 H: 4 LOB: 2 BB: 0 P: 20	R: 0 E: 0 K: 0 S: 9 H: 1 LOB: 1 BB: 0 P: 17	R: 0 E: 0 K: 0 S: 19 H: 1 LOB: 1 BB: 1 P: 27	R: 0 E: 0 K: 1 S: 7 H: 1 LOB: 1 BB: 0 P: 10	R: 0 E: 0 K: 0 S: 6 H: 0 LOB: 0 BB: 1 P: 11	R: 0 E: 0 K: 0 S: 4 H: 0 LOB: 0 BB: 0 P: 10	R: 2 E: 0 K: 0 S: 15 H: 3 LOB: 1 BB: 0 P: 19	R: 0 E: 0 K: 0 S: 8 H: 0 LOB: 0 BB: 0 P: 13	1B: 11 2B: 0 3B: 1 HR: 0 SF: 1 SAC: 0 DP: 3 HBP: 2						

PITCHER		IP	WLS	BF	H	R	ER	SO	BB	IBB	HBP	BLK	WP	HR	S	P	ERA	WHIP
62 Jose Quintana, L ERA: 3.15	(1, 1)	6.0	W	27	9	2	2	2	2	0	0	0	0	0	64	101	3.00	1.833
40 Daniel Webb, R ERA: 3.38	(7, 1)	1.0		3	0	0	0	0	0	0	1	0	0	0	4	10	0.00	0.000
60 Taylor Thompson, R ERA: 6.23	(8, 1)	1.0		6	3	2	2	0	0	0	1	0	0	0	15	19	18.00	3.000
52 Jake Petricka, R ERA: 2.03	(9, 1)	1.0		3	0	0	0	0	0	0	0	0	0	0	8	13	0.00	0.000

PITCHER	IP	WLS	BF	H	R	ER	SO	BB	IBB	HBP	BLK	WP	HR	S	P	ERA	WHIP

BOTTOM

Chicago White Sox @ Detroit Tigers

Comerica Park, Detroit, MI

Tue Jul 29 2014, 7:10 PM - 10:25 PM EDT

Att. 40,032 - Cloudy - 65 F

livebaseballscorecards.com

AB	34
R	4
H	12
RBI	3
BB	2
SO	2
LOB	16

WP: 0 PA: 39
PB: 0
SB: 0
CS: 1

Batter	1	2	3	4	5	6	7	8	9	AB	R	H	RBI	BB	SO	LOB
1 Adam Eaton, L (1, 8) OBP: 0.359, SLG: 0.387	F FF 90 B FF 92 T FF 92 X FF 93 1-2 10 G6-4-3 1B			X FF 91 0-0 79 G1-4-3 1B		B FF 93 C CH 84 D CH 88 B CH 84 C FF 95 F FF 95 F CH 85 F FF 94 T CU 78 3-2 ③ K		B FC 85 C FC 85 B CU 78 F FF 89 F CU 78 1 SAFE X CU 78 2-2 ② FC4-6 1-2f		4	0	2	0	0	1	2
10 Alexei Ramirez, R (1, 6) OBP: 0.317, SLG: 0.404	C FF 91 B CH 83 B FF 91 1 SAFE X FF 91 2-1 ① ② G6-4-3 1-2f			C SL 83 X CH 84 0-1 ① F7			C FF 90 C FF 92 B SL 84 F SL 84 X FF 92 1-2 79 1B 24 SF8 1B	X FC 84 0-0 ③ F8		4	1	1	0	0	0	3
79 José Abreu, R (1, 3) OBP: 0.348, SLG: 0.628	C FF 93 B FF 94 B SL 86 X SL 85 2-1 ③ G5-3			S SL 84 S FF 93 D SL 85 D CH 86 X SL 86 2-2 ② ③ G1-4-3 1-2f			C FF 94 C FF 95 B FF 96 X FF 96 1-2 24 SF8 44 G1-3 1-3 1B		B SI 93 F SL 85 B SI 94 F SL 86 X SI 93 2-2 ① G1-4-3	4	0	1	0	0	0	1
44 Adam Dunn, L (1, 10) OBP: 0.362, SLG: 0.450		C FF 90 B CH 83 C CH 84 S CH 86 1-3 ① K			C CU 76 S FF 94 B FF 94 S FF 94 1-3 ① K		X CH 85 0-0 ① G1-3 1-2		B SL 86 B SI 94 C SL 85 S SL 86 X SL 87 2-2 HR	4	1	1	1	0	2	2
24 Dayan Viciedo, R (1, 9) OBP: 0.284, SLG: 0.391		B FF 91 S FF 93 X FF 93 1-1 ② G6-3			C SL 84 S FF 93 X CU 76 0-2 ② P4		F FF 95 X CH 84 0-1 ② SF8 2-3 3-H		C SL 85 B SL 85 B SL 86 B SI 93 S SL 85 F SL 85 S SL 86 3-3 ② K	3	0	0	1	0	1	0
12 Conor Gillaspie, L (1, 5) OBP: 0.377, SLG: 0.462		B FF 92 F FF 93 S CU 78 B FF 93 S FF 94 2-3 ③ K			F CU 75 T FF 93 B CH 85 F FF 96 B SL 86 B CH 86 X CH 86 3-2 ③ G4-3		B CH 86 B CH 86 C FF 96 B FF 96 B CH 86 4-1 BB		B SI 94 C SI 93 C SI 93 F SL 87 C SI 94 1-3 ③ K	3	0	0	0	1	2	0
15 Gordon Beckham, R (1, 4) OBP: 0.271, SLG: 0.358			C FF 92 B FF 92 F FF 92 S FF 95 1-3 ① K			B SL 83 F SL 83 B FF 93 X FF 93 2-1 ① G6-3	C SL 86 F FF 96 B SL 88 X SL 87 1-2 ③ F7			3	0	0	0	0	1	2
30 Alejandro De Aza, L (1, 7) OBP: 0.302, SLG: 0.349			C CU 76 B FF 93 C CU 77 F FF 94 B CU 79 B CH 86 X FF 94 3-2 ② F9			C CH 83 B CH 86 X CU 78 1-1 21 FC5-4 1B		C FF 89 B CU 78 B FC 87 X FF 89 2-1 1 FC4-6 1B		3	0	2	0	0	0	0
21 Tyler Flowers, R (1, 2) OBP: 0.299, SLG: 0.348 17 Adrian Nieto, S (7, 2) OBP: 0.321, SLG: 0.364			C FF 92 F SL 85 S FF 94 0-3 ③ K			1 SAFE X SL 86 0-0 ② FC5-4 1-2f		B FF 90 1 SAFE 1 SAFE S CH 79 S CH 79 S CU 80 1-3 ① K		2 1	0 0	0 0	0 0	0 0	1 1	1 1

Inning Stats	1	2	3	4	5	6	7	8	9
	R: 0 E: 0 K: 0 S: 7	H: 1 LOB: 0 BB: 0 P: 12	R: 0 E: 0 K: 2 S: 8	H: 0 LOB: 0 BB: 0 P: 12	R: 0 E: 0 K: 2 S: 10	H: 0 LOB: 0 BB: 0 P: 14	R: 0 E: 0 K: 0 S: 6	H: 1 LOB: 0 BB: 0 P: 8	R: 0 E: 0 K: 1 S: 10	H: 0 LOB: 0 BB: 0 P: 14	R: 0 E: 0 K: 1 S: 11	H: 1 LOB: 1 BB: 0 P: 17	R: 1 E: 0 K: 0 S: 14	H: 2 LOB: 2 BB: 1 P: 21	R: 0 E: 0 K: 1 S: 10	H: 1 LOB: 1 BB: 0 P: 15	R: 1 E: 0 K: 2 S: 14	H: 1 LOB: 0 BB: 0 P: 22

1B: 6	SF: 1
2B: 0	SAC: 0
3B: 0	DP: 2
HR: 1	HBP: 0

WP: 0	PA: 33
PB: 0	
SB: 0	
CS: 0	

PITCHER		IP	WLS	BF	H	R	ER	SO	BB	IBB	HBP	BLK	WP	HR	S	P	ERA	WHIP
37 Max Scherzer, R ERA: 3.27	(1, 1)	7.0	W	25	5	1	1	6	1	0	0	0	0	0	66	98	1.29	0.857
65 Blaine Hardy, L ERA: 1.96	(8, 1)	1.0		4	1	0	0	1	0	0	0	0	0	0	10	15	0.00	1.000
62 Al Alburquerque, R ERA: 3.35	(9, 1)	1.0		4	1	1	1	2	0	0	0	0	0	1	14	22	9.00	1.000

PITCHER	IP	WLS	BF	H	R	ER	SO	BB	IBB	HBP	BLK	WP	HR	S	P	ERA	WHIP

TOP

Chicago White Sox @ Detroit Tigers

Comerica Park, Detroit, MI

Wed Jul 30 2014, 7:39 PM - 10:26 PM EDT

Att. 37,193 - Cloudy - 73 F

livebaseballscorecards.com

AB	31
R	2
H	7
RBI	2
BB	1
SO	9
LOB	12

Batter	1	2	3	4	5	6	7	8	9	AB	R	H	RBI	BB	SO	LOB
14 Austin Jackson, R (1, 8) OBP: 0.330, SLG: 0.397	C FF 91 C FF 93 B SL 86 F SL 87 B SL 87 B FF 92 F FF 94 C FF 94 3-3 ① K B SL 87 X CH 85 1-0 ② P4		B FF 92 B SL 86 X CH 85 2-0 3 G5-4-3 1B			C FF 92 B FF 92 B SL 86 F FF 92 F FF 93 X CH 87 2-2 ② G5-3		B FF 92 C FF 91 F FF 91 B CU 78 F FF 92 X FF 92 2-2 ①② G4-6-3 1-2f		5	0	1	0	0	1	3
3 Ian Kinsler, R (1, 4) OBP: 0.318, SLG: 0.435	C FF 94 C FF 93 X FF 93 0-2 24 41 BB 1B 1B B SL 86 X SL 86 1-0 ③ P4		X SL 86 0-0 ②③ G5-4-3 1-2f			B SL 87 B CH 86 C FF 93 F CH 88 F FF 94 F CH 87 B CH 88 F CH 87 X FF 94 3-2 ③ L9		B FC 89 B FC 84 B FF 91 B FF 91 4-0 24 FC6-4 BB		4	1	1	0	1	0	3
24 Miguel Cabrera, R (1, 3) OBP: 0.368, SLG: 0.530	B FF 93 S SL 87 B SL 87 1 SAFE B FF 92 B FF 93 4-1 41 48 1B 1B 1-2 BB	X FF 92 0-0 28 BB 48 1B 1B	X SL 85 0-0 41 G4-6-3 1B				C FF 90 F CH 80 B CU 77 S FF 89 1-3 ① K	C FC 87 S CU 75 B FF 90 X CU 79 1-2 ③ FC6-4 1-2f		4	1	2	0	1	1	1
41 Victor Martinez, S (1, 10) OBP: 0.385, SLG: 0.564	B CU 80 B FF 93 X FF 92 2-0 48 1B 28 1B 1B 1-2 2-H	C FF 92 B CH 85 B CH 86 S CH 86 F CH 85 X FF 92 2-2 ① P5		X FF 92 0-0 ①② G4-6-3 1-2f			B CU 77 C CH 79 F FF 89 C CU 77 1-3 ② K			4	1	1	1	0	1	2
48 Torii Hunter, R (1, 9) OBP: 0.304, SLG: 0.463	X SL 87 0-0 28 1B 9 HR 1B 1-2 2-H	C SL 87 X CH 85 0-1 28 BB 1B 1-2		X FF 93 0-0 ③ L4			B CH 80 S CH 80 F FF 89 F CH 80 F CU 77 X CH 78 1-2 28 1B 9 1B 1B			4	2	3	1	0	0	0
28 J.D. Martinez, R (1, 7) OBP: 0.357, SLG: 0.591	X FF 93 0-0 9 HR 1B 1-3 2-H	F SL 87 B SL 86 B SL 87 F CH 86 F CH 86 B FF 93 F CH 85 B FF 92 4-2 1-2 2-3 BB			C FF 92 F SL 87 B CH 86 S CH 86 1-3 ① K		S FF 88 B CU 76 B FF 89 X FF 89 2-1 9 1B 1B 1-3			3	1	2	1	1	1	0
9 Nick Castellanos, R (1, 5) OBP: 0.312, SLG: 0.409	X FF 92 0-0 1-H 3-H HR	D SL 87 F CH 86 F CH 86 S CH 86 1-3 ② K			X SL 86 0-0 ② G5-3		C CH 79 S CU 76 B CU 76 B CU 78 X CU 76 2-2 1-2 3-H 1B			4	1	2	4	0	1	3
13 Alex Avila, L (1, 2) OBP: 0.323, SLG: 0.358	C FF 92 B CH 86 B CH 86 B CH 86 F FF 93 B FF 94 4-2 17 1B BB	X CH 86 0-0 ③ G4-3			X FF 94 0-0 ③ F8		C SL 80 X SL 81 0-1 ③ L4			3	0	0	0	1	0	5
17 Andrew Romine, S (1, 6) OBP: 0.271, SLG: 0.253	C CU 79 X FF 93 0-1 1-2 1B		F FF 91 X CH 85 0-1 ① P5			X FF 92 0-0 ① L6		C FF 92 C CU 77 S CU 79 0-3 K 14 G4-6-3		4	0	1	0	0	1	0
Inning Stats	R: 6 E: 0 K: 1 S: 19 H: 6 LOB: 2 BB: 2 P: 34	R: 0 E: 0 K: 1 S: 15 H: 2 LOB: 3 BB: 1 P: 22	R: 0 E: 0 K: 0 S: 4 H: 1 LOB: 0 BB: 0 P: 6	R: 0 E: 0 K: 0 S: 3 H: 1 LOB: 0 BB: 0 P: 3	R: 0 E: 0 K: 1 S: 5 H: 0 LOB: 0 BB: 0 P: 6	R: 0 E: 0 K: 0 S: 11 H: 0 LOB: 0 BB: 0 P: 16	R: 1 E: 0 K: 2 S: 18 H: 3 LOB: 2 BB: 0 P: 25	R: 0 E: 0 K: 1 S: 10 H: 0 LOB: 1 BB: 1 P: 17		1B: 12 2B: 0 3B: 0 HR: 1 SF: 0 SAC: 0 DP: 3 HBP: 0					

PITCHER		IP	WLS	BF	H	R	ER	SO	BB	IBB	HBP	BLK	WP	HR	S	P	ERA	WHIP
48 Hector Noesí, R ERA: 5.21	(1, 1)	6.0	L	29	10	6	6	3	3	0	0	0	0	1	57	87	9.00	2.167
53 Eric Surkamp, L ERA: 6.0	(7, 1)	1.0		6	3	1	1	2	0	0	0	0	0	0	18	25	9.00	3.000
64 André Rienzo, R ERA: 5.78	(8, 1)	1.0		4	0	0	0	1	1	0	0	0	1	0	10	17	0.00	1.000

PITCHER	IP	WLS	BF	H	R	ER	SO	BB	IBB	HBP	BLK	WP	HR	S	P	ERA	WHIP

BOTTOM

Chicago White Sox @ Detroit Tigers

Comerica Park, Detroit, MI

Wed Jul 30 2014, 7:39 PM - 10:26 PM EDT

Att. 37,193 - Cloudy - 73 F

livebaseballscorecards.com

AB	35
R	7
H	13
RBI	7
BB	4
SO	6
LOB	17

WP: 1 PB: 0 SB: 0 CS: 0 PA: 39

Chicago White Sox @ Detroit Tigers

Comerica Park, Detroit, MI

Thu Jul 31 2014, 1:09 PM - 5:09 PM EDT

Att. 41,306 - Cloudy - 77 F

TOP

Batter		AB	R	H	RBI	BB	SO	LOB
1 Adam Eaton, L (OBP: 0.362, SLG: 0.390)	(1, 8)	5	2	3	2	0	1	1
10 Alexei Ramirez, R (OBP: 0.318, SLG: 0.406)	(1, 6)	5	0	2	1	0	0	2
79 José Abreu, R (OBP: 0.356, SLG: 0.636)	(1, 3)	3	0	3	0	2	0	0
24 Dayan Viciedo, R (OBP: 0.282, SLG: 0.388)	(1, 7)	3	0	0	0	0	2	3
12 Conor Gillaspie, L (OBP: 0.375, SLG: 0.459)	(7, PH) (7, 5)	2	0	0	0	0	0	5
14 Paul Konerko, R (OBP: 0.279, SLG: 0.392)	(1, 10)	4	2	2	1	0	1	2
15 Gordon Beckham, R (OBP: 0.270, SLG: 0.358)	(1, 4)	5	1	1	1	0	0	4
21 Tyler Flowers, R (OBP: 0.301, SLG: 0.347)	(1, 2)	4	1	1	1	1	1	4
25 Moisés Sierra, R (OBP: 0.257, SLG: 0.344)	(1, 9)	5	1	4	1	0	0	2
28 Leury García, S (OBP: 0.220, SLG: 0.243)	(1, 5) (7, 7)	4	0	0	0	0	0	6

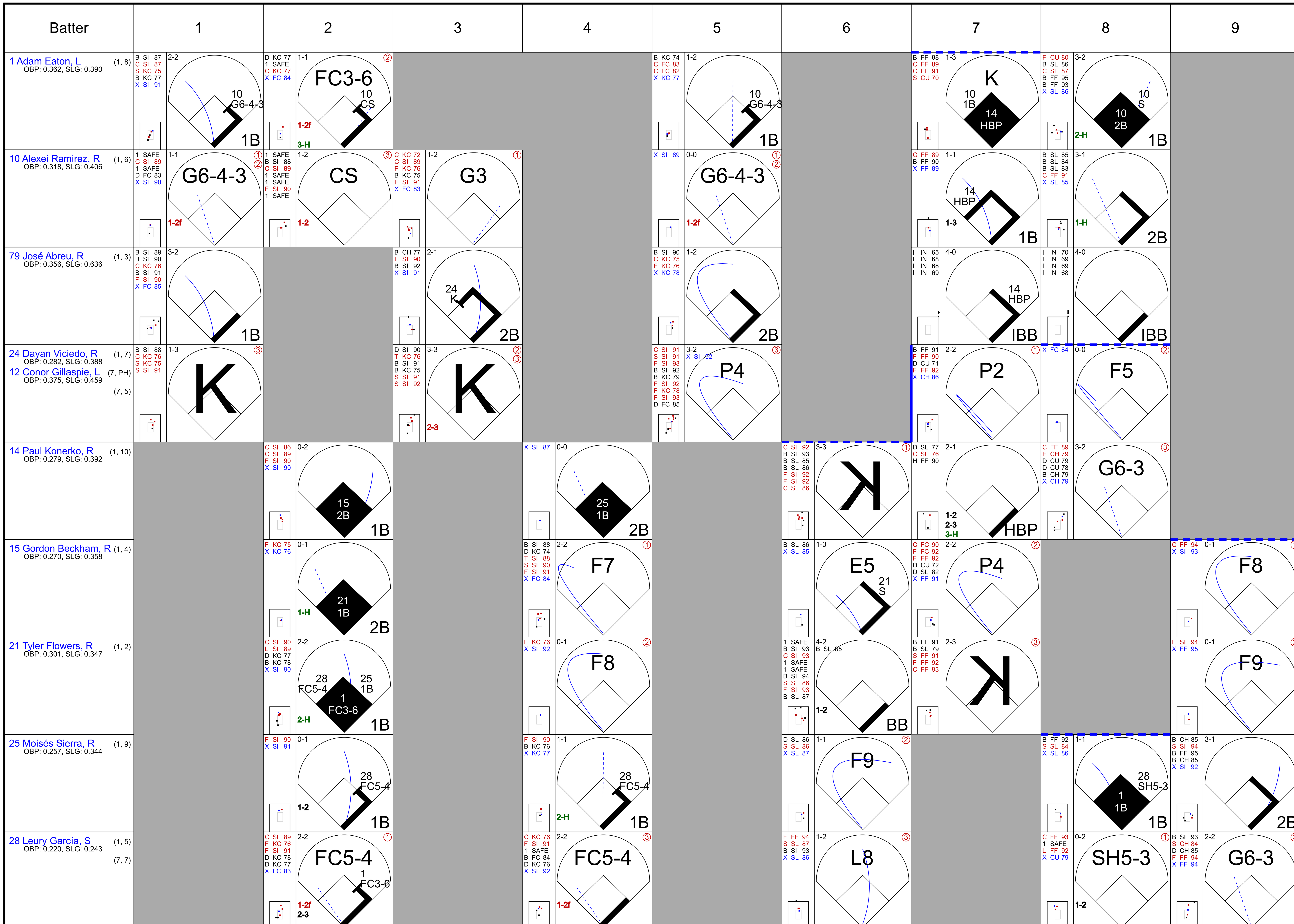

Totals	
AB	40
R	7
H	16
RBI	7
BB	3
SO	5
LOB	29

livebaseballscorecards.com

Inning Stats

Inning	R	H	E	LOB	K	BB	S	P
1	0	2	0	1	1	0	11	18
2	3	4	0	0	0	0	19	25
3	0	1	0	1	1	0	10	16
4	1	2	0	1	0	0	12	17
5	0	2	0	0	0	0	14	19
6	0	0	1	2	1	1	13	23
7	1	1	0	3	2	1	16	30
8	2	3	0	2	0	1	14	28
9	0	1	0	1	0	0	9	14

1B: 10, 2B: 6, 3B: 0, HR: 0, SF: 0, SAC: 1, DP: 2, HBP: 1

WP: 1, PB: 0, SB: 2, CS: 1, PA: 46

PITCHER		IP	WLS	BF	H	R	ER	SO	BB	IBB	HBP	BLK	WP	HR	S	P	ERA	WHIP
Drew Smyly, L (ERA: 3.93)	(1, 1)	5.0		22	11	4	4	2	0	0	0	0	0	0	66	95	7.20	2.200
62 Al Alburquerque, R (ERA: 3.26)	(6, 1)	1.0		5	0	0	0	1	1	0	0	0	0	0	13	23	0.00	1.000
38 Joakim Soria, R (ERA: 3.86)	(7, 1)	1.0	L	7	1	1	1	2	0	1	1	0	1	0	16	30	9.00	1.000
44 Joba Chamberlain, R (ERA: 3.09)	(8, 1)	0.1		5	3	2	2	0	0	1	0	0	0	0	10	21	54.00	9.000
65 Blaine Hardy, L (ERA: 1.89)	(8, 1)	0.2		2	0	0	0	0	0	0	0	0	0	0	4	7	0.00	0.000

PITCHER		IP	WLS	BF	H	R	ER	SO	BB	IBB	HBP	BLK	WP	HR	S	P	ERA	WHIP
40 Phil Coke, L (ERA: 4.58)	(9, 1)	1.0		4	1	0	0	0	0	0	0	0	0	0	9	14	0.00	1.000

BOTTOM

Chicago White Sox @ Detroit Tigers

Comerica Park, Detroit, MI

Thu Jul 31 2014, 1:09 PM - 5:09 PM EDT

Att. 41,306 - Cloudy - 77 F

livebaseballscorecards.com

Batter	1	2	3	4	5	6	7	8	9	AB	R	H	RBI	BB	SO	LOB
Austin Jackson, R (1, 8) OBP: 0.332, SLG: 0.398	T FF 86 B CH 79 C CH 79 X SI 88 1-2 ① L9	S FF 90 B SI 90 B CH 80 B FF 90 S FF 88 F FF 89 F FF 89 F FF 88 X CH 80 3-2 1-3 2-H 1B		F CH 81 B SI 88 1 SAFE B FF 88 X FF 89 2-1 1-3 1B		B SL 85 B SI 94 C SI 93 X SL 84 2-1 ② G6-3		F SL 88 C FF 95 D CU 76 F FF 95 B FF 95 F FF 95 B FF 95 S FF 95 3-3 ③ K 1-2		4	0	2	1	0	0	0
20 Rajai Davis, R (7, 8) OBP: 0.336, SLG: 0.422										1	0	0	0	0	1	1
3 Ian Kinsler, R (1, 4) OBP: 0.317, SLG: 0.435	X FF 88 0-0 E8 24 FC6-2 2B	1 SAFE B FC 85 B FC 84 C SI 89 F FC 83 1 SAFE S CU 74 2-3 ③ K		X CU 72 0-0 ② F8		B SI 96 T SI 93 X SI 95 1-1 ③ G4-3			B SI 92 C SI 93 B SI 95 F SI 94 F SI 95 X CH 86 2-2 ① F8	5	0	1	0	0	1	4
24 Miguel Cabrera, R (1, 3) OBP: 0.366, SLG: 0.526	B SI 89 C FF 89 B FC 86 F CH 80 X CH 80 2-2 ② FC6-2 3-H		C FC 83 B CU 73 F FF 90 B FC 84 B CU 75 F FF 89 X CH 82 3-2 ① G5-3	1 SAFE B CU 72 S CU 73 F FC 84 X FF 88 1-2 ③ L4			B SI 93 C SI 94 B SL 87 F SL 85 B SI 94 C SI 93 3-3 ① K		X SI 94 0-0 41 FC4-6 1B	5	0	1	0	0	1	3
41 Victor Martinez, S (1, 10) OBP: 0.380, SLG: 0.556	C FC 84 B CH 79 S CH 79 F FC 84 X CU 73 1-2 ③ F9		B CU 74 C FC 82 X FF 88 1-1 ② G5-3		C FF 86 F FC 81 B CU 72 X CH 80 1-2 ① G5-3		C SL 86 B CH 85 F SL 86 F SI 95 X SL 88 1-2 ② G4-3		X SI 93 0-0 ② FC4-6 1-2f	5	0	0	0	0	0	2
48 Torii Hunter, R (1, 9) OBP: 0.311, SLG: 0.474		B CU 69 F CH 78 H FC 80 2-1 9 BB 28 BB 13 FC3-2 HBP	B FC 83 C FF 89 X FC 85 1-1 HR		B CH 79 F CU 72 B CU 72 S CH 80 B FF 88 B FF 89 4-2 28 1B BB		B SI 94 X SI 94 1-0 1B		C CH 87 X SI 97 0-1 ③ G6-3	3	1	2	1	1	0	1
28 J.D. Martinez, R (1, 7) OBP: 0.363, SLG: 0.605		B CH 78 F CH 79 B CH 78 F CH 79 B FF 86 D CH 80 4-2 13 FC3-2 9 BB 30 SF8 1-2 BB	B CH 80 C FF 88 B FF 88 F FF 89 F FC 85 X FF 90 2-2 HR		S CH 78 B FF 88 F FF 88 1 SAFE B FF 89 X CU 74 2-2 ② 1-3 1B		B SL 89 S FF 93 1 SAFE C CU 78 S FF 94 1-3 ③ K			3	2	2	1	1	1	1
9 Nick Castellanos, R (1, 5) OBP: 0.317, SLG: 0.408		D CU 72 B CH 79 C FF 88 B FF 88 B FC 84 4-1 13 FC3-2 1B 1-2 2-3 BB	B CU 75 X CH 81 1-0 ③ G6-3		I IN 68 I IN 70 I IN 68 I IN 70 4-0 IBB			B CU 77 B FF 94 B FF 92 C FF 93 C FF 93 B FF 94 4-2 20 WP BB		1	1	0	0	3	0	0
13 Alex Avila, L (1, 2) OBP: 0.322, SLG: 0.356		X SI 88 0-0 ① FC3-2 1B 1-2 2-3 3-Hf		X SI 86 0-0 30 FC6-4 1B	C CU 73 C CU 73 S CH 80 0-3 ③ K			S FF 94 B FF 95 B FF 93 S SL 87 B FF 95 S SL 89 3-3 ① K		4	0	1	0	0	2	6
30 Eugenio Suárez, R (1, 6) OBP: 0.338, SLG: 0.385		D FF 88 C FF 89 C FC 84 X CH 80 1-2 ② SF8 3-H		1 SAFE C CH 80 F CU 73 B FF 89 X FF 90 1-2 ① FC6-4 1B 1-2f		B SI 93 C SI 93 X SI 94 1-1 ① F8		F FF 94 C CU 77 F FF 95 B SL 87 C CU 77 1-3 ② K		3	0	0	1	0	1	2
Inning Stats	R: 0 E: 1 K: 0 S: 11 H: 1 LOB: 1 BB: 0 P: 15	R: 2 E: 0 K: 1 S: 17 H: 1 LOB: 2 BB: 2 P: 33	R: 2 E: 0 K: 0 S: 13 H: 2 LOB: 0 BB: 0 P: 21	R: 0 E: 0 K: 0 S: 10 H: 2 LOB: 2 BB: 0 P: 14	R: 0 E: 0 K: 1 S: 11 H: 1 LOB: 2 BB: 2 P: 22	R: 0 E: 0 K: 0 S: 6 H: 0 LOB: 0 BB: 0 P: 10	R: 0 E: 0 K: 2 S: 11 H: 1 LOB: 1 BB: 0 P: 17	R: 0 E: 0 K: 3 S: 14 H: 0 LOB: 1 BB: 1 P: 25	R: 0 E: 0 K: 0 S: 8 H: 1 LOB: 1 BB: 0 P: 10	1B: 6 2B: 1 3B: 0 HR: 2 SF: 1 SAC: 0 DP: 0 HBP: 1	WP: 1 PB: 0 SB: 0 CS: 0 PA: 41					

	AB	34
	R	4
	H	9
	RBI	4
	BB	5
	SO	7
	LOB	20

PITCHER		IP	WLS	BF	H	R	ER	SO	BB	IBB	HBP	BLK	WP	HR	S	P	ERA	WHIP
50 John Danks, L ERA: 4.5	(1, 1)	5.0		26	7	4	4	2	3	1	1	0	0	2	62	105	7.20	2.000
54 Ronald Belisario, R ERA: 5.05	(6, 1)	1.2	W	6	1	0	0	1	0	0	0	0	0	0	14	23	0.00	0.600
41 Javy Guerra, R ERA: 2.67	(7, 1)	1.1	H	5	0	0	0	4	1	0	0	0	1	0	17	29	0.00	0.750
52 Jake Petricka, R ERA: 1.99	(9, 1)	1.0	S	4	1	0	0	0	0	0	0	0	0	0	8	10	0.00	1.000

PITCHER		IP	WLS	BF	H	R	ER	SO	BB	IBB	HBP	BLK	WP	HR	S	P	ERA	WHIP

Colorado Rockies @ Detroit Tigers

Comerica Park, Detroit, MI

Fri Aug 01 2014, 7:10 PM - 10:04 PM EDT

Att. 39,052 - Clear - 81 F

TOP

livebaseballscorecards.com

Batter	1	2	3	4	5	6	7	8	9	AB	R	H	RBI	BB	SO	LOB
19 Charlie Blackmon, L (1, 7) OBP: 0.344, SLG: 0.457	B FF 90 F FF 91 B CH 81 X CH 82 2-1 ① F8		B FF 92 X CH 84 1-0 ③ F8			B FF 88 F FF 89 S FF 90 X FF 90 1-2 6 G6-3 1B	F CH 83 B FF 94 B FF 94 B CU 79 C FF 94 T FF 95 3-2 ③ K		C SI 91 F FF 93 X FF 93 0-2 ③ F8	5	0	1	0	0	1	5
6 Corey Dickerson, L (1, 10) OBP: 0.383, SLG: 0.564	C FF 91 F FF 92 B FF 91 B CU 77 S FF 93 2-3 ② K			X CH 82 0-0 ① P6		C CH 83 X CU 79 0-1 ① ② G6-3 1-2f		C FF 88 C FF 89 F CU 76 X FF 88 0-2 ① L9		4	0	0	0	0	1	1
28 Nolan Arenado, R (1, 5) OBP: 0.316, SLG: 0.476	F FF 92 X FF 91 0-1 ③ F7			C FF 91 B SL 86 B SL 85 B SL 87 X SL 86 3-1 1B		F FF 91 F CH 82 X FF 90 0-2 ③ G6-3		C CU 76 B CU 76 X CU 77 1-1 33 G4-3 2B		4	0	2	0	0	0	0
33 Justin Morneau, L (1, 3) OBP: 0.351, SLG: 0.499		X CH 81 0-0 ① F7		B CU 78 1 SAFE C CH 84 B FF 94 S FF 94 X CU 80 2-2 ② L8			B CH 81 S FF 90 X SL 84 1-1 13 G3 20 1B 1 1B 1B	X CU 78 0-0 ② G4-3 2-3		4	1	1	0	0	0	2
5 Carlos González, L (1, 9) OBP: 0.287, SLG: 0.422 1 Brandon Barnes, R (6, 9) OBP: 0.296, SLG: 0.396		C FF 89 X CU 76 0-1 ② F8		B FF 93 1 SAFE B FF 93 S FF 94 B FF 93 S FF 95 T FF 96 3-2 ③ K			C SL 86 F FF 91 B FF 92 X SL 85 1-2 20 1B 13 G3 14 FC5 1B 1-2	D SL 85 S SL 85 S FF 92 B SL 84 T SL 86 2-2 ③ K		2 2	0 1	0 1	0 0	0 1	1 1	1 1
13 Drew Stubbs, R (1, 8) OBP: 0.339, SLG: 0.506		F FF 89 B SL 82 X FF 91 1-1 ③ F8			X FF 92 0-0 14 G4-3 1B		C SL 85 S SL 86 B FF 93 X FF 93 1-2 ① G3 1-2 2-3		X SL 90 0-0 ① P4	4	0	1	0	0	0	2
20 Wilin Rosario, R (1, 2) OBP: 0.279, SLG: 0.399			C FF 90 X SL 84 0-1 ① G5-3		1 SAFE S SL 84 1 SAFE 1 SAFE 1 SAFE F SL 86 X SL 87 0-2 ① F9		D SL 87 X SL 87 1-0 14 FC5 1B 2-3 3-H		C FF 91 S SL 86 B SL 87 B SL 86 F FF 92 F FF 92 X CU 82 2-2 9 BB 1B	4	0	2	1	0	0	1
14 Josh Rutledge, R (1, 6) OBP: 0.348, SLG: 0.476			C SL 82 C CU 76 B FF 90 B CU 76 X SL 84 2-2 2B		P PO 85 1 SAFE B FF 91 1 SAFE F FF 92 B FF 92 F FF 93 X FF 94 3-2 ② G4-3 1-2		X FF 93 0-0 FC5 1-2 3-H		C FF 92 C CU 83 T FF 92 0-2 ② K	4	0	1	1	0	1	3
9 DJ LeMahieu, R (1, 4) OBP: 0.331, SLG: 0.350			B FF 92 X SL 84 1-0 ② G1-3		X CU 80 0-0 ③ P4		C SL 86 F FF 95 S SL 87 0-3 ② K		S SL 87 S SL 86 B FF 92 B FF 93 B SL 88 B FF 92 4-2 1-2 BB	3	0	0	0	1	1	4
Inning Stats	R: 0 E: 0 K: 1 S: 7 H: 0 LOB: 0 BB: 0 P: 11	R: 0 E: 0 K: 0 S: 5 H: 0 LOB: 0 BB: 0 P: 6	R: 0 E: 0 K: 0 S: 7 H: 1 LOB: 1 BB: 0 P: 11	R: 0 E: 0 K: 1 S: 9 H: 1 LOB: 1 BB: 0 P: 17	R: 0 E: 0 K: 0 S: 9 H: 1 LOB: 1 BB: 0 P: 11	R: 0 E: 0 K: 0 S: 8 H: 1 LOB: 0 BB: 0 P: 9	R: 2 E: 0 K: 2 S: 16 H: 3 LOB: 2 BB: 0 P: 23	R: 0 E: 0 K: 1 S: 10 H: 1 LOB: 1 BB: 0 P: 13	R: 0 E: 0 K: 1 S: 14 H: 1 LOB: 2 BB: 1 P: 20	1B: 7 2B: 2 3B: 0 HR: 0 SF: 0 SAC: 0 DP: 1 HBP: 0						

	AB	36
	R	2
	H	9
	RBI	2
	BB	1
	SO	6
	LOB	20

WP: 0 PB: 0 SB: 0 CS: 0 PA: 37

PITCHER		IP	WLS	BF	H	R	ER	SO	BB	IBB	HBP	BLK	WP	HR	S	P	ERA	WHIP
35 Justin Verlander, R ERA: 4.66	(1, 1)	8.0	W	32	8	2	2	5	0	0	0	0	0	0	71	101	2.25	1.000
36 Joe Nathan, R ERA: 5.45	(9, 1)	1.0	S	5	1	0	0	1	1	0	0	0	0	0	14	20	0.00	2.000

PITCHER		IP	WLS	BF	H	R	ER	SO	BB	IBB	HBP	BLK	WP	HR	S	P	ERA	WHIP

Colorado Rockies @ Detroit Tigers

Comerica Park, Detroit, MI

Fri Aug 01 2014, 7:10 PM - 10:04 PM EDT

Att. 39,052 - Clear - 81 F

livebaseballscorecards.com

Batter	1	2	3	4	5	6	7	8	9	AB	R	H	RBI	BB	SO	LOB
20 Rajai Davis, R (1, 8) (9, 7) OBP: 0.338, SLG: 0.423	C CH 87 X CH 88 0-1 ① L3		M SL 86 B FF 92 S SL 87 B SL 87 B SI 92 X FF 92 3-2 ② F8		B SL 88 F FF 92 B SL 88 X FF 91 2-1 3 2B 2-H 3-H 1B		C SI 92 B FC 90 X SI 92 1-1 24 BB 41 1B 1B			4	2	2	2	0	0	0
3 Ian Kinsler, R (1, 4) OBP: 0.318, SLG: 0.438	C CH 87 S CH 82 B CH 81 X SI 90 1-2 1B		C CU 74 C SL 89 B FF 92 F FF 92 F CU 76 X SL 87 1-2 ③ G6-3		X SL 86 0-0 24 G4-3 1-H 2B		1 SAFE 1 SAFE L CU 77 1 SAFE C FF 92 X FF 92 0-2 ② L8			4	0	2	1	0	0	1
24 Miguel Cabrera, R (1, 3) OBP: 0.367, SLG: 0.525	B SI 89 D CH 82 C SL 87 F CH 81 S CU 74 2-3 ② K			B SI 89 C SI 88 X SL 86 1-1 41 BB 1B	F CU 73 C CU 74 X SL 87 0-2 ② G4-3 2-3		B FF 93 D CU 80 F SI 92 1 SAFE B SI 92 B SI 92 4-1 48 BB 41 1B 1-2 BB			3	0	1	0	1	1	2
41 Victor Martinez, S (1, 10) OBP: 0.382, SLG: 0.555	C FF 88 D CU 72 X SL 87 1-1 ③ F8			B FF 91 F FF 91 D SL 85 B SL 88 B SL 87 4-1 28 G4-6-3 1-2 BB	B FF 91 B SL 82 S FF 91 B FF 91 T FF 92 X CU 75 3-2 ③ F9		T SI 94 X SI 94 0-1 48 BB 1-2 2-H 1B			3	0	1	1	1	0	2
48 Torii Hunter, R (1, 9) OBP: 0.313, SLG: 0.471		X SI 88 0-0 ① G5-3		C CH 83 F SL 87 B SL 87 F SI 92 S CU 75 1-3 ① K		B SI 89 B SI 90 B FF 89 B SL 88 4-0 28 BB BB	B CU 79 F FF 92 B CU 79 B SI 92 B FC 90 4-1 28 FC5-4 1-2 2-3 BB			2	0	0	0	2	1	2
28 J.D. Martinez, R (1, 7) OBP: 0.365, SLG: 0.600 32 Don Kelly, L (9, 5) OBP: 0.331, SLG: 0.302		B SI 89 B SI 88 F SL 86 F FF 90 B CU 74 D SL 87 4-2 BB		X SI 91 0-0 ② ③ G4-6-3 1-2f		B SL 85 B FF 90 F SI 90 B SI 91 B SL 86 4-1 50 G6-4-3 1-2 BB	B SI 92 S FF 92 1 SAFE X CU 77 1-1 ③ FC5-4 1-2f			2 0	0 0	0 0	0 0	2 0	0 0	5 0
9 Nick Castellanos, R (1, 5) OBP: 0.313, SLG: 0.403 61 Ezequiel Carrera, L (9, 8)		X SI 89 0-0 ② F9			F SL 86 F SI 90 B FF 90 X CU 74 1-2 ① L7	X SI 90 0-0 ① F9		C FF 92 B SL 79 X SI 92 1-1 ① G6-3		4 0	0 0	0 0	0 0	0 0	0 0	3 0
50 Bryan Holaday, R (1, 2) OBP: 0.311, SLG: 0.298		F FF 91 B SI 90 B FF 90 B CH 83 F FF 92 X SI 92 3-2 ③ G1-3			L FF 90 C CU 73 F CU 74 F SL 85 X SI 92 0-2 30 2B 20 1B 1B	X SI 91 0-0 ② ③ G6-4-3 1-2f		C SL 81 L FF 92 F FF 94 S SL 81 0-3 ② K2-3		4	1	1	0	0	1	3
30 Eugenio Suárez, R (1, 6) OBP: 0.336, SLG: 0.388			C SI 89 B CH 80 B SI 89 S SL 86 X SL 87 2-2 ① F9		X SL 86 0-0 1-3 20 1B 2B		C FC 90 C CU 76 B CU 80 F FC 92 X SI 93 1-2 ① G5-3	C SL 80 S SL 81 S SL 81 0-3 ③ K		4	1	1	0	0	1	0

Inning Stats	1	2	3	4	5	6	7	8	9
	R: 0 E: 0 K: 1 S: 10 H: 1 LOB: 1 BB: 0 P: 14	R: 0 E: 0 K: 0 S: 7 H: 0 LOB: 1 BB: 1 P: 14	R: 0 E: 0 K: 0 S: 11 H: 0 LOB: 0 BB: 0 P: 17	R: 0 E: 0 K: 1 S: 8 H: 1 LOB: 1 BB: 1 P: 14	R: 3 E: 0 K: 0 S: 18 H: 4 LOB: 1 BB: 0 P: 24	R: 0 E: 0 K: 0 S: 3 H: 0 LOB: 1 BB: 2 P: 11	R: 1 E: 0 K: 0 S: 15 H: 2 LOB: 3 BB: 2 P: 26	R: 0 E: 0 K: 2 S: 9 H: 0 LOB: 0 BB: 0 P: 10	

1B: 6 SF: 0 WP: 0 PA: 36
2B: 2 SAC: 0 PB: 0
3B: 0 DP: 2 SB: 0
HR: 0 HBP: 0 CS: 0

	AB	30
	R	4
	H	8
	RBI	4
	BB	6
	SO	4
	LOB	18

PITCHER		IP	WLS	BF	H	R	ER	SO	BB	IBB	HBP	BLK	WP	HR	S	P	ERA	WHIP
56 Franklin Morales, L ERA: 5.14	(1, 1)	6.0	L	26	6	3	3	2	4	0	0	0	0	0	57	94	4.50	1.667
37 Nick Masset, R ERA: 4.91	(7, 1)	1.0		7	2	1	1	0	2	0	0	0	0	0	15	26	9.00	4.000
48 Boone Logan, L ERA: 5.49	(8, 1)	1.0		3	0	0	0	2	0	0	0	0	0	0	9	10	0.00	0.000

PITCHER	IP	WLS	BF	H	R	ER	SO	BB	IBB	HBP	BLK	WP	HR	S	P	ERA	WHIP

Batter	1	2	3	4	5	6	7	8	9	AB	R	H	RBI	BB	SO	LOB
19 Charlie Blackmon, L (1, 9) OBP: 0.340, SLG: 0.451	F FF 90 F FF 91 B SI 93 F CU 78 S SI 92 1-3 ① **K**	X CH 81 0-0 ③ **F8**			C CH 82 C CU 79 B FF 91 S CU 78 1-3 ② **K**			C SI 88 X SI 89 0-1 ① **G4-3** 1-2	F FF 92 X SL 80 0-1 ② **G4-3** 1-2 2-3 3-H	5	0	0	1	0	2	4
14 Josh Rutledge, R (1, 6) OBP: 0.344, SLG: 0.467	C FF 91 F SI 91 B SI 92 X SI 91 1-2 ② **G6-3**		X SI 88 0-0 28 CS **1B**		C FF 90 B CU 77 X SL 84 1-1 ③ **F9**			X SI 88 0-0 ② **G5-3** 2-3	S FF 94 F CH 85 F FF 95 F FF 94 F SL 80 S CH 84 0-3 ③ **K**	5	0	1	0	0	1	3
6 Corey Dickerson, L (1, 7) OBP: 0.378, SLG: 0.556	S FF 91 F FF 92 X CU 79 0-2 **E4** 33 2-5 28 BB		F CU 76 S SI 90 F FF 92 F CU 77 F CH 81 B FF 92 F CU 79 S SI 90 1-3 ① **K**			B CH 81 B CH 80 C SI 89 F CH 80 F SI 89 S CU 79 2-3 ① **K**		X CH 82 0-0 ③ **P4**		4	0	0	0	0	2	2
28 Nolan Arenado, R (1, 5) OBP: 0.318, SLG: 0.472	C FF 92 B SI 92 1 SAFE C SL 88 B SI 92 1 SAFE B SL 86 B SI 91 4-2 **BB** 1-2		1 SAFE 1 SAFE C SI 90 B SL 88 X CU 79 1-1 ② ③ **G5-3** 1-2			B FF 90 X SI 89 1-0 ② **G5-3**			B FF 92 B FF 92 S SI 92 B FF 92 F SI 92 B SI 92 4-2 1 2B 13 1B **BB**	2	1	0	0	2	0	1
33 Justin Morneau, L (1, 10) OBP: 0.351, SLG: 0.497 1 Brandon Barnes, R (9, PH) OBP: 0.300, SLG: 0.404	C SI 90 D CU 80 1-1 ③ **2-5** 2-3	C CU 77 X FF 88 0-1 13 2B **1B**		B CH 81 X CH 81 1-0 ① **F8**		X SI 88 0-0 ③ **G6-3**			B FF 92 B SI 92 F SI 91 C SI 92 F SL 85 B FF 93 X SI 92 3-2 13 1B 20 2B **2B** 1-3	3 1	1 1	1 1	0 0	0 0	0 0	0 0
13 Drew Stubbs, R (1, 8) OBP: 0.345, SLG: 0.522		C FF 90 S SI 91 X SI 91 0-2 20 F8 23 G6-3 **2B** 1-H		B CU 78 S SL 85 X SL 87 1-1 **3B**			C SL 86 F SI 87 B FF 90 S CH 80 1-3 ① **K**		X FF 92 0-0 20 2B 19 G4-3 **1B** 2-3 3-H	4	2	3	2	0	1	0
20 Wilin Rosario, R (1, 3) OBP: 0.279, SLG: 0.401		2 SAFE B SL 86 F SI 91 X SI 91 1-1 ① **F8** 2-3		F CU 77 S SI 90 D CU 79 D CU 77 S SL 84 2-3 ② **K**			B FF 89 F SL 85 F SI 86 B CH 81 S CU 77 2-3 ② **K**		D FF 91 X SL 83 1-0 19 G4-3 **2B** 1-3 3-H	4	0	1	1	0	2	2
8 Michael McKenry, R (1, 2) OBP: 0.409, SLG: 0.482		S SI 91 B SI 91 B FF 91 S SL 87 B CU 79 F CH 82 B SI 91 4-2 23 G6-3 **BB**		B CU 78 C SL 84 B SI 90 F SI 90 C SI 90 2-3 ③ **K**			C FF 89 F SI 88 S CH 82 0-3 ③ **K**		B SI 92 C CH 84 B CH 83 B SI 94 F SI 93 B FF 94 4-2 19 G4-3 **BB**	2	0	0	0	2	2	1
23 Charlie Culberson, R (1, 4) OBP: 0.235, SLG: 0.291		X SI 90 0-0 ② **G6-3** 1-2 3-H			C FF 88 C SL 86 B SI 90 F SI 91 B SL 83 F SI 90 B SI 91 C SI 91 3-3 ① **K**			S SI 87 B CU 74 C SI 87 X CH 81 1-2 14 G5-3 19 G4-3 **1B**	B CH 84 S SI 92 F SI 92 S CH 85 1-3 ① **K**	4	0	1	1	0	2	4

Inning Stats	1	2	3	4	5	6	7	8	9
	R: 0 E: 1 K: 1 S: 13	R: 2 E: 0 K: 0 S: 12	R: 0 E: 0 K: 1 S: 10	R: 0 E: 0 K: 2 S: 9	R: 0 E: 0 K: 2 S: 10	R: 0 E: 0 K: 1 S: 6	R: 0 E: 0 K: 3 S: 9	R: 0 E: 0 K: 0 S: 7	R: 3 E: 0 K: 2 S: 21
	H: 0 LOB: 2 BB: 1 P: 20	H: 2 LOB: 1 BB: 1 P: 17	H: 1 LOB: 0 BB: 0 P: 12	H: 1 LOB: 1 BB: 0 P: 15	H: 0 LOB: 0 BB: 0 P: 15	H: 0 LOB: 0 BB: 0 P: 9	H: 0 LOB: 0 BB: 0 P: 12	H: 1 LOB: 1 BB: 0 P: 8	H: 3 LOB: 2 BB: 2 P: 34

1B: 4 SF: 0 WP: 0 PA: 38
2B: 3 SAC: 0 PB: 0
3B: 1 DP: 0 SB: 0
HR: 0 HBP: 0 CS: 1

PITCHER		IP	WLS	BF	H	R	ER	SO	BB	IBB	HBP	BLK	WP	HR	S	P	ERA	WHIP
21 Rick Porcello, R ERA: 3.18	(1, 1)	8.0	W	31	5	2	2	10	2	0	0	0	0	0	76	108	2.25	0.875
63 Patrick McCoy, L ERA: 7.2	(9, 1)	0.0		4	3	3	3	0	1	0	0	0	0	0	8	16	∞	∞
40 Phil Coke, L ERA: 4.46	(9, 1)	1.0		4	0	0	0	2	1	0	0	0	0	0	13	18	0.00	1.000

PITCHER	IP	WLS	BF	H	R	ER	SO	BB	IBB	HBP	BLK	WP	HR	S	P	ERA	WHIP

TOP

Colorado Rockies @ Detroit Tigers

Comerica Park, Detroit, MI

Sat Aug 02 2014, 7:10 PM - 10:23 PM EDT

Att. 42,811 - Clear - 80 F

livebaseballscorecards.com

AB	34
R	5
H	8
RBI	5
BB	4
SO	12
LOB	17

Colorado Rockies @ Detroit Tigers

Comerica Park, Detroit, MI

Sat Aug 02 2014, 7:10 PM - 10:23 PM EDT

Att. 42,811 - Clear - 80 F

BOTTOM

Batter	1	2	3	4	5	6	7	8	9	AB	R	H	RBI	BB	SO	LOB
20 Rajai Davis, R (1, 8) (9, 7) OBP: 0.342, SLG: 0.430	C FF 91 X FF 92 0-1 3 1B 24 G4-6-3 2B		C FF 90 B SL 83 B CH 85 F SL 82 F CU 79 B FF 92 X SL 83 3-2 ① G6-3	D SL 84 X CH 87 1-0 ③ L9		C FF 89 B SL 86 X SL 85 1-1 3 1B 1-3 1B		C SL 85 F FF 92 F SL 88 D CU 78 B FF 92 X CU 76 2-2 3-H 1B		5	1	3	1	0	0	1
3 Ian Kinsler, R (1, 4) OBP: 0.322, SLG: 0.441 17 Andrew Romine, S (8, PH) OBP: 0.269, SLG: 0.252 (9, 4)	C FF 93 D CH 89 X CU 81 1-1 24 G4-6-3 2-3 1B		B CH 86 B FF 93 C CH 87 F CH 88 F FF 92 X SL 84 2-2 ② F9		B SL 82 S FF 90 F FF 92 X CU 80 1-2 E1 41 HR 1B	B SL 86 B FF 88 X FF 90 2-0 24 G4-3 2-3 3-H 1B		F FF 91 B FF 91 F FF 93 D CU 78 T FF 93 2-2 ② K		4 1	1 0	3 0	1 0	0 0	0 1	0 1
24 Miguel Cabrera, R (1, 3) OBP: 0.368, SLG: 0.531 32 Don Kelly, L (8, 3) OBP: 0.328, SLG: 0.299	F FF 93 D SL 83 F FF 93 X CU 79 1-2 ①② G4-6-3 1-2f 3-H		B SL 84 X CH 88 1-0 HR		I IN 50 I IN 52 I IN 54 4-0 41 HR IBB	B SL 85 S FF 90 X FF 90 1-1 ②③ G4-3 1-2f		B FF 91 F FF 92 B FF 92 F FF 92 D CU 78 S SL 87 3-3 ③ K		3 1	2 0	1 0	1 0	1 0	0 1	3 1
41 Victor Martinez, S (1, 10) OBP: 0.380, SLG: 0.560	C FF 93 X FF 93 0-1 ③ L5		F FF 93 C SL 85 F CU 81 S FF 94 0-3 ③ K		X FF 91 0-0 1-H 3-H HR		C FF 92 B SL 87 B FF 93 X FF 94 2-1 ① F8			4	1	1	3	0	1	0
48 Torii Hunter, R (1, 9) OBP: 0.315, SLG: 0.470 61 Ezequiel Carrera, L (9, 8)		B FF 92 B CH 87 C FF 92 B CH 88 F FF 92 B SL 83 4-2 28 FC5-4 BB	B FF 92 X FF 91 1-0 28 G5-4-3 1B	F SL 81 S SL 81 X SL 82 0-2 ① G6-3			B FF 94 X CH 86 1-0 ② L8			3 0	0 0	1 0	0 0	1 0	0 0	0 0
28 J.D. Martinez, R (1, 7) OBP: 0.363, SLG: 0.607 (9, 9)		1 SAFE F FF 93 X FF 93 0-1 ① FC5-4 9 S 13 1B 1-2f	C FF 92 1 SAFE 1 SAFE X FF 91 0-1 ①② G5-4-3 1-2f	C FF 89 F SL 83 F FF 90 B SL 86 B FF 90 X SL 84 2-2 ② F9			B FF 94 X FF 94 1-0 HR			4	2	1	1	0	0	2
9 Nick Castellanos, R (1, 5) OBP: 0.313, SLG: 0.407		S SL 85 S SL 84 D CU 81 F FF 94 F CU 79 D CH 88 S SL 82 2-3 ② K 1-2	X FF 92 0-0 13 2B 3B	C CU 71 S SL 85 B SL 85 C FF 89 1-3 ③ K		S SL 87 B SL 86 S FF 93 B SL 87 B SL 88 X FF 93 3-2 ③ F9				4	1	1	0	0	2	1
13 Alex Avila, L (1, 2) OBP: 0.328, SLG: 0.370		C SL 82 B FF 93 B SL 83 S SL 83 F SL 84 F FF 94 X CU 81 2-2 2-H 1B	D FF 92 B SL 84 F FF 92 X FF 93 2-1 30 1B 3-H 2B			C CU 69 S FF 88 B CH 87 S CU 73 1-3 ① K		X FF 90 0-0 30 G6-3 20 1B 2B		4	2	3	2	0	1	0
30 Eugenio Suárez, R (1, 6) OBP: 0.340, SLG: 0.391		B FF 92 S FF 92 X FF 93 1-1 ③ F9	X FF 93 0-0 2-H 1B			F SL 83 B SL 86 X SI 90 1-1 20 1B 3 1B 1B		B FF 91 B FF 92 F FF 92 F FF 91 B SL 87 F FF 92 X FF 92 3-2 ① G6-3 2-3		4	1	2	1	0	0	2
Inning Stats	R: 1 E: 0 K: 0 S: 9 H: 2 LOB: 0 BB: 0 P: 11	R: 1 E: 0 K: 1 S: 16 H: 1 LOB: 1 BB: 1 P: 25	R: 1 E: 0 K: 1 S: 13 H: 1 LOB: 0 BB: 0 P: 19	R: 2 E: 0 K: 0 S: 8 H: 4 LOB: 1 BB: 0 P: 12	R: 3 E: 1 K: 1 S: 14 H: 2 LOB: 0 BB: 1 P: 22	R: 1 E: 0 K: 1 S: 10 H: 3 LOB: 1 BB: 0 P: 16	R: 1 E: 0 K: 0 S: 7 H: 1 LOB: 0 BB: 0 P: 14	R: 1 E: 0 K: 2 S: 15 H: 2 LOB: 1 BB: 0 P: 25		1B: 9 2B: 3 3B: 1 HR: 3 SF: 0 SAC: 0 DP: 3 HBP: 0						

livebaseballscorecards.com

AB	37
R	11
H	16
RBI	10
BB	2
SO	6
LOB	11

PITCHER		IP	WLS	BF	H	R	ER	SO	BB	IBB	HBP	BLK	WP	HR	S	P	ERA	WHIP
46 Tyler Matzek, L ERA: 5.31	(1, 1)	4.0	L	22	10	8	8	2	1	1	0	0	0	2	50	76	18.00	2.750
34 Matt Belisle, R ERA: 5.28	(5, 1)	2.0		8	3	1	1	2	0	0	0	0	0	0	20	29	4.50	1.500
49 Rex Brothers, L ERA: 4.67	(7, 1)	1.0		4	1	1	1	0	0	0	0	0	0	1	7	14	9.00	1.000
32 LaTroy Hawkins, R ERA: 3.08	(8, 1)	1.0		5	2	1	1	2	0	0	0	0	0	0	15	25	9.00	2.000

PITCHER	IP	WLS	BF	H	R	ER	SO	BB	IBB	HBP	BLK	WP	HR	S	P	ERA	WHIP

Batter	1	2	3	4	5	6	7	8	9	AB	R	H	RBI	BB	SO	LOB
6 Corey Dickerson, L (1, 10) OBP: 0.373, SLG: 0.547	S FF 90 S FF 92 S SI 94 0-3 ① K		C FS 89 F FF 94 B FF 93 X CH 73 1-2 ③ G5-3			S FS 89 X FS 88 0-1 E6		B CU 78 X CU 78 1-0 ③ G3		4	0	0	0	0	1	2
14 Josh Rutledge, R (1, 6) OBP: 0.341, SLG: 0.462	C FF 93 F FF 93 F FF 95 B FF 94 X SL 88 1-2 ② G6-3			B FF 91 C CU 78 C FF 91 S FF 92 1-3 ① K		S FF 93 S FF 92 F FF 94 F FS 88 B FF 93 S CH 72 1-3 ③ K			C FF 89 F FF 90 X FF 92 0-2 13 DI 1B	4	0	1	0	0	2	1
28 Nolan Arenado, R (1, 5) OBP: 0.314, SLG: 0.466	S FF 94 B FF 95 F CU 80 B FF 93 B FF 95 F SL 88 F SI 95 F FS 90 S FF 95 3-3 ③ K			B CU 79 S FF 93 F FF 93 X CU 77 1-2 ② F7			C SL 85 B FF 91 C FF 92 F CH 74 S FF 93 1-3 ① K		B FC 90 X SL 76 1-0 ① F7	4	0	0	0	0	2	1
33 Justin Morneau, L (1, 3) OBP: 0.347, SLG: 0.492		F SI 92 X FS 86 0-1 ① P6		F FS 88 S FF 94 B FF 94 F FF 94 B FF 93 X SL 88 2-2 ③ G4-3			C FF 92 F FF 92 B FF 93 B SI 93 F FS 87 F SL 87 F FF 94 S CH 70 2-3 ② K		C FF 90 C FF 92 X CU 72 0-2 ② F7	4	0	0	0	0	1	1
13 Drew Stubbs, R (1, 8) OBP: 0.344, SLG: 0.517		C FF 92 F CU 80 C FF 93 0-3 ② K			S FF 92 F FF 92 S FF 94 0-3 ① K		B CU 80 X FF 92 1-0 26 S 1B		B SL 76 F FF 92 X FF 91 1-1 ③ F8 1-2	4	0	1	0	0	2	1
26 Jason Pridie, L (1, 7)		C FF 93 B FF 94 C CU 79 F SI 94 B SL 87 S FS 88 2-3 ③ K			C CU 78 B SL 89 B FF 93 B FS 87 C FF 92 F FF 93 F SL 87 S FS 87 3-3 ② K		F FF 93 B SI 93 B SL 88 F FS 88 F SI 93 F CU 80 B CH 75 X FS 87 3-2 ③ G2-3 1-2			3	0	0	0	0	2	1
20 Wilin Rosario, R (1, 2) OBP: 0.279, SLG: 0.400			B SL 86 C FF 92 B FF 93 B SL 86 S FF 92 F FF 94 F FS 88 F SL 88 F FF 93 3-2 ① X CH 70 G6-3		S FF 93 B FF 93 X SL 86 1-1 ③ G5-3			C FF 93 B FF 93 S SL 85 B SL 86 X SL 85 2-2 1B		3	0	1	0	0	0	0
1 Brandon Barnes, R (1, 9) OBP: 0.300, SLG: 0.403			B FF 93 F SL 87 X SL 89 1-1 9 G6-3 1B			F FF 91 F FF 92 B FF 93 S FF 93 1-3 ① K		F CU 79 B CU 79 S FF 94 B SI 95 S SL 85 2-3 ① K		3	0	1	0	0	2	1
9 DJ LeMahieu, R (1, 4) OBP: 0.328, SLG: 0.347			B FC 93 1 SAFE B FS 88 X CU 78 2-0 ② G6-3 1-2			S FF 94 C FF 93 B FF 94 B FF 93 B FS 88 S FS 88 3-3 ② K		C SL 84 C SL 85 B FF 95 F FF 94 S SL 85 1-3 ② K		3	0	0	0	0	2	2
Inning Stats	R: 0 E: 0 K: 2 S: 13 H: 0 LOB: 0 BB: 0 P: 17	R: 0 E: 0 K: 2 S: 9 H: 0 LOB: 0 BB: 0 P: 11	R: 0 E: 0 K: 0 S: 13 H: 1 LOB: 1 BB: 0 P: 20	R: 0 E: 0 K: 1 S: 10 H: 0 LOB: 0 BB: 0 P: 14	R: 0 E: 0 K: 2 S: 10 H: 0 LOB: 0 BB: 0 P: 14	R: 0 E: 1 K: 3 S: 13 H: 0 LOB: 1 BB: 0 P: 18	R: 0 E: 0 K: 2 S: 16 H: 1 LOB: 1 BB: 0 P: 23	R: 0 E: 0 K: 2 S: 11 H: 1 LOB: 1 BB: 0 P: 17	R: 0 E: 0 K: 0 S: 9 H: 1 LOB: 1 BB: 0 P: 11	1B: 4 2B: 0 3B: 0 HR: 0 SF: 0 SAC: 0 DP: 0 HBP: 0						

PITCHER		IP	WLS	BF	H	R	ER	SO	BB	IBB	HBP	BLK	WP	HR	S	P	ERA	WHIP
19 Aníbal Sánchez, R ERA: 3.37	(1, 1)	7.0	W	24	2	0	0	12	0	0	0	0	0	0	84	117	0.00	0.286
44 Joba Chamberlain, R ERA: 3.02	(8, 1)	1.0		4	1	0	0	2	0	0	0	0	0	0	11	17	0.00	1.000
38 Joakim Soria, R ERA: 3.75	(9, 1)	1.0		4	1	0	0	0	0	0	0	0	0	0	9	11	0.00	1.000

PITCHER	IP	WLS	BF	H	R	ER	SO	BB	IBB	HBP	BLK	WP	HR	S	P	ERA	WHIP

TOP

Colorado Rockies @ Detroit Tigers

Comerica Park, Detroit, MI

Sun Aug 03 2014, 1:09 PM - 4:06 PM EDT

Att. 41,487 - Sunny - 81 F

livebaseballscorecards.com

AB	32
R	0
H	4
RBI	0
BB	0
SO	14
LOB	10

WP: 0 PA: 32
PB: 0
SB: 1
CS: 0

Batter	1	2	3	4	5	6	7	8	9	AB	R	H	RBI	BB	SO	LOB
20 Rajai Davis, R (1, 8) OBP: 0.344, SLG: 0.434	B FF 90 X FF 91 1-0 ① P4		B FC 86 X FC 86 1-0 24 1B 2B		F FF 91 X FC 85 0-1 ② P5		L FS 82 X FF 91 0-1 3 WP 3 S 1B			4	1	2	0	0	0	0
3 Ian Kinsler, R (1, 4) OBP: 0.324, SLG: 0.440	X FF 91 0-0 ② L7		B FS 81 F FF 92 F FC 88 H FF 89 2-2 24 1B 41 HR HBP		C CU 72 X FS 82 0-1 24 1B 1B		1 SAFE C FF 96 B FF 97 B FF 95 C SL 85 S FF 96 2-3 ③ K2-3 1-3			3	1	1	0	0	1	1
24 Miguel Cabrera, R (1, 3) OBP: 0.372, SLG: 0.532	B FF 92 B FS 83 B FS 83 B FF 90 4-0 BB		S FC 88 B FF 93 X FS 84 1-1 41 HR 1-2 2-H 1B		F FF 91 1 SAFE F FF 92 B FS 82 B FS 82 1 SAFE F FF 92 X CU 73 2-2 1-2 1B			B ST 81 C FF 93 X ST 80 1-1 ① G6-3		3	1	2	1	1	0	0
41 Victor Martinez, S (1, 10) OBP: 0.381, SLG: 0.567	C FF 92 B FC 88 X FF 92 1-1 ③ G1-3		B FC 89 X FC 88 1-0 1-H 2-H HR		C FF 92 D CU 74 X FS 83 1-1 ③ L9			C ST 80 B FF 94 X CH 87 1-1 28 1B 1B		4	1	2	3	0	0	3
48 Torii Hunter, R (1, 9) OBP: 0.312, SLG: 0.464		B FC 86 X FS 82 1-0 ① G5-3	B FF 94 B FC 89 F FS 84 B FF 92 F FF 93 S FC 89 3-3 ③ K			B FS 81 F FS 82 S FF 90 B FF 91 B FF 92 F FS 83 X FF 91 3-2 ① F9		C FF 94 B SI 92 X ST 82 1-1 ② L8		4	0	0	0	0	1	1
28 J.D. Martinez, R (1, 7) OBP: 0.362, SLG: 0.601		C FS 81 B FF 91 S FC 85 F FF 92 S FS 82 1-3 ② K		C FS 80 X FC 87 0-1 ① F7		B CU 74 F FS 83 X FS 81 1-1 ② G6-3		B FF 94 B ST 81 C FF 94 X ST 82 2-1 1-2 1B		4	0	1	0	0	1	0
9 Nick Castellanos, R (1, 5) OBP: 0.309, SLG: 0.402		B FC 88 S FC 87 B FF 92 B FS 82 C FS 83 X FF 92 3-2 ③ G5-3		C FF 91 B FF 91 S FS 82 F FC 86 B FC 87 B FS 83 F FS 83 F FS 84 S FS 83 3-3 ② K		S CU 71 B FF 91 B FC 85 F FS 83 B CU 74 S FS 83 3-3 ③ K		D ST 81 C FF 94 B FF 95 X ST 82 2-1 ③ F8		4	0	0	0	0	2	2
13 Alex Avila, L (1, 2) OBP: 0.325, SLG: 0.366			S FC 84 B FC 85 C FC 86 F FF 92 B FS 83 X FS 83 2-2 ① G4-3	X FF 92 0-0 ③ F7			B FC 82 B FC 84 B FF 91 C FF 89 S FF 90 S FS 83 3-3 ① K			3	0	0	0	0	1	0
30 Eugenio Suárez, R (1, 6) OBP: 0.333, SLG: 0.383			B FF 93 B FS 82 X FF 92 2-0 ② G5-3		B FF 91 B FF 90 X FF 92 2-0 ① F9		B CU 72 C FF 91 B FS 81 C FS 81 C CU 73 2-3 ② K			3	0	0	0	0	1	0
Inning Stats	R: 0 E: 0 K: 0 S: 4 H: 0 LOB: 1 BB: 1 P: 10	R: 0 E: 0 K: 1 S: 8 H: 0 LOB: 0 BB: 0 P: 13	R: 4 E: 0 K: 1 S: 14 H: 3 LOB: 0 BB: 0 P: 26	R: 0 E: 0 K: 1 S: 9 H: 0 LOB: 0 BB: 0 P: 12	R: 0 E: 0 K: 0 S: 11 H: 2 LOB: 2 BB: 0 P: 16	R: 0 E: 0 K: 1 S: 9 H: 0 LOB: 0 BB: 0 P: 16	R: 0 E: 0 K: 3 S: 11 H: 1 LOB: 1 BB: 0 P: 18	R: 0 E: 0 K: 0 S: 10 H: 2 LOB: 2 BB: 0 P: 17		1B: 6 2B: 1 3B: 0 HR: 1 SF: 0 SAC: 0 DP: 0 HBP: 1						

BOTTOM

Colorado Rockies @ Detroit Tigers

Comerica Park, Detroit, MI

Sun Aug 03 2014, 1:09 PM - 4:06 PM EDT

Att. 41,487 - Sunny - 81 F

livebaseballscorecards.com

AB	32
R	4
H	8
RBI	4
BB	1
SO	7
LOB	7

PITCHER		IP	WLS	BF	H	R	ER	SO	BB	IBB	HBP	BLK	WP	HR	S	P	ERA	WHIP
29 Jorge De La Rosa, L ERA: 4.27	(1, 1)	6.2	L	28	6	4	4	6	1	0	1	0	0	1	63	106	5.40	1.050
54 Tommy Kahnle, R ERA: 2.61	(7, 1)	0.1		1	0	0	0	1	0	0	0	0	1	0	3	5	0.00	0.000
0 Adam Ottavino, R ERA: 3.88	(8, 1)	1.0		5	2	0	0	0	0	0	0	0	0	0	10	17	0.00	2.000

PITCHER	IP	WLS	BF	H	R	ER	SO	BB	IBB	HBP	BLK	WP	HR	S	P	ERA	WHIP

Detroit Tigers @ New York Yankees

Yankee Stadium, Bronx, NY

Mon Aug 04 2014, 7:12 PM - 10:30 PM EDT

Att. 41,603 - Partly Cloudy - 80 F

livebaseballscorecards.com

TOP

Batter	1	2	3	4	5	6	7	8	9	AB	R	H	RBI	BB	SO	LOB
3 Ian Kinsler, R (1, 4) OBP: 0.323, SLG: 0.438	C FC 92 F SI 92 F SI 92 X CU 81 0-2 G4-3		C FC 90 X FF 93 0-1 G5-3		B SI 92 S FF 92 F FF 91 X CU 82 1-2 61 G4-3 1-2 2-H 1B		B CU 82 C SL 85 X SL 87 1-1 L7			4	0	1	1	0	0	0
61 Ezequiel Carrera, L (1, 8) OBP: 0.250, SLG: 0.500	C SI 93 B FC 91 B FC 91 F SI 94 S FF 94 2-3 K		L SI 92 B FC 92 X FF 93 1-1 G5-3		X FC 91 0-0 G4-3 1-2		B CU 81 X CH 86 1-0 2B			4	0	1	0	0	1	2
24 Miguel Cabrera, R (1, 3) OBP: 0.371, SLG: 0.528	C CU 81 B FC 92 F FC 92 F SI 95 F FC 93 B FF 95 S CU 82 2-3 K		B SI 93 B SI 93 C FC 92 F FF 93 F SI 95 F FF 94 F FF 94 B FF 93 4-2 BB		B FF 94 X FF 94 1-0 G6-3		X SL 89 0-0 G1			3	0	0	0	1	1	2
41 Victor Martinez, S (1, 10) OBP: 0.383, SLG: 0.569		B FC 91 C CU 80 C FC 90 X SI 93 1-2 28 1B 2B	C FF 93 B SI 93 F FF 94 F FF 94 X FF 95 1-2 L4			B SI 90 C FC 91 F FF 92 F FF 93 X CU 82 1-2 32 1B 1B		B FF 92 B FF 92 B FF 92 X FF 93 3-0 G3		4	0	2	0	0	0	1
48 Torii Hunter, R (1, 9) OBP: 0.309, SLG: 0.459		C FC 91 F SI 93 B SI 93 S CU 82 1-3 K		C SI 90 B SI 91 X SI 92 1-1 G6-3		F SI 91 B SI 91 B FF 92 1 SAFE F SI 91 B SI 92 F SI 92 S FF 93 3-3 K		C FF 92 X FF 94 0-1 F9		4	0	0	0	0	2	2
28 J.D. Martinez, R (1, 7) OBP: 0.360, SLG: 0.595		F SI 93 C FF 94 D CU 82 F CU 82 F SI 93 F FC 92 D CU 82 B SI 94 F FF 95 3-2 X FC 93 32 BB 2-3 1B		C SI 91 B SI 92 F SI 93 F SI 92 F SI 93 S FC 93 1-3 K		C FF 93 F SI 93 1 SAFE S FF 94 0-3 K		C SL 82 F SL 85 S SL 84 0-3 K		4	0	1	0	0	3	1
32 Don Kelly, L (1, 5) OBP: 0.333, SLG: 0.300		F FC 92 F SI 93 B CU 82 B FC 92 B FC 92 B CU 82 4-2 1-2 BB	C CU 81 B FC 90 F CU 80 F FF 94 X FC 91 1-2 G3		X FC 91 0-0 1-2 1B				C FC 92 X KC 83 0-1 F7	3	0	1	0	1	0	0
13 Alex Avila, L (1, 2) OBP: 0.321, SLG: 0.360		S CU 82 B FC 93 B CU 82 F FC 92 F FC 92 S FF 94 2-3 K			S CU 78 B CU 79 F FC 90 B FC 91 X FF 94 2-2 G5-3	C SL 84 F SI 96 X FC 89 0-2 G3-1			B KC 84 C KC 81 F FC 92 B KC 80 S KC 85 2-3 K	4	0	0	0	0	2	5
30 Eugenio Suárez, R (1, 6) OBP: 0.329, SLG: 0.378 17 Andrew Romine, S (5, PR) (5, 6) OBP: 0.267, SLG: 0.250 20 Rajai Davis, R (9, PH) OBP: 0.343, SLG: 0.432		F SI 93 B FC 92 F SI 94 C CU 81 1-3 K			B FF 93 C FF 92 S SI 92 B SI 92 X FF 94 2-2 E5 3 1B		C SL 84 F FF 94 B SL 88 F FF 95 B SL 86 X SL 87 2-2 G4-3		F KC 83 B FC 94 C FC 92 S KC 83 1-3 K	2 1 1	0 1 0	0 0 0	0 0 0	1 0 1	3 0 0
Inning Stats	R: 0 E: 0 K: 2 S: 12 H: 0 LOB: 0 BB: 0 P: 16	R: 0 E: 0 K: 3 S: 22 H: 2 LOB: 3 BB: 1 P: 34	R: 0 E: 0 K: 0 S: 13 H: 0 LOB: 1 BB: 1 P: 19	R: 0 E: 0 K: 1 S: 11 H: 0 LOB: 0 BB: 0 P: 14	R: 1 E: 1 K: 0 S: 11 H: 1 LOB: 1 BB: 0 P: 17	R: 0 E: 0 K: 2 S: 15 H: 2 LOB: 2 BB: 0 P: 19	R: 0 E: 0 K: 0 S: 8 H: 1 LOB: 1 BB: 0 P: 12	R: 0 E: 0 K: 1 S: 6 H: 0 LOB: 0 BB: 0 P: 9	R: 0 E: 0 K: 2 S: 8 H: 0 LOB: 0 BB: 0 P: 11	1B: 4 2B: 2 3B: 0 HR: 0 SF: 0 SAC: 0 DP: 0 HBP: 0						

	AB	34
	R	1
	H	6
	RBI	1
	BB	2
	SO	11
	LOB	16

WP: 0 PA: 36
PB: 0
SB: 1
CS: 0

PITCHER		IP	WLS	BF	H	R	ER	SO	BB	IBB	HBP	BLK	WP	HR	S	P	ERA	WHIP
38 Brandon McCarthy, R ERA: 4.37	(1, 1)	5.2	W	25	5	1	0	8	2	0	0	0	0	0	81	116	0.00	1.235
Matt Thornton, L ERA: 2.55	(6, 1)	0.1	H	1	0	0	0	0	0	0	0	0	0	0	3	3	0.00	0.000
43 Adam Warren, R ERA: 3.27	(7, 1)	1.0	H	4	1	0	0	0	0	0	0	0	0	0	8	12	0.00	1.000
27 Shawn Kelley, R ERA: 3.28	(8, 1)	1.0	H	3	0	0	0	1	0	0	0	0	0	0	6	9	0.00	0.000
30 David Robertson, R ERA: 2.68	(9, 1)	1.0	S	3	0	0	0	2	0	0	0	0	0	0	8	11	0.00	0.000

PITCHER	IP	WLS	BF	H	R	ER	SO	BB	IBB	HBP	BLK	WP	HR	S	P	ERA	WHIP

Detroit Tigers @ New York Yankees

Yankee Stadium, Bronx, NY

Mon Aug 04 2014, 7:12 PM - 10:30 PM EDT

Att. 41,603 - Partly Cloudy - 80 F

livebaseballscorecards.com

BOTTOM

Batter	1	2	3	4	5	6	7	8	9	AB	R	H	RBI	BB	SO	LOB
11 Brett Gardner, L (1, 7) OBP: 0.364, SLG: 0.468	C FF 89 B FF 91 B FF 92 C FF 92 X FF 94 2-2 ① F7		B FF 91 C CH 83 1 SAFE 1 SAFE X FF 92 1-1 22 SF8, 2 1B, 34 1B, 1-2 1B	B FF 93 C CH 84 F CH 85 B FF 94 X CU 80 2-2 ③ 2-3 1B			B FF 92 B FF 92 C FF 92 C FF 93 X CH 85 2-2 ① F9			4	1	2	0	0	0	0
2 Derek Jeter, R (1, 6) OBP: 0.329, SLG: 0.334	C FF 91 C FF 93 B SL 87 T SL 86 1-2 ② K		M SL 85 L SL 86 B FF 92 X SL 88 1-2 34 1B, 1-2 2-3 1B		B FF 92 F SL 82 F FF 93 S CH 84 1-3 ① K		C FF 94 B SL 86 X CH 85 1-1 ② G6-3			4	0	1	0	0	2	0
22 Jacoby Ellsbury, L (1, 8) OBP: 0.339, SLG: 0.402	B FF 91 B CH 83 F FF 94 F FF 93 X CU 80 2-2 36 BB, 1B		B FF 94 X CH 85 1-0 ① SF8 2-3 3-H		F CH 83 B FF 93 F FF 94 B FF 94 B FF 94 X FF 94 3-2 36 WP, 2B		C CH 84 F FF 95 B FF 98 X FF 96 1-2 ③ L7			3	0	2	1	0	0	0
36 Carlos Beltrán, S (1, 10) OBP: 0.307, SLG: 0.446	B CH 82 B FF 93 B FF 92 B FF 93 4-0 1-2 BB		X CH 85 0-0 ② L4		B FF 94 B FF 95 B CH 85 C FF 95 T FF 94 B FF 95 4-2 34 G4-6-3, 2-3 BB			B SI 94 B CH 83 X SI 94 2-0 ① F7		2	0	0	0	2	0	2
34 Brian McCann, L (1, 2) OBP: 0.292, SLG: 0.370	C FF 93 X FF 94 0-1 ③ F8		B CU 80 X CH 85 1-0 1-3 3-H 1B		C CU 77 B FF 95 B FF 95 X FF 94 2-1 ② ③ G4-6-3, 1-2f			B SI 94 S SI 94 S SI 81 X SI 94 1-2 ② G4-3		4	0	1	1	0	0	4
12 Chase Headley, S (1, 3) OBP: 0.303, SLG: 0.361		C FF 92 F FF 92 B FF 91 B FF 94 B CH 85 B CH 84 4-2 14 G6-4-3, BB	B FF 95 F FF 95 B FF 95 X CH 86 2-1 ③ G4-3			B CU 75 F FF 92 X CH 83 1-1 1B		F CH 86 B SI 95 F SI 94 F SL 80 F CH 85 B FF 94 B CH 84 S CH 85 3-3 ③ K		3	0	1	0	1	1	2
33 Stephen Drew, L (1, 4) OBP: 0.261, SLG: 0.331		1 SAFE C FF 93 X CH 84 0-1 ① F9		B CU 76 B FF 92 X FF 92 2-0 ① P5			C FF 92 F FF 93 B FF 95 B FF 94 X CH 85 3-2 ① F7			3	0	0	0	0	0	2
14 Martín Prado, R (1, 5) OBP: 0.316, SLG: 0.365		C FF 91 X FF 93 0-1 ② ③ G6-4-3, 1-2f		B FF 90 F FF 92 B CH 84 S SL 86 B CH 86 X FF 93 3-2 11 1B, 31 S, 1B			1 SAFE 1 SAFE C FF 92 X CH 83 0-1 ② P3			3	0	1	0	0	0	2
31 Ichiro Suzuki, L (1, 9) OBP: 0.322, SLG: 0.318			C FF 90 X CU 79 0-1 2 1B, 11 1B, 22 SF8, 1B	B CH 82 B CH 83 C FF 92 S FF 95 S FF 93 2-3 ② K, 1-2			1 SAFE F FF 92 B FF 92 C FF 93 F FF 96 S FF 94 1-3 ③ K			3	1	1	0	0	2	2

	AB	29
	R	2
	H	9
	RBI	2
	BB	3
	SO	5
	LOB	14

Inning Stats	1	2	3	4	5	6	7	8	9
	R: 0 E: 0 K: 1 S: 11	H: 1 LOB: 2 BB: 1 P: 20	R: 0 E: 0 K: 0 S: 6	H: 0 LOB: 0 BB: 1 P: 10	R: 2 E: 0 K: 0 S: 12	H: 4 LOB: 2 BB: 0 P: 18	R: 0 E: 0 K: 1 S: 10	H: 2 LOB: 2 BB: 0 P: 19	R: 0 E: 0 K: 1 S: 10	H: 1 LOB: 1 BB: 1 P: 20
	R: 0 E: 0 K: 1 S: 11	H: 1 LOB: 1 BB: 0 P: 16	R: 0 E: 0 K: 0 S: 8	H: 0 LOB: 0 BB: 0 P: 12	R: 0 E: 0 K: 1 S: 9	H: 0 LOB: 0 BB: 0 P: 15				

	AB	R	H	RBI	BB	SO	LOB
	4	1	2	0	0	0	0
	4	0	1	0	0	2	0
	3	0	2	1	0	0	0
	2	0	0	0	2	0	2
	4	0	1	1	0	0	4
	3	0	1	0	1	1	2
	3	0	0	0	0	0	2
	3	0	1	0	0	0	2
	3	1	1	0	0	2	2

PITCHER		IP	WLS	BF	H	R	ER	SO	BB	IBB	HBP	BLK	WP	HR	S	P	ERA	WHIP
37 Max Scherzer, R ERA: 3.24	(1, 1)	7.0	L	30	9	2	2	4	3	0	0	0	1	0	68	115	2.57	1.714
40 Phil Coke, L ERA: 4.35	(8, 1)	1.0		3	0	0	0	1	0	0	0	0	0	0	9	15	0.00	0.000

PITCHER	IP	WLS	BF	H	R	ER	SO	BB	IBB	HBP	BLK	WP	HR	S	P	ERA	WHIP

1B: 8 2B: 1 3B: 0 HR: 0	SF: 1 SAC: 0 DP: 2 HBP: 0	WP: 1 PB: 0 SB: 1 CS: 0	PA: 33
---	---	---	---

Batter	1	2	3	4	5	6	7	8	9	10	11	12	AB	R	H	RBI	BB	SO	LOB
20 Rajai Davis, R (1, 8) (9, 7) OBP: 0.340, SLG: 0.427	B SL 80 B SI 90 F SI 89 B SI 91 X SI 91 3-1 24 1B 41 SF7 1B		X SI 91 0-0 G5-3 ②			C SL 83 S FS 87 B SI 89 B FS 88 X FS 88 2-2 L4 ①		F FF 96 B KC 84 X FF 98 1-1 G4-3 ①		C FC 89 F SL 86 F SL 85 F SL 86 F FF 92 S SL 86 0-3 K ③		C CU 78 S FF 88 B CU 79 C SI 86 1-3 K ③	6	1	1	0	0	2	0
3 Ian Kinsler, R (1, 4) OBP: 0.320, SLG: 0.434	F SI 90 1 SAFE 1 SAFE B SL 82 X FS 84 1-1 P6 ①		B SI 90 C SL 84 S FS 88 B SI 92 B FS 88 X SI 90 3-2 P5 ③			F SI 93 X FS 87 0-1 G5-3 ②		B KC 82 C KC 83 C KC 84 B KC 84 F KC 84 B KC 86 C FF 100 3-3 K ②			S SL 88 X FF 92 0-1 G5-3 ①		5	0	0	0	0	1	1
24 Miguel Cabrera, R (1, 3) OBP: 0.369, SLG: 0.524	1 SAFE B SI 92 X SI 91 1-0 1-3 1B			X SL 83 0-0 L6 ①		F FF 93 X FS 88 0-1 G5-3 ③		B KC 86 B FF 100 S KC 84 S FF 99 S FF 100 2-3 K ③			C FF 94 B SI 92 F FF 93 B FF 92 S SL 86 2-3 K ②		5	0	1	0	0	2	0
41 Victor Martinez, S (1, 10) OBP: 0.383, SLG: 0.568 32 Don Kelly, L (11, PR) OBP: 0.333, SLG: 0.300 (11, 10)	X SI 92 0-0 SF7 ② 3-H			C SI 89 F FF 90 B FS 86 X FS 87 1-2 G1-3 ②			X SI 92 0-0 9 1B 13 1B 1B		X FF 98 0-0 P6 ①		B SI 92 B SI 92 C SL 87 F FF 92 X FF 93 2-2 1B		4 0	1 0	2 0	1 0	0 0	0 0	0 0
48 Torii Hunter, R (1, 9) OBP: 0.308, SLG: 0.455 61 Ezequiel Carrera, L (9, PR) OBP: 0.400, SLG: 0.500 (9, 8)	C SL 83 S FS 86 D FS 86 F SL 84 D FS 87 X FS 87 2-2 G2-3 ③			S SL 83 C SI 91 S SI 93 0-3 K ③			B FS 87 F SI 91 B SI 91 X SI 92 2-1 P4 ①		C FF 97 H KC 85 1-1 28 PB HBP		1 SAFE B FF 91 F FF 90 B CU 75 H SL 79 3-1 1-2 HBP		3 0	0 0	0 0	0 0	0 0	1 0	2 0
28 J.D. Martinez, R (1, 7) OBP: 0.353, SLG: 0.583 (9, 9)		F SL 80 B FS 86 S SL 82 S FS 87 1-3 K ①			X SI 91 0-0 L4 ①		B FS 87 D FS 88 X SI 92 2-0 F8 ②		B SL 79 1 SAFE C FF 91 P PO 89 X SL 83 2-1 1-2 G5-3 ②		X CU 76 0-0 G5-3 ③		5	0	0	0	0	1	4
9 Nick Castellanos, R (1, 5) OBP: 0.308, SLG: 0.399		C SI 91 B SL 85 F SL 83 B FS 88 B SI 91 F SL 83 F SI 90 S SI 90 3-3 K ②			C SI 90 B FS 88 F SL 83 B FS 87 F SL 84 B SI 92 C SI 93 3-3 K ②		B SI 88 F SI 93 X SI 93 1-1 13 1B 1-2 1B		B SL 82 X SL 83 1-0 G5-3 ③			B CU 76 S CU 78 X FF 87 1-1 F8 ①	5	0	1	0	0	2	2
13 Alex Avila, L (1, 2) OBP: 0.322, SLG: 0.372		X SI 92 0-0 F8 ③			B FS 87 B SL 85 C SI 92 B SI 93 X SI 92 3-1 F9 ③		B FS 88 X FS 88 1-0 17 FC4-6 1-2 2-H 1B			B FC 88 S FC 89 F FF 92 B FC 89 B FC 89 X FF 93 3-2 G4-3 ①		B FF 88 X FF 88 1-0 HR	5	1	2	2	0	0	0
17 Andrew Romine, S (1, 6) OBP: 0.266, SLG: 0.267	C SI 90 B SL 82 S FS 87 S FS 87 1-3 K ①			S FS 86 B FS 87 X SL 82 1-1 HR			C SI 95 B FS 88 D FS 89 X SI 94 2-1 FC4-6 ③ 1-2f			F FF 91 S FC 89 B FC 89 F FC 88 B FF 92 X FC 88 2-2 G5-3 ②		C FF 88 B CU 78 X FF 88 1-1 L7 ②	5	1	1	1	0	1	2
Inning Stats	R: 1 E: 0 K: 0 S: 10 H: 2 LOB: 1 BB: 0 P: 17	R: 0 E: 0 K: 2 S: 9 H: 0 LOB: 0 BB: 0 P: 13	R: 0 E: 0 K: 1 S: 7 H: 0 LOB: 0 BB: 0 P: 11	R: 0 E: 0 K: 1 S: 7 H: 0 LOB: 0 BB: 0 P: 8	R: 0 E: 0 K: 1 S: 7 H: 0 LOB: 0 BB: 0 P: 13	R: 1 E: 0 K: 0 S: 9 H: 1 LOB: 0 BB: 0 P: 12	R: 1 E: 0 K: 0 S: 9 H: 3 LOB: 2 BB: 0 P: 17	R: 0 E: 0 K: 2 S: 9 H: 0 LOB: 0 BB: 0 P: 15	R: 0 E: 0 K: 0 S: 6 H: 0 LOB: 2 BB: 0 P: 9	R: 0 E: 0 K: 1 S: 13 H: 0 LOB: 0 BB: 0 P: 18	R: 0 E: 0 K: 1 S: 10 H: 1 LOB: 2 BB: 0 P: 17	R: 1 E: 0 K: 1 S: 8 H: 1 LOB: 0 BB: 0 P: 12	1B: 6 2B: 0 3B: 0 HR: 2	SF: 1 SAC: 0 DP: 0 HBP: 2	WP: 0 PB: 1 SB: 1 CS: 0	PA: 46		

PITCHER		IP	WLS	BF	H	R	ER	SO	BB	IBB	HBP	BLK	WP	HR	S	P	ERA	WHIP
18 Hiroki Kuroda, R ERA: 3.97	(1, 1)	7.0		27	6	3	3	5	0	0	0	0	0	1	58	91	3.86	0.857
68 Dellin Betances, R ERA: 1.46	(8, 1)	1.1		5	0	0	0	2	0	0	1	0	0	0	11	18	0.00	0.000
27 Shawn Kelley, R ERA: 3.22	(9, 1)	0.2		2	0	0	0	0	0	0	0	0	0	0	4	6	0.00	0.000
55 David Huff, L ERA: 3.89	(10, 1)	0.2		2	0	0	0	0	0	0	0	0	0	0	7	12	0.00	0.000
53 Esmil Rogers, R ERA: 5.84	(10, 1)	1.0		4	1	0	0	2	0	0	0	0	0	0	14	18	0.00	1.000

PITCHER		IP	WLS	BF	H	R	ER	SO	BB	IBB	HBP	BLK	WP	HR	S	P	ERA	WHIP
57 Rich Hill, L ERA:	(11, 1)	0.0		1	0	0	0	0	0	0	1	0	0	0	1	4	∞	∞
40 Matt Daley, R ERA: 5.02	(11, 1)	1.1	L	5	1	1	1	1	0	0	0	0	0	1	9	13	6.75	0.750

TOP

Detroit Tigers @ New York Yankees

Yankee Stadium, Bronx, NY

Tue Aug 05 2014, 7:11 PM - 11:21 PM EDT

Att. 40,078 - Clear - 80 F

livebaseballscorecards.com

AB	43
R	4
H	8
RBI	4
BB	0
SO	10
LOB	11

Detroit Tigers @ New York Yankees

Yankee Stadium, Bronx, NY

Tue Aug 05 2014, 7:11 PM - 11:21 PM EDT

Att. 40,078 - Clear - 80 F

livebaseballscorecards.com

BOTTOM

Batter	1	2	3	4	5	6	7	8	9	10	11	12	AB	R	H	RBI	BB	SO	LOB
11 Brett Gardner, L (1, 7) OBP: 0.361, SLG: 0.463	C FF 92 B SI 93 B SI 93 F SI 93 X FF 94 2-2 F7 ①		X FF 93 0-0 SH3-4 ① 2-3		C SI 95 F SI 94 B SI 95 B CH 86 S CH 87 2-3 K ②		X SI 93 0-0 G1-3 ③			B CU 79 B CU 79 B SL 83 C FF 93 F FF 92 X FF 93 3-2 G4-3 ②			4	0	0	0	0	1	1
2 Derek Jeter, R (1, 6) OBP: 0.330, SLG: 0.333	B FF 94 X CH 86 1-0 G5-3 ②		C SI 94 X SI 94 0-1 G4-3 ②		X CH 86 0-0 1B			B CH 85 B SI 93 X CH 86 2-0 G6-3 ①		L SL 84 B SL 88 F SL 84 H FF 94 2-2 HBP			4	0	1	0	0	0	1
22 Jacoby Ellsbury, L (1, 8) OBP: 0.340, SLG: 0.404	C FF 93 X FF 94 0-1 1B		C KC 83 S SI 95 X SI 96 0-2 3-H 2B		B SI 95 F CH 87 1 SAFE F SI 95 S CH 86 1-3 K ③			C SI 93 X KC 82 0-1 F7 ②		B FF 91 S CU 79 1 SAFE B CU 80 X FF 92 2-1 G5-3 ③			5	0	2	1	0	1	2
25 Mark Teixeira, S (1, 3) OBP: 0.331, SLG: 0.448	1 SAFE C SI 94 B FF 94 C CH 86 F FF 95 F SI 95 1 SAFE S CH 84 1-3 K ③		S CH 86 F CH 86 B CH 86 X FC 90 1-2 G6-3 ③			B SI 94 B SI 93 F SI 94 X CH 86 2-1 F9 ①		B FF 94 X CH 86 1-0 G1-3 ③			C FF 90 B FF 91 B FF 91 X FC 90 2-1 F9 ①		5	0	0	0	0	1	2
36 Carlos Beltrán, S (1, 10) OBP: 0.306, SLG: 0.443 31 Ichiro Suzuki, L (9, PR) OBP: 0.320, SLG: 0.317 (10, 10)		B FF 94 C SI 94 B FF 94 S CH 86 F SI 95 F SI 94 S CH 86 2-3 K ①		X CH 86 0-0 G6-3 ①		C SI 95 B FF 92 B SI 95 B FF 95 F SI 94 F CH 88 C SI 94 3-3 K ②			B SI 93 X SI 93 1-0 14 S 1B			B FC 91 F FF 91 C FC 93 B CU 69 F FC 92 B CH 87 X FC 91 3-2 F8 ②		4 1	0 0	1 0	0 0	0 0	2 0	0 0
34 Brian McCann, L (1, 2) OBP: 0.291, SLG: 0.376	B SI 95 X SI 95 1-0 HR			C SI 95 B CH 86 S FC 85 B SI 95 T CH 87 2-2 K ②		F KC 82 X SI 96 0-1 L7 ③			B KC 83 B CH 86 X CH 86 2-0 F7 ①			C CH 83 X CH 84 0-1 G4-3 ③		5	1	1	1	0	1	1
12 Chase Headley, S (1, 5) OBP: 0.299, SLG: 0.355	C SI 94 X CH 86 0-1 G6-3 ②			C FF 95 F CH 87 C FC 91 0-3 K ③			X CH 86 0-0 G5-3 ①		t SAFE B SI 93 F CH 86 F CH 86 S SI 94 1-3 K ②			B SI 91 B SI 91 C FF 91 F SI 91 X CU 82 2-2 F9 ①	5	0	0	0	0	2	1
14 Martín Prado, R (1, 9) OBP: 0.317, SLG: 0.375	C SI 95 C SI 95 F FC 90 F CH 87 F SI 94 B SI 96 F KC 82 B CH 87 B CH 86 3-3 S FF 86 K ③				B CH 85 B CH 85 X SI 93 2-0 HR		B FF 94 C FF 94 F KC 82 B SI 94 X CH 86 2-2 2B		B FF 92 1 SAFE 1 SAFE C SL 65 C FF 94 B CU 78 S SL 88 2-3 K ③ 1-2			F FF 92 F SL 85 X SL 85 0-2 F9 ②	5	1	2	1	0	2	1
17 Brendan Ryan, R (1, 4) OBP: 0.247, SLG: 0.250 33 Stephen Drew, L (10, PH) OBP: 0.258, SLG: 0.327 (11, 4)			X FF 94 0-0 11 SH3-4 22 2B 2B		C CH 86 T CH 86 S SI 95 0-3 K ①		B CH 84 B SI 93 C SI 93 X CH 86 2-1 L4 ②			C FF 91 F CU 79 F FF 94 B SL 87 B CU 80 B SL 86 S SL 86 3-3 K ①		X SI 91 0-0 F7 ③	3 2	1 0	1 0	0 0	0 0	1 1	1 0
Inning Stats	R: 0 E: 0 K: 1 S: 11 H: 1 LOB: 1 BB: 0 P: 15	R: 1 E: 0 K: 2 S: 15 H: 1 LOB: 0 BB: 0 P: 21	R: 1 E: 0 K: 0 S: 10 H: 2 LOB: 1 BB: 0 P: 11	R: 0 E: 0 K: 2 S: 7 H: 0 LOB: 0 BB: 0 P: 9	R: 1 E: 0 K: 3 S: 11 H: 2 LOB: 1 BB: 0 P: 16	R: 0 E: 0 K: 1 S: 8 H: 0 LOB: 0 BB: 0 P: 13	R: 0 E: 0 K: 0 S: 7 H: 1 LOB: 1 BB: 0 P: 11	R: 0 E: 0 K: 0 S: 4 H: 0 LOB: 0 BB: 0 P: 7	R: 0 E: 0 K: 2 S: 8 H: 1 LOB: 2 BB: 0 P: 14	R: 0 E: 0 K: 1 S: 11 H: 0 LOB: 1 BB: 0 P: 21	R: 0 E: 0 K: 0 S: 8 H: 0 LOB: 0 BB: 0 P: 13	R: 0 E: 0 K: 0 S: 7 H: 0 LOB: 0 BB: 0 P: 9	1B: 3 2B: 3 3B: 0 HR: 2	SF: 0 SAC: 1 DP: 0 HBP: 1	WP: 0 PB: 0 SB: 1 CS: 0	PA: 45		

PITCHER		IP	WLS	BF	H	R	ER	SO	BB	IBB	HBP	BLK	WP	HR	S	P	ERA	WHIP
14 David Price, L ERA: 3.11	(1, 1)	8.2		34	8	3	3	10	0	0	0	0	0	2	78	112	3.12	0.923
44 Joba Chamberlain, R ERA: 2.93	(9, 1)	1.1		5	0	0	0	2	0	0	1	0	0	0	14	26	0.00	0.000
38 Joakim Soria, R ERA: 3.65	(11, 1)	1.0	W	3	0	0	0	0	0	0	0	0	0	0	8	13	0.00	0.000
36 Joe Nathan, R ERA: 5.31	(12, 1)	1.0	S	3	0	0	0	0	0	0	0	0	0	0	7	9	0.00	0.000

PITCHER	IP	WLS	BF	H	R	ER	SO	BB	IBB	HBP	BLK	WP	HR	S	P	ERA	WHIP

AB	43
R	3
H	8
RBI	3
BB	0
SO	12
LOB	10

Detroit Tigers @ New York Yankees

Yankee Stadium, Bronx, NY

Wed Aug 06 2014, 7:12 PM - 10:20 PM EDT

Att. 40,067 - Partly Cloudy - 81 F

livebaseballscorecards.com

Batter	1	2	3	4	5	6	7	8	9	AB	R	H	RBI	BB	SO	LOB
20 Rajai Davis, R (1, 7) OBP: 0.335, SLG: 0.422	C SI 87 F SL 82 F CH 76 B SI 92 B SL 84 X CH 77 2-2 E6 3 3 G4-3 WP 24 SF9		F CH 76 B SI 89 B SI 89 F CH 76 S CH 77 2-3 ① K		C SI 88 B SI 90 X CH 78 1-1 ② G5-3		F SL 85 X SL 87 0-1 ③ G4-3			4	1	0	0	0	1	3
3 Ian Kinsler, R (1, 4) OBP: 0.317, SLG: 0.430	1 SAFE B SI 88 1 SAFE B CH 76 X SI 88 2-0 ① G4-3 1-3		B SI 90 F CH 77 F SL 81 F CH 77 B SL 81 X SI 90 2-2 ② F8		F SI 90 X CH 79 0-1 ③ G5-3			X SL 85 0-0 ① G6-3		4	0	0	0	0	0	2
24 Miguel Cabrera, R (1, 3) OBP: 0.370, SLG: 0.523	X SI 90 0-0 ② SF9 3-H		B CH 79 C CH 78 B SI 91 B SL 81 B CH 78 4-1 41 FC5-4 BB			B SI 89 F SL 82 S CH 78 1-3 ① K		B CU 80 B SL 88 B CU 78 B SL 87 4-0 41 41 E E BB		1	0	0	1	2	1	0
41 Victor Martinez, S (1, 10) OBP: 0.382, SLG: 0.565	C SL 83 B CH 80 B SL 83 B CH 79 X SI 90 3-1 1B		X CH 77 0-0 ③ FC5-4 1-2f			C CH 79 F SL 82 B SI 91 F CH 79 B CH 80 F SL 81 F SL 82 S SI 91 2-3 ② K		C FF 96 B SL 86 D SL 87 B CU 80 C CH 85 X SL 86 3-2 E4 1-3		4	0	1	0	0	1	2
28 J.D. Martinez, R (1, 9) OBP: 0.348, SLG: 0.574	B SI 89 X CH 79 1-0 ③ G2-3			S CH 76 F CH 78 F CH 75 B SI 91 C SI 91 1-3 ① K		X CH 79 0-0 ③ F8		B SL 89 B SI 95 B SL 86 F FF 95 S FF 96 S FF 96 3-3 ② K		4	0	0	0	0	2	3
9 Nick Castellanos, R (1, 5) OBP: 0.305, SLG: 0.395		F SI 88 C SI 90 B CH 77 S CH 79 1-3 ① K		C CH 78 X CH 78 0-1 ② G5-3			B SL 81 C SL 80 B SI 89 F SI 88 F CH 76 S CH 76 2-3 ① K	B FF 96 B SL 90 B SL 89 T FF 96 F SL 88 F FF 96 F FF 97 X SL 89 3-2 ③ F9		4	0	0	0	0	2	2
50 Bryan Holaday, R (1, 2) OBP: 0.299, SLG: 0.286		C CU 75 S CH 79 B SI 91 X SI 91 1-2 ② G3		C CU 75 S CH 80 S CH 78 0-3 ③ K			C CH 77 T SL 82 S CH 78 0-3 ② K		X FF 93 0-0 ① L6	4	0	0	0	0	2	0
17 Andrew Romine, S (1, 6) OBP: 0.271, SLG: 0.278		B CU 75 S CH 78 X SI 90 1-1 2B			B CU 72 B CH 75 C SI 86 L CU 72 X CH 77 2-2 ① F8		B CH 76 B CH 78 S CH 76 B SL 82 X SI 88 3-1 61 1B 1B		C FF 91 B CH 82 S FC 89 F FF 91 X CH 82 1-2 ② F8	4	0	2	0	0	0	0
61 Ezequiel Carrera, L (1, 8) OBP: 0.444, SLG: 0.500		C SI 89 B SL 82 F SL 80 D CH 78 F CH 77 B SI 90 X SL 82 3-2 ③ G4-3			X CU 73 0-0 E1 1B		1 SAFE 1 SAFE X SL 80 0-0 1-3 1B		B FF 92 C FF 93 X FC 90 1-1 ③ G5-3	4	0	2	0	0	0	1
Inning Stats	R: 1 E: 1 K: 0 S: 9 H: 1 LOB: 1 BB: 0 P: 17	R: 0 E: 0 K: 1 S: 12 H: 1 LOB: 1 BB: 0 P: 18	R: 0 E: 0 K: 1 S: 9 H: 0 LOB: 1 BB: 1 P: 17	R: 0 E: 0 K: 2 S: 9 H: 0 LOB: 0 BB: 0 P: 10	R: 0 E: 1 K: 0 S: 8 H: 1 LOB: 1 BB: 0 P: 11	R: 0 E: 0 K: 2 S: 10 H: 0 LOB: 0 BB: 0 P: 13	R: 0 E: 0 K: 2 S: 12 H: 2 LOB: 2 BB: 0 P: 17	R: 0 E: 1 K: 1 S: 12 H: 0 LOB: 2 BB: 1 P: 25	R: 0 E: 0 K: 0 S: 7 H: 0 LOB: 0 BB: 0 P: 9	1B: 4 2B: 1 3B: 0 HR: 0 SF: 1 SAC: 0 DP: 0 HBP: 0						

	AB	33
	R	1
	H	5
	RBI	1
	BB	2
	SO	9
	LOB	13

PITCHER		IP	WLS	BF	H	R	ER	SO	BB	IBB	HBP	BLK	WP	HR	S	P	ERA	WHIP
26 Chris Capuano, L ERA: 3.91	(1, 1)	6.2		27	5	1	0	8	1	0	0	0	1	0	67	101	0.00	0.900
43 Adam Warren, R ERA: 3.2	(7, 1)	1.1	W	6	0	0	0	1	1	0	0	0	0	0	14	27	0.00	0.750
55 David Huff, L ERA: 3.8	(9, 1)	1.0		3	0	0	0	0	0	0	0	0	0	0	7	9	0.00	0.000

PITCHER		IP	WLS	BF	H	R	ER	SO	BB	IBB	HBP	BLK	WP	HR	S	P	ERA	WHIP

BOTTOM

Batter	1	2	3	4	5	6	7	8	9	AB	R	H	RBI	BB	SO	LOB
11 Brett Gardner, L (1, 7) OBP: 0.360, SLG: 0.461	B FF 91 B FF 91 F FF 90 C FF 91 X FF 92 2-2 ① F9			C FF 91 C FF 91 B FF 90 B FF 93 S CU 80 2-3 ① K		C FF 87 C CH 82 X CU 78 0-2 ① F8		C FF 89 B FC 84 X FC 85 1-1 22 BB 25 1B 1B		4	1	1	0	0	1	0
2 Derek Jeter, R (1, 6) OBP: 0.329, SLG: 0.333	C FF 92 B FF 91 B FF 92 F FF 92 B SL 86 X SL 86 3-2 ② G6-3			B SL 85 X SL 86 1-0 ② L4		X CU 76 0-0 1B		1 SAFE 1 SAFE B CH 80 B FF 90 1 SAFE B FF 89 C FF 90 F FF 89 F FF 90 3-2 ① F FF 90 X FF 90 F8		4	0	1	0	0	0	1
22 Jacoby Ellsbury, L (1, 8) OBP: 0.341, SLG: 0.404	F CH 82 S CH 82 B FF 91 X FF 92 1-2 ③ F8			B CU 77 F CH 84 B CU 81 X FF 93 2-1 25 BB 1B		B CU 78 1 SAFE X FF 92 1-0 ② F8		B CU 79 1 SAFE 1 SAFE B FF 89 B FF 88 B FF 88 4-0 36 1B 25 1B 34 FC3-6 1-2 BB		3	1	1	0	1	0	1
25 Mark Teixeira, S (1, 3) OBP: 0.333, SLG: 0.447 31 Ichiro Suzuki, L (9, 9) OBP: 0.320, SLG: 0.317		C FF 90 B CU 78 B CU 79 F CH 81 F FF 92 C FF 93 2-3 ① K		1 SAFE 1 SAFE 1 SAFE B FF 92 F FF 92 B CU 80 F FF 93 F CH 85 1 SAFE 4-2 D CU 81 B FF 95 1-2 BB		B FF 91 1 SAFE C FF 92 F FF 94 B FF 93 X FF 94 2-2 ③ F7		B CH 80 C CH 80 B FF 90 X CH 80 2-1 36 1B 34 E 1-2 2-H 1B		3 0	1 0	1 0	1 0	1 0	1 0	1 0
36 Carlos Beltrán, S (1, 10) OBP: 0.305, SLG: 0.440		B CH 83 C FF 92 T FF 92 S CH 83 1-3 ② K		F FF 95 F FF 95 B CU 82 B CU 81 F FF 95 S CH 86 2-3 ③ K			C FF 89 B FF 90 B FF 91 X CH 82 2-1 ① F7	X CH 81 0-0 34 FC3-6 1-2 2-3 1B		4	0	1	0	0	2	2
34 Brian McCann, L (1, 2) OBP: 0.291, SLG: 0.383		B FF 92 B FF 91 B CH 83 C FF 91 F FF 92 X FF 93 3-2 ③ L7			F CH 81 B CU 78 X FF 91 1-1 ① G3		C CU 77 B CU 77 F FF 92 X FF 91 1-2 HR	B FF 88 X FC 88 1-0 ② FC3-6 12 FC6-4 1-2f 2-H 3-H		4	1	1	2	0	0	1
12 Chase Headley, S (1, 5) OBP: 0.301, SLG: 0.366 (9, 3)			C FF 90 B FF 90 B FF 90 S FF 91 X CH 84 2-2 ① G3-1		F CH 82 F FF 92 B CH 85 B SL 86 X CH 83 2-2 HR		C CH 83 B CU 79 F FF 92 X FF 92 1-2 33 WP 1B	D SI 93 X CH 85 1-0 ③ FC6-4 1-2f		4	1	2	1	0	0	1
33 Stephen Drew, L (1, 4) OBP: 0.253, SLG: 0.320			B FF 91 F FF 91 B CU 78 C CU 78 X FF 93 2-2 ② F8		C FF 92 B CU 78 B CH 85 X FF 94 2-1 ② G4-3		1 SAFE B FF 92 F FF 93 S FF 93 1 SAFE 1 SAFE B CU 80 C CU 81 2-3 ② K 1-2			3	0	0	0	0	1	1
14 Martín Prado, R (1, 9) OBP: 0.315, SLG: 0.372 (9, 5)			X FF 92 0-0 ③ P4		C FF 92 B FF 93 C FF 92 B SL 86 B SL 85 F FF 94 X FF 94 3-2 ③ F7		X FF 94 0-0 ③ F7			3	0	0	0	0	0	1
Inning Stats	R: 0 E: 0 K: 0 S: 9 H: 0 LOB: 0 BB: 0 P: 15	R: 0 E: 0 K: 2 S: 10 H: 0 LOB: 0 BB: 0 P: 16	R: 0 E: 0 K: 0 S: 7 H: 0 LOB: 0 BB: 0 P: 11	R: 0 E: 0 K: 2 S: 13 H: 1 LOB: 2 BB: 1 P: 24	R: 1 E: 0 K: 0 S: 11 H: 1 LOB: 0 BB: 0 P: 19	R: 0 E: 0 K: 0 S: 8 H: 1 LOB: 1 BB: 0 P: 11	R: 1 E: 0 K: 1 S: 12 H: 2 LOB: 1 BB: 0 P: 18	R: 3 E: 1 K: 0 S: 12 H: 3 LOB: 1 BB: 1 P: 24		1B: 6 2B: 0 3B: 0 HR: 2 SF: 0 SAC: 0 DP: 0 HBP: 0						

PITCHER		IP	WLS	BF	H	R	ER	SO	BB	IBB	HBP	BLK	WP	HR	S	P	ERA	WHIP
35 Justin Verlander, R ERA: 4.57	(1, 1)	7.0	L	27	5	2	2	5	1	0	0	0	1	2	70	114	2.57	0.857
65 Blaine Hardy, L ERA: 2.75	(8, 1)	0.2		6	3	3	2	0	1	0	0	0	0	0	11	22	27.00	6.000
40 Phil Coke, L ERA: 4.31	(8, 1)	0.1		1	0	0	0	0	0	0	0	0	0	0	1	2	0.00	0.000

PITCHER	IP	WLS	BF	H	R	ER	SO	BB	IBB	HBP	BLK	WP	HR	S	P	ERA	WHIP

Detroit Tigers @ New York Yankees

Yankee Stadium, Bronx, NY

Wed Aug 06 2014, 7:12 PM - 10:20 PM EDT

Att. 40,067 - Partly Cloudy - 81 F

livebaseballscorecards.com

AB	32
R	5
H	8
RBI	4
BB	2
SO	5
LOB	9

WP: 1 PA: 34
PB: 0
SB: 0
CS: 0

Batter	1	2	3	4	5	6	7	8	9	AB	R	H	RBI	BB	SO	LOB
20 Rajai Davis, R (1, 7) OBP: 0.331, SLG: 0.416	B SI 93 C SI 93 S SL 89 C SL 89 1-3 ① K		C SL 89 F SL 86 X CU 83 0-2 ③ G5-3			S CU 82 B SI 93 X SL 87 1-1 ① G5-3		X SL 86 0-0 ② L5		4	0	0	0	0	1	0
61 Ezequiel Carrera, L (1, 8) OBP: 0.385, SLG: 0.417	X SI 94 0-0 ② G6-3			B SI 92 C SI 92 C CH 86 X SL 87 1-2 ① G1-3		F CH 84 B CH 84 X SI 94 1-1 ③ 3 1B 1B		B SI 93 F SI 92 B CU 79 F SI 93 X SL 85 2-2 ③ G3		4	0	1	0	0	0	0
3 Ian Kinsler, R (1, 4) OBP: 0.319, SLG: 0.430	C SI 94 B SI 93 C CU 83 S SL 89 1-3 ③ K			C SL 88 X SI 93 0-1 ② F8		1 SAFE 1 SAFE C SI 91 D SL 88 1 SAFE F SI 92 X SL 86 1-2 41 G4-6-3 1-3 1B			X SI 92 0-0 24 G4-3 41 BB 1B	4	0	2	0	0	1	0
41 Victor Martinez, S (1, 10) OBP: 0.383, SLG: 0.563		B SI 93 X SI 94 1-0 ① G5-3		C SI 93 B CH 85 S SL 89 B FF 94 X FF 94 2-2 28 BB 1B		C SL 85 X FF 93 0-1 ② ③ G4-6-3 1-2f			B FC 90 1 SAFE B FC 91 F FC 91 1 SAFE B FC 92 B FC 92 4-1 24 G4-3 1-2 BB	3	0	1	0	1	0	2
28 J.D. Martinez, R (1, 9) OBP: 0.348, SLG: 0.569 24 Miguel Cabrera, R (9, PH) OBP: 0.369, SLG: 0.521		C CU 83 B CU 84 X SI 93 1-1 ② L5		B CU 80 B SL 85 B SI 94 B SI 92 4-0 1-2 BB			S SL 86 S SL 86 X SL 86 0-2 ① G5-3		S KC 83 B FC 91 X FC 92 1-1 ① ② G4-3 1-2f 2-3	2 1	0 0	0 0	0 0	1 0	0 0	0 2
32 Don Kelly, L (1, 3) OBP: 0.331, SLG: 0.298		C SI 94 B SL 90 F FF 95 X CU 83 1-2 1B		C SI 92 F SL 86 S SL 88 0-3 ③ K			X SI 94 0-0 ② G4-3		S KC 86 D KC 83 C FF 93 D KC 85 X FC 92 2-2 ③ P6	4	0	1	0	0	1	3
9 Nick Castellanos, R (1, 5) OBP: 0.305, SLG: 0.393		F SI 93 C SL 86 T FF 94 0-2 ③ K			C SI 93 B CU 81 C SL 85 B FF 94 B SL 87 S SI 92 3-3 ① K		B SI 94 C SL 86 S SL 87 B SL 87 B SL 88 B SL 86 4-2 BB			2	0	0	0	1	2	1
13 Alex Avila, L (1, 2) OBP: 0.322, SLG: 0.369			B SI 92 B CU 81 C SI 93 B SI 94 B SI 94 4-1 17 G6-4-3 BB		B CU 81 C CU 81 B SI 94 X SI 94 2-1 ② G3		B SI 93 X SI 94 1-0 ③ F8			2	0	0	0	1	0	1
17 Andrew Romine, S (1, 6) OBP: 0.266, SLG: 0.273			B CU 81 F SI 93 F SI 93 X SI 93 1-2 ① ② G6-4-3 1-2f		B SI 94 C SI 94 B CH 85 X SI 95 2-1 ③ L7			C SI 92 B CH 83 X SI 92 1-1 ① F7		3	0	0	0	0	0	1
Inning Stats	R: 0 E: 0 K: 2 S: 7 H: 0 LOB: 0 BB: 0 P: 9	R: 0 E: 0 K: 1 S: 9 H: 1 LOB: 1 BB: 0 P: 12	R: 0 E: 0 K: 0 S: 7 H: 0 LOB: 0 BB: 1 P: 12	R: 0 E: 0 K: 1 S: 11 H: 1 LOB: 2 BB: 1 P: 18	R: 0 E: 0 K: 1 S: 7 H: 0 LOB: 0 BB: 0 P: 14	R: 0 E: 0 K: 0 S: 9 H: 2 LOB: 1 BB: 0 P: 12	R: 0 E: 0 K: 0 S: 7 H: 0 LOB: 1 BB: 1 P: 12	R: 0 E: 0 K: 0 S: 6 H: 0 LOB: 0 BB: 0 P: 9	R: 0 E: 0 K: 0 S: 7 H: 1 LOB: 1 BB: 1 P: 14	1B: 5 2B: 0 3B: 0 HR: 0	SF: 0 SAC: 0 DP: 3 HBP: 0					

TOP

Detroit Tigers @ New York Yankees

Yankee Stadium, Bronx, NY

Thu Aug 07 2014, 1:10 PM - 3:58 PM EDT

Att. 47,013 - Partly Cloudy - 81 F

livebaseballscorecards.com

AB	29
R	0
H	5
RBI	0
BB	4
SO	5
LOB	10

WP: 0 PA: 33
PB: 0
SB: 0
CS: 0

PITCHER		IP	WLS	BF	H	R	ER	SO	BB	IBB	HBP	BLK	WP	HR	S	P	ERA	WHIP
61 Shane Greene, R ERA: 2.89	(1, 1)	8.0	W	30	5	0	0	5	3	0	0	0	0	0	64	99	0.00	1.000
30 David Robertson, R ERA: 2.62	(9, 1)	1.0	S	3	0	0	0	0	1	0	0	0	0	0	6	13	0.00	1.000

PITCHER		IP	WLS	BF	H	R	ER	SO	BB	IBB	HBP	BLK	WP	HR	S	P	ERA	WHIP

Batter	1	2	3	4	5	6	7	8	9	AB	R	H	RBI	BB	SO	LOB
11 Brett Gardner, L (1, 7) OBP: 0.359, SLG: 0.459	B FF 90 X FF 91 1-0 ① F8		C SI 90 D CU 80 B CH 82 D CH 83 X FF 91 3-1 ②③ G4-6-3 1-2f		C FF 90 B CU 80 B CH 83 F SI 90 C SI 91 2-3 ③ K		C CU 77 F CH 83 B FF 90 D CU 79 D CU 79 X SI 91 3-2 14 FC6-4 1B 1-2 2-3			4	0	1	0	0	1	2
14 Martín Prado, R (1, 5) OBP: 0.315, SLG: 0.371	C FF 90 F SI 91 X SI 91 0-2 ② F9			F FF 90 X FF 91 0-1 ① L8		B FF 90 B SI 90 C FF 90 B SI 92 X SI 90 3-1 36 G4-6-3 22 1B 1B	C FF 91 F SL 87 F FF 91 B CU 78 X SI 92 1-2 ③ FC6-4 1-2f			4	0	1	0	0	0	3
22 Jacoby Ellsbury, L (1, 8) OBP: 0.340, SLG: 0.402	B FF 91 X SI 91 1-0 ③ F7			B FF 90 B CH 82 X FF 90 2-0 ② L7		C CH 82 X SI 92 0-1 36 G4-6-3 1B 1-2		C FF 94 F SI 93 S SL 81 0-3 ① K		4	0	1	0	0	1	0
36 Carlos Beltrán, S (1, 10) OBP: 0.305, SLG: 0.438		C FF 90 C CU 78 C SI 92 0-3 ① K		F FF 90 F FF 91 B SL 85 B CU 80 X CH 82 2-2 12 1B 33 2B 1B		B SI 91 X SI 92 1-0 ①② G4-6-3 1-2f 2-3		B SI 93 F CH 85 B SI 93 X FF 93 2-1 ② G5-3		4	1	1	0	0	1	2
12 Chase Headley, S (1, 3) OBP: 0.303, SLG: 0.366		C FF 92 S FF 93 F CU 79 F FF 93 B CH 84 X CU 74 1-2 ② F7		C CH 82 B FF 91 X SI 90 1-1 33 2B 1-2 1B		B FF 92 B FF 92 C CH 84 B SI 92 X CH 83 3-1 ③ F8		B FF 94 B CH 84 B SI 92 B FF 93 4-0 BB		3	0	1	0	1	0	1
33 Stephen Drew, L (1, 6) OBP: 0.253, SLG: 0.325		B FF 91 B CH 83 F SI 91 F FF 92 C SI 92 2-3 ③ K		B CU 79 S CH 82 B FF 91 X SI 92 2-1 1-3 2-H 2B			C CH 82 B FF 90 C CU 76 X FF 91 1-2 ① F8	B FF 93 1 SAFE B FF 94 F FF 93 1 SAFE 1 SAFE F FF 92 B SL 78 S SL 80 3-3 ③ K		4	0	1	1	0	2	1
29 Francisco Cervelli, R (1, 2) OBP: 0.345, SLG: 0.425			C SI 91 B SL 86 X FF 92 1-1 ① G6-3	B SI 91 X SL 87 1-0 ③ F8			C SL 86 F SI 90 B CH 81 S CU 78 1-3 ② K			3	0	0	0	0	1	2
31 Ichiro Suzuki, L (1, 9) OBP: 0.324, SLG: 0.321			B FF 91 B FF 91 F FF 91 B FF 91 X SI 91 3-1 17 1B 1B		S FF 90 C CH 81 S FF 91 0-3 ① K		C FF 90 X CU 77 0-1 11 1B 17 HBP 1B			3	0	2	0	0	1	0
17 Brendan Ryan, R (1, 4) OBP: 0.263, SLG: 0.257			1 SAFE C SI 90 C SL 87 D SL 86 F SL 86 1 SAFE X SI 90 1-2 11 G4-6-3 1-2 1B		C FF 90 B CU 78 T SL 86 B SI 91 F CH 80 B CU 76 X SI 90 3-2 ② G6-3		L FF 89 H SI 89 1-1 11 1B 1-2 HBP			2	0	1	0	0	0	0
Inning Stats	R: 0 H: 0 E: 0 LOB: 0 K: 0 BB: 0 S: 5 P: 7	R: 0 H: 0 E: 0 LOB: 0 K: 2 BB: 0 S: 11 P: 14	R: 0 H: 2 E: 0 LOB: 1 K: 0 BB: 0 S: 10 P: 18	R: 1 H: 3 E: 0 LOB: 2 K: 0 BB: 0 S: 11 P: 19	R: 0 H: 0 E: 0 LOB: 0 K: 2 BB: 0 S: 10 P: 15	R: 0 H: 2 E: 0 LOB: 1 K: 0 BB: 0 S: 7 P: 14	R: 0 H: 2 E: 0 LOB: 3 K: 1 BB: 0 S: 16 P: 23	R: 0 H: 0 E: 0 LOB: 1 K: 2 BB: 1 S: 8 P: 17		1B: 8 SF: 0 2B: 1 SAC: 0 3B: 0 DP: 2 HR: 0 HBP: 1					WP: 0 PA: 33 PB: 0 SB: 0 CS: 0	

PITCHER		IP	WLS	BF	H	R	ER	SO	BB	IBB	HBP	BLK	WP	HR	S	P	ERA	WHIP
21 Rick Porcello, R ERA: 3.09	(1, 1)	7.0	L	29	9	1	1	5	0	0	1	0	0	0	70	110	1.29	1.286
40 Phil Coke, L ERA: 4.2	(8, 1)	1.0		4	0	0	0	2	1	0	0	0	0	0	8	17	0.00	1.000

PITCHER	IP	WLS	BF	H	R	ER	SO	BB	IBB	HBP	BLK	WP	HR	S	P	ERA	WHIP

BOTTOM

Detroit Tigers @ New York Yankees

Yankee Stadium, Bronx, NY

Thu Aug 07 2014, 1:10 PM - 3:58 PM EDT

Att. 47,013 - Partly Cloudy - 81 F

livebaseballscorecards.com

AB	31
R	1
H	9
RBI	1
BB	1
SO	7
LOB	11

Batter	1	2	3	4	5	6	7	8	9	AB	R	H	RBI	BB	SO	LOB
20 Rajai Davis, R (1, 8) (9, 7) OBP: 0.332, SLG: 0.422	B KN 72 B FF 81 F KN 80 X FF 82 2-1 3 F9 2B		S KN 75 S KN 78 B KN 78 X KN 80 1-2 3 1B 1-3 2B		X KN 72 0-0 ① G4-3		B FF 95 B FF 95 F FF 94 F FF 95 X SL 85 2-2 ② G5-3		B FC 90 C FF 91 X SL 85 1-1 ② F8	5	1	2	0	0	0	0
3 Ian Kinsler, R (1, 4) OBP: 0.321, SLG: 0.434	F KN 76 X KN 78 0-1 ① F9 2-3		B FF 79 F KN 76 F KN 80 B FF 81 X KN 80 2-2 41 G1-6-3 2-H 3-H 1B		B KN 76 C KN 70 F KN 78 F KN 75 X KN 76 1-2 24 G6-3 1B		B FF 95 C FF 96 B SL 88 S FF 96 X FF 94 2-2 ③ P3		B FF 89 C FC 89 X CU 76 1-1 2B	5	0	3	2	0	0	1
24 Miguel Cabrera, R (1, 3) OBP: 0.365, SLG: 0.515	F KN 79 B KN 80 X EP 67 1-1 ② P3		B KN 78 B KN 78 C KN 76 1 SAFE X KN 77 2-1 ① P3		X KN 80 0-0 ② G6-3 1-2			X SI 92 0-0 ① L6	B CH 80 C SI 93 F SI 93 S CH 82 1-3 ③ K	5	0	0	0	0	1	4
41 Victor Martinez, S (1, 10) OBP: 0.381, SLG: 0.559	C KN 79 X KN 79 0-1 ③ G6-3		C KN 77 X KN 78 0-1 ② ③ G1-6-3 1-2f		B KN 80 B KN 80 S KN 72 B KN 80 C KN 74 F KN 79 F KN 77 B KN 79 4-2 BB			C FF 93 B CH 87 C CU 85 B FF 95 B CU 85 X CU 85 3-2 ② F8		3	0	0	0	1	0	2
48 Torii Hunter, R (1, 9) OBP: 0.307, SLG: 0.453		C KN 72 B KN 77 F EP 64 X KN 78 1-2 28 FC6-4 1B		B KN 77 C KN 73 B KN 79 F KN 71 C KN 78 2-3 ① K	S KN 78 S KN 80 S KN 80 0-3 ③ K			L FF 93 C CU 84 S CU 85 0-3 ③ K		4	0	1	0	0	3	2
28 J.D. Martinez, R (1, 7) OBP: 0.346, SLG: 0.568 61 Ezequiel Carrera, L (9, 8) OBP: 0.385, SLG: 0.417		1 SAFE 1 SAFE X KN 76 0-0 ① FC6-4 13 E 13 S 1-2f		C EP 63 X KN 80 0-1 ② G5-3		C KN 74 S KN 78 F KN 80 F EP 66 B KN 80 B KN 80 S KN 78 2-3 ① K			X FF 89 0-0 13 G3 9 HR 2B	4 0	1 0	1 0	0 0	0 0	1 0	1 0
13 Alex Avila, L (1, 2) OBP: 0.321, SLG: 0.365		B KN 75 B KN 76 C KN 73 B KN 76 F KN 73 S KN 70 3-3 ② K 1-3		C KN 77 B KN 80 B EP 68 S KN 76 B KN 78 B KN 77 4-2 9 BB BB		B KN 75 C FF 82 S KN 79 B KN 75 S KN 77 2-3 ② K			C FF 90 C CH 84 X CU 75 0-2 ① G3 2-3	3	0	0	0	1	2	2
9 Nick Castellanos, R (1, 5) OBP: 0.307, SLG: 0.401 32 Don Kelly, L (9, 5) OBP: 0.331, SLG: 0.298		C KN 78 S KN 80 S KN 79 0-3 ③ K		B KN 77 D EP 64 B KN 77 C KN 75 B KN 75 4-1 30 FC6-4 1-2 BB		C FF 84 B KN 80 F EP 63 X KN 80 1-2 ③ G5-3			X CU 75 0-0 3-H HR	3 0	1 0	1 0	2 0	1 0	1 0	1 0
30 Eugenio Suárez, R (1, 6) OBP: 0.333, SLG: 0.397			C FF 83 B KN 77 C KN 73 B KN 79 B KN 78 B FF 82 4-2 20 2B 3 1B BB	B KN 74 D KN 75 X FF 84 2-0 ③ FC6-4 1-2f			B FF 92 C FF 95 B FF 95 C FF 94 X FF 94 2-2 ① F8		B FF 91 X FC 90 1-0 HR	3	2	1	1	1	0	2
Inning Stats	R: 0 E: 0 K: 0 S: 8 H: 1 LOB: 1 BB: 0 P: 11	R: 0 E: 1 K: 2 S: 10 H: 1 LOB: 1 BB: 0 P: 14	R: 2 E: 0 K: 0 S: 12 H: 2 LOB: 0 BB: 1 P: 21	R: 0 E: 0 K: 1 S: 9 H: 0 LOB: 2 BB: 2 P: 21	R: 0 E: 0 K: 1 S: 13 H: 1 LOB: 2 BB: 1 P: 18	R: 0 E: 0 K: 2 S: 11 H: 0 LOB: 0 BB: 0 P: 16	R: 0 E: 0 K: 0 S: 9 H: 0 LOB: 0 BB: 0 P: 15	R: 0 E: 0 K: 1 S: 7 H: 0 LOB: 0 BB: 0 P: 10	R: 3 E: 0 K: 1 S: 13 H: 4 LOB: 1 BB: 0 P: 17	1B: 3 2B: 4 3B: 0 HR: 2 SF: 0 SAC: 0 DP: 1 HBP: 0						WP: 0 PB: 0 SB: 1 CS: 0 PA: 39

PITCHER	IP	WLS	BF	H	R	ER	SO	BB	IBB	HBP	BLK	WP	HR	S	P	ERA	WHIP
43 R.A. Dickey, R (1, 1) ERA: 3.99	6.0		26	5	2	2	6	4	0	0	0	0	0	63	101	3.00	1.500
29 Dustin McGowan, R (7, 1) ERA: 4.33	1.0	H	3	0	0	0	0	0	0	0	0	0	0	9	15	0.00	0.000
27 Brett Cecil, L (8, 1) ERA: 4.04	1.0	H	3	0	0	0	1	0	0	0	0	0	0	7	10	0.00	0.000
44 Casey Janssen, R (9, 1) ERA: 3.56	0.2	L	6	4	3	3	0	0	0	0	0	0	2	10	13	40.50	6.000
62 Aaron Loup, L (9, 1) ERA: 3.16	0.1		1	0	0	0	1	0	0	0	0	0	0	3	4	0.00	0.000

PITCHER	IP	WLS	BF	H	R	ER	SO	BB	IBB	HBP	BLK	WP	HR	S	P	ERA	WHIP

TOP

Detroit Tigers @ Toronto Blue Jays

Rogers Centre, Toronto, ON

Fri Aug 08 2014, 7:09 PM - 10:28 PM EDT

Att. 36,237 - Clear - 70 F

livebaseballscorecards.com

AB	35
R	5
H	9
RBI	5
BB	4
SO	8
LOB	15

BOTTOM

Detroit Tigers @ Toronto Blue Jays

Rogers Centre, Toronto, ON

Fri Aug 08 2014, 7:09 PM - 10:28 PM EDT

Att. 36,237 - Clear - 70 F

livebaseballscorecards.com

Batter	1	2	3	4	5	6	7	8	9	AB	R	H	RBI	BB	SO	LOB
7 José Reyes, S (1, 6) OBP: 0.332, SLG: 0.407	X FF 90 0-0 ① F7	1 SAFE B FF 91 X FS 87 1-0 53 E, 53 1B, 19 1B 1-2 1B		B CU 77 B FF 90 C FS 86 X CU 78 2-1 ① G3		B FF 89 X CH 79 1-0 ① B2-3		F SI 93 F SI 95 S FF 94 0-3 ② K		5	1	1	0	0	1	0
53 Melky Cabrera, S (1, 7) OBP: 0.365, SLG: 0.477 8 Anthony Gose, L (9, 7) OBP: 0.340, SLG: 0.301	C FF 90 C SI 92 B FF 93 S FF 92 1-3 ② K	F FF 92 X CU 79 0-1 E7, 19 1B 1-3 2-H 1B		C FS 88 S FF 92 F FF 92 B FC 92 B FF 92 B FS 88 X FF 94 3-2 ② G6-3		B CH 79 B CH 80 B FF 90 C FF 90 X FF 89 3-1 ② F7		C SL 86 S SL 85 B SI 94 F SL 86 S SL 86 1-3 ③ K		5 0	0 0	1 0	1 0	0 0	2 0	0 0
19 José Bautista, R (1, 9) OBP: 0.413, SLG: 0.520	B FF 92 B SI 92 C FF 93 F FF 93 F FF 94 B FS 88 B FS 88 4-2 30 1B, 15 1B, BB	C SL 87 X FS 89 0-1 1-2 3-H 1B		B FF 93 X FF 93 1-0 E5, 30 1B		C FF 90 X FC 87 0-1 ③ G6-3			B FF 92 F FF 91 B FF 92 B SL 87 S SL 86 X SL 86 3-2 47 BB, 28 BB, 1B	4	1	2	1	1	0	0
30 Dioner Navarro, S (1, 10) OBP: 0.315, SLG: 0.386	X FF 92 0-0 15 1B 1-3 1B	B FF 92 B FF 91 C SI 92 2 SAFE F FF 92 B FF 93 X FS 87 3-2 ② F7		1 SAFE 1 SAFE X FS 89 0-0 1-2 1B			X FF 88 0-0 22 BLK, 15 1B, 1B		B SI 92 1 SAFE 1 SAFE S SI 90 X SI 91 1-1 ① F9	5	0	3	0	0	0	3
15 Danny Valencia, R (1, 3) OBP: 0.324, SLG: 0.377	B FF 92 B SL 87 C SL 87 B FF 92 F FF 93 X SL 88 3-2 1-2 3-H 1B	S SL 88 B FF 94 X FC 92 1-1 ③ F9		B FF 93 X FC 93 1-0 ③ P3			C FF 88 C CU 78 X CU 77 0-2 22 BLK 1-2 1B		F SI 91 B SI 92 S SL 86 D SL 88 S SL 88 2-3 ② K	5	0	2	1	0	1	5
28 Colby Rasmus, L (1, 8) OBP: 0.285, SLG: 0.446	S FS 88 S FS 88 S FS 87 0-3 ③ K	C FF 91 X FF 92 0-1 66 SH1-3, 1B		C CU 78 F FF 91 F SL 88 B FF 91 X CU 78 1-2 ① F9			C FF 88 C FC 86 S CU 81 0-3 ① K		B SI 91 C FF 94 S FF 93 B FF 93 B FF 94 D SL 90 4-2 47 BB 1-2 BB	4	0	1	0	1	2	4
66 Munenori Kawasaki, L (1, 5) OBP: 0.331, SLG: 0.329 18 Steve Tolleson, R (7, PH) OBP: 0.310, SLG: 0.389 (8, 5) 47 Juan Francisco, L (9, PH) OBP: 0.306, SLG: 0.494		C FF 89 B FF 90 C FS 87 B SL 88 X SI 92 2-2 E7, 22 SH5-4, 17 1B	B FS 87 B SI 92 C FF 91 1 SAFE X SL 88 2-1 ① SH1-3 1-2	B FF 92 C FS 89 C FF 92 B FC 93 X SL 89 2-2 1B			B SI 92 S SL 86 B SI 93 S SL 86 X SL 86 2-2 ② L5		B SI 90 D CH 84 B FF 92 B FF 93 4-0 1-2 2-3 BB	2 1 0	1 0 0	1 0 0	0 0 0	0 0 0	0 0 1	0 2 0
22 Josh Thole, L (1, 2) OBP: 0.361, SLG: 0.313		B FF 90 X FF 91 1-0 ① SH5-4 2-3	D FS 88 B FC 91 F FC 91 B FS 86 X FF 92 3-1 ② F9	C FF 92 F FF 92 S SI 93 0-3 ② K			C SI 94 D SL 88 B SL 86 F SI 93 X SL 86 2-2 ③ F8 1-2 2-3		C FF 92 X CU 83 0-1 ③ F7	4	0	0	0	0	1	7
17 Ryan Goins, L (1, 4) OBP: 0.230, SLG: 0.271		B FF 92 C SL 88 D SL 88 X FF 92 2-1 7 1B, 53 1B, 1B 3-H	B SL 89 C FS 87 C FC 93 B FF 94 X CH 71 2-2 ③ G1-3	1 SAFE 1 SAFE B FF 89 X FF 89 1-0 ③ G4-3				B SL 86 S SL 85 B SI 92 X SL 86 2-1 ① G4-3		4	1	1	1	0	0	2
Inning Stats	R: 1 E: 0 K: 2 S: 14 H: 2 LOB: 2 BB: 1 P: 22	R: 3 E: 2 K: 0 S: 16 H: 4 LOB: 2 BB: 0 P: 26	R: 0 E: 0 K: 0 S: 9 H: 1 LOB: 1 BB: 0 P: 16	R: 0 E: 1 K: 0 S: 9 H: 1 LOB: 2 BB: 0 P: 16	R: 0 E: 0 K: 1 S: 11 H: 1 LOB: 1 BB: 0 P: 15	R: 0 E: 0 K: 0 S: 5 H: 0 LOB: 0 BB: 0 P: 9	R: 0 E: 0 K: 1 S: 13 H: 2 LOB: 2 BB: 0 P: 17	R: 0 E: 0 K: 2 S: 9 H: 0 LOB: 0 BB: 0 P: 12	R: 0 E: 0 K: 1 S: 12 H: 1 LOB: 3 BB: 2 P: 26	1B: 12 2B: 0 3B: 0 HR: 0 SF: 0 SAC: 2 DP: 0 HBP: 0						

AB	39
R	4
H	12
RBI	4
BB	3
SO	7
LOB	23

PITCHER		IP	WLS	BF	H	R	ER	SO	BB	IBB	HBP	BLK	WP	HR	S	P	ERA	WHIP
19 Aníbal Sánchez, R ERA: 3.46	(1, 1)	4.2		26	9	4	3	3	1	0	0	0	0	0	58	93	5.79	2.143
65 Blaine Hardy, L ERA: 2.53	(5, 1)	1.2		7	2	0	0	1	0	0	0	0	0	0	13	18	0.00	1.200
62 Al Alburquerque, R ERA: 3.12	(7, 1)	1.2	W	5	0	0	0	2	0	0	0	1	0	0	15	22	0.00	0.000
36 Joe Nathan, R ERA: 5.18	(9, 1)	1.0	S	6	1	0	0	1	2	0	0	0	0	0	12	26	0.00	3.000

PITCHER	IP	WLS	BF	H	R	ER	SO	BB	IBB	HBP	BLK	WP	HR	S	P	ERA	WHIP

WP: 0 PA: 44
PB: 0
SB: 0
CS: 0

Batter	1	2	3	4	5	6	7	8	9	10	AB	R	H	RBI	BB	SO	LOB
20 Rajai Davis, R (1, 8) (9, 7) OBP: 0.334, SLG: 0.423	F FF 94 B SV 81 X FF 94 1-1 E3 24 G1-3 1B		X FC 86 0-0 1-2 1B			B FF 95 X FC 91 1-0 ② G4-3		B FC 92 C FC 92 F SI 93 T SI 94 1-2 ② K			4	0	2	0	0	1	0
3 Ian Kinsler, R (1, 4) OBP: 0.321, SLG: 0.433	C FC 91 X SV 83 0-1 ① F8		C FC 92 X SI 93 0-1 ③ G1-3			X SV 84 0-0 24 BB 41 2B 1B		X FC 94 0-0 ③ L8			4	1	1	0	0	0	3
24 Miguel Cabrera, R (1, 3) OBP: 0.364, SLG: 0.512	2 SAFE B FF 95 X SI 94 1-0 ②③ G1-3 2-3			C FC 91 B FC 91 F FF 94 F SI 94 X CH 86 1-2 ① G5-3		B FC 90 D SI 95 S FC 90 F SI 95 B FF 95 B FC 89 4-2 41 2B 1-2 BB			S SI 93 F SI 94 C SI 93 0-3 ① K		3	1	0	0	1	1	1
41 Victor Martinez, S (1, 10) OBP: 0.382, SLG: 0.560		B FF 94 B SI 94 C CH 85 B CH 87 C FF 94 F SI 95 F SV 82 F FF 94 B SI 94 4-2 48 G5-4-3 BB		B SI 94 X FC 91 1-0 ② F8		C SI 94 B SI 94 X SI 94 1-1 1-H 2-H 2B			B SV 84 B CH 87 B CH 86 C SI 93 C FC 93 X SI 94 3-2 ② G4-3		3	0	1	2	1	0	0
48 Torii Hunter, R (1, 9) OBP: 0.304, SLG: 0.448		F FC 91 B SI 94 F SI 94 X SI 94 1-2 ①② G5-4-3 1-2f		B FC 89 B FC 89 F FF 92 X SI 93 2-1 ③ G1-3		C FC 92 X FC 89 0-1 ③ L9			B FC 92 S SI 93 B FC 93 X FC 92 2-1 ③ G6-3		4	0	0	0	0	0	2
28 J.D. Martinez, R (1, 7) OBP: 0.343, SLG: 0.562 61 Ezequiel Carrera, L (9, 8) OBP: 0.429, SLG: 0.417		C SV 83 B FC 91 X FC 88 1-1 ③ G5-3			B FC 91 C FC 92 X SI 94 1-1 ① G5-3		F FC 92 B FC 89 S FC 89 B FC 90 C SI 92 2-3 ① K			C SI 92 B SL 77 B SI 92 F SI 93 F SL 80 B SI 94 B SI 93 4-2 30 S 32 SH5-3 BB	3 0	0 0	0 0	0 0	0 1	1 0	0 0
9 Nick Castellanos, R (1, 5) OBP: 0.305, SLG: 0.397 32 Don Kelly, L (9, 5) OBP: 0.331, SLG: 0.298			C FF 94 C FF 94 C SI 93 0-3 ① K		X SI 92 0-0 ② L9		X FC 92 0-0 ② L4			1 SAFE X SI 94 0-0 ① SH5-3 1-2	3 0	0 0	0 0	0 0	0 0	1 0	0 0
50 Bryan Holaday, R (1, 2) OBP: 0.288, SLG: 0.275			F FF 93 F FF 95 B FF 94 B FC 88 F FC 89 X FC 87 2-2 ② G5-3		C FC 90 F FC 89 X SV 85 0-2 ③ G5-3		S FF 95 F FF 94 X FC 91 0-2 ③ G5-3			B CH 80 B SI 94 X SI 94 2-0 ② F9	4	0	0	0	0	0	1
30 Eugenio Suárez, R (1, 6) OBP: 0.331, SLG: 0.389			B FC 90 B FF 93 C SI 93 B FF 93 B SI 92 4-1 20 1B BB			B FC 91 C FF 93 B FC 89 X FC 88 2-1 ① F8		C FC 90 C SI 92 B FF 94 B FF 93 B SV 82 X SI 93 3-2 ① G5-3		B SI 93 F CH 84 B CH 82 B SI 94 X SI 93 3-1 ③ F9 2-3	3	0	0	0	1	0	1
Inning Stats	R: 0 H: 1 E: 1 LOB: 0 K: 0 BB: 0 S: 5 P: 7	R: 0 H: 0 E: 0 LOB: 0 K: 0 BB: 1 S: 10 P: 16	R: 0 H: 1 E: 0 LOB: 2 K: 1 BB: 1 S: 11 P: 17	R: 0 H: 0 E: 0 LOB: 0 K: 0 BB: 0 S: 7 P: 11	R: 0 H: 0 E: 0 LOB: 0 K: 0 BB: 0 S: 6 P: 7	R: 2 H: 2 E: 0 LOB: 1 K: 0 BB: 1 S: 10 P: 18	R: 0 H: 0 E: 0 LOB: 0 K: 1 BB: 0 S: 7 P: 9	R: 0 H: 0 E: 0 LOB: 0 K: 1 BB: 0 S: 7 P: 11	R: 0 H: 0 E: 0 LOB: 0 K: 1 BB: 0 S: 8 P: 13	R: 0 H: 0 E: 0 LOB: 1 K: 0 BB: 1 S: 7 P: 16	1B: 3 SF: 0 2B: 1 SAC: 1 3B: 0 DP: 1 HR: 0 HBP: 0						

PITCHER		IP	WLS	BF	H	R	ER	SO	BB	IBB	HBP	BLK	WP	HR	S	P	ERA	WHIP
6 Marcus Stroman, R ERA: 3.34	(1, 1)	9.0		32	4	2	2	4	3	0	0	0	0	0	71	109	2.00	0.778
62 Aaron Loup, L ERA: 3.1	(10, 1)	1.0	W	4	0	0	0	0	1	0	0	0	0	0	7	16	0.00	1.000

PITCHER	IP	WLS	BF	H	R	ER	SO	BB	IBB	HBP	BLK	WP	HR	S	P	ERA	WHIP

TOP

Detroit Tigers @ Toronto Blue Jays

Rogers Centre, Toronto, ON

Sat Aug 09 2014, 1:10 PM - 3:59 PM EDT

Att. 45,927 - Sunny - 74 F

livebaseballscorecards.com

AB	31
R	2
H	4
RBI	2
BB	4
SO	4
LOB	8

WP: 0 PA: 36
PB: 0
SB: 1
CS: 0

Batter	1	2	3	4	5	6	7	8	9	10	AB	R	H	RBI	BB	SO	LOB
7 José Reyes, S (1, 6) OBP: 0.333, SLG: 0.408	C FF 91 B FF 92 X CU 79 1-1 ① P6		B CH 82 X FF 94 1-0 ③ G6-3			B FF 93 C CH 84 B CH 83 F CH 86 F FF 94 X SL 86 2-2 53 2B 1B			C FF 89 F CU 80 B SI 90 F SL 86 F CU 80 X FF 92 1-2 53 F9 53 S 30 1B 1B		4	2	2	0	0	0	0
53 Melky Cabrera, S (1, 7) OBP: 0.366, SLG: 0.479	C FF 91 F FF 93 B FF 92 B CU 77 F FF 94 F FF 95 S SL 85 2-3 ② K			F FF 90 B FF 93 F FF 92 X CH 87 1-2 19 G4-3 1B		B CH 84 1 SAFE X FF 93 1-0 1-H 2B			B CU 79 D SI 91 1 SAFE C SI 91 B FF 91 F FF 91 F FF 91 X CU 82 3-2 ① F9 1-3		4	0	2	1	0	1	1
19 José Bautista, R (1, 9) (9, 8) OBP: 0.414, SLG: 0.519	B FF 93 B FF 94 S FF 94 C SL 85 F FF 95 X SL 86 2-2 1B			C SL 87 C FF 95 X SL 84 0-2 ① ② G4-3 1-2f		F FF 96 C FF 96 S CU 78 0-3 ③ K			I IN 78 I IN 81 I IN 84 I IN 85 4-0 28 WP 30 1B IBB		3	0	1	0	1	1	2
30 Dioner Navarro, S (1, 2) OBP: 0.314, SLG: 0.384	X FF 92 0-0 ③ F9			C FF 92 B CU 80 X CU 80 1-1 ③ P6			C FF 92 B FF 92 F FF 92 X FF 96 1-2 ① F7		B CU 84 C SI 91 B FF 91 B FF 92 X SI 93 3-1 28 WP 1-2 3-H 1B		4	0	1	1	0	0	1
28 Colby Rasmus, L (1, 10) OBP: 0.284, SLG: 0.442		C FF 92 B CU 78 B FF 92 F CH 84 S SL 81 2-3 ① K			B CH 83 T CH 84 F FF 93 X FF 94 1-2 ① P6		S CU 79 C FF 93 F CU 79 B CH 84 F CH 83 X CH 86 1-2 ② G3		F CU 82 C SI 90 B SL 86 B FF 92 D SL 87 B FF 92 4-2 1-2 2-3 BB		3	0	0	0	1	1	0
47 Juan Francisco, L (1, 3) OBP: 0.301, SLG: 0.486		S CU 79 B FF 93 B FF 94 X CH 84 2-1 ② F9			S FF 94 C FF 94 B FF 94 S CH 87 1-3 ② K		C CU 77 S FF 94 B FF 96 S FF 96 1-3 ③ K		X CH 82 0-0 ② F6		4	0	0	0	0	2	3
66 Munenori Kawasaki, L (1, 5) (9, 4) OBP: 0.323, SLG: 0.320	C FF 91 X FF 92 0-1 ③ G4-3				B FF 94 C CH 84 B CU 80 F FF 93 S CH 86 2-3 ③ K		C FF 92 X CH 83 0-1 ① L8		C FC 91 B FF 92 B FF 91 X FF 91 2-1 ③ G3		4	0	0	0	0	1	3
17 Ryan Goins, L (1, 4) OBP: 0.226, SLG: 0.267 15 Danny Valencia, R (8, PH) (9, 5) OBP: 0.327, SLG: 0.379			C FF 91 B FF 92 F FF 93 X CH 84 1-2 ① G1-3			C CH 83 B FF 93 F CH 84 S FF 96 1-3 ① K		C FF 93 C FF 94 S FF 97 0-3 ② K		B FF 93 B SL 85 X FF 92 2-0 14 2B 1B	2 2	0 1	0 1	0 0	0 0	1 1	0 0
8 Anthony Gose, L (1, 8) OBP: 0.337, SLG: 0.297 14 Nolan Reimold, R (8, PH) (9, 9) OBP: 0.351, SLG: 0.594			F FF 93 B FF 92 S CU 80 F FF 96 B SL 87 S CH 85 2-3 ② K			C CU 77 B FF 92 B CU 78 S FF 93 B FF 96 S CH 85 3-3 ② K		C FF 96 S SL 86 S FF 97 0-3 ③ K		C SL 85 1 SAFE F FF 95 X SL 85 0-2 1-H 2B	2 2	0 0	0 1	0 1	0 0	2 1	0 0
Inning Stats	R: 0 H: 1 E: 0 LOB: 1 K: 1 BB: 0 S: 12 P: 17	R: 0 H: 0 E: 0 LOB: 0 K: 1 BB: 0 S: 7 P: 11	R: 0 H: 0 E: 0 LOB: 0 K: 1 BB: 0 S: 8 P: 12	R: 0 H: 1 E: 0 LOB: 0 K: 0 BB: 0 S: 8 P: 10	R: 0 H: 0 E: 0 LOB: 0 K: 2 BB: 0 S: 9 P: 13	R: 1 H: 2 E: 0 LOB: 1 K: 3 BB: 0 S: 14 P: 21	R: 0 H: 0 E: 0 LOB: 0 K: 1 BB: 0 S: 11 P: 14	R: 0 H: 0 E: 0 LOB: 0 K: 2 BB: 0 S: 8 P: 8	R: 1 H: 2 E: 0 LOB: 3 K: 0 BB: 2 S: 16 P: 33	R: 1 H: 2 E: 0 LOB: 1 K: 0 BB: 0 S: 4 P: 6	1B: 6 2B: 2 3B: 0 HR: 0	SF: 0 SAC: 0 DP: 1 HBP: 0	WP: 1 PB: 0 SB: 1 CS: 0	PA: 36				

PITCHER		IP	WLS	BF	H	R	ER	SO	BB	IBB	HBP	BLK	WP	HR	S	P	ERA	WHIP
37 Max Scherzer, R ERA: 3.13	(1, 1)	8.0		27	4	1	1	11	0	0	0	0	0	0	77	106	1.12	0.500
36 Joe Nathan, R ERA: 5.36	(9, 1)	0.1	B	5	2	1	1	0	1	1	0	0	1	0	13	28	27.00	9.000
38 Joakim Soria, R ERA: 3.58	(9, 1)	0.2		2	0	0	0	0	0	0	0	0	0	0	3	5	0.00	0.000
44 Joba Chamberlain, R ERA: 3.13	(10, 1)	0.0	L	2	2	1	1	0	0	0	0	0	0	0	4	6	∞	∞

PITCHER	IP	WLS	BF	H	R	ER	SO	BB	IBB	HBP	BLK	WP	HR	S	P	ERA	WHIP

BOTTOM

Detroit Tigers @ Toronto Blue Jays

Rogers Centre, Toronto, ON

Sat Aug 09 2014, 1:10 PM - 3:59 PM EDT

Att. 45,927 - Sunny - 74 F

livebaseballscorecards.com

AB	34
R	3
H	8
RBI	3
BB	2
SO	11
LOB	10

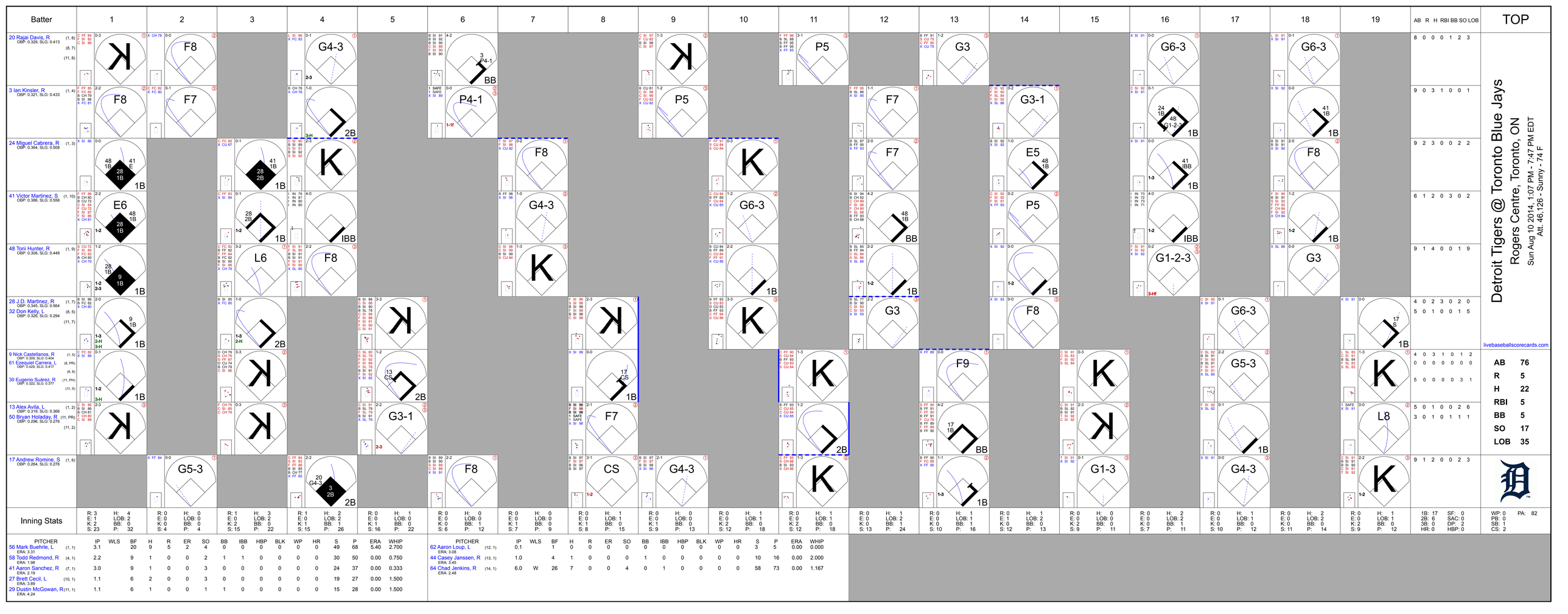
Batter
1
2
3
4
5
6
7
8
9
10
11
12
13
14
15
16
17
18
19
AB R H RBI BB SO LOB
TOP
20 Rajai Davis, R (1, 8) OBP: 0.329, SLG: 0.413
3 Ian Kinsler, R (1, 4) OBP: 0.321, SLG: 0.433
24 Miguel Cabrera, R (1, 3) OBP: 0.364, SLG: 0.508
41 Victor Martinez, S (1, 10) OBP: 0.386, SLG: 0.566
48 Torii Hunter, R (1, 9) OBP: 0.308, SLG: 0.448
28 J.D. Martinez, R (1, 7) OBP: 0.345, SLG: 0.564
32 Don Kelly, L (8, 5) OBP: 0.326, SLG: 0.294
9 Nick Castellanos, R (1, 5) OBP: 0.309, SLG: 0.444
61 Ezequiel Carrera, L (8, PR) OBP: 0.429, SLG: 0.417
30 Eugenio Suárez, R (11, PH) OBP: 0.322, SLG: 0.377
13 Alex Avila, L (1, 2) OBP: 0.319, SLG: 0.366
50 Bryan Holaday, R (11, PR) OBP: 0.296, SLG: 0.276
17 Andrew Romine, S (1, 6) OBP: 0.264, SLG: 0.276
Inning Stats
PITCHER
56 Mark Buehrle, L (1, 1) ERA: 3.31
58 Todd Redmond, R (4, 1) ERA: 1.99
41 Aaron Sanchez, R (7, 1) ERA: 2.10
27 Brett Cecil, L (10, 1) ERA: 3.89
29 Dustin McGowan, R (11, 1) ERA: 4.24
62 Aaron Loup, L (12, 1) ERA: 3.08
44 Casey Janssen, R (13, 1) ERA: 3.45
64 Chad Jenkins, R (14, 1) ERA: 2.48
IP WLS BF H R ER SO BB IBB HBP BLK WP HR S P ERA WHIP
1B: 17 SF: 0
2B: 6 SAC: 0
3B: 0 DP: 2
HR: 0 HBP: 0
WP: 0 PA: 82
PB: 0
SB: 1
CS: 2
Detroit Tigers @ Toronto Blue Jays
Rogers Centre, Toronto, ON
Sun Aug 10 2014, 1:07 PM - 7:47 PM EDT
Att. 46,126 - Sunny - 74 F
livebaseballscorecards.com
AB 76
R 5
H 22
RBI 5
BB 5
SO 17
LOB 35

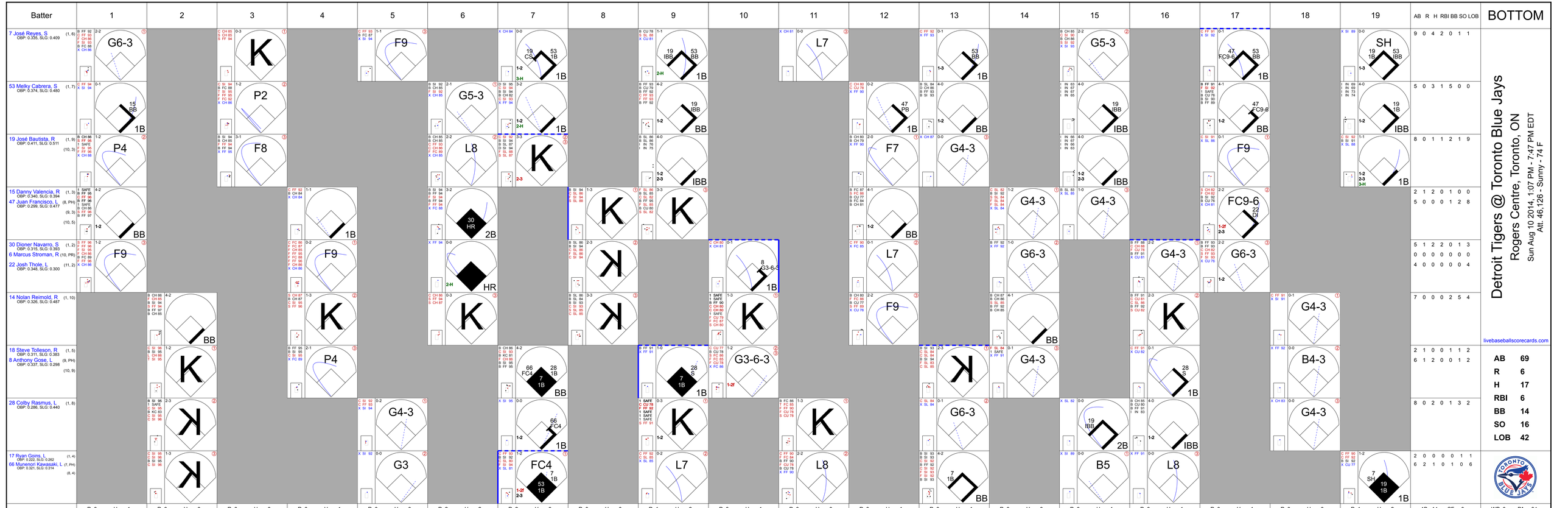
Batter
1
2
3
4
5
6
7
8
9
10
11
12
13
14
15
16
17
18
19
AB R H RBI BB SO LOB
BOTTOM
7 José Reyes, S (1, 6) OBP: 0.335, SLG: 0.409
53 Melky Cabrera, S (1, 7) OBP: 0.374, SLG: 0.480
19 José Bautista, R (1, 9) (10, 3) OBP: 0.411, SLG: 0.511
15 Danny Valencia, R (1, 3) OBP: 0.340, SLG: 0.394
47 Juan Francisco, L (8, PH) (9, 3) (10, 5) OBP: 0.299, SLG: 0.477
30 Dioner Navarro, S (1, 2) OBP: 0.315, SLG: 0.393
6 Marcus Stroman, R (10, PR) OBP: 0.348, SLG: 0.300
22 Josh Thole, L (11, 2)
14 Nolan Reimold, R (1, 10) OBP: 0.326, SLG: 0.487
18 Steve Tolleson, R (1, 5) OBP: 0.311, SLG: 0.383
8 Anthony Gose, L (9, PH) (10, 9) OBP: 0.337, SLG: 0.298
28 Colby Rasmus, L (1, 8) OBP: 0.286, SLG: 0.440
17 Ryan Goins, L (1, 4) OBP: 0.222, SLG: 0.262
66 Munenori Kawasaki, L (7, PH) (8, 4) OBP: 0.321, SLG: 0.314
Inning Stats
PITCHER IP WLS BF H R ER SO BB IBB HBP BLK WP HR S P ERA WHIP
14 David Price, L (1, 1) ERA: 3.21 6.0 26 5 4 4 6 3 0 0 0 0 1 76 112 6.00 1.333
40 Phil Coke, L (7, 1) ERA: 4.17 0.1 H 3 2 0 0 0 0 0 0 0 0 0 8 12 0.00 6.000
62 Al Alburquerque, R (7, 1) ERA: 3.0 1.2 H 4 0 0 0 4 0 0 0 0 0 0 12 21 0.00 0.000
44 Joba Chamberlain, R (9, 1) ERA: 3.26 1.0 B 7 2 1 1 2 1 1 0 0 0 0 15 28 9.00 3.000
65 Blaine Hardy, L (10, 1) ERA: 2.22 3.0 11 2 0 0 2 1 0 0 0 0 0 31 44 0.00 1.000
PITCHER IP WLS BF H R ER SO BB IBB HBP BLK WP HR S P ERA WHIP
63 Patrick McCoy, L (13, 1) ERA: 4.5 3.0 16 2 0 0 1 3 2 0 0 0 0 28 55 0.00 1.667
36 Joe Nathan, R (16, 1) ERA: 9.23 1.0 5 1 0 0 1 0 1 0 0 0 0 9 17 0.00 1.000
21 Rick Porcello, R (17, 1) ERA: 3.11 2.0 L 12 3 1 1 0 1 1 0 0 0 0 22 36 4.50 2.000
Detroit Tigers @ Toronto Blue Jays
Rogers Centre, Toronto, ON
Sun Aug 10 2014, 1:07 PM - 7:47 PM EDT
Att. 46,126 - Sunny - 74 F
livebaseballscorecards.com
AB 69
R 6
H 17
RBI 6
BB 14
SO 16
LOB 42
1B: 14 SF: 0
2B: 3 SAC: 1
3B: 0 DP: 2
HR: 1 HBP: 0
WP: 0 PA: 84
PB: 1
SB: 2
CS: 1

Detroit Tigers @ Pittsburgh Pirates

PNC Park, Pittsburgh, PA

Mon Aug 11 2014, 7:08 PM - 10:37 PM EDT

Att. 35,314 - Cloudy - 72 F

TOP

livebaseballscorecards.com

Batter	1	2	3	4	5	6	7	8	9	AB	R	H	RBI	BB	SO	LOB
20 Rajai Davis, R (1, 8) (7, 7) OBP: 0.332, SLG: 0.419	C SI 92 F CH 81 X SI 93 0-2 24 S 3 SH5-3 24 1B 1B	B CH 79 B SI 91 C CH 80 C SI 91 X CH 79 2-2 ② ③ L7-2 3-H			S CH 80 B SI 90 C SI 91 F SI 91 X KC 79 1-2 1B	L SI 93 F SI 93 S SL 87 0-3 ③ K		F SI 91 X SL 87 0-1 24 1B 2-H 3-H 2B		5	1	3	2	0	1	4
3 Ian Kinsler, R (1, 4) OBP: 0.319, SLG: 0.429	L SI 92 1 SAFE X SI 91 0-1 ① SH5-3 1-2		C SI 89 F SI 90 X CH 79 0-2 ① G5-3		C CH 78 B SI 90 B SI 90 S CH 79 X CH 78 2-2 ③ L5		C SI 91 X SL 85 0-1 ① P6	B SI 93 F FF 93 C SI 92 S SI 93 1-3 ② K		4	0	0	0	0	1	2
24 Miguel Cabrera, R (1, 5) OBP: 0.366, SLG: 0.509	C SI 92 F SI 92 X SI 92 0-2 41 PB 2-H 1B		C KC 78 C CH 80 B SI 91 F SI 92 X CH 80 1-2 ② F9			S KC 79 B CH 78 B SI 90 B SI 90 X CH 79 3-1 41 1B 48 2B 1B	F SI 92 S SL 86 X SL 85 0-2 ② F8	B SI 94 F SI 94 B SI 95 X SI 95 2-1 ③ 2-H 1B		5	1	3	1	0	0	0
41 Victor Martinez, S (1, 3) OBP: 0.386, SLG: 0.554	S KC 78 C KC 82 D KC 83 F KC 80 B SI 91 S CH 81 2-3 ② K 1-2		C SI 91 B KC 80 B SI 92 X CH 80 2-1 ③ G4-3			B KC 75 S CH 79 B SI 88 C SI 88 F KC 76 X CH 78 2-2 48 2B 13 1B 1-2 1B	X SI 93 0-0 48 2B 1B		B FF 92 S FC 90 T FC 88 X FC 89 1-2 ① G5-3	5	1	2	0	0	1	1
48 Torii Hunter, R (1, 9) OBP: 0.311, SLG: 0.454	C SI 91 D CH 81 B SI 91 F CH 79 B SI 91 B SI 92 4-2 28 FC5-4 BB			B SI 91 C SI 90 X CH 79 1-1 ① F8		X CH 78 0-0 13 1B 32 FC4-6 1-3 2-H 2B	F SI 92 B SI 92 S SI 93 X SI 93 1-2 1-3 2B		X FC 92 0-0 ② G1-3	4	1	2	1	1	0	0
28 J.D. Martinez, R (1, 7) OBP: 0.347, SLG: 0.562 40 Phil Coke, L (7, 1) 9 Nick Castellanos, R (9, PH) OBP: 0.308, SLG: 0.403	X KC 80 0-0 ③ FC5-4 1-2f			C SI 91 X KC 80 0-1 13 G4-6-3 1B		B SI 89 B SI 89 B CH 80 B SI 89 4-0 32 FC4-6 13 1B BB	S SI 94 B SI 93 B SI 94 S SI 94 F SI 94 C SL 86 3-3 ③ K		C FF 94 F FC 89 X FF 94 0-2 ③ G4-3	3 0 1	0 0 0	1 0 0	0 0 0	1 0 0	1 0 0	4 0 0
13 Alex Avila, L (1, 2) OBP: 0.324, SLG: 0.369		B SI 89 B SI 90 B SI 89 B SI 89 4-0 35 SH1-4 30 BB 20 L7-2 BB		X SI 89 0-0 ② ③ G4-6-3 1-2f		C SI 90 C SI 89 D KC 80 X SI 90 1-2 32 FC4-6 1-2 2-3 3-H 1B		X SI 91 0-0 30 2B 20 2B 1B		3	1	2	1	1	0	1
30 Eugenio Suárez, R (1, 6) OBP: 0.326, SLG: 0.382		B SI 90 C CH 79 B CH 80 B SI 91 B SI 90 4-1 35 SH1-4 1-2 BB			C CH 78 C SI 90 X SI 91 0-2 ① G5-3	B SI 92 S SI 93 F SI 92 T SI 92 1-2 ① K		B SI 92 X SI 93 1-0 20 2B 1-3 2B		3	1	1	0	1	1	3
35 Justin Verlander, R (1, 1) OBP: 0.333, SLG: 0.333 60 Justin Miller, R (2, 1) 46 Ian Krol, L (4, 1) 32 Don Kelly, L (6, PH) OBP: 0.323, SLG: 0.292 66 Kevin Whelan, R (6, 1) 61 Ezequiel Carrera, L (7, 8) OBP: 0.400, SLG: 0.385		X SI 91 0-0 ① SH1-4 1-2 2-3			C SI 90 C SI 91 B SI 92 F SI 92 F SI 90 B KC 78 X SI 91 2-2 ② G6-3	F SI 93 B SI 93 S SL 87 D SL 87 X SI 92 2-2 ② FC4-6 1-2f 2-3 3-H		X SI 92 0-0 ① G3		0 0 1 1 0 1	0 0 0 0 0 0	0 0 0 0 0 0	0 0 0 1 0 0	0 0 0 0 0 0	0 0 0 2 0 2	0 0 0 0 0 0
Inning Stats	R: 1 E: 0 K: 1 S: 15 H: 2 LOB: 2 BB: 1 P: 21	R: 0 E: 0 K: 0 S: 5 H: 0 LOB: 1 BB: 2 P: 15	R: 0 E: 0 K: 0 S: 9 H: 0 LOB: 0 BB: 0 P: 12	R: 0 E: 0 K: 0 S: 5 H: 1 LOB: 0 BB: 0 P: 6	R: 0 E: 0 K: 0 S: 15 H: 1 LOB: 1 BB: 0 P: 20	R: 3 E: 0 K: 2 S: 19 H: 4 LOB: 2 BB: 1 P: 32	R: 0 E: 0 K: 1 S: 13 H: 2 LOB: 2 BB: 0 P: 17	R: 2 E: 0 K: 1 S: 10 H: 4 LOB: 2 BB: 0 P: 14	R: 0 E: 0 K: 0 S: 7 H: 0 LOB: 0 BB: 0 P: 8	1B: 10 2B: 5 3B: 0 HR: 0 SF: 0 SAC: 2 DP: 2 HBP: 0						

	AB	36
	R	6
	H	14
	RBI	6
	BB	4
	SO	5
	LOB	19

WP: 0 PA: 42
PB: 1
SB: 1
CS: 0

PITCHER		IP	WLS	BF	H	R	ER	SO	BB	IBB	HBP	BLK	WP	HR	S	P	ERA	WHIP
49 Jeff Locke, L ERA: 3.98	(1, 1)	5.0	W	25	8	4	4	1	4	0	0	0	0	0	59	94	7.20	2.400
48 Jared Hughes, R ERA: 1.82	(6, 1)	2.0	H	8	2	0	0	3	0	0	0	0	0	0	22	29	0.00	1.000
65 Casey Sadler, R ERA: 7.71	(8, 1)	0.2		5	3	2	2	1	0	0	0	0	0	0	8	10	27.00	4.500
44 Tony Watson, L ERA: 1.46	(8, 1)	0.1		1	1	0	0	0	0	0	0	0	0	0	2	4	0.00	3.000
37 Justin Wilson, L ERA: 4.76	(9, 1)	1.0		3	0	0	0	0	0	0	0	0	0	0	7	8	0.00	0.000

PITCHER	IP	WLS	BF	H	R	ER	SO	BB	IBB	HBP	BLK	WP	HR	S	P	ERA	WHIP

Batter	1	2	3	4	5	6	7	8	9	AB	R	H	RBI	BB	SO	LOB
5 Josh Harrison, R (1, 5) OBP: 0.355, SLG: 0.509	E8 15 BB 6 3B 1B K		X FF 93 0-0 25 1B 2B		B CH 87 F CH 85 B FF 93 F CH 85 B FF 93 X CH 87 3-2 ③ G4-3		C FF 92 X FF 88 0-1 55 FC4 1B			5	1	3	0	0	1	2
25 Gregory Polanco, L (1, 9) OBP: 0.339, SLG: 0.389	B FF 90 B CH 83 B CH 82 B FF 90 4-0 6 3B 15 BB BB	B FF 94 B FF 94 C FF 94 B SL 84 S FF 93 B FF 94 4-2 55 E 55 S 55 SF8 BB	B FF 92 T SL 82 X FF 92 1-1 ② 2-H 1B			C FF 93 B CH 85 X FF 94 1-1 ① P6	F FF 95 S SI 94 F SI 94 B SL 77 B SL 78 X SL 78 2-2 ② F9			3	2	1	0	2	0	1
55 Russell Martin, R (1, 2) OBP: 0.413, SLG: 0.401	F FF 92 B FF 91 B FF 92 C SL 84 S SL 87 2-3 ① K	B FF 93 B SL 86 F FF 93 X FF 94 2-1 ① SF8 1-H	C SL 82 B FF 92 B SL 83 F SL 81 X SL 83 2-2 ③ G5-3			F FF 93 X FF 94 0-1 HR	S CH 83 X SI 92 0-1 ③ FC4 1-2f			4	1	1	2	0	1	4
15 Ike Davis, L (1, 3) OBP: 0.346, SLG: 0.371 17 Gaby Sanchez, R (8, PH) OBP: 0.290, SLG: 0.378 (9, 3)	B FF 93 B CH 83 D FF 93 D FF 90 4-0 6 3B 1-2 2-3 BB	B FF 94 C SL 85 X SL 83 1-1 ② F9		C FF 93 F FF 95 X CU 79 0-2 ① G6-3		B FF 93 B FF 93 X FF 92 2-0 HR		B CH 84 X SI 92 1-0 ① G5-3		3 1	2 0	1 0	1 0	1 0	0 0	0 0
6 Starling Marte, R (1, 8) OBP: 0.337, SLG: 0.398	X SL 85 0-0 23 E 1-H 2-H 3-H 3B	X FF 94 0-0 23 S 23 HR 1B		C FF 95 F FF 95 B FF 94 S CH 84 1-3 ② K		B SL 84 F FF 92 F CH 85 B SL 84 F SL 84 B FF 94 F SL 84 F FF 94 B SL 83 4-2 23 G4-3 23 WP BB		F SI 94 S CH 84 B SI 93 S CH 86 1-3 ② K2-3		4	2	2	3	1	2	0
23 Travis Snider, L (1, 7) OBP: 0.324, SLG: 0.414	F FF 91 B CU 79 X CU 79 1-1 E3 10 1B 27 1B 3-H	1 SAFE B FF 92 B FF 94 X FF 93 2-0 1-H HR		C FF 94 B CU 80 X CU 80 1-1 2B		C FF 93 1 SAFE C SL 83 F SL 83 F FF 93 B SL 82 F SL 83 X FF 93 1-2 ② G4-3 1-3		B SI 92 S SI 93 B SL 81 S SI 92 B SI 92 X FF 94 3-2 HR		5	3	3	4	0	0	1
10 Jordy Mercer, R (1, 6) OBP: 0.308, SLG: 0.380	C FF 92 C FF 91 1 SAFE F SL 84 F FF 91 X CU 79 0-2 27 1B 1-2 1B	X FF 92 0-0 2B		C CH 84 C FF 93 X CH 85 0-2 ③ F9		B FF 92 F FF 93 B FF 92 D FF 91 B FF 92 4-1 BB		C SI 93 F CH 83 B CH 83 S CH 81 1-3 ③ K		4	0	2	0	1	1	1
27 Jayson Nix, R (1, 4) OBP: 0.219, SLG: 0.217	B FF 94 X FF 93 1-0 1-2 2-H 1B	B SL 83 C SL 84 B SL 85 X FF 93 2-1 ③ G4-3			B FF 92 X FF 92 1-0 ① F9	X SL 84 0-0 ③ L4				4	0	1	1	0	0	3
49 Jeff Locke, L (1, 1) OBP: 0.179, SLG: 0.115 48 Jared Hughes, R (6, 1) 24 Pedro Alvarez, L (7, PH) OBP: 0.318, SLG: 0.397 65 Casey Sadler, R (8, 1) 44 Tony Watson, L (8, 1) OBP: 0.333, SLG: 0.333 37 Justin Wilson, L (9, 1)	C FF 92 B FF 93 L FF 92 L FF 94 1-3 ② K		B FF 92 C FF 91 F FF 91 F SL 84 B SL 82 F FF 92 F FF 94 X SL 83 2-2 ① G6-3		C FF 93 C SI 94 B FF 95 B CU 78 B FF 93 S FF 93 3-3 ② K		C FF 91 B CH 86 B CH 85 S FF 92 F CH 84 S CH 86 2-3 ① K		3 0 1 0 0 0	0 0 0 0 0 0	0 0 0 0 0 0	0 0 0 0 0 0	2 0 1 0 0 0	1 0 0 0 0 0	2 0 0 0 0 0
Inning Stats	R: 5 E: 2 K: 3 S: 23 H: 4 LOB: 2 BB: 2 P: 40	R: 3 E: 0 K: 0 S: 11 H: 3 LOB: 1 BB: 1 P: 22	R: 0 E: 0 K: 0 S: 12 H: 2 LOB: 1 BB: 0 P: 17	R: 0 E: 0 K: 1 S: 11 H: 1 LOB: 1 BB: 0 P: 13	R: 0 E: 0 K: 1 S: 7 H: 0 LOB: 0 BB: 0 P: 14	R: 2 E: 0 K: 0 S: 18 H: 2 LOB: 2 BB: 2 P: 30	R: 0 E: 0 K: 1 S: 12 H: 1 LOB: 1 BB: 0 P: 16	R: 1 E: 0 K: 2 S: 10 H: 1 LOB: 0 BB: 0 P: 16								

PITCHER		IP	WLS	BF	H	R	ER	SO	BB	IBB	HBP	BLK	WP	HR	S	P	ERA	WHIP
35 Justin Verlander, R ERA: 4.76	(1, 1)	1.0	L	10	4	5	4	3	2	0	0	0	0	0	23	40	36.00	6.000
60 Justin Miller, R ERA: 5.11	(2, 1)	2.0		11	5	3	3	0	1	0	0	0	0	1	23	39	13.50	3.000
46 Ian Krol, L ERA: 4.65	(4, 1)	2.0		7	1	0	0	2	0	0	0	0	0	0	18	27	0.00	0.500
66 Kevin Whelan, R ERA: 13.5	(6, 1)	1.1		9	3	2	2	1	2	0	0	0	1	2	24	38	13.50	3.750
40 Phil Coke, L ERA: 4.22	(7, 1)	1.2		6	1	1	1	2	0	0	0	0	0	1	16	24	5.40	0.600

PITCHER	IP	WLS	BF	H	R	ER	SO	BB	IBB	HBP	BLK	WP	HR	S	P	ERA	WHIP

BOTTOM

Detroit Tigers @ Pittsburgh Pirates

PNC Park, Pittsburgh, PA

Mon Aug 11 2014, 7:08 PM - 10:37 PM EDT

Att. 35,314 - Cloudy - 72 F

livebaseballscorecards.com

AB	37
R	11
H	14
RBI	11
BB	5
SO	8
LOB	14

1B: 6	SF: 1	WP: 1	PA: 43
2B: 3	SAC: 0	PB: 0	
3B: 1	DP: 0	SB: 2	
HR: 4	HBP: 0	CS: 0	

Batter	1	2	3	4	5	6	7	8	9	AB	R	H	RBI	BB	SO	LOB
20 Rajai Davis, R (1, 7) OBP: 0.328, SLG: 0.412	C FF 94 X SI 95 0-1 ① G5-3	C KC 81 F KC 81 X FF 94 0-2 ③ G6-3		X KC 80 0-0 ③ L7			B FC 91 F FC 92 T FF 95 F FF 96 S FF 95 1-3 ② K		F FC 93 X FC 91 0-1 ③ G5-3	5	0	0	0	0	1	4
61 Ezequiel Carrera, L (1, 8) OBP: 0.368, SLG: 0.412	B SI 94 B SI 94 B SI 94 C SI 93 X SI 94 3-1 3 1B 2B		C FF 92 F CH 85 B SI 93 B KC 80 F KC 78 S KC 80 2-3 ① K		B SI 92 B CH 83 B SI 92 C SI 93 F SI 93 X SI 93 3-2 ① G4-3		F SI 96 C CU 80 B FF 96 B FF 96 F SI 96 F SI 96 F FC 92 X FC 92 2-2 ③ G4-3			4	1	1	0	0	1	0
3 Ian Kinsler, R (1, 4) OBP: 0.318, SLG: 0.428	B FF 94 X CH 84 1-0 24 1B 41 FC1-2 2-H 1B		B SI 94 F FF 93 F SI 94 S KC 80 1-3 ② K		B CH 85 B CH 84 S SI 94 B SI 95 F SI 94 X SI 95 3-2 ② G5-3			L SI 94 X SI 94 0-1 ① F7		4	0	1	1	0	1	0
24 Miguel Cabrera, R (1, 5) OBP: 0.369, SLG: 0.509	C KC 82 B SI 95 1 SAFE F SI 95 X CH 86 1-2 41 FC1-2 1-3 1B		S KC 81 B KC 82 F KC 81 F KC 82 B SI 95 D CH 86 4-2 BB		B FF 96 B SI 94 B SI 93 B SI 94 4-0 BB			B SL 85 B CH 87 B SI 95 C SI 94 C SI 95 S SI 95 3-3 ② K		2	0	1	0	2	1	0
41 Victor Martinez, S (1, 3) OBP: 0.383, SLG: 0.549	C CH 86 X CH 86 0-1 ② FC1-2 1-2 3-H		C KC 79 D CH 87 X KC 80 1-1 ③ G5-3		C KC 80 X KC 81 0-1 ③ G3			F SI 95 C CH 88 X SL 83 0-2 ③ F8		4	0	0	0	0	0	4
28 J.D. Martinez, R (1, 9) OBP: 0.342, SLG: 0.554	B SI 95 S SI 95 B SI 95 X FF 95 2-1 ③ F9			F SI 93 B FF 93 B CH 84 T CH 85 X SI 93 2-2 ① G5-3		B SI 92 F SI 93 C KC 80 B KC 82 X SI 93 2-2 ① G5-3			S FC 94 F FC 92 F KC 81 X KC 81 0-2 ① F7	4	0	0	0	0	0	2
13 Alex Avila, L (1, 2) OBP: 0.326, SLG: 0.381		X SI 94 0-0 ① F8		B SI 93 B CH 84 C SI 93 X SI 93 2-1 HR		B KC 79 B KC 78 F CH 84 F CH 86 B KC 80 F SI 94 X SI 94 3-2 ② G1-3			C FC 93 B FC 92 X FC 92 1-1 9 1B 1B	4	1	2	1	0	0	0
30 Eugenio Suárez, R (1, 6) OBP: 0.320, SLG: 0.375 40 Phil Coke, L (8, 1) 9 Nick Castellanos, R (9, PH) OBP: 0.310, SLG: 0.404 32 Don Kelly, L (9, PR) OBP: 0.323, SLG: 0.292		C SI 93 C SI 94 F KC 82 B FF 95 C KC 79 1-3 ② K		T SI 93 S KC 80 B KC 81 S KC 80 1-3 ② K		C SI 94 B FF 93 C KC 79 T KC 82 1-2 ③ K			X FC 90 0-0 1-2 1B	3 0 1 0	0 0 0 0	0 0 1 0	0 0 0 0	0 0 0 0	3 0 0 0	0 0 0 0
58 Robbie Ray, L (1, 1) OBP: 0.500, SLG: 0.500 62 Al Alburquerque, R (6, 1) 17 Andrew Romine, S (6, 6) OBP: 0.263, SLG: 0.275 48 Torii Hunter, R (9, PH) OBP: 0.310, SLG: 0.453		C FF 94 X SI 94 0-1 E4		B SI 92 C FF 93 B SI 94 F SI 91 B SI 93 X SI 92 3-2 1B			C FF 94 C FF 94 F FC 90 F FF 95 F SI 96 B FC 90 X FC 91 1-2 ① G3		F FC 93 S KC 82 D KC 82 X KC 80 1-2 ② F9	2 0 1 1	0 0 0 0	1 0 0 0	0 0 0 0	0 0 0 0	0 0 0 0	0 0 0 2

Inning Stats	1	2	3	4	5	6	7	8	9
	R: 1 H: 3 E: 0 LOB: 2 K: 0 BB: 0 S: 12 P: 19	R: 0 H: 0 E: 1 LOB: 1 K: 1 BB: 0 S: 10 P: 11	R: 0 H: 0 E: 0 LOB: 1 K: 2 BB: 1 S: 12 P: 20	R: 1 H: 2 E: 0 LOB: 1 K: 1 BB: 0 S: 12 P: 20	R: 0 H: 0 E: 0 LOB: 1 K: 0 BB: 1 S: 8 P: 18	R: 0 H: 0 E: 0 LOB: 0 K: 1 BB: 0 S: 10 P: 16	R: 0 H: 0 E: 0 LOB: 0 K: 1 BB: 0 S: 16 P: 20	R: 0 H: 0 E: 0 LOB: 0 K: 1 BB: 0 S: 8 P: 11	R: 0 H: 2 E: 0 LOB: 2 K: 0 BB: 0 S: 12 P: 14

1B: 5	SF: 0	WP: 0	PA: 37
2B: 1	SAC: 0	PB: 0	
3B: 0	DP: 0	SB: 0	
HR: 1	HBP: 0	CS: 0	

PITCHER		IP	WLS	BF	H	R	ER	SO	BB	IBB	HBP	BLK	WP	HR	S	P	ERA	WHIP
36 Edinson Volquez, R ERA: 3.67	(1, 1)	6.0	W	26	5	2	2	5	2	0	0	0	0	1	64	104	3.00	1.167
37 Justin Wilson, L ERA: 4.66	(7, 1)	1.0	H	3	0	0	0	1	0	0	0	0	0	0	16	20	0.00	0.000
44 Tony Watson, L ERA: 1.43	(8, 1)	1.0	H	3	0	0	0	1	0	0	0	0	0	0	8	11	0.00	0.000
35 Mark Melancon, R ERA: 2.15	(9, 1)	1.0	S	5	2	0	0	0	0	0	0	0	0	0	12	14	0.00	2.000

PITCHER	IP	WLS	BF	H	R	ER	SO	BB	IBB	HBP	BLK	WP	HR	S	P	ERA	WHIP

TOP

Detroit Tigers @ Pittsburgh Pirates

PNC Park, Pittsburgh, PA

Tue Aug 12 2014, 7:07 PM - 10:17 PM EDT

Att. 34,919 - Cloudy - 73 F

livebaseballscorecards.com

AB	35
R	2
H	7
RBI	2
BB	2
SO	7
LOB	12

BOTTOM

Detroit Tigers @ Pittsburgh Pirates

PNC Park, Pittsburgh, PA

Tue Aug 12 2014, 7:07 PM - 10:17 PM EDT

Att. 34,919 - Cloudy - 73 F

livebaseballscorecards.com

Batter	1	2	3	4	5	6	7	8	9	AB	R	H	RBI	BB	SO	LOB
5 Josh Harrison, R (1, 5) OBP: 0.357, SLG: 0.510	B FF 92 C FF 93 X FF 94 1-1 ① P4		B CH 83 X CH 84 1-0 10 S 10 1B 2B		B CH 82 B FF 92 B CH 83 B FF 91 4-0 10 G6-3 25 SH1-3 BB		C SL 85 C SL 86 B SL 86 X SL 85 1-2 ① P6			3	1	1	0	1	0	0
25 Gregory Polanco, L (1, 9) OBP: 0.339, SLG: 0.388	F FF 94 B FF 94 X SL 82 1-1 ② P6		L FF 92 B SL 80 B FF 91 X SL 82 2-1 ① F8		B CH 83 1 SAFE 1 SAFE C FF 91 X CH 80 1-1 ① SH1-3 1-2		B SI 95 C SL 86 B SL 87 X SL 85 2-1 10 CS 1B			3	0	1	0	0	0	1
10 Jordy Mercer, R (1, 6) OBP: 0.310, SLG: 0.380	B FF 94 C FF 94 B FF 94 F FF 93 B CH 85 X FF 94 3-2 ③ G6-3		B CH 83 B CH 82 F FF 92 C FF 92 D SL 83 X FF 92 3-2 55 WP 2-H 1B		B FF 90 C FF 90 2 SAFE X CH 83 1-2 ② G6-3 2-3		B SI 94 B SI 93 S SL 85 1 SAFE B SL 85 S SL 85 B SL 84 4-2 ② 1-2 BB			3	0	1	1	1	0	1
55 Russell Martin, R (1, 2) OBP: 0.411, SLG: 0.402		F FF 93 B CH 86 C CH 84 B CH 86 X FF 93 2-2 17 2B 2B	B CH 85 T CH 83 B FF 92 F FF 91 B CH 81 S CH 84 3-3 ② K 1-2		B SL 82 B CH 82 C CH 82 C FF 90 B FF 93 T FF 93 3-2 ③ K		C SI 93 B SL 86 S SL 85 C SI 92 1-3 ③ K			4	1	1	0	0	3	3
6 Starling Marte, R (1, 8) OBP: 0.339, SLG: 0.398		B CH 85 X CH 85 1-0 ① F9	F CH 84 B FF 91 T FF 89 F FF 92 S CH 84 1-3 ③ K			B FF 89 B FF 91 B FF 90 C FF 89 B FF 90 4-1 15 S 15 2B BB		X CH 83 0-0 15 G3-6-3 1B		3	1	1	0	1	1	2
17 Gaby Sanchez, R (1, 3) OBP: 0.292, SLG: 0.384 15 Ike Davis, L (6, PH) OBP: 0.347, SLG: 0.376 (7, 3)		X CH 83 0-0 23 2B 2-H 2B		C FF 92 X CH 83 0-1 ① F8		C SL 84 1 SAFE F SL 86 B SI 93 1 SAFE 1 SAFE B SI 93 X SL 87 2-2 1-H 2B		1 SAFE B SL 77 X SI 92 1-0 ① ② G3-6-3 1-2f		2	1	1	1	0	0	0
										2	0	1	1	0	0	1
23 Travis Snider, L (1, 7) OBP: 0.328, SLG: 0.420		B FF 93 B FF 93 B FF 92 C FF 91 F CH 84 X FF 92 3-2 2-H 2B		C SL 83 B CH 82 X FF 91 1-1 1B		X SL 85 0-0 ① F9		B SI 93 B SL 80 S SI 94 B SI 94 S SI 94 S SI 94 3-3 ③ K		4	0	2	1	0	1	1
27 Jayson Nix, R (1, 4) OBP: 0.209, SLG: 0.206		F FF 92 F FF 93 B SL 81 F CH 85 B CH 84 F CH 84 D FF 93 F CH 85 X FF 92 3-2 ② G5-3		C CH 82 F FF 92 X CH 83 0-2 ② L7		F SI 92 X SL 85 0-1 ② G4-3				3	0	0	0	0	0	3
36 Edinson Volquez, R (1, 1) OBP: 0.111, SLG: 0.030 24 Pedro Alvarez, L (6, PH) OBP: 0.317, SLG: 0.396 37 Justin Wilson, L (7, 1) 44 Tony Watson, L (8, 1) OBP: 0.333, SLG: 0.333 35 Mark Melancon, R (9, 1)		C FF 90 S CH 84 T CH 84 0-2 ③ K		F FF 90 C FF 91 S CH 82 0-3 ③ K		C SL 86 X SI 94 0-1 ③ F7				2	0	0	0	0	2	2
										1	0	0	0	0	0	1
										0	0	0	0	0	0	0
										0	0	0	0	0	0	0
										0	0	0	0	0	0	0
Inning Stats	R: 0 E: 0 K: 0 S: 7 H: 0 LOB: 0 BB: 0 P: 12	R: 2 E: 0 K: 1 S: 17 H: 3 LOB: 1 BB: 0 P: 26	R: 1 E: 0 K: 2 S: 13 H: 2 LOB: 1 BB: 0 P: 23	R: 0 E: 0 K: 1 S: 10 H: 1 LOB: 1 BB: 0 P: 11	R: 0 E: 0 K: 1 S: 8 H: 0 LOB: 1 BB: 1 P: 17	R: 1 E: 0 K: 0 S: 9 H: 1 LOB: 1 BB: 1 P: 15	R: 0 E: 0 K: 1 S: 10 H: 1 LOB: 1 BB: 1 P: 18	R: 0 E: 0 K: 1 S: 5 H: 1 LOB: 0 BB: 0 P: 9		1B: 4 2B: 5 3B: 0 HR: 0 SF: 0 SAC: 1 DP: 1 HBP: 0						

	AB	30
	R	4
	H	9
	RBI	4
	BB	3
	SO	7
	LOB	15

WP: 1 PA: 34
PB: 0
SB: 2
CS: 1

PITCHER		IP	WLS	BF	H	R	ER	SO	BB	IBB	HBP	BLK	WP	HR	S	P	ERA	WHIP
58 Robbie Ray, L ERA: 5.31	(1, 1)	5.0	L	23	6	4	4	5	2	0	0	0	1	0	56	94	7.20	1.600
62 Al Alburquerque, R ERA: 2.86	(6, 1)	2.0		8	2	0	0	1	1	0	0	0	0	0	18	28	0.00	1.500
40 Phil Coke, L ERA: 4.12	(8, 1)	1.0		3	1	0	0	1	0	0	0	0	0	0	5	9	0.00	1.000

PITCHER	IP	WLS	BF	H	R	ER	SO	BB	IBB	HBP	BLK	WP	HR	S	P	ERA	WHIP

Batter	1	2	3	4	5	6	7	8	9	AB	R	H	RBI	BB	SO	LOB
5 Josh Harrison, R (1, 5) OBP: 0.355, SLG: 0.509	C FF 93 S FF 94 X FF 94 0-2 ① F9		C FF 93 B CU 81 C CU 80 F FF 93 F CH 85 F FF 93 X CU 82 1-2 25 G4-3 55 2B 2B	C CU 79 B FF 91 X CU 81 1-1 ③ F7			X CH 79 0-0 ② G6-3		B CU 82 F SI 92 X CU 82 1-1 ②③ G5-3 2-3f	5	1	1	0	0	0	2
25 Gregory Polanco, L (1, 9) OBP: 0.333, SLG: 0.381	C FF 94 B FF 95 X FF 94 1-1 ② G4-3		D CH 85 B CH 83 S CH 84 F FF 93 X CH 85 2-2 ② G4-3 2-3		B CH 82 X CH 82 1-0 ① G5-3		C FF 89 X FC 85 0-1 ③ G1-3			4	0	0	0	0	0	1
55 Russell Martin, R (1, 2) OBP: 0.409, SLG: 0.404	C FF 94 S CU 82 B FF 94 B CU 83 C CU 83 2-3 ③ K		B FF 93 C FF 93 X FF 93 1-1 3-H 2B		F FF 90 X CH 83 0-1 ② G6-3			B FF 95 X FF 93 1-0 ① L8		4	0	1	1	0	1	0
15 Ike Davis, L (1, 3) OBP: 0.352, SLG: 0.377		B FF 92 C FF 91 B CH 83 B FF 92 C FF 94 B FF 94 4-2 6 HBP BB	C FF 92 B CH 86 F CH 86 B FF 93 B CH 86 C FF 93 3-3 ③ K		S CH 83 B CH 84 C FF 91 B CH 85 X CH 83 2-2 1B			B FF 93 B SL 87 B FF 92 C FF 91 C CU 79 B SL 87 4-2 BB	2	0	1	0	2	1	1
6 Starling Marte, R (1, 8) OBP: 0.338, SLG: 0.394		F FF 93 H FF 93 1-1 1-2 HBP		C FF 91 B CH 83 C CU 78 X CH 84 1-2 ① G6-3	B CU 80 B CU 79 B FF 91 C FF 92 X FF 92 3-1 ③ F9			C CU 80 D SL 88 F FF 95 F FF 94 S CU 80 1-3 ② K		3	0	0	0	0	1	2
24 Pedro Alvarez, L (1, 10) OBP: 0.316, SLG: 0.394		C CH 83 S CH 82 S CH 86 0-3 ① K		C FF 92 F FF 94 X FF 92 0-2 10 3B 1B		B FC 85 C FF 90 S FC 84 S CU 77 1-3 ① K		B SL 85 C CU 79 B FF 93 B CU 77 F SL 85 S SL 86 3-3 ③ K		4	1	1	0	0	3	3
10 Jordy Mercer, R (1, 6) OBP: 0.314, SLG: 0.386		B FF 93 C CH 83 X FF 92 1-1 ② F6		X FF 92 0-0 23 HR 1-H 3B		B CU 78 B CH 79 B FF 90 B FF 88 4-0 23 G4-6-3 BB			B FF 89 C FF 90 B SI 90 F SI 91 B SL 86 F SI 92 B FF 92 4-2 5 G5-3 23 BB BB	2	1	1	1	2	0	2
23 Travis Snider, L (1, 7) OBP: 0.330, SLG: 0.433		C FF 94 F FF 93 D CH 85 S CH 84 1-3 ③ K		X FF 92 0-0 3-H HR		1 SAFE C FF 89 1 SAFE B FC 86 B FC 84 1 SAFE X FC 86 2-1 ②③ G4-6-3 1-2f			B SI 91 C FF 92 B SI 91 B SI 92 B FF 91 4-1 1-2 BB	3	1	1	2	1	1	3
27 Jayson Nix, R (1, 4) OBP: 0.197, SLG: 0.194			C CU 78 S CU 80 F FF 92 B CU 81 X FF 93 1-2 ① F8	C FF 91 X CU 80 0-1 ② P4			B CH 78 C FF 88 F CU 77 F FF 88 B CH 78 X CH 79 2-2 ① G6-3		C FF 92 S SL 87 D SL 87 B SI 92 X SL 87 2-2 ① L7	4	0	0	0	0	0	2
Inning Stats	R: 0 E: 0 K: 1 S: 8 H: 0 LOB: 0 BB: 0 P: 11	R: 0 E: 0 K: 2 S: 11 H: 0 LOB: 2 BB: 1 P: 18	R: 1 E: 0 K: 1 S: 18 H: 2 LOB: 1 BB: 0 P: 26	R: 3 E: 0 K: 0 S: 12 H: 3 LOB: 0 BB: 0 P: 14	R: 0 E: 0 K: 0 S: 8 H: 1 LOB: 1 BB: 0 P: 14	R: 0 E: 0 K: 1 S: 5 H: 0 LOB: 0 BB: 1 P: 12	R: 0 E: 0 K: 0 S: 7 H: 0 LOB: 0 BB: 0 P: 9	R: 0 E: 0 K: 2 S: 10 H: 0 LOB: 1 BB: 1 P: 19	R: 0 E: 0 K: 0 S: 9 H: 0 LOB: 1 BB: 2 P: 20	1B: 2 2B: 2 3B: 1 HR: 1	SF: 0 SAC: 0 DP: 2 HBP: 1	WP: 0 PB: 0 SB: 0 CS: 0	PA: 37				

PITCHER		IP	WLS	BF	H	R	ER	SO	BB	IBB	HBP	BLK	WP	HR	S	P	ERA	WHIP
45 Buck Farmer, R ERA: 7.2	(1, 1)	5.0		23	6	4	4	4	1	0	1	0	0	1	57	83	7.20	1.400
65 Blaine Hardy, L ERA: 2.05	(6, 1)	2.0	W	6	0	0	0	1	1	0	0	0	0	0	12	21	0.00	0.500
44 Joba Chamberlain, R ERA: 3.19	(8, 1)	1.0		4	0	0	0	2	1	0	0	0	0	0	10	19	0.00	1.000
36 Joe Nathan, R ERA: 5.11	(9, 1)	1.0		4	0	0	0	0	2	0	0	0	0	0	9	20	0.00	2.000

PITCHER	IP	WLS	BF	H	R	ER	SO	BB	IBB	HBP	BLK	WP	HR	S	P	ERA	WHIP

TOP

Pittsburgh Pirates @ Detroit Tigers

Comerica Park, Detroit, MI

Wed Aug 13 2014, 7:09 PM - 10:14 PM EDT

Att. 41,043 - Partly Cloudy - 76 F

livebaseballscorecards.com

AB	31
R	4
H	6
RBI	4
BB	5
SO	7
LOB	16

Batter	1	2	3	4	5	6	7	8	9	AB	R	H	RBI	BB	SO	LOB
61 Ezequiel Carrera, L (1, 8) OBP: 0.333, SLG: 0.455	L SI 86 C KC 74 B SL 81 S CH 86 1-3 K ①		C KC 75 X SL 82 0-1 F9 ②		C SI 89 B FF 89 1 SAFE F FF 90 X SI 90 1-2 FC4 (24 SF9 / 3 SH5-3 / 41 1B)		L FF 93 X FF 93 0-1 (41 1B) 3B	C CH 85 X CH 86 0-1 G4-3 ③		5	2	1	0	0	1	1
3 Ian Kinsler, R (1, 4) OBP: 0.320, SLG: 0.428	B SI 87 C SL 83 F SL 83 C SI 88 1-3 K ②		B FF 91 X FF 90 1-0 (24 WP) 1B		X SI 89 0-0 SH5-3 ①		S SL 85 S SL 85 D SL 86 D SL 86 B SL 86 B FF 94 4-2 (24 S / 41 1B) BB			2	1	1	0	1	1	0
24 Miguel Cabrera, R (1, 3) OBP: 0.368, SLG: 0.507	B SI 87 F SI 86 S SL 83 F SL 82 F SI 89 B SI 89 B SI 89 X SI 89 3-2 F9 ③		B SL 85 F SI 88 B SL 84 B SI 88 X SI 89 3-1 L9 ③ 1-2		F SI 89 B SI 88 X SL 85 1-1 SF9 ② 2-3 3-H		B FF 94 B SL 88 I IN 83 I IN 83 4-0 (41 1B / 48 FC6-4) 1-2 IBB			2	1	0	1	1	0	1
41 Victor Martinez, S (1, 10) OBP: 0.386, SLG: 0.551		C SL 80 B FF 87 F FF 89 F KC 76 F SI 89 B SL 82 X KC 77 2-2 (32 G4-6-3 / 48 1B / 9 3B) 1B		B SI 87 F FF 89 X SI 86 1-1 G6-3 ①	C KC 76 B KC 77 F SL 83 D SL 83 X SI 90 2-2 (48 FC6-4) 3-H 1B		B SL 88 X SL 88 1-0 (48 FC6-4) 1-3 2-H 3-H 1B			4	1	3	3	0	0	0
48 Torii Hunter, R (1, 9) OBP: 0.312, SLG: 0.456		B SI 86 X SI 87 1-0 (32 G4-6-3) 1-2 1B		L SI 88 X SI 88 0-1 2B	F SI 89 B SI 91 S SL 85 F SI 91 X SI 90 1-2 FC6-4 ③ 1-2f		X SI 90 0-0 FC6-4 (32 1B) ① 1-2f 3-H			4	0	2	1	0	0	2
32 Don Kelly, L (1, 7) OBP: 0.321, SLG: 0.290		C SI 89 X SL 82 0-1 G4-6-3 ① ② 1-2f 2-3		C KC 75 C SI 88 B SI 88 D KC 77 S SI 90 2-3 K ②		X CH 85 0-0 G3 ① 1 SAFE B SI 91 1 SAFE 1 SAFE D CH 84 X SI 91 2-0 (9 G6-4-3) 1-2 1B				4	0	1	0	0	1	3
9 Nick Castellanos, R (1, 5) OBP: 0.312, SLG: 0.419		D SL 85 F FF 90 X SI 89 1-1 3B 3-H		X SL 84 0-0 G5-3 ③		C FF 90 X SL 83 0-1 HR D SI 91 S SI 92 X SI 91 1-1 G6-4-3 ② ③ 1-2f				4	1	2	2	0	0	3
13 Alex Avila, L (1, 2) OBP: 0.328, SLG: 0.391		D SL 86 D SL 86 C SL 84 B SL 83 F SL 83 C SI 89 3-3 K ③			B FF 86 C SI 88 B SL 83 X SL 84 2-1 HR B SI 90 S SI 90 S SI 90 B CH 83 F SI 92 F SI 90 F SI 90 D SI 92 4-2 (30 G5-4-3) BB			C SI 91 B FF 90 B CH 84 X CH 85 2-1 G6-3 ①		3	1	1	1	1	1	1
30 Eugenio Suárez, R (1, 6) OBP: 0.319, SLG: 0.372			B FF 87 C SL 82 B FF 88 C FC 88 F SI 88 B SI 88 X SI 89 3-2 G4-3 ①		C FF 90 C FF 90 X SL 83 0-2 (3 SH5-3 / 61 E / 24 SF9) 1B	F SI 90 S SI 92 D SI 93 X SI 92 1-2 G5-4-3 ② ③ 1-2f		T FF 92 C SI 92 X SL 87 0-2 G5-3 ②		4	1	1	0	0	0	1
Inning Stats	R: 0 E: 0 K: 2 S: 11 H: 0 LOB: 0 BB: 0 P: 16	R: 1 E: 0 K: 1 S: 13 H: 3 LOB: 1 BB: 1 P: 20	R: 0 E: 0 K: 0 S: 9 H: 1 LOB: 1 BB: 0 P: 16	R: 0 E: 0 K: 1 S: 8 H: 1 LOB: 1 BB: 1 P: 11	R: 3 E: 1 K: 0 S: 18 H: 3 LOB: 1 BB: 0 P: 25	R: 1 E: 0 K: 0 S: 10 H: 1 LOB: 0 BB: 1 P: 15	R: 3 E: 0 K: 0 S: 9 H: 3 LOB: 1 BB: 2 P: 21	R: 0 E: 0 K: 0 S: 7 H: 0 LOB: 0 BB: 0 P: 9		1B: 7 2B: 1 3B: 2 HR: 2 SF: 1 SAC: 1 DP: 3 HBP: 0	WP: 1 PB: 0 SB: 1 CS: 0 PA: 37					

PITCHER	IP	WLS	BF	H	R	ER	SO	BB	IBB	HBP	BLK	WP	HR	S	P	ERA	WHIP
46 Vance Worley, R (1, 1) ERA: 2.51	5.1	L	26	9	5	3	4	1	0	0	0	1	0	2	66	99	5.06	1.875
48 Jared Hughes, R (6, 1) ERA: 1.8	0.2		1	0	0	0	0	0	0	0	0	0	0	0	3	4	0.00	0.000
38 Stolmy Pimentel, R (7, 1) ERA: 5.4	0.0		4	2	3	3	0	1	1	0	0	0	0	0	5	14	∞	∞
30 Jeanmar Gómez, R (7, 1) ERA: 3.54	2.0		6	1	0	0	0	0	0	0	0	0	0	0	11	16	0.00	0.500

PITCHER	IP	WLS	BF	H	R	ER	SO	BB	IBB	HBP	BLK	WP	HR	S	P	ERA	WHIP

BOTTOM

Pittsburgh Pirates @ Detroit Tigers

Comerica Park, Detroit, MI

Wed Aug 13 2014, 7:09 PM - 10:14 PM EDT

Att. 41,043 - Partly Cloudy - 76 F

livebaseballscorecards.com

AB	32
R	8
H	12
RBI	8
BB	3
SO	4
LOB	12

TOP

Pittsburgh Pirates @ Detroit Tigers

Comerica Park, Detroit, MI

Thu Aug 14 2014, 1:09 PM - 4:03 PM EDT

Att. 41,986 - Partly Cloudy - 67 F

livebaseballscorecards.com

Batter	1	2	3	4	5	6	7	8	9	AB	R	H	RBI	BB	SO	LOB
25 Gregory Polanco, L (1, 9) OBP: 0.328, SLG: 0.374	B FF 89 C FF 91 S FF 91 S FF 93 1-3 ① K		C CU 77 F FF 94 S SL 82 0-3 ③ K			C FF 93 F FF 93 B FF 94 X CH 83 1-2 ② G4-3		F CH 84 B FF 94 X CH 84 1-1 ③ G4-3		4	0	0	0	0	2	1
23 Travis Snider, L (1, 7) OBP: 0.333, SLG: 0.437	B FF 90 S FF 91 C FF 93 S FF 93 1-3 ② K			B CU 75 F CH 82 X FF 93 1-1 2B		B FF 94 B FF 94 F CH 84 S CU 76 C FF 96 2-3 ③ K			B FF 94 C FF 94 B SL 80 C SI 93 B SI 94 F FF 96 F FF 95 B SL 79 4-2 5 FC5-4 BB	3	0	1	0	1	2	0
5 Josh Harrison, R (1, 5) (7, 6) OBP: 0.351, SLG: 0.503	F FF 91 B FF 92 S SL 85 B SL 86 F FF 94 S SL 84 2-3 ③ K			B SL 84 S SL 84 S FF 93 F SL 85 B CH 85 F FF 96 F SL 86 B FF 95 F SL 86 3-2 ① F7 X CH 85			X FF 90 0-0 ① F9		X SI 92 0-0 ① FC5-4 17 HR 1-2f	4	1	0	0	0	1	2
15 Ike Davis, L (1, 3) OBP: 0.352, SLG: 0.374 17 Gaby Sanchez, R (9, PH) OBP: 0.295, SLG: 0.402		C FF 90 B FF 92 F FF 93 F CU 81 C FF 95 1-3 ① K		D CU 77 C FF 93 F CH 84 S FF 95 1-3 ② K			B FF 90 B FF 92 B CH 82 B FF 91 4-0 BB		B SI 92 S CH 82 B CH 84 X CH 82 2-1 HR 1-H	2 1	0 1	0 1	0 2	1 0	2 0	1 0
6 Starling Marte, R (1, 8) OBP: 0.337, SLG: 0.395		X FF 92 0-0 2B		C SL 84 X SL 86 0-1 ③ G4-3			C SL 83 S CH 84 B SL 86 D SL 85 F FF 95 D CU 75 S SL 84 3-3 ② K		S FF 94 X SL 86 0-1 ② L9	4	0	1	0	0	1	2
24 Pedro Alvarez, L (1, 10) OBP: 0.313, SLG: 0.390		S FF 93 D CH 84 B FF 94 S CH 84 S CH 84 2-3 ② K			C CU 76 S CH 82 S CH 82 0-3 ① K		B FF 94 S CH 84 C FF 94 X CH 84 1-2 ③ G5-3		B FF 93 X FF 92 1-0 ③ G4-3	4	0	0	0	0	2	2
10 Jordy Mercer, R (1, 6) OBP: 0.313, SLG: 0.384 27 Jayson Nix, R (7, 5) OBP: 0.194, SLG: 0.191		S SL 85 S FF 93 B FF 95 D SL 85 F SL 87 B FF 95 F FF 95 F CH 87 S SL 85 3-3 ③ K			C FF 91 B FF 92 B FF 92 X FF 93 2-1 ② F8			X SL 82 0-0 ① F8		2 1	0 0	0 0	0 0	0 0	1 0	1 0
19 Chris Stewart, R (1, 2) OBP: 0.369, SLG: 0.311			B FF 90 C SL 84 B FF 93 F SL 85 X FF 94 2-2 3 CS 1B		C FF 92 S SL 84 T FF 95 0-2 ③ K			C FF 93 F FF 92 S CU 75 0-3 ② K		3	0	1	0	0	2	0
3 Michael Martinez, S (1, 4) OBP: 0.220, SLG: 0.162			L FF 93 B CH 82 1 SAFE B FF 93 F FF 94 F CH 85 B CH 86 C FF 95 1-2 3-3 ① ② K			B CH 82 C FF 91 C FF 93 B CH 83 X CU 75 2-2 ① G3-1		F CH 83 B CH 83 F FF 93 B CU 79 B CU 77 B FF 93 4-2 BB		2	0	0	0	1	1	1
Inning Stats	R: 0 E: 0 K: 3 S: 10 H: 0 LOB: 0 BB: 0 P: 14	R: 0 E: 0 K: 3 S: 14 H: 1 LOB: 1 BB: 0 P: 20	R: 0 E: 0 K: 2 S: 10 H: 1 LOB: 0 BB: 0 P: 15	R: 0 E: 0 K: 1 S: 14 H: 1 LOB: 1 BB: 0 P: 19	R: 0 E: 0 K: 2 S: 8 H: 0 LOB: 0 BB: 0 P: 10	R: 0 E: 0 K: 1 S: 9 H: 0 LOB: 1 BB: 0 P: 14	R: 0 E: 0 K: 1 S: 8 H: 0 LOB: 1 BB: 1 P: 16	R: 0 E: 0 K: 1 S: 8 H: 0 LOB: 1 BB: 1 P: 13	R: 2 E: 0 K: 0 S: 10 H: 1 LOB: 0 BB: 1 P: 17	1B: 1 2B: 3 3B: 0 HR: 1 SF: 0 SAC: 0 DP: 1 HBP: 0						

	AB	30
	R	2
	H	4
	RBI	2
	BB	3
	SO	14
	LOB	10

WP: 0 PB: 0 SB: 0 CS: 1 PA: 33

PITCHER		IP	WLS	BF	H	R	ER	SO	BB	IBB	HBP	BLK	WP	HR	S	P	ERA	WHIP
37 Max Scherzer, R ERA: 2.98	(1, 1)	8.0	W	28	3	0	0	14	2	0	0	0	0	0	81	121	0.00	0.625
40 Phil Coke, L ERA: 4.5	(9, 1)	0.1		3	1	2	2	0	1	0	0	0	0	1	7	13	54.00	6.000
44 Joba Chamberlain, R ERA: 3.14	(9, 1)	0.2		2	0	0	0	0	0	0	0	0	0	0	3	4	0.00	0.000

PITCHER	IP	WLS	BF	H	R	ER	SO	BB	IBB	HBP	BLK	WP	HR	S	P	ERA	WHIP

Pittsburgh Pirates @ Detroit Tigers

Comerica Park, Detroit, MI

Thu Aug 14 2014, 1:09 PM - 4:03 PM EDT

Att. 41,986 - Partly Cloudy - 67 F

BOTTOM

Batter	1	2	3	4	5	6	7	8	9	AB	R	H	RBI	BB	SO	LOB
20 Rajai Davis, R (1, 8) (9, 7) OBP: 0.327, SLG: 0.413	C FF 91 B SI 92 S CH 84 S SL 83 1-3 ① **K**	C CH 85 S CH 85 F CH 85 B SL 86 S SL 86 1-3 ② **K**	B SI 93 B SI 93 B SI 93 C SI 92 C SI 94 X SL 85 3-2 24 E 28 BB 2B	B SI 92 X SI 91 1-0 ③ **L4**			4	1	1	0	0	2	0
3 Ian Kinsler, R (1, 4) OBP: 0.319, SLG: 0.426	B SI 93 B FF 93 C SI 92 B SL 86 C SI 93 F FF 94 X CH 86 3-2 **E1** 24 S	B SI 95 X CH 87 1-0 ③ **G4-3**	B SI 93 B SI 93 B B SI 93 4-0 28 BB 24 E BB	F SI 92 C SI 92 B SL 84 B SI 92 F SI 93 X SL 84 2-2 ① **G5-3**			3	0	0	0	1	0	0
24 Miguel Cabrera, R (1, 3) OBP: 0.367, SLG: 0.507	1 SAFE F SI 93 B SI 92 B SL 86 X CH 85 2-1 ② **G6-3** **1-2**	B CH 84 X SL 83 1-0 ① **F8**	B CH 85 1 SAFE C FF 93 F SL 85 B CH 87 X SL 86 2-2 ① **G5-3** **1-2** **2-3**	B SI 94 B SL 84 X SI 92 2-0 28 1B 28 E 2B			4	1	1	0	0	0	3
41 Victor Martinez, S (1, 10) OBP: 0.389, SLG: 0.549	C FF 93 B SL 86 D SL 87 B CH 86 C CH 85 F SL 85 D SL 86 4-2 **BB**	B SI 92 B SI 92 C CH 85 F CH 85 X SI 94 2-2 ② **F8**	I IN 75 I IN 77 I IN 78 I IN 79 4-0 28 BB IBB	I IN 64 I IN 66 I IN 71 I IN 65 4-0 28 E 9 1B IBB			1	1	0	0	3	0	0
48 Torii Hunter, R (1, 9) OBP: 0.309, SLG: 0.451	C SI 93 B SI 93 X CH 88 1-1 ③ **G1-3**	F CH 86 B FF 93 S SL 86 S SL 84 1-3 ③ **K**	S SL 84 F FF 93 S SL 87 0-3 ② **K**	S SI 93 B SI 93 X SI 93 1-1 ② **F6**			4	0	0	0	0	2	7
28 J.D. Martinez, R (1, 7) OBP: 0.348, SLG: 0.566 32 Don Kelly, L (8, PR) OBP: 0.321, SLG: 0.290 (9, 5)		B FF 91 S CH 84 B SI 93 C FF 93 S SL 86 2-3 ① **K**	C CH 83 B CH 83 X SL 86 1-1 **HR**	B SI 94 B CH 87 S CH 87 B FF 93 B CH 87 4-1 **BB** **1-2** **2-3** **3-H**			F SI 93 B SI 91 X SI 93 1-1 **E4** 9 1B **1-3** **2-H** 1B		3 0	1 1	2 0	2 0	1 0	1 0	0 0
9 Nick Castellanos, R (1, 5) OBP: 0.314, SLG: 0.420 61 Ezequiel Carrera, L (8, PR) OBP: 0.333, SLG: 0.455 (9, 8)		B SI 93 S CH 86 X FF 94 1-1 ② **F9**	B CH 84 S CH 86 X SI 94 1-1 30 FC5-4 1B	S CH 86 S SL 86 S SL 87 0-3 ③ **K**			B SI 92 B SI 92 F SI 93 C SL 84 X SI 93 2-2 13 S **2-H** **3-H** 1B		4 0	0 0	2 0	2 0	0 0	1 0	3 0
13 Alex Avila, L (1, 2) OBP: 0.325, SLG: 0.385		B SI 94 C SL 86 S SL 88 S FF 95 1-3 ③ **K**	M SL 84 B SI 95 C SL 87 B SL 88 1 SAFE B SL 88 C SL 87 3-3 ① **K**				B SI 92 C SI 92 B SI 92 B SI 92 X SI 92 3-1 ① **F8**	C SI 93 1 SAFE P PO 84 S SI 94 S SL 85 1-3 ③ **K** **1-2**	4	0	0	0	0	3	3
30 Eugenio Suárez, R (1, 6) OBP: 0.314, SLG: 0.365			C SI 91 C FF 93 F FF 94 S SL 86 0-3 ① **K**		X CH 86 0-0 ② ③ **FC5-4** **1-2f**		B SI 92 B SI 93 C SI 93 X SI 93 2-1 ② **F9**		3	0	0	0	0	1	1
Inning Stats	R: 0 E: 1 K: 1 S: 14 H: 0 LOB: 2 BB: 1 P: 25	R: 0 E: 0 K: 2 S: 8 H: 0 LOB: 0 BB: 0 P: 12	R: 0 E: 0 K: 2 S: 9 H: 0 LOB: 0 BB: 0 P: 11	R: 0 E: 0 K: 1 S: 7 H: 0 LOB: 0 BB: 0 P: 11	R: 1 E: 0 K: 1 S: 8 H: 2 LOB: 1 BB: 0 P: 13	R: 1 E: 1 K: 2 S: 13 H: 1 LOB: 3 BB: 3 P: 30	R: 0 E: 0 K: 0 S: 5 H: 0 LOB: 0 BB: 0 P: 11	R: 3 E: 1 K: 1 S: 16 H: 3 LOB: 2 BB: 1 P: 28		1B: 3 2B: 2 3B: 0 HR: 1	SF: 0 SAC: 0 DP: 0 HBP: 0				WP: 0 PB: 0 SB: 2 CS: 0	PA: 35

PITCHER		IP	WLS	BF	H	R	ER	SO	BB	IBB	HBP	BLK	WP	HR	S	P	ERA	WHIP
47 Francisco Liriano, L ERA: 3.78	(1, 1)	6.0	L	25	3	2	2	9	3	1	0	0	0	1	59	102	3.00	1.000
58 Brandon Cumpton, R ERA: 5.12	(7, 1)	2.0		10	3	3	2	1	0	1	0	0	0	0	21	39	9.00	1.500

PITCHER	IP	WLS	BF	H	R	ER	SO	BB	IBB	HBP	BLK	WP	HR	S	P	ERA	WHIP

AB	30
R	5
H	6
RBI	4
BB	5
SO	10
LOB	17

livebaseballscorecards.com

Batter	1	2	3	4	5	6	7	8	9	AB	R	H	RBI	BB	SO	LOB
16 Austin Jackson, R (1, 8) OBP: 0.326, SLG: 0.379	B FF 91 F FF 92 C SL 86 B SI 93 F FF 92 F SI 92 B SL 87 X FF 93 3-2 G4-3 ①	C CU 77 S FF 92 D CU 77 B SL 86 X CU 76 2-2 G6-4-3 ① ② 1-2f 2-3 3-H		X SL 86 0-0 FC5-4 13 CS ②			B FF 94 B FF 94 C FF 92 B FF 94 X FF 93 3-1 G5-3 ①		S FF 92 S FF 92 1 SAFE 1 SAFE S FF 94 0-3 K ② ③ 1-2 3-H	5	0	0	0	0	1	4
13 Dustin Ackley, L (1, 7) OBP: 0.297, SLG: 0.383	C FF 90 X CU 78 0-1 22 S 1B	C CU 78 B FF 91 F FF 91 D CU 78 X SI 90 2-2 G4-3 ③		S CH 81 C FF 90 B SI 90 1-2 CS ③ 1-2	C FF 88 B SL 86 F CU 76 B FF 90 X SI 90 2-2 F8 ①		C FF 93 B FF 93 X CH 84 1-1 F8 ②			4	0	1	0	0	0	1
22 Robinson Canó, L (1, 4) OBP: 0.398, SLG: 0.476 99 James Jones, L (8, 9) OBP: 0.286, SLG: 0.312	C SI 90 B FF 91 B FF 91 1 SAFE S CH 83 F SI 92 T SL 89 2-2 K ② 1-2		X CU 76 0-0 HR	C CH 80 B CH 80 X SL 86 1-1 21 E 15 1B 1B			F FF 94 X FF 95 0-1 G1-5-3 ③			4 0	2 0	2 0	1 0	0 0	1 0	1 0
21 Kendrys Morales, S (1, 10) OBP: 0.256, SLG: 0.327	C CU 76 B FF 93 X CH 82 1-1 L8 ③		C FF 89 B SL 87 X CH 80 1-1 G5-3 ①		C SI 89 X SI 89 0-1 FC6 3 G5-3 15 1B 1-2			B FF 92 F CH 84 X CH 83 1-1 G6-3 ①		4	0	0	0	0	0	2
15 Kyle Seager, L (1, 5) OBP: 0.345, SLG: 0.476		C FF 89 B SL 88 X CH 82 1-1 3 HBP 20 1B 1B	B CU 77 F CH 80 F CU 78 B SI 89 X CH 80 2-2 G3-1 ②		X CH 80 0-0 1-2 2-H 1B			B FF 92 B FF 93 C FF 94 C CH 82 C CH 86 2-3 K ②		4	1	2	1	0	1	0
3 Mike Zunino, R (1, 2) OBP: 0.264, SLG: 0.429		1 SAFE C SI 90 B SI 90 1 SAFE 1 SAFE S SL 87 F SI 91 H SI 90 2-2 20 1B 9 1B 1-2 HBP	B CU 76 F SL 85 S SL 85 C SI 90 1-3 K ③		S SI 88 F SI 88 X SL 84 0-2 G5-3 ② ③ 2-3f			F FF 94 S SL 81 B CH 82 B FF 94 S SL 79 2-3 K ③		3	1	0	0	0	2	2
20 Logan Morrison, L (1, 3) OBP: 0.285, SLG: 0.361		B CH 81 B CH 81 X SI 89 2-0 1 1B 9 1B 16 G6-4-3 1-3 2-H 1B	F SI 89 F FF 91 B CU 79 B CU 78 B SI 90 X CH 80 3-2 9 G3 1 1B 2B	F CH 79 T CH 78 F SI 89 X CH 80 0-2 F9 ①				F FF 92 X FF 93 0-1 G6-3 ①	4	2	2	1	0	0	0
9 Endy Chavez, L (1, 9) OBP: 0.296, SLG: 0.363 5 Brad Miller, L (8, 4) OBP: 0.275, SLG: 0.332		B FF 91 X CH 82 1-0 16 G6-4-3 1 1B 1-2 3-H 1B	X SI 90 0-0 G3 ① 2-3	B SI 89 C SI 88 B SL 89 B CH 81 F FF 88 F CH 82 X SI 89 3-2 G4-3 ②				T FF 92 S CU 78 B CU 79 B FF 94 B CU 76 X FF 93 3-2 16 CS 3B	3 1	0 1	1 1	1 0	0 0	0 0	1 0
1 Chris Taylor, R (1, 6) OBP: 0.431, SLG: 0.481		X SI 89 0-0 16 G6-4-3 1-2 2-3 1B	P PO 86 B CU 78 X SL 86 2-0 16 FC5-4 3-H 1B			C SI 88 F CU 74 B SI 90 B CH 82 C SI 90 2-3 K ③		C FF 91 B CH 84 B FF 92 B CH 85 F FF 91 F CH 84 F FF 92 B FF 93 4-2 16 CS BB	3	0	2	1	1	1	0
Inning Stats	R: 0 E: 0 K: 1 S: 13 H: 1 LOB: 1 BB: 0 P: 19	R: 3 E: 0 K: 0 S: 14 H: 4 LOB: 1 BB: 0 P: 24	R: 1 E: 0 K: 1 S: 9 H: 1 LOB: 0 BB: 0 P: 13	R: 1 E: 0 K: 0 S: 9 H: 2 LOB: 0 BB: 0 P: 14	R: 1 E: 1 K: 0 S: 11 H: 2 LOB: 1 BB: 0 P: 14	R: 0 E: 0 K: 1 S: 11 H: 0 LOB: 0 BB: 0 P: 16	R: 0 E: 0 K: 0 S: 6 H: 0 LOB: 0 BB: 0 P: 10	R: 0 E: 0 K: 2 S: 8 H: 0 LOB: 0 BB: 0 P: 13	R: 1 E: 0 K: 1 S: 12 H: 1 LOB: 0 BB: 1 P: 19	1B: 8 2B: 1 3B: 1 HR: 1 SF: 0 SAC: 0 DP: 2 HBP: 1						

PITCHER		IP	WLS	BF	H	R	ER	SO	BB	IBB	HBP	BLK	WP	HR	S	P	ERA	WHIP
21 Rick Porcello, R ERA: 3.28	(1, 1)	6.0	L	27	10	6	5	3	0	0	1	0	0	1	67	100	7.50	1.667
54 Melvin Mercedes, R ERA:	(7, 1)	2.0		6	0	0	0	2	0	0	0	0	0	0	14	23	0.00	0.000
46 Ian Krol, L ERA: 4.78	(9, 1)	1.0		4	1	1	1	1	1	0	0	0	0	0	12	19	9.00	2.000

PITCHER	IP	WLS	BF	H	R	ER	SO	BB	IBB	HBP	BLK	WP	HR	S	P	ERA	WHIP

Seattle Mariners @ Detroit Tigers

Comerica Park, Detroit, MI

Fri Aug 15 2014, 7:10 PM - 10:00 PM EDT

Att. 42,385 - Clear - 76 F

TOP

livebaseballscorecards.com

AB	35
R	7
H	11
RBI	5
BB	1
SO	6
LOB	11

WP: 0 PA: 38
PB: 0
SB: 1
CS: 3

Seattle Mariners @ Detroit Tigers

Comerica Park, Detroit, MI

Fri Aug 15 2014, 7:10 PM - 10:00 PM EDT

Att. 42,385 - Clear - 76 F

BOTTOM

livebaseballscorecards.com

Batter	1	2	3	4	5	6	7	8	9	AB	R	H	RBI	BB	SO	LOB
20 Rajai Davis, R (1, 8) OBP: 0.326, SLG: 0.417	B FF 92 B FF 92 C FF 92 B FF 92 C FF 93 X FF 94 3-2 ① G6-3		B FF 93 C FF 94 B CH 85 B FF 96 X FF 94 3-1 3 G6-3 3B		B CH 87 F FF 94 D CH 86 C FF 94 S KC 80 2-3 ② K			B FF 93 C FF 91 X FC 89 1-1 ① G5-3		4	1	1	0	0	1	1
3 Ian Kinsler, R (1, 4) OBP: 0.317, SLG: 0.422	B FF 94 X FF 93 1-0 ② G6-3		C FF 94 D KC 79 F FF 96 D KC 80 F FF 96 D KC 82 F KC 81 X FF 96 3-2 ② G6-3 3-H		F CH 85 B FF 95 X FF 94 1-1 ③ G5-3			B FC 90 C FF 94 F FF 95 B SL 86 X FF 95 2-2 ② F9		4	0	0	1	0	0	1
24 Miguel Cabrera, R (1, 3) OBP: 0.370, SLG: 0.512	F FF 94 B KC 81 B FF 95 X CH 86 2-1 41 E 2B		F FF 95 X FF 92 0-1 2B			B CH 84 C FF 94 B FF 94 F FF 95 S KC 81 2-3 ① K		B FF 95 B FC 90 F FF 94 S FC 92 B FF 94 B FF 95 4-2 41 WP 41 1B BB		3	1	2	0	1	1	0
41 Victor Martinez, S (1, 10) OBP: 0.388, SLG: 0.546	D FF 93 C CH 86 F FF 94 B KC 80 X KC 82 2-2 E6 48 FC6-4 2-3		D CH 87 X FF 95 1-0 ③ G6-3			C FF 96 C CH 87 F CH 87 B KC 81 X FF 96 1-2 ② L6		S SI 94 D FF 94 S CH 88 B CH 89 F SI 94 X FF 95 2-2 1-H 1B		4	0	1	1	0	0	2
48 Torii Hunter, R (1, 9) OBP: 0.309, SLG: 0.448	X FF 94 0-0 ③ FC6-4 1-2f			B FF 93 X FF 94 1-0 ① G6-3		B CH 86 B FF 96 C FF 95 F FF 95 B KC 81 D KC 80 4-2 28 E BB		C FC 89 S SL 85 F SL 83 S FF 94 0-3 ③ K		3	0	0	0	1	1	3
28 J.D. Martinez, R (1, 7) OBP: 0.347, SLG: 0.561		C FF 92 C FF 93 B KC 81 F FF 94 B KC 82 F FF 94 F FF 96 X CH 86 2-2 50 G6-4-3 1B		B CH 85 X FF 93 1-0 ② F9		F FF 95 1 SAFE S FF 96 D KC 82 F FF 97 F KC 81 F KC 80 X FF 97 1-2 ③ L8 1-3			C FC 89 F FC 91 B FF 95 B CU 76 X FC 90 2-2 ① F7	4	0	1	0	0	0	1
9 Nick Castellanos, R (1, 5) OBP: 0.311, SLG: 0.415		F FF 94 B FF 94 F FF 94 D KC 82 X FF 95 2-2 ① F9		F CH 85 S FF 95 X KC 80 0-2 ③ L5			F FF 96 S SL 87 B SL 88 C CU 79 1-3 ① K		X FC 89 0-0 ② G5-3	4	0	0	0	0	1	1
50 Bryan Holaday, R (1, 2) OBP: 0.286, SLG: 0.266	1 SAFE B FF 94 B FF 95 B FF 95 C FF 93 X FF 94 3-1 ②③ G6-4-3 1-2f				B FF 93 X FF 92 1-0 ① F9		C FF 96 X FF 96 0-1 ② P3	C FC 90 S CU 76 S CU 78 0-3 ③ K		4	0	0	0	0	1	1
30 Eugenio Suárez, R (1, 6) OBP: 0.314, SLG: 0.365			C FF 94 X FF 94 0-1 ① G6-3		B FF 92 B FF 93 C FF 92 X FF 93 2-1 1B		C FF 96 C SL 90 F FF 96 C CU 79 0-3 ③ K			3	0	1	0	0	1	0

Inning Stats	1	2	3	4	5	6	7	8	9
	R: 0 E: 1 K: 0 S: 10	H: 1 LOB: 2 BB: 0 P: 18	R: 0 E: 0 K: 0 S: 11	H: 1 LOB: 0 BB: 0 P: 18	R: 1 E: 0 K: 0 S: 12	H: 2 LOB: 1 BB: 0 P: 19	R: 0 E: 0 K: 0 S: 5	H: 0 LOB: 0 BB: 0 P: 7	R: 0 E: 0 K: 1 S: 8	H: 1 LOB: 1 BB: 0 P: 14	R: 0 E: 1 K: 1 S: 15	H: 0 LOB: 1 BB: 1 P: 23	R: 0 E: 0 K: 2 S: 9	H: 0 LOB: 0 BB: 0 P: 10	R: 1 E: 0 K: 1 S: 15	H: 1 LOB: 1 BB: 1 P: 24	R: 0 E: 0 K: 1 S: 7	H: 0 LOB: 0 BB: 0 P: 9

1B: 3	SF: 0
2B: 2	SAC: 0
3B: 1	DP: 1
HR: 0	HBP: 0
WP: 1	PA: 35
PB: 0	
SB: 0	
CS: 0	

AB	33
R	2
H	6
RBI	2
BB	2
SO	6
LOB	10

PITCHER	IP	WLS	BF	H	R	ER	SO	BB	IBB	HBP	BLK	WP	HR	S	P	ERA	WHIP
65 James Paxton, L (1, 1) ERA: 2.2	6.0	W	24	5	1	1	2	1	0	0	0	0	0	61	99	1.50	1.000
54 Tom Wilhelmsen, R (7, 1) ERA: 2.25	1.0		3	0	0	0	2	0	0	0	0	0	0	9	10	0.00	0.000
52 Dominic Leone, R (8, 1) ERA: 2.2	1.0		5	1	1	1	1	1	0	0	0	1	0	15	24	9.00	2.000
40 Danny Farquhar, R (9, 1) ERA: 2.61	1.0		3	0	0	0	1	0	0	0	0	0	0	7	9	0.00	0.000

PITCHER	IP	WLS	BF	H	R	ER	SO	BB	IBB	HBP	BLK	WP	HR	S	P	ERA	WHIP

Batter	1	2	3	4	5	6	7	8	9	AB	R	H	RBI	BB	SO	LOB
16 Austin Jackson, R (1, 8) OBP: 0.325, SLG: 0.381	B FF 92 F FF 92 B SI 92 X CH 85 2-1 F9 ①			C CH 84 X SI 91 0-1 13 F8 22 G3 2B		C CH 85 B KC 80 C CH 84 B SI 94 B FC 87 F CH 86 F FF 94 X CH 85 3-2 G6-3 ③		F CH 86 C FC 87 F FF 95 D FC 88 S CH 86 1-3 K ②		4	1	1	0	0	1	3
13 Dustin Ackley, L (1, 7) OBP: 0.294, SLG: 0.379	C SI 93 F SI 93 B SI 94 B CH 86 F SI 94 B SI 94 S CH 87 3-3 K ②			B KC 80 C SI 92 B CH 84 X SI 93 2-1 F8 ① 2-3			C SI 93 C FC 86 B SI 93 S CH 86 1-3 K ①	X SI 93 0-0 FC6-4 ③ 1-2f		4	0	0	0	0	2	4
22 Robinson Canó, L (1, 4) OBP: 0.397, SLG: 0.474	C SI 93 B KC 82 C SI 93 B SI 95 X SI 95 2-2 G6-3 ③			B SI 93 D CH 86 X CH 85 2-0 G3 ② 3-H			B SI 93 F KC 81 X SI 93 1-1 G4-3 ②		B FF 92 X SI 92 1-0 21 G1-3 9 1B 1B	4	1	1	1	0	0	0
21 Kendrys Morales, S (1, 10) OBP: 0.260, SLG: 0.328		B SI 91 B CH 84 B CH 85 C FF 92 B SI 92 4-1 28 G6-4-3 BB		B CH 85 C CH 84 X KC 80 1-1 G5-3 ③			F FF 93 B SI 94 X CH 85 1-1 1B		X CU 82 0-0 G1-3 ① 1-3	3	0	1	0	1	0	1
28 Chris Denorfia, R (1, 9) OBP: 0.288, SLG: 0.305 9 Endy Chavez, L (9, PH) OBP: 0.300, SLG: 0.367		C SI 93 F SI 93 F SI 94 X CH 86 0-2 G6-4-3 ①② 1-2f			C SI 93 C FC 87 X CH 86 0-2 G6-3 ①		C CH 84 D KC 80 X FF 94 1-1 F9 ③		B CU 83 B CU 82 C FF 92 S SL 89 F SL 88 F FF 93 B SL 89 X FF 93 3-2 15 G3-6 3-H 1B	3 1	0 0	0 1	0 1	0 0	0 0	2 0
15 Kyle Seager, L (1, 5) OBP: 0.344, SLG: 0.473		C SI 94 B FC 88 B FC 86 X SI 93 2-1 L4 ③			C SI 93 X SI 94 0-1 G4-3 ②			B SI 90 B SI 90 B SI 91 C SI 90 B SI 92 4-1 1 BB 20 1B BB	X SI 93 0-0 G3-6 ②③ 1-2f	3	0	0	0	1	0	1
3 Mike Zunino, R (1, 2) OBP: 0.261, SLG: 0.425			F SI 91 F KC 79 S KC 79 0-3 K ①		C FC 88 B CH 85 S FF 94 F FC 88 S SI 94 1-3 K ③			C CH 85 B KC 83 F CH 85 S SI 94 1-3 K ①		3	0	0	0	0	3	1
20 Logan Morrison, L (1, 3) OBP: 0.286, SLG: 0.361			C SI 92 B FF 94 X SI 93 1-1 G4-3 ②			C FF 92 B KC 78 X SI 93 1-1 G4-3 ①		X SI 92 0-0 1 BB 1-2 1B		3	0	1	0	0	0	0
1 Chris Taylor, R (1, 6) OBP: 0.426, SLG: 0.463			C SI 94 X CH 84 0-1 L8 ③			B FC 87 B SI 92 F SI 93 C SI 93 S FC 88 2-3 K ②		B CH 85 B SI 93 C FF 93 S CH 85 B SI 93 B CH 86 4-2 13 FC6-4 1-2 2-3 BB		2	0	0	0	1	1	0
Inning Stats	R: 0 E: 0 K: 1 S: 9 H: 0 LOB: 0 BB: 0 P: 16	R: 0 E: 0 K: 0 S: 7 H: 0 LOB: 0 BB: 1 P: 13	R: 0 E: 0 K: 1 S: 7 H: 0 LOB: 0 BB: 0 P: 8	R: 1 E: 0 K: 0 S: 7 H: 1 LOB: 0 BB: 0 P: 12	R: 0 E: 0 K: 1 S: 9 H: 0 LOB: 0 BB: 0 P: 10	R: 0 E: 0 K: 1 S: 10 H: 0 LOB: 0 BB: 0 P: 16	R: 0 E: 0 K: 1 S: 9 H: 1 LOB: 1 BB: 0 P: 13	R: 0 E: 0 K: 2 S: 12 H: 1 LOB: 3 BB: 2 P: 22	R: 1 E: 0 K: 0 S: 8 H: 2 LOB: 0 BB: 0 P: 12	1B: 4 2B: 1 3B: 0 HR: 0	SF: 0 SAC: 0 DP: 2 HBP: 0					

Seattle Mariners @ Detroit Tigers

Comerica Park, Detroit, MI

Sat Aug 16 2014, 7:10 PM - 10:04 PM EDT

Att. 43,833 - Cloudy - 82 F

TOP

livebaseballscorecards.com

AB	30
R	2
H	5
RBI	2
BB	3
SO	7
LOB	12

WP: 0 PB: 0 SB: 0 CS: 0 PA: 33

PITCHER		IP	WLS	BF	H	R	ER	SO	BB	IBB	HBP	BLK	WP	HR	S	P	ERA	WHIP
14 David Price, L ERA: 3.12	(1, 1)	8.0	W	29	3	1	1	7	3	0	0	0	0	0	70	110	1.12	0.750
36 Joe Nathan, R ERA: 5.2	(9, 1)	1.0	S	4	2	1	1	0	0	0	0	0	0	0	8	12	9.00	2.000

PITCHER	IP	WLS	BF	H	R	ER	SO	BB	IBB	HBP	BLK	WP	HR	S	P	ERA	WHIP

Batter	1	2	3	4	5	6	7	8	9	AB	R	H	RBI	BB	SO	LOB
3 Ian Kinsler, R (1, 4) OBP: 0.316, SLG: 0.420	F SI 91 C FF 92 F FF 93 B SL 86 F SI 90 S SI 91 1-3 **K** ①	F SL 85 B SI 93 1 SAFE F CH 89 P PO 88 F FF 94 F SI 93 S SI 90 2-3 **K** ③		C SI 91 B CH 88 F FF 91 X FF 92 1-2 **G1-3** ③		B FF 96 X SL 88 1-0 **F8** ③ 1-2 2-3		X SI 84 0-0 **1B**		5	0	1	0	0	2	3
61 Ezequiel Carrera, L (1, 8) OBP: 0.276, SLG: 0.370	X SI 93 0-0 **F7** ②		B CU 78 B FF 91 X SI 92 2-0 **F9** ①		C CU 76 L CH 87 B FF 91 X CH 88 1-2 **F7** ①		B FF 95 C FF 95 S CH 86 F CU 77 F FF 96 B SL 87 X CH 87 2-2 **P4** ①	1 SAFE C FF 87 X FF 87 0-1 **F7** ②		5	0	0	0	0	0	1
24 Miguel Cabrera, R (1, 3) OBP: 0.373, SLG: 0.514	C SI 94 B SI 93 T SI 91 B SI 91 B SI 91 X FF 91 3-2 41 1B **1B**		C CH 89 B SL 86 B SL 86 F SI 92 F FF 94 H CH 90 3-2 48 1B **HBP**		C CH 89 F SL 86 X CU 81 0-2 **G1-3** ②		B SL 89 F FF 97 B FF 89 X SL 89 2-1 28 1B **2B**	1 SAFE B SI 85 B SI 83 X SI 84 2-0 **F8** ③		4	1	2	0	0	0	1
41 Victor Martinez, S (1, 10) OBP: 0.391, SLG: 0.547	B FF 93 X SI 93 1-0 48 FC6-4 **1B** 1-2		B CH 88 B SI 92 C SI 92 C CU 80 X FF 93 2-2 **F7** ②		C CU 77 C CH 89 B CU 80 F CH 90 X CH 88 1-2 48 FC5-4 **1B**		I IN 67 I IN 72 I IN 74 I IN 76 4-0 28 1B 9 1B **IBB**			3	1	2	0	1	0	1
48 Torii Hunter, R (1, 9) OBP: 0.308, SLG: 0.446	B CH 90 B SL 86 C SI 93 F CH 90 F SI 95 X CH 90 2-2 **FC6-4** ③ 1-2f		C CU 79 C SI 92 X SI 93 0-2 28 FC4 **1B** 1-2		X SL 83 0-0 **FC5-4** ③ 1-2f		S FF 95 D SL 87 C SL 88 S FF 96 1-3 **K** ②			4	0	1	0	0	1	5
28 J.D. Martinez, R (1, 7) OBP: 0.349, SLG: 0.560 20 Rajai Davis, R (9, 7) OBP: 0.326, SLG: 0.417		F SI 92 B SL 84 B SL 86 X SI 93 2-1 13 1B 13 S 30 FC5-4 **1B**	B SL 84 S CH 90 X SL 83 1-1 **FC4** ③ 1-2f			B FF 95 X FF 94 1-0 **F8** ① 1-2	C SL 88 B SL 86 S SL 90 X FF 97 1-2 9 1B **1B** 2-H			4 0	1 0	2 0	1 0	0 0	0 0	2 0
9 Nick Castellanos, R (1, 5) OBP: 0.313, SLG: 0.424 32 Don Kelly, L (9, 5) OBP: 0.321, SLG: 0.290		C CH 88 F CH 88 S FF 93 0-3 **K** ①	X CH 90 0-0 **HR**			X FF 95 0-0 **E6** 3 PB 30 1B	S SL 87 B SL 88 B SL 86 B FF 95 F FF 96 F FF 96 X SL 90 3-2 **1B** 1-3 2-H			4 0	1 0	2 0	2 0	0 0	1 0	1 0
13 Alex Avila, L (1, 2) OBP: 0.324, SLG: 0.384		C CU 80 S CH 89 D CH 90 B SI 94 D FF 94 F CH 90 X FF 94 3-2 30 FC5-4 **1B** 1-3	C CU 77 B CH 87 C CU 78 X CH 88 1-2 **G6-3** ①			B FF 93 B CH 86 S FF 95 X SI 94 2-1 **F7** ②	C FF 87 C SL 80 B FF 89 D SL 80 1 SAFE B FF 88 S FF 88 3-3 **K** ③			4	0	1	0	0	1	3
30 Eugenio Suárez, R (1, 6) OBP: 0.313, SLG: 0.362		C SL 86 S CH 90 B SI 90 B SI 90 B SL 86 F SI 94 X SI 93 3-2 **FC5-4** ② 1-2f 3-H	X SL 82 0-0 **G6-3** ②			C SL 87 C FF 96 X SL 88 0-2 3 PB **1B** 1-2		X SI 84 0-0 **G6-3** ①		4	0	1	1	0	0	1
Inning Stats	R: 0 E: 0 K: 1 S: 14 H: 2 LOB: 2 BB: 0 P: 21	R: 1 E: 0 K: 2 S: 19 H: 2 LOB: 1 BB: 0 P: 28	R: 0 E: 0 K: 0 S: 12 H: 1 LOB: 2 BB: 0 P: 20	R: 1 E: 0 K: 0 S: 8 H: 1 LOB: 0 BB: 0 P: 10	R: 0 E: 0 K: 0 S: 11 H: 1 LOB: 1 BB: 0 P: 13	R: 0 E: 1 K: 0 S: 8 H: 1 LOB: 2 BB: 0 P: 12	R: 2 E: 0 K: 2 S: 20 H: 3 LOB: 2 BB: 1 P: 36	R: 0 E: 0 K: 0 S: 5 H: 1 LOB: 1 BB: 0 P: 7		1B: 10 2B: 1 3B: 0 HR: 1 SF: 0 SAC: 0 DP: 0 HBP: 1						

PITCHER		IP	WLS	BF	H	R	ER	SO	BB	IBB	HBP	BLK	WP	HR	S	P	ERA	WHIP
34 Félix Hernández, R ERA: 1.99	(1, 1)	5.0	L	23	7	2	2	3	0	0	1	0	0	1	64	92	3.60	1.400
37 Brandon Maurer, R ERA: 5.24	(6, 1)	1.2		11	4	2	2	1	0	1	0	0	0	0	25	42	10.80	2.400
97 Joe Beimel, L ERA: 1.23	(7, 1)	1.1		5	1	0	0	1	0	0	0	0	0	0	8	13	0.00	0.750

PITCHER	IP	WLS	BF	H	R	ER	SO	BB	IBB	HBP	BLK	WP	HR	S	P	ERA	WHIP

BOTTOM

Seattle Mariners @ Detroit Tigers

Comerica Park, Detroit, MI

Sat Aug 16 2014, 7:10 PM - 10:04 PM EDT

Att. 43,833 - Cloudy - 82 F

livebaseballscorecards.com

AB	37
R	4
H	12
RBI	4
BB	1
SO	5
LOB	18

Seattle Mariners @ Detroit Tigers

Comerica Park, Detroit, MI

Sun Aug 17 2014, 1:12 PM - 4:29 PM EDT

Att. 41,181 - Sunny - 75 F

TOP

livebaseballscorecards.com

Batter	1	2	3	4	5	6	7	8	9	AB	R	H	RBI	BB	SO	LOB
16 Austin Jackson, R (1, 8) OBP: 0.326, SLG: 0.381	B FF 91 F FF 90 B CH 82 X FF 92 2-1 ① F8	C FF 90 B FF 91 B FF 90 F FF 90 X FF 89 2-2 13 S 1B		B CH 80 C FF 89 B FF 90 C CH 80 X FF 92 2-2 ② G4-3		C CU 80 X SI 93 0-1 13 G3-1 21 E 2-3 1B		C SI 93 C SI 92 X SI 94 0-2 ① G4-3	X SI 95 0-0 ③ FC6-4 1-2f	5	1	2	0	0	0	0
99 James Jones, L (8, 8) OBP: 0.285, SLG: 0.311										1	0	0	0	0	0	1
13 Dustin Ackley, L (1, 7) OBP: 0.293, SLG: 0.375	B FF 92 B FF 93 B FF 93 B FF 93 4-0 22 1B 21 1B 22 BLK BB	B FF 88 1 SAFE C FF 89 1 SAFE 1 SAFE C SL 79 X CH 82 1-2 ③ F7 1-2		C SL 81 B SL 78 S SL 78 B FF 92 X CH 82 2-2 ③ G3-1		C SI 94 1 SAFE X CH 88 0-1 ② G3-1 1-2 3-H		C SL 80 B SI 94 F SL 80 S FF 94 1-3 ② K		4	1	0	1	1	1	2
22 Robinson Canó, L (1, 4) OBP: 0.400, SLG: 0.476	C FF 92 B FF 93 1 SAFE B FF 91 X CH 83 2-1 21 1B 15 SF8 1-3 1B		B CU 77 F FF 90 B FF 90 X FF 89 2-1 20 1B 28 1B 1 WP 1B		C FF 90 C FF 91 F FF 91 F FF 91 X CH 82 0-2 ① G4-3	I IN 73 I IN 77 I IN 76 I IN 76 4-0 21 E 15 1B IBB		X SI 93 0-0 E5 21 1B 15 1B		3	3	2	0	1	0	0
5 Brad Miller, L (8, PH) OBP: 0.275, SLG: 0.331 (8, 4)										1	1	0	0	0	0	0
21 Kendrys Morales, S (1, 10) OBP: 0.267, SLG: 0.330	F CH 82 B FF 92 X CH 84 1-1 28 1B 1-3 3-H 1B		X FF 88 0-0 ① F8		B FF 90 B CH 82 B FF 88 B FF 90 4-0 15 FC3-6 BB	B CH 87 B CH 87 C SI 94 B CH 88 F SI 95 X SI 94 3-2 E7 15 1B 1-3 2-H		C SI 92 S CH 83 F SI 93 X FF 94 0-2 15 1B 1-2 1B		4	0	2	1	1	0	2
15 Kyle Seager, L (1, 5) OBP: 0.345, SLG: 0.473	C FF 91 F FF 91 B SL 84 D SL 83 B FF 92 F FF 93 X FF 92 3-2 ② SF8 3-H		C CU 77 B SL 78 1 SAFE X FF 91 1-1 ② F8		B FF 90 X FF 92 1-0 ② FC3-6 28 3B 1-2f	D FC 85 B FC 84 C FF 89 C FF 89 F CU 78 X FC 86 2-2 1-2 3-H 1B		D SL 82 F SI 93 B SL 80 D SL 82 X SI 92 3-1 1-3 2-H 1B		4	1	2	3	0	0	2
28 Chris Denorfia, R (1, 9) OBP: 0.293, SLG: 0.318	C FF 91 X FF 92 0-1 1-2 1B		1 SAFE 1 SAFE 1 SAFE C CH 79 C FF 89 D CH 82 X CH 81 1-2 1 WP 20 1B 1-2 1B		B FF 90 C CH 82 1 SAFE S FF 91 F FF 92 X FF 91 1-2 1-H 3B	B CH 79 C FF 90 C FF 90 S CH 78 1-3 ③ K		B SI 92 C CH 83 X CH 84 1-1 ③ G6-3		5	0	3	1	0	1	4
20 Logan Morrison, L (1, 3) OBP: 0.288, SLG: 0.362	B SL 79 C FF 90 C SL 80 X FF 90 1-2 ③ G2-3		B SL 80 B FF 91 X FF 91 2-0 1 WP 1-2 2-3 1B		F FF 92 X SL 79 0-1 ③ P6		X FC 84 0-0 ① P5		C SL 84 B SL 86 B SI 93 F SL 86 X SI 94 2-2 99 FC6-4 1B	5	0	2	0	0	0	3
1 Chris Taylor, R (1, 6) OBP: 0.409, SLG: 0.458		X FF 89 0-0 ① F8	S CH 81 C FF 91 B FF 91 B CH 83 S FF 90 2-3 ③ K 1-2 2-3 3-H			X SI 92 0-0 16 1B 13 G3-1 2B	C FF 89 B FF 89 B CH 78 X CH 80 2-1 F9		B SL 85 B SL 85 C SI 93 S SL 86 S SL 86 2-3 ① K	5	1	1	0	0	2	3
2 Jesús Sucre, R (1, 2) OBP: 0.138, SLG: 0.138		C FF 89 X FF 91 0-1 ② L3		B FF 88 X CH 82 1-0 ① G6-3		L SI 94 B SI 94 S SI 95 S SI 94 1-3 ① K	B FF 89 C FF 89 X CH 80 1-1 ③ G6-3		C SI 94 F SL 87 F SL 87 C SI 95 0-3 ② K	5	0	0	0	0	2	2
Inning Stats	R: 2 E: 0 K: 0 S: 15 H: 3 LOB: 2 BB: 1 P: 28	R: 0 E: 0 K: 0 S: 9 H: 1 LOB: 1 BB: 0 P: 12	R: 1 E: 0 K: 1 S: 12 H: 3 LOB: 2 BB: 0 P: 20	R: 0 E: 0 K: 0 S: 7 H: 0 LOB: 0 BB: 0 P: 12	R: 1 E: 0 K: 0 S: 12 H: 1 LOB: 1 BB: 1 P: 18	R: 3 E: 1 K: 2 S: 18 H: 3 LOB: 2 BB: 1 P: 29	R: 0 E: 0 K: 0 S: 5 H: 0 LOB: 0 BB: 0 P: 8	R: 1 E: 1 K: 1 S: 15 H: 2 LOB: 2 BB: 0 P: 20	R: 0 E: 0 K: 2 S: 11 H: 1 LOB: 1 BB: 0 P: 15	1B: 12 2B: 1 3B: 1 HR: 0 SF: 1 SAC: 0 DP: 0 HBP: 0						

	AB	42
	R	8
	H	14
	RBI	6
	BB	3
	SO	6
	LOB	19

WP: 1 PB: 0 SB: 1 CS: 0 PA: 46

PITCHER		IP	WLS	BF	H	R	ER	SO	BB	IBB	HBP	BLK	WP	HR	S	P	ERA	WHIP
58 Robbie Ray, L ERA: 5.68	(1, 1)	5.0	L	25	8	4	4	1	2	0	0	1	1	0	55	90	7.20	2.000
49 Jim Johnson, R ERA: 7.24	(6, 1)	0.2		6	2	3	1	1	0	1	0	0	0	0	11	19	13.50	3.000
65 Blaine Hardy, L ERA: 1.95	(6, 1)	1.1		5	1	0	0	1	0	0	0	0	0	0	12	18	0.00	0.750
40 Phil Coke, L ERA: 4.4	(8, 1)	1.0		6	2	1	0	1	0	0	0	0	0	0	15	20	0.00	2.000
62 Al Alburquerque, R ERA: 2.8	(9, 1)	1.0		4	1	0	0	2	0	0	0	0	0	0	11	15	0.00	1.000

PITCHER		IP	WLS	BF	H	R	ER	SO	BB	IBB	HBP	BLK	WP	HR	S	P	ERA	WHIP

BOTTOM

Seattle Mariners @ Detroit Tigers
Comerica Park, Detroit, MI
Sun Aug 17 2014, 1:12 PM - 4:29 PM EDT
Att. 41,181 - Sunny - 75 F

Batter	1	2	3	4	5	6	7	8	9	AB	R	H	RBI	BB	SO	LOB
3 Ian Kinsler, R (1, 4) OBP: 0.314, SLG: 0.418	3-2 F7		2-1 P3		2-1 F9					3	0	0	0	0	0	3
30 Eugenio Suárez, R (8, PH) (9, 6) OBP: 0.311, SLG: 0.360								1-3 K		1	0	0	0	0	1	0
61 Ezequiel Carrera, L (1, 8) OBP: 0.242, SLG: 0.323	0-3 K		1-3 K		1-1 F9			0-3 K		4	0	0	0	0	3	3
24 Miguel Cabrera, R (1, 10) OBP: 0.372, SLG: 0.511	1-2 F8			3-2 L8		1-3 K		4-2 BB (41 2B)		3	1	0	0	1	1	0
41 Victor Martinez, S (1, 3) OBP: 0.392, SLG: 0.549		2-2 G4-3		2-2 1B		0-1 F9		0-0 2B (1-H)		4	0	2	1	0	0	0
28 J.D. Martinez, R (1, 9) OBP: 0.347, SLG: 0.559		0-0 2B (9 F9)		0-1 F7		1-1 F8		2-2 F9		4	0	1	0	0	0	2
9 Nick Castellanos, R (1, 5) OBP: 0.310, SLG: 0.420		2-2 F9		0-0 F8			0-2 G5-3		1-2 L8	4	0	0	0	0	0	2
13 Alex Avila, L (1, 2) OBP: 0.329, SLG: 0.384		2-3 K			1-0 1B (20 FC5-4, 17 1B)		4-2 BB (32 FC4)		4-0 BB (17 BB)	2	0	1	0	2	1	1
17 Andrew Romine, S (1, 6) (9, 4) OBP: 0.268, SLG: 0.276			3-2 F8		3-2 1B (20 FC5-4)		3-3 K		4-1 BB (32 G4-6-3)	3	0	1	0	1	1	1
20 Rajai Davis, R (1, 7) OBP: 0.327, SLG: 0.416			4-0 BB (3 S)		2-2 FC5-4 (61 S)					1	0	0	0	1	0	2
32 Don Kelly, L (7, 7) OBP: 0.317, SLG: 0.286							1-2 FC4		0-1 G4-6-3	2	0	0	0	0	0	3

Inning Stats	1	2	3	4	5	6	7	8	9
R	0	0	0	0	0	0	0	1	0
E	0	0	0	0	0	0	0	0	0
K	1	1	1	0	0	1	1	2	0
S	10	14	10	9	13	7	16	12	6
H	0	1	0	1	2	0	0	1	0
LOB	0	1	1	1	2	0	1	1	1
BB	0	0	1	0	0	0	1	1	2
P	14	20	20	14	22	9	24	19	15

1B: 3 2B: 2 3B: 0 HR: 0 SF: 0 SAC: 0 DP: 1 HBP: 0

WP: 0 PB: 0 SB: 3 CS: 0 PA: 36

AB 31
R 1
H 5
RBI 1
BB 5
SO 7
LOB 17

livebaseballscorecards.com

PITCHER	IP	WLS	BF	H	R	ER	SO	BB	IBB	HBP	BLK	WP	HR	S	P	ERA	WHIP
53 Chris Young, R (1, 1) ERA: 3.07	6.0	W	23	4	0	0	4	1	0	0	0	0	0	63	99	0.00	0.833
54 Tom Wilhelmsen, R (7, 1) ERA: 2.22	1.0		4	0	0	0	1	1	0	0	0	0	0	16	24	0.00	1.000
40 Danny Farquhar, R (8, 1) ERA: 2.73	1.0		5	1	1	1	2	1	0	0	0	0	0	12	19	9.00	2.000
31 Yoervis Medina, R (9, 1) ERA: 2.13	1.0		4	0	0	0	0	2	0	0	0	0	0	6	15	0.00	2.000

PITCHER	IP	WLS	BF	H	R	ER	SO	BB	IBB	HBP	BLK	WP	HR	S	P	ERA	WHIP

Batter	1	2	3	4	5	6	7	8	9	10	11	AB	R	H	RBI	BB	SO	LOB
3 Ian Kinsler, R (1, 4) OBP: 0.316, SLG: 0.423	B FF 92 B FF 93 F FF 93 F FF 93 S SL 85 2-3 K ①		B FF 94 X FF 93 1-0 G5-4-3 ②③ 1-2f		B SL 85 D SL 86 F FF 94 B FF 94 B FF 93 4-1 24 1B 48 FC6-5 1-2 2-3 3-H BB	C SL 81 1 SAFE B FF 91 B FF 91 F SL 85 B SL 84 X SL 82 3-2 F8 ③ 1-2			X FF 96 0-0 2B		X SL 84 0-0 41 BB 3B	5	2	2	1	1	1	4
48 Torii Hunter, R (1, 9) OBP: 0.308, SLG: 0.445	C FF 94 X FF 96 0-1 G4-3 ②			B FF 94 F SL 84 X FF 94 1-1 24 G6-3 2B	B FF 93 X FF 93 1-0 FC6-5 ② 24 1B 1-2 2-3f 3-H		C FF 93 C FC 92 B FF 94 S FC 94 1-3 K ①		C FF 96 S SI 96 B FF 97 B FF 98 B FF 94 S SI 97 3-3 K ②		B SL 83 B FF 91 B FF 91 B FF 91 4-0 41 BB 24 IBB 32 WP BB	5	1	1	1	1	2	3
24 Miguel Cabrera, R (1, 3) OBP: 0.373, SLG: 0.509	B FF 95 F FF 94 S SL 87 F FF 96 B FF 97 B SL 86 C SL 84 3-3 K ③			X FF 95 0-0 G6-3 ① 2-3	B FF 96 S SL 86 X FF 95 1-1 1-3 2-H 1B		C FC 93 F FF 94 F FC 94 B FF 94 B CH 80 B FF 94 X CH 82 3-2 G5-3 ②		I IN 57 I IN 58 I IN 63 I IN 60 4-0 IBB		I IN 75 I IN 75 I IN 76 I IN 74 4-0 32 WP 41 BB 50 SF8 1-2 IBB	4	1	1	1	2	1	1
41 Victor Martinez, S (1, 10) OBP: 0.389, SLG: 0.543		C FF 93 B FF 93 B CH 86 F FF 93 C SL 84 2-3 K ①		X FF 94 0-0 P5 ②	C SL 86 B CH 85 X FF 94 1-1 P3 ③		B CH 80 B FF 92 C CH 80 C FF 93 F FF 93 F FF 94 F FF 93 F CH 80 X FF 94 2-2 P5 ③		B FF 96 X FF 94 1-0 P5 ③		B FF 91 B CU 80 F FF 92 B FF 91 B FF 91 4-1 32 WP 1-2 2-3 3-H BB	5	0	0	1	1	1	5
28 J.D. Martinez, R (1, 7) OBP: 0.348, SLG: 0.567 61 Ezequiel Carrera, L (10, PR) OBP: 0.235, SLG: 0.313 (10, 8)		S FF 95 S FF 95 B FF 95 F SL 86 F SL 87 S SL 86 1-3 K ②		C SL 86 B SL 86 S FF 96 S FF 97 1-3 K ③		F SL 83 B SL 84 F FF 93 F FF 96 F SL 84 X SL 85 1-2 G1-3 ①		B FS 80 X CU 75 1-0 HR		F FF 95 B SI 94 F SI 94 F FF 96 B FF 96 X FF 95 2-2 17 1B 1B	C SI 91 F FC 86 C SI 91 0-3 K ①	5 1	1 0	2 0	1 0	0 0	2 1	1 3
9 Nick Castellanos, R (1, 5) OBP: 0.309, SLG: 0.418 32 Don Kelly, L (8, 5) OBP: 0.319, SLG: 0.283		B FF 96 S FF 94 X SL 84 1-1 L7 ③			C FF 93 F FF 95 B SL 88 B FF 95 B SL 85 X FF 94 3-2 20 E 17 1B 3 BB 1B	S SL 82 B SI 95 B FF 95 B SL 86 C SL 84 3-3 K ②		B FF 90 F CU 77 X FF 90 1-1 F8 ①		1 SAFE L SI 94 1 SAFE B SI 94 X SI 93 1-1 B1 ①	F SL 85 B FF 91 S SI 91 F SI 91 F FC 86 B FF 90 B CU 75 B FF 90 4-2 1-2 2-3 3-H BB	4 1	1 0	1 0	0 0	0 1	1 0	0 1
13 Alex Avila, L (1, 2) OBP: 0.331, SLG: 0.382 30 Eugenio Suárez, R (10, PH) OBP: 0.310, SLG: 0.358 50 Bryan Holaday, R (10, 2) OBP: 0.283, SLG: 0.266			B FF 92 B FF 92 C FF 93 B SL 84 B FF 93 4-1 17 FC3-6 BB		D SL 83 F FF 92 F CH 84 B SL 86 X FF 94 2-2 L9 ①	C CH 86 B CH 87 B FF 95 C SL 83 B SL 84 B FF 95 4-2 20 1B 17 BB BB		C CU 77 S FS 81 B FF 89 B FF 90 F FS 80 S FS 81 2-3 K ②		C SI 94 C FF 94 S FF 97 0-3 K ②	F FC 85 X FC 87 0-1 SF8 ② 3-H	2 1 0	1 0 0	0 0 0	0 0 1	2 1 0	1 1 0	1 1 0
17 Andrew Romine, S (1, 6) OBP: 0.275, SLG: 0.279			C FF 92 B FF 94 B FF 93 F FF 92 X SL 85 2-2 FC3-6 ① 20 S 1-2f		B FF 94 1 SAFE X FF 94 1-0 3 BB 20 E 48 FC6-5 1-2 1B	B FF 92 B FF 92 B FF 93 4-0 20 1B 1-2 BB		C CU 76 S FC 86 X FF 90 0-2 G1-3 ③		X SI 96 0-0 1-3 1B	C SI 90 B SI 90 F FC 84 F FF 90 B SI 90 T FC 84 2-2 K ③	5	1	2	0	1	1	3
20 Rajai Davis, R (1, 8) OBP: 0.328, SLG: 0.414 (10, 7)			C SL 83 B SL 84 B FF 93 F SL 83 F FF 94 B SL 86 D SL 86 4-2 3 G5-4-3 1-2 BB		X FF 94 0-0 FC3 48 FC6-5 3 BB 1-2 2-3	B SL 84 X FF 93 1-0 3 S 1-3 2-H 1B			C FF 94 S FF 96 B SI 98 X FF 96 1-2 G6-3 ① 1-2	B FF 95 S FF 94 F SI 95 B SI 97 S SI 96 2-3 K ③		4	0	1	1	1	1	4
Inning Stats	R: 0 E: 0 K: 2 S: 9 H: 0 LOB: 0 BB: 0 P: 14	R: 0 E: 0 K: 2 S: 10 H: 0 LOB: 0 BB: 0 P: 14	R: 0 E: 0 K: 0 S: 8 H: 0 LOB: 1 BB: 2 P: 19	R: 0 E: 0 K: 1 S: 7 H: 1 LOB: 1 BB: 0 P: 9	R: 3 E: 1 K: 0 S: 14 H: 3 LOB: 2 BB: 1 P: 27	R: 1 E: 0 K: 1 S: 14 H: 1 LOB: 2 BB: 2 P: 30	R: 0 E: 0 K: 1 S: 14 H: 0 LOB: 0 BB: 0 P: 20	R: 1 E: 0 K: 1 S: 10 H: 1 LOB: 0 BB: 0 P: 14	R: 0 E: 0 K: 1 S: 8 H: 1 LOB: 2 BB: 1 P: 17	R: 0 E: 0 K: 2 S: 13 H: 2 LOB: 2 BB: 0 P: 18	R: 3 E: 0 K: 2 S: 15 H: 1 LOB: 2 BB: 4 P: 33	1B: 6 2B: 2 3B: 1 HR: 1 SF: 1 SAC: 0 DP: 1 HBP: 0	WP: 1 PB: 0 SB: 2 CS: 0 PA: 53					

PITCHER		IP	WLS	BF	H	R	ER	SO	BB	IBB	HBP	BLK	WP	HR	S	P	ERA	WHIP
22 Chris Archer, R ERA: 3.17	(1, 1)	5.2		27	5	4	1	6	5	0	0	0	0	0	59	107	1.59	1.765
49 Kirby Yates, R ERA: 2.16	(6, 1)	0.1		1	0	0	0	0	0	0	0	0	0	0	3	6	0.00	0.000
26 Brad Boxberger, R ERA: 1.83	(7, 1)	1.0		3	0	0	0	1	0	0	0	0	0	0	14	20	0.00	0.000
62 Joel Peralta, R ERA: 3.96	(8, 1)	1.0		4	1	1	1	1	0	0	0	0	0	1	10	14	9.00	1.000
57 Jake McGee, L ERA: 1.4	(9, 1)	2.0		10	3	0	0	3	0	1	0	0	0	0	21	35	0.00	1.500

PITCHER		IP	WLS	BF	H	R	ER	SO	BB	IBB	HBP	BLK	WP	HR	S	P	ERA	WHIP
50 Grant Balfour, R ERA: 5.48	(11, 1)	0.0	L	4	1	3	3	0	2	1	0	0	0	0	2	14	∞	∞
38 Jeff Beliveau, L ERA: 2.03	(11, 1)	1.0		4	0	0	0	2	1	0	0	0	1	0	13	19	0.00	1.000

TOP

Detroit Tigers @ Tampa Bay Rays

Tropicana Field, St. Petersburg, FL

Tue Aug 19 2014, 7:12 PM - 11:52 PM EDT

Att. 14,331 - Dome - 72 F

livebaseballscorecards.com

AB	42
R	8
H	10
RBI	7
BB	10
SO	13
LOB	27

Batter	1	2	3	4	5	6	7	8	9	10	11	AB	R	H	RBI	BB	SO	LOB
8 Desmond Jennings, R (1, 8) OBP: 0.320, SLG: 0.381	F FF 90 B FF 92 C FF 92 X SL 86 1-2 ① L8	C SL 83 S SL 85 S FF 94 0-3 ② K			B SL 82 X SL 83 1-0 ① F8		C FF 92 B CH 82 S FF 93 S FF 95 1-3 ② K		B SL 85 L SL 85 C SL 86 B FF 94 F SL 86 X SL 85 2-2 ② F8		X FF 90 0-0 ② F9	6	0	0	0	0	2	2
18 Ben Zobrist, S (1, 4) OBP: 0.368, SLG: 0.421 (10, 7)	C FF 91 H FF 92 1-1 3 BB, 21 HR, HBP	1 SAFE B FF 94 1 SAFE B CH 84 C CH 84 F CH 85 X FF 96 2-2 1-3 3-H 1B			B CU 76 B FF 92 F FF 94 F CU 80 B CH 84 F FF 94 B CU 77 4-2 BB		C CH 82 X FF 95 0-1 ③ G6-3		B SL 85 B FF 94 S SL 86 S SL 86 F SL 86 B SL 87 F SL 86 B FF 94 4-2 BB		C FF 90 B CH 86 B FF 90 X FF 90 2-1 11 DI, 3 1B, 1B	3	2	2	1	2	0	0
20 Matt Joyce, L (1, 7) OBP: 0.369, SLG: 0.424 11 Logan Forsythe, R (9, PH) OBP: 0.299, SLG: 0.364 (10, 4)	B FF 92 1 SAFE S FF 93 S CH 83 F CH 82 1 SAFE S FF 94 1-3 ② K	B CH 83 X FF 93 1-0 ③ G4-3			F FF 91 C FF 93 X FF 93 0-2 ② F7			C CU 78 X CU 80 0-1 ① G3	1 SAFE 1 SAFE C FF 89 C CH 79 D CU 78 1 SAFE B CH 79 B CU 77 F CH 80 3-3 ③ K		F CU 82 B FF 91 S SL 86 B SL 86 B FF 92 D SL 86 4-2 3 1B, 1-2 BB	4 1	0 0	0 0	0 0	0 1	1 1	4 1
3 Evan Longoria, R (1, 5) OBP: 0.327, SLG: 0.391	B FF 92 S SL 84 F SL 85 B FF 94 B CU 76 F FF 94 B SL 86 4-2 21 HR, 1-2 BB		C FF 90 X FF 91 0-1 ① F9		B CU 76 B FF 93 C SL 83 F FF 93 D CH 85 F SL 84 C SL 83 3-3 ③ K			B FF 94 F FF 94 B FF 93 F SL 84 B FF 95 B CU 80 4-2 11 1B, 21 1B, 30 SF8, BB		B SI 93 B SI 93 B SI 94 C SI 94 D SI 94 4-1 1 SH1-3, BB	X FF 92 0-0 1-2 2-H 1B	3	2	1	1	3	1	1
21 James Loney, L (1, 3) OBP: 0.338, SLG: 0.381 1 Sean Rodriguez, R (8, PR) OBP: 0.270, SLG: 0.473 (9, 3)	S FF 94 X FF 93 0-1 1-H 2-H HR		B FF 90 B CH 82 F FF 91 X FF 92 2-1 ② L4			B SL 82 X CH 82 1-0 1B		C SL 84 B FF 92 1 SAFE C FF 93 X FF 94 1-2 30 SF8, 11 1B, 1-2 1B			D SL 87 C FF 91 S SL 83 S SL 86 1-3 ③ K	4 1	1 0	3 0	3 0	0 1	0 2	0 2
11 Yunel Escobar, R (1, 6) OBP: 0.319, SLG: 0.323	C FF 92 B CU 74 F FF 92 F SL 85 S SL 85 1-3 ③ K		C SL 83 X FF 93 0-1 ③ L9			C FF 91 B SL 83 1 SAFE L FF 90 D SL 86 F FF 92 F FF 94 C SL 85 2-3 ① K		B SL 87 F SL 86 B FF 94 X CU 79 2-1 30 SF8, 1-2 2-3 1B		C CU 79 X SI 93 0-1 ② G5-3		5	0	1	0	0	2	2
30 Vince Belnome, L (1, 10) OBP: 0.286, SLG: 0.200		B FF 90 B FF 92 S FF 92 F FF 92 X CH 83 2-2 59 SH1-3, 18 1B, 2B		F CH 81 F CU 76 B FF 93 C FF 93 1-3 ① K		S FF 93 X CH 84 0-2 ② F8		F SL 83 B FF 92 F SL 86 X SL 87 1-2 ② SF8, 1-2 2-3 3-H		I IN 74 I IN 75 I IN 76 I IN 76 4-0 IBB		3	1	1	1	1	1	1
59 Curt Casali, R (1, 2) OBP: 0.275, SLG: 0.222 5 Brandon Guyer, R (8, PH) OBP: 0.345, SLG: 0.364 28 José Molina, R (9, 2) OBP: 0.242, SLG: 0.196		B FF 92 L FF 93 X FF 92 1-1 ① SH1-3, 2-3	C SL 82 B FF 91 C SL 82 B SL 83 T FF 94 2-2 ② K			C SL 84 B FF 91 C SL 85 B SL 86 X SL 84 2-2 ③ G5-3		F FF 93 X SL 88 0-1 ③ G1-3		F SI 94 F SI 93 F FF 92 B CU 80 F SI 93 F CU 80 F SI 93 F SI 95 F SI 94 2-3 ③ K		2 1 1	0 0 0	0 0 0	0 0 0	0 0 0	1 0 1	1 3 2
39 Kevin Kiermaier, L (1, 9) OBP: 0.319, SLG: 0.469		B CU 77 B CU 78 B FF 95 B FF 94 4-0 18 1B, BB	C CU 75 F FF 94 T CH 84 0-2 ③ K				B FF 91 X FF 92 1-0 ① G4-3		C SI 90 F SL 86 X SL 86 0-2 ① G3		C FF 89 F CU 81 F FF 91 B SL 84 X FF 90 1-2 ① G1-3	4	0	0	0	1	1	0

BOTTOM

Detroit Tigers @ Tampa Bay Rays

Tropicana Field, St. Petersburg, FL

Tue Aug 19 2014, 7:12 PM - 11:52 PM EDT

Att. 14,331 - Dome - 72 F

livebaseballscorecards.com

AB	38
R	6
H	8
RBI	6
BB	8
SO	12
LOB	19

Inning Stats																						
	R: 3 E: 0 K: 2 S: 17	H: 1 LOB: 0 BB: 1 P: 25	R: 1 E: 0 K: 1 S: 12	H: 2 LOB: 2 BB: 1 P: 22	R: 0 E: 0 K: 0 S: 6	H: 0 LOB: 0 BB: 0 P: 8	R: 0 E: 0 K: 3 S: 9	H: 0 LOB: 0 BB: 0 P: 12	R: 0 E: 0 K: 1 S: 12	H: 0 LOB: 1 BB: 1 P: 20	R: 0 E: 0 K: 1 S: 12	H: 1 LOB: 1 BB: 0 P: 17	R: 0 E: 0 K: 1 S: 6	H: 0 LOB: 0 BB: 0 P: 8	R: 1 E: 0 K: 0 S: 14	H: 2 LOB: 3 BB: 1 P: 22	R: 0 E: 0 K: 1 S: 15	H: 0 LOB: 1 BB: 1 P: 24	R: 0 E: 0 K: 1 S: 15	H: 0 LOB: 2 BB: 2 P: 25	R: 1 E: 0 K: 1 S: 13	H: 2 LOB: 2 BB: 1 P: 21

	1B: 6	SF: 1	WP: 0	PA: 50
	2B: 1	SAC: 2	PB: 0	
	3B: 0	DP: 0	SB: 0	
	HR: 1	HBP: 1	CS: 0	

PITCHER		IP	WLS	BF	H	R	ER	SO	BB	IBB	HBP	BLK	WP	HR	S	P	ERA	WHIP
37 Max Scherzer, R ERA: 3.07	(1, 1)	7.0		29	4	4	4	9	3	0	1	0	0	1	74	112	5.14	1.000
44 Joba Chamberlain, R ERA: 3.26	(8, 1)	1.0	B	6	2	1	1	0	1	0	0	0	0	0	14	22	9.00	3.000
62 Al Alburquerque, R ERA: 2.76	(9, 1)	0.2		3	0	0	0	0	1	0	0	0	0	0	11	17	0.00	1.500
65 Blaine Hardy, L ERA: 1.93	(9, 1)	0.1		1	0	0	0	1	0	0	0	0	0	0	4	7	0.00	0.000
49 Jim Johnson, R ERA: 7.07	(10, 1)	1.0	W	5	0	0	0	1	1	1	0	0	0	0	15	25	0.00	1.000

PITCHER		IP	WLS	BF	H	R	ER	SO	BB	IBB	HBP	BLK	WP	HR	S	P	ERA	WHIP
36 Joe Nathan, R ERA: 5.28	(11, 1)	1.0	S	6	2	1	1	1	1	0	0	0	0	0	13	21	9.00	3.000

Detroit Tigers @ Tampa Bay Rays

Tropicana Field, St. Petersburg, FL

Wed Aug 20 2014, 7:12 PM - 9:48 PM EDT

Att. 13,575 - Dome - 72 F

TOP

Batter	1	2	3	4	5	6	7	8	9	AB	R	H	RBI	BB	SO	LOB
3 Ian Kinsler, R (1, 4) OBP: 0.315, SLG: 0.421	K 1-2 ①		F9 1-2 ②			F8 0-0 ①	0-1 24 WP 48 1B 41 HR 2-H 1B		G4-3 0-2 ②	5	1	1	1	0	1	0
48 Torii Hunter, R (1, 9) OBP: 0.307, SLG: 0.442	K 3-3 ②		G5-3 0-1 ③			P3 1-2 ②	2-1 24 BB 41 HR 1-2 1B		P3 0-0 ③	5	1	1	0	0	1	0
24 Miguel Cabrera, R (1, 3) OBP: 0.376, SLG: 0.509	2-2 41 2B 1B			E5 1-0		4-2 28 1B 41 BB BB	4-1 41 HR 1-2 2-3 BB			2	2	1	0	2	0	0
32 Don Kelly, L (9, 3) OBP: 0.319, SLG: 0.283										0	0	0	0	0	0	0
41 Victor Martinez, S (1, 10) OBP: 0.392, SLG: 0.553	2-1 1-H 2B			L9 0-2 ①		4-1 28 1B 1-2 BB	1-2 1-H 2-H 3-H HR			3	1	2	5	1	0	1
28 J.D. Martinez, R (1, 7) OBP: 0.347, SLG: 0.563	F9 2-2 ③			F8 0-0 ②		1-1 1-2 2-3 1B	ꓘ 0-3 ③			4	0	1	0	0	1	2
9 Nick Castellanos, R (1, 5) OBP: 0.306, SLG: 0.414		G5-3 2-1 ①		L6 1-2 ③		G4-3 0-0 ③		G6-3 0-1 ①		4	0	0	0	0	0	4
13 Alex Avila, L (1, 2) OBP: 0.327, SLG: 0.377		ꓘ 1-3 ②			F9 2-0 ①		K 3-3 ①	P5 1-1 ②		4	0	0	0	0	2	0
17 Andrew Romine, S (1, 6) OBP: 0.269, SLG: 0.273		ꓘ 1-3 ③			ꓘ 1-3 ②		K 3-3 ②	K 2-3 ③		4	0	0	0	0	4	0
20 Rajai Davis, R (1, 8) OBP: 0.327, SLG: 0.415			F8 1-0 ①		P3 3-1 ③		0-2 3 1B 2B		L8 2-1 ①	4	1	1	0	0	0	0

Inning Stats	1	2	3	4	5	6	7	8	9
R	1	0	0	0	0	0	5	0	0
H	2	0	0	0	0	1	4	0	0
E	0	0	0	1	0	0	0	0	0
LOB	1	0	0	1	0	3	0	0	0
K	2	2	0	0	1	0	3	1	0
BB	0	0	0	0	0	2	1	0	0
S	19	8	6	9	6	12	22	7	6
P	29	12	8	11	12	22	35	10	8

1B: 4 SF: 0
2B: 2 SAC: 0
3B: 0 DP: 0
HR: 1 HBP: 0

WP: 1 PA: 38
PB: 0
SB: 0
CS: 0

AB	35
R	6
H	7
RBI	6
BB	3
SO	9
LOB	7

livebaseballscorecards.com

PITCHER		IP	WLS	BF	H	R	ER	SO	BB	IBB	HBP	BLK	WP	HR	S	P	ERA	WHIP
23 Jake Odorizzi, R ERA: 3.83	(1, 1)	6.2	L	28	5	3	3	7	2	0	0	0	0	0	72	112	4.05	1.050
49 Kirby Yates, R ERA: 3.2	(7, 1)	0.1		4	2	3	3	1	1	0	0	0	1	1	10	17	81.00	9.000
27 Cesár Ramos, L ERA: 3.78	(8, 1)	2.0		6	0	0	0	1	0	0	0	0	0	0	13	18	0.00	0.000

PITCHER	IP	WLS	BF	H	R	ER	SO	BB	IBB	HBP	BLK	WP	HR	S	P	ERA	WHIP

Detroit Tigers @ Tampa Bay Rays

Tropicana Field, St. Petersburg, FL

Wed Aug 20 2014, 7:12 PM - 9:48 PM EDT

Att. 13,575 - Dome - 72 F

BOTTOM

Batter	1	2	3	4	5	6	7	8	9	AB	R	H	RBI	BB	SO	LOB
8 Desmond Jennings, R (1, 8) OBP: 0.319, SLG: 0.379	P4		G4-3			G1-4-3			20 DI 1B	4	0	1	0	0	0	0
18 Ben Zobrist, S (1, 4) OBP: 0.367, SLG: 0.422	20 G3 2B			K			F8		F9	4	0	1	0	0	1	1
20 Matt Joyce, L (1, 7) OBP: 0.365, SLG: 0.419	G3			F8			G4-1		P3	4	0	0	0	0	0	2
3 Evan Longoria, R (1, 5) OBP: 0.325, SLG: 0.389	G5-3			K			F8			3	0	0	0	0	1	1
21 James Loney, L (1, 3) OBP: 0.338, SLG: 0.381		G4-3			F7			11 FC1-6 1B		3	0	1	0	0	0	0
9 Wil Myers, R (1, 10) OBP: 0.308, SLG: 0.348		G5-3			K			P3		3	0	0	0	0	1	1
11 Yunel Escobar, R (1, 6) OBP: 0.317, SLG: 0.320		G4-3			K			FC1-6 59 FC6-4 1-2f		3	0	0	0	0	1	1
59 Curt Casali, R (1, 2) OBP: 0.259, SLG: 0.208			L5			G6-3		FC6-4 1-2f		3	0	0	0	0	0	1
39 Kevin Kiermaier, L (1, 9) OBP: 0.316, SLG: 0.463			G3-1			P6			L7	3	0	0	0	0	0	0
Inning Stats	R: 0 E: 0 K: 0 S: 10 H: 1 LOB: 1 BB: 0 P: 15	R: 0 E: 0 K: 0 S: 7 H: 0 LOB: 0 BB: 0 P: 8	R: 0 E: 0 K: 0 S: 8 H: 0 LOB: 0 BB: 0 P: 10	R: 0 E: 0 K: 2 S: 9 H: 0 LOB: 0 BB: 0 P: 10	R: 0 E: 0 K: 2 S: 12 H: 0 LOB: 0 BB: 0 P: 17	R: 0 E: 0 K: 0 S: 7 H: 0 LOB: 0 BB: 0 P: 12	R: 0 E: 0 K: 0 S: 9 H: 0 LOB: 0 BB: 0 P: 13	R: 0 E: 0 K: 0 S: 6 H: 1 LOB: 1 BB: 0 P: 8	R: 0 E: 0 K: 0 S: 8 H: 1 LOB: 1 BB: 0 P: 11	1B: 2 2B: 1 3B: 0 HR: 0 SF: 0 SAC: 0 DP: 0 HBP: 0						

livebaseballscorecards.com

AB	30
R	0
H	3
RBI	0
BB	0
SO	4
LOB	7

WP: 0 PB: 0 SB: 0 CS: 0 PA: 30

PITCHER	IP	WLS	BF	H	R	ER	SO	BB	IBB	HBP	BLK	WP	HR	S	P	ERA	WHIP
21 Rick Porcello, R (1, 1) ERA: 3.1	9.0	W	30	3	0	0	4	0	0	0	0	0	0	76	104	0.00	0.333

PITCHER	IP	WLS	BF	H	R	ER	SO	BB	IBB	HBP	BLK	WP	HR	S	P	ERA	WHIP

Detroit Tigers @ Tampa Bay Rays

Tropicana Field, St. Petersburg, FL

Thu Aug 21 2014, 1:11 PM - 3:44 PM EDT

Att. 19,189 - Dome - 72 F

TOP

livebaseballscorecards.com

Batter	1	2	3	4	5	6	7	8	9	AB	R	H	RBI	BB	SO	LOB
3 Ian Kinsler, R (1, 4) OBP: 0.313, SLG: 0.418	X FF 92 0-0 ① L5		B CH 88 F KC 80 F CH 87 X CH 88 1-2 ③ G5-3			C KC 81 X FF 92 0-1 ③ G4-3		C CH 81 T FC 92 F FC 94 F FF 93 S FC 95 0-3 ③ K		4	0	0	0	0	1	2
48 Torii Hunter, R (1, 9) OBP: 0.307, SLG: 0.443	C FF 91 X CH 86 0-1 ② P4			B KC 80 C FF 92 X KC 80 1-1 ① G3			B CH 86 C FF 91 X KC 81 1-1 24 G4-3 2B		C SI 95 B SI 96 F SI 94 B FF 97 F SI 95 B FF 97 X SI 94 3-2 ① G5-3	4	0	1	0	0	0	0
24 Miguel Cabrera, R (1, 10) OBP: 0.375, SLG: 0.506 61 Ezequiel Carrera, L (9, PR) OBP: 0.235, SLG: 0.313	C KC 80 F CH 87 F CH 88 F KC 81 B CH 86 B CH 87 X CH 88 2-2 ③ F9			C FF 92 F KC 81 B FF 92 B FF 92 X CH 88 2-2 ② F8			S FF 92 X FF 92 0-1 ① G4-3 2-3		B FF 96 B FF 91 X FF 94 2-0 1B	4 0	0 0	1 0	0 0	0 0	0 0	1 0
41 Victor Martinez, S (1, 3) OBP: 0.391, SLG: 0.549		B FF 91 F FF 92 F KC 81 F CH 88 B CH 87 X CH 88 2-2 ① G6-3		S FF 93 B CH 86 C CH 87 B FF 92 B CH 87 F CH 88 F FF 92 X CH 87 3-2 ③ F7			I IN 78 I IN 78 I IN 77 I IN 76 4-0 28 WP IBB		X SI 94 0-0 ② F7	3	0	0	0	1	0	1
28 J.D. Martinez, R (1, 7) OBP: 0.343, SLG: 0.555		B KC 81 S CH 87 B SI 92 S CH 87 S CH 88 2-3 ② K			B CH 87 C FF 91 S CH 86 B FF 92 B CH 86 S CH 87 3-3 ① K		S CH 87 B FF 90 S CH 86 B CH 87 D CH 88 S CH 87 3-3 ② K 1-2		F FF 96 F SI 98 F SI 95 B SI 97 X FF 96 1-2 ③ P4	4	0	0	0	0	3	3
9 Nick Castellanos, R (1, 5) OBP: 0.304, SLG: 0.411		B FF 92 F FF 92 B KC 83 S CH 88 F CH 88 F KC 82 B CH 88 S CH 87 3-3 ③ K			C FF 91 C KC 82 B CH 86 X CH 87 1-2 ② G5-3		D FF 92 X CH 87 1-0 ③ F8			3	0	0	0	0	1	2
13 Alex Avila, L (1, 2) OBP: 0.327, SLG: 0.375			B KC 79 B KC 79 F FF 91 B FF 92 S SI 91 B CH 89 4-2 20 G6-3 30 1B BB		C KC 81 S CH 87 S CH 86 0-3 ③ K			C CH 79 C FF 93 F FF 94 S FF 94 0-3 ① K		2	0	0	0	1	2	0
30 Eugenio Suárez, R (1, 6) OBP: 0.315, SLG: 0.369 17 Andrew Romine, S (8, PR) OBP: 0.269, SLG: 0.273 (8, 6)			B FF 91 X FF 91 1-0 20 G6-3 1-2 1B			C FF 90 B CH 86 B CH 86 S CH 86 B FF 92 S CH 87 3-3 ① K		S CH 80 B FF 94 F CH 80 B FC 93 B FF 94 F CH 81 X CH 81 3-2 2B		3 0	0 0	2 0	0 0	0 0	1 0	0 0
20 Rajai Davis, R (1, 8) OBP: 0.325, SLG: 0.412			B KC 81 L FF 91 X FF 91 1-1 ① ② G6-3 1-2f 2-3			C KC 80 B FF 92 X CH 87 1-1 ② F7		B FF 94 F FF 92 S FF 95 X FF 94 1-2 ② F9		3	0	0	0	0	0	3

	AB	30
	R	0
	H	4
	RBI	0
	BB	2
	SO	8
	LOB	12

Inning Stats	1	2	3	4	5	6	7	8	9			
	R: 0 E: 0 K: 0 S: 8	H: 0 LOB: 0 BB: 0 P: 10	R: 0 E: 0 K: 2 S: 12	H: 0 LOB: 0 BB: 0 P: 19	R: 0 E: 0 K: 0 S: 8	H: 1 LOB: 1 BB: 1 P: 15	R: 0 E: 0 K: 0 S: 10	H: 0 LOB: 0 BB: 0 P: 16	R: 0 E: 0 K: 2 S: 9	H: 0 LOB: 0 BB: 0 P: 13	R: 0 E: 0 K: 1 S: 7	H: 0 LOB: 0 BB: 0 P: 11
	R: 0 E: 0 K: 1 S: 8	H: 1 LOB: 2 BB: 1 P: 17	R: 0 E: 0 K: 2 S: 16	H: 1 LOB: 1 BB: 0 P: 20	R: 0 E: 0 K: 0 S: 10	H: 1 LOB: 1 BB: 0 P: 16	1B: 2 2B: 2 3B: 0 HR: 0	SF: 0 SAC: 0 DP: 1 HBP: 0	WP: 1 PB: 0 SB: 0 CS: 0	PA: 32		

PITCHER		IP	WLS	BF	H	R	ER	SO	BB	IBB	HBP	BLK	WP	HR	S	P	ERA	WHIP
53 Alex Cobb, R ERA: 3.01	(1, 1)	7.0	W	24	2	0	0	6	1	1	0	0	1	0	62	101	0.00	0.429
26 Brad Boxberger, R ERA: 1.8	(8, 1)	1.0	H	4	1	0	0	2	0	0	0	0	0	0	16	20	0.00	1.000
57 Jake McGee, L ERA: 1.37	(9, 1)	1.0	S	4	1	0	0	0	0	0	0	0	0	0	10	16	0.00	1.000

PITCHER	IP	WLS	BF	H	R	ER	SO	BB	IBB	HBP	BLK	WP	HR	S	P	ERA	WHIP

Detroit Tigers @ Tampa Bay Rays

Tropicana Field, St. Petersburg, FL

Thu Aug 21 2014, 1:11 PM - 3:44 PM EDT

Att. 19,189 - Dome - 72 F

BOTTOM

Batter	1	2	3	4	5	6	7	8	9	AB	R	H	RBI	BB	SO	LOB
8 Desmond Jennings, R (1, 8) OBP: 0.317, SLG: 0.377	B SI 91 S SI 92 S CH 84 X KC 78 1-2 ① P4		B CH 85 C CH 84 B KC 80 F FF 92 X CH 85 2-2 ② F8			B FC 87 X FC 87 1-0 ② P4				3	0	0	0	0	0	0
18 Ben Zobrist, S (1, 9) (8, 7) OBP: 0.365, SLG: 0.419	X SI 92 0-0 E6 5 3B		F SI 92 C FC 88 X SI 92 0-2 ③ P6			B FC 87 F FF 93 F CH 85 X FC 88 1-2 ③ G4-3				3	1	0	0	0	0	0
5 Brandon Guyer, R (1, 7) OBP: 0.344, SLG: 0.374 39 Kevin Kiermaier, L (8, 9) OBP: 0.316, SLG: 0.463	1 SAFE S FF 92 1 SAFE B SI 92 F CH 84 F SI 93 X FC 86 1-2 1-H 3B			B SI 92 F SI 92 S SI 93 B SI 93 F CH 85 X CH 86 2-2 ① G6-3			S SI 92 C FC 86 B SI 93 F FC 86 F SI 93 B SI 94 X CH 85 2-2 ① P4			3 0	0 0	1 0	1 0	0 0	0 0	0 0
3 Evan Longoria, R (1, 5) OBP: 0.323, SLG: 0.386	B SI 93 C CH 85 F KC 79 S SI 94 1-3 ② K			C FC 86 F SI 93 F SI 94 F CH 86 B KC 80 C FC 88 1-3 ② K			X CH 85 0-0 ② L7			3	0	0	0	0	2	1
9 Wil Myers, R (1, 10) OBP: 0.304, SLG: 0.343	S CH 85 B SI 93 B CH 85 F CH 85 C SI 94 2-3 ③ K			B CH 85 B CH 84 C SI 93 F CH 84 C FF 95 2-3 ③ K			T SI 92 F SI 93 C FC 88 0-3 ③ K			3	0	0	0	0	3	1
1 Sean Rodríguez, R (1, 3) OBP: 0.266, SLG: 0.466		S SI 92 F SI 92 B CH 84 S KC 78 1-3 ① K			X CH 83 0-0 ① F9			B SI 92 F SI 92 C FC 86 B SI 94 X FC 87 2-2 ① L8		3	0	0	0	0	1	0
11 Yunel Escobar, R (1, 6) OBP: 0.314, SLG: 0.318		B CH 84 X CH 84 1-0 ② F7			C SI 91 F FF 94 F SI 94 X FC 88 0-2 ② F8			S CH 83 C KC 79 F SI 92 S CH 85 0-3 ② K		3	0	0	0	0	1	0
59 Curt Casali, R (1, 2) OBP: 0.246, SLG: 0.196		B SI 93 B FF 92 F SI 93 X CH 85 2-1 ③ G6-3			F FF 94 B FC 88 X CH 84 1-1 ③ F8			C CH 85 B KC 78 F SI 93 B SI 93 F FC 87 S CH 85 2-3 ③ K		3	0	0	0	0	1	0
11 Logan Forsythe, R (1, 4) OBP: 0.297, SLG: 0.361			B SI 92 X SI 91 1-0 ① F9			C SI 92 C FC 88 B CH 85 C SI 92 1-3 ① K				2	0	0	0	0	1	0
Inning Stats	R: 1 H: 1 E: 1 LOB: 1 K: 2 BB: 0 S: 14 P: 19	R: 0 H: 0 E: 0 LOB: 0 K: 1 BB: 0 S: 6 P: 10	R: 0 H: 0 E: 0 LOB: 0 K: 0 BB: 0 S: 7 P: 10	R: 0 H: 0 E: 0 LOB: 0 K: 2 BB: 0 S: 12 P: 17	R: 0 H: 0 E: 0 LOB: 0 K: 0 BB: 0 S: 7 P: 8	R: 0 H: 0 E: 0 LOB: 0 K: 1 BB: 0 S: 7 P: 10	R: 0 H: 0 E: 0 LOB: 0 K: 1 BB: 0 S: 9 P: 11	R: 0 H: 0 E: 0 LOB: 0 K: 2 BB: 0 S: 11 P: 15		1B: 0 SF: 0 2B: 0 SAC: 0 3B: 1 DP: 0 HR: 0 HBP: 0					WP: 0 PA: 26 PB: 0 SB: 0 CS: 0	

livebaseballscorecards.com

	AB	26
	R	1
	H	1
	RBI	1
	BB	0
	SO	9
	LOB	2

PITCHER		IP	WLS	BF	H	R	ER	SO	BB	IBB	HBP	BLK	WP	HR	S	P	ERA	WHIP
14 David Price, L ERA: 3.0	(1, 1)	8.0	L	26	1	1	0	9	0	0	0	0	0	0	73	100	0.00	0.125

PITCHER	IP	WLS	BF	H	R	ER	SO	BB	IBB	HBP	BLK	WP	HR	S	P	ERA	WHIP

Detroit Tigers @ Minnesota Twins

Target Field, Minneapolis, MN

Fri Aug 22 2014, 7:13 PM - 11:10 PM CDT

Att. 29,394 - Cloudy - 76 F

TOP

Batter	1	2	3	4	5	6	7	8	9	AB	R	H	RBI	BB	SO	LOB
3 Ian Kinsler, R (1, 4) OBP: 0.314, SLG: 0.424	HR		G5-3		F8	1B		G5-3		4	1	2	1	0	0	0
17 Andrew Romine, S (7, 4) OBP: 0.268, SLG: 0.272 (8, 1)										1	0	0	0	0	0	0
48 Torii Hunter, R (1, 9) OBP: 0.306, SLG: 0.441	K		1B		E6	G6-3		1B		4	1	1	0	0	1	1
61 Ezequiel Carrera, L (7, 8) OBP: 0.257, SLG: 0.333										1	1	1	0	0	0	0
24 Miguel Cabrera, R (1, 3) OBP: 0.378, SLG: 0.507	G6-3		1B		2B	IBB		1B		3	1	2	0	1	0	0
32 Don Kelly, L (7, 3) OBP: 0.324, SLG: 0.289 (8, 4)										1	0	1	0	0	0	0
41 Victor Martinez, S (1, 10) OBP: 0.392, SLG: 0.549	1B		L7		1B	G4-6-3		FC3-6		4	1	2	1	0	0	4
13 Alex Avila, L (8, PH) OBP: 0.326, SLG: 0.373 (8, 3)										1	0	0	1	0	0	1
28 J.D. Martinez, R (1, 7) OBP: 0.340, SLG: 0.553 (7, 9)	FC6-4			G5-3	2B		F9	G1-6-3		5	1	1	1	0	0	2
9 Nick Castellanos, R (1, 5) OBP: 0.305, SLG: 0.410		K		G6-3	1B		1B		G4-3	5	0	2	1	0	1	0
30 Eugenio Suárez, R (1, 6) OBP: 0.317, SLG: 0.370		K		E6	1B		1B		G6-3	5	0	2	0	0	1	0
50 Bryan Holaday, R (1, 2) OBP: 0.280, SLG: 0.274		G1-3		2B	SF7		FC5		L6	4	0	1	1	0	0	2
20 Rajai Davis, R (1, 8) OBP: 0.321, SLG: 0.407 (7, 7)			G5-3	G6-3	G3		F7			4	0	0	0	0	0	6

Inning Stats	1	2	3	4	5	6	7	8	9
R	1	0	0	0	4	0	0	1	0
E	0	0	0	1	1	0	1	0	0
K	1	2	0	0	0	0	0	0	0
S	13	9	13	12	19	8	14	12	6
H	2	0	2	1	5	1	2	2	0
LOB	1	0	2	2	2	1	2	1	0
BB	0	0	0	0	0	1	0	0	0
P	21	15	23	18	29	18	20	20	8

AB 42, R 6, H 15, RBI 6, BB 1, SO 3, LOB 16

1B: 12, 2B: 2, 3B: 0, HR: 1, SF: 1, SAC: 0, DP: 1, HBP: 0

WP: 1, PB: 0, SB: 1, CS: 0, PA: 44

livebaseballscorecards.com

PITCHER		IP	WLS	BF	H	R	ER	SO	BB	IBB	HBP	BLK	WP	HR	S	P	ERA	WHIP
49 Tommy Milone, L ERA: 4.08	(1, 1)	4.1		25	10	5	3	3	0	0	0	0	0	1	62	99	6.23	2.308
51 Anthony Swarzak, R ERA: 4.06	(5, 1)	1.0		4	1	0	0	0	0	0	0	0	0	0	9	16	0.00	1.000
57 Ryan Pressly, R ERA: 2.45	(6, 1)	0.2	W	2	0	0	0	0	0	1	0	0	1	0	3	9	0.00	0.000
61 Jared Burton, R ERA: 4.11	(7, 1)	1.0		5	2	0	0	0	0	0	0	0	0	0	14	20	0.00	2.000
56 Caleb Thielbar, L ERA: 3.46	(8, 1)	1.0		5	2	1	1	0	0	0	0	0	0	0	12	20	9.00	2.000

PITCHER		IP	WLS	BF	H	R	ER	SO	BB	IBB	HBP	BLK	WP	HR	S	P	ERA	WHIP
52 Brian Duensing, L ERA: 2.74	(9, 1)	1.0		3	0	0	0	0	0	0	0	0	0	0	6	8	0.00	0.000

Detroit Tigers @ Minnesota Twins

Target Field, Minneapolis, MN

Fri Aug 22 2014, 7:13 PM - 11:10 PM CDT

Att. 29,394 - Cloudy - 76 F

BOTTOM

Batter	1	2	3	4	5	6	7	8	9	AB	R	H	RBI	BB	SO	LOB
39 Danny Santana, S (1, 8) OBP: 0.355, SLG: 0.473	K	HR	FC5			BB; 1B	1B	L7		6	2	3	4	1	1	3
2 Brian Dozier, R (1, 4) OBP: 0.335, SLG: 0.409	P4	BB		G5-3		1B; BB	BB			3	1	1	2	3	0	0
7 Joe Mauer, L (1, 3) OBP: 0.355, SLG: 0.377	K	1B		G3-1		1B				4	1	2	3	1	1	0
27 Chris Parmelee, L (7, 3) OBP: 0.299, SLG: 0.372						BB	P2			1	0	0	0	0	0	3
19 Kennys Vargas, S (1, 10) OBP: 0.364, SLG: 0.531		2B; K		K		BB; G3		2B		5	3	2	0	1	2	5
31 Oswaldo Arcia, L (1, 9) OBP: 0.307, SLG: 0.457		2B; G1-3			F8	E4	L3	HR		6	3	2	3	0	0	4
24 Trevor Plouffe, R (1, 5) OBP: 0.312, SLG: 0.407		2B	G1-3		G1-3	FC5	1B	HR		6	4	3	3	0	0	1
8 Kurt Suzuki, R (1, 2) OBP: 0.356, SLG: 0.386		K	G1-3		L8	K	F8	K		6	0	0	0	0	3	4
5 Eduardo Escobar, S (1, 6) OBP: 0.324, SLG: 0.413		HR	1B			3B; K	1B	1B		6	3	5	2	0	1	2
1 Jordan Schafer, L (1, 7) OBP: 0.302, SLG: 0.262		1B	BB			BB; BB	1B	L9		3	3	2	1	3	0	1

livebaseballscorecards.com

AB	46
R	20
H	20
RBI	18
BB	9
SO	8
LOB	23

Inning Stats

Inning	1	2	3	4	5	6	7	8	9
R	0	6	0	0	0	9	2	3	
E	0	0	0	0	0	2	0	0	
K	2	2	0	1	0	2	0	1	
S	9	25	14	10	9	35	9	15	
H	0	7	1	0	0	4	4	4	
LOB	0	2	2	0	0	3	3	1	
BB	0	1	1	0	0	6	1	0	
P	13	35	23	16	12	72	16	27	

1B: 11 SF: 0
2B: 4 SAC: 0
3B: 1 DP: 0
HR: 4 HBP: 0

WP: 1 PA: 55
PB: 0
SB: 1
CS: 0

PITCHER		IP	WLS	BF	H	R	ER	SO	BB	IBB	HBP	BLK	WP	HR	S	P	ERA	WHIP
58 Robbie Ray, L (ERA: 7.43)	(1, 1)	1.1	L	10	6	6	6	3	0	0	0	0	0	2	27	35	40.50	4.500
65 Blaine Hardy, L (ERA: 1.84)	(2, 1)	1.1		7	2	0	0	1	1	0	0	0	0	0	17	28	0.00	2.250
40 Phil Coke, L (ERA: 4.24)	(3, 1)	1.2		6	0	0	0	1	1	0	0	0	0	0	18	30	0.00	0.600
49 Jim Johnson, R (ERA: 7.59)	(5, 1)	0.2		6	2	4	4	0	2	0	0	0	0	0	14	27	54.00	6.000
46 Ian Krol, L (ERA: 4.96)	(6, 1)	0.2		8	2	4	0	2	2	0	0	0	0	0	19	34	0.00	6.000

PITCHER		IP	WLS	BF	H	R	ER	SO	BB	IBB	HBP	BLK	WP	HR	S	P	ERA	WHIP
62 Al Alburquerque, R (ERA: 2.74)	(6, 1)	0.1		3	0	1	0	0	2	0	0	0	0	0	7	17	0.00	6.000
44 Joba Chamberlain, R (ERA: 3.55)	(7, 1)	1.0		8	4	2	2	0	1	0	0	0	0	0	9	16	18.00	5.000
17 Andrew Romine, R (ERA: 27.0)	(8, 1)	1.0		7	4	3	3	1	0	0	0	0	1	2	15	27	27.00	4.000

Detroit Tigers @ Minnesota Twins

Target Field, Minneapolis, MN

Sat Aug 23 2014, 12:13 PM - 3:24 PM CDT

Att. 25,110 - Overcast - 72 F

TOP

livebaseballscorecards.com

Batter	1	2	3	4	5	6	7	8	9	AB	R	H	RBI	BB	SO	LOB
3 Ian Kinsler, R (1, 4) OBP: 0.314, SLG: 0.423 30 Eugenio Suárez, R (8, 6) OBP: 0.320, SLG: 0.373	C FF 85 F SI 88 F FF 90 B SL 78 X SL 80 1-2 F9 ①		B FF 89 B FF 88 B FF 87 C FF 87 C FF 88 F FF 88 F FF 89 F FF 88 C FF 89 3-3 K ③		C SL 79 B FF 88 B SL 82 X SI 87 2-1 61 1B / 24 1B 1B 1-3 2-H		S SL 88 B SI 93 F SI 92 B CU 81 S CU 82 2-3 K ①		B CU 67 S FF 87 B FF 87 F FF 87 B SL 77 X FF 87 3-2 61 FC6-4 1B 1-2	4 1	1 0	1 1	1 0	0 0	2 0	0 0
61 Ezequiel Carrera, L (1, 8) OBP: 0.275, SLG: 0.342	S FF 85 B CH 82 B CH 80 X FF 88 2-1 P6 ②			B FF 86 C FF 86 X CH 81 1-1 1B	C SL 80 F FF 89 D SL 82 F FF 89 F FF 89 X FF 89 1-2 41 BB / 24 1B 1B 1-3 3-H		B SI 95 C SL 89 B SL 87 F SI 92 X FF 94 2-2 L7 ②		S FF 88 D FF 86 F SL 77 B SL 77 B FF 87 X FF 87 3-2 FC6-4 ② 1-2f 2-3	5	0	2	1	0	0	2
24 Miguel Cabrera, R (1, 3) OBP: 0.376, SLG: 0.504	B FF 87 F FF 87 X SI 89 1-1 G5-3 ③			B FF 87 C SI 88 C SL 80 B FF 88 F FF 90 B SL 82 F SI 88 S FF 88 3-3 K ① 2-0	X SI 90 0-0 28 FC5 / 41 BB 1B 1-2 3-H		C SL 89 C CU 81 B FF 94 X SI 94 1-2 G6-3 ③		X FF 89 0-0 F9 ③	5	0	1	1	0	1	3
41 Victor Martinez, S (1, 10) OBP: 0.393, SLG: 0.546		B SI 86 C FF 87 B SL 80 B CH 81 B FF 87 4-1 9 2B BB		B SI 88 B SI 88 X FF 88 P6 ②	B SI 88 B SL 82 B FF 88 C FF 88 B FF 89 4-1 28 FC5 BB 1-2 2-3			B FF 89 X FF 91 1-0 G3 ①		2	1	0	0	2	0	1
28 J.D. Martinez, R (1, 7) OBP: 0.339, SLG: 0.549		B SI 87 X SL 78 1-0 P4 ①		C SL 80 D SI 88 F FF 88 F FF 91 B SL 80 S SL 80 2-3 K ③	F SI 88 X SL 82 0-1 FC5 ③ 1-2 2-3f			B FF 92 S SL 86 X SL 86 1-1 1B		4	0	1	0	0	1	5
9 Nick Castellanos, R (1, 5) OBP: 0.307, SLG: 0.414		X SI 87 0-0 1-H 2B ②			F FF 85 X SI 87 0-1 13 E / 3 1B 1B	C SL 87 X SL 86 0-1 F9 ①		B FF 91 B FF 90 F FF 90 D SL 85 X FF 90 3-1 L8 ②		4	1	2	1	0	0	1
32 Don Kelly, L (1, 9) OBP: 0.315, SLG: 0.280		B FF 88 F SI 88 C CH 82 T FF 88 1-2 K ③			X SI 85 0-0 P5 ①	B SI 92 B SI 94 C SL 87 F SL 88 B CU 81 S CU 81 3-3 K ②		C FF 88 F FF 92 D SL 84 B SL 85 X FF 90 2-2 G4-3 ③		4	0	0	0	0	2	2
13 Alex Avila, L (1, 2) OBP: 0.325, SLG: 0.375			C FF 86 C SL 79 B SL 80 X FF 88 1-2 F9 ①		B SI 87 X CH 81 1-0 FC4 3 1B / 61 1B 1B 1-2	F SI 94 X SL 87 0-1 2B			X SI 86 0-0 G3-1 ①	4	1	1	0	0	0	1
17 Andrew Romine, S (1, 6) OBP: 0.268, SLG: 0.271 (8, 4)			C FF 87 T FF 89 T FF 88 0-2 K ②		B FF 87 S FF 86 B SL 78 S FF 87 T FF 89 2-2 K ②	F FF 93 X FF 93 0-1 G5-3 ③			F FF 86 X FF 89 0-1 61 FC6-4 / 30 1B 1B	4	0	1	0	0	2	3
Inning Stats	R: 0 E: 0 K: 0 S: 8 H: 0 LOB: 0 BB: 0 P: 12	R: 1 E: 0 K: 1 S: 6 H: 1 LOB: 0 BB: 1 P: 12	R: 0 E: 0 K: 2 S: 12 H: 0 LOB: 0 BB: 0 P: 16	R: 0 E: 0 K: 2 S: 12 H: 1 LOB: 1 BB: 0 P: 20	R: 3 E: 1 K: 1 S: 18 H: 4 LOB: 3 BB: 1 P: 28	R: 0 E: 0 K: 1 S: 9 H: 1 LOB: 1 BB: 0 P: 12	R: 0 E: 0 K: 1 S: 9 H: 0 LOB: 0 BB: 0 P: 14	R: 0 E: 0 K: 0 S: 8 H: 1 LOB: 1 BB: 0 P: 15	R: 0 E: 0 K: 0 S: 10 H: 2 LOB: 2 BB: 0 P: 16	1B: 8 2B: 2 3B: 0 HR: 0 SF: 0 SAC: 0 DP: 0 HBP: 0						

AB	37
R	4
H	10
RBI	4
BB	2
SO	8
LOB	18

WP: 0 PB: 0 SB: 0 CS: 0 PA: 39

PITCHER		IP	WLS	BF	H	R	ER	SO	BB	IBB	HBP	BLK	WP	HR	S	P	ERA	WHIP
63 Yohan Pino, R ERA: 5.07	(1, 1)	5.0	W	23	6	4	1	6	2	0	0	0	0	0	56	88	1.80	1.600
57 Ryan Pressly, R ERA: 2.16	(6, 1)	2.0		7	1	0	0	2	0	0	0	0	0	0	18	26	0.00	0.500
51 Anthony Swarzak, R ERA: 3.99	(8, 1)	1.0		4	1	0	0	0	0	0	0	0	0	0	8	15	0.00	1.000
56 Caleb Thielbar, L ERA: 3.38	(9, 1)	1.0		5	2	0	0	0	0	0	0	0	0	0	10	16	0.00	2.000

PITCHER	IP	WLS	BF	H	R	ER	SO	BB	IBB	HBP	BLK	WP	HR	S	P	ERA	WHIP

Detroit Tigers @ Minnesota Twins

Target Field, Minneapolis, MN

Sat Aug 23 2014, 12:13 PM - 3:24 PM CDT

Att. 25,110 - Overcast - 72 F

BOTTOM

Batter	1	2	3	4	5	6	7	8	9	AB	R	H	RBI	BB	SO	LOB
39 Danny Santana, S (1, 8) OBP: 0.359, SLG: 0.480	2-2 F8	1-2 K	2-2 1B; 2 2B; 19 SF9; 1-2		4-2 BB; 7 FC4-6		1-2 3B; 19 2B			4	2	2	0	1	1	1
2 Brian Dozier, R (1, 4) OBP: 0.339, SLG: 0.412	4-1 BB; 7 1B; 7 1B	4-1 BB; 7 2B	3-1 2B; 1-3; 2-H		2-2 F9		4-2 BB; 7 BB; 19 2B			2	3	1	1	3	0	1
7 Joe Mauer, L (1, 10) OBP: 0.361, SLG: 0.383	3-2 1B; 1-H	3-2 2B; 19 2B; 1-H; 3-H	4-0 IBB		3-1 FC4-6; 1-2f		4-0 BB; 19 2B; 1-2			3	2	2	3	2	0	1
19 Kennys Vargas, S (1, 3) OBP: 0.366, SLG: 0.553	3-3 K	1-2 2B; 9 1B; 2-H	2-2 SF9; 3-H		1-3 K		2-0 2B; 1-H; 2-H; 3-H			4	0	2	5	0	2	2
27 Chris Parmelee, L (1, 9) OBP: 0.293, SLG: 0.363	1-2 K	3-3 K	0-1 G1-3			1-3 ꓘ	0-3 ꓘ			5	0	0	0	0	4	5
9 Eduardo Núñez, R (1, 5) OBP: 0.282, SLG: 0.363		2-1 1B; 5 1B; 1 3B / 0-0 1B; 2-3		2-2 G4-3		0-0 G5-3	2-2 G6-3			5	1	2	0	0	0	1
5 Eduardo Escobar, S (1, 6) OBP: 0.327, SLG: 0.419		3-2 1B; 26 HBP; 1 3B; 1-3 / L9		2-2 2B		2-2 1B		1-1 F9		5	1	3	0	0	0	2
26 Eric Fryer, R (1, 2) OBP: 0.281, SLG: 0.305		1-0 HBP; 1 3B; 1-2	2-1 1B; 39 1B; 2 2B	0-1 F9		0-0 F9		3-1 F9		4	2	1	0	0	0	2
1 Jordan Schafer, L (1, 7) OBP: 0.299, SLG: 0.276		0-0 3B; 7 2B; 1-H; 2-H; 3-H	0-3 K	1-1 G1-3			2-2 G4-3	0-0 F8		5	1	1	3	0	1	2
Inning Stats	R: 1 H: 1 E: 0 LOB: 1 K: 2 BB: 1 S: 14 P: 27	R: 6 H: 6 E: 0 LOB: 2 K: 2 BB: 1 S: 21 P: 40	R: 2 H: 3 E: 0 LOB: 2 K: 1 BB: 1 S: 17 P: 30	R: 0 H: 1 E: 0 LOB: 1 K: 0 BB: 0 S: 10 P: 15	R: 0 H: 0 E: 0 LOB: 1 K: 1 BB: 1 S: 10 P: 20	R: 0 H: 1 E: 0 LOB: 1 K: 1 BB: 0 S: 9 P: 12	R: 3 H: 2 E: 0 LOB: 1 K: 1 BB: 2 S: 16 P: 31	R: 0 H: 0 E: 0 LOB: 0 K: 0 BB: 0 S: 5 P: 9		1B: 7 2B: 5 3B: 2 HR: 0	SF: 1 SAC: 0 DP: 0 HBP: 1					

livebaseballscorecards.com

AB	37
R	12
H	14
RBI	12
BB	6
SO	8
LOB	17

WP: 0 PB: 0 SB: 0 CS: 0 PA: 45

PITCHER		IP	WLS	BF	H	R	ER	SO	BB	IBB	HBP	BLK	WP	HR	S	P	ERA	WHIP
45 Buck Farmer, R ERA: 15.63	(1, 1)	1.1	L	12	5	7	7	3	2	0	1	0	0	0	27	54	47.25	5.250
63 Patrick McCoy, L ERA: 6.0	(2, 1)	1.0		8	5	2	2	2	0	0	0	0	0	0	18	30	18.00	5.000
53 Kyle Lobstein, L ERA: 4.76	(3, 1)	5.2		25	4	3	3	3	3	1	0	0	0	0	57	100	4.76	1.235

PITCHER	IP	WLS	BF	H	R	ER	SO	BB	IBB	HBP	BLK	WP	HR	S	P	ERA	WHIP

Detroit Tigers @ Minnesota Twins

Target Field, Minneapolis, MN

Sat Aug 23 2014, 7:12 PM - 10:35 PM CDT

Att. 25,578 - Overcast - 77 F

livebaseballscorecards.com

TOP

Batter	1	2	3	4	5	6	7	8	9	AB	R	H	RBI	BB	SO	LOB
3 Ian Kinsler, R (1, 4) OBP: 0.313, SLG: 0.421	X FF 89 0-0 ① F7		C FF 90 X FF 89 0-1 ① F7		C SL 80 X FF 92 0-1 48 1B 24 G6-4-3 1B	F SL 84 B CH 86 S CH 86 S CH 86 1-3 ③ K		B FC 93 X FC 91 1-0 ② F9		5	1	1	0	0	1	2
48 Torii Hunter, R (1, 9) OBP: 0.312, SLG: 0.444	C FF 92 B FF 92 T FF 91 B SL 82 X FF 92 2-2 ② G5-3		F CU 74 X FF 92 0-1 41 1B 28 1B 1B		1 SAFE B FF 90 C SL 82 F FF 89 1 SAFE 1 SAFE X FF 92 1-2 24 G6-4-3 1-3 1B		C SL 85 X CH 87 0-1 24 G6-4-3 1B	H CU 81 1-0 24 1B HBP		4	1	3	0	0	0	0
24 Miguel Cabrera, R (1, 10) OBP: 0.375, SLG: 0.501 17 Andrew Romine, S (8, PR) OBP: 0.268, SLG: 0.271 (8, 10)	C SL 80 S FF 93 B FF 94 X CU 78 1-2 ③ G5-3		C FF 92 B FF 91 B FF 91 1 SAFE F CU 75 X CU 75 2-2 ② L7		X SL 79 0-0 ① ② G6-4-3 1-2f 3-H		1 SAFE C FF 91 X CH 86 0-1 ① ② G6-4-3 1-2f	X FF 90 0-0 ① G6-4-3 1-3 2-H		5	0	1	1	0	0	3
										0	0	0	0	0	0	0
41 Victor Martinez, S (1, 3) OBP: 0.395, SLG: 0.547		B FF 89 X SI 90 1-0 28 1B 50 1B 1B	C CH 82 S FF 92 B CH 82 F CH 83 1 SAFE B FF 93 F FF 92 X CU 75 2-2 28 1B 1-3 1B		C CU 73 F CH 83 B FF 93 X CU 76 1-2 ③ F8		B SL 85 B FF 92 F FF 91 F FF 92 X FF 92 2-2 28 2B 9 1B 1B	C CU 81 X FF 92 0-1 ③ F9		5	2	3	0	0	0	2
28 J.D. Martinez, R (1, 7) OBP: 0.343, SLG: 0.553 61 Ezequiel Carrera, L (9, 8) OBP: 0.275, SLG: 0.342		B FF 92 B SI 90 C FF 92 B SL 80 X FF 90 3-1 20 WP 50 1B 1-2 1B	D CU 75 D CU 76 X FF 89 2-0 1-2 3-H 1B			S CU 76 B CU 77 F FF 91 F SL 80 B CH 84 F SL 81 S FF 92 2-3 ① K	B SL 86 S CH 86 B CH 87 B FF 91 X SL 86 3-1 9 1B 1-3 2B		F FF 91 B CU 80 X FC 90 1-1 ① L8	5	1	3	1	0	1	0
										0	0	0	0	0	0	0
9 Nick Castellanos, R (1, 5) OBP: 0.308, SLG: 0.414 32 Don Kelly, L (9, 5) OBP: 0.315, SLG: 0.280		B SL 82 F FF 90 F FF 92 B CH 82 X CU 75 2-2 ① L7	F FF 92 F FF 92 B FF 92 S CU 77 1-3 ③ K			S SL 81 B CU 77 F FF 91 B CU 78 B FF 92 X CU 78 3-2 50 2B 30 E 1B	B CH 87 B CH 86 S SL 86 S CH 86 B FF 92 X FF 91 3-2 2-H 3-H 1B		C CU 82 S CU 82 B CU 82 B CH 86 B FC 92 X CU 82 3-2 ② G4-3	5	1	2	2	0	1	4
										0	0	0	0	0	0	0
50 Bryan Holaday, R (1, 2) OBP: 0.285, SLG: 0.288		B CU 76 C FF 91 B FF 91 B SL 81 X FF 91 3-1 20 WP 1-2 2-H 1B		B FF 90 C FF 90 X FF 90 1-1 ① P3		X FF 90 0-0 30 E 1-3 2B	F SL 87 B SL 88 X SL 87 1-1 ③ F8		B CU 81 B FF 91 C FC 91 X FC 91 2-1 ③ P6	5	1	2	1	0	0	1
30 Eugenio Suárez, R (1, 6) OBP: 0.324, SLG: 0.376		C FF 92 F FF 91 S CU 77 0-3 ② K		F FF 92 B CU 76 B CU 76 C FF 90 B FF 90 F FF 91 C FF 91 3-3 ② K		F CU 76 X FF 92 0-1 E8 20 G5-3 2-H 3-H 1B		X FC 90 0-0 20 G5-3 24 1B 1B		4	1	2	2	0	2	2
20 Rajai Davis, R (1, 8) OBP: 0.318, SLG: 0.403 (9, 7)		F CU 76 B SI 90 C FF 91 B FF 94 X CU 76 2-2 ③ F9 1-2 2-3		C FF 92 C FF 93 F FF 93 X CU 78 0-2 ③ P4		X SL 86 0-0 ② G5-3 2-3		X CU 81 0-0 ① G5-3 1-2		4	0	0	0	0	0	4

Inning Stats	1	2	3	4	5	6	7	8	9
	R: 0 E: 0 K: 0 S: 7	H: 0 LOB: 0 BB: 0 P: 10	R: 1 E: 0 K: 1 S: 14	H: 3 LOB: 2 BB: 0 P: 25	R: 1 E: 0 K: 1 S: 16	H: 3 LOB: 2 BB: 0 P: 23	R: 0 E: 0 K: 1 S: 10	H: 0 LOB: 0 BB: 0 P: 14	R: 1 E: 0 K: 0 S: 9	H: 2 LOB: 0 BB: 0 P: 11	R: 2 E: 1 K: 2 S: 15	H: 3 LOB: 1 BB: 0 P: 21	R: 2 E: 0 K: 0 S: 14	H: 4 LOB: 1 BB: 0 P: 23	R: 1 E: 0 K: 0 S: 6	H: 2 LOB: 2 BB: 0 P: 8	R: 0 E: 0 K: 0 S: 7	H: 0 LOB: 0 BB: 0 P: 13

	AB	R	H	RBI	BB	SO	LOB
	42	8	17	7	0	5	18

	1B	SF	WP	PA
	15	0	1	43
	2B: 2	SAC: 0	PB: 0	
	3B: 0	DP: 2	SB: 0	
	HR: 0	HBP: 1	CS: 0	

PITCHER		IP	WLS	BF	H	R	ER	SO	BB	IBB	HBP	BLK	WP	HR	S	P	ERA	WHIP
65 Trevor May, R ERA: 8.79	(1, 1)	5.1	L	26	11	5	5	4	0	0	0	0	1	0	67	99	8.44	2.062
61 Jared Burton, R ERA: 4.35	(6, 1)	1.1		7	4	2	2	1	0	0	0	0	0	0	16	25	13.50	3.000
50 Casey Fien, R ERA: 2.68	(7, 1)	0.1		1	0	0	0	0	0	0	0	0	0	0	2	3	0.00	0.000
21 Samuel Deduno, R ERA: 4.47	(8, 1)	2.0		9	2	1	1	0	0	0	1	0	0	0	13	21	4.50	1.000

PITCHER		IP	WLS	BF	H	R	ER	SO	BB	IBB	HBP	BLK	WP	HR	S	P	ERA	WHIP

Batter	1	2	3	4	5	6	7	8	9	AB	R	H	RBI	BB	SO	LOB
39 Danny Santana, S (1, 8) OBP: 0.360, SLG: 0.486	C FF 91 S CH 83 F CH 83 X FF 92 0-2 ① F8		L FF 90 X CU 76 0-1 2 BB 7 2B 1B	B FF 90 B FF 90 X FF 90 2-0 3B		C FC 86 D CU 79 X CH 79 1-1 ③ F8			X FF 91 0-0 ① F7	5	1	2	0	0	0	3
2 Brian Dozier, R (1, 4) OBP: 0.341, SLG: 0.416	C FF 92 B FF 91 B FF 93 C SL 87 B SL 88 F FF 94 X FF 94 3-2 ② P3		C FF 91 1 SAFE B FF 90 B CH 83 1 SAFE F FF 92 B SL 89 B SL 87 4-2 7 2B 24 2B 1-2 BB	C CU 76 B FF 92 X FF 92 1-1 ③ P4			C FF 87 B CH 79 X CH 78 1-1 7 G4-3 19 G4-3 2B		C CU 83 B SL 86 C SL 87 B FF 93 D SL 89 F FF 92 X SL 86 3-2 7 G4-3 1-H 2B	4	2	2	1	1	0	1
7 Joe Mauer, L (1, 3) OBP: 0.359, SLG: 0.383	C FF 92 S FF 91 S SL 85 0-3 ③ K		S FF 93 F CH 86 X FF 87 0-2 24 2B 1-3 2-H 2B		C FF 89 X FF 89 0-1 ① P6		D FF 88 C FC 85 X CU 78 1-1 ① G4-3 2-3		B CU 83 C FF 93 C CH 88 D SL 87 X FF 93 2-2 ② G4-3 2-3	5	1	1	1	0	1	2
19 Kennys Vargas, S (1, 10) OBP: 0.357, SLG: 0.533		B CH 83 S CH 81 B FF 93 B FF 93 X FF 93 3-1 31 L4-3 1B	C FF 94 B FF 95 F CU 82 S CU 80 1-3 ① K		X CH 81 0-0 ② P4		S CH 79 X CU 79 0-1 ② G4-3 3-H		F CU 82 B SI 92 X SL 87 1-1 ③ G4-3	5	0	1	1	0	1	3
31 Oswaldo Arcia, L (1, 9) OBP: 0.303, SLG: 0.450		S FF 94 X CU 81 0-1 ① ② L4-3 1-1	F CH 85 D CH 84 B FF 94 S FF 94 S FF 94 2-3 ② K		B CH 81 B CH 80 B FF 91 S FF 89 F FF 88 X FF 90 3-2 ③ F7		F FC 86 X FF 90 0-1 ③ F7			4	0	0	0	0	1	3
24 Trevor Plouffe, R (1, 5) OBP: 0.316, SLG: 0.415		X FF 93 0-0 8 1B 2B	B FF 95 F SL 88 X SL 87 1-1 2-H 3-H 2B			S SL 81 C CU 76 X SL 83 0-2 5 E 1B		X FF 92 0-0 ① G1-3		4	1	3	2	0	0	0
8 Kurt Suzuki, R (1, 2) OBP: 0.355, SLG: 0.384		X FF 92 0-0 5 BB 2-H 1B	C SL 86 B FF 94 B SI 93 C SI 92 S SL 84 2-3 ③ K			C FF 90 C SL 84 1 SAFE F SL 83 B FF 92 B FF 92 X SL 85 2-2 ① F8		C FF 93 B SL 86 X FF 92 1-1 ② G4-3		4	0	1	1	0	1	2
5 Eduardo Escobar, S (1, 6) OBP: 0.326, SLG: 0.415		S CH 83 B FF 93 B FF 93 F CH 82 F CU 79 B FF 93 B FF 93 4-2 1-2 BB		B FF 89 F FF 88 X FF 89 1-1 ① F8		C FF 90 1 SAFE B FF 92 F CH 83 D CU 80 B CU 79 S FF 93 3-3 ② K 1-2		C FF 92 F CU 80 B FF 93 X SL 84 1-2 ③ G4-3		3	0	0	0	1	1	1
1 Jordan Schafer, L (1, 7) OBP: 0.304, SLG: 0.277		S CH 85 B FF 94 F CH 85 B FF 95 F FF 95 S FF 94 2-3 ③ K		L CH 80 X CH 82 0-1 ② G1-3		B CU 77 F FF 92 F FF 91 B FF 93 B CU 79 B FF 94 4-2 BB			B FF 90 B FF 90 C FF 90 X FF 91 2-1 2 S 2 2B 1B	3	1	1	0	1	1	2
Inning Stats	R: 0 E: 0 K: 1 S: 11 H: 0 LOB: 0 BB: 0 P: 14	R: 1 E: 0 K: 1 S: 13 H: 3 LOB: 2 BB: 1 P: 22	R: 3 E: 0 K: 3 S: 18 H: 3 LOB: 1 BB: 1 P: 28	R: 0 E: 0 K: 0 S: 7 H: 1 LOB: 1 BB: 0 P: 11	R: 0 E: 0 K: 0 S: 6 H: 0 LOB: 0 BB: 0 P: 9	R: 0 E: 1 K: 1 S: 14 H: 1 LOB: 2 BB: 1 P: 24	R: 1 E: 0 K: 0 S: 8 H: 1 LOB: 0 BB: 0 P: 10	R: 0 E: 0 K: 0 S: 6 H: 0 LOB: 0 BB: 0 P: 8	R: 1 E: 0 K: 0 S: 12 H: 2 LOB: 1 BB: 0 P: 20	1B: 5 2B: 6 3B: 1 HR: 0 SF: 0 SAC: 0 DP: 1 HBP: 0						

PITCHER		IP	W/L/S	BF	H	R	ER	SO	BB	IBB	HBP	BLK	WP	HR	S	P	ERA	WHIP
35 Justin Verlander, R ERA: 4.82	(1, 1)	5.2	W	27	8	4	4	6	3	0	0	0	0	0	67	105	6.35	1.941
65 Blaine Hardy, L ERA: 2.05	(6, 1)	1.1	H	5	1	1	1	0	0	0	0	0	0	0	10	13	6.75	0.750
44 Joba Chamberlain, R ERA: 3.48	(8, 1)	1.0	H	3	0	0	0	0	0	0	0	0	0	0	6	8	0.00	0.000
36 Joe Nathan, R ERA: 5.36	(9, 1)	1.0	S	5	2	1	1	0	0	0	0	0	0	0	12	20	9.00	2.000

PITCHER	IP	W/L/S	BF	H	R	ER	SO	BB	IBB	HBP	BLK	WP	HR	S	P	ERA	WHIP

BOTTOM

Detroit Tigers @ Minnesota Twins

Target Field, Minneapolis, MN

Sat Aug 23 2014, 7:12 PM - 10:35 PM CDT

Att. 25,578 - Overcast - 77 F

livebaseballscorecards.com

AB	37
R	6
H	11
RBI	6
BB	3
SO	6
LOB	17

Detroit Tigers @ Minnesota Twins

Target Field, Minneapolis, MN

Sun Aug 24 2014, 1:13 PM - 5:23 PM CDT

Att. 23,983 - Partly Cloudy - 81 F

TOP

livebaseballscorecards.com

Batter	1	2	3	4	5	6	7	8	9	AB	R	H	RBI	BB	SO	LOB
20 Rajai Davis, R (1, 8) (8, 7) OBP: 0.318, SLG: 0.410	X FF 91 0-0 ① G6-3		B SI 89 1 SAFE X CU 81 1-0 3 1B; 48 1B 1-2 1B	C SI 92 F SI 91 B SL 87 T SL 86 1-2 ③ K		C SI 91 B CU 74 X CH 86 1-1 ① G5-3	B CU 80 B FC 91 C FF 90 X FC 90 2-1 1-H HR	S FF 91 B FF 94 B SL 90 F FF 94 B FF 95 X FF 94 3-2 ① F9		6	2	2	2	0	1	5
3 Ian Kinsler, R (1, 4) OBP: 0.315, SLG: 0.421 17 Andrew Romine, S (8, 4) OBP: 0.268, SLG: 0.271	C FF 92 B SI 91 B SL 86 F SI 90 F FF 92 F CU 80 S SI 93 2-3 ② K		B SI 91 X FF 91 1-0 48 1B; 41 E 1-3 2-H 1B		B SI 90 B SL 84 C SI 91 X SI 91 2-1 48 HBP; 41 1B 1B	B SI 91 B SI 92 B SI 92 C SI 91 B SI 92 4-1 48 S; 41 HR BB	B FC 91 B CU 80 X FC 91 2-0 ① L6	C FF 91 S FF 95 B FF 95 F FF 95 B SL 90 S FF 94 2-3 ② K		5 0	3 0	2 0	1 0	1 0	2 0	3 0
48 Torii Hunter, R (1, 9) OBP: 0.314, SLG: 0.448	X FF 91 0-0 ③ G1-3		1 SAFE B FF 92 X SI 91 1-0 41 E 1-3 3-H 1B		1 SAFE 1 SAFE C SL 84 S SL 84 F SL 84 1 SAFE H SI 90 1-2 28 WP; 41 1B; 13 FC4-6 HBP	1 SAFE C SI 92 X SL 84 0-1 ② P4 1-2	C CU 82 B FF 90 B FF 90 B FC 90 X FC 90 3-1 ② F9	B FF 94 B FF 94 F FF 94 F FF 94 F FF 95 X FF 94 2-2 1-H 2-H 3-H 3B		5	1	2	4	0	0	1
41 Victor Martinez, S (1, 10) OBP: 0.396, SLG: 0.553		B SI 92 C SL 84 F SI 91 X SL 86 1-2 ① G3-1	B CH 83 B CH 83 C SL 84 S FF 91 X SL 82 2-2 E4 28 G5-4-3 1-2 3-H		C SL 83 F FF 91 F SL 85 D SL 84 F SL 84 F SI 91 F CH 83 X SL 83 1-2 13 FC4-6; 28 WP 1-2 2-H 1B	C CH 88 X SL 82 0-1 2-H HR	C FF 92 F FF 92 B CH 86 X CU 82 1-2 1B	C CU 80 C SL 86 B SL 89 X FF 94 1-2 ③ G6-3		6	1	3	4	0	0	2
28 J.D. Martinez, R (1, 7) OBP: 0.347, SLG: 0.555 61 Ezequiel Carrera, L (8, 8) OBP: 0.268, SLG: 0.333		C SL 85 X SI 93 0-1 9 CS 1B	B SI 91 B FF 92 C SL 84 X FF 92 2-1 ② ③ G5-4-3 1-2f		F SL 84 B FF 92 D SL 86 S SI 92 F CH 82 B SL 86 B SL 84 4-2 13 FC4-6 1-2 2-3 BB	C SI 91 X CU 75 0-1 13 BB 2B	S FC 90 D FF 92 B FC 92 C FF 91 S FC 91 2-3 ③ K	C FF 94 B SL 82 X FF 94 1-1 ① L7		4 1	0 0	2 0	0 0	1 0	1 0	3 0
9 Nick Castellanos, R (1, 5) OBP: 0.310, SLG: 0.412		F SL 85 B SI 89 B SI 92 B SL 84 1 SAFE C SI 91 B SL 85 4-2 ② 1-2 BB		B SL 86 C SI 91 F SI 90 S SL 86 1-3 ① K	S SL 84 D SL 84 F SI 92 S SL 84 1-3 ① K	I IN 73 I IN 74 I IN 76 I IN 78 4-0 13 BB IBB		F FF 92 B FF 94 B SL 88 X FF 93 2-1 13 1B; 30 1B 1B	B FF 94 X FF 94 1-0 ② F8	4	1	1	0	2	2	3
13 Alex Avila, L (1, 2) OBP: 0.328, SLG: 0.375		C SI 91 S CH 84 S SL 85 0-3 ③ K	X SI 91 0-0 ② G4-3	S CH 84 S CH 84 X SL 84 0-2 ② FC4-6 30 BB 1-2f 2-3 3-H	B SI 90 F SI 91 B SL 83 B SL 82 C SI 90 B SI 92 4-2 1-2 2-3 BB			C SI 93 X SL 87 0-1 32 1B; 30 1B; 48 3B 1-3 1B	B FF 92 F FF 93 S SI 94 B X FF 94 2-2 1B	5	1	2	1	1	1	3
30 Eugenio Suárez, R (1, 6) OBP: 0.333, SLG: 0.381			X SL 83 0-0 20 1B; 3 1B 1B	B SI 92 B SI 92 F SI 90 X SI 92 2-1 32 BB 1B	S SL 85 B SL 84 B SL 84 B SI 91 C SL 83 B SL 83 4-2 1-2 BB	X CH 85 0-0 ③ F8		B SL 89 X SL 88 1-0 32 1B; 48 3B 1-2 3-H 1B	C FF 93 F SL 82 X SL 83 0-2 ③ F8	5	2	3	1	1	0	4
32 Don Kelly, L (1, 3) OBP: 0.325, SLG: 0.281			B SI 88 X SI 89 1-0 ① L8	D SI 90 B CH 82 B SI 91 B FF 91 4-0 1-2 BB	S SL 83 B SL 82 B SI 93 X SI 92 2-1 ③ G4-3		B FC 90 B FC 91 B FC 90 B FC 89 4-0 20 HR BB	B FF 94 B SL 89 F FF 93 X SL 90 2-1 48 3B 1-2 2-3 1B		3	2	1	0	2	0	4

Inning Stats																								
	R: 0 E: 0 K: 1 S: 7	H: 0 LOB: 0 BB: 0 P: 9	R: 0 E: 0 K: 1 S: 10	H: 1 LOB: 1 BB: 1 P: 15	R: 3 E: 1 K: 0 S: 10	H: 4 LOB: 1 BB: 0 P: 18	R: 0 E: 0 K: 2 S: 9	H: 1 LOB: 2 BB: 1 P: 17	R: 2 E: 0 K: 1 S: 25	H: 2 LOB: 3 BB: 2 P: 40	R: 2 E: 0 K: 0 S: 12	H: 2 LOB: 3 BB: 3 P: 25	R: 2 E: 0 K: 1 S: 11	H: 2 LOB: 1 BB: 1 P: 25	R: 4 E: 0 K: 1 S: 21	H: 5 LOB: 1 BB: 0 P: 34	R: 0 E: 0 K: 0 S: 9	H: 1 LOB: 1 BB: 0 P: 13	1B: 14 2B: 1 3B: 1 HR: 2	SF: 0 SAC: 0 DP: 1 HBP: 1	WP: 1 PB: 0 SB: 1 CS: 1	PA: 53	

	AB	44
	R	13
	H	18
	RBI	13
	BB	8
	SO	7
	LOB	28

PITCHER		IP	WLS	BF	H	R	ER	SO	BB	IBB	HBP	BLK	WP	HR	S	P	ERA	WHIP
44 Kyle Gibson, R ERA: 4.31	(1, 1)	4.2	L	26	8	5	5	5	4	0	1	0	1	0	59	95	9.64	2.571
52 Brian Duensing, L ERA: 3.04	(5, 1)	1.1		9	2	2	2	0	2	1	0	0	0	1	14	29	13.50	3.000
21 Samuel Deduno, R ERA: 4.62	(7, 1)	1.0		6	2	2	2	1	1	0	0	0	0	1	11	25	18.00	3.000
50 Casey Fien, R ERA: 3.29	(8, 1)	1.0		8	5	4	4	1	0	0	0	0	0	0	21	34	36.00	5.000
15 Glen Perkins, L ERA: 2.44	(9, 1)	1.0		4	1	0	0	0	0	0	0	0	0	0	9	13	0.00	1.000

PITCHER	IP	WLS	BF	H	R	ER	SO	BB	IBB	HBP	BLK	WP	HR	S	P	ERA	WHIP

BOTTOM

Detroit Tigers @ Minnesota Twins

Target Field, Minneapolis, MN

Sun Aug 24 2014, 1:13 PM - 5:23 PM CDT

Att. 23,983 - Partly Cloudy - 81 F

livebaseballscorecards.com

Batter	1	2	3	4	5	6	7	8	9	AB	R	H	RBI	BB	SO	LOB
39 Danny Santana, S (1, 8) OBP: 0.361, SLG: 0.488	C CH 88 C FF 90 B CU 78 B CU 76 X CH 81 2-2 G3-1 ①		B CH 83 B CH 84 F FF 95 C FF 95 X SL 87 2-2 2 1B 2-H 3-H 2B	C CH 84 D CH 84 C FF 95 B CU 78 F CH 84 X FF 95 2-2 G6-3 ③ 1-2 2-3		B FF 93 C SI 93 T SL 88 X SI 94 1-2 1-2 2-3 1B	C SI 93 B FF 92 B CH 87 F SI 93 F FF 93 X CU 79 2-2 F7 ②		5	1	2	2	0	0	2
2 Brian Dozier, R (1, 4) OBP: 0.343, SLG: 0.416 9 Eduardo Núñez, R (8, PH) OBP: 0.280, SLG: 0.361 (9, 4)	B FF 89 F FF 90 L FF 92 F FF 92 X SL 83 1-2 G5-3 ②		D SL 83 B FF 92 S SL 85 C FF 94 X FF 94 2-2 19 1B 2-H 1B		B FF 88 B FF 89 C FF 90 B SL 82 C FF 92 F SL 83 F FF 91 B CH 83 4-2 19 1B BB	B SL 87 B SL 85 C SI 94 C SL 86 B SL 87 X SL 85 3-2 L7 ②		C SI 93 X SI 92 0-1 G5-3 ③		3 1	0 0	1 0	1 0	1 0	0 0	3 0
7 Joe Mauer, L (1, 3) OBP: 0.355, SLG: 0.379 27 Chris Parmelee, L (9, 3) OBP: 0.296, SLG: 0.366	C FF 89 X FF 90 0-1 L9 ③		1 SAFE C FF 91 B CU 76 C CU 78 B FF 93 F CH 83 1 SAFE 1 SAFE B FF 94 3-2 X CH 83 F7 ②		C FF 91 F FF 91 X FF 91 0-2 F7 ①	C SI 94 F SI 93 B SI 94 B SL 79 B SI 94 S FF 95 3-3 K ③		C SI 91 B FF 91 C SL 82 X FF 92 1-2 24 1B 1B		4 1	0 0	0 1	0 0	0 0	1 0	5 0
19 Kennys Vargas, S (1, 10) OBP: 0.369, SLG: 0.537		C FF 90 B FF 91 F CH 80 B FF 92 C FF 93 2-3 K ①	F CU 76 B FF 92 X FF 92 1-1 1-3 1B		S CH 82 X CH 83 0-1 1-3 1B		C SI 90 B CH 82 F FF 93 F SL 78 X CH 83 1-2 24 2B 8 G6-3 1B		B FF 90 F B B C S SI 89 3-3 K ①	5	1	3	0	0	2	1
31 Oswaldo Arcia, L (1, 9) OBP: 0.298, SLG: 0.442		B FF 91 S FF 92 C FF 91 B CH 83 F CH 83 F FF 91 X FF 92 2-2 F7 ②	C FF 93 S CH 84 D CH 80 B CH 83 B FF 95 F CH 85 S FF 95 3-3 K ③		B FF 94 F CH 83 S FF 93 B FF 95 S FF 95 2-3 K ②		S FF 95 F FF 94 B FF 94 X FF 95 1-2 F8 ①		S SI 90 F SI 90 S SL 82 0-3 K ②	5	0	0	0	0	3	6
24 Trevor Plouffe, R (1, 5) OBP: 0.319, SLG: 0.418		C SL 83 F FF 92 F FF 94 B CU 74 X CH 84 1-2 G5-3 ③		H FF 89 1-0 39 WP 1 1B HBP	X FF 94 0-0 F8 ③		B SI 93 B SI 94 B SI 94 C FF 94 X SI 94 3-1 8 G6-3 1-3 2B		B SI 91 X FF 90 1-0 1-2 1B	4	0	2	0	0	0	2
8 Kurt Suzuki, R (1, 2) OBP: 0.357, SLG: 0.384 26 Eric Fryer, R (9, PH) OBP: 0.277, SLG: 0.300			C FF 89 B FF 91 C FF 92 B F FF 92 F SL 85 F CH 83 B SL 84 X FF 93 3-2 5 FC6-4 1B	D SL 82 F FF 90 S CH 83 F CH 84 X SL 85 1-2 F7 ①		C SI 92 B SI 94 S SL 86 H SI 93 2-2 39 1B 1 BB HBP	C CU 78 B SI 92 F CU 78 F FF 93 X SI 92 1-2 G6-3 ② 2-3 3-H		C FF 89 B FF 90 B SI 90 C SI 91 F SL 84 X SI 92 2-2 G5-3 ③	3 1	0 0	1 0	1 0	0 0	0 0	2 2
5 Eduardo Escobar, S (1, 6) OBP: 0.323, SLG: 0.410			C FF 92 F FF 92 X CH 81 0-2 FC6-4 1 2B 39 2B 1-2f	F CH 81 B CH 83 S FF 91 S FF 94 1-3 K ②		B SI 92 C SI 92 F SI 94 B SI 93 F SL 88 F SI 93 F SL 86 C SL 86 2-3 K ①	C SI 93 B CU 79 B FF 93 X FF 93 2-1 P6 ③			4	1	0	0	0	2	4
1 Jordan Schafer, L (1, 7) OBP: 0.316, SLG: 0.293			C CH 82 F FF 91 X FF 94 0-2 39 2B 1-3 2B	B FF 92 B CH 83 T FF 92 B FF 92 C FF 92 X CH 85 3-2 39 WP 1-2 1B		B SL 85 B SI 94 B SL 84 C SI 92 B SI 92 4-1 39 1B 1-2 BB		F SI 91 F FF 91 B SI 94 S CH 86 1-3 K ①		3	1	2	0	1	1	0
Inning Stats	R: 0 E: 0 K: 0 S: 9 H: 0 LOB: 0 BB: 0 P: 12	R: 0 E: 0 K: 1 S: 12 H: 0 LOB: 0 BB: 0 P: 17	R: 3 E: 0 K: 1 S: 28 H: 5 LOB: 2 BB: 0 P: 42	R: 0 E: 0 K: 1 S: 14 H: 1 LOB: 2 BB: 0 P: 22	R: 0 E: 0 K: 1 S: 13 H: 1 LOB: 2 BB: 1 P: 19	R: 0 E: 0 K: 2 S: 18 H: 2 LOB: 3 BB: 1 P: 33	R: 1 E: 0 K: 0 S: 15 H: 2 LOB: 1 BB: 0 P: 23	R: 0 E: 0 K: 1 S: 10 H: 0 LOB: 0 BB: 0 P: 13	R: 0 E: 0 K: 2 S: 14 H: 2 LOB: 2 BB: 0 P: 21	1B: 9 2B: 3 3B: 0 HR: 0 SF: 0 SAC: 0 DP: 0 HBP: 2	WP: 1 PB: 0 SB: 0 CS: 0 PA: 43					

PITCHER		IP	WLS	BF	H	R	ER	SO	BB	IBB	HBP	BLK	WP	HR	S	P	ERA	WHIP
37 Max Scherzer, R ERA: 3.13	(1, 1)	5.0	W	24	7	3	3	4	1	0	1	0	1	0	76	112	5.40	1.600
62 Al Alburquerque, R ERA: 2.7	(6, 1)	0.2		5	1	0	0	1	1	0	1	0	0	0	15	27	0.00	3.000
40 Phil Coke, L ERA: 4.37	(6, 1)	0.2	H	4	2	1	1	1	0	0	0	0	0	0	12	20	13.50	3.000
49 Jim Johnson, R ERA: 7.31	(7, 1)	1.2		5	0	0	0	1	0	0	0	0	0	0	16	22	0.00	0.000
63 Patrick McCoy, L ERA: 5.4	(9, 1)	1.0		5	2	0	0	2	0	0	0	0	0	0	14	21	0.00	2.000

PITCHER	IP	WLS	BF	H	R	ER	SO	BB	IBB	HBP	BLK	WP	HR	S	P	ERA	WHIP

AB	39
R	4
H	12
RBI	4
BB	2
SO	9
LOB	27

Batter	1	2	3	4	5	6	7	8	9	AB	R	H	RBI	BB	SO	LOB
22 Jacoby Ellsbury, L (1, 8) OBP: 0.347, SLG: 0.422	F FF 91 B FF 92 C FF 92 X SI 93 1-2 ① G4-3		C CH 81 S FF 91 F SI 91 X CU 78 0-2 1-2 1B		X CH 82 0-0 HR			C SI 86 X SL 88 0-1 HR		4	2	3	2	0	0	0
2 Derek Jeter, R (1, 10) OBP: 0.314, SLG: 0.317	S SI 91 B SI 91 F SI 92 F SI 92 X SI 92 1-2 34 G4-6-3 1B		B SL 87 C SI 89 C SI 90 B SI 91 C SI 91 2-3 ③ K		B FF 91 X SI 89 1-0 ③ G1-3			B SI 87 C SI 88 C SI 88 X SI 89 1-2 34 G3-6-3 1B		4	0	2	0	0	1	2
34 Brian McCann, L (1, 2) OBP: 0.289, SLG: 0.389	C FF 92 X SL 88 0-1 ②③ G4-6-3 1-2f			B CH 81 B CH 81 B SI 91 C SI 89 X FF 91 3-1 14 FC4-6 36 1B 1B		C FF 90 C SL 88 B FF 91 S CU 77 1-3 ① K		B SI 89 B SI 89 L SI 89 X CH 82 2-1 ①② G3-6-3 1-2f		4	0	1	0	0	1	2
25 Mark Teixeira, S (1, 3) OBP: 0.332, SLG: 0.429		B SI 89 C SI 90 F SL 88 F FF 92 X CU 78 1-2 ① G4-3		X SI 91 0-0 ① F8		C FF 91 X FF 90 0-1 ② L5		X FF 90 0-0 ③ P6		4	0	0	0	0	0	1
36 Carlos Beltrán, S (1, 9) OBP: 0.301, SLG: 0.428		C FF 91 B FF 92 B CU 78 X CH 82 2-1 ② G3-1		X CU 78 0-0 14 FC4-6 1-2 1B		B FF 90 X SI 87 1-0 14 FC6-4 1B			C FF 91 L SI 91 S FF 91 0-3 ① K	4	0	2	0	0	1	0
14 Martín Prado, R (1, 4) OBP: 0.312, SLG: 0.391		C FF 91 B CU 78 F FF 92 X SI 91 1-2 ③ G5-3		C FF 91 B SI 91 F SI 91 X SI 92 1-2 ② FC4-6 1-2f 2-3		B SL 84 X SL 88 1-0 ③ FC6-4 1-2f			C FF 91 B SL 85 X SL 86 1-1 ② G6-3	4	0	0	0	0	0	3
33 Stephen Drew, L (1, 6) OBP: 0.245, SLG: 0.323			C FF 91 C SI 92 X CU 78 0-2 ① G4-3	X FF 92 0-0 ③ F7			B SI 89 F FF 90 B CU 76 X CH 82 2-1 ① F8		B FF 90 B FF 90 X FF 90 2-0 ③ G3-1	4	0	0	0	0	0	2
12 Chase Headley, S (1, 5) OBP: 0.308, SLG: 0.351			C FF 90 B FF 92 B FF 91 X SI 92 2-1 ② G3-1		B FF 90 C CH 82 X CH 80 1-1 ① F8		F FF 91 F CU 78 F FF 93 B SL 86 X SI 91 1-2 ② G4-3			3	0	0	0	0	0	0
31 Ichiro Suzuki, L (1, 7) OBP: 0.330, SLG: 0.333			F FF 92 B SL 87 X CH 81 1-1 22 1B 1B		C FF 90 F SL 88 F FF 92 B SI 90 X CH 81 1-2 ② G4-3		B FF 90 B CH 82 F CH 82 B FF 91 X SI 90 3-1 ③ G4-3			3	0	1	0	0	0	0
Inning Stats	R: 0 E: 0 K: 0 S: 9 H: 1 LOB: 0 BB: 0 P: 11	R: 0 E: 0 K: 0 S: 9 H: 0 LOB: 0 BB: 0 P: 13	R: 0 E: 0 K: 1 S: 14 H: 2 LOB: 2 BB: 0 P: 19	R: 0 E: 0 K: 0 S: 8 H: 2 LOB: 2 BB: 0 P: 12	R: 1 E: 0 K: 0 S: 8 H: 1 LOB: 0 BB: 0 P: 11	R: 0 E: 0 K: 1 S: 7 H: 1 LOB: 1 BB: 0 P: 10	R: 0 E: 0 K: 0 S: 8 H: 0 LOB: 0 BB: 0 P: 14	R: 1 E: 0 K: 0 S: 8 H: 2 LOB: 0 BB: 0 P: 11	R: 0 E: 0 K: 1 S: 6 H: 0 LOB: 0 BB: 0 P: 9	1B: 7 2B: 0 3B: 0 HR: 2 SF: 0 SAC: 0 DP: 2 HBP: 0						

PITCHER		IP	WLS	BF	H	R	ER	SO	BB	IBB	HBP	BLK	WP	HR	S	P	ERA	WHIP
21 Rick Porcello, R ERA: 3.06	(1, 1)	8.0	W	31	9	2	2	2	0	0	0	0	0	2	71	101	2.25	1.125
36 Joe Nathan, R ERA: 5.25	(9, 1)	1.0	S	3	0	0	0	1	0	0	0	0	0	0	6	9	0.00	0.000

PITCHER	IP	WLS	BF	H	R	ER	SO	BB	IBB	HBP	BLK	WP	HR	S	P	ERA	WHIP

TOP

New York Yankees @ Detroit Tigers

Comerica Park, Detroit, MI

Tue Aug 26 2014, 8:17 PM - 10:46 PM EDT

Att. 40,488 - Partly Cloudy - 73 F

livebaseballscorecards.com

AB	34
R	2
H	9
RBI	2
BB	0
SO	3
LOB	10

WP: 0 PA: 34
PB: 0
SB: 0
CS: 0

Batter	1	2	3	4	5	6	7	8	9	AB	R	H	RBI	BB	SO	LOB
3 Ian Kinsler, R (1, 4) OBP: 0.313, SLG: 0.418	X SI 92 0-0 ① G5-3	X FF 94 0-0 ② ③ G5-3 2-3f			B FF 92 B FC 92 F SI 90 F SI 93 S SI 94 2-3 ① K		B SI 90 B SI 91 X FC 90 2-0 ① G5-3 2-3			4	0	0	0	0	1	4
48 Torii Hunter, R (1, 9) OBP: 0.316, SLG: 0.451	C FF 92 S SI 92 X SI 92 0-2 2B		C SI 92 T FF 92 F FF 93 S CU 82 0-3 ① K		B CU 82 X CU 82 1-0 ② G4-3		X SI 91 0-0 3-H 1B			4	0	2	1	0	1	0
24 Miguel Cabrera, R (1, 3) OBP: 0.374, SLG: 0.501	S FC 91 B SI 92 X SI 93 1-1 ② G5-3		B FC 93 X SI 92 1-0 41 G3 28 1B 2B		S FC 91 B FC 91 X SI 92 1-1 ③ L5		F FF 94 F SI 95 1 SAFE 1 SAFE T FF 95 0-2 ② K			4	1	1	0	0	1	2
41 Victor Martinez, S (1, 10) OBP: 0.395, SLG: 0.550	B CU 82 C CU 83 F FF 95 F FF 94 T FF 94 1-2 ③ K		X SI 92 0-0 ② G3 2-3			F CU 80 B SI 91 F FC 92 F FF 93 X FC 92 1-2 28 2B 9 1B 1B	1 SAFE B SI 94 B SI 93 X SI 94 2-0 ③ F9			4	1	1	0	0	1	3
28 J.D. Martinez, R (1, 7) OBP: 0.352, SLG: 0.561 32 Don Kelly, L (9, 5) OBP: 0.325, SLG: 0.281		C SI 92 B SI 92 B SI 93 B FC 92 S SI 93 X SI 94 3-2 13 F8 9 BB 20 BB 1B	C FF 94 X FC 91 0-1 3-H 1B			B SI 92 X FF 93 1-0 9 1B 13 G4-6-3 1-3 2B		B FF 94 F SI 94 B CU 78 B SL 83 X FF 94 3-1 ① F8		4 0	2 0	3 0	1 0	0 0	0 0	0 0
9 Nick Castellanos, R (1, 5) OBP: 0.312, SLG: 0.411 61 Ezequiel Carrera, L (9, 8) OBP: 0.268, SLG: 0.333		B SI 92 D SI 94 C FF 94 B SI 93 F SI 94 B FF 94 4-2 20 BB 30 HBP 1-2 BB	1 SAFE C CU 82 F SI 93 X FF 92 0-2 ③ F9			F SI 92 X SI 92 0-1 13 G4-6-3 2-3 3-H 1B		C CU 80 F CU 79 B SL 82 S CU 81 1-3 ② K		3 0	0 0	1 0	1 0	1 0	1 0	1 0
13 Alex Avila, L (1, 2) OBP: 0.325, SLG: 0.371		X FC 92 0-0 ① F8 2-3		X SI 91 0-0 ① G4-3		B CU 82 X SI 92 1-0 ① ② G4-6-3 1-2f 3-H		B SL 82 C FF 93 B FF 94 B CU 80 F FF 95 S FF 95 3-3 ③ K		4	0	0	0	0	1	3
30 Eugenio Suárez, R (1, 6) OBP: 0.333, SLG: 0.378		H SI 92 1-0 3 G5-3 20 BB 1-2 HBP		B FC 92 C FF 92 C CU 82 S CU 82 1-3 ② K		C CU 81 S FF 93 S FC 92 0-3 ③ K				2	0	0	0	0	2	0
20 Rajai Davis, R (1, 8) OBP: 0.321, SLG: 0.413 (9, 7)		C CU 83 B SI 92 F FF 93 D CU 84 F CU 82 B SI 94 B FF 95 4-2 1-2 2-3 3-H BB		B FF 94 C FF 93 F FF 93 B FF 93 X SI 93 2-2 ③ F8			X FC 89 0-0 3 G5-3 48 1B 2B			2	1	1	1	1	0	0
Inning Stats	R: 0 E: 0 K: 1 S: 10 H: 1 LOB: 1 BB: 0 P: 12	R: 1 E: 0 K: 0 S: 10 H: 1 LOB: 2 BB: 2 P: 22	R: 1 E: 0 K: 1 S: 11 H: 2 LOB: 1 BB: 0 P: 12	R: 0 E: 0 K: 1 S: 7 H: 0 LOB: 0 BB: 0 P: 10	R: 0 E: 0 K: 1 S: 6 H: 0 LOB: 0 BB: 0 P: 10	R: 2 E: 0 K: 1 S: 11 H: 3 LOB: 0 BB: 0 P: 14	R: 1 E: 0 K: 1 S: 7 H: 2 LOB: 1 BB: 0 P: 11	R: 0 E: 0 K: 2 S: 8 H: 0 LOB: 0 BB: 0 P: 15		1B: 5 2B: 4 3B: 0 HR: 0 SF: 0 SAC: 0 DP: 2 HBP: 1		WP: 0 PB: 0 SB: 0 CS: 0 PA: 34		

BOTTOM

New York Yankees @ Detroit Tigers

Comerica Park, Detroit, MI

Tue Aug 26 2014, 8:17 PM - 10:46 PM EDT

Att. 40,488 - Partly Cloudy - 73 F

livebaseballscorecards.com

AB	31
R	5
H	9
RBI	4
BB	2
SO	8
LOB	13

PITCHER		IP	WLS	BF	H	R	ER	SO	BB	IBB	HBP	BLK	WP	HR	S	P	ERA	WHIP
38 Brandon McCarthy, R ERA: 4.13	(1, 1)	6.1	L	29	9	5	5	5	2	0	1	0	0	0	58	85	7.11	1.737
53 Esmil Rogers, R ERA: 5.09	(7, 1)	1.2		5	0	0	0	3	0	0	0	0	0	0	12	21	0.00	0.000

PITCHER	IP	WLS	BF	H	R	ER	SO	BB	IBB	HBP	BLK	WP	HR	S	P	ERA	WHIP

Batter	1	2	3	4	5	6	7	8	9	AB	R	H	RBI	BB	SO	LOB
22 Jacoby Ellsbury, L (1, 8) OBP: 0.347, SLG: 0.423	B SI 91 B SI 92 C SI 92 X SI 92 2-1 2 S 1B		B SI 92 2 S 2B 1B B FF 88 C FC 86 X FC 88 0-2 SF7 1-2 2-3 3-H			C SI 91 B SL 83 X FF 91 1-1 L9		B FF 92 F CH 86 B SI 94 X SI 93 2-1 G4-3		4	1	2	1	0	0	0
2 Derek Jeter, R (1, 6) OBP: 0.315, SLG: 0.319 33 Stephen Drew, L (8, 6) OBP: 0.245, SLG: 0.323	C SI 93 F CH 86 F SI 93 F FC 88 1 SAFE 1 SAFE B CH 84 1 SAFE B SI 93 2-3 K 1-2		B CH 86 1 SAFE B FF 93 X CH 84 2-1 14 1B 25 2B 1-H 2B B CH 79 B FF 90 F FF 89 B FC 83 X FF 88 3-1 SF8 3-H			B FF 92 X SI 92 1-0 G6-3		C CU 76 B SI 92 B SI 92 B SI 93 B SI 92 4-1 BB		3 0	1 0	1 0	2 0	1 0	1 0	1 0
14 Martín Prado, R (1, 4) OBP: 0.315, SLG: 0.392	B FF 93 D CH 87 B SI 94 B SI 93 4-0 BB		C SI 94 F SI 93 B SI 95 X FC 88 2-2 25 2B 36 1B 2-3 1B B FF 88 B FF 88 B SI 93 B CH 79 C FF 89 F FF 89 X FF 90 3-2 G5-3			C FF 92 X FF 91 0-1 1B		C SI 93 X CU 78 0-1 L6		4	1	2	0	1	0	2
25 Mark Teixeira, S (1, 3) OBP: 0.330, SLG: 0.429	B SI 93 C FF 93 F SI 94 C FC 89 1-3 K		B CH 85 F FF 94 X SI 94 1-1 36 1B 34 1B 1-3 3-H 2B	B SI 93 F SI 93 F CH 85 B FF 94 X SI 94 2-2 G6-3		C FF 91 D CH 86 B FF 92 F SI 93 F CH 84 F SI 92 C SL 84 2-3 K			F SI 92 S SL 86 B SI 94 S SL 88 1-3 K	5	1	1	1	0	3	3
36 Carlos Beltrán, S (1, 9) OBP: 0.301, SLG: 0.426 31 Ichiro Suzuki, L (7, 9) OBP: 0.332, SLG: 0.336	B CH 86 C SI 94 B CH 86 F CH 87 F SI 95 B SI 94 S FF 95 3-3 K		X SI 94 0-0 12 1B 34 1B 11 1B 2-3 3-H 1B	B SI 93 B CH 84 C SI 93 B SI 94 X SI 94 3-1 G6-3			B FF 89 F SL 82 F FF 90 C SI 91 1-3 K		C SL 86 S SL 93 B SI 94 B SI 95 F SL 87 X SL 87 2-2 34 G4-6-3 1B	4 1	1 0	1 1	1 0	0 0	2 0	2 0
34 Brian McCann, L (1, 10) OBP: 0.291, SLG: 0.390		B FF 92 C SI 93 X CH 84 1-1 11 FC4-6 12 1B 1B	C FF 95 B KC 83 X KC 82 1-1 11 1B 12 1B 29 1B 1-2 3-H 1B	B SI 94 C SI 92 B SL 80 F FF 94 B SI 94 F SI 92 C SI 93 3-3 K			C SI 91 S SL 83 X SL 84 0-2 G4-3		B SL 85 B SL 85 B SI 93 C SI 93 X SI 94 3-1 G4-6-3 1-2f	5	1	2	1	0	1	1
12 Chase Headley, S (1, 5) OBP: 0.312, SLG: 0.353		C FF 94 C FC 87 B SI 94 B SI 94 F FC 88 X FF 95 2-2 11 FC4-6 1-2 1B	B CH 85 B CH 86 F FF 93 X CH 86 2-1 29 1B 11 1B 22 SF7 1-2 2-3 1B		S SI 92 B SI 93 B FF 93 X SI 93 2-1 L8		B SI 91 F SL 83 F SL 83 F SI 91 B CH 86 B CH 85 F SL 84 B SI 91 4-2 BB		3	1	2	0	1	0	0
11 Brett Gardner, L (1, 7) OBP: 0.345, SLG: 0.434		B SI 94 B SI 95 C SI 94 F SI 94 X CH 85 2-2 FC4-6 29 G4-6-3 1-2f 2-3	X SI 94 0-0 22 SF7 29 1B 2 SF8 1-2 2-3 3-H 1B		C SI 93 B SL 77 B SL 78 X FF 93 2-1 L9		S SL 83 S SL 83 X SL 84 0-2 G4-3		4	1	1	1	0	0	3
29 Francisco Cervelli, R (1, 2) OBP: 0.336, SLG: 0.429		1 SAFE X SI 93 0-0 G4-6-3 1-2f	D SI 94 C SI 94 X CH 86 1-1 22 SF7 1-2 2-3 3-H 1B	B FF 94 X FF 94 1-0 G6-3			C SI 92 C CU 78 F SI 92 B CU 78 B FF 92 S SI 93 2-3 K		4	0	1	1	0	1	2
Inning Stats	R: 0 E: 0 K: 3 S: 16 H: 1 LOB: 2 BB: 1 P: 28	R: 0 E: 0 K: 0 S: 10 H: 2 LOB: 1 BB: 0 P: 15	R: 8 E: 0 K: 0 S: 25 H: 9 LOB: 1 BB: 0 P: 40	R: 0 E: 0 K: 1 S: 9 H: 0 LOB: 0 BB: 0 P: 17	R: 0 E: 0 K: 0 S: 5 H: 0 LOB: 0 BB: 0 P: 10	R: 0 E: 0 K: 1 S: 10 H: 1 LOB: 1 BB: 0 P: 14	R: 0 E: 0 K: 1 S: 13 H: 0 LOB: 1 BB: 1 P: 18	R: 0 E: 0 K: 1 S: 9 H: 0 LOB: 1 BB: 1 P: 17	R: 0 E: 0 K: 1 S: 9 H: 1 LOB: 0 BB: 0 P: 15	1B: 12 2B: 2 3B: 0 HR: 0 SF: 2 SAC: 0 DP: 2 HBP: 0						

TOP

New York Yankees @ Detroit Tigers

Comerica Park, Detroit, MI

Wed Aug 27 2014, 7:12 PM - 10:39 PM EDT

Att. 40,876 - Partly Cloudy - 76 F

livebaseballscorecards.com

AB	37
R	8
H	14
RBI	8
BB	3
SO	8
LOB	14

PITCHER		IP	WLS	BF	H	R	ER	SO	BB	IBB	HBP	BLK	WP	HR	S	P	ERA	WHIP
14 David Price, L ERA: 3.32	(1, 1)	2.0	L	18	12	8	8	3	1	0	0	0	0	0	42	68	36.00	6.500
65 Blaine Hardy, L ERA: 1.99	(3, 1)	1.0		3	0	0	0	0	0	0	0	0	0	0	9	15	0.00	0.000
40 Phil Coke, L ERA: 4.2	(4, 1)	2.0		6	0	0	0	1	0	0	0	0	0	0	14	27	0.00	0.000
63 Patrick McCoy, L ERA: 4.5	(6, 1)	2.0		8	1	0	0	2	1	0	0	0	0	0	23	32	0.00	1.000
49 Jim Johnson, R ERA: 7.15	(8, 1)	1.0		4	0	0	0	1	1	0	0	0	0	0	9	17	0.00	1.000

PITCHER		IP	WLS	BF	H	R	ER	SO	BB	IBB	HBP	BLK	WP	HR	S	P	ERA	WHIP
62 Al Alburquerque, R ERA: 2.64	(9, 1)	1.0		3	1	0	0	1	0	0	0	0	0	0	9	15	0.00	1.000

BOTTOM

New York Yankees @ Detroit Tigers

Comerica Park, Detroit, MI

Wed Aug 27 2014, 7:12 PM - 10:39 PM EDT

Att. 40,876 - Partly Cloudy - 76 F

livebaseballscorecards.com

Batter	1	2	3	4	5	6	7	8	9	AB	R	H	RBI	BB	SO	LOB
3 Ian Kinsler, R (1, 4) OBP: 0.313, SLG: 0.416	B SI 91 B SI 93 B SI 93 C SI 93 B SI 94 4-1 BB		X SL 88 0-0 ③ F7		B SI 92 B SL 88 C SI 93 B SI 93 S SI 94 S SL 87 3-3 ③ K		C SL 86 C SL 86 B FF 94 B SL 87 X SL 87 2-2 ② G6-3 1-2 2-3		B FF 96 B FF 97 F FF 96 F FF 97 B KC 83 F FF 98 F FF 97 X FF 97 3-2 48 WP 48 1B 1B	4	1	1	0	1	1	3
48 Torii Hunter, R (1, 9) OBP: 0.317, SLG: 0.450	C CU 82 C SL 88 X FF 92 0-2 ① P4			B SI 94 C SI 93 B SL 89 F SI 94 F SL 88 X FF 95 2-2 24 2B 1B		C CU 79 B SL 88 B SL 88 S FF 94 X CU 84 2-2 ① F7	B CU 83 F SL 88 F SI 93 T FF 94 1-2 ③ K		B KC 80 B FF 98 F FF 98 X FF 98 2-1 1-H 24 DI 1B	5	1	2	1	0	1	3
24 Miguel Cabrera, R (1, 3) OBP: 0.372, SLG: 0.500	S SL 87 X SL 88 0-1 ② F7			C SL 88 X SI 93 0-1 41 G4-3 1-H 2B		C FF 94 B FF 94 B FF 94 X SL 88 2-1 ② G6-3		B SI 93 F FF 91 F FF 94 X CH 86 2-2 ① P4	S FF 98 B KC 82 C KC 82 S FF 98 1-3 ③ K 1-2	5	0	1	1	0	1	2
41 Victor Martinez, S (1, 10) OBP: 0.396, SLG: 0.555	1 SAFE C FF 93 C CH 87 S SL 88 0-3 ③ K			F CH 88 F SL 87 F FF 92 X FF 93 0-2 ① G4-3 2-3		F FF 93 X FF 93 0-1 HR		B CU 79 B CU 78 B SI 93 C FF 92 B CH 86 4-1 9 3B BB		3	2	1	1	1	1	2
28 J.D. Martinez, R (1, 7) OBP: 0.350, SLG: 0.557		C CU 82 B SI 92 B SL 89 F SL 89 C CU 82 2-3 ① K		S CU 81 D SL 88 X SI 94 1-1 ② G5-3		X CU 80 0-0 9 FC6-4 1B		S SI 93 B SL 87 S SL 86 S FF 94 1-3 ② K		4	0	1	0	0	2	2
9 Nick Castellanos, R (1, 5) OBP: 0.312, SLG: 0.415		F SL 87 X SL 88 0-1 ② G6-3		B SI 93 B SL 87 S SI 93 B FF 94 X SI 92 3-1 ③ G5-3		C SL 87 X SI 93 0-1 ③ FC6-4 1-2f		B SL 85 B SI 94 X SI 94 2-0 1-H 3B		4	0	1	1	0	0	2
13 Alex Avila, L (1, 2) OBP: 0.324, SLG: 0.369		C FF 94 B CH 88 C CH 86 B SL 87 S FF 96 2-3 ③ K			X SI 93 0-0 1B		B FF 93 B SL 86 B SI 92 C FF 93 X FF 93 3-1 E4 3 G6-3 20 HBP	C CH 86 D CH 88 X CH 87 1-1 ③ G4-3		4	0	1	0	0	1	1
30 Eugenio Suárez, R (1, 6) OBP: 0.327, SLG: 0.370			C FF 94 F SI 91 B CU 81 F SL 89 T CU 84 1-2 ① K		C SI 91 D SI 93 X SL 85 1-1 ① F7		D CU 82 S SI 92 F SI 93 X CU 82 1-2 ① F8		B FF 96 X FF 95 1-0 ① F9	4	0	0	0	0	1	2
20 Rajai Davis, R (1, 8) OBP: 0.321, SLG: 0.411 61 Ezequiel Carrera, L (8, 8) OBP: 0.262, SLG: 0.325			B SI 93 C SI 94 S SL 89 S SL 85 1-3 ② K		C SL 87 F SI 93 S CU 84 0-3 ② K		H SI 92 1-0 3 G6-3 1-2 HBP		F FF 96 X FF 98 0-1 ② G4-3	2 1	0 0	0 0	0 0	0 0	2 0	1 0

	AB	36
	R	4
	H	8
	RBI	4
	BB	2
	SO	10
	LOB	18

Inning Stats																		
	R: 0	H: 0	R: 0	H: 0	R: 0	H: 0	R: 1	H: 2	R: 0	H: 1	R: 1	H: 2	R: 0	H: 0	R: 1	H: 1	R: 1	H: 2
	E: 0	LOB: 1	E: 0	LOB: 0	E: 0	LOB: 0	E: 0	LOB: 1	E: 0	LOB: 1	E: 0	LOB: 1	E: 1	LOB: 2	E: 0	LOB: 1	E: 0	LOB: 1
	K: 1	BB: 1	K: 2	BB: 0	K: 2	BB: 0	K: 0	BB: 0	K: 2	BB: 0	K: 0	BB: 0	K: 1	BB: 0	K: 1	BB: 1	K: 1	BB: 0
	S: 9	P: 13	S: 8	P: 12	S: 8	P: 10	S: 14	P: 20	S: 9	P: 13	S: 10	P: 14	S: 11	P: 19	S: 10	P: 20	S: 13	P: 20

	1B: 5	SF: 0
	2B: 1	SAC: 0
	3B: 1	DP: 0
	HR: 1	HBP: 1

	WP: 1	PA: 39
	PB: 0	
	SB: 0	
	CS: 0	

PITCHER		IP	WLS	BF	H	R	ER	SO	BB	IBB	HBP	BLK	WP	HR	S	P	ERA	WHIP
61 Shane Greene, R ERA: 3.09	(1, 1)	7.0	W	29	5	2	2	8	1	0	1	0	0	1	69	101	2.57	0.857
43 Adam Warren, R ERA: 3.47	(8, 1)	1.0		5	1	1	1	1	1	0	0	0	0	0	10	20	9.00	2.000
68 Dellin Betances, R ERA: 1.52	(9, 1)	1.0		5	2	1	1	1	0	0	0	0	1	0	13	20	9.00	2.000

PITCHER	IP	WLS	BF	H	R	ER	SO	BB	IBB	HBP	BLK	WP	HR	S	P	ERA	WHIP

Batter	1	2	3	4	5	6	7	8	9	AB	R	H	RBI	BB	SO	LOB
22 Jacoby Ellsbury, L (1, 8) OBP: 0.347, SLG: 0.422	C FF 90 C FF 90 X FC 85 0-2 ① F8		B CU 78 S CU 79 X CU 76 1-1 2 FC6-4 2-H 1B		C FF 89 X FC 84 0-1 ③ G4-3			C CU 79 F FF 95 X FF 95 0-2 ③ G6-3		4	0	1	1	0	0	0
2 Derek Jeter, R (1, 6) OBP: 0.313, SLG: 0.317	B FF 90 B FF 90 X FF 90 2-0 ② G6-3		B CH 81 B CH 81 1 SAFE C FF 89 X FF 90 2-1 ③ FC6-4 1-2f			B FF 88 F FF 88 X FC 84 1-1 ① F8			S SL 85 C FF 94 B FF 94 F FF 95 F FF 95 X SL 86 1-2 ① G6-3	4	0	0	0	0	0	1
14 Martín Prado, R (1, 4) OBP: 0.315, SLG: 0.391	B FF 91 C FF 90 B FC 87 X FF 90 2-1 ③ F9			C FF 89 F CH 81 X FF 89 0-2 36 2B 34 G4-3 1B		B FF 89 C SI 88 X FC 84 1-1 ② F7			B FF 93 F SL 85 X FF 94 1-1 ② F9	4	1	1	0	0	0	0
25 Mark Teixeira, S (1, 3) OBP: 0.332, SLG: 0.427		B FF 89 C FF 89 B SI 88 B CH 81 B FF 90 4-1 34 G5-6-3 BB		B CH 81 C FF 88 B FC 84 B FF 89 F FF 89 F CH 81 1 SAFE F FF 90 X FF 89 3-2 ① F8		B FF 89 C FF 89 X CH 82 1-1 ③ F8			C FF 94 B FF 93 B FF 92 B CU 80 B FF 92 4-1 36 1B BB	2	0	0	0	2	0	1
36 Carlos Beltrán, S (1, 10) OBP: 0.303, SLG: 0.430		C FF 88 B FF 89 D CH 82 B FF 89 X FF 90 3-1 ① L5		B CH 82 B FF 89 C CH 82 1 SAFE B CH 82 X FF 90 3-1 34 G4-3 1-3 2B			B FF 89 C FF 89 C CU 76 X CH 79 1-2 ① G4-3		C FF 94 X SI 94 0-1 1-3 1B	4	0	2	0	0	0	1
34 Brian McCann, L (1, 2) OBP: 0.288, SLG: 0.386		B FF 89 C FC 84 X CU 77 1-1 ②③ G5-6-3 1-2f		C FF 89 F FC 85 B FF 89 X CU 77 1-2 ② G4-3 2-3 3-H			C CU 76 B FC 84 B FF 88 X FF 89 2-1 ② G5-3		D SL 80 F FF 94 S FF 95 S FF 95 1-3 ③ K	4	0	0	1	0	1	4
12 Chase Headley, S (1, 5) OBP: 0.310, SLG: 0.350			C FF 88 X FC 86 0-1 ① F7 X FC 85 0-0 ③ G5-3				B FF 89 F CH 79 F FC 85 B CU 77 B CH 80 S CH 81 3-3 ③ K			3	0	0	0	0	1	1
11 Brett Gardner, L (1, 7) OBP: 0.343, SLG: 0.431			B FC 85 B FF 89 C FF 89 B FC 84 X FF 90 3-1 ② G4-3		C SI 88 B CU 78 X FC 83 1-1 ① G6-3			C FF 89 C FF 90 B CU 75 F FC 85 B FF 89 B CH 80 X FF 90 3-2 ① F8		3	0	0	0	0	0	0
45 Zelous Wheeler, R (1, 9) OBP: 0.295, SLG: 0.405 31 Ichiro Suzuki, L (8, PH) OBP: 0.331, SLG: 0.335 (8, 9)			B FF 90 C FF 90 B CH 82 X FF 89 2-1 E5 22 1B 1B		B CH 82 C FF 88 F FC 84 B CH 83 F FF 90 B FF 90 X FF 90 3-2 ② F8			B FF 94 S SL 84 F FF 93 S SL 83 1-3 ② K		2 1	1 0	1 0	0 0	0 0	0 1	0 0
Inning Stats	R: 0 E: 0 K: 0 S: 6 H: 0 LOB: 0 BB: 0 P: 10	R: 0 E: 0 K: 0 S: 5 H: 0 LOB: 0 BB: 1 P: 13	R: 1 E: 1 K: 0 S: 10 H: 2 LOB: 1 BB: 0 P: 18	R: 1 E: 0 K: 0 S: 14 H: 2 LOB: 1 BB: 0 P: 21	R: 0 E: 0 K: 0 S: 8 H: 0 LOB: 0 BB: 0 P: 12	R: 0 E: 0 K: 0 S: 6 H: 0 LOB: 0 BB: 0 P: 9	R: 0 E: 0 K: 1 S: 8 H: 0 LOB: 0 BB: 0 P: 14	R: 0 E: 0 K: 1 S: 10 H: 0 LOB: 0 BB: 0 P: 14	R: 0 E: 0 K: 1 S: 13 H: 1 LOB: 2 BB: 1 P: 20	1B: 4 2B: 1 3B: 0 HR: 0 SF: 0 SAC: 0 DP: 1 HBP: 0						

PITCHER		IP	WLS	BF	H	R	ER	SO	BB	IBB	HBP	BLK	WP	HR	S	P	ERA	WHIP
53 Kyle Lobstein, L ERA: 3.09	(1, 1)	6.0		22	4	2	1	0	1	0	0	0	0	0	49	83	1.50	0.833
65 Blaine Hardy, L ERA: 1.91	(7, 1)	1.1		4	0	0	0	1	0	0	0	0	0	0	12	21	0.00	0.000
44 Joba Chamberlain, R ERA: 3.4	(8, 1)	1.1		5	0	0	0	1	1	0	0	0	0	0	14	21	0.00	0.750
40 Phil Coke, L ERA: 4.17	(9, 1)	0.1	W	2	1	0	0	1	0	0	0	0	0	0	5	6	0.00	3.000

PITCHER	IP	WLS	BF	H	R	ER	SO	BB	IBB	HBP	BLK	WP	HR	S	P	ERA	WHIP

TOP

New York Yankees @ Detroit Tigers

Comerica Park, Detroit, MI

Thu Aug 28 2014, 1:09 PM - 4:02 PM EDT

Att. 42,647 - Sunny - 70 F

livebaseballscorecards.com

AB	31
R	2
H	5
RBI	2
BB	2
SO	3
LOB	8

WP: 0 PA: 33
PB: 0
SB: 0
CS: 0

New York Yankees @ Detroit Tigers

Comerica Park, Detroit, MI

Thu Aug 28 2014, 1:09 PM - 4:02 PM EDT

Att. 42,647 - Sunny - 70 F

BOTTOM

Batter	1	2	3	4	5	6	7	8	9	AB	R	H	RBI	BB	SO	LOB
20 Rajai Davis, R (1, 8) OBP: 0.323, SLG: 0.412	C FF 90 B SI 90 X SL 82 1-1 24 F8 1B		F FF 89 B FS 84 X FS 85 1-1 ① F8		B SI 92 X SI 92 1-0 3-H 1B			X FF 97 0-0 ② G4-3		4	0	2	1	0	0	0
3 Ian Kinsler, R (1, 4) OBP: 0.313, SLG: 0.414	1 SAFE 1 SAFE C SL 82 X SI 89 0-1 ① F8		B FS 85 X FS 86 1-0 ② P5		1 SAFE X SL 84 0-0 ③ P6			B FF 95 B KC 82 B FF 98 B FF 96 4-0 24 S BB		3	0	0	0	1	0	2
24 Miguel Cabrera, R (1, 3) OBP: 0.369, SLG: 0.496	B SL 84 B FF 91 1 SAFE C SI 91 X FF 91 2-1 ② F8 1-2		C SL 82 S SL 83 B FF 91 B FS 86 X FS 86 2-2 ③ G6-3			S FF 91 B FS 86 F SL 83 B SL 83 B SL 84 F SL 84 X SL 84 3-2 ① G5-3		C KC 82 B FF 97 C KC 82 S KC 82 1-3 ③ K 1-2		4	0	0	0	0	1	2
41 Victor Martinez, S (1, 10) OBP: 0.395, SLG: 0.555 50 Bryan Holaday, R (9, PR) OBP: 0.285, SLG: 0.288	B SL 82 C SL 83 X FS 86 1-1 ③ G3-1			X SI 90 0-0 ① F7		C SI 93 B FS 87 X FS 86 1-1 ② F7			B FF 92 C SL 82 F SL 84 F SL 87 B SL 86 F SL 85 X SL 86 2-2 13 1B 2B	4 0	0 1	1 0	0 0	0 0	0 0	1 0
28 J.D. Martinez, R (1, 9) OBP: 0.349, SLG: 0.552		B FF 89 B FS 85 C SL 81 C SI 90 S FS 86 2-3 ① K		B CU 72 F FS 84 F SL 82 B FS 87 X FS 86 2-2 ② G5-3		F FS 86 F FS 86 C SL 83 0-3 ③ K			B SL 85 B SL 86 C FF 94 S SL 85 F SL 86 B FF 95 B SL 86 4-2 13 1B BB	3	0	0	0	1	2	0
9 Nick Castellanos, R (1, 5) OBP: 0.311, SLG: 0.413		C SI 91 F FF 92 B FS 87 B SL 87 F SI 91 B SI 91 X SI 91 3-2 32 1B 13 SF8 1B		C SL 83 B FF 92 F SL 82 C FS 86 1-3 ③ K			B SI 90 C SL 82 F SL 83 X FS 87 1-2 ① G1-3		B B SL 85 F FF 95 B FF 95 F FF 94 C FF 94 3-3 ① K	4	1	1	0	0	2	2
32 Don Kelly, L (1, 7) OBP: 0.331, SLG: 0.285 48 Torii Hunter, R (9, PH) OBP: 0.316, SLG: 0.449		B SI 92 F SI 91 X SI 90 1-1 1-3 1B			B CU 72 B SL 80 B SI 89 C SI 89 F FS 88 B SI 88 4-2 17 G6-3 13 WP 20 1B BB		X FS 86 0-0 ② G4-3		S SL 87 B FF 97 S FF 95 F SL 87 F SL 83 S FF 95 1-3 ② K	2 1	1 0	1 0	0 0	1 0	0 1	0 2
13 Alex Avila, L (1, 2) OBP: 0.323, SLG: 0.369		X SI 92 0-0 ② SF8 3-H			1 SAFE B FS 85 S FS 86 B FS 86 F FF 92 S FS 87 2-3 ① K 1-2		B SI 92 B SI 91 F SI 91 S SI 91 B FS 87 X SI 92 3-2 ③ G6-3		X SL 88 0-0 1-2 2-H 1B	3	0	1	2	0	1	1
17 Andrew Romine, S (1, 6) OBP: 0.265, SLG: 0.269 61 Ezequiel Carrera, L (8, PH) OBP: 0.256, SLG: 0.317 30 Eugenio Suárez, R (9, 6) OBP: 0.327, SLG: 0.370		1 SAFE 1 SAFE C FS 84 X FS 84 0-1 ③ G4-3			B FS 86 F FF 91 X FS 87 1-1 ② G6-3 2-3			L FF 94 C KC 81 B SV 84 S SV 84 1-3 ① K		2 1 0	0 0 0	0 0 0	0 0 0	0 1 0	0 0 0	2 0 0
Inning Stats	R: 0 E: 0 K: 0 S: 8 H: 1 LOB: 1 BB: 0 P: 12	R: 1 E: 0 K: 1 S: 12 H: 2 LOB: 1 BB: 0 P: 18	R: 0 E: 0 K: 0 S: 6 H: 0 LOB: 0 BB: 0 P: 10	R: 0 E: 0 K: 1 S: 7 H: 0 LOB: 0 BB: 0 P: 10	R: 1 E: 0 K: 1 S: 9 H: 1 LOB: 1 BB: 1 P: 17	R: 0 E: 0 K: 1 S: 9 H: 0 LOB: 0 BB: 0 P: 13	R: 0 E: 0 K: 0 S: 7 H: 0 LOB: 0 BB: 0 P: 11	R: 0 E: 0 K: 2 S: 7 H: 0 LOB: 1 BB: 1 P: 13	R: 1 E: 0 K: 2 S: 17 H: 2 LOB: 2 BB: 1 P: 27	1B: 5 2B: 1 3B: 0 HR: 0 SF: 1 SAC: 0 DP: 0 HBP: 0						WP: 1 PB: 0 SB: 1 CS: 0 PA: 35	

livebaseballscorecards.com

	AB	31
	R	3
	H	6
	RBI	3
	BB	3
	SO	8
	LOB	12

PITCHER		IP	WLS	BF	H	R	ER	SO	BB	IBB	HBP	BLK	WP	HR	S	P	ERA	WHIP
18 Hiroki Kuroda, R ERA: 3.88	(1, 1)	7.0		26	4	2	2	4	1	0	0	0	1	0	58	91	2.57	0.714
68 Dellin Betances, R ERA: 1.5	(8, 1)	1.0		4	0	0	0	2	1	0	0	0	0	0	7	13	0.00	1.000
27 Shawn Kelley, R ERA: 4.6	(9, 1)	0.2	L	5	2	1	1	2	1	0	0	0	0	0	17	27	13.50	4.500

PITCHER	IP	WLS	BF	H	R	ER	SO	BB	IBB	HBP	BLK	WP	HR	S	P	ERA	WHIP

Detroit Tigers @ Chicago White Sox

U.S. Cellular Field, Chicago, IL

Fri Aug 29 2014, 8:11 PM - 11:39 PM EDT

Att. 17,071 - Partly Cloudy - 78 F

TOP

livebaseballscorecards.com

Batter	1	2	3	4	5	6	7	8	9	AB	R	H	RBI	BB	SO	LOB
3 Ian Kinsler, R (1, 4) OBP: 0.312, SLG: 0.414	G5-3		48 SF9 1-H 2B	FC6-5 48 2B 1-3 2-H		G6-4-3 1-2f			L7	5	2	1	2	0	0	2
48 Torii Hunter, R (1, 9) OBP: 0.317, SLG: 0.452	G5-3		SF9 3-H	1-H 2B		P4			41 1B 1B	4	0	2	2	0	0	0
24 Miguel Cabrera, R (1, 3) OBP: 0.366, SLG: 0.491	F9		F8	F9			P4		K	5	0	0	0	0	1	2
41 Victor Martinez, S (1, 10) OBP: 0.395, SLG: 0.553		G3		E3 28 2B 9 G4-3	28 1B 1B		G4-3		1-3 1B	5	1	2	0	0	0	0
28 J.D. Martinez, R (1, 7) OBP: 0.353, SLG: 0.556		9 FC5-4 1B		9 G4-3 13 2B 1-3	1-2 1B		G5-3		G6-3	5	1	3	0	0	0	2
9 Nick Castellanos, R (1, 5) OBP: 0.310, SLG: 0.414		FC5-4 1-2f		G4-3 2-3 3-H	F9			13 G4-3 2B		4	0	1	1	0	0	4
13 Alex Avila, L (1, 2) OBP: 0.322, SLG: 0.371		G3		30 1B 61 E 3-H 2B	K			G4-3 2-3		4	1	1	1	0	1	4
30 Eugenio Suárez, R (1, 6) OBP: 0.326, SLG: 0.368			K	3 S 61 E 3 FC6-5 2-3 1B	L7			F8		4	1	1	0	0	1	3
61 Ezequiel Carrera, L (1, 8) OBP: 0.277, SLG: 0.333			3 2B 1B	E3 3 FC6-5 3 S 1-2 3-H		3 G6-4-3 1B			P5	4	1	2	1	0	0	2
Inning Stats	R: 0 E: 0 K: 0 S: 9 H: 0 LOB: 0 BB: 0 P: 13	R: 0 E: 0 K: 0 S: 15 H: 1 LOB: 1 BB: 0 P: 20	R: 2 E: 0 K: 1 S: 12 H: 2 LOB: 0 BB: 0 P: 16	R: 5 E: 2 K: 0 S: 20 H: 4 LOB: 1 BB: 0 P: 33	R: 0 E: 0 K: 1 S: 10 H: 2 LOB: 2 BB: 0 P: 19	R: 0 E: 0 K: 0 S: 6 H: 1 LOB: 0 BB: 0 P: 8	R: 0 E: 0 K: 0 S: 6 H: 0 LOB: 0 BB: 0 P: 8	R: 0 E: 0 K: 0 S: 11 H: 1 LOB: 1 BB: 0 P: 16	R: 0 E: 0 K: 1 S: 15 H: 2 LOB: 2 BB: 0 P: 28	1B: 8 2B: 5 3B: 0 HR: 0 SF: 1 SAC: 0 DP: 1 HBP: 0							

AB	40
R	7
H	13
RBI	7
BB	0
SO	3
LOB	19

WP: 0 PB: 0 SB: 2 CS: 0 PA: 41

PITCHER		IP	WLS	BF	H	R	ER	SO	BB	IBB	HBP	BLK	WP	HR	S	P	ERA	WHIP
67 Scott Carroll, R ERA: 5.07	(1, 1)	5.0	L	27	10	7	3	2	0	0	0	0	0	0	68	104	5.40	2.000
54 Ronald Belisario, R ERA: 5.85	(6, 1)	2.0		5	0	0	0	0	0	0	0	0	0	0	10	13	0.00	0.000
27 Matt Lindstrom, R ERA: 4.56	(8, 1)	1.2		7	2	0	0	1	0	0	0	0	0	0	22	36	0.00	1.200
39 Maikel Cleto, R ERA: 4.57	(9, 1)	0.1		2	1	0	0	0	0	0	0	0	0	0	4	8	0.00	3.000

PITCHER	IP	WLS	BF	H	R	ER	SO	BB	IBB	HBP	BLK	WP	HR	S	P	ERA	WHIP

Detroit Tigers @ Chicago White Sox

U.S. Cellular Field, Chicago, IL

Fri Aug 29 2014, 8:11 PM - 11:39 PM EDT

Att. 17,071 - Partly Cloudy - 78 F

BOTTOM

Batter	1	2	3	4	5	6	7	8	9	AB	R	H	RBI	BB	SO	LOB
1 Adam Eaton, L (1, 8) OBP: 0.377, SLG: 0.413	B FF 90 F FF 90 X CH 82 1-1 79 E 44 SF7 1B	B CH 83 B CH 82 C FF 92 X FF 92 2-1 2B			C FF 90 C CU 77 X CU 79 0-2 10 FC6-4 1B		C FF 88 F FF 89 S SL 83 0-3 ① K		B SI 91 B SI 92 B SI 91 C SI 92 C SI 91 D SI 92 4-2 10 FC4-6 1-2 BB	4	1	3	0	1	1	0
10 Alexei Ramirez, R (1, 6) OBP: 0.315, SLG: 0.417	1 SAFE 1 SAFE B FF 90 X FF 91 1-0 ① F7	B SL 86 C FF 94 C CU 81 X FF 94 1-2 ③ G6-3			C FF 92 B FF 91 F FF 91 F CU 80 X SL 85 1-2 ① FC6-4 44 FC4-6 79 1B 1-2f		X SL 83 0-0 ② F8		D SL 86 F SI 92 X SI 94 1-1 ② FC4-6 1-2f 2-3	5	0	0	0	0	0	5
79 José Abreu, R (1, 3) OBP: 0.375, SLG: 0.604 24 Dayan Viciedo, R (9, 3) OBP: 0.277, SLG: 0.396	1 SAFE B FF 92 B FF 92 D FF 92 B FF 92 4-0 26 2B 1-3 BB		B FF 92 C CU 80 X FF 92 1-1 1B		S FF 95 B FF 95 X CU 81 1-1 44 FC4-6 1-2 1B		C FF 89 F CH 82 F CU 82 F FF 93 F FF 93 B FF 92 X SL 87 1-2 2B		T SL 86 X SL 87 0-1 ③ G4-3	3 1	0 0	3 0	0 0	1 0	0 0	0 2
44 Adam Dunn, L (1, 10) OBP: 0.339, SLG: 0.425	X FF 93 0-0 ② SF7 3-H		S CH 84 X CH 83 0-1 ① L9		B CU 79 X CH 85 1-0 ② FC4-6 1-2f 2-3		B CU 77 C FF 90 S FF 91 B SL 85 S CU 81 2-3 ③ K			3	0	0	1	0	1	4
26 Avisaíl García, R (1, 9) OBP: 0.296, SLG: 0.452	X FF 93 0-0 1-3 2B		D SL 85 C SL 86 X FF 93 1-1 ② F7		D SL 86 F SL 85 S SL 85 S FF 95 1-3 ③ K			S SI 92 S CU 78 B CU 79 H FF 93 2-2 17 G4-6-3 HBP		3	0	1	0	0	1	3
12 Conor Gillaspie, L (1, 5) OBP: 0.355, SLG: 0.444	C FF 93 F FF 93 F FF 92 B CU 80 D CU 81 B FF 94 F FF 95 B CU 79 4-2 BB		B FF 91 X FF 91 1-0 ③ P5			C FF 89 B FF 90 B CH 82 S CH 82 S CH 84 2-3 ① K		X SI 94 0-0 ① F8		3	0	0	0	1	1	2
21 Tyler Flowers, R (1, 2) OBP: 0.295, SLG: 0.352 17 Adrian Nieto, S (8, 2) OBP: 0.304, SLG: 0.330	B FF 95 F FF 95 C CU 80 C FF 96 1-3 ③ K			B FF 90 B SL 83 C FF 90 C FF 91 S FF 92 2-3 ① K		S FF 89 B CU 77 B CU 78 X FF 91 2-1 2B		S SI 94 X SI 94 0-1 ②③ G4-6-3 1-2f		3 1	0 0	1 0	0 0	0 0	2 0	3 1
30 Alejandro De Aza, L (1, 7) OBP: 0.312, SLG: 0.358		C FF 90 C CH 82 B CU 80 F CU 79 F SL 85 B CH 83 B FF 92 X FF 91 3-2 ① 2B		C FF 91 C CU 79 B FF 92 B FF 92 F CU 79 F SL 87 B CH 85 S SI 93 3-3 ② K		C CH 83 C FF 92 D CU 81 C FF 93 1-3 ② K		C SI 91 F FF 91 X SL 84 0-2 ① G5-3	4	0	1	0	0	2	1
77 Yolmer Sánchez, S (1, 4) OBP: 0.273, SLG: 0.303		C FF 91 F FF 90 B SL 85 X SL 87 1-2 ② L8		C FF 92 X FF 90 0-1 ③ F9		B FF 90 X CH 82 1-0 ③ G5-3			B FF 91 C SI 92 X CH 87 1-1 10 FC4-6 1 BB 1B	4	0	1	0	0	0	1
Inning Stats	R: 1 E: 1 K: 1 S: 12 H: 2 LOB: 3 BB: 2 P: 23	R: 0 E: 0 K: 0 S: 13 H: 2 LOB: 1 BB: 0 P: 20	R: 0 E: 0 K: 0 S: 7 H: 1 LOB: 1 BB: 0 P: 10	R: 0 E: 0 K: 2 S: 10 H: 0 LOB: 0 BB: 0 P: 15	R: 0 E: 0 K: 1 S: 13 H: 2 LOB: 2 BB: 0 P: 17	R: 0 E: 0 K: 2 S: 9 H: 1 LOB: 1 BB: 0 P: 15	R: 0 E: 0 K: 2 S: 13 H: 1 LOB: 1 BB: 0 P: 16	R: 0 E: 0 K: 0 S: 5 H: 0 LOB: 0 BB: 0 P: 7	R: 0 E: 0 K: 0 S: 11 H: 1 LOB: 2 BB: 1 P: 17	1B: 5 2B: 5 3B: 0 HR: 0 SF: 1 SAC: 0 DP: 1 HBP: 1						WP: 0 PB: 0 SB: 0 CS: 0 PA: 39	

livebaseballscorecards.com

AB	34
R	1
H	10
RBI	1
BB	3
SO	8
LOB	22

PITCHER		IP	WLS	BF	H	R	ER	SO	BB	IBB	HBP	BLK	WP	HR	S	P	ERA	WHIP
35 Justin Verlander, R ERA: 4.68	(1, 1)	7.0	W	31	9	1	1	8	2	0	0	0	0	0	77	116	1.29	1.571
49 Jim Johnson, R ERA: 6.99	(8, 1)	1.0		3	0	0	0	0	0	0	1	0	0	0	5	7	0.00	0.000
63 Patrick McCoy, L ERA: 4.38	(9, 1)	0.1		3	1	0	0	0	1	0	0	0	0	0	7	12	0.00	6.000
62 Al Alburquerque, R ERA: 2.61	(9, 1)	0.2		2	0	0	0	0	0	0	0	0	0	0	4	5	0.00	0.000

PITCHER	IP	WLS	BF	H	R	ER	SO	BB	IBB	HBP	BLK	WP	HR	S	P	ERA	WHIP

Batter	1	2	3	4	5	6	7	8	9	AB	R	H	RBI	BB	SO	LOB
3 Ian Kinsler, R (1, 4) OBP: 0.311, SLG: 0.417	C SI 96 B SI 95 C SI 93 F SI 95 X SI 94 1-2 HR	L SI 93 C SL 77 X CH 84 0-2 ②③ G6-4-3 1-2f		F CH 83 1 SAFE B CH 86 C CH 87 X SI 93 1-2 ③ L7			C CH 84 B CH 86 X SI 90 1-1 ② F7		C SI 95 X SI 95 0-1 ②③ G4-6-3 1-2f	5	1	1	1	0	0	5
48 Torii Hunter, R (1, 9) OBP: 0.316, SLG: 0.450	X CH 88 0-0 41 HR 1B	C SL 75 B CH 87 S CH 82 B SI 91 S SL 78 2-3 ① K	C SL 74 C CH 87 B SI 90 C SI 89 1-3 ① K				S SL 78 B CH 85 F CH 82 F SI 96 F SI 94 B SL 82 F SI 96 S SI 95 2-3 ③ K			4	1	1	0	0	3	0
24 Miguel Cabrera, R (1, 3) OBP: 0.365, SLG: 0.489	S SI 96 S SI 95 B CH 85 1 SAFE S SI 96 1-3 ① K	B SI 92 S CH 82 F CH 85 C SI 90 1-3 ② K	F CH 85 F CH 85 S SL 77 0-3 ② K				C SI 94 X SI 94 0-1 41 G4-3 1B			4	0	1	0	0	3	1
41 Victor Martinez, S (1, 10) OBP: 0.395, SLG: 0.559	C SI 97 1 SAFE B SL 80 X SL 80 1-1 1-H HR	C SI 89 X CH 88 0-1 28 2B 1B	B SI 89 C CH 89 F SI 95 F SI 96 F CH 86 S SI 96 1-3 ③ K					C SI 91 C FS 85 D FS 85 B FC 89 D FS 85 F FC 89 X SI 92 3-2 ① G4-3 1-2		4	1	2	2	0	1	1
28 J.D. Martinez, R (1, 7) OBP: 0.352, SLG: 0.555	C SL 71 S CH 80 F SI 95 F SL 73 S CH 82 0-3 ② K	B CH 80 F CH 86 B SI 96 S CH 87 F SL 75 B SI 93 X CH 82 3-2 1-3 2B				F CH 81 B SI 91 F SI 90 S SL 79 1-3 ① K		D SI 91 B FC 88 X FC 88 2-0 ② F9		4	0	1	0	0	2	1
9 Nick Castellanos, R (1, 5) OBP: 0.310, SLG: 0.411	S CH 80 B CH 81 F CH 87 B CH 81 C CH 86 2-3 ③ K	C SL 78 F SI 95 B SL 79 B SI 96 C SI 96 2-3 ③ K				B SI 91 B CH 82 B SI 92 B CH 87 4-0 BB		S FS 84 D FS 87 S FC 88 S FS 85 1-3 ③ K		3	0	0	0	1	3	3
50 Bryan Holaday, R (1, 2) OBP: 0.278, SLG: 0.281 61 Ezequiel Carrera, L (9, PH) OBP: 0.271, SLG: 0.326		C CH 78 C SL 73 B SL 76 X CH 87 1-2 ① G6-3	B CH 80 S SI 90 X CH 88 1-1 ① G3-1		C CH 83 S SI 94 F SI 94 B SL 78 B SI 95 S SI 95 2-3 ② K			C SI 93 C SI 95 B SI 93 B SI 96 F SI 95 F SI 95 S SL 87 2-3 ① K	3 1	0 0	0 0	0 0	1 0	1 0	1 0
30 Eugenio Suárez, R (1, 6) OBP: 0.329, SLG: 0.364		C CH 82 H CH 88 1-1 20 1B HBP	F CH 85 S SL 77 B SI 93 B SI 92 X CH 82 2-2 ② F8		F SI 92 S SL 95 B SI 94 S CH 83 1-3 ③ K			B SI 94 B SI 93 C SI 94 B SI 94 B SI 95 4-1 20 1B BB	2	0	0	0	1	1	1
20 Rajai Davis, R (1, 8) OBP: 0.327, SLG: 0.414		B CH 82 X CH 88 1-0 3 G6-4-3 1-2 1B	B SI 94 C SI 94 B CH 85 C SI 94 B SI 95 B SI 95 4-2 BB				C SL 75 X CH 84 0-1 ① F7		C SI 94 B SI 95 B SL 86 X SI 95 2-1 3 G4-6-3 1-2 1B	3	0	2	0	1	0	0
Inning Stats	R: 3 E: 0 K: 3 S: 18 H: 3 LOB: 0 BB: 0 P: 23	R: 0 E: 0 K: 0 S: 8 H: 1 LOB: 1 BB: 0 P: 11	R: 0 E: 0 K: 3 S: 15 H: 2 LOB: 2 BB: 0 P: 23	R: 0 E: 0 K: 0 S: 10 H: 0 LOB: 1 BB: 1 P: 18	R: 0 E: 0 K: 3 S: 11 H: 0 LOB: 0 BB: 0 P: 13	R: 0 E: 0 K: 3 S: 10 H: 0 LOB: 1 BB: 1 P: 18	R: 0 E: 0 K: 1 S: 10 H: 0 LOB: 0 BB: 0 P: 13	R: 0 E: 0 K: 1 S: 10 H: 1 LOB: 1 BB: 0 P: 16	R: 0 E: 0 K: 1 S: 10 H: 1 LOB: 1 BB: 1 P: 18	1B: 5 2B: 1 3B: 0 HR: 2	SF: 0 SAC: 0 DP: 2 HBP: 1			WP: 0 PB: 0 SB: 0 CS: 0	PA: 37		

PITCHER		IP	WLS	BF	H	R	ER	SO	BB	IBB	HBP	BLK	WP	HR	S	P	ERA	WHIP
49 Chris Sale, L ERA: 2.11	(1, 1)	7.0	W	29	6	3	3	13	2	0	1	0	0	2	82	119	3.86	1.143
54 Ronald Belisario, R ERA: 5.85	(8, 1)	0.0		1	1	0	0	0	0	0	0	0	0	0	2	2	∞	∞
57 Zach Putnam, R ERA: 1.86	(8, 1)	1.0	H	3	0	0	0	1	0	0	0	0	0	0	8	14	0.00	0.000
52 Jake Petricka, R ERA: 2.81	(9, 1)	1.0	S	4	1	0	0	1	1	0	0	0	0	0	10	18	0.00	2.000

PITCHER	IP	WLS	BF	H	R	ER	SO	BB	IBB	HBP	BLK	WP	HR	S	P	ERA	WHIP

TOP

Detroit Tigers @ Chicago White Sox

U.S. Cellular Field, Chicago, IL

Sat Aug 30 2014, 1:12 PM - 4:04 PM EDT

Att. 20,556 - Overcast - 83 F

livebaseballscorecards.com

AB	33
R	3
H	8
RBI	3
BB	3
SO	15
LOB	13

BOTTOM

Detroit Tigers @ Chicago White Sox

U.S. Cellular Field, Chicago, IL

Sat Aug 30 2014, 1:12 PM - 4:04 PM EDT

Att. 20,556 - Overcast - 83 F

livebaseballscorecards.com

Batter	1	2	3	4	5	6	7	8	9	AB	R	H	RBI	BB	SO	LOB
1 Adam Eaton, L (1, 8) OBP: 0.378, SLG: 0.414	C FF 90 B SL 85 B FF 91 F FF 92 B CH 82 X FF 92 3-2 10 FC5-4 1B		C FF 92 C FF 92 X CU 78 0-2 10 S 10 2B 1B	B CH 82 1 SAFE S CH 82 X CH 84 1-1 ② F9			X FF 91 0-0 ① G6-3			4	1	2	0	0	0	1
10 Alexei Ramirez, R (1, 6) OBP: 0.315, SLG: 0.417	B FF 90 C FF 91 F CH 83 D SL 85 X SL 84 2-2 ① FC5-4 79 E E 1-2f		C SL 83 B SL 84 F FF 92 B FF 96 F CU 77 B FF 95 X SL 86 3-2 79 1B 2B 1-H	1 SAFE X FF 91 0-0 ③ L3			B FF 90 B FC 92 C FF 92 S SL 84 S FF 96 2-3 ② K			4	2	1	1	0	1	2
79 José Abreu, R (1, 10) OBP: 0.378, SLG: 0.605	1 SAFE 1 SAFE F CU 76 S FF 94 S SL 87 0-3 ② K 1-3		B FF 94 C FF 94 F SL 85 S FF 97 F CU 73 B SL 84 X SL 86 2-2 HR 2-H 1B		B FF 92 F FF 92 F FF 93 F CH 82 F FF 96 X FF 96 1-2 1B		S FF 95 B CH 84 F SL 86 F CH 83 F SL 88 F FF 97 F SL 81 X FF 98 1-2 26 1B BB 1B			4	1	3	1	0	1	1
Adam Dunn, L (1, 3) OBP: 0.340, SLG: 0.433	X FF 94 0-0 E4 3-H		B FF 94 B FF 94 F FF 95 X CU 76 2-1 1-H HR		B CH 84 S FF 94 S FF 96 B FF 96 F CH 85 S CH 83 2-3 ① K		B FF 96 B CH 86 B FF 97 C FF 97 F FF 96 B FF 98 4-2 26 1B 1-2 BB			3	1	1	2	1	1	1
26 Avisaíl García, R (1, 9) OBP: 0.294, SLG: 0.442	C FF 92 C FF 93 S FF 95 0-3 ③ K		X SL 84 0-0 ② P6		S FF 92 F FF 93 B SL 86 S FF 94 1-3 ② K		S FF 97 C FF 97 B FF 98 B SL 85 F FF 98 X SL 85 2-2 1-2 2-3 1B			4	0	1	0	0	2	2
12 Conor Gillaspie, L (1, 5) OBP: 0.352, SLG: 0.440		F FF 90 S FF 92 B CU 80 B CU 81 S FF 94 2-3 ① K	C FF 93 B CU 75 X CH 82 1-1 ③ G6-3		X CH 82 0-0 ③ L7		F FF 98 X FF 97 0-1 ③ P5			4	0	0	0	0	1	4
Alejandro De Aza, L (1, 7) OBP: 0.309, SLG: 0.354		B FF 90 L FF 94 S FF 92 X CH 83 1-2 ② G4-3		S CH 81 B FF 91 X CH 82 1-1 ① G4-3		B FF 89 C CH 82 C FF 92 S FF 96 1-3 ① K		B FF 92 F FF 94 S CH 87 S SL 84 1-3 ① K		4	0	0	0	0	2	0
21 Tyler Flowers, R (1, 2) OBP: 0.294, SLG: 0.359		S FF 92 F FF 92 S CU 77 0-3 ③ K		X CU 73 0-0 HR	B FF 93 F FF 91 C FF 92 S FF 95 1-3 ② K			X FF 96 0-0 ② G4-3		4	1	1	1	0	2	0
77 Yolmer Sánchez, S (1, 4) OBP: 0.270, SLG: 0.297			C FF 90 F FF 93 S FF 93 0-3 ① K	B FF 91 C FF 92 S CH 84 X FF 95 1-2 1B	C CU 75 B FF 94 S CH 83 S FF 96 1-3 ③ K			X SI 91 0-0 ③ F9		4	0	1	0	0	2	0
Inning Stats	R: 1 E: 2 K: 2 S: 13 H: 1 LOB: 1 BB: 0 P: 18	R: 0 E: 0 K: 2 S: 9 H: 0 LOB: 0 BB: 0 P: 12	R: 4 E: 0 K: 1 S: 20 H: 4 LOB: 0 BB: 0 P: 28	R: 1 E: 0 K: 0 S: 9 H: 2 LOB: 1 BB: 0 P: 12	R: 0 E: 0 K: 2 S: 13 H: 1 LOB: 1 BB: 0 P: 17	R: 0 E: 0 K: 3 S: 9 H: 0 LOB: 0 BB: 0 P: 12	R: 0 E: 0 K: 1 S: 19 H: 2 LOB: 3 BB: 1 P: 28	R: 0 E: 0 K: 1 S: 5 H: 0 LOB: 0 BB: 0 P: 6		1B: 7 2B: 1 3B: 0 HR: 2 SF: 0 SAC: 0 DP: 0 HBP: 0	WP: 0 PB: 0 SB: 1 CS: 0 PA: 36					

	AB	35
	R	6
	H	10
	RBI	5
	BB	1
	SO	12
	LOB	11

PITCHER		IP	WLS	BF	H	R	ER	SO	BB	IBB	HBP	BLK	WP	HR	S	P	ERA	WHIP
37 Max Scherzer, R ERA: 3.26	(1, 1)	6.2	L	30	9	6	5	11	0	0	0	0	0	2	84	113	6.75	1.350
57 Evan Reed, R ERA: 4.71	(7, 1)	1.0		5	1	0	0	1	1	0	0	0	0	0	12	19	0.00	2.000
63 Patrick McCoy, L ERA: 4.26	(8, 1)	0.1		1	0	0	0	0	0	0	0	0	0	0	1	1	0.00	0.000

PITCHER	IP	WLS	BF	H	R	ER	SO	BB	IBB	HBP	BLK	WP	HR	S	P	ERA	WHIP

Detroit Tigers @ Chicago White Sox

U.S. Cellular Field, Chicago, IL

Sat Aug 30 2014, 7:12 PM - 10:33 PM EDT

Att. 23,723 - Partly Cloudy - 81 F

TOP

livebaseballscorecards.com

Batter	1	2	3	4	5	6	7	8	9	AB	R	H	RBI	BB	SO	LOB
20 Rajai Davis, R (1, 7) OBP: 0.328, SLG: 0.412	G1-3		3 1B 1B	3 1B 24 G1-3 BB		L9			F8	4	2	1	1	1	0	1
3 Ian Kinsler, R (1, 4) OBP: 0.313, SLG: 0.419	F8		24 G6-3 1B	24 G1-3 1B		L8			41 HBP 9 1B 28 SF8 1B	5	1	3	3	0	0	1
24 Miguel Cabrera, R (1, 3) OBP: 0.363, SLG: 0.486 9 Nick Castellanos, R (4, 5) OBP: 0.311, SLG: 0.411	K		G6-3	G1-3			L4		41 HBP 13 1B 1B	3 2	0 1	0 1	1 0	0 0	1 0	2 0
41 Victor Martinez, S (1, 10) OBP: 0.397, SLG: 0.557		L7	IBB	L9			BB		13 1B 32 2B HBP	2	1	0	0	2	0	1
28 J.D. Martinez, R (1, 9) OBP: 0.347, SLG: 0.548		F9	K	G1-3			K		SF8	4	0	0	1	0	2	3
13 Alex Avila, L (1, 2) OBP: 0.323, SLG: 0.369		32 HBP BB	K	K			G6-3		32 2B 1B	4	0	1	1	1	2	3
32 Don Kelly, L (1, 5) OBP: 0.346, SLG: 0.305 (4, 3)		HBP	61 1B 17 SH5-4 3 1B 1B		P2			17 G6-3 1B	1-H 2-H 2B	4	1	3	1	0	0	0
17 Andrew Romine, S (1, 6) OBP: 0.261, SLG: 0.265		G3		SH5-4		G4-3		G6-3		3	0	0	0	0	0	3
61 Ezequiel Carrera, L (1, 8) OBP: 0.308, SLG: 0.380			20 1B 2B	20 S 3 1B 1B		20 S 1B		G4-3		4	2	3	0	0	0	0

	AB	35
	R	8
	H	12
	RBI	8
	BB	4
	SO	5
	LOB	14

Inning Stats																																		
	R: 0	E: 0	K: 1	S: 7	H: 0	LOB: 0	BB: 0	P: 11	R: 0	E: 0	K: 0	S: 11	H: 0	LOB: 2	BB: 1	P: 18	R: 2	E: 0	K: 2	S: 18	H: 3	LOB: 2	BB: 1	P: 28	R: 3	E: 0	K: 0	S: 11	H: 3	LOB: 1	BB: 1	P: 17	R: 0	E: 0	K: 1	S: 6	H: 0	LOB: 0	BB: 0	P: 8
	R: 0	E: 0	K: 0	S: 9	H: 1	LOB: 1	BB: 0	P: 15	R: 0	E: 0	K: 1	S: 10	H: 0	LOB: 1	BB: 1	P: 18	R: 0	E: 0	K: 0	S: 6	H: 1	LOB: 0	BB: 0	P: 10	R: 3	E: 0	K: 0	S: 18	H: 4	LOB: 2	BB: 0	P: 26	1B: 10	2B: 2	3B: 0	HR: 0	SF: 1	SAC: 1	DP: 1	HBP: 2	WP: 0	PB: 0	SB: 3	CS: 0	PA: 43

PITCHER		IP	WLS	BF	H	R	ER	SO	BB	IBB	HBP	BLK	WP	HR	S	P	ERA	WHIP
61 Chris Bassitt, R ERA: 7.11	(1, 1)	6.1	L	31	7	5	5	4	3	1	1	0	0	0	65	106	7.11	1.579
40 Daniel Webb, R ERA: 3.58	(7, 1)	1.2		5	1	0	0	1	0	0	0	0	0	0	13	19	0.00	0.600
39 Maikel Cleto, R ERA: 5.32	(9, 1)	0.1		3	2	2	2	0	0	0	0	0	0	0	7	9	54.00	6.000
41 Javy Guerra, R ERA: 2.84	(9, 1)	0.2		4	2	1	1	0	0	0	1	0	0	0	11	17	13.50	3.000

PITCHER	IP	WLS	BF	H	R	ER	SO	BB	IBB	HBP	BLK	WP	HR	S	P	ERA	WHIP

Batter	1	2	3	4	5	6	7	8	9	AB	R	H	RBI	BB	SO	LOB
1 Adam Eaton, L (1, 8) OBP: 0.378, SLG: 0.413	F FF 88 C FF 88 B FF 87 X FF 87 1-2 G6-3 ①		B CU 77 X SI 87 1-0 G4-3 ①		B SI 88 1 SAFE B FF 88 X SI 88 2-0 1-2 1B			B FF 89 B FC 86 F FF 88 B FF 87 C FF 88 B FC 84 4-2 10 2B 26 FC4-6 BB	C FF 92 F SI 91 B FF 91 B CU 82 B SL 88 F FF 93 X FF 93 3-2 G1-3 ③	4	1	1	0	1	0	0
10 Alexei Ramirez, R (1, 6) OBP: 0.316, SLG: 0.422	C SI 89 B FF 90 X FF 89 1-1 2B		C FF 88 B SI 88 F SI 89 B FF 88 F FF 88 F SI 89 X FF 89 2-2 P4 ②		B SI 89 X SI 89 1-0 F7 ③			C SI 92 1 SAFE S CU 79 F CU 79 F SI 93 F CU 80 D CU 77 F SI 94 F SI 93 2-2 B SI 94 X SI 94 26 FC4-6 24 HR 1-3 2B		4	1	2	0	0	0	2
79 José Abreu, R (1, 10) OBP: 0.381, SLG: 0.605	B FF 88 B FF 88 B SI 88 C SI 88 B CU 80 4-1 26 G4-6-3 BB		C CU 81 F SI 89 F SI 87 B FF 88 F SI 88 F CH 82 B SI 89 X FF 89 2-2 G6-3 ③			F FF 88 F FF 86 B FF 88 X SI 88 1-2 26 G3-1 1B		B SI 94 B SI 94 B SI 94 F SI 93 B SI 95 4-1 26 FC4-6 BB		2	0	1	0	2	0	0
26 Avisaíl García, R (1, 9) OBP: 0.281, SLG: 0.420	B FF 88 B FF 88 X SI 87 2-0 G4-6-3 ②③ 1-2f			C CU 78 S SI 87 B SI 86 F FF 89 S FF 86 1-3 K ①		B SI 88 F SI 88 B FC 88 B FF 88 F FF 88 X FF 89 3-2 G3-1 ① 1-2		S SL 86 D SL 85 S SL 85 D SL 87 X FF 95 2-2 FC4-6 ① 24 HR 1-2f 2-3 3-H		4	1	0	1	0	1	5
24 Dayan Viciedo, R (1, 7) OBP: 0.277, SLG: 0.402		S SI 87 F SI 89 F SI 87 B SI 88 B CU 81 X SI 89 2-2 G1-3 ①		B SI 89 S SI 88 T FF 89 X SI 87 1-2 P4 ②		B FC 87 X FF 87 1-0 F8 ②		B FF 94 B SL 84 X FF 94 2-0 1-H 3-H HR		4	1	1	3	0	0	1
14 Paul Konerko, R (1, 3) OBP: 0.264, SLG: 0.344		X SI 88 0-0 G5-3 ②		C FF 89 B SI 86 B CU 81 X FF 91 2-1 G5-3 ③		C SI 89 F SI 86 B SI 89 F SI 88 F FF 89 X FF 88 1-2 F8 ③		C SL 84 S SL 85 B SL 86 B FF 94 F FF 94 S SL 84 2-3 K ②		4	0	0	0	0	1	1
77 Yolmer Sánchez, S (1, 4) OBP: 0.268, SLG: 0.293		B SI 88 C FF 89 X CU 79 1-1 17 BB 1B			C CU 79 B SI 88 B FF 88 B SI 88 C SI 89 X SI 89 3-2 G6-3 ①		C FF 89 B CU 78 F FF 88 S CU 79 1-3 K ①	X SL 86 0-0 G3-1 ③		4	0	1	0	0	1	0
17 Adrian Nieto, S (1, 2) OBP: 0.305, SLG: 0.323 12 Conor Gillaspie, L (9, PH) OBP: 0.351, SLG: 0.439		B SI 87 B SI 87 F SI 88 B SI 87 C SI 88 F SI 90 D SI 88 4-2 1-2 BB			B SI 89 F SI 89 X CU 80 1-1 G6-3 ②		C CH 81 C CH 80 F CU 78 S FF 90 0-3 K ②		B FF 92 B FF 90 B FF 91 C FF 92 X FF 92 3-1 F9 ①	2 1	0 0	0 0	0 0	1 0	1 0	0 0
28 Leury García, S (1, 5) OBP: 0.207, SLG: 0.225		X SI 87 0-0 G4-3 ③			F SI 89 X CU 79 0-1 1 1B 1B		B FF 89 X FF 88 1-0 P4 ③		B FF 92 C FF 91 X SI 92 1-1 G6-3 ②	4	0	1	0	0	0	2
Inning Stats	R: 0 E: 0 K: 0 S: 7 H: 1 LOB: 1 BB: 1 P: 15	R: 0 E: 0 K: 0 S: 11 H: 1 LOB: 2 BB: 1 P: 18	R: 0 E: 0 K: 0 S: 12 H: 0 LOB: 0 BB: 0 P: 17	R: 0 E: 0 K: 1 S: 9 H: 0 LOB: 0 BB: 0 P: 13	R: 0 E: 0 K: 0 S: 9 H: 2 LOB: 2 BB: 0 P: 16	R: 0 E: 0 K: 0 S: 12 H: 1 LOB: 1 BB: 0 P: 18	R: 0 E: 0 K: 2 S: 8 H: 0 LOB: 0 BB: 0 P: 10	R: 4 E: 0 K: 1 S: 20 H: 2 LOB: 0 BB: 2 P: 36	R: 0 E: 0 K: 0 S: 8 H: 0 LOB: 0 BB: 0 P: 15	1B: 4 2B: 2 3B: 0 HR: 1 SF: 0 SAC: 0 DP: 1 HBP: 0						

PITCHER		IP	WLS	BF	H	R	ER	SO	BB	IBB	HBP	BLK	WP	HR	S	P	ERA	WHIP
56 Kyle Ryan, L ERA:	(1, 1)	6.0	W	24	5	0	0	1	2	0	0	0	0	0	60	97	0.00	1.167
65 Blaine Hardy, L ERA: 2.12	(7, 1)	1.0		4	0	1	1	2	1	0	0	0	0	0	10	16	9.00	1.000
49 Jim Johnson, R ERA: 7.38	(8, 1)	0.0		2	1	0	0	0	1	0	0	0	0	0	9	15	∞	∞
44 Joba Chamberlain, R ERA: 3.5	(8, 1)	1.0	H	4	1	3	3	1	0	0	0	0	0	1	9	15	27.00	1.000
36 Joe Nathan, R ERA: 5.14	(9, 1)	1.0		3	0	0	0	0	0	0	0	0	0	0	8	15	0.00	0.000

PITCHER	IP	WLS	BF	H	R	ER	SO	BB	IBB	HBP	BLK	WP	HR	S	P	ERA	WHIP

BOTTOM

Detroit Tigers @ Chicago White Sox

U.S. Cellular Field, Chicago, IL

Sat Aug 30 2014, 7:12 PM - 10:33 PM EDT

Att. 23,723 - Partly Cloudy - 81 F

livebaseballscorecards.com

AB	33
R	4
H	7
RBI	4
BB	4
SO	4
LOB	11

Detroit Tigers @ Chicago White Sox

U.S. Cellular Field, Chicago, IL

Sun Aug 31 2014, 2:13 PM - 5:15 PM EDT

Att. 26,336 - Partly Cloudy - 86 F

TOP

livebaseballscorecards.com

Batter	1	2	3	4	5	6	7	8	9	AB	R	H	RBI	BB	SO	LOB
20 Rajai Davis, R (1, 8) OBP: 0.327, SLG: 0.413	C FF 91 B FF 93 F FF 92 B FF 92 F FF 93 B FF 92 X FF 93 3-2 ① P3		X FF 92 0-0 ② G4-3			C FF 91 B FF 90 X FF 90 1-1 3 2B 2B		B FC 88 X SI 91 1-0 ① L5		4	1	1	0	0	0	0
3 Ian Kinsler, R (1, 4) OBP: 0.313, SLG: 0.420	C FF 93 X FF 94 0-1 ② G5-3		C FF 92 F CH 87 X CU 80 0-2 ③ G5-3			B FF 91 F FF 92 X CU 81 1-1 41 1B 2-H 2B		C FC 88 B FS 85 B FS 85 S FS 85 S FS 85 2-3 ② K		4	1	1	1	0	1	0
48 Torii Hunter, R (1, 9) OBP: 0.318, SLG: 0.450	B CU 82 B FF 90 F FF 92 X FF 92 2-1 41 FC4 1B			C CH 86 F FF 89 B CU 80 F FF 92 B FF 93 B FF 93 F FF 93 X FF 93 3-2 28 F8-4 41 G6-4-3 1B		X CU 81 0-0 ① F8		C FS 84 B FS 86 F FF 91 B FS 83 C FC 88 2-3 ③ K		4	0	2	0	0	1	1
41 Victor Martinez, S (1, 10) OBP: 0.396, SLG: 0.554	X FF 93 0-0 ③ FC4 1-2f			B CU 80 C CH 87 F FF 93 F FF 92 F CU 81 F FF 91 B SI 93 F SI 93 F FF 92 2-2 X CU 82 ① G6-4-3 1-2		B FF 91 B SI 92 S FF 92 B FF 92 C CU 82 X FF 92 3-2 9 WP 2-H 1B			X SI 93 0-0 ① G3-1	4	0	1	1	0	0	2
28 J.D. Martinez, R (1, 7) OBP: 0.343, SLG: 0.542		C FF 90 B FF 91 X CH 86 1-1 ① G6-3		B SI 92 C CU 81 B FF 93 C CH 87 X FF 94 2-2 ②③ F8-4 2-2		B SI 91 S FF 92 S CH 86 F FF 92 F CH 86 B FF 92 B FF 91 F FF 93 C FF 92 3-3 ② K			F SI 93 S SI 97 S SI 97 0-3 ② K	4	0	0	0	0	2	2
9 Nick Castellanos, R (1, 5) OBP: 0.310, SLG: 0.410		C FF 92 B CH 86 X CH 86 1-1 ② L8			B CU 79 C FF 91 X FF 92 1-1 1B	B CU 82 C FF 92 S FF 92 B CU 82 S CU 82 2-3 ③ K 1-2			X SI 97 0-0 ③ L4	4	0	1	0	0	1	1
32 Don Kelly, L (1, 3) OBP: 0.346, SLG: 0.301		B FF 92 B FF 92 B FF 92 C FF 92 D FF 92 4-1 BB			S FF 91 C CU 82 B FF 92 X CU 81 1-2 ① P3		C CU 78 B CU 81 B FF 91 X FF 91 2-1 ① F7			2	0	0	0	1	0	1
30 Eugenio Suárez, R (1, 6) OBP: 0.325, SLG: 0.359		B FF 92 1 SAFE B FF 91 X FF 93 2-0 ③ G1-3			B CH 88 C SI 93 B SI 93 F FF 92 S FF 93 2-3 ② K		X FF 92 0-0 ② F8			3	0	0	0	0	1	2
50 Bryan Holaday, R (1, 2) OBP: 0.272, SLG: 0.274			B FF 91 C FF 91 F FF 92 B CU 80 X FF 92 2-2 ① F8		S FF 93 B CU 82 X CU 80 1-1 ③ G5-3		S FF 91 X FF 92 0-1 ③ G5-3			3	0	0	0	0	0	1

	AB	R	H	RBI	BB	SO	LOB
	32	2	6	2	1	6	10

Inning Stats	1	2	3	4	5	6	7	8	9	1B	SF	WP	PA
R	0	0	0	0	0	2	0	0	0	4	0	1	33
E	0	0	0	0	0	0	0	0	0	2B 3	SAC 0	PB 0	
K	0	0	0	0	1	2	0	0	1	3B 0	DP 1	SB 0	
S	9	6	7	16	10	17	5	7	5	HR 0	HBP 0	CS 0	
H	1	0	0	1	1	3	0	0	0				
LOB	1	1	0	0	1	1	0	0	0				
BB	0	1	0	0	0	0	0	0	0				
P	14	14	9	23	15	27	7	12	5				

PITCHER		IP	WLS	BF	H	R	ER	SO	BB	IBB	HBP	BLK	WP	HR	S	P	ERA	WHIP
62 Jose Quintana, L ERA: 3.44	(1, 1)	7.0	W	27	6	2	2	3	1	0	0	0	1	0	70	109	2.57	1.000
57 Zach Putnam, R ERA: 1.82	(8, 1)	1.0		3	0	0	0	2	0	0	0	0	0	0	7	12	0.00	0.000
52 Jake Petricka, R ERA: 2.77	(9, 1)	1.0		3	0	0	0	1	0	0	0	0	0	0	5	5	0.00	0.000

PITCHER	IP	WLS	BF	H	R	ER	SO	BB	IBB	HBP	BLK	WP	HR	S	P	ERA	WHIP

BOTTOM

Detroit Tigers @ Chicago White Sox

U.S. Cellular Field, Chicago, IL

Sun Aug 31 2014, 2:13 PM - 5:15 PM EDT

Att. 26,336 - Partly Cloudy - 86 F

livebaseballscorecards.com

Batter	1	2	3	4	5	6	7	8	9	AB	R	H	RBI	BB	SO	LOB
1 Adam Eaton, L (1, 8) OBP: 0.376, SLG: 0.413	B FF 91 X FF 91 1-0 E7 (79 G3) (12 1B)	C SI 90 B FF 89 1 SAFE 1 SAFE F SL 88 1 SAFE B SI 91 D CH 82 X CH 83 3-2 (77 E) (79 FC5) 1-3 2B	C SI 90 X CU 77 0-1 ③ L9			C CU 75 X SI 88 0-1 ① G6-3		M FF 95 B SL 81 F SI 94 S FF 94 1-3 ① K		5	2	1	0	0	1	1
77 Yolmer Sánchez, S (1, 4) OBP: 0.283, SLG: 0.304	L SI 90 F FF 92 S CU 79 0-3 ① K	C SI 92 X CH 83 0-1 E3 (79 E) (79 FC5) (26 1B) 2-3 3-H		C SI 88 F CU 76 B SI 91 B CU 75 F CH 81 X FF 92 2-2 ① G5-3		X SI 90 0-0 (26 2B) 1B		X CH 86 0-0 (26 S) (79 HBP) 1B		5	2	2	1	0	1	2
79 José Abreu, R (1, 10) OBP: 0.381, SLG: 0.602	C SI 91 B SI 92 X SI 92 1-1 ② G3 2-3	F SI 92 B SI 91 X SI 92 1-1 FC5 (26 1B) 1-3 3-H		X SI 90 0-0 (26 G1-3) 1B		S CU 77 1 SAFE X SI 91 0-1 ② F9		C SL 82 F FF 95 B FF 96 1 SAFE F FF 97 1 SAFE 1 SAFE H FF 94 2-2 (26 S) 1-2 HBP		4	0	1	1	0	0	3
26 Avisaíl García, R (1, 9) OBP: 0.298, SLG: 0.435	F FF 93 B SI 92 B SI 93 D SL 89 S SI 92 B SI 92 4-2 (12 1B) (24 E) BB	F SI 91 B SI 92 B SI 90 X SI 92 2-1 1-2 3-H 1B		C SI 90 F SI 90 F SI 90 X CU 77 0-2 ② G1-3 1-2		B SL 88 X SI 90 1-0 1-H 2B		F SL 84 B FF 96 S FF 95 B FF 96 F SL 84 B FF 96 S FF 96 3-3 ② K 1-2 2-3		4	1	2	2	1	1	3
12 Conor Gillaspie, L (1, 5) OBP: 0.349, SLG: 0.436	C FF 92 X FF 92 0-1 (24 E) 1-3 3-H 1B	C SI 90 F SI 91 B SI 90 S CU 78 1-3 ② K		F FF 90 X CH 81 0-1 ③ L3		X CH 83 0-0 ③ F8		B FF 97 X FF 95 1-0 ③ F8		5	0	1	1	0	1	6
24 Dayan Viciedo, R (1, 7) OBP: 0.277, SLG: 0.400 25 Moisés Sierra, R (7, PR) (8, 7) OBP: 0.265, SLG: 0.345	X SL 88 0-0 E6 1-2 3-H	C SI 90 F SI 90 S CU 77 0-3 ③ K			F SI 89 B SI 89 S SL 85 B SI 90 B CU 76 X SL 87 3-2 ① P4		B CU 76 X SL 88 1-0 (38 E) (38 S) 1B			4 0	0 0	1 0	0 0	0 0	1 0	3 0
38 Andy Wilkins, L (1, 3)	D CH 83 S CH 83 F SI 92 B SI 92 S CH 82 2-3 ③ K		B SI 90 C SI 88 F CH 82 F FF 92 S CU 78 1-3 ① K		B CH 83 S CH 83 X FF 91 1-1 ② F9		C SI 90 F CU 78 F CU 79 B SI 91 S CU 77 1-3 ① K 1-3			4	0	0	0	0	3	3
21 Tyler Flowers, R (1, 2) OBP: 0.296, SLG: 0.363		B SI 90 F SI 89 X SI 90 1-1 (28 FC2-6) 1B	F SI 89 X SI 90 0-1 ② F9		X FF 91 0-0 2B		B CU 78 F SI 90 F CU 78 B FF 91 B FF 92 C CU 78 3-3 ② K			4	0	2	0	0	1	2
28 Leury García, S (1, 6) OBP: 0.209, SLG: 0.226		X SI 91 0-0 ① FC2-6 (1 2B) (77 E) 1-2f	C SI 90 X SL 88 0-1 1B		D CH 84 X CH 82 1-0 ③ G4-3		F SI 94 S CH 85 X CH 85 0-2 ③ F8			4	1	1	0	0	0	4

Inning Stats	R: 2 E: 2 K: 2 S: 14	H: 1 LOB: 2 BB: 1 P: 22	R: 3 E: 2 K: 2 S: 18	H: 3 LOB: 2 BB: 0 P: 26	R: 0 E: 0 K: 1 S: 10	H: 1 LOB: 1 BB: 0 P: 11	R: 0 E: 0 K: 0 S: 11	H: 1 LOB: 1 BB: 0 P: 13	R: 0 E: 0 K: 0 S: 7	H: 1 LOB: 1 BB: 0 P: 12	R: 1 E: 0 K: 0 S: 7	H: 2 LOB: 1 BB: 0 P: 8	R: 0 E: 1 K: 2 S: 11	H: 1 LOB: 2 BB: 0 P: 16	R: 0 E: 0 K: 2 S: 12	H: 1 LOB: 2 BB: 0 P: 19

	AB	39
	R	6
	H	11
	RBI	5
	BB	1
	SO	9
	LOB	27

PITCHER		IP	WLS	BF	H	R	ER	SO	BB	IBB	HBP	BLK	WP	HR	S	P	ERA	WHIP	PITCHER		IP	WLS	BF	H	R	ER	SO	BB	IBB	HBP	BLK	WP	HR	S	P	ERA	WHIP
21 Rick Porcello, R (1, 1) ERA: 3.05		6.2	L	35	10	6	2	7	1	0	0	0	0	0	75	105	2.70	1.650																		
40 Phil Coke, L (7, 1) ERA: 4.11		0.2		3	1	0	0	1	0	0	0	0	0	0	7	8	0.00	1.500																		
57 Evan Reed, R (8, 1) ERA: 4.6		0.2		3	0	0	0	1	0	0	1	0	0	0	8	14	0.00	0.000																		

1B: 8	SF: 0	WP: 0	PA: 41
2B: 3	SAC: 0	PB: 0	
3B: 0	DP: 0	SB: 3	
HR: 0	HBP: 1	CS: 0	

Detroit Tigers @ Cleveland Indians

Progressive Field, Cleveland, OH

Mon Sep 01 2014, 4:14 PM - 7:43 PM EDT

Att. 23,296 - Partly Cloudy - 86 F

TOP

livebaseballscorecards.com

Batter	1	2	3	4	5	6	7	8	9	AB	R	H	RBI	BB	SO	LOB
3 Ian Kinsler, R (1, 4) OBP: 0.314, SLG: 0.423	C SI 94 B SI 95 F SL 90 X SI 96 1-2 24 HR 3B	B SL 87 S SL 90 X SI 94 1-1 ① G6-3	B SI 95 C SI 96 B SI 97 X SI 96 2-1 E5	C SI 97 X FF 96 0-1 1-2 2-3 1B	C FF 94 X SL 86 0-1 ① G2-3	B FF 96 C FF 95 B SL 86 X FF 96 2-1 33 1B 18 HR 1B	5	1	2	0	0	0	0
26 Hernán Pérez, R (9, PH) OBP: 1.000, SLG: 1.000										1	1	1	0	0	0	0
(9, 4)																
48 Torii Hunter, R (1, 9) OBP: 0.315, SLG: 0.445	B SL 91 F SI 94 F SI 95 S SL 91 1-3 ① K	C SI 93 B SI 94 F SL 89 B FF 96 B FF 95 X SL 89 3-2 ② F8	C SI 97 S SL 81 X SI 98 0-2 ③ G4-3	X FF 97 0-0 ③ G6-3	C SI 94 B FF 95 S SL 85 B SL 86 F FF 94 B CH 90 X FF 94 3-2 ② G6-3	F FF 97 B SL 86 F CH 89 F FF 97 F FF 97 B SL 87 X SL 87 2-2 1-2 18 HR 1B	5	0	0	0	0	1	5
33 Steven Moya, L (9, PH) OBP: 1.000, SLG: 1.000										1	1	1	0	0	0	0
(9, 9)																
24 Miguel Cabrera, R (1, 10) OBP: 0.367, SLG: 0.501	C SI 95 X CH 87 0-1 3-H HR	X SL 89 0-0 41 HR 1B	C FF 95 C FF 96 B SL 83 B FF 98 S SL 82 2-3 ① K	B SL 81 B FF 95 X SI 96 2-0 41 2B 13 1B 1B	X FF 94 0-0 HR	B FF 97 B FF 96 X FF 96 2-0 1-H 2-H HR	5	4	4	3	0	1	0
18 Tyler Collins, L (9, PH) OBP: 0.250, SLG: 0.400										1	1	1	3	0	0	0
(9, 10)																
41 Victor Martinez, S (1, 3) OBP: 0.400, SLG: 0.563	B SI 95 C SL 90 B SI 96 B SI 96 C SL 90 B SL 92 4-2 28 1B BB	C SI 94 C CU 83 X SI 94 0-2 1-H HR	S FF 94 B SL 79 X FF 94 1-1 ② F7	B FF 95 X FF 94 1-0 13 1B 1-3 30 1B 2B	B FF 95 C FF 94 B SI 94 F SI 94 B CH 87 F FF 95 B CH 89 4-2 9 1B 28 HBP 13 1B BB	B SL 87 B FF 97 X FF 96 2-0 F8	3	2	2	2	2	0	0
32 Don Kelly, L (8, PR) OBP: 0.344, SLG: 0.299										1	1	0	0	0	0	0
(8, 3)																
28 J.D. Martinez, R (1, 7) OBP: 0.348, SLG: 0.550	S SL 90 B SI 96 X SI 95 1-1 9 G6-4-3 1-2 1B	C SL 82 B SL 89 B SI 93 S SL 90 X FF 94 2-2 HR	S CU 80 B SI 94 S FF 96 F FF 96 S SI 88 1-3 ③ K	I IN 45 I IN 50 I IN 47 I IN 46 4-0 30 1B 13 1B IBB	C SL 85 B SI 93 D SL 86 H SI 93 3-1 13 1B 9 1B 1-2 HBP	S SL 89 S SL 86 S SL 88 0-3 ③ K	4	1	2	1	1	2	0
9 Nick Castellanos, R (1, 5) OBP: 0.313, SLG: 0.412	S SL 92 S SL 91 B CU 84 X SL 91 1-2 ② ③ G6-4-3 1-2f	C SI 94 B SL 90 X CU 82 1-1 1B	F FF 94 B SL 82 X FF 95 1-1 3 1B 61 1B 1B	D SL 82 D SI 94 C FF 96 B FF 97 C FF 96 C SI 97 3-3 ① K	F SI 93 B SL 85 B FF 94 X FF 94 2-1 13 1B 1-2 2-3 1B		5	0	3	0	0	1	5
13 Alex Avila, L (1, 2) OBP: 0.327, SLG: 0.371		B SI 93 C SL 87 B SI 94 B SI 93 F SI 95 F SL 90 B SI 94 4-2 61 G4-6-3 BB	C FF 88 F SL 80 B FF 91 X SL 81 1-2 ③ G4-3	C FF 92 F FF 92 S CU 80 0-3 ① K	B FF 96 D FF 96 B FF 96 C FF 95 X FF 95 3-1 30 1B 1-2 2-3 3-H 1B	B SI 93 F SI 94 X SI 92 1-1 1-2 2-3 3-H 1B	4	0	2	2	1	1	2
34 James McCann, R (9, 2)										0	0	0	0	0	0	0
30 Eugenio Suárez, R (1, 6) OBP: 0.322, SLG: 0.355	C SI 93 C SL 91 F SI 95 F SL 89 T SI 95 0-2 ① K	X FF 94 0-0 ① G5-3	C FF 91 F FF 94 B SI 95 X CU 80 1-2 ② F7	B FF 96 X FF 96 1-0 61 G6-3 1-2 2-3 3-H 1B	X FF 92 0-0 ③ P2		5	0	1	1	0	1	5
61 Ezequiel Carrera, L (1, 8) OBP: 0.298, SLG: 0.364	X FF 93 0-0 ② ③ G4-6-3 1-2f	B FF 93 B FF 93 C FF 93 T FF 94 X SI 96 2-2 ② G4-3	B SI 93 X FF 93 1-0 3 1B 1-2 1B	F FF 96 S SL 82 X SL 81 0-2 ② ③ G6-3 1-2f	X FF 96 0-0 ① F7		5	0	1	0	0	0	4

	AB	45
	R	12
	H	20
	RBI	12
	BB	4
	SO	7
	LOB	21

Inning Stats	1	2	3	4	5	6	7	8	9
	R: 2 E: 0 K: 1 S: 15	H: 3 LOB: 1 BB: 1 P: 23	R: 0 E: 0 K: 1 S: 9	H: 0 LOB: 0 BB: 1 P: 13	R: 3 E: 0 K: 0 S: 17	H: 4 LOB: 1 BB: 0 P: 25	R: 0 E: 1 K: 0 S: 9	H: 0 LOB: 1 BB: 0 P: 13	R: 0 E: 0 K: 2 S: 9	H: 0 LOB: 0 BB: 0 P: 13
	R: 0 E: 0 K: 1 S: 12	H: 3 LOB: 3 BB: 0 P: 15	R: 2 E: 0 K: 1 S: 11	H: 4 LOB: 2 BB: 1 P: 25	R: 2 E: 0 K: 0 S: 16	H: 3 LOB: 3 BB: 1 P: 29	R: 3 E: 0 K: 1 S: 13	H: 3 LOB: 0 BB: 0 P: 21	1B: 13 2B: 1 3B: 1 HR: 5	SF: 0 SAC: 0 DP: 3 HBP: 1

WP: 0 PB: 0 SB: 0 CS: 0 PA: 50

PITCHER		IP	WLS	BF	H	R	ER	SO	BB	IBB	HBP	BLK	WP	HR	S	P	ERA	WHIP
28 Corey Kluber, R ERA: 2.72	(1, 1)	2.2	L	15	7	5	5	2	2	0	0	0	0	3	38	57	16.88	3.375
57 Kyle Crockett, L ERA: 1.8	(3, 1)	0.1		1	0	0	0	0	0	0	0	0	0	0	3	4	0.00	0.000
34 Zach McAllister, R ERA: 5.89	(4, 1)	3.1		17	5	2	2	4	0	1	0	0	0	0	35	56	5.40	1.500
50 Nick Hagadone, L ERA: 1.33	(7, 1)	0.2		3	2	0	0	0	0	0	0	0	0	0	6	10	0.00	3.000
56 Bryan Price, R ERA: 18.0	(8, 1)	1.0		8	3	2	2	0	1	0	1	0	0	1	16	29	18.00	4.000

PITCHER		IP	WLS	BF	H	R	ER	SO	BB	IBB	HBP	BLK	WP	HR	S	P	ERA	WHIP
49 Austin Adams, R ERA: 14.54	(9, 1)	1.0		6	3	3	3	1	0	0	0	0	0	1	13	21	27.00	3.000

BOTTOM

Detroit Tigers @ Cleveland Indians

Progressive Field, Cleveland, OH

Mon Sep 01 2014, 4:14 PM - 7:43 PM EDT

Att. 23,296 - Partly Cloudy - 86 F

Batter	1	2	3	4	5	6	7	8	9	AB	R	H	RBI	BB	SO	LOB
24 Michael Bourn, L (1, 8) OBP: 0.323, SLG: 0.380 62 Tyler Holt, R (8, 8) OBP: 0.343, SLG: 0.333	C SI 93 C SI 93 X KC 81 0-2 ① F7	S CH 87 X CH 87 0-1 ③ G4-3			S FF 94 B SI 95 F SI 94 X SI 96 1-2 1B		B FC 88 C FC 86 B CH 85 X FF 94 2-1 1B		F SI 93 C CU 78 C CU 79 0-3 ③ K 1-2	4 1	0 0	2 0	0 0	0 0	0 1	2 1
11 José Ramírez, S (1, 6) OBP: 0.294, SLG: 0.319	C SI 94 B SI 94 B CH 86 S SI 95 X SI 96 2-2 ② P3		C SI 94 B CH 86 F CH 85 S FF 96 1-3 ① K		C CH 87 F CH 87 F SI 94 S SI 97 0-3 ① K		B SI 94 C SI 94 S FF 95 F SI 95 S FF 96 1-3 ② K			4	0	0	0	0	3	3
23 Michael Brantley, L (1, 7) OBP: 0.369, SLG: 0.495 55 Roberto Pérez, R (8, 2) OBP: 0.306, SLG: 0.362	B SI 95 X SI 95 1-0 41 2B 1B		C SI 94 B KC 84 B CH 86 B SI 95 B SI 95 4-1 41 G6-4-3 BB		X SI 96 0-0 ② F7		C SI 96 X FC 89 0-1 ③ G4-3			3 0	1 0	1 0	0 0	1 0	0 0	3 0
41 Carlos Santana, S (1, 3) OBP: 0.364, SLG: 0.424	B FF 95 X FF 96 1-0 1-H 2B		B SI 96 1 SAFE C CH 86 B FC 90 B CH 86 X SI 95 3-1 ② ③ G6-4-3 1-2f		F CH 87 B SI 96 S FF 96 B SI 97 F SI 96 C FC 92 2-3 ③ K			C SI 94 C SL 87 F SI 95 F SI 95 F SL 88 X SI 95 0-2 ① F7		4	0	1	1	0	1	3
10 Yan Gomes, R (1, 2) OBP: 0.327, SLG: 0.476 38 Chris Dickerson, L (8, 9) OBP: 0.309, SLG: 0.327	C FF 96 S CH 86 S SI 95 0-3 ③ K			B SI 94 C CH 86 X CH 87 1-1 ① P3		F SI 94 B FC 90 X FF 95 1-1 ① G5-3		B SL 87 S SI 95 F SI 95 F FF 96 S SL 88 1-3 ② K		3 1	0 0	0 0	0 0	0 0	1 1	1 0
22 Jason Kipnis, L (1, 4) OBP: 0.317, SLG: 0.343		C FF 93 B SI 94 F CH 86 C SI 95 1-3 ① K		X SI 95 0-0 1B		B CH 86 B CH 87 B FF 95 C SI 94 C SI 96 X SI 96 3-2 ② G1		C SI 95 B FF 96 X SL 87 1-1 ③ F7		4	0	1	0	0	1	0
4 Mike Aviles, R (1, 9) OBP: 0.270, SLG: 0.334 6 Zach Walters, S (4, 9) OBP: 0.248, SLG: 0.467 (8, 7)		C SI 95 B CH 87 B CH 87 X SI 95 2-1 ② P4		F CH 87 1 SAFE B CH 84 S SI 95 S SI 95 1-3 ② K		X CH 87 0-0 1B			B SI 92 C SI 92 X CH 86 1-1 ① G4-3	1 3	0 0	0 1	0 0	0 1	0 1	0 1
36 Jesús Aguilar, R (1, 10) OBP: 0.304, SLG: 0.167 72 Jason Giambi, L (9, PH) OBP: 0.208, SLG: 0.271		C SI 96 B FC 91 B SI 95 B FF 95 F FF 96 B SI 96 4-2 8 2B BB		C CH 86 S FF 96 S FF 96 0-3 ③ K		B SI 95 B CH 86 X FF 96 2-0 ③ F8			F SI 93 B SI 94 F CH 86 B SI 93 T SI 94 2-2 ② K	2 1	0 0	0 0	0 0	1 0	1 1	2 0
8 Lonnie Chisenhall, L (1, 5) OBP: 0.363, SLG: 0.465		C SI 96 B FF 97 F SI 96 F SI 97 X SI 96 1-2 1-3 2B			C CH 86 X FC 90 0-1 24 1B 1B		C SI 91 T FC 88 X SI 94 0-2 ① F8		B SI 94 F CH 88 H SI 93 2-1 62 DI HBP	3	0	2	0	0	0	0
Inning Stats	R: 1 H: 2 E: 0 LOB: 1 K: 1 BB: 0 S: 11 P: 15	R: 0 H: 1 E: 0 LOB: 2 K: 1 BB: 1 S: 13 P: 21	R: 0 H: 0 E: 0 LOB: 0 K: 1 BB: 1 S: 6 P: 14	R: 0 H: 1 E: 0 LOB: 1 K: 2 BB: 0 S: 9 P: 11	R: 0 H: 2 E: 0 LOB: 2 K: 2 BB: 0 S: 14 P: 17	R: 0 H: 1 E: 0 LOB: 1 K: 0 BB: 0 S: 7 P: 13	R: 0 H: 1 E: 0 LOB: 1 K: 1 BB: 0 S: 11 P: 14	R: 0 H: 0 E: 0 LOB: 0 K: 1 BB: 0 S: 12 P: 14	R: 0 H: 0 E: 0 LOB: 1 K: 2 BB: 0 S: 9 P: 14	1B: 6 SF: 0 2B: 2 SAC: 0 3B: 0 DP: 1 HR: 0 HBP: 1						

livebaseballscorecards.com

AB	34
R	1
H	8
RBI	1
BB	2
SO	11
LOB	16

WP: 0 PA: 37
PB: 0
SB: 0
CS: 0

PITCHER		IP	WLS	BF	H	R	ER	SO	BB	IBB	HBP	BLK	WP	HR	S	P	ERA	WHIP
14 David Price, L ERA: 3.25	(1, 1)	7.0	W	30	8	1	1	8	2	0	0	0	0	0	71	105	1.29	1.429
62 Al Alburquerque, R ERA: 2.55	(8, 1)	1.0		3	0	0	0	1	0	0	0	0	0	0	12	14	0.00	0.000
49 Jim Johnson, R ERA: 7.23	(9, 1)	1.0		4	0	0	0	2	0	0	1	0	0	0	9	14	0.00	0.000

PITCHER	IP	WLS	BF	H	R	ER	SO	BB	IBB	HBP	BLK	WP	HR	S	P	ERA	WHIP

Detroit Tigers @ Cleveland Indians

Progressive Field, Cleveland, OH

Tue Sep 02 2014, 7:07 PM - 10:59 PM EDT

Att. 9,990 - Cloudy - 73 F

livebaseballscorecards.com

TOP

Batter	1	2	3	4	5	6	7	8	9	AB	R	H	RBI	BB	SO	LOB
3 Ian Kinsler, R (1, 4) OBP: 0.313, SLG: 0.421	C FF 96 F FF 98 S SL 87 0-3 K	F SL 88 X SL 88 0-1 G5-3		B FF 96 C CU 83 S SI 95 S SL 87 1-3 K		C FF 92 1 SAFE B SL 89 X SL 89 1-1 48 G4-6-3 1-3 1B		C FC 94 C SL 83 B FC 95 B FC 95 F SL 84 X SL 83 2-2 G3 1-2		5	0	1	0	0	2	6
48 Torii Hunter, R (1, 9) OBP: 0.313, SLG: 0.442	B FF 98 F FF 97 F SI 96 X SL 87 1-2 G5-3		B SL 86 F FF 96 F CH 90 F CU 83 F CH 91 X SL 88 1-2 G6-3	F FF 97 D CH 91 S SL 88 S SL 89 1-3 K		F SL 89 1 SAFE F SL 88 B FF 92 X SL 90 1-2 G4-6-3 1-2f			B FF 97 S FF 97 B FF 98 F FF 97 B KC 88 F FF 97 F FF 97 B FF 97 4-2 24 1B 28 HR BB	4	1	0	0	1	1	4
24 Miguel Cabrera, R (1, 10) OBP: 0.369, SLG: 0.504 33 Steven Moya, L (9, PR) OBP: 1.000, SLG: 1.000 (9, 10)	F FF 97 S SL 88 C FF 98 0-3 K		S CU 83 F SL 87 X SI 93 0-2 28 1B 1B		X SL 87 0-0 41 1B 2B		C CU 80 B SL 89 S SL 87 B FF 93 S CU 82 2-3 K		D KC 86 F FF 96 S FF 96 D KC 88 B FF 96 F FF 97 X FF 97 3-2 28 HR 1-2 1B	5 0	0 1	3 0	0 0	0 0	2 0	0 0
41 Victor Martinez, S (1, 3) OBP: 0.402, SLG: 0.566		B FF 96 X FF 96 1-0 9 1B 28 1B 13 BB 1B	D SL 88 B CH 89 C CH 88 F SL 87 D CU 84 F CH 89 X SI 96 3-2 F8		C CH 90 X SL 89 0-1 2-3 1B		C FF 93 F SL 89 B FF 94 X SL 84 1-2 2B		B FF 96 D FF 96 X FF 96 2-0 F8	5	1	3	0	0	0	3
28 J.D. Martinez, R (1, 7) OBP: 0.352, SLG: 0.559		X SI 95 0-0 13 BB 9 1B 1-2 1B	F SL 86 X SL 86 0-1 1-2 1B		B FF 97 F SI 95 F CH 91 F SL 86 C CH 89 1-3 K		F SL 88 S CU 81 S SL 88 0-3 K		D KC 87 X FF 96 1-0 1-H 2-H HR	5	1	3	3	0	2	3
9 Nick Castellanos, R (1, 5) OBP: 0.314, SLG: 0.411 32 Don Kelly, L (9, 5) OBP: 0.344, SLG: 0.299		X FF 97 0-0 13 BB 1-2 2-3 1B	C FF 97 S SL 86 X SL 88 0-2 G4-3		F FF 98 B SI 96 B SL 88 S SL 88 S SL 88 2-3 K		B SL 89 S SL 89 F SL 89 D CU 83 B SL 89 B SL 90 4-2 BB		C CU 81 S SI 94 B CU 84 X CU 83 1-2 G4-3	4 0	0 0	1 0	0 0	1 0	1 0	5 0
13 Alex Avila, L (1, 2) OBP: 0.327, SLG: 0.369 50 Bryan Holaday, R (6, 2) OBP: 0.268, SLG: 0.270		C CH 89 B SI 97 B CH 90 F FF 96 B FF 98 F SI 97 B SI 97 4-2 1-2 2-3 3-H BB		C FF 94 C SL 86 F SL 87 S FF 96 0-3 K B CH 91 C SL 89 F FF 97 C CU 84 1-3 K		F SL 80 B FC 93 F SL 80 X SL 82 1-2 F7			B CU 84 S SI 94 S SI 94 B CU 83 B SI 94 C SI 93 3-3 K	2 2	0 0	0 0	1 0	1 0	2 1	2 3
30 Eugenio Suárez, R (1, 6) OBP: 0.322, SLG: 0.355 61 Ezequiel Carrera, L (8, PH) OBP: 0.293, SLG: 0.357 17 Andrew Romine, S (8, 6) OBP: 0.261, SLG: 0.265		F SI 97 S SL 88 F FF 97 F SL 87 F SL 88 S CH 90 0-3 K	C SL 86 C CH 90 B CU 82 B FF 97 B SL 87 F FF 97 X FF 97 3-2 20 2B 1B		B FF 96 X SL 84 1-0 G5-3		C FC 92 B SL 81 T FC 93 F FC 93 S SL 82 1-3 K		3 1 0	0 0 0	1 0 0	0 0 0	0 0 0	1 1 0	3 0 0
20 Rajai Davis, R (1, 8) OBP: 0.331, SLG: 0.419		C SL 87 F FF 96 S CH 91 0-3 K	D FF 94 B FF 94 1 SAFE X FF 94 2-0 1-3 2B		C SL 87 B CH 90 C FF 97 X CU 84 1-2 3 1B 1B		B FC 94 F FC 94 C FC 93 B FC 92 F FC 94 B SL 83 X FC 94 3-2 3 CS 1B		4	0	3	0	0	1	3
Inning Stats	R: 0 E: 0 K: 2 S: 9 H: 0 LOB: 0 BB: 0 P: 10	R: 1 E: 0 K: 2 S: 17 H: 3 LOB: 3 BB: 1 P: 22	R: 0 E: 0 K: 0 S: 17 H: 2 LOB: 2 BB: 0 P: 21	R: 0 E: 0 K: 3 S: 15 H: 2 LOB: 2 BB: 0 P: 22	R: 0 E: 0 K: 3 S: 13 H: 2 LOB: 2 BB: 0 P: 17	R: 0 E: 0 K: 0 S: 9 H: 2 LOB: 1 BB: 0 P: 13	R: 0 E: 0 K: 2 S: 14 H: 1 LOB: 2 BB: 1 P: 22	R: 0 E: 0 K: 1 S: 12 H: 1 LOB: 0 BB: 0 P: 18	R: 3 E: 0 K: 1 S: 16 H: 2 LOB: 1 BB: 1 P: 30	1B: 11 2B: 3 3B: 0 HR: 1 SF: 0 SAC: 0 DP: 1 HBP: 0						

	AB	40
	R	4
	H	15
	RBI	4
	BB	3
	SO	14
	LOB	32

WP: 0 PB: 0 SB: 0 CS: 1 PA: 43

PITCHER		IP	WLS	BF	H	R	ER	SO	BB	IBB	HBP	BLK	WP	HR	S	P	ERA	WHIP
59 Carlos Carrasco, R ERA: 2.94	(1, 1)	5.1		27	10	1	1	10	1	0	0	0	0	0	75	98	1.69	2.062
48 Scott Atchison, R ERA: 2.77	(6, 1)	1.1	H	6	2	0	0	2	1	0	0	0	0	0	16	25	0.00	2.250
27 Bryan Shaw, R ERA: 2.3	(7, 1)	1.1	H	4	1	0	0	1	0	0	0	0	0	0	15	22	0.00	0.750
37 Cody Allen, R ERA: 2.24	(9, 1)	0.1	L	4	2	3	3	0	1	0	0	0	0	1	10	20	81.00	9.000
20 C.C. Lee, R ERA: 3.18	(9, 1)	0.2		2	0	0	0	1	0	0	0	0	0	0	6	10	0.00	0.000

PITCHER	IP	WLS	BF	H	R	ER	SO	BB	IBB	HBP	BLK	WP	HR	S	P	ERA	WHIP

Detroit Tigers @ Cleveland Indians

Progressive Field, Cleveland, OH

Tue Sep 02 2014, 7:07 PM - 10:59 PM EDT

Att. 9,990 - Cloudy - 73 F

livebaseballscorecards.com

BOTTOM

Batter	1	2	3	4	5	6	7	8	9	AB	R	H	RBI	BB	SO	LOB
24 Michael Bourn, L (1, 8) OBP: 0.318, SLG: 0.374	C FF 89 F FF 89 B FC 83 B FC 84 B FC 84 F FF 91 X FF 89 3-2 ① G3-1	C FC 83 F CU 76 1 SAFE S CU 77 0-3 ③ K			M FC 83 F FF 87 B CU 76 B FC 84 B SI 90 S FC 87 3-3 ① K	B FC 85 C FC 85 B CU 77 B FF 89 X FF 90 3-1 ③ F8			X FF 91 0-0 ① G4-3	5	0	0	0	0	2	5
11 José Ramírez, S (1, 6) OBP: 0.291, SLG: 0.309	C FF 90 B CH 82 B FF 91 S CH 82 X FF 91 2-2 ② G4-3		B FF 88 F FF 88 F FC 84 S FC 85 1-3 ① K		X FF 89 0-0 ② L9		B FF 88 B CH 78 B FF 88 B FF 89 4-0 23 F7 BB		C FF 92 B CU 83 X FF 92 1-1 ② B4-3	4	0	0	0	1	1	0
23 Michael Brantley, L (1, 7) OBP: 0.371, SLG: 0.495	B FF 90 B FF 91 B FF 91 C FF 90 C FF 90 X FF 91 3-2 41 HR 1B		B CU 76 S FC 84 B FF 89 C FF 90 F FC 84 B CU 76 C FF 90 3-3 ② K		B FF 90 C FF 90 B FC 84 B FC 84 B FF 91 4-1 BB		1 SAFE B FF 89 1 SAFE B FC 84 B FF 89 C FF 89 F FF 89 X FF 90 3-2 ① ② F7 1-2		B CU 83 C FF 92 B SI 92 B SI 88 X FF 92 3-1 1B	4	1	2	0	1	1	1
41 Carlos Santana, S (1, 3) OBP: 0.366, SLG: 0.430	1 SAFE C FF 89 1 SAFE S FF 89 X FF 89 0-2 1-H HR		B CH 81 B FC 87 B FF 89 B FF 88 4-0 BB		B CH 81 B SI 89 C FF 90 F FF 90 B FC 86 S CH 81 3-3 ③ K		C CH 80 B CH 80 B CU 77 B CH 79 B FF 90 4-1 10 1B BB		B CU 84 X SI 93 1-0 ③ F8	3	1	1	2	2	1	2
10 Yan Gomes, R (1, 2) OBP: 0.326, SLG: 0.474	B FF 90 B CH 83 C FF 90 S FC 85 S FC 85 2-3 ③ K		S CH 82 S FF 90 S FC 86 0-3 ③ K			B FF 88 S CH 80 F CH 80 B FC 85 X FC 85 2-2 ① G6-3	C FF 90 B FF 90 X CH 80 1-1 1-2 1B			4	0	1	0	0	2	1
22 Jason Kipnis, L (1, 4) OBP: 0.319, SLG: 0.343		B FF 88 C FF 88 S CU 77 B FC 81 B FF 88 B SI 88 4-1 62 1B 8 S BB		C FF 88 S CU 77 S FC 84 0-3 ① K		C FC 84 B SI 89 F SI 89 X CU 77 1-2 62 S 6 WP 1B	C SL 79 S SI 93 X SL 79 0-2 ③ L9			3	0	1	0	1	1	2
9 Ryan Raburn, R (1, 10) OBP: 0.243, SLG: 0.279 6 Zach Walters, S (6, PH) OBP: 0.252, SLG: 0.462 (7, 10)		B FF 88 1 SAFE B FF 88 B SI 88 C FF 89 F FF 88 X FF 89 3-2 ① F7		X CH 82 0-0 1B		B SI 92 1 SAFE B SL 87 B SI 92 C SI 92 B SI 93 4-1 62 BB 1-2 BB		X SI 94 0-0 ① G4-3		2 1	0 0	1 0	0 0	0 1	0 0	1 0
8 Lonnie Chisenhall, L (1, 5) OBP: 0.360, SLG: 0.460		1 SAFE 1 SAFE 1 SAFE C FF 89 F FC 86 F FC 84 S SI 89 0-3 ② K 1-2		F FC 85 X FC 84 0-1 ② P6		S SL 85 B SL 86 F SI 93 B SL 86 D SL 86 F SI 94 S SL 86 3-3 ② K		C FF 95 F SL 79 B SL 81 X FF 94 1-2 ② F7		4	0	0	0	0	2	4
62 Tyler Holt, R (1, 9) OBP: 0.359, SLG: 0.333		X CH 82 0-0 2-3 1B		B FF 90 B CH 82 C FF 90 C FF 90 S FC 85 2-3 ③ K		B SL 84 B SL 86 C SI 93 B SL 85 F SI 93 B SL 85 4-2 1-2 2-3 BB		X CH 84 0-0 ③ F8		3	0	1	0	1	1	1
Inning Stats	R: 2 E: 0 K: 1 S: 16 H: 2 LOB: 0 BB: 0 P: 26	R: 0 E: 0 K: 2 S: 12 H: 1 LOB: 2 BB: 1 P: 19	R: 0 E: 0 K: 3 S: 10 H: 0 LOB: 1 BB: 1 P: 18	R: 0 E: 0 K: 2 S: 9 H: 1 LOB: 1 BB: 0 P: 11	R: 0 E: 0 K: 2 S: 8 H: 0 LOB: 1 BB: 1 P: 18	R: 0 E: 0 K: 1 S: 15 H: 1 LOB: 3 BB: 2 P: 32	R: 0 E: 0 K: 0 S: 9 H: 1 LOB: 2 BB: 2 P: 21	R: 0 E: 0 K: 0 S: 5 H: 0 LOB: 0 BB: 0 P: 6	R: 0 E: 0 K: 0 S: 6 H: 1 LOB: 1 BB: 0 P: 11							

	AB	33
	R	2
	H	7
	RBI	2
	BB	7
	SO	11
	LOB	17

1B: 6 SF: 0
2B: 0 SAC: 0
3B: 0 DP: 0
HR: 1 HBP: 0

WP: 1 PA: 40
PB: 0
SB: 2
CS: 0

PITCHER		IP	WLS	BF	H	R	ER	SO	BB	IBB	HBP	BLK	WP	HR	S	P	ERA	WHIP
53 Kyle Lobstein, L ERA: 3.18	(1, 1)	5.1		24	5	2	2	10	3	0	0	0	0	1	61	101	3.38	1.500
62 Al Alburquerque, R ERA: 2.54	(6, 1)	0.1		3	0	0	0	1	2	0	0	0	1	0	7	18	0.00	6.000
65 Blaine Hardy, L ERA: 2.06	(6, 1)	1.0		5	1	0	0	0	2	0	0	0	0	0	8	23	0.00	3.000
40 Phil Coke, L ERA: 4.01	(7, 1)	1.1	W	4	0	0	0	0	0	0	0	0	0	0	8	9	0.00	0.000
36 Joe Nathan, R ERA: 5.04	(9, 1)	1.0	S	4	1	0	0	0	0	0	0	0	0	0	6	11	0.00	1.000

PITCHER	IP	WLS	BF	H	R	ER	SO	BB	IBB	HBP	BLK	WP	HR	S	P	ERA	WHIP

Detroit Tigers @ Cleveland Indians

Progressive Field, Cleveland, OH

Wed Sep 03 2014, 7:08 PM - 9:44 PM EDT

Att. 11,739 - Clear - 78 F

livebaseballscorecards.com

Batter	1	2	3	4	5	6	7	8	9	AB	R	H	RBI	BB	SO	LOB
3 Ian Kinsler, R (1, 4) OBP: 0.312, SLG: 0.420	B FF 94 X FF 96 1-0 48 G5-4-3 1B		C SL 84 B SI 94 F FF 95 F FF 95 F CH 84 X SI 97 1-2 ②③ G4-6-3 1-2f			B FF 94 F FF 95 X FF 96 1-1 ① L7		X FF 95 0-0 ② P4		4	0	1	0	0	0	1
26 Hernán Pérez, R (8, 4) OBP: 1.000, SLG: 1.000										0	0	0	0	0	0	0
48 Torii Hunter, R (1, 9) OBP: 0.313, SLG: 0.440	F SI 94 X SL 87 0-1 ①② G5-4-3 1-2f			B FF 93 B FF 95 S FF 94 S FF 96 F FF 96 X FF 96 2-2 ① G5-3		B SL 84 X SL 85 1-0 1B		C FF 97 F FF 98 X SI 98 0-2 ③ G6-3		4	0	1	0	0	0	1
32 Don Kelly, L (8, 3) OBP: 0.344, SLG: 0.299										0	0	0	0	0	0	0
24 Miguel Cabrera, R (1, 10) OBP: 0.371, SLG: 0.505	S FF 95 S FF 96 F FF 96 X SL 86 0-2 1B			X SL 85 0-0 41 E 41 1B 1B		F FF 96 B FF 96 S SI 95 B FF 97 S CH 85 2-3 ② K			F FF 96 B FF 98 X FF 96 1-1 ① G4-3	3	0	2	0	0	1	1
34 James McCann, R (9, PH)										1	0	0	0	0	0	0
41 Victor Martinez, S (1, 3) OBP: 0.401, SLG: 0.564	C FF 95 B SL 87 X FF 96 1-1 ③ F8			C FF 94 X FF 96 0-1 E9 1-3 1B		F FF 95 D CH 86 F SI 95 X CH 84 1-2 ③ L8			B FF 94 X FF 98 1-0 1B	3	0	1	0	0	0	2
33 Steven Moya, L (8, 9) OBP: 1.000, SLG: 1.000										1	0	1	0	0	0	0
28 J.D. Martinez, R (1, 7) OBP: 0.348, SLG: 0.553		B SL 85 C FF 95 S FF 96 S CH 84 1-3 ① K		F FF 96 S CH 86 C FF 96 0-3 ② K			F SI 91 S FF 96 B FF 96 B FF 97 S FF 98 2-3 ① K		B SL 85 F FF 96 B FF 96 S SL 85 S FF 98 2-3 ② K	4	0	0	0	0	4	3
9 Nick Castellanos, R (1, 5) OBP: 0.314, SLG: 0.412		B FF 96 F FF 94 B SI 95 S FF 95 B FF 97 S FF 96 3-3 ② K		X SL 86 0-0 ③ G6-3			B FF 97 B SL 84 B FF 96 X FF 96 3-1 2B		S FF 97 B SL 87 B FF 96 F FF 98 S CH 86 2-3 ③ K	4	0	1	0	0	2	3
30 Eugenio Suárez, R (1, 6) OBP: 0.318, SLG: 0.350		B FF 96 B FF 96 C FF 95 C FF 95 X CH 85 2-2 ③ G5-3			C SI 94 S FF 96 F FF 97 F CH 83 F FF 97 X FF 97 0-2 ① F9		X FF 95 0-0 ② F9			3	0	0	0	0	0	1
50 Bryan Holaday, R (1, 2) OBP: 0.270, SLG: 0.271			X FF 93 0-0 3 G4-6-3 1B		X FF 96 0-0 ② G6-3		B SL 85 B FF 95 C FF 95 F FF 96 S FF 97 2-3 ③ K			3	0	1	0	0	1	1
20 Rajai Davis, R (1, 8) OBP: 0.329, SLG: 0.416			B FF 94 C FF 94 B FF 95 X FF 94 2-1 ① F8		B FF 96 C SL 85 F FF 97 F FF 97 B SL 83 X FF 97 2-2 ③ L9			C FF 94 B FF 94 F SL 86 B FF 98 F CH 84 S CH 84 2-3 ① K		3	0	0	0	0	1	1

	AB	33
	R	0
	H	8
	RBI	0
	BB	0
	SO	9
	LOB	14

Inning Stats																								
	R: 0	H: 2	R: 0	H: 0	R: 0	H: 1	R: 0	H: 2	R: 0	H: 0	R: 0	H: 1	R: 0	H: 1	R: 0	H: 0	R: 0	H: 1	1B: 7	SF: 0	WP: 0	PA: 33
	E: 0	LOB: 1	E: 0	LOB: 0	E: 0	LOB: 0	E: 1	LOB: 2	E: 0	LOB: 0	E: 0	LOB: 1	E: 0	LOB: 1	E: 0	LOB: 0	E: 0	LOB: 1	2B: 1	SAC: 0	PB: 0	
	K: 0	BB: 0	K: 2	BB: 0	K: 0	BB: 0	K: 1	BB: 0	K: 0	BB: 0	K: 1	BB: 0	K: 2	BB: 0	K: 1	BB: 0	K: 2	BB: 0	3B: 0	DP: 2	SB: 0	
	S: 9	P: 11	S: 9	P: 15	S: 8	P: 11	S: 11	P: 13	S: 11	P: 13	S: 9	P: 14	S: 9	P: 16	S: 8	P: 10	S: 9	P: 15	HR: 0	HBP: 0	CS: 0	

PITCHER	IP	WLS	BF	H	R	ER	SO	BB	IBB	HBP	BLK	WP	HR	S	P	ERA	WHIP
31 Danny Salazar, R (1, 1) ERA: 3.8	9.0	W	33	8	0	0	9	0	0	0	0	0	0	83	118	0.00	0.889

PITCHER	IP	WLS	BF	H	R	ER	SO	BB	IBB	HBP	BLK	WP	HR	S	P	ERA	WHIP

Detroit Tigers @ Cleveland Indians

Progressive Field, Cleveland, OH

Wed Sep 03 2014, 7:08 PM - 9:44 PM EDT

Att. 11,739 - Clear - 78 F

BOTTOM

Batter	1	2	3	4	5	6	7	8	9	AB	R	H	RBI	BB	SO	LOB
24 Michael Bourn, L (1, 8) OBP: 0.318, SLG: 0.373	C FF 90 B CH 82 F FF 91 F FF 93 B CU 81 X FF 92 2-2 ① L8		X FF 90 0-0 ① B5-3		B FF 92 F FF 92 F FF 92 B FF 94 T FF 94 2-2 ② K		B CU 80 C CU 81 D CU 81 B SL 88 S FF 94 X FF 95 3-2 11 2B 1B 3-H			4	1	1	1	0	1	0
11 José Ramírez, S (1, 6) OBP: 0.303, SLG: 0.336	B FF 92 X FF 91 1-0 23 S 41 HR 1B		B FF 88 B CH 82 F FF 90 F FF 92 F FF 94 X CU 80 2-2 ② L7		B FF 91 B FF 91 F FF 91 F FF 92 X FF 94 2-2 2B		1 SAFE X FF 92 0-0 23 1B 2B 1-H			4	2	3	1	0	0	0
23 Michael Brantley, L (1, 7) OBP: 0.370, SLG: 0.493	C FF 92 1 SAFE 1 SAFE C CU 80 B CU 80 1 SAFE S CU 81 1-3 ② K 1-2		X FF 91 0-0 ③ G1-3		B FF 93 C FF 93 B SL 88 B FF 95 X FF 95 3-1 ③ G4-3		B SL 84 X FF 92 1-0 2-H 1B			4	0	1	1	0	1	2
41 Carlos Santana, S (1, 3) OBP: 0.366, SLG: 0.435	B CH 84 C CH 84 B CU 81 X CH 85 2-1 2-H HR			F FF 91 B CU 78 C CU 78 S SL 87 1-3 ① K		C CU 76 B FF 90 X CU 79 1-1 ① G4-3	X FF 91 0-0 ③ F8			4	1	1	2	0	1	1
22 Jason Kipnis, L (1, 4) OBP: 0.318, SLG: 0.340	C FF 93 B FF 93 X CH 84 1-1 ③ L7			B FF 91 C FF 92 B FF 92 B FF 94 B FF 92 4-1 8 E BB		C FF 89 X CU 78 0-1 ② G4-3		B FF 95 F FF 95 S SL 82 S SL 83 1-3 ① K		3	1	0	0	1	1	0
8 Lonnie Chisenhall, L (1, 5) OBP: 0.361, SLG: 0.466		C FF 89 B FF 90 C FF 92 X SL 84 1-2 ① G4-3		1 SAFE F FF 92 F FF 92 F SL 86 B FF 94 B FF 95 B CH 87 X CH 87 3-2 E4 10 1B 1-H 2B		B SL 83 C FF 90 F FF 92 S FF 90 1-3 ③ K		B FF 96 B FF 95 B FF 96 C FF 95 C FF 96 X SL 81 3-2 2B		4	1	2	1	0	1	0
10 Yan Gomes, R (1, 2) OBP: 0.328, SLG: 0.477		B FF 91 X FF 92 1-0 ② G6-3		X FF 94 0-0 72 G1-6-3 1B 3-H			B FF 90 B FF 90 X FF 92 2-0 72 WP 24 1B 2B	C SL 80 S FF 94 B FF 96 F SL 81 X FF 95 1-2 ② F7		4	1	2	1	0	0	1
72 Jason Giambi, L (1, 10) OBP: 0.214, SLG: 0.275 36 Jesús Aguilar, R (8, PH) OBP: 0.292, SLG: 0.158 (9, 10)		B FF 90 B CH 81 C FF 91 T FF 92 F FF 92 X CU 80 2-2 1B		X CH 84 0-0 ② ③ G1-6-3 1-2f			C FF 90 F FF 94 B FF 93 S FF 95 1-3 ① K 2-3	B FF 94 D CH 85 S FF 94 T FF 94 X FF 95 2-2 ③ G5-3		3 1	0 0	1 0	0 0	0 0	1 0	2 1
6 Zach Walters, S (1, 9) OBP: 0.246, SLG: 0.450 62 Tyler Holt, R (8, 9) OBP: 0.359, SLG: 0.333		B FF 92 F CH 83 B FF 92 S FF 92 S FF 93 2-3 ③ K			F FF 89 S FF 92 B FF 92 B CU 79 S FF 93 2-3 ① K		F FF 94 S FF 94 X FF 92 0-2 ② G3			3 0	0 0	0 0	0 0	0 0	2 0	2 0
Inning Stats	R: 2 H: 2 E: 0 LOB: 0 K: 1 BB: 0 S: 12 P: 19	R: 0 H: 1 E: 0 LOB: 1 K: 1 BB: 0 S: 11 P: 17	R: 0 H: 0 E: 0 LOB: 0 K: 0 BB: 0 S: 6 P: 8	R: 2 H: 2 E: 1 LOB: 0 K: 1 BB: 1 S: 10 P: 18	R: 0 H: 1 E: 0 LOB: 1 K: 2 BB: 0 S: 11 P: 20	R: 0 H: 0 E: 0 LOB: 0 K: 1 BB: 0 S: 7 P: 9	R: 3 H: 4 E: 0 LOB: 1 K: 1 BB: 0 S: 13 P: 20	R: 0 H: 1 E: 0 LOB: 1 K: 1 BB: 0 S: 13 P: 20		1B: 5 SF: 0 2B: 5 SAC: 0 3B: 0 DP: 1 HR: 1 HBP: 0						

livebaseballscorecards.com

AB	34
R	7
H	11
RBI	7
BB	1
SO	8
LOB	9

WP: 1 PA: 35
PB: 0
SB: 1
CS: 0

PITCHER		IP	WLS	BF	H	R	ER	SO	BB	IBB	HBP	BLK	WP	HR	S	P	ERA	WHIP
35 Justin Verlander, R ERA: 4.8	(1, 1)	6.2	L	29	9	7	6	7	1	0	0	0	1	1	68	108	8.10	1.500
63 Patrick McCoy, L ERA: 4.15	(7, 1)	0.1		2	1	0	0	0	0	0	0	0	0	0	2	3	0.00	3.000
58 Robbie Ray, L ERA: 7.16	(8, 1)	1.0		4	1	0	0	1	0	0	0	0	0	0	13	20	0.00	1.000

PITCHER	IP	WLS	BF	H	R	ER	SO	BB	IBB	HBP	BLK	WP	HR	S	P	ERA	WHIP

Batter	1	2	3	4	5	6	7	8	9	10	11	AB	R	H	RBI	BB	SO	LOB
3 Ian Kinsler, R (1, 4) OBP: 0.314, SLG: 0.422	X FF 90 0-0 28 WP 2B C FC 88 C ST 81 C FF 91 X FF 96 3-2 G5-3			C FC 82 B CH 86 C FF 93 F CH 87 B KC 78 F FF 93 F CH 83 S KC 78 2-3 K		C FC 83 C ST 79 X KC 78 0-2 2-3 1B			B KC 86 F FF 96 B KC 86 X FF 95 2-1 P6		1 SAFE 1 SAFE F FF 89 1 SAFE B FC 86 1 SAFE B FC 85 1 SAFE X FC 84 2-1 30 1B 1-3 1B	6	2	3	0	0	1	3
18 Tyler Collins, L (1, 9) OBP: 0.263, SLG: 0.389 48 Torii Hunter, R (6, PH) OBP: 0.312, SLG: 0.439 61 Ezequiel Carrera, L (6, 8) OBP: 0.300, SLG: 0.351	C FF 93 S FC 86 D KC 77 X FF 93 1-2 28 WP 24 G1-3 50 1B 2-3 1B	B FF 92 B CH 84 S FF 93 X FF 93 2-1 F9		X CH 82 0-0 G4-3		C FF 95 B SL 81 F FF 95 1 SAFE B SL 78 S FF 95 2-3 K			F FF 95 C KC 85 S KC 87 0-3 K		I IN 71 I IN 74 I IN 74 I IN 72 4-0 30 1B 41 HR IBB	3 1 1	1 0 1	1 0 0	0 0 1	0 0 1	0 1 1	0 2 0
24 Miguel Cabrera, R (1, 10) OBP: 0.369, SLG: 0.504 30 Eugenio Suárez, R (10, PR) OBP: 0.321, SLG: 0.353 (10, 10)	B FC 84 X CH 87 1-0 G1-3 1-2	X KC 79 0-0 G4-3		C CH 87 F FF 93 B FF 91 S KC 77 1-3 K			B SI 92 X CU 81 1-0 G6-3			C SL 88 S SL 87 B CU 78 B SL 88 X CU 79 2-2 28 FC1-6 2B	C FC 84 X FC 84 0-1 41 HR 1-2 2-H 3-H 1B	5 1	0 1	1 1	0 2	0 0	1 0	2 0
41 Victor Martinez, S (1, 3) OBP: 0.404, SLG: 0.569 32 Don Kelly, L (11, 3) OBP: 0.344, SLG: 0.299	I IN 69 I IN 69 I IN 70 I IN 66 4-0 28 WP 50 1B IBB	B CH 83 C FC 86 B CH 84 F FC 86 X FF 96 2-2 G3		C FC 79 B CH 84 F CH 83 B FC 82 B FF 94 B CH 83 4-2 BB			B SI 91 X SI 93 1-0 F8			I IN 82 I IN 84 I IN 84 I IN 83 4-0 28 FC1-6 IBB	C FF 89 B FC 86 F FC 85 B CU 75 F FC 84 F CU 75 X FC 84 2-2 1-H 2-H HR	3 0	2 0	1 0	3 0	0 0	0 0	0 0
28 J.D. Martinez, R (1, 7) OBP: 0.350, SLG: 0.550 (6, 9)	B ST 78 S CH 93 D FF 95 B FC 80 F FF 94 B CH 86 4-2 50 1B 20 1B 1-2 2-3 3-H BB		B CH 87 C FC 84 F CH 81 B KC 78 X FF 95 2-2 26 FC6-4 1B		S CH 87 F FC 81 S KC 79 0-3 K		B CU 83 F CU 81 B SI 93 S CU 82 S SI 93 2-3 K			D SL 89 S SL 88 X SL 88 1-1 FC1-6 50 FC6-4 1-2f 2-3	C SL 86 H SI 93 1-1 9 2B 17 1B HBP	4	2	1	0	1	2	3
9 Nick Castellanos, R (1, 5) OBP: 0.312, SLG: 0.410	X FF 95 0-0 L9		C FC 85 S CH 86 F KC 76 B FF 93 1 SAFE F KC 77 X FF 93 1-2 F8		B CH 86 X FF 93 1-0 G5-3			C SL 81 X FC 92 0-1 G5-3		F SL 87 B SL 87 B SL 88 F FF 93 D SL 90 S SL 89 3-3 K	X SL 85 0-0 17 1B 1-3 2B	6	1	1	0	0	1	8
50 Bryan Holaday, R (1, 2) OBP: 0.272, SLG: 0.269	B FF 94 F FF 94 B FC 84 F FF 95 D KC 78 F FF 95 X FF 95 3-2 20 1B 1-3 2-H 3-H 1B		1 SAFE F CH 87 F CH 83 B FC 81 1 SAFE B FF 92 C FC 79 2-3 K			H CH 85 1-0 3 1B 20 G6-3 HBP		B FC 92 B FC 93 B FC 93 C FC 92 X FC 91 3-1 L1-4-3		C SL 88 X SL 89 0-1 FC6-4 1-2f	B FF 93 S SI 94 S SI 94 B SI 93 S SL 84 2-3 K2-3	5	0	1	2	0	2	6
26 Hernán Pérez, R (1, 6) OBP: 0.500, SLG: 0.333 33 Steven Moya, L (8, PH) OBP: 0.667, SLG: 0.667 17 Andrew Romine, S (8, 6) OBP: 0.264, SLG: 0.267	B FF 95 S FC 87 F FF 95 D KC 78 B FC 84 B FF 95 4-2 20 1B BB		B FC 84 B CH 83 C FF 93 X FF 92 2-1 FC6-4 1-2f			X FF 91 0-0 F7		B FC 94 X FC 94 1-0 G4-3			1 SAFE 1 SAFE F FF 89 1 SAFE B FC 86 1 SAFE B FC 85 1 SAFE X FC 84 2-1 G3 20 FC6-4 2H 3H 1B	2 1 2	0 0 0	0 0 1	0 0 2	1 0 0	0 0 0	2 0 0
20 Rajai Davis, R (1, 8) OBP: 0.329, SLG: 0.413 (6, 7)	B FC 86 X FF 95 1-0 1-2 2-3 3-H 1B			B FF 93 B FF 93 X FF 94 2-0 F7		B FC 83 X FF 92 1-0 G6-3 1-2			F FF 95 X FF 96 0-1 G3		1 SAFE 1 SAFE F FF 89 1 SAFE B FC 86 1 SAFE B FC 85 1 SAFE X FC 84 4-2 3 1B 30 1B BB 1-0 FC6-4 1-2f	5	1	1	1	1	0	2
Inning Stats	R: 4 E: 0 K: 0 S: 18 H: 4 LOB: 3 BB: 3 P: 38	R: 0 E: 0 K: 0 S: 6 H: 0 LOB: 0 BB: 0 P: 10	R: 0 E: 0 K: 1 S: 13 H: 1 LOB: 1 BB: 0 P: 20	R: 0 E: 0 K: 1 S: 8 H: 0 LOB: 0 BB: 0 P: 12	R: 0 E: 0 K: 2 S: 9 H: 0 LOB: 1 BB: 1 P: 15	R: 0 E: 0 K: 1 S: 8 H: 1 LOB: 2 BB: 0 P: 12	R: 0 E: 0 K: 1 S: 5 H: 0 LOB: 0 BB: 0 P: 9	R: 0 E: 0 K: 0 S: 5 H: 0 LOB: 0 BB: 0 P: 9	R: 0 E: 0 K: 1 S: 7 H: 0 LOB: 0 BB: 0 P: 9	R: 0 E: 0 K: 1 S: 10 H: 1 LOB: 3 BB: 1 P: 20	R: 7 E: 0 K: 1 S: 23 H: 5 LOB: 1 BB: 2 P: 44	1B: 8 2B: 3 3B: 0 HR: 1	SF: 0 SAC: 0 DP: 0 HBP: 2	WP: 1 PB: 0 SB: 0 CS: 0	PA: 54			

PITCHER		IP	WLS	BF	H	R	ER	SO	BB	IBB	HBP	BLK	WP	HR	S	P	ERA	WHIP
47 Trevor Bauer, R ERA: 4.1	(1, 1)	5.2		28	6	4	4	4	3	1	1	0	1	0	59	102	6.35	1.588
50 Nick Hagadone, L ERA: 1.31	(6, 1)	0.1		1	0	0	0	1	0	0	0	0	0	0	3	5	0.00	0.000
20 C.C. Lee, R ERA: 3.04	(7, 1)	1.0		3	0	0	0	1	0	0	0	0	0	0	5	9	0.00	0.000
27 Bryan Shaw, R ERA: 2.26	(8, 1)	1.0		3	0	0	0	0	0	0	0	0	0	0	5	9	0.00	0.000
37 Cody Allen, R ERA: 2.2	(9, 1)	1.0		3	0	0	0	1	0	0	0	0	0	0	7	9	0.00	0.000

PITCHER		IP	WLS	BF	H	R	ER	SO	BB	IBB	HBP	BLK	WP	HR	S	P	ERA	WHIP
48 Scott Atchison, R ERA: 2.73	(10, 1)	1.0		5	1	0	0	1	0	1	0	0	0	0	10	20	0.00	1.000
43 Josh Tomlin, R ERA: 4.82	(11, 1)	0.1	L	6	3	5	5	0	1	1	0	0	0	1	14	29	135.00	12.000
56 Bryan Price, R ERA: 21.6	(11, 1)	0.2		5	2	2	2	1	0	0	1	0	0	0	9	15	27.00	3.000

TOP

Detroit Tigers @ Cleveland Indians

Progressive Field, Cleveland, OH

Thu Sep 04 2014, 7:07 PM - 11:40 PM EDT

Att. 11,935 - Clear - 85 F

livebaseballscorecards.com

AB	45
R	11
H	12
RBI	10
BB	7
SO	9
LOB	28

Batter	1	2	3	4	5	6	7	8	9	10	11	AB	R	H	RBI	BB	SO	LOB
24 Michael Bourn, L (1, 8) OBP: 0.321, SLG: 0.374	B FF 90 F FF 92 B FF 93 B FF 94 C FF 93 B FF 94 4-2 BB		C FF 91 X CU 78 0-1 ② F7		S CH 82 C FF 91 D CU 77 B CU 76 F FF 94 F FF 92 X CU 79 2-2 ② F7		B SI 94 X FF 94 1-0 23 2B 1B		B SL 80 F FF 95 F FF 95 B SL 82 X FF 96 2-2 23 CS 1B			4	1	2	0	1	0	1
11 José Ramírez, S (1, 6) OBP: 0.293, SLG: 0.324	C FF 94 1 SAFE S FF 93 B CH 83 B FF 95 F CH 84 S FF 96 2-3 ① K		C FF 91 C CU 77 F FF 94 X CH 83 0-2 ③ G1-3		B FF 92 B CH 84 F FF 93 S CH 83 S FF 95 2-3 ③ K		1 SAFE S SL 87 X SL 87 0-1 ② P4		1 SAFE B FF 94 1 SAFE S FF 96 B CH 84 X FF 96 2-1 ② F7			5	0	0	0	0	2	4
23 Michael Brantley, L (1, 7) OBP: 0.370, SLG: 0.496	1 SAFE C FF 93 B FF 94 B FF 92 C CH 85 X FF 95 2-2 ② P6	X FF 90 0-0 41 E 10 SF9 2B	C CU 77 B CU 78 F FF 90 B SL 85 X FF 92 2-2 ① F9	X FC 85 0-0 1-H 2B	B FF 96 1-0 CS 1-2 ③	B SL 80 F FF 95 F FF 95 B SI 93 F FF 95 X FF 95 2-2 ① F8						5	1	2	1	0	0	1
41 Carlos Santana, S (1, 3) OBP: 0.366, SLG: 0.433	F FF 94 1 SAFE B FF 93 F FF 93 F CU 80 F CU 80 B CH 83 S FF 95 2-3 ③ K	B CH 82 S CH 84 X FF 94 1-1 E4 2-3	B CH 83 B FF 91 F CH 84 B FF 93 B FF 93 4-1 22 2B 10 G5-3 BB	I IN 79 I IN 82 I IN 83 I IN 82 4-0 IBB	F CH 86 X FF 95 0-1 ② G6-3					3	1	0	0	2	1	2
22 Jason Kipnis, L (1, 4) OBP: 0.317, SLG: 0.341		X FF 90 0-0 ① F7	B FF 93 C FF 93 B CH 84 F FF 94 B FF 95 F CH 85 F FF 95 C FF 95 3-3 ① K	B FF 93 C CH 82 F CH 83 B FF 94 B FF 94 F FF 93 X FF 93 3-2 8 1B 1-3 2B	C FC 85 B FF 90 F FF 90 X CU 80 1-2 ③ G1-3		C FF 96 B SL 81 F SL 80 F FF 96 F FF 95 B SL 82 S SL 83 2-3 ③ K			5	1	1	0	0	2	4
10 Yan Gomes, R (1, 2) OBP: 0.327, SLG: 0.477		B FF 91 B FF 92 X FF 93 2-0 2B	C SL 86 S SL 86 B FF 96 F FF 97 D SL 83 F CH 83 F FF 95 X SL 85 2-2 ② SF9 3-H	B FF 93 X CH 84 1-0 ② G5-3 3-H	C CU 80 X FF 94 0-1 ① F8		C SI 94 F SI 92 B CU 79 S CU 79 1-3 ① K			4	0	1	2	0	1	1
8 Lonnie Chisenhall, L (1, 5) OBP: 0.359, SLG: 0.462	C FF 94 B CU 76 F FF 94 F FF 94 F FF 96 X FF 96 1-2 ② F7		C CH 84 X FF 93 0-1 ③ P6	B CU 76 B CH 84 F CH 84 X FF 94 2-1 6 WP 2-H 1B	C FF 94 S CU 82 B FF 94 B FF 94 X SL 87 2-2 ② F7		C SI 95 X SI 94 0-1 ② L7			5	0	1	1	0	0	2
6 Zach Walters, S (1, 10) OBP: 0.244, SLG: 0.434	B FF 93 B CH 84 S FF 94 S FF 94 F FF 95 B CH 85 S FF 96 3-3 ③ K		B FF 90 B FF 91 B FF 92 B FF 92 4-0 BB	F FF 93 S FF 95 F FF 96 B FF 95 B CH 84 F FF 95 X FF 94 2-2 ③ L3 2-3	S CU 80 B FF 94 F CU 80 F SL 86 F FF 95 X FF 95 1-2 ③ G3-1		C SI 95 F CU 80 S FF 95 0-3 ③ K			4	0	0	0	1	2	2
62 Tyler Holt, R (1, 9) OBP: 0.326, SLG: 0.300			C FF 90 B FF 90 F FF 92 X SL 86 1-2 ① F9	C FF 92 D SL 84 B SL 84 1 SAFE S FF 91 S FF 92 2-3 ① K	B SI 92 C SI 92 L SL 86 X SL 87 1-2 ① P4		B FF 93 B FF 93 C SL 83 S SL 85 B FF 94 F SL 84 S SL 84 3-3 ① K			4	0	0	0	0	2	1
Inning Stats	R: 0 H: 0 E: 0 LOB: 1 K: 2 BB: 1 S: 14 P: 24	R: 0 H: 1 E: 0 LOB: 1 K: 1 BB: 0 S: 11 P: 17	R: 0 H: 0 E: 0 LOB: 0 K: 0 BB: 0 S: 9 P: 10	R: 1 H: 1 E: 1 LOB: 1 K: 1 BB: 0 S: 16 P: 22	R: 0 H: 0 E: 0 LOB: 1 K: 2 BB: 1 S: 11 P: 21	R: 2 H: 2 E: 0 LOB: 1 K: 0 BB: 1 S: 16 P: 30	R: 1 H: 2 E: 0 LOB: 2 K: 0 BB: 1 S: 10 P: 17	R: 0 H: 0 E: 0 LOB: 0 K: 0 BB: 0 S: 10 P: 13	R: 0 H: 1 E: 0 LOB: 0 K: 1 BB: 0 S: 9 P: 17	R: 0 H: 0 E: 0 LOB: 0 K: 1 BB: 0 S: 11 P: 15	R: 0 H: 0 E: 0 LOB: 0 K: 2 BB: 0 S: 8 P: 9	1B: 3 SF: 1 2B: 4 SAC: 0 3B: 0 DP: 0 HR: 0 HBP: 0	WP: 1 PA: 45 PB: 0 SB: 0 CS: 1					

PITCHER		IP	WLS	BF	H	R	ER	SO	BB	IBB	HBP	BLK	WP	HR	S	P	ERA	WHIP
37 Max Scherzer, R ERA: 3.25	(1, 1)	6.0		26	4	3	2	6	3	0	0	0	1	0	77	124	3.00	1.167
62 Al Alburquerque, R ERA: 2.68	(7, 1)	0.2	H	3	1	1	1	0	0	0	0	0	0	0	6	8	13.50	1.500
65 Blaine Hardy, L ERA: 2.04	(7, 1)	0.1	B	3	1	0	0	0	0	1	0	0	0	0	4	9	0.00	3.000
44 Joba Chamberlain, R ERA: 3.42	(8, 1)	1.1		4	0	0	0	1	0	0	0	0	0	0	14	20	0.00	0.000
40 Phil Coke, L ERA: 3.88	(9, 1)	1.2	W	5	1	0	0	1	0	0	0	0	0	0	16	25	0.00	0.600

PITCHER		IP	WLS	BF	H	R	ER	SO	BB	IBB	HBP	BLK	WP	HR	S	P	ERA	WHIP
49 Jim Johnson, R ERA: 7.08	(11, 1)	1.0		3	0	0	0	2	0	0	0	0	0	0	8	9	0.00	0.000

BOTTOM

Detroit Tigers @ Cleveland Indians

Progressive Field, Cleveland, OH

Thu Sep 04 2014, 7:07 PM - 11:40 PM EDT

Att. 11,935 - Clear - 85 F

livebaseballscorecards.com

AB	39
R	4
H	7
RBI	4
BB	4
SO	10
LOB	18

San Francisco Giants @ Detroit Tigers

Comerica Park, Detroit, MI

Fri Sep 05 2014, 7:10 PM - 12:38 AM EDT

Att. 31,940 - Partly Cloudy - 93 F

TOP

livebaseballscorecards.com

Batter	1	2	3	4	5	6	7	8	9	AB	R	H	RBI	BB	SO	LOB
16 Ángel Pagán, S (1, 8) OBP: 0.345, SLG: 0.395 2 Juan Carlos Perez, R (4, 8) OBP: 0.240, SLG: 0.290	B FF 91 B SI 93 C SI 90 F SI 93 X CU 78 2-2 28 G4-3 12 E 48 1B 1B	X CH 82 0-0 ② G4-3 2-3 3-H	X CH 81 0-0 ③ G4-3		C FF 94 S SL 87 B SL 86 B SL 86 X FF 96 2-2 ③ FC6-4 1-2f			F SI 91 F FF 87 B FF 91 F FF 86 B SI 91 F FF 90 B CU 84 X SI 92 3-2 ① FC5-4 28 FC6-4 1-2f		3	1	1	1	0	0	4
										2	0	0	0	0	0	2
12 Joe Panik, L (1, 4) OBP: 0.367, SLG: 0.397	1 SAFE C SI 92 F FF 93 B SI 93 1 SAFE 1 SAFE F CU 78 X SI 92 1-2 ① F7 1-2	B CU 77 C CU 76 X SI 91 1-1 ③ 3-H 1B		B FF 94 C FF 95 F FF 96 B SL 85 B FF 94 X FF 95 3-2 48 G6-4-3 28 1B 8 E 1B		C FF 95 F FF 95 B CH 87 F CH 87 F FF 94 B FF 96 B CH 88 X FF 95 3-2 ① F7		C FF 89 S CU 83 F CU 83 T SI 91 0-2 ② K		5	1	2	1	0	1	2
28 Buster Posey, R (1, 2) OBP: 0.357, SLG: 0.484 34 Andrew Susac, R (9, 2) OBP: 0.327, SLG: 0.538	C SL 86 X SI 92 0-1 ② G4-3 2-3		X SI 89 0-0 8 1B 7 2B 1B	B SL 86 X FF 95 1-0 48 G6-4-3 1-2 1B		C FF 96 B CU 84 F FF 96 B CH 88 S CU 83 2-3 ② K		S SI 86 B CU 83 X SI 91 1-1 ③ FC6-4 1-2f		5	1	2	0	0	1	2
										0	0	0	0	0	0	0
48 Pablo Sandoval, S (1, 5) OBP: 0.332, SLG: 0.440 13 Joaquin Arias, R (9, 5) OBP: 0.263, SLG: 0.274	B CU 78 F SI 94 B SI 92 X CH 84 2-1 3-H 1B		F SI 91 B FF 92 B CU 76 F CH 81 X SI 92 2-2 ① L9	X FF 95 0-0 ①② G6-4-3 1-2f 2-3		F FF 96 F CH 88 B FF 94 X FF 95 1-2 HR			X CH 86 0-0 ① F7	5	1	2	2	0	0	3
										0	0	0	0	0	0	0
8 Hunter Pence, R (1, 9) OBP: 0.348, SLG: 0.479	C FF 93 B SL 87 D SL 87 F SI 92 S FF 94 2-3 ③ K		X SI 90 0-0 7 2B 37 FC5-2 1-2 1B	X SL 86 0-0 E5 3-H		C CU 83 S CU 83 B FF 95 B CU 84 S CU 83 2-3 ③ K			B SI 93 B SI 87 F SI 92 B SI 93 B SI 92 4-1 7 BB BB	4	0	1	0	1	2	1
7 Grégor Blanco, L (1, 7) OBP: 0.344, SLG: 0.376		B SI 91 C CH 83 X FF 92 1-1 45 1B 3B	F CU 76 B SI 92 B CH 83 X CH 81 2-1 37 FC5-2 35 1B 1-3 2-H 2B	F FF 95 1 SAFE B FF 95 F FF 96 B FF 95 F SL 85 X SL 84 2-2 ③ G4-3			B CH 85 C CH 84 X FF 94 1-1 ① F8		C SL 83 F SL 84 B SL 85 B SI 93 B SL 83 F SI 93 B SI 92 4-2 1-2 BB	4	2	2	1	1	0	1
45 Travis Ishikawa, L (1, 3) OBP: 0.306, SLG: 0.423		B FF 92 B CH 82 F FF 93 X CH 82 2-1 35 SH1-4 37 1B 16 G4-3 3-H 1B	I IN 65 I IN 68 I IN 68 I IN 67 4-0 35 1B 37 FC5-2 IBB		B FF 94 S CH 86 X SL 84 1-1 ① F7		C FF 95 S CH 88 S CH 88 0-3 ② K		S SL 84 B SL 85 F SI 92 S SL 85 1-3 ② K	4	1	1	1	1	2	2
37 Adam Duvall, R (1, 10) OBP: 0.239, SLG: 0.313		C SI 91 X SI 91 0-1 16 G4-3 35 SH1-4 12 1B 1-2 1B	F SL 85 X SI 90 0-1 ② FC5-2 35 1B 1-2 2-3 3-Hf		X FF 95 0-0 ② G6-3		C CU 82 C CU 83 F FF 94 B FF 95 X CU 84 1-2 ③ F7		C CH 86 X SI 92 0-1 ③ P2	5	1	1	0	0	0	5
35 Brandon Crawford, L (1, 6) OBP: 0.318, SLG: 0.373		B SI 92 L SI 91 X CH 82 1-1 ① SH1-4 1-2 2-3	B CH 82 S CH 82 X CU 76 1-1 1-2 2-3 3-H 1B		B FF 94 F FF 96 X CH 87 1-1 2 FC6-4 1B			X FF 91 0-0 2 FC5-4 1B		3	0	3	1	0	0	0

Inning Stats	1	2	3	4	5	6	7	8	9
	R: 1 E: 1 K: 1 S: 14	R: 3 E: 0 K: 0 S: 11	R: 2 E: 0 K: 0 S: 12	R: 1 E: 1 K: 0 S: 10	R: 0 E: 0 K: 0 S: 8	R: 1 E: 0 K: 2 S: 14	R: 0 E: 0 K: 1 S: 9	R: 0 E: 0 K: 1 S: 12	R: 0 E: 0 K: 1 S: 10
	H: 2 LOB: 1 BB: 0 P: 21	H: 4 LOB: 1 BB: 0 P: 16	H: 4 LOB: 3 BB: 1 P: 21	H: 2 LOB: 1 BB: 0 P: 16	H: 1 LOB: 1 BB: 0 P: 12	H: 1 LOB: 0 BB: 0 P: 22	H: 0 LOB: 0 BB: 0 P: 11	H: 1 LOB: 1 BB: 0 P: 16	H: 0 LOB: 2 BB: 2 P: 19

	AB	40
	R	8
	H	15
	RBI	7
	BB	3
	SO	6
	LOB	22

	1B: 12	SF: 0	WP: 0	PA: 44
	2B: 1	SAC: 1	PB: 0	
	3B: 1	DP: 1	SB: 0	
	HR: 1	HBP: 0	CS: 0	

PITCHER		IP	WLS	BF	H	R	ER	SO	BB	IBB	HBP	BLK	WP	HR	S	P	ERA	WHIP
21 Rick Porcello, R ERA: 3.25	(1, 1)	3.0	L	19	10	6	5	1	0	1	0	0	0	0	37	58	15.00	3.333
57 Evan Reed, R ERA: 4.31	(4, 1)	2.0		9	3	1	0	0	0	0	0	0	0	0	18	28	0.00	1.500
45 Buck Farmer, R ERA: 12.96	(6, 1)	2.0		7	1	1	1	3	0	0	0	0	0	1	23	33	4.50	0.500
56 Kyle Ryan, L ERA:	(8, 1)	1.0		4	1	0	0	1	0	0	0	0	0	0	12	16	0.00	1.000
63 Patrick McCoy, L ERA: 3.86	(9, 1)	1.0		5	0	0	0	1	2	0	0	0	0	0	10	19	0.00	2.000

PITCHER	IP	WLS	BF	H	R	ER	SO	BB	IBB	HBP	BLK	WP	HR	S	P	ERA	WHIP

BOTTOM

Batter	1	2	3	4	5	6	7	8	9	AB	R	H	RBI	BB	SO	LOB
3 Ian Kinsler, R (1, 4) OBP: 0.315, SLG: 0.423 26 Hernán Pérez, R (9, 4) OBP: 0.500, SLG: 0.333	C FC 85 B CU 79 B FC 86 C FF 89 X FF 90 2-2 ① P4		C FC 88 B FC 87 X FF 90 1-1 ③ F9		X FF 91 0-0 48 PO 1B 3-H			X FF 92 0-0 24 L4-3 1B		4 0 2 1 0 0 0 0 0 0 0 0 0 0						
48 Torii Hunter, R (1, 9) OBP: 0.312, SLG: 0.437 61 Ezequiel Carrera, L (9, 8) OBP: 0.300, SLG: 0.351	B FC 86 X FC 86 1-0 ② G4-3			X FF 89 0-0 41 G4-6-3 24 1B 1B	C FC 88 F FF 90 D FC 84 1 SAFE 1 SAFE 1-2 ③ PO 1-2	C FC 85 F FF 89 X CH 80 0-2 ① F7		C FC 87 X FF 90 0-1 ① P3		4 0 1 0 0 0 1 0 0 0 0 0 0 0						
24 Miguel Cabrera, R (1, 3) OBP: 0.370, SLG: 0.504 32 Don Kelly, L (9, 3) OBP: 0.344, SLG: 0.299	C FF 90 B FF 90 F FF 90 F FF 91 X FF 91 1-2 1B			C FF 90 B FC 87 C FF 90 B FF 90 X CU 81 2-2 41 G4-6-3 1B 1-2		F FF 90 S SL 84 B FC 82 S SL 82 1-3 ② K		S SL 84 B FC 88 B SL 85 X FC 88 2-1 ②③ L4-3 1-2		4 0 2 0 0 1 1 0 0 0 0 0 0 0						
41 Victor Martinez, S (1, 10) OBP: 0.404, SLG: 0.568 34 James McCann, R (9, PH) OBP: 0.348, SLG: 0.545	B FF 90 C FF 90 B FC 88 F FF 90 F FF 90 F SI 91 F CU 81 X FF 91 2-2 ③ L7			B SI 91 B SI 90 X FC 87 2-0 ①② G4-6-3 1-2f 2-3		B CH 82 X CH 82 1-0 1B			X FF 90 0-0 ① P6	3 0 1 0 0 0 3 1 0 0 0 0 0 0						
28 J.D. Martinez, R (1, 7) OBP: 0.348, SLG: 0.545 33 Steven Moya, L (9, 9) OBP: 0.500, SLG: 0.500		C FF 89 B FF 89 F FC 86 X FF 89 1-2 ① G5-3		S SL 82 C FF 90 T FF 92 0-2 ③ K		B FC 87 1 SAFE F FF 90 B FC 87 S FC 87 F CU 81 F FF 91 B FC 86 F SL 83 3-3 S FF 91 ③ K			C CU 76 F CH 84 S FF 92 0-3 ② K	3 0 0 0 0 2 2 1 0 0 0 0 1 0						
9 Nick Castellanos, R (1, 5) OBP: 0.311, SLG: 0.409		X FC 87 0-0 ② G6-3			B FC 85 X FC 86 1-0 50 E 20 G4-3 1B		C FC 88 B FF 92 S SL 85 F SL 85 X SL 84 1-2 ① G6-3		X FF 91 0-0 ③ F9	4 1 1 0 0 0 0						
50 Bryan Holaday, R (1, 2) OBP: 0.273, SLG: 0.277		C SI 88 X FC 85 0-1 ③ B1-3			B SI 91 F FF 90 X FC 87 1-1 E7 20 G4-3 3 1B 1-3		F FF 92 B FC 87 X FC 86 1-1 2B			3 1 1 0 0 0 1						
30 Eugenio Suárez, R (1, 6) OBP: 0.317, SLG: 0.348			C FF 89 B FC 85 B FC 86 B FF 89 X FF 88 3-1 ① G1-3		B FC 87 X FC 86 1-0 ① P4		B FF 92 F FF 91 C FC 86 B SL 82 X SL 82 2-2 ② F7			3 0 0 0 0 0 3						
20 Rajai Davis, R (1, 8) OBP: 0.326, SLG: 0.410 18 Tyler Collins, L (9, 7) OBP: 0.263, SLG: 0.389			C FF 90 B CU 80 F CU 80 F FF 90 B FF 90 X FC 86 2-2 ② G5-3		C FF 91 B FF 91 X FF 90 1-1 ② G4-3 2-3 3-H		F FF 90 X FF 90 0-1 ③ G4-3			3 0 0 1 0 0 2 0 0 0 0 0 0 0						
Inning Stats	R: 0 H: 1 E: 0 LOB: 1 K: 0 BB: 0 S: 14 P: 20	R: 0 H: 0 E: 0 LOB: 0 K: 0 BB: 0 S: 6 P: 7	R: 0 H: 0 E: 0 LOB: 0 K: 0 BB: 0 S: 8 P: 14	R: 0 H: 2 E: 0 LOB: 1 K: 1 BB: 0 S: 8 P: 12	R: 2 H: 2 E: 1 LOB: 0 K: 0 BB: 0 S: 9 P: 14	R: 0 H: 1 E: 0 LOB: 1 K: 2 BB: 0 S: 13 P: 18	R: 0 H: 1 E: 0 LOB: 1 K: 0 BB: 0 S: 11 P: 15	R: 0 H: 1 E: 0 LOB: 0 K: 0 BB: 0 S: 5 P: 7	R: 0 H: 0 E: 0 LOB: 0 K: 1 BB: 0 S: 5 P: 5	1B: 7 SF: 0 2B: 2 SAC: 0 3B: 0 DP: 2 HR: 0 HBP: 0						

PITCHER	IP	WLS	BF	H	R	ER	SO	BB	IBB	HBP	BLK	WP	HR	S	P	ERA	WHIP
22 Jake Peavy, R (1, 1) ERA: 4.01	6.0	W	23	6	2	0	3	0	0	0	0	0	0	58	85	0.00	1.000
70 George Kontos, R (7, 1) ERA: 2.63	2.0		7	2	0	0	0	0	0	0	0	0	0	16	22	0.00	1.000
55 Tim Lincecum, R (9, 1) ERA: 4.67	1.0		3	0	0	0	1	0	0	0	0	0	0	5	5	0.00	0.000

PITCHER	IP	WLS	BF	H	R	ER	SO	BB	IBB	HBP	BLK	WP	HR	S	P	ERA	WHIP

San Francisco Giants @ Detroit Tigers

Comerica Park, Detroit, MI

Fri Sep 05 2014, 7:10 PM - 12:38 AM EDT

Att. 31,940 - Partly Cloudy - 93 F

livebaseballscorecards.com

AB	33
R	2
H	8
RBI	2
BB	0
SO	4
LOB	13

WP: 0 PA: 34
PB: 0
SB: 0
CS: 0

Batter	1	2	3	4	5	6	7	8	9	AB	R	H	RBI	BB	SO	LOB
16 Ángel Pagán, S (1, 8) OBP: 0.340, SLG: 0.390	B FF 92 B SI 92 C FF 92 F SI 92 C FC 87 2-3 ① K	T SI 92 B KC 80 X CH 84 1-1 ② F8		X FF 93 0-0 ③ F8			C SI 91 F FC 86 S CH 85 0-3 ② K		C FF 94 B FF 94 F CH 84 B SI 94 F SI 94 X SI 93 2-2 E6 2-3	5	0	0	0	0	2	1
12 Joe Panik, L (1, 4) OBP: 0.358, SLG: 0.386	C SI 93 X FF 94 0-1 ② F8	B FF 93 C SI 93 X FC 86 1-1 ③ F8			B SI 93 X SI 92 1-0 ① G4-3		C SI 93 S CH 85 C SI 94 0-3 ③ K		X SI 94 0-0 ③ G3	5	0	0	0	0	1	2
28 Buster Posey, R (1, 3) OBP: 0.361, SLG: 0.494	S SI 93 S CH 86 X FF 95 0-2 8 1B 48 1B 1B		B KC 81 B CH 84 B SI 92 B FF 92 4-0 13 FC5 8 1B BB		X SI 93 0-0 HR			C FC 85 B CH 84 F CH 84 X FC 87 1-2 1B		3	2	3	1	1	0	0
8 Hunter Pence, R (1, 9) OBP: 0.349, SLG: 0.479	F SI 94 X SI 95 0-1 48 1B 34 2B 1-3 1B		S CH 85 B KC 81 F CH 84 X SI 93 1-2 13 FC5 1-2 1B		C FC 88 X CH 84 0-1 ② G5-3			D FC 86 F CH 85 X CH 84 1-1 ① F9		4	1	2	0	0	0	1
48 Pablo Sandoval, S (1, 10) OBP: 0.331, SLG: 0.438	F FC 87 X CH 85 0-1 34 2B 1-2 1B 3-H		F SI 93 T FC 87 S FC 88 0-3 ① K		C CH 85 C KC 80 S FF 93 0-3 ③ K			S SI 93 C FF 95 F CH 85 S FC 88 0-3 ② K		4	1	1	1	0	3	3
34 Andrew Susac, R (1, 2) OBP: 0.322, SLG: 0.536	F FF 94 B FF 93 C FC 88 X SI 93 1-2 13 2B 1-H 2-H 2B		F CH 85 S SI 94 C FC 88 0-3 ② K			B FC 86 C CH 84 B FC 87 C CH 83 X FC 86 2-2 ① P4		F FF 94 B FC 90 F CH 84 S SI 94 1-3 ③ K		4	1	1	2	0	2	3
13 Joaquin Arias, R (1, 5) OBP: 0.269, SLG: 0.286	B FC 86 X FF 94 1-0 2-H 2B		X FC 87 0-0 ③ FC5 1-2 2-3f			B CH 84 B FC 86 F SI 93 B FC 86 X FF 92 3-1 ② F8			B KC 78 B FC 85 F SI 91 S CH 83 X CH 84 2-2 16 E 7 G4-3 1B	4	0	2	1	0	0	2
50 Matt Duffy, R (1, 6) OBP: 0.234, SLG: 0.205 35 Brandon Crawford, L (9, 6) OBP: 0.318, SLG: 0.373	C CH 86 B FF 93 F SI 93 C FC 89 1-3 ③ K			X FF 93 0-0 ① L6		F SI 93 X FC 88 0-1 ③ L8			1 SAFE B CH 83 1 SAFE F FC 67 F FF 92 F FF 94 C SI 94 1-3 ① K	4 0	0 0	0 0	0 0	0 0	2 0	2 0
7 Grégor Blanco, L (1, 7) OBP: 0.340, SLG: 0.372		C SI 90 C FF 92 T CH 84 0-2 ① K		C SI 92 F FF 92 B SI 94 X CH 84 1-2 ② G4-3			X FC 84 0-0 ① B1-3		1 SAFE 1 SAFE B SI 90 S SI 92 X SI 92 1-1 ② G4-3 1-2	4	0	0	0	0	1	1
Inning Stats	R: 4 E: 0 K: 2 S: 19 H: 5 LOB: 1 BB: 0 P: 24	R: 0 E: 0 K: 1 S: 7 H: 0 LOB: 0 BB: 0 P: 9	R: 0 E: 0 K: 2 S: 10 H: 1 LOB: 2 BB: 1 P: 15	R: 0 E: 0 K: 0 S: 5 H: 0 LOB: 0 BB: 0 P: 6	R: 1 E: 0 K: 1 S: 7 H: 1 LOB: 0 BB: 0 P: 8	R: 0 E: 0 K: 0 S: 7 H: 0 LOB: 0 BB: 0 P: 12	R: 0 E: 0 K: 2 S: 7 H: 0 LOB: 0 BB: 0 P: 7	R: 0 E: 0 K: 2 S: 12 H: 1 LOB: 1 BB: 0 P: 15	R: 0 E: 1 K: 1 S: 14 H: 1 LOB: 2 BB: 0 P: 20	1B: 6 2B: 2 3B: 0 HR: 1 SF: 0 SAC: 0 DP: 0 HBP: 0						

PITCHER		IP	WLS	BF	H	R	ER	SO	BB	IBB	HBP	BLK	WP	HR	S	P	ERA	WHIP
14 David Price, L ERA: 3.33	(1, 1)	8.2	L	37	9	5	5	11	1	0	0	0	0	1	87	115	5.19	1.154
40 Phil Coke, L ERA: 3.86	(9, 1)	0.1		1	0	0	0	0	0	0	0	0	0	0	1	1	0.00	0.000

PITCHER	IP	WLS	BF	H	R	ER	SO	BB	IBB	HBP	BLK	WP	HR	S	P	ERA	WHIP

TOP

San Francisco Giants @ Detroit Tigers

Comerica Park, Detroit, MI

Sat Sep 06 2014, 1:08 PM - 4:14 PM EDT

Att. 35,722 - Cloudy - 73 F

livebaseballscorecards.com

AB	37
R	5
H	9
RBI	5
BB	1
SO	11
LOB	15

BOTTOM

San Francisco Giants @ Detroit Tigers

Comerica Park, Detroit, MI

Sat Sep 06 2014, 1:08 PM - 4:14 PM EDT

Att. 35,722 - Cloudy - 73 F

livebaseballscorecards.com

Batter	1	2	3	4	5	6	7	8	9	AB	R	H	RBI	BB	SO	LOB
3 Ian Kinsler, R (1, 4) OBP: 0.313, SLG: 0.420	C FF 91 B CH 81 X FF 92 1-1 ① P6	C FC 86 B FF 91 B CU 75 B CH 82 X FF 92 3-1 ② F4		B FF 91 1 SAFE 1 SAFE B FC 86 B FF 92 C FF 92 F FF 92 F FC 88 X FC 86 3-2 ②③ L7 1-2			C CU 81 S CU 81 S FF 93 0-3 ② K			4	0	0	0	0	1	3
48 Torii Hunter, R (1, 9) OBP: 0.311, SLG: 0.438	F FF 92 X FF 92 0-1 24 HR 2B	B FC 87 X FF 92 1-0 ③ P4			B FF 92 B FF 91 X FF 92 2-0 ① F9		B FF 92 S CU 82 F CH 84 T CU 81 1-2 ③ K			4	1	1	0	0	1	2
24 Miguel Cabrera, R (1, 3) OBP: 0.371, SLG: 0.515	F FF 92 B FC 86 B FF 91 F FF 92 X FC 88 2-2 2-H HR		F FF 91 S FF 92 F FF 92 X CU 78 0-2 ① G5-3		C CU 77 S FF 92 B CU 67 X FF 92 1-2 ② F9			X SL 80 0-0 HR		4	2	2	3	0	0	0
41 Victor Martinez, S (1, 10) OBP: 0.406, SLG: 0.575	C FF 92 B FC 87 B CH 83 F FF 92 X FF 92 2-2 28 1B 1B		B FF 93 B FF 92 X FF 93 2-0 HR		B FF 92 C CU 76 B CU 72 C FC 87 X CU 78 2-2 28 FC6-4 1B			B SI 89 C FF 88 F SI 90 B CH 85 X SI 89 2-2 ① F7		4	1	3	1	0	0	0
28 J.D. Martinez, R (1, 7) OBP: 0.347, SLG: 0.542	C FF 90 B FC 86 S FF 91 F FF 92 D CU 78 X FC 87 2-2 9 G5-4-3 1-2 1B		F FF 92 X CU 76 0-1 ② G5-3		B FF 92 C FC 87 F FF 91 X CU 76 1-2 ③ FC6-4 1-2f			C SL 80 X SL 78 0-1 ② F7		4	0	1	0	0	0	1
9 Nick Castellanos, R (1, 5) OBP: 0.311, SLG: 0.408	C FF 91 B FF 92 X FF 92 1-1 ②③ G5-4-3 1-2f		C FC 89 B CU 79 F FF 91 B FF 92 X FF 92 2-2 1B			X FC 88 0-0 ① G5-3		B SL 79 C SL 79 S SL 77 B SL 77 B SL 78 F FF 87 F SL 79 C FF 88 3-3 ③ K		4	0	1	0	0	1	2
30 Eugenio Suárez, R (1, 6) OBP: 0.317, SLG: 0.348 61 Ezequiel Carrera, L (9, PH) OBP: 0.295, SLG: 0.345		C FF 91 X FC 88 0-1 20 1B 1B	S FC 86 B CH 81 F FC 86 B FF 92 X FC 88 2-2 ③ F9			C FF 91 C CU 76 F FC 88 F FF 91 B CU 76 B CU 77 B CU 77 X FF 92 3-2 ② G5-3			B FF 94 X SI 93 1-0 ① G3	3 1	0 0	1 0	0 0	0 0	0 0	1 0
34 James McCann, R (1, 2) 13 Alex Avila, L (9, PH) OBP: 0.326, SLG: 0.368		B FF 90 X FF 91 1-0 ① L7		C FF 90 B FF 91 X FC 86 1-1 ① F9		C CU 78 S FF 93 F FF 92 B FF 92 X FF 92 1-2 ③ L4			F SI 95 B SI 94 S SI 94 C KC 82 1-3 ② K	3 1	0 0	0 0	0 0	0 0	0 1	1 0
20 Rajai Davis, R (1, 8) OBP: 0.328, SLG: 0.411		F FF 90 D FC 88 1 SAFE S FF 90 X CU 78 1-2 1-2 1B		C FF 90 X CH 84 0-1 3 CS 1B			C CH 82 S CU 80 B CU 82 B CH 86 X FF 92 2-2 ① F9		B SI 96 T SI 95 B KC 82 F FF 95 X KC 82 2-2 ③ G6-3	4	0	2	0	0	0	0

	AB	R	H	RBI	BB	SO	LOB
	36	4	11	4	0	4	10

Inning Stats	1	2	3	4	5	6	7	8	9	1B	SF	WP	PA
R	2	0	1	0	0	0	0	1	0	7	0	0	36
H	4	2	2	1	1	0	0	1	0	2B 1	SAC 0	PB 0	
E	0	0	0	0	0	0	0	0	0	3B 0	DP 1	SB 0	
LOB	1	2	1	0	1	0	0	0	0	HR 3	HBP 0	CS 1	
K	0	0	0	0	0	0	2	1	1				
BB	0	0	0	0	0	0	0	0	0				
P	24	15	19	12	16	14	9	16	11				
S	16	9	13	8	10	10	9	11	7				

PITCHER		IP	WLS	BF	H	R	ER	SO	BB	IBB	HBP	BLK	WP	HR	S	P	ERA	WHIP
40 Madison Bumgarner, L ERA: 3.02	(1, 1)	6.0	W	26	10	3	3	0	0	0	0	0	0	2	66	100	4.50	1.667
63 Jean Machi, R ERA: 1.92	(7, 1)	1.0	H	3	0	0	0	2	0	0	0	0	0	0	9	12	0.00	0.000
54 Sergio Romo, R ERA: 4.08	(8, 1)	1.0	H	4	1	1	1	1	0	0	0	0	0	1	11	16	9.00	1.000
46 Santiago Casilla, R ERA: 1.75	(9, 1)	1.0	S	3	0	0	0	1	0	0	0	0	0	0	7	11	0.00	0.000

PITCHER	IP	WLS	BF	H	R	ER	SO	BB	IBB	HBP	BLK	WP	HR	S	P	ERA	WHIP

San Francisco Giants @ Detroit Tigers

Comerica Park, Detroit, MI

Sun Sep 07 2014, 8:10 PM - 11:52 PM EDT

Att. 27,523 - Clear - 73 F

TOP

livebaseballscorecards.com

Batter	1	2	3	4	5	6	7	8	9	AB	R	H	RBI	BB	SO	LOB
16 Ángel Pagán, S (1, 8) OBP: 0.339, SLG: 0.387	C FF 88 B FF 88 B SI 89 F FF 88 F FC 84 X SI 91 2-2 G6-3		X CH 80 0-0 P4		D FF 89 B CH 81 X SI 88 2-0 3-H 1B		1 SAFE 1 SAFE B FF 89 C FF 89 B CH 80 S CH 78 F CU 78 B FF 91 1 SAFE 3-2 X CH 80 F9		D SI 92 X FF 94 1-0 1-2 2-3 FC5-4	5	0	1	1	0	0	4
12 Joe Panik, L (1, 4) OBP: 0.354, SLG: 0.381	C FF 90 B FC 84 X FC 83 1-1 F8		C FF 89 B SI 89 X SI 89 1-1 28 FC6-4 1B		B FC 83 B FF 89 S SI 88 1 SAFE F SI 88 B FC 84 F SI 90 X SI 89 3-2 G3		B FC 86 B FC 84 X FF 89 2-0 P2		C SI 93 X SI 93 0-1 G4-3	5	0	1	0	0	0	4
28 Buster Posey, R (1, 2) OBP: 0.362, SLG: 0.492	F FF 88 B CU 76 B CH 82 B FF 90 B FF 90 4-1 BB		X FF 89 0-0 1-2f FC6-4			X FF 87 0-0 F8		B SI 94 B SI 94 B SI 93 C SI 94 B SI 95 4-1 8 FC4 BB		2	0	0	0	2	0	1
8 Hunter Pence, R (1, 9) OBP: 0.348, SLG: 0.477	S FF 89 X FF 90 0-1 G4-3			C FC 84 B FF 88 X FC 85 1-1 G5-3		C FF 87 B FF 88 B FF 88 B FF 88 B FF 88 4-1 48 FC6-4 BB		B CU 79 B SI 94 B SI 94 C SI 94 X SI 95 3-1 FC4 45 G3-1 48 S 1-2f		3	0	0	0	1	0	2
48 Pablo Sandoval, S (1, 10) OBP: 0.330, SLG: 0.436		C FF 88 B CH 81 B FC 83 X FC 83 2-1 F7		X CH 81 0-0 G6-3		B CH 79 D SI 87 S SI 87 S SI 88 1 SAFE X SI 88 2-2 1-2f FC6-4		C SI 95 F CU 80 F CU 81 1 SAFE 1 SAFE F FF 94 F CU 79 P PO 88 F CH 88 4-2 B FF 94 B CU 80 F CH 88 B FF 94 45 G3-1 1-2 BB		3	0	0	0	1	0	1
37 Adam Duvall, R (1, 3) OBP: 0.233, SLG: 0.304 45 Travis Ishikawa, L (6, PH) OBP: 0.299, SLG: 0.413 (6, 3)		C FF 89 B FC 84 X FC 85 1-1 F9		C FF 89 F CH 81 B FF 90 S FC 83 1-3 K		C SL 85 S SL 86 X FF 95 0-2 F8		B SI 94 F CH 89 B SI 93 B SI 94 X SI 94 3-1 1-2 2-3 G3-1		2 2	0 0	0 0	0 0	0 0	1 0	0 3
13 Joaquin Arias, R (1, 5) OBP: 0.274, SLG: 0.291		C FF 89 F SI 89 B FF 88 X FC 84 1-2 1B			C FF 86 F FC 83 B FF 85 F FF 88 F FC 82 B FF 89 F FC 83 X FF 89 2-2 G6-3		C SL 86 X SI 93 0-1 35 F8 7 BB 1B	C SI 92 X SI 93 0-1 G5-3		4	0	2	0	0	0	2
7 Grégor Blanco, L (1, 7) OBP: 0.342, SLG: 0.375 50 Matt Duffy, R (9, PH) OBP: 0.250, SLG: 0.222		C CU 75 S SI 88 B SI 89 S FF 89 1-3 K			B FC 83 B FC 83 X FF 90 2-0 35 G4-3 16 1B 2B		C SI 92 F SL 85 1 SAFE D SL 88 F SL 86 1 SAFE B SI 94 F SL 86 D SL 86 4-2 F SL 86 F SL 86 B SI 93 1-2 BB		C FF 94 B SI 92 F SI 94 F FF 95 B SL 79 X FF 94 2-2 16 FC5-4 34 BB 1B	2 1	1 0	1 1	0 0	1 0	1 0	1 0
35 Brandon Crawford, L (1, 6) OBP: 0.316, SLG: 0.370 34 Andrew Susac, R (9, PH) OBP: 0.333, SLG: 0.536			B FF 88 F FF 88 S FC 83 S FC 84 1-3 K		B FC 82 F SI 88 B CU 75 B FC 84 C FF 88 X FF 89 3-2 2-3 G4-3		B SI 93 B SL 84 C SL 84 S SL 84 X SL 84 2-2 2-3 F8		B FF 93 C CH 82 S CH 82 F CH 81 B FF 94 D CH 82 B SI 92 4-2 1-2 16 FC5-4 BB	3 0	0 0	0 0	0 1	0 0	1 0	3 0

Inning Stats	1	2	3	4	5	6	7	8	9
	R: 0 E: 0 K: 0 S: 9	H: 0 LOB: 1 BB: 1 P: 16	R: 0 E: 0 K: 1 S: 10	H: 1 LOB: 1 BB: 0 P: 15	R: 0 E: 0 K: 1 S: 7	H: 1 LOB: 1 BB: 0 P: 9	R: 0 E: 0 K: 1 S: 6	H: 0 LOB: 0 BB: 0 P: 8	R: 1 E: 0 K: 0 S: 15	H: 2 LOB: 1 BB: 0 P: 27	R: 0 E: 0 K: 0 S: 8	H: 0 LOB: 1 BB: 1 P: 14	R: 0 E: 0 K: 0 S: 16	H: 1 LOB: 2 BB: 1 P: 27	R: 0 E: 0 K: 0 S: 15	H: 0 LOB: 2 BB: 2 P: 28	R: 0 E: 0 K: 0 S: 10	H: 1 LOB: 1 BB: 1 P: 17

	AB	32
	R	1
	H	6
	RBI	1
	BB	6
	SO	3
	LOB	21

	1B: 5	SF: 0	WP: 0	PA: 38
	2B: 1	SAC: 0	PB: 0	
	3B: 0	DP: 1	SB: 1	
	HR: 0	HBP: 0	CS: 0	

PITCHER		IP	WLS	BF	H	R	ER	SO	BB	IBB	HBP	BLK	WP	HR	S	P	ERA	WHIP
53 Kyle Lobstein, L ERA: 2.78	(1, 1)	5.2	W	23	4	1	1	3	2	0	0	0	0	0	52	86	1.59	1.059
62 Al Alburquerque, R ERA: 2.65	(6, 1)	0.2	H	4	1	0	0	0	1	0	0	0	0	0	14	20	0.00	3.000
65 Blaine Hardy, L ERA: 2.0	(7, 1)	0.2	H	2	0	0	0	0	0	0	0	0	0	0	5	10	0.00	0.000
49 Jim Johnson, R ERA: 6.93	(8, 1)	1.0		5	0	0	0	0	2	0	0	0	0	0	15	28	0.00	2.000
40 Phil Coke, L ERA: 3.79	(9, 1)	1.0		4	1	0	0	0	1	0	0	0	0	0	10	17	0.00	2.000

PITCHER	IP	WLS	BF	H	R	ER	SO	BB	IBB	HBP	BLK	WP	HR	S	P	ERA	WHIP

BOTTOM

San Francisco Giants @ Detroit Tigers

Comerica Park, Detroit, MI

Sun Sep 07 2014, 8:10 PM - 11:52 PM EDT

Att. 27,523 - Clear - 73 F

livebaseballscorecards.com

Batter	1	2	3	4	5	6	7	8	9	AB	R	H	RBI	BB	SO	LOB
3 Ian Kinsler, R (1, 4) OBP: 0.313, SLG: 0.421	B FC 83 C FC 82 X SI 88 1-1 G5-3 ①		B SI 88 F SI 88 1 SAFE B SI 88 B SI 89 X FC 85 3-1 G6-3 ② 1-2		B SI 87 B FC 82 C SI 87 F FC 82 X SI 88 2-2 F8 ①		1 SAFE B FC 88 B FF 92 C SL 83 C SL 84 X SL 84 2-2 48 G1-3 24 1B 1-H 2B			4	1	1	1	0	0	1
48 Torii Hunter, R (1, 9) OBP: 0.315, SLG: 0.440	C SI 89 B FC 85 X FF 89 1-1 24 G4-3 1B		S CU 76 X CU 76 0-1 24 HR 2-H 1B		C SI 88 X FC 82 0-1 1B		D FF 91 T FC 87 F FF 91 X SL 84 1-2 G1-3 ② 2-3			4	1	3	1	0	0	1
24 Miguel Cabrera, R (1, 3) OBP: 0.372, SLG: 0.520 20 Rajai Davis, R (8, 8) OBP: 0.328, SLG: 0.411	C FC 83 F SI 89 X SI 89 0-2 G4-3 ② ③ 1-2f		1 SAFE 1 SAFE C SI 88 X CU 75 0-1 1-H HR		B SI 88 X SI 87 1-0 P3 ②		B FF 90 C FF 91 X FF 91 1-1 41 2B 1B 3-H			4 0	2 0	2 0	3 0	0 0	0 0	2 0
41 Victor Martinez, S (1, 10) OBP: 0.405, SLG: 0.575		B FS 79 B SI 88 C SI 88 X FC 82 2-1 F7 ① B SI 88 C FC 84 F FF 90 F FS 82 B FF 88 F FC 84 X SI 90 2-2 F9 ③		F SI 88 F SI 88 B SI 88 X SI 89 1-2 G6-3 ③		B CU 74 B SI 91 X SI 90 2-0 1-H 2B			4	0	1	1	0	0	1
28 J.D. Martinez, R (1, 7) OBP: 0.351, SLG: 0.543		S SI 89 S CU 76 X FC 84 0-2 G6-3 ②	B FC 83 C SI 88 B FC 83 F FF 88 B CU 76 F SI 88 F SI 89 X SI 89 3-2 9 PB 32 S 1B		C FC 82 B CU 75 C CU 76 X SI 89 1-2 32 G4-6-3 1B		I IN 83 I IN 83 I IN 85 I IN 83 4-0 IBB			3	0	2	0	1	0	0
32 Don Kelly, L (1, 8) OBP: 0.347, SLG: 0.299 (8, 3)		C SI 86 X FC 85 0-1 9 S 1B	1 SAFE S SI 88 B FS 82 B SI 89 C FS 81 B SI 88 F FC 82 B SI 88 4-2 9 PB 1-2 BB		C SI 88 1 SAFE F SI 88 X SI 88 0-2 ① ② 1-2f G4-6-3		F SI 90 D SI 91 C CU 74 F SI 93 S CU 75 1-3 ③ K			3	0	1	0	1	1	3
9 Nick Castellanos, R (1, 5) OBP: 0.308, SLG: 0.404		C SI 89 X FC 81 0-1 G6-3 ③ 1-2	C SI 88 S SI 89 B SI 90 B FC 83 S SI 89 2-3 K ① 1-2 2-3		F SI 88 B SI 89 B FF 89 B SI 89 F SI 88 X FC 83 3-2 F7 ③			F FF 98 S CU 85 C CU 84 0-3 K ①		4	0	0	0	0	2	3
13 Alex Avila, L (1, 2) OBP: 0.323, SLG: 0.363			C FS 79 C SI 89 F FS 80 B SI 89 F SI 88 B FS 81 X SI 88 2-2 G4-3 ① C SI 89 B FS 82 C SI 88 F SI 89 B SI 89 X FS 81 2-2 L3 ②			C SI 85 B SL 79 B SI 84 B SI 84 S SI 84 S SI 86 3-3 K ① C FF 97 S CH 90 B FF 98 S FF 97 1-3 K ②		4	0	0	0	0	2	2
17 Andrew Romine, S (1, 6) OBP: 0.268, SLG: 0.271			C SI 90 S FS 81 X FS 82 0-2 3 S 48 1B 1B B SI 89 S FS 81 C SI 89 B SI 89 D FS 81 X SI 88 3-2 G4-3 ③				X SI 85 0-0 3 S 3 2B 1B B CU 86 F FF 97 C FF 98 X FF 98 1-2 G6-3 ③			4	2	2	0	0	0	2

Inning Stats										
	R: 0 E: 0 K: 0 S: 7	H: 1 LOB: 0 BB: 0 P: 9	R: 0 E: 0 K: 0 S: 9	H: 1 LOB: 1 BB: 0 P: 11	R: 3 E: 0 K: 0 S: 19	H: 3 LOB: 0 BB: 0 P: 26	R: 0 E: 0 K: 1 S: 18	H: 1 LOB: 2 BB: 1 P: 32	R: 0 E: 0 K: 0 S: 9	H: 1 LOB: 1 BB: 0 P: 13
	R: 0 E: 0 K: 0 S: 11	H: 1 LOB: 0 BB: 0 P: 15	R: 3 E: 0 K: 2 S: 17	H: 4 LOB: 2 BB: 1 P: 31	R: 0 E: 0 K: 2 S: 9	H: 0 LOB: 0 BB: 0 P: 11				

	1B: 9 2B: 2 3B: 0 HR: 1	SF: 0 SAC: 0 DP: 2 HBP: 0	WP: 0 PB: 1 SB: 4 CS: 0	PA: 36

	AB	34
	R	6
	H	12
	RBI	6
	BB	2
	SO	5
	LOB	15

PITCHER		IP	WLS	BF	H	R	ER	SO	BB	IBB	HBP	BLK	WP	HR	S	P	ERA	WHIP
17 Tim Hudson, R ERA: 3.12	(1, 1)	6.0	L	25	8	3	3	1	1	0	0	0	0	1	73	106	4.50	1.500
49 Javier López, L ERA: 2.36	(7, 1)	0.1		2	1	1	1	1	0	0	0	0	0	0	4	7	27.00	3.000
70 George Kontos, R ERA: 3.25	(7, 1)	0.1		3	2	1	1	0	0	0	0	0	0	0	8	12	27.00	6.000
41 Jeremy Affeldt, L ERA: 2.54	(7, 1)	0.1		3	1	1	1	1	0	1	0	0	0	0	5	12	27.00	3.000
60 Hunter Strickland, R ERA:	(8, 1)	1.0		3	0	0	0	2	0	0	0	0	0	0	9	11	0.00	0.000

PITCHER	IP	WLS	BF	H	R	ER	SO	BB	IBB	HBP	BLK	WP	HR	S	P	ERA	WHIP

Kansas City Royals @ Detroit Tigers

Comerica Park, Detroit, MI

Mon Sep 08 2014, 4:12 PM - 7:27 PM EDT

Att. 30,758 - Partly Cloudy - 76 F

livebaseballscorecards.com

TOP

Batter	1	2	3	4	5	6	7	8	9	AB	R	H	RBI	BB	SO	LOB
23 Norichika Aoki, L (1, 9) OBP: 0.333, SLG: 0.336	L7		14 G6-4-3 2-H 3-H 1B			F7		L6		4	0	1	2	0	0	0
14 Omar Infante, R (1, 4) OBP: 0.289, SLG: 0.345	F8		G6-4-3 1-2f			G6-3		4 BB 35 1B 1B		4	1	1	0	0	0	1
4 Alex Gordon, L (1, 7) OBP: 0.354, SLG: 0.450	P5			K		BB		35 1B 1-2 BB		2	0	0	0	2	1	0
13 Salvador Perez, R (1, 2) OBP: 0.297, SLG: 0.415		K		F9		G6-3		K		4	0	0	0	0	2	3
35 Eric Hosmer, L (1, 3) OBP: 0.311, SLG: 0.379		K		1B			16 G6-3 3B	1-3 2-H 1B		4	1	3	1	0	1	0
16 Billy Butler, R (1, 10) OBP: 0.321, SLG: 0.377		G6-3		P6			G6-3 3-H	G4-3		4	0	0	1	0	0	3
8 Mike Moustakas, L (1, 5) OBP: 0.267, SLG: 0.372			2 SH5-3 6 1B 23 1B 1B		F8	F8			F8	4	1	1	0	0	0	0
6 Lorenzo Cain, R (1, 8) OBP: 0.333, SLG: 0.403			2 SH5-3 23 1B 1-2 1B		K		IHR		L5	4	2	2	1	0	1	0
2 Alcides Escobar, R (1, 6) OBP: 0.308, SLG: 0.367			SH5-3 1-2 2-3		F8		F7		F8	3	0	0	0	0	0	0
Inning Stats	R: 0 E: 0 K: 0 S: 7 H: 0 LOB: 0 BB: 0 P: 14	R: 0 E: 0 K: 2 S: 10 H: 0 LOB: 0 BB: 0 P: 12	R: 2 E: 0 K: 0 S: 12 H: 3 LOB: 0 BB: 0 P: 17	R: 0 E: 0 K: 1 S: 11 H: 1 LOB: 1 BB: 0 P: 17	R: 0 E: 0 K: 1 S: 8 H: 0 LOB: 0 BB: 0 P: 13	R: 0 E: 0 K: 0 S: 5 H: 0 LOB: 1 BB: 1 P: 10	R: 2 E: 0 K: 0 S: 16 H: 2 LOB: 0 BB: 0 P: 23	R: 1 E: 0 K: 1 S: 17 H: 2 LOB: 2 BB: 1 P: 30	R: 0 E: 0 K: 0 S: 8 H: 0 LOB: 0 BB: 0 P: 15	1B: 6 2B: 0 3B: 1 HR: 1	SF: 0 SAC: 1 DP: 1 HBP: 0						

	AB	33
	R	5
	H	8
	RBI	5
	BB	2
	SO	5
	LOB	7

WP: 0 PB: 0 SB: 0 CS: 0 PA: 36

PITCHER		IP	WLS	BF	H	R	ER	SO	BB	IBB	HBP	BLK	WP	HR	S	P	ERA	WHIP
35 Justin Verlander, R ERA: 4.82	(1, 1)	7.0	W	27	6	4	4	4	1	0	0	0	0	0	69	106	5.14	1.000
44 Joba Chamberlain, R ERA: 3.51	(8, 1)	1.0		6	2	1	1	1	1	0	0	0	0	0	17	30	9.00	3.000
36 Joe Nathan, R ERA: 4.94	(9, 1)	1.0		3	0	0	0	0	0	0	0	0	0	0	8	15	0.00	0.000

PITCHER	IP	WLS	BF	H	R	ER	SO	BB	IBB	HBP	BLK	WP	HR	S	P	ERA	WHIP

BOTTOM

Kansas City Royals @ Detroit Tigers

Comerica Park, Detroit, MI

Mon Sep 08 2014, 4:12 PM - 7:27 PM EDT

Att. 30,758 - Partly Cloudy - 76 F

livebaseballscorecards.com

Batter	1	2	3	4	5	6	7	8	9	AB	R	H	RBI	BB	SO	LOB
3 Ian Kinsler, R (1, 4) OBP: 0.311, SLG: 0.417	B CH 85 F FF 90 B SL 85 C FF 91 F FF 91 F FF 90 X CH 84 2-2 ① F7	X FF 92 0-0 ③ L7	X SL 86 0-0 ② P2		C FF 90 F SI 90 B SL 81 B SI 88 F SI 90 F SL 82 F SL 81 F SL 80 B FF 90 3-2 ① G6-3		C FF 92 X SL 84 0-1 ③ L7 1-2			5	0	0	0	0	0	5
48 Torii Hunter, R (1, 9) OBP: 0.318, SLG: 0.444 18 Tyler Collins, L (9, 9) OBP: 0.263, SLG: 0.389	C CH 88 B FF 91 B FC 88 B CH 88 X SI 93 3-1 ② F9		C FF 90 1-2 F CH 88 B FF 91 X CU 72 24 1B 41 1B 1B C SL 86 0-1 X SL 86 1-2 3-H 1B		B SI 88 X SI 90 1-0 ② F8			B FF 92 X CH 83 1-0 24 WP 24 1B 2B		5 0	2 0	3 0	1 0	0 0	0 0	0 0
24 Miguel Cabrera, R (1, 10) OBP: 0.372, SLG: 0.519	C FF 93 B FC 93 S FC 94 X FC 92 1-2 ③ G6-3		D SL 88 1-2 F FF 92 F FF 92 F FF 92 X CH 87 28 FC6-4 41 1B 1-3 32 2B 1B F7 ①		B SI 89 C SI 88 B FF 90 X SI 89 2-1 ③ G1-3			B SL 86 B FF 92 F FF 91 B FF 92 X FF 92 3-1 41 G3-6-1 2-H 1B		5	1	2	1	0	0	2
41 Victor Martinez, S (1, 3) OBP: 0.407, SLG: 0.575		B FC 91 C FC 90 B FC 89 F FC 90 F CH 86 X CH 87 2-2 13 BB 9 1B 17 E 1B	X FF 94 0-0 ① 28 FC6-4 1-2 3-H 1B	X SI 92 0-0 G5-3		B SL 79 C SI 88 X SI 88 1-1 28 FC5-4 1B		C FF 92 D CH 86 D CH 86 X FF 92 2-1 ① ② G3-6-1 1-2f		5	1	3	1	0	0	1
28 J.D. Martinez, R (1, 7) OBP: 0.349, SLG: 0.538 61 Ezequiel Carrera, L (9, 8) OBP: 0.295, SLG: 0.345		B CU 75 B SI 92 S SL 88 C CH 86 F FC 92 F CH 85 B FF 92 T CH 85 3-2 ① K	X FC 88 0-0 ① FC6-4 32 2B 9 2B 1-2f 2-3	B SI 93 S CU 80 X SI 94 1-1 13 BB 32 BB 1B		B SI 89 S SL 81 F SL 77 X FF 88 1-2 ① FC5-4 32 FC4-6 1-2f		C FF 91 B CH 86 X FF 92 1-1 ③ G5-3		5 0	1 0	1 0	0 0	0 0	1 0	4 0
32 Don Kelly, L (1, 8) OBP: 0.351, SLG: 0.307 (9, 5)		B FF 91 1 SAFE C CH 85 B FC 92 C CH 86 B CU 76 X FF 92 3-2 ② P5	B CU 74 C FF 92 F CU 74 B FF 92 X FC 87 2-2 9 2B 1-3 3-H 2B	C FF 92 B SI 91 B FF 92 B FF 94 F FF 92 F FF 93 B SI 91 4-2 13 BB 1-2 BB		C SI 86 B SI 86 X SI 87 1-1 ② FC4-6 9 PO 1-2f				3	1	1	1	1	0	2
9 Nick Castellanos, R (1, 5) OBP: 0.310, SLG: 0.407 20 Rajai Davis, R (9, 7) OBP: 0.328, SLG: 0.411		B CU 76 S FC 88 X FF 91 1-1 17 E 13 BB 17 E 1-2 1B	B CH 85 C CH 86 X CH 85 1-1 13 2B 2-H 3-H 2B	C SI 92 B SL 83 F SL 83 B FF 93 B FF 91 C SL 83 3-3 ② K		1 SAFE 0-0 ③ PO 1-2	C SI 86 X CU 72 0-1 ① G4-3			4 0	2 0	2 0	2 0	0 0	1 0	2 0
13 Alex Avila, L (1, 2) OBP: 0.327, SLG: 0.367		S CU 75 B CH 87 B CU 76 B CH 88 B FF 92 4-1 17 E 1-2 2-3 BB	S CH 85 X FC 88 0-1 17 1B 48 1B 2-H 2B	B FF 94 B FF 92 B FF 93 B FF 93 4-0 1-2 2-3 BB			X SI 87 0-0 ② F7			2	1	1	1	2	0	0
17 Andrew Romine, S (1, 6) OBP: 0.272, SLG: 0.276		C FF 94 B CU 76 B FC 90 X FC 90 2-1 E3 1-3 2-H 3-H	C FF 92 D CU 75 X FF 91 1-1 48 1B 2-3 1B	D FF 93 C CU 79 B SI 92 C CU 80 B FF 94 X CU 80 3-2 ③ G3-1			B SI 87 X SI 86 1-0 3 S 1B			4	0	2	0	0	0	4
Inning Stats	R: 0 H: 0 E: 0 LOB: 0 K: 0 BB: 0 S: 10 P: 16	R: 2 H: 2 E: 1 LOB: 2 K: 1 BB: 1 S: 18 P: 33	R: 6 H: 8 E: 0 LOB: 2 K: 0 BB: 0 S: 29 P: 38	R: 0 H: 1 E: 0 LOB: 3 K: 1 BB: 2 S: 12 P: 27	R: 0 H: 0 E: 0 LOB: 0 K: 0 BB: 0 S: 12 P: 18	R: 0 H: 1 E: 0 LOB: 0 K: 0 BB: 0 S: 7 P: 10	R: 0 H: 1 E: 0 LOB: 1 K: 0 BB: 0 S: 6 P: 7	R: 1 H: 2 E: 0 LOB: 0 K: 0 BB: 0 S: 7 P: 14		1B: 11 SF: 0 2B: 4 SAC: 0 3B: 0 DP: 1 HR: 0 HBP: 0						

	AB	38
	R	9
	H	15
	RBI	7
	BB	3
	SO	2
	LOB	20

WP: 1 PA: 42
PB: 0
SB: 1
CS: 0

PITCHER		IP	WLS	BF	H	R	ER	SO	BB	IBB	HBP	BLK	WP	HR	S	P	ERA	WHIP
11 Jeremy Guthrie, R ERA: 4.54	(1, 1)	2.2	L	20	10	8	6	1	1	0	0	0	0	0	49	76	20.25	4.125
25 Casey Coleman, R ERA: 4.5	(3, 1)	1.1		7	1	0	0	1	2	0	0	0	0	0	20	38	0.00	2.250
31 Louis Coleman, R ERA: 6.66	(5, 1)	1.1		5	1	0	0	0	0	0	0	0	0	0	17	25	0.00	0.750
37 Scott Downs, L ERA: 5.2	(6, 1)	1.1		4	1	0	0	0	0	0	0	0	0	0	6	8	0.00	0.750
54 Jason Frasor, R ERA: 2.98	(7, 1)	1.1		5	2	1	1	0	0	0	0	0	1	0	9	16	6.75	1.500

PITCHER	IP	WLS	BF	H	R	ER	SO	BB	IBB	HBP	BLK	WP	HR	S	P	ERA	WHIP

Kansas City Royals @ Detroit Tigers

Comerica Park, Detroit, MI

Tue Sep 09 2014, 7:09 PM - 10:34 PM EDT

Att. 32,603 - Cloudy - 75 F

TOP

livebaseballscorecards.com

Batter	1	2	3	4	5	6	7	8	9	AB	R	H	RBI	BB	SO	LOB
23 Norichika Aoki, L (1, 9) OBP: 0.335, SLG: 0.337	B FF 92 F FF 93 F FF 94 B CH 85 B CH 85 B CH 86 4-2 4 CS BB		C FF 90 X CH 82 0-1 ① G5-3		C FF 92 X CU 79 0-1 14 1B 1-2 1B		C CH 82 F FF 92 B CU 77 F FF 94 F FF 95 F FF 93 B CU 78 F CH 84 F FF 95 2-2 ① X CH 84 G1-3		C FF 91 B CU 81 B FF 92 S FF 92 F FF 93 X SL 87 2-2 13 CS 14 1B 1B	4	0	2	0	1	0	0
1 Jarrod Dyson, L (9, PR) OBP: 0.338, SLG: 0.342										0	0	0	0	0	0	0
14 Omar Infante, R (1, 4) OBP: 0.292, SLG: 0.348	S SL 85 B FF 92 F FF 93 1 SAFE B FF 94 F SL 86 X CH 85 2-2 ① L8		C FF 91 C FF 94 B CU 78 C FF 95 1-3 ② K		F SL 86 B CH 85 X FF 96 1-1 4 BB 1-3 2-H 1B		B CU 75 B SL 84 B FF 92 C FF 92 X FF 94 3-1 13 S 1B		C SI 92 B SI 93 X SI 92 1-1 1-2 1B	5	0	3	1	0	1	1
0 Terrance Gore, R (9, PR)										0	0	0	0	0	0	0
4 Alex Gordon, L (1, 7) OBP: 0.354, SLG: 0.447	1 SAFE B CH 83 B FF 93 F FF 94 1 SAFE B FF 94 B FF 94 4-1 ② 1-2 BB		F FF 93 B CH 83 C CH 83 S FF 96 1-3 ③ K		C FF 95 B FF 95 F CU 79 D CH 84 B CH 85 B FF 95 4-2 1-2 BB		B FF 94 F FF 94 F FF 95 X FF 95 1-2 ② F7		B SI 92 B SI 91 F SI 92 C SL 86 B SI 92 T SL 87 3-2 ① K	3	0	0	0	2	2	3
13 Salvador Perez, R (1, 2) OBP: 0.294, SLG: 0.411	C FF 94 X FF 95 0-1 ③ G6-3			X FF 93 0-0 ① F7	F SL 85 F CH 86 X CH 85 0-2 ② L5		F SL 85 1 SAFE 1 SAFE B SI 94 X SI 93 1-1 ③ P4 1-2		S SL 88 2 SAFE F SL 87 S SL 87 0-3 ②③ K 2-3	5	0	0	0	0	1	7
35 Eric Hosmer, L (1, 3) OBP: 0.313, SLG: 0.379		X FF 93 0-0 7 1B 1B		C FF 92 X CU 78 0-1 ② G4-3	F CH 86 D CH 84 F CH 87 B FF 97 S FF 97 2-3 ③ K			B FF 88 B FC 84 B FF 89 C FF 89 B FF 88 4-1 7 FC4-6 BB		3	0	1	0	1	1	3
7 Josh Willingham, R (1, 10) OBP: 0.350, SLG: 0.414		B FF 92 X FF 94 1-0 1-2 1B		C FF 93 B FF 94 C SL 85 B SL 86 B FF 95 B SL 85 4-2 BB		C FF 91 S FF 91 B FF 94 B CH 84 F FF 95 F FF 96 F SL 85 F SL 85 X FF 95 2-2 ① F7		C FF 93 1 SAFE X FF 93 0-1 ① FC4-6 8 2B 6 G4-3 1-2f	3	1	1	0	1	0	1
8 Mike Moustakas, L (1, 5) OBP: 0.269, SLG: 0.376		C CH 82 B CH 85 T FF 94 F FF 95 S CU 79 1-3 ① K		C CH 84 F FF 95 X CH 84 0-2 ③ L9		C CH 83 B FF 92 X FF 94 1-1 1B		D FF 94 C SL 84 S CU 79 X SL 86 1-2 6 G4-3 1-3 2B		4	0	2	0	0	1	3
6 Lorenzo Cain, R (1, 8) OBP: 0.329, SLG: 0.399		C FF 93 S FF 94 S FF 96 0-3 ② K			C SL 84 X SL 85 0-1 ① G6-3	S FF 93 F FF 94 S SL 83 0-3 ② K		X FF 93 0-0 ② G4-3 2-3 3-H		4	0	0	1	0	2	4
2 Alcides Escobar, R (1, 6) OBP: 0.308, SLG: 0.366		S SL 86 X SL 87 0-1 ③ P3			B FF 92 C FF 93 F FF 94 B FF 95 X SL 86 2-2 23 1B 14 1B 1B	C SL 82 C CH 83 X FF 96 0-2 ③ F9		B FF 93 X SL 87 1-0 ③ G5-3		4	1	1	0	0	0	4

AB	35	1B: 9	SF: 0	WP: 0	PA: 40	R: 0	H: 0	R: 0	H: 2
R	2	2B: 1	SAC: 0	PB: 0		E: 0	LOB: 1	E: 0	LOB: 2
H	10	3B: 0	DP: 0	SB: 1		K: 0	BB: 2	K: 2	BB: 0
RBI	2	HR: 0	HBP: 0	CS: 2		S: 9	P: 19	S: 11	P: 13
BB	5								
SO	8								
LOB	26								

Inning Stats	3	4	5	6	7	8
	R: 0 E: 0 K: 0 S: 8 H: 0 LOB: 0 BB: 0 P: 10	R: 0 E: 0 K: 0 S: 8 H: 0 LOB: 1 BB: 1 P: 12	R: 1 E: 0 K: 1 S: 17 H: 3 LOB: 3 BB: 1 P: 26	R: 0 E: 0 K: 1 S: 15 H: 1 LOB: 1 BB: 0 P: 18	R: 0 E: 0 K: 0 S: 15 H: 1 LOB: 1 BB: 0 P: 22	R: 1 E: 0 K: 0 S: 8 H: 1 LOB: 1 BB: 1 P: 14

Inning Stats	9
	R: 0 E: 0 K: 2 S: 12 H: 2 LOB: 2 BB: 0 P: 18

PITCHER		IP	WLS	BF	H	R	ER	SO	BB	IBB	HBP	BLK	WP	HR	S	P	ERA	WHIP
37 Max Scherzer, R ERA: 3.19	(1, 1)	6.2	W	30	7	1	1	6	4	0	0	0	0	0	81	117	1.35	1.650
62 Al Alburquerque, R ERA: 2.63	(7, 1)	0.1	H	1	0	0	0	0	0	0	0	0	0	0	2	3	0.00	0.000
65 Blaine Hardy, L ERA: 2.25	(8, 1)	0.0		1	0	1	1	0	1	0	0	0	0	0	1	5	∞	∞
44 Joba Chamberlain, R ERA: 3.45	(8, 1)	1.0	H	4	1	0	0	0	0	0	0	0	0	0	7	9	0.00	1.000
36 Joe Nathan, R ERA: 4.85	(9, 1)	1.0	S	4	2	0	0	2	0	0	0	0	0	0	12	18	0.00	2.000

PITCHER	IP	WLS	BF	H	R	ER	SO	BB	IBB	HBP	BLK	WP	HR	S	P	ERA	WHIP

Kansas City Royals @ Detroit Tigers

Comerica Park, Detroit, MI

Tue Sep 09 2014, 7:09 PM - 10:34 PM EDT

Att. 32,603 - Cloudy - 75 F

livebaseballscorecards.com

BOTTOM

Batter	1	2	3	4	5	6	7	8	9	AB	R	H	RBI	BB	SO	LOB
3 Ian Kinsler, R (1, 4) OBP: 0.309, SLG: 0.414	C FF 88 B CH 79 C SI 88 X FF 89 1-2 F7 ①	C CH 80 X CH 80 0-1 G5-3 ②		X SI 86 0-0 F7 ②		1 SAFE 1 SAFE C FF 90 B SI 91 C SL 79 X FF 91 1-2 F7 ②				4	0	0	0	0	0	1
48 Torii Hunter, R (1, 9) OBP: 0.319, SLG: 0.445	S CH 79 X CH 80 0-1 24 2B 28 SF9 1B	C FF 89 X SI 88 0-1 24 BB 1B		S CH 78 B FF 88 X SI 87 1-1 E5		1 SAFE F FF 91 1 SAFE 0-1 PO ③ 1-2	B FF 89 X SL 80 1-0 P6 ①			4	1	2	0	0	0	0
24 Miguel Cabrera, R (1, 10) OBP: 0.373, SLG: 0.520	X CH 78 0-0 1-3 2B	F FF 87 S CH 79 1 SAFE D CH 80 F FF 90 D CH 79 F CH 79 B FF 89 B FF 89 4-2 41 FC4-6 1-2 BB		S SI 86 1 SAFE 1 SAFE B FF 87 S CH 77 X FF 88 1-2 G4-3 ③			B FF 91 B FF 90 C FF 91 B FF 92 F FF 92 X FF 92 3-2 L9 ②			3	0	1	0	1	0	1
41 Victor Martinez, S (1, 3) OBP: 0.406, SLG: 0.571	D FF 88 S FF 88 B CH 80 D KC 74 I IN 66 4-1 IBB	C KC 76 D CH 80 B SI 86 D CH 80 X SI 88 3-1 FC4-6 ③ 1-2f			B SI 85 C CH 77 X CH 78 1-1 L5 ①		C FF 92 B CH 87 B CH 86 F SL 84 X CH 86 2-2 F9 ③			3	0	0	0	1	0	2
28 J.D. Martinez, R (1, 7) OBP: 0.348, SLG: 0.545 32 Don Kelly, L (9, 5) OBP: 0.351, SLG: 0.307	X FF 88 0-0 SF9 ② 3-H	S KC 75 S CH 79 B CH 79 C FF 88 1-3 K ①			B CH 76 X FF 86 1-0 HR			B SI 98 S FF 97 X FF 98 1-1 G1-3 ①		3 0	1 0	1 0	2 0	0 0	1 0	0 0
9 Nick Castellanos, R (1, 5) OBP: 0.309, SLG: 0.406 61 Ezequiel Carrera, L (8, PR) OBP: 0.295, SLG: 0.345 (9, 8)	B SI 88 C CH 80 C FF 89 D CH 78 D CH 81 S CH 80 3-3 K ③	F FF 87 B FF 88 C FF 87 B FF 88 S CH 79 2-3 K ②			B FF 87 F CH 78 S CH 78 C FF 87 1-3 K ②			F FF 99 B CH 90 S FF 98 B FF 99 B FF 98 X FF 99 3-2 17 1B 13 S 1B		4 0	0 0	1 0	0 0	0 0	3 0	2 0
13 Alex Avila, L (1, 2) OBP: 0.329, SLG: 0.367		C FF 86 B KC 75 F CH 80 B FF 88 B FF 89 B FF 89 4-2 17 FC1-6 BB	C SI 86 X SI 87 0-1 1B		C KC 75 C CH 77 B FF 87 F SI 87 B CH 80 S FF 88 2-3 K ③			1 SAFE B FF 98 B FF 99 S FF 89 S FF 97 C FF 98 2-3 K ② 1-2		3	0	1	0	1	2	1
17 Andrew Romine, S (1, 6) OBP: 0.272, SLG: 0.275		C SI 88 X CH 78 0-1 FC1-6 ① 1-2f 20 HR	S CH 78 B FF 86 S CH 79 B CH 78 X CH 78 2-2 P4 ③			C KC 72 F CH 77 B CH 77 X CH 77 1-2 G6-3 ①		F FF 100 B CH 91 B FF 100 X CH 91 2-1 20 FC6 2-3 1B		4	1	1	0	0	0	2
20 Rajai Davis, R (1, 8) OBP: 0.327, SLG: 0.416 (9, 7)		C FF 87 F FF 87 F FF 87 B FF 87 F CH 78 X FF 88 1-2 1-H HR		B SI 84 F SI 85 B CH 78 S CH 78 S CH 78 2-3 K ①		X CH 77 0-0 E4 48 PO		X FF 100 0-0 FC6 ③ 1-2f		4	1	1	2	0	1	2
Inning Stats	R: 1 E: 0 K: 1 S: 11 H: 2 LOB: 2 BB: 1 P: 19	R: 2 E: 0 K: 0 S: 19 H: 2 LOB: 2 BB: 2 P: 31	R: 0 E: 0 K: 2 S: 11 H: 1 LOB: 1 BB: 0 P: 16	R: 0 E: 1 K: 1 S: 9 H: 0 LOB: 1 BB: 0 P: 13	R: 1 E: 0 K: 2 S: 10 H: 1 LOB: 0 BB: 0 P: 15	R: 0 E: 1 K: 0 S: 8 H: 0 LOB: 0 BB: 0 P: 10	R: 0 E: 0 K: 0 S: 7 H: 0 LOB: 0 BB: 0 P: 13	R: 0 E: 0 K: 1 S: 11 H: 2 LOB: 2 BB: 0 P: 19		1B: 5 2B: 1 3B: 0 HR: 2	SF: 1 SAC: 0 DP: 0 HBP: 0		WP: 0 PB: 0 SB: 1 CS: 0	PA: 37		

	AB	R	H	RBI	BB	SO	LOB
	32	4	8	4	3	7	11

PITCHER		IP	WLS	BF	H	R	ER	SO	BB	IBB	HBP	BLK	WP	HR	S	P	ERA	WHIP
51 Jason Vargas, L ERA: 3.25	(1, 1)	5.1	L	27	6	4	4	6	2	1	0	0	0	2	64	99	6.75	1.500
43 Aaron Crow, R ERA: 3.6	(6, 1)	1.2		4	0	0	0	0	0	0	0	0	0	0	11	18	0.00	0.000
40 Kelvin Herrera, R ERA: 1.32	(8, 1)	1.0		5	2	0	0	1	0	0	0	0	0	0	11	19	0.00	2.000

PITCHER	IP	WLS	BF	H	R	ER	SO	BB	IBB	HBP	BLK	WP	HR	S	P	ERA	WHIP

Batter	1	2	3	4	5	6	7	8	9	AB	R	H	RBI	BB	SO	LOB
23 Norichika Aoki, L (1, 9) OBP: 0.335, SLG: 0.335	B FF 91 F FF 91 C FF 93 C SI 93 1-3 ① K		B CU 77 1 SAFE 1 SAFE B CH 82 B CH 84 C SI 91 S FF 92 X SI 92 3-2 ② FC4-2 1-H		C CH 80 B FF 89 F SI 88 F FF 90 B SL 82 C SI 88 2-3 ① K		C SL 84 D CH 80 H SL 85 2-1 HBP		X FC 92 0-0 ② G4-3	3	0	0	0	0	2	1
1 Jarrod Dyson, L (7, PR) OBP: 0.337, SLG: 0.340										1	0	0	0	0	0	0
(7, 8)																
14 Omar Infante, R (1, 4) OBP: 0.289, SLG: 0.345	C FF 92 F SL 86 X SI 93 0-2 ② G4-3		1 SAFE F FF 92 S SL 87 B FF 93 1 SAFE X SI 91 1-2 ③ F7		C SI 87 B CH 82 C CU 77 B SL 83 X SI 89 2-2 ② L3		C CU 78 B SI 93 F SI 93 F SI 93 S CU 80 1-3 ③ K		B FF 92 C FF 91 B FF 92 X FF 92 2-1 ③ G4-3	5	0	0	0	0	1	3
4 Alex Gordon, L (1, 7) OBP: 0.354, SLG: 0.445	C FF 91 S SI 92 S FF 93 0-3 ③ K			C SI 89 B SL 86 F SL 87 X CU 76 1-2 ① F8	B CU 75 S CH 83 F FF 89 F SL 84 B SI 90 X CH 81 2-2 ③ G4-3			B SL 79 F FF 94 B SL 78 B SL 80 F SI 94 F FF 96 F SI 94 B SL 81 4-2 BB		3	0	0	0	1	1	0
7 Josh Willingham, R (1, 10) OBP: 0.352, SLG: 0.415		C FF 91 C CU 77 B SL 84 C SI 92 1-3 ① K	C SL 83 B SL 87 B FF 91 B SL 84 S SI 90 F SI 90 F SI 90 F FF 92 F SI 90 3-2 F SI 89 X SI 89 35 1B 13 1B 1B		C SL 84 F CH 81 B SI 88 X SI 89 1-2 ① G4-3			1 SAFE X SI 94 0-0 35 1B 1-2 1B		4	1	2	0	0	1	0
45 Lane Adams, R (8, PR) (8, 10)										0	0	0	0	0	0	0
35 Eric Hosmer, L (1, 3) OBP: 0.315, SLG: 0.380		C FF 92 B SL 88 B CU 76 F FF 94 S SL 85 2-3 ② K	1 SAFE B CU 75 B SI 89 C SI 90 X SL 87 2-1 8 F9 13 1B 6 1B 1-2 1B		F CH 82 X SI 90 0-1 ② G4-3			X SL 81 0-0 1-2 2-3 1B		4	1	2	0	0	1	0
13 Salvador Perez, R (1, 2) OBP: 0.296, SLG: 0.412		B FF 93 F SL 85 T CU 77 X SL 84 1-2 1B	X SI 91 0-0 6 1B 1-2 2-H 1B		F SI 88 B SL 83 F CU 76 S CH 81 1-3 ③ K			X SI 93 0-0 ①② L1-5 3-3		4	0	2	1	0	1	3
8 Mike Moustakas, L (1, 5) OBP: 0.266, SLG: 0.372		C FF 92 C FF 92 F FF 93 X FF 92 0-2 ③ F8	F SI 91 F SL 87 B SI 91 F CU 76 X SI 91 1-2 ② F9 2-3				C CH 80 X FF 88 0-1 ① P6	B FF 94 F SI 93 F SL 87 B SI 94 F SL 86 F FF 94 S SL 85 2-3 ③ K		4	0	0	0	0	1	5
6 Lorenzo Cain, R (1, 8) OBP: 0.333, SLG: 0.407			C FF 91 B SI 91 B SL 85 S SI 92 F SI 91 F SI 92 F SI 89 X SL 84 2-2 ① G6-3	X SI 90 0-0 1-2 3-H 1B			B SI 87 F CH 81 X SL 84 1-1 2 S 1B		C FF 90 X FF 91 0-1 2 SF7 3B	4	1	3	1	0	0	0
(7, 9)																
2 Alcides Escobar, R (1, 6) OBP: 0.307, SLG: 0.366			C SL 87 B SL 86 X SI 92 1-1 23 E 23 S 23 FC4-2 1B	X SL 83 0-0 ③ G1-3			1 SAFE D SL 84 1 SAFE 1 SAFE S SI 87 F SI 89 S CH 81 1-3 ② K 1-2		D SL 78 S FF 90 C FF 91 X CU 70 1-2 ① SF7 3-H	3	0	1	1	0	1	3

Inning Stats										
	R: 0 E: 0 K: 2 S: 9	H: 0 LOB: 0 BB: 0 P: 10	R: 0 E: 0 K: 2 S: 13	H: 1 LOB: 1 BB: 0 P: 17	R: 0 E: 0 K: 0 S: 14	H: 1 LOB: 1 BB: 0 P: 21	R: 2 E: 0 K: 0 S: 20	H: 4 LOB: 2 BB: 0 P: 27	R: 0 E: 0 K: 1 S: 11	H: 0 LOB: 0 BB: 0 P: 17
	R: 0 E: 0 K: 1 S: 8	H: 0 LOB: 0 BB: 0 P: 10	R: 0 E: 0 K: 2 S: 12	H: 1 LOB: 2 BB: 0 P: 17	R: 0 E: 0 K: 1 S: 12	H: 2 LOB: 2 BB: 1 P: 18	R: 1 E: 0 K: 0 S: 8	H: 1 LOB: 0 BB: 0 P: 11	1B: 9 2B: 1 3B: 1 HR: 0	SF: 1 SAC: 0 DP: 1 HBP: 1	WP: 0 PB: 0 SB: 2 CS: 0	PA: 38

PITCHER		IP	WLS	BF	H	R	ER	SO	BB	IBB	HBP	BLK	WP	HR	S	P	ERA	WHIP
21 Rick Porcello, R ERA: 3.23	(1, 1)	6.2	L	28	7	2	2	7	0	0	1	0	0	0	83	114	2.70	1.050
49 Jim Johnson, R ERA: 6.89	(7, 1)	0.1		1	0	0	0	1	0	0	0	0	0	0	4	5	0.00	0.000
40 Phil Coke, L ERA: 3.79	(8, 1)	0.0		3	2	0	0	0	1	0	0	0	0	0	6	10	∞	∞
62 Al Alburquerque, R ERA: 2.58	(8, 1)	1.0		2	0	0	0	1	0	0	0	0	0	0	6	8	0.00	0.000
38 Joakim Soria, R ERA: 3.72	(9, 1)	1.0		4	1	1	1	0	0	0	0	0	0	0	8	11	9.00	1.000

PITCHER	IP	WLS	BF	H	R	ER	SO	BB	IBB	HBP	BLK	WP	HR	S	P	ERA	WHIP

TOP

Kansas City Royals @ Detroit Tigers

Comerica Park, Detroit, MI

Wed Sep 10 2014, 7:51 PM - 11:08 PM EDT

Att. 29,751 - Drizzle - 73 F

livebaseballscorecards.com

AB	35
R	3
H	10
RBI	3
BB	1
SO	9
LOB	15

BOTTOM

Kansas City Royals @ Detroit Tigers

Comerica Park, Detroit, MI

Wed Sep 10 2014, 7:51 PM - 11:08 PM EDT

Att. 29,751 - Drizzle - 73 F

livebaseballscorecards.com

Batter	1	2	3	4	5	6	7	8	9	AB	R	H	RBI	BB	SO	LOB
3 Ian Kinsler, R (1, 4) OBP: 0.308, SLG: 0.413	F FF 93 C SI 92 F FF 94 B FF 95 B CH 86 X FC 89 2-2 48 G1-3 1B			C FF 93 F CH 84 B CH 86 S FF 92 1-3 ① K			F FF 92 B CH 84 C FF 94 B CH 85 F FF 93 X FF 91 2-2 ① F7		C FC 92 F FC 93 B FC 93 F FF 98 F FC 93 F KC 87 F KC 88 F FC 93 S KC 86 1-3 ② K	4	0	1	0	0	2	0
48 Torii Hunter, R (1, 9) OBP: 0.318, SLG: 0.443	B FF 94 1 SAFE X FF 93 1-0 ①② G1-3 1-2			X SI 92 0-0 ② G5-3			X SI 92 0-0 41 F8 24 WP 1B		B FC 91 S FC 92 F FF 96 B FC 92 F FF 97 B FF 98 S FC 91 3-3 ③ K	4	0	1	0	0	1	1
24 Miguel Cabrera, R (1, 10) OBP: 0.373, SLG: 0.518	B FF 94 C FF 93 F FF 93 S FC 90 1-3 ③ K			B FF 94 F FC 87 S FC 87 X FC 85 1-2 ③ G6-3			B FF 91 F FC 84 D CH 76 B FF 93 B FF 92 4-1 1-2 BB			2	0	0	0	1	1	0
41 Victor Martinez, S (1, 3) OBP: 0.404, SLG: 0.568		C FF 93 F FC 89 F FF 93 F CH 86 B SI 94 F SI 94 F KC 81 F CH 86 B CH 85 2-2 ① X CH 88 G3			F FF 93 F KC 80 F CH 85 X FF 94 0-2 ① G3		X CH 86 0-0 ② F8 2-3			3	0	0	0	0	0	2
28 J.D. Martinez, R (1, 7) OBP: 0.345, SLG: 0.540		B FC 90 F FC 89 B SI 93 F SI 94 S CH 86 2-3 ② K			B FF 93 F CH 85 F CH 84 S CH 85 1-3 ② K		F KC 81 S KC 82 D CH 86 D KC 80 S CH 85 2-3 ③ K			3	0	0	0	0	3	2
32 Don Kelly, L (1, 8) OBP: 0.345, SLG: 0.301		C FF 94 B KC 82 S CH 85 F CH 87 B CH 85 F FC 89 X CH 86 2-2 ③ P6			B KC 80 C FC 88 S KC 81 X KC 80 1-2 ③ G1-3			C FF 97 F FF 99 F CH 90 F FF 99 X CH 90 0-2 ① G1-3		3	0	0	0	0	0	0
9 Nick Castellanos, R (1, 5) OBP: 0.308, SLG: 0.403			F SI 92 S FC 87 B FC 86 B CH 86 F FC 88 S FC 87 2-3 ① K			C FC 86 B KC 81 B FC 85 B SI 92 X FF 92 3-1 ① F8		B SI 98 C CH 88 X FF 98 1-1 ② G5-3		3	0	0	0	0	1	0
13 Alex Avila, L (1, 2) OBP: 0.326, SLG: 0.364			F FF 93 S KC 81 S KC 80 0-3 ② K			C FF 94 X FC 82 0-1 ② G3		C CU 82 B CH 91 S FF 98 B FF 98 S FF 98 2-3 ③ K		3	0	0	0	0	2	0
17 Andrew Romine, S (1, 6) OBP: 0.269, SLG: 0.273 20 Rajai Davis, R (9, PH) OBP: 0.327, SLG: 0.415			B FF 93 B SI 93 F FF 93 B CH 86 F FF 92 X FF 93 3-2 ③ G5-3			S FC 88 F KC 81 S CH 85 0-3 ③ K2-3			C FF 96 X FF 97 0-1 ① F9	2 1	0 0	0 0	0 0	0 0	1 0	0 0
Inning Stats	R: 0 E: 0 K: 1 S: 8 H: 1 LOB: 0 BB: 0 P: 12	R: 0 E: 0 K: 1 S: 16 H: 0 LOB: 0 BB: 0 P: 22	R: 0 E: 0 K: 2 S: 10 H: 0 LOB: 0 BB: 0 P: 15	R: 0 E: 0 K: 1 S: 7 H: 0 LOB: 0 BB: 0 P: 9	R: 0 E: 0 K: 1 S: 10 H: 0 LOB: 0 BB: 0 P: 12	R: 0 E: 0 K: 1 S: 7 H: 0 LOB: 0 BB: 0 P: 10	R: 0 E: 0 K: 1 S: 10 H: 1 LOB: 2 BB: 1 P: 18	R: 0 E: 0 K: 1 S: 10 H: 0 LOB: 0 BB: 0 P: 13	R: 0 E: 0 K: 2 S: 14 H: 0 LOB: 0 BB: 0 P: 18	1B: 2 2B: 0 3B: 0 HR: 0 SF: 0 SAC: 0 DP: 0 HBP: 0						

	AB	28
	R	0
	H	2
	RBI	0
	BB	1
	SO	11
	LOB	5

WP: 1 PA: 29
PB: 0
SB: 0
CS: 0

PITCHER		IP	WLS	BF	H	R	ER	SO	BB	IBB	HBP	BLK	WP	HR	S	P	ERA	WHIP
33 James Shields, R ERA: 3.13	(1, 1)	7.0	W	23	2	0	0	8	1	0	0	0	1	0	68	98	0.00	0.429
40 Kelvin Herrera, R ERA: 1.3	(8, 1)	1.0	H	3	0	0	0	1	0	0	0	0	0	0	10	13	0.00	0.000
17 Wade Davis, R ERA: 0.7	(9, 1)	1.0	S	3	0	0	0	2	0	0	0	0	0	0	14	18	0.00	0.000

PITCHER	IP	WLS	BF	H	R	ER	SO	BB	IBB	HBP	BLK	WP	HR	S	P	ERA	WHIP

Cleveland Indians @ Detroit Tigers

Comerica Park, Detroit, MI

Fri Sep 12 2014, 7:09 PM - 10:15 PM EDT

Att. 38,341 - Cloudy - 60 F

TOP

livebaseballscorecards.com

Batter	1	2	3	4	5	6	7	8	9	AB	R	H	RBI	BB	SO	LOB
24 Michael Bourn, L (1, 8) OBP: 0.321, SLG: 0.373	C FF 89 C CH 83 B KC 79 B KC 79 S CH 84 2-3 K	B FC 84 X SI 91 1-0 G6-3			B FC 84 B CH 83 B FF 91 C SI 90 F FF 91 F CH 84 C FF 92 3-3 K			C FC 88 X FC 88 0-1 F7		4	0	0	0	0	2	2
62 Tyler Holt, R (8, 8) OBP: 0.309, SLG: 0.275					F FF 92 F FF 92 X CH 86 0-2 G6-3			C FF 90 C FC 85 B FF 91 B SI 92 F FF 92 F SI 92 F FC 85 X CH 83 2-2 G5-3		0	0	0	0	0	0	0
11 José Ramírez, S (1, 6) OBP: 0.298, SLG: 0.333	B SI 92 F CH 84 F FF 91 S FF 92 1-3 K		B FF 91 B SI 90 C FF 91 X CH 84 2-1 41 CS 1B							4	0	1	0	0	1	0
1 Justin Sellers, R (8, 6) OBP: 0.316, SLG: 0.188										0	0	0	0	0	0	0
23 Michael Brantley, L (1, 10) OBP: 0.377, SLG: 0.493	C FF 92 C SI 92 B KC 81 X FC 86 1-2 1B		C FC 86 F FF 90 B FF 92 X FC 85 1-2 F7			C SI 91 C KC 80 B SI 92 B CH 84 F SI 92 X SI 94 2-2 G6-3		B CH 84 X FF 92 1-0 41 FC6 1B		4	0	2	0	0	0	1
41 Carlos Santana, S (1, 3) OBP: 0.366, SLG: 0.446	1 SAFE C CH 83 B CH 84 1 SAFE B CH 83 1 SAFE B SI 91 X SI 92 3-1 G6-3		1 SAFE 1 SAFE B SI 92 S FF 92 C CH 84 B FF 92 C FC 87 2-3 K 1-2			F SI 92 B KC 82 X SI 92 1-1 G6-3		C SI 93 C CU 78 B SI 93 B SI 93 X CU 79 2-2 FC6 1-2f		4	0	0	0	0	1	3
36 Jesús Aguilar, R (8, 3) OBP: 0.250, SLG: 0.130										0	0	0	0	0	0	0
10 Yan Gomes, R (1, 2) OBP: 0.319, SLG: 0.476		C FF 89 X FC 84 0-1 F8		C CH 83 X KC 78 0-1 F8		C FF 92 B FF 93 F SI 92 F SI 93 B FF 93 F CH 84 B FC 89 F CH 84 S FF 92 3-3 K			F SI 91 B SI 92 X SI 92 1-1 G5-3	4	0	0	0	0	1	0
22 Jason Kipnis, L (1, 4) OBP: 0.318, SLG: 0.340		C FF 90 X CH 83 0-1 F8		C CH 82 C FC 85 B SI 92 S FF 93 1-3 K			B KC 83 F FF 91 X SI 90 1-1 4 FC6-4 1B		B SI 93 F SI 93 C SI 93 X CU 79 1-2 G4-3	4	0	1	0	0	1	0
9 Ryan Raburn, R (1, 9) OBP: 0.246, SLG: 0.297		X SI 90 0-0 HR		C FF 92 X KC 80 0-1 1B			X CH 83 0-0 L4	F SI 93 C SI 92 B SI 93 B SI 93 F CH 88 F SI 94 B CU 80 B SI 95 4-2 8 2B BB	F SI 93 C SI 92 B SI 93 C SI 93 X CU 79 1-2 G4-3	3	1	2	1	0	0	1
72 Jason Giambi, L (9, PH) OBP: 0.246, SLG: 0.296										0	1	0	0	1	0	0
8 Lonnie Chisenhall, L (1, 5) OBP: 0.353, SLG: 0.456		B FF 91 X FF 91 1-0 4 2B 1B		X SI 92 0-0 G4-3			C SI 91 1 SAFE 1 SAFE B SI 91 C SI 92 S SI 92 1-3 K		X SI 93 0-0 1-H 2B	4	0	2	1	0	1	2
4 Mike Aviles, R (1, 7) OBP: 0.271, SLG: 0.337		1 SAFE C FF 91 X FC 87 0-1 1-3 2B			C CH 83 F CH 81 B SI 91 B KC 81 F FF 92 X SI 92 2-2 P2		X CH 84 0-0 FC6-4 1-2f		F SI 93 S CU 78 B CU 78 F CH 88 C FF 93 1-3 K	3	0	1	0	0	0	1
6 Zach Walters, S (9, PH) OBP: 0.238, SLG: 0.417										1	0	0	0	0	1	1

	AB	35
	R	2
	H	9
	RBI	2
	BB	1
	SO	8
	LOB	11

Inning Stats										
	R: 0 E: 0 K: 2 S: 11	H: 1 LOB: 1 BB: 0 P: 18	R: 1 E: 0 K: 0 S: 9	H: 3 LOB: 2 BB: 0 P: 11	R: 0 E: 0 K: 1 S: 8	H: 1 LOB: 0 BB: 0 P: 13	R: 0 E: 0 K: 1 S: 8	H: 1 LOB: 1 BB: 0 P: 9	R: 0 E: 0 K: 1 S: 11	H: 0 LOB: 0 BB: 0 P: 16
	R: 0 E: 0 K: 1 S: 12	H: 0 LOB: 0 BB: 0 P: 18	R: 0 E: 0 K: 1 S: 7	H: 1 LOB: 1 BB: 0 P: 9	R: 0 E: 0 K: 0 S: 12	H: 1 LOB: 1 BB: 0 P: 17	R: 1 E: 0 K: 1 S: 14	H: 1 LOB: 1 BB: 1 P: 21	1B: 6 2B: 2 3B: 0 HR: 1	SF: 0 SAC: 0 DP: 0 HBP: 0	WP: 0 PB: 0 SB: 0 CS: 1	PA: 36

PITCHER		IP	WLS	BF	H	R	ER	SO	BB	IBB	HBP	BLK	WP	HR	S	P	ERA	WHIP
14 David Price, L ERA: 3.26	(1, 1)	7.2	W	30	8	1	1	7	0	0	0	0	0	1	75	106	1.17	1.043
49 Jim Johnson, R ERA: 6.88	(8, 1)	1.1		6	1	1	1	1	1	0	0	0	0	0	17	26	6.75	1.500

PITCHER	IP	WLS	BF	H	R	ER	SO	BB	IBB	HBP	BLK	WP	HR	S	P	ERA	WHIP

Batter	1	2	3	4	5	6	7	8	9	AB	R	H	RBI	BB	SO	LOB
3 Ian Kinsler, R (1, 4) OBP: 0.309, SLG: 0.415	C FF 97 B FF 98 C FF 98 B SL 89 F SL 89 F FF 98 X SL 88 2-2 ① G5-3		C SL 87 F FF 95 X FF 96 0-2 2-H 2B		B FF 93 C SL 85 X SL 84 1-1 ① G5-3		F FF 95 X CU 79 0-1 48 BB 41 1B 1B	C FF 90 B FF 89 B FC 85 X FC 85 2-1 ② P6		5	1	2	1	0	0	1
48 Torii Hunter, R (1, 9) OBP: 0.317, SLG: 0.439	F FF 98 F FF 98 B CU 83 X SL 88 1-2 ② L6		B SI 95 F SL 86 F SL 88 F SL 88 X CH 89 1-2 ③ G5-3		C SL 85 C FF 94 X SL 86 0-2 ② G1-3		F SI 91 B SI 90 1 SAFE B CU 80 B SI 90 B SI 91 4-1 41 1B 28 3B 1-2 BB	B FF 90 F FC 86 F FF 89 F FC 85 X FC 86 1-2 ③ L8		4	1	0	0	1	0	2
24 Miguel Cabrera, R (1, 10) OBP: 0.372, SLG: 0.516	F FF 97 S SI 98 B FF 97 S SL 89 1-3 ③ K			C SL 86 F FF 94 X SL 87 0-2 E1 41 G3-1 28 HR 1B	X CH 87 0-0 ③ G4-3		C CU 81 F SI 92 B CU 82 C CU 82 1-3 ② K			4	1	1	0	0	2	2
41 Victor Martinez, S (1, 3) OBP: 0.404, SLG: 0.568		B FF 97 F FF 97 B SL 88 C CH 89 F FF 97 X SL 88 2-2 ① G6-3		C SL 87 F CH 91 D SL 87 B SI 95 F SL 86 X SL 87 2-2 ① G3-1 2-3		X SL 85 0-0 28 G1-3 1B	C SI 92 B SI 91 F SI 91 X CU 82 1-2 1-3 2-H 28 3B 1B			4	1	2	1	0	0	1
28 J.D. Martinez, R (1, 7) OBP: 0.347, SLG: 0.553 61 Ezequiel Carrera, L (7, PR) OBP: 0.295, SLG: 0.345 (8, 8)		B FF 97 X SL 88 1-0 ② L5		S SL 87 X SI 93 0-1 3-H HR		B FF 93 X SL 85 1-0 ① G1-3 1-2	C CU 82 F CU 82 B SI 93 D CU 83 X CU 82 2-2 1-H 3-H 13 1B 3B			4 0	1 1	2 0	4 0	0 0	0 0	1 0
13 Alex Avila, L (1, 2) OBP: 0.328, SLG: 0.363		B FF 97 C FF 95 F FF 97 S SL 88 1-3 ③ K		B SL 95 C CH 86 B SL 87 B FF 94 F FF 93 B FF 93 4-2 30 1B BB		B FF 95 C CH 86 B CH 88 C FF 94 T SL 87 2-2 ② K	X SL 84 0-0 3-H 1B			3	0	1	1	1	2	1
9 Nick Castellanos, R (1, 5) OBP: 0.309, SLG: 0.403 32 Don Kelly, L (8, 5) OBP: 0.345, SLG: 0.301			X FF 96 0-0 20 G5-3 3 2B 1B	B SL 86 1 SAFE C FF 93 S SL 85 B CH 86 S CH 86 2-3 ② K	I IN 67 I IN 72 I IN 74 I IN 72 4-0 IBB	X FC 85 0-0 ③ G5-3				3 0	1 0	1 0	0 0	1 0	1 0	3 0
30 Eugenio Suárez, R (1, 6) OBP: 0.316, SLG: 0.346			B FF 96 C CH 86 F SI 95 B SL 87 S SL 87 2-3 ① K	C FF 94 F SI 92 B SL 86 F CU 84 X CU 79 1-2 20 FC6-4 1-2 1B	X SL 87 0-0 ③ G5-3			C FC 84 B FC 86 S FF 88 B FC 84 X FC 85 2-2 ① G6-3		4	0	1	0	0	1	3
20 Rajai Davis, R (1, 8) OBP: 0.326, SLG: 0.414 (8, 7)			C SI 97 B SI 95 F SL 87 F FF 96 X CH 90 1-2 ② G5-3 1-2	X SL 84 0-0 ③ FC6-4 1-2f			X FF 94 0-0 ① L9	C FF 89 X FC 85 0-1 1B		4	0	1	0	0	0	3
Inning Stats	R: 0 E: 0 K: 1 S: 11 H: 0 LOB: 0 BB: 0 P: 15	R: 0 E: 0 K: 1 S: 8 H: 0 LOB: 0 BB: 0 P: 12	R: 1 E: 0 K: 1 S: 15 H: 2 LOB: 1 BB: 0 P: 19	R: 2 E: 1 K: 1 S: 19 H: 3 LOB: 2 BB: 1 P: 28	R: 0 E: 0 K: 0 S: 6 H: 0 LOB: 0 BB: 0 P: 7	R: 0 E: 0 K: 1 S: 6 H: 1 LOB: 2 BB: 1 P: 13	R: 4 E: 0 K: 1 S: 15 H: 4 LOB: 2 BB: 1 P: 23	R: 0 E: 0 K: 0 S: 11 H: 1 LOB: 1 BB: 0 P: 16		1B: 8 2B: 1 3B: 1 HR: 1 SF: 0 SAC: 0 DP: 0 HBP: 0						

PITCHER		IP	WLS	BF	H	R	ER	SO	BB	IBB	HBP	BLK	WP	HR	S	P	ERA	WHIP
59 Carlos Carrasco, R ERA: 2.86	(1, 1)	6.1	L	28	7	4	4	5	1	1	0	0	0	1	68	97	5.68	1.263
20 C.C. Lee, R ERA: 4.01	(7, 1)	0.1		4	2	2	2	1	1	0	0	0	0	0	10	18	54.00	9.000
35 Marc Rzepczynski, L ERA: 2.93	(7, 1)	0.0		1	1	1	1	0	0	0	0	0	0	0	1	1	∞	∞
43 Josh Tomlin, R ERA: 4.76	(7, 1)	1.1		5	1	0	0	0	0	0	0	0	0	0	12	17	0.00	0.750

PITCHER	IP	WLS	BF	H	R	ER	SO	BB	IBB	HBP	BLK	WP	HR	S	P	ERA	WHIP

BOTTOM

Cleveland Indians @ Detroit Tigers

Comerica Park, Detroit, MI

Fri Sep 12 2014, 7:09 PM - 10:15 PM EDT

Att. 38,341 - Cloudy - 60 F

livebaseballscorecards.com

AB	35
R	7
H	11
RBI	7
BB	3
SO	6
LOB	17

WP: 0	PA: 38		
PB: 0			
SB: 0			
CS: 0			

Cleveland Indians @ Detroit Tigers

Comerica Park, Detroit, MI

Sat Sep 13 2014, 7:10 PM - 10:22 PM EDT

Att. 41,190 - Partly Cloudy - 57 F

livebaseballscorecards.com

TOP

Batter	1	2	3	4	5	6	7	8	9	AB	R	H	RBI	BB	SO	LOB
24 Michael Bourn, L (1, 8) OBP: 0.321, SLG: 0.374	C FF 88 C FC 82 B SI 88 B SI 88 F FC 83 X FF 88 2-2 4 SH1-3 23 HR 2B		C FF 87 C CH 79 B CU 77 S CU 76 1-3 K		C CU 75 B CU 76 S SI 87 B CU 76 X SI 87 2-2 G3 1-2 2-3			B CU 77 F SL 84 S SL 85 S SL 85 1-3 K		4	1	1	0	0	2	2
4 Mike Aviles, R (1, 6) OBP: 0.272, SLG: 0.341 (7, 9) 39 JB Shuck, L (8, PH) OBP: 0.175, SLG: 0.223 (8, 9)	X FF 88 0-0 SH1-3 2-3		B CH 80 B CH 81 C FF 87 S CH 79 B FF 88 X CH 80 3-2 L8		B FF 88 B CH 79 C FF 87 F FC 84 F FF 88 F FC 83 X FF 88 2-2 2-H 3-H 2B			B FF 92 F FF 91 X FF 93 1-1 G6-3		2 1	0 0	1 0	2 0	0 0	0 0	0 0
23 Michael Brantley, L (1, 7) OBP: 0.378, SLG: 0.498	B FF 88 C FC 83 F FF 88 F FC 83 F FF 86 D CU 75 F SI 88 B FC 83 F FF 90 3-2 X FF 88 3-H HR			C FF 87 B CH 80 B CU 76 C FF 87 X FC 83 2-2 L8	B FC 82 X FF 87 1-0 L9			B CU 78 X FF 92 1-0 10 S 41 1B 1B		4	1	2	2	0	0	1
41 Carlos Santana, S (1, 10) OBP: 0.366, SLG: 0.444	B FF 88 S CH 80 B CH 80 C FF 87 B FC 84 S FF 88 3-3 K			B CH 80 X CH 81 1-0 P2		B SI 92 X SI 93 1-0 G4-3		1 SAFE 1 SAFE C CU 78 1 SAFE 1 SAFE F FF 91 D SL 85 F SL 85 F FF 93 1-2 1 SAFE X CU 80 10 S 1-2 1B		4	0	1	0	0	1	0
10 Yan Gomes, R (1, 2) OBP: 0.318, SLG: 0.474	F FF 87 X CU 75 0-1 L9			B CH 80 S FF 87 X FF 88 1-1 1B		B SI 92 C SL 85 S SL 85 S SL 86 1-3 K		C SL 86 S SL 86 D SL 87 B FF 93 B SL 87 F SL 85 X SL 88 3-2 F9 1-2 2-3		4	0	1	0	0	1	2
22 Jason Kipnis, L (1, 4) OBP: 0.317, SLG: 0.338		X FF 85 0-0 L9		C FF 87 F FC 83 B FF 88 X FF 87 1-2 G3-1	C SL 85 X SI 93 0-1 F7				C FF 90 B CU 80 F SI 91 B SI 91 B SL 82 B FF 91 4-2 11 SH1-3 BB	3	0	0	0	1	0	1
9 Ryan Raburn, R (1, 9) OBP: 0.250, SLG: 0.297 62 Tyler Holt, R (4, 9) OBP: 0.304, SLG: 0.269 11 José Ramírez, S (7, PH) OBP: 0.302, SLG: 0.337 (7, 6)		B FF 86 B CH 79 B FF 86 B FF 85 4-0 8 G3-6-3-4 BB		C FF 86 C FF 87 B FC 82 X FC 83 1-2 G5-3		C FF 89 B FF 91 F FF 90 B FF 91 X CU 70 2-2 8 G6-4-3 1B			X SI 91 0-0 SH1-3 1-2	0 1 1	0 0 0	0 0 1	0 0 0	1 0 0	0 0 0	0 0 0
8 Lonnie Chisenhall, L (1, 5) OBP: 0.352, SLG: 0.454		B FF 86 C FF 87 F FC 83 F SI 88 F FC 83 X FF 87 1-2 G3-6-3-4 1-2f		C FC 83 B FC 82 X FF 87 1-1 24 G3 36 1B 4 2B 1B		C FF 90 C FF 89 X FF 91 0-2 G6-4-3 1-2f			C FF 90 D SL 86 F FF 90 S SL 86 1-3 K2-3	4	1	1	0	0	1	3
36 Jesús Aguilar, R (1, 3) OBP: 0.258, SLG: 0.154 7 David Murphy, L (9, PH) OBP: 0.325, SLG: 0.386			B FF 85 C FF 86 B CH 79 B FF 87 X FF 86 3-1 F9		C CH 79 F CH 79 X FC 83 0-2 24 G3 4 2B 1-2 1B		C SL 76 C FF 90 S CU 70 0-3 K		B SI 90 C FF 90 B SI 91 B SI 90 F SI 91 X SL 86 3-2 F7	3 1	1 0	1 0	0 0	0 0	1 0	0 1
Inning Stats	R: 2 E: 0 K: 1 S: 17 H: 2 LOB: 0 BB: 0 P: 25	R: 0 E: 0 K: 0 S: 6 H: 0 LOB: 0 BB: 1 P: 11	R: 0 E: 0 K: 1 S: 8 H: 0 LOB: 0 BB: 0 P: 15	R: 0 E: 0 K: 0 S: 9 H: 1 LOB: 1 BB: 0 P: 14	R: 2 E: 0 K: 0 S: 17 H: 3 LOB: 1 BB: 0 P: 24	R: 0 E: 0 K: 1 S: 6 H: 0 LOB: 0 BB: 0 P: 8	R: 0 E: 0 K: 1 S: 9 H: 1 LOB: 0 BB: 0 P: 11	R: 0 E: 0 K: 1 S: 15 H: 2 LOB: 2 BB: 0 P: 22	R: 0 E: 0 K: 1 S: 9 H: 0 LOB: 1 BB: 1 P: 17	1B: 6 2B: 2 3B: 0 HR: 1 SF: 0 SAC: 2 DP: 2 HBP: 0						

	AB	32
	R	4
	H	9
	RBI	4
	BB	2
	SO	6
	LOB	10

WP: 0 PA: 36
PB: 0
SB: 2
CS: 0

PITCHER		IP	WLS	BF	H	R	ER	SO	BB	IBB	HBP	BLK	WP	HR	S	P	ERA	WHIP
53 Kyle Lobstein, L ERA: 3.58	(1, 1)	5.0		21	6	4	4	2	1	0	0	0	0	1	57	89	7.20	1.400
62 Al Alburquerque, R ERA: 2.53	(6, 1)	1.0		3	0	0	0	1	0	0	0	0	0	0	6	8	0.00	0.000
38 Joakim Soria, R ERA: 3.63	(7, 1)	1.0		3	1	0	0	1	0	0	0	0	0	0	9	11	0.00	1.000
44 Joba Chamberlain, R ERA: 3.39	(8, 1)	1.0	W	5	2	0	0	1	0	0	0	0	0	0	15	22	0.00	2.000
36 Joe Nathan, R ERA: 4.75	(9, 1)	1.0	S	4	0	0	0	1	1	0	0	0	0	0	9	17	0.00	1.000

PITCHER		IP	WLS	BF	H	R	ER	SO	BB	IBB	HBP	BLK	WP	HR	S	P	ERA	WHIP

Cleveland Indians @ Detroit Tigers

Comerica Park, Detroit, MI

Sat Sep 13 2014, 7:10 PM - 10:22 PM EDT

Att. 41,190 - Partly Cloudy - 57 F

livebaseballscorecards.com

BOTTOM

Batter	1	2	3	4	5	6	7	8	9	AB	R	H	RBI	BB	SO	LOB
3 Ian Kinsler, R (1, 4) OBP: 0.309, SLG: 0.414	C FF 94 B FF 96 B SL 85 F FF 95 F FF 96 S CH 86 2-3 ① K		X FF 94 0-0 24 PO 1B 1-3 3-H		B SI 93 B FF 94 X SL 84 2-0 ② L6		1 SAFE 1 SAFE C SL 87 F SL 86 1 SAFE B FF 90 X SL 86 1-2 ② F7 1-2			4	0	1	1	0	1	3
48 Torii Hunter, R (1, 9) OBP: 0.315, SLG: 0.437	B FF 95 X FF 95 1-0 ② F7		X FF 96 0-0 ② SF9 3-H		S CH 84 B FF 96 D CH 84 B FF 95 X FF 96 3-1 ③ F9		D SL 88 C SL 88 S SL 88 F SL 88 S CU 80 1-3 ③ K			3	0	0	1	0	1	3
24 Miguel Cabrera, R (1, 3) OBP: 0.371, SLG: 0.514 61 Ezequiel Carrera, L (8, PR) OBP: 0.295, SLG: 0.345 (9, 8)	C FF 97 F SL 86 S FF 98 0-3 ③ K		1 SAFE 1 SAFE S SL 86 S FF 96 B FF 96 1 SAFE 1 SAFE 1-2 ③ PO 1-2	F FF 96 F CH 84 T FF 97 0-2 ① K		B CH 84 F FF 95 F CH 85 F FF 98 X FF 96 1-2 ① G4-3		B FC 94 B FC 94 B FC 93 B FC 93 4-0 13 S 13 HR BB		3 0	0 1	0 0	1 0	2 0	0 0
41 Victor Martinez, S (1, 10) OBP: 0.403, SLG: 0.571		C FF 95 X FF 97 0-1 ① F9		B CH 84 B FF 95 C SI 93 X SI 96 2-1 HR		B FF 96 C SL 86 B CH 86 C CH 85 X CH 87 2-2 ② F7		1 SAFE C FC 94 X FC 94 0-1 ① F9		4	1	1	1	0	0	1
28 J.D. Martinez, R (1, 7) OBP: 0.346, SLG: 0.549 32 Don Kelly, L (9, 3) OBP: 0.345, SLG: 0.301		F FF 97 B FF 97 C FF 98 B FF 97 S FF 98 2-3 ② K	B SL 83 B FF 97 C FF 96 F FF 96 S CH 86 2-3 ② K		S SL 85 B CH 85 S SL 85 B FF 97 B CH 87 B FF 96 4-2 13 BB BB		C FC 94 1 SAFE 1 SAFE 1 SAFE F FC 94 S FC 95 0-3 ② K		3 0	0 0	0 0	0 0	1 0	3 0	1 0
13 Alex Avila, L (1, 2) OBP: 0.329, SLG: 0.371		B FF 96 B FF 96 S FF 96 S FF 96 S FF 98 2-3 ③ K	B FF 95 F FF 94 F FF 97 S FF 96 1-3 ③ K		B SI 91 B SL 84 B SI 90 C SI 92 S SI 92 F SI 93 F SI 92 B SI 91 4-2 1-2 BB		B FC 94 1 SAFE C SL 82 S SL 81 1 SAFE 1 SAFE B FC 94 B SL 81 X SL 80 3-2 1-H HR		3	1	1	2	1	2	0
9 Nick Castellanos, R (1, 5) OBP: 0.311, SLG: 0.406 26 Hernán Pérez, R (9, 5) OBP: 0.500, SLG: 0.333			C SL 84 B SL 87 X FF 96 1-1 17 FC1-6 1B		B FF 93 C FF 93 F FF 95 X CH 83 1-2 20 SH1-4 2B	B SL 87 C SL 86 C SL 85 B SL 88 C SL 86 2-3 ③ K		F FC 94 B SL 81 B FC 93 X FC 93 2-1 ③ F9		4 0	0 0	2 0	0 0	0 0	1 0	3 0
17 Andrew Romine, S (1, 6) OBP: 0.270, SLG: 0.274			X FF 95 0-0 ① FC1-6 20 1B 3 1B 1-2f		B FF 93 B FF 94 B FF 94 C FF 94 F SI 95 X FF 95 3-2 20 SH1-4 1B		X SL 86 0-0 ① G4-3			3	1	1	0	0	0	1
20 Rajai Davis, R (1, 8) OBP: 0.329, SLG: 0.417 (9, 7)			S FF 95 X FF 96 0-1 3 1B 48 SF9 1-3 1B		B CH 81 X FF 93 1-0 ① SH1-4 1-2 2-3		C FF 89 X CU 78 0-1 3 F7 1B			2	1	2	0	0	0	0
Inning Stats	R: 0 E: 0 K: 2 S: 8 H: 0 LOB: 0 BB: 0 P: 11	R: 0 E: 0 K: 2 S: 8 H: 0 LOB: 0 BB: 0 P: 12	R: 2 E: 0 K: 0 S: 9 H: 3 LOB: 0 BB: 0 P: 11	R: 1 E: 0 K: 3 S: 11 H: 1 LOB: 0 BB: 0 P: 16	R: 0 E: 0 K: 0 S: 10 H: 2 LOB: 2 BB: 0 P: 20	R: 0 E: 0 K: 1 S: 16 H: 0 LOB: 2 BB: 2 P: 29	R: 0 E: 0 K: 1 S: 10 H: 1 LOB: 1 BB: 0 P: 12	R: 2 E: 0 K: 1 S: 10 H: 1 LOB: 1 BB: 1 P: 19		1B: 5 2B: 1 3B: 0 HR: 2 SF: 1 SAC: 1 DP: 0 HBP: 0				WP: 0 PB: 0 SB: 1 CS: 0 PA: 35		

	AB	29
	R	5
	H	8
	RBI	5
	BB	3
	SO	10
	LOB	12

PITCHER		IP	WLS	BF	H	R	ER	SO	BB	IBB	HBP	BLK	WP	HR	S	P	ERA	WHIP
31 Danny Salazar, R ERA: 4.22	(1, 1)	5.2		23	6	3	3	7	1	0	0	0	0	1	55	86	4.76	1.235
35 Marc Rzepczynski, L ERA: 2.93	(6, 1)	0.0		1	0	0	0	0	1	0	0	0	0	0	4	8	∞	∞
48 Scott Atchison, R ERA: 2.65	(6, 1)	1.1	H	5	1	0	0	2	0	0	0	0	0	0	13	17	0.00	0.750
27 Bryan Shaw, R ERA: 2.42	(8, 1)	1.0	L	5	1	2	2	1	1	0	0	0	0	1	10	19	18.00	2.000

PITCHER	IP	WLS	BF	H	R	ER	SO	BB	IBB	HBP	BLK	WP	HR	S	P	ERA	WHIP

Cleveland Indians @ Detroit Tigers

Comerica Park, Detroit, MI

Sun Sep 14 2014, 1:10 PM - 5:06 PM EDT

Att. 39,395 - Partly Cloudy - 61 F

TOP

Batter	1	2	3	4	5	6	7	8	9	AB R H RBI BB SO LOB
24 Michael Bourn, L (1, 8) OBP: 0.324, SLG: 0.374	0-1 G6-3		1-1 1B		4-2 23 1B, 41 SF8, BB	4-2 23 HBP, 11 1B, 1-2, 2-3, BB		0-1 G4-3		3 1 1 0 2 0 0
11 José Ramírez, S (1, 6) OBP: 0.305, SLG: 0.335	4-0 BB		0-0 F7		2-3 K	0-0 23 HBP, 1-2, 2-3, 3-H, 1B		2-0 F8		4 0 1 1 1 1 2
23 Michael Brantley, L (1, 7) OBP: 0.380, SLG: 0.498	1-1 F8		2-2 L4		1-0 41 SF8, 41 S, 1-3, 1B	3-1 1-2, 2-3, 3-H, HBP			2-2 41 2B, 1B	4 1 2 1 0 0 2
41 Carlos Santana, S (1, 3) OBP: 0.366, SLG: 0.446	2-2 G4-3			4-1 7 1B, 10 HBP, BB	1-0 SF8, 1-3, 3-H	2-0 G4-3			1-1 10 G5-4-3, 1-H, 2B	3 0 1 2 1 0 4
22 Jason Kipnis, L (1, 4) OBP: 0.316, SLG: 0.335		1-3 ꓘ		0-0 F9	3-2 P5		0-3 K		4-2 10 G5-4-3, BB	4 0 0 0 1 2 2
10 Yan Gomes, R (1, 10) OBP: 0.321, SLG: 0.474		0-1 1B		2-2 7 1B, 1-2, HBP		0-2 24 WP, 55 1B, 11 1B, 1B	2-2 L6		3-2 G5-4-3, 1-2f, 2-3	4 1 2 0 0 0 2
7 David Murphy, L (1, 9) OBP: 0.325, SLG: 0.385		3-1 F7		2-2 1-2, 2-3, 1B		2-3 ꓘ				3 0 1 0 0 1 2
62 Tyler Holt, R (7, PH) OBP: 0.316, SLG: 0.283; (7, 9)							1-0 1B		1-0 F7	1 0 1 0 0 0 0
72 Jason Giambi, L (9, PH) OBP: 0.242, SLG: 0.291										1 0 0 0 0 0 1
8 Lonnie Chisenhall, L (1, 5) OBP: 0.349, SLG: 0.450		3-3 K		0-1 F6		1-3 K	0-0 F8			4 0 0 0 0 2 6
55 Roberto Pérez, R (1, 2) OBP: 0.297, SLG: 0.343			2-3 ꓘ	0-0 L8		0-1 11 1B, 24 WP, 23 HBP, 1-2, 1B				3 1 1 0 0 1 3
39 JB Shuck, L (8, PH) OBP: 0.173, SLG: 0.221								1-0 F7		1 0 0 0 0 0 0
53 Chris Gimenez, R (8, 2) OBP: 0.328, SLG: 0.345										0 0 0 0 0 0 0
Inning Stats	R: 0 E: 0 K: 0 S: 7 H: 0 LOB: 1 BB: 1 P: 14	R: 0 E: 0 K: 2 S: 11 H: 1 LOB: 1 BB: 0 P: 18	R: 0 E: 0 K: 1 S: 9 H: 1 LOB: 1 BB: 0 P: 14	R: 0 E: 0 K: 0 S: 11 H: 1 LOB: 3 BB: 1 P: 19	R: 1 E: 0 K: 1 S: 17 H: 1 LOB: 1 BB: 1 P: 28	R: 2 E: 0 K: 2 S: 18 H: 3 LOB: 3 BB: 1 P: 30	R: 0 E: 0 K: 1 S: 9 H: 1 LOB: 1 BB: 0 P: 12	R: 0 E: 0 K: 0 S: 4 H: 0 LOB: 0 BB: 0 P: 7	R: 1 E: 0 K: 0 S: 14 H: 2 LOB: 1 BB: 1 P: 25	1B: 9 2B: 1 3B: 0 HR: 0 SF: 1 SAC: 0 DP: 1 HBP: 2

livebaseballscorecards.com

AB	35
R	4
H	10
RBI	4
BB	5
SO	7
LOB	24

WP: 1 PB: 0 SB: 1 CS: 0 PA: 43

PITCHER		IP	WLS	BF	H	R	ER	SO	BB	IBB	HBP	BLK	WP	HR	S	P	ERA	WHIP
35 Justin Verlander, R ERA: 4.81	(1, 1)	5.2		27	6	3	3	6	3	0	1	0	0	0	68	109	4.76	1.588
65 Blaine Hardy, L ERA: 2.25	(6, 1)	0.0		3	1	0	0	0	1	0	1	0	1	0	4	11	∞	∞
57 Evan Reed, R ERA: 4.26	(6, 1)	0.1		1	0	0	0	0	0	0	0	0	0	0	1	3	0.00	0.000
40 Phil Coke, L ERA: 3.72	(7, 1)	1.0	W	4	1	0	0	1	0	0	0	0	0	0	9	12	0.00	1.000
44 Joba Chamberlain, R ERA: 3.34	(8, 1)	1.0	H	3	0	0	0	0	0	0	0	0	0	0	4	7	0.00	0.000

PITCHER		IP	WLS	BF	H	R	ER	SO	BB	IBB	HBP	BLK	WP	HR	S	P	ERA	WHIP
36 Joe Nathan, R ERA: 4.83	(9, 1)	1.0	S	5	2	1	1	0	1	0	0	0	0	0	14	25	9.00	3.000

BOTTOM

Cleveland Indians @ Detroit Tigers

Comerica Park, Detroit, MI

Sun Sep 14 2014, 1:10 PM - 5:06 PM EDT

Att. 39,395 - Partly Cloudy - 61 F

livebaseballscorecards.com

Batter	1	2	3	4	5	6	7	8	9	AB	R	H	RBI	BB	SO	LOB
3 Ian Kinsler, R (1, 4) OBP: 0.311, SLG: 0.418	C FF 91 B FC 82 X FF 91 1-1 G4-3 ①		F FF 92 H CH 87 1-1 HBP		C FF 92 X FC 81 0-1 F9 ②		B FC 91 D SL 81 B FC 91 C FC 92 X FC 93 3-1 1-H HR	I IN 76 I IN 78 I IN 76 I IN 76 4-0 48 FC4-6 2-3 3-H IBB		3	1	1	2	1	0	0
48 Torii Hunter, R (1, 9) OBP: 0.316, SLG: 0.436	C FF 92 F CH 82 B FC 85 X FC 82 1-2 41 L3-6 24 HBP 1B		B FC 84 S FC 84 1 SAFE 1 SAFE B CH 88 X FF 92 2-1 G5-3 ③		B CH 87 C FF 92 F FF 92 B KC 79 B FC 85 C FF 94 3-3 K ③		X FC 94 0-0 24 WP 1B	C KC 85 C FF 94 1 SAFE X FF 94 0-2 FC4-6 24 1B ② 1-2f 3-H		5	0	2	1	0	1	2
24 Miguel Cabrera, R (1, 10) OBP: 0.375, SLG: 0.514	F FC 85 F CH 86 B FC 87 F FF 92 1 SAFE H CH 86 2-2 1-2 HBP			C FF 92 X CH 86 0-1 G5-3 ①		C CH 86 F FF 92 X KC 77 0-2 41 28 1B 1B	S SL 82 D SL 80 B FC 93 S SL 82 B SL 82 B FC 94 4-2 41 L3 1-2 BB	F FF 95 X FF 94 0-1 1-2 1B		3	1	2	0	1	0	0
41 Victor Martinez, S (1, 3) OBP: 0.400, SLG: 0.565	C FF 92 B FC 86 X FF 92 1-1 L3-6 ②③ 2-2			C CH 82 F FC 80 B KC 79 B FF 91 B KC 78 X FC 83 3-2 F7 ②		X CH 80 0-0 FC3 28 1B 1-2	D FC 92 C FC 93 B FC 93 C SL 80 X FC 93 2-2 L3 ①② 1-1	S FF 95 C KC 86 S KC 86 0-3 K ③		5	0	0	0	0	1	7
28 J.D. Martinez, R (1, 7) OBP: 0.350, SLG: 0.557 61 Ezequiel Carrera, L (9, 8) OBP: 0.295, SLG: 0.345		C FC 84 S CH 88 B FF 94 F KC 77 B FF 93 S KC 79 2-3 K ①		B FC 84 X CH 82 1-0 HR		D FC 83 B FF 94 B FC 85 X FF 94 3-0 1-2 2-H 1B	I IN 70 I IN 69 I IN 67 I IN 67 4-0 IBB			3 0	1 0	2 0	2 0	1 0	1 0	0 0
13 Alex Avila, L (1, 2) OBP: 0.331, SLG: 0.371 50 Bryan Holaday, R (8, 2) OBP: 0.273, SLG: 0.277		F FF 92 X FC 83 0-1 17 PO 1B	F FF 92 B FC 78 B FF 92 B SI 92 B CH 85 4-1 9 1B BB			C FF 88 L FF 89 B SL 80 B FF 92 C FF 90 2-3 K ① S SI 90 S SI 90 S SL 82 0-3 K ③				3 0	0 0	1 0	0 0	1 0	2 0	4 0
9 Nick Castellanos, R (1, 5) OBP: 0.312, SLG: 0.407 32 Don Kelly, L (8, PR) OBP: 0.345, SLG: 0.301 (9, 5)		B FF 91 C FC 82 F CH 87 C KC 76 1-3 K ②		B FF 92 D FC 83 X FF 93 2-0 1-2 1B		S SL 87 F SL 88 B FF 90 F SL 88 B SL 86 B SL 87 X SL 89 3-2 F9 ②		B SI 87 C CU 80 F SI 89 B CU 81 B CU 80 F SI 90 X SI 89 3-2 20 SH2-4 3 WP 30 WP 1B		4 0 0	0 1 0	2 0 0	0 0 0	0 0 0	1 0 0	3 0 0
17 Andrew Romine, S (1, 6) OBP: 0.268, SLG: 0.271 33 Steven Moya, L (6, PH) OBP: 0.400, SLG: 0.400 30 Eugenio Suárez, R (7, 6) OBP: 0.319, SLG: 0.346	B FF 92 C FF 93 B FF 93 1 SAFE 2-1 PO ③ 1-2	X FF 92 0-0 F7 ①	X FF 92 0-0 P6 ③			B SL 86 X SL 87 1-0 G5-3 ③		B SI 88 B SI 89 B SI 89 B SI 89 4-0 3 WP 20 SH2-4 48 FC4-6 1-2 BB		2 1 0	0 0 1	0 0 0	0 0 0	0 0 1	0 0 0	2 2 0
20 Rajai Davis, R (1, 8) OBP: 0.329, SLG: 0.416 (9, 7)		C FF 92 B FC 85 B CH 82 C FF 93 X FC 86 2-2 L8 ②			B FF 90 X FC 81 1-0 G5-3 ①		C FC 92 X FC 93 0-1 3 S 3 HR 1B	X SI 90 0-0 SH2-4 ① 1-2 2-3		3	1	1	0	0	0	0
Inning Stats	R: 0 H: 1 E: 0 LOB: 1 K: 0 BB: 0 S: 10 P: 15	R: 0 H: 1 E: 0 LOB: 0 K: 2 BB: 0 S: 10 P: 15	R: 0 H: 0 E: 0 LOB: 1 K: 0 BB: 0 S: 7 P: 12	R: 1 H: 2 E: 0 LOB: 2 K: 0 BB: 1 S: 9 P: 19	R: 0 H: 0 E: 0 LOB: 0 K: 1 BB: 0 S: 6 P: 10	R: 1 H: 2 E: 1 LOB: 2 K: 1 BB: 2 S: 13 P: 22	R: 2 H: 3 E: 1 LOB: 2 K: 1 BB: 2 S: 13 P: 26	R: 2 H: 2 E: 0 LOB: 2 K: 1 BB: 2 S: 13 P: 24		1B: 9 SF: 0 2B: 2 SAC: 1 3B: 0 DP: 2 HR: 2 HBP: 2						

	AB	32
	R	6
	H	11
	RBI	5
	BB	5
	SO	6
	LOB	20

WP: 3 PA: 41
PB: 0
SB: 1
CS: 0

PITCHER		IP	WLS	BF	H	R	ER	SO	BB	IBB	HBP	BLK	WP	HR	S	P	ERA	WHIP
47 Trevor Bauer, R ERA: 4.04	(1, 1)	5.0		23	6	2	1	3	1	0	2	0	0	1	47	79	1.80	1.400
57 Kyle Crockett, L ERA: 1.71	(6, 1)	0.1	H	1	0	0	0	1	0	0	0	0	0	0	3	5	0.00	0.000
48 Scott Atchison, R ERA: 2.62	(6, 1)	0.2	H	2	0	0	0	0	0	0	0	0	0	0	5	9	0.00	0.000
27 Bryan Shaw, R ERA: 2.65	(7, 1)	0.2	L	6	3	2	2	0	1	1	0	0	1	1	10	23	27.00	6.000
35 Marc Rzepczynski, L ERA: 2.91	(7, 1)	0.1		1	0	0	0	1	0	0	0	0	0	0	3	3	0.00	0.000

PITCHER		IP	WLS	BF	H	R	ER	SO	BB	IBB	HBP	BLK	WP	HR	S	P	ERA	WHIP
20 C.C. Lee, R ERA: 4.68	(8, 1)	0.1		4	1	2	2	0	1	1	0	0	2	0	5	16	54.00	6.000
37 Cody Allen, R ERA: 2.1	(8, 1)	0.2		3	1	0	0	1	0	0	0	0	0	0	8	8	0.00	1.500

Detroit Tigers @ Minnesota Twins

Target Field, Minneapolis, MN

Mon Sep 15 2014, 7:13 PM - 10:27 PM CDT

Att. 19,700 - Clear - 59 F

TOP

livebaseballscorecards.com

Batter	1	2	3	4	5	6	7	8	9	AB	R	H	RBI	BB	SO	LOB
3 Ian Kinsler, R (1, 4) OBP: 0.308, SLG: 0.415	C FF 90 F FF 92 B FF 93 X FF 94 1-2 F9 ①	C SL 83 B FF 91 B FF 91 B SL 83 C FF 92 X FF 91 3-2 G6-4-3 ②③ 1-2f		X SL 84 0-0 G1-3 ③		B FF 90 F FF 88 B SL 81 F FC 89 B CH 85 X CH 85 3-2 G1-3 ③		B SL 87 C SL 86 B FF 93 X CU 80 2-1 G1-3 ③		5	0	0	0	0	0	3
48 Torii Hunter, R (1, 9) OBP: 0.316, SLG: 0.442	C FF 91 B FF 91 X SL 84 1-1 L8 ②	B SL 84 C FF 91 F FF 91 C FF 93 1-3 K ①	X FF 91 0-0 G1-4-3 ①		C FC 89 X CH 82 0-1 28 1B 1B		X SL 85 0-0 HR		5	1	2	1	0	1	0
24 Miguel Cabrera, R (1, 3) OBP: 0.376, SLG: 0.522	C FF 92 C FF 93 B FF 94 B FF 93 X FF 94 2-2 41 2B 2B	B SL 84 F SL 83 F FF 92 X FF 93 1-2 F8 ②	C FF 92 X SL 85 0-1 41 2B 9 BB 1B		X FF 89 0-0 F8 ①		S FF 91 X CU 78 0-1 HR		5	3	3	1	0	0	1
41 Victor Martinez, S (1, 10) OBP: 0.400, SLG: 0.568	B SL 81 D FF 91 X SL 82 2-0 28 1B 2-H 2B	C FF 90 F FF 92 X FF 93 0-2 F9 ③	X FF 90 0-0 9 BB 50 F7-2 1-3 2B		C FF 90 X FF 90 0-1 L9 ②		C CU 78 B SL 85 X SL 87 1-1 L7 ①		5	1	2	1	0	0	1
28 J.D. Martinez, R (1, 7) OBP: 0.355, SLG: 0.562 61 Ezequiel Carrera, L (9, 8) OBP: 0.295, SLG: 0.345	B FF 92 X FF 92 1-0 2-H 1B			B FF 92 C SL 82 X FF 92 1-1 9 1B 50 2B 2B	I IN 68 I IN 69 I IN 71 I IN 72 4-0 9 BB IBB		S SL 78 D SL 80 F FC 89 1 SAFE B CH 83 B SL 80 X CH 84 3-2 1-3 1B		C SI 94 C SI 94 B SI 94 S SL 83 1-3 K ②	4 0	1 0	3 0	1 0	1 0	1 0	0 0
9 Nick Castellanos, R (1, 5) OBP: 0.313, SLG: 0.405 32 Don Kelly, L (9, 5) OBP: 0.345, SLG: 0.301	B FF 92 C SL 81 F SL 85 C SL 84 1-3 K ③			B SL 81 S FF 90 F FF 91 F FF 93 B SL 84 X FF 92 2-2 50 2B 17 1B 2-3 1B	D SL 78 B FF 90 B FF 90 C FC 89 S FC 90 F FF 89 B FC 90 4-2 1-2 2-3 3-H BB		C SL 86 C CU 79 S CU 82 0-3 K ③		F SI 94 B SL 83 F SI 95 S SI 94 1-3 K ③	4 0	1 0	1 0	1 0	1 0	3 0	3 0
50 Bryan Holaday, R (1, 2) OBP: 0.279, SLG: 0.291		X FF 92 0-0 17 1B 1B		X SL 82 0-0 17 1B 1-3 3-H 2B	B FF 90 D CH 84 F FC 89 B FC 90 X FC 89 3-1 F7-2 ②③ 3-H			B SL 85 X SL 91 1-0 P4 ①		4	1	2	1	0	0	3
17 Andrew Romine, S (1, 6) OBP: 0.276, SLG: 0.284		S FF 89 F FF 90 B FF 92 X FF 91 1-2 3 G6-4-3 1-2 1B		X FF 91 0-0 20 G4-6-3 2-H 3-H 1B		B SI 88 X CH 84 1-0 G4-3 ①		C SI 91 C CU 80 B FF 92 X CU 80 1-2 20 G5-3 2B		4	0	3	2	0	0	0
20 Rajai Davis, R (1, 8) OBP: 0.326, SLG: 0.412 (9, 7)		C FF 92 B FF 92 X SL 85 1-1 F9 ①		B FF 92 C SL 84 1 SAFE F FF 90 X SL 84 1-2 G4-6-3 ①② 1-2f		B FF 91 F FC 89 B CH 83 B CH 83 X FF 89 3-1 P4 ②		B FF 93 S SL 87 F CU 81 D CU 82 D CU 82 X CU 81 3-2 G5-3 ② 2-3		4	0	0	0	0	0	4

Inning Stats																					
	R: 2	H: 3	R: 0	H: 2	R: 0	H: 0	R: 3	H: 4	R: 1	H: 2	R: 0	H: 0	R: 0	H: 2	R: 0	H: 1	R: 2	H: 2	1B: 8	SF: 0	WP: 0	PA: 42
	E: 0	LOB: 1	E: 0	LOB: 1	E: 0	LOB: 0	E: 0	LOB: 0	E: 0	LOB: 2	E: 0	LOB: 0	E: 0	LOB: 2	E: 0	LOB: 1	E: 0	LOB: 0	2B: 7	SAC: 0	PB: 0	
	K: 1	BB: 0	K: 0	BB: 0	K: 0	BB: 0	K: 0	BB: 0	K: 0	BB: 2	K: 0	BB: 0	K: 1	BB: 2	K: 0	BB: 0	K: 2	BB: 0	3B: 0	DP: 3	SB: 0	
	S: 13	P: 21	S: 9	P: 14	S: 9	P: 11	S: 12	P: 16	S: 9	P: 20	S: 6	P: 13	S: 11	P: 14	S: 9	P: 16	S: 11	P: 14	HR: 2	HBP: 0	CS: 0	

PITCHER		IP	WLS	BF	H	R	ER	SO	BB	IBB	HBP	BLK	WP	HR	S	P	ERA	WHIP
51 Anthony Swarzak, R ERA: 4.42	(1, 1)	4.1		23	11	6	6	2	0	1	0	0	0	0	47	70	12.46	2.538
58 A.J. Achter, R ERA: 4.26	(5, 1)	2.1		9	2	0	0	0	1	0	0	0	0	0	19	36	0.00	1.286
57 Ryan Pressly, R ERA: 2.66	(7, 1)	1.1		5	1	0	0	1	0	0	0	0	0	0	12	19	0.00	0.750
50 Casey Fien, R ERA: 3.94	(9, 1)	0.1	L	3	2	2	2	0	0	0	0	0	0	2	5	6	54.00	6.000
59 Michael Tonkin, R ERA: 4.86	(9, 1)	0.2		2	0	0	0	2	0	0	0	0	0	0	6	8	0.00	0.000

PITCHER	IP	WLS	BF	H	R	ER	SO	BB	IBB	HBP	BLK	WP	HR	S	P	ERA	WHIP

AB	40
R	8
H	16
RBI	8
BB	2
SO	5
LOB	15

Detroit Tigers @ Minnesota Twins

Target Field, Minneapolis, MN

Mon Sep 15 2014, 7:13 PM - 10:27 PM CDT

Att. 19,700 - Clear - 59 F

BOTTOM

Batter	1	2	3	4	5	6	7	8	9	AB	R	H	RBI	BB	SO	LOB
39 Danny Santana, S (1, 6) (9, 8) OBP: 0.355, SLG: 0.470	C FF 89 X SL 83 0-1 P6 ①			C CH 88 S FF 91 X FF 91 0-2 1B		B FF 89 C CH 81 F FF 91 X CH 83 1-2 7 WP 2 BB 7 1B 1B	C CU 76 F FF 93 F FF 94 1 SAFE 1 SAFE F CH 82 F FF 92 P PO 88 1-2 CS ③ 1-2	B FF 90 B FF 90 B SL 82 C FF 89 C FF 90 B FF 90 4-2 7 S 2 BB 7 1B BB	C FC 89 C FC 91 B FF 90 F FC 91 B CU 70 F CH 84 B FC 91 F FC 91 X FC 92 3-2 G6-3 ③	4	2	2	0	1	0	1
2 Brian Dozier, R (1, 4) OBP: 0.343, SLG: 0.403	B FF 90 B FF 92 C FF 92 X FF 92 2-1 P4 ②			X FF 90 0-0 F7 ①		B FF 92 B FF 92 B FF 93 B FF 92 4-0 7 WP 7 1B 1-2 BB		B CU 78 C SL 84 1 SAFE 1 SAFE D SL 86 1 SAFE B FF 92 C SL 86 B SL 84 4-2 7 S 7 1B 1-2 BB		2	2	0	0	2	0	1
7 Joe Mauer, L (1, 3) OBP: 0.358, SLG: 0.370	C FF 90 F FF 92 X FF 91 0-2 F8 ③			C FF 90 D CH 82 1 SAFE C CH 84 B FF 93 F FF 93 X FF 92 2-2 F8 ②		C CU 77 C FF 93 B FF 95 B CH 83 F CH 86 F FF 94 B FF 95 F FF 95 X CH 85 3-2 19 1B 24 SF9 1-H 2-H 1B		C SI 95 B FF 96 B SL 81 C SI 95 B SI 95 F FF 96 F FF 95 F FF 96 X FF 95 3-2 24 1B 1-H 2-H 1B		4	1	2	4	0	0	1
19 Kennys Vargas, S (1, 10) OBP: 0.301, SLG: 0.455		B FF 90 C CH 80 C FF 92 B FF 93 B CH 84 X FF 93 3-2 F7 ①		B CU 77 C FF 92 X FF 90 1-1 G6-3 ③		X FF 93 0-0 1-3 1B		B SI 95 B CH 85 F FF 96 1 SAFE S SL 85 S SL 84 2-3 K ①		4	0	1	0	0	1	2
24 Trevor Plouffe, R (1, 5) OBP: 0.322, SLG: 0.426		B SL 83 C FF 92 B SL 85 F FF 92 F FF 94 X CH 83 2-2 F8 ②			B FF 88 C SL 82 C FF 91 B CH 80 S CH 83 2-3 K ① X FF 94 0-0 SF9 ② 3-H			X SI 91 0-0 9 G6-4-3 1-2 1B		3	0	1	1	0	1	0
31 Oswaldo Arcia, L (1, 9) OBP: 0.304, SLG: 0.456 9 Eduardo Núñez, R (8, PH) OBP: 0.284, SLG: 0.399 (9, 6)		C FF 92 B CU 75 B CH 82 B FF 93 C FF 93 S FF 94 3-3 K ③			B CU 75 X CH 82 1-0 HR B FF 94 B FF 94 S FF 94 S FF 94 C FF 95 2-3 K ③			B SI 89 X CH 83 1-0 G6-4-3 ②③ 1-2f		3 1	1 0	1 0	1 0	0 0	2 0	1 2
8 Kurt Suzuki, R (1, 2) OBP: 0.348, SLG: 0.383			C CH 88 X FF 90 0-1 F8 ①		B FF 90 F FF 91 X CH 83 1-1 27 G4-6-3 1B		C FF 89 F FF 91 X SL 83 0-2 L8 ①		C FC 90 X FC 90 0-1 2B	4	0	2	0	0	0	0
27 Chris Parmelee, L (1, 7) (9, 9) OBP: 0.305, SLG: 0.387			C CU 76 S FF 90 B FF 92 S FF 92 1-3 K ②		X FF 92 0-0 G4-6-3 ②③ 1-2f		F FF 90 X FF 92 0-1 F7 ②		C CH 80 B FF 90 F CH 82 B FF 91 S FF 91 2-3 K ①	4	0	0	0	0	2	2
1 Jordan Schafer, L (1, 8) (9, 7) OBP: 0.325, SLG: 0.321 43 Josmil Pinto, R (9, PH) OBP: 0.315, SLG: 0.404			C FF 90 F CU 75 B CH 82 S FF 94 1-3 K ③			X CH 80 0-0 G6-3 ①	B FF 91 B FF 92 C FF 92 X CH 82 2-1 39 CS 1B		X SL 76 0-0 G5-3 ②	3 1	0 0	1 0	0 0	0 0	1 0	0 1
Inning Stats	R: 0 E: 0 K: 0 S: 7 H: 0 LOB: 0 BB: 0 P: 9	R: 0 E: 0 K: 1 S: 10 H: 0 LOB: 0 BB: 0 P: 18	R: 0 E: 0 K: 2 S: 8 H: 0 LOB: 0 BB: 0 P: 10	R: 0 E: 0 K: 0 S: 10 H: 1 LOB: 1 BB: 0 P: 13	R: 1 E: 0 K: 1 S: 7 H: 2 LOB: 0 BB: 0 P: 11	R: 3 E: 0 K: 1 S: 15 H: 3 LOB: 1 BB: 1 P: 25	R: 0 E: 0 K: 0 S: 13 H: 1 LOB: 0 BB: 0 P: 15	R: 2 E: 0 K: 1 S: 15 H: 2 LOB: 1 BB: 2 P: 29	R: 0 E: 0 K: 1 S: 12 H: 1 LOB: 1 BB: 0 P: 17	1B: 8 2B: 1 3B: 0 HR: 1 SF: 1 SAC: 0 DP: 2 HBP: 0						

livebaseballscorecards.com

AB	33
R	6
H	10
RBI	6
BB	3
SO	7
LOB	11

PITCHER		IP	WLS	BF	H	R	ER	SO	BB	IBB	HBP	BLK	WP	HR	S	P	ERA	WHIP
37 Max Scherzer, R ERA: 3.26	(1, 1)	7.0		27	7	4	4	5	1	0	0	0	1	1	70	101	5.14	1.143
44 Joba Chamberlain, R ERA: 3.64	(8, 1)	0.0		2	0	2	2	0	2	0	0	0	0	0	4	12	∞	∞
40 Phil Coke, L ERA: 3.7	(8, 1)	0.1	B	2	1	0	0	1	0	0	0	0	0	0	9	14	0.00	3.000
62 Al Alburquerque, R ERA: 2.53	(8, 1)	0.0		1	1	0	0	0	0	0	0	0	0	0	1	1	∞	∞
56 Kyle Ryan, L ERA:	(8, 1)	0.2	W	1	0	0	0	0	0	0	0	0	0	0	1	2	0.00	0.000

PITCHER		IP	WLS	BF	H	R	ER	SO	BB	IBB	HBP	BLK	WP	HR	S	P	ERA	WHIP
38 Joakim Soria, R ERA: 3.54	(9, 1)	1.0	S	4	1	0	0	1	0	0	0	0	0	0	12	17	0.00	1.000

Batter	1	2	3	4	5	6	7	8	9	AB	R	H	RBI	BB	SO	LOB
3 Ian Kinsler, R (1, 4) OBP: 0.308, SLG: 0.414	B FF 88 F FF 90 X SL 80 1-1 ① 1B			C SL 82 C CU 73 B SL 81 X SL 78 1-2 ① G6-3		B FF 91 X FF 91 1-0 ③ F8			B SI 92 X SI 92 1-0 ① L8	4	0	1	0	0	0	0
48 Torii Hunter, R (1, 9) OBP: 0.318, SLG: 0.444	C FF 90 B SI 88 X SI 89 1-1 ② G5-3			B FF 91 S FF 90 B FF 92 S SL 84 F CU 74 X SL 81 2-2 24 G4-6-3 1B			F CU 73 B SI 87 C SI 87 S SL 82 1-3 ① K		C FF 94 F FF 94 F FF 93 X FF 94 0-2 24 1B 28 HR 2B	4	1	2	0	0	1	0
24 Miguel Cabrera, R (1, 3) OBP: 0.376, SLG: 0.520 61 Ezequiel Carrera, L (9, PR) (9, 8) OBP: 0.295, SLG: 0.345	B FF 91 C SL 84 S CU 74 B FF 92 S SL 80 2-3 ③ K			1 SAFE B SL 81 S SL 84 B SI 89 B SI 89 S SI 91 X FF 92 3-2 ② ③ G4-6-3 1-2f			X FF 90 0-0 ② F8		X FF 93 0-0 28 HR 2-3 1B	4 0	0 1	1 0	0 0	1 0	1 0	1 0
41 Victor Martinez, S (1, 10) OBP: 0.401, SLG: 0.567		C FF 90 X CU 73 0-1 ① G3-1			C CU 72 B SL 84 F CU 75 B FF 90 X FF 91 2-2 28 G1-3 1B		B FF 90 B CU 73 F FF 90 B FF 90 F SI 90 F SI 91 X FF 90 3-2 28 1B 1B		B FF 92 S FF 92 X FF 93 1-1 ② P4	4	0	2	0	0	0	2
28 J.D. Martinez, R (1, 7) OBP: 0.358, SLG: 0.570 26 Hernán Pérez, R (9, 5) OBP: 0.500, SLG: 0.333		C FF 90 F CU 73 F FF 91 B CU 75 F SL 80 F FF 90 B FF 90 B SL 80 B FF 91 4-2 32 G4-6-3 BB			B SI 90 F FF 90 F SI 90 X CU 75 1-2 ① G1-3 1-2		X SL 83 0-0 1-2 1B		B FF 92 F FF 92 B SI 93 X SI 92 2-1 1-H 3-H HR	3 0	1 0	2 0	3 0	1 0	0 0	1 0
32 Don Kelly, L (1, 5) OBP: 0.337, SLG: 0.293 (9, 3)		B FF 90 C FS 79 B SL 83 B SL 84 X SI 91 3-1 ② ③ G4-6-3 1-2f			X FF 90 0-0 ② P4		B FS 79 B SI 90 X SI 91 2-0 ③ F7		C SL 82 X FF 94 0-1 ③ P6	4	0	0	0	0	0	5
50 Bryan Holaday, R (1, 2) OBP: 0.274, SLG: 0.285			C SL 83 B SL 78 B FF 90 X FF 90 2-1 ① P4		F SL 83 C CU 75 X SL 81 0-2 ③ G4-3			S SL 82 B SL 82 F FF 89 B FF 92 F CU 74 X CU 75 2-2 ① G6-3		3	0	0	0	0	0	1
17 Andrew Romine, S (1, 6) OBP: 0.272, SLG: 0.280			C FF 90 B FF 91 C CU 74 B SL 80 T CU 73 2-2 ② K			F FF 88 B FF 89 C CU 74 F FF 90 B SL 79 S FF 91 2-3 ① K		F FS 79 B FF 91 C CU 72 S CU 74 1-3 ② K		3	0	0	0	0	3	0
20 Rajai Davis, R (1, 8) (9, 7) OBP: 0.324, SLG: 0.409			B FF 91 B FF 91 X SI 90 2-0 ③ L9			C SL 82 C CU 75 X SL 83 0-2 ② G5-3		F CU 74 C CU 75 B CU 74 X CU 76 1-2 ③ F9		3	0	0	0	0	0	0
Inning Stats	R: 0 H: 1 E: 0 LOB: 0 K: 1 BB: 0 S: 7 P: 11	R: 0 H: 0 E: 0 LOB: 0 K: 0 BB: 1 S: 9 P: 16	R: 0 H: 0 E: 0 LOB: 0 K: 1 BB: 0 S: 6 P: 12	R: 0 H: 1 E: 0 LOB: 0 K: 0 BB: 0 S: 10 P: 16	R: 0 H: 1 E: 0 LOB: 1 K: 0 BB: 0 S: 10 P: 13	R: 0 H: 0 E: 0 LOB: 0 K: 1 BB: 0 S: 8 P: 11	R: 0 H: 2 E: 0 LOB: 2 K: 1 BB: 0 S: 10 P: 16	R: 0 H: 0 E: 0 LOB: 0 K: 1 BB: 0 S: 10 P: 14	R: 3 H: 3 E: 0 LOB: 1 K: 0 BB: 0 S: 12 P: 16	1B: 6 SF: 0 2B: 1 SAC: 0 3B: 0 DP: 2 HR: 1 HBP: 0						

PITCHER		IP	WLS	BF	H	R	ER	SO	BB	IBB	HBP	BLK	WP	HR	S	P	ERA	WHIP
47 Ricky Nolasco, R ERA: 5.34	(1, 1)	8.0		27	5	0	0	5	1	0	0	0	0	0	70	109	0.00	0.750
15 Glen Perkins, L ERA: 3.65	(9, 1)	1.0	W	6	3	3	3	0	0	0	0	0	0	1	12	16	27.00	3.000

PITCHER	IP	WLS	BF	H	R	ER	SO	BB	IBB	HBP	BLK	WP	HR	S	P	ERA	WHIP

TOP

Detroit Tigers @ Minnesota Twins

Target Field, Minneapolis, MN

Tue Sep 16 2014, 7:12 PM - 9:51 PM CDT

Att. 22,066 - Clear - 66 F

livebaseballscorecards.com

AB	32
R	3
H	8
RBI	3
BB	1
SO	5
LOB	10

Detroit Tigers @ Minnesota Twins

Target Field, Minneapolis, MN

Tue Sep 16 2014, 7:12 PM - 9:51 PM CDT

Att. 22,066 - Clear - 66 F

BOTTOM

Batter	1	2	3	4	5	6	7	8	9	AB	R	H	RBI	BB	SO	LOB
39 Danny Santana, S (1, 8) OBP: 0.357, SLG: 0.474	0-2 F8		0-1 1B 2 S		3-2 2B 1-2			1-3 K		4	0	2	0	0	1	0
2 Brian Dozier, R (1, 4) OBP: 0.342, SLG: 0.400	2-2 P4		4-1 BB 7 G4-6-3 1-2		1-0 P4			2-2 F9		3	0	0	0	1	0	1
7 Joe Mauer, L (1, 3) OBP: 0.356, SLG: 0.366	1-3 K (backwards)		0-1 G4-6-3 1-2f			1-2 F7		2-0 F8		4	0	0	0	0	1	2
19 Kennys Vargas, S (1, 10) OBP: 0.311, SLG: 0.489		0-1 1B 8 FC6-4		0-0 3B 8 1B		3-2 HR			1-2 G3-1	4	2	3	1	0	0	0
24 Trevor Plouffe, R (1, 5) OBP: 0.321, SLG: 0.423		0-0 F7		2-1 L4		1-1 P4			4-2 BB 8 2B	3	0	0	0	1	0	2
17 Doug Bernier, R (9, PR) OBP: 0.333, SLG: 0.200										0	1	0	0	0	0	0
8 Kurt Suzuki, R (1, 2) OBP: 0.350, SLG: 0.387		0-2 FC6-4 5 1B 1-2f		0-0 1B 9 G5-4-3 3-H		1-2 G6-3			0-1 2B 9 G4-3 32 1B 1-H	4	0	2	2	0	0	1
12 Chris Herrmann, L (9, PR) OBP: 0.218, SLG: 0.173										0	1	0	0	0	0	0
5 Eduardo Escobar, S (1, 6) OBP: 0.314, SLG: 0.402		1-0 1B 1-2		0-1 G5-4-3 1-2f			0-3 K		3-2 G4-3 2-3	1	0	1	0	0	0	0
9 Eduardo Núñez, R (4, 6) OBP: 0.279, SLG: 0.393										3	0	0	0	0	1	3
32 Aaron Hicks, S (1, 9) OBP: 0.337, SLG: 0.269		0-0 G1-3			4-0 BB 1 FC6-4		2-3 K		3-2 1B 3-H	3	0	1	1	1	1	2
1 Jordan Schafer, L (1, 7) OBP: 0.321, SLG: 0.316			1-3 K		1-1 FC6-4 39 CS 1-2f		2-2 G3			3	0	0	0	0	1	1

livebaseballscorecards.com

AB	32
R	4
H	9
RBI	4
BB	3
SO	5
LOB	12

Inning Stats

Inning	R	H	E	LOB	K	BB	S	P
1	0	0	0	0	1	0	10	13
2	0	2	0	2	0	0	8	9
3	0	1	0	1	1	1	8	13
4	1	2	0	0	0	0	6	8
5	0	1	0	1	0	1	7	16
6	1	1	0	0	0	0	13	19
7	0	0	0	0	2	0	9	13
8	0	0	0	0	1	0	7	12
9	2	2	0	2	0	1	15	26

1B: 5, 2B: 2, 3B: 1, HR: 1, SF: 0, SAC: 0, DP: 2, HBP: 0

WP: 0, PB: 0, SB: 1, CS: 1, PA: 35

Pitching

PITCHER	IP	WLS	BF	H	R	ER	SO	BB	IBB	HBP	BLK	WP	HR	S	P	ERA	WHIP
21 Rick Porcello, R (1, 1) ERA: 3.19	8.0		30	7	2	2	5	2	0	0	0	0	1	68	103	2.25	1.125
36 Joe Nathan, R (9, 1) ERA: 5.1	0.2	L	5	2	2	2	0	1	0	0	0	0	0	15	26	27.00	4.500

PITCHER	IP	WLS	BF	H	R	ER	SO	BB	IBB	HBP	BLK	WP	HR	S	P	ERA	WHIP

Detroit Tigers @ Minnesota Twins

Target Field, Minneapolis, MN

Wed Sep 17 2014, 7:11 PM - 10:30 PM CDT

Att. 22,285 - Clear - 73 F

livebaseballscorecards.com

Batter	1	2	3	4	5	6	7	8	9	AB	R	H	RBI	BB	SO	LOB
3 Ian Kinsler, R (1, 4) OBP: 0.306, SLG: 0.411	F FF 93 B CU 81 X FF 93 1-1 ① P4	F SL 85 X SL 85 0-1 ② G5-3 2-3		C SI 92 X SI 91 0-1 ② G2-3			C FF 93 X FF 94 0-1 ① G6-3		B FF 92 C FF 92 F FF 92 X CH 87 1-2 ① G6-3	5	0	0	0	0	0	1
48 Torii Hunter, R (1, 9) OBP: 0.319, SLG: 0.444	B FF 94 B SL 87 F SI 92 X SI 93 2-1 ② L8	C SL 85 X SL 84 0-1 24 2B 1B 3-H		X SI 92 0-0 ③ G4-3			C FF 95 T CU 82 X FF 95 0-2 24 2B 1B		C FF 93 B FF 93 X CH 87 1-1 ② G6-3	5	1	2	1	0	0	0
24 Miguel Cabrera, R (1, 3) OBP: 0.379, SLG: 0.526	F SL 85 S SL 86 X CU 81 0-2 41 BB 28 1B 1B	C SI 92 X SI 92 0-1 1-H 2B			C SI 90 B SI 91 B SI 91 X SI 91 2-1 28 G6-4-3 41 1B 1B		S FF 94 D FF 94 X SL 88 1-1 41 G3-6 1-3 2B		C FF 93 S CH 87 F FF 94 X CH 87 0-2 ③ F7	5	1	4	1	0	0	0
41 Victor Martinez, S (1, 10) OBP: 0.403, SLG: 0.567	B SI 93 C SI 93 D CU 81 B CH 83 D SI 90 4-1 28 1B 9 1B 1-2 BB	B CH 83 B CH 83 B SI 91 B SI 92 4-0 BB			C SI 84 C SI 90 X SL 84 0-2 28 G6-4-3 1-2 1B		X CU 82 0-0 ② ③ G3-6 2-3f			2	1	1	0	2	0	2
28 J.D. Martinez, R (1, 7) OBP: 0.360, SLG: 0.569	D SL 85 F SI 92 X SI 93 1-1 9 1B 1-2 2-H 1B	B SL 86 C SI 92 F SL 84 C SI 92 1-3 ③ K			X SI 92 0-0 ① ② G6-4-3 1-2f 2-3			C FF 92 S CU 80 B FF 94 X CU 82 1-2 18 1B 1B		4	0	2	1	0	1	4
9 Nick Castellanos, R (1, 5) OBP: 0.312, SLG: 0.404	B SL 85 S FF 93 F FF 94 B SL 86 B SL 85 X FF 93 3-2 1-3 2-H 1B		B SI 91 C SI 91 X SI 91 1-1 ① G6-3		S SI 92 F SI 92 B SI 92 D SL 85 B FF 93 X SL 84 3-2 ③ F8			F SL 88 B SL 87 1 SAFE B SL 87 X SL 87 2-1 ① F8		4	0	1	1	0	0	2
50 Bryan Holaday, R (1, 2) OBP: 0.269, SLG: 0.279 18 Tyler Collins, L (8, PH) OBP: 0.300, SLG: 0.421 (8, 8)	F SL 85 X SL 84 0-1 ③ G1-3		B SI 91 C SI 91 F SL 84 C SI 92 1-3 ② K			F SL 82 B SI 91 M SI 90 X CU 80 1-2 ① G5-3		B SI 92 X SL 87 1-0 1-3 1B		3 1	0 0	0 1	0 0	0 0	1 0	2 0
17 Andrew Romine, S (1, 6) OBP: 0.273, SLG: 0.278 33 Steven Moya, L (8, PH) OBP: 0.400, SLG: 0.400 30 Eugenio Suárez, R (8, PH) OBP: 0.318, SLG: 0.345 (8, 6)		C SI 91 F SI 91 B SL 84 B CH 83 B SI 92 B SI 90 4-2 3 G5-3 20 G4-3 48 1B BB	X SI 91 0-0 ③ G6-3			S CH 84 B SI 90 B SI 91 F SI 92 B SI 91 X SI 90 3-2 ② G2-3		B SI 92 C SI 90 S FF 92 C FF 92 1-3 ② K		2 0 1	1 0 0	0 0 0	0 0 0	1 0 0	0 0 1	0 0 2
20 Rajai Davis, R (1, 8) OBP: 0.321, SLG: 0.406 34 James McCann, R (8, 2)		B SI 92 X SL 85 1-0 ① G4-3 1-2		B SI 91 S SI 89 B SI 92 F SI 90 C SI 92 2-3 ① K		F SI 92 B SI 91 C SI 92 B SL 85 X SI 92 2-2 ③ G1-3		B SI 94 L SI 95 X SI 95 1-1 ③ G4-3		4 0	0 0	0 0	0 0	0 0	1 0	3 0

Inning Stats	1	2	3	4	5	6	7	8	9
	R: 2 E: 0 K: 0 S: 15	H: 3 LOB: 2 BB: 1 P: 26	R: 2 E: 0 K: 1 S: 12	H: 2 LOB: 2 BB: 2 P: 22	R: 0 E: 0 K: 1 S: 6	H: 0 LOB: 0 BB: 0 P: 8	R: 0 E: 0 K: 1 S: 6	H: 0 LOB: 0 BB: 0 P: 8	R: 0 E: 0 K: 0 S: 9	H: 2 LOB: 1 BB: 0 P: 14	R: 0 E: 0 K: 0 S: 9	H: 0 LOB: 0 BB: 0 P: 15	R: 0 E: 0 K: 0 S: 8	H: 2 LOB: 0 BB: 0 P: 9	R: 0 E: 0 K: 1 S: 11	H: 2 LOB: 2 BB: 0 P: 17	R: 0 E: 0 K: 0 S: 9	H: 0 LOB: 0 BB: 0 P: 11

1B: 9	SF: 0
2B: 3	SAC: 0
3B: 0	DP: 2
HR: 0	HBP: 0

WP: 0	PA: 39
PB: 0	
SB: 0	
CS: 0	

AB	36
R	4
H	11
RBI	4
BB	3
SO	4
LOB	16

PITCHER		IP	WLS	BF	H	R	ER	SO	BB	IBB	HBP	BLK	WP	HR	S	P	ERA	WHIP
44 Kyle Gibson, R ERA: 4.64	(1, 1)	6.0	W	27	7	4	4	3	3	0	0	0	0	0	57	93	6.00	1.667
57 Ryan Pressly, R ERA: 2.52	(7, 1)	1.1	H	7	4	0	0	0	0	0	0	0	0	0	14	19	0.00	3.000
52 Brian Duensing, L ERA: 3.46	(8, 1)	0.1	H	1	0	0	0	1	0	0	0	0	0	0	3	4	0.00	0.000
59 Michael Tonkin, R ERA: 4.76	(8, 1)	0.1	H	1	0	0	0	0	0	0	0	0	0	0	2	3	0.00	0.000
61 Jared Burton, R ERA: 4.55	(9, 1)	1.0		3	0	0	0	0	0	0	0	0	0	0	9	11	0.00	0.000

PITCHER	IP	WLS	BF	H	R	ER	SO	BB	IBB	HBP	BLK	WP	HR	S	P	ERA	WHIP

Detroit Tigers @ Minnesota Twins

Target Field, Minneapolis, MN

Wed Sep 17 2014, 7:11 PM - 10:30 PM CDT

Att. 22,285 - Clear - 73 F

BOTTOM

Batter	1	2	3	4	5	6	7	8	9	AB	R	H	RBI	BB	SO	LOB
39 Danny Santana, S (1, 8) OBP: 0.360, SLG: 0.484	B FF 92 X SI 92 1-0 2 1B 3B	B FC 88 C CH 86 B FC 88 F SI 94 S KC 83 2-3 ② K		1 SAFE C KC 82 X KC 82 0-1 ② G6-3 1-2		X SI 92 0-0 2 3B 3-H 2B		C CU 78 B SI 93 S FF 92 B FF 93 F CU 79 X FF 92 2-2 2 K2-3 7 1B 2 S 1-H 1B		5	3	3	2	0	1	1
2 Brian Dozier, R (1, 4) OBP: 0.344, SLG: 0.405	B FF 93 X FF 94 1-0 7 BB 24 1B 3-H 1B	B FF 94 F CH 87 B KC 82 B FC 87 B SI 94 4-1 BB		B FF 94 B CH 85 F FC 88 F KC 83 C SI 94 2-3 ③ K		B SL 85 B SL 86 C SI 94 X SL 86 2-1 7 2B 2-H 3B		1 SAFE 1 SAFE B SI 93 C SI 92 1 SAFE 1 SAFE B CU 80 B CU 78 C CU 78 3-3 S SI 93 K2-3 1-3		4	2	2	2	1	2	2
7 Joe Mauer, L (1, 3) OBP: 0.358, SLG: 0.370	B SI 94 B FF 93 F SI 94 1 SAFE C SI 94 F FF 95 B SI 95 1 SAFE B SI 95 4-2 24 1B 8 2B 1-2 BB	1 SAFE B KC 82 B SI 94 B SI 94 C SI 95 X SI 95 3-1 ③ G4-3			C SI 92 S CH 84 C SI 94 0-3 ① K	C SI 90 B SI 90 X SI 90 1-1 3-H 2B		F SI 95 B SL 78 X SI 94 1-1 3-H 1B		4	1	2	2	1	1	1
19 Kennys Vargas, S (1, 10) OBP: 0.308, SLG: 0.481	C CH 86 B CH 86 F FF 95 F SI 96 B CH 87 C FC 90 2-3 ① K		C KC 82 B FF 94 F KC 80 F CH 86 F FC 90 F KC 82 B SI 94 X FC 90 2-2 ① G4-3		S SI 94 F KC 82 F CH 85 X FF 94 0-2 8 FC6-4 1B	F CH 83 B FF 90 D CU 83 X CH 84 2-1 ③ G6-3		X SI 94 0-0 ③ G5-3		5	0	1	0	0	1	4
24 Trevor Plouffe, R (1, 5) OBP: 0.323, SLG: 0.424	B SI 95 F CH 87 X CH 86 1-1 8 2B 1-2 2-H 1B		B KC 82 F SI 95 F KC 81 X SI 94 1-2 1B		C FC 88 S SI 93 F FC 90 X CH 85 1-2 ② F7		B SI 93 C SI 92 B CU 78 B SI 93 X SI 94 3-1 ① G1-3			4	0	2	1	0	0	1
8 Kurt Suzuki, R (1, 2) OBP: 0.349, SLG: 0.388	F SI 94 B FF 94 D FC 90 X CH 86 2-1 1-3 2-H 2B		F CH 85 F FC 88 S FF 95 0-3 ② K		F KC 82 C SI 94 F FC 89 X KC 81 0-2 ③ FC6-4 1-2f		B SI 92 X SI 92 1-0 ② G4-3			4	0	1	1	0	1	2
9 Eduardo Núñez, R (1, 6) OBP: 0.274, SLG: 0.385	X CH 86 0-0 ② G5-3		B KC 81 F SI 94 X FC 89 1-1 ③ G4-3			C FF 91 B KC 80 X KC 79 1-1 ① G4-3	C CU 79 S SI 94 B CU 80 C SI 93 1-3 ③ K			4	0	0	0	0	1	3
32 Aaron Hicks, S (1, 9) OBP: 0.340, SLG: 0.277	C FF 94 B SI 95 X CH 86 1-1 ③ G5-3			B FF 93 B CH 85 B SI 92 B SI 94 4-0 39 S BB		B FF 92 B FC 87 X SI 92 2-0 1 L8 39 2B 2B		B SI 92 C SI 92 F CH 86 C SI 93 1-3 ① K		3	1	1	0	1	1	2
1 Jordan Schafer, L (1, 7) OBP: 0.319, SLG: 0.314		C FF 92 B KC 80 F CH 85 B FF 93 F SI 95 F CH 86 X FC 88 2-2 ① F8		B FF 94 1 SAFE C SI 94 F SI 94 1 SAFE 1 SAFE F SI 94 F FF 95 D CH 86 3-2 B KC 80 F FC 87 1 SAFE F SI 94 X SI 94 P4 ①		X KC 82 0-0 ② L8 2-3		B FF 93 X SI 94 1-0 39 S 39 1B 1B		4	1	1	0	0	0	2
Inning Stats	R: 3 E: 0 K: 1 S: 16 H: 4 LOB: 2 BB: 1 P: 28	R: 0 E: 0 K: 1 S: 11 H: 0 LOB: 1 BB: 1 P: 22	R: 0 E: 0 K: 1 S: 14 H: 1 LOB: 1 BB: 0 P: 18	R: 0 E: 0 K: 1 S: 12 H: 0 LOB: 1 BB: 1 P: 21	R: 0 E: 0 K: 1 S: 14 H: 1 LOB: 1 BB: 0 P: 15	R: 3 E: 0 K: 0 S: 11 H: 4 LOB: 1 BB: 0 P: 19	R: 0 E: 0 K: 1 S: 6 H: 0 LOB: 0 BB: 0 P: 11	R: 2 E: 0 K: 2 S: 14 H: 3 LOB: 1 BB: 0 P: 22		1B: 7 2B: 4 3B: 2 HR: 0 SF: 0 SAC: 0 DP: 0 HBP: 0					

livebaseballscorecards.com

AB	37
R	8
H	13
RBI	8
BB	3
SO	8
LOB	18

WP: 0 PB: 0 SB: 3 CS: 0 PA: 40

PITCHER		IP	WLS	BF	H	R	ER	SO	BB	IBB	HBP	BLK	WP	HR	S	P	ERA	WHIP
14 David Price, L ERA: 3.37	(1, 1)	5.2	L	28	8	5	5	5	3	0	0	0	0	0	72	112	7.94	1.941
62 Al Alburquerque, R ERA: 2.7	(6, 1)	0.0		1	1	0	0	0	0	0	0	0	0	0	2	4	∞	∞
56 Kyle Ryan, L ERA:	(6, 1)	0.1		2	1	1	1	0	0	0	0	0	0	0	4	7	27.00	3.000
49 Jim Johnson, R ERA: 7.01	(7, 1)	1.2		7	2	2	2	3	0	0	0	0	0	0	17	29	10.80	1.200
40 Phil Coke, L ERA: 3.67	(8, 1)	0.1		2	1	0	0	0	0	0	0	0	0	0	3	4	0.00	3.000

PITCHER	IP	WLS	BF	H	R	ER	SO	BB	IBB	HBP	BLK	WP	HR	S	P	ERA	WHIP

Detroit Tigers @ Kansas City Royals

Kauffman Stadium, Kansas City, MO

Fri Sep 19 2014, 7:12 PM - 10:26 PM CDT

Att. 37,945 - Clear - 77 F

TOP

livebaseballscorecards.com

Batter	1	2	3	4	5	6	7	8	9	AB	R	H	RBI	BB	SO	LOB
3 Ian Kinsler, R (1, 4) OBP: 0.308, SLG: 0.418	C FF 88 C FF 89 B CH 81 F FF 89 X CH 81 1-2 48 F9 24 2B 1B	1 SAFE D KC 80 X FF 87 1-0 ① L9		C SI 88 D CH 81 B FF 87 X SI 88 2-1 1-H 2B	B SI 88 X FF 90 1-0 1-H HR		F SI 90 F CH 85 B SI 94 C SI 92 1-3 ② K		B FF 91 X FF 91 1-0 ③ G6-3	5	2	3	3	0	1	2
17 Andrew Romine, S (8, 4) OBP: 0.272, SLG: 0.277										1	0	0	0	0	0	0
48 Torii Hunter, R (1, 9) OBP: 0.319, SLG: 0.446	C FF 87 X FF 88 0-1 ① F9 1-2	1 SAFE B CH 80 C CH 80 X FF 88 1-1 24 G1-3 1-H 2B		B SL 84 X FF 94 1-0 ② G5-3	X SL 82 0-0 24 BB 1B		F SI 93 F SL 84 B FF 91 X SI 92 1-2 ③ G4-3			5	0	2	1	0	0	3
18 Tyler Collins, L (8, 9) OBP: 0.300, SLG: 0.421										0	0	0	0	0	0	0
24 Miguel Cabrera, R (1, 3) OBP: 0.380, SLG: 0.527	F FF 88 F FF 89 D CH 81 B FF 89 X FF 90 2-2 41 1B 2-H 2B	F KC 80 B FF 88 D CH 81 X CH 81 2-1 ② G1-3 2-3		C SL 85 F FF 94 F SI 95 S SL 86 0-3 ③ K	B SI 89 D SL 81 D SI 88 B FF 89 4-0 1-2 BB			C FF 92 F CH 86 B SL 83 F SI 94 B CH 85 X SI 92 2-2 ① F7		3	1	1	1	1	2
32 Don Kelly, L (8, PH) OBP: 0.335, SLG: 0.291										1	0	0	0	0	0	0
(8, 3)																
41 Victor Martinez, S (1, 10) OBP: 0.404, SLG: 0.566	X FF 89 0-0 ③ 28 1B 30 1B 2-H 1B	X KC 80 0-0 G6-3			G SL 84 C FF 94 X FF 95 1-2 28 2B 9 1B 1B			B SI 93 C SI 92 F SI 92 B SL 82 X SL 81 2-2 9 1B 1B		4	2	2	1	0	0	3
33 Steven Moya, L (8, PH) OBP: 0.500, SLG: 0.500										1	0	1	0	0	0	0
(8, 10)																
28 J.D. Martinez, R (1, 7) OBP: 0.363, SLG: 0.574	D CH 82 C CH 82 X CH 82 1-1 30 1B 1-2 1B	B SI 87 C KC 76 S CH 80 F CH 80 B FF 88 B KC 79 X CH 80 3-2 ① G4-3			B SI 94 X SL 85 1-0 9 1B 30 1B 1-3 2B	C SI 90 X CU 74 0-1 9 G5-4-3 1B		B SI 92 B SI 92 X SI 91 2-0 ② F7		4	1	3	0	0	0	0
61 Ezequiel Carrera, L (8, PH) OBP: 0.290, SLG: 0.339										1	0	0	0	0	0	1
(8, 7)																
9 Nick Castellanos, R (1, 5) OBP: 0.313, SLG: 0.404	C FF 88 B FF 88 B FF 89 S CH 81 F CH 81 B FF 90 X CH 81 3-2 ② F7	B KC 78 S CH 81 F FF 88 B FF 88 B CH 80 X FF 88 3-2 ② F9			B FF 95 F FF 93 F SL 85 B FF 94 F SI 95 B SL 87 F SL 86 F FF 94 F SI 94 3-2 X SL 85 30 1B 34 E 2-3 3-H 1B	B SI 90 B SI 91 C SI 92 F SI 91 X SL 83 2-2 ①② G5-4-3 1-2f		F SL 84 B SL 82 B SI 93 C SI 92 B SI 92 F SI 91 X SI 92 3-2 1-3 1B		5	1	2	1	0	0	3
30 Eugenio Suárez, R (1, 6) OBP: 0.319, SLG: 0.346	S CH 80 B CH 81 C FF 89 X CH 81 1-2 1-3 2-H 1B	B SI 87 X SI 88 1-0 ③ F9			B SI 94 B SI 93 X FF 94 2-0 34 FC6-4 1-2 3-H 1B	C CH 84 C SI 92 B CH 86 T SL 84 1-2 ③ K		F FF 93 C SI 92 B SL 82 F SL 82 C FF 92 1-3 ③ K		5	0	2	2	0	2	2
34 James McCann, R (1, 2) OBP: 0.200, SLG: 0.200	C FF 89 S FF 89 S CH 81 0-3 ③ K2-3			S KC 78 X CH 80 0-1 3 S 3 2B 1B	B FF 88 S SL 81 X SI 88 1-1 ① FC6-4 3 HR 1-2f 2-H		S SI 90 B SI 92 B SI 92 F SI 91 B SI 92 X SI 91 3-2 1B		X FF 91 0-0 ① L7	5	2	2	0	0	1	3
20 Rajai Davis, R (1, 8) OBP: 0.320, SLG: 0.403		B FF 88 X KC 78 1-0 48 2B 1B		B FF 86 B FF 87 X FF 88 2-0 ① F9	D SI 89 X SI 89 1-0 ② F9		C SL 83 D SL 86 B SI 90 X SL 83 2-1 ① F9		C FF 91 X CH 83 0-1 ② G3-1	5	1	1	0	0	0	3

Inning Stats																								
	R: 3	H: 5	R: 1	H: 2	R: 0	H: 0	R: 1	H: 2	R: 5	H: 6	R: 0	H: 1	R: 0	H: 1	R: 0	H: 2	R: 0	H: 0	1B: 14	SF: 0	WP: 0	PA: 46
	E: 0	LOB: 2	E: 0	LOB: 1	E: 0	LOB: 0	E: 0	LOB: 1	E: 1	LOB: 2	E: 0	LOB: 0	E: 0	LOB: 1	E: 0	LOB: 2	E: 0	LOB: 0	2B: 4	SAC: 0	PB: 0	
	K: 1	BB: 0	K: 0	BB: 0	K: 0	BB: 0	K: 1	BB: 0	K: 0	BB: 1	K: 1	BB: 0	K: 1	BB: 0	K: 1	BB: 0	K: 0	BB: 0	3B: 0	DP: 1	SB: 1	
	S: 22	P: 30	S: 7	P: 12	S: 8	P: 15	S: 10	P: 15	S: 21	P: 37	S: 8	P: 11	S: 11	P: 18	S: 16	P: 26	S: 4	P: 5	HR: 1	HBP: 0	CS: 0	

PITCHER		IP	WLS	BF	H	R	ER	SO	BB	IBB	HBP	BLK	WP	HR	S	P	ERA	WHIP
51 Jason Vargas, L ERA: 3.59	(1, 1)	3.1	L	19	9	5	5	1	0	0	0	0	0	0	42	66	13.50	2.700
25 Casey Coleman, R ERA: 5.73	(4, 1)	0.2		6	4	4	4	1	0	0	0	0	0	0	17	25	54.00	6.000
31 Louis Coleman, R ERA: 6.16	(5, 1)	1.0		6	2	1	1	0	1	0	0	0	0	1	9	18	9.00	3.000
39 Liam Hendriks, R ERA: 5.4	(6, 1)	2.0		7	2	0	0	2	0	0	0	0	0	0	19	29	0.00	1.000
43 Aaron Crow, R ERA: 4.06	(8, 1)	1.0		5	2	0	0	1	0	0	0	0	0	0	16	26	0.00	2.000

PITCHER		IP	WLS	BF	H	R	ER	SO	BB	IBB	HBP	BLK	WP	HR	S	P	ERA	WHIP
55 Tim Collins, L ERA: 3.93	(9, 1)	1.0		3	0	0	0	0	0	0	0	0	0	0	4	5	0.00	0.000

AB	45
R	10
H	19
RBI	9
BB	1
SO	5
LOB	22

Detroit Tigers @ Kansas City Royals

Kauffman Stadium, Kansas City, MO

Fri Sep 19 2014, 7:12 PM - 10:26 PM CDT

Att. 37,945 - Clear - 77 F

livebaseballscorecards.com

BOTTOM

Batter	1	2	3	4	5	6	7	8	9	AB	R	H	RBI	BB	SO	LOB
2 Alcides Escobar, R (1, 6) OBP: 0.308, SLG: 0.367 12 Jayson Nix, R (7, 6) OBP: 0.172, SLG: 0.160	C FF 91 B FF 91 B FF 90 B FF 91 S FF 90 X FF 91 3-2 ① G5-3		C FF 94 X SL 85 0-1 ② G4-3			X FF 92 0-0 ① F7		S FF 95 F FF 96 B FF 96 F FF 96 X SL 88 1-2 ② SF7 3-H		3 0	0 0	0 0	0 1	0 0	0 0	1 0
23 Norichika Aoki, L (1, 9) OBP: 0.352, SLG: 0.355 (6, 7) 45 Lane Adams, R (8, 7) (9, 8)	C FF 92 B CU 78 B FF 92 C FF 92 X CU 79 2-2 6 G6-4-3 1B		C FF 94 C FF 92 F FF 94 B CU 80 X CU 79 1-2 ③ G4-3			C FF 92 C FF 93 B FF 93 F FF 92 X FF 92 1-2 1 FC6-4 1B 1-2		F FF 97 S FF 97 B FF 97 B SL 88 B FF 96 F FF 97 F FF 97 X FF 96 3-2 ③ F7		3 1	0 0	2 0	0 0	0 0	0 0	0 0
6 Lorenzo Cain, R (1, 8) OBP: 0.338, SLG: 0.413 1 Jarrod Dyson, L (6, 8) OBP: 0.321, SLG: 0.323 0 Terrance Gore, R (9, 7)	1 SAFE 1 SAFE F FF 92 X FF 92 0-1 ② G6-4-3 1-2f			C FF 91 C FF 91 B SL 84 X SL 85 1-2 13 G5-4-3 1B		B FF 93 C FF 93 X FF 93 1-1 ② FC6-4 34 S 1-2f 2-3			B FF 90 C FF 90 B FF 89 S FF 89 F CH 80 F FF 91 F FF 89 X FF 90 2-2 ① G1-3	2 1 1	0 0 0	1 0 0	0 0 0	0 0 0	0 0 0	1 2 0
4 Alex Gordon, L (1, 7) OBP: 0.350, SLG: 0.436 34 Carlos Peguero, L (6, 9) OBP: 0.125, SLG: 0.250		C FF 91 F FF 91 S FF 92 0-3 ① K		1 SAFE X FF 92 0-0 ① F7		C FF 93 B FF 92 S FF 94 S FF 95 1-3 ③ K 1-2			S FF 89 F FC 86 S CU 79 0-3 ② K	2 2	0 0	0 0	0 0	0 0	1 2	1 2
13 Salvador Perez, R (1, 2) OBP: 0.292, SLG: 0.402 19 Erik Kratz, R (6, 2) OBP: 0.250, SLG: 0.402		B FF 91 B SL 85 X SL 84 2-0 35 2B 1B		B FF 92 X FF 93 1-0 ② G5-4-3 1-2f			F FF 87 X FF 90 0-1 ① F8		B FF 90 C FF 89 S CH 81 F CU 79 F CH 80 F FF 90 B CU 77 B CU 77 X FF 89 3-2 ③ F7	2 2	0 0	1 0	0 0	0 0	0 0	1 0
35 Eric Hosmer, L (1, 3) OBP: 0.314, SLG: 0.388		X FF 93 0-0 1-3 2B		B FF 88 F SL 82 B CH 87 F FF 92 B FF 92 F SL 85 X FF 93 3-2 ① G4-3			C CH 82 C FF 90 B CH 87 X CU 79 1-2 ② G3			3	0	1	0	0	0	0
16 Billy Butler, R (1, 10) OBP: 0.317, SLG: 0.372 18 Raul Ibanez, L (7, PH) OBP: 0.261, SLG: 0.287 (8, 10)	D CU 80 D CU 80 B FF 93 X FF 94 3-0 ② F9		C SL 83 F FF 91 B FF 92 S CU 79 1-3 ② K			B FF 89 C CH 83 B FF 91 F FF 90 F SL 85 S CU 79 2-3 ③ K			2 1	0 0	0 0	0 0	0 0	1 1	2 0
14 Omar Infante, R (1, 4) OBP: 0.292, SLG: 0.340 9 Johnny Giavotella, R (6, 4) OBP: 0.237, SLG: 0.314	C FF 94 X FF 94 0-1 ③ G5-3		F FF 90 B CU 78 X CH 83 1-1 ③ F8					X FF 88 0-0 8 L7 12 SF7 2B		2 1	0 1	0 1	0 0	0 0	0 0	2 0
8 Mike Moustakas, L (1, 5) OBP: 0.273, SLG: 0.372		C CH 83 F FF 91 B FF 92 F FF 93 F FF 93 B SL 87 F SL 86 X FF 94 2-2 ① G6-3				C CH 82 B SL 83 C FF 91 B CU 79 F CH 84 X FF 91 2-2 1 23 FC6-4 1B 1B		B FF 90 B FF 89 F CH 83 S CH 82 F FF 92 F CU 80 B FF 92 X CH 84 3-2 ① L7 2-3		3	0	1	0	0	0	1

Inning Stats	1	2	3	4	5	6	7	8	9
	R: 0 E: 0 K: 0 S: 8	H: 1 LOB: 0 BB: 0 P: 13	R: 0 E: 0 K: 1 S: 8	H: 2 LOB: 2 BB: 0 P: 13	R: 0 E: 0 K: 0 S: 12	H: 0 LOB: 0 BB: 0 P: 15	R: 0 E: 0 K: 0 S: 5	H: 1 LOB: 0 BB: 0 P: 7	R: 0 E: 0 K: 1 S: 10	H: 0 LOB: 0 BB: 0 P: 15	R: 0 E: 0 K: 1 S: 14	H: 2 LOB: 2 BB: 0 P: 19	R: 0 E: 0 K: 1 S: 9	H: 0 LOB: 0 BB: 0 P: 12	R: 1 E: 0 K: 0 S: 15	H: 1 LOB: 0 BB: 0 P: 22	R: 0 E: 0 K: 1 S: 15	H: 0 LOB: 0 BB: 0 P: 20

	AB	R	H	RBI	BB	SO	LOB
	31	1	7	1	0	5	13

1B: 5	SF: 1	WP: 0	PA: 32
2B: 2	SAC: 0	PB: 0	
3B: 0	DP: 2	SB: 1	
HR: 0	HBP: 0	CS: 0	

PITCHER		IP	WLS	BF	H	R	ER	SO	BB	IBB	HBP	BLK	WP	HR	S	P	ERA	WHIP
35 Justin Verlander, R ERA: 4.68	(1, 1)	7.1	W	27	7	1	1	4	0	0	0	0	0	0	72	103	1.23	0.955
57 Evan Reed, R ERA: 4.18	(8, 1)	0.2		2	0	0	0	0	0	0	0	0	0	0	9	13	0.00	0.000
65 Blaine Hardy, L ERA: 2.19	(9, 1)	1.0		3	0	0	0	1	0	0	0	0	0	0	15	20	0.00	0.000

PITCHER	IP	WLS	BF	H	R	ER	SO	BB	IBB	HBP	BLK	WP	HR	S	P	ERA	WHIP

Detroit Tigers @ Kansas City Royals

Kauffman Stadium, Kansas City, MO

Sat Sep 20 2014, 12:07 PM - 3:34 PM CDT

Att. 37,074 - Cloudy - 79 F

TOP

livebaseballscorecards.com

Batter	1	2	3	4	5	6	7	8	9	AB	R	H	RBI	BB	SO	LOB
3 Ian Kinsler, R (1, 4) OBP: 0.306, SLG: 0.416	F FF 93 B FF 94 F FF 94 X FC 88 1-2 ① G4-3		C FC 87 X KC 80 0-1 ③ G6-3			B FF 93 B FC 87 C FC 87 F FF 91 F FF 92 X CH 85 2-2 ② F7	B SI 96 B FF 98 X SI 96 2-0 ③ G5-3			4	0	0	0	0	0	3
48 Torii Hunter, R (1, 9) OBP: 0.321, SLG: 0.452	X FC 88 0-0 ② F8			C CH 85 B SI 92 C SI 92 X CH 85 1-2 HR		B KC 81 C FC 86 F FF 93 B FF 93 B FF 93 F FF 94 X FF 95 3-2 1B		C FF 99 X CU 80 0-1 ① G5-3		4	1	2	1	0	0	0
24 Miguel Cabrera, R (1, 3) OBP: 0.377, SLG: 0.523	B FF 95 C FF 94 B FF 95 B FC 89 F FF 95 F FF 95 X FC 90 3-2 ③ G6-3			F FC 87 C FF 93 F FF 93 T FF 94 0-2 ① K		S FC 87 B FF 93 B FF 94 F FC 87 X FF 93 2-2 ③ F8		B SI 99 X SI 100 1-0 ② L1-5-3		4	0	0	0	0	1	1
41 Victor Martinez, S (1, 10) OBP: 0.403, SLG: 0.564		X FF 93 0-0 ① L7		C SI 94 B KC 80 B KC 80 X FC 88 2-1 ② P5			C FC 86 B KC 80 X FC 87 1-1 ① F8	C CH 90 B CH 90 C FF 98 B FF 100 F FF 100 X SI 99 2-2 1B		4	0	1	0	0	0	0
28 J.D. Martinez, R (1, 7) OBP: 0.362, SLG: 0.570		B FF 94 F CH 86 T KC 81 B CH 86 S CH 87 2-3 ② K		B CH 86 B CH 86 C FC 87 S FF 93 B CH 86 S CH 85 3-3 ③ K			X KC 80 0-0 18 WP 30 BB 18 1B 1B	B SI 99 S CH 89 F CH 88 S FF 99 1-3 ③ K		4	1	1	0	0	3	1
9 Nick Castellanos, R (1, 5) OBP: 0.311, SLG: 0.401 17 Andrew Romine, S (9, 6) OBP: 0.272, SLG: 0.277		B FF 94 B FC 87 X SI 94 2-0 ③ G5-3			C FC 86 X KC 80 0-1 ① F9		C FC 85 B SI 92 S FC 84 F FC 84 T FC 84 1-2 ② K		X FF 93 0-0 ① G6-3	4 0	0 0	0 0	0 0	0 0	1 0	1 0
30 Eugenio Suárez, R (1, 6) OBP: 0.320, SLG: 0.343 32 Don Kelly, L (9, PH) OBP: 0.333, SLG: 0.289 (9, 5)			C FF 94 X FC 86 0-1 ① F9		B FF 93 B FC 85 C FF 94 B FC 86 T FF 93 X FF 93 3-2 ② F8		B FF 92 B FF 92 B FF 92 B FF 90 4-0 18 1B 18 WP 20 1B 1-2 BB		C FF 92 F FF 93 S FF 97 0-3 ② K	2 1	1 0	0 0	0 0	1 0	0 1	0 0
50 Bryan Holaday, R (1, 2) OBP: 0.272, SLG: 0.282 18 Tyler Collins, L (7, PH) OBP: 0.333, SLG: 0.450 34 James McCann, R (7, 2) OBP: 0.182, SLG: 0.182			F FF 94 X KC 80 0-1 1B		F FF 94 F FF 93 B CH 85 S CH 86 1-3 ③ K		S CH 86 B CH 84 X CH 86 1-1 20 1B 1-3 2-H 1B		C KC 84 S KC 85 B FF 96 S FF 97 1-3 ③ K	2 1 1	0 0 0	1 1 0	0 1 0	0 0 0	1 0 1	0 0 0
20 Rajai Davis, R (1, 8) OBP: 0.320, SLG: 0.403			B FC 87 C FC 88 D CH 86 1 SAFE F FC 87 F CH 85 F SI 93 F SI 92 S FC 87 2-3 ② K			C SI 91 X FC 84 0-1 ① G1-3	F FF 93 X FF 92 0-1 1-2 3-H 1B			3	0	1	1	0	1	1
Inning Stats	R: 0 E: 0 K: 0 S: 8 H: 0 LOB: 0 BB: 0 P: 12	R: 0 E: 0 K: 1 S: 5 H: 0 LOB: 0 BB: 0 P: 9	R: 0 E: 0 K: 1 S: 12 H: 1 LOB: 1 BB: 0 P: 14	R: 1 E: 0 K: 2 S: 12 H: 1 LOB: 0 BB: 0 P: 18	R: 0 E: 0 K: 1 S: 8 H: 0 LOB: 0 BB: 0 P: 12	R: 0 E: 0 K: 0 S: 13 H: 1 LOB: 1 BB: 0 P: 20	R: 2 E: 0 K: 1 S: 12 H: 3 LOB: 2 BB: 1 P: 21	R: 0 E: 0 K: 1 S: 10 H: 1 LOB: 1 BB: 0 P: 14	R: 0 E: 0 K: 2 S: 7 H: 0 LOB: 0 BB: 0 P: 8	1B: 6 2B: 0 3B: 0 HR: 1	SF: 0 SAC: 0 DP: 0 HBP: 0						

	AB	34
	R	3
	H	7
	RBI	3
	BB	1
	SO	9
	LOB	7

	WP: 1	PA: 35
	PB: 0	
	SB: 0	
	CS: 0	

PITCHER		IP	WLS	BF	H	R	ER	SO	BB	IBB	HBP	BLK	WP	HR	S	P	ERA	WHIP
33 James Shields, R ERA: 3.18	(1, 1)	6.2	L	27	6	3	3	6	1	0	0	0	1	1	69	103	4.05	1.050
40 Kelvin Herrera, R ERA: 1.52	(7, 1)	1.1		5	1	0	0	1	0	0	0	0	0	0	11	17	0.00	0.750
17 Wade Davis, R ERA: 0.93	(9, 1)	1.0		3	0	0	0	2	0	0	0	0	0	0	7	8	0.00	0.000

PITCHER		IP	WLS	BF	H	R	ER	SO	BB	IBB	HBP	BLK	WP	HR	S	P	ERA	WHIP

BOTTOM

Detroit Tigers @ Kansas City Royals

Kauffman Stadium, Kansas City, MO

Sat Sep 20 2014, 12:07 PM - 3:34 PM CDT

Att. 37,074 - Cloudy - 79 F

livebaseballscorecards.com

Batter	1	2	3	4	5	6	7	8	9	AB	R	H	RBI	BB	SO	LOB
2 Alcides Escobar, R (1, 6) OBP: 0.313, SLG: 0.373	B FF 89 X FF 90 1-0 23 SH1-4 2B		C SL 85 X FF 92 0-1 23 SH1-4 1-2 1B		B FF 93 F SL 86 F SL 84 X FF 96 1-2 E4 23 G4-3 2-H 1B		X FF 94 0-0 ② F7		F FF 92 B SI 90 F FF 90 F SL 85 X SI 91 1-2 23 G4-3 1-2 1B	5	0	4	0	0	0	1
23 Norichika Aoki, L (1, 9) OBP: 0.350, SLG: 0.353	X FF 90 0-0 ① SH1-4 2-3		B FF 90 C FF 92 X FF 91 1-1 ① SH1-4 1-2 2-3		1 SAFE B FF 89 X FF 93 1-0 ② G4-3 1-2		C FF 93 C FF 95 B FF 96 B CU 77 F FF 96 X FF 95 2-2 ③ G6-3 1-2		C SI 90 B SI 92 F SL 87 B SI 92 F FF 92 F SI 92 X SI 92 2-2 ② G4-3 1-2 2-3	3	0	0	0	0	0	4
7 Josh Willingham, R (1, 10) OBP: 0.349, SLG: 0.401 18 Raul Ibanez, L (9, PH) OBP: 0.260, SLG: 0.286	B SL 84 S SL 86 C FF 92 B FF 94 S SL 87 2-3 ② K		X CU 78 0-0 ② P3		C FF 94 B FF 93 B SL 87 S SL 84 B SL 87 C FF 96 3-3 ③ K			B CU 78 S CU 77 S SL 88 C FF 95 1-3 ① K	B SL 86 X SI 92 1-0 ③ G3	4 1	0 0	0 0	0 0	0 0	3 0	4 2
4 Alex Gordon, L (1, 7) OBP: 0.348, SLG: 0.433	B CU 79 C CU 80 F FF 95 B FF 96 F CH 85 S FF 95 2-3 ③ K		F FF 94 B FF 95 S CU 80 F FF 96 S FF 96 1-3 ③ K			F CH 81 B FF 93 B FF 93 C CH 82 B CU 79 F FF 93 X FF 94 3-2 ① G3		C FF 93 C FF 94 B FF 95 B FF 93 X CU 81 2-2 ② G4-3		4	0	0	0	0	2	3
13 Salvador Perez, R (1, 2) OBP: 0.293, SLG: 0.403 45 Lane Adams, R (8, PR) 19 Erik Kratz, R (9, 2) OBP: 0.250, SLG: 0.402		C SL 84 X SL 85 0-1 ① P2	C SL 84 X FF 92 0-1 ① G5-3		X FF 93 0-0 35 2B 14 L4-1-5 1B			C FF 94 X SL 87 0-1 35 WP 35 1B 1B		4 0 0	0 1 0	2 0 0	0 0 0	0 0 0	0 0 0	0 0 0
35 Eric Hosmer, L (1, 3) OBP: 0.316, SLG: 0.391		C CU 76 C FF 92 B FF 93 B CU 77 S CH 85 2-3 ② K	F FF 91 X FF 92 0-1 ② P4		B CH 83 X FF 94 1-0 1-3 2B			B CU 80 1 SAFE C CU 79 1 SAFE B FF 94 X SL 85 2-1 1-H 1B		4	0	2	1	0	1	0
14 Omar Infante, R (1, 4) OBP: 0.292, SLG: 0.338		B FF 91 B FF 92 B FF 92 C FF 92 F SL 85 F FF 93 H CH 83 4-2 HBP	X FF 90 0-0 ③ F8			B SL 87 B SL 85 B CH 83 X FF 96 2-1 ②③ L4-1-5 3-3		B FF 93 S SL 83 1 SAFE S SL 85 1 SAFE X FF 94 1-2 ③ G4-3		3	0	0	0	0	0	3
8 Mike Moustakas, L (1, 5) OBP: 0.272, SLG: 0.370		B FF 91 X FF 93 1-0 ③ G4-3			B FF 91 S FF 93 F CH 83 F FF 94 F CH 83 B CU 79 F CU 80 F FF 94 F FF 94 2-2 ① G6-3		C CU 76 B FF 93 B FF 92 B CH 82 B FF 93 4-1 23 S BB		C SI 91 B FF 91 F FF 91 X SL 86 1-2 ① F7	3	0	0	0	1	0	1
1 Jarrod Dyson, L (1, 8) OBP: 0.327, SLG: 0.333			C FF 90 C FF 92 B FF 91 B CH 84 F FF 93 X CH 82 2-2 23 SH1-4 2 1B 1B		B CH 82 F FF 92 L CH 84 F CH 81 X CU 79 1-2 2 E 2B		C FF 93 B FF 95 B FF 93 1 SAFE F FF 94 F FF 94 C FF 94 2-3 ① K		F FF 91 S SL 86 X FF 92 0-2 23 G4-3 2 1B 1B	4	1	3	0	0	1	1
Inning Stats	R: 0 E: 0 K: 2 S: 9 H: 1 LOB: 1 BB: 0 P: 14	R: 0 E: 0 K: 1 S: 9 H: 0 LOB: 1 BB: 0 P: 16	R: 0 E: 0 K: 1 S: 13 H: 2 LOB: 2 BB: 0 P: 17	R: 0 E: 0 K: 0 S: 5 H: 0 LOB: 0 BB: 0 P: 5	R: 1 E: 1 K: 1 S: 21 H: 2 LOB: 1 BB: 0 P: 29	R: 0 E: 0 K: 0 S: 8 H: 2 LOB: 1 BB: 0 P: 14	R: 0 E: 0 K: 1 S: 10 H: 0 LOB: 1 BB: 1 P: 18	R: 1 E: 0 K: 1 S: 13 H: 2 LOB: 1 BB: 0 P: 19	R: 0 E: 0 K: 0 S: 16 H: 2 LOB: 2 BB: 0 P: 21	1B: 8 2B: 4 3B: 0 HR: 0 SF: 0 SAC: 2 DP: 1 HBP: 1						

AB	35
R	2
H	11
RBI	1
BB	1
SO	7
LOB	19

PITCHER		IP	WLS	BF	H	R	ER	SO	BB	IBB	HBP	BLK	WP	HR	S	P	ERA	WHIP
37 Max Scherzer, R ERA: 3.15	(1, 1)	7.0	W	29	7	1	0	6	1	0	1	0	0	0	75	113	0.00	1.143
44 Joba Chamberlain, R ERA: 3.73	(8, 1)	1.0	H	5	2	1	1	1	0	0	0	0	1	0	13	19	9.00	2.000
36 Joe Nathan, R ERA: 5.01	(9, 1)	1.0	S	5	2	0	0	0	0	0	0	0	0	0	16	21	0.00	2.000

PITCHER	IP	WLS	BF	H	R	ER	SO	BB	IBB	HBP	BLK	WP	HR	S	P	ERA	WHIP

WP: 1 PA: 39
PB: 0
SB: 1
CS: 0

Detroit Tigers @ Kansas City Royals

Kauffman Stadium, Kansas City, MO

Sun Sep 21 2014, 1:13 PM - 4:22 PM CDT

Att. 37,212 - Sunny - 77 F

TOP

livebaseballscorecards.com

Batter	1	2	3	4	5	6	7	8	9	AB	R	H	RBI	BB	SO	LOB
3 Ian Kinsler, R (1, 4) OBP: 0.306, SLG: 0.419	C FF 90 B CU 76 X SI 92 1-1 ① F9		B FF 91 X CH 88 1-0 HR		B SI 92 C SI 92 B CH 84 B FF 92 C FF 92 F SI 91 X SI 92 3-2 E6 24 G5-4-3		C FF 99 X CU 83 0-1 ② F9			4	1	1	1	0	0	0
48 Torii Hunter, R (1, 9) OBP: 0.320, SLG: 0.452	B SI 92 C FF 93 C FF 93 X FF 93 1-2 ② F8		X FF 91 0-0 ① F7		F FF 91 F SI 92 S SI 93 0-3 ① K		X FF 99 0-0 2B			4	0	1	0	0	1	1
24 Miguel Cabrera, R (1, 10) OBP: 0.375, SLG: 0.520	X SI 94 0-0 ③ F7		B FF 92 B CU 79 X SI 92 2-0 ② L7		C FC 90 X SI 93 0-1 ②③ G5-4-3 1-2f		S FF 99 S SI 99 F FF 99 B FF 100 F CH 88 F FF 99 B FF 100 X FF 98 2-2 ③ G6-3			4	0	0	0	0	0	2
41 Victor Martinez, S (1, 3) OBP: 0.403, SLG: 0.563		B FF 91 B FF 91 C SI 92 B CH 85 B FF 92 4-1 17 BB 9 HBP BB	F FF 91 F FF 93 X FF 93 0-2 ③ G4-3			C FF 91 F FF 92 B SL 81 X FF 95 1-2 28 1B 1B		C KC 81 X FF 95 0-1 ① G3-1		3	0	1	0	1	0	0
28 J.D. Martinez, R (1, 7) OBP: 0.363, SLG: 0.570		C SI 93 B FF 92 C CH 86 S FF 92 1-3 ① K		F FF 92 F FF 93 B FF 92 X CU 79 1-2 50 1B 17 E 1B		B SI 93 C SI 92 B FF 92 B CH 86 X SI 93 3-1 1-2 1B		B KC 83 F FF 97 S KC 86 F KC 87 S KC 86 1-3 ② K2-3		4	1	2	0	0	2	1
9 Nick Castellanos, R (1, 5) OBP: 0.310, SLG: 0.398		H FF 92 1-0 17 BB 1-2 HBP		S FC 90 C SI 93 X FF 92 0-2 ① F9		B FF 93 B CH 88 F SI 94 B SI 93 X SI 93 3-1 ① P3		B FF 97 B FF 97 S FF 98 S FF 98 S FF 99 2-3 ③ K		3	0	0	0	0	1	3
50 Bryan Holaday, R (1, 2) OBP: 0.273, SLG: 0.283 61 Ezequiel Carrera, L (9, PH) OBP: 0.286, SLG: 0.333		C SI 94 B FC 91 B SI 93 F FC 90 X CH 85 2-2 ② F8		1 SAFE F FC 90 X FF 93 0-1 17 E 1-3 1B		X FF 97 0-0 ② P3			C FF 93 C FF 93 S SL 88 0-3 ① K	3 1	0 0	1 0	0 0	0 0	0 1	4 0
17 Andrew Romine, S (1, 6) OBP: 0.274, SLG: 0.275 18 Tyler Collins, L (6, PH) OBP: 0.318, SLG: 0.429 30 Eugenio Suárez, R (6, 6) OBP: 0.320, SLG: 0.343 33 Steven Moya, L (9, PH) OBP: 0.429, SLG: 0.429		B FF 93 F FC 90 B FC 91 B FF 93 B FF 93 4-1 20 FC6-4 1-2 2-3 BB		C CH 86 B FF 93 B FF 93 X CH 85 2-1 ② F7 1-2 3-H		B SI 98 S SI 97 S FF 98 S FF 98 1-3 ③ K			C FF 94 S SL 88 F FF 96 B SL 87 S SL 86 1-3 ② K	1 1 0 1	0 0 0 0	0 0 0 0	0 0 0 0	1 0 0 0	0 1 0 0	1 2 0 0
20 Rajai Davis, R (1, 8) OBP: 0.317, SLG: 0.399		X FF 93 0-0 ③ FC6-4 1-2f		C SI 94 F FF 92 F CH 86 X FC 91 0-2 ③ G1-3			S SI 98 X SI 98 0-1 ① L7		X FF 92 0-0 ③ G6-3	4	0	0	0	0	0	4
Inning Stats	R: 0 E: 0 K: 0 S: 6 H: 0 LOB: 0 BB: 0 P: 8	R: 0 E: 0 K: 1 S: 9 H: 0 LOB: 3 BB: 2 P: 21	R: 1 E: 0 K: 0 S: 6 H: 1 LOB: 0 BB: 0 P: 9	R: 1 E: 1 K: 0 S: 14 H: 2 LOB: 1 BB: 0 P: 17	R: 0 E: 1 K: 1 S: 9 H: 0 LOB: 0 BB: 0 P: 12	R: 0 E: 0 K: 1 S: 11 H: 2 LOB: 2 BB: 0 P: 19	R: 0 E: 0 K: 0 S: 11 H: 1 LOB: 1 BB: 0 P: 13	R: 0 E: 0 K: 2 S: 9 H: 0 LOB: 0 BB: 0 P: 12	R: 0 E: 0 K: 2 S: 8 H: 0 LOB: 0 BB: 0 P: 9	1B: 4 2B: 1 3B: 0 HR: 1 SF: 0 SAC: 0 DP: 1 HBP: 1						

	AB	33
	R	2
	H	6
	RBI	1
	BB	2
	SO	7
	LOB	18

WP: 0 PB: 0 SB: 0 CS: 0 PA: 36

PITCHER	IP	WLS	BF	H	R	ER	SO	BB	IBB	HBP	BLK	WP	HR	S	P	ERA	WHIP
11 Jeremy Guthrie, R (1, 1) ERA: 4.28	5.1	W	24	5	2	1	2	2	0	1	0	0	1	51	81	1.69	1.312
40 Kelvin Herrera, R (6, 1) ERA: 1.48	1.2	H	6	1	0	0	1	0	0	0	0	0	0	15	18	0.00	0.600
17 Wade Davis, R (8, 1) ERA: 0.91	1.0	H	3	0	0	0	2	0	0	0	0	0	0	9	12	0.00	0.000
56 Greg Holland, R (9, 1) ERA: 1.52	1.0	S	3	0	0	0	2	0	0	0	0	0	0	8	9	0.00	0.000

PITCHER	IP	WLS	BF	H	R	ER	SO	BB	IBB	HBP	BLK	WP	HR	S	P	ERA	WHIP

BOTTOM

Detroit Tigers @ Kansas City Royals

Kauffman Stadium, Kansas City, MO

Sun Sep 21 2014, 1:13 PM - 4:22 PM CDT

Att. 37,212 - Sunny - 77 F

livebaseballscorecards.com

Batter	1	2	3	4	5	6	7	8	9	AB	R	H	RBI	BB	SO	LOB
2 Alcides Escobar, R (1, 6) OBP: 0.313, SLG: 0.375	F FF 90 F FF 92 F SI 91 B SI 92 B CU 79 X SI 92 2-2 23 CS 1B	B CU 78 F SL 87 B SI 91 X SI 91 2-1 2-H 2B		L SI 88 X SI 89 0-1 ① B1		B SL 86 S SL 86 X SL 85 1-1 ① F9		C SI 91 S FF 84 B SI 88 X SI 92 1-2 ② G6-3		5	0	2	1	0	0	2
23 Norichika Aoki, L (1, 9) OBP: 0.351, SLG: 0.357 1 Jarrod Dyson, L (8, 8) OBP: 0.326, SLG: 0.332	B SI 91 F SI 91 C FF 91 B SI 92 X SI 91 2-2 ① ② G6-3 1-2	F FF 92 D CU 79 B FF 92 D CH 83 B SI 91 4-1 BB		C SI 91 D CU 79 B SI 91 F SI 92 X SI 91 2-2 1-H 2-H 3B		C SI 95 B SI 95 S SL 87 X FF 97 1-2 ② L6		B FF 92 C FF 93 B FC 88 F SI 92 F CU 84 S SI 93 2-3 ③ K		3 1	0 0	1 0	2 0	1 0	0 1	1 0
6 Lorenzo Cain, R (1, 8) OBP: 0.339, SLG: 0.413 (8, 9)	C FF 91 X SI 91 0-1 35 1B 16 1B 1B	S SI 90 D SL 86 S SL 88 B SI 90 B SI 92 F SI 90 X SI 91 3-2 ③ F9		H SI 91 1-0 35 S HBP		C SL 87 X SI 97 0-1 ③ G4-3				3	1	1	0	0	0	2
35 Eric Hosmer, L (1, 3) OBP: 0.319, SLG: 0.395	1 SAFE 1 SAFE 1 SAFE B FF 91 B SI 91 F SI 92 C CH 82 F SL 86 X SI 93 2-2 16 1B 1-3 1B		B CU 78 B SL 86 C SI 90 B SL 87 X FF 90 3-1 16 G6-3 2B	1 SAFE B SI 93 I IN 71 I IN 71 I IN 79 4-0 1-2 IBB			F FF 95 X FF 95 0-1 ① F7			3	0	2	0	1	0	0
16 Billy Butler, R (1, 10) OBP: 0.318, SLG: 0.373 0 Terrance Gore, R (7, PR) (8, 10)	X FF 93 0-0 1-3 3-H 1B		X SL 86 0-0 ① G6-3 2-3	F SI 92 F SI 92 D CU 80 F SI 93 S CU 80 1-3 ② K			C SI 95 S CH 87 B SL 84 X FF 95 1-2 4 PB 4 S 4 2B 1B			4 0	0 1	2 0	1 0	0 0	1 0	4 0
4 Alex Gordon, L (1, 7) OBP: 0.347, SLG: 0.434	D CU 79 C CU 77 X SL 88 1-1 ③ F9		F CU 78 F FF 91 S FF 92 0-3 ② K	B FF 90 B FC 84 F FF 89 S FF 89 S CU 78 2-3 ③ K			F FF 95 B FF 96 D SL 82 B SI 95 X FF 96 3-1 1-H 2B			4	0	1	1	0	2	6
13 Salvador Perez, R (1, 2) OBP: 0.291, SLG: 0.400		B SL 84 B CU 78 X SI 90 2-0 ① F7	B SI 91 C CU 78 X SI 92 1-1 ③ P4		C SL 85 S SL 87 C SL 78 F SL 87 X SL 88 0-2 ① G6-3		F SL 77 F SL 77 D SL 79 F FF 92 X CU 70 1-2 ② L5			4	0	0	0	0	0	3
14 Omar Infante, R (1, 4) OBP: 0.294, SLG: 0.338		C FF 89 B CU 79 B SL 85 X SL 87 2-1 8 G5-3 2 2B 1B		C FF 88 B SI 88 B SL 84 B SL 85 B FF 90 4-1 8 1B 23 3B BB		B SI 94 C SL 86 X SI 93 1-1 ② L9	B FF 92 B SL 77 X FF 91 2-0 ③ F8			3	2	1	0	1	0	2
8 Mike Moustakas, L (1, 5) OBP: 0.272, SLG: 0.369		C SI 90 B SI 92 1 SAFE B SI 91 F FF 92 F SI 92 F CU 80 1 SAFE B SI 92 3-2 X SI 92 G5-3 1-2		1 SAFE X SI 89 0-0 23 3B 1-2 1B		C SL 87 F SL 88 F SI 97 S SL 89 0-3 ③ K		C FF 91 B SI 92 F FF 88 X FF 92 1-2 ① G6-3		4	1	1	0	0	1	1
Inning Stats	R: 1 E: 0 K: 0 S: 16 H: 4 LOB: 2 BB: 0 P: 23	R: 1 E: 0 K: 0 S: 15 H: 2 LOB: 2 BB: 1 P: 31	R: 0 E: 0 K: 1 S: 8 H: 1 LOB: 1 BB: 0 P: 12	R: 2 E: 0 K: 2 S: 15 H: 2 LOB: 3 BB: 2 P: 29	R: 0 E: 0 K: 1 S: 10 H: 0 LOB: 0 BB: 0 P: 11	R: 0 E: 0 K: 0 S: 7 H: 0 LOB: 0 BB: 0 P: 9	R: 1 E: 0 K: 0 S: 12 H: 2 LOB: 2 BB: 0 P: 19	R: 0 E: 0 K: 1 S: 10 H: 0 LOB: 0 BB: 0 P: 14		1B: 7 2B: 3 3B: 1 HR: 0 SF: 0 SAC: 0 DP: 0 HBP: 1				WP: 0 PB: 1 SB: 2 CS: 1 PA: 38		

	AB	34
	R	5
	H	11
	RBI	5
	BB	3
	SO	5
	LOB	21

PITCHER		IP	WLS	BF	H	R	ER	SO	BB	IBB	HBP	BLK	WP	HR	S	P	ERA	WHIP
21 Rick Porcello, R ERA: 3.31	(1, 1)	3.1	L	20	9	4	4	1	2	0	0	0	0	0	47	80	10.80	3.300
49 Jim Johnson, R ERA: 6.96	(4, 1)	0.1		3	0	0	0	1	0	1	1	0	0	0	4	10	0.00	0.000
65 Blaine Hardy, L ERA: 2.17	(4, 1)	0.1		1	0	0	0	1	0	0	0	0	0	0	3	5	0.00	0.000
62 Al Alburquerque, R ERA: 2.6	(5, 1)	2.0		6	0	0	0	1	0	0	0	0	0	0	17	20	0.00	0.000
40 Phil Coke, L ERA: 3.81	(7, 1)	0.1		3	2	1	1	0	0	0	0	0	0	0	7	11	27.00	6.000

PITCHER		IP	WLS	BF	H	R	ER	SO	BB	IBB	HBP	BLK	WP	HR	S	P	ERA	WHIP
38 Joakim Soria, R ERA: 3.48	(7, 1)	0.2		2	0	0	0	0	0	0	0	0	0	0	5	8	0.00	0.000
56 Kyle Ryan, L ERA:	(8, 1)	1.0		3	0	0	0	1	0	0	0	0	0	0	10	14	0.00	0.000

Chicago White Sox @ Detroit Tigers

Comerica Park, Detroit, MI

Mon Sep 22 2014, 7:09 PM - 9:44 PM EDT

Att. 30,758 - Clear - 60 F

TOP

livebaseballscorecards.com

Batter	1	2	3	4	5	6	7	8	9	AB	R	H	RBI	BB	SO	LOB
10 Alexei Ramirez, R (1, 6) OBP: 0.307, SLG: 0.411	B FF 87 B FF 87 B FF 87 C FF 86 F FF 88 B FF 88 4-2 5 FC6-4 BB	C FF 88 C FF 88 D FC 85 F FF 89 B FC 83 X FC 83 2-2 ③ P6			S CH 81 F FF 88 C SI 88 0-3 ② K			C CU 79 S SL 86 X FF 93 0-2 ② G6-3		3	0	0	0	1	1	1
5 Marcus Semien, R (1, 5) OBP: 0.293, SLG: 0.357	C FF 88 X SI 88 0-1 ① FC6-4 1-2f		C FF 86 B CU 76 T CH 79 F FC 82 X FF 88 1-2 ① G6-3		X SI 88 0-0 ③ G6-3			B CU 78 B CU 80 C SL 83 C SL 84 S SL 85 2-3 ③ K		4	0	0	0	0	1	1
79 José Abreu, R (1, 3) OBP: 0.384, SLG: 0.587	X FF 88 0-0 ② L9		B CH 81 X CH 81 1-0 ② F7			B SI 87 B FC 84 X SI 88 2-0 26 FC6-4 1B			C FF 90 B FF 90 C FF 91 X FF 92 1-2 ① L9	4	0	1	0	0	0	1
26 Avisaíl García, R (1, 9) OBP: 0.326, SLG: 0.448	1 SAFE F FF 88 X FC 83 0-1 ③ G6-3		S FF 89 B FF 88 S FC 84 C FF 88 1-3 ③ K			X SI 88 0-0 ① FC6-4 24 CS 1-2f			B SL 76 X FF 91 1-0 E3 20 FC2-6	4	0	0	0	0	1	2
24 Dayan Viciedo, R (1, 7) OBP: 0.281, SLG: 0.405 20 Jordan Danks, L (7, 8) OBP: 0.302, SLG: 0.294		B FF 86 X FF 87 1-0 ① P4		B FC 81 C FF 88 B CH 80 F FF 87 F FC 82 X FF 88 2-2 ① F9		S SI 88 C FF 88 B SI 88 F FC 84 X FF 88 1-2 ②③ P3 1-2			X CH 83 0-0 ② FC2-6 14 CS 1-2f	3 1	0 0	0 0	0 0	0 0	0 0	1 1
14 Paul Konerko, R (1, 10) OBP: 0.267, SLG: 0.335		C FF 87 B CH 78 C FF 87 B CU 76 C FF 88 2-3 ② K		B CH 80 F SI 88 C FF 88 B FC 83 X FF 89 2-2 1B			C FF 86 S CH 80 F SI 88 B FF 87 B CH 80 B FC 84 F SI 89 F SI 88 F SI 89 3-3 ① S CH 81 K		B SL 74 F FF 91 1 SAFE 1 SAFE 1-1 ③ CS 1-2	3	0	1	0	0	2	0
77 Yolmer Sánchez, S (1, 4) OBP: 0.269, SLG: 0.300		C SI 88 C FC 83 F FF 89 B FC 84 X FC 84 1-2 21 HR 2B		D FF 88 S CH 80 D SI 88 X SI 87 2-1 ② P4			C SI 88 X CH 81 0-1 ② F9			3	1	1	0	0	0	1
21 Tyler Flowers, R (1, 2) OBP: 0.299, SLG: 0.399		X CH 81 0-0 2-H HR		T FF 88 F SI 88 S SI 89 0-3 ③ K			X SI 87 0-0 ③ F9			3	1	1	2	0	1	1
25 Moisés Sierra, R (1, 8) OBP: 0.267, SLG: 0.340 (7, 7)		B SI 88 B FF 88 X SI 88 2-0 2B			C FF 86 F CH 80 F FF 87 F FC 83 X FF 88 0-2 ① F8			B SL 83 F FF 92 B FF 93 F SL 82 S CU 80 2-3 ① K		3	0	1	0	0	1	0
Inning Stats	R: 0 E: 0 K: 0 S: 7 H: 0 LOB: 1 BB: 1 P: 11	R: 2 E: 0 K: 1 S: 14 H: 3 LOB: 1 BB: 0 P: 22	R: 0 E: 0 K: 1 S: 8 H: 0 LOB: 0 BB: 0 P: 11	R: 0 E: 0 K: 1 S: 12 H: 1 LOB: 1 BB: 0 P: 18	R: 0 E: 0 K: 1 S: 9 H: 0 LOB: 0 BB: 0 P: 9	R: 0 E: 0 K: 0 S: 5 H: 1 LOB: 0 BB: 0 P: 8	R: 0 E: 0 K: 1 S: 10 H: 0 LOB: 0 BB: 0 P: 13	R: 0 E: 0 K: 2 S: 9 H: 0 LOB: 0 BB: 0 P: 13	R: 0 E: 1 K: 0 S: 6 H: 0 LOB: 0 BB: 0 P: 9	1B: 2 2B: 2 3B: 0 HR: 1 SF: 0 SAC: 0 DP: 0 HBP: 0						

	AB	31
	R	2
	H	5
	RBI	2
	BB	1
	SO	7
	LOB	9

WP: 0 PA: 33
PB: 0
SB: 0
CS: 2

PITCHER		IP	WLS	BF	H	R	ER	SO	BB	IBB	HBP	BLK	WP	HR	S	P	ERA	WHIP
53 Kyle Lobstein, L ERA: 3.38	(1, 1)	7.0	L	26	5	2	2	5	1	0	0	0	0	1	65	92	2.57	0.857
44 Joba Chamberlain, R ERA: 3.67	(8, 1)	1.0		3	0	0	0	2	0	0	0	0	0	0	9	13	0.00	0.000
38 Joakim Soria, R ERA: 3.4	(9, 1)	1.0		3	0	0	0	0	0	0	0	0	0	0	6	9	0.00	0.000

PITCHER		IP	WLS	BF	H	R	ER	SO	BB	IBB	HBP	BLK	WP	HR	S	P	ERA	WHIP

BOTTOM

Chicago White Sox @ Detroit Tigers

Comerica Park, Detroit, MI

Mon Sep 22 2014, 7:09 PM - 9:44 PM EDT

Att. 30,758 - Clear - 60 F

livebaseballscorecards.com

Batter	1	2	3	4	5	6	7	8	9	AB	R	H	RBI	BB	SO	LOB
3 Ian Kinsler, R (1, 4) OBP: 0.304, SLG: 0.417	F SI 88 C SI 91 X SI 94 0-2 E6 48 CS		B SI 90 C SI 91 X SI 91 1-1 ①② G6-4-3 1-2f		F CH 81 X SI 92 0-1 ② G4-3		C SI 92 X SI 92 0-1 ③ G4-3			4	0	0	0	0	0	1
48 Torii Hunter, R (1, 9) OBP: 0.320, SLG: 0.451	T SI 90 X SL 84 0-1 ①② G3 1-2		F FF 93 X CU 71 0-1 1B		F SL 84 B CH 82 F CH 81 X SI 93 1-2 E6			C CU 70 X CU 71 0-1 ① P5		4	0	1	0	0	0	1
24 Miguel Cabrera, R (1, 3) OBP: 0.374, SLG: 0.520	C SI 92 X SI 91 0-1 2B		X SI 93 0-0 ③ L9		X SI 93 0-0 ③ L4			B FF 92 B CH 82 C SL 82 B CU 72 X SI 92 3-1 ② L7		4	0	1	0	0	0	2
41 Victor Martinez, S (1, 10) OBP: 0.407, SLG: 0.566	B SI 92 B SL 85 C SL 85 C CH 83 H CU 74 3-2 HBP			C SI 88 F CH 82 B FF 92 X CU 70 1-2 9 1B		B CH 82 C CH 82 B FF 92 S SL 83 F FF 93 F SL 84 X CH 83 2-2 2B		B CU 73 B SI 91 B SI 90 B SI 90 4-0 BB		2	0	2	0	1	0	0
28 J.D. Martinez, R (1, 7) OBP: 0.360, SLG: 0.564	C SL 83 S CU 71 X SI 92 0-2 ③ F8			X SL 83 0-0 ① F7		X SI 93 0-0 ① G5-3		C SI 92 B SI 96 S SI 94 B CH 87 S SI 94 2-3 ③ K		4	0	0	0	0	1	5
9 Nick Castellanos, R (1, 5) OBP: 0.310, SLG: 0.397		C SI 89 B SL 84 X SI 91 1-1 ① G5-3		F SL 81 B SI 92 X SI 91 1-1 1-2 1B		B CH 83 C SL 84 B CU 73 X CH 83 2-1 ② G5-3			B SI 93 C SI 94 F SI 94 F CH 87 F SI 96 X SL 85 1-2 ① F9	4	0	1	0	0	0	1
13 Alex Avila, L (1, 2) OBP: 0.328, SLG: 0.367		C SI 91 F CH 82 C CU 72 0-3 ② K		B SL 84 B SL 84 F SL 83 S SI 92 C SL 86 2-3 ② K		B SL 89 F SL 86 B CU 74 B SI 96 F SL 86 S FF 94 3-3 ③ K			C SI 93 S SI 95 F SI 96 B SI 94 X SI 96 1-2 ② G6-3	4	0	0	0	0	3	3
17 Andrew Romine, S (1, 6) OBP: 0.271, SLG: 0.272 18 Tyler Collins, L (9, PH) OBP: 0.304, SLG: 0.409		S SI 91 B SL 85 C CH 83 B CU 72 X CH 82 2-2 ③ F8		C SL 84 X CU 71 0-1 ③ G4-3			B SL 82 C SL 82 B SI 90 S FF 90 F FF 91 B SL 83 F SL 84 X SI 89 3-2 ① P5		B CH 86 F SI 94 B SI 94 X SI 94 2-1 ③ F8	3 1	0 0	0 0	0 0	0 0	0 0	2 0
61 Ezequiel Carrera, L (1, 8) OBP: 0.288, SLG: 0.333			B SL 83 F FF 90 X SI 92 1-1 3 G6-4-3 1B		C SL 82 C SL 85 B SL 86 F SL 83 X SL 84 1-2 ① F8		X SL 86 0-0 ② B2-3			3	0	1	0	0	0	0
Inning Stats	R: 0 H: 1 E: 1 LOB: 2 K: 0 BB: 0 S: 12 P: 15	R: 0 H: 0 E: 0 LOB: 0 K: 1 BB: 0 S: 8 P: 11	R: 0 H: 2 E: 0 LOB: 1 K: 0 BB: 0 S: 7 P: 9	R: 0 H: 2 E: 0 LOB: 2 K: 1 BB: 0 S: 11 P: 15	R: 0 H: 0 E: 1 LOB: 1 K: 0 BB: 0 S: 10 P: 12	R: 0 H: 1 E: 0 LOB: 1 K: 1 BB: 0 S: 12 P: 19	R: 0 H: 0 E: 0 LOB: 0 K: 0 BB: 0 S: 8 P: 11	R: 0 H: 0 E: 0 LOB: 1 K: 1 BB: 1 S: 7 P: 16	R: 0 H: 0 E: 0 LOB: 0 K: 0 BB: 0 S: 11 P: 15	1B: 4 SF: 0 2B: 2 SAC: 0 3B: 0 DP: 1 HR: 0 HBP: 1						

	AB	33
	R	0
	H	6
	RBI	0
	BB	1
	SO	4
	LOB	15

WP: 0 PA: 35
PB: 0
SB: 0
CS: 1

PITCHER		IP	WLS	BF	H	R	ER	SO	BB	IBB	HBP	BLK	WP	HR	S	P	ERA	WHIP
61 Chris Bassitt, R ERA: 3.65	(1, 1)	7.2	W	31	6	0	0	3	1	0	1	0	0	0	72	103	0.00	0.913
52 Jake Petricka, R ERA: 2.75	(8, 1)	1.1	S	4	0	0	0	1	0	0	0	0	0	0	14	20	0.00	0.000

PITCHER	IP	WLS	BF	H	R	ER	SO	BB	IBB	HBP	BLK	WP	HR	S	P	ERA	WHIP

Chicago White Sox @ Detroit Tigers

Comerica Park, Detroit, MI

Tue Sep 23 2014, 7:09 PM - 10:26 PM EDT

Att. 33,213 - Clear - 69 F

TOP

livebaseballscorecards.com

Batter	1	2	3	4	5	6	7	8	9	AB	R	H	RBI	BB	SO	LOB
1 Adam Eaton, L (1, 8) OBP: 0.362, SLG: 0.398	C SI 90 C FF 92 F FC 87 S SI 92 0-3 ① K		C SI 91 F CH 84 X SI 92 0-2 1B			B CH 84 F SI 92 F FF 92 F FC 87 S FC 87 1-3 ② K			C CH 88 F FC 84 X FC 85 0-2 10 2B 26 1B 1B	4	1	2	0	0	2	0
10 Alexei Ramirez, R (1, 6) OBP: 0.308, SLG: 0.415	X FF 93 0-0 ② F8		B SI 91 1 SAFE C CH 84 1 SAFE 1 SAFE B CH 81 B CH 82 X FF 92 3-1 ③ P4			C CH 85 B CH 86 B FF 92 X SI 93 2-1 2B			C FF 91 X CH 83 0-1 1-3 26 1B 2B	4	1	2	0	0	0	1
79 José Abreu, R (1, 10) OBP: 0.382, SLG: 0.582	B FF 93 S CH 84 C SI 93 B SI 93 C FC 87 2-3 ③ K			S CH 83 X SI 91 0-1 ① G6-3		X FF 92 0-0 ③ F9			F FF 92 F SI 92 S FC 88 0-3 ① K	4	0	0	0	0	2	3
26 Avisaíl García, R (1, 9) OBP: 0.324, SLG: 0.443		S CH 82 X FF 91 0-1 ① G5-3		S SI 92 X SI 93 0-1 ② F8			F CH 83 F CH 84 S FF 92 0-3 ① K		B CH 83 X FF 92 1-0 14 1B 5 1B 2-H 3-H 1B	4	1	1	2	0	1	0
24 Dayan Viciedo, R (1, 7) OBP: 0.281, SLG: 0.406		B FF 92 F FF 92 B CH 84 X CH 84 2-1 14 L9 2B		X FF 92 0-0 ③ F9			C FF 92 B FF 92 F KC 78 B FF 93 C FC 87 2-3 ② K		1 SAFE X FF 92 0-0 ② F9	4	0	1	0	0	1	1
14 Paul Konerko, R (1, 3) OBP: 0.266, SLG: 0.333 25 Moisés Sierra, R (9, PR) OBP: 0.267, SLG: 0.340 21 Tyler Flowers, R (9, 2) OBP: 0.299, SLG: 0.399		X SI 92 0-0 ② L9 2-3			C SI 90 S CH 84 X FC 85 0-2 ① L7		B CH 83 C CH 84 X FF 93 1-1 ③ G5-3		B FF 91 1 SAFE C FF 92 C FC 86 X CH 83 1-2 5 1B 1-3 1B	4 0 0	0 0 0	1 0 0	0 0 0	0 0 0	0 0 0	1 0 0
5 Marcus Semien, R (1, 5) OBP: 0.292, SLG: 0.355 38 Andy Wilkins, L (9, 3) OBP: 0.143, SLG: 0.125		B CH 84 B CH 84 F SI 92 C SI 92 B SI 92 S FC 87 3-3 ③ K			C FF 91 B CH 84 B CH 84 F FF 91 B SI 93 S FC 88 3-3 ② K			C CH 89 X CH 82 0-1 ① G5-3	C FF 92 B SI 92 B FF 92 X CH 84 2-1 12 BB 1-3 3-H 1B	4 0	0 0	1 0	1 0	0 0	2 0	1 0
36 Josh Phegley, R (1, 2) OBP: 0.074, SLG: 0.115 12 Conor Gillaspie, L (9, PH) OBP: 0.340, SLG: 0.423 (9, 5)			C CH 84 X KC 78 0-1 ① P3		B CH 84 F FF 92 B KC 79 F FF 92 F CH 86 B SI 92 X FC 88 3-2 ③ F7			C CH 89 B FF 91 B CH 83 X FF 90 2-1 ② F9	B SI 91 F SL 85 B SI 92 B SI 92 B SL 86 4-1 1-2 BB	3 0	0 0	0 0	0 0	0 1	0 0	0 0
77 Yolmer Sánchez, S (1, 4) OBP: 0.258, SLG: 0.287			C FF 90 F SI 91 X FC 84 0-2 ② F8			B SI 90 B CH 84 C SI 90 F FF 92 B CH 85 X SI 91 3-2 ① F9		B CH 84 B FF 90 C SI 90 B FF 91 X FF 91 3-1 ③ F8	B SL 87 X FF 92 1-0 ③ F8	4	0	0	0	0	0	3

Inning Stats																																			
	R: 0	E: 0	K: 2	S: 8	H: 0	LOB: 0	BB: 0	P: 10	R: 0	E: 0	K: 1	S: 8	H: 1	LOB: 1	BB: 0	P: 13	R: 0	E: 0	K: 0	S: 10	H: 1	LOB: 1	BB: 0	P: 13	R: 0	E: 0	K: 0	S: 5	H: 0	LOB: 0	BB: 0	P: 5	R: 0	E: 0	K: 1	S: 10	H: 0	LOB: 0	BB: 0	P: 16
	R: 0	E: 0	K: 1	S: 10	H: 1	LOB: 1	BB: 0	P: 16	R: 0	E: 0	K: 2	S: 8	H: 0	LOB: 0	BB: 0	P: 11	R: 0	E: 0	K: 0	S: 6	H: 0	LOB: 0	BB: 0	P: 11	R: 3	E: 0	K: 1	S: 17	H: 5	LOB: 3	BB: 1	P: 26	1B: 5	2B: 3	3B: 0	HR: 0	SF: 0	SAC: 0	DP: 0	HBP: 0

PITCHER		IP	WLS	BF	H	R	ER	SO	BB	IBB	HBP	BLK	WP	HR	S	P	ERA	WHIP
14 David Price, L	(1, 1)	8.2		34	8	3	3	8	0	0	0	0	0	0	80	114	3.12	0.923
ERA: 3.36																		
36 Joe Nathan, R	(9, 1)	0.1	W	2	0	0	0	0	1	0	0	0	0	0	2	7	0.00	3.000
ERA: 4.98																		

PITCHER	IP	WLS	BF	H	R	ER	SO	BB	IBB	HBP	BLK	WP	HR	S	P	ERA	WHIP

AB	35
R	3
H	8
RBI	3
BB	1
SO	8
LOB	10

WP: 0 PA: 36
PB: 0
SB: 0
CS: 0

BOTTOM

Chicago White Sox @ Detroit Tigers

Comerica Park, Detroit, MI

Tue Sep 23 2014, 7:09 PM - 10:26 PM EDT

Att. 33,213 - Clear - 69 F

livebaseballscorecards.com

Batter	1	2	3	4	5	6	7	8	9	AB	R	H	RBI	BB	SO	LOB
3 Ian Kinsler, R (1, 4) OBP: 0.305, SLG: 0.417	C FF 89 B FF 90 C FC 87 B SI 90 F FC 86 S CU 80 2-3 ① K		B CU 78 X FF 89 1-0 ① F8		1 SAFE 1 SAFE C FC 83 D SI 89 X SI 89 1-1 ① G6-3 1-2		C SI 92 B CH 86 X SL 82 1-1 48 2B 1B 1-2 3-H		C SI 92 B SI 94 X SI 93 1-1 48 BB 24 1B 1B	5	1	2	1	0	1	1
48 Torii Hunter, R (1, 9) OBP: 0.320, SLG: 0.451	C SI 91 X FC 86 0-1 ② P3		X FF 89 0-0 ② F7		L SI 89 B SL 81 S CU 80 B SI 91 F SI 89 X CU 80 2-2 ② F8 2-H		X SI 94 0-0 1-3 2-H 2B		1 SAFE B SI 93 1 SAFE B SI 91 1 SAFE F SI 94 B SI 92 B SI 94 4-1 24 1B 1-2 BB	4	0	1	1	1	0	0
24 Miguel Cabrera, R (1, 3) OBP: 0.374, SLG: 0.520	F SI 92 S SL 80 X FF 92 0-2 2B		C FC 86 X CU 77 0-1 ③ P3		S CU 80 B FC 85 F SI 90 B CH 84 S CH 83 2-3 ③ K		C SI 93 S SI 94 F SI 93 F SI 93 F SI 95 B SI 95 F SI 94 S CH 88 1-3 ② K		D SI 94 X SI 94 1-0 1-2 2-H 1B	5	0	2	1	0	2	3
41 Victor Martinez, S (1, 10) OBP: 0.408, SLG: 0.564	C CU 77 B FF 90 X CU 80 1-1 ③ G3			C FF 89 B CU 78 B CU 79 C CH 82 F FC 85 F FF 91 F FF 91 B SI 89 F FC 84 4-2 B CH 81 13 G3-1 9 1B BB		B CU 74 C CH 80 X CU 76 1-1 ① G4-3	I IN 75 I IN 73 I IN 74 I IN 72 4-0 IBB		2	0	0	0	2	0	1
28 J.D. Martinez, R (1, 7) OBP: 0.359, SLG: 0.561		B FF 91 B FC 86 C SI 89 C FF 90 X CU 80 2-2 9 G3 1B		B FC 86 F SI 89 S SI 90 F FC 87 B SL 81 F SI 88 S FC 87 2-3 ① K		B SI 89 X FF 89 1-0 ② G6-3	C SI 95 F SI 91 C SI 96 0-3 ③ K		4	0	1	0	0	2	4
9 Nick Castellanos, R (1, 5) OBP: 0.310, SLG: 0.397 32 Don Kelly, L (8, 5) OBP: 0.331, SLG: 0.288		1 SAFE F FF 90 B CH 81 1 SAFE F SI 89 F CU 79 X SI 90 1-2 ① G3 1-2		B SI 89 D SI 89 X FC 85 2-0 13 G3-1 1-2 1B		C SI 88 F FC 86 F FF 90 F SL 82 B FF 89 B CH 84 B CH 81 X SI 89 3-2 ③ G6-3		C FF 96 S CH 84 S CH 85 0-3 ① K2-3	3	0	1	0	0	0	1
										1	0	0	0	0	1	0
13 Alex Avila, L (1, 2) OBP: 0.327, SLG: 0.366	C CU 76 S CH 82 F SL 81 S CU 78 0-3 ② K		X CH 82 0-0 ② G3-1 1-2 2-3				B CH 78 B FF 88 X SI 88 2-0 30 FC1-6 1B	C FF 96 S CH 86 B CH 86 S CH 85 1-3 ② K		4	0	1	0	0	2	3
30 Eugenio Suárez, R (1, 6) OBP: 0.320, SLG: 0.340 17 Andrew Romine, S (7, PR) OBP: 0.273, SLG: 0.272 (8, 6)	D FF 91 B SL 81 D SI 90 B FF 90 4-0 BB		C CU 79 B SI 90 X SI 90 1-1 ③ G6-3				L SI 91 1 SAFE X SI 92 0-1 ① FC1-6 20 E 20 FC5 3 1B 1-2f	B FF 98 B FF 97 F FF 97 B FF 98 B CH 85 4-1 20 S BB		2	0	0	0	1	0	3
										0	1	0	0	1	0	0
20 Rajai Davis, R (1, 8) OBP: 0.317, SLG: 0.398		B FC 86 C SI 90 D SI 91 B FC 85 S SI 90 X SL 82 3-2 ③ G5-3			F SI 88 F SI 90 X SL 82 0-2 48 S 3 G6-3 48 E 1B		1 SAFE B SI 92 X SI 93 1-0 FC5 3 1B 48 2B 1-3	B FF 97 B FF 97 F FF 96 F FF 97 T CH 84 2-2 ③ K 1-2		4	2	1	0	0	1	4

	AB	34
	R	4
	H	9
	RBI	3
	BB	5
	SO	9
	LOB	20

Inning Stats																																
	R: 0	E: 0	K: 1	S: 11	H: 1	LOB: 1	BB: 0	P: 14	R: 0	E: 0	K: 1	S: 14	H: 1	LOB: 2	BB: 1	P: 24	R: 0	E: 0	K: 0	S: 4	H: 0	LOB: 0	BB: 0	P: 5	R: 0	E: 0	K: 1	S: 15	H: 1	LOB: 2	BB: 1	P: 24
	R: 1	E: 0	K: 1	S: 12	H: 1	LOB: 0	BB: 0	P: 17	R: 0	E: 0	K: 0	S: 8	H: 0	LOB: 0	BB: 0	P: 13	R: 2	E: 1	K: 2	S: 17	H: 3	LOB: 3	BB: 1	P: 26	R: 0	E: 0	K: 3	S: 10	H: 0	LOB: 1	BB: 1	P: 17
	R: 1	E: 0	K: 0	S: 4	H: 2	LOB: 2	BB: 1	P: 10	1B: 7	2B: 2	3B: 0	HR: 0	SF: 0	SAC: 0	DP: 0	HBP: 0	WP: 0	PB: 0	SB: 2	CS: 0	PA: 39											

PITCHER		IP	WLS	BF	H	R	ER	SO	BB	IBB	HBP	BLK	WP	HR	S	P	ERA	WHIP
67 Scott Carroll, R ERA: 4.84	(1, 1)	6.0		25	5	2	2	4	2	0	0	0	0	0	65	100	3.00	1.167
54 Ronald Belisario, R ERA: 5.43	(7, 1)	1.0		7	2	1	0	2	0	1	0	0	0	0	16	23	0.00	2.000
39 Maikel Cleto, R ERA: 4.76	(8, 1)	1.0		4	0	0	0	3	1	0	0	0	0	0	10	17	0.00	1.000
52 Jake Petricka, R ERA: 2.88	(9, 1)	0.0	L	3	2	1	1	0	1	0	0	0	0	0	4	10	∞	∞

PITCHER	IP	WLS	BF	H	R	ER	SO	BB	IBB	HBP	BLK	WP	HR	S	P	ERA	WHIP

Batter	1	2	3	4	5	6	7	8	9	AB	R	H	RBI	BB	SO	LOB
1 Adam Eaton, L (1, 8) OBP: 0.360, SLG: 0.395	C FF 89 B FF 91 B FF 91 C FF 92 F FF 91 B CU 78 F FF 92 X FF 91 3-2 ① **L8**		C FF 91 B CU 79 B SL 85 C FF 91 S SL 86 2-3 ② **K**		C CU 80 D SL 86 X SL 86 1-1 ② **FC3-2** 1-2 3-H		B FF 93 C CH 85 S CU 78 B FF 95 B CU 80 F FF 93 X FF 94 3-2 ③ **P6**			4	0	0	0	0	1	2
10 Alexei Ramirez, R (1, 6) OBP: 0.308, SLG: 0.414	C FF 91 X FF 90 0-1 12 1B **1B**		X FF 93 0-0 ③ **G6-3**		F FF 94 B CU 80 X FF 96 1-1 ③ **L7**			X FF 92 0-0 ① **F7**		4	0	1	0	0	0	2
79 José Abreu, R (1, 3) OBP: 0.381, SLG: 0.580	1 SAFE X FF 90 0-0 ② **F8**			X FF 90 0-0 ① **F7**		S FF 92 B FF 92 X FF 93 1-1 12 E 12 S 24 3B **1B**		C CU 77 C FF 92 X CU 81 0-2 ② **F7**		4	1	1	0	0	0	1
12 Conor Gillaspie, L (1, 5) OBP: 0.341, SLG: 0.423	1 SAFE 1 SAFE C FF 90 X CH 82 0-1 26 FC6-4 **1-3** **1B**			C FF 90 X CU 78 0-1 **1B**		B FF 93 B FF 92 F FF 92 F FF 94 B FF 93 X FF 95 3-2 ① **P6** 1-3		F FF 93 F FF 92 F FF 92 B CU 77 F FF 95 F CH 86 F FF 93 B FF 95 F SL 88 3-2 B SL 87 T FF 94 ③ **K**		4	0	2	0	0	1	1
26 Avisaíl García, R (1, 9) OBP: 0.317, SLG: 0.432	C SL 86 S FF 92 X SL 87 0-2 ③ **FC6-4** 1-2f			B FF 91 X SL 84 1-0 ② **P6**		X CU 81 0-0 ② **G5-3**			C FF 91 S FF 91 X CU 69 0-2 ① **F7**	4	0	0	0	0	0	4
24 Dayan Viciedo, R (1, 10) OBP: 0.280, SLG: 0.409		X FF 90 0-0 ① **F8**		C SL 85 1 SAFE B FF 91 F CU 78 B FF 93 1 SAFE X FF 92 2-2 ③ **P4**		B FF 95 B FF 94 X CH 86 2-0 **3B** 3-H			B SL 75 C FF 91 F FF 92 F FF 90 S CU 68 1-3 ② **K**	4	0	1	1	0	1	1
20 Jordan Danks, L (1, 7) OBP: 0.300, SLG: 0.292		B FF 89 S CH 81 S CH 82 S FF 91 1-3 ② **K**			X CH 82 0-0 5 1B 1 FC3-2 **1B**	C FF 94 D CU 80 B CH 84 S FF 94 F FF 94 C CU 80 2-3 ③ **K**			C FF 91 C FF 90 B FF 90 X CH 84 1-2 ③ **G3**	4	0	1	0	0	2	1
21 Tyler Flowers, R (1, 2) OBP: 0.297, SLG: 0.396		C FF 90 C CU 78 X CU 80 0-2 ③ **G6-3**			1 SAFE 1 SAFE C FF 91 S FF 92 B FF 93 C FF 94 1-3 ① **K**		C FF 90 B CU 77 F CU 77 B SL 86 S FF 93 2-3 ① **K**			3	0	0	0	0	2	1
5 Marcus Semien, R (1, 4) OBP: 0.293, SLG: 0.355			C FF 91 B FF 90 X FF 91 1-1 ① **G6-3**		1 SAFE 1 SAFE B FF 93 X FF 93 1-0 1 FC3-2 1-3 **1B**		C FF 92 B FF 92 B CU 79 C FF 93 F FF 95 B CU 80 X FF 92 3-2 ② **P4**			3	0	1	0	0	0	0
Inning Stats	R: 0 E: 0 K: 0 S: 13 H: 2 LOB: 2 BB: 0 P: 16	R: 0 E: 0 K: 1 S: 7 H: 0 LOB: 0 BB: 0 P: 8	R: 0 E: 0 K: 1 S: 6 H: 0 LOB: 0 BB: 0 P: 9	R: 0 E: 0 K: 0 S: 7 H: 1 LOB: 1 BB: 0 P: 10	R: 0 E: 0 K: 1 S: 9 H: 2 LOB: 2 BB: 0 P: 13	R: 1 E: 0 K: 1 S: 11 H: 2 LOB: 1 BB: 0 P: 19	R: 0 E: 0 K: 1 S: 11 H: 0 LOB: 0 BB: 0 P: 19	R: 0 E: 0 K: 1 S: 12 H: 0 LOB: 0 BB: 0 P: 15	R: 0 E: 0 K: 1 S: 10 H: 0 LOB: 0 BB: 0 P: 12	1B: 6 2B: 0 3B: 1 HR: 0 SF: 0 SAC: 0 DP: 0 HBP: 0						

Chicago White Sox @ Detroit Tigers

Comerica Park, Detroit, MI

Wed Sep 24 2014, 1:11 PM - 4:12 PM EDT

Att. 36,810 - Sunny - 68 F

TOP

livebaseballscorecards.com

AB	34
R	1
H	7
RBI	1
BB	0
SO	7
LOB	13

PITCHER		IP	WLS	BF	H	R	ER	SO	BB	IBB	HBP	BLK	WP	HR	S	P	ERA	WHIP
35 Justin Verlander, R ERA: 4.54	(1, 1)	8.0	W	31	7	1	1	6	0	0	0	0	0	0	76	109	1.12	0.875
38 Joakim Soria, R ERA: 3.32	(9, 1)	1.0		3	0	0	0	1	0	0	0	0	0	0	10	12	0.00	0.000

PITCHER		IP	WLS	BF	H	R	ER	SO	BB	IBB	HBP	BLK	WP	HR	S	P	ERA	WHIP

BOTTOM

Chicago White Sox @ Detroit Tigers

Comerica Park, Detroit, MI

Wed Sep 24 2014, 1:11 PM - 4:12 PM EDT

Att. 36,810 - Sunny - 68 F

livebaseballscorecards.com

Batter	1	2	3	4	5	6	7	8	9	AB	R	H	RBI	BB	SO	LOB
3 Ian Kinsler, R (1, 4) OBP: 0.308, SLG: 0.419	C SI 94 B SI 89 B SI 94 C CH 87 F SI 95 B CH 88 F CH 88 B SI 94 4-2 48 PB BB		1 SAFE C CH 87 T SI 94 1 SAFE X SI 96 0-2 ① F9		B SI 90 F SI 94 B SI 94 B CH 84 B SI 94 4-1 BB		1 SAFE B FF 94 1 SAFE B SL 88 1 SAFE 1 SAFE B SL 87 C FF 92 F FF 92 3-2 X SL 88 48 1B 24 SF7 1-H 2B	1 SAFE 1 SAFE B SI 92 C CH 88 B SI 84 F SI 94 B SL 88 X CU 82 3-2 48 BB 1-H 1B	3	1	2	2	2	0	1
48 Torii Hunter, R (1, 9) OBP: 0.323, SLG: 0.451	1 SAFE S CH 84 B SI 93 S SI 96 X SL 80 1-2 ① G5-3 1-2		B SI 94 F SI 91 1 SAFE X CH 87 1-1 1-2 1B		C SI 94 1 SAFE S SL 80 C SI 94 0-3 ③		X FF 91 0-0 2-3 1B	B FF 94 1 SAFE F FF 94 B FF 94 B FF 94 4-1 1-2 BB		4	0	2	0	1	1	2
24 Miguel Cabrera, R (1, 3) OBP: 0.372, SLG: 0.517	B SI 97 S SI 96 S SI 96 F SI 96 C SL 82 1-3 ②		S CH 86 F CH 86 B SI 95 F SI 95 B SI 95 S SL 81 2-3 ②			C CH 84 F SI 94 B SI 94 F SI 94 T SI 96 1-2 ① B FF 95 1 SAFE B FF 94 1 SAFE B CU 77 C SL 88 X FF 93 3-1 ② SF7 3-H	B FF 94 C SL 82 S SL 82 S SL 84 1-3 ③	4	0	0	1	0	4	5
41 Victor Martinez, S (1, 10) OBP: 0.408, SLG: 0.562	D SL 74 B SI 92 I I 4-0 IBB		B CH 85 B SI 94 S SI 95 S SI 95 F SL 82 S SI 96 2-3 ③			H SI 93 1-0 28 2B 9 SF8 HBP	1 SAFE C SL 89 C FF 93 X FF 95 0-2 ③ F8			2	1	0	0	1	1	3
28 J.D. Martinez, R (1, 7) OBP: 0.363, SLG: 0.565	C SL 78 S SI 96 D SL 79 S CH 83 1-3 ③			F CH 82 B CH 87 F SL 78 B SL 80 X CH 87 2-2 50 G4-6-3 1B		B CH 86 X CH 87 1-0 9 SF8 1-3 2B		B SL 84 X SL 88 1-0 50 SH5-4 9 BB 17 SH1-3 1B		4	1	3	0	0	1	2
9 Nick Castellanos, R (1, 5) OBP: 0.310, SLG: 0.395 32 Don Kelly, L (8, PR) OBP: 0.331, SLG: 0.288 (9, 5)		S CH 83 B SI 92 C CH 84 B SI 93 S CH 84 2-3 ① K		F SI 94 S SI 95 C SI 95 0-3 ① K		D CH 88 X SI 96 1-0 ② SF8 2-3 3-H		B SI 92 B SI 93 F SI 93 B SI 93 B SI 92 4-1 17 SH1-3 50 SH5-4 20 1B 1-2 BB		2 0	0 1	0 0	1 0	1 0	2 0	1 0
50 Bryan Holaday, R (1, 2) OBP: 0.268, SLG: 0.277		F SI 92 F SI 94 F SI 94 S SL 80 0-3 ② K		1 SAFE S CH 84 L SI 93 1 SAFE X CH 85 0-2 ②③ G4-6-3 1-2f		B SL 80 B SI 96 S CH 88 F CH 88 S SL 80 2-3 ③ K2-3		X SL 87 0-0 ① SH5-4 1-2 2-3		3	0	0	0	0	2	2
17 Andrew Romine, S (1, 6) OBP: 0.270, SLG: 0.269		B CH 84 C CH 84 B SI 94 X CH 84 2-1 ③ P3			X SI 93 0-0 ① P4		B FF 90 T FF 92 C FF 92 B FF 95 B FF 94 X SL 87 3-2 ① G3-1	D SL 82 C SI 93 X SI 93 1-1 ② SH1-3 2-3 3-H		3	0	0	1	0	0	0
20 Rajai Davis, R (1, 8) OBP: 0.320, SLG: 0.401			C CH 84 C SI 89 B SI 93 F SI 95 F SI 95 X SL 80 1-2 48 1B 1B		C CH 84 S SI 93 F SI 95 X SI 95 0-2 ② G4-3		F FF 93 F FF 95 X CU 77 0-2 3 2B 1B	F SI 92 B SI 93 X SI 94 1-1 3 S 3 1B 3-H 1B		4	2	3	1	0	0	0
Inning Stats	R: 0 E: 0 K: 2 S: 14 H: 0 LOB: 2 BB: 2 P: 25	R: 0 E: 0 K: 2 S: 9 H: 0 LOB: 0 BB: 0 P: 13	R: 0 E: 0 K: 2 S: 18 H: 2 LOB: 2 BB: 0 P: 24	R: 0 E: 0 K: 1 S: 9 H: 1 LOB: 0 BB: 0 P: 11	R: 0 E: 0 K: 1 S: 9 H: 0 LOB: 1 BB: 1 P: 13	R: 1 E: 0 K: 2 S: 9 H: 1 LOB: 1 BB: 0 P: 15	R: 2 E: 0 K: 0 S: 15 H: 3 LOB: 1 BB: 0 P: 24	R: 3 E: 0 K: 1 S: 14 H: 3 LOB: 2 BB: 2 P: 29		1B: 8 2B: 2 3B: 0 HR: 0 SF: 2 SAC: 2 DP: 1 HBP: 1						

AB	29
R	6
H	10
RBI	6
BB	5
SO	11
LOB	16

WP: 0 PB: 1 SB: 1 CS: 0 PA: 39

PITCHER		IP	WLS	BF	H	R	ER	SO	BB	IBB	HBP	BLK	WP	HR	S	P	ERA	WHIP
49 Chris Sale, L ERA: 2.17	(1, 1)	6.0		25	4	1	1	10	2	1	1	0	0	0	68	101	1.50	1.000
41 Javy Guerra, R ERA: 2.98	(7, 1)	1.0	L	6	3	2	2	0	0	0	0	0	0	0	15	24	18.00	3.000
27 Matt Lindstrom, R ERA: 5.18	(8, 1)	0.2		6	3	3	3	0	1	0	0	0	0	0	10	20	40.50	6.000
40 Daniel Webb, R ERA: 3.8	(8, 1)	0.1		2	0	0	0	1	1	0	0	0	0	0	4	9	0.00	3.000

PITCHER	IP	WLS	BF	H	R	ER	SO	BB	IBB	HBP	BLK	WP	HR	S	P	ERA	WHIP

Batter	1	2	3	4	5	6	7	8	9	AB	R	H	RBI	BB	SO	LOB
39 Danny Santana, S (1, 6) OBP: 0.354, SLG: 0.474	B FF 89 C FF 91 S FF 93 B CH 83 S SL 89 2-3 ① K		B FF 90 C FF 91 F CU 78 B FF 95 S CH 83 2-3 ② K		F FF 90 S CU 78 X SL 88 0-2 2 1B 7 2B 1B		C FF 90 B FF 90 B FC 90 X FC 89 2-1 ① G4-3			4	1	1	0	0	2	0
2 Brian Dozier, R (1, 4) OBP: 0.345, SLG: 0.408	C FF 92 F FF 94 X FF 95 0-2 ② P3		B FF 92 C SL 83 C FF 93 B CH 84 F SL 86 F CH 85 B FF 94 B FF 95 4-2 BB		C FF 91 1 SAFE 1 SAFE X FF 93 0-1 7 2B 1-3 1B		C SL 77 B FF 90 C FF 91 B FF 91 F SL 77 X FF 91 2-2 ② F9			3	1	1	0	1	0	0
7 Joe Mauer, L (1, 3) OBP: 0.361, SLG: 0.371	C FF 92 C CU 78 S FF 90 0-3 ③ K		F CH 82 B FF 92 1 SAFE B CH 83 T FF 93 F FF 93 B SL 88 F FF 94 T FF 96 3-2 ③ K		X CH 83 0-0 1-H 3-H 2B		C FF 90 F CU 69 B CH 87 B FF 92 B CU 69 X FF 90 3-2 ③ G5-3			4	0	1	2	0	2	1
19 Kennys Vargas, S (1, 10) OBP: 0.305, SLG: 0.461		B FF 90 B CU 78 C FF 93 S FF 94 B FF 93 F FF 94 B CH 83 4-2 8 BB BB	B FF 92 S CH 83 C FF 93 S CH 82 1-3 ① K		B CU 78 B CH 86 F CH 84 B FF 95 F FF 95 B CU 80 4-2 BB			B CU 79 B CU 80 S FF 92 C FF 93 B FF 93 X SL 85 3-2 ① P4		2	0	0	0	2	1	0
31 Oswaldo Arcia, L (1, 9) OBP: 0.298, SLG: 0.448		B CH 83 S FF 94 C FF 94 F FF 94 D CU 81 S FF 95 2-3 ① K	C CU 79 X FF 93 0-1 8 G4-3 2B		B FF 94 B CH 86 C FF 94 X FF 94 2-1 ③ F9			C SL 86 S SL 87 F FF 96 B FF 92 F SL 86 F FF 95 S CU 80 1-3 ② K		4	0	1	0	0	2	3
8 Kurt Suzuki, R (1, 2) OBP: 0.347, SLG: 0.386		B SL 85 B SL 86 B FF 94 C FF 93 B FF 94 4-1 1-2 BB	S SL 84 F SL 85 B CU 81 X FF 96 1-2 ② G4-3 2-3		B FF 90 C FF 92 B CH 82 X SL 85 2-1 1B			C FF 94 X CU 80 0-1 ③ G5-3		3	0	1	0	1	0	1
12 Chris Herrmann, L (1, 7) OBP: 0.227, SLG: 0.222 9 Eduardo Núñez, R (9, PH) OBP: 0.271, SLG: 0.382		C FF 94 F CH 84 F FF 95 C FF 96 0-3 ② K	B CH 84 S FF 95 C FF 94 D CH 85 B CH 84 C FF 96 3-3 ③ K		T FF 91 F FF 92 F CH 83 B FF 95 T FF 92 1-2 ① K				F FF 91 X SI 92 0-1 ① G1	3 1	0 0	0 0	0 0	0 0	3 0	4 0
32 Aaron Hicks, S (1, 8) OBP: 0.333, SLG: 0.267		B CU 79 S FF 94 C FF 94 F FF 95 B CH 85 F FF 95 B SL 89 X FF 95 3-2 ③ G4-3			C FF 89 L CH 83 B SL 87 X SL 88 1-2 ① G3	1 SAFE C FF 92 T FF 93 B FF 93 X CH 84 1-2 ② P6			F FF 91 F CU 81 S SL 85 0-3 ② K	4	0	0	0	0	1	3
5 Eduardo Escobar, S (1, 5) OBP: 0.312, SLG: 0.397			X FF 90 0-0 ① F7		C FF 91 X CH 82 0-1 ② F7	C CH 83 X CH 83 0-1 ③ F7			C CU 80 S SL 86 S SL 86 0-3 ③ K2-3	4	0	0	0	0	1	1
Inning Stats	R: 0 H: 0 E: 0 LOB: 0 K: 2 BB: 0 S: 9 P: 11	R: 0 H: 0 E: 0 LOB: 2 K: 2 BB: 2 S: 17 P: 30	R: 0 H: 0 E: 0 LOB: 1 K: 2 BB: 1 S: 13 P: 22	R: 0 H: 1 E: 0 LOB: 1 K: 2 BB: 0 S: 11 P: 16	R: 2 H: 3 E: 0 LOB: 2 K: 0 BB: 1 S: 15 P: 22	R: 0 H: 1 E: 0 LOB: 1 K: 1 BB: 0 S: 11 P: 15	R: 0 H: 0 E: 0 LOB: 0 K: 0 BB: 0 S: 9 P: 16	R: 0 H: 0 E: 0 LOB: 0 K: 1 BB: 0 S: 11 P: 15	R: 0 H: 0 E: 0 LOB: 0 K: 2 BB: 0 S: 8 P: 8	1B: 3 SF: 0 2B: 2 SAC: 0 3B: 0 DP: 0 HR: 0 HBP: 0						

TOP

Minnesota Twins @ Detroit Tigers

Comerica Park, Detroit, MI

Thu Sep 25 2014, 7:09 PM - 10:04 PM EDT

Att. 33,077 - Partly Cloudy - 70 F

livebaseballscorecards.com

AB	32
R	2
H	5
RBI	2
BB	4
SO	12
LOB	13

PITCHER		IP	WLS	BF	H	R	ER	SO	BB	IBB	HBP	BLK	WP	HR	S	P	ERA	WHIP
37 Max Scherzer, R ERA: 3.15	(1, 1)	6.0	W	27	5	2	2	9	4	0	0	0	0	0	76	116	3.00	1.500
38 Joakim Soria, R ERA: 3.25	(7, 1)	1.0	H	3	0	0	0	0	0	0	0	0	0	0	9	16	0.00	0.000
44 Joba Chamberlain, R ERA: 3.61	(8, 1)	1.0	H	3	0	0	0	1	0	0	0	0	0	0	11	15	0.00	0.000
36 Joe Nathan, R ERA: 4.89	(9, 1)	1.0	S	3	0	0	0	2	0	0	0	0	0	0	8	8	0.00	0.000

PITCHER	IP	WLS	BF	H	R	ER	SO	BB	IBB	HBP	BLK	WP	HR	S	P	ERA	WHIP

WP: 0 PA: 36
PB: 0
SB: 0
CS: 0

Minnesota Twins @ Detroit Tigers

Comerica Park, Detroit, MI

Thu Sep 25 2014, 7:09 PM - 10:04 PM EDT

Att. 33,077 - Partly Cloudy - 70 F

livebaseballscorecards.com

BOTTOM

Batter	1	2	3	4	5	6	7	8	9	AB	R	H	RBI	BB	SO	LOB
3 Ian Kinsler, R (1, 4) OBP: 0.307, SLG: 0.417	C FF 93 C FF 93 B FF 95 T FF 93 1-2 ① K		C SL 83 B SL 81 X FF 93 1-1 ② P6		1 SAFE B FF 90 B FF 93 D SL 82 C FF 93 X FF 93 3-1 ③ L8 1-2		C CU 82 S SI 92 X CU 82 0-2 ② E5 48 FC5-4 2-3			4	0	0	0	0	1	2
48 Torii Hunter, R (1, 9) OBP: 0.322, SLG: 0.452	F FF 94 X FF 94 0-1 ① 24 G5-3 41 HR 2B		F SL 82 C SL 83 B SL 79 S CH 85 1-3 ③ K			F FF 93 S FF 93 X CU 78 0-2 ① G4-3	1 SAFE S SL 88 B CU 82 1 SAFE B SL 86 1 SAFE 1 SAFE F CU 81 X CU 81 2-2 ③ FC5-4 1-2f			4	1	1	0	0	1	1
24 Miguel Cabrera, R (1, 3) OBP: 0.371, SLG: 0.520	B SL 82 F FF 93 X SL 82 1-1 ② G5-3 2-3			C FF 93 F CU 77 X SL 83 0-2 HR		C FF 94 F FF 93 B FF 95 B CH 86 B FF 94 X CH 84 3-2 ② F7		C SI 94 B SI 95 B SL 82 X SI 94 2-1 ① F8		4	1	1	1	0	0	1
41 Victor Martinez, S (1, 10) OBP: 0.410, SLG: 0.571	C CU 75 S FF 93 B FF 95 X CU 78 1-2 HR 3-H			C CH 84 F CH 85 B CH 86 C FF 94 1-3 ① K		B CU 76 X SI 92 1-0 2B		X SI 95 0-0 9 WP 1B		4	1	3	2	0	1	0
28 J.D. Martinez, R (1, 7) OBP: 0.362, SLG: 0.561	B FF 94 F FF 92 X CU 77 1-1 ③ G6-3			S FF 94 X FF 92 0-1 ② F8		S FF 93 B FF 93 D SL 78 B FF 92 I IN 60 4-1 IBB		S SI 95 X SI 95 0-1 ② F9		3	0	0	0	1	0	1
9 Nick Castellanos, R (1, 5) OBP: 0.308, SLG: 0.392 32 Don Kelly, L (9, 5) OBP: 0.331, SLG: 0.288		X FF 92 0-0 ① F7		C SL 84 B SL 83 B FF 92 F FF 92 F CH 84 C CH 85 2-3 ③ K		T SL 85 C FF 92 B FF 94 D CH 84 F FF 94 F FF 93 F CH 82 B CH 84 F CH 84 3-2 ③ K		S SL 83 B SL 84 F SI 94 S SI 96 1-3 ③ K 1-2		4 0	0 0	0 0	0 0	0 0	3 0	3 0
13 Alex Avila, L (1, 2) OBP: 0.327, SLG: 0.366		B FF 91 C FF 92 B CH 83 B CH 83 T FF 92 C FF 93 3-3 ② K			B FF 92 S CH 82 S CH 82 S CH 84 1-3 ① K		X SI 93 0-0 30 SH1-4 20 2B 1B			3	1	1	0	0	2	0
30 Eugenio Suárez, R (1, 6) OBP: 0.317, SLG: 0.337 17 Andrew Romine, S (8, 6) OBP: 0.270, SLG: 0.269		B SL 86 B FF 93 F FF 93 B FF 92 X FF 92 3-1 ③ P6			B FF 94 X FF 92 1-0 ② P3		X SL 86 0-0 ① SH1-4 1-2			2 0	0 0	0 0	0 0	0 0	0 0	0 0
20 Rajai Davis, R (1, 8) OBP: 0.322, SLG: 0.405			C FF 92 B CU 77 C FF 91 X SL 82 1-2 ① G4-3		X FF 93 0-0 3 S 1B		C FF 94 X FF 95 0-1 3 CS 2-H 2B			3	0	2	1	0	0	0
Inning Stats	R: 2 H: 2 E: 0 LOB: 0 K: 1 BB: 0 S: 12 P: 16	R: 0 H: 0 E: 0 LOB: 0 K: 1 BB: 0 S: 6 P: 12	R: 0 H: 0 E: 0 LOB: 0 K: 1 BB: 0 S: 8 P: 11	R: 1 H: 1 E: 0 LOB: 0 K: 2 BB: 0 S: 12 P: 15	R: 0 H: 1 E: 0 LOB: 1 K: 1 BB: 0 S: 7 P: 12	R: 0 H: 1 E: 0 LOB: 2 K: 1 BB: 1 S: 15 P: 26	R: 1 H: 2 E: 1 LOB: 1 K: 0 BB: 0 S: 10 P: 12	R: 0 H: 1 E: 0 LOB: 1 K: 1 BB: 0 S: 8 P: 11		1B: 3 SF: 0 2B: 3 SAC: 1 3B: 0 DP: 0 HR: 2 HBP: 0					WP: 1 PA: 33 PB: 0 SB: 1 CS: 1	

	AB	31
	R	4
	H	8
	RBI	4
	BB	1
	SO	8
	LOB	8

PITCHER		IP	WLS	BF	H	R	ER	SO	BB	IBB	HBP	BLK	WP	HR	S	P	ERA	WHIP
65 Trevor May, R ERA: 7.88	(1, 1)	6.0	L	24	5	3	3	7	0	1	0	0	0	2	60	92	4.50	0.833
57 Ryan Pressly, R ERA: 2.63	(7, 1)	1.0		5	2	1	1	0	0	0	0	0	0	0	10	12	9.00	2.000
59 Michael Tonkin, R ERA: 4.74	(8, 1)	1.0		4	1	0	0	1	0	0	0	0	1	0	8	11	0.00	1.000

PITCHER	IP	WLS	BF	H	R	ER	SO	BB	IBB	HBP	BLK	WP	HR	S	P	ERA	WHIP

Minnesota Twins @ Detroit Tigers

Comerica Park, Detroit, MI

Fri Sep 26 2014, 7:09 PM - 10:31 PM EDT

Att. 35,178 - Clear - 72 F

TOP

livebaseballscorecards.com

Batter	1	2	3	4	5	6	7	8	9	AB	R	H	RBI	BB	SO	LOB
39 Danny Santana, S (1, 6) OBP: 0.356, SLG: 0.477	X FF 91 0-0 2 1B 2B		C FF 89 C CU 77 S SL 82 0-3 ① K	D CU 78 S CH 82 B FF 91 F SL 82 S CU 77 2-3 ② K		C SI 89 F FF 90 B FF 89 B FF 90 B FF 90 X SI 91 3-2 7 G3-1 2 1B 8 1B 2-3 1B	B FS 88 X SL 86 1-0 1B		C SI 95 S SL 88 B SI 97 S SL 86 1-3 ③ K	6	2	3	0	0	3	3
2 Brian Dozier, R (1, 4) OBP: 0.347, SLG: 0.415	X FF 91 0-0 31 HR 2-H 1B		B FF 91 C SI 91 B CU 78 B SL 84 X FF 91 3-1 HR	C SI 91 D CU 78 D SL 86 S SI 91 X SI 92 2-2 E5 2-H 3-H		X SI 94 0-0 7 G3-1 8 1B 1-2 3-H 1B	B FF 91 C SL 85 F FC 92 D FS 88 B FF 92 X SI 92 3-2 ③ G6-3			5	3	3	3	0	0	1
7 Joe Mauer, L (1, 3) OBP: 0.361, SLG: 0.372	C FF 92 B FF 92 1 SAFE F SI 91 S SI 93 1-3 ① K		C CU 76 B FF 92 X SL 86 1-1 19 G4-3 2B	I IN 75 I IN 80 I IN 79 I IN 79 4-0 IBB		C FF 88 B CU 77 C FC 86 D CU 77 B FF 91 X CU 77 3-2 ① G3-1 1-2 2-3		C FF 93 X SI 94 0-1 ① G6-3		4	0	1	0	1	1	3
19 Kennys Vargas, S (1, 10) OBP: 0.307, SLG: 0.462 17 Doug Bernier, R (8, PR) OBP: 0.375, SLG: 0.286 (8, 10)	B SI 90 1 SAFE S SI 92 C FF 92 C SI 92 1-3 ② K		C CU 77 D CU 77 S CH 83 B FF 92 X SI 92 2-2 ② G4-3 2-3	X SI 91 0-0 ③ G4-3		I IN 81 I IN 83 I IN 84 I IN 83 4-0 8 1B IBB		B FF 94 F FF 94 X FF 95 1-1 31 1B 2B		4 0	0 1	1 0	0 0	1 0	1 0	4 0
31 Oswaldo Arcia, L (1, 9) OBP: 0.302, SLG: 0.457	B CH 82 X FF 92 1-0 1-H HR		I IN 68 I IN 66 I IN 65 I IN 61 4-0 IBB		B SI 89 C FF 90 B CU 79 T SI 90 S SI 90 2-3 ① K	B FC 85 F FC 84 B CU 76 F FF 89 B CU 78 X FF 89 3-2 ② P3		B SI 94 S SI 93 D SL 82 B FF 93 X FF 94 3-1 8 L9-3 2-H 1B		4	1	2	3	1	1	3
8 Kurt Suzuki, R (1, 2) OBP: 0.345, SLG: 0.384	C FF 91 X FF 92 0-1 ③ G3		C SL 84 D CU 82 F SI 90 S SI 90 1-3 ③ K		B FF 92 C SI 91 X SI 91 1-1 ② G6-3	B CH 80 C FF 88 X FF 88 1-1 1-2 2-H 3-H 1B		X SI 93 0-0 ②③ L9-3 1-1		5	0	1	2	0	1	4
12 Chris Herrmann, L (1, 7) OBP: 0.225, SLG: 0.235		B FF 90 F FF 90 C CU 76 C SI 91 1-3 ① K		C CU 77 F CH 80 F FF 90 B CU 78 X SI 91 1-2 5 SH1-4 2 E 2B	C FF 93 B CU 82 S SI 91 B SI 93 F FF 90 X SI 92 2-2 ③ G3-1	C CU 77 F CU 78 X CU 78 0-2 ③ G3			B SI 95 B SI 94 X SI 94 2-0 ① F8	5	1	1	0	0	1	2
32 Aaron Hicks, S (1, 8) OBP: 0.340, SLG: 0.272		X SI 90 0-0 ② G4-3		C SI 90 B SI 90 B CH 81 B CH 80 B FF 91 4-1 5 SH1-4 2 E BB		C SI 89 X SI 90 0-1 5 BLK 5 2B 1B	B FF 91 B FF 90 C FF 90 X FF 90 2-1 ① G3		X SL 86 0-0 1B	4	2	2	0	1	0	0
5 Eduardo Escobar, S (1, 5) OBP: 0.311, SLG: 0.398		C FF 91 X CU 77 0-1 ③ G4-3		X FF 89 0-0 ① SH1-4 1-2 2-3		1 SAFE C FF 91 1 SAFE B FF 91 1 SAFE B SI 90 X FF 90 2-1 39 1B 2 1B 1-H 2B	C FC 91 X SL 86 0-1 ② F8		C SI 95 X SI 96 0-1 ② F8	4	1	1	1	0	0	1
Inning Stats	R: 3 E: 0 K: 2 S: 11 H: 3 LOB: 0 BB: 0 P: 14	R: 0 E: 0 K: 1 S: 6 H: 0 LOB: 0 BB: 0 P: 7	R: 1 E: 0 K: 2 S: 13 H: 2 LOB: 2 BB: 1 P: 24	R: 2 E: 1 K: 1 S: 13 H: 1 LOB: 2 BB: 2 P: 26	R: 0 E: 0 K: 1 S: 9 H: 0 LOB: 0 BB: 0 P: 14	R: 4 E: 0 K: 0 S: 19 H: 5 LOB: 2 BB: 1 P: 35	R: 0 E: 0 K: 0 S: 8 H: 1 LOB: 1 BB: 0 P: 14	R: 1 E: 0 K: 0 S: 7 H: 2 LOB: 1 BB: 0 P: 11	R: 0 E: 0 K: 1 S: 7 H: 1 LOB: 1 BB: 0 P: 10	1B: 8 2B: 6 3B: 0 HR: 2 SF: 0 SAC: 1 DP: 1 HBP: 0						

AB	41
R	11
H	15
RBI	9
BB	4
SO	8
LOB	21

WP: 0 PB: 0 SB: 0 CS: 0 PA: 46

PITCHER		IP	WLS	BF	H	R	ER	SO	BB	IBB	HBP	BLK	WP	HR	S	P	ERA	WHIP
21 Rick Porcello, R ERA: 3.43	(1, 1)	3.2	L	21	6	6	4	6	1	2	0	0	0	2	42	70	9.82	1.909
56 Kyle Ryan, L ERA: 2.61	(4, 1)	1.1		7	3	3	3	1	0	0	0	1	0	0	17	27	20.25	2.250
49 Jim Johnson, R ERA: 7.13	(6, 1)	0.0		1	1	0	0	0	0	0	0	0	0	0	1	1	∞	∞
65 Blaine Hardy, L ERA: 2.11	(6, 1)	1.0		5	1	1	1	0	0	1	0	0	0	0	11	22	9.00	1.000
19 Aníbal Sánchez, R ERA: 3.43	(7, 1)	1.0		4	1	0	0	0	0	0	0	0	0	0	8	14	0.00	1.000

PITCHER		IP	WLS	BF	H	R	ER	SO	BB	IBB	HBP	BLK	WP	HR	S	P	ERA	WHIP
40 Phil Coke, L ERA: 3.9	(8, 1)	1.0		4	2	1	1	0	0	0	0	0	0	0	7	11	9.00	2.000
62 Al Alburquerque, R ERA: 2.56	(9, 1)	1.0		4	1	0	0	1	0	0	0	0	0	0	7	10	0.00	1.000

Minnesota Twins @ Detroit Tigers

Comerica Park, Detroit, MI

Fri Sep 26 2014, 7:09 PM - 10:31 PM EDT

Att. 35,178 - Clear - 72 F

BOTTOM

livebaseballscorecards.com

Batter	1	2	3	4	5	6	7	8	9	AB	R	H	RBI	BB	SO	LOB
3 Ian Kinsler, R (1, 4) OBP: 0.306, SLG: 0.416	B FF 92 X FF 93 1-0 F9 ①		X SL 84 0-0 G5-4-3 ②③ 1-2f		C FF 91 B FF 90 X SL 83 1-1 24 1B 48 1B 2-H 1B	X FF 91 0-0 F8 ③			C FF 88 X SL 79 0-1 F8 ①	4	1	1	1	0	0	3
26 Hernán Pérez, R (9, 4) OBP: 0.400, SLG: 0.250										1	0	0	0	0	0	1
48 Torii Hunter, R (1, 9) OBP: 0.322, SLG: 0.450	F FF 93 X FF 93 0-1 G5-3 ②			C FF 92 X FF 93 0-1 G4-3 ①	B FF 91 1 SAFE B SL 84 B FF 91 C FF 89 C FF 91 X FF 92 3-2 41 F9 24 1B 1-2 1B		B FF 90 C FF 90 X FF 90 1-1 P3 ①		F SL 80 B SL 79 S SL 80 X FF 90 1-2 L3 ②	4	0	1	0	0	0	0
18 Tyler Collins, L (9, 7) OBP: 0.292, SLG: 0.391										1	0	0	0	0	0	1
24 Miguel Cabrera, R (1, 3) OBP: 0.373, SLG: 0.528	B FF 94 C FF 93 F FF 95 F FF 94 F FF 94 B SL 85 X SL 83 2-2 F9 ③			C FF 94 B SL 85 X FF 91 1-1 41 1B 2B	X FF 91 0-0 1-2 2-H 1B		F FF 92 B FF 91 B SL 78 F FF 91 B FF 92 X FF 91 3-2 HR		C SL 80 B SL 80 X SL 80 1-1 G3-1 ③	4	2	3	2	0	0	0
32 Don Kelly, L (9, 3) OBP: 0.330, SLG: 0.286										1	0	0	0	0	0	1
41 Victor Martinez, S (1, 10) OBP: 0.409, SLG: 0.568		C FF 94 F FF 94 B FF 95 B FF 94 B FF 94 X FF 94 3-2 G3 ①		C FF 91 C FF 91 X FF 92 0-2 28 1B 2-H 1B	C FF 92 F FF 90 D CH 84 F CH 84 B FF 92 F FF 93 F FF 92 B CH 84 X FF 92 3-2 F9 ② 2-3		F FF 92 F SL 82 X FF 96 0-2 G4-3 ②			4	0	1	1	0	0	2
28 J.D. Martinez, R (1, 7) OBP: 0.361, SLG: 0.559		F FF 93 F FF 93 B FF 95 B SL 85 X SL 86 2-2 F7 ②		S SL 82 F FF 92 F FF 93 X SL 82 0-2 1-2 1B	S SL 77 X FF 90 0-1 F8 ③		C SL 84 X FF 94 0-1 F9 ③			4	0	1	0	0	0	2
33 Steven Moya, L (9, 9) OBP: 0.429, SLG: 0.429										0	0	0	0	0	0	0
9 Nick Castellanos, R (1, 5) OBP: 0.307, SLG: 0.390		B SL 84 B FF 94 F FF 94 B FF 95 S FF 92 B FF 94 4-2 BB		C SL 82 F FF 90 C FF 92 0-3 K ②		F FF 91 F FC 90 X SL 76 0-2 F7 ①		B FF 93 X FF 92 1-0 L9 ①		3	0	0	0	1	1	2
30 Eugenio Suárez, R (9, 5) OBP: 0.317, SLG: 0.337										0	0	0	0	0	0	0
13 Alex Avila, L (1, 2) OBP: 0.327, SLG: 0.363	C FF 92 F FF 93 X SL 83 0-2 G3 ③			B SL 81 C SL 82 F CH 84 X FF 92 1-2 F8 ③		F SI 89 F CH 82 B CH 82 B SI 90 B CH 84 B FF 92 4-2 20 FC6-4 17 1B BB		C FF 94 B CH 84 X FF 95 1-1 P6 ②		3	0	0	0	1	0	3
34 James McCann, R (9, 2) OBP: 0.182, SLG: 0.182										0	0	0	0	0	0	0
17 Andrew Romine, S (1, 6) OBP: 0.274, SLG: 0.272			C FF 93 X FF 93 0-1 E3 3 G5-4-3		B FF 91 F CH 82 B FF 92 F FF 92 X FF 93 2-2 20 G4-3 3 1B 1B	X FF 91 0-0 20 FC6-4 1-2 1B		F FF 95 B FF 95 F FF 94 B FF 95 T FF 96 2-2 K ③		4	1	2	0	0	1	0
20 Rajai Davis, R (1, 8) OBP: 0.320, SLG: 0.402			B FF 92 1 SAFE B FF 92 X FF 91 2-0 F8 ①		X FF 91 0-0 G4-3 ① 1-2	C FF 90 X SL 77 0-1 FC6-4 ② 1-2f 2-3			X FF 88 0-0 2B	3	0	0	0	0	0	4
61 Ezequiel Carrera, L (9, 8) OBP: 0.299, SLG: 0.359										1	0	1	0	0	0	0

Inning Stats	1	2	3	4	5	6	7	8	9
	R: 0 E: 0 K: 0 S: 8	R: 0 E: 0 K: 0 S: 11	R: 0 E: 1 K: 0 S: 4	R: 1 E: 0 K: 1 S: 17	R: 2 E: 0 K: 0 S: 18	R: 0 E: 0 K: 0 S: 9	R: 1 E: 0 K: 0 S: 10	R: 0 E: 0 K: 1 S: 6	R: 0 E: 0 K: 0 S: 8
	H: 0 LOB: 0 BB: 0 P: 11	H: 0 LOB: 1 BB: 1 P: 20	H: 0 LOB: 0 BB: 0 P: 6	H: 3 LOB: 2 BB: 0 P: 19	H: 4 LOB: 2 BB: 1 P: 27	H: 1 LOB: 0 BB: 1 P: 13	H: 1 LOB: 0 BB: 0 P: 14	H: 0 LOB: 0 BB: 0 P: 10	H: 1 LOB: 1 BB: 0 P: 10

	1B	2B	3B	HR	SF	SAC	DP	HBP	PA	WP	PB	SB	CS
	7	2	2	1	0	0	1	0	39	0	0	0	0

	AB	R	H	RBI	BB	SO	LOB
	37	4	10	4	2	2	19

PITCHER	IP	WLS	BF	H	R	ER	SO	BB	IBB	HBP	BLK	WP	HR	S	P	ERA	WHIP
51 Anthony Swarzak, R (1, 1) ERA: 4.6	4.1		21	7	3	3	1	1	0	0	0	0	0	50	72	6.23	1.846
58 A.J. Achter, R (5, 1) ERA: 3.27	2.0	W	9	2	1	1	0	1	0	0	0	0	1	22	33	4.50	1.500
48 Lester Oliveros, R (7, 1) ERA: 7.94	1.2		5	0	0	0	1	0	0	0	0	0	0	11	15	0.00	0.000
64 Aaron Thompson, L (9, 1) ERA: 2.45	1.0		4	1	0	0	0	0	0	0	0	0	0	8	10	0.00	1.000

PITCHER	IP	WLS	BF	H	R	ER	SO	BB	IBB	HBP	BLK	WP	HR	S	P	ERA	WHIP

Batter	1	2	3	4	5	6	7	8	9	AB	R	H	RBI	BB	SO	LOB
39 Danny Santana, S (1, 6) OBP: 0.354, SLG: 0.474 17 Doug Bernier, R (9, PH) OBP: 0.444, SLG: 0.286 (9, 6)	B FF 88 F FF 87 B SI 87 F SI 88 F FC 84 X FC 83 2-2 ① F8		1 SAFE F CH 80 F CH 81 T FC 82 0-2 ② K		X CH 80 0-0 7 G4-3 2 1B 26 1B 1-2 2-3 1B	S SL 86 B SL 87 B SI 95 B SL 86 C SI 95 X SL 85 3-2 ② G3	X SI 94 0-0 ③ FC6-4 1-2f		F FF 94 F FF 94 B FF 93 F FF 93 B CU 81 B FF 94 F FF 94 B FF 93 4-2 2 G6-4-3 1-2 BB	5 0	1 0	1 0	0 0	0 1	1 0	4 0
2 Brian Dozier, R (1, 4) OBP: 0.347, SLG: 0.419	B FF 88 X FF 88 1-0 ② F9		B SI 87 C SI 88 B FF 87 S SI 88 C FF 89 2-3 ③ K 1-2		S CH 79 X SI 88 0-1 7 G4-3 26 1B 1-2 2-3 3-H 1B	B SI 94 C SL 86 B SI 95 X SI 94 2-1 ③ G6-3		X FF 95 0-0 HR	C FF 94 X FF 93 0-1 ① ② G6-4-3 1-2f 2-3	6	2	2	2	0	1	3
7 Joe Mauer, L (1, 3) OBP: 0.362, SLG: 0.373 27 Chris Parmelee, L (9, PH) OBP: 0.307, SLG: 0.384 (9, 3)	C FF 88 F SI 88 X SI 88 0-2 1B			C FF 86 C CU 74 S CU 80 0-3 ① K B SI 87 X FF 87 1-0 26 G5-3 1B	C FF 88 X SI 88 0-1 ② G4-3 1-2 2-3 3-H D CH 80 D CH 80 I IN 70 I IN 71 4-0 31 1B 26 1B 5 1B IBB		F FF 89 F FF 89 F CU 77 B FF 90 X CU 78 1-2 26 FC5-4 19 BB 5 1B 1B D CH 81 B CH 81 C FF 89 B FF 88 F FF 90 F FF 89 1 SAFE B CH 80 4-2 26 FC5-4 1-2 BB	C FF 96 X SL 84 0-1 ① G3-1 B FF 95 B SI 89 C FF 95 F FF 95 F SL 84 B FF 94 F FF 95 F FF 94 F FF 94 4-2 31 1B 5 HR BB	B FF 93 B FF 93 S FF 93 B CH 85 C FF 94 F FF 93 S FF 93 3-3 ③ K	5 1	1 0	2 0	1 0	0 0	1 1	2 1
19 Kennys Vargas, S (1, 10) OBP: 0.317, SLG: 0.462	D CH 81 B SI 88 B SI 88 X FF 87 3-0 ③ P4									2	2	1	0	3	0	1
43 Josmil Pinto, R (1, 2) OBP: 0.309, SLG: 0.389 26 Eric Fryer, R (1, 2) OBP: 0.272, SLG: 0.307		B FF 86 B FF 86 F FF 87 F FF 88 B FC 83 C FF 88 3-3 ① K		B SI 88 X CH 80 1-0 ② G5-3 1-2	B FF 88 X FF 88 1-0 31 1B 5 1B 1-2 2-H 3-H 1B		F FF 89 B FC 86 C FC 84 X CU 77 1-2 ① FC5-4 5 1B 12 1B 1-2f 2-3	S FF 93 C FF 92 X FF 93 0-2 ② F8		0 5	0 2	0 1	0 2	0 0	0 1	0 4
31 Oswaldo Arcia, L (1, 9) OBP: 0.303, SLG: 0.457		B SI 88 S FC 84 S CU 76 B FC 82 F X FC 81 2-2 ② F9		B FC 82 X FC 82 1-0 ③ G6-3	F SI 92 S SL 79 D SL 81 X SL 82 1-2 12 1B 5 1B 1-2 2-3 1B		C FC 85 S FC 84 C CU 77 0-3 ② K	B SL 83 F FF 92 F SL 83 X FF 93 1-2 5 HR 1-2 1B		5	1	2	0	0	1	3
5 Eduardo Escobar, S (1, 5) OBP: 0.317, SLG: 0.409		F FF 88 X SI 88 0-1 ③ G5-3			B SI 86 1-0 X CH 79 39 1B 12 1B 2 1B 1B D CH 94 1-0 X SI 94 12 1B 1-2 2-H 3-H 1B		B FC 84 X CH 80 1-0 12 1B 1-2 3-H 1B	S FF 93 F FF 94 X SL 82 0-2 1-H 2-H HR		5	2	4	6	0	0	0
12 Chris Herrmann, L (1, 7) OBP: 0.263, SLG: 0.264			C FF 86 S FC 81 B FC 81 B FF 88 B FC 82 F SI 88 B FF 89 4-2 2 S BB		A FC 82 1-1 D FC 82 X FC 82 2 1B 39 1B 7 G4-3 1B 1-2 X SI 93 0-0 ③ 1-3 2-3 1B		C FF 90 X FC 85 0-1 32 BB 1-3 2-H 1B	F FF 93 X SL 83 0-1 ③ G4-3		4	1	3	1	1	0	0
32 Aaron Hicks, S (1, 8) OBP: 0.341, SLG: 0.268			B SI 87 C FF 88 F CH 80 B CH 80 F FF 88 F FF 88 X FC 83 2-2 ① P4		B SI 87 B FF 88 X SI 88 2-0 ① L8	B FF 94 B SL 84 F SI 93 F SI 95 B SI 96 S SL 86 3-3 ① K	F SI 93 B CU 80 C CU 79 D CU 80 B FF 93 B SI 94 4-2 39 FC6-4 1-2 BB		C FF 94 F CH 86 F FF 94 B CH 87 B CH 85 B FF 94 B FF 94 4-2 2 G6-4-3 17 BB BB	3	0	0	0	2	1	3

Inning Stats	1	2	3	4	5	6	7	8	9
	R: 0 E: 0 K: 0 S: 9	R: 0 E: 0 K: 1 S: 9	R: 0 E: 0 K: 2 S: 14	R: 0 E: 0 K: 1 S: 6	R: 6 E: 0 K: 0 S: 15	R: 0 E: 0 K: 1 S: 8	R: 2 E: 0 K: 1 S: 19	R: 4 E: 0 K: 0 S: 22	R: 0 E: 0 K: 1 S: 13
	H: 1 LOB: 1 BB: 0 P: 15	H: 0 LOB: 0 BB: 0 P: 14	H: 0 LOB: 1 BB: 1 P: 22	H: 1 LOB: 1 BB: 0 P: 9	H: 8 LOB: 3 BB: 1 P: 26	H: 0 LOB: 0 BB: 0 P: 16	H: 3 LOB: 3 BB: 2 P: 30	H: 3 LOB: 0 BB: 1 P: 27	H: 0 LOB: 1 BB: 2 P: 24

PITCHER		IP	WLS	BF	H	R	ER	SO	BB	IBB	HBP	BLK	WP	HR	S	P	ERA	WHIP
53 Kyle Lobstein, L ERA: 4.35	(1, 1)	4.2	L	23	7	6	6	4	1	1	0	0	0	0	48	79	11.57	1.714
40 Phil Coke, L ERA: 3.88	(5, 1)	0.1		3	3	0	0	0	0	0	0	0	0	0	5	7	0.00	9.000
62 Al Alburquerque, R ERA: 2.51	(6, 1)	1.0		3	0	0	0	1	0	0	0	0	0	0	8	16	0.00	0.000
65 Blaine Hardy, L ERA: 2.54	(7, 1)	0.2		6	3	2	2	1	1	0	0	0	0	0	16	23	27.00	6.000
49 Jim Johnson, R ERA: 7.09	(7, 1)	0.1		2	0	0	0	0	1	0	0	0	0	0	3	7	0.00	3.000

PITCHER		IP	WLS	BF	H	R	ER	SO	BB	IBB	HBP	BLK	WP	HR	S	P	ERA	WHIP
58 Robbie Ray, L ERA: 8.16	(8, 1)	1.0		7	3	4	4	0	1	0	0	0	0	2	22	27	36.00	4.000
45 Buck Farmer, R ERA: 11.57	(9, 1)	1.0		4	0	0	0	1	2	0	0	0	0	0	13	24	0.00	2.000

TOP

Minnesota Twins @ Detroit Tigers

Comerica Park, Detroit, MI

Sat Sep 27 2014, 7:10 PM - 10:34 PM EDT

Att. 38,805 - Clear - 75 F

livebaseballscorecards.com

AB	41
R	12
H	16
RBI	12
BB	7
SO	7
LOB	21

1B: 14	SF: 0	WP: 0	PA: 48
2B: 0	SAC: 0	PB: 0	
3B: 0	DP: 1	SB: 1	
HR: 2	HBP: 0	CS: 0	

Minnesota Twins @ Detroit Tigers

Comerica Park, Detroit, MI

Sat Sep 27 2014, 7:10 PM - 10:34 PM EDT

Att. 38,805 - Clear - 75 F

BOTTOM

Batter	1	2	3	4	5	6	7	8	9	AB	R	H	RBI	BB	SO	LOB
3 Ian Kinsler, R (1, 4) OBP: 0.305, SLG: 0.413 26 Hernán Pérez, R (9, 4) OBP: 0.333, SLG: 0.200	X FF 89 0-0 ① F8		C FF 89 X FS 79 0-1 ① L7		C FF 90 B CU 75 X CU 75 1-1 ③ G5-3		X SI 91 0-0 ② FC4-6 1-2f		B FF 87 C FF 88 S CH 80 D CH 80 F CU 73 F FF 88 S CH 80 2-3 ② K	4 1	0 0	0 0	0 0	0 0	0 1	1 1
48 Torii Hunter, R (1, 9) OBP: 0.321, SLG: 0.449 33 Steven Moya, L (9, 9) OBP: 0.375, SLG: 0.375	C FF 89 B SI 89 S CU 74 B SL 82 B SL 79 F SI 89 X FF 91 3-2 ② F9		B CU 74 S CU 74 F SL 82 S SL 84 1-3 ② K			X SL 83 0-0 41 1B 24 1B 9 G1-3 1B	X FF 92 0-0 ③ L6		B FC 86 S FF 87 D CH 79 B FF 88 X FF 84 3-1 ③ F8	4 1	1 0	1 0	0 0	0 0	1 0	1 1
24 Miguel Cabrera, R (1, 3) OBP: 0.373, SLG: 0.527 32 Don Kelly, L (8, PH) OBP: 0.333, SLG: 0.290 (9, 3)	B FF 90 C CU 73 S FF 92 T FF 92 1-2 ③ K		B SL 82 F SI 90 F CU 75 S SL 82 1-3 ③ K			X SI 89 0-0 9 G1-3 41 1B 1-2 1B		X SI 92 0-0 34 2B 9 SF9 1B		3 1	0 1	1 1	0 0	0 0	2 0	0 0
41 Victor Martinez, S (1, 10) OBP: 0.411, SLG: 0.568 34 James McCann, R (8, PH) OBP: 0.250, SLG: 0.333 (9, 10)		B FF 89 X SL 85 1-0 ① F9		B FF 90 B FS 80 F FF 91 B FF 90 C SI 91 F SL 86 F SI 91 F SL 85 F FF 91 4-2 B SI 92 BB		B SL 83 B SI 90 F SI 89 S FF 86 X FF 91 2-2 9 G1-3 1-2 2-3 1B		B SL 87 B SL 89 X FF 94 2-0 9 SF9 1-3 2B		2 1	0 0	1 1	0 0	1 0	0 0	0 0
28 J.D. Martinez, R (1, 7) OBP: 0.358, SLG: 0.555 18 Tyler Collins, L (8, PH) OBP: 0.280, SLG: 0.375 (9, 7)		C FF 91 S CU 74 S SL 83 0-3 ② K		B SI 90 F SL 84 B SI 91 X SL 83 2-1 ① F8		X CU 74 0-0 ① F3		F SL 90 X CU 79 0-1 ① F7		3 1	0 0	0 0	0 0	0 0	1 0	4 2
9 Nick Castellanos, R (1, 5) OBP: 0.307, SLG: 0.395		X FF 91 0-0 HR		D CU 75 B SI 90 F SI 91 C SL 84 B CU 74 F SI 92 C SL 85 3-3 ② K		S SI 90 D CU 76 X CU 77 1-1 ② G1-3 1-2 2-3 3-H		C FF 94 X CU 80 0-1 ② SF9 2-3 3-H		3 1	1 1	1 1	3 3	0 0	1 1	3 3
13 Alex Avila, L (1, 2) OBP: 0.327, SLG: 0.361 50 Bryan Holaday, R (8, PH) OBP: 0.266, SLG: 0.276 (9, 2)		B FF 90 B FS 79 B FF 91 C FF 90 B SI 90 4-1 20 PB 17 1B BB		S FS 81 C CU 74 S FS 80 0-3 ③ K		X FS 80 0-0 ③ G4-3		X FF 94 0-0 ③ F9		2 1	0 0	0 0	0 0	1 0	1 0	3 1
17 Andrew Romine, S (1, 6) OBP: 0.278, SLG: 0.277 30 Eugenio Suárez, R (9, 6) OBP: 0.316, SLG: 0.336		F FF 91 B FS 80 B FS 78 C FF 91 X FF 92 2-2 20 PB 1-2 1B	C SI 87 B CU 73 B CU 70 B SI 88 X FF 88 3-1 ① L8				C SI 91 X CH 86 0-1 3 FC4-6 1B		B FF 88 C FF 87 F CH 79 F FF 86 S CU 72 1-3 ① K	3 1	0 0	2 0	0 0	0 0	0 1	0 0
20 Rajai Davis, R (1, 8) OBP: 0.320, SLG: 0.401 61 Ezequiel Carrera, L (3, 8) OBP: 0.300, SLG: 0.358		S SL 85 B SL 83 F CU 76 F SL 85 X SI 91 1-2 ③ G6-3 1-2 2-3	B FS 78 C FF 89 F FF 90 X CU 72 1-2 ② G4-3				F FF 92 B SI 92 F SL 82 S SL 83 1-3 ① K		B FF 88 F FF 86 B FF 87 X FF 88 2-1 1B	1 3	0 0	0 1	0 0	0 0	0 1	2 1
Inning Stats	R: 0 E: 0 K: 1 S: 8 H: 0 LOB: 0 BB: 0 P: 12	R: 1 E: 0 K: 1 S: 13 H: 2 LOB: 2 BB: 1 P: 21	R: 0 E: 0 K: 2 S: 8 H: 0 LOB: 0 BB: 0 P: 10	R: 0 E: 0 K: 2 S: 15 H: 0 LOB: 1 BB: 1 P: 24	R: 0 E: 0 K: 0 S: 7 H: 0 LOB: 0 BB: 0 P: 12	R: 1 E: 0 K: 0 S: 9 H: 3 LOB: 2 BB: 0 P: 12	R: 0 E: 0 K: 1 S: 7 H: 1 LOB: 1 BB: 0 P: 8	R: 1 E: 0 K: 0 S: 7 H: 2 LOB: 1 BB: 0 P: 9	R: 0 E: 0 K: 2 S: 13 H: 1 LOB: 1 BB: 0 P: 21	1B: 7 2B: 1 3B: 0 HR: 1	SF: 1 SAC: 0 DP: 0 HBP: 0					WP: 0 PB: 1 SB: 0 CS: 0	PA: 38

livebaseballscorecards.com

	AB	35
	R	3
	H	9
	RBI	3
	BB	2
	SO	9
	LOB	20

PITCHER		IP	WLS	BF	H	R	ER	SO	BB	IBB	HBP	BLK	WP	HR	S	P	ERA	WHIP
47 Ricky Nolasco, R ERA: 5.38	(1, 1)	6.0	W	25	5	2	2	6	2	0	0	0	0	1	60	91	3.00	1.167
52 Brian Duensing, L ERA: 3.31	(7, 1)	1.0		4	1	0	0	1	0	0	0	0	0	0	7	8	0.00	1.000
57 Ryan Pressly, R ERA: 2.86	(8, 1)	1.0		5	2	1	1	0	0	0	0	0	0	0	7	9	9.00	2.000
49 Tommy Milone, L ERA: 4.19	(9, 1)	1.0		4	1	0	0	2	0	0	0	0	0	0	13	21	0.00	1.000

PITCHER	IP	WLS	BF	H	R	ER	SO	BB	IBB	HBP	BLK	WP	HR	S	P	ERA	WHIP

Batter	1	2	3	4	5	6	7	8	9	AB	R	H	RBI	BB	SO	LOB
39 Danny Santana, S (1, 6) OBP: 0.353, SLG: 0.472	C SI 90 F SI 93 B SI 92 F FC 88 F FF 93 F FC 88 F CH 85 S FF 93 1-3 ① **K**		S CH 85 S FC 88 X FC 89 0-2 ① 2 S 1B		F CH 86 C FF 94 S FC 86 0-3 ② **K**			C CH 84 F FC 84 X SI 93 0-2 ① **L8**		4	0	1	0	0	2	1
2 Brian Dozier, R (1, 4) OBP: 0.345, SLG: 0.416	B FF 93 S CH 85 X CH 85 1-1 ② **P4**		B CH 85 F FF 94 1 SAFE B FF 93 C FC 87 S SI 94 2-3 ③ **K** 1-2		S FF 94 F FF 94 B FF 93 X FC 89 1-2 ③ **F8**			B FF 95 C SL 84 F CU 81 F FF 95 B SL 85 X CU 81 2-2 ② **G6-3**		4	0	0	0	0	1	2
7 Joe Mauer, L (1, 3) OBP: 0.361, SLG: 0.371	C FF 92 X FF 93 0-1 ① **1B**			C FF 92 C FC 86 B FF 94 F CH 85 B FF 94 B FC 88 X SI 94 3-2 ① **L7**		C FC 85 X CH 85 0-1 ① **G4-3**		B FF 95 C FF 94 S CU 80 X SL 88 1-2 ③ **G4-3**		4	0	1	0	0	0	0
19 Kennys Vargas, S (1, 10) OBP: 0.316, SLG: 0.456	S FF 93 F CH 86 F FF 94 B FF 94 X CH 86 1-2 ③ **L7**			F KC 81 S FC 88 B FF 95 F FC 88 B KC 78 B FC 90 B SI 95 4-2 ② 43 1B **BB**		C FF 94 B FC 88 X CH 84 1-1 ② **G5-3**			C CU 80 B SL 88 B FF 92 F FF 93 B SL 86 F SL 87 F SL 86 X SL 85 3-2 ① **P6**	3	0	0	0	1	0	1
43 Josmil Pinto, R (1, 2) OBP: 0.315, SLG: 0.391 8 Kurt Suzuki, R (9, PH) OBP: 0.345, SLG: 0.383		B CH 83 C FF 92 F FC 86 B SI 93 C FF 94 2-3 ① **K**		B CH 85 X FC 88 1-0 ② 5 FC4-6 1-2 1B		F FF 93 B CH 84 B FF 93 B FF 94 C FF 94 B SI 94 4-2 ② **BB**			B FF 92 C FF 91 X SI 92 1-1 ② **G3**	2 1	0 0	1 0	0 0	1 0	1 0	0 0
31 Oswaldo Arcia, L (1, 9) OBP: 0.300, SLG: 0.452		C FF 94 B FC 88 F FF 93 B SI 94 X SI 95 2-2 ② **G4-3**		C FC 88 F FF 93 B FF 95 S SI 95 1-3 ② **K**		F FF 94 F SI 94 B FF 95 S CH 85 1-3 ③ **K2-3**			C FF 93 B SL 88 B CU 80 F FF 93 F SL 86 X CU 82 2-2 ③ **P2**	4	0	0	0	0	2	3
5 Eduardo Escobar, S (1, 5) OBP: 0.315, SLG: 0.406		C FF 93 X KC 80 0-1 ③ **P4**		B KC 79 S CH 85 F FF 93 B SI 94 X FF 94 2-2 ③ **FC4-6** 1-2f			C FC 85 S FC 86 X CH 83 0-2 ① **F8**			3	0	0	0	0	0	2
12 Chris Herrmann, L (1, 7) OBP: 0.253, SLG: 0.253			C FF 92 S KC 79 F SI 93 F FF 93 X FC 87 0-2 ① **G4-3**		X KC 85 0-0 ① **G4-3**		C FC 84 X FC 86 0-1 ② **G6-3**			3	0	0	0	0	0	0
32 Aaron Hicks, S (1, 8) OBP: 0.341, SLG: 0.274			B FF 94 F FF 94 S FF 94 B FF 94 C FC 88 2-3 ② **K**		B FF 93 B FF 93 X FF 92 2-0 ② **2B**		B FF 93 S CH 84 S FC 86 F FF 94 C FC 88 1-3 ③ **K**			3	0	1	0	0	2	0
Inning Stats	R: 0 E: 0 K: 1 S: 15 H: 1 LOB: 1 BB: 0 P: 18	R: 0 E: 0 K: 1 S: 8 H: 0 LOB: 0 BB: 0 P: 12	R: 0 E: 0 K: 2 S: 14 H: 1 LOB: 1 BB: 0 P: 18	R: 0 E: 0 K: 1 S: 14 H: 1 LOB: 2 BB: 1 P: 25	R: 0 E: 0 K: 1 S: 8 H: 1 LOB: 1 BB: 0 P: 11	R: 0 E: 0 K: 1 S: 9 H: 0 LOB: 1 BB: 1 P: 15	R: 0 E: 0 K: 1 S: 9 H: 0 LOB: 0 BB: 0 P: 10	R: 0 E: 0 K: 0 S: 10 H: 0 LOB: 0 BB: 0 P: 13	R: 0 E: 0 K: 0 S: 11 H: 0 LOB: 0 BB: 0 P: 17	1B: 3 2B: 1 3B: 0 HR: 0	SF: 0 SAC: 0 DP: 0 HBP: 0			WP: 0 PB: 0 SB: 1 CS: 0	PA: 33		

TOP

Minnesota Twins @ Detroit Tigers

Comerica Park, Detroit, MI

Sun Sep 28 2014, 1:11 PM - 3:49 PM EDT

Att. 40,501 - Sunny - 72 F

livebaseballscorecards.com

AB	31
R	0
H	4
RBI	0
BB	2
SO	8
LOB	9

PITCHER		IP	WLS	BF	H	R	ER	SO	BB	IBB	HBP	BLK	WP	HR	S	P	ERA	WHIP
14 David Price, L ERA: 3.26	(1, 1)	7.1	W	28	4	0	0	8	2	0	0	0	0	0	80	112	0.00	0.818
44 Joba Chamberlain, R ERA: 3.57	(8, 1)	0.2	H	2	0	0	0	0	0	0	0	0	0	0	7	10	0.00	0.000
36 Joe Nathan, R ERA: 4.81	(9, 1)	1.0	S	3	0	0	0	0	0	0	0	0	0	0	11	17	0.00	0.000

PITCHER	IP	WLS	BF	H	R	ER	SO	BB	IBB	HBP	BLK	WP	HR	S	P	ERA	WHIP

Minnesota Twins @ Detroit Tigers

Comerica Park, Detroit, MI

Sun Sep 28 2014, 1:11 PM - 3:49 PM EDT

Att. 40,501 - Sunny - 72 F

BOTTOM

livebaseballscorecards.com

Batter	1	2	3	4	5	6	7	8	9	AB	R	H	RBI	BB	SO	LOB
3 Ian Kinsler, R (1, 4) OBP: 0.307, SLG: 0.420	G6-3		HR			48 G1-3 1B		1-3 2-H 1B		4	1	3	2	0	0	0
48 Torii Hunter, R (1, 9) OBP: 0.319, SLG: 0.446	K		K			G1-3 1-2		SF9 3-H		3	0	0	1	0	2	1
24 Miguel Cabrera, R (1, 3) OBP: 0.371, SLG: 0.524	P5			K		L8		G6-3		4	0	0	0	0	1	2
41 Victor Martinez, S (1, 10) OBP: 0.409, SLG: 0.565		G3		G3-1			F7			3	0	0	0	0	0	0
28 J.D. Martinez, R (1, 7) OBP: 0.358, SLG: 0.553		K		1B			G6-3			3	0	1	0	0	1	0
13 Alex Avila, L (1, 2) OBP: 0.327, SLG: 0.359		9 FC6-4 BB			F8		G1-3			2	0	0	0	1	0	0
9 Nick Castellanos, R (1, 5) 32 Don Kelly, L (8, 5) OBP: 0.332, SLG: 0.288		FC6-4 1-2f			K			P6		2 1	0 0	0 0	0 0	0 0	1 0	1 0
17 Andrew Romine, S (1, 6) OBP: 0.279, SLG: 0.275			G6-3		L8			61 S 3 1B BB		2	1	0	0	1	0	0
61 Ezequiel Carrera, L (1, 8) OBP: 0.301, SLG: 0.348			K			B1-3		3 1B 48 SF9 1-2 BB		2	1	0	0	1	1	0
Inning Stats	R: 0 E: 0 K: 1 S: 8 H: 0 LOB: 0 BB: 0 P: 13	R: 0 E: 0 K: 1 S: 9 H: 0 LOB: 1 BB: 1 P: 14	R: 1 E: 0 K: 2 S: 9 H: 1 LOB: 0 BB: 0 P: 13	R: 0 E: 0 K: 1 S: 7 H: 1 LOB: 1 BB: 0 P: 9	R: 0 E: 0 K: 1 S: 5 H: 0 LOB: 0 BB: 0 P: 8	R: 0 E: 0 K: 0 S: 7 H: 1 LOB: 1 BB: 0 P: 8	R: 0 E: 0 K: 0 S: 6 H: 0 LOB: 0 BB: 0 P: 9	R: 2 E: 0 K: 0 S: 9 H: 1 LOB: 1 BB: 2 P: 21		1B: 3 2B: 0 3B: 0 HR: 1	SF: 1 SAC: 0 DP: 0 HBP: 0		WP: 0 PB: 0 SB: 1 CS: 0	PA: 30		

	AB	26
	R	3
	H	4
	RBI	3
	BB	3
	SO	6
	LOB	4

PITCHER		IP	WLS	BF	H	R	ER	SO	BB	IBB	HBP	BLK	WP	HR	S	P	ERA	WHIP
44 Kyle Gibson, R ERA: 4.47	(1, 1)	7.1	L	28	4	3	3	6	3	0	0	0	0	1	56	88	3.68	0.955
48 Lester Oliveros, R ERA: 7.11	(8, 1)	0.2		2	0	0	0	0	0	0	0	0	0	0	4	7	0.00	0.000

PITCHER	IP	WLS	BF	H	R	ER	SO	BB	IBB	HBP	BLK	WP	HR	S	P	ERA	WHIP

Detroit Tigers @ Baltimore Orioles

Oriole Park at Camden Yards, Baltimore, MD

Thu Oct 02 2014, 5:41 PM - 9:21 PM EDT

Att. 47,842 - Cloudy - 70 F

livebaseballscorecards.com

Batter	1	2	3	4	5	6	7	8	9	AB	R	H	RBI	BB	SO	LOB
3 Ian Kinsler, R (1, 4) OBP: 0.400, SLG: 0.250	B FF 92 S FF 92 F FF 93 F CH 85 F FF 94 B KC 76 S FF 93 2-3 ① **K**		C KC 75 B FF 92 T CH 86 B CH 86 F FF 93 F SL 86 F FF 94 B FF 94 F CH 86 3-2 ② **L5**		C FF 94 F FF 94 B FF 95 D KC 77 B FF 93 F FF 93 F FC 94 F FF 94 B CH 86 4-2 48 FC5-4 1-2 2-3 BB			C SL 80 S SI 87 B SI 85 B SI 88 F SL 80 B FF 88 X SL 80 3-2 48 L6-3 1B	C FF 96 C CU 84 D CU 83 S SI 96 1-3 ③ **K**	4	0	1	0	1	2	3
48 Torii Hunter, R (1, 9)	C FF 93 S FF 94 S FF 95 0-3 ② **K**		X KC 76 0-0 ③ **B1-3**		F CH 86 B FC 94 F CH 84 F FF 93 F FF 94 X KC 78 1-2 ③ **FC5-4** 1-2f			1 SAFE B SL 82 B SL 82 C SL 81 1 SAFE F SL 80 X SI 87 2-2 ① ② **L6-3** 1-1		4	0	0	0	0	1	4
24 Miguel Cabrera, R (1, 3) OBP: 0.500, SLG: 1.333	S FF 95 B FF 95 C KC 78 S FF 96 1-3 ③ **K**			B SL 85 B SL 86 C FF 94 X FF 93 2-1 ① **F9**		B FF 96 B FF 95 B SL 84 C FF 94 C SL 84 F FF 95 F SL 83 F SL 83 B SL 83 4-2 **BB**		X SI 87 0-0 **HR**		3	1	1	1	1	1	0
41 Victor Martinez, S (1, 10) OBP: 0.250, SLG: 1.000		C FF 92 B FF 90 B FF 93 C CH 84 X FF 93 2-2 **HR**		C FC 93 C KC 78 B FF 94 S FF 93 1-3 ② **K**		C SL 83 C FF 94 S SL 84 0-3 ① **K**		B SI 96 C SI 96 B SI 96 B SI 96 X SI 96 3-1 ③ **G6-3**		4	1	1	1	0	2	1
28 J.D. Martinez, R (1, 7) OBP: 0.250, SLG: 1.000		B FF 93 B FF 93 F FF 91 X FF 94 2-1 **HR**		F CH 86 F FF 92 B KC 78 F SL 86 B FF 93 F CH 87 F SL 86 F FC 92 B CH 86 3-2 ③ **G5-3**		F FF 96 S FF 95 D SL 85 S SL 85 1-3 ② **K**			C FF 97 X FF 96 0-1 ① **G6-3**	4	1	1	1	0	1	1
13 Alex Avila, L (1, 2) OBP: 0.250, SLG: 0.250		F CH 86 B CH 86 S FF 93 F KC 78 B FF 93 S FF 95 2-3 ① **K**			C KC 75 B FF 91 X CH 85 1-1 ① **G3-1**	S SL 84 B FF 93 B FF 94 X SL 85 2-1 ③ **P6**			X FF 98 0-0 61 BB 17 1B 1B	4	0	1	0	0	1	1
9 Nick Castellanos, R (1, 5)		B KC 77 B FF 94 C CH 86 F FF 92 F FF 93 B CH 86 X FF 95 3-2 ② **F9**			C FF 90 X FF 91 0-1 ② **G1-3**		B FF 94 B SL 81 S SL 82 S SL 83 X SL 83 2-2 ① **G1-3**		X FF 96 0-0 ② **F9**	4	0	0	0	0	0	1
17 Andrew Romine, S (1, 6) OBP: 0.500, SLG: 0.500		C FF 93 C KC 78 B FF 93 B FF 94 F FF 93 B CH 86 F FF 94 F FF 93 S FF 93 3-3 ③ **K**			F FC 93 X FF 90 0-1 3 BB 20 1B 1B		C FF 93 B FF 94 S SL 82 F FF 93 F FF 94 B SL 83 S SL 84 2-3 ② **K2-3**		F FF 97 C FF 97 F FF 99 B CU 83 F FF 99 D CU 85 B FF 98 X SI 97 3-2 61 BB 1-2 1B	4	0	2	0	0	2	0
20 Rajai Davis, R (1, 8) OBP: 0.333, SLG: 0.333 61 Ezequiel Carrera, L (9, PH)			B SL 84 F FF 90 X FF 92 1-1 ① **F8**		B CH 85 X CH 84 1-0 3 BB 1-2 1B		B SL 81 C SL 80 X SI 87 1-1 ③ **G6-3**		B SI 97 B SI 96 B FF 96 C FF 96 B FF 97 4-1 1-2 2-3 BB	3 0	0 0	1 0	0 0	0 1	0 0	0 0
Inning Stats	R: 0 E: 0 K: 3 S: 11 H: 0 LOB: 0 BB: 0 P: 14	R: 2 E: 0 K: 2 S: 19 H: 2 LOB: 0 BB: 0 P: 31	R: 0 E: 0 K: 0 S: 14 H: 0 LOB: 0 BB: 0 P: 18	R: 0 E: 0 K: 1 S: 12 H: 0 LOB: 0 BB: 0 P: 18	R: 0 E: 0 K: 0 S: 17 H: 2 LOB: 3 BB: 1 P: 24	R: 0 E: 0 K: 2 S: 13 H: 0 LOB: 1 BB: 1 P: 20	R: 0 E: 0 K: 1 S: 10 H: 0 LOB: 0 BB: 0 P: 15	R: 1 E: 0 K: 0 S: 10 H: 2 LOB: 0 BB: 0 P: 18	R: 0 E: 0 K: 1 S: 13 H: 2 LOB: 3 BB: 1 P: 21	1B: 5 2B: 1 3B: 0 HR: 3 SF: 0 SAC: 0 DP: 1 HBP: 0						

TOP	
AB	34
R	3
H	8
RBI	3
BB	3
SO	10
LOB	11

WP: 0	PA: 37																	
PB: 0																		
SB: 0																		
CS: 0																		

PITCHER		IP	WLS	BF	H	R	ER	SO	BB	IBB	HBP	BLK	WP	HR	S	P	ERA	WHIP
30 Chris Tillman, R ERA: 3.6	(1, 1)	5.0	W	20	4	2	2	6	1	0	0	0	0	2	73	105	3.60	1.000
48 Andrew Miller, L ERA:	(6, 1)	1.2	H	6	0	0	0	3	1	0	0	0	0	0	21	32	0.00	0.600
56 Darren O'Day, R ERA: 9.0	(7, 1)	1.0	H	4	2	1	1	0	0	0	0	0	0	1	10	16	9.00	2.000
53 Zack Britton, L ERA:	(8, 1)	0.1	H	1	0	0	0	0	0	0	0	0	0	0	2	5	0.00	0.000
29 Tommy Hunter, R ERA:	(9, 1)	1.0		6	2	0	0	1	1	0	0	0	0	0	13	21	0.00	3.000

PITCHER		IP	WLS	BF	H	R	ER	SO	BB	IBB	HBP	BLK	WP	HR	S	P	ERA	WHIP

BOTTOM

Detroit Tigers @ Baltimore Orioles

Oriole Park at Camden Yards, Baltimore, MD

Thu Oct 02 2014, 5:41 PM - 9:21 PM EDT

Att. 47,842 - Cloudy - 70 F

livebaseballscorecards.com

Batter	1	2	3	4	5	6	7	8	9	AB	R	H	RBI	BB	SO	LOB
21 Nick Markakis, L (1, 9) OBP: 0.600, SLG: 0.500	B FF 91 B FF 93 C FF 94 X FF 93 2-1 10 G6-4-3 12 HBP 23 HR 1B	B FF 94 C CH 85 C FF 94 D CH 85 X CH 86 2-2 ① 1-3 3-H 1B			C FF 93 B CU 78 X CH 84 1-1 ② P5			C CH 82 B FF 93 B CU 82 X CH 83 2-1 L5 B SI 95 X FF 95 B FF 95 S FF 95 B FF 95 3-2 12 2B 2-3 BB		4	2	2	1	1	0	0
12 Alejandro De Aza, L (1, 7) OBP: 0.600, SLG: 1.000	C FF 92 B FF 92 H CU 80 2-1 10 G6-4-3 1-2 HBP	F FF 94 B FF 94 1 SAFE F FF 94 X FF 93 1-2 ③ G4-3			B FF 93 X CU 79 1-0 ③ B5-3			C CU 79 X FF 93 0-1 10 E 2B B FF 95 F FF 95 F FF 94 D SL 81 D SI 95 X FF 95 3-2 1-H 3-H 2B		4	1	2	2	0	0	2
10 Adam Jones, R (1, 8)	X SL 86 0-0 ① ② G6-4-3 1-2f 2-3		C FF 91 B SL 86 F FF 94 S CH 84 1-3 ① K			F FF 93 S FF 95 X SL 84 0-2 ① F8		D SL 86 X FF 95 1-1 E6 23 S 23 1B 2-H B CH 87 X SI 96 2-1 G6-3		5	1	0	0	0	1	3
23 Nelson Cruz, R (1, 10) OBP: 0.500, SLG: 1.250	X FF 94 0-0 3-H HR		S SL 84 C FF 93 B CH 84 S SL 84 1-3 ② K			S SL 87 S CH 84 B SL 88 C FF 97 1-3 ② K		C CU 79 1 SAFE 1 SAFE B SL 87 X FF 95 1-1 28 E 3 1B 1-H 1B		4	2	2	3	0	2	0
28 Steve Pearce, R (1, 3) OBP: 0.500, SLG: 0.500	X FF 94 0-0 ③ F7		F FF 93 X SL 86 0-1 ③ P4			C FF 92 B SL 86 X SL 86 1-1 ③ 1B		X FF 89 0-0 E8 3 1B 1-3 40 G6-3 1B		4	1	2	0	0	0	0
2 J.J. Hardy, R (1, 6) OBP: 0.500, SLG: 1.333		C FF 92 C FF 92 B SL 88 B FF 95 F SL 88 F FF 93 X SL 87 2-2 ① L8		C FF 91 C FF 93 X SL 84 0-2 ① G6-3			S SL 84 B FF 92 X CH 85 1-1 HR	I IN 62 I IN 66 I IN 64 I IN 65 4-0 40 G6-3 3 1B 6 2B IBB		3	2	1	1	1	0	0
3 Ryan Flaherty, L (1, 5) OBP: 0.500, SLG: 0.333		B CU 80 S FF 93 B CH 84 S CH 84 B FF 95 B FF 94 4-2 6 1B 21 1B BB		B FF 92 C CH 83 S FF 92 X CU 80 1-2 ② G2-3			S FF 93 F CU 78 F FF 94 S FF 94 0-3 ① K	X FF 91 0-0 40 G6-3 6 2B 1-2 2-3 3-H 1B		3	2	1	1	1	1	0
40 Nick Hundley, R (1, 2)		S SL 85 S FF 93 B FF 94 X FF 94 1-2 ② F8		B SL 86 F FF 93 B SL 85 X FF 94 2-1 ③ F7			S FF 93 S SL 85 T FF 94 0-2 ② K	F SL 77 T FC 91 X CU 69 0-2 ② G6-3 1-2 2-3 3-H		4	0	0	1	0	1	3
6 Jonathan Schoop, R (1, 4) OBP: 0.500, SLG: 0.750		B SL 85 X SL 85 1-0 21 1B 1-3 1B			F FF 92 F SL 84 F CU 80 X FF 93 0-2 ① F9		F CU 77 C FF 94 F FF 96 S FF 96 0-3 ③ K	C FF 91 F FF 92 X FC 91 0-2 21 WP 12 2B 2-H 3-H 2B		4	1	2	2	0	1	0
Inning Stats	R: 2 E: 0 K: 0 S: 6 H: 2 LOB: 0 BB: 0 P: 10	R: 1 E: 0 K: 0 S: 17 H: 2 LOB: 2 BB: 1 P: 28	R: 0 E: 0 K: 2 S: 8 H: 0 LOB: 0 BB: 0 P: 10	R: 0 E: 0 K: 0 S: 8 H: 0 LOB: 0 BB: 0 P: 11	R: 0 E: 0 K: 0 S: 7 H: 0 LOB: 0 BB: 0 P: 9	R: 0 E: 0 K: 1 S: 8 H: 1 LOB: 1 BB: 0 P: 10	R: 1 E: 0 K: 3 S: 13 H: 1 LOB: 0 BB: 0 P: 14	R: 8 E: 2 K: 0 S: 24 H: 6 LOB: 1 BB: 2 P: 41		1B: 7 2B: 3 3B: 0 HR: 2 SF: 0 SAC: 0 DP: 1 HBP: 1					

AB	35
R	12
H	12
RBI	11
BB	3
SO	6
LOB	8

WP: 1 PA: 39
PB: 0
SB: 1
CS: 0

PITCHER		IP	WLS	BF	H	R	ER	SO	BB	IBB	HBP	BLK	WP	HR	S	P	ERA	WHIP
37 Max Scherzer, R ERA: 6.14	(1, 1)	7.1	L	29	7	5	5	6	1	0	1	0	0	2	71	98	6.14	1.091
44 Joba Chamberlain, R ERA:	(8, 1)	0.0		2	1	1	0	0	0	0	0	0	0	0	4	6	∞	∞
38 Joakim Soria, R ERA: 108.0	(8, 1)	0.1		5	3	4	4	0	0	1	0	0	0	0	8	12	108.00	9.000
40 Phil Coke, L ERA: 27.0	(8, 1)	0.1		3	1	2	2	0	1	0	0	0	1	0	8	17	54.00	6.000

PITCHER	IP	WLS	BF	H	R	ER	SO	BB	IBB	HBP	BLK	WP	HR	S	P	ERA	WHIP

Detroit Tigers @ Baltimore Orioles

Oriole Park at Camden Yards, Baltimore, MD

Fri Oct 03 2014, 12:09 PM - 3:49 PM EDT

Att. 48,058 - Partly Cloudy - 66 F

livebaseballscorecards.com

TOP

Batter	1	2	3	4	5	6	7	8	9	AB	R	H	RBI	BB	SO	LOB
3 Ian Kinsler, R (1, 4) OBP: 0.222, SLG: 0.125	C FF 91 B FF 91 B SL 81 F FF 92 X FF 92 2-2 ① P4		B SI 92 X SI 92 1-0 ③ L1	1 SAFE B FF 96 B FF 97 F FF 96 C FF 96 B FF 98 S FF 98 3-3 ③ K 1-2			B SL 85 F SL 83 X FF 97 1-1 ③ G6-3			4	0	0	0	0	1	1
48 Torii Hunter, R (1, 9) OBP: 0.375, SLG: 0.286	F FF 91 F FF 91 S SL 82 0-3 ② K			C CH 84 X SI 91 0-1 24 2B 41 1B 1B	C FF 96 X FF 97 0-1 24 G5-4-3 1B			B FS 85 B SL 82 B FF 96 C FF 96 B FF 96 4-1 24 1B 41 2B BB		3	2	2	0	1	1	0
24 Miguel Cabrera, R (1, 3) OBP: 0.625, SLG: 1.143	B FF 92 B FF 91 X SI 92 2-0 41 FC5-4 1B			X CH 83 0-0 41 1B 28 HR 2B 1-3	F FF 97 S FF 96 B FF 98 X FF 98 1-2 ①② G5-4-3 1-2f			X FF 96 0-0 41 2B 1-2 1B		4	1	3	0	0	0	1
41 Victor Martinez, S (1, 10) OBP: 0.375, SLG: 0.875	X FF 92 0-0 ③ FC5-4 1-2f			B SI 91 S SL 81 B FF 92 B SI 91 X FF 91 3-1 28 HR 1B 2-3 3-H	B FS 88 F FS 87 B FS 87 B FF 97 F FF 97 S FF 98 3-3 ③ K			C FS 86 D FF 98 F FF 98 X FS 86 1-2 ① 2B 1-H 2-H		4	1	2	2	0	1	1
28 J.D. Martinez, R (1, 7) OBP: 0.250, SLG: 1.000		B SI 89 F FF 91 C CU 71 S FF 92 1-3 ① K		X SL 82 0-0 1-H 3-H HR		F FF 96 F FF 96 B FF 97 B SL 85 S FF 98 2-3 ① K		B SL 84 D SI 93 X FF 95 2-0 ② F9		4	1	1	3	0	2	1
9 Nick Castellanos, R (1, 5) OBP: 0.125, SLG: 0.500 32 Don Kelly, L (8, 5)		C FF 92 S SL 81 B FF 92 B SL 81 X FF 92 2-2 ② F8		X SI 90 0-0 HR		B SL 83 C FF 97 S FF 96 X FF 99 1-2 ② G5-3		D SL 85 X FF 94 1-0 ③ F9		4 0	1 0	1 0	1 0	0 0	0 0	1 0
13 Alex Avila, L (1, 2) OBP: 0.143, SLG: 0.143 26 Hernán Pérez, R (9, PH)		F FF 91 B SI 92 S SL 83 B SL 83 X FF 91 2-2 ③ L8		B FF 91 C SL 82 B SI 90 B SI 91 S FF 91 S FF 91 3-3 ① K		S FS 85 F FF 97 B FS 87 S FS 88 1-3 ③ K			C SI 96 F SI 97 X SI 97 0-2 ① G3	3 1	0 0	0 0	0 0	0 0	2 0	0 0
17 Andrew Romine, S (1, 6) OBP: 0.250, SLG: 0.250			B SI 89 C FF 90 F FF 90 X FF 92 1-2 ① G5-3	C CU 70 X SI 90 0-1 ② G6-3			S FF 95 B FF 97 S FS 85 F FF 98 T FF 97 1-2 ① K		F SI 96 B SI 97 S SI 96 S SI 97 1-3 ② K	4	0	0	0	0	2	0
20 Rajai Davis, R (1, 8) OBP: 0.400, SLG: 0.400 61 Ezequiel Carrera, L (4, PR) (4, 8) 30 Eugenio Suárez, R (9, PH)			C FF 90 F FF 92 F FF 92 B FF 91 B SL 83 X FF 92 2-2 ② F9	X CH 85 0-0 3 S 1B			B FF 96 F FF 97 L CH 87 F FF 98 B FF 97 X FF 96 2-2 ② L6		C SI 97 S SI 97 B SI 97 X SI 97 1-2 ③ G6-3	2 1 1	0 0 0	1 0 0	0 0 0	0 0 0	0 0 0	0 0 0
Inning Stats	R: 0 E: 0 K: 1 S: 8 H: 1 LOB: 1 BB: 0 P: 12	R: 0 E: 0 K: 1 S: 9 H: 0 LOB: 0 BB: 0 P: 14	R: 0 E: 0 K: 0 S: 8 H: 0 LOB: 0 BB: 0 P: 12	R: 5 E: 0 K: 2 S: 16 H: 6 LOB: 2 BB: 0 P: 25	R: 0 E: 0 K: 1 S: 8 H: 1 LOB: 0 BB: 0 P: 12	R: 0 E: 0 K: 2 S: 9 H: 0 LOB: 0 BB: 0 P: 13	R: 0 E: 0 K: 1 S: 10 H: 0 LOB: 0 BB: 0 P: 14	R: 1 E: 0 K: 0 S: 7 H: 2 LOB: 1 BB: 1 P: 15	R: 0 E: 0 K: 1 S: 9 H: 0 LOB: 0 BB: 0 P: 11	1B: 6 2B: 2 3B: 0 HR: 2 SF: 0 SAC: 0 DP: 1 HBP: 0						

	AB	35
	R	6
	H	10
	RBI	6
	BB	1
	SO	9
	LOB	5

WP: 0 PA: 36
PB: 0
SB: 1
CS: 0

PITCHER		IP	WLS	BF	H	R	ER	SO	BB	IBB	HBP	BLK	WP	HR	S	P	ERA	WHIP
16 Wei-Yin Chen, L ERA: 12.27	(1, 1)	3.2		18	7	5	5	3	0	0	0	0	0	2	38	57	12.27	1.909
39 Kevin Gausman, R ERA: 2.45	(4, 1)	3.2		13	3	1	1	5	1	0	0	0	0	0	35	55	2.46	1.091
35 Brad Brach, R ERA:	(8, 1)	0.2	W	2	0	0	0	0	0	0	0	0	0	0	2	5	0.00	0.000
53 Zack Britton, L ERA:	(9, 1)	1.0	S	3	0	0	0	1	0	0	0	0	0	0	9	11	0.00	0.000

PITCHER		IP	WLS	BF	H	R	ER	SO	BB	IBB	HBP	BLK	WP	HR	S	P	ERA	WHIP

BOTTOM

Batter	1	2	3	4	5	6	7	8	9	AB	R	H	RBI	BB	SO	LOB
21 Nick Markakis, L (1, 9) OBP: 0.444, SLG: 0.750	C FF 91 B FF 90 B FF 91 B FF 90 F FF 90 F FF 91 X FF 91 3-2 ① F8		B FF 92 1 SAFE F FF 92 B FF 94 B FF 93 F FF 94 F FF 94 X FF 94 3-2 1-H HR		C FF 93 1 SAFE B FF 92 X CH 84 1-1 ② F8		B FF 91 C SL 86 F FS 87 B FF 92 B SL 87 X FS 88 3-2 ③ G6-3			4	1	1	2	0	0	1
12 Alejandro De Aza, L (1, 7) OBP: 0.444, SLG: 0.625	X FF 90 0-0 ② L9		B CH 83 B CH 82 F FF 90 X FF 92 2-1 ③ F7		C FF 91 1 SAFE B CU 78 X FF 93 1-1 1-3 1B			C FF 92 C CU 82 B FF 94 X CU 81 1-2 ① G4-3		4	0	1	0	0	0	0
10 Adam Jones, R (1, 8) OBP: 0.222, SLG: 0.125	C FF 92 B CH 82 S CH 84 B FF 91 S FF 93 2-3 ③ K			C FF 90 B FF 91 B CU 79 F SL 85 X SL 85 2-2 23 G6-3 2 1B 1B B FF 93 X FF 94 1-0 ③ P5				C FF 94 H FF 93 1-1 23 1B 28 1B HBP	3	2	1	0	0	1	2
23 Nelson Cruz, R (1, 10) OBP: 0.500, SLG: 0.875		C FF 91 B FF 90 B FF 92 B FF 92 S SL 85 C FF 93 3-3 ① K		X FF 93 0-0 1-2 ① G6-3		C FF 92 B CU 80 B CH 82 F FF 93 B FF 93 X SL 84 3-2 28 G3-1 1B		S SL 87 1 SAFE B SL 87 B CU 82 X SL 88 2-1 2 BB 28 1B 27 2B 1-2 1B		4	1	2	0	0	1	1
28 Steve Pearce, R (1, 3) OBP: 0.375, SLG: 0.375		S SL 84 F FF 92 F FF 92 X SL 85 0-2 ② G6-3		B FF 92 F FF 93 B FF 93 S SL 85 C CU 80 2-3 ② K		1 SAFE F SL 87 B SI 92 S FS 88 F FF 93 F FS 87 F SL 86 X CH 72 1-2 ① G3-1 1-2		C CU 80 B FF 94 B SL 86 S SL 87 X SL 88 2-2 2 BB 27 2B 1-2 2-H 1B		4	1	1	1	0	1	2
2 J.J. Hardy, R (1, 6) OBP: 0.500, SLG: 0.833		C FF 92 B FF 93 S FF 93 X FF 93 1-2 ③ L5		C FF 94 B FF 93 S FF 93 B FF 94 F CU 82 B CU 81 X SL 87 3-2 2-H 1B		C FC 91 S FC 92 D FF 93 B FC 92 X FF 89 2-2 ② P3		B SL 77 B FF 91 B FF 91 C FF 90 B FF 91 4-1 27 2B 1-2 2-3 BB		3	1	1	1	1	0	1
3 Ryan Flaherty, L (1, 5) OBP: 0.286, SLG: 0.167 27 Delmon Young, R (8, PH) OBP: 1.000, SLG: 2.000 40 Nick Hundley, R (9, 2)			B CH 82 B FF 92 F FF 92 B FF 91 F FF 92 F FF 92 X FF 92 3-2 ① G4-3	C CH 83 1 SAFE F CH 84 F CU 78 X FF 93 0-2 ③ G4-3		S FS 88 B FS 87 F SL 88 C SI 92 1-3 ③ K		X SL 79 0-0 14 F8 1-H 2-H 3-H 2B		3 1 0	0 0 0	0 1 0	0 3 0	0 0 0	1 0 0	2 0 0
36 Caleb Joseph, R (1, 2) 14 Kelly Johnson, L (8, PH) (9, 5)			B FF 94 S FF 92 F FF 93 B CU 80 C FF 94 2-3 ② K		B FF 91 F FF 91 S FF 92 F FF 92 B CU 80 X FF 93 2-2 ① L7		B FC 90 F FF 90 S SL 85 B SL 86 F FS 85 S FF 92 2-3 ① K	C CH 81 F FF 92 D CU 69 X CH 83 1-2 ② F8 2-3		3 1	0 0	0 0	0 0	0 0	2 0	0 1
6 Jonathan Schoop, R (1, 4) OBP: 0.500, SLG: 0.571			C CU 78 S SL 85 F FF 93 X FF 93 0-2 21 HR 1B		F FF 92 B CH 83 B SL 84 B SL 85 B FF 93 4-1 12 1B BB		C CU 80 X FS 87 0-1 ② P6	C FF 90 S CU 69 D SL 79 X SL 78 1-2 ③ P4		3	1	1	0	1	0	1
Inning Stats	R: 0 E: 0 K: 1 S: 8 H: 0 LOB: 0 BB: 0 P: 13	R: 0 E: 0 K: 1 S: 10 H: 0 LOB: 0 BB: 0 P: 14	R: 2 E: 0 K: 1 S: 17 H: 2 LOB: 0 BB: 0 P: 27	R: 1 E: 0 K: 1 S: 15 H: 2 LOB: 1 BB: 0 P: 22	R: 0 E: 0 K: 0 S: 10 H: 1 LOB: 2 BB: 1 P: 19	R: 0 E: 0 K: 1 S: 15 H: 1 LOB: 1 BB: 0 P: 22	R: 0 E: 0 K: 1 S: 9 H: 0 LOB: 0 BB: 0 P: 14	R: 4 E: 0 K: 0 S: 17 H: 3 LOB: 1 BB: 1 P: 29		1B: 7 2B: 1 3B: 0 HR: 1 SF: 0 SAC: 0 DP: 0 HBP: 1				WP: 0 PB: 0 SB: 0 CS: 0 PA: 36		

PITCHER		IP	WLS	BF	H	R	ER	SO	BB	IBB	HBP	BLK	WP	HR	S	P	ERA	WHIP
35 Justin Verlander, R ERA: 5.4	(1, 1)	5.0		22	6	3	3	4	1	0	0	0	0	1	63	101	5.40	1.400
19 Aníbal Sánchez, R ERA:	(6, 1)	2.0	H	6	0	0	0	2	0	0	0	0	0	0	21	30	0.00	0.000
44 Joba Chamberlain, R ERA: 108.0	(8, 1)	0.1	H	4	2	3	3	0	0	0	1	0	0	0	9	15	81.00	6.000
38 Joakim Soria, R ERA: 45.0	(8, 1)	0.2	L	4	1	1	1	0	1	0	0	0	0	0	8	14	13.50	3.000

PITCHER	IP	WLS	BF	H	R	ER	SO	BB	IBB	HBP	BLK	WP	HR	S	P	ERA	WHIP

Detroit Tigers @ Baltimore Orioles

Oriole Park at Camden Yards, Baltimore, MD

Fri Oct 03 2014, 12:09 PM - 3:49 PM EDT

Att. 48,058 - Partly Cloudy - 66 F

livebaseballscorecards.com

AB	33
R	7
H	9
RBI	7
BB	2
SO	6
LOB	11

Baltimore Orioles @ Detroit Tigers

Comerica Park, Detroit, MI

Sun Oct 05 2014, 3:46 PM - 7:27 PM EDT

Att. 43,013 - Partly Cloudy - 53 F

TOP

livebaseballscorecards.com

Batter	1	2	3	4	5	6	7	8	9	AB	R	H	RBI	BB	SO	LOB
21 Nick Markakis, L (1, 9) OBP: 0.308, SLG: 0.500	F FF 91 B SI 91 X SI 91 1-1 G6-3		C SI 91 B FC 85 C FF 93 X CH 85 1-2 G4-3		B SI 92 C FC 86 B CH 84 F FF 93 B FF 95 F FC 87 F SI 92 F CH 85 C SI 93 3-3 K		1 SAFE C SI 93 C FF 93 T FF 94 0-2 1-2 K			4	0	0	0	0	2	1
28 Steve Pearce, R (1, 3) OBP: 0.417, SLG: 0.300	B SI 92 B SI 92 B FF 92 B FF 92 4-0 BB		S CH 83 B SI 93 H FC 88 2-1 HBP			F FF 91 F FC 86 X CH 83 0-2 F7		F FF 90 B FC 85 X FF 91 1-1 F8		2	0	0	0	1	0	0
10 Adam Jones, R (1, 8) OBP: 0.308, SLG: 0.182	C CH 84 1 SAFE F CH 85 F FF 94 1 SAFE S SI 93 0-3 K		X FF 93 0-0 F7			L FC 86 F FC 86 X CH 85 0-2 23 HR 1B		B FF 92 B CH 83 F CH 84 F FF 92 B SI 92 B FC 87 4-2 23 FC6-4 BB		3	1	1	0	1	1	2
23 Nelson Cruz, R (1, 10) OBP: 0.500, SLG: 1.000	X CH 84 0-0 F8			B FF 92 B CH 83 X FF 91 2-0 1B		D FC 88 C FF 91 X CH 84 1-1 1-H HR		F FF 93 F FF 92 B FF 93 1 SAFE B FF 92 F FC 87 X FF 92 2-2 1-2f FC6-4 9 PO		4	1	2	2	0	0	2
27 Delmon Young, R (1, 7) OBP: 0.250, SLG: 0.500 9 David Lough, L (6, 7)		F SI 91 C FF 93 B SI 92 S CH 84 1-3 K		S CH 83 B FF 93 F FC 87 B SI 93 S FF 94 2-3 K		B FC 85 B FC 86 X CH 85 2-0 G1-3		1 SAFE 0-0 1-2 PO	X FF 91 0-0 P5	3 1	0 0	0 0	0 0	0 0	2 0	1 0
2 J.J. Hardy, R (1, 6) OBP: 0.417, SLG: 0.600		C FF 93 X CH 86 0-1 40 FC4-6 1B		1 SAFE B CH 84 B SI 92 B SI 92 C SI 92 F SI 93 X FC 88 3-2 F8		C FF 92 S FF 93 F FF 92 C FF 94 0-3 K			B FF 91 T FF 92 B CU 82 F FF 91 X SL 87 2-2 F8	4	0	1	0	0	1	1
40 Nick Hundley, R (1, 2)		B FF 93 C FF 93 B CH 84 X SI 93 2-1 1-2f FC4-6		X FF 93 0-0 F8			C FF 92 B SI 91 C CH 82 B FF 92 X FC 87 2-2 P3		S FF 92 S SL 86 F SL 87 T FF 92 0-2 K	4	0	0	0	0	1	2
3 Ryan Flaherty, L (1, 5) OBP: 0.300, SLG: 0.222		F FF 94 B FC 86 X FF 93 1-1 L4		B SI 92 B FF 92 B SI 93 C FF 92 F FF 94 X SI 93 3-2 G4-3			X SI 91 0-0 6 FC4-6 1B			3	0	1	0	0	0	1
6 Jonathan Schoop, R (1, 4) OBP: 0.364, SLG: 0.400		B CH 83 S CH 82 B KC 77 S FC 84 X CH 84 2-2 F8		X FC 87 0-0 F9			S FF 92 C FF 93 X FF 93 0-2 1-2f FC4-6 21 S			3	0	0	0	0	0	1
Inning Stats	R: 0 E: 0 K: 1 S: 7 H: 0 LOB: 1 BB: 1 P: 12	R: 0 E: 0 K: 1 S: 9 H: 1 LOB: 1 BB: 0 P: 13	R: 0 E: 0 K: 0 S: 8 H: 0 LOB: 1 BB: 0 P: 13	R: 0 E: 0 K: 1 S: 8 H: 1 LOB: 1 BB: 0 P: 15	R: 0 E: 0 K: 1 S: 10 H: 0 LOB: 1 BB: 0 P: 16	R: 2 E: 0 K: 1 S: 13 H: 2 LOB: 0 BB: 0 P: 16	R: 0 E: 0 K: 1 S: 10 H: 1 LOB: 1 BB: 0 P: 12	R: 0 E: 0 K: 0 S: 8 H: 0 LOB: 0 BB: 1 P: 15	R: 0 E: 0 K: 1 S: 8 H: 0 LOB: 0 BB: 0 P: 10	1B: 4 2B: 0 3B: 0 HR: 1	SF: 0 SAC: 0 DP: 0 HBP: 1					

	AB	31
	R	2
	H	5
	RBI	2
	BB	2
	SO	7
	LOB	11

WP: 0 PA: 35
PB: 0
SB: 1
CS: 0

PITCHER		IP	WLS	BF	H	R	ER	SO	BB	IBB	HBP	BLK	WP	HR	S	P	ERA	WHIP
14 David Price, L ERA: 2.25	(1, 1)	8.0	L	31	5	2	2	6	2	0	1	0	0	1	73	112	2.25	0.875
36 Joe Nathan, R ERA:	(9, 1)	1.0		3	0	0	0	1	0	0	0	0	0	0	8	10	0.00	0.000

PITCHER	IP	WLS	BF	H	R	ER	SO	BB	IBB	HBP	BLK	WP	HR	S	P	ERA	WHIP

Baltimore Orioles @ Detroit Tigers

Comerica Park, Detroit, MI

Sun Oct 05 2014, 3:46 PM - 7:27 PM EDT

Att. 43,013 - Partly Cloudy - 53 F

livebaseballscorecards.com

BOTTOM

Batter	1	2	3	4	5	6	7	8	9	AB	R	H	RBI	BB	SO	LOB
3 Ian Kinsler, R (1, 4) OBP: 0.154, SLG: 0.083	B FF 93 C FF 95 B FF 95 B FF 95 C FF 95 X FF 95 3-2 ① L9		B SL 88 B FF 94 F SL 88 D SL 88 X FF 93 3-1 ① F7		1 SAFE B SL 87 S FF 93 1 SAFE S FF 93 B FF 95 X FF 94 2-2 ② P4			C FF 94 B FF 95 C SL 85 X FF 95 1-2 ① G5-3		4	0	0	0	0	0	2
48 Torii Hunter, R (1, 9) OBP: 0.333, SLG: 0.200	B SL 87 B FF 95 B FF 94 C FF 94 B FF 95 4-1 BB		1 SAFE F SL 89 B FF 94 B FF 94 X FF 94 2-1 ② FC6-4 (24 E, 24 FC6) 1-3		X FF 93 0-0 ③ F9			B SL 84 C SL 84 F SL 84 B FF 95 X FF 97 2-2 ② G4-3		3	0	0	0	1	0	2
24 Miguel Cabrera, R (1, 3) OBP: 0.417, SLG: 0.727	C FF 95 S SL 88 B FF 96 S SL 88 1-3 ② K		B FF 94 X SL 87 1-0 FC6 1-3			X SL 86 0-0 ① G5-3		F FF 96 S SL 87 F FF 95 F FF 96 X FF 96 0-2 ③ G4-3		4	0	0	0	0	1	2
41 Victor Martinez, S (1, 10) OBP: 0.333, SLG: 0.750	C SI 95 1 SAFE F SI 95 C FF 96 0-3 ③ K		D FF 94 F SL 89 F FF 94 B FF 95 F FF 94 F FF 95 F SL 88 F SI 95 X FF 95 2-2 ③ F8			C CH 85 B SL 85 B FF 93 B FF 93 X FF 94 3-1 ② G3			C SI 96 B SI 96 C SI 98 X SI 98 1-2 28 2B 2B	4	1	1	0	0	1	3
28 J.D. Martinez, R (1, 7) OBP: 0.250, SLG: 0.833		S FF 95 B SI 95 S SL 89 B FF 95 B SL 88 C FF 96 3-3 ① K		X SL 86 0-0 ① G1-3		B CH 85 B SL 85 X FF 92 2-0 ③ G4-3			C SI 98 F SI 96 X SI 97 0-2 2-H 2B	4	0	1	1	0	1	0
13 Alex Avila, L (1, 2) OBP: 0.222, SLG: 0.333 50 Bryan Holaday, R (6, 2)		X CH 89 0-0 9 F9 2B		B FF 92 B SI 93 B FF 93 C FF 92 C FF 92 S FF 94 3-3 ② K			X FF 90 0-0 ① P6		S SI 96 L SI 96 B SI 97 S SI 97 1-3 ① K	2	0	1	0	0	1	0
										2	0	0	0	0	1	1
9 Nick Castellanos, R (1, 5) OBP: 0.250, SLG: 0.400		B FF 94 C FF 94 S FF 94 X SL 88 1-2 ② F9 2-3		S SL 88 B FF 94 C SL 88 B FC 94 F SL 86 S SL 87 2-3 ③ K			C FF 91 S SL 84 B FF 94 B SL 85 F FF 93 B SL 85 4-2 17 FC1-4 BB		I IN 83 I IN 84 I IN 84 I IN 85 4-0 26 G5-4-3 IBB	2	0	0	0	2	1	1
17 Andrew Romine, S (1, 6) OBP: 0.182, SLG: 0.182 26 Hernán Pérez, R (9, PH)		X FF 95 0-0 ③ B4-3			C SL 85 F FF 92 X FF 93 0-2 ① G4-3		F FF 94 1 SAFE B FF 95 B SL 84 S SL 83 X SL 84 2-2 ② FC1-4 1-2f		T SI 96 X SI 96 0-1 ② ③ G5-4-3 1-2f	3	0	0	0	0	0	2
										1	0	0	0	0	0	2
32 Don Kelly, L (1, 8) OBP: 0.500, SLG: 0.500 20 Rajai Davis, R (7, PH) OBP: 0.333, SLG: 0.333 61 Ezequiel Carrera, L (8, 8)			B FF 94 X FF 93 1-0 48 FC6-4 48 S 1B		C FF 92 B FF 94 C FF 93 F SL 85 B FF 94 F FF 94 F SL 89 B FF 93 S SL 87 3-3 K		B FF 95 X SL 82 1-0 ③ L4			2	0	1	0	0	1	0
										1	0	0	0	0	0	1
										0	0	0	0	0	0	0

Inning Stats	1	2	3	4	5	6	7	8	9	1B	SF	WP	PA
R	0	0	0	0	0	0	0	0	1	1	0	1	35
E	0	0	1	0	0	0	0	0	0	2B 3	SAC 0	PB 0	
K	2	1	0	2	1	0	0	1	1	3B 0	DP 1	SB 1	
S	10	8	13	8	13	4	8	11	11	HR 0	HBP 0	CS 0	
H	0	1	1	0	0	0	0	0	2				
LOB	1	1	2	0	1	0	1	0	1				
BB	1	0	0	0	0	0	1	0	1				
P	18	12	22	13	18	9	15	14	17				

	AB	32
	R	1
	H	4
	RBI	1
	BB	3
	SO	7
	LOB	16

PITCHER		IP	WLS	BF	H	R	ER	SO	BB	IBB	HBP	BLK	WP	HR	S	P	ERA	WHIP
25 Bud Norris, R	(1, 1)	6.1	W	25	2	0	0	6	2	0	0	0	1	0	60	100	0.00	0.632
ERA:																		
48 Andrew Miller, L	(7, 1)	1.2	H	5	0	0	0	0	0	0	0	0	0	0	15	21	0.00	0.000
ERA:																		
53 Zack Britton, L	(9, 1)	1.0	S	5	2	1	1	1	0	1	0	0	0	0	11	17	9.00	2.000
ERA: 3.86																		

PITCHER	IP	WLS	BF	H	R	ER	SO	BB	IBB	HBP	BLK	WP	HR	S	P	ERA	WHIP