


Detroit Tigers - 2014

Batter	1	2	3	4	5	6	7	8	9	AB	R	H	RBI	BB	SO	LOB	TOP																				
3 Ian Kinsler, R (1,4) 26 Hernán Pérez, R (6,4) OBP: 0.500, SLG: 0.500	L6			P6		20 1B 41 1B BB	F8		1B	2	1	0	0	1	0	0																					
20 Rajai Davis, R (1,7) 72 Tyler Collins, L (6,7) OBP: 0.500, SLG: 0.500	K			41 S 41 1B BB		28 S 41 1B			1B	2	2	1	0	1	1	0																					
41 Victor Martínez, S (1,10) 38 Ramón Cabrera, S (6,PH) (8,10)	G1-3			1B		32 S 28 S			E3	3	0	2	2	0	0	0																					
28 Jordan Lennerton, L (1,3) 29 Danny Worth, R (7,3)	G4-3			K		1-2 2-3			K	3	0	0	0	0	2	3																					
32 Don Kelly, L (1,9) 30 Steven Moya, L (6,9)	K			K		1-2 2-3			K	2	1	0	0	0	0	1																					
9 Nick Castellanos, R (1,5) 55 Francisco Martínez, R (6,5)	G5-3			K		2-3 3-H			F7	3	2	0	1	0	2	1																					
34 Daniel Fields, L (1,8) 61 Ezequiel Carrera, L (7,8) OBP: 1.000, SLG: 1.000	K			34 1B		G6-3			67 SH5-3 61 1B 26 1B BB	3	0	1	0	0	0	1																					
50 Bryan Holaday, R (1,2) 67 John Murrian, R (7,PH) (7,2)	L4			4 G6-4-3 1B		67 E 27 SF9 BB			67 SH5-3 26 1B	2	1	1	0	1	1	0																					
4 Steve Lombardozzi, S (1,6) 27 Eugenio Suárez, R (6,6)	G6-3			P4		67 E 27 SF9 BB			SH5-3	1	2	0	0	0	0	2																					
Inning Stats	R: 0 E: 0 K: 1 S: 5	H: 0 LOB: 0 BB: 0 P: 6	R: 0 E: 0 K: 1 S: 5	H: 0 LOB: 0 BB: 0 P: 5	R: 0 E: 0 K: 1 S: 5	H: 0 LOB: 0 BB: 0 P: 5	R: 1 E: 0 K: 2 S: 9	H: 1 LOB: 1 BB: 1 P: 13	R: 0 E: 0 K: 0 S: 4	H: 2 LOB: 1 BB: 0 P: 4	R: 2 E: 1 K: 1 S: 7	H: 2 LOB: 1 BB: 1 P: 12	R: 1 E: 1 K: 1 S: 5	H: 0 LOB: 0 BB: 1 P: 9	R: 0 E: 1 K: 2 S: 8	H: 0 LOB: 1 BB: 0 P: 8	R: 2 E: 0 K: 0 S: 5	H: 3 LOB: 2 BB: 1 P: 9	1B: 8 2B: 0 3B: 0 HR: 0	SF: 2 SAC: 1 DP: 1 HBP: 0	WP: 0 PB: 0 SB: 3 CS: 0	PA: 38															
PITCHER	IP	WLS	BF	H	R	ER	SO	BB	IBB	HBP	BLK	WP	HR	S	P	ERA	WHIP	PITCHER	IP	WLS	BF	H	R	ER	SO	BB	IBB	HBP	BLK	WP	HR	S	P	ERA	WHIP		
50 Freddy García, R (1,1) 38 Anthony Varvaro, R (3,1) 66 Ryan Buchter, L (4,1) 60 Yunesky Maya, R (5,1) 70 Daniel Rodríguez, L (6,1) ERA: 18.0	2.0		6	0	0	0	2	0	0	0	0	0	0	10	11	0.00	0.000	76 Lay Batista, R (7,1) 65 Juan Jaime, R (8,1) 81 Shae Simmons, R (9,1) ERA: 18.0	1.0	H	4	0	0	0	2	0	0	0	0	0	0	0	0	5	9	0.00	1.000

Detroit Tigers @ Atlanta Braves
Champion Stadium, Lake Buena Vista, FL
Wed Feb 26 2014, 1:14 PM - 4:20 PM EST
Att: 5,509 - Sunny - 66 F


AB 31
R 6
H 8
RBI 6
BB 4
SO 9
LOB 14



Batter	1	2	3	4	5	6	7	8	9	AB	R	H	RBI	BB	SO	LOB	BOTTOM																			
22 Jason Heyward, L (1,9) 59 Ernesto Mejía, R (4,3) OBP: 0.667, SLG: 1.333	F8		E3 24 2B		13 G4-3 2B		13 FC1 20 E 2B		G5-3	2	1	0	0	0	0	0																				
2 B.J. Upton, R (1,8) 13 Jose Constanza, L (4,7) OBP: 0.333, SLG: 0.333	P6		K		G4-3		FC1 20 S 20 SF9		1B	2	0	0	0	0	1	1																				
5 Freddie Freeman, L (1,3) 20 Todd Cunningham, S (4,9)	K		K		K		SF9			2	0	0	0	0	2	1																				
24 Evan Gattis, R (1,2) 58 Christian Bethancourt, R (6,2)	K		3-H 2B		G6-3		G3-1			2	0	1	1	0	1	0																				
4 Ryan Doumit, S (1,10) 85 Edward Salcedo, R (6,PH) (7,10)	L6		G4-3		G6-3		F9			2	0	0	0	0	0	0																				
23 Chris Johnson, R (1,5) 84 Tommy La Stella, L (5,4) OBP: 0.500, SLG: 0.500	26 1B 2B		P4		E4 14 2B 1B		F9			2	1	1	0	0	0	0																				
26 Dan Uggla, R (1,4) 7 Tyler Greene, R (4,PR) (5,5)	19 BB 1B		19 S 1B		K		K			2	0	2	1	0	0	0																				
19 Andrelton Simmons, R (1,6) 14 Ramiro Peña, S (5,6) 67 Elmer Reyes, R (8,6)	4-0 BB		F9		2-H 2B		G6-3			1	0	0	0	1	0	1																				
17 Jordan Schafer, L (1,7) 86 Matt Lipka, R (6,8)	G3		G4-3		K		K			2	0	0	0	0	4																					
Inning Stats	R: 0 E: 0 K: 1 S: 5	H: 2 LOB: 2 BB: 1 P: 11	R: 1 E: 1 K: 2 S: 9	H: 1 LOB: 1 BB: 0 P: 10	R: 0 E: 0 K: 0 S: 4	H: 1 LOB: 2 BB: 0 P: 5	R: 0 E: 0 K: 1 S: 6	H: 1 LOB: 1 BB: 0 P: 6	R: 1 E: 1 K: 2 S: 9	H: 2 LOB: 1 BB: 0 P: 9	R: 2 E: 0 K: 0 S: 6	H: 1 LOB: 0 BB: 0 P: 6	R: 0 E: 0 K: 1 S: 5	H: 0 LOB: 0 BB: 0 P: 5	R: 0 E: 0 K: 1 S: 5	H: 1 LOB: 1 BB: 0 P: 5	1B: 4 2B: 5 3B: 0 HR: 0	SF: 1 SAC: 0 DP: 0 HBP: 0	WP: 0 PB: 0 SB: 3 CS: 0	PA: 38																
PITCHER	IP	WLS	BF	H	R	ER	SO	BB	IBB	HBP	BLK	WP	HR	S	P	ERA	WHIP	PITCHER	IP	WLS	BF	H	R	ER	SO	BB	IBB	HBP	BLK	WP	HR	S	P	ERA	WHIP	
33 Drew Smyly, L (1,1) 60 Justin Miller, R (3,1) 40 Phil Coke, L (4,1) 62 AJ Alburquerque, R (5,1) 57 Evan Reed, R (6,1) ERA: 9.0	2.0		5	1	1	0	2	0	0	0	0	0	0	9	10	0.00	1.000	73 Eduardo Sanchez, R (7,1) 65 Blaine Hardy, L (7,1) 49 Luis Marte, R (9,1) ERA:	0.0	W	7	0	1	0	1	0	0	0	0	0	0	0	10	10	0.00	0.000

Detroit Tigers @ Atlanta Braves
Champion Stadium, Lake Buena Vista, FL
Wed Feb 26 2014, 1:14 PM - 4:20 PM EST
Att: 5,509 - Sunny - 66 F

AB 36
R 5
H 9
RBI 4
BB 1
SO 9
LOB 14



Batter	1	2	3	4	5	6	7	8	9	AB	R	H	RBI	BB	SO	LOB	TOP							
6 Jonathan Villar, S (1,6) 84 Carlos Correa, R (5,6) OBP: 0.250, SLG: 0.250 OBP: 0.500, SLG: 0.750	F7		F8			G6-3	K			2	0	0	0	0	0	1								
28 L.J. Hoes, R (1,9) 65 Domingo Santana, R (5,9)	K		F8			K		BB		2	0	0	0	0	1	0								
15 Jason Castro, L (1,2) 12 Max Stassi, R (5,2) OBP: 0.750, SLG: 1.000	K		G4-3			G6-3		K		2	0	0	0	0	1	0								
23 Chris Carter, R (1,10) 29 Brett Wallace, L (6,PH) (6,10)		P4				G6-3				2	0	0	0	0	0	0								
14 Jesus Guzman, R (1,3) 13 Jon Singleton, L (5,3)	K				G6-3			BB		2	0	0	0	0	1	0								
20 J.D. Martinez, R (1,7) 83 Preston Tucker, L (5,7) OBP: 0.250, SLG: 0.250	G6-3					G3		F8		1	0	0	0	1	0	0								
79 George Springer, R (1,8) 80 Delino DeShields, R (5,8)			K							2	0	1	0	0	1	0								
81 Jonathan Meyer, R (1,5) 9 Marwin Gonzalez, S (5,5) OBP: 0.250, SLG: 0.500						BB				1	0	0	0	1	0	2								
3 Cesar Izturis, S (1,4) 2 Gregorio Petit, R (5,4)			L5			P4				2	0	0	0	0	0	3								
Inning Stats	R: 0 E: 0 K: 2 S: 7	H: 0 LOB: 0 BB: 0 P: 7	R: 0 E: 0 K: 1 S: 5	H: 0 LOB: 0 BB: 0 P: 5	R: 0 E: 0 K: 1 S: 5	H: 0 LOB: 1 BB: 1 P: 9	R: 0 E: 0 K: 0 S: 3	H: 0 LOB: 0 BB: 0 P: 3	R: 0 E: 0 K: 0 S: 4	H: 1 LOB: 2 BB: 1 P: 8	R: 1 E: 0 K: 1 S: 7	H: 2 LOB: 2 BB: 1 P: 11	R: 0 E: 0 K: 2 S: 7	H: 0 LOB: 1 BB: 1 P: 11	R: 0 E: 0 K: 1 S: 6	H: 1 LOB: 2 BB: 1 P: 10	R: 0 E: 0 K: 1 S: 5	H: 0 LOB: 0 BB: 0 P: 5	1B: 3 2B: 1 3B: 0 HR: 0	SF: 0 SAC: 0 DP: 0 HBP: 0	WP: 0 PB: 0 SB: 0 CS: 0	PA: 36		
PITCHER	IP WLS BF H R ER SO BB IBB HBP BLK WP HR S P ERA WHIP	IP WLS BF H R ER SO BB IBB HBP BLK WP HR S P ERA WHIP	IP WLS BF H R ER SO BB IBB HBP BLK WP HR S P ERA WHIP	IP WLS BF H R ER SO BB IBB HBP BLK WP HR S P ERA WHIP	IP WLS BF H R ER SO BB IBB HBP BLK WP HR S P ERA WHIP	IP WLS BF H R ER SO BB IBB HBP BLK WP HR S P ERA WHIP	IP WLS BF H R ER SO BB IBB HBP BLK WP HR S P ERA WHIP	IP WLS BF H R ER SO BB IBB HBP BLK WP HR S P ERA WHIP	IP WLS BF H R ER SO BB IBB HBP BLK WP HR S P ERA WHIP	IP WLS BF H R ER SO BB IBB HBP BLK WP HR S P ERA WHIP	IP WLS BF H R ER SO BB IBB HBP BLK WP HR S P ERA WHIP	IP WLS BF H R ER SO BB IBB HBP BLK WP HR S P ERA WHIP	IP WLS BF H R ER SO BB IBB HBP BLK WP HR S P ERA WHIP	IP WLS BF H R ER SO BB IBB HBP BLK WP HR S P ERA WHIP	IP WLS BF H R ER SO BB IBB HBP BLK WP HR S P ERA WHIP	IP WLS BF H R ER SO BB IBB HBP BLK WP HR S P ERA WHIP	IP WLS BF H R ER SO BB IBB HBP BLK WP HR S P ERA WHIP	IP WLS BF H R ER SO BB IBB HBP BLK WP HR S P ERA WHIP	IP WLS BF H R ER SO BB IBB HBP BLK WP HR S P ERA WHIP	IP WLS BF H R ER SO BB IBB HBP BLK WP HR S P ERA WHIP	IP WLS BF H R ER SO BB IBB HBP BLK WP HR S P ERA WHIP	IP WLS BF H R ER SO BB IBB HBP BLK WP HR S P ERA WHIP	IP WLS BF H R ER SO BB IBB HBP BLK WP HR S P ERA WHIP	IP WLS BF H R ER SO BB IBB HBP BLK WP HR S P ERA WHIP

Houston Astros @ Detroit Tigers
Joker Marchant Stadium, Lakeland, FL
Sat Mar 01 2014, 1:08 PM - 4:05 PM EST
Att: 6,264 - Sunny - 73 F

AB	31
R	1
H	4
RBI	1
BB	5
SO	9
LOB	18



Batter	1	2	3	4	5	6	7	8	9	AB	R	H	RBI	BB	SO	LOB	BOTTOM						
20 Rajai Davis, R (1,7) 72 Tyler Collins, L (6,7) OBP: 0.444, SLG: 0.429 OBP: 0.167, SLG: 0.167	F9					K				2	0	0	0	1	0	0							
4 Steve Lombardozzi, S (1,6) 27 Eugenio Suárez, R (6,6) OBP: 0.143, SLG: 0.143 OBP: 0.500, SLG: 0.750	G3		G4-3			F8				3	0	1	0	0	0	1							
24 Miguel Cabrera, R (1,3) 30 Aaron Westlake, L (5,PR) (6,3)										2	1	1	0	1	0	1							
41 Victor Martinez, S (1,10) 12 Andy Dirks, L (7,PH) (8,10)	FC6-5									3	1	1	0	0	0	3							
13 Alex Avila, L (1,2) 38 Ramón Cabrera, S (6,2)	F7									2	1	0	0	1	1	2							
14 Austin Jackson, R (1,8) 34 Daniel Fields, L (6,8) OBP: 0.687, SLG: 0.625 OBP: 0.500, SLG: 0.400										3	1	2	1	0	0	2							
32 Don Kelly, L (1,9) 63 Trevor Crowe, S (6,9)	G6-3									2	1	1	2	0	0	1							
9 Nick Castellanos, R (1,5) 55 Francisco Martínez, R (6,5) OBP: 0.375, SLG: 0.714 OBP: 0.444, SLG: 0.375			G5-3							1	0	0	1	0	0	0							
26 Hernán Pérez, R (1,4) 74 Devon Travis, R (6,4) OBP: 0.182, SLG: 0.200 OBP: 0.500, SLG: 0.500	F9									1	0	1	0	0	0	0							
Inning Stats	R: 0 E: 0 K: 0 S: 3	H: 0 LOB: 1 BB: 1 P: 7	R: 0 E: 0 K: 0 S: 3	H: 1 LOB: 0 BB: 0 P: 3	R: 0 E: 0 K: 0 S: 3	H: 0 LOB: 1 BB: 1 P: 7	R: 5 E: 0 K: 0 S: 7	H: 4 LOB: 0 BB: 1 P: 11	R: 0 E: 1 K: 1 S: 7	H: 1 LOB: 2 BB: 0 P: 7	R: 0 E: 0 K: 2 S: 9	H: 2 LOB: 2 BB: 0 P: 9	R: 0 E: 0 K: 0 S: 3	H: 0 LOB: 0 BB: 0 P: 3	R: 0 E: 0 K: 0 S: 3	H: 1 LOB: 0 BB: 0 P: 3	R: 0 E: 0 K: 0 S: 3	H: 0 LOB: 0 BB: 0 P: 3	1B: 8 2B: 1 3B: 0 HR: 0	SF: 2 SAC: 0 DP: 2 HBP: 0	WP: 0 PB: 0 SB: 1 CS: 0	PA: 35	
PITCHER	IP WLS BF H R ER SO BB IBB HBP BLK WP HR S P ERA WHIP	IP WLS BF H R ER SO BB IBB HBP BLK WP HR S P ERA WHIP	IP WLS BF H R ER SO BB IBB HBP BLK WP HR S P ERA WHIP	IP WLS BF H R ER SO BB IBB HBP BLK WP HR S P ERA WHIP	IP WLS BF H R ER SO BB IBB HBP BLK WP HR S P ERA WHIP	IP WLS BF H R ER SO BB IBB HBP BLK WP HR S P ERA WHIP	IP WLS BF H R ER SO BB IBB HBP BLK WP HR S P ERA WHIP	IP WLS BF H R ER SO BB IBB HBP BLK WP HR S P ERA WHIP	IP WLS BF H R ER SO BB IBB HBP BLK WP HR S P ERA WHIP	IP WLS BF H R ER SO BB IBB HBP BLK WP HR S P ERA WHIP	IP WLS BF H R ER SO BB IBB HBP BLK WP HR S P ERA WHIP	IP WLS BF H R ER SO BB IBB HBP BLK WP HR S P ERA WHIP	IP WLS BF H R ER SO BB IBB HBP BLK WP HR S P ERA WHIP	IP WLS BF H R ER SO BB IBB HBP BLK WP HR S P ERA WHIP	IP WLS BF H R ER SO BB IBB HBP BLK WP HR S P ERA WHIP	IP WLS BF H R ER SO BB IBB HBP BLK WP HR S P ERA WHIP	IP WLS BF H R ER SO BB IBB HBP BLK WP HR S P ERA WHIP	IP WLS BF H R ER SO BB IBB HBP BLK WP HR S P ERA WHIP	IP WLS BF H R ER SO BB IBB HBP BLK WP HR S P ERA WHIP	IP WLS BF H R ER SO BB IBB HBP BLK WP HR S P ERA WHIP	IP WLS BF H R ER SO BB IBB HBP BLK WP HR S P ERA WHIP	IP WLS BF H R ER SO BB IBB HBP BLK WP HR S P ERA WHIP	IP WLS BF H R ER SO BB IBB HBP BLK WP HR S P ERA WHIP

Houston Astros @ Detroit Tigers
Joker Marchant Stadium, Lakeland, FL
Sat Mar 01 2014, 1:08 PM - 4:05 PM EST
Att: 6,264 - Sunny - 73 F

AB	30
R	5
H	9
RBI	5
BB	3
SO	3
LOB	16



Batter	1	2	3	4	5	6	7	8	9	10	AB	R	H	RBI	BB	SO	LOB	TOP
3 Ian Kinsler, R OBP: 0.250, SLG: 0.286 26 Hernán Pérez, R OBP: 0.157, SLG: 0.182	(1,4) 0-3 K		(2) 0-0 G5-3			(1) 0-0 SH5-3 2B		(3) 0-0 G5-3			3	0	1	0	0	1	0	Detroit Tigers @ Atlanta Braves Champion Stadium, Lake Buena Vista, FL Sun Mar 02 2014, 1:09 PM - 3:53 PM EST Att: 6,622 - Partly Cloudy - 75 F
61 Ezequiel Carrera, L OBP: 0.250, SLG: 0.400 34 Daniel Fields, L OBP: 0.429, SLG: 0.333	(1,8) 0-0 41 1B 1B		(3) 0-0 G4-3			(1) 0-0 SH5-3 2-3 2B		(1) 0-0 F7			2	0	1	0	0	0	0	
41 Victor Martínez, S OBP: 0.500, SLG: 0.545 72 Tyler Collins, L OBP: 0.286, SLG: 0.167	(1,10) 0-0 48 1B 1B				(2) 0-0 12 2B FC6-5-4-6		(2) 0-0 K		(4,9) 4-0 BB		3	0	2	0	0	1	1	
48 Torii Hunter, R OBP: 0.250, SLG: 0.375 30 Steven Moya, L OBP: 0.571, SLG: 0.500	(1,9) 0-0 G4-3				(1) 0-0 G5-3		(3) 0-0 G5-3		(2) 0-0 F7		3	0	0	0	0	0	4	
12 Andy Dirks, L OBP: 0.200, SLG: 0.111 63 Trevor Crowe, S OBP: 0.200, SLG: 0.111					(2) 0-0 FC6-5-4-6		(3) 0-0 G4-3		(3) 0-0 L4		2	0	0	0	0	0	1	
28 Jordan Lennerton, L OBP: 0.361, SLG: 0.300 30 Aaron Westlake, L OBP: 0.157, SLG: 0.182					(3) 0-0 G4-3				(1) 0-3 K		3	0	1	0	0	1	2	
29 Danny Worth, R OBP: 0.364, SLG: 0.400 55 Francisco Martínez, R OBP: 0.400, SLG: 0.333									(2) 0-0 F9		3	0	1	0	0	0	1	
50 Bryan Holaday, R OBP: 0.364, SLG: 0.400 74 Devon Travis, R OBP: 0.571, SLG: 0.500									(3) 0-0 71 1B		1	0	0	0	0	0	0	
27 Eugenio Suárez, R OBP: 0.333, SLG: 0.429 71 James McCann, R OBP: 0.200, SLG: 0.200									(3) 0-3 K		3	0	0	0	0	1	1	
Inning Stats	R: 0 E: 0 K: 1 S: 6	H: 2 LOB: 1 BB: 0 P: 6	R: 0 E: 0 K: 1 S: 5	H: 1 LOB: 1 BB: 0 P: 6	R: 0 E: 0 K: 1 S: 5	H: 0 LOB: 0 BB: 0 P: 5	R: 0 E: 0 K: 1 S: 4	H: 1 LOB: 1 BB: 0 P: 4	R: 0 E: 0 K: 0 S: 3	H: 1 LOB: 1 BB: 0 P: 6	R: 0 E: 0 K: 0 S: 3	H: 0 LOB: 1 BB: 1 P: 7	R: 0 E: 0 K: 2 S: 8	H: 1 LOB: 0 BB: 0 P: 8	1B: 5 2B: 3 3B: 0 HR: 0	SF: 0 SAC: 1 DP: 4 HBP: 1	WP: 0 PB: 0 SB: 0 CS: 0	
PITCHER	IP WLS BF H R ER SO BB IBB HBP BLK WP HR S P ERA WHIP	IP WLS BF H R ER SO BB IBB HBP BLK WP HR S P ERA WHIP	IP WLS BF H R ER SO BB IBB HBP BLK WP HR S P ERA WHIP	IP WLS BF H R ER SO BB IBB HBP BLK WP HR S P ERA WHIP	IP WLS BF H R ER SO BB IBB HBP BLK WP HR S P ERA WHIP	IP WLS BF H R ER SO BB IBB HBP BLK WP HR S P ERA WHIP	IP WLS BF H R ER SO BB IBB HBP BLK WP HR S P ERA WHIP	IP WLS BF H R ER SO BB IBB HBP BLK WP HR S P ERA WHIP	IP WLS BF H R ER SO BB IBB HBP BLK WP HR S P ERA WHIP	IP WLS BF H R ER SO BB IBB HBP BLK WP HR S P ERA WHIP	IP WLS BF H R ER SO BB IBB HBP BLK WP HR S P ERA WHIP	IP WLS BF H R ER SO BB IBB HBP BLK WP HR S P ERA WHIP	IP WLS BF H R ER SO BB IBB HBP BLK WP HR S P ERA WHIP	IP WLS BF H R ER SO BB IBB HBP BLK WP HR S P ERA WHIP	IP WLS BF H R ER SO BB IBB HBP BLK WP HR S P ERA WHIP	IP WLS BF H R ER SO BB IBB HBP BLK WP HR S P ERA WHIP	IP WLS BF H R ER SO BB IBB HBP BLK WP HR S P ERA WHIP	

AB	32
R	0
H	7
RBI	0
BB	2
SO	7
LOB	16



Batter	1	2	3	4	5	6	7	8	9	10	AB	R	H	RBI	BB	SO	LOB	BOTTOM
86 Matt Lipka, R OBP: 0.385, SLG: 0.333	(1,8) 0-0 F9		(2) 0-0 19 1B G4-6-3			(1) 0-0 G6-3		(3) 4-0 BB			3	0	1	0	1	0	1	Detroit Tigers @ Atlanta Braves Champion Stadium, Lake Buena Vista, FL Sun Mar 02 2014, 1:09 PM - 3:53 PM EST Att: 6,622 - Partly Cloudy - 75 F
19 Andrelton Simmons, R OBP: 0.231, SLG: 0.167 75 Braeden Schliehuber, R OBP: 0.157, SLG: 0.182	(1,6) 0-0 F7		(3) 0-0 G4-6-3			(3) 0-0 E5 5 1B		(3) 0-0 F9			4	0	0	0	0	0	4	
5 Freddie Freeman, L OBP: 0.545, SLG: 0.700 68 Mark Hamilton, L OBP: 0.286, SLG: 0.429	(1,3) 0-0 P5					(3) 0-0 4 1B G1-4-3			(1) 0-3 K		3	0	2	0	0	0	0	
4 Ryan Doumit, S OBP: 0.273, SLG: 0.545 94 Robby Hoffinger, R OBP: 0.273, SLG: 0.545						(3) 0-0 G1-4-3			(2) 0-3 K		3	0	1	0	0	0	1	
23 Chris Johnson, R OBP: 0.273, SLG: 0.545 7 Tyler Greene, R OBP: 0.250, SLG: 0.143						(3) 0-0 G4-3			(3) 0-0 P4		3	0	0	0	0	0	1	
26 Dan Uggla, R OBP: 0.545, SLG: 0.429 67 Elmer Reyes, R OBP: 0.286, SLG: 0.429						(3) 0-0 G4-3			(3) 0-0 K		1	0	0	0	0	0	0	
25 Joey Teroslavich, S OBP: 0.364, SLG: 0.250						(2) 0-0 P4			(1) 0-0 G6-3		4	0	0	0	0	0	1	
58 Christian Bethancourt, R OBP: 0.200, SLG: 0.200 96 Mycal Jones, R OBP: 0.286, SLG: 0.429 86 Daniel Castro, R OBP: 0.286, SLG: 0.429						(3) 0-0 P4			(3) 0-0 G6-3		3	0	1	0	0	0	0	
13 Jose Constanza, L OBP: 0.313, SLG: 0.267						(3) 0-0 86 1B BB			(2) 0-0 F8		2	0	1	0	1	0	1	
Inning Stats	R: 0 E: 0 K: 0 S: 3	H: 0 LOB: 0 BB: 3 P: 3	R: 0 E: 0 K: 1 S: 6	H: 1 LOB: 1 BB: 0 P: 6	R: 0 E: 0 K: 0 S: 3	H: 1 LOB: 1 BB: 1 P: 7	R: 0 E: 0 K: 0 S: 3	H: 1 LOB: 0 BB: 3 P: 3	R: 0 E: 0 K: 0 S: 3	H: 0 LOB: 0 BB: 0 P: 3	R: 0 E: 0 K: 0 S: 4	H: 1 LOB: 2 BB: 1 P: 8	R: 0 E: 0 K: 2 S: 7	H: 0 LOB: 0 BB: 0 P: 7	1B: 5 2B: 1 3B: 0 HR: 0	SF: 0 SAC: 0 DP: 3 HBP: 0	WP: 0 PB: 0 SB: 0 CS: 0	
PITCHER	IP WLS BF H R ER SO BB IBB HBP BLK WP HR S P ERA WHIP	IP WLS BF H R ER SO BB IBB HBP BLK WP HR S P ERA WHIP	IP WLS BF H R ER SO BB IBB HBP BLK WP HR S P ERA WHIP	IP WLS BF H R ER SO BB IBB HBP BLK WP HR S P ERA WHIP	IP WLS BF H R ER SO BB IBB HBP BLK WP HR S P ERA WHIP	IP WLS BF H R ER SO BB IBB HBP BLK WP HR S P ERA WHIP	IP WLS BF H R ER SO BB IBB HBP BLK WP HR S P ERA WHIP	IP WLS BF H R ER SO BB IBB HBP BLK WP HR S P ERA WHIP	IP WLS BF H R ER SO BB IBB HBP BLK WP HR S P ERA WHIP	IP WLS BF H R ER SO BB IBB HBP BLK WP HR S P ERA WHIP	IP WLS BF H R ER SO BB IBB HBP BLK WP HR S P ERA WHIP	IP WLS BF H R ER SO BB IBB HBP BLK WP HR S P ERA WHIP	IP WLS BF H R ER SO BB IBB HBP BLK WP HR S P ERA WHIP	IP WLS BF H R ER SO BB IBB HBP BLK WP HR S P ERA WHIP	IP WLS BF H R ER SO BB IBB HBP BLK WP HR S P ERA WHIP	IP WLS BF H R ER SO BB IBB HBP BLK WP HR S P ERA WHIP		


AB	33
R	0
H	6
RBI	0
BB	2
SO	3
LOB	10



Batter	1	2	3	4	5	6	7	8	9	AB	R	H	RBI	BB	SO	LOB	TOP					
19 Jon Jay, L OBP: 0.333, SLG: 0.333 60 Rafael Ortega, L OBP: 0.250, SLG: 0.500	F7		G4-3			G6-4-3			B2-3	3	0	1	0	0	0	0						
16 Kolten Wong, L 81 Travis Tartamella, R 89 Mike O'Neill, L	F8		L6			G6-4-3			K	3	0	0	0	0	0	2						
27 Jhonny Peralta, R 87 Patrick Wisdom, R	HR		HR			G6-3			K	2	2	2	2	0	0	0						
Matt Adams, L 91 Stephen Piscotty, R	G4-3		L4			56 1B			K	3	0	1	0	0	0	0						
88 Randal Grichuk, R 56 Joey Butler, R			K			55 2B 92 1B			G5-3	2	0	0	0	0	2	0						
33 Daniel Descalso, L 55 Scott Moore, L			83 S 43 E 1B			K			G4-3	2	0	1	0	0	1	0						
43 Shane Robinson, R 92 James Ramsey, L	E7					G5-3			F7	2	0	0	0	0	0	1						
83 Xavier Scruggs, R 79 Greg Garcia, L			K			19 1B BB			L3	1	0	0	0	1	1	2						
63 Audry Pérez, R 86 Luis Mateo, R	G4-3					K			60 B2-3 1B	2	0	2	1	0	0	0						
Inning Stats	R: 1 E: 0 K: 0 S: 4	H: 1 LOB: 0 BB: 4 P: 4	R: 0 E: 1 K: 2 S: 9	H: 1 LOB: 2 BB: 0 P: 9	R: 1 E: 0 K: 0 S: 5	H: 1 LOB: 0 BB: 0 P: 6	R: 0 E: 0 K: 2 S: 7	H: 0 LOB: 0 BB: 0 P: 7	R: 0 E: 0 K: 1 S: 5	H: 1 LOB: 2 BB: 1 P: 9	R: 0 E: 0 K: 2 S: 10	H: 6 LOB: 3 BB: 0 P: 10	R: 0 E: 0 K: 0 S: 3	H: 0 LOB: 0 BB: 0 P: 3	R: 0 E: 0 K: 1 S: 6	H: 1 LOB: 1 BB: 0 P: 6	1B: 7 2B: 2 3B: 0 HR: 2	SF: 0 SAC: 0 DP: 1 HBP: 0	WP: 0 PB: 0 SB: 1 CS: 0	PA: 38		
PITCHER	IP WLS BF H R ER SO BB IBB HBP BLK WP HR S P ERA WHIP	IP WLS BF H R ER SO BB IBB HBP BLK WP HR S P ERA WHIP	IP WLS BF H R ER SO BB IBB HBP BLK WP HR S P ERA WHIP	IP WLS BF H R ER SO BB IBB HBP BLK WP HR S P ERA WHIP	IP WLS BF H R ER SO BB IBB HBP BLK WP HR S P ERA WHIP	IP WLS BF H R ER SO BB IBB HBP BLK WP HR S P ERA WHIP	IP WLS BF H R ER SO BB IBB HBP BLK WP HR S P ERA WHIP	IP WLS BF H R ER SO BB IBB HBP BLK WP HR S P ERA WHIP	IP WLS BF H R ER SO BB IBB HBP BLK WP HR S P ERA WHIP	IP WLS BF H R ER SO BB IBB HBP BLK WP HR S P ERA WHIP	IP WLS BF H R ER SO BB IBB HBP BLK WP HR S P ERA WHIP	IP WLS BF H R ER SO BB IBB HBP BLK WP HR S P ERA WHIP	IP WLS BF H R ER SO BB IBB HBP BLK WP HR S P ERA WHIP	IP WLS BF H R ER SO BB IBB HBP BLK WP HR S P ERA WHIP	IP WLS BF H R ER SO BB IBB HBP BLK WP HR S P ERA WHIP	IP WLS BF H R ER SO BB IBB HBP BLK WP HR S P ERA WHIP	IP WLS BF H R ER SO BB IBB HBP BLK WP HR S P ERA WHIP	IP WLS BF H R ER SO BB IBB HBP BLK WP HR S P ERA WHIP	IP WLS BF H R ER SO BB IBB HBP BLK WP HR S P ERA WHIP	IP WLS BF H R ER SO BB IBB HBP BLK WP HR S P ERA WHIP	IP WLS BF H R ER SO BB IBB HBP BLK WP HR S P ERA WHIP	IP WLS BF H R ER SO BB IBB HBP BLK WP HR S P ERA WHIP

St. Louis Cardinals @ Detroit Tigers
Joker Marchant Stadium, Lakeland, FL
Mon Mar 03 2014, 1:09 PM - 4:02 PM EST
Att. 7,945 - Partly Cloudy - 80 F

AB 37
R 5
H 11
RBI 5
BB 1
SO 9
LOB 13



Batter	1	2	3	4	5	6	7	8	9	AB	R	H	RBI	BB	SO	LOB	BOTTOM				
3 Ian Kinsler, R 74 Devon Travis, R	41 1B 24 S BB	F9	G5-3			G5-3				2	1	0	0	1	0	1					
48 Torii Hunter, R 30 Steven Moya, L	F8		F9			K			G5-3	2	0	0	0	1	0	1					
24 Miguel Cabrera, R 28 Jordan Lennerton, L	41 1B 14 1B BB		41 2B 14 2B 1B			K			K	2	2	2	0	1	0	0					
41 Victor Martinez, S 68 Luis Exposito, R	14 1B		14 2B			G3-6-3			26 CS 61 BB 1B	3	1	2	1	0	0	2					
13 Alex Avila, L 67 John Murrian, R	K		14 2B 9 1B BB			K			K	2	1	0	0	1	2	3					
14 Austin Jackson, R 61 Ezequiel Carrera, L	1B		9 1B 29 SF9 2B			K			26 CS BB	3	1	2	3	0	1	0					
9 Nick Castellanos, R 26 Hernán Pérez, R	L3		20 1B 20 E 1B			HR			G6-3	3	2	2	2	0	0	2					
29 Danny Worth, R			SF9			F9			K	3	0	0	1	0	2	0					
20 Rajai Davis, R 72 Tyler Collins, L	G1-3		E9			G4-3			K	3	0	1	0	0	0	0					
Inning Stats	R: 2 E: 0 K: 1 S: 8	H: 2 LOB: 2 BB: 2 P: 16	R: 0 E: 0 K: 1 S: 5	H: 0 LOB: 0 BB: 0 P: 5	R: 5 E: 1 K: 0 S: 8	H: 5 LOB: 1 BB: 1 P: 12	R: 0 E: 0 K: 1 S: 5	H: 1 LOB: 1 BB: 1 P: 9	R: 1 E: 0 K: 1 S: 6	H: 1 LOB: 0 BB: 0 P: 7	R: 0 E: 0 K: 2 S: 7	H: 0 LOB: 0 BB: 0 P: 7	R: 0 E: 0 K: 1 S: 6	H: 1 LOB: 1 BB: 1 P: 10	R: 0 E: 0 K: 2 S: 8	H: 1 LOB: 1 BB: 0 P: 8	1B: 8 2B: 2 3B: 0 HR: 1	SF: 1 SAC: 0 DP: 1 HBP: 0	WP: 0 PB: 0 SB: 1 CS: 2	PA: 38	
PITCHER	IP WLS BF H R ER SO BB IBB HBP BLK WP HR S P ERA WHIP	IP WLS BF H R ER SO BB IBB HBP BLK WP HR S P ERA WHIP	IP WLS BF H R ER SO BB IBB HBP BLK WP HR S P ERA WHIP	IP WLS BF H R ER SO BB IBB HBP BLK WP HR S P ERA WHIP	IP WLS BF H R ER SO BB IBB HBP BLK WP HR S P ERA WHIP	IP WLS BF H R ER SO BB IBB HBP BLK WP HR S P ERA WHIP	IP WLS BF H R ER SO BB IBB HBP BLK WP HR S P ERA WHIP	IP WLS BF H R ER SO BB IBB HBP BLK WP HR S P ERA WHIP	IP WLS BF H R ER SO BB IBB HBP BLK WP HR S P ERA WHIP	IP WLS BF H R ER SO BB IBB HBP BLK WP HR S P ERA WHIP	IP WLS BF H R ER SO BB IBB HBP BLK WP HR S P ERA WHIP	IP WLS BF H R ER SO BB IBB HBP BLK WP HR S P ERA WHIP	IP WLS BF H R ER SO BB IBB HBP BLK WP HR S P ERA WHIP	IP WLS BF H R ER SO BB IBB HBP BLK WP HR S P ERA WHIP	IP WLS BF H R ER SO BB IBB HBP BLK WP HR S P ERA WHIP	IP WLS BF H R ER SO BB IBB HBP BLK WP HR S P ERA WHIP	IP WLS BF H R ER SO BB IBB HBP BLK WP HR S P ERA WHIP	IP WLS BF H R ER SO BB IBB HBP BLK WP HR S P ERA WHIP	IP WLS BF H R ER SO BB IBB HBP BLK WP HR S P ERA WHIP	IP WLS BF H R ER SO BB IBB HBP BLK WP HR S P ERA WHIP	IP WLS BF H R ER SO BB IBB HBP BLK WP HR S P ERA WHIP

St. Louis Cardinals @ Detroit Tigers
Joker Marchant Stadium, Lakeland, FL
Mon Mar 03 2014, 1:09 PM - 4:02 PM EST
Att. 7,945 - Partly Cloudy - 80 F


AB 32
R 8
H 11
RBI 7
BB 5
SO 9
LOB 13




Batter	1	2	3	4	5	6	7	8	9	AB	R	H	RBI	BB	SO	LOB	TOP											
3 Ian Kinsler, R (1,4) 74 Devon Travis, R (6,4) OBP: 0.357, SLG: 0.273 OBP: 0.455, SLG: 0.455	G6-3		FC3-6 HBP		E9 1B			E5		2	0	1	1	0	0	0	Detroit Tigers @ Houston Astros Osceola County Stadium, Kissimmee, FL Wed Mar 05 2014, 1:08 PM - 3:49 PM EST Att: 3,447 - Partly Cloudy - 74 F											
63 Trevor Crowe, S (1,7) OBP: 0.154, SLG: 0.083	G5-6-3 1B		FC3-6 CS		G4-3			F8		4	0	1	0	0	0	3												
41 Victor Martinez, S (1,10) 71 James McCann, R (6,PH) OBP: 0.167, SLG: 0.167 (8,10)	G5-6-3		CS	G5-3			G4-3	G6-3		3	0	0	0	0	0	1												
13 Alex Avila, L (1,2) 76 Craig Albernaz, R (7,2) OBP: 0.333, SLG: 0.333	K			K			K		K	3	0	0	0	0	3	1												
32 Don Kelly, L (1,9) OBP: 0.429, SLG: 0.667 (7,3)		28 1B G5-4-3		L4			G5-3		9 WP BB	3	1	1	0	1	0	0												
28 Jordan Lennerton, L (1,3) 30 Steven Moya, L (7,9) OBP: 0.313, SLG: 0.267 OBP: 0.400, SLG: 0.333	G5-4-3 1B				F9			L6		3	0	1	0	0	0	0												
9 Nick Castellanos, R (1,5) OBP: 0.400, SLG: 0.786	G5-4-3				G4-3			F9		4	1	1	0	0	0	2												
26 Hernán Pérez, R (1,6) 29 Danny Worth, R (7,6) OBP: 0.156, SLG: 0.222 OBP: 0.297, SLG: 0.298	G5-3				K			K		3	0	0	0	0	2	1												
61 Ezequiel Carrera, L (1,8) OBP: 0.455, SLG: 0.333				G1-3				G6-3		3	1	1	0	0	0	0												
Inning Stats	R: 0 E: 0 K: 1 S: 6	H: 1 LOB: 1 BB: 0 P: 6	R: 1 E: 0 K: 0 S: 4	H: 2 LOB: 0 BB: 0 P: 4	R: 0 E: 0 K: 0 S: 2	H: 0 LOB: 0 BB: 0 P: 5	R: 0 E: 0 K: 1 S: 5	H: 0 LOB: 0 BB: 0 P: 5	R: 2 E: 1 K: 1 S: 8	H: 3 LOB: 1 BB: 0 P: 9	R: 0 E: 0 K: 1 S: 5	H: 0 LOB: 0 BB: 0 P: 5	R: 0 E: 1 K: 0 S: 4	H: 0 LOB: 1 BB: 0 P: 4	R: 0 E: 0 K: 2 S: 7	H: 0 LOB: 1 BB: 1 P: 12		1B: 6 2B: 0 3B: 0 HR: 0	SF: 0 SAC: 0 DP: 1 HBP: 1	WP: 1 PB: 0 SB: 1 CS: 1	PA: 35							
PITCHER	IP	WLS	BF	H	R	ER	SO	BB	IBB	HBP	BLK	WP	HR	S	P	ERA		WHIP										
64 Lucas Harrell, R (1,1) ERA: 3.6	3.0	L	11	3	1	1	1	0	0	1	0	0	0	12	15	3.00		1.000										
50 Chad Qualls, R (4,1) ERA: 9.0	1.0		3	0	0	0	1	0	0	0	0	0	0	5	5	0.00	0.000											
45 Anthony Bass, R (5,1) ERA: 3.6	2.0		9	3	2	1	2	0	0	0	0	0	0	13	14	4.50	1.500											
73 Mike Foltyniewicz, R (7,1) ERA:	2.0		7	0	0	0	1	0	0	0	0	0	0	9	9	0.00	0.000											
68 José Cisnero, R (9,1) ERA:	1.0		4	0	0	0	2	1	0	0	0	1	0	7	12	0.00	1.000											

Batter	1	2	3	4	5	6	7	8	9	AB	R	H	RBI	BB	SO	LOB	BOTTOM											
80 Delino DeShields, R (1,8)	K		G6-3		F8			K		4	0	0	0	0	2	1	Detroit Tigers @ Houston Astros Osceola County Stadium, Kissimmee, FL Wed Mar 05 2014, 1:08 PM - 3:49 PM EST Att: 3,447 - Partly Cloudy - 74 F											
27 Jose Altuve, R (1,4) 29 Brett Wallace, L (7,3) OBP: 0.333, SLG: 0.333 OBP: 0.200, SLG: 0.200	G5-4-3 1B			E5 13 BB		G4-3		K		3	0	1	0	0	0	0												
15 Jason Castro, L (1,2) 83 Preston Tucker, L (7,9) 82 Leo Heras, L (9,PR) OBP: 0.286, SLG: 0.167 OBP: 0.250, SLG: 0.250	P6			F8		L6		L6		3	0	0	0	0	0	2												
23 Chris Carter, R (1,10) 14 Jesus Guzman, R (9,PH) OBP: 0.214, SLG: 0.429 OBP: 0.429, SLG: 0.400	F8			L6		K		14 DI BB		3	0	0	0	1	0	0												
13 Jon Singleton, L (1,3) 9 Marwin Gonzalez, S (7,5) OBP: 0.333, SLG: 0.500	K							BB		3	0	0	0	1	1	0												
79 George Springer, R (1,9) 3 Cesar Izturis, S (7,6) OBP: 0.600, SLG: 0.200 OBP: 0.250, SLG: 0.250	K			F9		F9		BB		2	0	0	0	0	2	2												
19 Robbie Grossman, S (1,7) 12 Max Stassi, R (7,2) OBP: 0.556, SLG: 0.857 OBP: 0.375, SLG: 0.429	P6							BB		2	0	0	0	0	2	2												
30 Matt Dominguez, R (1,5) 20 J.D. Martinez, R (7,7) OBP: 0.100, SLG: 0.300 OBP: 0.375, SLG: 0.429					G6-3			F9		2	0	0	0	0	1	1												
84 Carlos Correa, R (1,6) 2 Gregorio Petit, R (7,4) OBP: 0.300, SLG: 0.333					F8			2 G5-4-3 1B		2	0	0	0	0	1	1												
Inning Stats	R: 0 E: 0 K: 1 S: 6	H: 1 LOB: 1 BB: 0 P: 6	R: 0 E: 0 K: 2 S: 7	H: 0 LOB: 0 BB: 0 P: 7	R: 0 E: 0 K: 0 S: 3	H: 0 LOB: 0 BB: 0 P: 3	R: 0 E: 1 K: 0 S: 4	H: 0 LOB: 2 BB: 1 P: 8	R: 0 E: 0 K: 1 S: 6	H: 1 LOB: 1 BB: 0 P: 6	R: 0 E: 0 K: 1 S: 5	H: 0 LOB: 0 BB: 0 P: 5	R: 0 E: 0 K: 1 S: 5	H: 1 LOB: 0 BB: 0 P: 5	R: 0 E: 0 K: 1 S: 5	H: 0 LOB: 2 BB: 2 P: 13		1B: 2 2B: 1 3B: 0 HR: 0	SF: 0 SAC: 0 DP: 1 HBP: 0	WP: 0 PB: 0 SB: 0 CS: 0	PA: 33							
PITCHER	IP	WLS	BF	H	R	ER	SO	BB	IBB	HBP	BLK	WP	HR	S	P	ERA		WHIP										
37 Max Scherzer, R (1,1) 52 Jose Alvarez, L (4,1) ERA: 1.8 ERA: 2.25	3.0	W	10	1	0	0	3	1	0	0	0	0	0	10	14	0.00		1.000										
57 Evan Reed, R (6,1) 65 Blaine Hardy, L (7,1) ERA: 2.25	1.0	H	3	0	0	0	1	0	0	0	0	0	0	5	5	0.00	0.000											
39 Luke Putkonen, R (8,1) ERA:	1.0	H	3	1	0	0	1	0	0	0	0	0	0	5	5	0.00	1.000											
PITCHER	IP	WLS	BF	H	R	ER	SO	BB	IBB	HBP	BLK	WP	HR	S	P	ERA	WHIP											
58 José Valdez, R (9,1) ERA:	1.0	S	5	0	0	0	1	2	0	0	0	0	0	5	13	0.00	2.000											



Batter	1	2	3	4	5	6	7	8	9	AB R H RBI BB SO LOB	TOP																								
											Philadelphia Phillies @ Detroit Tigers Joker Marchant Stadium, Lakeland, FL Thu Mar 06 2014, 1:05 PM EST livebaseballscorecards.com																								
		AB 0 R 0 H 0 RBI 0 BB 0 SO 0 LOB 0																																	
																																			
Inning Stats											1B: 0 SF: 0 WP: 0 PA: 0 2B: 0 SAC: 0 FB: 0 3B: 0 DP: 0 SB: 0 HR: 0 HBP: 0 CS: 0																								
PITCHER	IP	WLS	BF	H	R	ER	SO	BB	IBB	HBP	BLK	WP	HR	S	P	ERA	WHIP	PITCHER	IP	WLS	BF	H	R	ER	SO	BB	IBB	HBP	BLK	WP	HR	S	P	ERA	WHIP

Batter	1	2	3	4	5	6	7	8	9	AB R H RBI BB SO LOB	BOTTOM																								
											Philadelphia Phillies @ Detroit Tigers Joker Marchant Stadium, Lakeland, FL Thu Mar 06 2014, 1:05 PM EST livebaseballscorecards.com																								
		AB 0 R 0 H 0 RBI 0 BB 0 SO 0 LOB 0																																	
																																			
Inning Stats											1B: 0 SF: 0 WP: 0 PA: 0 2B: 0 SAC: 0 FB: 0 3B: 0 DP: 0 SB: 0 HR: 0 HBP: 0 CS: 0																								
PITCHER	IP	WLS	BF	H	R	ER	SO	BB	IBB	HBP	BLK	WP	HR	S	P	ERA	WHIP	PITCHER	IP	WLS	BF	H	R	ER	SO	BB	IBB	HBP	BLK	WP	HR	S	P	ERA	WHIP

Batter	1	2	3	4	5	6	7	8	9	AB	R	H	RBI	BB	SO	LOB	TOP				
20 Rajai Davis, R OBP: 0.409, SLG: 0.450	G1-3					F7	F7			4	2	3	2	0	0	0	Detroit Tigers @ St. Louis Cardinals Roger Dean Stadium, Jupiter, FL Mon Mar 10 2014, 1:08 PM - 4:23 PM EDT Att: 7,568 - Sunny - 77 F				
72 Tyler Collins, L OBP: 0.250, SLG: 0.357										2	0	0	0	0	0	2					
61 Ezequiel Carrera, L OBP: 0.296, SLG: 0.263	K					G5-3				4	1	1	1	0	1	2					
34 Daniel Fields, L OBP: 0.357, SLG: 0.182										2	0	0	0	0	1	0					
24 Miguel Cabrera, R OBP: 0.600, SLG: 0.842										4	2	3	4	0	0	0					
50 Bryan Holaday, R OBP: 0.188, SLG: 0.143										2	0	1	0	0	0	0					
13 Alex Avila, L OBP: 0.409, SLG: 0.333										3	1	1	0	1	1	1					
76 Craig Altemaz, R OBP: 0.400, SLG: 0.250	K									1	1	0	0	0	0	1					
32 Don Kelly, L OBP: 0.524, SLG: 0.625										2	2	1	0	2	1	1					
28 Jordan Lennerton, L OBP: 0.350, SLG: 0.278										2	1	1	0	0	1	1					
4 Steve Lombardozzi, S OBP: 0.300, SLG: 0.263										3	1	1	0	1	0	3					
27 Eugenio Suarez, R OBP: 0.400, SLG: 0.462										2	0	2	0	0	0	0					
9 Nick Castellanos, R OBP: 0.414, SLG: 0.662										4	2	3	4	0	0	1					
55 Francisco Martinez, R OBP: 0.333, SLG: 0.286										2	0	0	0	0	1	4					
30 Steven Moya, L OBP: 0.444, SLG: 0.647										6	2	3	4	0	3	4					
29 Danny Worth, R OBP: 0.250, SLG: 0.364										4	2	2	2	0	1	3					
74 Devon Travis, R OBP: 0.357, SLG: 0.357										2	0	0	0	0	0	3					
Inning Stats	R: 0 E: 0 K: 2 S: 8	H: 1 LOB: 1 BB: 0 P: 9	R: 0 E: 0 K: 2 S: 9	H: 2 LOB: 2 BB: 0 P: 9	R: 7 E: 0 K: 0 S: 10	H: 7 LOB: 1 BB: 1 P: 16	R: 8 E: 0 K: 1 S: 14	H: 7 LOB: 1 BB: 2 P: 23	R: 0 E: 0 K: 0 S: 5	H: 0 LOB: 1 BB: 1 P: 9	R: 2 E: 0 K: 0 S: 6	H: 3 LOB: 2 BB: 0 P: 8	R: 0 E: 0 K: 2 S: 8	H: 1 LOB: 1 BB: 0 P: 8	R: 0 E: 0 K: 2 S: 8	H: 1 LOB: 1 BB: 0 P: 8	1B: 12 2B: 6 3B: 1 HR: 3	SF: 0 SAC: 0 DP: 0 HBP: 1	WP: 0 PA: 54 PB: 0 SB: 1 CS: 0		
PITCHER	IP WLS BF H R ER SO BB IBB HBP BLK WP HR S P ERA WHIP	IP WLS BF H R ER SO BB IBB HBP BLK WP HR S P ERA WHIP	IP WLS BF H R ER SO BB IBB HBP BLK WP HR S P ERA WHIP	IP WLS BF H R ER SO BB IBB HBP BLK WP HR S P ERA WHIP	IP WLS BF H R ER SO BB IBB HBP BLK WP HR S P ERA WHIP	IP WLS BF H R ER SO BB IBB HBP BLK WP HR S P ERA WHIP	IP WLS BF H R ER SO BB IBB HBP BLK WP HR S P ERA WHIP	IP WLS BF H R ER SO BB IBB HBP BLK WP HR S P ERA WHIP	IP WLS BF H R ER SO BB IBB HBP BLK WP HR S P ERA WHIP	IP WLS BF H R ER SO BB IBB HBP BLK WP HR S P ERA WHIP	IP WLS BF H R ER SO BB IBB HBP BLK WP HR S P ERA WHIP	IP WLS BF H R ER SO BB IBB HBP BLK WP HR S P ERA WHIP	IP WLS BF H R ER SO BB IBB HBP BLK WP HR S P ERA WHIP	IP WLS BF H R ER SO BB IBB HBP BLK WP HR S P ERA WHIP	IP WLS BF H R ER SO BB IBB HBP BLK WP HR S P ERA WHIP	IP WLS BF H R ER SO BB IBB HBP BLK WP HR S P ERA WHIP	IP WLS BF H R ER SO BB IBB HBP BLK WP HR S P ERA WHIP	IP WLS BF H R ER SO BB IBB HBP BLK WP HR S P ERA WHIP	IP WLS BF H R ER SO BB IBB HBP BLK WP HR S P ERA WHIP	IP WLS BF H R ER SO BB IBB HBP BLK WP HR S P ERA WHIP	
40 Shelby Miller, R ERA: 5.4	2.1 L 12 5 2 2 4 0 0 0 0 0 0 1 20 23 7.71 2.143	0.2 8 5 5 5 0 1 0 0 0 0 0 0 7 11 67.50 9.000	0.2 9 6 7 7 0 1 0 0 0 0 0 1 10 14 94.50 10.500	1.1 7 1 1 1 2 2 0 0 0 0 0 1 9 18 6.75 2.250	2.0 10 3 2 2 0 0 0 0 1 0 0 0 9 11 9.00 1.500	1.0 4 1 0 0 2 0 0 0 0 0 0 0 7 11 67.50 9.000	1.0 4 1 0 0 2 0 0 0 0 0 0 0 7 11 67.50 9.000	1.0 4 1 0 0 2 0 0 0 0 0 0 0 7 11 67.50 9.000	1.0 4 1 0 0 2 0 0 0 0 0 0 0 7 11 67.50 9.000	1.0 4 1 0 0 2 0 0 0 0 0 0 0 7 11 67.50 9.000	1.0 4 1 0 0 2 0 0 0 0 0 0 0 7 11 67.50 9.000	1.0 4 1 0 0 2 0 0 0 0 0 0 0 7 11 67.50 9.000	1.0 4 1 0 0 2 0 0 0 0 0 0 0 7 11 67.50 9.000	1.0 4 1 0 0 2 0 0 0 0 0 0 0 7 11 67.50 9.000	1.0 4 1 0 0 2 0 0 0 0 0 0 0 7 11 67.50 9.000	1.0 4 1 0 0 2 0 0 0 0 0 0 0 7 11 67.50 9.000	1.0 4 1 0 0 2 0 0 0 0 0 0 0 7 11 67.50 9.000	1.0 4 1 0 0 2 0 0 0 0 0 0 0 7 11 67.50 9.000	1.0 4 1 0 0 2 0 0 0 0 0 0 0 7 11 67.50 9.000	1.0 4 1 0 0 2 0 0 0 0 0 0 0 7 11 67.50 9.000	1.0 4 1 0 0 2 0 0 0 0 0 0 0 7 11 67.50 9.000
71 Sam Freeman, L ERA: 4.5	8.1 1.0 4 1 0 0 2 0 0 0 0 0 0 0 0 8 8 0.00 1.000	9.1 1.0 4 1 0 0 2 0 0 0 0 0 0 0 0 8 8 0.00 1.000	9.1 1.0 4 1 0 0 2 0 0 0 0 0 0 0 0 8 8 0.00 1.000	9.1 1.0 4 1 0 0 2 0 0 0 0 0 0 0 0 8 8 0.00 1.000	9.1 1.0 4 1 0 0 2 0 0 0 0 0 0 0 0 8 8 0.00 1.000	9.1 1.0 4 1 0 0 2 0 0 0 0 0 0 0 0 8 8 0.00 1.000	9.1 1.0 4 1 0 0 2 0 0 0 0 0 0 0 0 8 8 0.00 1.000	9.1 1.0 4 1 0 0 2 0 0 0 0 0 0 0 0 8 8 0.00 1.000	9.1 1.0 4 1 0 0 2 0 0 0 0 0 0 0 0 8 8 0.00 1.000	9.1 1.0 4 1 0 0 2 0 0 0 0 0 0 0 0 8 8 0.00 1.000	9.1 1.0 4 1 0 0 2 0 0 0 0 0 0 0 0 8 8 0.00 1.000	9.1 1.0 4 1 0 0 2 0 0 0 0 0 0 0 0 8 8 0.00 1.000	9.1 1.0 4 1 0 0 2 0 0 0 0 0 0 0 0 8 8 0.00 1.000	9.1 1.0 4 1 0 0 2 0 0 0 0 0 0 0 0 8 8 0.00 1.000	9.1 1.0 4 1 0 0 2 0 0 0 0 0 0 0 0 8 8 0.00 1.000	9.1 1.0 4 1 0 0 2 0 0 0 0 0 0 0 0 8 8 0.00 1.000	9.1 1.0 4 1 0 0 2 0 0 0 0 0 0 0 0 8 8 0.00 1.000	9.1 1.0 4 1 0 0 2 0 0 0 0 0 0 0 0 8 8 0.00 1.000	9.1 1.0 4 1 0 0 2 0 0 0 0 0 0 0 0 8 8 0.00 1.000	9.1 1.0 4 1 0 0 2 0 0 0 0 0 0 0 0 8 8 0.00 1.000	9.1 1.0 4 1 0 0 2 0 0 0 0 0 0 0 0 8 8 0.00 1.000
41 Pat Neshek, R ERA: 2.08	8.1 1.0 4 1 0 0 2 0 0 0 0 0 0 0 0 8 8 0.00 1.000	9.1 1.0 4 1 0 0 2 0 0 0 0 0 0 0 0 8 8 0.00 1.000	9.1 1.0 4 1 0 0 2 0 0 0 0 0 0 0 0 8 8 0.00 1.000	9.1 1.0 4 1 0 0 2 0 0 0 0 0 0 0 0 8 8 0.00 1.000	9.1 1.0 4 1 0 0 2 0 0 0 0 0 0 0 0 8 8 0.00 1.000	9.1 1.0 4 1 0 0 2 0 0 0 0 0 0 0 0 8 8 0.00 1.000	9.1 1.0 4 1 0 0 2 0 0 0 0 0 0 0 0 8 8 0.00 1.000	9.1 1.0 4 1 0 0 2 0 0 0 0 0 0 0 0 8 8 0.00 1.000	9.1 1.0 4 1 0 0 2 0 0 0 0 0 0 0 0 8 8 0.00 1.000	9.1 1.0 4 1 0 0 2 0 0 0 0 0 0 0 0 8 8 0.00 1.000	9.1 1.0 4 1 0 0 2 0 0 0 0 0 0 0 0 8 8 0.00 1.000	9.1 1.0 4 1 0 0 2 0 0 0 0 0 0 0 0 8 8 0.00 1.000	9.1 1.0 4 1 0 0 2 0 0 0 0 0 0 0 0 8 8 0.00 1.000	9.1 1.0 4 1 0 0 2 0 0 0 0 0 0 0 0 8 8 0.00 1.000	9.1 1.0 4 1 0 0 2 0 0 0 0 0 0 0 0 8 8 0.00 1.000	9.1 1.0 4 1 0 0 2 0 0 0 0 0 0 0 0 8 8 0.00 1.000	9.1 1.0 4 1 0 0 2 0 0 0 0 0 0 0 0 8 8 0.00 1.000	9.1 1.0 4 1 0 0 2 0 0 0 0 0 0 0 0 8 8 0.00 1.000	9.1 1.0 4 1 0 0 2 0 0 0 0 0 0 0 0 8 8 0.00 1.000	9.1 1.0 4 1 0 0 2 0 0 0 0 0 0 0 0 8 8 0.00 1.000	9.1 1.0 4 1 0 0 2 0 0 0 0 0 0 0 0 8 8 0.00 1.000

Batter	1	2	3	4	5	6	7	8	9	AB	R	H	RBI	BB	SO	LOB	BOTTOM				
13 Matt Carpenter, L OBP: 0.385, SLG: 0.222										2	0	0	0	1	1	2	Detroit Tigers @ St. Louis Cardinals Roger Dean Stadium, Jupiter, FL Mon Mar 10 2014, 1:08 PM - 4:23 PM EDT Att: 7,568 - Sunny - 77 F				
38 Pete Kozma, R OBP: 0.375, SLG: 0.400										2	1	1	1	0	0	1					
19 Jon Jay, L OBP: 0.263, SLG: 0.235										2	0	0	0	1	1	3					
91 Stephen Piscotty, R OBP: 0.313, SLG: 0.500										1	1	1	3	1	0	0					
7 Matt Holliday, R OBP: 0.714, SLG: 0.833										2	0	0	0	0	0	0					
88 Randal Grichuk, R OBP: 0.211, SLG: 0.353										3	0	0	0	0	2	2					
Matt Adams, L OBP: 0.389, SLG: 0.556										2	0	0	0	0	2	0					
Xavier Scruggs, R OBP: 0.436, SLG: 0.583										1	0	0	0	1	0	0					
4 Yadier Molina, R OBP: 0.412, SLG: 0.375										2	0	0	0	0	0	0					
81 Travis Tartemella, R OBP: 0.200, SLG: 0.200										2	0	0	0	0	1	2					
27 Jhonny Peralta, R OBP: 0.200, SLG: 0.667										2	0	0	0	0	0	0					
79 Greg Garcia, L OBP: 0.583, SLG: 0.444										1	1	1	0	1	0	0					
3 Mark Ellis, R OBP: 0.333, SLG: 0.286										2	0	0	0	0	1	0					
86 Luis Mateo, R OBP: 0.333, SLG: 0.417										2	0	0	0	0	1	2					
8 Peter Bourjos, R OBP: 0.500, SLG: 0.556										2	0	2	0	0	0	0					
92 James Ramsey, L OBP: 0.143, SLG: 0.077										2	0	0	0	0	2	1					
33 Daniel Descalso, L OBP: 0.333, SLG: 0.333										2	0	1	0	0	0	1					
43 Shane Robinson, R(7, PH) OBP: 0.357, SLG: 0.429										1	1	1	0	0	0	0					
55 Scott Moore, L OBP: 0.294, SLG: 0.647										1	1	1	0	0	0	0					
Inning Stats	R: 0 E: 0 K: 0 S: 2	H: 0 LOB: 0 BB: 1 P: 6	R: 0 E: 0 K: 1 S: 5	H: 0 LOB: 0 BB: 0 P: 5	R: 0 E: 0 K: 3 S: 11	H: 2 LOB: 2 BB: 0 P: 11	R: 0 E: 0 K: 1 S: 5	H: 0 LOB: 0 BB: 0 P: 5	R: 0 E: 0 K: 1 S: 4	H: 1 LOB: 1 BB: 0 P: 4	R: 0 E: 0 K: 1 S: 5	H: 0 LOB: 2 BB: 1 P: 13	R: 4 E: 0 K: 3 S: 12	H: 3 LOB: 0 BB: 0 P: 17	R: 0 E: 0 K: 0 S: 4	H: 1 LOB: 1 BB: 0 P: 4	R: 1 E: 0 K: 2 S: 8	H: 1 LOB: 1 BB: 1 P: 12	1B: 6 2B: 1 3B: 0 HR: 1	SF: 0 SAC: 0 DP: 1 HBP: 0	WP: 1 PA: 39 PB: 0 SB: 0 CS: 0
PITCHER	IP WLS BF H R ER SO BB IBB HBP BLK WP HR S P ERA WHIP	IP WLS BF H R ER SO BB IBB HBP BLK WP HR S P ERA WHIP	IP WLS BF H R ER SO BB IBB HBP BLK WP HR S P ERA WHIP	IP WLS BF H R ER SO BB IBB HBP BLK WP HR S P ERA WHIP	IP WLS BF H R ER SO BB IBB HBP BLK WP HR S P ERA WHIP	IP WLS BF H R ER SO BB IBB HBP BLK WP HR S P ERA WHIP	IP WLS BF H R ER SO BB IBB HBP BLK WP HR S P ERA WHIP	IP WLS BF H R ER SO BB IBB HBP BLK WP HR S P ERA WHIP	IP WLS BF H R ER SO BB IBB HBP BLK WP HR S P ERA WHIP	IP WLS BF H R ER SO BB IBB HBP BLK WP HR S P ERA WHIP	IP WLS BF H R ER SO BB IBB HBP BLK WP HR S P ERA WHIP	IP WLS BF H R ER SO BB IBB HBP BLK WP HR S P ERA WHIP	IP WLS BF H R ER SO BB IBB HBP BLK WP HR S P ERA WHIP	IP WLS BF H R ER SO BB IBB HBP BLK WP HR S P ERA WHIP	IP WLS BF H R ER SO BB IBB HBP BLK WP HR S P ERA WHIP	IP WLS BF H R ER SO BB IBB HBP BLK WP HR S P ERA WHIP	IP WLS BF H R ER SO BB IBB HBP BLK WP HR S P ERA WHIP	IP WLS BF H R ER SO BB IBB HBP BLK WP HR S P ERA WHIP	IP WLS BF H R ER SO BB IBB HBP BLK WP HR S P ERA WHIP	IP WLS BF H R ER SO BB IBB HBP BLK WP HR S P ERA WHIP	
37 Max Scherzer, R ERA: 0.93	4.2 16 2 0 0 0 1 0 0 0 0 0 0 3 7 0.00 3.000	0.2 4 1 0 0 0 0 1 0 0 0 0 0 0 4 8 0.00 1.500	0.2 3 0 0 0 1 1 0 0 0 0 0 0 1 6 21 18.00 2.500	2.0 11 4 4 4 3 1 0 0 0 0 1 0 8 12 9.00 2.000	1.0 5 1 1 1 2 1 0 0 0 0 1 0 8 12 9.00 2.000	1.0 5 1 1 1 2 1 0 0 0 0 1 0 8 12 9.00 2.000	1.0 5 1 1 1 2 1 0 0 0 0 1 0 8 12 9.00 2.000	1.0 5 1 1 1 2 1 0 0 0 0 1 0 8 12 9.00 2.000	1.0 5 1 1 1 2 1 0 0 0 0 1 0 8 12 9.00 2.000	1.0 5 1 1 1 2 1 0 0 0 0 1 0 8 12 9.00 2.000	1.0 5 1 1 1 2 1 0 0 0 0 1 0 8 12 9.00 2.000	1.0 5 1 1 1 2 1 0 0 0 0 1 0 8 12 9.00 2.000	1.0 5 1 1 1 2 1 0 0 0 0 1 0 8 12 9.00 2.000	1.0 5 1 1 1 2 1 0 0 0 0 1 0 8 12 9.00 2.000	1.0 5 1 1 1 2 1 0 0 0 0 1 0 8 12 9.00 2.000	1.0 5 1 1 1 2 1 0 0 0 0 1 0 8 12 9.00 2.000	1.0 5 1 1 1 2 1 0 0 0 0 1 0 8 12 9.00 2.000	1.0 5 1 1 1 2 1 0 0 0 0 1 0 8 12 9.00 2.000	1.0 5 1 1 1 2 1 0 0 0 0 1 0 8 12 9.00 2.000	1.0 5 1 1 1 2 1 0 0 0 0 1 0 8 12 9.00 2.000	1.0 5 1 1 1 2 1 0 0 0 0 1 0 8 12 9.00 2.000
65 Blaine Hardy, L ERA: 0.93	0.2 4 1 0 0 0 0 1 0 0 0 0 0 0 3 7 0.00 3.000	0.2 3 0 0 0 1 1 0 0 0 0 0 0 1 6 21 18.00 2.500	2.0 11 4 4 4 3 1 0 0 0 0 1 0 8 12 9.00 2.000	2.0 11 4 4 4 3 1 0 0 0																	


Batter	1	2	3	4	5	6	7	8	9	10	AB	R	H	RBI	BB	SO	LOB	
7 José Reyes, S OBP: 0.179, SLG: 0.185 1 Jonathan Diaz, R (6, 7) (10, 6)	G4-3		G4-6-3			F8		K		G4-3	3	0	0	0	0	0	2	
3 Maicer Izturis, S OBP: 0.278, SLG: 0.235 36 Jared Coodert, R OBP: 0.188, SLG: 0.133	F8			F7		F8		K		F7	3	0	0	0	0	0	1	
53 Melky Cabrera, S OBP: 0.353, SLG: 0.519 11 Kevin Pillar, R OBP: 0.100, SLG: 0.100				K		G4-3		L3			3	0	1	0	0	0	1	
10 Edwin Encarnación, R OBP: 0.357, SLG: 0.500 Andy Burns, R OBP: 0.667, SLG: 0.600	G1-3			F9				16 HR		18 G5-3 1B	3	1	1	0	0	0	1	
16 Dan Johnson, L OBP: 0.313, SLG: 0.867						K		1B		F7	3	1	1	2	1	1	1	
22 Josh Thole, L OBP: 0.250, SLG: 0.250 Derrick Chung, R OBP: 0.667, SLG: 0.667						G4-3		G6-3			3	0	0	0	0	0	1	
18 Steve Tolleson, R OBP: 0.318, SLG: 0.300								68 CS		1B	3	0	1	0	1	0	3	
8 Anthony Gose, L OBP: 0.273, SLG: 0.158 68 Brad Glenn, R OBP: 1.000, SLG: 4.000				K		K		BB		HR	2	0	0	0	0	2	1	
17 Ryan Goins, L OBP: 0.308, SLG: 0.217								BB		F7	3	0	1	0	1	0	1	
Inning Stats	R: 0 E: 0 K: 0 S: 4	H: 1 LOB: 1 BB: 0 P: 5	R: 0 E: 0 K: 0 S: 2	H: 0 LOB: 0 BB: 1 P: 7	R: 0 E: 0 K: 1 S: 4	H: 0 LOB: 0 BB: 1 P: 8	R: 0 E: 0 K: 2 S: 8	H: 1 LOB: 1 BB: 0 P: 8	R: 0 E: 0 K: 0 S: 4	H: 1 LOB: 1 BB: 2 P: 4	R: 0 E: 0 K: 2 S: 7	H: 0 LOB: 0 BB: 0 P: 8	R: 0 E: 0 K: 0 S: 4	H: 2 LOB: 1 BB: 0 P: 4	R: 1 E: 0 K: 0 S: 5	H: 1 LOB: 0 BB: 0 P: 8	1B: 5 2B: 1 3B: 0 HR: 2	SF: 0 SAC: 0 DP: 2 HBP: 0
PITCHER	IP WLS BF H R ER SO BB IBB HBP BLK WP HR S P ERA WHIP	3.2 0.1 4.0 1.0 1.0 1.0 1.0 3.2 0.0 0.0 0.0 0.0 0.0 14 24 0.00 0.818	3.2 0.1 4.0 1.0 1.0 1.0 1.0 3.2 0.0 0.0 0.0 0.0 0.0 14 24 0.00 0.818	3.2 0.1 4.0 1.0 1.0 1.0 1.0 3.2 0.0 0.0 0.0 0.0 0.0 14 24 0.00 0.818	3.2 0.1 4.0 1.0 1.0 1.0 1.0 3.2 0.0 0.0 0.0 0.0 0.0 14 24 0.00 0.818	3.2 0.1 4.0 1.0 1.0 1.0 1.0 3.2 0.0 0.0 0.0 0.0 0.0 14 24 0.00 0.818	3.2 0.1 4.0 1.0 1.0 1.0 1.0 3.2 0.0 0.0 0.0 0.0 0.0 14 24 0.00 0.818	3.2 0.1 4.0 1.0 1.0 1.0 1.0 3.2 0.0 0.0 0.0 0.0 0.0 14 24 0.00 0.818	3.2 0.1 4.0 1.0 1.0 1.0 1.0 3.2 0.0 0.0 0.0 0.0 0.0 14 24 0.00 0.818	3.2 0.1 4.0 1.0 1.0 1.0 1.0 3.2 0.0 0.0 0.0 0.0 0.0 14 24 0.00 0.818	3.2 0.1 4.0 1.0 1.0 1.0 1.0 3.2 0.0 0.0 0.0 0.0 0.0 14 24 0.00 0.818	3.2 0.1 4.0 1.0 1.0 1.0 1.0 3.2 0.0 0.0 0.0 0.0 0.0 14 24 0.00 0.818	3.2 0.1 4.0 1.0 1.0 1.0 1.0 3.2 0.0 0.0 0.0 0.0 0.0 14 24 0.00 0.818	3.2 0.1 4.0 1.0 1.0 1.0 1.0 3.2 0.0 0.0 0.0 0.0 0.0 14 24 0.00 0.818	3.2 0.1 4.0 1.0 1.0 1.0 1.0 3.2 0.0 0.0 0.0 0.0 0.0 14 24 0.00 0.818	3.2 0.1 4.0 1.0 1.0 1.0 1.0 3.2 0.0 0.0 0.0 0.0 0.0 14 24 0.00 0.818	3.2 0.1 4.0 1.0 1.0 1.0 1.0 3.2 0.0 0.0 0.0 0.0 0.0 14 24 0.00 0.818	3.2 0.1 4.0 1.0 1.0 1.0 1.0 3.2 0.0 0.0 0.0 0.0 0.0 14 24 0.00 0.818

TOP

Toronto Blue Jays @ Detroit Tigers
 Joker Marchant Stadium, Lakeland, FL
 Tue Mar 11 2014, 1:08 PM - 4:00 PM EDT
 Att: 9,246 - Sunny - 74 F

livebaseballscores.com

AB 34
 R 3
 H 8
 RBI 3
 BB 4
 SO 6
 LOB 12



WP: 0 PA: 38
 PB: 0
 SB: 0
 CS: 2


Batter	1	2	3	4	5	6	7	8	9	10	AB	R	H	RBI	BB	SO	LOB	
3 Ian Kinsler, R OBP: 0.304, SLG: 0.300 28 Jordan Lennox, L OBP: 0.364, SLG: 0.263 30 Steven Moya, L OBP: 0.444, SLG: 0.647	F7		20 1B			K		K		74 FC6-4 BB	3	0	1	0	0	1	0	
20 Rajai Davis, R OBP: 0.400, SLG: 0.435 63 Trevor Crowe, S OBP: 0.200, SLG: 0.111	F8		24 G6-4-3 1B			G6-3		74 CS BB		F7	3	0	1	0	0	0	2	
24 Miguel Cabrera, R OBP: 0.571, SLG: 0.773 74 Devon Travis, R OBP: 0.375, SLG: 0.333			G6-4-3			48 1B		BB		FC6-4	3	0	1	0	0	1	2	
41 Victor Martinez, S OBP: 0.296, SLG: 0.349 68 Luis Exposito, R OBP: 0.375, SLG: 0.200						1B		G1-3			3	0	0	0	0	1	1	
48 Torii Hunter, R OBP: 0.318, SLG: 0.350 72 Tyler Collins, L OBP: 0.235, SLG: 0.333											3	0	2	0	0	1	0	
14 Austin Jackson, R OBP: 0.500, SLG: 0.727 34 Daniel Fields, L OBP: 0.333, SLG: 0.167											3	1	1	0	0	0	3	
32 Don Kelly, L OBP: 0.500, SLG: 0.737 55 Francisco Martinez, R OBP: 0.313, SLG: 0.267											3	1	1	2	0	0	1	
50 Bryan Holaday, R OBP: 0.158, SLG: 0.118 38 Ramón Cabrera, S OBP: 0.333, SLG: 0.200											3	0	0	0	0	1	0	
27 Eugenio Suárez, R OBP: 0.333, SLG: 0.375 29 Danny Worth, R OBP: 0.280, SLG: 0.364 61 Ezequiel Carrera, L OBP: 0.286, SLG: 0.263											3	0	0	0	0	0	0	
Inning Stats	R: 0 E: 0 K: 1 S: 5	H: 0 LOB: 0 BB: 0 P: 5	R: 2 E: 0 K: 1 S: 7	H: 2 LOB: 0 BB: 0 P: 7	R: 0 E: 0 K: 0 S: 4	H: 2 LOB: 1 BB: 1 P: 4	R: 0 E: 0 K: 1 S: 6	H: 1 LOB: 1 BB: 0 P: 6	R: 0 E: 0 K: 1 S: 5	H: 0 LOB: 0 BB: 0 P: 5	R: 0 E: 0 K: 1 S: 5	H: 0 LOB: 1 BB: 2 P: 12	R: 0 E: 0 K: 1 S: 5	H: 0 LOB: 0 BB: 0 P: 5	R: 0 E: 0 K: 1 S: 5	H: 0 LOB: 2 BB: 2 P: 13	1B: 5 2B: 1 3B: 0 HR: 1	SF: 0 SAC: 0 DP: 1 HBP: 0
PITCHER	IP WLS BF H R ER SO BB IBB HBP BLK WP HR S P ERA WHIP	4.0 1.0 5.0 1.0 1.0 1.0 1.0 4.0 0.0 0.0 0.0 0.0 0.0 22 22 4.50 1.250	4.0 1.0 5.0 1.0 1.0 1.0 1.0 4.0 0.0 0.0 0.0 0.0 0.0 22 22 4.50 1.250	4.0 1.0 5.0 1.0 1.0 1.0 1.0 4.0 0.0 0.0 0.0 0.0 0.0 22 22 4.50 1.250	4.0 1.0 5.0 1.0 1.0 1.0 1.0 4.0 0.0 0.0 0.0 0.0 0.0 22 22 4.50 1.250	4.0 1.0 5.0 1.0 1.0 1.0 1.0 4.0 0.0 0.0 0.0 0.0 0.0 22 22 4.50 1.250	4.0 1.0 5.0 1.0 1.0 1.0 1.0 4.0 0.0 0.0 0.0 0.0 0.0 22 22 4.50 1.250	4.0 1.0 5.0 1.0 1.0 1.0 1.0 4.0 0.0 0.0 0.0 0.0 0.0 22 22 4.50 1.250	4.0 1.0 5.0 1.0 1.0 1.0 1.0 4.0 0.0 0.0 0.0 0.0 0.0 22 22 4.50 1.250	4.0 1.0 5.0 1.0 1.0 1.0 1.0 4.0 0.0 0.0 0.0 0.0 0.0 22 22 4.50 1.250	4.0 1.0 5.0 1.0 1.0 1.0 1.0 4.0 0.0 0.0 0.0 0.0 0.0 22 22 4.50 1.250	4.0 1.0 5.0 1.0 1.0 1.0 1.0 4.0 0.0 0.0 0.0 0.0 0.0 22 22 4.50 1.250	4.0 1.0 5.0 1.0 1.0 1.0 1.0 4.0 0.0 0.0 0.0 0.0 0.0 22 22 4.50 1.250	4.0 1.0 5.0 1.0 1.0 1.0 1.0 4.0 0.0 0.0 0.0 0.0 0.0 22 22 4.50 1.250	4.0 1.0 5.0 1.0 1.0 1.0 1.0 4.0 0.0 0.0 0.0 0.0 0.0 22 22 4.50 1.250	4.0 1.0 5.0 1.0 1.0 1.0 1.0 4.0 0.0 0.0 0.0 0.0 0.0 22 22 4.50 1.250	4.0 1.0 5.0 1.0 1.0 1.0 1.0 4.0 0.0 0.0 0.0 0.0 0.0 22 22 4.50 1.250	4.0 1.0 5.0 1.0 1.0 1.0 1.0 4.0 0.0 0.0 0.0 0.0 0.0 22 22 4.50 1.250

BOTTOM

Toronto Blue Jays @ Detroit Tigers
 Joker Marchant Stadium, Lakeland, FL
 Tue Mar 11 2014, 1:08 PM - 4:00 PM EDT
 Att: 9,246 - Sunny - 74 F

livebaseballscores.com

AB 35
 R 2
 H 7
 RBI 2
 BB 4
 SO 8
 LOB 12



WP: 0 PA: 39
 PB: 0
 SB: 0
 CS: 1

Batter	1	2	3	4	5	6	7	8	9	AB	R	H	RBI	BB	SO	LOB	TOP										
2 Denard Span, L (1, 8) 67 Brian Goodwin, L (5, 8) OBP: 0.370, SLG: 0.556 OBP: 0.280, SLG: 0.333	G3-1		K		P5		G1-3			3	0	0	0	0	1	1	Washington Nationals @ Detroit Tigers Joker Marchant Stadium, Lakeland, FL Fri Mar 14 2014, 1:11 PM - 4:34 PM EDT Att: 7,607 - Sunny - 69 F										
6 Anthony Rendon, R (1, 4) 10 Will Rhymes, L (5, 4) OBP: 0.385, SLG: 0.565 OBP: 0.480, SLG: 0.381	15 2B		F8		G6-3		F7			3	1	1	1	0	0	0											
15 Nate McLouth, L (1, 9) 21 Steven Souza Jr., R (5, 9) OBP: 0.304, SLG: 0.409 OBP: 0.321, SLG: 0.500	1H				K		K			3	1	2	1	0	1	0											
7 Scott Hairston, R (1, 10) 62 Koyie Hill, S (8, PH) OBP: 0.269, SLG: 0.417 OBP: 0.500, SLG: 0.500	F7				K		HR			3	1	1	1	0	1	2											
59 Jose Lobaton, S (1, 2) 41 Sandy León, S (6, 2) OBP: 0.190, SLG: 0.056 OBP: 0.267, SLG: 0.385	F9				F8		K			3	0	0	0	0	1	2											
12 Tyler Moore, R (1, 3) 16 Brock Peterson, R (4, 3) OBP: 0.276, SLG: 0.371 OBP: 0.435, SLG: 0.550							K			2	1	2	2	0	0	0											
26 Jeff Kobrnus, R (1, 7) 3 Eury Pérez, R (6, 7) OBP: 0.364, SLG: 0.400	G6-4-3									3	0	1	0	0	1	1											
4 Zach Walters, S (1, 6) 8 Jose Lozada, S (7, 6)	F8									3	1	2	0	0	0	0											
1 Jamey Carroll, R (1, 5) 15 Khayyan Norfolk, R (7, 5)	F9									3	1	1	1	0	0	2											
										1	0	0	0	0	0	0											
Inning Stats	R: 1 E: 0 K: 0 S: 5	H: 2 LOB: 1 BB: 0 P: 5	R: 0 E: 0 K: 0 S: 3	H: 1 LOB: 0 BB: 0 P: 3	R: 0 E: 0 K: 1 S: 5	H: 0 LOB: 0 BB: 0 P: 5	R: 2 E: 0 K: 2 S: 10	H: 2 LOB: 0 BB: 0 P: 10	R: 2 E: 0 K: 1 S: 7	H: 2 LOB: 0 BB: 0 P: 7	R: 1 E: 0 K: 2 S: 11	H: 3 LOB: 2 BB: 0 P: 13	R: 0 E: 0 K: 1 S: 5	H: 0 LOB: 0 BB: 0 P: 5	R: 0 E: 0 K: 0 S: 3	H: 0 LOB: 0 BB: 0 P: 3	R: 0 E: 0 K: 0 S: 3	H: 0 LOB: 0 BB: 0 P: 3	1B: 6 2B: 1 3B: 1 HR: 2	SF: 0 SAC: 0 DP: 1 HBP: 0	WP: 0 PB: 0 SB: 1 CS: 0	PA: 36					
PITCHER	IP	WLS	BF	H	R	ER	SO	BB	IBB	HBP	BLK	WP	HR	S	P	ERA	WHIP										
21 Rick Porcello, R (1, 1) ERA: 7.3	4.0	W	18	7	5	5	3	0	0	0	0	0	1	25	25	11.25	1.750										
40 Phil Coke, L (5, 1) ERA: 6.0	1.0		3	0	0	0	1	0	0	0	0	0	0	5	5	0.00	0.000										
62 Al Albuquerque, R (6, 1) ERA: 1.5	1.0		6	3	1	1	2	0	0	0	0	0	1	11	13	9.00	3.000										
43 Bruce Rondón, R (7, 1) ERA: 1.5	1.0		3	0	0	0	1	0	0	0	0	0	0	5	5	0.00	0.000										
53 Kyle Lobstein, L (8, 1) ERA: 5.14	2.0		6	0	0	0	0	0	0	0	0	0	0	6	6	0.00	0.000										

AB	36
R	6
H	10
RBI	6
BB	0
SO	7
LOB	8



Batter	1	2	3	4	5	6	7	8	9	AB	R	H	RBI	BB	SO	LOB	BOTTOM										
3 Ian Kinsler, R (1, 4) 27 Eugenio Suárez, R (6, PH) OBP: 0.323, SLG: 0.357 OBP: 0.292, SLG: 0.318	F9		48 1B	48 2B	G6-3	PO		K		4	2	2	0	0	0	0	Washington Nationals @ Detroit Tigers Joker Marchant Stadium, Lakeland, FL Fri Mar 14 2014, 1:11 PM - 4:34 PM EDT Att: 7,607 - Sunny - 69 F										
48 Torii Hunter, R (1, 9) Steven Moya, L (6, PH) OBP: 0.379, SLG: 0.444 OBP: 0.364, SLG: 0.524			24 41 1B	24 41 1B	41 24 1B	PO	F7			4	2	4	2	0	0	0											
24 Miguel Cabrera, R (1, 10) 4 Steve Lombardozzi, S (5, PR) OBP: 0.459, SLG: 0.679 OBP: 0.250, SLG: 0.217			41 1B	41 1B	41 1B					4	1	2	0	0	1	2											
41 Victor Martinez, S (1, 3) 32 Don Kelly, L (6, 3) OBP: 0.314, SLG: 0.364 OBP: 0.465, SLG: 0.708			13 14 1B	14 13 1B	14 13 1B					4	1	2	2	0	1	3											
13 Alex Avila, L (1, 2) 68 Luis Exposito, R (7, 2) OBP: 0.433, SLG: 0.360 OBP: 0.300, SLG: 0.143			14 2B	14 1B	14 1B					3	1	1	0	1	1	1											
14 Austin Jackson, R (1, 8) 61 Ezequiel Carrera, L (7, 8) OBP: 0.518, SLG: 0.783 OBP: 0.304, SLG: 0.286			9 1B	9 1B	20 1B					4	2	1	2	0	0	5											
9 Nick Castellanos, R (1, 5) 29 Danny Worth, R (7, 5) OBP: 0.459, SLG: 0.679 OBP: 0.300, SLG: 0.320			14 2B	14 1B	14 1B					4	0	3	2	0	0	0											
20 Rajai Davis, R (1, 7) 72 Tyler Collins, L (7, 7) OBP: 0.469, SLG: 0.500 OBP: 0.280, SLG: 0.522			9 1B	9 1B	20 1B					3	0	2	1	0	0	1											
26 Hernán Pérez, R (1, 6) OBP: 0.212, SLG: 0.207			9 1B	9 1B	20 1B					4	1	1	1	0	0	4											
										1	0	0	0	0	0	0											
Inning Stats	R: 0 E: 0 K: 1 S: 6	H: 1 LOB: 1 BB: 0 P: 6	R: 0 E: 0 K: 1 S: 6	H: 1 LOB: 0 BB: 0 P: 7	R: 4 E: 0 K: 0 S: 8	H: 5 LOB: 1 BB: 0 P: 8	R: 5 E: 0 K: 0 S: 10	H: 7 LOB: 2 BB: 0 P: 10	R: 0 E: 0 K: 1 S: 7	H: 2 LOB: 3 BB: 1 P: 12	R: 1 E: 0 K: 0 S: 4	H: 3 LOB: 0 BB: 0 P: 6	R: 0 E: 0 K: 0 S: 4	H: 1 LOB: 1 BB: 0 P: 4	R: 2 E: 0 K: 1 S: 7	H: 2 LOB: 0 BB: 0 P: 8	R: 0 E: 0 K: 0 S: 3	H: 0 LOB: 0 BB: 0 P: 8	1B: 15 2B: 6 3B: 1 HR: 0	SF: 1 SAC: 0 DP: 0 HBP: 1	WP: 1 PB: 0 SB: 3 CS: 1	PA: 47					
PITCHER	IP	WLS	BF	H	R	ER	SO	BB	IBB	HBP	BLK	WP	HR	S	P	ERA	WHIP										
38 Taylor Jordan, R (1, 1) ERA: 6.3	3.0	L	17	7	4	4	2	0	0	0	0	0	0	8	8	12.00	2.333										
56 Luis Ayala, R (4, 1) ERA: 13.5	0.2		8	6	5	5	0	0	0	0	0	0	0	8	8	67.50	9.000										
47 Zach Jackson, L (4, 1) ERA:	0.1		2	1	0	0	0	0	0	0	0	0	0	2	2	0.00	3.000										
22 Drew Storen, R (5, 1) ERA: 6.75	1.0		6	2	0	0	1	1	0	0	0	0	0	7	12	0.00	3.000										
64 Blake Treinen, R (6, 1) ERA: 5.63	2.0		8	4	1	1	0	0	0	0	0	0	0	8	10	4.50	2.000										



Batter	1	2	3	4	5	6	7	8	9	AB	R	H	RBI	BB	SO	LOB	TOP					
6 Jonathan Villar, S OBP: 0.296, SLG: 0.500 78 Tyler Heineman, S (7, PH) OBP: 0.500, SLG: 0.500	G4-3		G3		F8		P2			3	1	1	0	0	0	0						
21 Dexter Fowler, S OBP: 0.310, SLG: 0.208 80 Delino DeShields, R OBP: 0.289, SLG: 0.136	F7		G3		K			K		3	0	0	1	0	1	0						
27 Jose Altuve, R OBP: 0.290, SLG: 0.323 2 Gregorio Petit, R OBP: 0.294, SLG: 0.375	F8		F8		G6-3			G6-3		3	0	0	0	0	0	0						
18 Marc Krauss, L OBP: 0.423, SLG: 0.800 9 Marwin Gonzalez, S OBP: 0.464, SLG: 0.704			K		K			K		3	1	1	0	0	2	0						
14 Jesus Guzman, R OBP: 0.333, SLG: 0.190			K		K			F9		3	0	1	1	1	1	1						
19 Robbie Grossman, S (1, 7) OBP: 0.448, SLG: 0.625 1 Adron Chambers, L OBP: 0.500, SLG: 0.429			K		HR			L6		3	1	2	1	0	0	1						
22 Carlos Corporan, S OBP: 0.500, SLG: 0.733 91 Andrew Aplin, L (7, PR) 77 René García, R OBP: 0.429, SLG: 0.200			K		F7			F9		2	0	0	0	1	1	2						
28 L.J. Hoes, R OBP: 0.286, SLG: 0.211			K		F8			G4-3		4	0	0	0	0	1	3						
84 Carlos Correa, R OBP: 0.208, SLG: 0.478			K		K			FC5-4		3	0	0	0	0	2	3						
Inning Stats	R: 0 E: 0 K: 0 S: 3	H: 0 LOB: 0 BB: 0 P: 3	R: 1 E: 0 K: 3 S: 12	H: 3 LOB: 2 BB: 0 P: 10	R: 1 E: 0 K: 1 S: 6	H: 1 LOB: 0 BB: 0 P: 6	R: 1 E: 0 K: 1 S: 7	H: 1 LOB: 0 BB: 0 P: 8	R: 0 E: 0 K: 1 S: 5	H: 0 LOB: 1 BB: 1 P: 9	R: 0 E: 0 K: 0 S: 3	H: 0 LOB: 0 BB: 0 P: 7	R: 0 E: 0 K: 1 S: 6	H: 1 LOB: 1 BB: 0 P: 6	R: 0 E: 0 K: 0 S: 3	H: 0 LOB: 0 BB: 0 P: 3	1B: 2 2B: 1 3B: 2 HR: 1	SF: 0 SAC: 0 DP: 0 HBP: 0	WP: 0 PB: 0 SB: 0 CS: 0	PA: 35		
PITCHER	IP	WLS	BF	H	R	ER	SO	BB	IBB	HBP	BLK	WP	HR	S	P	ERA	WHIP					
37 Max Scherzer, R ERA: 2.51	4.2	W	19	5	3	3	6	0	0	0	0	0	0	1	32	33	5.79	1.071				
65 Blaine Hardy, L ERA:	1.1		5	0	0	0	2	1	0	0	0	0	0	0	8	12	0.00	0.750				
46 Ian Krol, L ERA: 4.5	1.0		4	0	0	0	2	1	0	0	0	0	0	0	3	7	0.00	1.000				
66 Jhan Mariñez, R ERA: 6.23	1.0		4	1	0	0	1	0	0	0	0	0	0	0	6	6	0.00	1.000				
39 Luke Putkonen, R ERA:	1.0		3	0	0	0	0	0	0	0	0	0	0	0	3	3	0.00	0.000				

Houston Astros @ Detroit Tigers
Joker Marchant Stadium, Lakeland, FL
Sat Mar 15 2014, 1:08 PM - 4:17 PM EDT
Att: 7,887 - Sunny - 75 F

AB 33
R 3
H 6
RBI 3
BB 2
SO 9
LOB 11



Batter	1	2	3	4	5	6	7	8	9	AB	R	H	RBI	BB	SO	LOB	BOTTOM				
41 Victor Martínez, S OBP: 0.316, SLG: 0.361 13 Alex Avila, L OBP: 0.424, SLG: 0.393			K		K			K		3	1	1	0	0	1	2					
72 Tyler Collins, L OBP: 0.333, SLG: 0.714			F9		F7			HR		5	3	3	1	0	0	1					
48 Torii Hunter, R OBP: 0.424, SLG: 0.500 61 Ezequiel Carrera, L OBP: 0.292, SLG: 0.273			G5-3		K			K		3	1	2	3	1	0	0					
24 Miguel Cabrera, R OBP: 0.513, SLG: 0.625 32 Don Kelly, L OBP: 0.467, SLG: 0.680			P3		L3-6			G4-3		4	1	1	0	0	0	4					
3 Ian Kinsler, R OBP: 0.400, SLG: 0.613 26 Hernán Pérez, R OBP: 0.206, SLG: 0.200			K		HR			K		3	3	3	4	1	0	0					
14 Austin Jackson, R OBP: 0.514, SLG: 0.750 76 Craig Albernaz, R (6, PR) OBP: 0.500, SLG: 0.250			F9		G5-3			K		3	1	1	0	1	0	0					
9 Nick Castellanos, R OBP: 0.463, SLG: 0.763 30 Marcus Lemon, L			E5		G5-3			K		4	2	2	1	0	0	2					
29 Danny Worth, R OBP: 0.371, SLG: 0.448			G5-3		G5-3			BB		4	0	3	3	1	0	1					
4 Steve Lombardozzi, S OBP: 0.241, SLG: 0.222			P4		G6-3			F8		4	0	1	2	0	0	4					
Inning Stats	R: 6 E: 0 K: 0 S: 10	H: 8 LOB: 1 BB: 0 P: 10	R: 4 E: 1 K: 0 S: 8	H: 4 LOB: 1 BB: 0 P: 9	R: 0 E: 0 K: 1 S: 7	H: 1 LOB: 1 BB: 0 P: 7	R: 1 E: 0 K: 0 S: 7	H: 2 LOB: 1 BB: 0 P: 10	R: 0 E: 0 K: 0 S: 3	H: 1 LOB: 1 BB: 1 P: 7	R: 2 E: 0 K: 0 S: 4	H: 1 LOB: 0 BB: 2 P: 12	R: 1 E: 0 K: 2 S: 10	H: 1 LOB: 0 BB: 0 P: 12	R: 0 E: 0 K: 2 S: 7	H: 0 LOB: 2 BB: 2 P: 15	1B: 10 2B: 4 3B: 2 HR: 3	SF: 1 SAC: 0 DP: 2 HBP: 0	WP: 0 PB: 0 SB: 1 CS: 0	PA: 46	
PITCHER	IP	WLS	BF	H	R	ER	SO	BB	IBB	HBP	BLK	WP	HR	S	P	ERA	WHIP				
64 Lucas Harrell, R ERA: 10.13	1.2	L	17	12	10	9	0	0	0	0	0	0	0	17	18	48.60	7.200				
93 Jonas Dufek, R ERA:	1.1		5	1	0	0	1	0	0	0	0	0	0	8	8	0.00	0.750				
50 Chad Qualls, R ERA: 6.75	1.0		5	2	1	1	0	0	0	0	0	0	1	7	10	9.00	2.000				
37 Matt Albers, R ERA: 2.25	1.0		4	1	0	0	0	1	0	0	0	0	0	3	7	0.00	2.000				
58 Peter Moylan, R ERA: 3.6	1.0		6	1	2	2	0	2	0	0	0	0	0	4	12	18.00	3.000				

Houston Astros @ Detroit Tigers
Joker Marchant Stadium, Lakeland, FL
Sat Mar 15 2014, 1:08 PM - 4:17 PM EDT
Att: 7,887 - Sunny - 75 F


AB 40
R 14
H 18
RBI 14
BB 5
SO 5
LOB 18




Batter	1	2	3	4	5	6	7	8	9	AB	R	H	RBI	BB	SO	LOB	TOP	
20 Rajai Davis, R OBP: 0.457, SLG: 0.484 Ben Guez, R OBP: 0.500, SLG: 0.500										3	1	1	0	0	1	0	Detroit Tigers @ Washington Nationals Space Coast Stadium, Viera, FL Sun Mar 16 2014, 1:07 PM - 3:49 PM EDT Att: 6,836 - Sunny - 78 F	
3 Ian Kinsler, R OBP: 0.395, SLG: 0.576 4 Steve Lombardozzi, S OBP: 0.287, SLG: 0.250										2	0	0	0	0	0	0		
41 Victor Martinez, S OBP: 0.233, SLG: 0.368 72 Tyler Collins, L OBP: 0.323, SLG: 0.690										2	0	1	0	1	0	2		
32 Don Kelly, L OBP: 0.424, SLG: 0.607 29 Danny Worth, R OBP: 0.399, SLG: 0.590										3	0	0	1	0	0	3		
9 Nick Castellanos, R OBP: 0.432, SLG: 0.707 Brandon Loy, R										3	0	0	0	0	0	3		
63 Trevor Crowe, S OBP: 0.241, SLG: 0.192										3	0	0	0	1	1	2		
50 Bryan Holaday, R OBP: 0.222, SLG: 0.222 John Murrin, R OBP: 0.167, SLG: 0.333										3	0	2	0	0	0	0		
27 Eugenio Suárez, R OBP: 0.250, SLG: 0.269										4	0	0	0	0	1	2		
61 Ezequiel Carrera, L OBP: 0.286, SLG: 0.269										4	0	1	0	0	0	1		
Inning Stats	R: 1 E: 0 K: 0 S: 4	H: 1 LOB: 1 BB: 0 P: 6	R: 0 E: 0 K: 1 S: 6	H: 1 LOB: 1 BB: 0 P: 7	R: 0 E: 0 K: 1 S: 6	H: 1 LOB: 1 BB: 0 P: 6	R: 0 E: 0 K: 0 S: 3	H: 0 LOB: 0 BB: 0 P: 7	R: 0 E: 0 K: 0 S: 4	H: 1 LOB: 1 BB: 0 P: 4	R: 1 E: 0 K: 1 S: 9	H: 2 LOB: 2 BB: 1 P: 13	R: 0 E: 0 K: 1 S: 5	H: 0 LOB: 0 BB: 0 P: 5	1B: 6 2B: 1 3B: 0 HR: 0	SF: 0 SAC: 0 DP: 0 HBP: 1		WP: 0 PB: 0 SB: 6 CS: 0
PITCHER	IP WLS BF H R ER SO BB IBB HBP BLK WP HR S P ERA WHIP																	
27 Jordan Zimmermann, R ERA: 0.69	4.0 17 4 1 1 3 0 0 0 1 0 0 0 0 22 25 2.25 1.000																	
44 Sammy Solis, L ERA: 4.05	2.0 7 0 0 0 0 1 0 0 0 0 0 0 0 6 10 0.00 0.500																	
31 Xavier Cedeño, L ERA: 13.5	1.0 4 1 0 0 0 0 0 0 0 0 0 0 0 4 4 0.00 1.000																	
75 Michael Gonzalez, L ERA: 5.0	1.0 6 2 1 1 1 1 0 0 0 0 0 0 0 9 13 9.00 3.000																	
64 Blake Treinen, R ERA: 5.0	1.0 3 0 0 0 0 1 0 0 0 0 0 0 0 5 5 0.00 0.000																	

Batter	1	2	3	4	5	6	7	8	9	AB	R	H	RBI	BB	SO	LOB	BOTTOM			
2 Denard Span, L OBP: 0.333, SLG: 0.500 3 Eury Pérez, R OBP: 0.348, SLG: 0.381										3	0	0	0	0	0	0	Detroit Tigers @ Washington Nationals Space Coast Stadium, Viera, FL Sun Mar 16 2014, 1:07 PM - 3:49 PM EDT Att: 6,836 - Sunny - 78 F			
20 Ian Desmond, R OBP: 0.250, SLG: 0.583 31 Xavier Cedeño, L ERA: 4.05 23 Justin Bloxom, S										3	0	0	0	0	0	0				
28 Jayson Werth, R OBP: 0.353, SLG: 0.267 Drew Vetteson, L										3	0	0	0	0	1	0				
34 Bryce Harper, L OBP: 0.345, SLG: 0.333 28 Caleb Ramsey, L OBP: 0.500, SLG: 0.500										3	0	0	0	0	1	0				
11 Ryan Zimmerman, R OBP: 0.320, SLG: 0.542 75 Michael Gonzalez, R ERA: 13.5 64 Blake Treinen, R OBP: 0.421, SLG: 0.600 19 Chris Snyder, R OBP: 0.421, SLG: 0.600										3	0	1	0	0	0	0				
25 Adam LaRoche, L OBP: 0.345, SLG: 0.536 10 Will Rhymes, L OBP: 0.448, SLG: 0.333										2	0	1	0	0	1	0				
59 Jose Lobaton, S OBP: 0.217, SLG: 0.053 23 Jhonatan Solano, R OBP: 0.333, SLG: 0.167										1	0	0	0	1	1	1				
26 Jeff Kobernus, R OBP: 0.333, SLG: 0.360 18 Mike Fontenot, L OBP: 0.143, SLG: 0.158										2	1	0	0	1	0	2				
27 Jordan Zimmermann, R (1, 1) 44 Sammy Solis, R (5, 1) 15 Nate McLouth, L OBP: 0.297, SLG: 0.346 1 Jamey Carroll, R OBP: 0.345, SLG: 0.375										1	0	0	0	0	0	0				
Inning Stats	R: 0 E: 0 K: 1 S: 5	H: 0 LOB: 0 BB: 0 P: 5	R: 0 E: 0 K: 2 S: 7	H: 0 LOB: 0 BB: 0 P: 7	R: 0 E: 0 K: 0 S: 2	H: 0 LOB: 0 BB: 1 P: 6	R: 0 E: 0 K: 0 S: 3	H: 0 LOB: 0 BB: 0 P: 3	R: 0 E: 0 K: 1 S: 6	H: 1 LOB: 1 BB: 0 P: 6	R: 1 E: 0 K: 0 S: 4	H: 0 LOB: 0 BB: 1 P: 9	R: 0 E: 0 K: 1 S: 6	H: 1 LOB: 1 BB: 0 P: 6	R: 0 E: 1 K: 1 S: 6	H: 0 LOB: 1 BB: 0 P: 6		1B: 2 2B: 1 3B: 0 HR: 0	SF: 0 SAC: 0 DP: 1 HBP: 0	WP: 0 PB: 1 SB: 1 CS: 0
PITCHER	IP WLS BF H R ER SO BB IBB HBP BLK WP HR S P ERA WHIP																			
35 Justin Verlander, R (1, 1) 57 Evan Reed, R (6, 1) 40 Phil Coke, L (7, 1) 43 Bruce Rondon, R (8, 1) 56 Jose Ortega, R (9, 1)	1.0 16 4 0 1 0 4 1 0 0 0 0 0 0 4 9 0.00 1.000																			
40 Phil Coke, L ERA: 5.14	1.0 4 1 0 0 1 0 0 0 0 0 0 0 0 6 6 0.00 1.000																			
43 Bruce Rondon, R ERA: 1.29	1.0 4 1 0 0 1 0 0 0 0 0 0 0 0 6 6 0.00 1.000																			
56 Jose Ortega, R ERA: 5.14	1.0 4 0 0 0 0 1 0 0 0 0 0 0 0 6 6 0.00 0.000																			



Batter	1	2	3	4	5	6	7	8	9	AB R H RBI BB SO LOB	TOP																								
											<p style="text-align: center;">Washington Nationals @ Detroit Tigers Joker Marchant Stadium, Lakeland, FL Mon Mar 17 2014, 1:05 PM EDT</p> <p style="text-align: right;">livebaseballscorecards.com</p> <p>AB 0 R 0 H 0 RBI 0 BB 0 SO 0 LOB 0</p> 																								
Inning Stats										1B: 0 SF: 0 WP: 0 PA: 0 2B: 0 SAC: 0 FB: 0 3B: 0 DP: 0 SB: 0 HR: 0 HBP: 0 CS: 0																									
PITCHER	IP	WLS	BF	H	R	ER	SO	BB	IBB	HBP	BLK	WP	HR	S	P	ERA	WHIP	PITCHER	IP	WLS	BF	H	R	ER	SO	BB	IBB	HBP	BLK	WP	HR	S	P	ERA	WHIP

Batter	1	2	3	4	5	6	7	8	9	AB R H RBI BB SO LOB	BOTTOM																								
											<p style="text-align: center;">Washington Nationals @ Detroit Tigers Joker Marchant Stadium, Lakeland, FL Mon Mar 17 2014, 1:05 PM EDT</p> <p style="text-align: right;">livebaseballscorecards.com</p> <p>AB 0 R 0 H 0 RBI 0 BB 0 SO 0 LOB 0</p> 																								
Inning Stats										1B: 0 SF: 0 WP: 0 PA: 0 2B: 0 SAC: 0 FB: 0 3B: 0 DP: 0 SB: 0 HR: 0 HBP: 0 CS: 0																									
PITCHER	IP	WLS	BF	H	R	ER	SO	BB	IBB	HBP	BLK	WP	HR	S	P	ERA	WHIP	PITCHER	IP	WLS	BF	H	R	ER	SO	BB	IBB	HBP	BLK	WP	HR	S	P	ERA	WHIP

Batter	1	2	3	4	5	6	7	8	9	AB	R	H	RBI	BB	SO	LOB	TOP											
4 Steve Lombardozzi, S OBP: 0.257, SLG: 0.242										5	1	1	0	0	0	4												
61 Ezequiel Carrera, L OBP: 0.250, SLG: 0.233 19 Connor Harrell, R										4	0	0	0	0	0	3												
24 Miguel Cabrera, R OBP: 0.688, SLG: 0.686 30 Aaron Westlake, L										3	1	1	2	0	0	0												
68 Luis Exposito, R OBP: 0.286, SLG: 0.100										3	0	0	0	1	1	0												
9 Nick Castellanos, R OBP: 0.417, SLG: 0.689 9 Jason Krizan, L										4	1	1	0	0	1	1												
72 Tyler Collins, L OBP: 0.371, SLG: 0.781										3	1	2	2	0	1	0												
50 Bryan Holaday, R OBP: 0.255, SLG: 0.258 76 Craig Albernaz, R OBP: 0.500, SLG: 0.250										4	0	2	0	0	0	2												
63 Trevor Crowe, S OBP: 0.281, SLG: 0.214 Brandon Loy, R										2	0	1	0	1	1	1												
27 Eugenio Suárez, R OBP: 0.219, SLG: 0.233 13 Dixon Machado, R										4	0	0	0	0	2	5												
Inning Stats	R: 1 E: 0 K: 0 S: 4	H: 1 LOB: 1 BB: 1 P: 9	R: 0 E: 0 K: 2 S: 8	H: 1 LOB: 1 BB: 0 P: 8	R: 1 E: 0 K: 1 S: 7	H: 1 LOB: 0 BB: 0 P: 10	R: 2 E: 0 K: 1 S: 9	H: 4 LOB: 2 BB: 0 P: 10	R: 0 E: 0 K: 1 S: 5	H: 0 LOB: 0 BB: 0 P: 5	R: 0 E: 0 K: 1 S: 6	H: 1 LOB: 2 BB: 1 P: 10	R: 0 E: 0 K: 0 S: 3	H: 0 LOB: 0 BB: 0 P: 3	R: 0 E: 0 K: 0 S: 2	H: 0 LOB: 0 BB: 0 P: 3	R: 0 E: 0 K: 0 S: 3	H: 0 LOB: 0 BB: 0 P: 3	1B: 5 2B: 1 3B: 0 HR: 2	SF: 1 SAC: 0 DP: 1 HBP: 1	WP: 1 PB: 0 SB: 1 CS: 0	PA: 37						
PITCHER	IP	WLS	BF	H	R	ER	SO	BB	IBB	HBP	BLK	WP	HR	S	P	ERA	WHIP											
16 Daisuke Matsuzaka, R ERA: 4.97	(1, 1)		5.0	23	7	4	4	5	1	0	0	0	0	2	33	42	7.20	1.600										
27 Jeury Familia, R ERA:	(1, 1)		1.0	5	1	0	0	1	1	0	0	0	1	0	6	10	0.00	2.000										
47 Giancarlo Alvarado, R ERA:	(7, 1)		1.0	3	0	0	0	0	0	0	0	0	0	0	3	3	0.00	0.000										
61 Miguel Socolovich, R ERA:	(8, 1)		1.0	3	0	0	0	0	0	0	1	0	0	0	2	3	0.00	0.000										
39 Bobby Parnell, R ERA:	(9, 1)	W	1.0	3	0	0	0	0	0	0	0	0	0	0	3	3	0.00	0.000										

Detroit Tigers @ New York Mets
 Tradition Field, Port St. Lucie, FL
 Tue Mar 18 2014, 1:14 PM - 4:00 PM EDT
 Att: 7,203 - Partly Cloudy - 71 F

AB	33
R	4
H	8
RBI	4
BB	2
SO	6
LOB	16



Batter	1	2	3	4	5	6	7	8	9	AB	R	H	RBI	BB	SO	LOB	BOTTOM											
22 Eric Young Jr., S OBP: 0.333, SLG: 0.276 0 Omar Quintanilla, L OBP: 0.231, SLG: 0.203 2 Anthony Seratelli, S OBP: 0.265, SLG: 0.303										4	0	0	0	0	0	4												
1 Chris Young, R OBP: 0.333, SLG: 0.486 30 Andrew Brown, R OBP: 0.294, SLG: 0.581										3	0	1	1	1	0	3												
5 David Wright, R OBP: 0.257, SLG: 0.227 19 Zach Lutz, R OBP: 0.321, SLG: 0.692										4	0	1	0	0	2	3												
3 Curtis Granderson, L OBP: 0.255, SLG: 0.419 9 Kirk Nieuwenhuis, L OBP: 0.432, SLG: 0.533										4	1	1	0	0	3	1												
13 Josh Satin, R OBP: 0.381, SLG: 0.444										4	0	1	0	0	1	1												
68 Eric Campbell, R OBP: 0.385, SLG: 0.556										4	2	2	1	0	0	2												
4 Wilmer Flores, R OBP: 0.300, SLG: 0.324										4	0	1	1	0	1	1												
15 Travis d'Arma, R OBP: 0.255, SLG: 0.200 23 Taylor Teagarden, R OBP: 0.321, SLG: 0.280										2	0	0	0	2	1	0												
12 Juan Lagares, R OBP: 0.359, SLG: 0.361										4	1	2	0	0	0	3												
Inning Stats	R: 0 E: 0 K: 1 S: 5	H: 0 LOB: 0 BB: 0 P: 5	R: 1 E: 0 K: 1 S: 7	H: 1 LOB: 0 BB: 0 P: 9	R: 0 E: 0 K: 0 S: 3	H: 0 LOB: 2 BB: 2 P: 12	R: 0 E: 1 K: 2 S: 8	H: 0 LOB: 1 BB: 0 P: 8	R: 1 E: 0 K: 1 S: 7	H: 2 LOB: 1 BB: 0 P: 7	R: 2 E: 1 K: 0 S: 7	H: 3 LOB: 3 BB: 1 P: 12	R: 0 E: 0 K: 1 S: 6	H: 2 LOB: 2 BB: 0 P: 6	R: 0 E: 0 K: 2 S: 7	H: 1 LOB: 0 BB: 0 P: 8	R: 1 E: 0 K: 0 S: 2	H: 1 LOB: 1 BB: 1 P: 6	1B: 7 2B: 2 3B: 0 HR: 1	SF: 0 SAC: 0 DP: 1 HBP: 0	WP: 1 PB: 0 SB: 0 CS: 1	PA: 39						
PITCHER	IP	WLS	BF	H	R	ER	SO	BB	IBB	HBP	BLK	WP	HR	S	P	ERA	WHIP											
53 Kyle Lobstein, L ERA: 4.66	(1, 1)		2.2	11	1	1	1	2	2	0	0	0	1	0	14	25	3.38	1.125										
52 Jose Alvarez, L ERA: 3.38	(3, 1)	B	3.0	16	5	3	3	3	1	0	0	0	1	0	21	26	9.00	2.000										
46 Ian Krol, L ERA: 3.68	(6, 1)		1.1	6	2	0	0	1	0	0	0	0	0	0	8	8	0.00	1.500										
56 Jose Ortega, R ERA: 4.5	(8, 1)		1.0	3	1	0	0	2	0	0	0	0	0	0	7	8	0.00	1.000										
60 Jhan Maríñez, R ERA: 8.31	(9, 1)	L	0.0	2	1	1	1	0	1	0	0	0	0	0	2	6	∞	∞										

Detroit Tigers @ New York Mets
 Tradition Field, Port St. Lucie, FL
 Tue Mar 18 2014, 1:14 PM - 4:00 PM EDT
 Att: 7,203 - Partly Cloudy - 71 F

AB	34
R	5
H	10
RBI	4
BB	4
SO	8
LOB	18



Batter	1	2	3	4	5	6	7	8	9	AB	R	H	RBI	BB	SO	LOB	TOP										
7 José Reyes, S OBP: 0.250, SLG: 0.238 1 Jonathan Diaz, R OBP: 0.250, SLG: 0.077	B2		G4-3			E6 14 FC4-6 53 1B	K			3	0	0	0	0	0	0											
53 Melky Cabrera, S OBP: 0.409, SLG: 0.535 8 Anthony Gose, L OBP: 0.286, SLG: 0.320	1B				2B	1B	K			3	0	3	0	0	0	0											
19 José Bautista, R OBP: 0.436, SLG: 0.719 14 Moisés Sierra, R OBP: 0.306, SLG: 0.344	P3			F8		FC4-6 26 1B	F8			2	0	0	0	0	0	2											
10 Edwin Encarnación, R OBP: 0.325, SLG: 0.526 39 Chris Getz, L OBP: 0.333, SLG: 0.409	G4-3			K		P4				3	0	0	0	0	1	4											
13 Brett Lawrie, R OBP: 0.343, SLG: 0.364 11 Kevin Pillar, R OBP: 0.200, SLG: 0.276		F9		G3		1B				3	1	1	1	0	0	1											
26 Adam Lind, L OBP: 0.409, SLG: 0.633 66 Munenori Kawasaki, L OBP: 0.333, SLG: 0.286	K					1B				3	0	1	1	0	2	0											
30 Dioner Navarro, S OBP: 0.442, SLG: 0.333 Derrick Chung, R OBP: 0.500, SLG: 0.500	F9					1B				3	0	1	2	0	0	0											
28 Colby Rasmus, L OBP: 0.286, SLG: 0.350 17 Ryan Goins, L OBP: 0.214, SLG: 0.154			G4-3			1B				2	0	0	0	1	1	2											
3 Maicer Izturis, S OBP: 0.269, SLG: 0.240 18 Steve Tolleson, R OBP: 0.348, SLG: 0.300 15 Mike Nickeas, R OBP: 0.214, SLG: 0.154			G1-3							2	0	0	0	0	0	1											
Inning Stats	R: 0 E: 0 K: 0 S: 4	H: 1 LOB: 1 BB: 0 P: 5	R: 0 E: 0 K: 1 S: 5	H: 0 LOB: 0 BB: 0 P: 5	R: 0 E: 0 K: 1 S: 3	H: 0 LOB: 0 BB: 0 P: 3	R: 0 E: 0 K: 1 S: 6	H: 1 LOB: 1 BB: 0 P: 6	R: 0 E: 0 K: 1 S: 5	H: 0 LOB: 1 BB: 1 P: 9	R: 4 E: 1 K: 2 S: 10	H: 4 LOB: 2 BB: 0 P: 10	R: 0 E: 0 K: 0 S: 3	H: 0 LOB: 0 BB: 0 P: 3	R: 0 E: 0 K: 0 S: 3	H: 0 LOB: 0 BB: 0 P: 3	1B: 4 2B: 2 3B: 0 HR: 0	SF: 0 SAC: 0 DP: 0 HBP: 0	WP: 0 PB: 0 SB: 1 CS: 0	PA: 36							
PITCHER	IP	WLS	BF	H	R	ER	SO	BB	IBB	HBP	BLK	WP	HR	S	P	ERA	WHIP										
33 Drew Smyly, L ERA: 3.31	5.0	W	18	2	0	0	3	1	0	0	0	0	0	23	10	0.00	0.600										
65 Blaine Hardy, L ERA: 4.5	1.0		8	4	4	0	1	0	0	0	0	0	0	10	28	0.00	4.000										
40 Phil Coke, L ERA: 4.5	1.0		4	0	0	0	2	1	0	0	0	0	0	7	11	0.00	1.000										
57 Evan Reed, R ERA: 1.8	1.0		3	0	0	0	0	0	0	0	0	0	0	3	3	0.00	0.000										
39 Luke Putkonen, R ERA: 1.8	1.0		3	0	0	0	0	0	0	0	0	0	0	3	3	0.00	0.000										

Toronto Blue Jays @ Detroit Tigers
Joker Marchant Stadium, Lakeland, FL
Tue Mar 18 2014, 1:08 PM - 4:29 PM EDT
Att: 8,328 - Sunny - 68 F

AB 34
R 4
H 6
RBI 4
BB 2
SO 6
LOB 15





Batter	1	2	3	4	5	6	7	8	9	AB	R	H	RBI	BB	SO	LOB	BOTTOM										
Ben Guez, R OBP: 0.800, SLG: 1.000	1B		3 CS 48 WP			48 1B 3 HR		28 2B 33 SF9		3	3	3	1	3	0	0											
48 Tori Hunter, R OBP: 0.447, SLG: 0.500 28 Raph Rhymes, R OBP: 0.500, SLG: 1.000	G6-4-3		41 CS 3 WP			3 HR		33 SF9		4	1	2	3	1	1	3											
3 Ian Kinsler, R OBP: 0.442, SLG: 0.694 33 Javier Betancourt, R	G4-3		41 CS			41 1B 13 BB		SF9		3	2	2	3	2	0	0											
41 Victor Martinez, S OBP: 0.348, SLG: 0.357 71 James McCann, R OBP: 0.125, SLG: 0.125	F9					14 1B 32 BB		G5-3		4	1	1	0	1	0	2											
13 Alex Avila, L OBP: 0.421, SLG: 0.375 John Murrian, R OBP: 0.167, SLG: 0.333	HBP					14 1B 32 BB		G4-3		4	2	1	1	0	1	2											
14 Austin Jackson, R OBP: 0.500, SLG: 0.784 17 Jeff McVaney, R	HR					29 BB 26 G6-4-3		P6		5	3	2	2	0	0	0											
32 Don Kelly, L OBP: 0.447, SLG: 0.677	BB					26 BB 29 BB		F7		3	1	1	4	2	0	0											
29 Danny Worth, R OBP: 0.439, SLG: 0.515	G1-3					26 BB 48 1B		BB		3	3	2	0	2	0	1											
26 Hernán Pérez, R OBP: 0.231, SLG: 0.286						48 WP		F8		5	2	2	0	0	1	4											
Inning Stats	R: 0 E: 0 K: 0 S: 3	H: 1 LOB: 0 BB: 0 P: 3	R: 2 E: 0 K: 0 S: 4	H: 1 LOB: 1 BB: 1 P: 11	R: 1 E: 0 K: 1 S: 4	H: 1 LOB: 4 BB: 4 P: 19	R: 1 E: 1 K: 1 S: 5	H: 0 LOB: 3 BB: 3 P: 17	R: 9 E: 0 K: 1 S: 15	H: 8 LOB: 0 BB: 1 P: 22	R: 3 E: 0 K: 0 S: 8	H: 5 LOB: 2 BB: 0 P: 8	R: 0 E: 0 K: 0 S: 3	H: 0 LOB: 0 BB: 0 P: 3	R: 2 E: 0 K: 0 S: 4	H: 1 LOB: 1 BB: 2 P: 12	1B: 9 2B: 4 3B: 1 HR: 3	SF: 1 SAC: 0 DP: 2 HBP: 1	WP: 2 PB: 0 SB: 1 CS: 4	PA: 49							
PITCHER	IP	WLS	BF	H	R	ER	SO	BB	IBB	HBP	BLK	WP	HR	S	P	ERA	WHIP										
24 Ricky Romero, L ERA: 3.72	1.1		7	0	1	0	2	3	0	0	0	0	0	8	20	0.00	2.250										
33 Jeremy Jeffress, R ERA: 3.58	0.1		8	6	7	7	1	1	0	0	0	0	1	11	18	189.00	21.000										
54 Marcus Stroman, R ERA: 14.46	1.1		10	6	5	5	0	0	0	0	0	0	1	10	10	33.75	4.500										
Marcus Walden, R ERA: 9.0	0.0																										
74 Randy Boone, R ERA: 9.0	1.1		5	1	0	0	0	0	0	0	0	0	0	5	5	0.00	0.750										

Toronto Blue Jays @ Detroit Tigers
Joker Marchant Stadium, Lakeland, FL
Tue Mar 18 2014, 1:08 PM - 4:29 PM EDT
Att: 8,328 - Sunny - 68 F

AB 36
R 18
H 17
RBI 16
BB 11
SO 3
LOB 13



Batter	1	2	3	4	5	6	7	8	9	AB	R	H	RBI	BB	SO	LOB	TOP					
3 Ian Kinsler, R (1,4) 14 Curt Powell, R (8,4) OBP: 0.426, SLG: 0.650	E8 72 G6-4-3		CS	1B 72 G6-4-3		G4-3		G5-3		4	0	1	0	0	0	1	<p>Detroit Tigers @ Washington Nationals Space Coast Stadium, Viera, FL Thu Mar 20 2014, 1:07 PM - 3:52 PM EDT Att: 7,205 - Sunny - 79 F</p> <p>livebaseballscorecards.com</p> <p>AB 30 R 1 H 5 RBI 1 BB 2 SO 8 LOB 14</p> 					
72 Tyler Collins, L (1,7) OBP: 0.359, SLG: 0.714	G6-4-3 1-2f			G6-4-3 1-2f		BB 41 1B		K2-3		3	0	0	0	1	1	2						
41 Victor Martinez, S (1,3) 29 Dominic Fiocciello, S (6, PR) (6,3)	F7			G4-3		1B 1-2		G4-3		3	0	1	1	0	0	0						
32 Don Kelly, L (1,9) OBP: 0.429, SLG: 0.618		K				BB 14 2B		F9		3	0	0	0	1	1	2						
13 Alex Avila, L (1,2) 76 Craig Albemaz, R (8,2) OBP: 0.390, SLG: 0.343 OBP: 0.429, SLG: 0.200		K				K		G4-3		3	0	0	0	0	2	3						
14 Austin Jackson, R (1,8) 61 Ezequiel Carrera, L (7,8) OBP: 0.468, SLG: 0.775 OBP: 0.250, SLG: 0.233								F7		3	0	1	0	0	0	0						
9 Nick Castellanos, R (1,5) Kevin Russo, R (7,5) OBP: 0.412, SLG: 0.667 OBP: 1.000, SLG: 1.000								G4-3		3	0	1	0	0	1	2						
63 Trevor Crowe, S (1,10) OBP: 0.257, SLG: 0.194								K		3	0	0	0	0	2	3						
29 Danny Worth, R (1,6) OBP: 0.432, SLG: 0.528								K		3	1	1	0	0	1	1						
Inning Stats	R: 0 E: 1 K: 0 S: 3	H: 0 LOB: 0 BB: 0 P: 3	R: 0 E: 0 K: 2 S: 7	H: 0 LOB: 0 BB: 0 P: 7	R: 0 E: 0 K: 1 S: 6	H: 1 LOB: 0 BB: 0 P: 6	R: 0 E: 0 K: 0 S: 3	H: 1 LOB: 0 BB: 0 P: 3	R: 0 E: 0 K: 2 S: 8	H: 1 LOB: 2 BB: 1 P: 12	R: 1 E: 0 K: 0 S: 5	H: 2 LOB: 2 BB: 1 P: 9	R: 0 E: 0 K: 1 S: 5	H: 0 LOB: 0 BB: 0 P: 5	R: 0 E: 0 K: 2 S: 7	H: 0 LOB: 0 BB: 0 P: 7	R: 0 E: 0 K: 0 S: 3	H: 0 LOB: 0 BB: 0 P: 3	1B: 3 2B: 2 3B: 0 HR: 0	SF: 0 SAC: 0 DP: 2 HBP: 0	WP: 0 PB: 0 SB: 0 CS: 1	PA: 33
PITCHER	IP WLS BF H R ER SO BB IBB HBP BLK WP HR S P ERA WHIP																					
37 Stephen Strasburg, R (1,1) ERA: 0.64	5.0 W 17 3 0 0 5 1 0 0 0 0 0 0 27 31 0.00 0.800																					
22 Drew Storen, R (6,1) ERA: 7.2	1.0 H 6 2 1 1 0 1 0 0 0 0 0 0 5 9 9.00 3.000																					
52 Ryan Mattheus, R (7,1) ERA:	1.0 3 0 0 0 1 0 0 0 0 0 0 0 5 5 0.00 0.000																					
75 Michael Gonzalez, L (8,1) ERA: 9.0	1.0 3 0 0 0 2 0 0 0 0 0 0 0 7 7 0.00 0.000																					
13 Jerry Blevins, L (9,1) ERA: 1.28	1.0 3 0 0 0 0 0 0 0 0 0 0 0 3 3 0.00 0.000																					

Batter	1	2	3	4	5	6	7	8	9	AB	R	H	RBI	BB	SO	LOB	BOTTOM					
2 Denard Span, L (1,8) 12 Rafael Bautista, R (8,8) OBP: 0.324, SLG: 0.459	K									4	1	1	1	0	1	0	<p>Detroit Tigers @ Washington Nationals Space Coast Stadium, Viera, FL Thu Mar 20 2014, 1:07 PM - 3:52 PM EDT Att: 7,205 - Sunny - 79 F</p> <p>livebaseballscorecards.com</p> <p>AB 33 R 8 H 10 RBI 8 BB 1 SO 10 LOB 8</p> 					
20 Ian Desmond, R (1,6) 1 Jamey Carroll, R (7,6) OBP: 0.287, SLG: 0.621 OBP: 0.367, SLG: 0.400	F9									3	1	1	2	0	1	0						
28 Jayson Werth, R (1,9) 26 Jeff Kobernus, R (6, PR) (7,7) OBP: 0.391, SLG: 0.381 OBP: 0.345, SLG: 0.346										3	0	2	0	0	1	0						
11 Ryan Zimmerman, R (1,5) 6 Anthony Rendon, R (7,5) OBP: 0.290, SLG: 0.533 OBP: 0.421, SLG: 0.590										3	1	1	1	0	1	1						
34 Bryce Harper, L (1,7) 25 Brandon Miller, R (7,9) OBP: 0.286, SLG: 0.267										3	0	0	0	0	2	2						
40 Wilson Ramos, R (1,2) 59 Jose Lobaton, S (5,2) OBP: 0.385, SLG: 0.516 OBP: 0.280, SLG: 0.190										2	0	0	0	0	2	0						
25 Adam LaRoche, L (1,3) 12 Tyler Moore, R (7,3) OBP: 0.286, SLG: 0.366										2	0	2	3	0	0	0						
8 Danny Espinosa, S (1,4) 21 David Masters, R (8,4) OBP: 0.300, SLG: 0.257										3	1	1	0	0	1	0						
37 Stephen Strasburg, R (1,1) 19 Chris Snyder, R (5, PR) (6,1) 22 Drew Storen, S (7,1) 52 Ryan Mattheus, R (7, PR) (8,1) 75 Michael Gonzalez, R (8,1) 13 Jerry Blevins, L (9,1)										0	0	0	0	0	0	0						
Inning Stats	R: 0 E: 0 K: 1 S: 6	H: 1 LOB: 1 BB: 0 P: 6	R: 0 E: 0 K: 2 S: 7	H: 0 LOB: 0 BB: 0 P: 7	R: 3 E: 0 K: 2 S: 12	H: 3 LOB: 0 BB: 0 P: 12	R: 0 E: 0 K: 2 S: 7	H: 0 LOB: 0 BB: 0 P: 7	R: 0 E: 0 K: 1 S: 3	H: 0 LOB: 0 BB: 0 P: 3	R: 2 E: 0 K: 1 S: 8	H: 3 LOB: 1 BB: 0 P: 8	R: 0 E: 0 K: 1 S: 5	H: 0 LOB: 0 BB: 0 P: 5	R: 3 E: 0 K: 1 S: 8	H: 3 LOB: 1 BB: 1 P: 12	R: 3 E: 0 K: 1 S: 8	H: 3 LOB: 1 BB: 1 P: 12	1B: 6 2B: 2 3B: 1 HR: 1	SF: 0 SAC: 1 DP: 0 HBP: 0	WP: 0 PB: 0 SB: 0 CS: 0	PA: 35
PITCHER	IP WLS BF H R ER SO BB IBB HBP BLK WP HR S P ERA WHIP																					
37 Max Scherzer, R (1,1) ERA: 4.05	5.2 L 24 7 5 5 8 0 0 0 0 0 0 1 42 42 7.94 1.235																					
39 Luke Putkonen, R (6,1) ERA:	1.1 4 0 0 0 1 0 0 0 0 0 0 0 6 6 0.00 0.000																					
65 Blaine Hardy, L (8,1) ERA: 2.61	0.1 5 3 3 3 1 1 0 0 0 0 0 0 6 10 81.00 12.000																					
79 Zac Reinerger, R (8,1) ERA:	0.2 2 0 0 0 0 0 0 0 0 0 0 0 2 2 0.00 0.000																					

Batter	1	2	3	4	5	6	7	8	9	AB	R	H	RBI	BB	SO	LOB	TOP										
3 Ian Kinsler, R (1, 4) OBP: 0.412, SLG: 0.605 27 Eugenio Suárez, R (8, 6) OBP: 0.219, SLG: 0.233	0-3 K			4-0 61 S 2B BB		0-0 G6-3		0-0 F9		3	1	0	0	1	1	1											
61 Ezequiel Carrera, L (1, 7) OBP: 0.250, SLG: 0.265	0-0 F7			1-0 24 WP 41 G6-3 1-H 2B		0-0 G4-3		0-0 F8		4	1	1	1	0	0	0											
24 Miguel Cabrera, R (1, 3) OBP: 0.478, SLG: 0.649 50 James Robbins, L (7, PR) (7, 3)	0-0 G1-3			1-3 K 2-3			4-0 41 L3 BB		0-3 K	2	0	0	0	1	1	1											
41 Victor Martínez, S (1, 10) OBP: 0.327, SLG: 0.333 Ben Guez, R (9, PH) OBP: 0.816, SLG: 1.000 (9, 10)		0-0 L8		0-0 G6-3			0-0 L3		4-0 BB	3	0	0	1	0	0	1											
48 Torii Hunter, R (1, 9) OBP: 0.415, SLG: 0.459 72 Tyler Collins, L (8, 7) OBP: 0.350, SLG: 0.694		0-3 K		0-0 F9			0-0 F9		0-0 G3	3	0	0	0	0	1	1											
13 Alex Avila, L (1, 2) OBP: 0.384, SLG: 0.316 50 Bryan Holaday, R (8, 2) OBP: 0.265, SLG: 0.258		0-3 K				0-0 G1-3			0-3 K	3	0	0	0	0	2	0											
14 Austin Jackson, R (1, 8) OBP: 0.478, SLG: 0.767 63 Trevor Crowe, S (8, 9) OBP: 0.257, SLG: 0.194				0-0 F9		0-0 F8		0-0 F8		3	1	1	0	0	0	0											
4 Steve Lombardozzi, S (1, 5) OBP: 0.283, SLG: 0.250 33 Javier Betancourt, R (8, 5)				0-0 26 G6-4-3 1B		0-0 F8		0-3 K		3	0	1	0	0	1	1											
26 Hernán Pérez, R (1, 6) OBP: 0.238, SLG: 0.289 (8, 4)				0-0 G6-4-3 1-2			0-0 B1-3		0-0 1B	3	0	1	1	0	0	1											
Inning Stats	R: 0 E: 0 K: 1 S: 5	H: 0 LOB: 0 BB: 0 P: 5	R: 0 E: 0 K: 2 S: 7	H: 0 LOB: 0 BB: 0 P: 7	R: 0 E: 0 K: 0 S: 3	H: 1 LOB: 0 BB: 0 P: 3	R: 2 E: 0 K: 1 S: 6	H: 1 LOB: 0 BB: 1 P: 12	R: 0 E: 0 K: 0 S: 3	H: 0 LOB: 0 BB: 0 P: 3	R: 0 E: 0 K: 0 S: 3	H: 0 LOB: 1 BB: 1 P: 6	R: 1 E: 0 K: 2 S: 9	H: 2 LOB: 2 BB: 0 P: 9	R: 0 E: 0 K: 1 S: 5	H: 0 LOB: 1 BB: 1 P: 9	1B: 2 2B: 3 3B: 0 HR: 0	SF: 0 SAC: 0 DP: 2 HBP: 0	WP: 1 PB: 0 SB: 1 CS: 0	PA: 32							
PITCHER	IP	WLS	BF	H	R	ER	SO	BB	IBB	HBP	BLK	WP	HR	S	P	ERA	WHIP										
49 Julio Teheran, R (1, 1) ERA: 1.42	6.0	L	20	2	2	2	4	1	0	0	0	1	0	27	33	3.00	0.500										
82 Ian Thomas, L (7, 1) ERA: 3.38	1.0		3	0	0	0	0	1	0	0	0	0	0	2	6	0.00	1.000										
66 Ryan Buchter, L (8, 1) ERA: 5.63	0.2		4	2	1	1	2	0	0	0	0	0	0	8	8	13.50	3.000										
Cody Martin, R (8, 1) ERA: 12.6	0.1		1	0	0	0	0	0	0	0	0	0	0	1	1	0.00	0.000										
80 Atahualpa Severino, L (9, 1) ERA: 14.21	1.0		4	0	0	0	1	1	0	0	0	0	0	5	9	0.00	1.000										

Detroit Tigers @ Atlanta Braves
Champion Stadium, Lake Buena Vista, FL
Fri Mar 21 2014, 1:10 PM - 4:09 PM EDT
Att: 8,786 - Sunny - 79 F

AB	29
R	3
H	4
RBI	3
BB	3
SO	7
LOB	7



Batter	1	2	3	4	5	6	7	8	9	AB	R	H	RBI	BB	SO	LOB	BOTTOM										
22 Jason Heyward, L (1, 9) OBP: 0.407, SLG: 0.583 94 Robby Hoffinger, R (8, 9)	0-0 59 FC5-4 1B			4-0 2 FC4 BB		4-0 G1-6-3				3	0	1	0	1	0	1											
2 B.J. Upton, R (1, 8) OBP: 0.327, SLG: 0.313 Josh Elander, R (9, 7) OBP: 0.500, SLG: 0.500	0-0 F8		0-3 K		0-0 FC4			0-0 P5		4	0	0	0	0	1	4											
8 Justin Upton, R (1, 7) OBP: 0.291, SLG: 0.333 Braeden Schiehuber, R (7, 2) OBP: 0.200, SLG: 0.200	0-3 K			0-0 F9		0-0 F8		0-0 G5-3		3	0	0	0	0	1	1											
59 Ernesto Mejia, R (1, 3) OBP: 0.347, SLG: 0.511	0-0 FC5-4			0-0 F9		0-0 F8		0-0 4 BB 1B		4	0	1	0	0	0	1											
11 Gerald Laird, R (1, 3) OBP: 0.106, SLG: 0.156 82 Ian Thomas, R (7, 1) 66 Ryan Buchter, L (8, 1) Cody Martin, R (8, 1) 4 Ryan Doumit, S (8, PH) 80 Atahualpa Severino, L (9, 1)		0-0 G5-3		0-0 L6		0-0 F8		4-0 1B		3	0	1	0	0	0	0											
69 Phil Gosselin, R (1, 4) OBP: 0.384, SLG: 0.545 (8, 5)		0-0 7 1B 2B			0-0 F9		0-0 G6-3		0-3 K	4	0	1	0	0	1	3											
7 Tyler Greene, R (1, 6) OBP: 0.325, SLG: 0.229		0-0 14 CS 1B			0-0 F9			0-0 G4-3		4	0	1	0	0	0	0											
14 Ramiro Pena, S (1, 5) OBP: 0.385, SLG: 0.579 José Peraza, R (7, PR) OBP: 0.500, SLG: 1.000 (8, 4)		0-2 SAFE K			0-0 49 1B 2B			0-0 2B		3	0	2	0	0	1	2											
49 Julio Teheran, R (1, 1) OBP: 0.500, SLG: 0.500 95 Kyle Wren, L (7, 7) (9, 8)			0-3 K		0-0 22 BB 1B			0-3 K		2	0	1	0	0	1	0											
Inning Stats	R: 0 E: 0 K: 1 S: 6	H: 1 LOB: 1 BB: 0 P: 6	R: 0 E: 0 K: 1 S: 6	H: 2 LOB: 0 BB: 0 P: 6	R: 0 E: 0 K: 2 S: 7	H: 0 LOB: 0 BB: 0 P: 7	R: 0 E: 0 K: 0 S: 3	H: 0 LOB: 0 BB: 0 P: 3	R: 0 E: 0 K: 0 S: 5	H: 2 LOB: 3 BB: 1 P: 9	R: 0 E: 0 K: 0 S: 4	H: 1 LOB: 1 BB: 0 P: 4	R: 0 E: 0 K: 1 S: 6	H: 1 LOB: 2 BB: 1 P: 10	R: 0 E: 0 K: 1 S: 3	H: 0 LOB: 0 BB: 0 P: 3	1B: 5 2B: 3 3B: 0 HR: 0	SF: 0 SAC: 0 DP: 0 HBP: 0	WP: 0 PB: 0 SB: 0 CS: 1	PA: 36							
PITCHER	IP	WLS	BF	H	R	ER	SO	BB	IBB	HBP	BLK	WP	HR	S	P	ERA	WHIP										
35 Justin Verlander, R (1, 1) ERA: 4.0	5.0	W	20	5	0	0	4	1	0	0	0	0	0	27	31	0.00	1.200										
40 Phil Coke, L (6, 1) ERA: 4.0	1.0	H	4	1	0	0	0	0	0	0	0	0	0	4	4	0.00	1.000										
56 Jose Ortega, R (7, 1) ERA: 3.72	1.2	H	8	2	0	0	1	1	0	0	0	0	0	9	13	0.00	1.800										
57 Evan Reed, R (8, 1) ERA: 1.59	1.1	S	4	0	0	0	1	0	0	0	0	0	0	6	6	0.00	0.000										

Detroit Tigers @ Atlanta Braves
Champion Stadium, Lake Buena Vista, FL
Fri Mar 21 2014, 1:10 PM - 4:09 PM EDT
Att: 8,786 - Sunny - 79 F


AB	34
R	0
H	8
RBI	0
BB	2
SO	6
LOB	13




Batter	1	2	3	4	5	6	7	8	9	AB	R	H	RBI	BB	SO	LOB	TOP								
41 Victor Martínez, S OBP: 0.327, SLG: 0.353 26 Hernán Pérez, R OBP: 0.250, SLG: 0.325 (6, 4)	G3			K		SF8 24 2B			G3-1	3	0	1	0	0	1	0	Detroit Tigers @ Toronto Blue Jays Florida Auto Exchange Stadium, Dunedin, FL Sat Mar 22 2014, 1:10 PM - 3:49 PM EDT Att.: 5,545 - Sunny - 76 F								
4 Steve Lombardozzi, S OBP: 0.244, SLG: 0.231 50 Bryan Holaday, R OBP: 0.257, SLG: 0.250 (1, 4) (6, 2)	F7			G3		E6 32 2B	P2			3	1	0	0	0	0	1									
24 Miguel Cabrera, R OBP: 0.449, SLG: 0.615 63 Trevor Crowe, S OBP: 0.250, SLG: 0.188 (1, 3) (6, 9)	K			G4-3		SF8			G6-3	2	0	0	1	0	1	0									
32 Don Kelly, L OBP: 0.422, SLG: 0.622 56 Jeff Holm, L (6, 3)		K			K	72 2B			L5	3	1	1	0	0	2	0									
72 Tyler Collins, L OBP: 0.364, SLG: 0.692 (1, 7)		G6-3			27 1B	G1-3 9			G3	3	0	1	2	1	0	0									
9 Nick Castellanos, R OBP: 0.389, SLG: 0.627 22 Wade Gaynor, R (1, 5) (7, 5)		F8			K	G1-3			G5-3	3	0	0	0	0	1	2									
27 Eugenio Suárez, R OBP: 0.229, SLG: 0.242 68 Luis Exposito, R OBP: 0.333, SLG: 0.100 (1, 10) (9, PH)			K			F9			30 1B	3	0	1	0	0	1	2									
29 Danny Worth, R OBP: 0.396, SLG: 0.475 (1, 6)			K			F9			L9	4	0	0	0	0	2	3									
61 Ezequiel Carrera, L OBP: 0.256, SLG: 0.351 30 Marcus Lemon, L OBP: 0.500, SLG: 0.500 (1, 8) (7, 8)			F8			HR			G1-3	3	1	1	1	0	0	0									
									1-3	1	0	1	0	0	0	0									
Inning Stats	R: 0 E: 0 K: 1 S: 6	H: 0 LOB: 0 BB: 0 P: 6	R: 0 E: 0 K: 1 S: 5	H: 0 LOB: 0 BB: 0 P: 5	R: 0 E: 0 K: 2 S: 7	H: 0 LOB: 0 BB: 0 P: 7	R: 0 E: 0 K: 1 S: 5	H: 0 LOB: 0 BB: 0 P: 5	R: 0 E: 0 K: 3 S: 10	H: 1 LOB: 2 BB: 1 P: 14	R: 4 E: 1 K: 0 S: 10	H: 4 LOB: 2 BB: 0 P: 11	R: 0 E: 0 K: 0 S: 4	H: 1 LOB: 1 BB: 0 P: 4	R: 0 E: 0 K: 0 S: 3	H: 0 LOB: 0 BB: 0 P: 3	R: 0 E: 0 K: 0 S: 4	H: 1 LOB: 2 BB: 1 P: 8	1B: 2 2B: 4 3B: 0 HR: 1	SF: 1 SAC: 0 DP: 0 HBP: 0	WP: 0 PB: 0 SB: 0 CS: 0	PA: 37			
PITCHER	IP	WLS	BF	H	R	ER	SO	BB	IBB	HBP	BLK	WP	HR	S	P	ERA	WHIP								
58 Todd Redmond, R ERA: 5.4 (1, 1)	6.0	W	25	5	4	3	8	1	0	0	0	0	1	43	48	4.50	1.000								
50 Steve Delabar, R ERA: (7, 1)	1.0		4	1	0	0	0	0	0	0	0	0	0	4	4	0.00	1.000								
62 Aaron Loup, L ERA: 5.4 (8, 1)	1.0		3	0	0	0	0	0	0	0	0	0	0	3	3	0.00	0.000								
72 Tyler Ybarra, L ERA: (9, 1)	1.0		5	1	0	0	0	1	0	0	0	0	0	4	8	0.00	2.000								

Batter	1	2	3	4	5	6	7	8	9	AB	R	H	RBI	BB	SO	LOB	BOTTOM								
7 José Reyes, S OBP: 0.296, SLG: 0.314 1 Jonathan Diaz, R OBP: 0.333, SLG: 0.125 (1, 6) (4, 6) (7, 5) (8, 7)		G4-3		53 2B			P4			2	1	1	0	0	0	0	Detroit Tigers @ Toronto Blue Jays Florida Auto Exchange Stadium, Dunedin, FL Sat Mar 22 2014, 1:10 PM - 3:49 PM EDT Att.: 5,545 - Sunny - 76 F								
53 Melky Cabrera, S OBP: 0.436, SLG: 0.585 8 Anthony Gose, L OBP: 0.324, SLG: 0.387 (1, 7) (7, PH) (8, 9)				13 FC6-4			K			4	1	3	1	0	0	2									
19 José Bautista, R OBP: 0.490, SLG: 0.854 66 Munenori Kawasaki, L OBP: 0.263, SLG: 0.222 (1, 9) (8, 5)				13 FC6-4					G6-3	2	2	2	0	2	0	0									
10 Edwin Encarnación, R OBP: 0.346, SLG: 0.650 18 Steve Tolerson, R OBP: 0.407, SLG: 0.348 (1, 3) (8, 3)					F3				39 1B	4	2	2	3	0	0	5									
13 Brett Lawrie, R OBP: 0.340, SLG: 0.432 39 Chris Getz, L OBP: 0.333, SLG: 0.393 (1, 5) (7, 4)				1-2 2B					26 1B	1	0	1	0	0	0	0									
14 Moisés Sierra, R OBP: 0.326, SLG: 0.513 26 Adam Lind, L OBP: 0.419, SLG: 0.600 (1, 10) (4, PH) (5, 10)			K						28 1B	2	1	1	1	0	1	0									
28 Colby Rasmus, L OBP: 0.265, SLG: 0.333 (1, 8)									F9-2	5	0	2	2	0	1	2									
22 Josh Thole, L OBP: 0.227, SLG: 0.273 15 Mike Nickeas, R (1, 2) (9, 2)										4	0	2	0	0	0	2									
17 Ryan Goins, L OBP: 0.241, SLG: 0.220 (1, 4) (7, 6)										0	0	0	0	0	0	0									
										4	0	0	0	0	2	3									
Inning Stats	R: 5 E: 0 K: 1 S: 11	H: 5 LOB: 1 BB: 1 P: 15	R: 0 E: 0 K: 0 S: 5	H: 2 LOB: 2 BB: 0 P: 5	R: 0 E: 0 K: 3 S: 10	H: 1 LOB: 1 BB: 0 P: 10	R: 1 E: 0 K: 1 S: 6	H: 1 LOB: 2 BB: 2 P: 14	R: 0 E: 0 K: 0 S: 6	H: 2 LOB: 2 BB: 0 P: 7	R: 2 E: 0 K: 0 S: 6	H: 3 LOB: 1 BB: 0 P: 6	R: 0 E: 0 K: 1 S: 5	H: 0 LOB: 0 BB: 0 P: 5	R: 1 E: 0 K: 0 S: 5	H: 3 LOB: 1 BB: 0 P: 5	1B: 9 2B: 7 3B: 0 HR: 2	SF: 0 SAC: 0 DP: 1 HBP: 0	WP: 0 PB: 0 SB: 0 CS: 0	PA: 43					
PITCHER	IP	WLS	BF	H	R	ER	SO	BB	IBB	HBP	BLK	WP	HR	S	P	ERA	WHIP								
53 Kyle Lobstein, L ERA: 7.11 (1, 1)	3.0	L	18	8	5	5	4	2	0	0	0	0	0	6	14	9.00	3.000								
66 Jhan Maríñez, R ERA: 8.44 (4, 1)	1.0		6	1	1	1	1	2	0	0	0	0	0	6	14	9.00	3.000								
9 Patrick McCoy, L ERA: (5, 1)	1.0		5	2	0	0	1	0	0	0	0	0	0	7	7	0.00	2.000								
39 Luke Putkonen, R ERA: 1.59 (6, 1)	1.0		6	3	2	2	0	0	0	0	0	0	0	6	6	18.00	3.000								
Corey Knobel, R ERA: (7, 1)	1.0		3	0	0	0	1	0	0	0	0	0	0	5	5	0.00	0.000								



Batter	1	2	3	4	5	6	7	8	9	AB R H RBI BB SO LOB	TOP																								
											<p style="text-align: center;">Detroit Tigers @ Pittsburgh Pirates McKechnie Field, Bradenton, FL Mon Mar 24 2014, 1:05 PM EDT</p> <p style="text-align: right;">livebaseballscorecards.com</p> <p>AB 0 R 0 H 0 RBI 0 BB 0 SO 0 LOB 0</p> 																								
Inning Stats										1B: 0 SF: 0 WP: 0 PA: 0 2B: 0 SAC: 0 PB: 0 3B: 0 DP: 0 SB: 0 HR: 0 HBP: 0 CS: 0																									
PITCHER	IP	WLS	BF	H	R	ER	SO	BB	IBB	HBP	BLK	WP	HR	S	P	ERA	WHIP	PITCHER	IP	WLS	BF	H	R	ER	SO	BB	IBB	HBP	BLK	WP	HR	S	P	ERA	WHIP

Batter	1	2	3	4	5	6	7	8	9	AB R H RBI BB SO LOB	BOTTOM																								
											<p style="text-align: center;">Detroit Tigers @ Pittsburgh Pirates McKechnie Field, Bradenton, FL Mon Mar 24 2014, 1:05 PM EDT</p> <p style="text-align: right;">livebaseballscorecards.com</p> <p>AB 0 R 0 H 0 RBI 0 BB 0 SO 0 LOB 0</p> 																								
Inning Stats										1B: 0 SF: 0 WP: 0 PA: 0 2B: 0 SAC: 0 PB: 0 3B: 0 DP: 0 SB: 0 HR: 0 HBP: 0 CS: 0																									
PITCHER	IP	WLS	BF	H	R	ER	SO	BB	IBB	HBP	BLK	WP	HR	S	P	ERA	WHIP	PITCHER	IP	WLS	BF	H	R	ER	SO	BB	IBB	HBP	BLK	WP	HR	S	P	ERA	WHIP

Batter	1	2	3	4	5	6	7	8	9	AB	R	H	RBI	BB	SO	LOB	TOP					
22 Jason Heyward, L (1, 9) 83 Steven Lerud, L (6, 2) OBP: 0.379, SLG: 0.567 OBP: 0.462, SLG: 0.480										4	2	2	1	0	0	1	Atlanta Braves @ Detroit Tigers Joker Marchant Stadium, Lakeland, FL Tue Mar 25 2014, 1:11 PM - 4:22 PM EDT Att: 7,194 - Cloudy - 68 F					
2 B.J. Upton, R (1, 8) 94 Robby Hofflinger, R (6, 9)										4	0	0	0	0	1	1						
5 Freddie Freeman, L (1, 3) 59 Ernesto Mejia, R (7, PR) OBP: 0.392, SLG: 0.596 OBP: 0.352, SLG: 0.500										2	0	1	0	1	0	1						
23 Chris Johnson, R (1, 5) 69 Phil Gosselin, R (7, PR) OBP: 0.308, SLG: 0.435 OBP: 0.395, SLG: 0.520										3	1	1	1	1	1	2						
8 Justin Upton, R (1, 7) 95 Cedric Hunter, L (7, PR) OBP: 0.281, SLG: 0.472 OBP: 1.000, SLG: 1.333										4	1	2	1	0	1	2						
26 Dan Uggla, R (1, 4) Kyle Kubitzka, L (7, 5) OBP: 0.406, SLG: 0.560 OBP: 1.000, SLG: 2.000										3	1	2	2	0	1	1						
11 Gerald Laird, R (1, 2) 17 Jordan Schafer, L (6, 8) OBP: 0.375, SLG: 0.375 OBP: 0.263, SLG: 0.333										3	1	2	2	0	0	0						
14 Ramiro Pena, S (1, 6)										4	1	1	2	1	0	2						
1 Tyler Pastornicky, R (1, 10) 4 Ryan Doumit, S (8, PH) OBP: 0.375, SLG: 0.375 OBP: 0.326, SLG: 0.385										4	0	2	1	0	1	0						
Inning Stats	R: 3 E: 0 K: 0 S: 8	H: 5 LOB: 2 BB: 0 P: 8	R: 0 E: 0 K: 2 S: 7	H: 0 LOB: 0 BB: 0 P: 7	R: 0 E: 0 K: 3 S: 10	H: 1 LOB: 1 BB: 0 P: 10	R: 0 E: 0 K: 0 S: 4	H: 1 LOB: 1 BB: 0 P: 4	R: 0 E: 0 K: 0 S: 3	H: 0 LOB: 1 BB: 1 P: 7	R: 3 E: 0 K: 0 S: 6	H: 3 LOB: 0 BB: 0 P: 7	R: 4 E: 0 K: 1 S: 9	H: 4 LOB: 2 BB: 1 P: 14	R: 2 E: 0 K: 1 S: 7	H: 2 LOB: 2 BB: 2 P: 15		R: 0 E: 0 K: 1 S: 5	H: 0 LOB: 0 BB: 0 P: 5	1B: 9 2B: 4 3B: 1 HR: 2	SF: 1 SAC: 0 DP: 0 HBP: 1	WP: 0 PB: 0 SB: 1 CS: 0
PITCHER	IP WLS BF H R ER SO BB IBB HBP BLK WP HR S P ERA WHIP																					
21 Rick Porcello, R (1, 1) ERA: 7.85	6.0 L 29 10 6 6 5 1 0 0 0 0 0 2 38 43 9.00 1.833																					
46 Ian Krol, L (7, 1) ERA: 7.56	1.0 9 4 4 4 1 1 0 1 0 0 0 0 9 14 36.00 5.000																					
66 Jhan Maríñez, R (8, 1) ERA: 9.95	1.0 7 2 2 2 1 2 0 0 0 0 0 0 7 15 18.00 4.000																					
Corey Knebel, R (9, 1) ERA:	1.0 3 0 0 0 1 0 0 0 0 0 0 0 5 5 0.00 0.000																					

Batter	1	2	3	4	5	6	7	8	9	AB	R	H	RBI	BB	SO	LOB	BOTTOM					
20 Rajai Davis, R (1, 7) 72 Tyler Collins, L (4, 7) OBP: 0.432, SLG: 0.455 OBP: 0.314, SLG: 0.587										2	0	0	0	0	0	1	Atlanta Braves @ Detroit Tigers Joker Marchant Stadium, Lakeland, FL Tue Mar 25 2014, 1:11 PM - 4:22 PM EDT Att: 7,194 - Cloudy - 68 F					
48 Torii Hunter, R (1, 9) Ben Verlander, R (7, PR) OBP: 0.408, SLG: 0.419 ERA: 7.56									2	1	1	0	1	1	0							
24 Miguel Cabrera, R (1, 3) 50 James Robbins, L (8, 3)									4	0	2	0	0	0	1							
41 Victor Martínez, S (1, 10)									3	0	0	1	1	0	2							
3 Ian Kinsler, R (1, 4) 17 Andrew Romine, S (8, 6) OBP: 0.373, SLG: 0.529 OBP: 0.289, SLG: 0.382										3	0	0	0	0	4							
14 Austin Jackson, R (1, 8) OBP: 0.472, SLG: 0.740										4	0	1	1	0	2							
13 Alex Avila, L (1, 2) 50 Bryan Holaday, R (8, 2) OBP: 0.392, SLG: 0.364 OBP: 0.250, SLG: 0.243										3	1	2	0	0	0							
9 Nick Castellanos, R (1, 5) Brandon Loy, R (8, 5)										3	0	2	0	0	1							
28 Alex Gonzalez, R (1, 6) 14 Curt Powell, R (8, 4) OBP: 0.485, SLG: 0.667 ERA:										2	0	1	1	1	0	1						
Inning Stats	R: 1 E: 0 K: 0 S: 5	H: 2 LOB: 1 BB: 0 P: 6	R: 0 E: 0 K: 0 S: 5	H: 2 LOB: 1 BB: 0 P: 5	R: 0 E: 0 K: 1 S: 5	H: 0 LOB: 0 BB: 0 P: 5	R: 0 E: 0 K: 2 S: 8	H: 1 LOB: 1 BB: 0 P: 8	R: 0 E: 0 K: 0 S: 4	H: 2 LOB: 3 BB: 2 P: 12	R: 0 E: 0 K: 1 S: 6	H: 1 LOB: 2 BB: 1 P: 10	R: 0 E: 0 K: 0 S: 2	H: 0 LOB: 1 BB: 0 P: 3	R: 1 E: 0 K: 1 S: 6	H: 2 LOB: 0 BB: 0 P: 6		R: 0 E: 0 K: 1 S: 6	H: 0 LOB: 1 BB: 1 P: 10	1B: 6 2B: 4 3B: 0 HR: 0	SF: 0 SAC: 0 DP: 2 HBP: 1	WP: 1 PB: 0 SB: 0 CS: 0
PITCHER	IP WLS BF H R ER SO BB IBB HBP BLK WP HR S P ERA WHIP																					
30 Ervin Santana, R (1, 1) ERA: 5.4	3.0 W 13 4 2 2 2 1 0 0 0 0 0 0 8 8 6.00 1.333																					
82 Ian Thomas, L (4, 1) ERA: 2.7	1.0 H 4 1 0 0 2 0 0 0 0 0 0 0 8 8 0.00 1.000																					
53 Cory Gearrin, R (5, 1) ERA: 6.35	0.2 H 2 1 0 0 0 0 0 0 0 0 0 0 2 2 0.00 1.500																					
Brandon Cunniff, R (5, 1) ERA:	0.1 H 4 1 0 0 0 2 0 0 0 0 0 0 2 10 0.00 9.000																					
Mark Lamm, R (6, 1) ERA: 6.0	2.0 8 1 0 0 1 1 0 1 0 0 0 0 8 13 0.00 1.000																					
PITCHER	IP WLS BF H R ER SO BB IBB HBP BLK WP HR S P ERA WHIP																					
Ryan Weber, R (8, 1) ERA: 9.0	1.0 4 2 1 1 1 0 0 0 0 0 0 0 6 6 9.00 2.000																					
81 James Hoyt, R (9, 1) ERA:	1.0 4 0 0 0 1 1 0 0 0 0 0 0 6 10 0.00 1.000																					



AB 42
R 12
H 16
RBI 12
BB 4
SO 8
LOB 17

AB 34
R 3
H 10
RBI 3
BB 4
SO 6
LOB 16

livebaseballscores.com

livebaseballscores.com


Batter	1	2	3	4	5	6	7	8	9	AB	R	H	RBI	BB	SO	LOB	TOP			
22 Jason Heyward, L (1, 10) 11 Gerald Laird, R (5, PH) (5, 10)			G4-3		K		K			2	0	1	0	0	0	1	Atlanta Braves @ Detroit Tigers Joker Marchant Stadium, Lakeland, FL Thu Mar 27 2014, 1:08 PM - 3:55 PM EDT Att: 6,993 - Partly Cloudy - 65 F			
2 B.J. Upton, R (1, 8) 1 Tyler Pastornicky, R (5, 8) (6, 4)								K		2	1	1	1	1	1	1				
5 Freddie Freeman, L (1, 3) 69 Phil Gosselin, R (6, 5)			SF8		L3			F9		2	0	0	1	0	1	1				
23 Chris Johnson, R (1, 5) 83 Steven Lerud, L (6, 2)			K					G4-3		3	0	0	0	0	1	2				
4 Ryan Doumit, S (1, 9) 94 Robby Hoffinger, R (6, 9)					F9			G6-3		1	0	0	0	0	0	0				
26 Dan Uggla, R (1, 4) 95 Cedric Hunter, L (6, PR) (6, 7)					F8			F8		2	0	0	0	1	1	1				
24 Evan Gattis, R (1, 2) 85 Seth Loman, L (6, 3)					K			L8		3	0	0	0	0	1	2				
19 Andrelton Simmons, R (1, 6) 87 Sean Kazmar, Jr., R (7, 6) (7, 6)					G1-3			G6-3		3	0	0	0	0	0	1				
17 Jordan Schafer, L (1, 7) (6, 8)			E6					P5		3	2	1	1	0	0	0				
9 Cody Livesay, L (7, 8)			G4-3		HR					0	0	0	0	0	0	0				
Inning Stats	R: 0 E: 0 K: 2 S: 8	H: 1 LOB: 1 BB: 0 P: 9	R: 0 E: 0 K: 1 S: 6	H: 1 LOB: 1 BB: 0 P: 6	R: 1 E: 1 K: 1 S: 7	H: 0 LOB: 1 BB: 1 P: 11	R: 0 E: 0 K: 1 S: 5	H: 0 LOB: 0 BB: 0 P: 5	R: 2 E: 0 K: 1 S: 7	H: 2 LOB: 0 BB: 0 P: 10	R: 0 E: 0 K: 0 S: 3	H: 0 LOB: 1 BB: 1 P: 7	R: 0 E: 0 K: 1 S: 5	H: 0 LOB: 0 BB: 0 P: 5	R: 0 E: 0 K: 1 S: 5	H: 0 LOB: 0 BB: 0 P: 5	1B: 1 2B: 1 3B: 0 HR: 2	SF: 1 SAC: 0 DP: 0 HBP: 0	WP: 0 PB: 0 SB: 1 CS: 0	PA: 34
PITCHER	IP WLS BF H R ER SO BB IBB HBP BLK WP HR S P ERA WHIP																			
37 Max Scherzer, R (1, 1) 36 Joe Nathan, R (7, 1) Corey Knebel, R (9, 1) ERA: 4.7	6.2 W 27 4 3 2 6 2 0 0 0 0 0 2 38 50 2.70 0.900																			


AB	31
R	3
H	4
RBI	3
BB	2
SO	9
LOB	9



Batter	1	2	3	4	5	6	7	8	9	AB	R	H	RBI	BB	SO	LOB	BOTTOM			
20 Rajai Davis, R (1, 7) 28 Raph Rhymes, R (8, 9) (8, 9)			K		G6-3			G5-3		4	0	0	0	0	1	3	Atlanta Braves @ Detroit Tigers Joker Marchant Stadium, Lakeland, FL Thu Mar 27 2014, 1:08 PM - 3:55 PM EDT Att: 6,993 - Partly Cloudy - 65 F			
3 Ian Kinsler, R (1, 4) 14 Curt Powell, R (6, 4) (6, 4)			F9		P3			G4-3		3	1	1	0	0	0	2				
24 Miguel Cabrera, R (1, 3) 30 Aaron Westlake, L (6, 3) (6, 3)					G5-3			G6-3		3	1	1	3	0	0	1				
41 Victor Martinez, S (1, 10) 17 Andrew Romine, S (7, PH) (8, 10)					F8			FC5		3	0	2	1	0	0	0				
48 Torii Hunter, R (1, 9) 72 Tyler Collins, L (7, 9) (8, 7)					1B			L6		3	0	1	0	0	0	1				
14 Austin Jackson, R (1, 8) Ezequiel Carrera, L (7, 8) (7, 8)					F8			K		3	1	0	0	0	1	2				
9 Nick Castellanos, R (1, 5) 22 Wade Gaynor, R (7, 5)					G3-1			F9		3	0	0	0	0	0	3				
50 Bryan Holaday, R (1, 2) (1, 2)								E8		3	3	2	0	1	0	0				
2B Alex Gonzalez, R (1, 6) (1, 6)								1B		3	2	2	1	1	0	0				
Inning Stats	R: 1 E: 0 K: 0 S: 5	H: 2 LOB: 1 BB: 0 P: 5	R: 0 E: 0 K: 0 S: 3	H: 0 LOB: 0 BB: 0 P: 3	R: 0 E: 0 K: 1 S: 5	H: 0 LOB: 0 BB: 0 P: 5	R: 0 E: 0 K: 0 S: 5	H: 2 LOB: 2 BB: 0 P: 5	R: 3 E: 0 K: 0 S: 6	H: 2 LOB: 1 BB: 1 P: 11	R: 2 E: 1 K: 1 S: 8	H: 2 LOB: 1 BB: 0 P: 8	R: 1 E: 0 K: 0 S: 5	H: 2 LOB: 1 BB: 0 P: 5	R: 2 E: 1 K: 0 S: 7	H: 3 LOB: 3 BB: 1 P: 11		1B: 9 2B: 2 3B: 1 HR: 1	SF: 0 SAC: 0 DP: 0 HBP: 0	WP: 1 PB: 0 SB: 0 CS: 0
PITCHER	IP WLS BF H R ER SO BB IBB HBP BLK WP HR S P ERA WHIP																			
34 Aaron Harang, R (1, 1) 38 Anthony Varvaro, R (6, 1) 82 Ian Thomas, L (7, 1) 46 Craig Kimbrel, R (8, 1) 99 Chasen Shreve, L (8, 1) ERA: 3.86	5.2 L 27 8 6 6 2 0 0 0 0 0 0 0 5 5 9.00 2.000																			



Batter	1	2	3	4	5	6	7	8	9	AB R H RBI BB SO LOB	TOP																								
											<p style="text-align: center;">Detroit Tigers @ Washington Nationals Nationals Park, Washington, DC Sat Mar 29 2014, 2:05 PM EDT</p> <p style="text-align: right;">livebaseballscorecards.com</p> <p>AB 0 R 0 H 0 RBI 0 BB 0 SO 0 LOB 0</p> 																								
Inning Stats										1B: 0 SF: 0 2B: 0 SAC: 0 3B: 0 DP: 0 HR: 0 HBP: 0	WP: 0 PA: 0 FB: 0 SB: 0 CS: 0																								
PITCHER	IP	WLS	BF	H	R	ER	SO	BB	IBB	HBP	BLK	WP	HR	S	P	ERA	WHIP	PITCHER	IP	WLS	BF	H	R	ER	SO	BB	IBB	HBP	BLK	WP	HR	S	P	ERA	WHIP

Batter	1	2	3	4	5	6	7	8	9	AB R H RBI BB SO LOB	BOTTOM																								
											<p style="text-align: center;">Detroit Tigers @ Washington Nationals Nationals Park, Washington, DC Sat Mar 29 2014, 2:05 PM EDT</p> <p style="text-align: right;">livebaseballscorecards.com</p> <p>AB 0 R 0 H 0 RBI 0 BB 0 SO 0 LOB 0</p> 																								
Inning Stats										1B: 0 SF: 0 2B: 0 SAC: 0 3B: 0 DP: 0 HR: 0 HBP: 0	WP: 0 PA: 0 FB: 0 SB: 0 CS: 0																								
PITCHER	IP	WLS	BF	H	R	ER	SO	BB	IBB	HBP	BLK	WP	HR	S	P	ERA	WHIP	PITCHER	IP	WLS	BF	H	R	ER	SO	BB	IBB	HBP	BLK	WP	HR	S	P	ERA	WHIP

Batter	1	2	3	4	5	6	7	8	9	AB	R	H	RBI	BB	SO	LOB	TOP	
21 Nick Markakis, L (1,9) OBP: 0.167, SLG: 0.167	G3		F7		FC4		G6-3		F6	5	0	0	0	0	0	3	<p>Baltimore Orioles @ Detroit Tigers Comerica Park, Detroit, MI Fri Apr 04 2014, 1:21 PM - 5:00 PM EDT Att: 23,625 - Overcast - 42 F</p>	
9 David Lough, L (1,7) OBP: 0.143, SLG: 0.143			P6		F7			K	G5-3	3	1	1	0	0	0	2		
28 Steve Pearce, R (8,PH) (8,7)	1B				F7					2	0	0	0	0	1	2		
10 Adam Jones, R (1,8) OBP: 0.333, SLG: 0.231	1B		K		F9			G6-3		3	1	0	0	1	1	2		
19 Chris Davis, L (1,3) OBP: 0.333, SLG: 0.385	2B				K			F7		3	0	1	2	1	1	2		
23 Nelson Cruz, R (1,10) OBP: 0.400, SLG: 0.750	F7				BB					2	1	1	0	2	0	1		
45 Steve Clevenger, L (1,2) OBP: 0.250, SLG: 0.750	F9				BB				1B	4	1	1	1	0	0	4		
6 Jonathan Schoop, R (1,5) OBP: 0.182, SLG: 0.182	G6-3		F4		K				3B	4	0	1	1	0	1	2		
3 Ryan Flaherty, L (1,6)	G3		K		K				1B	4	0	0	0	0	3	3		
12 Steve Lombardozzi, S (1,4) OBP: 0.429, SLG: 0.429	K				F8				1B	4	0	2	0	0	1	0		
Inning Stats	R: 2 H: 2 E: 0 K: 0 S: 19	H: 2 LOB: 1 BB: 1 P: 26	R: 0 H: 0 E: 0 K: 1 S: 7	H: 0 LOB: 0 BB: 0 P: 11	R: 0 H: 0 E: 0 K: 1 S: 10	H: 0 LOB: 0 BB: 2 P: 14	R: 0 H: 1 E: 1 K: 1 S: 14	H: 0 LOB: 0 BB: 1 P: 24	R: 0 H: 0 E: 0 K: 1 S: 8	H: 0 LOB: 0 BB: 0 P: 13	R: 0 H: 0 E: 0 K: 1 S: 9	H: 0 LOB: 0 BB: 0 P: 10	R: 2 H: 4 E: 0 K: 1 S: 16	H: 4 LOB: 2 BB: 0 P: 20	1B: 5 2B: 1 3B: 1 HR: 0	SF: 0 SAC: 0 DP: 1 HBP: 0	WP: 0 PA: 38 PB: 0 SB: 1 CS: 0	
PITCHER	IP WLS BF H R ER SO BB IBB HBP BLK WP HR S P ERA WHIP	IP WLS BF H R ER SO BB IBB HBP BLK WP HR S P ERA WHIP	IP WLS BF H R ER SO BB IBB HBP BLK WP HR S P ERA WHIP	IP WLS BF H R ER SO BB IBB HBP BLK WP HR S P ERA WHIP	IP WLS BF H R ER SO BB IBB HBP BLK WP HR S P ERA WHIP	IP WLS BF H R ER SO BB IBB HBP BLK WP HR S P ERA WHIP	IP WLS BF H R ER SO BB IBB HBP BLK WP HR S P ERA WHIP	IP WLS BF H R ER SO BB IBB HBP BLK WP HR S P ERA WHIP	IP WLS BF H R ER SO BB IBB HBP BLK WP HR S P ERA WHIP	IP WLS BF H R ER SO BB IBB HBP BLK WP HR S P ERA WHIP	IP WLS BF H R ER SO BB IBB HBP BLK WP HR S P ERA WHIP	IP WLS BF H R ER SO BB IBB HBP BLK WP HR S P ERA WHIP	IP WLS BF H R ER SO BB IBB HBP BLK WP HR S P ERA WHIP	IP WLS BF H R ER SO BB IBB HBP BLK WP HR S P ERA WHIP	IP WLS BF H R ER SO BB IBB HBP BLK WP HR S P ERA WHIP	IP WLS BF H R ER SO BB IBB HBP BLK WP HR S P ERA WHIP	IP WLS BF H R ER SO BB IBB HBP BLK WP HR S P ERA WHIP	
19 Anibal Sánchez, R (1,1) ERA: 4.5	4.0	17	2	2	2	3	3	0	0	0	0	0	0	0	44	69	4.50	1.250
33 Drew Smyly, L (5,1) ERA:	3.0	11	1	0	0	3	1	0	0	0	0	0	0	30	51	0.00	0.667	
46 Ian Krol, L (8,1) ERA:	1.0	3	0	0	0	1	0	0	0	0	0	0	0	9	10	0.00	0.000	
44 Joba Chamberlain, R (9,1) ERA: 18.0	1.0	7	4	2	2	1	0	0	0	0	0	0	0	16	20	18.00	4.000	

Batter	1	2	3	4	5	6	7	8	9	AB	R	H	RBI	BB	SO	LOB	BOTTOM
3 Ian Kinsler, R (1,4) OBP: 0.357, SLG: 0.571	G5-3		F7		F7		G6-3		G6-3	5	1	2	1	0	0	0	<p>Baltimore Orioles @ Detroit Tigers Comerica Park, Detroit, MI Fri Apr 04 2014, 1:21 PM - 5:00 PM EDT Att: 23,625 - Overcast - 42 F</p>
48 Torii Hunter, R (1,9) OBP: 0.308, SLG: 0.500										4	2	3	1	0	0	0	
18 Tyler Collins, L (9,9)	G6-3									0	0	0	0	0	0	0	
24 Miguel Cabrera, R (1,3) OBP: 0.462, SLG: 0.750										5	1	4	3	0	0	2	
32 Don Kelly, L (9,3)										0	0	0	0	0	0	0	
41 Victor Martinez, S (1,10) OBP: 0.231, SLG: 0.462	P5		F8		FC3-6		G4-6-3		1B	5	0	1	0	0	0	4	
14 Austin Jackson, R (1,8) OBP: 0.462, SLG: 0.750										5	1	3	0	0	0	2	
13 Alex Avila, L (1,2) OBP: 0.417, SLG: 0.125										4	1	0	0	1	1	2	
9 Nick Castellanos, R (1,5) OBP: 0.500, SLG: 0.500										3	1	2	1	0	0	0	
17 Andrew Romine, S (1,6) OBP: 0.250, SLG: 0.250										4	1	1	0	0	2	3	
20 Rajai Davis, R (1,7) OBP: 0.286, SLG: 0.667										3	2	1	3	0	0	1	
Inning Stats	R: 0 H: 1 E: 0 K: 0 S: 8	H: 3 LOB: 2 BB: 1 P: 29	R: 3 H: 3 E: 0 K: 1 S: 17	H: 3 LOB: 1 BB: 1 P: 29	R: 0 H: 1 E: 0 K: 0 S: 6	H: 1 LOB: 0 BB: 0 P: 12	R: 4 H: 5 E: 0 K: 0 S: 26	H: 5 LOB: 1 BB: 0 P: 38	R: 0 H: 0 E: 0 K: 0 S: 9	H: 3 LOB: 1 BB: 0 P: 11	R: 0 H: 0 E: 0 K: 1 S: 7	H: 0 LOB: 0 BB: 0 P: 12	R: 2 H: 4 E: 0 K: 1 S: 13	H: 4 LOB: 2 BB: 0 P: 19	1B: 12 2B: 2 3B: 0 HR: 3	SF: 0 SAC: 0 DP: 1 HBP: 3	WP: 1 PA: 42 PB: 0 SB: 1 CS: 0
PITCHER	IP WLS BF H R ER SO BB IBB HBP BLK WP HR S P ERA WHIP	IP WLS BF H R ER SO BB IBB HBP BLK WP HR S P ERA WHIP	IP WLS BF H R ER SO BB IBB HBP BLK WP HR S P ERA WHIP	IP WLS BF H R ER SO BB IBB HBP BLK WP HR S P ERA WHIP	IP WLS BF H R ER SO BB IBB HBP BLK WP HR S P ERA WHIP	IP WLS BF H R ER SO BB IBB HBP BLK WP HR S P ERA WHIP	IP WLS BF H R ER SO BB IBB HBP BLK WP HR S P ERA WHIP	IP WLS BF H R ER SO BB IBB HBP BLK WP HR S P ERA WHIP	IP WLS BF H R ER SO BB IBB HBP BLK WP HR S P ERA WHIP	IP WLS BF H R ER SO BB IBB HBP BLK WP HR S P ERA WHIP	IP WLS BF H R ER SO BB IBB HBP BLK WP HR S P ERA WHIP	IP WLS BF H R ER SO BB IBB HBP BLK WP HR S P ERA WHIP	IP WLS BF H R ER SO BB IBB HBP BLK WP HR S P ERA WHIP	IP WLS BF H R ER SO BB IBB HBP BLK WP HR S P ERA WHIP	IP WLS BF H R ER SO BB IBB HBP BLK WP HR S P ERA WHIP	IP WLS BF H R ER SO BB IBB HBP BLK WP HR S P ERA WHIP	IP WLS BF H R ER SO BB IBB HBP BLK WP HR S P ERA WHIP
50 Miguel González, R (1,1) ERA: 18.9	3.1	20	4	1	1	0	0	0	0	0	0	0	0	1	0	0	
60 Josh Stinson, R (4,1) ERA: 2.45	2.2	12	4	1	1	0	0	0	0	0	0	0	0	29	42	3.38	1.500
58 Ryan Webb, R (7,1) ERA: 15.43	1.2	9	4	2	2	1	0	0	0	0	0	0	0	17	26	10.80	2.400
29 Tommy Hunter, R (8,1) ERA:	0.1	1	0	0	0	1	0	0	0	0	0	0	0	3	5	0.00	0.000

Batter	1	2	3	4	5	6	7	8	9	AB	R	H	RBI	BB	SO	LOB	TOP
9 David Lough, L OBP: 0.250, SLG: 0.364										4	1	1	1	1	0	1	
23 Nelson Cruz, R OBP: 0.300, SLG: 0.529										5	0	0	0	0	1	4	
19 Chris Davis, L OBP: 0.350, SLG: 0.389										5	1	2	1	0	1	2	
10 Adam Jones, R OBP: 0.316, SLG: 0.353										4	1	1	1	0	0	0	
21 Nick Markakis, L OBP: 0.227, SLG: 0.190										3	0	1	1	1	0	0	
2 J.J. Hardy, R OBP: 0.375, SLG: 0.333										3	1	2	0	1	1	1	
32 Matt Wieters, S OBP: 0.400, SLG: 0.467										4	1	1	0	0	0	3	
12 Steve Lombardozzi, S OBP: 0.364, SLG: 0.364										4	1	1	0	0	0	1	
6 Jonathan Schoop, R OBP: 0.143, SLG: 0.143										3	0	0	0	0	2	0	
45 Steve Clevenger, L (PH)										1	0	1	2	0	0	0	
3 Ryan Flaherty, L										0	0	0	0	0	0	0	
Inning Stats	R: 1 H: 1 E: 0 K: 0 S: 8	H: 1 LOB: 0 BB: 1 P: 13	R: 0 H: 2 E: 0 K: 0 S: 14	H: 1 LOB: 1 BB: 0 P: 17	R: 0 H: 0 E: 0 K: 1 S: 9	H: 0 LOB: 1 BB: 1 P: 19	R: 0 H: 0 E: 0 K: 1 S: 10	H: 0 LOB: 0 BB: 0 P: 12	R: 0 H: 1 E: 0 K: 1 S: 11	H: 1 LOB: 1 BB: 0 P: 16	R: 0 H: 1 E: 1 K: 1 S: 20	H: 5 LOB: 2 BB: 1 P: 33	1B: 7 2B: 1 3B: 2 HR: 0	SF: 0 SAC: 0 DP: 1 HBP: 0	WP: 0 PB: 0 SB: 1 CS: 0	PA: 39	
PITCHER	IP WLS BF H R ER SO BB IBB HBP BLK WP HR S P ERA WHIP																
21 Rick Porcello, R ERA: 1.35	6.2 W 23 3 1 1 3 2 0 0 0 0 0 60 94 1.35 0.750																
57 Evan Reed, R ERA: 1.00	1.1 6 2 0 0 1 0 0 0 0 0 0 16 22 1.00 1.500																
40 Phil Coke, L ERA: 81.0	0.1 4 2 3 3 0 1 0 0 0 0 0 7 14 81.00 9.000																
62 AJ Albuquerque, R ERA: 4.5	0.0 1 1 0 0 0 0 0 0 0 0 0 4 5 ∞ ∞																
36 Joe Nathan, R ERA: 6.75	0.2 S 5 2 2 2 1 0 0 0 0 0 0 9 14 27.00 3.000																

Baltimore Orioles @ Detroit Tigers
Comerica Park, Detroit, MI
Sat Apr 05 2014, 1:13 PM - 4:31 PM EDT
Att: 32,041 - Sunny - 41 F

AB	36
R	6
H	10
RBI	6
BB	3
SO	5
LOB	12



Batter	1	2	3	4	5	6	7	8	9	AB	R	H	RBI	BB	SO	LOB	BOTTOM	
3 Ian Kinsler, R OBP: 0.368, SLG: 0.526										5	1	2	0	0	1	3		
48 Tori Hunter, R OBP: 0.389, SLG: 0.750										4	1	2	5	1	0	2		
24 Miguel Cabrera, R OBP: 0.412, SLG: 0.688										4	0	1	0	0	2	3		
41 Victor Martinez, S OBP: 0.176, SLG: 0.353										4	0	0	0	0	0	2		
14 Austin Jackson, R OBP: 0.471, SLG: 0.688										4	0	2	0	0	0	1		
13 Alex Avila, L OBP: 0.313, SLG: 0.083										4	0	0	0	0	2	2		
28 Alex Gonzalez, R OBP: 0.417, SLG: 0.545										3	2	1	0	1	0	1		
32 Don Kelly, L OBP: 0.750, SLG: 1.250										4	2	3	1	0	0	1		
20 Rajai Davis, R OBP: 0.364, SLG: 0.667										3	1	2	1	0	0	2		
Inning Stats	R: 0 H: 0 E: 0 K: 1 S: 9	H: 1 LOB: 0 BB: 0 P: 13	R: 3 H: 4 E: 0 K: 0 S: 20	H: 1 LOB: 1 BB: 0 P: 12	R: 0 H: 1 E: 0 K: 1 S: 14	H: 1 LOB: 1 BB: 0 P: 23	R: 2 H: 3 E: 0 K: 0 S: 15	H: 3 LOB: 1 BB: 0 P: 23	R: 2 H: 2 E: 0 K: 1 S: 16	H: 2 LOB: 2 BB: 2 P: 29	R: 0 H: 0 E: 0 K: 1 S: 9	H: 0 LOB: 0 BB: 0 P: 14	R: 0 H: 2 E: 0 K: 1 S: 17	H: 2 LOB: 2 BB: 0 P: 21	1B: 9 2B: 2 3B: 1 HR: 1	SF: 1 SAC: 0 DP: 1 HBP: 0	WP: 0 PB: 0 SB: 2 CS: 0	PA: 38
PITCHER	IP WLS BF H R ER SO BB IBB HBP BLK WP HR S P ERA WHIP																	
25 Bud Norris, R ERA: 9.0	5.0 L 23 9 5 5 2 0 0 0 0 0 0 69 103 9.00 1.800																	
17 Brian Matusz, L ERA: 10.8	1.0 7 2 2 2 1 2 0 0 0 0 0 16 29 18.00 4.000																	
47 Evan Meek, R ERA: 10.8	1.0 3 0 0 0 1 0 0 0 0 0 0 9 14 0.00 0.000																	
56 Darren O'Day, R ERA: 10.8	1.0 5 2 0 0 1 0 0 0 0 0 0 17 21 0.00 2.000																	

Baltimore Orioles @ Detroit Tigers
Comerica Park, Detroit, MI
Sat Apr 05 2014, 1:13 PM - 4:31 PM EDT
Att: 32,041 - Sunny - 41 F

AB	35
R	7
H	13
RBI	7
BB	2
SO	5
LOB	17



Batter	1	2	3	4	5	6	7	8	9	10	AB	R	H	RBI	BB	SO	LOB	TOP	
20 Rajai Davis, R OBP: 0.333, SLG: 0.538	(1,7) 3-1 B: FF 87, SI 88, X FC 84 B: SI 88, X FC 84 C: SI 88, X FC 84		(1,0) 0-0 X FC 84		(1,2) 1-2 C: FC 84, B: FF 88, X FC 84 B: FC 84, X FC 84			(1,2) 0-2 SAFE: FF 94, X FC 84 SAFE: FF 94, X FC 84				4	0	1	0	0	0	2	
3 Ian Kinsler, R OBP: 0.296, SLG: 0.444	(1,4) 1-2 C: FC 84, B: FF 88, X FC 84 B: FC 84, X FC 84		(1,2) 3-2 C: FC 84, B: FF 88, X FC 84 B: FC 84, X FC 84								4	1	1	0	0	0	1		
48 Tori Hunter, R OBP: 0.333, SLG: 0.727	(1,9) 0-2 FF 86, X FC 84		(1,3) 1-3 B: FC 84, X FC 84								2	0	0	0	0	1	1		
32 Don Kelly, L OBP: 0.500, SLG: 0.833	(5,9) 0-2 FF 86, X FC 84										2	0	0	0	0	0	1		
24 Miguel Cabrera, R OBP: 0.320, SLG: 0.500	(1,5) 3-1 B: FC 85, X FC 84 B: FC 85, X FC 84										4	0	0	0	0	1	2		
41 Victor Martinez, S OBP: 0.240, SLG: 0.400	(1,3) 2-2 B: SI 86, X FC 84 C: FC 84, X FC 84										4	0	1	1	0	0	0		
14 Austin Jackson, R OBP: 0.269, SLG: 0.625	(1,8) 1-1 FF 88, X FC 84 X FC 84										4	1	1	1	0	0	0		
13 Alex Avila, L OBP: 0.300, SLG: 0.125	(1,2) 0-0 X FC 84										4	0	1	0	0	3	0		
17 Andrew Romine, S OBP: 0.273, SLG: 0.111	(1,6) 0-3 C: FC 84, X FC 84 C: FC 84, X FC 84										2	0	0	0	2	1	1		
37 Max Scherzer, R 18 Tyler Collins, L 46 Ian Krol, L 44 Joba Chamberlain, R 40 Phil Coke, L 28 Alex Gonzalez, R	(1,11) 2-3 B: FC 84, X FC 84 C: FC 84, X FC 84										1	0	0	0	0	1	1		
Inning Stats	R: 0, H: 1, E: 0, K: 0, S: 11	H: 1, LOB: 1, BB: 0, P: 18	R: 1, H: 2, E: 0, K: 2, S: 12	H: 2, LOB: 1, BB: 0, P: 17	R: 0, H: 0, E: 0, K: 1, S: 7	H: 0, LOB: 0, BB: 0, P: 11	R: 0, H: 0, E: 0, K: 1, S: 7	H: 0, LOB: 0, BB: 0, P: 11	R: 0, H: 0, E: 0, K: 1, S: 8	H: 0, LOB: 0, BB: 1, P: 14	R: 1, H: 2, E: 0, K: 1, S: 11	H: 2, LOB: 0, BB: 0, P: 19	R: 0, H: 0, E: 0, K: 1, S: 8	H: 0, LOB: 0, BB: 0, P: 15	1B: 3, 2B: 1, 3B: 0, HR: 1	SF: 0, SAC: 1, DP: 1, HBP: 0	WP: 0, PB: 0, SB: 1, CS: 1	PA: 36	
PITCHER	IP: 6.0, WLS: 2, BF: 22, H: 3, R: 1, ER: 1, SO: 4, BB: 1, IBB: 0, HBP: 0, BLK: 0, WP: 0, HR: 1, S: 60, P: 96, ERA: 1.50, WHIP: 0.667	IP: 1.0, WLS: 0, BF: 3, H: 0, R: 0, ER: 0, SO: 1, BB: 0, IBB: 0, HBP: 0, BLK: 0, WP: 0, HR: 0, S: 8, P: 11, ERA: 0.00, WHIP: 0.000	IP: 1.0, WLS: 0, BF: 3, H: 0, R: 0, ER: 0, SO: 0, BB: 1, IBB: 0, HBP: 0, BLK: 0, WP: 0, HR: 0, S: 8, P: 14, ERA: 0.00, WHIP: 1.000	IP: 1.0, WLS: 0, BF: 4, H: 2, R: 1, ER: 1, SO: 1, BB: 0, IBB: 0, HBP: 0, BLK: 0, WP: 0, HR: 0, S: 11, P: 19, ERA: 9.00, WHIP: 2.000	IP: 1.0, WLS: 0, BF: 3, H: 0, R: 0, ER: 0, SO: 1, BB: 0, IBB: 0, HBP: 0, BLK: 0, WP: 0, HR: 0, S: 8, P: 15, ERA: 0.00, WHIP: 0.000														

Detroit Tigers @ Los Angeles Dodgers
 Dodger Stadium, Los Angeles, CA
 Tue Apr 08 2014, 7:11 PM - 10:34 PM PDT
 Att: 53,231 - Partly Cloudy - 79 F

AB	32
R	2
H	5
RBI	2
BB	2
SO	7
LOB	10



Batter	1	2	3	4	5	6	7	8	9	10	AB	R	H	RBI	BB	SO	LOB	BOTTOM
9 Dee Strange-Gordon, L OBP: 0.406, SLG: 0.536	(1,4) 1-2 C: FC 90, B: FC 78, X FC 92 C: FC 90, B: FC 78, X FC 92		(1,2) 2-2 C: FC 90, B: FC 78, X FC 92 C: FC 90, B: FC 78, X FC 92								5	1	2	1	0	0	3	
3 Carl Crawford, L OBP: 0.321, SLG: 0.370	(1,7) 0-1 FF 93, X FC 84		(1,2) 1-2 B: CH 84, X FC 84 SAFE: FF 93, X FC 84								5	0	3	1	0	0	1	
13 Hanley Ramirez, R OBP: 0.342, SLG: 0.559	(1,6) 2-3 B: FC 81, X FC 84 B: FC 81, X FC 84		(1,0) 1-0 B: FC 81, X FC 84								4	0	1	0	0	2	2	
23 Adrián González, L OBP: 0.270, SLG: 0.406	(1,3) 0-1 FF 92, X FC 76										4	0	1	0	0	0	2	
16 Andre Ethier, L OBP: 0.303, SLG: 0.345	(1,9) 0-3 C: FC 85, X FC 84 C: FC 85, X FC 84										4	0	0	0	0	2	3	
27 Matt Kemp, R OBP: 0.313, SLG: 0.714	(1,8) 0-0 X FC 82										3	1	0	0	1	2	0	
5 Juan Uribe, R OBP: 0.333, SLG: 0.472	(1,5) 3-2 B: SL 83, X FC 84 B: FC 92, X FC 84										4	0	2	0	0	1	0	
26 Tim Federowicz, R OBP: 0.250, SLG: 0.500	(1,2) 0-3 FF 82, X FC 86 S: SL 86										4	0	1	0	0	3	3	
14 Dan Haren, R 44 Chris Withrow, R 10 Justin Turner, R 54 Chris Perez, R 74 Kenley Jansen, S 56 J.P. Howell, L 18 Chone Figgins, S	(1,11) 0-3 C: FC 84, X FC 84 C: FC 84, X FC 84										2	0	0	0	0	1	2	
Inning Stats	R: 1, H: 3, E: 0, K: 2, S: 14	H: 3, LOB: 1, BB: 0, P: 17	R: 0, H: 1, E: 0, K: 2, S: 10	H: 1, LOB: 0, BB: 0, P: 13	R: 0, H: 0, E: 0, K: 0, S: 8	H: 0, LOB: 0, BB: 0, P: 12	R: 0, H: 0, E: 0, K: 2, S: 11	H: 0, LOB: 0, BB: 0, P: 14	R: 0, H: 1, E: 0, K: 1, S: 8	H: 1, LOB: 1, BB: 0, P: 13	R: 0, H: 0, E: 0, K: 3, S: 9	H: 0, LOB: 0, BB: 0, P: 16	R: 1, H: 1, E: 0, K: 0, S: 4	H: 1, LOB: 1, BB: 1, P: 10	1B: 4, 2B: 6, 3B: 1, HR: 1	SF: 1, SAC: 0, DP: 2, HBP: 0	WP: 0, PB: 0, SB: 1, CS: 1	PA: 38
PITCHER	IP: 7.0, WLS: 2, BF: 28, H: 2, R: 2, ER: 2, SO: 8, BB: 1, IBB: 0, HBP: 0, BLK: 0, WP: 0, HR: 1, S: 73, P: 106, ERA: 2.57, WHIP: 1.286	IP: 1.0, WLS: 0, BF: 4, H: 1, R: 0, ER: 0, SO: 0, BB: 0, IBB: 0, HBP: 0, BLK: 0, WP: 0, HR: 0, S: 8, P: 13, ERA: 0.00, WHIP: 1.000	IP: 1.0, WLS: 0, BF: 4, H: 0, R: 1, ER: 1, SO: 3, BB: 1, IBB: 0, HBP: 0, BLK: 0, WP: 0, HR: 0, S: 11, P: 22, ERA: 9.00, WHIP: 1.000	IP: 0.1, WLS: 0, BF: 2, H: 1, R: 0, ER: 0, SO: 0, BB: 0, IBB: 0, HBP: 0, BLK: 0, WP: 0, HR: 0, S: 2, P: 4, ERA: 0.00, WHIP: 3.000														

Detroit Tigers @ Los Angeles Dodgers
 Dodger Stadium, Los Angeles, CA
 Tue Apr 08 2014, 7:11 PM - 10:34 PM PDT
 Att: 53,231 - Partly Cloudy - 79 F

AB	35
R	3
H	10
RBI	3
BB	2
SO	11
LOB	16



Batter	1	2	3	4	5	6	7	8	9	AB	R	H	RBI	BB	SO	LOB	TOP		
20 Rajai Davis, R OBP: 0.333, SLG: 0.429	F8		K			1B			G6-3	4	0	1	0	0	1	0	Detroit Tigers @ San Diego Padres Petco Park, San Diego, CA Fri Apr 11 2014, 7:11 PM - 9:35 PM PDT Att: 30,353 - Partly Cloudy - 66 F		
3 Ian Kinsler, R OBP: 0.306, SLG: 0.400	K		K			BB			G5-3	3	0	0	0	1	2	0			
24 Miguel Cabrera, R OBP: 0.294, SLG: 0.406	E5					G5-4-3			K	4	0	0	0	0	1	2			
41 Victor Martinez, S	BB								L7	2	0	0	0	1	0	0			
14 Austin Jackson, R	K								K	3	0	0	0	0	2	2			
32 Don Kelly, L		G3-1				F7			G6-3	3	0	0	0	0	0	0			
13 Alex Avila, L		G4-3				K			K	3	0	0	0	0	2	0			
17 Andrew Romine, S		G5-3				G5-3			K	3	0	0	0	0	1	0			
21 Rick Porcello, R						K			G6-3	2	0	0	0	0	2	0			
39 Luke Putkonen, R										0	0	0	0	0	0	0			
50 Bryan Holaday, R										1	0	0	0	0	0	0			
57 Evan Reed, R										0	0	0	0	0	0	0			
Inning Stats	R: 0 H: 0 E: 1 K: 2 S: 12	H: 0 LOB: 2 BB: 1 P: 19	R: 0 H: 0 E: 0 K: 0 S: 7	H: 0 LOB: 0 BB: 0 P: 9	R: 0 H: 0 E: 0 K: 3 S: 10	H: 0 LOB: 0 BB: 0 P: 13	R: 0 H: 0 E: 0 K: 0 S: 6	H: 0 LOB: 0 BB: 0 P: 10	R: 0 H: 0 E: 0 K: 1 S: 6	H: 1 LOB: 1 BB: 1 P: 12	R: 0 H: 0 E: 0 K: 1 S: 7	H: 0 LOB: 0 BB: 0 P: 14	R: 0 H: 0 E: 0 K: 2 S: 8	H: 0 LOB: 0 BB: 0 P: 10	R: 0 H: 0 E: 0 K: 1 S: 7	H: 0 LOB: 0 BB: 0 P: 9	1B: 1 2B: 0 3B: 0 HR: 0	SF: 0 SAC: 0 DP: 1 HBP: 0	WP: 0 PA: 30 PB: 0 SB: 2 CS: 0
PITCHER 34 Andrew Cashner, R ERA: 1.29	IP: 9.0 WLS: W BF: 30 H: 1 R: 0 ER: 0 SO: 11 BB: 2 IBB: 0 HBP: 0 BLK: 0 WP: 0 HR: 0 S: 70 P: 108 ERA: 0.00 WHIP: 0.333																		

Batter	1	2	3	4	5	6	7	8	9	AB	R	H	RBI	BB	SO	LOB	BOTTOM		
2 Everth Cabrera, S OBP: 0.366, SLG: 0.450	G4-3	L5			K				FC6	4	2	2	0	0	1	1	Detroit Tigers @ San Diego Padres Petco Park, San Diego, CA Fri Apr 11 2014, 7:11 PM - 9:35 PM PDT Att: 30,353 - Partly Cloudy - 66 F		
13 Chris Denorfia, R	G6-3				G6-3			FC6	4	0	1	1	0	0	2				
12 Seth Smith, L	G4-3				G6-3			FC3-6	4	1	2	1	0	0	2				
5 Alexi Amarista, L	G4-3				G2-6-3			FC3-6	0	0	0	0	0	0	0				
9 Jedd Gyorko, R	G6-3				K			L6	4	1	1	1	0	1	4				
Chase Headley, S	G2-6-3				G2-6-3			F7	4	1	2	3	0	0	2				
23 Yonder Alonso, L	F8				L6			L6	4	0	2	0	0	0	1				
25 Will Venable, L	P5				G4-3			F7	4	0	0	0	0	1	2				
44 René Rivera, R	BB				L5			K	4	0	2	0	0	1	1				
34 Andrew Cashner, R	K				K			P3	4	1	1	0	0	2	3				
Inning Stats	R: 2 H: 3 E: 0 K: 0 S: 16	H: 1 LOB: 1 BB: 0 P: 21	R: 0 H: 1 E: 0 K: 1 S: 9	H: 2 LOB: 1 BB: 0 P: 13	R: 0 H: 2 E: 0 K: 1 S: 11	H: 1 LOB: 0 BB: 0 P: 15	R: 0 H: 1 E: 0 K: 0 S: 3	H: 0 LOB: 0 BB: 0 P: 4	R: 0 H: 0 E: 0 K: 2 S: 8	H: 2 LOB: 1 BB: 0 P: 11	R: 2 H: 2 E: 0 K: 0 S: 15	H: 2 LOB: 1 BB: 0 P: 21	R: 0 H: 2 E: 0 K: 1 S: 12	H: 2 LOB: 2 BB: 0 P: 20	R: 0 H: 2 E: 0 K: 1 S: 13	H: 2 LOB: 2 BB: 0 P: 17	1B: 8 2B: 4 3B: 1 HR: 1	SF: 0 SAC: 0 DP: 2 HBP: 0	WP: 0 PA: 36 PB: 1 SB: 1 CS: 0
PITCHER 21 Rick Porcello, R ERA: 4.15	IP: 6.1 WLS: L BF: 27 H: 10 R: 6 ER: 5 SO: 5 BB: 0 IBB: 0 HBP: 0 BLK: 0 WP: 0 HR: 1 S: 66 P: 91 ERA: 7.11 WHIP: 1.579																		
PITCHER 39 Luke Putkonen, R ERA: 13.5	IP: 0.2 WLS: L BF: 4 H: 1 R: 1 ER: 1 SO: 0 BB: 0 IBB: 0 HBP: 0 BLK: 0 WP: 0 HR: 0 S: 8 P: 14 ERA: 13.50 WHIP: 1.500																		
PITCHER 57 Evan Reed, R ERA:	IP: 1.0 WLS: L BF: 5 H: 2 R: 0 ER: 0 SO: 1 BB: 0 IBB: 0 HBP: 0 BLK: 0 WP: 0 HR: 0 S: 13 P: 17 ERA: 0.00 WHIP: 2.000																		

Batter	1	2	3	4	5	6	7	8	9	AB R H RBI BB SO LOB	TOP														
20 Rajai Davis, R OBP: 0.379, SLG: 0.440										4 3 2 0 1 1 2	Detroit Tigers @ San Diego Padres Petco Park, San Diego, CA Sat Apr 12 2014, 5:42 PM PDT Att: 42,192 - Partly Cloudy - 64 F														
3 Ian Kinsler, R OBP: 0.341, SLG: 0.462									4 2 2 1 1 0 2																
48 Toni Hunter, R OBP: 0.310, SLG: 0.630									5 0 1 2 0 1 4																
24 Miguel Cabrera, R OBP: 0.308, SLG: 0.417									4 0 1 1 1 1 2																
14 Austin Jackson, R OBP: 0.342, SLG: 0.571									4 0 1 2 1 0 1																
9 Nick Castellanos, R OBP: 0.400, SLG: 0.545									5 0 1 0 0 1 4																
36 Joe Nathan, R									4 0 1 0 0 3 3																
28 Alex Gonzalez, R OBP: 0.238, SLG: 0.300									4 0 0 0 0 1 2																
35 Justin Verlander, R OBP: 0.667, SLG: 0.667									3 1 2 0 0 0 0																
46 Ian Krol, L									0 0 0 0 0 0 0																
41 Victor Martinez, S OBP: 0.324, SLG: 0.516									1 0 0 0 0 0 0																
Inning Stats	R: 1 E: 0 K: 1 S: 10	H: 2 LOB: 1 BB: 0 P: 14	R: 0 E: 1 K: 2 S: 14	H: 1 LOB: 2 BB: 0 P: 22	R: 1 E: 0 K: 1 S: 11	H: 2 LOB: 2 BB: 1 P: 19	R: 2 E: 0 K: 0 S: 12	H: 3 LOB: 1 BB: 0 P: 18	R: 0 E: 0 K: 2 S: 8	H: 0 LOB: 0 BB: 0 P: 9	R: 0 E: 0 K: 1 S: 8	H: 0 LOB: 0 BB: 0 P: 12	R: 0 E: 0 K: 1 S: 14	H: 2 LOB: 1 BB: 0 P: 15	R: 0 E: 0 K: 0 S: 9	H: 2 LOB: 1 BB: 0 P: 12	R: 2 E: 0 K: 0 S: 8	H: 1 LOB: 2 BB: 3 P: 25	1B: 6 2B: 5 3B: 0 HR: 0	SF: 0 SAC: 0 DP: 0 HBP: 0	WP: 0 PB: 0 SB: 0 CS: 0	PA: 42			
PITCHER	IP WLS BF H R ER SO BB IBB HBP BLK WP HR S P ERA WHIP	6.0 L 28 8 4 4 7 1 0 0 0 0 0 63 94 6.00 1.500	1.0 3 0 0 0 1 0 0 0 0 0 0 14 15 0.00 0.000	1.0 4 2 0 0 0 0 0 0 0 0 0 9 12 0.00 2.000	1.0 7 1 2 2 0 2 1 0 0 0 0 8 25 18.00 3.000																				

AB	38
R	6
H	11
RBI	6
BB	4
SO	8
LOB	20



Batter	1	2	3	4	5	6	7	8	9	AB R H RBI BB SO LOB	BOTTOM												
2 Everth Cabrera, S OBP: 0.370, SLG: 0.467										5 0 2 0 0 1 0	Detroit Tigers @ San Diego Padres Petco Park, San Diego, CA Sat Apr 12 2014, 5:42 PM PDT Att: 42,192 - Partly Cloudy - 64 F												
13 Chris Denorria, R OBP: 0.290, SLG: 0.367										5 1 1 0 0 3 2													
12 Seth Smith, L OBP: 0.342, SLG: 0.485										3 0 1 0 1 1 1													
9 Jedd Gyorko, R OBP: 0.227, SLG: 0.231										3 0 1 1 0 1 1													
Chase Headley, S OBP: 0.220, SLG: 0.325										4 1 2 0 0 1 2													
23 Yonder Alonso, L OBP: 0.222, SLG: 0.302										4 0 1 0 0 0 3													
8 Yasmani Grandal, S OBP: 0.500, SLG: 0.435										4 0 2 1 0 1 1													
25 Will Venable, L OBP: 0.175, SLG: 0.179										4 0 0 0 0 1 2													
22 Ian Kennedy, R										2 0 0 0 0 1 1													
4 Nick Hundley, R OBP: 0.400, SLG: 0.500										1 0 0 0 0 0 1 1													
50 Nick Vincent, R										0 0 0 0 0 0 0 0													
54 Alex Torres, L										0 0 0 0 0 0 0 0													
46 Tim Stauffer, R										0 0 0 0 0 0 0 0													
5 Alexi Amarista, L OBP: 0.268, SLG: 0.360										1 0 0 0 0 0 0 0													
Inning Stats	R: 1 E: 0 K: 0 S: 16	H: 2 LOB: 2 BB: 1 P: 31	R: 0 E: 0 K: 1 S: 6	H: 0 LOB: 0 BB: 0 P: 7	R: 0 E: 0 K: 1 S: 8	H: 1 LOB: 1 BB: 0 P: 10	R: 1 E: 0 K: 0 S: 8	H: 2 LOB: 1 BB: 0 P: 12	R: 0 E: 0 K: 2 S: 14	H: 2 LOB: 2 BB: 0 P: 22	R: 0 E: 0 K: 2 S: 13	H: 1 LOB: 1 BB: 0 P: 16	R: 0 E: 0 K: 2 S: 13	H: 1 LOB: 1 BB: 0 P: 19	R: 0 E: 0 K: 1 S: 10	H: 1 LOB: 1 BB: 0 P: 14	1B: 7 2B: 3 3B: 0 HR: 0	SF: 1 SAC: 0 DP: 0 HBP: 0	WP: 0 PB: 0 SB: 2 CS: 0	PA: 38			
PITCHER	IP WLS BF H R ER SO BB IBB HBP BLK WP HR S P ERA WHIP	7.0 W 30 8 2 2 8 1 0 0 0 0 0 73 110 2.57 1.286	1.0 H 4 1 0 0 2 0 0 0 0 0 0 13 19 0.00 1.000	1.0 4 1 0 0 1 0 0 0 0 0 0 10 14 0.00 1.000																			

AB	36
R	2
H	10
RBI	2
BB	1
SO	11
LOB	14



Batter	1	2	3	4	5	6	7	8	9	AB	R	H	RBI	BB	SO	LOB	TOP					
20 Rajai Davis, R OBP: 0.412, SLG: 0.448	F9								G5-3	4	0	2	0	0	0	2						
3 Ian Kinsler, R OBP: 0.333, SLG: 0.442	G5-3		G4-3				G4-3			4	0	1	0	0	0	3						
48 Torii Hunter, R OBP: 0.333, SLG: 0.633	P6									3	1	1	0	1	1	2						
24 Miguel Cabrera, R OBP: 0.279, SLG: 0.375		K		F9			G6-3		G4-3	4	0	0	0	0	1	2						
41 Victor Martinez, S OBP: 0.316, SLG: 0.486		F7					F9		G4-3	4	0	1	1	0	0	0						
14 Austin Jackson, R OBP: 0.333, SLG: 0.526					K					3	0	0	0	1	3	1						
9 Nick Castellanos, R OBP: 0.345, SLG: 0.462										4	0	0	0	0	1	2						
28 Alex Gonzalez, R OBP: 0.240, SLG: 0.292										4	0	1	0	0	1	0						
37 Max Scherzer, R 40 Phil Coke, L 18 Tyler Collins, L 46 Ian Krol, L 62 Al Alburquerque, R 44 Joba Chamberlain, R 32 Don Kelly, L										1	0	0	0	0	0	0						
Inning Stats	R: 0 E: 0 K: 0 S: 10	H: 0 LOB: 0 BB: 0 P: 13	R: 0 E: 0 K: 2 S: 9	H: 0 LOB: 0 BB: 0 P: 16	R: 0 E: 0 K: 1 S: 10	H: 2 LOB: 2 BB: 0 P: 12	R: 1 E: 0 K: 1 S: 11	H: 2 LOB: 1 BB: 0 P: 14	R: 0 E: 0 K: 1 S: 12	H: 1 LOB: 2 BB: 0 P: 16	R: 0 E: 0 K: 0 S: 10	H: 0 LOB: 1 BB: 1 P: 17	R: 0 E: 0 K: 2 S: 9	H: 1 LOB: 0 BB: 0 P: 12	R: 0 E: 0 K: 0 S: 9	H: 0 LOB: 0 BB: 1 P: 17	R: 0 E: 1 K: 1 S: 15	H: 1 LOB: 2 BB: 0 P: 24	1B: 6 2B: 1 3B: 0 HR: 0	SF: 0 SAC: 1 DP: 1 HBP: 1	WP: 0 PB: 0 SB: 0 CS: 0	PA: 37
PITCHER	IP	WLS	BF	H	R	ER	SO	BB	IBB	HBP	BLK	WP	HR	S	P	ERA	WHIP					
38 Tyson Ross, R ERA: 3.12	7.0	W	29	6	1	1	7	1	0	1	0	0	0	71	100	1.29	1.000					
56 Joaquin Benoit, R ERA: 3.5	1.0		3	0	0	0	0	1	0	0	0	0	0	9	17	0.00	1.000					
16 Huston Street, R ERA:	1.0		5	1	0	0	1	0	0	0	0	0	0	15	24	0.00	1.000					

Detroit Tigers @ San Diego Padres
 Petco Park, San Diego, CA
 Sun Apr 13 2014, 1:13 PM - 4:06 PM PDT
 Att: 32,267 - Cloudy - 63 F

AB	33
R	1
H	7
RBI	1
BB	2
SO	8
LOB	12



Batter	1	2	3	4	5	6	7	8	9	AB	R	H	RBI	BB	SO	LOB	BOTTOM					
2 Everth Cabrera, S OBP: 0.360, SLG: 0.449	K2-3								F9	4	0	1	0	0	2	1						
5 Alexei Amarista, L OBP: 0.384, SLG: 0.474	P2								F7	3	0	0	0	1	0	1						
12 Seth Smith, L OBP: 0.317, SLG: 0.444										3	0	0	0	0	2	2						
13 Chris Denorfia, R OBP: 0.281, SLG: 0.355	K									1	0	0	0	0	1	0						
9 Jedd Gyorko, R OBP: 0.229, SLG: 0.302										4	1	1	1	0	2	2						
Chase Headley, S OBP: 0.222, SLG: 0.302										3	1	0	0	1	2	0						
23 Yonder Alonso, L OBP: 0.245, SLG: 0.304										3	1	1	0	1	0	0						
25 Will Venable, L OBP: 0.182, SLG: 0.209										4	1	1	2	0	1	1						
44 René Rivera, R OBP: 0.154, SLG: 0.154										3	0	0	0	0	2	2						
38 Tyson Ross, R OBP: 0.333, SLG: 0.333										2	0	1	1	0	1	0						
21 Xavier Nady, R OBP: 0.167, SLG: 0.667										1	1	1	1	0	0	0						
56 Joaquin Benoit, R ERA: 4.91										0	0	0	0	0	0	0						
16 Huston Street, R ERA: 9.0										0	0	0	0	0	0	0						
Inning Stats	R: 0 E: 0 K: 2 S: 11	H: 0 LOB: 0 BB: 0 P: 16	R: 1 E: 1 K: 2 S: 14	H: 1 LOB: 1 BB: 0 P: 23	R: 0 E: 0 K: 1 S: 14	H: 1 LOB: 2 BB: 1 P: 24	R: 3 E: 0 K: 2 S: 18	H: 2 LOB: 1 BB: 2 P: 29	R: 0 E: 0 K: 3 S: 10	H: 0 LOB: 0 BB: 0 P: 12	R: 0 E: 0 K: 0 S: 10	H: 0 LOB: 0 BB: 0 P: 13	R: 1 E: 0 K: 1 S: 8	H: 1 LOB: 0 BB: 0 P: 15	R: 0 E: 0 K: 2 S: 13	H: 1 LOB: 1 BB: 0 P: 18	1B: 3 2B: 1 3B: 0 HR: 2	SF: 0 SAC: 0 DP: 0 HBP: 0	WP: 1 PB: 0 SB: 0 CS: 0	PA: 34		
PITCHER	IP	WLS	BF	H	R	ER	SO	BB	IBB	HBP	BLK	WP	HR	S	P	ERA	WHIP					
37 Max Scherzer, R ERA: 2.7	5.0	L	23	4	4	4	10	3	0	0	0	0	1	67	104	7.20	1.400					
40 Phil Coke, L ERA: 16.2	1.0		3	0	0	0	0	0	0	0	0	0	0	10	13	0.00	0.000					
46 Ian Krol, L ERA: 2.08	0.2		3	1	1	1	0	0	0	0	0	0	1	5	10	13.50	1.500					
62 Al Alburquerque, R ERA: 4.91	0.1		1	0	0	0	1	0	0	0	0	0	0	3	5	0.00	0.000					
44 Joba Chamberlain, R ERA: 9.0	1.0		4	1	0	0	2	0	0	0	0	0	0	13	18	0.00	1.000					

Detroit Tigers @ San Diego Padres
 Petco Park, San Diego, CA
 Sun Apr 13 2014, 1:13 PM - 4:06 PM PDT
 Att: 32,267 - Cloudy - 63 F

AB	31
R	5
H	6
RBI	5
BB	3
SO	13
LOB	9



Batter	1	2	3	4	5	6	7	8	9	AB R H RBI BB SO LOB	TOP											
24 Michael Bourn, L (1,8)										4 1 0 0 1 2 4	<p>Cleveland Indians @ Detroit Tigers Comerica Park, Detroit, MI Wed Apr 16 2014, 7:10 PM - 10:32 PM EDT Att: 23,811 - Clear - 41 F</p> <p>livebaseballscorecards.com</p> <p>AB 31 R 3 H 5 RBI 2 BB 5 SO 10 LOB 19</p>											
33 Nick Swisher, S (1,3)										3 0 0 0 1 1 3												
22 Jason Kipnis, L (1,4)										3 0 0 0 1 0 2												
41 Carlos Santana, S (1,10)										4 0 0 0 0 1 2												
23 Michael Brantley, L (1,7)										3 0 0 0 0 0 1												
13 Asdrúbal Cabrera, S (1,6)										3 1 1 0 1 1 0												
7 David Murphy, L (1,9)										3 1 0 0 1 2 3												
10 Yan Gomes, R (1,2)										4 0 2 2 0 1 2												
8 Lonnie Chisenhall, L (1,5)										4 0 2 0 0 2 2												
Inning Stats	R: 1 E: 0 K: 0 S: 9	H: 0 LOB: 1 BB: 3 P: 24	R: 2 E: 1 K: 2 S: 21	H: 1 LOB: 1 BB: 1 P: 33	R: 0 E: 0 K: 1 S: 9	H: 0 LOB: 0 BB: 0 P: 11	R: 0 E: 0 K: 3 S: 11	H: 0 LOB: 0 BB: 0 P: 17	R: 0 E: 0 K: 2 S: 11	H: 1 LOB: 1 BB: 0 P: 19		R: 0 E: 0 K: 1 S: 14	H: 0 LOB: 1 BB: 0 P: 23	R: 0 E: 0 K: 0 S: 12	H: 1 LOB: 1 BB: 0 P: 17	R: 0 E: 0 K: 0 S: 5	H: 1 LOB: 1 BB: 0 P: 7	R: 0 E: 0 K: 1 S: 8	H: 1 LOB: 0 BB: 0 P: 10	1B: 3 2B: 2 3B: 1 HR: 0	SF: 0 SAC: 0 DP: 2 HBP: 1	WP: 0 PB: 0 SB: 2 CS: 0
PITCHER	IP WLS BF H R ER SO BB IBB HBP BLK WP HR S P ERA WHIP											IP WLS BF H R ER SO BB IBB HBP BLK WP HR S P ERA WHIP										
19 Anibal Sánchez, R (1,1)	5.0 L 21 2 3 2 8 4 0 0 0 0 0 0 61 104 3.60 1.200																					
57 Evan Reed, R (6,1)	1.2 8 1 0 0 1 1 0 1 0 0 0 0 22 35 0.00 1.200																					
46 Ian Krol, L (7,1)	0.1 1 0 0 0 0 0 0 0 0 0 0 0 4 5 0.00 0.000																					
62 AJ Alburquerque, R (8,1)	1.0 4 1 0 0 0 0 0 0 0 0 0 0 5 7 0.00 1.000																					
44 Joba Chamberlain, R (9,1)	1.0 3 1 0 0 1 0 0 0 0 0 0 0 8 10 0.00 1.000																					

Batter	1	2	3	4	5	6	7	8	9	AB R H RBI BB SO LOB	BOTTOM											
3 Ian Kinsler, R (1,4)										4 1 2 0 0 2 0	<p>Cleveland Indians @ Detroit Tigers Comerica Park, Detroit, MI Wed Apr 16 2014, 7:10 PM - 10:32 PM EDT Att: 23,811 - Clear - 41 F</p> <p>livebaseballscorecards.com</p> <p>AB 34 R 2 H 9 RBI 2 BB 2 SO 6 LOB 15</p>											
48 Tori Hunter, R (1,9)										4 0 0 0 0 0 3												
24 Miguel Cabrera, R (1,3)										4 0 1 2 0 1 0												
41 Victor Martinez, S (1,10)										3 0 2 0 1 0 0												
14 Austin Jackson, R (1,8)										4 0 2 0 0 1 3												
9 Nick Castellanos, R (1,5)												4 0 0 0 0 0 3										
13 Alex Avila, L (1,2)												3 0 2 0 1 1 2										
17 Andrew Romine, S (9, PR)												0 0 0 0 0 0 0										
28 Alex Gonzalez, R (1,6)												3 0 0 0 0 0 2										
32 Don Kelly, L (9, PH)												1 0 0 0 0 1 1										
20 Rajai Davis, R (1,7)											4 1 0 0 0 0 1											
Inning Stats	R: 1 E: 0 K: 0 S: 8	H: 1 LOB: 0 BB: 0 P: 12	R: 0 E: 0 K: 0 S: 8	H: 1 LOB: 1 BB: 1 P: 13	R: 0 E: 0 K: 1 S: 8	H: 0 LOB: 0 BB: 0 P: 12	R: 0 E: 0 K: 1 S: 19	H: 1 LOB: 2 BB: 1 P: 31	R: 0 E: 0 K: 1 S: 10	H: 0 LOB: 0 BB: 0 P: 12	R: 0 E: 0 K: 1 S: 13	H: 1 LOB: 1 BB: 0 P: 17	R: 0 E: 0 K: 0 S: 8	H: 1 LOB: 0 BB: 0 P: 14	R: 1 E: 1 K: 1 S: 18	H: 3 LOB: 2 BB: 0 P: 23	R: 0 E: 1 K: 1 S: 14	H: 1 LOB: 1 BB: 0 P: 23	1B: 7 2B: 2 3B: 0 HR: 0	SF: 0 SAC: 0 DP: 2 HBP: 0	WP: 0 PB: 0 SB: 0 CS: 1	PA: 36
PITCHER	IP WLS BF H R ER SO BB IBB HBP BLK WP HR S P ERA WHIP											IP WLS BF H R ER SO BB IBB HBP BLK WP HR S P ERA WHIP										
34 Zach McAllister, R (1,1)	6.0 W 23 4 1 1 4 0 0 0 0 0 0 8 66 1.50 1.000																					
27 Bryan Shaw, R (7,1)	1.0 H 3 1 0 0 0 0 0 0 0 0 0 8 14 0.00 1.000																					
37 Cody Allen, R (8,1)	1.0 H 6 3 1 0 1 0 0 0 0 0 0 18 23 0.00 3.000																					
44 John Axford, R (9,1)	1.0 S 4 1 0 0 1 0 0 0 0 0 0 14 23 0.00 1.000																					

Batter	1	2	3	4	5	6	7	8	9	AB	R	H	RBI	BB	SO	LOB	TOP							
7 Collin Cowgill, R OBP: 0.400, SLG: 0.611										3	2	1	0	1	1	1	Los Angeles Angels @ Detroit Tigers Comerica Park, Detroit, MI Fri Apr 18 2014, 7:09 PM - 10:46 PM EDT Att: 28,435 - Clear - 1:55 F							
27 Mike Trout, R OBP: 0.400, SLG: 0.676										3	2	2	2	1	1	2								
28 Raul Ibanez, L OBP: 0.230, SLG: 0.339										1	0	0	0	0	0	0								
5 Albert Pujols, R OBP: 0.347, SLG: 0.574										4	2	2	3	0	1	2								
0 Brennan Boesch, L OBP: 0.333, SLG: 0.333										1	0	0	0	0	0	0								
47 Howie Kendrick, R OBP: 0.320, SLG: 0.391										5	2	3	4	0	0	1								
17 Chris Iannetta, R OBP: 0.333, SLG: 0.439										3	1	1	0	2	0	0								
2 Nick Aybar, S OBP: 0.254, SLG: 0.263										5	0	1	0	0	1	2								
3 JB Shuck, L OBP: 0.206, SLG: 0.273										5	1	0	1	0	0	1								
8 John McDonald, R OBP: 0.429, SLG: 0.462										4	0	0	0	0	0	1								
44 Ian Stewart, L OBP: 0.318, SLG: 0.714										4	1	3	1	0	0	0								
Inning Stats	R: 0 E: 0 K: 1 S: 11	H: 1 LOB: 0 P: 18	R: 2 E: 0 K: 1 S: 27	H: 2 LOB: 2 BB: 2 P: 45	R: 2 E: 0 K: 0 S: 12	H: 3 LOB: 0 BB: 0 P: 19	R: 4 E: 0 K: 1 S: 13	H: 3 LOB: 1 BB: 1 P: 26	R: 0 E: 0 K: 0 S: 6	H: 0 LOB: 0 BB: 0 P: 11	R: 3 E: 0 K: 0 S: 12	H: 2 LOB: 0 BB: 1 P: 19	R: 0 E: 0 K: 1 S: 10	H: 1 LOB: 0 BB: 0 P: 17	R: 0 E: 0 K: 0 S: 8	H: 1 LOB: 0 BB: 0 P: 10	R: 0 E: 0 K: 0 S: 6	H: 0 LOB: 0 BB: 0 P: 9	1B: 3 2B: 7 HR: 3	SF: 0 SAC: 0 DP: 1 HBP: 1	WP: 0 PB: 0 SB: 1 CS: 1	PA: 44		
PITCHER	IP WLS BF H R ER SO BB IBB HBP BLK WP HR S P ERA WHIP	IP WLS BF H R ER SO BB IBB HBP BLK WP HR S P ERA WHIP	IP WLS BF H R ER SO BB IBB HBP BLK WP HR S P ERA WHIP	IP WLS BF H R ER SO BB IBB HBP BLK WP HR S P ERA WHIP	IP WLS BF H R ER SO BB IBB HBP BLK WP HR S P ERA WHIP	IP WLS BF H R ER SO BB IBB HBP BLK WP HR S P ERA WHIP	IP WLS BF H R ER SO BB IBB HBP BLK WP HR S P ERA WHIP	IP WLS BF H R ER SO BB IBB HBP BLK WP HR S P ERA WHIP	IP WLS BF H R ER SO BB IBB HBP BLK WP HR S P ERA WHIP	IP WLS BF H R ER SO BB IBB HBP BLK WP HR S P ERA WHIP	IP WLS BF H R ER SO BB IBB HBP BLK WP HR S P ERA WHIP	IP WLS BF H R ER SO BB IBB HBP BLK WP HR S P ERA WHIP	IP WLS BF H R ER SO BB IBB HBP BLK WP HR S P ERA WHIP	IP WLS BF H R ER SO BB IBB HBP BLK WP HR S P ERA WHIP	IP WLS BF H R ER SO BB IBB HBP BLK WP HR S P ERA WHIP	IP WLS BF H R ER SO BB IBB HBP BLK WP HR S P ERA WHIP	IP WLS BF H R ER SO BB IBB HBP BLK WP HR S P ERA WHIP	IP WLS BF H R ER SO BB IBB HBP BLK WP HR S P ERA WHIP	IP WLS BF H R ER SO BB IBB HBP BLK WP HR S P ERA WHIP	IP WLS BF H R ER SO BB IBB HBP BLK WP HR S P ERA WHIP	IP WLS BF H R ER SO BB IBB HBP BLK WP HR S P ERA WHIP	IP WLS BF H R ER SO BB IBB HBP BLK WP HR S P ERA WHIP	IP WLS BF H R ER SO BB IBB HBP BLK WP HR S P ERA WHIP	IP WLS BF H R ER SO BB IBB HBP BLK WP HR S P ERA WHIP

AB	38
R	11
H	13
RBI	11
BB	4
SO	4
LOB	10




Batter	1	2	3	4	5	6	7	8	9	AB	R	H	RBI	BB	SO	LOB	BOTTOM							
3 Ian Kinsler, R OBP: 0.373, SLG: 0.526										5	1	3	2	0	0	1	Los Angeles Angels @ Detroit Tigers Comerica Park, Detroit, MI Fri Apr 18 2014, 7:09 PM - 10:46 PM EDT Att: 28,435 - Clear - 1:55 F							
48 Torii Hunter, R OBP: 0.298, SLG: 0.512										3	0	1	1	0	0	1								
9 Nick Castellanos, R OBP: 0.333, SLG: 0.400										2	1	1	1	0	0	1								
24 Miguel Cabrera, R OBP: 0.286, SLG: 0.365										4	0	0	1	1	1	1								
41 Victor Martinez, S OBP: 0.353, SLG: 0.457										5	0	1	1	0	1	2								
14 Austin Jackson, R OBP: 0.345, SLG: 0.489										3	0	1	0	2	0	0								
32 Don Kelly, L OBP: 0.353, SLG: 0.500										4	0	1	0	1	1	3								
13 Alex Avila, L OBP: 0.308, SLG: 0.242										4	1	1	0	0	1	3								
17 Andrew Romine, S OBP: 0.278, SLG: 0.133										3	1	1	0	1	0	0								
20 Rajai Davis, R OBP: 0.391, SLG: 0.400										4	2	1	0	0	1	1								
Inning Stats	R: 0 E: 0 K: 0 S: 10	H: 0 LOB: 0 BB: 0 P: 13	R: 1 E: 0 K: 1 S: 14	H: 2 LOB: 1 BB: 1 P: 26	R: 0 E: 0 K: 1 S: 12	H: 0 LOB: 0 BB: 0 P: 15	R: 0 E: 0 K: 0 S: 11	H: 1 LOB: 1 BB: 0 P: 14	R: 0 E: 0 K: 0 S: 11	H: 0 LOB: 1 BB: 1 P: 18	R: 5 E: 0 K: 0 S: 21	H: 5 LOB: 2 BB: 2 P: 31	R: 0 E: 0 K: 1 S: 9	H: 1 LOB: 1 BB: 0 P: 15	R: 0 E: 0 K: 1 S: 10	H: 2 LOB: 1 BB: 0 P: 19	1B: 9 2B: 2 3B: 0 HR: 0	SF: 0 SAC: 0 DP: 1 HBP: 0	WP: 0 PB: 0 SB: 1 CS: 0	PA: 42				
PITCHER	IP WLS BF H R ER SO BB IBB HBP BLK WP HR S P ERA WHIP	IP WLS BF H R ER SO BB IBB HBP BLK WP HR S P ERA WHIP	IP WLS BF H R ER SO BB IBB HBP BLK WP HR S P ERA WHIP	IP WLS BF H R ER SO BB IBB HBP BLK WP HR S P ERA WHIP	IP WLS BF H R ER SO BB IBB HBP BLK WP HR S P ERA WHIP	IP WLS BF H R ER SO BB IBB HBP BLK WP HR S P ERA WHIP	IP WLS BF H R ER SO BB IBB HBP BLK WP HR S P ERA WHIP	IP WLS BF H R ER SO BB IBB HBP BLK WP HR S P ERA WHIP	IP WLS BF H R ER SO BB IBB HBP BLK WP HR S P ERA WHIP	IP WLS BF H R ER SO BB IBB HBP BLK WP HR S P ERA WHIP	IP WLS BF H R ER SO BB IBB HBP BLK WP HR S P ERA WHIP	IP WLS BF H R ER SO BB IBB HBP BLK WP HR S P ERA WHIP	IP WLS BF H R ER SO BB IBB HBP BLK WP HR S P ERA WHIP	IP WLS BF H R ER SO BB IBB HBP BLK WP HR S P ERA WHIP	IP WLS BF H R ER SO BB IBB HBP BLK WP HR S P ERA WHIP	IP WLS BF H R ER SO BB IBB HBP BLK WP HR S P ERA WHIP	IP WLS BF H R ER SO BB IBB HBP BLK WP HR S P ERA WHIP	IP WLS BF H R ER SO BB IBB HBP BLK WP HR S P ERA WHIP	IP WLS BF H R ER SO BB IBB HBP BLK WP HR S P ERA WHIP	IP WLS BF H R ER SO BB IBB HBP BLK WP HR S P ERA WHIP	IP WLS BF H R ER SO BB IBB HBP BLK WP HR S P ERA WHIP	IP WLS BF H R ER SO BB IBB HBP BLK WP HR S P ERA WHIP	IP WLS BF H R ER SO BB IBB HBP BLK WP HR S P ERA WHIP	IP WLS BF H R ER SO BB IBB HBP BLK WP HR S P ERA WHIP



Batter	1	2	3	4	5	6	7	8	9	AB	R	H	RBI	BB	SO	LOB	TOP										
3 JB Shuck, L OBP: 0.190, SLG: 0.317	G4-3	G4-3			F8			G2-3		4	0	0	0	0	0	2	Los Angeles Angels @ Detroit Tigers Comerica Park, Detroit, MI Sun Apr 20 2014, 1:09 PM - 4:36 PM EDT Att: 28,921 - Sunny - 65 F										
27 Mike Trout, R OBP: 0.373, SLG: 0.613	K		L3			G6-4-3 BB		G5-3		3	0	0	0	1	1												
5 Albert Pujols, R OBP: 0.349, SLG: 0.587	44 1B		G5-3		G6-4-3			F9		4	1	1	0	0	0	1											
44 Ian Stewart, L OBP: 0.276, SLG: 0.571	47 1B		G6-3					K		4	0	1	0	0	2	0											
47 Howie Kendrick, R OBP: 0.349, SLG: 0.408	1-3 2H 1B				G6-3					4	0	3	1	0	0	0											
6 David Freese, R OBP: 0.197, SLG: 0.196	G5-3									3	0	0	0	0	2	3											
28 Raul Ibanez, L OBP: 0.212, SLG: 0.311					K			K		1	0	0	0	0	1	1											
16 Hank Conger, L OBP: 0.280, SLG: 0.417			G4-3		F9			P5		3	0	0	0	0	0	1											
0 Brennan Boesch, L OBP: 0.250, SLG: 0.375										2	0	1	0	0	0	0											
7 Collin Cowgill, R OBP: 0.426, SLG: 0.632			G6-3		G4-3			G2-3		1	0	1	0	0	0	0											
2 Erick Aybar, S OBP: 0.232, SLG: 0.238			G6-3		G3-1			P4		3	0	0	0	0	0	2											
Inning Stats	R: 1 H: 3 E: 0 K: 1 S: 15	H: 3 LOB: 2 BB: 0 P: 20	R: 0 H: 1 E: 0 K: 0 S: 10	H: 1 LOB: 1 BB: 0 P: 18	R: 0 H: 0 E: 0 K: 0 S: 7	H: 0 LOB: 0 BB: 0 P: 11	R: 0 H: 1 E: 0 K: 1 S: 11	H: 0 LOB: 0 BB: 0 P: 17	R: 0 H: 0 E: 0 K: 1 S: 7	H: 0 LOB: 0 BB: 0 P: 9	R: 0 H: 0 E: 0 K: 1 S: 12	H: 0 LOB: 0 BB: 0 P: 17	R: 0 H: 1 E: 0 K: 2 S: 8	H: 1 LOB: 1 BB: 0 P: 11	R: 0 H: 1 E: 0 K: 2 S: 10	H: 1 LOB: 1 BB: 0 P: 17	1B: 6 2B: 1 3B: 0 HR: 0	SF: 0 SAC: 0 DP: 1 HBP: 0	WP: 0 PB: 0 SB: 0 CS: 1	PA: 33							
PITCHER	IP	WLS	BF	H	R	ER	SO	BB	IBB	HBP	BLK	WP	HR	S	P	ERA	WHIP										
21 Rick Porcello, R ERA: 3.15	7.0	W	25	5	1	1	4	1	0	0	0	0	0	69	103	1.29	0.857										
46 Ian Krol, L ERA: 3.18	0.2	H	3	1	0	0	0	0	0	0	0	0	0	7	9	0.00	1.500										
62 Al Alburquerque, R ERA: 4.76	0.1	H	1	0	0	0	0	0	0	0	0	0	0	1	2	0.00	0.000										
36 Joe Nathan, R ERA: 7.04	1.0	S	4	1	0	0	2	0	0	0	0	0	0	10	17	0.00	1.000										

Batter	1	2	3	4	5	6	7	8	9	AB	R	H	RBI	BB	SO	LOB	BOTTOM										
20 Rajai Davis, R OBP: 0.382, SLG: 0.362	F8		K		K			K		4	0	0	0	0	3	3	Los Angeles Angels @ Detroit Tigers Comerica Park, Detroit, MI Sun Apr 20 2014, 1:09 PM - 4:36 PM EDT Att: 28,921 - Sunny - 65 F										
3 Ian Kinsler, R OBP: 0.353, SLG: 0.476			G6-3		P4			G4-3		2	1	0	0	2	0	2											
24 Miguel Cabrera, R OBP: 0.292, SLG: 0.356	24 BB									3	0	0	0	1	2	4											
41 Victor Martinez, S OBP: 0.373, SLG: 0.500	F9				F9			G4-3		4	0	0	0	0	0	1											
48 Torii Hunter, R OBP: 0.288, SLG: 0.469	P6				G6-3					4	0	2	0	0	0	1											
14 Austin Jackson, R OBP: 0.365, SLG: 0.481	F9							F8		2	1	0	0	2	0	1											
9 Nick Castellanos, R OBP: 0.319, SLG: 0.442										4	0	1	1	0	2	3											
13 Alex Avila, L OBP: 0.286, SLG: 0.222										3	0	0	0	0	3	3											
17 Andrew Romine, S OBP: 0.400, SLG: 0.250										2	0	2	0	1	0	0											
Inning Stats	R: 1 H: 0 E: 1 K: 0 S: 9	H: 0 LOB: 1 BB: 2 P: 23	R: 0 H: 0 E: 0 K: 2 S: 11	H: 0 LOB: 0 BB: 0 P: 17	R: 0 H: 1 E: 0 K: 2 S: 11	H: 1 LOB: 1 BB: 0 P: 20	R: 0 H: 1 E: 0 K: 1 S: 13	H: 1 LOB: 2 BB: 1 P: 21	R: 0 H: 0 E: 0 K: 2 S: 12	H: 0 LOB: 1 BB: 1 P: 24	R: 1 H: 1 E: 0 K: 1 S: 14	H: 1 LOB: 1 BB: 1 P: 26	R: 0 H: 1 E: 0 K: 1 S: 12	H: 1 LOB: 1 BB: 0 P: 19	R: 0 H: 1 E: 0 K: 1 S: 12	H: 1 LOB: 1 BB: 0 P: 16		1B: 5 2B: 0 3B: 0 HR: 0	SF: 0 SAC: 0 DP: 1 HBP: 0	WP: 0 PB: 0 SB: 3 CS: 0	PA: 34						
PITCHER	IP	WLS	BF	H	R	ER	SO	BB	IBB	HBP	BLK	WP	HR	S	P	ERA	WHIP										
53 Héctor Santiago, L ERA: 3.88	5.2	L	24	2	2	0	7	5	0	0	0	0	0	62	119	0.00	1.235										
40 Kevin Jepsen, R ERA: 7.11	0.1		2	1	0	0	1	0	0	0	0	0	0	8	12	0.00	3.000										
58 Michael Kohn, R ERA: 1.86	1.0		4	1	0	0	1	1	0	0	0	0	0	12	19	0.00	2.000										
38 Joe Smith, R ERA: 4.5	1.0		4	1	0	0	1	0	0	0	0	0	0	12	16	0.00	1.000										

AB	32
R	1
H	7
RBI	1
BB	1
SO	6
LOB	11



AB	28
R	2
H	5
RBI	1
BB	6
SO	10
LOB	18



Batter	1	2	3	4	5	6	7	8	9	AB	R	H	RBI	BB	SO	LOB	TOP										
20 Jordan Danks, L (1, 8) OBP: 0.261, SLG: 0.263	E8 5 G5-4-3		K			F7	L8			4	0	0	0	0	1	3											
5 Marcus Semien, R (1, 4) OBP: 0.275, SLG: 0.353	G5-4-3 1-2					K		G4-3		4	0	1	0	0	1	1											
12 Conor Gillaspie, L (1, 5) OBP: 0.347, SLG: 0.413	L9					G3		K		4	1	1	0	0	1	1											
79 José Abreu, R (1, 3) OBP: 0.333, SLG: 0.538		G6-3				G5-3		G4-3		4	1	1	1	0	0	1											
44 Adam Dunn, L (1, 10) OBP: 0.394, SLG: 0.446		K				G6-3		K		4	0	0	0	0	3	2											
24 Davan Vicedo, R (1, 9) OBP: 0.365, SLG: 0.474	L8					F8		F7		4	1	1	1	0	0	0											
10 Alexei Ramirez, R (1, 6) OBP: 0.393, SLG: 0.570			G1-4-3			P2		E7		4	0	1	0	0	0	0											
30 Alejandro De Aza, L (1, 7) OBP: 0.212, SLG: 0.323			G3			L3		L3		1	0	0	0	1	0	0											
17 Adrián Nieto, S (1, 2) OBP: 0.222, SLG: 0.278			G3			G3		P3		2	0	0	0	0	1	1											
14 Paul Konerko, R (7, PH) OBP: 0.056, SLG: 0.059			G3			K		P3		1	0	0	0	0	0	2											
21 Tyler Flowers, R (7, 2) OBP: 0.421, SLG: 0.463			G3			K		P3		0	0	0	0	0	0	0											
Inning Stats	R: 0 E: 1 K: 0 S: 6	H: 0 LOB: 0 BB: 0 P: 8	R: 0 E: 0 K: 1 S: 7	H: 0 LOB: 0 BB: 0 P: 11	R: 0 E: 0 K: 1 S: 13	H: 0 LOB: 1 BB: 1 P: 21	R: 0 E: 0 K: 0 S: 11	H: 1 LOB: 1 BB: 0 P: 17	R: 0 E: 0 K: 0 S: 4	H: 0 LOB: 0 BB: 0 P: 6	R: 0 E: 0 K: 2 S: 7	H: 0 LOB: 0 BB: 0 P: 9	R: 3 E: 1 K: 1 S: 18	H: 4 LOB: 2 BB: 0 P: 33	R: 0 E: 0 K: 1 S: 10	H: 0 LOB: 0 BB: 0 P: 15	R: 0 E: 0 K: 1 S: 7	H: 0 LOB: 0 BB: 0 P: 11	1B: 1 2B: 4 3B: 0 HR: 0	SF: 0 SAC: 0 DP: 1 HBP: 1	WP: 0 PB: 0 SB: 1 CS: 0	PA: 34					
PITCHER	IP	WLS	BF	H	R	ER	SO	BB	IBB	HBP	BLK	WP	HR	S	P	ERA	WHIP										
19 Anibal Sánchez, R (1, 1) ERA: 3.54	6.1	L	25	5	3	3	5	1	0	0	0	0	0	60	92	4.26	0.947										
46 Ian Krol, L (7, 1) ERA: 2.84	0.2		3	0	0	0	0	0	0	1	1	0	0	6	13	0.00	0.000										
57 Evan Reed, R (8, 1) ERA:	1.1		4	0	0	0	2	0	0	0	0	0	0	13	20	0.00	0.000										
60 Justin Miller, R (9, 1) ERA:	0.2		2	0	0	0	0	0	0	0	0	0	0	4	6	0.00	0.000										

Chicago White Sox @ Detroit Tigers
Comerica Park, Detroit, MI
Mon Apr 21 2014, 7:09 PM - 10:15 PM EDT
Att: 24,997 - Partly Cloudy - 77 F

livebaseballscorecards.com

AB 32
R 3
H 5
RBI 2
BB 1
SO 7
LOB 11



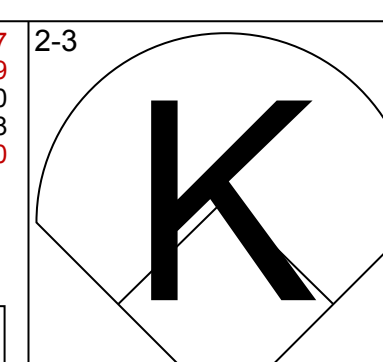
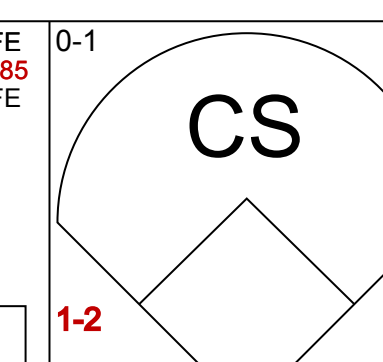
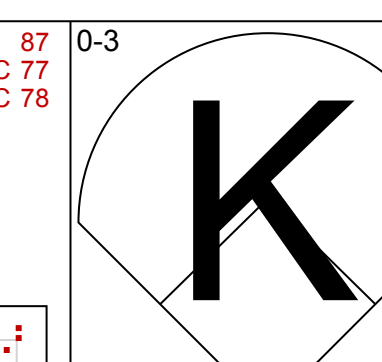
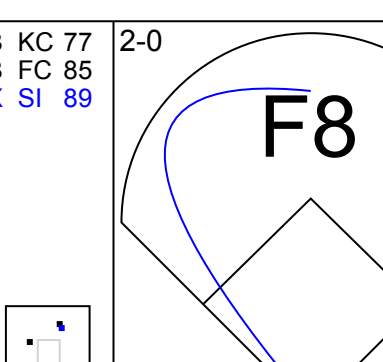
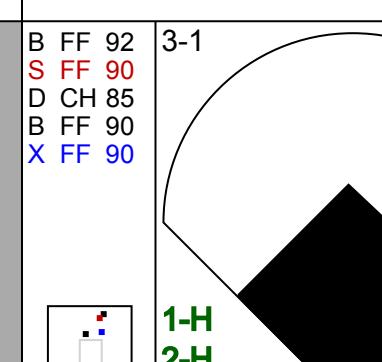
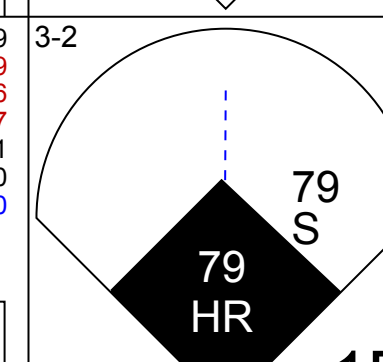
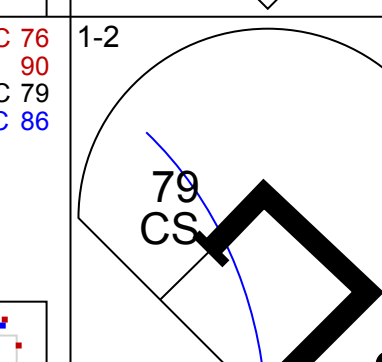
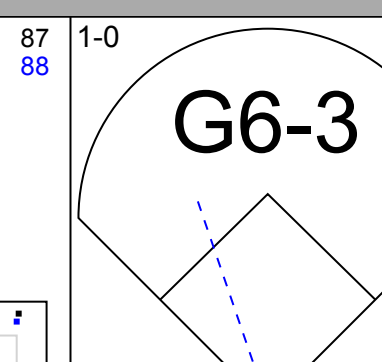
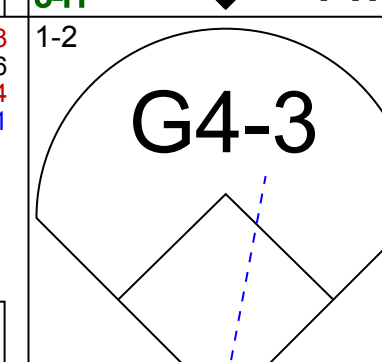
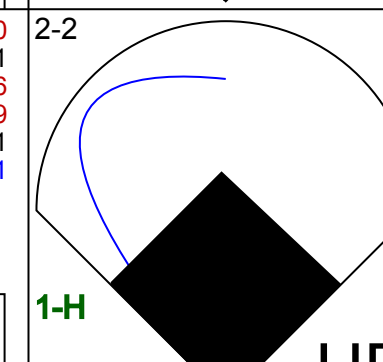
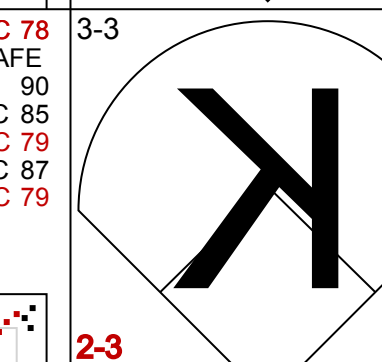
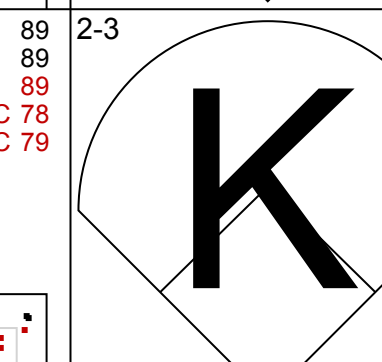
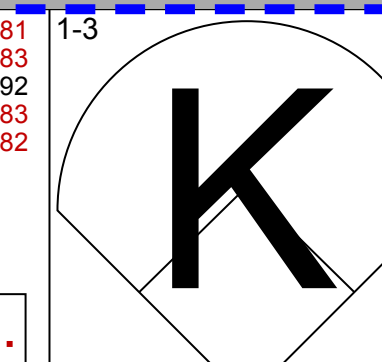
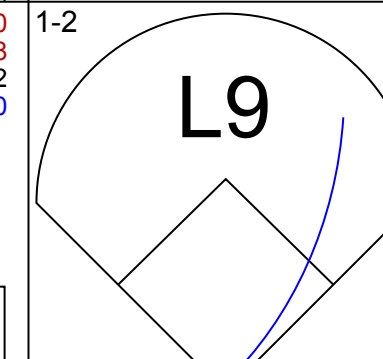
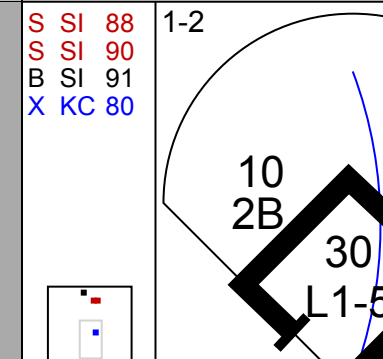
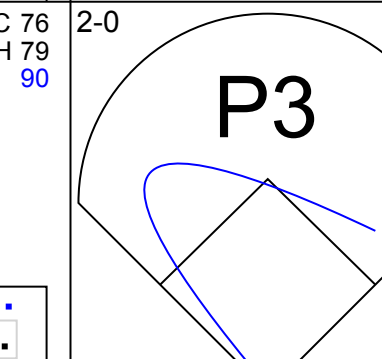
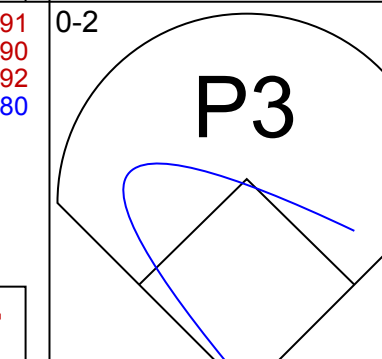
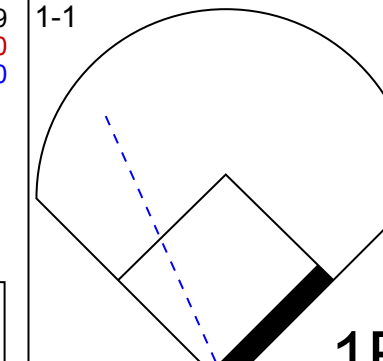
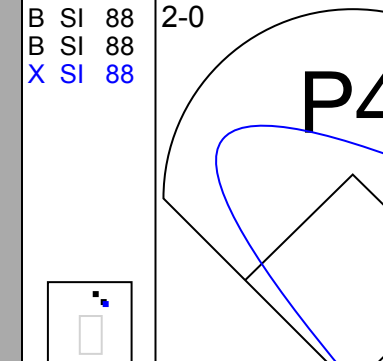
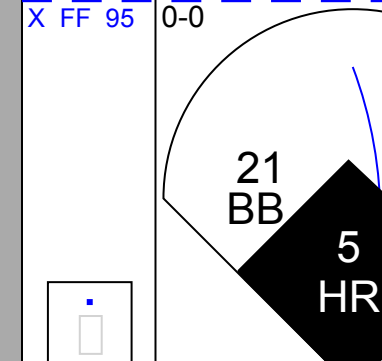
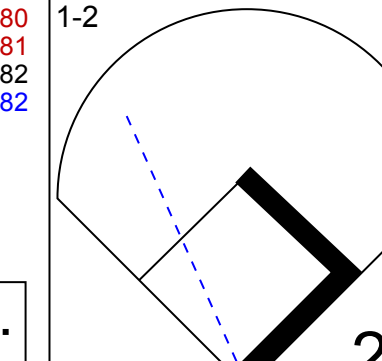
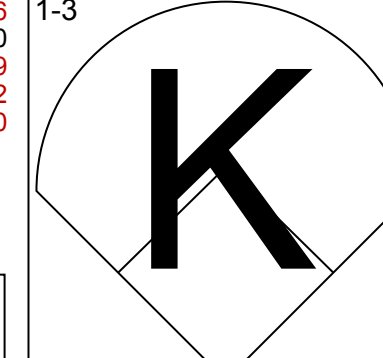
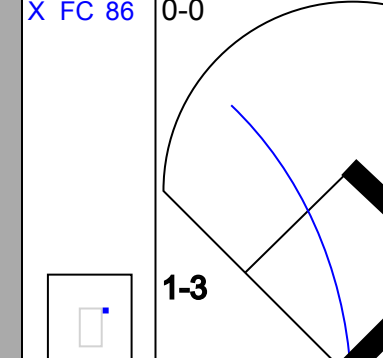
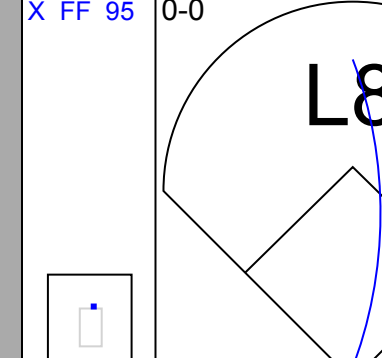
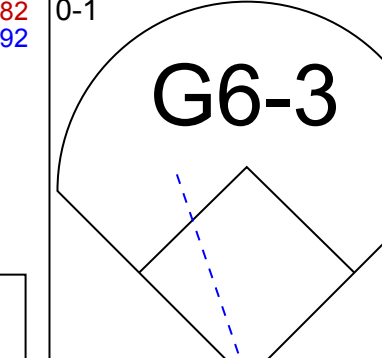
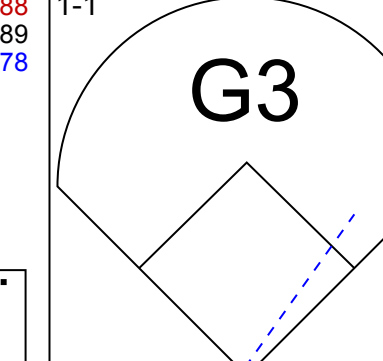
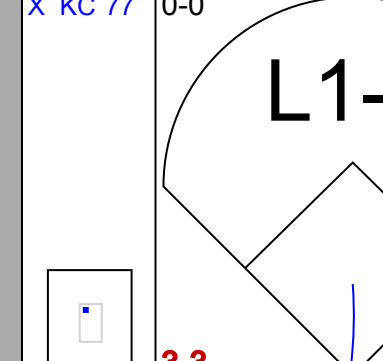
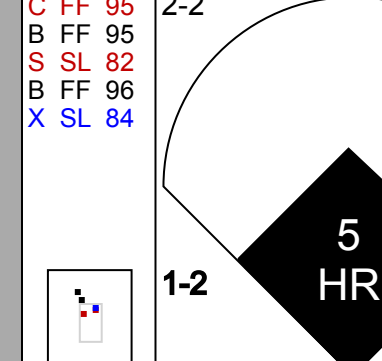
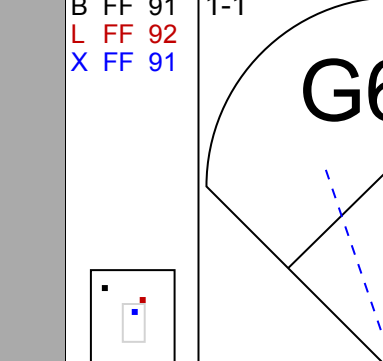
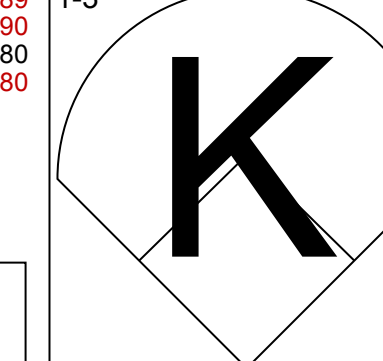
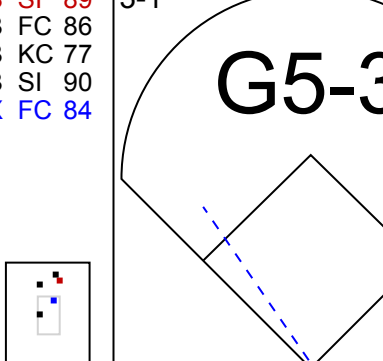
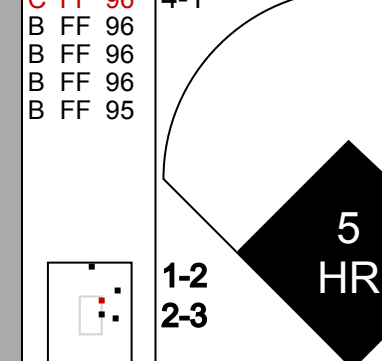
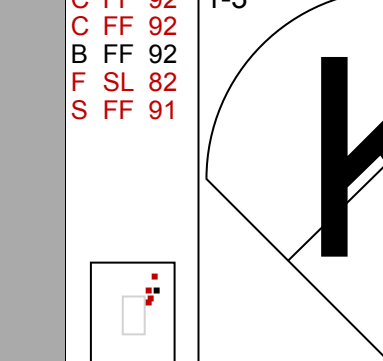
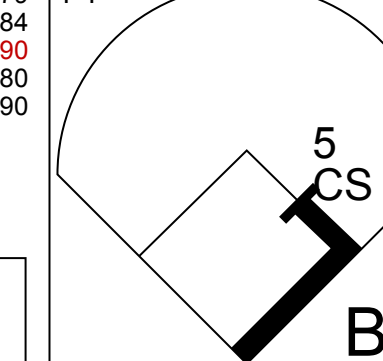
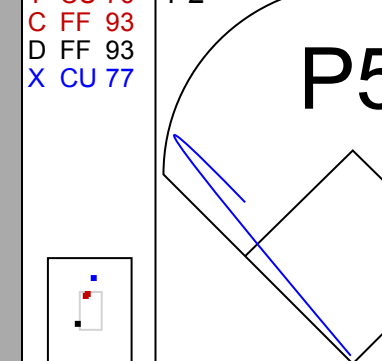
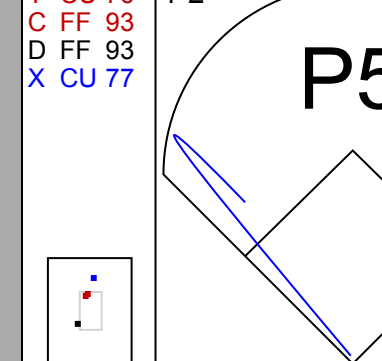
Batter	1	2	3	4	5	6	7	8	9	AB	R	H	RBI	BB	SO	LOB	BOTTOM										
20 Rajai Davis, R (1, 7) OBP: 0.383, SLG: 0.353	P4 41 S BB					P6		F7		4	0	1	0	1	0	4											
3 Ian Kinsler, R (1, 4) OBP: 0.342, SLG: 0.456	F8		G5-3			G5-4-3		FC6-4		5	0	1	0	0	0	5											
24 Miguel Cabrera, R (1, 3) OBP: 0.275, SLG: 0.333	F8		F9			G4-3		L9		4	0	0	0	0	0	2											
41 Victor Martinez, S (1, 10) OBP: 0.365, SLG: 0.500	F8		G4-3			G5-3		G4-3		4	0	1	0	0	0	1											
48 Torii Hunter, R (1, 9) OBP: 0.304, SLG: 0.491		G4-3	K			G5-3		G4-3		4	1	2	0	0	1	1											
14 Austin Jackson, R (1, 8) OBP: 0.273, SLG: 0.473		G4-3	G4-3			F9		K2-3		3	0	1	0	1	1	1											
9 Nick Castellanos, R (1, 5) OBP: 0.333, SLG: 0.435		G4-3	G4-3			F9		G6-3		3	0	1	0	1	0	1											
13 Alex Avila, L (1, 2) OBP: 0.283, SLG: 0.250		G4-3	L4-3			L4-3		F8		4	0	1	1	0	0	3											
17 Andrew Romine, S (1, 6) OBP: 0.393, SLG: 0.261		P3	G5-3			G5-3		G6-3		3	0	1	0	0	0	2											
28 J.D. Martinez, R (9, PH) OBP: 0.273, SLG: 0.473		P3	G5-3			G5-3		G6-3		0	0	0	0	1	0	0											
29 Danny Worth, R (9, PR) OBP: 0.273, SLG: 0.473		P3	G5-3			G5-3		G6-3		0	0	0	0	0	0	0											
Inning Stats	R: 0 E: 0 K: 0 S: 10	H: 0 LOB: 1 BB: 1 P: 16	R: 1 E: 0 K: 0 S: 9	H: 1 LOB: 2 BB: 2 P: 21	R: 0 E: 0 K: 1 S: 10	H: 1 LOB: 1 BB: 0 P: 14	R: 0 E: 0 K: 0 S: 5	H: 1 LOB: 0 BB: 0 P: 8	R: 0 E: 0 K: 0 S: 11	H: 1 LOB: 1 BB: 0 P: 16	R: 0 E: 0 K: 0 S: 15	H: 1 LOB: 1 BB: 0 P: 19	R: 0 E: 0 K: 0 S: 8	H: 2 LOB: 1 BB: 0 P: 10	R: 0 E: 0 K: 1 S: 12	H: 1 LOB: 1 BB: 0 P: 15	R: 0 E: 0 K: 0 S: 10	H: 1 LOB: 2 BB: 1 P: 17	1B: 6 2B: 4 3B: 0 HR: 0	SF: 0 SAC: 0 DP: 2 HBP: 0	WP: 1 PB: 0 SB: 1 CS: 0	PA: 38					
PITCHER	IP	WLS	BF	H	R	ER	SO	BB	IBB	HBP	BLK	WP	HR	S	P	ERA	WHIP										
50 John Danks, L (1, 1) ERA: 2.84	6.1	W	27	6	1	1	1	3	0	0	0	0	0	65	101	1.42	1.421										
54 Ronald Belisario, R (7, 1) ERA: 8.74	1.2	H	6	2	0	0	1	0	0	0	0	0	0	15	18	0.00	1.200										
27 Matt Lindstrom, R (9, 1) ERA: 3.0	1.0	S	5	1	0	0	0	1	0	0	0	0	0	10	17	0.00	2.000										

Chicago White Sox @ Detroit Tigers
Comerica Park, Detroit, MI
Mon Apr 21 2014, 7:09 PM - 10:15 PM EDT
Att: 24,997 - Partly Cloudy - 77 F

livebaseballscorecards.com

AB 34
R 1
H 9
RBI 1
BB 4
SO 2
LOB 20

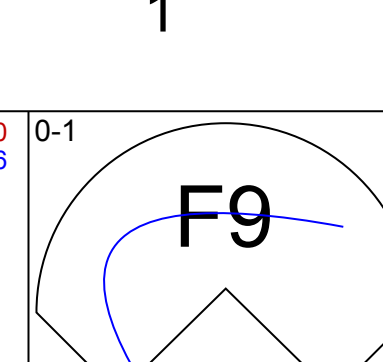
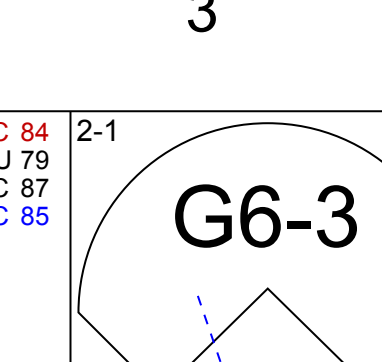
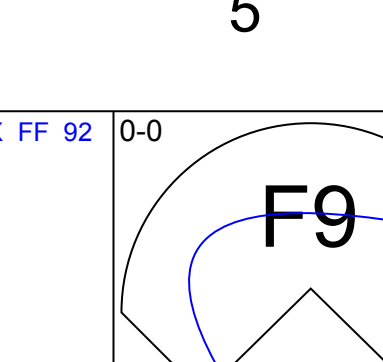
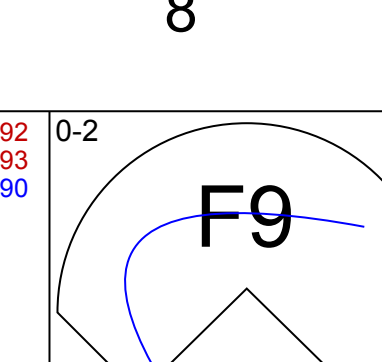
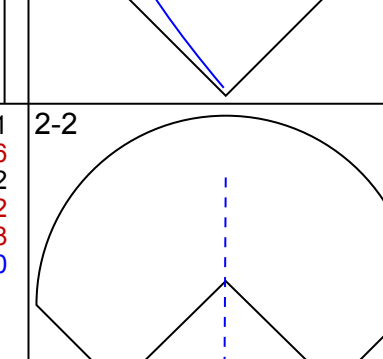
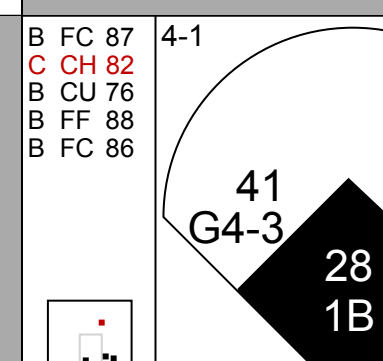
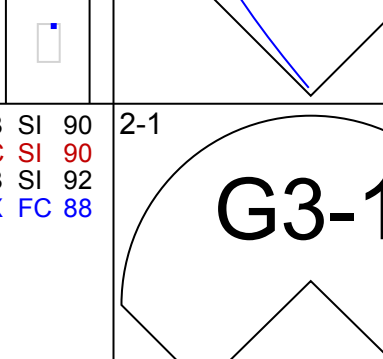
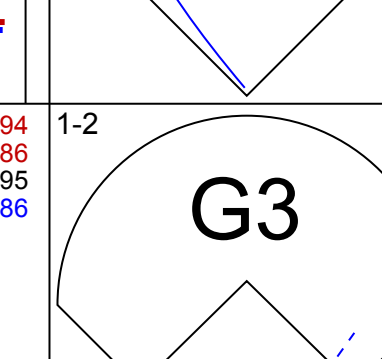
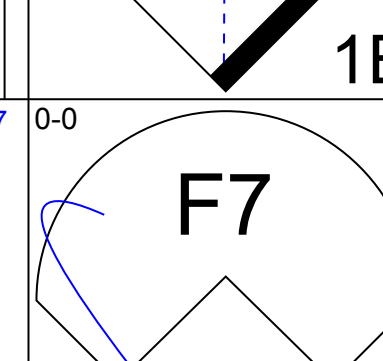
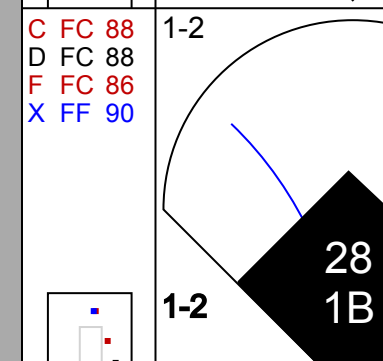
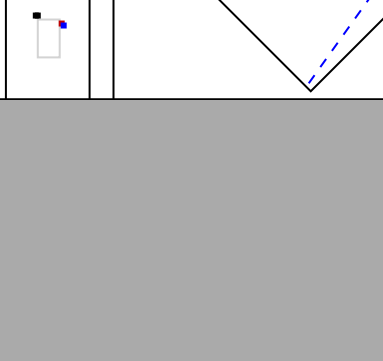
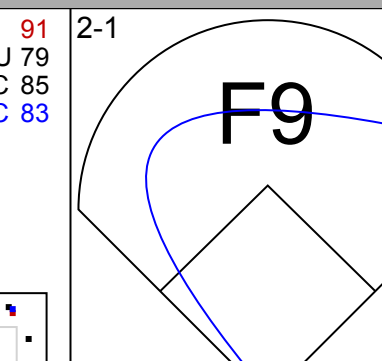
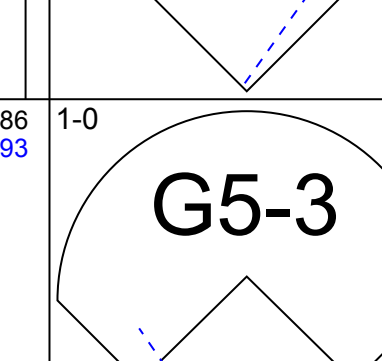
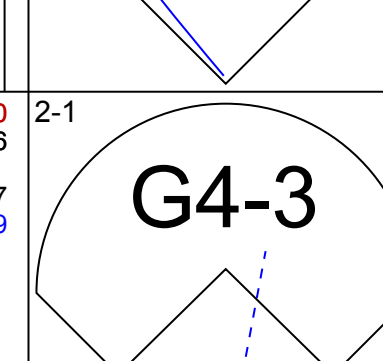
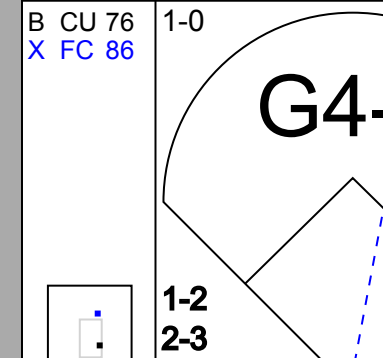
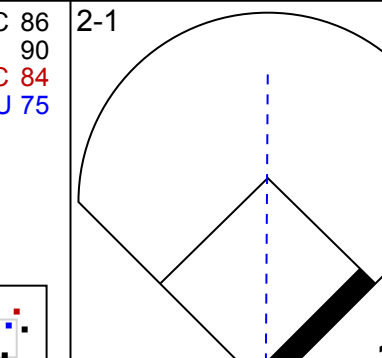
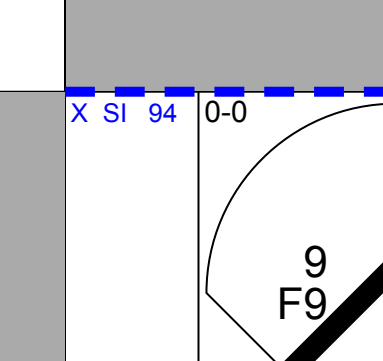
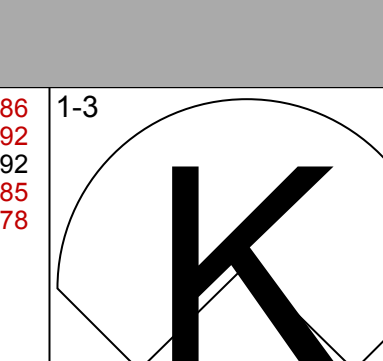
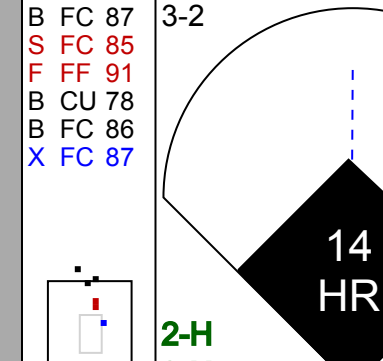
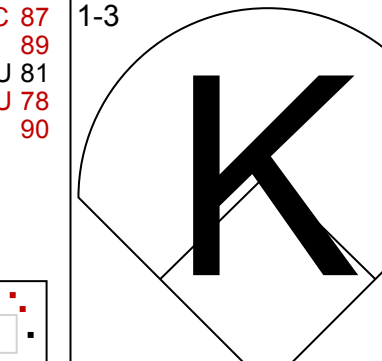
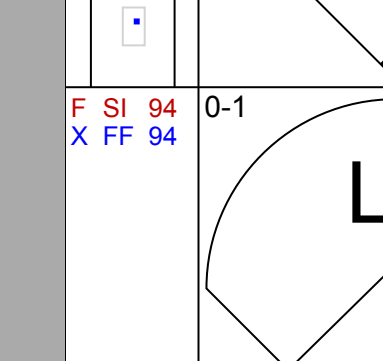

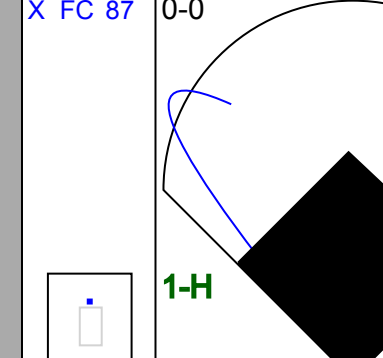
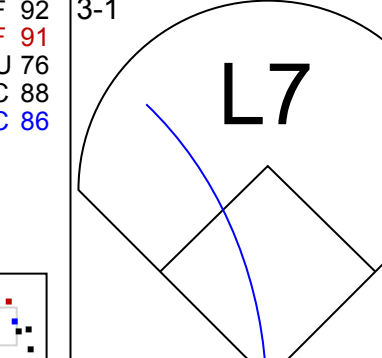
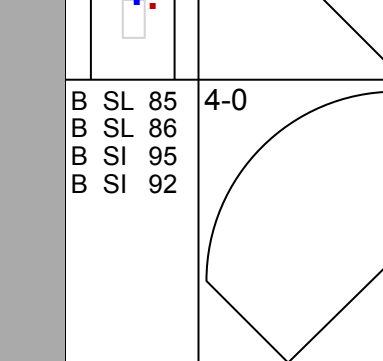

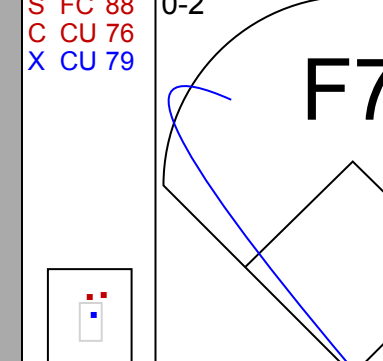
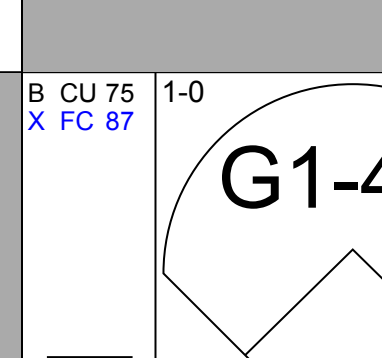
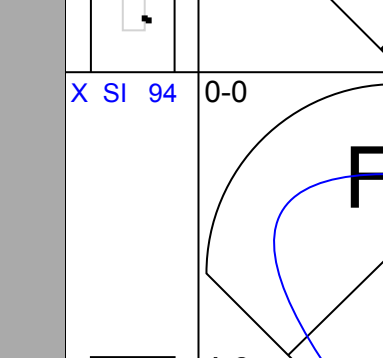
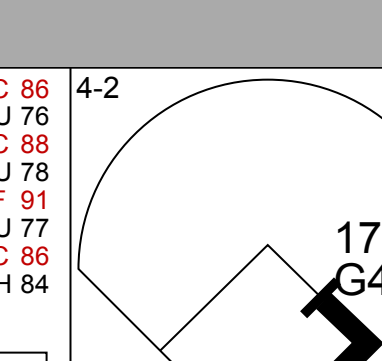
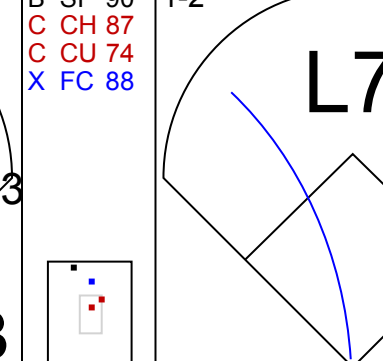
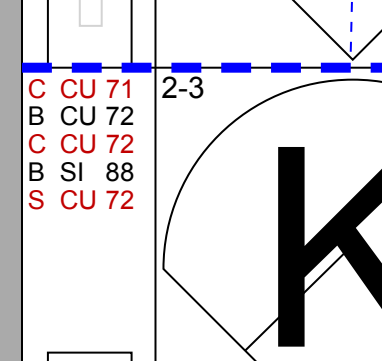
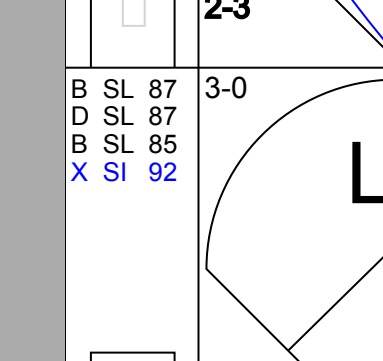

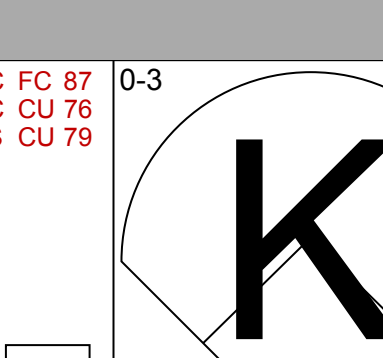
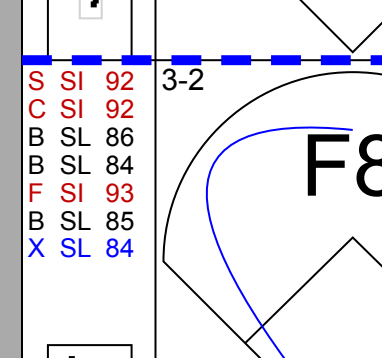


Batter	1	2	3	4	5	6	7	8	9	AB	R	H	RBI	BB	SO	LOB	TOP						
5 Marcus Semien, R (1.5) OBP: 0.280, SLG: 0.394										4	1	1	4	0	2	0							
28 Leury Garcia, S (1.4) OBP: 0.321, SLG: 0.385										4	1	2	0	0	0	0							
79 Jose Abreu, R (1.3) OBP: 0.340, SLG: 0.600										4	1	1	2	0	3	1							
24 Dayan Viciedo, R (1.9) OBP: 0.403, SLG: 0.508										4	0	1	0	0	0	0							
14 Paul Konerko, R (1.10) OBP: 0.208, SLG: 0.261										4	1	3	0	0	0	1							
10 Alexei Ramirez, R (1.6) OBP: 0.387, SLG: 0.557										4	0	1	0	0	1	3							
30 Alejandro De Aza, L (1.7) OBP: 0.216, SLG: 0.309										4	1	1	0	0	0	2							
21 Tyler Flowers, R (1.2) OBP: 0.391, SLG: 0.417										3	1	0	0	1	2	0							
20 Jordan Danks, L (1.8) OBP: 0.250, SLG: 0.222										3	0	0	0	1	1	3							
Inning Stats	R: 2 H: 3 E: 0 K: 2 S: 20	H: 3 LOB: 1 BB: 0 P: 30	R: 0 H: 0 E: 0 K: 1 S: 7	H: 0 LOB: 0 BB: 1 P: 13	R: 0 H: 1 E: 0 K: 2 S: 9	H: 1 LOB: 1 BB: 0 P: 13	R: 0 H: 2 E: 0 K: 0 S: 6	H: 2 LOB: 1 BB: 0 P: 9	R: 0 H: 0 E: 0 K: 1 S: 9	H: 0 LOB: 0 BB: 0 P: 17	R: 0 H: 0 E: 0 K: 1 S: 5	H: 0 LOB: 0 BB: 0 P: 10	R: 4 H: 3 E: 0 K: 0 S: 14	H: 3 LOB: 0 BB: 1 P: 25	R: 0 H: 1 E: 0 K: 1 S: 13	H: 1 LOB: 1 BB: 0 P: 15	R: 0 H: 0 E: 0 K: 1 S: 7	H: 0 LOB: 0 BB: 0 P: 11	1B: 5 2B: 4 3B: 0 HR: 2	SF: 0 SAC: 0 DP: 1 HBP: 0	WP: 0 PB: 0 SB: 1 CS: 2	PA: 37	
PITCHER	IP WLS BF H R ER SO BB IBB HBP BLK WP HR S P ERA WHIP	IP WLS BF H R ER SO BB IBB HBP BLK WP HR S P ERA WHIP	IP WLS BF H R ER SO BB IBB HBP BLK WP HR S P ERA WHIP	IP WLS BF H R ER SO BB IBB HBP BLK WP HR S P ERA WHIP	IP WLS BF H R ER SO BB IBB HBP BLK WP HR S P ERA WHIP	IP WLS BF H R ER SO BB IBB HBP BLK WP HR S P ERA WHIP	IP WLS BF H R ER SO BB IBB HBP BLK WP HR S P ERA WHIP	IP WLS BF H R ER SO BB IBB HBP BLK WP HR S P ERA WHIP	IP WLS BF H R ER SO BB IBB HBP BLK WP HR S P ERA WHIP	IP WLS BF H R ER SO BB IBB HBP BLK WP HR S P ERA WHIP	IP WLS BF H R ER SO BB IBB HBP BLK WP HR S P ERA WHIP	IP WLS BF H R ER SO BB IBB HBP BLK WP HR S P ERA WHIP	IP WLS BF H R ER SO BB IBB HBP BLK WP HR S P ERA WHIP	IP WLS BF H R ER SO BB IBB HBP BLK WP HR S P ERA WHIP	IP WLS BF H R ER SO BB IBB HBP BLK WP HR S P ERA WHIP	IP WLS BF H R ER SO BB IBB HBP BLK WP HR S P ERA WHIP	IP WLS BF H R ER SO BB IBB HBP BLK WP HR S P ERA WHIP	IP WLS BF H R ER SO BB IBB HBP BLK WP HR S P ERA WHIP	IP WLS BF H R ER SO BB IBB HBP BLK WP HR S P ERA WHIP	IP WLS BF H R ER SO BB IBB HBP BLK WP HR S P ERA WHIP	IP WLS BF H R ER SO BB IBB HBP BLK WP HR S P ERA WHIP	IP WLS BF H R ER SO BB IBB HBP BLK WP HR S P ERA WHIP	IP WLS BF H R ER SO BB IBB HBP BLK WP HR S P ERA WHIP

Chicago White Sox @ Detroit Tigers
Comerica Park, Detroit, MI
Wed Apr 23 2014, 7:09 PM - 9:59 PM EDT
Att: 23,451 - Clear - 54 F

AB	34
R	6
H	10
RBI	6
BB	2
SO	9
LOB	10



Batter	1	2	3	4	5	6	7	8	9	AB	R	H	RBI	BB	SO	LOB	BOTTOM						
3 Ian Kinsler, R (1.4) OBP: 0.341, SLG: 0.461										4	0	0	0	0	0	0							
32 Don Kelly, L (1.9) OBP: 0.381, SLG: 0.474										3	1	1	0	1	0	0							
24 Miguel Cabrera, R (1.3) OBP: 0.295, SLG: 0.403										4	1	1	0	0	0	1							
41 Victor Martinez, S (1.10) OBP: 0.361, SLG: 0.492										4	0	2	0	0	0	3							
28 J.D. Martinez, R (1.7) OBP: 0.400, SLG: 0.250										4	1	1	2	0	2	2							
14 Austin Jackson, R (1.8) OBP: 0.380, SLG: 0.517										3	1	1	2	1	0	1							
9 Nick Castellanos, R (1.5) OBP: 0.305, SLG: 0.415										4	0	0	0	0	0	2							
13 Alex Avila, L (1.2) OBP: 0.315, SLG: 0.298										3	0	0	0	1	1	2							
17 Andrew Romine, S (1.6) OBP: 0.371, SLG: 0.241										3	0	0	0	0	1	1							
Inning Stats	R: 0 H: 1 E: 0 K: 0 S: 9	H: 1 LOB: 1 BB: 0 P: 13	R: 0 H: 0 E: 0 K: 1 S: 12	H: 0 LOB: 0 BB: 0 P: 15	R: 0 H: 0 E: 0 K: 0 S: 9	H: 0 LOB: 0 BB: 1 P: 16	R: 4 H: 3 E: 0 K: 0 S: 15	H: 3 LOB: 0 BB: 1 P: 25	R: 0 H: 0 E: 0 K: 1 S: 6	H: 0 LOB: 0 BB: 0 P: 8	R: 0 H: 1 E: 0 K: 1 S: 10	H: 1 LOB: 1 BB: 0 P: 18	R: 0 H: 0 E: 0 K: 1 S: 8	H: 0 LOB: 0 BB: 0 P: 14	R: 0 H: 0 E: 0 K: 0 S: 7	H: 0 LOB: 0 BB: 0 P: 9	R: 0 H: 1 E: 0 K: 0 S: 5	H: 1 LOB: 2 BB: 1 P: 12	1B: 5 2B: 0 3B: 0 HR: 1	SF: 0 SAC: 0 DP: 1 HBP: 0	WP: 0 PB: 0 SB: 0 CS: 0	PA: 35	
PITCHER	IP WLS BF H R ER SO BB IBB HBP BLK WP HR S P ERA WHIP	IP WLS BF H R ER SO BB IBB HBP BLK WP HR S P ERA WHIP	IP WLS BF H R ER SO BB IBB HBP BLK WP HR S P ERA WHIP	IP WLS BF H R ER SO BB IBB HBP BLK WP HR S P ERA WHIP	IP WLS BF H R ER SO BB IBB HBP BLK WP HR S P ERA WHIP	IP WLS BF H R ER SO BB IBB HBP BLK WP HR S P ERA WHIP	IP WLS BF H R ER SO BB IBB HBP BLK WP HR S P ERA WHIP	IP WLS BF H R ER SO BB IBB HBP BLK WP HR S P ERA WHIP	IP WLS BF H R ER SO BB IBB HBP BLK WP HR S P ERA WHIP	IP WLS BF H R ER SO BB IBB HBP BLK WP HR S P ERA WHIP	IP WLS BF H R ER SO BB IBB HBP BLK WP HR S P ERA WHIP	IP WLS BF H R ER SO BB IBB HBP BLK WP HR S P ERA WHIP	IP WLS BF H R ER SO BB IBB HBP BLK WP HR S P ERA WHIP	IP WLS BF H R ER SO BB IBB HBP BLK WP HR S P ERA WHIP	IP WLS BF H R ER SO BB IBB HBP BLK WP HR S P ERA WHIP	IP WLS BF H R ER SO BB IBB HBP BLK WP HR S P ERA WHIP	IP WLS BF H R ER SO BB IBB HBP BLK WP HR S P ERA WHIP	IP WLS BF H R ER SO BB IBB HBP BLK WP HR S P ERA WHIP	IP WLS BF H R ER SO BB IBB HBP BLK WP HR S P ERA WHIP	IP WLS BF H R ER SO BB IBB HBP BLK WP HR S P ERA WHIP	IP WLS BF H R ER SO BB IBB HBP BLK WP HR S P ERA WHIP	IP WLS BF H R ER SO BB IBB HBP BLK WP HR S P ERA WHIP	IP WLS BF H R ER SO BB IBB HBP BLK WP HR S P ERA WHIP

Chicago White Sox @ Detroit Tigers
Comerica Park, Detroit, MI
Wed Apr 23 2014, 7:09 PM - 9:59 PM EDT
Att: 23,451 - Clear - 54 F

AB	32
R	4
H	6
RBI	4
BB	3
SO	4
LOB	12



Batter	1	2	3	4	5	6	7	8	9	AB	R	H	RBI	BB	SO	LOB	TOP								
20 Jordan Danks, L (1,8) OBP: 0.216, SLG: 0.188	G3		F7		K		K		K	5	0	0	0	0	3	3	Chicago White Sox @ Detroit Tigers Comerica Park, Detroit, MI Thu Apr 24 2014, 1:09 PM - 4:23 PM EDT Att: 28,514 - Partly Cloudy - 54 F								
5 Marcus Semien, R (1,5) OBP: 0.296, SLG: 0.388	K		F9		K		K		K	4	0	1	0	1	2	2									
79 José Abreu, R (1,3) OBP: 0.324, SLG: 0.567	G4-3		K		K		F8		K2	5	0	0	0	0	3	5									
44 Adam Dunn, L (1,10) OBP: 0.400, SLG: 0.547	HR				K		G1-3			4	2	2	1	0	1	2									
24 Dayan Viedro, R (1,9) OBP: 0.421, SLG: 0.565	P6								2B	4	2	3	0	0	0	0									
10 Alexei Ramirez, R (1,6) OBP: 0.381, SLG: 0.549	K				K		SF8		1B	3	0	1	2	0	2	1									
30 Alejandro De Aza, L (1,7) OBP: 0.311, SLG: 0.310							F8		1B	3	0	1	0	1	0	2									
15 Gordon Beckham, R (1,4)									G6-3	4	0	0	0	0	3	4									
21 Tyler Flowers, R (1,2) OBP: 0.412, SLG: 0.438									K	4	0	3	0	0	1	1									
Inning Stats	R: 0 E: 0 K: 1 S: 8	H: 0 LOB: 0 BB: 0 P: 13	R: 1 E: 0 K: 2 S: 13	H: 2 LOB: 1 BB: 0 P: 20	R: 0 E: 0 K: 1 S: 11	H: 1 LOB: 1 BB: 0 P: 16	R: 0 E: 0 K: 3 S: 16	H: 1 LOB: 2 BB: 1 P: 25	R: 0 E: 0 K: 2 S: 13	H: 2 LOB: 0 BB: 0 P: 22	R: 1 E: 0 K: 1 S: 11	H: 1 LOB: 0 BB: 0 P: 14	R: 0 E: 0 K: 2 S: 10	H: 1 LOB: 1 BB: 0 P: 18	R: 2 E: 0 K: 1 S: 14	H: 3 LOB: 1 BB: 0 P: 20	R: 0 E: 0 K: 2 S: 12	H: 0 LOB: 1 BB: 1 P: 18	1B: 7 2B: 3 3B: 1 HR: 1	SF: 1 SAC: 0 DP: 1 HBP: 0	WP: 0 PB: 0 SB: 1 CS: 0	PA: 39			
PITCHER	IP	WLS	BF	H	R	ER	SO	BB	IBB	HBP	BLK	WP	HR	S	P	ERA	WHIP								
37 Max Scherzer, R (1,1) ERA: 2.45	6.0	W	26	7	2	2	10	1	0	0	0	0	1	72	110	3.00	1.333								
62 AI Alburquerque, R (7,1) ERA: 4.7	1.0	H	4	1	0	0	2	0	0	0	0	0	0	10	18	0.00	1.000								
44 Joba Chamberlain, R (8,1) ERA: 5.87	1.0	H	6	3	2	2	1	0	0	0	0	0	14	20	18.00	3.000									
36 Joe Nathan, R (9,1) ERA: 6.23	1.0	S	3	0	0	0	2	1	0	0	0	0	0	12	18	0.00	1.000								

Batter	1	2	3	4	5	6	7	8	9	AB	R	H	RBI	BB	SO	LOB	BOTTOM								
20 Rajai Davis, R (1,7) OBP: 0.400, SLG: 0.459	K		L9		HR					5	1	3	2	0	1	0	Chicago White Sox @ Detroit Tigers Comerica Park, Detroit, MI Thu Apr 24 2014, 1:09 PM - 4:23 PM EDT Att: 28,514 - Partly Cloudy - 54 F								
3 Ian Kinsler, R (1,4) OBP: 0.333, SLG: 0.444	F7		24 WP 24 1B		G6-3		P5		K	5	1	1	0	0	1	5									
24 Miguel Cabrera, R (1,3) OBP: 0.305, SLG: 0.408	G3									4	0	2	3	0	0	0									
41 Victor Martinez, S (1,10) OBP: 0.342, SLG: 0.464	F9		F8				FC6			4	0	0	0	0	0	3									
48 Torii Hunter, R (1,9) OBP: 0.292, SLG: 0.452	F9				K				G5-3	4	0	1	0	0	1	0									
14 Austin Jackson, R (1,8) OBP: 0.387, SLG: 0.541					F8		L7			3	2	1	0	1	0	1									
9 Nick Castellanos, R (1,5) OBP: 0.317, SLG: 0.421					G6-3				K	4	1	2	1	0	1	0									
50 Bryan Holaday, R (1,2) OBP: 0.308, SLG: 0.308							F9			4	1	2	1	0	1	1									
29 Danny Worth, R (1,6) OBP: 0.500, SLG: 0.333					F9				F8	3	1	1	0	1	0	2									
Inning Stats	R: 0 E: 0 K: 1 S: 8	H: 0 LOB: 0 BB: 0 P: 13	R: 1 E: 0 K: 1 S: 13	H: 2 LOB: 1 BB: 0 P: 19	R: 1 E: 0 K: 0 S: 13	H: 2 LOB: 1 BB: 0 P: 19	R: 0 E: 0 K: 1 S: 6	H: 0 LOB: 0 BB: 0 P: 10	R: 1 E: 0 K: 0 S: 12	H: 2 LOB: 0 BB: 0 P: 20	R: 0 E: 0 K: 0 S: 10	H: 1 LOB: 1 BB: 0 P: 17	R: 2 E: 0 K: 1 S: 15	H: 3 LOB: 2 BB: 1 P: 25	R: 2 E: 0 K: 1 S: 13	H: 3 LOB: 2 BB: 1 P: 25	1B: 10 2B: 1 3B: 1 HR: 1	SF: 0 SAC: 0 DP: 0 HBP: 0	WP: 2 PB: 0 SB: 0 CS: 1	PA: 38					
PITCHER	IP	WLS	BF	H	R	ER	SO	BB	IBB	HBP	BLK	WP	HR	S	P	ERA	WHIP								
62 Jose Quintana, L (1,1) ERA: 3.9	6.0	L	24	7	3	3	3	0	0	0	0	1	0	13	20	27.00	4.500								
39 Matvei Cleto, R (7,1) ERA: 3.24	0.2		5	2	2	2	1	1	0	0	0	1	0	13	20	27.00	4.500								
40 Daniel Webb, R (7,1) ERA: 3.46	1.1		9	4	2	2	1	1	0	0	0	0	0	15	30	13.50	3.750								

Batter	1	2	3	4	5	6	7	8	9	AB	R	H	RBI	BB	SO	LOB	TOP										
3 Ian Kinsler, R OBP: 0.326, SLG: 0.430	G5-3	G4-3	48 1B		F7		G5-3			5	0	1	1	0	0	3											
48 Toni Hunter, R OBP: 0.314, SLG: 0.493	P4		2B			24 1B		F8		5	2	3	2	0	0	0											
24 Miguel Cabrera, R OBP: 0.310, SLG: 0.407			G4-3			41 FC3-6		F9		5	0	2	1	0	0	3											
41 Victor Martinez, S OBP: 0.333, SLG: 0.446	G6-3		14 2B		L7		FC3-6	F8		5	1	1	1	0	0	2											
14 Austin Jackson, R OBP: 0.375, SLG: 0.530		E9	9 1B		G6-3		L8		P4	5	2	1	0	0	0	1											
9 Nick Castellanos, R OBP: 0.324, SLG: 0.488			17 1B		G4-3		F9		G4-3	5	2	2	3	0	0	1											
13 Alex Avila, L OBP: 0.333, SLG: 0.306			20 1B		G3-1		G6-3		F8	2	1	1	0	1	0	0											
50 Bryan Holaday, R OBP: 0.267, SLG: 0.267			17 2B							2	0	0	0	0	0	0											
17 Andrew Romine, S OBP: 0.385, SLG: 0.281			3 1B		F7		K			3	1	1	1	1	1	0											
20 Rajai Davis, R OBP: 0.419, SLG: 0.477			48 1B		G3					4	1	3	1	0	0	1											
Inning Stats	R: 0 E: 0 K: 0 S: 9	H: 1 LOB: 1 BB: 0 P: 15	R: 2 E: 1 K: 0 S: 14	H: 3 LOB: 1 BB: 0 P: 21	R: 7 E: 0 K: 0 S: 28	H: 7 LOB: 1 BB: 2 P: 45	R: 0 E: 0 K: 0 S: 7	H: 0 LOB: 0 BB: 0 P: 10	R: 0 E: 0 K: 0 S: 8	H: 1 LOB: 1 BB: 0 P: 10	R: 1 E: 0 K: 0 S: 15	H: 2 LOB: 1 BB: 0 P: 23	R: 0 E: 0 K: 1 S: 10	H: 1 LOB: 0 BB: 0 P: 15	R: 0 E: 0 K: 0 S: 7	H: 0 LOB: 0 BB: 0 P: 9	1B: 10 2B: 4 3B: 0 HR: 1	SF: 0 SAC: 0 DP: 1 HBP: 0	WP: 0 PB: 0 SB: 1 CS: 0	PA: 43							
PITCHER	IP	WLS	BF	H	R	ER	SO	BB	IBB	HBP	BLK	WP	HR	S	P	ERA	WHIP										
30 Kevin Correia, R ERA: 7.33	2.1	L	17	8	8	7	0	2	0	0	0	0	1	41	66	27.00	4.286										
51 Anthony Swarzak, R ERA: 5.54	3.0		14	6	2	2	0	0	0	0	0	0	0	30	44	6.00	2.000										
59 Michael Tonkin, R ERA: 1.35	1.2		6	1	0	0	1	0	0	0	0	0	0	20	29	0.00	0.600										
56 Caleb Thielbar, L ERA: 2.25	1.0		3	0	0	0	0	0	0	0	0	0	0	7	12	0.00	0.000										
50 Casey Fien, R ERA: 2.7	1.0		3	0	0	0	0	0	0	0	0	0	0	7	9	0.00	0.000										

Detroit Tigers @ Minnesota Twins
 Target Field, Minneapolis, MN
 Fri Apr 25 2014, 7:11 PM - 10:42 PM CDT
 Att: 27,568 - Partly Cloudy - 59 F

AB	41
R	10
H	15
RBI	10
BB	2
SO	1
LOB	11



Batter	1	2	3	4	5	6	7	8	9	AB	R	H	RBI	BB	SO	LOB	BOTTOM										
2 Brian Dozier, R OBP: 0.349, SLG: 0.467	P3		L5			HR	F9		G4-3	5	1	1	1	0	0	0											
7 Joe Mauer, L OBP: 0.374, SLG: 0.326	L7		G1-3			24 1B	E4		20 DI	5	2	2	0	0	0	0											
24 Trevor Plouffe, R OBP: 0.412, SLG: 0.482	K		K			20 1B			K	4	1	1	1	1	3	1											
20 Chris Colabello, R OBP: 0.355, SLG: 0.523		G6-3			K	13 2B			G3-1	5	1	1	1	0	2	2											
13 Jason Kubel, L OBP: 0.395, SLG: 0.472			43 1B		F7					4	1	3	1	0	0	0											
43 Josmil Pinto, R OBP: 0.400, SLG: 0.448			1 1B		G6-3		P6		FC5-4	4	0	1	0	0	0	3											
8 Kurt Suzuki, R OBP: 0.397, SLG: 0.407		SF7			L8		SF9		FC3-6	1	0	0	2	1	0	0											
1 Sam Fuld, L OBP: 0.340, SLG: 0.523						25 1B	K2-3		FC3-6	4	0	2	0	0	1	3											
25 Pedro Florimon, S OBP: 0.196, SLG: 0.176					G4-6-3				P5	3	0	0	0	0	1	3											
12 Chris Herrmann, L ERA: 3.95										1	0	0	0	0	0	2											
5 Eduardo Escobar, S OBP: 0.292, SLG: 0.318										0	0	0	0	0	0	0											
Inning Stats	R: 0 E: 0 K: 1 S: 6	H: 0 LOB: 0 BB: 0 P: 9	R: 1 E: 0 K: 1 S: 18	H: 3 LOB: 2 BB: 0 P: 25	R: 0 E: 0 K: 1 S: 10	H: 0 LOB: 0 BB: 0 P: 14	R: 0 E: 0 K: 1 S: 9	H: 0 LOB: 0 BB: 0 P: 16	R: 0 E: 0 K: 0 S: 6	H: 1 LOB: 0 BB: 0 P: 12	R: 4 E: 0 K: 1 S: 22	H: 4 LOB: 1 BB: 1 P: 38	R: 1 E: 1 K: 1 S: 14	H: 1 LOB: 1 BB: 0 P: 25	R: 0 E: 0 K: 0 S: 10	H: 1 LOB: 2 BB: 1 P: 22	R: 0 E: 0 K: 1 S: 10	H: 1 LOB: 1 BB: 0 P: 15	1B: 7 2B: 3 3B: 0 HR: 1	SF: 2 SAC: 0 DP: 1 HBP: 0	WP: 0 PB: 0 SB: 0 CS: 0	PA: 40					
PITCHER	IP	WLS	BF	H	R	ER	SO	BB	IBB	HBP	BLK	WP	HR	S	P	ERA	WHIP										
21 Rick Porcello, R ERA: 3.96	5.0	W	21	6	4	4	4	1	0	0	0	0	0	12	18	13.50	3.000										
60 Justin Miller, R ERA: 1.69	0.2		4	2	1	1	0	0	0	0	0	0	0	12	20	0.00	0.000										
46 Ian Krot, L ERA: 3.95	1.0		4	0	1	0	1	0	0	0	0	0	0	11	21	0.00	0.000										
57 Evan Reed, R ERA: 3.24	0.2		5	2	0	0	1	1	0	0	0	0	0	11	21	0.00	4.500										
44 Joba Chamberlain, R ERA: 5.4	0.2	H	2	0	0	0	0	0	0	0	0	0	0	4	10	0.00	0.000										
PITCHER	IP	WLS	BF	H	R	ER	SO	BB	IBB	HBP	BLK	WP	HR	S	P	ERA	WHIP										
36 Joe Nathan, R ERA: 5.59	1.0		4	1	0	0	0	0	0	0	0	0	0	10	15	0.00	1.000										

Detroit Tigers @ Minnesota Twins
 Target Field, Minneapolis, MN
 Fri Apr 25 2014, 7:11 PM - 10:42 PM CDT
 Att: 27,568 - Partly Cloudy - 59 F

AB	36
R	6
H	11
RBI	6
BB	2
SO	7
LOB	14



Batter	1	2	3	4	5	6	7	8	9	AB	R	H	RBI	BB	SO	LOB	TOP					
3 Ian Kinsler, R OBP: 0.313, SLG: 0.411 (1,4)										4	0	0	0	0	0	2						
48 Toni Hunter, R OBP: 0.338, SLG: 0.521 (1,9)										4	1	3	0	0	0	0						
24 Miguel Cabrera, R OBP: 0.308, SLG: 0.412 (1,3)										4	1	1	1	0	0	4						
41 Victor Martinez, S OBP: 0.329, SLG: 0.481 (1,10)										3	1	1	2	0	0	0						
14 Austin Jackson, R OBP: 0.381, SLG: 0.543 (1,8)										4	0	2	0	0	0	0						
9 Nick Castellanos, R OBP: 0.306, SLG: 0.439 (1,5)										4	0	0	0	0	2	2						
17 Andrew Romine, S OBP: 0.357, SLG: 0.257 (1,6)										3	0	0	0	0	2	1						
28 J.D. Martinez, R OBP: 0.364, SLG: 0.222 (8,PH)										1	0	0	0	0	1	1						
50 Bryan Holaday, R OBP: 0.235, SLG: 0.235 (1,2)										2	0	0	0	0	1	0						
13 Alex Avila, L OBP: 0.330, SLG: 0.300 (8,PH)										1	0	0	0	1	1	1						
20 Rajai Davis, R OBP: 0.416, SLG: 0.471 (1,7)										3	0	1	0	0	1	0						
Inning Stats	R: 2 H: 2 E: 1 K: 0 S: 16	H: 2 LOB: 0 BB: 0 P: 19	R: 0 H: 0 E: 0 K: 2 S: 12	H: 0 LOB: 0 BB: 0 P: 13	R: 0 H: 0 E: 0 K: 1 S: 5	H: 0 LOB: 0 BB: 0 P: 8	R: 0 H: 0 E: 0 K: 0 S: 8	H: 0 LOB: 0 BB: 0 P: 11	R: 0 H: 0 E: 0 K: 2 S: 15	H: 0 LOB: 0 BB: 0 P: 21	R: 0 H: 1 E: 0 K: 0 S: 10	H: 1 LOB: 1 BB: 0 P: 16	R: 0 H: 1 E: 0 K: 1 S: 13	H: 1 LOB: 1 BB: 0 P: 17	R: 0 H: 2 E: 0 K: 0 S: 8	H: 2 LOB: 2 BB: 1 P: 13	R: 1 H: 2 E: 0 K: 2 S: 19	H: 2 LOB: 1 BB: 0 P: 24	1B: 4 2B: 3 3B: 0 HR: 1	SF: 1 SAC: 0 DP: 1 HBP: 0	WP: 0 PB: 0 SB: 1 CS: 0	PA: 35
PITCHER	IP WLS BF H R ER SO BB IBB HBP BLK WP HR S P ERA WHIP																					
45 Phil Hughes, R ERA: 5.14 (1,1)	7.0 W 25 4 2 1 6 0 0 0 0 0 0 0 79 105 1.29 0.571																					
61 Jared Burton, R ERA: 9.0 (8,1)	1.0 H 5 2 0 0 0 1 0 0 0 0 0 0 8 13 0.00 3.000																					
15 Glen Perkins, L ERA: 4.09 (9,1)	1.0 S 5 2 1 1 2 0 0 0 0 0 0 1 19 24 9.00 2.000																					

Detroit Tigers @ Minnesota Twins
 Target Field, Minneapolis, MN
 Sat Apr 26 2014, 1:12 PM - 4:25 PM CDT
 Att: 28,122 - Partly Cloudy - 50 F

AB	33
R	3
H	8
RBI	3
BB	1
SO	8
LOB	11



Batter	1	2	3	4	5	6	7	8	9	AB	R	H	RBI	BB	SO	LOB	BOTTOM					
2 Brian Dozier, R OBP: 0.354, SLG: 0.457 (1,4)										2	1	0	0	2	2	1						
7 Joe Mauer, L OBP: 0.378, SLG: 0.319 (1,10)										2	0	0	1	2	0	0						
24 Trevor Plouffe, R OBP: 0.419, SLG: 0.483 (1,5)										2	0	1	2	0	0	0						
25 Pedro Florinón, S OBP: 0.193, SLG: 0.173 (7,6)										1	0	0	0	0	0	0						
20 Chris Colabelo, R OBP: 0.351, SLG: 0.505 (1,3)										3	0	0	0	1	1	2						
13 Jason Kubel, L OBP: 0.376, SLG: 0.447 (1,7)										4	0	0	0	0	3	5						
43 Josmil Pinto, R OBP: 0.405, SLG: 0.492 (1,2)										3	1	1	1	1	0	5						
1 Sam Fuld, L OBP: 0.353, SLG: 0.532 (1,9)										3	1	1	0	1	0	1						
32 Aaron Hicks, S OBP: 0.321, SLG: 0.275 (1,8)										3	1	1	0	1	1	1						
5 Eduardo Escobar, S OBP: 0.259, SLG: 0.280 (7,5)										3	1	0	0	0	2	2						
Inning Stats	R: 0 H: 0 E: 0 K: 1 S: 14	H: 0 LOB: 0 BB: 0 P: 17	R: 0 H: 0 E: 0 K: 0 S: 10	H: 0 LOB: 1 BB: 1 P: 20	R: 0 H: 0 E: 0 K: 1 S: 12	H: 0 LOB: 0 BB: 1 P: 19	R: 0 H: 0 E: 0 K: 1 S: 7	H: 0 LOB: 2 BB: 1 P: 17	R: 4 H: 1 E: 1 K: 1 S: 12	H: 1 LOB: 2 BB: 5 P: 39	R: 0 H: 1 E: 0 K: 1 S: 10	H: 1 LOB: 0 BB: 0 P: 12	R: 0 H: 0 E: 0 K: 1 S: 9	H: 0 LOB: 0 BB: 0 P: 16	R: 1 H: 2 E: 0 K: 3 S: 15	H: 2 LOB: 1 BB: 0 P: 23	R: 1 H: 2 E: 0 K: 3 S: 15	H: 2 LOB: 1 BB: 0 P: 23	1B: 1 2B: 2 3B: 0 HR: 1	SF: 0 SAC: 1 DP: 1 HBP: 1	WP: 1 PB: 0 SB: 1 CS: 1	PA: 37
PITCHER	IP WLS BF H R ER SO BB IBB HBP BLK WP HR S P ERA WHIP																					
19 Anibal Sánchez, R ERA: 3.13 (1,1)	2.2 L 10 0 4 4 1 5 0 0 1 0 0 0 16 43 27.00 3.750																					
56 Jose Ortega, R ERA: 27.0 (3,1)	1.1 10 0 4 4 1 5 0 0 1 0 0 0 16 43 27.00 3.750																					
40 Phil Coke, L ERA: 8.1 (5,1)	2.2 11 2 0 0 2 2 0 0 0 0 1 0 25 46 0.00 1.500																					
62 Al Alburquerque, R ERA: 5.0 (7,1)	1.1 6 2 1 1 4 0 0 0 0 0 0 1 18 28 6.75 1.500																					

Detroit Tigers @ Minnesota Twins
 Target Field, Minneapolis, MN
 Sat Apr 26 2014, 1:12 PM - 4:25 PM CDT
 Att: 28,122 - Partly Cloudy - 50 F

AB	26
R	5
H	4
RBI	4
BB	8
SO	9
LOB	17



Batter	1	2	3	4	5	6	7	8	9	AB	R	H	RBI	BB	SO	LOB	TOP										
3 Ian Kinsler, R OBP: 0.314, SLG: 0.404										5	0	2	0	0	0	0											
48 Toni Hunter, R OBP: 0.325, SLG: 0.500										5	1	1	0	0	2	4											
24 Miguel Cabrera, R OBP: 0.320, SLG: 0.415										5	1	2	0	0	2	4											
41 Victor Martinez, S OBP: 0.340, SLG: 0.476										3	0	1	2	1	0	1											
28 J.D. Martinez, R OBP: 0.313, SLG: 0.286										5	1	1	0	0	3	5											
14 Austin Jackson, R OBP: 0.391, SLG: 0.520										1	1	0	0	3	0	0											
9 Nick Castellanos, R OBP: 0.275, SLG: 0.397										3	0	0	1	0	2	4											
50 Bryan Holaday, R OBP: 0.320, SLG: 0.333										3	1	1	2	1	1	0											
17 Andrew Romine, S OBP: 0.326, SLG: 0.231										4	0	0	0	0	0	2											
Inning Stats	R: 0 E: 0 K: 0 S: 7	H: 1 LOB: 1 BB: 0 P: 9	R: 0 E: 0 K: 2 S: 7	H: 0 LOB: 0 BB: 0 P: 11	R: 0 E: 0 K: 0 S: 5	H: 0 LOB: 0 BB: 0 P: 7	R: 4 E: 0 K: 0 S: 16	H: 4 LOB: 1 BB: 1 P: 28	R: 0 E: 0 K: 2 S: 8	H: 0 LOB: 0 BB: 0 P: 13	R: 0 E: 0 K: 1 S: 8	H: 0 LOB: 1 BB: 1 P: 14	R: 0 E: 0 K: 1 S: 10	H: 0 LOB: 0 BB: 0 P: 14	R: 0 E: 0 K: 2 S: 18	H: 2 LOB: 3 BB: 1 P: 28	R: 1 E: 1 K: 3 S: 21	H: 1 LOB: 3 BB: 2 P: 36	1B: 5 2B: 3 3B: 0 HR: 0	SF: 2 SAC: 0 DP: 0 HBP: 0	WP: 0 PB: 0 SB: 0 CS: 0	PA: 41					
PITCHER	IP	WLS	BF	H	R	ER	SO	BB	IBB	HBP	BLK	WP	HR	S	P	ERA	WHIP										
48 Hector Noesi, R ERA: 11.12	3.2	L	17	5	4	4	2	1	0	0	0	0	0	32	51	9.82	1.636										
52 Jake Patrick, R ERA: 2.16	2.1		8	0	0	0	2	1	0	0	0	0	0	19	31	0.00	0.429										
57 Zach Putnam, R ERA: 1.8	1.0		3	0	0	0	1	0	0	0	0	0	0	10	14	0.00	0.000										
39 Maikel Cleto, R ERA: 2.89	1.0		9	3	1	0	2	2	0	0	0	0	0	26	42	0.00	5.000										
40 Daniel Webb, R ERA: 2.87	1.0		4	0	0	0	3	1	0	0	0	0	0	13	22	0.00	1.000										

Detroit Tigers @ Chicago White Sox
 U.S. Cellular Field, Chicago, IL
 Wed Apr 30 2014, 2:11 PM - 5:13 PM EDT
 Att: 15,157 - Cloudy - 53 F

AB	34
R	5
H	8
RBI	5
BB	5
SO	10
LOB	20



Batter	1	2	3	4	5	6	7	8	9	AB	R	H	RBI	BB	SO	LOB	BOTTOM										
1 Adam Eaton, L OBP: 0.364, SLG: 0.385										3	0	0	0	1	1	0											
20 Jordan Danks, L OBP: 0.216, SLG: 0.188										4	0	1	0	0	0	0											
15 Gordon Beckham, R OBP: 0.222, SLG: 0.200										4	0	1	0	0	0	2											
79 José Abreu, R OBP: 0.336, SLG: 0.617										3	0	0	0	1	2	2											
44 Adam Dunn, L OBP: 0.402, SLG: 0.513										3	0	0	0	1	2	2											
24 Dayan Viciedo, R OBP: 0.410, SLG: 0.528										4	1	2	0	0	1	2											
10 Alexei Ramirez, R OBP: 0.375, SLG: 0.535										4	0	1	0	0	0	2											
30 Alejandro De Aza, L OBP: 0.293, SLG: 0.359										3	0	0	0	1	2	2											
21 Tyler Flowers, R OBP: 0.398, SLG: 0.415										4	0	1	1	0	2	2											
5 Marcus Semien, R OBP: 0.285, SLG: 0.367										4	0	0	0	0	1	3											
Inning Stats	R: 0 E: 0 K: 1 S: 10	H: 1 LOB: 2 BB: 1 P: 18	R: 0 E: 0 K: 2 S: 10	H: 0 LOB: 0 BB: 0 P: 10	R: 0 E: 0 K: 1 S: 13	H: 1 LOB: 2 BB: 1 P: 21	R: 0 E: 0 K: 2 S: 18	H: 1 LOB: 0 BB: 1 P: 26	R: 0 E: 0 K: 0 S: 8	H: 0 LOB: 0 BB: 0 P: 13	R: 0 E: 0 K: 1 S: 10	H: 1 LOB: 1 BB: 0 P: 17	R: 0 E: 0 K: 1 S: 8	H: 0 LOB: 0 BB: 0 P: 14	R: 0 E: 0 K: 0 S: 5	H: 0 LOB: 0 BB: 0 P: 8	R: 1 E: 0 K: 1 S: 11	H: 2 LOB: 1 BB: 0 P: 15	1B: 3 2B: 3 3B: 0 HR: 0	SF: 0 SAC: 0 DP: 0 HBP: 0	WP: 0 PB: 0 SB: 0 CS: 0	PA: 36					
PITCHER	IP	WLS	BF	H	R	ER	SO	BB	IBB	HBP	BLK	WP	HR	S	P	ERA	WHIP										
37 Max Scherzer, R ERA: 2.06	6.0	W	25	4	0	0	7	3	0	0	0	0	0	69	105	0.00	1.167										
62 Ai Altuve, R ERA: 4.5	1.0		3	0	0	0	1	0	0	0	0	0	0	8	14	0.00	0.000										
44 Joba Chamberlain, R ERA: 4.35	1.0		3	0	0	0	0	0	0	0	0	0	0	5	8	0.00	0.000										
57 Evan Reed, R ERA: 3.86	1.0		5	2	1	1	1	0	0	0	0	0	0	11	15	9.00	2.000										

Detroit Tigers @ Chicago White Sox
 U.S. Cellular Field, Chicago, IL
 Wed Apr 30 2014, 2:11 PM - 5:13 PM EDT
 Att: 15,157 - Cloudy - 53 F

AB	33
R	1
H	6
RBI	1
BB	3
SO	9
LOB	15



Batter	1	2	3	4	5	6	7	8	9	AB	R	H	RBI	BB	SO	LOB	TOP					
20 Rajai Davis, R OBP: 0.384, SLG: 0.429	F8		F8		K		G4-3		SF8	5	1	1	0	0	1	0						
3 Ian Kinsler, R OBP: 0.330, SLG: 0.421	L9						G3-1		SF8	4	0	2	1	0	0	0						
32 Don Kelly, L OBP: 0.346, SLG: 0.417										0	0	0	0	0	0	0						
24 Miguel Cabrera, R OBP: 0.327, SLG: 0.427	K		PO				L3			4	3	2	1	1	1	0						
17 Andrew Romine, S OBP: 0.320, SLG: 0.233										0	0	0	0	0	0	0						
41 Victor Martinez, S OBP: 0.375, SLG: 0.522										3	2	2	0	2	0	0						
48 Torii Hunter, R OBP: 0.333, SLG: 0.517										4	1	1	3	1	1	4						
28 J.D. Martinez, R OBP: 0.350, SLG: 0.444										0	0	0	0	0	0	0						
14 Austin Jackson, R OBP: 0.382, SLG: 0.500	P3									4	0	1	0	1	1	4						
9 Nick Castellanos, R OBP: 0.271, SLG: 0.463										4	0	1	3	0	1	3						
50 Bryan Holaday, R OBP: 0.345, SLG: 0.333										3	1	1	0	1	0	4						
29 Danny Worth, R OBP: 0.250, SLG: 0.273										4	1	1	1	0	0	2						
Inning Stats	R: 0 E: 0 K: 1 S: 14	H: 0 LOB: 0 BB: 0 P: 21	R: 0 E: 0 K: 0 S: 7	H: 1 LOB: 2 BB: 1 P: 16	R: 0 E: 0 K: 0 S: 7	H: 1 LOB: 0 BB: 0 P: 10	R: 1 E: 0 K: 1 S: 13	H: 0 LOB: 3 BB: 3 P: 28	R: 0 E: 0 K: 1 S: 8	H: 1 LOB: 1 BB: 0 P: 11	R: 2 E: 0 K: 0 S: 9	H: 2 LOB: 2 BB: 2 P: 20	R: 0 E: 0 K: 0 S: 5	H: 0 LOB: 0 BB: 0 P: 9	R: 0 E: 0 K: 1 S: 7	H: 1 LOB: 1 BB: 0 P: 13	R: 6 E: 0 K: 1 S: 23	H: 6 LOB: 0 BB: 0 P: 32	1B: 5 2B: 6 3B: 0 HR: 1	SF: 2 SAC: 0 DP: 0 HBP: 0	WP: 1 PB: 0 SB: 1 CS: 0	PA: 44
PITCHER	IP WLS BF H R ER SO BB IBB HBP BLK WP HR S P ERA WHIP																					
41 Danny Duffy, L ERA: 2.19	4.0 L 17 2 2 1 2 3 1 0 0 0 1 0 41 75 2.25 1.250																					
31 Louis Coleman, R ERA: 6.75	1.1 6 2 2 2 1 0 1 0 0 0 0 0 11 20 13.50 1.500																					
40 Kelvin Herrera, R ERA: 2.08	0.2 4 1 0 0 0 1 0 0 0 0 0 0 6 11 0.00 3.000																					
43 Aaron Crow, R ERA: 27.0	1.0 3 0 0 0 0 0 0 0 0 0 0 0 5 9 0.00 0.000																					
62 Aaron Brooks, R ERA: 27.0	2.0 13 7 6 6 2 0 0 0 0 0 0 1 30 45 27.00 3.500																					

Detroit Tigers @ Kansas City Royals
 Kauffman Stadium, Kansas City, MO
 Sat May 03 2014, 6:14 PM - 9:06 PM CDT
 Att: 29,200 - Clear - 80 F

AB	35
R	9
H	12
RBI	9
BB	6
SO	5
LOB	17



Batter	1	2	3	4	5	6	7	8	9	AB	R	H	RBI	BB	SO	LOB	BOTTOM					
23 Norichika Aoki, L OBP: 0.322, SLG: 0.355	K		P5							4	1	1	0	0	1	0						
14 Omar Infante, R OBP: 0.345, SLG: 0.419	G1-6-3									4	0	0	0	0	0	1						
35 Eric Hosmer, L OBP: 0.344, SLG: 0.404	G1-3									4	1	2	0	0	0	0						
16 Billy Butler, R OBP: 0.289, SLG: 0.296										2	0	0	1	1	1	1						
4 Alex Gordon, L OBP: 0.311, SLG: 0.400										3	0	1	1	1	1	2						
19 Danny Valencia, R OBP: 0.227, SLG: 0.364										4	0	1	0	0	1	3						
2 Alcides Escobar, R OBP: 0.324, SLG: 0.381										3	0	0	0	0	1	1						
27 Justin Maxwell, R OBP: 0.233, SLG: 0.185										3	0	0	0	0	2	0						
12 Brett Hayes, R OBP: 0.233, SLG: 0.185										3	0	0	0	0	0	0						
Inning Stats	R: 0 E: 0 K: 1 S: 11	H: 0 LOB: 0 BB: 0 P: 16	R: 0 E: 0 K: 0 S: 10	H: 0 LOB: 1 BB: 1 P: 16	R: 0 E: 0 K: 1 S: 6	H: 0 LOB: 0 BB: 0 P: 11	R: 0 E: 0 K: 1 S: 10	H: 1 LOB: 1 BB: 0 P: 16	R: 0 E: 0 K: 1 S: 6	H: 1 LOB: 0 BB: 0 P: 8	R: 0 E: 0 K: 0 S: 7	H: 0 LOB: 0 BB: 0 P: 9	R: 0 E: 0 K: 2 S: 10	H: 0 LOB: 1 BB: 1 P: 17	R: 0 E: 0 K: 1 S: 9	H: 0 LOB: 0 BB: 0 P: 12	R: 2 E: 0 K: 0 S: 15	H: 3 LOB: 1 BB: 0 P: 21	1B: 2 2B: 3 3B: 0 HR: 0	SF: 1 SAC: 0 DP: 0 HBP: 0	WP: 1 PB: 0 SB: 0 CS: 0	PA: 33
PITCHER	IP WLS BF H R ER SO BB IBB HBP BLK WP HR S P ERA WHIP																					
33 Drew Smyly, L ERA: 2.45	7.0 W 24 2 0 0 6 2 0 0 0 0 1 0 60 93 0.00 0.571																					
44 Joba Chamberlain, R ERA: 3.97	1.0 H 3 0 0 0 1 0 0 0 0 0 0 0 9 12 0.00 0.000																					
40 Phil Coke, L ERA: 9.39	1.0 6 3 2 2 0 0 0 0 0 0 0 0 15 21 18.00 3.000																					

Detroit Tigers @ Kansas City Royals
 Kauffman Stadium, Kansas City, MO
 Sat May 03 2014, 6:14 PM - 9:06 PM CDT
 Att: 29,200 - Clear - 80 F

AB	30
R	2
H	5
RBI	2
BB	2
SO	7
LOB	8



Batter	1	2	3	4	5	6	7	8	9	AB	R	H	RBI	BB	SO	LOB	TOP					
20 Rajai Davis, R OBP: 0.391, SLG: 0.446										6	3	3	0	0	2	1						
3 Ian Kinsler, R OBP: 0.333, SLG: 0.429										5	1	2	1	0	0	3						
24 Miguel Cabrera, R OBP: 0.330, SLG: 0.430										4	0	1	2	1	1	3						
41 Victor Martinez, S OBP: 0.385, SLG: 0.516										3	0	1	0	2	0	2						
48 Tori Hunter, R OBP: 0.347, SLG: 0.521										5	0	3	3	0	0	4						
14 Austin Jackson, R OBP: 0.374, SLG: 0.483										5	1	1	0	0	0	5						
9 Nick Castellanos, R OBP: 0.287, SLG: 0.427										5	1	1	1	0	0	2						
13 Alex Avila, L OBP: 0.338, SLG: 0.397										5	1	1	2	0	3	1						
17 Andrew Romine, S OBP: 0.345, SLG: 0.271										5	2	3	0	0	1	0						
Inning Stats	R: 0 H: 2 E: 0 K: 1 S: 18	WLS: 2 BF: 28 LOB: 2 P: 28	H: 1 R: 1 ER: 0 K: 1 S: 8	H: 1 R: 0 LOB: 0 BB: 0 P: 12	R: 1 H: 2 E: 0 K: 0 S: 9	H: 2 R: 0 LOB: 2 BB: 1 P: 17	R: 3 H: 4 E: 0 K: 1 S: 15	H: 4 R: 0 LOB: 2 BB: 1 P: 29	R: 2 H: 2 E: 0 K: 0 S: 13	H: 2 R: 0 LOB: 0 BB: 0 P: 21	R: 0 H: 0 E: 0 K: 0 S: 9	H: 0 R: 0 LOB: 0 BB: 0 P: 12	R: 0 H: 1 E: 0 K: 1 S: 15	H: 1 R: 0 LOB: 1 BB: 0 P: 19	R: 2 H: 3 E: 0 K: 1 S: 21	H: 3 R: 0 LOB: 2 BB: 0 P: 33	R: 0 H: 1 E: 0 K: 2 S: 9	H: 1 R: 0 LOB: 0 BB: 0 P: 13	1B: 11 2B: 3 3B: 0 HR: 2	SF: 0 SAC: 0 DP: 0 HBP: 0	WP: 1 PB: 0 SB: 3 CS: 0	PA: 46
PITCHER	IP: 5.0 WLS: L BF: 28 ERA: 3.5	WLS: 0 BF: 7 ERA: 12.0	H: 11 R: 7 ER: 7 SO: 3	H: 7 R: 0 ER: 0 SO: 1	BB: 1 IBB: 1 HBP: 0 BLK: 0	BB: 0 IBB: 0 HBP: 0 BLK: 0	WP: 0 HR: 2 S: 63 P: 107	HR: 2 S: 24 P: 31	ERA: 12.60 WHIP: 2.400	IP: 2.0 WLS: 0 BF: 7 ERA: 5.91	WLS: 1.0 BF: 4 ERA: 2.45	IP: 1.0 WLS: L BF: 28 ERA: 3.5	IP: 6.1 WLS: 0 BF: 21 ERA: 12.0	IP: 8.1 WLS: 0 BF: 31 ERA: 18.00	IP: 9.1 WLS: 0 BF: 33 ERA: 0.00	IP: 1.0 WLS: L BF: 28 ERA: 3.5	IP: 1.0 WLS: L BF: 28 ERA: 3.5	IP: 1.0 WLS: L BF: 28 ERA: 3.5	1B: 11 2B: 3 3B: 0 HR: 2	SF: 0 SAC: 0 DP: 0 HBP: 0	WP: 1 PB: 0 SB: 3 CS: 0	ERA: 12.60 WHIP: 2.400

Detroit Tigers @ Kansas City Royals
Kauffman Stadium, Kansas City, MO
Sun May 04 2014, 1:13 PM - 4:23 PM CDT
Att: 22,504 - Sunny - 83 F

livebaseballscores.com

AB	43
R	9
H	16
RBI	9
BB	3
SO	7
LOB	21



Batter	1	2	3	4	5	6	7	8	9	AB	R	H	RBI	BB	SO	LOB	BOTTOM					
23 Norichika Aoki, L OBP: 0.341, SLG: 0.360										1	0	1	2	3	0	0						
14 Omar Infante, R OBP: 0.338, SLG: 0.409										5	0	1	0	0	1	4						
35 Eric Hosmer, L OBP: 0.331, SLG: 0.387										5	0	0	0	0	1	4						
16 Billy Butler, R OBP: 0.296, SLG: 0.313									4	0	2	0	0	1	1							
4 Alex Gordon, L OBP: 0.309, SLG: 0.389									3	0	0	0	1	0	3							
13 Salvador Perez, R OBP: 0.298, SLG: 0.385										3	0	1	0	0	0	1						
12 Brett Hayes, R (7, PR)										1	1	0	0	0	0	1						
8 Mike Moustakas, L OBP: 0.223, SLG: 0.333									3	1	0	0	1	2	1							
2 Alcides Escobar, R OBP: 0.321, SLG: 0.376										4	1	1	0	0	2	1						
1 Jarrod Dyson, L OBP: 0.304, SLG: 0.333										4	1	1	2	0	1	1						
Inning Stats	R: 0 H: 0 E: 0 K: 0 S: 8	WLS: 0 BF: 29 LOB: 1 P: 13	H: 0 R: 3 ER: 0 K: 1 S: 7	H: 0 R: 3 LOB: 0 BB: 0 P: 12	R: 0 H: 0 E: 0 K: 1 S: 10	H: 0 R: 0 LOB: 1 BB: 1 P: 20	R: 0 H: 0 E: 0 K: 2 S: 11	H: 0 R: 0 LOB: 1 BB: 1 P: 18	R: 0 H: 0 E: 0 K: 1 S: 7	H: 0 R: 0 LOB: 0 BB: 0 P: 9	R: 0 H: 1 E: 0 K: 1 S: 9	H: 1 R: 0 LOB: 2 BB: 1 P: 15	R: 3 H: 3 E: 0 K: 1 S: 13	H: 3 R: 0 LOB: 1 BB: 0 P: 20	R: 0 H: 1 E: 0 K: 0 S: 7	H: 1 R: 0 LOB: 1 BB: 0 P: 12	R: 1 H: 2 E: 0 K: 1 S: 20	H: 2 R: 0 LOB: 1 BB: 1 P: 31	1B: 4 2B: 2 3B: 1 HR: 0	SF: 1 SAC: 0 DP: 0 HBP: 0	WP: 1 PB: 0 SB: 0 CS: 0	PA: 39
PITCHER	IP: 7.0 WLS: W BF: 29 ERA: 2.68	IP: 1.0 WLS: 0 BF: 4 ERA: 2.7	H: 4 R: 3 ER: 0 SO: 0	H: 3 R: 3 LOB: 0 BB: 0 P: 12	BB: 4 IBB: 0 HBP: 0 BLK: 0	BB: 0 IBB: 0 HBP: 0 BLK: 0	WP: 1 HR: 0 S: 65 P: 107	HR: 0 S: 7 P: 12	ERA: 3.86 WHIP: 1.143	IP: 1.0 WLS: 0 BF: 4 ERA: 4.91	IP: 1.0 WLS: 0 BF: 6 ERA: 4.91	IP: 1.0 WLS: L BF: 28 ERA: 3.5	IP: 8.1 WLS: 0 BF: 31 ERA: 18.00	IP: 9.1 WLS: 0 BF: 33 ERA: 0.00	IP: 1.0 WLS: L BF: 28 ERA: 3.5	IP: 1.0 WLS: L BF: 28 ERA: 3.5	IP: 1.0 WLS: L BF: 28 ERA: 3.5	IP: 1.0 WLS: L BF: 28 ERA: 3.5	1B: 4 2B: 2 3B: 1 HR: 0	SF: 1 SAC: 0 DP: 0 HBP: 0	WP: 1 PB: 0 SB: 0 CS: 0	ERA: 3.86 WHIP: 1.143

Detroit Tigers @ Kansas City Royals
Kauffman Stadium, Kansas City, MO
Sun May 04 2014, 1:13 PM - 4:23 PM CDT
Att: 22,504 - Sunny - 83 F

livebaseballscores.com

AB	33
R	4
H	7
RBI	4
BB	5
SO	8
LOB	17



Batter	1	2	3	4	5	6	7	8	9	AB	R	H	RBI	BB	SO	LOB	TOP			
27 Jose Altuve, R OBP: 0.336, SLG: 0.379	G5-3			P4		E6 21 G4-3		K		4	0	0	0	0	1	2	Houston Astros @ Detroit Tigers Comerica Park, Detroit, MI Mon May 05 2014, 7:09 PM - 10:01 PM EDT Att: 26,475 - Overcast - 53 F			
21 Dexter Fowler, S OBP: 0.314, SLG: 0.349	G4-3			23 HBP 1B		G4-3			3	0	1	0	1	0	1					
15 Jason Castro, L OBP: 0.319, SLG: 0.384	K			K		F7			4	0	0	0	0	2	3					
23 Chris Carter, R OBP: 0.277, SLG: 0.385	K			HBP		F8			3	0	0	0	0	1	0					
8 Alex Presley, L OBP: 0.253, SLG: 0.388	K			G4-3		L8			3	0	0	0	0	1	2					
4 George Springer, R OBP: 0.297, SLG: 0.221	18 CS 1B			K		G5-3			3	0	1	0	0	1	0					
18 Marc Krauss, L OBP: 0.257, SLG: 0.262	CS			P6				27 CS 6 BB	2	0	0	0	1	1	0					
9 Marwin Gonzalez, S OBP: 0.333, SLG: 0.419	1-2			K				F9	3	0	0	0	0	2	1					
30 Matt Dominguez, R OBP: 0.303, SLG: 0.396				K					3	0	0	0	0	2	1					
6 Jonathan Villar, S OBP: 0.321, SLG: 0.526	F8					G4-3			3	0	1	0	0	0	0					
Inning Stats	R: 0 E: 0 K: 1 S: 10	H: 0 LOB: 0 BB: 0 P: 14	R: 0 E: 0 K: 2 S: 11	H: 1 LOB: 0 BB: 0 P: 18	R: 0 E: 0 K: 2 S: 8	H: 0 LOB: 0 BB: 0 P: 12	R: 0 E: 0 K: 1 S: 10	H: 1 LOB: 2 BB: 0 P: 15	R: 0 E: 0 K: 0 S: 8	H: 0 LOB: 0 BB: 0 P: 11	R: 0 E: 0 K: 0 S: 5	H: 0 LOB: 0 BB: 0 P: 10	R: 0 E: 0 K: 1 S: 11	H: 1 LOB: 2 BB: 1 P: 19	R: 0 E: 0 K: 0 S: 7	H: 0 LOB: 0 BB: 1 P: 13	1B: 3 2B: 1 3B: 0 HR: 0	SF: 0 SAC: 0 DP: 1 HBP: 1	WP: 0 PB: 0 SB: 0 CS: 2	PA: 32
PITCHER	IP WLS BF H R ER SO BB IBB HBP BLK WP HR S P ERA WHIP	IP WLS BF H R ER SO BB IBB HBP BLK WP HR S P ERA WHIP	IP WLS BF H R ER SO BB IBB HBP BLK WP HR S P ERA WHIP	IP WLS BF H R ER SO BB IBB HBP BLK WP HR S P ERA WHIP	IP WLS BF H R ER SO BB IBB HBP BLK WP HR S P ERA WHIP	IP WLS BF H R ER SO BB IBB HBP BLK WP HR S P ERA WHIP	IP WLS BF H R ER SO BB IBB HBP BLK WP HR S P ERA WHIP	IP WLS BF H R ER SO BB IBB HBP BLK WP HR S P ERA WHIP	IP WLS BF H R ER SO BB IBB HBP BLK WP HR S P ERA WHIP	IP WLS BF H R ER SO BB IBB HBP BLK WP HR S P ERA WHIP	IP WLS BF H R ER SO BB IBB HBP BLK WP HR S P ERA WHIP	IP WLS BF H R ER SO BB IBB HBP BLK WP HR S P ERA WHIP	IP WLS BF H R ER SO BB IBB HBP BLK WP HR S P ERA WHIP	IP WLS BF H R ER SO BB IBB HBP BLK WP HR S P ERA WHIP	IP WLS BF H R ER SO BB IBB HBP BLK WP HR S P ERA WHIP	IP WLS BF H R ER SO BB IBB HBP BLK WP HR S P ERA WHIP	IP WLS BF H R ER SO BB IBB HBP BLK WP HR S P ERA WHIP			
37 Max Scherzer, R ERA: 1.72	8.0	W	28	3	0	0	9	1	0	1	0	0	0	0	0	0	0.00	0.500		
36 Joe Nathan, R ERA: 4.63	1.0	S	3	0	0	0	0	1	0	0	0	0	0	0	0	0	0.00	1.000		

AB	28
R	0
H	3
RBI	0
BB	2
SO	9
LOB	9



Batter	1	2	3	4	5	6	7	8	9	AB	R	H	RBI	BB	SO	LOB	BOTTOM			
3 Ian Kinsler, R OBP: 0.331, SLG: 0.417	E6 48 1B 24 G3-5			F8		48 CS HBP		G6-4-3		3	0	0	0	0	0	2	Houston Astros @ Detroit Tigers Comerica Park, Detroit, MI Mon May 05 2014, 7:09 PM - 10:01 PM EDT Att: 26,475 - Overcast - 53 F			
48 Tori Hunter, R OBP: 0.353, SLG: 0.520	24 G3-5 1B			1B		G6-3		P3	4	0	2	0	0	0	1					
24 Miguel Cabrera, R OBP: 0.319, SLG: 0.414	G3-5			G4-3		K		G4-3	4	0	0	0	0	1	3					
41 Victor Martinez, S OBP: 0.381, SLG: 0.535	3-HR K			G6-3		G5-3		HR	4	1	1	1	0	1	1					
14 Austin Jackson, R OBP: 0.378, SLG: 0.478	G6-3			13 BB BB		K		1B	3	0	1	0	1	1	0					
9 Nick Castellanos, R OBP: 0.286, SLG: 0.419	13 G6-3 1B			F9		E3 17 SH5-4 20 BB 1B		F8	4	1	1	0	0	0	2					
13 Alex Avila, L OBP: 0.352, SLG: 0.390	G6-3			BB		20 BB 17 SH5-4 BB			1	0	0	0	2	0	1					
17 Andrew Romine, S OBP: 0.333, SLG: 0.260	G6-3			G6-3		SH5-4			2	0	0	0	0	0	3					
20 Rajai Davis, R OBP: 0.389, SLG: 0.442	P3			G5-3		G6-4-3 1B			3	0	1	1	0	0	0					
Inning Stats	R: 0 E: 1 K: 1 S: 11	H: 1 LOB: 1 BB: 0 P: 16	R: 0 E: 0 K: 0 S: 5	H: 1 LOB: 1 BB: 0 P: 8	R: 0 E: 0 K: 0 S: 7	H: 1 LOB: 1 BB: 0 P: 11	R: 0 E: 0 K: 0 S: 10	H: 0 LOB: 2 BB: 2 P: 23	R: 0 E: 0 K: 0 S: 6	H: 0 LOB: 0 BB: 0 P: 11	R: 0 E: 0 K: 2 S: 7	H: 0 LOB: 0 BB: 0 P: 12	R: 1 E: 1 K: 0 S: 12	H: 1 LOB: 1 BB: 1 P: 19	R: 1 E: 0 K: 0 S: 14	H: 2 LOB: 1 BB: 0 P: 21	1B: 5 2B: 1 3B: 0 HR: 1	SF: 0 SAC: 1 DP: 2 HBP: 1	WP: 0 PB: 0 SB: 0 CS: 1	PA: 33
PITCHER	IP WLS BF H R ER SO BB IBB HBP BLK WP HR S P ERA WHIP	IP WLS BF H R ER SO BB IBB HBP BLK WP HR S P ERA WHIP	IP WLS BF H R ER SO BB IBB HBP BLK WP HR S P ERA WHIP	IP WLS BF H R ER SO BB IBB HBP BLK WP HR S P ERA WHIP	IP WLS BF H R ER SO BB IBB HBP BLK WP HR S P ERA WHIP	IP WLS BF H R ER SO BB IBB HBP BLK WP HR S P ERA WHIP	IP WLS BF H R ER SO BB IBB HBP BLK WP HR S P ERA WHIP	IP WLS BF H R ER SO BB IBB HBP BLK WP HR S P ERA WHIP	IP WLS BF H R ER SO BB IBB HBP BLK WP HR S P ERA WHIP	IP WLS BF H R ER SO BB IBB HBP BLK WP HR S P ERA WHIP	IP WLS BF H R ER SO BB IBB HBP BLK WP HR S P ERA WHIP	IP WLS BF H R ER SO BB IBB HBP BLK WP HR S P ERA WHIP	IP WLS BF H R ER SO BB IBB HBP BLK WP HR S P ERA WHIP	IP WLS BF H R ER SO BB IBB HBP BLK WP HR S P ERA WHIP	IP WLS BF H R ER SO BB IBB HBP BLK WP HR S P ERA WHIP	IP WLS BF H R ER SO BB IBB HBP BLK WP HR S P ERA WHIP	IP WLS BF H R ER SO BB IBB HBP BLK WP HR S P ERA WHIP			
48 Jarrod Cosart, R ERA: 4.5	7.0	L	28	4	1	0	3	3	0	0	0	0	0	0	0	0	0.00	1.000		
45 Anthony Bass, R ERA: 4.32	1.0	S	5	2	1	1	0	0	0	0	0	0	0	0	0	0	9.00	2.000		

AB	28
R	2
H	6
RBI	2
BB	3
SO	3
LOB	13



Batter	1	2	3	4	5	6	7	8	9	AB	R	H	RBI	BB	SO	LOB	TOP						
27 Jose Altuve, R OBP: 0.333, SLG: 0.382										4	0	1	0	0	0	1	Houston Astros @ Detroit Tigers Comerica Park, Detroit, MI Tue May 06 2014, 7:09 PM - 10:35 PM EDT Att: 27,939 - Partly Cloudy - 60 F						
21 Dexter Fowler, S OBP: 0.320, SLG: 0.354										4	1	2	0	0	1	0							
15 Jason Castro, L OBP: 0.317, SLG: 0.379										4	0	1	0	0	2	2							
23 Chris Carter, R OBP: 0.276, SLG: 0.380										4	1	1	1	1	0	2		3					
14 Jesus Guzman, R OBP: 0.239, SLG: 0.328										4	1	0	0	0	1	5							
4 George Springer, R OBP: 0.282, SLG: 0.264										4	1	3	1	0	0	0							
30 Matt Dominguez, R OBP: 0.301, SLG: 0.391										4	0	1	1	0	0	2							
28 L.J. Hoes, R OBP: 0.226, SLG: 0.213										3	0	0	1	1	0	2							
6 Jonathan Villar, S OBP: 0.312, SLG: 0.510										3	0	0	0	0	1	2							
9 Marwin Gonzalez, S OBP: 0.324, SLG: 0.406										1	0	0	0	0	1	1							
Inning Stats	R: 0 H: 2 E: 0 K: 2 S: 15	H: 2 BB: 0 P: 23	R: 0 H: 1 E: 0 K: 0 S: 8	H: 1 LOB: 1 BB: 0 P: 12	R: 0 H: 0 E: 0 K: 1 S: 7	H: 0 LOB: 0 BB: 0 P: 11	R: 0 H: 0 E: 0 K: 2 S: 10	H: 0 LOB: 0 BB: 0 P: 12	R: 0 H: 0 E: 0 K: 0 S: 9	H: 0 LOB: 1 BB: 1 P: 18	R: 1 H: 2 E: 0 K: 0 S: 7	H: 2 LOB: 0 BB: 0 P: 11	R: 0 H: 1 E: 0 K: 0 S: 6	H: 0 LOB: 0 BB: 0 P: 12	R: 0 H: 0 E: 0 K: 2 S: 8	H: 0 LOB: 0 BB: 0 P: 12	R: 3 H: 3 E: 1 K: 1 S: 18	H: 3 LOB: 1 BB: 0 P: 27	1B: 7 2B: 2 3B: 0 HR: 0	SF: 0 SAC: 0 DP: 2 HBP: 0	WP: 0 PB: 0 SB: 0 CS: 0	PA: 36	
PITCHER	IP WLS BF H R ER SO BB IBB HBP BLK WP HR S P ERA WHIP	IP WLS BF H R ER SO BB IBB HBP BLK WP HR S P ERA WHIP	IP WLS BF H R ER SO BB IBB HBP BLK WP HR S P ERA WHIP	IP WLS BF H R ER SO BB IBB HBP BLK WP HR S P ERA WHIP	IP WLS BF H R ER SO BB IBB HBP BLK WP HR S P ERA WHIP	IP WLS BF H R ER SO BB IBB HBP BLK WP HR S P ERA WHIP	IP WLS BF H R ER SO BB IBB HBP BLK WP HR S P ERA WHIP	IP WLS BF H R ER SO BB IBB HBP BLK WP HR S P ERA WHIP	IP WLS BF H R ER SO BB IBB HBP BLK WP HR S P ERA WHIP	IP WLS BF H R ER SO BB IBB HBP BLK WP HR S P ERA WHIP	IP WLS BF H R ER SO BB IBB HBP BLK WP HR S P ERA WHIP	IP WLS BF H R ER SO BB IBB HBP BLK WP HR S P ERA WHIP	IP WLS BF H R ER SO BB IBB HBP BLK WP HR S P ERA WHIP	IP WLS BF H R ER SO BB IBB HBP BLK WP HR S P ERA WHIP	IP WLS BF H R ER SO BB IBB HBP BLK WP HR S P ERA WHIP	IP WLS BF H R ER SO BB IBB HBP BLK WP HR S P ERA WHIP	IP WLS BF H R ER SO BB IBB HBP BLK WP HR S P ERA WHIP						
38 Robbie Ray, L ERA: 1.69	5.1	W	22	5	1	1	5	1	0	0	0	0	0	0	0	0	0	0	0	55	86	1.69	1.125
57 Evan Reed, R ERA: 3.0	1.2	H	4	1	0	0	0	0	0	0	0	0	0	0	0	0	0	0	0	7	13	0.00	0.600
62 Al Albuquerque, R ERA: 4.5	1.0		3	0	0	0	2	0	0	0	0	0	0	0	0	0	0	0	0	8	12	0.00	0.000
60 Justin Miller, R ERA: 2.84	1.0		7	3	3	1	1	0	0	0	0	0	0	0	0	0	0	0	0	18	27	9.00	3.000

AB	35
R	4
H	9
RBI	4
BB	1
SO	8
LOB	18



Batter	1	2	3	4	5	6	7	8	9	AB	R	H	RBI	BB	SO	LOB	BOTTOM						
3 Ian Kinsler, R OBP: 0.341, SLG: 0.425										5	2	3	0	0	0	1	Houston Astros @ Detroit Tigers Comerica Park, Detroit, MI Tue May 06 2014, 7:09 PM - 10:35 PM EDT Att: 27,939 - Partly Cloudy - 60 F						
48 Torii Hunter, R OBP: 0.385, SLG: 0.529										4	1	2	1	0	1	2							
32 Don Kelly, L OBP: 0.346, SLG: 0.417										5	2	4	4	0	0	2							
24 Miguel Cabrera, R OBP: 0.339, SLG: 0.486										0	0	0	0	0	0	0							
17 Andrew Romine, S OBP: 0.333, SLG: 0.260										4	0	1	1	1	1	3							
41 Victor Martinez, S OBP: 0.381, SLG: 0.524										4	0	1	1	1	1	3							
28 J.D. Martinez, R OBP: 0.320, SLG: 0.409										4	0	1	2	0	1	4							
14 Austin Jackson, R OBP: 0.371, SLG: 0.464										5	1	1	0	0	1	4							
9 Nick Castellanos, R OBP: 0.276, SLG: 0.422										4	1	2	0	0	1	0							
13 Alex Avila, L OBP: 0.360, SLG: 0.413										4	2	2	0	0	1	2							
29 Danny Worth, R OBP: 0.313, SLG: 0.357										3	2	2	3	0	0	0							
Inning Stats	R: 1 H: 2 E: 0 K: 0 S: 11	H: 2 LOB: 0 BB: 0 P: 17	R: 0 H: 0 E: 0 K: 2 S: 13	H: 0 LOB: 0 BB: 0 P: 19	R: 2 H: 4 E: 0 K: 0 S: 13	H: 4 LOB: 2 BB: 0 P: 19	R: 1 H: 2 E: 0 K: 1 S: 10	H: 2 LOB: 1 BB: 0 P: 18	R: 0 H: 1 E: 0 K: 0 S: 11	H: 1 LOB: 2 BB: 1 P: 19	R: 0 H: 0 E: 0 K: 1 S: 8	H: 0 LOB: 0 BB: 0 P: 13	R: 2 H: 3 E: 0 K: 0 S: 18	H: 3 LOB: 1 BB: 0 P: 26	R: 2 H: 6 E: 0 K: 2 S: 25	H: 6 LOB: 1 BB: 0 P: 31	1B: 14 2B: 3 3B: 0 HR: 1	SF: 3 SAC: 0 DP: 0 HBP: 0	WP: 0 PB: 0 SB: 1 CS: 1	PA: 42			
PITCHER	IP WLS BF H R ER SO BB IBB HBP BLK WP HR S P ERA WHIP	IP WLS BF H R ER SO BB IBB HBP BLK WP HR S P ERA WHIP	IP WLS BF H R ER SO BB IBB HBP BLK WP HR S P ERA WHIP	IP WLS BF H R ER SO BB IBB HBP BLK WP HR S P ERA WHIP	IP WLS BF H R ER SO BB IBB HBP BLK WP HR S P ERA WHIP	IP WLS BF H R ER SO BB IBB HBP BLK WP HR S P ERA WHIP	IP WLS BF H R ER SO BB IBB HBP BLK WP HR S P ERA WHIP	IP WLS BF H R ER SO BB IBB HBP BLK WP HR S P ERA WHIP	IP WLS BF H R ER SO BB IBB HBP BLK WP HR S P ERA WHIP	IP WLS BF H R ER SO BB IBB HBP BLK WP HR S P ERA WHIP	IP WLS BF H R ER SO BB IBB HBP BLK WP HR S P ERA WHIP	IP WLS BF H R ER SO BB IBB HBP BLK WP HR S P ERA WHIP	IP WLS BF H R ER SO BB IBB HBP BLK WP HR S P ERA WHIP	IP WLS BF H R ER SO BB IBB HBP BLK WP HR S P ERA WHIP	IP WLS BF H R ER SO BB IBB HBP BLK WP HR S P ERA WHIP	IP WLS BF H R ER SO BB IBB HBP BLK WP HR S P ERA WHIP							
39 Brett Oberholtzer, L ERA: 5.68	6.0	L	27	9	4	4	4	1	0	0	0	0	0	0	0	0	0	0	0	18	26	18.00	3.000
68 José Cisnero, R ERA: 9.64	1.0		6	3	2	2	0	0	0	0	0	0	0	0	0	0	0	0	0	22	27	67.50	9.000
35 Josh Fields, R ERA: 12.0	0.2		8	6	5	5	2	0	0	0	0	0	0	0	0	0	0	0	0	3	4	0.00	0.000
38 Darin Downs, L ERA:	0.1		1	0	0	0	0	0	0	0	0	0	0	0	0	0	0	0	0	0	0	0.00	0.000



Batter	1	2	3	4	5	6	7	8	9	AB	R	H	RBI	BB	SO	LOB	TOP						
27 Jose Altuve, R OBP: 0.325, SLG: 0.371										4	0	0	0	0	0	4							
21 Dexter Fowler, S OBP: 0.318, SLG: 0.350										4	0	1	1	0	2	0							
15 Jason Castro, L OBP: 0.315, SLG: 0.374										4	0	1	0	0	2	1							
23 Chris Carter, R OBP: 0.267, SLG: 0.365										4	0	0	0	0	2	1							
8 Alex Presley, L OBP: 0.241, SLG: 0.369										4	0	0	0	0	0	0							
4 George Springer, R OBP: 0.280, SLG: 0.263										4	0	1	0	0	3	0							
18 Marc Krauss, L OBP: 0.282, SLG: 0.284										2	1	1	0	2	0	1							
6 Jonathan Villar, S OBP: 0.312, SLG: 0.510										4	0	1	0	0	1	2							
30 Matt Dominguez, R OBP: 0.299, SLG: 0.386										4	0	1	0	0	1	2							
9 Marwin Gonzalez, S OBP: 0.378, SLG: 0.471										2	1	2	1	1	0	0							
Inning Stats	R: 0 H: 1 E: 0 K: 2 S: 10	H: 1 LOB: 1 BB: 0 P: 14	R: 0 H: 0 E: 0 K: 1 S: 10	H: 0 LOB: 1 BB: 1 P: 19	R: 1 H: 1 E: 0 K: 1 S: 12	H: 1 LOB: 0 BB: 0 P: 19	R: 0 H: 1 E: 0 K: 0 S: 7	H: 1 LOB: 1 BB: 0 P: 10	R: 0 H: 0 E: 0 K: 0 S: 3	H: 0 LOB: 0 BB: 1 P: 8	R: 0 H: 1 E: 0 K: 0 S: 7	H: 1 LOB: 0 BB: 0 P: 10	R: 1 H: 3 E: 0 K: 1 S: 17	H: 3 LOB: 2 BB: 0 P: 25	R: 0 H: 0 E: 0 K: 3 S: 10	H: 0 LOB: 0 BB: 1 P: 17	R: 0 H: 0 E: 0 K: 2 S: 10	H: 0 LOB: 2 BB: 1 P: 19	1B: 5 2B: 2 3B: 0 HR: 0	SF: 0 SAC: 0 DP: 2 HBP: 0	WP: 0 PB: 0 SB: 2 CS: 0	PA: 35	
PITCHER	IP: 6.2 WLS: 7 BF: 27 ERA: 2.70	WLS: 2 BF: 2 ERA: 2.70	WLS: 0 BF: 0 ERA: 2.70	WLS: 0 BF: 0 ERA: 2.70	WLS: 0 BF: 0 ERA: 2.70	WLS: 0 BF: 0 ERA: 2.70	WLS: 0 BF: 0 ERA: 2.70	WLS: 0 BF: 0 ERA: 2.70	WLS: 0 BF: 0 ERA: 2.70	WLS: 0 BF: 0 ERA: 2.70	WLS: 0 BF: 0 ERA: 2.70	WLS: 0 BF: 0 ERA: 2.70	WLS: 0 BF: 0 ERA: 2.70	WLS: 0 BF: 0 ERA: 2.70	WLS: 0 BF: 0 ERA: 2.70	WLS: 0 BF: 0 ERA: 2.70	WLS: 0 BF: 0 ERA: 2.70	WLS: 0 BF: 0 ERA: 2.70	WLS: 0 BF: 0 ERA: 2.70	WLS: 0 BF: 0 ERA: 2.70	WLS: 0 BF: 0 ERA: 2.70	WLS: 0 BF: 0 ERA: 2.70	WLS: 0 BF: 0 ERA: 2.70

Houston Astros @ Detroit Tigers
Comerica Park, Detroit, MI
Wed May 07 2014, 7:17 PM - 10:23 PM EDT
Att: 26,207 - Overcast - 57 F

AB 32
R 2
H 7
RBI 2
BB 3
SO 10
LOB 9



Batter	1	2	3	4	5	6	7	8	9	AB	R	H	RBI	BB	SO	LOB	BOTTOM					
3 Ian Kinsler, R OBP: 0.346, SLG: 0.423										3	1	1	0	1	1	2						
48 Torii Hunter, R OBP: 0.342, SLG: 0.509										4	0	0	0	0	1	3						
24 Miguel Cabrera, R OBP: 0.336, SLG: 0.483										4	1	1	2	0	1	1						
41 Victor Martinez, S OBP: 0.377, SLG: 0.542										4	1	1	1	0	0	0						
32 Don Kelly, L OBP: 0.400, SLG: 0.444										3	0	2	0	1	0	0						
9 Nick Castellanos, R OBP: 0.285, SLG: 0.404										4	0	0	0	0	2	3						
13 Alex Avila, L OBP: 0.346, SLG: 0.394										3	0	0	0	0	1	1						
17 Andrew Romine, S OBP: 0.333, SLG: 0.250										2	0	0	0	1	0	1						
20 Rajai Davis, R OBP: 0.388, SLG: 0.432										2	0	0	0	1	0	1						
Inning Stats	R: 2 H: 1 E: 0 K: 1 S: 14	H: 0 LOB: 1 BB: 1 P: 16	R: 0 H: 0 E: 0 K: 1 S: 10	H: 0 LOB: 0 BB: 0 P: 14	R: 0 H: 1 E: 0 K: 1 S: 10	H: 1 LOB: 0 BB: 0 P: 16	R: 0 H: 1 E: 0 K: 0 S: 9	H: 1 LOB: 0 BB: 0 P: 12	R: 0 H: 0 E: 0 K: 2 S: 12	H: 0 LOB: 1 BB: 1 P: 20	R: 0 H: 1 E: 0 K: 1 S: 10	H: 1 LOB: 1 BB: 0 P: 14	R: 0 H: 0 E: 0 K: 1 S: 10	H: 0 LOB: 0 BB: 0 P: 14	R: 0 H: 0 E: 0 K: 2 S: 10	H: 0 LOB: 1 BB: 1 P: 14	1B: 3 2B: 0 3B: 0 HR: 2	SF: 0 SAC: 0 DP: 0 HBP: 0	WP: 0 PB: 0 SB: 3 CS: 0	PA: 33		
PITCHER	IP: 6.2 WLS: 7 BF: 28 ERA: 4.05	WLS: 2 BF: 2 ERA: 4.05	WLS: 0 BF: 0 ERA: 4.05	WLS: 0 BF: 0 ERA: 4.05	WLS: 0 BF: 0 ERA: 4.05	WLS: 0 BF: 0 ERA: 4.05	WLS: 0 BF: 0 ERA: 4.05	WLS: 0 BF: 0 ERA: 4.05	WLS: 0 BF: 0 ERA: 4.05	WLS: 0 BF: 0 ERA: 4.05	WLS: 0 BF: 0 ERA: 4.05	WLS: 0 BF: 0 ERA: 4.05	WLS: 0 BF: 0 ERA: 4.05	WLS: 0 BF: 0 ERA: 4.05	WLS: 0 BF: 0 ERA: 4.05	WLS: 0 BF: 0 ERA: 4.05	WLS: 0 BF: 0 ERA: 4.05	WLS: 0 BF: 0 ERA: 4.05	WLS: 0 BF: 0 ERA: 4.05	WLS: 0 BF: 0 ERA: 4.05	WLS: 0 BF: 0 ERA: 4.05	WLS: 0 BF: 0 ERA: 4.05

Houston Astros @ Detroit Tigers
Comerica Park, Detroit, MI
Wed May 07 2014, 7:17 PM - 10:23 PM EDT
Att: 26,207 - Overcast - 57 F

AB 29
R 3
H 5
RBI 3
BB 4
SO 6
LOB 12



Batter	1	2	3	4	5	6	7	8	9	AB	R	H	RBI	BB	SO	LOB	TOP					
2 Brian Dozier, R OBP: 0.367, SLG: 0.430	F9		1B		BB		BB		1B	3	0	2	0	2	0	0						
8 Kurt Suzuki, R OBP: 0.381, SLG: 0.406	G5-3		1B		F9		1B		F7	5	0	2	2	0	0	2						
24 Trevor Plouffe, R OBP: 0.338, SLG: 0.388	G5-3		L5			L6	K			4	0	0	0	0	1	4						
20 Chris Colabello, R OBP: 0.317, SLG: 0.432		G5-3	G5-3			K			BB	3	0	0	0	1	1	2						
13 Jason Kubel, L OBP: 0.341, SLG: 0.362				K						4	0	1	0	0	3	1						
9 Eduardo Núñez, R OBP: 0.375, SLG: 0.286					G5-3		G2-3			4	0	1	0	0	1	1						
27 Chris Parmelee, L OBP: 0.500, SLG: 0.500										4	1	2	0	0	0	2						
32 Aaron Hicks, S OBP: 0.301, SLG: 0.247										4	0	0	0	0	2	5						
39 Danny Santana, S OBP: 0.429, SLG: 0.538										4	1	1	0	0	1	0						
Inning Stats	R: 0 E: 0 K: 0 S: 6	H: 0 LOB: 0 BB: 0 P: 11	R: 0 E: 0 K: 1 S: 9	H: 2 LOB: 2 BB: 0 P: 15	R: 0 E: 0 K: 0 S: 15	H: 2 LOB: 2 BB: 0 P: 22	R: 0 E: 0 K: 1 S: 5	H: 0 LOB: 0 BB: 0 P: 9	R: 0 E: 0 K: 0 S: 10	H: 0 LOB: 0 BB: 0 P: 15	R: 0 E: 0 K: 2 S: 10	H: 0 LOB: 0 BB: 0 P: 16	R: 2 E: 0 K: 1 S: 15	H: 3 LOB: 2 BB: 1 P: 26	R: 0 E: 0 K: 3 S: 13	H: 1 LOB: 2 BB: 1 P: 22	R: 0 E: 0 K: 1 S: 7	H: 1 LOB: 0 BB: 0 P: 12	1B: 9 2B: 0 3B: 0 HR: 0	SF: 0 SAC: 0 DP: 0 HBP: 0	WP: 0 PB: 0 SB: 0 CS: 1	PA: 38
PITCHER	IP	WLS	BF	H	R	ER	SO	BB	IBB	HBP	BLK	WP	HR	S	P	ERA	WHIP					
35 Justin Verlander, R ERA: 2.67	7.0	L	30	7	2	2	5	2	0	0	0	0	0	7	114	2.57	1.286					
62 Albuquerque, R ERA: 4.26	0.2		3	0	0	0	2	1	0	0	0	0	0	7	13	0.00	1.500					
46 Ian Krol, L ERA: 2.53	0.2		3	1	0	0	2	0	0	0	0	0	0	9	14	0.00	1.500					
57 Evan Reed, R ERA: 3.14	0.2		2	1	0	0	0	0	0	0	0	0	0	4	7	0.00	1.500					

Minnesota Twins @ Detroit Tigers
Comerica Park, Detroit, MI
Fri May 09 2014, 7:36 PM - 10:36 PM EDT
Att: 35,814 - Overcast - 74 F

AB 35
R 2
H 9
RBI 2
BB 3
SO 9
LOB 17

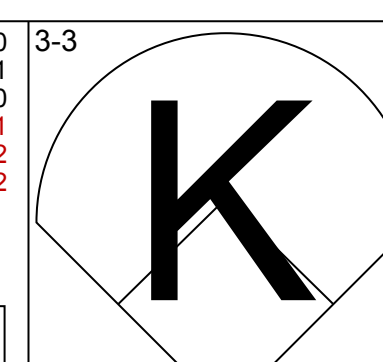
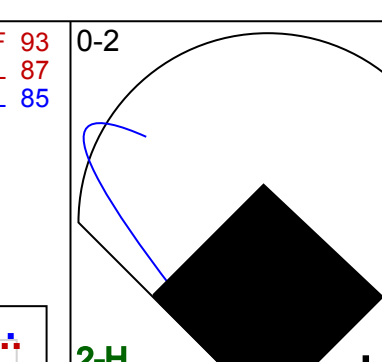
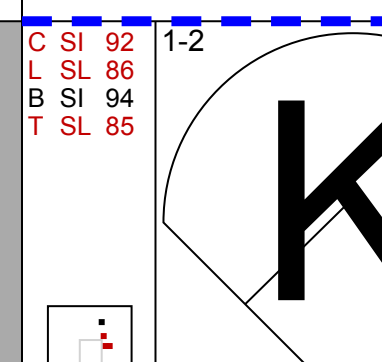
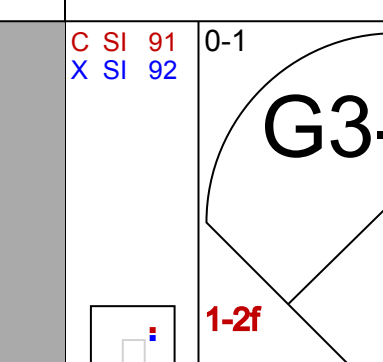
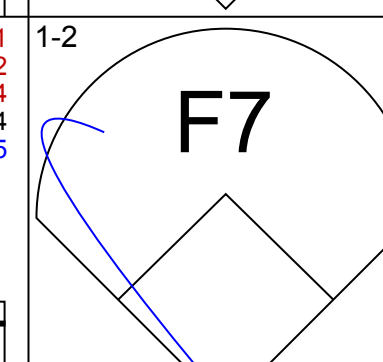
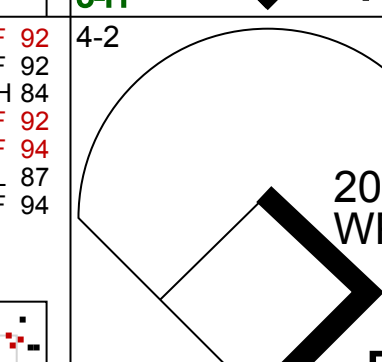
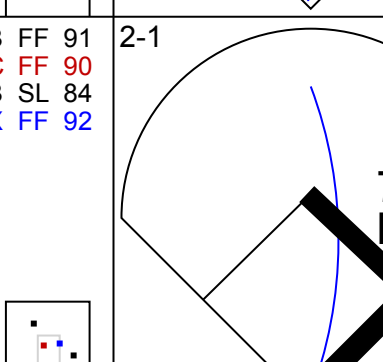
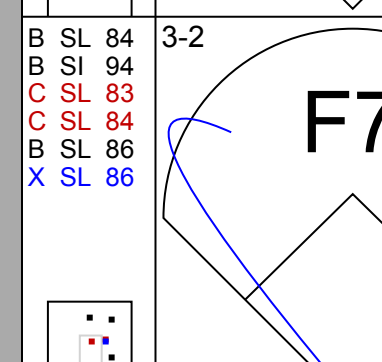
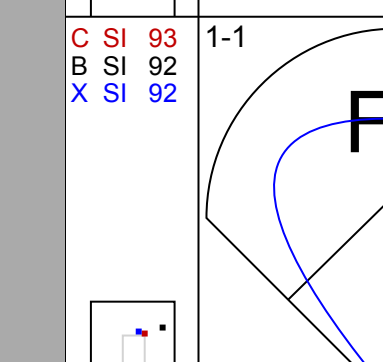
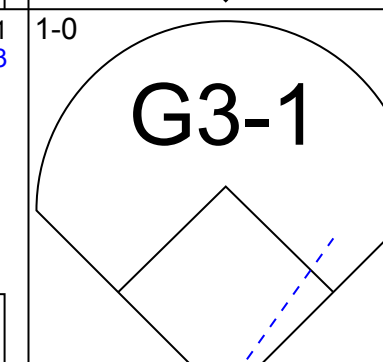
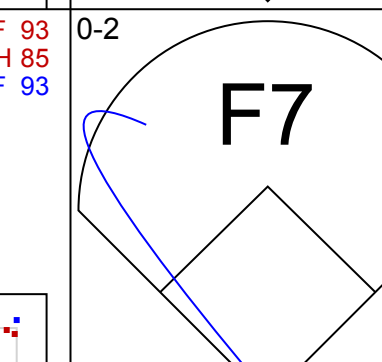
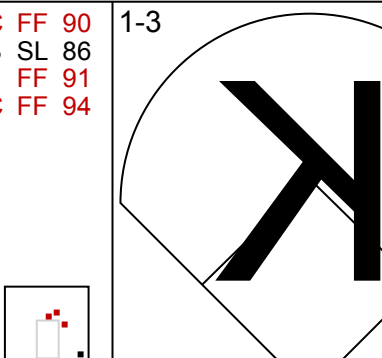
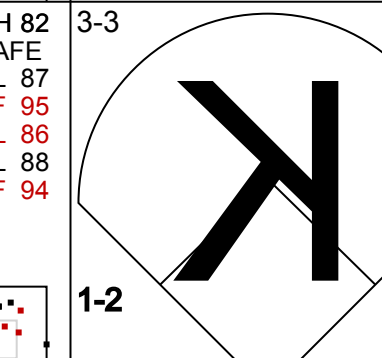
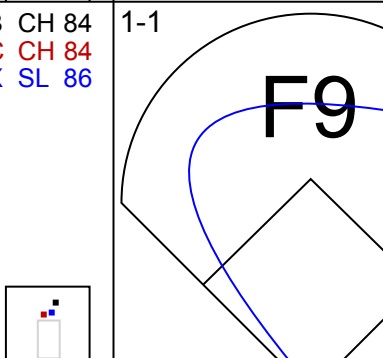
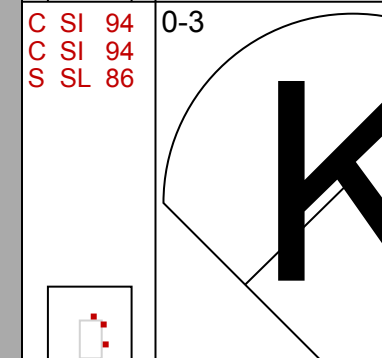
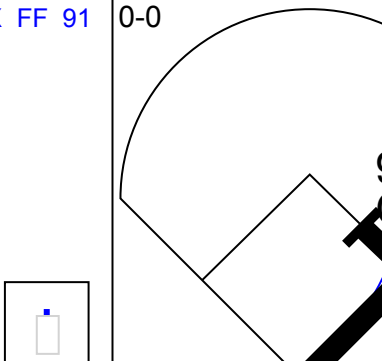
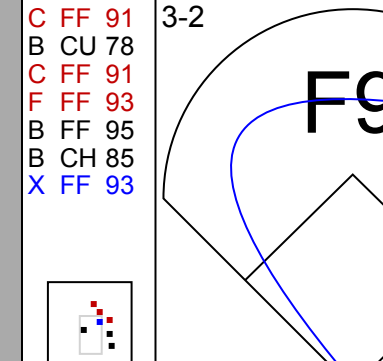
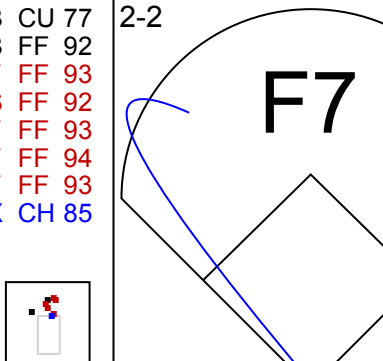
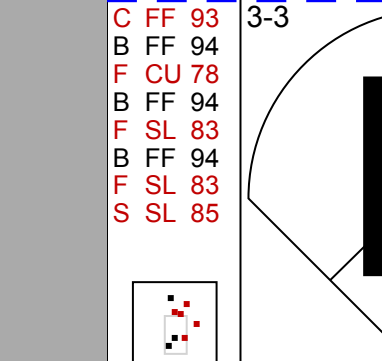

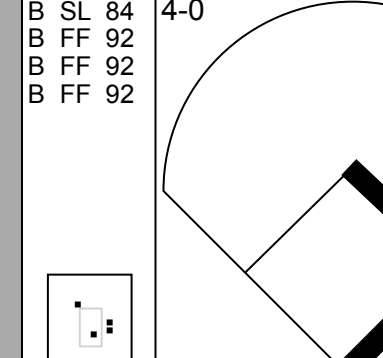
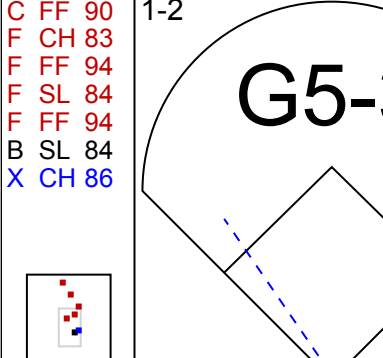
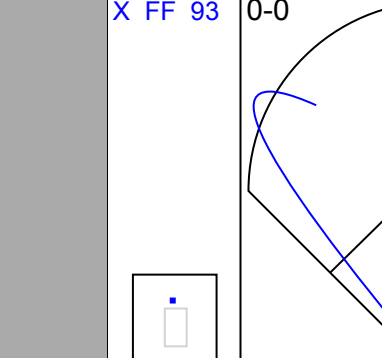
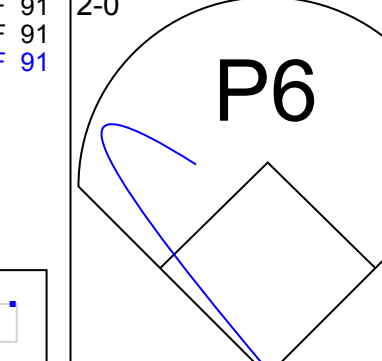
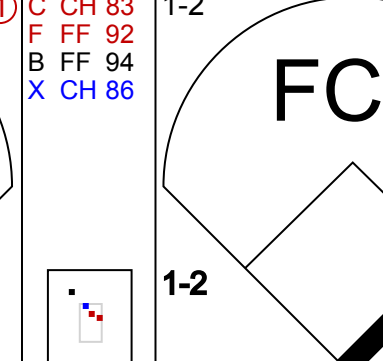
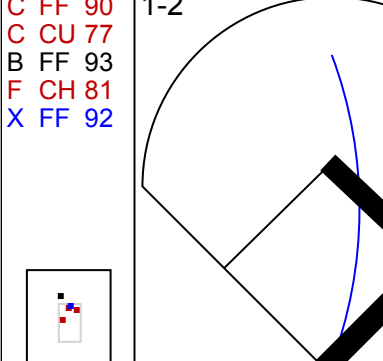
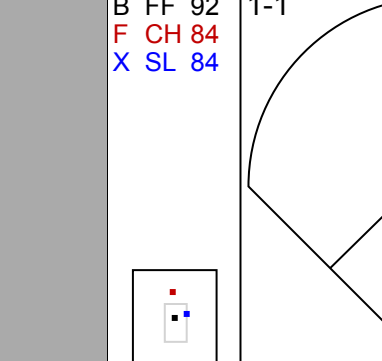
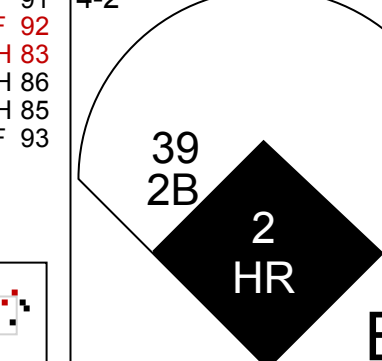
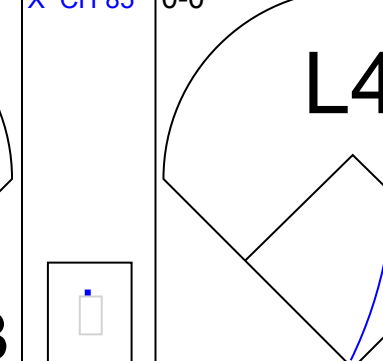
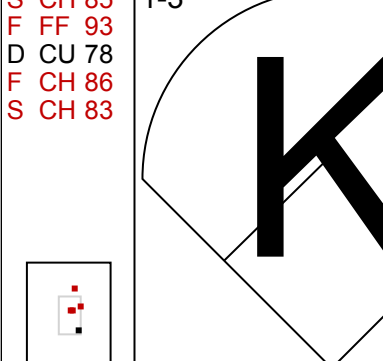
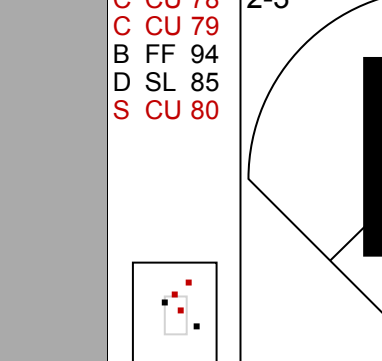
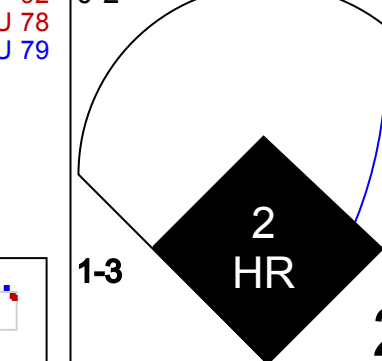
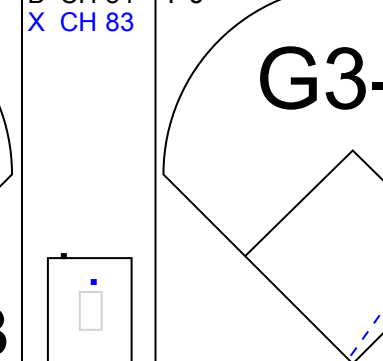
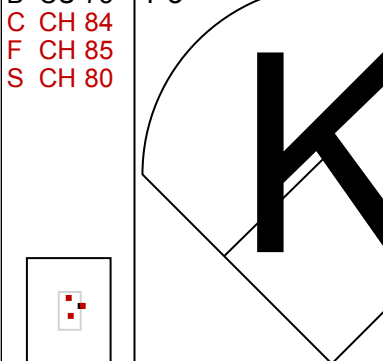
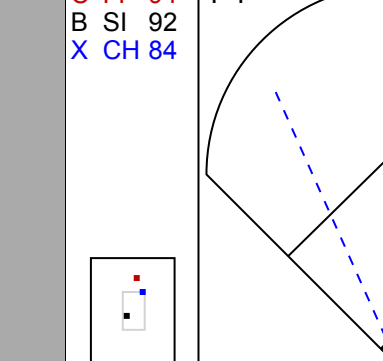


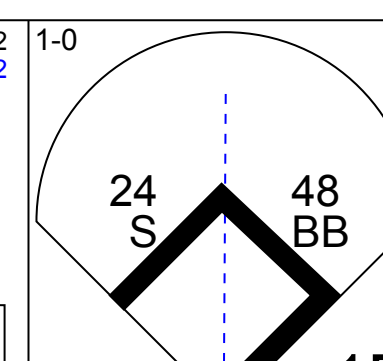
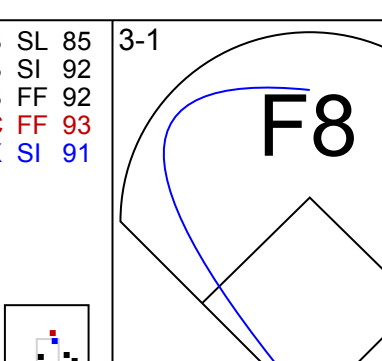
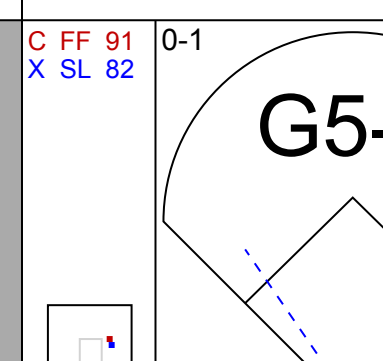
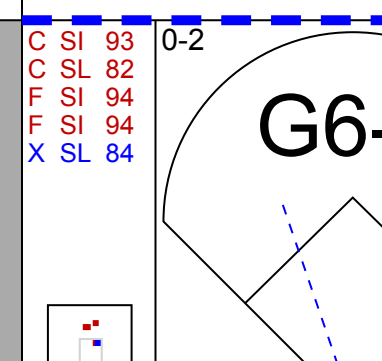
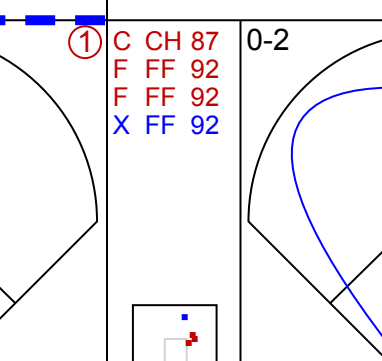
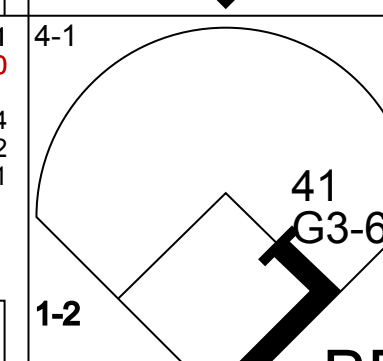
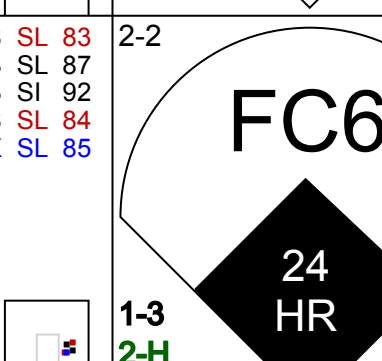
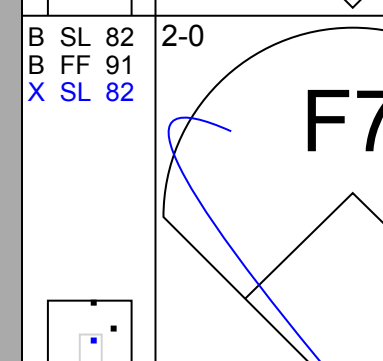
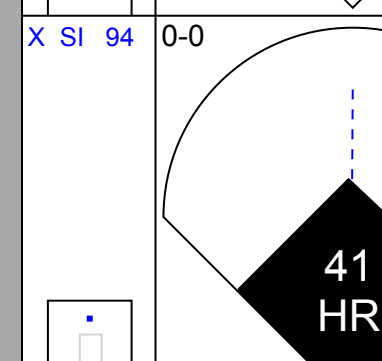
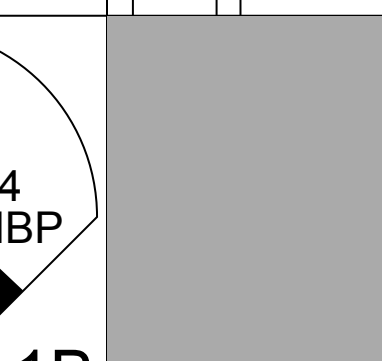
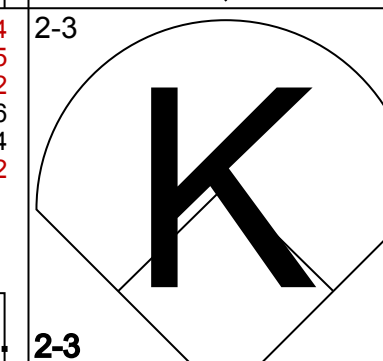
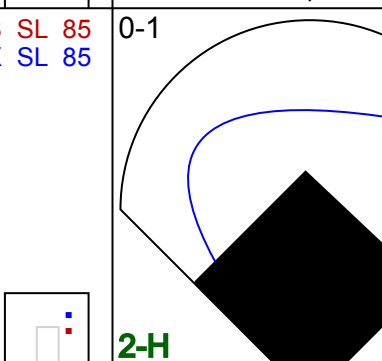
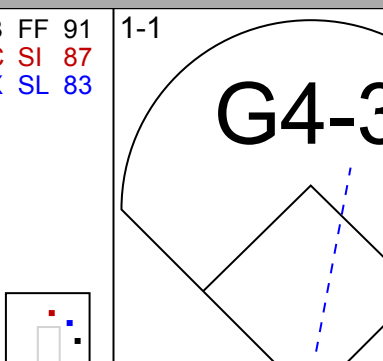
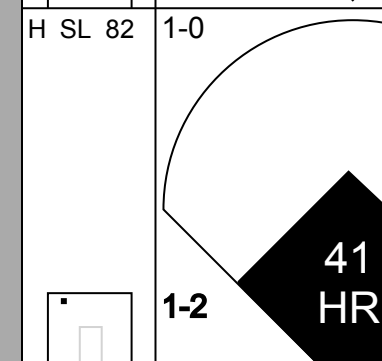

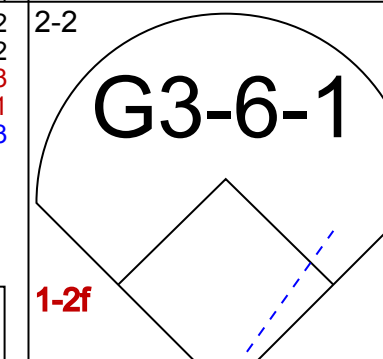
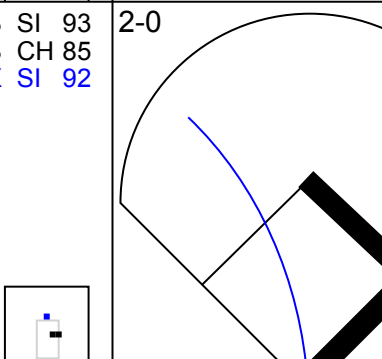
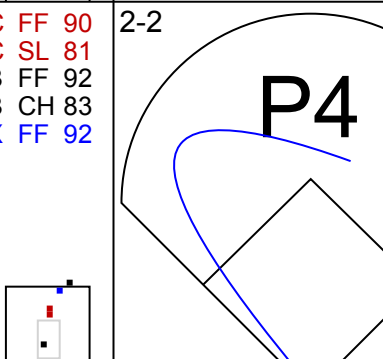
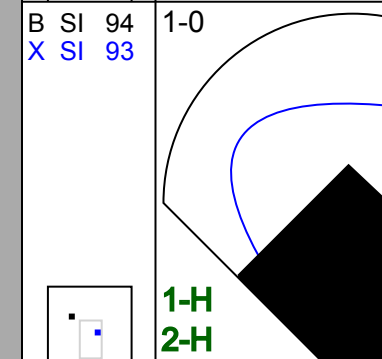
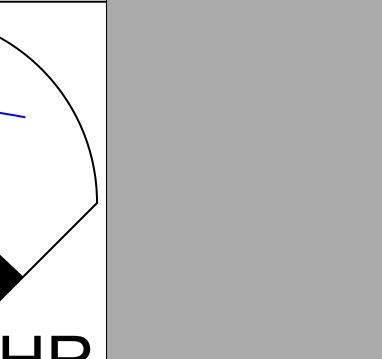

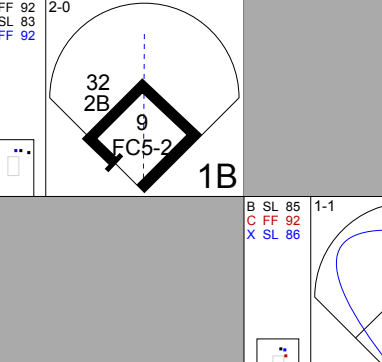
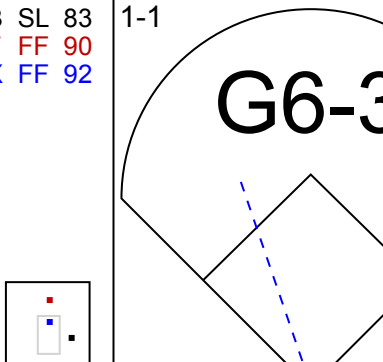
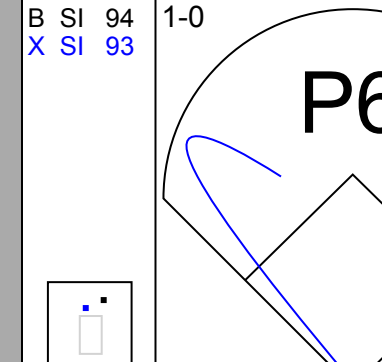

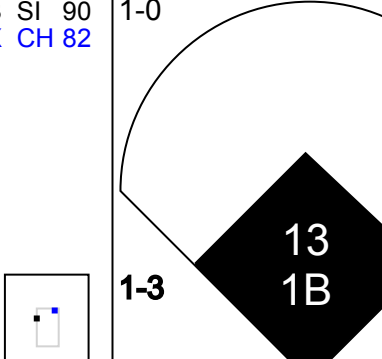
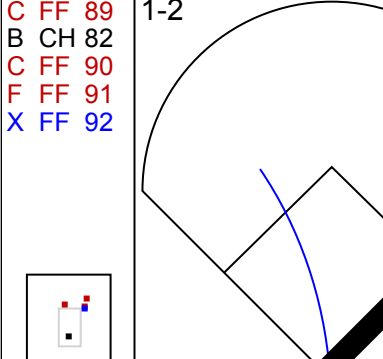
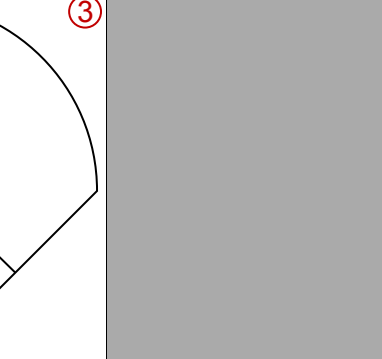

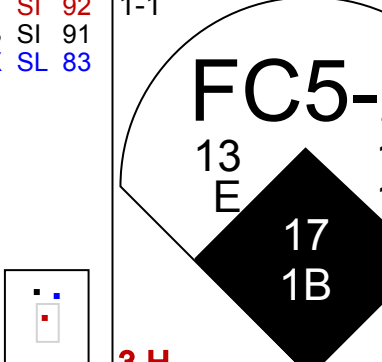
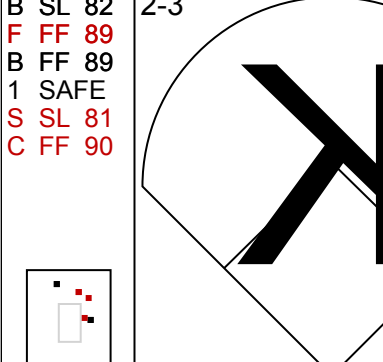
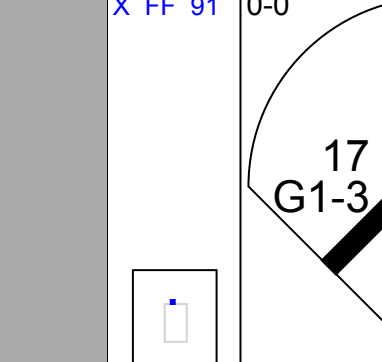

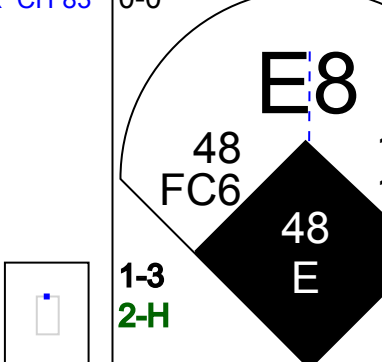
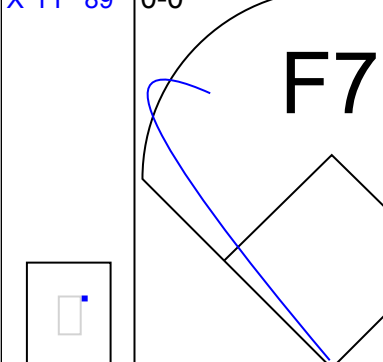
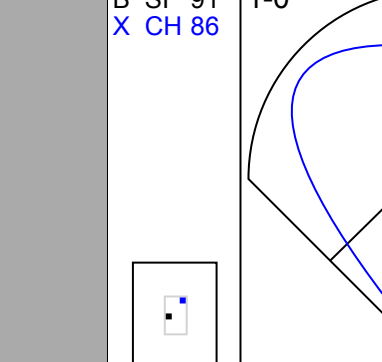

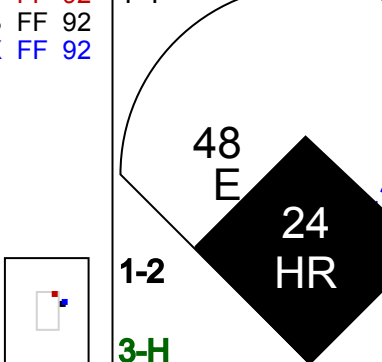
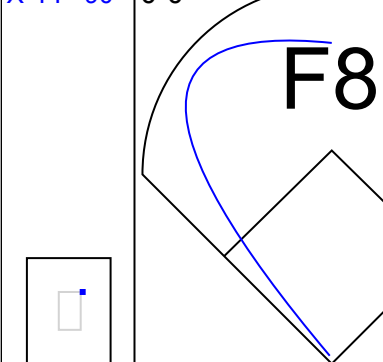
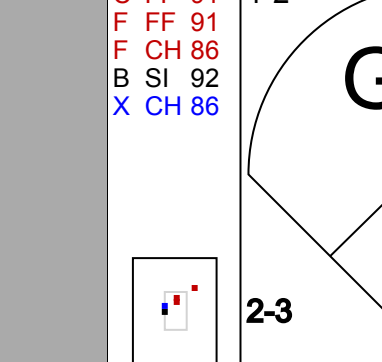
Batter	1	2	3	4	5	6	7	8	9	AB	R	H	RBI	BB	SO	LOB	BOTTOM					
3 Ian Kinsler, R OBP: 0.340, SLG: 0.412	P6		F9				F9			4	0	1	0	0	0	1						
48 Torii Hunter, R OBP: 0.336, SLG: 0.495	G5-3		G6-3						G4-3	4	0	1	0	0	0	1						
24 Miguel Cabrera, R OBP: 0.324, SLG: 0.461	K				F8				F8	4	0	1	0	0	1	2						
41 Victor Martinez, S OBP: 0.377, SLG: 0.557		F9		G1-6-3		F9			G4-3	4	0	0	0	0	0	1						
14 Austin Jackson, R OBP: 0.379, SLG: 0.476		P4								4	1	3	0	0	0	0						
9 Nick Castellanos, R OBP: 0.275, SLG: 0.416										4	0	2	0	0	2	2						
13 Alex Avila, L OBP: 0.341, SLG: 0.490										4	0	1	1	0	1	4						
29 Danny Worth, R OBP: 0.263, SLG: 0.294					K					0	0	0	0	0	0	0						
17 Andrew Romine, S OBP: 0.317, SLG: 0.236										3	0	0	0	0	0	0						
28 J.D. Martinez, R OBP: 0.300, SLG: 0.370										1	0	0	0	0	0	1						
20 Rajai Davis, R OBP: 0.368, SLG: 0.417										4	0	1	0	0	1	1						
Inning Stats	R: 0 E: 0 K: 1 S: 8	H: 1 LOB: 0 BB: 0 P: 8	R: 0 E: 0 K: 0 S: 11	H: 1 LOB: 0 BB: 0 P: 16	R: 0 E: 0 K: 0 S: 5	H: 1 LOB: 1 BB: 0 P: 9	R: 0 E: 0 K: 1 S: 13	H: 3 LOB: 2 BB: 0 P: 16	R: 0 E: 0 K: 0 S: 9	H: 2 LOB: 2 BB: 0 P: 9	R: 0 E: 0 K: 1 S: 11	H: 1 LOB: 0 BB: 0 P: 14	R: 0 E: 0 K: 0 S: 8	H: 0 LOB: 0 BB: 0 P: 14	R: 0 E: 0 K: 0 S: 6	H: 0 LOB: 0 BB: 0 P: 8	R: 1 E: 0 K: 2 S: 11	H: 2 LOB: 1 BB: 0 P: 19	1B: 7 2B: 3 3B: 0 HR: 0	SF: 0 SAC: 0 DP: 1 HBP: 0	WP: 0 PB: 0 SB: 1 CS: 0	PA: 36
PITCHER	IP	WLS	BF	H	R	ER	SO	BB	IBB	HBP	BLK	WP	HR	S	P	ERA	WHIP					
45 Phil Hughes, R ERA: 3.92	7.0	W	28	8	0	0	0	0	0	0	0	0	0	6	8	0.00	1.143					
50 Casey Fien, R ERA: 2.45	1.0	H	3	0	0	0	0	0	0	0	0	0	0	6	8	0.00	0.000					
15 Glen Perkins, L ERA: 3.6	1.0	S	5	2	1	1	2	0	0	0	0	0	0	11	19	9.00	2.000					

Minnesota Twins @ Detroit Tigers
Comerica Park, Detroit, MI
Fri May 09 2014, 7:36 PM - 10:36 PM EDT
Att: 35,814 - Overcast - 74 F

AB 36
R 1
H 10
RBI 1
BB 0
SO 5
LOB 13



Batter	1	2	3	4	5	6	7	8	9	AB	R	H	RBI	BB	SO	LOB	TOP											
2 Brian Dozier, R OBP: 0.363, SLG: 0.443										5	1	1	3	0	2	1	Minnesota Twins @ Detroit Tigers Comerica Park, Detroit, MI Sat May 10 2014, 1:09 PM - 3:58 PM EDT Att: 42,312 - Sunny - 67°F											
8 Kurt Suzuki, R OBP: 0.381, SLG: 0.400										4	0	1	0	1	0	0												
7 Joe Mauer, L OBP: 0.396, SLG: 0.373										3	0	1	0	1	0	1												
20 Chris Colabelo, R OBP: 0.308, SLG: 0.419										4	0	0	0	0	3	4												
27 Chris Parmelee, L OBP: 0.375, SLG: 0.375										4	0	1	0	0	1	2												
9 Eduardo Núñez, R OBP: 0.333, SLG: 0.200										3	0	0	0	1	1	1												
5 Eduardo Escobar, S OBP: 0.349, SLG: 0.508										4	0	2	0	0	0	1												
32 Aaron Hicks, S OBP: 0.299, SLG: 0.238										3	1	0	0	1	2	4												
39 Danny Santana, S OBP: 0.444, SLG: 0.588										4	1	2	0	0	1	3												
Inning Stats	R: 0 E: 0 K: 1 S: 8	H: 0 LOB: 0 BB: 0 P: 13	R: 0 E: 0 K: 2 S: 7	H: 1 LOB: 0 BB: 0 P: 9	R: 3 E: 0 K: 1 S: 18	H: 2 LOB: 1 BB: 2 P: 31	R: 0 E: 0 K: 0 S: 9	H: 0 LOB: 2 BB: 1 P: 18	R: 0 E: 0 K: 2 S: 14	H: 1 LOB: 1 BB: 0 P: 21	R: 0 E: 0 K: 2 S: 10	H: 1 LOB: 1 BB: 0 P: 15	R: 0 E: 0 K: 2 S: 11	H: 1 LOB: 1 BB: 0 P: 17	R: 0 E: 0 K: 0 S: 6	H: 1 LOB: 1 BB: 0 P: 8	1B: 4 2B: 3 3B: 0 HR: 1	SF: 0 SAC: 0 DP: 1 HBP: 0	WP: 1 PB: 0 SB: 0 CS: 1	PA: 38								
PITCHER	IP	WLS	BF	H	R	ER	SO	BB	IBB	HBP	BLK	WP	HR	S	P	ERA	WHIP											
37 Max Scherzer, R ERA: 2.04	(1, 1)	6.0	W	27	5	3	3	6	4	0	0	0	1	1	73	116	4.50	1.500										
62 Ai Aburquerque, R ERA: 3.95	(7, 1)	1.0	H	4	1	0	0	2	0	0	0	0	0	0	10	15	0.00	1.000										
44 Joba Chamberlain, R ERA: 3.29	(8, 1)	1.0		4	1	0	0	2	0	0	0	0	0	11	17	0.00	1.000											
40 Phil Coke, L ERA: 8.31	(9, 1)	1.0		3	1	0	0	0	0	0	0	0	0	6	8	0.00	1.000											

Batter	1	2	3	4	5	6	7	8	9	AB	R	H	RBI	BB	SO	LOB	BOTTOM											
3 Ian Kinsler, R OBP: 0.336, SLG: 0.404										5	0	1	0	0	0	3	Minnesota Twins @ Detroit Tigers Comerica Park, Detroit, MI Sat May 10 2014, 1:09 PM - 3:58 PM EDT Att: 42,312 - Sunny - 67°F											
48 Toni Hunter, R OBP: 0.342, SLG: 0.491										3	2	1	0	1	0	1												
24 Miguel Cabrera, R OBP: 0.329, SLG: 0.481										3	2	1	3	0	1	2												
41 Victor Martinez, S OBP: 0.381, SLG: 0.588										4	1	2	3	0	0	2												
14 Austin Jackson, R OBP: 0.375, SLG: 0.468										4	0	1	0	0	0	1												
32 Don Kelly, L OBP: 0.412, SLG: 0.484										4	1	2	0	0	0	0												
9 Nick Castellanos, R OBP: 0.274, SLG: 0.419										4	1	1	0	0	2	3												
13 Alex Avila, L OBP: 0.337, SLG: 0.392										4	1	1	1	0	0	2												
17 Andrew Romine, S OBP: 0.313, SLG: 0.237										4	1	1	1	0	1	2												
Inning Stats	R: 0 E: 0 K: 1 S: 9	H: 1 LOB: 1 BB: 1 P: 18	R: 6 E: 2 K: 0 S: 17	H: 6 LOB: 1 BB: 0 P: 30	R: 0 E: 0 K: 1 S: 12	H: 0 LOB: 0 BB: 0 P: 16	R: 0 E: 0 K: 1 S: 7	H: 0 LOB: 0 BB: 0 P: 11	R: 0 E: 0 K: 0 S: 7	H: 0 LOB: 0 BB: 0 P: 11	R: 0 E: 0 K: 1 S: 9	H: 1 LOB: 1 BB: 0 P: 12	R: 3 E: 0 K: 0 S: 9	H: 2 LOB: 0 BB: 0 P: 12	R: 0 E: 0 K: 0 S: 10	H: 1 LOB: 1 BB: 0 P: 12	1B: 6 2B: 3 3B: 0 HR: 2	SF: 0 SAC: 0 DP: 1 HBP: 1	WP: 0 PB: 0 SB: 1 CS: 0	PA: 37								
PITCHER	IP	WLS	BF	H	R	ER	SO	BB	IBB	HBP	BLK	WP	HR	S	P	ERA	WHIP											
44 Kyle Gibson, R ERA: 4.74	(1, 1)	2.0	L	14	7	0	0	0	0	0	0	0	0	35	48	27.00	4.000											
51 Anthony Swarzak, R ERA: 5.4	(3, 1)	4.0		13	1	0	0	3	0	0	0	0	0	9	12	0.00	0.250											
59 Michael Tonkin, R ERA: 4.66	(7, 1)	1.0		6	2	3	3	0	0	0	1	0	0	1	9	12	27.00	2.000										
61 Jared Burton, R ERA: 6.75	(8, 1)	1.0		4	1	0	0	0	0	0	0	0	0	10	12	0.00	1.000											

AB	34
R	3
H	8
RBI	3
BB	4
SO	10
LOB	17



AB	35
R	9
H	11
RBI	8
BB	1
SO	4
LOB	16



Batter	1	2	3	4	5	6	7	8	9	AB	R	H	RBI	BB	SO	LOB	TOP										
3 Ian Kinsler, R OBP: 0.342, SLG: 0.449	G4-3		F7			K			L8	4	0	0	0	0	1	3											
48 Toni Hunter, R OBP: 0.333, SLG: 0.460	G6-3			K			G4-6-3 24 BB		24 HR	3	1	1	0	1	1	0											
24 Miguel Cabrera, R OBP: 0.342, SLG: 0.504	G5-3						G4-6-3 41 CS		1-H 2-H	3	1	2	3	1	0	0											
41 Victor Martinez, S OBP: 0.384, SLG: 0.603						K			HR	4	1	2	1	0	1	3											
28 J.D. Martinez, R OBP: 0.257, SLG: 0.313	F8					L4			K	4	0	0	0	0	2	2											
29 Danny Worth, R OBP: 0.263, SLG: 0.294									K	0	0	0	0	0	0	0											
14 Austin Jackson, R OBP: 0.323, SLG: 0.437						G6-3			L9	3	0	0	0	0	1	1											
9 Nick Castellanos, R OBP: 0.259, SLG: 0.389						G5-3			K	3	0	0	0	0	2	0											
13 Alex Avila, L OBP: 0.354, SLG: 0.375										2	0	1	0	1	1	0											
20 Rajai Davis, R OBP: 0.349, SLG: 0.392									32 S 24 HR	0	1	0	0	0	0	0											
50 Bryan Holaday, R OBP: 0.323, SLG: 0.310									1B	0	0	0	0	0	0	0											
17 Andrew Romine, S OBP: 0.293, SLG: 0.224									L6	2	0	0	0	0	1	1											
32 Don Kelly, L OBP: 0.368, SLG: 0.429										1	0	0	0	0	0	1											
Inning Stats	R: 0 E: 0 K: 0 S: 8	H: 0 LOB: 0 BB: 0 P: 15	R: 0 E: 0 K: 1 S: 10	H: 1 LOB: 1 BB: 0 P: 18	R: 0 E: 0 K: 1 S: 10	H: 0 LOB: 1 BB: 1 P: 20	R: 0 E: 0 K: 2 S: 12	H: 1 LOB: 1 BB: 0 P: 15	R: 0 E: 0 K: 0 S: 5	H: 0 LOB: 0 BB: 0 P: 5	R: 0 E: 0 K: 3 S: 11	H: 0 LOB: 0 BB: 0 P: 15	R: 0 E: 0 K: 0 S: 4	H: 1 LOB: 2 BB: 1 P: 9	R: 0 E: 0 K: 2 S: 12	H: 0 LOB: 0 BB: 0 P: 18	R: 4 E: 0 K: 1 S: 16	H: 3 LOB: 1 BB: 1 P: 23	1B: 4 2B: 2 3B: 0 HR: 2	SF: 0 SAC: 0 DP: 3 HBP: 0	WP: 0 PB: 0 SB: 1 CS: 2	PA: 32					
PITCHER	IP	WLS	BF	H	R	ER	SO	BB	IBB	HBP	BLK	WP	HR	S	P	ERA	WHIP										
31 Ubaldo Jiménez, R ERA: 4.02	7.0		22	3	0	0	7	2	0	0	0	0	0	60	97	0.00	0.714										
56 Darren O'Day, R ERA: 9.5	1.0	H	3	0	0	0	2	0	0	0	0	0	0	12	18	0.00	0.000										
29 Tommy Hunter, R ERA: 6.6	0.2	L	6	3	4	4	0	1	0	0	0	0	2	13	20	54.00	6.000										
63 Preston Guilmet, R ERA:	0.1		1	0	0	0	1	0	0	0	0	0	0	3	3	0.00	0.000										

Detroit Tigers @ Baltimore Orioles
 Oriole Park at Camden Yards, Baltimore, MD
 Tue May 13 2014, 7:09 PM - 10:04 PM EDT
 Att: 29,950 - Clear - 79 F

AB 29
 R 4
 H 6
 RBI 4
 BB 3
 SO 10
 LOB 11

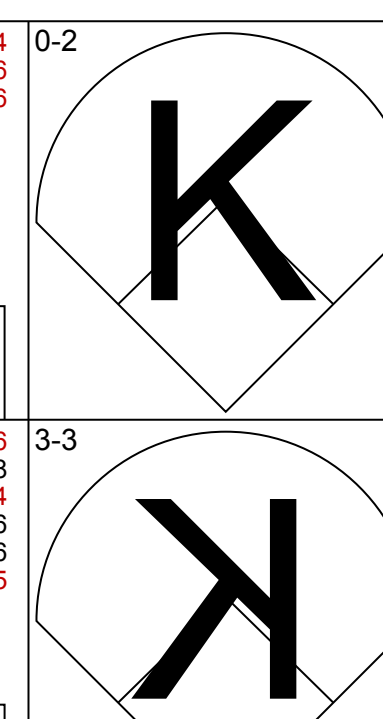
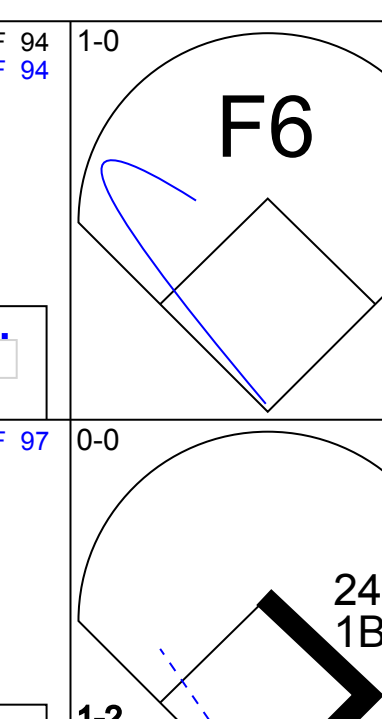
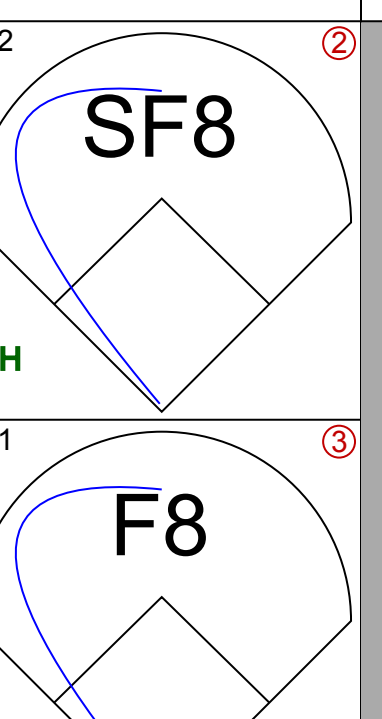
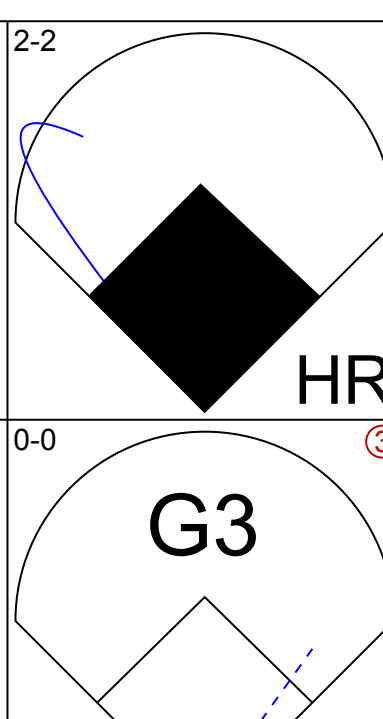
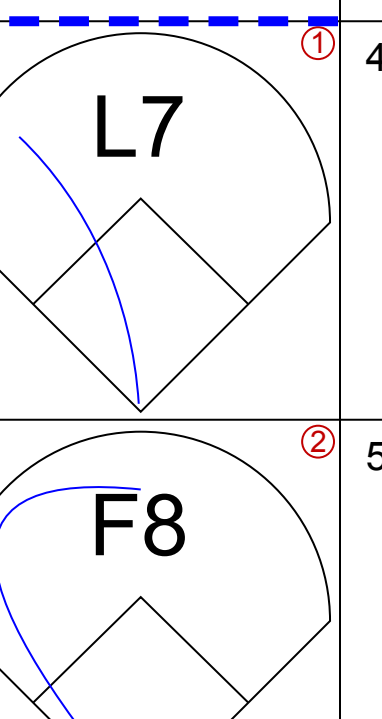

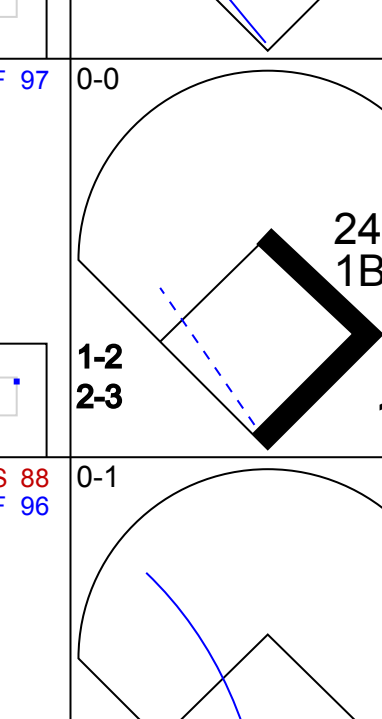
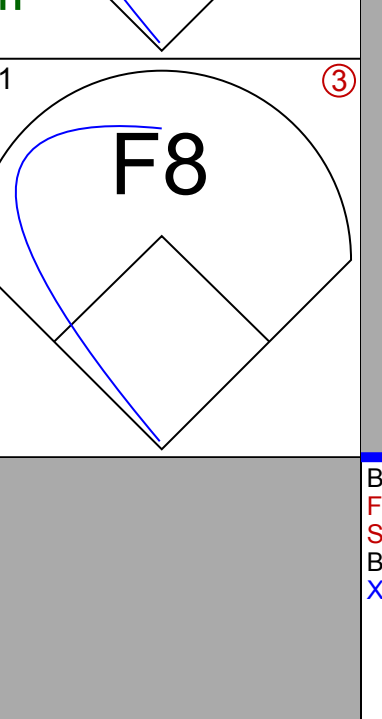
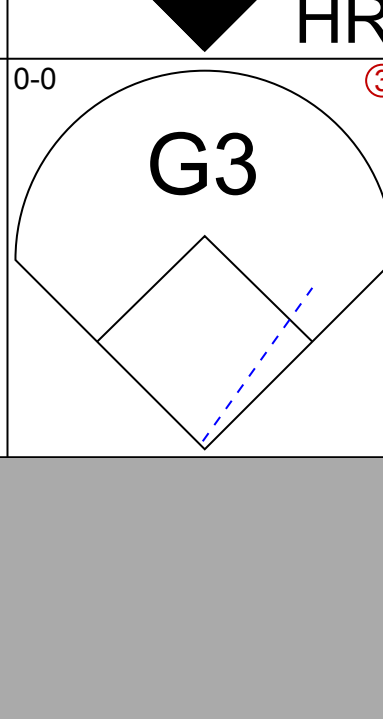
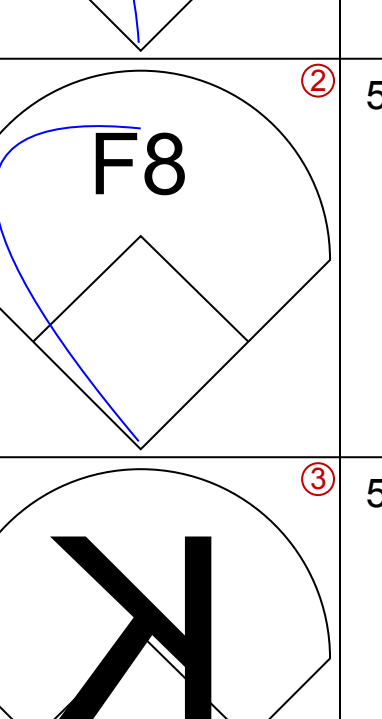
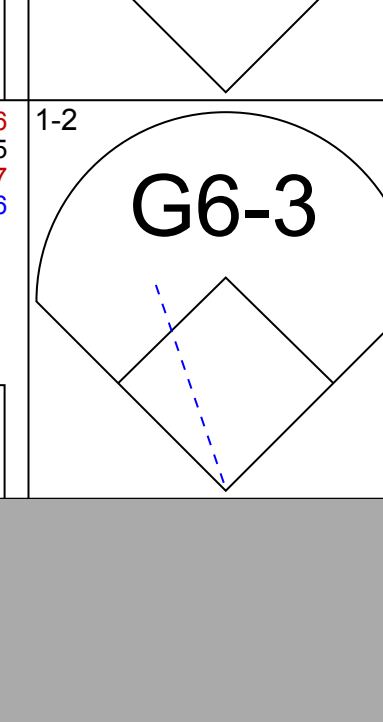
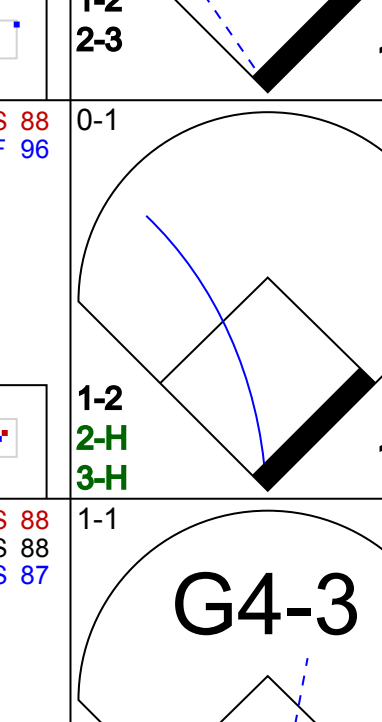
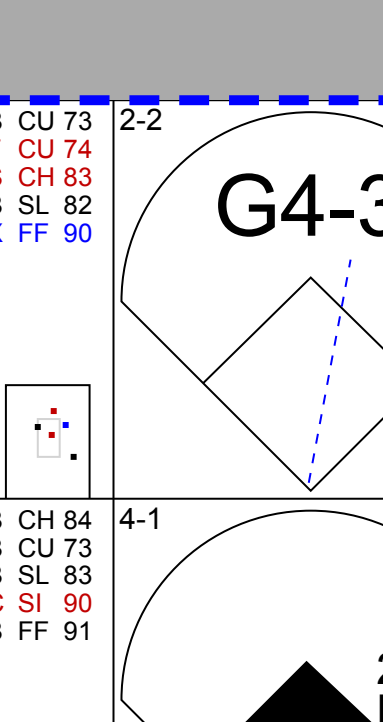
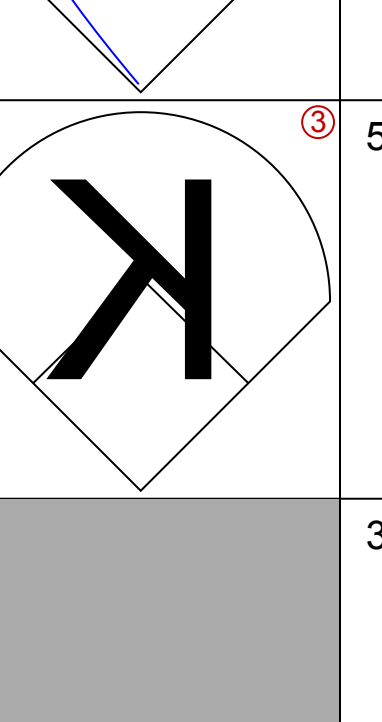
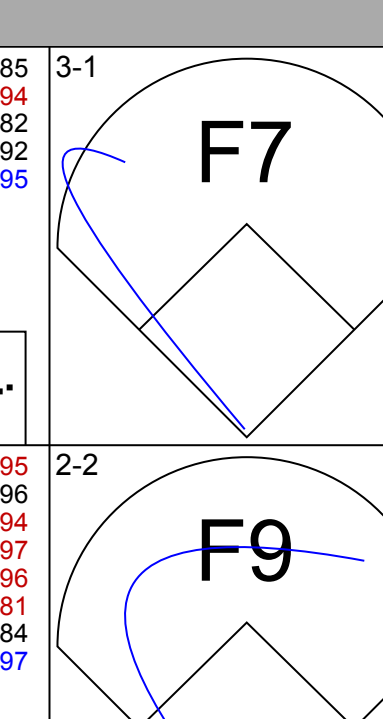
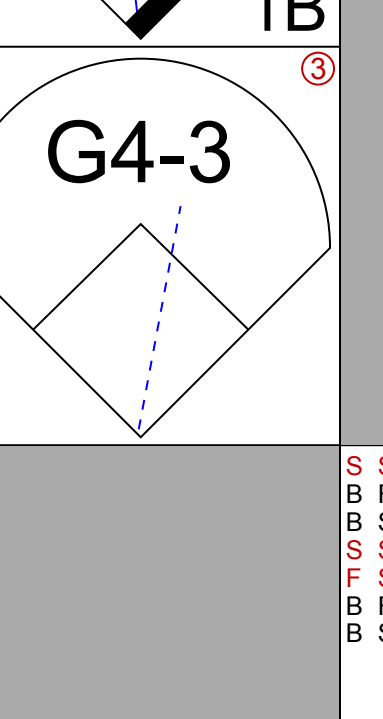
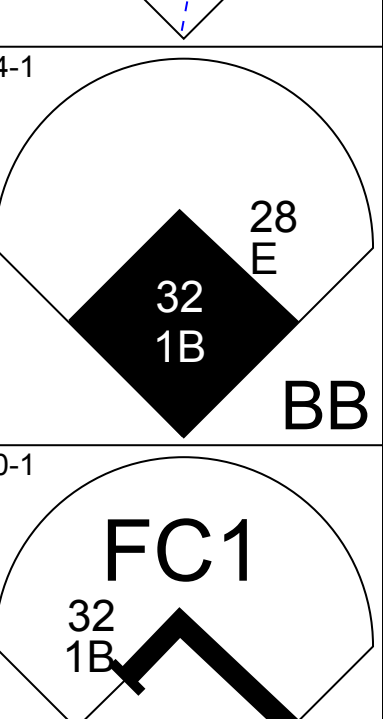
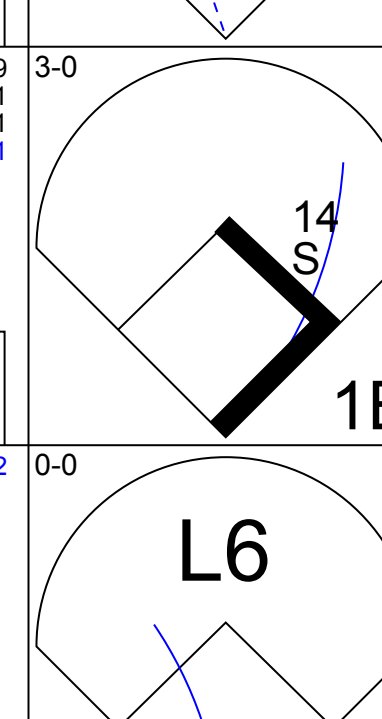
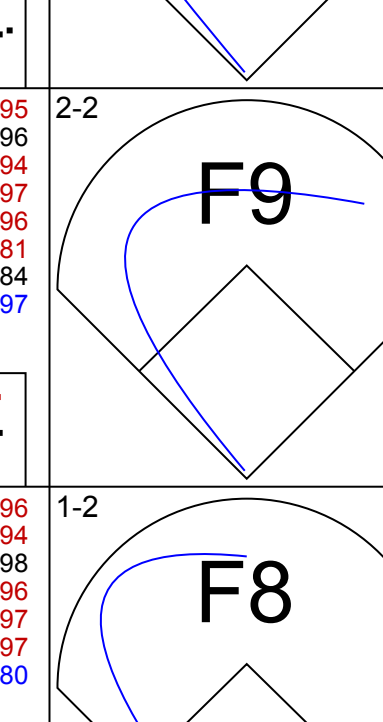
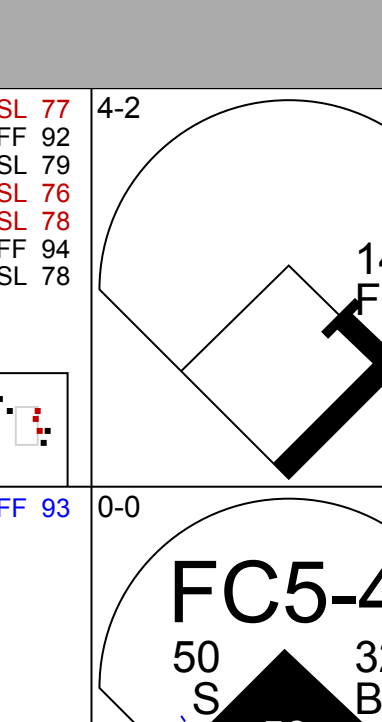
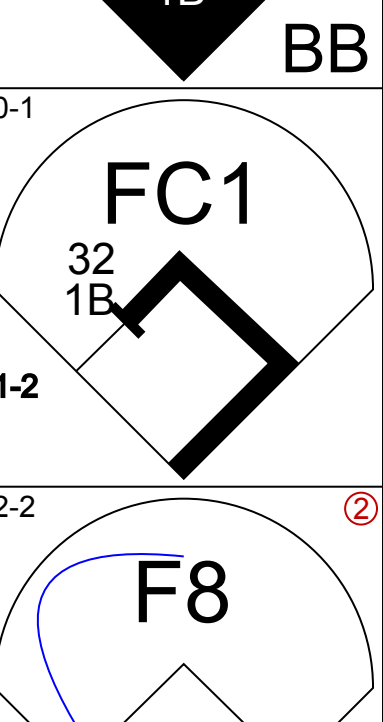
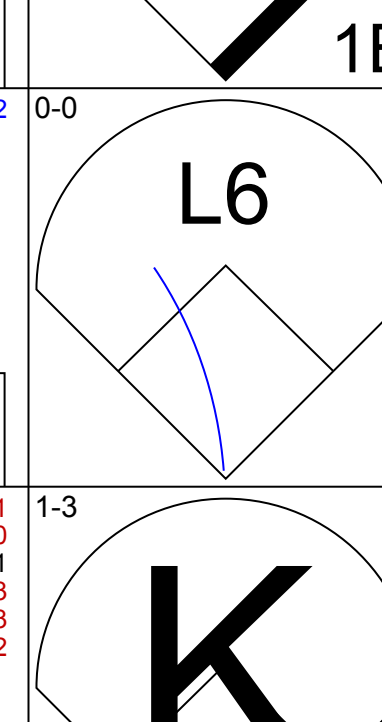
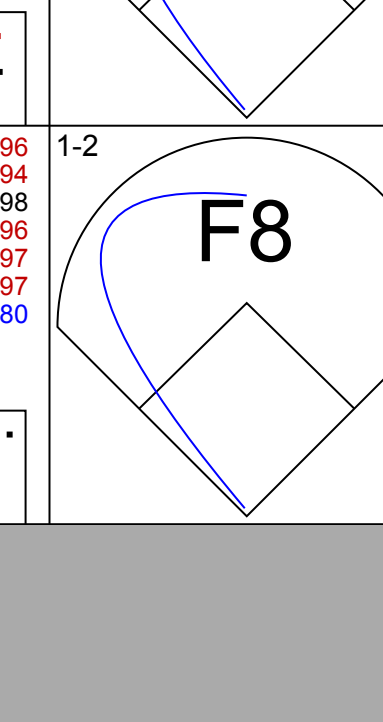
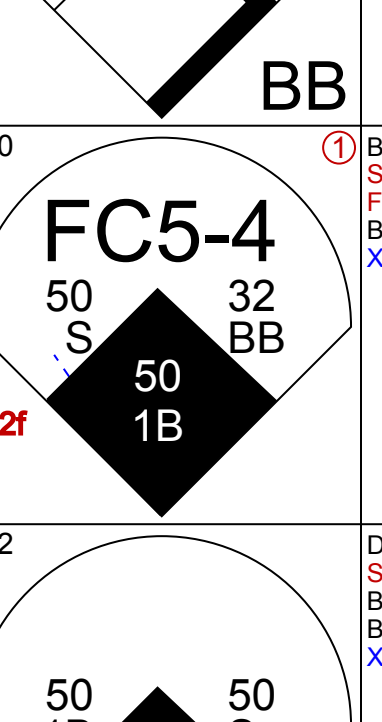
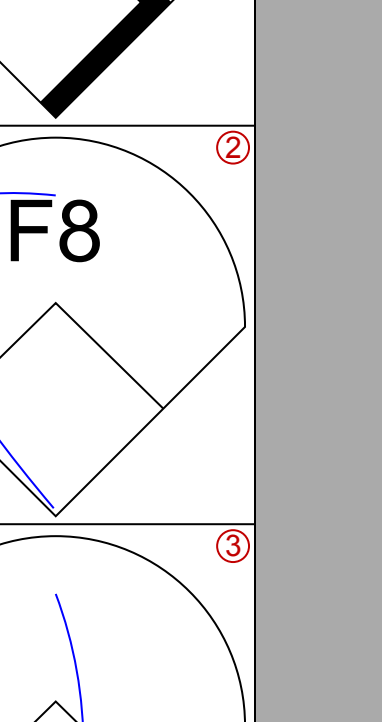

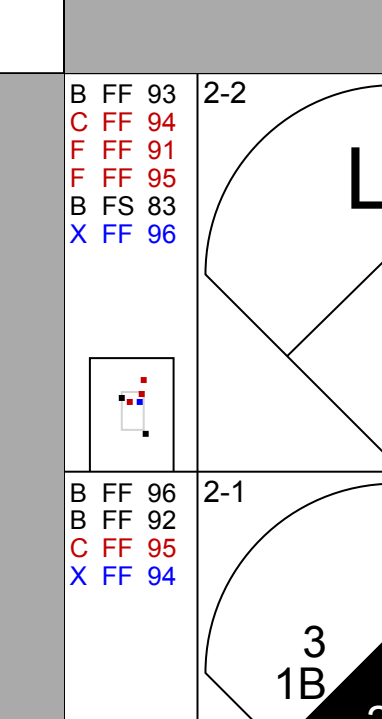
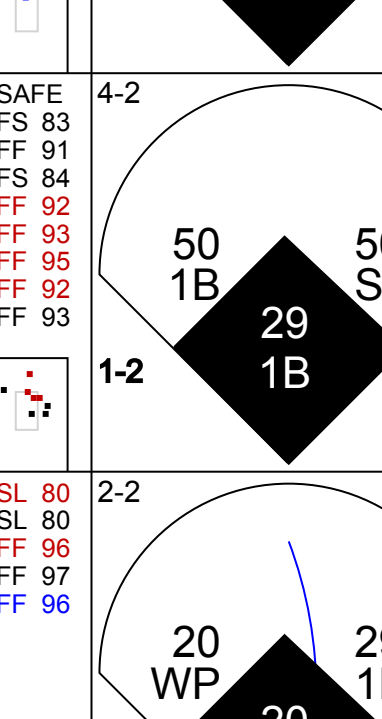
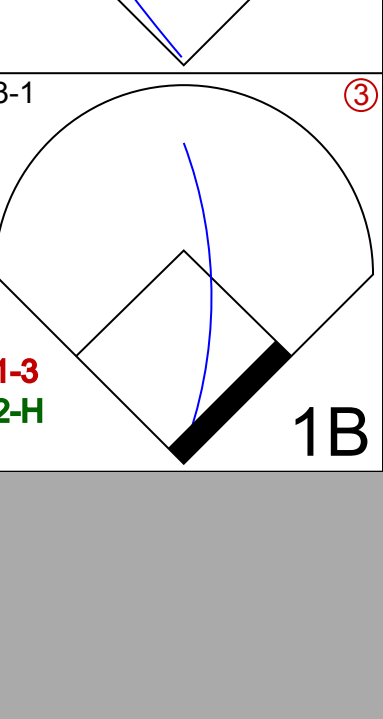
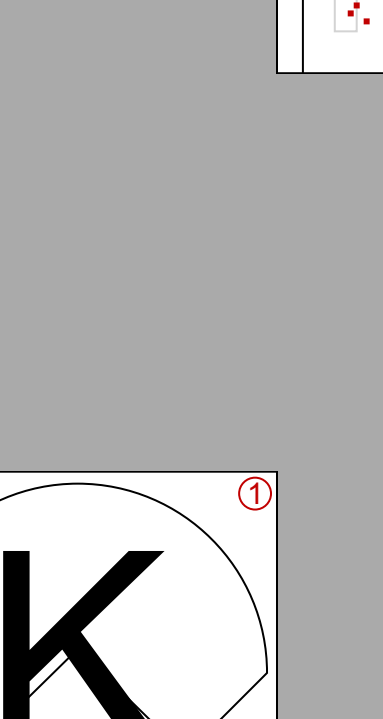
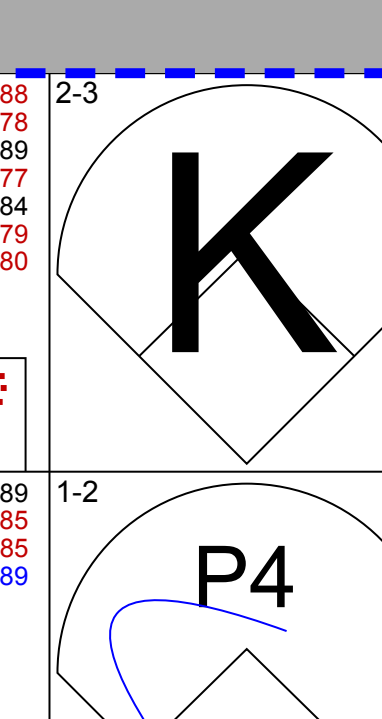
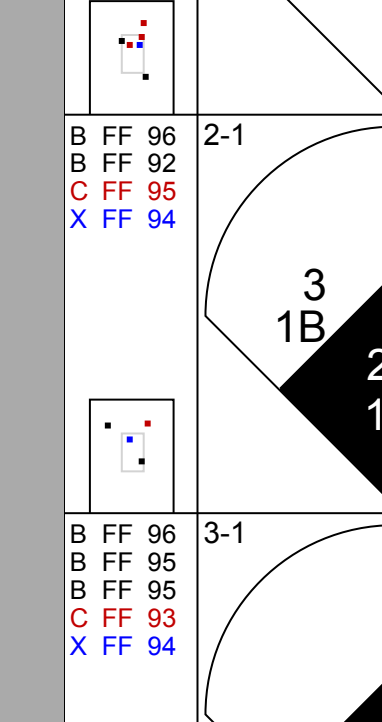
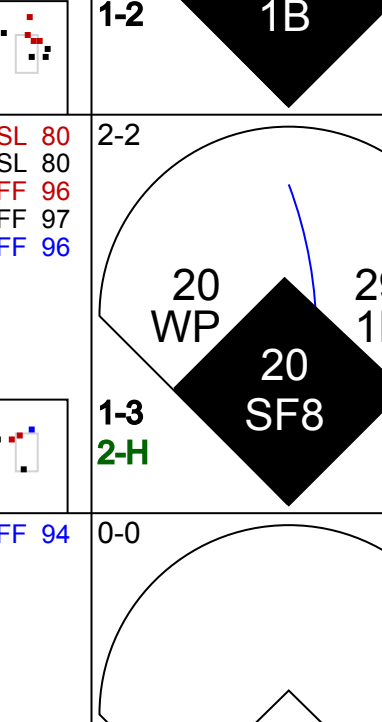

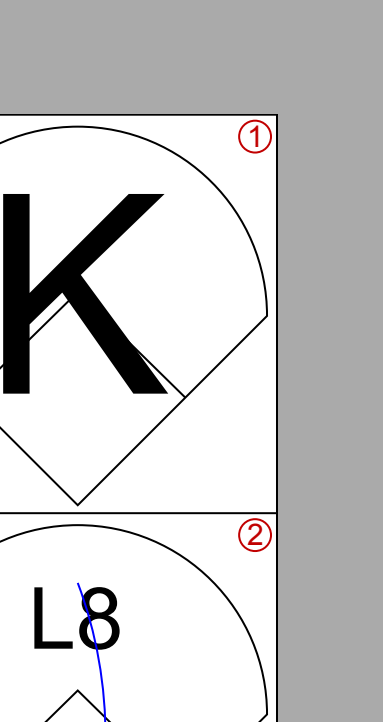
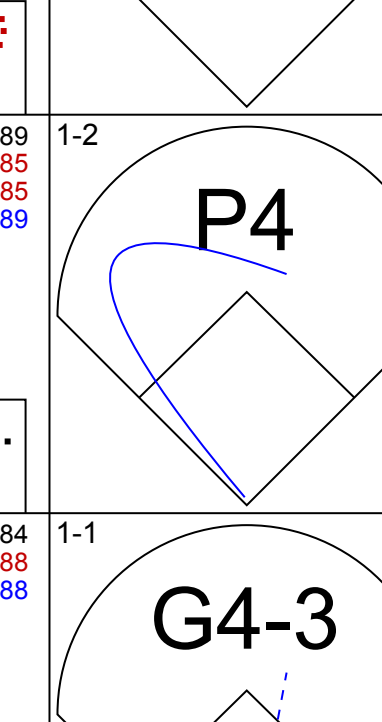
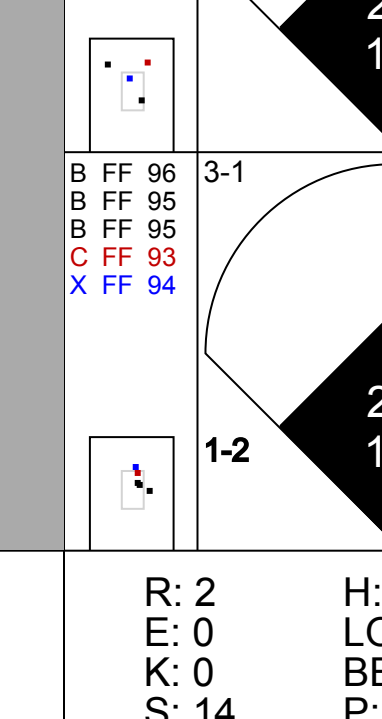
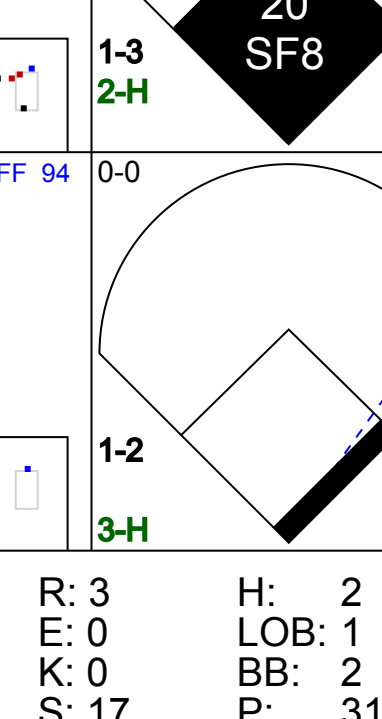

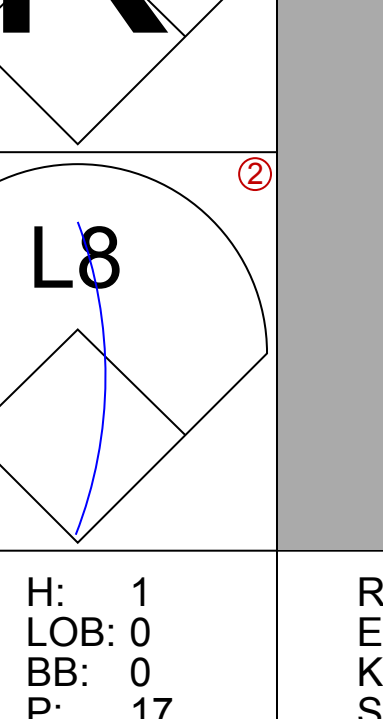
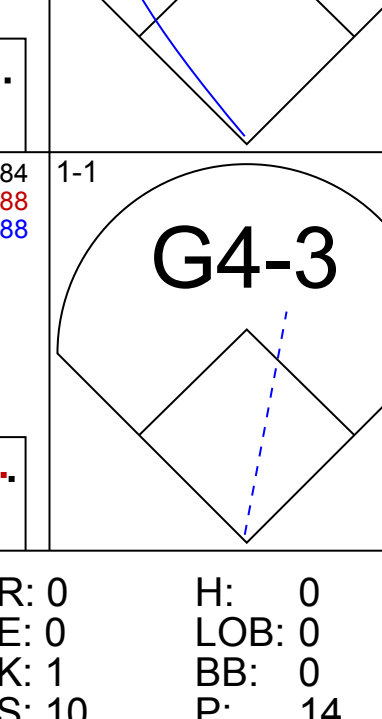


Batter	1	2	3	4	5	6	7	8	9	AB	R	H	RBI	BB	SO	LOB	BOTTOM										
21 Nick Markakis, L OBP: 0.357, SLG: 0.392	K		L5			K			G4-3	4	0	0	0	0	2	2											
13 Manny Machado, R OBP: 0.255, SLG: 0.255	F7						L8		G6-3	4	0	1	0	0	0	1											
10 Adam Jones, R OBP: 0.285, SLG: 0.421							L7		G1-3	4	1	2	1	0	0	0											
19 Chris Davis, L OBP: 0.349, SLG: 0.364							G3		P6	4	0	0	0	0	2	2											
23 Nelson Cruz, R OBP: 0.342, SLG: 0.536									F8	3	0	1	0	1	1	0											
9 David Lough, L OBP: 0.214, SLG: 0.227										0	0	0	0	0	0	0											
2 J.J. Hardy, R OBP: 0.274, SLG: 0.309									F9	4	0	0	0	0	0	4											
28 Steve Pearce, R OBP: 0.327, SLG: 0.521										4	0	1	0	0	2	1											
6 Jonathan Schoop, R OBP: 0.277, SLG: 0.375									G4-6-3	3	0	1	0	1	0	1											
36 Caleb Joseph, R OBP: 0.111, SLG: 0.111									SH1-4	2	0	1	0	0	0	2											
Inning Stats	R: 1 E: 0 K: 2 S: 11	H: 1 LOB: 0 BB: 0 P: 18	R: 0 E: 0 K: 1 S: 15	H: 1 LOB: 2 BB: 1 P: 25	R: 0 E: 0 K: 1 S: 18	H: 2 LOB: 3 BB: 1 P: 26	R: 0 E: 0 K: 1 S: 9	H: 1 LOB: 1 BB: 0 P: 12	R: 0 E: 0 K: 0 S: 10	H: 0 LOB: 0 BB: 0 P: 13	R: 0 E: 0 K: 2 S: 9	H: 0 LOB: 0 BB: 0 P: 12	R: 0 E: 0 K: 0 S: 8	H: 1 LOB: 1 BB: 0 P: 9	R: 0 E: 0 K: 0 S: 9	H: 0 LOB: 0 BB: 0 P: 14	R: 0 E: 0 K: 0 S: 8	H: 1 LOB: 0 BB: 0 P: 11	1B: 5 2B: 1 3B: 0 HR: 1	SF: 0 SAC: 1 DP: 1 HBP: 0	WP: 0 PB: 0 SB: 0 CS: 0	PA: 35					
PITCHER	IP	WLS	BF	H	R	ER	SO	BB	IBB	HBP	BLK	WP	HR	S	P	ERA	WHIP										
33 Drew Smyly, L ERA: 2.7	6.0		25	5	1	1	7	2	0	0	0	0	0	17	23	0.00	0.500										
60 Justin Miller, R ERA: 3.45	2.0	W	7	1	0	0	0	0	0	0	0	0	0	8	11	0.00	1.000										
36 Joe Nathan, R ERA: 3.68	1.0	S	3	1	0	0	0	0	0	0	0	0	0	0	0	0.00	1.000										

Detroit Tigers @ Baltimore Orioles
 Oriole Park at Camden Yards, Baltimore, MD
 Tue May 13 2014, 7:09 PM - 10:04 PM EDT
 Att: 29,950 - Clear - 79 F

AB 32
 R 1
 H 7
 RBI 1
 BB 2
 SO 7
 LOB 13

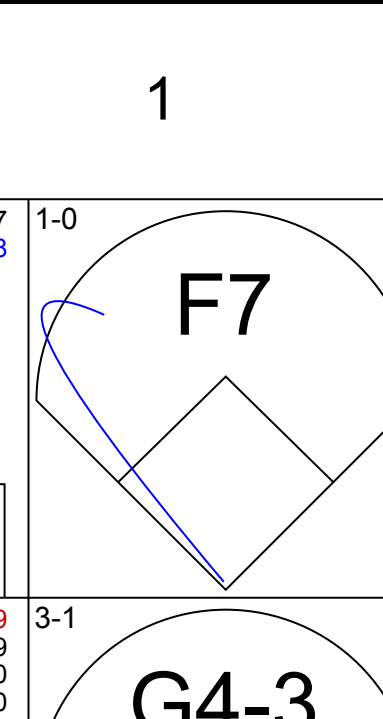
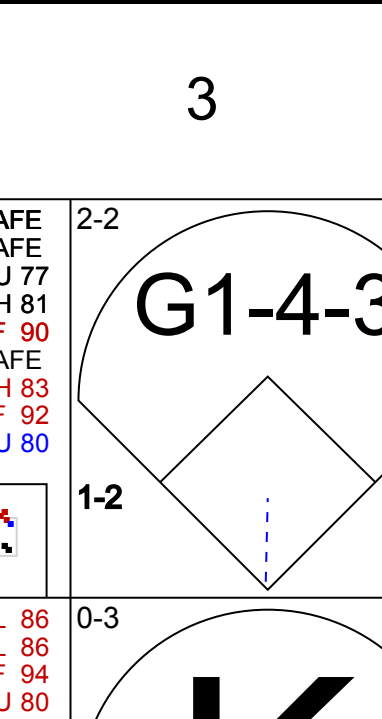
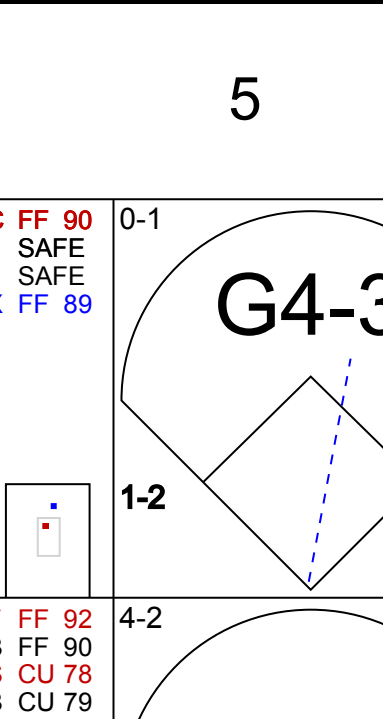
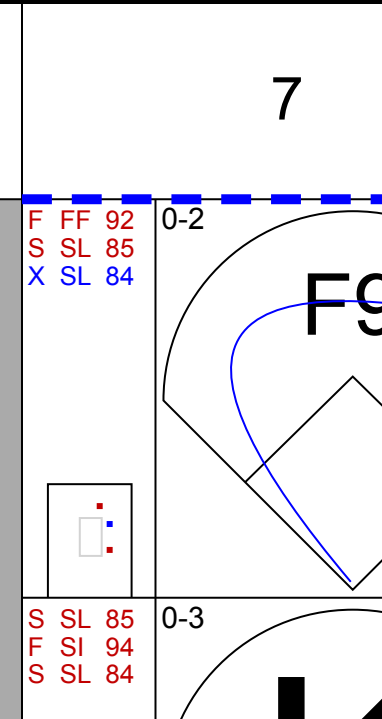
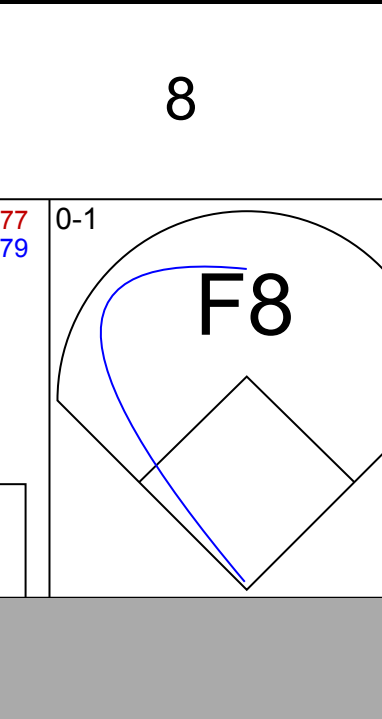
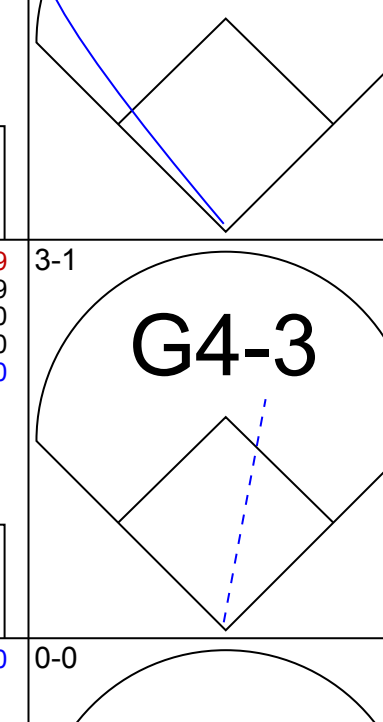
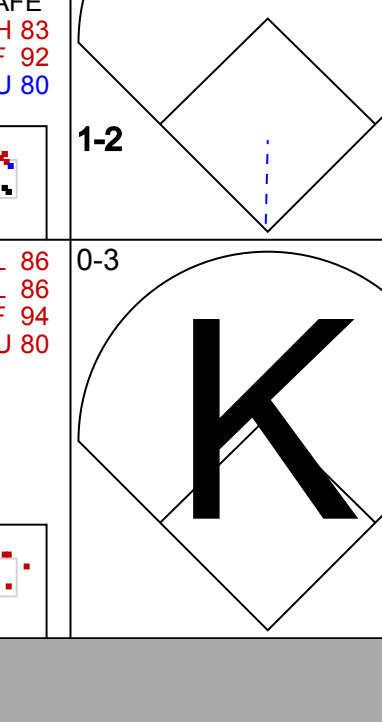
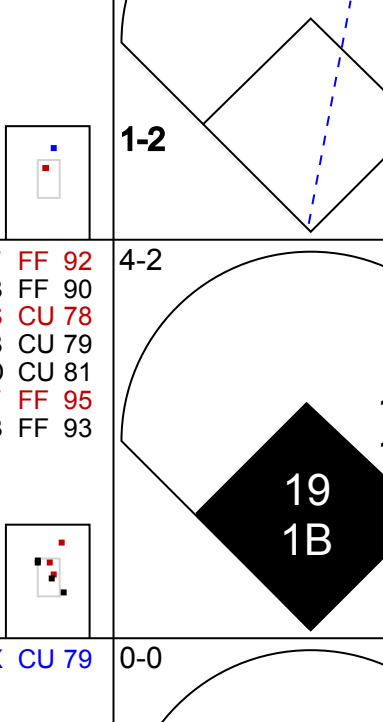
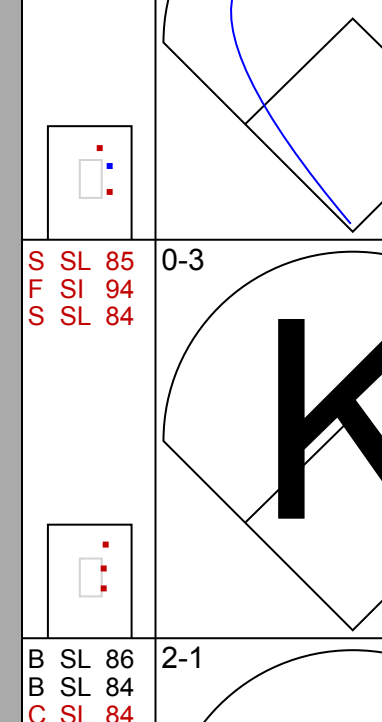
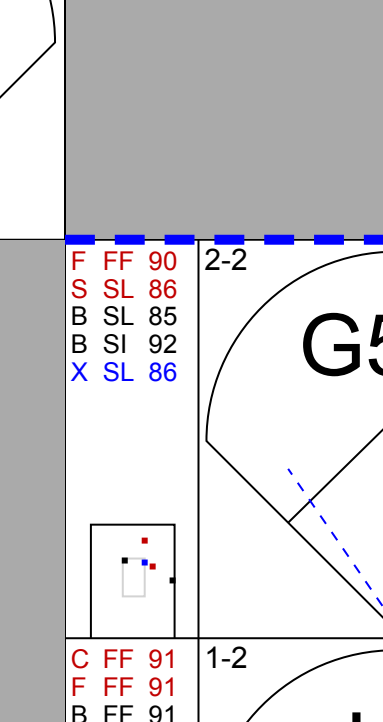
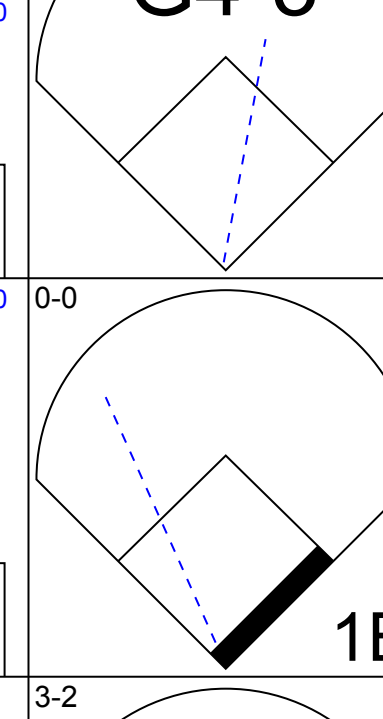
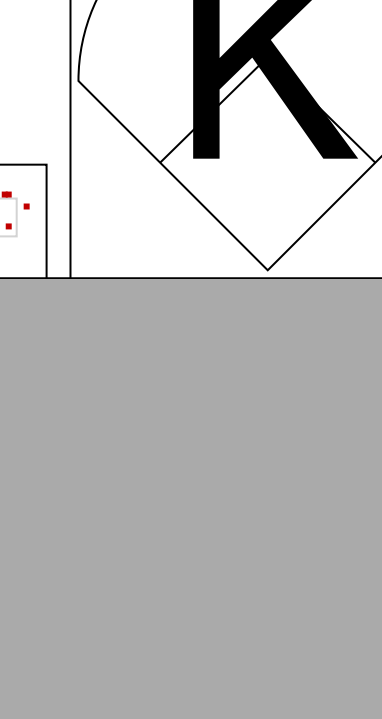
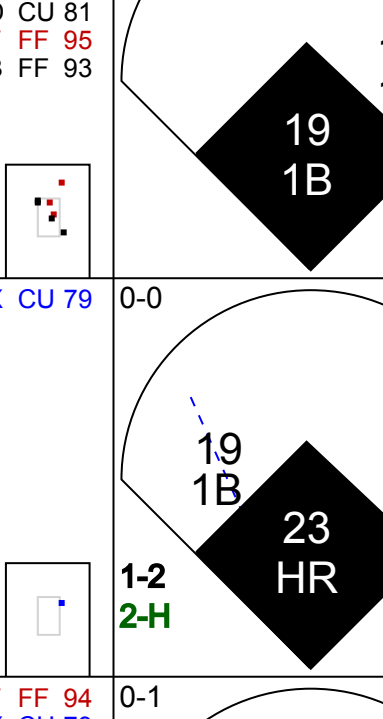

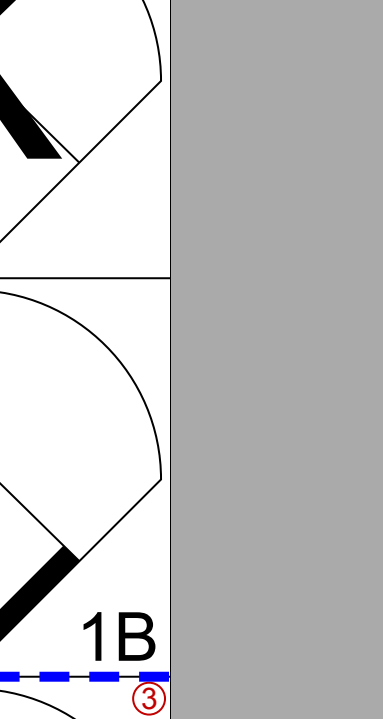
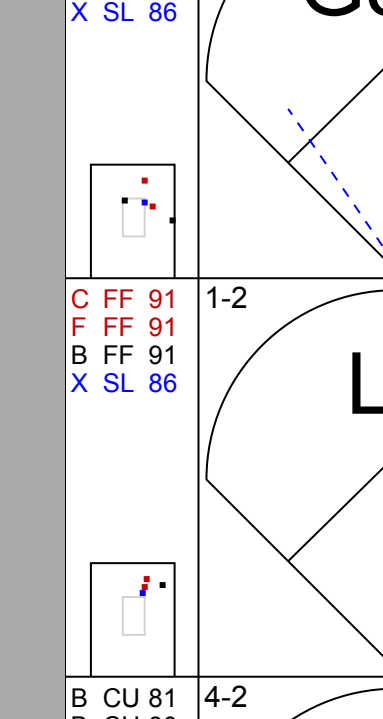
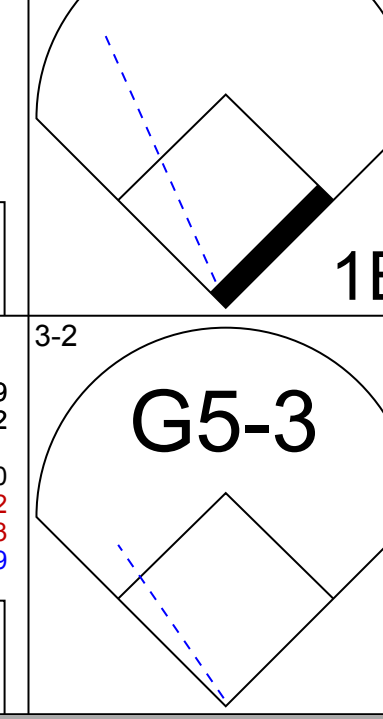

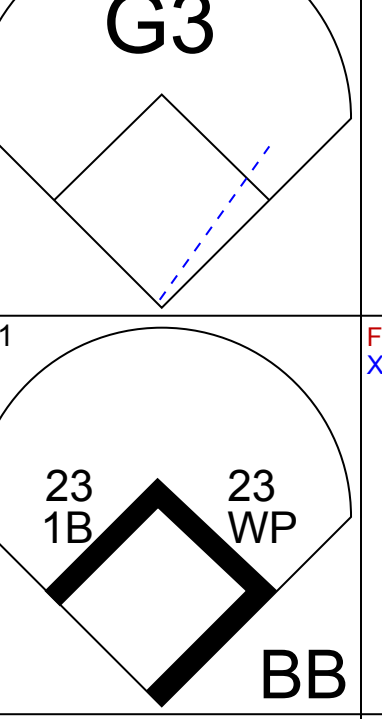
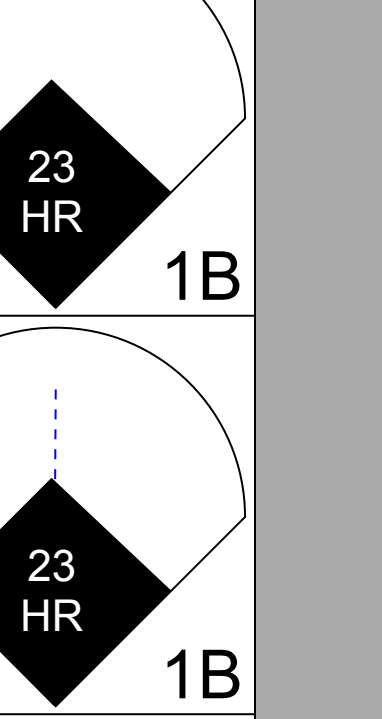
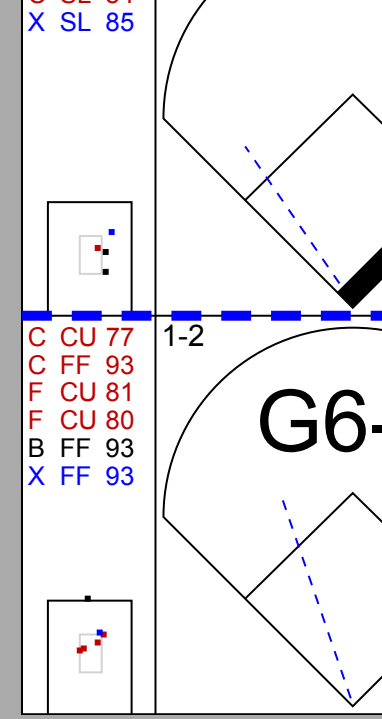
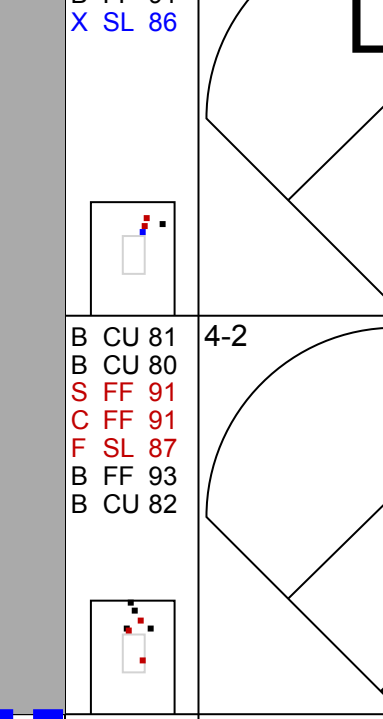
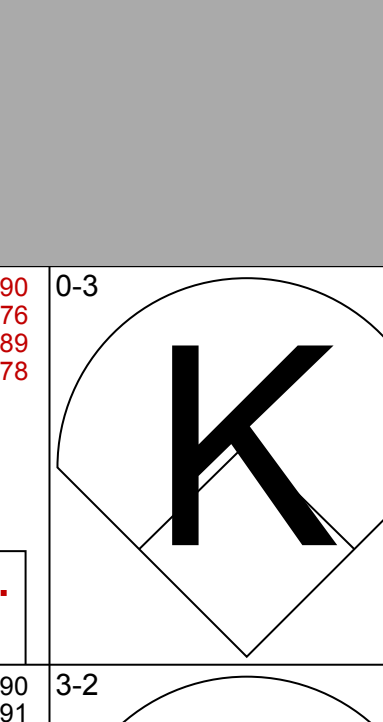
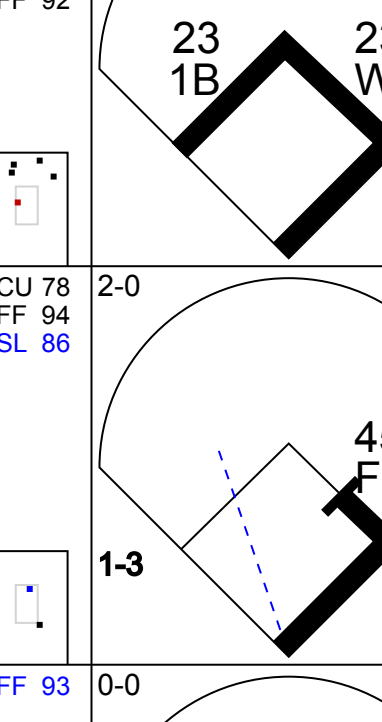
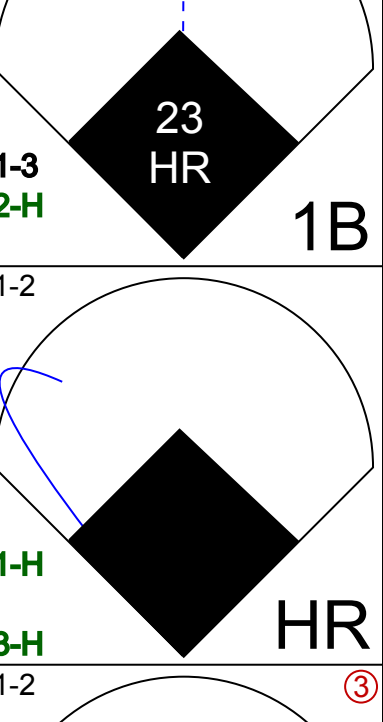

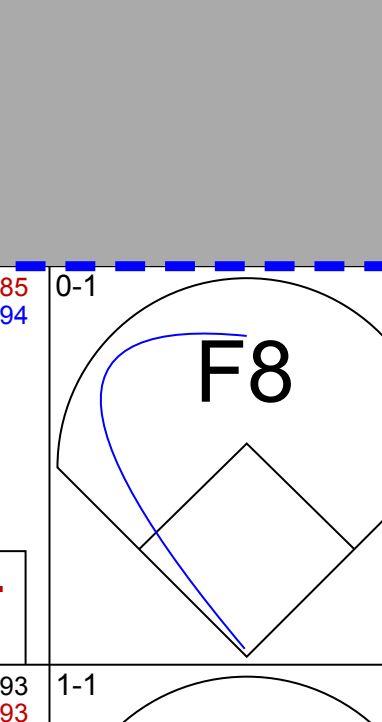
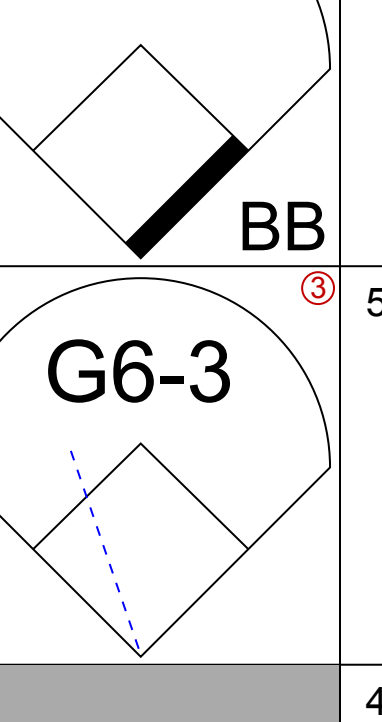
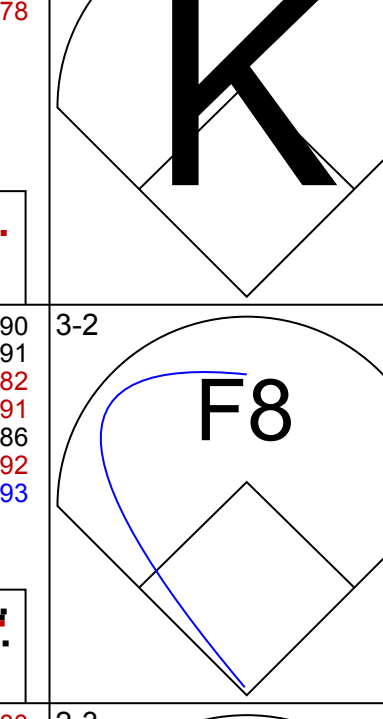
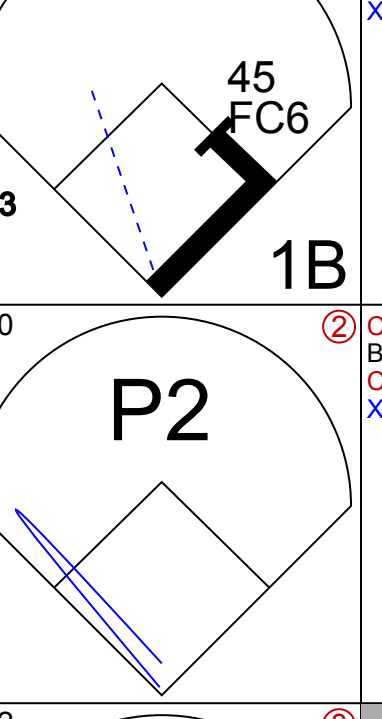
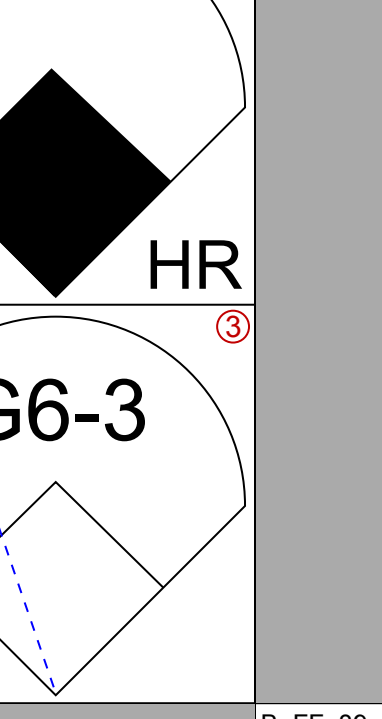
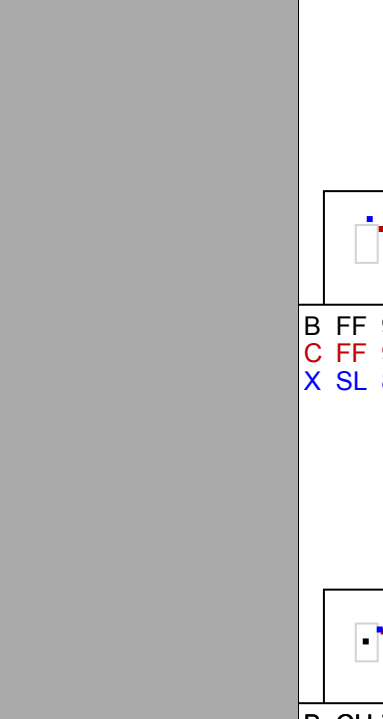
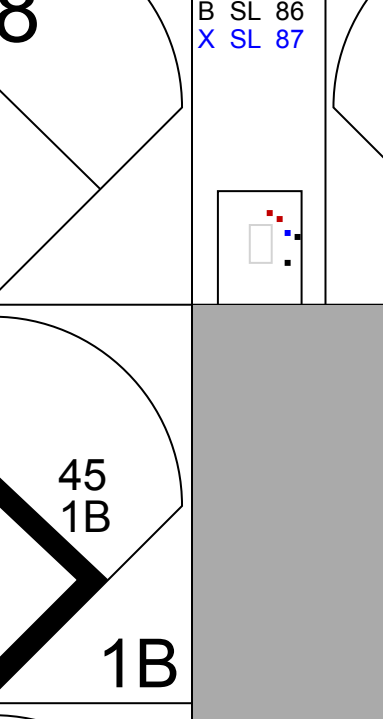
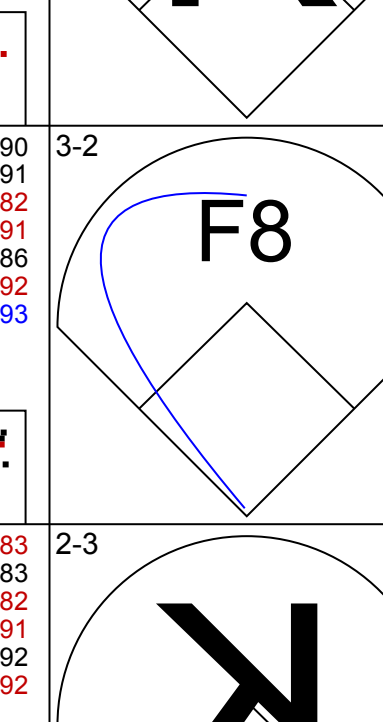
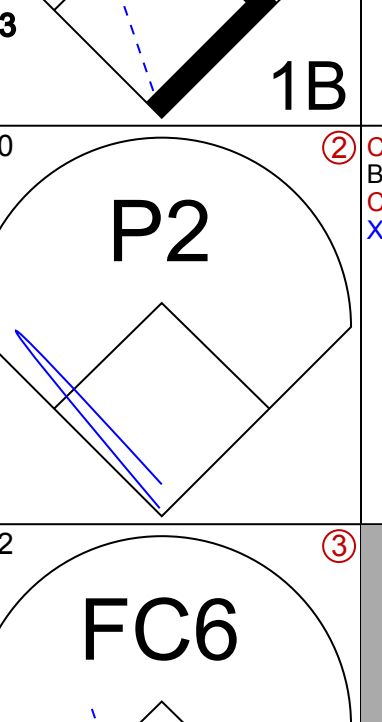
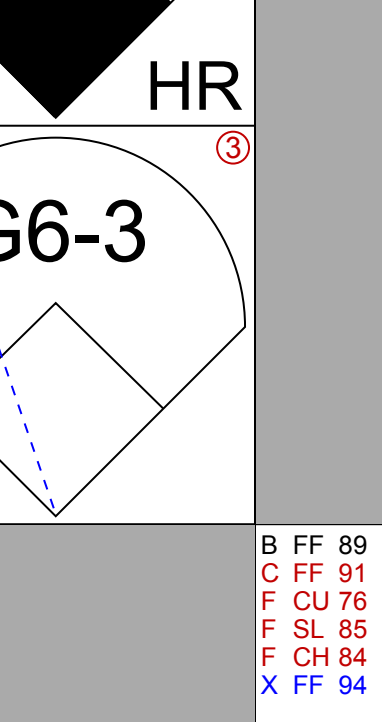
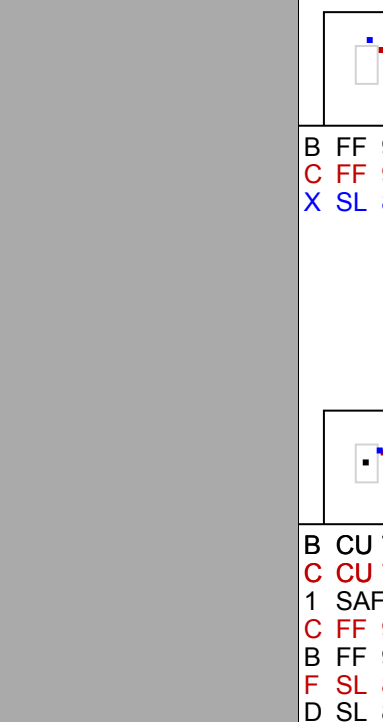
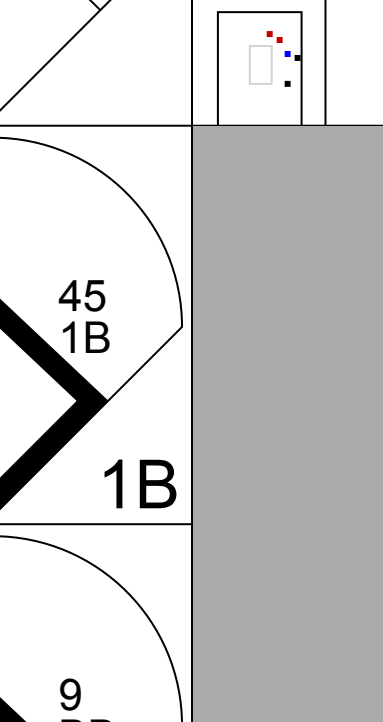
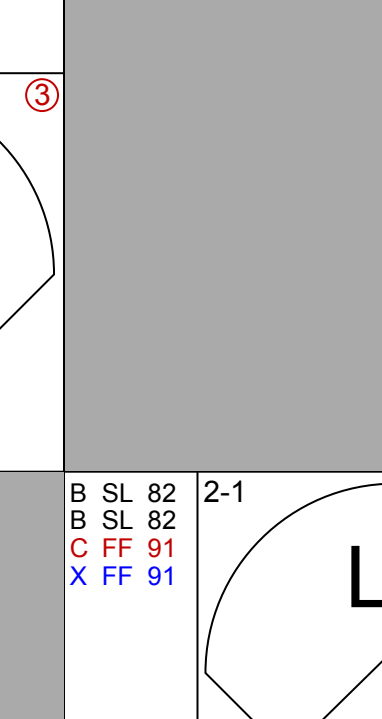
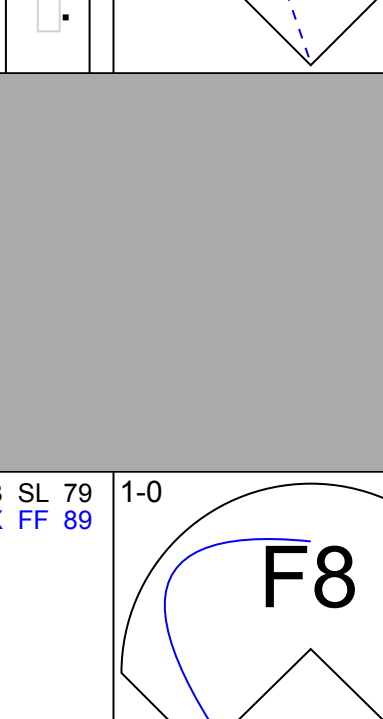
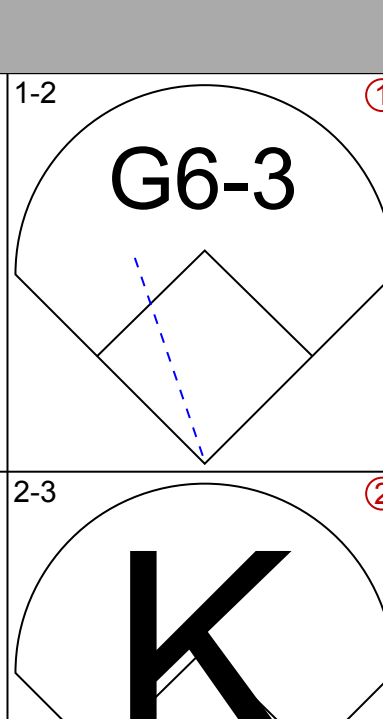
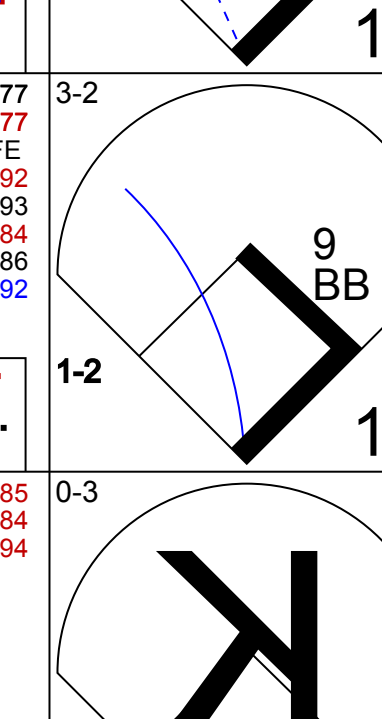
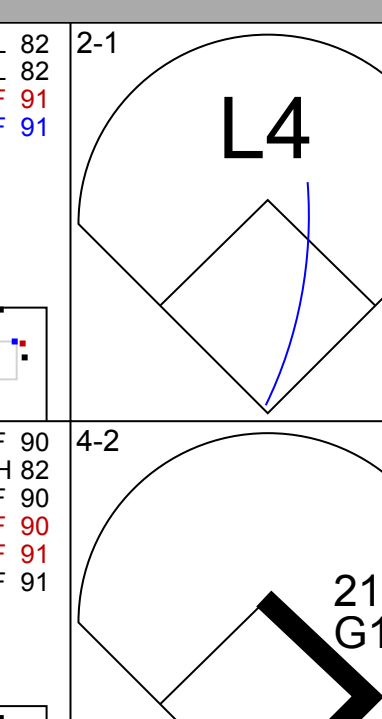
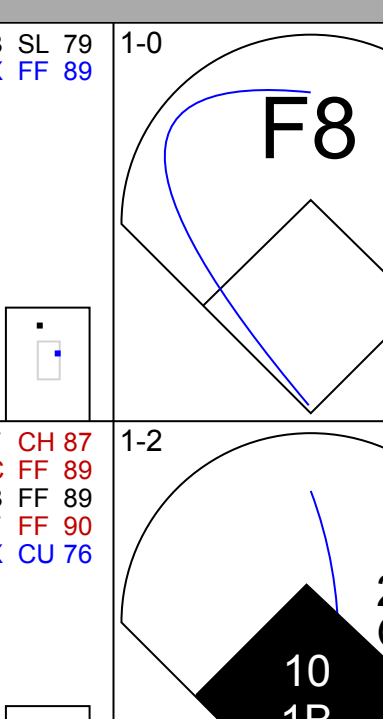
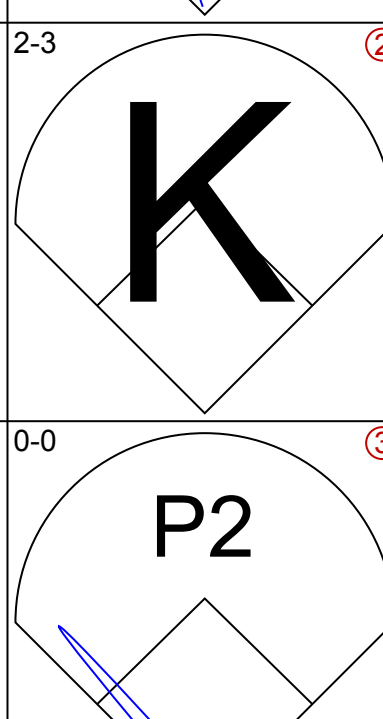
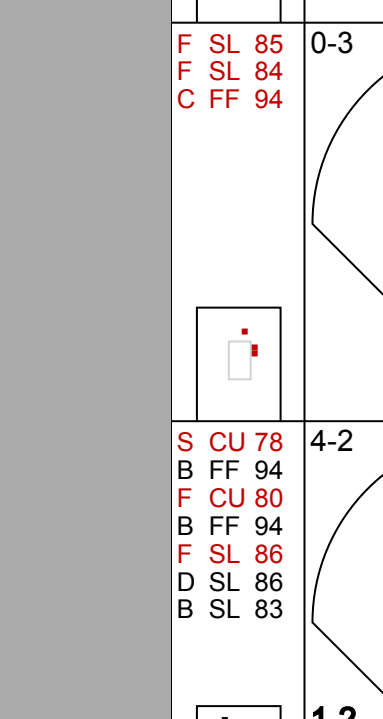


Batter	1	2	3	4	5	6	7	8	9	AB	R	H	RBI	BB	SO	LOB	TOP			
20 Raiji Davis, R OBP: 0.342, SLG: 0.415										4	1	1	2	0	1	2				
3 Ian Kinsler, R OBP: 0.337, SLG: 0.441										5	0	1	0	0	1	1				
24 Miguel Cabrera, R OBP: 0.338, SLG: 0.493										5	0	1	2	0	1	0				
41 Victor Martinez, S OBP: 0.387, SLG: 0.597										3	1	1	0	1	0	2				
28 J.D. Martinez, R OBP: 0.256, SLG: 0.286										3	0	0	0	1	0	2				
14 Austin Jackson, R OBP: 0.343, SLG: 0.423										4	1	0	0	0	1	4				
32 Don Kelly, L OBP: 0.361, SLG: 0.421										3	1	1	1	1	1	0				
50 Bryan Holaday, R OBP: 0.343, SLG: 0.333										4	2	2	1	0	1	0				
29 Danny Worth, R OBP: 0.304, SLG: 0.333										4	1	2	1	0	0	0				
Inning Stats	R: 0 E: 0 K: 2 S: 9	H: 0 LOB: 0 BB: 0 P: 13	R: 0 E: 0 K: 0 S: 14	H: 0 LOB: 0 BB: 0 P: 20	R: 2 E: 0 K: 0 S: 14	H: 4 LOB: 2 BB: 0 P: 23	R: 3 E: 0 K: 0 S: 17	H: 2 LOB: 1 BB: 2 P: 31	R: 1 E: 0 K: 1 S: 10	H: 1 LOB: 0 BB: 1 P: 22	R: 0 E: 0 K: 1 S: 8	H: 1 LOB: 0 BB: 0 P: 13	R: 0 E: 0 K: 1 S: 10	H: 0 LOB: 0 BB: 0 P: 14	R: 0 E: 0 K: 1 S: 7	H: 0 LOB: 0 BB: 0 P: 10	1B: 8 2B: 0 3B: 0 HR: 1	SF: 1 SAC: 0 DP: 0 HBP: 0	WP: 1 PB: 0 SB: 3 CS: 0	PA: 39
PITCHER	IP WLS BF H R ER SO BB IBB HBP BLK WP HR S P ERA WHIP	IP WLS BF H R ER SO BB IBB HBP BLK WP HR S P ERA WHIP	IP WLS BF H R ER SO BB IBB HBP BLK WP HR S P ERA WHIP	IP WLS BF H R ER SO BB IBB HBP BLK WP HR S P ERA WHIP	IP WLS BF H R ER SO BB IBB HBP BLK WP HR S P ERA WHIP	IP WLS BF H R ER SO BB IBB HBP BLK WP HR S P ERA WHIP	IP WLS BF H R ER SO BB IBB HBP BLK WP HR S P ERA WHIP	IP WLS BF H R ER SO BB IBB HBP BLK WP HR S P ERA WHIP	IP WLS BF H R ER SO BB IBB HBP BLK WP HR S P ERA WHIP	IP WLS BF H R ER SO BB IBB HBP BLK WP HR S P ERA WHIP	IP WLS BF H R ER SO BB IBB HBP BLK WP HR S P ERA WHIP	IP WLS BF H R ER SO BB IBB HBP BLK WP HR S P ERA WHIP	IP WLS BF H R ER SO BB IBB HBP BLK WP HR S P ERA WHIP	IP WLS BF H R ER SO BB IBB HBP BLK WP HR S P ERA WHIP	IP WLS BF H R ER SO BB IBB HBP BLK WP HR S P ERA WHIP	IP WLS BF H R ER SO BB IBB HBP BLK WP HR S P ERA WHIP	IP WLS BF H R ER SO BB IBB HBP BLK WP HR S P ERA WHIP			
39 Kevin Gausman, R ERA: 11.25	4.0	L	20	6	5	5	2	2	0	0	0	0	0	1	0	54	87	11.25	2.000	
50 Miguel González, R ERA: 4.75	2.0		9	2	2	1	1	1	0	0	0	0	0	0	1	21	39	4.50	1.500	
58 Ryan Webb, R ERA: 3.94	1.0		4	1	0	0	1	0	0	0	0	0	0	0	8	13	0.00	1.000		
40 Troy Patton, L ERA: 1.93	1.0		3	0	0	0	1	0	0	0	0	0	0	0	10	14	0.00	0.000		
17 Brian Matusz, L ERA: 3.46	1.0		3	0	0	0	1	0	0	0	0	0	0	0	7	10	0.00	0.000		

Detroit Tigers @ Baltimore Orioles
Oriole Park at Camden Yards, Baltimore, MD
 Wed May 14 2014, 12:38 PM - 4:04 PM EDT
 Att: 36,727 - Drizzlie - 60 F

AB	35
R	7
H	9
RBI	7
BB	3
SO	6
LOB	11



Batter	1	2	3	4	5	6	7	8	9	AB	R	H	RBI	BB	SO	LOB	BOTTOM					
21 Nick Markakis, L OBP: 0.347, SLG: 0.380										5	0	0	0	0	0	5						
13 Manny Machado, R OBP: 0.235, SLG: 0.235										4	1	0	0	1	2	1						
10 Adam Jones, R OBP: 0.294, SLG: 0.427											5	1	3	1	0	0	0					
19 Chris Davis, L OBP: 0.360, SLG: 0.363											3	1	1	1	2	0	2					
23 Nelson Cruz, R OBP: 0.344, SLG: 0.552										5	1	2	3	0	1	1						
2 J.J. Hardy, R OBP: 0.275, SLG: 0.307										4	0	1	0	0	0	2						
45 Steve Clevenger, L OBP: 0.352, SLG: 0.500										4	0	1	0	0	1	2						
6 Jonathan Schoop, R OBP: 0.268, SLG: 0.362										4	0	0	0	0	2	2						
9 David Lough, L OBP: 0.243, SLG: 0.235										2	1	1	0	2	0	0						
Inning Stats	R: 0 E: 0 K: 0 S: 7	H: 1 LOB: 1 BB: 0 P: 14	R: 0 E: 0 K: 2 S: 12	H: 0 LOB: 0 BB: 0 P: 17	R: 0 E: 0 K: 1 S: 12	H: 0 LOB: 1 BB: 1 P: 20	R: 0 E: 0 K: 0 S: 11	H: 1 LOB: 2 BB: 1 P: 20	R: 5 E: 0 K: 0 S: 19	H: 4 LOB: 0 BB: 1 P: 27	R: 0 E: 0 K: 1 S: 9	H: 0 LOB: 0 BB: 0 P: 12	R: 0 E: 0 K: 1 S: 13	H: 1 LOB: 1 BB: 0 P: 16	R: 0 E: 0 K: 1 S: 16	H: 2 LOB: 3 BB: 1 P: 24	R: 0 E: 0 K: 0 S: 12	H: 0 LOB: 1 BB: 1 P: 21	1B: 8 2B: 0 3B: 0 HR: 1	SF: 0 SAC: 0 DP: 0 HBP: 0	WP: 1 PB: 0 SB: 0 CS: 0	PA: 41
PITCHER	IP WLS BF H R ER SO BB IBB HBP BLK WP HR S P ERA WHIP	IP WLS BF H R ER SO BB IBB HBP BLK WP HR S P ERA WHIP	IP WLS BF H R ER SO BB IBB HBP BLK WP HR S P ERA WHIP	IP WLS BF H R ER SO BB IBB HBP BLK WP HR S P ERA WHIP	IP WLS BF H R ER SO BB IBB HBP BLK WP HR S P ERA WHIP	IP WLS BF H R ER SO BB IBB HBP BLK WP HR S P ERA WHIP	IP WLS BF H R ER SO BB IBB HBP BLK WP HR S P ERA WHIP	IP WLS BF H R ER SO BB IBB HBP BLK WP HR S P ERA WHIP	IP WLS BF H R ER SO BB IBB HBP BLK WP HR S P ERA WHIP	IP WLS BF H R ER SO BB IBB HBP BLK WP HR S P ERA WHIP	IP WLS BF H R ER SO BB IBB HBP BLK WP HR S P ERA WHIP	IP WLS BF H R ER SO BB IBB HBP BLK WP HR S P ERA WHIP	IP WLS BF H R ER SO BB IBB HBP BLK WP HR S P ERA WHIP	IP WLS BF H R ER SO BB IBB HBP BLK WP HR S P ERA WHIP	IP WLS BF H R ER SO BB IBB HBP BLK WP HR S P ERA WHIP	IP WLS BF H R ER SO BB IBB HBP BLK WP HR S P ERA WHIP	IP WLS BF H R ER SO BB IBB HBP BLK WP HR S P ERA WHIP					
35 Justin Verlander, R ERA: 3.15	6.0	W	27	6	5	5	4	3	0	0	0	0	0	0	0	70	110	7.50	1.500			
62 Ai Alburoqueque, R ERA: 3.94	0.2	H	3	1	0	0	1	0	0	0	0	0	0	0	8	10	0.00	1.500				
46 Ian Krol, L ERA: 2.15	0.1	H	1	0	0	0	0	0	0	0	0	0	0	0	5	6	0.00	0.000				
44 Joba Chamberlain, R ERA: 4.02	1.0	H	6	2	0	0	1	1	0	0	0	0	0	16	24	0.00	3.000					
36 Joe Nathan, R ERA: 3.45	1.0	S	4	0	0	0	0	1	0	0	0	0	0	12	21	0.00	1.000					

Detroit Tigers @ Baltimore Orioles
Oriole Park at Camden Yards, Baltimore, MD
 Wed May 14 2014, 12:38 PM - 4:04 PM EDT
 Att: 36,727 - Drizzlie - 60 F

AB	36
R	5
H	9
RBI	5
BB	5
SO	6
LOB	15



Batter	1	2	3	4	5	6	7	8	9	AB	R	H	RBI	BB	SO	LOB	TOP		
20 Rajai Davis, R OBP: 0.339, SLG: 0.404	G5-3	F9			BB		P4			3	0	0	0	1	0	1			
3 Ian Kinsler, R OBP: 0.335, SLG: 0.436	BB	1B	G6-3		F9		CS	F8		4	1	1	0	0	0	1			
24 Miguel Cabrera, R OBP: 0.342, SLG: 0.490	BB	BB	G5-3		K			1B		3	0	1	0	1	1	1			
41 Victor Martinez, S OBP: 0.383, SLG: 0.594	K		BB		L7			G3		4	0	1	0	0	1	4			
48 Tori Hunter, R OBP: 0.338, SLG: 0.461	BB	1B			G6-3				K	4	0	2	1	0	1	0			
14 Austin Jackson, R OBP: 0.340, SLG: 0.413	BB	BB			G6-3			F8		3	0	0	0	1	1	2			
13 Alex Avila, L OBP: 0.340, SLG: 0.357	K				G1-6-3			K		4	0	0	0	0	3	3			
9 Nick Castellanos, R OBP: 0.258, SLG: 0.388		F8			G5-3		CS	1B		3	0	1	0	0	0	0			
29 Danny Worth, R OBP: 0.269, SLG: 0.292		K			K		K			3	0	0	0	0	3	1			
Inning Stats	R: 1 H: 2 E: 0 K: 2 S: 14	H: 2 R: 1 ER: 0 LOB: 3 P: 27	R: 0 H: 0 E: 0 K: 1 S: 7	H: 0 R: 0 ER: 0 LOB: 0 P: 10	R: 0 H: 2 E: 0 K: 1 S: 15	H: 2 R: 0 ER: 0 LOB: 2 P: 26	R: 0 H: 0 E: 0 K: 2 S: 8	H: 0 R: 0 ER: 0 LOB: 1 P: 13	R: 0 H: 1 E: 0 K: 1 S: 9	H: 1 R: 0 ER: 0 LOB: 0 P: 13	R: 0 H: 1 E: 0 K: 0 S: 6	H: 0 R: 0 ER: 0 LOB: 0 P: 8	R: 0 H: 0 E: 0 K: 2 S: 9	H: 0 R: 0 ER: 0 LOB: 0 P: 13	1B: 5 2B: 1 3B: 0 HR: 0	SF: 0 SAC: 0 DP: 1 HBP: 0	WP: 0 PB: 0 SB: 1 CS: 1	PA: 35	
PITCHER	IP	WLS	BF	H	R	ER	SO	BB	IBB	HBP	BLK	WP	HR	S	P	ERA	WHIP		
31 Jon Lester, L ERA: 2.67	5.0	L	22	4	1	1	7	3	0	0	0	0	0	54	94	1.80	1.400		
35 Burke Badenhop, R ERA: 2.59	1.2		6	1	0	0	1	0	0	0	0	0	0	14	21	0.00	0.600		
54 Edward Mujica, R ERA: 8.1	1.1		3	1	0	0	0	0	0	0	0	0	0	7	10	0.00	0.750		
36 Junichi Tazawa, R ERA: 2.65	1.0		3	0	0	0	2	0	0	0	0	0	0	9	13	0.00	0.000		

Detroit Tigers @ Boston Red Sox
Fenway Park, Boston, MA
Fri May 16 2014, 7:13 PM - 11:13 PM EDT
Att: 37,225 - Cloudy - 68 F

AB	31
R	1
H	6
RBI	1
BB	3
SO	10
LOB	13



Batter	1	2	3	4	5	6	7	8	9	AB	R	H	RBI	BB	SO	LOB	BOTTOM					
15 Dustin Pedroia, R OBP: 0.351, SLG: 0.402	K			F9		BB		G6-3		3	0	0	0	1	1	0						
38 Grady Sizemore, L OBP: 0.308, SLG: 0.364	G3			G3		G4-6-3		G4-3		4	0	0	0	0	0	2						
34 David Ortiz, L OBP: 0.395, SLG: 0.581	L7			BB		IBB			K	3	0	1	0	1	1	0						
12 Mike Napoli, R OBP: 0.388, SLG: 0.424				BB		K		F9		2	0	0	0	2	1	2						
37 Mike Carp, L OBP: 0.327, SLG: 0.333	G4-6-3			K				G5-3		4	0	1	0	0	1	3						
2 Xander Bogaerts, R OBP: 0.380, SLG: 0.348	K				P6		HBP			2	0	0	0	0	1	0						
25 Jackie Bradley Jr., L OBP: 0.301, SLG: 0.296			K		G3		K			3	0	0	0	0	2	2						
16 Will Middlebrooks, R OBP: 0.305, SLG: 0.324			K		G5-3		G6-4-3			2	0	0	0	0	1	0						
40 A.J. Pierzynski, L OBP: 0.300, SLG: 0.378			K							1	0	0	0	0	0	2						
10 Jonathan Herrera, S OBP: 0.295, SLG: 0.184			K				G6-4-3			0	0	0	0	0	0	0						
3 David Ross, R OBP: 0.250, SLG: 0.364			K			BB		G5-3		3	0	1	0	0	1	0						
Inning Stats	R: 0 H: 0 E: 0 K: 1 S: 14	H: 0 R: 0 ER: 0 LOB: 0 P: 20	R: 0 H: 0 E: 0 K: 1 S: 7	H: 0 R: 0 ER: 0 LOB: 0 P: 13	R: 0 H: 0 E: 0 K: 3 S: 9	H: 0 R: 0 ER: 0 LOB: 0 P: 10	R: 0 H: 1 E: 0 K: 1 S: 13	H: 1 R: 0 ER: 0 LOB: 2 P: 20	R: 0 H: 0 E: 0 K: 0 S: 10	H: 0 R: 0 ER: 0 LOB: 0 P: 16	R: 0 H: 1 E: 0 K: 1 S: 11	H: 1 R: 0 ER: 0 LOB: 2 P: 24	R: 0 H: 1 E: 0 K: 1 S: 12	H: 0 R: 0 ER: 0 LOB: 0 P: 17	R: 0 H: 0 E: 0 K: 0 S: 10	H: 0 R: 0 ER: 0 LOB: 0 P: 14	R: 0 H: 0 E: 0 K: 1 S: 8	H: 0 R: 0 ER: 0 LOB: 0 P: 12	1B: 3 2B: 0 3B: 0 HR: 0	SF: 0 SAC: 0 DP: 3 HBP: 1	WP: 0 PB: 0 SB: 0 CS: 0	PA: 32
PITCHER	IP	WLS	BF	H	R	ER	SO	BB	IBB	HBP	BLK	WP	HR	S	P	ERA	WHIP					
37 Max Scherzer, R ERA: 1.83	6.0	W	23	3	0	0	7	3	1	0	0	0	0	66	106	0.00	1.000					
57 Evan Reed, R ERA: 2.87	0.1	H	2	0	0	0	1	0	0	1	1	0	0	9	12	0.00	0.000					
46 Ian Krol, L ERA: 2.08	0.2	H	1	0	0	0	0	0	0	0	0	0	0	1	2	0.00	0.000					
44 Joba Chamberlain, R ERA: 3.78	1.0	H	3	0	0	0	0	0	0	0	0	0	0	10	14	0.00	0.000					
36 Joe Nathan, R ERA: 3.24	1.0	S	3	0	0	0	1	0	0	0	0	0	0	8	12	0.00	0.000					

Detroit Tigers @ Boston Red Sox
Fenway Park, Boston, MA
Fri May 16 2014, 7:13 PM - 11:13 PM EDT
Att: 37,225 - Cloudy - 68 F

AB	27
R	0
H	3
RBI	0
BB	4
SO	9
LOB	11



Batter	1	2	3	4	5	6	7	8	9	AB	R	H	RBI	BB	SO	LOB	TOP										
3 Ian Kinsler, R OBP: 0.331, SLG: 0.438										4	1	1	1	0	0	0											
48 Toni Hunter, R OBP: 0.333, SLG: 0.459										5	1	1	1	0	1	0											
24 Miguel Cabrera, R OBP: 0.349, SLG: 0.519										5	1	3	2	0	1	0											
41 Victor Martinez, S OBP: 0.384, SLG: 0.587										5	1	2	0	0	0	2											
14 Austin Jackson, R OBP: 0.344, SLG: 0.419										3	0	1	0	1	0	1											
9 Nick Castellanos, R OBP: 0.258, SLG: 0.383										4	0	1	0	0	2	3											
13 Alex Avila, L OBP: 0.346, SLG: 0.368										3	1	1	1	1	0	2											
17 Andrew Romine, S OBP: 0.278, SLG: 0.211										4	0	0	0	0	4	4											
20 Rajai Davis, R OBP: 0.336, SLG: 0.407										4	1	1	1	0	0	2											
Inning Stats	R: 0 E: 0 K: 0 S: 7	H: 0 LOB: 0 BB: 0 P: 10	R: 1 E: 0 K: 1 S: 19	H: 2 LOB: 2 BB: 1 P: 28	R: 1 E: 0 K: 0 S: 11	H: 1 LOB: 0 BB: 0 P: 12	R: 0 E: 0 K: 2 S: 15	H: 0 LOB: 1 BB: 1 P: 21	R: 2 E: 0 K: 0 S: 13	H: 4 LOB: 2 BB: 0 P: 20	R: 2 E: 1 K: 1 S: 10	H: 2 LOB: 0 BB: 0 P: 13	R: 0 E: 0 K: 2 S: 11	H: 1 LOB: 1 BB: 0 P: 14	R: 0 E: 0 K: 1 S: 6	H: 0 LOB: 0 BB: 0 P: 10	R: 0 E: 0 K: 1 S: 7	H: 1 LOB: 1 BB: 0 P: 10	1B: 4 2B: 6 3B: 0 HR: 1	SF: 1 SAC: 0 DP: 0 HBP: 0	WP: 0 PB: 0 CS: 0	PA: 40					
PITCHER	IP	WLS	BF	H	R	ER	SO	BB	IBB	HBP	BLK	WP	HR	S	P	ERA	WHIP										
41 John Lackey, R ERA: 4.01	5.1	L	27	9	6	5	4	2	0	0	0	0	1	70	96	8.44	2.062										
54 Edward Mujica, R ERA: 7.71	0.2		2	0	0	0	0	0	0	0	0	0	0	5	8	0.00	0.000										
55 Chris Capuano, L ERA: 2.01	2.0		7	1	0	0	3	0	0	0	0	0	0	17	24	0.00	0.500										
19 Koji Uehara, R ERA: 1.08	1.0		4	1	0	0	1	0	0	0	0	0	0	7	10	0.00	1.000										

Detroit Tigers @ Boston Red Sox
Fenway Park, Boston, MA
Sat May 17 2014, 7:14 PM - 10:02 PM EDT
Att: 37,608 - Clear - 73 F

AB	37
R	6
H	11
RBI	6
BB	2
SO	8
LOB	14



Batter	1	2	3	4	5	6	7	8	9	AB	R	H	RBI	BB	SO	LOB	BOTTOM										
15 Dustin Pedroia, R OBP: 0.349, SLG: 0.399										4	0	1	0	0	1	1											
18 Shane Victorino, S OBP: 0.316, SLG: 0.377										4	0	0	0	0	1	1											
34 David Ortiz, L OBP: 0.392, SLG: 0.572										4	0	1	0	0	1	1											
12 Mike Napoli, R OBP: 0.397, SLG: 0.434										4	0	3	0	0	1	0											
38 Grady Sizemore, L OBP: 0.298, SLG: 0.351										4	0	0	0	0	0	4											
37 Mike Carp, L OBP: 0.321, SLG: 0.313										3	0	0	0	1	0	1											
40 A.J. Pierzynski, L OBP: 0.290, SLG: 0.365										4	0	0	0	0	0	4											
2 Xander Bogaerts, R OBP: 0.366, SLG: 0.376										3	1	2	1	0	0	0											
26 Brock Holt, L OBP: 0.387, SLG: 0.385										3	0	0	0	0	0	1											
Inning Stats	R: 0 E: 0 K: 1 S: 7	H: 0 LOB: 0 BB: 0 P: 9	R: 0 E: 0 K: 0 S: 8	H: 1 LOB: 0 BB: 0 P: 15	R: 0 E: 0 K: 0 S: 7	H: 1 LOB: 1 BB: 0 P: 11	R: 0 E: 0 K: 1 S: 14	H: 2 LOB: 3 BB: 1 P: 21	R: 1 E: 0 K: 1 S: 13	H: 2 LOB: 1 BB: 0 P: 21	R: 0 E: 0 K: 1 S: 7	H: 0 LOB: 0 BB: 0 P: 10	R: 0 E: 0 K: 0 S: 8	H: 0 LOB: 0 BB: 0 P: 13	R: 0 E: 0 K: 0 S: 7	H: 0 LOB: 0 BB: 0 P: 10	R: 0 E: 0 K: 0 S: 9	H: 1 LOB: 1 BB: 0 P: 12	1B: 6 2B: 0 3B: 0 HR: 1	SF: 0 SAC: 0 DP: 1 HBP: 0	WP: 0 PB: 0 CS: 0	PA: 34					
PITCHER	IP	WLS	BF	H	R	ER	SO	BB	IBB	HBP	BLK	WP	HR	S	P	ERA	WHIP										
21 Rick Porcello, R ERA: 2.91	8.0	W	30	6	1	1	4	1	0	0	0	0	0	71	110	1.12	0.875										
40 Phil Coke, L ERA: 7.45	1.0		4	1	0	0	0	0	0	0	0	0	0	9	12	0.00	1.000										

Detroit Tigers @ Boston Red Sox
Fenway Park, Boston, MA
Sat May 17 2014, 7:14 PM - 10:02 PM EDT
Att: 37,608 - Clear - 73 F

AB	33
R	1
H	7
RBI	1
BB	1
SO	4
LOB	13



Batter	1	2	3	4	5	6	7	8	9	AB	R	H	RBI	BB	SO	LOB	TOP
3 Ian Kinsler, R OBP: 0.345, SLG: 0.455										5	2	4	0	0	0	0	
48 Toni Hunter, R OBP: 0.336, SLG: 0.478										5	1	2	1	0	0	3	
24 Miguel Cabrera, R OBP: 0.378, SLG: 0.532										4	1	3	2	0	0	0	
41 Victor Martinez, S OBP: 0.378, SLG: 0.595										5	1	1	2	0	0	4	
32 Don Kelly, L OBP: 0.383, SLG: 0.405											4	0	1	0	1	0	
14 Austin Jackson, R OBP: 0.348, SLG: 0.421											4	1	1	0	1	1	3
28 J.D. Martinez, R OBP: 0.279, SLG: 0.333											4	0	2	0	0	1	3
13 Alex Avila, L OBP: 0.343, SLG: 0.363											4	0	1	1	0	2	4
17 Andrew Romine, S OBP: 0.265, SLG: 0.200											4	0	0	0	0	1	4
Inning Stats	R: 0 H: 2 E: 0 K: 0 S: 8	WLS: 2 BF: 14	H: 1 R: 0 ER: 0 SO: 11	H: 1 R: 0 ER: 0 SO: 16	H: 3 R: 3 ER: 0 SO: 18	H: 3 R: 0 ER: 0 SO: 23	H: 1 R: 0 ER: 0 SO: 9	H: 1 R: 0 ER: 0 SO: 11	H: 2 R: 1 ER: 0 SO: 16	H: 1 R: 0 ER: 0 SO: 8	H: 2 R: 0 ER: 0 SO: 18	H: 1 R: 0 ER: 0 SO: 27	H: 2 R: 0 ER: 0 SO: 27	1B: 9 2B: 4 3B: 0 HR: 2	SF: 1 FC: 4 DP: 2 HBP: 0	WP: 0 PA: 42 PB: 0 SB: 1 CS: 0	
PITCHER	IP: 6.0 WLS: 1 BF: 27 ERA: 4.33	WLS: 1 BF: 14	H: 5 R: 1 ER: 5 SO: 2	H: 5 R: 1 ER: 0 SO: 6	H: 5 R: 1 ER: 0 SO: 12	H: 3 R: 0 ER: 0 SO: 9	H: 3 R: 0 ER: 0 SO: 11	H: 2 R: 1 ER: 0 SO: 16	H: 1 R: 0 ER: 0 SO: 8	H: 2 R: 0 ER: 0 SO: 16	H: 1 R: 0 ER: 0 SO: 10	H: 2 R: 0 ER: 0 SO: 27	H: 1 R: 0 ER: 0 SO: 18	1B: 9 2B: 4 3B: 0 HR: 2	SF: 1 FC: 4 DP: 2 HBP: 0	WP: 0 PA: 42 PB: 0 SB: 1 CS: 0	
44 Jake Peavy, R ERA: 4.33	6.0	1	5	5	2	0	0	0	0	0	1	6	8	9.00	1.000		
36 Junichi Tazawa, R ERA: 3.0	1.0	4	1	1	1	0	0	0	0	0	1	6	8	9.00	1.000		
30 Andrew Miller, L ERA: 2.79	1.0	5	1	0	0	2	1	0	0	0	10	18	0.00	2.000			
35 Burke Badenhop, R ERA: 2.52	0.2	4	2	0	0	0	0	0	0	0	9	15	0.00	3.000			
32 Craig Breslow, L ERA: 3.65	0.1	2	0	0	0	1	1	0	0	0	6	12	0.00	3.000			

Detroit Tigers @ Boston Red Sox
Fenway Park, Boston, MA
Sun May 18 2014, 8:10 PM - 11:29 PM EDT
Att: 35,006 - Cloudy - 61 F

AB	39
R	6
H	15
RBI	6
BB	2
SO	5
LOB	21



Batter	1	2	3	4	5	6	7	8	9	AB	R	H	RBI	BB	SO	LOB	BOTTOM
15 Dustin Pedroia, R OBP: 0.347, SLG: 0.395										4	1	1	0	0	0	2	
18 Shane Victorino, S OBP: 0.313, SLG: 0.370										4	0	1	0	0	0	0	
34 David Ortiz, L OBP: 0.394, SLG: 0.565										2	0	0	0	2	0	0	
12 Mike Napoli, R OBP: 0.393, SLG: 0.425										3	0	0	0	1	2	3	
38 Grady Sizemore, L OBP: 0.297, SLG: 0.348										4	1	1	0	0	0	4	
40 A.J. Pierzynski, L OBP: 0.281, SLG: 0.353										4	0	0	0	0	1	1	
2 Xander Bogaerts, R OBP: 0.369, SLG: 0.379										4	0	2	1	0	0	0	
26 Brock Holt, L OBP: 0.343, SLG: 0.333										4	0	0	0	0	1	2	
25 Jackie Bradley Jr., L OBP: 0.303, SLG: 0.299										2	0	1	0	0	1	0	
5 Jonny Gomes, R OBP: 0.327, SLG: 0.395										2	0	0	0	0	1	1	
Inning Stats	R: 0 H: 0 E: 0 K: 1 S: 8	WLS: 1 BF: 15	H: 3 R: 2 ER: 1 SO: 19	H: 3 R: 0 ER: 0 SO: 16	H: 0 R: 0 ER: 0 SO: 14	H: 0 R: 0 ER: 0 SO: 11	H: 2 R: 1 ER: 1 SO: 21	H: 1 R: 0 ER: 0 SO: 24	H: 0 R: 0 ER: 0 SO: 17	H: 0 R: 0 ER: 0 SO: 10	H: 0 R: 0 ER: 0 SO: 12	H: 0 R: 0 ER: 0 SO: 12	H: 0 R: 0 ER: 0 SO: 10	1B: 6 2B: 1 3B: 0 HR: 0	SF: 0 FC: 6 DP: 1 HBP: 0	WP: 0 PA: 36 PB: 0 SB: 2 CS: 0	
PITCHER	IP: 5.0 WLS: 1 BF: 23 ERA: 2.89	WLS: 1 BF: 15	H: 2 R: 2 ER: 1 SO: 3	H: 2 R: 1 ER: 0 SO: 3	H: 0 R: 0 ER: 0 SO: 0	H: 0 R: 0 ER: 0 SO: 0	H: 2 R: 0 ER: 0 SO: 7	H: 1 R: 0 ER: 0 SO: 12	H: 0 R: 0 ER: 0 SO: 7	H: 0 R: 0 ER: 0 SO: 12	H: 0 R: 0 ER: 0 SO: 12	H: 0 R: 0 ER: 0 SO: 12	H: 0 R: 0 ER: 0 SO: 10	1B: 6 2B: 1 3B: 0 HR: 0	SF: 0 FC: 6 DP: 1 HBP: 0	WP: 0 PA: 36 PB: 0 SB: 2 CS: 0	
19 Anibal Sanchez, R ERA: 2.89	5.0	1	2	1	3	2	1	0	0	0	0	7	12	0.00	0.000		
38 Robbie Ray, L ERA: 0.75	0.2	H: 3	1	0	0	1	0	0	0	0	14	19	0.00	1.500			
57 Evan Reed, R ERA: 2.81	0.1	H: 1	0	0	0	1	0	0	0	0	3	5	0.00	0.000			
62 AJ Alburquerque, R ERA: 3.83	1.1	H: 4	0	0	0	1	0	0	0	0	14	20	0.00	0.000			
48 Ian Krol, L ERA: 1.98	0.2	H: 2	0	0	0	0	0	0	0	0	6	7	0.00	0.000			

Detroit Tigers @ Boston Red Sox
Fenway Park, Boston, MA
Sun May 18 2014, 8:10 PM - 11:29 PM EDT
Att: 35,006 - Cloudy - 61 F

AB	33
R	2
H	6
RBI	1
BB	3
SO	6
LOB	13



Batter	1	2	3	4	5	6	7	8	9	10	AB	R	H	RBI	BB	SO	LOB	TOP									
3 Ian Kinsler, R OBP: 0.341, SLG: 0.453	G6-3		P3		P4		L8		2B		5	0	1	0	0	0	1	Detroit Tigers @ Cleveland Indians Progressive Field, Cleveland, OH Mon May 19 2014, 7:12 PM - 11:02 PM EDT Att: 12,709 - Partly Cloudy - 60 F									
48 Tori Hunter, R OBP: 0.325, SLG: 0.462	L4		K		K		G6-3		K		5	0	0	0	0	3	2										
24 Miguel Cabrera, R OBP: 0.364, SLG: 0.540	K		41 WP		41 WP		41 FC4-5		41 FC4-5		5	0	3	0	0	1	0										
41 Victor Martinez, S OBP: 0.379, SLG: 0.605	HR		IBB		G4-5-3		FC4-5		G5-3		4	1	1	1	1	0	2										
32 Don Kelly, L OBP: 0.345, SLG: 0.362	G4-3		F7		L6		K		G3		5	0	0	0	0	1	3										
9 Nick Castellanos, R OBP: 0.265, SLG: 0.387	13 BB		K		K		P6		G3		4	1	2	0	0	1	1										
13 Alex Avila, L OBP: 0.348, SLG: 0.372	BB		K		K		20 BB		G3		3	1	1	0	1	1	0										
17 Andrew Romine, S OBP: 0.256, SLG: 0.192	BB		K		K		20 BB		HR		3	0	0	0	0	2	4										
28 J.D. Martinez, R OBP: 0.295, SLG: 0.425	K		K		K		L6		HR		1	1	1	1	0	0	0										
29 Danny Worth, R OBP: 0.289, SLG: 0.292	K		K		G6-3		2H		G3		0	0	0	0	0	0	0										
20 Rajai Davis, R OBP: 0.333, SLG: 0.410	K						2H				4	0	1	2	0	1	2										
Inning Stats	R: 0 E: 0 K: 1 S: 7	H: 0 LOB: 0 BB: 0 P: 10	R: 1 E: 0 K: 2 S: 13	H: 2 LOB: 1 BB: 1 P: 22	R: 0 E: 0 K: 1 S: 9	H: 1 LOB: 2 BB: 1 P: 13	R: 0 E: 0 K: 3 S: 9	H: 0 LOB: 0 BB: 0 P: 12	R: 0 E: 0 K: 1 S: 9	H: 0 LOB: 0 BB: 0 P: 9	R: 0 E: 0 K: 0 S: 10	H: 1 LOB: 0 BB: 0 P: 12	R: 2 E: 0 K: 0 S: 10	H: 3 LOB: 1 BB: 0 P: 15	R: 0 E: 0 K: 1 S: 12	H: 1 LOB: 1 BB: 0 P: 18	R: 1 E: 0 K: 1 S: 10	H: 2 LOB: 1 BB: 0 P: 14	R: 0 E: 0 K: 0 S: 5	H: 0 LOB: 0 BB: 0 P: 8	1B: 4 2B: 4 3B: 0 HR: 2	SF: 0 SAC: 0 DP: 1 HBP: 0	WP: 1 PB: 0 SB: 0 CS: 0	PA: 41			
PITCHER	IP 7.0	WLS 3	BF 30	H 8	R 3	ER 3	SO 8	BB 1	IBB 0	HBP 0	BLK 0	WP 1	HR 1	S 67	P 94	ERA 3.66	WHIP 1.286										
28 Corey Kluber, R ERA: 3.43	1.0	H	3	0	0	0	1	0	0	0	0	0	0	11	17	0.00	0.000										
27 Bryan Shaw, R ERA: 1.71	1.0	B	5	2	1	1	1	0	0	0	0	0	1	10	14	9.00	2.000										
37 Cody Allen, R ERA: 3.71	1.0	W	3	0	0	0	0	0	0	0	0	0	0	5	8	0.00	0.000										
48 Scott Atchison, R ERA: 1.42																											

Batter	1	2	3	4	5	6	7	8	9	10	AB	R	H	RBI	BB	SO	LOB	BOTTOM									
24 Michael Bourn, L OBP: 0.284, SLG: 0.367	K		K		G4-3		L8		G1-3		6	0	1	0	0	2	0	Detroit Tigers @ Cleveland Indians Progressive Field, Cleveland, OH Mon May 19 2014, 7:12 PM - 11:02 PM EDT Att: 12,709 - Partly Cloudy - 60 F									
13 Adrián Cabrera, S OBP: 0.341, SLG: 0.404	41 BB		G5-3		P3		G5-3		K		6	1	2	0	0	1	3										
23 Michael Brantley, L OBP: 0.365, SLG: 0.522	F8		2B		G1-4-3		BB		9 BB		4	1	2	1	1	0	1										
9 Ryan Raburn, R OBP: 0.269, SLG: 0.232	10 WP		BB		K		K		HR		3	1	2	0	2	1	2										
41 Carlos Santana, S OBP: 0.309, SLG: 0.277	10 WP		BB		BB		BB		BB		4	0	0	0	1	1	7										
11 José Ramírez, S OBP: 0.080, SLG: 0.080	BB		G5-3		K		F8		L8		0	0	0	0	0	0	0										
10 Yan Gomes, R OBP: 0.319, SLG: 0.478	G6-3		24 BB		33 BB		33 BB		36 SF8		4	2	3	0	1	0	2										
33 Nick Swisher, S OBP: 0.303, SLG: 0.317	F7		24 BB		36 BB		36 BB		K		4	0	2	1	1	1	1										
36 Jesús Aguilar, R OBP: 0.300, SLG: 0.143	K		K		K		SF8		1B		3	0	1	2	0	2	2										
8 Lonnie Chisenhall, L OBP: 0.440, SLG: 0.463	K		K		K		G6-3		1B		1	0	1	0	0	0	0										
4 Mike Aviles, R OBP: 0.297, SLG: 0.375	P6		F9		K		G6-3		G5-3		5	0	0	0	0	1	6										
Inning Stats	R: 1 E: 0 K: 1 S: 9	H: 1 LOB: 2 BB: 2 P: 20	R: 0 E: 0 K: 1 S: 6	H: 0 LOB: 0 BB: 0 P: 10	R: 0 E: 0 K: 1 S: 14	H: 1 LOB: 2 BB: 1 P: 23	R: 0 E: 0 K: 1 S: 15	H: 2 LOB: 3 BB: 1 P: 28	R: 2 E: 0 K: 2 S: 19	H: 3 LOB: 2 BB: 1 P: 29	R: 0 E: 0 K: 1 S: 13	H: 1 LOB: 2 BB: 1 P: 23	R: 1 E: 0 K: 0 S: 9	H: 2 LOB: 0 BB: 0 P: 10	R: 0 E: 0 K: 0 S: 12	H: 1 LOB: 2 BB: 0 P: 19	R: 0 E: 0 K: 1 S: 10	H: 2 LOB: 1 BB: 0 P: 14	R: 1 E: 0 K: 1 S: 10	H: 1 LOB: 0 BB: 0 P: 18	1B: 11 2B: 2 3B: 0 HR: 1	SF: 1 SAC: 0 DP: 1 HBP: 1	WP: 1 PB: 0 SB: 0 CS: 0	PA: 48			
PITCHER	IP 5.0	WLS 2	BF 27	H 7	R 3	ER 3	SO 6	BB 5	IBB 0	HBP 0	BLK 0	WP 1	HR 0	S 63	P 110	ERA 4.50	WHIP 2.000										
33 Drew Smyly, L ERA: 3.05	2.0	9	3	1	1	1	1	1	0	0	0	0	0	22	33	4.50	2.000										
40 Phil Coke, L ERA: 5.94	1.0	5	1	0	0	0	0	0	0	1	0	0	0	12	19	0.00	1.000										
46 Ian Krol, L ERA: 1.94	1.0	4	2	0	0	1	0	0	0	0	0	0	0	14	14	0.00	2.000										
44 Jesse Chamberlain, R ERA: 3.38	0.2	L	3	1	1	1	1	0	0	0	0	0	0	10	18	13.50	1.500										
62 Al Albuquerque, R ERA: 4.0																											

AB	39
R	4
H	10
RBI	4
BB	2
SO	10
LOB	15



AB	40
R	5
H	14
RBI	4
BB	6
SO	9
LOB	24



Batter	1	2	3	4	5	6	7	8	9	AB	R	H	RBI	BB	SO	LOB	TOP										
3 Ian Kinsler, R OBP: 0.344, SLG: 0.454	F9		G4-6-3 1B		G6-3 1B			F7		4	0	2	0	0	0	0	Detroit Tigers @ Cleveland Indians Progressive Field, Cleveland, OH Tue May 20 2014, 7:08 PM - 10:13 PM EDT Att: 13,924 - Partly Cloudy - 75 F										
48 Toni Hunter, R OBP: 0.323, SLG: 0.476	HR		G4-6-3 1-2		G6-3			L5		4	1	1	1	0	0	2											
24 Miguel Cabrera, R OBP: 0.361, SLG: 0.539	G1-3			G4-3 2B		G4-3		K		4	0	1	0	0	1	0											
41 Victor Martinez, S OBP: 0.376, SLG: 0.594	K			G4-3		14 BB		K		3	0	0	0	1	2	1											
14 Austin Jackson, R OBP: 0.344, SLG: 0.412	K			K		9 BB		G6-3		3	0	0	0	1	2	1											
9 Nick Castellanos, R OBP: 0.287, SLG: 0.375	K			F8		G3-6-1		G5-3		4	0	0	0	0	1	3											
13 Alex Avila, L OBP: 0.365, SLG: 0.417										2	1	2	1	1	0	0											
29 Danny Worth, R OBP: 0.276, SLG: 0.296	L9									3	0	1	0	0	0	2											
20 Rajai Davis, R OBP: 0.326, SLG: 0.400				G6-3				L3		3	0	0	0	0	1	2											
Inning Stats	R: 1 E: 0 K: 1 S: 11	H: 1 LOB: 0 BB: 0 P: 18	R: 0 E: 0 K: 2 S: 12	H: 0 LOB: 1 BB: 1 P: 19	R: 0 E: 0 K: 0 S: 6	H: 1 LOB: 0 BB: 0 P: 8	R: 0 E: 0 K: 1 S: 7	H: 1 LOB: 1 BB: 0 P: 10	R: 1 E: 0 K: 1 S: 13	H: 3 LOB: 1 BB: 0 P: 17	R: 0 E: 0 K: 0 S: 12	H: 0 LOB: 0 BB: 2 P: 22	R: 0 E: 0 K: 1 S: 9	H: 0 LOB: 0 BB: 0 P: 12	R: 0 E: 0 K: 1 S: 9	H: 0 LOB: 0 BB: 0 P: 13		1B: 4 2B: 2 3B: 0 HR: 2	SF: 0 SAC: 0 DP: 3 HBP: 0	WP: 0 PB: 0 SB: 0 CS: 0	PA: 33						
PITCHER	IP	WLS	BF	H	R	ER	SO	BB	IBB	HBP	BLK	WP	HR	S	P	ERA	WHIP										
47 Trevor Bauer, R ERA: 2.25	6.0	W	25	7	2	2	5	3	0	0	0	0	2	62	95	3.00	1.667										
27 Bryan Shaw, R ERA: 1.57	2.0	H	5	0	0	0	1	0	0	0	0	0	0	15	21	0.00	0.000										
37 Cody Allen, R ERA: 3.5	1.0		3	0	0	0	1	0	0	0	0	0	0	9	13	0.00	0.000										

Batter	1	2	3	4	5	6	7	8	9	AB	R	H	RBI	BB	SO	LOB	BOTTOM											
24 Michael Bourn, L OBP: 0.289, SLG: 0.386	F8			G4-3 2B		G4-3		G1-3		5	1	2	1	0	0	0	Detroit Tigers @ Cleveland Indians Progressive Field, Cleveland, OH Tue May 20 2014, 7:08 PM - 10:13 PM EDT Att: 13,924 - Partly Cloudy - 75 F											
13 Asdrubal Cabrera, S OBP: 0.349, SLG: 0.469	23 BB					F7				3	1	2	1	1	0	0												
23 Michael Brantley, L OBP: 0.362, SLG: 0.515	8 BB			L9		L8				4	0	1	0	0	0	3												
8 Lonnie Chisenhall, L OBP: 0.433, SLG: 0.473	7 BB			F9		L6				4	0	1	1	0	0	3												
7 David Murphy, L OBP: 0.364, SLG: 0.460	G4-6-3			L7						3	1	1	1	1	0	4												
41 Carlos Santana, S OBP: 0.308, SLG: 0.277										4	0	1	0	0	2	1												
33 Nick Swisher, S OBP: 0.307, SLG: 0.327										4	1	2	0	0	1	0												
10 Yan Gomes, R OBP: 0.324, SLG: 0.482										3	1	1	0	1	1	2												
4 Mike Aviles, R OBP: 0.296, SLG: 0.380										4	1	1	2	0	1	3												
Inning Stats	R: 1 E: 0 K: 0 S: 8	H: 3 LOB: 1 BB: 0 P: 16	R: 4 E: 0 K: 0 S: 19	H: 5 LOB: 1 BB: 1 P: 33	R: 0 E: 0 K: 1 S: 13	H: 1 LOB: 2 BB: 1 P: 22	R: 0 E: 0 K: 0 S: 8	H: 1 LOB: 2 BB: 1 P: 19	R: 0 E: 0 K: 1 S: 9	H: 1 LOB: 1 BB: 0 P: 15	R: 0 E: 0 K: 0 S: 6	H: 0 LOB: 0 BB: 0 P: 11	R: 1 E: 0 K: 2 S: 11	H: 1 LOB: 0 BB: 0 P: 18	R: 0 E: 0 K: 1 S: 10	H: 0 LOB: 0 BB: 0 P: 16		1B: 6 2B: 5 3B: 0 HR: 1	SF: 0 SAC: 0 DP: 1 HBP: 0	WP: 0 PB: 0 SB: 1 CS: 0	PA: 37							
PITCHER	IP	WLS	BF	H	R	ER	SO	BB	IBB	HBP	BLK	WP	HR	S	P	ERA	WHIP											
35 Justin Verlander, R ERA: 3.55	6.0	L	30	11	5	5	2	3	0	0	0	0	1	21	34	4.50	0.500											
57 Evan Reed, R ERA: 3.0	2.0		7	1	1	1	3	0	0	0	0	0	0	1	21	34	4.50	0.500										

Batter	1	2	3	4	5	6	7	8	9	10	11	12	13	AB R H RBI BB SO LOB	TOP					
20 Rajai Davis, R OBP: 0.324, SLG: 0.389														6 1 1 0 1 1 5						
3 Ian Kinsler, R OBP: 0.347, SLG: 0.456														6 2 2 0 1 1 4						
24 Miguel Cabrera, R OBP: 0.361, SLG: 0.536														1 1 0 1 1 0 1 2 1 0 0 2 0 1						
32 Don Kelly, L OBP: 0.357, SLG: 0.347														6 3 3 2 1 0 3						
41 Victor Martinez, S OBP: 0.383, SLG: 0.615														5 1 2 3 2 2 4						
28 J.D. Martinez, R OBP: 0.333, SLG: 0.489														6 0 0 1 0 1 4						
14 Austin Jackson, R OBP: 0.329, SLG: 0.394														6 0 0 1 0 1 4						
9 Nick Castellanos, R OBP: 0.286, SLG: 0.385														7 0 3 1 0 2 3						
50 Bryan Holaday, R OBP: 0.350, SLG: 0.324														4 0 1 0 1 1 4 2 1 1 1 0 1 0						
13 Alex Avila, L OBP: 0.368, SLG: 0.444														6 0 0 0 1 4 1						
29 Danny Worth, R OBP: 0.250, SLG: 0.242														6 0 0 0 1 4 1						
Inning Stats	R: 4 E: 1 K: 1 S: 19	H: 4 LOB: 1 BB: 0 P: 28	R: 0 E: 0 K: 1 S: 12	H: 0 LOB: 1 BB: 1 P: 20	R: 1 E: 0 K: 0 S: 9	H: 1 LOB: 0 BB: 1 P: 16	R: 0 E: 0 K: 1 S: 9	H: 1 LOB: 1 BB: 0 P: 12	R: 2 E: 0 K: 1 S: 15	H: 2 LOB: 1 BB: 1 P: 29	R: 0 E: 0 K: 0 S: 17	H: 0 LOB: 0 BB: 1 P: 11	R: 0 E: 0 K: 3 S: 13	H: 0 LOB: 0 BB: 0 P: 19	1B: 7 2B: 3 3B: 0 HR: 3	SF: 2 SAC: 0 DP: 1 HBP: 0	W/P: 0 PB: 1 SB: 1 CS: 1	PA: 63		
PITCHER	IP WLS BF H R ER SO BB IBB HBP BLK WP HR S P ERA WHIP	34 Zach McAllister, R ERA: 5.89	48 Scott Anderson, R ERA: 1.29	35 Marcin Rozparczyński, L ERA: 3.38	59 Carlos Carrasco, R ERA: 5.07	44 John Axford, R ERA: 4.42	PITCHER	IP WLS BF H R ER SO BB IBB HBP BLK WP HR S P ERA WHIP	88 Josh Outman, L ERA: 3.14	57 Kyle Crockett, L ERA: 2.08	27 Bryan Shaw, R ERA: 1.54	43 Josh Tomlin, R ERA: 2.91	88 Josh Outman, L ERA: 3.14	57 Kyle Crockett, L ERA: 2.08	27 Bryan Shaw, R ERA: 1.54	43 Josh Tomlin, R ERA: 2.91	88 Josh Outman, L ERA: 3.14	57 Kyle Crockett, L ERA: 2.08	27 Bryan Shaw, R ERA: 1.54	43 Josh Tomlin, R ERA: 2.91

Detroit Tigers @ Cleveland Indians
Progressive Field, Cleveland, OH
Wed May 21 2014, 12:08 PM - 5:24 PM EDT
Att. 19,228 - Partly Cloudy - 74 F

AB 51
R 10
H 13
RBI 9
BB 10
SO 13
LOB 30



Batter	1	2	3	4	5	6	7	8	9	10	11	12	13	AB R H RBI BB SO LOB	BOTTOM									
24 Michael Bourn, L OBP: 0.290, SLG: 0.400															6 2 3 0 0 1 2									
13 Asdrubal Cabrera, S OBP: 0.347, SLG: 0.400															6 1 1 0 0 0 3									
23 Michael Brantley, L OBP: 0.370, SLG: 0.553															7 2 4 3 0 0 2									
7 David Murphy, L OBP: 0.360, SLG: 0.483															6 2 2 4 0 1 3									
33 Nick Swisher, S OBP: 0.312, SLG: 0.326															4 0 1 1 2 3 0 0 0 0 0 0 0 0									
1 Justin Sellers, R OBP: 0.329, SLG: 0.482															0 0 0 0 1 0 0									
10 Yan Gomes, R OBP: 0.329, SLG: 0.482															4 0 1 0 1 1 2 2 0 0 0 0 1 3									
25 Jason Giambi, L OBP: 0.188, SLG: 0.071															5 0 0 0 1 1 3									
9 Ryan Raburn, R OBP: 0.268, SLG: 0.222															5 2 2 1 1 1 2									
41 Carlos Santana, S OBP: 0.303, SLG: 0.268															5 0 0 0 1 1 3									
8 Lonnie Chisenhall, L OBP: 0.436, SLG: 0.510															4 0 1 0 1 1 2 2 0 0 0 0 1 3									
4 Mike Aviles, R OBP: 0.306, SLG: 0.395															6 2 3 1 0 1 1									
Inning Stats	R: 1 E: 0 K: 0 S: 10	H: 2 LOB: 2 BB: 1 P: 18	R: 5 E: 0 K: 0 S: 26	H: 6 LOB: 2 BB: 1 P: 37	R: 1 E: 0 K: 1 S: 10	H: 1 LOB: 0 BB: 0 P: 15	R: 0 E: 0 K: 1 S: 9	H: 0 LOB: 0 BB: 0 P: 9	R: 0 E: 0 K: 1 S: 9	H: 2 LOB: 1 BB: 0 P: 11	R: 0 E: 0 K: 2 S: 9	H: 0 LOB: 0 BB: 0 P: 12	R: 2 E: 0 K: 1 S: 12	H: 2 LOB: 0 BB: 1 P: 17	R: 0 E: 0 K: 0 S: 5	H: 1 LOB: 1 BB: 1 P: 14	R: 0 E: 0 K: 1 S: 5	H: 0 LOB: 0 BB: 0 P: 13	1B: 10 2B: 6 3B: 0 HR: 2	SF: 1 SAC: 0 DP: 3 HBP: 1	W/P: 2 PB: 0 SB: 2 CS: 0	PA: 60		
PITCHER	IP WLS BF H R ER SO BB IBB HBP BLK WP HR S P ERA WHIP	37 Max Scherzer, R ERA: 2.99	44 Josh Chamberlain, R ERA: 3.2	36 Joe Nathan, R ERA: 4.08	46 Ian Krol, L ERA: 1.92	40 Phil Coke, L ERA: 7.43	PITCHER	IP WLS BF H R ER SO BB IBB HBP BLK WP HR S P ERA WHIP	62 Al Alburquerque, R ERA: 4.0															

Detroit Tigers @ Cleveland Indians
Progressive Field, Cleveland, OH
Wed May 21 2014, 12:08 PM - 5:24 PM EDT
Att. 19,228 - Partly Cloudy - 74 F

AB 51
R 11
H 17
RBI 10
BB 6
SO 10
LOB 21



Batter	1	2	3	4	5	6	7	8	9	AB	R	H	RBI	BB	SO	LOB	TOP					
19 Daniel Robertson, R OBP: 0.227, SLG: 0.150 2 Leonys Martin, L OBP: 0.338, SLG: 0.363										2	0	1	0	0	0	2						
1 Elvis Andrus, R OBP: 0.310, SLG: 0.343										4	2	1	0	1	0	2						
17 Shin-Soo Choo, L OBP: 0.436, SLG: 0.503										3	2	1	2	2	1	1						
29 Adrian Beltré, R OBP: 0.338, SLG: 0.437										3	2	1	2	2	1	3						
Alex Rios, R OBP: 0.327, SLG: 0.453										5	2	2	1	0	1	5						
18 Mitch Moreland, L OBP: 0.325, SLG: 0.413										4	1	0	0	1	0	5						
60 Chris Gimenez, R OBP: 0.356, SLG: 0.500										5	0	4	1	0	0	0						
15 Michael Choice, R OBP: 0.292, SLG: 0.268										4	0	1	2	1	0	2						
3 Luis Sardinas, S OBP: 0.318, SLG: 0.333										5	0	1	0	0	0	6						
Inning Stats	R: 0 E: 0 K: 1 S: 7	H: 1 LOB: 1 BB: 1 P: 13	R: 2 E: 0 K: 0 S: 13	H: 3 LOB: 2 BB: 1 P: 25	R: 3 E: 1 K: 0 S: 18	H: 3 LOB: 2 BB: 2 P: 36	R: 4 E: 0 K: 0 S: 18	H: 5 LOB: 2 BB: 1 P: 32	R: 0 E: 0 K: 2 S: 16	H: 0 LOB: 0 BB: 0 P: 7	R: 0 E: 0 K: 1 S: 11	H: 0 LOB: 0 BB: 0 P: 15	R: 0 E: 0 K: 0 S: 10	H: 0 LOB: 0 BB: 1 P: 17	R: 0 E: 0 K: 1 S: 12	H: 1 LOB: 1 BB: 0 P: 20	1B: 10 2B: 4 3B: 0 HR: 1	SF: 0 SAC: 0 DP: 3 HBP: 0	WP: 1 PB: 0 SB: 0 CS: 2	PA: 46		
PITCHER	IP WLS BF H R ER SO BB IBB HBP BLK WP HR S P ERA WHIP	IP WLS BF H R ER SO BB IBB HBP BLK WP HR S P ERA WHIP	IP WLS BF H R ER SO BB IBB HBP BLK WP HR S P ERA WHIP	IP WLS BF H R ER SO BB IBB HBP BLK WP HR S P ERA WHIP	IP WLS BF H R ER SO BB IBB HBP BLK WP HR S P ERA WHIP	IP WLS BF H R ER SO BB IBB HBP BLK WP HR S P ERA WHIP	IP WLS BF H R ER SO BB IBB HBP BLK WP HR S P ERA WHIP	IP WLS BF H R ER SO BB IBB HBP BLK WP HR S P ERA WHIP	IP WLS BF H R ER SO BB IBB HBP BLK WP HR S P ERA WHIP	IP WLS BF H R ER SO BB IBB HBP BLK WP HR S P ERA WHIP	IP WLS BF H R ER SO BB IBB HBP BLK WP HR S P ERA WHIP	IP WLS BF H R ER SO BB IBB HBP BLK WP HR S P ERA WHIP	IP WLS BF H R ER SO BB IBB HBP BLK WP HR S P ERA WHIP	IP WLS BF H R ER SO BB IBB HBP BLK WP HR S P ERA WHIP	IP WLS BF H R ER SO BB IBB HBP BLK WP HR S P ERA WHIP	IP WLS BF H R ER SO BB IBB HBP BLK WP HR S P ERA WHIP	IP WLS BF H R ER SO BB IBB HBP BLK WP HR S P ERA WHIP	IP WLS BF H R ER SO BB IBB HBP BLK WP HR S P ERA WHIP	IP WLS BF H R ER SO BB IBB HBP BLK WP HR S P ERA WHIP	IP WLS BF H R ER SO BB IBB HBP BLK WP HR S P ERA WHIP	IP WLS BF H R ER SO BB IBB HBP BLK WP HR S P ERA WHIP	IP WLS BF H R ER SO BB IBB HBP BLK WP HR S P ERA WHIP

Texas Rangers @ Detroit Tigers
Comerica Park, Detroit, MI
Thu May 22 2014, 1:09 PM - 4:38 PM EDT
Att: 40,768 - Partly Cloudy - 69 F

AB	39
R	9
H	14
RBI	8
BB	7
SO	5
LOB	27



Batter	1	2	3	4	5	6	7	8	9	AB	R	H	RBI	BB	SO	LOB	BOTTOM					
3 Ian Kinsler, R OBP: 0.350, SLG: 0.459										3	0	1	0	1	1	0						
48 Torii Hunter, R OBP: 0.327, SLG: 0.480										3	1	1	0	1	1	1						
24 Miguel Cabrera, R OBP: 0.364, SLG: 0.541										4	1	2	1	0	1	2						
41 Victor Martinez, S OBP: 0.380, SLG: 0.606										4	0	1	0	0	1	4						
32 Don Kelly, L OBP: 0.350, SLG: 0.340										4	0	1	1	0	0	3						
14 Austin Jackson, R OBP: 0.327, SLG: 0.397										4	0	1	0	0	1	0						
13 Alex Avila, L OBP: 0.367, SLG: 0.440 50 Bryan Holaday, R OBP: 0.341, SLG: 0.316										2	0	0	0	1	2	2						
9 Nick Castellanos, R OBP: 0.259, SLG: 0.374										4	0	0	0	0	0	3						
17 Andrew Romine, S OBP: 0.247, SLG: 0.185										3	0	0	0	0	1	1						
Inning Stats	R: 0 E: 0 K: 1 S: 13	H: 1 LOB: 2 BB: 1 P: 24	R: 0 E: 0 K: 0 S: 8	H: 0 LOB: 1 BB: 1 P: 15	R: 0 E: 0 K: 0 S: 6	H: 1 LOB: 1 BB: 1 P: 12	R: 0 E: 0 K: 1 S: 9	H: 0 LOB: 0 BB: 0 P: 12	R: 0 E: 0 K: 1 S: 6	H: 0 LOB: 0 BB: 0 P: 7	R: 2 E: 0 K: 1 S: 16	H: 4 LOB: 2 BB: 0 P: 27	R: 0 E: 0 K: 2 S: 7	H: 0 LOB: 0 BB: 0 P: 9	R: 0 E: 0 K: 1 S: 9	H: 1 LOB: 0 BB: 0 P: 15	R: 0 E: 0 K: 1 S: 5	H: 0 LOB: 0 BB: 0 P: 5	1B: 3 2B: 5 3B: 0 HR: 0	SF: 0 SAC: 0 DP: 2 HBP: 0	WP: 1 PB: 0 SB: 0 CS: 0	PA: 35
PITCHER	IP WLS BF H R ER SO BB IBB HBP BLK WP HR S P ERA WHIP	IP WLS BF H R ER SO BB IBB HBP BLK WP HR S P ERA WHIP	IP WLS BF H R ER SO BB IBB HBP BLK WP HR S P ERA WHIP	IP WLS BF H R ER SO BB IBB HBP BLK WP HR S P ERA WHIP	IP WLS BF H R ER SO BB IBB HBP BLK WP HR S P ERA WHIP	IP WLS BF H R ER SO BB IBB HBP BLK WP HR S P ERA WHIP	IP WLS BF H R ER SO BB IBB HBP BLK WP HR S P ERA WHIP	IP WLS BF H R ER SO BB IBB HBP BLK WP HR S P ERA WHIP	IP WLS BF H R ER SO BB IBB HBP BLK WP HR S P ERA WHIP	IP WLS BF H R ER SO BB IBB HBP BLK WP HR S P ERA WHIP	IP WLS BF H R ER SO BB IBB HBP BLK WP HR S P ERA WHIP	IP WLS BF H R ER SO BB IBB HBP BLK WP HR S P ERA WHIP	IP WLS BF H R ER SO BB IBB HBP BLK WP HR S P ERA WHIP	IP WLS BF H R ER SO BB IBB HBP BLK WP HR S P ERA WHIP	IP WLS BF H R ER SO BB IBB HBP BLK WP HR S P ERA WHIP	IP WLS BF H R ER SO BB IBB HBP BLK WP HR S P ERA WHIP	IP WLS BF H R ER SO BB IBB HBP BLK WP HR S P ERA WHIP	IP WLS BF H R ER SO BB IBB HBP BLK WP HR S P ERA WHIP	IP WLS BF H R ER SO BB IBB HBP BLK WP HR S P ERA WHIP	IP WLS BF H R ER SO BB IBB HBP BLK WP HR S P ERA WHIP	IP WLS BF H R ER SO BB IBB HBP BLK WP HR S P ERA WHIP	IP WLS BF H R ER SO BB IBB HBP BLK WP HR S P ERA WHIP

Texas Rangers @ Detroit Tigers
Comerica Park, Detroit, MI
Thu May 22 2014, 1:09 PM - 4:38 PM EDT
Att: 40,768 - Partly Cloudy - 69 F


AB	32
R	2
H	7
RBI	2
BB	3
SO	8
LOB	16



Batter	1	2	3	4	5	6	7	8	9	AB	R	H	RBI	BB	SO	LOB	TOP										
2 Leonys Martin, L (1, 8) OBP: 0.329, SLG: 0.353	G3		K			K		K									4 0 0 0 0 3 1										
1 Elvis Andrus, R (1, 6) OBP: 0.395, SLG: 0.337	K		G6-3			G4-3											3 0 0 0 1 1 0										
17 Shin-Soo Choo, L (1, 7) OBP: 0.432, SLG: 0.497	G4-3		K			G1-4-3											4 0 1 0 0 1 0										
29 Adrián Beltré, R (1, 5) OBP: 0.343, SLG: 0.438																	4 1 2 0 0 1 2										
Alex Rios, R (1, 9) OBP: 0.340, SLG: 0.459																	4 1 2 0 0 0 3										
18 Mitch Moreland, L (1, 3) OBP: 0.325, SLG: 0.420																	3 0 1 2 0 0 1										
15 Michael Choice, R (1, 10) OBP: 0.284, SLG: 0.260																	3 0 0 0 0 0 1										
61 Robinson Chirinos, R (1, 2) OBP: 0.263, SLG: 0.297																	3 0 0 0 0 1 1										
12 Rougned Odor, L (1, 4) OBP: 0.219, SLG: 0.290																	3 0 1 0 0 0 1										
Inning Stats	R: 0 E: 0 K: 1 S: 9	H: 0 LOB: 0 BB: 0 P: 15	R: 2 E: 0 K: 0 S: 9	H: 3 LOB: 1 BB: 0 P: 15	R: 0 E: 0 K: 2 S: 10	H: 0 LOB: 0 BB: 0 P: 11	R: 0 E: 0 K: 0 S: 8	H: 1 LOB: 0 BB: 0 P: 13	R: 0 E: 0 K: 1 S: 8	H: 0 LOB: 0 BB: 0 P: 11	R: 0 E: 0 K: 1 S: 9	H: 0 LOB: 0 BB: 0 P: 14	R: 0 E: 0 K: 0 S: 14	H: 1 LOB: 1 BB: 0 P: 20	R: 0 E: 0 K: 1 S: 12	H: 1 LOB: 1 BB: 0 P: 14	R: 0 E: 0 K: 1 S: 10	H: 1 LOB: 1 BB: 1 P: 18	1B: 5 2B: 2 3B: 0 HR: 0	SF: 0 SAC: 0 DP: 2 HBP: 0	WP: 0 PB: 0 SB: 0 CS: 1	PA: 32					
PITCHER	IP	WLS	BF	H	R	ER	SO	BB	IBB	HBP	BLK	WP	HR	S	P	ERA	WHIP										
19 Anibal Sánchez, R (1, 1) ERA: 2.83	7.0	W	24	5	2	2	5	0	0	0	0	0	0	67	99	2.57	0.714										
62 Al Alburquerque, R (8, 1) ERA: 3.5	1.0		4	1	0	0	2	0	0	0	0	0	0	12	14	0.00	1.000										
46 Ian Krol, L (9, 1) ERA: 1.53	1.0		4	1	0	0	1	1	0	0	0	0	0	10	18	0.00	2.000										

Texas Rangers @ Detroit Tigers
Comerica Park, Detroit, MI
Fri May 23 2014, 7:10 PM - 9:38 PM EDT
Att: 39,835 - Partly Cloudy - 70 F


AB	31
R	2
H	7
RBI	2
BB	1
SO	7
LOB	10



Batter	1	2	3	4	5	6	7	8	9	AB	R	H	RBI	BB	SO	LOB	BOTTOM										
20 Rajai Davis, R (1, 7) OBP: 0.329, SLG: 0.392	G6-3					P4											4 1 2 0 0 0 2										
3 Ian Kinsler, R (1, 4) OBP: 0.358, SLG: 0.481	F8																4 3 3 1 0 0 1										
24 Miguel Cabrera, R (1, 3) OBP: 0.366, SLG: 0.543	G5-3																3 0 1 1 1 0 1										
41 Victor Martinez, S (1, 10) OBP: 0.383, SLG: 0.599																	2 1 0 0 2 0 3										
48 Torii Hunter, R (1, 9) OBP: 0.319, SLG: 0.468	F9																4 0 0 2 0 0 4										
14 Austin Jackson, R (1, 8) OBP: 0.331, SLG: 0.420																	4 1 2 2 0 0 2										
13 Alex Avila, L (1, 2) OBP: 0.355, SLG: 0.423	L9																4 0 0 0 0 2 0										
9 Nick Castellanos, R (1, 5) OBP: 0.258, SLG: 0.371																	4 0 1 0 0 0 0										
17 Andrew Romine, S (1, 6) OBP: 0.247, SLG: 0.224	FC6																4 1 1 1 0 0 1										
Inning Stats	R: 0 E: 0 K: 0 S: 8	H: 1 LOB: 0 BB: 0 P: 12	R: 2 E: 1 K: 0 S: 12	H: 2 LOB: 2 BB: 1 P: 22	R: 1 E: 0 K: 0 S: 10	H: 2 LOB: 1 BB: 0 P: 14	R: 0 E: 0 K: 0 S: 5	H: 0 LOB: 0 BB: 0 P: 11	R: 2 E: 0 K: 0 S: 11	H: 2 LOB: 1 BB: 1 P: 17	R: 1 E: 0 K: 1 S: 10	H: 1 LOB: 0 BB: 0 P: 11	R: 1 E: 0 K: 0 S: 14	H: 2 LOB: 2 BB: 1 P: 24	R: 0 E: 0 K: 1 S: 8	H: 0 LOB: 0 BB: 0 P: 12	R: 0 E: 0 K: 1 S: 4	H: 0 LOB: 0 BB: 0 P: 12	1B: 4 2B: 4 3B: 0 HR: 2	SF: 0 SAC: 0 DP: 0 HBP: 0	WP: 0 PB: 0 SB: 0 CS: 0	PA: 36					
PITCHER	IP	WLS	BF	H	R	ER	SO	BB	IBB	HBP	BLK	WP	HR	S	P	ERA	WHIP										
25 Scott Baker, R (1, 1) ERA: 6.35	6.0	L	28	8	6	6	1	1	0	0	0	0	0	2	56	8.00	1.500										
41 Alexi Ogando, R (7, 1) ERA: 6.65	2.0		8	2	1	1	1	0	1	0	0	0	0	22	36	4.50	1.000										

Texas Rangers @ Detroit Tigers
Comerica Park, Detroit, MI
Fri May 23 2014, 7:10 PM - 9:38 PM EDT
Att: 39,835 - Partly Cloudy - 70 F

AB	33
R	7
H	10
RBI	7
BB	3
SO	2
LOB	14



Batter	1	2	3	4	5	6	7	8	9	AB	R	H	RBI	BB	SO	LOB	TOP					
3 Ian Kinsler, R OBP: 0.352, SLG: 0.465	G5-3	P4	F8	F8	G5-3	G5-3	G5-3	K	K	5	0	0	0	0	1	1						
48 Toni Hunter, R OBP: 0.306, SLG: 0.462	2B		G6-3	G6-3	L9	L9	HR	F8	F8	5	2	2	1	0	0	0						
24 Miguel Cabrera, R OBP: 0.369, SLG: 0.548	1B		HR	HR	K	K	L9	L9	L9	4	2	2	2	0	1	0						
41 Victor Martinez, S OBP: 0.397, SLG: 0.604	BB		G6-3	G6-3	2B	2B	F8	F8	F8	3	0	1	0	1	0	0						
28 J.D. Martinez, R OBP: 0.351, SLG: 0.500	2B		K2-3	K2-3	2-4	2-4	FC6-4	FC6-4	FC6-4	3	0	2	1	1	1	0						
20 Rajai Davis, R OBP: 0.333, SLG: 0.406	2B						BB	BB	BB	0	1	0	0	0	0	0						
32 Don Kelly, L OBP: 0.328, SLG: 0.305	G3		F8	F8	K	K	BB	BB	BB	3	0	0	0	0	1	3						
9 Nick Castellanos, R OBP: 0.280, SLG: 0.360	G3		F8	F8	K	K	BB	BB	BB	0	0	0	0	1	0	0						
14 Austin Jackson, R OBP: 0.323, SLG: 0.407	G5-3		1B	1B	FC6-4	FC6-4	FC6-4	FC6-4	FC6-4	4	1	1	1	0	0	4						
13 Alex Avila, L OBP: 0.356, SLG: 0.416	B1-3		2B	2B	K	K	K	K	K	4	0	1	1	0	2	2						
17 Andrew Romine, S OBP: 0.259, SLG: 0.250	K		G6-3	G6-3	G6-3	G6-3	G6-3	G6-3	G6-3	4	0	0	0	0	2	1						
Inning Stats	R: 2 H: 3 E: 0 K: 0 S: 12	H: 3 LOB: 2 BB: 1 P: 21	R: 0 H: 0 E: 0 K: 1 S: 8	H: 0 LOB: 0 BB: 0 P: 10	R: 1 H: 1 E: 0 K: 1 S: 11	H: 1 LOB: 0 BB: 0 P: 17	R: 1 H: 2 E: 0 K: 0 S: 10	H: 2 LOB: 1 BB: 0 P: 18	R: 0 H: 1 E: 0 K: 2 S: 13	H: 1 LOB: 1 BB: 0 P: 20	R: 1 H: 1 E: 0 K: 0 S: 9	H: 1 LOB: 0 BB: 0 P: 12	R: 1 H: 0 E: 0 K: 1 S: 14	H: 0 LOB: 1 BB: 2 P: 24	R: 0 H: 0 E: 0 K: 2 S: 9	H: 0 LOB: 0 BB: 13 P: 13	1B: 4 2B: 3 3B: 0 HR: 2	SF: 0 SAC: 0 DP: 0 HBP: 0	WP: 0 PB: 1 SB: 1 CS: 0	PA: 38		
PITCHER	IP WLS BF H R ER SO BB IBB HBP BLK WP HR S P ERA WHIP	IP WLS BF H R ER SO BB IBB HBP BLK WP HR S P ERA WHIP	IP WLS BF H R ER SO BB IBB HBP BLK WP HR S P ERA WHIP	IP WLS BF H R ER SO BB IBB HBP BLK WP HR S P ERA WHIP	IP WLS BF H R ER SO BB IBB HBP BLK WP HR S P ERA WHIP	IP WLS BF H R ER SO BB IBB HBP BLK WP HR S P ERA WHIP	IP WLS BF H R ER SO BB IBB HBP BLK WP HR S P ERA WHIP	IP WLS BF H R ER SO BB IBB HBP BLK WP HR S P ERA WHIP	IP WLS BF H R ER SO BB IBB HBP BLK WP HR S P ERA WHIP	IP WLS BF H R ER SO BB IBB HBP BLK WP HR S P ERA WHIP	IP WLS BF H R ER SO BB IBB HBP BLK WP HR S P ERA WHIP	IP WLS BF H R ER SO BB IBB HBP BLK WP HR S P ERA WHIP	IP WLS BF H R ER SO BB IBB HBP BLK WP HR S P ERA WHIP	IP WLS BF H R ER SO BB IBB HBP BLK WP HR S P ERA WHIP	IP WLS BF H R ER SO BB IBB HBP BLK WP HR S P ERA WHIP	IP WLS BF H R ER SO BB IBB HBP BLK WP HR S P ERA WHIP	IP WLS BF H R ER SO BB IBB HBP BLK WP HR S P ERA WHIP	IP WLS BF H R ER SO BB IBB HBP BLK WP HR S P ERA WHIP	IP WLS BF H R ER SO BB IBB HBP BLK WP HR S P ERA WHIP	IP WLS BF H R ER SO BB IBB HBP BLK WP HR S P ERA WHIP	IP WLS BF H R ER SO BB IBB HBP BLK WP HR S P ERA WHIP	IP WLS BF H R ER SO BB IBB HBP BLK WP HR S P ERA WHIP
54 Sonny Gray, R ERA: 2.31	6.0	27	8	4	4	5	1	0	0	0	0	0	0	0	1	65	102	6.00	1.500			
61 Dan Otero, R ERA: 2.53	1.0	4	1	1	1	0	0	0	0	0	0	0	0	1	9	12	9.00	1.000				
56 Fernando Abad, L ERA: 2.18	0.1	3	0	1	0	0	2	0	0	0	0	0	0	10	19	0.00	6.000					
44 Luke Gregerson, R ERA: 2.7	1.2	5	0	0	0	3	0	0	0	0	0	0	0	13	18	0.00	0.000					

Detroit Tigers @ Oakland Athletics
O.co Coliseum, Oakland, CA
Tue May 27 2014, 10:09 PM - 1:27 AM EDT
Att: 21,549 - Partly Cloudy - 68 F

AB 35
R 6
H 9
RBI 6
BB 3
SO 8
LOB 11



Batter	1	2	3	4	5	6	7	8	9	AB	R	H	RBI	BB	SO	LOB	BOTTOM					
4 Coco Crisp, S OBP: 0.340, SLG: 0.381	2B	P4	K	K	P4	P4	G3-1	G3-1	G3-1	5	0	1	0	0	1	3						
5 John Jaso, L OBP: 0.385, SLG: 0.495	BB		HBP	HBP	HR	HR	K	K	K	1	1	1	2	1	0	0						
36 Derek Norris, R OBP: 0.417, SLG: 0.508	BB		HR	HR	HR	HR	K	K	K	1	0	0	0	1	1	0						
20 Josh Donaldson, R OBP: 0.368, SLG: 0.515	F8		L9	L9	L9	L9	FC5-4	FC5-4	FC5-4	3	0	0	0	1	0	2						
37 Brandon Moss, L OBP: 0.369, SLG: 0.571	F9		BB	BB	K	K	P5	P5	P5	4	0	0	0	0	2	4						
52 Yoenis Cespedes, R OBP: 0.308, SLG: 0.495	1B		K	K	F7	F7	L7	L7	L7	4	1	1	0	0	1	3						
8 Jed Lowrie, S OBP: 0.346, SLG: 0.377	2B		G5-3	G5-3	F9	F9	L7	L7	L7	4	1	1	1	0	0	2						
16 Josh Reddick, L OBP: 0.272, SLG: 0.344	P4		P4	P4	F9	F9	P5	P5	P5	4	1	1	0	0	0	1						
18 Alberto Callaspo, S OBP: 0.339, SLG: 0.336	2B		2B	2B	L9	L9	G3-1	G3-1	G3-1	4	1	2	1	0	0	0						
28 Eric Sogard, L OBP: 0.258, SLG: 0.223	F9		F9	F9	F9	F9	P4	P4	P4	4	0	1	0	0	0	2						
Inning Stats	R: 0 H: 1 E: 0 K: 0 S: 10	H: 1 LOB: 1 BB: 1 P: 18	R: 2 H: 3 E: 0 K: 0 S: 15	H: 3 LOB: 1 BB: 0 P: 20	R: 0 H: 0 E: 0 K: 2 S: 19	H: 0 LOB: 2 BB: 1 P: 28	R: 3 H: 3 E: 0 K: 1 S: 12	H: 3 LOB: 0 BB: 0 P: 19	R: 0 H: 0 E: 0 K: 1 S: 8	H: 0 LOB: 0 BB: 0 P: 9	R: 0 H: 1 E: 0 K: 0 S: 9	H: 1 LOB: 1 BB: 0 P: 13	R: 0 H: 0 E: 0 K: 0 S: 6	H: 0 LOB: 1 BB: 1 P: 13	R: 0 H: 0 E: 0 K: 0 S: 8	H: 0 LOB: 0 BB: 0 P: 12	R: 0 H: 0 E: 0 K: 1 S: 7	H: 0 LOB: 0 BB: 0 P: 13	1B: 4 2B: 3 3B: 0 HR: 1	SF: 0 SAC: 0 DP: 0 HBP: 1	WP: 0 PB: 0 SB: 0 CS: 1	PA: 38
PITCHER	IP WLS BF H R ER SO BB IBB HBP BLK WP HR S P ERA WHIP	IP WLS BF H R ER SO BB IBB HBP BLK WP HR S P ERA WHIP	IP WLS BF H R ER SO BB IBB HBP BLK WP HR S P ERA WHIP	IP WLS BF H R ER SO BB IBB HBP BLK WP HR S P ERA WHIP	IP WLS BF H R ER SO BB IBB HBP BLK WP HR S P ERA WHIP	IP WLS BF H R ER SO BB IBB HBP BLK WP HR S P ERA WHIP	IP WLS BF H R ER SO BB IBB HBP BLK WP HR S P ERA WHIP	IP WLS BF H R ER SO BB IBB HBP BLK WP HR S P ERA WHIP	IP WLS BF H R ER SO BB IBB HBP BLK WP HR S P ERA WHIP	IP WLS BF H R ER SO BB IBB HBP BLK WP HR S P ERA WHIP	IP WLS BF H R ER SO BB IBB HBP BLK WP HR S P ERA WHIP	IP WLS BF H R ER SO BB IBB HBP BLK WP HR S P ERA WHIP	IP WLS BF H R ER SO BB IBB HBP BLK WP HR S P ERA WHIP	IP WLS BF H R ER SO BB IBB HBP BLK WP HR S P ERA WHIP	IP WLS BF H R ER SO BB IBB HBP BLK WP HR S P ERA WHIP	IP WLS BF H R ER SO BB IBB HBP BLK WP HR S P ERA WHIP	IP WLS BF H R ER SO BB IBB HBP BLK WP HR S P ERA WHIP	IP WLS BF H R ER SO BB IBB HBP BLK WP HR S P ERA WHIP	IP WLS BF H R ER SO BB IBB HBP BLK WP HR S P ERA WHIP	IP WLS BF H R ER SO BB IBB HBP BLK WP HR S P ERA WHIP	IP WLS BF H R ER SO BB IBB HBP BLK WP HR S P ERA WHIP	IP WLS BF H R ER SO BB IBB HBP BLK WP HR S P ERA WHIP
37 Max Scherzer, R ERA: 3.0	6.0	28	8	5	5	4	2	0	1	1	1	1	1	1	1	1	7.50	1.667				
46 Ian Krot, L ERA: 2.5	0.0	1	0	0	0	0	1	0	0	0	0	0	0	4	4	0.00	0.000					
62 Al Alburquerque, R ERA: 3.98	1.0	3	0	0	0	0	0	0	0	0	0	0	0	6	9	0.00	0.000					
44 Joba Chamberlain, R ERA: 2.95	1.0	3	0	0	0	0	0	0	0	0	0	0	0	8	12	0.00	0.000					
36 Joe Nathan, R ERA: 3.68	1.0	3	0	0	0	1	0	0	0	0	0	0	0	7	13	0.00	0.000					

Detroit Tigers @ Oakland Athletics
O.co Coliseum, Oakland, CA
Tue May 27 2014, 10:09 PM - 1:27 AM EDT
Att: 21,549 - Partly Cloudy - 68 F

AB 34
R 5
H 8
RBI 4
BB 3
SO 5
LOB 17



Batter	1	2	3	4	5	6	7	8	9	AB R H RBI BB SO LOB	TOP									
20 Rajai Davis, R OBP: 0.340, SLG: 0.418 14 Austin Jackson, R OBP: 0.321, SLG: 0.405	 1-1 G5-4-3 1B		 0-0 2B			 1-3 K			 1-3 K	3 0 2 0 0 1 0 1 0 0 0 0 1 0	<p>Detroit Tigers @ Oakland Athletics O.co Coliseum, Oakland, CA Wed May 28 2014, 10:08 PM - 12:33 AM EDT Att. 15,590 - Clear - 71 F</p> <p>livebaseballscores.com</p> <p>AB 30 R 1 H 6 RBI 1 BB 0 SO 8 LOB 5</p>									
3 Ian Kinsler, R OBP: 0.345, SLG: 0.456	 1-2 G5-4-3 1-2		 0-3 K			 0-0 G6-3			 1-0 G3	4 0 0 0 0 1 2 4 0 1 0 0 0 0										
24 Miguel Cabrera, R OBP: 0.367, SLG: 0.542	 0-0 L9			 1-2 L8		 2-2 F7			 1-2 1B	3 0 1 0 0 0 0										
41 Victor Martinez, S OBP: 0.396, SLG: 0.600		 0-2 G1-3		 0-0 F9			 0-0 1B		 0-1 G5-4-3 1B	3 1 2 1 0 0 1										
48 Torii Hunter, R OBP: 0.311, SLG: 0.483		 0-0 1B		 3-2 HR			 1-2		 0-3 K	3 0 0 0 0 1 1										
28 J.D. Martinez, R OBP: 0.333, SLG: 0.472		 0-1 FC5-4 1-2		 0-2 L9					 1-2 G6-3	3 0 0 0 0 1 1										
13 Alex Avila, L OBP: 0.348, SLG: 0.405					 1-2 G3				 1-2 K	3 0 0 0 0 1 1										
9 Nick Castellanos, R OBP: 0.275, SLG: 0.353			 1-3 K		 3-1 F9				 2-3 K	3 0 0 0 0 2 0										
29 Danny Worth, R OBP: 0.209, SLG: 0.200			 2-3 K		 1-0 L8				 1-0 L8	3 0 0 0 0 1 0										
Inning Stats	R: 0 E: 0 K: 0 S: 7	H: 1 LOB: 0 BB: 0 P: 9	R: 0 E: 0 K: 0 S: 9	H: 1 LOB: 1 BB: 0 P: 12	R: 0 E: 0 K: 3 S: 10	H: 1 LOB: 1 BB: 0 P: 13	R: 1 E: 0 K: 0 S: 12	H: 1 LOB: 0 BB: 0 P: 16	R: 0 E: 0 K: 1 S: 8	H: 0 LOB: 0 BB: 0 P: 11		R: 0 E: 0 K: 1 S: 6	H: 1 LOB: 0 BB: 0 P: 6	R: 0 E: 0 K: 2 S: 7	H: 0 LOB: 0 BB: 0 P: 11	R: 0 E: 0 K: 1 S: 11	H: 1 LOB: 0 BB: 0 P: 14	1B: 4 2B: 1 3B: 0 HR: 1	SF: 0 SAC: 0 DP: 2 HBP: 0	WP: 1 PB: 0 SB: 0 CS: 0
PITCHER 26 Scott Kazmir, L ERA: 2.36	IP 9.0 WLS W BF 30 H 6 R 1 ER 1 SO 8 BB 0 IBB 0 HBP 0 BLK 0 WP 1 HR 1 S 76 P 103 ERA 1.00 WHIP 0.667											PITCHER								

Batter	1	2	3	4	5	6	7	8	9	AB R H RBI BB SO LOB	BOTTOM											
4 Coco Crisp, S OBP: 0.337, SLG: 0.384	 0-1 F8			 2-2 F9		 1-2 F7			 0-1 1B 20 HR	4 1 1 0 0 0 1	<p>Detroit Tigers @ Oakland Athletics O.co Coliseum, Oakland, CA Wed May 28 2014, 10:08 PM - 12:33 AM EDT Att. 15,590 - Clear - 71 F</p> <p>livebaseballscores.com</p> <p>AB 29 R 3 H 5 RBI 3 BB 1 SO 9 LOB 4</p>											
5 John Jaso, L OBP: 0.381, SLG: 0.487 3 Craig Gentry, R OBP: 0.333, SLG: 0.326	 1-2 F8			 2-3 K		 1-1 G4-3			 2-2 1B 20 HR	4 0 1 0 0 0 1 0 1 0 0 0 0 0												
20 Josh Donaldson, R OBP: 0.370, SLG: 0.529	 2-3 K			 2-1 1B			 0-1 P4		 0-0 HR	4 1 2 3 0 1 0												
37 Brandon Moss, L OBP: 0.364, SLG: 0.561		 0-3 K		 0-0 L3		 3-2 F7			 1-1 HR	3 0 0 0 0 1 1												
52 Yoenis Cespedes, R OBP: 0.304, SLG: 0.486		 0-2 L8			 1-3 K		 2-3 K			3 0 0 0 0 2 0												
8 Jed Lowrie, S OBP: 0.341, SLG: 0.371		 0-1 F8			 0-0 F8				 2-1 G3-1	3 0 0 0 0 0 0												
36 Derek Norris, R OBP: 0.408, SLG: 0.496			 2-2 F8		 2-3 K				 0-3 K	3 0 0 0 0 2 0												
16 Josh Reddick, L OBP: 0.273, SLG: 0.340				 4-0 BB		 2-2 K			 3-3 K	2 0 0 0 1 2 0												
28 Eric Sogard, L OBP: 0.282, SLG: 0.237 18 Alberto Callaspo, S OBP: 0.337, SLG: 0.333			 1-1 G3-6-1			 0-1 2B			 2-2 G4-3	2 0 1 0 0 0 1 1 0 0 0 0 0 0												
Inning Stats	R: 0 E: 0 K: 1 S: 8	H: 0 LOB: 0 BB: 0 P: 11	R: 0 E: 0 K: 1 S: 10	H: 0 LOB: 0 BB: 0 P: 10	R: 0 E: 0 K: 0 S: 5	H: 0 LOB: 1 BB: 1 P: 12	R: 0 E: 0 K: 1 S: 11	H: 1 LOB: 0 BB: 0 P: 17	R: 0 E: 0 K: 2 S: 7	H: 0 LOB: 0 BB: 0 P: 10		R: 0 E: 0 K: 1 S: 10	H: 1 LOB: 1 BB: 0 P: 14	R: 0 E: 0 K: 1 S: 8	H: 0 LOB: 0 BB: 0 P: 13	R: 0 E: 0 K: 2 S: 8	H: 0 LOB: 0 BB: 0 P: 13	R: 3 E: 0 K: 0 S: 13	H: 3 LOB: 1 BB: 0 P: 17	1B: 2 2B: 2 3B: 0 HR: 1	SF: 0 SAC: 0 DP: 1 HBP: 0	WP: 0 PB: 0 SB: 0 CS: 0
PITCHER 19 Anibal Sanchez, R ERA: 2.49 36 Joe Nathan, R ERA: 4.58	IP 8.1 WLS L BF 28 H 3 R 2 ER 2 SO 9 BB 1 IBB 0 HBP 0 BLK 0 WP 0 HR 0 S 76 P 111 ERA 1.08 WHIP 0.480											PITCHER										

Batter	1	2	3	4	5	6	7	8	9	AB	R	H	RBI	BB	SO	LOB	TOP		
3 Ian Kinsler, R OBP: 0.338, SLG: 0.450	F9		F8		F7		L7		FC6-4	5	0	0	0	0	0	7			
48 Toni Hunter, R OBP: 0.304, SLG: 0.467	K			F9		K		K		4	0	0	0	0	3	0			
24 Miguel Cabrera, R OBP: 0.377, SLG: 0.589	P3			HR		K			1B	4	1	2	1	0	1	0			
41 Victor Martinez, S OBP: 0.393, SLG: 0.604		L7		F7		F7		L9		4	0	0	0	0	0	1			
14 Austin Jackson, R OBP: 0.307, SLG: 0.389		K		F8				K		4	1	1	0	0	2	1			
13 Alex Avila, L OBP: 0.333, SLG: 0.373																			
29 Danny Worth, R OBP: 0.209, SLG: 0.200		L7																	
9 Nick Castellanos, R OBP: 0.291, SLG: 0.356																			
32 Don Kelly, L OBP: 0.356, SLG: 0.328																			
17 Andrew Romine, S OBP: 0.258, SLG: 0.259																			
20 Rajai Davis, R OBP: 0.347, SLG: 0.434																			
Inning Stats	R: 0 E: 0 K: 1 S: 8	H: 0 LOB: 0 BB: 0 P: 11	R: 0 E: 0 K: 1 S: 8	H: 0 LOB: 0 BB: 0 P: 13	R: 0 E: 0 K: 1 S: 9	H: 0 LOB: 1 BB: 1 P: 18	R: 1 E: 0 K: 0 S: 17	H: 1 LOB: 0 BB: 0 P: 23	R: 0 E: 0 K: 2 S: 10	H: 0 LOB: 0 BB: 0 P: 15	R: 1 E: 0 K: 0 S: 13	H: 2 LOB: 2 BB: 1 P: 22	R: 0 E: 0 K: 2 S: 9	H: 1 LOB: 1 BB: 0 P: 13	R: 0 E: 0 K: 2 S: 17	H: 1 LOB: 2 BB: 1 P: 26	1B: 3 2B: 2 3B: 0 HR: 1	SF: 0 SAC: 0 DP: 0 HBP: 0	WP: 1 PA: 37 PB: 0 SB: 0 CS: 0
PITCHER	IP	WLS	BF	H	R	ER	SO	BB	IBB	HBP	BLK	WP	HR	S	P	ERA	WHIP		
53 Chris Young, R ERA: 3.27	6.0	W	23	3	2	2	6	2	0	0	0	0	1	69	106	3.00	0.833		
41 Charlie Furbush, L ERA: 5.17	0.1	H	1	0	0	0	0	0	0	0	0	0	0	2	2	0.00	0.000		
52 Dominic Leone, R ERA: 1.52	0.2	H	4	1	0	0	0	1	0	0	0	1	0	7	15	0.00	3.000		
31 Yoervis Medina, R ERA: 3.27	1.0	H	4	1	0	0	2	0	0	0	0	0	0	9	13	0.00	1.000		
56 Fernando Rodney, R ERA: 2.61	1.0	S	5	1	0	0	2	1	0	0	0	0	0	17	26	0.00	2.000		

Detroit Tigers @ Seattle Mariners
Safeco Field, Seattle, WA
Sat May 31 2014, 7:12 PM - 10:29 PM PDT
Att: 37,142 - Clear - 71 F

AB 33
R 2
H 6
RBI 1
BB 4
SO 10
LOB 15



Batter	1	2	3	4	5	6	7	8	9	AB	R	H	RBI	BB	SO	LOB	BOTTOM		
8 Willie Bloomquist, R OBP: 0.224, SLG: 0.286	F9						G6-3			4	0	2	2	0	0	0			
9 Endy Chavez, L OBP: 0.125, SLG: 0.250	G6-3						G1-3			4	0	0	0	0	0	3			
3 Mike Zunino, R OBP: 0.283, SLG: 0.427										3	0	0	0	1	1	0			
17 Justin Smoak, S OBP: 0.297, SLG: 0.389	P3									4	0	1	0	0	1	1			
15 Kyle Seager, L OBP: 0.341, SLG: 0.452										4	0	1	0	0	2	1			
7 Stefan Romero, R OBP: 0.250, SLG: 0.313										2	1	1	0	0	1	1			
99 James Jones, L OBP: 0.337, SLG: 0.386										1	0	0	0	0	0	0			
4 John Buck, R OBP: 0.304, SLG: 0.268										3	1	1	0	0	1	0			
16 Cole Gillespie, R OBP: 0.344, SLG: 0.310										3	1	2	1	0	1	0			
6 Nick Franklin, S OBP: 0.192, SLG: 0.170										3	0	0	0	0	3	3			
Inning Stats	R: 0 E: 0 K: 0 S: 9	H: 0 LOB: 1 BB: 1 P: 16	R: 2 E: 0 K: 2 S: 22	H: 4 LOB: 2 BB: 0 P: 38	R: 0 E: 0 K: 2 S: 14	H: 1 LOB: 1 BB: 0 P: 22	R: 1 E: 0 K: 1 S: 19	H: 2 LOB: 1 BB: 0 P: 29	R: 0 E: 0 K: 0 S: 11	H: 0 LOB: 0 BB: 0 P: 14	R: 0 E: 0 K: 2 S: 10	H: 0 LOB: 0 BB: 0 P: 14	R: 0 E: 0 K: 1 S: 7	H: 0 LOB: 0 BB: 0 P: 10	R: 0 E: 0 K: 2 S: 10	H: 0 LOB: 0 BB: 0 P: 13	1B: 8 2B: 0 3B: 0 HR: 0	SF: 0 SAC: 0 DP: 1 HBP: 0	WP: 1 PA: 32 PB: 0 SB: 1 CS: 0
PITCHER	IP	WLS	BF	H	R	ER	SO	BB	IBB	HBP	BLK	WP	HR	S	P	ERA	WHIP		
33 Drew Smyly, L ERA: 4.1	4.0	L	20	7	3	3	5	1	0	0	0	1	0	64	105	6.75	2.000		
57 Evan Reed, R ERA: 3.57	2.0		6	1	0	0	2	0	0	0	0	0	0	21	28	0.00	0.500		
62 Al Alburquerque, R ERA: 3.04	1.1		4	0	0	0	2	0	0	0	0	0	0	11	15	0.00	0.000		
46 Ian Krol, L ERA: 2.33	0.2		2	0	0	0	1	0	0	0	0	0	0	6	8	0.00	0.000		

Detroit Tigers @ Seattle Mariners
Safeco Field, Seattle, WA
Sat May 31 2014, 7:12 PM - 10:29 PM PDT
Att: 37,142 - Clear - 71 F


AB 31
R 3
H 8
RBI 3
BB 1
SO 10
LOB 9



Batter	1	2	3	4	5	6	7	8	9	AB	R	H	RBI	BB	SO	LOB	TOP					
20 Rajai Davis, R OBP: 0.339, SLG: 0.423	G5-3		L3			P2		G5-4-3		4	0	0	0	0	0	1						
3 Ian Kinsler, R OBP: 0.332, SLG: 0.442	L8		G5-3			K			F8	4	0	0	0	0	1	0						
24 Miguel Cabrera, R OBP: 0.370, SLG: 0.558	K				F8	G6-3			G4-3	4	0	0	0	0	1	0						
41 Victor Martinez, S OBP: 0.390, SLG: 0.595					G1-6-3				F8	3	0	0	0	1	0	0						
48 Torii Hunter, R OBP: 0.304, SLG: 0.465					G1-3					3	0	1	0	0	1	1						
14 Austin Jackson, R OBP: 0.303, SLG: 0.383										3	0	0	0	0	2	2						
9 Nick Castellanos, R OBP: 0.282, SLG: 0.355										3	0	1	0	0	1	1						
50 Bryan Holaday, R OBP: 0.300, SLG: 0.277										3	0	1	0	0	1	2						
29 Danny Worth, R OBP: 0.217, SLG: 0.190										2	0	0	0	0	1	1						
Inning Stats	R: 0 E: 0 K: 1 S: 8	H: 0 LOB: 0 BB: 0 P: 10	R: 0 E: 0 K: 2 S: 10	H: 1 LOB: 2 BB: 1 P: 17	R: 0 E: 0 K: 1 S: 5	H: 0 LOB: 0 BB: 0 P: 8	R: 0 E: 0 K: 0 S: 8	H: 0 LOB: 0 BB: 0 P: 14	R: 0 E: 0 K: 2 S: 12	H: 1 LOB: 1 BB: 0 P: 17	R: 0 E: 0 K: 1 S: 10	H: 0 LOB: 0 BB: 0 P: 16	R: 0 E: 0 K: 0 S: 6	H: 1 LOB: 1 BB: 0 P: 10	R: 0 E: 0 K: 1 S: 5	H: 0 LOB: 0 BB: 0 P: 9	R: 0 E: 0 K: 0 S: 8	H: 0 LOB: 0 BB: 0 P: 10	1B: 3 2B: 0 3B: 0 HR: 0	SF: 0 SAC: 0 DP: 1 HBP: 1	WP: 0 PB: 0 SB: 0 CS: 0	PA: 31
PITCHER 29 Roenis Elias, L ERA: 3.53	IP: 9.0 WLS: W BF: 31 H: 3 R: 0 ER: 0 SO: 8 BB: 1 IBB: 0 HBP: 1 BLK: 0 WP: 0 HR: 0 S: 72 P: 111 ERA: 0.00 WHIP: 0.444															PITCHER						

Detroit Tigers @ Seattle Mariners
Safeco Field, Seattle, WA
Sun Jun 01 2014, 1:11 PM - 3:57 PM PDT
Att: 31,407 - Partly Cloudy - 63 F


AB 29
R 0
H 3
RBI 0
BB 1
SO 8
LOB 8



Batter	1	2	3	4	5	6	7	8	9	AB	R	H	RBI	BB	SO	LOB	BOTTOM									
9 Endy Chavez, L OBP: 0.250, SLG: 0.417	55 2B		17 CS		P6			E5		4	1	2	0	0	0	1										
99 James Jones, L OBP: 0.343, SLG: 0.391	K2-3		F8							4	0	2	1	0	1	3										
16 Cole Gillespie, R OBP: 0.344, SLG: 0.310										0	0	0	0	0	0	0										
55 Michael Saunders, L OBP: 0.327, SLG: 0.435										4	0	1	1	0	1	5										
17 Justin Smoak, S OBP: 0.292, SLG: 0.381										4	0	0	0	0	1	1										
15 Kyle Seager, L OBP: 0.344, SLG: 0.453										4	0	2	0	0	0	1										
3 Mike Zunino, R OBP: 0.276, SLG: 0.416										4	0	0	0	0	1	2										
13 Dustin Ackley, L OBP: 0.291, SLG: 0.381										4	1	1	0	0	2	1										
5 Brad Miller, L OBP: 0.235, SLG: 0.271										3	1	1	1	0	2	1										
8 Willie Bloomquist, R OBP: 0.246, SLG: 0.322										3	1	2	1	0	1	0										
Inning Stats	R: 1 E: 0 K: 1 S: 14	H: 2 LOB: 1 BB: 0 P: 20	R: 0 E: 0 K: 3 S: 10	H: 0 LOB: 0 BB: 0 P: 15	R: 0 E: 0 K: 1 S: 15	H: 2 LOB: 1 BB: 0 P: 26	R: 0 E: 0 K: 0 S: 7	H: 0 LOB: 0 BB: 0 P: 9	R: 2 E: 0 K: 1 S: 16	H: 3 LOB: 1 BB: 0 P: 23	R: 0 E: 0 K: 0 S: 5	H: 1 LOB: 0 BB: 0 P: 11	R: 1 E: 1 K: 1 S: 16	H: 2 LOB: 2 BB: 0 P: 23	R: 0 E: 0 K: 2 S: 12	H: 1 LOB: 1 BB: 0 P: 18	R: 0 E: 0 K: 2 S: 12	H: 1 LOB: 1 BB: 0 P: 18	1B: 7 2B: 3 3B: 0 HR: 1	SF: 0 SAC: 0 DP: 1 HBP: 0	WP: 0 PB: 0 SB: 2 CS: 2	PA: 35				
PITCHER 37 Max Scherzer, R ERA: 3.2	IP: 6.2 WLS: L BF: 27 H: 4 R: 4 ER: 4 SO: 7 BB: 0 IBB: 0 HBP: 4 BLK: 0 WP: 0 HR: 1 S: 75 P: 116 ERA: 5.40 WHIP: 1.350															PITCHER										
40 Phil Coke, L ERA: 6.5	0.2	5	2	0	0	1	0	0	0	0	0	16	24	0.00	3.000											
49 Corey Knebel, R ERA: 7.36	0.2	2	0	0	0	1	0	0	0	0	0	4	5	0.00	0.000											

Detroit Tigers @ Seattle Mariners
Safeco Field, Seattle, WA
Sun Jun 01 2014, 1:11 PM - 3:57 PM PDT
Att: 31,407 - Partly Cloudy - 63 F

AB 34
R 4
H 11
RBI 4
BB 0
SO 9
LOB 15



Batter	1	2	3	4	5	6	7	8	9	AB	R	H	RBI	BB	SO	LOB	TOP								
7 José Reyes, S OBP: 0.319, SLG: 0.401	F9		K			L6			11 SF8 19 1B 11 SF8	4	1	1	0	0	1	1	<p>Toronto Blue Jays @ Detroit Tigers Comerica Park, Detroit, MI Tue Jun 03 2014, 7:11 PM - 10:00 PM EDT Att: 33,488 - Clear - 81 F</p>								
53 Melky Cabrera, S OBP: 0.348, SLG: 0.471	K			F8		G3-1			P6	4	0	0	0	0	1	2									
19 José Bautista, R OBP: 0.439, SLG: 0.552	G6-3			K2-3					11 SF8 10 BB 13 HR	4	1	1	1	0	1	0									
10 Edwin Encarnación, R OBP: 0.361, SLG: 0.616	G6-3					G6-3			13 HR BB	3	1	1	0	1	0	0									
26 Adam Lind, L OBP: 0.421, SLG: 0.554 11 Kevin Pillar, R OBP: 0.242, SLG: 0.344	F8					L9			SF8	3	0	0	0	0	0	1									
13 Brett Lawrie, R OBP: 0.286, SLG: 0.418	F7									4	1	1	3	0	0	0									
47 Juan Francisco, L OBP: 0.361, SLG: 0.595 18 Steve Tolleson, R OBP: 0.368, SLG: 0.569						G3-1			G4-3	4	0	1	0	0	0	0									
30 Dioner Navarro, S OBP: 0.308, SLG: 0.351						K				3	0	0	0	0	1	1									
8 Anthony Gose, L OBP: 0.377, SLG: 0.314						B1-3				2	1	0	0	1	1	1									
Inning Stats	R: 0 E: 0 K: 1 S: 10	H: 0 LOB: 0 BB: 0 P: 17	R: 0 E: 0 K: 0 S: 9	H: 0 LOB: 0 BB: 0 P: 15	R: 0 E: 0 K: 2 S: 10	H: 1 LOB: 1 BB: 0 P: 17	R: 0 E: 0 K: 1 S: 13	H: 1 LOB: 1 BB: 0 P: 18	R: 0 E: 0 K: 1 S: 8	H: 0 LOB: 0 BB: 0 P: 16	R: 0 E: 0 K: 0 S: 7	H: 0 LOB: 0 BB: 0 P: 9	R: 0 E: 0 K: 0 S: 8	H: 0 LOB: 0 BB: 0 P: 15	R: 0 E: 0 K: 0 S: 6	H: 0 LOB: 0 BB: 0 P: 9		R: 5 E: 0 K: 0 S: 15	H: 3 LOB: 2 BB: 2 P: 28	1B: 2 2B: 2 3B: 0 HR: 1	SF: 1 SAC: 0 DP: 0 HBP: 0	WP: 0 PB: 0 SB: 1 CS: 0	PA: 34		
PITCHER	IP	WLS	BF	H	R	ER	SO	BB	IBB	HBP	BLK	WP	HR	S	P	ERA	WHIP								
19 Anibal Sánchez, R ERA: 2.15	7.0		23	2	0	0	5	0	0	0	0	0	0	65	107	0.00	0.286								
44 Joba Chamberlain, R ERA: 2.59	1.0		3	0	0	0	0	0	0	0	0	0	0	6	9	0.00	0.000								
36 Joe Nathan, R ERA: 6.86	0.1	L	5	2	4	4	0	2	0	0	0	0	0	10	19	108.00	12.000								
46 Ian Krol, L ERA: 2.29	0.1		1	0	0	0	0	0	0	0	0	0	0	2	3	0.00	0.000								
62 Al Alburquerque, R ERA: 3.38	0.1		2	1	1	1	0	0	0	0	0	0	1	3	6	27.00	3.000								

Batter	1	2	3	4	5	6	7	8	9	AB	R	H	RBI	BB	SO	LOB	BOTTOM								
3 Ian Kinsler, R OBP: 0.331, SLG: 0.436	K		G6-3			L7			24 BB 28 HR	3	1	0	0	1	1	0	<p>Toronto Blue Jays @ Detroit Tigers Comerica Park, Detroit, MI Tue Jun 03 2014, 7:11 PM - 10:00 PM EDT Att: 33,488 - Clear - 81 F</p>								
48 Tori Hunter, R OBP: 0.298, SLG: 0.455	F9		K			F9			L9	4	0	0	0	0	1	1									
24 Miguel Cabrera, R OBP: 0.368, SLG: 0.550	G4-3					K			28 HR	3	1	0	0	1	2	0									
41 Victor Martinez, S OBP: 0.392, SLG: 0.593						F7			K	4	0	2	0	0	1	2									
28 J.D. Martinez, R OBP: 0.324, SLG: 0.492	K					F9				4	1	1	3	0	2	2									
32 Don Kelly, L OBP: 0.351, SLG: 0.324						L9			HR	4	0	1	0	0	1	1									
14 Austin Jackson, R OBP: 0.299, SLG: 0.376	L8					G5-3				3	0	0	0	0	0	2									
13 Alex Avila, L OBP: 0.327, SLG: 0.364	G3-1					K			F7	3	0	0	0	0	1	2									
17 Andrew Romine, S OBP: 0.252, SLG: 0.252	L7					F7			K	3	0	0	0	0	1	0									
Inning Stats	R: 0 E: 0 K: 1 S: 11	H: 0 LOB: 0 BB: 0 P: 14	R: 0 E: 0 K: 1 S: 17	H: 2 LOB: 2 BB: 0 P: 26	R: 0 E: 0 K: 1 S: 7	H: 0 LOB: 0 BB: 0 P: 9	R: 0 E: 0 K: 1 S: 12	H: 1 LOB: 1 BB: 0 P: 17	R: 0 E: 0 K: 1 S: 10	H: 0 LOB: 0 BB: 0 P: 16	R: 0 E: 0 K: 1 S: 10	H: 0 LOB: 0 BB: 0 P: 12	R: 0 E: 0 K: 1 S: 7	H: 0 LOB: 0 BB: 0 P: 11	R: 0 E: 0 K: 1 S: 6	H: 0 LOB: 0 BB: 0 P: 8		R: 3 E: 0 K: 2 S: 14	H: 1 LOB: 2 BB: 2 P: 27	1B: 3 2B: 0 3B: 0 HR: 1	SF: 0 SAC: 0 DP: 0 HBP: 0	WP: 0 PB: 0 SB: 0 CS: 0	PA: 33		
PITCHER	IP	WLS	BF	H	R	ER	SO	BB	IBB	HBP	BLK	WP	HR	S	P	ERA	WHIP								
36 Drew Hutchison, R ERA: 3.5	7.0		24	3	0	0	1	0	0	0	0	0	0	74	105	0.00	0.429								
29 Dustin McGowan, R ERA: 4.4	1.0	W	3	0	0	0	1	0	0	0	0	0	0	6	8	0.00	0.000								
50 Steve Delabar, R ERA: 5.16	0.2		5	1	3	3	1	2	0	0	0	0	1	11	24	40.50	4.500								
44 Casey Janssen, R ERA:	0.1	S	1	0	0	0	1	0	0	0	0	0	0	3	3	0.00	0.000								

AB	31
R	5
H	5
RBI	5
BB	2
SO	5
LOB	6

AB	31
R	3
H	4
RBI	3
BB	2
SO	10
LOB	10



Batter	1	2	3	4	5	6	7	8	9	AB	R	H	RBI	BB	SO	LOB	TOP					
26 Brock Holt, L OBP: 0.397, SLG: 0.448											4	1	1	0	0	1	2					
2 Xander Bogaerts, R OBP: 0.397, SLG: 0.454											4	0	1	1	0	0	0					
15 Dustin Pedroia, R OBP: 0.344, SLG: 0.373											4	1	0	0	0	0	1					
34 David Ortiz, L OBP: 0.369, SLG: 0.486											4	0	1	0	0	0	1					
5 Jonny Gomes, R OBP: 0.335, SLG: 0.387											2	0	1	1	0	1	1					
29 Daniel Nava, S OBP: 0.228, SLG: 0.232												4	0	0	0	0	2					
40 A.J. Pierzynski, L OBP: 0.309, SLG: 0.401												3	0	1	0	1	1	0				
38 Grady Sizemore, L OBP: 0.293, SLG: 0.337												4	0	2	0	0	2					
10 Jonathan Herrera, S OBP: 0.317, SLG: 0.268												4	0	2	0	0	2					
25 Jackie Bradley Jr., L OBP: 0.282, SLG: 0.294											3	0	0	0	0	3	2					
Inning Stats	R: 1 E: 0 K: 1 S: 13	H: 2 LOB: 1 BB: 0 P: 15	R: 0 E: 0 K: 0 S: 8	H: 0 LOB: 0 BB: 1 P: 16	R: 0 E: 0 K: 2 S: 10	H: 0 LOB: 0 BB: 0 P: 14	R: 0 E: 0 K: 0 S: 12	H: 1 LOB: 1 BB: 0 P: 18	R: 0 E: 0 K: 1 S: 10	H: 1 LOB: 1 BB: 0 P: 13	R: 1 E: 1 K: 0 S: 18	H: 1 LOB: 1 BB: 0 P: 25	R: 0 E: 0 K: 2 S: 10	H: 1 LOB: 1 BB: 0 P: 14	R: 0 E: 0 K: 0 S: 10	H: 0 LOB: 0 BB: 0 P: 15	R: 0 E: 0 K: 1 S: 8	H: 1 LOB: 1 BB: 0 P: 12	1B: 4 2B: 3 HR: 0	SF: 1 SAC: 0 HBP: 0	WP: 0 PB: 0 SB: 0 CS: 1	PA: 36
PITCHER	IP WLS BF H R ER SO BB IBB HBP BLK WP HR S P ERA WHIP	6.0 W 24 5 2 1 4 1 0 0 0 0 0 71 101 1.50 1.000	7.1 L 4 1 0 0 2 0 0 0 0 0 0 10 14 0.00 1.000	8.1 H 3 0 0 0 0 0 0 0 0 0 0 10 15 0.00 0.000	9.1 L 4 1 0 0 1 0 0 0 0 0 0 8 12 0.00 1.000																	

Boston Red Sox @ Detroit Tigers
Comerica Park, Detroit, MI
Fri Jun 06 2014, 7:09 PM - 9:57 PM EDT
Att: 39,762 - Clear - 77 F

AB 33
R 2
H 7
RBI 2
BB 1
SO 7
LOB 11



Batter	1	2	3	4	5	6	7	8	9	AB	R	H	RBI	BB	SO	LOB	BOTTOM					
3 Ian Kinsler, R OBP: 0.329, SLG: 0.463											4	1	1	1	0	0	1					
48 Torii Hunter, R OBP: 0.295, SLG: 0.460											4	2	3	1	0	0	0					
24 Miguel Cabrera, R OBP: 0.365, SLG: 0.545											3	0	1	0	1	0	1					
41 Victor Martinez, S OBP: 0.388, SLG: 0.589											3	1	1	2	0	0	1					
13 Alex Avila, L OBP: 0.341, SLG: 0.370													3	0	1	0	2	0				
50 Bryan Holaday, R OBP: 0.314, SLG: 0.333												3	0	1	1	0	2	0				
14 Austin Jackson, R OBP: 0.305, SLG: 0.374												3	0	1	1	0	2	0				
9 Nick Castellanos, R OBP: 0.306, SLG: 0.364											4	1	3	0	0	2	2					
17 Andrew Romine, S OBP: 0.265, SLG: 0.254												3	0	1	1	0	1					
20 Rajai Davis, R OBP: 0.330, SLG: 0.409												3	0	0	0	1	3					
Inning Stats	R: 0 E: 0 K: 0 S: 6	H: 0 LOB: 0 BB: 0 P: 7	R: 0 E: 0 K: 2 S: 7	H: 0 LOB: 0 BB: 0 P: 13	R: 1 E: 0 K: 0 S: 7	H: 2 LOB: 0 BB: 0 P: 9	R: 1 E: 0 K: 0 S: 15	H: 4 LOB: 2 BB: 0 P: 19	R: 2 E: 0 K: 1 S: 16	H: 2 LOB: 1 BB: 1 P: 28	R: 0 E: 0 K: 2 S: 13	H: 1 LOB: 2 BB: 1 P: 23	R: 0 E: 0 K: 0 S: 5	H: 1 LOB: 0 BB: 0 P: 6	R: 2 E: 0 K: 0 S: 14	H: 3 LOB: 0 BB: 0 P: 20	1B: 8 2B: 3 3B: 1 HR: 3	SF: 2 SAC: 0 DP: 4 HBP: 0	WP: 1 PB: 0 SB: 0 CS: 0	PA: 35		
PITCHER	IP WLS BF H R ER SO BB IBB HBP BLK WP HR S P ERA WHIP	5.2 L 26 9 4 4 5 2 0 0 0 0 0 2 61 96 6.35 1.941	1.1 R 4 1 0 0 0 0 0 0 0 0 0 0 8 9 0.00 0.750	0.0 L 2 2 2 2 0 0 0 0 0 0 0 1 4 6 * * *	1.0 R 3 1 0 0 0 0 0 0 0 0 0 0 10 14 0.00 1.000																	

Boston Red Sox @ Detroit Tigers
Comerica Park, Detroit, MI
Fri Jun 06 2014, 7:09 PM - 9:57 PM EDT
Att: 39,762 - Clear - 77 F

AB 31
R 6
H 13
RBI 6
BB 2
SO 5
LOB 9



Batter	1	2	3	4	5	6	7	8	9	AB	R	H	RBI	BB	SO	LOB	TOP						
26 Brock Holt, L OBP: 0.358, SLG: 0.445	F9		K				F8		SF9	5	1	2	0	0	1	1	Boston Red Sox @ Detroit Tigers Comerica Park, Detroit, MI Sat Jun 07 2014, 7:16 PM - 10:51 PM EDT Att: 43,359 - Partly Cloudy - 80 F						
2 Xander Bogaerts, R OBP: 0.397, SLG: 0.452		1B		G1-3	K		K			5	1	2	0	0	2	3							
15 Dustin Pedroia, R OBP: 0.349, SLG: 0.392		K			HR				SF9	4	2	3	2	0	1	1							
34 David Ortiz, L OBP: 0.366, SLG: 0.484		G3			K		F7		G4-3	5	0	1	2	0	1	2							
38 Grady Sizemore, L OBP: 0.291, SLG: 0.333		G4-3			F7		F7		G3-1	5	0	1	0	0	0	3							
29 Daniel Nava, S OBP: 0.258, SLG: 0.256		K				G4-6-3				4	0	3	0	0	1	0							
7 Stephen Drew, L OBP: 0.231, SLG: 0.091		K				G4-6-3			F8	5	0	1	1	0	1	4							
3 David Ross, R OBP: 0.224, SLG: 0.310									F8	3	1	1	0	0	1	2							
40 A.J. Pierzynski, L OBP: 0.285, SLG: 0.359				G6-3			K		FC3-6	1	0	0	0	0	0	1							
25 Jackie Bradley Jr., L OBP: 0.286, SLG: 0.295				K						3	1	1	1	1	2	1							
Inning Stats	R: 0 E: 0 K: 1 S: 8	H: 1 LOB: 1 BB: 0 P: 13	R: 0 E: 0 K: 2 S: 9	H: 0 LOB: 0 BB: 0 P: 14	R: 0 E: 0 K: 2 S: 10	H: 0 LOB: 0 BB: 0 P: 13	R: 1 E: 0 K: 1 S: 11	H: 1 LOB: 0 BB: 0 P: 17	R: 1 E: 0 K: 1 S: 18	H: 4 LOB: 2 BB: 0 P: 26	R: 1 E: 0 K: 1 S: 11	H: 3 LOB: 2 BB: 0 P: 14	R: 1 E: 0 K: 1 S: 14	H: 2 LOB: 2 BB: 1 P: 21	R: 0 E: 0 K: 1 S: 11	H: 0 LOB: 1 BB: 0 P: 18	R: 2 E: 0 K: 0 S: 20	H: 4 LOB: 2 BB: 0 P: 32	1B: 12 2B: 2 3B: 0 HR: 1	SF: 1 SAC: 0 DP: 1 HBP: 1	WP: 1 PB: 0 SB: 2 CS: 0	PA: 43	
PITCHER	IP WLS BF H R ER SO BB IBB HBP BLK WP HR S P ERA WHIP	IP WLS BF H R ER SO BB IBB HBP BLK WP HR S P ERA WHIP	IP WLS BF H R ER SO BB IBB HBP BLK WP HR S P ERA WHIP	IP WLS BF H R ER SO BB IBB HBP BLK WP HR S P ERA WHIP	IP WLS BF H R ER SO BB IBB HBP BLK WP HR S P ERA WHIP	IP WLS BF H R ER SO BB IBB HBP BLK WP HR S P ERA WHIP	IP WLS BF H R ER SO BB IBB HBP BLK WP HR S P ERA WHIP	IP WLS BF H R ER SO BB IBB HBP BLK WP HR S P ERA WHIP	IP WLS BF H R ER SO BB IBB HBP BLK WP HR S P ERA WHIP	IP WLS BF H R ER SO BB IBB HBP BLK WP HR S P ERA WHIP	IP WLS BF H R ER SO BB IBB HBP BLK WP HR S P ERA WHIP	IP WLS BF H R ER SO BB IBB HBP BLK WP HR S P ERA WHIP	IP WLS BF H R ER SO BB IBB HBP BLK WP HR S P ERA WHIP	IP WLS BF H R ER SO BB IBB HBP BLK WP HR S P ERA WHIP	IP WLS BF H R ER SO BB IBB HBP BLK WP HR S P ERA WHIP	IP WLS BF H R ER SO BB IBB HBP BLK WP HR S P ERA WHIP	IP WLS BF H R ER SO BB IBB HBP BLK WP HR S P ERA WHIP						
37 Max Scherzer, R ERA: 3.38	6.2	W	31	11	4	4	9	1	0	0	0	0	0	0	0	0	0	0	1	78	115	5.40	1.800
62 Albuquerque, R ERA: 3.33	0.1	H	1	0	0	0	0	0	0	0	0	0	0	0	0	0	0	0	0	3	3	0.00	0.000
44 Joba Chamberlain, R ERA: 2.25	1.0		4	0	0	0	1	0	0	0	0	1	0	0	0	0	0	0	0	11	18	0.00	0.000
36 Joe Nathan, R ERA: 7.04	1.0		7	4	2	2	0	0	0	0	0	0	0	0	0	0	0	0	0	20	32	18.00	4.000

Batter	1	2	3	4	5	6	7	8	9	AB	R	H	RBI	BB	SO	LOB	BOTTOM						
20 Rajai Davis, R OBP: 0.332, SLG: 0.405	F7			G1-3			P3			4	0	1	1	1	0	1	Boston Red Sox @ Detroit Tigers Comerica Park, Detroit, MI Sat Jun 07 2014, 7:16 PM - 10:51 PM EDT Att: 43,359 - Partly Cloudy - 80 F						
3 Ian Kinsler, R OBP: 0.327, SLG: 0.465		P3		F9						5	1	1	1	0	1	5							
24 Miguel Cabrera, R OBP: 0.373, SLG: 0.558										4	1	3	1	1	1	0							
41 Victor Martinez, S OBP: 0.384, SLG: 0.584										5	1	1	1	0	0	5							
48 Torii Hunter, R OBP: 0.298, SLG: 0.459				G4-3			G4-3			5	1	2	1	0	0	0							
9 Nick Castellanos, R OBP: 0.315, SLG: 0.409										4	1	3	1	0	0	1							
14 Austin Jackson, R OBP: 0.317, SLG: 0.394										3	1	3	0	1	0	0							
50 Bryan Holaday, R OBP: 0.309, SLG: 0.333										3	0	1	1	0	0	3							
30 Eugenio Suárez, R OBP: 0.400, SLG: 1.000										3	2	1	1	1	0	4							
Inning Stats	R: 2 E: 0 K: 0 S: 15	H: 3 LOB: 1 BB: 0 P: 23	R: 1 E: 0 K: 0 S: 21	H: 3 LOB: 3 BB: 1 P: 31	R: 1 E: 0 K: 0 S: 6	H: 2 LOB: 0 BB: 0 P: 9	R: 1 E: 0 K: 0 S: 12	H: 2 LOB: 1 BB: 0 P: 19	R: 0 E: 0 K: 0 S: 9	H: 2 LOB: 0 BB: 1 P: 17	R: 2 E: 0 K: 0 S: 18	H: 2 LOB: 3 BB: 2 P: 30	R: 1 E: 0 K: 1 S: 7	H: 0 LOB: 0 BB: 0 P: 10	R: 0 E: 0 K: 1 S: 7	H: 0 LOB: 0 BB: 0 P: 10		1B: 10 2B: 3 3B: 1 HR: 2	SF: 1 SAC: 0 DP: 2 HBP: 0	WP: 0 PB: 0 SB: 0 CS: 1	PA: 41		
PITCHER	IP WLS BF H R ER SO BB IBB HBP BLK WP HR S P ERA WHIP	IP WLS BF H R ER SO BB IBB HBP BLK WP HR S P ERA WHIP	IP WLS BF H R ER SO BB IBB HBP BLK WP HR S P ERA WHIP	IP WLS BF H R ER SO BB IBB HBP BLK WP HR S P ERA WHIP	IP WLS BF H R ER SO BB IBB HBP BLK WP HR S P ERA WHIP	IP WLS BF H R ER SO BB IBB HBP BLK WP HR S P ERA WHIP	IP WLS BF H R ER SO BB IBB HBP BLK WP HR S P ERA WHIP	IP WLS BF H R ER SO BB IBB HBP BLK WP HR S P ERA WHIP	IP WLS BF H R ER SO BB IBB HBP BLK WP HR S P ERA WHIP	IP WLS BF H R ER SO BB IBB HBP BLK WP HR S P ERA WHIP	IP WLS BF H R ER SO BB IBB HBP BLK WP HR S P ERA WHIP	IP WLS BF H R ER SO BB IBB HBP BLK WP HR S P ERA WHIP	IP WLS BF H R ER SO BB IBB HBP BLK WP HR S P ERA WHIP	IP WLS BF H R ER SO BB IBB HBP BLK WP HR S P ERA WHIP	IP WLS BF H R ER SO BB IBB HBP BLK WP HR S P ERA WHIP	IP WLS BF H R ER SO BB IBB HBP BLK WP HR S P ERA WHIP							
31 Jon Lester, L ERA: 3.52	4.1	L	25	12	5	5	0	1	0	0	0	0	0	0	0	0	0	0	2	59	90	10.38	3.000
32 Craig Breslow, L ERA: 4.71	1.0		3	0	1	1	0	1	0	0	0	0	0	0	0	0	0	0	9	16	9.00	1.000	
36 Junichi Tazawa, R ERA: 2.36	0.2		3	2	1	1	0	0	0	0	0	0	0	0	0	0	0	0	4	6	13.50	3.000	
30 Andrew Miller, L ERA: 2.81	1.0		7	2	1	1	1	2	0	0	0	0	0	0	0	0	0	0	18	30	9.00	4.000	
54 Edward Mujica, R ERA: 6.65	1.0		3	0	0	0	1	0	0	0	0	0	0	0	0	0	0	0	7	10	0.00	0.000	

Batter	1	2	3	4	5	6	7	8	9	AB	R	H	RBI	BB	SO	LOB	TOP			
26 Brock Holt, L OBP: 0.376, SLG: 0.478	G4-3		1B		1B		3B		1B	5	1	4	0	0	0	0	Boston Red Sox @ Detroit Tigers Comerica Park, Detroit, MI Sun Jun 08 2014, 8:11 PM - 11:44 PM EDT Att: 33,835 - Partly Cloudy - 73 F			
2 Xander Bogaerts, R OBP: 0.394, SLG: 0.444	K		BB		K		G5-3		K	4	0	0	0	1	3	3				
15 Dustin Pedroia, R OBP: 0.350, SLG: 0.389	K		SF8		F8		BB		34 HR	2	1	0	1	2	1	1				
34 David Ortiz, L OBP: 0.363, SLG: 0.491		F8	K		L5		F8		HR	5	1	1	3	0	1	5				
12 Mike Napoli, R OBP: 0.401, SLG: 0.443		BB			F8		HR		40 G4-6-3	4	1	3	1	1	0	0				
40 A.J. Pierzynski, L OBP: 0.394, SLG: 0.399	F9		2B		2B		E5		G4-6-3	5	0	1	0	0	0	3				
29 Daniel Nava, S OBP: 0.257, SLG: 0.256	F8		1B		1B		K		G6-3	4	0	1	0	0	1	3				
7 Stephen Drew, L OBP: 0.188, SLG: 0.071			G4-3		K		G6-3-4		HBP	3	0	0	0	0	1	3				
10 Jonathan Herrera, S OBP: 0.328, SLG: 0.268			1B		K		1-3		K	0	0	0	0	0	0	0				
25 Jackie Bradley Jr., L OBP: 0.286, SLG: 0.294			1B		K		K		K	4	1	1	0	0	3	4				
Inning Stats	R: 0 H: 0 E: 0 K: 2 S: 12	H: 0 LOB: 0 BB: 0 P: 20	R: 0 H: 0 E: 0 K: 0 S: 14	H: 0 LOB: 1 BB: 1 P: 23	R: 1 H: 2 E: 0 K: 1 S: 10	H: 2 LOB: 1 BB: 1 P: 22	R: 0 H: 2 E: 0 K: 2 S: 15	H: 2 LOB: 2 BB: 0 P: 22	R: 0 H: 1 E: 0 K: 1 S: 10	H: 1 LOB: 0 BB: 0 P: 11	R: 0 H: 1 E: 0 K: 1 S: 14	H: 1 LOB: 2 BB: 1 P: 28	R: 0 H: 1 E: 0 K: 1 S: 11	H: 1 LOB: 2 BB: 0 P: 20	R: 3 H: 3 E: 0 K: 1 S: 18	H: 3 LOB: 0 BB: 1 P: 26	1B: 7 2B: 2 3B: 1 HR: 2	SF: 1 SAC: 0 DP: 2 HBP: 1	WP: 1 PB: 0 SB: 1 CS: 0	PA: 42
PITCHER	IP WLS BF H R ER SO	IP WLS BF H R ER SO	IP WLS BF H R ER SO	IP WLS BF H R ER SO	IP WLS BF H R ER SO	IP WLS BF H R ER SO	IP WLS BF H R ER SO	IP WLS BF H R ER SO	IP WLS BF H R ER SO	IP WLS BF H R ER SO	IP WLS BF H R ER SO	IP WLS BF H R ER SO	IP WLS BF H R ER SO	IP WLS BF H R ER SO	IP WLS BF H R ER SO	IP WLS BF H R ER SO	ERA WHIP	ERA WHIP		
19 Anibal Sánchez, R ERA: 2.24	6.0	26	6	2	2	7	2	0	0	0	1	1	71	112	3.00	1.333				
46 Ian Krol, L ERA: 2.14	0.1	2	1	0	0	1	0	0	0	0	0	0	7	11	0.00	3.000				
57 Evan Reed, R ERA: 4.48	0.1	2	0	0	0	0	1	0	0	0	0	3	10	0.00	3.000					
40 Phil Coke, L ERA: 6.0	1.1	6	1	0	0	1	0	0	1	0	0	15	27	0.00	0.750					
44 Joba Chamberlain, R ERA: 3.29	1.0	L 6	3	3	3	1	1	0	0	0	1	18	26	27.00	4.000					

Batter	1	2	3	4	5	6	7	8	9	AB	R	H	RBI	BB	SO	LOB	BOTTOM			
20 Rajai Davis, R OBP: 0.324, SLG: 0.395	L8		FC5-4			K	G4-3			4	0	0	0	0	1	3	Boston Red Sox @ Detroit Tigers Comerica Park, Detroit, MI Sun Jun 08 2014, 8:11 PM - 11:44 PM EDT Att: 33,835 - Partly Cloudy - 73 F			
3 Ian Kinsler, R OBP: 0.322, SLG: 0.458	F9		F7			F9		G4-3		4	0	0	0	0	1					
24 Miguel Cabrera, R OBP: 0.377, SLG: 0.584																				
32 Don Kelly, L OBP: 0.346, SLG: 0.319	G5-3				41 BB	1B		F7		3	1	2	0	0	0	0				
41 Victor Martinez, S OBP: 0.386, SLG: 0.581		G6-3			48 BB	G6-4-3	1B	G4-3		3	0	1	1	1	0	0				
48 Torii Hunter, R OBP: 0.292, SLG: 0.450		K			G6-4-3	FC6-4	BB			4	0	0	0	0	1	3				
9 Nick Castellanos, R OBP: 0.313, SLG: 0.405		G5-3								4	1	1	0	0	0	0				
14 Austin Jackson, R OBP: 0.316, SLG: 0.381					G5-3					4	1	1	0	0	0	1				
13 Alex Avila, L OBP: 0.335, SLG: 0.362					K					3	0	0	0	0	3	3				
30 Eugenio Suárez, R OBP: 0.500, SLG: 0.857										3	0	2	2	0	0	0				
Inning Stats	R: 0 H: 0 E: 0 K: 0 S: 6	H: 0 LOB: 0 BB: 0 P: 10	R: 0 H: 0 E: 0 K: 1 S: 9	H: 0 LOB: 0 BB: 0 P: 12	R: 1 H: 2 E: 0 K: 1 S: 11	H: 2 LOB: 1 BB: 0 P: 17	R: 1 H: 2 E: 0 K: 0 S: 5	H: 2 LOB: 0 BB: 0 P: 5	R: 0 H: 1 E: 0 K: 1 S: 9	H: 1 LOB: 2 BB: 1 P: 17	R: 0 H: 2 E: 0 K: 1 S: 13	H: 2 LOB: 1 BB: 0 P: 23	R: 0 H: 0 E: 0 K: 0 S: 10	H: 0 LOB: 0 BB: 0 P: 12	R: 0 H: 0 E: 0 K: 0 S: 7	H: 0 LOB: 0 BB: 0 P: 13	1B: 6 2B: 1 3B: 0 HR: 0	SF: 0 SAC: 0 DP: 2 HBP: 0	WP: 0 PB: 0 SB: 2 CS: 0	PA: 34
PITCHER	IP WLS BF H R ER SO	IP WLS BF H R ER SO	IP WLS BF H R ER SO	IP WLS BF H R ER SO	IP WLS BF H R ER SO	IP WLS BF H R ER SO	IP WLS BF H R ER SO	IP WLS BF H R ER SO	IP WLS BF H R ER SO	IP WLS BF H R ER SO	IP WLS BF H R ER SO	IP WLS BF H R ER SO	IP WLS BF H R ER SO	IP WLS BF H R ER SO	IP WLS BF H R ER SO	IP WLS BF H R ER SO	ERA WHIP	ERA WHIP		
41 John Lackey, R ERA: 3.18	8.0	W 31	7	3	2	5	1	0	0	0	0	7	12	2.25	1.000					
19 Koji Uehara, R ERA: 0.69	1.0	S 3	0	0	0	0	0	0	0	0	0	7	13	0.00	0.000					

Batter	1	2	3	4	5	6	7	8	9	AB	R	H	RBI	BB	SO	LOB	TOP				
20 Rajai Davis, R OBP: 0.326, SLG: 0.401	F7		FC6-4		P3		2B		1B	5	0	2	1	0	0	3					
3 Ian Kinsler, R OBP: 0.314, SLG: 0.444	P3		F7		L7		P3		1B	5	0	1	0	0	0	4					
24 Miguel Cabrera, R OBP: 0.375, SLG: 0.572	F7			41 F9 48 G4-3		F8		F8	G4-3	5	1	1	0	0	0	2					
41 Victor Martinez, S OBP: 0.385, SLG: 0.591		K			F9		1B		G3-1	4	0	1	0	0	1	1					
48 Tori Hunter, R OBP: 0.290, SLG: 0.441		F9			G4-3		K		14 1B BB	3	0	0	1	1	1	1					
14 Austin Jackson, R OBP: 0.322, SLG: 0.388					F8		K		1B	4	0	2	0	0	1	1					
9 Nick Castellanos, R OBP: 0.311, SLG: 0.464									F9	4	0	2	0	0	1	3					
13 Alex Avila, L OBP: 0.337, SLG: 0.365									K	3	0	0	0	0	1	1					
30 Eugenio Suárez, R OBP: 0.467, SLG: 0.833									P6	1	1	0	0	2	0	0					
Inning Stats	R: 0 H: 0 E: 0 K: 0 S: 6	H: 0 LOB: 0 BB: 0 P: 8	R: 0 H: 1 E: 0 K: 2 S: 11	LOB: 1 BB: 0 P: 15	R: 0 H: 0 E: 0 K: 0 S: 9	H: 0 LOB: 1 BB: 1 P: 15	R: 1 H: 1 E: 0 K: 0 S: 10	H: 1 LOB: 2 BB: 0 P: 16	R: 0 H: 1 E: 0 K: 2 S: 9	H: 1 LOB: 1 BB: 0 P: 11	R: 0 H: 1 E: 0 K: 2 S: 9	H: 1 LOB: 1 BB: 0 P: 13	R: 1 H: 2 E: 0 K: 0 S: 8	H: 2 LOB: 1 BB: 1 P: 15	R: 0 H: 1 E: 0 K: 0 S: 13	H: 1 LOB: 2 BB: 1 P: 22	R: 0 H: 2 E: 0 K: 1 S: 11	H: 2 LOB: 2 BB: 0 P: 14	1B: 6 2B: 3 HR: 0	SF: 0 SAC: 1 DP: 1 HBP: 1	WP: 0 PA: 39 PB: 0 SB: 1 CS: 0
PITCHER	IP WLS BF H R ER SO BB IBB HBP BLK WP HR S P ERA WHIP																				
50 John Danks, L ERA: 4.17	(1, 1) 7.0 W 29 6 2 2 4 2 0 1 0 0 0 62 93 2.57 1.143																				
41 Javy Guerra, R ERA: 3.24	(8, 1) 2.0 10 3 0 0 1 1 0 0 0 0 0 24 36 0.00 2.000																				

Detroit Tigers @ Chicago White Sox
 U.S. Cellular Field, Chicago, IL
 Wed Jun 11 2014, 8:11 PM - 11:28 PM EDT
 Att: 18,424 - Overcast - 62 F

AB	34
R	2
H	9
RBI	2
BB	3
SO	5
LOB	16



Batter	1	2	3	4	5	6	7	8	9	AB	R	H	RBI	BB	SO	LOB	BOTTOM		
1 Adam Eaton, L OBP: 0.314, SLG: 0.339	K		G3-1		15 FC5-2		K			4	1	1	0	1	2	3			
15 Gordon Beckham, R OBP: 0.338, SLG: 0.424									G5-3	4	1	1	2	1	1	1			
12 Conor Gillaspie, L OBP: 0.398, SLG: 0.456										5	1	1	2	0	1	4			
28 Leury Garcia, S OBP: 0.291, SLG: 0.353	P3		F6		G4-3				K	0	0	0	0	0	0	0			
79 José Abreu, R OBP: 0.323, SLG: 0.627										4	2	3	1	1	1	3			
44 Adam Dunn, L OBP: 0.376, SLG: 0.478										4	1	2	1	0	2	0			
25 Moisés Sierra, R OBP: 0.217, SLG: 0.230										1	0	1	0	0	0	0			
10 Alexei Ramirez, R OBP: 0.348, SLG: 0.443										5	0	2	0	0	0	4			
24 Dayan Viciedo, R OBP: 0.309, SLG: 0.492										3	0	0	0	1	0	3			
30 Alejandro De Aza, L OBP: 0.273, SLG: 0.327										3	1	1	1	0	0	2			
17 Adrian Nieto, S OBP: 0.327, SLG: 0.333										2	1	0	0	2	2	1			
Inning Stats	R: 0 H: 0 E: 0 K: 2 S: 10	H: 0 LOB: 0 BB: 0 P: 12	R: 1 H: 1 E: 0 K: 1 S: 10	H: 1 LOB: 0 BB: 0 P: 15	R: 0 H: 0 E: 0 K: 1 S: 21	H: 0 LOB: 3 BB: 2 P: 33	R: 0 H: 1 E: 1 K: 1 S: 10	H: 1 LOB: 1 BB: 0 P: 16	R: 0 H: 1 E: 0 K: 1 S: 7	H: 1 LOB: 1 BB: 0 P: 13	R: 7 H: 7 E: 0 K: 0 S: 20	H: 7 LOB: 2 BB: 3 P: 44	R: 0 H: 0 E: 0 K: 2 S: 11	H: 0 LOB: 1 BB: 1 P: 23	R: 0 H: 2 E: 0 K: 1 S: 10	H: 2 LOB: 2 BB: 0 P: 14	1B: 9 2B: 1 3B: 1 HR: 1	SF: 0 SAC: 0 DP: 1 HBP: 1	WP: 0 PA: 42 PB: 0 SB: 0 CS: 0
PITCHER	IP WLS BF H R ER SO BB IBB HBP BLK WP HR S P ERA WHIP																		
35 Justin Verlander, R ERA: 4.91	(1, 1) 5.2 L 29 8 7 7 6 4 0 1 0 0 0 0 4 9 - - -																		
46 Ian Krot, L ERA: 2.45	(6, 1) 0.0 3 2 1 1 0 0 0 0 0 0 0 4 9 - - -																		
62 Al Alburquerque, R ERA: 3.28	(6, 1) 0.1 1 0 0 0 0 0 0 0 0 0 0 2 2 0.00 0.000																		
49 Corey Knebel, R ERA: 6.75	(7, 1) 1.0 4 0 0 0 0 2 1 0 0 0 0 0 11 23 0.00 1.000																		
40 Phil Coke, L ERA: 5.73	(8, 1) 1.0 5 2 0 0 1 0 0 0 0 0 0 10 14 0.00 2.000																		

Detroit Tigers @ Chicago White Sox
 U.S. Cellular Field, Chicago, IL
 Wed Jun 11 2014, 8:11 PM - 11:28 PM EDT
 Att: 18,424 - Overcast - 62 F

AB	35
R	8
H	12
RBI	7
BB	6
SO	9
LOB	21



Batter	1	2	3	4	5	6	7	8	9	AB	R	H	RBI	BB	SO	LOB	TOP					
20 Rajai Davis, R OBP: 0.325, SLG: 0.398	G6-3					G3		G5-3		4	0	1	0	0	0	2	Detroit Tigers @ Chicago White Sox U.S. Cellular Field, Chicago, IL Thu Jun 12 2014, 8:11 PM - 11:02 PM EDT Att: 20,626 - Cloudy - 74 F					
3 Ian Kinsler, R OBP: 0.309, SLG: 0.437	K			F8		F9		K		4	0	0	0	0	2	3						
24 Miguel Cabrera, R OBP: 0.374, SLG: 0.567	G6-3			K		F8				4	0	1	2	0	1	0						
41 Victor Martinez, S OBP: 0.383, SLG: 0.598	G6-3					HR		F9		4	1	1	1	0	0	1						
48 Torii Hunter, R OBP: 0.289, SLG: 0.438	F9					50 1B		K		4	0	1	0	0	2	0						
28 J.D. Martinez, R OBP: 0.313, SLG: 0.466	G4-3					K				3	0	1	0	0	1	1						
32 Don Kelly, L OBP: 0.337, SLG: 0.311						K				1	1	1	0	0	0	0						
9 Nick Castellanos, R OBP: 0.307, SLG: 0.366				K		K				3	0	0	0	0	3	2						
14 Austin Jackson, R OBP: 0.321, SLG: 0.386								K		1	0	0	0	0	0	1						
50 Bryan Holaday, R OBP: 0.339, SLG: 0.364										4	1	3	1	0	1	0						
30 Eugenio Suárez, R OBP: 0.421, SLG: 0.688										4	1	1	0	0	3	3						
Inning Stats	R: 0 E: 0 K: 1 S: 9	H: 0 LOB: 0 BB: 0 P: 13	R: 0 E: 0 K: 0 S: 8	H: 0 LOB: 0 BB: 0 P: 11	R: 0 E: 0 K: 3 S: 10	H: 0 LOB: 0 BB: 0 P: 13	R: 0 E: 0 K: 1 S: 11	H: 1 LOB: 0 BB: 0 P: 17	R: 1 E: 0 K: 3 S: 19	H: 3 LOB: 2 BB: 0 P: 29	R: 0 E: 0 K: 0 S: 10	H: 0 LOB: 0 BB: 0 P: 16	R: 0 E: 0 K: 2 S: 12	H: 1 LOB: 1 BB: 0 P: 17	R: 2 E: 0 K: 1 S: 15	H: 3 LOB: 1 BB: 0 P: 19	R: 1 E: 0 K: 2 S: 13	H: 2 LOB: 1 BB: 0 P: 25	1B: 9 2B: 0 3B: 0 HR: 1	SF: 0 SAC: 0 DP: 0 HBP: 0	WP: 0 PB: 0 SB: 1 CS: 1	PA: 36
PITCHER	IP WLS BF H R ER SO BB IBB HBP BLK WP HR S P ERA WHIP	7.0 L 25 5 1 1 10 0 0 0 0 0 1 79 116 1.29 0.714	1.0 6 3 2 2 1 0 0 0 0 0 0 15 19 18.00 3.000	1.0 5 2 1 1 2 0 0 0 0 0 0 13 25 9.00 2.000											IP WLS BF H R ER SO BB IBB HBP BLK WP HR S P ERA WHIP							
49 Chris Sale, L ERA: 1.97											7.0 L 25 5 1 1 10 0 0 0 0 0 1 79 116 1.29 0.714											
52 Jake Peckham, R ERA: 2.05											1.0 6 3 2 2 1 0 0 0 0 0 0 15 19 18.00 3.000											
40 Daniel Webb, R ERA: 2.25											1.0 5 2 1 1 2 0 0 0 0 0 0 13 25 9.00 2.000											

Batter	1	2	3	4	5	6	7	8	9	AB	R	H	RBI	BB	SO	LOB	BOTTOM					
1 Adam Eaton, L OBP: 0.313, SLG: 0.333	F7							F9		3	0	0	0	1	1	1	Detroit Tigers @ Chicago White Sox U.S. Cellular Field, Chicago, IL Thu Jun 12 2014, 8:11 PM - 11:02 PM EDT Att: 20,626 - Cloudy - 74 F					
15 Gordon Beckham, R OBP: 0.337, SLG: 0.425	P2									4	0	1	0	0	0	3						
12 Conor Gillaspie, L OBP: 0.389, SLG: 0.444	F7							G4-3		4	0	0	0	0	0	1						
79 José Abreu, R OBP: 0.317, SLG: 0.615	G4-3									4	0	0	0	0	1	1						
44 Adam Dunn, L OBP: 0.374, SLG: 0.473	F7									4	0	1	0	0	2	1						
10 Alexei Ramirez, R OBP: 0.347, SLG: 0.444	G5-3									4	0	1	0	0	1	1						
24 Dayan Viciedo, R OBP: 0.304, SLG: 0.395	G4-3									4	0	0	0	0	1	3						
30 Alejandro De Aza, L OBP: 0.274, SLG: 0.323										2	0	0	0	1	0	0						
21 Tyler Flowers, R OBP: 0.325, SLG: 0.373	K									2	0	0	0	1	2	1						
Inning Stats	R: 0 E: 0 K: 0 S: 3	H: 0 LOB: 0 BB: 0 P: 6	R: 0 E: 0 K: 0 S: 9	H: 0 LOB: 0 BB: 0 P: 15	R: 0 E: 0 K: 1 S: 11	H: 0 LOB: 2 BB: 2 P: 23	R: 0 E: 1 K: 1 S: 8	H: 1 LOB: 2 BB: 0 P: 13	R: 0 E: 0 K: 1 S: 9	H: 0 LOB: 1 BB: 1 P: 15	R: 0 E: 0 K: 1 S: 8	H: 0 LOB: 0 BB: 0 P: 9	R: 0 E: 0 K: 1 S: 6	H: 0 LOB: 0 BB: 0 P: 7	R: 0 E: 0 K: 1 S: 9	H: 1 LOB: 1 BB: 0 P: 11		R: 0 E: 0 K: 2 S: 10	H: 1 LOB: 1 BB: 0 P: 14	1B: 1 2B: 2 3B: 0 HR: 0	SF: 0 SAC: 0 DP: 0 HBP: 0	WP: 0 PB: 0 SB: 1 CS: 0
PITCHER	IP WLS BF H R ER SO BB IBB HBP BLK WP HR S P ERA WHIP	9.0 W 34 3 0 0 8 3 0 0 0 0 73 113 0.00 0.667											IP WLS BF H R ER SO BB IBB HBP BLK WP HR S P ERA WHIP									
37 Max Scherzer, R ERA: 3.05											9.0 W 34 3 0 0 8 3 0 0 0 0 73 113 0.00 0.667											

AB	36
R	4
H	10
RBI	4
BB	0
SO	13
LOB	13



AB	31
R	0
H	3
RBI	0
BB	3
SO	8
LOB	12



Batter	1	2	3	4	5	6	7	8	9	AB	R	H	RBI	BB	SO	LOB	TOP		
39 Danny Santana, S OBP: 0.396, SLG: 0.478										4	0	0	0	1	2	3			
8 Kurt Suzuki, R OBP: 0.373, SLG: 0.401										4	0	1	0	0	0	1			
7 Joe Mauer, L OBP: 0.341, SLG: 0.335										4	0	1	0	0	0	1			
16 Josh Willingham, R OBP: 0.451, SLG: 0.545										3	0	0	0	1	0	1			
1 Sam Fuld, L OBP: 0.390, SLG: 0.390										0	1	0	0	0	0	0			
17 Kendrys Morales, S OBP: 0.444, SLG: 0.588										4	0	1	0	0	1	4			
31 Oswaldo Arcia, L OBP: 0.310, SLG: 0.494										4	0	0	0	0	0	5			
24 Trevor Plouffe, R OBP: 0.321, SLG: 0.400										2	0	0	0	2	0	0			
9 Eduardo Núñez, R OBP: 0.304, SLG: 0.394										3	0	0	0	0	0	1			
5 Eduardo Escobar, S OBP: 0.351, SLG: 0.469										3	1	1	2	1	0	0			
Inning Stats	R: 0 H: 1 E: 0 K: 1 S: 10	H: 1 LOB: 1 BB: 0 P: 15	R: 0 H: 0 E: 0 K: 0 S: 9	H: 0 LOB: 1 BB: 1 P: 16	R: 1 H: 2 E: 0 K: 1 S: 16	H: 2 LOB: 3 BB: 2 P: 28	R: 0 H: 0 E: 0 K: 0 S: 8	H: 0 LOB: 0 BB: 0 P: 11	R: 0 H: 0 E: 0 K: 0 S: 12	H: 1 LOB: 0 BB: 0 P: 13	R: 0 H: 0 E: 0 K: 0 S: 7	H: 0 LOB: 0 BB: 0 P: 10	R: 0 H: 0 E: 0 K: 0 S: 5	H: 0 LOB: 0 BB: 0 P: 6	R: 1 H: 0 E: 1 K: 1 S: 19	H: 0 LOB: 3 BB: 2 P: 33	1B: 3 2B: 0 3B: 0 HR: 1	SF: 0 SAC: 0 DP: 1 HBP: 1	WP: 1 PA: 37 PB: 0 SB: 1 CS: 0
PITCHER	IP WLS BF H R ER SO BB IBB HBP BLK WP HR S P ERA WHIP																		
33 Drew Smyly, L ERA: 3.58	(1, 1) 6.0 L 24 4 1 1 2 3 0 0 0 0 0 1 63 100 1.50 1.167																		
62 Al Alburquerque, R ERA: 3.16	(7, 1) 1.0 3 0 0 0 0 0 0 0 0 0 0 0 7 10 0.00 0.000																		
44 Joba Chamberlain, R ERA: 3.15	(8, 1) 1.0 3 0 0 0 0 0 0 0 0 0 0 0 5 6 0.00 0.000																		
36 Joe Nathan, R ERA: 6.85	(9, 1) 0.2 6 0 1 0 0 2 0 1 0 1 0 16 29 0.00 3.000																		
40 Phil Coke, L ERA: 6.54	(9, 1) 0.1 1 0 0 0 0 1 0 0 0 0 0 0 3 4 0.00 0.000																		

Minnesota Twins @ Detroit Tigers
Comerica Park, Detroit, MI
Fri Jun 13 2014, 7:10 PM - 10:08 PM EDT
Att: 39,811 - Cloudy - 63 F

AB 31
R 2
H 4
RBI 2
BB 5
SO 3
LOB 16



Batter	1	2	3	4	5	6	7	8	9	AB	R	H	RBI	BB	SO	LOB	BOTTOM				
3 Ian Kinsler, R OBP: 0.310, SLG: 0.434										2	0	0	0	1	0	1					
14 Austin Jackson, R OBP: 0.320, SLG: 0.380										3	0	0	0	1	0	1					
24 Miguel Cabrera, R OBP: 0.561, SLG: 0.561										4	0	1	0	0	0	5					
41 Victor Martinez, S OBP: 0.377, SLG: 0.588										4	0	0	0	0	1	1					
28 J.D. Martinez, R OBP: 0.310, SLG: 0.468										4	0	1	0	0	1	0					
32 Don Kelly, L OBP: 0.322, SLG: 0.295										4	0	0	0	0	1	1					
9 Nick Castellanos, R OBP: 0.306, SLG: 0.400										4	0	1	0	0	1	1					
13 Alex Avila, L OBP: 0.343, SLG: 0.377										3	0	2	0	0	0	0					
20 Rajai Davis, R OBP: 0.325, SLG: 0.388										0	0	0	0	0	0	0					
50 Bryan Holaday, R OBP: 0.333, SLG: 0.357										1	0	0	0	0	0	1					
17 Andrew Romine, S OBP: 0.269, SLG: 0.258										2	0	1	0	0	1	0					
48 Torii Hunter, R OBP: 0.288, SLG: 0.436										1	0	0	0	0	0	1					
30 Eugenio Suárez, R OBP: 0.421, SLG: 0.688										0	0	0	0	0	0	0					
Inning Stats	R: 0 H: 1 E: 0 K: 0 S: 13	H: 1 LOB: 1 BB: 0 P: 22	R: 0 H: 0 E: 0 K: 1 S: 9	H: 0 LOB: 0 BB: 0 P: 12	R: 0 H: 0 E: 1 K: 1 S: 11	H: 0 LOB: 2 BB: 1 P: 16	R: 0 H: 1 E: 0 K: 1 S: 9	H: 1 LOB: 1 BB: 0 P: 16	R: 0 H: 2 E: 0 K: 0 S: 8	H: 2 LOB: 2 BB: 1 P: 15	R: 0 H: 0 E: 0 K: 0 S: 7	H: 0 LOB: 0 BB: 0 P: 13	R: 0 H: 1 E: 0 K: 0 S: 9	H: 1 LOB: 1 BB: 0 P: 16	R: 0 H: 0 E: 0 K: 1 S: 6	H: 0 LOB: 0 BB: 0 P: 11	R: 0 H: 1 E: 0 K: 1 S: 9	H: 1 LOB: 1 BB: 0 P: 16	1B: 3 2B: 3 3B: 0 HR: 0	SF: 0 SAC: 1 DP: 1 HBP: 0	WP: 0 PA: 35 PB: 0 SB: 0 CS: 0
PITCHER	IP WLS BF H R ER SO BB IBB HBP BLK WP HR S P ERA WHIP																				
44 Kyle Gibson, R ERA: 3.55	(1, 1) 7.0 W 28 5 0 0 3 2 0 0 0 0 0 0 66 110 0.00 1.000																				
50 Casey Fien, R ERA: 2.22	(8, 1) 1.0 H 3 0 0 0 1 0 0 0 0 0 0 6 11 0.00 0.000																				
15 Glen Perkins, L ERA: 2.76	(9, 1) 1.0 S 4 1 0 0 1 0 0 0 0 0 0 9 16 0.00 1.000																				

Minnesota Twins @ Detroit Tigers
Comerica Park, Detroit, MI
Fri Jun 13 2014, 7:10 PM - 10:08 PM EDT
Att: 39,811 - Cloudy - 63 F

AB 32
R 0
H 6
RBI 0
BB 2
SO 5
LOB 12



Batter	1	2	3	4	5	6	7	8	9	AB	R	H	RBI	BB	SO	LOB	TOP																					
39 Danny Santana, S OBP: 0.377, SLG: 0.450	G4-3		F8			G6-3	G3-1		L4	5	0	0	0	0	0	2																						
7 Joe Mauer, L OBP: 0.335, SLG: 0.335	G4-3		BB			2B	F7		1B	4	1	2	0	1	0	0																						
2 Brian Dozier, R OBP: 0.353, SLG: 0.461		BB	F8			G6-3		B3-1	L4	4	0	0	0	1	0	5																						
16 Josh Willingham, R OBP: 0.444, SLG: 0.537	K					2B		K		4	1	1	1	1	0	3																						
17 Kendrys Morales, S OBP: 0.407, SLG: 0.480		K				2B				4	1	1	1	1	0	2																						
25 Pedro Florimón, S OBP: 0.194, SLG: 0.154						1B		K		0	0	0	0	0	0	0																						
31 Oswaldo Arcia, L OBP: 0.322, SLG: 0.455	G3					BB				2	0	0	0	2	1	0																						
8 Kurt Suzuki, R OBP: 0.370, SLG: 0.398	G5-3					1B		L9		4	0	1	1	0	0	2																						
1 Sam Fuld, L OBP: 0.278, SLG: 0.367		G4-3				G3	G3		G3	4	0	0	0	0	0	2																						
5 Eduardo Escobar, S OBP: 0.357, SLG: 0.473			F8			L9			P6	4	0	2	0	0	0	0																						
Inning Stats	R: 0 H: 0 E: 0 K: 1 S: 10	H: 0 LOB: 1 BB: 1 P: 15	R: 0 H: 0 E: 0 K: 1 S: 8	H: 0 LOB: 0 BB: 0 P: 11	R: 0 H: 1 E: 0 K: 0 S: 8	H: 1 LOB: 2 BB: 1 P: 16	R: 0 H: 0 E: 0 K: 2 S: 8	H: 0 LOB: 0 BB: 0 P: 13	R: 0 H: 0 E: 0 K: 0 S: 9	H: 0 LOB: 0 BB: 0 P: 14	R: 3 H: 4 E: 0 K: 0 S: 14	H: 4 LOB: 2 BB: 1 P: 23	R: 0 H: 0 E: 0 K: 0 S: 10	H: 0 LOB: 0 BB: 0 P: 15	R: 0 H: 0 E: 0 K: 2 S: 11	H: 0 LOB: 2 BB: 1 P: 21	R: 0 H: 2 E: 0 K: 0 S: 10	H: 2 LOB: 2 BB: 0 P: 16	1B: 4 2B: 3 3B: 0 HR: 0	SF: 0 SAC: 0 DP: 0 HBP: 0	WP: 1 PB: 0 SB: 0 CS: 0	PA: 39																
PITCHER	IP	WLS	BF	H	R	ER	SO	BB	IBB	HBP	BLK	WP	HR	S	P	ERA	WHIP	PITCHER	IP	WLS	BF	H	R	ER	SO	BB	IBB	HBP	BLK	WP	HR	S	P	ERA	WHIP			
21 Rick Porcello, R ERA: 4.03	7.0		29	5	3	3	4	3	0	0	0	0	0	67	107	3.86	1.143																					
44 Joba Chamberlain, R ERA: 3.07	1.0		5	0	0	0	2	1	0	0	0	1	0	11	21	0.00	1.000																					
36 Joe Nathan, R ERA: 6.57	1.0	W	5	2	0	0	0	0	0	0	0	0	0	10	16	0.00	2.000																					

Minnesota Twins @ Detroit Tigers
Comerica Park, Detroit, MI
Sun Jun 15 2014, 1:10 PM - 4:29 PM EDT
Att: 41,462 - Sunny - 74 F

AB 35
R 3
H 7
RBI 3
BB 4
SO 6
LOB 12



Batter	1	2	3	4	5	6	7	8	9	AB	R	H	RBI	BB	SO	LOB	BOTTOM																						
3 Ian Kinsler, R OBP: 0.318, SLG: 0.444	G4-3					P6			F7	5	1	2	0	0	0	4																							
48 Tori Hunter, R OBP: 0.285, SLG: 0.441	G4-3	G5-3				G6-3			1B	5	1	1	0	0	0	3																							
24 Miguel Cabrera, R OBP: 0.373, SLG: 0.557	K					K			L6	4	0	1	0	1	2	2																							
41 Victor Martinez, S OBP: 0.389, SLG: 0.610						1B			E9	3	1	2	1	2	0	1																							
28 J.D. Martinez, R OBP: 0.309, SLG: 0.465	G5-3					1B			SF8	4	0	1	1	0	1	5																							
14 Austin Jackson, R OBP: 0.316, SLG: 0.383						K				4	1	1	0	0	2	6																							
9 Nick Castellanos, R OBP: 0.311, SLG: 0.499	SF9					G3			F9	3	0	1	2	0	0	0																							
13 Alex Avila, L OBP: 0.348, SLG: 0.365		G3				L4				2	0	0	0	2	0	0																							
20 Rajai Davis, R OBP: 0.325, SLG: 0.388										0	0	0	0	0	0	0																							
50 Bryan Holaday, R OBP: 0.333, SLG: 0.357										0	0	0	0	0	0	0																							
30 Eugenio Suárez, R OBP: 0.464, SLG: 0.875						K			F7	4	0	1	0	0	1	4																							
Inning Stats	R: 1 H: 2 E: 0 K: 1 S: 10	H: 3 LOB: 2 BB: 0 P: 17	R: 0 H: 2 E: 0 K: 1 S: 11	H: 2 LOB: 1 BB: 0 P: 14	R: 0 H: 0 E: 0 K: 1 S: 5	H: 0 LOB: 0 BB: 0 P: 6	R: 0 H: 0 E: 0 K: 1 S: 11	H: 0 LOB: 0 BB: 0 P: 17	R: 0 H: 2 E: 0 K: 1 S: 14	H: 2 LOB: 3 BB: 2 P: 28	R: 0 H: 0 E: 0 K: 0 S: 9	H: 0 LOB: 2 BB: 2 P: 19	R: 0 H: 0 E: 0 K: 0 S: 9	H: 0 LOB: 2 BB: 1 P: 16	R: 1 H: 1 E: 1 K: 0 S: 7	H: 1 LOB: 1 BB: 0 P: 11	1B: 6 2B: 3 3B: 1 HR: 0	SF: 2 SAC: 0 DP: 1 HBP: 0	WP: 0 PB: 0 SB: 1 CS: 0	PA: 41																			
PITCHER	IP	WLS	BF	H	R	ER	SO	BB	IBB	HBP	BLK	WP	HR	S	P	ERA	WHIP	PITCHER	IP	WLS	BF	H	R	ER	SO	BB	IBB	HBP	BLK	WP	HR	S	P	ERA	WHIP				
47 Ricky Nolasco, R ERA: 5.66	5.1		26	9	3	3	5	1	1	0	0	0	0	62	103	5.06	1.875																						
61 Jared Burton, R ERA: 6.25	1.0		5	0	0	0	0	2	0	0	0	0	0	10	20	0.00	2.000																						
54 Matt Guerrier, R ERA: 2.81	1.2		6	0	0	0	1	1	0	0	0	0	0	14	23	0.00	0.600																						
50 Casey Fien, R ERA: 2.17	0.2	L	4	1	1	0	0	0	0	0	0	0	0	7	11	0.00	1.500																						

Minnesota Twins @ Detroit Tigers
Comerica Park, Detroit, MI
Sun Jun 15 2014, 1:10 PM - 4:29 PM EDT
Att: 41,462 - Sunny - 74 F

AB 34
R 4
H 10
RBI 4
BB 5
SO 6
LOB 25

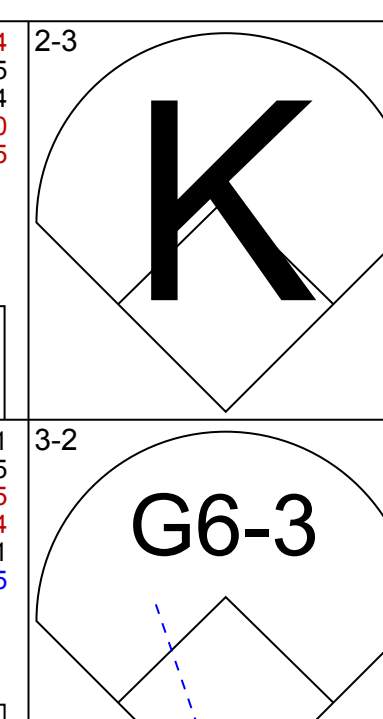
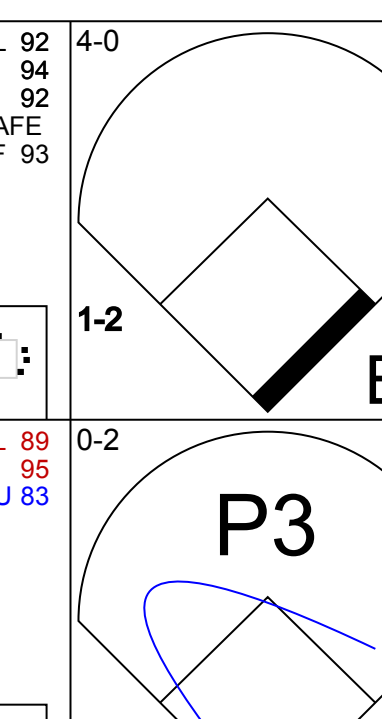
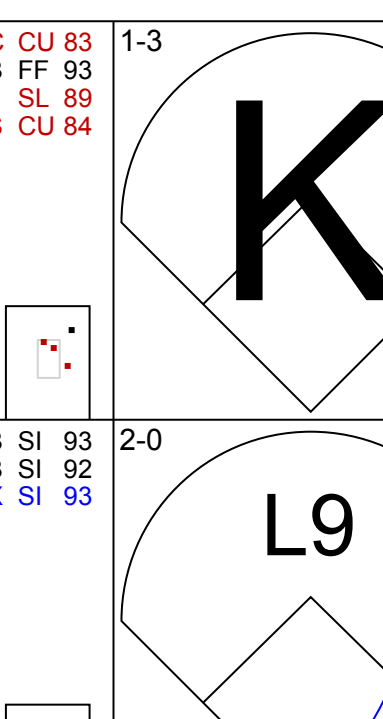
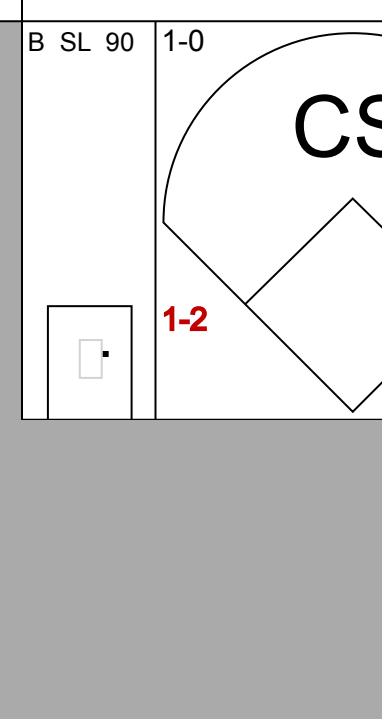
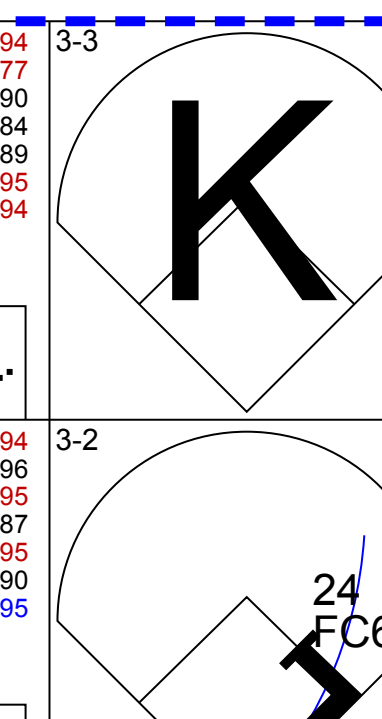
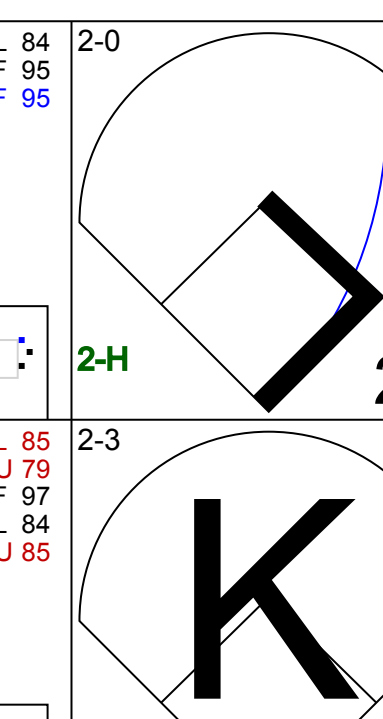
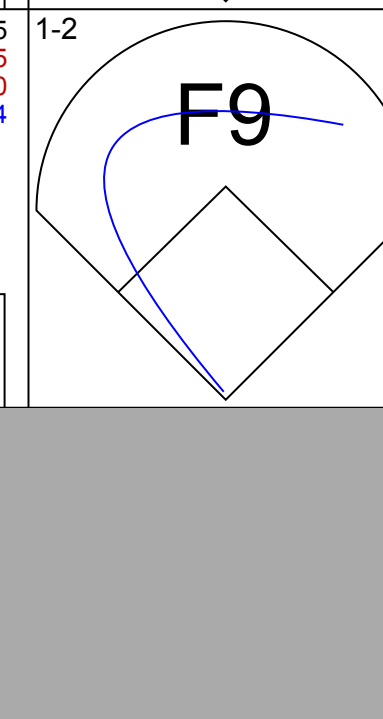


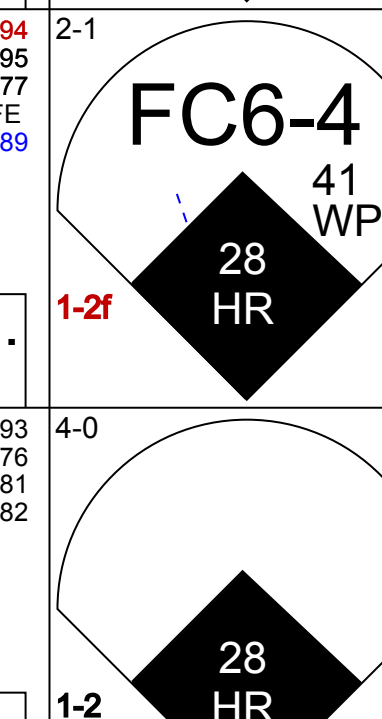


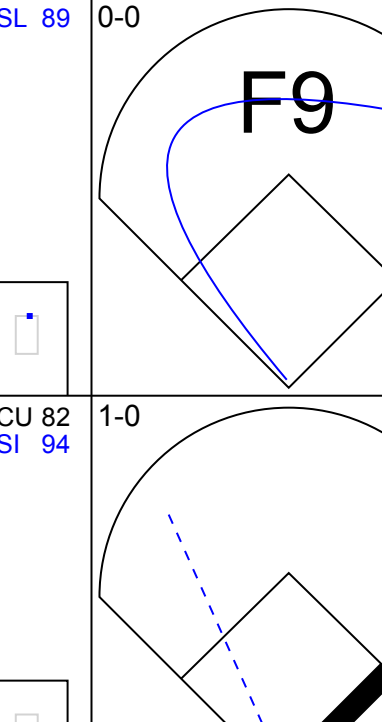
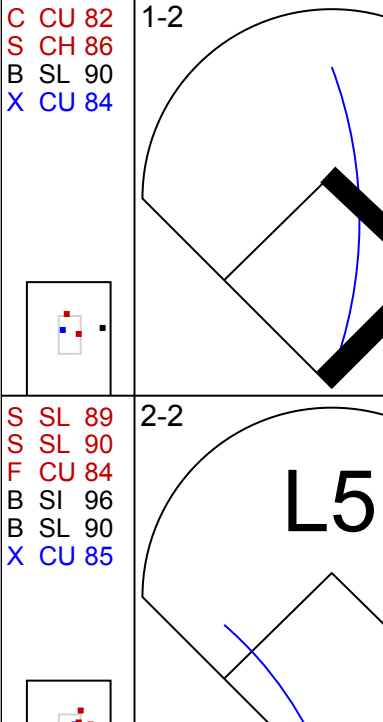
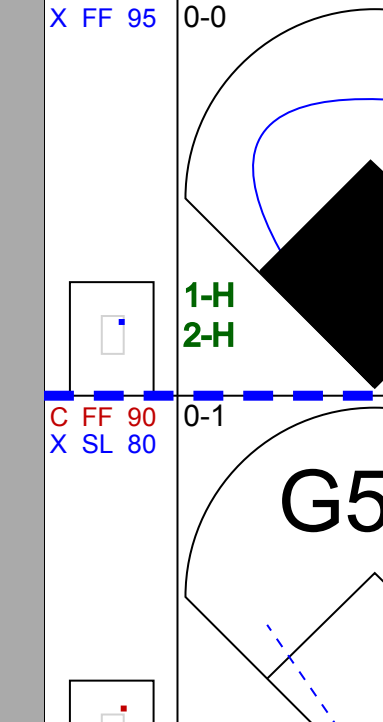
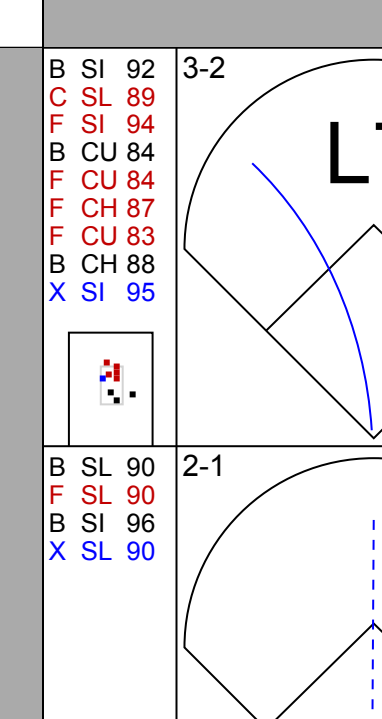
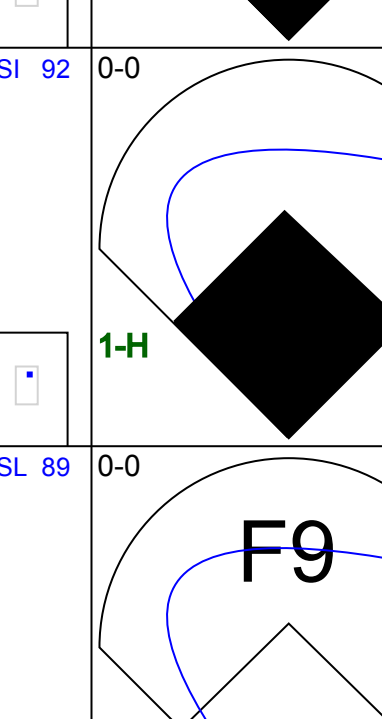
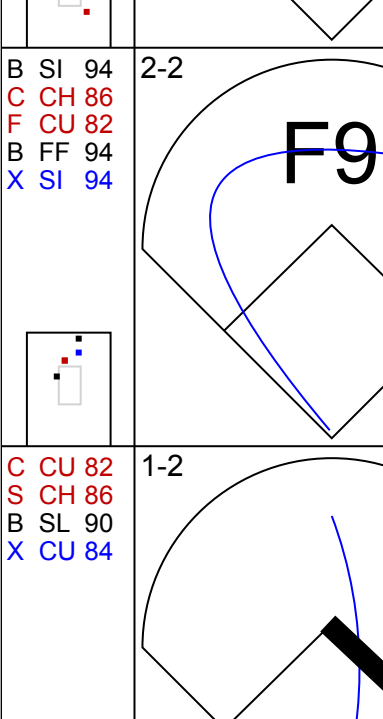
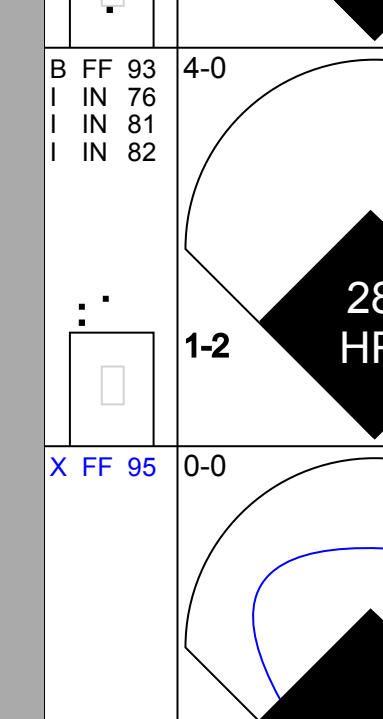

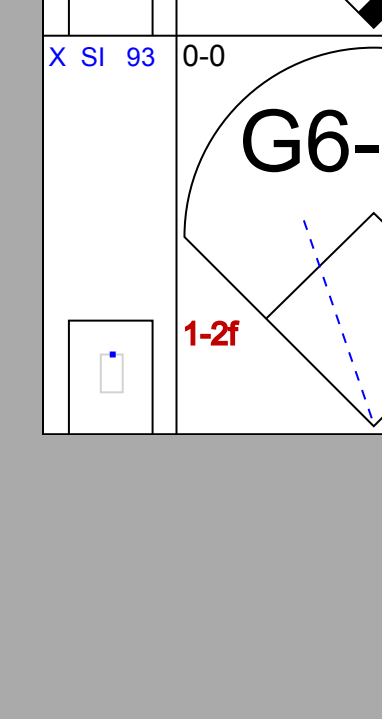
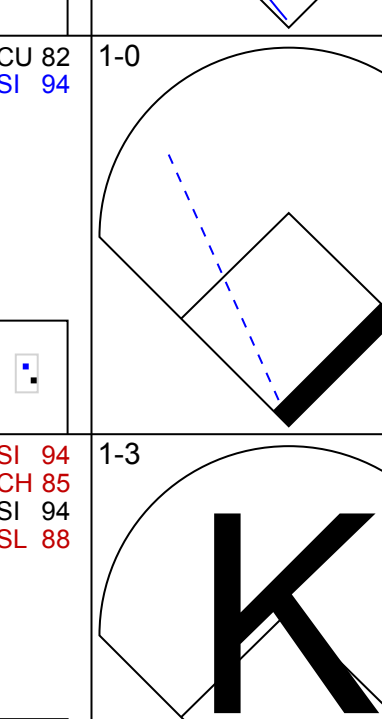
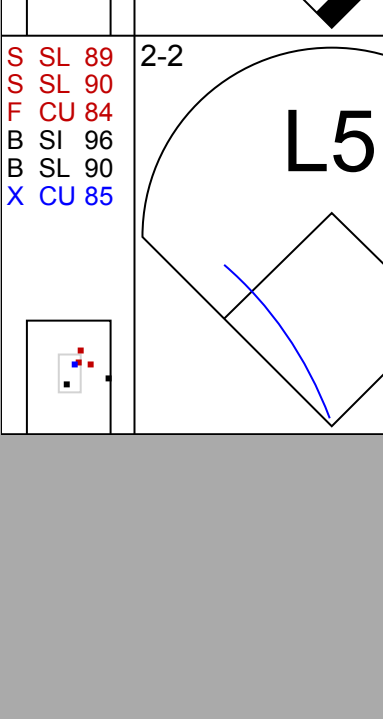
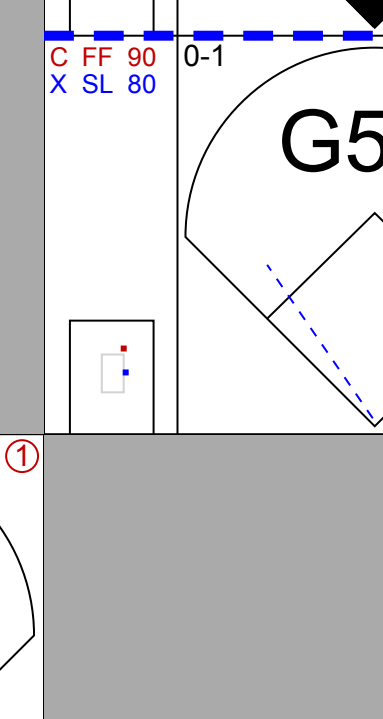

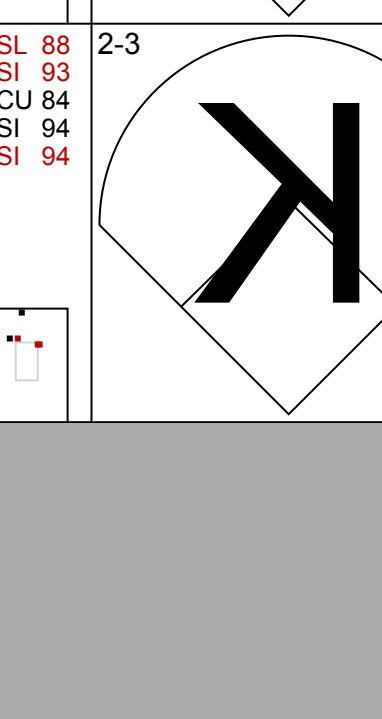

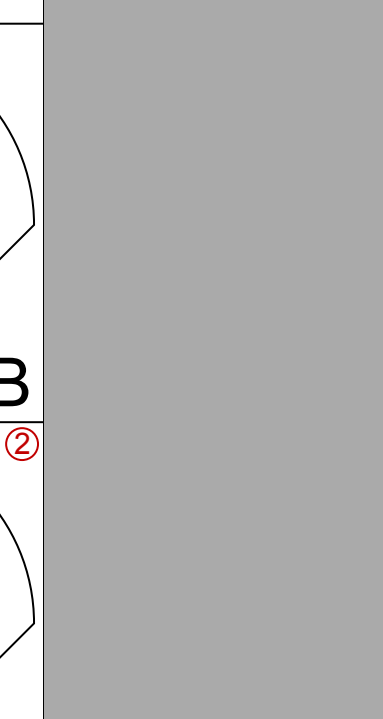
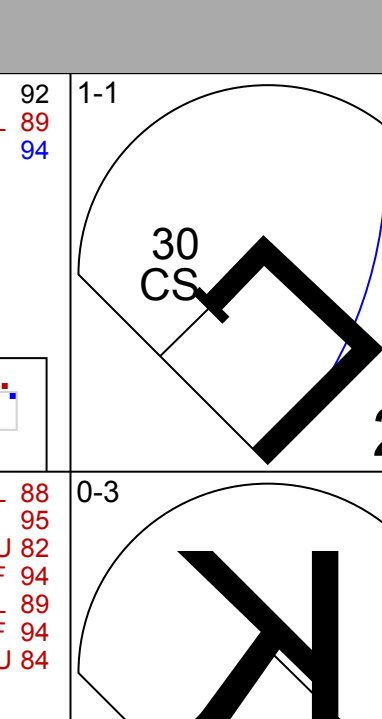
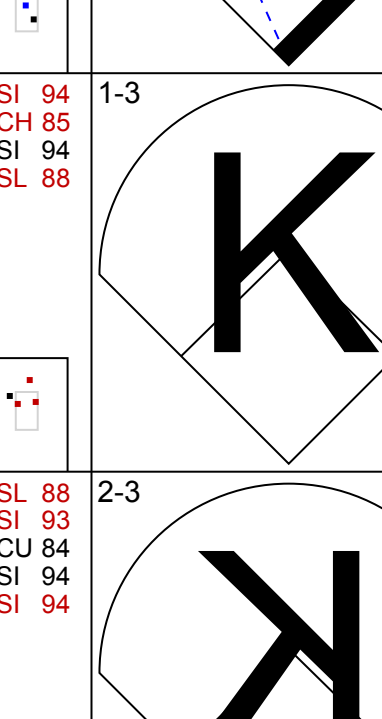
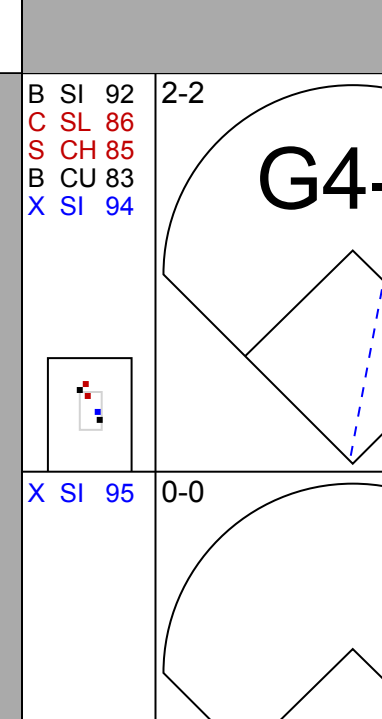
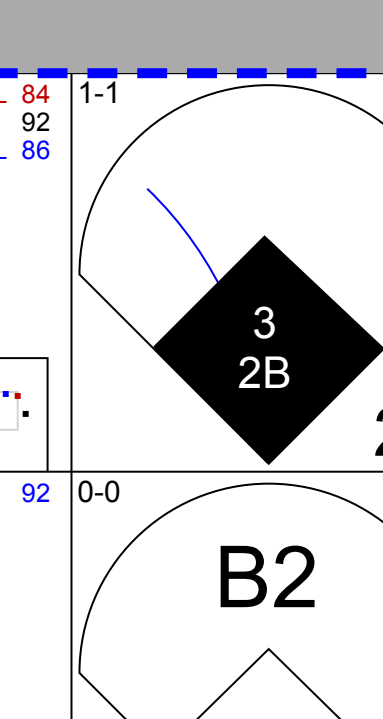
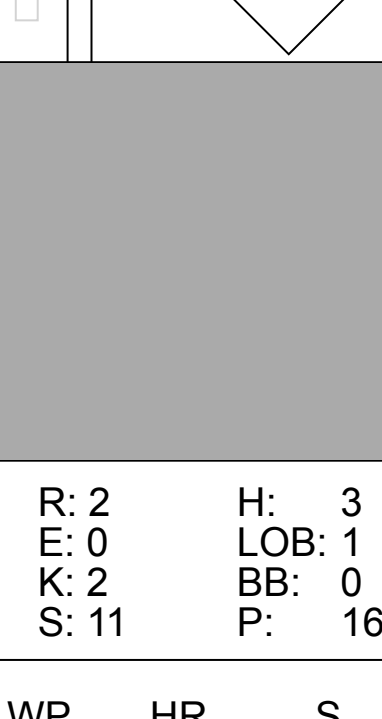
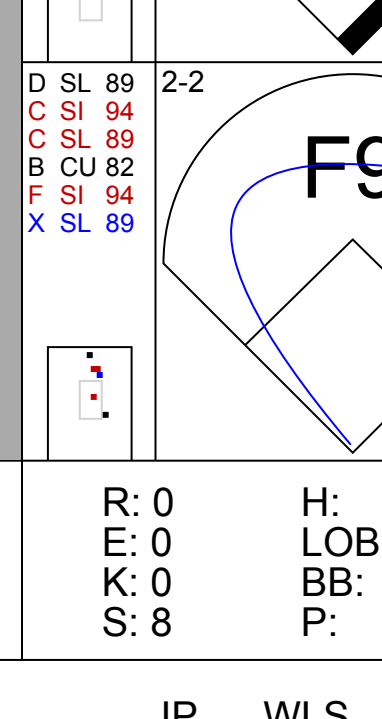
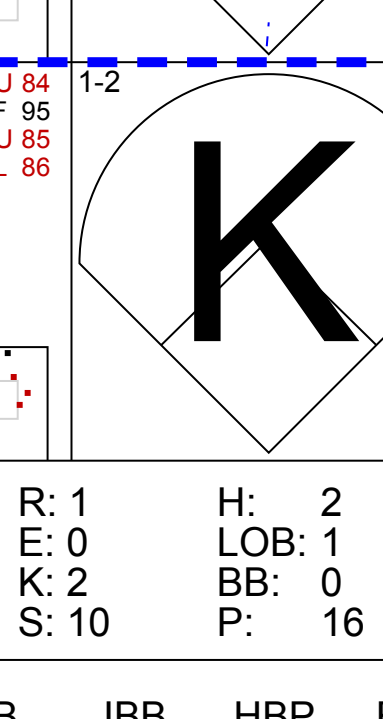
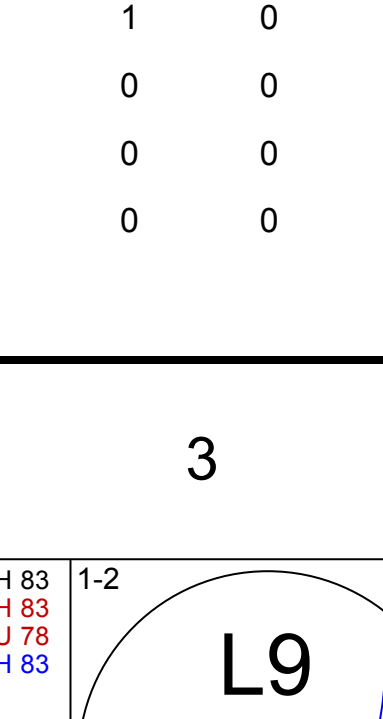
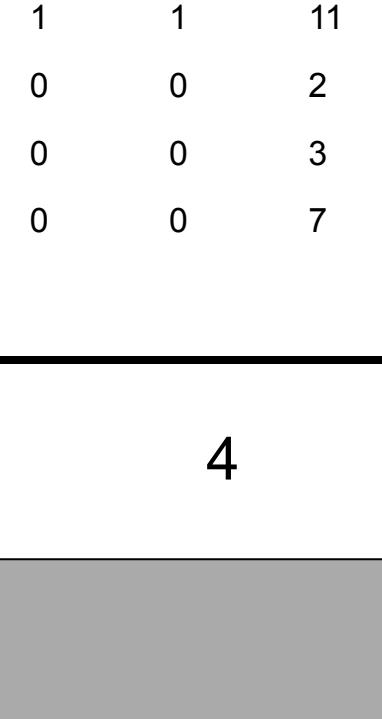
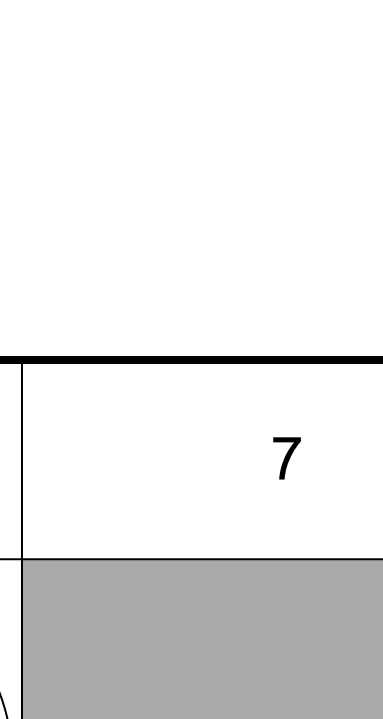
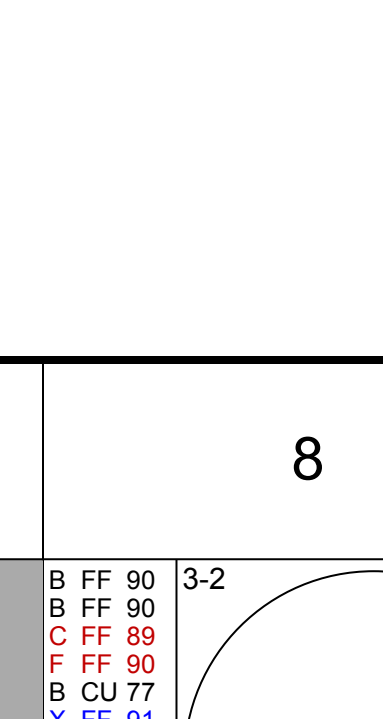
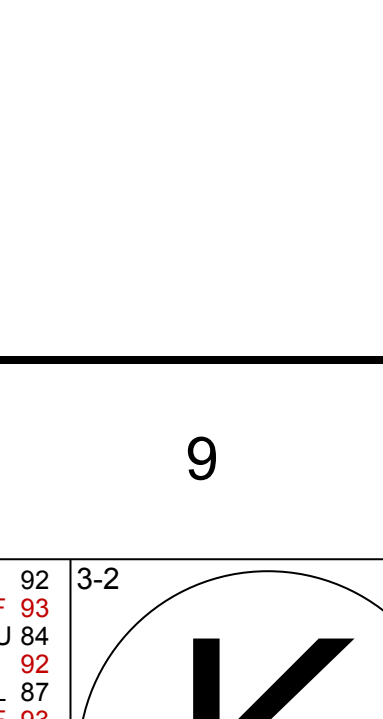
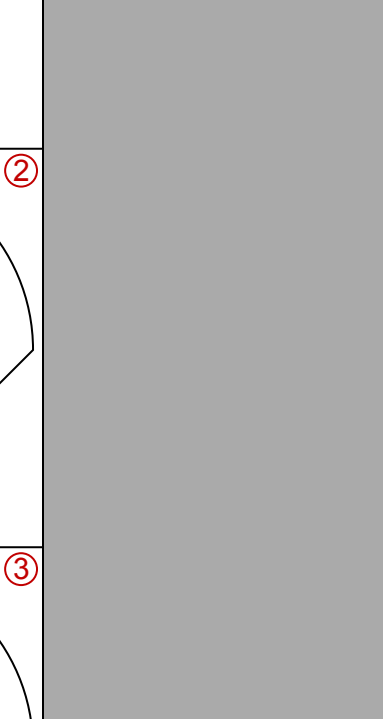
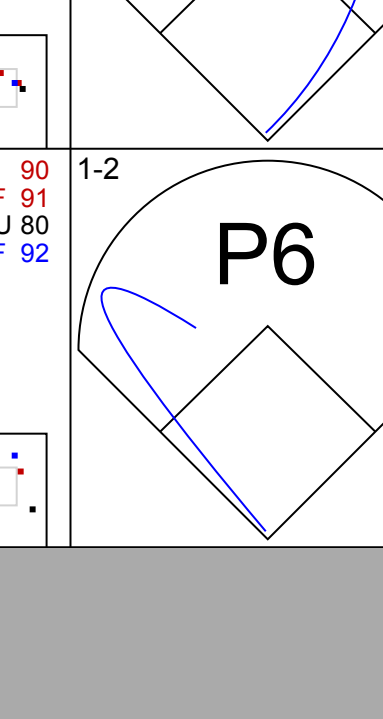





Batter	1	2	3	4	5	6	7	8	9	AB	R	H	RBI	BB	SO	LOB	TOP				
14 Omar Infante, R OBP: 0.301, SLG: 0.370	G5-3		G4-3		HR			G6-4-3		4	1	2	1	0	0	0	Kansas City Royals @ Detroit Tigers Comerica Park, Detroit, MI Wed Jun 18 2014, 1:09 PM - 4:01 PM EDT Att: 37,209 - Cloudy - 80 F				
35 Eric Hosmer, L OBP: 0.300, SLG: 0.372	1B		F8		K			K		4	1	1	0	0	2	2					
16 Billy Butler, R OBP: 0.325, SLG: 0.353	P4							G6-4-3		4	0	1	0	0	0	3					
4 Alex Gordon, L OBP: 0.368, SLG: 0.458	1B				K			F8		4	0	1	1	0	1	1					
13 Salvador Perez, R OBP: 0.333, SLG: 0.435	F8				FC5-4			F7		4	0	1	0	0	0	2					
6 Lorenzo Cain, R OBP: 0.358, SLG: 0.425		K						F9		4	0	2	0	0	1	1					
8 Mike Moustakas, L OBP: 0.240, SLG: 0.354		K			F7			P4		4	0	0	0	0	2	4					
2 Alcides Escobar, R OBP: 0.331, SLG: 0.402		B5-3						F7		3	0	0	0	0	0	1					
1 Jarrod Dyson, L OBP: 0.354, SLG: 0.322					K					3	0	1	0	0	2	0					
Inning Stats	R: 1 H: 2 E: 0 K: 0 S: 16	H: 2 LOB: 1 BB: 0 P: 17	R: 0 H: 0 E: 0 K: 2 S: 10	H: 0 LOB: 0 BB: 0 P: 15	R: 0 H: 0 E: 0 K: 1 S: 7	H: 0 LOB: 0 BB: 0 P: 13	R: 0 H: 2 E: 0 K: 1 S: 14	H: 2 LOB: 2 BB: 0 P: 19	R: 1 H: 1 E: 0 K: 2 S: 12	H: 1 LOB: 0 BB: 0 P: 18	R: 0 H: 0 E: 0 K: 0 S: 7	H: 0 LOB: 0 BB: 0 P: 12	R: 0 H: 1 E: 0 K: 0 S: 8	H: 1 LOB: 0 BB: 0 P: 11	R: 0 H: 2 E: 0 K: 1 S: 10	H: 1 LOB: 1 BB: 0 P: 16	1B: 8 2B: 0 3B: 0 HR: 1	SF: 0 SAC: 0 DP: 1 HBP: 0	WP: 0 PB: 0 SB: 2 CS: 1	PA: 34	
PITCHER	IP WLS BF H R ER SO BB IBB HBP BLK WP HR S P ERA WHIP	IP WLS BF H R ER SO BB IBB HBP BLK WP HR S P ERA WHIP	IP WLS BF H R ER SO BB IBB HBP BLK WP HR S P ERA WHIP	IP WLS BF H R ER SO BB IBB HBP BLK WP HR S P ERA WHIP	IP WLS BF H R ER SO BB IBB HBP BLK WP HR S P ERA WHIP	IP WLS BF H R ER SO BB IBB HBP BLK WP HR S P ERA WHIP	IP WLS BF H R ER SO BB IBB HBP BLK WP HR S P ERA WHIP	IP WLS BF H R ER SO BB IBB HBP BLK WP HR S P ERA WHIP	IP WLS BF H R ER SO BB IBB HBP BLK WP HR S P ERA WHIP	IP WLS BF H R ER SO BB IBB HBP BLK WP HR S P ERA WHIP	IP WLS BF H R ER SO BB IBB HBP BLK WP HR S P ERA WHIP	IP WLS BF H R ER SO BB IBB HBP BLK WP HR S P ERA WHIP	IP WLS BF H R ER SO BB IBB HBP BLK WP HR S P ERA WHIP	IP WLS BF H R ER SO BB IBB HBP BLK WP HR S P ERA WHIP	IP WLS BF H R ER SO BB IBB HBP BLK WP HR S P ERA WHIP	IP WLS BF H R ER SO BB IBB HBP BLK WP HR S P ERA WHIP	IP WLS BF H R ER SO BB IBB HBP BLK WP HR S P ERA WHIP	IP WLS BF H R ER SO BB IBB HBP BLK WP HR S P ERA WHIP	IP WLS BF H R ER SO BB IBB HBP BLK WP HR S P ERA WHIP	IP WLS BF H R ER SO BB IBB HBP BLK WP HR S P ERA WHIP	IP WLS BF H R ER SO BB IBB HBP BLK WP HR S P ERA WHIP
33 Drew Smyly, L ERA: 3.48	7.0	L	27	7	2	2	6	0	0	0	0	0	0	0	0	0	2.57	1.000			
44 Joba Chamberlain, R ERA: 2.97	1.0		3	1	0	0	1	0	0	0	0	0	0	0	0	0	0.00	1.000			
46 Ian Krol, L ERA: 2.96	1.0		4	1	0	0	1	0	0	0	0	0	0	0	0	0	0.00	1.000			

Batter	1	2	3	4	5	6	7	8	9	AB	R	H	RBI	BB	SO	LOB	BOTTOM					
20 Rajai Davis, R OBP: 0.324, SLG: 0.397	G1-3		P4					K		4	0	0	0	0	2	0	Kansas City Royals @ Detroit Tigers Comerica Park, Detroit, MI Wed Jun 18 2014, 1:09 PM - 4:01 PM EDT Att: 37,209 - Cloudy - 80 F					
3 Ian Kinsler, R OBP: 0.323, SLG: 0.453	K							K		3	0	1	0	1	2	0						
24 Miguel Cabrera, R OBP: 0.372, SLG: 0.544	L6							F8		4	0	1	0	0	1	2						
41 Victor Martinez, S OBP: 0.385, SLG: 0.595		K						F7		4	0	0	0	0	2	2						
28 J.D. Martinez, R OBP: 0.333, SLG: 0.546		1B						K		4	1	2	1	0	1	2						
13 Alex Avila, L OBP: 0.340, SLG: 0.352		K						F8		4	0	0	0	0	2	2						
9 Nick Castellanos, R OBP: 0.305, SLG: 0.406		G3								3	0	1	0	0	0	1						
32 Don Kelly, L OBP: 0.315, SLG: 0.280								L8		3	0	0	0	0	1	1						
30 Eugenio Suárez, R OBP: 0.395, SLG: 0.667								K		3	0	0	0	0	2	0						
Inning Stats	R: 0 H: 0 E: 0 K: 1 S: 9	H: 1 LOB: 1 BB: 0 P: 13	R: 0 H: 1 E: 0 K: 2 S: 12	H: 1 LOB: 0 BB: 0 P: 19	R: 0 H: 0 E: 0 K: 1 S: 8	H: 0 LOB: 0 BB: 0 P: 13	R: 0 H: 1 E: 0 K: 2 S: 12	H: 1 LOB: 1 BB: 0 P: 18	R: 0 H: 0 E: 0 K: 2 S: 7	H: 0 LOB: 0 BB: 0 P: 9	R: 0 H: 0 E: 0 K: 1 S: 11	H: 0 LOB: 1 BB: 1 P: 21	R: 1 H: 2 E: 0 K: 0 S: 11	H: 2 LOB: 1 BB: 0 P: 15	R: 0 H: 0 E: 0 K: 3 S: 11	H: 0 LOB: 0 BB: 0 P: 16	R: 0 H: 1 E: 0 K: 1 S: 10	H: 1 LOB: 1 BB: 0 P: 16	1B: 3 2B: 1 3B: 0 HR: 1	SF: 0 SAC: 0 DP: 0 HBP: 0	WP: 0 PB: 0 SB: 0 CS: 0	PA: 33
PITCHER	IP WLS BF H R ER SO BB IBB HBP BLK WP HR S P ERA WHIP	IP WLS BF H R ER SO BB IBB HBP BLK WP HR S P ERA WHIP	IP WLS BF H R ER SO BB IBB HBP BLK WP HR S P ERA WHIP	IP WLS BF H R ER SO BB IBB HBP BLK WP HR S P ERA WHIP	IP WLS BF H R ER SO BB IBB HBP BLK WP HR S P ERA WHIP	IP WLS BF H R ER SO BB IBB HBP BLK WP HR S P ERA WHIP	IP WLS BF H R ER SO BB IBB HBP BLK WP HR S P ERA WHIP	IP WLS BF H R ER SO BB IBB HBP BLK WP HR S P ERA WHIP	IP WLS BF H R ER SO BB IBB HBP BLK WP HR S P ERA WHIP	IP WLS BF H R ER SO BB IBB HBP BLK WP HR S P ERA WHIP	IP WLS BF H R ER SO BB IBB HBP BLK WP HR S P ERA WHIP	IP WLS BF H R ER SO BB IBB HBP BLK WP HR S P ERA WHIP	IP WLS BF H R ER SO BB IBB HBP BLK WP HR S P ERA WHIP	IP WLS BF H R ER SO BB IBB HBP BLK WP HR S P ERA WHIP	IP WLS BF H R ER SO BB IBB HBP BLK WP HR S P ERA WHIP	IP WLS BF H R ER SO BB IBB HBP BLK WP HR S P ERA WHIP	IP WLS BF H R ER SO BB IBB HBP BLK WP HR S P ERA WHIP	IP WLS BF H R ER SO BB IBB HBP BLK WP HR S P ERA WHIP	IP WLS BF H R ER SO BB IBB HBP BLK WP HR S P ERA WHIP	IP WLS BF H R ER SO BB IBB HBP BLK WP HR S P ERA WHIP	IP WLS BF H R ER SO BB IBB HBP BLK WP HR S P ERA WHIP	
11 Jeremy Guthrie, R ERA: 3.86	6.2	W	25	4	1	1	9	0	0	0	0	0	0	0	0	0	1.35	0.750				
40 Kelvin Herrera, R ERA: 2.32	0.1	H	1	0	0	0	0	0	0	0	0	3	3	0.00	0.000							
17 Wade Davis, R ERA: 1.15	1.0	H	3	0	0	0	3	0	0	0	0	11	16	0.00	0.000							
56 Greg Holland, R ERA: 1.3	1.0	S	4	1	0	0	1	0	0	0	0	10	16	0.00	1.000							


Batter	1	2	3	4	5	6	7	8	9	AB	R	H	RBI	BB	SO	LOB	TOP										
23 Norichika Aoki, L OBP: 0.328, SLG: 0.326										4	1	2	0	0	0	2	Kansas City Royals @ Detroit Tigers Comerica Park, Detroit, MI Thu Jun 19 2014, 1:09 PM - 3:35 PM EDT Att: 35,715 - Cloudy - 73 F										
14 Omar Infante, R OBP: 0.296, SLG: 0.363										4	0	0	0	0	0	2											
35 Eric Hosmer, L OBP: 0.296, SLG: 0.367										4	0	0	0	0	0	2											
16 Billy Butler, R OBP: 0.328, SLG: 0.363										4	0	2	1	0	1	0											
13 Salvador Perez, R OBP: 0.328, SLG: 0.428										4	0	0	0	0	1	2											
6 Lorenzo Cain, R OBP: 0.351, SLG: 0.416										4	0	0	0	0	1	0											
8 Mike Moustakas, L OBP: 0.246, SLG: 0.355										2	0	1	0	1	0	0											
2 Alcides Escobar, R OBP: 0.331, SLG: 0.401										3	0	1	0	0	0	1											
1 Jarrod Dyson, L OBP: 0.343, SLG: 0.312										3	0	0	0	0	0	3											
Inning Stats	R: 1 H: 2 E: 0 K: 0 S: 11	H: 2 LOB: 1 BB: 0 P: 18	R: 0 H: 0 E: 0 K: 0 S: 8	H: 0 LOB: 0 BB: 0 P: 11	R: 0 H: 0 E: 0 K: 0 S: 9	H: 0 LOB: 0 BB: 0 P: 13	R: 0 H: 0 E: 0 K: 0 S: 10	H: 0 LOB: 0 BB: 0 P: 15	R: 0 H: 2 E: 0 K: 0 S: 11	H: 1 LOB: 2 BB: 0 P: 19	R: 0 H: 0 E: 0 K: 0 S: 6	H: 0 LOB: 1 BB: 1 P: 12	R: 0 H: 1 E: 0 K: 0 S: 7	H: 0 LOB: 0 BB: 0 P: 9	R: 0 H: 0 E: 0 K: 3 S: 11	H: 0 LOB: 0 BB: 0 P: 15	1B: 3 2B: 3 3B: 0 HR: 0	SF: 0 SAC: 0 DP: 1 HBP: 0	WP: 0 PB: 0 SB: 0 CS: 0	PA: 33							
PITCHER	IP	WLS	BF	H	R	ER	SO	BB	IBB	HBP	BLK	WP	HR	S	P	ERA	WHIP										
19 Anibal Sánchez, R ERA: 2.33	7.0	W	27	5	1	1	0	1	0	0	0	0	0	68	107	1.29	0.857										
44 Jose Chamberlain, R ERA: 2.87	1.0	H	3	1	0	0	0	0	0	0	0	0	0	7	9	0.00	1.000										
36 Joe Nathan, R ERA: 6.31	1.0	S	3	0	0	0	3	0	0	0	0	0	0	11	15	0.00	0.000										

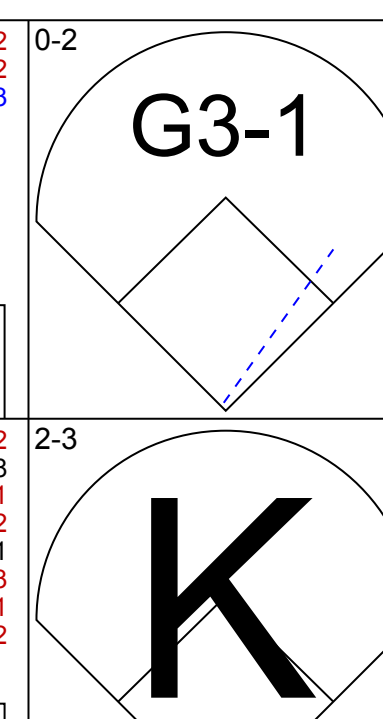
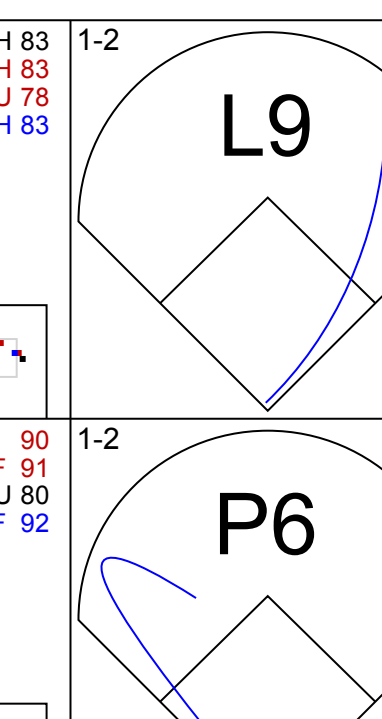
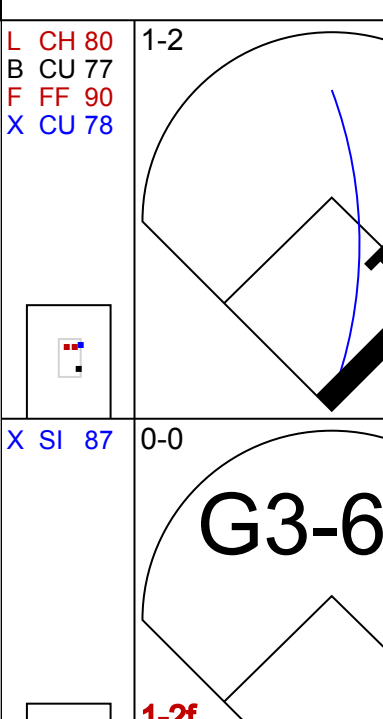
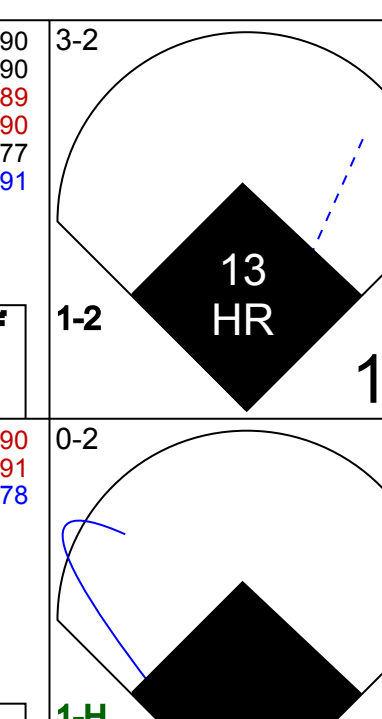
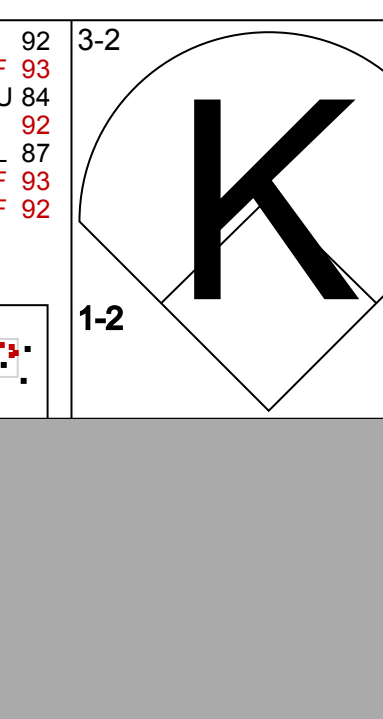
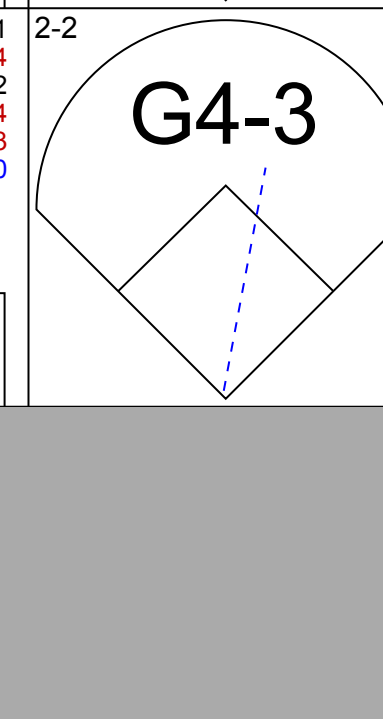

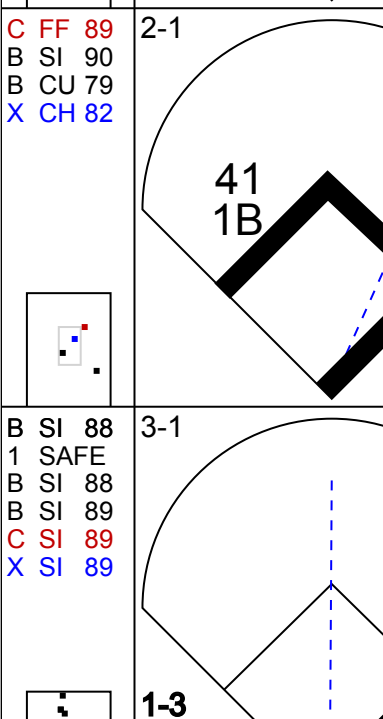
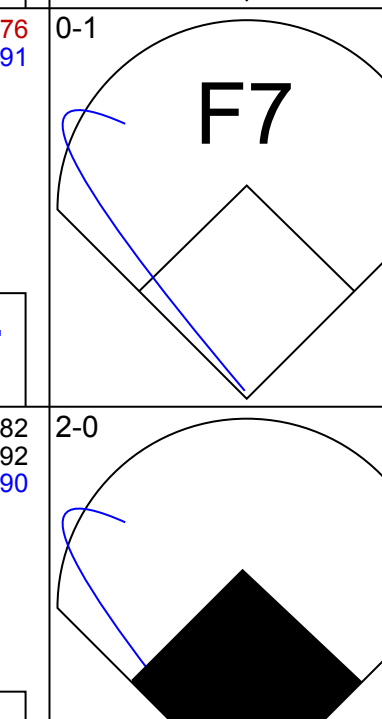

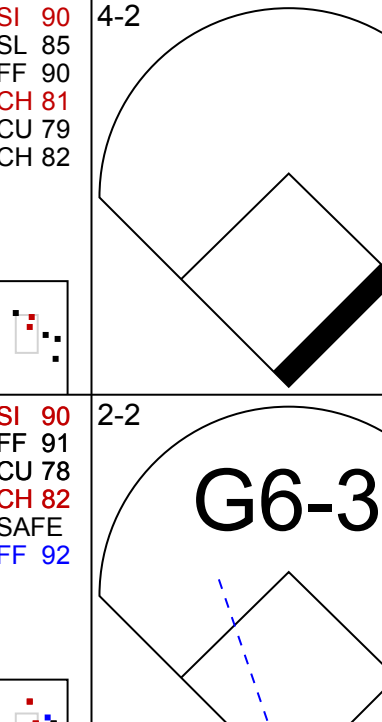
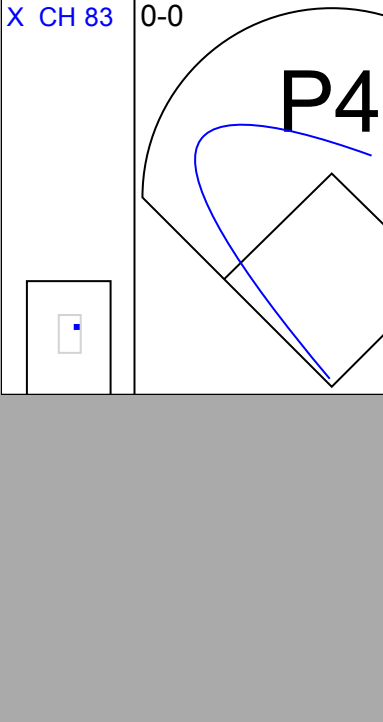
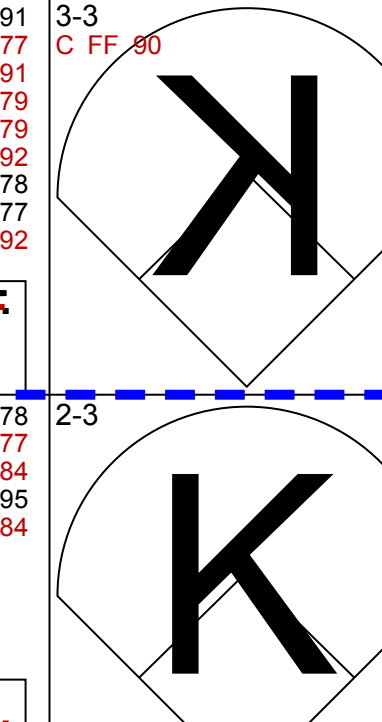
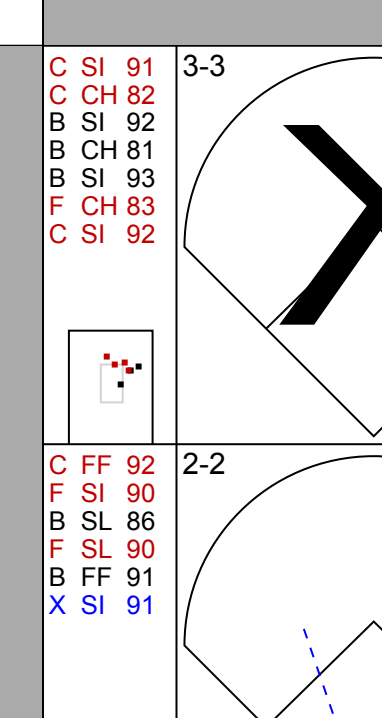
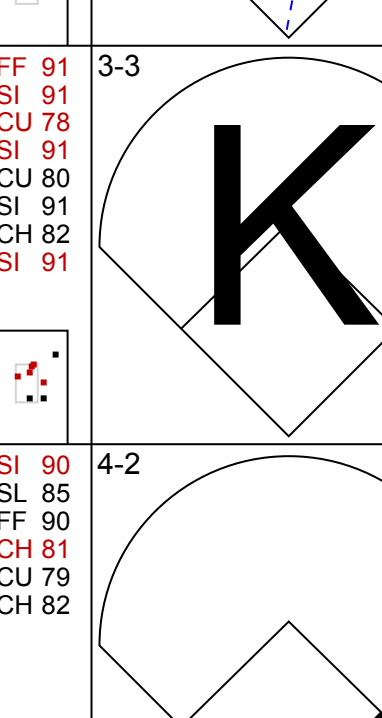
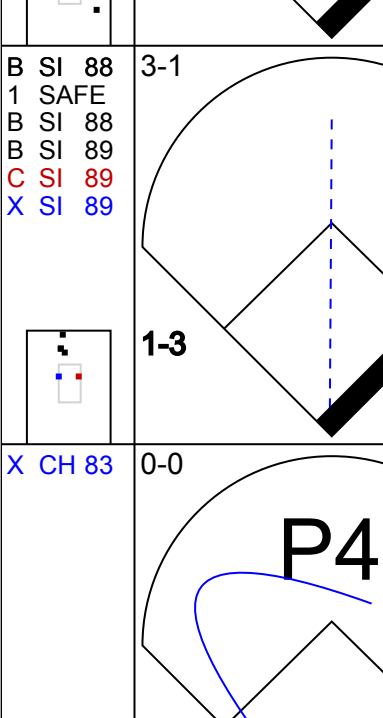
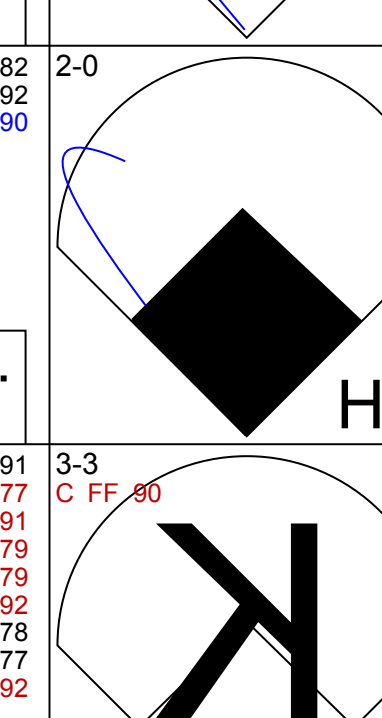
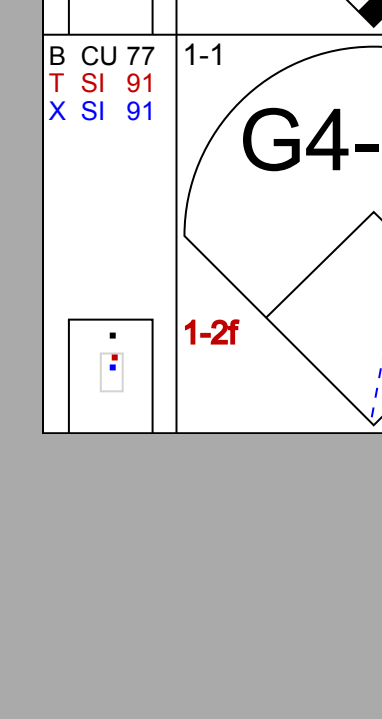
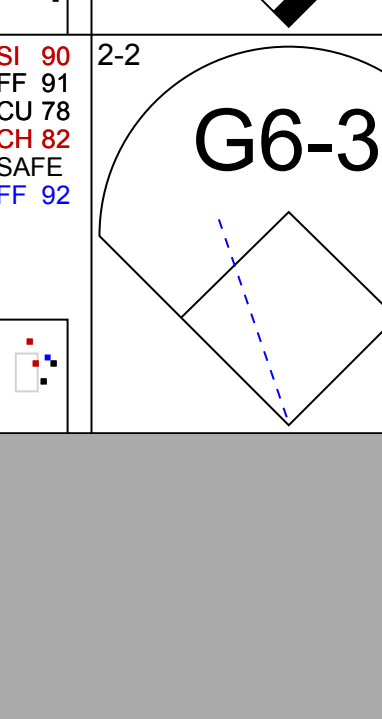

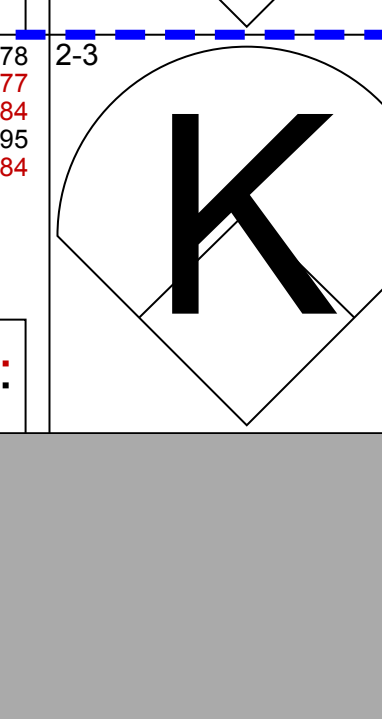
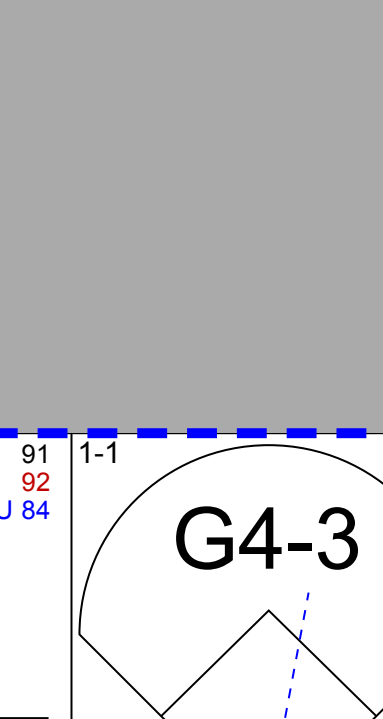


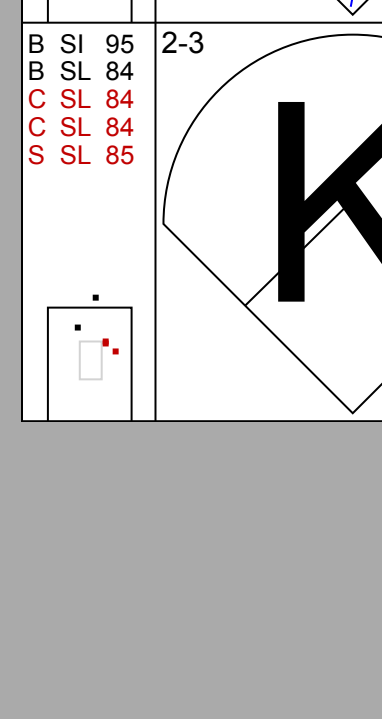
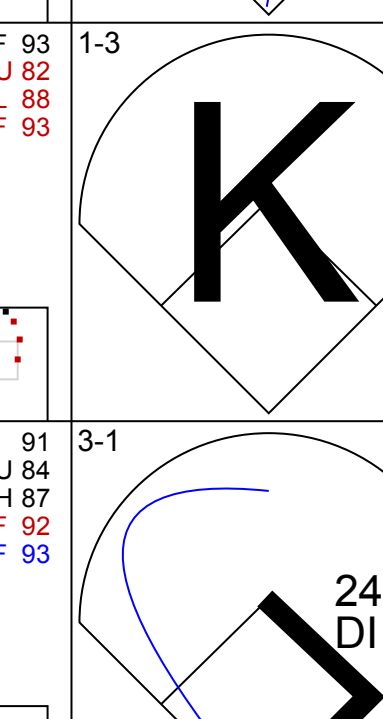
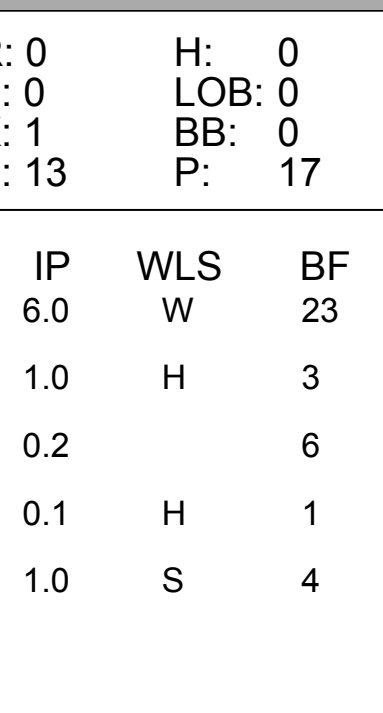
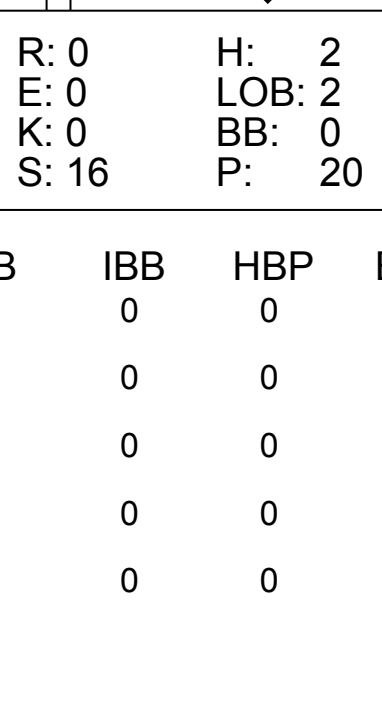
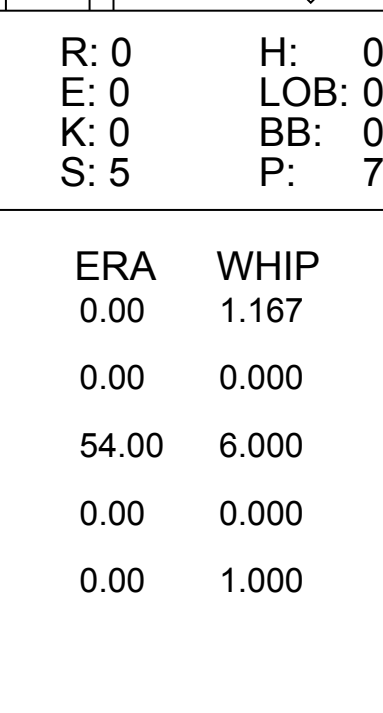
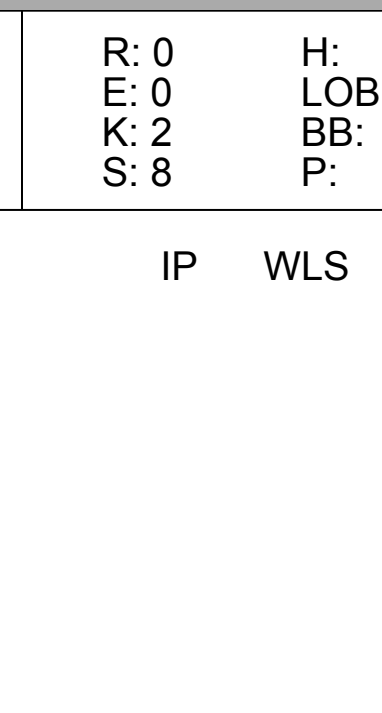
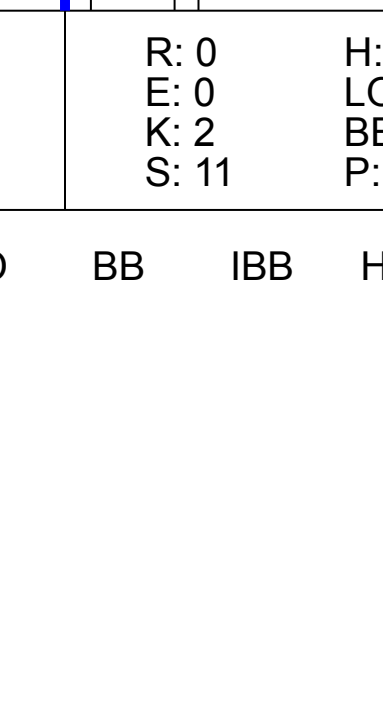
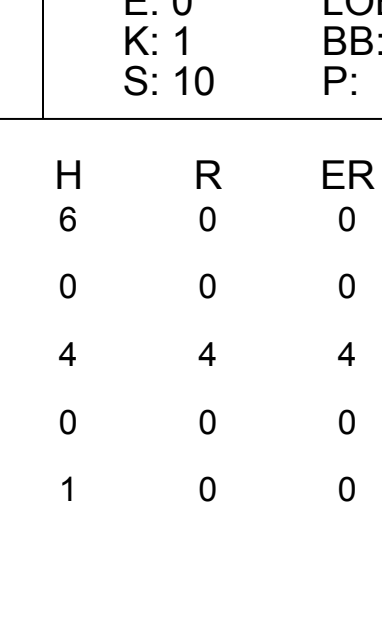
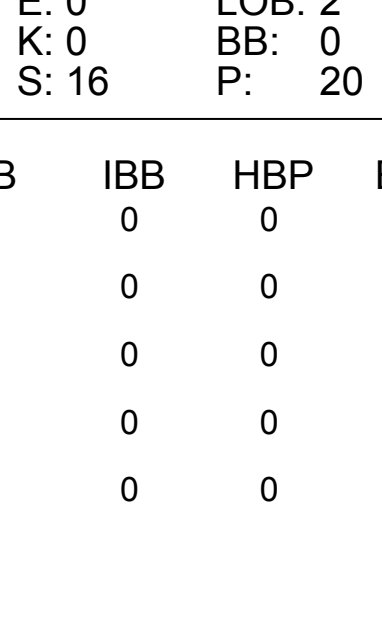




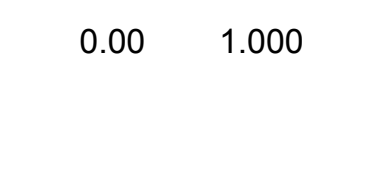


Batter	1	2	3	4	5	6	7	8	9	AB	R	H	RBI	BB	SO	LOB	BOTTOM										
3 Ian Kinsler, R OBP: 0.319, SLG: 0.446										4	0	0	0	0	0	1	Kansas City Royals @ Detroit Tigers Comerica Park, Detroit, MI Thu Jun 19 2014, 1:09 PM - 3:35 PM EDT Att: 35,715 - Cloudy - 73 F										
14 Austin Jackson, R OBP: 0.317, SLG: 0.378										3	1	1	0	0	1	0											
24 Miguel Cabrera, R OBP: 0.375, SLG: 0.548										2	0	1	1	1	0	0											
41 Victor Martinez, S OBP: 0.381, SLG: 0.588										3	0	0	0	0	0	2											
28 J.D. Martinez, R OBP: 0.333, SLG: 0.570										3	1	1	1	0	1	0											
9 Nick Castellanos, R OBP: 0.301, SLG: 0.401										3	0	0	0	0	0	0											
50 Bryan Holaday, R OBP: 0.333, SLG: 0.355										3	0	1	0	0	2	0											
30 Eugenio Suárez, R OBP: 0.375, SLG: 0.629										2	0	0	0	0	0	0											
20 Rajai Davis, R OBP: 0.319, SLG: 0.391										3	0	0	0	0	1	1											
Inning Stats	R: 0 H: 0 E: 0 K: 1 S: 16	H: 0 LOB: 1 BB: 1 P: 23	R: 0 H: 0 E: 0 K: 2 S: 9	H: 0 LOB: 0 BB: 0 P: 12	R: 0 H: 0 E: 0 K: 0 S: 5	H: 0 LOB: 0 BB: 0 P: 7	R: 2 H: 3 E: 0 K: 0 S: 7	H: 3 LOB: 0 BB: 0 P: 12	R: 0 H: 0 E: 0 K: 2 S: 12	H: 0 LOB: 0 BB: 0 P: 17	R: 0 H: 0 E: 0 K: 0 S: 16	H: 0 LOB: 0 BB: 0 P: 22	R: 0 H: 0 E: 0 K: 0 S: 4	H: 0 LOB: 0 BB: 0 P: 8	R: 0 H: 1 E: 1 K: 0 S: 7	H: 1 LOB: 1 BB: 0 P: 8	1B: 2 2B: 2 3B: 0 HR: 1	SF: 0 SAC: 1 DP: 1 HBP: 0	WP: 0 PB: 0 SB: 0 CS: 0	PA: 28							
PITCHER	IP	WLS	BF	H	R	ER	SO	BB	IBB	HBP	BLK	WP	HR	S	P	ERA	WHIP										
41 Danny Duffy, L ERA: 2.8	7.0	L	24	3	2	2	5	1	0	0	0	0	0	69	101	2.57	0.571										
43 Aaron Crow, R ERA: 2.78	1.0		4	1	0	0	0	0	0	0	0	0	0	7	8	0.00	1.000										

Batter	1	2	3	4	5	6	7	8	9	AB	R	H	RBI	BB	SO	LOB	TOP										
3 Ian Kinsler, R OBP: 0.321, SLG: 0.447										4	0	1	1	1	1	3	0										
14 Austin Jackson, R OBP: 0.315, SLG: 0.374										5	0	1	0	0	0	1	3										
24 Miguel Cabrera, R OBP: 0.374, SLG: 0.543										4	2	1	0	0	0	1	1										
41 Victor Martinez, S OBP: 0.383, SLG: 0.596										3	2	1	2	1	0	0	0										
28 J.D. Martinez, R OBP: 0.348, SLG: 0.615										4	1	3	3	0	0	0	0										
9 Nick Castellanos, R OBP: 0.300, SLG: 0.398										4	0	1	0	0	0	0	2										
32 Don Kelly, L ERA: 3.3										3	0	1	0	0	0	1	1										
20 Rajai Davis, R OBP: 0.322, SLG: 0.399										4	0	1	0	0	0	2	3										
50 Bryan Holaday, R OBP: 0.329, SLG: 0.348										4	0	1	0	0	1	2											
30 Eugenio Suárez, R OBP: 0.364, SLG: 0.590										4	0	1	0	0	1	2											
Inning Stats	R: 0 E: 0 K: 1 S: 9	H: 0 LOB: 0 BB: 0 P: 15	R: 0 E: 0 K: 0 S: 9	H: 1 LOB: 0 BB: 0 P: 14	R: 0 E: 0 K: 1 S: 15	H: 2 LOB: 2 BB: 1 P: 23	R: 2 E: 0 K: 2 S: 11	H: 3 LOB: 1 BB: 0 P: 16	R: 0 E: 0 K: 1 S: 7	H: 1 LOB: 0 BB: 0 P: 18	R: 0 E: 0 K: 0 S: 8	H: 1 LOB: 0 BB: 0 P: 13	R: 3 E: 0 K: 1 S: 13	H: 2 LOB: 1 BB: 1 P: 25	R: 1 E: 0 K: 2 S: 10	H: 2 LOB: 1 BB: 0 P: 16	1B: 6 2B: 4 3B: 0 HR: 2	SF: 0 SAC: 0 DP: 1 HBP: 0	WP: 1 PA: 39 PB: 0 SB: 0 CS: 2								
PITCHER	IP	WLS	BF	H	R	ER	SO	BB	IBB	HBP	BLK	WP	HR	S	P	ERA	WHIP										
28 Corey Kluber, R ERA: 3.3	7.0	L	27	8	2	2	6	1	0	0	0	0	1	72	109	2.57	1.286										
44 John Axford, R ERA: 3.99	0.2		5	2	3	3	1	0	1	0	0	0	1	11	23	40.50	3.000										
52 Vinnie Pestano, R ERA: 12.0	0.1		1	0	0	0	0	0	0	0	0	0	0	2	2	0.00	0.000										
35 Marc Rzepczynski, L ERA: 3.76	0.1		2	1	1	1	0	0	0	0	0	0	0	3	4	27.00	3.000										
59 Carlos Carrasco, R ERA: 4.34	0.2		3	1	0	0	2	0	0	0	0	0	0	7	12	0.00	1.500										

Detroit Tigers @ Cleveland Indians
Progressive Field, Cleveland, OH
 Fri Jun 20 2014, 7:08 PM - 10:28 PM EDT
 Att: 33,545 - Overcast - 68 F


AB 36
 R 6
 H 12
 RBI 6
 BB 2
 SO 9
 LOB 12



Batter	1	2	3	4	5	6	7	8	9	AB	R	H	RBI	BB	SO	LOB	BOTTOM										
24 Michael Bourn, L OBP: 0.308, SLG: 0.359										5	1	2	0	0	1	3											
13 Adrián Cabrera, S OBP: 0.300, SLG: 0.412										4	1	1	3	0	1	3											
22 Jason Kipnis, L OBP: 0.342, SLG: 0.356										4	0	1	0	0	0	0											
41 Carlos Santana, S OBP: 0.355, SLG: 0.371										4	1	2	1	0	2	0											
8 Lonnie Chisenhall, L OBP: 0.423, SLG: 0.581										3	0	1	0	1	1	2											
33 Nick Swisher, S OBP: 0.287, SLG: 0.322										4	0	0	0	0	2	2											
7 David Murphy, L OBP: 0.322, SLG: 0.396										4	0	0	0	0	0	0											
10 Yan Gomes, R OBP: 0.310, SLG: 0.404										4	0	1	0	0	0	2											
4 Mike Aviles, R OBP: 0.281, SLG: 0.350										3	1	2	0	0	0	0											
23 Michael Brantley, L OBP: 0.300, SLG: 0.501										1	0	1	0	0	0	0											
Inning Stats	R: 0 E: 0 K: 1 S: 13	H: 0 LOB: 0 BB: 0 P: 17	R: 0 E: 0 K: 1 S: 10	H: 1 LOB: 0 BB: 0 P: 16	R: 0 E: 0 K: 0 S: 16	H: 2 LOB: 2 BB: 0 P: 20	R: 0 E: 0 K: 1 S: 14	H: 0 LOB: 1 BB: 1 P: 25	R: 0 E: 0 K: 0 S: 5	H: 3 LOB: 2 BB: 0 P: 15	R: 0 E: 0 K: 2 S: 8	H: 0 LOB: 0 BB: 0 P: 12	R: 4 E: 0 K: 2 S: 24	H: 4 LOB: 0 BB: 0 P: 35	R: 0 E: 0 K: 2 S: 11	H: 1 LOB: 0 BB: 0 P: 19	1B: 9 2B: 0 3B: 0 HR: 2	SF: 0 SAC: 0 DP: 2 HBP: 0	WP: 0 PA: 37 PB: 0 SB: 0 CS: 0								
PITCHER	IP	WLS	BF	H	R	ER	SO	BB	IBB	HBP	BLK	WP	HR	S	P	ERA	WHIP										
21 Rick Porcello, R ERA: 3.76	6.0	W	23	6	0	0	2	1	0	0	0	0	0	8	12	0.00	0.000										
62 AI Altuvequeque, R ERA: 2.93	1.0	H	3	0	0	0	2	0	0	0	0	0	0	8	12	0.00	0.000										
46 Ian Krot, L ERA: 4.52	0.2		6	4	4	4	1	0	0	0	0	0	2	21	30	54.00	6.000										
44 Joba Chamberlain, R ERA: 2.84	0.1	H	1	0	0	0	1	0	0	0	0	0	0	3	5	0.00	0.000										
36 Joe Nathan, R ERA: 0.00	1.0	S	4	1	0	0	2	0	0	0	0	0	0	11	19	0.00	1.000										

Detroit Tigers @ Cleveland Indians
Progressive Field, Cleveland, OH
 Fri Jun 20 2014, 7:08 PM - 10:28 PM EDT
 Att: 33,545 - Overcast - 68 F

AB 36
 R 4
 H 11
 RBI 4
 BB 1
 SO 9
 LOB 10



Batter	1	2	3	4	5	6	7	8	9	AB	R	H	RBI	BB	SO	LOB	TOP			
20 Rajai Davis, R OBP: 0.325, SLG: 0.408										5	0	3	1	0	2	0	Detroit Tigers @ Texas Rangers Globe Life Park in Arlington, Arlington, TX Tue Jun 24 2014, 8:08 PM - 11:40 PM EDT Att: 35,526 - Cloudy - 74 F			
3 Ian Kinsler, R OBP: 0.327, SLG: 0.471										5	1	2	3	0	1	3				
24 Miguel Cabrera, R 32 Don Kelly, L OBP: 0.313, SLG: 0.291										4	0	0	0	1	2	2				
41 Victor Martinez, S OBP: 0.387, SLG: 0.599										4	1	2	1	1	0	0				
28 J.D. Martinez, R OBP: 0.346, SLG: 0.619										5	1	2	2	0	2	3				
9 Nick Castellanos, R OBP: 0.300, SLG: 0.397										5	0	0	0	0	2	0				
14 Austin Jackson, R OBP: 0.318, SLG: 0.373										4	1	2	0	0	1	0				
13 Alex Avila, L OBP: 0.348, SLG: 0.371										4	2	3	1	0	1	1				
30 Eugenio Suárez, R OBP: 0.340, SLG: 0.542										4	2	2	0	0	1	2				
Inning Stats	R: 1 H: 3 E: 0 K: 2 S: 14	H: 3 LOB: 2 BB: 0 P: 22	R: 0 H: 1 E: 0 K: 1 S: 12	H: 1 LOB: 1 BB: 0 P: 14	R: 0 H: 0 E: 0 K: 1 S: 6	H: 0 LOB: 0 BB: 0 P: 7	R: 0 H: 0 E: 0 K: 0 S: 10	H: 0 LOB: 0 BB: 0 P: 15	R: 0 H: 1 E: 0 K: 2 S: 8	H: 1 LOB: 0 BB: 0 P: 13	R: 0 H: 1 E: 0 K: 0 S: 8	H: 6 LOB: 2 BB: 2 P: 41	R: 2 H: 4 E: 0 K: 2 S: 17	H: 4 LOB: 2 BB: 0 P: 28	R: 0 H: 0 E: 0 K: 2 S: 9	H: 0 LOB: 0 BB: 0 P: 13		1B: 9 2B: 5 3B: 0 HR: 2	SF: 0 SAC: 0 DP: 0 HBP: 0	WP: 0 PB: 0 SB: 2 CS: 2
PITCHER	IP WLS BF H R ER SO BB IBB HBP BLK WP HR S P ERA WHIP	IP WLS BF H R ER SO BB IBB HBP BLK WP HR S P ERA WHIP	IP WLS BF H R ER SO BB IBB HBP BLK WP HR S P ERA WHIP	IP WLS BF H R ER SO BB IBB HBP BLK WP HR S P ERA WHIP	IP WLS BF H R ER SO BB IBB HBP BLK WP HR S P ERA WHIP	IP WLS BF H R ER SO BB IBB HBP BLK WP HR S P ERA WHIP	IP WLS BF H R ER SO BB IBB HBP BLK WP HR S P ERA WHIP	IP WLS BF H R ER SO BB IBB HBP BLK WP HR S P ERA WHIP	IP WLS BF H R ER SO BB IBB HBP BLK WP HR S P ERA WHIP	IP WLS BF H R ER SO BB IBB HBP BLK WP HR S P ERA WHIP	IP WLS BF H R ER SO BB IBB HBP BLK WP HR S P ERA WHIP	IP WLS BF H R ER SO BB IBB HBP BLK WP HR S P ERA WHIP	IP WLS BF H R ER SO BB IBB HBP BLK WP HR S P ERA WHIP	IP WLS BF H R ER SO BB IBB HBP BLK WP HR S P ERA WHIP	IP WLS BF H R ER SO BB IBB HBP BLK WP HR S P ERA WHIP	IP WLS BF H R ER SO BB IBB HBP BLK WP HR S P ERA WHIP	ERA WHIP	ERA WHIP	ERA WHIP	ERA WHIP
48 Colby Lewis, R ERA: 5.94	6.1	L	25	9	4	4	6	0	0	0	0	0	0	0	0	0	5.68	1.421		
39 Ben Rowen, R ERA: 3.19	0.1		5	3	1	1	1	0	1	0	0	0	0	0	0	0	22	27.00	9.000	
37 Shawn Tolleson, R ERA: 3.47	1.0		4	0	1	1	2	1	0	0	0	0	0	0	0	0	11	18	9.00	1.000
49 Aaron Poreda, L ERA: 4.02	0.1		5	4	2	2	1	0	0	0	0	0	0	0	0	0	11	19	54.00	12.000
28 Joaquin Soria, R ERA: 1.75	0.2		2	0	0	0	1	0	0	0	0	0	0	0	0	0	5	8	0.00	0.000

Batter	1	2	3	4	5	6	7	8	9	AB	R	H	RBI	BB	SO	LOB	BOTTOM			
19 Daniel Robertson, R OBP: 0.265, SLG: 0.261										3	1	1	0	0	1	0	Detroit Tigers @ Texas Rangers Globe Life Park in Arlington, Arlington, TX Tue Jun 24 2014, 8:08 PM - 11:40 PM EDT Att: 35,526 - Cloudy - 74 F			
2 Leonys Martin, L OBP: 0.330, SLG: 0.375										4	0	1	0	0	1	3				
1 Elvis Andrus, R OBP: 0.319, SLG: 0.353										4	0	0	0	0	2	3				
3 Luis Sardinas, S OBP: 0.328, SLG: 0.300										4	0	4	1	0	0	0				
17 Shin-Soo Choo, L OBP: 0.372, SLG: 0.380										0	0	0	0	0	0	0				
29 Adrian Beltré, R OBP: 0.363, SLG: 0.488										3	0	0	0	1	0	4				
16 Donnie Murphy, R OBP: 0.276, SLG: 0.343										4	0	0	0	0	2	4				
Alex Rios, R OBP: 0.350, SLG: 0.457										4	0	0	0	0	2	4				
21 Carlos Pena, L OBP: 0.263, SLG: 0.396										4	0	0	0	0	2	2				
61 Robinson Chirinos, R OBP: 0.268, SLG: 0.353										4	0	1	0	0	0	2				
12 Rougned Odor, L OBP: 0.327, SLG: 0.462										3	1	1	0	0	1	0				
Inning Stats	R: 0 H: 1 E: 0 K: 1 S: 10	H: 1 LOB: 2 BB: 1 P: 24	R: 1 H: 2 E: 1 K: 0 S: 19	H: 2 LOB: 2 BB: 0 P: 28	R: 0 H: 0 E: 0 K: 1 S: 9	H: 0 LOB: 0 BB: 0 P: 14	R: 0 H: 0 E: 0 K: 2 S: 8	H: 0 LOB: 0 BB: 0 P: 11	R: 0 H: 1 E: 0 K: 0 S: 8	H: 1 LOB: 1 BB: 0 P: 12	R: 0 H: 1 E: 0 K: 2 S: 20	H: 1 LOB: 2 BB: 0 P: 28	R: 0 H: 1 E: 1 K: 1 S: 8	H: 1 LOB: 1 BB: 0 P: 10	R: 1 H: 2 E: 0 K: 1 S: 13	H: 2 LOB: 1 BB: 0 P: 22	1B: 8 2B: 1 3B: 0 HR: 0	SF: 0 SAC: 0 DP: 0 HBP: 1	WP: 0 PB: 0 SB: 0 CS: 1	PA: 39
PITCHER	IP WLS BF H R ER SO BB IBB HBP BLK WP HR S P ERA WHIP	IP WLS BF H R ER SO BB IBB HBP BLK WP HR S P ERA WHIP	IP WLS BF H R ER SO BB IBB HBP BLK WP HR S P ERA WHIP	IP WLS BF H R ER SO BB IBB HBP BLK WP HR S P ERA WHIP	IP WLS BF H R ER SO BB IBB HBP BLK WP HR S P ERA WHIP	IP WLS BF H R ER SO BB IBB HBP BLK WP HR S P ERA WHIP	IP WLS BF H R ER SO BB IBB HBP BLK WP HR S P ERA WHIP	IP WLS BF H R ER SO BB IBB HBP BLK WP HR S P ERA WHIP	IP WLS BF H R ER SO BB IBB HBP BLK WP HR S P ERA WHIP	IP WLS BF H R ER SO BB IBB HBP BLK WP HR S P ERA WHIP	IP WLS BF H R ER SO BB IBB HBP BLK WP HR S P ERA WHIP	IP WLS BF H R ER SO BB IBB HBP BLK WP HR S P ERA WHIP	IP WLS BF H R ER SO BB IBB HBP BLK WP HR S P ERA WHIP	IP WLS BF H R ER SO BB IBB HBP BLK WP HR S P ERA WHIP	IP WLS BF H R ER SO BB IBB HBP BLK WP HR S P ERA WHIP	IP WLS BF H R ER SO BB IBB HBP BLK WP HR S P ERA WHIP	ERA WHIP	ERA WHIP	ERA WHIP	ERA WHIP
33 Drew Smyly, L ERA: 3.19	6.0	W	24	5	1	0	0	1	0	0	0	0	0	0	0	0	10.00	1.000		
62 AJ Aburquerque, R ERA: 3.14	1.0		5	1	0	0	2	0	0	0	0	0	0	0	0	0	20	28	0.00	1.000
40 Phil Coke, L ERA: 5.6	1.0		4	1	0	0	1	0	0	0	0	0	0	0	0	0	8	10	0.00	1.000
55 Chad Smith, R ERA: 18.0	1.0		5	2	1	1	2	0	0	0	0	0	0	0	0	0	13	22	9.00	2.000


AB	40
R	8
H	16
RBI	8
BB	2
SO	12
LOB	11



Batter	1	2	3	4	5	6	7	8	9	AB	R	H	RBI	BB	SO	LOB	TOP					
20 Rajai Davis, R OBP: 0.322, SLG: 0.412										5	1	1	0	0	1	4						
3 Ian Kinsler, R OBP: 0.334, SLG: 0.476										3	2	2	0	2	1	0						
24 Miguel Cabrera, R OBP: 0.370, SLG: 0.549										4	1	1	2	0	1	3						
41 Victor Martinez, S OBP: 0.387, SLG: 0.610										5	2	2	2	0	0	2						
28 J.D. Martinez, R OBP: 0.356, SLG: 0.648										4	1	2	2	1	1	1						
48 Torii Hunter, R OBP: 0.290, SLG: 0.438										4	0	1	1	0	0	1						
9 Nick Castellanos, R OBP: 0.299, SLG: 0.395										4	0	1	0	0	0	3						
32 Don Kelly, L OBP: 0.313, SLG: 0.291										0	1	0	0	0	0	0						
50 Bryan Holaday, R OBP: 0.324, SLG: 0.333										3	0	0	0	1	1	2						
30 Eugenio Suárez, R OBP: 0.368, SLG: 0.560										2	0	1	1	2	1	0						
Inning Stats	R: 3 E: 0 K: 0 S: 11	H: 3 LOB: 1 BB: 1 P: 21	R: 0 E: 0 K: 1 S: 8	H: 0 LOB: 0 BB: 1 P: 15	R: 2 E: 0 K: 0 S: 14	H: 3 LOB: 2 BB: 1 P: 27	R: 0 E: 0 K: 1 S: 7	H: 0 LOB: 1 BB: 2 P: 19	R: 2 E: 0 K: 0 S: 8	H: 2 LOB: 0 BB: 0 P: 12	R: 0 E: 0 K: 2 S: 9	H: 0 LOB: 0 BB: 0 P: 15	R: 0 E: 0 K: 0 S: 7	H: 0 LOB: 2 BB: 1 P: 10	R: 1 E: 0 K: 0 S: 7	H: 2 LOB: 2 BB: 1 P: 14	R: 0 E: 0 K: 2 S: 14	H: 1 LOB: 1 BB: 0 P: 17	1B: 3 2B: 6 3B: 1 HR: 2	SF: 1 SAC: 0 DP: 1 HBP: 0	WP: 0 PB: 0 SB: 0 CS: 1	PA: 42
PITCHER	IP WLS BF H R ER SO BB IBB HBP BLK WP HR S P ERA WHIP																					
47 Joe Saunders, L ERA: 5.19	(1, 1) 4.0 L 22 7 6 6 2 5 0 0 0 0 0 1 42 84 13.50 3.000																					
37 Shawn Tolleson, R ERA: 3.52	(5, 1) 2.0 7 1 1 1 2 0 0 0 0 0 0 1 15 25 4.50 0.500																					
44 Jason Frasor, R ERA: 2.16	(7, 1) 1.0 3 0 0 0 0 0 0 0 0 0 0 0 7 10 0.00 0.000																					
56 Neal Cotts, L ERA: 3.55	(8, 1) 2.0 9 3 1 1 2 1 0 0 0 0 0 0 21 31 4.50 2.000																					

Detroit Tigers @ Texas Rangers
Globe Life Park in Arlington, Arlington, TX
Wed Jun 25 2014, 8:11 PM - 11:48 PM EDT
Att: 34,294 - Cloudy - 79 F


AB	34
R	8
H	11
RBI	8
BB	6
SO	6
LOB	16



Batter	1	2	3	4	5	6	7	8	9	AB	R	H	RBI	BB	SO	LOB	BOTTOM					
2 Leonys Martin, L OBP: 0.327, SLG: 0.369										4	0	0	0	1	1	4						
1 Elvis Andrus, R OBP: 0.317, SLG: 0.348										4	1	0	0	1	0	2						
17 Shin-Soo Choo, L OBP: 0.372, SLG: 0.384										5	2	2	0	0	2	1						
29 Adrián Beltré, R OBP: 0.371, SLG: 0.496										4	1	3	2	0	0	0						
Alex Rios, R OBP: 0.345, SLG: 0.451										4	0	0	1	0	2	3						
21 Carlos Pena, L OBP: 0.222, SLG: 0.556										5	2	2	1	0	1	2						
15 Michael Choice, R OBP: 0.263, SLG: 0.345										4	0	0	1	0	0	1						
61 Robinson Chirinos, R OBP: 0.274, SLG: 0.408										3	0	2	1	0	0	0						
12 Rougned Odor, L OBP: 0.316, SLG: 0.445										4	0	0	0	0	3	4						
Inning Stats	R: 0 E: 0 K: 1 S: 8	H: 0 LOB: 0 BB: 0 P: 13	R: 0 E: 0 K: 1 S: 9	H: 0 LOB: 0 BB: 0 P: 14	R: 0 E: 0 K: 1 S: 15	H: 1 LOB: 2 BB: 1 P: 23	R: 3 E: 0 K: 1 S: 22	H: 4 LOB: 0 BB: 0 P: 34	R: 0 E: 0 K: 0 S: 8	H: 0 LOB: 1 BB: 0 P: 16	R: 1 E: 0 K: 2 S: 12	H: 1 LOB: 1 BB: 0 P: 15	R: 1 E: 0 K: 1 S: 14	H: 1 LOB: 1 BB: 1 P: 23	R: 0 E: 0 K: 1 S: 10	H: 0 LOB: 1 BB: 0 P: 16	R: 1 E: 0 K: 1 S: 12	H: 2 LOB: 1 BB: 0 P: 18	1B: 5 2B: 3 3B: 0 HR: 1	SF: 1 SAC: 0 DP: 0 HBP: 2	WP: 2 PB: 1 SB: 1 CS: 0	PA: 42
PITCHER	IP WLS BF H R ER SO BB IBB HBP BLK WP HR S P ERA WHIP																					
19 Anibal Sánchez, R ERA: 2.64	(1, 1) 5.1 W 26 6 4 4 5 1 0 2 0 0 0 0 0 14 22 9.00 1.000																					
65 Blaine Hardy, L ERA: 1.5	(6, 1) 1.0 H 4 0 1 1 3 1 0 0 0 0 0 0 0 4 6 0.00 3.000																					
62 Al Alburquerque, R ERA: 3.1	(7, 1) 0.1 H 2 1 0 0 0 0 0 0 0 0 0 0 0 2 2 0.00 0.000																					
40 Phil Coke, L ERA: 5.53	(7, 1) 0.1 H 1 0 0 0 0 0 0 0 0 0 0 0 0 2 2 0.00 0.000																					
44 Joba Chamberlain, R ERA: 2.76	(8, 1) 1.0 H 4 0 0 0 1 0 0 0 0 0 0 1 0 10 16 0.00 0.000																					

Detroit Tigers @ Texas Rangers
Globe Life Park in Arlington, Arlington, TX
Wed Jun 25 2014, 8:11 PM - 11:48 PM EDT
Att: 34,294 - Cloudy - 79 F

AB	37
R	6
H	9
RBI	6
BB	2
SO	9
LOB	17



Batter	1	2	3	4	5	6	7	8	9	AB	R	H	RBI	BB	SO	LOB	TOP					
3 Ian Kinsler, R OBP: 0.338, SLG: 0.476	P6	BB	BB	L6				2B		4	1	2	1	1	0	0						
48 Toni Hunter, R OBP: 0.288, SLG: 0.430	G6-3	BB	G6-4-3			F9		L9		4	0	0	1	1	0	4						
24 Miguel Cabrera, R OBP: 0.377, SLG: 0.557	BB	F8			BB	BB		2B		5	1	4	1	0	0	3						
41 Victor Martinez, S OBP: 0.394, SLG: 0.611	BB				BB			2B		3	1	2	0	2	0	1						
28 J.D. Martinez, R OBP: 0.343, SLG: 0.627	F7				BB			IBB		4	0	0	1	0	0	5						
9 Nick Castellanos, R OBP: 0.301, SLG: 0.399										5	2	2	0	0	1	2						
14 Austin Jackson, R OBP: 0.316, SLG: 0.370										5	1	1	2	0	1	3						
13 Alex Avila, L OBP: 0.349, SLG: 0.368										4	0	1	0	1	1	1						
30 Eugenio Suárez, R OBP: 0.361, SLG: 0.528										3	0	0	0	1	0	2						
Inning Stats	R: 0 E: 0 K: 0 S: 10	H: 2 LOB: 2 BB: 0 P: 14	R: 1 E: 0 K: 0 S: 11	H: 2 LOB: 3 BB: 2 P: 26	R: 3 E: 0 K: 0 S: 15	H: 3 LOB: 2 BB: 3 P: 33	R: 1 E: 0 K: 0 S: 16	H: 2 LOB: 1 BB: 0 P: 25	R: 0 E: 0 K: 1 S: 6	H: 0 LOB: 0 BB: 0 P: 7	R: 0 E: 0 K: 0 S: 6	H: 1 LOB: 0 BB: 0 P: 9	R: 0 E: 1 K: 1 S: 9	H: 0 LOB: 1 BB: 0 P: 14	R: 1 E: 0 K: 0 S: 11	H: 2 LOB: 2 BB: 1 P: 18	R: 0 E: 0 K: 1 S: 5	H: 0 LOB: 0 BB: 0 P: 7	1B: 10 2B: 2 3B: 0 HR: 0	SF: 1 SAC: 0 DP: 2 HBP: 0	WP: 0 PB: 0 SB: 0 CS: 0	PA: 44
PITCHER	IP WLS BF H R ER SO BB IBB HBP BLK WP HR S P ERA WHIP	IP WLS BF H R ER SO BB IBB HBP BLK WP HR S P ERA WHIP															IP WLS BF H R ER SO BB IBB HBP BLK WP HR S P ERA WHIP					
22 Nick Martinez, R ERA: 4.65	2.1	L	18	6	4	4	0	5	0	0	0	0	0	0	33	69	15.43	4.714				
25 Scott Baker, R ERA: 5.95	3.1		26	6	2	2	3	0	1	0	0	0	0	0	56	84	2.70	0.900				

Detroit Tigers @ Texas Rangers
 Globe Life Park in Arlington, Arlington, TX
 Thu Jun 26 2014, 8:08 PM - 11:05 PM EDT
 Att: 34,989 - Partly Cloudy - 88 F

AB	37
R	6
H	12
RBI	6
BB	6
SO	3
LOB	21



Batter	1	2	3	4	5	6	7	8	9	AB	R	H	RBI	BB	SO	LOB	BOTTOM					
2 Leonys Martin, L OBP: 0.330, SLG: 0.368	G6-3									3	0	1	0	1	0	0						
1 Elvis Andrus, R OBP: 0.316, SLG: 0.347	E9									4	0	1	0	0	0	3						
17 Shin-Soo Choo, L OBP: 0.367, SLG: 0.378	F7									4	0	0	0	0	1	2						
29 Adrian Beltré, R OBP: 0.371, SLG: 0.492	BB									2	0	0	0	1	0	0						
Alex Rios, R OBP: 0.342, SLG: 0.446	K									3	0	0	0	0	1	2						
21 Carlos Pena, L OBP: 0.250, SLG: 0.455										2	0	0	0	1	2	0						
61 Robinson Chirinos, R OBP: 0.269, SLG: 0.400										3	0	0	0	0	2	1						
15 Michael Choice, R OBP: 0.259, SLG: 0.339										3	0	0	0	0	0	1						
3 Luis Sardinas, S OBP: 0.328, SLG: 0.302										3	0	1	0	0	0	0						
Inning Stats	R: 0 E: 1 K: 1 S: 11	H: 1 LOB: 2 BB: 1 P: 22	R: 0 E: 0 K: 2 S: 9	H: 0 LOB: 0 BB: 0 P: 12	R: 0 E: 0 K: 0 S: 6	H: 0 LOB: 1 BB: 1 P: 12	R: 0 E: 0 K: 0 S: 7	H: 0 LOB: 0 BB: 0 P: 10	R: 0 E: 0 K: 1 S: 5	H: 0 LOB: 0 BB: 1 P: 10	R: 0 E: 0 K: 1 S: 12	H: 2 LOB: 1 BB: 0 P: 19	R: 0 E: 0 K: 1 S: 7	H: 0 LOB: 0 BB: 0 P: 9	R: 0 E: 0 K: 0 S: 8	H: 0 LOB: 0 BB: 0 P: 11	R: 0 E: 0 K: 0 S: 7	H: 0 LOB: 0 BB: 0 P: 10	1B: 3 2B: 0 3B: 0 HR: 0	SF: 0 SAC: 0 DP: 3 HBP: 0	WP: 0 PB: 0 SB: 0 CS: 0	PA: 30
PITCHER	IP WLS BF H R ER SO BB IBB HBP BLK WP HR S P ERA WHIP	IP WLS BF H R ER SO BB IBB HBP BLK WP HR S P ERA WHIP															IP WLS BF H R ER SO BB IBB HBP BLK WP HR S P ERA WHIP					
21 Rick Porcello, R ERA: 3.41	9.0	W	30	3	0	0	6	3	0	0	0	0	0	0	72	115	0.00	0.667				

Detroit Tigers @ Texas Rangers
 Globe Life Park in Arlington, Arlington, TX
 Thu Jun 26 2014, 8:08 PM - 11:05 PM EDT
 Att: 34,989 - Partly Cloudy - 88 F

AB	27
R	0
H	3
RBI	0
BB	3
SO	6
LOB	9



Batter	1	2	3	4	5	6	7	8	9	AB	R	H	RBI	BB	SO	LOB	TOP								
20 Rajai Davis, R OBP: 0.321, SLG: 0.406	F8		BB		P5		FC5-2		SH1-3	3	0	0	0	1	0	5									
3 Ian Kinsler, R OBP: 0.343, SLG: 0.489	2B		F8		F9		F7		HR	5	1	2	3	0	0	6									
24 Miguel Cabrera, R OBP: 0.369, SLG: 0.540	K			F8		P6		G1	L9	5	0	0	0	0	1	2									
41 Victor Martinez, S OBP: 0.383, SLG: 0.592	G5-3			G3-1		F8		L3		4	0	0	0	0	0	1									
28 J.D. Martinez, R OBP: 0.342, SLG: 0.615 32 Don Kelly, L OBP: 0.313, SLG: 0.291	K			F9		K		2B		4	0	1	0	0	2	0									
48 Tori Hunter, R OBP: 0.282, SLG: 0.419	F8					50 1B		F9	G6-3	4	1	1	0	0	0	1									
9 Nick Castellanos, R OBP: 0.303, SLG: 0.468 14 Austin Jackson, R OBP: 0.315, SLG: 0.366	F9					F9			20 SH1-3 30 1B	3	0	1	0	1	0	1									
50 Bryan Holaday, R OBP: 0.338, SLG: 0.347 13 Alex Avila, L OBP: 0.345, SLG: 0.364			G1-3			30 1B		20 FC5-2 30 1B	K	3	0	2	0	0	0	0									
30 Eugenio Suárez, R OBP: 0.391, SLG: 0.533	K							20 FC5-2	20 SH1-3 3 HR	4	1	3	1	0	1	0									
Inning Stats	R: 0 E: 0 K: 1 S: 8	H: 1 LOB: 1 BB: 0 P: 10	R: 0 E: 0 K: 1 S: 8	H: 0 LOB: 0 BB: 0 P: 12	R: 0 E: 0 K: 1 S: 10	H: 0 LOB: 1 BB: 1 P: 18	R: 0 E: 0 K: 0 S: 7	H: 0 LOB: 0 BB: 0 P: 9	R: 1 E: 0 K: 0 S: 17	H: 3 LOB: 2 BB: 0 P: 24	R: 0 E: 0 K: 1 S: 8	H: 0 LOB: 0 BB: 0 P: 9	R: 0 E: 0 K: 0 S: 14	H: 2 LOB: 3 BB: 1 P: 25	R: 0 E: 0 K: 0 S: 8	H: 1 LOB: 1 BB: 0 P: 12	R: 3 E: 0 K: 1 S: 10	H: 3 LOB: 1 BB: 0 P: 15	1B: 7 2B: 2 3B: 0 HR: 1	SF: 0 SAC: 1 DP: 0 HBP: 0	WP: 0 PB: 0 SB: 0 CS: 0	PA: 39			
PITCHER	IP	WLS	BF	H	R	ER	SO	BB	IBB	HBP	BLK	WP	HR	S	P	ERA	WHIP								
39 Brett Oberholtzer, L ERA: 4.4	6.1		26	5	1	1	4	2	0	0	0	0	0	60	88	1.42	1.105								
61 Josh Zeid, R ERA: 3.86	0.2	H	3	1	0	0	0	0	0	0	0	0	0	12	19	0.00	1.500								
50 Chad Qualls, R ERA: 1.91	1.0	H	4	1	0	0	0	0	0	0	0	0	0	8	12	0.00	1.000								
36 Jerome Williams, R ERA: 5.91	1.0	L	6	3	3	3	1	0	0	0	0	0	1	10	15	27.00	3.000								

Detroit Tigers @ Houston Astros
Minute Maid Park, Houston, TX
Sat Jun 28 2014, 3:11 PM - 6:26 PM CDT
Att: 25,788 - Roof Closed - 73 F

AB 36
R 4
H 10
RBI 4
BB 2
SO 5
LOB 17



Batter	1	2	3	4	5	6	7	8	9	AB	R	H	RBI	BB	SO	LOB	BOTTOM								
27 Jose Altuve, R OBP: 0.383, SLG: 0.447	F7		21 S				G1-3			4	0	2	0	0	0	0									
4 George Springer, R OBP: 0.343, SLG: 0.467	21 1B		K					P5		4	1	1	0	0	2	3									
21 Jon Singleton, L OBP: 0.274, SLG: 0.388	8 1B		K					K		4	1	1	0	0	3	3									
15 Jason Castro, L OBP: 0.297, SLG: 0.363	K		K					G4-3		4	0	0	0	0	3	3									
8 Alex Presley, L OBP: 0.284, SLG: 0.335				G6-3				K		4	1	2	3	0	1	0									
30 Matt Dominguez, R OBP: 0.286, SLG: 0.380	K				P4			BB		3	0	0	0	1	1	1									
23 Chris Carter, R OBP: 0.267, SLG: 0.406	K				K			K		4	0	0	0	0	4	1									
9 Marwin Gonzalez, S OBP: 0.327, SLG: 0.367		P6								4	0	2	0	0	0	0									
0 L.J. Hoes, R OBP: 0.267, SLG: 0.312	K				P4					3	0	0	0	0	1	2									
Inning Stats	R: 2 E: 0 K: 2 S: 15	H: 3 LOB: 1 BB: 0 P: 23	R: 0 E: 0 K: 2 S: 7	H: 0 LOB: 0 BB: 0 P: 10	R: 0 E: 0 K: 3 S: 10	H: 1 LOB: 1 BB: 0 P: 16	R: 0 E: 0 K: 1 S: 6	H: 0 LOB: 0 BB: 0 P: 10	R: 0 E: 0 K: 2 S: 14	H: 2 LOB: 2 BB: 0 P: 22	R: 0 E: 0 K: 3 S: 14	H: 0 LOB: 1 BB: 1 P: 22	R: 0 E: 0 K: 0 S: 7	H: 1 LOB: 0 BB: 0 P: 9	R: 0 E: 0 K: 1 S: 9	H: 0 LOB: 0 BB: 0 P: 17	R: 1 E: 0 K: 1 S: 12	H: 1 LOB: 0 BB: 0 P: 20	1B: 7 2B: 0 3B: 0 HR: 1	SF: 0 SAC: 0 DP: 0 HBP: 0	WP: 0 PB: 0 SB: 3 CS: 1	PA: 35			
PITCHER	IP	WLS	BF	H	R	ER	SO	BB	IBB	HBP	BLK	WP	HR	S	P	ERA	WHIP								
37 Max Scherzer, R ERA: 3.64	7.0		28	7	2	2	13	1	0	0	0	0	0	73	112	2.57	1.143								
40 Phil Coke, L ERA: 5.34	1.0	W	3	0	0	0	1	0	0	0	0	0	0	9	17	0.00	0.000								
36 Joe Nathan, R ERA: 6.37	1.0	S	4	1	1	1	1	0	0	0	0	0	1	12	20	9.00	1.000								

Detroit Tigers @ Houston Astros
Minute Maid Park, Houston, TX
Sat Jun 28 2014, 3:11 PM - 6:26 PM CDT
Att: 25,788 - Roof Closed - 73 F

AB 34
R 3
H 8
RBI 3
BB 1
SO 15
LOB 13



Batter	1	2	3	4	5	6	7	8	9	AB	R	H	RBI	BB	SO	LOB	TOP							
14 Austin Jackson, R OBP: 0.310, SLG: 0.359										5	0	0	0	0	4	5								
48 Toni Hunter, R OBP: 0.281, SLG: 0.420										4	0	1	1	0	0	1								
24 Miguel Cabrera, R OBP: 0.364, SLG: 0.533										4	0	0	0	0	0	1								
41 Victor Martinez, S OBP: 0.384, SLG: 0.589										3	1	1	0	1	1	0								
28 J.D. Martinez, R OBP: 0.347, SLG: 0.612										4	1	2	0	0	0	1								
9 Nick Castellanos, R OBP: 0.306, SLG: 0.417										4	0	2	2	0	0	2								
13 Alex Avila, L OBP: 0.350, SLG: 0.381										2	1	1	1	1	1	1	AB 34							
3 Ian Kinsler, R OBP: 0.342, SLG: 0.488										1	0	0	0	0	1	1	R 4							
50 Bryan Holaday, R OBP: 0.338, SLG: 0.347										0	0	0	0	0	0	0	H 9							
30 Eugenio Suárez, R OBP: 0.384, SLG: 0.516										4	0	1	0	0	0	2	RBI 4							
17 Andrew Romine, S OBP: 0.280, SLG: 0.265										1	0	0	0	0	0	0	BB 3							
20 Rajai Davis, R OBP: 0.319, SLG: 0.405										2	1	1	0	1	1	2	SO 8							
										1	0	0	0	0	0	0	LOB 16							
Inning Stats	R: 0 E: 0 K: 1 S: 13	H: 0 LOB: 0 BB: 0 P: 18	R: 0 E: 0 K: 2 S: 12	H: 1 LOB: 1 BB: 0 P: 16	R: 1 E: 0 K: 1 S: 12	H: 2 LOB: 1 BB: 0 P: 20	R: 0 E: 0 K: 0 S: 9	H: 1 LOB: 0 BB: 0 P: 12	R: 1 E: 0 K: 0 S: 10	H: 2 LOB: 1 BB: 1 P: 23	R: 0 E: 0 K: 0 S: 8	H: 0 LOB: 0 BB: 0 P: 13	R: 0 E: 0 K: 2 S: 11	H: 1 LOB: 2 BB: 1 P: 21	R: 2 E: 0 K: 1 S: 12	H: 2 LOB: 1 BB: 1 P: 21	R: 0 E: 0 K: 1 S: 7	H: 0 LOB: 0 BB: 0 P: 10	1B: 6 2B: 1 3B: 1 HR: 1	SF: 0 SAC: 0 DP: 2 HBP: 0	WP: 0 PB: 0 SB: 2 CS: 0	PA: 37		
PITCHER	IP: 6.0 WLS: W BF: 24 ERA: 3.92	WLS: H BF: 4 ERA: 2.33	WLS: H BF: 5 ERA: 8.22	WLS: S BF: 4 ERA: 1.61	IP: 6.0 WLS: W BF: 24 ERA: 3.92	IP: 7.1 WLS: H BF: 4 ERA: 2.33	IP: 8.1 WLS: H BF: 5 ERA: 8.22	IP: 8.1 WLS: S BF: 4 ERA: 1.61	IP: 6.0 WLS: W BF: 24 ERA: 3.92	IP: 7.1 WLS: H BF: 4 ERA: 2.33	IP: 8.1 WLS: H BF: 5 ERA: 8.22	IP: 8.1 WLS: S BF: 4 ERA: 1.61	IP: 6.0 WLS: W BF: 24 ERA: 3.92	IP: 7.1 WLS: H BF: 4 ERA: 2.33	IP: 8.1 WLS: H BF: 5 ERA: 8.22	IP: 8.1 WLS: S BF: 4 ERA: 1.61	IP: 6.0 WLS: W BF: 24 ERA: 3.92	IP: 7.1 WLS: H BF: 4 ERA: 2.33	IP: 8.1 WLS: H BF: 5 ERA: 8.22	IP: 8.1 WLS: S BF: 4 ERA: 1.61	IP: 6.0 WLS: W BF: 24 ERA: 3.92	IP: 7.1 WLS: H BF: 4 ERA: 2.33	IP: 8.1 WLS: H BF: 5 ERA: 8.22	IP: 8.1 WLS: S BF: 4 ERA: 1.61

Detroit Tigers @ Houston Astros
Minute Maid Park, Houston, TX
Sun Jun 29 2014, 1:15 PM - 4:37 PM CDT
Att: 22,478 - Roof Closed - 73 F

AB 34
R 4
H 9
RBI 4
BB 3
SO 8
LOB 16



Batter	1	2	3	4	5	6	7	8	9	AB	R	H	RBI	BB	SO	LOB	BOTTOM							
27 Jose Altuve, R OBP: 0.386, SLG: 0.452										5	1	3	0	0	0	2								
4 George Springer, R OBP: 0.351, SLG: 0.471										2	1	1	1	3	0	0								
21 Jon Singleton, L OBP: 0.280, SLG: 0.382										4	0	1	2	1	3	3								
14 Jesus Guzman, R OBP: 0.291, SLG: 0.283										5	1	1	1	0	1	5								
30 Matt Dominguez, R OBP: 0.291, SLG: 0.388										4	1	3	0	0	0	0								
0 L.J. Hoest, R OBP: 0.287, SLG: 0.325										3	0	1	2	0	0	1								
2 Jonathan Villar, S OBP: 0.255, SLG: 0.342										3	0	0	0	1	1	2								
15 Jason Castro, L OBP: 0.297, SLG: 0.363										0	0	0	0	0	0	0	AB 33							
22 Carlos Corporan, S OBP: 0.287, SLG: 0.435										4	0	3	0	0	0	0	R 6							
9 Marwin Gonzalez, S OBP: 0.327, SLG: 0.387										0	1	0	0	0	0	0	H 14							
8 Alex Presley, L OBP: 0.285, SLG: 0.335										3	1	1	0	0	0	4	RBI 6							
										1	0	0	0	0	0	0	BB 5							
Inning Stats	R: 3 E: 0 K: 2 S: 18	H: 4 LOB: 1 BB: 0 P: 26	R: 0 E: 0 K: 1 S: 17	H: 2 LOB: 2 BB: 1 P: 27	R: 1 E: 0 K: 0 S: 13	H: 3 LOB: 1 BB: 1 P: 22	R: 0 E: 0 K: 1 S: 10	H: 0 LOB: 0 BB: 0 P: 15	R: 0 E: 0 K: 1 S: 9	H: 0 LOB: 0 BB: 0 P: 13	R: 1 E: 0 K: 1 S: 12	H: 2 LOB: 3 BB: 2 P: 25	R: 0 E: 0 K: 0 S: 4	H: 1 LOB: 0 BB: 0 P: 6	R: 1 E: 0 K: 0 S: 7	H: 2 LOB: 2 BB: 1 P: 19	R: 0 E: 0 K: 0 S: 7	H: 0 LOB: 0 BB: 0 P: 10	1B: 9 2B: 6 3B: 0 HR: 0	SF: 1 SAC: 1 DP: 3 HBP: 0	WP: 1 PB: 0 SB: 3 CS: 0	PA: 40		
PITCHER	IP: 2.1 WLS: L BF: 16 ERA: 3.57	IP: 2.2 WLS: L BF: 8 ERA: 6.75	IP: 2.0 WLS: H BF: 10 ERA: 2.7	IP: 1.0 WLS: S BF: 6 ERA: 3.24	IP: 2.1 WLS: W BF: 16 ERA: 3.57	IP: 3.1 WLS: H BF: 14 ERA: 4.286	IP: 3.1 WLS: H BF: 14 ERA: 4.286	IP: 2.0 WLS: H BF: 10 ERA: 2.7	IP: 2.2 WLS: L BF: 8 ERA: 6.75	IP: 2.0 WLS: H BF: 10 ERA: 2.7	IP: 2.0 WLS: H BF: 10 ERA: 2.7	IP: 2.0 WLS: H BF: 10 ERA: 2.7	IP: 2.0 WLS: H BF: 10 ERA: 2.7	IP: 2.0 WLS: H BF: 10 ERA: 2.7	IP: 2.0 WLS: H BF: 10 ERA: 2.7	IP: 2.0 WLS: H BF: 10 ERA: 2.7	IP: 2.0 WLS: H BF: 10 ERA: 2.7	IP: 2.0 WLS: H BF: 10 ERA: 2.7	IP: 2.0 WLS: H BF: 10 ERA: 2.7	IP: 2.0 WLS: H BF: 10 ERA: 2.7	IP: 2.0 WLS: H BF: 10 ERA: 2.7	IP: 2.0 WLS: H BF: 10 ERA: 2.7	IP: 2.0 WLS: H BF: 10 ERA: 2.7	IP: 2.0 WLS: H BF: 10 ERA: 2.7

Detroit Tigers @ Houston Astros
Minute Maid Park, Houston, TX
Sun Jun 29 2014, 1:15 PM - 4:37 PM CDT
Att: 22,478 - Roof Closed - 73 F

AB 33
R 6
H 14
RBI 6
BB 5
SO 5
LOB 17



Batter	1	2	3	4	5	6	7	8	9	AB	R	H	RBI	BB	SO	LOB	TOP			
4 Coco Crisp, S OBP: 0.393, SLG: 0.447										5	0	2	0	0	2	0				
5 John Jaso, L OBP: 0.356, SLG: 0.446										5	0	0	0	0	0	2				
52 Yoenis Cespedes, R OBP: 0.326, SLG: 0.497										3	2	1	0	0	0	1				
3 Craig Gentry, R OBP: 0.335, SLG: 0.317										4	1	2	1	0	0	3				
37 Brandon Moss, L OBP: 0.355, SLG: 0.521										4	1	2	1	0	0	3				
20 Josh Donaldson, R OBP: 0.329, SLG: 0.464										3	1	0	0	1	0	4				
21 Stephen Vogt, L OBP: 0.316, SLG: 0.478										4	0	3	0	0	0	2				
8 Jed Lowrie, S OBP: 0.366, SLG: 0.330										4	0	2	3	0	0	2				
7 Alberto Callaspo, S OBP: 0.329, SLG: 0.317										4	0	0	0	0	1	6				
28 Eric Sogard, L OBP: 0.261, SLG: 0.221										4	0	0	0	0	0	2				
Inning Stats	R: 0 H: 1 E: 0 K: 0 S: 7	H: 1 LOB: 2 BB: 0 P: 11	R: 0 H: 1 E: 0 K: 0 S: 9	H: 1 LOB: 1 BB: 0 P: 14	R: 0 H: 1 E: 0 K: 1 S: 10	H: 1 LOB: 1 BB: 0 P: 14	R: 0 H: 0 E: 0 K: 1 S: 10	H: 0 LOB: 2 BB: 0 P: 10	R: 1 H: 3 E: 0 K: 0 S: 14	H: 3 LOB: 2 BB: 0 P: 20	R: 0 H: 0 E: 0 K: 1 S: 8	H: 0 LOB: 0 BB: 0 P: 14	R: 3 H: 3 E: 1 K: 0 S: 19	H: 3 LOB: 1 BB: 1 P: 31	R: 0 H: 0 E: 0 K: 1 S: 10	H: 0 LOB: 0 BB: 0 P: 14	1B: 8 2B: 2 3B: 0 HR: 0	SF: 0 SAC: 0 DP: 1 HBP: 1	WP: 0 PA: 39 PB: 0 SB: 1 CS: 0	
PITCHER	IP WLS BF H R ER SO	IP WLS BF H R ER SO	IP WLS BF H R ER SO	IP WLS BF H R ER SO	IP WLS BF H R ER SO	IP WLS BF H R ER SO	IP WLS BF H R ER SO	IP WLS BF H R ER SO	IP WLS BF H R ER SO	IP WLS BF H R ER SO	IP WLS BF H R ER SO	IP WLS BF H R ER SO	IP WLS BF H R ER SO	IP WLS BF H R ER SO	IP WLS BF H R ER SO	IP WLS BF H R ER SO	ERA WHIP	ERA WHIP		
19 Anibal Sánchez, R ERA: 2.63	7.0 0.0 31 8 3 2 2	0.0 0.0 3 2 1 1 0	1.0 0.0 2 0 0 0 0	1.0 0.0 3 2 1 1 0	1.0 0.0 2 0 0 0 0	1.0 0.0 3 2 1 1 0	1.0 0.0 3 2 1 1 0	1.0 0.0 3 2 1 1 0	1.0 0.0 3 2 1 1 0	1.0 0.0 3 2 1 1 0	1.0 0.0 3 2 1 1 0	1.0 0.0 3 2 1 1 0	1.0 0.0 3 2 1 1 0	1.0 0.0 3 2 1 1 0	1.0 0.0 3 2 1 1 0	1.0 0.0 3 2 1 1 0	0.00 0.000	0.00 0.000		
44 Joba Chamberlain, R ERA: 2.94																				
40 Phil Coke, L ERA: 5.16																				
65 Blaine Hardy, L ERA: 2.89																				

Oakland Athletics @ Detroit Tigers
Comerica Park, Detroit, MI
Mon Jun 30 2014, 7:13 PM - 10:34 PM EDT
Att: 42,477 - Partly Cloudy - 86 F

AB	37
R	4
H	10
RBI	4
BB	1
SO	3
LOB	22



Batter	1	2	3	4	5	6	7	8	9	AB	R	H	RBI	BB	SO	LOB	BOTTOM			
20 Rajai Davis, R OBP: 0.321, SLG: 0.418										5	1	2	4	0	2	0				
3 Ian Kinsler, R OBP: 0.344, SLG: 0.486										3	0	1	0	1	0	1				
24 Miguel Cabrera, R OBP: 0.366, SLG: 0.546										4	1	2	1	0	1	2				
28 J.D. Martinez, R OBP: 0.351, SLG: 0.603										2	0	0	0	2	2	1				
48 Torii Hunter, R OBP: 0.277, SLG: 0.413										4	0	0	0	0	0	2				
9 Nick Castellanos, R OBP: 0.312, SLG: 0.416										2	1	1	0	2	0	1				
13 Alex Avila, L OBP: 0.348, SLG: 0.378										4	1	1	0	0	1	3				
30 Eugenio Suárez, R OBP: 0.364, SLG: 0.485										4	0	0	0	0	3	3				
14 Austin Jackson, R OBP: 0.309, SLG: 0.355										3	1	0	0	1	0	0				
Inning Stats	R: 0 H: 1 E: 0 K: 2 S: 16	H: 0 LOB: 1 BB: 1 P: 16	R: 0 H: 1 E: 0 K: 2 S: 14	H: 1 LOB: 1 BB: 0 P: 16	R: 0 H: 0 E: 0 K: 1 S: 9	H: 0 LOB: 1 BB: 1 P: 15	R: 0 H: 1 E: 0 K: 1 S: 8	H: 1 LOB: 1 BB: 0 P: 12	R: 1 H: 1 E: 0 K: 0 S: 13	H: 1 LOB: 1 BB: 1 P: 24	R: 0 H: 0 E: 0 K: 1 S: 8	H: 0 LOB: 0 BB: 0 P: 12	R: 0 H: 0 E: 0 K: 0 S: 8	H: 0 LOB: 1 BB: 2 P: 17	R: 4 H: 3 E: 0 K: 1 S: 12	H: 3 LOB: 0 BB: 1 P: 17	1B: 4 2B: 1 3B: 0 HR: 2	SF: 0 SAC: 0 DP: 1 HBP: 0	WP: 0 PA: 37 PB: 0 SB: 3 CS: 0	
PITCHER	IP WLS BF H R ER SO	IP WLS BF H R ER SO	IP WLS BF H R ER SO	IP WLS BF H R ER SO	IP WLS BF H R ER SO	IP WLS BF H R ER SO	IP WLS BF H R ER SO	IP WLS BF H R ER SO	IP WLS BF H R ER SO	IP WLS BF H R ER SO	IP WLS BF H R ER SO	IP WLS BF H R ER SO	IP WLS BF H R ER SO	IP WLS BF H R ER SO	IP WLS BF H R ER SO	IP WLS BF H R ER SO	ERA WHIP	ERA WHIP		
26 Scott Kazmir, L ERA: 2.61	5.1 1.2 1.0 0.1	5.1 0.0 23 4 0 0 1	5.1 0.0 23 4 0 0 1	5.1 0.0 23 4 0 0 1	5.1 0.0 23 4 0 0 1	5.1 0.0 23 4 0 0 1	5.1 0.0 23 4 0 0 1	5.1 0.0 23 4 0 0 1	5.1 0.0 23 4 0 0 1	5.1 0.0 23 4 0 0 1	5.1 0.0 23 4 0 0 1	5.1 0.0 23 4 0 0 1	5.1 0.0 23 4 0 0 1	5.1 0.0 23 4 0 0 1	5.1 0.0 23 4 0 0 1	5.1 0.0 23 4 0 0 1	0.00 0.000	0.00 0.000		
61 Dan Otero, R ERA: 2.1																				
44 Luke Gregerson, R ERA: 2.27																				
62 Sean Doolittle, L ERA: 2.97																				

Oakland Athletics @ Detroit Tigers
Comerica Park, Detroit, MI
Mon Jun 30 2014, 7:13 PM - 10:34 PM EDT
Att: 42,477 - Partly Cloudy - 86 F

AB	31
R	5
H	7
RBI	5
BB	6
SO	9
LOB	13



Batter	1	2	3	4	5	6	7	8	9	AB	R	H	RBI	BB	SO	LOB	TOP			
4 Coco Crisp, S OBP: 0.383, SLG: 0.458										4	2	3	1	0	0	0	Oakland Athletics @ Detroit Tigers Comerica Park, Detroit, MI Wed Jul 02 2014, 1:09 PM - 4:11 PM EDT Att: 35,445 - Partly Cloudy - 79 F			
3 Craig Gentry, R OBP: 0.333, SLG: 0.315										1	0	0	0	0	0	0				
7 Alberto Callaspo, S OBP: 0.319, SLG: 0.307										5	0	0	0	0	2	2				
52 Yoenis Cespedes, R(1, 10) OBP: 0.326, SLG: 0.494										4	0	1	0	0	0	1				
37 Brandon Moss, L OBP: 0.358, SLG: 0.534										4	1	4	2	0	0	0				
36 Derek Norris, R OBP: 0.408, SLG: 0.509										4	0	2	0	0	1	1				
21 Stephen Vogt, L OBP: 0.359, SLG: 0.459										4	0	1	0	0	0	5				
8 Jed Lowrie, S OBP: 0.316, SLG: 0.332										4	0	0	0	0	1	3				
35 Nate Freiman, R OBP: 0.250, SLG: 0.571										3	0	0	0	0	1	1				
1 Nick Punto, S OBP: 0.321, SLG: 0.281										4	0	0	0	0	2	4				
Inning Stats	R: 2 E: 0 K: 2 S: 16	H: 2 LOB: 0 BB: 0 P: 25	R: 0 E: 0 K: 1 S: 9	H: 1 LOB: 1 BB: 0 P: 14	R: 0 E: 0 K: 0 S: 13	H: 4 LOB: 3 BB: 0 P: 21	R: 0 E: 0 K: 1 S: 7	H: 0 LOB: 0 BB: 0 P: 10	R: 0 E: 0 K: 0 S: 12	H: 2 LOB: 2 BB: 0 P: 16	R: 1 E: 0 K: 1 S: 10	H: 2 LOB: 1 BB: 0 P: 14	R: 0 E: 0 K: 2 S: 9	H: 0 LOB: 0 BB: 0 P: 11	R: 0 E: 0 K: 0 S: 5	H: 0 LOB: 0 BB: 0 P: 6	1B: 8 2B: 1 3B: 0 HR: 2	SF: 0 SAC: 0 DP: 0 HBP: 1	WP: 1 PB: 0 SB: 0 CS: 1	PA: 38
PITCHER	IP WLS BF H R ER SO BB IBB HBP BLK WP HR S P ERA WHIP	IP WLS BF H R ER SO BB IBB HBP BLK WP HR S P ERA WHIP	IP WLS BF H R ER SO BB IBB HBP BLK WP HR S P ERA WHIP	IP WLS BF H R ER SO BB IBB HBP BLK WP HR S P ERA WHIP	IP WLS BF H R ER SO BB IBB HBP BLK WP HR S P ERA WHIP	IP WLS BF H R ER SO BB IBB HBP BLK WP HR S P ERA WHIP	IP WLS BF H R ER SO BB IBB HBP BLK WP HR S P ERA WHIP	IP WLS BF H R ER SO BB IBB HBP BLK WP HR S P ERA WHIP	IP WLS BF H R ER SO BB IBB HBP BLK WP HR S P ERA WHIP	IP WLS BF H R ER SO BB IBB HBP BLK WP HR S P ERA WHIP	IP WLS BF H R ER SO BB IBB HBP BLK WP HR S P ERA WHIP	IP WLS BF H R ER SO BB IBB HBP BLK WP HR S P ERA WHIP	IP WLS BF H R ER SO BB IBB HBP BLK WP HR S P ERA WHIP	IP WLS BF H R ER SO BB IBB HBP BLK WP HR S P ERA WHIP	IP WLS BF H R ER SO BB IBB HBP BLK WP HR S P ERA WHIP	IP WLS BF H R ER SO BB IBB HBP BLK WP HR S P ERA WHIP	IP WLS BF H R ER SO BB IBB HBP BLK WP HR S P ERA WHIP			
35 Justin Verlander, R ERA: 4.71	6.0	W	27	9	2	2	4	0	0	0	1	0	0	0	2	67	103	3.00	1.500	
62 AJ Altuquerque, R ERA: 3.19	1.0		5	2	1	1	1	0	0	0	0	0	0	1	0	10	14	9.00	2.000	
65 Blaine Hardy, L ERA: 2.61	1.0		3	0	0	0	2	0	0	0	0	0	0	0	9	11	0.00	0.000		
36 Joe Nathan, R ERA: 6.16	1.0		3	0	0	0	0	0	0	0	0	0	0	0	5	6	0.00	0.000		

Batter	1	2	3	4	5	6	7	8	9	AB	R	H	RBI	BB	SO	LOB	BOTTOM			
14 Austin Jackson, R OBP: 0.310, SLG: 0.358										5	2	3	1	0	1	0	Oakland Athletics @ Detroit Tigers Comerica Park, Detroit, MI Wed Jul 02 2014, 1:09 PM - 4:11 PM EDT Att: 35,445 - Partly Cloudy - 79 F			
3 Ian Kinsler, R OBP: 0.343, SLG: 0.482									5	2	2	1	0	0	2					
24 Miguel Cabrera, R OBP: 0.368, SLG: 0.542									3	1	1	2	2	1	1					
28 J.D. Martinez, R OBP: 0.352, SLG: 0.617									4	0	1	0	0	1	4					
48 Tori Hunter, R OBP: 0.281, SLG: 0.414									4	0	3	3	0	0	1					
9 Nick Castellanos, R OBP: 0.315, SLG: 0.411									3	1	0	0	1	1	5					
13 Alex Avila, L OBP: 0.346, SLG: 0.372									3	1	0	0	1	3	0					
17 Andrew Romine, S OBP: 0.281, SLG: 0.267								3	1	1	0	0	0	0	0					
20 Rajai Davis, R OBP: 0.324, SLG: 0.418								4	1	2	2	0	1	1	1					
Inning Stats	R: 1 E: 0 K: 1 S: 16	H: 3 LOB: 2 BB: 0 P: 23	R: 0 E: 0 K: 1 S: 7	H: 1 LOB: 0 BB: 0 P: 12	R: 1 E: 0 K: 1 S: 10	H: 2 LOB: 2 BB: 1 P: 20	R: 1 E: 0 K: 1 S: 18	H: 2 LOB: 1 BB: 0 P: 26	R: 0 E: 0 K: 0 S: 7	H: 0 LOB: 0 BB: 1 P: 13	R: 6 E: 0 K: 0 S: 20	H: 5 LOB: 1 BB: 2 P: 36	R: 0 E: 0 K: 2 S: 7	H: 0 LOB: 0 BB: 0 P: 8	R: 0 E: 0 K: 1 S: 10	H: 0 LOB: 0 BB: 0 P: 14		1B: 11 2B: 2 3B: 0 HR: 0	SF: 0 SAC: 1 DP: 1 HBP: 0	WP: 1 PB: 0 SB: 0 CS: 1
PITCHER	IP WLS BF H R ER SO BB IBB HBP BLK WP HR S P ERA WHIP	IP WLS BF H R ER SO BB IBB HBP BLK WP HR S P ERA WHIP	IP WLS BF H R ER SO BB IBB HBP BLK WP HR S P ERA WHIP	IP WLS BF H R ER SO BB IBB HBP BLK WP HR S P ERA WHIP	IP WLS BF H R ER SO BB IBB HBP BLK WP HR S P ERA WHIP	IP WLS BF H R ER SO BB IBB HBP BLK WP HR S P ERA WHIP	IP WLS BF H R ER SO BB IBB HBP BLK WP HR S P ERA WHIP	IP WLS BF H R ER SO BB IBB HBP BLK WP HR S P ERA WHIP	IP WLS BF H R ER SO BB IBB HBP BLK WP HR S P ERA WHIP	IP WLS BF H R ER SO BB IBB HBP BLK WP HR S P ERA WHIP	IP WLS BF H R ER SO BB IBB HBP BLK WP HR S P ERA WHIP	IP WLS BF H R ER SO BB IBB HBP BLK WP HR S P ERA WHIP	IP WLS BF H R ER SO BB IBB HBP BLK WP HR S P ERA WHIP	IP WLS BF H R ER SO BB IBB HBP BLK WP HR S P ERA WHIP	IP WLS BF H R ER SO BB IBB HBP BLK WP HR S P ERA WHIP	IP WLS BF H R ER SO BB IBB HBP BLK WP HR S P ERA WHIP				
60 Jesse Chavez, R ERA: 3.23	5.0	L	25	8	5	5	0	0	0	0	0	0	0	0	0	0	0	9.00	2.200	
45 Jim Johnson, R ERA: 5.94	0.1		5	4	3	3	0	0	0	0	0	0	0	0	8	12	81.00	12.000		
48 Ryan Cook, R ERA: 3.8	0.2		3	1	1	1	0	0	0	0	0	0	0	1	9	13	13.50	1.500		
56 Fernando Abad, L ERA: 2.14	1.0		3	0	0	0	2	0	0	0	0	0	0	0	7	8	0.00	0.000		
29 Jeff Francis, L ERA: 5.89	1.0		3	0	0	0	1	0	0	0	0	0	0	10	14	0.00	0.000			

AB	37
R	3
H	11
RBI	3
BB	0
SO	7
LOB	17



AB	34
R	9
H	13
RBI	9
BB	4
SO	8
LOB	14



Batter	1	2	3	4	5	6	7	8	9	AB	R	H	RBI	BB	SO	LOB	TOP										
8 Desmond Jennings, R OBP: 0.334, SLG: 0.579										4	1	1	0	0	2	0											
18 Ben Zobrist, S OBP: 0.336, SLG: 0.394										4	0	0	0	0	0	1											
20 Matt Joyce, L OBP: 0.352, SLG: 0.423										3	0	0	0	1	1	0											
3 Evan Longoria, R OBP: 0.331, SLG: 0.390										2	0	0	1	0	0	0											
21 James Loney, L OBP: 0.332, SLG: 0.385										3	0	1	0	0	0	1											
30 Vince Belnome, L (1, 10)										3	0	0	0	0	2	1											
39 Kevin Kiermaier, L OBP: 0.331, SLG: 0.556										3	0	0	0	0	1	0											
24 Ryan Hanigan, R OBP: 0.311, SLG: 0.344										3	0	0	0	0	1	0											
35 Cole Figueroa, L OBP: 0.150, SLG: 0.200										3	0	0	0	0	1	0											
Inning Stats	R: 1 E: 0 K: 0 S: 9	H: 1 LOB: 1 BB: 1 P: 15	R: 0 E: 0 K: 1 S: 5	H: 0 LOB: 0 BB: 0 P: 7	R: 0 E: 0 K: 0 S: 12	H: 0 LOB: 0 BB: 0 P: 16	R: 0 E: 0 K: 1 S: 10	H: 1 LOB: 1 BB: 0 P: 14	R: 0 E: 0 K: 1 S: 8	H: 0 LOB: 0 BB: 0 P: 11	R: 0 E: 0 K: 2 S: 9	H: 0 LOB: 0 BB: 0 P: 14	R: 0 E: 0 K: 0 S: 6	H: 0 LOB: 0 BB: 0 P: 9	R: 0 E: 0 K: 2 S: 16	H: 0 LOB: 0 BB: 0 P: 20	R: 0 E: 0 K: 1 S: 9	H: 0 LOB: 0 BB: 0 P: 13	1B: 1 2B: 1 3B: 0 HR: 0	SF: 1 SAC: 0 DP: 0 HBP: 0	WP: 0 PB: 0 SB: 0 CS: 0	PA: 30					
PITCHER	IP	WLS	BF	H	R	ER	SO	BB	IBB	HBP	BLK	WP	HR	S	P	ERA	WHIP										
37 Max Scherzer, R ERA: 3.47	8.0	W	27	2	1	1	7	1	0	0	0	0	0	75	106	1.12	0.375										
55 Chad Smith, R ERA: 5.66	1.0		3	0	0	0	1	0	0	0	0	0	0	9	13	0.00	0.000										

Tampa Bay Rays @ Detroit Tigers
Comerica Park, Detroit, MI
Thu Jul 03 2014, 7:08 PM - 9:50 PM EDT
Att: 33,908 - Partly Cloudy - 72 F

AB 28
R 1
H 2
RBI 1
BB 1
SO 8
LOB 3



Batter	1	2	3	4	5	6	7	8	9	AB	R	H	RBI	BB	SO	LOB	BOTTOM											
14 Austin Jackson, R OBP: 0.311, SLG: 0.358										5	1	2	0	0	0	1												
3 Ian Kinsler, R OBP: 0.342, SLG: 0.487										5	1	1	2	0	2	1												
24 Miguel Cabrera, R OBP: 0.374, SLG: 0.551										4	4	3	0	1	0	0												
41 Victor Martinez, S OBP: 0.389, SLG: 0.600										3	1	2	2	1	0	1												
28 J.D. Martinez, R OBP: 0.355, SLG: 0.614										4	0	2	2	0	0	1												
48 Torii Hunter, R OBP: 0.284, SLG: 0.426										4	1	2	2	0	0	3												
9 Nick Castellanos, R OBP: 0.317, SLG: 0.413										4	0	2	0	0	1	2												
13 Alex Avila, L OBP: 0.345, SLG: 0.370										4	0	1	0	0	1	2												
30 Eugenio Suárez, R OBP: 0.357, SLG: 0.467										4	0	0	0	0	1	3												
Inning Stats	R: 5 E: 0 K: 0 S: 19	H: 5 LOB: 1 BB: 1 P: 32	R: 1 E: 0 K: 0 S: 13	H: 3 LOB: 2 BB: 1 P: 21	R: 0 E: 0 K: 0 S: 8	H: 1 LOB: 1 BB: 0 P: 10	R: 1 E: 0 K: 1 S: 13	H: 3 LOB: 2 BB: 0 P: 20	R: 0 E: 0 K: 1 S: 8	H: 0 LOB: 0 BB: 0 P: 13	R: 1 E: 0 K: 1 S: 15	H: 2 LOB: 1 BB: 0 P: 23	R: 0 E: 0 K: 1 S: 8	H: 1 LOB: 0 BB: 0 P: 11	R: 0 E: 0 K: 1 S: 8	H: 0 LOB: 0 BB: 0 P: 15	1B: 10 2B: 2 3B: 0 HR: 3	SF: 0 SAC: 0 DP: 2 HBP: 0	WP: 0 PB: 0 SB: 0 CS: 0	PA: 39								
PITCHER	IP	WLS	BF	H	R	ER	SO	BB	IBB	HBP	BLK	WP	HR	S	P	ERA	WHIP											
40 Erik Bedard, L ERA: 4.82	2.0	L	15	8	6	6	0	2	0	0	0	0	0	3	32	53	27.00	5.000										
27 Cesar Ramos, L ERA: 4.18	3.1		16	6	2	2	3	0	0	0	0	0	0	36	53	5.40	1.800											
49 Kirby Yates, R ERA: 2.19	2.2		8	1	0	0	2	0	0	0	0	0	0	24	39	0.00	0.375											

Tampa Bay Rays @ Detroit Tigers
Comerica Park, Detroit, MI
Thu Jul 03 2014, 7:08 PM - 9:50 PM EDT
Att: 33,908 - Partly Cloudy - 72 F

AB 37
R 8
H 15
RBI 8
BB 2
SO 5
LOB 14



Batter	1	2	3	4	5	6	7	8	9	AB R H RBI BB SO LOB	TOP											
8 Desmond Jennings, R (1.8) OBP: 0.339, SLG: 0.589	G5-3		18 2B		18 2B		18 G3 5 G4-3	P4		5 3 3 0 0 0 2	Tampa Bay Rays @ Detroit Tigers Comerica Park, Detroit, MI Fri Jul 04 2014, 7:10 PM - 10:26 PM EDT Att: 40,657 - Clear - 78 F											
18 Ben Zobrist, S (1.6) OBP: 0.337, SLG: 0.401	K		2B		2B		G3		G5-3	5 0 2 2 0 1 1												
5 Brandon Guyer, R (1.7) OBP: 0.311, SLG: 0.354	F9		L6		P4		G4-3		G5-3	5 0 0 1 0 0 2												
3 Evan Longoria, R (1.5) OBP: 0.339, SLG: 0.405		21 F8				11 3B				2 2 2 1 2 0 0												
11 Logan Forsythe, R (1.4) OBP: 0.298, SLG: 0.337	K		L6				F9		K	4 1 0 0 1 2 3												
21 James Loney, L (1.3) OBP: 0.329, SLG: 0.380	F8		K				F9		G3-1	4 0 0 0 0 1 3												
1 Sean Rodriguez, R (1.10) OBP: 0.267, SLG: 0.492	G6-3		F7							3 0 1 2 1 0 1												
28 José Molina, R (1.2) OBP: 0.210, SLG: 0.183			L4							4 0 1 0 0 1 1												
39 Kevin Kiermaier, L (1.9) OBP: 0.321, SLG: 0.539	F8		F8							4 0 0 0 0 1 3												
												AB 36 R 6 H 9 RBI 6 BB 4 SO 6 LOB 16										
Inning Stats	R: 0 E: 0 K: 1 S: 13	H: 0 LOB: 0 BB: 0 P: 18	R: 0 E: 0 K: 1 S: 9	H: 1 LOB: 1 BB: 0 P: 12	R: 1 E: 0 K: 0 S: 17	H: 2 LOB: 0 BB: 0 P: 23	R: 1 E: 0 K: 1 S: 14	H: 1 LOB: 0 BB: 0 P: 22	R: 1 E: 0 K: 0 S: 12	H: 2 LOB: 1 BB: 0 P: 16	R: 2 E: 0 K: 1 S: 9	H: 1 LOB: 1 BB: 1 P: 18	R: 1 E: 0 K: 0 S: 9	H: 1 LOB: 1 BB: 1 P: 16	R: 0 E: 0 K: 1 S: 10	H: 1 LOB: 2 BB: 1 P: 20	R: 0 E: 0 K: 1 S: 7	H: 0 LOB: 1 BB: 1 P: 12	1B: 2 2B: 5 3B: 1 HR: 1	SF: 0 SAC: 0 DP: 0 HBP: 1	WP: 0 PB: 0 SB: 0 CS: 0	PA: 41
PITCHER	IP WLS BF H R ER SO BB IBB HBP BLK WP HR S P ERA WHIP											IP WLS BF H R ER SO BB IBB HBP BLK WP HR S P ERA WHIP										
33 Drew Smyly, L (1.1) ERA: 3.89	5.1 L 25 7 5 5 3 1 0 1 0 0 0 1 69 102 8.44 1.500																					
55 Chad Smith, R (6.1) ERA: 5.63	1.2 7 1 1 1 1 1 0 0 0 0 0 14 23 5.40 1.200																					
65 Blaine Hardy, L (8.1) ERA: 2.38	1.0 5 1 0 0 1 1 0 0 0 0 0 10 20 0.00 2.000																					
63 Patrick McCoy, L (9.1) ERA: 2.08	1.0 4 0 0 0 1 1 0 0 0 0 0 7 12 0.00 1.000																					

Batter	1	2	3	4	5	6	7	8	9	AB R H RBI BB SO LOB	BOTTOM											
14 Austin Jackson, R (1.8) OBP: 0.307, SLG: 0.353	K		K		K		K			4 0 0 0 0 4 0	Tampa Bay Rays @ Detroit Tigers Comerica Park, Detroit, MI Fri Jul 04 2014, 7:10 PM - 10:26 PM EDT Att: 40,657 - Clear - 78 F											
3 Ian Kinsler, R (1.4) OBP: 0.343, SLG: 0.486	F9		F9			24 E				3 1 1 0 0 0 0												
24 Miguel Cabrera, R (1.3) OBP: 0.373, SLG: 0.545	G5-4-3		G5-3			28 BB				3 1 0 0 1 0 1												
41 Victor Martinez, S (1.10) OBP: 0.391, SLG: 0.599	F8		F8			41 1B				2 1 1 1 0 0 0												
20 Rajai Davis, R (9.10) OBP: 0.323, SLG: 0.416			HBP			48 G6-4-3				1 0 0 0 0 0 0												
28 J.D. Martinez, R (1.7) OBP: 0.365, SLG: 0.622	32 1B		G5-3			48 BB				3 0 2 0 1 0 0												
48 Torii Hunter, R (1.9) OBP: 0.284, SLG: 0.428	F8		G5-3			48 G6-4-3				1 0 0 0 0 0 0												
32 Don Kelly, L (1.5) OBP: 0.317, SLG: 0.292			G4-3							4 0 1 1 0 0 4												
9 Nick Castellanos, R (9.10) OBP: 0.316, SLG: 0.411	1B		G4-3							3 0 1 0 0 1 2												
13 Alex Avila, L (1.2) OBP: 0.339, SLG: 0.363	G3		G3-1							1 0 0 0 0 0 1												
30 Eugenio Suárez, R (1.6) OBP: 0.345, SLG: 0.449	K		K							3 0 0 0 0 3 0												
											AB 31 R 3 H 6 RBI 2 BB 2 SO 8 LOB 11											
Inning Stats	R: 0 E: 0 K: 1 S: 8	H: 1 LOB: 0 BB: 0 P: 13	R: 0 E: 0 K: 0 S: 8	H: 2 LOB: 2 BB: 0 P: 12	R: 0 E: 0 K: 2 S: 12	H: 0 LOB: 0 BB: 0 P: 19	R: 1 E: 0 K: 0 S: 11	H: 1 LOB: 1 BB: 0 P: 15	R: 0 E: 0 K: 2 S: 9	H: 0 LOB: 0 BB: 0 P: 11	R: 2 E: 1 K: 1 S: 13	H: 1 LOB: 1 BB: 2 P: 25	R: 0 E: 0 K: 2 S: 9	H: 0 LOB: 0 BB: 0 P: 14	R: 0 E: 0 K: 0 S: 7	H: 0 LOB: 0 BB: 0 P: 11	R: 0 E: 0 K: 0 S: 11	H: 1 LOB: 1 BB: 0 P: 18	1B: 4 2B: 2 3B: 0 HR: 0	SF: 0 SAC: 0 DP: 2 HBP: 2	WP: 0 PB: 0 SB: 0 CS: 0	PA: 35
PITCHER	IP WLS BF H R ER SO BB IBB HBP BLK WP HR S P ERA WHIP											IP WLS BF H R ER SO BB IBB HBP BLK WP HR S P ERA WHIP										
53 Alex Cobb, R (1.1) ERA: 4.28	5.0 W 23 5 3 3 3 2 0 0 0 0 0 16 23 5.40 1.400																					
26 Brad Boxberger, R (6.1) ERA: 2.7	2.0 H 5 0 0 0 3 0 0 0 0 0 0 16 23 0.00 0.000																					
62 Joel Peralta, R (8.1) ERA: 3.89	1.0 H 3 0 0 0 0 0 0 0 0 0 0 7 11 0.00 0.000																					
57 Jake McGee, L (9.1) ERA: 1.17	1.0 S 4 1 0 0 0 0 0 0 0 0 0 11 18 0.00 1.000																					

Batter	1	2	3	4	5	6	7	8	9	AB	R	H	RBI	BB	SO	LOB	TOP								
8 Desmond Jennings, R (1, 8) OBP: 0.336, SLG: 0.586	F8 3-2		B1-3			G6-3		G6-4-3		5	0	1	1	0	0	3									
18 Ben Zobrist, S (1, 6) OBP: 0.338, SLG: 0.401	F7 1-2			G4-3	G6-3					5	0	2	0	0	0	1									
20 Matt Joyce, L (1, 10) 1 Sean Rodriguez, R (9, PH) OBP: 0.272, SLG: 0.496	G6-3 1-0									4	1	1	0	0	2	1									
3 Evan Longoria, R (1, 5) OBP: 0.343, SLG: 0.405		F8 0-0								3	1	1	0	2	0	1									
21 James Loney, L (1, 3) OBP: 0.327, SLG: 0.375		G4-3 2-2								4	1	0	0	1	0	5									
5 Brandon Guyer, R (1, 7) OBP: 0.302, SLG: 0.345										3	0	0	1	0	0	0									
11 Logan Forsythe, R (1, 4) OBP: 0.308, SLG: 0.361			F9 0-2							3	2	2	2	1	0	0									
24 Ryan Hanigan, R (1, 2) OBP: 0.315, SLG: 0.340										2	1	0	0	2	0	3									
39 Kevin Kiermaier, L (1, 9) OBP: 0.333, SLG: 0.576			F8 1-1							4	1	3	3	0	0	1									
Inning Stats	R: 0 H: 0 E: 0 K: 0 S: 7	H: 0 LOB: 0 BB: 0 P: 12	R: 0 H: 0 E: 0 K: 0 S: 8	H: 0 LOB: 0 BB: 0 P: 11	R: 0 H: 0 E: 0 K: 0 S: 14	H: 0 LOB: 1 BB: 1 P: 19	R: 0 H: 0 E: 0 K: 1 S: 13	H: 0 LOB: 0 BB: 0 P: 24	R: 3 H: 3 E: 0 K: 0 S: 11	H: 3 LOB: 0 BB: 1 P: 19	R: 4 H: 4 E: 0 K: 0 S: 19	H: 4 LOB: 1 BB: 0 P: 28	R: 0 H: 1 E: 0 K: 1 S: 7	H: 1 LOB: 1 BB: 0 P: 10	R: 0 H: 0 E: 0 K: 0 S: 5	H: 0 LOB: 0 BB: 1 P: 10	R: 0 H: 3 E: 0 K: 0 S: 11	H: 3 LOB: 3 BB: 1 P: 19	1B: 8 2B: 0 3B: 2 HR: 1	SF: 1 SAC: 0 DP: 3 HBP: 0	WP: 1 PB: 0 SB: 1 CS: 0	PA: 41			
PITCHER	IP	WLS	BF	H	R	ER	SO	BB	IBB	HBP	BLK	WP	HR	S	P	ERA	WHIP								
19 Anibal Sánchez, R (1, 1) ERA: 3.18	5.2	L	26	6	7	7	1	4	0	0	0	1	1	67	108	11.12	1.765								
40 Phil Coke, L (6, 1) ERA: 4.94	1.1		6	2	0	0	1	0	0	0	0	0	0	12	15	0.00	1.500								
44 Joba Chamberlain, R (8, 1) ERA: 2.95	1.0		3	0	0	0	0	1	0	0	0	0	0	5	10	0.00	1.000								
63 Patrick McCoy, L (9, 1) ERA: 1.8	0.2		3	2	0	0	0	0	0	0	0	0	0	6	9	0.00	3.000								
65 Blaine Hardy, L (9, 1) ERA: 2.31	0.1		3	1	0	0	0	1	0	0	0	0	0	5	10	0.00	6.000								

Tampa Bay Rays @ Detroit Tigers
Comerica Park, Detroit, MI
Sat Jul 05 2014, 4:10 PM - 7:13 PM EDT
Att: 38,087 - Partly Cloudy - 79 F

AB 34
R 7
H 11
RBI 7
BB 6
SO 2
LOB 15

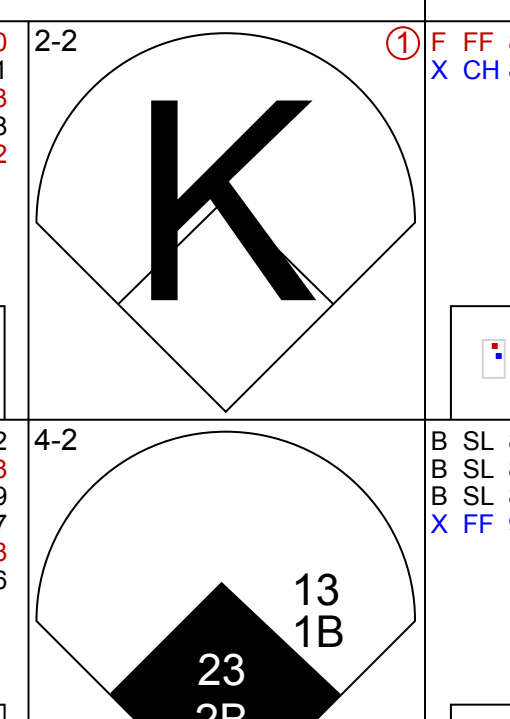
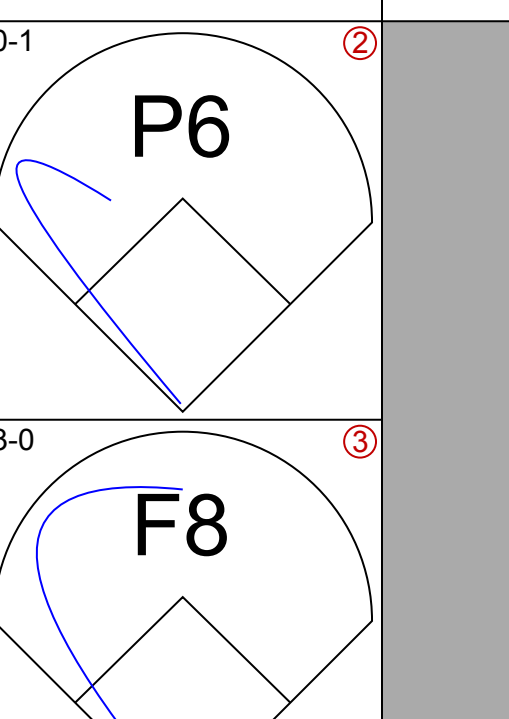
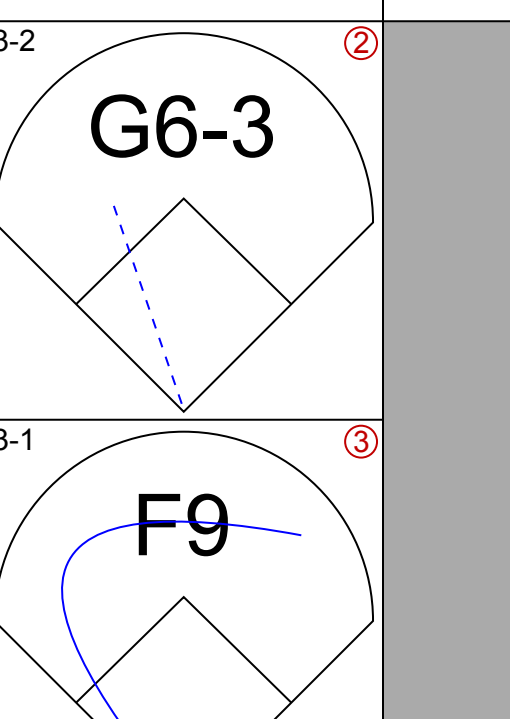
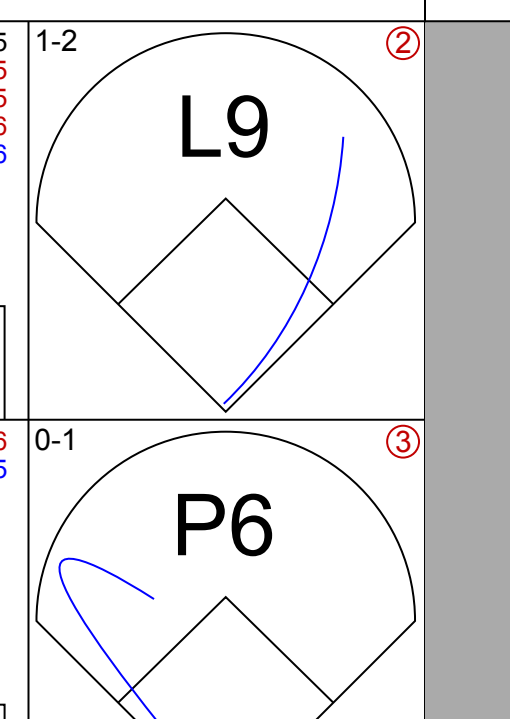
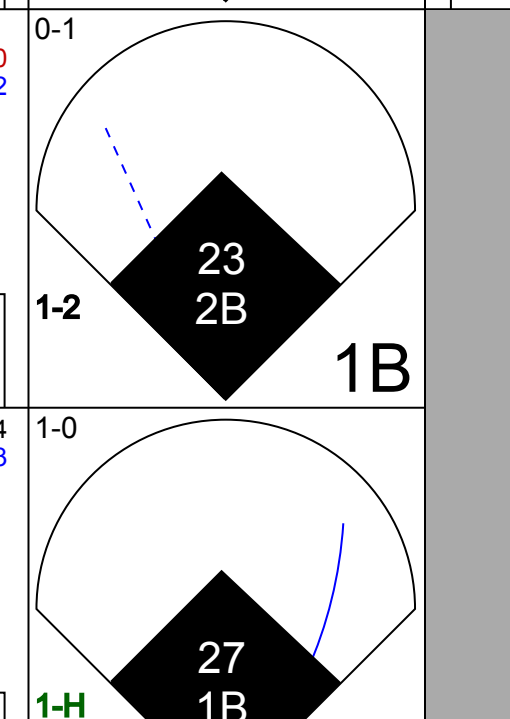
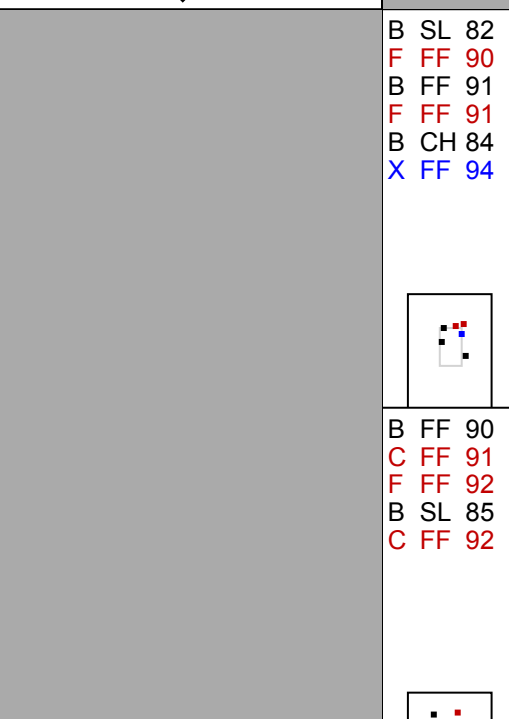
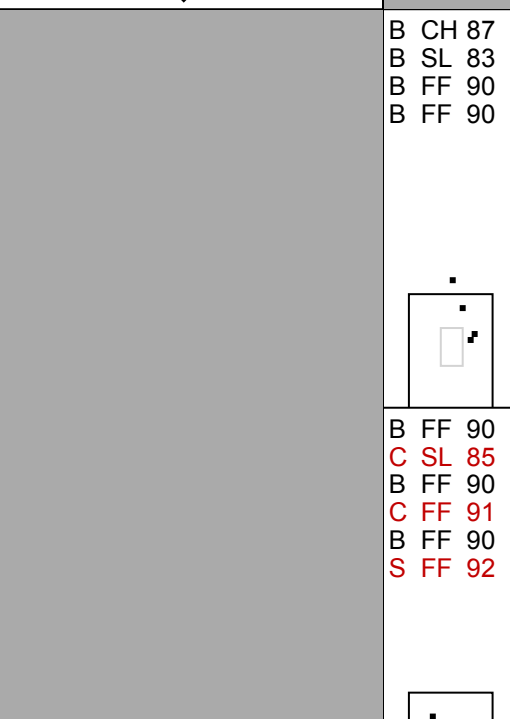
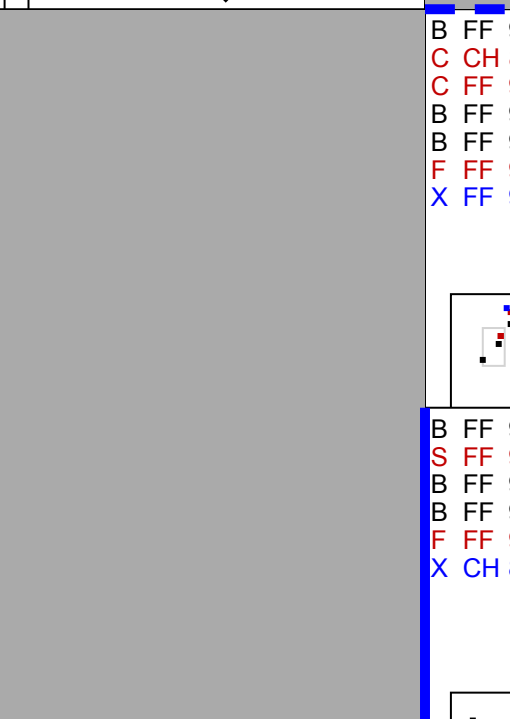
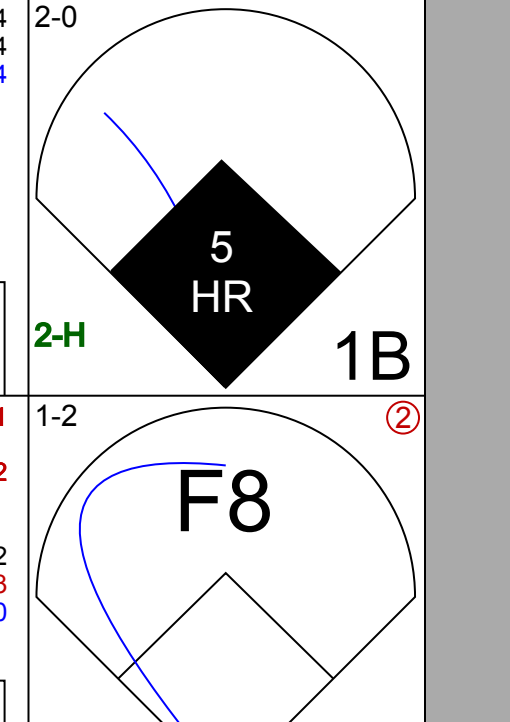
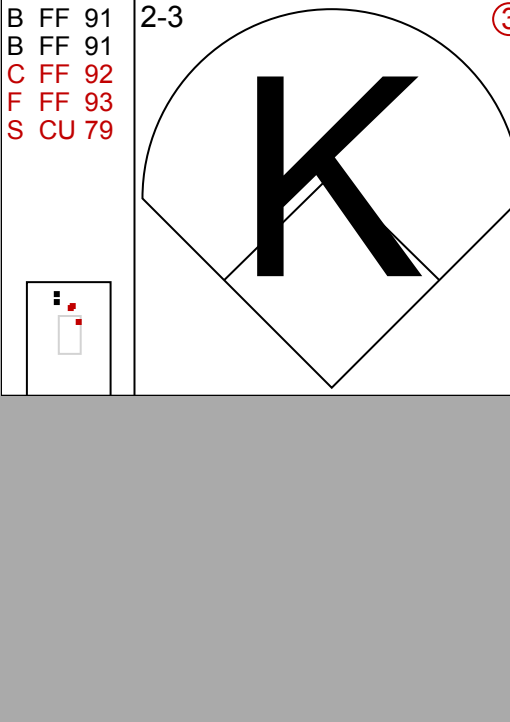
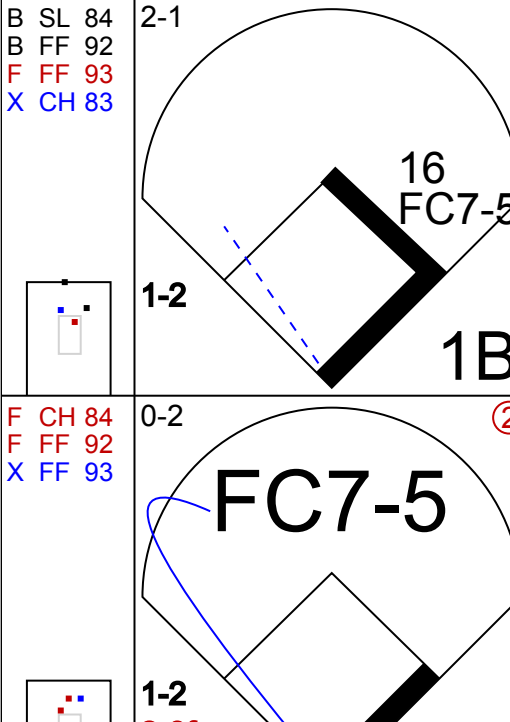
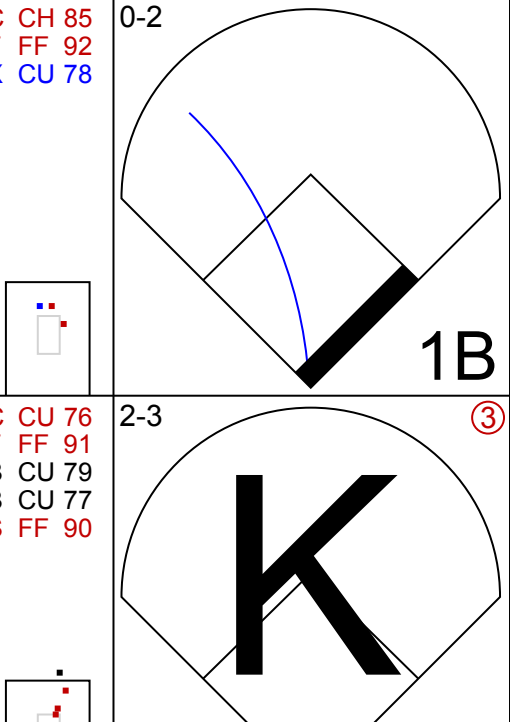
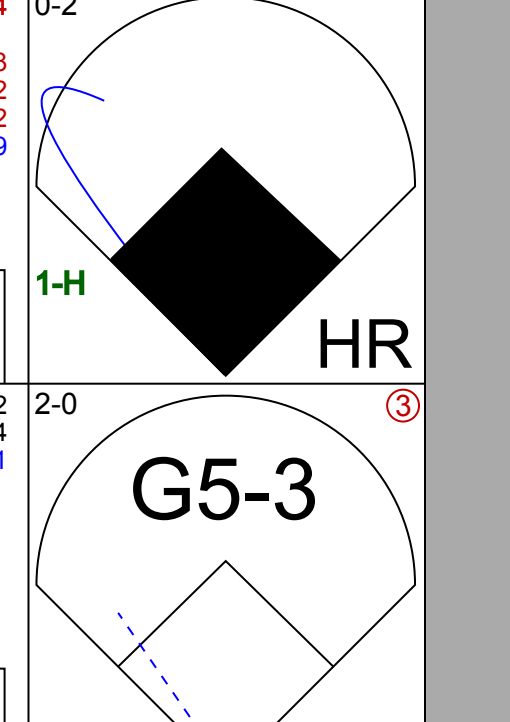

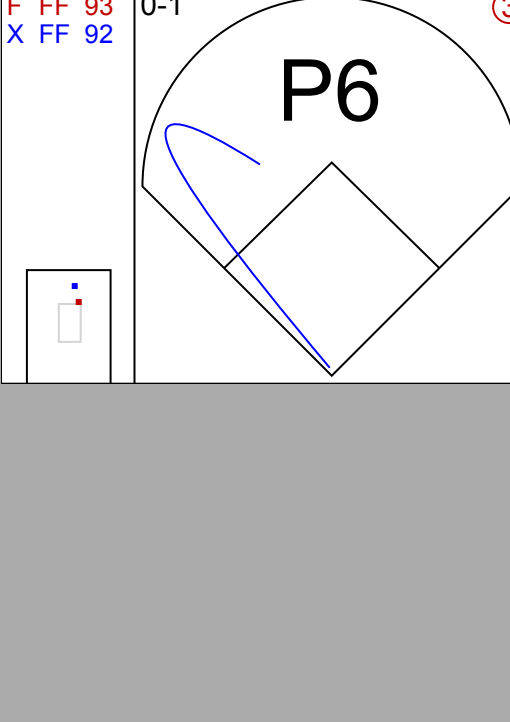

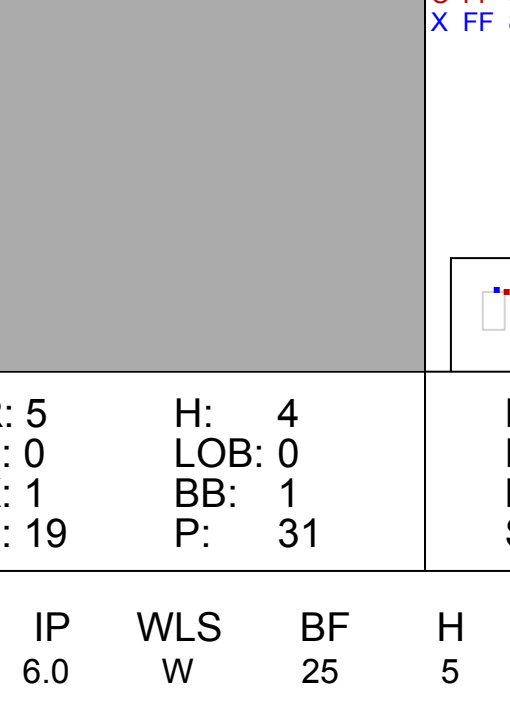
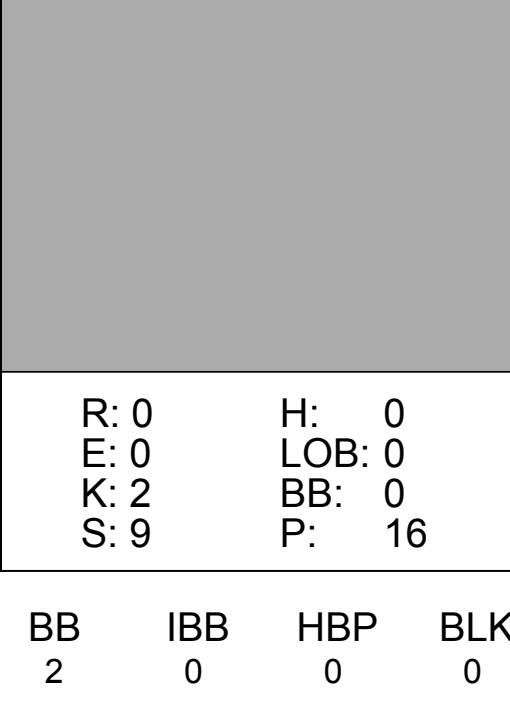
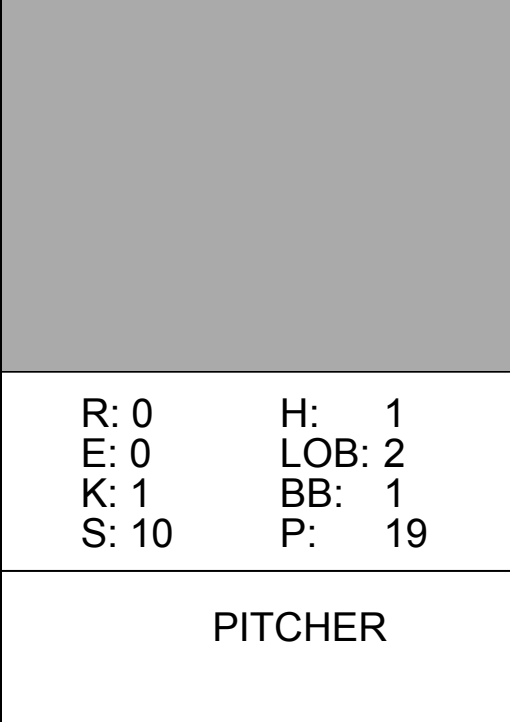
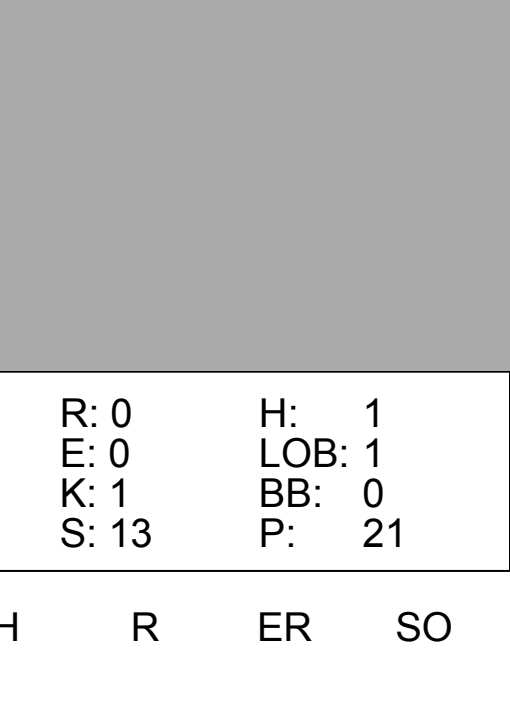
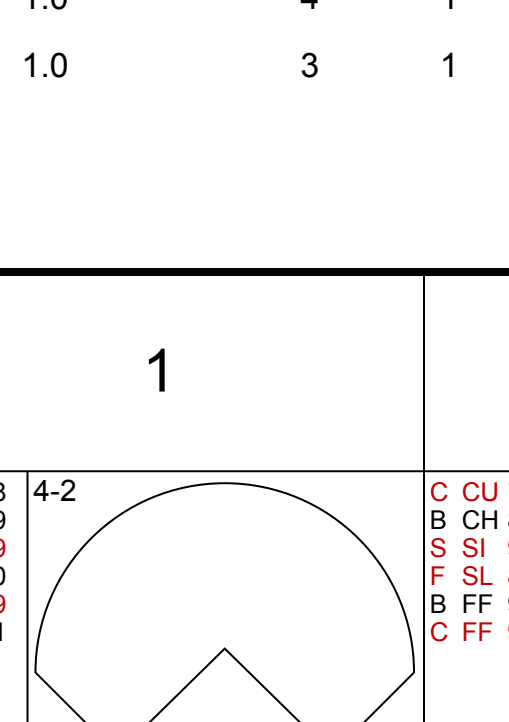
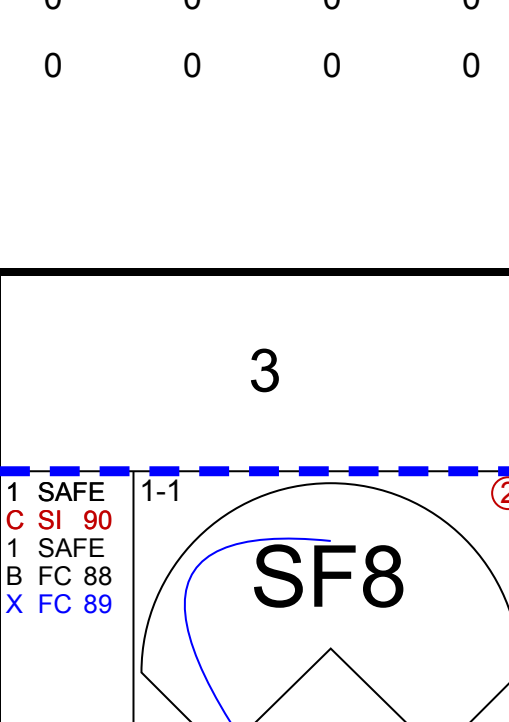
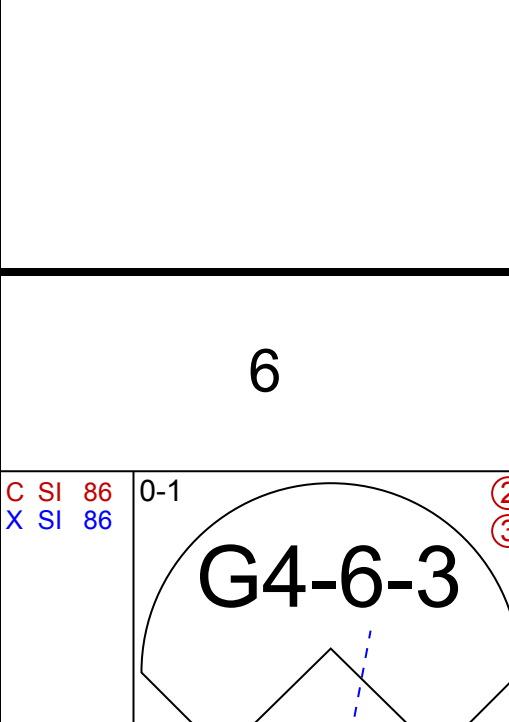
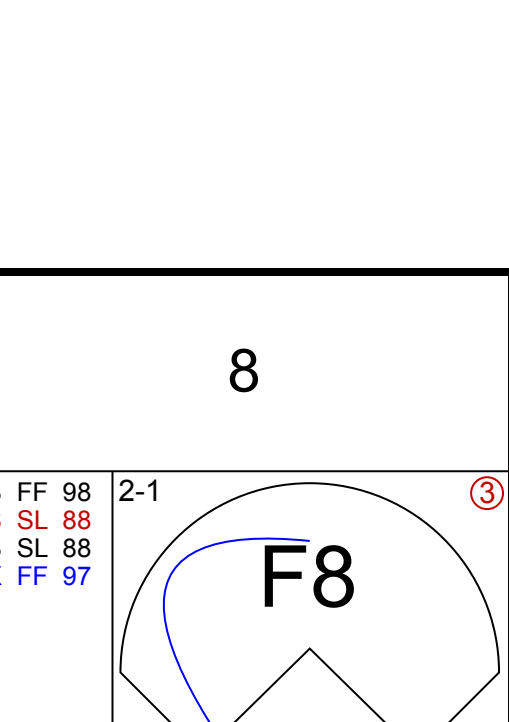
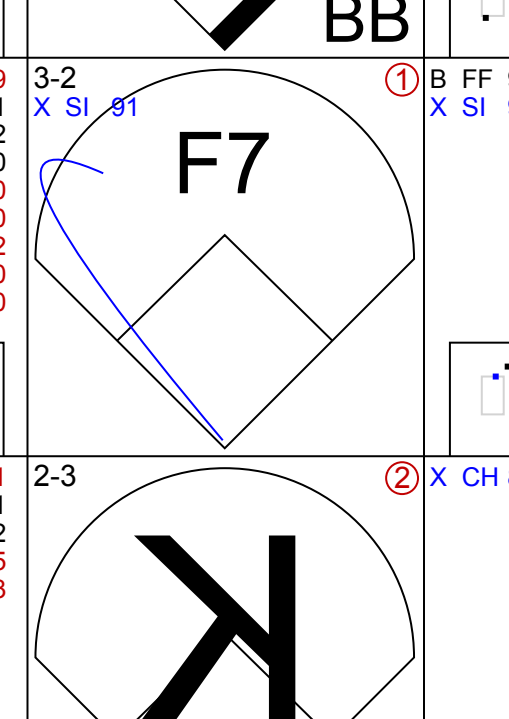
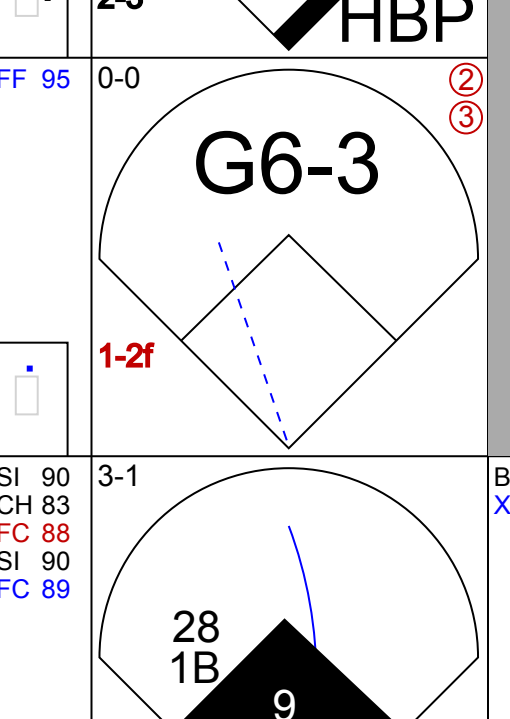
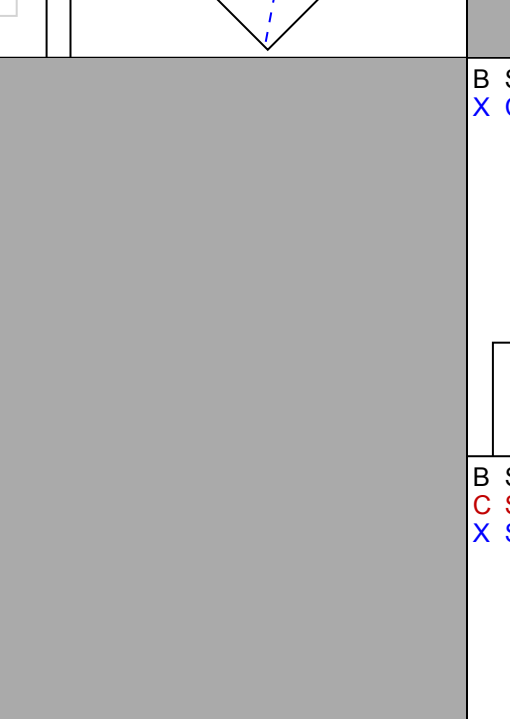

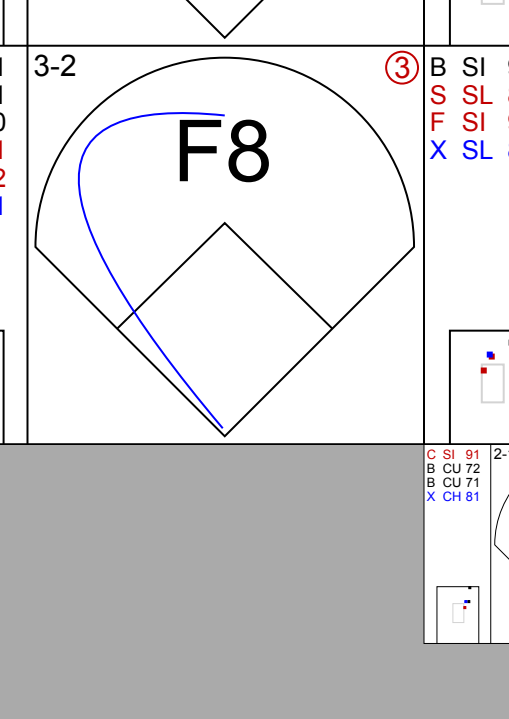
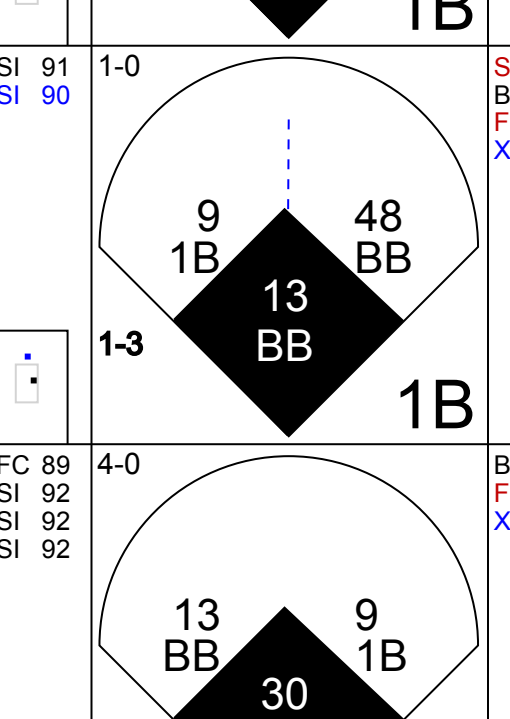
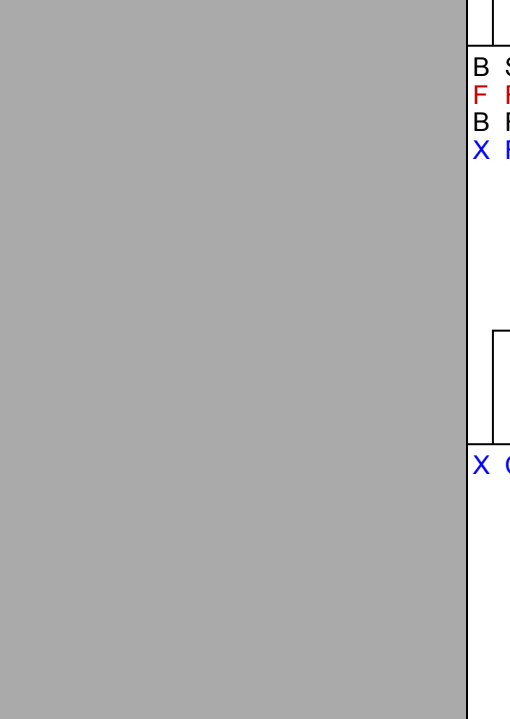

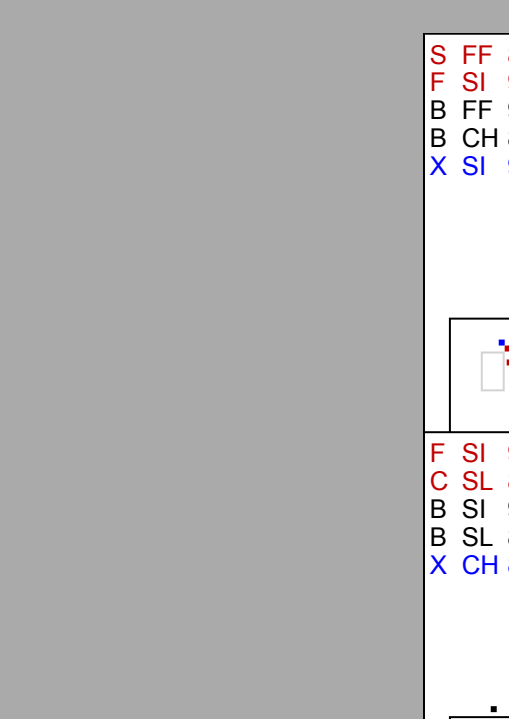
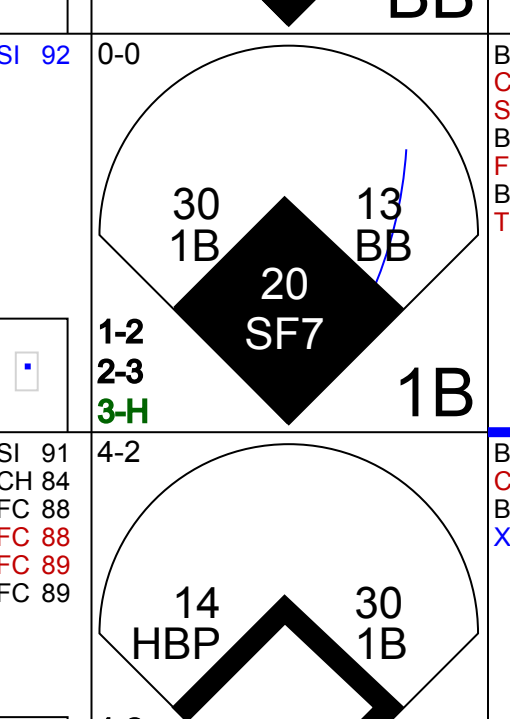


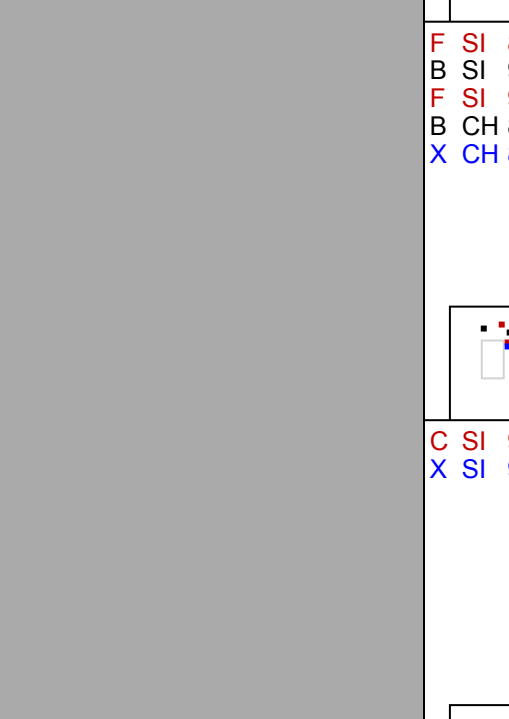
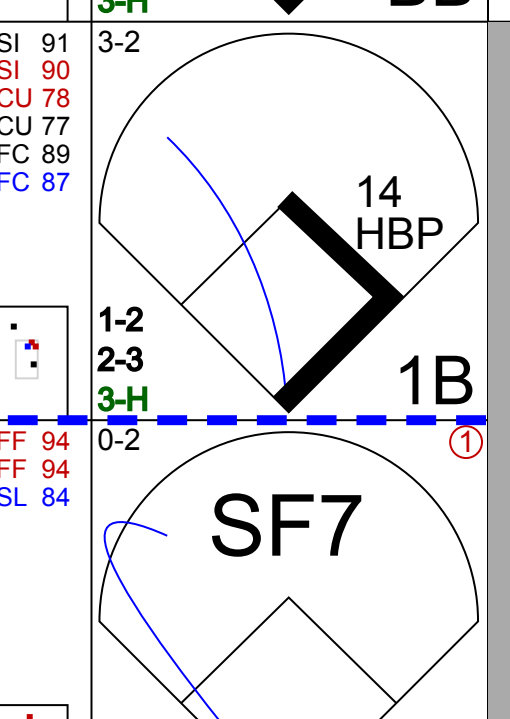
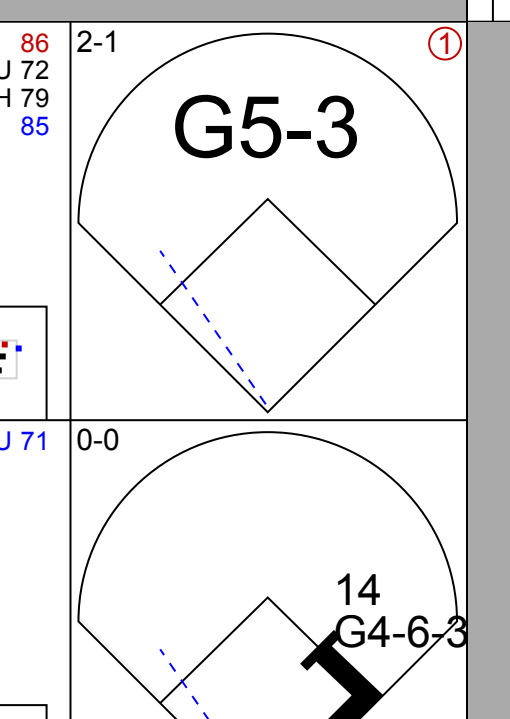
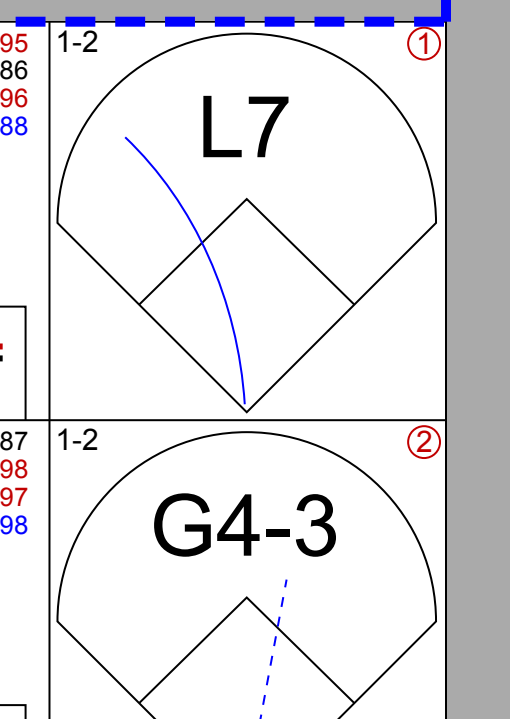


Batter	1	2	3	4	5	6	7	8	9	AB	R	H	RBI	BB	SO	LOB	BOTTOM								
14 Austin Jackson, R (1, 8) OBP: 0.307, SLG: 0.352			G5-3			G4-3		L1		4	0	1	0	0	0	0									
3 Ian Kinsler, R (1, 4) OBP: 0.342, SLG: 0.486				F7				F7		4	0	1	0	0	0	1									
24 Miguel Cabrera, R (1, 3) OBP: 0.371, SLG: 0.540				G4-3		G4-3		F8		3	0	0	0	1	0	1									
28 J.D. Martinez, R (1, 9) OBP: 0.362, SLG: 0.631			L8		F8	G1-3				4	1	1	1	0	0	2									
48 Torii Hunter, R (1, 10) OBP: 0.287, SLG: 0.429		G6-3								4	0	2	0	0	1	0									
9 Nick Castellanos, R (1, 5) OBP: 0.372, SLG: 0.495		G6-3								4	0	0	0	0	1	2									
13 Alex Avila, L (1, 2) OBP: 0.346, SLG: 0.379										2	1	1	1	2	0	0									
17 Andrew Romine, S (1, 6) OBP: 0.280, SLG: 0.261			G6-3							3	0	0	0	1	2	4									
20 Rajai Davis, R (1, 7) OBP: 0.318, SLG: 0.409										4	0	0	0	0	2	5									
Inning Stats	R: 0 H: 1 E: 0 K: 0 S: 6	H: 0 LOB: 1 BB: 1 P: 13	R: 0 H: 0 E: 0 K: 0 S: 6	H: 0 LOB: 0 BB: 0 P: 8	R: 0 H: 0 E: 0 K: 0 S: 4	H: 0 LOB: 0 BB: 0 P: 8	R: 0 H: 1 E: 0 K: 1 S: 5	H: 1 LOB: 0 BB: 0 P: 8	R: 0 H: 1 E: 0 K: 0 S: 9	H: 1 LOB: 1 BB: 0 P: 12	R: 1 H: 1 E: 0 K: 2 S: 12	H: 1 LOB: 1 BB: 1 P: 20	R: 0 H: 0 E: 0 K: 0 S: 8	H: 0 LOB: 0 BB: 0 P: 9	R: 1 H: 2 E: 0 K: 3 S: 17	H: 2 LOB: 2 BB: 1 P: 25	1B: 3 2B: 1 3B: 0 HR: 2	SF: 0 SAC: 0 DP: 1 HBP: 0	WP: 0 PB: 0 SB: 0 CS: 0	PA: 36					
PITCHER	IP	WLS	BF	H	R	ER	SO	BB	IBB	HBP	BLK	WP	HR	S	P	ERA	WHIP								
22 Chris Archer, R (1, 1) ERA: 3.16	8.1	W	34	6	2	2	4	4	0	0	0	0	2	68	106	2.16	1.200								
50 Grant Balfour, R (9, 1) ERA: 5.09	0.2		2	0	0	0	2	0	0	0	0	0	0	6	10	0.00	0.000								

Tampa Bay Rays @ Detroit Tigers
Comerica Park, Detroit, MI
Sat Jul 05 2014, 4:10 PM - 7:13 PM EDT
Att: 38,087 - Partly Cloudy - 79 F

AB 32
R 2
H 6
RBI 2
BB 4
SO 6
LOB 15

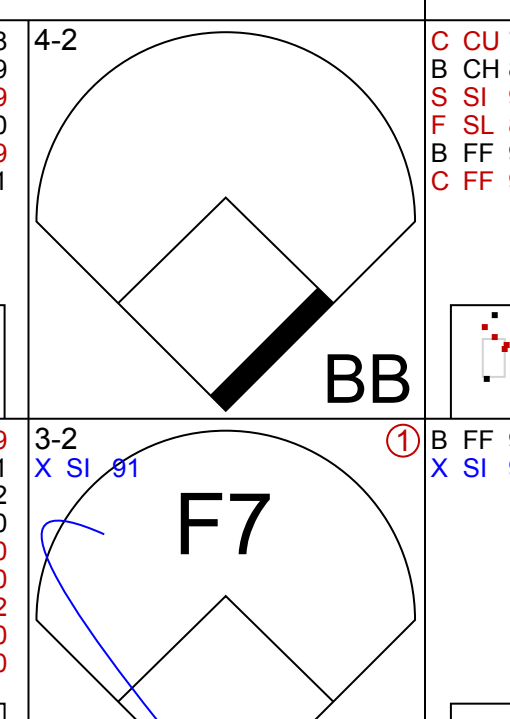
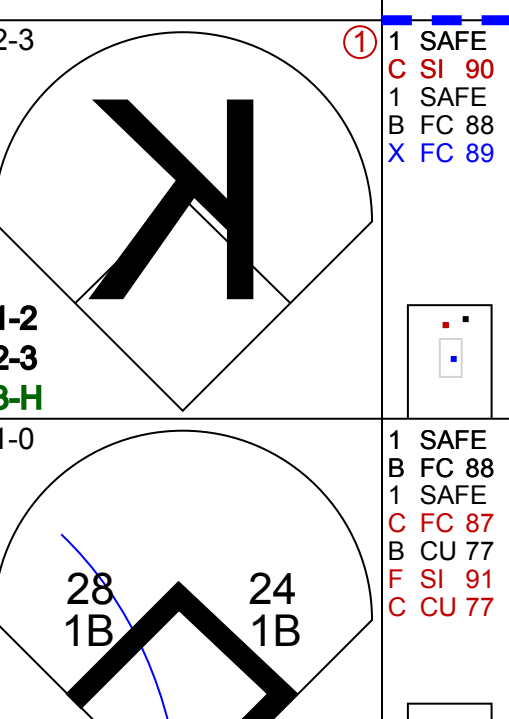
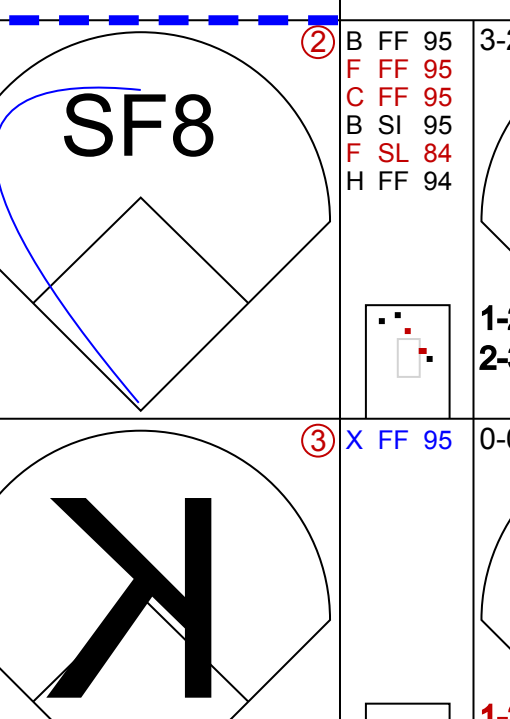
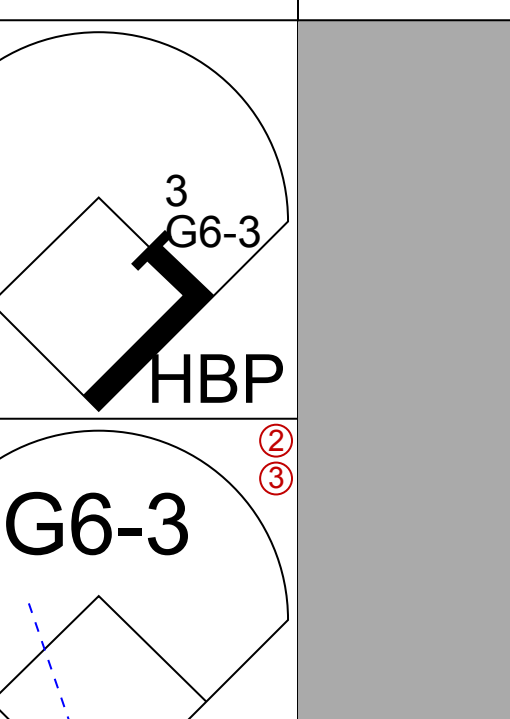
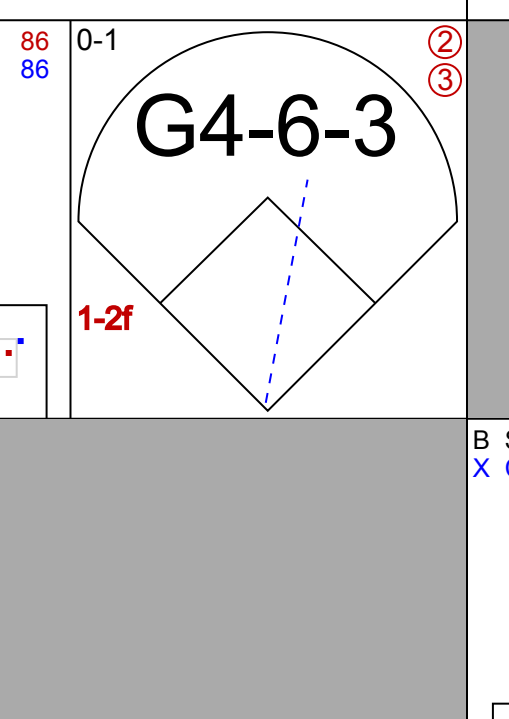
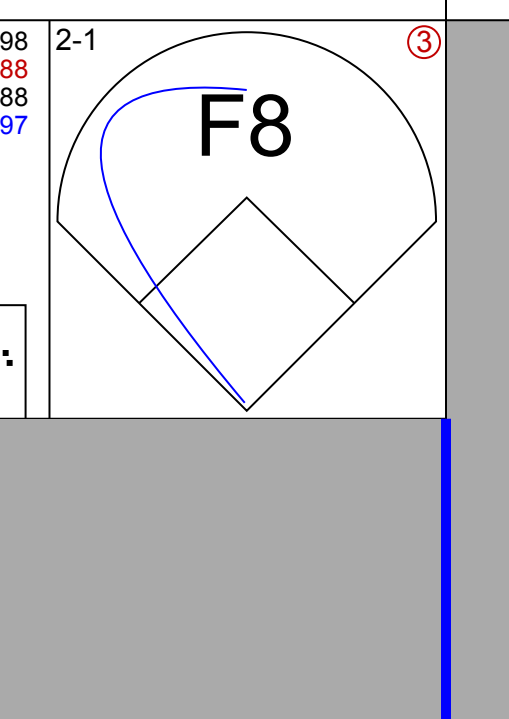
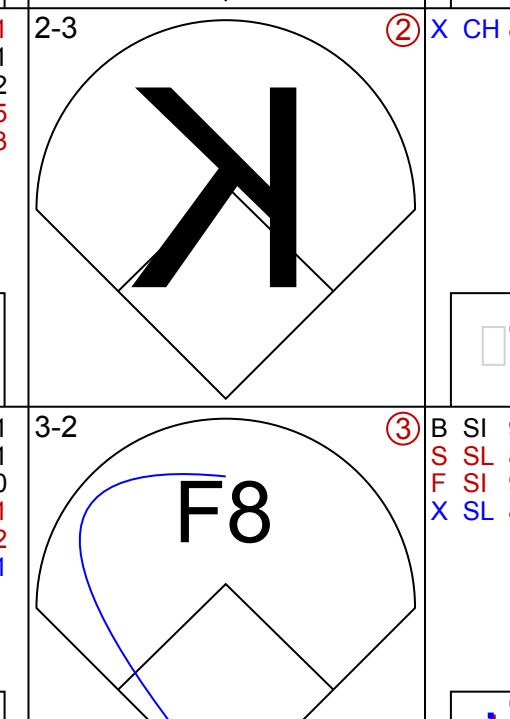
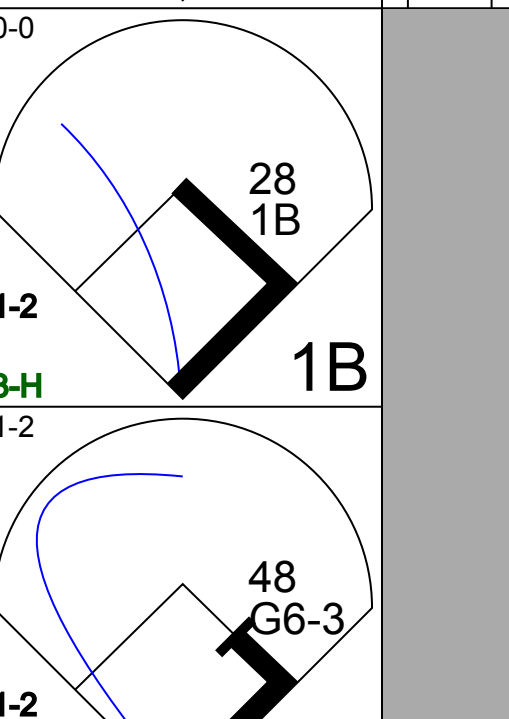
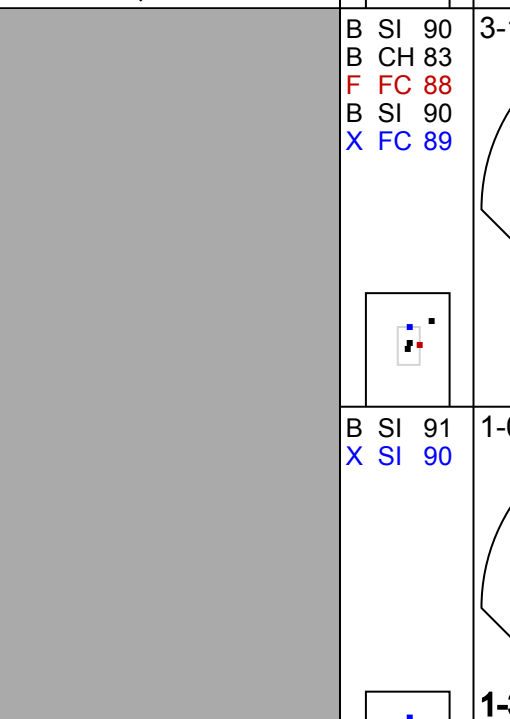
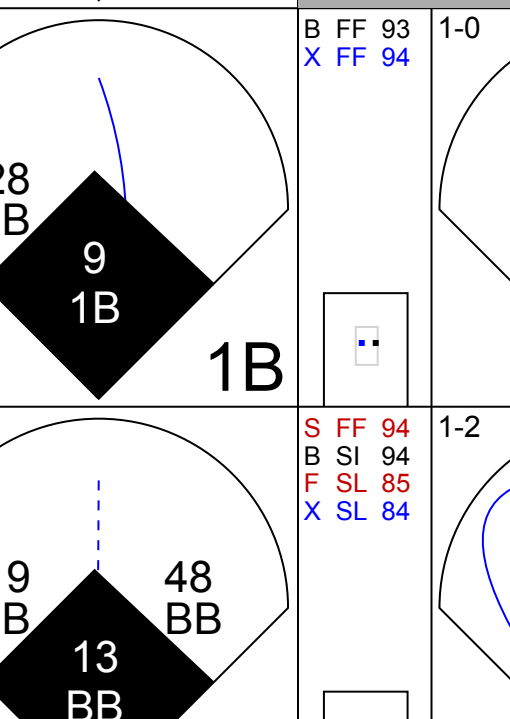
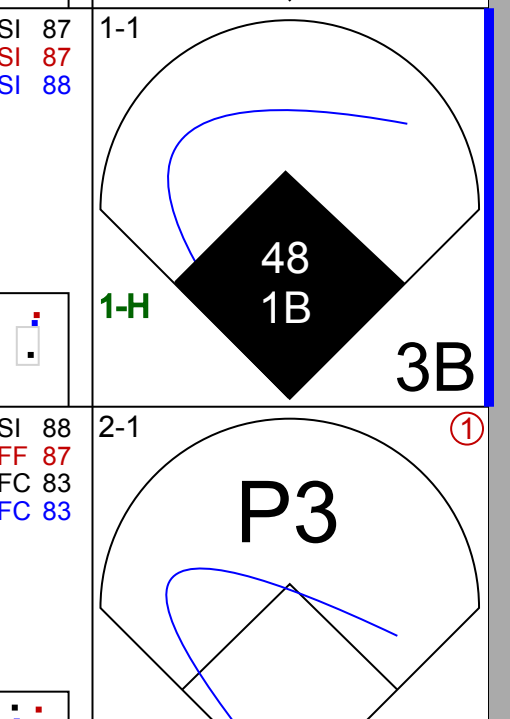
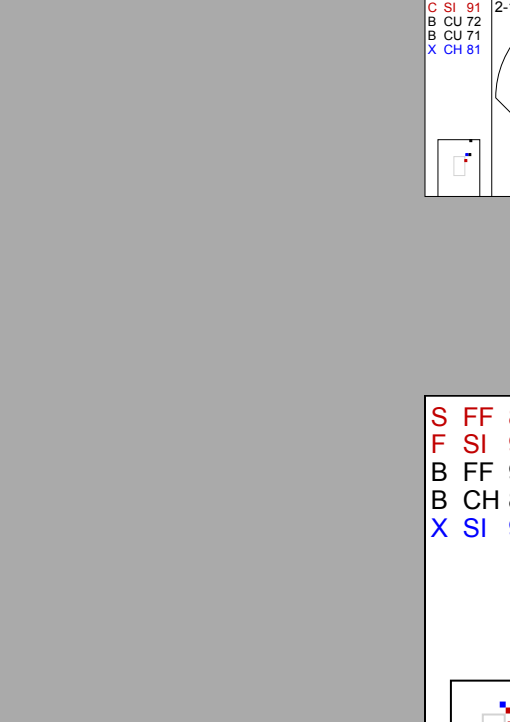
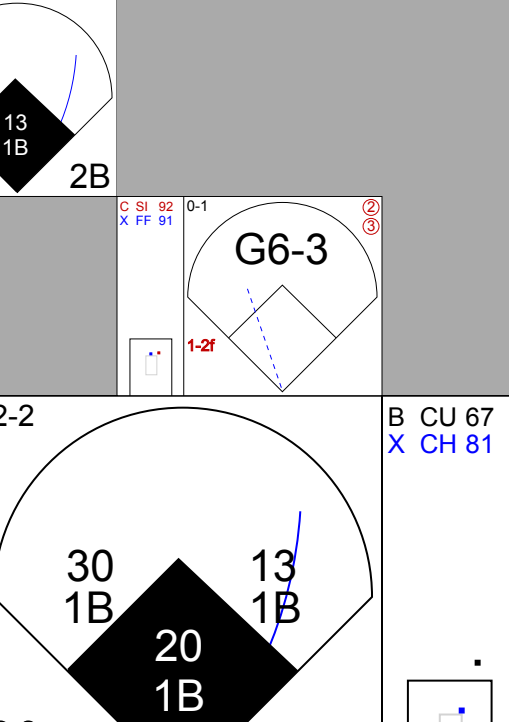
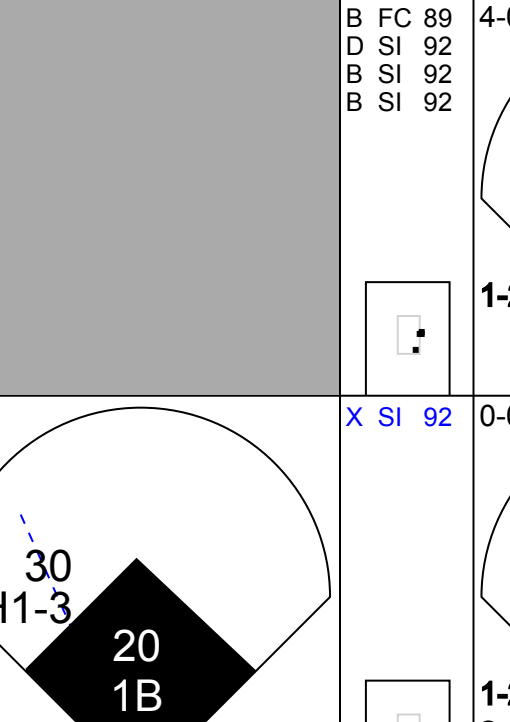
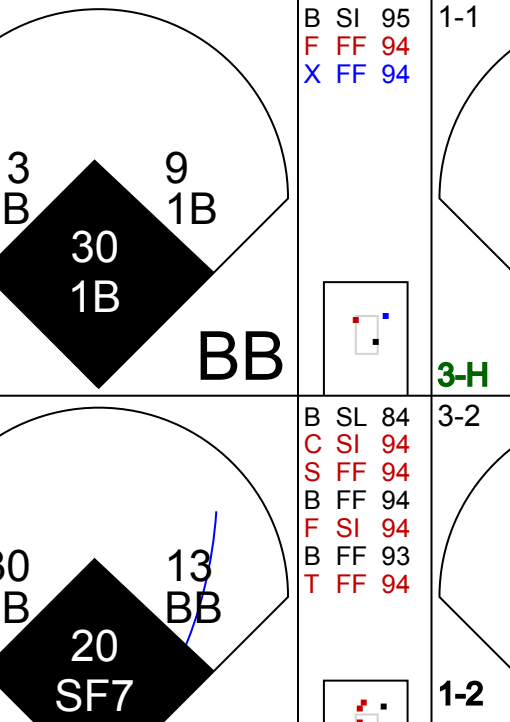
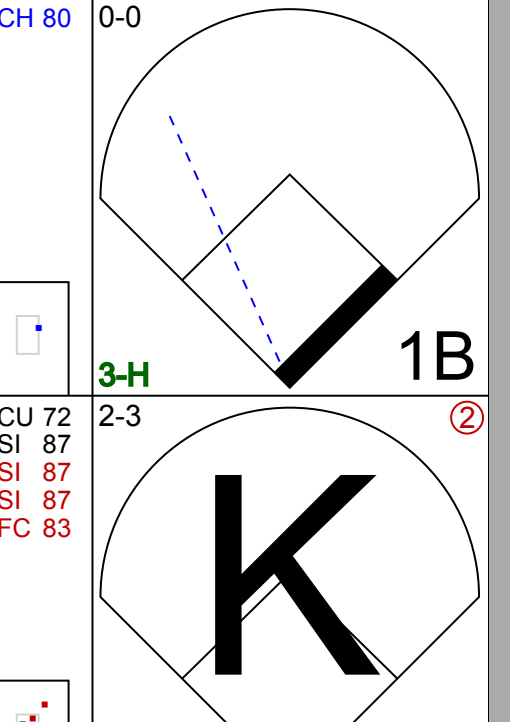
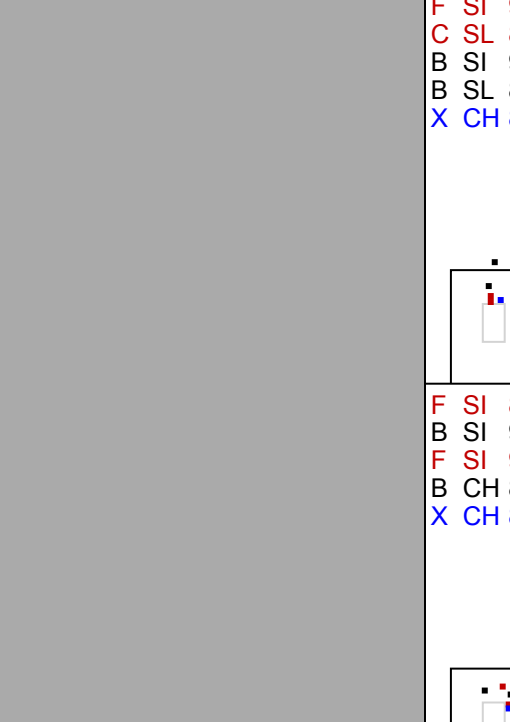
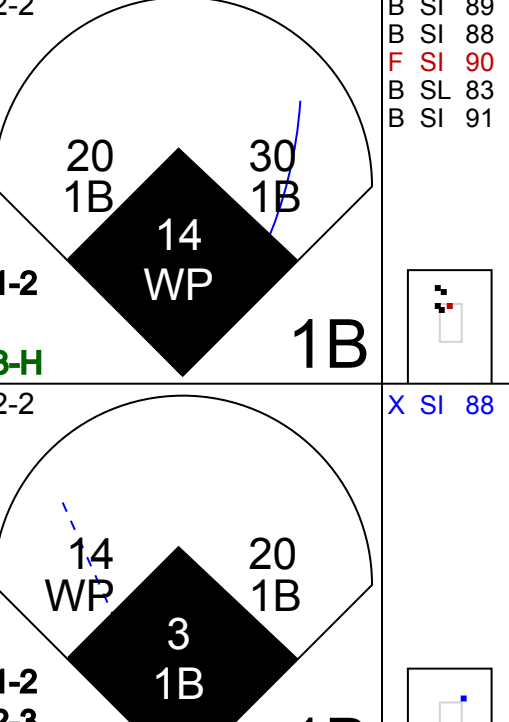
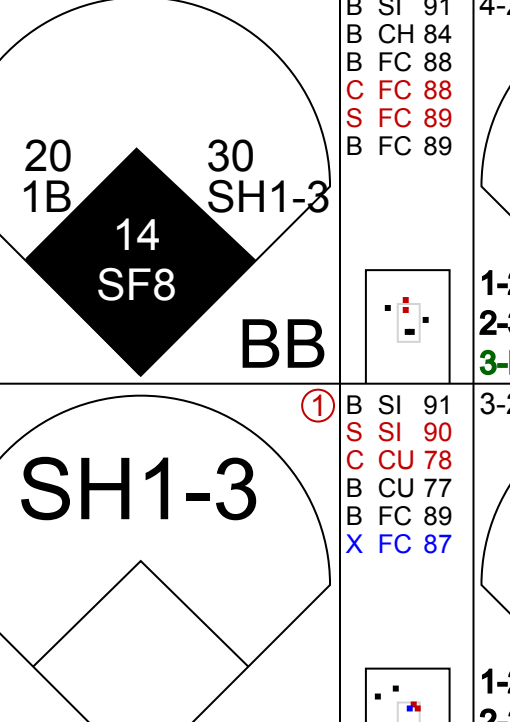
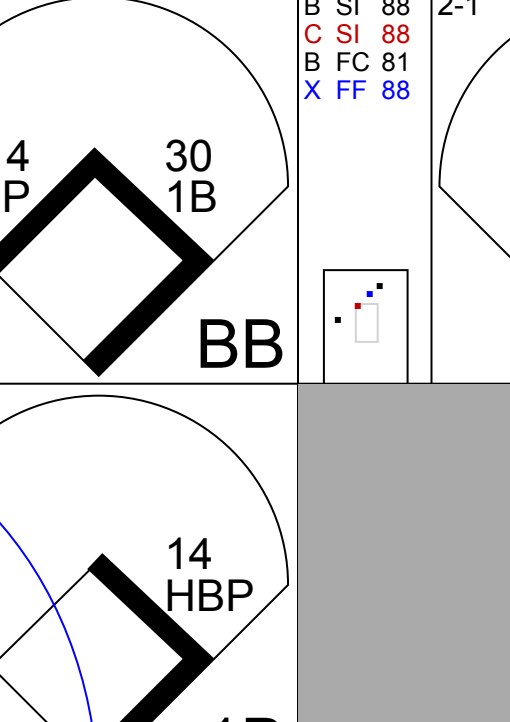
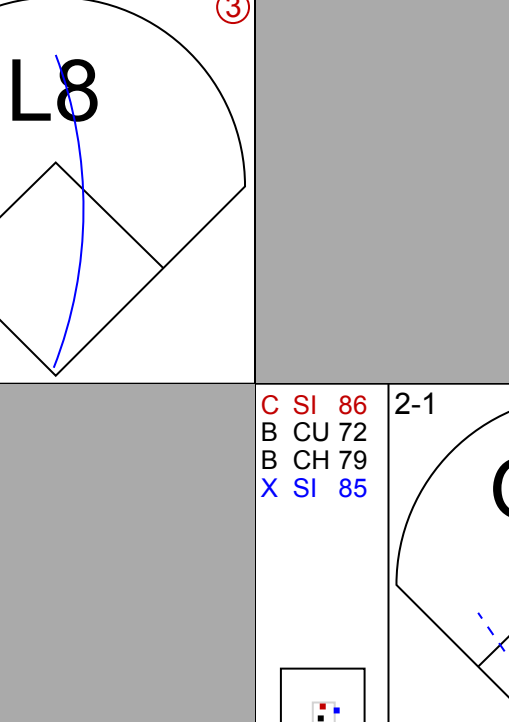
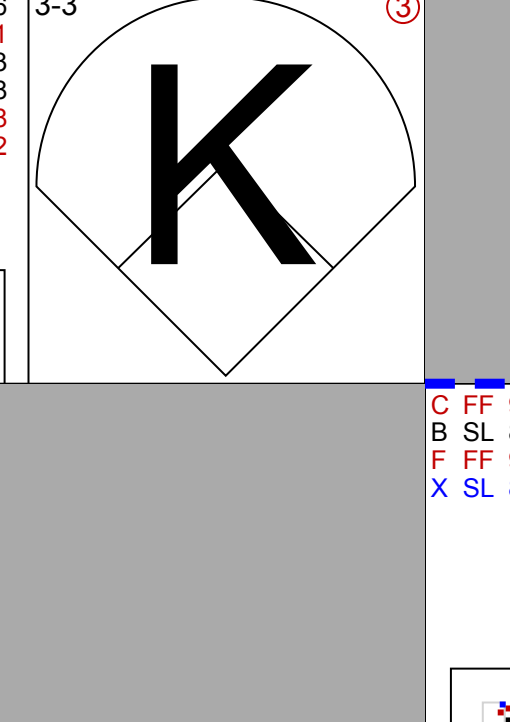
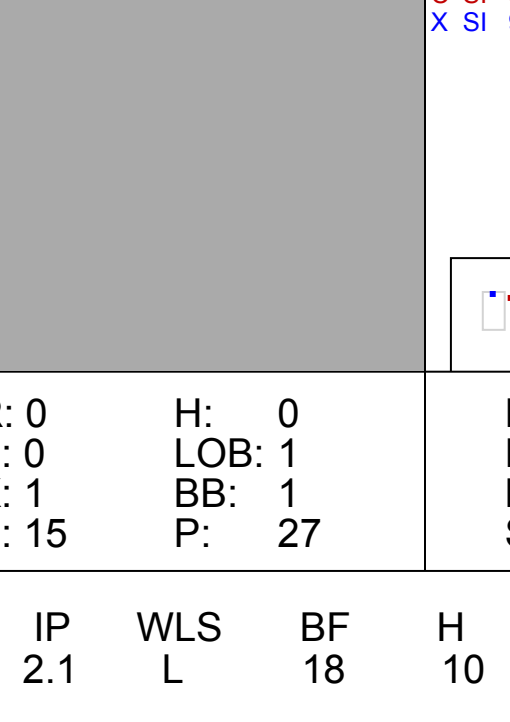
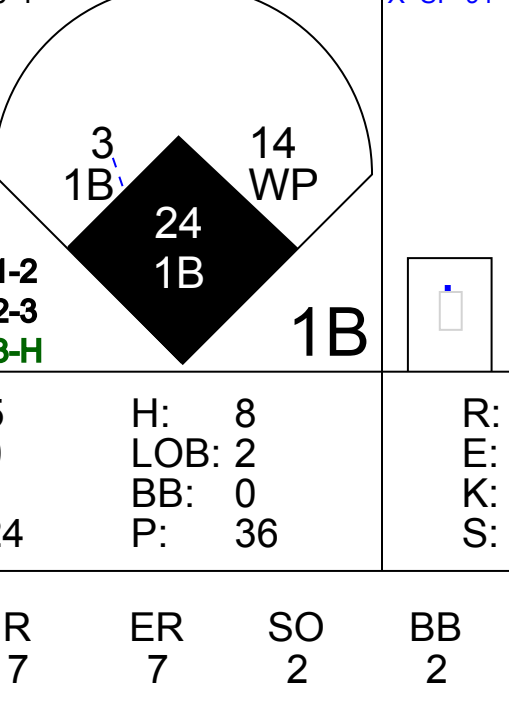
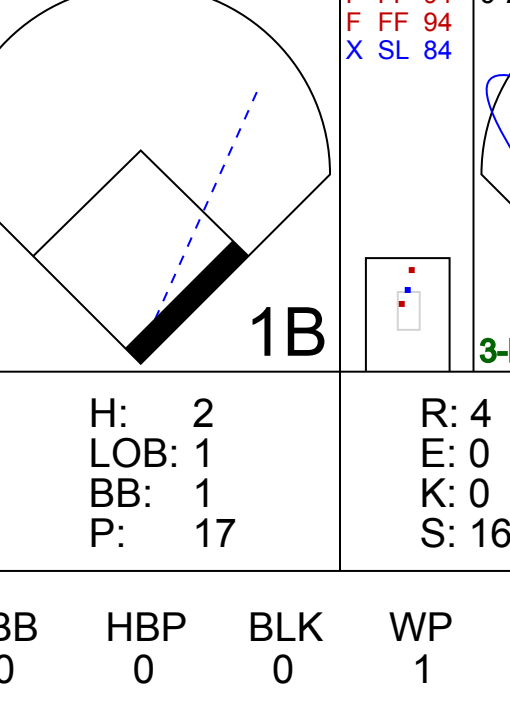
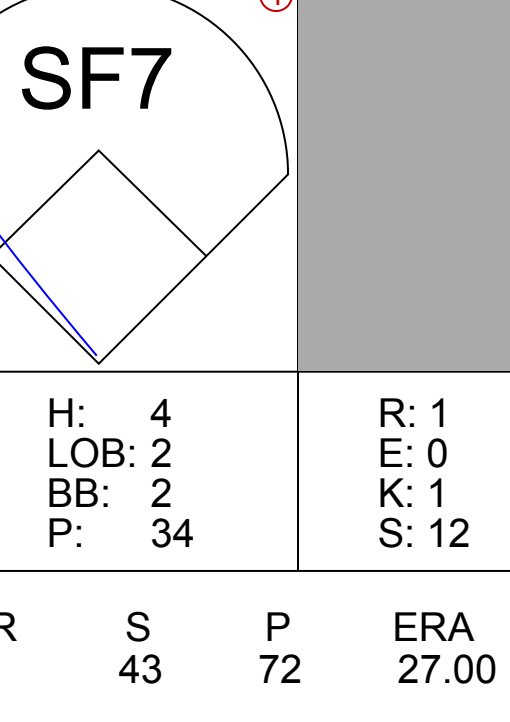
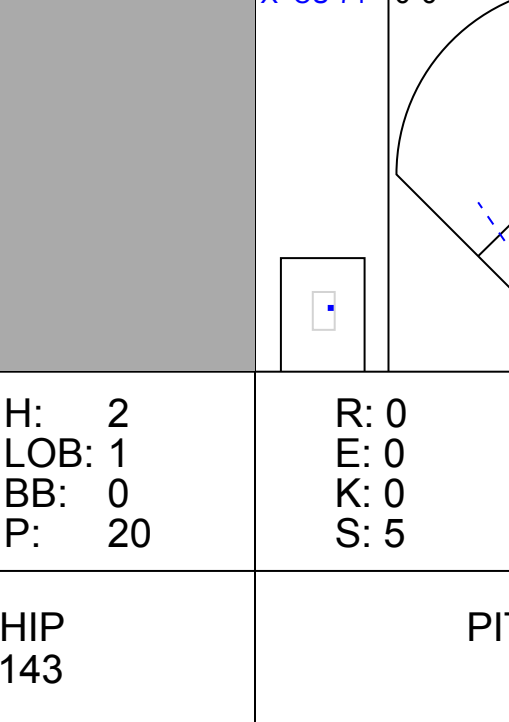
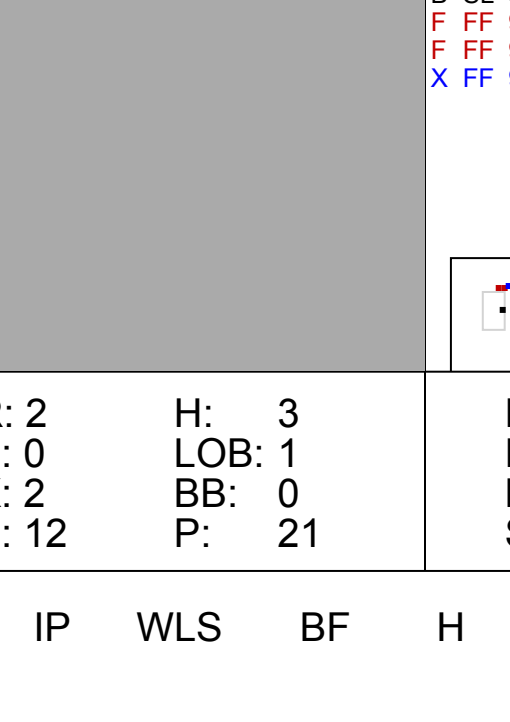









Batter	1	2	3	4	5	6	7	8	9	AB	R	H	RBI	BB	SO	LOB	TOP			
9 Dee Strange-Gordon, L OBP: 0.352, SLG: 0.411										4	0	0	0	0	1	1				
66 Yasiel Puig, R OBP: 0.391, SLG: 0.511										3	1	0	0	1	0	1				
13 Hanley Ramirez, R OBP: 0.368, SLG: 0.470										3	1	1	0	1	0	0				
23 Adrián González, L OBP: 0.319, SLG: 0.440										3	1	1	2	0	2	1				
33 Scott Van Slyke, R OBP: 0.407, SLG: 0.547										1	0	0	0	0	0	0				
27 Matt Kemp, R OBP: 0.334, SLG: 0.443										4	1	3	1	0	1	0				
16 Andre Ethier, L OBP: 0.309, SLG: 0.379										4	0	0	0	0	1	4				
5 Juan Uribe, R OBP: 0.337, SLG: 0.446										4	1	2	2	0	0	2				
17 A.J. Ellis, R OBP: 0.390, SLG: 0.280										3	0	0	0	1	0	1				
72 Miguel Rojas, R OBP: 0.271, SLG: 0.231										4	0	0	0	0	1	2				
Inning Stats	R: 5 E: 0 K: 1 S: 19	H: 4 LOB: 0 BB: 1 P: 31	R: 0 E: 0 K: 0 S: 5	H: 0 LOB: 0 BB: 0 P: 8	R: 0 E: 0 K: 2 S: 9	H: 0 LOB: 0 BB: 0 P: 16	R: 0 E: 0 K: 0 S: 9	H: 0 LOB: 0 BB: 0 P: 13	R: 0 E: 0 K: 1 S: 10	H: 1 LOB: 2 BB: 1 P: 19	R: 0 E: 0 K: 1 S: 12	H: 0 LOB: 1 BB: 1 P: 17	R: 0 E: 0 K: 1 S: 13	H: 1 LOB: 1 BB: 0 P: 21	R: 0 E: 0 K: 0 S: 4	H: 1 LOB: 0 BB: 0 P: 4	1B: 5 2B: 1 3B: 0 HR: 1	SF: 0 SAC: 0 DP: 1 HBP: 0	WP: 0 PB: 0 SB: 0 CS: 0	PA: 36
PITCHER	IP	WLS	BF	H	R	ER	SO	BB	IBB	HBP	BLK	WP	HR	S	P	ERA	WHIP			
35 Justin Verlander, R ERA: 4.84	6.0	W	25	5	5	5	4	2	0	0	0	0	1	59	100	7.50	1.167			
62 Al Alburquerque, R ERA: 3.0	1.0		4	0	0	0	1	1	0	0	0	0	0	12	17	0.00	1.000			
46 Ian Krol, L ERA: 4.15	1.0		4	1	0	0	1	0	0	0	0	0	0	13	21	0.00	1.000			
55 Chad Smith, R ERA: 4.35	1.0		3	1	0	0	0	0	0	0	0	0	0	4	4	0.00	1.000			

Los Angeles Dodgers @ Detroit Tigers
Comerica Park, Detroit, MI
Tue Jul 08 2014, 7:10 PM - 10:37 PM EDT
Att: 36,912 - Partly Cloudy - 79 F

AB 33
R 5
H 7
RBI 5
BB 3
SO 6
LOB 12



Batter	1	2	3	4	5	6	7	8	9	AB	R	H	RBI	BB	SO	LOB	BOTTOM			
14 Austin Jackson, R OBP: 0.306, SLG: 0.350										3	0	0	1	1	1	3				
3 Ian Kinsler, R OBP: 0.339, SLG: 0.479										5	1	2	1	0	1	5				
17 Andrew Romine, S OBP: 0.280, SLG: 0.261										0	0	0	0	0	0	0				
24 Miguel Cabrera, R OBP: 0.370, SLG: 0.542										5	2	3	2	0	1	1				
32 Don Kelly, L OBP: 0.313, SLG: 0.292										0	0	0	0	0	0	0				
28 J.D. Martinez, R OBP: 0.366, SLG: 0.651										5	2	3	0	0	0	2				
48 Torii Hunter, R OBP: 0.298, SLG: 0.448										4	2	3	2	1	0	3				
9 Nick Castellanos, R OBP: 0.313, SLG: 0.406										5	3	3	1	0	2	2				
13 Alex Avila, L OBP: 0.351, SLG: 0.378										3	2	1	2	2	1	2				
50 Bryan Holaday, R OBP: 0.333, SLG: 0.325										0	0	0	0	0	0	0				
30 Eugenio Suárez, R OBP: 0.358, SLG: 0.447										4	1	2	1	0	0	0				
20 Rajai Davis, R OBP: 0.326, SLG: 0.420										4	1	3	3	0	0	0				
Inning Stats	R: 0 E: 0 K: 1 S: 15	H: 0 LOB: 1 BB: 1 P: 27	R: 5 E: 0 K: 1 S: 24	H: 8 LOB: 2 BB: 0 P: 36	R: 2 E: 0 K: 1 S: 9	H: 2 LOB: 1 BB: 1 P: 17	R: 4 E: 0 K: 0 S: 16	H: 4 LOB: 2 BB: 2 P: 34	R: 1 E: 0 K: 1 S: 12	H: 2 LOB: 1 BB: 0 P: 20	R: 0 E: 0 K: 0 S: 5	H: 1 LOB: 0 BB: 0 P: 7	R: 2 E: 0 K: 2 S: 12	H: 3 LOB: 1 BB: 0 P: 21	R: 0 E: 0 K: 0 S: 8	H: 0 LOB: 0 BB: 0 P: 12	1B: 16 2B: 2 3B: 2 HR: 0	SF: 2 SAC: 1 DP: 3 HBP: 1	WP: 1 PB: 0 SB: 1 CS: 0	PA: 46
PITCHER	IP	WLS	BF	H	R	ER	SO	BB	IBB	HBP	BLK	WP	HR	S	P	ERA	WHIP			
99 Hyun Jin Ryu, L ERA: 3.85	2.1	L	18	10	7	7	2	2	0	0	0	0	0	43	72	27.00	5.143			
28 Jamey Wright, R ERA: 3.24	0.2		8	4	4	4	1	2	0	0	0	0	0	14	32	54.00	9.000			
54 Chris Perez, R ERA: 4.68	1.2		7	2	1	1	1	0	0	1	0	0	0	17	26	5.40	1.200			
47 Paul Maholm, L ERA: 5.18	2.1		10	4	2	2	2	0	0	0	0	0	0	19	32	7.71	1.714			
52 Pedro Báez, R ERA: 9.0	1.0		3	0	0	0	0	0	0	0	0	0	0	8	12	0.00	0.000			

Los Angeles Dodgers @ Detroit Tigers
Comerica Park, Detroit, MI
Tue Jul 08 2014, 7:10 PM - 10:37 PM EDT
Att: 36,912 - Partly Cloudy - 79 F

AB 38
R 14
H 20
RBI 13
BB 4
SO 6
LOB 18



Batter	1	2	3	4	5	6	7	8	9	AB	R	H	RBI	BB	SO	LOB	TOP										
9 Dee Strange-Gordon, L OBP: 0.351, SLG: 0.409										4	0	1	0	0	0	0	Los Angeles Dodgers @ Detroit Tigers Comerica Park, Detroit, MI Wed Jul 09 2014, 1:11 PM - 3:56 PM EDT Att: 36,462 - Partly Cloudy - 73 F										
66 Yasiel Puig, R OBP: 0.393, SLG: 0.520										4	0	2	0	0	1	2											
13 Hanley Ramirez, R OBP: 0.366, SLG: 0.465										3	0	0	0	1	1	2											
23 Adrián González, L OBP: 0.316, SLG: 0.435										4	0	0	0	0	1	3											
27 Matt Kemp, R OBP: 0.330, SLG: 0.437										4	0	0	0	0	3	2											
16 Andre Ethier, L OBP: 0.306, SLG: 0.375										3	0	0	0	0	0	1											
5 Juan Uribe, R OBP: 0.332, SLG: 0.439										3	0	0	0	0	1	0											
17 A.J. Ellis, R OBP: 0.388, SLG: 0.275										2	0	0	0	1	2	0											
72 Miguel Rojas, R OBP: 0.274, SLG: 0.279										3	1	1	1	0	2	1											
Inning Stats	R: 0 H: 1 E: 0 K: 0 S: 10	H: 1 LOB: 1 BB: 0 P: 18	R: 0 H: 0 E: 0 K: 1 S: 10	H: 0 LOB: 0 BB: 1 P: 14	R: 0 H: 1 E: 0 K: 1 S: 8	H: 1 LOB: 1 BB: 1 P: 15	R: 0 H: 0 E: 0 K: 0 S: 7	H: 0 LOB: 1 BB: 1 P: 13	R: 1 H: 1 E: 0 K: 2 S: 11	H: 1 LOB: 0 BB: 0 P: 14	R: 0 H: 1 E: 0 K: 2 S: 10	H: 1 LOB: 1 BB: 0 P: 17	R: 0 H: 0 E: 0 K: 1 S: 8	H: 0 LOB: 0 BB: 0 P: 10	R: 0 H: 0 E: 0 K: 2 S: 9	H: 0 LOB: 0 BB: 0 P: 16	R: 0 H: 0 E: 0 K: 2 S: 10	H: 0 LOB: 0 BB: 0 P: 14	1B: 1 2B: 1 3B: 1 HR: 1	SF: 0 SAC: 0 DP: 1 HBP: 0	WP: 0 PB: 0 SB: 0 CS: 0	PA: 32					
PITCHER	IP	WLS	BF	H	R	ER	SO	BB	IBB	HBP	BLK	WP	HR	S	P	ERA	WHIP										
37 Max Scherzer, R ERA: 3.35	7.0	W	26	4	1	1	7	2	0	0	0	0	1	64	101	1.29	0.857										
44 Joba Chamberlain, R ERA: 2.78	1.0	H	3	0	0	0	2	0	0	0	0	0	0	9	16	0.00	0.000										
36 Joe Nathan, R ERA: 5.79	1.0	S	3	0	0	0	2	0	0	0	0	0	0	10	14	0.00	0.000										

Batter	1	2	3	4	5	6	7	8	9	AB	R	H	RBI	BB	SO	LOB	BOTTOM										
14 Austin Jackson, R OBP: 0.309, SLG: 0.362										4	2	2	0	0	1	1	Los Angeles Dodgers @ Detroit Tigers Comerica Park, Detroit, MI Wed Jul 09 2014, 1:11 PM - 3:56 PM EDT Att: 36,462 - Partly Cloudy - 73 F										
3 Ian Kinsler, R OBP: 0.339, SLG: 0.477									4	1	1	1	0	0	2												
48 Tori Hunter, R OBP: 0.294, SLG: 0.444									3	0	0	1	0	1	2												
28 J.D. Martinez, R OBP: 0.364, SLG: 0.642										4	1	1	0	0	1	2											
32 Don Kelly, L OBP: 0.330, SLG: 0.304									3	0	2	1	1	0	0												
9 Nick Castellanos, R OBP: 0.312, SLG: 0.404										4	0	1	1	0	1	3											
13 Alex Avila, L OBP: 0.347, SLG: 0.373										3	0	0	0	0	1	2											
30 Eugenio Suárez, R OBP: 0.347, SLG: 0.432										3	0	0	0	0	2	1											
20 Rajai Davis, R OBP: 0.326, SLG: 0.423									3	0	1	0	0	1	0												
Inning Stats	R: 2 H: 3 E: 0 K: 2 S: 15	H: 3 LOB: 1 BB: 0 P: 27	R: 0 H: 0 E: 0 K: 1 S: 9	H: 0 LOB: 0 BB: 0 P: 13	R: 0 H: 0 E: 0 K: 0 S: 6	H: 0 LOB: 0 BB: 0 P: 9	R: 1 H: 3 E: 0 K: 0 S: 14	H: 3 LOB: 1 BB: 0 P: 23	R: 0 H: 1 E: 0 K: 1 S: 6	H: 1 LOB: 1 BB: 0 P: 7	R: 0 H: 0 E: 0 K: 1 S: 13	H: 0 LOB: 0 BB: 0 P: 19	R: 0 H: 0 E: 0 K: 3 S: 10	H: 0 LOB: 0 BB: 0 P: 17	R: 1 H: 1 E: 0 K: 0 S: 9	H: 1 LOB: 2 BB: 1 P: 17	R: 1 H: 1 E: 0 K: 0 S: 9	H: 1 LOB: 2 BB: 1 P: 17	1B: 5 2B: 2 3B: 1 HR: 0	SF: 1 SAC: 0 DP: 1 HBP: 0	WP: 1 PB: 0 SB: 1 CS: 0	PA: 33					
PITCHER	IP	WLS	BF	H	R	ER	SO	BB	IBB	HBP	BLK	WP	HR	S	P	ERA	WHIP										
21 Zack Greinke, R ERA: 2.73	7.0	L	27	7	3	3	8	0	0	0	0	0	0	73	115	3.86	1.000										
43 Brandon League, R ERA: 2.18	1.0		6	1	1	1	0	0	1	0	0	0	0	9	17	9.00	1.000										

AB	30
R	1
H	4
RBI	1
BB	2
SO	11
LOB	11

AB	31
R	4
H	8
RBI	4
BB	1
SO	8
LOB	13

Batter	1	2	3	4	5	6	7	8	9	AB	R	H	RBI	BB	SO	LOB	TOP										
14 Austin Jackson, R OBP: 0.315, SLG: 0.372										5	1	2	0	0	1	2	DETROIT TIGERS @ KANSAS CITY ROYALS Kauffman Stadium, Kansas City, MO Sat Jul 12 2014, 6:13 PM - 9:19 PM CDT Att: 33,849 - Partly Cloudy - 92 F										
3 Ian Kinsler, R OBP: 0.340, SLG: 0.475										4	0	2	1	0	0	1											
24 Miguel Cabrera, R OBP: 0.368, SLG: 0.538										4	0	0	0	0	2	2											
28 J.D. Martinez, R OBP: 0.373, SLG: 0.652										4	1	3	1	0	0	0											
48 Tori Hunter, R OBP: 0.297, SLG: 0.456										4	1	2	0	0	0	2											
9 Nick Castellanos, R OBP: 0.311, SLG: 0.399										4	0	0	0	0	2	3											
32 Don Kelly, L OBP: 0.333, SLG: 0.309										0	1	0	0	0	0	0											
13 Alex Avila, L OBP: 0.345, SLG: 0.387										4	1	2	3	0	2	1											
17 Andrew Romine, S OBP: 0.277, SLG: 0.259										4	0	0	0	0	1	2											
20 Rajai Davis, R OBP: 0.331, SLG: 0.425										2	0	0	0	2	0	0											
Inning Stats	R: 0 E: 0 K: 0 S: 10	H: 1 LOB: 0 BB: 0 P: 15	R: 0 E: 0 K: 2 S: 12	H: 1 LOB: 1 BB: 0 P: 21	R: 1 E: 0 K: 1 S: 13	H: 2 LOB: 1 BB: 0 P: 20	R: 1 E: 0 K: 1 S: 15	H: 2 LOB: 1 BB: 0 P: 22	R: 0 E: 0 K: 1 S: 9	H: 0 LOB: 0 BB: 0 P: 14	R: 0 E: 0 K: 1 S: 12	H: 1 LOB: 0 BB: 0 P: 17	R: 0 E: 0 K: 2 S: 7	H: 0 LOB: 0 BB: 0 P: 12	R: 0 E: 0 K: 0 S: 5	H: 1 LOB: 1 BB: 1 P: 11	R: 3 E: 1 K: 0 S: 15	H: 3 LOB: 1 BB: 1 P: 32	1B: 7 2B: 1 3B: 1 HR: 2	SF: 0 SAC: 0 DP: 2 HBP: 0	WP: 1 PB: 0 SB: 1 CS: 2	PA: 37					
PITCHER	IP	WLS	BF	H	R	ER	SO	BB	IBB	HBP	BLK	WP	HR	S	P	ERA	WHIP										
33 James Shields, R ERA: 3.65	7.0	L	26	7	2	2	8	0	0	0	0	1	0	78	121	2.57	1.000										
40 Kelvin Herrera, R ERA: 2.09	1.0		4	1	0	0	0	1	0	0	0	0	0	5	11	0.00	2.000										
43 Aaron Crow, R ERA: 2.75	0.2		6	3	3	2	0	1	0	0	0	0	2	10	25	27.00	6.000										
31 Louis Coleman, R ERA: 7.48	0.1		1	0	0	0	0	0	0	0	0	0	0	5	7	0.00	0.000										
Batter	1	2	3	4	5	6	7	8	9	AB	R	H	RBI	BB	SO	LOB	BOTTOM										
23 Norichika Aoki, L OBP: 0.330, SLG: 0.327										2	0	0	0	2	0	0	DETROIT TIGERS @ KANSAS CITY ROYALS Kauffman Stadium, Kansas City, MO Sat Jul 12 2014, 6:13 PM - 9:19 PM CDT Att: 33,849 - Partly Cloudy - 92 F										
6 Lorenzo Cain, R OBP: 0.343, SLG: 0.427										4	0	0	0	0	2	4											
35 Eric Hosmer, L OBP: 0.316, SLG: 0.381										4	0	1	0	0	1	0											
13 Salvador Perez, R OBP: 0.328, SLG: 0.438										4	1	1	0	0	0	1											
14 Omar Infante, R OBP: 0.318, SLG: 0.383										4	0	2	0	0	0	0											
16 Billy Butler, R OBP: 0.323, SLG: 0.355										3	0	2	1	0	0	0											
8 Mike Moustakas, L OBP: 0.257, SLG: 0.373										3	0	0	0	1	1	3											
2 Alcides Escobar, R OBP: 0.318, SLG: 0.384										3	0	0	0	0	0	4											
1 Jarrod Dyson, L OBP: 0.344, SLG: 0.336										3	0	0	0	0	2												
Inning Stats	R: 0 E: 0 K: 0 S: 6	H: 1 LOB: 1 BB: 0 P: 7	R: 0 E: 0 K: 1 S: 9	H: 2 LOB: 1 BB: 0 P: 16	R: 0 E: 0 K: 0 S: 4	H: 0 LOB: 0 BB: 1 P: 10	R: 0 E: 0 K: 1 S: 5	H: 0 LOB: 0 BB: 0 P: 7	R: 0 E: 0 K: 1 S: 14	H: 1 LOB: 3 BB: 2 P: 28	R: 1 E: 0 K: 0 S: 10	H: 2 LOB: 1 BB: 0 P: 15	R: 0 E: 0 K: 0 S: 8	H: 0 LOB: 0 BB: 0 P: 13	R: 0 E: 0 K: 1 S: 7	H: 0 LOB: 0 BB: 0 P: 11		R: 0 E: 0 K: 0 S: 6	H: 0 LOB: 0 BB: 0 P: 9	1B: 5 2B: 1 3B: 0 HR: 0	SF: 1 SAC: 0 DP: 2 HBP: 0	WP: 0 PB: 0 SB: 0 CS: 0	PA: 34				
PITCHER	IP	WLS	BF	H	R	ER	SO	BB	IBB	HBP	BLK	WP	HR	S	P	ERA	WHIP										
21 Rick Porcello, R ERA: 3.39	7.0	W	28	6	1	1	3	3	0	0	0	0	0	7	11	1.29	1.286										
44 Joba Chamberlain, R ERA: 2.63	1.0	H	3	0	0	0	1	0	0	0	0	0	0	7	11	0.00	0.000										
62 Al Alburquerque, R ERA: 2.91	1.0		3	0	0	0	0	0	0	0	0	0	0	6	9	0.00	0.000										

Batter	1	2	3	4	5	6	7	8	9	AB	R	H	RBI	BB	SO	LOB	TOP			
14 Austin Jackson, R OBP: 0.317, SLG: 0.373										4	1	2	0	0	0	2	DETROIT TIGERS @ KANSAS CITY ROYALS Kauffman Stadium, Kansas City, MO Sun Jul 13 2014, 1:12 PM - 4:13 PM CDT Att: 23,424 - Partly Cloudy - 83 F			
3 Ian Kinsler, R OBP: 0.337, SLG: 0.470										4	0	0	0	0	0	3				
24 Miguel Cabrera, R OBP: 0.364, SLG: 0.534										3	0	0	1	0	0	1				
28 J.D. Martinez, R OBP: 0.380, SLG: 0.654										4	0	3	1	0	1	0				
48 Torii Hunter, R OBP: 0.293, SLG: 0.450										4	0	0	0	0	0	3				
9 Nick Castellanos, R OBP: 0.307, SLG: 0.394										4	0	0	0	0	3	2				
13 Alex Avila, L OBP: 0.343, SLG: 0.385										4	0	1	0	0	2	0				
30 Eugenio Suárez, R OBP: 0.345, SLG: 0.429										3	0	0	0	0	1	2				
20 Rajai Davis, R OBP: 0.338, SLG: 0.432										3	1	3	0	0	0	0				
Inning Stats	R: 0 E: 0 K: 0 S: 13	H: 1 LOB: 0 BB: 0 P: 14	R: 0 E: 0 K: 0 S: 9	H: 2 LOB: 2 BB: 0 P: 13	R: 2 E: 0 K: 0 S: 17	H: 3 LOB: 1 BB: 0 P: 25	R: 0 E: 0 K: 2 S: 12	H: 0 LOB: 0 BB: 0 P: 17	R: 0 E: 0 K: 1 S: 10	H: 1 LOB: 1 BB: 0 P: 17	R: 0 E: 0 K: 1 S: 10	H: 1 LOB: 0 BB: 0 P: 17	R: 0 E: 0 K: 1 S: 10	H: 0 LOB: 0 BB: 0 P: 15	R: 0 E: 0 K: 1 S: 8	H: 0 LOB: 0 BB: 0 P: 13		1B: 9 2B: 0 3B: 0 HR: 0	SF: 1 SAC: 0 DP: 2 HBP: 0	WP: 1 PB: 0 SB: 0 CS: 0
PITCHER	IP WLS BF H R ER SO BB IBB HBP BLK WP HR S P ERA WHIP	5.1 2 22 8 2 2 2 0 0 0 0 0 0 60 83 3.38 1.500	1.2 W 6 1 0 0 3 0 0 0 0 0 1 0 16 26 0.00 0.600	1.0 H 3 0 0 0 1 0 0 0 0 0 0 0 15 0.00 0.000	1.0 S 3 0 0 0 1 0 0 0 0 0 0 0 8 13 0.00 0.000	PITCHER										IP WLS BF H R ER SO BB IBB HBP BLK WP HR S P ERA WHIP				

Batter	1	2	3	4	5	6	7	8	9	AB	R	H	RBI	BB	SO	LOB	BOTTOM			
23 Norichika Aoki, L OBP: 0.328, SLG: 0.322										4	0	0	0	1	0	5	DETROIT TIGERS @ KANSAS CITY ROYALS Kauffman Stadium, Kansas City, MO Sun Jul 13 2014, 1:12 PM - 4:13 PM CDT Att: 23,424 - Partly Cloudy - 83 F			
14 Omar Infante, R OBP: 0.317, SLG: 0.381										4	0	1	2	0	0	2				
35 Eric Hosmer, L OBP: 0.315, SLG: 0.382										4	0	1	1	0	0	0				
16 Billy Butler, R OBP: 0.325, SLG: 0.355										3	1	1	0	1	2	0				
8 Mike Moustakas, L OBP: 0.257, SLG: 0.371										4	1	1	0	0	0	3				
18 Raul Ibanez, L OBP: 0.237, SLG: 0.255										3	0	1	0	0	0	0				
6 Lorenzo Cain, R OBP: 0.342, SLG: 0.425										1	1	0	0	0	0	0				
2 Alcides Escobar, R OBP: 0.320, SLG: 0.386										4	1	2	1	0	0	0				
1 Jarrod Dyson, L OBP: 0.348, SLG: 0.340										4	0	2	1	0	1	2				
12 Brett Hayes, R OBP: 0.140, SLG: 0.214										2	0	1	0	0	0	1				
13 Salvador Perez, R OBP: 0.329, SLG: 0.437										1	1	0	0	1	0	2				
Inning Stats	R: 0 E: 0 K: 0 S: 12	H: 0 LOB: 0 BB: 0 P: 18	R: 0 E: 0 K: 1 S: 8	H: 0 LOB: 0 BB: 0 P: 14	R: 0 E: 0 K: 1 S: 7	H: 1 LOB: 2 BB: 1 P: 15	R: 0 E: 0 K: 1 S: 10	H: 0 LOB: 0 BB: 0 P: 11	R: 0 E: 0 K: 0 S: 14	H: 1 LOB: 1 BB: 0 P: 19	R: 0 E: 0 K: 0 S: 5	H: 0 LOB: 0 BB: 0 P: 6	R: 5 E: 0 K: 0 S: 20	H: 6 LOB: 3 BB: 2 P: 37	R: 0 E: 0 K: 0 S: 11	H: 2 LOB: 2 BB: 0 P: 15	1B: 8 2B: 2 3B: 0 HR: 0	SF: 0 SAC: 0 DP: 0 HBP: 0	WP: 0 PB: 0 SB: 1 CS: 0	PA: 37
PITCHER	IP WLS BF H R ER SO BB IBB HBP BLK WP HR S P ERA WHIP	6.1 L 26 6 4 4 4 1 0 0 0 0 0 1 7 0.00 0.000	0.1 2 0 0 0 0 0 0 1 0 0 0 0 0 1 7 0.00 0.000	0.0 1 1 0 0 0 0 0 0 0 0 0 0 0 2 4 ∞ ∞	1.1 8 3 1 1 0 0 0 1 0 0 0 0 0 17 27 6.75 2.250	PITCHER										IP WLS BF H R ER SO BB IBB HBP BLK WP HR S P ERA WHIP				

AB 33
R 2
H 9
RBI 2
BB 0
SO 7
LOB 13



AB 34
R 5
H 10
RBI 5
BB 3
SO 3
LOB 15



Batter	1	2	3	4	5	6	7	8	9	AB	R	H	RBI	BB	SO	LOB	TOP										
22 Jason Kipnis, L OBP: 0.333, SLG: 0.373	G4-3		G1-3			G4-3	HR		HR	5	2	2	4	0	0	1	Cleveland Indians @ Detroit Tigers Comerica Park, Detroit, MI Fri Jul 18 2014, 7:09 PM - 10:41 PM EDT Att: 42,255 - Cloudy - 76 F										
13 Asdrúbal Cabrera, S OBP: 0.310, SLG: 0.399	K		K			F7	HR		F8	5	1	1	1	0	2	0											
23 Michael Brantley, L OBP: 0.387, SLG: 0.525	G6-3									5	2	4	0	0	0	0											
41 Carlos Santana, S OBP: 0.350, SLG: 0.386		F9							F7	4	1	1	0	1	0	2											
8 Lonnie Chisenhall, L OBP: 0.399, SLG: 0.517	K		G6-3							3	1	1	0	2	1	2											
33 Nick Swisher, S OBP: 0.290, SLG: 0.352	K									5	1	2	3	0	2	1											
7 David Murphy, L OBP: 0.429, SLG: 0.364			F8							2	0	0	0	0	0	0											
9 Ryan Raburn, R OBP: 0.256, SLG: 0.286						L8			P3	3	1	2	1	0	0	2											
10 Yan Gomes, R OBP: 0.309, SLG: 0.434						G6-3				3	0	1	0	1	1	2											
38 Chris Dickerson, L OBP: 0.429, SLG: 0.450										3	0	0	0	0	3	3											
4 Mike Aviles, R OBP: 0.287, SLG: 0.358			K						G3	1	0	0	0	0	0	2											
Inning Stats	R: 0 E: 0 K: 1 S: 6	H: 0 LOB: 0 BB: 0 P: 9	R: 0 E: 0 K: 2 S: 8	H: 0 LOB: 0 BB: 0 P: 12	R: 0 E: 0 K: 1 S: 11	H: 1 LOB: 1 BB: 0 P: 18	R: 0 E: 0 K: 1 S: 16	H: 2 LOB: 1 BB: 0 P: 21	R: 0 E: 0 K: 1 S: 6	H: 0 LOB: 0 BB: 0 P: 9	R: 0 E: 0 K: 1 S: 8	H: 0 LOB: 0 BB: 0 P: 11	R: 7 E: 0 K: 2 S: 23	H: 7 LOB: 1 BB: 1 P: 34	R: 0 E: 0 K: 0 S: 7	H: 1 LOB: 2 BB: 2 P: 17	R: 2 E: 0 K: 0 S: 25	H: 3 LOB: 1 BB: 1 P: 37	1B: 7 2B: 4 3B: 0 HR: 3	SF: 0 SAC: 0 DP: 2 HBP: 0	WP: 0 PB: 0 SB: 1 CS: 0	PA: 43					
PITCHER	IP	WLS	BF	H	R	ER	SO	BB	IBB	HBP	BLK	WP	HR	S	P	ERA	WHIP										
19 Anibal Sánchez, R ERA: 3.22	6.0	L	24	6	4	4	7	1	0	0	0	0	0	2	3	6.00	1.167										
46 Ian Krol, L ERA: 4.78	0.0	B	1	1	0	0	0	0	0	0	0	0	0	2	3	∞	∞										
62 Al Alburquerque, R ERA: 3.38	0.2	A	4	2	3	3	2	0	0	0	0	0	2	11	14	40.50	3.000										
65 Blaine Hardy, L ERA: 2.08	0.1		2	1	0	0	0	0	0	0	0	0	0	3	4	0.00	3.000										
40 Phil Coke, L ERA: 4.46	1.0		5	1	0	0	0	1	1	0	0	0	0	7	17	0.00	2.000										

Batter	1	2	3	4	5	6	7	8	9	AB	R	H	RBI	BB	SO	LOB	BOTTOM										
14 Austin Jackson, R OBP: 0.316, SLG: 0.369	G4-3					G5-3				4	0	0	0	1	1	4	Cleveland Indians @ Detroit Tigers Comerica Park, Detroit, MI Fri Jul 18 2014, 7:09 PM - 10:41 PM EDT Att: 42,255 - Cloudy - 76 F										
3 Ian Kinsler, R OBP: 0.333, SLG: 0.465	F7		BB			P6			F8	4	0	0	1	0	0	2											
24 Miguel Cabrera, R OBP: 0.366, SLG: 0.533	P3		F8							4	0	2	0	0	0	2											
41 Victor Martinez, S OBP: 0.392, SLG: 0.598		K								4	1	2	0	0	2	1											
28 J.D. Martinez, R OBP: 0.378, SLG: 0.646		F9								4	0	1	0	0	2	3											
48 Torii Hunter, R OBP: 0.293, SLG: 0.451		K								4	1	1	1	0	1	3											
9 Nick Castellanos, R OBP: 0.309, SLG: 0.397										3	1	1	0	1	0	0											
13 Alex Avila, L OBP: 0.346, SLG: 0.391										4	0	2	0	0	0	1											
30 Eugenio Suárez, R OBP: 0.351, SLG: 0.431										4	0	2	0	0	1	2											
Inning Stats	R: 0 E: 0 K: 0 S: 6	H: 0 LOB: 0 BB: 0 P: 8	R: 0 E: 0 K: 2 S: 9	H: 0 LOB: 0 BB: 0 P: 15	R: 1 E: 0 K: 0 S: 13	H: 2 LOB: 2 BB: 1 P: 21	R: 2 E: 0 K: 0 S: 16	H: 3 LOB: 0 BB: 0 P: 24	R: 0 E: 0 K: 1 S: 7	H: 0 LOB: 0 BB: 0 P: 9	R: 0 E: 0 K: 2 S: 16	H: 1 LOB: 1 BB: 0 P: 24	R: 0 E: 0 K: 0 S: 13	H: 1 LOB: 1 BB: 1 P: 19	R: 0 E: 0 K: 1 S: 10	H: 2 LOB: 2 BB: 0 P: 12		R: 0 E: 0 K: 1 S: 16	H: 2 LOB: 2 BB: 0 P: 24	1B: 8 2B: 3 3B: 0 HR: 0	SF: 1 SAC: 0 DP: 1 HBP: 0	WP: 0 PB: 0 SB: 2 CS: 0	PA: 38				
PITCHER	IP	WLS	BF	H	R	ER	SO	BB	IBB	HBP	BLK	WP	HR	S	P	ERA	WHIP										
47 Trevor Bauer, R ERA: 3.89	6.0	W	24	6	3	3	5	1	0	0	0	0	0	6	10	4.50	1.167										
48 Scott Atchison, R ERA: 2.85	1.0		4	1	0	0	0	1	0	0	0	0	0	13	19	0.00	2.000										
27 Bryan Shaw, R ERA: 2.64	1.0		5	2	0	0	1	0	0	0	0	0	0	10	12	0.00	2.000										
37 Cody Allen, R ERA: 2.11	1.0		5	2	0	0	1	0	0	0	0	0	0	16	24	0.00	2.000										

Batter	1	2	3	4	5	6	7	8	9	AB	R	H	RBI	BB	SO	LOB	TOP			
22 Jason Kipnis, L OBP: 0.334, SLG: 0.374										5	0	2	2	0	2	2	Cleveland Indians @ Detroit Tigers Comerica Park, Detroit, MI Sat Jul 19 2014, 1:09 PM - 4:11 PM EDT Att: 38,109 - Overcast - 69 F			
13 Asdrúbal Cabrera, S OBP: 0.309, SLG: 0.396										5	0	1	1	0	1	3				
23 Michael Brantley, L OBP: 0.385, SLG: 0.521										5	0	1	0	0	1	3				
41 Carlos Santana, S OBP: 0.351, SLG: 0.384										2	0	0	0	2	0	0				
8 Lonnie Chisenhall, L OBP: 0.404, SLG: 0.519										3	1	2	0	1	1	0				
33 Nick Swisher, S OBP: 0.285, SLG: 0.354										4	1	1	1	0	2	3				
10 Yan Gomes, R OBP: 0.314, SLG: 0.442										4	3	3	0	0	0	0				
7 David Murphy, L OBP: 0.311, SLG: 0.368										2	1	2	2	2	0	0				
9 Ryan Raburn, R OBP: 0.250, SLG: 0.278										4	0	0	0	0	1	6				
38 Chris Dickerson, L OBP: 0.429, SLG: 0.450										0	0	0	0	0	0	0				
Inning Stats	R: 0 H: 1 E: 0 K: 2 S: 9	H: 1 LOB: 1 BB: 1 P: 18	R: 0 H: 0 E: 0 K: 2 S: 9	H: 0 LOB: 0 BB: 0 P: 12	R: 0 H: 0 E: 0 K: 0 S: 8	H: 0 LOB: 1 BB: 1 P: 20	R: 0 H: 0 E: 0 K: 0 S: 6	H: 0 LOB: 0 BB: 0 P: 8	R: 3 H: 4 E: 0 K: 0 S: 15	H: 1 LOB: 1 BB: 1 P: 14	R: 0 H: 1 E: 0 K: 0 S: 9	H: 2 LOB: 2 BB: 1 P: 25	R: 0 H: 1 E: 0 K: 1 S: 8	H: 1 LOB: 0 BB: 0 P: 10	R: 2 H: 3 E: 0 K: 2 S: 15	H: 3 LOB: 1 BB: 0 P: 24	1B: 10 2B: 2 3B: 0 HR: 0	SF: 0 SAC: 0 DP: 2 HBP: 0	WP: 1 PB: 1 SB: 0 CS: 3	PA: 41
PITCHER	IP WLS BF H R ER SO BB IBB HBP BLK WP HR S P ERA WHIP																			
54 Drew VerHagen, R ERA: 5.4	5.0 L 20 5 3 3 4 3 0 0 0 0 0 0 47 82 5.40 1.600																			
65 Blaine Hardy, L ERA: 2.51	1.1 7 2 1 1 1 2 0 0 0 0 0 0 20 30 6.75 3.000																			
40 Phil Coke, L ERA: 4.33	1.0 5 2 0 0 0 0 0 0 0 0 0 0 9 14 0.00 2.000																			
49 Corey Knebel, R ERA: 6.48	1.2 7 3 2 1 3 0 0 0 0 1 0 0 19 29 5.40 1.800																			

Batter	1	2	3	4	5	6	7	8	9	AB	R	H	RBI	BB	SO	LOB	BOTTOM			
14 Austin Jackson, R OBP: 0.318, SLG: 0.373										4	0	2	1	0	2	0	Cleveland Indians @ Detroit Tigers Comerica Park, Detroit, MI Sat Jul 19 2014, 1:09 PM - 4:11 PM EDT Att: 38,109 - Overcast - 69 F			
3 Ian Kinsler, R OBP: 0.329, SLG: 0.460										4	0	0	0	0	1	2				
24 Miguel Cabrera, R OBP: 0.370, SLG: 0.538										4	1	3	0	0	1	0				
41 Victor Martinez, S OBP: 0.388, SLG: 0.590										4	0	0	0	0	1	3				
28 J.D. Martinez, R OBP: 0.371, SLG: 0.633										4	0	0	1	0	0	1				
9 Nick Castellanos, R OBP: 0.309, SLG: 0.398										4	0	1	0	0	3	1				
30 Eugenio Suárez, R OBP: 0.347, SLG: 0.419										3	1	0	0	1	2	1				
50 Bryan Holaday, R OBP: 0.326, SLG: 0.317										3	0	1	0	0	1	0				
20 Rajai Davis, R OBP: 0.335, SLG: 0.427										3	0	0	0	0	0	2				
Inning Stats	R: 0 H: 1 E: 0 K: 1 S: 9	H: 0 LOB: 0 BB: 0 P: 14	R: 0 H: 0 E: 0 K: 1 S: 8	H: 0 LOB: 0 BB: 0 P: 13	R: 0 H: 1 E: 0 K: 1 S: 10	H: 1 LOB: 1 BB: 0 P: 16	R: 0 H: 1 E: 0 K: 2 S: 14	H: 1 LOB: 1 BB: 0 P: 17	R: 1 H: 2 E: 0 K: 1 S: 7	H: 0 LOB: 0 BB: 0 P: 8	R: 0 H: 0 E: 0 K: 3 S: 10	H: 0 LOB: 0 BB: 0 P: 13	R: 0 H: 0 E: 0 K: 1 S: 5	H: 0 LOB: 0 BB: 0 P: 7	R: 1 H: 2 E: 0 K: 0 S: 14	H: 2 LOB: 1 BB: 0 P: 19		1B: 4 2B: 3 3B: 0 HR: 0	SF: 0 SAC: 0 DP: 1 HBP: 0	WP: 0 PB: 0 SB: 0 CS: 0
PITCHER	IP WLS BF H R ER SO BB IBB HBP BLK WP HR S P ERA WHIP																			
28 Corey Kluber, R ERA: 2.95	8.2 W 33 7 2 2 10 1 0 0 0 0 0 0 4 7 2.08 0.923																			
27 Bryan Shaw, R ERA: 2.62	0.1 1 0 0 0 1 0 0 0 0 0 0 0 4 7 0.00 0.000																			

Batter	1	2	3	4	5	6	7	8	9	AB	R	H	RBI	BB	SO	LOB	TOP							
22 Jason Kipnis, L (1,4) OBP: 0.339, SLG: 0.371										2	1	0	0	3	2	0	Cleveland Indians @ Detroit Tigers Comerica Park, Detroit, MI Sat Jul 19 2014, 7:10 PM - 10:48 PM EDT Att: 42,044 - Partly Cloudy - 72 F							
4 Mike Aviles, R (1,6) OBP: 0.285, SLG: 0.354										5	0	1	0	0	0	4								
23 Michael Brantley, L (1,8) OBP: 0.389, SLG: 0.523										4	1	2	0	1	0	2								
41 Carlos Santana, S (1,10) OBP: 0.349, SLG: 0.384										5	0	1	3	0	1	4								
8 Lonnie Chisenhall, L (1,5) OBP: 0.401, SLG: 0.511										4	0	0	0	1	1	2								
33 Nick Swisher, S (1,3) OBP: 0.289, SLG: 0.353										4	0	1	0	0	0	4								
7 David Murphy, L (1,9) OBP: 0.307, SLG: 0.363										4	0	0	0	0	1	1								
55 Roberto Pérez, R (1,2) OBP: 0.500, SLG: 1.000										4	0	1	0	0	1	1								
13 Adrián Cabrera, S (9, PPR) OBP: 0.309, SLG: 0.396										0	1	0	0	0	0	0								
10 Yan Gomes, R (9, 2) OBP: 0.314, SLG: 0.442										0	0	0	0	0	0	0								
38 Chris Dickerson, L (1,7) OBP: 0.480, SLG: 0.739										3	2	2	2	1	1	1								
Inning Stats	R: 0 H: 1 E: 0 K: 1 S: 14	H: 1 LOB: 1 BB: 0 P: 20	R: 0 H: 1 E: 0 K: 1 S: 14	H: 1 LOB: 1 BB: 0 P: 17	R: 1 H: 2 E: 0 K: 1 S: 19	H: 2 LOB: 3 BB: 2 P: 32	R: 0 H: 0 E: 0 K: 0 S: 12	H: 0 LOB: 2 BB: 0 P: 22	R: 0 H: 1 E: 0 K: 0 S: 5	H: 1 LOB: 0 BB: 0 P: 8	R: 1 H: 1 E: 0 K: 2 S: 16	H: 1 LOB: 0 BB: 0 P: 24	R: 0 H: 0 E: 0 K: 0 S: 7	H: 0 LOB: 0 BB: 0 P: 10	R: 0 H: 0 E: 0 K: 0 S: 6	H: 0 LOB: 0 BB: 0 P: 6	R: 3 H: 2 E: 0 K: 2 S: 11	H: 2 LOB: 1 BB: 2 P: 26	1B: 3 2B: 3 3B: 0 HR: 2	SF: 0 SAC: 0 DP: 0 HBP: 0	WP: 1 PA: 41 PB: 1 SB: 0 CS: 0			
PITCHER	IP: 5.2 WLS: 27 BF: 6 ERA: 3.34	WLS: 4 BF: 0 ERA: 4.55	H: 0 R: 0 ER: 0 SO: 1 BB: 0 HBP: 0 BLK: 0 WP: 0 HR: 0 S: 10 P: 15 ERA: 2.56	H: 0 R: 0 ER: 0 SO: 1 BB: 0 HBP: 0 BLK: 0 WP: 0 HR: 6 S: 6 P: 6 ERA: 6.23	IP: 1.1 WLS: 4 BF: 3 ERA: 2.56	WLS: 7 BF: 2 ERA: 6.23	IP: 5.2 WLS: 27 BF: 6 ERA: 3.34	WLS: 4 BF: 0 ERA: 4.55	H: 0 R: 0 ER: 0 SO: 1 BB: 0 HBP: 0 BLK: 0 WP: 0 HR: 0 S: 10 P: 15 ERA: 2.56	H: 0 R: 0 ER: 0 SO: 1 BB: 0 HBP: 0 BLK: 0 WP: 0 HR: 6 S: 6 P: 6 ERA: 6.23	IP: 1.1 WLS: 4 BF: 3 ERA: 2.56	WLS: 7 BF: 2 ERA: 6.23	IP: 5.2 WLS: 27 BF: 6 ERA: 3.34	WLS: 4 BF: 0 ERA: 4.55	H: 0 R: 0 ER: 0 SO: 1 BB: 0 HBP: 0 BLK: 0 WP: 0 HR: 0 S: 10 P: 15 ERA: 2.56	H: 0 R: 0 ER: 0 SO: 1 BB: 0 HBP: 0 BLK: 0 WP: 0 HR: 6 S: 6 P: 6 ERA: 6.23	IP: 1.1 WLS: 4 BF: 3 ERA: 2.56	WLS: 7 BF: 2 ERA: 6.23	IP: 5.2 WLS: 27 BF: 6 ERA: 3.34	WLS: 4 BF: 0 ERA: 4.55	H: 0 R: 0 ER: 0 SO: 1 BB: 0 HBP: 0 BLK: 0 WP: 0 HR: 0 S: 10 P: 15 ERA: 2.56	H: 0 R: 0 ER: 0 SO: 1 BB: 0 HBP: 0 BLK: 0 WP: 0 HR: 6 S: 6 P: 6 ERA: 6.23	IP: 1.1 WLS: 4 BF: 3 ERA: 2.56	WLS: 7 BF: 2 ERA: 6.23

AB	35
R	5
H	8
RBI	5
BB	6
SO	7
LOB	19



Batter	1	2	3	4	5	6	7	8	9	AB	R	H	RBI	BB	SO	LOB	BOTTOM							
14 Austin Jackson, R (1,8) OBP: 0.322, SLG: 0.382										3	0	2	2	1	0	0	Cleveland Indians @ Detroit Tigers Comerica Park, Detroit, MI Sat Jul 19 2014, 7:10 PM - 10:48 PM EDT Att: 42,044 - Partly Cloudy - 72 F							
3 Ian Kinsler, R (1,4) OBP: 0.326, SLG: 0.455										4	0	0	0	0	5									
24 Miguel Cabrera, R (1,3) OBP: 0.368, SLG: 0.538										4	0	1	0	0	2	1								
41 Victor Martinez, S (1,10) OBP: 0.384, SLG: 0.583										4	0	0	0	0	1	2								
28 J.D. Martinez, R (1,7) OBP: 0.364, SLG: 0.620										4	0	0	0	0	3	1								
48 Torii Hunter, R (1,9) OBP: 0.295, SLG: 0.455										4	1	2	0	0	1	1								
32 Don Kelly, L (1,5) OBP: 0.321, SLG: 0.297										4	0	0	0	0	1	2								
13 Alex Avila, L (1,2) OBP: 0.348, SLG: 0.388										2	0	0	0	2	2	1								
30 Eugenio Suárez, R (1,6) OBP: 0.344, SLG: 0.407										3	1	0	0	1	2	2								
Inning Stats	R: 0 H: 1 E: 0 K: 1 S: 11	H: 1 LOB: 1 BB: 0 P: 15	R: 1 H: 1 E: 0 K: 1 S: 15	H: 1 LOB: 3 BB: 3 P: 34	R: 0 H: 0 E: 0 K: 2 S: 14	H: 0 LOB: 0 BB: 0 P: 17	R: 0 H: 0 E: 0 K: 1 S: 8	H: 0 LOB: 0 BB: 0 P: 9	R: 0 H: 1 E: 0 K: 2 S: 12	H: 1 LOB: 1 BB: 0 P: 21	R: 1 H: 1 E: 0 K: 1 S: 17	H: 1 LOB: 1 BB: 1 P: 25	R: 0 H: 0 E: 0 K: 1 S: 11	H: 0 LOB: 0 BB: 0 P: 17	R: 0 H: 1 E: 0 K: 2 S: 14	H: 1 LOB: 1 BB: 0 P: 20		1B: 2 2B: 2 3B: 1 HR: 0	SF: 0 SAC: 0 DP: 0 HBP: 0	WP: 2 PA: 36 PB: 0 SB: 0 CS: 0				
PITCHER	IP: 5.1 WLS: 22 BF: 3 ERA: 5.28	WLS: 2 BF: 0 ERA: 3.35	H: 3 R: 1 ER: 1 SO: 6 BB: 0 HBP: 0 BLK: 0 WP: 1 HR: 0 S: 61 P: 9 ERA: 3.67	H: 3 R: 0 ER: 0 SO: 3 BB: 3 HBP: 0 BLK: 0 WP: 0 HR: 0 S: 61 P: 12 ERA: 3.0	IP: 1.0 WLS: 5 BF: 1 ERA: 3.0	WLS: 1 BF: 1 ERA: 3.0	IP: 1.0 WLS: 3 BF: 0 ERA: 3.67	WLS: 4 BF: 1 ERA: 2.06	IP: 5.1 WLS: 22 BF: 3 ERA: 5.28	WLS: 2 BF: 0 ERA: 3.35	H: 3 R: 1 ER: 1 SO: 6 BB: 0 HBP: 0 BLK: 0 WP: 1 HR: 0 S: 61 P: 9 ERA: 3.67	H: 3 R: 0 ER: 0 SO: 3 BB: 3 HBP: 0 BLK: 0 WP: 0 HR: 0 S: 61 P: 12 ERA: 3.0	IP: 1.0 WLS: 5 BF: 1 ERA: 3.0	WLS: 1 BF: 1 ERA: 3.0	IP: 1.0 WLS: 3 BF: 0 ERA: 3.67	WLS: 4 BF: 1 ERA: 2.06	IP: 5.1 WLS: 22 BF: 3 ERA: 5.28	WLS: 2 BF: 0 ERA: 3.35	H: 3 R: 1 ER: 1 SO: 6 BB: 0 HBP: 0 BLK: 0 WP: 1 HR: 0 S: 61 P: 9 ERA: 3.67	H: 3 R: 0 ER: 0 SO: 3 BB: 3 HBP: 0 BLK: 0 WP: 0 HR: 0 S: 61 P: 12 ERA: 3.0	IP: 1.0 WLS: 5 BF: 1 ERA: 3.0	WLS: 1 BF: 1 ERA: 3.0	IP: 1.0 WLS: 3 BF: 0 ERA: 3.67	WLS: 4 BF: 1 ERA: 2.06

AB	32
R	2
H	5
RBI	2
BB	4
SO	12
LOB	15



Batter	1	2	3	4	5	6	7	8	9	AB	R	H	RBI	BB	SO	LOB	TOP				
14 Austin Jackson, R OBP: 0.330, SLG: 0.406	G5-3		G5-3	20 1B		L7		20 1B		5	2	2	3	0	0	0					
20 Rajai Davis, R OBP: 0.344, SLG: 0.435	K		G6-3	3 S			32 BB	3 1B		5	1	3	1	0	1	0					
3 Ian Kinsler, R OBP: 0.331, SLG: 0.449	F7		G5-3	G5-3			L8	24 HR		5	1	1	1	0	0	2					
24 Miguel Cabrera, R OBP: 0.372, SLG: 0.539		G6-3		32 1B	13 SF9			F8		4	2	2	3	1	0	1					
41 Victor Martinez, S OBP: 0.388, SLG: 0.578		32 1B		17 E	32 1B				F9	4	2	2	0	1	1	1					
32 Don Kelly, L OBP: 0.331, SLG: 0.302		13 2B		14 2B						4	2	2	0	1	2	1					
13 Alex Avila, L OBP: 0.336, SLG: 0.377		13 2B		14 2B						4	0	1	3	0	3	4					
17 Andrew Romine, S OBP: 0.270, SLG: 0.252		L9		E4			G5-3			5	1	0	0	0	2	3					
19 Anibal Sánchez, R OBP: 0.290, SLG: 0.400							L3			3	0	0	0	0	2	4					
44 Joba Chamberlain, R 65 Blaine Hardy, L		K		K				K		1	0	0	0	0	1	0					
										0	0	0	0	0	0	0					
Inning Stats	R: 0 E: 0 K: 1 S: 7	H: 0 LOB: 0 BB: 0 P: 11	R: 2 E: 0 K: 1 S: 11	H: 3 LOB: 1 BB: 0 P: 16	R: 0 E: 0 K: 0 S: 9	H: 0 LOB: 0 BB: 0 P: 14	R: 5 E: 1 K: 1 S: 21	H: 5 LOB: 1 BB: 0 P: 34	R: 0 E: 0 K: 0 S: 6	H: 0 LOB: 0 BB: 0 P: 9	R: 0 E: 0 K: 1 S: 7	H: 1 LOB: 3 BB: 2 P: 17	R: 4 E: 0 K: 2 S: 20	H: 4 LOB: 0 BB: 0 P: 31	R: 0 E: 0 K: 3 S: 9	H: 0 LOB: 0 BB: 0 P: 10	1B: 9 2B: 3 HR: 1	SF: 1 SAC: 0 DP: 0 HBP: 0	WP: 0 PB: 0 SB: 1 CS: 0	PA: 44	
PITCHER	IP WLS BF H R ER SO BB IBB HBP BLK WP HR S P ERA WHIP	IP WLS BF H R ER SO BB IBB HBP BLK WP HR S P ERA WHIP	IP WLS BF H R ER SO BB IBB HBP BLK WP HR S P ERA WHIP	IP WLS BF H R ER SO BB IBB HBP BLK WP HR S P ERA WHIP	IP WLS BF H R ER SO BB IBB HBP BLK WP HR S P ERA WHIP	IP WLS BF H R ER SO BB IBB HBP BLK WP HR S P ERA WHIP	IP WLS BF H R ER SO BB IBB HBP BLK WP HR S P ERA WHIP	IP WLS BF H R ER SO BB IBB HBP BLK WP HR S P ERA WHIP	IP WLS BF H R ER SO BB IBB HBP BLK WP HR S P ERA WHIP	IP WLS BF H R ER SO BB IBB HBP BLK WP HR S P ERA WHIP	IP WLS BF H R ER SO BB IBB HBP BLK WP HR S P ERA WHIP	IP WLS BF H R ER SO BB IBB HBP BLK WP HR S P ERA WHIP	IP WLS BF H R ER SO BB IBB HBP BLK WP HR S P ERA WHIP	IP WLS BF H R ER SO BB IBB HBP BLK WP HR S P ERA WHIP	IP WLS BF H R ER SO BB IBB HBP BLK WP HR S P ERA WHIP	IP WLS BF H R ER SO BB IBB HBP BLK WP HR S P ERA WHIP	IP WLS BF H R ER SO BB IBB HBP BLK WP HR S P ERA WHIP	IP WLS BF H R ER SO BB IBB HBP BLK WP HR S P ERA WHIP	IP WLS BF H R ER SO BB IBB HBP BLK WP HR S P ERA WHIP	IP WLS BF H R ER SO BB IBB HBP BLK WP HR S P ERA WHIP	IP WLS BF H R ER SO BB IBB HBP BLK WP HR S P ERA WHIP

Detroit Tigers @ Arizona Diamondbacks
Chase Field, Phoenix, AZ
Wed Jul 23 2014, 12:41 PM - 3:51 PM MST
Att: 24,174 - Roof Closed - 79 F

AB 40
R 11
H 13
RBI 11
BB 3
SO 12
LOB 16



Batter	1	2	3	4	5	6	7	8	9	AB	R	H	RBI	BB	SO	LOB	BOTTOM					
6 David Peralta, L OBP: 0.354, SLG: 0.481	K		G6-3			G4-3			F7	5	0	1	1	0	1	0						
2 Aaron Hill, R OBP: 0.285, SLG: 0.381				26 6-3	44 1B		F9		F8	4	0	1	0	1	0	2						
44 Paul Goldschmidt, R OBP: 0.492, SLG: 0.558		G6-3		26 6-3	44 1B			G6-4-3		4	1	2	0	0	0	3						
26 Miguel Montero, L OBP: 0.343, SLG: 0.410		P3		G4-6-3						4	0	1	0	0	1	4						
15 Mark Trumbo, R OBP: 0.239, SLG: 0.409				G5-3			F8			4	0	0	0	0	2	3						
8 Gerardo Parra, L OBP: 0.300, SLG: 0.360										4	1	3	1	0	1	1						
14 Martín Prado, R OBP: 0.319, SLG: 0.369		G5-4-3					G4-3			4	1	2	1	0	0	2						
1 Didi Gregorius, L OBP: 0.330, SLG: 0.404										4	2	2	2	0	1	2						
35 Trevor Cahill, R ERA: 3.45										1	0	0	0	0	0	0						
56 Eury De La Rosa, L ERA: 2.08										1	0	0	0	0	1	0						
17 Alfredo Marte, R ERA: 6.59										0	0	0	0	0	0	0						
37 Matt Stites, R ERA: 1.91										0	0	0	0	0	0	0						
59 Oliver Pérez, L ERA: 1.91										0	0	0	0	0	0	0						
13 Nick Ahmed, R OBP: 0.226, SLG: 0.226										1	0	0	0	0	0	0						
Inning Stats	R: 0 E: 0 K: 1 S: 8	H: 1 LOB: 1 BB: 0 P: 9	R: 0 E: 0 K: 1 S: 7	H: 1 LOB: 0 BB: 0 P: 12	R: 0 E: 0 K: 0 S: 9	H: 0 LOB: 0 BB: 0 P: 13	R: 0 E: 0 K: 0 S: 12	H: 1 LOB: 1 BB: 0 P: 20	R: 3 E: 0 K: 1 S: 11	H: 3 LOB: 0 BB: 0 P: 14	R: 1 E: 0 K: 1 S: 14	H: 2 LOB: 1 BB: 0 P: 21	R: 1 E: 0 K: 0 S: 14	H: 3 LOB: 1 BB: 0 P: 16	R: 0 E: 0 K: 3 S: 15	H: 2 LOB: 2 BB: 0 P: 20	R: 0 E: 0 K: 0 S: 6	H: 0 LOB: 0 BB: 0 P: 9	1B: 9 2B: 3 HR: 1	SF: 0 SAC: 0 DP: 3 HBP: 0	WP: 0 PB: 0 SB: 2 CS: 0	PA: 38
PITCHER	IP WLS BF H R ER SO BB IBB HBP BLK WP HR S P ERA WHIP	IP WLS BF H R ER SO BB IBB HBP BLK WP HR S P ERA WHIP	IP WLS BF H R ER SO BB IBB HBP BLK WP HR S P ERA WHIP	IP WLS BF H R ER SO BB IBB HBP BLK WP HR S P ERA WHIP	IP WLS BF H R ER SO BB IBB HBP BLK WP HR S P ERA WHIP	IP WLS BF H R ER SO BB IBB HBP BLK WP HR S P ERA WHIP	IP WLS BF H R ER SO BB IBB HBP BLK WP HR S P ERA WHIP	IP WLS BF H R ER SO BB IBB HBP BLK WP HR S P ERA WHIP	IP WLS BF H R ER SO BB IBB HBP BLK WP HR S P ERA WHIP	IP WLS BF H R ER SO BB IBB HBP BLK WP HR S P ERA WHIP	IP WLS BF H R ER SO BB IBB HBP BLK WP HR S P ERA WHIP	IP WLS BF H R ER SO BB IBB HBP BLK WP HR S P ERA WHIP	IP WLS BF H R ER SO BB IBB HBP BLK WP HR S P ERA WHIP	IP WLS BF H R ER SO BB IBB HBP BLK WP HR S P ERA WHIP	IP WLS BF H R ER SO BB IBB HBP BLK WP HR S P ERA WHIP	IP WLS BF H R ER SO BB IBB HBP BLK WP HR S P ERA WHIP	IP WLS BF H R ER SO BB IBB HBP BLK WP HR S P ERA WHIP	IP WLS BF H R ER SO BB IBB HBP BLK WP HR S P ERA WHIP	IP WLS BF H R ER SO BB IBB HBP BLK WP HR S P ERA WHIP	IP WLS BF H R ER SO BB IBB HBP BLK WP HR S P ERA WHIP	IP WLS BF H R ER SO BB IBB HBP BLK WP HR S P ERA WHIP	IP WLS BF H R ER SO BB IBB HBP BLK WP HR S P ERA WHIP

Detroit Tigers @ Arizona Diamondbacks
Chase Field, Phoenix, AZ
Wed Jul 23 2014, 12:41 PM - 3:51 PM MST
Att: 24,174 - Roof Closed - 79 F

AB 37
R 5
H 13
RBI 5
BB 1
SO 7
LOB 17



Batter	1	2	3	4	5	6	7	8	9	AB	R	H	RBI	BB	SO	LOB	TOP				
14 Austin Jackson, R OBP: 0.327, SLG: 0.401	G5-3		K			G4-3		G4-3		4	0	0	0	0	1	1					
3 Ian Kinsler, R OBP: 0.322, SLG: 0.444	P4		L9			K		G5-3		4	0	0	0	0	1	1					
24 Miguel Cabrera, R OBP: 0.371, SLG: 0.542	G6-3				HR	1B		F9		4	1	2	1	0	0	0					
41 Victor Martinez, S OBP: 0.386, SLG: 0.570	G1-3				K			F7		4	0	1	0	0	1	0					
28 J.D. Martinez, R OBP: 0.361, SLG: 0.604	G1-3				K			G6-3		4	0	1	0	0	1	2					
48 Tori Hunter, R OBP: 0.301, SLG: 0.466	G1-3				G5-3			1B		4	0	1	0	0	1	4					
9 Nick Castellanos, R OBP: 0.315, SLG: 0.496								K		3	0	1	0	1	2	1					
13 Alex Avila, L OBP: 0.328, SLG: 0.367								K		3	0	0	0	0	2	3					
30 Eugenio Suárez, R OBP: 0.350, SLG: 0.400								K		2	0	0	0	0	1	0					
Inning Stats	R: 0 E: 0 K: 0 S: 9	H: 0 LOB: 0 BB: 0 P: 13	R: 0 E: 0 K: 1 S: 22	H: 1 LOB: 2 BB: 1 P: 30	R: 0 E: 0 K: 1 S: 8	H: 0 LOB: 0 BB: 0 P: 13	R: 1 E: 0 K: 2 S: 11	H: 1 LOB: 0 BB: 0 P: 18	R: 0 E: 0 K: 0 S: 9	H: 2 LOB: 3 BB: 0 P: 23	R: 0 E: 0 K: 3 S: 10	H: 0 LOB: 0 BB: 0 P: 14	R: 0 E: 0 K: 0 S: 11	H: 0 LOB: 0 BB: 0 P: 17	R: 0 E: 0 K: 1 S: 7	H: 1 LOB: 1 BB: 0 P: 9	1B: 4 2B: 1 3B: 0 HR: 1	SF: 0 SAC: 0 DP: 1 HBP: 1	WP: 0 PB: 0 SB: 0 CS: 1	PA: 34	
PITCHER	IP	WLS	BF	H	R	ER	SO	BB	IBB	HBP	BLK	WP	HR	S	P	ERA	WHIP				
45 Tyler Skaggs, L ERA: 4.49	5.2		22	5	1	1	5	1	0	1	0	0	1	70	104	1.59	1.059				
64 Mike Morin, R ERA: 2.51	0.1	W	2	0	0	0	1	0	0	0	0	0	0	7	8	0.00	0.000				
40 Kevin Jepsen, R ERA: 1.93	1.0	H	3	0	0	0	3	0	0	0	0	0	0	10	14	0.00	0.000				
38 Joe Smith, R ERA: 2.12	1.0	H	3	0	0	0	0	0	0	0	0	0	0	11	17	0.00	0.000				
16 Huston Street, R ERA: 1.0	1.0	S	4	1	0	0	1	0	0	0	0	0	0	7	9	0.00	1.000				

Detroit Tigers @ Los Angeles Angels
Angel Stadium of Anaheim, Anaheim, CA
Fri Jul 25 2014, 7:09 PM - 10:11 PM PDT
Att: 42,915 - Partly Cloudy - 77 F

AB 32
R 1
H 6
RBI 1
BB 1
SO 10
LOB 12

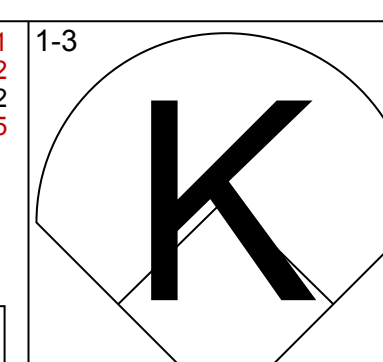
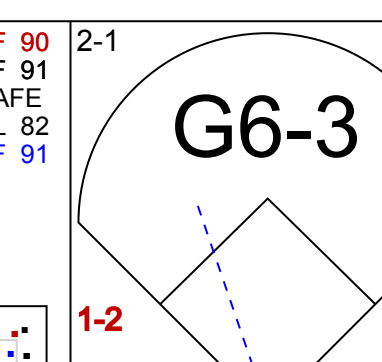
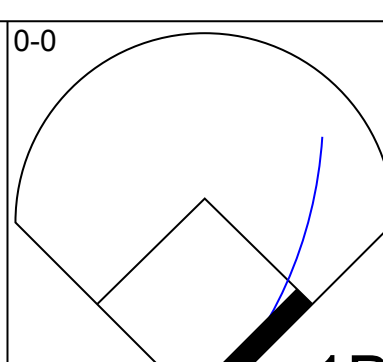
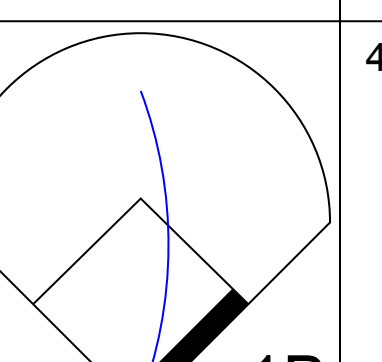
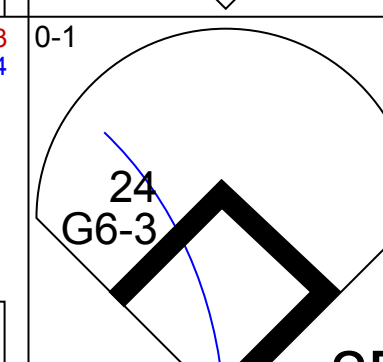
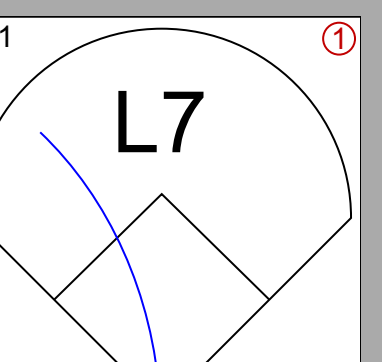
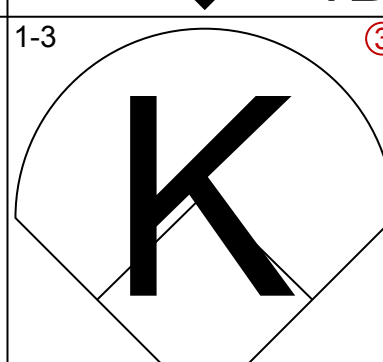
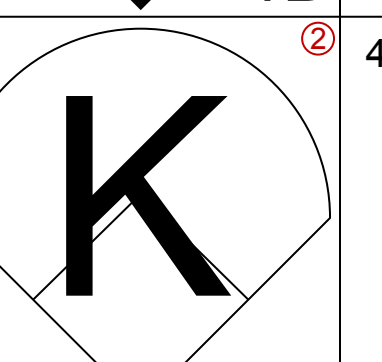
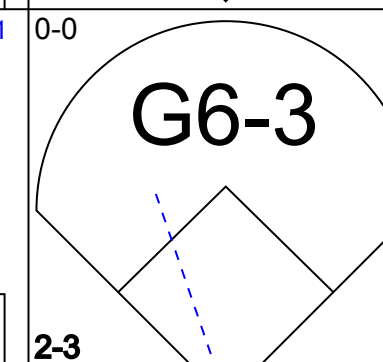
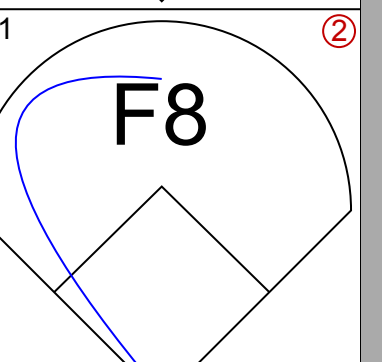
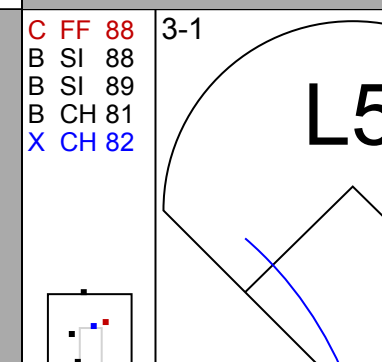
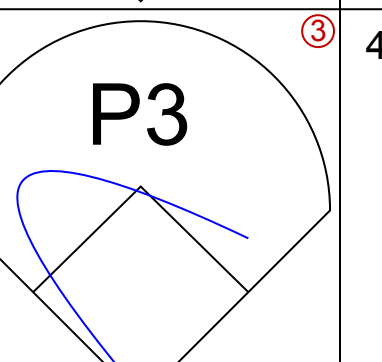
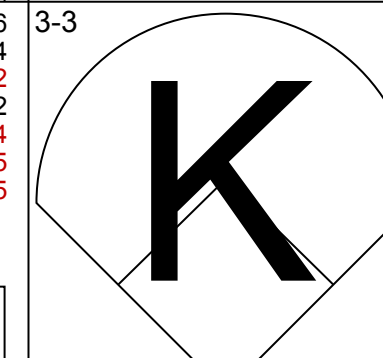
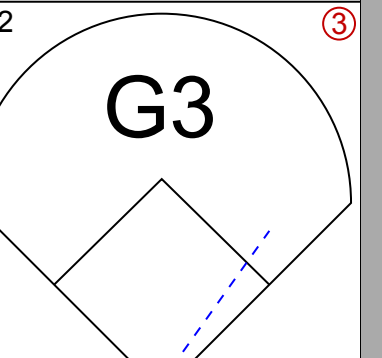
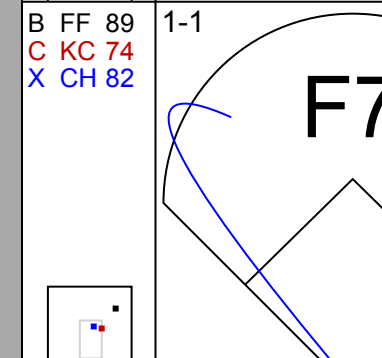
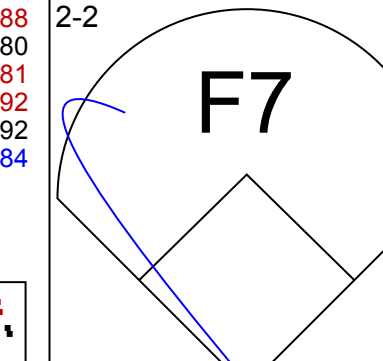
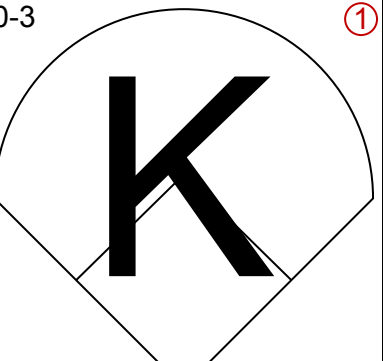
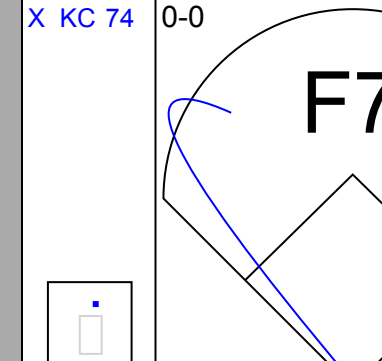
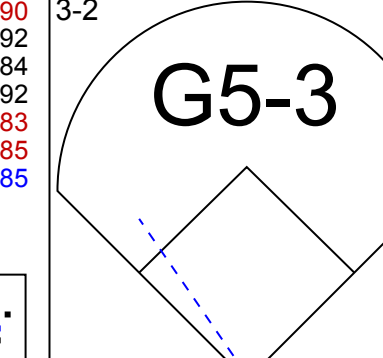
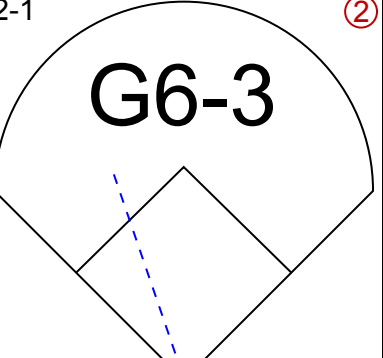
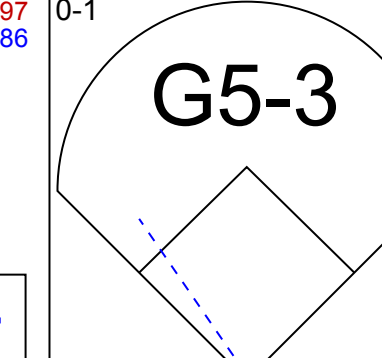
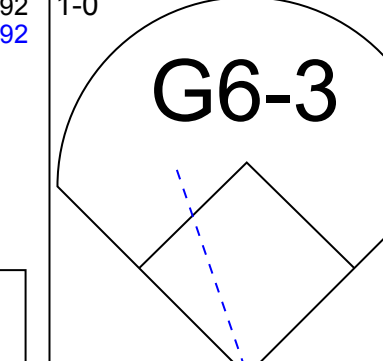
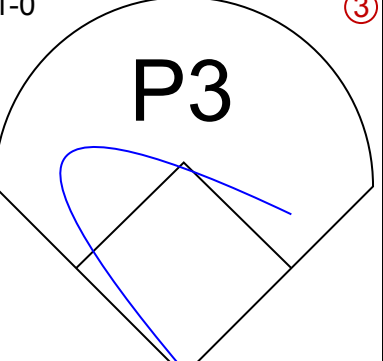
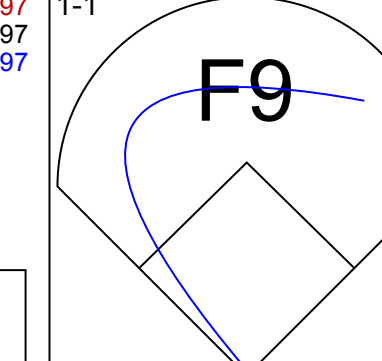
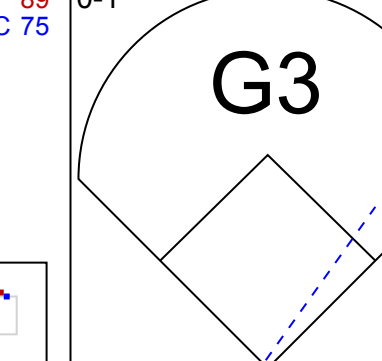
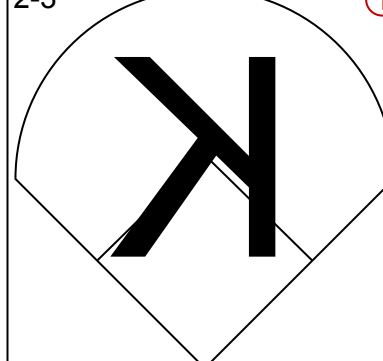
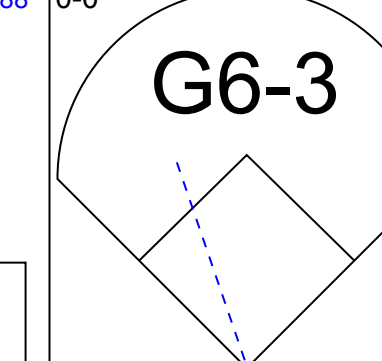
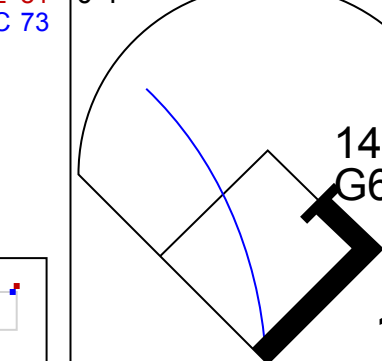
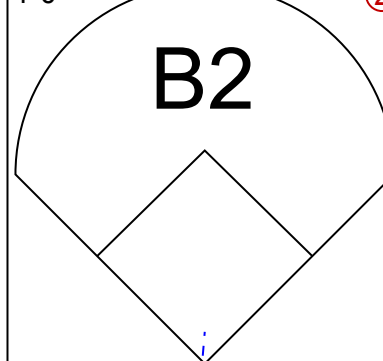
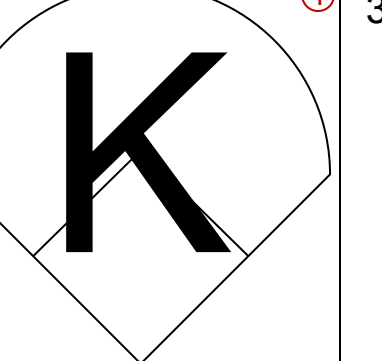


Batter	1	2	3	4	5	6	7	8	9	AB	R	H	RBI	BB	SO	LOB	BOTTOM				
56 Kole Calhoun, L OBP: 0.345, SLG: 0.498	P5					K		L4		4	1	1	1	0	1	0					
27 Mike Trout, R OBP: 0.392, SLG: 0.600	K				L9			L6		4	0	0	0	0	2	1					
5 Albert Pujols, R OBP: 0.327, SLG: 0.475	K				F9			1B		3	0	1	0	1	1	0					
32 Josh Hamilton, L OBP: 0.366, SLG: 0.427	G1-3							1B		1	0	0	0	0	0	0					
19 Eren Navarro, L OBP: 0.390, SLG: 0.438								1B		3	0	2	1	0	1	0					
47 Howie Kendrick, R OBP: 0.348, SLG: 0.392	K							1B		4	0	1	0	0	2	4					
2 Enck Aybar, S OBP: 0.314, SLG: 0.401	K							G4-3		3	0	1	0	0	1	1					
6 David Freese, R OBP: 0.320, SLG: 0.339								1B		2	0	0	0	0	2	1					
8 John McDonald, R OBP: 0.273, SLG: 0.193								BB		0	0	0	0	1	0	0					
20 C.J. Cron, R OBP: 0.291, SLG: 0.467								1B		3	0	0	0	0	2	1					
17 Chris Iannetta, R OBP: 0.381, SLG: 0.414								F8		3	1	1	0	0	1	1					
Inning Stats	R: 0 E: 0 K: 2 S: 9	H: 0 LOB: 0 BB: 0 P: 14	R: 0 E: 0 K: 2 S: 10	H: 0 LOB: 0 BB: 0 P: 10	R: 0 E: 0 K: 3 S: 11	H: 0 LOB: 0 BB: 0 P: 16	R: 0 E: 0 K: 1 S: 8	H: 0 LOB: 0 BB: 0 P: 12	R: 2 E: 0 K: 2 S: 15	H: 3 LOB: 2 BB: 1 P: 28	R: 0 E: 0 K: 1 S: 7	H: 1 LOB: 1 BB: 1 P: 13	R: 0 E: 0 K: 0 S: 13	H: 2 LOB: 2 BB: 0 P: 16	1B: 4 2B: 3 3B: 0 HR: 0	SF: 0 SAC: 0 DP: 0 HBP: 0	WP: 0 PB: 0 SB: 0 CS: 1	PA: 32			
PITCHER	IP	WLS	BF	H	R	ER	SO	BB	IBB	HBP	BLK	WP	HR	S	P	ERA	WHIP				
33 Drew Smyly, L ERA: 3.77	5.2	L	22	4	2	2	11	1	0	0	0	0	0	61	92	3.18	0.706				
62 Al Alburquerque, R ERA: 3.19	1.1		5	1	0	0	2	1	0	0	0	0	0	10	16	0.00	1.500				
65 Blaine Hardy, L ERA: 2.08	1.0		5	2	0	0	0	0	0	0	0	0	0	13	16	0.00	2.000				

Detroit Tigers @ Los Angeles Angels
Angel Stadium of Anaheim, Anaheim, CA
Fri Jul 25 2014, 7:09 PM - 10:11 PM PDT
Att: 42,915 - Partly Cloudy - 77 F

AB 30
R 2
H 7
RBI 2
BB 2
SO 13
LOB 9



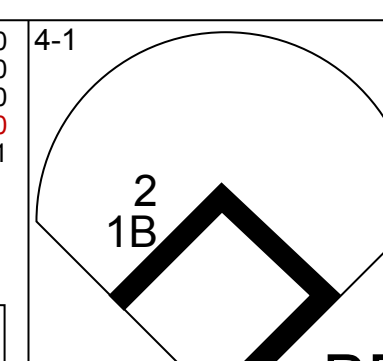
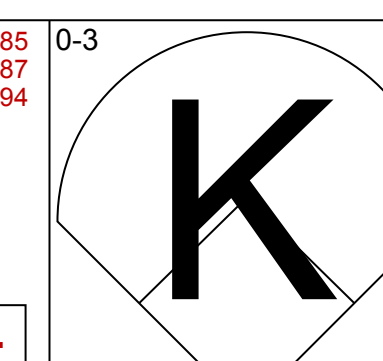
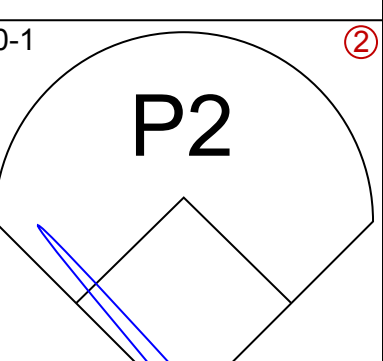
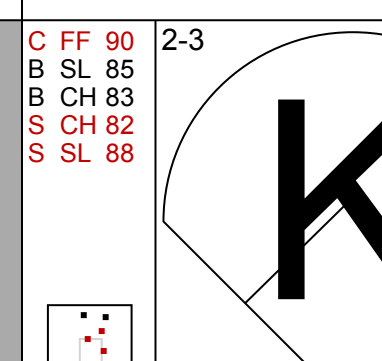
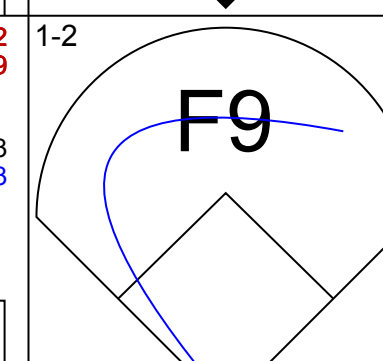
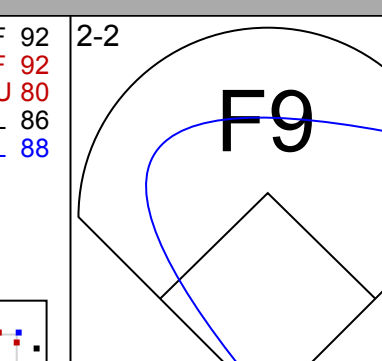
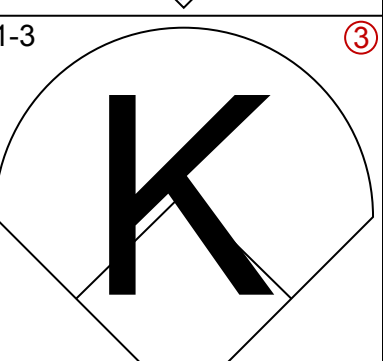
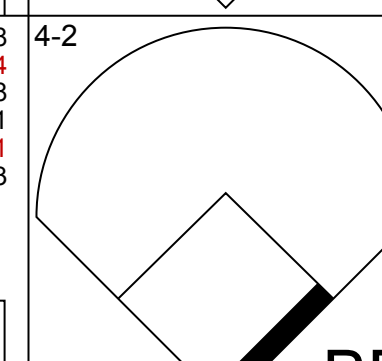
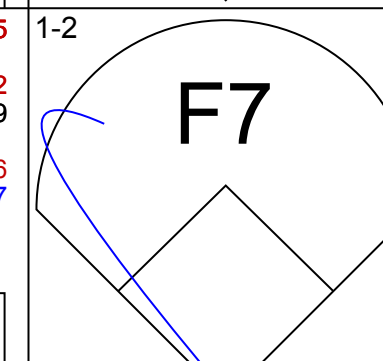
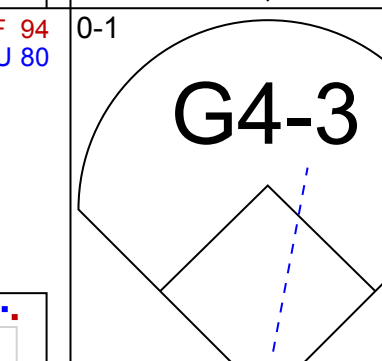
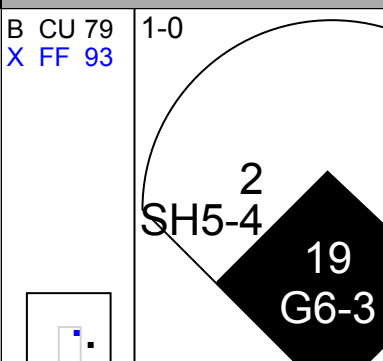
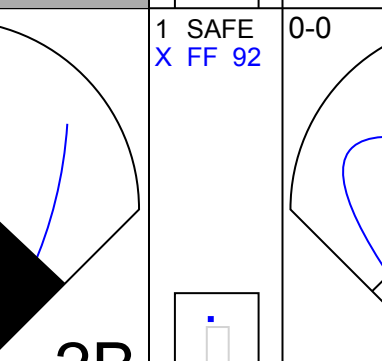
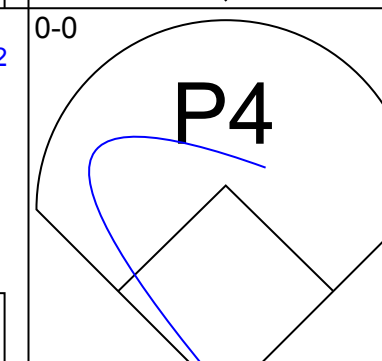
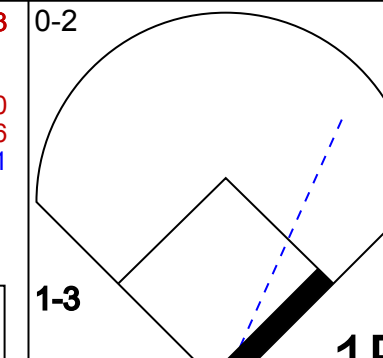
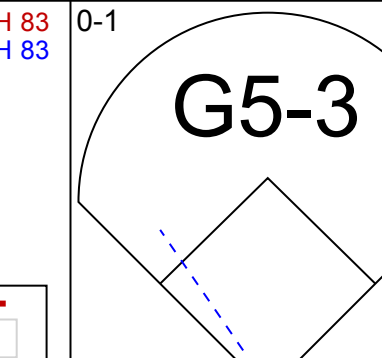
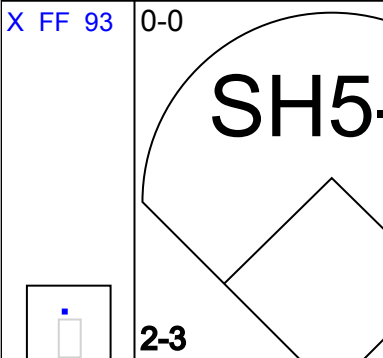
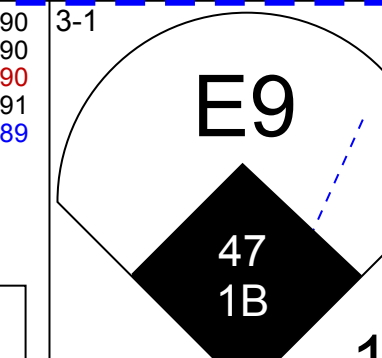
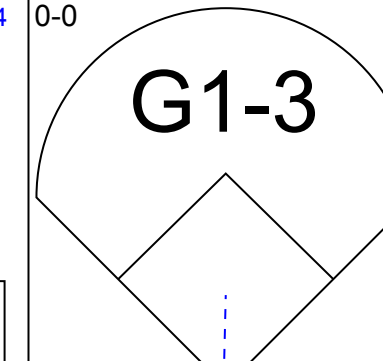
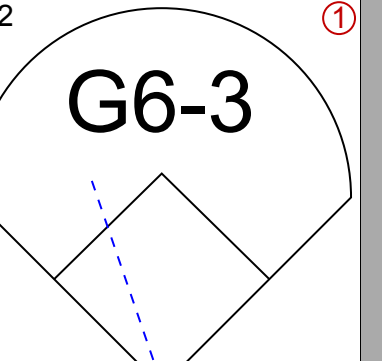
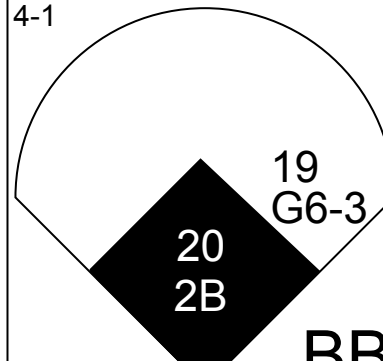
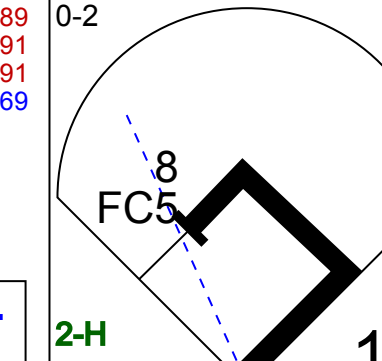
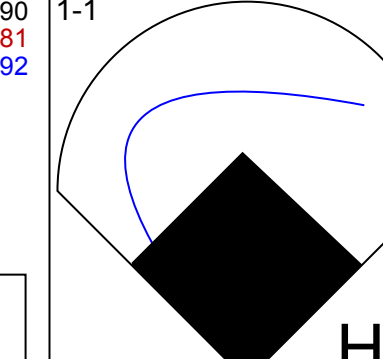
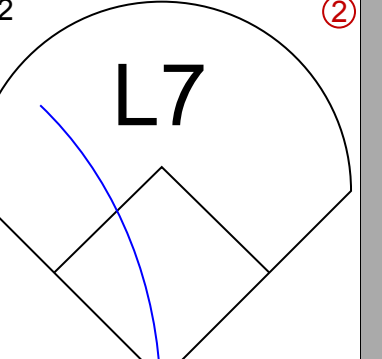
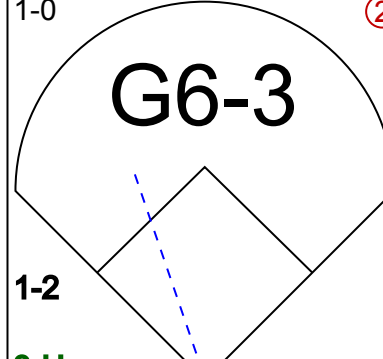
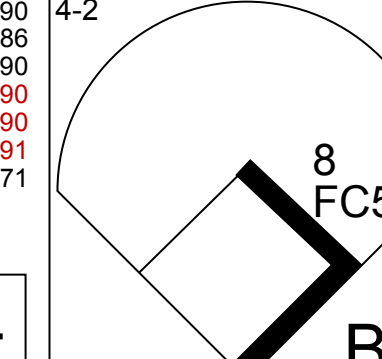
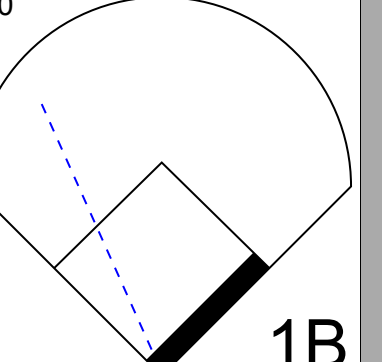
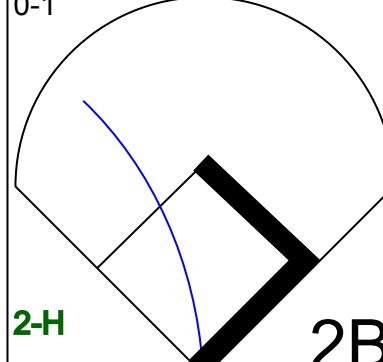
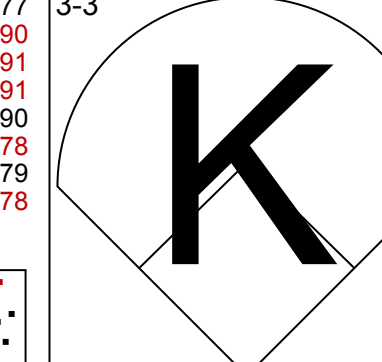
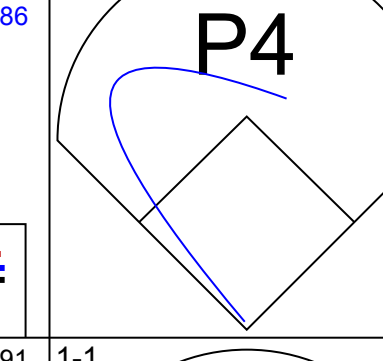
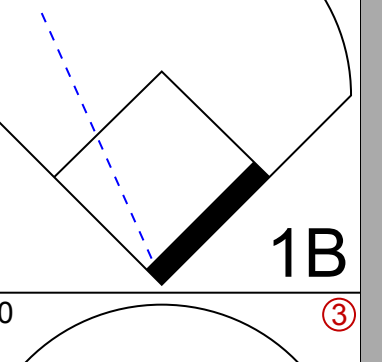
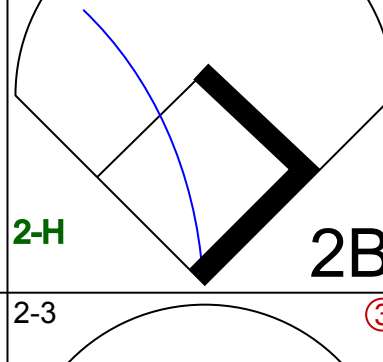
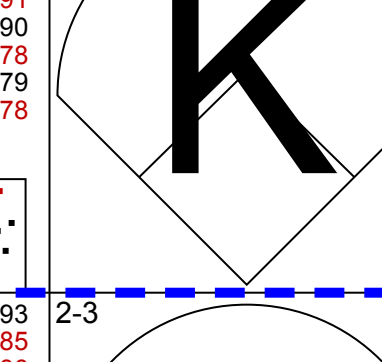
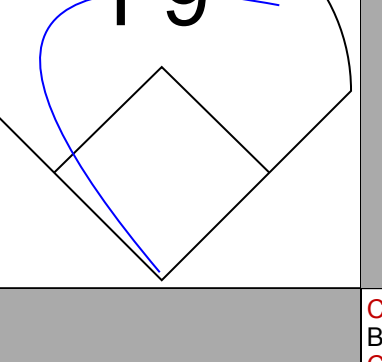
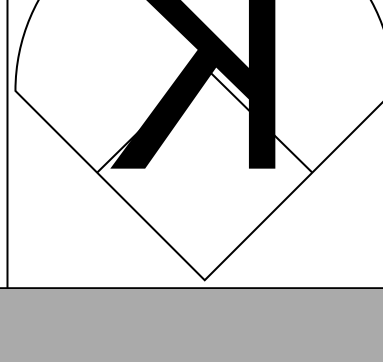
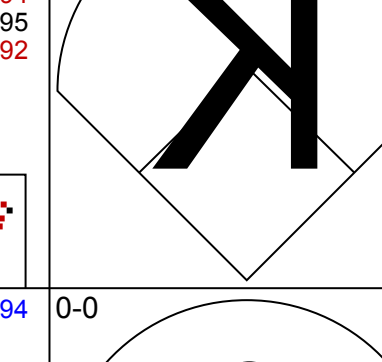
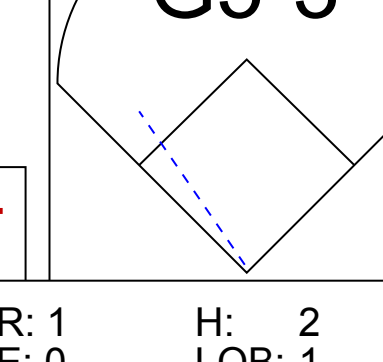
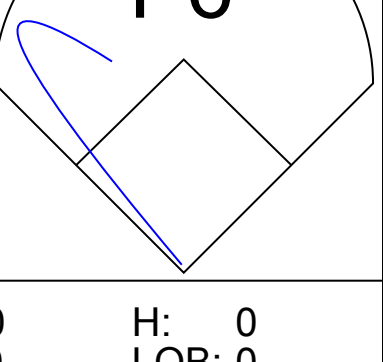
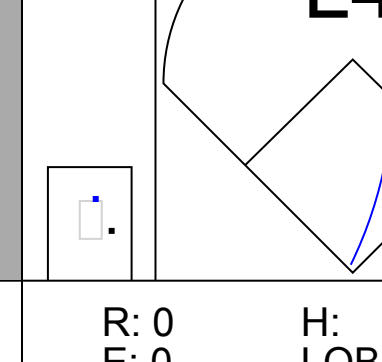
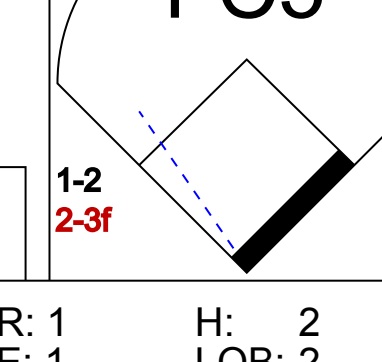
Batter	1	2	3	4	5	6	7	8	9	AB	R	H	RBI	BB	SO	LOB	TOP										
14 Austin Jackson, R OBP: 0.329, SLG: 0.402										4	0	2	0	0	1	1											
3 Ian Kinsler, R OBP: 0.321, SLG: 0.444										4	0	1	0	0	2	2											
24 Miguel Cabrera, R OBP: 0.367, SLG: 0.536										4	0	0	0	0	0	2											
41 Victor Martinez, S OBP: 0.383, SLG: 0.565										3	0	0	0	0	1	1											
28 J.D. Martinez, R OBP: 0.356, SLG: 0.595										3	0	0	0	0	1	0											
48 Torii Hunter, R OBP: 0.298, SLG: 0.462										3	0	0	0	0	0	0											
9 Nick Castellanos, R OBP: 0.313, SLG: 0.462										3	0	0	0	0	0	0											
13 Alex Avila, L OBP: 0.324, SLG: 0.362										3	0	0	0	0	1	0											
30 Eugenio Suárez, R OBP: 0.350, SLG: 0.398										3	0	1	0	0	1	0											
Inning Stats	R: 0 H: 1 E: 0 K: 2 S: 10	H: 1 LOB: 1 BB: 0 P: 14	R: 0 H: 0 E: 0 K: 0 S: 9	H: 0 LOB: 0 BB: 0 P: 15	R: 0 H: 1 E: 0 K: 0 S: 6	H: 1 LOB: 0 BB: 0 P: 8	R: 0 H: 0 E: 0 K: 0 S: 7	H: 0 LOB: 0 BB: 0 P: 11	R: 0 H: 0 E: 0 K: 1 S: 6	H: 0 LOB: 0 BB: 0 P: 9	R: 0 H: 1 E: 0 K: 2 S: 8	H: 1 LOB: 1 BB: 0 P: 12	R: 0 H: 0 E: 0 K: 0 S: 5	H: 0 LOB: 0 BB: 0 P: 9	R: 0 H: 0 E: 0 K: 0 S: 5	H: 0 LOB: 0 BB: 0 P: 6	R: 0 H: 1 E: 0 K: 2 S: 15	H: 1 LOB: 1 BB: 0 P: 16	1B: 3 2B: 1 3B: 0 HR: 0	SF: 0 SAC: 0 DP: 0 HBP: 0	WP: 0 PB: 0 SB: 0 CS: 0	PA: 30					
PITCHER	IP	WLS	BF	H	R	ER	SO	BB	IBB	HBP	BLK	WP	HR	S	P	ERA	WHIP										
52 Matt Shoemaker, R ERA: 4.13	7.0	W	23	3	0	0	5	0	0	0	0	0	0	51	78	0.00	0.429										
40 Kevin Jepsen, R ERA: 1.93	1.0	H	3	0	0	0	0	0	0	0	0	0	0	5	6	0.00	0.000										
39 Jason Grilli, R ERA: 3.69	1.0		4	1	0	0	2	0	0	0	0	0	0	15	16	0.00	1.000										

Detroit Tigers @ Los Angeles Angels
Angel Stadium of Anaheim, Anaheim, CA
Sat Jul 26 2014, 6:09 PM - 8:55 PM PDT
Att: 43,569 - Clear - 83 F

livebaseballscorecards.com

AB	30
R	0
H	4
RBI	0
BB	0
SO	7
LOB	6



Batter	1	2	3	4	5	6	7	8	9	AB	R	H	RBI	BB	SO	LOB	BOTTOM										
56 Kole Calhoun, L OBP: 0.344, SLG: 0.492										3	0	0	0	1	2	1											
27 Mike Trout, R OBP: 0.391, SLG: 0.595										3	0	0	0	1	1	1											
5 Albert Pujols, R OBP: 0.327, SLG: 0.475										4	1	1	0	0	0	2											
2 Erick Aybar, S OBP: 0.317, SLG: 0.403										3	1	2	0	0	0	0											
47 Howie Kendrick, R OBP: 0.349, SLG: 0.392										3	1	1	1	1	0	2											
19 Efran Navarro, L OBP: 0.387, SLG: 0.478										3	1	1	2	1	0	1											
3 JB Shuck, L OBP: 0.193, SLG: 0.259										0	0	0	0	0	0	0											
20 C.J. Cron, R OBP: 0.295, SLG: 0.473										4	0	2	1	0	1	2											
17 Chris Iannetta, R OBP: 0.378, SLG: 0.416										4	0	1	0	0	2	4											
8 John McDonald, R OBP: 0.257, SLG: 0.180										4	0	0	0	0	0	3											
Inning Stats	R: 0 H: 1 E: 0 K: 0 S: 13	H: 2 LOB: 1 BB: 1 P: 19	R: 1 H: 2 E: 0 K: 1 S: 12	H: 2 LOB: 0 BB: 0 P: 15	R: 0 H: 0 E: 0 K: 0 S: 7	H: 0 LOB: 0 BB: 0 P: 9	R: 0 H: 1 E: 0 K: 0 S: 8	H: 1 LOB: 0 BB: 0 P: 18	R: 0 H: 0 E: 0 K: 1 S: 8	H: 0 LOB: 0 BB: 0 P: 11	R: 2 H: 2 E: 0 K: 1 S: 9	H: 2 LOB: 1 BB: 1 P: 17	R: 0 H: 0 E: 0 K: 1 S: 7	H: 0 LOB: 1 BB: 1 P: 14	R: 1 H: 2 E: 1 K: 2 S: 19	H: 2 LOB: 2 BB: 1 P: 31	1B: 4 2B: 3 3B: 0 HR: 1	SF: 0 SAC: 1 DP: 0 HBP: 0	WP: 0 PB: 0 SB: 0 CS: 0	PA: 36							
PITCHER	IP	WLS	BF	H	R	ER	SO	BB	IBB	HBP	BLK	WP	HR	S	P	ERA	WHIP										
35 Justin Verlander, R ERA: 4.79	7.0	L	30	6	3	3	4	3	0	0	0	0	0	14	24	0.00	9.000										
38 Joakim Soria, R ERA: 2.67	0.1		4	2	1	0	1	1	0	0	0	0	0	5	7	0.00	0.000										
40 Phil Coke, L ERA: 4.71	0.2		2	0	0	0	1	0	0	0	0	0	0	5	7	0.00	0.000										

Detroit Tigers @ Los Angeles Angels
Angel Stadium of Anaheim, Anaheim, CA
Sat Jul 26 2014, 6:09 PM - 8:55 PM PDT
Att: 43,569 - Clear - 83 F

livebaseballscorecards.com

AB	31
R	4
H	8
RBI	4
BB	4
SO	6
LOB	16



Batter	1	2	3	4	5	6	7	8	9	AB	R	H	RBI	BB	SO	LOB	TOP										
14 Austin Jackson, R OBP: 0.328, SLG: 0.401										4	0	1	0	0	1	0											
3 Ian Kinsler, R OBP: 0.321, SLG: 0.442										4	1	1	0	0	1	1											
24 Miguel Cabrera, R OBP: 0.364, SLG: 0.531										4	0	0	0	0	2	2											
41 Victor Martinez, S OBP: 0.383, SLG: 0.566										3	0	1	1	0	0	0											
28 J.D. Martinez, R OBP: 0.352, SLG: 0.587										3	0	0	0	0	1	1											
9 Nick Castellanos, R OBP: 0.310, SLG: 0.399										3	0	0	0	0	1	0											
30 Eugenio Suárez, R OBP: 0.343, SLG: 0.389										3	0	0	0	0	0	0											
50 Bryan Holaday, R OBP: 0.305, SLG: 0.295										2	0	0	0	0	1	0											
48 Toni Hunter, R OBP: 0.297, SLG: 0.461										1	0	0	0	0	0	0											
13 Alex Avila, L OBP: 0.324, SLG: 0.362										0	0	0	0	0	0	0											
20 Rajai Davis, R OBP: 0.339, SLG: 0.428										3	0	0	0	0	0	0											
Inning Stats	R: 1 E: 0 K: 1 S: 22	H: 2 LOB: 1 BB: 0 P: 28	R: 0 E: 0 K: 1 S: 8	H: 0 LOB: 0 BB: 0 P: 12	R: 0 E: 0 K: 0 S: 9	H: 0 LOB: 0 BB: 0 P: 14	R: 0 E: 0 K: 0 S: 10	H: 0 LOB: 0 BB: 0 P: 18	R: 0 E: 0 K: 1 S: 8	H: 1 LOB: 1 BB: 0 P: 11	R: 0 E: 0 K: 1 S: 9	H: 0 LOB: 0 BB: 0 P: 11	R: 0 E: 0 K: 0 S: 7	H: 0 LOB: 0 BB: 0 P: 9	R: 0 E: 0 K: 1 S: 9	H: 0 LOB: 0 BB: 0 P: 13	1B: 2 2B: 1 3B: 0 HR: 0	SF: 0 SAC: 0 DP: 0 HBP: 0	WP: 1 PB: 0 SB: 0 CS: 0	PA: 30							
PITCHER	IP	WLS	BF	H	R	ER	SO	BB	IBB	HBP	BLK	WP	HR	S	P	ERA	WHIP										
53 Héctor Santiago, L ERA: 3.86	5.1		19	3	1	1	3	0	0	0	0	0	0	60	85	1.69	0.562										
64 Mike Morin, R ERA: 2.5	1.2		5	0	0	0	3	0	0	0	0	1	0	15	18	0.00	0.000										
38 Joe Smith, R ERA: 2.08	1.0	W	3	0	0	0	0	0	0	0	0	0	0	7	9	0.00	0.000										
16 Huston Street, R ERA: 0.97	1.0	S	3	0	0	0	1	0	0	0	0	0	0	9	13	0.00	0.000										

Detroit Tigers @ Los Angeles Angels
Angel Stadium of Anaheim, Anaheim, CA
Sun Jul 27 2014, 12:39 PM - 3:16 PM PDT
Att: 36,252 - Partly Cloudy - 83 F

AB 30
R 1
H 3
RBI 1
BB 0
SO 7
LOB 4



Batter	1	2	3	4	5	6	7	8	9	AB	R	H	RBI	BB	SO	LOB	BOTTOM										
56 Kole Calhoun, L OBP: 0.346, SLG: 0.492										4	0	2	0	0	0	0											
27 Mike Trout, R OBP: 0.390, SLG: 0.592										4	0	1	0	0	1	2											
5 Albert Pujols, R OBP: 0.325, SLG: 0.472										3	0	0	0	0	1	2											
32 Josh Hamilton, L OBP: 0.361, SLG: 0.421										3	0	0	0	0	2	0											
2 Erick Aybar, S OBP: 0.317, SLG: 0.403										3	1	1	0	0	1	0											
47 Howie Kendrick, R OBP: 0.348, SLG: 0.391										3	0	1	0	0	1	0											
19 Efrén Navarro, L OBP: 0.385, SLG: 0.471										3	0	1	0	0	1	1											
6 David Freese, R OBP: 0.321, SLG: 0.350										3	1	1	1	0	0	2											
8 John McDonald, R OBP: 0.257, SLG: 0.160										0	0	0	0	0	0	0											
24 Hank Conger, L OBP: 0.309, SLG: 0.347										3	0	0	0	0	0	0											
Inning Stats	R: 0 E: 0 K: 1 S: 11	H: 1 LOB: 0 BB: 0 P: 15	R: 0 E: 0 K: 1 S: 9	H: 0 LOB: 0 BB: 0 P: 13	R: 0 E: 0 K: 0 S: 8	H: 1 LOB: 0 BB: 0 P: 12	R: 0 E: 0 K: 0 S: 12	H: 0 LOB: 0 BB: 0 P: 17	R: 1 E: 1 K: 0 S: 11	H: 2 LOB: 1 BB: 0 P: 15	R: 0 E: 0 K: 3 S: 11	H: 0 LOB: 0 BB: 0 P: 13	R: 1 E: 0 K: 1 S: 11	H: 2 LOB: 1 BB: 0 P: 19	R: 0 E: 0 K: 1 S: 11	H: 0 LOB: 0 BB: 0 P: 13	1B: 6 2B: 0 3B: 0 HR: 1	SF: 0 SAC: 0 DP: 2 HBP: 0	WP: 0 PB: 0 SB: 0 CS: 0	PA: 29							
PITCHER	IP	WLS	BF	H	R	ER	SO	BB	IBB	HBP	BLK	WP	HR	S	P	ERA	WHIP										
21 Rick Porcello, R ERA: 3.24	7.0		24	5	1	0	6	0	0	0	0	0	0	72	99	0.00	0.714										
44 Joba Chamberlain, R ERA: 2.7	1.0	L	5	2	1	1	1	0	0	0	0	0	1	11	19	9.00	2.000										

Detroit Tigers @ Los Angeles Angels
Angel Stadium of Anaheim, Anaheim, CA
Sun Jul 27 2014, 12:39 PM - 3:16 PM PDT
Att: 36,252 - Partly Cloudy - 83 F

AB 29
R 2
H 7
RBI 1
BB 0
SO 7
LOB 7




Batter	1	2	3	4	5	6	7	8	9	AB	R	H	RBI	BB	SO	LOB	TOP							
1 Adam Eaton, L (1,8) OBP: 0.362, SLG: 0.390																								
10 Alexei Ramirez, R (1,6) OBP: 0.316, SLG: 0.406																								
79 José Abreu, R (1,3) OBP: 0.356, SLG: 0.636																								
24 Dayan Viciedo, R (1,7) OBP: 0.282, SLG: 0.388																								
12 Conor Gillaspie, L (7,PH) OBP: 0.375, SLG: 0.459																								
14 Paul Konerko, R (1,10) OBP: 0.279, SLG: 0.392																								
15 Gordon Beckham, R (1,4) OBP: 0.270, SLG: 0.358																								
21 Tyler Flowers, R (1,2) OBP: 0.301, SLG: 0.347																								
25 Moisés Sierra, R (1,9) OBP: 0.257, SLG: 0.344																								
28 Leury García, S (1,5) OBP: 0.220, SLG: 0.243																								
Inning Stats	R: 0 H: 2 E: 0 K: 1 S: 11	H: 2 BB: 1 P: 18	R: 3 H: 4 E: 0 K: 0 S: 19	H: 4 BB: 0 P: 25	R: 0 H: 1 E: 0 K: 1 S: 10	H: 1 BB: 0 P: 16	R: 1 H: 2 E: 0 K: 0 S: 12	H: 2 BB: 1 P: 17	R: 0 H: 2 E: 0 K: 0 S: 14	H: 0 BB: 1 P: 19	R: 0 H: 0 E: 0 K: 1 S: 13	H: 0 BB: 2 P: 23	R: 1 H: 1 E: 0 K: 2 S: 16	H: 1 BB: 1 P: 30	R: 2 H: 3 E: 0 K: 0 S: 14	H: 3 BB: 2 P: 28	R: 0 H: 1 E: 0 K: 0 S: 9	H: 1 BB: 0 P: 14	1B: 10 2B: 6 3B: 0 HR: 0	SF: 0 SAC: 1 DP: 2 HBP: 1	WP: 1 PB: 0 SB: 2 CS: 1	PA: 46		
PITCHER	IP WLS BF H R ER SO BB IBB HBP BLK WP HR S P ERA WHIP	5.0 22 11 4 4 4 2 0 0 0 0 0 0 66 95 7.20 2.200	6.1 5 0 0 0 0 1 0 0 0 0 0 0 13 23 0.00 1.000	7.1 L 7 1 1 1 2 0 1 1 0 0 1 16 30 9.00 1.000	8.1 0.1 5 3 2 2 0 0 0 0 0 0 0 10 21 54.00 9.000	8.1 0.2 2 0 0 0 0 0 0 0 0 0 0 4 7 0.00 0.000	PITCHER	IP WLS BF H R ER SO BB IBB HBP BLK WP HR S P ERA WHIP	1.0 4 1 0 0 0 0 0 0 0 0 0 0 9 14 0.00 1.000	40 Phil Coke, L (9,1) ERA: 4.88	1.0 4 1 0 0 0 0 0 0 0 0 0 9 14 0.00 1.000													
62 Al Alburquerque, R (6,1) ERA: 3.26																								
38 Joakim Soria, R (7,1) ERA: 3.88																								
44 Joba Chamberlain, R (8,1) ERA: 3.09																								
65 Blaine Hardy, L (8,1) ERA: 1.98																								
Batter	1	2	3	4	5	6	7	8	9	AB	R	H	RBI	BB	SO	LOB	BOTTOM							
Austin Jackson, R (1,8) OBP: 0.332, SLG: 0.398																								
20 Rajai Davis, R (7,8) OBP: 0.336, SLG: 0.422																								
3 Ian Kinsler, R (1,4) OBP: 0.317, SLG: 0.435																								
24 Miguel Cabrera, R (1,3) OBP: 0.366, SLG: 0.526																								
41 Victor Martínez, S (1,10) OBP: 0.380, SLG: 0.556																								
48 Torii Hunter, R (1,9) OBP: 0.311, SLG: 0.474																								
28 J.D. Martínez, R (1,7) OBP: 0.363, SLG: 0.605																								
9 Nick Castellanos, R (1,5) OBP: 0.317, SLG: 0.468																								
13 Alex Avila, L (1,2) OBP: 0.322, SLG: 0.356																								
30 Eugenio Suárez, R (1,6) OBP: 0.338, SLG: 0.385																								
Inning Stats	R: 0 H: 1 E: 1 K: 0 S: 11	H: 1 BB: 0 P: 15	R: 2 H: 1 E: 0 K: 0 S: 17	H: 1 BB: 2 P: 33	R: 2 H: 2 E: 0 K: 0 S: 13	H: 2 BB: 0 P: 21	R: 0 H: 2 E: 0 K: 0 S: 10	H: 2 BB: 0 P: 14	R: 0 H: 1 E: 0 K: 1 S: 11	H: 1 BB: 2 P: 22	R: 0 H: 0 E: 0 K: 0 S: 6	H: 0 BB: 0 P: 10	R: 0 H: 1 E: 0 K: 2 S: 11	H: 1 BB: 0 P: 17	R: 0 H: 0 E: 0 K: 3 S: 14	H: 0 BB: 1 P: 25	R: 0 H: 1 E: 0 K: 0 S: 8	H: 1 BB: 0 P: 10	1B: 6 2B: 1 3B: 0 HR: 2	SF: 1 SAC: 0 DP: 0 HBP: 1	WP: 1 PB: 0 SB: 0 CS: 0	PA: 41		
PITCHER	IP WLS BF H R ER SO BB IBB HBP BLK WP HR S P ERA WHIP	5.0 26 7 0 0 0 1 0 0 0 0 0 0 14 23 0.00 0.600	6.1 W 6 1 0 0 1 0 0 0 0 0 0 17 29 0.00 0.750	7.1 H 5 0 0 0 4 1 0 0 0 1 0 17 29 0.00 0.750	8.1 S 4 1 0 0 0 0 0 0 0 0 0 8 10 0.00 1.000																			
50 John Danks, L (1,1) ERA: 4.9																								
54 Ronald Belisario, R (6,1) ERA: 5.05																								
41 Javy Guerra, R (7,1) ERA: 2.67																								
52 Jake Petricka, R (9,1) ERA: 1.99																								

Chicago White Sox @ Detroit Tigers
Comerica Park, Detroit, MI
Thu Jul 31 2014, 1:09 PM - 5:09 PM EDT
Att: 41,306 - Cloudy - 77 F

livebaseballscorecards.com


AB 40
R 7
H 16
RBI 7
BB 3
SO 5
LOB 29



Chicago White Sox @ Detroit Tigers
Comerica Park, Detroit, MI
Thu Jul 31 2014, 1:09 PM - 5:09 PM EDT
Att: 41,306 - Cloudy - 77 F

livebaseballscorecards.com

AB 34
R 4
H 9
RBI 4
BB 5
SO 7
LOB 20



Batter	1	2	3	4	5	6	7	8	9	AB	R	H	RBI	BB	SO	LOB	TOP										
19 Charlie Blackmon, L (1.7) OBP: 0.379, SLG: 0.457	F8		F8			G6-3	K		F8	5	0	1	0	0	1	5	Colorado Rockies @ Detroit Tigers Comerica Park, Detroit, MI Fri Aug 01 2014, 7:10 PM - 10:04 PM EDT Att: 39,052 - Clear - 81 F										
6 Cory Dickerson, L (1.10) OBP: 0.383, SLG: 0.564	K			P6		G6-3		L9		4	0	0	0	0	1	1											
28 Nolan Arenado, R (1.5) OBP: 0.316, SLG: 0.476	F7					G6-3				4	0	2	0	0	0	0											
33 Justin Morneau, L (1.3) OBP: 0.351, SLG: 0.499		F7		L8				G4-3		4	1	1	0	0	0	2											
5 Carlos González, L (1.9) OBP: 0.287, SLG: 0.422	F8									2	0	0	0	0	1	1											
1 Brandon Barnes, R (6.9) OBP: 0.296, SLG: 0.396										2	1	1	0	0	1	1											
13 Drew Stubbs, R (1.8) OBP: 0.339, SLG: 0.506	F8									4	0	1	0	0	0	2											
20 Wilin Rosario, R (1.2) OBP: 0.279, SLG: 0.399										4	0	2	1	0	0	1											
14 Josh Rutledge, R (1.6) OBP: 0.348, SLG: 0.476										4	0	1	1	0	1	3											
9 DJ LeMahieu, R (1.4) OBP: 0.331, SLG: 0.350										3	0	0	0	1	1	4											
Inning Stats	R: 0 E: 0 K: 1 S: 7	H: 0 LOB: 0 BB: 0 P: 11	R: 0 E: 0 K: 0 S: 5	H: 0 LOB: 0 BB: 0 P: 6	R: 0 E: 0 K: 0 S: 7	H: 1 LOB: 1 BB: 0 P: 11	R: 0 E: 0 K: 1 S: 9	H: 1 LOB: 1 BB: 0 P: 17	R: 0 E: 0 K: 0 S: 9	H: 1 LOB: 0 BB: 0 P: 11	R: 0 E: 0 K: 0 S: 8	H: 1 LOB: 0 BB: 0 P: 9	R: 2 E: 0 K: 2 S: 16	H: 3 LOB: 2 BB: 0 P: 23	R: 0 E: 0 K: 1 S: 10	H: 1 LOB: 1 BB: 0 P: 13	R: 0 E: 0 K: 1 S: 14	H: 1 LOB: 2 BB: 1 P: 20	1B: 7 2B: 2 3B: 0 HR: 0	SF: 0 SAC: 0 DP: 1 HBP: 0	WP: 0 PB: 0 SB: 0 CS: 0	PA: 37					
PITCHER	IP	WLS	BF	H	R	ER	SO	BB	IBB	HBP	BLK	WP	HR	S	P	ERA	WHIP										
35 Justin Verlander, R (1.1) ERA: 4.68	8.0	W	32	8	2	2	5	0	0	0	0	0	0	71	101	2.25	1.000										
36 Joe Nathan, R (9.1) ERA: 5.45	1.0	S	5	1	0	0	1	1	0	0	0	0	0	14	20	0.00	2.000										

Batter	1	2	3	4	5	6	7	8	9	AB	R	H	RBI	BB	SO	LOB	BOTTOM										
20 Rajai Davis, R (1.8) OBP: 0.338, SLG: 0.423	L3		F8							4	2	2	2	0	0	0	Colorado Rockies @ Detroit Tigers Comerica Park, Detroit, MI Fri Aug 01 2014, 7:10 PM - 10:04 PM EDT Att: 39,052 - Clear - 81 F										
3 Ian Kinsler, R (1.4) OBP: 0.318, SLG: 0.438			G6-3							4	0	2	1	0	0	1											
24 Miguel Cabrera, R (1.3) OBP: 0.367, SLG: 0.525	K									3	0	1	0	1	1	2											
41 Victor Martinez, S (1.10) OBP: 0.382, SLG: 0.555	F8									3	0	1	1	1	0	2											
48 Torii Hunter, R (1.9) OBP: 0.313, SLG: 0.471										2	0	0	0	2	1	2											
28 JD Martinez, R (1.7) OBP: 0.385, SLG: 0.600										2	0	0	0	2	0	5											
32 Don Kelly, L (9.5) OBP: 0.331, SLG: 0.302										0	0	0	0	0	0	0											
9 Nick Castellanos, R (1.5) ERA: 5.14										4	0	0	0	0	0	3											
61 Ezequiel Carrera, L (9.8)										0	0	0	0	0	0	0											
50 Bryan Holaday, R (1.2) OBP: 0.311, SLG: 0.298										4	1	1	0	0	1	3											
30 Eugenio Suárez, R (1.6) OBP: 0.336, SLG: 0.388										4	1	1	0	0	1	0											
Inning Stats	R: 0 E: 0 K: 1 S: 10	H: 1 LOB: 1 BB: 0 P: 14	R: 0 E: 0 K: 0 S: 7	H: 0 LOB: 1 BB: 1 P: 14	R: 0 E: 0 K: 0 S: 11	H: 0 LOB: 0 BB: 0 P: 17	R: 0 E: 0 K: 1 S: 8	H: 1 LOB: 1 BB: 1 P: 14	R: 3 E: 0 K: 0 S: 18	H: 4 LOB: 1 BB: 0 P: 24	R: 0 E: 0 K: 0 S: 3	H: 0 LOB: 2 BB: 2 P: 11	R: 1 E: 0 K: 0 S: 15	H: 2 LOB: 3 BB: 2 P: 26	R: 0 E: 0 K: 2 S: 9	H: 0 LOB: 0 BB: 0 P: 10	1B: 6 2B: 2 3B: 0 HR: 0	SF: 0 SAC: 0 DP: 2 HBP: 0	WP: 0 PB: 0 SB: 0 CS: 0	PA: 36							
PITCHER	IP	WLS	BF	H	R	ER	SO	BB	IBB	HBP	BLK	WP	HR	S	P	ERA	WHIP										
56 Franklin Morales, L (1.1)	6.0	L	26	6	3	3	2	4	0	0	0	0	0	57	94	4.50	1.667										
37 Nick Masset, R (7.1) ERA: 4.91	1.0		7	2	1	1	0	2	0	0	0	0	0	15	26	9.00	4.000										
48 Boone Logan, L (8.1) ERA: 5.48	1.0		3	0	0	0	2	0	0	0	0	0	0	9	10	0.00	0.000										

livebaseballscorecards.com



Batter	1	2	3	4	5	6	7	8	9	AB	R	H	RBI	BB	SO	LOB	TOP										
19 Charlie Blackmon, L OBP: 0.340, SLG: 0.451										5	0	0	1	0	2	4	Colorado Rockies @ Detroit Tigers Comerica Park, Detroit, MI Sat Aug 02 2014, 7:10 PM - 10:23 PM EDT Att: 42,811 - Clear - 80 F										
14 Josh Rutledge, R OBP: 0.344, SLG: 0.467										5	0	1	0	0	1	3											
6 Corey Dickerson, L OBP: 0.378, SLG: 0.556										4	0	0	0	0	2	2											
28 Nolan Arenado, R OBP: 0.318, SLG: 0.472										2	1	0	0	2	0	1											
33 Justin Morneau, L OBP: 0.351, SLG: 0.497 1 Brandon Barnes, R OBP: 0.300, SLG: 0.404										3	1	1	0	0	0	0											
13 Drew Stubbs, R OBP: 0.345, SLG: 0.522										4	2	3	2	0	1	0											
20 Wilin Rosario, R OBP: 0.279, SLG: 0.401										4	0	1	1	0	2	2											
8 Michael McKenry, R OBP: 0.409, SLG: 0.482										2	0	0	0	2	2	1											
23 Charlie Culberson, R OBP: 0.235, SLG: 0.291										4	0	1	1	0	2	4											
Inning Stats	R: 0 H: 0 E: 0 K: 1 S: 13	H: 0 R: 1 ER: 0 LOB: 2 BB: 1 P: 20	R: 2 H: 2 E: 0 K: 0 S: 12	H: 2 R: 1 ER: 0 LOB: 1 BB: 1 P: 17	R: 0 H: 1 E: 0 K: 1 S: 10	H: 1 R: 0 ER: 0 LOB: 1 BB: 0 P: 12	R: 0 H: 1 E: 0 K: 2 S: 9	H: 1 R: 0 ER: 0 LOB: 1 BB: 0 P: 15	R: 0 H: 0 E: 0 K: 1 S: 6	H: 0 R: 0 ER: 0 LOB: 0 BB: 0 P: 9	R: 0 H: 0 E: 0 K: 3 S: 9	H: 0 R: 0 ER: 0 LOB: 0 BB: 0 P: 12	R: 0 H: 1 E: 0 K: 0 S: 7	H: 1 R: 3 ER: 0 LOB: 2 BB: 2 P: 8	R: 3 H: 3 E: 0 K: 2 S: 21	H: 3 R: 3 ER: 0 LOB: 2 BB: 2 P: 34		1B: 4 2B: 3 3B: 1 HR: 0	SF: 0 SAC: 0 DP: 0 HBP: 0	WP: 0 PB: 0 SB: 0 CS: 1	PA: 38						
PITCHER	IP	WLS	BF	H	R	ER	SO	BB	IBB	HBP	BLK	WP	HR	S	P	ERA	WHIP										
21 Rick Porcello, R ERA: 3.18	8.0	W	31	5	2	2	10	2	0	0	0	0	0	76	108	2.25	0.875										
63 Patrick McCoy, L ERA: 7.2	0.0		4	3	3	3	0	1	0	0	0	0	0	8	16	∞	∞										
40 Phil Coke, L ERA: 4.46	1.0		4	0	0	0	2	1	0	0	0	0	0	13	18	0.00	1.000										

Batter	1	2	3	4	5	6	7	8	9	AB	R	H	RBI	BB	SO	LOB	BOTTOM										
20 Rajai Davis, R OBP: 0.342, SLG: 0.430										5	1	3	1	0	0	1	Colorado Rockies @ Detroit Tigers Comerica Park, Detroit, MI Sat Aug 02 2014, 7:10 PM - 10:23 PM EDT Att: 42,811 - Clear - 80 F										
3 Ian Kinsler, R OBP: 0.322, SLG: 0.441 17 Andrew Romine, S OBP: 0.269, SLG: 0.252										4	1	3	1	0	0	0											
24 Miguel Cabrera, R OBP: 0.368, SLG: 0.531 32 Don Kelly, L OBP: 0.328, SLG: 0.299										3	2	1	1	1	0	3											
41 Victor Martinez, S OBP: 0.380, SLG: 0.560										4	1	1	3	0	1	0											
48 Torii Hunter, R OBP: 0.315, SLG: 0.470 61 Ezequiel Carrera, L										3	0	1	0	1	0	0											
28 J.D. Martinez, R OBP: 0.383, SLG: 0.607										4	2	1	1	0	0	2											
9 Nick Castellanos, R OBP: 0.313, SLG: 0.407										4	1	1	0	0	2	1											
13 Alex Avila, L OBP: 0.328, SLG: 0.370										4	2	3	2	0	1	0											
30 Eugenio Suárez, R OBP: 0.340, SLG: 0.391										4	1	2	1	0	0	2											
Inning Stats	R: 1 H: 2 E: 0 K: 0 S: 9	H: 2 R: 1 ER: 0 LOB: 0 BB: 0 P: 11	R: 1 H: 1 E: 0 K: 1 S: 16	H: 1 R: 1 ER: 0 LOB: 1 BB: 1 P: 25	R: 1 H: 1 E: 0 K: 1 S: 13	H: 1 R: 0 ER: 0 LOB: 0 BB: 0 P: 19	R: 2 H: 4 E: 0 K: 0 S: 8	H: 4 R: 2 ER: 0 LOB: 1 BB: 0 P: 12	R: 3 H: 2 E: 1 K: 1 S: 14	H: 2 R: 1 ER: 0 LOB: 0 BB: 1 P: 22	R: 1 H: 3 E: 0 K: 1 S: 10	H: 3 R: 0 ER: 0 LOB: 1 BB: 0 P: 16	R: 1 H: 1 E: 0 K: 0 S: 7	H: 1 R: 0 ER: 0 LOB: 1 BB: 0 P: 14	R: 1 H: 2 E: 0 K: 2 S: 15	H: 2 R: 1 ER: 0 LOB: 1 BB: 0 P: 25		1B: 9 2B: 3 3B: 1 HR: 3	SF: 0 SAC: 0 DP: 3 HBP: 0	WP: 0 PB: 0 SB: 1 CS: 0	PA: 39						
PITCHER	IP	WLS	BF	H	R	ER	SO	BB	IBB	HBP	BLK	WP	HR	S	P	ERA	WHIP										
46 Tyler Matzek, L ERA: 5.31	4.0	L	22	10	8	8	2	1	0	0	0	0	0	20	29	4.50	1.500										
34 Matt Belisle, R ERA: 5.29	2.0		8	3	1	1	2	0	0	0	0	0	0	7	14	9.00	1.000										
49 Rex Brothers, L ERA: 4.67	1.0		4	1	1	1	0	0	0	0	0	0	0	15	25	9.00	2.000										
32 LaTroy Hawkins, R ERA: 3.08	1.0		5	2	1	1	2	0	0	0	0	0	0	15	25	9.00	2.000										

AB 34
R 5
H 8
RBI 5
BB 4
SO 12
LOB 17



Batter	1	2	3	4	5	6	7	8	9	AB	R	H	RBI	BB	SO	LOB	TOP				
3 Ian Kinsler, R OBP: 0.323, SLG: 0.438	G4-3		G5-3				L7			4	0	1	1	0	0	0	Detroit Tigers @ New York Yankees Yankee Stadium, Bronx, NY Mon Aug 04 2014, 7:12 PM - 10:30 PM EDT Att: 41,603 - Partly Cloudy - 80 F				
61 Ezequiel Carrera, L OBP: 0.250, SLG: 0.500	K		G5-3				2B			4	0	1	0	0	1	2					
24 Miguel Cabrera, R OBP: 0.371, SLG: 0.528	K						G1			3	0	0	0	1	1	2					
41 Victor Martinez, S OBP: 0.383, SLG: 0.569			L4							4	0	2	0	0	0	1					
48 Torii Hunter, R OBP: 0.309, SLG: 0.459	K									4	0	0	0	0	2	2					
28 J.D. Martinez, R OBP: 0.360, SLG: 0.595										4	0	1	0	0	3	1					
32 Don Kelly, L OBP: 0.333, SLG: 0.300										3	0	1	0	1	0	0					
13 Alex Avila, L OBP: 0.321, SLG: 0.360	K									4	0	0	0	0	2	5					
30 Eugenio Suárez, R OBP: 0.329, SLG: 0.378										2	0	0	0	0	1	3					
17 Andrew Romine, S OBP: 0.267, SLG: 0.250										1	1	0	0	0	0	0					
20 Rajai Davis, R OBP: 0.343, SLG: 0.432										1	0	0	0	0	1	0					
Inning Stats	R: 0 H: 0 E: 0 K: 2 S: 12	H: 0 LOB: 0 BB: 0 P: 16	R: 0 H: 2 E: 0 K: 3 S: 22	H: 2 LOB: 3 BB: 1 P: 34	R: 0 H: 0 E: 0 K: 0 S: 13	H: 0 LOB: 1 BB: 1 P: 19	R: 0 H: 0 E: 0 K: 1 S: 11	H: 0 LOB: 0 BB: 0 P: 14	R: 1 H: 1 E: 1 K: 0 S: 11	H: 1 LOB: 1 BB: 0 P: 17	R: 0 H: 2 E: 0 K: 2 S: 15	H: 2 LOB: 2 BB: 0 P: 19	R: 0 H: 1 E: 0 K: 1 S: 6	H: 0 LOB: 0 BB: 0 P: 12	R: 0 H: 0 E: 0 K: 2 S: 8	H: 0 LOB: 0 BB: 0 P: 11	1B: 4 2B: 2 3B: 0 HR: 0	SF: 0 SAC: 0 DP: 0 HBP: 0	WP: 0 PB: 0 SB: 1 CS: 0	PA: 36	
PITCHER	IP WLS BF H R ER SO BB IBB HBP BLK WP HR S P ERA WHIP	IP WLS BF H R ER SO BB IBB HBP BLK WP HR S P ERA WHIP	IP WLS BF H R ER SO BB IBB HBP BLK WP HR S P ERA WHIP	IP WLS BF H R ER SO BB IBB HBP BLK WP HR S P ERA WHIP	IP WLS BF H R ER SO BB IBB HBP BLK WP HR S P ERA WHIP	IP WLS BF H R ER SO BB IBB HBP BLK WP HR S P ERA WHIP	IP WLS BF H R ER SO BB IBB HBP BLK WP HR S P ERA WHIP	IP WLS BF H R ER SO BB IBB HBP BLK WP HR S P ERA WHIP	IP WLS BF H R ER SO BB IBB HBP BLK WP HR S P ERA WHIP	IP WLS BF H R ER SO BB IBB HBP BLK WP HR S P ERA WHIP	IP WLS BF H R ER SO BB IBB HBP BLK WP HR S P ERA WHIP	IP WLS BF H R ER SO BB IBB HBP BLK WP HR S P ERA WHIP	IP WLS BF H R ER SO BB IBB HBP BLK WP HR S P ERA WHIP	IP WLS BF H R ER SO BB IBB HBP BLK WP HR S P ERA WHIP	IP WLS BF H R ER SO BB IBB HBP BLK WP HR S P ERA WHIP	IP WLS BF H R ER SO BB IBB HBP BLK WP HR S P ERA WHIP	IP WLS BF H R ER SO BB IBB HBP BLK WP HR S P ERA WHIP	IP WLS BF H R ER SO BB IBB HBP BLK WP HR S P ERA WHIP	IP WLS BF H R ER SO BB IBB HBP BLK WP HR S P ERA WHIP	IP WLS BF H R ER SO BB IBB HBP BLK WP HR S P ERA WHIP	IP WLS BF H R ER SO BB IBB HBP BLK WP HR S P ERA WHIP
38 Brandon McCarthy, R ERA: 4.37	5.2	W	25	5	1	0	8	2	0	0	0	0	0	0	0	0	0.00	1.235			
Matt Thornton, L ERA: 2.55	0.1	H	1	0	0	0	0	0	0	0	0	0	0	0	0	0	0.00	0.000			
43 Adam Warren, R ERA: 3.27	1.0	H	4	1	0	0	0	0	0	0	0	0	0	0	0	0	0.00	1.000			
27 Shawn Kelley, R ERA: 3.28	1.0	H	3	0	0	0	1	0	0	0	0	0	0	0	0	0	0.00	0.000			
30 David Robertson, R ERA: 2.88	1.0	S	3	0	0	0	2	0	0	0	0	0	0	0	0	0	0.00	0.000			
Batter	1	2	3	4	5	6	7	8	9	AB	R	H	RBI	BB	SO	LOB	BOTTOM				
11 Brett Gardner, L OBP: 0.364, SLG: 0.468	F7						F9			4	1	2	0	0	0	0	Detroit Tigers @ New York Yankees Yankee Stadium, Bronx, NY Mon Aug 04 2014, 7:12 PM - 10:30 PM EDT Att: 41,603 - Partly Cloudy - 80 F				
2 Derek Jeter, R OBP: 0.329, SLG: 0.334	K						G6-3			4	0	1	0	0	2	0					
22 Jacoby Ellsbury, L OBP: 0.339, SLG: 0.402							L7			3	0	2	1	0	0	0					
36 Carlos Beltrán, S OBP: 0.307, SLG: 0.446										2	0	0	0	2	0	2					
34 Brian McCann, L OBP: 0.292, SLG: 0.370	F8									4	0	1	1	0	0	4					
12 Chase Headley, S OBP: 0.303, SLG: 0.361										3	0	1	0	1	1	2					
33 Stephen Drew, L OBP: 0.261, SLG: 0.331										3	0	0	0	0	0	2					
14 Martin Prado, R OBP: 0.316, SLG: 0.365										3	0	1	0	0	0	2					
31 Ichiro Suzuki, L OBP: 0.322, SLG: 0.318										3	1	1	0	0	2	2					
Inning Stats	R: 0 H: 1 E: 0 K: 1 S: 11	H: 0 LOB: 2 BB: 1 P: 20	R: 0 H: 0 E: 0 K: 0 S: 6	H: 0 LOB: 0 BB: 1 P: 10	R: 2 H: 4 E: 0 K: 0 S: 12	H: 4 LOB: 2 BB: 0 P: 18	R: 0 H: 2 E: 0 K: 1 S: 10	H: 2 LOB: 2 BB: 0 P: 19	R: 0 H: 1 E: 0 K: 1 S: 10	H: 1 LOB: 1 BB: 1 P: 20	R: 0 H: 1 E: 0 K: 1 S: 11	H: 1 LOB: 0 BB: 0 P: 16	R: 0 H: 0 E: 0 K: 0 S: 8	H: 0 LOB: 0 BB: 0 P: 12	R: 0 H: 0 E: 0 K: 1 S: 9	H: 0 LOB: 0 BB: 0 P: 15	1B: 8 2B: 1 3B: 0 HR: 0	SF: 1 SAC: 0 DP: 2 HBP: 0	WP: 1 PB: 0 SB: 1 CS: 0	PA: 33	
PITCHER	IP WLS BF H R ER SO BB IBB HBP BLK WP HR S P ERA WHIP	IP WLS BF H R ER SO BB IBB HBP BLK WP HR S P ERA WHIP	IP WLS BF H R ER SO BB IBB HBP BLK WP HR S P ERA WHIP	IP WLS BF H R ER SO BB IBB HBP BLK WP HR S P ERA WHIP	IP WLS BF H R ER SO BB IBB HBP BLK WP HR S P ERA WHIP	IP WLS BF H R ER SO BB IBB HBP BLK WP HR S P ERA WHIP	IP WLS BF H R ER SO BB IBB HBP BLK WP HR S P ERA WHIP	IP WLS BF H R ER SO BB IBB HBP BLK WP HR S P ERA WHIP	IP WLS BF H R ER SO BB IBB HBP BLK WP HR S P ERA WHIP	IP WLS BF H R ER SO BB IBB HBP BLK WP HR S P ERA WHIP	IP WLS BF H R ER SO BB IBB HBP BLK WP HR S P ERA WHIP	IP WLS BF H R ER SO BB IBB HBP BLK WP HR S P ERA WHIP	IP WLS BF H R ER SO BB IBB HBP BLK WP HR S P ERA WHIP	IP WLS BF H R ER SO BB IBB HBP BLK WP HR S P ERA WHIP	IP WLS BF H R ER SO BB IBB HBP BLK WP HR S P ERA WHIP	IP WLS BF H R ER SO BB IBB HBP BLK WP HR S P ERA WHIP	IP WLS BF H R ER SO BB IBB HBP BLK WP HR S P ERA WHIP	IP WLS BF H R ER SO BB IBB HBP BLK WP HR S P ERA WHIP	IP WLS BF H R ER SO BB IBB HBP BLK WP HR S P ERA WHIP	IP WLS BF H R ER SO BB IBB HBP BLK WP HR S P ERA WHIP	IP WLS BF H R ER SO BB IBB HBP BLK WP HR S P ERA WHIP
37 Max Scherzer, R ERA: 3.24	7.0	L	30	9	2	2	4	1	0	0	0	0	0	0	0	0	0.00	1.714			
40 Phil Coke, L ERA: 4.35	1.0		3	0	0	0	1	0	0	0	0	9	15	0.00	0.000						

Batter	1	2	3	4	5	6	7	8	9	10	11	12	AB	R	H	RBI	BB	SO	LOB	TOP							
20 Rajai Davis, R OBP: 0.340, SLG: 0.427													6	1	1	0	0	2	0								
3 Ian Kinsler, R OBP: 0.320, SLG: 0.434														5	0	0	0	0	1	1							
24 Miguel Cabrera, R OBP: 0.369, SLG: 0.524														5	0	1	0	0	2	0							
41 Victor Martinez, S OBP: 0.383, SLG: 0.588														4	1	2	1	0	0	0							
32 Don Kelly, L OBP: 0.333, SLG: 0.300														3	0	0	0	0	0	1							
48 Torii Hunter, R OBP: 0.308, SLG: 0.455														5	0	0	0	0	1	4							
61 Ezequiel Carrera, L OBP: 0.400, SLG: 0.500														5	0	1	0	0	2	2							
26 J.D. Martinez, R OBP: 0.353, SLG: 0.583														5	1	2	2	0	0	0							
9 Nick Castellanos, R OBP: 0.308, SLG: 0.399														5	1	2	2	0	0	0							
13 Alex Avila, L OBP: 0.322, SLG: 0.372														5	1	1	1	0	1	2							
17 Andrew Romine, S OBP: 0.266, SLG: 0.267														5	1	1	1	0	1	2							
Inning Stats	R: 1 E: 0 K: 10	H: 2 LOB: 1 BB: 0 P: 17	R: 0 E: 0 K: 2 S: 9	H: 0 LOB: 0 BB: 0 P: 13	R: 0 E: 0 K: 1 S: 7	H: 0 LOB: 0 BB: 0 P: 11	R: 0 E: 0 K: 1 S: 7	H: 0 LOB: 0 BB: 0 P: 13	R: 1 E: 0 K: 0 S: 9	H: 1 LOB: 0 BB: 0 P: 12	R: 1 E: 0 K: 0 S: 9	H: 3 LOB: 2 BB: 0 P: 17	R: 0 E: 0 K: 2 S: 9	H: 0 LOB: 0 BB: 0 P: 15	R: 0 E: 0 K: 0 S: 6	H: 0 LOB: 2 BB: 0 P: 9	R: 0 E: 0 K: 1 S: 13	H: 0 LOB: 0 BB: 0 P: 18	R: 0 E: 0 K: 1 S: 10	H: 1 LOB: 2 BB: 0 P: 17	R: 1 E: 0 K: 1 S: 8	H: 1 LOB: 0 BB: 0 P: 12	1B: 6 2B: 0 3B: 0 HR: 2	SF: 1 SAC: 0 DP: 0 HBP: 2	WP: 0 PB: 1 SB: 1 CS: 0	PA: 46	
PITCHER	IP 7.0	WLS 27	BF 27	H 6	R 3	ER 3	SO 5	BB 0	IBB 0	HBP 0	BLK 0	WP 0	HR 1	S 58	P 91	ERA 3.86	WHIP 0.857										
18 Hiroki Kuroda, R ERA: 3.97	1.1	5	0	0	0	2	0	0	1	0	0	0	0	11	18	0.00	0.000										
68 Delin Betances, R ERA: 1.46	0.2	2	0	0	0	0	0	0	0	0	0	0	0	4	6	0.00	0.000										
27 Shawn Kelley, R ERA: 3.22	0.2	2	0	0	0	0	0	0	0	0	0	0	0	7	12	0.00	0.000										
55 David Huff, L ERA: 3.89	1.0	4	1	0	0	2	0	0	0	0	0	0	0	14	18	0.00	1.000										
53 Esmil Rogers, R ERA: 5.84																											

Detroit Tigers @ New York Yankees
Yankee Stadium, Bronx, NY
Tue Aug 05 2014, 7:11 PM - 11:21 PM EDT
Att: 40,078 - Clear - 80 F

AB 43
R 4
H 8
RBI 4
BB 0
SO 10
LOB 11



Batter	1	2	3	4	5	6	7	8	9	10	11	12	AB	R	H	RBI	BB	SO	LOB	BOTTOM								
11 Brett Gardner, L OBP: 0.361, SLG: 0.463														4	0	0	0	0	1	1								
2 Derek Jeter, R OBP: 0.330, SLG: 0.333														4	0	1	0	0	0	1								
22 Jacoby Ellsbury, L OBP: 0.340, SLG: 0.404														5	0	2	1	0	1	2								
25 Mark Teixeira, S OBP: 0.331, SLG: 0.448														5	0	0	0	0	1	2								
36 Carlos Beltrán, S OBP: 0.306, SLG: 0.443														4	0	1	0	0	2	0								
31 Ichiro Suzuki, L OBP: 0.320, SLG: 0.317														1	0	0	0	0	0	0								
34 Brian McCann, L OBP: 0.291, SLG: 0.376														5	1	1	1	0	1	1								
12 Chase Headley, S OBP: 0.299, SLG: 0.355														5	0	0	0	0	2	1								
14 Martín Prado, R OBP: 0.317, SLG: 0.375														5	1	2	1	0	2	1								
17 Brendan Ryan, R OBP: 0.247, SLG: 0.250														3	1	1	0	0	1	1								
33 Stephen Drew, L OBP: 0.258, SLG: 0.327														2	0	0	0	0	1	0								
Inning Stats	R: 0 E: 0 K: 11	H: 1 LOB: 1 BB: 0 P: 15	R: 1 E: 0 K: 15	H: 1 LOB: 0 BB: 0 P: 21	R: 1 E: 0 K: 10	H: 2 LOB: 1 BB: 0 P: 11	R: 0 E: 0 K: 2 S: 7	H: 0 LOB: 0 BB: 0 P: 9	R: 1 E: 0 K: 3 S: 11	H: 2 LOB: 1 BB: 0 P: 16	R: 0 E: 0 K: 1 S: 8	H: 0 LOB: 0 BB: 0 P: 13	R: 0 E: 0 K: 0 S: 7	H: 1 LOB: 1 BB: 0 P: 11	R: 0 E: 0 K: 0 S: 4	H: 0 LOB: 0 BB: 0 P: 7	R: 0 E: 0 K: 2 S: 8	H: 1 LOB: 2 BB: 0 P: 14	R: 0 E: 0 K: 1 S: 11	H: 0 LOB: 0 BB: 0 P: 21	R: 0 E: 0 K: 0 S: 8	H: 0 LOB: 0 BB: 0 P: 13	R: 0 E: 0 K: 0 S: 7	H: 0 LOB: 0 BB: 0 P: 9	1B: 3 2B: 3 3B: 0 HR: 2	SF: 0 SAC: 1 DP: 0 HBP: 1	WP: 0 PB: 0 SB: 1 CS: 0	PA: 45
PITCHER	IP 8.2	WLS 34	BF 8	H 3	R 3	ER 3	SO 10	BB 0	IBB 0	HBP 0	BLK 0	WP 0	HR 2	S 78	P 112	ERA 3.12	WHIP 0.923											
14 David Price, L ERA: 3.11	1.1	5	0	0	0	2	0	0	1	0	0	0	0	14	26	0.00	0.000											
44 Joba Chamberlain, R ERA: 2.98	1.0	W	3	0	0	0	0	0	0	0	0	0	0	8	13	0.00	0.000											
38 Joshiel Soria, R ERA: 3.65	1.0	S	3	0	0	0	0	0	0	0	0	0	0	7	9	0.00	0.000											
36 Joe Nathan, R ERA: 5.31																												

Detroit Tigers @ New York Yankees
Yankee Stadium, Bronx, NY
Tue Aug 05 2014, 7:11 PM - 11:21 PM EDT
Att: 40,078 - Clear - 80 F

AB 43
R 3
H 8
RBI 3
BB 0
SO 12
LOB 10



Batter	1	2	3	4	5	6	7	8	9	AB	R	H	RBI	BB	SO	LOB	TOP										
20 Rajai Davis, R OBP: 0.335, SLG: 0.422	E6 G4-3 3 WP 24 SF9		K		G5-3		G4-3			4	1	0	0	0	1	3	Detroit Tigers @ New York Yankees Yankee Stadium, Bronx, NY Wed Aug 06 2014, 7:12 PM - 10:20 PM EDT Att: 40,067 - Partly Cloudy - 81 F										
3 Ian Kinsler, R OBP: 0.317, SLG: 0.430	G4-3		F8		G5-3			G6-3		4	0	0	0	0	0	2											
24 Miguel Cabrera, R OBP: 0.370, SLG: 0.523	SF9		FC5-4 41 BB			K		41 E 41 E BB		1	0	0	1	2	1	0											
41 Victor Martinez, S OBP: 0.382, SLG: 0.565	1B		FC5-4		K			E4		4	0	1	0	0	1	2											
28 J.D. Martinez, R OBP: 0.348, SLG: 0.574	G2-3			K		F8		K		4	0	0	0	0	2	3											
9 Nick Castellanos, R OBP: 0.305, SLG: 0.395		K		G5-3			K		F9	4	0	0	0	0	2	2											
50 Bryan Holaday, R OBP: 0.299, SLG: 0.286		G3		K			K		L6	4	0	0	0	0	2	0											
17 Andrew Romine, S OBP: 0.271, SLG: 0.278			F8		F8		61 1B		F8	4	0	2	0	0	0	0											
61 Ezequiel Carrera, L OBP: 0.444, SLG: 0.500	G4-3		E1				1B		G5-3	4	0	2	0	0	0	1											
Inning Stats	R: 1 H: 1 E: 1 K: 0 S: 9	H: 1 LOB: 1 BB: 0 P: 17	R: 0 H: 0 E: 0 K: 1 S: 12	H: 1 LOB: 1 BB: 0 P: 18	R: 0 H: 0 E: 0 K: 1 S: 9	H: 0 LOB: 1 BB: 1 P: 17	R: 0 H: 0 E: 0 K: 2 S: 9	H: 1 LOB: 1 BB: 0 P: 10	R: 0 H: 0 E: 1 K: 0 S: 8	H: 0 LOB: 0 BB: 0 P: 13	R: 0 H: 2 E: 0 K: 2 S: 12	H: 0 LOB: 2 BB: 0 P: 17	R: 0 H: 0 E: 0 K: 1 S: 12	H: 0 LOB: 0 BB: 1 P: 25	R: 0 H: 0 E: 0 K: 0 S: 7	H: 0 LOB: 0 BB: 0 P: 9	1B: 4 2B: 1 3B: 0 HR: 0	SF: 1 SAC: 0 DP: 0 HBP: 0	WP: 1 PB: 0 SB: 0 CS: 0	PA: 36							
PITCHER	IP	WLS	BF	H	R	ER	SO	BB	IBB	HBP	BLK	WP	HR	S	P	ERA	WHIP										
26 Chris Capuano, L ERA: 3.91	6.2		27	5	1	0	8	1	0	0	0	1	0	67	101	0.00	0.900										
43 Adam Warren, R ERA: 3.2	1.1	W	6	0	0	0	1	1	0	0	0	0	0	14	27	0.00	0.750										
55 David Huff, L ERA: 3.8	1.0		3	0	0	0	0	0	0	0	0	0	0	7	9	0.00	0.000										

Batter	1	2	3	4	5	6	7	8	9	AB	R	H	RBI	BB	SO	LOB	BOTTOM										
11 Brett Gardner, L OBP: 0.360, SLG: 0.461	F9		K			F8		22 BB 25 1B		4	1	1	0	0	1	0	Detroit Tigers @ New York Yankees Yankee Stadium, Bronx, NY Wed Aug 06 2014, 7:12 PM - 10:20 PM EDT Att: 40,067 - Partly Cloudy - 81 F										
2 Derek Jeter, R OBP: 0.325, SLG: 0.333	G6-3		L4			1B		F8		4	0	1	0	0	0	1											
22 Jacoby Ellsbury, L OBP: 0.341, SLG: 0.404	F8		25 BB		1B	F8		36 1B 34 FC3-6 25 1B		3	1	1	0	1	0	1											
25 Mark Teixeira, S OBP: 0.333, SLG: 0.447			K		BB	F7		36 1B 34 E		3	1	1	1	1	1	1											
31 Ichiro Suzuki, L OBP: 0.320, SLG: 0.317			BB					34 FC3-6 1B		0	0	0	0	0	0	0											
36 Carlos Beltrán, S OBP: 0.305, SLG: 0.440		K		K		F7		34 FC3-6 1B		4	0	1	0	0	2	2											
34 Brian McCann, L OBP: 0.291, SLG: 0.383	L7				G3		HR	FC3-6 12 FC6-4		4	1	1	2	0	0	1											
12 Chase Headley, S OBP: 0.301, SLG: 0.366	G3-1				HR		33 WP	FC6-4		4	1	2	1	0	0	1											
33 Stephen Drew, L OBP: 0.253, SLG: 0.320	F8		F8		G4-3		K			3	0	0	0	0	1	1											
14 Martín Prado, R OBP: 0.315, SLG: 0.372	P4		F7			F7				3	0	0	0	0	0	1											
Inning Stats	R: 0 H: 0 E: 0 K: 0 S: 9	H: 0 LOB: 0 BB: 0 P: 15	R: 0 H: 0 E: 0 K: 2 S: 10	H: 0 LOB: 0 BB: 0 P: 16	R: 0 H: 0 E: 0 K: 0 S: 7	H: 0 LOB: 0 BB: 0 P: 11	R: 0 H: 1 E: 0 K: 2 S: 13	H: 1 LOB: 2 BB: 1 P: 24	R: 1 H: 1 E: 0 K: 0 S: 11	H: 1 LOB: 0 BB: 0 P: 19	R: 0 H: 1 E: 0 K: 0 S: 8	H: 1 LOB: 1 BB: 0 P: 11	R: 1 H: 2 E: 0 K: 1 S: 12	H: 2 LOB: 1 BB: 0 P: 18	R: 3 H: 3 E: 1 K: 0 S: 12	H: 3 LOB: 1 BB: 1 P: 24	1B: 6 2B: 0 3B: 0 HR: 2	SF: 0 SAC: 0 DP: 0 HBP: 0	WP: 1 PB: 0 SB: 0 CS: 0	PA: 34							
PITCHER	IP	WLS	BF	H	R	ER	SO	BB	IBB	HBP	BLK	WP	HR	S	P	ERA	WHIP										
35 Justin Verlander, R ERA: 4.57	7.0	L	27	5	2	2	5	1	0	0	0	0	0	11	24	2.57	0.857										
65 Blaine Hardy, L ERA: 2.75	0.2		6	3	3	2	0	1	0	0	0	0	0	11	22	27.00	6.000										
40 Phil Coke, L ERA: 4.31	0.1		1	0	0	0	0	0	0	0	0	0	0	1	2	0.00	0.000										



Batter	1	2	3	4	5	6	7	8	9	AB	R	H	RBI	BB	SO	LOB	TOP						
20 Rajai Davis, R OBP: 0.332, SLG: 0.422										5	1	2	0	0	0	0							
3 Ian Kinsler, R OBP: 0.321, SLG: 0.434										5	0	3	2	0	0	1							
24 Miguel Cabrera, R OBP: 0.365, SLG: 0.515										5	0	0	0	0	1	4							
41 Victor Martinez, S OBP: 0.381, SLG: 0.559										3	0	0	0	1	0	2							
48 Tori Hunter, R OBP: 0.307, SLG: 0.453										4	0	1	0	0	3	2							
28 J.D. Martinez, R OBP: 0.346, SLG: 0.568										4	1	1	0	0	1	1							
61 Ezequiel Carrera, L OBP: 0.385, SLG: 0.417										3	0	0	0	1	2	2							
13 Alex Avila, L OBP: 0.321, SLG: 0.365										3	0	0	0	1	2	2							
9 Nick Castellanos, R OBP: 0.307, SLG: 0.401										3	1	1	2	1	1	1							
32 Don Kelly, L OBP: 0.331, SLG: 0.298										0	0	0	0	0	0	0							
30 Eugenio Suárez, R OBP: 0.333, SLG: 0.397										3	2	1	1	1	0	2							
Inning Stats	R: 0 E: 0 K: 0 S: 8	H: 1 LOB: 1 BB: 0 P: 11	R: 0 E: 1 K: 2 S: 10	H: 1 LOB: 1 BB: 0 P: 14	R: 2 E: 0 K: 0 S: 12	H: 2 LOB: 0 BB: 1 P: 21	R: 0 E: 0 K: 1 S: 9	H: 0 LOB: 2 BB: 2 P: 21	R: 0 E: 0 K: 1 S: 13	H: 1 LOB: 2 BB: 1 P: 18	R: 0 E: 0 K: 2 S: 11	H: 0 LOB: 0 BB: 0 P: 16	R: 0 E: 0 K: 1 S: 7	H: 0 LOB: 0 BB: 0 P: 10	R: 0 E: 0 K: 1 S: 13	H: 0 LOB: 1 BB: 0 P: 17	R: 3 E: 0 K: 1 S: 13	H: 4 LOB: 1 BB: 0 P: 17	1B: 3 2B: 4 3B: 0 HR: 2	SF: 0 SAC: 0 DP: 1 HBP: 0	WP: 0 PB: 0 SB: 1 CS: 0	PA: 39	
PITCHER	IP WLS BF H R ER SO BB IBB HBP BLK WP HR S P ERA WHIP	IP WLS BF H R ER SO BB IBB HBP BLK WP HR S P ERA WHIP	IP WLS BF H R ER SO BB IBB HBP BLK WP HR S P ERA WHIP	IP WLS BF H R ER SO BB IBB HBP BLK WP HR S P ERA WHIP	IP WLS BF H R ER SO BB IBB HBP BLK WP HR S P ERA WHIP	IP WLS BF H R ER SO BB IBB HBP BLK WP HR S P ERA WHIP	IP WLS BF H R ER SO BB IBB HBP BLK WP HR S P ERA WHIP	IP WLS BF H R ER SO BB IBB HBP BLK WP HR S P ERA WHIP	IP WLS BF H R ER SO BB IBB HBP BLK WP HR S P ERA WHIP	IP WLS BF H R ER SO BB IBB HBP BLK WP HR S P ERA WHIP	IP WLS BF H R ER SO BB IBB HBP BLK WP HR S P ERA WHIP	IP WLS BF H R ER SO BB IBB HBP BLK WP HR S P ERA WHIP	IP WLS BF H R ER SO BB IBB HBP BLK WP HR S P ERA WHIP	IP WLS BF H R ER SO BB IBB HBP BLK WP HR S P ERA WHIP	IP WLS BF H R ER SO BB IBB HBP BLK WP HR S P ERA WHIP	IP WLS BF H R ER SO BB IBB HBP BLK WP HR S P ERA WHIP	IP WLS BF H R ER SO BB IBB HBP BLK WP HR S P ERA WHIP	IP WLS BF H R ER SO BB IBB HBP BLK WP HR S P ERA WHIP	IP WLS BF H R ER SO BB IBB HBP BLK WP HR S P ERA WHIP	IP WLS BF H R ER SO BB IBB HBP BLK WP HR S P ERA WHIP	IP WLS BF H R ER SO BB IBB HBP BLK WP HR S P ERA WHIP	IP WLS BF H R ER SO BB IBB HBP BLK WP HR S P ERA WHIP	IP WLS BF H R ER SO BB IBB HBP BLK WP HR S P ERA WHIP

Detroit Tigers @ Toronto Blue Jays
Rogers Centre, Toronto, ON
Fri Aug 08 2014, 7:09 PM - 10:28 PM EDT
Att: 36,237 - Clear - 70 F

AB 35
R 5
H 9
RBI 5
BB 4
SO 8
LOB 15



Batter	1	2	3	4	5	6	7	8	9	AB	R	H	RBI	BB	SO	LOB	BOTTOM							
7 José Reyes, S OBP: 0.332, SLG: 0.407										5	1	1	0	0	1	0								
53 Melky Cabrera, S OBP: 0.365, SLG: 0.477										5	0	1	1	0	2	0								
8 Anthony Gose, L OBP: 0.340, SLG: 0.301										0	0	0	0	0	0	0								
19 José Bautista, R OBP: 0.413, SLG: 0.520										4	1	2	1	1	0	0								
30 Dioner Navarro, S OBP: 0.315, SLG: 0.386										5	0	3	0	0	0	3								
15 Danny Valencia, R OBP: 0.324, SLG: 0.377										5	0	2	1	0	1	5								
28 Colby Rasmus, L OBP: 0.285, SLG: 0.446										4	0	1	0	1	2	4								
66 Munenori Kawasaki, L OBP: 0.331, SLG: 0.329										2	1	1	0	0	0	0								
18 Steve Tolson, R OBP: 0.310, SLG: 0.389										1	0	0	0	0	0	2								
47 Juan Francisco, L OBP: 0.306, SLG: 0.494										0	0	0	0	1	0	0								
22 Josh Thole, L OBP: 0.361, SLG: 0.313										4	0	0	0	0	1	7								
17 Ryan Goins, L OBP: 0.230, SLG: 0.271										4	1	1	1	0	0	2								
Inning Stats	R: 1 E: 0 K: 2 S: 14	H: 2 LOB: 2 BB: 1 P: 22	R: 3 E: 2 K: 0 S: 16	H: 4 LOB: 2 BB: 0 P: 26	R: 0 E: 0 K: 0 S: 9	H: 1 LOB: 1 BB: 0 P: 16	R: 0 E: 1 K: 0 S: 9	H: 1 LOB: 2 BB: 0 P: 16	R: 0 E: 0 K: 1 S: 11	H: 1 LOB: 1 BB: 0 P: 15	R: 0 E: 0 K: 0 S: 5	H: 0 LOB: 0 BB: 0 P: 9	R: 0 E: 0 K: 1 S: 13	H: 2 LOB: 2 BB: 0 P: 17	R: 0 E: 0 K: 2 S: 9	H: 0 LOB: 0 BB: 0 P: 12	R: 0 E: 0 K: 1 S: 12	H: 1 LOB: 3 BB: 2 P: 26	1B: 12 2B: 0 3B: 0 HR: 0	SF: 0 SAC: 2 DP: 0 HBP: 0	WP: 0 PB: 0 SB: 0 CS: 0	PA: 44		
PITCHER	IP WLS BF H R ER SO BB IBB HBP BLK WP HR S P ERA WHIP	IP WLS BF H R ER SO BB IBB HBP BLK WP HR S P ERA WHIP	IP WLS BF H R ER SO BB IBB HBP BLK WP HR S P ERA WHIP	IP WLS BF H R ER SO BB IBB HBP BLK WP HR S P ERA WHIP	IP WLS BF H R ER SO BB IBB HBP BLK WP HR S P ERA WHIP	IP WLS BF H R ER SO BB IBB HBP BLK WP HR S P ERA WHIP	IP WLS BF H R ER SO BB IBB HBP BLK WP HR S P ERA WHIP	IP WLS BF H R ER SO BB IBB HBP BLK WP HR S P ERA WHIP	IP WLS BF H R ER SO BB IBB HBP BLK WP HR S P ERA WHIP	IP WLS BF H R ER SO BB IBB HBP BLK WP HR S P ERA WHIP	IP WLS BF H R ER SO BB IBB HBP BLK WP HR S P ERA WHIP	IP WLS BF H R ER SO BB IBB HBP BLK WP HR S P ERA WHIP	IP WLS BF H R ER SO BB IBB HBP BLK WP HR S P ERA WHIP	IP WLS BF H R ER SO BB IBB HBP BLK WP HR S P ERA WHIP	IP WLS BF H R ER SO BB IBB HBP BLK WP HR S P ERA WHIP	IP WLS BF H R ER SO BB IBB HBP BLK WP HR S P ERA WHIP	IP WLS BF H R ER SO BB IBB HBP BLK WP HR S P ERA WHIP	IP WLS BF H R ER SO BB IBB HBP BLK WP HR S P ERA WHIP	IP WLS BF H R ER SO BB IBB HBP BLK WP HR S P ERA WHIP	IP WLS BF H R ER SO BB IBB HBP BLK WP HR S P ERA WHIP	IP WLS BF H R ER SO BB IBB HBP BLK WP HR S P ERA WHIP	IP WLS BF H R ER SO BB IBB HBP BLK WP HR S P ERA WHIP	IP WLS BF H R ER SO BB IBB HBP BLK WP HR S P ERA WHIP	IP WLS BF H R ER SO BB IBB HBP BLK WP HR S P ERA WHIP

Detroit Tigers @ Toronto Blue Jays
Rogers Centre, Toronto, ON
Fri Aug 08 2014, 7:09 PM - 10:28 PM EDT
Att: 36,237 - Clear - 70 F


AB 39
R 4
H 12
RBI 4
BB 3
SO 7
LOB 23

Batter	1	2	3	4	5	6	7	8	9	10	AB	R	H	RBI	BB	SO	LOB	TOP				
20 Rajai Davis, R OBP: 0.334, SLG: 0.423 (9, 7)	E3 G1-3 1B					G4-3		K			4	0	2	0	0	1	0	Detroit Tigers @ Toronto Blue Jays Rogers Centre, Toronto, ON Sat Aug 09 2014, 1:10 PM - 3:59 PM EDT Att. 45,927 - Sunny - 74 F				
3 Ian Kinsler, R OBP: 0.321, SLG: 0.433 (1, 4)	F8		G1-3			24 BB 41 2B 1B		L8			4	1	1	0	0	0	3					
24 Miguel Cabrera, R OBP: 0.364, SLG: 0.512 (1, 3)	G1-3				G5-3	41 2B BB					3	1	0	0	1	1	1					
41 Victor Martinez, S OBP: 0.362, SLG: 0.560 (1, 10)		48 BB G5-4-3			F8			G4-3			3	0	1	2	1	0	0					
48 Torii Hunter, R OBP: 0.331, SLG: 0.448 (1, 9)		G5-4-3			G1-3			L9			4	0	0	0	0	0	2					
28 J.D. Martinez, R OBP: 0.343, SLG: 0.562 61 Ezequiel Carrera, L OBP: 0.429, SLG: 0.417 (1, 7) (8, 8)		G5-3			G5-3			K			3	0	0	0	0	1	0					
9 Nick Castellanos, R OBP: 0.305, SLG: 0.397 32 Don Kelly, L OBP: 0.337, SLG: 0.298 (1, 5) (9, 5)					L9			L4			3	0	0	0	0	1	0					
50 Bryan Holaday, R OBP: 0.288, SLG: 0.275 (1, 2)		G5-3			G5-3			G5-3			4	0	0	0	0	0	1					
30 Eugenio Suárez, R OBP: 0.331, SLG: 0.389 (1, 6)					F8			G5-3			3	0	0	0	1	0	1					
Inning Stats	R: 0 E: 1 K: 0 S: 5	H: 1 LOB: 0 BB: 0 P: 7	R: 0 E: 0 K: 10 S: 10	H: 0 LOB: 0 BB: 1 P: 16	R: 0 E: 0 K: 1 S: 11	H: 1 LOB: 2 BB: 1 P: 17	R: 0 E: 0 K: 0 S: 7	H: 0 LOB: 0 BB: 0 P: 11	R: 0 E: 0 K: 0 S: 6	H: 0 LOB: 0 BB: 0 P: 7	R: 2 E: 0 K: 10 S: 10	H: 2 LOB: 1 BB: 1 P: 18	R: 0 E: 0 K: 1 S: 7	H: 0 LOB: 0 BB: 0 P: 9	R: 0 E: 0 K: 1 S: 8	H: 0 LOB: 0 BB: 0 P: 13	R: 0 E: 0 K: 0 S: 7	H: 0 LOB: 1 BB: 1 P: 16	1B: 3 2B: 1 3B: 0 HR: 0	SF: 0 SAC: 1 DP: 1 HBP: 0	WP: 0 PB: 0 SB: 1 CS: 0	PA: 36
PITCHER	IP 9.0	WLS 2	BF 32	H 4	R 2	ER 2	SO 4	BB 3	IBB 0	HBP 0	BLK 0	WP 0	HR 0	S 71	P 109	ERA 2.00	WHIP 0.778					
6 Marcus Stroman, R ERA: 3.34 62 Aaron Loup, L ERA: 3.1 (10, 1)	1.0	W	4	0	0	0	0	1	0	0	0	0	0	7	16	0.00	1.000					

Batter	1	2	3	4	5	6	7	8	9	10	AB	R	H	RBI	BB	SO	LOB	BOTTOM						
7 José Reyes, S OBP: 0.333, SLG: 0.408 (1, 6)	P6		G6-3			53 BB 2B 1B					4	2	2	0	0	0	0	Detroit Tigers @ Toronto Blue Jays Rogers Centre, Toronto, ON Sat Aug 09 2014, 1:10 PM - 3:59 PM EDT Att. 45,927 - Sunny - 74 F						
53 Melky Cabrera, S OBP: 0.368, SLG: 0.479 (1, 7)	K				19 G4-3 1B			1H 2B			4	0	2	1	0	1	1							
19 José Bautista, R OBP: 0.414, SLG: 0.519 (1, 9) (9, 8)					G4-3			K			3	0	1	0	1	2								
30 Dioner Navarro, S OBP: 0.314, SLG: 0.384 (1, 2)	F9				P6			F7			4	0	1	1	0	0	1							
28 Colby Rasmus, L OBP: 0.294, SLG: 0.442 (1, 10)		K			P6			G3			3	0	0	0	1	1	0							
47 Juan Francisco, L OBP: 0.301, SLG: 0.486 (1, 3)		F9			K			K			4	0	0	0	0	2	3							
66 Munenori Kawasaki, L OBP: 0.323, SLG: 0.320 (1, 5) (9, 4)					K			L8			4	0	0	0	0	1	3							
17 Ryan Goins, L OBP: 0.226, SLG: 0.287 15 Danny Valencia, R OBP: 0.327, SLG: 0.379 (8, PH) (9, 5)					G1-3			K			2	0	0	0	0	1	0							
8 Anthony Gose, L OBP: 0.337, SLG: 0.297 14 Nolan Reimold, R OBP: 0.351, SLG: 0.594 (8, PH) (9, 9)					K			K			2	0	0	0	0	2	0							
Inning Stats	R: 0 E: 0 K: 1 S: 12	H: 1 LOB: 1 BB: 0 P: 17	R: 0 E: 0 K: 1 S: 7	H: 0 LOB: 0 BB: 0 P: 11	R: 0 E: 0 K: 1 S: 8	H: 0 LOB: 0 BB: 0 P: 12	R: 0 E: 0 K: 0 S: 8	H: 1 LOB: 0 BB: 0 P: 10	R: 0 E: 0 K: 2 S: 9	H: 0 LOB: 0 BB: 0 P: 13	R: 1 E: 0 K: 3 S: 14	H: 2 LOB: 1 BB: 0 P: 21	R: 0 E: 0 K: 1 S: 11	H: 0 LOB: 0 BB: 0 P: 14	R: 0 E: 0 K: 2 S: 8	H: 0 LOB: 0 BB: 0 P: 8	R: 1 E: 0 K: 0 S: 16	H: 2 LOB: 3 BB: 2 P: 33	R: 1 E: 0 K: 0 S: 4	H: 2 LOB: 1 BB: 0 P: 6	1B: 6 2B: 2 3B: 0 HR: 0	SF: 0 SAC: 0 DP: 1 HBP: 0	WP: 1 PB: 0 SB: 1 CS: 0	PA: 36
PITCHER	IP 8.0	WLS 1	BF 27	H 4	R 1	ER 1	SO 11	BB 1	IBB 0	HBP 0	BLK 0	WP 0	HR 0	S 77	P 106	ERA 1.12	WHIP 0.500							
37 Max Scherzer, R ERA: 3.13 36 Joe Nathan, R ERA: 3.36 38 Joakim Soria, R ERA: 3.98 44 Joba Chamberlain, R ERA: 3.13 (1, 1) (9, 1) (9, 1) (10, 1)	0.1	B	5	2	1	1	0	1	0	0	0	0	0	3	5	0.00	0.000							


livebaseballscorecards.com

AB 31
R 2
H 4
RBI 2
BB 4
SO 4
LOB 8



livebaseballscorecards.com

AB 34
R 3
H 8
RBI 3
BB 2
SO 11
LOB 10



Batter	1	2	3	4	5	6	7	8	9	AB	R	H	RBI	BB	SO	LOB	TOP					
20 Rajai Davis, R OBP: 0.332, SLG: 0.419										5	1	3	2	0	1	4	Detroit Tigers @ Pittsburgh Pirates PNC Park, Pittsburgh, PA Mon Aug 11 2014, 7:08 PM - 10:37 PM EDT Att: 35,314 - Cloudy - 72 F					
3 Ian Kinsler, R OBP: 0.319, SLG: 0.429										4	0	0	0	0	1	2						
24 Miguel Cabrera, R OBP: 0.366, SLG: 0.509										5	1	3	1	0	0	0						
41 Victor Martinez, S OBP: 0.386, SLG: 0.554										5	1	2	0	0	1	1						
48 Tori Hunter, R OBP: 0.311, SLG: 0.454										4	1	2	1	1	0	0						
28 J.D. Martinez, R OBP: 0.347, SLG: 0.562										3	0	1	0	1	1	4						
40 Phil Coke, L										0	0	0	0	0	0	0						
9 Nick Castellanos, R OBP: 0.308, SLG: 0.403										1	0	0	0	0	0	0						
13 Alex Avila, L OBP: 0.324, SLG: 0.369										3	1	2	1	1	0	1						
30 Eugenio Suárez, R OBP: 0.326, SLG: 0.382										3	1	1	0	1	1	3						
35 Justin Verlander, R OBP: 0.333, SLG: 0.533										0	0	0	0	0	0	0						
60 Justin Miller, R										0	0	0	0	0	0	0						
46 Ian Krol, L										1	0	0	0	0	0	0						
32 Don Kelly, L										1	0	0	1	0	0	2						
66 Kevin Whelan, R										0	0	0	0	0	0	0						
61 Ezequiel Carrera, L OBP: 0.400, SLG: 0.385										1	0	0	0	0	0	2						
Inning Stats	R: 1 E: 0 K: 1 S: 15	H: 2 LOB: 2 BB: 1 P: 21	R: 0 E: 0 K: 0 S: 5	H: 0 LOB: 2 BB: 2 P: 15	R: 0 E: 0 K: 0 S: 9	H: 0 LOB: 0 BB: 0 P: 12	R: 0 E: 0 K: 0 S: 5	H: 1 LOB: 0 BB: 0 P: 6	R: 0 E: 0 K: 0 S: 15	H: 1 LOB: 1 BB: 0 P: 20	R: 3 E: 0 K: 2 S: 19	H: 4 LOB: 2 BB: 1 P: 32	R: 0 E: 0 K: 1 S: 13	H: 2 LOB: 0 BB: 0 P: 17	R: 2 E: 0 K: 1 S: 10	H: 4 LOB: 2 BB: 0 P: 14	R: 0 E: 0 K: 0 S: 7	H: 0 LOB: 0 BB: 0 P: 8	1B: 10 2B: 5 3B: 0 HR: 0	SF: 0 SAC: 2 DP: 2 HBP: 0	WP: 0 PB: 1 SB: 1 CS: 0	PA: 42
PITCHER	IP WLS BF H R ER SO BB IBB HBP BLK WP HR S P ERA WHIP																ERA WHIP					
49 Jeff Locke, L ERA: 3.98	5.0 W 25 8 4 4 1 4 0 0 0 0 0 0 59 94 7.20 2.400																					
48 Jared Hughes, R ERA: 1.92	2.0 H 8 2 0 0 3 0 0 0 0 0 0 0 22 29 0.00 1.000																					
65 Casey Sadler, R ERA: 7.71	0.2 5 3 2 2 1 0 0 0 0 0 0 0 8 10 27.00 4.500																					
44 Tony Watson, L ERA: 1.46	0.1 1 1 0 0 0 0 0 0 0 0 0 0 2 4 0.00 3.000																					
37 Justin Wilson, L ERA: 4.79	1.0 3 0 0 0 0 0 0 0 0 0 0 0 7 8 0.00 0.000																					

Batter	1	2	3	4	5	6	7	8	9	AB	R	H	RBI	BB	SO	LOB	BOTTOM					
5 Josh Harrison, R OBP: 0.355, SLG: 0.509										5	1	3	0	0	1	2	Detroit Tigers @ Pittsburgh Pirates PNC Park, Pittsburgh, PA Mon Aug 11 2014, 7:08 PM - 10:37 PM EDT Att: 35,314 - Cloudy - 72 F					
25 Gregory Polanco, L OBP: 0.339, SLG: 0.389										3	2	1	0	2	0	1						
55 Russell Martin, R OBP: 0.413, SLG: 0.401										4	1	1	2	0	1	4						
15 Ike Davis, L OBP: 0.346, SLG: 0.371										3	2	1	1	1	0	0						
17 Gaby Sanchez, R OBP: 0.290, SLG: 0.378										1	0	0	0	0	0	0						
6 Starling Marte, R OBP: 0.337, SLG: 0.398										4	2	2	3	1	2	0						
23 Travis Snider, L OBP: 0.324, SLG: 0.414										5	3	3	4	0	0	1						
10 Jordy Mercer, R OBP: 0.308, SLG: 0.380										4	0	2	0	1	1	1						
27 Jayson Nix, R OBP: 0.219, SLG: 0.217										4	0	1	1	0	0	3						
49 Jeff Locke, L ERA: 4.78										3	0	0	0	0	2	2						
24 Pedro Alvarez, L										0	0	0	0	0	0	0						
65 Casey Sadler, R										1	0	0	0	0	0	0						
44 Tony Watson, L										0	0	0	0	0	0	0						
37 Justin Wilson, L										0	0	0	0	0	0	0						
Inning Stats	R: 5 E: 2 K: 3 S: 23	H: 4 LOB: 2 BB: 2 P: 40	R: 3 E: 0 K: 0 S: 11	H: 3 LOB: 1 BB: 1 P: 22	R: 0 E: 0 K: 0 S: 12	H: 2 LOB: 1 BB: 0 P: 17	R: 0 E: 0 K: 1 S: 11	H: 1 LOB: 1 BB: 0 P: 13	R: 0 E: 0 K: 1 S: 7	H: 0 LOB: 0 BB: 0 P: 14	R: 2 E: 0 K: 0 S: 18	H: 2 LOB: 2 BB: 2 P: 30	R: 0 E: 0 K: 1 S: 12	H: 1 LOB: 1 BB: 0 P: 16	R: 1 E: 0 K: 2 S: 10	H: 1 LOB: 0 BB: 0 P: 16	R: 1 E: 0 K: 2 S: 10	H: 1 LOB: 0 BB: 0 P: 16	1B: 6 2B: 3 3B: 1 HR: 4	SF: 1 SAC: 0 DP: 0 HBP: 0	WP: 1 PB: 0 SB: 2 CS: 0	PA: 43
PITCHER	IP WLS BF H R ER SO BB IBB HBP BLK WP HR S P ERA WHIP																ERA WHIP					
35 Justin Verlander, R ERA: 5.11	1.0 L 10 5 3 3 0 2 0 0 0 0 0 1 23 39 13.50 3.000																					
60 Justin Miller, R ERA: 5.11	2.0 11 5 3 3 0 1 0 0 0 0 0 1 23 39 13.50 3.000																					
46 Ian Krol, L ERA: 4.65	2.0 7 1 0 0 2 0 0 0 0 0 0 0 18 27 0.00 0.500																					
66 Kevin Whelan, R ERA: 13.5	1.1 9 3 2 2 1 2 0 0 0 0 1 2 24 38 13.50 3.750																					
40 Phil Coke, L ERA: 4.22	1.2 6 1 1 1 2 0 0 0 0 0 0 1 16 24 5.40 0.600																					

AB	36
R	6
H	14
RBI	6
BB	4
SO	5
LOB	19



AB	37
R	11
H	14
RBI	11
BB	5
SO	8
LOB	14



Batter	1	2	3	4	5	6	7	8	9	AB	R	H	RBI	BB	SO	LOB	TOP					
20 Rajai Davis, R OBP: 0.328, SLG: 0.412	G5-3	G6-3		L7			K		G5-3	5	0	0	0	0	1	4						
61 Ezequiel Carrera, L OBP: 0.366, SLG: 0.412	3B		K		G4-3		G4-3			4	1	1	0	0	1	0						
3 Ian Kinsler, R OBP: 0.318, SLG: 0.428	24B		K		G5-3			F7		4	0	1	1	0	1	0						
24 Miguel Cabrera, R OBP: 0.369, SLG: 0.509	41FC1-2							K		2	0	1	0	2	1	0						
41 Victor Martinez, S OBP: 0.383, SLG: 0.549	FC1-2		G5-3		G3			F8		4	0	0	0	0	0	4						
28 J.D. Martinez, R OBP: 0.342, SLG: 0.554	F9				G5-3		G5-3		F7	4	0	0	0	0	0	2						
13 Alex Avila, L OBP: 0.326, SLG: 0.381		F8		HR	G1-3				9B	4	1	2	1	0	0	0						
30 Eugenio Suárez, R OBP: 0.320, SLG: 0.375										3	0	0	0	0	3	0	AB 35					
40 Phil Coke, L OBP: 0.310, SLG: 0.404										1	0	1	0	0	0	0	R 2					
9 Nick Castellanos, R OBP: 0.323, SLG: 0.292										0	0	0	0	0	0	0	H 7					
32 Don Kelly, L OBP: 0.323, SLG: 0.292										0	0	0	0	0	0	0	RBI 2					
58 Robbie Ray, L OBP: 0.500, SLG: 0.500										2	0	1	0	0	0	0	BB 2					
62 AJ Albuquerque, R OBP: 0.263, SLG: 0.275										0	0	0	0	0	0	0	SO 7					
17 Andrew Romine, S OBP: 0.310, SLG: 0.453										1	0	0	0	0	0	2	LOB 12					
48 Tori Hunter, R OBP: 0.310, SLG: 0.453										1	0	0	0	0	0	2						
Inning Stats	R: 1 E: 0 K: 0 S: 12	H: 3 LOB: 2 BB: 0 P: 19	R: 0 E: 1 K: 1 S: 10	H: 0 LOB: 1 BB: 0 P: 11	R: 0 E: 0 K: 2 S: 12	H: 0 LOB: 1 BB: 1 P: 20	R: 1 E: 0 K: 1 S: 12	H: 2 LOB: 1 BB: 0 P: 20	R: 0 E: 0 K: 0 S: 8	H: 0 LOB: 0 BB: 0 P: 16	R: 0 E: 0 K: 1 S: 10	H: 0 LOB: 0 BB: 0 P: 16	R: 0 E: 0 K: 1 S: 16	H: 0 LOB: 0 BB: 0 P: 20	R: 0 E: 0 K: 1 S: 8	H: 0 LOB: 0 BB: 0 P: 11	R: 0 E: 0 K: 0 S: 12	H: 2 LOB: 2 BB: 0 P: 14	1B: 5 2B: 1 3B: 0 HR: 1	SF: 0 SAC: 0 DP: 0 HBP: 0	WP: 0 PB: 0 SB: 0 CS: 0	PA: 37
PITCHER	IP WLS BF H R ER SO BB IBB HBP BLK WP HR S P ERA WHIP																					
36 Edinson Volquez, R ERA: 3.67	6.0 W 26 5 2 2 5 2 0 0 0 0 0 1 64 104 3.00 1.167																					
37 Justin Wilson, L ERA: 4.95	7.1 1.0 H 3 0 0 0 1 0 0 0 0 0 0 16 20 0.00 0.000																					
44 Tony Watson, L ERA: 1.43	8.1 1.0 H 3 0 0 0 1 0 0 0 0 0 0 8 11 0.00 0.000																					
35 Mark Melancon, R ERA: 2.15	9.1 1.0 S 5 2 0 0 0 0 0 0 0 0 0 0 12 14 0.00 2.000																					

Detroit Tigers @ Pittsburgh Pirates
 PNC Park, Pittsburgh, PA
 Tue Aug 12 2014, 7:07 PM - 10:17 PM EDT
 Att: 34,919 - Cloudy - 73 F

AB 35
 R 2
 H 7
 RBI 2
 BB 2
 SO 7
 LOB 12



Batter	1	2	3	4	5	6	7	8	9	AB	R	H	RBI	BB	SO	LOB	BOTTOM			
5 Josh Harrison, R OBP: 0.357, SLG: 0.510	P4		10S		10G6-3		P6			3	1	1	0	1	0	0				
25 Gregory Polanco, L OBP: 0.319, SLG: 0.388	P6		F8		SH1-3		10CS			3	0	1	0	0	0	1				
10 Jordy Mercer, R OBP: 0.310, SLG: 0.380	G6-3		55WP		G6-3					3	0	1	1	1	0	1				
55 Russell Martin, R OBP: 0.411, SLG: 0.402		17B			K					4	1	1	0	0	3	3				
6 Starling Marte, R OBP: 0.339, SLG: 0.398	F9				K					3	1	1	0	1	1	2				
17 Gaby Sanchez, R OBP: 0.292, SLG: 0.384										2	1	1	1	0	0	0				
15 Ike Davis, L OBP: 0.347, SLG: 0.376		23B			F8					2	0	1	1	0	0	1				
23 Travis Snider, L OBP: 0.328, SLG: 0.420										4	0	2	1	0	1	1				
27 Jayson Nix, R OBP: 0.209, SLG: 0.206					L7					3	0	0	0	0	0	3				
36 Edinson Volquez, R OBP: 0.111, SLG: 0.030										2	0	0	0	0	2	2				
24 Pedro Alvarez, L OBP: 0.317, SLG: 0.396										1	0	0	0	0	0	1				
37 Justin Wilson, L ERA: 4.12										0	0	0	0	0	0	0				
44 Tony Watson, L OBP: 0.333, SLG: 0.333										0	0	0	0	0	0	0				
35 Mark Melancon, R ERA: 2.15										0	0	0	0	0	0	0				
Inning Stats	R: 0 E: 0 K: 0 S: 7	H: 0 LOB: 0 BB: 0 P: 12	R: 2 E: 0 K: 1 S: 17	H: 3 LOB: 1 BB: 0 P: 26	R: 1 E: 0 K: 2 S: 13	H: 2 LOB: 1 BB: 0 P: 23	R: 0 E: 0 K: 1 S: 10	H: 1 LOB: 1 BB: 0 P: 11	R: 0 E: 0 K: 0 S: 8	H: 0 LOB: 0 BB: 1 P: 17	R: 1 E: 0 K: 0 S: 9	H: 1 LOB: 1 BB: 1 P: 15	R: 0 E: 0 K: 1 S: 10	H: 1 LOB: 1 BB: 1 P: 18	R: 0 E: 0 K: 1 S: 5	H: 1 LOB: 0 BB: 0 P: 9	1B: 4 2B: 5 3B: 0 HR: 0	SF: 0 SAC: 1 DP: 1 HBP: 0	WP: 1 PB: 0 SB: 2 CS: 1	PA: 34
PITCHER	IP WLS BF H R ER SO BB IBB HBP BLK WP HR S P ERA WHIP																			
58 Robbie Ray, L ERA: 5.31	5.0 L 23 6 4 4 0 1 1 0 0 0 0 0 18 28 0.00 1.500																			
62 AJ Albuquerque, R ERA: 2.89	2.0 8 2 0 0 1 1 0 0 0 0 0 5 9 0.00 1.000																			
40 Phil Coke, L ERA: 4.12	1.0 3 1 0 0 1 0 0 0 0 0 0 0 5 9 0.00 1.000																			

Detroit Tigers @ Pittsburgh Pirates
 PNC Park, Pittsburgh, PA
 Tue Aug 12 2014, 7:07 PM - 10:17 PM EDT
 Att: 34,919 - Cloudy - 73 F

AB 30
 R 4
 H 9
 RBI 4
 BB 3
 SO 7
 LOB 15



Batter	1	2	3	4	5	6	7	8	9	AB	R	H	RBI	BB	SO	LOB	TOP			
5 Josh Harrison, R OBP: 0.355, SLG: 0.509	F9		G4-3 25 55 2B	F7			G6-3		G5-3	5	1	1	0	0	0	2				
25 Gregory Polanco, L OBP: 0.333, SLG: 0.381	G4-3		G4-3				G1-3			4	0	0	0	0	0	1				
55 Russell Martin, R OBP: 0.409, SLG: 0.404	K						G6-3		L8	4	0	1	1	0	1	0				
15 Ike Davis, L OBP: 0.352, SLG: 0.377										2	0	1	0	2	1	1				
6 Starling Marte, R OBP: 0.338, SLG: 0.394										3	0	0	0	0	1	2				
24 Pedro Alvarez, L OBP: 0.316, SLG: 0.394										4	1	1	0	0	3	3				
10 Jordy Mercer, R OBP: 0.314, SLG: 0.386										2	1	1	1	2	0	2				
23 Travis Snider, L OBP: 0.330, SLG: 0.433										3	1	1	2	1	1	3				
27 Jayson Nix, R OBP: 0.197, SLG: 0.194										4	0	0	0	0	0	2				
Inning Stats	R: 0 E: 0 K: 1 S: 8	H: 0 LOB: 0 BB: 0 P: 11	R: 0 E: 0 K: 2 S: 11	H: 0 LOB: 2 BB: 1 P: 18	R: 1 E: 0 K: 1 S: 18	H: 2 LOB: 1 BB: 0 P: 26	R: 3 E: 0 K: 0 S: 12	H: 3 LOB: 0 BB: 0 P: 14	R: 0 E: 0 K: 1 S: 5	H: 0 LOB: 0 BB: 1 P: 12	R: 0 E: 0 K: 0 S: 7	H: 0 LOB: 1 BB: 1 P: 9	R: 0 E: 0 K: 2 S: 10	H: 0 LOB: 1 BB: 1 P: 19	R: 0 E: 0 K: 0 S: 9	H: 0 LOB: 1 BB: 2 P: 20	1B: 2 2B: 2 3B: 1 HR: 1	SF: 0 SAC: 0 DP: 2 HBP: 1	WP: 0 PB: 0 SB: 0 CS: 0	PA: 37
PITCHER	IP WLS BF H R ER SO BB IBB HBP BLK WP HR S P ERA WHIP	IP WLS BF H R ER SO BB IBB HBP BLK WP HR S P ERA WHIP	IP WLS BF H R ER SO BB IBB HBP BLK WP HR S P ERA WHIP	IP WLS BF H R ER SO BB IBB HBP BLK WP HR S P ERA WHIP	IP WLS BF H R ER SO BB IBB HBP BLK WP HR S P ERA WHIP	IP WLS BF H R ER SO BB IBB HBP BLK WP HR S P ERA WHIP	IP WLS BF H R ER SO BB IBB HBP BLK WP HR S P ERA WHIP	IP WLS BF H R ER SO BB IBB HBP BLK WP HR S P ERA WHIP	IP WLS BF H R ER SO BB IBB HBP BLK WP HR S P ERA WHIP	IP WLS BF H R ER SO BB IBB HBP BLK WP HR S P ERA WHIP	IP WLS BF H R ER SO BB IBB HBP BLK WP HR S P ERA WHIP	IP WLS BF H R ER SO BB IBB HBP BLK WP HR S P ERA WHIP	IP WLS BF H R ER SO BB IBB HBP BLK WP HR S P ERA WHIP	IP WLS BF H R ER SO BB IBB HBP BLK WP HR S P ERA WHIP	IP WLS BF H R ER SO BB IBB HBP BLK WP HR S P ERA WHIP	IP WLS BF H R ER SO BB IBB HBP BLK WP HR S P ERA WHIP	IP WLS BF H R ER SO BB IBB HBP BLK WP HR S P ERA WHIP	IP WLS BF H R ER SO BB IBB HBP BLK WP HR S P ERA WHIP	IP WLS BF H R ER SO BB IBB HBP BLK WP HR S P ERA WHIP	IP WLS BF H R ER SO BB IBB HBP BLK WP HR S P ERA WHIP

Pittsburgh Pirates @ Detroit Tigers
Comerica Park, Detroit, MI
Wed Aug 13 2014, 7:09 PM - 10:14 PM EDT
Att: 41,043 - Partly Cloudy - 76 F

AB 31
R 4
H 6
RBI 4
BB 5
SO 7
LOB 16

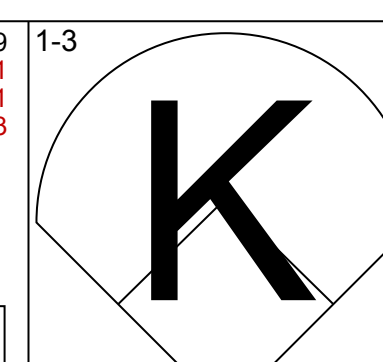
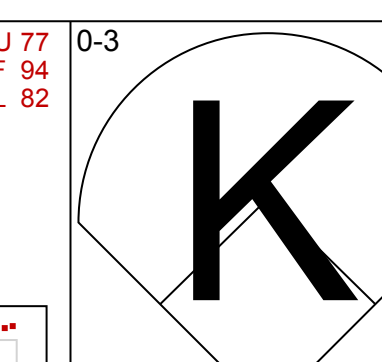
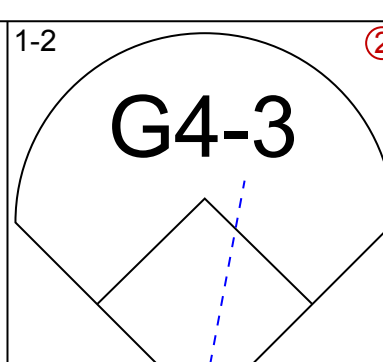
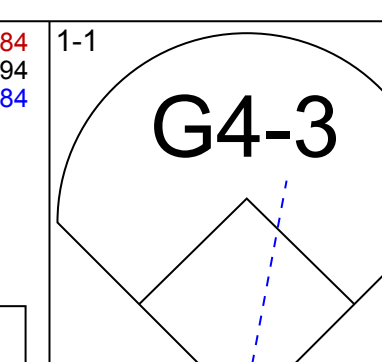
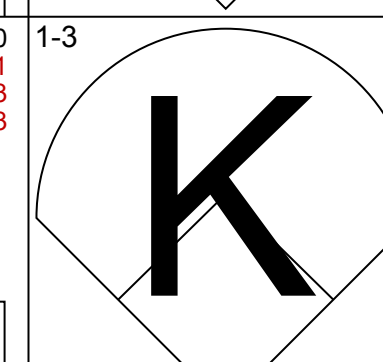
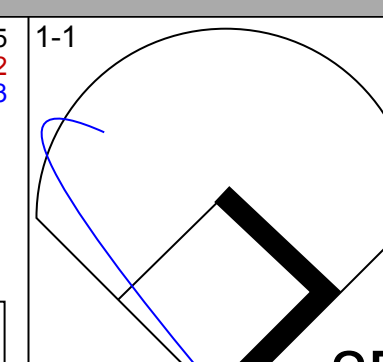
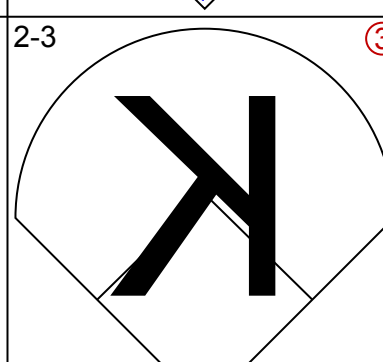
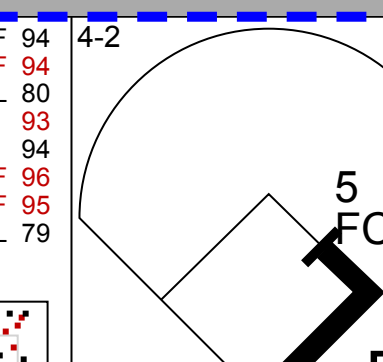
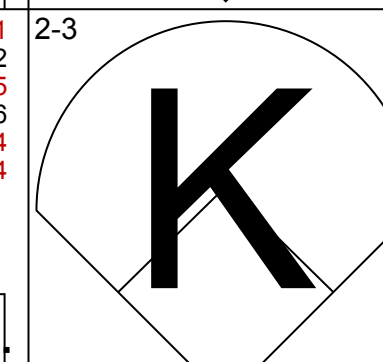
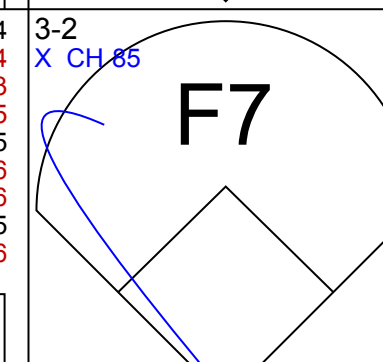
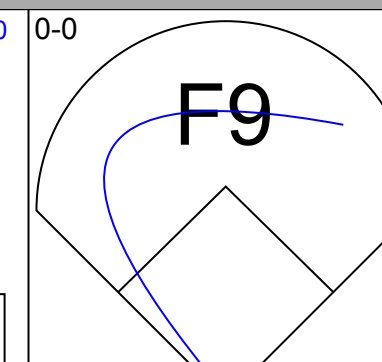
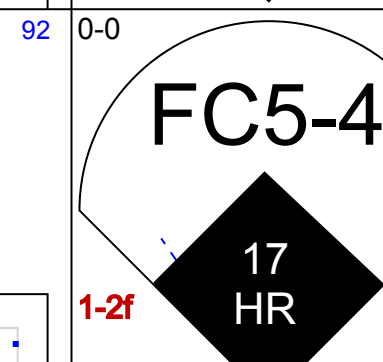
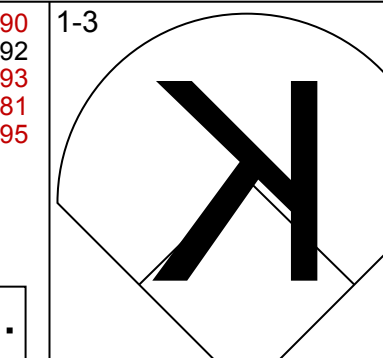
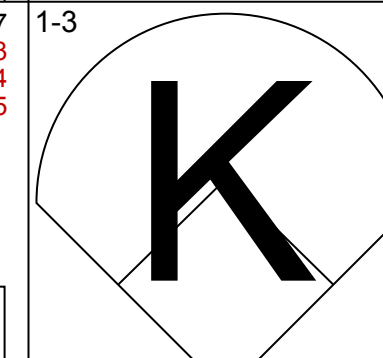
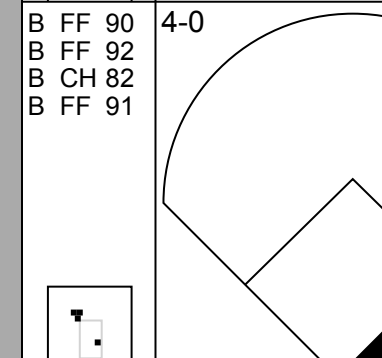
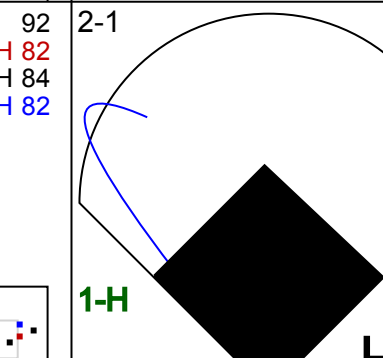
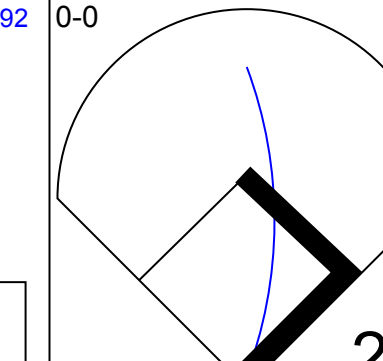
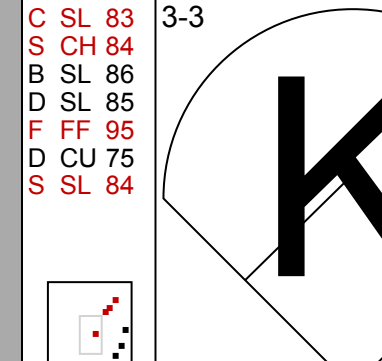
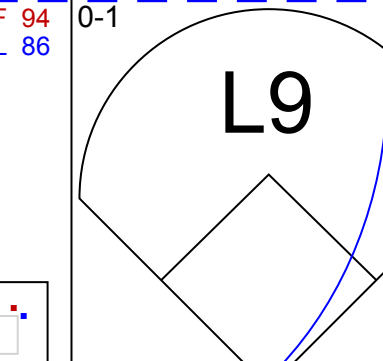
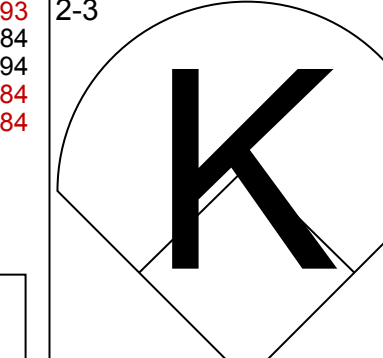

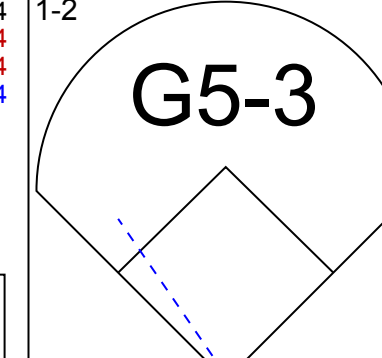
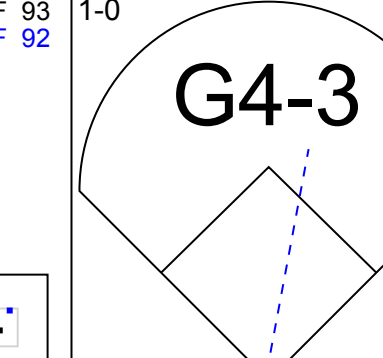
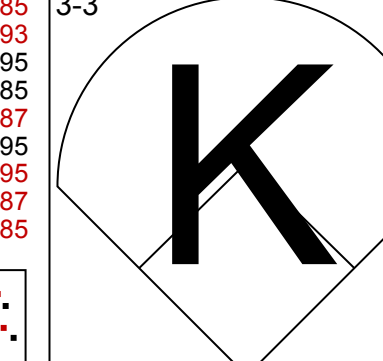



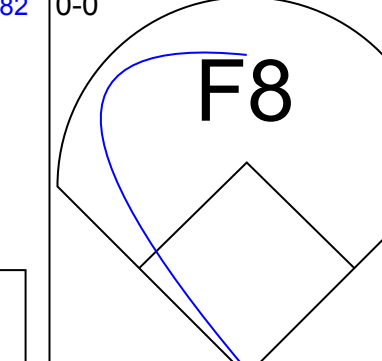
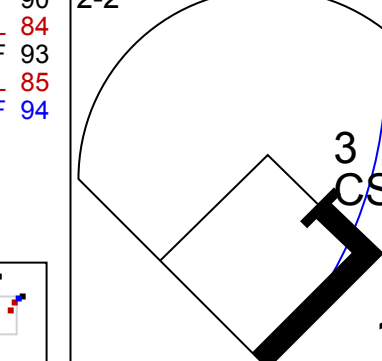
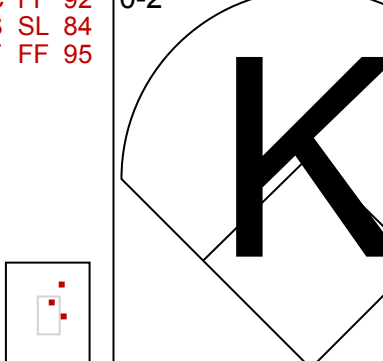
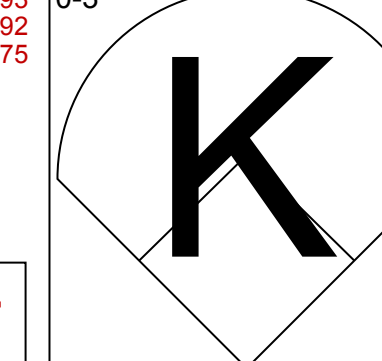
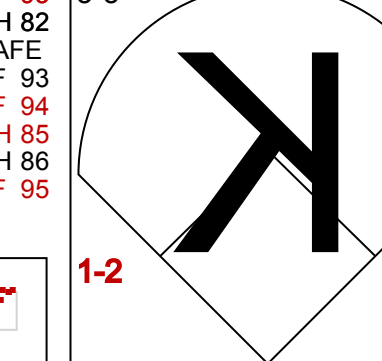
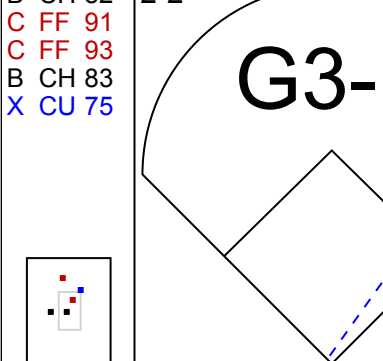
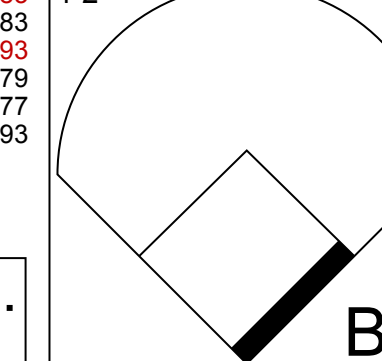



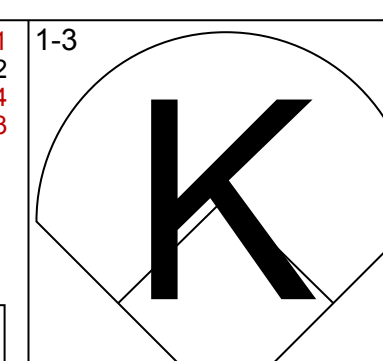
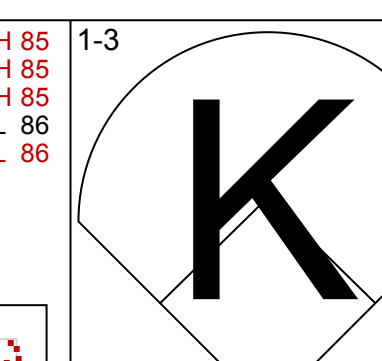
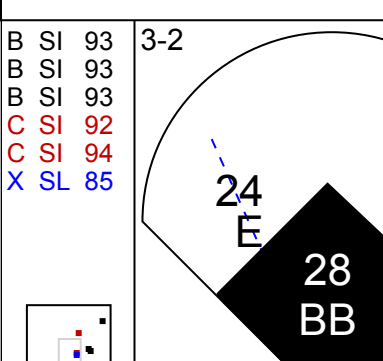
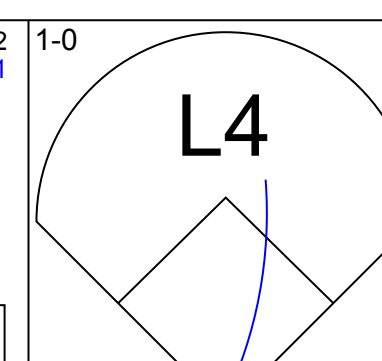
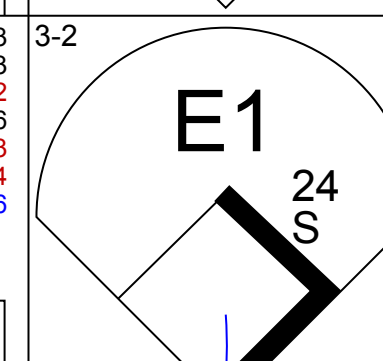
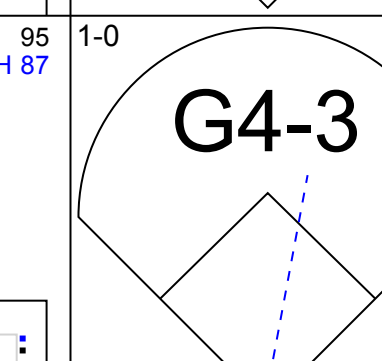
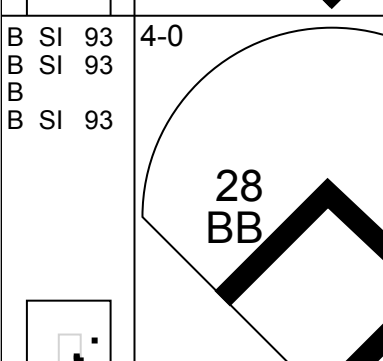
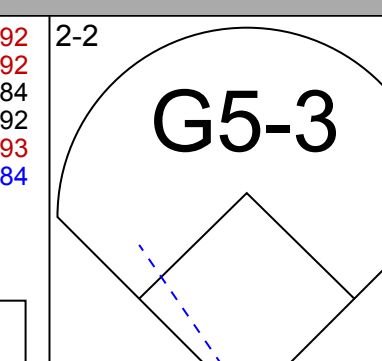
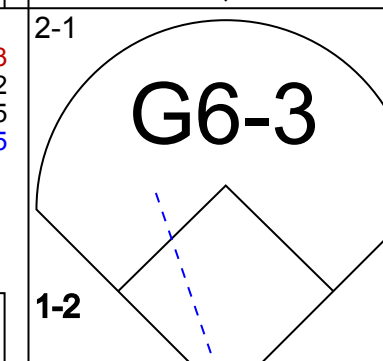
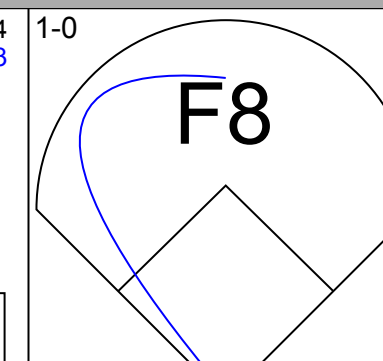
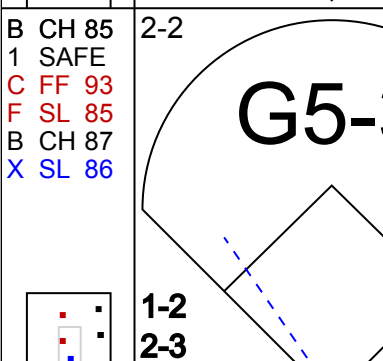
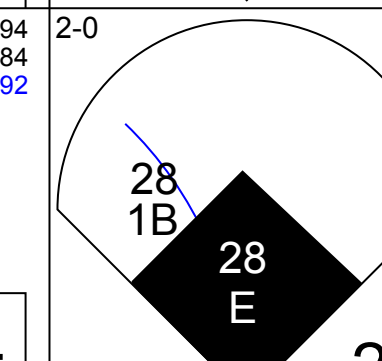
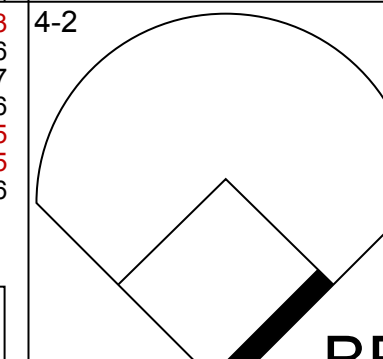
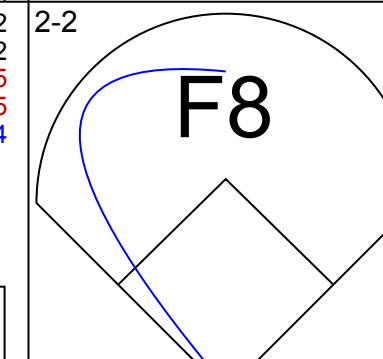
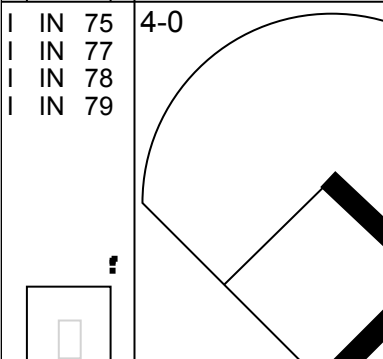
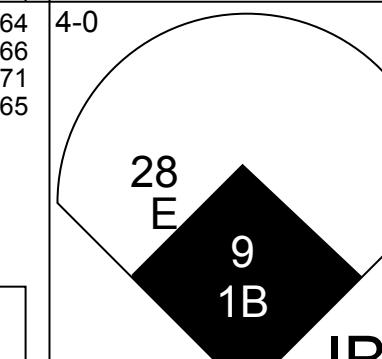
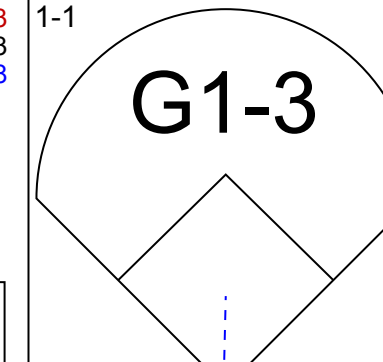
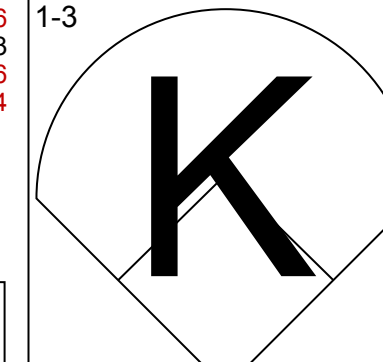
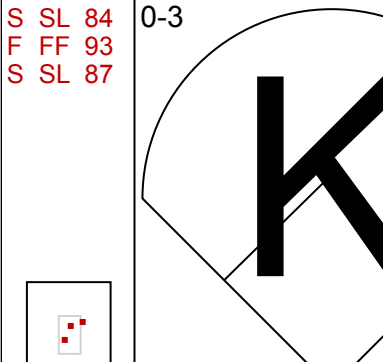
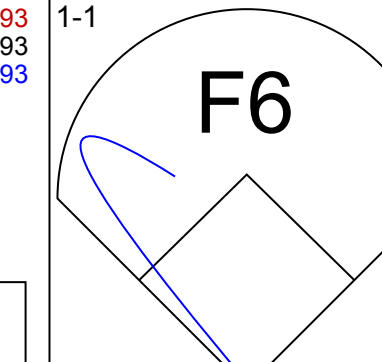
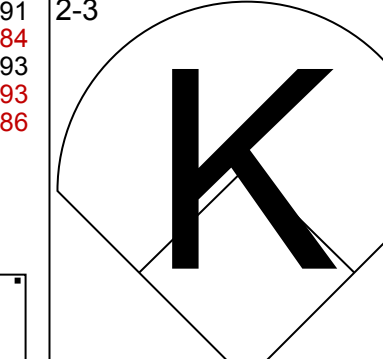
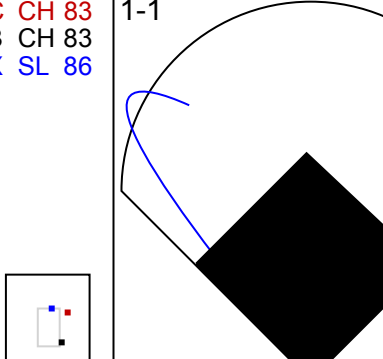
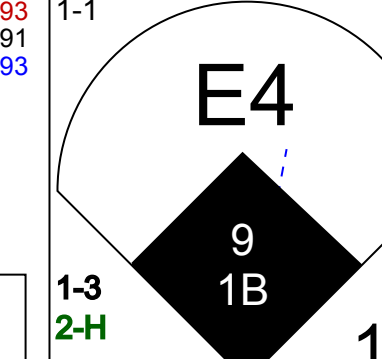
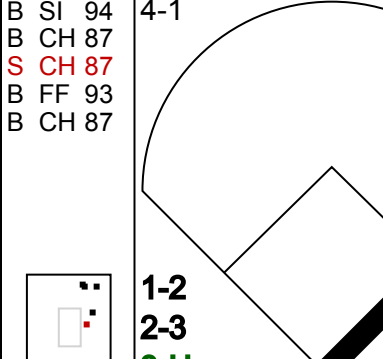
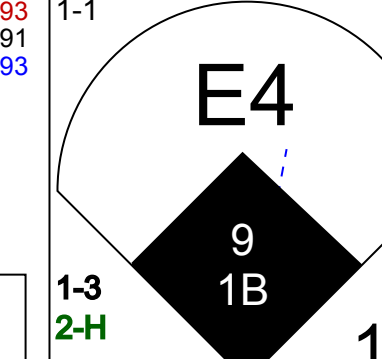
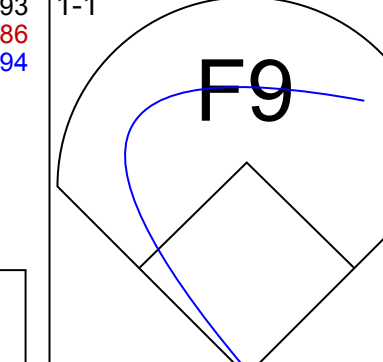
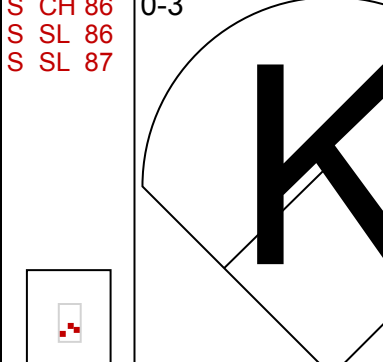
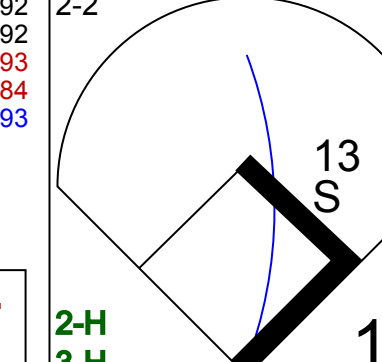
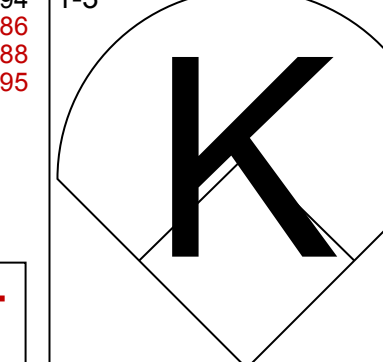

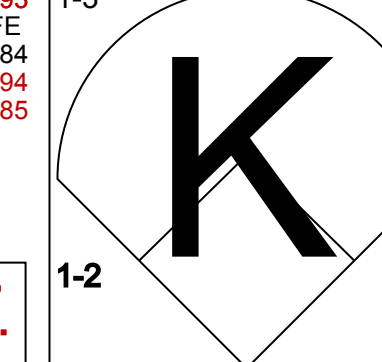


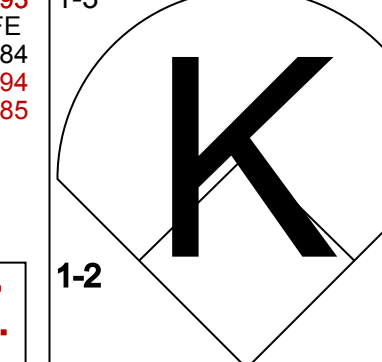
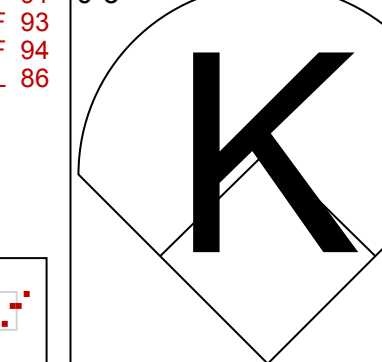
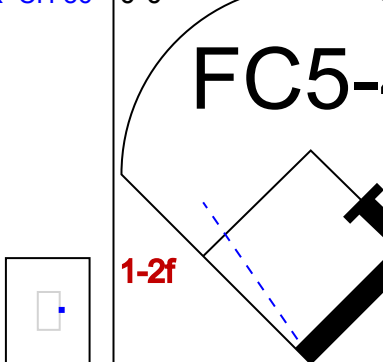
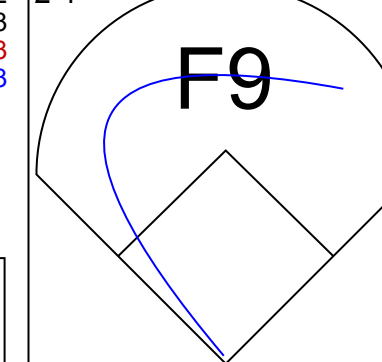

Batter	1	2	3	4	5	6	7	8	9	AB	R	H	RBI	BB	SO	LOB	BOTTOM			
61 Ezequiel Carrera, L OBP: 0.333, SLG: 0.455	K		F9						G4-3	5	2	1	0	0	1	1				
3 Ian Kinsler, R OBP: 0.320, SLG: 0.428	K									2	1	1	0	1	1	0				
24 Miguel Cabrera, R OBP: 0.368, SLG: 0.507										2	1	0	1	1	0	1				
41 Victor Martinez, S OBP: 0.386, SLG: 0.551										4	1	3	3	0	0	0				
48 Tori Hunter, R OBP: 0.312, SLG: 0.456										4	0	2	1	0	0	2				
32 Don Kelly, L OBP: 0.321, SLG: 0.290										4	0	1	0	0	1	3				
9 Nick Castellanos, R OBP: 0.312, SLG: 0.419										4	1	2	2	0	0	3				
13 Alex Avila, L OBP: 0.328, SLG: 0.391										3	1	1	1	1	1	1				
30 Eugenio Suárez, R OBP: 0.319, SLG: 0.372										4	1	1	0	0	0	1				
Inning Stats	R: 0 E: 0 K: 2 S: 11	H: 3 LOB: 1 BB: 0 P: 16	R: 1 E: 0 K: 1 S: 13	H: 3 LOB: 0 BB: 0 P: 20	R: 0 E: 0 K: 0 S: 9	H: 1 LOB: 1 BB: 0 P: 16	R: 0 E: 0 K: 1 S: 8	H: 1 LOB: 1 BB: 0 P: 11	R: 3 E: 1 K: 0 S: 18	H: 3 LOB: 1 BB: 0 P: 25	R: 1 E: 0 K: 0 S: 10	H: 1 LOB: 1 BB: 1 P: 15	R: 3 E: 0 K: 0 S: 9	H: 3 LOB: 1 BB: 2 P: 21	R: 0 E: 0 K: 0 S: 7	H: 0 LOB: 0 BB: 0 P: 9	1B: 7 2B: 1 3B: 2 HR: 2	SF: 1 SAC: 1 DP: 3 HBP: 0	WP: 1 PB: 0 SB: 1 CS: 0	PA: 37
PITCHER	IP WLS BF H R ER SO BB IBB HBP BLK WP HR S P ERA WHIP	IP WLS BF H R ER SO BB IBB HBP BLK WP HR S P ERA WHIP	IP WLS BF H R ER SO BB IBB HBP BLK WP HR S P ERA WHIP	IP WLS BF H R ER SO BB IBB HBP BLK WP HR S P ERA WHIP	IP WLS BF H R ER SO BB IBB HBP BLK WP HR S P ERA WHIP	IP WLS BF H R ER SO BB IBB HBP BLK WP HR S P ERA WHIP	IP WLS BF H R ER SO BB IBB HBP BLK WP HR S P ERA WHIP	IP WLS BF H R ER SO BB IBB HBP BLK WP HR S P ERA WHIP	IP WLS BF H R ER SO BB IBB HBP BLK WP HR S P ERA WHIP	IP WLS BF H R ER SO BB IBB HBP BLK WP HR S P ERA WHIP	IP WLS BF H R ER SO BB IBB HBP BLK WP HR S P ERA WHIP	IP WLS BF H R ER SO BB IBB HBP BLK WP HR S P ERA WHIP	IP WLS BF H R ER SO BB IBB HBP BLK WP HR S P ERA WHIP	IP WLS BF H R ER SO BB IBB HBP BLK WP HR S P ERA WHIP	IP WLS BF H R ER SO BB IBB HBP BLK WP HR S P ERA WHIP	IP WLS BF H R ER SO BB IBB HBP BLK WP HR S P ERA WHIP	IP WLS BF H R ER SO BB IBB HBP BLK WP HR S P ERA WHIP	IP WLS BF H R ER SO BB IBB HBP BLK WP HR S P ERA WHIP	IP WLS BF H R ER SO BB IBB HBP BLK WP HR S P ERA WHIP	IP WLS BF H R ER SO BB IBB HBP BLK WP HR S P ERA WHIP

Pittsburgh Pirates @ Detroit Tigers
Comerica Park, Detroit, MI
Wed Aug 13 2014, 7:09 PM - 10:14 PM EDT
Att: 41,043 - Partly Cloudy - 76 F

AB 32
R 8
H 12
RBI 8
SO 4
LOB 12



Batter	1	2	3	4	5	6	7	8	9	AB	R	H	RBI	BB	SO	LOB	TOP		
25 Gregory Polanco, L (1.9) OBP: 0.328, SLG: 0.374										4	0	0	0	0	2	1	<p>Pittsburgh Pirates @ Detroit Tigers Comerica Park, Detroit, MI Thu Aug 14 2014, 1:09 PM - 4:03 PM EDT Att: 41,986 - Partly Cloudy - 67 F</p>		
23 Travis Snider, L (1.7) OBP: 0.333, SLG: 0.437										3	0	1	0	1	2	0			
5 Josh Harrison, R (1.5) OBP: 0.351, SLG: 0.503											4	1	0	0	0	1		2	
15 Ike Davis, L (1.3) OBP: 0.352, SLG: 0.374											2	0	0	0	1	2		1	
17 Gaby Sanchez, R (9. PH) OBP: 0.295, SLG: 0.492											1	1	1	2	0	0		0	
6 Starling Marte, R (1.8) OBP: 0.337, SLG: 0.395											4	0	1	0	0	1		2	
24 Pedro Alvarez, L (1.10) OBP: 0.313, SLG: 0.390											4	0	0	0	0	2		2	
10 Jordy Mercer, R (1.6) OBP: 0.314, SLG: 0.384										2	0	0	0	0	1	1		<p>AB 30 R 2 H 4 RBI 2 BB 3 SO 14 LOB 10</p>	
27 Jayson Nix, R (7.5) OBP: 0.194, SLG: 0.191										1	0	0	0	0	0	0			
19 Chris Stewart, R (1.2) OBP: 0.269, SLG: 0.311										3	0	1	0	0	2	0			
3 Michael Martinez, S (1.4) OBP: 0.220, SLG: 0.162										2	0	0	0	1	1	1		<p>WP: 0 PA: 33 PB: 0 SB: 0 CS: 1</p> 	
Inning Stats	R: 0 K: 3 S: 10	H: 0 LOB: 0 BB: 0 P: 14	R: 0 K: 3 S: 14	H: 1 LOB: 1 BB: 0 P: 20	R: 0 K: 2 S: 10	H: 1 LOB: 0 BB: 0 P: 15	R: 0 K: 1 S: 14	H: 1 LOB: 1 BB: 0 P: 19	R: 0 K: 1 S: 9	H: 0 LOB: 0 BB: 0 P: 10	R: 0 K: 1 S: 8	H: 0 LOB: 1 BB: 1 P: 16	R: 0 K: 1 S: 8	H: 0 LOB: 1 BB: 1 P: 13	R: 2 K: 0 S: 10	H: 1 LOB: 0 BB: 1 P: 17			1B: 1 2B: 3 3B: 0 HR: 1
PITCHER	IP WLS BF H R ER SO BB IBB HBP BLK WP HR S P ERA WHIP																		
37 Max Scherzer, R (1.1) ERA: 2.96	8.0 W 28 3 0 0 14 2 0 0 0 0 0 0 81 121 0.00 0.625																		
40 Phil Coke, L (9.1) ERA: 4.5	0.1 3 1 2 2 0 1 0 0 0 0 0 1 7 13 54.00 6.000																		
44 Joba Chamberlain, R (9.1) ERA: 3.14	0.2 2 0 0 0 0 0 0 0 0 0 0 0 3 4 0.00 0.000																		

Batter	1	2	3	4	5	6	7	8	9	AB	R	H	RBI	BB	SO	LOB	BOTTOM		
20 Rajai Davis, R (1.8) OBP: 0.327, SLG: 0.413										4	1	1	0	0	2	0	<p>Pittsburgh Pirates @ Detroit Tigers Comerica Park, Detroit, MI Thu Aug 14 2014, 1:09 PM - 4:03 PM EDT Att: 41,986 - Partly Cloudy - 67 F</p>		
3 Ian Kinsler, R (1.4) OBP: 0.319, SLG: 0.426										3	0	0	0	1	0	0			
24 Miguel Cabrera, R (1.3) OBP: 0.367, SLG: 0.507										4	1	1	0	0	0	3			
41 Victor Martinez, S (1.10) OBP: 0.389, SLG: 0.549										1	1	0	0	3	0	0			
48 Torii Hunter, R (1.9) OBP: 0.309, SLG: 0.451										4	0	0	0	0	2	7			
28 J.D. Martinez, R (1.7) OBP: 0.348, SLG: 0.566										3	1	2	2	1	1	0			
32 Don Kelly, L (8. FR) OBP: 0.321, SLG: 0.290										0	1	0	0	0	0	0			
9 Nick Castellanos, R (1.5) OBP: 0.314, SLG: 0.420										4	0	2	2	0	1	3			
61 Ezequiel Carrera, L (8. FR) OBP: 0.333, SLG: 0.455										0	0	0	0	0	0	0			
13 Alex Avila, L (1.2) OBP: 0.325, SLG: 0.385										4	0	0	0	0	3	3			
30 Eugenio Suárez, R (1.6) OBP: 0.314, SLG: 0.365										3	0	0	0	0	1	1		<p>AB 30 R 5 H 6 RBI 4 BB 5 SO 10 LOB 17</p> 	
Inning Stats	R: 0 K: 1 S: 14	H: 0 LOB: 2 BB: 1 P: 25	R: 0 K: 2 S: 8	H: 0 LOB: 0 BB: 0 P: 12	R: 0 K: 2 S: 9	H: 0 LOB: 0 BB: 0 P: 11	R: 1 K: 1 S: 7	H: 2 LOB: 1 BB: 0 P: 11	R: 1 K: 2 S: 13	H: 1 LOB: 3 BB: 3 P: 30	R: 0 K: 0 S: 5	H: 0 LOB: 0 BB: 0 P: 11	R: 3 K: 1 S: 16	H: 3 LOB: 2 BB: 1 P: 28	R: 1 K: 0 S: 10	H: 3 LOB: 0 BB: 1 P: 17			1B: 3 2B: 2 3B: 0 HR: 1
PITCHER	IP WLS BF H R ER SO BB IBB HBP BLK WP HR S P ERA WHIP																		
47 Francisco Liriano, L (1.1) ERA: 3.79	6.0 L 25 3 2 2 9 3 1 0 0 0 0 0 21 30 3.00 1.000																		
58 Brandon Compton, R (7.1) ERA: 5.12	2.0 10 3 3 2 1 0 1 0 0 0 0 0 21 39 9.00 1.500																		

Batter	1	2	3	4	5	6	7	8	9	AB	R	H	RBI	BB	SO	LOB	TOP				
16 Austin Jackson, R OBP: 0.326, SLG: 0.379	G4-3	G6-4-3		FC5-4			G5-3		K	5	0	0	0	0	1	4					
13 Dustin Ackley, L OBP: 0.297, SLG: 0.383		G4-3		CS	F8		F8			4	0	1	0	0	0	1					
22 Robinson Cano, L OBP: 0.398, SLG: 0.476										4	2	2	1	0	1	1					
99 James Jones, L OBP: 0.286, SLG: 0.312	K			HR			G1-5-3			0	0	0	0	0	0	0					
21 Kendrys Morales, S OBP: 0.256, SLG: 0.327	L8		G5-3		FC6		G6-3			4	0	0	0	0	2						
15 Kyle Seager, L OBP: 0.345, SLG: 0.476			G3-1					K		4	1	2	1	0	1	0					
3 Mike Zunino, R OBP: 0.284, SLG: 0.429		HBP		K	G5-3			K		3	1	0	0	0	2	2					
20 Logan Morrison, L OBP: 0.285, SLG: 0.361										4	2	2	1	0	0	0					
9 Endy Chavez, L OBP: 0.296, SLG: 0.363										3	0	1	1	0	0	1					
5 Brad Miller, L OBP: 0.275, SLG: 0.332										1	1	1	0	0	0	0					
1 Chris Taylor, R OBP: 0.431, SLG: 0.481										3	0	2	1	1	1	0					
Inning Stats	R: 0 H: 1 E: 0 K: 1 S: 13	H: 4 LOB: 1 BB: 0 P: 19	R: 3 H: 4 E: 0 K: 0 S: 14	H: 1 LOB: 1 BB: 0 P: 24	R: 1 H: 1 E: 0 K: 1 S: 9	H: 2 LOB: 0 BB: 0 P: 13	R: 1 H: 2 E: 0 K: 0 S: 9	H: 2 LOB: 1 BB: 0 P: 14	R: 0 H: 0 E: 0 K: 1 S: 11	H: 0 LOB: 0 BB: 0 P: 16	R: 0 H: 0 E: 0 K: 2 S: 6	H: 0 LOB: 0 BB: 0 P: 10	R: 0 H: 0 E: 0 K: 2 S: 8	H: 0 LOB: 0 BB: 0 P: 13	R: 1 H: 1 E: 0 K: 1 S: 12	H: 1 LOB: 0 BB: 1 P: 19	1B: 8 2B: 1 3B: 1 HR: 1	SF: 0 SAC: 0 DP: 2 HBP: 1	WP: 0 PB: 0 SB: 1 CS: 3	PA: 38	
PITCHER	IP WLS BF H R ER SO BB IBB HBP BLK WP HR S P ERA WHIP	IP WLS BF H R ER SO BB IBB HBP BLK WP HR S P ERA WHIP	IP WLS BF H R ER SO BB IBB HBP BLK WP HR S P ERA WHIP	IP WLS BF H R ER SO BB IBB HBP BLK WP HR S P ERA WHIP	IP WLS BF H R ER SO BB IBB HBP BLK WP HR S P ERA WHIP	IP WLS BF H R ER SO BB IBB HBP BLK WP HR S P ERA WHIP	IP WLS BF H R ER SO BB IBB HBP BLK WP HR S P ERA WHIP	IP WLS BF H R ER SO BB IBB HBP BLK WP HR S P ERA WHIP	IP WLS BF H R ER SO BB IBB HBP BLK WP HR S P ERA WHIP	IP WLS BF H R ER SO BB IBB HBP BLK WP HR S P ERA WHIP	IP WLS BF H R ER SO BB IBB HBP BLK WP HR S P ERA WHIP	IP WLS BF H R ER SO BB IBB HBP BLK WP HR S P ERA WHIP	IP WLS BF H R ER SO BB IBB HBP BLK WP HR S P ERA WHIP	IP WLS BF H R ER SO BB IBB HBP BLK WP HR S P ERA WHIP	IP WLS BF H R ER SO BB IBB HBP BLK WP HR S P ERA WHIP	IP WLS BF H R ER SO BB IBB HBP BLK WP HR S P ERA WHIP	IP WLS BF H R ER SO BB IBB HBP BLK WP HR S P ERA WHIP	IP WLS BF H R ER SO BB IBB HBP BLK WP HR S P ERA WHIP	IP WLS BF H R ER SO BB IBB HBP BLK WP HR S P ERA WHIP	IP WLS BF H R ER SO BB IBB HBP BLK WP HR S P ERA WHIP	IP WLS BF H R ER SO BB IBB HBP BLK WP HR S P ERA WHIP
21 Rick Porcello, R ERA: 3.28	6.0	2.0	1.0	1.0	1.0	1.0	1.0	1.0	1.0	6.0	2.0	1.0	1.0	1.0	1.0	1.0	7.50	1.667			
54 Melvin Mercedes, R ERA:	2.0	6	0	0	0	2	0	0	0	0	0	14	23	0.00	0.000						
46 Ian Krol, L ERA: 4.78	1.0	4	1	1	1	1	1	0	0	0	12	19	9.00	2.000							

Seattle Mariners @ Detroit Tigers
Comerica Park, Detroit, MI
Fri Aug 15 2014, 7:10 PM - 10:00 PM EDT
Att: 42,385 - Clear - 76 F

AB 35
R 7
H 11
RBI 5
BB 1
SO 6
LOB 11



Batter	1	2	3	4	5	6	7	8	9	AB	R	H	RBI	BB	SO	LOB	BOTTOM				
20 Rajai Davis, R OBP: 0.326, SLG: 0.417	G6-3		G6-3		K			G5-3		4	1	1	0	0	1	1					
3 Ian Kinsler, R OBP: 0.317, SLG: 0.422	G6-3		G6-3		G5-3			F9		4	0	0	1	0	0	1					
24 Miguel Cabrera, R OBP: 0.370, SLG: 0.512	E						K			3	1	2	0	1	1	0					
41 Victor Martinez, S OBP: 0.388, SLG: 0.546	E6		G6-3		L6		L6			4	0	1	1	0	0	2					
48 Torii Hunter, R OBP: 0.309, SLG: 0.448	FC6-4				G6-3		E			3	0	0	0	1	1	3					
28 J.D. Martinez, R OBP: 0.347, SLG: 0.561					F9		L8			4	0	1	0	0	0	1					
9 Nick Castellanos, R OBP: 0.311, SLG: 0.415					L5					4	0	0	0	0	1	1					
50 Bryan Holaday, R OBP: 0.286, SLG: 0.266										4	0	0	0	0	1	1					
30 Eugenio Suárez, R OBP: 0.314, SLG: 0.365										3	0	1	0	0	1	0					
Inning Stats	R: 0 H: 1 E: 1 K: 0 S: 10	H: 1 LOB: 2 BB: 0 P: 18	R: 0 H: 1 E: 0 K: 0 S: 11	H: 1 LOB: 0 BB: 0 P: 18	R: 1 H: 2 E: 0 K: 0 S: 12	H: 2 LOB: 1 BB: 0 P: 19	R: 0 H: 0 E: 0 K: 0 S: 5	H: 0 LOB: 0 BB: 0 P: 7	R: 0 H: 1 E: 0 K: 1 S: 8	H: 1 LOB: 1 BB: 0 P: 14	R: 0 H: 0 E: 0 K: 1 S: 15	H: 0 LOB: 0 BB: 0 P: 23	R: 0 H: 0 E: 0 K: 2 S: 9	H: 0 LOB: 0 BB: 0 P: 10	R: 1 H: 1 E: 0 K: 0 S: 15	H: 1 LOB: 1 BB: 1 P: 24	1B: 3 2B: 2 3B: 1 HR: 0	SF: 0 SAC: 0 DP: 1 HBP: 0	WP: 1 PB: 0 SB: 0 CS: 0	PA: 35	
PITCHER	IP WLS BF H R ER SO BB IBB HBP BLK WP HR S P ERA WHIP	IP WLS BF H R ER SO BB IBB HBP BLK WP HR S P ERA WHIP	IP WLS BF H R ER SO BB IBB HBP BLK WP HR S P ERA WHIP	IP WLS BF H R ER SO BB IBB HBP BLK WP HR S P ERA WHIP	IP WLS BF H R ER SO BB IBB HBP BLK WP HR S P ERA WHIP	IP WLS BF H R ER SO BB IBB HBP BLK WP HR S P ERA WHIP	IP WLS BF H R ER SO BB IBB HBP BLK WP HR S P ERA WHIP	IP WLS BF H R ER SO BB IBB HBP BLK WP HR S P ERA WHIP	IP WLS BF H R ER SO BB IBB HBP BLK WP HR S P ERA WHIP	IP WLS BF H R ER SO BB IBB HBP BLK WP HR S P ERA WHIP	IP WLS BF H R ER SO BB IBB HBP BLK WP HR S P ERA WHIP	IP WLS BF H R ER SO BB IBB HBP BLK WP HR S P ERA WHIP	IP WLS BF H R ER SO BB IBB HBP BLK WP HR S P ERA WHIP	IP WLS BF H R ER SO BB IBB HBP BLK WP HR S P ERA WHIP	IP WLS BF H R ER SO BB IBB HBP BLK WP HR S P ERA WHIP	IP WLS BF H R ER SO BB IBB HBP BLK WP HR S P ERA WHIP	IP WLS BF H R ER SO BB IBB HBP BLK WP HR S P ERA WHIP	IP WLS BF H R ER SO BB IBB HBP BLK WP HR S P ERA WHIP	IP WLS BF H R ER SO BB IBB HBP BLK WP HR S P ERA WHIP	IP WLS BF H R ER SO BB IBB HBP BLK WP HR S P ERA WHIP	IP WLS BF H R ER SO BB IBB HBP BLK WP HR S P ERA WHIP
65 James Paxton, L ERA: 2.2	6.0	1.0	1.0	1.0	1.0	1.0	1.0	1.0	1.0	6.0	2.0	1.0	1.0	1.0	1.0	1.0	1.50	1.000			
54 Tom Wilhelmson, R ERA: 2.25	1.0	3	0	0	0	2	0	0	0	0	9	10	0.00	0.000							
52 Dominic Leone, R ERA: 2.2	1.0	5	1	1	1	1	1	0	0	1	0	15	24	9.00	2.000						
40 Danny Farquhar, R ERA: 2.61	1.0	3	0	0	0	1	0	0	0	0	7	9	0.00	0.000							

Seattle Mariners @ Detroit Tigers
Comerica Park, Detroit, MI
Fri Aug 15 2014, 7:10 PM - 10:00 PM EDT
Att: 42,385 - Clear - 76 F

AB 33
R 2
H 6
RBI 2
BB 2
SO 6
LOB 10



Batter	1	2	3	4	5	6	7	8	9	AB	R	H	RBI	BB	SO	LOB	TOP										
16 Austin Jackson, R OBP: 0.285, SLG: 0.311	F8	F8	G4-3	G4-3	G3-1	G3-1	G4-3	G4-3	FC6-4	5	1	2	0	0	0	0											
99 James Jones, L OBP: 0.285, SLG: 0.311										1	0	0	0	0	0	1											
13 Dustin Ackley, L OBP: 0.293, SLG: 0.375	22 1B	F7	G3-1	G3-1	G3-1	G3-1	G3-1	K	K	4	1	0	1	1	1	2											
22 Robinson Cano, L OBP: 0.326, SLG: 0.476	21 1B									3	3	2	0	1	0	0											
5 Brad Miller, L OBP: 0.275, SLG: 0.331	15 SF8									1	1	0	0	0	0	0											
21 Kendrys Morales, S OBP: 0.267, SLG: 0.330	28 1B									4	0	2	1	1	0	2											
15 Kyle Seager, L OBP: 0.345, SLG: 0.473	SF8									4	1	2	3	0	0	2											
28 Chris Denorfia, R OBP: 0.293, SLG: 0.318										5	0	3	1	0	1	4											
20 Logan Morrison, L OBP: 0.288, SLG: 0.362	G2-3									5	0	2	0	0	0	3											
1 Chris Taylor, R OBP: 0.409, SLG: 0.458										5	1	1	0	0	2	3											
2 Jesús Sucre, R OBP: 0.138, SLG: 0.138	L3									5	0	0	0	0	2	2											
Inning Stats	R: 2 H: 3 E: 0 K: 0 S: 15	L: 3 LOB: 2 BB: 1 P: 28	R: 0 H: 1 E: 0 K: 0 S: 9	L: 1 LOB: 1 BB: 0 P: 12	R: 1 H: 3 E: 0 K: 1 S: 12	L: 3 LOB: 2 BB: 0 P: 20	R: 0 H: 0 E: 0 K: 0 S: 7	L: 0 LOB: 0 BB: 0 P: 12	R: 1 H: 1 E: 0 K: 0 S: 12	L: 1 LOB: 1 BB: 1 P: 18	R: 3 H: 3 E: 1 K: 2 S: 18	L: 3 LOB: 2 BB: 1 P: 29	R: 0 H: 0 E: 0 K: 0 S: 5	L: 0 LOB: 0 BB: 0 P: 8	R: 1 H: 2 E: 1 K: 1 S: 15	L: 2 LOB: 2 BB: 0 P: 20	R: 0 H: 1 E: 0 K: 2 S: 11	L: 1 LOB: 1 BB: 0 P: 15	1B: 12 2B: 1 3B: 1 HR: 0	SF: 1 SAC: 0 DP: 0 HBP: 0	WP: 1 PB: 0 SB: 1 CS: 0	PA: 46					
PITCHER	IP	WLS	BF	H	R	ER	SO	BB	IBB	HBP	BLK	WP	HR	S	P	ERA	WHIP										
58 Robbie Ray, L ERA: 5.68	5.0	L	25	8	4	4	1	2	0	0	0	1	0	55	90	7.20	2.000										
49 Jim Johnson, R ERA: 7.24	0.2		6	2	3	1	1	0	1	0	0	0	0	11	19	13.50	3.000										
65 Blaine Hardy, L ERA: 1.95	1.1		5	1	0	0	1	0	0	0	0	0	0	12	18	0.00	0.750										
40 Phil Coke, L ERA: 4.4	1.0		6	2	1	0	1	0	0	0	0	0	0	15	20	0.00	2.000										
62 Albuquerque, R ERA: 2.8	1.0		4	1	0	0	2	0	0	0	0	0	0	11	15	0.00	1.000										
Batter	1	2	3	4	5	6	7	8	9	AB	R	H	RBI	BB	SO	LOB	BOTTOM										
3 Ian Kinsler, R OBP: 0.314, SLG: 0.418	F7									3	0	0	0	0	0	3											
30 Eugenio Suárez, R OBP: 0.311, SLG: 0.360										1	0	0	0	0	1	0											
61 Ezequiel Carrera, L OBP: 0.242, SLG: 0.323	K									4	0	0	0	0	3	3											
24 Miguel Cabrera, R OBP: 0.372, SLG: 0.511	F8									3	1	0	0	1	1	0											
41 Victor Martinez, S OBP: 0.392, SLG: 0.549	G4-3									4	0	2	1	0	0	0											
28 J.D. Martinez, R OBP: 0.347, SLG: 0.559	F7									4	0	1	0	0	0	2											
9 Nick Castellanos, R OBP: 0.310, SLG: 0.420	F9									4	0	0	0	0	0	2											
13 Alex Avila, L OBP: 0.329, SLG: 0.384	K									2	0	1	0	2	1	1											
17 Andrew Romine, S OBP: 0.268, SLG: 0.276	F8									3	0	1	0	1	1	1											
20 Rajai Davis, R OBP: 0.327, SLG: 0.416										1	0	0	0	1	0	2											
32 Don Kelly, L OBP: 0.317, SLG: 0.286										2	0	0	0	0	0	3											
Inning Stats	R: 0 H: 0 E: 0 K: 1 S: 10	L: 0 LOB: 0 BB: 0 P: 14	R: 0 H: 1 E: 0 K: 1 S: 14	L: 1 LOB: 1 BB: 0 P: 20	R: 0 H: 0 E: 0 K: 1 S: 10	L: 0 LOB: 1 BB: 1 P: 20	R: 0 H: 1 E: 0 K: 0 S: 9	L: 1 LOB: 1 BB: 0 P: 14	R: 0 H: 2 E: 0 K: 0 S: 13	L: 2 LOB: 2 BB: 0 P: 22	R: 0 H: 0 E: 0 K: 1 S: 7	L: 0 LOB: 0 BB: 0 P: 9	R: 0 H: 0 E: 0 K: 1 S: 16	L: 0 LOB: 1 BB: 1 P: 24	R: 1 H: 1 E: 0 K: 2 S: 12	L: 1 LOB: 1 BB: 1 P: 19	R: 0 H: 0 E: 0 K: 0 S: 6	L: 0 LOB: 1 BB: 2 P: 15	1B: 3 2B: 2 3B: 0 HR: 0	SF: 0 SAC: 0 DP: 1 HBP: 0	WP: 0 PB: 0 SB: 3 CS: 0	PA: 36					
PITCHER	IP	WLS	BF	H	R	ER	SO	BB	IBB	HBP	BLK	WP	HR	S	P	ERA	WHIP										
53 Chris Young, R ERA: 3.07	6.0	W	23	4	0	0	0	1	0	0	0	0	0	16	24	0.00	1.000										
54 Tom Wilhelmsen, R ERA: 2.22	1.0		4	0	0	0	1	1	0	0	0	0	0	12	19	9.00	2.000										
40 Danny Farquhar, R ERA: 2.73	1.0		5	1	1	1	2	1	0	0	0	0	0	6	15	0.00	2.000										
31 Yoervis Medina, R ERA: 2.13	1.0		4	0	0	0	0	2	0	0	0	0	0	6	15	0.00	2.000										

Seattle Mariners @ Detroit Tigers
Comerica Park, Detroit, MI
Sun Aug 17 2014, 1:12 PM - 4:29 PM EDT
Att: 41,181 - Sunny - 75 F

AB 42
R 8
H 14
RBI 6
BB 3
SO 6
LOB 19



Seattle Mariners @ Detroit Tigers
Comerica Park, Detroit, MI
Sun Aug 17 2014, 1:12 PM - 4:29 PM EDT
Att: 41,181 - Sunny - 75 F

AB 31
R 1
H 5
RBI 1
BB 5
SO 7
LOB 17



Batter	1	2	3	4	5	6	7	8	9	10	11	AB	R	H	RBI	BB	SO	LOB	TOP							
3 Ian Kinsler, R OBP: 0.316, SLG: 0.423	(1, 4) K		(2) G5-4-3		(1) 48 FC6-5 BB	(3) F8							5	2	2	1	1	1	4							
48 Torii Hunter, R OBP: 0.308, SLG: 0.445	(1, 9) G4-3			(2) 24 G6-3 2B	(2) 24 FC6-5 1B		(1) K		(2) 2B				5	1	1	1	1	2	3							
24 Miguel Cabrera, R OBP: 0.373, SLG: 0.509	(1, 3) K			(1) 24 G6-3 2B	(1) 24 FC6-5 1B		(2) G5-3						4	1	1	1	2	1	1							
41 Victor Martinez, S OBP: 0.389, SLG: 0.543	(1, 10) K			(2) P5	(3) P3		(3) P5						5	0	0	1	1	1	5							
26 J.D. Martinez, R OBP: 0.348, SLG: 0.567	(1, 7) K			(3) K		(1) G1-3							5	1	2	1	0	2	1							
61 Ezequiel Carrera, L OBP: 0.235, SLG: 0.313	(10, PR) K												1	0	0	0	0	1	3							
9 Nick Castellanos, R OBP: 0.300, SLG: 0.418	(1, 5) L7												4	1	1	0	0	1	0							
32 Don Kelly, L OBP: 0.319, SLG: 0.283													1	0	0	0	1	0	1							
13 Alex Avila, L OBP: 0.331, SLG: 0.382													2	1	0	0	2	1	1							
30 Eugenio Suárez, R OBP: 0.310, SLG: 0.359													1	0	0	0	0	1	1							
50 Bryan Holaday, R OBP: 0.283, SLG: 0.266													0	0	0	1	0	0	0							
17 Andrew Romine, S OBP: 0.275, SLG: 0.279													5	1	2	0	1	1	3							
20 Rajai Davis, R OBP: 0.329, SLG: 0.414													4	0	1	1	1	1	4							
Inning Stats	R: 0 E: 0 K: 2 S: 9	H: 0 LOB: 0 BB: 0 P: 14	R: 0 E: 0 K: 2 S: 10	H: 0 LOB: 0 BB: 0 P: 14	R: 0 E: 0 K: 0 S: 8	H: 0 LOB: 1 BB: 2 P: 19	R: 0 E: 0 K: 1 S: 7	H: 1 LOB: 1 BB: 0 P: 9	R: 3 E: 1 K: 0 S: 14	H: 3 LOB: 2 BB: 1 P: 27	R: 1 E: 0 K: 1 S: 14	H: 0 LOB: 0 BB: 0 P: 20	R: 1 E: 0 K: 1 S: 10	H: 1 LOB: 0 BB: 0 P: 14	R: 0 E: 0 K: 1 S: 8	H: 1 LOB: 2 BB: 1 P: 17	R: 0 E: 0 K: 2 S: 13	H: 2 LOB: 0 BB: 0 P: 18	R: 3 E: 0 K: 2 S: 15	H: 1 LOB: 2 BB: 4 P: 33	1B: 6 2B: 2 3B: 1 HR: 1	SF: 1 SAC: 2 DP: 1 HBP: 0	WP: 1 PB: 0 SB: 2 CS: 0	PA: 53		
PITCHER	IP 5.2	WLS 0.1	BF 27	H 5	R 4	ER 1	SO 6	BB 0	IBB 0	HBP 0	BLK 0	WP 0	HR 0	S 59	P 107	ERA 1.59	WHIP 1.765									
22 Chris Archer, R ERA: 3.17																										
49 Kirby Yates, R ERA: 2.16																										
26 Brad Boxberger, R ERA: 1.93																										
62 Joel Peralta, R ERA: 3.96																										
57 Jake McGee, L ERA: 1.4																										
PITCHER	IP 0.0	WLS 0	BF 4	H 1	R 3	ER 3	SO 0	BB 0	IBB 0	HBP 0	BLK 0	WP 0	HR 0	S 2	P 14	ERA ∞	WHIP 1.000									
50 Grant Balfour, R ERA: 5.48																										
38 Jeff Beliveau, L ERA: 2.03																										

Detroit Tigers @ Tampa Bay Rays
Tropicana Field, St. Petersburg, FL
Tue Aug 19 2014, 7:12 PM - 11:52 PM EDT
Att. 14,331 - Dome - 72 F

livebaseballscores.com

AB 42
R 8
H 10
RBI 7
BB 10
SO 13
LOB 27



Batter	1	2	3	4	5	6	7	8	9	10	11	AB	R	H	RBI	BB	SO	LOB	BOTTOM							
8 Desmond Jennings, R OBP: 0.320, SLG: 0.381	(1, 8) L8												6	0	0	0	2	2								
18 Ben Zobrist, S OBP: 0.369, SLG: 0.421	(1, 4) 3 BB												3	2	2	1	2	0	0							
20 Matt Joyce, L OBP: 0.369, SLG: 0.424	(1, 7) 1 HR												4	0	0	0	1	4								
11 Logan Forsythe, R OBP: 0.299, SLG: 0.364	(9, PH) K												1	0	0	0	1	1								
3 Evan Longoria, R OBP: 0.327, SLG: 0.391	(1, 5) 21 HR												3	2	1	1	3	1	1							
21 James Loney, L OBP: 0.339, SLG: 0.381	(1, 3) 21 HR												3	2	1	1	3	1	1							
1 Sean Rodriguez, R OBP: 0.270, SLG: 0.473	(8, PR) 1 HR												4	1	3	3	0	0	0							
11 Yonel Escobar, R OBP: 0.319, SLG: 0.323	(1, 6) K												1	0	0	0	1	1								
30 Vince Belnome, L OBP: 0.286, SLG: 0.200	(1, 10) SH1-3												3	1	1	1	1	1	1							
59 Curt Casali, R OBP: 0.275, SLG: 0.222	(1, 2) SH1-3												2	0	0	0	0	1	1							
5 Brandon Guyer, R OBP: 0.345, SLG: 0.364	(8, PH) SH1-3												1	0	0	0	0	3								
28 José Molina, R OBP: 0.242, SLG: 0.196	(9, 2) K												1	0	0	0	1	2								
39 Kevin Kiermaier, L OBP: 0.319, SLG: 0.469	(1, 9) 18 BB												4	0	0	0	1	1	0							
Inning Stats	R: 3 E: 0 K: 2 S: 17	H: 1 LOB: 0 BB: 1 P: 25	R: 1 E: 0 K: 1 S: 12	H: 2 LOB: 2 BB: 1 P: 22	R: 0 E: 0 K: 0 S: 6	H: 0 LOB: 0 BB: 0 P: 8	R: 0 E: 0 K: 3 S: 9	H: 0 LOB: 0 BB: 0 P: 12	R: 0 E: 0 K: 1 S: 12	H: 1 LOB: 1 BB: 0 P: 17	R: 0 E: 0 K: 1 S: 6	H: 0 LOB: 0 BB: 0 P: 8	R: 1 E: 0 K: 0 S: 14	H: 2 LOB: 3 BB: 1 P: 22	R: 0 E: 0 K: 1 S: 15	H: 0 LOB: 1 BB: 1 P: 24	R: 0 E: 0 K: 1 S: 15	H: 0 LOB: 2 BB: 2 P: 25	R: 1 E: 0 K: 1 S: 13	H: 2 LOB: 2 BB: 1 P: 21	1B: 6 2B: 1 3B: 0 HR: 1	SF: 1 SAC: 2 DP: 0 HBP: 1	WP: 0 PB: 0 SB: 0 CS: 0	PA: 50		
PITCHER	IP 7.0	WLS 0	BF 29	H 4	R 4	ER 4	SO 9	BB 3	IBB 0	HBP 1	BLK 0	WP 0	HR 1	S 74	P 112	ERA 5.14	WHIP 1.000									
37 Max Scherzer, R ERA: 3.07																										
44 Joba Chamberlain, R ERA: 3.26																										
62 Al Alburquerque, R ERA: 2.76																										
65 Blaine Hardy, L ERA: 1.93																										
49 Jim Johnson, R ERA: 7.07																										
PITCHER	IP 1.0	WLS 0	BF 6	H 2	R 1	ER 1	SO 1	BB 1	IBB 0	HBP 0	BLK 0	WP 0	HR 0	S 13	P 21	ERA 9.00	WHIP 3.000									
36 Joe Nathan, R ERA: 5.28																										

Detroit Tigers @ Tampa Bay Rays
Tropicana Field, St. Petersburg, FL
Tue Aug 19 2014, 7:12 PM - 11:52 PM EDT
Att. 14,331 - Dome - 72 F

livebaseballscores.com

AB 38
R 6
H 8
RBI 6
BB 8
SO 12
LOB 19



Batter	1	2	3	4	5	6	7	8	9	AB	R	H	RBI	BB	SO	LOB	TOP										
3 Ian Kinsler, R OBP: 0.314, SLG: 0.423	F9		K				K			4	1	1	1	0	2	0	Detroit Tigers @ Minnesota Twins Target Field, Minneapolis, MN Sat Aug 23 2014, 12:13 PM - 3:24 PM CDT Att: 25,110 - Overcast - 72 F										
61 Ezequiel Carrera, L OBP: 0.275, SLG: 0.342	P6						L7			5	0	2	1	0	0	2											
24 Miguel Cabrera, R OBP: 0.376, SLG: 0.504	G5-3						G6-3			5	0	1	1	0	1	3											
41 Victor Martinez, S OBP: 0.393, SLG: 0.546										2	1	0	0	2	0	1											
28 J.D. Martinez, R OBP: 0.339, SLG: 0.549										4	0	1	0	0	1	5											
9 Nick Castellanos, R OBP: 0.307, SLG: 0.414										4	1	2	1	0	0	1											
32 Don Kelly, L OBP: 0.315, SLG: 0.280										4	0	0	0	0	2	2											
13 Alex Avila, L OBP: 0.325, SLG: 0.375										4	1	1	0	0	0	1											
17 Andrew Romine, S OBP: 0.268, SLG: 0.271										4	0	1	0	0	2	3											
Inning Stats	R: 0 H: 0 E: 0 K: 0 S: 8	H: 0 LOB: 0 BB: 0 P: 12	R: 1 H: 1 E: 0 K: 1 S: 6	H: 1 LOB: 0 BB: 1 P: 12	R: 0 H: 0 E: 0 K: 2 S: 12	H: 0 LOB: 0 BB: 0 P: 16	R: 0 H: 1 E: 0 K: 2 S: 12	H: 1 LOB: 1 BB: 0 P: 20	R: 3 H: 4 E: 1 K: 1 S: 18	H: 4 LOB: 3 BB: 1 P: 28	R: 0 H: 1 E: 0 K: 1 S: 9	H: 1 LOB: 1 BB: 0 P: 12	R: 0 H: 0 E: 0 K: 1 S: 9	H: 0 LOB: 0 BB: 0 P: 14	R: 0 H: 1 E: 0 K: 0 S: 8	H: 1 LOB: 1 BB: 0 P: 15	R: 0 H: 2 E: 0 K: 0 S: 10	H: 2 LOB: 2 BB: 0 P: 16	1B: 8 2B: 2 3B: 0 HR: 0	SF: 0 SAC: 0 DP: 0 HBP: 0	WP: 0 PB: 0 SB: 0 CS: 0	PA: 39					
PITCHER	IP	WLS	BF	H	R	ER	SO	BB	IBB	HBP	BLK	WP	HR	S	P	ERA	WHIP										
63 Yohan Pino, R ERA: 5.07	5.0	W	23	6	4	1	6	2	0	0	0	0	0	56	88	1.80	1.600										
57 Ryan Pressly, R ERA: 2.16	2.0		7	1	0	0	2	0	0	0	0	0	0	8	26	0.00	0.500										
51 Anthony Swarzak, R ERA: 3.99	1.0		4	1	0	0	2	0	0	0	0	0	0	18	15	0.00	1.000										
56 Caleb Thielbar, L ERA: 3.38	1.0		5	2	0	0	0	0	0	0	0	0	0	10	16	0.00	2.000										

Batter	1	2	3	4	5	6	7	8	9	AB	R	H	RBI	BB	SO	LOB	BOTTOM										
39 Danny Santana, S OBP: 0.359, SLG: 0.480	F8		K							4	2	2	0	1	1	1	Detroit Tigers @ Minnesota Twins Target Field, Minneapolis, MN Sat Aug 23 2014, 12:13 PM - 3:24 PM CDT Att: 25,110 - Overcast - 72 F										
2 Brian Dozier, R OBP: 0.339, SLG: 0.412										2	3	1	1	3	0	1											
7 Joe Mauer, L OBP: 0.361, SLG: 0.383										3	2	2	3	2	0	1											
19 Kennys Vargas, S OBP: 0.366, SLG: 0.553										4	0	2	5	0	2	2											
27 Chris Parmelee, L OBP: 0.293, SLG: 0.363										5	0	0	0	0	4	5											
9 Eduardo Núñez, R OBP: 0.282, SLG: 0.363										5	1	2	0	0	0	1											
5 Eduardo Escobar, S OBP: 0.327, SLG: 0.419										5	1	3	0	0	0	2											
26 Eric Fryer, R OBP: 0.281, SLG: 0.305										4	2	1	0	0	0	2											
1 Jordan Schafer, L OBP: 0.299, SLG: 0.276										5	1	1	3	0	1	2											
Inning Stats	R: 1 H: 1 E: 0 K: 2 S: 14	H: 1 LOB: 1 BB: 1 P: 27	R: 6 H: 6 E: 0 K: 2 S: 21	H: 6 LOB: 2 BB: 1 P: 40	R: 2 H: 3 E: 0 K: 1 S: 17	H: 3 LOB: 2 BB: 1 P: 30	R: 0 H: 1 E: 0 K: 0 S: 10	H: 1 LOB: 1 BB: 0 P: 15	R: 0 H: 1 E: 0 K: 1 S: 9	H: 1 LOB: 1 BB: 0 P: 12	R: 3 H: 2 E: 0 K: 1 S: 16	H: 2 LOB: 2 BB: 2 P: 31	R: 0 H: 0 E: 0 K: 0 S: 5	H: 0 LOB: 0 BB: 0 P: 9	R: 0 H: 0 E: 0 K: 0 S: 5	H: 0 LOB: 0 BB: 0 P: 9	1B: 7 2B: 5 3B: 2 HR: 0	SF: 1 SAC: 0 DP: 0 HBP: 1	WP: 0 PB: 0 SB: 0 CS: 0	PA: 45							
PITCHER	IP	WLS	BF	H	R	ER	SO	BB	IBB	HBP	BLK	WP	HR	S	P	ERA	WHIP										
45 Buck Farmer, R ERA: 15.63	1.1	L	12	5	7	7	3	2	0	1	0	0	0	27	54	47.25	5.250										
63 Patrick McCoy, L ERA: 5.0	1.0		8	5	2	2	2	0	0	0	0	0	0	18	30	18.00	5.000										
53 Kyle Lobstein, L ERA: 4.76	5.2		25	4	3	3	3	3	1	0	0	0	0	57	100	4.76	1.235										

AB	37
R	4
H	10
RBI	4
BB	2
SO	8
LOB	18



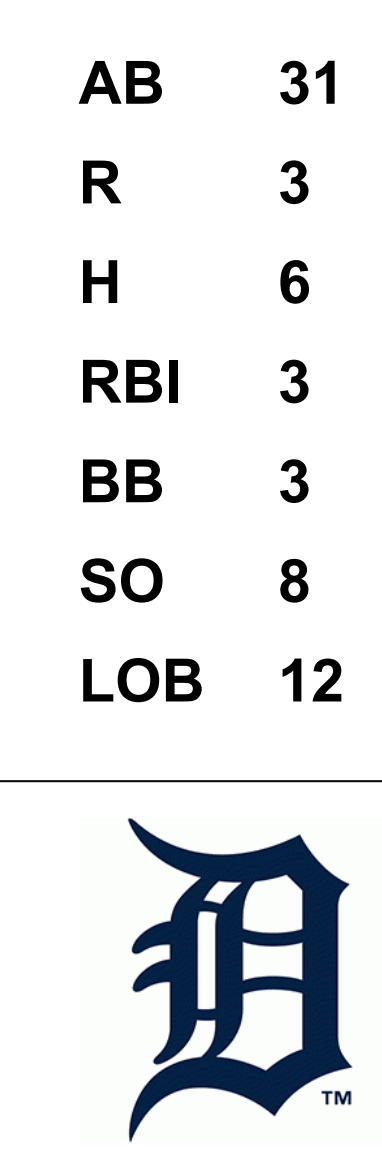
Batter	1	2	3	4	5	6	7	8	9	AB	R	H	RBI	BB	SO	LOB	TOP					
22 Jacoby Ellsbury, L (1, 8) OBP: 0.347, SLG: 0.422	G4-3		1B					HR		4	2	3	2	0	0	0	New York Yankees @ Detroit Tigers Comerica Park, Detroit, MI Tue Aug 26 2014, 8:17 PM - 10:46 PM EDT Att: 40,488 - Partly Cloudy - 73 F					
2 Derek Jeter, R (1, 10) OBP: 0.314, SLG: 0.317	G4-6-3		1B				G1-3			4	0	2	0	0	1	2						
34 Brian McCann, L (1, 2) OBP: 0.289, SLG: 0.389	G4-6-3							G3-6-3		4	0	1	0	0	1	2						
25 Mark Teixeira, S (1, 3) OBP: 0.332, SLG: 0.429	G4-3							P6		4	0	0	0	0	0	1						
36 Carlos Beltrán, S (1, 9) OBP: 0.301, SLG: 0.428	G3-1									4	0	2	0	0	1	0						
14 Martín Prado, R (1, 4) OBP: 0.312, SLG: 0.391	G5-3									4	0	0	0	0	0	3						
33 Stephen Drew, L (1, 6) OBP: 0.245, SLG: 0.323	G4-3									4	0	0	0	0	0	2						
12 Chase Headley, S (1, 5) OBP: 0.308, SLG: 0.351	G3-1									3	0	0	0	0	0	0						
31 Ichiro Suzuki, L (1, 7) OBP: 0.330, SLG: 0.333	G4-3									3	0	1	0	0	0	0						
Inning Stats	R: 0 E: 0 K: 0 S: 9	H: 1 LOB: 0 BB: 0 P: 11	R: 0 E: 0 K: 0 S: 9	H: 0 LOB: 0 BB: 0 P: 13	R: 0 E: 0 K: 1 S: 14	H: 2 LOB: 2 BB: 0 P: 19	R: 0 E: 0 K: 0 S: 8	H: 2 LOB: 2 BB: 0 P: 12	R: 1 E: 0 K: 1 S: 8	H: 1 LOB: 1 BB: 0 P: 11	R: 0 E: 0 K: 0 S: 7	H: 1 LOB: 0 BB: 0 P: 10	R: 0 E: 0 K: 0 S: 8	H: 0 LOB: 0 BB: 0 P: 14	R: 1 E: 0 K: 0 S: 8	H: 2 LOB: 0 BB: 0 P: 11		R: 0 E: 0 K: 1 S: 6	H: 0 LOB: 0 BB: 0 P: 9	1B: 7 2B: 0 3B: 0 HR: 2	SF: 0 SAC: 0 DP: 2 HBP: 0	WP: 0 PB: 0 SB: 0 CS: 0
PITCHER	IP WLS BF H R ER SO BB IBB HBP BLK WP HR S P ERA WHIP	8.0 W 31 9 2 2 2 0 0 0 0 0 2 71 101 2.25 1.125	1.0 S 3 0 0 0 1 0 0 0 0 0 0 6 9 0.00 0.000	PITCHER										IP WLS BF H R ER SO BB IBB HBP BLK WP HR S P ERA WHIP								

Batter	1	2	3	4	5	6	7	8	9	AB	R	H	RBI	BB	SO	LOB	BOTTOM			
3 Ian Kinsler, R (1, 4) OBP: 0.313, SLG: 0.418	G5-3	G5-3								4	0	0	0	0	1	4	New York Yankees @ Detroit Tigers Comerica Park, Detroit, MI Tue Aug 26 2014, 8:17 PM - 10:46 PM EDT Att: 40,488 - Partly Cloudy - 73 F			
48 Torii Hunter, R (1, 9) OBP: 0.316, SLG: 0.451	G4-3		K							4	0	2	1	0	1	0				
24 Miguel Cabrera, R (1, 3) OBP: 0.374, SLG: 0.501	G5-3		G3							4	1	1	0	0	1	2				
41 Victor Martinez, S (1, 10) OBP: 0.395, SLG: 0.550	K		G3							4	1	1	0	0	1	3				
28 J.D. Martinez, R (1, 7) OBP: 0.352, SLG: 0.561										4	2	3	1	0	0	0				
32 Don Kelly, L (9, 5) OBP: 0.325, SLG: 0.281										0	0	0	0	0	0	0				
9 Nick Castellanos, R (1, 5) OBP: 0.312, SLG: 0.411										3	0	1	1	1	1	1				
61 Ezequiel Carrera, L (9, 8) OBP: 0.288, SLG: 0.333										0	0	0	0	0	0	0				
13 Alex Avila, L (1, 2) OBP: 0.325, SLG: 0.371	F8									4	0	0	0	0	1	3				
30 Eugenio Suárez, R (1, 6) OBP: 0.333, SLG: 0.378	G5-3									2	0	0	0	0	2	0				
20 Rajai Davis, R (1, 8) OBP: 0.321, SLG: 0.413										2	1	1	1	1	0	0				
Inning Stats	R: 0 E: 0 K: 1 S: 10	H: 1 LOB: 1 BB: 0 P: 12	R: 1 E: 0 K: 0 S: 10	H: 1 LOB: 2 BB: 2 P: 22	R: 1 E: 0 K: 1 S: 11	H: 2 LOB: 1 BB: 0 P: 12	R: 0 E: 0 K: 1 S: 7	H: 0 LOB: 0 BB: 0 P: 10	R: 0 E: 0 K: 1 S: 6	H: 0 LOB: 0 BB: 0 P: 10	R: 2 E: 0 K: 1 S: 11	H: 3 LOB: 0 BB: 0 P: 14	R: 1 E: 0 K: 1 S: 7	H: 2 LOB: 1 BB: 0 P: 11	R: 0 E: 0 K: 2 S: 8	H: 0 LOB: 0 BB: 0 P: 15	1B: 5 2B: 4 3B: 0 HR: 0	SF: 0 SAC: 0 DP: 2 HBP: 1	WP: 0 PB: 0 SB: 0 CS: 0	PA: 34
PITCHER	IP WLS BF H R ER SO BB IBB HBP BLK WP HR S P ERA WHIP	6.1 L 29 5 0 0 3 2 0 0 0 0 0 12 21 0.00 0.000	1.2 5 0 0 0 3 0 0 0 0 0 0 0 12 21 0.00 0.000	PITCHER										IP WLS BF H R ER SO BB IBB HBP BLK WP HR S P ERA WHIP						

Batter	1	2	3	4	5	6	7	8	9	AB	R	H	RBI	BB	SO	LOB	TOP										
22 Jacoby Ellsbury, L (1, 8) OBP: 0.347, SLG: 0.422	F8		FC6-4		G4-3			G6-3		4	0	1	1	0	0	0	New York Yankees @ Detroit Tigers Comerica Park, Detroit, MI Thu Aug 28 2014, 1:09 PM - 4:02 PM EDT Att: 42,647 - Sunny - 70 F										
2 Derek Jeter, R (1, 6) OBP: 0.313, SLG: 0.317	G6-3		FC6-4			F8		G6-3		4	0	0	0	0	0	1											
14 Martin Prado, R (1, 4) OBP: 0.315, SLG: 0.391	F9				G4-3		F7		F9	4	1	1	0	0	0	0											
25 Mark Teixeira, S (1, 3) OBP: 0.332, SLG: 0.427		G5-6-3		F8			F8		G6-3	2	0	0	0	2	0	1											
36 Carlos Beltrán, S (1, 10) OBP: 0.303, SLG: 0.430	L5		G4-3			G4-3		G4-3		4	0	2	0	0	0	1											
34 Brian McCann, L (1, 2) OBP: 0.288, SLG: 0.386	G5-6-3		G4-3		G4-3		G5-3		K	4	0	0	1	0	1	4											
12 Chase Headley, S (1, 5) OBP: 0.310, SLG: 0.350			F7		G5-3		K			3	0	0	0	0	1	1											
11 Brett Gardner, L (1, 7) OBP: 0.343, SLG: 0.431			G4-3			G6-3		F8		3	0	0	0	0	0	0											
45 Zelous Wheeler, R (1, 9) OBP: 0.295, SLG: 0.405			E5		F8		K			2	1	1	0	0	0	0											
31 Ichiro Suzuki, L (8, PH) OBP: 0.331, SLG: 0.335			22 1B							1	0	0	0	0	1	0											
Inning Stats	R: 0 E: 0 K: 0 S: 6	H: 0 LOB: 0 BB: 0 P: 10	R: 0 E: 0 K: 0 S: 5	H: 0 LOB: 0 BB: 1 P: 13	R: 1 E: 1 K: 0 S: 10	H: 2 LOB: 1 BB: 0 P: 18	R: 1 E: 0 K: 0 S: 14	H: 2 LOB: 1 BB: 0 P: 21	R: 0 E: 0 K: 0 S: 8	H: 0 LOB: 0 BB: 0 P: 12	R: 0 E: 0 K: 0 S: 6	H: 0 LOB: 0 BB: 0 P: 9	R: 0 E: 0 K: 1 S: 8	H: 0 LOB: 0 BB: 0 P: 14	R: 0 E: 0 K: 1 S: 10	H: 0 LOB: 0 BB: 0 P: 14	R: 0 E: 0 K: 1 S: 13	H: 1 LOB: 2 BB: 1 P: 20	1B: 4 2B: 1 3B: 0 HR: 0	SF: 0 SAC: 0 DP: 1 HBP: 0	WP: 0 PB: 0 SB: 0 CS: 0	PA: 33					
PITCHER	IP	WLS	BF	H	R	ER	SO	BB	IBB	HBP	BLK	WP	HR	S	P	ERA	WHIP										
53 Kyle Lobstein, L (1, 1) ERA: 3.09	6.0	22	4	2	1	0	1	0	0	0	0	0	0	49	83	1.50	0.833										
65 Blaine Hardy, L (7, 1) ERA: 1.91	1.1	4	0	0	0	0	0	0	0	0	0	0	0	12	21	0.00	0.000										
44 Joba Chamberlain, R (8, 1) ERA: 2.4	1.1	5	0	0	0	1	1	0	0	0	0	0	0	14	21	0.00	0.750										
40 Phil Coke, L (9, 1) ERA: 4.17	0.1	W	2	1	0	0	1	0	0	0	0	0	0	5	6	0.00	3.000										

Batter	1	2	3	4	5	6	7	8	9	AB	R	H	RBI	BB	SO	LOB	BOTTOM										
20 Rajai Davis, R (1, 8) OBP: 0.323, SLG: 0.412	F8		F8					G4-3		4	0	2	1	0	0	0	New York Yankees @ Detroit Tigers Comerica Park, Detroit, MI Thu Aug 28 2014, 1:09 PM - 4:02 PM EDT Att: 42,647 - Sunny - 70 F										
3 Ian Kinsler, R (1, 4) OBP: 0.313, SLG: 0.414	F8		P5		P6			G4-3		3	0	0	0	1	0	2											
24 Miguel Cabrera, R (1, 3) OBP: 0.369, SLG: 0.496	F8		G6-3			G5-3		K		4	0	0	0	0	1	2											
41 Victor Martinez, S (1, 10) OBP: 0.395, SLG: 0.555	G3-1				F7		F7		G3-1	4	0	1	0	0	0	1											
50 Bryan Holaday, R (9, PR) OBP: 0.295, SLG: 0.289										0	1	0	0	0	0	0											
28 J.D. Martinez, R (1, 9) OBP: 0.349, SLG: 0.552		K		G5-3		K			K	3	0	0	0	1	2	0											
9 Nick Castellanos, R (1, 5) OBP: 0.313, SLG: 0.413										4	1	1	0	0	2	2											
32 Don Kelly, L (1, 7) OBP: 0.331, SLG: 0.285										2	1	1	0	1	0	0											
48 Tori Hunter, R (9, PH) OBP: 0.316, SLG: 0.449										1	0	0	0	0	1	2											
13 Alex Avila, L (1, 2) OBP: 0.323, SLG: 0.369		SF8								3	0	1	2	0	1	1											
17 Andrew Romine, S (1, 6) OBP: 0.265, SLG: 0.269										2	0	0	0	0	0	2											
61 Ezequiel Carrera, L (8, PH) OBP: 0.256, SLG: 0.317										1	0	0	0	0	1	0											
30 Eugenio Suárez, R (9, 6) OBP: 0.327, SLG: 0.370										0	0	0	0	0	0	0											
Inning Stats	R: 0 E: 0 K: 0 S: 8	H: 1 LOB: 1 BB: 0 P: 12	R: 1 E: 0 K: 1 S: 12	H: 2 LOB: 1 BB: 0 P: 18	R: 0 E: 0 K: 0 S: 6	H: 0 LOB: 0 BB: 0 P: 10	R: 0 E: 0 K: 1 S: 7	H: 0 LOB: 0 BB: 0 P: 10	R: 1 E: 0 K: 1 S: 9	H: 1 LOB: 1 BB: 1 P: 17	R: 0 E: 0 K: 1 S: 9	H: 0 LOB: 0 BB: 0 P: 13	R: 0 E: 0 K: 2 S: 7	H: 0 LOB: 1 BB: 1 P: 13	R: 0 E: 0 K: 2 S: 17	H: 2 LOB: 2 BB: 1 P: 27	1B: 5 2B: 1 3B: 0 HR: 0	SF: 1 SAC: 0 DP: 0 HBP: 0	WP: 1 PB: 0 SB: 1 CS: 0	PA: 35							
PITCHER	IP	WLS	BF	H	R	ER	SO	BB	IBB	HBP	BLK	WP	HR	S	P	ERA	WHIP										
18 Hiroki Kuroda, R (1, 1) ERA: 3.88	7.0	26	4	2	2	0	1	0	0	0	0	0	0	58	91	2.57	0.714										
68 Dellin Betances, R (8, 1) ERA: 1.5	1.0	4	0	0	0	2	1	0	0	0	0	0	0	7	13	0.00	1.000										
27 Shawn Kelley, R (9, 1) ERA: 4.6	0.2	L	5	2	1	1	2	1	0	0	0	0	0	17	27	13.50	4.500										

AB	31
R	2
H	5
RBI	2
BB	2
SO	3
LOB	8



WP	1
PB	0
SB	1
CS	0

Batter	1	2	3	4	5	6	7	8	9	AB	R	H	RBI	BB	SO	LOB	TOP								
3 Ian Kinsler, R OBP: 0.312, SLG: 0.414	G5-3		48 SF9 2B	FC6-5 48 2B		G6-4-3			L7	5	2	1	2	0	0	2									
48 Toni Hunter, R OBP: 0.317, SLG: 0.452	G5-3		SF9			P4			41 1B 1B	4	0	2	2	0	0	0									
24 Miguel Cabrera, R OBP: 0.366, SLG: 0.491	F9		F8	F9			P4		K	5	0	0	0	0	1	2									
41 Victor Martinez, S OBP: 0.395, SLG: 0.553	G3			E3 28 2B 9 G4-3		G4-3				5	1	2	0	0	0	0									
28 J.D. Martinez, R OBP: 0.353, SLG: 0.556	FC5-4 1B		G4-3 13 2B			G5-3			G6-3	5	1	3	0	0	0	2									
9 Nick Castellanos, R OBP: 0.310, SLG: 0.414	FC5-4 1-2		G4-3	F9					13 G4-3 2B	4	0	1	1	0	0	4									
13 Alex Avila, L OBP: 0.322, SLG: 0.371	G3			30 1B 61 E 2B		K			G4-3	4	1	1	1	0	1	4									
30 Eugenio Suárez, R OBP: 0.326, SLG: 0.368			K	61 E 3 FC6-5 1B		L7			F8	4	1	1	0	0	1	3									
61 Ezequiel Carrera, L OBP: 0.277, SLG: 0.333				E3 3 FC6-5 1B		G6-4-3 1B			P5	4	1	2	1	0	0	2									
Inning Stats	R: 0 H: 0 E: 0 K: 0 S: 9	H: 0 LOB: 0 BB: 0 P: 13	R: 0 H: 1 E: 0 K: 0 S: 15	H: 1 LOB: 1 BB: 0 P: 20	R: 2 H: 2 E: 0 K: 1 S: 12	H: 2 LOB: 0 BB: 0 P: 16	R: 5 H: 4 E: 2 K: 0 S: 20	H: 4 LOB: 1 BB: 0 P: 33	R: 0 H: 2 E: 0 K: 1 S: 10	H: 2 LOB: 2 BB: 0 P: 19	R: 0 H: 1 E: 0 K: 0 S: 6	H: 1 LOB: 0 BB: 0 P: 8	R: 0 H: 0 E: 0 K: 0 S: 6	H: 0 LOB: 0 BB: 0 P: 8	R: 0 H: 1 E: 0 K: 0 S: 11	H: 1 LOB: 1 BB: 0 P: 16	R: 0 H: 2 E: 0 K: 1 S: 15	H: 2 LOB: 0 BB: 0 P: 28	1B: 8 2B: 5 3B: 0 HR: 0	SF: 1 SAC: 0 DP: 1 HBP: 0	WP: 0 PB: 0 SB: 2 CS: 0	PA: 41			
PITCHER	IP	WLS	BF	H	R	ER	SO	BB	IBB	HBP	BLK	WP	HR	S	P	ERA	WHIP								
67 Scott Carroll, R ERA: 5.07	5.0	L	27	10	7	3	2	0	0	0	0	0	0	68	104	5.40	2.000								
54 Ronald Belisario, R ERA: 5.85	2.0		5	0	0	0	0	0	0	0	0	0	0	10	13	0.00	0.000								
27 Matt Lindstrom, R ERA: 4.56	1.2		7	2	0	0	1	0	0	0	0	0	0	22	36	0.00	1.200								
39 Maikel Cleto, R ERA: 4.57	0.1		2	1	0	0	0	0	0	0	0	0	0	4	8	0.00	3.000								

Detroit Tigers @ Chicago White Sox
 U.S. Cellular Field, Chicago, IL
 Fri Aug 29 2014, 8:11 PM - 11:39 PM EDT
 Att: 17,071 - Partly Cloudy - 78 F

AB	40
R	7
H	13
RBI	7
BB	0
SO	3
LOB	19



Batter	1	2	3	4	5	6	7	8	9	AB	R	H	RBI	BB	SO	LOB	BOTTOM								
1 Adam Eaton, L OBP: 0.377, SLG: 0.413	79 E 44 SF7 1B					10 FC6-4 1B			10 FC4-6 BB	4	1	3	0	1	1	0									
10 Alexei Ramirez, R OBP: 0.315, SLG: 0.417	F7				FC6-4 44 FC4-6 79 1B				FC4-6	5	0	0	0	0	0	5									
79 Jose Abreu, R OBP: 0.375, SLG: 0.604	26 2B BB				44 FC4-6 1B				G4-3	3	0	3	0	1	0	0									
24 Dayan Viciedo, R OBP: 0.277, SLG: 0.396										1	0	0	0	0	0	2									
44 Adam Dunn, L OBP: 0.339, SLG: 0.425	SF7				FC4-6				K	3	0	0	1	0	1	4									
26 Avisail Garcia, R OBP: 0.296, SLG: 0.452									17 G4-6-3 HBP	3	0	1	0	0	1	3									
12 Conor Gillaspie, L OBP: 0.355, SLG: 0.444										3	0	0	0	1	1	2									
21 Tyler Flowers, R OBP: 0.295, SLG: 0.352										3	0	1	0	0	2	3									
17 Adrian Nieto, S OBP: 0.304, SLG: 0.330									G4-6-3	1	0	0	0	0	0	1									
30 Alejandro De Aza, L OBP: 0.312, SLG: 0.358									G5-3	4	0	1	0	0	2	1									
77 Yolmer Sánchez, S OBP: 0.273, SLG: 0.303									10 FC4-6 1 BB 1B	4	0	1	0	0	0	1									
Inning Stats	R: 1 H: 2 E: 1 K: 1 S: 12	H: 2 LOB: 3 BB: 2 P: 23	R: 0 H: 2 E: 0 K: 0 S: 13	H: 2 LOB: 1 BB: 0 P: 20	R: 0 H: 1 E: 0 K: 0 S: 7	H: 1 LOB: 1 BB: 0 P: 10	R: 0 H: 0 E: 0 K: 2 S: 10	H: 0 LOB: 0 BB: 0 P: 15	R: 0 H: 2 E: 0 K: 1 S: 13	H: 2 LOB: 2 BB: 0 P: 17	R: 0 H: 1 E: 0 K: 2 S: 9	H: 1 LOB: 1 BB: 0 P: 15	R: 0 H: 1 E: 0 K: 2 S: 13	H: 1 LOB: 1 BB: 0 P: 16	R: 0 H: 0 E: 0 K: 0 S: 5	H: 0 LOB: 0 BB: 0 P: 7	R: 0 H: 1 E: 0 K: 0 S: 11	H: 1 LOB: 2 BB: 1 P: 17	1B: 5 2B: 5 3B: 0 HR: 0	SF: 1 SAC: 0 DP: 1 HBP: 1	WP: 0 PB: 0 SB: 0 CS: 0	PA: 39			
PITCHER	IP	WLS	BF	H	R	ER	SO	BB	IBB	HBP	BLK	WP	HR	S	P	ERA	WHIP								
35 Justin Verlander, R ERA: 4.88	7.0	W	31	9	1	1	8	2	0	0	0	0	0	77	116	1.29	1.571								
49 Jim Johnson, R ERA: 6.99	1.0		3	0	0	0	0	0	0	1	0	0	0	5	7	0.00	0.000								
63 Patrick McCoy, L ERA: 4.38	0.1		3	1	0	0	0	1	0	0	0	0	0	7	12	0.00	6.000								
62 AJ Alburquerque, R ERA: 2.61	0.2		2	0	0	0	0	0	0	0	0	0	0	4	5	0.00	0.000								

Detroit Tigers @ Chicago White Sox
 U.S. Cellular Field, Chicago, IL
 Fri Aug 29 2014, 8:11 PM - 11:39 PM EDT
 Att: 17,071 - Partly Cloudy - 78 F


AB	34
R	1
H	10
RBI	1
BB	3
SO	8
LOB	22



Batter	1	2	3	4	5	6	7	8	9	AB	R	H	RBI	BB	SO	LOB	TOP				
3 Ian Kinsler, R OBP: 0.311, SLG: 0.417										5	1	1	1	0	0	5					
48 Toni Hunter, R OBP: 0.316, SLG: 0.450										4	1	1	0	0	3	0					
24 Miguel Cabrera, R OBP: 0.365, SLG: 0.489										4	0	1	0	0	3	1					
41 Victor Martinez, S OBP: 0.395, SLG: 0.559										4	1	2	2	0	1	1					
28 J.D. Martinez, R OBP: 0.352, SLG: 0.555										4	0	1	0	0	2	1					
9 Nick Castellanos, R OBP: 0.310, SLG: 0.411										3	0	0	0	1	3	3					
50 Bryan Holaday, R 61 Ezequiel Carrera, L OBP: 0.278, SLG: 0.281 OBP: 0.271, SLG: 0.326										3	0	0	0	0	1	1					
30 Eugenio Suárez, R OBP: 0.329, SLG: 0.364										2	0	0	0	1	1	1					
20 Rajai Davis, R OBP: 0.327, SLG: 0.414										3	0	2	0	1	0	0					
Inning Stats	R: 3 E: 0 K: 3 S: 18	H: 3 LOB: 0 BB: 0 P: 23	R: 0 E: 0 K: 0 S: 8	H: 1 LOB: 1 BB: 0 P: 11	R: 0 E: 0 K: 3 S: 15	H: 2 LOB: 2 BB: 0 P: 23	R: 0 E: 0 K: 0 S: 10	H: 0 LOB: 1 BB: 0 P: 18	R: 0 E: 0 K: 3 S: 11	H: 0 LOB: 0 BB: 0 P: 13	R: 0 E: 0 K: 1 S: 10	H: 0 LOB: 0 BB: 0 P: 13	R: 0 E: 0 K: 1 S: 10	H: 1 LOB: 1 BB: 0 P: 16	R: 0 E: 0 K: 1 S: 10	H: 1 LOB: 1 BB: 0 P: 18	1B: 5 2B: 1 3B: 0 HR: 2	SF: 0 SAC: 0 DP: 2 HBP: 1	WP: 0 PB: 0 SB: 0 CS: 0	PA: 37	
PITCHER	IP: 7.0 WLS: W BF: 29 ERA: 3.86	WLS: 1 BF: 1 ERA: ∞	H: 6 R: 3 ER: 3 SO: 13	H: 1 R: 0 ER: 0 SO: 1	H: 3 R: 0 ER: 0 SO: 1	H: 2 R: 0 ER: 0 SO: 1	H: 0 R: 0 ER: 0 SO: 0	H: 0 R: 0 ER: 0 SO: 0	H: 0 R: 0 ER: 0 SO: 0	H: 0 R: 0 ER: 0 SO: 0	H: 0 R: 0 ER: 0 SO: 0	H: 0 R: 0 ER: 0 SO: 0	H: 0 R: 0 ER: 0 SO: 0	H: 0 R: 0 ER: 0 SO: 0	H: 0 R: 0 ER: 0 SO: 0	H: 0 R: 0 ER: 0 SO: 0	WP: 2 HR: 2 S: 14 P: 18	ERA: 0.00 WHIP: 2.000			

Detroit Tigers @ Chicago White Sox
 U.S. Cellular Field, Chicago, IL
 Sat Aug 30 2014, 1:12 PM - 4:04 PM EDT
 Att: 20,556 - Overcast - 83 F
livebaseballscorecards.com


AB	33
R	3
H	8
RBI	3
BB	3
SO	15
LOB	13



Batter	1	2	3	4	5	6	7	8	9	AB	R	H	RBI	BB	SO	LOB	BOTTOM				
1 Adam Eaton, L OBP: 0.378, SLG: 0.414										4	1	2	0	0	0	1					
10 Alexei Ramirez, R OBP: 0.315, SLG: 0.417										4	2	1	1	0	1	2					
79 José Abreu, R OBP: 0.378, SLG: 0.605										4	1	3	1	0	1	1					
Adam Dunn, L OBP: 0.340, SLG: 0.433										3	1	1	2	1	1	1					
26 Avisail García, R OBP: 0.294, SLG: 0.442										4	0	1	0	0	2	2					
12 Conor Gillaspie, L OBP: 0.352, SLG: 0.440										4	0	0	0	0	1	4					
Alejandro De Aza, L OBP: 0.309, SLG: 0.354										4	0	0	0	0	2	0					
21 Tyler Flowers, R OBP: 0.294, SLG: 0.359										4	1	1	1	0	2	0					
77 Yolmer Sánchez, S OBP: 0.270, SLG: 0.297										4	0	1	0	0	2	0					
Inning Stats	R: 1 E: 2 K: 2 S: 13	H: 1 LOB: 1 BB: 0 P: 18	R: 0 E: 0 K: 2 S: 9	H: 0 LOB: 0 BB: 0 P: 12	R: 4 E: 0 K: 1 S: 20	H: 4 LOB: 0 BB: 0 P: 28	R: 1 E: 0 K: 0 S: 9	H: 2 LOB: 1 BB: 0 P: 12	R: 0 E: 0 K: 3 S: 13	H: 0 LOB: 0 BB: 0 P: 17	R: 0 E: 0 K: 3 S: 9	H: 0 LOB: 3 BB: 1 P: 12	R: 0 E: 0 K: 1 S: 19	H: 2 LOB: 3 BB: 1 P: 28	R: 0 E: 0 K: 1 S: 5	H: 0 LOB: 0 BB: 0 P: 6	1B: 7 2B: 1 3B: 0 HR: 2	SF: 0 SAC: 0 DP: 0 HBP: 0	WP: 0 PB: 0 SB: 1 CS: 0	PA: 36	
PITCHER	IP: 6.2 WLS: L BF: 30 ERA: 6.75	WLS: 5 BF: 1 ERA: 4.71	H: 9 R: 6 ER: 5 SO: 11	H: 0 R: 0 ER: 0 SO: 0	H: 12 R: 0 ER: 0 SO: 19	H: 1 R: 0 ER: 0 SO: 1	H: 0 R: 0 ER: 0 SO: 0	H: 0 R: 0 ER: 0 SO: 0	H: 0 R: 0 ER: 0 SO: 0	H: 0 R: 0 ER: 0 SO: 0	H: 0 R: 0 ER: 0 SO: 0	H: 0 R: 0 ER: 0 SO: 0	H: 0 R: 0 ER: 0 SO: 0	H: 0 R: 0 ER: 0 SO: 0	H: 0 R: 0 ER: 0 SO: 0	H: 0 R: 0 ER: 0 SO: 0	WP: 0 HR: 2 S: 12 P: 19	ERA: 0.00 WHIP: 2.000			

Detroit Tigers @ Chicago White Sox
 U.S. Cellular Field, Chicago, IL
 Sat Aug 30 2014, 1:12 PM - 4:04 PM EDT
 Att: 20,556 - Overcast - 83 F
livebaseballscorecards.com

AB	35
R	6
H	10
RBI	5
BB	1
SO	12
LOB	11



Batter	1	2	3	4	5	6	7	8	9	AB	R	H	RBI	BB	SO	LOB	TOP								
20 Rajai Davis, R OBP: 0.328, SLG: 0.412	G1-3		3 1B	3 1B		L9			F8	4	2	1	1	1	0	1									
3 Ian Kinsler, R OBP: 0.313, SLG: 0.419	F8		24 G6-3	24 G1-3		L8			41 HBP	5	1	3	3	0	0	1									
24 Miguel Cabrera, R OBP: 0.383, SLG: 0.486 9 Nick Castellanos, R OBP: 0.311, SLG: 0.411	K		G6-3	G1-3		L4			41 HBP	3	0	0	1	0	1	2									
41 Victor Martinez, S OBP: 0.397, SLG: 0.557		L7							13 1B	2	1	0	0	2	0	1									
28 J.D. Martinez, R OBP: 0.347, SLG: 0.548	F9		K			G1-3			SF8	4	0	0	1	0	2	3									
13 Alex Avila, L OBP: 0.323, SLG: 0.369			K			K				4	0	1	1	1	2	3									
32 Don Kelly, L OBP: 0.346, SLG: 0.305			HBP			P2				4	1	3	1	0	0	0									
17 Andrew Romine, S OBP: 0.261, SLG: 0.265	G3			SH5-4		G4-3				3	0	0	0	0	0	3									
61 Ezequiel Carrera, L OBP: 0.308, SLG: 0.380									G4-3	4	2	3	0	0	0	0									
Inning Stats	R: 0 E: 0 K: 1 S: 7	H: 0 LOB: 0 BB: 0 P: 11	R: 0 E: 0 K: 0 S: 11	H: 0 LOB: 2 BB: 1 P: 18	R: 2 E: 0 K: 2 S: 18	H: 3 LOB: 2 BB: 1 P: 28	R: 3 E: 0 K: 0 S: 11	H: 3 LOB: 1 BB: 1 P: 17	R: 0 E: 0 K: 1 S: 6	H: 0 LOB: 0 BB: 0 P: 8	R: 0 E: 0 K: 0 S: 9	H: 1 LOB: 1 BB: 0 P: 15	R: 0 E: 0 K: 1 S: 10	H: 0 LOB: 1 BB: 1 P: 18	R: 0 E: 0 K: 0 S: 6	H: 1 LOB: 0 BB: 0 P: 10	R: 3 E: 0 K: 0 S: 18	H: 4 LOB: 2 BB: 0 P: 26	1B: 10 2B: 2 3B: 0 HR: 0	SF: 1 SAC: 1 DP: 1 HBP: 2	WP: 0 PB: 0 SB: 3 CS: 0	PA: 43			
PITCHER	IP	WLS	BF	H	R	ER	SO	BB	IBB	HBP	BLK	WP	HR	S	P	ERA	WHIP								
61 Chris Bassitt, R ERA: 7.11	6.1	L	31	7	5	5	4	3	1	1	0	0	0	65	106	7.11	1.579								
40 Daniel Webb, R ERA: 3.59	1.2		5	1	0	0	1	0	0	0	0	0	0	13	19	0.00	0.600								
39 Maikel Cleto, R ERA: 5.32	0.1		3	2	2	2	0	0	0	0	0	0	0	7	9	54.00	6.000								
41 Javy Guerra, R ERA: 2.84	0.2		4	2	1	1	0	0	0	1	0	0	0	11	17	13.50	3.000								

Detroit Tigers @ Chicago White Sox
 U.S. Cellular Field, Chicago, IL
 Sat Aug 30 2014, 7:12 PM - 10:33 PM EDT
 Att: 23,723 - Partly Cloudy - 81 F

AB	35
R	8
H	12
RBI	8
BB	4
SO	5
LOB	14



Batter	1	2	3	4	5	6	7	8	9	AB	R	H	RBI	BB	SO	LOB	BOTTOM								
1 Adam Eaton, L OBP: 0.378, SLG: 0.413	G6-3		G4-3						G1-3	4	1	1	0	1	0	0									
10 Alexei Ramirez, R OBP: 0.316, SLG: 0.422			P4			F7				4	1	2	0	0	0	2									
79 José Abreu, R OBP: 0.381, SLG: 0.605			G6-3							2	0	1	0	2	0	0									
26 Avisail Garcia, R OBP: 0.281, SLG: 0.420	G4-6-3			K		G3-1			FC4-6	4	1	0	1	0	1	5									
24 Dayan Viciedo, R OBP: 0.277, SLG: 0.402			G1-3		P4				HR	4	1	1	3	0	0	1									
14 Paul Konerko, R OBP: 0.294, SLG: 0.344			G5-3		G5-3					4	0	0	0	0	1	1									
77 Yolmer Sánchez, S OBP: 0.268, SLG: 0.293					G6-3				G3-1	4	0	1	0	0	1	0									
17 Adrian Nieto, S OBP: 0.305, SLG: 0.323					G6-3					2	0	0	0	1	1	0									
12 Conor Gillaspie, L (9, PH) ERA: 7.39									F9	1	0	0	0	0	0	0									
28 Leury Garcia, S OBP: 0.207, SLG: 0.225									G6-3	4	0	1	0	0	0	2									
Inning Stats	R: 0 E: 0 K: 0 S: 7	H: 1 LOB: 1 BB: 1 P: 15	R: 0 E: 0 K: 0 S: 11	H: 1 LOB: 2 BB: 1 P: 18	R: 0 E: 0 K: 0 S: 12	H: 0 LOB: 0 BB: 0 P: 17	R: 0 E: 0 K: 1 S: 9	H: 0 LOB: 0 BB: 0 P: 13	R: 0 E: 0 K: 0 S: 9	H: 2 LOB: 2 BB: 0 P: 16	R: 0 E: 0 K: 0 S: 12	H: 1 LOB: 1 BB: 0 P: 18	R: 0 E: 0 K: 2 S: 8	H: 0 LOB: 0 BB: 0 P: 10	R: 4 E: 0 K: 1 S: 20	H: 2 LOB: 2 BB: 2 P: 36	R: 0 E: 0 K: 0 S: 8	H: 0 LOB: 0 BB: 0 P: 15	1B: 4 2B: 2 3B: 0 HR: 1	SF: 0 SAC: 0 DP: 1 HBP: 0	WP: 0 PB: 0 SB: 0 CS: 0	PA: 37			
PITCHER	IP	WLS	BF	H	R	ER	SO	BB	IBB	HBP	BLK	WP	HR	S	P	ERA	WHIP								
56 Kyle Ryan, L ERA: 2.12	6.0	W	24	5	0	0	1	2	0	0	0	0	0	10	16	9.00	1.000								
49 Jim Johnson, R ERA: 7.39	0.0		2	1	0	0	0	1	0	0	0	0	0	9	15	∞	∞								
44 Joba Chamberlain, R ERA: 3.5	1.0	H	4	1	3	3	1	0	0	0	0	0	1	9	15	27.00	1.000								
36 Joe Nathan, R ERA: 5.14	1.0		3	0	0	0	0	0	0	0	0	0	0	8	15	0.00	0.000								

Detroit Tigers @ Chicago White Sox
 U.S. Cellular Field, Chicago, IL
 Sat Aug 30 2014, 7:12 PM - 10:33 PM EDT
 Att: 23,723 - Partly Cloudy - 81 F

AB	33
R	4
H	7
RBI	4
BB	4
SO	4
LOB	11



Batter	1	2	3	4	5	6	7	8	9	AB	R	H	RBI	BB	SO	LOB	TOP										
20 Rajai Davis, R OBP: 0.327, SLG: 0.413										4	1	1	0	0	0	0	AB 32 R 2 H 6 RBI 2 BB 1 SO 6 LOB 10 										
3 Ian Kinsler, R OBP: 0.313, SLG: 0.420										4	1	1	1	0	1	0											
48 Tori Hunter, R OBP: 0.318, SLG: 0.450										4	0	2	0	0	1	1											
41 Victor Martinez, S OBP: 0.396, SLG: 0.554										4	0	1	1	0	0	2											
28 J.D. Martinez, R OBP: 0.343, SLG: 0.542										4	0	0	0	0	2	2											
9 Nick Castellanos, R OBP: 0.310, SLG: 0.410										4	0	1	0	0	1	1											
32 Don Kelly, L OBP: 0.346, SLG: 0.301										2	0	0	0	1	0	1											
30 Eugenio Suárez, R OBP: 0.325, SLG: 0.359										3	0	0	0	0	1	2											
50 Bryan Holaday, R OBP: 0.272, SLG: 0.274										3	0	0	0	0	0	1											
Inning Stats	R: 0 E: 0 K: 0 S: 9	H: 1 LOB: 1 BB: 0 P: 14	R: 0 E: 0 K: 0 S: 6	H: 0 LOB: 1 BB: 0 P: 14	R: 0 E: 0 K: 0 S: 7	H: 0 LOB: 0 BB: 0 P: 9	R: 0 E: 0 K: 0 S: 16	H: 1 LOB: 1 BB: 0 P: 23	R: 0 E: 0 K: 1 S: 10	H: 1 LOB: 1 BB: 0 P: 15	R: 2 E: 0 K: 2 S: 17	H: 3 LOB: 1 BB: 0 P: 27	R: 0 E: 0 K: 0 S: 5	H: 0 LOB: 0 BB: 0 P: 7	R: 0 E: 0 K: 2 S: 7	H: 0 LOB: 0 BB: 0 P: 12	R: 0 E: 0 K: 1 S: 5	H: 0 LOB: 0 BB: 0 P: 5	1B: 4 2B: 3 3B: 0 HR: 0	SF: 0 SAC: 0 DP: 1 HBP: 0	WP: 1 PB: 0 SB: 0 CS: 0	PA: 33					
PITCHER	IP	WLS	BF	H	R	ER	SO	BB	IBB	HBP	BLK	WP	HR	S	P	ERA	WHIP										
62 Jose Quintana, L ERA: 3.44	7.0	W	27	6	2	2	3	1	0	0	0	1	0	70	109	2.57	1.000										
57 Zach Putnam, R ERA: 1.82	1.0		3	0	0	0	2	0	0	0	0	0	0	7	12	0.00	0.000										
52 Jake Petricka, R ERA: 2.77	1.0		3	0	0	0	1	0	0	0	0	0	0	5	5	0.00	0.000										

Detroit Tigers @ Chicago White Sox
 U.S. Cellular Field, Chicago, IL
 Sun Aug 31 2014, 2:13 PM - 5:15 PM EDT
 Att: 26,336 - Partly Cloudy - 86 F

AB 32
R 2
H 6
RBI 2
BB 1
SO 6
LOB 10

Batter	1	2	3	4	5	6	7	8	9	AB	R	H	RBI	BB	SO	LOB	BOTTOM										
1 Adam Eaton, L OBP: 0.376, SLG: 0.413										5	2	1	0	0	1	1	AB 39 R 6 H 11 RBI 5 BB 1 SO 9 LOB 27 										
77 Yolmer Sánchez, S OBP: 0.283, SLG: 0.304										5	2	2	1	0	1	2											
79 José Abreu, R OBP: 0.381, SLG: 0.602										4	0	1	1	0	0	3											
26 Avisail García, R OBP: 0.298, SLG: 0.435										4	1	2	2	1	1	3											
12 Conor Gillaspie, L OBP: 0.349, SLG: 0.436										5	0	1	1	0	1	6											
24 Dayan Viciedo, R OBP: 0.277, SLG: 0.400										4	0	1	0	0	1	3											
25 Moisés Sierra, R OBP: 0.265, SLG: 0.345										0	0	0	0	0	0	0											
38 Andy Wilkins, L										4	0	0	0	0	3	3											
21 Tyler Flowers, R OBP: 0.296, SLG: 0.363										4	0	2	0	0	1	2											
28 Leury García, S OBP: 0.209, SLG: 0.226										4	1	1	0	0	0	4											
Inning Stats	R: 2 E: 2 K: 2 S: 14	H: 1 LOB: 2 BB: 1 P: 22	R: 3 E: 2 K: 2 S: 18	H: 3 LOB: 2 BB: 0 P: 26	R: 0 E: 0 K: 1 S: 10	H: 1 LOB: 1 BB: 0 P: 11	R: 0 E: 0 K: 0 S: 11	H: 1 LOB: 1 BB: 0 P: 13	R: 0 E: 0 K: 0 S: 7	H: 1 LOB: 1 BB: 0 P: 12	R: 1 E: 0 K: 0 S: 7	H: 2 LOB: 1 BB: 0 P: 8	R: 0 E: 1 K: 2 S: 11	H: 1 LOB: 2 BB: 0 P: 16	R: 0 E: 0 K: 2 S: 12	H: 1 LOB: 2 BB: 0 P: 19	1B: 8 2B: 3 3B: 0 HR: 0	SF: 0 SAC: 0 DP: 0 HBP: 1	WP: 0 PB: 0 SB: 3 CS: 0	PA: 41							
PITCHER	IP	WLS	BF	H	R	ER	SO	BB	IBB	HBP	BLK	WP	HR	S	P	ERA	WHIP										
21 Rick Porcello, R ERA: 3.05	6.2	L	35	10	0	2	7	1	0	0	0	0	0	75	105	2.70	1.650										
40 Phil Coke, L ERA: 4.11	0.2		3	1	0	0	1	0	0	0	0	0	0	7	8	0.00	1.500										
57 Evan Reed, R ERA: 4.6	0.2		3	0	0	0	1	0	0	1	0	0	0	8	14	0.00	0.000										

Detroit Tigers @ Chicago White Sox
 U.S. Cellular Field, Chicago, IL
 Sun Aug 31 2014, 2:13 PM - 5:15 PM EDT
 Att: 26,336 - Partly Cloudy - 86 F

AB 39
R 6
H 11
RBI 5
BB 1
SO 9
LOB 27

Batter	1	2	3	4	5	6	7	8	9	AB	R	H	RBI	BB	SO	LOB	TOP								
3 Ian Kinsler, R OBP: 0.314, SLG: 0.423 26 Hernán Pérez, R OBP: 1.000, SLG: 1.000										5	1	2	0	0	0	0	5								
48 Tori Hunter, R OBP: 0.315, SLG: 0.501 33 Steven Moya, L OBP: 1.000, SLG: 1.000										5	0	0	0	0	1	5	5								
24 Miguel Cabrera, R OBP: 0.397, SLG: 0.501 18 Tyler Collins, L OBP: 0.250, SLG: 0.400										5	4	4	3	0	1	0	5								
41 Victor Martínez, S OBP: 0.400, SLG: 0.563 32 Don Kelly, L OBP: 0.344, SLG: 0.299										3	2	2	2	2	0	0	3								
28 J.D. Martínez, R OBP: 0.348, SLG: 0.550										4	1	2	1	1	2	0	4								
9 Nick Castellanos, R OBP: 0.313, SLG: 0.412										5	0	3	0	0	1	5	5								
13 Alex Avila, L OBP: 0.327, SLG: 0.371 34 James McCann, R OBP: 0.322, SLG: 0.355										4	0	2	2	1	1	2	4								
30 Eugenio Suárez, R OBP: 0.322, SLG: 0.355										5	0	1	1	0	1	5	5								
61 Ezequiel Carrera, L OBP: 0.298, SLG: 0.364										5	0	1	0	0	0	4	5								
Inning Stats	R: 2 H: 3 E: 0 K: 1 S: 15	H: 3 LOB: 1 BB: 1 P: 23	R: 0 H: 0 E: 0 K: 1 S: 9	H: 0 LOB: 0 BB: 1 P: 13	R: 3 H: 4 E: 0 K: 0 S: 17	H: 4 LOB: 1 BB: 0 P: 25	R: 0 H: 0 E: 1 K: 0 S: 9	H: 0 LOB: 1 BB: 0 P: 13	R: 0 H: 3 E: 0 K: 1 S: 12	H: 3 LOB: 3 BB: 0 P: 15	R: 2 H: 4 E: 0 K: 1 S: 11	H: 4 LOB: 2 BB: 1 P: 25	R: 2 H: 3 E: 0 K: 0 S: 16	H: 3 LOB: 3 BB: 1 P: 29	R: 3 H: 3 E: 0 K: 1 S: 13	H: 3 LOB: 0 BB: 0 P: 21	1B: 13 HR: 5	SF: 0 2B: 1 3B: 1 HBP: 1	WP: 0 PB: 0 SB: 0 CS: 0	PA: 50					
PITCHER	IP: 2.2 WLS: L BF: 15 ERA: 2.72	H: 7 R: 5 ER: 5 SO: 2	BB: 2 IBB: 0 HBP: 0 BLK: 0	WP: 0 HR: 3 S: 38 P: 57	ERA: 16.88 WHIP: 3.375	IP: 1.0 WLS: 6 BF: 6 ERA: 14.54	H: 3 R: 3 ER: 3 SO: 1	BB: 0 IBB: 0 HBP: 0 BLK: 0	WP: 0 HR: 1 S: 13 P: 21	ERA: 27.00 WHIP: 3.000	IP: 1.0 WLS: 6 BF: 6 ERA: 18.00	H: 3 R: 3 ER: 3 SO: 1	BB: 0 IBB: 0 HBP: 0 BLK: 0	WP: 0 HR: 1 S: 13 P: 21	ERA: 18.00 WHIP: 4.000	IP: 1.0 WLS: 6 BF: 6 ERA: 18.00	H: 3 R: 3 ER: 3 SO: 1	BB: 0 IBB: 0 HBP: 0 BLK: 0	WP: 0 HR: 1 S: 13 P: 21	ERA: 18.00 WHIP: 4.000	IP: 1.0 WLS: 6 BF: 6 ERA: 18.00	H: 3 R: 3 ER: 3 SO: 1	BB: 0 IBB: 0 HBP: 0 BLK: 0	WP: 0 HR: 1 S: 13 P: 21	ERA: 18.00 WHIP: 4.000
28 Corey Kluber, R ERA: 2.72	57 Kyle Crockett, L ERA: 1.3	34 Zach McAllister, R ERA: 5.89	50 Nick Hagadone, L ERA: 1.33	56 Bryan Price, R ERA: 18.0	49 Austin Adams, R ERA: 14.54																				
Batter	1	2	3	4	5	6	7	8	9	AB	R	H	RBI	BB	SO	LOB	BOTTOM								
24 Michael Bourn, L OBP: 0.323, SLG: 0.380 62 Tyler Holt, R OBP: 0.343, SLG: 0.333										4	0	2	0	0	0	2	4								
11 José Ramírez, S OBP: 0.294, SLG: 0.319										4	0	0	0	0	3	3	4								
23 Michael Brantley, L OBP: 0.369, SLG: 0.485 55 Roberto Pérez, R OBP: 0.306, SLG: 0.362										3	1	1	0	1	0	3	3								
41 Carlos Santana, S OBP: 0.364, SLG: 0.424										4	0	1	1	0	1	3	4								
10 Yan Gomes, R OBP: 0.327, SLG: 0.476 38 Chris Dickerson, L OBP: 0.309, SLG: 0.327										3	0	0	0	0	1	1	3								
22 Jason Kipnis, L OBP: 0.317, SLG: 0.343										4	0	1	0	0	1	0	4								
4 Mike Aviles, R OBP: 0.270, SLG: 0.334 6 Zach Walters, S OBP: 0.248, SLG: 0.467										1	0	0	0	0	0	0	1								
36 Jesús Aguilar, R OBP: 0.304, SLG: 0.167 72 Jason Giambi, L OBP: 0.208, SLG: 0.271										2	0	0	0	1	1	2	2								
8 Lonnie Chisenhall, L OBP: 0.363, SLG: 0.465										3	0	2	0	0	0	0	3								
Inning Stats	R: 1 H: 2 E: 0 K: 1 S: 11	H: 2 LOB: 1 BB: 0 P: 15	R: 0 H: 1 E: 0 K: 1 S: 13	H: 1 LOB: 2 BB: 1 P: 21	R: 0 H: 0 E: 0 K: 1 S: 6	H: 0 LOB: 0 BB: 1 P: 14	R: 0 H: 1 E: 0 K: 2 S: 9	H: 1 LOB: 1 BB: 0 P: 11	R: 0 H: 2 E: 0 K: 2 S: 14	H: 2 LOB: 2 BB: 0 P: 17	R: 0 H: 1 E: 0 K: 0 S: 7	H: 1 LOB: 1 BB: 0 P: 13	R: 0 H: 1 E: 0 K: 1 S: 11	H: 1 LOB: 1 BB: 0 P: 14	R: 0 H: 0 E: 0 K: 1 S: 12	H: 0 LOB: 0 BB: 0 P: 14	R: 0 H: 0 E: 0 K: 2 S: 9	H: 0 LOB: 0 BB: 0 P: 14	1B: 6 HR: 0	SF: 0 2B: 2 3B: 0 HBP: 1	WP: 0 PB: 0 SB: 0 CS: 0	PA: 37			
PITCHER	IP: 7.0 WLS: W BF: 30 ERA: 3.25	H: 8 R: 1 ER: 1 SO: 8	BB: 2 IBB: 0 HBP: 0 BLK: 0	WP: 0 HR: 0 S: 71 P: 105	ERA: 1.29 WHIP: 1.429	IP: 1.0 WLS: 3 BF: 3 ERA: 2.55	H: 0 R: 0 ER: 0 SO: 2	BB: 0 IBB: 0 HBP: 0 BLK: 0	WP: 0 HR: 0 S: 9 P: 14	ERA: 0.00 WHIP: 0.000	IP: 1.0 WLS: 4 BF: 4 ERA: 7.23	H: 0 R: 0 ER: 0 SO: 2	BB: 0 IBB: 0 HBP: 0 BLK: 0	WP: 0 HR: 0 S: 9 P: 14	ERA: 0.00 WHIP: 0.000	IP: 1.0 WLS: 4 BF: 4 ERA: 7.23	H: 0 R: 0 ER: 0 SO: 2	BB: 0 IBB: 0 HBP: 0 BLK: 0	WP: 0 HR: 0 S: 9 P: 14	ERA: 0.00 WHIP: 0.000	IP: 1.0 WLS: 4 BF: 4 ERA: 7.23	H: 0 R: 0 ER: 0 SO: 2	BB: 0 IBB: 0 HBP: 0 BLK: 0	WP: 0 HR: 0 S: 9 P: 14	ERA: 0.00 WHIP: 0.000
14 David Price, L ERA: 3.25	62 Al Alburquerque, R ERA: 2.55	49 Jim Johnson, R ERA: 7.23																							

Detroit Tigers @ Cleveland Indians
Progressive Field, Cleveland, OH
Mon Sep 01 2014, 4:14 PM - 7:43 PM EDT
Att: 23,296 - Partly Cloudy - 86 F

AB 45
R 12
H 20
RBI 12
BB 4
SO 7
LOB 21



Detroit Tigers @ Cleveland Indians
Progressive Field, Cleveland, OH
Mon Sep 01 2014, 4:14 PM - 7:43 PM EDT
Att: 23,296 - Partly Cloudy - 86 F


AB 34
R 1
H 8
RBI 1
BB 2
SO 11
LOB 16



Batter	1	2	3	4	5	6	7	8	9	AB	R	H	RBI	BB	SO	LOB	TOP					
3 Ian Kinsler, R OBP: 0.312, SLG: 0.420 26 Hernán Pérez, R OBP: 1.000, SLG: 1.000										4	0	1	0	0	0	1						
48 Tori Hunter, R OBP: 0.371, SLG: 0.440 32 Don Kelly, L OBP: 0.344, SLG: 0.299										4	0	1	0	0	0	1						
24 Miguel Cabrera, R OBP: 0.371, SLG: 0.505 34 James McCann, R OBP: 0.344, SLG: 0.299										3	0	2	0	0	1	1						
41 Victor Martínez, S OBP: 0.401, SLG: 0.564 33 Steven Moya, R OBP: 1.000, SLG: 1.000										3	0	1	0	0	0	2						
28 J.D. Martínez, R OBP: 0.348, SLG: 0.553										4	0	0	0	0	4	3						
9 Nick Castellanos, R OBP: 0.314, SLG: 0.412										4	0	1	0	0	2	3						
30 Eugenio Suárez, R OBP: 0.318, SLG: 0.350										3	0	0	0	0	0	1						
50 Bryan Holaday, R OBP: 0.270, SLG: 0.271										3	0	1	0	0	1	1						
20 Rajai Davis, R OBP: 0.329, SLG: 0.416										3	0	0	0	0	1	1						
Inning Stats	R: 0 E: 0 K: 0 S: 9	H: 2 LOB: 1 BB: 0 P: 11	R: 0 E: 0 K: 2 S: 9	H: 0 LOB: 0 BB: 0 P: 15	R: 0 E: 0 K: 0 S: 8	H: 1 LOB: 0 BB: 0 P: 11	R: 0 E: 1 K: 1 S: 11	H: 2 LOB: 2 BB: 0 P: 13	R: 0 E: 0 K: 0 S: 11	H: 0 LOB: 0 BB: 0 P: 13	R: 0 E: 0 K: 1 S: 9	H: 1 LOB: 1 BB: 0 P: 14	R: 0 E: 0 K: 2 S: 9	H: 1 LOB: 1 BB: 0 P: 16	R: 0 E: 0 K: 1 S: 8	H: 0 LOB: 0 BB: 0 P: 10	R: 0 E: 0 K: 2 S: 9	H: 1 LOB: 1 BB: 0 P: 15	1B: 7 2B: 1 3B: 0 HR: 0	SF: 0 SAC: 0 DP: 2 HBP: 0	WP: 0 PB: 0 SB: 0 CS: 0	PA: 33
PITCHER 31 Danny Salazar, R ERA: 3.8	IP: 9.0 WLS: W BF: 33 H: 8 R: 0 ER: 0 SO: 9 BB: 0 IBB: 0 HBP: 0 BLK: 0 WP: 0 HR: 0 S: 83 P: 118 ERA: 0.00 WHIP: 0.889															PITCHER						

Detroit Tigers @ Cleveland Indians
Progressive Field, Cleveland, OH
Wed Sep 03 2014, 7:08 PM - 9:44 PM EDT
Att: 11,739 - Clear - 78 F


AB 33
R 0
H 8
RBI 0
BB 0
SO 9
LOB 14



Batter	1	2	3	4	5	6	7	8	9	AB	R	H	RBI	BB	SO	LOB	BOTTOM			
24 Michael Bourn, L OBP: 0.318, SLG: 0.373										4	1	1	1	0	1	0				
11 José Ramírez, S OBP: 0.303, SLG: 0.336										4	2	3	1	0	0	0				
23 Michael Brantley, L OBP: 0.370, SLG: 0.493										4	0	1	1	0	1	2				
41 Carlos Santana, S OBP: 0.366, SLG: 0.435										4	1	1	2	0	1	1				
22 Jason Kipnis, L OBP: 0.318, SLG: 0.340										3	1	0	0	1	1	0				
8 Lonnie Chisenhall, L OBP: 0.361, SLG: 0.456										4	1	2	1	0	1	0				
10 Yan Gomes, R OBP: 0.328, SLG: 0.477										4	1	2	1	0	0	1				
72 Jason Giambi, L OBP: 0.214, SLG: 0.275 36 Jesús Aguilar, R OBP: 0.232, SLG: 0.158										3	0	1	0	0	1	2				
6 Zach Walters, S OBP: 0.246, SLG: 0.450 62 Tyler Holt, R OBP: 0.359, SLG: 0.333										3	0	0	0	0	2	2				
Inning Stats	R: 2 E: 0 K: 1 S: 12	H: 2 LOB: 0 BB: 0 P: 19	R: 0 E: 0 K: 1 S: 11	H: 1 LOB: 0 BB: 0 P: 17	R: 0 E: 0 K: 0 S: 6	H: 0 LOB: 0 BB: 0 P: 8	R: 2 E: 1 K: 1 S: 10	H: 2 LOB: 1 BB: 1 P: 18	R: 0 E: 0 K: 2 S: 11	H: 1 LOB: 0 BB: 0 P: 20	R: 0 E: 0 K: 1 S: 7	H: 0 LOB: 0 BB: 0 P: 9	R: 3 E: 0 K: 1 S: 13	H: 4 LOB: 1 BB: 0 P: 20	R: 0 E: 0 K: 1 S: 13	H: 1 LOB: 1 BB: 0 P: 20	1B: 5 2B: 5 3B: 0 HR: 1	SF: 0 SAC: 0 DP: 1 HBP: 0	WP: 1 PB: 0 SB: 1 CS: 0	PA: 35
PITCHER 35 Justin Verlander, R ERA: 4.8 63 Patrick McCoy, L ERA: 4.15 58 Robbie Ray, L ERA: 7.16	IP: 6.2 WLS: L BF: 29 H: 9 R: 7 ER: 6 SO: 7 BB: 1 IBB: 0 HBP: 0 BLK: 0 WP: 1 HR: 1 S: 68 P: 108 ERA: 8.10 WHIP: 1.500															PITCHER				

Detroit Tigers @ Cleveland Indians
Progressive Field, Cleveland, OH
Wed Sep 03 2014, 7:08 PM - 9:44 PM EDT
Att: 11,739 - Clear - 78 F

AB 34
R 7
H 11
RBI 7
BB 1
SO 8
LOB 9



Batter	1	2	3	4	5	6	7	8	9	AB	R	H	RBI	BB	SO	LOB	TOP			
16 Angel Pagan, S OBP: 0.345, SLG: 0.395 2 Juan Carlos Perez, R OBP: 0.260, SLG: 0.250										3	1	1	1	0	0	4	San Francisco Giants @ Detroit Tigers Comerica Park, Detroit, MI Fri Sep 05 2014, 7:10 PM - 12:38 AM EDT Att: 31,940 - Partly Cloudy - 93 F			
12 Joe Panik, L OBP: 0.397, SLG: 0.397										5	1	2	1	0	1	2				
28 Buster Posey, R OBP: 0.337, SLG: 0.494 34 Andrew Susac, R OBP: 0.327, SLG: 0.538										5	1	2	0	0	1	2				
48 Pablo Sandoval, S OBP: 0.332, SLG: 0.440 13 Joaquin Arias, R OBP: 0.293, SLG: 0.274										5	1	2	2	0	0	3				
8 Hunter Pence, R OBP: 0.348, SLG: 0.479										4	0	1	0	1	2	1				
7 Gregor Blanco, L OBP: 0.344, SLG: 0.376										4	2	2	1	1	0	1				
45 Travis Ishikawa, L OBP: 0.306, SLG: 0.423										4	1	1	1	1	2	2				
37 Adam Duval, R OBP: 0.239, SLG: 0.313										5	1	1	0	0	0	5				
35 Brandon Crawford, L OBP: 0.318, SLG: 0.373										3	0	3	1	0	0	0				
Inning Stats	R: 1 E: 1 K: 1 S: 14	H: 2 LOB: 1 BB: 0 P: 21	R: 3 E: 0 K: 0 S: 11	H: 4 LOB: 1 BB: 0 P: 16	R: 2 E: 0 K: 0 S: 12	H: 4 LOB: 3 BB: 1 P: 21	R: 1 E: 1 K: 0 S: 10	H: 2 LOB: 1 BB: 0 P: 16	R: 0 E: 0 K: 2 S: 14	H: 1 LOB: 0 BB: 0 P: 22	R: 0 E: 0 K: 1 S: 9	H: 0 LOB: 0 BB: 0 P: 11	R: 0 E: 0 K: 1 S: 12	H: 1 LOB: 1 BB: 2 P: 16	R: 0 E: 0 K: 1 S: 10	H: 0 LOB: 2 BB: 2 P: 19	1B: 12 2B: 1 3B: 1 HR: 1	SF: 0 SAC: 1 DP: 1 HBP: 0	WP: 0 PB: 0 SB: 0 CS: 0	PA: 44
PITCHER	IP WLS BF H R ER SO BB IBB HBP BLK WP HR S P ERA WHIP	IP WLS BF H R ER SO BB IBB HBP BLK WP HR S P ERA WHIP	IP WLS BF H R ER SO BB IBB HBP BLK WP HR S P ERA WHIP	IP WLS BF H R ER SO BB IBB HBP BLK WP HR S P ERA WHIP	IP WLS BF H R ER SO BB IBB HBP BLK WP HR S P ERA WHIP	IP WLS BF H R ER SO BB IBB HBP BLK WP HR S P ERA WHIP	IP WLS BF H R ER SO BB IBB HBP BLK WP HR S P ERA WHIP	IP WLS BF H R ER SO BB IBB HBP BLK WP HR S P ERA WHIP	IP WLS BF H R ER SO BB IBB HBP BLK WP HR S P ERA WHIP	IP WLS BF H R ER SO BB IBB HBP BLK WP HR S P ERA WHIP	IP WLS BF H R ER SO BB IBB HBP BLK WP HR S P ERA WHIP	IP WLS BF H R ER SO BB IBB HBP BLK WP HR S P ERA WHIP	IP WLS BF H R ER SO BB IBB HBP BLK WP HR S P ERA WHIP	IP WLS BF H R ER SO BB IBB HBP BLK WP HR S P ERA WHIP	IP WLS BF H R ER SO BB IBB HBP BLK WP HR S P ERA WHIP	IP WLS BF H R ER SO BB IBB HBP BLK WP HR S P ERA WHIP	IP WLS BF H R ER SO BB IBB HBP BLK WP HR S P ERA WHIP			

AB	40
R	8
H	15
RBI	7
BB	3
SO	6
LOB	22



Batter	1	2	3	4	5	6	7	8	9	AB	R	H	RBI	BB	SO	LOB	BOTTOM					
3 Ian Kinsler, R OBP: 0.315, SLG: 0.423 26 Hernán Pérez, R OBP: 0.500, SLG: 0.333										4	0	2	1	0	0	0	San Francisco Giants @ Detroit Tigers Comerica Park, Detroit, MI Fri Sep 05 2014, 7:10 PM - 12:38 AM EDT Att: 31,940 - Partly Cloudy - 93 F					
48 Tylor Hunter, R OBP: 0.312, SLG: 0.437 61 Ezequiel Carrera, L OBP: 0.300, SLG: 0.351										4	0	1	0	0	0	1						
24 Miguel Cabrera, R OBP: 0.370, SLG: 0.504 32 Don Kelly, L OBP: 0.344, SLG: 0.299										4	0	2	0	0	1	1						
41 Victor Martinez, S OBP: 0.404, SLG: 0.568 34 James McCann, R OBP: 0.317, SLG: 0.348										3	0	1	0	0	0	3						
28 J.D. Martinez, R OBP: 0.348, SLG: 0.545 33 Steven Moya, L OBP: 0.500, SLG: 0.500										3	0	0	0	0	2	2						
9 Nick Castellanos, R OBP: 0.311, SLG: 0.409										4	1	1	0	0	0	0						
50 Bryan Holaday, R OBP: 0.273, SLG: 0.277										3	1	1	0	0	0	1						
30 Eugenio Suárez, R OBP: 0.317, SLG: 0.348										3	0	0	0	0	0	3						
20 Rajai Davis, R OBP: 0.326, SLG: 0.410 18 Tyler Collins, L OBP: 0.263, SLG: 0.389										3	0	0	1	0	0	2						
Inning Stats	R: 0 E: 0 K: 0 S: 14	H: 1 LOB: 1 BB: 0 P: 20	R: 0 E: 0 K: 0 S: 6	H: 0 LOB: 0 BB: 0 P: 7	R: 0 E: 0 K: 0 S: 8	H: 0 LOB: 0 BB: 0 P: 14	R: 0 E: 1 K: 1 S: 8	H: 2 LOB: 1 BB: 0 P: 12	R: 2 E: 1 K: 0 S: 9	H: 2 LOB: 0 BB: 0 P: 14	R: 0 E: 0 K: 2 S: 13	H: 1 LOB: 1 BB: 0 P: 18	R: 0 E: 0 K: 0 S: 11	H: 1 LOB: 1 BB: 0 P: 15	R: 0 E: 0 K: 0 S: 5	H: 1 LOB: 0 BB: 0 P: 7	R: 0 E: 0 K: 1 S: 5	H: 0 LOB: 0 BB: 0 P: 5	1B: 7 2B: 2 3B: 0 HR: 0	SF: 0 SAC: 0 DP: 2 HBP: 0	WP: 0 PB: 0 SB: 0 CS: 0	PA: 34
PITCHER	IP WLS BF H R ER SO BB IBB HBP BLK WP HR S P ERA WHIP	IP WLS BF H R ER SO BB IBB HBP BLK WP HR S P ERA WHIP	IP WLS BF H R ER SO BB IBB HBP BLK WP HR S P ERA WHIP	IP WLS BF H R ER SO BB IBB HBP BLK WP HR S P ERA WHIP	IP WLS BF H R ER SO BB IBB HBP BLK WP HR S P ERA WHIP	IP WLS BF H R ER SO BB IBB HBP BLK WP HR S P ERA WHIP	IP WLS BF H R ER SO BB IBB HBP BLK WP HR S P ERA WHIP	IP WLS BF H R ER SO BB IBB HBP BLK WP HR S P ERA WHIP	IP WLS BF H R ER SO BB IBB HBP BLK WP HR S P ERA WHIP	IP WLS BF H R ER SO BB IBB HBP BLK WP HR S P ERA WHIP	IP WLS BF H R ER SO BB IBB HBP BLK WP HR S P ERA WHIP	IP WLS BF H R ER SO BB IBB HBP BLK WP HR S P ERA WHIP	IP WLS BF H R ER SO BB IBB HBP BLK WP HR S P ERA WHIP	IP WLS BF H R ER SO BB IBB HBP BLK WP HR S P ERA WHIP	IP WLS BF H R ER SO BB IBB HBP BLK WP HR S P ERA WHIP	IP WLS BF H R ER SO BB IBB HBP BLK WP HR S P ERA WHIP	IP WLS BF H R ER SO BB IBB HBP BLK WP HR S P ERA WHIP					



Batter	1	2	3	4	5	6	7	8	9	AB	R	H	RBI	BB	SO	LOB	TOP			
16 Angel Pagán, S OBP: 0.340, SLG: 0.390										5	0	0	0	0	2	1	San Francisco Giants @ Detroit Tigers Comerica Park, Detroit, MI Sat Sep 06 2014, 1:08 PM - 4:14 PM EDT Att: 35,722 - Cloudy - 73 F			
12 Joe Panik, L OBP: 0.358, SLG: 0.386										5	0	0	0	0	1	2				
28 Buster Posey, R OBP: 0.361, SLG: 0.494										3	2	3	1	1	0	0				
8 Hunter Pence, R OBP: 0.349, SLG: 0.479										4	1	2	0	0	0	1				
48 Pablo Sandoval, S OBP: 0.321, SLG: 0.438										4	1	1	1	0	3	3				
34 Andrew Susac, R OBP: 0.322, SLG: 0.536										4	1	1	2	0	2	3				
13 Joaquin Arias, R OBP: 0.269, SLG: 0.286										4	0	2	1	0	0	2				
50 Matt Duffy, R OBP: 0.234, SLG: 0.205										4	0	0	0	0	2	2				
35 Brandon Crawford, L OBP: 0.318, SLG: 0.373										0	0	0	0	0	0	0				
7 Grégor Blanco, L OBP: 0.340, SLG: 0.372										4	0	0	0	0	1	1				
Inning Stats	R: 4 H: 5 E: 0 K: 2 S: 19	H: 5 LOB: 1 BB: 0 P: 24	R: 0 H: 0 E: 0 K: 1 S: 7	H: 0 LOB: 2 BB: 1 P: 9	R: 0 H: 1 E: 0 K: 2 S: 10	H: 0 LOB: 0 BB: 1 P: 15	R: 0 H: 0 E: 0 K: 0 S: 5	H: 0 LOB: 0 BB: 0 P: 6	R: 1 H: 1 E: 0 K: 1 S: 7	H: 1 LOB: 0 BB: 0 P: 8	R: 0 H: 0 E: 0 K: 0 S: 7	H: 0 LOB: 0 BB: 0 P: 12	R: 0 H: 0 E: 0 K: 2 S: 12	H: 1 LOB: 1 BB: 0 P: 15	R: 0 H: 1 E: 0 K: 2 S: 14	H: 1 LOB: 2 BB: 0 P: 20	1B: 6 2B: 2 HR: 1	SF: 0 SAC: 0 DP: 0 HBP: 0	WP: 0 PB: 0 SB: 0 CS: 0	PA: 38
PITCHER	IP WLS BF H R ER SO BB IBB HBP BLK WP HR S P ERA WHIP	8.2 L 37 9 5 5 11 1 0 0 0 0 1 87 115 5.19 1.154	0.1 1 0 0 0 0 0 0 0 0 0 0 1 1 0.00 0.000																	

Batter	1	2	3	4	5	6	7	8	9	AB	R	H	RBI	BB	SO	LOB	BOTTOM					
3 Ian Kinsler, R OBP: 0.313, SLG: 0.420										4	0	0	0	0	1	3	San Francisco Giants @ Detroit Tigers Comerica Park, Detroit, MI Sat Sep 06 2014, 1:08 PM - 4:14 PM EDT Att: 35,722 - Cloudy - 73 F					
48 Tori Hunter, R OBP: 0.311, SLG: 0.438										4	1	1	0	0	1	2						
24 Miguel Cabrera, R OBP: 0.371, SLG: 0.515										4	2	2	3	0	0	0						
41 Victor Martinez, S OBP: 0.406, SLG: 0.575										4	1	3	1	0	0	0						
28 J.D. Martinez, R OBP: 0.347, SLG: 0.542										4	0	1	0	0	0	1						
9 Nick Castellanos, R OBP: 0.311, SLG: 0.408										4	0	1	0	0	1	2						
30 Eugenio Suárez, R OBP: 0.317, SLG: 0.345										3	0	1	0	0	0	1						
61 Ezequiel Carrera, L OBP: 0.295, SLG: 0.345										3	0	0	0	0	0	1						
34 James McCann, R OBP: 0.326, SLG: 0.368										1	0	0	0	0	1	0						
20 Rajai Davis, R OBP: 0.328, SLG: 0.411										4	0	2	0	0	0	0						
Inning Stats	R: 2 H: 4 E: 0 K: 0 S: 16	H: 4 LOB: 1 BB: 0 P: 24	R: 0 H: 2 E: 0 K: 0 S: 9	H: 2 LOB: 2 BB: 0 P: 15	R: 1 H: 2 E: 0 K: 0 S: 13	H: 2 LOB: 1 BB: 0 P: 19	R: 0 H: 1 E: 0 K: 0 S: 8	H: 1 LOB: 0 BB: 0 P: 12	R: 0 H: 1 E: 0 K: 0 S: 10	H: 1 LOB: 1 BB: 0 P: 16	R: 0 H: 0 E: 0 K: 0 S: 10	H: 0 LOB: 0 BB: 0 P: 14	R: 0 H: 0 E: 0 K: 2 S: 9	H: 0 LOB: 0 BB: 0 P: 12	R: 1 H: 1 E: 0 K: 1 S: 11	H: 1 LOB: 0 BB: 0 P: 16	R: 0 H: 0 E: 0 K: 1 S: 7	H: 0 LOB: 0 BB: 0 P: 11	1B: 7 2B: 1 HR: 3	SF: 0 SAC: 0 DP: 1 HBP: 0	WP: 0 PB: 0 SB: 0 CS: 1	PA: 36
PITCHER	IP WLS BF H R ER SO BB IBB HBP BLK WP HR S P ERA WHIP	6.0 W 26 10 3 3 0 2 0 0 0 0 0 9 12 4.50 1.667	1.0 H 3 0 0 0 2 0 0 0 0 0 0 0 9 12 0.00 0.000	1.0 H 4 1 1 1 1 0 0 0 0 0 0 1 11 16 9.00 1.000	1.0 S 3 0 0 0 1 0 0 0 0 0 0 0 7 11 0.00 0.000																	

Batter	1	2	3	4	5	6	7	8	9	AB	R	H	RBI	BB	SO	LOB	TOP											
16 Angel Pagán, S OBP: 0.339, SLG: 0.387	G6-3		P4		1B		F9		FC5-4	5	0	1	1	0	0	4	San Francisco Giants @ Detroit Tigers Comerica Park, Detroit, MI Sun Sep 07 2014, 8:10 PM - 11:52 PM EDT Att: 27,523 - Clear - 73 F livebaseballscorecards.com											
12 Joe Panik, L OBP: 0.354, SLG: 0.381	F8		FC6-4		1B		P2		G4-3	5	0	1	0	0	0	4												
28 Buster Posey, R OBP: 0.362, SLG: 0.492			FC6-4				F8		BB	2	0	0	0	2	0	1												
8 Hunter Pence, R OBP: 0.348, SLG: 0.477	G4-3						FC6-4		FC4	3	0	0	0	1	0	2												
48 Pablo Sandoval, S OBP: 0.274, SLG: 0.436	F7		G6-3				FC6-4		BB	3	0	0	0	1	0	1												
37 Adam Duvall, R OBP: 0.233, SLG: 0.304	F9						F8		G3-1	2	0	0	0	0	1	0												
45 Travis Ishikawa, L (6, PH)									G3-1	2	0	0	0	0	0	3												
13 Joaquin Arias, R OBP: 0.274, SLG: 0.291			G6-3						G5-3	4	0	2	0	0	0	2												
7 Grégor Blanco, L OBP: 0.342, SLG: 0.375										2	1	1	0	1	1	1												
50 Matt Duffy, R (9, PH)										1	0	1	0	0	0	0												
35 Brandon Crawford, L OBP: 0.316, SLG: 0.370										3	0	0	0	0	1	3												
34 Andrew Susac, R (9, PH)										0	0	0	0	1	0	0												
Inning Stats	R: 0 E: 0 K: 0 S: 9	H: 0 LOB: 1 BB: 1 P: 16	R: 0 E: 0 K: 1 S: 10	H: 1 LOB: 1 BB: 0 P: 15	R: 0 E: 0 K: 1 S: 7	H: 1 LOB: 1 BB: 0 P: 9	R: 0 E: 0 K: 1 S: 6	H: 0 LOB: 0 BB: 0 P: 8	R: 1 E: 0 K: 0 S: 15	H: 2 LOB: 1 BB: 0 P: 27	R: 0 E: 0 K: 0 S: 8	H: 0 LOB: 1 BB: 1 P: 14	R: 0 E: 0 K: 0 S: 16	H: 1 LOB: 2 BB: 1 P: 27	R: 0 E: 0 K: 0 S: 15	H: 0 LOB: 2 BB: 2 P: 28	R: 0 E: 0 K: 0 S: 10	H: 1 LOB: 1 BB: 1 P: 17	1B: 5 2B: 1 3B: 0 HR: 0	SF: 0 SAC: 0 DP: 1 HBP: 0	WP: 0 PB: 0 SB: 1 CS: 0	PA: 38						
PITCHER	IP	WLS	BF	H	R	ER	SO	BB	IBB	HBP	BLK	WP	HR	S	P	ERA	WHIP											
53 Kyle Lobstein, L ERA: 2.78	(1, 1)	5.2	W	23	4	1	1	3	2	0	0	0	0	0	52	86	1.59	1.059										
62 Al Alburquerque, R ERA: 2.55	(6, 1)	0.2	H	4	1	0	0	0	1	0	0	0	0	0	14	20	0.00	3.000										
65 Blaine Hardy, L ERA: 2.0	(7, 1)	0.2	H	2	0	0	0	0	0	0	0	0	0	5	10	0.00	0.000											
49 Jim Johnson, R ERA: 6.93	(8, 1)	1.0		5	0	0	0	0	2	0	0	0	0	15	28	0.00	2.000											
40 Phil Coke, L ERA: 3.79	(9, 1)	1.0		4	1	0	0	0	1	0	0	0	0	10	17	0.00	2.000											

Batter	1	2	3	4	5	6	7	8	9	AB	R	H	RBI	BB	SO	LOB	BOTTOM										
3 Ian Kinsler, R OBP: 0.313, SLG: 0.421	G5-3		G6-3		F8		G1-3			4	1	1	1	0	0	1	San Francisco Giants @ Detroit Tigers Comerica Park, Detroit, MI Sun Sep 07 2014, 8:10 PM - 11:52 PM EDT Att: 27,523 - Clear - 73 F livebaseballscorecards.com										
48 Torii Hunter, R OBP: 0.315, SLG: 0.440	G4-3		24 HR		1B		G1-3			4	1	3	1	0	0	1											
24 Miguel Cabrera, R OBP: 0.372, SLG: 0.520	G4-3				1B		P3			4	2	2	3	0	0	2											
20 Rajai Davis, R OBP: 0.328, SLG: 0.411			HR				41 2B			0	0	0	0	0	0	0											
41 Victor Martinez, S OBP: 0.405, SLG: 0.575	F7		F9		G6-3					4	0	1	1	0	0	1											
28 J.D. Martinez, R OBP: 0.351, SLG: 0.543	G6-3									3	0	2	0	1	0	0											
32 Don Kelly, L OBP: 0.347, SLG: 0.299										3	0	1	0	1	1	3											
9 Nick Castellanos, R OBP: 0.309, SLG: 0.404	G6-3									4	0	0	0	0	2	3											
13 Alex Avila, L OBP: 0.323, SLG: 0.363	G4-3		L3							4	0	0	0	0	2	2											
17 Andrew Romine, S OBP: 0.268, SLG: 0.271	G4-3									4	2	2	0	0	0	2											
Inning Stats	R: 0 E: 0 K: 0 S: 7	H: 1 LOB: 0 BB: 0 P: 9	R: 0 E: 0 K: 0 S: 9	H: 1 LOB: 1 BB: 0 P: 11	R: 3 E: 0 K: 0 S: 19	H: 3 LOB: 0 BB: 0 P: 26	R: 0 E: 0 K: 1 S: 18	H: 1 LOB: 2 BB: 1 P: 32	R: 0 E: 0 K: 0 S: 9	H: 1 LOB: 0 BB: 0 P: 13	R: 0 E: 0 K: 0 S: 11	H: 1 LOB: 0 BB: 0 P: 15	R: 3 E: 0 K: 2 S: 17	H: 4 LOB: 2 BB: 1 P: 31	R: 0 E: 0 K: 2 S: 9	H: 0 LOB: 0 BB: 0 P: 11	1B: 9 2B: 2 3B: 0 HR: 1	SF: 0 SAC: 0 DP: 2 HBP: 0	WP: 0 PB: 1 SB: 4 CS: 0	PA: 36							
PITCHER	IP	WLS	BF	H	R	ER	SO	BB	IBB	HBP	BLK	WP	HR	S	P	ERA	WHIP										
17 Tim Hudson, R ERA: 3.12	(1, 1)	6.0	L	25	8	3	3	1	1	0	0	0	0	73	106	4.50	1.500										
49 Javier Lopez, L ERA: 2.36	(7, 1)	0.1		2	1	1	1	1	0	0	0	0	0	4	7	27.00	3.000										
70 George Kontos, R ERA: 3.25	(7, 1)	0.1		3	2	1	1	0	0	0	0	0	0	8	12	27.00	6.000										
41 Jeremy Affeldt, L ERA: 2.54	(7, 1)	0.1		3	1	1	1	1	0	1	0	0	0	5	12	27.00	3.000										
60 Hunter Strickland, R ERA:	(8, 1)	1.0		3	0	0	0	2	0	0	0	0	0	9	11	0.00	0.000										

AB 32
R 1
H 6
RBI 1
BB 6
SO 3
LOB 21



AB 34
R 6
H 12
RBI 6
BB 2
SO 5
LOB 15



Batter	1	2	3	4	5	6	7	8	9	AB	R	H	RBI	BB	SO	LOB	TOP										
23 Norichika Aoki, L OBP: 0.333, SLG: 0.336	L7		G6-4-3 1B			F7		L6		4	0	1	2	0	0	0	Kansas City Royals @ Detroit Tigers Comerica Park, Detroit, MI Mon Sep 08 2014, 4:12 PM - 7:27 PM EDT Att: 30,758 - Partly Cloudy - 76 F										
14 Omar Infante, R OBP: 0.299, SLG: 0.345	F8		G6-4-3			G6-3		1B		4	1	1	0	0	0	1											
4 Alex Gordon, L OBP: 0.354, SLG: 0.450	P5							1B		2	0	0	0	2	1	0											
13 Salvador Perez, R OBP: 0.297, SLG: 0.415		K				G6-3		K		4	0	0	0	0	2	3											
35 Eric Hosmer, L OBP: 0.311, SLG: 0.379		K						1B		4	1	3	1	0	1	0											
16 Billy Butler, R OBP: 0.321, SLG: 0.377	G6-3					P6				4	0	0	1	0	0	3											
8 Mike Moustakas, L OBP: 0.287, SLG: 0.372						F8		F8		4	1	1	0	0	0	0											
6 Lorenzo Cain, R OBP: 0.333, SLG: 0.403						K		L5		4	2	2	1	0	1	0											
2 Alcides Escobar, R OBP: 0.308, SLG: 0.367						F8		F8		3	0	0	0	0	0	0											
Inning Stats	R: 0 E: 0 K: 0 S: 7	H: 0 LOB: 0 BB: 0 P: 14	R: 0 E: 0 K: 2 S: 10	H: 0 LOB: 0 BB: 0 P: 12	R: 2 E: 0 K: 0 S: 12	H: 3 LOB: 0 BB: 0 P: 17	R: 0 E: 0 K: 1 S: 11	H: 1 LOB: 1 BB: 0 P: 17	R: 0 E: 0 K: 1 S: 8	H: 0 LOB: 0 BB: 0 P: 13	R: 0 E: 0 K: 0 S: 5	H: 0 LOB: 1 BB: 1 P: 10	R: 2 E: 0 K: 0 S: 16	H: 2 LOB: 0 BB: 0 P: 23	R: 1 E: 0 K: 1 S: 17	H: 2 LOB: 2 BB: 1 P: 30		R: 0 E: 0 K: 0 S: 8	H: 0 LOB: 0 BB: 0 P: 15	1B: 6 2B: 0 3B: 1 HR: 1	SF: 0 SAC: 1 DP: 1 HBP: 0	WP: 0 PB: 0 SB: 0 CS: 0	PA: 36				
PITCHER	IP	WLS	BF	H	R	ER	SO	BB	IBB	HBP	BLK	WP	HR	S	P	ERA	WHIP										
35 Justin Verlander, R ERA: 4.82	7.0	W	27	6	4	4	4	1	0	0	0	0	0	69	106	5.14	1.000										
44 Joba Chamberlain, R ERA: 3.51	1.0		6	2	1	1	1	1	0	0	0	0	0	17	30	9.00	3.000										
36 Joe Nathan, R ERA: 4.94	1.0		3	0	0	0	0	0	0	0	0	0	0	8	15	0.00	0.000										

Batter	1	2	3	4	5	6	7	8	9	AB	R	H	RBI	BB	SO	LOB	BOTTOM										
3 Ian Kinsler, R OBP: 0.311, SLG: 0.417	F7	L7	P2		G6-3		L7			5	0	0	0	0	0	5	Kansas City Royals @ Detroit Tigers Comerica Park, Detroit, MI Mon Sep 08 2014, 4:12 PM - 7:27 PM EDT Att: 30,758 - Partly Cloudy - 76 F										
48 Tori Hunter, R OBP: 0.318, SLG: 0.444	F9									5	2	3	1	0	0	0											
18 Tyler Collins, L OBP: 0.263, SLG: 0.389										0	0	0	0	0	0	0											
24 Miguel Cabrera, R OBP: 0.372, SLG: 0.519	G6-3									5	1	2	1	0	0	2											
41 Victor Martinez, S OBP: 0.407, SLG: 0.575										5	1	3	1	0	0	1											
28 J.D. Martinez, R OBP: 0.349, SLG: 0.538										5	1	1	0	0	1	4											
61 Ezequiel Carrera, L OBP: 0.295, SLG: 0.345										0	0	0	0	0	0	0											
32 Don Kelly, L OBP: 0.351, SLG: 0.307										3	1	1	1	1	0	2											
9 Nick Castellanos, R OBP: 0.310, SLG: 0.407										4	2	2	2	0	1	2											
20 Rajai Davis, R OBP: 0.328, SLG: 0.411										0	0	0	0	0	0	0											
13 Alex Avila, L OBP: 0.327, SLG: 0.367										2	1	1	1	2	0	0											
17 Andrew Romine, S OBP: 0.272, SLG: 0.276										4	0	2	0	0	0	4											
Inning Stats	R: 0 E: 0 K: 0 S: 10	H: 0 LOB: 0 BB: 0 P: 16	R: 2 E: 1 K: 1 S: 18	H: 2 LOB: 2 BB: 1 P: 33	R: 6 E: 0 K: 0 S: 29	H: 8 LOB: 2 BB: 0 P: 38	R: 0 E: 0 K: 1 S: 12	H: 1 LOB: 3 BB: 2 P: 27	R: 0 E: 0 K: 0 S: 12	H: 0 LOB: 0 BB: 0 P: 18	R: 0 E: 0 K: 0 S: 7	H: 1 LOB: 0 BB: 0 P: 10	R: 0 E: 0 K: 0 S: 6	H: 1 LOB: 1 BB: 0 P: 7	R: 1 E: 0 K: 0 S: 7	H: 2 LOB: 0 BB: 0 P: 14	1B: 11 2B: 4 3B: 0 HR: 0	SF: 0 SAC: 0 DP: 1 HBP: 0	WP: 1 PB: 0 SB: 1 CS: 0	PA: 42							
PITCHER	IP	WLS	BF	H	R	ER	SO	BB	IBB	HBP	BLK	WP	HR	S	P	ERA	WHIP										
11 Jeremy Guthrie, R ERA: 4.54	2.2	L	20	10	8	6	1	1	0	0	0	0	0	49	76	20.25	4.125										
25 Casey Coleman, R ERA: 4.5	1.1		7	1	0	0	1	2	0	0	0	0	0	20	38	0.00	2.250										
31 Louis Coleman, R ERA: 6.66	1.1		5	1	0	0	0	0	0	0	0	0	0	17	25	0.00	0.750										
37 Scott Downs, L ERA: 5.2	1.1		4	1	0	0	0	0	0	0	0	0	0	6	8	0.00	0.750										
54 Jason Frasor, R ERA: 2.98	1.1		5	2	1	1	0	0	0	0	0	1	0	9	16	6.75	1.500										

AB	33
R	5
H	8
RBI	5
BB	2
SO	5
LOB	7




AB	38
R	9
H	15
RBI	7
BB	3
SO	2
LOB	20



Batter	1	2	3	4	5	6	7	8	9	AB	R	H	RBI	BB	SO	LOB	TOP										
23 Norichika Aoki, L (1,9) 1 Jarrod Dyson, L (9,FR) OBP: 0.336, SLG: 0.342			G5-3				G1-3		G1-3	4	0	2	0	1	0	0											
14 Omar Infante, R (1,4) 0 Terrance Gore, R (9,FR) OBP: 0.292, SLG: 0.348	L8									5	0	3	1	0	1	1											
4 Alex Gordon, L (1,7) OBP: 0.354, SLG: 0.447										3	0	0	0	2	2	3											
13 Salvador Perez, R (1,2) OBP: 0.294, SLG: 0.411	G6-3									5	0	0	0	0	1	7											
35 Eric Hosmer, L (1,3) OBP: 0.313, SLG: 0.379										3	0	1	0	1	1	3											
7 Josh Willingham, R (1,10) OBP: 0.350, SLG: 0.414										3	1	1	0	1	0	1											
8 Mike Moustakas, L (1,5) OBP: 0.269, SLG: 0.376										4	0	2	0	0	1	3											
6 Lorenzo Cain, R (1,8) OBP: 0.329, SLG: 0.399										4	0	0	1	0	2	4											
2 Alcides Escobar, R (1,6) OBP: 0.308, SLG: 0.366										4	1	1	0	0	0	4											
Inning Stats	R: 0 E: 0 K: 0 S: 9	H: 0 LOB: 1 BB: 2 P: 19	R: 0 E: 0 K: 2 S: 11	H: 2 LOB: 2 BB: 0 P: 13	R: 0 E: 0 K: 2 S: 8	H: 0 LOB: 0 BB: 0 P: 10	R: 0 E: 0 K: 0 S: 8	H: 0 LOB: 1 BB: 1 P: 12	R: 1 E: 0 K: 1 S: 17	H: 3 LOB: 3 BB: 1 P: 26	R: 0 E: 0 K: 1 S: 15	H: 1 LOB: 0 BB: 0 P: 18	R: 0 E: 0 K: 0 S: 15	H: 1 LOB: 1 BB: 0 P: 22	R: 1 E: 0 K: 0 S: 8	H: 1 LOB: 1 BB: 1 P: 14	R: 0 E: 0 K: 2 S: 12	H: 2 LOB: 2 BB: 0 P: 18	1B: 9 2B: 1 3B: 0 HR: 0	SF: 0 SAC: 0 DP: 0 HBP: 0	WP: 0 PB: 0 SB: 1 CS: 2	PA: 40					
PITCHER	IP	WLS	BF	H	R	ER	SO	BB	IBB	HBP	BLK	WP	HR	S	P	ERA	WHIP										
37 Max Scherzer, R (1,1) ERA: 3.19	6.2	W	30	7	1	1	6	4	0	0	0	0	0	81	117	1.35	1.650										
62 Ai Albuerqueque, R (7,1) ERA: 2.63	0.1	H	1	0	0	0	0	0	0	0	0	0	0	2	3	0.00	0.000										
65 Blaine Hardy, L (8,1) ERA: 2.25	0.0		1	0	1	1	0	1	0	0	0	0	0	1	5	∞	∞										
44 Joba Chamberlain, R (8,1) ERA: 3.45	1.0	H	4	1	0	0	0	0	0	0	0	0	0	7	9	0.00	1.000										
36 Joe Nathan, R (9,1) ERA: 4.85	1.0	S	4	2	0	0	2	0	0	0	0	0	0	12	18	0.00	2.000										

Kansas City Royals @ Detroit Tigers
Comerica Park, Detroit, MI
Tue Sep 09 2014, 7:09 PM - 10:34 PM EDT
Att: 32,603 - Cloudy - 75 F


AB	35
R	2
H	10
RBI	2
BB	5
SO	8
LOB	26



Batter	1	2	3	4	5	6	7	8	9	AB	R	H	RBI	BB	SO	LOB	BOTTOM										
3 Ian Kinsler, R (1,4) OBP: 0.309, SLG: 0.414	F7	G5-3		F7			F7			4	0	0	0	0	0	1											
48 Tori Hunter, R (1,9) OBP: 0.319, SLG: 0.445				E5						4	1	2	0	0	0	0											
24 Miguel Cabrera, R (1,10) OBP: 0.373, SLG: 0.520										3	0	1	0	1	0	1											
41 Victor Martinez, S (1,3) OBP: 0.406, SLG: 0.571										3	0	0	0	1	0	2											
28 J.D. Martinez, R (1,7) OBP: 0.348, SLG: 0.545										3	1	1	2	0	1	0											
32 Don Kelly, L (9,5) OBP: 0.351, SLG: 0.307										0	0	0	0	0	0	0											
9 Nick Castellanos, R (1,5) OBP: 0.309, SLG: 0.406										4	0	1	0	0	3	2											
61 Ezequiel Carrera, L (8,FR) OBP: 0.295, SLG: 0.345										0	0	0	0	0	0	0											
13 Alex Avila, L (1,2) OBP: 0.329, SLG: 0.367										3	0	1	0	1	2	1											
17 Andrew Romine, S (1,6) OBP: 0.272, SLG: 0.275										4	1	1	0	0	0	2											
20 Rajai Davis, R (1,8) OBP: 0.327, SLG: 0.416										4	1	1	2	0	1	2											
Inning Stats	R: 1 E: 0 K: 1 S: 11	H: 2 LOB: 2 BB: 1 P: 19	R: 2 E: 0 K: 0 S: 19	H: 2 LOB: 2 BB: 2 P: 31	R: 0 E: 0 K: 2 S: 11	H: 1 LOB: 1 BB: 0 P: 16	R: 0 E: 1 K: 1 S: 9	H: 0 LOB: 1 BB: 0 P: 13	R: 1 E: 0 K: 2 S: 10	H: 1 LOB: 0 BB: 0 P: 15	R: 0 E: 0 K: 0 S: 8	H: 0 LOB: 0 BB: 0 P: 10	R: 0 E: 0 K: 0 S: 7	H: 0 LOB: 0 BB: 0 P: 13	R: 0 E: 0 K: 1 S: 11	H: 2 LOB: 2 BB: 0 P: 19	R: 0 E: 0 K: 1 S: 11	H: 2 LOB: 2 BB: 0 P: 19	1B: 5 2B: 1 3B: 0 HR: 2	SF: 1 SAC: 0 DP: 0 HBP: 0	WP: 0 PB: 0 SB: 1 CS: 0	PA: 37					
PITCHER	IP	WLS	BF	H	R	ER	SO	BB	IBB	HBP	BLK	WP	HR	S	P	ERA	WHIP										
51 Jason Vargas, L (1,1) ERA: 3.25	5.1	L	27	6	4	4	6	2	1	0	0	0	0	64	99	6.75	1.500										
43 Aaron Crow, R (6,1) ERA: 3.5	1.2		4	0	0	0	0	0	0	0	0	0	0	11	18	0.00	0.000										
40 Kelvin Herrera, R (8,1) ERA: 1.32	1.0		5	2	0	0	1	0	0	0	0	0	0	11	19	0.00	2.000										

Kansas City Royals @ Detroit Tigers
Comerica Park, Detroit, MI
Tue Sep 09 2014, 7:09 PM - 10:34 PM EDT
Att: 32,603 - Cloudy - 75 F

AB	32
R	4
H	8
RBI	4
BB	3
SO	7
LOB	11



Batter	1	2	3	4	5	6	7	8	9	AB	R	H	RBI	BB	SO	LOB	TOP										
23 Norichika Aoki, L (1,9) 1 Jarrod Dyson, L (7,FR) OBP: 0.337, SLG: 0.340			FC4-2 						G4-3 	3	0	0	0	0	2	1											
14 Omar Infante, R (1,4) OBP: 0.285, SLG: 0.345	G4-3 		F7 				L3 		G4-3 	5	0	0	0	0	1	3											
4 Alex Gordon, L (1,7) OBP: 0.354, SLG: 0.445	K 			F8 		G4-3 			BB 	3	0	0	0	1	1	0											
7 Josh Willingham, R (1,10) 45 Lane Adams, R (8,FR) OBP: 0.352, SLG: 0.415		K 		1B 			G4-3 		1B 	4	1	2	0	0	1	0											
35 Eric Hosmer, L (1,3) OBP: 0.315, SLG: 0.380		K 		1B 			G4-3 		1B 	4	1	2	0	0	1	0											
13 Salvador Perez, R (1,2) OBP: 0.296, SLG: 0.412			1B 				K 		L1-5 	4	0	2	1	0	1	3											
8 Mike Moustakas, L (1,5) OBP: 0.266, SLG: 0.372		F8 		F9 					K 	4	0	0	0	0	1	5											
6 Lorenzo Cain, R (1,8) OBP: 0.333, SLG: 0.407			G6-3 				1B 		3B 	4	1	3	1	0	0	0											
2 Alcides Escobar, R (1,6) OBP: 0.307, SLG: 0.366			1B 		G1-3 		K 		SF7 	3	0	1	1	0	1	3											
Inning Stats	R: 0 E: 0 K: 2 S: 9	H: 0 LOB: 0 BB: 0 P: 10	R: 0 E: 0 K: 2 S: 13	H: 1 LOB: 1 BB: 0 P: 17	R: 0 E: 0 K: 0 S: 14	H: 1 LOB: 1 BB: 0 P: 21	R: 2 E: 0 K: 0 S: 20	H: 4 LOB: 2 BB: 0 P: 27	R: 0 E: 0 K: 1 S: 11	H: 0 LOB: 0 BB: 0 P: 17	R: 0 E: 0 K: 1 S: 8	H: 1 LOB: 2 BB: 0 P: 17	R: 0 E: 0 K: 1 S: 12	H: 2 LOB: 2 BB: 1 P: 18	R: 0 E: 0 K: 0 S: 8	H: 1 LOB: 0 BB: 0 P: 11	1B: 9 2B: 1 3B: 1 HR: 0	SF: 1 SAC: 0 DP: 1 HBP: 1	WP: 0 PB: 0 SB: 2 CS: 0	PA: 38							
PITCHER	IP	WLS	BF	H	R	ER	SO	BB	IBB	HBP	BLK	WP	HR	S	P	ERA	WHIP										
21 Rick Porcello, R (1,1) ERA: 3.23	6.2	L	28	7	2	2	7	0	0	1	0	0	0	83	114	2.70	1.050										
49 Jim Johnson, R (7,1) ERA: 6.59	0.1		1	0	0	0	1	0	0	0	0	0	0	4	5	0.00	0.000										
40 Phil Coke, L (8,1) ERA: 3.79	0.0		3	2	0	0	0	1	0	0	0	0	0	6	10	∞	∞										
62 AJ Albuquerque, R (8,1) ERA: 2.58	1.0		2	0	0	0	1	0	0	0	0	0	0	6	8	0.00	0.000										
38 Joskim Soria, R (9,1) ERA: 3.72	1.0		4	1	1	1	0	0	0	0	0	0	0	8	11	9.00	1.000										

Kansas City Royals @ Detroit Tigers
Comerica Park, Detroit, MI
Wed Sep 10 2014, 7:51 PM - 11:08 PM EDT
Att: 29,751 - Drizzlie - 73 F

AB	35
R	3
H	10
RBI	3
BB	1
SO	9
LOB	15

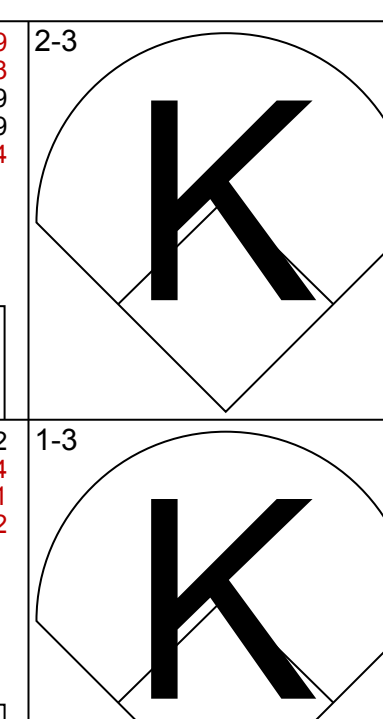
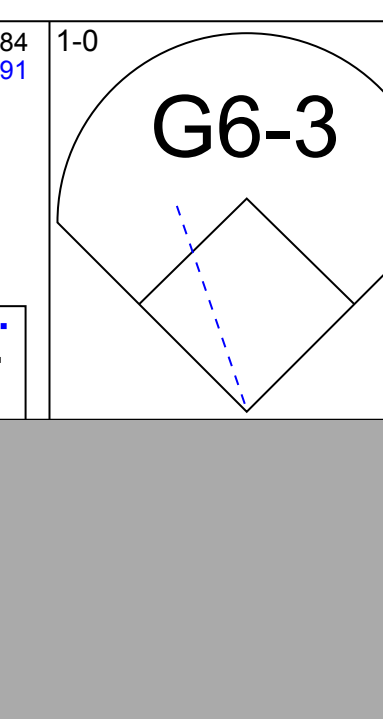

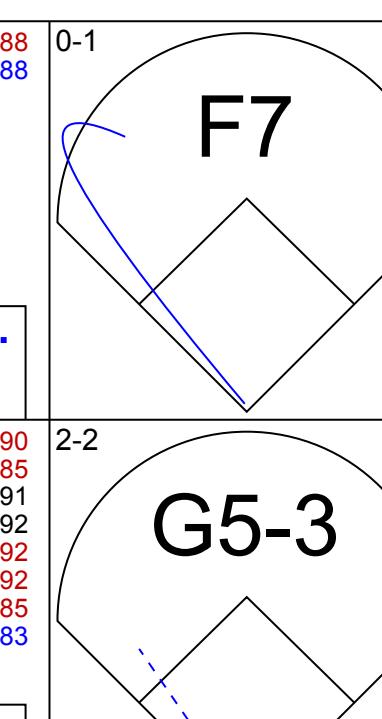
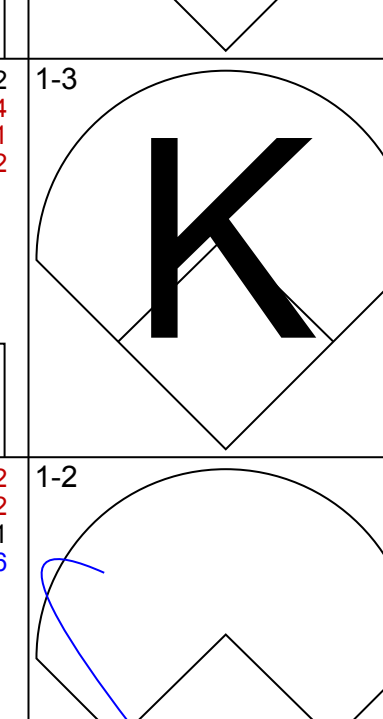
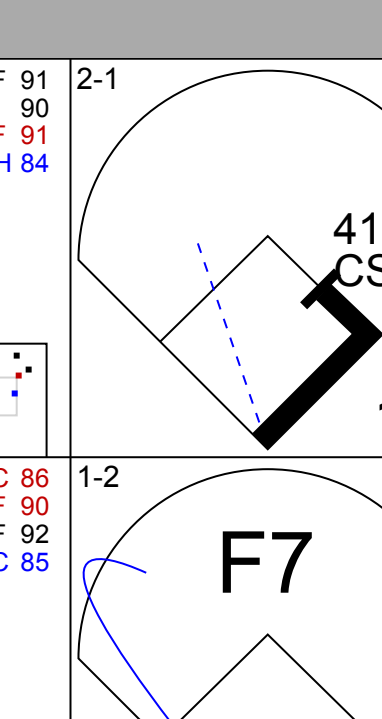
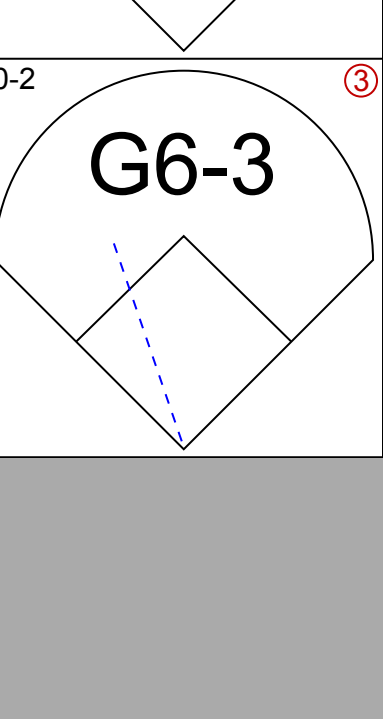
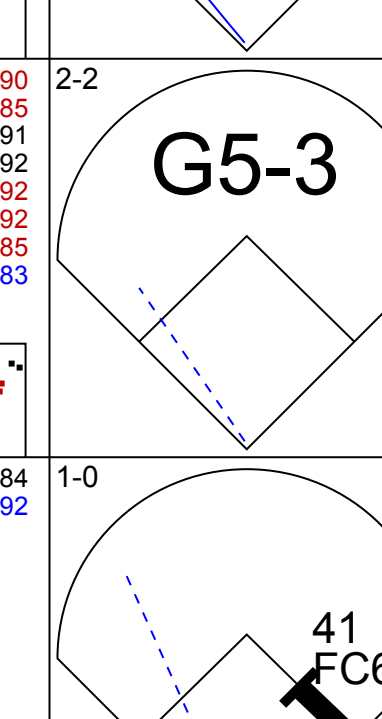
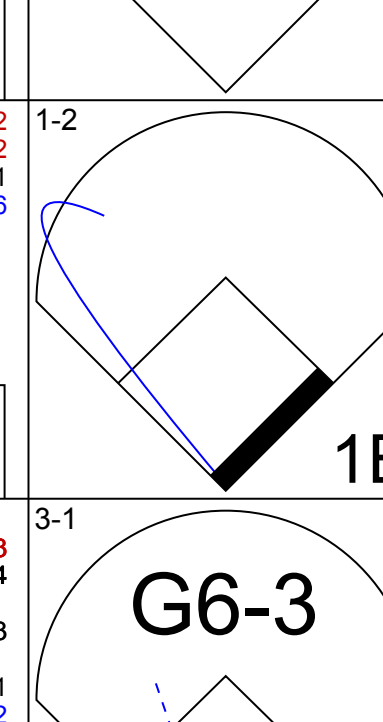
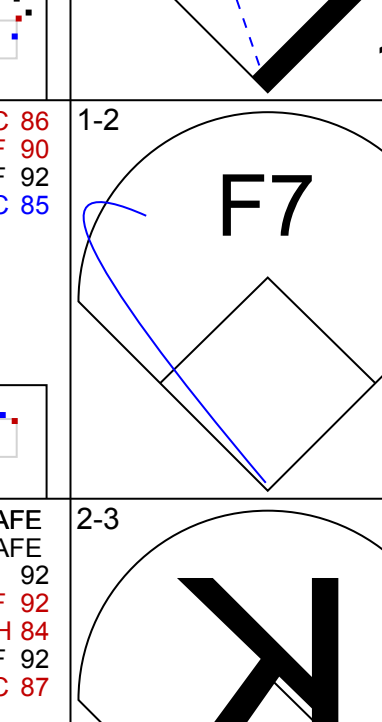

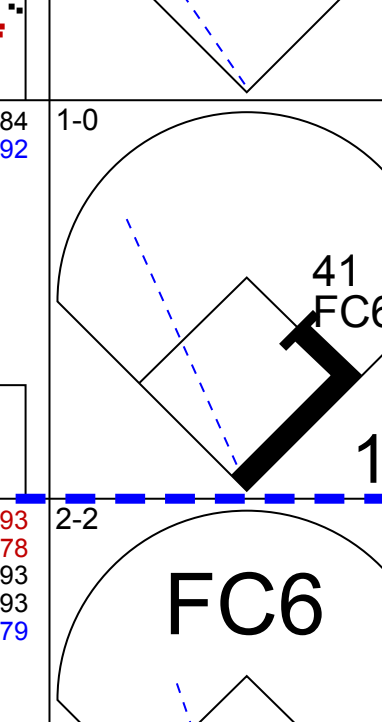
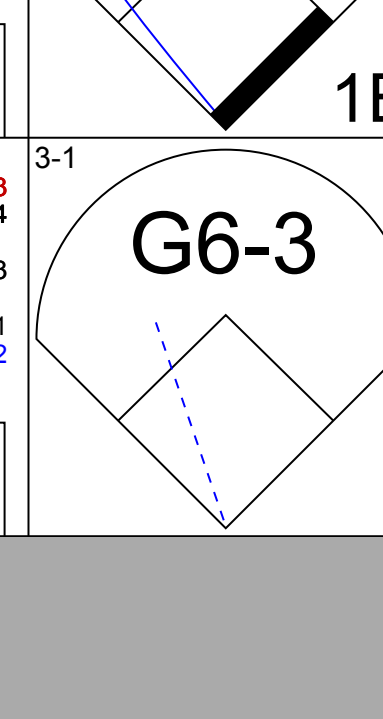
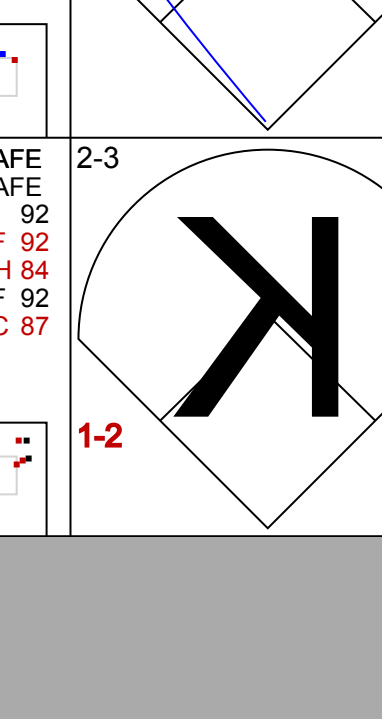

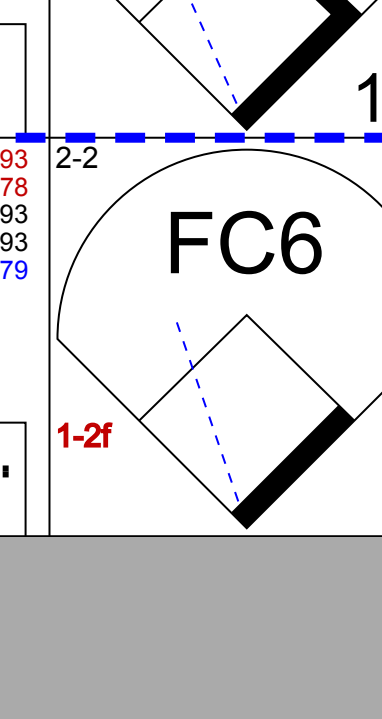
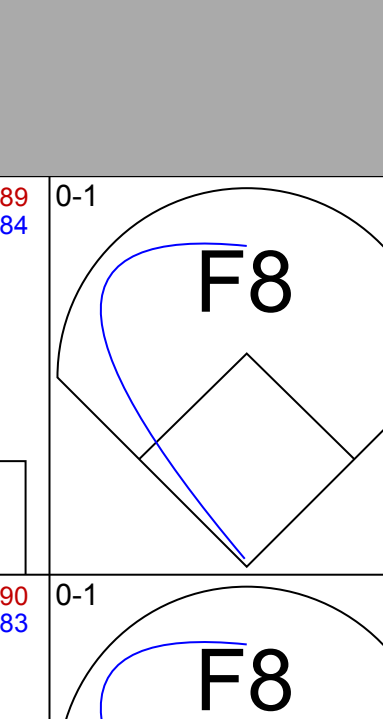
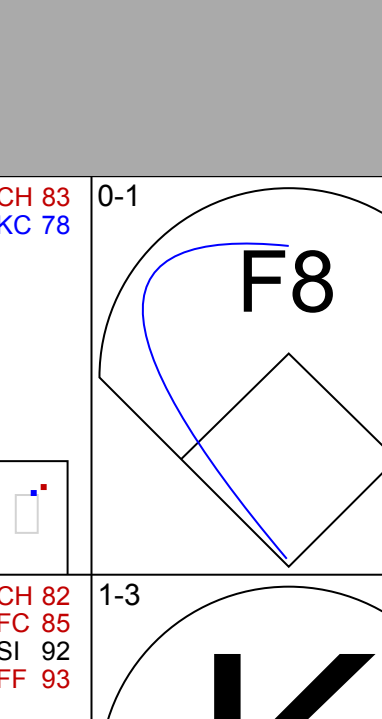
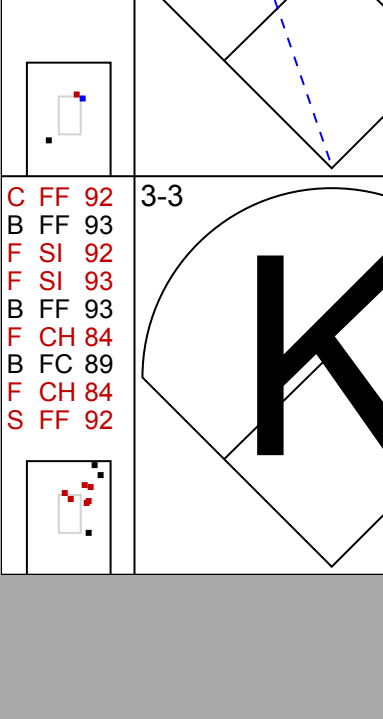
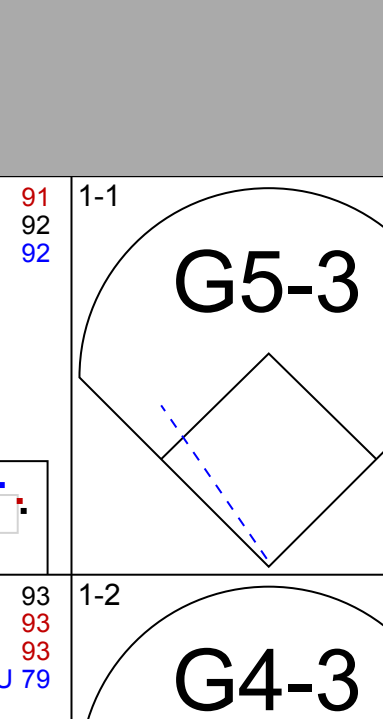

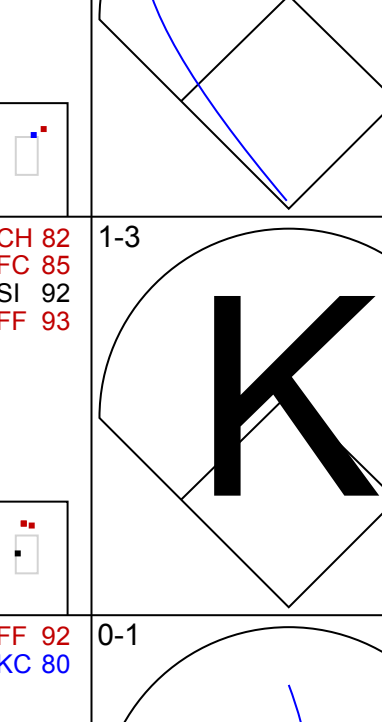
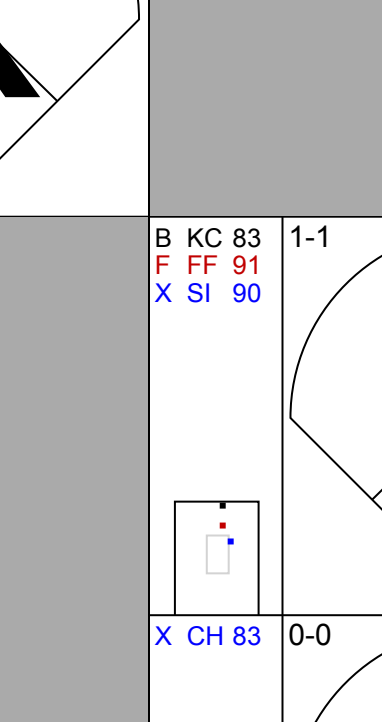
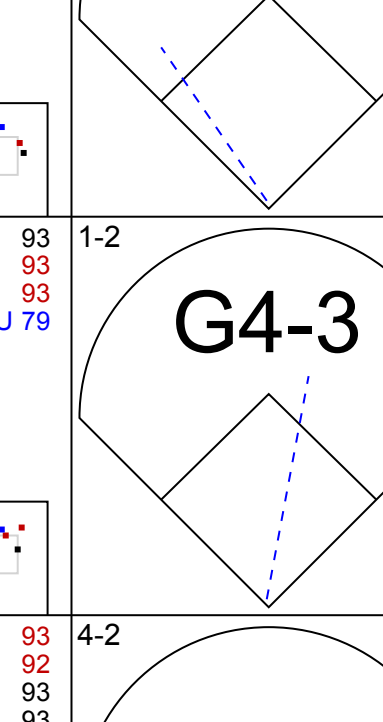

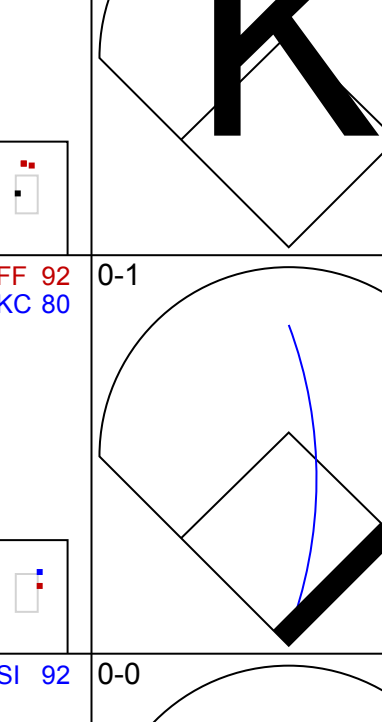
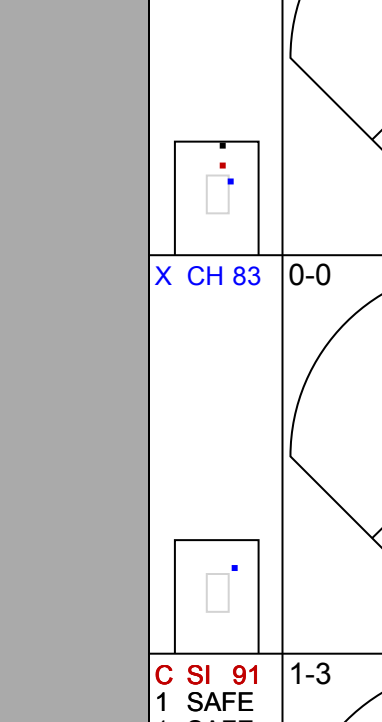
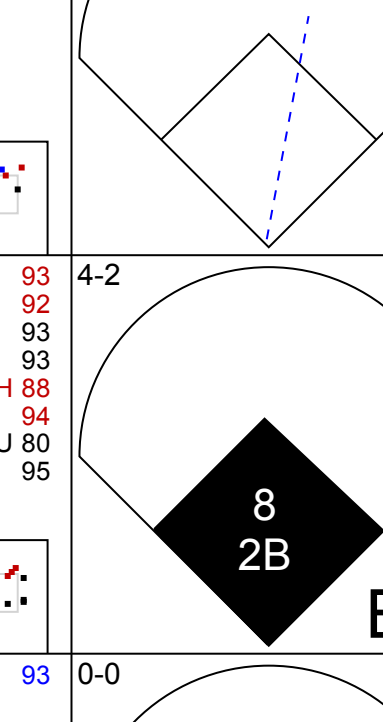

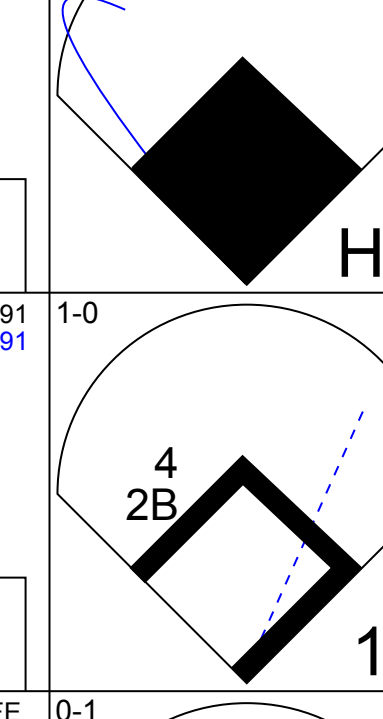
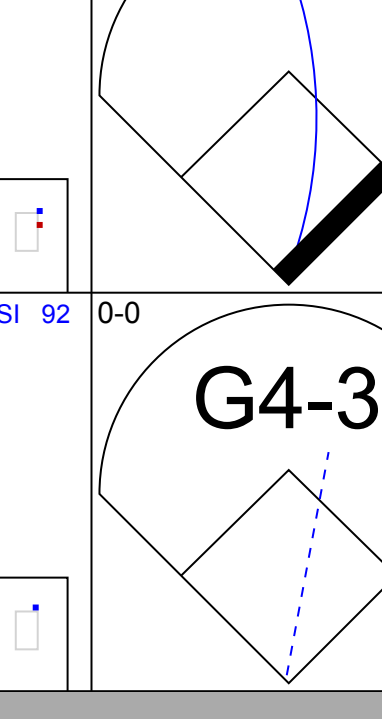
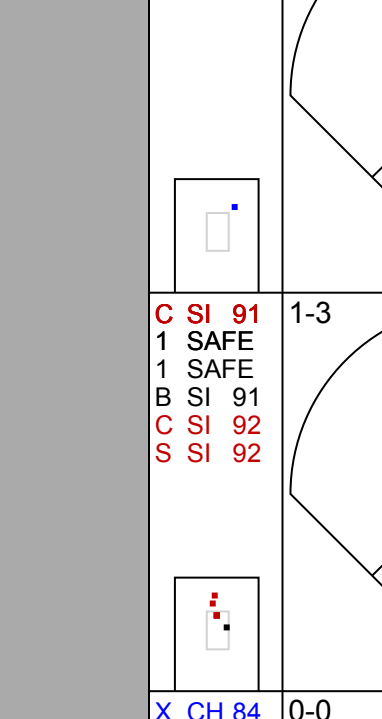
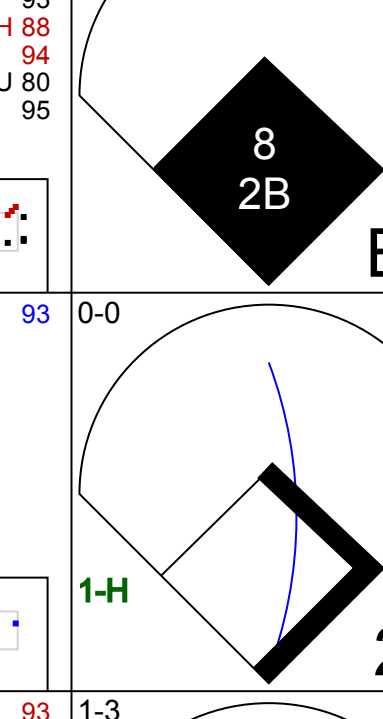

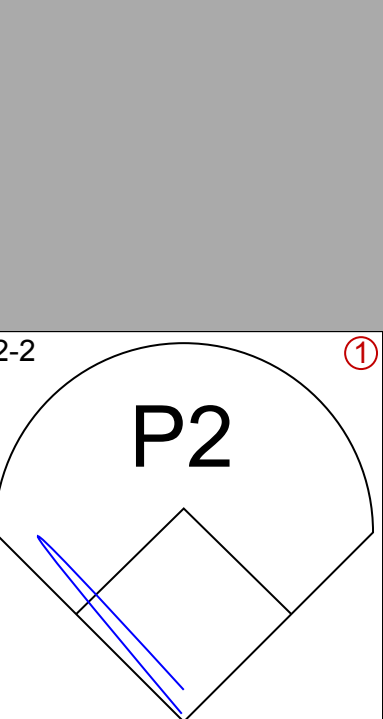
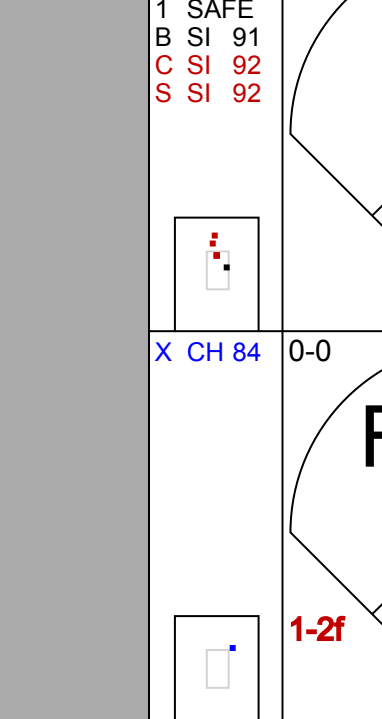
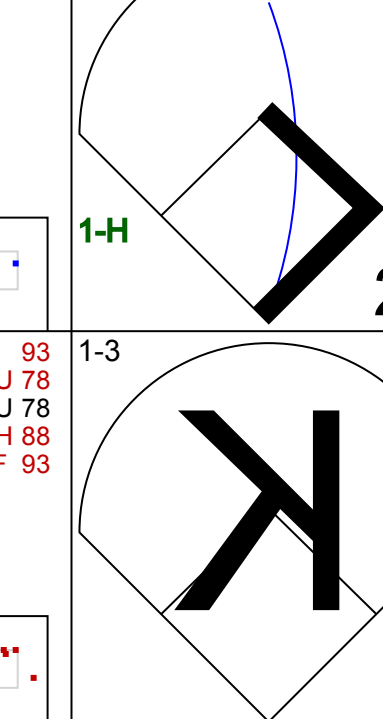


Batter	1	2	3	4	5	6	7	8	9	AB	R	H	RBI	BB	SO	LOB	BOTTOM										
3 Ian Kinsler, R (1,4) OBP: 0.308, SLG: 0.413	G1-3 			K 			F7 		K 	4	0	1	0	0	2	0											
48 Torii Hunter, R (1,9) OBP: 0.318, SLG: 0.443	G1-3 			G5-3 			1B 		K 	4	0	1	0	0	1	1											
24 Miguel Cabrera, R (1,10) OBP: 0.373, SLG: 0.518	K 			G6-3 			BB 			2	0	0	0	1	1	0											
41 Victor Martinez, S (1,3) OBP: 0.404, SLG: 0.568		G3 		G3 			F8 			3	0	0	0	0	0	2											
28 J.D. Martinez, R (1,7) OBP: 0.345, SLG: 0.540		K 		K 			K 			3	0	0	0	0	3	2											
32 Don Kelly, L (1,8) OBP: 0.345, SLG: 0.301		P6 		G1-3 					G1-3 	3	0	0	0	0	0	0											
9 Nick Castellanos, R (1,5) OBP: 0.308, SLG: 0.403			K 				F8 		G5-3 	3	0	0	0	0	1	0											
13 Alex Avila, L (1,2) OBP: 0.326, SLG: 0.364			K 				G3 		K 	3	0	0	0	0	2	0											
17 Andrew Romine, S (1,6) OBP: 0.269, SLG: 0.273			G5-3 				K2-3 			2	0	0	0	0	1	0											
20 Rajai Davis, R (9,PH) OBP: 0.327, SLG: 0.415									F9 	1	0	0	0	0	0	0											
Inning Stats	R: 0 E: 0 K: 1 S: 8	H: 1 LOB: 0 BB: 0 P: 12	R: 0 E: 0 K: 1 S: 16	H: 0 LOB: 0 BB: 0 P: 22	R: 0 E: 0 K: 2 S: 10	H: 0 LOB: 0 BB: 0 P: 15	R: 0 E: 0 K: 1 S: 7	H: 0 LOB: 0 BB: 0 P: 9	R: 0 E: 0 K: 1 S: 10	H: 0 LOB: 0 BB: 0 P: 12	R: 0 E: 0 K: 1 S: 7	H: 0 LOB: 0 BB: 0 P: 10	R: 0 E: 0 K: 1 S: 10	H: 1 LOB: 2 BB: 1 P: 18	R: 0 E: 0 K: 1 S: 10	H: 0 LOB: 0 BB: 0 P: 13	R: 0 E: 0 K: 2 S: 14	H: 0 LOB: 0 BB: 0 P: 18	1B: 2 2B: 0 3B: 0 HR: 0	SF: 0 SAC: 0 DP: 0 HBP: 0	WP: 1 PB: 0 SB: 0 CS: 0	PA: 29					
PITCHER	IP	WLS	BF	H	R	ER	SO	BB	IBB	HBP	BLK	WP	HR	S	P	ERA	WHIP										
33 James Shields, R (1,1) ERA: 3.13	7.0	W	23	2	0	0	8	1	0	0	0	1	0	68	98	0.00	0.429										
40 Kelvin Herrera, R (8,1) ERA: 1.3	1.0	H	3	0	0	0	1	0	0	0	0	0	0	10	13	0.00	0.000										
17 Wade Davis, R (9,1) ERA: 0.7	1.0	S	3	0	0	0	2	0	0	0	0	0	0	14	18	0.00	0.000										

Kansas City Royals @ Detroit Tigers
Comerica Park, Detroit, MI
Wed Sep 10 2014, 7:51 PM - 11:08 PM EDT
Att: 29,751 - Drizzlie - 73 F


AB	28
R	0
H	2
RBI	0
BB	1
SO	11
LOB	5

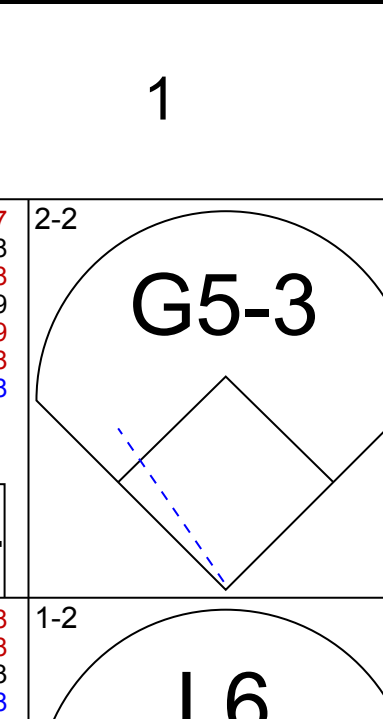
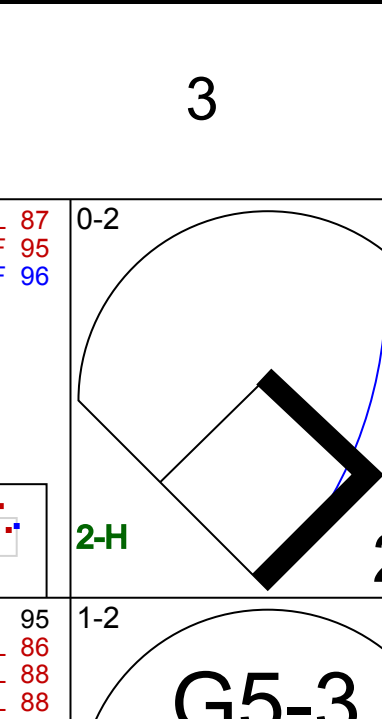
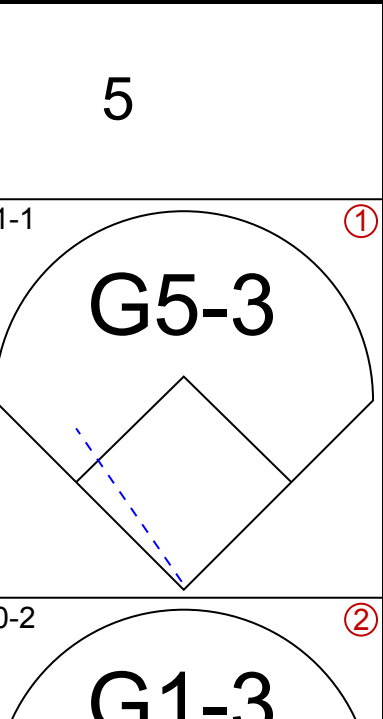
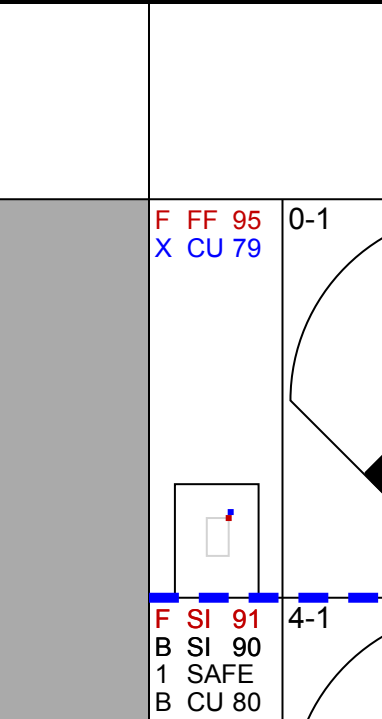
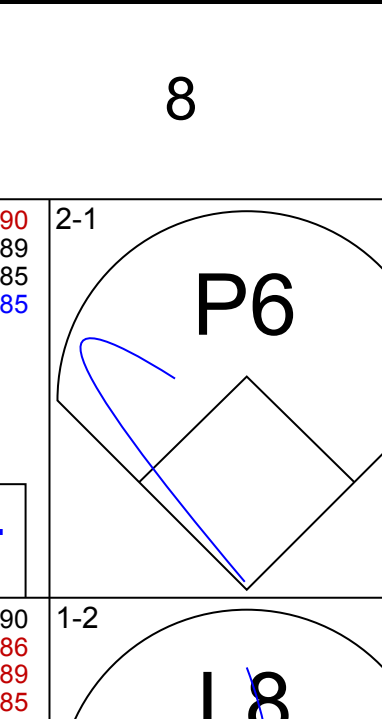
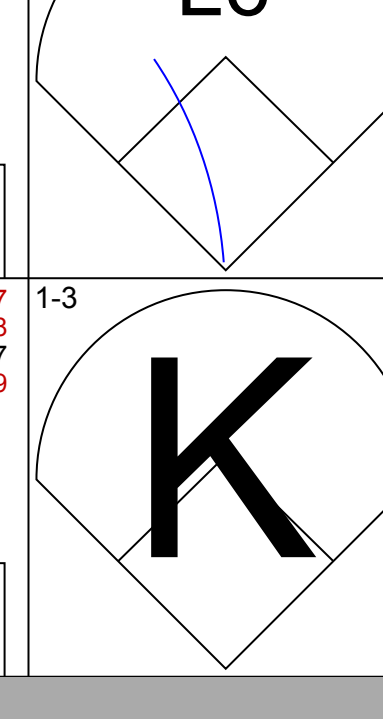
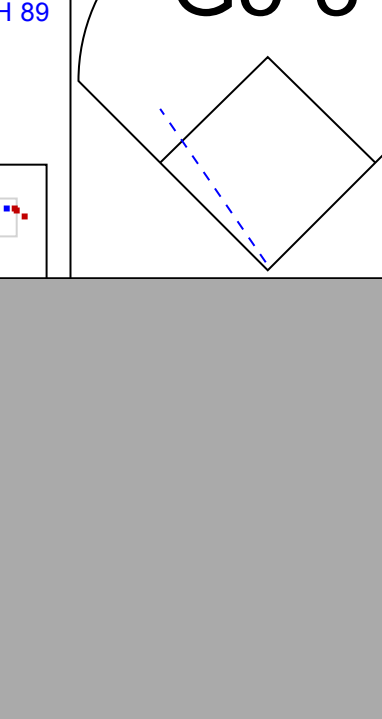
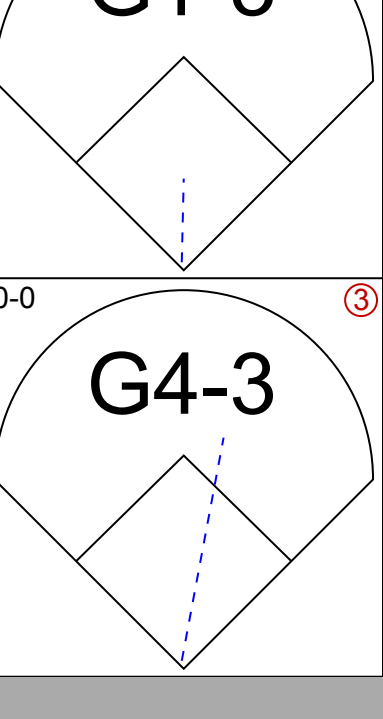
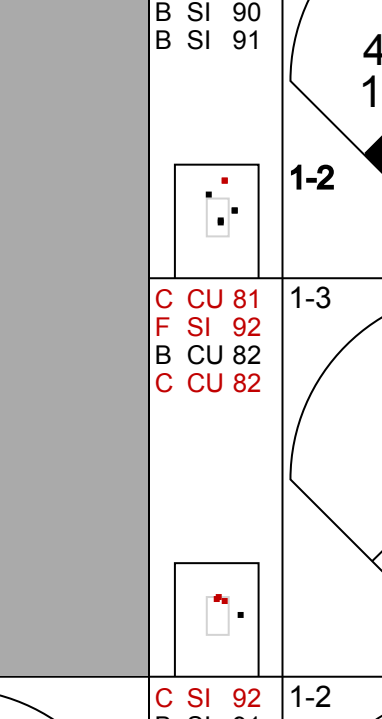
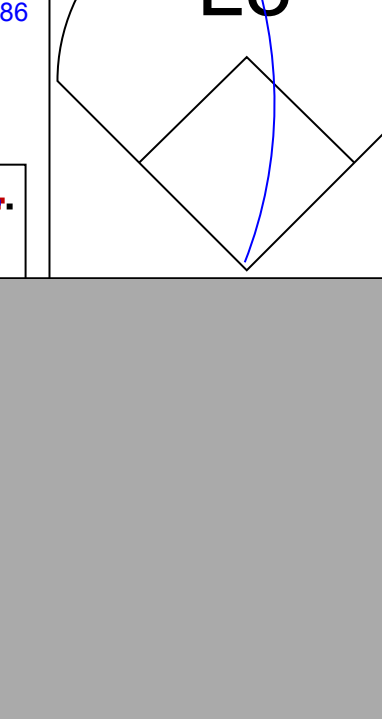

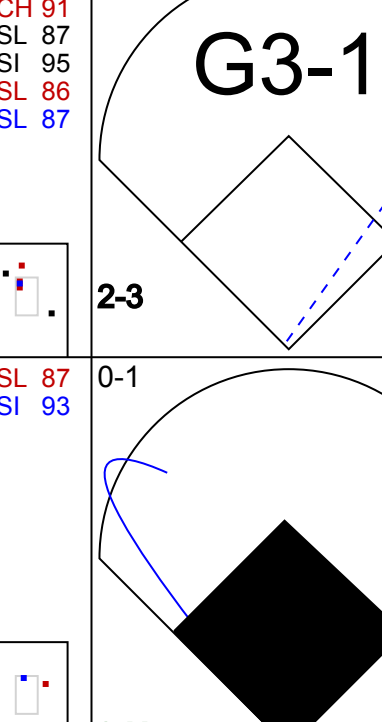

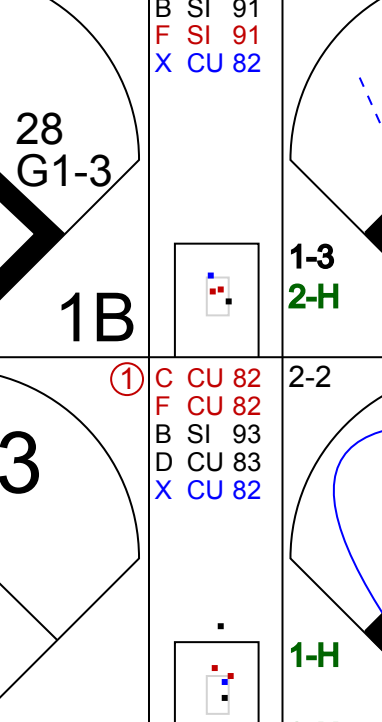

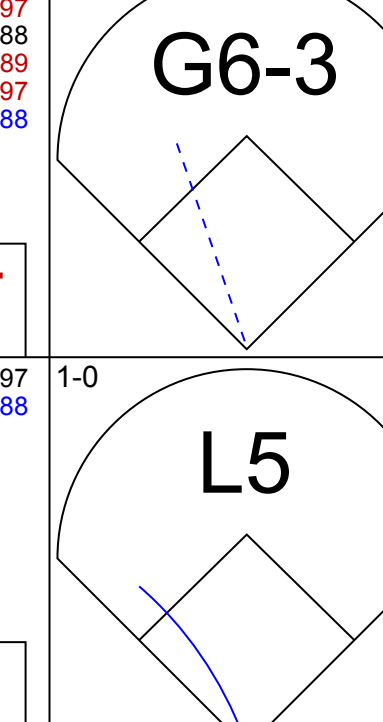
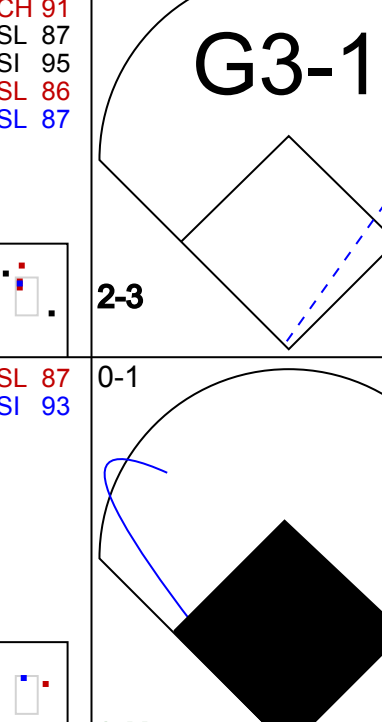
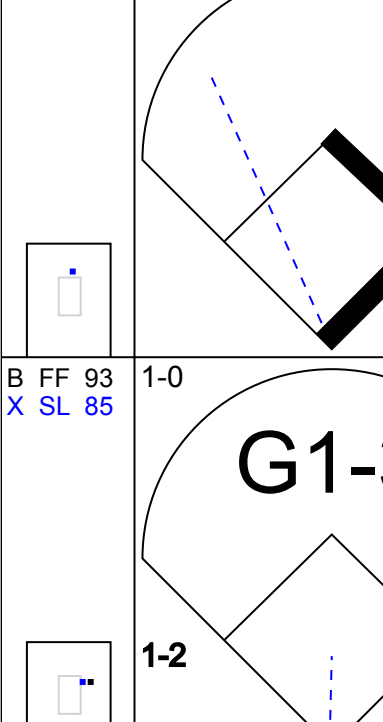
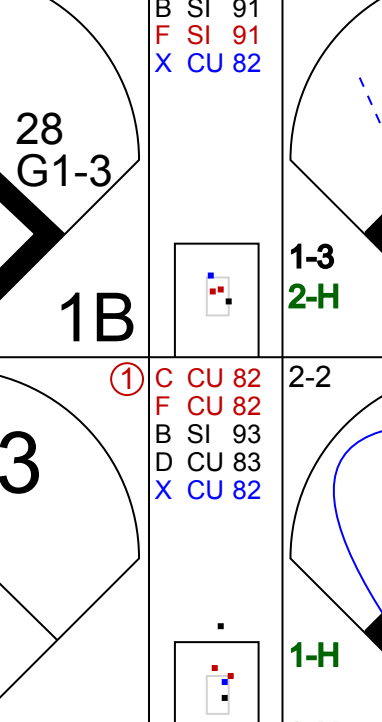

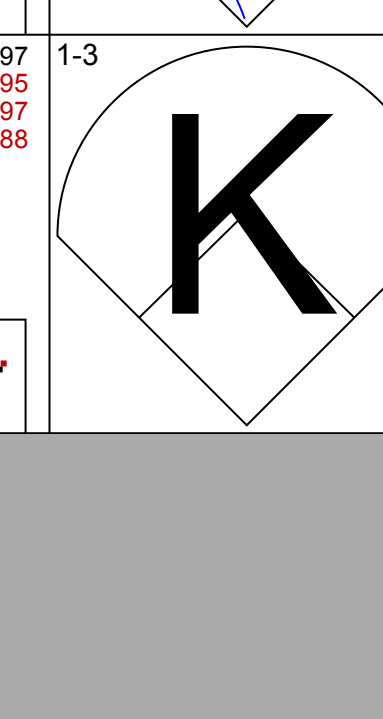
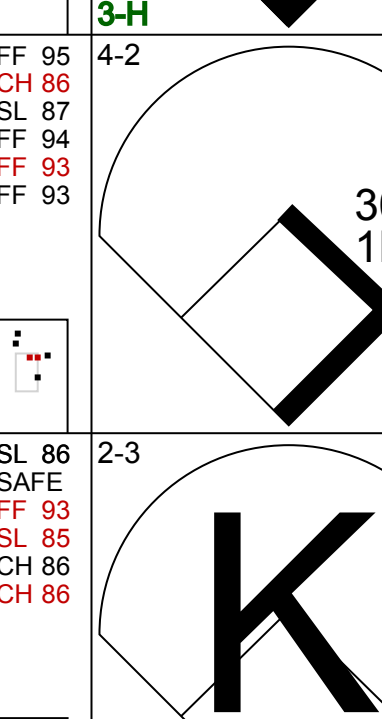
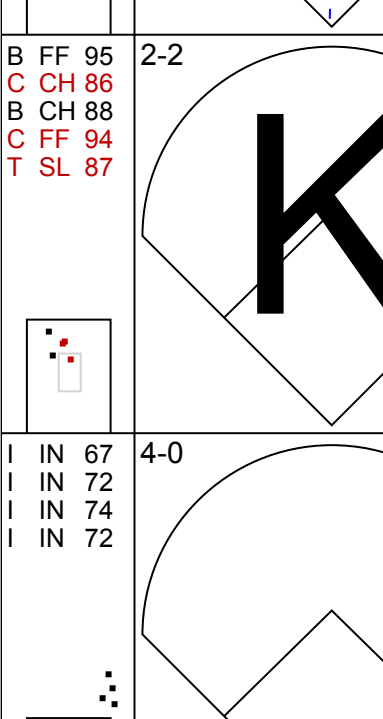
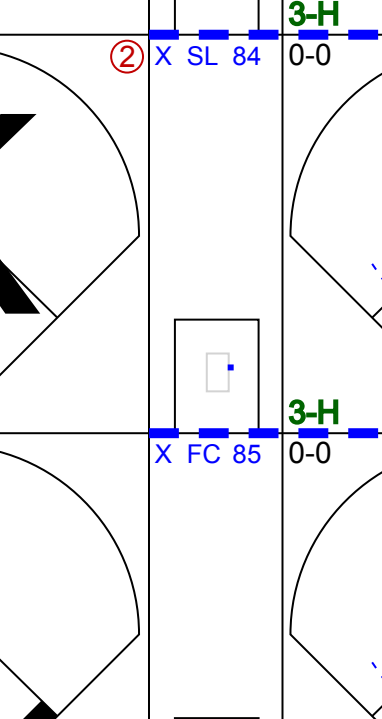


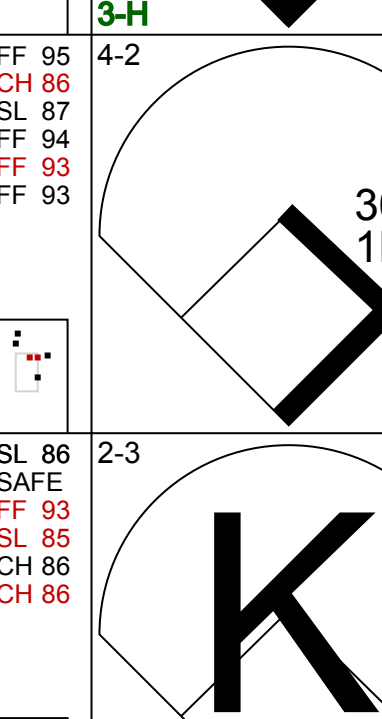
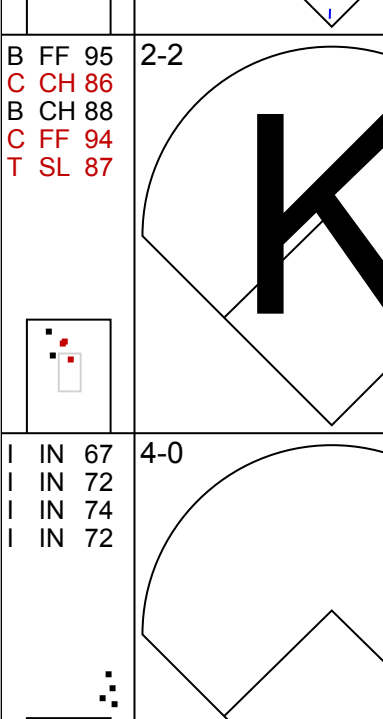
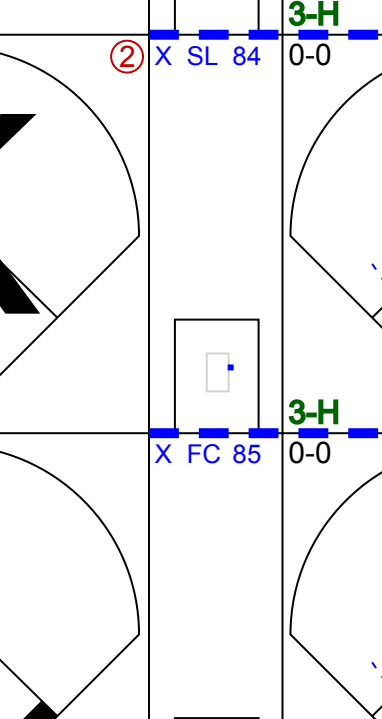

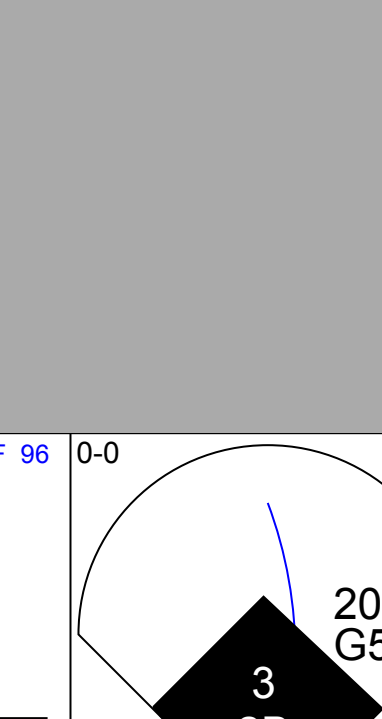
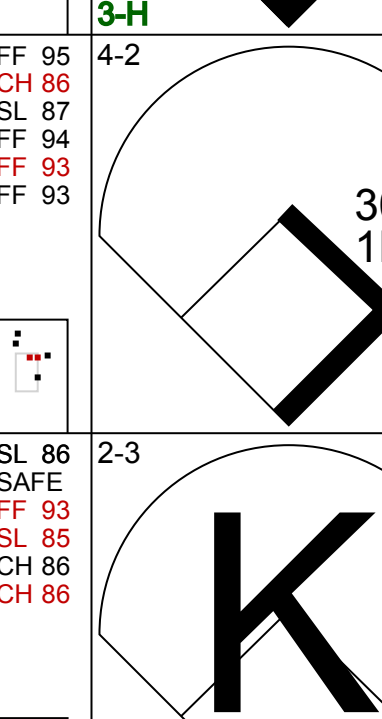
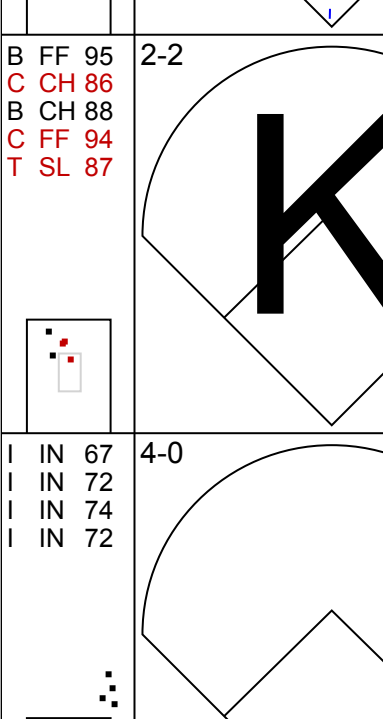
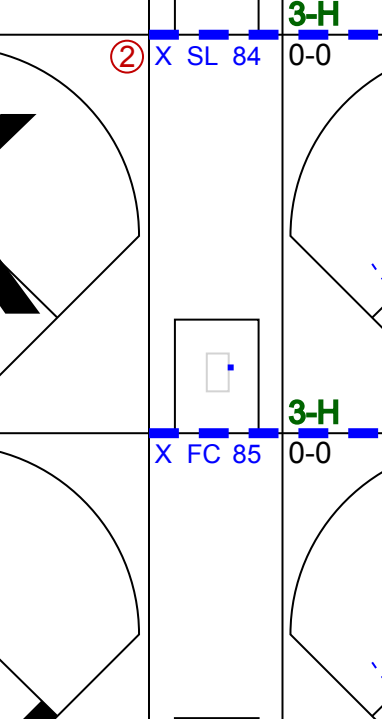


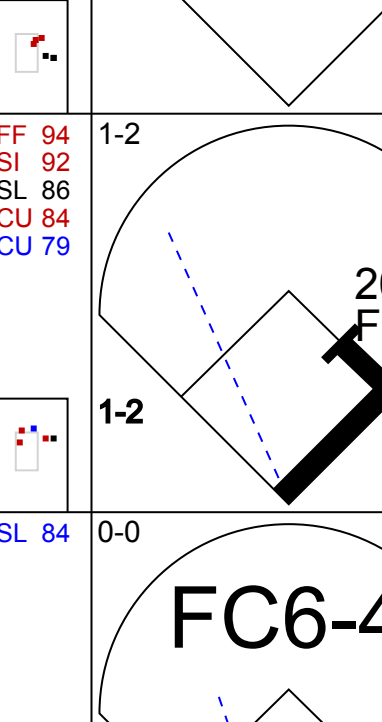
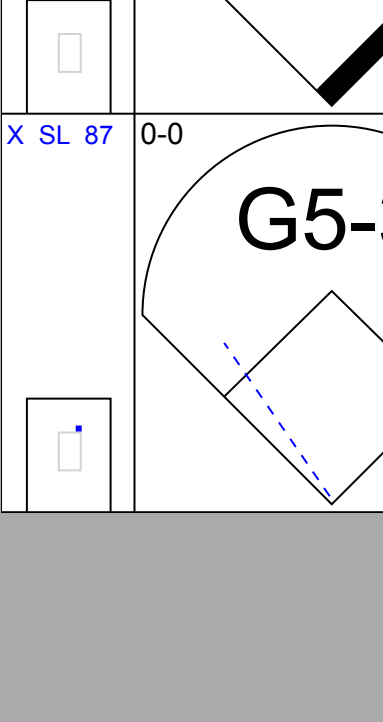
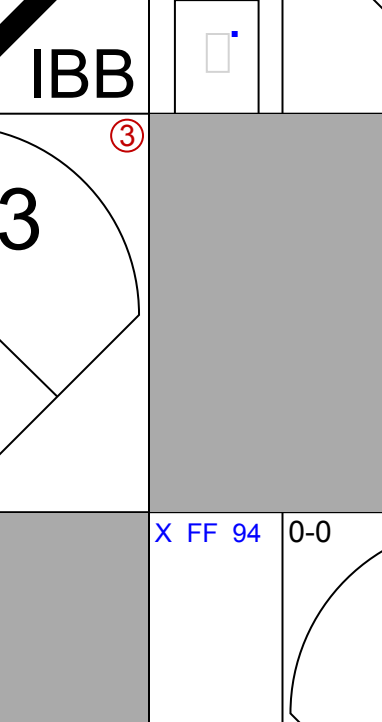
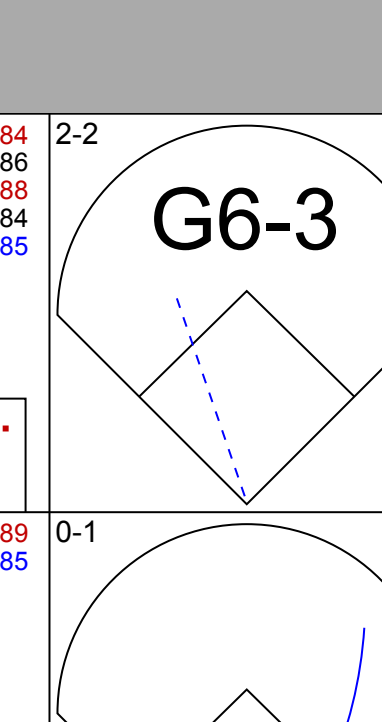
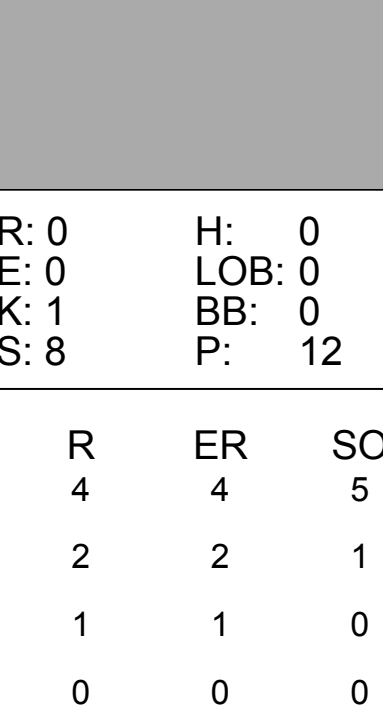
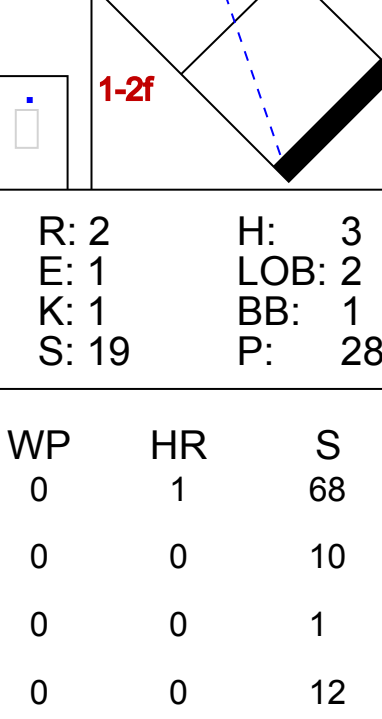
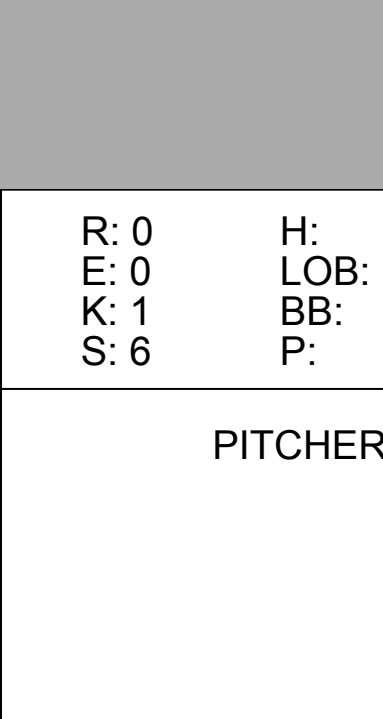
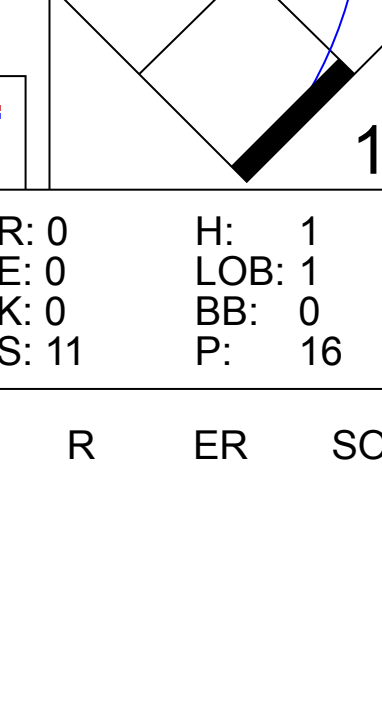


Batter	1	2	3	4	5	6	7	8	9	AB	R	H	RBI	BB	SO	LOB	TOP	
24 Michael Bourn, L (1, 8) OBP: 0.321, SLG: 0.373 62 Tyler Holt, R (8, 8) OBP: 0.309, SLG: 0.275										4	0	0	0	0	2	2		
11 José Ramírez, S (1, 6) OBP: 0.298, SLG: 0.333 1 Justin Sellers, R (8, 6) OBP: 0.316, SLG: 0.188										4	0	1	0	0	1	0		
23 Michael Brantley, L (1, 10) OBP: 0.377, SLG: 0.493										4	0	2	0	0	0	1		
41 Carlos Santana, S (1, 3) OBP: 0.366, SLG: 0.446 36 Jesús Aguilar, R (8, 3) OBP: 0.250, SLG: 0.130										4	0	0	0	0	1	3		
10 Yan Gomes, R (1, 2) OBP: 0.319, SLG: 0.476										4	0	0	0	0	1	0		
22 Jason Kipnis, L (1, 4) OBP: 0.317, SLG: 0.340										4	0	1	0	0	1	0		
9 Ryan Raburn, R (1, 9) OBP: 0.246, SLG: 0.297 72 Jason Giambi, L (9, PH) OBP: 0.246, SLG: 0.296										3	1	2	1	0	0	1		
8 Lonnie Chisenhall, L (1, 5) OBP: 0.353, SLG: 0.456										4	0	2	1	0	1	2		
4 Mike Aviles, R (1, 7) OBP: 0.271, SLG: 0.337 6 Zach Walters, S (9, PH) OBP: 0.238, SLG: 0.417										3	0	1	0	0	0	1		
Inning Stats	R: 0 H: 1 E: 0 K: 2 S: 11	H: 3 LOB: 2 BB: 0 P: 18	R: 0 H: 1 E: 0 K: 1 S: 9	H: 1 LOB: 1 BB: 0 P: 13	R: 0 H: 0 E: 0 K: 1 S: 11	H: 0 LOB: 0 BB: 0 P: 16	R: 0 H: 1 E: 0 K: 1 S: 7	H: 1 LOB: 1 BB: 0 P: 9	R: 1 H: 1 E: 0 K: 1 S: 14	H: 1 LOB: 1 BB: 1 P: 21	1B: 6 2B: 2 3B: 0 HR: 1	SF: 0 SAC: 0 DP: 0 HBP: 0	WP: 0 PB: 0 SB: 0 CS: 1	PA: 36				
PITCHER	IP: 7.2 WLS: W BF: 30 ERA: 3.26	IP: 1.1 WLS: 6 BF: 1 ERA: 6.88	IP: 1.1 WLS: 1 BF: 1 ERA: 6.88	IP: 1.1 WLS: 1 BF: 1 ERA: 6.88	IP: 1.1 WLS: 1 BF: 1 ERA: 6.88	IP: 1.1 WLS: 1 BF: 1 ERA: 6.88	IP: 1.1 WLS: 1 BF: 1 ERA: 6.88	IP: 1.1 WLS: 1 BF: 1 ERA: 6.88	IP: 1.1 WLS: 1 BF: 1 ERA: 6.88	IP: 1.1 WLS: 1 BF: 1 ERA: 6.88	IP: 1.1 WLS: 1 BF: 1 ERA: 6.88	IP: 1.1 WLS: 1 BF: 1 ERA: 6.88	IP: 1.1 WLS: 1 BF: 1 ERA: 6.88	IP: 1.1 WLS: 1 BF: 1 ERA: 6.88	IP: 1.1 WLS: 1 BF: 1 ERA: 6.88	IP: 1.1 WLS: 1 BF: 1 ERA: 6.88	IP: 1.1 WLS: 1 BF: 1 ERA: 6.88	IP: 1.1 WLS: 1 BF: 1 ERA: 6.88

Cleveland Indians @ Detroit Tigers
Comerica Park, Detroit, MI
Fri Sep 12 2014, 7:09 PM - 10:15 PM EDT
Att: 38,341 - Cloudy - 60 F


AB 35
R 2
H 9
RBI 2
BB 1
SO 8
LOB 11



Batter	1	2	3	4	5	6	7	8	9	AB	R	H	RBI	BB	SO	LOB	BOTTOM	
3 Ian Kinsler, R (1, 4) OBP: 0.309, SLG: 0.415										5	1	2	1	0	0	1		
48 Torii Hunter, R (1, 9) OBP: 0.317, SLG: 0.439										4	1	0	0	1	0	2		
24 Miguel Cabrera, R (1, 10) OBP: 0.372, SLG: 0.516										4	1	1	0	0	2	2		
41 Victor Martinez, S (1, 3) OBP: 0.404, SLG: 0.568										4	1	2	1	0	0	1		
28 J.D. Martinez, R (1, 7) OBP: 0.347, SLG: 0.553 61 Ezequiel Carrera, L (7, PR) OBP: 0.256, SLG: 0.345										4	1	2	4	0	0	1		
13 Alex Avila, L (1, 2) OBP: 0.328, SLG: 0.363										3	0	1	1	1	2	1		
9 Nick Castellanos, R (1, 5) OBP: 0.309, SLG: 0.403 32 Don Kelly, L (8, 5) OBP: 0.345, SLG: 0.301										3	1	1	0	1	1	3		
30 Eugenio Suárez, R (1, 6) OBP: 0.316, SLG: 0.346										4	0	1	0	0	1	3		
20 Rajai Davis, R (1, 8) OBP: 0.326, SLG: 0.414										4	0	1	0	0	0	3		
Inning Stats	R: 0 H: 0 E: 0 K: 1 S: 11	H: 0 LOB: 0 BB: 0 P: 15	R: 0 H: 0 E: 0 K: 1 S: 8	H: 0 LOB: 0 BB: 0 P: 12	R: 1 H: 2 E: 0 K: 1 S: 15	H: 2 LOB: 1 BB: 0 P: 19	R: 2 H: 3 E: 0 K: 1 S: 19	H: 3 LOB: 2 BB: 1 P: 28	R: 0 H: 1 E: 0 K: 1 S: 6	H: 1 LOB: 2 BB: 1 P: 13	R: 4 H: 4 E: 0 K: 1 S: 15	H: 4 LOB: 2 BB: 1 P: 23	R: 0 H: 1 E: 0 K: 0 S: 11	H: 1 LOB: 1 BB: 0 P: 16	1B: 8 2B: 1 3B: 1 HR: 1	SF: 0 SAC: 0 DP: 0 HBP: 0	WP: 0 PB: 0 SB: 0 CS: 0	PA: 38
PITCHER	IP: 6.1 WLS: L BF: 28 ERA: 2.86	IP: 0.1 WLS: 4 BF: 2 ERA: 4.01	IP: 0.0 WLS: 1 BF: 1 ERA: 2.93	IP: 1.1 WLS: 1 BF: 0 ERA: 4.76	IP: 1.1 WLS: 1 BF: 0 ERA: 4.76	IP: 1.1 WLS: 1 BF: 0 ERA: 4.76	IP: 1.1 WLS: 1 BF: 0 ERA: 4.76	IP: 1.1 WLS: 1 BF: 0 ERA: 4.76	IP: 1.1 WLS: 1 BF: 0 ERA: 4.76	IP: 1.1 WLS: 1 BF: 0 ERA: 4.76	IP: 1.1 WLS: 1 BF: 0 ERA: 4.76	IP: 1.1 WLS: 1 BF: 0 ERA: 4.76	IP: 1.1 WLS: 1 BF: 0 ERA: 4.76	IP: 1.1 WLS: 1 BF: 0 ERA: 4.76	IP: 1.1 WLS: 1 BF: 0 ERA: 4.76	IP: 1.1 WLS: 1 BF: 0 ERA: 4.76	IP: 1.1 WLS: 1 BF: 0 ERA: 4.76	IP: 1.1 WLS: 1 BF: 0 ERA: 4.76

Cleveland Indians @ Detroit Tigers
Comerica Park, Detroit, MI
Fri Sep 12 2014, 7:09 PM - 10:15 PM EDT
Att: 38,341 - Cloudy - 60 F

AB 35
R 7
H 11
RBI 7
BB 3
SO 6
LOB 17



Batter	1	2	3	4	5	6	7	8	9	AB	R	H	RBI	BB	SO	LOB	TOP		
3 Ian Kinsler, R OBP: 0.308, SLG: 0.414										4	0	1	0	0	0	0	Detroit Tigers @ Minnesota Twins Target Field, Minneapolis, MN Tue Sep 16 2014, 7:12 PM - 9:51 PM CDT Att: 22,066 - Clear - 66 F		
48 Toni Hunter, R OBP: 0.318, SLG: 0.444										4	1	2	0	0	1	0			
24 Miguel Cabrera, R 61 Ezequiel Carrera, L OBP: 0.295, SLG: 0.345										4	0	1	0	0	1	1			
41 Victor Martinez, S OBP: 0.401, SLG: 0.567										4	0	2	0	0	0	2			
28 J.D. Martinez, R 26 Hernán Pérez, R OBP: 0.358, SLG: 0.570 OBP: 0.500, SLG: 0.333										3	1	2	3	1	0	1			
32 Don Kelly, L OBP: 0.337, SLG: 0.293										4	0	0	0	0	0	5			
50 Bryan Holaday, R OBP: 0.274, SLG: 0.285										3	0	0	0	0	0	1			
17 Andrew Romine, S OBP: 0.272, SLG: 0.280										3	0	0	0	0	3	0			
20 Rajai Davis, R OBP: 0.324, SLG: 0.409										3	0	0	0	0	0	0			
Inning Stats	R: 0 E: 0 K: 1 S: 7	H: 1 LOB: 0 BB: 0 P: 11	R: 0 E: 0 K: 0 S: 9	H: 0 LOB: 0 BB: 1 P: 16	R: 0 E: 0 K: 1 S: 6	H: 0 LOB: 0 BB: 0 P: 12	R: 0 E: 0 K: 0 S: 10	H: 1 LOB: 0 BB: 0 P: 16	R: 0 E: 0 K: 1 S: 8	H: 0 LOB: 0 BB: 0 P: 11	R: 0 E: 0 K: 1 S: 10	H: 2 LOB: 2 BB: 0 P: 16	R: 0 E: 0 K: 1 S: 10	H: 0 LOB: 0 BB: 0 P: 14	R: 3 E: 0 K: 0 S: 12	H: 3 LOB: 1 BB: 0 P: 16		1B: 6 2B: 1 3B: 0 HR: 1	SF: 0 SAC: 0 DP: 2 HBP: 0
PITCHER	IP WLS BF H R ER SO BB IBB HBP BLK WP HR S P ERA WHIP	8.0 0 27 5 0 0 5 1 0 0 0 0 0 1 2 109 0.00 0.750	1.0 W 6 3 3 3 0 0 0 0 0 0 0 0 1 12 16 27.00 3.000																

Batter	1	2	3	4	5	6	7	8	9	AB	R	H	RBI	BB	SO	LOB	BOTTOM				
39 Danny Santana, S OBP: 0.357, SLG: 0.474										4	0	2	0	0	1	0	Detroit Tigers @ Minnesota Twins Target Field, Minneapolis, MN Tue Sep 16 2014, 7:12 PM - 9:51 PM CDT Att: 22,066 - Clear - 66 F				
2 Brian Dozier, R OBP: 0.342, SLG: 0.400										3	0	0	0	1	0	1					
7 Joe Mauer, L OBP: 0.356, SLG: 0.366										4	0	0	0	0	1	2					
19 Kennys Vargas, S OBP: 0.311, SLG: 0.489										4	2	3	1	0	0	0					
24 Trevor Plouffe, R 17 Doug Bernier, R OBP: 0.321, SLG: 0.423 OBP: 0.333, SLG: 0.200										3	0	0	0	1	0	2					
8 Kurt Suzuki, R 12 Chris Herrmann, L OBP: 0.350, SLG: 0.387 OBP: 0.218, SLG: 0.173										4	0	2	2	0	0	1					
5 Eduardo Escobar, S 9 Eduardo Núñez, R OBP: 0.314, SLG: 0.402 OBP: 0.279, SLG: 0.393										1	0	1	0	0	0	0					
32 Aaron Hicks, S OBP: 0.337, SLG: 0.269										3	0	1	1	1	1	2					
1 Jordan Schafer, L OBP: 0.321, SLG: 0.316										3	0	0	0	0	1	1					
Inning Stats	R: 0 E: 0 K: 1 S: 10	H: 0 LOB: 0 BB: 0 P: 13	R: 0 E: 0 K: 0 S: 8	H: 2 LOB: 2 BB: 0 P: 9	R: 0 E: 0 K: 1 S: 8	H: 1 LOB: 1 BB: 1 P: 13	R: 1 E: 0 K: 0 S: 6	H: 2 LOB: 0 BB: 0 P: 8	R: 0 E: 0 K: 0 S: 7	H: 1 LOB: 1 BB: 1 P: 16	R: 1 E: 0 K: 0 S: 13	H: 1 LOB: 0 BB: 0 P: 19	R: 0 E: 0 K: 2 S: 9	H: 0 LOB: 0 BB: 0 P: 13	R: 0 E: 0 K: 1 S: 7	H: 0 LOB: 0 BB: 0 P: 12		R: 2 E: 0 K: 0 S: 15	H: 2 LOB: 2 BB: 1 P: 26	1B: 5 2B: 2 3B: 1 HR: 1	SF: 0 SAC: 0 DP: 2 HBP: 0
PITCHER	IP WLS BF H R ER SO BB IBB HBP BLK WP HR S P ERA WHIP	8.0 0 30 7 2 2 5 2 0 0 0 0 0 1 103 2.25 1.125	0.2 L 5 2 2 2 0 1 0 0 0 0 0 0 15 26 27.00 4.500																		

Batter	1	2	3	4	5	6	7	8	9	AB	R	H	RBI	BB	SO	LOB	TOP			
3 Ian Kinsler, R OBP: 0.306, SLG: 0.411										5	0	0	0	0	0	1				
48 Toni Hunter, R OBP: 0.319, SLG: 0.444										5	1	2	1	0	0	0				
24 Miguel Cabrera, R OBP: 0.379, SLG: 0.526										5	1	4	1	0	0	0				
41 Victor Martinez, S OBP: 0.403, SLG: 0.567										2	1	1	0	2	0	2				
28 J.D. Martinez, R OBP: 0.360, SLG: 0.569										4	0	2	1	0	1	4				
9 Nick Castellanos, R OBP: 0.312, SLG: 0.404										4	0	1	1	0	0	2				
50 Bryan Holaday, R OBP: 0.269, SLG: 0.279										3	0	0	0	0	1	2				
18 Tyler Collins, L OBP: 0.300, SLG: 0.421										1	0	1	0	0	0	0				
17 Andrew Romine, S OBP: 0.273, SLG: 0.278										2	1	0	0	1	0	0				
33 Steven Moya, L OBP: 0.400, SLG: 0.400										0	0	0	0	0	0	0				
30 Eugenio Suárez, R OBP: 0.318, SLG: 0.345										1	0	0	0	0	1	2				
20 Rajai Davis, R OBP: 0.321, SLG: 0.406										4	0	0	0	0	1	3				
34 James McCann, R (8, 2)										0	0	0	0	0	0	0				
Inning Stats	R: 2 E: 0 K: 0 S: 15	H: 3 LOB: 2 BB: 1 P: 26	R: 2 E: 0 K: 1 S: 12	H: 2 LOB: 2 BB: 2 P: 22	R: 0 E: 0 K: 1 S: 6	H: 0 LOB: 0 BB: 0 P: 8	R: 0 E: 0 K: 1 S: 6	H: 0 LOB: 1 BB: 0 P: 14	R: 0 E: 0 K: 0 S: 9	H: 2 LOB: 1 BB: 0 P: 15	R: 0 E: 0 K: 0 S: 8	H: 2 LOB: 1 BB: 0 P: 9	R: 0 E: 0 K: 1 S: 11	H: 2 LOB: 2 BB: 0 P: 17	R: 0 E: 0 K: 0 S: 9	H: 0 LOB: 0 BB: 0 P: 11	1B: 9 2B: 3 3B: 0 HR: 0	SF: 0 SAC: 0 DP: 2 HBP: 0	WP: 0 PB: 0 SB: 0 CS: 0	PA: 39
PITCHER	IP WLS BF H R ER SO BB IBB HBP BLK WP HR S P ERA WHIP	IP WLS BF H R ER SO BB IBB HBP BLK WP HR S P ERA WHIP	IP WLS BF H R ER SO BB IBB HBP BLK WP HR S P ERA WHIP	IP WLS BF H R ER SO BB IBB HBP BLK WP HR S P ERA WHIP	IP WLS BF H R ER SO BB IBB HBP BLK WP HR S P ERA WHIP	IP WLS BF H R ER SO BB IBB HBP BLK WP HR S P ERA WHIP	IP WLS BF H R ER SO BB IBB HBP BLK WP HR S P ERA WHIP	IP WLS BF H R ER SO BB IBB HBP BLK WP HR S P ERA WHIP	IP WLS BF H R ER SO BB IBB HBP BLK WP HR S P ERA WHIP	IP WLS BF H R ER SO BB IBB HBP BLK WP HR S P ERA WHIP	IP WLS BF H R ER SO BB IBB HBP BLK WP HR S P ERA WHIP	IP WLS BF H R ER SO BB IBB HBP BLK WP HR S P ERA WHIP	IP WLS BF H R ER SO BB IBB HBP BLK WP HR S P ERA WHIP	IP WLS BF H R ER SO BB IBB HBP BLK WP HR S P ERA WHIP	IP WLS BF H R ER SO BB IBB HBP BLK WP HR S P ERA WHIP	IP WLS BF H R ER SO BB IBB HBP BLK WP HR S P ERA WHIP	IP WLS BF H R ER SO BB IBB HBP BLK WP HR S P ERA WHIP			
44 Kyle Gibson, R ERA: 4.64	(1, 1)	6.0 W 27	7 4 4 3	3 0 0 0	0 0 0 0	0 0 0 0	0 0 14 19	6.00 3.000	0.00 0.000	0.00 0.000	0.00 0.000	0.00 0.000	0.00 0.000	0.00 0.000	0.00 0.000	0.00 0.000				
57 Ryan Pressly, R ERA: 2.52	(7, 1)	1.1 H 7	4 0 0 0	0 0 0 0	0 0 0 0	0 0 0 0	0 0 3 4	0.00 0.000	0.00 0.000	0.00 0.000	0.00 0.000	0.00 0.000	0.00 0.000	0.00 0.000	0.00 0.000	0.00 0.000				
52 Brian Duensing, L ERA: 3.46	(8, 1)	0.1 H 1	0 0 0 0	0 0 0 0	0 0 0 0	0 0 0 0	0 0 2 3	0.00 0.000	0.00 0.000	0.00 0.000	0.00 0.000	0.00 0.000	0.00 0.000	0.00 0.000	0.00 0.000	0.00 0.000				
59 Michael Tonkin, R ERA: 4.76	(8, 1)	0.1 H 1	0 0 0 0	0 0 0 0	0 0 0 0	0 0 0 0	0 0 2 3	0.00 0.000	0.00 0.000	0.00 0.000	0.00 0.000	0.00 0.000	0.00 0.000	0.00 0.000	0.00 0.000	0.00 0.000				
61 Jared Burton, R ERA: 4.55	(9, 1)	1.0 3 0	0 0 0 0	0 0 0 0	0 0 0 0	0 0 0 0	0 0 9 11	0.00 0.000	0.00 0.000	0.00 0.000	0.00 0.000	0.00 0.000	0.00 0.000	0.00 0.000	0.00 0.000	0.00 0.000				

Detroit Tigers @ Minnesota Twins
 Target Field, Minneapolis, MN
 Wed Sep 17 2014, 7:11 PM - 10:30 PM CDT
 Att: 22,285 - Clear - 73 F

AB	36
R	4
H	11
RBI	4
BB	3
SO	4
LOB	16



Batter	1	2	3	4	5	6	7	8	9	AB	R	H	RBI	BB	SO	LOB	BOTTOM			
39 Danny Santana, S OBP: 0.360, SLG: 0.484										5	3	3	2	0	1	1				
2 Brian Dozier, R OBP: 0.344, SLG: 0.405										4	2	2	2	1	2	2				
7 Joe Mauer, L OBP: 0.358, SLG: 0.370										4	1	2	2	1	1	1				
19 Kennys Vargas, S OBP: 0.308, SLG: 0.481										5	0	1	0	0	1	4				
24 Trevor Plouffe, R OBP: 0.323, SLG: 0.424										4	0	2	1	0	0	1				
8 Kurt Suzuki, R OBP: 0.349, SLG: 0.388										4	0	1	1	0	1	2				
9 Eduardo Núñez, R OBP: 0.274, SLG: 0.385										4	0	0	0	0	1	3				
32 Aaron Hicks, S OBP: 0.340, SLG: 0.277										3	1	1	0	1	1	2				
1 Jordan Schafer, L OBP: 0.319, SLG: 0.314										4	1	1	0	0	0	2				
Inning Stats	R: 3 E: 0 K: 1 S: 16	H: 4 LOB: 2 BB: 1 P: 28	R: 0 E: 0 K: 1 S: 11	H: 0 LOB: 1 BB: 1 P: 22	R: 0 E: 0 K: 1 S: 14	H: 1 LOB: 1 BB: 0 P: 18	R: 0 E: 0 K: 1 S: 12	H: 0 LOB: 1 BB: 1 P: 21	R: 0 E: 0 K: 0 S: 14	H: 1 LOB: 1 BB: 0 P: 15	R: 3 E: 0 K: 0 S: 11	H: 4 LOB: 1 BB: 0 P: 19	R: 0 E: 0 K: 1 S: 6	H: 0 LOB: 0 BB: 0 P: 11	R: 2 E: 0 K: 2 S: 14	H: 3 LOB: 1 BB: 0 P: 22	1B: 7 2B: 4 3B: 2 HR: 0	SF: 0 SAC: 0 DP: 0 HBP: 0	WP: 0 PB: 0 SB: 3 CS: 0	PA: 40
PITCHER	IP WLS BF H R ER SO BB IBB HBP BLK WP HR S P ERA WHIP	IP WLS BF H R ER SO BB IBB HBP BLK WP HR S P ERA WHIP	IP WLS BF H R ER SO BB IBB HBP BLK WP HR S P ERA WHIP	IP WLS BF H R ER SO BB IBB HBP BLK WP HR S P ERA WHIP	IP WLS BF H R ER SO BB IBB HBP BLK WP HR S P ERA WHIP	IP WLS BF H R ER SO BB IBB HBP BLK WP HR S P ERA WHIP	IP WLS BF H R ER SO BB IBB HBP BLK WP HR S P ERA WHIP	IP WLS BF H R ER SO BB IBB HBP BLK WP HR S P ERA WHIP	IP WLS BF H R ER SO BB IBB HBP BLK WP HR S P ERA WHIP	IP WLS BF H R ER SO BB IBB HBP BLK WP HR S P ERA WHIP	IP WLS BF H R ER SO BB IBB HBP BLK WP HR S P ERA WHIP	IP WLS BF H R ER SO BB IBB HBP BLK WP HR S P ERA WHIP	IP WLS BF H R ER SO BB IBB HBP BLK WP HR S P ERA WHIP	IP WLS BF H R ER SO BB IBB HBP BLK WP HR S P ERA WHIP	IP WLS BF H R ER SO BB IBB HBP BLK WP HR S P ERA WHIP	IP WLS BF H R ER SO BB IBB HBP BLK WP HR S P ERA WHIP	IP WLS BF H R ER SO BB IBB HBP BLK WP HR S P ERA WHIP			
14 David Price, L ERA: 3.37	(1, 1)	5.2 L 28	8 5 5 5	3 0 0 0	0 0 0 0	0 0 0 0	0 0 2 4	7.94 1.941	27.00 3.000	10.80 1.200	0.00 0.000	0.00 0.000	0.00 0.000	0.00 0.000	0.00 0.000	0.00 0.000				
62 Al Alburquerque, R ERA: 2.7	(6, 1)	0.0 1 1	0 0 0 0	0 0 0 0	0 0 0 0	0 0 0 0	0 0 2 4	27.00 3.000	10.80 1.200	0.00 0.000	0.00 0.000	0.00 0.000	0.00 0.000	0.00 0.000	0.00 0.000	0.00 0.000				
56 Kyle Ryan, L ERA: 7.01	(6, 1)	0.1 2 7	1 1 2	0 0 2	0 0 2	0 0 3	0 0 17	27.00 3.000	10.80 1.200	0.00 0.000	0.00 0.000	0.00 0.000	0.00 0.000	0.00 0.000	0.00 0.000	0.00 0.000				
49 Jim Johnson, R ERA: 7.01	(7, 1)	1.2 7 2	2 2 2	3 0 0	0 0 0	0 0 0	0 0 17	10.80 1.200	0.00 0.000	0.00 0.000	0.00 0.000									

Batter	1	2	3	4	5	6	7	8	9	AB	R	H	RBI	BB	SO	LOB	TOP			
3 Ian Kinsler, R OBP: 0.306, SLG: 0.419	F9		HR		E6		F9			4	1	1	1	0	0	0	Detroit Tigers @ Kansas City Royals Kauffman Stadium, Kansas City, MO Sun Sep 21 2014, 1:13 PM - 4:22 PM CDT Att: 37,212 - Sunny - 77 F			
48 Toni Hunter, R OBP: 0.320, SLG: 0.452	F8		F7		K					4	0	1	0	0	1	1				
24 Miguel Cabrera, R OBP: 0.375, SLG: 0.520	F7		L7		G5-4-3		G6-3			4	0	0	0	0	0	2				
41 Victor Martinez, S OBP: 0.403, SLG: 0.563		BB	G4-3			1B		G3-1		3	0	1	0	1	0	0				
28 J.D. Martinez, R OBP: 0.363, SLG: 0.570		K			1B	1B		K2-3		4	1	2	0	0	2	1				
9 Nick Castellanos, R OBP: 0.310, SLG: 0.398		HBP	F9		F9	P3		K		3	0	0	0	0	1	3				
50 Bryan Holaday, R OBP: 0.273, SLG: 0.283		F8			P3			K		3	0	1	0	0	0	4				
61 Ezequiel Carrera, L OBP: 0.286, SLG: 0.333		F8			1B			K		1	0	0	0	0	1	0				
17 Andrew Romine, S OBP: 0.274, SLG: 0.275		HBP			F7			K		1	0	0	0	1	0	1				
16 Tyler Collins, L OBP: 0.318, SLG: 0.429					F7			K		1	0	0	0	0	1	2				
30 Eugenio Suárez, R OBP: 0.320, SLG: 0.343								K		0	0	0	0	0	0	0				
33 Steven Moya, L OBP: 0.429, SLG: 0.429		BB						K		1	0	0	0	0	1	0				
20 Rajai Davis, R OBP: 0.317, SLG: 0.399		FC6-4			G1-3			L7		4	0	0	0	0	0	4				
Inning Stats	R: 0 E: 0 K: 0 S: 6	H: 0 LOB: 0 BB: 0 P: 8	R: 0 E: 0 K: 1 S: 9	H: 0 LOB: 3 BB: 2 P: 21	R: 1 E: 0 K: 0 S: 6	H: 1 LOB: 0 BB: 0 P: 9	R: 1 E: 1 K: 0 S: 14	H: 2 LOB: 1 BB: 0 P: 17	R: 0 E: 1 K: 1 S: 11	H: 2 LOB: 2 BB: 0 P: 19	R: 0 E: 0 K: 2 S: 9	H: 0 LOB: 0 BB: 0 P: 12	R: 0 E: 0 K: 2 S: 8	H: 0 LOB: 0 BB: 0 P: 9	R: 0 E: 0 K: 2 S: 8	H: 0 LOB: 0 BB: 0 P: 9	1B: 4 2B: 1 3B: 0 HR: 1	SF: 0 SAC: 0 DP: 1 HBP: 1	WP: 0 PB: 0 SB: 0 CS: 0	PA: 36
PITCHER	IP WLS BF H R ER SO BB IBB HBP BLK WP HR S P ERA WHIP																			
11 Jeremy Guthrie, R ERA: 4.28	5.1 W 24 5 2 1 2 2 0 1 0 0 1 51 81 1.69 1.312																			
40 Kelvin Herrera, R ERA: 1.48	1.2 H 6 1 0 0 1 0 0 0 0 0 0 0 15 18 0.00 0.600																			
17 Wade Davis, R ERA: 0.91	1.0 H 3 0 0 0 2 0 0 0 0 0 0 0 9 12 0.00 0.000																			
56 Greg Holland, R ERA: 1.52	1.0 S 3 0 0 0 2 0 0 0 0 0 0 0 8 9 0.00 0.000																			

Batter	1	2	3	4	5	6	7	8	9	AB	R	H	RBI	BB	SO	LOB	BOTTOM			
2 Alcides Escobar, R OBP: 0.313, SLG: 0.375	B1					F9		G6-3		5	0	2	1	0	0	2	Detroit Tigers @ Kansas City Royals Kauffman Stadium, Kansas City, MO Sun Sep 21 2014, 1:13 PM - 4:22 PM CDT Att: 37,212 - Sunny - 77 F			
23 Norichika Aoki, L OBP: 0.351, SLG: 0.357	G6-3					L6		K		3	0	1	2	1	0	1				
1 Jarrod Dyson, L OBP: 0.326, SLG: 0.332								K		1	0	0	0	0	1	0				
6 Lorenzo Cain, R OBP: 0.339, SLG: 0.413						G4-3				3	1	1	0	0	0	2				
35 Eric Hosmer, L OBP: 0.319, SLG: 0.395							F7			3	0	2	0	1	0	0				
16 Billy Butler, R OBP: 0.318, SLG: 0.373										4	0	2	1	0	1	4				
0 Terrance Gore, R (7, PR)										0	1	0	0	0	0	0				
4 Alex Gordon, L OBP: 0.347, SLG: 0.434										4	0	1	1	1	0	2				
13 Salvador Perez, R OBP: 0.291, SLG: 0.400										4	0	0	0	0	0	3				
14 Omar Infante, R OBP: 0.294, SLG: 0.338										3	2	1	0	1	0	2				
8 Mike Moustakas, L OBP: 0.272, SLG: 0.369										4	1	1	0	0	1	1				
Inning Stats	R: 1 E: 0 K: 0 S: 16	H: 4 LOB: 2 BB: 0 P: 23	R: 1 E: 0 K: 0 S: 15	H: 2 LOB: 1 BB: 1 P: 31	R: 0 E: 0 K: 1 S: 8	H: 1 LOB: 1 BB: 0 P: 12	R: 2 E: 0 K: 2 S: 15	H: 2 LOB: 3 BB: 2 P: 29	R: 0 E: 0 K: 1 S: 10	H: 0 LOB: 0 BB: 0 P: 11	R: 0 E: 0 K: 0 S: 7	H: 0 LOB: 0 BB: 0 P: 9	R: 1 E: 0 K: 0 S: 12	H: 2 LOB: 2 BB: 0 P: 19	R: 0 E: 0 K: 1 S: 10	H: 0 LOB: 0 BB: 0 P: 14	1B: 7 2B: 3 3B: 1 HR: 0	SF: 0 SAC: 0 DP: 0 HBP: 1	WP: 0 PB: 1 SB: 2 CS: 1	PA: 38
PITCHER	IP WLS BF H R ER SO BB IBB HBP BLK WP HR S P ERA WHIP																			
21 Rick Porcello, R ERA: 3.31	3.1 L 20 9 4 4 1 0 2 0 1 1 0 0 0 47 80 0.00 0.000																			
49 Jim Johnson, R ERA: 6.96	0.1 3 0 0 0 1 0 1 1 0 0 0 0 4 10 0.00 0.000																			
65 Blaine Hardy, L ERA: 2.17	0.1 1 0 0 0 1 0 0 0 0 0 0 0 3 5 0.00 0.000																			
62 AJ Alburquerque, R ERA: 2.6	2.0 6 0 0 0 1 0 0 0 0 0 0 0 17 20 0.00 0.000																			
40 Phil Coke, L ERA: 3.81	0.1 3 2 1 1 0 0 0 0 0 0 0 0 7 11 27.00 6.000																			
38 Joakim Soria, R ERA: 3.48	0.2 2 0 0 0 0 0 0 0 0 0 0 0 5 8 0.00 0.000																			
56 Kyle Ryan, L ERA:	1.0 3 0 0 0 1 0 0 0 0 0 0 0 10 14 0.00 0.000																			

Batter	1	2	3	4	5	6	7	8	9	AB	R	H	RBI	BB	SO	LOB	TOP				
1 Adam Eaton, L (1, 8) OBP: 0.362, SLG: 0.398										4	1	2	0	0	2	0	Chicago White Sox @ Detroit Tigers Comerica Park, Detroit, MI Tue Sep 23 2014, 7:09 PM - 10:26 PM EDT Att: 33,213 - Clear - 69 F				
10 Alexei Ramirez, R (1, 6) OBP: 0.306, SLG: 0.415										4	1	2	0	0	0	1					
79 Jose Abreu, R (1, 10) OBP: 0.382, SLG: 0.582										4	0	0	0	0	2	3					
26 Avisail Garcia, R (1, 9) OBP: 0.324, SLG: 0.443										4	1	1	2	0	1	0					
24 Dayan Viedro, R (1, 7) OBP: 0.281, SLG: 0.406										4	0	1	0	0	1	1					
14 Paul Konerko, R (1, 3) OBP: 0.296, SLG: 0.333										4	0	1	0	0	0	1					
25 Moises Sierra, R (9, PR) OBP: 0.267, SLG: 0.340										0	0	0	0	0	0	0					
21 Tyler Flowers, R (9, 2) OBP: 0.299, SLG: 0.399										0	0	0	0	0	0	0					
5 Marcus Semien, R (1, 5) OBP: 0.292, SLG: 0.355										4	0	1	1	0	2	1					
38 Andy Wilkins, L (9, 3) OBP: 0.143, SLG: 0.125										0	0	0	0	0	0	0					
36 Josh Phegley, R (1, 2) OBP: 0.074, SLG: 0.115										3	0	0	0	0	0	0					
12 Conor Gillaspie, L (9, PH) OBP: 0.340, SLG: 0.423										0	0	0	0	1	0	0					
77 Yolmer Sánchez, S (1, 4) OBP: 0.258, SLG: 0.287										0	0	0	0	0	0	0					
										4	0	0	0	0	0	3					
Inning Stats	R: 0 E: 0 K: 2 S: 8	H: 0 LOB: 0 BB: 0 P: 10	R: 0 E: 0 K: 1 S: 8	H: 1 LOB: 1 BB: 0 P: 13	R: 0 E: 0 K: 0 S: 10	H: 1 LOB: 0 BB: 0 P: 13	R: 0 E: 0 K: 0 S: 5	H: 0 LOB: 0 BB: 0 P: 5	R: 0 E: 0 K: 1 S: 10	H: 1 LOB: 1 BB: 0 P: 16	R: 0 E: 0 K: 2 S: 8	H: 0 LOB: 0 BB: 0 P: 11	R: 0 E: 0 K: 0 S: 6	H: 0 LOB: 0 BB: 0 P: 11	R: 3 E: 0 K: 1 S: 17	H: 5 LOB: 3 BB: 1 P: 26	1B: 5 2B: 3 3B: 0 HR: 0	SF: 0 SAC: 0 DP: 0 HBP: 0	WP: 0 PB: 0 SB: 0 CS: 0	PA: 36	
PITCHER	IP: 8.2 ERA: 3.36	WLS: 34 BF: 34	H: 8 R: 3 ER: 3 SO: 8	BB: 0 IBB: 0 HBP: 0 BLK: 0	WP: 0 HR: 0 S: 80 P: 114	ERA: 3.12 WHIP: 0.923		PITCHER	IP: 0.1 ERA: 4.98	WLS: 2 BF: 2	H: 0 R: 0 ER: 0 SO: 0	BB: 1 IBB: 0 HBP: 0 BLK: 0	WP: 0 HR: 0 S: 2 P: 7	ERA: 0.00 WHIP: 3.000							

Batter	1	2	3	4	5	6	7	8	9	AB	R	H	RBI	BB	SO	LOB	BOTTOM					
3 Ian Kinsler, R (1, 4) OBP: 0.305, SLG: 0.417										5	1	2	1	0	1	1	Chicago White Sox @ Detroit Tigers Comerica Park, Detroit, MI Tue Sep 23 2014, 7:09 PM - 10:26 PM EDT Att: 33,213 - Clear - 69 F					
48 Torii Hunter, R (1, 9) OBP: 0.320, SLG: 0.451										4	0	1	1	1	0	0						
24 Miguel Cabrera, R (1, 3) OBP: 0.374, SLG: 0.520										5	0	2	1	0	2	3						
41 Victor Martinez, S (1, 10) OBP: 0.408, SLG: 0.564										2	0	0	0	2	0	1						
28 J.D. Martinez, R (1, 7) OBP: 0.359, SLG: 0.561										4	0	1	0	0	2	4						
9 Nick Castellanos, R (1, 5) OBP: 0.310, SLG: 0.397										3	0	1	0	0	0	1						
32 Don Kelly, L (8, 5) OBP: 0.331, SLG: 0.288										1	0	0	0	0	1	0						
13 Alex Avila, L (1, 2) OBP: 0.327, SLG: 0.366										4	0	1	0	0	2	3						
30 Eugenio Suárez, R (1, 6) OBP: 0.320, SLG: 0.340										2	0	0	0	1	0	3						
17 Andrew Romine, S (7, PR) OBP: 0.273, SLG: 0.272										0	1	0	0	1	0	0						
20 Rajai Davis, R (1, 8) OBP: 0.317, SLG: 0.398										4	2	1	0	0	1	4						
Inning Stats	R: 0 E: 0 K: 1 S: 11	H: 1 LOB: 1 BB: 0 P: 14	R: 0 E: 0 K: 1 S: 14	H: 1 LOB: 1 BB: 1 P: 24	R: 0 E: 0 K: 0 S: 4	H: 0 LOB: 0 BB: 0 P: 5	R: 0 E: 0 K: 1 S: 15	H: 1 LOB: 2 BB: 1 P: 24	R: 1 E: 0 K: 1 S: 12	H: 1 LOB: 0 BB: 0 P: 17	R: 0 E: 0 K: 0 S: 8	H: 0 LOB: 0 BB: 0 P: 13	R: 2 E: 1 K: 2 S: 17	H: 3 LOB: 3 BB: 1 P: 26	R: 0 E: 0 K: 3 S: 10	H: 0 LOB: 1 BB: 1 P: 17	R: 1 E: 0 K: 0 S: 4	H: 2 LOB: 2 BB: 1 P: 10	1B: 7 2B: 2 3B: 0 HR: 0	SF: 0 SAC: 0 DP: 0 HBP: 0	WP: 0 PB: 0 SB: 2 CS: 0	PA: 39
PITCHER	IP: 6.0 ERA: 4.84	WLS: 25 BF: 25	H: 5 R: 2 ER: 2 SO: 4	BB: 2 IBB: 0 HBP: 0 BLK: 0	WP: 0 HR: 0 S: 65 P: 100	ERA: 1.167 WHIP: 1.167		PITCHER	IP: 1.0 ERA: 5.43	WLS: 7 BF: 7	H: 2 R: 1 ER: 0 SO: 2	BB: 1 IBB: 0 HBP: 0 BLK: 0	WP: 0 HR: 0 S: 16 P: 23	ERA: 0.00 WHIP: 2.000								
39 Maikel Cleto, R (8, 1) ERA: 4.76	1.0	4	0	0	3	1	0	0	0	0	10	17	0	0	0	0						
52 Jake Petricka, R (9, 1) ERA: 2.88	0.0	L	3	2	1	0	1	0	0	0	4	10	0	0	0	0						

Batter	1	2	3	4	5	6	7	8	9	AB	R	H	RBI	BB	SO	LOB	TOP					
1 Adam Eaton, L (1, 8) OBP: 0.360, SLG: 0.395	L8		K		FC3-2		P6			4	0	0	0	0	1	2	Chicago White Sox @ Detroit Tigers Comerica Park, Detroit, MI Wed Sep 24, 2014, 1:11 PM - 4:12 PM EDT Att: 36,810 - Sunny - 68 F					
10 Alexei Ramirez, R (1, 6) OBP: 0.308, SLG: 0.414	12 1B		G6-3		L7		F7			4	0	1	0	0	0	2						
79 José Abreu, R (1, 3) OBP: 0.381, SLG: 0.580	F8				F7		12 24 3B		F7	4	1	1	0	0	0	1						
12 Conor Gillaspie, L (1, 5) OBP: 0.341, SLG: 0.423	26 FC6-4				1B		P6		K	4	0	2	0	0	1	1						
26 Avisail García, R (1, 9) OBP: 0.317, SLG: 0.432	FC6-4				P6		G5-3		F7	4	0	0	0	0	0	4						
24 Dayan Viciedo, R (1, 10) OBP: 0.280, SLG: 0.409	F8				P4		3B		K	4	0	1	1	0	1	1						
20 Jordan Danks, L (1, 7) OBP: 0.300, SLG: 0.292	K				5 1B		K		G3	4	0	1	0	0	2	1						
21 Tyler Flowers, R (1, 2) OBP: 0.297, SLG: 0.396	G6-3				K		K			3	0	0	0	0	2	1						
5 Marcus Semien, R (1, 4) OBP: 0.293, SLG: 0.355	G6-3				1 FC3-2		P4			3	0	1	0	0	0	0						
Inning Stats	R: 0 H: 2 E: 0 K: 0 S: 13	H: 2 LOB: 2 BB: 0 P: 16	R: 0 H: 0 E: 0 K: 1 S: 7	H: 0 LOB: 0 BB: 0 P: 8	R: 0 H: 0 E: 0 K: 1 S: 6	H: 0 LOB: 0 BB: 0 P: 9	R: 0 H: 1 E: 0 K: 0 S: 7	H: 1 LOB: 1 BB: 0 P: 10	R: 0 H: 2 E: 0 K: 1 S: 9	H: 2 LOB: 2 BB: 0 P: 13	R: 1 H: 2 E: 0 K: 1 S: 11	H: 2 LOB: 1 BB: 0 P: 19	R: 0 H: 0 E: 0 K: 1 S: 11	H: 0 LOB: 0 BB: 0 P: 19	R: 0 H: 0 E: 0 K: 1 S: 12	H: 0 LOB: 0 BB: 0 P: 15	R: 0 H: 0 E: 0 K: 1 S: 10	H: 0 LOB: 0 BB: 0 P: 12	1B: 6 2B: 0 3B: 1 HR: 0	SF: 0 SAC: 0 DP: 0 HBP: 0	WP: 0 PB: 0 SB: 1 CS: 0	PA: 34
PITCHER	IP WLS BF H R ER SO BB IBB HBP BLK WP HR S P ERA WHIP																					
35 Justin Verlander, R (1, 1) ERA: 4.54	8.0 W 31 7 1 1 6 0 0 0 0 0 0 0 76 109 1.12 0.875																					
38 Joakim Soria, R (9, 1) ERA: 3.32	1.0 3 0 0 0 1 0 0 0 0 0 0 0 10 12 0.00 0.000																					

Batter	1	2	3	4	5	6	7	8	9	AB	R	H	RBI	BB	SO	LOB	BOTTOM			
3 Ian Kinsler, R (1, 4) OBP: 0.308, SLG: 0.419	48 PB		F9		BB		48 24 1B		BB	3	1	2	2	2	0	1	Chicago White Sox @ Detroit Tigers Comerica Park, Detroit, MI Wed Sep 24, 2014, 1:11 PM - 4:12 PM EDT Att: 36,810 - Sunny - 68 F			
48 Torii Hunter, R (1, 9) OBP: 0.323, SLG: 0.451	G5-3		1B		K		BB		BB	4	0	2	0	1	1	2				
24 Miguel Cabrera, R (1, 3) OBP: 0.372, SLG: 0.517	K		K		K		SF7		K	4	0	0	1	0	4	5				
41 Victor Martinez, S (1, 10) OBP: 0.408, SLG: 0.562	IBB		K		K		F8			2	1	0	0	1	1	3				
28 J.D. Martinez, R (1, 7) OBP: 0.363, SLG: 0.565	K		50 G4-6-3		9 SF8		9 SH5-4		17 SH1-3	4	1	3	0	0	1	2				
9 Nick Castellanos, R (1, 5) OBP: 0.310, SLG: 0.395	K		K		K		SF8		17 SH1-3	2	0	0	1	1	2	1				
32 Don Kelly, L (8, PR) OBP: 0.331, SLG: 0.288	K		K		K		2B		20 SH5-4	0	1	0	0	0	0	0				
50 Bryan Holaday, R (1, 2) OBP: 0.268, SLG: 0.277	K		G4-6-3		K2-3		SH5-4		BB	3	0	0	0	0	2	2				
17 Andrew Romine, S (1, 6) OBP: 0.270, SLG: 0.269	P3				P4		G3-1		SH1-3	3	0	0	1	0	0	0				
20 Rajai Davis, R (1, 8) OBP: 0.320, SLG: 0.401	48 1B		G4-3		G4-3		3 2B		3 1B	4	2	3	1	0	0	0				
Inning Stats	R: 0 H: 0 E: 0 K: 2 S: 14	H: 0 LOB: 2 BB: 2 P: 25	R: 0 H: 0 E: 0 K: 2 S: 9	H: 0 LOB: 0 BB: 0 P: 13	R: 0 H: 2 E: 0 K: 2 S: 18	H: 2 LOB: 0 BB: 0 P: 24	R: 0 H: 1 E: 0 K: 1 S: 9	H: 1 LOB: 0 BB: 0 P: 11	R: 0 H: 0 E: 0 K: 1 S: 9	H: 0 LOB: 1 BB: 1 P: 13	R: 1 H: 1 E: 0 K: 2 S: 9	H: 1 LOB: 1 BB: 0 P: 15	R: 2 H: 3 E: 0 K: 0 S: 15	H: 3 LOB: 0 BB: 0 P: 24	R: 3 H: 3 E: 0 K: 1 S: 14	H: 3 LOB: 2 BB: 2 P: 29	1B: 8 2B: 2 3B: 0 HR: 0	SF: 2 SAC: 2 DP: 1 HBP: 1	WP: 0 PB: 1 SB: 1 CS: 0	PA: 39
PITCHER	IP WLS BF H R ER SO BB IBB HBP BLK WP HR S P ERA WHIP																			
49 Chris Sale, L (1, 1) ERA: 2.17	6.0 L 6 3 2 2 0 0 0 0 0 0 0 0 15 24 1.50 1.000																			
41 Javy Guerra, R (7, 1) ERA: 2.99	1.0 6 3 2 2 0 0 0 0 0 0 0 0 10 20 40.50 6.000																			
27 Matt Lindstrom, R (8, 1) ERA: 5.18	0.2 6 3 3 3 0 1 0 0 0 0 0 0 4 9 0.00 3.000																			
40 Daniel Webb, R (8, 1) ERA: 3.8	0.1 2 0 0 0 1 1 0 0 0 0 0 0 4 9 0.00 3.000																			

Batter	1	2	3	4	5	6	7	8	9	AB	R	H	RBI	BB	SO	LOB	TOP																			
39 Danny Santana, S OBP: 0.354, SLG: 0.474 17 Doug Bernier, R OBP: 0.444, SLG: 0.286	F8		K		G4-3 7 26 1B	G3	FC6-4		G6-4-3 2	5	1	1	0	0	1	4																				
2 Brian Dozier, R OBP: 0.347, SLG: 0.419	F9		K		G6-3 7 26 1B	G6-3		HR	G6-4-3 2	6	2	2	2	0	1	3																				
7 Joe Mauer, L OBP: 0.362, SLG: 0.373 27 Chris Parmelee, L OBP: 0.307, SLG: 0.384	1B		K		G4-3		FC5-4 26 19 5 1B	G3-1	K	5	1	2	1	0	1	2																				
19 Kennys Vargas, S OBP: 0.317, SLG: 0.462	P4				G5-3 26 1B		FC5-4 26 19 5 1B			2	2	1	0	3	0	1																				
43 Josmil Pinto, R OBP: 0.309, SLG: 0.389 26 Eric Fryer, R OBP: 0.272, SLG: 0.307	K		G5-3		G5-3 31 1B 5 1B		FC5-4 12 1B	F8		0	0	0	0	0	0	0																				
31 Oswaldo Arcia, L OBP: 0.303, SLG: 0.457	F9		G6-3		G6-3 12 1B 5 1B		K	5		5	1	2	0	0	1	3																				
5 Eduardo Escobar, S OBP: 0.317, SLG: 0.409	G5-3						K	5		5	2	4	6	0	0	0																				
12 Chris Herrmann, L OBP: 0.263, SLG: 0.264								G4-3		4	1	3	1	1	0	0																				
32 Aaron Hicks, S OBP: 0.341, SLG: 0.268	P4				L8		K		G6-4-3 2 17 BB	3	0	0	0	2	1	3																				
Inning Stats	R: 0 H: 1 E: 0 K: 0 S: 9	H: 1 LOB: 1 BB: 0 P: 15	R: 0 H: 0 E: 0 K: 1 S: 9	H: 0 LOB: 0 BB: 14 P: 14	R: 0 H: 0 E: 0 K: 2 S: 14	H: 0 LOB: 1 BB: 1 P: 22	R: 0 H: 1 E: 0 K: 1 S: 6	H: 1 LOB: 1 BB: 0 P: 9	R: 6 H: 8 E: 0 K: 0 S: 15	H: 3 LOB: 3 BB: 1 P: 26	R: 0 H: 0 E: 0 K: 1 S: 8	H: 0 LOB: 0 BB: 0 P: 16	R: 2 H: 3 E: 0 K: 1 S: 19	H: 3 LOB: 3 BB: 2 P: 30	R: 4 H: 3 E: 0 K: 0 S: 22	H: 3 LOB: 0 BB: 1 P: 27	R: 0 H: 0 E: 0 K: 1 S: 13	H: 0 LOB: 1 BB: 2 P: 24	1B: 14 SF: 0 2B: 0 3B: 0 HR: 2	SF: 0 SAC: 0 DP: 1 HBP: 0	WP: 0 PA: 48 PB: 0 SB: 1 CS: 0															
PITCHER	IP	WLS	BF	H	R	ER	SO	BB	IBB	HBP	BLK	WP	HR	S	P	ERA	WHIP	PITCHER	IP	WLS	BF	H	R	ER	SO	BB	IBB	HBP	BLK	WP	HR	S	P	ERA	WHIP	
53 Kyle Lobstein, L ERA: 4.35	4.2	L	23	7	6	6	4	1	1	0	0	0	0	48	79	11.57	1.714	58 Robbie Ray, L ERA: 8.16	1.0		7	3	4	4	0	1	0	0	0	0	2	22	27	36.00	4.000	
40 Phil Coke, L ERA: 3.88	0.1		3	3	0	0	0	0	0	0	0	0	0	5	7	0.00	9.000	45 Buck Farmer, R ERA: 11.57	1.0		4	0	0	0	1	2	0	0	0	0	13	24	0.00	2.000		
62 Al Alburquerque, R ERA: 2.51	1.0		3	0	0	0	1	0	0	0	0	0	0	8	16	0.00	0.000																			
65 Blaine Hardy, L ERA: 2.54	0.2		6	3	2	2	1	1	0	0	0	0	0	16	23	27.00	6.000																			
49 Jim Johnson, R ERA: 7.09	0.1		2	0	0	0	0	1	0	0	0	0	0	3	7	0.00	3.000																			
Batter	1	2	3	4	5	6	7	8	9	AB	R	H	RBI	BB	SO	LOB	BOTTOM																			
3 Ian Kinsler, R OBP: 0.305, SLG: 0.413 26 Hernán Pérez, R OBP: 0.333, SLG: 0.200	F8		L7		G5-3 9 41 1B		FC4-6		K	4	0	0	0	0	0	1																				
48 Torii Hunter, R OBP: 0.321, SLG: 0.449 33 Steven Moya, L OBP: 0.375, SLG: 0.375	F9		K				L6		F8	4	1	1	0	0	1	1																				
24 Miguel Cabrera, R OBP: 0.327, SLG: 0.527 32 Don Kelly, L OBP: 0.333, SLG: 0.290	K		K							3	0	1	0	0	2	0																				
41 Victor Martinez, S OBP: 0.411, SLG: 0.568 34 James McCann, R OBP: 0.250, SLG: 0.333	F9									2	0	1	0	1	0	0																				
28 J.D. Martinez, R OBP: 0.358, SLG: 0.555 18 Tyler Collins, L OBP: 0.280, SLG: 0.375	K									3	0	0	0	0	1	4																				
9 Nick Castellanos, R OBP: 0.307, SLG: 0.395	HR									3	1	1	3	0	1	3																				
13 Alex Avila, L OBP: 0.327, SLG: 0.361 50 Bryan Holaday, R OBP: 0.266, SLG: 0.276										2	0	0	0	1	1	3																				
17 Andrew Romine, S OBP: 0.278, SLG: 0.277 30 Eugenio Suárez, R OBP: 0.316, SLG: 0.335										1	0	0	0	0	1	1																				
20 Rajai Davis, R OBP: 0.320, SLG: 0.401 61 Ezequiel Carrera, L OBP: 0.300, SLG: 0.358										3	0	2	0	0	0	2																				
Inning Stats	R: 0 H: 0 E: 0 K: 1 S: 8	H: 2 LOB: 2 BB: 1 P: 21	R: 0 H: 0 E: 0 K: 2 S: 8	H: 0 LOB: 0 BB: 0 P: 10	R: 0 H: 0 E: 0 K: 2 S: 15	H: 0 LOB: 1 BB: 1 P: 24	R: 0 H: 0 E: 0 K: 0 S: 7	H: 0 LOB: 0 BB: 0 P: 12	R: 1 H: 3 E: 0 K: 0 S: 9	H: 3 LOB: 2 BB: 0 P: 12	R: 0 H: 1 E: 0 K: 1 S: 7	H: 1 LOB: 1 BB: 0 P: 8	R: 1 H: 2 E: 0 K: 0 S: 7	R: 1 H: 2 E: 0 K: 0 S: 7	R: 0 H: 1 E: 0 K: 2 S: 13	H: 1 LOB: 1 BB: 0 P: 21	1B: 7 SF: 1 2B: 1 3B: 0 HR: 1	SF: 1 SAC: 0 DP: 0 HBP: 0	WP: 0 PA: 38 PB: 1 SB: 0 CS: 0																	
PITCHER	IP	WLS	BF	H	R	ER	SO	BB	IBB	HBP	BLK	WP	HR	S	P	ERA	WHIP	PITCHER	IP	WLS	BF	H	R	ER	SO	BB	IBB	HBP	BLK	WP	HR	S	P	ERA	WHIP	
47 Ricky Nolasco, R ERA: 5.38	6.0		25	5	2	2	6	2	0	0	0	0	0	60	91	3.00	1.167																			
52 Brian Duensing, L ERA: 3.31	1.0		4	1	0	0	1	0	0	0	0	0	0	7	8	0.00	1.000																			
57 Ryan Pressly, R ERA: 2.86	1.0		5	2	1	1	0	0	0	0	0	0	0	7	9	9.00	2.000																			
49 Tommy Milone, L ERA: 4.19	1.0		4	1	0	0	2	0	0	0	0	0	0	13	21	0.00	1.000																			

Minnesota Twins @ Detroit Tigers
Comerica Park, Detroit, MI
Sat Sep 27 2014, 7:10 PM - 10:34 PM EDT
Att: 38,805 - Clear - 75 F

AB 41
R 12
H 16
RBI 12
BB 7
SO 7
LOB 21



Minnesota Twins @ Detroit Tigers
Comerica Park, Detroit, MI
Sat Sep 27 2014, 7:10 PM - 10:34 PM EDT
Att: 38,805 - Clear - 75 F

AB 35
R 3
H 9
RBI 3
BB 2
SO 9
LOB 20



Batter	1	2	3	4	5	6	7	8	9	AB	R	H	RBI	BB	SO	LOB	TOP					
39 Danny Santana, S OBP: 0.353, SLG: 0.472										4	0	1	0	0	2	1	Minnesota Twins @ Detroit Tigers Comerica Park, Detroit, MI Sun Sep 28 2014, 1:11 PM - 3:49 PM EDT Att: 40,501 - Sunny - 72 F					
2 Brian Dozier, R OBP: 0.345, SLG: 0.416										4	0	0	0	0	1	2						
7 Joe Mauer, L OBP: 0.361, SLG: 0.371										4	0	1	0	0	0	0						
19 Kennys Vargas, S OBP: 0.316, SLG: 0.456										3	0	0	0	1	0	1						
43 Josmil Pinto, R OBP: 0.315, SLG: 0.391										2	0	1	0	1	1	0						
8 Kurt Suzuki, R OBP: 0.345, SLG: 0.383										1	0	0	0	0	0	0						
31 Oswaldo Arcia, L OBP: 0.300, SLG: 0.452										3	0	0	0	0	0	0						
5 Eduardo Escobar, S OBP: 0.315, SLG: 0.406										3	0	1	0	0	2	0						
12 Chris Herrmann, L OBP: 0.253, SLG: 0.253										3	0	0	0	0	0	0						
32 Aaron Hicks, S OBP: 0.341, SLG: 0.274										3	0	1	0	0	2	0						
Inning Stats	R: 0 E: 0 K: 1 S: 15	H: 1 LOB: 1 BB: 0 P: 18	R: 0 E: 0 K: 1 S: 8	H: 0 LOB: 0 BB: 0 P: 12	R: 0 E: 0 K: 2 S: 14	H: 1 LOB: 1 BB: 0 P: 18	R: 0 E: 0 K: 1 S: 14	H: 1 LOB: 2 BB: 1 P: 25	R: 0 E: 0 K: 1 S: 9	H: 0 LOB: 0 BB: 0 P: 15	R: 0 E: 0 K: 1 S: 9	H: 0 LOB: 0 BB: 0 P: 10	R: 0 E: 0 K: 0 S: 10	H: 0 LOB: 0 BB: 0 P: 13	R: 0 E: 0 K: 0 S: 11	H: 0 LOB: 0 BB: 0 P: 17	1B: 3 2B: 1 3B: 0 HR: 0	SF: 0 SAC: 0 DP: 0 HBP: 0	WP: 0 PB: 0 SB: 1 CS: 0	PA: 33		
PITCHER	IP WLS BF H R ER SO BB IBB HBP BLK WP HR S P ERA WHIP	7.1 W 28 4 0 0 8 2 0 0 0 0 0 80 112 0.00 0.818	0.2 H 2 0 0 0 0 0 0 0 0 0 0 7 10 0.00 0.000	1.0 S 3 0 0 0 0 0 0 0 0 0 0 11 17 0.00 0.000																		

AB	31
R	0
H	4
RBI	0
BB	2
SO	8
LOB	9



Batter	1	2	3	4	5	6	7	8	9	AB	R	H	RBI	BB	SO	LOB	BOTTOM				
3 Ian Kinsler, R OBP: 0.307, SLG: 0.420										4	1	3	2	0	0	0	Minnesota Twins @ Detroit Tigers Comerica Park, Detroit, MI Sun Sep 28 2014, 1:11 PM - 3:49 PM EDT Att: 40,501 - Sunny - 72 F				
48 Tori Hunter, R OBP: 0.319, SLG: 0.446									3	0	0	1	0	2	1						
24 Miguel Cabrera, R OBP: 0.371, SLG: 0.524									3	0	0	0	0	0	0						
41 Victor Martinez, S OBP: 0.409, SLG: 0.565									3	0	1	0	0	1	0						
28 J.D. Martinez, R OBP: 0.358, SLG: 0.553									2	0	0	0	1	0	0						
13 Alex Avila, L OBP: 0.327, SLG: 0.359									2	0	0	0	0	1	1						
9 Nick Castellanos, R OBP: 0.336, SLG: 0.394									2	1	0	0	1	1	0						
32 Don Kelly, L OBP: 0.332, SLG: 0.288									1	0	0	0	0	0	0						
17 Andrew Romine, S OBP: 0.279, SLG: 0.275									2	1	0	0	1	0	0						
61 Ezequiel Carrera, L OBP: 0.301, SLG: 0.348									2	1	0	0	1	1	0						
Inning Stats	R: 0 E: 0 K: 1 S: 8	H: 0 LOB: 0 BB: 0 P: 13	R: 0 E: 0 K: 1 S: 9	H: 0 LOB: 1 BB: 1 P: 14	R: 1 E: 0 K: 2 S: 9	H: 1 LOB: 0 BB: 0 P: 13	R: 0 E: 0 K: 1 S: 7	H: 1 LOB: 1 BB: 0 P: 9	R: 0 E: 0 K: 0 S: 5	H: 0 LOB: 0 BB: 0 P: 8	R: 0 E: 0 K: 0 S: 6	H: 0 LOB: 0 BB: 0 P: 9	R: 2 E: 0 K: 0 S: 9	H: 1 LOB: 1 BB: 2 P: 21	R: 0 E: 0 K: 0 S: 9	H: 0 LOB: 2 BB: 0 P: 1	1B: 3 2B: 0 3B: 0 HR: 1	SF: 1 SAC: 0 DP: 0 HBP: 0	WP: 0 PB: 0 SB: 1 CS: 0	PA: 30	
PITCHER	IP WLS BF H R ER SO BB IBB HBP BLK WP HR S P ERA WHIP	7.1 L 28 4 3 3 6 3 0 0 0 0 0 4 7 3.68 0.955	0.2 2 0 0 0 0 0 0 0 0 0 0 4 7 0.00 0.000																		


AB	26
R	3
H	4
RBI	3
BB	3
SO	6
LOB	4



Batter	1	2	3	4	5	6	7	8	9	AB	R	H	RBI	BB	SO	LOB	TOP											
21 Nick Markakis, L OBP: 0.308, SLG: 0.500	G6-3		G4-3		K		K			4	0	0	0	0	2	1	<p>Baltimore Orioles @ Detroit Tigers</p> <p>Comerica Park, Detroit, MI</p> <p>Sun Oct 05 2014, 3:46 PM - 7:27 PM EDT</p> <p>Att: 43,013 - Partly Cloudy - 53 F</p>											
28 Steve Pearce, R OBP: 0.417, SLG: 0.300	BB		HBP			F7		F8		2	0	0	0	1	0	0												
10 Adam Jones, R OBP: 0.308, SLG: 0.182	K		F7			23 HR		BB		3	1	1	0	1	1	2												
23 Nelson Cruz, R OBP: 0.500, SLG: 1.000	F8				1B			FC6-4		4	1	2	2	0	0	2												
27 Delmon Young, R OBP: 0.250, SLG: 0.500	K		K			G1-3		PO		3	0	0	0	0	2	1												
9 David Lough, L								P5		1	0	0	0	0	0	0												
2 J.J. Hardy, R OBP: 0.417, SLG: 0.600	40 FC4-6		F8			K		F8		4	0	1	0	0	1	1												
40 Nick Hundley, R	FC4-6		F8					K		4	0	0	0	0	1	2												
3 Ryan Flaherty, L OBP: 0.300, SLG: 0.222	L4				G4-3					3	0	1	0	0	0	1												
6 Jonathan Schoop, R OBP: 0.364, SLG: 0.400	F8		F9			FC4-6				3	0	0	0	0	0	1												
Inning Stats	R: 0 H: 0 E: 0 K: 1 S: 7	H: 0 LOB: 1 BB: 1 P: 12	R: 0 H: 1 E: 0 K: 1 S: 9	H: 1 LOB: 1 BB: 0 P: 13	R: 0 H: 0 E: 0 K: 0 S: 8	H: 0 LOB: 1 BB: 0 P: 13	R: 0 H: 1 E: 0 K: 1 S: 8	H: 1 LOB: 1 BB: 0 P: 15	R: 0 H: 0 E: 0 K: 1 S: 10	H: 0 LOB: 0 BB: 0 P: 16	R: 2 H: 2 E: 0 K: 1 S: 13	H: 2 LOB: 0 BB: 0 P: 16	R: 0 H: 1 E: 0 K: 1 S: 10	H: 1 LOB: 1 BB: 0 P: 12	R: 0 H: 0 E: 0 K: 0 S: 8	H: 0 LOB: 0 BB: 1 P: 15	R: 0 H: 0 E: 0 K: 1 S: 8	H: 0 LOB: 0 BB: 0 P: 10	1B: 4 2B: 0 3B: 0 HR: 1	SF: 0 SAC: 0 DP: 0 HBP: 1	WP: 0 PB: 0 SB: 1 CS: 0	PA: 35						
PITCHER	IP	WLS	BF	H	R	ER	SO	BB	IBB	HBP	BLK	WP	HR	S	P	ERA	WHIP											
14 David Price, L ERA: 2.25	(1, 1)	8.0	L	31	5	2	2	6	2	0	1	0	0	0	8	112	2.25	0.875										
36 Joe Nathan, R ERA:	(9, 1)	1.0		3	0	0	0	1	0	0	0	0	0	8	10	0.00	0.000											

Batter	1	2	3	4	5	6	7	8	9	AB	R	H	RBI	BB	SO	LOB	BOTTOM										
3 Ian Kinsler, R OBP: 0.154, SLG: 0.083	L9		F7		P4			G5-3		4	0	0	0	0	0	2	<p>Baltimore Orioles @ Detroit Tigers</p> <p>Comerica Park, Detroit, MI</p> <p>Sun Oct 05 2014, 3:46 PM - 7:27 PM EDT</p> <p>Att: 43,013 - Partly Cloudy - 53 F</p>										
48 Torii Hunter, R OBP: 0.333, SLG: 0.200	BB		FC6-4		F9			G4-3		3	0	0	0	1	0	2											
24 Miguel Cabrera, R OBP: 0.417, SLG: 0.727	K		FC6					G4-3		4	0	0	0	0	1	2											
41 Victor Martinez, S OBP: 0.333, SLG: 0.750	K		F8		G3					4	1	1	0	0	1	3											
28 J.D. Martinez, R OBP: 0.250, SLG: 0.833	K				G1-3			G4-3		4	0	1	1	0	1	0											
13 Alex Avila, L OBP: 0.222, SLG: 0.333										2	0	1	0	0	1	0											
50 Bryan Holaday, R										2	0	0	0	0	1	1											
9 Nick Castellanos, R OBP: 0.250, SLG: 0.400	F9				K					2	0	0	0	2	1	1											
17 Andrew Romine, S OBP: 0.182, SLG: 0.182	B4-3									3	0	0	0	0	0	2											
26 Hernán Pérez, R										1	0	0	0	0	0	2											
32 Don Kelly, L OBP: 0.500, SLG: 0.500										2	0	1	0	0	1	0											
20 Rajai Davis, R OBP: 0.333, SLG: 0.333										1	0	0	0	0	0	1											
61 Ezequiel Carrera, L										0	0	0	0	0	0	0											
Inning Stats	R: 0 H: 0 E: 0 K: 2 S: 10	H: 1 LOB: 1 BB: 0 P: 18	R: 0 H: 1 E: 0 K: 1 S: 8	H: 1 LOB: 0 BB: 0 P: 12	R: 0 H: 1 E: 1 K: 0 S: 13	H: 1 LOB: 2 BB: 0 P: 22	R: 0 H: 0 E: 0 K: 2 S: 8	H: 0 LOB: 0 BB: 0 P: 13	R: 0 H: 0 E: 0 K: 1 S: 13	H: 0 LOB: 1 BB: 0 P: 18	R: 0 H: 0 E: 0 K: 0 S: 4	H: 0 LOB: 0 BB: 0 P: 9	R: 0 H: 0 E: 0 K: 0 S: 8	H: 0 LOB: 1 BB: 1 P: 15	R: 0 H: 0 E: 0 K: 0 S: 11	H: 0 LOB: 0 BB: 0 P: 14	R: 1 H: 2 E: 0 K: 1 S: 11	H: 2 LOB: 1 BB: 1 P: 17	1B: 1 2B: 3 3B: 0 HR: 0	SF: 0 SAC: 0 DP: 1 HBP: 0	WP: 1 PB: 0 SB: 1 CS: 0	PA: 35					
PITCHER	IP	WLS	BF	H	R	ER	SO	BB	IBB	HBP	BLK	WP	HR	S	P	ERA	WHIP										
25 Bud Norris, R ERA:	(1, 1)	6.1	W	25	2	0	0	0	0	0	0	0	0	0	60	0.00	0.632										
48 Andrew Miller, L ERA:	(7, 1)	1.2	H	5	0	0	0	0	0	0	0	0	0	15	21	0.00	0.000										
53 Zack Britton, L ERA: 3.86	(9, 1)	1.0	S	5	2	1	1	1	0	1	0	0	0	11	17	9.00	2.000										

AB 31
R 2
H 5
RBI 2
BB 2
SO 7
LOB 11



AB 32
R 1
H 4
RBI 1
BB 3
SO 7
LOB 16



livebaseballscores.com

livebaseballscores.com