Detroit Tigers - 2015

Florida Southern Mocs @ Detroit Tigers

Joker Marchant Stadium, Lakeland, FL

Mon Mar 02 2015, 4:05 PM - 4:09 PM EST

Att. 3,446 - Partly Cloudy - 80 F

livebaseballscorecards.com

TOP

Batter	1	2	3	4	5	6	7	8	9	AB	R	H	RBI	BB	SO	LOB
39 Kyle Richards, R (1, 7)	K		K		G4-3 1-2f 2-3		G4-3 1-2 2-3			3	0	0	0	0	2	4
10 David Lugo, L (6, 7)										1	0	0	0	0	0	2
32 Sam Machonis, S (1, 8)	K		G5-3 1-2 2-3		L6			P3		3	0	0	0	0	1	4
21 Colton Davis, R (6, 8)										1	0	0	0	0	0	0
5 Chris Dennis, L (1, 5) OBP: 0.250, SLG: 0.250	P6			29 2B 1B		G1-3		G6-3		4	1	1	0	0	0	0
29 Jhalan Jackson, R (1, 9) OBP: 0.250, SLG: 0.500		G4-3		33 F8 24 G5-3 1-H 2B		K		G5-3		4	1	1	1	0	1	0
33 Blake Swann, R (1, 3)		K2-3		F8 2-3		K			K	2	0	0	0	0	1	1
19 Jerrod Flanagan, L (6, PH) (6, 3)										1	0	0	0	0	1	0
24 Dominic Brugnoni, R (1, 10)		G3		G5-3 3-H			K		K	2	0	0	1	0	0	0
16 Jason Sierra, R (7, PH) (7, 10)										1	0	0	0	0	1	0
J.P. DeBoyer, R (9, PH)										1	0	0	0	0	1	0
6 Shawn Sanders, R (1, 4)			F9	G1-3			10 G4-3 4 1B 1B		K	2	0	0	0	0	0	0
28 Trevor Freeman, R (6, 4) OBP: 1.000, SLG: 1.000										1	0	1	0	0	0	0
47 Paul Bretton, R (9, PH)										1	0	0	0	0	1	0
13 Joey Miller, R (1, 2) OBP: 1.000, SLG: 1.000			32 G5-3 4 BB 1B		39 G4-3 4 BB BB		K			1	0	1	0	1	0	0
38 Alex Marzilli, R (5, PR)										0	0	0	0	0	0	0
Kevin Fuller, L (5, 2)										1	0	0	0	0	1	1
6 Arturo Tabales, R (7, 2)										1	0	0	0	0	1	0
4 Casey Eddinger, R (1, 6) OBP: 1.000, SLG: 1.000			32 G5-3 1-2 BB		39 G4-3 1-2 BB		10 G4-3 1-2 1B			1	0	1	0	2	0	0

Inning Stats	1	2	3	4	5	6	7	8	9	1B	SF	WP	PA
R	0	0	0	2	0	0	0	0	0	4	0	0	34
E	0	0	0	0	0	0	0	0	0	2B 1	SAC 0	PB 0	
K	2	1	1	0	0	2	2	0	3	3B 0	DP 1	SB 0	
S	7	5	6	5	2	7	10	3	9	HR 0	HBP 0	CS 0	
H	0	0	1	2	0	0	2	0	0				
LOB	0	0	2	0	2	0	2	0	0				
BB	0	0	1	0	2	0	0	0	0				
P	7	5	10	5	10	7	10	3	9				

PITCHER	IP	WLS	BF	H	R	ER	SO	BB	IBB	HBP	BLK	WP	HR	S	P	ERA	WHIP
77 Tim Melville, R (1, 1)	2.0		6	0	0	0	3	0	0	0	0	0	0	12	12	0.00	0.000
ERA:																	
56 Kyle Ryan, L (3, 1)	2.0	W	10	3	2	2	1	1	0	0	0	0	0	11	15	9.00	2.000
ERA: 9.0																	
68 Omar Duran, L (5, 1)	1.0		4	0	0	0	0	2	0	0	0	0	0	2	10	0.00	2.000
ERA:																	
45 Buck Farmer, R (6, 1)	1.0	H	3	0	0	0	2	0	0	0	0	0	0	7	7	0.00	0.000
ERA:																	
60 Angel Nesbitt, R (7, 1)	1.0	H	5	2	0	0	2	0	0	0	0	0	0	10	10	0.00	2.000
ERA:																	

PITCHER	IP	WLS	BF	H	R	ER	SO	BB	IBB	HBP	BLK	WP	HR	S	P	ERA	WHIP
75 Joe Mantiply, L (8, 1)	1.0		3	0	0	0	0	0	0	0	0	0	0	3	3	0.00	0.000
ERA:																	
58 José Váldez, R (9, 1)	1.0		3	0	0	0	3	0	0	0	0	0	0	9	9	0.00	0.000
ERA:																	

AB	31
R	2
H	5
RBI	2
BB	3
SO	11
LOB	12



BOTTOM

Batter	1	2	3	4	5	6	7	8	9	AB	R	H	RBI	BB	SO	LOB
3 Ian Kinsler, R (1, 4)	G4-3		1-3 2-H 1B	2-3 3-H G4-3	K		F7	F7		1	0	0	0	0	0	0
17 Andrew Romine, S (3, 4) OBP: 0.333, SLG: 0.333										3	0	1	2	0	1	4
(6, 3)																
80 Aaron Westlake, L (7, 3)										2	0	0	0	0	0	3
1 Jose Iglesias, R (1, 6)	G3		F8	3-H 2B		BBB 49 FC6-4 63 1B 33 BB BB	2-3 F8			1	0	0	0	0	0	0
26 Hernán Pérez, R (2, 6) OBP: 0.500, SLG: 0.667										3	1	1	1	1	0	3
(6, 4)																
(7, 7)																
28 J.D. Martinez, R (1, 9)	P4			64 1B 73 1B 74 BB BB F8		BBB 49 FC6-4 1-2 BB	B X 1-3 3-H 49 63 2B 1B			1	0	0	0	0	0	0
18 Tyler Collins, L (2, 9)										1	1	0	0	1	0	1
33 Steven Moya, L (6, PH) OBP: 1.000, SLG: 1.000										1	1	1	0	1	0	0
(7, 9)																
52 Yoenis Cespedes, R (1, 7)		L7		74 BB 64 1B 79 1B 1-2 1B	G4-3	FC6-4 1-2f 2-3 76 G5-3 63 1B	63 2B 1-2 3-H 1B			1	0	0	0	0	0	0
73 Jason Krizan, L (3, 7) OBP: 0.500, SLG: 0.500										2	1	1	0	0	0	0
49 Dixon Machado, R (6, PH) OBP: 0.500, SLG: 0.500										2	0	1	1	0	0	2
(7, 6)																
20 Rajai Davis, R (1, 8)		9 G6-3 HBP		74 BB 79 1B 1-2 2-3 1B	81 S 76 1B 71 HBP 1B	76 G5-3 1-2 3-H 1B	1-3 2-H 2B			0	0	0	0	0	0	0
64 Xavier Avery, L OBP: 1.000, SLG: 1.000										2	2	2	0	0	0	0
63 Wynton Bernard, R (6, PH) OBP: 1.000, SLG: 1.500										2	0	2	2	0	0	0
(7, 8)																
9 Nick Castellanos, R (1, 5)		G6-3 1-2f		P2	71 HBP 81 S 1-2 1B	G5-3 1-2 2-3	SSS K			1	0	0	0	0	0	1
76 Jefry Marte, R (3, 5) OBP: 0.250, SLG: 0.250										4	0	1	0	0	1	7
74 Jordan Lennerton, L (1, 3)			BBB 4-0 50 FC5-4 BB	BBB 4-0 79 1B 34 2B 1-2 2-3 3-H BB	BBB 4-0 71 HBP 1-2 2-3 BB	F9		F8		0	1	0	1	2	0	0
81 Josh Wilson, R (5, PH)										2	0	0	0	1	0	2
(6, 6)																
(7, 4)																
50 Bryan Holaday, R (1, 2)			FC5-4 1-2f 34 BB 17 1B	34 2B 17 G4-3 1-2 2-H 3-H 1B	F9		26 F8 71 1B 33 WP 1B	F8 1B		1	1	0	0	0	0	1
79 Manny Piña, R (4, 2) OBP: 0.500, SLG: 0.500										2	1	1	2	0	0	3
82 Arvicent Perez, R (7, 2) OBP: 1.000, SLG: 1.000										2	1	2	0	0	0	0
34 James McCann, R (1, 10) OBP: 1.000, SLG: 2.000			BBB 4-0 17 1B 1-2 BB	17 G4-3 26 2B 1-3 2-H 2B	H 1-0 1-2 2-3 3-H HBP		33 1B 33 WP 49 1B 1-2 1B	F8		1	1	1	1	1	0	0
71 Austin Green, R (5, PH) OBP: 0.667, SLG: 0.500										2	1	1	1	0	0	1
(6, 10)																
Inning Stats	R: 0 E: 0 K: 0 S: 3 H: 0 LOB: 0 BB: 0 P: 3	R: 0 E: 0 K: 0 S: 2 H: 0 LOB: 0 BB: 0 P: 3	R: 1 E: 0 K: 0 S: 3 H: 1 LOB: 1 BB: 2 P: 11	R: 6 E: 0 K: 0 S: 8 H: 5 LOB: 1 BB: 2 P: 16	R: 1 E: 0 K: 1 S: 7 H: 2 LOB: 3 BB: 1 P: 12	R: 1 E: 0 K: 0 S: 4 H: 1 LOB: 2 BB: 2 P: 12	R: 3 E: 0 K: 1 S: 10 H: 5 LOB: 2 BB: 0 P: 11	R: 0 E: 0 K: 0 S: 4 H: 1 LOB: 1 BB: 0 P: 4		1B: 12 2B: 3 3B: 0 HR: 0 SF: 0 SAC: 0 DP: 1 HBP: 2						

PITCHER		IP	WLS	BF	H	R	ER	SO	BB	IBB	HBP	BLK	WP	HR	S	P	ERA	WHIP
31 Ben Richardson, R ERA:	(1, 1)	1.0		3	0	0	0	0	0	0	0	0	0	0	3	3	0.00	0.000
Craig Savage, R ERA: 4.5	(2, 1)	2.0		8	1	1	1	0	2	0	1	0	0	0	5	14	4.50	1.500
1 Austin Barnett, R ERA: 54.0	(4, 1)	1.0	L	10	5	6	6	0	2	0	0	0	0	0	8	16	54.00	7.000
18 Casey Eskew, R ERA: 9.0	(5, 1)	1.0		7	2	1	1	1	1	0	1	0	0	0	7	12	9.00	3.000
27 Jason Carmichael, R ERA: 9.0	(6, 1)	1.0		6	1	1	1	0	2	0	0	0	0	0	4	12	9.00	3.000

PITCHER		IP	WLS	BF	H	R	ER	SO	BB	IBB	HBP	BLK	WP	HR	S	P	ERA	WHIP
37 Stephen Brooks, R ERA: 27.0	(7, 1)	1.0		8	5	3	3	1	0	0	0	0	1	0	10	11	27.00	5.000
A.J. Smith, L ERA:	(8, 1)	1.0		4	1	0	0	0	0	0	0	0	0	0	4	4	0.00	1.000

Florida Southern Mocs @ Detroit Tigers

Joker Marchant Stadium, Lakeland, FL

Mon Mar 02 2015, 4:05 PM - 4:09 PM EST

Att. 3,446 - Partly Cloudy - 80 F

livebaseballscorecards.com

AB	37
R	12
H	15
RBI	11
BB	7
SO	2
LOB	28

WP: 1 PB: 0 SB: 2 CS: 0 PA: 46

Baltimore Orioles @ Detroit Tigers

Joker Marchant Stadium, Lakeland, FL

Tue Mar 03 2015, 4:02 PM - 4:02 PM EST

Att. 8,183 - Cloudy - 80 F

TOP

livebaseballscorecards.com

Batter	1	2	3	4	5	6	7	8	9	AB	R	H	RBI	BB	SO	LOB
1 Everth Cabrera, S (1, 6) OBP: 0.333, SLG: 0.333	6 CS 1B		G4-3 1-2f			G6-3		F7 2-3		3	0	1	0	0	0	1
41 Chris Parmelee, L (6, 3)										1	0	0	0	0	0	1
6 Jonathan Schoop, R (1, 4)	K 1-2			F8		E5 48 G5-3		P5		3	0	0	0	0	1	1
43 Rey Navarro, S (6, 4)										1	0	0	0	0	0	1
14 Nolan Reimold, R (1, 9)	F7			P3		BB 48 G5-3			1B 90	2	0	0	0	1	0	0
67 Michael Almanzar, R (6, 5) OBP: 1.000, SLG: 1.000										1	0	1	0	0	0	0
48 Matt Tuiasosopo, R (1, 10)		G5-3		K		G5-3 1-2 2-3f			SAFE 1-2 1B 86 2B	3	0	0	0	0	1	2
90 Drew Dosch, L (9, PH) OBP: 1.000, SLG: 1.000										1	1	1	0	0	0	0
23 Travis Snider, L (1, 7)		P5			F9		BB 51 G6-4-3		2B 51 1B 1-H	2	0	0	0	1	0	0
86 Julio Borbon, L (7, PR) OBP: 1.000, SLG: 2.000 (7, 7)										1	1	1	1	0	0	0
38 Jimmy Paredes, S (1, 5) OBP: 0.500, SLG: 1.000		2B 15 WP			F8		F7		F7	2	0	1	0	0	0	0
45 Steve Clevenger, L (6, 2)										2	0	0	0	0	0	2
15 J.P. Arencibia, R (1, 2) OBP: 0.500, SLG: 0.500	F7 2-3				1B 9		G6-4-3 1-2f		1B	2	0	1	0	0	0	1
51 Henry Urrutia, L (6, 9) OBP: 0.500, SLG: 0.500									1B	2	0	1	1	0	0	1
9 David Lough, L (1, 8) OBP: 1.000, SLG: 1.000			BB 1 G4-3		1B 18 PB 1-3			BB 41 F7 57 G5-3	P3	1	0	1	0	1	0	0
79 Dariel Álvarez, R (7, 8)										1	0	0	0	1	0	1
18 Christian Walker, R (1, 3)			K		L7 1-2			G5-3 1-2		2	0	0	0	0	1	3
57 Jayson Nix, R (6, 6)										1	0	0	0	0	0	1

AB	31
R	2
H	8
RBI	2
BB	4
SO	3
LOB	15

Inning Stats	1	2	3	4	5	6	7	8	9	1B: 6	SF: 0	WP: 1	PA: 35
	R: 0 E: 0 K: 1 S: 5	H: 1 LOB: 0 BB: 0 P: 5	R: 0 E: 0 K: 0 S: 4	H: 1 LOB: 1 BB: 0 P: 5	R: 0 E: 0 K: 1 S: 4	H: 0 LOB: 0 BB: 1 P: 8	R: 0 E: 0 K: 1 S: 5	H: 0 LOB: 0 BB: 0 P: 5	R: 0 E: 0 K: 0 S: 5	H: 2 LOB: 2 BB: 0 P: 6	R: 0 E: 1 K: 0 S: 3	H: 0 LOB: 1 BB: 1 P: 7	R: 0 E: 0 K: 0 S: 2	H: 0 LOB: 1 BB: 1 P: 6	R: 0 E: 0 K: 0 S: 3	H: 0 LOB: 1 BB: 1 P: 7	R: 2 E: 0 K: 0 S: 7	H: 4 LOB: 1 BB: 0 P: 7	2B: 3 3B: 0 HR: 0	SAC: 0 DP: 4 HBP: 0	PB: 1 SB: 0 CS: 1	

PITCHER		IP	WLS	BF	H	R	ER	SO	BB	IBB	HBP	BLK	WP	HR	S	P	ERA	WHIP
53 Kyle Lobstein, L ERA:	(1, 1)	2.0	W	7	2	0	0	1	0	0	0	0	1	0	9	10	0.00	1.000
66 Alberto Cabrera, R ERA:	(3, 1)	1.0		3	0	0	0	1	1	0	0	0	0	0	4	8	0.00	1.000
32 Tom Gorzelanny, L ERA:	(4, 1)	1.0		3	0	0	0	1	0	0	0	0	0	0	5	5	0.00	0.000
36 Joe Nathan, R ERA:	(5, 1)	1.0		5	2	0	0	0	0	0	0	0	0	0	5	6	0.00	2.000
40 Josh Zeid, R ERA:	(6, 1)	1.0		4	0	0	0	0	1	0	0	0	0	0	3	7	0.00	1.000

PITCHER		IP	WLS	BF	H	R	ER	SO	BB	IBB	HBP	BLK	WP	HR	S	P	ERA	WHIP
39 Luke Putkonen, R ERA:	(7, 1)	1.0		3	0	0	0	0	1	0	0	0	0	0	2	6	0.00	1.000
67 Rafael Dolis, R ERA:	(8, 1)	1.0		4	0	0	0	0	1	0	0	0	0	0	3	7	0.00	1.000
30 Alex Wilson, R ERA: 18.0	(9, 1)	1.0		6	4	2	2	0	0	0	0	0	0	0	7	7	18.00	4.000

BOTTOM

Baltimore Orioles @ Detroit Tigers

Joker Marchant Stadium, Lakeland, FL

Tue Mar 03 2015, 4:02 PM - 4:02 PM EST

Att. 8,183 - Cloudy - 80 F

livebaseballscorecards.com

Batter	1	2	3	4	5	6	7	8	9	AB	R	H	RBI	BB	SO	LOB
20 Rajai Davis, R (1, 9) OBP: 0.333, SLG: 0.333 63 Wynton Bernard, R (5, 9)	K2-3	3 HR 1B 2-H 3-H		G5-3 1-2	K		G4-3	K		3 1 1 2 0 1 1 3 0 0 0 0 2 3						
13 Alex Avila, L (1, 2) 34 James McCann, R (5, 2)	K	3 HR HBP		3 HBP 52 HR BB 2-3	G5-6-3		F9			1 2 0 0 1 1 0 2 0 0 0 0 0 1						
3 Ian Kinsler, R (1, 4) OBP: 1.000, SLG: 4.000 33 Javier Betancourt, R (5, 4) OBP: 0.500, SLG: 0.500	BB	HR 1-H 2-H		52 HR HBP 1-2	P5		29 2B 1B			1 2 1 3 1 0 0 2 0 1 0 0 0 1						
52 Yoenis Cespedes, R (1, 7) OBP: 0.333, SLG: 1.333 29 Daniel Fields, L (5, 7) OBP: 0.500, SLG: 1.000 (7, 8)	P3	F9		HR 1-H 2-H 3-H		F7	2B 1-3			3 1 1 4 0 0 1 2 0 1 0 0 0 0						
9 Nick Castellanos, R (1, 5) 76 Jefry Marte, R (2, PH) (3, 5) 22 Wade Gaynor, R (6, 5)		18 BB 74 1B HBP G5-3		P4		18 BB 80 HR HBP	L5			0 1 0 0 0 0 0 2 0 0 0 0 0 0 1 1 0 0 0 0 2						
18 Tyler Collins, L (1, 10) 70 Miguel Gonzalez, R (8, PH) OBP: 1.000, SLG: 1.000 (9, 10)	17 SH 74 1B 12 WP BB 1-2	K		BB		80 HR BB 1-2		27 G4-1 80 BB 1B		1 2 0 0 3 1 0 1 0 1 0 0 0 0						
74 Jordan Lennerton, L (1, 3) OBP: 0.333, SLG: 0.333 80 Aaron Westlake, L (6, 3) OBP: 1.000, SLG: 4.000	12 WP 17 SH 20 1B 1B 1-2 2-H	K		F7		HR 1-H 2-H		27 G4-1 BB 1-2		3 1 1 1 0 1 1 1 1 1 3 1 0 0						
17 Andrew Romine, S (1, 6) 81 Josh Wilson, R (4, 6) OBP: 0.500, SLG: 0.500 27 Garrett Mattlage, S (7, 6)	SH 12 WP 20 1B 1-2 2-3	G5-3			12 3B 1B	F7		G4-1 1-2 2-3		1 1 0 0 0 0 0 2 1 1 0 0 0 0 1 0 0 0 0 0 2						
12 Anthony Gose, L (1, 8) OBP: 0.667, SLG: 1.500 26 Hernán Pérez, R (6, PH) (7, 7)	F7 1-2 2-3 3-H			13 S 20 G5-3 52 HR BB	3B 1-H	F8		G6-3		2 1 1 1 1 0 2 2 0 0 0 0 0 2						
Inning Stats	R: 0 H: 0 E: 0 LOB: 1 K: 2 BB: 1 S: 7 P: 11	R: 7 H: 3 E: 1 LOB: 0 K: 0 BB: 1 S: 7 P: 14	R: 0 H: 0 E: 0 LOB: 0 K: 2 BB: 0 S: 7 P: 7	R: 4 H: 1 E: 0 LOB: 1 K: 0 BB: 3 S: 4 P: 17	R: 1 H: 2 E: 0 LOB: 1 K: 1 BB: 0 S: 7 P: 7	R: 3 H: 1 E: 0 LOB: 0 K: 0 BB: 1 S: 5 P: 13	R: 0 H: 2 E: 0 LOB: 2 K: 0 BB: 0 S: 5 P: 5	R: 0 H: 1 E: 0 LOB: 2 K: 1 BB: 1 S: 6 P: 10		1B: 5 SF: 0 2B: 1 SAC: 1 3B: 1 DP: 0 HR: 3 HBP: 4						

	AB	34
	R	15
	H	10
	RBI	14
	BB	7
	SO	6
	LOB	16

PITCHER		IP	WLS	BF	H	R	ER	SO	BB	IBB	HBP	BLK	WP	HR	S	P	ERA	WHIP
31 Ubaldo Jiménez, R ERA: 33.75	(1, 1)	1.1	L	11	2	6	5	2	2	0	2	0	1	0	11	22	33.75	3.000
75 Chris Jones, L ERA: 5.4	(2, 1)	1.2		6	1	1	1	2	0	0	0	0	0	1	10	10	5.40	0.600
71 Oliver Drake, R ERA: 36.0	(4, 1)	1.0		8	1	4	4	0	3	0	1	0	0	1	4	17	36.00	4.000
68 Eddie Gamboa, R ERA: 18.0	(5, 1)	2.0		11	3	4	4	1	1	0	1	0	0	1	12	20	18.00	2.000
64 Logan Verrett, R ERA:	(7, 1)	2.0		10	3	0	0	1	1	0	0	0	0	0	11	15	0.00	2.000

PITCHER	IP	WLS	BF	H	R	ER	SO	BB	IBB	HBP	BLK	WP	HR	S	P	ERA	WHIP

Batter	1	2	3	4	5	6	7	8	9	AB	R	H	RBI	BB	SO	LOB
12 Anthony Gose, L (1, 10) OBP: 0.667, SLG: 1.000 71 Austin Green, R (6, PH) (6, 10)	x 0-0 1 G4-6-3 1B		SSS 0-3 ① K		x 0-0 49 1B 49 1B	SSS 0-3 ③ K		SSF B 1 SAFE 1-2 ③ PO 1-2	x 0-0 ① G1-3	3 2	1 0	2 0	0 0	0 0	1 0	0 1
1 Jose Iglesias, R (1, 6) 49 Dixon Machado, R (4, 6) OBP: 0.667, SLG: 0.667	x 0-0 ①② G4-6-3 1-2f		x 0-0 ② G6-3		x 0-0 ② 1-H 1B		x 0-0 33 WP 33 1B 1B		x 0-0 ② G6-3	2 3	0 1	0 2	0 0	0 0	0 0	1 0
28 J.D. Martinez, R (1, 9) OBP: 0.333, SLG: 0.333 33 Steven Moya, L (6, 9) OBP: 0.500, SLG: 0.500	CCC 0-3 ③ K		x 0-0 ③ G5-3		x 0-0 9 HR 1B		B x 1-0 76 G6-3 1-H 1B		x 0-0 ③ G4-3	3 2	1 0	1 1	0 1	0 0	1 0	0 0
9 Nick Castellanos, R (1, 5) OBP: 0.500, SLG: 1.333 76 Jefry Marte, R (6, 5)		x 0-0 E5 29 1B 50 1B		x 0-0 ① F8	x 0-0 1-H HR		x 0-0 ①② G6-3 1-2f			3 1	1 0	1 0	2 0	0 0	0 0	0 1
80 Aaron Westlake, L (1, 3) OBP: 0.600, SLG: 1.333 74 Jordan Lennerton, L (6, 3) OBP: 0.250, SLG: 0.250		CCC 0-3 ① K	BBBB 4-0 50 FC1-4 BB	x 0-0 ③ G3-1		x 0-0 ③ G4-3			2 1	0 0	0 0	0 0	1 0	1 0	1 0	
50 Bryan Holaday, R (1, 2) OBP: 0.667, SLG: 0.667 79 Manny Piña, R (6, 2)		x 0-0 29 1B 1-2 1B	x 0-0 ② FC1-4 29 WP 1-2f		x 0-0 81 BB 64 BB 73 G4-6-3 1B		H 1-0 81 1B HBP		3 0	1 0	2 0	0 0	0 0	0 0	1 0	
29 Daniel Fields, L (1, 8) OBP: 0.750, SLG: 1.000 64 Xavier Avery, L (6, PH) (6, 8)		x 0-0 1-2 2-3 1B	BBBB 4-0 1-2 BB		BBBB 4-0 73 G4-6-3 81 BB 1-2 BB		SSS 0-3 ① K		1 1	0 0	1 0	0 0	1 1	0 1	0 1	
26 Hernán Pérez, R (1, 4) 81 Josh Wilson, R (6, PH) OBP: 0.750, SLG: 0.667 (6, 4)		SSS 0-3 ② K	x 0-0 ③ G5-3		BBBB 4-0 73 G4-6-3 1-2 2-3 BB		x 0-0 71 PO 1-2 1B		2 1	0 0	0 1	0 0	0 1	1 0	5 0	
17 Andrew Romine, S (1, 7) 73 Jason Krizan, L (6, PH) (6, 7)		x 0-0 ③ F8			x 0-0 ① F7	x 0-0 ①② 1-2f 2-3 3-H G4-6-3		x 0-0 ② F8		2 2	0 0	0 0	0 0	0 0	0 0	3 4
Inning Stats	R: 0 H: 1 E: 0 LOB: 0 K: 1 BB: 0 S: 5 P: 5	R: 0 H: 2 E: 1 LOB: 3 K: 2 BB: 0 S: 10 P: 10	R: 0 H: 0 E: 0 LOB: 0 K: 1 BB: 0 S: 5 P: 5	R: 0 H: 0 E: 0 LOB: 2 K: 0 BB: 2 S: 3 P: 11	R: 3 H: 4 E: 0 LOB: 0 K: 0 BB: 0 S: 6 P: 6	R: 1 H: 1 E: 0 LOB: 1 K: 1 BB: 2 S: 5 P: 13	R: 1 H: 2 E: 0 LOB: 0 K: 0 BB: 0 S: 4 P: 5	R: 0 H: 1 E: 0 LOB: 1 K: 1 BB: 0 S: 8 P: 10	R: 0 H: 0 E: 0 LOB: 0 K: 0 BB: 0 S: 3 P: 3	1B: 10 SF: 0 2B: 0 SAC: 0 3B: 0 DP: 3 HR: 1 HBP: 1						

TOP

Detroit Tigers @ Baltimore Orioles

Ed Smith Stadium, Sarasota, FL

Wed Mar 04 2015, 4:11 PM - 4:11 PM EST

Att. 8,367 - Sunny - 81 F

livebaseballscorecards.com

AB	34
R	5
H	11
RBI	3
BB	4
SO	6
LOB	18

WP: 2 PA: 40
PB: 0
SB: 0
CS: 0

PITCHER		IP	WLS	BF	H	R	ER	SO	BB	IBB	HBP	BLK	WP	HR	S	P	ERA	WHIP
39 Kevin Gausman, R ERA:	(1, 1)	1.0		3	1	0	0	1	0	0	0	0	0	0	5	5	0.00	1.000
66 T.J. McFarland, L ERA:	(2, 1)	2.0		9	2	0	0	3	0	0	0	0	0	0	15	15	0.00	1.000
49 Dylan Bundy, R ERA:	(4, 1)	1.0		5	0	0	0	0	2	0	0	0	1	0	3	11	0.00	2.000
65 Chaz Roe, R ERA: 18.0	(5, 1)	2.0	L	11	5	4	4	1	2	0	0	0	0	1	11	19	18.00	3.500
58 Ryan Webb, R ERA: 9.0	(7, 1)	1.0		4	2	1	1	0	0	0	0	0	1	0	4	5	9.00	2.000
93 Jon Keller, R ERA:	(8, 1)	1.0		4	1	0	0	1	0	0	1	0	0	0	8	10	0.00	1.000
40 Wesley Wright, L ERA:	(9, 1)	1.0		3	0	0	0	0	0	0	0	0	0	0	3	3	0.00	0.000

Detroit Tigers @ Baltimore Orioles

Ed Smith Stadium, Sarasota, FL

Wed Mar 04 2015, 4:11 PM - 4:11 PM EST

Att. 8,367 - Sunny - 81 F

livebaseballscorecards.com

BOTTOM

Batter	1	2	3	4	5	6	7	8	9	AB	R	H	RBI	BB	SO	LOB
12 Alejandro De Aza, L (1, 9) (5, 7) 57 Jayson Nix, R (7, 6) OBP: 0.667, SLG: 1.667	P4		G3			F8		79 E, 79 1B, 1B	HR	3	0	0	0	0	0	0
										2	2	2	1	0	0	0
2 J.J. Hardy, R (1, 6) OBP: 1.000, SLG: 1.000 79 Dariel Álvarez, R (6, PR) (7, 8) OBP: 0.500, SLG: 0.333	1B			BB		10 E, 1B		1 SAFE, 41 G4-3, 28 1B, 14 1B, 1B, 1-H	E4	2	0	2	0	1	0	0
										2	1	1	1	0	0	0
10 Adam Jones, R (1, 8) 28 Steve Pearce, R (6, PR) (7, 9) OBP: 0.500, SLG: 0.500	G3			K		FC5, 1-2		41 G4-3, 14 1B, 1B, 1-2	G6-3, 1-2	3	0	0	0	0	1	3
										2	1	1	0	0	0	1
32 Matt Wieters, S (1, 10) 18 Christian Walker, R (8, PH) (9, 10)	L5			F8		F7		P3		3	0	0	0	0	0	4
										1	0	0	0	0	0	2
Chris Davis, L (1, 3) 41 Chris Parmelee, L (7, 3)		P6		G5-3, 1-2		K		G4-3, 1-2, 2-3		3	0	0	0	0	1	3
										1	0	0	0	0	0	2
27 Delmon Young, R (1, 7) (5, 9) 14 Nolan Reimold, R (7, 7) OBP: 0.400, SLG: 0.250		K			P4		G6-3	38 G4-3, 1B, 2-H, 3-H		2	0	0	0	0	1	0
										2	0	1	2	0	0	0
13 Manny Machado, R (1, 5) 38 Jimmy Paredes, S (8, 5) OBP: 0.333, SLG: 0.667		F7			G6-3		K	G4-3, 1-2		3	0	0	0	0	1	0
										1	0	0	0	0	0	1
3 Ryan Flaherty, L (1, 4) OBP: 0.667, SLG: 0.500 43 Rey Navarro, S (7, PR) (8, 4)			K		BB		74 FC6-4, 1B		45 G3-6-1, BB	2	0	1	0	1	1	0
										0	0	0	0	1	0	0
36 Caleb Joseph, R (1, 2) 74 Brian Ward, R (6, 2) 45 Steve Clevenger, L (9, PH)			K		K		FC6-4, 1-2f		G3-6-1, 1-2f	2	0	0	0	0	2	1
										1	0	0	0	0	0	1
										1	0	0	0	0	0	1

Inning Stats	1	2	3	4	5	6	7	8	9
	R: 0 H: 1 E: 0 LOB: 1 K: 0 BB: 0 S: 4 P: 4	R: 0 H: 0 E: 0 LOB: 0 K: 1 BB: 0 S: 5 P: 5	R: 0 H: 0 E: 0 LOB: 0 K: 2 BB: 0 S: 7 P: 7	R: 0 H: 0 E: 0 LOB: 1 K: 1 BB: 1 S: 5 P: 9	R: 0 H: 0 E: 0 LOB: 1 K: 1 BB: 1 S: 5 P: 9	R: 0 H: 1 E: 1 LOB: 2 K: 1 BB: 0 S: 7 P: 7	R: 0 H: 1 E: 0 LOB: 1 K: 1 BB: 0 S: 6 P: 6	R: 3 H: 4 E: 1 LOB: 1 K: 0 BB: 0 S: 7 P: 7	R: 1 H: 1 E: 1 LOB: 1 K: 0 BB: 1 S: 6 P: 12

1B: 7	SF: 0
2B: 0	SAC: 0
3B: 0	DP: 1
HR: 1	HBP: 0

WP: 0	PA: 39
PB: 0	
SB: 0	
CS: 0	

AB	36
R	4
H	8
RBI	4
BB	3
SO	7
LOB	19

PITCHER		IP	WLS	BF	H	R	ER	SO	BB	IBB	HBP	BLK	WP	HR	S	P	ERA	WHIP
19 Aníbal Sánchez, R	(1, 1)	2.0		7	1	0	0	1	0	0	0	0	0	0	9	9	0.00	0.500
ERA:																		
54 Drew VerHagen, R	(3, 1)	2.0	W	7	0	0	0	3	1	0	0	0	0	0	12	16	0.00	0.500
ERA:																		
46 Ian Krol, L	(5, 1)	1.0	H	4	0	0	0	1	1	0	0	0	0	0	5	9	0.00	1.000
ERA:																		
62 Al Alburquerque, R	(6, 1)	1.0		5	1	0	0	1	0	0	0	0	0	0	7	7	0.00	1.000
ERA:																		
65 Blaine Hardy, L	(7, 1)	1.2		9	4	3	3	1	0	0	0	0	0	0	11	11	16.20	2.400
ERA: 16.2																		

PITCHER		IP	WLS	BF	H	R	ER	SO	BB	IBB	HBP	BLK	WP	HR	S	P	ERA	WHIP
58 José Váldez, R	(8, 1)	1.0	H	6	2	1	1	0	1	0	0	0	0	1	7	13	9.00	3.000
ERA: 9.0																		
75 Joe Mantiply, L	(9, 1)	0.1	S	1	0	0	0	0	0	0	0	0	0	0	1	1	0.00	0.000
ERA:																		

Atlanta Braves @ Detroit Tigers

Joker Marchant Stadium, Lakeland, FL

Thu Mar 05 2015, 4:13 PM - 4:15 PM EST

Att. 7,935 - Partly Cloudy - 84 F

TOP

livebaseballscorecards.com

Batter	1	2	3	4	5	6	7	8	9	AB	R	H	RBI	BB	SO	LOB
8 Eury Pérez, R (1, 8) (6, 9)	G6-3		BB		FC3-2 1-2 2-3 3-Hf		G3		FC1-2 2-3 3-H	4	1	0	0	1	0	5
11 Phil Gosselin, R (1, 4) OBP: 0.333, SLG: 0.333 (5, 5)	K		G5-3		1B 1-2 2-H 3-H		P4		E6 1-3 3-H	4	0	1	2	0	1	1
76 Johan Camargo, S (7, 6)										1	0	0	0	0	0	2
24 Kelly Johnson, L (1, 5)	F8			K	G3		K		F8 1-2 3-H	3	0	0	0	0	1	2
61 Pedro Ciriaco, R (5, 4) (7, 5)										2	0	0	0	0	1	2
23 Chris Johnson, R (1, 10) OBP: 0.200, SLG: 0.200		F7		G5-3		P4		G6-3		3	0	0	0	0	0	0
80 Tanner Murphy, R (8, PH) (8, 10)										1	0	0	0	0	0	0
27 Christian Bethancourt, R (1, 2) OBP: 0.333, SLG: 0.667		G5-3		F8		2B 54 E 34 2B		G6-3		3	1	1	0	0	0	0
83 Mallex Smith, L (6, 8)										1	0	0	0	0	0	0
26 Todd Cunningham, S (1, 9) OBP: 0.500, SLG: 0.333	HBP				1B 34 PB 54 BB 8 FC3-2	K		K		2	0	1	0	0	1	1
25 Jesus Flores, R (6, 2)										1	0	0	0	0	1	0
54 Joey Terdoslavich, S (1, 7) OBP: 0.600, SLG: 0.667	F7				BB 8 FC3-2 34 PB 11 1B 1-2	2B 34 2B 2-3			2B 77 SH1-4 8 FC1-2	2	2	1	0	2	0	1
(6, 3)										0	0	0	0	0	0	0
70 José Peraza, R (9, PR)										0	0	0	0	0	0	0
71 José Yépez, R (9, 3)																
34 John Buck, R (1, 3) OBP: 1.000, SLG: 2.000			BB 65 G4-3		BB 8 FC3-2 11 1B 1-2 2-3	2B 1-H 3-H			BB 8 FC1-2 77 SH1-4 76 E	1	1	1	2	2	0	0
14 Zoilo Almonte, S (6, PR)										0	1	0	0	1	0	0
(6, 7)																
65 Elmer Reyes, R (1, 6) OBP: 0.250, SLG: 0.250			G4-3 1-2f		K	F7			SH1-4 1-2 2-3	3	0	0	0	0	1	5
77 Daniel Castro, R (6, 6)										0	0	0	0	0	0	0
(7, 4)																

	AB	31
	R	6
	H	5
	RBI	4
	BB	6
	SO	6
	LOB	19

Inning Stats	1	2	3	4	5	6	7	8	9
	R: 0 E: 0 K: 1 S: 5	H: 0 LOB: 0 BB: 0 P: 5	R: 0 E: 0 K: 0 S: 3	H: 0 LOB: 1 BB: 0 P: 4	R: 0 E: 0 K: 0 S: 2	H: 0 LOB: 1 BB: 2 P: 10	R: 0 E: 0 K: 1 S: 5	H: 0 LOB: 0 BB: 0 P: 5	R: 2 E: 0 K: 1 S: 7	H: 2 LOB: 2 BB: 2 P: 15	R: 2 E: 1 K: 1 S: 7	H: 2 LOB: 1 BB: 1 P: 11	R: 0 E: 0 K: 1 S: 5	H: 0 LOB: 0 BB: 0 P: 5	R: 0 E: 0 K: 1 S: 5	H: 0 LOB: 0 BB: 0 P: 5	R: 2 E: 1 K: 0 S: 5	H: 1 LOB: 1 BB: 1 P: 12

1B: 2	SF: 0
2B: 3	SAC: 1
3B: 0	DP: 1
HR: 0	HBP: 1

WP: 0	PA: 39
PB: 1	
SB: 3	
CS: 0	

PITCHER		IP	WLS	BF	H	R	ER	SO	BB	IBB	HBP	BLK	WP	HR	S	P	ERA	WHIP
31 Alfredo Simon, R	(1, 1)	2.0		7	0	0	0	1	0	0	1	0	0	0	8	9	0.00	0.000
ERA:																		
66 Alberto Cabrera, R	(3, 1)	2.0	H	7	0	0	0	1	2	0	0	0	0	0	7	15	0.00	1.000
ERA: 9.0																		
32 Tom Gorzelanny, L	(5, 1)	1.0	B	7	2	2	2	1	2	0	0	0	0	0	7	15	18.00	4.000
ERA: 18.0																		
45 Buck Farmer, R	(6, 1)	1.0		6	2	2	2	1	1	0	0	0	0	0	7	11	18.00	3.000
60 Angel Nesbitt, R	(7, 1)	1.0		3	0	0	0	1	0	0	0	0	0	0	5	5	0.00	0.000
ERA:																		

PITCHER		IP	WLS	BF	H	R	ER	SO	BB	IBB	HBP	BLK	WP	HR	S	P	ERA	WHIP
67 Rafael Dolis, R	(8, 1)	1.0		3	0	0	0	1	0	0	0	0	0	0	5	5	0.00	0.000
ERA:																		
30 Alex Wilson, R	(9, 1)	1.0	L	6	1	2	0	0	1	0	0	0	0	0	5	12	0.00	2.000
ERA: 9.0																		

Batter	1	2	3	4	5	6	7	8	9	AB	R	H	RBI	BB	SO	LOB
20 Rajai Davis, R (1, 8) OBP: 0.167, SLG: 0.167	S S S 0-3 K ①	x 0-0 P3 ③			x 0-0 F7 ②		x 0-0 64 1B 1-3 2B	x 0-0 F7 ③		3	0	0	0	0	1	2
29 Daniel Fields, L (6, 8) OBP: 0.667, SLG: 1.000										2	0	1	0	0	0	2
3 Ian Kinsler, R (1, 4) OBP: 0.667, SLG: 1.333	S S S 0-3 K ②		x 0-0 G5-3 ①		B B B 4-0 33 E BB		x 0-0 L3 ①		x 0-0 G6-3 ①	2	0	0	0	1	1	0
81 Josh Wilson, R (6, 4) OBP: 0.600, SLG: 0.500										1	0	0	0	0	0	2
33 Javier Betancourt, R (8, 4) OBP: 0.333, SLG: 0.333										1	0	0	0	0	0	0
33 Steven Moya, L (1, 9) OBP: 0.400, SLG: 0.600	x 0-0 28 1B 2B		x 0-0 E8 28 1B		B 1 SAFE 1 SAFE S S S 1-3 K ③ 1-2		x 0-0 70 G6-4-3 2-3 3-H 1B		C C C 0-3 K ②	3	1	1	0	0	1	1
64 Xavier Avery, L (6, 7) OBP: 0.500, SLG: 0.333										2	0	1	1	0	1	0
28 J.D. Martinez, R (1, 10) OBP: 0.667, SLG: 0.667	x 0-0 2-H 1B		x 0-0 18 G6-4-3 1-3 1B			x 0-0 49 2B 74 SF8 1B	x 0-0 G6-4-3 ②③ 1-2f		x 0-0 G5-3 ③	3	1	3	1	0	0	0
70 Miguel Gonzalez, R (7, PH) OBP: 0.333, SLG: 0.333 (8, 10)										2	0	0	0	0	0	2
18 Tyler Collins, L (1, 7)	x 0-0 F7 ③		x 0-0 G6-4-3 ②③ 1-2f			x 0-0 F9 ①		x 0-0 F7 ①		2	0	0	0	0	0	3
73 Jason Krizan, L (6, 9)										2	0	0	0	0	0	1
26 Hernán Pérez, R (1, 6) OBP: 0.333, SLG: 0.200		B B B 4-0 80 G6-4-3 BB		x 0-0 80 CS 1B		x 0-0 74 SF8 1-3 2B		B B B 4-0 74 WP 71 1B BB		1	0	1	0	1	0	0
49 Dixon Machado, R (6, 6) OBP: 0.800, SLG: 1.000										1	1	1	0	1	0	0
80 Aaron Westlake, L (1, 3) OBP: 0.429, SLG: 0.800		x 0-0 G6-4-3 ①② 1-2f		B x 1-0 E3 ① 34 G5-4-3 1-2		x 0-0 SF8 ② 2-3 3-H		B S S S 1-3 K ② 1-2		2	0	0	0	0	0	2
74 Jordan Lennerton, L (6, 3) OBP: 0.167, SLG: 0.200										1	0	0	1	0	1	1
34 James McCann, R (1, 2) OBP: 0.250, SLG: 0.250		x 0-0 76 E 1B		x 0-0 G5-4-3 ②③ 1-2f		S S S 0-3 K ③		x 0-0 22 BB 2-H 1B		2	0	1	0	0	0	1
71 Austin Green, R (6, 2) OBP: 0.250, SLG: 0.250										2	0	1	1	0	1	1
76 Jefry Marte, R (1, 5)		x 0-0 E5 1-2			x 0-0 F8 ①		x 0-0 29 2B 64 1B 1B	B B B 4-0 1-2 BB		2	0	0	0	0	0	1
22 Wade Gaynor, R (7, 5) OBP: 0.750, SLG: 0.500										1	1	1	0	1	0	0
Inning Stats	R: 1 E: 0 K: 2 S: 9 H: 2 LOB: 1 BB: 0 P: 9	R: 0 E: 1 K: 0 S: 4 H: 1 LOB: 2 BB: 1 P: 8	R: 0 E: 1 K: 0 S: 4 H: 1 LOB: 1 BB: 0 P: 4	R: 0 E: 1 K: 0 S: 3 H: 1 LOB: 0 BB: 0 P: 4	R: 0 E: 1 K: 1 S: 5 H: 0 LOB: 1 BB: 1 P: 10	R: 1 E: 0 K: 1 S: 7 H: 2 LOB: 1 BB: 0 P: 7	R: 1 E: 0 K: 0 S: 5 H: 3 LOB: 1 BB: 0 P: 5	R: 1 E: 0 K: 1 S: 6 H: 1 LOB: 2 BB: 2 P: 15	R: 0 E: 0 K: 1 S: 5 H: 0 LOB: 0 BB: 0 P: 5	1B: 8 2B: 3 3B: 0 HR: 0		SF: 1 SAC: 0 DP: 4 HBP: 0		WP: 1 PB: 0 SB: 0 CS: 1		PA: 40

BOTTOM

Atlanta Braves @ Detroit Tigers

Joker Marchant Stadium, Lakeland, FL

Thu Mar 05 2015, 4:13 PM - 4:15 PM EST

Att. 7,935 - Partly Cloudy - 84 F

livebaseballscorecards.com

AB	35
R	4
H	11
RBI	4
BB	4
SO	6
LOB	19

PITCHER		IP	WLS	BF	H	R	ER	SO	BB	IBB	HBP	BLK	WP	HR	S	P	ERA	WHIP
49 Julio Teheran, R ERA: 4.5	(1, 1)	2.0		10	3	1	1	2	1	0	0	0	0	0	13	17	4.50	2.000
37 Eric Stults, L ERA:	(3, 1)	2.0		7	2	0	0	0	0	0	0	0	0	0	7	8	0.00	1.000
67 Brandon Cunniff, R ERA:	(5, 1)	1.0		4	0	0	0	1	1	0	0	0	0	0	5	10	0.00	1.000
60 Ian Thomas, L ERA: 9.0	(6, 1)	1.0	H	5	2	1	1	1	0	0	0	0	0	0	7	7	9.00	2.000
72 Jason Hursh, R ERA: 9.0	(7, 1)	2.0	W	11	4	2	2	1	2	0	0	0	1	0	11	20	9.00	3.000

PITCHER		IP	WLS	BF	H	R	ER	SO	BB	IBB	HBP	BLK	WP	HR	S	P	ERA	WHIP
73 Sugar Ray Marimon, R ERA:	(9, 1)	1.0	S	3	0	0	0	1	0	0	0	0	0	0	5	5	0.00	0.000

Batter	1	2	3	4	5	6	7	8	9	AB	R	H	RBI	BB	SO	LOB
12 Anthony Gose, L (1, 8) OBP: 0.667, SLG: 0.857 63 Wynton Bernard, R (6, 8)	S S S 0-3 ① K			X 0-0 1 E 1 1B 1B	1 SAFE B B B B 4-0 ① 20 1B 1-2 BB		X 0-0 ② G1-3		X 0-0 ② F8	2 1 1 0 1 1 0 2 0 0 0 0 0 1						
1 Jose Iglesias, R (1, 6) OBP: 0.250, SLG: 0.250 26 Hernán Pérez, R (4, 6) OBP: 0.222, SLG: 0.125 (6, 4)	X 0-0 ② G1-3			1 SAFE X 0-0 74 PB 20 S 50 SF8 1-H 1B	S S S 0-3 ② K		X 0-0 ③ G5-3		X 0-0 FC6 1-2	2 1 1 1 0 0 0 3 0 0 0 0 1 3						
20 Rajai Davis, R (1, 7) OBP: 0.333, SLG: 0.250 18 Tyler Collins, L (6, 7)	X 0-0 ③ G3-1			C B B B B 4-1 50 SF8 74 PB 1-2 BB	X 0-0 1-2 3-H 1B			B B B B 4-0 76 G6-3 76 WP 80 1B BB	X 0-0 ③ F7	2 0 1 1 1 0 0 1 1 0 0 1 0 2						
9 Nick Castellanos, R (1, 5) OBP: 0.286, SLG: 0.667 76 Jefry Marte, R (6, 5)		X 0-0 ① F9		X 0-0 ① F3	X 0-0 ③ F9			B X 1-0 ① G6-3 1-3		3 0 0 0 0 0 4 1 0 0 0 0 0 1						
74 Jordan Lennerton, L (1, 3) OBP: 0.333, SLG: 0.286 80 Aaron Westlake, L (6, 3) OBP: 0.500, SLG: 0.833		S S S 0-3 ② K		B B B B 4-0 1-2 2-3 BB		X 0-0 29 FC4-6 1B		X 0-0 70 WP 3-H 1B		2 0 1 0 1 1 0 1 0 1 1 0 0 0						
50 Bryan Holaday, R (1, 2) OBP: 0.333, SLG: 0.400 70 Miguel Gonzalez, R (6, 2) OBP: 0.250, SLG: 0.250		C C C 0-3 ③ K		X 0-0 ② SF8 2-3 3-H		X 0-0 ① P3		B X 1-0 ② F8 1-2		2 0 0 1 0 1 1 1 0 0 0 0 0 1						
29 Daniel Fields, L (1, 10) OBP: 0.400, SLG: 0.556		X 0-0 ① F7	C C C 0-3 ③ K			X 0-0 ② FC4-6 1-2f		X 0-0 ③ F9		4 0 0 0 0 1 4						
17 Andrew Romine, S (1, 4) 49 Dixon Machado, R (6, 6) OBP: 0.667, SLG: 0.800		S C C C 0-3 ② K			X 0-0 E1 64 1B 20 1B	S S S 0-3 ③ K			X 0-0 ① G4-3	3 1 0 0 0 2 1 1 0 0 0 0 0 0						
64 Xavier Avery, L (1, 9) OBP: 0.429, SLG: 0.333 19 Connor Harrell, R (7, 9)		X 0-0 ③ L6			X 0-0 12 BB 1-3 1B		X 0-0 ① G3-1		H 1-0 26 FC6 HBP	3 0 1 0 0 0 0 0 0 0 0 0 0 0						
Inning Stats	R: 0 H: 0 E: 0 LOB: 0 K: 1 BB: 0 S: 5 P: 5	R: 0 H: 0 E: 0 LOB: 0 K: 2 BB: 0 S: 7 P: 7	R: 0 H: 0 E: 0 LOB: 0 K: 1 BB: 0 S: 5 P: 5	R: 2 H: 2 E: 1 LOB: 2 K: 1 BB: 2 S: 8 P: 16	R: 1 H: 2 E: 1 LOB: 2 K: 1 BB: 1 S: 7 P: 11	R: 0 H: 1 E: 1 LOB: 1 K: 1 BB: 0 S: 6 P: 6	R: 0 H: 0 E: 0 LOB: 0 K: 0 BB: 0 S: 3 P: 3	R: 1 H: 1 E: 0 LOB: 1 K: 0 BB: 1 S: 4 P: 10	R: 0 H: 0 E: 0 LOB: 2 K: 0 BB: 0 S: 4 P: 5	1B: 6 SF: 1 2B: 0 SAC: 0 3B: 0 DP: 0 HR: 0 HBP: 1						

TOP

Detroit Tigers @ New York Mets

Tradition Field, Port St. Lucie, FL

Fri Mar 06 2015, 4:56 PM - 4:58 PM EST

Att. 7,444 - Cloudy - 75 F

livebaseballscorecards.com

AB	33
R	4
H	6
RBI	4
BB	4
SO	7
LOB	18

PITCHER		IP	WLS	BF	H	R	ER	SO	BB	IBB	HBP	BLK	WP	HR	S	P	ERA	WHIP
33 Matt Harvey, R ERA:	(1, 1)	2.0		6	0	0	0	3	0	0	0	0	0	0	12	12	0.00	0.000
34 Noah Syndergaard, R ERA: 9.0	(3, 1)	2.0		10	2	2	2	2	2	0	0	0	0	0	13	21	9.00	2.000
27 Jeurys Familia, R ERA:	(5, 1)	1.0		6	2	1	0	1	1	0	0	0	0	0	7	11	0.00	3.000
58 Jenrry Mejia, R ERA:	(6, 1)	1.0		4	1	0	0	1	0	0	0	0	0	0	6	6	0.00	1.000
56 Scott Rice, L ERA:	(7, 1)	1.0		3	0	0	0	0	0	0	0	0	0	0	3	3	0.00	0.000

PITCHER		IP	WLS	BF	H	R	ER	SO	BB	IBB	HBP	BLK	WP	HR	S	P	ERA	WHIP
38 Vic Black, R ERA: 9.0	(8, 1)	1.0	B	5	1	1	1	0	1	0	0	0	2	0	4	10	9.00	2.000
52 Carlos Torres, R ERA:	(9, 1)	1.0	W	5	0	0	0	0	0	0	1	0	0	0	4	5	0.00	0.000

WP: 2	PA: 39		
PB: 1			
SB: 1			
CS: 0			

BOTTOM

Batter	1	2	3	4	5	6	7	8	9	AB	R	H	RBI	BB	SO	LOB
12 Juan Lagares, R (1, 8) OBP: 0.667, SLG: 0.750 16 Alex Castellanos, R (5, PR) OBP: 0.333, SLG: 0.200 (6, 9) 30 Brandon Allen, L (7, PR) (8, 3)	F9		3 WP 3 1B 1B		6 PO BB		6 2B HBP			2 0	1 0	1 0	0 0	1 0	0 0	0 0
3 Curtis Granderson, L (1, 9) OBP: 0.500, SLG: 0.500 6 Matthew den Dekker, L (5, 9) OBP: 0.375, SLG: 0.429 (6, 8)	K		5 G6-4-3 1-H 1B		PO 1-2	K	1-H 3-H 2B			2 2	0 0	1 1	1 2	0 0	1 1	0 0
5 David Wright, R (1, 5) 74 Danny Muno, S (5, 5) OBP: 0.600, SLG: 0.500	K		G6-4-3 1-2f			11 G1-6-3 29 HBP 1B	BB			2 1	0 0	0 1	0 0	0 1	1 0	1 0
23 Michael Cuddyer, R (1, 3) 29 Eric Campbell, R (5, 3) OBP: 0.667, SLG: 1.200 (8, 7)		7 FC6-4 28 HBP BB		G4-3		11 G1-6-3 1-2 HBP	P3			1 1	0 0	0 0	0 0	1 0	0 0	0 2
28 Daniel Murphy, L (1, 4) 11 Rubén Tejada, R (3, 4)		7 FC6-4 1-2 HBP		F9		G1-6-3 1-2f 2-3		L5		0 3	0 0	0 0	0 0	0 0	0 0	0 2
7 Travis d'Arnaud, R (1, 2) 71 Xorge Carrillo, R (7, PH) OBP: 0.500, SLG: 0.500 (8, 2)		FC6-4 1-2f 2-3		G6-3			4 1B 44 BB 20 G6-4-3 1B	G5-3		2 2	0 1	0 1	0 0	0 0	0 0	2 0
44 John Mayberry Jr., R (1, 7) OBP: 0.833, SLG: 1.500 65 César Puello, R (7, PR) OBP: 0.375, SLG: 0.167 (8, 9)		P5			20 G6-4-3 4 1B 1B		20 G6-4-3 4 1B 6 2B 1-2 BB	K		2 1	0 1	1 0	0 0	1 0	0 1	2 0
4 Wilmer Flores, R (1, 6) OBP: 0.667, SLG: 0.600 55 Matt Reynolds, R (8, 6) OBP: 0.500, SLG: 1.000		F9			20 G6-4-3 1-2 1B		20 G6-4-3 1-2 2-3 1B		HR	3 1	0 1	2 1	0 1	0 0	0 0	2 0
20 Anthony Recker, R (1, 10) OBP: 0.167, SLG: 0.167			G6-3		G6-4-3 1-2f 2-3		G6-4-3 1-2f 2-3 3-H			3	0	0	0	0	0	4

Inning Stats	1	2	3	4	5	6	7	8	9
	R: 0 E: 0 K: 2 S: 7 H: 0 LOB: 0 BB: 0 P: 7	R: 0 E: 0 K: 0 S: 3 H: 0 LOB: 2 BB: 1 P: 8	R: 1 E: 0 K: 0 S: 4 H: 2 LOB: 0 BB: 0 P: 5	R: 0 E: 0 K: 0 S: 3 H: 0 LOB: 0 BB: 0 P: 3	R: 0 E: 0 K: 0 S: 3 H: 2 LOB: 2 BB: 1 P: 8	R: 0 E: 0 K: 1 S: 5 H: 1 LOB: 1 BB: 0 P: 6	R: 3 E: 0 K: 0 S: 5 H: 3 LOB: 2 BB: 2 P: 14	R: 0 E: 0 K: 1 S: 5 H: 0 LOB: 0 BB: 0 P: 5	R: 1 E: 0 K: 0 S: 3 H: 1 LOB: 0 BB: 0 P: 5

1B: 7 SF: 0 WP: 1 PA: 36
2B: 1 SAC: 0 PB: 0
3B: 0 DP: 4 SB: 0
HR: 1 HBP: 3 CS: 0

PITCHER		IP	WLS	BF	H	R	ER	SO	BB	IBB	HBP	BLK	WP	HR	S	P	ERA	WHIP
14 David Price, L ERA:	(1, 1)	2.0		8	0	0	0	2	1	0	1	0	0	0	10	15	0.00	0.500
77 Tim Melville, R ERA: 4.5	(3, 1)	2.0		7	2	1	1	0	0	0	0	0	1	0	7	8	4.50	1.000
40 Josh Zeid, R ERA:	(5, 1)	1.0	H	4	2	0	0	0	1	0	0	0	0	0	3	8	0.00	3.000
68 Omar Duran, L ERA:	(6, 1)	1.0	H	4	1	0	0	1	0	0	1	0	0	0	5	6	0.00	1.000
39 Luke Putkonen, R ERA: 16.2	(7, 1)	0.2	B	7	3	3	3	0	2	0	1	0	0	0	4	13	40.50	7.500

PITCHER		IP	WLS	BF	H	R	ER	SO	BB	IBB	HBP	BLK	WP	HR	S	P	ERA	WHIP
56 Kyle Ryan, L ERA:	(7, 1)	1.1		4	0	0	0	1	0	0	0	0	0	0	6	6	0.00	0.000
75 Joe Mantiply, L ERA: 27.0	(9, 1)	0.0	L	1	1	1	1	0	0	0	0	0	0	1	3	5	∞	∞

Detroit Tigers @ New York Mets
Tradition Field, Port St. Lucie, FL
Fri Mar 06 2015, 4:56 PM - 4:58 PM EST
Att. 7,444 - Cloudy - 75 F

livebaseballscorecards.com

AB	28
R	5
H	9
RBI	4
BB	4
SO	4
LOB	15

Detroit Tigers @ Atlanta Braves

Champion Stadium, Lake Buena Vista, FL

Sat Mar 07 2015, 4:51 PM - 4:55 PM EST

Att. 6,870 - Cloudy - 67 F

TOP

livebaseballscorecards.com

Batter	1	2	3	4	5	6	7	8	9	AB	R	H	RBI	BB	SO	LOB
3 Ian Kinsler, R (1, 4) OBP: 0.600, SLG: 1.000 49 Dixon Machado, R (5, 6) OBP: 0.500, SLG: 0.571	12 1B / 52 FC5 2B F7			F8 12 1B BB		G5-3		G4-3 1-2		3	1	1	0	1	0	3
										2	0	0	0	0	0	2
12 Anthony Gose, L (1, 8) OBP: 0.692, SLG: 0.818 29 Daniel Fields, L (6, 8) OBP: 0.500, SLG: 0.909	52 E 13 BB 52 FC5 1B 2-3 K			9 2B 28 S 1B 28 FC6-4 1B 1-2 2-H 3-H			1-0 HR		1B	4	2	3	2	0	1	0
										2	1	2	1	0	0	0
28 J.D. Martinez, R (1, 9) OBP: 0.500, SLG: 0.444 33 Steven Moya, L (6, 9) OBP: 0.286, SLG: 0.429	K G6-3			9 2B BB FC6-4 1-2			P6 F8		F8 F9	3	1	0	0	1	1	4
										2	0	0	0	0	0	1
52 Yoenis Cespedes, R (1, 7) OBP: 0.143, SLG: 0.571 33 Javier Betancourt, R (5, 4) OBP: 0.200, SLG: 0.200	FC5 13 BB 9 S 26 1B 1-3 3-H K			P4 G5-3			F8 K		F9 F7	4	1	0	1	0	1	3
										2	0	0	0	0	0	1
9 Nick Castellanos, R (1, 10) OBP: 0.455, SLG: 0.778 79 Manny Piña, R (7, PH) (7, 10)	13 BB 26 1B 1-2 BB		K	1-H 2-H 26 1B 2B 1B			K		F7	3	2	2	2	1	1	0
										2	0	0	0	0	1	1
13 Alex Avila, L (1, 2) OBP: 0.714, SLG: 0.333 34 James McCann, R (6, 2) OBP: 0.200, SLG: 0.200	26 1B 1-2 2-3 3-H BB		80 FC3-6 26 1B 1B	26 1B 81 1B BB	K			K		2	1	1	1	2	1	1
										1	0	0	0	0	1	0
26 Hernán Pérez, R (1, 5) OBP: 0.385, SLG: 0.333 (5, 7) 73 Jason Krizan, L (8, PH) (8, 7)	1-3 2-H 3-H 1B		80 FC3-6 1-2 1B	80 HBP 81 1B 1-3 2-H 1B	L4			E4 74 1B		4	1	3	3	0	0	1
										1	0	0	0	0	0	0
80 Aaron Westlake, L (1, 3) OBP: 0.417, SLG: 0.556 74 Jordan Lennerton, L (6, 3) OBP: 0.400, SLG: 0.375	K		FC3-6 1-2f 2-3	3 BB 81 1B 12 1B 1-2 HBP		K		49 G4-3 1-3 1B		3	1	0	0	0	2	4
										1	0	1	0	0	0	0
81 Josh Wilson, R (1, 6) OBP: 0.556, SLG: 0.429 (5, 5) 76 Jefry Marte, R (8, PH) (8, 5)	BB		L6	3 BB 12 1B 1-2 2-H 3-H 1B		K		K		3	1	1	2	1	1	2
										1	0	0	0	0	1	2
Inning Stats	R: 4 E: 1 K: 2 S: 11 H: 3 LOB: 3 BB: 3 P: 23	R: 0 E: 0 K: 2 S: 7 H: 0 LOB: 0 BB: 0 P: 7	R: 0 E: 0 K: 1 S: 7 H: 2 LOB: 2 BB: 0 P: 7	R: 7 E: 0 K: 0 S: 8 H: 5 LOB: 2 BB: 3 P: 21	R: 0 E: 0 K: 1 S: 6 H: 1 LOB: 1 BB: 0 P: 6	R: 0 E: 0 K: 2 S: 7 H: 0 LOB: 0 BB: 0 P: 7	R: 1 E: 0 K: 1 S: 6 H: 1 LOB: 0 BB: 0 P: 7	R: 0 E: 1 K: 2 S: 9 H: 1 LOB: 2 BB: 0 P: 9	R: 0 E: 0 K: 0 S: 4 H: 1 LOB: 1 BB: 0 P: 4	1B: 11 2B: 2 3B: 0 HR: 1 SF: 0 SAC: 0 DP: 0 HBP: 1						

	AB	43
	R	12
	H	14
	RBI	12
	BB	6
	SO	11
	LOB	25

WP: 0 PB: 0 SB: 2 CS: 0 PA: 50

PITCHER		IP	WLS	BF	H	R	ER	SO	BB	IBB	HBP	BLK	WP	HR	S	P	ERA	WHIP
17 Shelby Miller, R ERA: 108.0	(1, 1)	0.1	L	7	3	4	4	1	2	0	0	0	0	0	7	15	108.00	15.000
43 Luis Avilán, L ERA:	(1, 1)	1.2		6	0	0	0	3	1	0	0	0	0	0	11	15	0.00	0.600
69 Williams Pérez, R ERA: 27.0	(3, 1)	1.2		12	5	5	5	1	2	0	0	0	0	0	12	20	27.00	4.200
52 Donnie Veal, L ERA: 6.75	(4, 1)	1.1		9	3	2	2	1	1	0	1	0	0	0	9	14	13.50	3.000
84 Brady Feigl, L ERA:	(6, 1)	1.0		3	0	0	0	2	0	0	0	0	0	0	7	7	0.00	0.000

PITCHER		IP	WLS	BF	H	R	ER	SO	BB	IBB	HBP	BLK	WP	HR	S	P	ERA	WHIP
68 Yean Carlos Gil, L ERA: 9.0	(7, 1)	1.0		4	1	1	1	1	0	0	0	0	0	1	6	7	9.00	1.000
73 Todd Coffey, R ERA:	(8, 1)	1.0		5	1	0	0	2	0	0	0	0	0	0	9	9	0.00	1.000
84 Andrew Thurman, R ERA:	(9, 1)	1.0		4	1	0	0	0	0	0	0	0	0	0	4	4	0.00	1.000

BOTTOM

Batter	1	2	3	4	5	6	7	8	9	AB	R	H	RBI	BB	SO	LOB
8 Jace Peterson, L (1, 4) OBP: 0.545, SLG: 0.500	x 0-0 F7 ①		BBBB 4-0 11 BB BB	SSC 0-3 K ③ 1-2		SSS 0-3 K ③		x 0-0 F8 ③		3	0	0	0	1	2	3
65 Elmer Reyes, R (7, 4) OBP: 0.200, SLG: 0.200										1	0	0	0	0	0	0
11 Phil Gosselin, R (1, 5) OBP: 0.333, SLG: 0.250	x 0-0 G5-3 ②		BBBB 4-0 1-2 BB		x 0-0 G6-3 ①		x 0-0 54 2B 96 1B 1B		x 0-0 G6-3 ①	2	0	0	0	1	0	0
61 Pedro Ciriaco, R (7, 5) OBP: 0.500, SLG: 1.000										2	1	1	0	0	0	0
5 Freddie Freeman, L (1, 3) OBP: 0.571, SLG: 1.167	x 0-0 G5-3 ③		SSS 0-3 K ①		SSS 0-3 K ②		x 0-0 96 1B 26 1B 1-3 2B		x 0-0 96 2B 2B	2	0	0	0	0	1	2
54 Joey Terdoslavich, S (5, 3) OBP: 0.500, SLG: 0.750										3	2	2	0	0	1	0
7 Jonny Gomes, R (1, 7) OBP: 0.250, SLG: 0.286		SSS 0-3 K ①	SSC 0-3 K ②		x 0-0 F8 ③		x 0-0 26 E 26 1B 2-3 3-H 1B		x 0-0 91 G3-1 2-H 2B	2	0	0	0	0	2	2
96 Mycal Jones, R (5, 7) OBP: 0.667, SLG: 1.000										3	0	2	2	0	0	0
15 A.J. Pierzynski, L (1, 10) OBP: 0.600, SLG: 0.500	BBBB 4-0 26 1B BB	x 0-0 F7 ③				x 0-0 26 BB 34 2B 1B	SSS 0-3 K ①		x 0-0 G3-1 ② 2-3	2	0	1	0	1	0	2
91 Corban Joseph, L (6, PR) (7, 10)										2	1	0	0	0	1	3
26 Todd Cunningham, S (1, 8) OBP: 0.600, SLG: 0.429	x 0-0 78 G2-3 1-3 1B		BBBB 4-0 34 F9 78 BB 77 SF8 BB			BBBB 4-0 34 2B 1-2 BB	x 0-0 E1 ② 1-3 3-H 1B		x 0-0 F9 ③	3	2	2	1	2	0	1
78 Cedric Hunter, L (1, 9) OBP: 0.250, SLG: 0.100	x 0-0 G2-3 ② 1-2		BBBB 4-0 8 WP 1-2 BB			x 0-0 F6 ①	x 0-0 F8 ③			3	0	0	0	1	0	5
34 John Buck, R (1, 2) OBP: 0.833, SLG: 1.333	BBBB 4-0 BB		x 0-0 F9 ① 2-3			x 0-0 1-H 2-H 2B	x 0-0 G5-3 ①			2	0	1	2	1	0	2
82 Braeden Schlehuber, R (7, 2) OBP: 0.250, SLG: 0.250										1	0	0	0	0	0	0
77 Daniel Castro, R (1, 6)	SSC 0-3 K ③		x 0-0 SF8 ② 3-H			x 0-0 L1 ②	x 0-0 L8 ②			3	0	0	1	0	1	5
Inning Stats	R: 0 E: 0 K: 0 S: 3 H: 0 LOB: 0 BB: 0 P: 3	R: 0 E: 0 K: 2 S: 8 H: 1 LOB: 3 BB: 2 P: 16	R: 0 E: 0 K: 2 S: 7 H: 0 LOB: 2 BB: 2 P: 15	R: 1 E: 0 K: 1 S: 5 H: 0 LOB: 1 BB: 2 P: 13	R: 0 E: 0 K: 1 S: 5 H: 0 LOB: 0 BB: 0 P: 5	R: 2 E: 0 K: 1 S: 7 H: 2 LOB: 2 BB: 1 P: 11	R: 2 E: 1 K: 1 S: 8 H: 4 LOB: 1 BB: 0 P: 8	R: 0 E: 0 K: 0 S: 3 H: 0 LOB: 0 BB: 0 P: 3	R: 1 E: 0 K: 0 S: 5 H: 2 LOB: 1 BB: 0 P: 5	1B: 5 2B: 4 3B: 0 HR: 0 SF: 1 SAC: 0 DP: 0 HBP: 0							

PITCHER		IP	WLS	BF	H	R	ER	SO	BB	IBB	HBP	BLK	WP	HR	S	P	ERA	WHIP
35 Justin Verlander, R ERA:	(1, 1)	2.0	W	9	1	0	0	2	2	0	0	0	0	0	11	19	0.00	1.500
53 Kyle Lobstein, L ERA: 3.0	(3, 1)	1.0		7	0	1	1	2	4	0	0	0	0	0	7	23	9.00	4.000
58 José Váldez, R ERA: 4.5	(4, 1)	1.0		3	0	0	0	1	0	0	0	0	1	0	5	5	0.00	0.000
36 Joe Nathan, R ERA:	(5, 1)	1.0		3	0	0	0	1	0	0	0	0	0	0	5	5	0.00	0.000
62 Al Alburquerque, R ERA: 9.0	(6, 1)	1.0		6	2	2	2	1	1	0	0	0	0	0	7	11	18.00	3.000

PITCHER		IP	WLS	BF	H	R	ER	SO	BB	IBB	HBP	BLK	WP	HR	S	P	ERA	WHIP
46 Ian Krol, L ERA: 9.0	(7, 1)	1.0		6	4	2	2	1	0	0	0	0	0	0	8	8	18.00	4.000
65 Blaine Hardy, L ERA: 10.13	(8, 1)	1.0		3	0	0	0	0	0	0	0	0	0	0	3	3	0.00	0.000
60 Angel Nesbitt, R ERA: 4.5	(9, 1)	1.0		5	2	1	1	0	0	0	0	0	0	0	5	5	9.00	2.000

Detroit Tigers @ Atlanta Braves

Champion Stadium, Lake Buena Vista, FL

Sat Mar 07 2015, 4:51 PM - 4:55 PM EST

Att. 6,870 - Cloudy - 67 F

livebaseballscorecards.com

AB	34
R	6
H	9
RBI	6
BB	7
SO	8
LOB	25

1B: 5 2B: 4 3B: 0 HR: 0 SF: 1 SAC: 0 DP: 0 HBP: 0

WP: 1 PB: 0 SB: 0 CS: 0 PA: 42

Batter	1	2	3	4	5	6	7	8	9	AB	R	H	RBI	BB	SO	LOB
19 Robbie Grossman, S (1, 7) OBP: 0.600, SLG: 1.125 79 Andrew Aplin, L (5, 7) OBP: 0.400, SLG: 0.250 (8, 8)	4 1B, 9 G4-3, 11 G3, 1B	F7		9 G3-1, 11 1B, 1-3, 2B	SF7, 2-3, 3-H	F7		BBB, 2 3B, BB		3 2 2 1 0 0 1 1 1 0 0 1 0 3						
9 Marwin Gonzalez, S (1, 4) OBP: 0.200, SLG: 0.500 2 Jonathan Villar, S (5, PR) OBP: 0.250, SLG: 0.750 (5, 4)	G4-3, 1-2	SSS, K		G3-1, 2-3, 3-H	4 L6, 1-2, 3-H, 1B		P6	1-H, 2-H, 3B		4 0 1 2 0 1 3 2 0 1 2 0 0 0						
4 George Springer, R (1, 9) OBP: 0.600, SLG: 0.429 3 Gregorio Petit, R (6, 6) OBP: 0.400, SLG: 0.400	11 G3, 18 1B, 2-3, 1B		BBBB, 76 F8, 11 1B, BB	11 1B, 18 WP, BB	S 1 SAFE X, 1-2		SSS, K	G6-3		2 2 1 0 2 0 2 2 0 0 0 0 1 1						
11 Evan Gattis, R (1, 10) OBP: 0.571, SLG: 0.667 16 Hank Conger, L (6, PR) OBP: 0.200, SLG: 0.200 (6, 10)	G3, 1-2, 3-H	21 BB, 1-2, 1B	18 WP, 1-3, 3-H, 1B	BBBB, 21 BB, 76 1B, 6 1B, BB		SSS, 77 1B, 87 1B, 1B	K			3 0 2 2 1 0 1 2 2 1 0 0 1 1						
18 Luis Valbuena, L (1, 5) OBP: 0.444, SLG: 0.778 77 Colin Moran, L (6, 5) OBP: 0.500, SLG: 0.500	2-H, 1B	SSS, K	S X, F8, 1-2, 3-H	F7		87 1B, 1-2, 1B	G4-3			4 0 1 1 0 1 4 2 0 1 0 0 0 0						
76 Carlos Correa, R (1, 6) OBP: 0.429, SLG: 0.429 87 Brett Phillips, L (6, 9) OBP: 0.500, SLG: 0.500	SSC, K	F8, 2-3	SSC, K		21 BB, 6 1B, 1-2, 1B	1-2, 2-H, 1B	SSS, K			4 1 1 0 0 2 4 2 0 1 1 0 1 0						
21 Jon Singleton, L (1, 3) OBP: 0.556, SLG: 0.857 72 Matt Duffy, R (7, 3) OBP: 0.333, SLG: 1.333	6 1B, 2B	BBBB, 1-2, BB	12 1B, 19 SF7, 2B	BBBB, 6 1B, 1-2, 2-3, BB	G1-3		BB, HR			3 2 2 0 2 0 2 1 1 1 1 0 0 0						
6 Jake Marisnick, R (1, 8) OBP: 0.444, SLG: 0.286 92 Ruben Sosa, S (8, 7)	2-H, 1B	P2		19 SF7, 12 1B, 9 1B, BB	1-3, 2-H, 3-H, 1B	P3		L6		4 1 2 3 1 0 3 1 0 0 0 0 0 0						
12 Max Stassi, R (1, 2) OBP: 0.500, SLG: 0.429 70 Tyler Heineman, S (7, 2) OBP: 0.500, SLG: 1.000	1B		19 2B, 9 G3-1, BB	1-2, 2-3, 1B	P3		2 3B, 2B			3 1 2 0 1 0 3 1 1 1 0 0 0 0						
Inning Stats	R: 2 E: 0 K: 1 S: 8 H: 3 LOB: 1 BB: 0 P: 8	R: 1 E: 0 K: 1 S: 7 H: 3 LOB: 1 BB: 0 P: 7	R: 0 E: 0 K: 1 S: 6 H: 1 LOB: 3 BB: 2 P: 14	R: 3 E: 0 K: 1 S: 8 H: 2 LOB: 1 BB: 2 P: 16	R: 2 E: 0 K: 0 S: 6 H: 3 LOB: 2 BB: 1 P: 10	R: 2 E: 0 K: 0 S: 5 H: 2 LOB: 3 BB: 2 P: 13	R: 1 E: 0 K: 1 S: 8 H: 3 LOB: 2 BB: 0 P: 8	R: 2 E: 0 K: 1 S: 7 H: 2 LOB: 1 BB: 1 P: 11	R: 1 E: 0 K: 1 S: 6 H: 1 LOB: 0 BB: 0 P: 8	1B: 14 2B: 4 3B: 1 HR: 1	SF: 1 SAC: 0 DP: 0 HBP: 0						

TOP

Houston Astros @ Detroit Tigers

Joker Marchant Stadium, Lakeland, FL

Sun Mar 08 2015, 4:51 PM - 4:53 PM EDT

Att. 7,807 - Clear - 73 F

livebaseballscorecards.com

AB	44
R	14
H	20
RBI	13
BB	8
SO	7
LOB	28

WP: 1 PB: 0 SB: 0 CS: 0 PA: 53

PITCHER		IP	WLS	BF	H	R	ER	SO	BB	IBB	HBP	BLK	WP	HR	S	P	ERA	WHIP
61 Shane Greene, R ERA: 13.5	(1, 1)	2.0		11	6	3	3	2	0	0	0	0	0	0	15	15	13.50	3.000
38 Joakim Soria, R ERA:	(3, 1)	1.0		6	1	0	0	1	2	0	0	0	0	0	6	14	0.00	3.000
66 Alberto Cabrera, R ERA: 6.75	(4, 1)	1.0	B	7	2	3	3	1	2	0	0	0	1	0	8	16	27.00	4.000
44 Joba Chamberlain, R ERA: 18.0	(5, 1)	1.0		6	3	2	2	0	1	0	0	0	0	0	6	10	18.00	4.000
32 Tom Gorzelanny, L ERA: 12.0	(6, 1)	1.0	L	7	2	2	2	0	2	0	0	0	0	0	5	13	18.00	4.000

PITCHER		IP	WLS	BF	H	R	ER	SO	BB	IBB	HBP	BLK	WP	HR	S	P	ERA	WHIP
40 Josh Zeid, R ERA: 3.0	(7, 1)	1.0		6	3	1	1	1	0	0	0	0	0	0	8	8	9.00	3.000
54 Drew VerHagen, R ERA: 6.0	(8, 1)	1.0		6	2	2	2	1	1	0	0	0	0	0	7	11	18.00	3.000
45 Buck Farmer, R ERA: 13.5	(9, 1)	1.0		4	1	1	1	1	0	0	0	0	0	1	6	8	9.00	1.000

Houston Astros @ Detroit Tigers

Joker Marchant Stadium, Lakeland, FL

Sun Mar 08 2015, 4:51 PM - 4:53 PM EDT

Att. 7,807 - Clear - 73 F

BOTTOM

Batter	1	2	3	4	5	6	7	8	9	AB	R	H	RBI	BB	SO	LOB
3 Ian Kinsler, R (1, 4) OBP: 0.615, SLG: 1.000	0-0 20 G4-3 20 WP 28 1B 1B	0-1 CS 1-2	0-0 F8	0-0 1-H 2-H 2B		0-0 F7		0-0 F9		3	1	2	2	0	0	0
81 Josh Wilson, R (6, 4) OBP: 0.455, SLG: 0.333										2	0	0	0	0	0	0
20 Rajai Davis, R (1, 8) OBP: 0.250, SLG: 0.182	1-0 G4-3 1-3		0-0 G5-3	0-0 G6-3		4-0 76 G6-3 BB		0-3 K		3	0	0	0	0	0	2
63 Wynton Bernard, R (6, 8)										1	0	0	0	1	1	0
28 J.D. Martinez, R (1, 9) OBP: 0.538, SLG: 0.455	0-0 52 G5-3 18 2B 3-H 1B		4-0 52 WP 18 2B BB		0-0 F7	0-0 G6-3 1-2f			0-0 33 FC4-6 1B	2	2	1	1	1	0	0
76 Jefry Marte, R (6, 5) OBP: 0.111, SLG: 0.111										2	0	1	0	0	0	1
52 Yoenis Cespedes, R (1, 10) OBP: 0.300, SLG: 0.556	0-0 G5-3 1-2		4-0 18 2B 1-2 BB		0-0 18 E 34 1B 1B		0-3 K		0-0 FC4-6 64 2B 1-2f	2	2	1	0	1	0	1
33 Steven Moya, L (7, PH) OBP: 0.222, SLG: 0.333 (8, 10)										2	0	0	0	0	1	1
18 Tyler Collins, L (1, 7) OBP: 0.545, SLG: 0.571	0-0 2-H 2B		0-0 1-H 2-H 2B		0-0 FC3 74 1B 34 1B 49 SF8 1-2		0-0 F8		0-0 1-3 2B	3	1	2	3	0	0	1
64 Xavier Avery, L (7, 7) OBP: 0.444, SLG: 0.500										2	0	1	0	0	0	0
34 James McCann, R (1, 2) OBP: 0.250, SLG: 0.250	0-0 G4-3			0-0 F7	0-0 74 1B 1-2 2-H 1B		4-0 BB		0-0 L8	3	0	1	1	0	0	1
79 Manny Piña, R (6, 2)										1	0	0	0	1	0	2
74 Jordan Lennerton, L (1, 3) OBP: 0.462, SLG: 0.455		0-3 K		0-0 17 BB 3 2B 1B	0-0 17 FC4 1-2 2-3 1B		0-0 L4		0-3 K	3	1	2	0	0	1	0
80 Aaron Westlake, L (6, 3) OBP: 0.357, SLG: 0.455										2	0	0	0	0	1	3
49 Dixon Machado, R (1, 6) OBP: 0.364, SLG: 0.444		0-0 G4-3		0-0 F8	0-0 SF8 3-H			0-0 F8		2	0	0	1	0	0	1
27 Garrett Mattlage, S (7, 6)										1	0	0	0	0	0	0
17 Andrew Romine, S (1, 5) OBP: 0.222, SLG: 0.125 (6, 9)		0-0 3 CS 1B		4-0 3 2B 1-2 BB	0-0 FC4 1-2f			2-1 HR		2	1	1	0	1	0	2
73 Jason Krizan, L (8, 9) OBP: 0.167, SLG: 0.667										1	1	1	1	0	0	0
Inning Stats	R: 2 E: 0 K: 0 S: 6 H: 3 LOB: 1 BB: 0 P: 7	R: 0 E: 0 K: 1 S: 6 H: 1 LOB: 0 BB: 0 P: 6	R: 2 E: 0 K: 0 S: 3 H: 1 LOB: 1 BB: 2 P: 11	R: 2 E: 0 K: 0 S: 5 H: 2 LOB: 1 BB: 1 P: 9	R: 2 E: 1 K: 0 S: 7 H: 3 LOB: 2 BB: 0 P: 7	R: 0 E: 0 K: 0 S: 2 H: 0 LOB: 0 BB: 1 P: 6	R: 0 E: 0 K: 1 S: 5 H: 0 LOB: 1 BB: 1 P: 9	R: 1 E: 0 K: 1 S: 7 H: 1 LOB: 0 BB: 0 P: 9	R: 0 E: 0 K: 1 S: 7 H: 2 LOB: 2 BB: 0 P: 7							

livebaseballscorecards.com

AB	37
R	9
H	13
RBI	9
BB	5
SO	4
LOB	15

1B: 8	SF: 1	WP: 2	PA: 44
2B: 4	SAC: 0	PB: 0	
3B: 0	DP: 1	SB: 0	
HR: 1	HBP: 0	CS: 1	

PITCHER		IP	WLS	BF	H	R	ER	SO	BB	IBB	HBP	BLK	WP	HR	S	P	ERA	WHIP
47 Dan Straily, R ERA: 9.0	(1, 1)	2.0		9	4	2	2	1	0	0	0	0	1	0	12	13	9.00	2.000
64 Brady Rodgers, R ERA: 23.14	(3, 1)	1.2	B	9	2	4	4	0	3	0	0	0	1	0	6	18	21.60	3.000
58 Jake Buchanan, R ERA:	(4, 1)	1.1	W	9	4	2	0	0	0	0	0	0	0	0	9	9	0.00	3.000
54 Joe Thatcher, L ERA:	(6, 1)	1.0	H	3	0	0	0	0	1	0	0	0	0	0	2	6	0.00	1.000
62 Luis Leroy Cruz, L ERA: 4.5	(7, 1)	2.0	H	8	1	1	1	2	1	0	0	0	0	1	12	18	4.50	1.000

PITCHER		IP	WLS	BF	H	R	ER	SO	BB	IBB	HBP	BLK	WP	HR	S	P	ERA	WHIP
66 Kevin Chapman, L ERA:	(9, 1)	1.0		5	2	0	0	1	0	0	0	0	0	0	7	7	0.00	2.000

Toronto Blue Jays @ Detroit Tigers

Joker Marchant Stadium, Lakeland, FL

Mon Mar 09 2015, 4:05 PM - 4:06 PM EDT

Att. 8,663 - Sunny - 78 F

TOP

livebaseballscorecards.com

Batter	1	2	3	4	5	6	7	8	9	AB	R	H	RBI	BB	SO	LOB
3 Ezequiel Carrera, L (1, 7) (4, 9) (6, 8)	G3	K		F8			BB		F7	3	1	0	0	1	1	5
74 Dwight Smith Jr., L (7, 7) OBP: 0.500, SLG: 0.500										1	0	0	0	0	0	0
45 Dalton Pompey, S (1, 8) (6, 7) (7, 8) OBP: 0.316, SLG: 0.444	K		F9	G6-3 1-2 2-3			3B		K	5	1	1	1	0	2	2
19 José Bautista, R (1, 10) OBP: 0.333, SLG: 0.625	F7		HR		F7		G1-3			4	1	1	1	0	0	1
30 Dioner Navarro, S (1, 2) OBP: 0.273, SLG: 0.300		L4	G6-3		K		SF7 3-H			3	0	0	0	0	1	0
70 Jack Murphy, S (6, 2)										0	0	0	1	0	0	0
39 Caleb Gindl, L (1, 9) (4, 7) (6, 9) OBP: 0.538, SLG: 0.800		37 G4-3 9 1B 2B	BB 37 E3		F8		G1-6-3			3	1	1	0	1	0	0
37 Daric Barton, L (1, 3) OBP: 0.267, SLG: 0.083		G4-3 2-3	E3 1-3			K		F9		4	0	0	0	0	1	2
9 Ramon Santiago, S (1, 6) OBP: 0.556, SLG: 0.625		66 BB 29 1B 3-H 1B		45 G6-3 2B		G6-3		G5-3		3	0	2	1	0	0	0
1 Jonathan Diaz, R (6, 6)										1	0	0	0	0	0	0
29 Devon Travis, R (1, 4) OBP: 0.176, SLG: 0.235		66 BB 1-2 1B		G1-3		2B		F8		4	0	2	0	0	0	1
66 Munenori Kawasaki, L (1, 5) OBP: 0.714, SLG: 0.750		BB 1-2 2-3		45 G6-3 BB		G6-3			K	0	0	0	0	2	0	0
73 Mitch Nay, R (6, PH) (6, 5) OBP: 0.143, SLG: 0.143										2	0	0	0	0	1	1
Inning Stats	R: 0 E: 0 K: 1 S: 5 H: 0 LOB: 0 BB: 0 P: 5	R: 1 E: 0 K: 1 S: 8 H: 3 LOB: 3 BB: 1 P: 12	R: 1 E: 1 K: 0 S: 5 H: 1 LOB: 1 BB: 1 P: 9	R: 0 E: 0 K: 0 S: 4 H: 1 LOB: 2 BB: 1 P: 8	R: 0 E: 0 K: 1 S: 5 H: 0 LOB: 0 BB: 0 P: 5	R: 0 E: 0 K: 1 S: 6 H: 1 LOB: 1 BB: 0 P: 6	R: 2 E: 0 K: 0 S: 4 H: 1 LOB: 0 BB: 1 P: 8	R: 0 E: 0 K: 0 S: 3 H: 0 LOB: 0 BB: 0 P: 3	R: 0 E: 0 K: 2 S: 7 H: 0 LOB: 0 BB: 0 P: 7	1B: 2 2B: 3 3B: 1 HR: 1	SF: 1 SAC: 0 DP: 0 HBP: 0						

AB	33
R	4
H	7
RBI	4
BB	4
SO	6
LOB	12

WP: 0 PB: 0 SB: 0 CS: 0 PA: 38

PITCHER		IP	WLS	BF	H	R	ER	SO	BB	IBB	HBP	BLK	WP	HR	S	P	ERA	WHIP
19 Aníbal Sánchez, R ERA: 4.15	(1, 1)	2.1		12	4	2	2	2	1	0	0	0	0	1	16	20	7.71	2.143
56 Kyle Ryan, L ERA:	(3, 1)	1.2		8	1	0	0	0	2	0	0	0	0	0	6	14	0.00	1.800
36 Joe Nathan, R ERA:	(5, 1)	1.0	H	3	0	0	0	1	0	0	0	0	0	0	5	5	0.00	0.000
46 Ian Krol, L ERA: 6.0	(6, 1)	1.0	H	4	1	0	0	1	0	0	0	0	0	0	6	6	0.00	1.000
30 Alex Wilson, R ERA: 12.0	(7, 1)	1.0	W	5	1	2	2	0	1	0	0	0	0	0	4	8	18.00	2.000
67 Rafael Dolis, R ERA:	(8, 1)	1.0	H	3	0	0	0	0	0	0	0	0	0	0	3	3	0.00	0.000
58 José Váldez, R ERA: 3.0	(9, 1)	1.0	S	3	0	0	0	2	0	0	0	0	0	0	7	7	0.00	0.000

Batter	1	2	3	4	5	6	7	8	9	AB	R	H	RBI	BB	SO	LOB
20 Rajai Davis, R (1, 9) OBP: 0.267, SLG: 0.154 63 Wynton Bernard, R (6, 9) OBP: 0.250, SLG: 0.143	S S S 0-3 ① K		B B B B 4-0 12 WP 12 2B 12 S BB		X 0-0 ② F7		X 0-0 29 S 29 1B 1B 2-H 3-H			2	1	0	0	1	1	0
										1	1	1	2	0	0	0
12 Anthony Gose, L (1, 8) OBP: 0.625, SLG: 0.786 29 Daniel Fields, L (6, 8) OBP: 0.538, SLG: 0.917	C C C 0-3 ② K		B B X 2-0 52 E 2B 1-H		X 0-0 ③ G4-3		B X 1-0 73 PO 1B 1-H			3	1	1	1	0	1	0
										1	0	1	1	0	0	0
52 Yoenis Cespedes, R (1, 7) OBP: 0.308, SLG: 0.583 73 Jason Krizan, L (7, 7) OBP: 0.143, SLG: 0.571	X 0-0 ③ P4		X 0-0 ① G6-3 2-H			X 0-0 13 K 2B	1 SAFE 0-0 ③ PO 1-2	S S S 0-3 ① K		3	0	1	0	0	0	0
										1	0	0	0	0	1	0
13 Alex Avila, L (1, 2) OBP: 0.600, SLG: 0.500 71 Austin Green, R (7, 2) OBP: 0.200, SLG: 0.200		X 0-0 9 1B 49 FC6-4 2B	X 0-0 ② F9			2 SAFE S S S 0-3 ① ② K 2-3		X 0-0 ② P3		3	1	1	0	0	1	1
										1	0	0	0	0	0	0
9 Nick Castellanos, R (1, 5) OBP: 0.429, SLG: 0.667 76 Jefry Marte, R (7, 5) OBP: 0.200, SLG: 0.300		X 0-0 ③ 49 FC6-4 1B 2-3	X 0-0 ③ F8			X 0-0 ③ F8		X 0-0 27 BB 2B		3	0	1	0	0	0	0
										1	0	1	0	0	0	0
26 Hernán Pérez, R (1, 3) OBP: 0.333, SLG: 0.286 74 Jordan Lennerton, L (7, 3) OBP: 0.467, SLG: 0.417		X 0-0 ① L9		S S S 0-3 ① K			X 0-0 ① G6-3	B B B B 4-0 27 BB BB		2	0	0	0	0	1	2
										1	0	0	0	1	0	0
49 Dixon Machado, R (1, 6) OBP: 0.308, SLG: 0.364 27 Garrett Mattlage, S (7, 6)		X 0-0 ② FC6-4 17 PB 34 1B 1-2f 3-H		X 0-0 ② F8			X 0-0 ② G6-3	B B B B 4-0 1-2 2-3 BB		2	0	0	1	0	0	1
										1	0	0	0	1	0	0
34 James McCann, R (1, 10) OBP: 0.333, SLG: 0.333		X 0-0 17 PB 1-2 1B		X 0-0 ③ G1-3			X 0-0 34 2B 63 1B 1B	S S S 0-3 ③ K		4	1	2	0	0	1	3
17 Andrew Romine, S (1, 4) OBP: 0.182, SLG: 0.100 34 Harold Castro, L (6, 4) OBP: 1.000, SLG: 2.000		B S S S 1-3 ③ K 1-2 2-3			C C C 0-3 ① K		X 0-0 63 1B 2B 1-3			2	0	0	0	0	2	2
										1	1	1	0	0	0	0
Inning Stats	R: 0 E: 0 K: 2 S: 7 H: 0 LOB: 0 BB: 0 P: 7	R: 1 E: 0 K: 1 S: 8 H: 3 LOB: 2 BB: 0 P: 9	R: 2 E: 0 K: 0 S: 4 H: 1 LOB: 0 BB: 1 P: 10	R: 0 E: 0 K: 1 S: 5 H: 0 LOB: 0 BB: 0 P: 5	R: 0 E: 0 K: 1 S: 5 H: 0 LOB: 0 BB: 0 P: 5	R: 0 E: 0 K: 1 S: 5 H: 1 LOB: 0 BB: 0 P: 5	R: 3 E: 0 K: 0 S: 6 H: 4 LOB: 0 BB: 0 P: 7	R: 0 E: 0 K: 2 S: 8 H: 1 LOB: 3 BB: 2 P: 16		1B: 5 2B: 5 3B: 0 HR: 0 SF: 0 SAC: 0 DP: 0 HBP: 0						

PITCHER	IP	WLS	BF	H	R	ER	SO	BB	IBB	HBP	BLK	WP	HR	S	P	ERA	WHIP
32 Daniel Norris, L (1, 1) ERA: 7.36	2.0		11	4	3	3	3	1	0	0	0	1	0	16	23	13.50	2.500
24 Preston Guilmet, R (3, 1) ERA:	1.0		3	0	0	0	0	0	0	0	0	0	0	3	3	0.00	0.000
52 Roberto Osuna, R (4, 1) ERA:	2.0		6	0	0	0	2	0	0	0	0	0	0	10	10	0.00	0.000
31 Liam Hendriks, R (6, 1) ERA: 9.0	1.0		3	1	0	0	1	0	0	0	0	0	0	5	5	0.00	1.000
59 Rob Rasmussen, L (7, 1) ERA: 27.0	0.2	L	6	4	3	3	0	0	0	0	0	0	0	6	7	40.50	6.000

PITCHER	IP	WLS	BF	H	R	ER	SO	BB	IBB	HBP	BLK	WP	HR	S	P	ERA	WHIP
54 Scott Copeland, R (7, 1) ERA:	1.0		3	1	0	0	1	0	0	0	0	0	0	5	5	0.00	1.000
51 Juan Pablo Oramas, L (8, 1) ERA:	0.1		3	0	0	0	1	2	0	0	0	0	0	3	11	0.00	6.000

BOTTOM

Toronto Blue Jays @ Detroit Tigers

Joker Marchant Stadium, Lakeland, FL

Mon Mar 09 2015, 4:05 PM - 4:06 PM EDT

Att. 8,663 - Sunny - 78 F

livebaseballscorecards.com

AB	32
R	6
H	10
RBI	5
BB	3
SO	8
LOB	9

1B: 5 SF: 0
2B: 5 SAC: 0
3B: 0 DP: 0
HR: 0 HBP: 0

WP: 1 PA: 36
PB: 1
SB: 2
CS: 0

Detroit Tigers @ Philadelphia Phillies

Bright House Field, Clearwater, FL

Tue Mar 10 2015, 1:09 PM - 3:56 PM EDT

Att. 8,731 - Partly Cloudy - 85 F

TOP

livebaseballscorecards.com

Batter	1	2	3	4	5	6	7	8	9	AB	R	H	RBI	BB	SO	LOB
3 Ian Kinsler, R (1, 4) OBP: 0.563, SLG: 1.000	G6-3		1 2B 3B		F8		G6-3		F7	3	1	1	0	0	0	1
81 Josh Wilson, R (6, 4) OBP: 0.385, SLG: 0.273										2	0	0	0	0	0	1
1 Jose Iglesias, R (1, 6) OBP: 0.286, SLG: 0.429	F9		2B (3-H)		F7		G6-3		K	3	0	1	1	0	0	1
33 Javier Betancourt, R (6, 6) OBP: 0.143, SLG: 0.143										2	0	0	0	0	1	1
18 Tyler Collins, L (1, 7) OBP: 0.500, SLG: 0.500	1B		L9		G6-3 (1-2)		K		F8	3	0	1	0	0	0	2
73 Jason Krizan, L (7, PH) (7, 7) OBP: 0.111, SLG: 0.444										2	0	0	0	0	1	1
28 J.D. Martinez, R (1, 9) OBP: 0.500, SLG: 0.643	P6		F8			HR		76 CS 1B		3	1	1	1	0	0	2
64 Xavier Avery, L (6, 9) OBP: 0.500, SLG: 0.556										1	0	1	0	0	0	0
9 Nick Castellanos, R (1, 5) OBP: 0.353, SLG: 0.533		F7	K			K		63 3B BB (1-2)		3	0	0	0	0	2	1
76 Jefry Marte, R (6, 5) OBP: 0.273, SLG: 0.300										0	1	0	0	1	0	0
33 Steven Moya, L (1, 10) OBP: 0.308, SLG: 0.615		29 HR 1B		K		HR		K		4	2	2	1	0	2	1
29 Daniel Fields, L (1, 8) OBP: 0.563, SLG: 1.133		HR (1-H)		K		2B		3B (1-H)		3	1	2	2	0	1	0
63 Wynton Bernard, R (7, 8) OBP: 0.333, SLG: 0.500										1	0	1	1	0	0	0
50 Bryan Holaday, R (1, 2) OBP: 0.222, SLG: 0.250		K2-3		L7		F7		K		3	0	0	0	0	1	1
79 Manny Piña, R (7, 2)										1	0	0	0	0	1	1
80 Aaron Westlake, L (1, 3) OBP: 0.353, SLG: 0.429		K			18 G6-3 1B	G3			BB	3	0	1	0	0	1	1
74 Jordan Lennerton, L (6, 3) OBP: 0.500, SLG: 0.417										0	0	0	0	1	0	0
AB										**37**						
R										**6**						
H										**11**						
RBI										**6**						
BB										**2**						
SO										**10**						
LOB										**14**						

Inning Stats	1	2	3	4	5	6	7	8	9
	R: 0 E: 0 K: 0 S: 4 H: 1 LOB: 1 BB: 0 P: 4	R: 2 E: 0 K: 2 S: 9 H: 2 LOB: 0 BB: 0 P: 9	R: 1 E: 0 K: 1 S: 7 H: 2 LOB: 1 BB: 0 P: 7	R: 0 E: 0 K: 2 S: 7 H: 0 LOB: 0 BB: 0 P: 7	R: 0 E: 0 K: 0 S: 4 H: 1 LOB: 1 BB: 0 P: 4	R: 2 E: 0 K: 1 S: 10 H: 3 LOB: 1 BB: 0 P: 11	R: 0 E: 0 K: 1 S: 5 H: 0 LOB: 0 BB: 0 P: 5	R: 1 E: 0 K: 2 S: 8 H: 2 LOB: 1 BB: 1 P: 12	R: 0 E: 0 K: 1 S: 5 H: 0 LOB: 1 BB: 1 P: 9

1B: 4	SF: 0	WP: 0	PA: 39
2B: 2	SAC: 0	PB: 0	
3B: 2	DP: 0	SB: 0	
HR: 3	HBP: 0	CS: 1	

PITCHER	IP	WLS	BF	H	R	ER	SO	BB	IBB	HBP	BLK	WP	HR	S	P	ERA	WHIP
75 Miguel Alfredo Gonzalez, R (1, 1) ERA: 11.25	2.0	L	11	5	3	3	2	0	0	0	0	0	1	15	15	13.50	2.500
29 Seth Rosin, R (3, 1) ERA:	1.0		3	0	0	0	1	0	0	0	0	0	0	5	5	0.00	0.000
61 Sean O'Sullivan, R (4, 1) ERA: 9.82	2.2		12	4	2	2	3	0	0	0	0	0	2	20	21	6.75	1.500
65 Nefi Ogando, R (6, 1) ERA:	1.1		4	0	0	0	1	0	0	0	0	0	0	6	6	0.00	0.000
63 Jake Diekman, L (8, 1) ERA: 4.5	1.0		5	2	1	1	2	1	0	0	0	0	0	8	12	9.00	3.000

PITCHER	IP	WLS	BF	H	R	ER	SO	BB	IBB	HBP	BLK	WP	HR	S	P	ERA	WHIP
53 Ken Giles, R (9, 1) ERA: 4.5	1.0		4	0	0	0	1	1	0	0	0	0	0	5	9	0.00	1.000

BOTTOM

Batter	1	2	3	4	5	6	7	8	9	AB	R	H	RBI	BB	SO	LOB
2 Ben Revere, L (1, 8) OBP: 0.176, SLG: 0.125	x 0-0 9 CS 37 SH1-3 1B		x 0-0 ② F8		B C C C 1-3 ② K 1-2			x 0-0 ② G4-3		4	0	1	0	0	1	1
19 Darin Mastroianni, R (9, 8) OBP: 0.167, SLG: 0.333										0	0	0	0	0	0	0
37 Odúbel Herrera, L (1, 4) OBP: 0.368, SLG: 0.294	x 0-0 ① SH1-3 1-2		x 0-0 ③ G4-3		S S S 0-3 ③ K2-3			C C C 0-3 ③ K		2	0	0	0	0	1	1
68 Russ Canzler, R (6, 5)										1	0	0	0	0	1	0
9 Domonic Brown, L (1, 9) OBP: 0.450, SLG: 0.375	C X 0-1 ② ③ G4-3 2-3			x 0-0 6 FC4-6 1B		x 0-0 ① F7			S S S 0-3 ① K	3	0	1	0	0	0	1
17 Brian Bogusevic, L (8, 9) OBP: 0.429, SLG: 0.571										1	0	0	0	0	1	0
6 Ryan Howard, L (1, 3) OBP: 0.250, SLG: 0.250		S S S 0-3 ① K		x 0-0 ① FC4-6 18 WP 1-2f		C C C 0-3 ② K			x 0-0 1B	3	0	0	0	0	2	1
77 Chris McGuiness, L (7, 3) OBP: 0.500, SLG: 0.400										1	0	1	0	0	0	0
18 Darin Ruf, R (1, 10) OBP: 0.333, SLG: 0.316		x 0-0 24 WP 1B		B B B B 4-0 1-2 BB		x 0-0 ③ P5			x 0-0 ② F8	3	0	1	0	1	0	1
24 Grady Sizemore, L (1, 7) OBP: 0.231, SLG: 0.091		B B B B 4-0 1-2 BB		x 0-0 ② F7			S S S 0-3 ① K		x 0-0 ③ F8	2	0	0	0	1	1	2
40 Aaron Altherr, R (8, 7) OBP: 0.333, SLG: 0.333										1	0	0	0	0	0	1
51 Carlos Ruiz, R (1, 2)		S S S 0-3 ② K		x 0-0 ③ F8			x 0-0 ② F8			3	0	0	0	0	1	4
62 Chase d'Arnaud, R (8, 6)										0	0	0	0	0	0	0
13 Freddy Galvis, S (1, 6) OBP: 0.263, SLG: 0.263		x 0-0 ③ P4			x 0-0 ① F9		x 0-0 ③ G3			3	0	0	0	0	0	2
76 René García, R (8, 2)										0	0	0	0	0	0	0
71 Cord Phelps, S (1, 5) OBP: 0.364, SLG: 0.364			x 0-0 ① G6-3		x 0-0 2 WP 1B			x 0-0 ① G3		3	0	1	0	0	0	0
(6, 4)																
Inning Stats	R: 0 H: 1 E: 0 LOB: 0 K: 0 BB: 0 S: 4 P: 4	R: 0 H: 1 E: 0 LOB: 2 K: 2 BB: 1 S: 8 P: 12	R: 0 H: 0 E: 0 LOB: 0 K: 0 BB: 0 S: 3 P: 3	R: 0 H: 1 E: 0 LOB: 2 K: 0 BB: 1 S: 4 P: 8	R: 0 H: 1 E: 0 LOB: 1 K: 2 BB: 0 S: 8 P: 9	R: 0 H: 0 E: 0 LOB: 0 K: 1 BB: 0 S: 5 P: 5	R: 0 H: 0 E: 0 LOB: 0 K: 1 BB: 0 S: 5 P: 5	R: 0 H: 0 E: 0 LOB: 0 K: 1 BB: 0 S: 5 P: 5	R: 0 H: 1 E: 0 LOB: 1 K: 1 BB: 0 S: 6 P: 6	1B: 5 SF: 0 2B: 0 SAC: 1 3B: 0 DP: 0 HR: 0 HBP: 0						

PITCHER		IP	WLS	BF	H	R	ER	SO	BB	IBB	HBP	BLK	WP	HR	S	P	ERA	WHIP
31 Alfredo Simon, R ERA:	(1, 1)	3.0	W	11	2	0	0	2	1	0	0	0	1	0	15	19	0.00	1.000
44 Joba Chamberlain, R ERA: 9.0	(4, 1)	1.0	H	5	1	0	0	0	1	0	0	0	1	0	4	8	0.00	2.000
62 Al Alburquerque, R ERA: 6.0	(5, 1)	1.0	H	4	1	0	0	2	0	0	0	0	1	0	8	9	0.00	1.000
65 Blaine Hardy, L ERA: 7.36	(6, 1)	1.0		3	0	0	0	1	0	0	0	0	0	0	5	5	0.00	0.000
60 Angel Nesbitt, R ERA: 3.0	(7, 1)	1.0		3	0	0	0	1	0	0	0	0	0	0	5	5	0.00	0.000

PITCHER		IP	WLS	BF	H	R	ER	SO	BB	IBB	HBP	BLK	WP	HR	S	P	ERA	WHIP
45 Buck Farmer, R ERA: 9.0	(8, 1)	1.0		3	0	0	0	1	0	0	0	0	0	0	5	5	0.00	0.000
75 Joe Mantiply, L ERA: 6.75	(9, 1)	1.0		4	1	0	0	1	0	0	0	0	0	0	6	6	0.00	1.000

Detroit Tigers @ Philadelphia Phillies

Bright House Field, Clearwater, FL

Tue Mar 10 2015, 1:09 PM - 3:56 PM EDT
Att. 8,731 - Partly Cloudy - 85 F

livebaseballscorecards.com

AB	30
R	0
H	5
RBI	0
BB	2
SO	8
LOB	14

1B: 5	SF: 0	WP: 3	PA: 33
2B: 0	SAC: 1	PB: 0	
3B: 0	DP: 0	SB: 0	
HR: 0	HBP: 0	CS: 1	

Detroit Tigers @ Washington Nationals

Space Coast Stadium, Viera, FL

Wed Mar 11 2015, 1:07 PM - 4:00 PM EDT

Att. 6,429 - Cloudy - 79 F

TOP

livebaseballscorecards.com

Batter	1	2	3	4	5	6	7	8	9	AB	R	H	RBI	BB	SO	LOB
20 Rajai Davis, R (1, 9) OBP: 0.278, SLG: 0.200	K		SF7 2-H			1B		E5 79 G6-4-3 1-3 1B		2	0	1	1	0	1	0
63 Wynton Bernard, R (6, 9) OBP: 0.400, SLG: 0.556										1	0	1	0	0	0	0
13 Alex Avila, L (1, 2) OBP: 0.545, SLG: 0.429	K		G6-3			P6		G6-4-3 1-2f		1	0	0	0	0	1	0
79 Manny Piña, R (2, 2)										3	0	0	0	0	0	3
52 Yoenis Cespedes, R (1, 7) OBP: 0.313, SLG: 0.533	F7			18 1B 74 SF8 1B		P3			F9	3	1	1	0	0	0	1
73 Jason Krizan, L (6, 7) OBP: 0.100, SLG: 0.400										1	0	0	0	0	0	0
18 Tyler Collins, L (1, 10) OBP: 0.471, SLG: 0.462		G4-3		26 CS 1-3 1B		G4-3			K	3	0	1	0	0	0	1
33 Steven Moya, L (9, PH) OBP: 0.286, SLG: 0.571										1	0	0	0	0	1	0
74 Jordan Lennerton, L (1, 3) OBP: 0.444, SLG: 0.385		K		SF8 3-H			K		G4-3	1	0	0	1	0	1	0
17 Andrew Romine, S (6, 3) OBP: 0.154, SLG: 0.083										2	0	0	0	0	1	0
26 Hernán Pérez, R (1, 6) OBP: 0.333, SLG: 0.412		3B		F8 1-2			K			3	0	1	0	0	1	1
(6, 5)																
22 Wade Gaynor, R (7, 5) OBP: 0.750, SLG: 0.500										0	0	0	0	0	0	0
76 Jefry Marte, R (1, 5) OBP: 0.231, SLG: 0.250		K			P6		K			2	0	0	0	0	1	1
49 Dixon Machado, R (6, 6) OBP: 0.286, SLG: 0.333										1	0	0	0	0	1	0
81 Josh Wilson, R (1, 4) OBP: 0.375, SLG: 0.286			G6-3		F8			63 E 63 1B 1B		3	0	1	0	0	0	0
12 Anthony Gose, L (1, 8) OBP: 0.611, SLG: 0.813			20 S 20 SF7 2B		K			K		2	1	1	0	0	1	0
29 Daniel Fields, L (6, 8) OBP: 0.529, SLG: 1.063										1	0	0	0	0	1	1
Inning Stats	R: 0 E: 0 K: 2 S: 7 H: 0 LOB: 0 BB: 0 P: 7	R: 0 E: 0 K: 2 S: 8 H: 1 LOB: 1 BB: 0 P: 8	R: 1 E: 0 K: 0 S: 5 H: 1 LOB: 0 BB: 0 P: 5	R: 1 E: 0 K: 0 S: 5 H: 2 LOB: 0 BB: 0 P: 5	R: 0 E: 0 K: 1 S: 5 H: 0 LOB: 0 BB: 0 P: 5	R: 0 E: 0 K: 0 S: 4 H: 1 LOB: 1 BB: 0 P: 4	R: 0 E: 0 K: 3 S: 9 H: 0 LOB: 0 BB: 0 P: 9	R: 0 E: 1 K: 1 S: 6 H: 2 LOB: 1 BB: 0 P: 6	R: 0 E: 0 K: 1 S: 5 H: 0 LOB: 0 BB: 0 P: 5	1B: 5 2B: 1 3B: 1 HR: 0	SF: 2 SAC: 0 DP: 1 HBP: 0						

	AB	30
	R	2
	H	7
	RBI	2
	BB	0
	SO	10
	LOB	8

WP: 0 PB: 0 SB: 1 CS: 1 PA: 32

PITCHER		IP	WLS	BF	H	R	ER	SO	BB	IBB	HBP	BLK	WP	HR	S	P	ERA	WHIP
27 Jordan Zimmermann, R ERA: 1.93	(1, 1)	2.2	W	10	2	1	1	4	0	0	0	0	0	0	19	19	3.38	0.750
46 Matt Thornton, L ERA:	(3, 1)	0.1		1	0	0	0	0	0	0	0	0	0	0	1	1	0.00	0.000
22 Drew Storen, R ERA: 9.0	(4, 1)	1.0	H	4	2	1	1	0	0	0	0	0	0	0	5	5	9.00	2.000
35 Craig Stammen, R ERA: 12.27	(5, 1)	1.0	H	3	0	0	0	1	0	0	0	0	0	0	5	5	0.00	0.000
64 Blake Treinen, R ERA:	(6, 1)	1.0		4	1	0	0	0	0	0	0	0	0	0	4	4	0.00	1.000

PITCHER		IP	WLS	BF	H	R	ER	SO	BB	IBB	HBP	BLK	WP	HR	S	P	ERA	WHIP
72 Rich Hill, L ERA:	(7, 1)	1.0		3	0	0	0	3	0	0	0	0	0	0	9	9	0.00	0.000
73 Felipe Vázquez, L ERA:	(8, 1)	1.0		4	2	0	0	1	0	0	0	0	0	0	6	6	0.00	2.000
17 Manny Delcarmen, R ERA:	(9, 1)	1.0		3	0	0	0	1	0	0	0	0	0	0	5	5	0.00	0.000

Batter	1	2	3	4	5	6	7	8	9	AB	R	H	RBI	BB	SO	LOB
1 Wilmer Difo, S (1, 4) OBP: 0.538, SLG: 0.750 66 Cutter Dykstra, R (5, 4) OBP: 0.625, SLG: 0.833	0-0 20 WP 11 2B 2B	1-0 1-H 20 2B 3B		0-0 F8		0-0 16 PO 1B		0-3 K		3 2	2 0	2 1	1 0	0 0	0 1	0 0
20 Ian Desmond, R (1, 6) OBP: 0.357, SLG: 0.385 16 Emmanuel Burriss, S (6, 6) OBP: 0.111, SLG: 0.111	1-3 2-3 K	0-0 3-H 2B			4-0 34 1B 34 S 11 2B BB	1 SAFE 1-0 1-2 PO	0-0 G4-3			2 1	1 0	1 0	1 0	1 0	1 0	1 0
34 Bryce Harper, L (1, 9) OBP: 0.455, SLG: 0.250 5 Drew Vettleson, L (6, 9) OBP: 1.000, SLG: 4.000	4-0 11 2B 40 FC6-5 BB	0-3 K			0-1 11 2B 1-3 12 SF9 1B		2-2 HR			2 1	2 1	1 1	0 0	1 0	1 0	1 0
11 Ryan Zimmerman, R (1, 3) OBP: 0.364, SLG: 0.545 25 Clint Robinson, L (6, 3) OBP: 0.462, SLG: 0.583	0-0 40 FC6-5 1-3 3-H 2B		0-0 G6-3		0-0 1-3 3-H 2B		0-0 G3-1			3 1	0 0	2 0	2 0	0 0	0 0	0 0
40 Wilson Ramos, R (1, 2) OBP: 0.200, SLG: 0.200 41 Sandy León, S (6, 2)	0-0 FC6-5 2-3 3-H		0-0 1B		0-3 K		0-0 F7			3 1	0 0	1 0	1 0	0 0	1 0	3 0
12 Tyler Moore, R (1, 7) OBP: 0.429, SLG: 1.154 18 Kila Ka'aihue, L (6, 7)	0-0 F8	0-0 F7			0-0 3-H SF9			0-0 F9		2 1	0 0	0 0	1 0	0 0	0 0	2 0
26 Dan Uggla, R (1, 10) OBP: 0.385, SLG: 0.300 15 Nate McLouth, L (5, PH) OBP: 0.500, SLG: 0.500 (6, 10)	0-3 K	0-0 L4			0-3 K			0-0 63 HR 1B		2 2	0 1	0 1	0 0	1 0	1 1	1 1
19 Kevin Frandsen, R (1, 5) OBP: 0.417, SLG: 0.300 63 Matt Skole, L (6, 5) OBP: 0.455, SLG: 0.800	4-0 17 FC3-6 BB			0-0 G5-3		0-0 G5-3		2-2 1-H HR		1 2	0 1	0 1	0 2	1 0	0 0	0 0
17 Derrick Robinson, S (1, 8) OBP: 0.231, SLG: 0.167 23 Jeff Kobernus, R (8, PH) OBP: 0.231, SLG: 0.182 (9, 8)	0-0 FC3-6 1 S 1 3B 1-2f			0-0 G2		0-0 F8		0-0 L4		3 1	1 0	0 0	0 0	0 0	0 0	1 0
Inning Stats	R: 2 E: 0 K: 1 S: 7 H: 2 LOB: 1 BB: 1 P: 12	R: 2 E: 0 K: 2 S: 9 H: 2 LOB: 1 BB: 1 P: 14	R: 0 E: 0 K: 0 S: 4 H: 1 LOB: 1 BB: 0 P: 4	R: 0 E: 0 K: 0 S: 3 H: 0 LOB: 0 BB: 0 P: 3	R: 2 E: 0 K: 2 S: 10 H: 2 LOB: 1 BB: 1 P: 14	R: 0 E: 0 K: 0 S: 3 H: 1 LOB: 0 BB: 0 P: 4	R: 1 E: 0 K: 0 S: 6 H: 1 LOB: 0 BB: 0 P: 8	R: 2 E: 0 K: 1 S: 9 H: 2 LOB: 0 BB: 0 P: 11		1B: 4 2B: 4 3B: 1 HR: 2	SF: 1 SAC: 0 DP: 0 HBP: 0						

BOTTOM

Detroit Tigers @ Washington Nationals

Space Coast Stadium, Viera, FL

Wed Mar 11 2015, 1:07 PM - 4:00 PM EDT

Att. 6,429 - Cloudy - 79 F

livebaseballscorecards.com

AB	33
R	9
H	11
RBI	9
BB	3
SO	6
LOB	10

WP: 1 PB: 0 SB: 2 CS: 0 PA: 38

PITCHER		IP	WLS	BF	H	R	ER	SO	BB	IBB	HBP	BLK	WP	HR	S	P	ERA	WHIP
14 David Price, L ERA: 9.0	(1, 1)	2.0	L	12	4	4	4	3	2	0	0	0	1	0	16	26	18.00	3.000
39 Luke Putkonen, R ERA: 10.13	(3, 1)	1.0		4	1	0	0	0	0	0	0	0	0	0	4	4	0.00	1.000
32 Tom Gorzelanny, L ERA: 9.0	(4, 1)	1.0		3	0	0	0	0	0	0	0	0	0	0	3	3	0.00	0.000
40 Josh Zeid, R ERA: 6.75	(5, 1)	1.0		6	2	2	2	2	1	0	0	0	0	0	10	14	18.00	3.000
56 Kyle Ryan, L ERA:	(6, 1)	1.0		3	1	0	0	0	0	0	0	0	0	0	3	4	0.00	1.000
67 Rafael Dolis, R ERA: 2.25	(7, 1)	1.0		4	1	1	1	0	0	0	0	0	0	1	6	8	9.00	1.000
66 Alberto Cabrera, R ERA: 9.0	(8, 1)	1.0		5	2	2	2	1	0	0	0	0	0	1	9	11	18.00	2.000

Batter	1	2	3	4	5	6	7	8	9	10	AB	R	H	RBI	BB	SO	LOB
12 Anthony Gose, L (1, 8) OBP: 0.619, SLG: 0.947	G6-3		2-H 2B		1-H 3B		K			K	3	0	2	2	0	0	0
64 Xavier Avery, L (6, 8) OBP: 0.417, SLG: 0.455											2	0	0	0	0	2	0
1 Jose Iglesias, R (1, 6) OBP: 0.200, SLG: 0.300	F8		G4-3		L9			G6-3		33 S 1B	3	0	0	0	0	0	2
49 Dixon Machado, R (6, 6) OBP: 0.313, SLG: 0.357											2	0	1	0	0	0	0
3 Ian Kinsler, R (1, 4) OBP: 0.474, SLG: 0.800	F8			F7		F9				F7	3	0	0	0	0	0	0
34 Harold Castro, L (6, 4) OBP: 0.667, SLG: 1.000								1B			2	0	1	0	0	0	1
33 Steven Moya, L (1, 9) OBP: 0.235, SLG: 0.471		L7		K		G6-3		P6		1-2 BB	3	0	0	0	0	1	0
33 Ross Kivett, R (6, 9)											1	0	0	0	1	0	1
9 Nick Castellanos, R (1, 5) OBP: 0.400, SLG: 0.529		80 G4-6-3 1B		K		80 1B BB		F9		K	2	0	1	0	1	1	0
86 Zac Shepherd, R (6, PR) (6, 5)											2	0	0	0	0	1	3
80 Aaron Westlake, L (1, 3) OBP: 0.350, SLG: 0.412		G4-6-3 1-2f			E3 29 1B	1-2 1B			K2-3		3	0	1	0	0	0	1
50 James Robbins, L (6, PR) (6, 3)											1	0	0	0	0	1	0
29 Daniel Fields, L (1, 10) OBP: 0.524, SLG: 0.947			F9		2 SAFE 34 WP 34 S 73 SF7 2-3 1B	K			1-0 HBP		3	1	1	0	0	1	2
34 James McCann, R (1, 2) OBP: 0.429, SLG: 0.385			73 G4-3 12 2B 1B		12 3B 1-3 BB		K		F8		1	2	1	0	1	0	0
71 Austin Green, R (6, 2) OBP: 0.143, SLG: 0.143											2	0	0	0	0	1	1
73 Jason Krizan, L (1, 7) OBP: 0.077, SLG: 0.333			G4-3 1-2		SF7 3-H		G4-1		G6-3		2	0	0	1	0	0	1
17 Mike Gerber, L (7, 7)											1	0	0	0	0	0	1
Inning Stats	R: 0 E: 0 K: 0 S: 3 / H: 0 LOB: 0 BB: 0 P: 3	R: 0 E: 0 K: 0 S: 3 / H: 1 LOB: 0 BB: 0 P: 3	R: 1 E: 0 K: 0 S: 5 / H: 2 LOB: 1 BB: 0 P: 5	R: 0 E: 0 K: 2 S: 7 / H: 0 LOB: 0 BB: 0 P: 7	R: 2 E: 1 K: 0 S: 5 / H: 2 LOB: 1 BB: 1 P: 9	R: 0 E: 0 K: 1 S: 6 / H: 1 LOB: 2 BB: 1 P: 10	R: 0 E: 0 K: 2 S: 7 / H: 0 LOB: 0 BB: 0 P: 7	R: 0 E: 0 K: 0 S: 4 / H: 1 LOB: 1 BB: 0 P: 4	R: 0 E: 0 K: 1 S: 5 / H: 0 LOB: 1 BB: 0 P: 6	R: 0 E: 0 K: 2 S: 8 / H: 1 LOB: 2 BB: 1 P: 12	1B: 6 2B: 1 3B: 1 HR: 0	SF: 1 SAC: 0 DP: 1 HBP: 1						

PITCHER	IP	WLS	BF	H	R	ER	SO	BB	IBB	HBP	BLK	WP	HR	S	P	ERA	WHIP
47 Dan Straily, R (1, 1) ERA: 5.4	3.0		11	3	1	1	0	0	0	0	0	0	0	11	11	3.00	1.000
37 Pat Neshek, R (4, 1) ERA:	1.0		3	0	0	0	2	0	0	0	0	0	0	7	7	0.00	0.000
43 Alex White, R (5, 1) ERA: 27.0	1.2		10	3	2	2	0	2	0	0	0	1	0	8	16	10.80	3.000
54 Joe Thatcher, L (6, 1) ERA:	1.1		4	0	0	0	3	0	0	0	0	0	0	10	10	0.00	0.000
36 Will Harris, R (8, 1) ERA:	1.0		4	1	0	0	0	0	0	0	0	0	0	4	4	0.00	1.000

PITCHER	IP	WLS	BF	H	R	ER	SO	BB	IBB	HBP	BLK	WP	HR	S	P	ERA	WHIP
62 Luis Leroy Cruz, L (9, 1) ERA: 2.45	1.2		8	1	0	0	2	1	0	1	0	0	0	10	15	0.00	1.200
65 Jordan Jankowski, R (10, 1) ERA: 22.5	0.1	W	1	0	0	0	1	0	0	0	0	0	0	3	3	0.00	0.000

TOP

Detroit Tigers @ Houston Astros

Osceola County Stadium, Kissimmee, FL

Thu Mar 12 2015, 1:10 PM - 4:44 PM EDT

Att. 3,449 - Sunny - 86 F

livebaseballscorecards.com

AB	36
R	3
H	8
RBI	3
BB	3
SO	8
LOB	13

WP: 1 PB: 0 SB: 2 CS: 0

PA: 41

BOTTOM

Detroit Tigers @ Houston Astros

Osceola County Stadium, Kissimmee, FL

Thu Mar 12 2015, 1:10 PM - 4:44 PM EDT

Att. 3,449 - Sunny - 86 F

Batter	1	2	3	4	5	6	7	8	9	10	AB	R	H	RBI	BB	SO	LOB
27 Jose Altuve, R (1, 4) OBP: 0.417, SLG: 0.500	0-0 18 WP 4 FC4-2 2B		0-0 18 SF8 18 S 1-3 1B		1-0 15 BB 18 1B 2-H 1B		0-3 K 1	0-0 G5-4-3 2 3 1-2f		1-0 1-3 3-H 1B	3	0	3	1	0	0	0
2 Jonathan Villar, S (5, PR) OBP: 0.222, SLG: 0.375											0	0	0	0	0	0	0
3 Gregorio Petit, R (6, 4) OBP: 0.300, SLG: 0.300											3	0	1	1	0	1	2
(10, 5)																	
18 Luis Valbuena, L (1, 5) OBP: 0.467, SLG: 0.786	1-3 K 1 2-3		1-0 SF8 2 1-3 3-H		0-0 15 BB 1-2 1B		0-0 G6-3 2		4-0 76 G1-3 BB		2	0	1	1	0	1	1
72 Matt Duffy, R (5, PR) OBP: 0.333, SLG: 0.800											1	0	0	0	1	0	0
(6, 5)																	
78 Nolan Fontana, L (9, PR) OBP: 0.400, SLG: 0.250											0	0	0	0	0	0	0
(10, 4)																	
4 George Springer, R (1, 9) OBP: 0.471, SLG: 0.250	0-0 FC4-2 2 3-H		0-0 G4-3 3		0-3 K 1		4-0 26 BB BB		0-0 G1-3 1 1-2		3	0	0	0	0	1	4
76 Carlos Correa, R (6, 6) OBP: 0.308, SLG: 0.250											1	0	0	0	1	0	1
23 Chris Carter, R (1, 3) OBP: 0.313, SLG: 0.167	0-0 P3 3			0-0 G1-4-3 1	0-0 P2 2		4-0 1-2 BB		0-0 F9 2		3	0	0	0	0	0	3
26 Dan Johnson, L (7, 3)											1	0	0	0	1	0	2
15 Jason Castro, L (1, 2) OBP: 0.357, SLG: 0.417	0-0 P5 1			0-0 G4-3 2	4-0 1-2 2-3 BB		0-0 F9 3		4-0 BB		2	0	0	0	1	0	0
12 Max Stassi, R (7, 2) OBP: 0.545, SLG: 0.778											1	0	0	0	1	0	2
8 Jed Lowrie, S (1, 6) OBP: 0.400, SLG: 0.800	0-0 G4-3 2			0-0 28 BB 1B	0-0 G1-3 3			4-0 73 WP 19 S 73 E BB	0-0 F8 3		3	0	1	0	0	0	3
79 Andrew Aplin, L (6, 9) OBP: 0.300, SLG: 0.125											1	1	0	0	1	0	2
28 Colby Rasmus, L (1, 7) OBP: 0.545, SLG: 0.333	0-0 G5-3 3			4-0 1-2 BB		4-0 20 CS BB		1-3 K 1 1-2		0-0 F8 1	1	0	0	0	2	0	0
19 Robbie Grossman, S (6, PR) OBP: 0.533, SLG: 0.833											2	0	0	0	0	1	1
(7, 7)																	
16 Hank Conger, L (1, 10) OBP: 0.167, SLG: 0.091			0-0 G3 1	0-3 K 3		0-0 F7 1		1-0 FC6 20 BB 2-H		0-0 20 1B 3 1B 1B	3	0	0	0	0	1	3
73 Joe Sclafani, S (8, PH) OBP: 0.500, SLG: 0.500											2	1	1	0	0	0	0
(9, 10)																	
6 Jake Marisnick, R (1, 8) OBP: 0.500, SLG: 0.500			0-0 27 1B 18 SF8 1B		0-0 27 S 27 1B 2B		0-3 K 1-2	4-0 3 G5-4-3 1-2 BB		0-0 3 1B 3 WP 1-3 1B	2	2	2	0	0	0	0
20 Alex Presley, L (6, 8) OBP: 0.385, SLG: 0.273											2	0	1	0	1	1	1
Inning Stats	R: 0 H: 1 E: 0 LOB: 1 K: 1 BB: 0 S: 6 P: 7	R: 0 H: 0 E: 0 LOB: 0 K: 0 BB: 0 S: 3 P: 3	R: 1 H: 2 E: 0 LOB: 1 K: 0 BB: 0 S: 5 P: 6	R: 0 H: 1 E: 0 LOB: 2 K: 1 BB: 1 S: 6 P: 10	R: 1 H: 3 E: 0 LOB: 3 K: 1 BB: 1 S: 8 P: 13	R: 0 H: 0 E: 0 LOB: 1 K: 1 BB: 1 S: 4 P: 8	R: 0 H: 0 E: 0 LOB: 2 K: 1 BB: 2 S: 5 P: 13	R: 1 H: 0 E: 1 LOB: 1 K: 1 BB: 2 S: 5 P: 15	R: 0 H: 0 E: 0 LOB: 2 K: 0 BB: 2 S: 3 P: 11	R: 1 H: 3 E: 0 LOB: 2 K: 0 BB: 0 S: 4 P: 5	1B: 8 SF: 1 2B: 3 SAC: 0 3B: 0 DP: 2 HR: 0 HBP: 0						
											WP: 3 PA: 46 PB: 0 SB: 3 CS: 1						

livebaseballscorecards.com

AB	36
R	4
H	10
RBI	3
BB	9
SO	6
LOB	25

PITCHER		IP	WLS	BF	H	R	ER	SO	BB	IBB	HBP	BLK	WP	HR	S	P	ERA	WHIP
54 Drew VerHagen, R	(1, 1)	3.0		12	3	1	1	1	0	0	0	0	1	0	14	16	3.00	1.000
ERA: 4.5																		
60 Angel Nesbitt, R	(4, 1)	1.0		5	1	0	0	1	1	0	0	0	0	0	6	10	0.00	2.000
ERA: 2.25																		
65 Blaine Hardy, L	(5, 1)	1.0	H	8	3	1	1	1	2	0	0	0	0	0	8	17	9.00	5.000
ERA: 7.71																		
63 Kevin Ziomek, L	(6, 1)	1.0	H	2	0	0	0	1	0	0	0	0	0	0	4	4	0.00	0.000
ERA:																		
46 Ian Krol, L	(7, 1)	1.0	H	5	0	0	0	1	2	0	0	0	0	0	5	13	0.00	2.000
ERA: 4.5																		

PITCHER		IP	WLS	BF	H	R	ER	SO	BB	IBB	HBP	BLK	WP	HR	S	P	ERA	WHIP
58 José Váldez, R	(8, 1)	1.0	B	5	0	1	0	1	2	0	0	0	1	0	5	15	0.00	2.000
ERA: 2.25																		
75 Joe Mantiply, L	(9, 1)	1.0		5	0	0	0	0	2	0	0	0	0	0	3	11	0.00	2.000
ERA: 3.86																		
47 Johan Belisario, R	(10, 1)	0.1	L	4	3	1	1	0	0	0	0	0	1	0	4	5	27.00	9.000
ERA: 27.0																		

Philadelphia Phillies @ Detroit Tigers

Joker Marchant Stadium, Lakeland, FL

Thu Mar 12 2015, 1:05 PM - 3:55 PM EDT

Att. 7,948 - Partly Cloudy - 82 F

livebaseballscorecards.com

TOP

Batter	1	2	3	4	5	6	7	8	9	AB	R	H	RBI	BB	SO	LOB
2 Ben Revere, L (1, 8) OBP: 0.217, SLG: 0.143 19 Darin Mastroianni, R (6, 8) OBP: 0.125, SLG: 0.250	G4-3			G3	G3	F9			G4-3	4 1	0 0	0 0	0 0	0 0	0 0	1 0
37 Odúbel Herrera, L (1, 7) OBP: 0.391, SLG: 0.381 15 Jordan Danks, L (7, 7) OBP: 0.182, SLG: 0.100	9 G3 2B			F8	9 BB 6 E 1B		E4 9 G6-4-3		K	4 1	1 0	2 0	0 0	0 0	0 1	0 0
9 Domonic Brown, L (1, 9) OBP: 0.407, SLG: 0.286 17 Brian Bogusevic, L (7, 9) OBP: 0.429, SLG: 0.571	G3 2-3			BB	6 E 3 1B 1-2 BB		G6-4-3 1-2f			2 0	1 0	0 0	0 0	2 0	0 0	2 0
6 Ryan Howard, L (1, 3) OBP: 0.182, SLG: 0.182 77 Chris McGuiness, L (5, PR) OBP: 0.571, SLG: 0.400 (5, 3)		G4-3		K	E3 3 1B 1-3 2-H		BB			3 0	0 0	0 0	0 0	0 1	1 0	2 0
3 Jeff Francoeur, R (1, 10) OBP: 0.278, SLG: 0.389		K			13 1B 1B		G5-3			4	1	2	1	0	1	1
25 Cody Asche, L (1, 5) OBP: 0.353, SLG: 0.429 7 Maikel Franco, R (7, 5) OBP: 0.211, SLG: 0.211		P6			13 1B 1-2 4 3B 1B			F8		3 1	1 0	1 0	0 0	0 0	0 0	2 0
13 Freddy Galvis, S (1, 6) OBP: 0.273, SLG: 0.273 71 Cord Phelps, S (6, 4) OBP: 0.333, SLG: 0.333			F7		G3 4 3B 1-3 2-H 1B	F8		P5		3 1	1 0	1 0	1 0	0 0	0 0	0 0
4 Andrés Blanco, S (1, 4) OBP: 0.294, SLG: 0.647 (6, 6)			F9		29 G6-3 1-H 3-H 3B	G3		K		4	1	1	2	0	1	0
29 Cameron Rupp, R (1, 2) OBP: 0.444, SLG: 0.625 76 René García, R (7, 2)			G6-3		G6-3 3-H	2B			F9	3 1	0 0	1 0	1 0	0 0	0 0	0 0
Inning Stats	R: 0 E: 0 K: 0 S: 3 H: 1 LOB: 0 BB: 0 P: 4	R: 0 E: 0 K: 1 S: 5 H: 0 LOB: 0 BB: 0 P: 5	R: 0 E: 0 K: 0 S: 3 H: 0 LOB: 0 BB: 0 P: 3	R: 0 E: 0 K: 1 S: 5 H: 0 LOB: 1 BB: 1 P: 9	R: 6 E: 1 K: 0 S: 10 H: 6 LOB: 2 BB: 1 P: 16	R: 0 E: 0 K: 0 S: 4 H: 1 LOB: 1 BB: 0 P: 4	R: 0 E: 1 K: 0 S: 3 H: 0 LOB: 1 BB: 1 P: 7	R: 0 E: 0 K: 1 S: 5 H: 0 LOB: 0 BB: 0 P: 5	R: 0 E: 0 K: 1 S: 5 H: 0 LOB: 0 BB: 0 P: 5	1B: 5 2B: 2 3B: 1 HR: 0 SF: 0 SAC: 0 DP: 1 HBP: 0						

AB	35
R	6
H	8
RBI	5
BB	3
SO	4
LOB	8

WP: 0 PB: 0 SB: 1 CS: 0 PA: 38

PITCHER		IP	WLS	BF	H	R	ER	SO	BB	IBB	HBP	BLK	WP	HR	S	P	ERA	WHIP
35 Justin Verlander, R ERA:	(1, 1)	3.0		9	1	0	0	1	0	0	0	0	0	0	11	12	0.00	0.333
38 Joakim Soria, R ERA:	(4, 1)	1.0	H	4	0	0	0	1	1	0	0	0	0	0	5	9	0.00	1.000
36 Joe Nathan, R ERA: 9.82	(5, 1)	0.2	L	9	5	6	4	0	1	0	0	0	0	0	8	14	54.00	9.000
61 Whit Mayberry, R ERA:	(5, 1)	0.1		2	1	0	0	0	0	0	0	0	0	0	2	2	0.00	3.000
43 Bruce Rondón, R ERA:	(6, 1)	1.0		4	1	0	0	0	0	0	0	0	0	0	4	4	0.00	1.000
68 Omar Duran, L ERA:	(7, 1)	1.0		4	0	0	0	0	1	0	0	0	0	0	3	7	0.00	1.000
77 Tim Melville, R ERA: 3.0	(8, 1)	1.0		3	0	0	0	1	0	0	0	0	0	0	5	5	0.00	0.000
30 Alex Wilson, R ERA: 9.0	(9, 1)	1.0		3	0	0	0	1	0	0	0	0	0	0	5	5	0.00	0.000

BOTTOM

Philadelphia Phillies @ Detroit Tigers

Joker Marchant Stadium, Lakeland, FL

Thu Mar 12 2015, 1:05 PM - 3:55 PM EDT

Att. 7,948 - Partly Cloudy - 82 F

Batter	1	2	3	4	5	6	7	8	9	AB	R	H	RBI	BB	SO	LOB
20 Rajai Davis, R (1, 8) OBP: 0.238, SLG: 0.176 63 Wynton Bernard, R (7, 8) OBP: 0.417, SLG: 0.545	C C C 0-3 K ①	x 0-0 SF8 ② 3-H			x 0-0 F7 ①		x 0-0 FC5-4 ② 17 BB 27 S 76 1B 1-2f	x 0-0 1B 1-3		2 2	0 1	0 1	1 1	0 0	1 0	0 1
26 Hernán Pérez, R (1, 6) OBP: 0.286, SLG: 0.350 27 Garrett Mattlage, S (7, 6)	x 0-0 P3 ②	B x 1-0 G6-3 ③ 1-2			x 0-0 G3-1 ②		B B B B 4-0 17 BB 76 1B 1-2 BB	x 0-0 G5-3 ③		3 1	0 1	0 1	0 0	0 1	0 0	1 2
28 J.D. Martinez, R (1, 9) OBP: 0.526, SLG: 0.882 17 Jeff McVaney, R (7, 9) OBP: 1.000, SLG: 1.000	C x 0-1 HR	x 0-0 P3 ①			x 0-0 2B	B B B B 4-0 76 1B 39 1B 1-2 2-3 BB	x 0-0 76 G5-4-3 1B			3 1	1 1	2 1	1 0	0 1	0 0	0 0
52 Yoenis Cespedes, R (1, 10) OBP: 0.353, SLG: 0.563 76 Jefry Marte, R (3, PH) OBP: 0.235, SLG: 0.250 (4, 10)	x 0-0 18 E 1B	x 0-0 L7 ②			x 0-0 P2 ③		x 0-0 39 1B 70 1B 1-3 2-H 3-H 1B		x 0-0 G5-4-3 ①② 1-2f	1 4	0 0	1 1	0 2	0 0	0 0	0 2
18 Tyler Collins, L (1, 7) OBP: 0.450, SLG: 0.400 39 Ben Verlander, R (7, 7) OBP: 1.000, SLG: 1.000	x 0-0 E7 1-3		B B B B 4-0 BB			x 0-0 G1 ①	x 0-0 70 1B 1-2 3-H 1B		x 0-0 1B	2 2	0 0	0 2	0 1	0 0	1 0	0 0
50 Bryan Holaday, R (1, 2) OBP: 0.167, SLG: 0.182 70 Miguel Gonzalez, R (7, 2) OBP: 0.333, SLG: 0.333	x 0-0 L7 ③	x 0-0 G1-3 ③				C C C 0-3 K ②	x 0-0 ③ 1-2 2-H 1B		x 0-0 G4-3 ③	3 2	0 0	0 1	0 0	0 0	1 0	3 1
74 Jordan Lennerton, L (1, 3) OBP: 0.381, SLG: 0.313 29 Dominic Ficociello, S (7, 3)		x 0-0 F8 ①		x 0-0 G3 ①		x 0-0 G3 ③		S S S 0-3 K ①		3 1	0 0	0 0	0 0	0 0	0 1	0 0
81 Josh Wilson, R (1, 4) OBP: 0.389, SLG: 0.313 33 Javier Betancourt, R (7, 4) OBP: 0.333, SLG: 0.333		x 0-0 17 1B 20 SF8 1B		x 0-0 G5-3 ②			x 0-0 22 FC5-4 1B	x 0-0 63 1B 1B		2 2	1 0	1 2	0 0	0 0	0 0	0 0
17 Andrew Romine, S (1, 5) OBP: 0.200, SLG: 0.143 22 Wade Gaynor, R (7, 5) OBP: 0.500, SLG: 0.250		x 0-0 26 S 1-3 1B		x 0-0 G4-3 ③			x 0-0 FC5-4 ① 63 FC5-4 1-2f	x 0-0 P4 ②		2 2	0 0	1 0	0 0	0 0	0 0	0 2
Inning Stats	R: 1 H: 2 E: 1 LOB: 2 K: 1 BB: 0 S: 9 P: 9	R: 1 H: 2 E: 0 LOB: 1 K: 0 BB: 0 S: 5 P: 6	R: 0 H: 0 E: 0 LOB: 1 K: 0 BB: 1 S: 3 P: 7	R: 0 H: 0 E: 0 LOB: 0 K: 0 BB: 0 S: 3 P: 3	R: 0 H: 1 E: 0 LOB: 1 K: 0 BB: 0 S: 4 P: 4	R: 0 H: 0 E: 0 LOB: 0 K: 1 BB: 0 S: 5 P: 5	R: 3 H: 4 E: 0 LOB: 2 K: 0 BB: 2 S: 6 P: 14	R: 0 H: 2 E: 0 LOB: 2 K: 1 BB: 0 S: 7 P: 7	R: 0 H: 2 E: 0 LOB: 1 K: 0 BB: 0 S: 4 P: 4	1B: 11 SF: 1 2B: 1 SAC: 0 3B: 0 DP: 1 HR: 1 HBP: 0						

livebaseballscorecards.com

AB	38
R	5
H	13
RBI	5
BB	3
SO	3
LOB	13

WP: 0 PA: 42
PB: 0
SB: 2
CS: 0

PITCHER	IP	WLS	BF	H	R	ER	SO	BB	IBB	HBP	BLK	WP	HR	S	P	ERA	WHIP
31 Jerome Williams, R (1, 1) ERA: 3.38	3.0		15	4	2	2	1	1	0	0	0	0	1	17	22	6.00	1.667
55 David Buchanan, R (4, 1) ERA: 2.57	3.0	W	10	1	0	0	1	0	0	0	0	0	0	12	12	0.00	0.333
50 Héctor Neris, R (7, 1) ERA: 6.75	0.2		6	2	3	3	0	2	0	0	0	0	0	4	12	40.50	6.000
59 Kevin Slowey, R (7, 1) ERA:	1.0	H	6	4	0	0	1	0	0	0	0	0	0	8	8	0.00	4.000
57 Luis García, R (8, 1) ERA:	1.1	S	5	2	0	0	0	0	0	0	0	0	0	5	5	0.00	1.500

PITCHER	IP	WLS	BF	H	R	ER	SO	BB	IBB	HBP	BLK	WP	HR	S	P	ERA	WHIP

Detroit Tigers @ Atlanta Braves

Champion Stadium, Lake Buena Vista, FL

Fri Mar 13 2015, 1:07 PM - 4:21 PM EDT

Att. 6,641 - Partly Cloudy - 82 F

TOP

livebaseballscorecards.com

Batter	1	2	3	4	5	6	7	8	9	AB	R	H	RBI	BB	SO	LOB
12 Anthony Gose, L (1, 8) OBP: 0.600, SLG: 0.955	1 G4-3 3B			G4-3		G4-3	F9		73 3B BB 1-2 2-3	3	1	1	0	1	0	0
29 Daniel Fields, L (7, PH) OBP: 0.500, SLG: 0.900 (7, 8)										1	0	0	0	0	0	3
64 Xavier Avery, L (9, PH) OBP: 0.462, SLG: 0.455 (9, 8)	BB 1-2									0	1	0	0	1	0	0
1 Jose Iglesias, R (1, 10) OBP: 0.214, SLG: 0.231	G4-3 3-H			28 HBP BB		P4		L6	63 1B 3B 1-H 2-H 3-H	3	0	0	1	1	0	3
73 Jason Krizan, L (8, PH) OBP: 0.133, SLG: 0.500 (8, 10)	F7									2	1	1	3	0	0	0
28 J.D. Martinez, R (1, 9) OBP: 0.522, SLG: 0.789	K	BB		1-0 1-2 HBP		F9		K	G3	2	0	0	0	1	1	0
33 Steven Moya, L (7, 9) OBP: 0.211, SLG: 0.421										2	0	0	0	0	1	1
18 Tyler Collins, L (1, 7) OBP: 0.375, SLG: 0.316	E4 74 1B 34 1B	K		K			F8	80 2B 2B	80 G4-3 1B 3-H	4	1	0	0	0	2	3
63 Wynton Bernard, R (7, 7) OBP: 0.500, SLG: 0.692										2	1	2	1	0	0	0
74 Jordan Lennerton, L (1, 3) OBP: 0.400, SLG: 0.400	26 BB 34 1B 17 BB 1B 1-2	F8		G6-3			17 WP 81 1B 2B	71 1B 2B 2-H	G4-3 1-2f	4	2	2	0	0	0	3
80 Aaron Westlake, L (7, 3) OBP: 0.364, SLG: 0.474										2	1	1	1	0	0	1
34 James McCann, R (1, 2) OBP: 0.438, SLG: 0.400	17 BB 26 BB 81 1B 1-2 2-H 1B	G4-3			K		L8	76 FC6-4 1B 2-H		2	1	1	1	0	0	1
71 Austin Green, R (4, 2) OBP: 0.200, SLG: 0.200										3	0	1	1	0	1	1
26 Hernán Pérez, R (1, 5) OBP: 0.360, SLG: 0.364	17 BB 81 1B 1-2 2-3 BB		L8		17 S 1B		81 1B 17 WP HBP	FC6-4 1-2f		2	1	1	0	1	0	0
76 Jefry Marte, R (7, 5) OBP: 0.222, SLG: 0.235										1	0	0	0	0	0	1
17 Andrew Romine, S (1, 6) OBP: 0.263, SLG: 0.125	81 1B 1-2 2-3 3-H BB		G4-3		K 1-2		81 1B 1-2 2-3 BB		64 BB 81 BB 73 3B 1B	2	0	0	1	2	1	1
49 Dixon Machado, R (7, 6) OBP: 0.353, SLG: 0.400										1	1	1	0	0	0	0
81 Josh Wilson, R (1, 4) OBP: 0.435, SLG: 0.350	12 BB 1-3 2-H 3-H 1B		G6-3		F8		1-2 2-3 3-H 1B		64 BB 73 3B 1-2 BB	4	1	2	3	1	0	1

Inning Stats																					
	R: 5	H: 4	R: 0	H: 0	R: 0	H: 0	R: 0	H: 0	R: 0	H: 1	R: 0	H: 0	R: 1	H: 2	R: 2	H: 3	R: 4	H: 3	1B: 8	SF: 0	WP: 1	PA: 50
	E: 1	LOB: 3	E: 0	LOB: 1	E: 0	LOB: 0	E: 0	LOB: 2	E: 0	LOB: 1	E: 0	LOB: 0	E: 0	LOB: 3	E: 0	LOB: 1	E: 0	LOB: 0	2B: 4	SAC: 0	PB: 0	
	K: 1	BB: 3	K: 1	BB: 1	K: 0	BB: 0	K: 1	BB: 1	K: 2	BB: 0	K: 0	BB: 0	K: 0	BB: 1	K: 1	BB: 0	K: 0	BB: 2	3B: 2	DP: 1	SB: 1	
	S: 11	P: 23	S: 5	P: 9	S: 3	P: 3	S: 5	P: 10	S: 8	P: 8	S: 3	P: 3	S: 5	P: 10	S: 8	P: 8	S: 5	P: 13	HR: 0	HBP: 2	CS: 0	

PITCHER		IP	WLS	BF	H	R	ER	SO	BB	IBB	HBP	BLK	WP	HR	S	P	ERA	WHIP
48 Mike Foltynewicz, R ERA: 7.71	(1, 1)	0.2	L	8	3	5	1	1	2	0	0	0	0	0	9	17	13.50	7.500
73 Todd Coffey, R ERA:	(1, 1)	0.1		3	1	0	0	0	1	0	0	0	0	0	2	6	0.00	6.000
51 James Russell, L ERA:	(2, 1)	2.0		7	0	0	0	1	1	0	0	0	0	0	8	12	0.00	0.500
74 Cody Martin, R ERA:	(4, 1)	3.0		12	1	0	0	3	1	0	1	0	0	0	16	21	0.00	0.667
57 Jose Veras, R ERA: 14.73	(7, 1)	1.0		7	2	1	1	0	1	0	1	0	1	0	5	10	9.00	3.000

PITCHER		IP	WLS	BF	H	R	ER	SO	BB	IBB	HBP	BLK	WP	HR	S	P	ERA	WHIP
Aaron Kurcz, R ERA: 10.8	(8, 1)	1.0		6	3	2	2	1	0	0	0	0	0	0	8	8	18.00	3.000
81 Lucas Sims, R ERA: 27.0	(9, 1)	0.1		6	3	4	4	0	2	0	0	0	0	0	4	12	108.00	15.000
33 Jake Brigham, R ERA: 5.4	(9, 1)	0.2		1	0	0	0	0	0	0	0	0	0	0	1	1	0.00	0.000

AB	40
R	12
H	13
RBI	12
BB	8
SO	6
LOB	19

Detroit Tigers @ Atlanta Braves

Champion Stadium, Lake Buena Vista, FL

Fri Mar 13 2015, 1:07 PM - 4:21 PM EDT

Att. 6,641 - Partly Cloudy - 82 F

livebaseballscorecards.com

BOTTOM

Batter	1	2	3	4	5	6	7	8	9	AB	R	H	RBI	BB	SO	LOB
19 Andrelton Simmons, R (1, 10) OBP: 0.333, SLG: 0.333 96 Mycal Jones, R (8, PH) OBP: 0.400, SLG: 0.600 (9, 10)	K			G5-3		1 G4-3 1B		K		3 0 1 0 0 1 0 1 0 0 0 0 1 0						
1 Alberto Callaspo, S (1, 4) OBP: 0.095, SLG: 0.100 87 Sean Kazmar Jr., R (8, 4) OBP: 0.500, SLG: 0.500	G6-3			F8		G4-3 1-2f		G5-3		3 0 0 0 0 0 1 1 0 0 0 0 0 0						
5 Freddie Freeman, L (1, 3) OBP: 0.455, SLG: 0.842 54 Joey Terdoslavich, S (7, PR) OBP: 0.409, SLG: 0.550 (8, 9)	G5-3			1B			23 1B 15 1B 14 SF8 BB	G1-3		2 0 1 0 1 0 0 1 1 0 0 0 0 0						
7 Jonny Gomes, R (1, 7) OBP: 0.150, SLG: 0.111 Sean Godfrey, R (8, 7)		F8		F9			K		G5-3	3 0 0 0 0 1 2 1 0 0 0 0 0 0						
15 A.J. Pierzynski, L (1, 2) OBP: 0.571, SLG: 0.545 82 Braeden Schlehuber, R (7, PR) OBP: 0.222, SLG: 0.125 (8, 2)		P3			2B		14 SF8 23 1B 78 1B 1-2		E5 91 FC6-4	3 0 2 0 0 0 0 1 1 0 0 0 0 0						
23 Chris Johnson, R (1, 5) OBP: 0.143, SLG: 0.143 91 Corban Joseph, L (7, PR) (8, 5)		F7			G4-3		78 1B 1-2 2-3		FC6-4 1-2f	3 0 1 0 0 0 1 1 0 0 0 0 0 1						
14 Zoilo Almonte, S (1, 8) OBP: 0.292, SLG: 0.200 92 Barrett Kleinknecht, R (8, 3)			K		L7		SF8 2-3 3-H		G4-3	2 0 0 1 0 1 1 1 0 0 0 0 0 1						
78 Cedric Hunter, L (1, 9) OBP: 0.250, SLG: 0.118 (8, 8)			P4		P5		1-2 3-H			3 0 1 1 0 0 1						
61 Pedro Ciriaco, R (1, 6) OBP: 0.273, SLG: 0.455			P4			F7	L7			3 0 0 0 0 0 2						
Inning Stats	R: 0 E: 0 K: 1 S: 5 H: 0 LOB: 0 BB: 0 P: 5	R: 0 E: 0 K: 0 S: 3 H: 0 LOB: 0 BB: 0 P: 3	R: 0 E: 0 K: 1 S: 5 H: 0 LOB: 0 BB: 0 P: 5	R: 0 E: 0 K: 0 S: 4 H: 1 LOB: 1 BB: 0 P: 4	R: 0 E: 0 K: 0 S: 4 H: 1 LOB: 1 BB: 0 P: 4	R: 0 E: 0 K: 0 S: 3 H: 1 LOB: 0 BB: 0 P: 3	R: 2 E: 0 K: 1 S: 8 H: 3 LOB: 2 BB: 1 P: 12	R: 0 E: 0 K: 1 S: 5 H: 0 LOB: 0 BB: 0 P: 5	R: 0 E: 1 K: 0 S: 4 H: 0 LOB: 1 BB: 0 P: 4	1B: 5 2B: 1 3B: 0 HR: 0	SF: 1 SAC: 0 DP: 1 HBP: 0						

AB	32
R	2
H	6
RBI	2
BB	1
SO	4
LOB	10

PITCHER		IP	WLS	BF	H	R	ER	SO	BB	IBB	HBP	BLK	WP	HR	S	P	ERA	WHIP
61 Shane Greene, R ERA: 5.4	(1, 1)	3.0	W	9	0	0	0	2	0	0	0	0	0	0	13	13	0.00	0.000
44 Joba Chamberlain, R ERA: 6.0	(4, 1)	1.0		4	1	0	0	0	0	0	0	0	0	0	4	4	0.00	1.000
62 Al Alburquerque, R ERA: 4.5	(5, 1)	1.0		4	1	0	0	0	0	0	0	0	0	0	4	4	0.00	1.000
45 Buck Farmer, R ERA: 10.38	(6, 1)	1.1		7	3	2	2	1	1	0	0	0	0	0	8	12	13.50	3.000
40 Josh Zeid, R ERA: 4.76	(7, 1)	1.2		6	1	0	0	1	0	0	0	0	0	0	8	8	0.00	0.600

PITCHER		IP	WLS	BF	H	R	ER	SO	BB	IBB	HBP	BLK	WP	HR	S	P	ERA	WHIP
39 Luke Putkonen, R ERA: 7.36	(9, 1)	1.0		4	0	0	0	0	0	0	0	0	0	0	4	4	0.00	0.000

WP: 0 PB: 0 SB: 0 CS: 0 PA: 34

Detroit Tigers @ New York Yankees

George M. Steinbrenner Field, Tampa, FL

Sat Mar 14 2015, 1:09 PM - 3:33 PM EDT

Att. 10,682 - Partly Cloudy - 82 F

TOP

livebaseballscorecards.com

Batter	1	2	3	4	5	6	7	8	9	AB	R	H	RBI	BB	SO	LOB
20 Rajai Davis, R (1, 8) OBP: 0.292, SLG: 0.263	F8		1 SAFE CS 1-2	81 BLK 81 G6-3 2B		BB		K		2	1	1	0	1	0	0
19 Connor Harrell, R (7, 8)										1	0	0	0	0	1	1
81 Josh Wilson, R (1, 4) OBP: 0.385, SLG: 0.304	K			G6-3 2-H		L9			F9	3	0	0	1	0	1	1
9 Joey Pankake, R (8, 4)										1	0	0	0	0	0	0
28 J.D. Martinez, R (1, 10) OBP: 0.444, SLG: 0.652	G6-3			G4-3		K			K	4	0	0	0	0	2	1
9 Nick Castellanos, R (1, 5) OBP: 0.391, SLG: 0.550		K		2B			K		G6-3	3	0	1	0	0	2	0
22 Wade Gaynor, R (7, 5) OBP: 0.429, SLG: 0.200										1	0	0	0	0	0	0
33 Steven Moya, L (1, 9) OBP: 0.182, SLG: 0.364		K		F9			G5-3			3	0	0	0	0	1	1
17 Jeff McVaney, R (7, 9) OBP: 1.000, SLG: 1.000										0	0	0	0	0	0	0
74 Jordan Lennerton, L (1, 3) OBP: 0.357, SLG: 0.348		K			G4-3		F9			3	0	0	0	0	1	0
29 Dominic Ficociello, S (7, 3)					K					0	0	0	0	0	0	0
50 Bryan Holaday, R (1, 2) OBP: 0.143, SLG: 0.154			G4-3					49 G4-3 2B		2	0	0	0	0	1	0
79 Manny Piña, R (7, 2) OBP: 0.300, SLG: 0.250					K					1	0	1	0	0	0	0
49 Dixon Machado, R (1, 6) OBP: 0.300, SLG: 0.333			G6-3		K			G4-3 2-3		3	0	0	0	0	1	1
17 Andrew Romine, S (1, 7) OBP: 0.286, SLG: 0.118			BB 20 CS			G3-1		K		1	0	0	0	1	0	0
39 Ben Verlander, R (7, 7) OBP: 0.667, SLG: 0.667										1	0	0	0	0	1	1

Inning Stats	1	2	3	4	5	6	7	8	9
R	0	0	0	1	0	0	0	0	0
E	0	0	0	0	0	0	0	0	0
K	1	3	0	0	2	1	1	2	1
S	6	9	2	5	7	5	5	8	5
H	0	0	0	2	0	0	0	1	0
LOB	0	0	0	1	0	1	0	1	0
BB	0	0	1	0	0	1	0	0	0
P	6	9	6	5	7	9	5	8	5

1B	0	
2B	3	
3B	0	
HR	0	
SF	0	
SAC	0	
DP	0	
HBP	0	
WP	0	
PB	0	
SB	0	
CS	1	
PA	32	

	AB	29
	R	1
	H	3
	RBI	1
	BB	2
	SO	11
	LOB	6

PITCHER		IP	WLS	BF	H	R	ER	SO	BB	IBB	HBP	BLK	WP	HR	S	P	ERA	WHIP
35 Michael Pineda, R ERA:	(1, 1)	3.0		9	0	0	0	4	1	0	0	0	0	0	17	21	0.00	0.333
68 Dellin Betances, R ERA: 3.0	(4, 1)	1.0	B	5	2	1	1	0	0	0	0	1	0	0	5	5	9.00	2.000
48 Andrew Miller, L ERA: 2.25	(5, 1)	1.0		3	0	0	0	2	0	0	0	0	0	0	7	7	0.00	0.000
90 Nick Rumbelow, R ERA: 2.45	(6, 1)	1.1	W	5	0	0	0	2	1	0	0	0	0	0	8	12	0.00	0.750
89 James Pazos, L ERA: 3.86	(7, 1)	0.2	H	2	0	0	0	0	0	0	0	0	0	0	2	2	0.00	0.000

PITCHER		IP	WLS	BF	H	R	ER	SO	BB	IBB	HBP	BLK	WP	HR	S	P	ERA	WHIP
97 Jaron Long, R ERA:	(8, 1)	1.0	H	4	1	0	0	2	0	0	0	0	0	0	8	8	0.00	1.000
31 Jared Burton, R ERA:	(9, 1)	1.0	S	3	0	0	0	1	0	0	0	0	0	0	5	5	0.00	0.000

BOTTOM

Detroit Tigers @ New York Yankees

George M. Steinbrenner Field, Tampa, FL

Sat Mar 14 2015, 1:09 PM - 3:33 PM EDT

Att. 10,682 - Partly Cloudy - 82 F

Batter	1	2	3	4	5	6	7	8	9	AB	R	H	RBI	BB	SO	LOB
18 Didi Gregorius, L (1, 6) OBP: 0.278, SLG: 0.400	F8		SF9 3-H			14 1B 12 1B 25 FC4-6 1B	K			2	1	1	1	0	0	0
60 Nick Noonan, L (7, 6) OBP: 0.313, SLG: 0.429										1	0	0	0	0	1	1
12 Chase Headley, S (1, 5) OBP: 0.400, SLG: 0.474	2B		G5-3			14 1B 25 E 1-2 1B	98 BLK 1-3 BB			3	0	2	0	0	0	0
97 Jonathan Galvez, R (6, PR) OBP: 0.353, SLG: 0.400										0	1	0	0	1	0	0
(7, 5)																
14 Stephen Drew, L (1, 4) OBP: 0.263, SLG: 0.125	F8		K			25 FC4-6 1-2 2-3 1B	K 1-2 3-H			3	0	1	0	0	1	1
98 Rob Refsnyder, R (7, 4) OBP: 0.474, SLG: 0.438										1	0	0	0	0	1	1
25 Mark Teixeira, S (1, 3) OBP: 0.211, SLG: 0.167	K			G6-3		FC4-6 55 1B 1-2f 2-H 3-H		F8		3	0	0	1	0	1	2
95 Greg Bird, L (6, PR) OBP: 0.429, SLG: 0.846										1	0	0	0	0	0	0
(7, 3)																
33 Garrett Jones, L (1, 10) OBP: 0.333, SLG: 0.313		E6 55 G6-4-3		K		K		K		3	0	0	0	0	2	1
73 Dan Fiorito, R (8, PH)										1	0	0	0	0	1	0
(9, 10)																
55 Austin Romine, R (1, 2) OBP: 0.357, SLG: 0.333		G6-4-3 1-2f		F9		1-3 1B		K		3	0	1	0	0	0	1
99 Aaron Judge, R (6, PR) OBP: 0.438, SLG: 0.583										1	0	0	0	0	1	0
(7, 9)																
79 Tyler Austin, R (1, 9) OBP: 0.200, SLG: 0.429		2B		G5-3		L7				3	0	1	0	0	0	2
78 Gary Sánchez, R (7, 2) OBP: 0.100, SLG: 0.444										0	0	0	0	0	0	0
93 Jake Cave, L (1, 7) OBP: 0.417, SLG: 0.750		G4-3		K			74 FC4-6 1B			2	0	0	0	0	1	1
77 Ramón Flores, L (7, 7) OBP: 0.294, SLG: 0.438										1	0	1	0	0	0	0
80 Mason Williams, L (1, 8) OBP: 0.429, SLG: 0.750			18 SF9 3B	K			FC4-6 97 S 98 BLK 1-2f			2	1	1	0	0	1	0
74 Slade Heathcott, L (7, 8) OBP: 0.571, SLG: 0.818										1	1	0	0	0	0	1
Inning Stats	R: 0 E: 0 K: 1 S: 6 H: 1 LOB: 1 BB: 0 P: 6	R: 0 E: 1 K: 0 S: 4 H: 1 LOB: 1 BB: 0 P: 4	R: 1 E: 0 K: 1 S: 6 H: 1 LOB: 0 BB: 0 P: 6	R: 0 E: 0 K: 1 S: 5 H: 0 LOB: 0 BB: 0 P: 5	R: 0 E: 0 K: 2 S: 7 H: 0 LOB: 0 BB: 0 P: 7	R: 2 E: 1 K: 1 S: 9 H: 4 LOB: 2 BB: 0 P: 9	R: 1 E: 0 K: 2 S: 8 H: 1 LOB: 1 BB: 1 P: 12	R: 0 E: 0 K: 2 S: 7 H: 0 LOB: 0 BB: 0 P: 7		1B: 5 2B: 2 3B: 1 HR: 0 SF: 1 SAC: 0 DP: 1 HBP: 0						

livebaseballscorecards.com

AB	31
R	4
H	8
RBI	2
BB	1
SO	10
LOB	11

PITCHER	IP	WLS	BF	H	R	ER	SO	BB	IBB	HBP	BLK	WP	HR	S	P	ERA	WHIP
53 Kyle Lobstein, L (1, 1) ERA: 3.0	3.0		12	3	1	1	2	0	0	0	0	0	0	16	16	3.00	1.000
56 Kyle Ryan, L (4, 1) ERA:	2.0		6	0	0	0	3	0	0	0	0	0	0	12	12	0.00	0.000
67 Rafael Dolis, R (6, 1) ERA: 5.4	1.0	L	7	4	2	2	1	0	0	0	0	0	0	9	9	18.00	4.000
46 Ian Krol, L (7, 1) ERA: 5.4	1.0		5	1	1	1	2	1	0	0	1	0	0	8	12	9.00	2.000
66 Alberto Cabrera, R (8, 1) ERA: 7.5	1.0		3	0	0	0	2	0	0	0	0	0	0	7	7	0.00	0.000

PITCHER	IP	WLS	BF	H	R	ER	SO	BB	IBB	HBP	BLK	WP	HR	S	P	ERA	WHIP

Philadelphia Phillies @ Detroit Tigers

Joker Marchant Stadium, Lakeland, FL

Sat Mar 14 2015, 1:08 PM - 3:59 PM EDT

Att. 7,456 - Partly Cloudy - 84 F

livebaseballscorecards.com

Batter	1	2	3	4	5	6	7	8	9	AB	R	H	RBI	BB	SO	LOB
37 Odúbel Herrera, L (1, 8) OBP: 0.346, SLG: 0.333 19 Darin Mastroianni, R (6, 8) OBP: 0.111, SLG: 0.222	C C C 0-3 ① K	X 0-0 ② G4-3			X 0-0 ① B5-3		X 0-0 ③ FC6-4 1-2f			3 0 0 0 0 1 0 1 0 0 0 0 0 1						
71 Cord Phelps, S (1, 4) OBP: 0.400, SLG: 0.308 27 Chris Nelson, R (8, PH) OBP: 0.500, SLG: 0.333 (8, 4)	B B B B 4-0 24 1B 17 WP BB	S S S 0-3 ③ K			B B B B 4-0 24 CS BB			B B B B 4-0 15 G3-6-3 BB		1 1 0 0 2 1 0 0 0 0 0 1 0 0						
24 Grady Sizemore, L (1, 7) OBP: 0.211, SLG: 0.118 15 Jordan Danks, L (5, 7) OBP: 0.167, SLG: 0.091	X 0-0 17 WP 17 HR 1-3 1B	X 0-0 ① F8			C S S 0-3 ② ③ K 1-2			X 0-0 ① ② G3-6-3 1-2f		3 1 1 0 0 1 1 1 0 0 0 0 0 1						
17 Brian Bogusevic, L (1, 9) OBP: 0.455, SLG: 1.091	B S S X 1-2 1-H 3-H HR	C X 0-1 HR				X 0-0 ① F7		X 0-0 ③ L6		4 2 2 3 0 0 0						
51 Carlos Ruiz, R (1, 10) OBP: 0.056, SLG: 0.111 Xavier Paul, L (9, PH) OBP: 0.143, SLG: 0.571 (9, 10)	X 0-0 68 E 2B	X 0-0 ② G4-3				X 0-0 ② L7			X 0-0 ① F8	3 0 1 0 0 0 0 1 0 0 0 0 0 0						
68 Russ Canzler, R (1, 3) OBP: 0.083, SLG: 0.083 (7, 5)	X 0-0 E5 2-3	X 0-0 ③ L8				X 0-0 ③ G6-3			X 0-0 77 1B 62 PB 1B	4 1 1 0 0 0 1						
7 Maikel Franco, R (1, 5) OBP: 0.182, SLG: 0.182 77 Chris McGuiness, L (7, 3) OBP: 0.556, SLG: 0.429	B S S S 1-3 ② K		X 0-0 ① G6-3				X 0-0 ① G6-3		X 0-0 62 PB 1-3 1B	3 0 0 0 0 1 2 1 0 1 0 0 0 0						
4 Andrés Blanco, S (1, 6) OBP: 0.250, SLG: 0.550 62 Chase d'Arnaud, R (7, 6) OBP: 0.333, SLG: 0.333	X 0-0 ③ G3		X 0-0 ② G3-1				X 0-0 ② F8		B S S S 1-3 ② K 1-2 3-H	3 0 0 0 0 0 2 1 0 0 0 0 1 1						
73 Tommy Joseph, R (1, 2) OBP: 0.182, SLG: 0.182 40 Aaron Altherr, R (7, PR) OBP: 0.286, SLG: 0.286 76 René García, R (7, 2) 25 Cody Asche, L (9, PH) OBP: 0.333, SLG: 0.389 47 Koyie Hill, S (9, 2)		X 0-0 ① G5-3		X 0-0 ③ F9			X 0-0 19 FC6-4 1B		X 0-0 ③ F8	3 0 1 0 0 0 0 0 0 0 0 0 0 0 0 0 0 0 0 0 0 1 0 0 0 0 0 1 0 0 0 0 0 0 0						
Inning Stats	R: 3 H: 3 E: 1 LOB: 2 K: 2 BB: 1 S: 13 P: 19	R: 0 H: 0 E: 0 LOB: 0 K: 1 BB: 0 S: 5 P: 5	R: 1 H: 1 E: 0 LOB: 0 K: 0 BB: 0 S: 5 P: 5	R: 0 H: 0 E: 0 LOB: 0 K: 0 BB: 0 S: 3 P: 3	R: 0 H: 0 E: 0 LOB: 0 K: 1 BB: 1 S: 4 P: 8	R: 0 H: 0 E: 0 LOB: 0 K: 0 BB: 0 S: 3 P: 3	R: 0 H: 1 E: 0 LOB: 1 K: 0 BB: 0 S: 4 P: 4	R: 0 H: 0 E: 0 LOB: 0 K: 0 BB: 1 S: 2 P: 6	R: 1 H: 2 E: 0 LOB: 1 K: 1 BB: 0 S: 7 P: 8	1B: 4 SF: 0 2B: 1 SAC: 0 3B: 0 DP: 1 HR: 2 HBP: 0						

TOP	
AB	33
R	5
H	7
RBI	3
BB	3
SO	5
LOB	10

WP: 1 PB: 1 SB: 0 CS: 1 PA: 36

PITCHER		IP	WLS	BF	H	R	ER	SO	BB	IBB	HBP	BLK	WP	HR	S	P	ERA	WHIP
19 Aníbal Sánchez, R ERA: 6.48	(1, 1)	4.0		18	4	4	4	3	1	0	0	0	1	2	26	32	9.00	1.250
36 Joe Nathan, R ERA: 7.71	(5, 1)	1.0		3	0	0	0	1	1	0	0	0	0	0	4	8	0.00	1.000
38 Joakim Soria, R ERA:	(6, 1)	1.0		3	0	0	0	0	0	0	0	0	0	0	3	3	0.00	0.000
32 Tom Gorzelanny, L ERA: 7.2	(7, 1)	1.0		4	1	0	0	0	0	0	0	0	0	0	4	4	0.00	1.000
68 Omar Duran, L ERA:	(8, 1)	1.0		3	0	0	0	0	1	0	0	0	0	0	2	6	0.00	1.000

PITCHER		IP	WLS	BF	H	R	ER	SO	BB	IBB	HBP	BLK	WP	HR	S	P	ERA	WHIP
30 Alex Wilson, R ERA: 7.2	(9, 1)	1.0	L	5	2	1	0	1	0	0	0	0	0	0	7	8	0.00	2.000

BOTTOM

Philadelphia Phillies @ Detroit Tigers

Joker Marchant Stadium, Lakeland, FL

Sat Mar 14 2015, 1:08 PM - 3:59 PM EDT

Att. 7,456 - Partly Cloudy - 84 F

livebaseballscorecards.com

Batter	1	2	3	4	5	6	7	8	9	AB	R	H	RBI	BB	SO	LOB
12 Anthony Gose, L (1, 8) OBP: 0.586, SLG: 0.880 63 Wynton Bernard, R (8, 8) OBP: 0.467, SLG: 0.643	BBBB 4-0 26 1B 29 SF8 BB	X 0-0 ③ P5		X 0-0 ② G1-3		X 0-0 26 CS 1-3 1B			X 0-0 ① F8	3 1 1 0 1 0 1 1 0 0 0 0 0 1						
26 Hernán Pérez, R (1, 6) OBP: 0.414, SLG: 0.462 Steven Fuentes, S (8, 6)	X 0-0 29 SF8 1-3 1B		X 0-0 18 G3 29 WP 2B	X 0-0 18 CS 1B		B 1-0 ③ CS 1-2	X 0-0 ① G5-3		B X 1-0 ②③ L1 1-2	4 1 3 0 0 0 0 1 0 0 0 0 0 1						
18 Tyler Collins, L (1, 10) OBP: 0.357, SLG: 0.304	X 0-0 ① F7		X 0-0 ① G3 2-3	SSB 1-2 ③ CS 1-2	X 0-0 ① F7		X 0-0 1B			4 0 1 0 0 0 3						
29 Daniel Fields, L (1, 9) OBP: 0.462, SLG: 0.818 17 Mike Gerber, L (8, 9)	X 0-0 ② SF8 1-2 3-H		BBBB 4-0 76 S 80 1B 3-H BB		SSS 0-3 ② K		X 0-0 ② F8			2 1 0 1 1 1 1 0 0 0 0 0 0 0						
76 Jefry Marte, R (1, 5) OBP: 0.318, SLG: 0.421 86 Zac Shepherd, R (8, 5)	BBBB 4-0 BB		BBBB 4-0 80 1B 1-2 BB		B X 1-0 HR		X 0-0 ③ F8			2 1 1 1 2 0 1 0 0 0 0 0 0 0						
80 Aaron Westlake, L (1, 3) OBP: 0.360, SLG: 0.455 50 James Robbins, L (8, 3)	X 0-0 ③ G3		X 0-0 1-2 2-H 1B	X 0-0 ③ L8				X 0-0 ① G3		3 0 1 1 0 0 2 1 0 0 0 0 0 0						
34 James McCann, R (1, 2) OBP: 0.421, SLG: 0.389 10 Shane Zeile, R (8, 2)		X 0-0 ① F9	SSS 0-3 ② K			X 0-0 64 FC4-6 1B		SSS 0-3 ② K		3 0 1 0 0 1 2 1 0 0 0 0 1 0						
64 Xavier Avery, L (1, 7) OBP: 0.438, SLG: 0.429 28 Raph Rhymes, R (8, 7)		X 0-0 33 FC1 33 S 1B	SSS 0-3 ③ K			X 0-0 ① FC4-6 12 1B 1-2f		CCC 0-3 ③ K		3 0 1 0 0 1 3 1 0 0 0 0 1 0						
33 Javier Betancourt, R (1, 4) OBP: 0.250, SLG: 0.250 34 Harold Castro, L (8, 4) OBP: 0.500, SLG: 0.750		B X 1-0 ② FC1 1-3		X 0-0 ① F8		X 0-0 ② F9			X 0-0 E6 CS	3 0 0 0 0 0 2 1 0 0 0 0 0 0						

	AB	33
	R	4
	H	9
	RBI	3
	BB	4
	SO	5
	LOB	17

Inning Stats	1	2	3	4	5	6	7	8	9	1B: 7	SF: 1	WP: 1	PA: 40
	R: 1 H: 1 E: 0 LOB: 2 K: 0 BB: 2 S: 4 P: 12	R: 0 H: 1 E: 0 LOB: 1 K: 0 BB: 0 S: 4 P: 5	R: 2 H: 2 E: 0 LOB: 2 K: 2 BB: 2 S: 9 P: 17	R: 0 H: 1 E: 0 LOB: 0 K: 0 BB: 0 S: 5 P: 6	R: 1 H: 1 E: 0 LOB: 0 K: 1 BB: 0 S: 6 P: 7	R: 0 H: 2 E: 0 LOB: 1 K: 0 BB: 0 S: 4 P: 5	R: 0 H: 1 E: 0 LOB: 1 K: 0 BB: 0 S: 4 P: 4	R: 0 H: 0 E: 0 LOB: 0 K: 2 BB: 0 S: 7 P: 7	R: 0 H: 0 E: 1 LOB: 0 K: 0 BB: 0 S: 3 P: 4	2B: 1 SAC: 0 3B: 0 DP: 0 HR: 1 HBP: 0		PB: 0 SB: 2 CS: 3	

PITCHER		IP	WLS	BF	H	R	ER	SO	BB	IBB	HBP	BLK	WP	HR	S	P	ERA	WHIP
67 Paul Clemens, R ERA: 4.26	(1, 1)	2.1		14	3	3	3	0	4	0	0	0	1	0	10	27	11.57	3.000
48 Phillippe Aumont, R ERA: 4.91	(3, 1)	1.2	H	6	2	0	0	2	0	0	0	0	0	0	12	13	0.00	1.200
65 Nefi Ogando, R ERA: 2.08	(5, 1)	2.0	B	8	3	1	1	1	0	0	0	0	0	1	10	12	4.50	1.500
79 Mike Nesseth, R ERA: 13.5	(7, 1)	1.0		4	1	0	0	0	0	0	0	0	0	0	4	4	0.00	1.000
53 Ken Giles, R ERA: 3.0	(8, 1)	1.0	W	3	0	0	0	2	0	0	0	0	0	0	7	7	0.00	0.000

PITCHER		IP	WLS	BF	H	R	ER	SO	BB	IBB	HBP	BLK	WP	HR	S	P	ERA	WHIP
29 Seth Rosin, R ERA:	(9, 1)	1.0	S	3	0	0	0	0	0	0	0	0	0	0	3	4	0.00	0.000

Detroit Tigers @ St. Louis Cardinals

Roger Dean Stadium, Jupiter, FL

Mon Mar 16 2015, 1:06 PM - 3:21 PM EDT

Att. 7,650 - Partly Cloudy - 81 F

TOP

livebaseballscorecards.com

Batter	1	2	3	4	5	6	7	8	9	AB	R	H	RBI	BB	SO	LOB
12 Anthony Gose, L (1, 8) OBP: 0.531, SLG: 0.786	F7			K		K			G3	3	0	0	0	0	2	0
63 Wynton Bernard, R (7, 8) OBP: 0.438, SLG: 0.600										1	0	0	0	0	0	0
1 Jose Iglesias, R (1, 6) OBP: 0.158, SLG: 0.167	G4-3			G5-3		F9			F9	2	0	0	0	0	0	0
81 Josh Wilson, R (4, 6) OBP: 0.357, SLG: 0.280										2	0	0	0	0	0	0
(8, 4)																
28 J.D. Martinez, R (1, 9) OBP: 0.424, SLG: 0.724	K			F8			K			3	0	0	0	0	2	0
33 Steven Moya, L (7, 9) OBP: 0.160, SLG: 0.320										0	0	0	0	0	0	0
52 Yoenis Cespedes, R (1, 10) OBP: 0.368, SLG: 0.611		F9			29 1B 2B		50 G5-4-3 1B			2	0	1	0	0	0	0
79 Manny Piña, R (7, PH) OBP: 0.364, SLG: 0.333										1	0	1	0	0	0	0
(7, 10)																
13 Alex Avila, L (1, 2) OBP: 0.462, SLG: 0.333		K			K		G5-4-3 1-2f			2	0	0	0	0	2	1
50 Bryan Holaday, R (5, 2) OBP: 0.133, SLG: 0.143										1	0	0	0	0	0	1
9 Nick Castellanos, R (1, 5) OBP: 0.357, SLG: 0.458		L3			K			K		2	0	0	0	0	1	1
17 Andrew Romine, S (6, 5) OBP: 0.280, SLG: 0.143										1	0	0	0	0	1	0
(8, 7)																
29 Daniel Fields, L (1, 7) OBP: 0.433, SLG: 0.731			K		2-3 1B			K		3	0	1	0	0	2	0
76 Jefry Marte, R (8, 5) OBP: 0.304, SLG: 0.400										0	0	0	0	0	0	0
80 Aaron Westlake, L (1, 3) OBP: 0.321, SLG: 0.400		G4-3			F9			K		2	0	0	0	0	0	2
74 Jordan Lennerton, L (7, 3) OBP: 0.313, SLG: 0.296										1	0	0	0	0	1	0
26 Hernán Pérez, R (1, 4) OBP: 0.406, SLG: 0.448			K			G5-3			G1-3	2	0	0	0	0	1	0
49 Dixon Machado, R (8, 6) OBP: 0.318, SLG: 0.350										1	0	0	0	0	0	0

Inning Stats	1	2	3	4	5	6	7	8	9
R:	0	0	0	0	0	0	0	0	0
E:	0	0	0	0	0	0	0	0	0
K:	1	1	2	1	2	1	1	3	0
S:	5	5	7	5	9	5	5	9	3
H:	0	0	0	0	2	0	1	0	0
LOB:	0	0	0	0	2	0	0	0	0
BB:	0	0	0	0	0	0	0	0	0
P:	5	5	7	5	9	5	5	9	3

1B:	2
2B:	1
3B:	0
HR:	0
SF:	0
SAC:	0
DP:	1
HBP:	0

WP:	0
PB:	0
SB:	0
CS:	0
PA:	29

AB	29
R	0
H	3
RBI	0
BB	0
SO	12
LOB	5

PITCHER		IP	WLS	BF	H	R	ER	SO	BB	IBB	HBP	BLK	WP	HR	S	P	ERA	WHIP
41 John Lackey, R ERA:	(1, 1)	3.0		9	0	0	0	4	0	0	0	0	0	0	17	17	0.00	0.000
74 Marcus Hatley, R ERA:	(4, 1)	1.0		3	0	0	0	1	0	0	0	0	0	0	5	5	0.00	0.000
33 Carlos Villanueva, R ERA: 6.75	(5, 1)	1.0		5	2	0	0	2	0	0	0	0	0	0	9	9	0.00	2.000
66 Tim Cooney, L ERA: 1.13	(6, 1)	2.0	W	6	1	0	0	2	0	0	0	0	0	0	10	10	0.00	0.500
53 Jordan Walden, R ERA: 2.25	(8, 1)	1.0	H	3	0	0	0	3	0	0	0	0	0	0	9	9	0.00	0.000

PITCHER		IP	WLS	BF	H	R	ER	SO	BB	IBB	HBP	BLK	WP	HR	S	P	ERA	WHIP
44 Trevor Rosenthal, R ERA: 6.75	(9, 1)	1.0	S	3	0	0	0	0	0	0	0	0	0	0	3	3	0.00	0.000

BOTTOM

Batter	1	2	3	4	5	6	7	8	9	AB	R	H	RBI	BB	SO	LOB
13 Matt Carpenter, L (1, 5) OBP: 0.368, SLG: 0.250	G4-3		K			1B		K		2	0	0	0	0	1	0
38 Pete Kozma, R (4, 5) OBP: 0.409, SLG: 0.400 (8, 6)										2	0	1	1	0	1	1
22 Jason Heyward, L (1, 9) OBP: 0.438, SLG: 0.400	K			F7		F7		G6-3		3	0	0	0	0	1	1
67 Rafael Ortega, L (7, 8) OBP: 0.125, SLG: 0.188										1	0	0	0	0	0	0
7 Matt Holliday, R (1, 7) OBP: 0.563, SLG: 0.615	BB			F8		BB				1	0	0	0	1	0	0
68 Ty Kelly, S (5, 7) OBP: 0.464, SLG: 0.429 (8, 4)										0	0	0	0	1	0	0
32 Matt Adams, L (1, 10) OBP: 0.261, SLG: 0.286	K			K		G1-3				3	0	0	0	0	2	3
4 Yadier Molina, R (1, 2) OBP: 0.412, SLG: 0.375		27 G1-6-3 1B			K		G4-3			2	0	1	0	0	1	0
72 Ed Easley, R (6, 2) OBP: 0.125, SLG: 0.125										1	0	0	0	0	0	0
27 Jhonny Peralta, R (1, 6) OBP: 0.188, SLG: 0.071		G1-6-3 1-2f			F8		1B			3	0	1	0	0	0	1
98 C.J. McElroy, R (8, 7)										0	0	0	0	0	0	0
12 Mark Reynolds, R (1, 3) OBP: 0.333, SLG: 0.600	K				K		K			3	0	0	0	0	3	1
59 Xavier Scruggs, R (8, 3) OBP: 0.286, SLG: 0.263										0	0	0	0	0	0	0
16 Kolten Wong, L (1, 4) OBP: 0.158, SLG: 0.111			G6-3			F8	K			2	0	0	0	0	0	0
87 Jacob Wilson, R (7, 4) OBP: 0.400, SLG: 0.667 (8, 5)										1	0	0	0	0	1	1
15 Randal Grichuk, R (1, 8) OBP: 0.385, SLG: 0.727			P3			38 WP 38 1B BB		38 CS 1B		1	1	0	0	1	0	0
91 Stephen Piscotty, R (7, 9) OBP: 0.375, SLG: 0.381										1	0	1	0	0	0	0
Inning Stats	R: 0 E: 0 K: 2 S: 7 H: 0 LOB: 1 BB: 1 P: 11	R: 0 E: 0 K: 1 S: 5 H: 1 LOB: 0 BB: 0 P: 5	R: 0 E: 0 K: 1 S: 5 H: 0 LOB: 0 BB: 0 P: 5	R: 0 E: 0 K: 1 S: 5 H: 0 LOB: 0 BB: 0 P: 5	R: 0 E: 0 K: 2 S: 7 H: 0 LOB: 0 BB: 0 P: 7	R: 1 E: 0 K: 0 S: 4 H: 1 LOB: 2 BB: 2 P: 13	R: 0 E: 0 K: 2 S: 8 H: 1 LOB: 1 BB: 0 P: 8	R: 0 E: 0 K: 1 S: 5 H: 1 LOB: 0 BB: 0 P: 6		1B: 4 2B: 0 3B: 0 HR: 0	SF: 0 SAC: 0 DP: 1 HBP: 0						

PITCHER		IP	WLS	BF	H	R	ER	SO	BB	IBB	HBP	BLK	WP	HR	S	P	ERA	WHIP
14 David Price, L ERA: 4.5	(1, 1)	4.0		13	1	0	0	5	1	0	0	0	0	0	22	26	0.00	0.500
45 Buck Farmer, R ERA: 8.44	(5, 1)	1.0		3	0	0	0	2	0	0	0	0	0	0	7	7	0.00	0.000
40 Josh Zeid, R ERA: 5.4	(6, 1)	1.0	L	6	1	1	1	0	2	0	0	0	1	0	4	13	9.00	3.000
67 Rafael Dolis, R ERA: 4.5	(7, 1)	1.0		4	1	0	0	2	0	0	0	0	0	0	8	8	0.00	1.000
77 Tim Melville, R ERA: 2.25	(8, 1)	1.0		3	1	0	0	1	0	0	0	0	0	0	5	6	0.00	1.000

PITCHER	IP	WLS	BF	H	R	ER	SO	BB	IBB	HBP	BLK	WP	HR	S	P	ERA	WHIP

Detroit Tigers @ St. Louis Cardinals

Roger Dean Stadium, Jupiter, FL

Mon Mar 16 2015, 1:06 PM - 3:21 PM EDT

Att. 7,650 - Partly Cloudy - 81 F

livebaseballscorecards.com

AB	26
R	1
H	4
RBI	1
BB	3
SO	10
LOB	8

Washington Nationals @ Detroit Tigers

Joker Marchant Stadium, Lakeland, FL

Tue Mar 17 2015, 1:10 PM - 4:03 PM EDT

Att. 9,337 - Sunny - 77 F

TOP

livebaseballscorecards.com

Batter	1	2	3	4	5	6	7	8	9	AB	R	H	RBI	BB	SO	LOB
7 Tony Gwynn Jr., L (1, 8) OBP: 0.481, SLG: 0.583	G2-3		HR		K		FC5-2 1-2 2-3 3-Hf		1 S 1 F7-2 2B	3	1	1	1	0	1	0
17 Derrick Robinson, S (5, 8) OBP: 0.250, SLG: 0.318										2	0	1	0	0	0	3
20 Ian Desmond, R (1, 6) OBP: 0.308, SLG: 0.435	40 1B 3B		G6-3		F9		SF7 3-H		F7-2 2-H	3	1	1	0	0	0	0
1 Wilmer Difo, S (5, 6) OBP: 0.348, SLG: 0.476										1	0	0	1	0	0	1
34 Bryce Harper, L (1, 9) OBP: 0.391, SLG: 0.235	K		G5-3		K	K	F8			3	0	0	0	0	2	1
24 Isaac Ballou, L (6, 9)										1	0	0	0	0	0	2
40 Wilson Ramos, R (1, 2) OBP: 0.286, SLG: 0.286	3-H 1B			18 HR 1B		G6-3		13 1B 1B		3	1	2	1	0	0	0
71 Steven Lerud, L (6, 2) OBP: 0.625, SLG: 0.667										1	0	1	0	0	0	0
33 Mike Carp, L (1, 3) OBP: 0.462, SLG: 0.263	P3			F7		L3		K		3	0	0	0	0	0	2
25 Clint Robinson, L (6, 3) OBP: 0.478, SLG: 0.810										1	0	0	0	0	1	1
26 Dan Uggla, R (1, 10) OBP: 0.400, SLG: 0.450		18 G4-6-3 BB		K			18 WP 18 S 63 1B 1B	K		2	0	1	0	1	1	1
16 Emmanuel Burriss, S (7, PR) OBP: 0.059, SLG: 0.059										1	1	0	0	0	1	1
(7, 10)																
18 Kila Ka'aihue, L (1, 7) OBP: 0.318, SLG: 0.529		G4-6-3 1-2f		2-2 1-H HR			4-0 63 1B 19 HBP 17 FC5-2 1-3 BB	66 FC6-4 1-2 1B		2	1	1	2	1	0	1
13 Josh Johnson, S (7, PR) OBP: 1.000, SLG: 1.000										1	0	1	0	0	0	0
(7, 7)																
19 Kevin Frandsen, R (1, 4) OBP: 0.273, SLG: 0.158		P3		G6-3			17 FC5-2 63 1B 1 SF7 1-2 HBP	FC6-4 1-2f		2	0	0	0	0	0	0
66 Cutter Dykstra, R (7, PR) OBP: 0.571, SLG: 0.600										1	1	0	0	0	0	2
(7, 4)																
63 Matt Skole, L (1, 5) OBP: 0.476, SLG: 0.611			K		G3-1		17 FC5-2 1-2 2-3 3-H 1B		P3	3	0	1	1	0	1	0
10 Ian Stewart, L (7, PR) OBP: 0.500, SLG: 0.778										1	0	0	0	0	0	0
(7, 5)																
Inning Stats	R: 1 E: 0 K: 1 S: 7 H: 2 LOB: 1 BB: 0 P: 8	R: 0 E: 0 K: 0 S: 2 H: 0 LOB: 0 BB: 1 P: 6	R: 1 E: 0 K: 1 S: 8 H: 1 LOB: 0 BB: 0 P: 8	R: 2 E: 0 K: 1 S: 9 H: 2 LOB: 0 BB: 0 P: 11	R: 0 E: 0 K: 1 S: 5 H: 0 LOB: 0 BB: 0 P: 5	R: 0 E: 0 K: 1 S: 5 H: 0 LOB: 0 BB: 0 P: 5	R: 2 E: 0 K: 0 S: 5 H: 2 LOB: 2 BB: 1 P: 10	R: 0 E: 0 K: 2 S: 9 H: 2 LOB: 2 BB: 0 P: 9	R: 0 E: 0 K: 0 S: 3 H: 1 LOB: 0 BB: 0 P: 4	1B: 6 2B: 2 3B: 1 HR: 2 SF: 1 SAC: 0 DP: 2 HBP: 1						

AB	34
R	6
H	10
RBI	6
BB	2
SO	7
LOB	15

WP: 1 PB: 0 SB: 2 CS: 0 PA: 38

PITCHER		IP	WLS	BF	H	R	ER	SO	BB	IBB	HBP	BLK	WP	HR	S	P	ERA	WHIP
35 Justin Verlander, R ERA: 4.0	(1, 1)	4.0	L	17	5	4	4	3	1	0	0	0	0	2	26	33	9.00	1.500
36 Joe Nathan, R ERA: 6.35	(5, 1)	1.0		3	0	0	0	1	0	0	0	0	0	0	5	5	0.00	0.000
38 Joakim Soria, R ERA:	(6, 1)	1.0		3	0	0	0	1	0	0	0	0	0	0	5	5	0.00	0.000
44 Joba Chamberlain, R ERA: 9.0	(7, 1)	1.0		7	2	2	2	0	1	0	1	0	1	0	5	10	18.00	3.000
43 Bruce Rondón, R ERA: 3.0	(8, 1)	1.0		5	2	0	0	2	0	0	0	0	0	0	9	9	0.00	2.000
58 José Váldez, R ERA: 1.5	(9, 1)	1.0		3	1	0	0	0	0	0	0	0	0	0	3	4	0.00	1.000

Washington Nationals @ Detroit Tigers

Joker Marchant Stadium, Lakeland, FL

Tue Mar 17 2015, 1:10 PM - 4:03 PM EDT

Att. 9,337 - Sunny - 77 F

livebaseballscorecards.com

BOTTOM

Batter	1	2	3	4	5	6	7	8	9	AB	R	H	RBI	BB	SO	LOB
20 Rajai Davis, R (1, 9) OBP: 0.267, SLG: 0.280	F8		G4-3 1-2 2-3			F8		81 S 63 BB 18 HR 1B	K	3	0	0	0	0	0	2
73 Jason Krizan, L (8, 9) OBP: 0.167, SLG: 0.471										2	1	1	0	0	1	1
12 Anthony Gose, L (1, 8) OBP: 0.486, SLG: 0.710	G4-3		K			K		81 S 18 HR 1-2 BB	BB 1-2	3	0	0	0	0	2	2
63 Wynton Bernard, R (8, 8) OBP: 0.500, SLG: 0.600										0	1	0	0	2	0	0
3 Ian Kinsler, R (1, 4) OBP: 0.455, SLG: 0.889	K		G4-3			HR		K 1-2 2-3	G3-1	3	1	1	1	0	1	2
81 Josh Wilson, R (7, 4) OBP: 0.333, SLG: 0.259										2	0	0	0	0	1	4
28 J.D. Martinez, R (1, 10) OBP: 0.417, SLG: 0.719		52 WP 2B		G6-3		E6		K		3	0	1	0	0	0	0
33 Steven Moya, L (8, PH) OBP: 0.154, SLG: 0.308 (9, 10)										1	0	0	0	0	1	2
52 Yoenis Cespedes, R (1, 7) OBP: 0.318, SLG: 0.524		K 2-3		K		L9			HR 2-H 3-H	3	0	0	0	0	2	2
18 Tyler Collins, L (7, 7) OBP: 0.375, SLG: 0.444										1	1	1	3	0	0	0
26 Hernán Pérez, R (1, 3) OBP: 0.371, SLG: 0.406		F9		G6-3			K		FC5-4 HBP	3	0	0	0	0	1	1
80 Aaron Westlake, L (8, 3) OBP: 0.345, SLG: 0.400										0	0	0	0	0	0	0
76 Jefry Marte, R (1, 5) OBP: 0.259, SLG: 0.333	K				F9		G5-3	FC5-4 1-2f		4	0	0	0	0	1	2
50 Bryan Holaday, R (1, 2) OBP: 0.176, SLG: 0.188			20 G4-3 17 1B 1B		P6					2	0	1	0	0	0	0
34 James McCann, R (7, 2) OBP: 0.478, SLG: 0.500										2	0	2	0	0	0	0
17 Andrew Romine, S (1, 6) OBP: 0.286, SLG: 0.167										3	0	1	0	0	0	1
49 Dixon Machado, R (8, 6) OBP: 0.304, SLG: 0.333			20 G4-3 1-2		L6		G3-1		F9	1	0	0	0	0	0	1
Inning Stats	R: 0 E: 0 K: 1 S: 5 H: 0 LOB: 0 BB: 0 P: 5	R: 0 E: 0 K: 2 S: 8 H: 1 LOB: 1 BB: 0 P: 9	R: 0 E: 0 K: 1 S: 7 H: 2 LOB: 2 BB: 0 P: 7	R: 0 E: 0 K: 1 S: 5 H: 0 LOB: 0 BB: 0 P: 5	R: 0 E: 0 K: 0 S: 3 H: 0 LOB: 0 BB: 0 P: 3	R: 1 E: 1 K: 1 S: 8 H: 1 LOB: 1 BB: 0 P: 10	R: 0 E: 0 K: 1 S: 6 H: 1 LOB: 1 BB: 0 P: 6	R: 3 E: 0 K: 2 S: 10 H: 2 LOB: 1 BB: 1 P: 16	R: 0 E: 0 K: 1 S: 6 H: 1 LOB: 2 BB: 1 P: 10	1B: 4 2B: 2 3B: 0 HR: 2	SF: 0 SAC: 0 DP: 0 HBP: 1						

	AB	36
	R	4
	H	8
	RBI	4
	BB	2
	SO	10
	LOB	20

WP: 1 PB: 0 SB: 2 CS: 0 PA: 39

PITCHER		IP	WLS	BF	H	R	ER	SO	BB	IBB	HBP	BLK	WP	HR	S	P	ERA	WHIP
37 Stephen Strasburg, R ERA: 3.18	(1, 1)	4.0	W	15	3	0	0	5	0	0	0	0	1	0	25	26	0.00	0.750
69 A.J. Cole, R ERA: 3.86	(5, 1)	3.0	H	12	2	1	1	2	0	0	0	0	0	1	17	19	3.00	0.667
13 Jerry Blevins, L ERA: 6.23	(8, 1)	0.2		6	2	3	3	2	1	0	1	0	0	1	9	15	40.50	4.500
29 Xavier Cedeño, L ERA:	(8, 1)	0.1	H	1	0	0	0	0	0	0	0	0	0	0	1	1	0.00	0.000
72 Rich Hill, L ERA: 6.75	(9, 1)	1.0	S	5	1	0	0	1	1	0	0	0	0	0	6	10	0.00	2.000

PITCHER	IP	WLS	BF	H	R	ER	SO	BB	IBB	HBP	BLK	WP	HR	S	P	ERA	WHIP

Batter	1	2	3	4	5	6	7	8	9	AB	R	H	RBI	BB	SO	LOB
64 Xavier Avery, L (1, 9) OBP: 0.381, SLG: 0.368	C C C 0-3 ① K		X 0-0 1-2 1B	X 0-0 ③ G4-3			S S S 0-3 ② K		X 0-0 1-2 9 1B 49 1B 1B	4	0	1	0	0	2	3
33 Ross Kivett, R (8, 9) OBP: 0.667, SLG: 0.500										1	1	1	0	0	0	0
1 Jose Iglesias, R (1, 6) OBP: 0.174, SLG: 0.143	X 0-0 ② G4-3		S S S 0-3 ③ K		X 0-0 ① F8		B B B B 4-0 3 E BB		X 0-0 1-2 2-3 9 1B 73 1B 1B	3	1	0	0	1	1	2
49 Dixon Machado, R (8, 6) OBP: 0.333, SLG: 0.364										1	1	1	0	0	0	0
3 Ian Kinsler, R (1, 4) OBP: 0.500, SLG: 0.955	X 0-0 ③ F8			X 0-0 18 1B 2B	X 0-0 18 G3 1B		X 0-0 1-H E8 2B		X 0-0 1-2 2-H 3-H 73 1B 70 1B 1B	4	1	3	1	0	0	0
9 Joey Pankake, R (8, 4) OBP: 0.500, SLG: 0.500										1	1	1	2	0	0	0
18 Tyler Collins, L (1, 7) OBP: 0.361, SLG: 0.419		X 0-0 ① G4-3		X 0-0 2-H 13 BB 74 BB 9 1B 1B	X 0-0 ② G3 1-2		X 0-0 ③ P2		X 0-0 1-3 2-H 70 1B 1B	4	1	1	1	0	0	2
73 Jason Krizan, L (8, 7) OBP: 0.211, SLG: 0.500										1	0	1	1	0	0	0
9 Nick Castellanos, R (1, 5) OBP: 0.387, SLG: 0.481		X 0-0 13 G4-6-3 1B		X 0-0 1-2 74 BB 13 BB 1B	X 0-0 ③ G6-3			S S S 0-3 ① K	S C C 0-3 ① K	3	0	2	0	0	0	1
59 Francisco Martinez, R (8, PH) (8, 5)										2	0	0	0	0	2	2
13 Alex Avila, L (1, 2) OBP: 0.438, SLG: 0.273		X 0-0 ② ③ G4-6-3 1-2f		B B B B 4-0 1-2 2-3 74 BB BB		X 0-0 ① F7		X 0-0 1B	X 0-0 1-2 3-H 63 G6-4-3 1B	2	0	0	0	1	0	1
70 Miguel Gonzalez, R (7, 2) OBP: 0.400, SLG: 0.400										2	0	2	1	0	0	0
29 Daniel Fields, L (1, 8) OBP: 0.394, SLG: 0.655			X 0-0 ① L4	C C C 0-3 ① K		X 0-0 ② B3		C C C 0-3 ② K	X 0-0 1-2f G6-4-3	3	0	0	0	0	1	3
63 Wynton Bernard, R (8, PH) OBP: 0.450, SLG: 0.529										2	0	0	0	0	1	3
(8, 8)																
50 Bryan Holaday, R (1, 10) OBP: 0.150, SLG: 0.158			S S S 0-3 ② K	S S S 0-3 ② K			S C C 0-3 ③ K	S S S 0-3 ③ K		3	0	0	0	0	3	3
76 Jefry Marte, R (8, PH) OBP: 0.250, SLG: 0.320										1	0	0	0	0	1	1
(8, 10)																
74 Jordan Lennerton, L (1, 3) OBP: 0.343, SLG: 0.286			B B B B 4-0 64 1B BB	B B B B 4-0 1-2 2-3 3-H BB			S S S 0-3 ① K		X 0-0 49 1B 33 1B 9 1B 1B	1	0	0	1	2	1	0
80 Aaron Westlake, L (8, 3) OBP: 0.367, SLG: 0.423										1	1	1	0	0	0	0

Inning Stats	1	2	3	4	5	6	7	8	9
	R: 0 H: 0 E: 0 LOB: 0 K: 1 BB: 0 S: 5 P: 5	R: 0 H: 1 E: 0 LOB: 0 K: 0 BB: 0 S: 3 P: 3	R: 0 H: 1 E: 0 LOB: 2 K: 2 BB: 1 S: 8 P: 12	R: 2 H: 3 E: 0 LOB: 3 K: 2 BB: 2 S: 10 P: 18	R: 0 H: 1 E: 0 LOB: 1 K: 0 BB: 0 S: 4 P: 4	R: 0 H: 0 E: 0 LOB: 0 K: 1 BB: 0 S: 5 P: 5	R: 1 H: 1 E: 1 LOB: 1 K: 2 BB: 1 S: 8 P: 12	R: 0 H: 1 E: 0 LOB: 1 K: 3 BB: 0 S: 10 P: 10	R: 4 H: 6 E: 0 LOB: 1 K: 1 BB: 0 S: 10 P: 10

1B: 12 SF: 0
2B: 2 SAC: 0
3B: 0 DP: 2
HR: 0 HBP: 0

WP: 0 PA: 43
PB: 0
SB: 0
CS: 0

PITCHER		IP	WLS	BF	H	R	ER	SO	BB	IBB	HBP	BLK	WP	HR	S	P	ERA	WHIP
34 A.J. Burnett, R ERA: 4.5	(1, 1)	3.2		17	5	2	2	5	2	0	0	0	0	0	25	33	4.91	1.909
82 Charlie Leesman, L ERA:	(4, 1)	0.1	W	2	0	0	0	0	1	0	0	0	0	0	1	5	0.00	3.000
35 Mark Melancon, R ERA: 4.5	(5, 1)	1.0	H	4	1	0	0	0	0	0	0	0	0	0	4	4	0.00	1.000
44 Tony Watson, L ERA:	(6, 1)	1.0	H	3	0	0	0	1	0	0	0	0	0	0	5	5	0.00	0.000
59 Antonio Bastardo, L ERA: 9.0	(7, 1)	1.0	H	5	1	1	1	2	1	0	0	0	0	0	8	12	9.00	2.000

PITCHER		IP	WLS	BF	H	R	ER	SO	BB	IBB	HBP	BLK	WP	HR	S	P	ERA	WHIP
65 Casey Sadler, R ERA: 3.24	(8, 1)	1.0		4	1	0	0	3	0	0	0	0	0	0	10	10	0.00	1.000
39 Bobby LaFromboise, L ERA: 13.5	(9, 1)	0.1		6	5	4	4	1	0	0	0	0	0	0	8	8	108.00	15.000
61 Josh Wall, R ERA: 4.91	(9, 1)	0.2	S	2	1	0	0	0	0	0	0	0	0	0	2	2	0.00	1.500

TOP

Detroit Tigers @ Pittsburgh Pirates

McKechnie Field, Bradenton, FL

Wed Mar 18 2015, 6:08 PM - 9:40 PM EDT

Att. 9,018 - Clear - 81 F

livebaseballscorecards.com

AB	39
R	7
H	14
RBI	7
BB	4
SO	12
LOB	21

BOTTOM

Batter	1	2	3	4	5	6	7	8	9	AB	R	H	RBI	BB	SO	LOB
5 Josh Harrison, R (1, 5) OBP: 0.450, SLG: 0.412 17 Pedro Florimón, S (7, 5) OBP: 0.368, SLG: 0.412	S S S 0-3 ① K		X 0-0 ② F8		S S S 0-3 ① K		B B B 4-0 81 SH1-4 73 HR 1-2 BB			3 0 0 0 0 2 1 0 1 0 0 1 0 0						
31 Jose Tabata, R (1, 7) OBP: 0.182, SLG: 0.190 81 Mel Rojas Jr., S (3, PH) OBP: 0.300, SLG: 0.125 (4, 7)	X 0-0 ② G6-3		B F X 1-1 ③ G4-3		X 0-0 ② FC4-6 1-2f		X 0-0 ① SH1-4 1-2 2-3			1 0 0 0 0 0 0 2 0 0 0 0 0 1						
27 Jung Ho Kang, R (1, 6) OBP: 0.261, SLG: 0.350 67 Gustavo Nunez, S (7, 6) OBP: 0.059, SLG: 0.059	X 0-0 ③ G6-3			S S S 0-3 ① K	S S S 0-3 ③ K		S S S 0-3 ② K			3 0 0 0 0 2 1 1 0 0 0 0 1 2						
18 Neil Walker, S (1, 4) OBP: 0.476, SLG: 0.842 73 Willy García, R (7, 9) OBP: 0.273, SLG: 0.476		S S S 0-3 ① K		X 0-0 26 PB 6 1B 15 WP 1B		B B B B 4-0 6 HR BB	F X 0-1 2-H 3-H HR			2 2 1 0 1 1 0 1 1 1 3 0 0 0						
6 Starling Marte, R (1, 8) OBP: 0.393, SLG: 0.630 70 Gorkys Hernández, R (7, 8) OBP: 0.308, SLG: 0.250		X 0-0 24 S 26 HR 1B		X 0-0 15 WP 26 PB 1-2 1B		F B X 1-1 1-H HR	X 0-0 ③ G6-3			3 2 3 2 0 0 0 1 0 0 0 0 0 0						
24 Pedro Alvarez, L (1, 3) OBP: 0.316, SLG: 0.529 57 Deibinson Romero, R (7, 3) OBP: 0.222, SLG: 0.176		C C C 0-3 ② K 1-2		X 0-0 ② F6		C C C 0-3 ① K		S S S 0-3 ① K		3 0 0 0 0 2 3 1 0 0 0 0 1 0						
26 Tony Sanchez, R (1, 2) OBP: 0.571, SLG: 0.947 74 Sebastian Valle, R (7, 2) OBP: 0.125, SLG: 0.125		B B S S X 2-2 2-H HR		S S S 0-3 K 15 WP 1-2 2-3		S S S 0-3 ② K		X 0-0 ② G5-3		3 1 1 2 0 2 2 1 0 0 0 0 0 0						
15 Andrew Lambo, L (1, 9) OBP: 0.207, SLG: 0.321 59 Antonio Bastardo, R (7, 1) 65 Casey Sadler, R (8, 1) 63 Alen Hanson, S (8, PH) OBP: 0.400, SLG: 0.400 39 Bobby LaFromboise, L (9, 1) 61 Josh Wall, R (9, 1)		X 0-0 ③ G4-3		B X 1-0 ③ G4-3 1-2 2-3 3-H		X 0-0 ③ F8		X 0-0 ③ G5-3		3 0 0 0 0 0 2 0 0 0 0 0 0 0 0 0 0 0 0 0 0 1 0 0 0 0 0 0 0 0 0 0 0 0 0 0 0 0 0 0 0 0						
34 A.J. Burnett, R (1, 1) 82 Charlie Leesman, L (4, 1) 35 Mark Melancon, R (5, 1) 14 Jaff Decker, L (5, PH) OBP: 0.450, SLG: 0.625 44 Tony Watson, L (6, 1) 23 Steve Lombardozzi, S (7, 4) OBP: 0.300, SLG: 0.350			X 0-0 ① G5-3		B B B B 4-0 81 FC4-6 BB		X 0-0 81 SH1-4 17 BB 73 HR 1B			1 0 0 0 0 0 0 0 0 0 0 0 0 0 0 0 0 0 0 0 0 0 0 0 0 1 0 0 0 0 0 0 0 0 0 1 1 1 0 0 0 0						
Inning Stats	R: 0 E: 0 K: 1 S: 5 H: 0 LOB: 0 BB: 0 P: 5	R: 2 E: 0 K: 2 S: 11 H: 2 LOB: 0 BB: 0 P: 13	R: 0 E: 0 K: 0 S: 4 H: 0 LOB: 0 BB: 0 P: 5	R: 1 E: 0 K: 2 S: 10 H: 2 LOB: 2 BB: 0 P: 11	R: 0 E: 0 K: 2 S: 7 H: 0 LOB: 1 BB: 1 P: 11	R: 2 E: 0 K: 2 S: 9 H: 1 LOB: 0 BB: 1 P: 14	R: 3 E: 0 K: 1 S: 8 H: 2 LOB: 0 BB: 1 P: 12	R: 0 E: 0 K: 1 S: 5 H: 0 LOB: 0 BB: 0 P: 5		1B: 4 2B: 0 3B: 0 HR: 3	SF: 0 SAC: 1 DP: 0 HBP: 0					

PITCHER		IP	WLS	BF	H	R	ER	SO	BB	IBB	HBP	BLK	WP	HR	S	P	ERA	WHIP
61 Shane Greene, R ERA: 5.19	(1, 1)	3.2	L	15	4	3	2	4	0	0	0	0	0	1	26	29	4.91	1.091
66 Alberto Cabrera, R ERA: 7.11	(4, 1)	0.1		2	0	0	0	1	0	0	0	0	1	0	4	5	0.00	0.000
60 Angel Nesbitt, R ERA: 1.5	(5, 1)	1.0		4	0	0	0	2	1	0	0	0	0	0	7	11	0.00	1.000
32 Tom Gorzelanny, L ERA: 9.0	(6, 1)	1.0		5	1	2	2	2	1	0	0	0	0	1	9	14	18.00	2.000
56 Kyle Ryan, L ERA: 3.86	(7, 1)	1.0		6	2	3	3	1	1	0	0	0	0	1	8	12	27.00	3.000

PITCHER		IP	WLS	BF	H	R	ER	SO	BB	IBB	HBP	BLK	WP	HR	S	P	ERA	WHIP
30 Alex Wilson, R ERA: 6.0	(8, 1)	1.0		3	0	0	0	1	0	0	0	0	0	0	5	5	0.00	0.000

Detroit Tigers @ Pittsburgh Pirates

McKechnie Field, Bradenton, FL

Wed Mar 18 2015, 6:08 PM - 9:40 PM EDT

Att. 9,018 - Clear - 81 F

livebaseballscorecards.com

AB	31
R	8
H	7
RBI	7
BB	3
SO	11
LOB	12

1B: 4 SF: 0
2B: 0 SAC: 1
3B: 0 DP: 0
HR: 3 HBP: 0

WP: 1 PA: 35
PB: 1
SB: 1
CS: 0

Detroit Tigers @ Washington Nationals

Space Coast Stadium, Viera, FL

Thu Mar 19 2015, 1:07 PM - 4:27 PM EDT

Att. 6,892 - Partly Cloudy - 89 F

livebaseballscorecards.com

Batter	1	2	3	4	5	6	7	8	9	10	AB	R	H	RBI	BB	SO	LOB
20 Rajai Davis, R (1, 10) OBP: 0.265, SLG: 0.310	K		12 G3 2B			K		G6-3		G4-6-3 1-2f	4	0	1	0	0	2	0
33 Steven Moya, L (10, PH) (10, 10) OBP: 0.148, SLG: 0.296											1	0	0	0	0	0	1
12 Anthony Gose, L (1, 8) OBP: 0.436, SLG: 0.629	G1-3		G3 2-3			K		G6-3		F8	4	0	0	0	0	1	1
63 Wynton Bernard, R (8, 8) OBP: 0.429, SLG: 0.500											1	0	0	0	0	0	0
28 J.D. Martinez, R (1, 9) OBP: 0.425, SLG: 0.694	G5-3		G5-3			1B		52 FC5-4 1B			4	0	2	0	0	0	1
64 Xavier Avery, L (8, PR) (8, 9) OBP: 0.381, SLG: 0.368											0	0	0	0	0	0	0
52 Yoenis Cespedes, R (1, 7) OBP: 0.269, SLG: 0.440		K		P4		P4		FC5-4 1-2f			4	0	0	0	0	1	2
73 Jason Krizan, L (8, 7) OBP: 0.211, SLG: 0.500											0	0	0	0	0	0	0
80 Aaron Westlake, L (1, 3) OBP: 0.333, SLG: 0.379		K		F7			P5		G6-3		3	0	0	0	0	1	0
50 James Robbins, L (8, 3)											1	0	0	0	0	0	0
26 Hernán Pérez, R (1, 6) OBP: 0.395, SLG: 0.412		34 2B BB		K			34 1B		G5-3		2	0	1	0	1	1	0
27 Garrett Mattlage, S (8, 6)											1	0	0	0	0	0	0
34 James McCann, R (1, 2) OBP: 0.500, SLG: 0.560					F9				E5		3	0	2	0	0	0	0
71 Austin Green, R (8, 2) OBP: 0.182, SLG: 0.182		1-3 2B					1-2 1B				1	0	0	0	0	0	0
81 Josh Wilson, R (1, 4) OBP: 0.303, SLG: 0.233		K			G4-3				F9		3	0	0	0	0	2	4
33 Javier Betancourt, R (8, 4) OBP: 0.231, SLG: 0.231											1	0	0	0	0	0	1
17 Andrew Romine, S (1, 5) OBP: 0.258, SLG: 0.148			G4-3		K		F7			33 G4-6-3 1B	3	0	0	0	0	1	2
76 Jefry Marte, R (8, 5) OBP: 0.276, SLG: 0.346											1	0	1	0	0	0	0

Inning Stats																								
	R: 0	H: 0		R: 0	H: 1		R: 0	H: 1		R: 0	H: 0		R: 0	H: 0		R: 0	H: 1		R: 0	H: 2		R: 0	H: 1	
	E: 0	LOB: 0		E: 0	LOB: 2		E: 0	LOB: 1		E: 0	LOB: 0		E: 0	LOB: 0		E: 0	LOB: 1		E: 0	LOB: 2		E: 0	LOB: 1	
	K: 1	BB: 0		K: 3	BB: 1		K: 0	BB: 0		K: 1	BB: 0		K: 1	BB: 0		K: 2	BB: 0		K: 1	BB: 0		K: 0	BB: 0	
	S: 5	P: 5		S: 10	P: 14		S: 4	P: 4		S: 5	P: 5		S: 5	P: 5		S: 8	P: 8		S: 7	P: 7		S: 4	P: 4	

	R: 0	H: 1		R: 0	H: 0		R: 0	H: 1		1B: 5	SF: 0	WP: 0	PA: 38
	E: 1	LOB: 1		E: 0	LOB: 0		E: 0	LOB: 1		2B: 2	SAC: 0	PB: 0	
	K: 0	BB: 0		K: 0	BB: 0		K: 0	BB: 0		3B: 0	DP: 1	SB: 0	
	S: 4	P: 4		S: 3	P: 3		S: 3	P: 3		HR: 0	HBP: 0	CS: 0	

PITCHER	IP	WLS	BF	H	R	ER	SO	BB	IBB	HBP	BLK	WP	HR	S	P	ERA	WHIP
47 Gio González, L (1, 1) ERA: 4.15	4.0		15	2	0	0	5	1	0	0	0	0	0	24	28	0.00	0.750
46 Matt Thornton, L (5, 1) ERA:	1.0		3	0	0	0	1	0	0	0	0	0	0	5	5	0.00	0.000
57 Tanner Roark, R (6, 1) ERA: 10.57	2.0		9	3	0	0	3	0	0	0	0	0	0	15	15	0.00	1.500
30 Aaron Barrett, R (8, 1) ERA:	1.0		4	1	0	0	0	0	0	0	0	0	0	4	4	0.00	1.000
Matt Grace, L (9, 1) ERA:	1.0		4	0	0	0	0	0	0	0	0	0	0	4	4	0.00	0.000

PITCHER	IP	WLS	BF	H	R	ER	SO	BB	IBB	HBP	BLK	WP	HR	S	P	ERA	WHIP
52 Rafael Martín, R (10, 1) ERA:	1.0		3	1	0	0	0	0	0	0	0	0	0	3	3	0.00	1.000

AB	37
R	0
H	7
RBI	0
BB	1
SO	9
LOB	12

Batter	1	2	3	4	5	6	7	8	9	10	AB	R	H	RBI	BB	SO	LOB
3 Michael Taylor, R (1, 8) OBP: 0.250, SLG: 0.536 17 Derrick Robinson, S (10, 8) OBP: 0.240, SLG: 0.304	K		K			K			K		4	0	0	0	0	4	1
											0	0	0	0	0	0	0
20 Ian Desmond, R (1, 6) OBP: 0.310, SLG: 0.423 16 Emmanuel Burriss, S (8, 6) OBP: 0.056, SLG: 0.056	34 1B 1B			K			L7		F7		3	0	1	0	0	1	0
											1	0	0	0	0	0	1
34 Bryce Harper, L (1, 9) OBP: 0.423, SLG: 0.263 25 Clint Robinson, L (7, PR) OBP: 0.481, SLG: 0.875 (8, 9)	11 FC6-4 1-3 1B			G5-3			11 G4-6-3 BB			12 F9 1B BB	2	0	1	0	1	0	0
											0	0	0	0	1	0	0
11 Ryan Zimmerman, R (1, 3) OBP: 0.231, SLG: 0.308 30 Aaron Barrett, R (8, 1) 19 Kevin Frandsen, R (9, 4) OBP: 0.250, SLG: 0.143	FC6-4 1-2f			F9			G4-6-3 1-2f			F8	3	0	0	0	0	0	2
											0	0	0	0	0	0	0
											1	0	0	0	0	0	1
40 Wilson Ramos, R (1, 2) OBP: 0.292, SLG: 0.292 66 Cutter Dykstra, R (8, PR) OBP: 0.533, SLG: 0.545 Dan Butler, R (9, 2) OBP: 0.300, SLG: 0.222		G5-3			K			8 PO 1B		33 DI 1-2 1B	3	0	1	0	0	1	0
											0	0	0	0	0	0	0
											1	0	1	0	0	0	0
10 Ian Stewart, L (1, 5) OBP: 0.393, SLG: 0.583 Matt Grace, L (9, 1) 52 Rafael Martín, R (10, 1) 12 Tyler Moore, R (10, PH) OBP: 0.367, SLG: 0.714		K			G5-3			F9		F9 2-3	3	0	0	0	0	1	1
											0	0	0	0	0	0	0
											0	0	0	0	0	0	0
											1	0	0	0	0	0	2
18 Kila Ka'aihue, L (1, 7) OBP: 0.280, SLG: 0.450 57 Tanner Roark, R (6, 1) 33 Mike Carp, L (8, 3) OBP: 0.429, SLG: 0.238		P3			L3			F9		K 1-2	2	0	0	0	0	0	0
											0	0	0	0	0	0	0
											2	0	0	0	0	1	3
8 Danny Espinosa, S (1, 4) OBP: 0.231, SLG: 0.304 (9, 5) (9, 5)			K			G6-3		PO 1-2		G5-3	3	0	0	0	0	1	0
47 Gio González, R (1, 1) 46 Matt Thornton, L (5, 1) 7 Tony Gwynn Jr., L (6, 7) OBP: 0.500, SLG: 0.704			B1-3			K				3B	1	0	0	0	0	0	0
											0	0	0	0	0	0	0
											2	0	1	0	0	1	0
Inning Stats	R: 0 E: 0 K: 1 S: 6 H: 2 LOB: 1 BB: 0 P: 6	R: 0 E: 0 K: 1 S: 5 H: 0 LOB: 0 BB: 0 P: 5	R: 0 E: 0 K: 2 S: 7 H: 0 LOB: 0 BB: 0 P: 7	R: 0 E: 0 K: 1 S: 5 H: 0 LOB: 0 BB: 0 P: 5	R: 0 E: 0 K: 1 S: 5 H: 0 LOB: 0 BB: 0 P: 5	R: 0 E: 0 K: 2 S: 7 H: 0 LOB: 0 BB: 0 P: 7	R: 0 E: 0 K: 0 S: 2 H: 0 LOB: 1 BB: 1 P: 6	R: 0 E: 0 K: 0 S: 3 H: 1 LOB: 1 BB: 0 P: 3	R: 0 E: 0 K: 1 S: 6 H: 1 LOB: 1 BB: 0 P: 6	R: 0 E: 0 K: 1 S: 6 H: 1 LOB: 2 BB: 1 P: 11	1B: 4 2B: 0 3B: 1 HR: 0	SF: 0 SAC: 0 DP: 1 HBP: 0					

PITCHER		IP	WLS	BF	H	R	ER	SO	BB	IBB	HBP	BLK	WP	HR	S	P	ERA	WHIP
19 Aníbal Sánchez, R ERA: 4.05	(1, 1)	5.0		16	2	0	0	6	0	0	0	0	0	0	28	28	0.00	0.400
62 Al Alburquerque, R ERA: 3.6	(6, 1)	1.0		3	0	0	0	2	0	0	0	0	0	0	7	7	0.00	0.000
45 Buck Farmer, R ERA: 7.11	(7, 1)	1.0		3	0	0	0	0	1	0	0	0	0	0	2	6	0.00	1.000
65 Blaine Hardy, L ERA: 5.4	(8, 1)	1.0		3	1	0	0	0	0	0	0	0	0	0	3	3	0.00	1.000
67 Rafael Dolis, R ERA: 3.86	(9, 1)	1.0		4	1	0	0	1	0	0	0	0	0	0	6	6	0.00	1.000

PITCHER		IP	WLS	BF	H	R	ER	SO	BB	IBB	HBP	BLK	WP	HR	S	P	ERA	WHIP
58 José Váldez, R ERA: 1.29	(10, 1)	1.0		5	1	0	0	1	1	0	0	0	0	0	6	11	0.00	2.000

BOTTOM

Detroit Tigers @ Washington Nationals

Space Coast Stadium, Viera, FL

Thu Mar 19 2015, 1:07 PM - 4:27 PM EDT

Att. 6,892 - Partly Cloudy - 89 F

livebaseballscorecards.com

AB	32
R	0
H	5
RBI	0
BB	2
SO	10
LOB	11

1B: 4 SF: 0 WP: 0 PA: 35
2B: 0 SAC: 0 PB: 0
3B: 1 DP: 1 SB: 0
HR: 0 HBP: 0 CS: 0

Batter	1	2	3	4	5	6	7	8	9	AB	R	H	RBI	BB	SO	LOB
11 Brett Gardner, L (1, 8) OBP: 0.270, SLG: 0.219	17 2B 3B	L8		F8			L4		60 SF9 3B	3	1	1	0	0	0	0
74 Slade Heathcott, L (6, 8) OBP: 0.524, SLG: 0.765										2	1	1	0	0	0	0
17 Brendan Ryan, R (1, 6) OBP: 0.333, SLG: 0.667	34 1B 2B 3-H	G6-3			K		G3		SF9 3-H	3	1	1	1	0	1	0
60 Nick Noonan, L (5, 6) OBP: 0.238, SLG: 0.333										1	0	0	1	0	0	0
34 Brian McCann, L (1, 2) OBP: 0.333, SLG: 0.400	13 FC5-4 1B 2-H	13 FC4 BB			K			K	67 G6-4-3 1B	2	0	1	1	1	1	0
55 Austin Romine, R (6, 2) OBP: 0.300, SLG: 0.278										2	0	1	0	0	1	0
13 Alex Rodriguez, R (1, 10) OBP: 0.367, SLG: 0.538	FC5-4 24 G4-3 33 1B 63 2B 1-2f	FC4 1-2f			HR			83 1B 97 3B BB	G6-4-3 1-2f	3	2	1	1	0	0	2
67 Eddy Rodriguez, R (8, PH) OBP: 0.429, SLG: 0.400 (8, 10)										1	1	0	0	1	0	1
33 Garrett Jones, L (1, 3) OBP: 0.290, SLG: 0.296	24 G4-3 63 2B 1B 1-2		G3-1		K			97 3B 1B 1-2		3	1	1	0	0	1	0
83 Francisco Arcia, L (6, 3) OBP: 0.444, SLG: 0.556										1	1	1	0	0	0	0
24 Chris Young, R (1, 9) OBP: 0.300, SLG: 0.286	G4-3 1-2 2-3		63 G4-6-3 HBP			K		K		2	0	0	0	0	1	2
Aaron Judge, R (6, 9) OBP: 0.412, SLG: 0.538										1	0	0	0	0	1	2
63 José Pirela, R (1, 5) OBP: 0.433, SLG: 0.630			G4-6-3 1-2f			G5-3		62 E 3B 1-H 2-H		3	1	1	2	0	0	1
97 Jonathan Galvez, R (6, 5) OBP: 0.409, SLG: 0.500	98 HR 2B 2-H 3-H									1	1	1	2	0	0	0
98 Rob Refsnyder, R (1, 4) OBP: 0.400, SLG: 0.500	HR 2-H			L4		K		E6 3-H		3	1	1	2	0	1	0
62 Cole Figueroa, L (6, 4) OBP: 0.316, SLG: 0.333										1	0	0	0	0	0	0
77 Ramón Flores, L (1, 7) OBP: 0.231, SLG: 0.292	K			K			G4-3	G3-1		3	0	0	0	0	2	0
83 Ben Gamel, L (7, 7)										1	0	0	0	0	0	1

TOP

New York Yankees @ Detroit Tigers

Joker Marchant Stadium, Lakeland, FL

Fri Mar 20 2015, 1:11 PM - 4:04 PM EDT
Att. 9,817 - Sunny - 81 F

livebaseballscorecards.com

AB	36
R	11
H	11
RBI	10
BB	2
SO	9
LOB	9

Inning Stats	1	2	3	4	5	6	7	8	9	1B: 4 SF: 1	WP: 0 PA: 40
	R: 6 H: 6 E: 0 LOB: 0 K: 1 BB: 0 S: 11 P: 11	R: 0 H: 0 E: 0 LOB: 1 K: 0 BB: 1 S: 3 P: 7	R: 0 H: 0 E: 0 LOB: 0 K: 0 BB: 0 S: 2 P: 3	R: 0 H: 0 E: 0 LOB: 0 K: 1 BB: 0 S: 5 P: 5	R: 1 H: 1 E: 0 LOB: 0 K: 3 BB: 0 S: 12 P: 14	R: 0 H: 0 E: 0 LOB: 0 K: 2 BB: 0 S: 7 P: 7	R: 0 H: 0 E: 0 LOB: 0 K: 0 BB: 0 S: 3 P: 3	R: 3 H: 2 E: 1 LOB: 1 K: 2 BB: 1 S: 10 P: 14	R: 1 H: 2 E: 0 LOB: 0 K: 0 BB: 0 S: 4 P: 4	2B: 2 SAC: 0 3B: 3 DP: 2 HR: 2 HBP: 1	PB: 0 SB: 0 CS: 0

PITCHER		IP	WLS	BF	H	R	ER	SO	BB	IBB	HBP	BLK	WP	HR	S	P	ERA	WHIP
31 Alfredo Simon, R ERA: 6.75	(1, 1)	3.0	L	16	6	6	6	1	1	0	1	0	0	1	16	21	18.00	2.333
36 Joe Nathan, R ERA: 5.4	(4, 1)	1.0		3	0	0	0	1	0	0	0	0	0	0	5	5	0.00	0.000
43 Bruce Rondón, R ERA: 4.5	(5, 1)	1.0		4	1	1	1	3	0	0	0	0	0	1	12	14	9.00	1.000
44 Joba Chamberlain, R ERA: 7.2	(6, 1)	1.0		3	0	0	0	2	0	0	0	0	0	0	7	7	0.00	0.000
38 Joakim Soria, R ERA:	(7, 1)	1.0		3	0	0	0	0	0	0	0	0	0	0	3	3	0.00	0.000

PITCHER		IP	WLS	BF	H	R	ER	SO	BB	IBB	HBP	BLK	WP	HR	S	P	ERA	WHIP
30 Alex Wilson, R ERA: 8.1	(8, 1)	0.2		5	2	3	2	2	1	0	0	0	0	0	8	12	27.00	4.500
66 Alberto Cabrera, R ERA: 7.04	(8, 1)	1.1		6	2	1	1	0	0	0	0	0	0	0	6	6	6.75	1.500

BOTTOM

New York Yankees @ Detroit Tigers

Joker Marchant Stadium, Lakeland, FL

Fri Mar 20 2015, 1:11 PM - 4:04 PM EDT

Att. 9,817 - Sunny - 81 F

livebaseballscorecards.com

Batter	1	2	3	4	5	6	7	8	9	AB	R	H	RBI	BB	SO	LOB
20 Rajai Davis, R (1, 7) OBP: 0.324, SLG: 0.406	0-0 3 G5-4-3 1B			0-0 2B		0-0 12 G3 3 1B 1B		0-0 ② F7		3	1	3	0	0	0	0
73 Jason Krizan, L (7, 7) OBP: 0.200, SLG: 0.474										1	0	0	0	0	0	1
12 Anthony Gose, L (1, 8) OBP: 0.405, SLG: 0.579	0-0 ① F8			0-0 ① F7		0-0 ② G3 1-2		0-0 1-2 1B		3	0	0	0	0	0	3
18 Tyler Collins, L (7, 8) OBP: 0.378, SLG: 0.438										1	0	1	0	0	0	0
3 Ian Kinsler, R (1, 4) OBP: 0.483, SLG: 0.880	0-0 ② ③ G5-4-3 1-2f			0-0 ② P5		0-0 28 S 2-H 1B		0-0 ③ G5-3		3	0	1	1	0	0	2
26 Hernán Pérez, R (7, 4) OBP: 0.385, SLG: 0.400										1	0	0	0	0	0	2
28 J.D. Martinez, R (1, 9) OBP: 0.395, SLG: 0.641		S S S 0-3 ① K		0-0 ③ F9		B X 1-0 ③ G4-3 1-2			0-0 E5 76 1B	3	0	0	0	0	1	2
33 Steven Moya, L (7, 9) OBP: 0.143, SLG: 0.286										1	0	0	0	0	0	0
52 Yoenis Cespedes, R (1, 10) OBP: 0.321, SLG: 0.593		0-0 13 G5-6-3 1B			S S X 0-2 HR		0-0 ① F9		0-0 ① P6	2	1	2	1	0	0	0
64 Xavier Avery, L (7, PH) (8, 10) OBP: 0.348, SLG: 0.333										2	0	0	0	0	0	1
13 Alex Avila, L (1, 2) OBP: 0.389, SLG: 0.231		0-0 ② ③ G5-6-3 1-2f			S S S 0-3 ① K		0-0 ② G5-3		0-0 ② P4	2	0	0	0	0	1	1
50 Bryan Holaday, R (7, 2) OBP: 0.136, SLG: 0.143										2	0	0	0	0	0	1
9 Nick Castellanos, R (1, 5) OBP: 0.364, SLG: 0.448			0-0 ① F8		0-0 ② F9		0-0 ③ G5-3		0-0 1-3 1B	2	0	0	0	0	0	0
76 Jefry Marte, R (7, 5) OBP: 0.290, SLG: 0.357										2	0	1	0	0	0	0
74 Jordan Lennerton, L (1, 3) OBP: 0.324, SLG: 0.267			S S S 0-3 ② K		0-0 ③ G6-3			0-0 81 FC6-4 1B	0-0 ③ G3-1	2	0	0	0	0	1	0
17 Andrew Romine, S (7, 3) OBP: 0.273, SLG: 0.172										2	0	1	0	0	0	2
1 Jose Iglesias, R (1, 6) OBP: 0.160, SLG: 0.130			0-0 ③ G6-3			0-0 ① G6-3		0-0 ① FC6-4 18 1B 1-2f		2	0	0	0	0	0	0
81 Josh Wilson, R (7, 6) OBP: 0.294, SLG: 0.226										1	0	0	0	0	0	1
Inning Stats	R: 0 H: 1 E: 0 LOB: 0 K: 0 BB: 0 S: 3 P: 3	R: 0 H: 1 E: 0 LOB: 0 K: 1 BB: 0 S: 5 P: 5	R: 0 H: 0 E: 0 LOB: 0 K: 1 BB: 0 S: 5 P: 5	R: 0 H: 1 E: 0 LOB: 1 K: 0 BB: 0 S: 4 P: 4	R: 1 H: 1 E: 0 LOB: 0 K: 1 BB: 0 S: 8 P: 8	R: 1 H: 2 E: 0 LOB: 1 K: 0 BB: 0 S: 5 P: 6	R: 0 H: 0 E: 0 LOB: 0 K: 0 BB: 0 S: 3 P: 3	R: 0 H: 2 E: 0 LOB: 2 K: 0 BB: 0 S: 5 P: 5	R: 0 H: 1 E: 1 LOB: 2 K: 0 BB: 0 S: 5 P: 5	1B: 7 SF: 0 2B: 1 SAC: 0 3B: 0 DP: 2 HR: 1 HBP: 0							

	AB	35
	R	2
	H	9
	RBI	2
	BB	0
	SO	3
	LOB	16

WP: 0 PA: 35
PB: 0
SB: 1
CS: 0

PITCHER		IP	WLS	BF	H	R	ER	SO	BB	IBB	HBP	BLK	WP	HR	S	P	ERA	WHIP
43 Adam Warren, R	(1, 1)	5.0	W	17	4	1	1	3	0	0	0	0	0	1	25	25	1.80	0.800
ERA: 2.77																		
57 Chris Martin, R	(6, 1)	1.0		5	2	1	1	0	0	0	0	0	0	0	5	6	9.00	2.000
ERA: 4.5																		
39 Chase Whitley, R	(7, 1)	3.0	S	13	3	0	0	0	0	0	0	0	0	0	13	13	0.00	1.000
ERA:																		

PITCHER	IP	WLS	BF	H	R	ER	SO	BB	IBB	HBP	BLK	WP	HR	S	P	ERA	WHIP

New York Mets @ Detroit Tigers

Joker Marchant Stadium, Lakeland, FL

Sat Mar 21 2015, 4:38 PM - 4:42 PM EDT

Att. 9,237 - Partly Cloudy - 81 F

TOP

livebaseballscorecards.com

Batter	1	2	3	4	5	6	7	8	9	AB	R	H	RBI	BB	SO	LOB
12 Juan Lagares, R (1, 8) OBP: 0.459, SLG: 0.606 93 Darrell Ceciliani, L (6, PR) (6, 8)	S S S 0-3 ① K		X 0-0 11 1B 2B	X 0-0 1-3 2B		B B B 4-0 E2 1-3 BB		X 0-0 ③ F8		3 1 2 0 1 1 0 1 0 0 0 0 0 0						
11 Rubén Tejada, R (1, 6) OBP: 0.333, SLG: 0.406 Amed Rosario, R (6, 6)	X 0-0 2B		X 0-0 44 1B 29 FC5-4 21 1B 2-H 1B	X 0-0 ③ F9		C C C 0-3 ③ K			X 0-0 ① G6-3	4 1 2 1 0 1 4 1 0 0 0 0 0 0						
21 Lucas Duda, L (1, 10) OBP: 0.227, SLG: 0.150 3 Jared King, S (7, PR) (7, 10)	S S S 0-3 ② K		X 0-0 44 1B 1-2 1B		S S S 0-3 ① K		B B B B 4-0 44 2B BB		S S S 0-3 ② K	3 0 1 0 1 2 1 1 1 0 0 0 1 0						
44 John Mayberry Jr., R (1, 7) OBP: 0.514, SLG: 0.710 Cory Vaughn, R (7, PR) OBP: 1.000, SLG: 1.000 (7, 7)	X 0-0 ③ L4		X 0-0 ① 29 FC5-4 1-3 2-3 1B		C C C 0-3 ② K		X 0-0 19 G4-3 1-H 2B		X 0-0 1B	4 0 2 1 0 1 1 1 0 1 0 0 0 0						
29 Eric Campbell, R (1, 5) OBP: 0.368, SLG: 0.452 78 Dustin Lawley, R (7, 5) OBP: 0.333, SLG: 0.667		B B B B 4-0 16 1B BB	X 0-0 ② FC5-4 20 S 1-2f 3-H		X 0-0 ③ G4-3		C C C 0-3 ① K		S S S 0-3 ③ K	3 0 0 1 1 1 3 1 0 0 0 0 1 1						
20 Anthony Recker, R (1, 2) OBP: 0.192, SLG: 0.167 19 Johnny Monell, L (6, 2) OBP: 0.433, SLG: 0.750		S S S 0-3 ① K	B B X 2-0 ③ L9 1-2			X 0-0 ① L4	X 0-0 ② G4-3 2-3			3 0 0 0 0 1 2 1 0 0 0 0 0 2						
16 Alex Castellanos, R (1, 3) OBP: 0.290, SLG: 0.552 40 Aderlin Rodríguez, R (6, 3) OBP: 0.250, SLG: 0.250		X 0-0 1-2 1B		S S S 0-3 ① K		X 0-0 74 1B 3B	X 0-0 ③ G6-3			3 1 2 0 0 1 0 1 0 0 0 0 0 3						
74 Danny Muno, S (1, 4) OBP: 0.438, SLG: 0.433 5 T.J. Rivera, R (8, 4) OBP: 0.500, SLG: 0.500		C C C 0-3 ② K		X 0-0 12 2B 1B		X 0-0 12 E 12 BB 3-H 1B		X 0-0 ① G1-3		4 0 2 1 0 1 2 0 0 0 0 0 0 0						
65 César Puello, R (1, 9) OBP: 0.407, SLG: 0.238		X 0-0 ③ F9		S S S 0-3 ② K		X 0-0 ② F9		S S S 0-3 ② K		4 0 0 0 0 2 4						
Inning Stats	R: 0 E: 0 K: 2 S: 8 H: 1 LOB: 1 BB: 0 P: 8	R: 0 E: 0 K: 2 S: 8 H: 1 LOB: 2 BB: 1 P: 12	R: 2 E: 0 K: 0 S: 6 H: 4 LOB: 1 BB: 0 P: 8	R: 0 E: 0 K: 2 S: 9 H: 2 LOB: 2 BB: 0 P: 9	R: 0 E: 0 K: 2 S: 7 H: 0 LOB: 0 BB: 0 P: 7	R: 1 E: 1 K: 1 S: 7 H: 2 LOB: 2 BB: 1 P: 11	R: 1 E: 0 K: 1 S: 6 H: 1 LOB: 3 BB: 1 P: 10	R: 0 E: 0 K: 1 S: 5 H: 0 LOB: 0 BB: 0 P: 5	R: 0 E: 0 K: 2 S: 8 H: 1 LOB: 1 BB: 0 P: 8	1B: 7 2B: 4 3B: 1 HR: 0 SF: 0 SAC: 0 DP: 0 HBP: 0				WP: 0 PB: 0 SB: 1 CS: 0		PA: 41

	AB	38
	R	4
	H	12
	RBI	4
	BB	3
	SO	13
	LOB	23

PITCHER		IP	WLS	BF	H	R	ER	SO	BB	IBB	HBP	BLK	WP	HR	S	P	ERA	WHIP
14 David Price, L ERA: 4.38	(1, 1)	4.1		21	8	2	2	7	1	0	0	0	0	0	34	40	4.15	2.077
67 Rafael Dolis, R ERA: 3.52	(5, 1)	0.2		2	0	0	0	1	0	0	0	0	0	0	4	4	0.00	0.000
60 Angel Nesbitt, R ERA: 3.68	(6, 1)	1.1		9	3	2	2	2	2	0	0	0	0	0	11	19	13.50	3.750
56 Kyle Ryan, L ERA: 3.12	(7, 1)	1.2	W	5	0	0	0	1	0	0	0	0	0	0	7	7	0.00	0.000
46 Ian Krol, L ERA: 4.5	(9, 1)	1.0	S	4	1	0	0	2	0	0	0	0	0	0	8	8	0.00	1.000

PITCHER	IP	WLS	BF	H	R	ER	SO	BB	IBB	HBP	BLK	WP	HR	S	P	ERA	WHIP

New York Mets @ Detroit Tigers

Joker Marchant Stadium, Lakeland, FL

Sat Mar 21 2015, 4:38 PM - 4:42 PM EDT

Att. 9,237 - Partly Cloudy - 81 F

livebaseballscorecards.com

BOTTOM

Batter	1	2	3	4	5	6	7	8	9	AB	R	H	RBI	BB	SO	LOB
20 Rajai Davis, R (1, 8) OBP: 0.366, SLG: 0.429 18 Tyler Collins, L (7, PR) OBP: 0.395, SLG: 0.438 (8, 8)	G5-3		13 1B 1B		1-2 BB		73 BB 13 1B 1B	33 WP 13 G5-3 1-2 3-H BB		3 0 2 0 1 0 0 0 0 0 0 1 0 0						
13 Alex Avila, L (1, 10) OBP: 0.391, SLG: 0.278	G6-3		28 FC6-4 1-2 1B		F8		73 BB 1-2 1B	G5-3 1-2 2-3		5 0 2 0 0 0 4						
28 J.D. Martinez, R (1, 9) OBP: 0.413, SLG: 0.707 33 Steven Moya, L (7, 9) OBP: 0.133, SLG: 0.267	HR		FC6-4 1-2f			73 1B 9 1B BB	P5	K2-3 2-3 3-H		2 2 1 1 1 0 2 2 0 0 0 0 1 3						
52 Yoenis Cespedes, R (1, 7) OBP: 0.300, SLG: 0.552 73 Jason Krizan, L (6, 7) OBP: 0.273, SLG: 0.500	G6-3			F8		80 G3 9 1B 50 E 1-3 1B	1-2 2-3 BB			2 0 0 0 0 0 0 1 1 1 0 1 0 0						
9 Nick Castellanos, R (1, 5) OBP: 0.389, SLG: 0.469 76 Jefry Marte, R (7, 5) OBP: 0.281, SLG: 0.345		G5-3		80 G6-4-3 1B		50 E 80 G3 26 SF9 1-2 3-H 1B	K			3 1 2 1 0 0 0 1 0 0 0 0 1 3						
80 Aaron Westlake, L (1, 3) OBP: 0.306, SLG: 0.344 74 Jordan Lennerton, L (7, 3) OBP: 0.316, SLG: 0.258		P5		G6-4-3 1-2f		G3 1-2 2-3	K			3 0 0 0 0 0 3 1 0 0 0 0 1 3						
50 Bryan Holaday, R (1, 2) OBP: 0.200, SLG: 0.136 34 James McCann, R (8, 2) OBP: 0.481, SLG: 0.538		26 CS BB			17 FC6-4 BB	E6 2-3 3-H		L6		1 0 0 1 2 0 1 1 0 0 0 0 0 0						
26 Hernán Pérez, R (1, 4) OBP: 0.357, SLG: 0.378 33 Javier Betancourt, R (7, 4) OBP: 0.286, SLG: 0.286		CS 1-2	K		F8	SF9 3-H		E5 81 1B 18 WP 1B		2 0 0 1 0 1 1 1 1 1 0 0 0 0						
17 Andrew Romine, S (1, 6) OBP: 0.250, SLG: 0.156 81 Josh Wilson, R (7, 6) OBP: 0.314, SLG: 0.250			F9		FC6-4 20 S 1-2f	G1-3		13 G5-3 18 WP 33 WP 2-3 1B		3 0 0 0 0 0 2 1 1 1 0 0 0 0						
Inning Stats	R: 1 H: 1 E: 0 LOB: 0 K: 0 BB: 0 S: 5 P: 5	R: 0 H: 0 E: 0 LOB: 0 K: 0 BB: 1 S: 3 P: 7	R: 0 H: 2 E: 0 LOB: 2 K: 1 BB: 0 S: 7 P: 7	R: 0 H: 1 E: 0 LOB: 0 K: 0 BB: 0 S: 3 P: 3	R: 0 H: 0 E: 0 LOB: 2 K: 0 BB: 2 S: 4 P: 12	R: 3 H: 2 E: 1 LOB: 1 K: 0 BB: 1 S: 6 P: 10	R: 0 H: 2 E: 0 LOB: 3 K: 2 BB: 1 S: 9 P: 13	R: 2 H: 2 E: 1 LOB: 1 K: 1 BB: 1 S: 7 P: 12		1B: 9 SF: 1 2B: 0 SAC: 0 3B: 0 DP: 1 HR: 1 HBP: 0						

AB	32
R	6
H	10
RBI	4
BB	6
SO	4
LOB	22

WP: 2 PA: 40
PB: 0
SB: 1
CS: 1

PITCHER		IP	WLS	BF	H	R	ER	SO	BB	IBB	HBP	BLK	WP	HR	S	P	ERA	WHIP
32 Steven Matz, L ERA: 2.08	(1, 1)	2.2		11	3	1	1	1	1	0	0	0	0	1	14	18	3.38	1.500
46 Zack Thornton, R ERA: 1.29	(3, 1)	2.0	H	8	1	0	0	0	2	0	0	0	0	0	7	15	0.00	1.500
51 Jack Leathersich, L ERA: 10.38	(5, 1)	0.1	H	1	0	0	0	0	0	0	0	0	0	0	1	1	0.00	0.000
76 Chasen Bradford, R ERA: 5.4	(6, 1)	1.1	B	11	4	3	2	0	2	0	0	0	0	0	9	17	13.50	4.500
27 Jeurys Familia, R ERA: 3.38	(7, 1)	1.1	L	7	2	2	1	2	1	0	0	0	1	0	10	14	6.75	2.250

PITCHER		IP	WLS	BF	H	R	ER	SO	BB	IBB	HBP	BLK	WP	HR	S	P	ERA	WHIP
68 Dario Álvarez, L ERA: 7.2	(8, 1)	0.1		1	0	0	0	1	0	0	0	0	1	0	3	4	0.00	0.000

Batter	1	2	3	4	5	6	7	8	9	AB	R	H	RBI	BB	SO	LOB
3 Ian Kinsler, R (1, 4) OBP: 0.455, SLG: 0.857 68 Josh Prince, R (7, 4)	0-0 FC1-5 2B		0-3 K		0-0 SF9 3-H		0-0 F7			3 0	0 0	1 0	1 0	0 0	1 0	1 0
1 Jose Iglesias, R (1, 6) OBP: 0.138, SLG: 0.111 27 Garrett Mattlage, S (8, 6)	0-0 FC1-5 41 S 2-3		0-0 G5-3		0-0 P4			0-0 G4-3		4 0	0 0	0 0	0 0	0 0	0 0	2 0
41 Victor Martinez, S (1, 10) 73 Jason Krizan, L (8, PH) OBP: 0.261, SLG: 0.476 (8, 10)	1-3 K 1-2		0-0 G3			0-0 G3-1		0-0 F8		3 1	0 0	0 0	0 0	0 0	1 0	2 0
18 Tyler Collins, L (1, 7) OBP: 0.357, SLG: 0.389 33 Ross Kivett, R (8, 7) OBP: 0.667, SLG: 0.500	0-3 K			0-3 K		0-0 F8		0-3 K		4 0	0 0	0 0	0 0	0 0	3 0	1 0
34 James McCann, R (1, 2) OBP: 0.467, SLG: 0.500 79 Manny Piña, R (8, 2) OBP: 0.417, SLG: 0.333		4-0 BB		0-0 F7		0-3 K			4-0 BB	2 0	0 0	0 0	0 0	1 1	1 0	0 0
80 Aaron Westlake, L (1, 3) OBP: 0.333, SLG: 0.353 50 James Robbins, L (7, 3)		0-0 F7		0-0 1B			1-0 76 HR HBP		0-3 K	2 1	1 0	1 0	0 0	0 0	0 1	1 1
76 Jefry Marte, R (1, 5) OBP: 0.286, SLG: 0.438 59 Francisco Martinez, R (8, 5)		0-0 F8		0-0 L4			1-2 1-H HR		0-0 F7	3 1	1 0	1 0	2 0	0 0	0 0	2 1
17 Andrew Romine, S (1, 9) OBP: 0.256, SLG: 0.200 17 Jeff McVaney, R (8, 9) OBP: 0.667, SLG: 0.500		0-0 G6-3			0-0 12 F9 3 SF9 2B		0-0 G6-3		0-3 K	3 1	1 0	1 0	0 0	0 0	0 1	1 1
12 Anthony Gose, L (1, 8) OBP: 0.400, SLG: 0.585 64 Xavier Avery, L (8, 8) OBP: 0.348, SLG: 0.333			0-0 2B		0-0 F9 2-3		0-0 G4-3			3 0	0 0	1 0	0 0	0 0	0 0	1 0
Inning Stats	R: 0 H: 1 E: 0 LOB: 1 K: 2 BB: 0 S: 8 P: 9	R: 0 H: 0 E: 0 LOB: 1 K: 0 BB: 1 S: 3 P: 7	R: 0 H: 1 E: 0 LOB: 1 K: 1 BB: 0 S: 6 P: 6	R: 0 H: 1 E: 0 LOB: 1 K: 1 BB: 0 S: 6 P: 6	R: 1 H: 1 E: 0 LOB: 0 K: 0 BB: 0 S: 4 P: 4	R: 0 H: 0 E: 0 LOB: 0 K: 1 BB: 0 S: 5 P: 5	R: 2 H: 1 E: 0 LOB: 0 K: 0 BB: 0 S: 6 P: 8	R: 0 H: 0 E: 0 LOB: 0 K: 1 BB: 0 S: 5 P: 5	R: 0 H: 0 E: 0 LOB: 1 K: 2 BB: 1 S: 7 P: 11	1B: 1 SF: 1 2B: 3 SAC: 0 3B: 0 DP: 0 HR: 1 HBP: 1						

PITCHER		IP	WLS	BF	H	R	ER	SO	BB	IBB	HBP	BLK	WP	HR	S	P	ERA	WHIP
17 Shelby Miller, R ERA: 4.38	(1, 1)	5.0		20	4	1	1	4	1	0	0	0	0	0	27	32	1.80	1.000
46 Craig Kimbrel, R ERA:	(6, 1)	1.0	H	3	0	0	0	1	0	0	0	0	0	0	5	5	0.00	0.000
55 Josh Outman, L ERA: 7.5	(7, 1)	1.0	B	5	1	2	2	0	0	0	1	0	0	1	6	8	18.00	1.000
39 Jason Grilli, R ERA: 2.25	(8, 1)	1.0	W	3	0	0	0	1	0	0	0	0	0	0	5	5	0.00	0.000
52 Donnie Veal, L ERA: 4.05	(9, 1)	1.0	S	4	0	0	0	2	1	0	0	0	0	0	7	11	0.00	1.000

PITCHER	IP	WLS	BF	H	R	ER	SO	BB	IBB	HBP	BLK	WP	HR	S	P	ERA	WHIP

TOP

Detroit Tigers @ Atlanta Braves

Champion Stadium, Lake Buena Vista, FL

Sun Mar 22 2015, 1:08 PM - 3:49 PM EDT

Att. 6,043 - Sunny - 82 F

livebaseballscorecards.com

AB	31
R	3
H	5
RBI	3
BB	2
SO	8
LOB	14

BOTTOM

Detroit Tigers @ Atlanta Braves
Championship Stadium, Lake Buena Vista, FL
Sun Mar 22 2015, 1:08 PM - 3:49 PM EDT
Att. 6,043 - Sunny - 82 F

livebaseballscorecards.com

Batter	1	2	3	4	5	6	7	8	9	AB	R	H	RBI	BB	SO	LOB
8 Eury Pérez, R (1, 9) (8, 8) OBP: 0.333, SLG: 0.333	C C C 0-3 K ①	x 0-0 G4-3 ③			x 0-0 1 1B 1B		x 0-0 G6-3 ②	x 0-0 P4 ②		5	0	1	0	0	1	4
1 Alberto Callaspo, S (1, 5) OBP: 0.214, SLG: 0.220 39 Jason Grilli, R (8, 1) Cedric Hunter, L (8, PH) OBP: 0.273, SLG: 0.158 52 Donnie Veal, L (9, 1)	x 0-0 G6-3 ②		x 0-0 F7 ①		x 0-0 ① 1-3 1B		x 0-0 1B	x 0-0 G3 ③		4 0 1 0	0 0 0 0	2 0 0 0	0 0 0 0	0 0 0 0	0 0 0 0	0 0 3 0
24 Kelly Johnson, L (1, 3) OBP: 0.368, SLG: 0.469 85 Seth Loman, L (7, 3) OBP: 0.200, SLG: 0.200	x 0-0 7 E 1B		B B B 4-0 BB		C C C 0-3 K ②		x 0-0 L3 ③			2 1	1 0	1 0	0 0	1 0	1 0	1 1
7 Jonny Gomes, R (1, 7) OBP: 0.220, SLG: 0.189 46 Craig Kimbrel, R (6, 1) Daniel Castro, R (7, 4) OBP: 0.467, SLG: 0.417 (8, 6)	x 0-0 E6 1-H 2B		x 0-0 F9 ②		x 0-0 P3 ③			x 0-0 82 FC6-4 61 1B 98 1B 1B		3 0 1	0 0 1	1 0 1	1 0 0	0 0 0	0 0 0	2 0 0
15 A.J. Pierzynski, L (1, 2) OBP: 0.481, SLG: 0.435 98 Jose Constanza, L (6, PR) OBP: 0.333, SLG: 0.333 (7, 7)	x 0-0 F7 ③		x 0-0 F7 ③			x 0-0 26 F8 26 S 61 SF8 1B		x 0-0 82 FC6-4 1-2 1B		3 1	0 1	1 1	0 0	0 0	0 0	2 0
26 Todd Cunningham, S (1, 8) OBP: 0.381, SLG: 0.343 82 Braeden Schlehuber, R (7, 2) OBP: 0.125, SLG: 0.067 4 Eric Young Jr., S (8, PR) OBP: 0.354, SLG: 0.390 25 Jesus Flores, R (9, 2) OBP: 0.188, SLG: 0.188		x 0-0 61 1B 61 S 11 SF8 1B		x 0-0 F7 ①		B x 1-0 F8 ① 1-3		x 0-0 FC6-4 ① 1-2f 2-3 61 S 61 1B		3 1 0 0	1 0 1 0	1 0 0 0	0 0 0 0	0 0 0 0	0 0 0 0	1 2 0 0
61 Pedro Ciriaco, R (1, 6) OBP: 0.333, SLG: 0.432 (8, 5)	B x 1-0 17 SH2-4 11 SF8 1-3 1B			x 0-0 F9 ②		x 0-0 SF8 ② 3-H		B x 1-0 91 E 1-H 3-H 1B		3	0	2	3	0	0	0
11 Phil Gosselin, R (1, 4) OBP: 0.279, SLG: 0.211 55 Josh Outman, L (7, 1) 91 Corban Joseph, L (8, 4)	x 0-0 SF8 ① 1-2 3-H		B B B 4-0 BB		C C C 0-3 K ③			x 0-0 E4 98 BB 1-3		1 0 1	0 0 0	0 0 0	1 0 0	1 0 0	1 0 0	1 0 1
17 Shelby Miller, R (1, 1) 98 Joe Benson, R (6, 7) OBP: 0.500, SLG: 0.250 (7, 8) (8, 9)	x 0-0 SH2-4 ② 2-3		C C C 0-3 K ③				S S S 0-3 K ①	B B B 4-0 1-2 BB		1 1	0 0	0 0	0 0	0 1	1 1	1 0
Inning Stats	R: 1 E: 1 K: 1 S: 7 H: 2 LOB: 1 BB: 0 P: 7	R: 1 E: 0 K: 0 S: 5 H: 2 LOB: 1 BB: 0 P: 6	R: 0 E: 0 K: 0 S: 3 H: 0 LOB: 1 BB: 1 P: 7	R: 0 E: 0 K: 1 S: 5 H: 0 LOB: 1 BB: 1 P: 9	R: 0 E: 0 K: 1 S: 6 H: 2 LOB: 1 BB: 0 P: 6	R: 1 E: 0 K: 1 S: 6 H: 1 LOB: 1 BB: 0 P: 7	R: 0 E: 0 K: 1 S: 6 H: 1 LOB: 1 BB: 0 P: 6	R: 2 E: 1 K: 0 S: 7 H: 3 LOB: 3 BB: 1 P: 12		1B: 10 2B: 1 3B: 0 HR: 0 SF: 2 SAC: 1 DP: 0 HBP: 0						

	AB	32
	R	5
	H	11
	RBI	5
	BB	3
	SO	5
	LOB	19

WP: 0 PB: 0 SB: 3 CS: 0 PA: 38

PITCHER		IP	WLS	BF	H	R	ER	SO	BB	IBB	HBP	BLK	WP	HR	S	P	ERA	WHIP
53 Kyle Lobstein, L ERA: 3.6	(1, 1)	4.0		18	4	2	2	2	2	0	0	0	0	0	20	29	4.50	1.500
45 Buck Farmer, R ERA: 6.14	(5, 1)	1.0		4	2	0	0	1	0	0	0	0	0	0	6	6	0.00	2.000
62 Al Alburquerque, R ERA: 4.5	(6, 1)	1.0		4	1	1	1	1	0	0	0	0	0	0	6	7	9.00	1.000
43 Bruce Rondón, R ERA: 3.6	(7, 1)	1.0		4	1	0	0	1	0	0	0	0	0	0	6	6	0.00	1.000
40 Josh Zeid, R ERA: 7.04	(8, 1)	1.0	L	8	3	2	2	0	1	0	0	0	0	0	7	12	18.00	4.000

PITCHER	IP	WLS	BF	H	R	ER	SO	BB	IBB	HBP	BLK	WP	HR	S	P	ERA	WHIP

Washington Nationals @ Detroit Tigers

Joker Marchant Stadium, Lakeland, FL

Sun Mar 22 2015, 1:07 PM - 4:17 PM EDT

Att. 7,027 - Partly Cloudy - 83 F

TOP

livebaseballscorecards.com

Batter	1	2	3	4	5	6	7	8	9	AB	R	H	RBI	BB	SO	LOB
3 Michael Taylor, R (1, 8) OBP: 0.324, SLG: 0.765 24 Delta Cleary Jr., S (5, 8)	G5-3		HR		HR		K			3 1	2 0	2 0	2 0	0 0	0 1	0 0
17 Derrick Robinson, S (1, 9) OBP: 0.194, SLG: 0.241 13 Josh Johnson, S (7, 7) OBP: 0.500, SLG: 0.333	F7	F7		G4-3			P5			4 0	0 0	0 0	0 0	0 0	0 0	0 0
26 Dan Uggla, R (1, 4) OBP: 0.459, SLG: 0.586 66 Cutter Dykstra, R (5, 4) OBP: 0.421, SLG: 0.400	F8		BB		K			G6-3		2 1	0 0	0 0	0 0	1 0	1 0	0 0
33 Mike Carp, L (1, 3) OBP: 0.405, SLG: 0.241 18 Kila Ka'aihue, L (5, 3) OBP: 0.313, SLG: 0.593		BB 10 1B 41 2B	F8		K			G6-3		2 1	1 0	0 0	0 0	1 0	1 0	1 0
12 Tyler Moore, R (1, 7) OBP: 0.359, SLG: 0.676 14 Randolph Oduber, R (6, PR) OBP: 0.500, SLG: 1.000 (6, 7) (7, 9)		K	F9			10 1B 41 G1-6-3 2B		63 E 63 1B 2B		3 1	0 2	1 1	0 0	0 0	1 0	2 0
10 Ian Stewart, L (1, 5) OBP: 0.400, SLG: 0.645 63 Matt Skole, L (6, PR) OBP: 0.480, SLG: 0.727 (6, 5)	41 2B 16 G3 1-3 1B			HR		41 G1-6-3 2-3 1B		CS 2-H 1B		3 1	2 0	3 1	1 1	0 0	0 0	0 0
41 Sandy León, S (1, 2) OBP: 0.350, SLG: 0.368 Spencer Kieboom, R (6, 2)	16 G3 1-3 3-H 2B			G6-3		G1-6-3 1-2f 3-H		CS 1-2	F9	3 1	0 0	1 0	1 0	0 0	0 0	2 0
16 Emmanuel Burriss, S (1, 6) OBP: 0.038, SLG: 0.038 5 Jose Lozada, S (6, 6)	G3 2-3 3-H			K		G1-3			G1-3	3 1	0 0	0 0	1 0	0 0	1 0	3 0
69 A.J. Cole, R (1, 1) 57 Tanner Roark, R (4, 1) 46 Matt Thornton, L (6, 1) 25 Clint Robinson, L (7, PH) OBP: 0.441, SLG: 0.733 13 Jerry Blevins, L (7, 1) 29 Xavier Cedeño, L (8, 1) 19 Kevin Frandsen, R (9, PH) OBP: 0.250, SLG: 0.115 17 Manny Delcarmen, R (9, 1)	G1-3-1			P3			K		F8	2 0 0 1 0 0 0 1 0	0 0 0 0 0 0 0 0 0	0 0 0 0 0 0 0 0 0	0 0 0 0 0 0 0 0 0	0 0 0 0 1 0 0 0 0	0 0 0 0 0 0 0 0 0	1 0 0 0 0 0 0 0 0
Inning Stats	R: 0 E: 0 K: 0 S: 3 H: 0 LOB: 0 BB: 0 P: 3	R: 2 E: 0 K: 1 S: 7 H: 2 LOB: 1 BB: 1 P: 11	R: 1 E: 0 K: 0 S: 6 H: 1 LOB: 1 BB: 1 P: 13	R: 1 E: 0 K: 1 S: 6 H: 1 LOB: 0 BB: 0 P: 6	R: 1 E: 0 K: 2 S: 10 H: 1 LOB: 0 BB: 0 P: 11	R: 1 E: 0 K: 0 S: 4 H: 2 LOB: 2 BB: 0 P: 4	R: 0 E: 0 K: 2 S: 7 H: 0 LOB: 0 BB: 0 P: 7	R: 1 E: 0 K: 0 S: 6 H: 2 LOB: 0 BB: 0 P: 7	R: 0 E: 0 K: 0 S: 3 H: 0 LOB: 0 BB: 0 P: 3	1B: 3 2B: 3 3B: 0 HR: 3 SF: 0 SAC: 0 DP: 1 HBP: 0						

PITCHER		IP	WLS	BF	H	R	ER	SO	BB	IBB	HBP	BLK	WP	HR	S	P	ERA	WHIP
35 Justin Verlander, R ERA: 6.08	(1, 1)	4.1		20	5	5	5	2	2	0	0	0	0	3	26	38	10.38	1.615
44 Melvin Mercedes, R ERA:	(5, 1)	0.2		2	0	0	0	2	0	0	0	0	0	0	6	6	0.00	0.000
36 Joe Nathan, R ERA: 5.87	(6, 1)	1.0		4	2	1	1	0	0	0	0	0	0	0	4	4	9.00	2.000
38 Joakim Soria, R ERA:	(7, 1)	1.0		3	0	0	0	2	0	0	0	0	0	0	7	7	0.00	0.000
44 Joba Chamberlain, R ERA: 7.5	(8, 1)	1.0		4	2	1	1	0	0	0	0	0	0	0	6	7	9.00	2.000
65 Blaine Hardy, L ERA: 4.7	(9, 1)	1.0		3	0	0	0	0	0	0	0	0	0	0	3	3	0.00	0.000

AB	34
R	7
H	9
RBI	6
BB	2
SO	6
LOB	9

WP: 0 PB: 0 SB: 0 CS: 1 PA: 37

Washington Nationals @ Detroit Tigers

Joker Marchant Stadium, Lakeland, FL

Sun Mar 22 2015, 1:07 PM - 4:17 PM EDT

Att. 7,027 - Partly Cloudy - 83 F

livebaseballscorecards.com

BOTTOM

Batter	1	2	3	4	5	6	7	8	9	AB	R	H	RBI	BB	SO	LOB
20 Rajai Davis, R (1, 8) OBP: 0.356, SLG: 0.410	G6-3		G6-4-3 1-2f		13 S 1-3 1B		K		PB HBP	4	0	1	0	0	1	2
19 Connor Harrell, R (8, 8)										0	0	0	0	0	0	0
13 Alex Avila, L (1, 2) OBP: 0.407, SLG: 0.429	F8			28 HR BB	K 1-2		1-H HR		F8	3	2	1	2	1	1	2
Grayson Greiner, R (8, 2)										1	0	0	0	0	0	1
24 Miguel Cabrera, R (1, 10) OBP: 0.333, SLG: 0.333	K			K		28 G6-4-3 1B	K		K 1-2	3	0	1	0	0	2	1
Steven Moya, L (6, PR) OBP: 0.125, SLG: 0.250										2	0	0	0	0	2	1
(7, 10)																
28 J.D. Martinez, R (1, 9) OBP: 0.429, SLG: 0.767		52 FC5-4 HBP		1-H HR		G6-4-3 1-2f		G5-3		2	1	1	2	0	0	1
21 Casper Wells, R (8, 9)										1	0	0	0	0	0	0
52 Yoenis Cespedes, R (1, 7) OBP: 0.303, SLG: 0.563		FC5-4 1-2f		K2-3		9 1B 2B		K		3	1	1	0	0	1	1
39 Ben Verlander, R (8, 7) OBP: 0.500, SLG: 0.500										1	0	0	0	0	1	0
9 Nick Castellanos, R (1, 5) OBP: 0.385, SLG: 0.457		K		K		2-H 1B		HR		3	0	1	1	0	2	1
22 Wade Gaynor, R (8, 5) OBP: 0.500, SLG: 0.833										1	1	1	1	0	0	0
74 Jordan Lennerton, L (1, 3) OBP: 0.293, SLG: 0.235	K				K	F8		F8		3	0	0	0	0	2	2
29 Dominic Ficociello, S (8, 3)										1	0	0	0	0	0	0
26 Hernán Pérez, R (1, 6) OBP: 0.356, SLG: 0.375	P6				20 1B		K		G5-3	3	0	1	0	0	1	0
Dixon Machado, R (8, 6) OBP: 0.320, SLG: 0.348										1	0	0	0	0	0	0
81 Josh Wilson, R (1, 4) OBP: 0.342, SLG: 0.242				20 G6-4-3 BB	F8		13 HR BB		HR	1	1	0	0	2	0	1
9 Joey Pankake, R (8, 4) OBP: 0.667, SLG: 1.667										1	1	1	1	0	0	0
Inning Stats	R: 0 E: 0 K: 1 S: 5 H: 0 LOB: 0 BB: 0 P: 5	R: 0 E: 0 K: 2 S: 7 H: 0 LOB: 1 BB: 0 P: 8	R: 0 E: 0 K: 0 S: 2 H: 0 LOB: 0 BB: 1 P: 6	R: 2 E: 0 K: 3 S: 11 H: 1 LOB: 0 BB: 1 P: 16	R: 0 E: 0 K: 2 S: 9 H: 2 LOB: 2 BB: 0 P: 10	R: 1 E: 0 K: 0 S: 5 H: 3 LOB: 1 BB: 0 P: 5	R: 2 E: 0 K: 3 S: 12 H: 1 LOB: 0 BB: 1 P: 18	R: 1 E: 0 K: 1 S: 6 H: 1 LOB: 0 BB: 0 P: 6	R: 1 E: 0 K: 1 S: 9 H: 1 LOB: 1 BB: 0 P: 14	1B: 4 2B: 1 3B: 0 HR: 4 SF: 0 SAC: 0 DP: 2 HBP: 2						

	AB	34
	R	7
	H	9
	RBI	7
	BB	3
	SO	13
	LOB	13

WP: 0 PB: 1 SB: 1 CS: 0 PA: 39

PITCHER		IP	WLS	BF	H	R	ER	SO	BB	IBB	HBP	BLK	WP	HR	S	P	ERA	WHIP
69 A.J. Cole, R ERA: 4.22	(1, 1)	3.2		14	1	2	2	5	2	0	1	0	0	1	22	32	4.91	0.818
57 Tanner Roark, R ERA: 9.0	(4, 1)	1.1	H	6	2	0	0	3	0	0	0	0	0	0	12	13	0.00	1.500
46 Matt Thornton, L ERA: 3.38	(6, 1)	1.0		5	3	1	1	0	0	0	0	0	0	0	5	5	9.00	3.000
13 Jerry Blevins, L ERA: 7.11	(7, 1)	1.0	H	5	1	2	2	3	1	0	0	0	0	1	12	18	18.00	2.000
29 Xavier Cedeño, L ERA: 4.05	(8, 1)	1.0	H	4	1	1	1	1	0	0	0	0	0	1	6	6	9.00	1.000

PITCHER		IP	WLS	BF	H	R	ER	SO	BB	IBB	HBP	BLK	WP	HR	S	P	ERA	WHIP
17 Manny Delcarmen, R ERA: 1.8	(9, 1)	1.0	B	5	1	1	1	1	0	0	1	0	0	1	9	14	9.00	1.000

Detroit Tigers @ New York Yankees

George M. Steinbrenner Field, Tampa, FL

Tue Mar 24 2015, 7:09 PM - 10:34 PM EDT

Att. 10,921 - Partly Cloudy - 77 F

TOP

livebaseballscorecards.com

Batter	1	2	3	4	5	6	7	8	9	AB	R	H	RBI	BB	SO	LOB
12 Anthony Gose, L (1, 8) OBP: 0.388, SLG: 0.556	0-0 24 1B 3 S 52 1B 1B	0-0 F8 2-3		0-0 G4-3		0-0 G4-3		0-3 K		4	1	1	0	0	0	2
64 Xavier Avery, L (6, 8) OBP: 0.333, SLG: 0.318										1	0	0	0	0	1	0
3 Ian Kinsler, R (1, 4) OBP: 0.459, SLG: 0.806	1-0 P3 1-2	1-0 28 PB 24 BB 28 2B 1-H 3-H 1B		4-0 BB		0-0 G6-3		0-3 K		3	1	1	2	1	0	1
80 Aaron Westlake, L (6, 3) OBP: 0.325, SLG: 0.343										1	0	0	0	0	1	0
24 Miguel Cabrera, R (1, 10) OBP: 0.429, SLG: 0.333	0-0 52 1B 2-3 1B	4-0 28 2B 1-2 BB		0-3 K			0-3 K	4-0 BB		3	1	1	0	1	2	1
74 Jordan Lennerton, L (8, PH) OBP: 0.310, SLG: 0.235 (8, 10)										0	0	0	0	1	0	0
28 J.D. Martinez, R (1, 9) OBP: 0.434, SLG: 0.761	0-0 L4	1-0 1-H 2-H 2B			4-0 13 G6-3 9 1B BB		0-3 K	0-3 K		3	1	1	2	1	1	2
18 Tyler Collins, L (7, 9) OBP: 0.349, SLG: 0.378										1	0	0	0	0	1	1
52 Yoenis Cespedes, R (1, 7) OBP: 0.324, SLG: 0.556	0-0 1-2 3-H 1B	0-0 G6-3			0-0 P6		0-0 13 2B 1B		4-0 34 G6-4-3 BB	4	0	2	1	0	0	2
73 Jason Krizan, L (7, PR) OBP: 0.292, SLG: 0.476 (7, 7)										0	1	0	0	1	0	0
13 Alex Avila, L (1, 2) OBP: 0.387, SLG: 0.440	0-0 P5		0-0 G6-3		0-0 G6-3 1-2		0-0 17 E 1-H 2B		0-0 G6-4-3 1-2f	4	1	1	1	0	0	3
34 James McCann, R (8, 2) OBP: 0.452, SLG: 0.483										1	0	0	0	0	0	1
9 Nick Castellanos, R (1, 5) OBP: 0.395, SLG: 0.447	0-3 K	0-3 K		0-0 2-H 1B		4-0 17 E BB		0-0 E3		3	0	1	1	1	2	0
76 Jefry Marte, R (7, PR) OBP: 0.278, SLG: 0.424 (7, 5)										1	0	0	0	0	0	0
17 Andrew Romine, S (1, 3) OBP: 0.256, SLG: 0.184 (6, 4)	4-0 12 F8 1 E 3 1B BB	0-0 G6-3		0-0 G6-3		0-0 E3 1-3 2-H		0-0 G5-3		3	1	0	0	1	0	2
81 Josh Wilson, R (8, 4) OBP: 0.333, SLG: 0.235										1	0	0	0	0	0	1
1 Jose Iglesias, R (1, 6) OBP: 0.125, SLG: 0.100	0-0 E1 3 S 3 1B 1-2			0-0 F9		0-3 K		0-0 G5-3		3	1	0	0	0	1	1
26 Hernán Pérez, R (6, 6) OBP: 0.348, SLG: 0.366										1	0	0	0	0	0	3

	AB	37
	R	8
	H	8
	RBI	7
	BB	7
	SO	9
	LOB	20

Inning Stats	1	2	3	4	5	6	7	8	9
	R: 1 E: 0 K: 0 S: 6	R: 4 E: 1 K: 1 S: 8	R: 0 E: 0 K: 1 S: 5	R: 0 E: 0 K: 1 S: 5	R: 1 E: 0 K: 0 S: 4	R: 0 E: 0 K: 1 S: 5	R: 2 E: 1 K: 2 S: 10	R: 0 E: 0 K: 3 S: 9	R: 0 E: 1 K: 0 S: 3
	H: 3 LOB: 2 BB: 0 P: 7	H: 2 LOB: 1 BB: 2 P: 18	H: 0 LOB: 0 BB: 0 P: 5	H: 0 LOB: 1 BB: 1 P: 9	H: 1 LOB: 1 BB: 1 P: 8	H: 0 LOB: 0 BB: 0 P: 5	H: 2 LOB: 3 BB: 1 P: 14	H: 0 LOB: 1 BB: 1 P: 13	H: 0 LOB: 1 BB: 1 P: 7

1B: 6	SF: 0	WP: 0	PA: 44
2B: 2	SAC: 0	PB: 1	
3B: 0	DP: 1	SB: 2	
HR: 0	HBP: 0	CS: 0	

PITCHER		IP	WLS	BF	H	R	ER	SO	BB	IBB	HBP	BLK	WP	HR	S	P	ERA	WHIP
53 Esmil Rogers, R ERA: 2.92	(1, 1)	3.0		17	5	5	1	2	2	0	0	0	0	0	19	30	3.00	2.333
48 Andrew Miller, L ERA: 1.5	(4, 1)	1.0		4	0	0	0	1	1	0	0	0	0	0	5	9	0.00	1.000
68 Dellin Betances, R ERA: 5.4	(5, 1)	1.0		5	1	1	1	0	1	0	0	0	0	0	4	8	9.00	2.000
41 Justin Wilson, L ERA:	(6, 1)	1.0		3	0	0	0	1	0	0	0	0	0	0	5	5	0.00	0.000
90 Nick Rumbelow, R ERA: 2.7	(7, 1)	1.0		7	2	2	1	2	1	0	0	0	0	0	10	14	9.00	3.000

PITCHER		IP	WLS	BF	H	R	ER	SO	BB	IBB	HBP	BLK	WP	HR	S	P	ERA	WHIP
James Pazos, L ERA: 2.08	(8, 1)	1.0		4	0	0	0	3	1	0	0	0	0	0	9	13	0.00	1.000
Diego Moreno, R ERA: 4.91	(9, 1)	1.0	W	4	0	0	0	0	1	0	0	0	0	0	3	7	0.00	1.000

BOTTOM

Batter	1	2	3	4	5	6	7	8	9	AB	R	H	RBI	BB	SO	LOB
11 Brett Gardner, L (1, 8) OBP: 0.277, SLG: 0.200 74 Slade Heathcott, L (7, 8) OBP: 0.444, SLG: 0.591	0-0 12 F8-5 12 S 1B		4-0 12 G3-1 12 S 36 SF8 BB		0-0 ② F7		1-0 83 FC6-4 97 BB 86 BB HBP	0-3 K		2 1	1 1	1 0	0 0	1 0	0 1	0 0
12 Chase Headley, S (1, 5) OBP: 0.342, SLG: 0.514 97 Jonathan Galvez, R (7, 5) OBP: 0.385, SLG: 0.429	1-0 ①② F8-5 1-3		1-0 ① G3-1 1-3		0-0 ③ F8		4-0 83 FC6-4 1-2 2-3 BB	0-0 ③ F9		3 1	0 0	0 0	0 0	0 1	0 0	2 1
36 Carlos Beltrán, S (1, 9) OBP: 0.267, SLG: 0.296 Aaron Judge, R (7, 9) OBP: 0.435, SLG: 0.500	0-0 25 2B 2B		0-0 ② SF8 3-H			0-0 ① G6-3	0-3 ① K		4-0 83 G4-3 83 S 66 1B BB	2 1	1 1	1 0	1 0	0 1	0 1	0 3
25 Mark Teixeira, S (1, 3) OBP: 0.325, SLG: 0.432 83 Francisco Arcia, L (6, PR) OBP: 0.333, SLG: 0.417 (7, 3)	0-0 2-H 2B		4-0 BB			0-0 13 1B 1B	0-0 ② FC6-4 86 BB 66 BB 1-2f 2-3 3-H		1-0 ① G4-3 1-3	2 2	0 0	2 0	1 1	1 0	0 0	0 3
34 Brian McCann, L (1, 2) OBP: 0.308, SLG: 0.441 66 John Ryan Murphy, R (7, 2) OBP: 0.241, SLG: 0.250	0-3 ③ K		0-0 ③ G4-3			0-0 ② F9	4-0 86 BB 1-2 BB		0-0 73 BB 77 HR 3-H 1B	3 1	0 1	0 1	0 1	0 1	1 0	3 0
13 Alex Rodriguez, R (1, 10) OBP: 0.394, SLG: 0.536 86 Kyle Higashioka, R (6, PR) (7, 10)		4-0 BB		0-0 ① G5-3		0-0 1-2 1B	4-0 1-2 2-3 3-H BB		0-3 ② K	2 1	0 0	1 0	0 1	1 1	0 1	0 1
14 Stephen Drew, L (1, 4) OBP: 0.263, SLG: 0.294 73 Ali Castillo, R (7, 4)	0-3 ① K			0-0 ② 1B		0-0 ③ F7	0-3 ③ K		4-0 77 HR 1-2 BB	3 1	0 1	1 0	0 0	0 1	1 1	3 3
24 Chris Young, R (1, 7) OBP: 0.325, SLG: 0.486 77 Ramón Flores, L (7, PR) OBP: 0.226, SLG: 0.379 (8, 7)	0-3 ② K			0-3 ③ K			0-0 18 PB 18 2B 2B	0-0 ① F9	2-2 1-H 2-H HR	3 2	0 2	1 2	0 1	0 3	2 0	1 0
18 Didi Gregorius, L (1, 6) OBP: 0.324, SLG: 0.455 60 Nick Noonan, L (7, PR) OBP: 0.259, SLG: 0.333 (8, 6)	0-0 ③ F8				0-0 ① G3		1-0 97 BB 83 FC6-4 2-H 2B	0-3 ② K		3 1	0 1	1 0	1 0	0 0	0 1	1 0
Inning Stats	R: 1 E: 0 K: 1 S: 7 H: 3 LOB: 1 BB: 0 P: 8	R: 0 E: 0 K: 2 S: 7 H: 0 LOB: 1 BB: 1 P: 11	R: 1 E: 0 K: 0 S: 3 H: 0 LOB: 1 BB: 2 P: 12	R: 0 E: 0 K: 1 S: 5 H: 1 LOB: 0 BB: 0 P: 5	R: 0 E: 0 K: 0 S: 3 H: 0 LOB: 0 BB: 0 P: 3	R: 0 E: 0 K: 0 S: 5 H: 2 LOB: 2 BB: 0 P: 5	R: 3 E: 0 K: 2 S: 9 H: 2 LOB: 3 BB: 3 P: 23	R: 0 E: 0 K: 2 S: 8 H: 0 LOB: 1 BB: 0 P: 8	R: 4 E: 0 K: 1 S: 8 H: 2 LOB: 0 BB: 2 P: 19	1B: 5 2B: 5 3B: 0 HR: 1 SF: 1 SAC: 0 DP: 1 HBP: 1						

PITCHER		IP	WLS	BF	H	R	ER	SO	BB	IBB	HBP	BLK	WP	HR	S	P	ERA	WHIP
19 Aníbal Sánchez, R ERA: 3.93	(1, 1)	5.0		20	4	2	2	4	3	0	0	0	0	0	25	39	3.60	1.400
60 Angel Nesbitt, R ERA: 3.24	(6, 1)	1.0		5	2	0	0	0	0	0	0	0	0	0	5	5	0.00	2.000
56 Kyle Ryan, L ERA: 5.79	(7, 1)	0.2		6	2	3	3	1	1	0	1	0	0	0	6	12	40.50	4.500
45 Buck Farmer, R ERA: 5.19	(7, 1)	1.1	H	7	0	0	0	3	2	0	0	0	1	0	11	19	0.00	1.500
67 Rafael Dolis, R ERA: 7.56	(9, 1)	0.2	L	6	2	4	4	1	2	0	0	0	0	1	8	19	54.00	6.000

PITCHER	IP	WLS	BF	H	R	ER	SO	BB	IBB	HBP	BLK	WP	HR	S	P	ERA	WHIP

Detroit Tigers @ New York Yankees

George M. Steinbrenner Field, Tampa, FL

Tue Mar 24 2015, 7:09 PM - 10:34 PM EDT

Att. 10,921 - Partly Cloudy - 77 F

livebaseballscorecards.com

AB	34
R	9
H	10
RBI	9
BB	8
SO	9
LOB	21

WP: 1 PA: 44
PB: 1
SB: 3
CS: 0

Miami Marlins @ Detroit Tigers

Joker Marchant Stadium, Lakeland, FL

Wed Mar 25 2015, 1:06 PM - 4:00 PM EDT

Att. 7,007 - Partly Cloudy - 73 F

TOP

livebaseballscorecards.com

Batter	1	2	3	4	5	6	7	8	9	AB	R	H	RBI	BB	SO	LOB
9 Dee Strange-Gordon, L (1, 4) OBP: 0.386, SLG: 0.452 29 Scott Sizemore, R (6, 5) OBP: 0.467, SLG: 0.333 99 Aaron Blanton, R (8, 5)	21 G3 21 S 1B	FC3-2 1-2 2-3 3-Hf		K		G4-3	26 1B BB 1-2			4 0 1 0 0 1 3 0 0 0 0 1 0 0 0 0 0 0 0 0 0						
21 Christian Yelich, L (1, 7) OBP: 0.405, SLG: 0.344 26 Tyler Colvin, L (6, PR) OBP: 0.250, SLG: 0.222 (6, 7)	G3 1-3	G4-3			F8	17 1B 13 E 1B	1-2 2-3 1B			4 0 1 0 0 0 4 1 0 1 0 0 0 0						
13 Marcell Ozuna, R (1, 8) OBP: 0.259, SLG: 0.327 28 Cole Gillespie, R (6, PR) OBP: 0.357, SLG: 0.417 (6, 8)	K		17 F8 17 S BB		30 2B 2B	FC4 1-2	F9			3 1 1 0 1 1 2 1 0 0 0 0 0 3						
30 Don Kelly, L (1, 3) OBP: 0.333, SLG: 0.290 83 Harold Riggins, R (6, 3)	G3-1		F8		17 1B 12 E 2B 2-H	F4		G6-3		4 1 1 1 0 0 4 1 0 0 0 0 0 0						
17 Donovan Solano, R (1, 6) OBP: 0.371, SLG: 0.469 (6, 4)		HR	F8 1-3		1 BB 12 E 1B 2-3	1-2 2-3 1B		G5-3		5 1 3 1 0 0 1						
12 Reid Brignac, L (1, 5) OBP: 0.389, SLG: 0.375 (6, 6)	1 G6-3 5 1B 9 FC3-2 1B		K2-3		E3 1 BB 1-2 3-H	F7		F8		5 0 1 1 0 1 5						
5 Reed Johnson, R (1, 10) OBP: 0.243, SLG: 0.250 7 Alfredo Lopez, R (9, PH) OBP: 1.000, SLG: 1.000	9 FC3-2 1 G6-3 1-2 1B		K	P3		G4-3			FC4-6 1B	4 0 1 0 0 1 2 1 0 1 0 0 0 0						
1 Jordany Valdespin, L (1, 9) OBP: 0.429, SLG: 0.625 Ryan Aper, R (7, 9)	G6-3 1-2 2-3			8 SF7 3B	8 FC6-4 BB 1-2 2-3	G1-3			FC4-6 53 G6-4-3 1-2f	3 1 1 0 1 0 2 1 0 0 0 0 0 1						
8 Jhonatan Solano, R (1, 2) OBP: 0.571, SLG: 0.727 53 Brandon Bantz, R (7, 2)	9 FC3-2 BB			SF7 3-H	FC6-4 1-2f	26 1B 29 BB 1B			G6-4-3 1-2f	2 0 1 1 1 0 3 1 0 0 0 0 0 1						
Inning Stats	R: 0 H: 1 E: 0 LOB: 1 K: 1 BB: 0 S: 7 P: 7	R: 1 H: 3 E: 0 LOB: 3 K: 0 BB: 1 S: 7 P: 12	R: 0 H: 0 E: 0 LOB: 1 K: 1 BB: 1 S: 5 P: 10	R: 1 H: 1 E: 0 LOB: 0 K: 2 BB: 0 S: 8 P: 8	R: 2 H: 3 E: 1 LOB: 3 K: 0 BB: 1 S: 7 P: 11	R: 0 H: 2 E: 1 LOB: 3 K: 0 BB: 0 S: 6 P: 6	R: 0 H: 2 E: 0 LOB: 3 K: 0 BB: 1 S: 5 P: 9	R: 0 H: 0 E: 0 LOB: 0 K: 0 BB: 0 S: 3 P: 3	R: 0 H: 1 E: 0 LOB: 0 K: 0 BB: 0 S: 3 P: 3	1B: 9 SF: 1 2B: 2 SAC: 0 3B: 1 DP: 1 HR: 1 HBP: 0	WP: 0 PA: 45 PB: 0 SB: 2 CS: 0					

	AB	40
	R	4
	H	13
	RBI	4
	BB	4
	SO	4
	LOB	31

MIAMI

PITCHER		IP	WLS	BF	H	R	ER	SO	BB	IBB	HBP	BLK	WP	HR	S	P	ERA	WHIP
31 Alfredo Simon, R ERA: 7.02	(1, 1)	4.2		25	8	4	4	4	2	0	0	0	0	1	33	43	7.71	2.143
79 Zac Reininger, R ERA:	(5, 1)	0.1		2	0	0	0	0	1	0	0	0	0	0	1	5	0.00	3.000
36 Joe Nathan, R ERA: 5.19	(6, 1)	1.0	W	6	2	0	0	0	0	0	0	0	0	0	6	6	0.00	2.000
44 Joba Chamberlain, R ERA: 6.43	(7, 1)	1.0	H	6	2	0	0	0	1	0	0	0	0	0	5	9	0.00	3.000
43 Bruce Rondón, R ERA: 3.0	(8, 1)	1.0		3	0	0	0	0	0	0	0	0	0	0	3	3	0.00	0.000

PITCHER		IP	WLS	BF	H	R	ER	SO	BB	IBB	HBP	BLK	WP	HR	S	P	ERA	WHIP
Joe Mantiply, L ERA: 2.7	(9, 1)	1.0		3	1	0	0	0	0	0	0	0	0	0	3	3	0.00	1.000

Miami Marlins @ Detroit Tigers

Joker Marchant Stadium, Lakeland, FL

Wed Mar 25 2015, 1:06 PM - 4:00 PM EDT

Att. 7,007 - Partly Cloudy - 73 F

livebaseballscorecards.com

BOTTOM

Batter	1	2	3	4	5	6	7	8	9	AB	R	H	RBI	BB	SO	LOB
12 Anthony Gose, L (1, 8) OBP: 0.404, SLG: 0.553	SSS 0-3 ① K		BBBB 4-0 1-2 BB			X 0-0 3 1B 74 1B 1B	X 0-0 74 S 74 2B 2B			2	1	1	0	1	1	0
18 Tyler Collins, L (7, 8) OBP: 0.364, SLG: 0.421										1	1	1	0	0	0	0
3 Ian Kinsler, R (1, 4) OBP: 0.450, SLG: 0.765	X 0-0 ② F8		X 0-0 ③ F8			X 0-0 41 1B 74 1B 20 1B 1-2 1B	BBBB 4-0 74 S 74 2B BB			3	0	1	0	0	0	2
81 Josh Wilson, R (6, PR) OBP: 0.350, SLG: 0.235 (7, 4)										0	2	0	0	1	0	0
24 Miguel Cabrera, R (1, 3) OBP: 0.333, SLG: 0.250	X 0-0 ③ F9			X 0-0 ① G5-3		X 0-0 20 1B 41 1B 50 HR 1-2 2-H 1B	B X 1-0 76 G6-3 1-H 2-H 2B			2	0	0	0	0	0	0
74 Jordan Lennerton, L (5, 3) OBP: 0.341, SLG: 0.306										2	1	2	3	0	0	0
41 Victor Martinez, S (1, 10) OBP: 0.167, SLG: 0.167		X 0-0 ① F7		CCC 0-3 ② K		X 0-0 20 1B 50 HR 1-2 2-3 1B	X 0-0 ① G1-3			3	0	1	0	0	1	0
80 Aaron Westlake, L (6, PR) OBP: 0.317, SLG: 0.333 (7, 10)										1	1	0	0	0	0	1
52 Yoenis Cespedes, R (1, 7) OBP: 0.300, SLG: 0.513		X 0-0 ② G6-3		X 0-0 ③ G5-3		SSS 0-3 ① K	X 0-0 ② G6-3 2-3			3	0	0	0	0	1	3
76 Jefry Marte, R (7, 5) OBP: 0.270, SLG: 0.412										1	0	0	0	0	0	1
20 Rajai Davis, R (1, 9) OBP: 0.354, SLG: 0.405		SSS 0-3 ③ K			X 0-0 ① G6-3	X 0-0 50 HR 1-2 2-3 3-H 1B	X 0-0 ③ G4-3			3	1	1	1	0	1	0
64 Xavier Avery, L (7, 9) OBP: 0.320, SLG: 0.304										1	0	0	0	0	0	1
26 Hernán Pérez, R (1, 5) OBP: 0.340, SLG: 0.341			BBBB 4-0 50 G6-4-3 BB		X 0-0 ② F9	SST 0-2 ② K		X 0-0 ① G5-3		3	0	0	0	1	1	3
(7, 7)																
50 Bryan Holaday, R (1, 2) OBP: 0.250, SLG: 0.320			X 0-0 ① ② G6-4-3 1-2f		X 0-0 1 FC6-4 1B	BSX 1-1 1-H 2-H 3-H HR		X 0-0 ② F7		3	1	2	4	0	0	1
34 James McCann, R (7, 2) OBP: 0.438, SLG: 0.467										1	0	0	0	0	0	0
1 Jose Iglesias, R (1, 6) OBP: 0.143, SLG: 0.121			X 0-0 12 BB 1B		X 0-0 ③ FC6-4 1-2f	X 0-0 ③ F8		SSS 0-3 ③ K		3	0	1	0	0	0	2
17 Andrew Romine, S (7, 6) OBP: 0.250, SLG: 0.179										1	0	0	0	0	1	0
Inning Stats	R: 0 E: 0 K: 1 S: 5 H: 0 LOB: 0 BB: 0 P: 5	R: 0 E: 0 K: 1 S: 5 H: 0 LOB: 0 BB: 0 P: 5	R: 0 E: 0 K: 0 S: 3 H: 1 LOB: 2 BB: 2 P: 11	R: 0 E: 0 K: 1 S: 5 H: 0 LOB: 0 BB: 0 P: 5	R: 0 E: 0 K: 0 S: 4 H: 1 LOB: 1 BB: 0 P: 4	R: 6 E: 0 K: 2 S: 14 H: 6 LOB: 1 BB: 0 P: 15	R: 2 E: 0 K: 0 S: 5 H: 2 LOB: 1 BB: 1 P: 10	R: 0 E: 0 K: 1 S: 5 H: 0 LOB: 0 BB: 0 P: 5		1B: 7 2B: 2 3B: 0 HR: 1	SF: 0 SAC: 0 DP: 1 HBP: 0						

	AB	33
	R	8
	H	10
	RBI	8
	BB	3
	SO	6
	LOB	14

WP: 0 PB: 0 SB: 2 CS: 0 PA: 36

PITCHER		IP	WLS	BF	H	R	ER	SO	BB	IBB	HBP	BLK	WP	HR	S	P	ERA	WHIP
41 David Phelps, R ERA: 0.56	(1, 1)	5.0		18	2	0	0	3	2	0	0	0	0	0	22	30	0.00	0.800
36 Sam Dyson, R ERA: 10.29	(6, 1)	1.0	L	9	6	6	6	2	0	0	0	0	0	1	14	15	54.00	6.000
46 Nick Masset, R ERA: 5.63	(7, 1)	1.0		6	2	2	2	0	1	0	0	0	0	0	5	10	18.00	3.000
43 Aaron Crow, R ERA: 2.57	(8, 1)	1.0		3	0	0	0	1	0	0	0	0	0	0	5	5	0.00	0.000

PITCHER	IP	WLS	BF	H	R	ER	SO	BB	IBB	HBP	BLK	WP	HR	S	P	ERA	WHIP

Batter	1	2	3	4	5	6	7	8	9	AB	R	H	RBI	BB	SO	LOB
13 Manny Machado, R (1, 5) OBP: 0.250, SLG: 0.349	F8			G6-3		L4		F7		3	0	0	0	0	0	0
Michael Almanzar, R (7, 5) OBP: 0.333, SLG: 0.833										1	0	0	0	0	0	0
79 Dariel Álvarez, R (1, 8) OBP: 0.364, SLG: 0.613	K			38 1B / 27 3B / 1B		L7			F8	3	1	1	0	0	1	0
86 Julio Borbon, L (6, 8) OBP: 0.500, SLG: 0.625										1	0	0	0	0	0	0
38 Jimmy Paredes, S (1, 10) OBP: 0.400, SLG: 0.632	G3			1-3 / 27 3B / 1B		G5-3			F7	4	1	1	0	0	0	0
27 Delmon Young, R (1, 9) OBP: 0.341, SLG: 0.500		F8		1-H / 3-H / 14 SF8 / 3B			K		K	3	1	1	2	0	1	0
85 Mike Yastrzemski, L (7, 9)										1	0	0	0	0	1	0
14 Nolan Reimold, R (1, 7) OBP: 0.425, SLG: 0.438		G3-1		SF8 / 3-H			G4-3			2	0	0	1	0	0	0
86 Glynn Davis, R (7, 7) OBP: 1.000, SLG: 1.000										0	0	0	0	0	0	0
60 Ryan Lavarnway, R (1, 2) OBP: 0.259, SLG: 0.280		K		K			G5-3			3	0	0	0	0	2	0
Christian Walker, R (1, 3) OBP: 0.133, SLG: 0.143			L7		K			K		2	0	0	0	0	1	0
3 Ryan Flaherty, L (8, PH) OBP: 0.351, SLG: 0.394										1	0	0	0	0	1	0
										1	0	0	0	0	1	0
57 Jayson Nix, R (1, 4) OBP: 0.306, SLG: 0.455			G6-3		F7			HR		3	1	1	1	0	0	0
91 Osvaldo Martínez, R (8, 6) OBP: 0.375, SLG: 0.429										0	0	0	0	0	0	0
1 Paul Janish, R (1, 6) OBP: 0.222, SLG: 0.222			K		K			B6-3		2	0	0	0	0	2	0
41 Chris Parmelee, L (8, PH) OBP: 0.355, SLG: 0.208										1	0	0	0	0	0	0
										1	0	0	0	0	0	0
Inning Stats	R: 0 E: 0 K: 1 S: 5 H: 0 LOB: 0 BB: 0 P: 5	R: 0 E: 0 K: 1 S: 5 H: 0 LOB: 0 BB: 0 P: 5	R: 0 E: 0 K: 1 S: 5 H: 0 LOB: 0 BB: 0 P: 5	R: 3 E: 0 K: 1 S: 8 H: 3 LOB: 0 BB: 0 P: 8	R: 0 E: 0 K: 2 S: 7 H: 0 LOB: 0 BB: 0 P: 7	R: 0 E: 0 K: 0 S: 3 H: 0 LOB: 0 BB: 0 P: 3	R: 0 E: 0 K: 1 S: 5 H: 0 LOB: 0 BB: 0 P: 5	R: 1 E: 0 K: 1 S: 6 H: 1 LOB: 0 BB: 0 P: 6	R: 0 E: 0 K: 1 S: 5 H: 0 LOB: 0 BB: 0 P: 5	1B: 2 2B: 0 3B: 1 HR: 1 SF: 1 SAC: 0 DP: 0 HBP: 0						

PITCHER		IP	WLS	BF	H	R	ER	SO	BB	IBB	HBP	BLK	WP	HR	S	P	ERA	WHIP
14 David Price, L ERA: 4.26	(1, 1)	6.2		23	3	3	3	7	0	0	0	0	0	0	37	37	4.05	0.450
60 Angel Nesbitt, R ERA: 3.0	(7, 1)	0.2		2	0	0	0	1	0	0	0	0	0	0	4	4	0.00	0.000
36 Joe Nathan, R ERA: 5.79	(8, 1)	0.2	W	3	1	1	1	0	0	0	0	0	0	1	3	3	13.50	1.500
38 Joakim Soria, R ERA:	(9, 1)	1.0	S	3	0	0	0	1	0	0	0	0	0	0	5	5	0.00	0.000

PITCHER	IP	WLS	BF	H	R	ER	SO	BB	IBB	HBP	BLK	WP	HR	S	P	ERA	WHIP

TOP

Baltimore Orioles @ Detroit Tigers

Joker Marchant Stadium, Lakeland, FL

Thu Mar 26 2015, 1:09 PM - 3:28 PM EDT
Att. 6,708 - Overcast - 86 F

livebaseballscorecards.com

AB	30
R	4
H	4
RBI	4
BB	0
SO	9
LOB	0

WP: 0 PA: 31
PB: 0
SB: 0
CS: 0

Batter	1	2	3	4	5	6	7	8	9	AB	R	H	RBI	BB	SO	LOB
20 Rajai Davis, R (1, 8) OBP: 0.373, SLG: 0.455	BBBB 4-0 3 1B 24 SF9 BB		x 0-0 24 1B 3B		SSS 0-3 ③ K			SSS 0-3 ① K		2	2	1	0	1	1	0
64 Xavier Avery, L (8, 8) OBP: 0.308, SLG: 0.292										1	0	0	0	0	1	0
3 Ian Kinsler, R (1, 4) OBP: 0.442, SLG: 0.730	x 0-0 41 G6-4-3 1-3 1B		x 0-0 ② G5-3			x 0-0 ① G5-3		x 0-0 ② F8		3	0	1	0	0	0	1
81 Josh Wilson, R (7, 4) OBP: 0.341, SLG: 0.229										1	0	0	0	0	0	0
24 Miguel Cabrera, R (1, 3) OBP: 0.417, SLG: 0.700	x 0-0 ① SF9 3-H		x 0-0 3-H 1B			x 0-0 HR		x 0-0 41 HR 1B		2	1	2	3	0	0	0
26 Hernán Pérez, R (7, 3) OBP: 0.353, SLG: 0.356										1	1	1	0	0	0	0
41 Victor Martinez, S (1, 10) OBP: 0.200, SLG: 0.500	x 0-0 ②③ G6-4-3 1-2f		x 0-0 ③ G6-3			x 0-0 E4 28 G1-4-3		BSx 1-1 1-H HR		4	1	1	2	0	0	2
28 J.D. Martinez, R (1, 9) OBP: 0.429, SLG: 0.735		x 0-0 13 G3 9 1B 1B		x 0-0 ① G5-3		x 0-0 ②③ G1-4-3 1-2f		SSS 0-3 ③ K		3	0	1	0	0	0	1
18 Tyler Collins, L (8, 9) OBP: 0.356, SLG: 0.410										1	0	0	0	0	1	0
52 Yoenis Cespedes, R (1, 7) OBP: 0.302, SLG: 0.571	x 0-0 ① F9			SSS 0-3 ② K			x 0-0 HR			3	1	1	1	0	1	1
73 Jason Krizan, L (8, 7) OBP: 0.292, SLG: 0.476										0	0	0	0	0	0	0
13 Alex Avila, L (1, 2) OBP: 0.353, SLG: 0.393	x 0-0 ② G3 1-2			SSS 0-3 ③ K			CCC 0-3 ① K			3	0	0	0	0	2	1
79 Manny Piña, R (8, 2) OBP: 0.417, SLG: 0.333										0	0	0	0	0	0	0
9 Nick Castellanos, R (1, 5) OBP: 0.391, SLG: 0.439	x 0-0 ③ 2-H 1B				x 0-0 ① G4-3		SSS 0-3 ② K			3	0	1	0	0	1	0
76 Jefry Marte, R (8, 5) OBP: 0.270, SLG: 0.412										0	0	0	0	0	0	0
1 Jose Iglesias, R (1, 6) OBP: 0.135, SLG: 0.114			x 0-0 ① F8		CCC 0-3 ② K		SSS 0-3 ③ K			2	0	0	0	0	1	0
17 Andrew Romine, S (7, 6) OBP: 0.244, SLG: 0.175										1	0	0	0	0	1	0
Inning Stats	R: 1 E: 0 K: 0 S: 3 H: 1 LOB: 0 BB: 1 P: 7	R: 0 E: 0 K: 0 S: 4 H: 2 LOB: 2 BB: 0 P: 4	R: 1 E: 0 K: 0 S: 5 H: 2 LOB: 1 BB: 0 P: 5	R: 0 E: 0 K: 2 S: 7 H: 0 LOB: 0 BB: 0 P: 7	R: 0 E: 0 K: 2 S: 7 H: 0 LOB: 0 BB: 0 P: 7	R: 1 E: 1 K: 0 S: 4 H: 1 LOB: 0 BB: 0 P: 4	R: 1 E: 0 K: 3 S: 10 H: 1 LOB: 0 BB: 0 P: 10	R: 2 E: 0 K: 2 S: 10 H: 2 LOB: 0 BB: 0 P: 11		1B: 5 2B: 0 3B: 1 HR: 3 SF: 1 SAC: 0 DP: 2 HBP: 0						

PITCHER	IP	WLS	BF	H	R	ER	SO	BB	IBB	HBP	BLK	WP	HR	S	P	ERA	WHIP
30 Chris Tillman, R (1, 1) ERA: 2.38	5.1		20	5	2	2	4	1	0	0	0	0	0	27	31	3.38	1.125
29 Tommy Hunter, R (6, 1) ERA: 8.1	1.2	B	7	2	2	2	3	0	0	0	0	0	2	13	13	10.80	1.200
39 Kevin Gausman, R (8, 1) ERA: 4.5	1.0	L	5	2	2	2	2	0	0	0	0	0	1	10	11	18.00	2.000

PITCHER	IP	WLS	BF	H	R	ER	SO	BB	IBB	HBP	BLK	WP	HR	S	P	ERA	WHIP

BOTTOM

Baltimore Orioles @ Detroit Tigers

Joker Marchant Stadium, Lakeland, FL

Thu Mar 26 2015, 1:09 PM - 3:28 PM EDT

Att. 6,708 - Overcast - 86 F

livebaseballscorecards.com

AB	30
R	6
H	9
RBI	6
BB	1
SO	9
LOB	6

Batter	1	2	3	4	5	6	7	8	9	AB	R	H	RBI	BB	SO	LOB
12 Anthony Gose, L (1, 8) OBP: 0.407, SLG: 0.551	x 0-0 28 G6-3 13 G3 1B		x 0-0 ① SH1-3 1-2 3-H		C C C 0-3 ② K					2	0	1	1	0	1	1
13 Alex Avila, L (1, 3) OBP: 0.324, SLG: 0.355	x 0-0 ① G3 1-2		x 0-0 ② F8		x 0-0 ③ G3-1					3	0	0	0	0	0	3
28 J.D. Martinez, R (1, 9) OBP: 0.431, SLG: 0.720	x 0-0 ② G6-3 2-3		B B B B 4-0 BB							1	0	0	0	1	0	1
18 Tyler Collins, L (1, 7) OBP: 0.340, SLG: 0.390	S S S 0-3 ③ K		C C C 0-3 ③ K							2	0	0	0	0	2	3
9 Nick Castellanos, R (1, 5) OBP: 0.375, SLG: 0.419		x 0-0 ① P4		x 0-0 ① P4						2	0	0	0	0	0	0
73 Jason Krizan, L (1, 10) OBP: 0.269, SLG: 0.435		x 0-0 ② G4-3		S S S 0-3 ② K						2	0	0	0	0	1	0
34 James McCann, R (1, 2) OBP: 0.412, SLG: 0.438		S S S 0-3 ③ K		S S S 0-3 ③ K						2	0	0	0	0	2	0
26 Hernán Pérez, R (1, 4) OBP: 0.358, SLG: 0.362			x 0-0 17 1B 12 SH1-3 1B		x 0-0 ① G1-3					2	1	1	0	0	0	0
17 Andrew Romine, S (1, 6) OBP: 0.277, SLG: 0.238			x 0-0 12 SH1-3 1-3 1B		x 0-0 2B					2	0	2	0	0	0	0
Inning Stats	R: 0 H: 1 E: 0 LOB: 1 K: 1 BB: 0 S: 6 P: 6	R: 0 H: 0 E: 0 LOB: 0 K: 1 BB: 0 S: 5 P: 5	R: 1 H: 2 E: 0 LOB: 2 K: 1 BB: 1 S: 7 P: 11	R: 0 H: 0 E: 0 LOB: 0 K: 2 BB: 0 S: 7 P: 7	R: 0 H: 1 E: 0 LOB: 1 K: 1 BB: 0 S: 6 P: 6					1B: 3 SF: 0 2B: 1 SAC: 1 3B: 0 DP: 0 HR: 0 HBP: 0						

TOP

Detroit Tigers @ Toronto Blue Jays

Florida Auto Exchange Stadium, Dunedin, FL

Fri Mar 27 2015, 1:06 PM - 2:39 PM EDT

Att. 4,833 - Cloudy - 76 F

livebaseballscorecards.com

AB	18
R	1
H	4
RBI	1
BB	1
SO	6
LOB	8

PITCHER	IP	WLS	BF	H	R	ER	SO	BB	IBB	HBP	BLK	WP	HR	S	P	ERA	WHIP
36 Drew Hutchison, R (1, 1) ERA: 1.8	5.0	W	20	4	1	1	6	1	0	0	0	0	0	31	35	1.80	1.000

PITCHER	IP	WLS	BF	H	R	ER	SO	BB	IBB	HBP	BLK	WP	HR	S	P	ERA	WHIP

WP: 0 PA: 20
PB: 0
SB: 0
CS: 0

Batter	1	2	3	4	5	6	7	8	9	AB	R	H	RBI	BB	SO	LOB
7 José Reyes, S (1, 6) OBP: 0.366, SLG: 0.615 29 Devon Travis, R (5, PR) OBP: 0.392, SLG: 0.468	X 0-0 ① P4		X 0-0 ③ F7		X 0-0 E9 1-3 1B					3 0 1 0 0 0 0 0 0 0 0 0 0 0						
55 Russell Martin, R (1, 2) OBP: 0.302, SLG: 0.316	S S S 0-3 ② K			S S S 0-3 ① K	0-0					3 0 0 0 0 2 2						
19 José Bautista, R (1, 9) OBP: 0.432, SLG: 0.806	X 0-0 ③ F8			B X 1-0 HR						2 1 1 1 0 0 0						
10 Edwin Encarnación, R (1, 10)		X 0-0 ① G5-3		X 0-0 ② F7						2 0 0 0 0 0 0						
20 Josh Donaldson, R (1, 5) OBP: 0.395, SLG: 0.553		C C C 0-3 ② K		X 0-0 ③ F9						2 0 0 0 0 1 0						
45 Dalton Pompey, S (1, 8) OBP: 0.388, SLG: 0.565		B B B C X 3-1 HR			X 0-0 14 HR 1B					2 2 2 1 0 0 0						
14 Justin Smoak, S (1, 3) OBP: 0.326, SLG: 0.447		X 0-0 ③ G5-3			B B B C C X 3-2 1-H HR					2 1 1 2 0 0 0						
11 Kevin Pillar, R (1, 7) OBP: 0.314, SLG: 0.515			B B B B 4-0 17 CS BB		X 0-0 ① G6-3					1 0 0 0 1 0 0						
17 Ryan Goins, L (1, 4) OBP: 0.378, SLG: 0.462			S X 0-1 ① ② G3-1 1-2		B B B B 4-0 7 E 7 1B BB					1 0 0 0 1 0 1						
Inning Stats	R: 0 H: 0 E: 0 LOB: 0 K: 1 BB: 0 S: 5 P: 5	R: 1 H: 1 E: 0 LOB: 0 K: 1 BB: 0 S: 7 P: 10	R: 0 H: 0 E: 0 LOB: 0 K: 0 BB: 1 S: 3 P: 7	R: 1 H: 1 E: 0 LOB: 0 K: 1 BB: 0 S: 6 P: 7	R: 2 H: 3 E: 1 LOB: 2 K: 0 BB: 1 S: 6 P: 13					1B: 2 SF: 0 2B: 0 SAC: 0 3B: 0 DP: 0 HR: 3 HBP: 0						

BOTTOM

Detroit Tigers @ Toronto Blue Jays

Florida Auto Exchange Stadium, Dunedin, FL

Fri Mar 27 2015, 1:06 PM - 2:39 PM EDT

Att. 4,833 - Cloudy - 76 F

livebaseballscorecards.com

AB	18
R	4
H	5
RBI	4
BB	2
SO	3
LOB	3

WP: 0 PA: 20
PB: 0
SB: 0
CS: 1

PITCHER		IP	WLS	BF	H	R	ER	SO	BB	IBB	HBP	BLK	WP	HR	S	P	ERA	WHIP
35 Justin Verlander, R ERA: 5.63	(1, 1)	2.2		9	1	1	1	2	1	0	0	0	0	1	14	21	3.38	0.750
56 Kyle Ryan, L ERA: 5.91	(3, 1)	1.1	L	5	1	1	1	1	0	0	0	0	0	1	7	8	6.75	0.750
43 Bruce Rondón, R ERA: 5.68	(5, 1)	0.1		6	3	2	2	0	1	0	0	0	0	1	6	13	54.00	12.000

PITCHER	IP	WLS	BF	H	R	ER	SO	BB	IBB	HBP	BLK	WP	HR	S	P	ERA	WHIP

Batter	1	2	3	4	5	6	7	8	9	AB	R	H	RBI	BB	SO	LOB
19 Jon Jay, L (1, 8) OBP: 0.294, SLG: 0.313 91 Stephen Piscotty, R (5, 9) OBP: 0.289, SLG: 0.310	S S S 0-3 ① K		B B B B 4-0 16 BB 15 1B BB		X 0-0 ① 1B			S S S 0-3 ① K2-3		2 1 1 0 1 1 0 1 0 0 0 0 1 0						
16 Kolten Wong, L (1, 4) OBP: 0.256, SLG: 0.206 87 Jacob Wilson, R (6, 5) OBP: 0.353, SLG: 0.531 98 C.J. McElroy, R (8, PR) 65 Dean Anna, L (8, 4) OBP: 0.308, SLG: 0.250	S S S 0-3 ② K		B B B B 4-0 15 1B 32 E 1-2 BB		X 0-0 ② G4-3			B B B B 4-0 15 CS BB		2 1 0 0 1 1 0 0 0 0 0 1 0 0 0 0 0 0 0 0 0 0 0 0 0 0 0 0						
15 Randal Grichuk, R (1, 9) (5, 7) OBP: 0.362, SLG: 0.585	B B B B 4-0 BB		X 0-0 32 E 1-3 2-H 1B		S S S 0-3 ③ K			1 SAFE S S S 0-3 ② ③ K2-3 1-2		3 1 1 1 1 2 1						
32 Matt Adams, L (1, 3) OBP: 0.295, SLG: 0.400 59 Xavier Scruggs, R (6, 3) OBP: 0.344, SLG: 0.231 7 Robelys Reyes, S (9, PR)	S S S 0-3 ③ K		X 0-0 E8 27 1B 1-H 3-H			C C C 0-3 ① K			X 0-0 38 G6-4-3 1B	3 0 0 0 0 2 1 1 0 1 0 0 0 0 0 0 0 0 0 0 0						
27 Jhonny Peralta, R (1, 6) OBP: 0.405, SLG: 0.424 38 Pete Kozma, R (6, PR) (6, 6) OBP: 0.462, SLG: 0.459		X 0-0 ① G6-3	X 0-0 2-3 1B			X 0-0 12 CS 1B			X 0-0 ① ② G6-4-3 1-2f	3 0 2 0 0 0 0 1 0 0 0 0 0 1						
12 Mark Reynolds, R (1, 5) OBP: 0.206, SLG: 0.323 72 Ed Easley, R (6, 2) OBP: 0.200, SLG: 0.200		S S S 0-3 ② K	X 0-0 ③ G6-3			S X 0-1 ② ③ F7 1-2			X 0-0 ③ G6-3	3 0 0 0 0 1 3 1 0 0 0 0 0 1						
55 Scott Moore, L (1, 10) OBP: 0.231, SLG: 0.368		X 0-0 ③ G5-3		X 0-0 ① F7			S S S 0-3 ① K			3 0 0 0 0 1 0						
48 Tony Cruz, R (1, 2) OBP: 0.400, SLG: 0.435 68 Ty Kelly, S (6, 4) (8, 5) OBP: 0.333, SLG: 0.294			X 0-0 ① F7	X 0-0 ② F7			C C C 0-3 ② K			2 0 0 0 0 0 0 1 0 0 0 0 1 0						
8 Peter Bourjos, R (1, 7) (5, 8) OBP: 0.233, SLG: 0.237			X 0-0 ② P6	S S S 0-3 ③ K			X 0-0 ③ F9			3 0 0 0 0 1 0						
Inning Stats	R: 0 E: 0 K: 3 S: 9	R: 0 E: 0 K: 1 S: 5	R: 3 E: 1 K: 0 S: 6	R: 0 E: 0 K: 1 S: 5	R: 0 E: 0 K: 1 S: 5	R: 0 E: 0 K: 1 S: 6	R: 0 E: 0 K: 2 S: 7	R: 0 E: 0 K: 2 S: 6	R: 0 E: 0 K: 0 S: 3	1B: 5 2B: 0 3B: 0 HR: 0	SF: 0 SAC: 0 DP: 1 HBP: 0					
	H: 0 LOB: 1 BB: 1 P: 13	H: 0 LOB: 0 BB: 0 P: 5	H: 2 LOB: 2 BB: 2 P: 14	H: 0 LOB: 0 BB: 0 P: 5	H: 1 LOB: 0 BB: 0 P: 5	H: 1 LOB: 1 BB: 0 P: 6	H: 0 LOB: 0 BB: 0 P: 7	H: 0 LOB: 1 BB: 1 P: 10	H: 1 LOB: 1 BB: 0 P: 3							

PITCHER		IP	WLS	BF	H	R	ER	SO	BB	IBB	HBP	BLK	WP	HR	S	P	ERA	WHIP
61 Shane Greene, R ERA: 3.95	(1, 1)	5.0		21	3	3	1	6	3	0	0	0	0	0	30	42	1.80	1.200
56 Kyle Ryan, L ERA: 5.73	(6, 1)	0.1		1	0	0	0	1	0	0	0	0	0	0	3	3	0.00	0.000
61 Whit Mayberry, R ERA:	(6, 1)	0.2		2	1	0	0	0	0	0	0	0	0	0	3	3	0.00	1.500
62 Al Alburquerque, R ERA: 3.86	(7, 1)	1.0		3	0	0	0	2	0	0	0	0	0	0	7	7	0.00	0.000
46 Ian Krol, L ERA: 3.86	(8, 1)	1.0	W	3	0	0	0	2	1	0	0	0	0	0	6	10	0.00	1.000

PITCHER		IP	WLS	BF	H	R	ER	SO	BB	IBB	HBP	BLK	WP	HR	S	P	ERA	WHIP
41 Paul Voelker, R ERA:	(9, 1)	1.0	S	3	1	0	0	0	0	0	0	0	0	0	3	3	0.00	1.000

St. Louis Cardinals @ Detroit Tigers

Joker Marchant Stadium, Lakeland, FL

Sat Mar 28 2015, 1:07 PM - 3:44 PM EDT

Att. 9,653 - Partly Cloudy - 62 F

TOP

livebaseballscorecards.com

AB	29
R	3
H	5
RBI	1
BB	4
SO	11
LOB	7

Batter	1	2	3	4	5	6	7	8	9	AB	R	H	RBI	BB	SO	LOB
12 Anthony Gose, L (1, 8) OBP: 0.379, SLG: 0.509	G6-3	F8			F8		K			4	0	0	0	0	1	2
3 Ian Kinsler, R (1, 4) OBP: 0.447, SLG: 0.707	24 HR 1B	F8			K			74 2B 1B		4	2	2	0	0	1	2
24 Miguel Cabrera, R (1, 3) OBP: 0.400, SLG: 0.846 74 Jordan Lennerton, L (7, 3) OBP: 0.356, SLG: 0.351	1-H HR		G6-3		K			41 G3 1-H 2B		3 1	1 0	1 1	2 1	0 1	1 0	0 0
41 Victor Martinez, S (1, 10) OBP: 0.143, SLG: 0.357	K		G3-1			K		G3 2-3		4	0	0	0	0	2	1
28 J.D. Martinez, R (1, 9) OBP: 0.452, SLG: 0.717	52 FC6-4 1B		1B			G6-3		BB		3	0	2	0	1	0	0
52 Yoenis Cespedes, R (1, 7) OBP: 0.283, SLG: 0.533 18 Tyler Collins, L (7, 7)	FC6-4 1-2f		F9			F8		F7		3 1	0 0	0 0	0 0	0 0	0 0	2 2
13 Alex Avila, L (1, 2) OBP: 0.325, SLG: 0.441 79 Manny Piña, R (8, 2) OBP: 0.385, SLG: 0.300		K		K			HR	K		3 1	1 0	1 0	1 0	0 0	2 1	0 2
9 Nick Castellanos, R (1, 5) OBP: 0.373, SLG: 0.413		1 1B 1B		F7			F8			3	0	1	0	0	0	0
1 Jose Iglesias, R (1, 6) OBP: 0.150, SLG: 0.132		1-2 1B		F8			F7			3	0	1	0	0	0	0
Inning Stats	R: 2 E: 0 K: 1 S: 10 H: 3 LOB: 1 BB: 0 P: 12	R: 0 E: 0 K: 1 S: 7 H: 2 LOB: 2 BB: 0 P: 7	R: 0 E: 0 K: 0 S: 4 H: 1 LOB: 1 BB: 0 P: 4	R: 0 E: 0 K: 1 S: 5 H: 0 LOB: 0 BB: 0 P: 5	R: 0 E: 0 K: 2 S: 7 H: 0 LOB: 0 BB: 0 P: 7	R: 0 E: 0 K: 1 S: 5 H: 0 LOB: 0 BB: 0 P: 5	R: 1 E: 0 K: 1 S: 6 H: 1 LOB: 0 BB: 0 P: 6	R: 1 E: 0 K: 1 S: 7 H: 2 LOB: 2 BB: 1 P: 11		1B: 6 2B: 1 3B: 0 HR: 2	SF: 0 SAC: 0 DP: 0 HBP: 0						

PITCHER		IP	WLS	BF	H	R	ER	SO	BB	IBB	HBP	BLK	WP	HR	S	P	ERA	WHIP
31 Lance Lynn, R ERA: 4.5	(1, 1)	5.0		21	6	2	2	5	0	0	0	0	0	1	33	35	3.60	1.200
73 Mitch Harris, R ERA: 2.08	(6, 1)	2.0	B	7	1	1	1	2	0	0	0	0	0	1	11	11	4.50	0.500
33 Carlos Villanueva, R ERA: 4.91	(8, 1)	1.0	L	6	2	1	1	1	1	0	0	0	0	0	7	11	9.00	3.000

PITCHER	IP	WLS	BF	H	R	ER	SO	BB	IBB	HBP	BLK	WP	HR	S	P	ERA	WHIP

BOTTOM

St. Louis Cardinals @ Detroit Tigers

Joker Marchant Stadium, Lakeland, FL

Sat Mar 28 2015, 1:07 PM - 3:44 PM EDT

Att. 9,653 - Partly Cloudy - 62 F

livebaseballscorecards.com

AB	33
R	4
H	9
RBI	4
BB	1
SO	8
LOB	11

Batter	1	2	3	4	5	6	7	8	9	AB	R	H	RBI	BB	SO	LOB
20 Rajai Davis, R (1, 8) OBP: 0.357, SLG: 0.429	x 0-0 F9 ①		x 0-0 F7 ③		S S S 0-3 K ②		x 0-0 E6		x 0-0 18 G1-6-3 1-2 1B	5	0	1	0	0	1	0
18 Tyler Collins, L (1, 9) OBP: 0.321, SLG: 0.426	S S S 0-3 K ②			S B S X 1-2 HR	x 0-0 G4-3 ③		S S S 0-3 K ②		x 0-0 G1-6-3 ② ③ 1-2f	5	1	1	1	0	2	3
24 Miguel Cabrera, R (1, 3) OBP: 0.368, SLG: 0.706 80 Aaron Westlake, L (7, 3) OBP: 0.317, SLG: 0.333	x 0-0 G5-3 ③			x 0-0 52 HR 1B		S S S 0-3 K ①	x 0-0 P1 ③			4	1	1	0	0	1	1
										0	0	0	0	0	0	0
52 Yoenis Cespedes, R (1, 7) OBP: 0.300, SLG: 0.592 64 Xavier Avery, L (8, PR) OBP: 0.308, SLG: 0.292 (8, 7)		S S S 0-3 K ①		B S X 1-1 1-H HR		x 0-0 E6 34 1B 76 1B		x 0-0 76 F9 34 G5-3 1B		4	2	2	2	0	1	0
										0	0	0	0	0	0	0
34 James McCann, R (1, 2) OBP: 0.421, SLG: 0.429 50 Bryan Holaday, R (8, 2) OBP: 0.250, SLG: 0.320		x 0-0 F8 ②		B B B B 4-0 76 FC5-4 BB		x 0-0 76 1B 1-2 1B		x 0-0 G5-3 ① 1-2		3	0	1	0	1	0	1
										0	0	0	0	0	0	0
76 Jefry Marte, R (1, 5) OBP: 0.293, SLG: 0.405		B B B B 4-0 26 FC6-4 BB		x 0-0 FC5-4 ① 1-2f		x 0-0 1-2 2-H 1B		x 0-0 F9 ② 2-3		3	0	1	1	1	0	3
26 Hernán Pérez, R (1, 6) OBP: 0.333, SLG: 0.333 Dixon Machado, R (8, 6) OBP: 0.320, SLG: 0.348		x 0-0 FC6-4 ③ 1-2f		x 0-0 F9 ②		S S S 0-3 K ②		x 0-0 G6-3 ③		4	0	0	0	0	1	6
										0	0	0	0	0	0	0
81 Josh Wilson, R (1, 4) OBP: 0.318, SLG: 0.211 73 Jason Krizan, L (7, 4) OBP: 0.296, SLG: 0.458			x 0-0 G6-3 ①	S S S 0-3 K ③		x 0-0 P4 ③			x 0-0 20 1B 1B	3	0	0	0	0	1	3
										1	0	1	0	0	0	0
19 Aníbal Sánchez, R (1, 1)			x 0-0 B1-3 ②		x 0-0 B3 ①		x 0-0 B1-3 ①		S S S 0-3 K ①	3	0	0	0	0	0	0
65 Blaine Hardy, L (7, 1)										0	0	0	0	0	0	0
60 Angel Nesbitt, R (8, 1)										0	0	0	0	0	0	0
19 Connor Harrell, R (9, PH)										1	0	0	0	0	1	1
José Váldez, R (9, 1)										0	0	0	0	0	0	0
Inning Stats	R: 0 E: 0 K: 1 S: 5 H: 0 LOB: 0 BB: 0 P: 5	R: 0 E: 0 K: 1 S: 5 H: 0 LOB: 1 BB: 1 P: 9	R: 0 E: 0 K: 0 S: 3 H: 0 LOB: 0 BB: 0 P: 3	R: 3 E: 0 K: 1 S: 11 H: 3 LOB: 1 BB: 1 P: 17	R: 0 E: 0 K: 1 S: 5 H: 0 LOB: 0 BB: 0 P: 5	R: 1 E: 1 K: 2 S: 10 H: 2 LOB: 2 BB: 0 P: 10	R: 0 E: 1 K: 1 S: 6 H: 0 LOB: 1 BB: 0 P: 6	R: 0 E: 0 K: 0 S: 4 H: 1 LOB: 2 BB: 0 P: 4	R: 0 E: 0 K: 1 S: 6 H: 2 LOB: 1 BB: 0 P: 6	1B: 6 2B: 0 3B: 0 HR: 2	SF: 0 SAC: 0 DP: 1 HBP: 0						

PITCHER		IP	WLS	BF	H	R	ER	SO	BB	IBB	HBP	BLK	WP	HR	S	P	ERA	WHIP
34 Aaron Harang, R ERA: 3.48	(1, 1)	5.1		24	5	4	3	5	2	0	0	0	0	2	35	45	5.06	1.312
46 Jeanmar Gómez, R ERA: 0.87	(6, 1)	1.2		6	0	0	0	2	0	0	0	0	0	0	10	10	0.00	0.000
58 Jonathan Papelbon, R ERA: 1.29	(8, 1)	1.0		4	1	0	0	0	0	0	0	0	0	0	4	4	0.00	1.000
30 Justin De Fratus, R ERA: 5.4	(9, 1)	1.0		4	2	0	0	1	0	0	0	0	0	0	6	6	0.00	2.000

PITCHER	IP	WLS	BF	H	R	ER	SO	BB	IBB	HBP	BLK	WP	HR	S	P	ERA	WHIP

TOP

Detroit Tigers @ Philadelphia Phillies

Bright House Field, Clearwater, FL

Sun Mar 29 2015, 1:09 PM - 3:48 PM EDT

Sunny - 68 F

livebaseballscorecards.com

AB	36
R	4
H	8
RBI	4
BB	2
SO	8
LOB	18

1B: 6	SF: 0	WP: 0	PA: 38		
2B: 0	SAC: 0	PB: 0			
3B: 0	DP: 1	SB: 0			
HR: 2	HBP: 0	CS: 0			

BOTTOM

Detroit Tigers @ Philadelphia Phillies

Bright House Field, Clearwater, FL

Sun Mar 29 2015, 1:09 PM - 3:48 PM EDT

Sunny - 68 F

livebaseballscorecards.com

Batter	1	2	3	4	5	6	7	8	9	AB	R	H	RBI	BB	SO	LOB
2 Ben Revere, L (1, 7) OBP: 0.224, SLG: 0.182	x 0-0 26 S 26 HR 1B		C C C 0-3 ② K		x 0-0 ③ L5		x 0-0 ③ F7		x 0-0 ③ F9	2	1	1	0	0	1	0
24 Grady Sizemore, L (4, 7) OBP: 0.275, SLG: 0.147										3	0	0	0	0	0	3
68 Russ Canzler, R (1, 5) OBP: 0.333, SLG: 0.447	x 0-0 ① F7		x 0-0 ③ G3-1			B S X 1-1 HR		x 0-0 ① F8		3	1	1	1	0	0	1
4 Andrés Blanco, S (7, 5) OBP: 0.227, SLG: 0.372										1	0	0	0	0	0	0
26 Chase Utley, L (1, 4) OBP: 0.483, SLG: 0.731	C S X 0-2 1-H HR			x 0-0 HR		B B B 4-0 6 G2-3 BB		x 0-0 76 FC6-4 18 1B 1B		2	2	2	3	1	0	0
16 César Hernández, S (7, 4) OBP: 0.235, SLG: 0.200										1	0	1	0	0	0	0
6 Ryan Howard, L (1, 3) OBP: 0.203, SLG: 0.379	S S S 0-3 ② K			S S S 0-3 ① K		x 0-0 ① G2-3 1-2		x 0-0 76 FC6-4 1-2 1B		3	0	0	0	0	2	1
18 Darin Ruf, R (7, 3) OBP: 0.264, SLG: 0.380										1	0	1	0	0	0	0
51 Carlos Ruiz, R (1, 2) OBP: 0.262, SLG: 0.275	x 0-0 ③ F8			C C C 0-3 ② K		x 0-0 ② F8		x 0-0 ② FC6-4 1-2f 2-3		3	0	0	0	0	1	1
76 René García, R (7, 2)										1	0	0	0	0	0	2
37 Odúbel Herrera, L (1, 8) OBP: 0.356, SLG: 0.339		S S S 0-3 ① K		C C C 0-3 ③ K		S S S 0-3 ③ K		x 0-0 ③ F8		4	0	0	0	0	3	3
3 Jeff Francoeur, R (1, 9) OBP: 0.206, SLG: 0.265		S S S 0-3 ② K			x 0-0 34 SH1 1B		C C C 0-3 ① K		x 0-0 ① G6-3	4	0	1	0	0	2	0
13 Freddy Galvis, S (1, 6) OBP: 0.281, SLG: 0.268		x 0-0 ③ G6-3			x 0-0 ① F9		x 0-0 71 BB 1B		B B B B 4-0 BB	3	0	1	0	1	0	1
34 Aaron Harang, R (1, 1)			C C C 0-3 ① K		x 0-0 ② SH1 1-2		1 SAFE B B B B 4-0 1-2 ② BB		S S S 0-3 ② K	1	0	0	0	0	1	0
46 Jeanmar Gómez, R (6, 1)										0	0	0	0	0	0	0
71 Cord Phelps, S (7, PH) OBP: 0.413, SLG: 0.378										0	0	0	0	1	0	0
58 Jonathan Papelbon, R (8, 1)										0	0	0	0	0	0	0
30 Justin De Fratus, S (9, 1)										0	0	0	0	0	0	0
17 Brian Bogusevic, L (9, PH) OBP: 0.371, SLG: 0.688										1	0	0	0	0	1	1
Inning Stats	R: 2 E: 0 K: 1 S: 9 H: 2 LOB: 0 BB: 0 P: 9	R: 0 E: 0 K: 2 S: 7 H: 0 LOB: 0 BB: 0 P: 7	R: 0 E: 0 K: 2 S: 7 H: 0 LOB: 0 BB: 0 P: 7	R: 1 E: 0 K: 3 S: 10 H: 1 LOB: 0 BB: 0 P: 10	R: 0 E: 0 K: 0 S: 4 H: 1 LOB: 1 BB: 0 P: 4	R: 1 E: 0 K: 1 S: 7 H: 1 LOB: 1 BB: 1 P: 12	R: 0 E: 0 K: 1 S: 5 H: 1 LOB: 1 BB: 1 P: 9	R: 0 E: 0 K: 0 S: 5 H: 2 LOB: 2 BB: 0 P: 5	R: 0 E: 0 K: 1 S: 5 H: 0 LOB: 1 BB: 1 P: 9	1B: 5 2B: 0 3B: 0 HR: 3 SF: 0 SAC: 1 DP: 0 HBP: 0							

	AB	33
	R	4
	H	8
	RBI	4
	BB	3
	SO	11
	LOB	13

WP: 0 PB: 0 SB: 1 CS: 0 PA: 37

PITCHER		IP	WLS	BF	H	R	ER	SO	BB	IBB	HBP	BLK	WP	HR	S	P	ERA	WHIP
19 Aníbal Sánchez, R ERA: 4.38	(1, 1)	6.1		25	5	4	4	10	1	0	0	0	0	3	47	52	5.68	0.947
65 Blaine Hardy, L ERA: 4.32	(7, 1)	0.2		3	1	0	0	0	1	0	0	0	0	0	2	6	0.00	3.000
60 Angel Nesbitt, R ERA: 2.7	(8, 1)	1.0		5	2	0	0	0	0	0	0	0	0	0	5	5	0.00	2.000
José Váldez, R ERA: 1.13	(9, 1)	1.0		4	0	0	0	1	1	0	0	0	0	0	5	9	0.00	1.000

PITCHER	IP	WLS	BF	H	R	ER	SO	BB	IBB	HBP	BLK	WP	HR	S	P	ERA	WHIP

Batter	1	2	3	4	5	6	7	8	9	AB	R	H	RBI	BB	SO	LOB
26 Todd Cunningham, S (1, 8) (6, 9) OBP: 0.429, SLG: 0.375	22 G1-6-3 1B		BBB 8 1B BB		CCC K			8 CS 1B	1B	4	0	3	0	1	1	1
8 Jace Peterson, L (1, 4) OBP: 0.444, SLG: 0.426	B1		1-3 1B			22 G5-3 5 SF7 22 BLK 1B		1 1B 11 1B 1-2 2B	G3	5	2	3	0	0	0	2
22 Nick Markakis, L (1, 10) OBP: 0.125, SLG: 0.188 1 Alberto Callaspo, S (8, PH) (8, 10) OBP: 0.250, SLG: 0.241	G1-6-3 1-2f		G4-3			G5-3 1-3		11 1B 98 SF8 2-3 1B		3	0	0	0	0	0	4
										1	1	1	0	0	0	0
5 Freddie Freeman, L (1, 3) OBP: 0.431, SLG: 0.551 11 Phil Gosselin, R (6, 7) (7, 5) OBP: 0.328, SLG: 0.283		F7		G1-4-3		SF7 3-H		24 WP 98 SF8 1-3 3-H 1B		2	0	0	1	0	0	0
										1	0	1	1	0	0	0
7 Jonny Gomes, R (1, 7) OBP: 0.281, SLG: 0.280 98 Joe Benson, R (6, PR) (6, 8) OBP: 0.400, SLG: 0.167		BBBB 24 G3 BB		SSS K		BBBB 24 CS BB		SF8 1-2 3-H		1	0	0	0	2	1	0
										0	0	0	1	0	0	0
24 Kelly Johnson, L (1, 9) (6, 3) OBP: 0.404, SLG: 0.511		G3 1-2		G4-3		CBB 2-1 CS 1-2	23 G1-6-3 1B	BBBB 4-0 2-3 BB		3	0	1	0	1	0	1
23 Chris Johnson, R (1, 5) OBP: 0.327, SLG: 0.422 4 Eric Young Jr., S (7, 7) OBP: 0.394, SLG: 0.444		P4			G5-3		G1-6-3 1-2f	F7		3	0	0	0	0	0	2
										1	0	0	0	0	0	2
27 Christian Bethancourt, R (1, 2) OBP: 0.297, SLG: 0.556 25 Jesus Flores, R (7, 2) OBP: 0.160, SLG: 0.160			G6-3		F8		BBSCX 2-2 HR		F8	3	1	1	1	0	0	0
										1	0	0	0	0	0	0
19 Andrelton Simmons, R (1, 6) OBP: 0.395, SLG: 0.571 61 Pedro Ciriaco, R (7, 6) OBP: 0.377, SLG: 0.510			G6-3		2B		G6-3		F8	3	0	1	0	0	0	0
										1	0	0	0	0	0	0
Inning Stats	R: 0 E: 0 K: 0 S: 3 H: 1 LOB: 0 BB: 0 P: 3	R: 0 E: 0 K: 0 S: 3 H: 0 LOB: 1 BB: 1 P: 7	R: 0 E: 0 K: 0 S: 4 H: 1 LOB: 2 BB: 1 P: 8	R: 0 E: 0 K: 1 S: 5 H: 0 LOB: 0 BB: 0 P: 5	R: 0 E: 0 K: 1 S: 6 H: 1 LOB: 1 BB: 0 P: 6	R: 1 E: 0 K: 0 S: 4 H: 1 LOB: 1 BB: 1 P: 10	R: 1 E: 0 K: 0 S: 6 H: 2 LOB: 0 BB: 0 P: 8	R: 2 E: 0 K: 0 S: 7 H: 4 LOB: 2 BB: 1 P: 11	R: 0 E: 0 K: 0 S: 4 H: 1 LOB: 1 BB: 0 P: 4	1B: 8 2B: 2 3B: 0 HR: 1	SF: 2 SAC: 0 DP: 2 HBP: 0						

TOP

Atlanta Braves @ Detroit Tigers

Joker Marchant Stadium, Lakeland, FL

Mon Mar 30 2015, 1:06 PM - 3:49 PM EDT

Att. 6,536 - Sunny - 73 F

livebaseballscorecards.com

AB	32
R	4
H	11
RBI	4
BB	4
SO	2
LOB	12

WP: 1 PA: 39
PB: 0
SB: 0
CS: 2

PITCHER		IP	WLS	BF	H	R	ER	SO	BB	IBB	HBP	BLK	WP	HR	S	P	ERA	WHIP
31 Alfredo Simon, R ERA: 5.56	(1, 1)	6.0		24	5	2	2	2	3	0	0	1	0	0	26	40	3.00	1.333
60 Angel Nesbitt, R ERA: 3.27	(7, 1)	1.0	B	3	1	0	0	0	0	0	0	0	0	1	5	7	0.00	1.000
44 Joba Chamberlain, R ERA: 8.22	(8, 1)	0.2	L	6	4	2	2	0	1	0	0	0	1	0	6	10	27.00	7.500
44 Melvin Mercedes, R ERA:	(8, 1)	0.1		1	0	0	0	0	0	0	0	0	0	0	1	1	0.00	0.000
36 Joe Nathan, R ERA: 5.23	(9, 1)	1.0		4	1	0	0	0	0	0	0	0	0	0	4	4	0.00	1.000

PITCHER		IP	WLS	BF	H	R	ER	SO	BB	IBB	HBP	BLK	WP	HR	S	P	ERA	WHIP

Batter	1	2	3	4	5	6	7	8	9	AB	R	H	RBI	BB	SO	LOB
12 Anthony Gose, L (1, 8) OBP: 0.371, SLG: 0.491										4	1	1	0	0	2	0
17 Jeff McVaney, R (8, 8) OBP: 0.667, SLG: 0.500										0	0	0	0	0	0	0
3 Ian Kinsler, R (1, 4) OBP: 0.471, SLG: 0.705										3	0	2	1	1	0	1
9 Joey Pankake, R (8, 4) OBP: 0.667, SLG: 1.667										0	0	0	0	0	0	0
24 Miguel Cabrera, R (1, 3) OBP: 0.391, SLG: 0.700										3	0	1	0	1	0	1
26 Hernán Pérez, R (9, 3) OBP: 0.333, SLG: 0.333										0	0	0	0	0	0	0
41 Victor Martinez, S (1, 10) OBP: 0.111, SLG: 0.278										4	0	0	0	0	0	4
28 J.D. Martinez, R (1, 9) OBP: 0.431, SLG: 0.679										3	0	0	0	0	0	0
17 Andrew Romine, S (8, 9) OBP: 0.271, SLG: 0.233										1	0	0	0	0	0	0
52 Yoenis Cespedes, R (1, 7) OBP: 0.321, SLG: 0.654										3	1	2	1	0	0	0
28 Raph Rhymes, R (7, 7)										1	0	0	0	0	1	0
13 Alex Avila, L (1, 2) OBP: 0.295, SLG: 0.395										4	0	0	0	0	1	1
9 Nick Castellanos, R (1, 5) OBP: 0.345, SLG: 0.380										4	0	0	0	0	1	1
1 Jose Iglesias, R (1, 6) OBP: 0.140, SLG: 0.122										3	0	0	0	0	0	0
81 Josh Wilson, R (8, 6) OBP: 0.318, SLG: 0.211										0	0	0	0	0	0	0
Inning Stats	R: 1 E: 0 K: 0 S: 6 H: 2 LOB: 0 BB: 0 P: 6	R: 0 E: 0 K: 0 S: 4 H: 1 LOB: 1 BB: 0 P: 4	R: 0 E: 0 K: 1 S: 6 H: 1 LOB: 2 BB: 1 P: 10	R: 1 E: 0 K: 1 S: 8 H: 1 LOB: 0 BB: 0 P: 10	R: 0 E: 0 K: 1 S: 6 H: 1 LOB: 2 BB: 1 P: 10	R: 0 E: 0 K: 0 S: 3 H: 0 LOB: 0 BB: 0 P: 3	R: 0 E: 1 K: 1 S: 6 H: 0 LOB: 1 BB: 0 P: 6	R: 0 E: 0 K: 0 S: 3 H: 0 LOB: 0 BB: 0 P: 3	R: 0 E: 0 K: 1 S: 5 H: 0 LOB: 0 BB: 0 P: 5	1B: 4 2B: 1 3B: 0 HR: 1 SF: 0 SAC: 0 DP: 0 HBP: 0	WP: 0 PB: 0 SB: 1 CS: 1 PA: 35					

PITCHER		IP	WLS	BF	H	R	ER	SO	BB	IBB	HBP	BLK	WP	HR	S	P	ERA	WHIP
48 Mike Foltynewicz, R ERA: 6.35	(1, 1)	3.2		16	5	2	2	2	1	0	0	0	0	1	23	29	4.91	1.636
53 Jim Johnson, R ERA: 1.69	(4, 1)	0.1		1	0	0	0	0	0	0	0	0	0	0	1	1	0.00	0.000
37 Eric Stults, L ERA: 1.89	(5, 1)	5.0	W	18	1	0	0	3	1	0	0	0	0	0	23	27	0.00	0.400

PITCHER	IP	WLS	BF	H	R	ER	SO	BB	IBB	HBP	BLK	WP	HR	S	P	ERA	WHIP

BOTTOM

Atlanta Braves @ Detroit Tigers

Joker Marchant Stadium, Lakeland, FL

Mon Mar 30 2015, 1:06 PM - 3:49 PM EDT

Att. 6,536 - Sunny - 73 F

livebaseballscorecards.com

AB	33
R	2
H	6
RBI	2
BB	2
SO	5
LOB	8

Batter	1	2	3	4	5	6	7	8	9	AB	R	H	RBI	BB	SO	LOB
10 Jordy Mercer, R (1, 6) OBP: 0.358, SLG: 0.460	G6-3			18 SH1-3 22 2B 1B	F9		K			4	1	1	0	0	1	0
12 Cole Tucker, S (7, 6)										0	0	0	0	0	0	0
18 Neil Walker, S (1, 4) OBP: 0.373, SLG: 0.604	K			SH1-3 1-2		G4-3	K			3	0	0	0	0	2	0
17 Pedro Florimón, S (7, 4) OBP: 0.342, SLG: 0.559										0	0	0	0	0	0	0
22 Andrew McCutchen, R (1, 8) OBP: 0.346, SLG: 0.458	G6-3			12 G4-3 27 2B 2-H 2B		12 1B 29 1B 1B		26 FC5-4 1B		3	2	2	1	0	0	0
86 Justin Maffei, R (7, 8) OBP: 1.000, SLG: 1.000										1	0	1	0	0	0	0
12 Corey Hart, R (1, 3) OBP: 0.406, SLG: 0.444		K		G4-3 2-3		29 1B 3 1B 1-2 1B	K	K		3	1	1	0	0	1	1
15 Andrew Lambo, L (7, 3) OBP: 0.208, SLG: 0.240										1	0	0	0	0	1	1
27 Jung Ho Kang, R (1, 5) OBP: 0.273, SLG: 0.436		G5-3		29 HR 3-H 2B		K	K	K		4	1	1	1	0	2	3
51 Tom Harlan, L (8, 1)										0	0	0	0	0	0	0
29 Francisco Cervelli, R (1, 2) OBP: 0.475, SLG: 0.844		K		HR 2-H		3 1B 1-3 2-H 1B		FC5-4 1-2f		3	2	2	3	0	1	0
26 Tony Sanchez, R (6, 2) OBP: 0.488, SLG: 0.889										1	0	0	0	0	0	1
3 Sean Rodríguez, R (1, 9) OBP: 0.167, SLG: 0.152			G5-3	P4		1B 2-H 3-H			K	3	0	1	2	0	0	0
67 Tito Polo, R (7, 9)										1	0	0	0	0	1	0
Mel Rojas Jr., S (1, 7) OBP: 0.250, SLG: 0.100			P3		F8	K			F8	4	0	0	0	0	1	1
46 Vance Worley, R (1, 1)			F9		F8		K		K	1	0	0	0	0	0	0
59 Antonio Bastardo, R (4, 1)										0	0	0	0	0	0	0
87 Kelson Brown, R (5, PH)										1	0	0	0	0	0	0
19 John Kuchno, R (5, 1)										1	0	0	0	0	1	0
75 Michael Fransoso, L (8, 5)										1	0	0	0	0	1	0
Inning Stats	R: 0 E: 0 K: 1 S: 5 H: 0 LOB: 0 BB: 0 P: 5	R: 0 E: 0 K: 2 S: 7 H: 0 LOB: 0 BB: 0 P: 7	R: 0 E: 0 K: 0 S: 3 H: 0 LOB: 0 BB: 0 P: 3	R: 4 E: 0 K: 0 S: 7 H: 4 LOB: 0 BB: 0 P: 7	R: 0 E: 0 K: 0 S: 3 H: 0 LOB: 0 BB: 0 P: 3	R: 3 E: 0 K: 2 S: 11 H: 4 LOB: 1 BB: 0 P: 11	R: 0 E: 0 K: 3 S: 9 H: 0 LOB: 0 BB: 0 P: 9	R: 0 E: 0 K: 2 S: 8 H: 1 LOB: 1 BB: 0 P: 8	R: 0 E: 0 K: 2 S: 7 H: 0 LOB: 0 BB: 0 P: 7	1B: 6 2B: 2 3B: 0 HR: 1 SF: 0 SAC: 1 DP: 0 HBP: 0						

PITCHER	IP	WLS	BF	H	R	ER	SO	BB	IBB	HBP	BLK	WP	HR	S	P	ERA	WHIP
14 David Price, L (1, 1) ERA: 5.76	6.0	L	26	8	7	7	5	0	0	0	0	0	1	36	36	10.50	1.333
43 Bruce Rondón, R (7, 1) ERA: 4.91	1.0		3	0	0	0	3	0	0	0	0	0	0	9	9	0.00	0.000
38 Joakim Soria, R (8, 1) ERA:	1.0		4	1	0	0	2	0	0	0	0	0	0	8	8	0.00	1.000
46 Ian Krol, L (9, 1) ERA: 3.38	1.0		3	0	0	0	2	0	0	0	0	0	0	7	7	0.00	0.000

PITCHER	IP	WLS	BF	H	R	ER	SO	BB	IBB	HBP	BLK	WP	HR	S	P	ERA	WHIP

TOP

Pittsburgh Pirates @ Detroit Tigers

Joker Marchant Stadium, Lakeland, FL

Tue Mar 31 2015, 1:06 PM - 3:27 PM EDT

Att. 6,540 - Overcast - 79 F

livebaseballscorecards.com

AB	35
R	7
H	9
RBI	7
BB	0
SO	12
LOB	7

PA: 36

WP: 0
PB: 0
SB: 0
CS: 0

Pittsburgh Pirates @ Detroit Tigers

Joker Marchant Stadium, Lakeland, FL

Tue Mar 31 2015, 1:06 PM - 3:27 PM EDT

Att. 6,540 - Overcast - 79 F

BOTTOM

Batter	1	2	3	4	5	6	7	8	9	AB	R	H	RBI	BB	SO	LOB
12 Anthony Gose, L (1, 8) OBP: 0.369, SLG: 0.483 Wynton Bernard, R (7, 8) OBP: 0.409, SLG: 0.474	0-0: 3 CS 1B		1-3: K 1-2		1-0: G4-3 1-3			0-3: K		3 1	0 0	1 0	0 0	0 0	1 1	2 0
3 Ian Kinsler, R (1, 4) OBP: 0.463, SLG: 0.674 33 Javier Betancourt, R (7, 4) OBP: 0.333, SLG: 0.286	1-0: G6-3 1-2		1-0: 24 WP HBP		1-0: CS 3-H	0-0: G1-3			4-0: 50 HR BB	2 0	0 1	0 0	0 0	0 1	0 0	1 0
24 Miguel Cabrera, R (1, 3) OBP: 0.385, SLG: 0.636 50 James Robbins, L (7, 3) OBP: 0.200, SLG: 0.800	0-0: G6-3		4-0: 41 G4-6-3 BB 1-2 2-3			0-0: G6-3			0-0: HR 1-H	2 1	0 1	0 1	0 2	0 0	1 0	0 0
41 Victor Martinez, S (1, 10) OBP: 0.091, SLG: 0.227		0-0: G4-3	0-0: G4-6-3 1-2f			0-0: G4-3			0-0: F8	4	0	0	0	0	0	3
52 Yoenis Cespedes, R (1, 7) OBP: 0.321, SLG: 0.673 17 Andrew Romine, S (8, 7) OBP: 0.286, SLG: 0.250		0-0: 9 SF8 3B		0-3: K			0-0: F8		0-0: 34 G5-4-3 1B	3 1	1 0	1 1	0 0	0 0	1 0	0 0
13 Alex Avila, L (1, 2) OBP: 0.298, SLG: 0.375 34 James McCann, R (8, 2) OBP: 0.410, SLG: 0.417		4-0: 1 FC5-4 BB		0-0: B1-3			0-0: G5-3		0-0: G5-4-3 1-2f	2 1	0 0	0 0	0 0	1 0	0 0	0 1
9 Nick Castellanos, R (1, 5) OBP: 0.328, SLG: 0.365 26 Hernán Pérez, R (8, 5) OBP: 0.333, SLG: 0.333		0-0: SF8 3-H		0-0: G5-3			0-0: G4-3			2 0	0 0	0 0	1 0	0 0	0 0	0 0
1 Jose Iglesias, R (1, 6) OBP: 0.130, SLG: 0.114 81 Josh Wilson, R (9, 6) OBP: 0.318, SLG: 0.211		0-0: FC5-4 1-2f			0-3: K			0-0: G6-3		3 0	0 0	0 0	0 0	0 0	1 0	1 0
20 Rajai Davis, R (1, 9) OBP: 0.362, SLG: 0.431 39 Ben Verlander, R (8, 9) OBP: 0.400, SLG: 0.400			0-0: 24 WP 12 S 1B		0-0: E3 12 G4-3 12 S 3 CS			0-0: F9		2 1	0 0	1 0	0 0	0 0	0 0	0 0
Inning Stats	R: 0 H: 1 E: 0 LOB: 0 K: 0 BB: 0 S: 3 P: 4	R: 1 H: 1 E: 0 LOB: 1 K: 0 BB: 1 S: 4 P: 8	R: 0 H: 1 E: 0 LOB: 2 K: 1 BB: 1 S: 5 P: 11	R: 0 H: 0 E: 0 LOB: 0 K: 1 BB: 0 S: 5 P: 5	R: 0 H: 0 E: 1 LOB: 0 K: 1 BB: 0 S: 5 P: 7	R: 0 H: 0 E: 0 LOB: 0 K: 0 BB: 0 S: 3 P: 3	R: 0 H: 0 E: 0 LOB: 0 K: 0 BB: 0 S: 3 P: 3	R: 0 H: 0 E: 0 LOB: 0 K: 1 BB: 0 S: 5 P: 5	R: 2 H: 2 E: 0 LOB: 0 K: 0 BB: 1 S: 4 P: 8	1B: 3 SF: 1 2B: 0 SAC: 0 3B: 1 DP: 2 HR: 1 HBP: 1						WP: 1 PA: 34 PB: 0 SB: 2 CS: 2	

livebaseballscorecards.com

AB	28
R	3
H	5
RBI	3
BB	3
SO	4
LOB	8

PITCHER		IP	WLS	BF	H	R	ER	SO	BB	IBB	HBP	BLK	WP	HR	S	P	ERA	WHIP
46 Vance Worley, R ERA: 4.95	(1, 1)	3.0	W	13	3	1	1	1	2	0	1	0	1	0	12	23	3.00	1.667
59 Antonio Bastardo, L ERA: 5.0	(4, 1)	1.0	H	3	0	0	0	1	0	0	0	0	0	0	5	5	0.00	0.000
19 John Kuchno, R ERA:	(5, 1)	3.0	H	9	0	0	0	1	0	0	0	0	0	0	11	13	0.00	0.000
51 Tom Harlan, L ERA: 7.71	(8, 1)	2.0		8	2	2	2	1	1	0	0	0	0	1	9	13	9.00	1.500

PITCHER	IP	WLS	BF	H	R	ER	SO	BB	IBB	HBP	BLK	WP	HR	S	P	ERA	WHIP

Detroit Tigers @ Houston Astros

Osceola County Stadium, Kissimmee, FL

Wed Apr 01 2015, 1:07 PM - 3:59 PM EDT

Att. 3,075 - Partly Cloudy - 81 F

livebaseballscorecards.com

Batter	1	2	3	4	5	6	7	8	9	AB	R	H	RBI	BB	SO	LOB
20 Rajai Davis, R (1, 7) OBP: 0.339, SLG: 0.400	F8		G4-3		K		P4		K	4	0	0	0	0	1	0
28 Raph Rhymes, R (7, 7)										1	0	0	0	0	1	0
3 Ian Kinsler, R (1, 4) OBP: 0.448, SLG: 0.680	G3		G6-3		3B		K		K	4	0	1	0	0	1	0
34 Harold Castro, L (7, 4) OBP: 0.400, SLG: 0.600										1	0	0	0	0	1	0
41 Victor Martinez, S (1, 10) OBP: 0.160, SLG: 0.280	1B			34 1B / 28 1B / 1B	G5-3		2B		1B	3	0	2	0	0	0	1
Grayson Greiner, R (7, PH) OBP: 0.667, SLG: 1.000										2	0	2	0	0	0	0
(7, 10)																
28 J.D. Martinez, R (1, 9) OBP: 0.435, SLG: 0.661	G4-3			34 1B / 1-2 / 1B		BB	K		K	3	1	1	0	1	1	2
33 Ross Kivett, R (7, 9) OBP: 0.500, SLG: 0.333										1	0	0	0	0	1	1
9 Nick Castellanos, R (1, 5) OBP: 0.311, SLG: 0.345		G5-3		K		F9		G5-3		3	0	0	0	0	1	3
22 Wade Gaynor, R (7, 5) OBP: 0.444, SLG: 0.714										1	0	0	0	0	0	0
34 James McCann, R (1, 2) OBP: 0.419, SLG: 0.450		L4		17 FC6-4 / 1-2 2-3 / 1B		26 WP / 1-H / 2B		G5-3		4	0	2	1	0	0	0
26 Hernán Pérez, R (1, 3) OBP: 0.333, SLG: 0.333		1B		K		K / 2-3		WP 1B / 2B		3	0	1	0	0	2	4
29 Dominic Ficociello, S (7, 3) OBP: 0.333, SLG: 0.667										1	1	1	0	0	0	0
17 Andrew Romine, S (1, 6) OBP: 0.288, SLG: 0.239	G4-3		FC6-4 / 1-2f			BB		71 WP / 2-H / 1B		2	0	0	0	1	0	4
Dixon Machado, R (7, 6) OBP: 0.346, SLG: 0.375										1	0	1	1	0	0	0
12 Anthony Gose, L (1, 8) OBP: 0.353, SLG: 0.460		K			G5-3	K		P6 / 1-2		3	0	0	0	0	2	2
71 Jiwan James, S (7, 8)										1	0	0	0	0	0	1
Inning Stats	R: 0 E: 0 K: 0 S: 4 H: 1 LOB: 1 BB: 0 P: 4	R: 0 E: 0 K: 0 S: 4 H: 1 LOB: 1 BB: 0 P: 4	R: 0 E: 0 K: 1 S: 5 H: 0 LOB: 0 BB: 0 P: 5	R: 0 E: 0 K: 2 S: 10 H: 3 LOB: 3 BB: 0 P: 10	R: 0 E: 0 K: 1 S: 6 H: 1 LOB: 1 BB: 0 P: 6	R: 1 E: 0 K: 2 S: 8 H: 1 LOB: 2 BB: 2 P: 17	R: 0 E: 0 K: 2 S: 8 H: 1 LOB: 1 BB: 0 P: 8	R: 1 E: 0 K: 0 S: 5 H: 2 LOB: 1 BB: 0 P: 7	R: 0 E: 0 K: 3 S: 10 H: 1 LOB: 1 BB: 0 P: 10	1B: 7 2B: 3 3B: 1 HR: 0	SF: 0 SAC: 0 DP: 0 HBP: 0						

TOP	
AB	38
R	2
H	11
RBI	2
BB	2
SO	11
LOB	18

WP: 3 PB: 0 SB: 0 CS: 0 PA: 40

PITCHER		IP	WLS	BF	H	R	ER	SO	BB	IBB	HBP	BLK	WP	HR	S	P	ERA	WHIP
60 Dallas Keuchel, L ERA: 1.8	(1, 1)	5.2	W	25	7	1	1	5	1	0	0	0	1	0	34	39	1.59	1.412
50 Chad Qualls, R ERA:	(6, 1)	0.1	H	2	0	0	0	1	1	0	0	0	0	0	3	7	0.00	3.000
89 Gonzalo Sanudo, R ERA:	(7, 1)	1.0	H	4	1	0	0	2	0	0	0	0	0	0	8	8	0.00	1.000
82 Tyson Perez, R ERA: 3.0	(8, 1)	1.0	H	5	2	1	1	0	0	0	0	0	2	0	5	7	9.00	2.000
37 Pat Neshek, R ERA: 1.29	(9, 1)	1.0	S	4	1	0	0	3	0	0	0	0	0	0	10	10	0.00	1.000

PITCHER		IP	WLS	BF	H	R	ER	SO	BB	IBB	HBP	BLK	WP	HR	S	P	ERA	WHIP

Detroit Tigers @ Houston Astros

Osceola County Stadium, Kissimmee, FL

Wed Apr 01 2015, 1:07 PM - 3:59 PM EDT

Att. 3,075 - Partly Cloudy - 81 F

livebaseballscorecards.com

BOTTOM

Batter	1	2	3	4	5	6	7	8	9	AB	R	H	RBI	BB	SO	LOB
2 Jonathan Villar, S (1, 6) (6, 7) OBP: 0.358, SLG: 0.468	1B 2B	1B			G5-3		K			4	1	2	0	0	1	0
4 George Springer, R (1, 9) OBP: 0.397, SLG: 0.580	CI 1B 23 G6-3	G4-3			F8		2B			3	1	1	0	0	0	1
Evan Gattis, R (1, 7) OBP: 0.457, SLG: 0.625	23 G6-3 6 2B 1-3 2-H 1B		K		1B		F7			3	1	2	1	0	1	0
Matt Duffy, R (5, PR) OBP: 0.400, SLG: 0.625 (6, 3)										1	0	0	0	0	0	1
23 Chris Carter, R (1, 10) OBP: 0.340, SLG: 0.500	G6-3 1-2 3-H		K		F9			6 E 15 S BB		3	0	0	1	1	1	2
92 Ruben Sosa, S (8, PR) (9, 10)										0	0	0	0	0	0	0
15 Jason Castro, L (1, 2) OBP: 0.341, SLG: 0.564	K		BB			G3-1		1-2 K		3	0	0	0	1	2	2
6 Jake Marisnick, R (1, 8) OBP: 0.404, SLG: 0.550	2-H 2B		F8			S 2B		2 SAFE 2-3 P3		4	0	2	1	0	0	3
Colin Moran, L (1, 5) OBP: 0.417, SLG: 0.364	K		K			2-3		F7		2	0	0	0	0	2	1
Nolan Fontana, L (6, 4) OBP: 0.214, SLG: 0.083										2	0	0	0	0	1	3
9 Marwin Gonzalez, S (1, 3) (6, 6) OBP: 0.234, SLG: 0.289		G6-3	B1-3			F9				3	0	0	0	0	0	1
Gregorio Petit, R (1, 4) (6, 5) OBP: 0.375, SLG: 0.414		G6-3	G1-3				K			3	0	0	0	0	1	0
Inning Stats	R: 3 E: 1 K: 2 S: 11 H: 3 LOB: 1 BB: 0 P: 11	R: 0 E: 0 K: 0 S: 4 H: 1 LOB: 1 BB: 0 P: 4	R: 0 E: 0 K: 2 S: 7 H: 0 LOB: 1 BB: 1 P: 11		R: 0 E: 0 K: 0 S: 4 H: 1 LOB: 1 BB: 0 P: 4	R: 0 E: 0 K: 1 S: 6 H: 1 LOB: 1 BB: 0 P: 6	R: 0 E: 0 K: 2 S: 8 H: 1 LOB: 1 BB: 0 P: 8	R: 0 E: 1 K: 1 S: 5 H: 0 LOB: 2 BB: 1 P: 10		1B: 3 2B: 4 3B: 0 HR: 0		SF: 0 SAC: 0 DP: 0 HBP: 0		WP: 0 PB: 0 SB: 2 CS: 0		PA: 34

	AB	31
	R	3
	H	7
	RBI	3
	BB	2
	SO	9
	LOB	14

PITCHER		IP	WLS	BF	H	R	ER	SO	BB	IBB	HBP	BLK	WP	HR	S	P	ERA	WHIP
56 Kyle Ryan, L (1, 1) ERA: 6.23		2.0	L	11	4	3	2	2	0	0	0	0	0	0	15	15	9.00	2.000
36 Joe Nathan, R (3, 1) ERA: 4.76		1.0		4	0	0	0	2	1	0	0	0	0	0	7	11	0.00	1.000
32 Tom Gorzelanny, L (4, 1) ERA: 7.04		1.2		5	0	0	0	1	0	0	0	0	0	0	7	7	0.00	0.000
61 Guido Knudson, R (5, 1) ERA:		0.1		2	1	0	0	0	0	0	0	0	0	0	2	2	0.00	3.000
62 Al Alburquerque, R (6, 1) ERA: 3.38		1.0		4	1	0	0	1	0	0	0	0	0	0	6	6	0.00	1.000

PITCHER		IP	WLS	BF	H	R	ER	SO	BB	IBB	HBP	BLK	WP	HR	S	P	ERA	WHIP
65 Blaine Hardy, L (7, 1) ERA: 3.86		1.0		4	1	0	0	2	0	0	0	0	0	0	8	8	0.00	1.000
41 Paul Voelker, R (8, 1) ERA:		1.0		4	0	0	0	1	1	0	0	0	0	0	5	10	0.00	1.000

Batter	1	2	3	4	5	6	7	8	9	AB	R	H	RBI	BB	SO	LOB
18 Didi Gregorius, L (1, 6) OBP: 0.319, SLG: 0.465	F X 0-1 G4-3		X 0-0 F8			S S S 0-3 K		X 0-0 F7		3	0	0	0	0	1	0
Cole Figueroa, L (6, 6) OBP: 0.321, SLG: 0.308										1	0	0	0	0	0	0
12 Chase Headley, S (1, 5) OBP: 0.345, SLG: 0.537	C C C 0-3 K			S S S 0-3 K		X 0-0 G6-3			S S S 0-3 K	3	0	0	0	0	2	0
90 Dante Bichette, R (6, 5)										1	0	0	0	0	1	0
25 Mark Teixeira, S (1, 3) OBP: 0.309, SLG: 0.373	X 0-0 F8			B B B B 4-0 66 BB BB		X 0-0 G6-3			C C C 0-3 K	2	0	0	0	1	0	0
Jonathan Galvez, R (6, 3) OBP: 0.333, SLG: 0.333										1	0	0	0	0	1	0
66 John Ryan Murphy, R (1, 2) OBP: 0.302, SLG: 0.325		X 0-0 G6-4-3 BB 1B		B B B B 4-0 G6-4-3 1-2 BB			X 0-0 1B 2B		X 0-0 81 PO 1B	2	1	2	0	1	0	0
67 Eddy Rodriguez, R (7, 2) OBP: 0.412, SLG: 0.429										1	0	1	0	0	0	0
93 Vicente Conde, R (9, PR)										0	0	0	0	0	0	0
Ramón Flores, L (1, 9) OBP: 0.313, SLG: 0.395		B B B B 4-0 G6-4-3 1-2 BB		X 0-0 G6-4-3 1-2f			S S F T 0-2 K		1 SAFE 0-0 PO 1-2	2	0	0	0	1	1	3
81 Mark Payton, L (7, 9)										0	0	0	0	0	0	0
Slade Heathcott, L (1, 8) OBP: 0.459, SLG: 0.581		X 0-0 G6-4-3 1-2f 2-3			X 0-0 85 L9 85 S SF8 1B		X 0-0 85 CS 2-H 1B			3	1	2	1	0	0	2
Mason Williams, L (7, 8) OBP: 0.400, SLG: 0.625										0	0	0	0	0	0	0
85 Taylor Dugas, L (1, 7) OBP: 0.286, SLG: 0.286		X 0-0 F8			B X 1-0 L9 1-3		1 SAFE 1 SAFE X 0-0 F8 1-2			3	0	0	0	0	0	3
98 Dustin Fowler, L (7, 7)										0	0	0	0	0	0	0
Kyle Roller, L (1, 10) OBP: 0.238, SLG: 0.211			X 0-0 L8		X 0-0 SF8 3-H			X 0-0 G6-3		2	0	0	1	0	0	0
60 Nick Noonan, L (1, 4) OBP: 0.225, SLG: 0.250			S S S 0-3 K		X 0-0 G6-3			S S S 0-3 K		3	0	0	0	0	2	0
73 Ali Castillo, R (8, 4)										0	0	0	0	0	0	0
Inning Stats	R: 0 E: 0 K: 1 S: 6 H: 0 LOB: 0 BB: 0 P: 6	R: 0 E: 0 K: 0 S: 3 H: 1 LOB: 1 BB: 1 P: 7	R: 0 E: 0 K: 1 S: 5 H: 0 LOB: 0 BB: 0 P: 5	R: 0 E: 0 K: 1 S: 4 H: 0 LOB: 1 BB: 2 P: 12	R: 1 E: 0 K: 0 S: 4 H: 1 LOB: 0 BB: 0 P: 5	R: 0 E: 0 K: 1 S: 5 H: 0 LOB: 0 BB: 0 P: 5	R: 1 E: 0 K: 1 S: 7 H: 2 LOB: 0 BB: 0 P: 7	R: 0 E: 0 K: 1 S: 5 H: 0 LOB: 0 BB: 0 P: 5	R: 0 E: 0 K: 2 S: 7 H: 1 LOB: 1 BB: 0 P: 7	1B: 4 2B: 1 3B: 0 HR: 0 SF: 1 SAC: 0 DP: 2 HBP: 0						

PITCHER		IP	WLS	BF	H	R	ER	SO	BB	IBB	HBP	BLK	WP	HR	S	P	ERA	WHIP
60 Angel Nesbitt, R ERA: 2.77	(1, 1)	2.0		7	1	0	0	1	1	0	0	0	0	0	9	13	0.00	1.000
32 Tom Gorzelanny, L ERA: 6.48	(3, 1)	0.2		2	0	0	0	1	0	0	0	0	0	0	4	4	0.00	0.000
44 Joba Chamberlain, R ERA: 7.0	(3, 1)	1.1	W	5	0	0	0	1	2	0	0	0	0	0	5	13	0.00	1.500
65 Blaine Hardy, L ERA: 4.35	(5, 1)	1.0	H	4	1	1	1	0	0	0	0	0	0	0	4	5	9.00	1.000
46 Ian Krol, L ERA: 3.86	(6, 1)	1.1	H	6	2	1	1	2	0	0	0	0	0	0	11	11	6.75	1.500

PITCHER		IP	WLS	BF	H	R	ER	SO	BB	IBB	HBP	BLK	WP	HR	S	P	ERA	WHIP
Alberto Cabrera, R ERA: 5.79	(7, 1)	1.2	H	4	0	0	0	1	0	0	0	0	0	0	6	6	0.00	0.000
Rafael Dolis, R ERA: 6.75	(9, 1)	1.0	S	3	1	0	0	2	0	0	0	0	0	0	7	7	0.00	1.000

TOP

New York Yankees @ Detroit Tigers

Joker Marchant Stadium, Lakeland, FL

Thu Apr 02 2015, 1:05 PM - 3:40 PM EDT

Att. 6,772 - Partly Cloudy - 81 F

livebaseballscorecards.com

AB	27
R	2
H	5
RBI	2
BB	3
SO	8
LOB	8

Batter	1	2	3	4	5	6	7	8	9	AB	R	H	RBI	BB	SO	LOB
12 Anthony Gose, L (1, 8) OBP: 0.366, SLG: 0.462	H 1-0 24 F9 1 1B HBP		X 0-0 ② G3		X 0-0 1 SH1-3 1B		X 0-0 ③ G3			2	0	1	0	0	0	0
19 Connor Harrell, R (7, 8)										1	0	0	0	0	0	0
1 Jose Iglesias, R (1, 6) OBP: 0.143, SLG: 0.128	X 0-0 1-2 1B		X 0-0 ③ G6-3		X 0-0 ① SH1-3 1-3			X 0-0 ① G6-3		3	0	1	0	0	0	0
24 Miguel Cabrera, R (1, 3) OBP: 0.367, SLG: 0.560	X 0-0 ① F9 2-3			B B B B 4-0 52 1B 28 1B 9 1B BB	S S S 0-3 ② K			S S S 0-3 ② K		3	1	0	0	1	2	3
41 Victor Martinez, S (1, 10) OBP: 0.138, SLG: 0.241	S S S 0-3 ② K			X 0-0 ① F9	S S S 0-3 ③ K			X 0-0 ③ G4-3		4	0	0	0	0	2	4
28 J.D. Martinez, R (1, 9) OBP: 0.431, SLG: 0.645	S S S 0-3 ③ K			X 0-0 52 1B 9 1B 1-2 1B		X 0-0 ① P3				3	1	1	0	0	1	2
17 Jeff McVaney, R (7, 9) OBP: 0.667, SLG: 0.500										0	0	0	0	0	0	0
52 Yoenis Cespedes, R (1, 7) OBP: 0.322, SLG: 0.655		X 0-0 ① G5-3		X 0-0 9 1B 26 WP 1-2 2-3 1B		S S S 0-3 ② K				3	1	1	0	0	1	0
13 Alex Avila, L (1, 2) OBP: 0.300, SLG: 0.357		B B B B 4-0 9 F8-6-3 BB		S S S 0-3 ② K		X 0-0 ③ G4-3				2	0	0	0	1	1	3
9 Nick Castellanos, R (1, 5) OBP: 0.313, SLG: 0.345		X 0-0 ② ③ F8-6-3 1-1		X 0-0 1-3 2-H 3-H 1B			X 0-0 ① F9			3	0	1	2	0	0	1
81 Josh Wilson, R (8, 5) OBP: 0.318, SLG: 0.211										0	0	0	0	0	0	0
26 Hernán Pérez, R (1, 4) OBP: 0.317, SLG: 0.316			X 0-0 ① G6-3	B S S S 1-3 ③ K 3-H			C C C 0-3 ② K			3	0	0	0	0	2	1
Inning Stats	R: 0 E: 0 K: 2 S: 8 H: 1 LOB: 2 BB: 0 P: 9	R: 0 E: 0 K: 0 S: 2 H: 0 LOB: 0 BB: 1 P: 6	R: 0 E: 0 K: 0 S: 3 H: 0 LOB: 0 BB: 0 P: 3	R: 3 E: 0 K: 2 S: 10 H: 3 LOB: 1 BB: 1 P: 15	R: 0 E: 0 K: 2 S: 8 H: 1 LOB: 1 BB: 0 P: 8	R: 0 E: 0 K: 1 S: 5 H: 0 LOB: 0 BB: 0 P: 5	R: 0 E: 0 K: 1 S: 5 H: 0 LOB: 0 BB: 0 P: 5	R: 0 E: 0 K: 1 S: 5 H: 0 LOB: 0 BB: 0 P: 5		1B: 5 2B: 1 3B: 0 HR: 0 SF: 0 SAC: 1 DP: 1 HBP: 1						

PITCHER		IP	WLS	BF	H	R	ER	SO	BB	IBB	HBP	BLK	WP	HR	S	P	ERA	WHIP
65 Bryan Mitchell, R ERA: 6.57	(1, 1)	5.0	L	22	5	3	3	6	2	0	1	0	1	0	31	41	5.40	1.400
Kyle Davies, R ERA: 3.6	(6, 1)	3.0		9	0	0	0	3	0	0	0	0	0	0	15	15	0.00	0.000

PITCHER	IP	WLS	BF	H	R	ER	SO	BB	IBB	HBP	BLK	WP	HR	S	P	ERA	WHIP

BOTTOM

New York Yankees @ Detroit Tigers

Joker Marchant Stadium, Lakeland, FL

Thu Apr 02 2015, 1:05 PM - 3:40 PM EDT
Att. 6,772 - Partly Cloudy - 81 F

livebaseballscorecards.com

AB	27
R	3
H	5
RBI	2
BB	2
SO	9
LOB	14

Tampa Bay Rays @ Detroit Tigers

Joker Marchant Stadium, Lakeland, FL

Fri Apr 03 2015, 1:07 PM - 4:09 PM EDT

Att. 7,751 - Partly Cloudy - 82 F

TOP

livebaseballscorecards.com

Batter	1	2	3	4	5	6	7	8	9	AB	R	H	RBI	BB	SO	LOB
39 Kevin Kiermaier, L (1, 10) OBP: 0.412, SLG: 0.543	0-0 28 L4-6 20 1B 1B	0-0 1-H 3B			SSS 0-3 ① K		CCC 0-3 ③ K	0-0 ②③ G1-4-3 1-2f		3	0	2	1	0	1	0
Joey Butler, R (7, PH) OBP: 0.326, SLG: 0.487										1	0	0	0	0	1	1
(7, 10)																
Jake DePew, R (8, PH)										1	0	0	0	0	0	1
(8, 10)																
20 Steven Souza Jr., R (1, 9) OBP: 0.211, SLG: 0.269	0-0 ② 21 BB 3 E 5 HR 1-2 1B	CCC 0-3 ② K			0-0 ② P3			0-0 27 1B 1B 1B	SSS 0-3 ① K	3	1	1	0	0	1	1
48 Alexander Simon, S (5, 7) OBP: 0.500, SLG: 0.500										2	1	1	0	0	1	0
28 John Jaso, L (1, 7) OBP: 0.327, SLG: 0.273	0-0 ①② L4-6 2-2	0-0 ③ F8			0-0 ③ G3-1			0-0 23 BB 1B 1-3 1B	0-0 ② L6	3	0	0	0	0	0	3
27 Thomas Milone, L (5, 9) OBP: 0.500, SLG: 0.500										2	1	1	0	0	0	0
3 Evan Longoria, R (1, 5) OBP: 0.321, SLG: 0.490	1 SAFE BBBB 4-0 21 BB 5 HR 1-2 BB		SSS 0-3 ① K			0-0 ① G2-3		BBBB 4-0 53 BB 65 1B 1B 1-2 BB	0-0 ③ G3-1	2	1	0	0	1	1	0
23 Cameron Seitzer, L (6, 3)										1	1	0	0	1	0	0
21 James Loney, L (1, 3) OBP: 0.273, SLG: 0.358	BBBB 4-0 5 HR 1-2 2-3 BB		0-0 ② G1-3			0-0 ② G3-1		0-0 65 1B 53 BB 59 1B 1-2 2-H 3-H 1B		2	1	0	0	1	0	0
Boog Powell, L (6, 8) OBP: 0.455, SLG: 0.500										1	1	1	2	0	0	0
5 Brandon Guyer, R (1, 8) OBP: 0.414, SLG: 0.571	BBCCCX 2-2 1-H 2-H 3-H HR		0-0 ③ G6-3			0-0 ③ F8		BBBB 4-0 65 1B 59 1B 1-2 2-3 BB		3	1	1	4	0	0	0
53 Coty Blanchard, R (6, 5)										0	1	0	0	1	0	0
1 Tim Beckham, R (1, 4) OBP: 0.286, SLG: 0.321	SSS 0-3 ③ K			0-0 ① G6-3			0-0 ① G6-3	0-0 59 1B SF9 1-2 2-3 3-H 1B		3	0	0	0	0	1	0
(5, 6)																
65 Alec Sole, L (7, 6) OBP: 1.000, SLG: 1.000										1	1	1	1	0	0	0
83 Jake Elmore, R (1, 6) OBP: 0.298, SLG: 0.162		0-0 39 3B 1B		0-0 ② G5-3			0-0 ② F7	0-0 G1-4-3 1-3 2-H 3-H 1B		2	1	1	0	0	0	0
59 Thomas Coyle, L (5, 4) OBP: 0.333, SLG: 0.333										2	0	1	2	0	0	0
60 Bobby Wilson, R (1, 2) OBP: 0.226, SLG: 0.111		0-0 ① P3		CCC 0-3 ③ K			BBBB 4-0 BB	0-0 ① SF9 3-H		2	0	0	0	1	1	1
Mayo Acosta, R (7, 2) OBP: 0.091, SLG: 0.100										0	0	0	1	0	0	0
Inning Stats	R: 4 E: 1 K: 1 S: 9 H: 3 LOB: 0 BB: 2 P: 19	R: 1 E: 0 K: 1 S: 7 H: 2 LOB: 1 BB: 0 P: 7	R: 0 E: 0 K: 1 S: 5 H: 0 LOB: 0 BB: 0 P: 5	R: 0 E: 0 K: 1 S: 5 H: 0 LOB: 0 BB: 0 P: 5	R: 0 E: 0 K: 1 S: 5 H: 0 LOB: 0 BB: 0 P: 5	R: 0 E: 0 K: 0 S: 3 H: 0 LOB: 0 BB: 0 P: 3	R: 0 E: 0 K: 1 S: 5 H: 0 LOB: 1 BB: 1 P: 9	R: 6 E: 0 K: 0 S: 7 H: 5 LOB: 0 BB: 2 P: 15	R: 0 E: 0 K: 1 S: 5 H: 0 LOB: 0 BB: 0 P: 5	1B: 8 2B: 1 3B: 1 HR: 1 SF: 1 SAC: 0 DP: 2 HBP: 0						

	AB	34
	R	11
	H	10
	RBI	11
	BB	5
	SO	7
	LOB	7

WP: 0 PB: 0 SB: 0 CS: 0 PA: 40

PITCHER		IP	WLS	BF	H	R	ER	SO	BB	IBB	HBP	BLK	WP	HR	S	P	ERA	WHIP
19 Aníbal Sánchez, R ERA: 5.1	(1, 1)	5.1		22	5	5	5	5	2	0	0	0	0	1	32	42	8.44	1.312
38 Joakim Soria, R ERA:	(6, 1)	1.1		4	0	0	0	0	0	0	0	0	0	0	4	4	0.00	0.000
36 Joe Nathan, R ERA: 4.63	(7, 1)	0.1		2	0	0	0	1	1	0	0	0	0	0	3	7	0.00	3.000
62 Al Alburquerque, R ERA: 9.72	(8, 1)	0.1	L	8	5	6	6	0	2	0	0	0	0	0	6	14	162.00	21.000
61 Whit Mayberry, R ERA:	(8, 1)	0.2		1	0	0	0	0	0	0	0	0	0	0	1	1	0.00	0.000

PITCHER		IP	WLS	BF	H	R	ER	SO	BB	IBB	HBP	BLK	WP	HR	S	P	ERA	WHIP
61 Guido Knudson, R ERA:	(9, 1)	1.0		3	0	0	0	1	0	0	0	0	0	0	5	5	0.00	0.000

BOTTOM

Tampa Bay Rays @ Detroit Tigers

Joker Marchant Stadium, Lakeland, FL

Fri Apr 03 2015, 1:07 PM - 4:09 PM EDT

Att. 7,751 - Partly Cloudy - 82 F

Batter	1	2	3	4	5	6	7	8	9	AB	R	H	RBI	BB	SO	LOB
20 Rajai Davis, R (1, 8) OBP: 0.323, SLG: 0.379	G4-3		G6-3		G1-3		F7			3	0	0	0	0	0	1
12 Anthony Gose, L (6, 8) OBP: 0.361, SLG: 0.455					1-2					1	0	0	0	0	0	0
3 Ian Kinsler, R (1, 4) OBP: 0.475, SLG: 0.736	24 HR 1B		24 2B		13 2B 2-H			K		3	2	3	1	0	0	0
81 Josh Wilson, R (5, PR) OBP: 0.311, SLG: 0.205 (6, 4)										1	1	0	0	0	1	0
24 Miguel Cabrera, R (1, 3) OBP: 0.406, SLG: 0.741	HR 1-H		2B 2-H		2B 2-H			K		2	1	2	3	0	0	0
13 Alex Avila, L (5, PH) OBP: 0.314, SLG: 0.395 (6, 3)										1	0	1	1	0	0	0
71 Jiwan James, S (8, 7)										1	0	0	0	0	1	0
41 Victor Martinez, S (1, 10) OBP: 0.152, SLG: 0.219	G1-3		F7		G4-3			BB		3	0	0	0	1	0	2
9 Joey Pankake, R (8, PR) OBP: 0.667, SLG: 1.667 (9, 10)										0	0	0	0	0	0	0
28 J.D. Martinez, R (1, 9) OBP: 0.413, SLG: 0.615	G5-3			F9		F8		K		3	0	0	0	0	0	0
Wynton Bernard, R (7, 9) OBP: 0.391, SLG: 0.450										1	0	0	0	0	1	1
52 Yoenis Cespedes, R (1, 7) OBP: 0.328, SLG: 0.650		34 G5-4-3 1B		G6-3		K			26 G5-4-3 1B	2	0	1	0	0	0	0
17 Andrew Romine, S (6, 7) OBP: 0.296, SLG: 0.250 (8, 3)										2	0	1	0	0	1	0
34 James McCann, R (1, 2) OBP: 0.383, SLG: 0.409		G5-4-3 1-2f		F9		G6-3			F8	4	0	0	0	0	0	2
9 Nick Castellanos, R (1, 5) OBP: 0.303, SLG: 0.333		F9			G4-3		G5-3		G5-4-3 1-2f	2	0	0	0	0	0	0
26 Hernán Pérez, R (6, 5) OBP: 0.308, SLG: 0.305										2	0	0	0	0	0	1
1 Jose Iglesias, R (1, 6) OBP: 0.154, SLG: 0.140			G6-3		20 G1-3 3 2B 1B		G1-3			3	1	1	0	0	0	0
Inning Stats	R: 2 E: 0 K: 0 S: 7 H: 2 LOB: 0 BB: 0 P: 9	R: 0 E: 0 K: 0 S: 3 H: 1 LOB: 0 BB: 0 P: 3	R: 1 E: 0 K: 0 S: 5 H: 2 LOB: 1 BB: 0 P: 5	R: 0 E: 0 K: 0 S: 3 H: 0 LOB: 0 BB: 0 P: 3	R: 2 E: 0 K: 0 S: 6 H: 3 LOB: 1 BB: 0 P: 6	R: 0 E: 0 K: 1 S: 5 H: 0 LOB: 0 BB: 0 P: 5	R: 0 E: 0 K: 0 S: 3 H: 0 LOB: 0 BB: 0 P: 3	R: 0 E: 0 K: 3 S: 9 H: 0 LOB: 1 BB: 1 P: 13	R: 0 E: 0 K: 0 S: 3 H: 1 LOB: 0 BB: 0 P: 3	1B: 4 2B: 4 3B: 0 HR: 1 SF: 0 SAC: 0 DP: 2 HBP: 0						

livebaseballscorecards.com

AB	34
R	5
H	9
RBI	5
BB	1
SO	4
LOB	7

WP: 0 PB: 0 SB: 0 CS: 0 PA: 35

PITCHER		IP	WLS	BF	H	R	ER	SO	BB	IBB	HBP	BLK	WP	HR	S	P	ERA	WHIP
23 Jake Odorizzi, R ERA: 4.26	(1, 1)	4.0		16	5	3	3	0	0	0	0	0	0	1	18	20	6.75	1.250
50 Grant Balfour, R ERA: 5.4	(5, 1)	1.0	B	6	3	2	2	0	0	0	0	0	0	0	6	6	18.00	3.000
40 Kevin Jepsen, R ERA: 4.32	(6, 1)	1.0		3	0	0	0	1	0	0	0	0	0	0	5	5	0.00	0.000
26 Brad Boxberger, R ERA: 2.0	(7, 1)	0.2		2	0	0	0	0	0	0	0	0	0	0	2	2	0.00	0.000
38 Jeff Beliveau, L ERA: 2.7	(7, 1)	0.1	W	1	0	0	0	0	0	0	0	0	0	0	1	1	0.00	0.000
43 Ernesto Frieri, R ERA: 3.24	(8, 1)	1.0		4	0	0	0	3	1	0	0	0	0	0	9	13	0.00	1.000
53 Brad Schreiber, R ERA:	(9, 1)	1.0		3	1	0	0	0	0	0	0	0	0	0	3	3	0.00	1.000

Detroit Tigers @ Tampa Bay Rays

Tropicana Field, St. Petersburg, FL

Sat Apr 04 2015, 12:34 PM - 2:59 PM EDT

Att. 8,934 - Dome - 72 F

TOP

livebaseballscorecards.com

Batter	1	2	3	4	5	6	7	8	9	AB	R	H	RBI	BB	SO	LOB
20 Rajai Davis, R (1, 8) OBP: 0.313, SLG: 0.367	C FF 89 B FC 87 X FC 87 1-1 G6-3 ①		C SI 90 F SI 92 B CU 79 S FF 91 1-3 K ③			B SI 90 1 SAFE F SI 90 S SI 90 T FS 81 1-2 K ①			C FF 93 S SL 79 B SL 80 B SL 82 B FF 93 F FF 93 X FF 93 3-2 G6-3 ①	2	0	0	0	0	1	0
12 Anthony Gose, L (4, 8) OBP: 0.356, SLG: 0.448										1	0	0	0	0	1	1
28 Raph Rhymes, R (7, 9)										1	0	0	0	0	0	0
3 Ian Kinsler, R (1, 4) OBP: 0.460, SLG: 0.709	C FF 90 B FF 91 X SL 83 1-1 G6-3 ②			B CU 75 C CH 80 C FF 91 B FF 91 X CH 81 2-2 L6 ①		D SL 80 S SL 80 S FF 90 F SL 81 F FF 90 S FS 83 1-3 K ②③ 1-2			B SL 78 X FF 93 1-0 F9 ②	2	0	0	0	0	0	0
26 Hernán Pérez, R (4, 4) OBP: 0.299, SLG: 0.295										2	0	0	0	0	1	1
24 Miguel Cabrera, R (1, 3) OBP: 0.412, SLG: 0.724	B CU 78 S FC 86 F SI 91 S FF 90 1-3 K ③			S CH 81 X SI 90 0-1 1B			B FF 90 F SI 90 F FS 80 S FS 82 1-3 K ①		F FF 92 X SL 80 0-1 G4-3 ③	2	0	1	0	0	1	0
59 Dean Green, L (4, PR) (4, 3)										2	0	0	0	0	1	0
41 Victor Martinez, S (1, 10) OBP: 0.167, SLG: 0.314		F FF 89 S CH 81 B FF 91 B FF 91 B CH 80 F FF 92 X FF 92 3-2 HR		B FF 90 C SL 82 B CH 80 X CH 79 2-1 P2 ②			C CU 76 F FS 80 F FS 81 F SI 90 X FS 82 0-2 F7 ②			3	1	1	1	0	0	1
28 J.D. Martinez, R (1, 9) OBP: 0.403, SLG: 0.597		F FF 90 S FF 90 B CH 83 B CH 81 F FF 91 B CU 77 S CH 81 3-3 K ①		C SL 84 F SL 83 B FF 91 F SI 91 C SI 91 1-3 K ③			X FF 91 0-0 P2 ③			2	0	0	0	0	2	1
33 Ross Kivett, R (4, 9) OBP: 0.400, SLG: 0.250										1	0	0	0	0	0	0
(7, 8)																
52 Yoenis Cespedes, R (1, 7) OBP: 0.323, SLG: 0.639		C CH 80 B SI 91 X CH 81 1-1 F7 ②			C SI 88 S SL 84 F CH 81 S FF 89 0-3 K ①			B SI 89 F CH 82 F SI 92 F SI 91 S SL 85 1-3 K ①		1	0	0	0	0	0	0
39 Ben Verlander, R (4, 7) OBP: 0.286, SLG: 0.286										2	0	0	0	0	2	0
13 Alex Avila, L (1, 2) OBP: 0.308, SLG: 0.386		B FF 91 B FF 92 C SI 92 C CH 80 S CH 82 2-3 K ③			B CU 76 S CH 80 B FF 91 C SI 89 X SI 92 2-2 G3-1 ②			C SI 90 F CH 83 X SI 92 0-2 2B		1	0	0	0	0	1	0
34 James McCann, R (4, 2) OBP: 0.388, SLG: 0.435										2	0	1	0	0	0	0
Grayson Greiner, R (8, 2) OBP: 0.667, SLG: 1.000										0	0	0	0	0	0	0
9 Nick Castellanos, R (1, 5) OBP: 0.299, SLG: 0.328			B CU 74 S SL 82 F SI 90 S CH 82 1-3 K ①		F C FS 79 S FS 82 0-3 K ③			B SI 89 B FF 90 X FF 90 2-0 F9 ②		1	0	0	0	0	1	0
17 Andrew Romine, S (4, 5) OBP: 0.286, SLG: 0.240										2	0	0	0	0	1	1
1 Jose Iglesias, R (1, 6) OBP: 0.167, SLG: 0.154			C SI 90 S SL 84 X SL 84 0-2 P4 ②			B FF 89 C FF 89 B SL 80 C CU 78 F FS 81 B FF 91 F SI 90 X SL 80 3-2 26 CS 1B		B SI 92 X SI 91 1-0 P5 ③		2	0	1	0	0	0	0
67 David Gonzalez, S (6, PR) (6, 6)										1	0	0	0	0	0	1
Inning Stats	R: 0 E: 0 K: 1 S: 7 H: 0 LOB: 0 BB: 0 P: 10	R: 1 E: 0 K: 2 S: 13 H: 1 LOB: 0 BB: 0 P: 22	R: 0 E: 0 K: 2 S: 9 H: 0 LOB: 0 BB: 0 P: 11	R: 0 E: 0 K: 1 S: 11 H: 1 LOB: 1 BB: 0 P: 16	R: 0 E: 0 K: 2 S: 10 H: 0 LOB: 0 BB: 0 P: 12	R: 0 E: 0 K: 2 S: 13 H: 1 LOB: 1 BB: 0 P: 18	R: 0 E: 0 K: 1 S: 9 H: 0 LOB: 0 BB: 0 P: 10	R: 0 E: 0 K: 1 S: 9 H: 1 LOB: 1 BB: 0 P: 13	R: 0 E: 0 K: 0 S: 7 H: 0 LOB: 0 BB: 0 P: 11	1B: 2 2B: 1 3B: 0 HR: 1 SF: 0 SAC: 0 DP: 0 HBP: 0						

	AB	30
	R	1
	H	4
	RBI	1
	BB	0
	SO	12
	LOB	6

WP: 0 PB: 0 SB: 0 CS: 1 PA: 30

PITCHER		IP	WLS	BF	H	R	ER	SO	BB	IBB	HBP	BLK	WP	HR	S	P	ERA	WHIP
35 Matt Andriese, R ERA: 2.21	(1, 1)	1.0		3	0	0	0	1	0	0	0	0	0	0	7	10	0.00	0.000
30 Erasmo Ramírez, R ERA: 5.4	(2, 1)	3.2	L	13	2	1	1	6	0	0	0	0	0	1	40	58	2.46	0.545
Brandon Gomes, R ERA: 0.63	(5, 1)	2.0		6	1	0	0	4	0	0	0	0	0	0	24	30	0.00	0.500
Jordan Norberto, L ERA: 3.55	(7, 1)	1.1		5	1	0	0	1	0	0	0	0	0	0	10	14	0.00	0.750
Jhan Mariñez, R ERA: 3.09	(9, 1)	1.0		3	0	0	0	0	0	0	0	0	0	0	7	11	0.00	0.000

PITCHER	IP	WLS	BF	H	R	ER	SO	BB	IBB	HBP	BLK	WP	HR	S	P	ERA	WHIP

BOTTOM

Batter	1	2	3	4	5	6	7	8	9	AB	R	H	RBI	BB	SO	LOB
28 John Jaso, L (1, 7) OBP: 0.315, SLG: 0.261 5 Brandon Guyer, R (6, PH) OBP: 0.419, SLG: 0.567 (7, 8)	B SI 90 X SI 90 1-0 G4-3 ①			C SI 91 B FC 84 S EP 73 S CU 75 1-3 K ①		B CU 74 F SI 94 B SL 88 X SI 94 2-1 F9 ③			C SL 85 X FF 93 0-1 G5-3 1 S 1B	2 0 0 0 0 1 0 2 0 1 0 0 0 0						
20 Steven Souza Jr., R (1, 9) OBP: 0.203, SLG: 0.259 1 Tim Beckham, R (6, 4) OBP: 0.310, SLG: 0.321	C FC 90 B CU 74 F SI 91 X FS 80 1-2 G1-3 ②			X FC 85 0-0 G6-3 ②			C FC 85 B FF 94 B SL 81 F FF 94 B FF 94 F FF 94 B FF 94 4-2 23 (31-6-4-3) BB		B FF 91 B FF 93 F FF 90 C SL 83 D SL 86 B SL 84 4-2 1-2 G5-3 BB	2 0 0 0 0 0 0 0 0 0 0 2 0 0						
13 Asdrúbal Cabrera, S (1, 6) OBP: 0.236, SLG: 0.212 19 Juniel Querecuto, S (5, 6) Mayo Acosta, R (9, PH) OBP: 0.083, SLG: 0.091	X SI 92 0-0 G4-3 ③			C FC 84 C FS 76 F SI 92 B CU 77 F EP 69 S CU 75 1-3 K ③			X FF 92 0-0 F7 ①		X FF 93 0-0 1-2 2-3 G5-3 ②	2 0 0 0 0 1 0 1 0 0 0 0 0 1 1 0 0 0 0 0 2						
3 Evan Longoria, R (1, 5) OBP: 0.310, SLG: 0.471 23 Cameron Seitzer, L (6, 3)		B FC 90 B SI 90 F FC 90 B FC 85 X SI 91 3-1 L7 ①			F FC 84 B CU 77 C CU 75 T CU 78 1-2 K ①		T FF 92 P PO 82 C SI 93 F SI 93 B SI 87 1 SAFE X SI 92 2-2 G1-6-4-3 ②③ 1-2f		C SL 84 B SL 84 X FF 94 1-1 G3-1 ③	2 0 0 0 0 1 0 2 0 0 0 0 0 3						
21 James Loney, L (1, 3) OBP: 0.263, SLG: 0.345 45 Leonardo Reginatto, R (6, 5) OBP: 0.667, SLG: 1.167		B SI 92 X FS 81 1-0 G4-3 ②			C SI 92 C CU 75 X CU 76 0-2 F8 ②			B FF 94 C FF 94 C SL 83 F SL 83 B SL 85 T SI 94 2-2 K ①		2 0 0 0 0 0 0 1 0 0 0 0 1 0						
8 Desmond Jennings, R (1, 10) OBP: 0.471, SLG: 0.565 7 David DeJesus, L (8, PH) OBP: 0.349, SLG: 0.514 51 Hector Guevara, R (8, PR) (9, 10)		F FC 91 X FC 84 0-1 G4-3 ③			C FF 91 F CU 76 X FF 92 0-2 1B			B SL 84 C FF 94 F SL 85 F FF 95 B FF 96 F SL 84 B SL 87 B SL 86 4-2 61 G6-3 BB		2 0 1 0 0 0 0 0 0 0 0 1 0 0 0 0 0 0 0 0 0						
11 Logan Forsythe, R (1, 4) OBP: 0.275, SLG: 0.521 61 Marty Gantt, R (6, 9)			C FC 91 C CU 72 X SI 91 0-2 G5-3 ①		1 SAFE C FC 85 X CU 72 0-1 L4 ③			C SL 84 1 SAFE 1 SAFE S SI 95 B SL 84 D SL 85 B FF 94 1 SAFE X SI 95 3-2 1-2 G6-3 ②	2 0 0 0 0 0 1 1 0 0 0 0 0 1						
44 René Rivera, R (1, 2) OBP: 0.179, SLG: 0.385 60 Bobby Wilson, R (7, 2) OBP: 0.219, SLG: 0.107			F SI 92 B CU 74 B EP 67 B FS 82 F FC 91 X FC 91 3-2 P6 ②			B FF 90 S SL 82 S SL 85 S SL 85 1-3 K ①		C FF 94 X FF 94 0-1 G5-3 ③		2 0 0 0 0 1 0 1 0 0 0 0 0 2						
39 Kevin Kiermaier, L (1, 8) OBP: 0.396, SLG: 0.521 11 Zac Law, R (7, 7)			B FS 82 X FS 81 1-0 G4-3 ③			B FF 91 B FF 90 C CU 81 X CU 78 2-1 P5 ②			C FF 93 B FF 92 B FF 92 F FF 92 S SL 85 2-3 K ①	2 0 0 0 0 0 0 1 0 0 0 0 1 0						
Inning Stats	R: 0 E: 0 K: 0 S: 5 H: 0 LOB: 0 BB: 0 P: 7	R: 0 E: 0 K: 0 S: 5 H: 0 LOB: 0 BB: 0 P: 9	R: 0 E: 0 K: 0 S: 7 H: 0 LOB: 0 BB: 0 P: 11	R: 0 E: 0 K: 2 S: 9 H: 0 LOB: 0 BB: 0 P: 11	R: 0 E: 0 K: 1 S: 11 H: 1 LOB: 1 BB: 0 P: 12	R: 0 E: 0 K: 1 S: 7 H: 0 LOB: 0 BB: 0 P: 12	R: 0 E: 0 K: 0 S: 9 H: 0 LOB: 0 BB: 1 P: 14	R: 0 E: 0 K: 1 S: 13 H: 0 LOB: 2 BB: 1 P: 22	R: 0 E: 0 K: 1 S: 10 H: 1 LOB: 2 BB: 1 P: 17	1B: 2 2B: 0 3B: 0 HR: 0 SF: 0 SAC: 0 DP: 1 HBP: 0						

PITCHER		IP	WLS	BF	H	R	ER	SO	BB	IBB	HBP	BLK	WP	HR	S	P	ERA	WHIP
31 Alfredo Simon, R ERA: 4.55	(1, 1)	5.0	W	16	1	0	0	3	0	0	0	0	0	0	37	50	0.00	0.200
44 Joba Chamberlain, R ERA: 6.52	(6, 1)	0.2	H	2	0	0	0	1	0	0	0	0	0	0	5	8	0.00	0.000
46 Ian Krol, L ERA: 3.72	(6, 1)	0.1	H	1	0	0	0	0	0	0	0	0	0	0	2	4	0.00	0.000
60 Angel Nesbitt, R ERA: 2.7	(7, 1)	0.1	H	2	0	0	0	0	1	0	0	0	0	0	4	8	0.00	3.000
44 Melvin Mercedes, R ERA:	(7, 1)	0.2	H	1	0	0	0	0	0	0	0	0	0	0	5	6	0.00	0.000

PITCHER		IP	WLS	BF	H	R	ER	SO	BB	IBB	HBP	BLK	WP	HR	S	P	ERA	WHIP
Rafael Dolis, R ERA: 6.1	(8, 1)	1.0	H	4	0	0	0	1	1	0	0	0	0	0	13	22	0.00	1.000
José Váldez, R ERA: 1.0	(9, 1)	1.0	S	5	1	0	0	1	1	0	0	0	0	0	10	17	0.00	2.000

Detroit Tigers @ Tampa Bay Rays

Tropicana Field, St. Petersburg, FL

Sat Apr 04 2015, 12:34 PM - 2:59 PM EDT

Att. 8,934 - Dome - 72 F

livebaseballscorecards.com

AB	28
R	0
H	2
RBI	0
BB	3
SO	6
LOB	10

Batter	1	2	3	4	5	6	7	8	9	AB	R	H	RBI	BB	SO	LOB
39 Danny Santana, S (1, 6)	B FF 92 C FF 92 F FF 92 F FF 93 X FC 88 1-2 ① L5			C SI 91 X CH 84 0-1 ① L4		S FF 93 S FF 93 C SI 94 0-3 ① K			C FF 90 S CH 84 F FF 93 F KC 79 X FF 92 0-2 ② F8	4	0	0	0	0	1	2
2 Brian Dozier, R (1, 4) OBP: 0.250, SLG: 0.250	X FF 92 0-0 ② P3			C SI 93 B FC 86 B FF 92 X FF 93 2-1 ② P2		B CH 85 X FF 93 1-0 ② ③ G6-4-3 1-2f			B FF 91 C FF 91 X FF 92 1-1 7 1B 1B	4	0	1	0	0	0	2
7 Joe Mauer, L (1, 3) OBP: 0.250, SLG: 0.250	B FF 92 X FF 92 1-0 ③ G4-3			C FF 93 F FC 87 C FF 95 0-3 ③ K			X FF 90 0-0 ① G4-3		C FF 92 X FC 87 0-1 1-2 1B	4	0	1	0	0	1	0
48 Torii Hunter, R (1, 9)		B FF 91 F FF 92 S FF 92 C SI 92 1-3 ① K			S CH 83 B FC 86 X FF 92 1-1 ① F9		C FF 90 C FF 91 B FF 93 F FC 88 B CH 84 F FF 93 B FC 86 X FF 93 3-2 ② G6-3		S SL 86 F SI 92 B SL 87 S SL 86 1-3 ③ K	4	0	0	0	0	2	2
19 Kennys Vargas, S (1, 10) OBP: 0.333, SLG: 0.333		C FF 92 C FC 87 B FF 92 F FF 93 X FC 89 1-2 ② G4-3			F FF 92 X CH 85 0-1 1B		C CH 84 X KC 79 0-1 ③ G6-3			3	0	1	0	0	0	0
24 Trevor Plouffe, R (1, 5)		F FF 92 B FC 88 B FF 93 X FF 93 2-1 ③ L7			B FF 92 X FF 92 1-0 ② F8			X FF 90 0-0 ① F9		3	0	0	0	0	0	1
31 Oswaldo Arcia, L (1, 7)			B FF 90 X SI 91 1-0 ① G4-3		B FF 92 F CH 83 F FC 86 S FF 94 1-3 ③ K			C SI 91 F KC 80 S FF 91 0-3 ② K		3	0	0	0	0	2	1
8 Kurt Suzuki, R (1, 2) OBP: 0.333, SLG: 0.333			C FF 92 C FF 92 B FF 92 X FC 89 1-2 ② F7			B FF 91 B FF 90 X FF 92 2-0 1 1B 1B		C FF 91 X FC 85 0-1 ③ F8		3	0	1	0	0	0	0
1 Jordan Schafer, L (1, 8) OBP: 0.500, SLG: 0.500 5 Eduardo Escobar, S (9, PH)			C SI 93 C KC 80 F FF 94 B SI 92 F FC 88 B FF 93 X FF 94 2-2 ③ F8			B FF 92 C FF 92 S FF 92 B FC 88 F FF 93 X FF 94 2-2 1-2 2 G6-4-3 1B			B FF 89 C FF 90 F FF 90 B FF 91 F SI 92 X FF 91 2-2 ① G6-3	2 1	0 0	1 0	0 0	0 0	0 0	0 0
Inning Stats	R: 0 E: 0 K: 0 S: 6 H: 0 LOB: 0 BB: 0 P: 8	R: 0 E: 0 K: 1 S: 9 H: 0 LOB: 0 BB: 0 P: 13	R: 0 E: 0 K: 0 S: 9 H: 0 LOB: 0 BB: 0 P: 13	R: 0 E: 0 K: 1 S: 7 H: 0 LOB: 0 BB: 0 P: 9	R: 0 E: 0 K: 1 S: 8 H: 1 LOB: 1 BB: 0 P: 11	R: 0 E: 0 K: 1 S: 9 H: 2 LOB: 1 BB: 0 P: 14	R: 0 E: 0 K: 0 S: 8 H: 0 LOB: 0 BB: 0 P: 11	R: 0 E: 0 K: 1 S: 6 H: 0 LOB: 0 BB: 0 P: 6	R: 0 E: 0 K: 1 S: 16 H: 2 LOB: 2 BB: 0 P: 20	1B: 5 2B: 0 3B: 0 HR: 0 SF: 0 SAC: 0 DP: 1 HBP: 0						

PITCHER	IP	WLS	BF	H	R	ER	SO	BB	IBB	HBP	BLK	WP	HR	S	P	ERA	WHIP
14 David Price, L (1, 1) ERA:	8.2	W	30	5	0	0	5	0	0	0	0	0	0	75	101	0.00	0.577
36 Joe Nathan, R (9, 1) ERA:	0.1	S	1	0	0	0	1	0	0	0	0	0	0	3	4	0.00	0.000

PITCHER	IP	WLS	BF	H	R	ER	SO	BB	IBB	HBP	BLK	WP	HR	S	P	ERA	WHIP

TOP

Minnesota Twins @ Detroit Tigers

Comerica Park, Detroit, MI

Mon Apr 06 2015, 1:10 PM - 3:38 PM EDT

Att. 45,030 - Partly Cloudy - 52 F

livebaseballscorecards.com

AB	31
R	0
H	5
RBI	0
BB	0
SO	6
LOB	8

Minnesota Twins @ Detroit Tigers

Comerica Park, Detroit, MI

Mon Apr 06 2015, 1:10 PM - 3:38 PM EDT

Att. 45,030 - Partly Cloudy - 52 F

livebaseballscorecards.com

BOTTOM

Batter	1	2	3	4	5	6	7	8	9	AB	R	H	RBI	BB	SO	LOB
20 Rajai Davis, R (1, 8)	B FF 90 C SI 90 F FF 90 F KC 79 X KC 77 1-2 ① G4-3	B FC 88 F SI 88 C SI 90 B FF 89 X KC 78 2-2 ② FC6-5 3 S 1-3		T FF 90 B FF 90 1 SAFE 1 SAFE S FF 91 B FF 91 1 SAFE C FF 91 2-3 ③ K			F FF 94 B SL 83 F FF 93 D SL 84 F FF 94 B FF 95 B SL 86 4-2 3 G6-3 1-2 BB			3	0	0	0	1	1	3
3 Ian Kinsler, R (1, 4) OBP: 0.500, SLG: 0.500	X FF 91 0-0 1B	1 SAFE F FF 90 1 SAFE B SI 90 C SI 91 C FC 88 1-3 ③ K 1-2			C KC 74 F FF 89 F FF 90 X FC 87 0-2 24 G5-4-3 1B		C FF 94 D SL 85 F FF 94 X FF 95 1-2 ①② G6-3 1-2f 2-3			4	0	2	0	0	1	3
24 Miguel Cabrera, R (1, 3)	C FF 92 F SI 90 X FF 92 0-2 ② F9		B KC 74 B FF 90 C FF 90 T FF 91 X FF 91 2-2 ① P4		X SI 89 0-0 ①② G5-4-3 1-2f		B SL 86 X FF 95 1-0 ③ P3			4	0	0	0	0	0	3
41 Victor Martinez, S (1, 10) OBP: 0.250, SLG: 0.250	C FF 91 X FF 91 0-1 ③ L6		B KC 76 X FF 90 1-0 ② L9		B FF 90 C FF 90 F FF 90 B FF 90 C FC 88 2-3 ③ K			B FF 93 B CH 82 S FF 93 X SI 93 2-1 1B		4	0	1	0	0	1	1
28 J.D. Martinez, R (1, 9) OBP: 0.250, SLG: 1.000		F FF 89 X FF 88 0-1 HR	C FF 91 S FF 91 S FF 92 0-3 ③ K			F FF 90 F FF 89 B FF 90 B FC 87 X FF 90 2-2 ① F9		S FF 94 X FF 94 0-1 ① F8		4	1	1	1	0	1	1
52 Yoenis Cespedes, R (1, 7) OBP: 0.500, SLG: 1.250		C FF 91 X SI 91 0-1 13 HR 2B		F FF 91 X FF 91 0-1 ① F8		C FF 90 B SI 91 X FF 90 1-1 9 SF8 3B		C SL 84 C SL 86 X FF 95 0-2 ② F9		4	2	2	0	0	0	1
9 Nick Castellanos, R (1, 5) 17 Andrew Romine, S (9, 5)		B SI 91 S FF 91 C FF 91 F FC 88 F FC 88 B FF 92 S SI 91 2-3 ① K		F FF 91 B FF 92 F FF 91 B FF 90 B FC 88 B FC 88 4-2 1 13 FC6-4 1B BB		C FF 90 F FF 91 B FC 87 X FF 90 1-2 ② SF8 3-H		C SL 84 F FF 94 X SL 85 0-2 ③ L6		2 0	0 0	0 0	1 0	1 0	1 0	2 0
13 Alex Avila, L (1, 2) OBP: 0.667, SLG: 1.667		F FF 91 F FF 91 B FF 91 B FC 89 F FF 90 X FC 88 2-2 2-H HR		X FF 90 0-0 1 FC6-4 1-2 1B		F FF 90 C FF 91 B FF 90 B KC 77 S SI 91 2-3 ③ K				3	1	2	2	0	1	0
1 Jose Iglesias, R (1, 6) OBP: 0.667, SLG: 0.667		X FF 91 0-0 20 FC6-5 20 S 1B		C FF 91 F FF 91 F CH 88 X CH 87 0-2 ② FC6-4 1-2f 2-3			B FF 91 F FF 94 B SL 83 B FF 93 C FF 92 X FF 93 3-2 3 20 G6-3 S 1B			3	0	2	0	0	0	2
Inning Stats	R: 0 E: 0 K: 0 S: 10 H: 1 LOB: 1 BB: 0 P: 11	R: 3 E: 0 K: 2 S: 20 H: 4 LOB: 1 BB: 0 P: 27	R: 0 E: 0 K: 1 S: 7 H: 0 LOB: 0 BB: 0 P: 10	R: 0 E: 0 K: 1 S: 12 H: 1 LOB: 2 BB: 1 P: 18	R: 0 E: 0 K: 1 S: 8 H: 1 LOB: 0 BB: 0 P: 10	R: 1 E: 0 K: 1 S: 11 H: 1 LOB: 0 BB: 0 P: 17	R: 0 E: 0 K: 0 S: 10 H: 1 LOB: 1 BB: 1 P: 19	R: 0 E: 0 K: 0 S: 10 H: 1 LOB: 1 BB: 0 P: 12		1B: 6 2B: 1 3B: 1 HR: 2 SF: 1 SAC: 0 DP: 2 HBP: 0		WP: 0 PB: 0 SB: 3 CS: 0 PA: 34	

	AB	31
	R	4
	H	10
	RBI	4
	BB	2
	SO	6
	LOB	16

PITCHER		IP	WLS	BF	H	R	ER	SO	BB	IBB	HBP	BLK	WP	HR	S	P	ERA	WHIP
45 Phil Hughes, R ERA: 6.0	(1, 1)	6.0	L	26	8	4	4	6	1	0	0	0	0	2	68	93	6.00	1.500
62 J.R. Graham, R ERA:	(7, 1)	2.0		8	2	0	0	0	1	0	0	0	0	0	20	31	0.00	1.500

PITCHER	IP	WLS	BF	H	R	ER	SO	BB	IBB	HBP	BLK	WP	HR	S	P	ERA	WHIP

Batter	1	2	3	4	5	6	7	8	9	AB	R	H	RBI	BB	SO	LOB
39 Danny Santana, S (1, 6)	C FF 88 L FF 88 X SI 91 0-2 P5		P PO 88 1 SAFE B FF 91 1 SAFE C FF 90 T FF 91 C SI 92 2-3 K			B FF 89 C SL 85 S SL 86 F FF 92 S FS 84 1-3 K		B FF 94 B FF 94 B FF 94 C FF 90 C FF 93 T FF 94 3-2 K		4	0	0	0	0	3	2
2 Brian Dozier, R (1, 4) OBP: 0.143, SLG: 0.143 5 Eduardo Escobar, S (8, PH) (8, 4)	X FF 89 0-0 P5			C FF 88 C SL 84 B SI 90 X SI 91 1-2 G6-3		F FF 92 X SL 84 0-1 G5-3		B FF 94 B FF 94 F FF 95 C SL 87 B FF 94 X SL 88 3-2 G1-3		3 1	0 0	0 0	0 0	0 0	0 0	1 0
7 Joe Mauer, L (1, 3) OBP: 0.286, SLG: 0.286 9 Eduardo Núñez, R (7, 5) OBP: 1.000, SLG: 1.000	B FF 88 X FF 90 1-0 G4-3			B FF 89 C FS 84 X FF 88 1-1 1B		B FS 86 B SL 85 B FF 90 C FF 91 F FF 91 F SI 92 X SL 87 3-2 P6			B SI 90 B SI 91 X SI 90 2-0 24 DI 1B	3 1	0 0	1 1	0 0	0 0	0 0	1 0
48 Torii Hunter, R (1, 9) 21 Shane Robinson, R (7, 9)		X FF 88 0-0 P5		S SL 87 F SI 91 B FF 91 B FF 91 F SI 92 F SL 88 F CH 74 T CU 78 2-2 K			C FF 88 B FF 91 F FF 90 B FF 90 B SI 92 F SL 85 X SI 92 3-2 P4		C SI 90 C SL 84 B SI 92 B SL 83 B FF 92 C SL 82 3-3 K	3 1	0 0	0 0	0 0	0 0	1 1	1 1
19 Kennys Vargas, S (1, 10) OBP: 0.333, SLG: 0.200 12 Chris Herrmann, L (9, PH)		C FF 89 C CU 76 B FF 90 B SL 87 B SI 92 S FS 86 3-3 K		1 SAFE X FS 85 0-0 P6			C CU 77 B CU 76 S FS 86 B FF 92 B SI 92 B FF 92 4-2 24 BB BB		C SL 83 X SI 92 0-1 F9	2 1	0 0	0 0	0 0	1 0	1 0	1 1
24 Trevor Plouffe, R (1, 5) (7, 3)		B FF 90 B FF 91 C SL 85 F FS 86 C FF 92 2-3 K			C FF 88 X SL 84 0-1 F8		B SL 86 C SL 85 B FF 92 F SI 92 B FF 92 D FS 86 4-2 1-2 BB		B FF 89 X FC 89 1-0 F7 1-2	3	0	0	0	1	1	1
31 Oswaldo Arcia, L (1, 7) OBP: 0.167, SLG: 0.167			B FS 85 B FF 90 S FS 84 B FS 85 X FF 91 3-1 1 FC4-6 1B		C SI 89 X SL 84 0-1 P2		C SI 91 S FS 85 B CH 68 T FF 93 1-2 K			3	0	1	0	0	1	2
8 Kurt Suzuki, R (1, 2) OBP: 0.167, SLG: 0.167			C FF 89 B SI 90 B FF 90 1 SAFE X SL 84 2-1 F7		C FF 90 B SL 89 C SL 87 F SI 92 F SI 92 X SL 86 1-2 G6-3		C SI 92 B SL 83 B FF 94 B FC 87 X FF 94 3-1 G6-3			3	0	0	0	0	0	3
1 Jordan Schafer, L (1, 8) OBP: 0.400, SLG: 0.600			B CU 75 X FS 85 1-0 FC4-6 1-2f			C FF 87 B CU 76 B FF 89 X FS 84 2-1 2B		B FF 94 C FF 95 B FF 96 B FF 95 F FF 94 C FF 94 3-3 K		3	0	1	0	0	1	1
Inning Stats	R: 0 E: 0 K: 0 S: 5 H: 0 LOB: 0 BB: 0 P: 6	R: 0 E: 0 K: 2 S: 7 H: 0 LOB: 0 BB: 0 P: 12	R: 0 E: 0 K: 1 S: 9 H: 1 LOB: 1 BB: 0 P: 16	R: 0 E: 0 K: 1 S: 12 H: 1 LOB: 1 BB: 0 P: 16	R: 0 E: 0 K: 0 S: 9 H: 0 LOB: 0 BB: 0 P: 10	R: 0 E: 0 K: 1 S: 12 H: 1 LOB: 1 BB: 0 P: 18	R: 0 E: 0 K: 1 S: 13 H: 0 LOB: 2 BB: 0 P: 28	R: 0 E: 0 K: 2 S: 9 H: 0 LOB: 0 BB: 0 P: 18	R: 0 E: 0 K: 1 S: 7 H: 1 LOB: 1 BB: 0 P: 13	1B: 3 2B: 1 3B: 0 HR: 0 SF: 0 SAC: 0 DP: 0 HBP: 0						WP: 0 PB: 0 SB: 0 CS: 0 PA: 33

TOP

Minnesota Twins @ Detroit Tigers

Comerica Park, Detroit, MI

Wed Apr 08 2015, 1:09 PM - 4:14 PM EDT

Att. 28,280 - Cloudy - 39 F

livebaseballscorecards.com

AB	31
R	0
H	4
RBI	0
BB	2
SO	9
LOB	15

PITCHER		IP	WLS	BF	H	R	ER	SO	BB	IBB	HBP	BLK	WP	HR	S	P	ERA	WHIP
19 Aníbal Sánchez, R ERA:	(1, 1)	6.2	W	25	3	0	0	6	2	0	0	0	0	0	65	101	0.00	0.750
60 Angel Nesbitt, R ERA:	(7, 1)	0.1		1	0	0	0	0	0	0	0	0	0	0	2	5	0.00	0.000
46 Ian Krol, L ERA:	(8, 1)	1.0		3	0	0	0	2	0	0	0	0	0	0	9	18	0.00	0.000
62 Al Alburquerque, R ERA:	(9, 1)	0.2		3	1	0	0	1	0	0	0	0	0	0	6	11	0.00	1.500
38 Joakim Soria, R ERA:	(9, 1)	0.1		1	0	0	0	0	0	0	0	0	0	0	1	2	0.00	0.000

PITCHER	IP	WLS	BF	H	R	ER	SO	BB	IBB	HBP	BLK	WP	HR	S	P	ERA	WHIP

BOTTOM

Minnesota Twins @ Detroit Tigers

Comerica Park, Detroit, MI

Wed Apr 08 2015, 1:09 PM - 4:14 PM EDT

Att. 28,280 - Cloudy - 39 F

livebaseballscorecards.com

Batter	1	2	3	4	5	6	7	8	9	AB	R	H	RBI	BB	SO	LOB
12 Anthony Gose, L (1, 8) OBP: 0.500, SLG: 1.000	F FF 88 X FF 90 0-1 ① F8		F FF 88 C CU 72 B SL 80 F CU 72 D FS 79 X CU 71 2-2 ① F7	B SI 88 X FF 87 1-0 3 E 1-H 2-H 3B	F SI 88 X SI 88 0-1 24 1B 1-2 2-3 1B		B SL 79 C SL 80 B SL 79 F FF 87 X SL 80 2-2 1-3 2-H 2B	C FF 90 B CU 74 B FF 91 F FF 90 B CU 74 F FF 88 F FF 90 X FF 92 3-2 ③ G6-3		6	1	3	3	0	0	4
3 Ian Kinsler, R (1, 4) OBP: 0.444, SLG: 0.625	B FF 89 B FF 90 C FF 89 F FF 90 B FF 89 X FF 89 3-2 ② F9		B SL 79 S SL 79 B FF 91 B FF 91 F FF 90 X SL 79 3-2 24 2B 2-H 3-H 1B	C CH 81 C SI 88 F CH 78 X CU 72 0-2 E8 52 WP 3-H 2B	C SI 89 B SI 88 S SI 88 X CH 79 1-2 ② SF7 3-H		C FF 89 F SL 81 B FF 90 F SL 80 X SL 82 1-2 ① P4			4	2	2	4	0	0	2
24 Miguel Cabrera, R (1, 3) OBP: 0.333, SLG: 0.375 26 Hernán Pérez, R (8, 3)	B FF 91 B SI 90 F FF 90 B FF 91 B FF 89 4-1 BB		C SL 80 B SL 78 1 SAFE F FF 90 1 SAFE B CU 73 X SL 81 2-2 52 1B 1-H 2B	C SI 88 B SI 89 F CH 78 B SI 89 F SI 89 F CH 79 B SI 90 X CH 79 3-2 ① G6-3	X SI 88 0-0 1-3 2-H 1B		F SL 82 B FF 90 F FF 89 X SL 80 1-2 ② F9			4 0	0 0	2 0	2 0	1 0	0 0	3 0
41 Victor Martinez, S (1, 10) OBP: 0.333, SLG: 0.143	C SI 88 B FS 78 X FS 79 1-1 ③ G3		I IN 63 I IN 60 I IN 60 I IN 66 4-0 52 1B IBB	I IN 73 I IN 77 I IN 75 I IN 74 4-0 52 WP IBB	X SI 90 0-0 ③ G3		B SL 82 X SL 81 1-0 ③ L7			3	0	0	0	2	0	5
28 J.D. Martinez, R (1, 9) OBP: 0.222, SLG: 0.667		B FF 89 C SL 80 F SI 88 F CU 71 X SI 89 1-2 ① G5-3	X SI 88 0-0 ② F7	B CU 72 B CH 78 F SI 88 C SI 89 X CH 79 2-2 ② L5		F FF 88 C FF 89 B FF 90 X FF 90 1-2 ① L4		B FF 91 X FF 90 1-0 34 1B 2B		5	1	1	0	0	0	4
52 Yoenis Cespedes, R (1, 7) OBP: 0.333, SLG: 0.667 17 Andrew Romine, S (9, 7)		C FF 90 C CU 71 B SI 91 B SL 80 T SL 80 2-2 ② K	C SL 79 T SL 80 F CU 75 X SI 91 0-2 1-2 2-3 1B	B CU 73 B SI 88 X SI 88 2-0 ③ G4-3 1-2 3-H		X FF 89 0-0 ② G4-3		B FF 92 B SI 91 F FF 92 X FF 92 2-1 ① F8		5 0	0 0	1 0	0 0	0 0	1 0	2 0
9 Nick Castellanos, R (1, 5)		X FF 89 0-0 ③ F8	F SL 78 S SL 79 D SL 79 S SL 79 1-3 ③ K		C SI 88 C SI 87 F SI 89 B CH 79 F SI 89 B CH 79 B CH 79 X SI 89 3-2 ① G6-3	F FF 90 F SL 80 X SL 81 0-2 ③ G1-3		B FF 91 F FF 92 X FF 90 1-1 ② G6-3		5	0	0	0	0	1	4
13 Alex Avila, L (1, 2) OBP: 0.857, SLG: 1.500 34 James McCann, R (8, PH) OBP: 1.000, SLG: 1.000 (9, 2)			C SI 87 B FS 76 B FF 88 F FF 88 B FS 78 B SI 88 4-2 1 2B 3 1B BB	C SI 88 B CU 71 B FS 79 B FF 89 4-1 1 1B 12 3B BB	S CH 79 B SI 89 B CU 73 C SI 88 F CH 78 B SI 89 B SI 88 4-2 12 1B 1 1B 3 SF7 BB		X FF 87 0-0 1 1B 12 2B 1B	X FF 92 0-0 1 BB 2-H 1B		1 1	4 0	1 1	0 0	3 1	0 0	0 0
1 Jose Iglesias, R (1, 6) OBP: 0.875, SLG: 1.000			1 SAFE B SI 87 1 SAFE B FF 89 C FF 87 1 SAFE X SI 89 2-1 3 1B 1-3 2B	B SL 77 C SL 78 C FF 88 X SL 80 1-2 12 3B 1-2 1B	C SI 87 X SI 88 0-1 12 1B 24 1B 1-2 1B		B FF 88 C FF 87 X SL 78 1-1 12 2B 1-2 1B	B FF 90 C SL 86 B SI 90 B SI 91 B SI 91 4-1 1-2 BB		4	3	4	0	1	0	0
Inning Stats	R: 0 E: 0 K: 0 S: 8 H: 0 LOB: 1 BB: 1 P: 16	R: 0 E: 0 K: 1 S: 8 H: 0 LOB: 0 BB: 0 P: 11	R: 3 E: 0 K: 1 S: 22 H: 4 LOB: 3 BB: 2 P: 40	R: 4 E: 1 K: 0 S: 18 H: 3 LOB: 1 BB: 2 P: 35	R: 2 E: 0 K: 0 S: 17 H: 3 LOB: 2 BB: 1 P: 25	R: 0 E: 0 K: 0 S: 7 H: 0 LOB: 0 BB: 0 P: 8	R: 1 E: 0 K: 0 S: 14 H: 3 LOB: 2 BB: 0 P: 20	R: 1 E: 0 K: 0 S: 12 H: 2 LOB: 2 BB: 1 P: 23		1B: 9 2B: 5 3B: 1 HR: 0 SF: 1 SAC: 0 DP: 0 HBP: 0					

	AB	38
	R	11
	H	15
	RBI	10
	BB	7
	SO	2
	LOB	24

WP: 1 PA: 46
PB: 0
SB: 0
CS: 0

PITCHER		IP	WLS	BF	H	R	ER	SO	BB	IBB	HBP	BLK	WP	HR	S	P	ERA	WHIP
47 Ricky Nolasco, R ERA: 18.0	(1, 1)	3.0	L	19	6	6	6	2	3	1	0	0	0	0	43	78	18.00	3.000
22 Tim Stauffer, R ERA: 10.8	(4, 1)	1.2		11	4	3	2	0	1	1	0	0	1	0	29	48	10.80	3.000
62 J.R. Graham, R ERA:	(5, 1)	0.1		1	0	0	0	0	0	0	0	0	0	0	1	1	0.00	0.000
64 Aaron Thompson, L ERA: 4.5	(6, 1)	2.0		9	3	1	1	0	0	0	0	0	0	0	21	28	4.50	1.500
36 Blaine Boyer, R ERA: 9.0	(8, 1)	1.0		6	2	1	1	0	1	0	0	0	0	0	12	23	9.00	3.000

PITCHER	IP	WLS	BF	H	R	ER	SO	BB	IBB	HBP	BLK	WP	HR	S	P	ERA	WHIP

Batter	1	2	3	4	5	6	7	8	9	AB	R	H	RBI	BB	SO	LOB
39 Danny Santana, S (1, 6)	C FF 92 S SI 92 B FF 93 S CU 80 1-3 ① K		C SL 87 S CH 86 F FF 94 F FF 95 X SL 87 0-2 ③ F8			X CH 85 0-0 ② G3		C CH 86 X CU 78 0-1 ③ F7		4	0	0	0	0	1	0
2 Brian Dozier, R (1, 4) OBP: 0.091, SLG: 0.091	C FF 94 C SI 93 S SL 89 0-3 ② K			S SL 86 S SL 87 X CU 80 0-2 ① F8		S SI 93 B SL 89 C SI 93 B SL 82 B CU 79 X SI 94 3-2 ③ F9			B SI 87 X SI 88 1-0 ① F9	4	0	0	0	0	1	0
7 Joe Mauer, L (1, 3) OBP: 0.364, SLG: 0.300	C FF 94 X SI 94 0-1 ③ G5-3			C FF 93 B CH 87 X SL 86 1-1 ② P6			B SI 90 B FF 93 B SI 91 C FF 92 B FF 92 4-1 19 2B 19 E BB		C FF 87 X SI 89 0-1 1B	3	1	1	0	1	0	0
48 Torii Hunter, R (1, 9) OBP: 0.091, SLG: 0.091		B FF 91 S SL 86 B SI 91 X SI 92 2-1 ① F8		C SI 93 F CU 78 F FF 94 X FF 94 0-2 1B			B SI 90 F SI 90 F SL 84 X SL 84 1-2 ① P4		C SI 89 B CH 82 B FF 89 X SI 90 2-1 ② F9	4	0	1	0	0	0	2
19 Kennys Vargas, S (1, 10) OBP: 0.300, SLG: 0.333		C SI 92 S CH 85 B FF 94 F CH 86 C FF 94 1-3 ② K		X CH 85 0-0 ③ F7			C SI 92 X SI 92 0-1 1-H E7 2B		X SI 87 0-0 ③ G5-3	4	0	1	0	0	1	2
24 Trevor Plouffe, R (1, 5) OBP: 0.200, SLG: 0.111		S SI 92 B SI 94 X SL 86 1-1 1B			B SI 90 X SI 90 1-0 ① G5-3		C CU 76 S SL 84 D CU 81 S SI 92 1-3 ② K			3	0	1	0	0	1	1
5 Eduardo Escobar, S (1, 7) OBP: 0.200, SLG: 0.200		F SL 85 B FF 92 X CH 84 1-1 ③ F8			B SI 90 C SL 85 X SI 90 1-1 8 G6-4-3 1B		C CH 85 X SL 86 0-1 ③ F8			3	0	1	0	0	0	2
12 Chris Herrmann, L (1, 2) 8 Kurt Suzuki, R (3, PH) OBP: 0.111, SLG: 0.111 (3, 2)			C SI 91 C SI 91 T FF 93 0-2 ① K		X SI 90 0-0 ② ③ G6-4-3 1-2f			C SI 90 C SL 84 B SI 91 X CU 81 1-2 ① G5-3		0 3	0 0	0 0	0 0	0 0	0 1	0 1
1 Jordan Schafer, L (1, 8) OBP: 0.250, SLG: 0.375			C SI 92 X CH 85 0-1 ② G5-3			B SI 91 C SI 91 X SL 87 1-1 ① P5		X SI 91 0-0 ② F8		3	0	0	0	0	0	0
Inning Stats	R: 0 E: 0 K: 2 S: 8 H: 0 LOB: 0 BB: 0 P: 9	R: 0 E: 0 K: 1 S: 10 H: 1 LOB: 1 BB: 0 P: 15	R: 0 E: 0 K: 1 S: 10 H: 0 LOB: 0 BB: 0 P: 10	R: 0 E: 0 K: 0 S: 10 H: 1 LOB: 1 BB: 0 P: 11	R: 0 E: 0 K: 0 S: 4 H: 1 LOB: 0 BB: 0 P: 6	R: 0 E: 0 K: 0 S: 6 H: 0 LOB: 0 BB: 0 P: 10	R: 1 E: 1 K: 1 S: 11 H: 1 LOB: 1 BB: 1 P: 17	R: 0 E: 0 K: 0 S: 6 H: 0 LOB: 0 BB: 0 P: 7	R: 0 E: 0 K: 0 S: 6 H: 1 LOB: 1 BB: 0 P: 9	1B: 4 2B: 1 3B: 0 HR: 0 SF: 0 SAC: 0 DP: 1 HBP: 0						

PITCHER	IP	WLS	BF	H	R	ER	SO	BB	IBB	HBP	BLK	WP	HR	S	P	ERA	WHIP
61 Shane Greene, R (1, 1) ERA:	8.0	W	28	4	1	0	5	1	0	0	0	0	0	65	85	0.00	0.625
32 Tom Gorzelanny, L (9, 1) ERA:	1.0		4	1	0	0	0	0	0	0	0	0	0	6	9	0.00	1.000

PITCHER	IP	WLS	BF	H	R	ER	SO	BB	IBB	HBP	BLK	WP	HR	S	P	ERA	WHIP

Minnesota Twins @ Detroit Tigers

Comerica Park, Detroit, MI

Thu Apr 09 2015, 4:45 PM - 7:27 PM EDT

Att. 26,782 - Drizzle - 59 F

TOP

livebaseballscorecards.com

AB	31
R	1
H	5
RBI	0
BB	1
SO	5
LOB	8

1B: 4	SF: 0	WP: 0	PA: 32
2B: 1	SAC: 0	PB: 0	
3B: 0	DP: 1	SB: 0	
HR: 0	HBP: 0	CS: 0	

Minnesota Twins @ Detroit Tigers

Comerica Park, Detroit, MI

Thu Apr 09 2015, 4:45 PM - 7:27 PM EDT

Att. 26,782 - Drizzle - 59 F

BOTTOM

livebaseballscorecards.com

Batter	1	2	3	4	5	6	7	8	9	AB	R	H	RBI	BB	SO	LOB
12 Anthony Gose, L (1, 8) OBP: 0.545, SLG: 0.909	F FF 92 B SI 94 X FF 92 1-1 24 F8 28 1B 2B	C CH 84 B FF 93 F CU 81 F SL 85 X CH 84 1-2 24 BB 41 1B 1B		B CH 83 X CH 82 1-0 3 E 3 S 41 G6-4-3 1B	C FF 90 B SI 92 F CU 74 F FF 92 F FF 91 F CU 75 S CU 76 1-3 ② K			S SL 82 B FF 93 F FF 92 B FF 93 B SL 81 F SL 81 S SL 81 3-3 ① K		5	3	3	0	0	2	1
3 Ian Kinsler, R (1, 4) OBP: 0.429, SLG: 0.455	F FF 94 B SI 93 D SL 86 B FF 94 B SI 94 4-1 28 1B 41 BB 52 1B BB	C SI 92 B SI 92 1 SAFE B FF 88 F SI 91 1 SAFE F CH 84 X SI 92 2-2 ② F8		C SL 83 B SI 89 1 SAFE B SL 84 B SI 92 F FF 90 B CH 83 4-2 41 G6-4-3 24 BB 28 HR 1-3 BB	B FF 92 X SL 85 1-0 ③ F7			C SL 82 F FF 93 C FF 93 0-3 ② K		3	2	0	0	2	1	2
24 Miguel Cabrera, R (1, 3) OBP: 0.357, SLG: 0.273	C SI 94 X FF 94 0-1 ① F8 2-3	C SI 92 1 SAFE 1 SAFE 1 SAFE B SL 84 S CH 83 F SI 92 B SI 93 D CH 84 4-2 B SL 85 41 1B 1-2 BB		D SL 86 S SL 86 B SI 92 B SI 92 F SL 84 1 SAFE B CH 83 4-2 41 G6-4-3 1-2 BB		C FF 92 X FF 92 0-1 ① F9		X FF 92 0-0 ③ F9		3	0	0	0	2	0	2
41 Victor Martinez, S (1, 10) OBP: 0.385, SLG: 0.200	B SI 91 B FF 92 S SI 87 B FF 94 1 SAFE B SI 94 4-1 52 1B 28 1B 1-2 BB	B CH 84 F SI 93 B SL 84 X CH 84 2-1 1-3 2-H 1B		X SI 91 0-0 ① ② G6-4-3 1-2f 2-3 3-H		B FF 92 C CU 77 F SL 87 B FF 92 X SL 87 2-2 ② F7				3	0	1	1	1	0	2
28 J.D. Martinez, R (1, 9) OBP: 0.308, SLG: 0.846	S SL 86 X SI 94 0-1 52 1B 1-2 2-3 3-H 1B	B SL 84 B SL 85 1 SAFE S SI 92 F SI 93 B FF 92 X SI 91 3-2 ③ P2		B SL 85 F SL 83 S SL 84 X FF 92 1-2 3-H HR		B CU 76 F FF 91 B SL 86 S SL 86 X SL 86 2-2 ③ F8				4	1	2	3	0	0	2
52 Yoenis Cespedes, R (1, 7) OBP: 0.385, SLG: 0.615	C SI 94 X SI 92 0-1 1-2 2-3 3-H 1B		C SL 82 B SL 83 X SI 90 1-1 1B	C FF 91 F FF 92 X CU 75 0-2 ③ F7			B SI 92 B SI 91 C SI 92 S SL 83 F SL 83 X FF 93 2-2 ① F8			4	0	2	1	0	0	0
9 Nick Castellanos, R (1, 5) OBP: 0.231, SLG: 0.300	B SL 86 F FF 94 X SL 85 1-1 ② F8		B SI 89 S SL 83 X SI 90 1-1 ① L7		F FF 91 X SI 92 0-1 13 1B 3B		B CU 74 S CH 86 S FF 92 B SL 83 F SI 92 B CH 84 D SL 82 4-2 BB			3	1	1	0	1	0	4
13 Alex Avila, L (1, 2) OBP: 0.636, SLG: 0.875	F FF 93 F CH 85 B FF 92 B SL 86 X SI 92 2-2 ③ G4-3		X SI 90 0-0 ② F8		B SI 92 B FF 92 X SI 90 2-0 3-H 1B		C SL 80 X SL 82 0-1 ② F9			4	0	1	1	0	0	5
1 Jose Iglesias, R (1, 6) OBP: 0.583, SLG: 0.636		C CU 82 F SI 91 B SL 84 X CH 85 1-2 ① L7	B SI 92 C SL 83 X SI 90 1-1 ③ G4-3		C SL 85 X SL 86 0-1 ① L5		B FF 90 C CH 85 X SL 83 1-1 ③ P5			4	0	0	0	0	0	3
Inning Stats	R: 2 E: 0 K: 0 S: 15 H: 3 LOB: 3 BB: 2 P: 27	R: 1 E: 0 K: 0 S: 20 H: 2 LOB: 2 BB: 1 P: 33	R: 0 E: 0 K: 0 S: 7 H: 1 LOB: 1 BB: 0 P: 10	R: 3 E: 0 K: 0 S: 12 H: 2 LOB: 0 BB: 2 P: 22	R: 1 E: 0 K: 1 S: 12 H: 2 LOB: 1 BB: 0 P: 16	R: 0 E: 0 K: 0 S: 8 H: 0 LOB: 0 BB: 0 P: 12	R: 0 E: 0 K: 0 S: 11 H: 0 LOB: 1 BB: 1 P: 18	R: 0 E: 0 K: 2 S: 8 H: 0 LOB: 0 BB: 0 P: 11		1B: 7 2B: 1 3B: 1 HR: 1 SF: 0 SAC: 0 DP: 1 HBP: 0				WP: 0 PB: 0 SB: 1 CS: 0 PA: 39	

	AB	33
	R	7
	H	10
	RBI	6
	BB	6
	SO	3
	LOB	21

PITCHER		IP	WLS	BF	H	R	ER	SO	BB	IBB	HBP	BLK	WP	HR	S	P	ERA	WHIP
44 Kyle Gibson, R ERA: 14.73	(1, 1)	3.2	L	23	8	6	6	0	5	0	0	0	0	1	51	89	14.73	3.545
36 Blaine Boyer, R ERA: 7.71	(4, 1)	1.1		6	2	1	1	1	0	0	0	0	0	0	15	19	6.75	1.500
50 Casey Fien, R ERA:	(6, 1)	1.0		3	0	0	0	0	0	0	0	0	0	0	8	12	0.00	0.000
52 Brian Duensing, L ERA:	(7, 1)	1.0		4	0	0	0	0	1	0	0	0	0	0	11	18	0.00	1.000
15 Glen Perkins, L ERA:	(8, 1)	1.0		3	0	0	0	2	0	0	0	0	0	0	8	11	0.00	0.000

PITCHER	IP	WLS	BF	H	R	ER	SO	BB	IBB	HBP	BLK	WP	HR	S	P	ERA	WHIP

Detroit Tigers @ Cleveland Indians

Progressive Field, Cleveland, OH

Fri Apr 10 2015, 4:12 PM - 7:46 PM EDT

Att. 35,789 - Sunny - 53 F

livebaseballscorecards.com

Batter	1	2	3	4	5	6	7	8	9	AB	R	H	RBI	BB	SO	LOB
12 Anthony Gose, L (1, 8) OBP: 0.471, SLG: 0.706	T SI 94 C FF 95 B SI 96 F FF 95 B SI 95 X FC 89 2-2 3 CS 1B	B FF 95 C FC 86 X FF 95 1-1 1-3 2-H 1B		B SI 92 B SI 93 C SI 93 S SI 95 S SI 95 2-3 ② K	B FF 85 C FF 87 B FF 87 C FF 87 C FF 88 2-3 ③ K		1 SAFE L SI 90 X SI 91 0-1 E1 3 3B 1-H		S FF 92 S FF 94 S FF 94 0-3 ② K	6	1	2	1	0	3	3
3 Ian Kinsler, R (1, 4) OBP: 0.400, SLG: 0.529	1 SAFE 1 SAFE D FC 87 C SI 94 S CU 80 F SI 96 T FF 95 1-2 ①② K 1-2	3 SAFE B FF 95 F SI 94 F FF 96 F SI 97 1 SAFE X SI 96 1-2 ③ L8		C FC 88 D SL 81 F SI 95 D SL 80 X SI 96 2-2 24 41 1B 1B 2-3		C FF 90 C SL 83 X FF 92 0-2 ① F7	B FC 91 B FC 91 C FC 90 X FC 90 2-1 3-H 3B		X FC 89 0-0 ③ F9	6	1	2	1	0	1	5
24 Miguel Cabrera, R (1, 3) OBP: 0.421, SLG: 0.375	C FF 96 S FC 90 B FF 94 B CU 84 X FF 97 2-2 41 1B 1B		C FC 88 B CU 79 B FC 87 B FF 92 F FF 95 X SI 95 3-2 52 1B 1B	S FC 90 X FC 90 0-1 28 S 41 1B 1-2 3-H 1B		X SL 84 0-0 ② F7	F FC 90 B FC 91 F FC 88 B SL 82 S SL 82 2-3 ③ K			5	0	3	1	0	1	1
41 Victor Martinez, S (1, 10) OBP: 0.444, SLG: 0.333	F FF 95 X FF 94 0-1 1-2 1B		D CU 78 C FC 88 C SI 96 D CU 82 F FF 95 F FC 89 S FC 88 2-3 ① K	D CU 78 X FC 87 1-0 1-2 2-H 1B		F FF 92 B FF 93 B FF 92 F FF 92 B SL 86 X FF 92 3-2 1B		C SL 84 B FF 90 B SL 86 F FF 90 X FF 90 2-2 ① G4-3		5	0	3	1	0	1	1
28 J.D. Martinez, R (1, 9) OBP: 0.222, SLG: 0.611	B SI 92 X FC 90 1-0 ③ L5		F FC 89 X FC 92 0-1 ② F9	B FF 91 B FF 94 S FC 87 C SI 94 B SI 95 T SI 96 3-2 ③ K 2-3		X FF 90 0-0 ③ F8		F SL 85 B CU 78 C FF 90 F FF 90 X CU 77 1-2 ② G6-3		5	0	0	0	0	1	6
52 Yoenis Cespedes, R (1, 7) OBP: 0.444, SLG: 0.667		C FF 94 X CU 80 0-1 ① G6-3	C FF 95 X FF 95 0-1 9 FC6-4 1-3 1B		X FF 94 0-0 9 HR 2B		L SL 82 F FF 90 X SL 83 0-2 1 WP 9 F8 1 1B 1B	C FF 91 C CU 77 B FF 90 B FF 90 X SL 85 2-2 ③ G6-3		5	2	3	0	0	0	0
9 Nick Castellanos, R (1, 5) OBP: 0.333, SLG: 0.571 17 Andrew Romine, S (9, PR) (9, 5)		X FC 88 0-0 1 1B 12 1B 1B	B FF 95 C FF 95 X SI 96 1-1 ③ FC6-4 1-2f		B FC 88 S FF 95 X FF 96 1-1 2-H HR		C FF 88 X FF 87 0-1 ① F8 1-2		C FF 93 B FC 89 F FF 94 F FF 95 B SL 78 B FF 94 F FF 93 B FF 93 4-2 1 1B BB	4 0	2 0	2 0	2 0	1 0	0 0	3 0
13 Alex Avila, L (1, 2) OBP: 0.563, SLG: 0.636		C SI 93 F FC 87 F FF 95 B CU 82 D CU 80 B FF 96 C FF 94 3-3 ② K		B CU 76 B SI 92 B SI 92 C SI 92 C SI 92 B FF 92 4-2 3 1B 1 SH5-3 24 1B BB	B FF 86 F FF 84 B SL 76 C FF 86 B FF 87 B FF 85 4-2 1 G5-4-3 BB		D SI 89 C SI 90 S SL 84 T SI 92 1-2 ② K		C FF 91 X FF 93 0-1 ① P5	3	1	0	0	2	2	3
1 Jose Iglesias, R (1, 6) OBP: 0.625, SLG: 0.667		F FC 88 B FF 95 X FC 88 1-1 12 1B 1-2 1B		X FC 85 0-0 ① SH5-3 1-2	B FF 85 C FF 85 B CH 79 X FF 86 2-1 ①② G5-4-3 1-2f		D SI 92 C SI 92 C SL 86 B SL 85 X SL 84 2-2 12 E 12 E 2-H 1B		B FF 92 C FF 93 B FF 94 B FF 92 C FF 92 X FF 93 3-2 1-2 1B	4	1	3	1	0	0	1
Inning Stats	R: 0 E: 0 K: 1 S: 14 H: 3 LOB: 2 BB: 0 P: 20	R: 1 E: 0 K: 1 S: 15 H: 3 LOB: 2 BB: 0 P: 21	R: 0 E: 0 K: 1 S: 14 H: 2 LOB: 2 BB: 0 P: 20	R: 2 E: 0 K: 2 S: 15 H: 3 LOB: 2 BB: 1 P: 27	R: 2 E: 0 K: 1 S: 10 H: 2 LOB: 0 BB: 1 P: 19	R: 0 E: 0 K: 0 S: 8 H: 1 LOB: 1 BB: 0 P: 11	R: 3 E: 1 K: 2 S: 18 H: 3 LOB: 1 BB: 0 P: 25	R: 0 E: 0 K: 0 S: 10 H: 0 LOB: 0 BB: 0 P: 15	R: 0 E: 0 K: 1 S: 13 H: 1 LOB: 2 BB: 1 P: 20	1B: 15 2B: 1 3B: 1 HR: 1 SF: 0 SAC: 1 DP: 1 HBP: 0						

TOP	
AB	43
R	8
H	18
RBI	7
BB	3
SO	9
LOB	23

WP: 1 PA: 47
PB: 0
SB: 1
CS: 1

PITCHER		IP	WLS	BF	H	R	ER	SO	BB	IBB	HBP	BLK	WP	HR	S	P	ERA	WHIP
34 Zach McAllister, R ERA: 11.25	(1, 1)	4.0	L	25	13	5	5	5	1	0	0	0	0	1	61	92	11.25	3.500
57 Kyle Crockett, L ERA:	(5, 1)	1.0		3	0	0	0	1	1	0	0	0	0	0	7	15	0.00	1.000
51 Anthony Swarzak, R ERA: 6.75	(6, 1)	1.1		6	2	1	1	0	0	0	0	0	0	0	13	16	6.75	1.500
35 Marc Rzepczynski, L ERA:	(7, 1)	0.1		3	1	1	0	1	0	0	0	0	1	0	8	11	0.00	3.000
27 Bryan Shaw, R ERA:	(7, 1)	0.1		2	1	1	0	1	0	0	0	0	0	0	5	9	0.00	3.000

PITCHER		IP	WLS	BF	H	R	ER	SO	BB	IBB	HBP	BLK	WP	HR	S	P	ERA	WHIP
48 Scott Atchison, R ERA:	(8, 1)	1.0		3	0	0	0	0	0	0	0	0	0	0	10	15	0.00	0.000
50 Nick Hagadone, L ERA: 4.5	(9, 1)	1.0		5	1	0	0	1	1	0	0	0	0	0	13	20	0.00	2.000

Detroit Tigers @ Cleveland Indians

Progressive Field, Cleveland, OH

Fri Apr 10 2015, 4:12 PM - 7:46 PM EDT

Att. 35,789 - Sunny - 53 F

BOTTOM

livebaseballscorecards.com

Batter	1	2	3	4	5	6	7	8	9	AB	R	H	RBI	BB	SO	LOB
24 Michael Bourn, L (1, 8) OBP: 0.333, SLG: 0.353	C SI 92 X SI 92 0-1 23 CS 1B		1 SAFE 1 SAFE 1 SAFE B SI 92 1 SAFE F SI 91 P PO 83 F FS 80 S FC 84 2-3 ③ K			B FS 79 X SI 91 1-0 22 1B 23 2B 1B		B FC 82 B FF 86 B FF 86 C FF 87 C FF 86 B FF 87 4-2 41 2B BB	B FF 91 B FF 91 C FF 91 C FF 90 C FF 91 2-3 ③ K	4	2	2	0	1	2	3
22 Jason Kipnis, L (1, 4) OBP: 0.294, SLG: 0.438	C SI 91 B FS 81 1 SAFE X FS 80 1-1 ① F8			X SI 91 0-0 ① L1		B SI 91 C FS 78 X FS 81 1-1 23 2B 41 1B 1-3 1B		F FF 87 F CU 73 B FF 88 B FC 83 F FC 82 X FF 88 2-2 ① P5		4	1	1	0	0	0	2
23 Michael Brantley, L (1, 7) OBP: 0.125, SLG: 0.250	1 SAFE C SI 91 C FS 79 B CU 78 X CU 76 1-2 ②③ F7 1-2			C SI 92 B EP 59 B EP 63 X FC 83 2-1 ② F9		X SI 92 0-0 41 1B 44 1B 1-3 3-H 2B		B FC 83 C FC 82 X CU 74 1-1 ② L7		4	1	1	1	0	0	2
41 Carlos Santana, S (1, 3) OBP: 0.471, SLG: 0.615		C SI 91 B FS 80 F CU 74 B FS 80 B FS 81 B SI 93 4-2 44 G5-6-3 BB	C EP 75 L CU 72 B CU 75 C FC 85 1-3 ③ K			C CU 74 X SI 93 0-1 44 1B 2-3 3-H 1B		B FF 86 X CH 77 1-0 1-H 2B		3	0	2	2	1	1	0
44 Brandon Moss, L (1, 10) OBP: 0.133, SLG: 0.071		B SI 92 B FS 82 F SI 92 X SI 93 2-1 ①② G5-6-3 1-2f			C FS 79 B CU 71 C SI 91 B CU 74 B FC 86 F SI 92 X SI 93 3-2 ① F7	X FS 79 0-0 10 G5-4-3 1-2 3-H 1B		F FC 83 X FC 82 0-1 ③ P4		4	0	1	1	0	0	2
10 Yan Gomes, R (1, 2) OBP: 0.188, SLG: 0.250		C SI 94 X FC 86 0-1 ③ F7			X FC 86 0-0 ② L5	F SL 82 B SI 90 F SL 82 F SI 90 B SI 89 B SL 82 X SL 82 3-2 ②③ G5-4-3 1-2f			C FF 92 F CU 78 B FF 94 B SL 85 F SL 84 X FF 92 2-2 11 1B	4	0	1	0	0	0	2
7 David Murphy, L (1, 9) OBP: 0.400, SLG: 0.444 4 Mike Aviles, R (7, PH) OBP: 0.400, SLG: 1.000 (8, 5)			C SI 92 B FS 81 B FS 80 X SI 92 2-1 11 FC4-6 1B		C CU 72 B EP 64 F FS 82 B FC 86 B EP 58 B FS 81 4-2 8 WP BB		B FF 87 C FF 87 B FC 83 B FF 87 X FF 87 3-1 ① F7		B SL 84 C SL 84 B SL 86 S CU 77 S CU 79 2-3 ① K	1 2	0 0	1 0	0 0	1 1	0 1	0 1
8 Lonnie Chisenhall, L (1, 5) OBP: 0.250, SLG: 0.182 9 Ryan Raburn, R (7, PH) (8, 9)			B SI 90 F SI 90 F SI 92 F FS 78 B FS 80 F SI 92 T FC 87 2-2 ① K		B SI 91 F SI 93 X CU 71 1-1 ③ G3-1 1-2		B FF 88 X FF 88 1-0 ② F8		D FF 92 B SL 82 F SL 84 B FF 91 S CU 76 C SL 83 3-3 ② K	2 2	0 0	0 0	0 0	0 0	1 1	2 1
11 José Ramírez, S (1, 6) OBP: 0.267, SLG: 0.429			X SI 92 0-0 ② FC4-6 1-2f			C SI 90 C SI 91 X CU 73 0-2 ① L8	C FF 87 B FC 84 S CH 78 B CU 76 C FF 88 2-3 ③ K		C FF 90 C CU 78 X SL 85 0-2 1-2 1B	4	0	1	0	0	1	1

	AB	34
	R	4
	H	10
	RBI	4
	BB	3
	SO	7
	LOB	16

Inning Stats	1	2	3	4	5	6	7	8	9
	R: 0 E: 0 K: 0 S: 7	H: 1 LOB: 0 BB: 0 P: 9	R: 0 E: 0 K: 0 S: 6	H: 0 LOB: 0 BB: 1 P: 12	R: 0 E: 0 K: 2 S: 12	H: 1 LOB: 1 BB: 1 P: 17	R: 0 E: 0 K: 1 S: 6	H: 0 LOB: 0 BB: 0 P: 9	R: 0 E: 0 K: 0 S: 9	H: 0 LOB: 1 BB: 1 P: 17
	R: 3 E: 0 K: 0 S: 14	H: 5 LOB: 1 BB: 0 P: 19	R: 0 E: 0 K: 1 S: 6	H: 0 LOB: 0 BB: 0 P: 12	R: 1 E: 0 K: 0 S: 11	H: 1 LOB: 1 BB: 1 P: 19	R: 0 E: 0 K: 3 S: 16	H: 2 LOB: 2 BB: 0 P: 25	1B: 8 2B: 2 3B: 0 HR: 0	SF: 0 SAC: 0 DP: 2 HBP: 0

WP: 1 PA: 37
PB: 0
SB: 0
CS: 1

PITCHER		IP	WLS	BF	H	R	ER	SO	BB	IBB	HBP	BLK	WP	HR	S	P	ERA	WHIP
31 Alfredo Simon, R ERA: 5.06	(1, 1)	5.1	W	23	7	3	3	3	2	0	0	0	1	0	50	76	5.06	1.688
62 Al Alburquerque, R ERA:	(6, 1)	0.2	H	1	0	0	0	0	0	0	0	0	0	0	4	7	0.00	0.000
65 Blaine Hardy, L ERA: 4.5	(7, 1)	2.0		8	1	1	1	1	1	0	0	0	0	0	17	31	4.50	1.000
44 Joba Chamberlain, R ERA:	(9, 1)	0.2		4	2	0	0	2	0	0	0	0	0	0	13	20	0.00	3.000
38 Joakim Soria, R ERA:	(9, 1)	0.1	S	1	0	0	0	1	0	0	0	0	0	0	3	5	0.00	0.000

PITCHER	IP	WLS	BF	H	R	ER	SO	BB	IBB	HBP	BLK	WP	HR	S	P	ERA	WHIP

Batter	1	2	3	4	5	6	7	8	9	AB	R	H	RBI	BB	SO	LOB
12 Anthony Gose, L (1, 8) OBP: 0.450, SLG: 0.800 20 Rajai Davis, R (7, PH) (7, 8)	C SI 91 X SI 92 0-1 HR	C SL 88 S CH 83 B CU 82 F SI 93 C CU 82 1-3 ③ K 1-2			L CU 84 B FF 92 1 SAFE S SL 88 B SI 92 1 SAFE S SL 88 2-3 ① K		B FC 91 X FC 90 1-0 ② L9		B KC 83 B FF 93 B FF 94 C FF 94 C FF 94 B FF 95 4-2 24 1B 3 1B 28 FC3-2 1-2 BB	3 1 1 1 0 2 2 1 0 0 0 1 0 2					
3 Ian Kinsler, R (1, 4) OBP: 0.480, SLG: 0.591	B SI 92 F SL 88 X SI 90 1-1 24 1B 41 G5-6-3 1B	C SL 88 B CU 81 C SI 93 X FF 93 1-2 ② 1-2 1B	C SL 91 B SI 92 B SL 86 F SL 88 S CU 82 2-3 ① K		C SL 88 B CU 81 C SI 93 X FF 93 1-2 ② 1-2 1B		X FC 91 0-0 24 1B 41 1B 1-3 2-H 1B		F FF 94 D KC 86 F FF 94 X FF 94 1-2 28 FC3-2 24 1B 52 2B 1-2 2-H 1B	5 3 4 2 0 1 0					
24 Miguel Cabrera, R (1, 3) OBP: 0.500, SLG: 0.476	1 SAFE C SI 91 B SI 91 1 SAFE S SL 90 X SI 92 1-2 41 G5-6-3 1-3 1B		B CU 83 C SI 93 F CU 81 F CU 84 B SL 89 X FF 93 2-2 1B		X SL 87 0-0 ③ F8		F FC 93 D SL 80 X FC 91 1-1 41 1B 1-2 3-H 1B		C KC 84 B FF 93 X FF 94 1-1 28 FC3-2 52 2B 1-2 2-3 1B	5 1 4 1 0 0 1					
41 Victor Martinez, S (1, 10) OBP: 0.409, SLG: 0.316 26 Hernán Pérez, R (7, PR) (7, 10)	X SI 92 0-0 ①② G5-6-3 1-2f 3-H	D CH 83 X SL 87 1-0 ② F8				C CH 83 B SI 92 B CH 84 B SL 89 F SI 92 S SI 92 3-3 ① K	B FC 92 B FC 91 S FC 91 2 SAFE B FC 90 S FC 91 X FC 92 3-2 1-2 2-H 1B		S KC 84 F KC 84 F FF 93 B KC 84 B KC 85 X KC 84 2-2 ① L9	4 0 1 1 0 1 2 1 0 0 0 0 0 3					
28 J.D. Martinez, R (1, 9) OBP: 0.217, SLG: 0.522	F SL 87 X SL 88 0-1 1B		B SI 92 S SI 92 S CU 81 S SL 88 1-3 ③ K			B SI 93 F SI 93 B CU 82 F SL 88 F CU 83 F SI 94 X CU 84 2-2 ② F9	X FF 89 0-0 ③ L6		B FF 93 C FF 94 X FF 93 1-1 ② FC3-2 52 2B 34 BB 1-2 2-3 3-Hf	5 1 1 0 0 1 6					
52 Yoenis Cespedes, R (1, 7) OBP: 0.391, SLG: 0.609	C SI 93 S CU 81 F SI 93 S FF 91 0-3 ③ K2-3			B SI 90 S SL 86 B SI 91 B SI 91 X SI 91 3-1 ① G1-3		B SL 87 B CU 82 C SI 93 B SI 93 X SL 89 3-1 ③ G4-3		C FF 91 S SL 82 B FF 91 X FF 92 1-2 ① G5-3	C KC 84 S KC 84 X FF 93 0-2 34 BB 1-3 2-H 3-H 2B	5 0 1 2 0 1 1					
9 Nick Castellanos, R (1, 5) OBP: 0.304, SLG: 0.444 1 Jose Iglesias, R (9, PR) OBP: 0.625, SLG: 0.667 (9, 6)		C SI 92 B SI 91 S SL 88 C CU 81 1-3 ① K		C CU 80 B SI 92 C SI 91 B SL 87 F SI 92 F CU 82 X CU 83 2-2 ② G6-3			B SI 91 C SL 87 B SI 92 S SL 88 S SL 90 2-3 ① K	S SL 84 C FF 92 F SL 84 F FF 91 B FF 93 X FF 92 1-2 ② G4-3	C FF 93 D KC 84 B KC 84 B FF 92 I IN 59 4-1 34 BB IBB	4 0 0 0 1 2 0 0 0 0 0 0 0 0					
13 Alex Avila, L (1, 2) OBP: 0.500, SLG: 0.538 34 James McCann, R (7, PH) OBP: 0.750, SLG: 0.667 (7, 2)		B SI 93 S CH 84 S SL 90 B SI 93 S CU 83 2-3 ② K		B SI 92 B SL 87 F SI 92 S SL 87 B SL 89 S SL 88 3-3 ③ K			C SI 92 B CH 85 B CH 86 X SI 92 2-1 17 BB 3 1B 1B	C SL 84 X SL 83 0-1 ③ G6-3	B FF 87 F FF 86 B FF 88 B FF 87 B FF 87 4-1 1-2 2-3 3-H BB	2 0 0 0 0 2 0 2 1 1 1 1 0 0					
17 Andrew Romine, S (1, 6) OBP: 0.800, SLG: 0.500 (9, 5)		C SL 86 X SI 91 0-1 12 S 1B			C FF 90 F SL 87 B CU 82 B SI 91 F SI 92 B SL 88 B SI 90 4-2 3 CS BB		F SI 92 B SI 93 D SL 87 D SI 91 B SI 92 4-1 3 1B 24 1B 1-2 BB		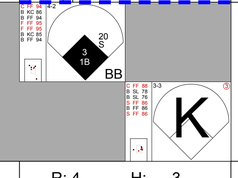	2 2 1 0 3 1 3					
Inning Stats	R: 2 E: 0 K: 1 S: 14 H: 4 LOB: 1 BB: 0 P: 16	R: 0 E: 0 K: 3 S: 12 H: 1 LOB: 1 BB: 0 P: 16	R: 0 E: 0 K: 2 S: 11 H: 1 LOB: 1 BB: 0 P: 17	R: 0 E: 0 K: 1 S: 10 H: 0 LOB: 0 BB: 0 P: 18	R: 0 E: 0 K: 1 S: 10 H: 1 LOB: 1 BB: 1 P: 17	R: 0 E: 0 K: 1 S: 10 H: 0 LOB: 0 BB: 0 P: 18	R: 3 E: 0 K: 1 S: 14 H: 4 LOB: 2 BB: 1 P: 27	R: 0 E: 0 K: 0 S: 10 H: 0 LOB: 0 BB: 0 P: 12	R: 4 E: 0 K: 1 S: 24 H: 3 LOB: 3 BB: 4 P: 48	1B: 12 2B: 1 3B: 0 HR: 1 SF: 0 SAC: 0 DP: 1 HBP: 0						

PITCHER		IP	WLS	BF	H	R	ER	SO	BB	IBB	HBP	BLK	WP	HR	S	P	ERA	WHIP
28 Corey Kluber, R ERA: 2.63	(1, 1)	6.1		25	7	2	2	10	1	0	0	0	0	1	70	107	2.84	1.263
35 Marc Rzepczynski, L ERA: 18.0	(7, 1)	0.0		2	1	0	0	0	1	0	0	0	0	0	3	9	∞	∞
27 Bryan Shaw, R ERA: 5.4	(7, 1)	0.1	B	4	3	3	3	0	0	0	0	0	0	0	7	12	81.00	9.000
48 Scott Atchison, R ERA:	(7, 1)	0.1		1	0	0	0	0	0	0	0	0	0	0	1	1	0.00	0.000
51 Anthony Swarzak, R ERA: 3.86	(8, 1)	1.0		3	0	0	0	0	0	0	0	0	0	0	10	12	0.00	0.000

PITCHER		IP	WLS	BF	H	R	ER	SO	BB	IBB	HBP	BLK	WP	HR	S	P	ERA	WHIP
37 Cody Allen, R ERA: 21.6	(9, 1)	0.2	L	8	3	4	4	0	2	1	0	0	0	0	20	37	54.00	7.500
57 Kyle Crockett, L ERA:	(9, 1)	0.1		2	0	0	0	1	1	0	0	0	0	0	4	11	0.00	3.000

TOP

Detroit Tigers @ Cleveland Indians

Progressive Field, Cleveland, OH

Sat Apr 11 2015, 4:11 PM - 8:26 PM EDT

Att. 23,161 - Sunny - 53 F

livebaseballscorecards.com

AB	39
R	9
H	14
RBI	8
BB	6
SO	11
LOB	20

1B: 12	SF: 0	WP: 0	PA: 45
2B: 1	SAC: 0	PB: 0	
3B: 0	DP: 1	SB: 2	
HR: 1	HBP: 0	CS: 1	

Detroit Tigers @ Cleveland Indians

Progressive Field, Cleveland, OH

Sat Apr 11 2015, 4:11 PM - 8:26 PM EDT

Att. 23,161 - Sunny - 53 F

livebaseballscorecards.com

BOTTOM

Batter	1	2	3	4	5	6	7	8	9	AB	R	H	RBI	BB	SO	LOB
24 Michael Bourn, L (1, 8) OBP: 0.261, SLG: 0.273	C FF 89 B SI 91 S FF 92 X SI 92 1-2 G6-3		L SI 94 C SI 94 X SI 94 0-2 1-2f FC6-4		B KC 79 X FF 94 1-0 F7		B SL 76 F SI 90 1 SAFE F FF 90 S SL 78 1-3 K		B FF 90 X FC 90 1-0 G3	5	0	0	0	0	1	3
4 Mike Aviles, R (1, 7) OBP: 0.400, SLG: 0.667	C SI 91 B SI 92 B SI 92 B FF 93 X FF 92 3-1 F9		1 SAFE S CH 84 1 SAFE 1 SAFE 1 SAFE F SI 93 F FF 94 F FF 94 D FC 88 3-2 B FC 89 F CH 86 F FF 94 B SI 93 X SI 95 G4-3			C CH 84 B CH 84 B CH 84 B CH 84 B SI 93 4-1 10 E 41 BB 9 SF8 BB	1 SAFE B SI 89 C SI 89 X SI 88 1-1 1-2f G4-6-3		C FC 90 B FF 90 X FF 90 1-1 22 DI 22 1B 1B	4	2	1	0	1	0	2
22 Jason Kipnis, L (1, 4) OBP: 0.318, SLG: 0.429	B SI 94 X SI 93 1-0 F8			X SI 91 0-0 1B		C SI 94 B FC 87 B FF 94 F FF 94 X FF 95 2-2 L8		C SL 78 B SL 83 X FF 90 1-1 F8	C CH 80 C FF 90 F FF 90 F CH 83 F FC 90 F CU 70 X CH 80 0-2 41 DI 1-H 1B	5	0	2	1	0	0	1
41 Carlos Santana, S (1, 3) OBP: 0.500, SLG: 0.563		C FF 92 B SI 93 B FC 85 F SI 94 B CH 85 X FF 94 3-2 1B		C SI 92 F CH 84 B FF 93 B FC 88 S FF 93 2-3 K		C CH 85 B SI 94 C SI 95 F SI 95 B FC 89 B CH 86 B SI 93 4-2 9 SF8 10 E 40 2B 1-2 BB		B SL 81 S SI 90 B SI 90 S SL 82 F SI 90 F SL 84 B SI 89 B SL 82 4-2 44 BB 40 2B BB	C FF 91 F CU 70 B CU 70 X FC 91 1-2 1-3 G4-3	3	2	1	0	2	1	2
10 Yan Gomes, R (1, 2) OBP: 0.150, SLG: 0.200 55 Roberto Pérez, R (9, 2) OBP: 0.500, SLG: 1.250		F SI 92 S SI 94 B SI 95 B SI 95 F CH 85 S FF 95 2-3 K		1 SAFE 1 SAFE C SI 93 B FF 94 S SI 94 B FC 89 T FF 94 2-2 K		F CH 86 X CH 85 0-1 FC1 40 2B 1-2 2-3		X SL 80 0-0 F9		4	1	0	0	0	2	5
9 Ryan Raburn, R (1, 10) 44 Brandon Moss, L (8, PH) OBP: 0.188, SLG: 0.071 (9, 10)		C CH 86 S SI 96 B SI 94 C SI 96 1-3 K		1 SAFE B CH 83 F CH 84 S FF 94 B FF 94 X FF 94 2-2 F8		F CH 86 X CH 85 0-1 SF8 2-3 3-H		B FF 92 B FF 93 C FF 92 B FF 93 B FF 92 4-1 40 2B 1-2 BB		0	0	0	0	0	0	0
										2	0	0	1	0	1	2
										0	1	0	0	1	0	0
40 Jerry Sands, R (1, 9) OBP: 0.750, SLG: 1.250		S FF 95 B KC 80 S FF 95 C SI 96 1-3 K			S SI 92 B SI 93 B CH 84 F SI 93 B SI 94 F SI 94 X SI 94 3-2 1B	F SI 94 B SI 94 F SI 94 X SI 94 1-2 1-H 3-H 2B		B SL 87 F FF 93 B SI 93 F SI 92 F SL 89 X FF 94 2-2 1-H 2-H 2B		4	0	3	4	0	1	1
8 Lonnie Chisenhall, L (1, 5) OBP: 0.188, SLG: 0.133			B SI 92 X SI 94 1-0 F8		X SI 93 0-0 F9	C SL 78 X SI 91 0-1 G4-3		B FF 94 C FF 94 F SL 88 B SL 88 X SL 88 2-2 G3		4	0	0	0	0	0	3
11 José Ramírez, S (1, 6) OBP: 0.316, SLG: 0.412			B SI 93 B SI 93 B SI 94 B FF 94 4-0 24 FC6-4 BB		F SI 92 S FF 94 S FF 95 0-3 K		C SI 88 B SI 89 L SL 77 F SI 90 F SI 90 X SL 78 1-2 4 G4-6-3 1B		C FF 89 C FC 90 B FF 90 B FF 91 S CU 68 2-3 K	3	0	1	0	1	2	1
Inning Stats	R: 0 E: 0 K: 0 S: 6 H: 0 LOB: 0 BB: 0 P: 11	R: 0 E: 0 K: 3 S: 13 H: 1 LOB: 1 BB: 0 P: 20	R: 0 E: 0 K: 0 S: 11 H: 0 LOB: 1 BB: 1 P: 19	R: 0 E: 0 K: 2 S: 10 H: 1 LOB: 1 BB: 0 P: 16	R: 0 E: 0 K: 1 S: 9 H: 1 LOB: 1 BB: 0 P: 13	R: 3 E: 1 K: 0 S: 16 H: 1 LOB: 1 BB: 2 P: 27	R: 0 E: 0 K: 1 S: 10 H: 1 LOB: 0 BB: 0 P: 13	R: 2 E: 0 K: 0 S: 15 H: 1 LOB: 1 BB: 2 P: 28	R: 1 E: 0 K: 1 S: 16 H: 2 LOB: 1 BB: 0 P: 21	1B: 6 2B: 2 3B: 0 HR: 0 SF: 1 SAC: 0 DP: 1 HBP: 0						

	AB	34
	R	6
	H	8
	RBI	6
	BB	5
	SO	8
	LOB	20

PITCHER		IP	WLS	BF	H	R	ER	SO	BB	IBB	HBP	BLK	WP	HR	S	P	ERA	WHIP
14 David Price, L ERA:	(1, 1)	5.2		25	4	3	0	6	3	0	0	0	0	0	63	104	0.00	1.235
32 Tom Gorzelanny, L ERA:	(6, 1)	1.2		5	1	0	0	1	0	0	0	0	0	0	14	18	0.00	0.600
62 Al Alburquerque, R ERA: 5.4	(8, 1)	0.1	H	2	0	0	0	0	1	0	0	0	0	0	5	9	0.00	3.000
46 Ian Krol, L ERA: 6.75	(8, 1)	0.1	W	3	1	2	2	0	1	0	0	0	0	0	8	16	54.00	6.000
38 Joakim Soria, R ERA: 5.4	(9, 1)	1.0		5	2	1	1	1	0	0	0	0	0	0	16	21	9.00	2.000

PITCHER	IP	WLS	BF	H	R	ER	SO	BB	IBB	HBP	BLK	WP	HR	S	P	ERA	WHIP

Detroit Tigers @ Cleveland Indians

Progressive Field, Cleveland, OH

Sun Apr 12 2015, 1:12 PM - 4:24 PM EDT

Att. 19,555 - Sunday - 60 F

livebaseballscorecards.com

Batter	1	2	3	4	5	6	7	8	9	AB	R	H	RBI	BB	SO	LOB
20 Rajai Davis, R (1, 8) OBP: 0.455, SLG: 0.143	B SI 87 B SI 88 C SI 86 F SI 87 B SI 88 B SI 88 4-2 24 S 3 1B 24 E BB	T SI 89 B SL 82 B SI 88 X SI 87 2-1 3 S 24 1B 1B	C FF 96 F FF 96 B SL 86 F SL 86 B SL 86 B FF 96 B FF 96 4-2 3 FC6-4 BB			B FF 85 C FC 82 C SI 85 F CU 72 C FC 82 1-3 ① K		1 SAFE X FC 86 0-0 ①② G6-4-3 1-2f		3	2	1	0	2	1	1
3 Ian Kinsler, R (1, 4) OBP: 0.500, SLG: 0.560	C SI 87 C CH 81 D CH 80 F SL 82 1 SAFE D SL 82 X SI 89 2-2 24 S 24 HR 1-2 1B	1 SAFE F CH 85 B SI 88 1 SAFE B CH 81 F CH 81 B SL 84 D SL 83 4-2 41 BB 24 1B 28 1B 1-2 BB	B FF 96 1 SAFE X FF 95 1-0 ③ FC6-4 1-2f			F FC 84 B FC 84 B FC 82 X FC 85 2-1 ② G6-3		B FC 84 B CU 73 F FF 86 F FF 86 B FC 84 B SI 86 4-2 24 IBB BB		3	2	1	0	2	0	1
24 Miguel Cabrera, R (1, 3) OBP: 0.586, SLG: 0.840	C SI 88 B CH 80 X CH 81 1-1 1-H 2-H HR	C SL 82 B SL 82 S SL 81 X SL 83 1-2 41 BB 28 1B 1-2 2-H 1B		C CH 86 X CH 87 0-1 HR		B FC 84 F FC 84 B CU 72 X FC 84 2-1 2B		I IN 72 I IN 73 I IN 71 I IN 71 4-0 1-2 IBB		4	3	4	4	1	0	0
41 Victor Martinez, S (1, 10) OBP: 0.444, SLG: 0.286	F SI 87 F SI 88 H SI 87 1-2 28 1B HBP	B CH 80 B SI 88 B SI 88 B SI 87 4-0 28 1B 1-2 2-3 BB		B FF 95 X FF 96 1-0 ① G6-3		I IN 64 I IN 66 I IN 65 I IN 64 4-0 IBB		D CH 81 C CH 80 B FF 86 S CH 80 X CH 81 2-2 ③ G4-3		2	0	0	0	2	0	2
28 J.D. Martinez, R (1, 9) OBP: 0.286, SLG: 0.643	B CH 80 B SI 87 S CH 81 X SI 90 2-1 34 FC5-4 1-2 1B	B CU 77 B SI 88 B SI 88 X SI 87 3-0 1-2 2-H 3-H 1B		C SL 87 S SL 87 B SL 88 S SL 87 1-3 ② K		C FC 85 S CU 73 B CU 73 C FF 86 1-3 ③ K			C CU 72 S CU 70 X FF 86 0-2 HR	5	1	3	3	0	2	2
52 Yoenis Cespedes, R (1, 7) OBP: 0.321, SLG: 0.500	C SI 88 B SL 81 C SL 82 F SL 82 B SI 88 S SL 83 2-3 ① K	S SL 86 X SL 85 0-1 ② F6		B FF 96 C SL 86 X SL 86 1-1 ③ G5-3			C FC 84 X CH 81 0-1 ① G5-3		B FF 86 B FC 82 F FC 83 F FC 83 S CU 73 2-3 ① K	5	0	0	0	0	2	4
9 Nick Castellanos, R (1, 5) OBP: 0.286, SLG: 0.435 17 Andrew Romine, S (9, 5) OBP: 0.800, SLG: 0.500	F SI 90 S SL 82 D SL 82 C SI 88 1-3 ② K	S SL 86 F FF 96 X SL 87 0-2 ③ F9			C FF 94 S SL 87 B FF 97 F SL 87 B SL 85 X SL 85 2-2 34 P4 2B		X FF 86 0-0 ② F8		S FC 83 S FC 84 F FC 83 C CH 81 0-3 ② K	5 0	0 0	1 0	0 0	0 0	2 0	4 0
34 James McCann, R (1, 2) OBP: 0.333, SLG: 0.250	C SI 89 F SI 89 X SL 82 0-2 ③ FC5-4 1-2f		X FF 96 0-0 ① G5-3		B FF 87 D FC 84 B FF 87 C SI 85 X FF 87 3-1 ①② P4 2-3		C FF 87 B CU 72 X FC 84 1-1 ③ F9		F FC 84 X CU 71 0-1 ③ G1-3	5	0	0	0	0	0	3
1 Jose Iglesias, R (1, 6) OBP: 0.550, SLG: 0.579		C SI 87 B CH 80 B SL 81 B SI 88 C SI 87 X SI 88 3-2 ① G4-3	C FF 96 X SL 86 0-1 ② L4		C FC 85 B FC 85 X FF 87 1-1 ③ P3			C FC 83 B FC 83 L FF 85 X FC 84 1-2 20 G6-4-3 1B		4	0	1	0	0	0	0

	AB	R	H	RBI	BB	SO	LOB
	36	8	11	7	7	7	17

Inning Stats	1	2	3	4	5	6	7	8	9
	R: 3 E: 0 K: 2 S: 22	H: 3 LOB: 2 BB: 1 P: 35	R: 3 E: 0 K: 0 S: 16	H: 3 LOB: 2 BB: 2 P: 33	R: 0 E: 0 K: 0 S: 7	H: 0 LOB: 1 BB: 1 P: 12	R: 1 E: 0 K: 1 S: 8	H: 1 LOB: 0 BB: 0 P: 11	R: 0 E: 0 K: 0 S: 8	H: 1 LOB: 0 BB: 0 P: 14	R: 0 E: 0 K: 2 S: 11	H: 1 LOB: 2 BB: 1 P: 21	R: 0 E: 0 K: 0 S: 5	H: 0 LOB: 0 BB: 0 P: 6	R: 0 E: 0 K: 0 S: 9	H: 1 LOB: 2 BB: 2 P: 20	R: 1 E: 0 K: 2 S: 12	H: 1 LOB: 0 BB: 0 P: 14

	1B: 6	SF: 0
	2B: 2	SAC: 0
	3B: 0	DP: 1
	HR: 3	HBP: 1

WP: 0	PA:	44
PB: 0		
SB: 4		
CS: 0		

PITCHER		IP	WLS	BF	H	R	ER	SO	BB	IBB	HBP	BLK	WP	HR	S	P	ERA	WHIP
58 TJ House, L ERA: 40.5	(1, 1)	1.1	L	14	6	6	6	2	3	0	1	0	0	1	33	63	40.50	6.750
49 Austin Adams, R ERA: 3.38	(2, 1)	2.2		11	2	1	1	1	1	0	0	0	0	1	24	34	3.38	1.125
38 Shaun Marcum, R ERA: 1.8	(5, 1)	5.0		19	3	1	1	4	1	2	0	0	0	1	41	69	1.80	0.800

PITCHER		IP	WLS	BF	H	R	ER	SO	BB	IBB	HBP	BLK	WP	HR	S	P	ERA	WHIP

Detroit Tigers @ Cleveland Indians

Progressive Field, Cleveland, OH

Sun Apr 12 2015, 1:12 PM - 4:24 PM EDT

Att. 19,555 - Sunny - 60 F

BOTTOM

livebaseballscorecards.com

Batter	1	2	3	4	5	6	7	8	9	AB	R	H	RBI	BB	SO	LOB
24 Michael Bourn, L (1, 8) OBP: 0.286, SLG: 0.269	C FF 85 X SI 85 0-1 22 S 4 G1-3 41 1B 1B	B FC 82 B FC 81 B FF 86 B FF 85 4-0 1-2 2-3 BB		C CU 72 B FC 81 C SI 85 S CU 74 1-3 ② K		B FF 93 S CH 88 C FC 90 B CH 87 B FF 94 S FF 94 3-3 ② K		X FC 84 0-0 ③ P6		4	1	1	0	1	2	1
4 Mike Aviles, R (1, 6) OBP: 0.267, SLG: 0.429	1 SAFE C SI 86 F SI 86 B SI 86 X SI 86 1-2 ① G1-3 1-2	B CH 79 B SI 86 C FF 87 B SI 86 X SI 86 3-1 ③ G5-3		C FF 86 B CH 79 X SI 86 1-1 ③ L8		B FC 89 X FF 94 1-0 ③ G4-3			B FF 90 C FC 89 X SL 74 1-1 ① L7	5	0	0	0	0	0	5
22 Jason Kipnis, L (1, 4) OBP: 0.296, SLG: 0.385	D CH 82 B FF 86 S FC 83 C SI 86 D FC 82 S FC 81 3-3 ② K 2-3		B CU 73 C FC 81 F FF 86 C SI 87 1-3 ① K		S CU 73 X CU 72 0-1 44 FC3-6 40 1B 1B		F CH 86 C CH 86 X FF 93 0-2 ① G4-3		B FF 90 C FC 89 C FC 90 B FC 90 X FC 90 2-2 E6 40 DI	5	0	1	0	0	2	1
41 Carlos Santana, S (1, 3) OBP: 0.481, SLG: 0.524	S SI 86 B SI 88 X SI 87 1-1 3-H 1B		B CU 75 X SI 87 1-0 44 2B 9 1B 1B		1 SAFE 1 SAFE B SI 84 F CH 77 B SI 86 C SI 86 1 SAFE X FF 84 2-2 ① P6		B FF 92 S CH 86 S CH 87 B CH 86 S FC 90 2-3 ② K		X FF 92 0-0 ② P5	5	1	2	1	0	1	2
40 Jerry Sands, R (1, 7) OBP: 0.444, SLG: 0.667	F SI 86 B FF 86 D CH 80 S CH 79 B SI 87 X CH 79 3-2 ③ P4		X SI 86 0-0 ② F9		1 SAFE B CH 78 1 SAFE F CH 78 1 SAFE X SI 85 1-1 44 FC3-6 1-2 1B		B FF 94 X FF 92 1-0 ③ G6-3		S FC 90 S FC 91 T FC 91 0-2 ③ K 1-2	5	0	1	0	0	1	3
44 Brandon Moss, L (1, 9) OBP: 0.300, SLG: 0.188		B FF 84 B FF 84 B FF 85 B FF 85 4-0 9 FC5-4 BB	X FC 82 0-0 9 1B 1-3 2B		B SI 85 F SI 87 S CU 74 2 SAFE B CU 74 F SI 87 B FC 80 X SI 88 3-2 ② FC3-6 1-2f 2-3			C FF 87 B FC 83 B FC 84 S FF 88 B FF 89 B FF 87 4-2 9 2B 8 G4-3 BB		2	2	1	0	2	0	2
9 Ryan Raburn, R (1, 10) OBP: 0.167, SLG: 0.273	C SI 85 B SI 86 S FC 81 B SI 87 F SI 86 B FC 81 X SI 85 3-2 ① FC5-4 24 BB 8 1B 1-2f	B CH 78 C FC 82 B SI 87 F CH 79 B FF 87 X FC 82 3-2 2-H 3-H 1B			B FF 86 X CH 78 1-0 ③ G5-3			C FF 88 B FC 83 X CH 77 1-1 8 G4-3 55 SF8 1-3 2B		4	1	2	2	0	0	3
8 Lonnie Chisenhall, L (1, 5) OBP: 0.250, SLG: 0.167	B FC 82 C FF 86 X FF 85 1-1 24 BB 1-2 1B	B FC 81 B FC 82 1 SAFE B SI 87 C FF 86 X SI 87 3-1 ③ G4-3			C FF 93 F SI 93 B CH 88 F CH 87 B FF 95 B FC 89 H FF 95 4-2 HBP			X FF 88 0-0 ① G4-3 2-3 3-H		3	0	1	1	0	0	2
55 Roberto Pérez, R (1, 2) OBP: 0.250, SLG: 0.714	C FF 85 C FC 82 B SI 87 X SI 87 1-2 ② F7			C FC 83 B SI 85 B CH 77 X SI 86 2-1 ① G6-3		B FF 93 B FF 94 B FF 94 C FF 93 C FF 93 X FF 94 3-2 ① L8		F FC 84 X FF 88 0-1 ② SF8 3-H		3	0	0	1	0	0	3
Inning Stats	R: 1 H: 2 E: 0 LOB: 1 K: 1 BB: 0 S: 13 P: 21	R: 0 H: 1 E: 0 LOB: 3 K: 0 BB: 2 S: 11 P: 27	R: 2 H: 3 E: 0 LOB: 1 K: 1 BB: 0 S: 11 P: 19	R: 0 H: 0 E: 0 LOB: 0 K: 1 BB: 0 S: 7 P: 11	R: 0 H: 2 E: 0 LOB: 2 K: 0 BB: 0 S: 12 P: 19	R: 0 H: 0 E: 0 LOB: 1 K: 1 BB: 0 S: 10 P: 21	R: 0 H: 0 E: 0 LOB: 0 K: 1 BB: 0 S: 7 P: 10	R: 2 H: 1 E: 0 LOB: 0 K: 0 BB: 1 S: 8 P: 13	R: 0 H: 0 E: 1 LOB: 1 K: 1 BB: 0 S: 9 P: 12	1B: 7 SF: 1 2B: 2 SAC: 0 3B: 0 DP: 0 HR: 0 HBP: 1						

	AB	36
	R	5
	H	9
	RBI	5
	BB	3
	SO	6
	LOB	22

PITCHER		IP	WLS	BF	H	R	ER	SO	BB	IBB	HBP	BLK	WP	HR	S	P	ERA	WHIP
53 Kyle Lobstein, L ERA: 5.4	(1, 1)	5.0	W	25	8	3	3	3	2	0	0	0	0	0	54	97	5.40	2.000
60 Angel Nesbitt, R ERA:	(6, 1)	2.0		7	0	0	0	2	0	0	1	0	0	0	17	31	0.00	0.000
65 Blaine Hardy, L ERA: 9.0	(8, 1)	1.0		5	1	2	2	0	1	0	0	0	0	0	8	13	18.00	2.000
38 Joakim Soria, R ERA: 3.38	(9, 1)	1.0	S	4	0	0	0	1	0	0	0	0	0	0	9	12	0.00	0.000

PITCHER	IP	WLS	BF	H	R	ER	SO	BB	IBB	HBP	BLK	WP	HR	S	P	ERA	WHIP

Detroit Tigers @ Pittsburgh Pirates

PNC Park, Pittsburgh, PA

Mon Apr 13 2015, 1:40 PM - 4:10 PM EDT

Att. 39,933 - Partly Cloudy - 76 F

TOP

livebaseballscorecards.com

Batter	1	2	3	4	5	6	7	8	9	AB	R	H	RBI	BB	SO	LOB
12 Anthony Gose, L (1, 8) OBP: 0.391, SLG: 0.696	B FF 95 X FF 95 1-0 G6-3		S CH 90 B CH 89 S FF 97 S SL 85 1-3 K			S SL 87 C SL 87 B SL 87 S SI 96 1-3 K		C SI 94 S SI 94 B SI 95 S CH 84 1-3 K		3	0	0	0	0	2	0
26 Hernán Pérez, R (8, PH)										1	0	0	0	0	1	0
46 Ian Krol, L (8, 1)										0	0	0	0	0	0	0
3 Ian Kinsler, R (1, 4) OBP: 0.471, SLG: 0.552	B FF 95 F FF 95 B FF 96 C FF 96 F FF 96 B SL 88 S FF 96 3-3 K			S SL 85 B FF 95 F FF 95 C FF 97 1-3 K		B FF 96 B FF 96 X FF 94 2-0 G6-3			C FC 89 F FC 90 X FC 89 0-2 24 2B 2B	4	1	1	0	0	2	0
24 Miguel Cabrera, R (1, 3) OBP: 0.576, SLG: 0.828	C FF 95 S SL 88 F FF 96 X SL 85 0-2 F8			B SL 85 B FF 96 C SI 95 C SL 84 B FF 99 F FF 95 F FF 97 F CH 89 F FF 97 3-3 S SL 89 K			C FF 96 C FF 97 F FF 95 X FF 95 0-2 52 1B 28 BB 9 G6-4-3 1B		C FC 89 X FC 90 0-1 28 HR 2-H 2B	4	2	2	1	0	1	0
28 J.D. Martinez, R (1, 9) OBP: 0.313, SLG: 0.710		C FF 94 B FF 95 B FF 94 S SL 85 B FF 96 C FF 95 3-3 K		X FF 96 0-0 L8			C SL 86 S SL 87 D SL 85 F FF 97 B SL 85 B FF 96 B FF 96 4-2 9 G6-4-3 52 1B 1-2 BB		B FC 89 C FC 88 X FC 89 1-1 2-H HR	3	1	1	2	1	1	0
52 Yoenis Cespedes, R (1, 7) OBP: 0.344, SLG: 0.500		B SL 86 F FF 95 X FF 95 1-1 G1-3			X FF 96 0-0 G6-3		C FF 97 S SL 86 B FF 98 B SI 97 F SI 96 F SL 86 X SL 87 2-2 9 G6-4-3 1-2 2-3 1B		C FC 90 C KC 80 X KC 79 0-2 9 G5-4-3 1B	4	0	2	0	0	0	0
9 Nick Castellanos, R (1, 5) OBP: 0.281, SLG: 0.407		F FF 96 X KC 82 0-1 1B			B FF 96 X FF 97 1-0 L9		X SI 92 0-0 G6-4-3 1-2f 2-3 3-H		X FC 88 0-0 G5-4-3 1-2f	4	0	1	0	0	0	3
13 Alex Avila, L (1, 2) OBP: 0.476, SLG: 0.467 41 Victor Martinez, S (9, PH) OBP: 0.429, SLG: 0.273		C SI 95 F FF 96 B FF 95 D SL 89 B CH 89 X FF 96 3-2 G4-3			L FF 93 B CH 90 B CH 90 F FF 98 B SI 97 B FF 98 4-2 1 FC5-4 BB		C SI 93 X FF 93 0-1 P5		B FC 89 C FC 88 B KC 79 B FC 88 F FC 90 S KC 80 3-3 K	2	0	0	0	1	0	2
										1	0	0	0	0	1	0
1 Jose Iglesias, R (1, 6) OBP: 0.478, SLG: 0.500			F FF 94 X SI 96 0-1 G4-3		B FF 97 T FF 95 X FF 97 1-1 FC5-4 1-2f			C SI 93 B CH 84 X SI 94 1-1 F9		3	0	0	0	0	0	1
19 Aníbal Sánchez, R (1, 1) 62 Al Alburquerque, R (7, 1) 20 Rajai Davis, R (8, PH) OBP: 0.417, SLG: 0.125 (8, 8)			C FF 94 C FF 95 C FF 96 0-3 K			C FF 93 S FF 94 S FF 97 0-3 K		C SI 93 F CH 84 S SI 94 0-3 K		2	0	0	0	0	2	0
										0	0	0	0	0	0	0
										1	0	0	0	0	1	0

	AB	32
	R	4
	H	7
	RBI	3
	BB	2
	SO	11
	LOB	6

Inning Stats										
	R: 0 E: 0 K: 1 S: 9	H: 0 LOB: 0 BB: 0 P: 13	R: 0 E: 0 K: 1 S: 10	H: 1 LOB: 1 BB: 0 P: 17	R: 0 E: 0 K: 2 S: 8	H: 0 LOB: 0 BB: 0 P: 9	R: 0 E: 0 K: 2 S: 11	H: 0 LOB: 0 BB: 0 P: 15	R: 0 E: 0 K: 0 S: 6	H: 0 LOB: 1 BB: 1 P: 12
	R: 0 E: 0 K: 2 S: 7	H: 0 LOB: 0 BB: 0 P: 10	R: 1 E: 0 K: 0 S: 15	H: 2 LOB: 1 BB: 1 P: 21	R: 0 E: 0 K: 2 S: 8	H: 0 LOB: 0 BB: 0 P: 10	R: 3 E: 0 K: 1 S: 14	H: 4 LOB: 0 BB: 0 P: 18	1B: 4 2B: 2 3B: 0 HR: 1	SF: 0 SAC: 0 DP: 2 HBP: 0	WP: 0 PB: 0 SB: 0 CS: 0	PA: 34

PITCHER		IP	WLS	BF	H	R	ER	SO	BB	IBB	HBP	BLK	WP	HR	S	P	ERA	WHIP
45 Gerrit Cole, R ERA: 3.27	(1, 1)	6.0	W	23	3	1	1	8	2	0	0	0	0	0	63	94	1.50	0.833
48 Jared Hughes, R ERA: 1.8	(7, 1)	1.0	H	2	0	0	0	0	0	0	0	0	0	0	3	3	0.00	0.000
44 Tony Watson, L ERA: 5.4	(8, 1)	1.0		3	0	0	0	2	0	0	0	0	0	0	8	10	0.00	0.000
35 Mark Melancon, R ERA: 9.0	(9, 1)	1.0		6	4	3	3	1	0	0	0	0	0	1	14	18	27.00	4.000

PITCHER	IP	WLS	BF	H	R	ER	SO	BB	IBB	HBP	BLK	WP	HR	S	P	ERA	WHIP

Detroit Tigers @ Pittsburgh Pirates

PNC Park, Pittsburgh, PA

Mon Apr 13 2015, 1:40 PM - 4:10 PM EDT

Att. 39,933 - Partly Cloudy - 76 F

livebaseballscorecards.com

Batter	1	2	3	4	5	6	7	8	9	AB	R	H	RBI	BB	SO	LOB
5 Josh Harrison, R (1, 5) OBP: 0.333, SLG: 0.391	X FF 90 0-0 HR		B FS 84 C SL 85 F SI 91 B FF 92 X FF 94 2-2 25 2B 22 SF9 1B		F CU 77 X SL 89 0-1 ② G6-3		B SL 84 B SL 83 B SI 92 C SI 91 S SL 84 X SL 83 3-2 ② F8			4	2	2	1	0	0	0
25 Gregory Polanco, L (1, 9) OBP: 0.286, SLG: 0.333	X FC 91 0-0 ① F7		B FC 90 1 SAFE F FS 87 X FF 92 1-1 22 SF9 18 FC3-2 1-3 2B		B FS 86 B FS 84 C FS 85 S FC 90 B SL 86 T SL 85 3-2 ③ K		F SI 92 C SI 93 S SL 85 0-3 ③ K			4	0	1	0	0	2	0
22 Andrew McCutchen, R (1, 8) OBP: 0.286, SLG: 0.458	C FF 91 B FF 91 B SL 87 C FC 90 B SI 94 C FS 86 3-3 ② K		B SL 88 F FS 88 F SL 88 F FF 93 X FC 94 1-2 ① SF9 2-3 3-H			S FS 84 S CH 69 B FS 86 F SL 86 S FF 92 1-3 ① K		B SI 93 S CH 85 B SL 89 F CH 85 F CU 78 X FF 95 2-2 1B		3	0	1	1	0	2	0
18 Neil Walker, S (1, 4) OBP: 0.267, SLG: 0.464	F FF 93 F FC 91 X FF 94 0-2 1B		F SL 87 X FS 87 0-1 ② FC3-2 3-H			B CU 76 C FC 92 B SL 84 S FS 84 X FC 92 2-2 ② G6-3		X CH 82 0-0 ① F8		4	0	1	0	0	0	2
6 Starling Marte, R (1, 7) OBP: 0.172, SLG: 0.269	C SL 86 1 SAFE 1 SAFE B FC 91 F FS 87 1 SAFE B FF 94 C FC 93 2-3 ③ K		1 SAFE X SL 88 0-0 ③ F9			C CU 75 S FF 90 F FC 91 B FF 91 F FS 83 S SL 89 1-3 ③ K		C SL 85 1 SAFE S SL 85 X SL 86 0-2 ② P4		4	0	0	0	0	2	3
24 Pedro Alvarez, L (1, 3) OBP: 0.333, SLG: 0.739 44 Tony Watson, L (8, 1) 27 Jung Ho Kang, R (8, PH) OBP: 0.111, SLG: 0.111 35 Mark Melancon, R (9, 1)		S FS 84 S FS 83 S FS 86 0-3 ① K		C FS 81 B FC 92 S SL 88 B CH 76 X FS 85 2-2 ① G3-1			X SL 84 0-0 HR	C SI 93 F CH 86 X SI 95 0-2 ③ G4-3		3 0 1 0	1 0 0 0	1 0 0 0	1 0 0 0	0 0 0 0	1 0 1 0	0 0 0 0
29 Francisco Cervelli, R (1, 2) OBP: 0.421, SLG: 0.471		X FF 92 0-0 ② L9		C SL 86 B FS 85 F FS 85 S FF 92 1-3 ② K			X SL 84 0-0 10 SH1-4 12 HR 1B			3	1	1	0	0	1	0
10 Jordy Mercer, R (1, 6) OBP: 0.375, SLG: 0.300		C FF 92 S CU 80 F FC 92 B FC 92 F SL 86 B FC 93 B FS 86 X FS 86 3-2 1B		B CU 80 C FC 91 F FC 91 X FF 92 1-2 ③ F9			X FC 90 0-0 ① SH1-4 1-2			2	0	1	0	0	0	0
45 Gerrit Cole, R (1, 1) 48 Jared Hughes, R (7, 1) 12 Corey Hart, R (7, PH) OBP: 0.500, SLG: 1.000 3 Sean Rodríguez, R (8, 3) OBP: 0.333, SLG: 0.333		C SL 87 B FC 92 C FF 92 S SL 87 1-3 ③ K			C FF 89 B FF 90 B FC 90 C FF 90 S SL 85 2-3 ① K		D FS 86 X SL 86 1-0 2-H HR			2 0 1 0	0 0 1 0	0 0 1 0	0 0 2 0	0 0 0 0	2 0 0 0	1 0 0 0
Inning Stats	R: 1 E: 0 K: 2 S: 11 H: 2 LOB: 1 BB: 0 P: 16	R: 0 E: 0 K: 2 S: 12 H: 1 LOB: 1 BB: 0 P: 16	R: 1 E: 0 K: 0 S: 12 H: 2 LOB: 1 BB: 0 P: 16	R: 0 E: 0 K: 1 S: 9 H: 0 LOB: 0 BB: 0 P: 13	R: 0 E: 0 K: 2 S: 8 H: 0 LOB: 0 BB: 0 P: 13	R: 0 E: 0 K: 2 S: 12 H: 0 LOB: 0 BB: 0 P: 16	R: 3 E: 0 K: 1 S: 10 H: 3 LOB: 0 BB: 0 P: 14	R: 0 E: 0 K: 0 S: 11 H: 1 LOB: 1 BB: 0 P: 13		1B: 5 2B: 1 3B: 0 HR: 3 SF: 1 SAC: 1 DP: 0 HBP: 0				WP: 0 PB: 0 SB: 0 CS: 0 PA: 33		

	AB	31
	R	5
	H	9
	RBI	5
	BB	0
	SO	10
	LOB	7

PITCHER	IP	WLS	BF	H	R	ER	SO	BB	IBB	HBP	BLK	WP	HR	S	P	ERA	WHIP
19 Aníbal Sánchez, R (1, 1) ERA: 3.46	6.1	L	27	8	5	5	9	0	0	0	0	0	3	68	95	7.11	1.263
62 Al Alburquerque, R (7, 1) ERA: 3.86	0.2		2	0	0	0	1	0	0	0	0	0	0	6	9	0.00	0.000
46 Ian Krol, L (8, 1) ERA: 3.86	1.0		4	1	0	0	0	0	0	0	0	0	0	11	13	0.00	1.000

PITCHER	IP	WLS	BF	H	R	ER	SO	BB	IBB	HBP	BLK	WP	HR	S	P	ERA	WHIP

Detroit Tigers @ Pittsburgh Pirates

PNC Park, Pittsburgh, PA

Tue Apr 14 2015, 7:09 PM - 9:58 PM EDT

Att. 31,755 - Cloudy - 63 F

livebaseballscorecards.com

Batter	1	2	3	4	5	6	7	8	9	AB	R	H	RBI	BB	SO	LOB
20 Rajai Davis, R (1, 8) OBP: 0.471, SLG: 0.250	C FF 91 B SI 92 X SI 91 1-1 L9		C KC 82 B KC 84 B KC 83 X SI 92 2-1 3 PO 1B		C SI 92 X KC 82 0-1 G4-3		B SI 90 B KC 82 B FF 91 C SI 91 X SI 91 3-1 1-3 2-H 1B		C SL 87 D FF 93 B SL 87 F SL 89 B FF 95 F SL 89 F SI 93 F SI 95 F SL 88 4-2 B SI 94 3 1B BB	4	0	2	1	1	0	1
3 Ian Kinsler, R (1, 4) OBP: 0.436, SLG: 0.500	X FF 91 0-0 L7		1 SAFE 0-0 PO 1-2	F SI 91 F FF 91 B CH 87 S KC 83 1-3 K		C FF 91 B KC 83 B SI 91 B FF 90 X SI 91 3-1 F9	1 SAFE 1 SAFE X FF 100 0-0 G1-3		C FF 93 B SI 94 X SL 88 1-1 1-2 2-H 1B	5	0	1	1	0	1	2
24 Miguel Cabrera, R (1, 3) OBP: 0.526, SLG: 0.735	B FF 91 B KC 81 C SI 92 X SI 93 2-1 L9			B KC 83 F FF 91 F FF 91 F FF 91 S KC 84 1-3 K		X FF 91 0-0 1B		X FF 99 0-0 G5-3	C FF 95 F FF 95 F FF 95 B SI 94 F SI 95 F FF 95 C CU 80 1-3 K	5	0	1	0	0	2	2
28 J.D. Martinez, R (1, 9) OBP: 0.306, SLG: 0.657		F FF 91 X SI 92 0-1 G4-3		B SI 92 C KC 82 S KC 83 B KC 84 B FF 92 F SI 92 X SI 92 3-2 52 2B 1B		S KC 81 C KC 81 D KC 83 C SI 92 1-3 K		C FF 98 X SL 91 0-1 G5-3		4	0	1	0	0	1	1
52 Yoenis Cespedes, R (1, 7) OBP: 0.361, SLG: 0.514		C KC 82 B KC 82 S FF 92 S KC 82 1-3 K		B FF 92 X KC 82 1-0 1-3 2B		F KC 81 S KC 83 D KC 84 B FF 91 X SI 91 2-2 F9		F FF 98 S FF 100 B FF 101 B SL 91 F FF 100 B SL 91 D FF 99 4-2 BB		3	0	1	0	1	1	1
9 Nick Castellanos, R (1, 5) OBP: 0.278, SLG: 0.387 17 Andrew Romine, S (8, 5) OBP: 0.800, SLG: 0.500		X SI 92 0-0 1B		B KC 83 D SI 92 F SI 92 F SI 92 S KC 82 2-3 K			C KC 80 B SI 90 X KC 81 1-1 G5-3	X FF 98 0-0 G5-3		4 0	0 0	1 0	0 0	0 0	1 0	3 0
13 Alex Avila, L (1, 2) OBP: 0.440, SLG: 0.389		C SI 92 S CH 87 F SI 92 B KC 83 F KC 82 D KC 83 X SI 92 2-2 G3			B SI 90 B SI 90 X SI 91 2-0 G4-1		B KC 80 F SI 90 B CH 85 B SI 90 B FF 91 4-1 1 BB 20 1B BB		S FF 97 F FF 98 B FF 98 B FS 90 B FF 99 X FF 98 3-2 G4-3	3	1	0	0	1	0	1
1 Jose Iglesias, R (1, 6) OBP: 0.519, SLG: 0.560			C SI 91 F KC 81 B FF 92 B KC 82 X FF 92 2-2 G3-1		C FF 90 F KC 81 B KC 83 F FF 92 X KC 83 1-2 61 S 1B		C FF 91 F FF 91 D KC 83 B SI 92 F SI 92 B SI 91 B SI 91 4-2 20 1B 1-2 BB		X FF 98 0-0 3 1B 2B	3	1	2	0	1	0	0
61 Shane Greene, R (1, 1) 41 Victor Martinez, S (9, PH) OBP: 0.414, SLG: 0.261 38 Joakim Soria, R (9, 1)			C FF 91 C KC 81 B SI 90 C FF 91 1-3 K		M SI 90 B SI 91 L SI 91 M SI 91 1-3 1-2 K		B SI 91 M SI 90 M SI 91 L SI 91 1-3 K		B FF 98 C SL 88 B FF 99 S FF 97 F FF 101 S FS 90 2-3 K	3 1 0	0 0 0	0 0 0	0 0 0	0 0 0	3 1 0	3 1 0
Inning Stats	R: 0 E: 0 K: 0 S: 5 H: 0 LOB: 0 BB: 0 P: 8	R: 0 E: 0 K: 1 S: 11 H: 1 LOB: 1 BB: 0 P: 14	R: 0 E: 0 K: 1 S: 8 H: 1 LOB: 0 BB: 0 P: 13	R: 0 E: 0 K: 3 S: 15 H: 2 LOB: 2 BB: 0 P: 23	R: 0 E: 0 K: 1 S: 10 H: 1 LOB: 1 BB: 0 P: 14	R: 0 E: 0 K: 1 S: 9 H: 1 LOB: 1 BB: 0 P: 15	R: 1 E: 0 K: 1 S: 12 H: 1 LOB: 2 BB: 2 P: 25	R: 0 E: 0 K: 0 S: 7 H: 0 LOB: 1 BB: 1 P: 11	R: 1 E: 0 K: 2 S: 22 H: 2 LOB: 2 BB: 1 P: 33	1B: 7 2B: 2 3B: 0 HR: 0 SF: 0 SAC: 0 DP: 0 HBP: 0						

TOP	
AB	35
R	2
H	9
RBI	2
BB	4
SO	10
LOB	15

WP: 0 PA: 40
PB: 0
SB: 1
CS: 0

PITCHER		IP	WLS	BF	H	R	ER	SO	BB	IBB	HBP	BLK	WP	HR	S	P	ERA	WHIP
34 A.J. Burnett, R ERA: 2.25	(1, 1)	6.2	L	28	7	1	1	8	2	0	0	0	0	0	69	111	1.35	1.350
37 Arquimedes Caminero, R ERA: 1.93	(7, 1)	2.0		8	1	1	1	1	1	0	0	0	0	0	16	25	4.50	1.000
52 Rob Scahill, R ERA:	(9, 1)	0.1		3	1	0	0	1	1	0	0	0	0	0	14	20	0.00	6.000

PITCHER		IP	WLS	BF	H	R	ER	SO	BB	IBB	HBP	BLK	WP	HR	S	P	ERA	WHIP

Detroit Tigers @ Pittsburgh Pirates

PNC Park, Pittsburgh, PA

Tue Apr 14 2015, 7:09 PM - 9:58 PM EDT

Att. 31,755 - Cloudy - 63 F

BOTTOM

livebaseballscorecards.com

Batter	1	2	3	4	5	6	7	8	9	AB	R	H	RBI	BB	SO	LOB
5 Josh Harrison, R (1, 5) OBP: 0.323, SLG: 0.370	C SI 92 F SI 93 X FF 94 0-2 L9 ①		S SL 88 L FF 93 B CU 81 X SL 87 1-2 1B			B CU 77 C SL 86 B CU 78 X SI 93 2-1 L9 ②			B FC 90 C FF 90 X FF 92 1-1 G1-3 ②	4	0	1	0	0	0	0
25 Gregory Polanco, L (1, 7) OBP: 0.250, SLG: 0.290	C SI 92 S CH 86 X FF 93 0-2 L4 ②		1 SAFE B CH 85 F CH 87 X FF 93 1-1 G6-3 ③			B SI 93 C CH 87 F SI 88 X FF 94 1-2 G4-3 ③			C FC 91 B FC 90 B FF 90 X FC 90 2-1 F9 ③	4	0	0	0	0	0	1
22 Andrew McCutchen, R (1, 8) OBP: 0.258, SLG: 0.407	B SI 94 X CU 78 1-0 F9 ③			C SL 87 B CU 81 B SI 93 C SI 92 X SL 88 2-2 G1-3 ①			F SL 88 B FF 94 B CU 79 X SI 93 2-1 G6-3 ①			3	0	0	0	0	0	0
18 Neil Walker, S (1, 4) OBP: 0.242, SLG: 0.419		C SI 91 B SL 86 B CH 85 F SI 93 F SL 88 X SI 93 2-2 F7 ①		B CU 77 F SI 93 B CH 87 X SL 86 2-1 G3 ②			X CH 86 0-0 F8 ②			3	0	0	0	0	0	0
12 Corey Hart, R (1, 9) OBP: 0.333, SLG: 0.667 52 Rob Scahill, L (9, 1)		B SI 92 B FF 94 X SI 92 2-0 G5-3 ②		S SL 86 S CU 79 S SL 88 0-3 K ③			B SI 93 B SL 88 S SL 88 C SL 88 X CU 80 2-2 F7 ③			3 0	0 0	0 0	0 0	0 0	1 0	0 0
24 Pedro Alvarez, L (1, 3) OBP: 0.333, SLG: 0.692		X SI 94 0-0 29 FC5-4 1B			X CH 85 0-0 F8 ①			B CH 86 X CH 86 1-0 G4-3 ①		3	0	1	0	0	0	0
29 Francisco Cervelli, R (1, 2) OBP: 0.409, SLG: 0.450		B SI 91 B SI 91 X SI 90 2-0 FC5-4 ③ 1-2f			F SI 90 X CU 81 0-1 10 G6-4-3 1B			C SL 86 F SL 86 B FF 94 B SL 88 C SI 93 2-3 K ②		3	0	1	0	0	1	1
10 Jordy Mercer, R (1, 6) OBP: 0.333, SLG: 0.261			C SI 92 M SI 93 X SL 88 0-2 G2-3 ①		C CU 78 F SI 92 X SL 86 0-2 G6-4-3 ②③ 1-2f			B SI 92 X SI 92 1-0 L4 ③		3	0	0	0	0	0	1
34 A.J. Burnett, R (1, 1) 37 Arquimedes Caminero, R (7, 1) 15 Andrew Lambo, L (9, 9)			B SI 90 C FF 92 S SI 91 C CU 78 1-3 K ②			X SI 91 0-0 G6-3 ①			C FC 90 C FF 92 X CU 69 0-2 G1-3 ①	2 0 1	0 0 0	0 0 0	0 0 0	0 0 0	1 0 0	0 0 0
Inning Stats	R: 0 E: 0 K: 0 S: 7 H: 0 LOB: 0 BB: 0 P: 8	R: 0 E: 0 K: 0 S: 7 H: 1 LOB: 1 BB: 0 P: 13	R: 0 E: 0 K: 1 S: 11 H: 1 LOB: 1 BB: 0 P: 14	R: 0 E: 0 K: 1 S: 8 H: 0 LOB: 0 BB: 0 P: 12	R: 0 E: 0 K: 0 S: 6 H: 1 LOB: 0 BB: 0 P: 6	R: 0 E: 0 K: 0 S: 6 H: 0 LOB: 0 BB: 0 P: 9	R: 0 E: 0 K: 0 S: 6 H: 0 LOB: 0 BB: 0 P: 10	R: 0 E: 0 K: 1 S: 5 H: 0 LOB: 0 BB: 0 P: 9	R: 0 E: 0 K: 0 S: 7 H: 0 LOB: 0 BB: 0 P: 10	1B: 3 2B: 0 3B: 0 HR: 0 SF: 0 SAC: 0 DP: 1 HBP: 0						

	AB	29
	R	0
	H	3
	RBI	0
	BB	0
	SO	3
	LOB	3

WP: 0 PA: 29
PB: 0
SB: 0
CS: 0

PITCHER		IP	WLS	BF	H	R	ER	SO	BB	IBB	HBP	BLK	WP	HR	S	P	ERA	WHIP
61 Shane Greene, R ERA:	(1, 1)	8.0	W	26	3	0	0	3	0	0	0	0	0	0	56	81	0.00	0.375
38 Joakim Soria, R ERA: 2.45	(9, 1)	1.0	S	3	0	0	0	0	0	0	0	0	0	0	7	10	0.00	0.000

PITCHER	IP	WLS	BF	H	R	ER	SO	BB	IBB	HBP	BLK	WP	HR	S	P	ERA	WHIP

Batter	1	2	3	4	5	6	7	8	9	AB	R	H	RBI	BB	SO	LOB
20 Rajai Davis, R (1, 8) OBP: 0.429, SLG: 0.438	B SI 91 L SI 93 S CH 84 T SL 84 1-2 ① **K**		C CH 85 C SI 93 F SL 84 X SL 85 0-2 ② F9			X SL 81 0-0 HR		B SI 93 B CH 84 C SI 93 F SI 93 B SI 94 X SI 93 3-2 ② G5-3		4	1	1	1	0	1	1
3 Ian Kinsler, R (1, 4) OBP: 0.395, SLG: 0.447	C SI 93 B SI 92 B CH 84 B SI 91 C SI 93 X SI 93 3-2 ② G1-3		B CH 85 B CH 86 X CH 85 2-0 ③ L8			X SI 92 0-0 ① L9		C CH 84 B CH 85 X SI 94 1-1 ③ L9		4	0	0	0	0	0	1
24 Miguel Cabrera, R (1, 3) OBP: 0.500, SLG: 0.676	F SI 93 B SL 84 X CH 84 1-1 ③ G6-3			B CH 84 C SI 93 B SI 93 C SI 93 F SL 85 X CH 84 2-2 ① G6-3		X SL 84 0-0 ② F9			C FC 90 F KC 79 F FC 88 B KC 80 F KC 79 B FC 89 B KC 79 F KC 80 F FC 88 4-2 B FC 88 52 G5-4-3 BB	3	0	0	0	1	0	0
28 J.D. Martinez, R (1, 9) OBP: 0.300, SLG: 0.615		X SI 91 0-0 9 S 1B		B SI 94 C CH 85 C SI 94 S SL 82 1-3 ② **K**		C SI 92 F SL 86 B SL 83 F CH 87 B SL 86 B SL 88 F SL 85 S SL 86 3-3 ③ **K**			B FC 88 X FC 88 1-0 ① F7	4	0	1	0	0	2	1
52 Yoenis Cespedes, R (1, 7) OBP: 0.325, SLG: 0.462		B CH 82 F SI 91 S SL 83 D CU 78 B CH 83 S SL 86 3-3 ① **K**		B SI 93 C SL 84 X CH 85 1-1 ③ G6-3			C SI 92 B SL 86 B SL 86 F SI 93 F SL 85 F SI 94 F FF 94 S SL 86 2-3 ① **K**		B FC 89 F FC 89 F KC 79 X KC 77 1-2 ②③ G5-4-3 1-2f	4	0	0	0	0	2	2
9 Nick Castellanos, R (1, 5) OBP: 0.308, SLG: 0.412 17 Andrew Romine, S (9, 5) OBP: 0.800, SLG: 0.500		S SI 93 S CH 85 D SL 85 X CH 86 1-2 ② L6 **1-2**			B CH 83 B SI 92 X SI 92 2-0 34 CS 1B		B SL 86 X SI 93 1-0 1B			3 0	0 0	2 0	0 0	0 0	0 0	1 0
34 James McCann, R (1, 2) OBP: 0.250, SLG: 0.182		S SL 85 S SL 84 F SL 85 S SL 88 0-3 ③ K2-3			C CH 84 C SI 91 1 SAFE B SL 88 F SI 93 S CH 85 1-3 ①② **K** **1-2**		B SI 93 1 SAFE S SI 92 S SI 93 S SI 93 1-3 ② **K**			3	0	0	0	0	3	3
1 Jose Iglesias, R (1, 6) OBP: 0.533, SLG: 0.556			C SI 92 L FF 92 B SL 86 F CH 86 B CH 85 F SI 94 X SL 84 2-2 31 S 1B		B SI 93 B CH 85 B SI 93 C SI 92 B SI 93 4-1 BB		B SI 93 C SI 92 S SI 92 F SI 93 1 SAFE B SI 92 D SL 87 S SI 92 3-3 ③ **K**			2	0	1	0	1	1	1
31 Alfredo Simon, R (1, 1) 38 Joakim Soria, R (9, 1)			B SI 90 M FF 89 B SI 92 C SI 90 L SI 93 2-3 ① **K** **1-2**		X SI 92 0-0 ③ G4-3			S SI 90 S SI 92 F SI 94 X SI 93 0-2 ① G2		3 0	0 0	0 0	0 0	0 0	1 0	2 0
Inning Stats	R: 0 E: 0 K: 1 S: 8 H: 0 LOB: 0 BB: 0 P: 13	R: 0 E: 0 K: 2 S: 11 H: 1 LOB: 1 BB: 0 P: 15	R: 0 E: 0 K: 1 S: 13 H: 1 LOB: 1 BB: 0 P: 19	R: 0 E: 0 K: 1 S: 9 H: 0 LOB: 0 BB: 0 P: 13	R: 0 E: 0 K: 1 S: 7 H: 1 LOB: 1 BB: 1 P: 14	R: 1 E: 0 K: 1 S: 8 H: 1 LOB: 0 BB: 0 P: 11	R: 0 E: 0 K: 3 S: 14 H: 1 LOB: 1 BB: 0 P: 21	R: 0 E: 0 K: 0 S: 10 H: 0 LOB: 0 BB: 0 P: 14	R: 0 E: 0 K: 0 S: 10 H: 0 LOB: 0 BB: 1 P: 16	1B: 4 2B: 0 3B: 0 HR: 1 SF: 0 SAC: 0 DP: 1 HBP: 0						

PITCHER		IP	WLS	BF	H	R	ER	SO	BB	IBB	HBP	BLK	WP	HR	S	P	ERA	WHIP
47 Francisco Liriano, L ERA: 2.08	(1, 1)	6.0	L	22	4	1	1	7	1	0	0	0	0	1	56	85	1.50	0.833
48 Jared Hughes, R ERA: 1.5	(7, 1)	1.0		4	1	0	0	3	0	0	0	0	0	0	14	21	0.00	1.000
44 Tony Watson, L ERA: 4.5	(8, 1)	1.0		3	0	0	0	0	0	0	0	0	0	0	10	14	0.00	0.000
35 Mark Melancon, R ERA: 6.75	(9, 1)	1.0		3	0	0	0	0	1	0	0	0	0	0	10	16	0.00	1.000

PITCHER	IP	WLS	BF	H	R	ER	SO	BB	IBB	HBP	BLK	WP	HR	S	P	ERA	WHIP

TOP

Detroit Tigers @ Pittsburgh Pirates

PNC Park, Pittsburgh, PA

Wed Apr 15 2015, 7:07 PM - 9:58 PM EDT

Att. 19,509 - Cloudy - 64 F

livebaseballscorecards.com

AB	30
R	1
H	5
RBI	1
BB	2
SO	10
LOB	12

PA: 32

WP: 0
PB: 0
SB: 2
CS: 1

Detroit Tigers @ Pittsburgh Pirates

PNC Park, Pittsburgh, PA

Wed Apr 15 2015, 7:07 PM - 9:58 PM EDT

Att. 19,509 - Cloudy - 64 F

livebaseballscorecards.com

BOTTOM

Batter	1	2	3	4	5	6	7	8	9	AB	R	H	RBI	BB	SO	LOB
5 Josh Harrison, R (1, 5) OBP: 0.286, SLG: 0.323	B FC 91 B FC 91 C FF 91 F SI 92 S FC 85 2-3 K ①			B FC 86 B FC 85 B SI 92 C SI 92 F SI 92 X SI 93 3-2 G5-3 ①		X FC 86 0-0 G5-3 ②			B FC 90 C FC 89 B SL 78 X FC 90 2-1 F7 ②	4	0	0	0	0	1	0
25 Gregory Polanco, L (1, 9) OBP: 0.222, SLG: 0.257	C SI 92 X FC 85 0-1 L8 ②			B FS 86 C FS 85 B SI 92 F FS 83 F CU 77 B CU 76 X SI 92 3-2 G4-3 ②		C FS 81 C EP 69 X CU 76 0-2 L3 ③			C FC 91 F CH 84 B FC 92 S CU 70 1-3 K ③	4	0	0	0	0	1	0
22 Andrew McCutchen, R (1, 8) OBP: 0.294, SLG: 0.414	H FF 91 1-0 18 CS HBP			F FC 87 F CU 75 F SI 93 B CU 77 F FC 88 B CU 77 X FC 87 2-2 6 FC5 18 1B 1B			X FC 84 0-0 P6 ①			2	0	1	0	0	0	0
18 Neil Walker, S (1, 4) OBP: 0.250, SLG: 0.412	B FC 83 1 SAFE B FS 80 1 SAFE B FS 78 C SI 92 3-1 CS ③ 1-2	B FS 83 X SI 92 1-0 P6 ①		C SI 91 1 SAFE 1 SAFE B FS 81 1 SAFE 1 SAFE B FS 81 B SI 92 X SI 92 3-1 6 FC5 1-2 1B			C SI 92 X FS 79 0-1 G3 ②			3	0	1	0	0	0	0
6 Starling Marte, R (1, 7) OBP: 0.156, SLG: 0.241		F FF 93 B SI 93 B FC 84 F SI 93 F FC 85 B FC 85 X SI 94 3-2 G5-3 ②		X SI 93 0-0 FC5 ③ 1-2 2-3f			C SI 92 B CU 74 B FC 84 S FC 84 B FC 83 X FC 85 3-2 F9 ③			3	0	0	0	0	0	2
24 Pedro Alvarez, L (1, 3) OBP: 0.300, SLG: 0.621		B FS 79 C FS 81 B EP 58 S FS 83 B FS 84 X FS 83 3-2 G3 ③			B SI 92 C SI 91 F FS 83 X FS 81 1-2 G5-3 ①			B SI 91 B SI 92 C SI 92 F SI 92 X FS 80 2-2 G4-3 ①		3	0	0	0	0	0	0
29 Francisco Cervelli, R (1, 2) OBP: 0.360, SLG: 0.391			X FC 91 0-0 F8 ①		C FC 85 X SI 92 0-1 F8 ②			B SI 91 F FC 84 B FC 86 B FC 85 S SI 92 F SI 92 X SI 92 3-2 F8 ②		3	0	0	0	0	0	0
10 Jordy Mercer, R (1, 6) OBP: 0.300, SLG: 0.231			B FF 93 C FF 92 X FC 85 1-1 F9 ②		C FC 87 B CU 73 B CU 75 B SI 92 C FF 92 S SI 92 3-3 K ③			F FC 86 F SI 93 B SI 92 X FC 86 1-2 G6-3 ③		3	0	0	0	0	1	0
47 Francisco Liriano, L (1, 1) 15 Andrew Lambo, L (6, PH) 48 Jared Hughes, R (7, 1) 44 Tony Watson, L (8, 1) 35 Mark Melancon, R (9, 1) 12 Corey Hart, R (9, PH) OBP: 0.300, SLG: 0.600			B SI 94 C SI 93 F SI 94 X FC 86 1-2 L4 ③			B SI 91 B FS 81 C SI 91 C SI 92 F FC 84 X FS 81 2-2 F8 ①			B SL 75 X FC 89 1-0 G6-3 ①	1 1 0 0 0 1	0 0 0 0 0 0	0 0 0 0 0 0	0 0 0 0 0 0	0 0 0 0 0 0	0 0 0 0 0 0	0 0 0 0 0 0
Inning Stats	R: 0 E: 0 K: 1 S: 6 H: 0 LOB: 0 BB: 0 P: 12	R: 0 E: 0 K: 0 S: 8 H: 0 LOB: 0 BB: 0 P: 15	R: 0 E: 0 K: 0 S: 6 H: 0 LOB: 0 BB: 0 P: 8	R: 0 E: 0 K: 0 S: 15 H: 2 LOB: 2 BB: 0 P: 26	R: 0 E: 0 K: 1 S: 8 H: 0 LOB: 0 BB: 0 P: 12	R: 0 E: 0 K: 0 S: 8 H: 0 LOB: 0 BB: 0 P: 10	R: 0 E: 0 K: 0 S: 6 H: 0 LOB: 0 BB: 0 P: 9	R: 0 E: 0 K: 0 S: 10 H: 0 LOB: 0 BB: 0 P: 16	R: 0 E: 0 K: 1 S: 6 H: 0 LOB: 0 BB: 0 P: 10	1B: 2 2B: 0 3B: 0 HR: 0	SF: 0 SAC: 0 DP: 0 HBP: 1					

	AB	28
	R	0
	H	2
	RBI	0
	BB	0
	SO	3
	LOB	2

WP: 0 PA: 30
PB: 0
SB: 0
CS: 1

PITCHER		IP	WLS	BF	H	R	ER	SO	BB	IBB	HBP	BLK	WP	HR	S	P	ERA	WHIP
31 Alfredo Simon, R ERA: 2.03	(1, 1)	8.0	W	26	2	0	0	2	0	0	1	0	0	0	67	108	0.00	0.250
38 Joakim Soria, R ERA: 1.93	(9, 1)	1.0	S	3	0	0	0	1	0	0	0	0	0	0	6	10	0.00	0.000

PITCHER	IP	WLS	BF	H	R	ER	SO	BB	IBB	HBP	BLK	WP	HR	S	P	ERA	WHIP

Batter	1	2	3	4	5	6	7	8	9	AB	R	H	RBI	BB	SO	LOB
1 Adam Eaton, L (1, 8) OBP: 0.158, SLG: 0.211	B FF 91 X SI 93 1-0 ① B1-3		B CH 85 C FF 94 F KC 80 B SI 95 X FC 88 2-2 53 FC5-4 1B		C SI 94 C FF 95 X SI 95 0-2 ③ G5-3			X SI 94 0-0 1B		4	0	2	0	0	0	1
53 Melky Cabrera, S (1, 7) OBP: 0.162, SLG: 0.162	B FF 92 C SI 94 F KC 80 X SI 94 1-2 ② F9		B FF 95 B SI 95 F FF 94 X SI 95 2-1 ② FC5-4 1-2f			C CH 84 B FF 94 B FF 94 B FF 93 F FF 93 X FF 95 3-2 ① G6-3		C FF 94 1 SAFE F FF 94 B FF 93 S FF 94 1-3 ③ K		4	0	0	0	0	1	2
79 José Abreu, R (1, 3) OBP: 0.270, SLG: 0.441	C FF 94 X FF 95 0-1 ③ G4-3		S CH 86 C SI 95 B SI 96 B SI 96 C FF 96 2-3 ③ K			B SI 94 X FF 95 1-0 ② G6-3			B FF 90 B FF 90 X FF 90 2-0 ① G5-3	4	0	0	0	0	1	1
26 Avisaíl García, R (1, 9) OBP: 0.400, SLG: 0.519		X FF 92 0-0 HR		C CH 85 S CH 85 F FF 94 B FF 95 X CH 86 1-2 ① G4-3		C CH 84 B FF 94 F FF 95 S CH 85 1-3 ③ K			B FF 91 T FF 90 X FF 91 1-1 ② G4-3	4	1	1	1	0	1	0
25 Adam LaRoche, L (1, 10) OBP: 0.343, SLG: 0.429		B SI 92 B CH 84 X SI 93 2-0 ① F8		F CH 85 X SI 94 0-1 ② G4-3			B KC 80 B SI 93 B SI 93 C FF 93 F SI 94 B FF 94 4-2 15 G1-6-3 BB		B FF 90 B FF 89 C FF 91 X FF 91 2-1 ③ F9	3	0	0	0	1	0	0
10 Alexei Ramirez, R (1, 6) OBP: 0.188, SLG: 0.200		B SI 93 B CH 84 B FF 94 C FF 93 X SI 94 3-1 ② F9		C KC 81 S CH 86 C SI 94 0-3 ③ K			X FF 94 0-0 ① P3			3	0	0	0	0	1	1
15 Gordon Beckham, R (1, 5) OBP: 0.385, SLG: 0.583		B FF 93 F SI 94 F SI 94 F FF 95 F KC 80 B FC 89 B FC 90 B FF 95 4-2 BB			C CH 83 F FF 93 B CH 85 B SI 94 F FF 94 F FC 89 S KC 82 2-3 ① K2-3		C FF 94 F FF 94 X FC 84 0-2 ② ③ G1-6-3 1-2f			2	0	0	0	1	1	1
58 Geovany Soto, R (1, 2) OBP: 0.273, SLG: 0.545		F FF 94 F CH 86 B CH 87 S FF 95 1-3 ③ K			B CH 85 C CH 85 C KC 80 B SI 95 B CH 85 X FF 94 3-2 1B			C FF 94 S CH 83 C FF 94 0-3 ① K		3	0	1	0	0	2	1
64 Emilio Bonifácio, S (1, 4)			C FF 92 B CH 85 X FF 92 1-1 ① B1-3		C CH 86 C CH 85 C FF 95 0-3 ② K			C CH 83 S FF 94 C FF 95 0-3 ② K		3	0	0	0	0	2	1

TOP

Chicago White Sox @ Detroit Tigers
Comerica Park, Detroit, MI
Fri Apr 17 2015, 1:09 PM - 3:43 PM EDT
Att. 33,084 - Sunny - 64 F

livebaseballscorecards.com

AB	30
R	1
H	4
RBI	1
BB	2
SO	9
LOB	8

Inning Stats	1	2	3	4	5	6	7	8	9					
	R: 0 E: 0 K: 0 S: 6	H: 0 LOB: 0 BB: 0 P: 8	R: 1 E: 0 K: 1 S: 11	H: 1 LOB: 1 BB: 1 P: 21	R: 0 E: 0 K: 1 S: 10	H: 1 LOB: 1 BB: 0 P: 17	R: 0 E: 0 K: 1 S: 9	H: 0 LOB: 0 BB: 0 P: 10	R: 0 E: 0 K: 2 S: 14	H: 1 LOB: 1 BB: 0 P: 19	R: 0 E: 0 K: 1 S: 7	H: 0 LOB: 0 BB: 0 P: 12	R: 0 E: 0 K: 0 S: 6	H: 0 LOB: 0 BB: 1 P: 10
	R: 0 E: 0 K: 3 S: 10	H: 1 LOB: 1 BB: 0 P: 11	R: 0 E: 0 K: 0 S: 5	H: 0 LOB: 0 BB: 0 P: 10	1B: 3 2B: 0 3B: 0 HR: 1	SF: 0 SAC: 0 DP: 1 HBP: 0	WP: 0 PB: 0 SB: 0 CS: 0	PA: 32						

PITCHER	IP	WLS	BF	H	R	ER	SO	BB	IBB	HBP	BLK	WP	HR	S	P	ERA	WHIP
14 David Price, L (1, 1) ERA: 0.4	8.0		29	4	1	1	9	2	0	0	0	0	1	73	108	1.12	0.750
38 Joakim Soria, R (9, 1) ERA: 1.59	1.0	W	3	0	0	0	0	0	0	0	0	0	0	5	10	0.00	0.000

PITCHER	IP	WLS	BF	H	R	ER	SO	BB	IBB	HBP	BLK	WP	HR	S	P	ERA	WHIP

BOTTOM

Chicago White Sox @ Detroit Tigers

Comerica Park, Detroit, MI

Fri Apr 17 2015, 1:09 PM - 3:43 PM EDT

Att. 33,084 - Sunny - 64 F

livebaseballscorecards.com

Batter	1	2	3	4	5	6	7	8	9	AB	R	H	RBI	BB	SO	LOB
12 Anthony Gose, L (1, 8) OBP: 0.407, SLG: 0.667	X FF 92 0-0 3 FC3-6 1B		T FF 94 1 SAFE X SI 94 0-1 FC4 3 FC5-2 1-3		C FC 91 F FS 85 X FC 92 0-2 24 1B 1B		C FC 91 B FF 91 F FC 92 X FS 86 1-2 ② G4-3 2-3			4	0	2	0	0	0	2
3 Ian Kinsler, R (1, 4) OBP: 0.362, SLG: 0.405	C FF 93 1 SAFE 1 SAFE S FF 93 1 SAFE B CU 83 F CU 83 1 SAFE X SI 95 1-2 ① FC3-6 24 2B 1-2f		C FF 96 1 SAFE X CU 82 0-1 ① FC5-2 24 G5-4-3 1-2 3-H		1 SAFE P PQ 87 X SI 94 1-0 ② L9		C CU 84 X FF 93 0-1 ③ G4-3			4	0	0	0	0	0	5
24 Miguel Cabrera, R (1, 3) OBP: 0.500, SLG: 0.683	C CU 82 X SI 95 0-1 1-3 2B		S CU 82 B CU 83 D FS 87 C CU 84 X SL 84 2-2 ②③ G5-4-3 1-2f		X SI 95 0-0 1-3 1B			F CU 81 F FF 95 S FF 94 0-3 ① K		4	0	2	0	0	1	2
28 J.D. Martinez, R (1, 9) OBP: 0.273, SLG: 0.558	C SI 95 X SI 95 0-1 ② P3			X CU 82 0-0 ① P6	S CU 85 B CU 84 C SI 95 S SI 96 1-3 ③ K			X CU 83 0-0 ② F8		4	0	0	0	0	1	4
52 Yoenis Cespedes, R (1, 10) OBP: 0.318, SLG: 0.512	B FF 96 B CU 85 C CU 84 F CU 85 X CU 84 2-2 ③ G6-3			B FF 94 B FF 96 C FF 94 X SL 83 2-1 HR	C FF 94 C FC 92 B FC 93 B FS 85 S FF 96 2-3 ① K			S FC 93 B FF 95 B FF 95 S FF 95 S FF 96 2-3 ③ K		4	1	1	1	0	2	2
9 Nick Castellanos, R (1, 5) OBP: 0.326, SLG: 0.447 17 Andrew Romine, S (9, PR) OBP: 0.800, SLG: 0.500		B FF 94 C SL 82 S FS 86 F CU 84 S FF 96 1-3 ① K		F FF 94 B FS 87 F FF 95 F CU 84 X CU 85 1-2 1B	S FF 95 T FF 94 F FF 96 B CU 85 B FC 93 F SI 95 S CU 83 2-3 ② K				X SI 90 0-0 13 SH5-4 1 1B 2B	4 0	0 1	2 0	0 0	0 0	2 0	0 0
13 Alex Avila, L (1, 2) OBP: 0.393, SLG: 0.333		T SI 96 B SL 84 S FS 85 F FF 94 B FS 86 S FC 93 2-3 ② K		B SI 95 X FS 85 1-0 ② F8	S FS 85 B FS 86 F FC 93 F FS 86 X FC 93 1-2 ③ L6				X SI 90 0-0 ① SH5-4 2-3	3	0	0	0	0	1	1
1 Jose Iglesias, R (1, 6) OBP: 0.529, SLG: 0.581		B FF 96 T FF 96 F FC 92 B FF 97 X CU 84 2-2 ③ L8		B FF 94 B SI 94 C FF 94 X SI 95 2-1 ③ G5-3			X SI 93 0-0 12 G4-3 2B		C SI 90 F CU 77 F FF 91 F SL 83 X SI 91 0-2 3-H 1B	4	0	2	1	0	0	1
20 Rajai Davis, R (1, 7) OBP: 0.417, SLG: 0.421			C FF 94 F SL 84 B FF 97 X CU 85 1-2 12 E 12 FC4 3 FC5-2 1B		C FF 94 X CU 82 0-1 ① G5-3		X FF 91 0-0 ① B5			3	0	1	0	0	0	1
Inning Stats	R: 0 E: 0 K: 0 S: 12 H: 2 LOB: 2 BB: 0 P: 15	R: 0 E: 0 K: 2 S: 11 H: 0 LOB: 0 BB: 0 P: 16	R: 0 E: 1 K: 0 S: 10 H: 1 LOB: 1 BB: 0 P: 13	R: 1 E: 0 K: 0 S: 10 H: 2 LOB: 1 BB: 0 P: 16	R: 0 E: 0 K: 1 S: 11 H: 2 LOB: 2 BB: 0 P: 12	R: 0 E: 0 K: 2 S: 12 H: 0 LOB: 0 BB: 0 P: 17	R: 0 E: 0 K: 0 S: 7 H: 1 LOB: 1 BB: 0 P: 8	R: 0 E: 0 K: 2 S: 7 H: 0 LOB: 0 BB: 0 P: 9	R: 1 E: 0 K: 0 S: 7 H: 2 LOB: 2 BB: 0 P: 7	1B: 6 2B: 3 3B: 0 HR: 1 SF: 0 SAC: 1 DP: 1 HBP: 0						

	AB	34
	R	2
	H	10
	RBI	2
	BB	0
	SO	7
	LOB	18

PITCHER		IP	WLS	BF	H	R	ER	SO	BB	IBB	HBP	BLK	WP	HR	S	P	ERA	WHIP
29 Jeff Samardzija, R ERA: 4.29	(1, 1)	8.0		32	8	1	1	7	0	0	0	0	0	1	80	106	1.12	1.000
33 Zach Duke, L ERA: 4.15	(9, 1)	0.1	L	3	2	1	1	0	0	0	0	0	0	0	7	7	27.00	6.000

PITCHER	IP	WLS	BF	H	R	ER	SO	BB	IBB	HBP	BLK	WP	HR	S	P	ERA	WHIP

Chicago White Sox @ Detroit Tigers

Comerica Park, Detroit, MI

Sat Apr 18 2015, 1:09 PM - 4:10 PM EDT

Att. 39,877 - Sunny - 70 F

TOP

livebaseballscorecards.com

Batter	1	2	3	4	5	6	7	8	9	AB	R	H	RBI	BB	SO	LOB
1 Adam Eaton, L (1, 8) OBP: 0.163, SLG: 0.190	C SI 90 F FC 90 X SL 86 0-2 P5		B CU 79 B FF 92 B SI 92 B FF 90 4-0 53 53 S 53 2B BB	S FS 86 S SL 88 F FF 92 T SL 86 0-2 K	F FF 86 X FF 87 0-1 F7	C CH 87 F FF 94 F CH 88 X CH 88 0-2 FC4-6 1-2f			X FF 90 0-0 L8	4	1	0	0	1	1	6
64 Emilio Bonifácio, S (8, 8)										1	0	0	0	0	0	0
53 Melky Cabrera, S (1, 7) OBP: 0.238, SLG: 0.262	B FF 90 F FS 86 X SL 87 1-1 79 2B 1B		1 SAFE B FF 91 B SL 87 X FS 84 2-0 79 1B 25 HR 1-H 2B	F FF 92 B FF 92 T SL 85 F FF 92 D FC 87 X CU 80 2-2 79 HR 1-2 2-3 3-H 1B	C CH 77 F CH 78 B FF 86 F CU 74 F CH 77 F FF 88 X CU 76 1-2 79 FC6-4 1-2 1B		C SI 89 C SI 88 S SI 89 0-3 K	B FF 91 B SL 84 C SI 90 X FF 92 2-1 79 G6-4-3 1B	5	2	4	2	0	1	0
20 JB Shuck, L (7, 7) OBP: 0.375, SLG: 0.375										1	0	1	0	0	0	0
79 José Abreu, R (1, 10) OBP: 0.302, SLG: 0.550	C FF 91 X FF 92 0-1 1-3 2B		B FF 92 S SL 86 X FF 92 1-1 25 HR 2-3 1B	S FF 92 B FC 90 C CH 73 B FF 92 F FF 93 X FC 86 2-2 1-H 2-H 3-H HR	C FF 87 S CH 77 B FF 87 X FF 87 1-2 FC6-4 25 2B 1-2f 2-3		X SI 88 0-0 L8	B CU 77 X SL 85 1-0 G6-4-3 1-2f	6	2	3	4	0	0	3
25 Adam LaRoche, L (1, 3) OBP: 0.375, SLG: 0.576	S SL 88 S FF 92 F FF 92 D SL 87 S SL 86 1-3 K		B FF 92 B CH 77 S FF 93 X FF 93 2-1 1-H 3-H HR	B FF 86 F FF 88 F FF 85 X CU 77 1-2 12 WP 26 1B 12 1B 1B	B FF 88 C FC 83 B FC 84 X FF 86 2-1 1-3 3-H 2B		T FF 88 B SL 79 F SL 78 S FF 91 1-3 K		5	2	3	4	0	2	2
26 Avisaíl García, R (1, 9) OBP: 0.371, SLG: 0.469	F FC 92 T FF 92 B FF 93 X SI 94 1-2 G6-3		C CU 80 X FF 93 0-1 L9	F FF 88 X FC 85 0-1 12 1B 12 WP 10 SF7 1-2 1B	D FF 94 F FC 87 X FC 86 1-1 G6-3			X SI 91 0-0 G5-3		5	1	1	0	0	0	4
12 Conor Gillaspie, L (1, 5) OBP: 0.292, SLG: 0.391		C FF 89 B SL 89 F FF 91 X FF 91 1-2 P5	C FF 92 B FC 91 F FA 89 B FC 91 X SI 93 2-2 P1	B FC 85 F FF 87 B FC 85 F FF 88 X FF 89 2-2 1-3 2-H 1B		B SI 94 F SI 93 S CH 87 S CH 88 1-3 K		B SI 93 X SL 83 1-0 G1-3		5	0	1	1	0	1	0
10 Alexei Ramirez, R (1, 6) OBP: 0.216, SLG: 0.242		X CU 76 0-0 F7		C FF 90 S CU 78 X SI 91 1-1 21 2B 53 1B 2B B FF 87 S CH 78 X FF 88 1-1 SF7 2-H 3-H 1B		B FC 88 S FC 89 X SI 94 1-1 G6-3		B SL 86 C SI 92 S SL 83 F SI 92 B SL 83 F SI 91 F SL 84 F SL 84 B SL 84 4-2 B SI 93 21 1B BB	3	1	1	1	1	0	0
15 Gordon Beckham, R (8, 6) OBP: 0.385, SLG: 0.583										0	0	0	0	0	0	0
21 Tyler Flowers, R (1, 2) OBP: 0.381, SLG: 0.600		C FF 92 X FF 91 0-1 P3		C FF 92 B FF 92 X SL 88 2-0 53 1B 79 HR 2-3 2B B FF 88 X FF 88 1-0 F9		C FF 95 B FC 90 B FC 89 B SI 94 B FF 95 4-1 7 1B BB		X SI 92 0-0 1-2 1B	4	1	2	0	1	0	1
7 Micah Johnson, L (1, 4) OBP: 0.320, SLG: 0.238			B FS 83 B FF 90 S FS 83 C FS 84 F FF 91 X SI 92 2-2 G4-3	B FF 92 D FS 84 C FF 91 C FF 92 B SL 87 F FS 85 B FF 92 4-2 53 1B 79 HR BB	B FC 83 F FF 86 B CU 74 B FF 86 B FF 87 4-1 79 FC6-4 53 1B 25 2B BB	B FF 94 C CH 87 F CH 87 X CH 89 1-2 1 FC4-6 1-2 1B		B SI 94 T SL 84 C SI 93 C SI 93 1-3 K		3	2	1	0	2	1	2

Inning Stats																								
	R: 0	H: 2	R: 0	H: 0	R: 4	H: 3	R: 7	H: 7	R: 1	H: 2	R: 0	H: 1	R: 0	H: 0	R: 0	H: 1	R: 0	H: 1	1B: 10	SF: 1	WP: 1	PA: 48
	E: 0	LOB: 2	E: 0	LOB: 0	E: 0	LOB: 0	E: 0	LOB: 1	E: 0	LOB: 2	E: 0	LOB: 0	E: 0	LOB: 0	E: 0	LOB: 2	E: 0	LOB: 0	2B: 5	SAC: 0	PB: 0	
	K: 1	BB: 0	K: 0	BB: 0	K: 0	BB: 1	K: 1	BB: 1	K: 0	BB: 1	K: 1	BB: 1	K: 2	BB: 0	K: 1	BB: 1	K: 0	BB: 0	3B: 0	DP: 1	SB: 1	
	S: 14	P: 17	S: 6	P: 7	S: 14	P: 27	S: 29	P: 45	S: 16	P: 25	S: 13	P: 20	S: 7	P: 8	S: 12	P: 18	S: 4	P: 7	HR: 2	HBP: 0	CS: 0	

PITCHER		IP	WLS	BF	H	R	ER	SO	BB	IBB	HBP	BLK	WP	HR	S	P	ERA	WHIP
19 Aníbal Sánchez, R	(1, 1)	3.1	L	21	9	9	9	2	2	0	0	0	0	2	52	80	24.30	3.300
ERA: 7.71																		
65 Blaine Hardy, L	(4, 1)	1.1		10	5	3	3	0	1	0	0	0	1	0	25	38	20.25	4.500
ERA: 12.46																		
60 Angel Nesbitt, R	(5, 1)	1.1		6	1	0	0	1	1	0	0	0	0	0	15	23	0.00	1.500
ERA:																		
32 Tom Gorzelanny, L	(7, 1)	1.0		3	0	0	0	2	0	0	0	0	0	0	7	8	0.00	0.000
ERA:																		
62 Al Alburquerque, R	(8, 1)	1.0		5	1	0	0	1	1	0	0	0	0	0	12	18	0.00	2.000
ERA: 2.7																		

PITCHER		IP	WLS	BF	H	R	ER	SO	BB	IBB	HBP	BLK	WP	HR	S	P	ERA	WHIP
44 Joba Chamberlain, R	(9, 1)	1.0		3	1	0	0	0	0	0	0	0	0	0	4	7	0.00	1.000
ERA:																		

AB	42
R	12
H	17
RBI	12
BB	5
SO	6
LOB	18

BOTTOM

Chicago White Sox @ Detroit Tigers

Comerica Park, Detroit, MI

Sat Apr 18 2015, 1:09 PM - 4:10 PM EDT

Att. 39,877 - Sunny - 70 F

livebaseballscorecards.com

Batter	1	2	3	4	5	6	7	8	9	AB	R	H	RBI	BB	SO	LOB
20 Rajai Davis, R (1, 8) (8, 7) OBP: 0.393, SLG: 0.435	F SI 95 X CH 89 0-1 24 E 2B		X CH 85 0-0 ① L6		B SI 90 F SI 89 B SI 93 X CH 84 2-1 ② G5-3			B FC 89 C SI 92 F SL 86 X CU 79 1-2 ② P6		4	1	1	0	0	0	1
3 Ian Kinsler, R (1, 4) OBP: 0.340, SLG: 0.378 17 Andrew Romine, S (7, 5) OBP: 0.833, SLG: 0.667	S SI 97 F SI 97 F SI 97 F SI 98 S SL 82 0-3 ① K2-3		C SI 94 C SI 89 F SI 94 X SI 95 0-2 ② FC3-6 24 BB 1-2f		B CH 86 B SI 91 S SI 93 F SI 96 F SI 96 F SL 82 F SI 95 X SI 96 2-2 ③ G4-3			B SI 92 B SI 92 X SI 91 2-0 13 BB 9 1B 1B		3 1	0 1	0 1	0 1	0 0	1 0	2 0
24 Miguel Cabrera, R (1, 3) OBP: 0.510, SLG: 0.674 13 Alex Avila, L (7, 3) OBP: 0.414, SLG: 0.333	F SI 94 B SI 98 B SI 96 F SL 84 F CH 89 F SI 96 F SI 98 B SI 98 X SL 84 3-2 E8 2-H 1B		C SI 94 B SI 96 B SI 96 B SI 97 B SI 92 4-1 41 FC6-4 1-2 BB			C CH 81 B CH 88 B SI 90 T SI 92 S SI 94 2-3 ① K		C CU 78 B FC 90 B CH 85 B FC 91 B SI 91 4-1 9 1B 1-2 BB		2 0	0 0	1 0	1 0	1 0	1 1	0 0
41 Victor Martinez, S (1, 10) OBP: 0.375, SLG: 0.231 9 Nick Castellanos, R (8, PH) (9, 10) OBP: 0.341, SLG: 0.462	C SI 92 S CH 88 F CH 88 F SI 98 F SL 83 D CH 88 X CH 86 1-2 ② G6-3		B CH 87 B SI 97 S SI 93 X CH 89 2-1 ③ FC6-4 1-2f			X SI 90 0-0 ② G5-3		C FC 89 X SI 91 0-1 1-2 2-H 1B		3 1	0 0	0 1	0 1	0 0	0 0	3 0
28 J.D. Martinez, R (1, 9) OBP: 0.271, SLG: 0.596	S SI 94 F SI 97 B SI 97 F CH 87 T SI 97 1-2 ③ K			B CH 88 B CH 83 B SI 90 C SI 92 F SI 94 X SI 97 3-2 HR		F CH 81 B SI 89 S CH 84 B SI 89 F CH 84 C SL 82 2-3 ③ K		D FF 90 X SL 85 1-0 ③ F7		4	1	1	1	0	2	3
52 Yoenis Cespedes, R (1, 7) OBP: 0.298, SLG: 0.478 12 Anthony Gose, L (8, 8) OBP: 0.393, SLG: 0.643		B SI 91 B CH 84 F SI 94 B SI 95 F SI 92 T SI 96 3-2 ① K		B CH 84 X SI 90 1-0 ① F8			B FS 83 C FC 87 B FC 86 S FS 83 T FS 83 2-2 ① K		S FC 89 B CH 86 X SI 92 1-1 ① F8	3 1	0 0	0 0	0 0	0 0	2 0	0 0
34 James McCann, R (1, 2) OBP: 0.188, SLG: 0.133		C SI 91 X SI 96 0-1 ② P4		B SI 90 S CH 85 F CH 86 F SI 96 B CH 84 X CH 84 2-2 ② P6			X FC 87 0-0 ② G5-3		B CU 78 C FC 89 F CH 87 B FF 91 X FC 89 2-2 ② G6-3	4	0	0	0	0	0	0
26 Hernán Pérez, R (1, 5) (7, 4) OBP: 0.167, SLG: 0.167		C CH 87 S SI 89 B CH 86 S SI 96 1-3 ③ K		X CH 82 0-0 ③ F7			B FC 87 F FS 84 F FS 85 X FS 84 1-2 ③ G6-3		B CU 79 X FC 88 1-0 1B	4	0	1	0	0	1	0
1 Jose Iglesias, R (1, 6) OBP: 0.500, SLG: 0.543			B SI 93 X SI 90 1-0 3 FC3-6 1B		B SI 93 C SI 90 B CH 84 C CH 85 X CH 87 2-2 ① F8			B SI 91 F FC 90 X FC 87 1-1 ① F8	B FC 88 F FC 86 F FF 91 X CU 80 1-2 ③ P6	4	0	1	0	0	0	1
Inning Stats	R: 1 E: 1 K: 2 S: 23 H: 2 LOB: 1 BB: 0 P: 28	R: 0 E: 0 K: 2 S: 8 H: 0 LOB: 0 BB: 0 P: 12	R: 0 E: 0 K: 0 S: 9 H: 1 LOB: 2 BB: 1 P: 16	R: 1 E: 0 K: 0 S: 10 H: 1 LOB: 0 BB: 0 P: 16	R: 0 E: 0 K: 0 S: 11 H: 0 LOB: 0 BB: 0 P: 17	R: 0 E: 0 K: 2 S: 8 H: 0 LOB: 0 BB: 0 P: 12	R: 0 E: 0 K: 1 S: 7 H: 0 LOB: 0 BB: 0 P: 10	R: 1 E: 0 K: 0 S: 10 H: 2 LOB: 2 BB: 1 P: 19	R: 0 E: 0 K: 0 S: 9 H: 1 LOB: 1 BB: 0 P: 14	1B: 5 2B: 1 3B: 0 HR: 1 SF: 0 SAC: 0 DP: 0 HBP: 0						WP: 0 PB: 0 SB: 0 CS: 0 PA: 36	

	AB	34
	R	3
	H	7
	RBI	3
	BB	2
	SO	7
	LOB	10

PITCHER		IP	WLS	BF	H	R	ER	SO	BB	IBB	HBP	BLK	WP	HR	S	P	ERA	WHIP
49 Chris Sale, L ERA: 2.25	(1, 1)	6.0	W	23	4	2	2	6	1	0	0	0	0	1	69	101	3.00	0.833
57 Zach Putnam, R ERA: 9.0	(7, 1)	1.0		3	0	0	0	1	0	0	0	0	0	0	7	10	0.00	0.000
51 Kyle Drabek, R ERA: 8.1	(8, 1)	2.0		10	3	1	1	0	1	0	0	0	0	0	19	33	4.50	2.000

PITCHER	IP	WLS	BF	H	R	ER	SO	BB	IBB	HBP	BLK	WP	HR	S	P	ERA	WHIP

Batter	1	2	3	4	5	6	7	8	9	AB	R	H	RBI	BB	SO	LOB
1 Adam Eaton, L OBP: 0.174, SLG: 0.182 64 Emilio Bonifácio, S	(1, 8) (8, PH) (8, 8)									2 1	0 0	0 0	0 0	1 0	0 1	1 0
53 Melky Cabrera, S OBP: 0.261, SLG: 0.283 20 JB Shuck, L OBP: 0.375, SLG: 0.375	(1, 7) (8, 7)									4 0	1 0	2 0	0 0	0 0	0 0	1 0
79 José Abreu, R OBP: 0.304, SLG: 0.581 15 Gordon Beckham, R OBP: 0.429, SLG: 0.692	(1, 3) (8, 5)									3 1	0 0	1 1	1 0	0 0	0 0	2 0
25 Adam LaRoche, L OBP: 0.364, SLG: 0.541	(1, 10)									4	0	1	0	0	1	2
26 Avisaíl García, R OBP: 0.359, SLG: 0.429	(1, 9)									3	0	0	0	1	2	2
12 Conor Gillaspie, L OBP: 0.250, SLG: 0.333	(1, 5) (8, 3)									4	0	0	0	0	0	2
10 Alexei Ramirez, R OBP: 0.250, SLG: 0.235	(1, 6)									1	0	0	0	2	0	0
21 Tyler Flowers, R OBP: 0.333, SLG: 0.522	(1, 2)									3	0	0	0	0	0	2
7 Micah Johnson, L OBP: 0.321, SLG: 0.250	(1, 4)									3	0	1	0	0	1	0

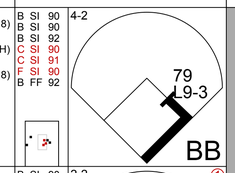

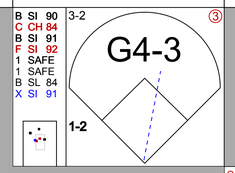

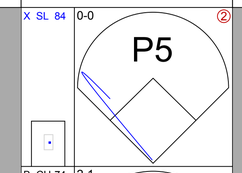

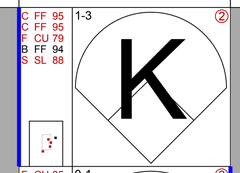

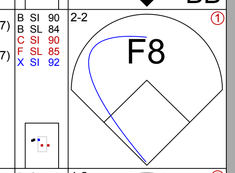

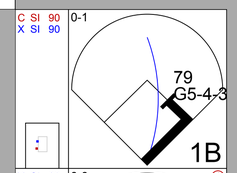

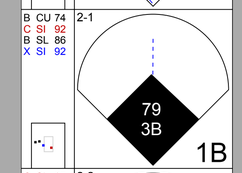

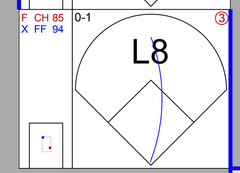

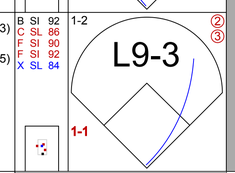

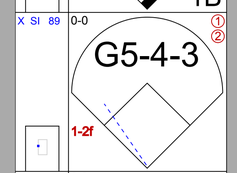

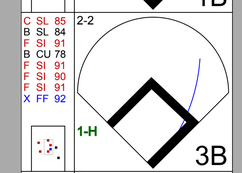

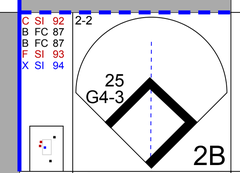

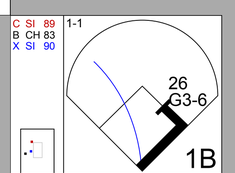

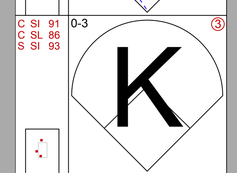

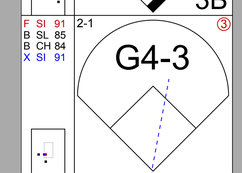

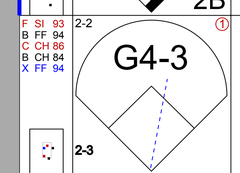

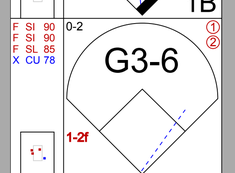

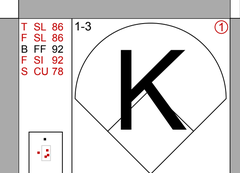

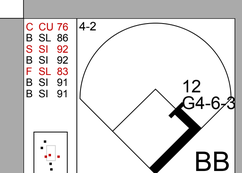

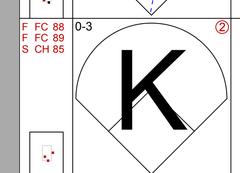



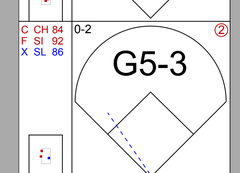

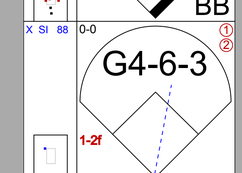

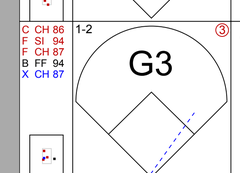

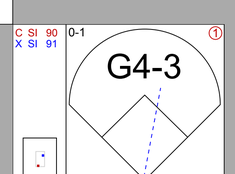

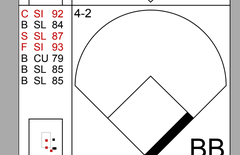

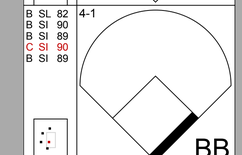

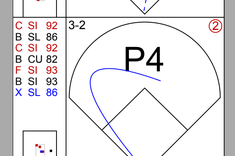

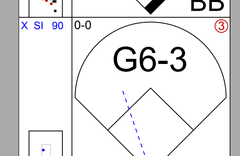

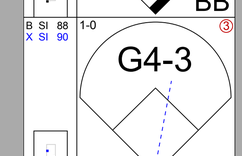

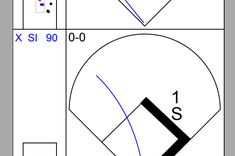

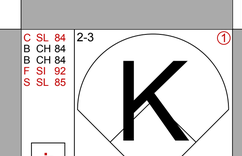

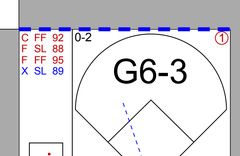

Inning Stats	1	2	3	4	5	6	7	8	9
	R: 0 E: 0 K: 0 S: 10	H: 0 LOB: 0 BB: 1 P: 17	R: 0 E: 0 K: 0 S: 8	H: 1 LOB: 0 BB: 0 P: 10	R: 0 E: 0 K: 0 S: 10	H: 1 LOB: 1 BB: 0 P: 16	R: 0 E: 0 K: 1 S: 6	H: 1 LOB: 0 BB: 0 P: 6	R: 0 E: 0 K: 1 S: 11	H: 0 LOB: 1 BB: 1 P: 16	R: 1 E: 0 K: 1 S: 14	H: 2 LOB: 1 BB: 0 P: 22	R: 0 E: 0 K: 0 S: 6	H: 0 LOB: 1 BB: 2 P: 15	R: 0 E: 0 K: 1 S: 10	H: 0 LOB: 0 BB: 0 P: 11	R: 0 E: 0 K: 1 S: 13	H: 1 LOB: 1 BB: 0 P: 18

| | | | | | | | | |

Batter	1	2	3	4	5	6	7	8	9	AB	R	H	RBI	BB	SO	LOB
20 Rajai Davis, R (1, 8) OBP: 0.364, SLG: 0.393	C FF 89 C FF 89 B FF 90 F FF 92 B FF 92 B FF 90 F FF 90 X FF 91 3-2 ① G5-3	X FF 91 0-0 3 CS 1B 3-H		X FF 90 0-0 ② F9		X SI 91 0-0 ② G5-3		B SI 90 D FC 89 X FC 88 2-0 ③ FC6-4 1-2f		5	0	1	1	0	0	2
3 Ian Kinsler, R (1, 4) OBP: 0.352, SLG: 0.408	C FF 90 F FF 88 B FF 91 B CU 81 F FF 91 B FF 89 X FF 90 3-2 41 1B 52 HR 1B	F FF 90 1 SAFE F FF 91 B FF 91 1 SAFE 1 SAFE F CU 80 B CH 83 F CU 79 3-2 ②③ F8 1-2		D FF 89 D SI 90 X FF 90 2-0 ③ P4		C SI 91 B SI 91 X SI 92 1-1 2B				4	1	2	0	0	0	2
24 Miguel Cabrera, R (1, 3) OBP: 0.491, SLG: 0.660	1 SAFE C FF 91 F FF 91 1 SAFE B SI 92 B CH 86 1 SAFE S FF 90 2-3 ② K		C FF 88 B CH 84 S CU 79 B CH 86 B FF 89 X FF 88 3-2 ① P3		C CH 82 B FF 89 X CH 83 1-1 41 2B 2B	F SL 87 B SI 92 T SI 93 S SL 84 1-3 ③ K				4	1	1	0	0	2	2
41 Victor Martinez, S (1, 10) OBP: 0.429, SLG: 0.345 13 Alex Avila, L (7, PH) OBP: 0.400, SLG: 0.318 (8, 10)	1 SAFE B FF 90 B FF 89 C FF 91 F FF 89 D CU 81 F FF 92 F FF 90 X FF 92 3-2 28 BB 52 HR 1B 1-3		C CU 77 B CH 85 B CU 79 C CU 75 X CU 79 2-2 52 HR 1B		C CU 78 X FF 89 0-1 9 2B 2B 2-H		X FF 91 0-0 ① F9			3 1	3 0	3 0	1 0	0 0	0 0	0 0
28 J.D. Martinez, R (1, 9) OBP: 0.269, SLG: 0.560	C FF 92 S FF 92 B FF 90 B FF 92 B FF 93 D CU 82 4-2 52 HR BB 1-2		F FF 88 X FF 90 0-1 ② L9		C SI 88 B SI 89 F SI 89 X SL 83 1-2 ① G5-3		F FC 91 F CH 88 X SI 91 0-2 ② F7			3	1	0	0	1	0	2
52 Yoenis Cespedes, R (1, 7) OBP: 0.314, SLG: 0.600	C CU 81 B FF 92 B FF 91 F FF 91 B FF 92 X FF 92 3-2 1-H 2-H 3-H HR		C FF 90 X FF 90 0-1 1-H HR		B SL 86 B SL 85 B SI 92 C SI 90 X SL 86 3-1 ② L8		C FC 90 B CH 86 S FF 92 B CU 82 S CH 86 2-3 ③ K			4	2	2	6	0	1	1
9 Nick Castellanos, R (1, 5) OBP: 0.354, SLG: 0.476	B FF 91 X FF 90 1-0 ③ P3		C CU 77 S CH 85 B CU 77 X CH 84 1-2 ③ G4-3		C SL 84 X SI 91 0-1 2-H 2B			S FC 88 B CH 85 S CH 86 B SI 91 B CH 87 F SI 90 B FC 89 4-2 20 FC6-4 BB		3	0	1	1	1	0	0
34 James McCann, R (1, 2) OBP: 0.200, SLG: 0.263		C FF 89 F CU 78 B FF 91 X FF 90 1-2 20 1B 3B		B CU 77 B FF 88 X FF 88 2-0 ① L8	C SI 91 B SI 91 X SL 83 1-1 ③ F7			C FC 89 S CU 79 D CH 84 S CU 79 1-3 ① K		4	1	1	0	0	1	2
1 Jose Iglesias, R (1, 6) OBP: 0.476, SLG: 0.538		D CU 78 X FF 91 1-0 ① L3		B FF 90 C CH 83 B CU 78 X FF 89 2-1 2B		C SI 91 F CH 85 S SI 91 0-3 ① K		C FC 88 S CU 80 X CU 78 0-2 ② P6		4	0	1	0	0	1	2
Inning Stats	R: 4 H: 3 E: 0 LOB: 0 K: 1 BB: 1 S: 23 P: 42	R: 1 H: 2 E: 0 LOB: 0 K: 0 BB: 0 S: 11 P: 16	R: 2 H: 2 E: 0 LOB: 0 K: 0 BB: 0 S: 13 P: 19	R: 0 H: 1 E: 0 LOB: 1 K: 0 BB: 0 S: 5 P: 11	R: 2 H: 3 E: 0 LOB: 1 K: 0 BB: 0 S: 13 P: 19	R: 0 H: 1 E: 0 LOB: 1 K: 2 BB: 0 S: 9 P: 11	R: 0 H: 0 E: 0 LOB: 0 K: 1 BB: 0 S: 7 P: 9	R: 0 H: 0 E: 0 LOB: 1 K: 1 BB: 1 S: 10 P: 17		1B: 4 SF: 0 2B: 5 SAC: 0 3B: 1 DP: 0 HR: 2 HBP: 0					WP: 0 PA: 37 PB: 0 SB: 0 CS: 1	

BOTTOM

Chicago White Sox @ Detroit Tigers

Comerica Park, Detroit, MI

Sun Apr 19 2015, 1:10 PM - 3:55 PM EDT

Att. 30,357 - Partly Cloudy - 54 F

livebaseballscorecards.com

AB	35
R	9
H	12
RBI	9
BB	2
SO	5
LOB	13

PITCHER		IP	WLS	BF	H	R	ER	SO	BB	IBB	HBP	BLK	WP	HR	S	P	ERA	WHIP
62 Jose Quintana, L ERA: 8.4	(1, 1)	4.0	L	22	10	9	9	1	1	0	0	0	0	2	56	93	20.25	2.750
34 Matt Albers, R ERA: 1.59	(5, 1)	2.0		8	2	0	0	2	0	0	0	0	0	0	18	25	0.00	1.000
51 Kyle Drabek, R ERA: 5.06	(7, 1)	2.0		7	0	0	0	2	1	0	0	0	0	0	17	26	0.00	0.500

PITCHER	IP	WLS	BF	H	R	ER	SO	BB	IBB	HBP	BLK	WP	HR	S	P	ERA	WHIP

Batter	1	2	3	4	5	6	7	8	9	AB	R	H	RBI	BB	SO	LOB
22 Jacoby Ellsbury, L (1, 8) OBP: 0.356, SLG: 0.302	B SI 91 X SI 92 1-0 G3		C SI 92 B FC 85 B FS 85 F SI 93 B FS 84 F FC 84 X SI 93 3-2 G3			B SI 92 X SI 91 1-0 11 CS 1B		F FF 92 X FF 94 0-1 G4-6-3 1-2f		4	0	1	0	0	0	2
11 Brett Gardner, L (1, 7) OBP: 0.390, SLG: 0.400	B SI 92 B SI 91 C SI 91 X SI 93 2-1 P5		B FS 83 B FS 84 X SI 93 2-0 13 S 1B			1 SAFE B FF 91 B FF 93 B SI 93 C SI 92 X SI 92 3-1 G6-3 1-2			B FF 90 C FF 91 B FF 91 B FF 91 F FC 91 X FF 91 3-2 G4-3	4	0	1	0	0	0	1
13 Alex Rodriguez, R (1, 10) OBP: 0.412, SLG: 0.643	F FF 92 B EP 74 B FC 87 S FC 87 C FC 87 2-3 K2-3		F FF 92 C FC 87 B CU 76 1 SAFE D EP 71 D FS 84 X FC 88 3-2 G5-3 1-2			B SI 94 F SI 93 F FC 86 B CU 78 F FC 87 B CU 73 X FC 86 3-2 P4			B FF 91 X FC 90 1-0 F8	4	0	0	0	0	1	1
25 Mark Teixeira, S (1, 3) OBP: 0.302, SLG: 0.548		C SI 92 F FS 84 X FS 81 0-2 HR		C SI 92 F CU 76 B SI 92 S FS 85 1-3 K			B SI 92 F SI 92 B SI 93 X SI 92 2-1 G6-3		C FF 92 B FF 91 C FF 91 B CU 70 X FF 92 2-2 F8	4	1	1	1	0	1	0
36 Carlos Beltrán, S (1, 9) OBP: 0.222, SLG: 0.268		C SI 92 B FS 83 B FC 85 F FS 83 F FS 83 S FS 82 2-3 K		B CU 75 F FS 83 C FS 86 X FS 86 1-2 G4-3			B SI 92 B SI 92 F SI 92 C SI 93 S FS 83 2-3 K			3	0	0	0	0	2	0
34 Brian McCann, L (1, 2) OBP: 0.317, SLG: 0.457		X SI 93 0-0 2B		C FS 85 B EP 68 C FS 83 F EP 67 X FS 83 1-2 G3			C FS 83 B EP 64 B FS 82 C FS 84 S FS 87 2-3 K2-3			3	0	1	0	0	1	0
12 Chase Headley, S (1, 5) OBP: 0.315, SLG: 0.400		B FS 84 C SI 92 F FS 82 F FS 84 B CU 74 S FS 84 2-3 K			S SI 92 X FS 82 0-1 14 G4-6-3 1B			B SI 91 C SI 91 B SI 92 F SI 92 F SI 93 X FS 84 2-2 18 1B 14 SH1-3 1B		3	0	2	0	0	1	1
14 Stephen Drew, L (1, 4) OBP: 0.267, SLG: 0.421		F FS 85 B SI 93 B FS 84 B SI 93 S FS 84 S FS 85 3-3 K			1 SAFE X SI 92 0-0 G4-6-3 1-2f			X SI 92 0-0 SH1-3 1-2		2	0	0	0	0	1	2
18 Didi Gregorius, L (1, 6) OBP: 0.233, SLG: 0.200			X SI 92 0-0 G5-3		C SI 92 B FS 82 F FS 82 X FS 85 1-2 G1-3			C SI 92 S FS 82 F FS 84 X FS 81 0-2 22 G4-6-3 2-3 1B		3	0	1	0	0	0	0
Inning Stats	R: 0 E: 0 K: 1 S: 6 H: 0 LOB: 0 BB: 0 P: 11	R: 1 E: 0 K: 3 S: 15 H: 2 LOB: 1 BB: 0 P: 22	R: 0 E: 0 K: 0 S: 9 H: 1 LOB: 1 BB: 0 P: 17	R: 0 E: 0 K: 1 S: 10 H: 0 LOB: 0 BB: 0 P: 13	R: 0 E: 0 K: 0 S: 6 H: 1 LOB: 0 BB: 0 P: 7	R: 0 E: 0 K: 0 S: 7 H: 1 LOB: 0 BB: 0 P: 14	R: 0 E: 0 K: 2 S: 8 H: 0 LOB: 0 BB: 0 P: 14	R: 0 E: 0 K: 0 S: 11 H: 2 LOB: 1 BB: 0 P: 13	R: 0 E: 0 K: 0 S: 7 H: 0 LOB: 0 BB: 0 P: 13	1B: 5 2B: 1 3B: 0 HR: 1 SF: 0 SAC: 1 DP: 2 HBP: 0						

PITCHER		IP	WLS	BF	H	R	ER	SO	BB	IBB	HBP	BLK	WP	HR	S	P	ERA	WHIP
31 Alfredo Simon, R ERA: 1.74	(1, 1)	7.1	W	27	7	1	1	7	0	0	0	0	0	1	70	109	1.23	0.955
44 Joba Chamberlain, R ERA:	(8, 1)	0.2	H	1	0	0	0	0	0	0	0	0	0	0	2	2	0.00	0.000
38 Joakim Soria, R ERA: 1.35	(9, 1)	1.0	S	3	0	0	0	0	0	0	0	0	0	0	7	13	0.00	0.000

PITCHER	IP	WLS	BF	H	R	ER	SO	BB	IBB	HBP	BLK	WP	HR	S	P	ERA	WHIP

TOP

New York Yankees @ Detroit Tigers

Comerica Park, Detroit, MI

Mon Apr 20 2015, 7:09 PM - 9:29 PM EDT

Att. 27,540 - Overcast - 52 F

livebaseballscorecards.com

AB	30
R	1
H	7
RBI	1
BB	0
SO	7
LOB	7

WP: 0 PA: 31
PB: 0
SB: 1
CS: 1

Batter	1	2	3	4	5	6	7	8	9	AB	R	H	RBI	BB	SO	LOB
20 Rajai Davis, R (1, 8) OBP: 0.351, SLG: 0.375	B FF 89 C FF 90 X SL 77 1-1 ① P6		C CH 83 B SL 80 1-1 ③ 1-2	C SI 89 F SL 80 B SI 89 S SL 78 1-3 ① K			F CH 84 B FF 89 X SI 88 1-1 3 F7 28 1B 1B	F FF 90 F CH 84 T SI 89 0-2 ② K		5	1	1	0	0	2	3
3 Ian Kinsler, R (1, 4) OBP: 0.362, SLG: 0.415	F FF 90 C SI 90 X SI 89 0-2 24 G5-4-3 1B			C SL 78 B FF 90 B FF 90 X SI 90 2-1 24 G5-4-3 1B			S CH 82 X CH 84 0-1 ① F7 1-2	B FF 91 X CH 84 1-0 ③ F9		4	0	2	0	0	0	3
24 Miguel Cabrera, R (1, 3) OBP: 0.464, SLG: 0.620	C SI 89 X CH 84 0-1 ②③ G5-4-3 1-2f			X CH 84 0-0 ②③ G5-4-3 1-2f			X CH 83 0-0 ② G6-4-3			3	0	0	0	0	0	3
41 Victor Martinez, S (1, 10) OBP: 0.421, SLG: 0.323		B FF 90 B SI 89 C FF 90 C SL 79 B FF 92 X FF 91 3-2 ① L7			B FF 90 C SI 90 X CH 84 1-1 ① F8		I IN 69 I IN 75 I IN 74 I IN 76 4-0 28 1B 52 1B IBB			2	1	0	0	1	0	0
28 J.D. Martinez, R (1, 9) OBP: 0.273, SLG: 0.547		S CH 84 B FF 91 S CH 85 B FF 91 F SI 90 S CH 84 2-3 ② K			B SI 89 X CH 85 1-0 ② L7		D SL 79 C SL 78 X CH 85 1-1 52 1B 1-2 2-H 1B			3	0	1	1	0	1	0
52 Yoenis Cespedes, R (1, 7) OBP: 0.315, SLG: 0.585		X SI 90 0-0 ③ F8			C SI 89 B SL 80 F FF 91 B SL 80 B CH 85 T CH 84 3-2 ③ K		C FF 91 X SL 78 0-1 ③ 1-3 2-H 1B			3	0	1	1	0	1	0
9 Nick Castellanos, R (1, 5) OBP: 0.373, SLG: 0.477 17 Andrew Romine, S (8, PR) OBP: 0.833, SLG: 0.667 (9, 5)			B CH 83 B SI 90 B FF 90 C FF 90 C FF 90 C SI 91 3-3 ① K	F FF 90 S SL 79 B SL 78 B CH 85 B SL 79 B SI 90 4-2 34 G5-4-3 BB				F SI 88 X SI 88 0-1 34 SH5-3 1B		2 0	0 0	1 0	0 0	1 0	1 0	0 0
34 James McCann, R (1, 2) OBP: 0.182, SLG: 0.238			S CH 83 C SI 90 B CH 85 F SL 81 F SI 90 B SL 79 X CH 84 2-2 ② F9	X SI 89 0-0 ①② G5-4-3 1-2f				X FF 89 0-0 ① SH5-3 1-2		2	0	0	0	0	0	1
1 Jose Iglesias, R (1, 6) OBP: 0.489, SLG: 0.537			B FF 90 F FF 91 X FF 90 1-1 20 CS 1B	C SL 80 F CH 84 X SL 78 0-2 ③ G5-3				B SL 77 B CH 81 B CH 83 C FF 90 C FF 91 B FF 91 4-2 BB		2	0	1	0	1	0	0
Inning Stats	R: 0 E: 0 K: 0 S: 7 H: 1 LOB: 0 BB: 0 P: 8	R: 0 E: 0 K: 1 S: 8 H: 0 LOB: 0 BB: 0 P: 13	R: 0 E: 0 K: 1 S: 11 H: 1 LOB: 0 BB: 0 P: 18	R: 0 E: 0 K: 1 S: 6 H: 1 LOB: 0 BB: 0 P: 9	R: 0 E: 0 K: 1 S: 6 H: 0 LOB: 0 BB: 0 P: 11	R: 0 E: 0 K: 0 S: 6 H: 0 LOB: 0 BB: 1 P: 10	R: 2 E: 0 K: 0 S: 9 H: 3 LOB: 2 BB: 1 P: 15	R: 0 E: 0 K: 1 S: 9 H: 1 LOB: 2 BB: 1 P: 14		1B: 7 2B: 0 3B: 0 HR: 0 SF: 0 SAC: 1 DP: 3 HBP: 0				WP: 0 PB: 0 SB: 0 CS: 1 PA: 30		

PITCHER		IP	WLS	BF	H	R	ER	SO	BB	IBB	HBP	BLK	WP	HR	S	P	ERA	WHIP
52 CC Sabathia, L ERA: 4.35	(1, 1)	8.0	L	30	7	2	2	5	2	1	0	0	0	0	62	98	2.25	1.125

PITCHER	IP	WLS	BF	H	R	ER	SO	BB	IBB	HBP	BLK	WP	HR	S	P	ERA	WHIP

BOTTOM

New York Yankees @ Detroit Tigers

Comerica Park, Detroit, MI

Mon Apr 20 2015, 7:09 PM - 9:29 PM EDT

Att. 27,540 - Overcast - 52 F

livebaseballscorecards.com

AB	26
R	2
H	7
RBI	2
BB	3
SO	5
LOB	10

New York Yankees @ Detroit Tigers

Comerica Park, Detroit, MI

Tue Apr 21 2015, 7:10 PM - 10:32 PM EDT

Att. 27,031 - Partly Cloudy - 50 F

TOP

livebaseballscorecards.com

Batter	1	2	3	4	5	6	7	8	9	AB	R	H	RBI	BB	SO	LOB
22 Jacoby Ellsbury, L (1, 8) OBP: 0.344, SLG: 0.281	B FF 86 B FF 86 F FF 86 X SI 86 2-1 ① L3	B FC 82 X FC 81 1-0 ③ G4-3			C CU 74 F FC 79 X CU 75 0-2 ② F7		B SL 74 B SL 76 B FF 90 B FF 88 4-0 11 1B, 11 S, 13 WP BB	B CU 75 F FF 86 F FC 83 X FF 88 1-2 ③ P6		4	1	0	0	1	0	4
11 Brett Gardner, L (1, 7) OBP: 0.413, SLG: 0.410	B FF 85 B SI 86 B FF 85 C FF 85 C SI 86 B SI 86 4-2 25 2B BB		C FF 84 B CU 72 C CU 73 S FC 80 1-3 ① K		B FF 86 B FC 81 B FF 85 C FF 86 C SI 87 S FC 82 3-3 ③ K		1 SAFE 1 SAFE B SI 88 F FF 89 B SI 89 X SI 90 2-1 13 S 1-3 1B		X FC 84 0-0 13 F7, 34 E 1B	4	2	2	0	1	2	0
13 Alex Rodriguez, R (1, 10) OBP: 0.411, SLG: 0.600	C SI 86 D CH 80 X FF 86 1-1 ② F8		B CH 80 S CH 79 S SI 85 B CU 76 B FC 82 X SI 87 3-2 ② P4			C CU 73 B SI 85 B FC 81 S CH 79 B FC 82 B FF 87 4-2 34 G4-6-3 BB	D SI 88 B SL 80 B SI 90 C SI 90 B SI 91 4-1 25 BB 1-3 3-H BB		S CH 77 1 SAFE 1 SAFE S FF 86 X CH 74 0-2 ① F7 1-2	3	0	0	0	2	0	2
25 Mark Teixeira, S (1, 3) OBP: 0.328, SLG: 0.556	C SI 86 1 SAFE X SI 84 0-1 1-H 2B		B SI 85 B CH 80 B SI 85 C FF 84 B SI 85 4-1 BB			X SI 85 0-0 ① P3	B SI 90 D SL 84 B SI 90 B SI 88 4-0 34 FC6 1-2 BB		C FF 86 F CH 77 C FF 88 0-3 ② K	3	0	1	1	2	1	2
34 Brian McCann, L (1, 2) OBP: 0.283, SLG: 0.400	B FF 86 B FC 81 C SI 85 F FC 82 X SI 86 2-2 ③ G6-3		X SI 86 0-0 ③ B1-3			B FC 81 X FF 86 1-0 ②③ G4-6-3 1-2f	F FF 86 X CU 75 0-1 ③ FC6 1-2f		B FC 83 C FC 82 X FF 87 1-1 E5, 24 BB 2-H	5	0	0	0	0	0	6
24 Chris Young, R (1, 9) OBP: 0.432, SLG: 0.844		C FF 84 B CH 79 B FF 85 B CH 78 F SI 85 B SI 86 4-2 12 FC4-6 BB		C CH 77 S FC 80 F FF 84 B CU 75 F CH 79 X SI 85 1-2 12 G5-4-3 1B			B FF 93 B FF 92 C FF 92 B FF 93 X FF 92 3-1 HR	C FF 86 B FC 83 X CH 78 1-1 2B	B CU 74 F FF 86 F CH 77 B FC 84 B FF 86 F FF 86 B CH 77 4-2 1-2 BB	3	1	3	1	2	0	0
12 Chase Headley, S (1, 5) OBP: 0.305, SLG: 0.370		F SI 86 1 SAFE F FF 86 B FC 82 F FC 83 1 SAFE F CH 80 F CU 74 B FF 86 2-2 ① FC4-6, 14 1B 1-2f		X CH 79 0-0 ①② G5-4-3 1-2f			B CH 84 B SL 87 B FF 94 C FF 91 C FF 92 F FF 93 F FF 93 X FF 93 3-2 ① P4	B CH 77 B CH 77 C FF 87 B FF 85 B FF 88 4-1 BB	B FF 85 C FF 86 X FF 86 1-1 ③ P4	4	0	0	0	1	0	4
14 Stephen Drew, L (1, 6) OBP: 0.286, SLG: 0.500		1 SAFE C FC 80 B FC 81 1 SAFE B FF 84 X SI 85 2-1 1-2 1B		B FF 86 B FC 81 B SI 85 C FF 85 C SI 86 X SI 86 3-2 ③ L9			B FF 93 B SL 88 X FF 94 2-0 HR	C FF 86 B FC 84 B FC 84 X FF 87 2-1 ① F4		4	1	2	1	0	0	2
31 Gregorio Petit, R (1, 4) OBP: 0.150, SLG: 0.111		S SI 85 X SI 86 0-1 ② P4			C SI 84 S CH 78 B FF 83 F FC 81 S CH 79 1-3 ① K		L CH 84 B CH 80 F FF 87 B SL 77 B SL 73 X SI 89 3-2 ② G1-3	C FF 87 2 SAFE B CH 78 C FF 87 C FF 88 1-3 ② K		4	0	0	0	0	2	4
Inning Stats	R: 1 H: 1 E: 0 LOB: 1 K: 0 BB: 1 S: 11 P: 20	R: 0 H: 1 E: 0 LOB: 2 K: 0 BB: 1 S: 15 P: 24	R: 0 H: 0 E: 0 LOB: 1 K: 1 BB: 1 S: 8 P: 16	R: 0 H: 1 E: 0 LOB: 0 K: 0 BB: 0 S: 9 P: 13	R: 0 H: 0 E: 0 LOB: 0 K: 2 BB: 0 S: 10 P: 14	R: 0 H: 0 E: 0 LOB: 0 K: 0 BB: 1 S: 4 P: 9	R: 3 H: 3 E: 0 LOB: 3 K: 0 BB: 3 S: 16 P: 41	R: 0 H: 1 E: 0 LOB: 2 K: 1 BB: 1 S: 11 P: 20	R: 1 H: 1 E: 1 LOB: 2 K: 1 BB: 1 S: 14 P: 20	1B: 4 SF: 0 2B: 2 SAC: 0 3B: 0 DP: 2 HR: 2 HBP: 0						

	AB	34
	R	5
	H	8
	RBI	3
	BB	9
	SO	5
	LOB	24

WP: 1	PA: 43																													
PB: 0																														
SB: 3																														
CS: 0																														

PITCHER		IP	WLS	BF	H	R	ER	SO	BB	IBB	HBP	BLK	WP	HR	S	P	ERA	WHIP
53 Kyle Lobstein, L	(1, 1)	6.0	L	23	3	1	1	3	4	0	0	0	0	0	57	96	1.50	1.167
ERA: 3.27																		
46 Ian Krol, L	(7, 1)	0.1		3	2	2	2	0	0	0	0	0	0	2	8	16	54.00	6.000
ERA: 7.36																		
32 Tom Gorzelanny, L	(7, 1)	0.1		3	1	0	0	0	1	0	0	0	0	0	5	14	0.00	6.000
ERA: 2.25																		
62 Al Alburquerque, R	(7, 1)	0.0		2	0	1	1	0	2	0	0	0	1	0	1	9	∞	∞
ERA: 2.7																		
65 Blaine Hardy, L	(7, 1)	2.1		12	2	1	0	2	2	0	0	0	0	0	27	42	0.00	1.714
ERA: 8.1																		

PITCHER	IP	WLS	BF	H	R	ER	SO	BB	IBB	HBP	BLK	WP	HR	S	P	ERA	WHIP

BOTTOM

Batter	1	2	3	4	5	6	7	8	9	AB	R	H	RBI	BB	SO	LOB
12 Anthony Gose, L (1, 8) OBP: 0.406, SLG: 0.625	C FF 96 X CU 76 0-1 3 G6-4-3 1B		B CU 75 1 SAFE B SL 82 F FF 96 B FF 96 X FF 97 3-1 ② FC3-2-5 1-3 3-H			B CU 74 F FF 96 T FF 96 X FF 96 1-2 3 G6-4-3 1B		B FF 94 C FF 94 B KC 80 F FF 96 S SV 81 2-3 ② K		4	0	2	0	0	1	3
3 Ian Kinsler, R (1, 4) OBP: 0.339, SLG: 0.386	F FF 96 ① 1 SAFE F FF 96 ② 1 SAFE P PO 91 B SL 82 X SL 82 2-2 G6-4-3 1-2f		B FF 96 X FF 96 1-0 ③ L4			1 SAFE X SL 82 0-0 ① ② G6-4-3 1-2f		C KC 80 C KC 82 D KC 83 S KC 82 1-3 ③ K		4	0	0	0	0	1	5
24 Miguel Cabrera, R (1, 3) OBP: 0.450, SLG: 0.593	C CU 77 X CH 84 0-1 ③ F7			B FF 94 F FF 97 B FF 96 X FF 96 2-1 41 BB 1B		X SL 85 0-0 ③ G5-3			B FF 94 C FF 95 B FF 94 F FF 94 C FF 94 2-3 ① K	4	0	1	0	0	1	0
41 Victor Martinez, S (1, 10) OBP: 0.405, SLG: 0.294		X FF 97 0-0 ① G6-3		C FF 96 C FF 94 B SL 85 F FF 96 B FF 96 F SL 84 1 SAFE B FF 98 F FF 97 4-2 1 SAFE F CU 73 B FF 96 52 G6-4-3 1-2 BB			C FF 98 F FF 96 S SL 85 0-3 ① K		F FF 94 B FC 88 B FC 89 F FF 94 S FC 89 2-3 ② K	3	0	0	0	1	2	0
28 J.D. Martinez, R (1, 9) OBP: 0.305, SLG: 0.579		C FF 97 B FF 96 X FF 95 1-1 52 L1-3 1B		T SL 84 B FF 97 F SL 86 S SL 84 1-3 ① K			F SL 84 X SL 84 0-1 52 WP 52 SF8 2B		C FF 94 B FC 88 B FF 94 X FF 93 2-1 52 2B 20 BB 1B	4	2	3	0	0	1	2
52 Yoenis Cespedes, R (1, 7) OBP: 0.310, SLG: 0.589		B FF 95 X FF 95 1-0 ② ③ L1-3 1-1		B FF 95 C SL 83 X SL 85 1-1 ② ③ G6-4-3 1-2f			C SL 84 C FF 95 D SL 86 X FF 94 1-2 ② SF8 2-H		B FF 95 X CU 81 1-0 20 BB 1-3 2B	3	0	1	1	0	0	3
9 Nick Castellanos, R (1, 5) OBP: 0.382, SLG: 0.468			X FF 97 0-0 1 FC4-6 13 1B 12 FC3-2-5 1B		B CU 73 F FF 97 S SL 83 B SL 82 C SL 83 2-3 ① K		B CU 76 B SL 83 C FF 94 B SL 85 F FF 97 X FF 96 3-2 ③ F9		F FF 95 F FF 96 B SL 84 F SL 85 B FF 96 B FF 97 B SL 87 4-2 20 BB BB	3	0	1	0	1	1	0
13 Alex Avila, L (1, 2) 20 Rajai Davis, R (9, PH) OBP: 0.424, SLG: 0.400 OBP: 0.368, SLG: 0.375			B CU 74 B FF 96 F FF 96 C FF 95 F SL 83 X SL 84 2-2 1 FC4-6 1-2 1B		C CU 75 B CU 76 B FF 96 S FF 96 T FF 96 2-2 ② K			B CU 75 B FF 96 C FF 96 F FF 98 F FF 96 F FF 97 B SL 84 X FF 95 3-2 2B	B FF 95 B FF 94 B FF 96 C FF 94 B FF 95 4-1 1-2 2-3 3-H BB	3 0	0 0	2 0	0 1	0 1	1 0	0 0
1 Jose Iglesias, R (1, 6) OBP: 0.449, SLG: 0.489			F FF 97 B FF 96 X FF 97 1-1 ① FC4-6 12 FC3-2-5 1-2f 2-3		F SL 83 X FF 96 0-1 ③ G6-3			X FF 94 0-0 ① P3	B FF 95 C FF 93 F FF 94 T SL 86 1-2 ③ K	4	0	0	0	0	1	6
Inning Stats	R: 0 E: 0 K: 0 S: 8 H: 1 LOB: 0 BB: 0 P: 9	R: 0 E: 0 K: 0 S: 4 H: 1 LOB: 0 BB: 0 P: 6	R: 0 E: 0 K: 0 S: 10 H: 2 LOB: 2 BB: 0 P: 17	R: 0 E: 0 K: 1 S: 13 H: 1 LOB: 1 BB: 1 P: 21	R: 0 E: 0 K: 2 S: 8 H: 0 LOB: 0 BB: 0 P: 12	R: 0 E: 0 K: 0 S: 5 H: 1 LOB: 0 BB: 0 P: 6	R: 1 E: 0 K: 1 S: 11 H: 1 LOB: 0 BB: 0 P: 15	R: 0 E: 0 K: 2 S: 12 H: 1 LOB: 1 BB: 0 P: 18	R: 1 E: 0 K: 3 S: 16 H: 2 LOB: 3 BB: 2 P: 32	1B: 7 2B: 4 3B: 0 HR: 0 SF: 1 SAC: 0 DP: 4 HBP: 0	WP: 1 PB: 0 SB: 0 CS: 0 PA: 36					

PITCHER	IP	WLS	BF	H	R	ER	SO	BB	IBB	HBP	BLK	WP	HR	S	P	ERA	WHIP
30 Nathan Eovaldi, R (1, 1) ERA: 3.12	7.0	W	26	8	1	1	4	1	0	0	0	1	0	64	94	1.29	1.286
68 Dellin Betances, R (8, 1) ERA:	1.0	H	3	0	0	0	2	0	0	0	0	0	0	7	10	0.00	0.000
57 Chris Martin, R (9, 1) ERA: 4.26	0.2		4	2	1	1	2	0	0	0	0	0	0	9	16	13.50	3.000
48 Andrew Miller, L (9, 1) ERA:	0.1	S	3	0	0	0	1	2	0	0	0	0	0	7	16	0.00	6.000

PITCHER	IP	WLS	BF	H	R	ER	SO	BB	IBB	HBP	BLK	WP	HR	S	P	ERA	WHIP

New York Yankees @ Detroit Tigers

Comerica Park, Detroit, MI

Tue Apr 21 2015, 7:10 PM - 10:32 PM EDT

Att. 27,031 - Partly Cloudy - 50 F

livebaseballscorecards.com

AB	32
R	2
H	10
RBI	2
BB	3
SO	9
LOB	19

Batter	1	2	3	4	5	6	7	8	9	AB	R	H	RBI	BB	SO	LOB
22 Jacoby Ellsbury, L (1, 8) OBP: 0.362, SLG: 0.295	4-2 25 BB 24 1B 34 1B HBP		B CH 81 C CH 82 B KC 78 B KC 84 X FF 91 3-1 25 L8 13 1B 1B	B CH 87 F FF 94 C FC 89 S FC 91 1-3 ② K			X SI 90 0-0 ① G3		X FF 88 0-0 ① P4	4	1	2	1	0	1	1
33 Garrett Jones, L (8, 7) OBP: 0.300, SLG: 0.421	B FC 87 F SI 91 X FF 91 1-1 E7 1-3 2-H 1B									1	0	0	0	0	0	0
24 Chris Young, R (1, 7) OBP: 0.442, SLG: 0.816	C SI 91 D CH 83 X FF 92 1-1 34 1B 25 BB 1-3 12 1B 1B		1 SAFE 1 SAFE F FF 89 1 SAFE X FF 90 0-1 ① L8	B SL 84 F FF 95 B FF 95 F FC 90 F FC 90 B SL 83 F FC 89 F FF 95 X FF 94 3-2 ③ P4			C SI 91 B SL 85 B SL 84 F SI 90 X SI 92 2-2 13 BB 25 HR 1B		C CH 87 S CH 81 B FF 89 X CH 82 1-2 2B	6	2	3	0	0	0	4
	S CH 83 X CH 84 0-1 ③ F8															
13 Alex Rodriguez, R (1, 10) OBP: 0.419, SLG: 0.571	S CH 84 B FF 92 B FF 92 B FF 93 F FF 93 S CH 84 3-3 ① K	X CH 88 0-0 ① F7	C CH 83 C FF 91 B FF 92 B FC 87 1 SAFE X CH 84 2-2 1-2 1B		B FF 93 C FF 94 B CH 87 C FF 95 B CU 78 B FF 95 4-2 25 G6-4-3 BB		C SI 91 B SL 82 B SI 91 B SL 82 B SI 91 4-1 25 HR 1-2 BB		X CH 83 0-0 ② G5-3	4	1	1	0	2	1	3
25 Mark Teixeira, S (1, 3) OBP: 0.333, SLG: 0.592 66 John Ryan Murphy, R (8, 2) OBP: 0.353, SLG: 0.385	C FF 92 B FF 93 B CH 84 B CH 84 B FF 92 4-1 12 1B 34 1B 31 2B 1-2 2-3 BB	C FF 89 B CH 89 B FF 90 B FF 90 F SI 91 X CH 84 3-2 ② L7	B FF 94 S CH 87 X CH 88 1-1 ② L8 2-3		C FF 93 B CH 84 F FF 94 F SL 88 F CU 78 X SI 94 1-2 ① ② G6-4-3 1-2f		C SI 90 X SI 90 0-1 1-H 2-H HR		B SI 89 C SI 88 S SL 77 D SL 76 X SI 90 2-2 ③ G6-3	4	2	1	3	1	0	3
										1	0	0	0	0	0	1
34 Brian McCann, L (1, 2) OBP: 0.294, SLG: 0.400	S FF 92 X FF 93 0-1 12 1B 31 2B 1-2 2-3 3-H 1B	B CH 82 B FC 84 F FF 91 X FF 90 2-1 36 3B 1B	B FF 94 B CH 86 B SI 94 C FF 94 C CH 88 X FF 94 3-2 ③ F8		C CU 77 S SL 87 F SL 88 F FF 94 X SL 88 0-2 ③ G5-3		B SI 90 C SL 83 C SL 84 B SI 92 S SL 84 2-3 ② K			5	2	2	1	0	1	2
(8, 3)																
36 Carlos Beltrán, S (1, 9) OBP: 0.240, SLG: 0.326	C SI 92 S FF 92 F FF 93 B CH 85 S FF 93 1-3 ② K	X CH 83 0-0 1-H 12 3B 3B		B SI 92 B SI 92 F SI 94 X CH 87 2-1 31 SH1-3 12 E 18 2B 1B		B FF 92 T FF 91 B SL 88 C FF 92 B FF 94 X FF 91 3-2 ① P4	C SL 81 S SL 82 B SI 92 F SI 91 F SI 94 B SL 83 B SL 83 X SL 81 3-2 ③ L4			5	2	2	1	0	1	3
12 Chase Headley, S (1, 5) OBP: 0.313, SLG: 0.407	C CH 84 C SI 92 F FF 92 F CH 85 F FF 93 B FF 92 B CH 84 X CH 84 2-2 31 2B 1-2 2-3 3-H 1B	F FF 91 B FF 91 B CH 83 B SI 92 X FF 91 3-1 3-H 3B	B CH 86 X FC 89 1-0 FC3 31 SH1-3 18 2B 1-2 1B		B FF 93 S FF 92 F SL 88 F CU 77 S SL 89 1-3 ② K			B FF 89 B FF 89 C CU 81 C SL 83 X CU 79 2-2 ① F7		5	2	2	2	0	1	1
31 Gregorio Petit, R (1, 4) OBP: 0.250, SLG: 0.200	C SI 91 F CH 83 B FF 92 B SI 92 X CH 84 2-2 22 1B 1-H 2-H 3-H 2B	I IN 60 I IN 61 I IN 63 I IN 58 4-0 IBB	B FF 92 X FF 93 1-0 ① SH1-3 1-2 2-3		B SI 93 B FF 90 B FF 89 C CH 87 B FF 89 4-1 BB			C SL 83 F CU 79 X SL 85 0-2 ② G4-3		2	1	1	3	2	0	0
18 Didi Gregorius, L (1, 6) OBP: 0.250, SLG: 0.227	B SI 90 B FF 90 B FF 91 B FF 91 4-0 22 E 22 1B BB	T FF 91 F FF 92 F SI 91 X FC 86 0-2 ③ F8	B FC 91 F FC 90 F FC 92 F FC 91 X SL 85 1-2 2-H 3-H 2B		F CU 74 S SL 88 F SI 93 F SL 87 B SL 88 S CU 78 1-3 ③ K			B FF 91 B CU 77 S SL 82 X SL 82 2-1 ③ G4-3		4	0	1	2	1	1	3
Inning Stats	R: 6 E: 1 K: 2 S: 29 H: 5 LOB: 2 BB: 2 P: 51	R: 2 E: 0 K: 0 S: 13 H: 3 LOB: 2 BB: 1 P: 25	R: 0 E: 0 K: 0 S: 12 H: 2 LOB: 2 BB: 0 P: 21	R: 2 E: 1 K: 1 S: 17 H: 2 LOB: 1 BB: 0 P: 26	R: 0 E: 0 K: 0 S: 12 H: 0 LOB: 0 BB: 1 P: 17	R: 0 E: 0 K: 2 S: 14 H: 0 LOB: 1 BB: 1 P: 23	R: 3 E: 0 K: 1 S: 15 H: 2 LOB: 0 BB: 1 P: 26	R: 0 E: 0 K: 0 S: 8 H: 0 LOB: 0 BB: 0 P: 12	R: 0 E: 0 K: 0 S: 8 H: 1 LOB: 1 BB: 0 P: 11	1B: 9 2B: 3 3B: 2 HR: 1 SF: 0 SAC: 1 DP: 1 HBP: 1						

PITCHER		IP	WLS	BF	H	R	ER	SO	BB	IBB	HBP	BLK	WP	HR	S	P	ERA	WHIP
14 David Price, L ERA: 3.28	(1, 1)	2.1	L	21	10	8	8	2	2	1	1	0	0	0	49	88	30.86	5.143
60 Angel Nesbitt, R ERA: 1.42	(3, 1)	1.2		8	2	2	1	1	0	0	0	0	0	0	22	35	5.40	1.200
46 Ian Krol, L ERA: 4.76	(5, 1)	2.0		7	0	0	0	2	2	0	0	0	0	0	26	40	0.00	1.000
62 Al Alburquerque, R ERA: 8.31	(7, 1)	1.0		6	2	3	3	1	1	0	0	0	0	1	15	26	27.00	3.000
44 Joba Chamberlain, R ERA:	(8, 1)	1.0		3	0	0	0	0	0	0	0	0	0	0	8	12	0.00	0.000

PITCHER		IP	WLS	BF	H	R	ER	SO	BB	IBB	HBP	BLK	WP	HR	S	P	ERA	WHIP
32 Tom Gorzelanny, L ERA: 1.8	(9, 1)	1.0		4	1	0	0	0	0	0	0	0	0	0	8	11	0.00	1.000

TOP

New York Yankees @ Detroit Tigers

Comerica Park, Detroit, MI

Wed Apr 22 2015, 7:12 PM - 10:41 PM EDT

Att. 27,389 - Overcast - 38 F

livebaseballscorecards.com

AB	41
R	13
H	15
RBI	13
BB	6
SO	6
LOB	21

WP: 0	PA: 49		
PB: 0			
SB: 0			
CS: 0			

Batter	1	2	3	4	5	6	7	8	9	AB	R	H	RBI	BB	SO	LOB
12 Anthony Gose, L (1, 8) OBP: 0.378, SLG: 0.556	C FF 91 C SL 84 B SL 85 B FF 92 B FF 92 F FF 92 B FF 91 4-2 41 BB 24 BB 28 BB BB	B FF 89 C FF 89 B CH 80 B FF 90 F FF 90 F FF 90 F FF 91 S FF 91 3-3 ① K		F FF 89 B FF 90 C FF 88 B SL 83 X FF 91 2-2 ②③ G6-4-3 1-2f			S FF 94 B FF 95 S FF 95 B FF 95 B FF 94 S SI 94 3-3 ① K		F FF 91 B SL 84 S SL 83 C FF 91 1-3 ③ K	4	1	0	0	1	3	2
3 Ian Kinsler, R (1, 4) OBP: 0.318, SLG: 0.361 26 Hernán Pérez, R (8, 4) OBP: 0.167, SLG: 0.167	B FF 92 X FF 90 1-0 ① L8	C SL 85 C FF 91 B SL 86 X SL 85 1-2 ② F9			C FF 90 X CH 81 0-1 ① L7		B FF 94 F FF 94 X FC 90 1-1 ② F8			4	0	0	0	0	0	2
										0	0	0	0	0	0	0
24 Miguel Cabrera, R (1, 3) OBP: 0.453, SLG: 0.579 34 James McCann, R (8, 2) OBP: 0.182, SLG: 0.238	1 SAFE B SI 90 B FF 92 B FF 90 B FF 91 4-0 28 BB 41 BB 52 1B 1-2 BB	B SI 91 C SI 90 B FF 91 B SI 90 F FF 92 F FF 92 F FF 91 X FF 91 3-2 ③ G6-3			C SL 84 X SL 83 0-1 41 G6-3 1B		B FC 91 S SI 95 B FF 96 S FF 95 X FF 96 2-2 ③ FC6 1-2f			3	1	1	0	1	0	1
										0	0	0	0	0	0	0
41 Victor Martinez, S (1, 10) OBP: 0.400, SLG: 0.278 20 Rajai Davis, R (8, PH) OBP: 0.385, SLG: 0.394 (9, 10)	B SL 85 C FF 91 B FF 92 B FF 90 B FF 91 4-1 52 1B 28 BB 9 FC6-4 1-2 2-3 BB		B FF 89 C FF 89 B CH 88 X FF 89 2-1 ① F8		C FF 89 B FF 90 B SL 84 X CH 80 2-1 ②③ G6-3 1-2f			B FF 96 T FF 95 B FF 95 F FF 97 F FF 97 X FF 96 2-2 1B		2	1	0	0	1	0	1
										1	0	1	0	0	0	0
28 J.D. Martinez, R (1, 9) OBP: 0.302, SLG: 0.550	C SL 84 F CH 82 F FF 92 B FF 93 B CH 82 B SL 84 B FF 91 4-2 9 FC6-4 52 1B 13 1B 1-2 2-3 3-H BB		F CH 89 B FF 91 S CH 80 X CH 82 1-2 E6			X FF 89 0-0 ① G4-3		D SL 88 X FF 96 1-0 ① F9		3	1	0	1	1	0	1
52 Yoenis Cespedes, R (1, 7) OBP: 0.328, SLG: 0.593 17 Andrew Romine, S (8, 7) OBP: 0.714, SLG: 0.500	C FF 92 X SI 91 0-1 9 FC6-4 1-2 2-3 3-H 1B		F FF 90 D SI 90 C CH 80 X FC 90 1-2 ② P3			C FF 90 B FF 90 X SI 89 1-1 1B		F FF 96 B FF 95 B FF 95 F FF 95 S FF 95 2-3 ② K		3	0	2	1	0	0	1
										1	0	0	0	0	1	1
9 Nick Castellanos, R (1, 5) OBP: 0.356, SLG: 0.431	D SL 87 X SI 90 1-0 ② FC6-4 13 1B 1-2f 2-3 3-H		C SL 83 S SL 82 B FF 91 C SL 85 1-3 ③ K			S SL 84 B SL 83 S CH 81 B FF 90 F CH 81 C SL 85 2-3 ② K		B FF 95 S FF 96 B FF 97 S FF 96 C SL 87 2-3 ③ K		4	0	0	1	0	3	5
13 Alex Avila, L (1, 2) OBP: 0.405, SLG: 0.379 (8, 3)	C FF 91 C CH 82 X SL 84 0-2 1-2 3-H 1B			B FF 90 X FF 89 1-0 ① L9		C SI 94 F FF 94 B FF 95 S SI 95 1-3 ③ K			B FF 90 X FF 90 1-0 ① G4-3	4	0	1	1	0	1	1
1 Jose Iglesias, R (1, 6) OBP: 0.453, SLG: 0.479	B SI 90 B FF 90 F FF 90 X FF 90 2-1 ③ P4			C SL 84 B CH 80 B FF 90 X FF 89 2-1 12 G6-4-3 1B			B FF 93 C FC 92 B FF 92 B FF 93 C FF 94 F SI 94 B FF 93 4-2 24 FC6 BB		B FF 89 C FF 90 B CH 81 F FF 91 S FF 91 2-3 ② K	3	0	1	0	1	1	2
Inning Stats	R: 4 E: 0 K: 0 S: 16 H: 2 LOB: 2 BB: 4 P: 36	R: 0 E: 0 K: 1 S: 13 H: 0 LOB: 0 BB: 0 P: 20	R: 0 E: 1 K: 1 S: 11 H: 0 LOB: 1 BB: 0 P: 16	R: 0 E: 0 K: 0 S: 6 H: 1 LOB: 0 BB: 0 P: 11	R: 0 E: 0 K: 0 S: 6 H: 1 LOB: 0 BB: 0 P: 8	R: 0 E: 0 K: 2 S: 10 H: 1 LOB: 1 BB: 0 P: 14	R: 0 E: 0 K: 1 S: 11 H: 0 LOB: 1 BB: 1 P: 21	R: 0 E: 0 K: 2 S: 11 H: 1 LOB: 1 BB: 0 P: 18	R: 0 E: 0 K: 2 S: 7 H: 0 LOB: 0 BB: 0 P: 11	1B: 6 2B: 0 3B: 0 HR: 0	SF: 0 SAC: 0 DP: 2 HBP: 0		WP: 0 PB: 0 SB: 0 CS: 0	PA: 37			

PITCHER		IP	WLS	BF	H	R	ER	SO	BB	IBB	HBP	BLK	WP	HR	S	P	ERA	WHIP
43 Adam Warren, R ERA: 5.4	(1, 1)	5.2	W	25	5	4	4	3	4	0	0	0	0	0	59	101	6.35	1.588
41 Justin Wilson, L ERA: 5.4	(6, 1)	1.1		5	0	0	0	2	1	0	0	0	0	0	14	25	0.00	0.750
29 David Carpenter, R ERA: 3.52	(8, 1)	1.0		4	1	0	0	2	0	0	0	0	0	0	11	18	0.00	1.000
45 Chasen Shreve, L ERA: 1.59	(9, 1)	1.0		3	0	0	0	2	0	0	0	0	0	0	7	11	0.00	0.000

PITCHER	IP	WLS	BF	H	R	ER	SO	BB	IBB	HBP	BLK	WP	HR	S	P	ERA	WHIP

BOTTOM

New York Yankees @ Detroit Tigers

Comerica Park, Detroit, MI

Wed Apr 22 2015, 7:12 PM - 10:41 PM EDT

Att. 27,389 - Overcast - 38 F

livebaseballscorecards.com

AB	32
R	4
H	6
RBI	4
BB	5
SO	9
LOB	17

Batter	1	2	3	4	5	6	7	8	9	AB	R	H	RBI	BB	SO	LOB
22 Jacoby Ellsbury, L (1, 8) OBP: 0.384, SLG: 0.317	C FF 88 B SL 84 F FF 91 B FS 86 X FS 86 2-2 ① P4		F FS 87 1 SAFE B FF 92 C FF 92 B SL 88 B FF 93 F FS 85 D SL 87 4-2 11 G3-1 1-2 BB			C CU 75 B FS 86 B SL 85 C FS 86 F FF 92 F SL 85 F FF 92 B CH 72 B SL 86 4-2 11 G3 11 S 34 BLK BB		C SL 75 S FF 90 X FF 90 0-2 11 SH3 34 G3-4-3 2B		2	2	1	0	2	0	0
11 Brett Gardner, L (1, 7) OBP: 0.388, SLG: 0.381	B FF 90 X FF 91 1-0 ② F8		C FF 93 X SL 88 0-1 ② G3-1 1-2 2-3			C FF 90 B FS 81 1 SAFE B FS 82 C FF 91 B SI 92 X SL 86 3-2 ① G3 1-3		L FF 88 X SL 76 0-1 ① SH3 2-3		3	0	0	0	0	0	3
36 Carlos Beltrán, S (1, 10) OBP: 0.241, SLG: 0.306	C FF 90 B SL 89 C FF 92 B SL 86 S FC 89 2-3 ③ K		B FF 92 F SL 88 F FF 93 S FF 93 1-3 ③ K			B FF 93 C FF 92 B FF 92 F FC 90 S FS 89 2-3 ② K		I IN 67 I IN 71 I IN 73 I IN 69 4-0 34 G3-4-3 IBB		3	0	0	0	1	3	3
34 Brian McCann, L (1, 2) OBP: 0.273, SLG: 0.367		B FF 89 C FS 85 F FC 88 B FF 91 X SL 88 2-2 ① F9		C CU 76 B CH 76 B FC 91 S FS 85 X FS 80 2-2 ① G5-3		B CH 78 F SL 86 X FF 92 1-1 ③ P6 3-H		B SL 76 X FF 89 1-0 ② G3-4-3 1-2 3-H		4	0	0	1	0	0	1
12 Chase Headley, S (1, 5) OBP: 0.309, SLG: 0.387		C FS 85 C FF 91 S FS 85 0-3 ② K		C CU 75 B FF 93 B FF 93 S SL 85 F FC 90 S CH 71 2-3 ② K			B FS 82 C FF 89 B FF 89 B CU 76 B SL 82 4-1 33 WP BB	B SI 90 S SI 90 S SI 89 S SI 90 1-3 ③ K		3	0	0	0	1	3	1
24 Chris Young, R (1, 9) OBP: 0.426, SLG: 0.762		F FF 92 B FF 93 B SL 88 B FS 87 X FS 86 3-1 1B		C SL 86 B SI 93 B CH 72 S FS 88 S SL 88 2-3 ③ K			F FF 90 B SI 89 F SL 85 B FF 92 S FC 91 2-3 ① K		C FF 92 F FF 92 B SL 85 B FF 93 X CU 78 2-2 ① L7	4	0	1	0	0	2	1
33 Garrett Jones, L (1, 3) OBP: 0.261, SLG: 0.364 31 Gregorio Petit, R (7, 4) OBP: 0.280, SLG: 0.286		C FF 91 D FS 86 X FS 84 1-1 ③ G5-3	C FS 85 S FF 90 X FF 91 0-2 ① F7				C SL 86 1 SAFE 1 SAFE B FS 85 S SL 77 B SL 78 S FF 90 2-3 ② K 1-2		X SL 84 0-0 2B	3 1	0 0	0 1	0 0	0 0	1 0	2 0
14 Stephen Drew, L (1, 4) OBP: 0.283, SLG: 0.467 (7, 6)			B FS 84 X SL 86 1-0 ① G4-3		B SL 85 F FF 90 F FC 90 F FF 92 C SL 85 1-3 ② K		B SL 77 S SI 90 B FF 88 B FF 89 B FF 88 4-1 BB		B FF 91 X FF 90 1-0 ② F9	3	0	0	0	1	1	1
18 Didi Gregorius, L (1, 6) OBP: 0.260, SLG: 0.222 25 Mark Teixeira, S (7, PH) OBP: 0.323, SLG: 0.569 (7, 3)			C FF 90 F CU 78 F SI 92 B SL 86 B SL 86 B FC 89 F FF 92 B SL 85 4-2 11 22 G3-1 S BB		B FF 91 C FS 86 X FS 87 1-1 ③ F8		C SI 90 B SI 90 B SL 78 D SI 90 X SI 90 3-1 ③ F9		C FF 91 C FF 93 B FF 93 C FF 93 1-3 ③ K	1 2	0 0	0 0	0 0	1 0	0 1	0 3
Inning Stats	R: 0 E: 0 K: 1 S: 7 H: 0 LOB: 0 BB: 0 P: 12	R: 0 E: 0 K: 1 S: 10 H: 1 LOB: 1 BB: 0 P: 16	R: 0 E: 0 K: 1 S: 13 H: 0 LOB: 2 BB: 2 P: 23	R: 0 E: 0 K: 2 S: 10 H: 0 LOB: 0 BB: 0 P: 16	R: 0 E: 0 K: 1 S: 9 H: 0 LOB: 0 BB: 0 P: 11	R: 1 E: 0 K: 1 S: 13 H: 0 LOB: 0 BB: 1 P: 23	R: 0 E: 0 K: 2 S: 10 H: 0 LOB: 2 BB: 2 P: 25	R: 1 E: 0 K: 1 S: 9 H: 1 LOB: 1 BB: 1 P: 15	R: 0 E: 0 K: 1 S: 8 H: 1 LOB: 1 BB: 0 P: 12	1B: 1 2B: 2 3B: 0 HR: 0 SF: 0 SAC: 1 DP: 0 HBP: 0						

PITCHER		IP	WLS	BF	H	R	ER	SO	BB	IBB	HBP	BLK	WP	HR	S	P	ERA	WHIP
19 Aníbal Sánchez, R ERA: 5.96	(1, 1)	6.1		24	1	1	1	8	4	0	0	1	0	0	66	111	1.42	0.789
32 Tom Gorzelanny, L ERA: 2.7	(7, 1)	1.2	L	8	1	1	1	2	1	1	0	0	1	0	15	30	5.40	1.200
44 Joba Chamberlain, R ERA:	(9, 1)	1.0		4	1	0	0	1	0	0	0	0	0	0	8	12	0.00	1.000

PITCHER	IP	WLS	BF	H	R	ER	SO	BB	IBB	HBP	BLK	WP	HR	S	P	ERA	WHIP

TOP

New York Yankees @ Detroit Tigers

Comerica Park, Detroit, MI

Thu Apr 23 2015, 1:10 PM - 4:10 PM EDT

Att. 27,754 - Cloudy - 33 F

livebaseballscorecards.com

AB	29
R	2
H	3
RBI	1
BB	6
SO	11
LOB	15

WP: 1	PA: 36				
PB: 0					
SB: 2					
CS: 0					

BOTTOM

Batter	1	2	3	4	5	6	7	8	9	AB	R	H	RBI	BB	SO	LOB
12 Anthony Gose, L (1, 8) OBP: 0.366, SLG: 0.550	S FF 90 B SL 79 F SI 90 X FS 86 1-2 3 G4-3 41 SF7 2B		F CU 72 C SL 80 C SI 90 0-3 ② K			B CU 72 B SL 81 F FF 91 B FF 91 S FF 91 S FF 92 F FF 92 S FF 92 3-3 ① K		B FF 96 C FF 94 X FF 96 1-1 ② G1-3		4	1	1	0	0	2	0
3 Ian Kinsler, R (1, 4) OBP: 0.300, SLG: 0.338	B FS 85 B SL 81 X SI 89 2-0 ① G4-3 2-3		B SL 79 C FS 84 X FS 85 1-1 ③ G6-3			F FC 90 B FS 87 F FS 87 B SI 89 F FF 93 F FS 88 B SL 84 F SI 92 X FF 92 3-2 ② P3		C FF 95 C KC 81 B KC 82 B FF 95 B KC 82 S FF 97 3-3 ③ K		4	0	0	0	0	1	1
24 Miguel Cabrera, R (1, 3) OBP: 0.441, SLG: 0.550	B FF 90 B SL 84 F FC 89 F FF 92 B FF 93 B SL 85 4-2 41 SF7 BB			S SL 80 X FC 88 0-1 ① F9		X FC 90 0-0 ③ F9			C FF 94 B SL 85 C FF 94 S SL 86 1-3 ① K	3	0	0	0	1	1	0
41 Victor Martinez, S (1, 10) OBP: 0.367, SLG: 0.256	D FS 86 B CU 73 C FF 89 X FF 91 2-1 ② SF7 1-2 3-H			F FF 91 F FF 92 X FS 87 0-2 ② G4-3			C FF 90 X FS 87 0-1 ① G4-3		X FF 94 0-0 ② G5-3	3	0	0	1	0	0	0
28 J.D. Martinez, R (1, 9) OBP: 0.313, SLG: 0.578	C FF 90 C SL 82 B FS 87 B FF 90 B SL 82 C FC 89 3-3 ③ K			B SL 82 S FS 87 F FF 89 B FS 88 B FF 90 X SL 84 3-2 2B			X FS 85 0-0 34 FC5-4 2B		C SL 86 S SL 85 S FF 96 0-3 ③ K	4	0	2	0	0	2	1
52 Yoenis Cespedes, R (1, 7) OBP: 0.328, SLG: 0.574		C SI 88 X SI 89 0-1 ① F7		C FS 86 S FS 88 S FS 87 0-3 ③ K			D SI 88 B FS 88 F FF 92 F FF 93 D SI 89 D SI 89 4-2 34 FC5-4 BB			2	0	0	0	1	1	1
13 Alex Avila, L (1, 2) 34 James McCann, R (7, PH) (8, 2) OBP: 0.385, SLG: 0.355 OBP: 0.174, SLG: 0.227		B FF 90 B FF 90 C SI 90 C SL 82 B SI 90 S SL 83 3-3 ② K			B FS 86 T FS 86 B CU 74 X FC 88 2-1 ① G3		B FF 95 C SI 95 X FC 90 1-1 ② FC5-4 1-2f 2-3			2 1	0 0	0 0	0 0	0 0	1 0	0 2
9 Nick Castellanos, R (1, 5) OBP: 0.339, SLG: 0.407		C CU 74 S FF 90 S SL 82 0-3 ③ K			X CU 75 0-0 ② F8		B KC 80 C KC 80 B KC 80 F KC 80 D KC 82 X KC 82 3-2 ③ P3			3	0	0	0	0	1	2
26 Hernán Pérez, R (1, 6) OBP: 0.111, SLG: 0.111			B FS 87 X SL 85 1-0 ① F9		C FS 87 B FF 88 S SL 83 F FS 88 F SL 84 B FS 86 X FC 89 2-2 ③ F8			C FF 94 S KC 83 C FF 98 0-3 ① K		3	0	0	0	0	1	0
Inning Stats	R: 1 H: 1 E: 0 LOB: 1 K: 1 BB: 1 S: 11 P: 23	R: 0 H: 0 E: 0 LOB: 0 K: 2 BB: 0 S: 8 P: 11	R: 0 H: 0 E: 0 LOB: 0 K: 1 BB: 0 S: 6 P: 8	R: 0 H: 1 E: 0 LOB: 1 K: 1 BB: 0 S: 11 P: 14	R: 0 H: 0 E: 0 LOB: 0 K: 0 BB: 0 S: 8 P: 12	R: 0 H: 0 E: 0 LOB: 0 K: 1 BB: 0 S: 11 P: 17	R: 0 H: 1 E: 0 LOB: 2 K: 0 BB: 1 S: 10 P: 18	R: 0 H: 0 E: 0 LOB: 0 K: 2 BB: 0 S: 8 P: 12	R: 0 H: 0 E: 0 LOB: 0 K: 2 BB: 0 S: 7 P: 8	1B: 0 SF: 1 2B: 3 SAC: 0 3B: 0 DP: 0 HR: 0 HBP: 0						

PITCHER	IP	WLS	BF	H	R	ER	SO	BB	IBB	HBP	BLK	WP	HR	S	P	ERA	WHIP
19 Masahiro Tanaka, R (1, 1) ERA: 3.22	6.1		24	3	1	1	6	2	0	0	0	0	0	60	94	1.42	0.789
41 Justin Wilson, L (7, 1) ERA: 5.06	0.1		1	0	0	0	0	0	0	0	0	0	0	2	3	0.00	0.000
68 Dellin Betances, R (7, 1) ERA:	1.1	W	4	0	0	0	2	0	0	0	0	0	0	11	18	0.00	0.000
48 Andrew Miller, L (9, 1) ERA:	1.0	S	3	0	0	0	2	0	0	0	0	0	0	7	8	0.00	0.000

PITCHER	IP	WLS	BF	H	R	ER	SO	BB	IBB	HBP	BLK	WP	HR	S	P	ERA	WHIP

New York Yankees @ Detroit Tigers
Comerica Park, Detroit, MI
Thu Apr 23 2015, 1:10 PM - 4:10 PM EDT
Att. 27,754 - Cloudy - 33 F

livebaseballscorecards.com

AB	29
R	1
H	3
RBI	1
BB	2
SO	10
LOB	7

WP: 0 PA: 32
PB: 0
SB: 0
CS: 0

Batter	1	2	3	4	5	6	7	8	9	AB	R	H	RBI	BB	SO	LOB
24 Michael Bourn, L (1, 8) OBP: 0.270, SLG: 0.228	C SI 90 X SI 91 0-1 G1-3	C CH 83 C CH 84 B FF 92 B SL 85 S CU 77 2-3 K			1 SAFE 1 SAFE B SI 91 1 SAFE B CH 84 B SI 92 B FF 91 4-0 23 1B 22 1B 41 2B 1-2 BB	B SI 92 B SI 92 C SI 92 C FF 92 B CU 84 X FF 92 3-2 G3-1		B SI 92 X SI 90 1-0 FC6-4 22 BLK 1-2f		4	1	0	0	1	1	1
22 Jason Kipnis, L (1, 4) OBP: 0.254, SLG: 0.270	C SI 92 C SI 93 B SI 93 X CH 86 1-2 G1-3		C SI 90 X SL 85 0-1 23 G4-3 1B		C SI 90 X SI 92 0-1 23 1B 41 2B 1-2 2-3 1B	F FF 92 X SL 87 0-1 G3-1		C SI 91 F SI 93 X SI 93 0-2 G3-1 1-2		5	1	2	0	0	0	1
23 Michael Brantley, L (1, 7) OBP: 0.324, SLG: 0.343 4 Mike Aviles, R (8, 7) OBP: 0.355, SLG: 0.407	C SI 93 X SI 92 0-1 41 BB 44 2B 1B		S CH 85 X CH 85 0-1 G4-3 1-2		X SI 92 0-0 41 2B 44 HR 1-2 2-3 3-H 1B		B SI 92 B SL 86 B SI 91 C SI 92 C SI 91 X SL 86 3-2 41 G4-6-3 1B		B SI 92 C SL 83 B SL 85 C SI 92 X SL 85 2-2 G6-3	4 1	2 0	3 0	1 0	0 0	0 0	1 0
41 Carlos Santana, S (1, 3) OBP: 0.354, SLG: 0.426	B SI 91 1 SAFE B SI 92 B SI 92 B FF 92 4-0 44 2B 1-2 BB		C SL 85 X SL 84 0-1 F7		B SL 88 S CH 85 B CU 78 F SL 87 F SI 92 X CU 76 2-2 44 HR 1-3 2-H 3-H 2B		B SI 92 X SI 92 1-0 G4-6-3 1-2f		B SL 84 B SI 94 B FF 93 B FF 92 4-0 44 HR BB	3	3	1	2	2	0	2
44 Brandon Moss, L (1, 9) OBP: 0.327, SLG: 0.524 40 Jerry Sands, R (9, 9) OBP: 0.435, SLG: 0.476	X SI 91 0-0 1-H 2-H 2B		2 SAFE B CH 85 X CU 76 1-0 F7		X SL 88 0-0 2-H 3-H HR		C SI 91 C SI 92 C FF 94 0-3 K		X SI 93 0-0 1-H HR	5 0	2 0	3 0	7 0	0 0	1 0	1 0
7 David Murphy, L (1, 10) OBP: 0.303, SLG: 0.419	C SI 92 S CH 85 F SI 93 F SL 86 B CH 86 X CH 85 1-2 G6-3			B CH 84 F SI 91 F SI 92 B SL 83 X SL 86 2-2 55 G1-6-3 1B	F FF 93 F SI 93 B CU 82 X FF 93 1-2 F8			X SI 91 0-0 8 HR 2B	F SL 84 C SL 84 X FF 93 0-2 F8	5	1	2	0	0	0	1
8 Lonnie Chisenhall, L (1, 5) OBP: 0.245, SLG: 0.306		B SI 89 F CU 77 F SL 87 F CU 79 F FF 93 F CU 79 B SI 92 X CH 84 2-2 55 SH1-3 11 SF7 2B		X SI 91 0-0 F7	B CU 83 X FF 93 1-0 F7			B SI 91 C SL 84 B SI 90 S SL 84 X SL 84 2-2 2-H HR	B FF 93 C SL 83 B SI 92 F SL 85 X FF 91 2-2 L9	5	2	2	2	0	0	1
55 Roberto Pérez, R (1, 2) OBP: 0.250, SLG: 0.375		X SI 90 0-0 SH1-3 2-3		C CU 80 C SL 85 B CU 78 X SL 85 1-2 G1-6-3 1-2f	B FF 92 C SL 86 X SL 86 1-1 G1-3			B SI 91 C SL 83 C SL 84 B SI 92 S SL 82 2-3 K		3	0	0	0	0	1	1
11 José Ramírez, S (1, 6) OBP: 0.245, SLG: 0.286		F SL 85 B FF 92 X SL 84 1-1 SF7 3-H			B SI 90 C SI 90 B CH 86 B SI 93 X SI 92 3-1 22 1B 24 BB 23 1B 1B	X FF 91 0-0 G3-1		B FF 92 B SL 83 C FF 92 X SL 82 2-1 24 FC6-4 1B		3	1	2	1	0	0	0
Inning Stats	R: 2 E: 0 K: 0 S: 13 H: 2 LOB: 1 BB: 1 P: 19	R: 1 E: 0 K: 1 S: 12 H: 1 LOB: 0 BB: 0 P: 17	R: 0 E: 0 K: 0 S: 7 H: 1 LOB: 1 BB: 0 P: 8	R: 0 E: 0 K: 0 S: 7 H: 1 LOB: 0 BB: 0 P: 10	R: 6 E: 0 K: 0 S: 16 H: 5 LOB: 0 BB: 1 P: 28	R: 0 E: 0 K: 0 S: 6 H: 0 LOB: 0 BB: 0 P: 9	R: 0 E: 0 K: 1 S: 7 H: 1 LOB: 0 BB: 0 P: 11	R: 2 E: 0 K: 1 S: 13 H: 3 LOB: 1 BB: 0 P: 20	R: 2 E: 0 K: 0 S: 10 H: 1 LOB: 0 BB: 1 P: 18	1B: 8 2B: 4 3B: 0 HR: 3 SF: 1 SAC: 1 DP: 2 HBP: 0						

TOP

Cleveland Indians @ Detroit Tigers

Comerica Park, Detroit, MI

Fri Apr 24 2015, 7:09 PM - 10:00 PM EDT

Att. 28,192 - Clear - 52 F

livebaseballscorecards.com

AB	38
R	13
H	15
RBI	13
BB	3
SO	3
LOB	9

PITCHER		IP	WLS	BF	H	R	ER	SO	BB	IBB	HBP	BLK	WP	HR	S	P	ERA	WHIP
61 Shane Greene, R ERA: 3.0	(1, 1)	4.0	L	22	9	8	8	1	2	0	0	0	0	0	48	72	18.00	2.750
30 Alex Wilson, R ERA: 3.0	(5, 1)	3.0		10	2	1	1	1	0	0	0	0	0	1	20	30	3.00	0.667
62 Al Alburquerque, R ERA: 11.37	(8, 1)	2.0		11	4	4	4	1	1	0	0	1	0	2	23	38	18.00	2.500

PITCHER	IP	WLS	BF	H	R	ER	SO	BB	IBB	HBP	BLK	WP	HR	S	P	ERA	WHIP

Batter	1	2	3	4	5	6	7	8	9	AB	R	H	RBI	BB	SO	LOB
12 Anthony Gose, L (1, 8) OBP: 0.348, SLG: 0.511	F FF 94 B FF 95 F FF 95 S FF 96 1-3 K ①	B FF 96 B CH 87 X FF 96 2-0 3 S 1B		1 SAFE F SI 95 F SI 96 S FF 97 0-3 K ③			C CH 83 S CH 87 S CH 88 0-3 K2-3 ①		F FF 90 F FF 92 C FF 93 0-3 K ②	5	0	1	0	0	4	2
3 Ian Kinsler, R (1, 4) OBP: 0.338, SLG: 0.358 34 James McCann, R (8, 2) OBP: 0.208, SLG: 0.261	B FF 96 F FF 96 B FF 97 F FF 96 B FF 97 B FF 96 4-2 24 1B BB	1 SAFE 1 SAFE B FF 95 1 SAFE B FF 95 1 SAFE B FF 95 C FF 94 B FF 97 4-1 1-2 BB			B SI 96 B FF 96 B FF 96 C SI 95 C FF 98 X FF 97 3-2 28 1B 1B		C FF 96 B SL 83 F FF 96 X SI 97 1-2 1B		B FF 92 C FF 92 D SL 84 X FF 91 2-1 1-2 1B	2	0	2	0	2	0	0
										1	0	1	0	0	0	0
24 Miguel Cabrera, R (1, 3) OBP: 0.431, SLG: 0.531 26 Hernán Pérez, R (8, 4) OBP: 0.100, SLG: 0.100	C FF 97 1 SAFE F FF 96 1 SAFE B FF 96 B FF 96 1 SAFE X CH 86 2-2 41 HBP 1-3 1B	B FF 96 C SL 86 C FF 97 S FF 96 1-3 K ③			X SI 96 0-0 F9 ①		C FF 96 F FF 96 S CH 87 0-3 K ②		B FF 94 C FF 92 X FF 93 1-1 L9 ③	4	0	1	0	0	2	4
										1	0	0	0	0	0	2
41 Victor Martinez, S (1, 10) OBP: 0.358, SLG: 0.238	H FF 94 1-0 1-2 HBP		F FF 96 B CH 88 F FF 97 X FF 97 1-2 L9 ①		X FF 95 0-0 F7 ②		B FF 95 B SI 95 X FF 95 2-0 F9 ③			3	0	0	0	0	0	2
28 J.D. Martinez, R (1, 9) OBP: 0.310, SLG: 0.559	S FF 95 C FF 96 F FF 96 S FF 97 0-3 K ②		S CH 87 B CH 88 S CH 89 X FF 98 1-2 G4-3 ②		B SI 96 1 SAFE X SI 96 1-0 1-2 1B			S SL 85 B SL 84 S SL 85 B FF 90 F SL 86 X SL 84 2-2 F7 ①		4	0	1	0	0	1	3
52 Yoenis Cespedes, R (1, 7) OBP: 0.309, SLG: 0.538	B FF 97 X FF 96 1-0 F8 ③		C FF 99 X SL 85 0-1 G4-3 ③		B FF 97 S FF 97 B FF 98 B FF 97 F FF 97 F FF 97 S FF 96 3-3 K ③			B SL 85 S SL 85 X SL 85 1-1 L6 ②		4	0	0	0	0	1	5
13 Alex Avila, L (1, 2) OBP: 0.357, SLG: 0.324 17 Andrew Romine, S (8, 3) OBP: 0.625, SLG: 0.400		B FF 94 C FF 95 S CH 87 B FF 97 S FF 98 2-3 K ①		B FF 96 B FF 96 S FF 96 F FF 96 S FF 98 2-3 K ①			C CU 78 S CH 87 S CH 87 0-3 K ①	F FF 89 B CU 76 C SL 84 X CU 78 1-2 G4-3 ③		3	0	0	0	0	3	0
										1	0	0	0	0	0	0
9 Nick Castellanos, R (1, 5) OBP: 0.333, SLG: 0.448		X FF 97 0-0 HR		C CH 87 B SL 88 S CH 89 X CH 90 1-2 G6-3 ②			B CU 79 C FF 96 F FF 97 F CH 88 B FF 96 S FF 97 2-3 K ②		B FF 92 F FF 93 C SL 82 B FF 94 F SL 83 B SL 85 S FF 93 3-3 K ①	4	1	1	1	0	2	0
1 Jose Iglesias, R (1, 6) OBP: 0.456, SLG: 0.471		C FF 96 X CH 88 0-1 L4 ②		B FF 98 B SL 89 B FF 97 B FF 96 4-0 BB			B FF 95 B FF 96 F FF 95 S FF 97 F FF 97 F FF 96 F FF 96 X CH 88 2-2 G1-3 ③		C FF 94 B FF 93 B FF 93 F FF 92 X FF 93 2-2 34 1B 1B	3	0	1	0	1	0	0
Inning Stats	R: 0 H: 1 E: 0 LOB: 3 K: 2 BB: 1 S: 13 P: 22	R: 1 H: 2 E: 0 LOB: 2 K: 2 BB: 1 S: 11 P: 20	R: 0 H: 0 E: 0 LOB: 0 K: 0 BB: 0 S: 8 P: 10	R: 0 H: 0 E: 0 LOB: 1 K: 2 BB: 1 S: 9 P: 16	R: 0 H: 2 E: 0 LOB: 2 K: 1 BB: 0 S: 10 P: 17		R: 0 H: 0 E: 0 LOB: 0 K: 2 BB: 0 S: 13 P: 17	R: 0 H: 1 E: 0 LOB: 1 K: 2 BB: 0 S: 10 P: 13	R: 0 H: 0 E: 0 LOB: 0 K: 0 BB: 0 S: 9 P: 13	R: 0 H: 2 E: 0 LOB: 2 K: 2 BB: 0 S: 14 P: 22	1B: 7 SF: 0 2B: 0 SAC: 0 3B: 0 DP: 0 HR: 1 HBP: 1			WP: 0 PA: 39 PB: 0 SB: 1 CS: 0			

PITCHER	IP	WLS	BF	H	R	ER	SO	BB	IBB	HBP	BLK	WP	HR	S	P	ERA	WHIP
31 Danny Salazar, R (1, 1) ERA: 2.08	7.0	W	31	6	1	1	11	3	0	1	0	0	1	74	115	1.29	1.286
48 Scott Atchison, R (8, 1) ERA:	1.0		3	0	0	0	0	0	0	0	0	0	0	9	13	0.00	0.000
51 Anthony Swarzak, R (9, 1) ERA: 3.38	1.0		5	2	0	0	2	0	0	0	0	0	0	14	22	0.00	2.000

PITCHER	IP	WLS	BF	H	R	ER	SO	BB	IBB	HBP	BLK	WP	HR	S	P	ERA	WHIP

BOTTOM

Cleveland Indians @ Detroit Tigers

Comerica Park, Detroit, MI

Fri Apr 24 2015, 7:09 PM - 10:00 PM EDT

Att. 28,192 - Clear - 52 F

livebaseballscorecards.com

AB	35
R	1
H	8
RBI	1
BB	3
SO	13
LOB	18

Cleveland Indians @ Detroit Tigers

Comerica Park, Detroit, MI

Sat Apr 25 2015, 1:10 PM - 4:07 PM EDT

Att. 35,473 - Cloudy - 44 F

TOP

livebaseballscorecards.com

Batter	1	2	3	4	5	6	7	8	9	AB	R	H	RBI	BB	SO	LOB
24 Michael Bourn, L (1, 8) OBP: 0.254, SLG: 0.213	G4-3		G6-3		K		K			4	0	0	0	0	2	2
22 Jason Kipnis, L (1, 4) OBP: 0.254, SLG: 0.269	K		23 S / 23 1B / 1B		G4-3			L8		4	1	1	0	0	1	1
23 Michael Brantley, L (1, 7) OBP: 0.390, SLG: 0.462	41 S / 1B		1-H / 1B			41 G4-3 / 2B		41 1B / 2B		4	0	4	1	0	0	0
41 Carlos Santana, S (1, 3) OBP: 0.362, SLG: 0.421	1-2 / BB		G6-3			G4-3 / 2-3		44 G4-6-3 / 2-3 / 1B		3	0	1	0	1	0	1
44 Brandon Moss, L (1, 9) OBP: 0.302, SLG: 0.478	G3-1			F7		K		G4-6-3 / 1-2f		4	0	0	0	0	1	5
7 David Murphy, L (1, 10) OBP: 0.297, SLG: 0.400		8 SH1-3 / 1B		F7		F8			G4-3	4	0	1	0	0	0	1
8 Lonnie Chisenhall, L (1, 5) OBP: 0.250, SLG: 0.308		SH1-3 / 1-2		G4-3			1B		G1-3	3	0	1	0	0	0	0
12 Brett Hayes, R (1, 2) OBP: 0.143, SLG: 0.571 4 Mike Aviles, R (7, PH) OBP: 0.344, SLG: 0.393 55 Roberto Pérez, R (7, 2) OBP: 0.243, SLG: 0.364		G5-3	G6-3				L6		K	2 1 1	0 0 0	0 0 0	0 0 0	0 0 0	0 0 1	1 1 0
11 José Ramírez, S (1, 6) OBP: 0.250, SLG: 0.275		G3-1	BB				P5			2	0	0	0	1	0	2

Inning Stats	1	2	3	4	5	6	7	8	9
	R: 0 H: 1 E: 0 LOB: 2 K: 1 BB: 1 S: 12 P: 21	R: 0 H: 1 E: 0 LOB: 1 K: 0 BB: 0 S: 9 P: 14	R: 1 H: 2 E: 0 LOB: 0 K: 0 BB: 0 S: 8 P: 13	R: 0 H: 0 E: 0 LOB: 0 K: 0 BB: 0 S: 7 P: 13	R: 0 H: 0 E: 0 LOB: 1 K: 1 BB: 1 S: 13 P: 24	R: 0 H: 1 E: 0 LOB: 1 K: 1 BB: 0 S: 9 P: 16	R: 0 H: 1 E: 0 LOB: 1 K: 1 BB: 0 S: 10 P: 17	R: 0 H: 2 E: 0 LOB: 1 K: 0 BB: 0 S: 8 P: 13	R: 0 H: 0 E: 0 LOB: 0 K: 1 BB: 0 S: 12 P: 17

1B: 6	SF: 0	WP: 0	PA: 35
2B: 2	SAC: 1	PB: 0	
3B: 0	DP: 1	SB: 2	
HR: 0	HBP: 0	CS: 0	

	AB	32
	R	1
	H	8
	RBI	1
	BB	2
	SO	5
	LOB	14

PITCHER		IP	WLS	BF	H	R	ER	SO	BB	IBB	HBP	BLK	WP	HR	S	P	ERA	WHIP
31 Alfredo Simon, R ERA: 1.65	(1, 1)	6.2	W	27	6	1	1	3	2	0	0	0	0	0	64	111	1.35	1.200
32 Tom Gorzelanny, L ERA: 2.25	(7, 1)	1.1	H	5	2	0	0	1	0	0	0	0	0	0	12	20	0.00	1.500
38 Joakim Soria, R ERA: 1.17	(9, 1)	1.0	S	3	0	0	0	1	0	0	0	0	0	0	12	17	0.00	0.000

PITCHER	IP	WLS	BF	H	R	ER	SO	BB	IBB	HBP	BLK	WP	HR	S	P	ERA	WHIP

Batter	1	2	3	4	5	6	7	8	9	AB	R	H	RBI	BB	SO	LOB
20 Rajai Davis, R (1, 8) OBP: 0.409, SLG: 0.405	C SI 85 F SI 87 X SI 86 0-2 24 BB, 3 BB 41 1B 1B		C CU 74 B SL 82 B SI 88 F SI 88 B CH 82 D CH 81 4-2 24 S 41 1B BB	C FF 95 X CU 83 0-1 3 S 3 2B 1B		X FF 89 0-0 ① L9		B FC 92 C FC 92 B SL 81 X FC 92 2-1 E6 24 S, 3 1B		4	3	2	0	1	0	1
3 Ian Kinsler, R (1, 4) OBP: 0.354, SLG: 0.380	C SI 86 B SL 83 S SI 88 B CH 80 D CH 82 B SI 88 4-2 24 BB 41 1B 1-2 BB		B SI 87 F SL 82 1 SAFE C SI 89 B CU 77 1 SAFE 1 SAFE B SI 87 F SI 90 3-3 ① S SI 80 K	B FF 94 B FF 95 X FC 88 2-0 1-H 2B		C FF 91 C FF 92 C FF 93 0-3 ② K 1-2		1 SAFE P PO 86 X SL 81 1-0 24 S 1-2 1B		4	1	2	1	1	2	2
24 Miguel Cabrera, R (1, 3) OBP: 0.455, SLG: 0.523	B CU 76 B SI 89 C SI 91 C SI 89 B SI 90 B SI 92 4-2 28 G5-4-3 41 1B 1-2 2-3 BB		1 SAFE 1 SAFE C SI 90 B CH 85 B SL 84 I IN 76 I IN 75 4-1 52 1B 41 1B 1-2 IBB	I I IN 54 I IN 52 I IN 54 4-0 IBB		I IN 74 I IN 74 I IN 74 I IN 75 4-0 IBB		B SL 83 B FC 93 B FC 93 X FC 92 3-0 ③ F8 1-2 2-3		1	0	0	0	4	0	2
41 Victor Martinez, S (1, 10) OBP: 0.368, SLG: 0.261	C SI 88 B SL 85 X SI 90 1-1 28 G5-4-3 1-2 2-H 3-H 1B		C SL 80 B SI 88 X SL 83 1-1 52 1B 1-2 2-H 1B	B FC 90 B FF 96 F FF 95 X SI 96 2-1 ③ L6		C FF 91 X FF 92 0-1 ③ L9				4	0	2	3	0	0	4
28 J.D. Martinez, R (1, 9) OBP: 0.293, SLG: 0.528	C SL 83 X CH 82 0-1 ①② G5-4-3 1-2f 2-3		B CH 81 F CH 82 B SI 88 X CH 82 2-1 ② L7		S FF 93 B FC 87 C SI 94 S SI 96 1-3 ① K		F FF 94 S FC 90 B FC 91 S FF 95 1-3 ① K			4	0	0	0	0	2	4
52 Yoenis Cespedes, R (1, 7) OBP: 0.306, SLG: 0.522	B SI 88 C CH 80 X SL 82 1-1 ③ F9		B SI 88 F CH 82 F SI 91 D SL 83 X CH 81 2-2 1-2 2-3 1B		B CH 85 B FC 89 F FF 94 F FC 89 X SI 96 2-2 ② F8		F FC 91 B FC 90 S FF 94 S SL 79 1-3 ② K			4	0	1	0	0	1	1
13 Alex Avila, L (1, 2) OBP: 0.348, SLG: 0.297		S SI 87 C SI 89 B SI 90 B SL 85 F SI 89 C SL 83 2-3 ① K	B SL 84 X SI 90 1-0 ③ G4-3	C SI 94 B CH 89 B CH 88 B FF 95 S SI 94 B SI 94 4-2 BB			B FF 95 F FF 92 F FF 94 S FC 89 1-3 ③ K			3	0	0	0	1	2	3
9 Nick Castellanos, R (1, 5) OBP: 0.314, SLG: 0.419 17 Andrew Romine, S (9, 5) OBP: 0.625, SLG: 0.400		B SI 90 B CH 80 B SI 88 C SI 87 X SI 89 3-1 ② G4-3	S FF 94 B FC 89 C FC 90 F CU 82 S SI 95 1-3 ① K	F SI 95 C SI 94 D FC 92 B SI 96 F SI 96 S SI 96 2-3 ③ K			F FC 93 C SL 80 B FC 94 X SL 82 1-2 ① F9		4 0	0 0	0 0	0 0	0 0	2 0	1 0
1 Jose Iglesias, R (1, 6) OBP: 0.443, SLG: 0.455		C SI 88 F SL 81 C SI 87 0-3 ③ K	B FC 88 C FC 89 B FF 94 X FF 96 2-1 ② G4-3		F FF 91 C FF 91 X SL 82 0-2 3 S 1B			F FC 92 F FC 93 X SL 82 0-2 ② F9		4	0	1	0	0	1	0
Inning Stats	R: 2 E: 0 K: 0 S: 13 H: 2 LOB: 1 BB: 2 P: 23	R: 0 E: 0 K: 2 S: 9 H: 0 LOB: 0 BB: 0 P: 14	R: 1 E: 0 K: 1 S: 15 H: 2 LOB: 3 BB: 2 P: 32	R: 1 E: 0 K: 1 S: 11 H: 2 LOB: 2 BB: 1 P: 22	R: 0 E: 0 K: 2 S: 12 H: 0 LOB: 1 BB: 1 P: 21	R: 0 E: 0 K: 1 S: 9 H: 1 LOB: 2 BB: 1 P: 13	R: 0 E: 0 K: 3 S: 9 H: 0 LOB: 0 BB: 0 P: 12	R: 0 E: 1 K: 0 S: 11 H: 1 LOB: 2 BB: 0 P: 17								

PITCHER	IP	WLS	BF	H	R	ER	SO	BB	IBB	HBP	BLK	WP	HR	S	P	ERA	WHIP
58 TJ House, L (1, 1) ERA: 12.6	3.0	L	16	4	3	3	3	3	1	0	0	0	0	37	69	9.00	2.333
34 Zach McAllister, R (4, 1) ERA: 5.84	2.0		10	2	1	1	3	1	1	0	0	0	0	23	43	4.50	1.500
51 Anthony Swarzak, R (6, 1) ERA: 3.0	1.0		5	1	0	0	1	0	1	0	0	0	0	9	13	0.00	1.000
50 Nick Hagadone, L (7, 1) ERA: 2.57	1.0		3	0	0	0	3	0	0	0	0	0	0	9	12	0.00	0.000
27 Bryan Shaw, R (8, 1) ERA: 3.6	1.0		5	1	0	0	0	0	0	0	0	0	0	11	17	0.00	1.000

PITCHER	IP	WLS	BF	H	R	ER	SO	BB	IBB	HBP	BLK	WP	HR	S	P	ERA	WHIP

BOTTOM

Cleveland Indians @ Detroit Tigers

Comerica Park, Detroit, MI

Sat Apr 25 2015, 1:10 PM - 4:07 PM EDT

Att. 35,473 - Cloudy - 44 F

livebaseballscorecards.com

AB	32
R	4
H	8
RBI	4
BB	7
SO	10
LOB	18

1B: 7	SF: 0	WP: 0	PA: 39
2B: 1	SAC: 0	PB: 0	
3B: 0	DP: 1	SB: 5	
HR: 0	HBP: 0	CS: 0	

Batter	1	2	3	4	5	6	7	8	9	AB	R	H	RBI	BB	SO	LOB
22 Jason Kipnis, L (1, 4) OBP: 0.250, SLG: 0.254	C FF 86 F FC 81 C SI 87 0-3 K		1 SAFE B FC 80 1 SAFE 1 SAFE 1 SAFE B SI 85 X SI 86 2-0 L8		C CU 75 X FC 80 0-1 G4-3		C FC 80 X FC 80 0-1 G4-3		C FF 92 C FF 92 B FF 92 F FF 92 B FF 91 B FF 90 B FF 92 4-2 23 DI BB	4	0	0	0	1	1	2
4 Mike Aviles, R (1, 6) OBP: 0.324, SLG: 0.364	B FF 87 C FF 87 B FC 82 X SI 86 2-1 G3		B SI 86 1 SAFE X CH 77 1-0 G1-3		C SI 87 C SI 87 B SI 88 X FC 82 1-2 F8			C SI 93 C FC 86 B SI 95 B FC 88 F SI 95 B CH 87 F FF 95 X SI 95 3-2 23 1B 41 1B 1B	C FF 92 X SL 79 0-1 P6	5	1	1	0	0	0	2
23 Michael Brantley, L (1, 7) OBP: 0.370, SLG: 0.432	B FF 88 F FF 87 C FC 84 C SI 88 1-3 K			C CU 74 X FC 81 0-1 G4-3		B FF 85 B SI 86 C FF 84 C FC 80 X SI 86 2-2 G3		F FC 87 B FC 91 B SI 94 B CH 87 F FC 90 X FC 91 3-2 41 1B 41 WP 1-3 44 SF9 1B	B FF 91 C FF 92 C FF 91 X FF 92 1-2 G6-3	5	1	1	0	0	1	1
41 Carlos Santana, S (1, 3) OBP: 0.384, SLG: 0.433		C FF 85 C SI 86 X FF 86 0-2 9 2B 1B		B CH 79 B CH 78 B SI 86 C FF 85 B CH 78 4-1 9 1B 44 1B BB		B FF 86 X SI 86 1-0 P4		F FC 90 F CH 89 B FC 90 B CH 88 B FC 91 X CH 89 3-2 1-3 3-H 1B		3	2	2	1	1	0	0
9 Ryan Raburn, R (1, 10) OBP: 0.393, SLG: 0.731		C SI 86 C SI 87 F CH 79 X SI 86 0-2 1-H 2B		X FF 86 0-0 44 1B 8 1-2 FC3-2-5 1B		B FC 82 C SI 87 B CH 78 F FC 82 X SI 87 2-2 F7		X FC 90 0-0 F9		4	0	2	1	0	0	2
44 Brandon Moss, L (1, 9) OBP: 0.316, SLG: 0.490		F SI 84 C CU 76 B CU 76 S CU 76 1-3 K		X SI 86 0-0 8 FC3-2-5 1-3 2-H 1B			B CU 73 C FC 80 B CU 74 S SI 85 X SI 86 2-2 55 F8 8 1B 24 FC4-6 1B	B FC 84 B FF 88 X FF 87 2-0 SF9 3-H		3	1	2	2	0	1	0
8 Lonnie Chisenhall, L (1, 5) OBP: 0.250, SLG: 0.304		B FC 81 B FF 86 X FF 86 2-0 F7		F FC 82 X SI 86 0-1 FC3-2-5 1-2 3-H			C FF 85 X SI 87 0-1 24 FC4-6 1-2 1B	B FF 86 C FF 86 X FF 87 1-1 F9		4	0	1	0	0	0	3
55 Roberto Pérez, R (1, 2) OBP: 0.250, SLG: 0.343 7 David Murphy, L (9, PH) OBP: 0.316, SLG: 0.500			B SI 85 B SI 85 B SI 86 C FF 85 B FF 86 4-1 24 FC4-6 BB	C FC 80 X FF 86 0-1 P2			X SI 85 0-0 F8 2-3		B FF 90 F FF 90 X FF 90 1-1 HR	2 1	0 1	0 1	0 1	1 0	0 0	4 0
24 Michael Bourn, L (1, 8) OBP: 0.239, SLG: 0.200			S FC 82 B FC 83 B SI 86 X SI 86 2-1 FC4-6 1-2f		B FC 80 M FC 80 B FC 81 S SI 86 C SI 87 2-3 K		X SI 86 0-0 FC4-6 1-2f 3-H		B FF 90 X FF 90 1-0 F8	4	0	0	1	0	1	2
Inning Stats	R: 0 E: 0 K: 2 S: 8 H: 0 LOB: 0 BB: 0 P: 11	R: 1 E: 0 K: 1 S: 11 H: 2 LOB: 0 BB: 0 P: 14	R: 0 E: 0 K: 0 S: 5 H: 0 LOB: 1 BB: 1 P: 14	R: 1 E: 0 K: 0 S: 9 H: 2 LOB: 2 BB: 1 P: 13	R: 0 E: 0 K: 1 S: 8 H: 0 LOB: 0 BB: 0 P: 11	R: 0 E: 0 K: 0 S: 7 H: 0 LOB: 0 BB: 0 P: 12	R: 1 E: 0 K: 0 S: 9 H: 2 LOB: 1 BB: 0 P: 11	R: 2 E: 0 K: 0 S: 15 H: 3 LOB: 1 BB: 0 P: 27	R: 1 E: 0 K: 0 S: 11 H: 1 LOB: 1 BB: 1 P: 18	1B: 8 2B: 1 3B: 0 HR: 1 SF: 1 SAC: 0 DP: 0 HBP: 0						

TOP

Cleveland Indians @ Detroit Tigers

Comerica Park, Detroit, MI

Sun Apr 26 2015, 1:09 PM - 4:24 PM EDT

Att. 30,698 - Sunny - 53 F

livebaseballscorecards.com

AB	35
R	6
H	10
RBI	6
BB	3
SO	4
LOB	16

PITCHER		IP	WLS	BF	H	R	ER	SO	BB	IBB	HBP	BLK	WP	HR	S	P	ERA	WHIP
53 Kyle Lobstein, L ERA: 3.5	(1, 1)	7.0	W	28	6	3	3	4	2	0	0	0	0	0	57	86	3.86	1.143
60 Angel Nesbitt, R ERA: 4.05	(8, 1)	0.1		4	3	2	2	0	0	0	0	0	1	0	12	21	54.00	9.000
65 Blaine Hardy, L ERA: 7.36	(8, 1)	0.2	H	2	0	0	0	0	0	0	0	0	0	0	3	6	0.00	0.000
38 Joakim Soria, R ERA: 2.08	(9, 1)	1.0	S	5	1	1	1	0	1	0	0	0	0	1	11	18	9.00	2.000

PITCHER	IP	WLS	BF	H	R	ER	SO	BB	IBB	HBP	BLK	WP	HR	S	P	ERA	WHIP

Cleveland Indians @ Detroit Tigers

Comerica Park, Detroit, MI

Sun Apr 26 2015, 1:09 PM - 4:24 PM EDT

Att. 30,698 - Sunny - 53 F

BOTTOM

livebaseballscorecards.com

Batter	1	2	3	4	5	6	7	8	9	AB	R	H	RBI	BB	SO	LOB
20 Rajai Davis, R (1, 8) OBP: 0.449, SLG: 0.488 12 Anthony Gose, L (8, PR) OBP: 0.348, SLG: 0.511 (9, 8)	C FF 96 B SI 94 B CH 87 X SI 97 2-1 3 1B 3B	B SI 93 B SI 94 X SI 94 2-0 ①② FC5-4 1-2 2-3			C CU 80 S SI 93 B CH 88 B CH 90 H SI 93 3-2 3 1B 28 2B HBP	C SL 86 F FF 90 F FF 90 B SL 86 X SL 85 1-2 24 HR 1B		B FF 94 F FF 94 F FF 95 B KC 86 B KC 85 X KC 86 3-2 24 SF9 3 S 2-3 1B		4 0	3 0	3 0	0 0	0 0	0 0	2 0
3 Ian Kinsler, R (1, 4) OBP: 0.369, SLG: 0.387	C CH 89 X SL 88 0-1 24 1B 41 SF9 3-H 1B	B SI 95 1 SAFE 1 SAFE F SI 93 F SI 92 1 SAFE F CH 84 F CH 88 B SI 97 2-2 X CH 88 ③ G6-3			C FF 94 B SI 92 X CH 86 1-1 24 S 28 2B 1-3 1B	1 SAFE 1 SAFE C SL 84 C SL 84 1 SAFE X FF 89 0-2 ② L6		B FF 94 B KC 86 C KC 85 B FF 95 B FF 95 4-1 1-2 BB		4	2	2	1	1	0	2
24 Miguel Cabrera, R (1, 3) OBP: 0.463, SLG: 0.580	1 SAFE F FF 97 X SI 94 0-1 52 1B 1-3 1B		B CH 89 S CH 89 X FF 96 1-1 41 1B 28 G6-4-3 1B		1 SAFE B SI 93 F CH 87 S CH 88 D CH 88 B CH 91 S SL 88 3-3 ① K 1-2	B FF 89 X SL 85 1-0 1-H HR		S KC 86 D KC 86 D KC 86 X FF 95 2-1 ② SF9 2-3 3-H		4	2	3	3	0	1	2
41 Victor Martinez, S (1, 10) OBP: 0.371, SLG: 0.265	F FF 96 X CH 88 0-1 ① SF9 3-H		B CH 87 B SI 95 F SI 94 F SI 95 X CH 88 2-2 28 G6-4-3 1-3 1B		I IN 59 I IN 65 I IN 66 I IN 63 4-0 28 2B IBB	B FF 89 B SL 85 F FF 90 F SL 85 B FF 89 F SL 85 F FF 90 X SL 85 3-2 ③ F7		X FF 94 0-0 ③ P5		3	0	1	1	1	0	2
28 J.D. Martinez, R (1, 9) OBP: 0.291, SLG: 0.526	C FF 96 B CH 90 F SL 88 B FF 96 T CU 81 2-2 ② K		B CH 90 D FF 91 X CH 88 2-0 ①② G6-4-3 1-2f 3-H		B CH 90 B CH 89 X SL 88 2-0 1-3 2-H 3-H 2B		C SI 89 B CH 84 S SL 85 B SL 85 B SL 85 X SL 85 3-2 ① L9			4	0	1	2	0	1	2
52 Yoenis Cespedes, R (1, 7) OBP: 0.316, SLG: 0.514	C FF 95 C FF 96 F FF 96 X CH 91 0-2 1-2 1B		B FF 96 C CH 85 X SI 94 1-1 ③ L6		I IN 69 I IN 69 I IN 71 I IN 66 4-0 IBB		C SI 92 B CH 87 B CH 85 F SL 84 S SL 85 2-3 ② K			3	0	1	0	1	1	0
9 Nick Castellanos, R (1, 5) OBP: 0.297, SLG: 0.394 17 Andrew Romine, S (9, 5) OBP: 0.625, SLG: 0.400	C FF 96 F SI 96 F FF 97 S CH 88 0-3 ③ K		S CH 89 B SI 94 S CH 90 B CH 89 F FF 95 B CH 90 S CH 90 3-3 ① K		C SL 84 C SL 84 S SL 85 0-3 ② K		C SL 85 C SI 93 X SL 85 0-2 ③ G5-3			4 0	0 0	0 0	0 0	0 0	3 0	5 0
34 James McCann, R (1, 2) OBP: 0.214, SLG: 0.259		C SI 95 X CH 86 0-1 E6 20 FC5-4 1 1B	B CU 80 F FF 96 B FF 94 X CH 89 2-1 ② G5-3		C SL 85 B SL 85 X SL 84 1-1 ③ G4-3			X FF 94 0-0 20 1B 1 SH3-4 24 SF9 1B		4	1	1	0	0	0	3
1 Jose Iglesias, R (1, 6) OBP: 0.438, SLG: 0.448		X SI 95 0-0 20 FC5-4 1-2 1B	B CU 82 B SI 94 C SL 88 S SL 88 S SI 94 2-3 ③ K			B SL 85 C SL 84 C FF 90 B SL 85 X SL 84 2-2 ① F9		B FF 93 X FF 93 1-0 ① SH3-4 1-2		3	0	1	0	0	1	0
Inning Stats	R: 2 E: 0 K: 2 S: 19 H: 4 LOB: 2 BB: 0 P: 23	R: 0 E: 1 K: 0 S: 9 H: 1 LOB: 1 BB: 0 P: 13	R: 1 E: 0 K: 0 S: 8 H: 2 LOB: 0 BB: 0 P: 14	R: 0 E: 0 K: 2 S: 9 H: 0 LOB: 0 BB: 0 P: 16	R: 2 E: 0 K: 2 S: 13 H: 2 LOB: 3 BB: 2 P: 31	R: 2 E: 0 K: 0 S: 16 H: 2 LOB: 0 BB: 0 P: 23	R: 0 E: 0 K: 1 S: 9 H: 0 LOB: 0 BB: 0 P: 14	R: 1 E: 0 K: 0 S: 9 H: 2 LOB: 2 BB: 1 P: 19		1B: 10 2B: 1 3B: 1 HR: 1 SF: 2 SAC: 1 DP: 2 HBP: 1						

	AB	33
	R	8
	H	13
	RBI	7
	BB	3
	SO	7
	LOB	18

PITCHER		IP	WLS	BF	H	R	ER	SO	BB	IBB	HBP	BLK	WP	HR	S	P	ERA	WHIP
59 Carlos Carrasco, R ERA: 4.6	(1, 1)	4.1	L	24	9	5	5	5	0	2	1	0	0	0	53	91	10.38	2.077
48 Scott Atchison, R ERA: 2.35	(5, 1)	1.2		7	2	2	2	1	0	0	0	0	0	1	21	29	10.80	1.200
35 Marc Rzepczynski, L ERA: 4.5	(7, 1)	1.0		3	0	0	0	1	0	0	0	0	0	0	9	14	0.00	0.000
37 Cody Allen, R ERA: 13.5	(8, 1)	1.0		6	2	1	1	0	1	0	0	0	0	0	9	19	9.00	3.000

PITCHER	IP	WLS	BF	H	R	ER	SO	BB	IBB	HBP	BLK	WP	HR	S	P	ERA	WHIP

Detroit Tigers @ Minnesota Twins

Target Field, Minneapolis, MN

Mon Apr 27 2015, 7:13 PM - 10:29 PM CDT

Att. 18,054 - Clear - 69 F

TOP

livebaseballscorecards.com

Batter	1	2	3	4	5	6	7	8	9	AB	R	H	RBI	BB	SO	LOB
3 Ian Kinsler, R (1, 4) OBP: 0.360, SLG: 0.375	B FF 86 C FF 86 B CH 81 F SI 86 X FF 88 2-2 ① F8	1 SAFE 1 SAFE F FF 86 1 SAFE B CH 81 B CH 81 X CH 80 2-1 ①② G6-4-3 1-2f 3-H			C CH 80 B FF 87 X CU 72 1-1 24 G6-4-3 1 1B 1B	1 SAFE B SL 82 C SI 89 C SI 87 X SI 89 1-2 ③ L7			B SL 84 X SL 81 1-0 ② G5-3	5	0	1	0	0	0	3
1 Jose Iglesias, R (1, 6) OBP: 0.449, SLG: 0.540	C FF 87 B FF 86 X FF 85 1-1 HR	B CH 80 B SI 86 C SI 86 X CH 80 2-1 ③ P4			M CH 80 C FF 87 X FF 87 0-2 24 G6-4-3 1-2 1B		C CU 71 B SI 88 B SI 88 B SL 84 C SI 88 X SI 88 3-2 41 F7-2 3B		C SL 85 F FF 91 B CU 77 S CU 77 1-3 ③ K	5	1	3	1	0	1	0
24 Miguel Cabrera, R (1, 3) OBP: 0.465, SLG: 0.569	B FF 88 F CH 81 X FF 87 1-1 ② F9		C CH 84 B FF 85 B CH 80 C CH 80 B FF 87 X FF 87 3-2 41 G5-4-3 1B		C SL 82 B SI 88 B SI 88 B SI 89 X SI 88 3-1 ①② G6-4-3 1-2f 2-3		B SI 88 B SL 83 C SI 88 B SI 89 F SI 88 B CH 79 4-2 28 CS 41 F7-2 BB			3	0	1	0	1	0	2
41 Victor Martinez, S (1, 10) OBP: 0.379, SLG: 0.269	C FF 87 F CH 82 X CH 81 0-2 28 BB 52 HR 1B		C FF 88 C FF 87 F CU 72 X FF 87 0-2 ①② G5-4-3 1-2f		B FF 89 B FF 88 B CH 80 I IN 78 4-0 28 FC6-4 IBB		C FF 92 X FF 93 0-1 ①② F7-2 1-2 3-H			3	1	1	0	1	0	3
28 J.D. Martinez, R (1, 9) OBP: 0.313, SLG: 0.532	C FF 87 B FF 87 B SI 86 D CH 81 F CH 80 B CH 80 4-2 52 HR 1-2 BB		F CH 80 B FF 86 F FF 87 B CH 80 B FF 85 X CH 81 3-2 1B		X SI 89 0-0 ③ FC6-4 1-2f		C SL 88 B SI 93 S FF 94 F SI 93 1-2 ③ CS 2-3	S CU 70 X SI 93 0-1 52 CS 1B		3	1	2	0	1	0	2
52 Yoenis Cespedes, R (1, 7) OBP: 0.325, SLG: 0.566	B CH 81 X FF 87 1-0 1-H 2-H HR		B FF 86 C SI 87 F CU 73 1 SAFE S FF 87 1-3 ③ K			C SI 88 X CU 72 0-1 26 G4-3 2B		F SL 84 F FF 92 X CU 76 0-2 ①② L9 1-2		4	1	2	3	0	1	2
13 Alex Avila, L (1, 2) OBP: 0.340, SLG: 0.275	B FF 85 F FF 86 B SI 86 F FF 88 S CU 72 2-3 ③ K			S CU 74 F FF 85 B FF 88 B CH 80 B FF 85 X FF 86 3-2 ① G6-3		B FF 88 B CH 78 X FF 88 2-0 ① F7		C CU 72 B CH 87 S SI 94 B FF 93 F SI 94 B SI 94 B SI 93 4-2 26 FC6-4 BB		3	0	0	0	1	1	1
26 Hernán Pérez, R (1, 5) OBP: 0.143, SLG: 0.143		C FF 86 B CH 80 B FF 87 X CH 81 2-1 12 WP 12 S 3 G6-4-3 1B		C CU 73 B FF 88 S FF 88 X FF 87 1-2 ② G6-3		M SL 82 X SI 89 0-1 ② G4-3 2-3		B SL 86 S SL 86 X SI 94 1-1 ③ FC6-4 1-2f		4	1	1	0	0	0	2
12 Anthony Gose, L (1, 8) OBP: 0.360, SLG: 0.489		1 SAFE B FF 88 B FF 87 C FF 87 F FF 88 B CU 74 B FF 87 4-2 3 G6-4-3 1-3 BB		C CU 74 X FF 87 0-1 ③ P4		C SL 82 B FF 89 F FF 89 B FF 90 B SL 84 B SL 84 4-2 BB			B CU 70 X SI 90 1-0 ① F7	2	0	0	0	2	0	0
Inning Stats	R: 4 E: 0 K: 1 S: 16 H: 3 LOB: 0 BB: 1 P: 27	R: 1 E: 0 K: 0 S: 8 H: 1 LOB: 0 BB: 1 P: 18	R: 0 E: 0 K: 1 S: 13 H: 2 LOB: 1 BB: 0 P: 20	R: 0 E: 0 K: 0 S: 8 H: 0 LOB: 0 BB: 0 P: 12	R: 0 E: 0 K: 0 S: 8 H: 2 LOB: 2 BB: 1 P: 16	R: 0 E: 0 K: 0 S: 10 H: 1 LOB: 2 BB: 1 P: 17	R: 0 E: 0 K: 0 S: 10 H: 1 LOB: 0 BB: 1 P: 18	R: 0 E: 0 K: 0 S: 10 H: 1 LOB: 1 BB: 1 P: 15	R: 0 E: 0 K: 1 S: 5 H: 0 LOB: 0 BB: 0 P: 8	1B: 7 2B: 2 3B: 1 HR: 2 SF: 0 SAC: 0 DP: 4 HBP: 0				WP: 1 PB: 0 SB: 1 CS: 2		PA: 39

	AB	32
	R	5
	H	11
	RBI	4
	BB	6
	SO	3
	LOB	15

PITCHER		IP	WLS	BF	H	R	ER	SO	BB	IBB	HBP	BLK	WP	HR	S	P	ERA	WHIP
33 Tommy Milone, L ERA: 4.76	(1, 1)	4.0	L	20	8	5	5	2	2	0	0	0	1	2	50	83	11.25	2.500
22 Tim Stauffer, R ERA: 6.0	(5, 1)	2.0		10	2	0	0	0	2	1	0	0	0	0	18	39	0.00	2.000
36 Blaine Boyer, R ERA: 3.86	(7, 1)	3.0		8	1	0	0	1	1	0	0	0	0	0	20	29	0.00	0.667

PITCHER	IP	WLS	BF	H	R	ER	SO	BB	IBB	HBP	BLK	WP	HR	S	P	ERA	WHIP

Detroit Tigers @ Minnesota Twins

Target Field, Minneapolis, MN

Mon Apr 27 2015, 7:13 PM - 10:29 PM CDT

Att. 18,054 - Clear - 69 F

BOTTOM

livebaseballscorecards.com

Batter	1	2	3	4	5	6	7	8	9	AB	R	H	RBI	BB	SO	LOB
2 Brian Dozier, R (1, 4) OBP: 0.294, SLG: 0.329	B FF 92 F SI 92 B CH 86 F FF 93 X SI 94 2-2 24 1B 2B	C SI 96 C FC 90 D CH 88 S KC 82 1-3 ③ K			B FF 94 B SI 94 C FF 94 X FF 95 2-1 ① SF9 2-H		F FF 93 1 SAFE X SL 87 0-1 ② F7		B FC 91 T FC 92 C FC 92 B FC 92 B CU 69 S SL 75 3-3 ② K	4	1	1	1	0	2	4
48 Torii Hunter, R (1, 9) OBP: 0.257, SLG: 0.323	C FF 93 F SI 94 B FC 90 F SI 95 S KC 81 1-3 ① K	C CH 84 S CH 86 B FF 94 B SI 94 S FF 95 2-3 ① K			S CH 87 F SI 95 B FF 96 B SI 95 X SI 95 2-2 ② G6-3		1 SAFE 1 SAFE F SL 87 X SL 86 0-1 ③ G5-3		F SL 76 B FF 92 F FF 92 X CU 67 1-2 ③ G5-3	5	0	0	0	0	2	3
7 Joe Mauer, L (1, 3) OBP: 0.386, SLG: 0.380	B SI 94 S SI 94 X SI 95 1-1 ② F8	B FF 88 C FF 95 B KC 81 X SI 95 2-1 ② G6-3			X SI 94 0-0 ③ G4-3			B FF 93 B SL 83 C SL 83 B SL 84 F SL 84 X SL 85 3-2 9 G5-3 8 1B 2B		4	1	1	0	0	0	1
24 Trevor Plouffe, R (1, 5) OBP: 0.311, SLG: 0.373	S CH 86 X CH 87 0-1 2-H 1B	B FF 95 B SI 95 C SI 95 C FF 95 B SI 91 X CH 88 3-2 ③ G5-3				B SI 92 B SI 92 B SI 92 C FF 94 F SI 94 S FF 94 3-3 ① K		B CU 78 S FF 93 F FF 93 X SL 86 1-2 ① F9		4	0	1	1	0	1	1
9 Eduardo Núñez, R (1, 10) OBP: 0.450, SLG: 0.632	B CH 86 X CH 86 1-0 ③ G4-3			C SI 93 C SI 94 B FF 96 B KC 81 F SI 95 B KC 81 F FF 95 S CH 87 3-3 ① K		B SI 94 C CH 86 X FF 95 1-1 ② G4-3		X SL 85 0-0 ② G5-3 2-3		4	0	0	0	0	1	2
8 Kurt Suzuki, R (1, 2) OBP: 0.305, SLG: 0.327		C FF 92 B FF 94 X SI 94 1-1 ① L9		C CH 88 B FC 88 B CH 86 B SI 95 B SI 94 4-1 BB		B FF 94 X SI 93 1-0 ③ G6-3		C SI 91 D FF 92 X CU 80 1-1 3-H 1B		3	0	1	1	1	0	0
21 Shane Robinson, R (1, 7) OBP: 0.389, SLG: 0.364 5 Eduardo Escobar, S (8, PH) OBP: 0.186, SLG: 0.244 (9, 7)	S FF 93 B FF 94 B SI 94 F SI 94 F SI 94 B FF 95 F SI 95 F CH 87 B SI 95 4-2 1 1B BB			B SI 94 B FF 96 C SI 95 S SI 94 C SI 96 2-3 ② K			B SI 91 C SI 92 X CH 85 1-1 ① P3	B SL 82 D FF 92 X SL 84 2-0 ③ L6		2 1	0 0	0 0	0 0	1 0	1 0	1 1
1 Jordan Schafer, L (1, 8) OBP: 0.209, SLG: 0.238	B FF 94 C SI 95 X FC 89 1-1 1-2 1B			F SI 95 L SI 95 B SI 96 B KC 82 B KC 80 X SI 95 3-2 ③ G3-1			X SI 92 0-0 39 1B 2B		B FF 89 F FC 90 F FF 91 X FF 91 1-2 39 SH1-3 1B	4	1	3	0	0	0	1
39 Danny Santana, S (1, 6) OBP: 0.242, SLG: 0.277	C FF 94 S CH 86 S SI 96 0-3 ② K				L FF 92 S SI 93 B FF 93 X CH 86 1-2 2 PB 2 SF9 2B		X SI 93 0-0 2-H 1B		1 SAFE C FF 88 1 SAFE 1 SAFE X FF 88 0-1 ① SH1-3 1-2	3	1	2	1	0	1	2
Inning Stats	R: 1 E: 0 K: 1 S: 12 H: 2 LOB: 1 BB: 0 P: 17	R: 0 E: 0 K: 2 S: 15 H: 1 LOB: 2 BB: 1 P: 22	R: 0 E: 0 K: 1 S: 8 H: 0 LOB: 0 BB: 0 P: 15	R: 0 E: 0 K: 2 S: 12 H: 0 LOB: 1 BB: 1 P: 24	R: 1 E: 0 K: 0 S: 9 H: 1 LOB: 0 BB: 0 P: 14	R: 0 E: 0 K: 1 S: 6 H: 0 LOB: 0 BB: 0 P: 11	R: 1 E: 0 K: 0 S: 8 H: 2 LOB: 1 BB: 0 P: 9	R: 1 E: 0 K: 0 S: 10 H: 2 LOB: 1 BB: 0 P: 17	R: 0 E: 0 K: 1 S: 11 H: 1 LOB: 1 BB: 0 P: 16	1B: 5 2B: 4 3B: 0 HR: 0 SF: 1 SAC: 1 DP: 0 HBP: 0						

	AB	34
	R	4
	H	9
	RBI	4
	BB	2
	SO	8
	LOB	16

WP: 0 PB: 1 SB: 0 CS: 0 PA: 38

PITCHER		IP	WLS	BF	H	R	ER	SO	BB	IBB	HBP	BLK	WP	HR	S	P	ERA	WHIP
14 David Price, L ERA: 3.48	(1, 1)	6.1	W	27	6	3	3	7	2	0	0	0	0	0	66	108	4.26	1.263
30 Alex Wilson, R ERA: 2.45	(7, 1)	0.2	H	2	0	0	0	0	0	0	0	0	0	0	4	4	0.00	0.000
44 Joba Chamberlain, R ERA: 1.69	(8, 1)	1.0	H	5	2	1	1	0	0	0	0	0	0	0	10	17	9.00	2.000
38 Joakim Soria, R ERA: 1.86	(9, 1)	1.0	S	4	1	0	0	1	0	0	0	0	0	0	11	16	0.00	1.000

PITCHER	IP	WLS	BF	H	R	ER	SO	BB	IBB	HBP	BLK	WP	HR	S	P	ERA	WHIP

Batter	1	2	3	4	5	6	7	8	9	AB	R	H	RBI	BB	SO	LOB
12 Anthony Gose, L (1, 8) OBP: 0.352, SLG: 0.471	F SI 91 C FF 92 B SI 92 X FS 81 1-2 ① G6-3		T SI 94 C SI 92 B SI 92 X FS 85 1-2 3 S 1B 3-H		T SI 93 C FS 80 F SI 93 F SI 93 S FS 80 0-3 ② K			X FF 90 0-0 ② G4-3		4	0	1	1	0	1	0
3 Ian Kinsler, R (1, 4) OBP: 0.344, SLG: 0.357	B FF 93 B SI 93 X SI 91 2-0 ② G5-3		1 SAFE C SI 91 1 SAFE B FF 84 B SL 83 X FS 82 2-2 ③ G6-3 1-2		C SL 82 B SL 82 B SI 92 X SI 93 2-1 ③ F8			B SL 88 B FF 91 F SL 89 B FF 90 X FF 91 3-1 ③ F8		4	0	0	0	0	0	1
24 Miguel Cabrera, R (1, 3) OBP: 0.444, SLG: 0.539	B FF 94 B SI 93 C SI 93 S FF 93 X FF 94 2-2 ③ P3			F SL 83 B SL 85 F SI 92 B FS 82 F SI 93 C SI 94 2-3 ① K		B SI 92 B SL 82 F SI 92 X SI 94 2-1 ① F9			B FF 92 C FF 93 B FF 94 F FF 94 F FF 94 X FF 95 2-2 ① L8	4	0	0	0	0	1	0
41 Victor Martinez, S (1, 10) OBP: 0.357, SLG: 0.250		C SI 92 C FS 80 F SI 93 S FF 92 0-3 ① K		B CU 75 B SI 91 B SI 92 F SI 92 X SI 93 3-1 ② F9		C FS 80 F FF 92 B FS 83 X FS 82 1-2 ② G5-3			C FF 94 F SL 83 X SL 83 0-2 ② L7	4	0	0	0	0	1	0
28 J.D. Martinez, R (1, 9) OBP: 0.310, SLG: 0.530		B SI 93 F SI 93 B SL 84 F SI 93 B SI 93 S SI 93 3-3 ② K		C SL 84 F SI 94 X SI 94 0-2 52 2B 2B		F SL 83 F SI 93 S FS 83 0-3 ③ K			X FF 94 0-0 ③ F8	4	1	1	0	0	2	0
52 Yoenis Cespedes, R (1, 7) OBP: 0.325, SLG: 0.570		B SL 84 C FF 94 C SI 93 B SI 93 F SI 93 S FS 84 2-3 ③ K		F SI 92 B SL 83 F SI 92 B SI 93 X SI 92 2-2 2-H 2B			C SL 85 B SL 83 X SI 94 1-1 ① F9			3	0	1	1	0	1	0
13 Alex Avila, L (1, 2) OBP: 0.358, SLG: 0.268			B SI 92 B SI 92 B SI 91 B SI 91 4-0 1 9 G4-6-3 E 12 1B BB	C FS 80 B SI 92 B FS 81 F FS 80 F SI 91 B FS 82 D FS 84 4-2 9 FC6 BB			C FS 82 C FS 82 B SI 92 B SI 94 C SI 93 2-3 ② K			1	1	0	0	2	1	0
9 Nick Castellanos, R (1, 5) OBP: 0.286, SLG: 0.377			C SL 83 B SI 91 X SI 92 1-1 FC6 1 G4-6-3 1-2	B SL 82 D SL 82 F SI 92 F FF 92 X SI 92 2-2 ③ FC6 1-2f			T SL 84 B FF 94 X FF 94 1-1 ③ F9			3	0	0	0	0	0	3
1 Jose Iglesias, R (1, 6) OBP: 0.431, SLG: 0.515			X SI 91 0-0 ① ② G4-6-3 1-2f 2-3		C SL 82 X SI 92 0-1 ① G4-3			C FF 91 S SL 85 X FF 92 0-2 ① F9		3	0	0	0	0	0	2
Inning Stats	R: 0 E: 0 K: 0 S: 7 H: 0 LOB: 0 BB: 0 P: 12	R: 0 E: 0 K: 3 S: 11 H: 0 LOB: 0 BB: 0 P: 16	R: 1 E: 1 K: 0 S: 9 H: 1 LOB: 1 BB: 1 P: 17	R: 1 E: 0 K: 1 S: 18 H: 2 LOB: 2 BB: 1 P: 31	R: 0 E: 0 K: 1 S: 9 H: 0 LOB: 0 BB: 0 P: 11	R: 0 E: 0 K: 1 S: 8 H: 0 LOB: 0 BB: 0 P: 11	R: 0 E: 0 K: 1 S: 7 H: 0 LOB: 0 BB: 0 P: 11	R: 0 E: 0 K: 0 S: 6 H: 0 LOB: 0 BB: 0 P: 9	R: 0 E: 0 K: 0 S: 8 H: 0 LOB: 0 BB: 0 P: 10	1B: 1 2B: 2 3B: 0 HR: 0 SF: 0 SAC: 0 DP: 1 HBP: 0						

PITCHER		IP	WLS	BF	H	R	ER	SO	BB	IBB	HBP	BLK	WP	HR	S	P	ERA	WHIP
37 Mike Pelfrey, R ERA: 2.25	(1, 1)	7.0	W	26	3	2	1	7	2	0	0	0	0	0	69	109	1.29	0.714
50 Casey Fien, R ERA: 1.93	(8, 1)	1.0	H	3	0	0	0	0	0	0	0	0	0	0	6	9	0.00	0.000
15 Glen Perkins, L ERA: 1.0	(9, 1)	1.0	S	3	0	0	0	0	0	0	0	0	0	0	8	10	0.00	0.000

PITCHER	IP	WLS	BF	H	R	ER	SO	BB	IBB	HBP	BLK	WP	HR	S	P	ERA	WHIP

TOP

Detroit Tigers @ Minnesota Twins

Target Field, Minneapolis, MN

Tue Apr 28 2015, 7:12 PM - 9:51 PM CDT

Att. 18,169 - Partly Cloudy - 64 F

livebaseballscorecards.com

AB	30
R	2
H	3
RBI	2
BB	2
SO	7
LOB	6

WP: 0 PB: 0 SB: 1 CS: 0 PA: 32

Detroit Tigers @ Minnesota Twins

Target Field, Minneapolis, MN

Tue Apr 28 2015, 7:12 PM - 9:51 PM CDT

Att. 18,169 - Partly Cloudy - 64 F

BOTTOM

Batter	1	2	3	4	5	6	7	8	9	AB	R	H	RBI	BB	SO	LOB
39 Danny Santana, S (1, 6) OBP: 0.271, SLG: 0.304	T FF 90 F SL 86 C FC 93 0-3 ① K		B FF 92 F FC 91 B FC 92 X FC 94 2-1 3-H 1B		F SI 89 X FC 92 0-1 ③ 1-2 2-H 1B		C CU 79 C FC 90 F SL 88 B FF 92 B FC 92 X SL 87 2-2 1-3 1B			4	0	3	1	0	1	0
48 Torii Hunter, R (1, 9) OBP: 0.243, SLG: 0.304	C FF 92 S FS 88 S FF 93 0-3 ② K		1 SAFE C FC 92 B SL 84 X SI 91 1-1 ③ G4-3			C SL 86 X SL 87 0-1 ① G1-3	X SL 86 0-0 ③ F9			4	0	0	0	0	1	3
7 Joe Mauer, L (1, 3) OBP: 0.368, SLG: 0.360	C FC 92 B CU 81 X FC 92 1-1 ③ G4-3			B FC 90 B FC 91 C FF 90 S SL 85 F SI 92 C SL 87 2-3 ① K		C CU 79 S FS 88 B FC 92 X SI 93 1-2 ② L7		B FF 89 B FF 89 F FF 87 X FF 85 2-1 ① G3-1		4	0	0	0	0	1	0
24 Trevor Plouffe, R (1, 5) OBP: 0.308, SLG: 0.366		B FF 90 B SL 85 B FC 91 C FC 90 X SL 84 3-1 ① P3		B FC 93 B FC 90 B FF 92 X FF 91 3-0 ② P4		C CU 79 B SL 88 S FC 93 B FC 93 C FC 93 2-3 ③ K		B SL 83 S SL 84 B FF 93 X SL 83 2-1 5 WP 9 BB 5 FC4-2 1B		4	0	1	0	0	1	0
9 Eduardo Núñez, R (1, 10) OBP: 0.458, SLG: 0.591		C FF 92 X FF 92 0-1 ② G1-4-3		F SL 88 F FC 93 X FC 93 0-2 ③ L7			B FF 91 C FF 91 X FC 92 1-1 5 2B 1B	B SI 91 B SL 83 B SI 91 C FF 91 B FF 91 4-1 5 FC4-2 5 WP 1-2 BB		3	1	1	0	1	0	0
5 Eduardo Escobar, S (1, 4) OBP: 0.191, SLG: 0.267		F FF 92 C FC 93 B SL 86 F FF 93 B FF 94 X FS 88 2-2 ③ L8			B FS 86 F SL 86 X FC 92 1-1 ① G4-3		B FF 90 1 SAFE B SL 86 C SL 84 B FF 92 C SL 83 X FS 86 3-2 1-H 8 1B 2B	B SL 84 C SI 92 S SL 84 B FF 93 X SL 85 2-2 ② FC4-2 21 S 1-3 2-H		4	1	1	1	0	0	2
31 Oswaldo Arcia, L (1, 7) OBP: 0.296, SLG: 0.292 21 Shane Robinson, R (8, 7) OBP: 0.378, SLG: 0.353			S FS 85 X CH 78 0-1 1 G6-3 8 SH5-3 39 1B 1B		C CU 78 X FS 86 0-1 8 1B 39 1B 1B		S SL 87 F SL 87 S FC 93 0-3 ① K	F SL 84 1 SAFE C SI 92 F SL 85 B SI 92 B SL 84 F SL 84 F SL 84 B SL 84 3-2 X SL 83 1-2 L7		3 1	1 0	2 0	0 0	0 0	1 0	1 2
8 Kurt Suzuki, R (1, 2) OBP: 0.328, SLG: 0.352			X FC 91 0-0 ① SH5-3 1-2		B SL 86 S SI 93 F FS 88 F SI 94 1 SAFE B CH 75 X CH 73 2-2 39 1B 1-2 1B		F FC 93 B FC 93 B FF 92 X SL 87 2-1 39 1B 2-H 1B			2	0	2	1	0	0	0
1 Jordan Schafer, L (1, 8) OBP: 0.196, SLG: 0.222			X SL 86 0-0 ② G6-3 2-3		B SL 88 S SL 88 X SL 87 1-1 ② F7		L SL 86 1 SAFE B CU 77 F FF 92 F SL 87 B FC 91 F SL 87 F FS 86 F CU 79 2-3 S SL 87 ② K			3	0	0	0	0	1	4
Inning Stats	R: 0 E: 0 K: 2 S: 8 H: 0 LOB: 0 BB: 0 P: 9	R: 0 E: 0 K: 0 S: 8 H: 0 LOB: 0 BB: 0 P: 13	R: 1 E: 0 K: 0 S: 8 H: 2 LOB: 1 BB: 0 P: 11	R: 0 E: 0 K: 1 S: 8 H: 0 LOB: 0 BB: 0 P: 13	R: 0 E: 0 K: 0 S: 12 H: 3 LOB: 2 BB: 0 P: 16	R: 0 E: 0 K: 1 S: 8 H: 0 LOB: 0 BB: 0 P: 11	R: 2 E: 0 K: 2 S: 22 H: 4 LOB: 2 BB: 0 P: 32	R: 0 E: 0 K: 0 S: 14 H: 1 LOB: 2 BB: 1 P: 27		1B: 9 2B: 1 3B: 0 HR: 0 SF: 0 SAC: 1 DP: 0 HBP: 0				WP: 1 PB: 0 SB: 1 CS: 0 PA: 34		

livebaseballscorecards.com

AB	32	
R	3	
H	10	
RBI	3	
BB	1	
SO	6	
LOB	12	

PITCHER		IP	WLS	BF	H	R	ER	SO	BB	IBB	HBP	BLK	WP	HR	S	P	ERA	WHIP
19 Aníbal Sánchez, R ERA: 5.46	(1, 1)	7.0	L	29	9	3	3	6	0	0	0	0	0	0	74	105	3.86	1.286
65 Blaine Hardy, L ERA: 7.04	(8, 1)	0.1		1	0	0	0	0	0	0	0	0	0	0	2	4	0.00	0.000
62 Al Alburquerque, R ERA: 10.29	(8, 1)	0.2		4	1	0	0	0	1	0	0	0	1	0	12	23	0.00	3.000

PITCHER	IP	WLS	BF	H	R	ER	SO	BB	IBB	HBP	BLK	WP	HR	S	P	ERA	WHIP

Detroit Tigers @ Minnesota Twins

Target Field, Minneapolis, MN

Wed Apr 29 2015, 12:12 PM - 3:44 PM CDT

Att. 19,447 - Sunny - 59 F

TOP

livebaseballscorecards.com

Batter	1	2	3	4	5	6	7	8	9	AB	R	H	RBI	BB	SO	LOB
20 Rajai Davis, R (1, 8) OBP: 0.407, SLG: 0.435	C FF 90 T FF 91 B FF 91 S FF 92 1-3 ① **K**		F FF 91 1 SAFE B SI 90 F FF 91 D KC 76 2-2 ③ **CS** 1-2	X FF 90 0-0 ① **L9**	1 SAFE B FF 91 B SI 90 X FC 87 2-0 ① **FC5-2** 1-2 3-H	1 SAFE 1 SAFE B FF 88 X SL 80 1-0 ③ **F9** 1-2		C SL 87 X SL 85 0-1 ③ **F9**		5	0	0	0	0	1	5
3 Ian Kinsler, R (1, 4) OBP: 0.347, SLG: 0.371	C FF 91 X FF 92 0-1 ② **P4**			C FF 91 C FF 90 X FF 92 0-2 **24 2B** 2B	B SI 91 F SI 90 B SI 90 X SI 90 2-1 ② ③ **G4-3** 2-3		X FF 88 0-0 ① **F8**		B SL 89 B SL 85 X FF 90 2-0 **24 HR** 1B	5	2	2	0	0	0	2
24 Miguel Cabrera, R (1, 3) OBP: 0.453, SLG: 0.630	X FF 91 0-0 ③ **P3**			F FF 91 F SI 89 B FF 91 X FF 91 1-2 **2-H** 2B		B SI 89 C SI 89 B SL 84 X SL 84 2-1 **HR** B FF 92 C FF 92 S SI 92 B SL 85 S FF 93 2-3 ② **K**			F FF 92 B FF 92 S SL 86 F FF 90 B FF 91 X FF 90 2-2 **1-H** HR	5	2	3	4	0	1	0
41 Victor Martinez, S (1, 10) OBP: 0.333, SLG: 0.230		C FF 90 X FF 91 0-1 ① **G3**		C FF 91 B FF 91 X FF 90 1-1 ② **L4**		F SI 89 B CH 81 C CH 81 X SI 90 1-2 ① **G3** X SI 93 0-0 ③ **G5-3**			B CU 76 F FF 90 F SL 86 F FF 91 F SL 86 F FF 90 F FF 91 F CU 77 B SL 77 3-2 ① **G1-3**	5	0	0	0	0	0	1
28 J.D. Martinez, R (1, 9) OBP: 0.304, SLG: 0.545		C FF 91 S FF 92 S FF 92 0-3 ② **K**		S FF 91 F FF 91 F FF 92 C FF 92 0-3 ③ **K**		B SI 89 B SI 90 C SI 90 X SL 84 2-1 **HR**		C FF 90 B SL 85 F FF 91 B FF 92 X SL 87 2-2 ① **G6-3**	C SI 92 B CU 72 C SI 92 C SI 93 1-3 ② **K**	5	1	1	1	0	3	1
52 Yoenis Cespedes, R (1, 7) OBP: 0.330, SLG: 0.571		C FF 91 S FF 92 S FF 92 0-3 ③ **K**			C FF 89 B KC 74 X SI 90 1-1 **9 2B** 2B	C SI 91 C SI 90 B FF 92 F SI 90 F CU 74 X SI 90 1-2 ② **G5-3**		S FF 90 B FF 91 X SL 86 1-1 **34 17 1B** 1B	B SI 93 B SI 93 B SI 93 S SI 92 S SI 92 X SI 93 3-2 ③ **F7**	5	2	2	0	0	1	0
9 Nick Castellanos, R (1, 5) OBP: 0.296, SLG: 0.397 1 Jose Iglesias, R (9, 6) OBP: 0.431, SLG: 0.515			F FF 90 B FF 91 B FF 91 X FF 90 2-1 ① **F9**		C FF 91 B FF 91 F FF 91 F FC 86 F FF 91 B FC 87 X FF 92 2-2 **34 2B** 2-H 2B	F SI 90 B SI 89 X SI 89 1-1 **34 IHR** 1B		F FF 90 F SL 86 1 SAFE B FF 91 B FF 90 X FF 91 2-2 ② **F8**		4 0	2 0	2 0	1 0	0 0	0 0	1 0
34 James McCann, R (1, 2) OBP: 0.281, SLG: 0.452			C FF 91 B FF 92 F FF 91 X FF 92 1-2 ② **G4-3**		B FF 91 C SI 91 X FF 92 1-1 **17 1B 20 FC5-2** 2-H 2B	B FF 88 S SL 79 1 SAFE X SL 79 1-1 **1-H** IHR		B SL 85 1 SAFE X FF 90 1-0 **17 1B** 1-2 1B		4	1	3	3	0	0	0
17 Andrew Romine, S (1, 6) OBP: 0.750, SLG: 0.667 (9, 5)			F FF 92 C FF 91 F FC 87 B FF 92 X FC 88 1-2 **20 CS** 1B		C SI 90 F FF 91 F FC 88 X FC 88 0-2 **3 CS 20 FC5-2** 2-3 1B	B FF 89 S FF 89 F SL 81 X SL 79 1-2 **20 S** 1B		X FF 90 0-0 1-2 2-H 1B		4	0	4	1	0	0	0
Inning Stats	R: 0 E: 0 K: 1 S: 6 H: 0 LOB: 0 BB: 0 P: 7	R: 0 E: 0 K: 2 S: 8 H: 0 LOB: 0 BB: 0 P: 8	R: 0 E: 0 K: 0 S: 11 H: 1 LOB: 0 BB: 0 P: 17	R: 1 E: 0 K: 1 S: 13 H: 2 LOB: 1 BB: 0 P: 15	R: 2 E: 0 K: 0 S: 16 H: 4 LOB: 1 BB: 0 P: 24	R: 4 E: 0 K: 0 S: 20 H: 5 LOB: 1 BB: 0 P: 30	R: 0 E: 0 K: 1 S: 5 H: 0 LOB: 0 BB: 0 P: 7	R: 1 E: 0 K: 0 S: 12 H: 3 LOB: 2 BB: 0 P: 18	R: 2 E: 0 K: 1 S: 21 H: 2 LOB: 0 BB: 0 P: 32	1B: 8 2B: 5 3B: 0 HR: 4 SF: 0 SAC: 0 DP: 0 HBP: 0						

	AB	42
	R	10
	H	17
	RBI	10
	BB	0
	SO	6
	LOB	10

WP: 0 PB: 0 SB: 1 CS: 2 PA: 43

PITCHER		IP	WLS	BF	H	R	ER	SO	BB	IBB	HBP	BLK	WP	HR	S	P	ERA	WHIP
45 Phil Hughes, R ERA: 4.55	(1, 1)	5.0		20	7	3	3	4	0	0	0	0	0	0	54	71	5.40	1.400
22 Tim Stauffer, R ERA: 8.38	(6, 1)	0.2		5	3	3	3	0	0	0	0	0	0	2	14	21	40.50	4.500
64 Aaron Thompson, L ERA: 2.57	(6, 1)	0.2	B	4	2	1	1	0	0	0	0	0	0	0	7	10	13.50	3.000
36 Blaine Boyer, R ERA: 3.65	(7, 1)	0.2		2	0	0	0	1	0	0	0	0	0	0	4	6	0.00	0.000
50 Casey Fien, R ERA: 4.35	(8, 1)	1.0	L	8	5	3	3	0	0	0	0	0	0	1	17	27	27.00	5.000

PITCHER		IP	WLS	BF	H	R	ER	SO	BB	IBB	HBP	BLK	WP	HR	S	P	ERA	WHIP
56 Caleb Thielbar, L ERA: 9.0	(9, 1)	1.0		3	0	0	0	1	0	0	0	0	0	0	16	23	0.00	0.000

Detroit Tigers @ Minnesota Twins

Target Field, Minneapolis, MN

Wed Apr 29 2015, 12:12 PM - 3:44 PM CDT

Att. 19,447 - Sunny - 59 F

livebaseballscorecards.com

Batter	1	2	3	4	5	6	7	8	9	AB	R	H	RBI	BB	SO	LOB
39 Danny Santana, S (1, 6) OBP: 0.267, SLG: 0.297	E1 7 CS			K	7 1B 2 1B 1B	K			L5	5	1	1	0	0	2	2
2 Brian Dozier, R (1, 4) OBP: 0.300, SLG: 0.325	F7			7 2B HBP	7 1B 24 HR 1B	L6			F8	4	2	1	0	0	0	3
7 Joe Mauer, L (1, 10) OBP: 0.380, SLG: 0.388	K			31 HR 2B	24 HR 1B		L8		1B	5	2	3	2	0	1	1
24 Trevor Plouffe, R (1, 5) (9, 3) OBP: 0.313, SLG: 0.408		31 G4-6-3 1B		K	HR		K		K	5	1	2	3	0	3	3
31 Oswaldo Arcia, L (1, 9) OBP: 0.310, SLG: 0.365		G4-6-3		HR	1B		K			4	1	2	2	0	1	1
5 Eduardo Escobar, S (1, 7) OBP: 0.196, SLG: 0.265		P5		19 1B 1B	P3			K		4	0	1	0	0	1	1
19 Kennys Vargas, S (1, 3) OBP: 0.246, SLG: 0.250 9 Eduardo Núñez, R (8, PR) OBP: 0.458, SLG: 0.591 (9, 5)		K		1B	F9			12 G4-6-3 1B		4 0	0 0	2 0	0 0	0 0	1 0	1 0
12 Chris Herrmann, L (1, 2) OBP: 0.278, SLG: 0.313		K	K			G4-3		G4-6-3		4	0	0	0	0	2	3
1 Jordan Schafer, L (1, 8) OBP: 0.204, SLG: 0.229 21 Shane Robinson, R (6, PR) OBP: 0.395, SLG: 0.353 (7, 8)		K		K	K	1B			7 1B 7 DI BB	3 0	0 0	1 0	0 0	0 0	2 1	0 0

| | | |

Detroit Tigers @ Kansas City Royals

Kauffman Stadium, Kansas City, MO

Thu Apr 30 2015, 7:11 PM - 10:12 PM CDT

Att. 28,405 - Clear - 73 F

TOP

livebaseballscorecards.com

Batter	1	2	3	4	5	6	7	8	9	AB	R	H	RBI	BB	SO	LOB
20 Rajai Davis, R (1, 8) OBP: 0.397, SLG: 0.420	C FF 94 B CH 86 T FF 95 B FF 97 X SI 93 2-2 ① L8		B CU 81 L CH 84 X CU 80 1-1 ② G5-3			C FF 91 B SI 92 B FF 92 F FF 92 B EP 76 T FF 92 3-2 ① K		C SI 94 X CH 85 0-1 3 BB 1B 3-H		4	0	1	1	0	1	0
3 Ian Kinsler, R (1, 4) OBP: 0.343, SLG: 0.359	C CU 81 S CH 86 F FF 96 X SI 96 0-2 ② L9		C SI 94 X FF 94 0-1 ③ P3			B CU 76 X FF 94 1-0 ② F9		B FF 92 B FF 92 B FF 92 C FF 91 D FF 92 4-1 1-2 BB		3	0	0	0	1	0	0
24 Miguel Cabrera, R (1, 3) OBP: 0.465, SLG: 0.627	C FF 96 B CU 82 C FF 94 B CU 82 B SI 97 B CU 81 4-2 41 1B BB			B SI 94 B FF 94 C FF 94 B CU 80 B FF 94 4-1 28 G5-3 BB		B FF 94 X FF 93 1-0 41 1B 41 WP 1B		C FF 94 D SI 89 F SL 84 S FF 92 1-3 ① K		2	0	1	0	2	1	2
41 Victor Martinez, S (1, 10) OBP: 0.342, SLG: 0.246	X SI 94 0-0 1-2 1B			C FF 94 B FF 95 B CH 85 B SI 94 X FF 94 3-1 ① F8		C SI 93 D CU 78 B CU 80 X SI 93 2-1 1-3 1B		C FF 93 B CH 87 B FF 92 B SL 82 X FF 92 3-1 ② F8		4	0	2	0	0	0	3
28 J.D. Martinez, R (1, 9) OBP: 0.292, SLG: 0.522	B CU 80 S CH 86 F FF 94 S CU 83 1-3 ③ K			S FF 95 B CU 82 X CU 80 1-1 ② G5-3 1-2		B FF 94 F CH 84 F SI 94 S CU 79 1-3 ③ K		B SL 86 S FF 93 F SL 83 S CH 88 1-3 ③ K		4	0	0	0	0	3	7
52 Yoenis Cespedes, R (1, 7) OBP: 0.315, SLG: 0.545		C FF 94 F CH 84 S FF 93 0-3 ① K		S SI 96 F FF 95 B CU 80 X FF 95 1-2 ③ P3			B FF 94 F SI 92 X CU 78 1-1 ① G4-3		B SI 94 T SI 95 B FF 95 F SI 96 B FF 95 C SI 96 3-3 ① K	4	0	0	0	0	2	1
9 Nick Castellanos, R (1, 5) OBP: 0.294, SLG: 0.390		B CU 80 F SI 92 S SI 94 B CU 81 X SI 94 2-2 34 G4-6-3 1B			C FF 92 B F SI 92 C CU 80 1-3 ① K		F SI 93 F SI 93 F FF 94 F FF 94 B CU 80 B CH 85 S CH 85 2-3 ② K		X SI 95 0-0 ② F9	4	0	1	0	0	2	0
34 James McCann, R (1, 2) OBP: 0.278, SLG: 0.429		C SI 94 B FF 93 F FF 93 X CU 79 1-2 ② ③ G4-6-3 1-2f			C CU 80 X FF 94 0-1 1 G5-4-3 1B		B SI 95 C CH 83 C CU 80 C CH 85 1-3 ③ K		S SI 95 B SI 89 X SI 95 1-1 ③ G6-3	4	0	1	0	0	1	1
1 Jose Iglesias, R (1, 6) OBP: 0.427, SLG: 0.536			B FF 92 C FF 92 S CU 79 X FF 94 1-2 ① G6-3		C CH 84 X CU 81 0-1 ② ③ G5-4-3 1-2f			X SI 92 0-0 20 1B 3B		3	1	1	0	0	0	1
Inning Stats	R: 0 E: 0 K: 1 S: 13 H: 1 LOB: 2 BB: 1 P: 20	R: 0 E: 0 K: 1 S: 9 H: 1 LOB: 0 BB: 0 P: 12	R: 0 E: 0 K: 0 S: 7 H: 0 LOB: 0 BB: 0 P: 9	R: 0 E: 0 K: 0 S: 8 H: 0 LOB: 1 BB: 1 P: 17	R: 0 E: 0 K: 1 S: 7 H: 1 LOB: 0 BB: 0 P: 8	R: 0 E: 0 K: 2 S: 10 H: 2 LOB: 2 BB: 0 P: 18	R: 0 E: 0 K: 2 S: 10 H: 0 LOB: 0 BB: 0 P: 14	R: 1 E: 0 K: 2 S: 12 H: 2 LOB: 2 BB: 1 P: 21	R: 0 E: 0 K: 1 S: 6 H: 0 LOB: 0 BB: 0 P: 10	1B: 6 2B: 0 3B: 1 HR: 0	SF: 0 SAC: 0 DP: 2 HBP: 0					

	AB	32
	R	1
	H	7
	RBI	1
	BB	3
	SO	10
	LOB	15

		WP: 1	PA: 35
		PB: 0	
		SB: 0	
		CS: 0	

PITCHER		IP	WLS	BF	H	R	ER	SO	BB	IBB	HBP	BLK	WP	HR	S	P	ERA	WHIP
41 Danny Duffy, L ERA: 3.45	(1, 1)	7.0	W	28	7	1	1	7	2	0	0	0	1	0	67	101	1.29	1.286
54 Jason Frasor, R ERA:	(8, 1)	1.0		4	0	0	0	2	1	0	0	0	0	0	9	18	0.00	1.000
27 Brandon Finnegan, L ERA: 4.5	(9, 1)	1.0		3	0	0	0	1	0	0	0	0	0	0	6	10	0.00	0.000

PITCHER	IP	WLS	BF	H	R	ER	SO	BB	IBB	HBP	BLK	WP	HR	S	P	ERA	WHIP

Batter	1	2	3	4	5	6	7	8	9	AB	R	H	RBI	BB	SO	LOB
4 Alex Gordon, L (1, 7) OBP: 0.425, SLG: 0.500	B SI 92 B SI 92 B FF 92 C SI 92 C SI 93 C SI 93 3-3 ① K		B FS 85 B FS 84 B FS 84 F SI 94 X SI 95 3-1 8 2B 1B	B SI 95 B FS 86 D FS 86 B FS 84 4-0 1-2 2-3 BB	B SL 88 S FF 94 1 SAFE F SL 88 B CH 89 X FF 94 2-2 1-H 3-H 1B		B SL 85 C SL 84 B SL 84 X FF 94 2-1 ③ L3			4	1	2	2	1	1	2
8 Mike Moustakas, L (1, 5) OBP: 0.420, SLG: 0.522	C SI 93 X FS 80 0-1 35 BB 1B		1 SAFE B SI 93 C FS 84 1 SAFE 1 SAFE X FS 84 1-1 1-H 35 HR 2B	X FS 84 0-0 ③ G4-3	B SI 93 F SL 88 T SL 86 F SL 88 F SL 85 S FF 92 1-3 ③ K			F FF 95 B FC 90 B FC 91 B CH 89 F FF 96 X FF 96 3-2 ① G3		5	1	2	1	0	1	4
6 Lorenzo Cain, R (1, 8) OBP: 0.404, SLG: 0.476	B SI 92 S FS 87 S FC 87 B FC 89 T FC 89 2-2 ② K		F SI 94 F SI 95 B FC 90 F SI 95 D FF 91 B FC 91 F FC 90 T SI 95 3-2 ② K		B FF 92 F FF 93 F FC 89 B CU 78 F SI 94 B FC 90 X FC 88 3-2 35 S 25 2B 1B	S SL 89 X SI 92 0-1 ① L9		C FC 90 S FC 92 B SL 85 F FC 91 S FF 96 1-3 ② K		5	1	1	0	0	3	2
35 Eric Hosmer, L (1, 3) OBP: 0.404, SLG: 0.488	1 SAFE B FS 83 B FS 83 D FS 84 B SI 93 4-0 1-2 BB		X SI 94 0-0 2-H HR		B FS 84 C SI 93 S FS 86 S FS 85 1-3 ① K 1-2	C SI 92 C SL 87 B SI 93 S SI 92 1-3 ② K		S CH 88 F FC 92 B SI 94 S CH 90 1-3 ③ K		4	1	1	2	1	3	1
25 Kendrys Morales, S (1, 10) OBP: 0.364, SLG: 0.489	C FS 84 X FS 84 0-1 ③ G3-1		B SI 95 X FS 85 1-0 ③ G6-3		2 SAFE C FS 76 X SI 93 0-1 2-H 13 2B 2B	B CH 87 T SL 87 X CH 88 1-1 ③ F8				4	1	1	1	0	0	2
13 Salvador Perez, R (1, 2) OBP: 0.337, SLG: 0.488		C FF 92 B SI 93 S SI 93 F SI 94 X SI 95 1-2 ① F8		C FF 93 X CU 78 0-1 4 BB 1 1B 1B	D FC 90 B SI 93 F SI 95 X SI 94 2-1 1 1B 24 1B 2-H 2B		C SL 83 X SI 92 0-1 ① L9			4	1	2	1	0	0	0
14 Omar Infante, R (1, 4) OBP: 0.262, SLG: 0.359		B SI 93 X SI 94 1-0 ② F8		D SI 94 F SI 93 F FS 88 F SI 94 S FC 90 1-3 ① K	C SL 88 B SI 93 X SI 93 1-1 ② G5-3		C SI 92 S SL 82 B SL 84 X SL 85 1-2 24 FC5-4 1 1B 1B			4	0	1	0	0	1	2
1 Jarrod Dyson, L (1, 9) OBP: 0.286, SLG: 0.259		X SI 94 0-0 ③ B1-3		B SI 93 X SI 93 1-0 4 BB 1-2 1B	C SL 88 X SI 93 0-1 24 1B 4 1B 2-3 1B		C FF 93 X FF 94 0-1 24 FC5-4 1-2 1B			4	1	3	0	0	0	0
24 Christian Colón, R (1, 6) OBP: 0.333, SLG: 0.300			C FF 93 F FC 88 F SI 94 B CU 77 X FC 90 1-2 ① G1-3	F SI 94 B SI 94 S FC 90 F FC 90 S FC 91 1-3 ② K	1 SAFE X FF 93 0-0 4 S 4 1B 1-3 3-H 1B		B SL 84 D SL 84 C SI 93 B SL 82 X SI 92 3-1 ② FC5-4 1-2f 2-3			4	1	1	1	0	1	4
Inning Stats	R: 0 E: 0 K: 2 S: 10 H: 1 LOB: 2 BB: 1 P: 19	R: 0 E: 0 K: 0 S: 6 H: 0 LOB: 0 BB: 0 P: 8	R: 3 E: 0 K: 1 S: 15 H: 3 LOB: 0 BB: 0 P: 24	R: 0 E: 0 K: 2 S: 12 H: 2 LOB: 3 BB: 1 P: 19	R: 5 E: 0 K: 2 S: 24 H: 6 LOB: 1 BB: 0 P: 34	R: 0 E: 0 K: 1 S: 7 H: 0 LOB: 0 BB: 0 P: 9	R: 0 E: 0 K: 0 S: 11 H: 2 LOB: 2 BB: 0 P: 17	R: 0 E: 0 K: 2 S: 10 H: 0 LOB: 0 BB: 0 P: 15		1B: 10 2B: 3 3B: 0 HR: 1	SF: 0 SAC: 0 DP: 0 HBP: 0					

PITCHER		IP	WLS	BF	H	R	ER	SO	BB	IBB	HBP	BLK	WP	HR	S	P	ERA	WHIP
31 Alfredo Simon, R ERA: 3.13	(1, 1)	4.1	L	24	9	6	6	6	2	0	0	0	0	1	54	87	12.46	2.538
30 Alex Wilson, R ERA: 5.06	(5, 1)	1.2		8	3	2	2	2	0	0	0	0	0	0	20	26	10.80	1.800
62 Al Alburquerque, R ERA: 9.0	(7, 1)	1.0		5	2	0	0	0	0	0	0	0	0	0	11	17	0.00	2.000
60 Angel Nesbitt, R ERA: 3.12	(8, 1)	1.0		3	0	0	0	2	0	0	0	0	0	0	10	15	0.00	0.000

PITCHER	IP	WLS	BF	H	R	ER	SO	BB	IBB	HBP	BLK	WP	HR	S	P	ERA	WHIP

BOTTOM

Detroit Tigers @ Kansas City Royals

Kauffman Stadium, Kansas City, MO

Thu Apr 30 2015, 7:11 PM - 10:12 PM CDT

Att. 28,405 - Clear - 73 F

livebaseballscorecards.com

AB	38
R	8
H	14
RBI	8
BB	2
SO	10
LOB	17

1B: 10	SF: 0	WP: 0	PA: 40
2B: 3	SAC: 0	PB: 0	
3B: 0	DP: 0	SB: 2	
HR: 1	HBP: 0	CS: 0	

Batter	1	2	3	4	5	6	7	8	9	AB	R	H	RBI	BB	SO	LOB
12 Anthony Gose, L (1, 8) OBP: 0.328, SLG: 0.436	F FF 87 B FF 86 B FF 88 F FF 88 S SL 83 2-3 ① K			C FF 86 S SL 82 F FF 87 S SL 82 0-3 ① K		X FF 93 0-0 ① G4-3		B FF 98 S FF 97 B FF 98 F SI 98 X CH 89 2-2 ① G1-6-3 1-2 2-3 3-H		4	0	0	1	0	2	2
3 Ian Kinsler, R (1, 4) OBP: 0.349, SLG: 0.351	C FF 87 S SL 80 S SL 80 0-3 ② K			C SL 81 B SL 81 B SL 81 B FF 87 B FF 87 4-1 41 BB 24 BB BB		C FF 95 B FC 89 C CH 81 B FF 95 B FC 90 X CH 81 3-2 ② G1-4-3		B FF 98 B SI 98 B FF 96 B FF 95 4-0 BB		2	0	0	0	2	1	0
24 Miguel Cabrera, R (1, 3) OBP: 0.456, SLG: 0.605	X SL 81 0-0 ③ F7			C FF 87 B FF 88 1 SAFE B FF 87 1 SAFE F SL 80 1 SAFE B SL 81 D SL 80 4-2 41 BB 1-2 BB		B FC 90 B FF 96 F FC 90 X CH 83 2-1 ③ F7		F FF 99 F FF 97 B FF 100 B FF 99 F FF 98 D CH 89 F FF 100 F FF 96 F SI 98 3-3 ② K S FF 99		3	0	0	0	1	1	3
41 Victor Martinez, S (1, 10) OBP: 0.337, SLG: 0.235		B FF 86 C FF 87 S FF 87 B FF 88 B SL 80 T FF 88 3-2 ① K		B FF 87 C FF 87 F FF 86 B FF 87 F CH 80 F FF 87 B FF 87 F FF 87 F FF 86 4-2 F FF 87 B FF 86 1-2 2-3 BB			F FF 94 B FC 90 B FC 89 C FF 95 X FC 89 2-2 ① G5-3	B FF 98 B FF 99 X FF 99 2-0 ③ F7		3	0	0	0	1	1	3
28 J.D. Martinez, R (1, 9) OBP: 0.280, SLG: 0.500		B FF 86 S SL 80 F SL 80 F SL 81 S FF 88 1-3 ② K		S SL 80 S SL 81 S SL 81 0-3 ② K			B FC 88 S CH 83 F FF 94 B CH 83 C FF 95 2-3 ② K		X FF 95 0-0 ① G6-3	4	0	0	0	0	3	3
52 Yoenis Cespedes, R (1, 7) OBP: 0.313, SLG: 0.543		C FF 88 B FF 88 X SL 79 1-1 ③ F9		C SL 80 S SL 82 B FF 86 S SL 82 1-3 ③ K			C FC 90 X FF 93 0-1 ③ P6		S FF 95 S FF 97 B FC 93 B FF 95 X FF 98 2-2 13 1B 2B	4	0	1	0	0	1	3
13 Alex Avila, L (1, 2) OBP: 0.368, SLG: 0.273			B FF 86 B FF 87 S FF 87 B FF 87 X FF 87 3-1 ① F8		B FF 84 F FF 84 C SL 79 S SL 79 1-3 ① K			S SI 98 B FF 99 B CH 90 S FF 100 B FF 100 B FF 100 4-2 1 1B 9 1B 12 G1-6-3 BB	X FF 98 0-0 2-3 1B	3	1	1	0	1	1	0
9 Nick Castellanos, R (1, 5) OBP: 0.292, SLG: 0.383			B SL 80 B FF 87 X FF 87 2-0 ② F7		B SL 79 F SL 79 X SL 80 1-1 ② F7			X FF 97 0-0 12 G1-6-3 1 1B 1-2 1B	B FF 97 S FF 94 F FF 96 F FF 98 B FF 95 S KC 86 2-3 ② K	4	0	1	0	0	1	2
1 Jose Iglesias, R (1, 6) OBP: 0.418, SLG: 0.521			C FF 86 B CH 82 B FF 87 B FF 87 C FF 87 F FF 87 X SL 80 3-2 ③ G6-3		C SL 78 F FF 86 S SL 80 0-3 ③ K			X SI 100 0-0 12 G1-6-3 1-2 2-3 1B	D FC 93 F FF 97 C KC 85 X FC 94 1-2 ③ G1-3	4	0	1	0	0	1	2
Inning Stats	R: 0 H: 0 E: 0 LOB: 0 K: 2 BB: 0 S: 7 P: 9	R: 0 H: 0 E: 0 LOB: 0 K: 2 BB: 0 S: 9 P: 14	R: 0 H: 0 E: 0 LOB: 0 K: 0 BB: 0 S: 7 P: 15	R: 0 H: 0 E: 0 LOB: 3 K: 3 BB: 3 S: 20 P: 33	R: 0 H: 0 E: 0 LOB: 0 K: 2 BB: 0 S: 8 P: 10	R: 0 H: 0 E: 0 LOB: 0 K: 0 BB: 0 S: 6 P: 11	R: 0 H: 0 E: 0 LOB: 0 K: 1 BB: 0 S: 8 P: 12	R: 1 H: 2 E: 0 LOB: 3 K: 1 BB: 2 S: 15 P: 30	R: 0 H: 2 E: 0 LOB: 2 K: 1 BB: 0 S: 12 P: 17	1B: 3 SF: 0 2B: 1 SAC: 0 3B: 0 DP: 0 HR: 0 HBP: 0						

TOP

Detroit Tigers @ Kansas City Royals

Kauffman Stadium, Kansas City, MO

Fri May 01 2015, 7:11 PM - 9:57 PM CDT

Att. 38,186 - Partly Cloudy - 72 F

livebaseballscorecards.com

AB	31
R	1
H	4
RBI	1
BB	5
SO	12
LOB	18

PITCHER		IP	WLS	BF	H	R	ER	SO	BB	IBB	HBP	BLK	WP	HR	S	P	ERA	WHIP
32 Chris Young, R ERA: 1.23	(1, 1)	5.0	W	18	0	0	0	9	3	0	0	0	0	0	51	81	0.00	0.600
46 Ryan Madson, R ERA: 1.38	(6, 1)	2.0		6	0	0	0	1	0	0	0	0	0	0	14	23	0.00	0.000
40 Kelvin Herrera, R ERA: 1.93	(8, 1)	1.0		7	2	1	1	1	2	0	0	0	0	0	15	30	9.00	4.000
17 Wade Davis, R ERA:	(9, 1)	1.0	S	5	2	0	0	1	0	0	0	0	0	0	12	17	0.00	2.000

PITCHER		IP	WLS	BF	H	R	ER	SO	BB	IBB	HBP	BLK	WP	HR	S	P	ERA	WHIP

Detroit Tigers @ Kansas City Royals

Kauffman Stadium, Kansas City, MO

Fri May 01 2015, 7:11 PM - 9:57 PM CDT

Att. 38,186 - Partly Cloudy - 72 F

livebaseballscorecards.com

BOTTOM

Batter	1	2	3	4	5	6	7	8	9	AB	R	H	RBI	BB	SO	LOB
4 Alex Gordon, L (1, 7) OBP: 0.405, SLG: 0.471	C FF 87 X FC 82 0-1 ① G3	B FF 88 X FF 87 1-0 ① P6		C FC 83 S FC 82 B FC 82 C SI 88 1-3 ② K			X FC 82 0-0 ① G5-3			4	0	0	0	0	1	2
8 Mike Moustakas, L (1, 5) OBP: 0.404, SLG: 0.500	B FF 87 B FF 88 X SI 88 2-0 ② G3	C FF 87 S FC 83 B FF 87 F FF 88 F CU 77 F FF 88 X CU 77 1-2 ②③ L1 2-3		B SI 88 F SI 88 X FF 88 1-1 ③ F7			B FF 88 C FC 83 C FF 87 X FC 82 1-2 ② G3			4	0	0	0	0	0	2
6 Lorenzo Cain, R (1, 8) OBP: 0.408, SLG: 0.477	C FF 88 B FF 87 X FC 83 1-1 35 1B 25 2B 1B		C FF 87 S CH 80 C FF 89 0-3 ① K		X CH 80 0-0 ① G6-3		B SI 86 X FF 87 1-0 1B			4	1	2	0	0	1	0
35 Eric Hosmer, L (1, 3) OBP: 0.417, SLG: 0.511	1 SAFE F SI 88 1 SAFE 1 SAFE 1 SAFE X FF 87 0-1 25 2B 1-2 1B		C CU 76 X FF 88 0-1 25 E 2B		B CU 77 C FC 82 B FC 83 X FF 87 2-1 13 FC5-4 1B		1 SAFE 1 SAFE B FF 88 X FC 82 1-0 ③ G5-3			4	2	3	0	0	0	1
25 Kendrys Morales, S (1, 10) OBP: 0.369, SLG: 0.500	S CH 80 X CH 80 0-1 13 E 2B 1-H 2-H		D CH 80 X FF 87 1-0 E8 2-H 1B		B CH 79 S CH 79 B CH 79 F FF 87 X SI 88 2-2 ② F9			B FF 85 X CH 78 1-0 ① L7		4	1	2	3	0	0	1
13 Salvador Perez, R (1, 2) OBP: 0.333, SLG: 0.478	C FF 87 T FC 84 D FC 83 X CH 81 1-2 E8 2-H 1B		S CH 80 F SI 88 F CH 81 F FF 88 X FC 83 0-2 ② G5-3		1 SAFE X FF 87 0-0 ③ FC5-4 1-2f			C SL 87 X SL 89 0-1 ② G6-3		4	0	1	1	0	0	2
14 Omar Infante, R (1, 4) OBP: 0.275, SLG: 0.348	B FF 87 B FF 87 D CH 82 B SI 87 4-0 16 FC6-4 BB		X SI 87 0-0 ③ G1-3				C SI 86 B CH 80 F FF 88 B FF 88 F FC 83 X FF 89 2-2 ① F7	B FF 95 B SL 82 C SL 85 B FF 95 S SL 85 F SL 86 B SL 87 4-2 BB		2	0	0	0	2	0	1
16 Paulo Orlando, R (1, 9) OBP: 0.316, SLG: 0.472	C FF 88 C FF 86 B FC 83 1 SAFE X FF 87 1-2 ③ FC6-4 1-2f			C FF 86 S CH 79 B FF 87 X CH 79 1-2 24 G6-3 24 S 1B			X SI 87 0-0 ② G5-3	1 SAFE 1 SAFE X SL 86 0-0 ③ P4		4	0	1	0	0	0	3
24 Christian Colón, R (1, 6) OBP: 0.333, SLG: 0.333		C FF 86 X FC 83 0-1 8 CS 2B		B FF 86 1 SAFE C CH 78 C SI 87 F SI 88 B CH 80 X SI 88 2-2 ① G6-3 1-3			C FF 87 C FF 88 F SI 88 B FF 88 B CH 80 X CH 79 2-2 ③ G3			3	0	1	0	0	0	1
Inning Stats	R: 3 E: 1 K: 0 S: 15 H: 4 LOB: 2 BB: 1 P: 24	R: 0 E: 0 K: 0 S: 9 H: 1 LOB: 0 BB: 0 P: 11	R: 1 E: 1 K: 1 S: 12 H: 2 LOB: 1 BB: 0 P: 13	R: 0 E: 0 K: 1 S: 12 H: 1 LOB: 1 BB: 0 P: 17	R: 0 E: 0 K: 0 S: 7 H: 1 LOB: 1 BB: 0 P: 11		R: 0 E: 0 K: 0 S: 9 H: 0 LOB: 0 BB: 0 P: 13	R: 0 E: 0 K: 0 S: 6 H: 1 LOB: 1 BB: 0 P: 9	R: 0 E: 0 K: 0 S: 7 H: 0 LOB: 1 BB: 1 P: 12	1B: 7 2B: 3 3B: 0 HR: 0 SF: 0 SAC: 0 DP: 0 HBP: 0						

	AB	
	R	4
	H	10
	RBI	4
	BB	2
	SO	2
	LOB	13

WP: 0 PB: 0 SB: 1 CS: 1 PA: 35

PITCHER		IP	WLS	BF	H	R	ER	SO	BB	IBB	HBP	BLK	WP	HR	S	P	ERA	WHIP
53 Kyle Lobstein, L ERA: 3.91	(1, 1)	7.1	L	32	10	4	4	2	1	0	0	0	0	0	71	100	4.91	1.500
44 Joba Chamberlain, R ERA: 1.5	(8, 1)	0.2		3	0	0	0	0	1	0	0	0	0	0	6	10	0.00	1.500

PITCHER	IP	WLS	BF	H	R	ER	SO	BB	IBB	HBP	BLK	WP	HR	S	P	ERA	WHIP

Detroit Tigers @ Kansas City Royals

Kauffman Stadium, Kansas City, MO

Sat May 02 2015, 6:11 PM - 9:04 PM CDT

Att. 38,692 - Cloudy - 74 F

livebaseballscorecards.com

Batter	1	2	3	4	5	6	7	8	9	AB	R	H	RBI	BB	SO	LOB
12 Anthony Gose, L (1, 8) OBP: 0.355, SLG: 0.475	F SI 95 C SI 94 B CH 86 F SI 95 S KC 79 1-3 ① K		1 SAFE D SI 94 L CH 84 1 SAFE B SI 93 X SI 94 2-1 3 FC4-6 1B 1-2		C KC 76 S CH 85 B SI 94 B KC 80 F CH 85 X SI 94 2-2 3 1B 2B		B FF 93 X SL 88 1-0 3 F8-4 1B			4	1	3	0	0	1	0
3 Ian Kinsler, R (1, 4) OBP: 0.355, SLG: 0.357	C SI 94 B SI 95 B KC 78 C FF 95 X CH 87 2-2 41 L8 24 BB 1B		C KC 80 C CH 85 B SI 96 X SI 95 1-2 ① FC4-6 24 G5-3 1-2f 2-H		B FF 94 F SI 94 X SI 93 1-1 2-H 1B		B SI 92 C FF 93 1 SAFE B FF 92 F SL 89 1 SAFE X FF 93 2-2 ② ③ F8-4 1-2			4	0	2	1	0	0	2
24 Miguel Cabrera, R (1, 3) OBP: 0.449, SLG: 0.584	B SI 94 1 SAFE B SI 93 B SI 94 C SI 93 B FF 95 4-1 52 FC6-4 BB 1-2		C SI 94 X KC 81 0-1 ② G5-3 1-2		1 SAFE B SI 93 B FF 94 X SI 93 2-0 F9			C SL 83 S FF 90 F FF 91 X FF 89 0-2 ① G4-3		3	0	0	0	1	0	2
41 Victor Martinez, S (1, 10) OBP: 0.322, SLG: 0.222	B KC 81 X SI 94 1-0 ② L8 2-3		B KC 79 C SI 94 B SI 93 F SI 94 X CH 86 2-2 ③ F8		C KC 79 B SI 93 F SI 94 X SI 94 1-2 ③ G4-3			C SL 83 B FF 90 X FF 90 1-1 ② F7		4	0	0	0	0	0	4
52 Yoenis Cespedes, R (1, 7) OBP: 0.320, SLG: 0.542	C FF 95 X KC 81 0-1 ③ FC6-4 1-2f			C KC 79 X KC 80 0-1 13 F8 13 WP 1B	C SI 93 B SI 95 S CH 85 0-3 ① K			B FF 91 F SL 84 B FF 91 X SL 82 2-1 1B		4	0	2	0	0	1	2
13 Alex Avila, L (1, 2) OBP: 0.344, SLG: 0.250		C SI 94 B CH 84 C SI 93 F KC 81 S KC 82 1-3 ① K		B SI 93 B CH 84 X FF 94 2-0 ① F8 1-3	C KC 79 B SI 94 C CH 84 B CH 87 B KC 79 S CH 85 3-3 ② K			B SI 88 X SL 82 1-0 ③ F7		4	0	0	0	0	2	2
9 Nick Castellanos, R (1, 5) OBP: 0.290, SLG: 0.369 17 Andrew Romine, S (9, 5) OBP: 0.750, SLG: 0.667		B SI 95 B SI 94 X SI 94 2-0 ② G6-3		X FF 94 0-0 ② G5-3	B SI 95 C KC 80 S CH 85 B CH 87 B CH 86 F KC 82 F CH 87 B SI 95 4-2 BB				B SL 82 F SL 82 F FF 89 F FF 92 X FF 91 1-2 ① L9	3 0	0 0	0 0	0 0	1 0	0 0	1 0
1 Jose Iglesias, R (1, 6) OBP: 0.398, SLG: 0.494		C SI 95 X KC 84 0-1 ③ F8		D KC 82 C KC 81 B CH 85 B FF 95 X SI 93 3-1 ③ G6-3	C KC 81 F KC 79 F FF 93 X CH 86 0-2 ③ L5				C SL 83 B FF 91 X FF 90 1-1 ② B5	4	0	0	0	0	0	2
20 Rajai Davis, R (1, 9) OBP: 0.387, SLG: 0.396			C SI 93 B KC 81 F CH 85 B FF 96 B KC 81 B SI 95 4-2 12 1B 3 E BB		C KC 80 F SI 93 B CH 86 X KC 80 1-2 ① F8		B SL 89 X SI 91 1-0 ① L9		C FF 89 F FF 90 B SL 86 F FF 90 F SL 84 X FF 90 1-2 ③ G4-3	3	1	0	0	1	0	0

	AB	33
	R	2
	H	7
	RBI	1
	BB	3
	SO	4
	LOB	15

Inning Stats																				
	R: 0 E: 0 K: 1 S: 11	H: 1 LOB: 2 BB: 1 P: 19	R: 0 E: 0 K: 1 S: 7	H: 0 LOB: 0 BB: 0 P: 10	R: 1 E: 1 K: 0 S: 12	H: 1 LOB: 1 BB: 1 P: 21	R: 0 E: 0 K: 0 S: 6	H: 1 LOB: 1 BB: 0 P: 11	R: 1 E: 0 K: 0 S: 13	H: 2 LOB: 1 BB: 0 P: 20	R: 0 E: 0 K: 2 S: 14	H: 0 LOB: 1 BB: 1 P: 21	R: 0 E: 0 K: 0 S: 5	H: 1 LOB: 0 BB: 0 P: 9	R: 0 E: 0 K: 0 S: 9	H: 1 LOB: 1 BB: 0 P: 13	R: 0 E: 0 K: 0 S: 11	H: 0 LOB: 0 BB: 0 P: 14	1B: 6 2B: 2 3B: 0 HR: 0	SF: 0 SAC: 0 DP: 1 HBP: 0	WP: 1 PB: 0 SB: 0 CS: 0	PA: 36

PITCHER		IP	WLS	BF	H	R	ER	SO	BB	IBB	HBP	BLK	WP	HR	S	P	ERA	WHIP
36 Edinson Volquez, R ERA: 2.1	(1, 1)	6.0	L	26	5	2	2	4	3	0	0	0	1	0	63	102	3.00	1.333
47 Franklin Morales, L ERA: 1.8	(7, 1)	1.0		3	1	0	0	0	0	0	0	0	0	0	5	9	0.00	1.000
63 Yohan Pino, R ERA:	(8, 1)	2.0		7	1	0	0	0	0	0	0	0	0	0	20	27	0.00	0.500

PITCHER	IP	WLS	BF	H	R	ER	SO	BB	IBB	HBP	BLK	WP	HR	S	P	ERA	WHIP

BOTTOM

Detroit Tigers @ Kansas City Royals

Kauffman Stadium, Kansas City, MO

Sat May 02 2015, 6:11 PM - 9:04 PM CDT

Att. 38,692 - Cloudy - 74 F

livebaseballscorecards.com

Batter	1	2	3	4	5	6	7	8	9	AB	R	H	RBI	BB	SO	LOB
4 Alex Gordon, L (1, 7) OBP: 0.386, SLG: 0.446	C FF 93 B FF 93 X FF 94 1-1 ① L7			F FF 92 X KC 82 0-1 ① F8		F FF 96 B CH 86 F FF 95 F CH 87 B FC 90 F FF 96 X FF 96 2-2 E1 1-2			F FF 93 B FF 94 C CH 85 B FF 95 B FF 96 F FF 96 X SI 95 3-2 ① P5	4	0	0	0	0	0	1
8 Mike Moustakas, L (1, 5) OBP: 0.398, SLG: 0.490	C FF 94 B FC 89 X FF 94 1-1 ② G4-3			F FC 89 F CH 86 X FF 96 0-2 35 CS 1B		C FF 96 F FF 97 X SI 96 0-2 ②③ G5-3 2-3f			C FF 95 X FC 89 0-1 ② G1-3	4	0	1	0	0	0	2
6 Lorenzo Cain, R (1, 8) OBP: 0.402, SLG: 0.500	C FF 95 S CH 87 B FF 95 B CH 87 F FF 96 X FF 96 2-2 ③ G5-3			X CH 87 0-0 ② F9			B FF 94 B FF 95 C FF 94 C FF 96 X CH 88 2-2 ① L7		C CH 86 B FC 89 X FF 96 1-1 HR	4	1	1	1	0	0	1
35 Eric Hosmer, L (1, 3) OBP: 0.402, SLG: 0.489		B FF 94 B FC 89 X FF 95 2-0 ① G3		B CH 88 S CH 85 S KC 84 B FF 96 2-2 ③ CS 1-2	B FF 93 S CH 86 X FF 95 1-1 ① G3-1		X CH 86 0-0 ② L8		C FF 95 B FC 90 S FF 96 S CH 88 1-3 ③ K	4	0	0	0	0	1	0
25 Kendrys Morales, S (1, 10) OBP: 0.358, SLG: 0.485		S CH 86 S CH 87 B CH 88 B CH 88 S FF 96 2-3 ② K			B FF 95 S FF 95 B FF 96 X CH 88 2-1 ② F9		C FF 95 X CH 86 0-1 ③ F8			3	0	0	0	0	1	0
13 Salvador Perez, R (1, 2) OBP: 0.344, SLG: 0.484		C FF 96 F CH 87 B FF 96 F FF 96 X FF 96 1-2 ③ G1			B CH 87 C CH 86 X CH 88 1-1 14 FC5-4 1B			X FF 92 0-0 1B		3	0	2	0	0	0	0
14 Omar Infante, R (1, 4) OBP: 0.264, SLG: 0.333			C FF 93 C FF 94 S CH 86 0-3 ① K		X FF 95 0-0 ③ FC5-4 1-2f			B CH 84 C FF 93 X FF 95 1-1 ① F9		3	0	0	0	0	1	2
16 Paulo Orlando, R (1, 9) OBP: 0.300, SLG: 0.446			C CH 86 X CH 87 0-1 ② G4-3			B FF 94 C FF 95 B FF 96 S CH 86 F FF 96 F FF 96 X CH 87 2-2 ① L9		X FF 94 0-0 ② F9		3	0	0	0	0	0	1
24 Christian Colón, R (1, 6) OBP: 0.333, SLG: 0.333			X FF 95 0-0 ③ G4-3			B CH 85 X CH 87 1-0 8 G5-3 4 E 1B		B FF 94 B FF 94 F FF 94 B FF 95 F FF 96 X SI 95 3-2 ③ P6		3	0	1	0	0	0	1
Inning Stats	R: 0 H: 0 E: 0 LOB: 0 K: 0 BB: 0 S: 8 P: 12	R: 0 H: 0 E: 0 LOB: 0 K: 1 BB: 0 S: 8 P: 13	R: 0 H: 0 E: 0 LOB: 0 K: 1 BB: 0 S: 6 P: 6	R: 0 H: 1 E: 0 LOB: 0 K: 0 BB: 0 S: 8 P: 10	R: 0 H: 1 E: 0 LOB: 1 K: 0 BB: 0 S: 7 P: 11	R: 0 H: 1 E: 1 LOB: 1 K: 0 BB: 0 S: 14 P: 19	R: 0 H: 0 E: 0 LOB: 0 K: 0 BB: 0 S: 6 P: 8	R: 0 H: 1 E: 0 LOB: 1 K: 0 BB: 0 S: 7 P: 11	R: 1 H: 1 E: 0 LOB: 0 K: 1 BB: 0 S: 11 P: 16	1B: 4 SF: 0 2B: 0 SAC: 0 3B: 0 DP: 1 HR: 1 HBP: 0						WP: 0 PA: 32 PB: 0 SB: 0 CS: 1

	AB	31
	R	1
	H	5
	RBI	1
	BB	0
	SO	3
	LOB	8

PITCHER	IP	WLS	BF	H	R	ER	SO	BB	IBB	HBP	BLK	WP	HR	S	P	ERA	WHIP
14 David Price, L (1, 1) ERA: 2.93	9.0	W	31	5	1	1	3	0	0	0	0	0	1	75	106	1.00	0.556

PITCHER	IP	WLS	BF	H	R	ER	SO	BB	IBB	HBP	BLK	WP	HR	S	P	ERA	WHIP

Detroit Tigers @ Kansas City Royals

Kauffman Stadium, Kansas City, MO

Sun May 03 2015, 1:11 PM - 3:49 PM CDT

Att. 38,326 - Partly Cloudy - 77 F

livebaseballscorecards.com

Batter	1	2	3	4	5	6	7	8	9	AB	R	H	RBI	BB	SO	LOB
12 Anthony Gose, L (1, 8) OBP: 0.333, SLG: 0.444	X CH 88 0-0 G3		C FF 91 X FF 92 0-1 F8 1-2		B CU 77 F FC 86 B CH 86 X SI 91 2-1 G4-3		B SI 95 F SI 95 X SI 96 1-1 G4-3			4	0	0	0	0	0	1
3 Ian Kinsler, R (1, 4) OBP: 0.351, SLG: 0.353	B FF 89 X FF 89 1-0 G6-3		B SI 92 D FC 87 X CH 85 2-0 G6-4-3 2-3f		C CH 86 B FF 91 X SL 86 1-1 24 HR 1B		B SI 96 C CH 87 S SI 89 S SL 84 1-3 K			4	1	1	0	0	1	1
24 Miguel Cabrera, R (1, 3) OBP: 0.459, SLG: 0.624	B FF 91 C FF 91 C FC 89 B FF 90 X FF 92 2-2 1B			F FC 90 S FF 92 F FF 93 B FC 91 X SI 93 1-2 28 FC5 41 1B 1B	B FF 89 1 SAFE C CH 84 X CH 87 1-1 1-H HR		C SL 84 B SI 97 S SI 97 B SI 96 S SI 90 2-3 K			4	1	3	2	0	1	0
41 Victor Martinez, S (1, 10) OBP: 0.330, SLG: 0.227	C FF 90 1 SAFE X CH 83 0-1 F7			C CH 84 X FC 88 0-1 52 1B 28 FC5 13 1B 1-2 1B	B CU 77 C CH 84 X CH 82 1-1 G4-3			B SI 94 B SI 94 B FF 96 B SI 94 4-0 52 G5-4-3 BB		3	1	1	0	1	0	1
28 J.D. Martinez, R (1, 9) OBP: 0.269, SLG: 0.480		C CH 85 C FC 88 B FC 88 X FF 90 1-2 F9		F FC 88 B FC 89 S SI 93 X CH 86 1-2 FC5 52 1B 13 1B 1-2 2-3f	C CU 78 S CH 84 S SI 92 0-3 K			C SI 93 F SL 84 T SL 84 0-2 K		4	1	0	0	0	2	3
52 Yoenis Cespedes, R (1, 7) OBP: 0.327, SLG: 0.550		F CH 86 B SI 92 F SI 91 X CH 86 1-2 13 1B 2B		C SI 93 X SI 93 0-1 13 1B 13 E 1-2 2-3 1B		X SL 86 0-0 G6-3		B SL 83 X SI 95 1-0 G5-4-3 1-2f		4	2	2	0	0	0	1
13 Alex Avila, L (1, 2) OBP: 0.354, SLG: 0.269		B FF 91 X SI 92 1-0 9 L8-3 2-H 1B		B SI 88 B SI 92 X SI 93 2-0 E9 9 F9 1-H 2-H 3-H 1B		B FF 90 C CU 76 S CH 83 F CU 78 F SI 90 X CH 84 1-2 F8			C SI 97 X CH 88 0-1 G6-3	4	0	2	3	0	0	0
9 Nick Castellanos, R (1, 5) OBP: 0.289, SLG: 0.375 26 Hernán Pérez, R (9, 5) OBP: 0.143, SLG: 0.143		C SL 87 C CH 85 B FF 91 D CU 79 B FF 92 X SI 92 3-2 L8-3 1-1		B CU 78 B SI 92 F FC 89 X SI 92 2-1 F9 2-3		B SL 86 X CH 84 1-0 2B			B FF 98 S FF 98 F FF 97 B CU 82 S CH 87 2-3 K	4 0	0 0	1 0	0 0	0 0	1 0	2 0
1 Jose Iglesias, R (1, 6) OBP: 0.400, SLG: 0.494 17 Andrew Romine, S (6, PH) OBP: 0.643, SLG: 0.545 (6, 6)			C FF 91 B SI 92 B SL 86 X CH 84 2-1 3 G6-4-3 12 F8 1B	C CU 77 B FC 89 X CH 87 1-1 G6-3		C CH 82 X CU 76 0-1 F7			C FF 98 S SI 99 F FF 98 X CU 80 0-2 G4-3	2 2	0 0	1 0	0 0	0 0	0 0	1 1

	AB	35
	R	6
	H	11
	RBI	5
	BB	1
	SO	5
	LOB	11

Inning Stats																																
	R: 0	H: 1	R: 1	H: 2	R: 0	H: 1	R: 3	H: 4	R: 2	H: 2	R: 0	H: 1	R: 0	H: 0	R: 0	H: 0	R: 0	H: 0	1B: 8	SF: 0	WP: 0	PA: 36
	E: 0	LOB: 1	E: 0	LOB: 0	E: 0	LOB: 0	E: 1	LOB: 1	E: 0	LOB: 0	E: 0	LOB: 1	E: 0	LOB: 0	E: 0	LOB: 0	E: 0	LOB: 0	2B: 4	SAC: 0	PB: 0	
	K: 0	BB: 0	K: 0	BB: 0	K: 0	BB: 0	K: 0	BB: 0	K: 1	BB: 0	K: 0	BB: 1	K: 2	BB: 0	K: 1	BB: 0	K: 1	BB: 0	3B: 0	DP: 3	SB: 0	
	S: 7	P: 10	S: 10	P: 16	S: 5	P: 9	S: 16	P: 23	S: 11	P: 16	S: 9	P: 11	S: 8	P: 12	S: 4	P: 9	S: 9	P: 11	HR: 1	HBP: 0	CS: 0	

PITCHER		IP	WLS	BF	H	R	ER	SO	BB	IBB	HBP	BLK	WP	HR	S	P	ERA	WHIP
11 Jeremy Guthrie, R ERA: 6.52	(1, 1)	6.0	L	27	11	6	6	1	0	0	0	0	0	1	58	85	9.00	1.833
27 Brandon Finnegan, L ERA: 2.25	(7, 1)	2.0		6	0	0	0	3	1	0	0	0	0	0	12	21	0.00	0.500
40 Kelvin Herrera, R ERA: 1.74	(9, 1)	1.0		3	0	0	0	1	0	0	0	0	0	0	9	11	0.00	0.000

PITCHER	IP	WLS	BF	H	R	ER	SO	BB	IBB	HBP	BLK	WP	HR	S	P	ERA	WHIP

Batter	1	2	3	4	5	6	7	8	9	AB	R	H	RBI	BB	SO	LOB
4 Alex Gordon, L (1, 7) OBP: 0.380, SLG: 0.449	X FF 90 0-0 ① P3			C FF 92 B CU 79 X CU 79 1-1 ① F7		1 SAFE B FF 91 F CH 72 B SI 93 C FF 92 F SI 94 X FF 93 2-2 ③ FC6 1-2f		X FF 91 0-0 8 G4-3 25 1B 1-3 2B		4	1	1	0	0	0	1
8 Mike Moustakas, L (1, 5) OBP: 0.384, SLG: 0.471	C FF 89 F FF 91 F FF 94 X SL 87 0-2 ② G5-3			X FF 93 0-0 ② G4-3			C CU 77 F FF 93 F SL 88 S SI 93 0-3 ① K	B FF 92 F FF 94 X FF 93 1-1 ② G4-3 2-3 3-H		4	0	0	1	0	1	1
25 Kendrys Morales, S (1, 10) OBP: 0.364, SLG: 0.480	F FF 92 S FS 85 B FF 93 F FS 94 S FS 88 1-3 ③ K			B FF 93 X FF 92 1-0 ③ P6			S FS 85 B FF 93 F FS 86 B SI 93 B SI 94 B FS 87 4-2 35 2B 19 SF8 BB	C CH 86 S SI 91 B FF 94 B CH 85 X FF 93 2-2 3-H 1B		3	1	1	1	1	1	0
35 Eric Hosmer, L (1, 3) OBP: 0.396, SLG: 0.490		S SI 92 F FF 92 B SI 94 F FS 86 B FF 94 F SI 94 B FS 82 X SL 86 3-2 ① L4			C CU 78 S FS 85 C SI 93 0-3 ① K		C FF 94 F FF 92 B FF 94 B FF 93 F CH 70 X SL 88 2-2 19 SF8 14 1B 1-3 2B	C SL 80 D SL 81 C FF 93 S SL 82 1-3 ③ K		4	1	1	0	0	2	1
13 Salvador Perez, R (1, 2) OBP: 0.337, SLG: 0.474 19 Erik Kratz, R (7, 2)		C SL 87 X FC 92 0-1 ② G6-3			F SL 88 X FF 94 0-1 ② G1-3		X FF 88 0-0 ② SF8 2-3 3-H		C FF 92 F FF 93 F FF 93 B CU 70 F SL 80 F FF 91 F FF 93 X CU 70 1-2 ① G5-3	2 1	0 0	0 0	0 1	0 0	0 0	0 0
14 Omar Infante, R (1, 4) OBP: 0.263, SLG: 0.329		C FF 93 B CU 81 B SL 86 F FS 87 X SI 94 2-2 ③ F8			B SL 89 B FS 88 F FF 92 X FF 94 2-1 ③ F9		B FS 89 F FF 89 B FF 88 X FF 93 2-1 16 FC5-4 3-H 1B		F FF 92 C FF 92 B FF 93 X SL 79 1-2 ② G6-3	4	0	1	1	0	0	0
16 Paulo Orlando, R (1, 9) OBP: 0.297, SLG: 0.433			C CU 78 F FF 92 F FF 92 B CU 80 B CU 80 B FS 90 X SL 86 3-2 ① L7			F FF 93 S CU 82 F FF 95 B SI 93 X CU 80 1-2 1 FC4-6 1B C SI 92 D FS 88 X SI 93 1-1 ③ FC5-4 1-2f		C SL 78 T FF 92 X FF 92 0-2 ③ L9	4	0	1	0	0	0	1
1 Jarrod Dyson, L (1, 8) OBP: 0.258, SLG: 0.233			C FF 93 B FF 91 B FC 92 X FS 86 2-1 ② P4			C FS 85 B FF 93 X FF 91 1-1 ① FC4-6 4 FC6 1-2f		F FS 84 B CH 69 F FS 87 B FF 92 F FF 92 S SI 93 2-3 ① K		3	0	0	0	0	1	1
24 Christian Colón, R (1, 6) OBP: 0.333, SLG: 0.333			B FF 93 C FS 86 X FF 94 1-1 ③ F8			1 SAFE C SL 87 1 SAFE F FF 93 B FF 94 1 SAFE X FS 90 1-2 ② L8		F SI 93 X SI 94 0-1 4 2B 8 G4-3 1B		3	1	1	0	0	0	1
Inning Stats	R: 0 E: 0 K: 1 S: 9 H: 0 LOB: 0 BB: 0 P: 10	R: 0 E: 0 K: 0 S: 10 H: 0 LOB: 0 BB: 0 P: 15	R: 0 E: 0 K: 0 S: 8 H: 0 LOB: 0 BB: 0 P: 14	R: 0 E: 0 K: 0 S: 4 H: 0 LOB: 0 BB: 0 P: 6	R: 0 E: 0 K: 1 S: 7 H: 0 LOB: 0 BB: 0 P: 9	R: 0 E: 0 K: 0 S: 13 H: 1 LOB: 1 BB: 0 P: 18	R: 2 E: 0 K: 1 S: 15 H: 2 LOB: 1 BB: 1 P: 24	R: 2 E: 0 K: 2 S: 15 H: 3 LOB: 1 BB: 0 P: 21	R: 0 E: 0 K: 0 S: 13 H: 0 LOB: 0 BB: 0 P: 15	1B: 4 2B: 2 3B: 0 HR: 0	SF: 1 SAC: 0 DP: 0 HBP: 0			WP: 0 PB: 0 SB: 0 CS: 0	PA: 34		

BOTTOM

Detroit Tigers @ Kansas City Royals

Kauffman Stadium, Kansas City, MO

Sun May 03 2015, 1:11 PM - 3:49 PM CDT

Att. 38,326 - Partly Cloudy - 77 F

livebaseballscorecards.com

AB	32
R	4
H	6
RBI	4
BB	1
SO	5
LOB	6

PITCHER		IP	WLS	BF	H	R	ER	SO	BB	IBB	HBP	BLK	WP	HR	S	P	ERA	WHIP
19 Aníbal Sánchez, R ERA: 5.11	(1, 1)	7.1	W	27	4	3	3	4	1	0	0	0	0	0	72	104	3.68	0.682
32 Tom Gorzelanny, L ERA: 2.7	(8, 1)	0.2		4	2	1	1	1	0	0	0	0	0	0	9	13	13.50	3.000
38 Joakim Soria, R ERA: 1.54	(9, 1)	1.0	S	3	0	0	0	0	0	0	0	0	0	0	13	15	0.00	0.000

PITCHER	IP	WLS	BF	H	R	ER	SO	BB	IBB	HBP	BLK	WP	HR	S	P	ERA	WHIP

Batter	1	2	3	4	5	6	7	8	9	AB	R	H	RBI	BB	SO	LOB
12 Anthony Gose, L (1, 8) OBP: 0.343, SLG: 0.448	X FF 93 0-0 3 E 3 1B 1B		C FF 91 B SL 84 F SL 83 F SL 85 T FS 85 1-2 ① K		C SI 95 F SL 84 F FS 85 F FF 94 X FS 85 0-2 3 1B 1B		F FF 93 B SL 85 F FF 93 S FF 94 1-3 ② K			4	1	2	0	0	2	2
3 Ian Kinsler, R (1, 4) OBP: 0.356, SLG: 0.358	C SL 86 B FF 95 X SL 85 1-1 24 G4-6-3 1-H 1B		B FF 94 C SL 84 X SL 84 1-1 ② G6-3		1 SAFE F FF 94 X SL 86 0-1 1-3 1B		X SL 86 0-0 ③ L1-3			4	0	2	1	0	0	2
24 Miguel Cabrera, R (1, 3) OBP: 0.443, SLG: 0.598	1 SAFE C FF 95 1 SAFE B SL 85 C FF 94 1 SAFE X FF 94 1-2 ① ② G4-6-3 1-2f		B FF 96 C FF 93 B FC 92 B SL 87 T FF 94 F FC 93 X FF 93 3-2 ③ F9		C FC 93 F FF 94 T FF 94 0-2 ③ K			C SI 89 X CH 85 0-1 ① G6-3		4	0	0	0	0	1	3
41 Victor Martinez, S (1, 10) OBP: 0.316, SLG: 0.215	X FF 94 0-0 ③ F8			B FF 92 B FF 92 C FF 93 X FC 91 2-1 ① F9		F SI 93 B FF 93 F FC 92 B SL 83 X FC 92 2-2 ① G5-3		B SI 90 B CH 86 X SI 91 2-0 ② G4-3		4	0	0	0	0	0	0
28 J.D. Martinez, R (1, 9) OBP: 0.259, SLG: 0.462		S SL 84 B SL 84 X FF 96 1-1 ① F9		C FF 95 B SL 86 B SI 96 B SL 86 S SL 86 2-3 ② K		F FF 94 T FF 92 B FF 94 B FF 94 F FF 96 F SL 84 F FF 95 S FF 94 2-3 ② K		T CH 85 B CH 86 C FF 90 S CU 75 1-3 ③ K		4	0	0	0	0	3	0
52 Yoenis Cespedes, R (1, 7) OBP: 0.324, SLG: 0.534		C FC 92 B SL 88 S FF 95 B FF 95 S FF 94 2-3 ② K		B FC 92 F FC 92 B SI 96 B FC 91 F FF 92 B FF 96 4-2 BB		B SL 86 B FC 92 X FF 92 2-0 ③ F9			C FC 92 F FC 92 X FC 92 0-2 E4 13 FC3-6	3	0	0	0	1	1	0
13 Alex Avila, L (1, 2) OBP: 0.362, SLG: 0.339		B FC 92 B SI 96 S FF 96 X FF 95 2-1 HR		S FC 92 X FF 93 0-1 ③ L5			B FC 90 F FC 92 B SL 84 X FC 91 2-1 17 1B 1B	C FC 92 B FC 92 X FC 93 1-1 ① FC3-6 20 WP 1-2f		4	1	2	1	0	0	2
9 Nick Castellanos, R (1, 5) OBP: 0.277, SLG: 0.359		B FF 95 S FF 96 B FF 94 X FF 95 2-1 E6 17 FC4-6			F FF 94 B FF 94 X SL 84 1-1 ① F8		F FF 95 B SL 87 S SL 84 D SL 86 S FF 93 2-3 ① K	B FC 92 S FC 92 X FF 93 1-1 ② F9		4	0	0	0	0	1	2
17 Andrew Romine, S (1, 6) OBP: 0.588, SLG: 0.500 20 Rajai Davis, R (9, PH) OBP: 0.381, SLG: 0.389		X SI 95 0-0 ③ FC4-6 1-2f			C FF 92 X FF 94 0-1 ② G3		F FF 92 X FF 93 0-1 1-2 1B	F FC 92 S FC 92 B KC 86 X FC 93 1-2 ③ L3 1-2		3 1	0 0	1 0	0 0	0 0	0 0	1 1
Inning Stats	R: 1 H: 2 E: 0 LOB: 0 K: 0 BB: 0 S: 7 P: 9	R: 1 H: 1 E: 1 LOB: 1 K: 1 BB: 0 S: 10 P: 17	R: 0 H: 0 E: 0 LOB: 0 K: 1 BB: 0 S: 10 P: 15	R: 0 H: 0 E: 0 LOB: 1 K: 1 BB: 1 S: 9 P: 17	R: 0 H: 2 E: 0 LOB: 2 K: 1 BB: 0 S: 14 P: 15	R: 0 H: 0 E: 0 LOB: 0 K: 1 BB: 0 S: 10 P: 16	R: 0 H: 2 E: 0 LOB: 2 K: 2 BB: 0 S: 11 P: 16	R: 0 H: 0 E: 0 LOB: 0 K: 1 BB: 0 S: 6 P: 9	R: 0 H: 0 E: 1 LOB: 1 K: 0 BB: 0 S: 10 P: 13	1B: 6 SF: 0 2B: 0 SAC: 0 3B: 0 DP: 1 HR: 1 HBP: 0					WP: 1 PA: 36 PB: 0 SB: 0 CS: 0	

TOP

Detroit Tigers @ Chicago White Sox

U.S. Cellular Field, Chicago, IL

Tue May 05 2015, 8:11 PM - 10:48 PM EDT

Att. 16,351 - Overcast - 53 F

livebaseballscorecards.com

AB	35
R	2
H	7
RBI	2
BB	1
SO	8
LOB	13

PITCHER		IP	WLS	BF	H	R	ER	SO	BB	IBB	HBP	BLK	WP	HR	S	P	ERA	WHIP
29 Jeff Samardzija, R ERA: 4.38	(1, 1)	7.0	W	29	7	2	2	7	1	0	0	0	0	1	71	105	2.57	1.143
33 Zach Duke, L ERA: 1.54	(8, 1)	1.0	H	3	0	0	0	1	0	0	0	0	0	0	6	9	0.00	0.000
30 David Robertson, R ERA:	(9, 1)	1.0	S	4	0	0	0	0	0	0	0	0	1	0	10	13	0.00	0.000

PITCHER	IP	WLS	BF	H	R	ER	SO	BB	IBB	HBP	BLK	WP	HR	S	P	ERA	WHIP

Batter	1	2	3	4	5	6	7	8	9	AB	R	H	RBI	BB	SO	LOB
1 Adam Eaton, L (1, 8) OBP: 0.241, SLG: 0.268	C SI 90 B SI 92 X CH 85 1-1 79 1B 2B		C SI 92 1 SAFE P PO 92 B FF 93 1 SAFE F SI 95 B SL 88 X SI 93 3-2 ① G4-3 1-2	X SL 87 0-0 ② ③ G3-6-3 1-2f			B FF 86 C FF 88 B FF 86 F FF 87 X CU 76 2-2 ② G4-3			4	1	1	0	0	0	2
53 Melky Cabrera, S (1, 7) OBP: 0.337, SLG: 0.303	B SI 91 B SI 91 B FF 93 C SI 91 B SI 92 4-1 79 1B BB		B CH 86 F SL 86 B SL 89 B SI 94 C SI 94 F SL 86 B SI 93 4-2 25 BB 79 BB 26 FC5-4 BB		B SI 92 F FF 92 X SL 88 1-1 ① G4-3		C FF 88 B CH 79 X FC 85 1-1 ③ F9			2	1	0	0	2	0	0
79 José Abreu, R (1, 3) OBP: 0.330, SLG: 0.517	B CU 78 X SI 92 1-0 26 G6-4-3 1-3 2-H 1B		B SI 93 B SL 82 D SL 83 B FF 94 4-0 26 FC5-4 25 BB 12 3B 1-2 2-3 BB		B SI 93 F SL 87 S FF 93 F FF 94 X SI 92 1-2 ② G5-3			B FF 94 F FF 94 B SL 82 F FF 96 B FC 89 S SL 82 3-3 ① K		3	1	1	1	1	1	0
25 Adam LaRoche, L (1, 10) OBP: 0.319, SLG: 0.346	B SI 92 X CH 85 1-0 ① P6		B SI 93 B SL 88 B SL 85 C SI 92 B FF 92 4-1 26 FC5-4 1-2 2-3 3-H BB		F FF 93 F FF 93 B FF 93 B SL 86 B SL 87 F SI 93 F FF 94 B SL 87 4-2 BB			C CH 88 B FF 96 X FF 95 1-1 ② F7		2	0	0	1	2	0	2
26 Avisaíl García, R (1, 9) OBP: 0.364, SLG: 0.410	D CU 80 S CU 79 X CU 80 1-1 ② ③ G6-4-3 1-2f		X SI 93 0-0 ② FC5-4 12 3B 1-2f 2-3 3-H		S FF 93 X FF 92 0-1 ③ F8			B SL 82 X FF 94 1-0 ③ G6-3		4	1	0	1	0	0	5
12 Conor Gillaspie, L (1, 5) OBP: 0.274, SLG: 0.373 15 Gordon Beckham, R (7, 5) OBP: 0.414, SLG: 0.458		B SI 91 X CH 84 1-0 10 CS 1B	B SI 92 X SL 85 1-0 1-H 3-H 3B				B SI 92 F SL 88 B FF 93 F SI 92 B FF 92 X FF 92 3-2 ① P6			3 0	0 0	2 0	2 0	0 0	0 0	0 0
10 Alexei Ramirez, R (1, 6) OBP: 0.239, SLG: 0.284		1 SAFE B SI 92 D CU 80 F SI 92 F SI 93 B SL 87 F SL 86 S CU 79 3-3 ① ② K 1-2	C SL 87 F SL 87 C SI 92 0-3 ③ K				S SL 88 X SL 87 0-1 ② G6-3			3	0	0	0	0	2	2
58 Geovany Soto, R (1, 2) OBP: 0.182, SLG: 0.250		B SI 94 C SL 87 X SL 87 1-1 ③ G5-3		C FF 92 X SL 87 0-1 1 G3-6-3 1B			C FF 93 S FF 92 X FF 94 0-2 ③ L8			3	0	1	0	0	0	0
7 Micah Johnson, L (1, 4) OBP: 0.318, SLG: 0.267			B SI 91 C SL 88 B SI 91 S SL 88 X CU 80 2-2 79 BB 1 G4-3 25 BB 1B	C SI 92 B FF 92 X SL 87 1-1 ① P4			X FF 86 0-0 ① B1-3			3	1	1	0	0	0	1
Inning Stats	R: 1 E: 0 K: 0 S: 7 H: 2 LOB: 1 BB: 1 P: 15	R: 0 E: 0 K: 1 S: 7 H: 1 LOB: 0 BB: 0 P: 12	R: 4 E: 0 K: 1 S: 16 H: 2 LOB: 1 BB: 3 P: 33	R: 0 E: 0 K: 0 S: 5 H: 1 LOB: 0 BB: 0 P: 6	R: 0 E: 0 K: 0 S: 12 H: 0 LOB: 1 BB: 1 P: 18	R: 0 E: 0 K: 0 S: 8 H: 0 LOB: 0 BB: 0 P: 11	R: 0 E: 0 K: 0 S: 6 H: 0 LOB: 0 BB: 0 P: 9	R: 0 E: 0 K: 1 S: 6 H: 0 LOB: 0 BB: 0 P: 11		1B: 4 2B: 2 3B: 1 HR: 0 SF: 0 SAC: 0 DP: 3 HBP: 0					WP: 0 PB: 0 SB: 0 CS: 1 PA: 32	

PITCHER		IP	WLS	BF	H	R	ER	SO	BB	IBB	HBP	BLK	WP	HR	S	P	ERA	WHIP
61 Shane Greene, R ERA: 5.56	(1, 1)	2.2	L	15	5	5	5	1	4	0	0	0	0	0	27	57	16.88	3.375
30 Alex Wilson, R ERA: 3.12	(3, 1)	3.1		11	1	0	0	1	1	0	0	0	0	0	28	38	0.00	0.600
65 Blaine Hardy, L ERA: 5.4	(7, 1)	1.0		3	0	0	0	0	0	0	0	0	0	0	6	9	0.00	0.000
60 Angel Nesbitt, R ERA: 2.79	(8, 1)	1.0		3	0	0	0	1	0	0	0	0	0	0	6	11	0.00	0.000

PITCHER	IP	WLS	BF	H	R	ER	SO	BB	IBB	HBP	BLK	WP	HR	S	P	ERA	WHIP

BOTTOM

Detroit Tigers @ Chicago White Sox

U.S. Cellular Field, Chicago, IL

Tue May 05 2015, 8:11 PM - 10:48 PM EDT

Att. 16,351 - Overcast - 53 F

livebaseballscorecards.com

AB	27
R	5
H	6
RBI	5
BB	5
SO	3
LOB	12

Batter	1	2	3	4	5	6	7	8	9	AB	R	H	RBI	BB	SO	LOB
20 Rajai Davis, R (1, 8) OBP: 0.388, SLG: 0.448	B SI 92 F CH 87 B SI 96 B SI 93 X SI 93 3-1 41 SF9 3B		C SI 92 B SI 94 X SL 79 1-1 ① G5-3		X SI 90 0-0 24 1B 2B	C SI 94 F SI 95 B SI 94 D SI 96 F SI 95 X SI 94 2-2 ② FC4-6 3 BB 1-2f 2-3 3-H		1 SAFE L FC 87 1 SAFE X FC 88 0-1 ① SH1-4 1-2		4	2	2	1	0	0	2
3 Ian Kinsler, R (1, 4) OBP: 0.366, SLG: 0.352	C SL 82 B SI 97 F SL 83 B SI 96 B CH 89 S SI 97 3-3 ① K		C CH 85 B CH 87 B CH 87 X SI 93 2-1 ② G1-3		F SI 93 B SI 95 B SI 94 B SI 95 B SI 95 4-1 24 1B BB	B SI 92 1 SAFE 1 SAFE B SI 93 C SI 94 F SI 95 B SI 94 B SI 94 4-2 1-2 BB		B FC 89 C FC 87 D FC 88 B SI 91 B FC 88 4-1 41 1B BB		2	0	0	0	3	1	1
24 Miguel Cabrera, R (1, 3) OBP: 0.450, SLG: 0.590	B SI 97 F SL 83 B SI 98 B SI 96 B SI 96 4-1 BB		B SI 92 C SI 94 F SI 95 F SI 96 B SL 84 B CH 86 F SI 96 B SI 97 4-2 41 WP 41 HR BB		B SI 91 B SI 95 C SI 92 C SI 91 X CH 85 2-2 41 G1-4-3 1-3 2-H 1B	X SI 94 0-0 ③ P4		C FS 86 B FC 88 S FC 90 S FS 85 1-3 ② K		3	1	1	1	2	1	5
41 Victor Martinez, S (1, 10) OBP: 0.320, SLG: 0.265	D CH 89 C CH 89 C SI 95 F CH 88 X SI 97 1-2 ② SF9 3-H		C SI 94 S SL 80 F SL 81 X CH 87 0-2 1-H HR		X SI 94 0-0 ①② G1-4-3 1-2f		B SI 92 C CH 85 B SI 92 B CH 86 X SI 93 3-1 ① G5-3	C FS 85 X FS 85 0-1 1-3 2-H 1B		4	1	2	4	0	0	2
52 Yoenis Cespedes, R (1, 7) OBP: 0.319, SLG: 0.519	C SI 93 X SL 82 0-1 ③ L6		C SI 91 B SI 93 S CH 85 X SI 95 1-2 ③ F9		B SI 90 F SI 96 B SI 91 C SI 93 B SI 94 S CH 83 3-3 ③ K		F SI 94 X SI 94 0-1 28 WP 1B	C FS 86 S FC 88 S FS 85 0-3 ③ K		5	0	1	0	0	2	4
28 J.D. Martinez, R (1, 9) OBP: 0.274, SLG: 0.453		F SI 91 F CH 86 S SL 80 0-3 ① K	B SL 76 B SI 91 B CH 84 C SI 90 B CH 84 4-1 BB			F SI 90 F SI 90 B SI 91 B SL 80 B CH 84 B SI 92 4-2 1 1B 34 1B 20 FC4-6 BB	1 SAFE B SI 92 B SI 94 B CH 86 C SI 94 B SI 93 4-1 1-2 BB		C FC 92 F KC 80 B KC 85 C FF 94 1-3 ① K	2	1	0	0	3	2	0
9 Nick Castellanos, R (1, 5) OBP: 0.274, SLG: 0.351 17 Andrew Romine, S (9, PR) OBP: 0.588, SLG: 0.500		F CH 85 C CH 86 T CH 86 0-2 ② K	1 SAFE B SI 93 B SI 92 C SI 91 B SI 91 X CH 85 3-1 ① F9			D CH 85 1 SAFE B SI 92 F CH 85 S SI 94 B CH 84 F SI 94 S SI 94 3-3 ① K	C SI 93 B SI 95 S CH 85 B SI 95 F CH 88 S SI 94 2-3 ② K		C KC 82 S FF 94 X KC 83 0-2 34 1B 1B	5 0	0 0	1 0	0 0	0 0	3 0	4 0
34 James McCann, R (1, 2) OBP: 0.317, SLG: 0.450		C SI 93 S SI 96 X SI 95 0-2 1B	1 SAFE C SI 91 L CH 85 C SL 82 0-3 ② K			X SI 93 0-0 20 FC4-6 1 1B 1-2 1B	B SI 93 C SI 92 F SI 93 F CH 87 S SI 93 1-3 ③ K		1 SAFE B FF 93 X FC 93 1-0 ② 1-3 1B	5	0	3	0	0	2	3
1 Jose Iglesias, R (1, 6) OBP: 0.400, SLG: 0.482		C SI 95 C CH 87 X SL 82 0-2 ③ L9	C CH 84 S SI 94 X SI 94 0-2 ③ G3			C SI 93 B SI 93 X SL 79 1-1 20 FC4-6 1-2 2-3 1B		B FC 88 B FC 89 C FC 88 F FS 85 H FS 84 3-2 20 SH1-4 41 1B HBP	B FC 92 X FC 92 1-0 ③ G4-3	4	1	1	0	0	0	4
Inning Stats	R: 1 E: 0 K: 1 S: 12 H: 1 LOB: 1 BB: 1 P: 23	R: 0 E: 0 K: 2 S: 12 H: 1 LOB: 1 BB: 0 P: 12	R: 2 E: 0 K: 0 S: 15 H: 1 LOB: 0 BB: 1 P: 23	R: 0 E: 0 K: 1 S: 9 H: 0 LOB: 1 BB: 1 P: 16	R: 1 E: 0 K: 1 S: 9 H: 2 LOB: 1 BB: 1 P: 18	R: 1 E: 0 K: 1 S: 16 H: 2 LOB: 3 BB: 2 P: 30	R: 0 E: 0 K: 2 S: 13 H: 1 LOB: 2 BB: 1 P: 23	R: 1 E: 0 K: 2 S: 13 H: 1 LOB: 2 BB: 1 P: 21	R: 0 E: 0 K: 1 S: 8 H: 2 LOB: 2 BB: 0 P: 11	1B: 8 2B: 1 3B: 1 HR: 1	SF: 1 SAC: 1 DP: 1 HBP: 1	WP: 2 PB: 0 SB: 0 CS: 0	PA: 45			

PITCHER		IP	WLS	BF	H	R	ER	SO	BB	IBB	HBP	BLK	WP	HR	S	P	ERA	WHIP
49 Chris Sale, L ERA: 5.93	(1, 1)	5.1		27	7	5	5	6	5	0	0	0	1	1	66	109	8.44	2.250
52 Jake Petricka, R ERA: 4.91	(6, 1)	1.2		8	1	0	0	2	2	0	0	0	1	0	20	36	0.00	1.800
57 Zach Putnam, R ERA: 7.88	(8, 1)	1.0	W	6	1	1	1	2	1	0	1	0	0	0	13	21	9.00	2.000
30 David Robertson, R ERA:	(9, 1)	1.0	S	4	2	0	0	1	0	0	0	0	0	0	8	11	0.00	2.000

PITCHER	IP	WLS	BF	H	R	ER	SO	BB	IBB	HBP	BLK	WP	HR	S	P	ERA	WHIP

TOP

Detroit Tigers @ Chicago White Sox

U.S. Cellular Field, Chicago, IL

Wed May 06 2015, 8:11 PM - 11:51 PM EDT

Att. 18,268 - Clear - 61 F

livebaseballscorecards.com

AB	34
R	6
H	11
RBI	6
BB	8
SO	11
LOB	25

Batter	1	2	3	4	5	6	7	8	9	AB	R	H	RBI	BB	SO	LOB
1 Adam Eaton, L (1, 8) OBP: 0.250, SLG: 0.267	C SI 91 B SI 90 C FS 82 S FS 83 1-3 K ①	D SI 93 B FS 84 C FS 83 S FS 86 B FS 82 X FS 84 3-2 L8 ③		1 SAFE X SI 91 0-0 53 SF7 1-3 1B		B SL 84 C FF 94 B SL 84 B FF 94 B FF 94 4-1 53 FC6-4 BB		B FF 93 C FF 92 1 SAFE X FF 92 1-1 E5 53 HR 1-2		4	1	1	0	1	1	2
53 Melky Cabrera, S (1, 7) OBP: 0.340, SLG: 0.337	B SI 92 F SI 92 F FC 87 B FS 83 B FS 85 B SI 93 4-2 25 BB BB	B SI 93 F SI 92 S FS 84 X FS 84 1-2 L7 ①	X SI 92 0-0 SF7 ② 1-2 3-H		C SI 89 X SI 90 0-1 FC6-4 ③ 1-2f		C CU 78 B FF 95 D SL 82 X SL 88 2-1 1-H 2-H HR		3	1	1	4	1	0	2
79 José Abreu, R (1, 3) OBP: 0.333, SLG: 0.511	B SI 92 X FC 88 1-0 L7 ②	C SI 93 B CU 76 F FS 86 X FC 88 1-2 12 BB 26 BB 10 WP 1B	B SI 93 F FC 87 X SI 94 1-1 L8 ③				B SI 89 C SI 89 B CH 85 F SI 90 B FF 90 X SI 91 3-2 F8 ①	C CU 80 X SL 87 0-1 25 1B 26 1B 1B		5	2	2	0	0	0	2
25 Adam LaRoche, L (1, 10) OBP: 0.333, SLG: 0.354	B SI 93 C FS 83 B FS 84 1 SAFE D FS 84 B SI 91 4-1 1-2 BB	B FS 81 C SI 93 B FS 84 C FS 83 F FS 83 B FS 83 F SI 93 F FF 93 X SI 94 3-2 F7 ②			B FS 84 C FF 91 C SI 93 B FS 85 B FS 78 F FF 92 S FF 92 3-3 K ①		C SL 78 B FF 91 F FF 91 F FF 90 B FF 90 X SL 79 2-2 1B	B FF 93 B FF 93 B FF 92 F FF 92 X FF 92 3-1 26 1B 1-3 1B		4	0	2	0	1	1	1
26 Avisaíl García, R (1, 9) OBP: 0.366, SLG: 0.402	B FC 88 C FF 93 S SI 93 B CU 78 D FC 90 F FC 89 F FC 89 X FC 88 3-2 F9 ③		S SI 94 B CU 74 B SI 92 D FC 87 1 SAFE B FF 93 4-1 10 WP 12 BB 1-2 BB		B FF 93 B SI 92 B FF 93 C FF 92 C FF 93 F FF 94 X SI 93 3-2 G5-3 ②		B FF 94 C FF 94 B FC 89 C FC 88 F FF 96 S SI 96 2-3 K ②	S SL 87 S SL 89 D FF 89 F SL 88 F FF 95 B CU 81 X SL 87 2-2 1-3 3-H 1B		4	0	1	1	1	1	3
12 Conor Gillaspie, L (1, 5) OBP: 0.288, SLG: 0.419 15 Gordon Beckham, R (8, PH) OBP: 0.400, SLG: 0.440 (9, 5)		B SI 93 B FS 84 X SI 93 2-0 HR	D FS 84 B FS 83 F FS 82 D FS 82 B FS 84 4-1 10 WP 1-2 2-3 BB		C FC 83 B B FS 85 X FS 83 2-1 G1-3 ③		X FC 90 0-0 G3 ③	B FC 85 1 SAFE B FF 89 1 SAFE X FF 88 2-0 L8 ③		3 1	1 0	1 0	1 0	1 0	0 0	1 2
10 Alexei Ramirez, R (1, 6) OBP: 0.239, SLG: 0.282		B FF 92 B FF 92 X FF 92 2-0 P4 ①	C FF 92 B FS 87 F FF 94 X FS 84 1-2 G1-3 ③ 1-2 2-3 3-H			B SI 93 B SL 84 C SI 92 B SI 91 F SI 92 F SI 93 X SI 92 3-2 7 G4-3 21 S 1B		C FF 93 X FF 93 0-1 G6-3 ①		4	0	1	0	0	0	2
21 Tyler Flowers, R (1, 2) OBP: 0.231, SLG: 0.300		C FF 93 X FC 86 0-1 L9 ②		F FF 91 B SI 92 F SI 92 F FS 83 X SI 93 1-2 G5-3 ①		B SI 93 C SL 84 X SL 85 1-1 L4 ① 1-2		S FF 94 F FF 95 B FF 94 B FF 95 B SL 89 X SL 86 3-2 P4 ②		4	0	0	0	0	0	1
7 Micah Johnson, L (1, 4) OBP: 0.343, SLG: 0.313		B SI 93 F SI 92 B FC 85 X SI 92 2-1 2B		X SI 94 0-0 1 1B 53 SF7 1B		B SI 94 D SL 86 B SL 85 C FF 94 X FF 93 3-1 G4-3 ② 2-3		B CU 79 C FF 93 X CU 80 1-1 1 E 53 HR 1B		4	2	3	0	0	0	1
Inning Stats	R: 0 E: 0 K: 1 S: 12 H: 0 LOB: 2 BB: 2 P: 25	R: 1 E: 0 K: 0 S: 9 H: 2 LOB: 1 BB: 0 P: 18	R: 1 E: 0 K: 0 S: 17 H: 1 LOB: 2 BB: 2 P: 31	R: 1 E: 0 K: 0 S: 9 H: 2 LOB: 1 BB: 0 P: 11	R: 0 E: 0 K: 1 S: 10 H: 0 LOB: 0 BB: 0 P: 18	R: 0 E: 0 K: 0 S: 11 H: 1 LOB: 2 BB: 1 P: 22	R: 0 E: 0 K: 1 S: 12 H: 1 LOB: 1 BB: 0 P: 19	R: 4 E: 1 K: 0 S: 21 H: 5 LOB: 2 BB: 0 P: 35		1B: 9 2B: 1 3B: 0 HR: 2 SF: 1 SAC: 0 DP: 0 HBP: 0						

PITCHER		IP	WLS	BF	H	R	ER	SO	BB	IBB	HBP	BLK	WP	HR	S	P	ERA	WHIP
31 Alfredo Simon, R ERA: 3.44	(1, 1)	5.0		24	5	3	3	2	4	0	0	0	1	1	57	103	5.40	1.800
62 Al Alburquerque, R ERA: 8.31	(6, 1)	0.2	H	4	1	0	0	0	1	0	0	0	0	0	9	20	0.00	3.000
32 Tom Gorzelanny, L ERA: 2.53	(6, 1)	0.2	H	3	1	0	0	0	0	0	0	0	0	0	9	14	0.00	1.500
60 Angel Nesbitt, R ERA: 2.61	(7, 1)	0.2	H	2	0	0	0	1	0	0	0	0	0	0	5	7	0.00	0.000
44 Joba Chamberlain, R ERA: 1.35	(8, 1)	0.2	L	8	5	4	0	0	0	0	0	0	0	1	20	32	0.00	7.500

PITCHER		IP	WLS	BF	H	R	ER	SO	BB	IBB	HBP	BLK	WP	HR	S	P	ERA	WHIP
65 Blaine Hardy, L ERA: 5.23	(8, 1)	0.1		1	0	0	0	0	0	0	0	0	0	0	1	3	0.00	0.000

BOTTOM

Detroit Tigers @ Chicago White Sox

U.S. Cellular Field, Chicago, IL

Wed May 06 2015, 8:11 PM - 11:51 PM EDT

Att. 18,268 - Clear - 61 F

livebaseballscorecards.com

AB	36
R	7
H	12
RBI	6
BB	5
SO	3
LOB	17

WP: 1 PA: 42
PB: 0
SB: 1
CS: 0

Batter	1	2	3	4	5	6	7	8	9	AB	R	H	RBI	BB	SO	LOB
20 Rajai Davis, R (1, 8) OBP: 0.375, SLG: 0.419	S FF 90 B FF 90 B FF 92 F FF 91 S FF 92 2-3 ① K		B FF 89 F FF 91 C FF 92 S CU 82 1-3 ① K		F CH 86 B CH 85 B CU 81 C FF 92 B CU 81 B FF 91 4-2 24 S 3 1B 24 G5-3 BB		C FF 93 X SL 83 0-1 ③ G5-3		C FS 83 X FS 84 0-1 ① L8	4	1	0	0	1	2	0
3 Ian Kinsler, R (1, 4) OBP: 0.367, SLG: 0.363	B FF 90 C FF 93 B FF 92 X FF 90 2-1 ② L5		F CU 79 B CU 80 B CH 88 X CU 79 2-1 ② F8		1 SAFE C SI 90 C FF 92 1 SAFE 1 SAFE F FF 92 F FF 92 P PO 88 D CU 81 2-2 1 SAFE 1 SAFE X FF 90 24 G5-3 1-2 1B			C SL 82 B FF 92 X FF 93 1-1 41 1B 2B	B FC 88 B FC 88 C FC 86 B FS 84 F FC 88 C FC 88 3-3 ② K	5	1	2	0	0	1	0
24 Miguel Cabrera, R (1, 3) OBP: 0.456, SLG: 0.583	C FF 92 B SI 91 S CU 82 H FF 92 2-2 41 1B 52 WP HBP		F CU 80 F CH 88 B CU 80 B FF 92 F FF 93 B CU 82 X FF 92 3-2 41 2B 1B		S SI 92 F SI 92 D CU 82 F SI 92 X CU 82 1-2 ② G5-3 1-2 2-H			I IN 58 I IN 56 I IN 56 I IN 53 4-0 52 F8 41 1B 9 1B IBB	S FC 89 B FC 87 X FC 87 1-1 ③ G6-3	3	2	1	1	1	0	1
41 Victor Martinez, S (1, 10) OBP: 0.337, SLG: 0.299	X FF 92 0-0 52 WP 1-3 1B		B FF 92 B CU 82 X FF 90 2-0 1-3 2B		C CU 81 S CU 81 F CU 82 D CU 81 S CU 80 1-3 ③ K			D SL 84 X FF 92 1-0 9 1B 52 F8 1-2 2-H 1B		4	0	3	1	0	1	1
52 Yoenis Cespedes, R (1, 7) OBP: 0.316, SLG: 0.505	B FF 92 F CU 82 F FF 92 D CU 82 B FF 93 B CU 81 4-2 1-2 3-H BB		F CU 82 D CU 82 B FF 89 F CU 81 F CU 82 F CU 82 F SI 92 D CU 82 F FF 93 3-2 X FF 82 ③ G5-3			C CH 88 X SL 87 0-1 ① G6-3		S SL 84 S SL 85 D SL 85 X SL 86 1-2 ① F8 1-2 2-3		3	0	0	0	1	0	4
28 J.D. Martinez, R (1, 9) OBP: 0.274, SLG: 0.440	C CU 81 D CU 83 T FF 88 F FF 93 D CU 83 F CU 81 S FF 93 2-3 ③ K			C CH 86 S CU 81 S FF 92 0-3 ① K		C SI 90 X SI 91 0-1 ② L9		I IN 54 I IN 55 I IN 54 I IN 52 4-0 9 1B IBB		3	0	0	0	1	2	2
9 Nick Castellanos, R (1, 5) OBP: 0.273, SLG: 0.347 17 Andrew Romine, S (8, PR) OBP: 0.588, SLG: 0.500 (8, 6)		C CH 85 B SI 91 F FF 91 F CH 85 S CU 81 1-3 ① K		B FF 89 F FF 92 B SI 89 C CU 80 F CH 87 X FF 92 2-2 ② F8		C SI 91 S CH 84 B SL 88 B CH 84 X SI 92 2-2 ③ G5-3		B FF 95 F FF 94 C FF 94 F SL 87 F SL 86 X SL 87 1-2 1-2 2-3 3-H 1B		4 0	0 0	1 0	1 0	0 0	1 0	0 0
13 Alex Avila, L (1, 2) OBP: 0.342, SLG: 0.317		C CU 79 S FF 93 B CU 83 F FF 92 C CU 80 1-3 ② K		F FF 92 X SI 91 0-1 ③ G4-3			B SL 81 B FF 92 F FF 93 B FF 94 X FF 93 3-1 ① G4-3	B FF 92 F FF 94 S FF 93 F SL 85 T FF 94 1-2 ② K		4	0	0	0	0	2	3
26 Hernán Pérez, R (1, 6) OBP: 0.111, SLG: 0.111 (8, 5)		S FF 92 S FF 92 F CU 81 S FF 91 0-3 ③ K			C CU 77 B CH 84 F CH 84 X FF 92 1-2 ① G5-3		B FF 94 C SL 84 X FF 94 1-1 ② L4	X FS 83 0-0 ③ P2		4	0	0	0	0	1	3
Inning Stats	R: 1 H: 1 E: 0 LOB: 2 K: 2 BB: 1 S: 15 P: 27	R: 0 H: 0 E: 0 LOB: 0 K: 3 BB: 0 S: 12 P: 14	R: 0 H: 2 E: 0 LOB: 2 K: 1 BB: 0 S: 17 P: 28	R: 0 H: 0 E: 0 LOB: 0 K: 1 BB: 0 S: 9 P: 11	R: 1 H: 1 E: 0 LOB: 1 K: 1 BB: 1 S: 19 P: 27	R: 0 H: 0 E: 0 LOB: 0 K: 0 BB: 0 S: 7 P: 9	R: 0 H: 0 E: 0 LOB: 0 K: 0 BB: 0 S: 6 P: 10	R: 2 H: 3 E: 0 LOB: 3 K: 1 BB: 2 S: 16 P: 29	R: 0 H: 0 E: 0 LOB: 0 K: 1 BB: 0 S: 7 P: 11	1B: 5 2B: 2 3B: 0 HR: 0	SF: 0 SAC: 0 DP: 0 HBP: 1			WP: 1 PB: 0 SB: 1 CS: 0	PA: 39		

PITCHER		IP	WLS	BF	H	R	ER	SO	BB	IBB	HBP	BLK	WP	HR	S	P	ERA	WHIP
62 Jose Quintana, L ERA: 5.03	(1, 1)	5.0	L	22	4	2	2	8	2	0	1	0	1	0	72	107	3.60	1.200
52 Jake Petricka, R ERA: 4.32	(6, 1)	1.0		3	0	0	0	0	0	0	0	0	0	0	7	9	0.00	0.000
43 Dan Jennings, L ERA: 3.38	(7, 1)	1.2		10	3	2	2	1	0	2	0	0	0	0	21	38	10.80	1.800
57 Zach Putnam, R ERA: 6.75	(8, 1)	1.1		4	0	0	0	1	0	0	0	0	0	0	8	12	0.00	0.000

PITCHER	IP	WLS	BF	H	R	ER	SO	BB	IBB	HBP	BLK	WP	HR	S	P	ERA	WHIP

TOP

Detroit Tigers @ Chicago White Sox

U.S. Cellular Field, Chicago, IL

Thu May 07 2015, 2:11 PM - 5:03 PM EDT

Att. 20,081 - Partly Cloudy - 83 F

livebaseballscorecards.com

AB	34
R	4
H	7
RBI	3
BB	4
SO	10
LOB	14

BOTTOM

Detroit Tigers @ Chicago White Sox

U.S. Cellular Field, Chicago, IL

Thu May 07 2015, 2:11 PM - 5:03 PM EDT

Att. 20,081 - Partly Cloudy - 83 F

Batter	1	2	3	4	5	6	7	8	9	AB	R	H	RBI	BB	SO	LOB
1 Adam Eaton, L (1, 8) OBP: 0.240, SLG: 0.256	B FF 87 C SI 87 F SI 86 X SI 88 1-2 ① G4-3		C SI 87 C FC 83 B CU 76 S SI 88 1-3 ③ K		C SI 87 B CU 75 X FC 81 1-1 ③ G4-3			B SI 86 B SI 86 T SI 86 X SI 86 2-1 ①② G4-6-3 1-2f		4	0	0	0	0	1	1
53 Melky Cabrera, S (1, 7) OBP: 0.336, SLG: 0.333	B SI 87 F FF 87 X FF 88 1-1 ② G4-3			B CH 80 F SI 86 X SI 88 1-1 E4 79 1B 26 1B		C SI 86 F FC 83 X SI 87 0-2 ① G4-3		C SI 87 B SI 88 X SI 86 1-1 1B		4	1	1	0	0	0	0
79 José Abreu, R (1, 3) OBP: 0.340, SLG: 0.505	B SI 87 B CH 80 B SI 88 B FF 86 4-0 BB			1 SAFE B SI 85 C SI 85 D FC 82 F CH 79 X SI 88 2-2 26 1B 10 FC5-2 1-3 1B		B FF 84 B FF 86 X SI 86 2-0 ② G6-3		B FF 92 C FF 92 F FC 93 S FF 92 1-3 ③ K		3	0	1	0	1	1	1
26 Avisaíl García, R (1, 9) OBP: 0.361, SLG: 0.396	B SI 88 X SI 86 1-0 ③ F9			F SI 88 X SI 88 0-1 10 FC5-2 25 BB 1-3 3-H 1B		F SI 87 B SI 88 S FC 83 S FC 84 1-3 ③ K			S FF 90 S FC 93 S CU 70 0-3 ① K	4	0	1	1	0	2	1
25 Adam LaRoche, L (1, 10) OBP: 0.330, SLG: 0.341		B SI 86 S FC 82 X FC 83 1-1 ① G3-1		S FC 81 1 SAFE B FC 82 C SI 87 B FC 81 B FC 80 F SI 88 1 SAFE B FC 82 4-2 10 FC5-2 1-2 BB			C FC 82 B CU 77 X FC 83 1-1 ① G5-3		B FF 94 C FF 92 C FC 93 F FC 94 S CU 74 1-3 ② K	3	0	0	0	1	1	0
10 Alexei Ramirez, R (1, 6) OBP: 0.240, SLG: 0.281		C SI 87 B CH 80 X SI 87 1-1 ② G3		X FF 88 0-0 ①② FC5-2 1-2 2-3 3-H			C SI 86 B SI 87 F FC 82 B SI 88 B SI 87 X SI 88 3-2 1B		S FF 92 F FF 91 F FC 92 S CU 71 0-3 ③ K	4	0	1	0	0	1	3
15 Gordon Beckham, R (1, 5) OBP: 0.364, SLG: 0.393		C SI 86 B FF 87 F CU 76 X SI 88 1-2 ③ G1-3		B FF 88 B CH 80 X SI 88 2-0 ③ G3			X SI 86 0-0 ② L8			3	0	0	0	0	0	3
21 Tyler Flowers, R (1, 2) OBP: 0.218, SLG: 0.283			C SI 86 B SI 86 X FF 87 1-1 ① F9		C FF 86 B FF 86 F FF 87 B SI 88 F FC 81 B FF 88 T SI 88 3-2 ① K		1 SAFE 1 SAFE 1 SAFE X SI 86 0-0 ③ F8			3	0	0	0	0	1	1
7 Micah Johnson, L (1, 4) OBP: 0.342, SLG: 0.313			C SI 87 C CU 76 X CU 76 0-2 ② G1-3		B CU 76 X FC 83 1-0 ② B2			C SI 85 C FC 82 F SI 86 F FC 79 F SI 87 X FC 82 0-2 1 G4-6-3 1B		3	0	1	0	0	0	0
Inning Stats	R: 0 H: 0 E: 0 LOB: 1 K: 0 BB: 1 S: 6 P: 13	R: 0 H: 0 E: 0 LOB: 0 K: 0 BB: 0 S: 7 P: 10	R: 0 H: 0 E: 0 LOB: 0 K: 1 BB: 0 S: 8 P: 10	R: 1 H: 2 E: 1 LOB: 2 K: 0 BB: 1 S: 12 P: 21	R: 0 H: 0 E: 0 LOB: 0 K: 1 BB: 0 S: 7 P: 12	R: 0 H: 0 E: 0 LOB: 0 K: 1 BB: 0 S: 7 P: 10	R: 0 H: 1 E: 0 LOB: 1 K: 0 BB: 0 S: 7 P: 11	R: 0 H: 2 E: 0 LOB: 1 K: 1 BB: 0 S: 13 P: 17	R: 0 H: 0 E: 0 LOB: 0 K: 3 BB: 0 S: 11 P: 12	1B: 5 SF: 0 2B: 0 SAC: 0 3B: 0 DP: 2 HR: 0 HBP: 0						

livebaseballscorecards.com

AB	31
R	1
H	5
RBI	1
BB	2
SO	7
LOB	10

WP: 0 PA: 33
PB: 0
SB: 0
CS: 0

PITCHER		IP	WLS	BF	H	R	ER	SO	BB	IBB	HBP	BLK	WP	HR	S	P	ERA	WHIP
53 Kyle Lobstein, L ERA: 3.0	(1, 1)	7.2	W	29	5	1	0	3	2	0	0	0	0	0	64	100	0.00	0.913
38 Joakim Soria, R ERA: 1.38	(8, 1)	1.1	S	4	0	0	0	4	0	0	0	0	0	0	14	16	0.00	0.000

PITCHER	IP	WLS	BF	H	R	ER	SO	BB	IBB	HBP	BLK	WP	HR	S	P	ERA	WHIP

Kansas City Royals @ Detroit Tigers

Comerica Park, Detroit, MI

Fri May 08 2015, 7:10 PM - 10:28 PM EDT

Att. 39,434 - Partly Cloudy - 84 F

TOP

livebaseballscorecards.com

Batter	1	2	3	4	5	6	7	8	9	AB	R	H	RBI	BB	SO	LOB
2 Alcides Escobar, R (1, 6) OBP: 0.333, SLG: 0.369	C FF 92 C FF 93 X FF 94 0-2 6 1B 1B		B KC 81 X FF 94 1-0 ② F9	B CH 86 X CH 87 1-0 6 E 1-2 1B		F FF 94 B FC 90 X FF 93 1-1 ③ F9			B FF 91 F FF 92 X FF 91 1-1 ① L7	5	0	2	0	0	0	1
6 Lorenzo Cain, R (1, 8) OBP: 0.397, SLG: 0.500	C FF 95 X FF 95 0-1 25 G5-4-3 1-2 1B		C FC 88 B CH 86 X CH 85 1-1 1B	B FC 89 B FF 96 C CH 86 B FC 89 F FF 96 X FC 90 3-2 E5 1-3 2-H			B FC 86 C CH 85 B CH 85 F FF 95 F KC 79 F FF 95 X CH 86 2-2 ① L8		F FC 92 X FF 92 0-1 35 G1-6-3 1B	5	0	3	0	0	0	1
35 Eric Hosmer, L (1, 3) OBP: 0.395, SLG: 0.549	X FF 94 0-0 ① L9		C FF 95 1 SAFE F FF 94 D CH 86 S FC 88 1-3 ③ K	F FF 94 X SI 94 0-1 ③ B1-3			C KC 80 F CH 85 F SI 94 B CH 86 X KC 82 1-2 25 1B 4 1B 1B		F FF 93 B CH 86 1 SAFE 1 SAFE X FF 92 1-1 ②③ G1-6-3 1-2f	5	1	1	0	0	1	6
25 Kendrys Morales, S (1, 10) OBP: 0.370, SLG: 0.483	S FF 96 C FF 96 B FF 96 F FF 95 X FF 95 1-2 ②③ G5-4-3 1-2f			B FF 93 B CH 85 F FF 94 X SI 95 2-1 ① F9	B CH 84 C FF 94 S CH 85 F CH 85 B FC 89 F CH 85 X FC 91 2-2 ① G6-3		B SI 94 X CH 86 1-0 4 1B 1-2 1B			4	0	1	0	0	0	2
4 Alex Gordon, L (1, 7) OBP: 0.394, SLG: 0.452		X FF 93 0-0 1B		S FC 88 C FC 89 B FF 96 B SI 96 X FC 88 2-2 13 HR 2B	C KC 82 B CH 85 X KC 82 1-1 ② F8		C FF 94 X FF 96 0-1 13 G4-6-3 1-2 2-H 1B			4	1	3	1	0	0	0
13 Salvador Perez, R (1, 2) OBP: 0.316, SLG: 0.459		X FF 94 0-0 ① P3		B FF 96 B FF 96 X FF 96 2-0 2-H HR	X FC 90 0-0 ③ F8		C SL 88 D SI 94 B SL 85 2 SAFE X FF 94 2-1 ②③ G4-6-3 1-2f			4	1	1	2	0	0	3
14 Omar Infante, R (1, 4) OBP: 0.244, SLG: 0.322		F FF 93 C FF 94 1 SAFE X FF 94 0-2 ② F9		C FF 94 F FC 89 X FF 95 0-2 16 F9 24 1B 2B		B CH 82 B CH 85 F FF 93 X FF 93 2-1 ① G6-3		B FF 96 C FF 96 S FF 95 X FC 92 1-2 ① G3		4	1	1	0	0	0	1
16 Paulo Orlando, R (1, 9) OBP: 0.282, SLG: 0.403		1 SAFE 1 SAFE B FF 94 C CH 84 X FF 94 1-1 ③ G4-3		X FF 94 0-0 ② F9 2-3		F CH 84 B FF 93 F CH 84 B FC 88 X FC 89 2-2 ② L8		X SL 83 0-0 ② G5-3		4	0	0	0	0	0	2
24 Christian Colón, R (1, 5) OBP: 0.327, SLG: 0.333			B FF 91 C FF 93 X FC 87 1-1 ① L9	B FF 95 B FF 96 F FF 96 X FF 95 2-1 2 1B 6 E 3-H 1B		C CH 85 B KC 82 X CH 84 1-1 1B		B FF 96 C FC 90 S SL 84 F SL 85 F FF 97 B FC 91 X FF 96 2-2 ③ L9		4	1	2	1	0	0	0
Inning Stats	R: 0 E: 0 K: 0 S: 10 H: 2 LOB: 1 BB: 0 P: 11	R: 0 E: 0 K: 0 S: 7 H: 1 LOB: 1 BB: 0 P: 8	R: 0 E: 0 K: 1 S: 8 H: 1 LOB: 1 BB: 0 P: 12	R: 4 E: 1 K: 0 S: 18 H: 5 LOB: 2 BB: 0 P: 30	R: 0 E: 0 K: 0 S: 8 H: 0 LOB: 0 BB: 0 P: 11	R: 0 E: 0 K: 0 S: 9 H: 1 LOB: 1 BB: 0 P: 15	R: 1 E: 0 K: 0 S: 14 H: 3 LOB: 1 BB: 0 P: 20	R: 0 E: 0 K: 0 S: 9 H: 0 LOB: 0 BB: 0 P: 12	R: 0 E: 0 K: 0 S: 6 H: 1 LOB: 0 BB: 0 P: 8	1B: 11 2B: 2 3B: 0 HR: 1 SF: 0 SAC: 0 DP: 3 HBP: 0						

	AB	39
	R	5
	H	14
	RBI	4
	BB	0
	SO	1
	LOB	16

WP: 0 PA: 39
PB: 0
SB: 0
CS: 0

PITCHER		IP	WLS	BF	H	R	ER	SO	BB	IBB	HBP	BLK	WP	HR	S	P	ERA	WHIP
14 David Price, L ERA: 3.3	(1, 1)	6.1		32	13	5	4	1	0	0	0	0	0	1	72	103	5.68	2.053
30 Alex Wilson, R ERA: 2.89	(7, 1)	0.2		1	0	0	0	0	0	0	0	0	0	0	2	4	0.00	0.000
60 Angel Nesbitt, R ERA: 2.38	(8, 1)	1.0		3	0	0	0	0	0	0	0	0	0	0	9	12	0.00	0.000
38 Joakim Soria, R ERA: 1.29	(9, 1)	1.0	W	3	1	0	0	0	0	0	0	0	0	0	6	8	0.00	1.000

PITCHER	IP	WLS	BF	H	R	ER	SO	BB	IBB	HBP	BLK	WP	HR	S	P	ERA	WHIP

Batter	1	2	3	4	5	6	7	8	9	AB	R	H	RBI	BB	SO	LOB
12 Anthony Gose, L (1, 8) OBP: 0.373, SLG: 0.479	S FF 95 F FF 97 B CU 84 S CU 84 1-3 K	D CU 84 C CH 87 T SI 97 B CU 84 X CU 84 2-2 3 1B 1-2 2-3 1B		B SI 97 B CH 86 F SI 96 S CH 88 B CU 85 D CH 88 4-2 3 CS BB			B FF 90 B SL 80 S FF 91 C SL 82 F CH 85 X FF 92 2-2 3 E 3 S 41 FC5-4 1B		X FF 87 0-0 3 E 2B	4	2	3	0	1	1	0
3 Ian Kinsler, R (1, 4) OBP: 0.391, SLG: 0.393	C FF 97 B SI 97 B SI 96 F SI 96 X SI 97 2-2 41 E 24 1B 1B	F SI 97 S CU 83 B FF 98 X SI 97 1-2 24 L6-3 1-3 2-H 3-H 1B		B FF 99 C FF 97 1 SAFE B CH 87 2-1 CS 1-2	C CU 80 B CH 85 F CH 88 B FF 97 X SI 98 2-2 24 G4-3 52 FC5-2 2B		B FF 92 1 SAFE 1 SAFE 1 SAFE F FF 92 B FF 92 B SL 84 B SL 82 4-1 41 FC5-4 1-3 BB		X SL 83 0-0 E1 2-H 1B	4	0	4	2	1	0	0
24 Miguel Cabrera, R (1, 3) OBP: 0.450, SLG: 0.570	C CU 82 X SI 96 0-1 41 E 1-2 1B	D CU 82 B SI 98 C SI 98 B FF 93 X SI 98 3-1 L6-3 1-1			B CU 83 X SI 97 1-0 G4-3 2-3		B SL 86 F FF 91 F CH 87 B FF 93 B CH 88 T CH 86 3-2 K			4	0	1	0	0	1	5
41 Victor Martinez, S (1, 10) OBP: 0.333, SLG: 0.289	X SI 97 0-0 L5 1-2 2-3	B SI 95 C SI 95 X CH 88 1-1 F7			B SI 97 B CU 83 D CH 89 B FC 93 4-0 52 FC5-2 BB		S CH 82 S FF 94 B FF 94 X FF 94 1-2 FC5-4 1-2f 3-H			3	0	0	1	1	0	4
52 Yoenis Cespedes, R (1, 7) OBP: 0.306, SLG: 0.487	B FF 97 X SI 96 1-0 G5-3		B FF 96 F CU 80 X SI 95 1-1 F8		B SI 95 B SI 96 S SI 97 F SI 96 X FF 98 2-2 FC5-2 1-2 3-H		B FC 88 S CH 83 F FF 94 S CH 83 1-3 K			4	0	0	0	0	1	5
28 J.D. Martinez, R (1, 9) OBP: 0.281, SLG: 0.432 20 Rajai Davis, R (8, PR) OBP: 0.375, SLG: 0.419 (9, 9)		B SI 93 B CU 80 B SI 94 B FF 95 4-0 34 1B 9 1B 17 1B BB	X SI 97 0-0 G5-3		S CU 83 C CU 84 S CU 86 0-3 K			C FF 96 F FF 96 F FF 96 B KC 85 B KC 86 F FC 94 F FF 97 B FF 96 B KC 85 4-2 34 S BB		2	1	0	0	2	1	2
										0	0	0	0	0	0	0
9 Nick Castellanos, R (1, 5) OBP: 0.272, SLG: 0.343		C SI 93 X SI 96 0-1 34 1B 17 1B 1-2 1B	B FF 97 B SI 96 X SI 95 2-0 F8			X SI 95 0-0 F8		C FF 96 F FF 96 F FF 96 B KC 85 B KC 86 F FC 94 F FF 97 B FF 96 B KC 85 1 SAFE F FC 91 F FF 95 C FF 97 0-3 K		4	1	1	0	0	1	1
34 James McCann, R (1, 2) OBP: 0.311, SLG: 0.432		C FF 97 X CU 84 0-1 12 WP 17 1B 3 1B 1-2 2-3 1B		C FC 92 B CU 80 F SI 94 B SI 98 X FF 96 2-2 L9		F FF 96 F FF 97 B CU 84 F CU 84 S CU 85 1-3 K		1 SAFE C KC 84 P PO 90 B FF 94 X FC 92 2-1 F9 1-2		4	1	1	0	0	1	1
17 Andrew Romine, S (1, 6) OBP: 0.524, SLG: 0.444		B FF 97 F SI 96 X SI 96 1-1 12 WP 3 1B 1-2 2-H 3-H 1B		B FF 96 S CH 85 F FF 95 S CU 83 1-3 K		B FF 97 B SI 95 X SI 96 2-0 F7		C FF 96 C KC 83 F FF 98 X FC 92 0-2 G5-3		4	1	1	2	0	1	2
Inning Stats	R: 0 E: 1 K: 1 S: 10 H: 2 LOB: 2 BB: 0 P: 14	R: 4 E: 0 K: 0 S: 16 H: 5 LOB: 1 BB: 1 P: 28	R: 0 E: 0 K: 0 S: 4 H: 0 LOB: 0 BB: 0 P: 7	R: 0 E: 0 K: 1 S: 9 H: 0 LOB: 0 BB: 1 P: 18	R: 0 E: 0 K: 1 S: 10 H: 1 LOB: 2 BB: 1 P: 19	R: 0 E: 0 K: 1 S: 6 H: 0 LOB: 0 BB: 0 P: 9	R: 1 E: 0 K: 2 S: 14 H: 1 LOB: 1 BB: 1 P: 25	R: 0 E: 0 K: 1 S: 15 H: 0 LOB: 2 BB: 1 P: 20	R: 1 E: 1 K: 0 S: 2 H: 2 LOB: 1 BB: 0 P: 2	1B: 9 2B: 3 3B: 0 HR: 0 SF: 0 SAC: 0 DP: 1 HBP: 0						

PITCHER	IP	WLS	BF	H	R	ER	SO	BB	IBB	HBP	BLK	WP	HR	S	P	ERA	WHIP
30 Yordano Ventura, R (1, 1) ERA: 5.13	6.0		27	8	4	4	4	3	0	0	0	1	0	55	95	6.00	1.833
54 Jason Frasor, R (7, 1) ERA: 0.87	0.1	H	3	1	1	0	1	1	0	0	0	0	0	8	17	0.00	6.000
46 Ryan Madson, R (7, 1) ERA: 1.72	0.2	B	2	0	0	0	1	0	0	0	0	0	0	6	8	0.00	0.000
17 Wade Davis, R (8, 1) ERA:	1.0		4	0	0	0	1	1	0	0	0	0	0	15	20	0.00	1.000
63 Yohan Pino, R (9, 1) ERA:	0.0	L	2	2	1	0	0	0	0	0	0	0	0	2	2	∞	∞

PITCHER	IP	WLS	BF	H	R	ER	SO	BB	IBB	HBP	BLK	WP	HR	S	P	ERA	WHIP

BOTTOM

Kansas City Royals @ Detroit Tigers

Comerica Park, Detroit, MI

Fri May 08 2015, 7:10 PM - 10:28 PM EDT

Att. 39,434 - Partly Cloudy - 84 F

livebaseballscorecards.com

AB	33
R	6
H	11
RBI	5
BB	5
SO	7
LOB	20

WP: 1	PA: 39		
PB: 0			
SB: 2			
CS: 1			

Kansas City Royals @ Detroit Tigers

Comerica Park, Detroit, MI

Sat May 09 2015, 1:09 PM - 3:48 PM EDT

Att. 41,456 - Sunny - 75 F

TOP

livebaseballscorecards.com

Batter	1	2	3	4	5	6	7	8	9	AB	R	H	RBI	BB	SO	LOB
2 Alcides Escobar, R (1, 6) OBP: 0.337, SLG: 0.404	X FF 91 0-0 HR	C SL 88 X SI 92 0-1 6 E 35 1B 3-H 1B	C SI 89 F FF 94 B SI 94 B FS 88 F SL 88 F FF 94 B FF 93 X CU 81 3-2 G5-3 ③		C CU 79 B SL 87 F FS 87 S FF 90 1-3 K ③			B SL 83 X SI 93 1-0 G4-3 ②		5	2	2	2	0	1	2
6 Lorenzo Cain, R (1, 8) OBP: 0.397, SLG: 0.495	C FF 92 F SL 87 F FF 93 B FS 87 X SL 87 1-2 35 2B 1B	X SL 86 0-0 E9 35 CS 1-3		C CU 76 B FF 90 X SL 86 1-1 L7 ①		C FS 85 B FF 92 B CU 79 S FS 85 B FF 93 X FS 86 3-2 L7 ①		B SL 85 F SL 86 X SL 85 1-1 1B		5	1	2	0	0	0	1
35 Eric Hosmer, L (1, 3) OBP: 0.396, SLG: 0.551	1 SAFE 1 SAFE S FS 84 C FF 92 X FF 91 0-2 14 FC5-4 1-H 2B	B FF 92 C CH 73 X FF 92 1-1 ② 1-2 3-H 1B		F SI 93 B SL 88 F SI 93 B SL 87 X FF 93 2-2 G4-3 ②		C CU 79 F SL 87 X FF 92 0-2 ② L7		1 SAFE B SL 85 F FF 94 1 SAFE X SL 86 1-1 G4-3 ③		5	0	2	2	0	0	1
25 Kendrys Morales, S (1, 10) OBP: 0.364, SLG: 0.479	B FS 81 X FS 87 1-0 L6 ①	S FF 93 1 SAFE B FF 93 X CH 78 1-1 F8 ③		C FF 93 F FF 93 X FC 65 0-2 14 1B 2B		B FF 92 B FF 92 C FF 92 F FC 93 S SL 88 2-3 K ③			B FF 91 F FF 91 B CU 78 C CU 77 B FF 94 F SL 85 F FF 93 S SL 86 3-3 K ①	5	1	1	0	0	2	2
4 Alex Gordon, L (1, 7) OBP: 0.404, SLG: 0.442	B FF 93 B FS 86 C CU 80 B FS 84 B SL 88 4-1 14 FC5-4 BB		B CU 78 F FS 86 H SI 93 2-1 24 1B 9 G6-3 HBP	I IN 70 I IN 66 I IN 64 I IN 65 4-0 14 1B IBB			B FF 88 F FC 85 C CU 75 B FF 88 C FF 88 2-3 K ①		C FF 91 B SI 91 B CU 79 B FF 92 S SL 85 F SL 86 C FF 92 3-3 K ②	2	1	0	0	2	2	0
14 Omar Infante, R (1, 4) OBP: 0.263, SLG: 0.370	X SL 87 0-0 FC5-4 ② 24 FC6-4 1-2f 2-3		B SL 88 F FF 92 S FF 92 F FF 92 B FS 87 F FS 88 X FC 93 2-2 F8 ①	B SL 88 C FF 93 X FF 94 1-1 1-2 2-H 1B			C FC 84 X CH 76 0-1 24 1B 2B		C CU 79 S CU 81 X CU 81 0-2 3B	5	0	3	1	0	0	3
24 Christian Colón, R (1, 5) OBP: 0.333, SLG: 0.339	X SI 92 0-0 FC6-4 ③ 1-2f		1 SAFE X FF 91 0-0 9 G6-3 1 BB 1-3 1B	C SL 87 X FF 93 0-1 F9 ③			C FF 89 S FC 84 X FC 85 0-2 ② 2-H 1B		D SL 88 C SL 87 X FF 95 1-1 G4-3 ③	5	0	2	0	0	0	5
1 Jarrod Dyson, L (1, 9) OBP: 0.250, SLG: 0.286		X SI 91 0-0 9 SH5-3 2 1B 2B	B SL 88 F FF 92 C SI 94 F FS 88 B FF 94 B SL 88 3 SAFE B SI 94 4-2 9 G6-3 1-2 BB		B FS 84 X SL 85 1-0 B5-3 ①		C FC 85 F FF 89 B CU 77 X FF 90 2-2 P6 ③			3	1	1	0	1	0	1
9 Drew Butera, R (1, 2) OBP: 0.167, SLG: 0.167		X SI 90 0-0 SH5-3 ① 2-3	B CU 79 X SL 88 1-0 G6-3 ② 1-2 2-3 3-H		C CU 77 X FS 86 0-1 P4 ②			B SI 94 C SL 84 C SL 86 F SL 86 B SI 94 X SL 84 2-2 P6 ①		3	0	0	1	0	0	2

Inning Stats	1	2	3	4	5	6	7	8	9
	R: 2 E: 0 K: 0 S: 12 H: 3 LOB: 2 BB: 1 P: 18	R: 2 E: 1 K: 0 S: 9 H: 3 LOB: 1 BB: 0 P: 11	R: 1 E: 0 K: 0 S: 16 H: 1 LOB: 2 BB: 1 P: 28	R: 1 E: 0 K: 0 S: 12 H: 2 LOB: 2 BB: 1 P: 20	R: 0 E: 0 K: 1 S: 6 H: 0 LOB: 0 BB: 0 P: 8	R: 0 E: 0 K: 1 S: 9 H: 0 LOB: 0 BB: 0 P: 14	R: 0 E: 0 K: 1 S: 11 H: 2 LOB: 1 BB: 0 P: 15	R: 0 E: 0 K: 0 S: 9 H: 1 LOB: 1 BB: 0 P: 14	R: 0 E: 0 K: 2 S: 14 H: 1 LOB: 1 BB: 0 P: 21

1B: 7	SF: 0
2B: 4	SAC: 1
3B: 1	DP: 0
HR: 1	HBP: 1

WP: 0	PA: 43
PB: 0	
SB: 0	
CS: 1	

AB	38
R	6
H	13
RBI	6
BB	3
SO	5
LOB	17

PITCHER		IP	WLS	BF	H	R	ER	SO	BB	IBB	HBP	BLK	WP	HR	S	P	ERA	WHIP
19 Aníbal Sánchez, R ERA: 5.44	(1, 1)	6.0	L	31	9	6	5	2	2	1	1	0	0	1	64	99	7.50	1.833
65 Blaine Hardy, L ERA: 4.76	(7, 1)	1.0		4	2	0	0	1	0	0	0	0	0	0	11	15	0.00	2.000
62 Al Alburquerque, R ERA: 7.45	(8, 1)	1.0		4	1	0	0	0	0	0	0	0	0	0	9	14	0.00	1.000
44 Joba Chamberlain, R ERA: 1.17	(9, 1)	1.0		4	1	0	0	2	0	0	0	0	0	0	14	21	0.00	1.000

PITCHER		IP	WLS	BF	H	R	ER	SO	BB	IBB	HBP	BLK	WP	HR	S	P	ERA	WHIP

Batter	1	2	3	4	5	6	7	8	9	AB	R	H	RBI	BB	SO	LOB
12 Anthony Gose, L (1, 8) OBP: 0.363, SLG: 0.474	L FF 90 C FF 91 B FF 91 B FC 90 F FF 91 B CH 84 F FF 92 X FF 92 3-2 G4-3 ①		C CU 77 F FF 92 T FF 92 0-2 K ①		C CH 84 X FF 91 0-1 3 F8 2B		B FF 90 F SI 89 S SL 87 X FC 88 1-2 G3-1 ②		C CU 79 C FF 95 F SL 86 X SL 86 0-2 G4-3 ③	5	0	1	0	0	1	1
3 Ian Kinsler, R (1, 4) OBP: 0.380, SLG: 0.380	B CU 76 C FF 92 X FF 93 1-1 G6-3 ②		X SI 92 0-0 G6-3 ②		C SI 91 X SI 92 0-1 F8 ② 2-3		C FF 90 X FF 91 0-1 F7 ③			4	0	0	0	0	0	1
24 Miguel Cabrera, R (1, 3) OBP: 0.436, SLG: 0.550	C FF 93 F FF 93 X FF 92 0-2 F8 ③		B FF 92 C FF 93 B FF 91 X CH 84 2-1 L6 ③		S FF 94 B FF 92 X FF 92 1-1 G6-3 ③			C CU 75 B FF 92 S FF 92 X FF 91 1-2 F9 ①		4	0	0	0	0	0	1
41 Victor Martinez, S (1, 10) OBP: 0.339, SLG: 0.309		B FF 90 F SI 91 X FF 93 1-1 F7 ①		C FF 90 B FF 91 B FF 92 B CH 84 F FF 92 F FF 92 X FF 93 3-2 P5 ①		C CH 84 X CH 83 0-1 9 3B 2B		C FC 89 X FC 87 0-1 52 FC5-4 1B		4	1	2	0	0	0	0
52 Yoenis Cespedes, R (1, 7) OBP: 0.312, SLG: 0.496		C FF 92 B FF 92 B FF 93 B FF 94 X SI 92 3-1 28 1B 9 SF9 1B		X CU 78 0-0 2B		X FF 92 0-0 ① F8		X FF 93 0-0 ② FC5-4 1-2f		4	1	2	0	0	0	2
28 J.D. Martinez, R (1, 9) OBP: 0.288, SLG: 0.430		B FC 88 T FF 93 F SI 93 X FC 89 1-2 34 E 34 1B 1-3 1B		C FF 91 B FF 91 B CH 84 B SI 92 B FF 93 4-1 BB		B FF 92 F FF 92 F FC 92 D CU 78 X FF 93 2-2 ② F8		F FF 94 X FC 88 0-1 ③ F9		3	0	1	0	1	0	2
9 Nick Castellanos, R (1, 5) OBP: 0.271, SLG: 0.361		C FC 93 X CH 85 0-1 ② SF9 3-H		B FF 92 B CU 78 C SI 92 C FF 93 C FF 93 2-3 ② K		B CH 85 X FF 92 1-0 2-H 3B			S FF 94 X SL 87 0-1 ① F9	3	0	1	2	0	1	2
34 James McCann, R (1, 2) OBP: 0.327, SLG: 0.438		B FF 92 X FC 88 1-0 E6 1-3 1B		C CH 84 B SI 94 B CH 86 C FF 92 B FF 94 S FF 94 3-3 K ③		B FF 93 X CU 77 1-0 ③ F7			C FF 96 B CU 78 F FF 95 X FF 95 1-2 1B	4	0	2	0	0	1	3
17 Andrew Romine, S (1, 6) OBP: 0.458, SLG: 0.381 20 Rajai Davis, R (9, PH) OBP: 0.370, SLG: 0.413		B CH 84 X CH 84 1-0 ③ G4-3			B FC 90 X FC 89 1-0 ① P2		X FF 91 0-0 ① F8		X SL 86 0-0 ② P2	3 1	0 0	0 0	0 0	0 0	0 0	2 1
Inning Stats	R: 0 E: 0 K: 0 S: 10 H: 0 LOB: 0 BB: 0 P: 14	R: 1 E: 1 K: 0 S: 11 H: 3 LOB: 2 BB: 0 P: 18	R: 0 E: 0 K: 1 S: 6 H: 0 LOB: 0 BB: 0 P: 8	R: 0 E: 0 K: 2 S: 12 H: 1 LOB: 2 BB: 1 P: 24	R: 0 E: 0 K: 0 S: 7 H: 1 LOB: 1 BB: 0 P: 9	R: 1 E: 0 K: 0 S: 8 H: 2 LOB: 1 BB: 0 P: 12	R: 0 E: 0 K: 0 S: 6 H: 0 LOB: 0 BB: 0 P: 7	R: 0 E: 0 K: 0 S: 8 H: 1 LOB: 1 BB: 0 P: 9	R: 0 E: 0 K: 0 S: 10 H: 1 LOB: 1 BB: 0 P: 11	1B: 5 2B: 3 3B: 1 HR: 0 SF: 1 SAC: 0 DP: 0 HBP: 0						WP: 0 PB: 0 SB: 0 CS: 0 PA: 37	

PITCHER		IP	WLS	BF	H	R	ER	SO	BB	IBB	HBP	BLK	WP	HR	S	P	ERA	WHIP
11 Jeremy Guthrie, R ERA: 5.7	(1, 1)	7.1	W	31	8	2	2	3	1	0	0	0	0	0	65	98	2.46	1.227
44 Luke Hochevar, R ERA:	(8, 1)	0.2		2	0	0	0	0	0	0	0	0	0	0	3	3	0.00	0.000
56 Greg Holland, R ERA:	(9, 1)	1.0		4	1	0	0	0	0	0	0	0	0	0	10	11	0.00	1.000

PITCHER	IP	WLS	BF	H	R	ER	SO	BB	IBB	HBP	BLK	WP	HR	S	P	ERA	WHIP

BOTTOM

Kansas City Royals @ Detroit Tigers

Comerica Park, Detroit, MI

Sat May 09 2015, 1:09 PM - 3:48 PM EDT

Att. 41,456 - Sunny - 75 F

livebaseballscorecards.com

AB	35
R	2
H	9
RBI	2
BB	1
SO	3
LOB	15

Batter	1	2	3	4	5	6	7	8	9	10	AB	R	H	RBI	BB	SO	LOB
2 Alcides Escobar, R (1, 6) OBP: 0.320, SLG: 0.383	B SI 91 X SI 92 1-0 F9 ①		C CU 78 B SL 86 X SI 92 1-1 P4 ②			C SL 86 C SI 92 B SL 87 X FF 92 1-2 G5-3 ②		B SL 85 X SL 86 1-0 P4 ③		X FC 90 0-0 L6 ③	5	0	0	0	0	0	3
6 Lorenzo Cain, R (1, 8) OBP: 0.392, SLG: 0.482	C SI 93 B SI 94 B SL 88 X SI 93 2-1 G6-3 ②		B CU 76 F SI 93 F SL 88 X CU 79 1-2 G6-3 ③			F SL 86 F SL 87 F CU 79 F FF 94 X FF 93 0-2 G4-3 ③			F FF 92 B SL 80 B FF 92 B FF 92 S FF 93 B FF 92 4-2 25 G5-6-3 BB		3	0	0	0	1	0	0
35 Eric Hosmer, L (1, 3) OBP: 0.391, SLG: 0.541	F SI 94 X SL 88 0-1 L5-3 ③		F SI 94 0-1 L5-3 ③	B SL 87 C CH 86 X CH 87 1-1 G4-3 ①			B CH 85 B SI 92 X SI 92 2-0 1B		F FF 93 B FF 92 1 SAFE F CH 82 D FF 93 F CU 72 B FF 93 X FF 93 3-2 F7 ①		4	0	1	0	0	0	1
25 Kendrys Morales, S (1, 10) OBP: 0.360, SLG: 0.480		X SI 93 0-0 4 2B 2B		B SL 88 C SL 90 F CH 87 F FF 94 B SL 88 F CH 88 F SL 86 X SI 92 2-2 G5-1 ②			B CH 84 B CH 86 C SI 92 F SI 92 S CH 85 2-3 K ①		F FF 91 1 SAFE B FF 91 F FC 90 X CU 74 1-2 G5-6-3 ②③ 1-2f		4	1	1	0	0	1	2
4 Alex Gordon, L (1, 7) OBP: 0.407, SLG: 0.449		X SI 92 0-0 2-H 2B		B CH 86 F SL 87 C CH 87 X SI 88 1-2 G3-1 ③			C CH 85 S FF 93 B FF 93 D CH 87 B CH 85 X SI 91 3-2 F8 ②			H FC 90 1-0 13 G4-3 13 WP 14 SF8 HBP	3	1	1	1	0	0	1
13 Salvador Perez, R (1, 2) OBP: 0.305, SLG: 0.443		B SL 88 C SL 87 F CU 81 B FF 93 B SI 92 X CU 80 3-2 F8 ①			B SI 92 B SL 87 S SI 92 F SI 93 X SL 88 2-2 G6-3 ①		X SL 86 0-0 P4 ③			B FF 91 X FC 90 1-0 G4-3 ① 1-3	4	0	0	0	0	0	3
14 Omar Infante, R (1, 4) OBP: 0.253, SLG: 0.358		D CU 79 C SL 84 B SI 93 X SL 85 2-1 G6-3 ②			C SI 92 B SL 85 X SL 85 1-1 G4-3 ②			C CU 76 F SL 86 S CU 79 0-3 K ①		C FC 89 B FF 95 X FF 95 1-1 SF8 ② 3-H	3	0	0	1	0	1	1
24 Christian Colón, R (1, 5) OBP: 0.328, SLG: 0.322		B SI 92 C SI 91 X SL 84 1-1 G3 ③			B SI 92 X FF 92 1-0 G6-3 ③			C SL 86 B CU 78 S SL 87 F SL 85 F FF 93 S SL 86 1-3 K ②		B SL 83 B FC 90 B FF 94 C FF 93 B FF 94 4-1 1 1B BB	3	0	0	0	1	1	1
1 Jarrod Dyson, L (1, 9) OBP: 0.271, SLG: 0.348			F SL 85 B CH 83 X CH 84 1-1 G4-3 ①			C CH 85 X FF 91 0-1 B1-3 ①		X CH 84 0-0 3B		B FF 93 X SI 93 1-0 1-2 1B	4	0	2	0	0	0	0
Inning Stats	R: 0 E: 0 K: 0 S: 5 H: 0 LOB: 0 BB: 0 P: 8	R: 1 E: 0 K: 0 S: 9 H: 2 LOB: 1 BB: 0 P: 15	R: 0 E: 0 K: 0 S: 7 H: 0 LOB: 0 BB: 0 P: 10	R: 0 E: 0 K: 0 S: 11 H: 0 LOB: 0 BB: 0 P: 15	R: 0 E: 0 K: 0 S: 6 H: 0 LOB: 0 BB: 0 P: 10	R: 0 E: 0 K: 0 S: 10 H: 0 LOB: 0 BB: 0 P: 11	R: 0 E: 0 K: 1 S: 8 H: 1 LOB: 1 BB: 0 P: 15	R: 0 E: 0 K: 2 S: 10 H: 1 LOB: 1 BB: 0 P: 12	R: 0 E: 0 K: 0 S: 9 H: 0 LOB: 0 BB: 1 P: 17	R: 1 E: 0 K: 0 S: 6 H: 1 LOB: 2 BB: 1 P: 14	1B: 2 2B: 2 3B: 1 HR: 0	SF: 1 SAC: 0 DP: 1 HBP: 1	WP: 1 PB: 0 SB: 0 CS: 0	PA: 37			

PITCHER		IP	WLS	BF	H	R	ER	SO	BB	IBB	HBP	BLK	WP	HR	S	P	ERA	WHIP
61 Shane Greene, R ERA: 4.71	(1, 1)	8.0		28	4	1	1	3	0	0	0	0	0	0	66	96	1.12	0.500
38 Joakim Soria, R ERA: 1.2	(9, 1)	1.0		3	0	0	0	0	1	0	0	0	0	0	9	17	0.00	1.000
60 Angel Nesbitt, R ERA: 2.92	(10, 1)	1.0	L	6	1	1	1	0	1	0	1	0	1	0	6	14	9.00	2.000

PITCHER	IP	WLS	BF	H	R	ER	SO	BB	IBB	HBP	BLK	WP	HR	S	P	ERA	WHIP

TOP

Kansas City Royals @ Detroit Tigers

Comerica Park, Detroit, MI

Sun May 10 2015, 8:09 PM - 1:16 AM EDT

Att. 29,852 - Cloudy - 73 F

livebaseballscorecards.com

AB	33
R	2
H	5
RBI	2
BB	2
SO	3
LOB	12

Batter	1	2	3	4	5	6	7	8	9	10	AB	R	H	RBI	BB	SO	LOB
12 Anthony Gose, L (1, 8) OBP: 0.365, SLG: 0.463	X FF 86 0-0 B1		X FF 86 0-0 E4 3 1B 1B		F FF 86 B FF 86 X FF 86 1-1 F7 1-2			C KC 83 X FC 93 0-1 G4-3		B FF 92 C FF 96 B SL 88 B SL 85 L SL 86 F FF 96 F SL 87 B FF 96 4-2 26 G5-2-3 3 BB 1-2 BB	4	1	1	0	1	0	1
3 Ian Kinsler, R (1, 4) OBP: 0.380, SLG: 0.376	C FF 85 F FF 86 F SL 80 F FF 86 B SL 82 X SL 82 1-2 F8		X SL 80 0-0 2-H 1B			F FF 86 C SL 80 B SL 78 B FF 86 B SL 79 F FF 86 S SL 79 3-3 K		C FC 92 B FF 96 X FF 95 1-1 F9		L FF 95 B FF 94 B SL 85 B SL 86 B FF 96 4-1 26 G5-2-3 1-2 2-3 BB	4	0	1	1	1	0	0
24 Miguel Cabrera, R (1, 3) OBP: 0.431, SLG: 0.535 20 Rajai Davis, R (9, PR) OBP: 0.370, SLG: 0.413 26 Hernán Pérez, R (10, 3) OBP: 0.105, SLG: 0.105	C FF 87 B FF 88 B FF 86 F FF 87 X SL 82 2-2 G5-3		B FF 86 1 SAFE B FF 86 S SL 80 X SL 80 2-1 L5			F SL 81 T FF 88 B FF 87 X FF 87 1-2 L5			F FF 91 B FF 92 F FF 92 B CH 87 B SL 84 F FF 92 D SL 83 4-2 9 BB 41 1B BB	S FF 94 D SL 83 X SL 87 1-1 G5-2-3 1-2 2-3 3-Hf	3 0 1	0 0 0	0 0 0	0 0 0	1 0 0	0 0 0	1 0 3
41 Victor Martinez, S (1, 10) OBP: 0.342, SLG: 0.306		C FF 86 F FF 87 X SL 82 0-2 G6-3		C FF 86 C SL 81 B FF 86 F FF 87 B SL 81 F SL 80 X SL 80 2-2 G4-3		C FF 86 F FF 86 B SL 82 B FF 86 F FF 87 F SL 81 X FF 87 2-2 P6			C FF 91 1 SAFE B FF 91 X FF 92 1-1 9 BB 1-2 1B	B CU 80 B FF 95 C SL 87 B FF 95 C SL 87 D SL 87 4-2 BB	4	0	1	0	1	0	0
52 Yoenis Cespedes, R (1, 7) OBP: 0.300, SLG: 0.476		C FF 86 B SL 81 X SL 82 1-1 G5-3		B SL 80 X FF 86 1-0 F9			C FF 94 X FF 93 0-1 G6-3		C FF 93 F CH 87 D CH 87 F CH 87 X CH 86 1-2 F6	B SL 87 F FF 94 B FF 94 S SL 85 S SL 86 2-3 K	5	0	0	0	0	1	5
28 J.D. Martinez, R (1, 9) OBP: 0.295, SLG: 0.436		B FF 86 B SL 82 F FF 87 X SL 81 2-1 2B		X FF 87 0-0 F8			B FF 93 B CH 82 S FC 88 F CH 82 B FF 95 B FC 89 4-2 BB		D SL 83 B FF 92 X SL 83 2-0 F8		3	0	1	0	1	0	2
9 Nick Castellanos, R (1, 5) OBP: 0.270, SLG: 0.351		B FF 86 B FF 87 S FF 86 S FF 86 X SL 81 2-2 G6-3		F FF 85 B FF 85 F FF 87 S SL 81 1-3 K			C FC 88 S CH 82 D CH 83 B FF 95 C FF 93 2-3 K		S CH 87 D CH 87 B FF 93 B FF 94 S CH 86 D CH 86 4-2 1-2 2-3 BB		3	0	0	0	1	2	2
34 James McCann, R (1, 2) OBP: 0.302, SLG: 0.404			C FF 86 X FF 86 0-1 F9		F FF 86 B FF 85 B FF 86 F FF 86 S SL 80 2-3 K		F FC 89 B FF 94 X FF 93 1-1 G4-1		S FF 91 F FF 92 D CH 88 F FF 91 F FF 93 B SL 84 X SL 81 2-2 L8		4	0	0	0	0	1	4
17 Andrew Romine, S (1, 6) OBP: 0.429, SLG: 0.360			B FF 86 B FF 86 X FF 85 2-0 G4-3		T FF 86 B FF 86 B FF 86 F FF 86 X SL 80 2-2 E6 12 S			B KC 82 C FC 91 C KC 84 B FF 96 X FF 96 2-2 G5-3		B FF 94 C SL 85 X FF 94 1-1 3 BB 12 WP 26 G5-2-3 1B	4	0	1	0	0	0	0
Inning Stats	R: 0 E: 0 K: 0 S: 9 H: 0 LOB: 0 BB: 0 P: 12	R: 0 E: 0 K: 0 S: 10 H: 1 LOB: 1 BB: 0 P: 15	R: 1 E: 1 K: 0 S: 7 H: 2 LOB: 1 BB: 0 P: 11	R: 0 E: 0 K: 0 S: 7 H: 0 LOB: 0 BB: 0 P: 10	R: 0 E: 1 K: 2 S: 11 H: 0 LOB: 1 BB: 0 P: 17	R: 0 E: 0 K: 1 S: 12 H: 0 LOB: 0 BB: 0 P: 18	R: 0 E: 0 K: 1 S: 9 H: 0 LOB: 1 BB: 1 P: 16	R: 0 E: 0 K: 0 S: 7 H: 0 LOB: 0 BB: 0 P: 10	R: 0 E: 0 K: 0 S: 17 H: 1 LOB: 3 BB: 2 P: 31	R: 0 E: 0 K: 1 S: 14 H: 1 LOB: 3 BB: 3 P: 30	1B: 4 2B: 1 3B: 0 HR: 0	SF: 0 SAC: 0 DP: 1 HBP: 0					

PITCHER		IP	WLS	BF	H	R	ER	SO	BB	IBB	HBP	BLK	WP	HR	S	P	ERA	WHIP
32 Chris Young, R ERA: 0.78	(1, 1)	6.0		22	3	1	0	3	0	0	0	0	0	0	56	83	0.00	0.500
46 Ryan Madson, R ERA: 1.62	(7, 1)	1.0		4	0	0	0	1	1	0	0	0	0	0	9	16	0.00	1.000
17 Wade Davis, R ERA:	(8, 1)	1.0		3	0	0	0	0	0	0	0	0	0	0	7	10	0.00	0.000
44 Luke Hochevar, R ERA:	(9, 1)	0.0		0	0	0	0	0	0	0	0	0	0	0	0	0	∞	∞
54 Jason Frasor, R ERA: 0.79	(9, 1)	1.0	W	6	1	0	0	0	2	0	0	0	0	0	17	31	0.00	3.000

PITCHER		IP	WLS	BF	H	R	ER	SO	BB	IBB	HBP	BLK	WP	HR	S	P	ERA	WHIP
56 Greg Holland, R ERA:	(10, 1)	1.0	S	6	1	0	0	1	3	0	0	0	1	0	14	30	0.00	4.000

BOTTOM

Kansas City Royals @ Detroit Tigers

Comerica Park, Detroit, MI

Sun May 10 2015, 8:09 PM - 1:16 AM EDT

Att. 29,852 - Cloudy - 73 F

livebaseballscorecards.com

AB	35
R	1
H	5
RBI	1
BB	6
SO	5
LOB	18

1B: 4	SF: 0	WP: 1	PA: 41
2B: 1	SAC: 0	PB: 0	
3B: 0	DP: 1	SB: 1	
HR: 0	HBP: 0	CS: 0	

Batter	1	2	3	4	5	6	7	8	9	10	AB	R	H	RBI	BB	SO	LOB
2 Brian Dozier, R (1, 4) OBP: 0.322, SLG: 0.430	F FF 92 B FC 86 F FC 86 X CU 76 1-2 P3 ①		C FC 85 L FS 81 S FS 84 0-3 K ②			C FC 91 X CU 74 0-1 24 S 1B		X SI 93 0-0 L9 ①		C FC 90 S FC 90 B FC 90 F FF 94 B FC 90 D FF 95 S FC 89 3-3 1-2 K ②③	5	0	1	0	0	2	2
48 Torii Hunter, R (1, 9) OBP: 0.320, SLG: 0.466	C FF 92 S FS 83 S FS 83 0-3 K ②		B EP 61 T FS 84 X EP 63 1-1 P2 ③			C FF 90 X FF 92 0-1 F9 ①		D SI 92 F SI 92 X FC 88 1-1 SF8 3-H ②			3	0	0	1	0	1	1
7 Joe Mauer, L (1, 3) OBP: 0.350, SLG: 0.365	B SI 92 C SI 92 F FS 84 S FS 84 1-3 K ③			B FS 82 C FS 82 B FS 83 F FS 80 X FS 83 2-2 G4-3 ①		1 SAFE C SI 91 1 SAFE 1 SAFE X SI 91 0-1 L8 ②		B FS 82 F FS 85 X FS 84 1-1 1B			4	0	1	0	0	1	1
24 Trevor Plouffe, R (1, 5) OBP: 0.354, SLG: 0.441		S FF 92 B FC 86 F FC 86 B FS 83 B FS 84 F SI 92 F FC 87 F FF 93 B FC 92 4-2 8 2B BB		B FF 91 C FF 90 B FC 87 B FC 88 C FF 92 F FC 92 X SI 93 3-2 L9 ②		F FC 86 B CU 76 C FS 81 X FS 83 1-2 G5-3 ③ 1-2		C FF 94 B FF 95 F FF 94 S FF 95 1-3 K ③			3	0	0	0	1	1	2
8 Kurt Suzuki, R (1, 2) OBP: 0.300, SLG: 0.333		1 SAFE B FC 91 B FC 87 C FC 92 X FF 91 2-1 1-3 2B		B FF 93 B FF 92 X FC 91 2-0 F9 ③			C SI 91 B FS 81 X FS 81 1-1 L7 ①		B FC 88 X FF 91 1-0 G6-3 ①		4	0	1	0	0	0	0
19 Kennys Vargas, S (1, 10) OBP: 0.308, SLG: 0.371		C SI 93 D FS 84 F FS 85 F FS 83 C SI 93 1-3 K ①			B SI 91 F SI 91 B FS 83 C FS 81 F FS 84 X FS 84 2-2 5 G4-3 2B		B EP 54 X SI 93 1-0 5 FC7-4 1B			C FF 91 C FF 92 B FF 90 B CU 70 F FF 92 F CH 83 C FF 92 2-3 K ②	4	0	2	0	0	2	2
5 Eduardo Escobar, S (1, 7) OBP: 0.267, SLG: 0.365		F FS 85 C SI 93 B SI 94 B SI 94 D FS 85 S FS 84 3-3 K ②			C FS 84 X FS 81 0-1 G4-3 ① 2-3		X SI 91 0-0 FC7-4 ② 1-2f		T FF 92 B FF 92 S FC 92 S FF 93 1-3 K ③		4	0	0	0	0	2	4
32 Aaron Hicks, S (1, 8) OBP: 0.250, SLG: 0.250		S FS 82 D FS 84 C FS 83 D FS 84 S FS 84 2-3 K ③			B SI 93 X FF 92 1-0 F7 ②		D FS 82 1 SAFE S SI 91 X FS 82 1-1 F7 ③			C SI 93 S CH 86 B CH 87 X FF 94 1-2 2 CS 1B	4	0	1	0	0	1	4
39 Danny Santana, S (1, 6) OBP: 0.267, SLG: 0.333			B SI 91 C SI 92 B SI 92 X SI 92 2-1 G6-3 ①		X FF 93 0-0 G4-3 ③			L SI 90 B SI 91 B FS 80 X SI 91 2-1 48 SF8 3B		B SI 92 1 SAFE X FF 93 1-0 B1 ①	4	1	1	0	0	0	2
Inning Stats	R: 0 E: 0 K: 2 S: 9 H: 0 LOB: 0 BB: 0 P: 11	R: 0 E: 0 K: 3 S: 17 H: 1 LOB: 2 BB: 1 P: 29	R: 0 E: 0 K: 1 S: 7 H: 0 LOB: 0 BB: 0 P: 10	R: 0 E: 0 K: 0 S: 8 H: 0 LOB: 0 BB: 0 P: 15	R: 0 E: 0 K: 0 S: 8 H: 1 LOB: 1 BB: 0 P: 11	R: 0 E: 0 K: 0 S: 9 H: 1 LOB: 1 BB: 0 P: 10	R: 0 E: 0 K: 0 S: 6 H: 1 LOB: 1 BB: 0 P: 9	R: 1 E: 0 K: 1 S: 10 H: 2 LOB: 1 BB: 0 P: 15	R: 0 E: 0 K: 2 S: 9 H: 0 LOB: 0 BB: 0 P: 13	R: 0 E: 0 K: 1 S: 8 H: 1 LOB: 1 BB: 0 P: 13	1B: 4 2B: 3 3B: 1 HR: 0 SF: 1 SAC: 0 DP: 1 HBP: 0	WP: 0 PB: 0 SB: 1 CS: 1 PA: 37					

PITCHER		IP	WLS	BF	H	R	ER	SO	BB	IBB	HBP	BLK	WP	HR	S	P	ERA	WHIP
31 Alfredo Simon, R ERA: 3.05	(1, 1)	7.2		30	6	1	1	6	1	0	0	0	0	0	71	106	1.17	0.913
44 Joba Chamberlain, R ERA: 1.13	(8, 1)	0.1		1	0	0	0	1	0	0	0	0	0	0	3	4	0.00	0.000
38 Joakim Soria, R ERA: 1.13	(9, 1)	1.0		3	0	0	0	2	0	0	0	0	0	0	9	13	0.00	0.000
60 Angel Nesbitt, R ERA: 2.7	(10, 1)	1.0	W	3	1	0	0	1	0	0	0	0	0	0	8	13	0.00	1.000

PITCHER	IP	WLS	BF	H	R	ER	SO	BB	IBB	HBP	BLK	WP	HR	S	P	ERA	WHIP

TOP

Minnesota Twins @ Detroit Tigers

Comerica Park, Detroit, MI

Tue May 12 2015, 7:09 PM - 10:04 PM EDT

Att. 26,177 - Cloudy - 53 F

livebaseballscorecards.com

AB	35
R	1
H	7
RBI	1
BB	1
SO	10
LOB	18

Minnesota Twins @ Detroit Tigers

Comerica Park, Detroit, MI

Tue May 12 2015, 7:09 PM - 10:04 PM EDT

Att. 26,177 - Cloudy - 53 F

livebaseballscorecards.com

BOTTOM

Batter	1	2	3	4	5	6	7	8	9	10	AB	R	H	RBI	BB	SO	LOB
12 Anthony Gose, L (1, 8) OBP: 0.371, SLG: 0.476	X SI 90 0-0 ① L7		M SI 92 B CU 82 B FF 91 B SI 92 F SI 90 X SI 90 3-2 1B		L SI 87 F FF 89 B SL 84 B SL 85 X SI 89 2-2 ①② G3-6-1 1-2f			1 SAFE X SI 91 0-0 ① SH1-4 1-2		B SI 93 X SI 93 1-0 3 1B 2B	4	1	2	0	0	0	1
3 Ian Kinsler, R (1, 4) OBP: 0.381, SLG: 0.385	C FF 90 B FF 90 C SL 85 B FF 91 F SI 92 X SL 85 2-2 24 G4-3 2B		F SI 90 1 SAFE 1 SAFE P PO 83 B SI 88 X CU 81 2-1 ② L7		X SL 85 0-0 ③ P4			C SL 84 B SI 92 D SI 94 F FF 94 X SI 94 2-2 ② G1-3		F SL 86 X CU 80 0-1 2-H 1B	5	0	2	1	0	0	2
24 Miguel Cabrera, R (1, 3) OBP: 0.426, SLG: 0.521	X SI 91 0-0 ② G4-3 2-3		1 SAFE B SL 83 C FF 92 X SL 85 1-1 ③ F8			B SI 90 F SI 91 C SI 91 F CH 84 S CH 84 1-3 ① K		I IN 55 I IN 56 I IN 60 I IN 60 4-0 41 FC6 IBB			3	0	0	0	1	1	2
41 Victor Martinez, S (1, 10) OBP: 0.331, SLG: 0.294	D CU 81 S FF 93 S FF 92 B FF 92 F FF 92 F FF 92 F SL 86 F FF 92 F SL 85 3-2 B CH 84 X FF 92 ③ F8			C SI 90 F SI 91 B FF 90 B FF 91 F SL 86 B FF 92 F SL 86 F SL 85 F SI 91 3-2 X SI 92 ① G4-3		B CU 80 X CH 82 1-0 ② G4-3		C CU 71 X FF 95 0-1 ③ FC6 1-2f			4	0	0	0	0	0	3
28 J.D. Martinez, R (1, 9) OBP: 0.293, SLG: 0.455		C FF 90 B FF 90 X SL 83 1-1 ① F9		X SI 92 0-0 HR		F SL 86 S CH 84 B SL 86 B FF 92 S CH 83 2-3 ③ K			B CU 70 B SI 92 X FF 92 2-0 ① F9		4	1	1	1	0	1	0
52 Yoenis Cespedes, R (1, 7) OBP: 0.306, SLG: 0.484		B SI 90 C SI 92 X SI 91 1-1 ② G5-3		C SL 86 F SL 86 B FF 91 B SI 92 X FF 92 2-2 1B			C SI 89 B SL 86 S CH 83 F SI 90 F CH 84 S CH 83 1-3 ① K		B SL 85 X FF 94 1-0 20 G4-3 2B		4	0	2	0	0	1	0
9 Nick Castellanos, R (1, 5) OBP: 0.272, SLG: 0.360 17 Andrew Romine, S (8, 5) OBP: 0.429, SLG: 0.360 20 Rajai Davis, R (9, PH) OBP: 0.365, SLG: 0.406 26 Hernán Pérez, R (10, 5) OBP: 0.105, SLG: 0.105		C CU 81 B FF 91 S SI 91 F SI 91 F SL 87 F FF 91 X FF 91 1-2 2B		D SL 84 X SI 90 1-0 ② L8			C SL 85 S CH 84 B CH 84 F SL 86 F CH 84 S SL 85 1-3 ② K		C SI 93 X SI 94 0-1 ② G4-3 2-3		3 0 1 0	0 0 0 0	1 0 0 0	0 0 0 0	1 0 0 0	1 0 1 0	1 0 1 0
34 James McCann, R (1, 2) OBP: 0.281, SLG: 0.375		B SL 83 B SL 84 S SI 91 F SI 92 S CH 83 2-3 ③ K		T FF 91 X SI 90 0-1 ③ G6-3			F SL 84 S CH 84 S SL 85 0-3 ③ K		B SI 95 B SI 93 X SI 95 2-0 ③ L9		4	0	0	0	0	2	3
1 Jose Iglesias, R (1, 6) OBP: 0.404, SLG: 0.477			X SI 90 0-0 ① G5-3		H SI 90 1-0 12 G3-6-1 HBP			C FF 93 X SI 93 0-1 12 SH1-4 1B		B FF 94 F CU 82 C CU 80 X CU 82 1-2 ① G6-3	3	0	1	0	0	0	0
Inning Stats	R: 0 E: 0 K: 0 S: 14 H: 1 LOB: 1 BB: 0 P: 19	R: 0 E: 0 K: 1 S: 13 H: 1 LOB: 1 BB: 0 P: 18	R: 0 E: 0 K: 0 S: 9 H: 1 LOB: 1 BB: 0 P: 14	R: 1 E: 0 K: 0 S: 14 H: 2 LOB: 1 BB: 0 P: 20	R: 0 E: 0 K: 0 S: 4 H: 0 LOB: 0 BB: 0 P: 7	R: 0 E: 0 K: 2 S: 8 H: 0 LOB: 0 BB: 0 P: 12	R: 0 E: 0 K: 3 S: 13 H: 0 LOB: 0 BB: 0 P: 15	R: 0 E: 0 K: 0 S: 8 H: 1 LOB: 2 BB: 1 P: 14	R: 0 E: 0 K: 0 S: 5 H: 1 LOB: 1 BB: 0 P: 10	R: 1 E: 0 K: 0 S: 6 H: 2 LOB: 1 BB: 0 P: 8	1B: 4 2B: 4 3B: 0 HR: 1 SF: 0 SAC: 1 DP: 1 HBP: 1						

AB	35
R	2
H	9
RBI	2
BB	1
SO	6
LOB	13

WP: 0 PB: 0 SB: 0 CS: 0 PA: 38

PITCHER		IP	WLS	BF	H	R	ER	SO	BB	IBB	HBP	BLK	WP	HR	S	P	ERA	WHIP
44 Kyle Gibson, R ERA: 2.7	(1, 1)	7.0		26	5	1	1	6	0	0	1	0	0	1	75	105	1.29	0.714
36 Blaine Boyer, R ERA: 2.76	(8, 1)	2.0		9	2	0	0	0	0	1	0	0	0	0	13	24	0.00	1.000
57 Ryan Pressly, R ERA: 3.86	(10, 1)	0.1	L	3	2	1	1	0	0	0	0	0	0	0	6	8	27.00	6.000

PITCHER	IP	WLS	BF	H	R	ER	SO	BB	IBB	HBP	BLK	WP	HR	S	P	ERA	WHIP

Batter	1	2	3	4	5	6	7	8	9	AB	R	H	RBI	BB	SO	LOB
2 Brian Dozier, R (1, 4) OBP: 0.331, SLG: 0.451	C SI 85 B FC 80 B FC 80 X SI 86 2-1 ① 1B		1 SAFE B FC 80 S CH 77 1 SAFE X FF 84 1-1 ① F7	B FF 93 F SL 87 B SL 87 X SL 86 2-1 ② F7			B SI 92 B SL 83 B SL 82 C SI 92 F SI 92 X SI 92 3-2 1B		S CH 83 B CH 85 X SI 90 1-1 3B	5	0	3	0	0	0	3
48 Torii Hunter, R (1, 9) OBP: 0.331, SLG: 0.488	B FF 84 F FF 86 X FC 82 1-1 HR		B SI 85 B SI 85 1 SAFE 1 SAFE B CH 77 B SI 84 4-0 7 3B 1-2 BB	B SL 85 X SI 92 1-0 ③ G6-3			B SL 84 T SI 93 1 SAFE 1 SAFE S SL 85 S SL 86 1-3 ① K		C SI 90 B FF 90 B SI 91 S CH 85 D CH 86 B CH 85 4-2 BB	3	2	1	1	2	1	2
7 Joe Mauer, L (1, 3) OBP: 0.345, SLG: 0.374	C FF 85 B SI 86 X FC 81 1-1 ② G4-3		S SI 86 B SI 86 B SI 86 X FC 80 2-1 24 3B 1-H 2-H 3-H 3B	C CU 83 C CH 88 F FF 92 F FF 92 C SL 86 0-3 ① K			B FF 95 1 SAFE X FF 94 1-0 ② F7		X FF 91 0-0 ③ F7	5	1	1	3	0	1	3
24 Trevor Plouffe, R (1, 5) OBP: 0.351, SLG: 0.452	B SI 84 B SI 84 X SI 84 2-0 ③ F8		X SI 84 0-0 8 2B 3-H 3B	C CU 84 X CU 84 0-1 ② G4-3			B SL 83 1 SAFE 1 SAFE B SL 83 C SI 93 X SL 84 2-1 ③ P4			4	1	1	1	0	0	1
8 Kurt Suzuki, R (1, 2) OBP: 0.317, SLG: 0.355		C SI 84 B SI 83 F FC 80 B SI 85 X CH 78 2-2 ① G5-3	B FC 80 B CH 78 C FF 85 B SI 86 X CH 78 3-1 3-H 2B	B FF 92 B FF 92 B FF 91 B FF 92 4-0 BB				X SL 83 0-0 20 G4-6-3 1B		3	0	2	1	1	0	0
20 Eddie Rosario, L (1, 7) OBP: 0.208, SLG: 0.348		S SI 84 B FC 80 S SI 85 F SI 84 S CU 73 1-3 ② K	B FF 92 F FF 92 F SL 86 F FF 93 F FF 93 S SL 87 1-3 ② K	C SI 91 X CH 88 0-1 ③ F9				L FC 83 1 SAFE X FF 87 0-1 ① ② G4-6-3 1-2f		4	0	0	0	0	2	3
5 Eduardo Escobar, S (1, 10) OBP: 0.266, SLG: 0.360		B SI 84 C SI 85 S CH 78 F CH 78 B SI 86 X CH 78 2-2 ③ G5-3	D SL 88 B FF 92 F SI 91 F SI 92 B SL 86 F SI 91 S SL 87 3-3 ③ K			C SL 86 X FF 92 0-1 32 G6-3 1B		C FF 87 F CH 78 F FF 89 F CU 75 X FF 88 0-2 ③ F8		4	0	1	0	0	1	1
32 Aaron Hicks, S (1, 8) OBP: 0.375, SLG: 0.500			C SI 84 B CH 77 B CH 77 B SI 84 X SI 85 3-1 39 1B 7 3B 1B	C SI 91 X SL 86 0-1 2B		B SI 91 B SI 91 F SI 91 C SI 92 X FF 92 2-2 ① ② G6-3 1-2f			B SI 88 B SI 90 B SI 90 C FF 89 X SI 90 3-1 ① G6-3	4	1	2	0	0	0	1
39 Danny Santana, S (1, 6) OBP: 0.266, SLG: 0.331			B SI 84 X SI 84 1-0 48 BB 7 3B 1-3 1B	B SI 91 S SI 91 X SI 91 1-1 ① F8		X CH 86 0-0 ③ F8			F SI 89 B SI 90 S CH 84 S CH 83 1-3 ② K	4	1	1	0	0	1	1
Inning Stats	R: 1 E: 0 K: 0 S: 7 H: 2 LOB: 0 BB: 0 P: 13	R: 0 E: 0 K: 1 S: 11 H: 0 LOB: 0 BB: 0 P: 16	R: 5 E: 0 K: 2 S: 19 H: 5 LOB: 1 BB: 1 P: 37	R: 0 E: 0 K: 0 S: 7 H: 1 LOB: 1 BB: 0 P: 11	R: 0 E: 0 K: 1 S: 9 H: 0 LOB: 1 BB: 1 P: 13	R: 0 E: 0 K: 0 S: 6 H: 1 LOB: 0 BB: 0 P: 8	R: 0 E: 0 K: 1 S: 9 H: 1 LOB: 1 BB: 0 P: 16	R: 0 E: 0 K: 0 S: 8 H: 1 LOB: 0 BB: 0 P: 8	R: 0 E: 0 K: 1 S: 10 H: 1 LOB: 2 BB: 1 P: 19	1B: 6 2B: 2 3B: 3 HR: 1 SF: 0 SAC: 0 DP: 2 HBP: 0					WP: 0 PB: 0 SB: 0 CS: 0 PA: 39	

PITCHER		IP	WLS	BF	H	R	ER	SO	BB	IBB	HBP	BLK	WP	HR	S	P	ERA	WHIP
53 Kyle Lobstein, L ERA: 4.33	(1, 1)	2.1	L	14	7	6	6	1	1	0	0	0	0	1	28	53	23.14	3.429
30 Alex Wilson, R ERA: 2.08	(3, 1)	3.2		13	2	0	0	3	1	0	0	0	0	0	31	45	0.00	0.818
62 Al Alburquerque, R ERA: 6.75	(7, 1)	1.0		5	2	0	0	1	0	0	0	0	0	0	10	17	0.00	2.000
65 Blaine Hardy, L ERA: 4.38	(8, 1)	1.0		2	0	0	0	0	0	0	0	0	0	0	7	7	0.00	0.000
32 Tom Gorzelanny, L ERA: 2.31	(9, 1)	1.0		5	1	0	0	1	1	0	0	0	0	0	10	19	0.00	2.000

TOP

Minnesota Twins @ Detroit Tigers

Comerica Park, Detroit, MI

Wed May 13 2015, 7:09 PM - 10:15 PM EDT

Att. 27,163 - Cloudy - 55 F

livebaseballscorecards.com

AB	36
R	6
H	12
RBI	6
BB	3
SO	6
LOB	15

Minnesota Twins @ Detroit Tigers

Comerica Park, Detroit, MI

Wed May 13 2015, 7:09 PM - 10:15 PM EDT

Att. 27,163 - Cloudy - 55 F

livebaseballscorecards.com

BOTTOM

Batter	1	2	3	4	5	6	7	8	9	AB	R	H	RBI	BB	SO	LOB
12 Anthony Gose, L (1, 8) OBP: 0.366, SLG: 0.460 26 Hernán Pérez, R (9, PH) OBP: 0.100, SLG: 0.100	B FF 91 F FF 91 S SL 82 C CU 72 1-3 K ①		B FF 89 C SI 89 C FF 90 D SL 80 S CU 72 2-3 K ②		C SL 83 B CU 74 F SI 90 B SL 80 X CU 73 2-2 G1-3 ③		S SL 80 1 SAFE B FF 88 B SL 80 C FF 89 B SL 80 B SL 80 4-2 24 1B BB 1-2		B FF 92 C FF 90 S FF 94 B SL 83 B FF 92 S FF 93 3-3 K ①	3 1	0 0	0 0	0 0	1 0	2 1	2 0
3 Ian Kinsler, R (1, 4) OBP: 0.375, SLG: 0.378	C FF 92 B FF 93 C FF 92 B SI 93 F FF 92 B SL 81 F FF 92 F FF 92 X FF 93 3-2 F9 ②		C SL 80 1 SAFE B SI 91 C SL 80 B CU 75 1 SAFE B SL 82 T SI 90 3-2 K ③			B SL 82 F FF 90 C FF 92 B SL 82 X FF 92 2-2 20 E 24 BB 52 SF8 1B	B SI 94 C SI 95 B SL 84 X SI 95 2-1 F6 ①		X FF 93 0-0 P3 ②	5	1	1	0	0	1	3
24 Miguel Cabrera, R (1, 3) OBP: 0.432, SLG: 0.517	F FF 93 B CU 75 C SL 82 B CU 75 F FF 93 B SL 82 B FF 92 4-2 BB			F FF 91 S SL 82 S CU 74 0-3 K ①		B SI 92 1 SAFE B SL 82 B SI 89 C FF 90 F SI 90 F SI 90 F FF 92 B FF 90 4-2 20 E 9 1B BB 1-2	B SL 84 X SI 95 1-0 1B 1-2 2-3		B FF 93 C FF 93 X SL 82 1-1 G5-3 ③	3	1	1	0	2	1	0
41 Victor Martinez, S (1, 10) OBP: 0.320, SLG: 0.283	B FF 92 B SI 92 X FF 92 2-0 G6-3 ③			F FF 92 F FS 81 F FF 92 F CU 74 B CU 72 S SL 83 1-3 K ②		C SI 90 C CU 73 B CU 74 S SL 82 1-3 K ①	F SI 96 S SL 85 B SL 85 S SL 84 1-3 K ②			4	0	0	0	0	3	6
28 J.D. Martinez, R (1, 9) OBP: 0.304, SLG: 0.463 20 Rajai Davis, R (6, PH) OBP: 0.355, SLG: 0.394 (7, 9)		X SI 90 0-0 52 FC6-4 1B		B SL 81 S SL 83 F CU 74 F SL 82 B CU 75 X SL 82 2-2 1B		F SL 81 F FF 92 X CU 74 0-2 FC4 9 1B 1-2 2-3	T SL 83 F SI 96 F SL 81 X SL 84 0-2 G1-3 ③			2	0	2	0	0	0	0
52 Yoenis Cespedes, R (1, 7) OBP: 0.297, SLG: 0.473		C FF 90 F SL 82 F SL 81 F SL 80 X SL 82 0-2 FC6-4 9 G6-3 ① 1-2f		B SI 90 C SL 82 F SL 80 C SI 93 1-3 K ③		B FF 88 X CH 83 1-0 SF8 ② 3-H		F SI 92 B SL 84 F CH 85 S FF 92 1-3 K ①		2 2	0 0	0 0	0 0	0 0	0 0	5 5
9 Nick Castellanos, R (1, 5) OBP: 0.279, SLG: 0.364	B FF 91 1 SAFE S SL 82 X SL 83 1-1 G6-3 ②③ 1-2f		B FF 91 F FF 91 S SL 82 B FF 93 B CU 75 X SI 91 3-2 G5-3 ①		B CH 82 C FF 88 X CH 82 1-1 1-3 2-H 1B			C FF 91 S CU 74 B SL 82 B FF 91 X SL 80 2-2 1B		4	0	2	1	0	0	1
34 James McCann, R (1, 2) OBP: 0.262, SLG: 0.350			C FF 89 X SL 79 0-1 G4-3 ①		B FS 80 C FF 91 B CU 74 B FF 91 X FF 91 3-1 F8 ②	B FF 89 X SL 79 1-0 P4 ③		X SL 84 0-0 F9 ②		4	0	0	0	0	0	3
1 Jose Iglesias, R (1, 6) OBP: 0.418, SLG: 0.483			X FF 90 0-0 1B		B SL 83 B SL 80 F FF 90 B SI 91 B FF 89 4-1 BB		C SL 78 B FF 88 B FF 88 F SL 80 X SL 78 2-2 24 1B 12 BB 1B	S SL 85 B SI 94 X SI 94 1-1 G4-3 ③		3	0	2	0	1	0	1
Inning Stats	R: 0 E: 0 K: 1 S: 13 H: 0 LOB: 1 BB: 1 P: 23	R: 0 E: 0 K: 0 S: 8 H: 1 LOB: 0 BB: 0 P: 9	R: 0 E: 0 K: 2 S: 9 H: 1 LOB: 1 BB: 0 P: 14	R: 0 E: 0 K: 3 S: 15 H: 1 LOB: 1 BB: 0 P: 19	R: 0 E: 0 K: 0 S: 9 H: 0 LOB: 1 BB: 1 P: 21	R: 2 E: 1 K: 1 S: 17 H: 2 LOB: 2 BB: 1 P: 27	R: 0 E: 0 K: 1 S: 15 H: 2 LOB: 3 BB: 1 P: 25	R: 0 E: 0 K: 1 S: 9 H: 1 LOB: 1 BB: 0 P: 13	R: 0 E: 0 K: 1 S: 6 H: 0 LOB: 0 BB: 0 P: 10	1B: 8 2B: 0 3B: 0 HR: 0	SF: 1 SAC: 0 DP: 1 HBP: 0					WP: 0 PB: 0 SB: 0 CS: 0	PA: 39

PITCHER		IP	WLS	BF	H	R	ER	SO	BB	IBB	HBP	BLK	WP	HR	S	P	ERA	WHIP
47 Ricky Nolasco, R ERA: 6.38	(1, 1)	5.1	W	23	4	2	0	7	3	0	0	0	0	0	67	106	0.00	1.312
64 Aaron Thompson, L ERA: 2.11	(6, 1)	0.2		5	2	0	0	0	1	0	0	0	0	0	9	18	0.00	4.500
59 Michael Tonkin, R ERA: 3.6	(7, 1)	1.0	H	4	1	0	0	1	0	0	0	0	0	0	10	14	0.00	1.000
52 Brian Duensing, L ERA: 4.26	(8, 1)	0.1		2	1	0	0	1	0	0	0	0	0	0	6	9	0.00	3.000
36 Blaine Boyer, R ERA: 2.65	(8, 1)	0.2		2	0	0	0	0	0	0	0	0	0	0	3	4	0.00	0.000

PITCHER		IP	WLS	BF	H	R	ER	SO	BB	IBB	HBP	BLK	WP	HR	S	P	ERA	WHIP
15 Glen Perkins, L ERA: 1.17	(9, 1)	1.0		3	0	0	0	1	0	0	0	0	0	0	6	10	0.00	0.000

AB	34
R	2
H	8
RBI	2
BB	4
SO	10
LOB	23

Batter	1	2	3	4	5	6	7	8	9	AB	R	H	RBI	BB	SO	LOB
2 Brian Dozier, R (1, 4) OBP: 0.331, SLG: 0.449	F FF 91 B SL 85 X FF 91 1-1 8 G6-4-3 1B		B SL 87 B FS 86 B SL 88 C FF 93 X FF 94 3-1 ③ P2 1-2			F FF 91 B SI 93 B CU 81 X SL 86 2-1 ① G6-3		B FF 92 C CU 79 S FF 92 X SL 86 1-2 ③ F9		3	0	1	0	0	0	1
17 Doug Bernier, R (8, PH) (8, 4)										1	0	0	0	0	0	1
8 Kurt Suzuki, R (1, 2) OBP: 0.315, SLG: 0.344	B FF 91 C CU 80 D SI 92 X FF 93 2-1 ① ② G6-4-3 1-2f			B CU 78 B SL 86 B SL 84 C FF 91 B FF 91 4-1 24 1B 5 1B BB		F FF 91 B FF 92 X FF 91 1-0 ② G5-3			B SI 90 C SL 83 B SL 85 F SI 92 X SL 84 2-2 ① F8	3	1	0	0	1	0	1
7 Joe Mauer, L (1, 10) OBP: 0.336, SLG: 0.363	B FF 92 X FS 88 1-0 ③ G1			C FF 91 C FF 92 F FF 92 C FF 92 0-3 ① K		B CU 80 C FF 91 F SL 86 B FC 91 C SI 92 2-3 ③ K			C SL 84 B SI 92 F SL 85 F SL 85 T FF 93 1-2 ② K	4	0	0	0	0	3	1
24 Trevor Plouffe, R (1, 5) OBP: 0.348, SLG: 0.445		C FF 91 C FF 92 S FF 92 0-3 ① K		F SL 86 B FC 93 S FC 92 B FF 93 B FF 93 X FS 88 3-2 5 1B 1-2 1B			C FF 89 X SL 85 0-1 ① F9		F SI 93 X SL 85 0-1 ③ L7	4	0	1	0	0	1	0
5 Eduardo Escobar, S (1, 7) OBP: 0.268, SLG: 0.359		F FF 93 B FF 92 F FC 91 X SI 93 1-2 ② F7		B FF 92 C SL 88 B SL 88 B FF 92 X FF 93 3-1 19 G4-6-3 1-3 2-H 1B			C FF 90 X CU 80 0-1 ② F8			3	0	1	1	0	0	0
19 Kennys Vargas, S (1, 3) OBP: 0.299, SLG: 0.360		S CU 78 B FF 93 C FF 93 B SL 86 F FF 93 C SI 95 2-3 ③ K		X FS 88 0-0 ② ③ G4-6-3 1-2f			C FF 90 X FF 91 0-1 ③ F9			3	0	0	0	0	1	2
20 Eddie Rosario, L (1, 9) OBP: 0.185, SLG: 0.308			C FF 92 S FF 92 B FS 87 S SL 87 1-3 ① K		S CU 79 S CU 81 S FF 92 0-3 ① K			C FF 90 B SL 85 B FS 86 B FF 91 C FF 91 F FS 88 S SL 86 3-3 ① K		3	0	0	0	0	3	0
32 Aaron Hicks, S (1, 8) OBP: 0.364, SLG: 0.455			F FF 92 B CU 79 S FS 87 B SI 94 F FS 87 B SL 86 S SL 86 3-3 ② K		C FS 86 B FF 92 B CH 71 B FF 93 C FS 87 X CU 79 3-2 ② G4-3			C FF 91 C FF 92 B FF 91 X SL 86 1-2 1B		3	0	1	0	0	1	0
39 Danny Santana, S (1, 6) OBP: 0.268, SLG: 0.331			B FF 93 X SL 87 1-0 2 S 1B		B FF 92 B FF 92 C SI 92 F FS 87 X SI 94 2-2 ③ L7			C FF 91 S SL 87 F SI 92 T SI 92 0-2 ② K		3	0	1	0	0	1	1
Inning Stats	R: 0 E: 0 K: 0 S: 5 H: 1 LOB: 0 BB: 0 P: 9	R: 0 E: 0 K: 2 S: 10 H: 0 LOB: 0 BB: 0 P: 13	R: 0 E: 0 K: 2 S: 10 H: 1 LOB: 1 BB: 0 P: 18	R: 1 E: 0 K: 1 S: 11 H: 2 LOB: 1 BB: 1 P: 21	R: 0 E: 0 K: 1 S: 9 H: 0 LOB: 0 BB: 0 P: 14	R: 0 E: 0 K: 1 S: 6 H: 0 LOB: 0 BB: 0 P: 11	R: 0 E: 0 K: 0 S: 6 H: 0 LOB: 0 BB: 0 P: 6	R: 0 E: 0 K: 2 S: 14 H: 1 LOB: 1 BB: 0 P: 19	R: 0 E: 0 K: 1 S: 9 H: 0 LOB: 0 BB: 0 P: 12	1B: 5 2B: 0 3B: 0 HR: 0	SF: 0 SAC: 0 DP: 2 HBP: 0			WP: 0 PB: 0 SB: 1 CS: 0	PA: 31	

TOP

Minnesota Twins @ Detroit Tigers

Comerica Park, Detroit, MI

Thu May 14 2015, 1:09 PM - 4:11 PM EDT

Att. 31,785 - Partly Cloudy - 56 F

livebaseballscorecards.com

AB	30
R	1
H	5
RBI	1
BB	1
SO	10
LOB	7

PITCHER		IP	WLS	BF	H	R	ER	SO	BB	IBB	HBP	BLK	WP	HR	S	P	ERA	WHIP
19 Aníbal Sánchez, R ERA: 4.76	(1, 1)	8.0	W	28	5	1	1	9	1	0	0	0	0	0	71	111	1.12	0.750
62 Al Alburquerque, R ERA: 6.17	(9, 1)	1.0		3	0	0	0	1	0	0	0	0	0	0	9	12	0.00	0.000

PITCHER	IP	WLS	BF	H	R	ER	SO	BB	IBB	HBP	BLK	WP	HR	S	P	ERA	WHIP

Batter	1	2	3	4	5	6	7	8	9	AB	R	H	RBI	BB	SO	LOB
12 Anthony Gose, L (1, 8) OBP: 0.394, SLG: 0.500	F SI 90 C SI 92 B FS 82 X SI 93 1-2 3 G1-3 24 1B 1B	B SI 92 B SI 91 1 SAFE B SI 90 C SI 91 F SI 90 X SI 91 3-2 ① F7	B CU 70 D FS 81 B SI 92 C SI 92 F SI 92 F SI 92 F SI 92 B SI 92 4-2 BB		C SL 80 1 SAFE F FF 90 X SL 82 0-2 ③ 1-3 1B		B SI 92 F SI 92 B CH 82 F SI 93 B FF 94 X FF 94 3-2 3 3B 3B	B CH 82 C SL 84 B SI 94 S SI 94 X SL 86 2-2 26 G4-6-3 1B		5	2	4	0	1	0	1
3 Ian Kinsler, R (1, 4) OBP: 0.376, SLG: 0.400 26 Hernán Pérez, R (8, PH) OBP: 0.095, SLG: 0.095 (9, 4)	1 SAFE B SI 92 1 SAFE 1 SAFE 1 SAFE X SI 91 1-0 ① G1-3 1-2	1 SAFE B SI 91 1 SAFE B SI 92 X SI 92 2-0 E5 28 1B 1-2	C SL 82 D FS 82 B SI 93 F SI 93 X FS 83 2-2 ③ F9			B FF 91 B CH 84 X FF 91 2-0 24 HR 2B	B FF 95 X FF 94 1-0 ① 24 HR 3-H 3B	B FF 95 B FF 95 S FF 96 X FF 95 2-1 ②③ G4-6-3 1-2f		5 1	2 0	2 0	1 0	0 0	0 0	4 1
24 Miguel Cabrera, R (1, 3) OBP: 0.437, SLG: 0.568 17 Andrew Romine, S (9, 3) OBP: 0.429, SLG: 0.360	B SI 92 B SI 93 F SI 94 X SI 92 2-1 28 1B 52 SF8 2-H 1B	X SL 84 0-0 ② L8		X SI 93 0-0 ① G6-3		F FF 91 C FF 91 D SL 81 X SL 81 1-2 2-H HR	B SL 86 F SL 86 F SL 85 X FF 96 1-2 3-H HR			5 0	3 0	3 0	5 0	0 0	0 0	2 0
28 J.D. Martinez, R (1, 10) OBP: 0.314, SLG: 0.465	C SI 94 B FF 93 B SI 92 X SI 92 2-1 9 BB 20 2B 1-3 1B	C SL 83 X SI 93 0-1 1-2 2-3 1B		C SI 94 C SL 83 B SI 94 B SL 84 F SI 93 S FS 82 2-3 ② K		B CU 72 S CH 84 S FF 90 B SL 79 B CH 85 F FF 91 D SI 91 4-2 52 FC5-4 BB	X SL 84 0-0 ① F8			4	1	2	0	1	1	0
52 Yoenis Cespedes, R (1, 7) OBP: 0.287, SLG: 0.459	C FS 52 X FS 82 0-1 ② SF8 3-H	X SI 93 0-0 ③ G5-3		C SL 83 B SL 82 F SI 93 B FS 84 X FS 82 2-2 ③ G6-3		B CH 84 C FF 91 X CU 72 1-1 ① FC5-4 9 BB 50 2B 1-2f	F SL 84 S SL 86 B SL 85 C FF 96 1-3 ② K			4	1	0	1	0	1	4
9 Nick Castellanos, R (1, 5) OBP: 0.299, SLG: 0.397	D SL 83 B SI 91 B SI 93 B SI 93 4-0 20 2B 1-2 BB		C SI 92 B SL 83 F SI 92 F FS 80 X FS 82 1-2 20 E 20 1B 1 G1-6-3 1B		B FF 92 B SI 92 F SI 93 X SI 93 2-1 HR	C SL 85 C SL 84 D CU 81 F CU 82 B CU 80 B CU 82 F FF 94 F CU 80 1 SAFE 4-2 F CU 81 B CU 80 50 2B 1-2 BB	C SL 84 S SL 85 B FF 96 C FF 96 1-3 ③ K			3	2	2	1	2	1	0
20 Rajai Davis, R (1, 9) OBP: 0.370, SLG: 0.423	C SI 94 X FS 83 0-1 1-3 2-H 2B		X SI 92 0-0 E5 1 G1-6-3 1-3 1B		B SL 85 F SL 81 X SI 93 1-1 ① G4-3	B FF 93 B SL 86 C FF 93 S CU 80 C FF 94 2-3 ② K		B SL 84 F FF 95 X FF 95 1-1 50 HR 1B		5	1	3	1	0	1	2
50 Bryan Holaday, R (1, 2) OBP: 0.600, SLG: 1.400	D SL 82 C SI 93 B FF 93 X SI 93 2-1 ③ F8		F SI 92 1 SAFE S SI 92 X FS 81 0-2 ① L4		B SL 83 S SL 82 B SI 93 X SI 93 2-1 1 FC5-4 1B	S SL 88 S CU 80 D FF 94 F CU 82 X FF 95 1-2 1-3 2-H 2B		D SL 86 B SL 85 B FF 95 C FF 94 X FF 95 3-1 1-H HR		5	1	3	3	0	0	4
1 Jose Iglesias, R (1, 6) OBP: 0.408, SLG: 0.468		C SI 92 X SI 90 0-1 28 1B 3 E 1B	B SL 82 B SL 82 C SI 92 1 SAFE X SI 91 2-1 ② G1-6-3 1-2 3-H		C SI 92 D FS 81 F SI 91 F SI 91 X FS 80 1-2 ② FC5-4 12 1B 1-2f	B SL 89 C SL 87 B SI 94 X SL 87 2-1 ③ G4-3		C SL 84 C SL 83 B FF 96 S FF 96 1-3 ① K		5	0	1	1	0	1	4
Inning Stats	R: 3 E: 0 K: 0 S: 14 H: 4 LOB: 2 BB: 1 P: 26	R: 0 E: 1 K: 0 S: 10 H: 2 LOB: 3 BB: 0 P: 15	R: 1 E: 1 K: 0 S: 17 H: 2 LOB: 2 BB: 1 P: 26	R: 0 E: 0 K: 1 S: 8 H: 0 LOB: 0 BB: 0 P: 12	R: 1 E: 0 K: 0 S: 13 H: 3 LOB: 2 BB: 0 P: 19	R: 3 E: 0 K: 1 S: 25 H: 3 LOB: 2 BB: 2 P: 42	R: 3 E: 0 K: 2 S: 14 H: 3 LOB: 0 BB: 0 P: 21	R: 2 E: 0 K: 1 S: 12 H: 3 LOB: 0 BB: 0 P: 21		1B: 11 2B: 3 3B: 2 HR: 4 SF: 1 SAC: 0 DP: 1 HBP: 0				WP: 0 PB: 0 SB: 0 CS: 0 PA: 47		

PITCHER		IP	WLS	BF	H	R	ER	SO	BB	IBB	HBP	BLK	WP	HR	S	P	ERA	WHIP
37 Mike Pelfrey, R ERA: 3.23	(1, 1)	4.2	L	27	10	5	4	1	2	0	0	0	0	1	59	95	7.71	2.571
52 Brian Duensing, L ERA: 7.71	(5, 1)	0.2		5	3	3	3	0	1	0	0	0	0	1	12	20	40.50	6.000
57 Ryan Pressly, R ERA: 3.52	(6, 1)	0.2		4	1	0	0	1	1	0	0	0	0	0	16	25	0.00	3.000
62 J.R. Graham, R ERA: 4.61	(7, 1)	2.0		11	6	5	5	3	0	0	0	0	0	2	26	42	22.50	3.000

PITCHER	IP	WLS	BF	H	R	ER	SO	BB	IBB	HBP	BLK	WP	HR	S	P	ERA	WHIP

BOTTOM

Minnesota Twins @ Detroit Tigers

Comerica Park, Detroit, MI

Thu May 14 2015, 1:09 PM - 4:11 PM EDT

Att. 31,785 - Partly Cloudy - 56 F

livebaseballscorecards.com

AB	42
R	13
H	20
RBI	13
BB	4
SO	5
LOB	22

Batter	1	2	3	4	5	6	7	8	9	AB	R	H	RBI	BB	SO	LOB
12 Anthony Gose, L (1, 8) OBP: 0.400, SLG: 0.520	B CU 77 F FF 94 S FF 96 S CH 87 1-3 K		F FF 95 F FF 96 B FF 96 X CU 83 1-2 24 1B 1B		L CH 84 B FF 95 F FF 94 B CH 84 B CH 84 X FF 93 3-2 3 SF9 3B		C FF 94 F CH 88 B FF 95 S SI 96 1-3 K	L FF 91 B FF 92 1 SAFE F CH 83 D SL 84 B FF 90 X CH 81 3-2 1-2 3-H 1B	B FF 89 B SI 88 F FF 88 C FF 89 F SI 88 X CH 82 2-2 G6-3	6	1	3	1	0	2	1
3 Ian Kinsler, R (1, 4) OBP: 0.370, SLG: 0.392	C FF 96 B SI 95 B CU 86 B SI 94 C FF 95 X CU 86 3-2 G4-3		C FF 95 1 SAFE B SI 93 F FF 95 F CU 86 F SI 94 B CH 82 X CH 85 2-2 P6		B SI 95 C FF 96 B SI 94 F SI 93 F FF 97 F CH 88 X FF 94 2-2 SF9 3-H		C FC 89 B FF 94 B FF 95 F FF 95 B FF 94 F FF 95 B FF 95 4-2 24 HR BB	C SL 83 F FF 90 C CH 82 0-3		3	1	0	1	1	1	3
24 Miguel Cabrera, R (1, 3) OBP: 0.442, SLG: 0.592	C CU 87 S CH 87 B CU 86 F FF 98 B CU 82 B CH 88 X CH 83 3-2 G5-3		X SI 95 0-0 1-3 1B		C SI 95 F SI 95 B FF 99 B CU 86 S CU 85 2-3 K		B FF 95 1 SAFE F FF 94 C FC 88 1 SAFE X FF 95 1-2 1-H HR		B SL 80 B SI 89 C SI 89 F SI 89 F CH 84 B FF 91 X SI 89 3-2 28 1B 52 2B 1B	5	2	3	2	0	1	0
28 J.D. Martinez, R (1, 9) OBP: 0.317, SLG: 0.485		C SI 93 X SI 94 0-1 G6-3	F CU 86 S SI 95 B CH 88 B SI 94 S CU 84 2-3 K		B SI 94 B SI 94 X CU 84 2-0 G5-3		S FC 87 X FC 88 0-1 HR		X SI 88 0-0 1-2 52 2B 1B	5	2	2	1	0	1	2
52 Yoenis Cespedes, R (1, 7) OBP: 0.297, SLG: 0.493		B FF 96 F SI 96 S SI 94 F CH 88 F CU 85 X CU 86 1-2 HR		C CU 85 T SI 93 B CU 87 F FF 97 S SI 94 1-3 K		B CH 84 X SI 92 1-0 34 S 9 1B 1B	B FF 95 C FF 94 X FF 94 1-1 G5-3		B SI 89 C SI 89 X SI 89 1-1 1-H 2-H 34 2B 2B	5	2	3	3	0	1	0
9 Nick Castellanos, R (1, 5) 32 Tom Gorzelanny, R (8, 1) 26 Hernán Pérez, R (8, 5) OBP: 0.297, SLG: 0.392		C FF 97 B SI 95 T SI 94 C FF 98 1-3 K	C CU 86 F CH 87 S FF 99 0-3 K		S SI 92 X SI 95 0-1 1-2 34 FC6-4 1B			C SL 81 F SL 83 B SL 82 F SL 83 X FF 91 1-2 G6-3	C SL 81 B FF 90 F SI 89 S SL 80 1-3 K	4 0 1	0 0 0	1 0 0	0 0 0	0 0 0	2 0 1	0 0 1
34 James McCann, R (1, 2) OBP: 0.303, SLG: 0.406		B FF 98 C SI 94 B SI 94 B CU 85 B FF 96 4-1 1 FC6-4 BB	F FF 97 S SI 95 B FF 98 X FF 96 1-2 1 BB 1B		D SL 82 X FF 88 1-0 FC6-4 1 G4-6-3 1-2f 2-3			C SL 82 B FF 91 S SL 83 F SL 84 X SL 82 1-2 1 1B 12 1B 2B	C FF 89 B SI 88 X SL 80 1-1 1 1B 2-H 2B	4	2	3	1	1	0	2
1 Jose Iglesias, R (1, 6) OBP: 0.417, SLG: 0.469		B SI 94 X FF 96 1-0 FC6-4 1-2f	B FF 95 D SI 94 B FF 95 B FF 92 4-0 1-2 BB		C FF 87 X SL 85 0-1 G4-6-3 1-2f			C FF 91 B FF 91 C FF 91 X SL 82 1-2 12 1B 2-3 1B	C SI 88 C FF 90 B SI 87 F SI 88 F FF 89 X CH 82 1-2 2-H 1B	4	0	2	1	1	0	3
61 Shane Greene, R (1, 1) 65 Blaine Hardy, L (6, 1) 20 Rajai Davis, R (7, PH) 60 Angel Nesbitt, R (7, 1) 17 Andrew Romine, S (8, PH) OBP: 0.414, SLG: 0.345 (8, 5) 44 Joba Chamberlain, R (8, 1) 50 Bryan Holaday, R (9, PH) OBP: 0.600, SLG: 1.100 62 Al Alburquerque, R (9, 1)			C FF 93 F SI 93 B CU 86 S SI 95 1-3 K		C SI 92 S SI 93 B FF 96 B CU 83 S SI 93 2-3 K		C FF 93 B FC 87 X FF 94 1-1 G3	F FF 91 B CH 82 1 SAFE S CH 82 S CH 84 1-3 K	B SI 90 S SI 88 B SI 89 B SI 89 X FF 88 3-1 P3	2 0 1 0 1 0 1 0	0 0 0 0 0 0 0 0	0 0 0 0 0 0 0 0	0 0 0 0 0 0 0 0	2 0 0 0 0 0 0 0	2 0 0 0 1 0 1 0	2 0 0 0 2 0 1 0
Inning Stats	R: 0 E: 0 K: 1 S: 10 H: 0 LOB: 0 BB: 0 P: 17	R: 1 E: 0 K: 1 S: 12 H: 1 LOB: 1 BB: 1 P: 19	R: 0 E: 0 K: 2 S: 15 H: 2 LOB: 2 BB: 0 P: 21	R: 0 E: 0 K: 3 S: 13 H: 1 LOB: 2 BB: 1 P: 21	R: 1 E: 0 K: 1 S: 12 H: 1 LOB: 0 BB: 0 P: 21	R: 0 E: 0 K: 0 S: 6 H: 2 LOB: 1 BB: 0 P: 8	R: 3 E: 0 K: 1 S: 15 H: 2 LOB: 0 BB: 1 P: 23	R: 1 E: 0 K: 2 S: 20 H: 3 LOB: 2 BB: 0 P: 27	R: 4 E: 0 K: 1 S: 23 H: 5 LOB: 1 BB: 0 P: 35	1B: 10 2B: 3 3B: 1 HR: 3 SF: 1 SAC: 0 DP: 1 HBP: 0					WP: 0 PB: 0 SB: 1 CS: 0	PA: 46	

TOP

Detroit Tigers @ St. Louis Cardinals

Busch Stadium, St. Louis, MO

Fri May 15 2015, 7:16 PM - 10:39 PM CDT

Att. 45,601 - Cloudy - 74 F

livebaseballscorecards.com

AB	42
R	10
H	17
RBI	10
BB	3
SO	12
LOB	17

PITCHER		IP	WLS	BF	H	R	ER	SO	BB	IBB	HBP	BLK	WP	HR	S	P	ERA	WHIP
18 Carlos Martinez, R ERA: 4.73	(1, 1)	5.0	L	24	7	2	2	8	2	0	0	0	0	1	65	103	3.60	1.800
37 Matt Belisle, R ERA: 2.93	(6, 1)	1.0		2	0	0	0	0	0	0	0	0	0	0	3	4	0.00	0.000
40 Mitch Harris, R ERA: 3.72	(7, 1)	1.0		6	2	3	3	1	1	0	0	0	0	2	15	23	27.00	3.000
63 Miguel Socolovich, R ERA: 1.59	(8, 1)	1.0		6	3	1	1	2	0	0	0	0	0	0	20	27	9.00	3.000
43 Seth Maness, R ERA: 5.52	(9, 1)	1.0		8	5	4	4	1	0	0	0	0	0	0	23	35	36.00	5.000

PITCHER	IP	WLS	BF	H	R	ER	SO	BB	IBB	HBP	BLK	WP	HR	S	P	ERA	WHIP

Detroit Tigers @ St. Louis Cardinals

Busch Stadium, St. Louis, MO

Fri May 15 2015, 7:16 PM - 10:39 PM CDT

Att. 45,601 - Cloudy - 74 F

livebaseballscorecards.com

BOTTOM

Batter	1	2	3	4	5	6	7	8	9	AB	R	H	RBI	BB	SO	LOB
8 Peter Bourjos, R (1, 8) OBP: 0.333, SLG: 0.396	C SI 90 X SI 92 0-1 G4-3		C SL 86 S CU 79 B SL 87 F SI 91 F CU 78 X CU 78 1-2 P5		C SL 83 B FF 89 B SI 91 X SL 86 2-1 P4		C SI 94 B SL 82 C SL 82 X SI 95 1-2 P4	B SL 87 B FF 92 B SL 83 C FF 91 C FF 91 S SL 85 3-3 K2-3		5	0	0	0	0	1	0
13 Matt Carpenter, L (1, 5) OBP: 0.394, SLG: 0.616	C SI 92 F SI 92 B SI 93 B SL 89 B SI 92 X SI 93 3-2 7 L4-6 2B		C CU 77 H SL 87 1-1 HBP		C CH 84 B CH 87 F SI 91 X CH 86 1-2 L8		B SI 93 C SI 93 B CH 89 F CH 88 B SI 95 X SI 95 3-2 27 HR 1B		B SI 90 C SL 82 F SL 83 B FF 91 X SL 84 2-2 L8	4	1	2	0	0	0	0
7 Matt Holliday, R (1, 7) OBP: 0.451, SLG: 0.470	B SI 92 S SL 86 X SL 87 1-1 L4-6 2-2		X SI 89 0-0 L9		B SI 92 F SI 91 X CU 81 1-1 27 BB 1B		S FF 93 B SI 92 B FC 89 F FC 89 X SI 94 2-2 F9		B SI 92 S SL 85 F SI 91 X SI 93 1-2 G4-3	5	0	1	0	0	0	3
27 Jhonny Peralta, R (1, 6) OBP: 0.352, SLG: 0.481		C SL 86 B CU 79 F SI 93 S CU 79 1-3 K	C SL 85 1 SAFE F SL 86 S SI 92 0-3 K		S CU 80 B SI 91 F CU 82 B CU 80 B SL 88 B CU 79 4-2 1-2 BB		S FC 86 B SL 83 X SL 82 1-1 1-H HR		B SI 91 B SL 83 B SL 82 C SI 90 B SL 82 4-1 12 DI BB	3	1	1	2	2	2	1
12 Mark Reynolds, R (1, 3) OBP: 0.337, SLG: 0.419		X SI 93 0-0 L9		B SI 92 B SL 85 X SI 89 2-0 E6 1B	D CU 78 F SI 91 T SI 91 F SI 92 B SL 85 S FF 93 2-3 K		C SI 94 S SI 94 B SI 93 B FC 90 S FF 94 2-3 K		C SL 82 X SL 84 0-1 G5-3 1-2	5	0	1	0	0	2	3
16 Kolten Wong, L (1, 4) OBP: 0.370, SLG: 0.480		B SL 86 H SI 93 2-0 22 1B 4 1B HBP		X SI 90 0-0 L8		C FC 83 B FF 88 F CU 76 C CU 76 1-3 K		B FF 90 F FF 92 X SL 79 1-1 22 HR 1B		3	1	1	0	0	1	1
4 Yadier Molina, R (1, 2) OBP: 0.328, SLG: 0.339		1 SAFE X SI 92 0-0 22 1B 1-2 1B		F CU 79 X CU 78 0-1 L7		B FF 88 C FF 87 B CH 79 B FF 88 B FF 88 4-1 BB		X SI 91 0-0 F9		3	0	1	0	1	0	2
22 Jason Heyward, L (1, 9) OBP: 0.305, SLG: 0.369		B CH 86 B SI 91 2 SAFE C CH 87 X SI 92 2-1 1-2 2-3 1B		I IN 75 I IN 74 I IN 75 I IN 72 4-0 IBB		C FC 84 F FF 89 S FF 88 0-3 K		C SL 79 B SI 93 1 SAFE B FF 91 D FF 92 C SL 80 X SL 81 3-2 1-H HR		3	1	2	2	1	1	1
18 Carlos Martinez, R (1, 1) OBP: 0.077, SLG: 0.077 37 Matt Belisle, R (6, 1) 59 Xavier Scruggs, R (6, PH) 40 Mitch Harris, R (7, 1) 63 Miguel Socolovich, R (8, 1) 48 Tony Cruz, R (8, PH) OBP: 0.292, SLG: 0.318 43 Seth Maness, R (9, 1)		B SI 91 S SI 93 F FF 94 S SL 88 1-3 K		B CU 74 X SL 82 1-0 B1-3		C FF 87 S FC 84 B FF 89 B FF 89 F FC 84 B CU 75 F FF 88 X FF 88 3-2 F7		C FF 92 B SL 87 F FF 93 B FF 94 X SL 87 2-2 G4-3		2 0 0 1 0 0 1 0	0 0 0 0 0 0 0 0	0 0 0 0 0 0 0 0	0 0 0 0 0 0 0 0	1 0 0 0 0 0 0 0	0 0 1 0 0 0 0 0	5 0 1 0 0 0 0 0
Inning Stats	R: 0 E: 0 K: 0 S: 7 H: 1 LOB: 0 BB: 0 P: 11	R: 0 E: 0 K: 2 S: 10 H: 2 LOB: 3 BB: 0 P: 16	R: 0 E: 0 K: 1 S: 10 H: 0 LOB: 1 BB: 0 P: 12	R: 0 E: 1 K: 0 S: 5 H: 1 LOB: 2 BB: 1 P: 12	R: 0 E: 0 K: 1 S: 13 H: 1 LOB: 2 BB: 1 P: 23	R: 0 E: 0 K: 2 S: 12 H: 0 LOB: 1 BB: 1 P: 20	R: 2 E: 0 K: 1 S: 14 H: 2 LOB: 0 BB: 0 P: 23	R: 2 E: 0 K: 1 S: 12 H: 2 LOB: 0 BB: 0 P: 21	R: 0 E: 0 K: 0 S: 9 H: 0 LOB: 1 BB: 1 P: 16	1B: 6 2B: 2 3B: 0 HR: 2 SF: 0 SAC: 0 DP: 1 HBP: 2						

AB	35
R	4
H	9
RBI	4
BB	4
SO	8
LOB	17

PITCHER		IP	WLS	BF	H	R	ER	SO	BB	IBB	HBP	BLK	WP	HR	S	P	ERA	WHIP
61 Shane Greene, R ERA: 4.21	(1, 1)	5.0	W	23	5	0	0	4	1	1	2	0	0	0	45	74	0.00	1.200
65 Blaine Hardy, L ERA: 4.05	(6, 1)	1.0	H	4	0	0	0	2	1	0	0	0	0	0	12	20	0.00	1.000
60 Angel Nesbitt, R ERA: 3.77	(7, 1)	1.0		5	2	2	2	1	0	0	0	0	0	1	14	23	18.00	2.000
32 Tom Gorzelanny, L ERA: 3.75	(8, 1)	0.1		3	2	2	2	0	0	0	0	0	0	1	6	10	54.00	6.000
44 Joba Chamberlain, R ERA: 1.04	(8, 1)	0.2	H	2	0	0	0	1	0	0	0	0	0	0	6	11	0.00	0.000

PITCHER		IP	WLS	BF	H	R	ER	SO	BB	IBB	HBP	BLK	WP	HR	S	P	ERA	WHIP
62 Al Alburquerque, R ERA: 5.68	(9, 1)	1.0		4	0	0	0	0	1	0	0	0	0	0	9	16	0.00	1.000

Batter	1	2	3	4	5	6	7	8	9	10	AB	R	H	RBI	BB	SO	LOB
20 Rajai Davis, R (1, 8) OBP: 0.368, SLG: 0.434	C SI 90 X SI 91 0-1 G1-3		B CH 81 X SI 88 1-0 3 2B 3B	B FF 90 C FF 89 F CH 84 C SL 80 1-3 K		B SL 83 S CU 80 B FF 88 C FF 88 B SL 85 B SL 82 4-2 3 1B BB			C FF 97 B FF 97 B FF 98 F FF 96 F FF 98 F FF 98 F FF 98 F SL 91 F FF 99 2-2 X CH 88 P6		4	1	1	0	1	1	0
3 Ian Kinsler, R (1, 4) OBP: 0.377, SLG: 0.405	X SI 91 0-0 F8		C SI 89 X CH 84 0-1 24 G4-3 52 1B 3-H 2B	B CH 83 B FF 89 C CH 86 F FF 89 B FF 90 F SI 88 F SI 89 F SL 79 X SI 90 3-2 24 S 1B		C SI 88 B SL 81 F SI 88 X SL 82 1-2 24 G5-4-3 1-2 1B			S FF 99 B FF 98 B SL 89 X FF 98 2-1 F8		5	1	3	1	0	0	0
24 Miguel Cabrera, R (1, 3) OBP: 0.435, SLG: 0.600	C SI 90 B SI 90 C FF 92 B SL 83 F CH 84 F CH 85 B X 3-2 HR		B SI 90 B FF 89 C SL 82 F SI 89 X SL 80 2-2 G4-3 2-3	B SL 81 S FF 88 C SL 81 F SL 83 C SL 82 1-3 K 1-2		B FF 88 X SL 82 1-0 G5-4-3 1-2f			S SL 89 F FF 99 F SL 88 F FF 99 S SL 90 0-3 K		5	1	1	1	0	2	4
28 J.D. Martinez, R (1, 9) OBP: 0.327, SLG: 0.481	C FF 89 S CH 85 F SL 79 B CU 74 X CU 73 1-2 1B		B SL 80 F FF 90 D SL 81 B CH 84 B SL 81 4-1 9 F9 52 1B BB		C FF 87 B FF 87 B FF 88 X SL 81 2-1 G6-3		B SL 81 B SL 81 C CH 79 X FF 87 2-1 F7			S CU 72 B FF 90 B SL 84 C SI 91 F CH 86 B SL 86 B SI 92 4-2 34 F9 52 1B 1 1B BB		3	1	1	0	2	0	0
52 Yoenis Cespedes, R (1, 7) OBP: 0.307, SLG: 0.497	B SI 88 F SI 88 F CH 83 F SL 78 S 1-3 K		F SI 89 B FF 90 X SL 80 1-1 34 BB 1-2 3-H 1B		C FF 89 F FF 88 X SL 83 0-2 F9		C SL 79 X SL 83 0-1 34 CS 1B			C FF 91 B FF 92 S FF 90 X FF 92 1-2 1 1B 1-2 1B		5	0	3	1	0	1	1
9 Nick Castellanos, R (1, 5) OBP: 0.301, SLG: 0.392 17 Andrew Romine, S (10, 5) OBP: 0.414, SLG: 0.346		X SI 89 0-0 1 FC5-4 1B	B SI 88 F FF 87 C FF 90 X FF 90 1-2 F9 2-3		C SL 80 B SL 84 S SL 81 F FF 90 B FF 90 X SL 82 2-2 34 1B 1B		B SL 79 F FF 87 1 SAFE C FF 88 B SL 82 S SL 83 2-3 K			X SL 85 0-0 F8		5 0	0 0	2 0	0 0	0 0	1 0	5 0
34 James McCann, R (1, 2) OBP: 0.310, SLG: 0.397		C SI 87 F SI 89 S SL 82 0-3 K	B FF 90 B FF 90 S SI 89 B SI 88 D SL 78 4-1 1-2 BB		S SL 81 C SI 88 F FF 89 X SL 83 0-2 1-2 1B		C FF 88 D SL 83 B SL 79 F SL 81 B FF 88 3-2 CS 1-2	C FF 94 B FF 94 B CH 84 X FF 94 2-1 F7		F SI 90 S SL 85 X SL 86 0-2 F9 2-3		4	0	1	0	1	1	3
1 Jose Iglesias, R (1, 6) OBP: 0.407, SLG: 0.456		1 SAFE C SI 89 F FF 89 F FF 90 X SL 80 0-2 FC5-4 1-2f	C SI 88 B FF 90 F FF 88 B FF 90 B FF 90 X FF 90 3-2 F8		C FF 88 B FF 89 F FF 88 B FF 90 X SL 84 2-2 P3			S FF 94 X FF 95 0-1 F9		B FF 91 B SL 86 C FF 91 C FF 92 X CH 87 2-2 1-2 3-H 1B		5	0	1	1	0	0	6
14 David Price, L (1, 1) 60 Angel Nesbitt, R (7, 1) 26 Hernán Pérez, R (8, PH) OBP: 0.087, SLG: 0.087 44 Joba Chamberlain, R (8, 1) 65 Blaine Hardy, L (9, 1) 12 Anthony Gose, L (10, PH) OBP: 0.396, SLG: 0.515 38 Joakim Soria, R (10, 1)		C FF 88 C FF 90 C SL 80 0-3 K		S FF 87 F FF 89 C FF 90 0-3 K		C FF 87 B CH 80 C FF 88 F FF 88 X SL 83 1-2 G6-3			T FF 95 S FF 94 F FF 95 F CH 86 F FF 94 B FF 95 S FF 96 1-3 K		S SL 86 B CU 74 S SI 88 F FF 92 B SL 83 C FF 91 2-3 K	3 0 1 0 0 0 1 0	0 0 0 0 0 0 0 0	0 0 0 0 0 0 0 0	0 0 1 0 0 0 0 0	0 0 0 0 0 0 0 0	2 1 0 1 0 0 1 0	1 0 0 0 0 0 2 0
Inning Stats	R: 1 E: 0 K: 1 S: 16 H: 2 LOB: 1 BB: 0 P: 21	R: 0 E: 0 K: 2 S: 11 H: 1 LOB: 1 BB: 0 P: 11	R: 2 E: 0 K: 0 S: 16 H: 3 LOB: 3 BB: 2 P: 32	R: 0 E: 0 K: 3 S: 16 H: 1 LOB: 1 BB: 0 P: 21	R: 0 E: 0 K: 0 S: 16 H: 2 LOB: 2 BB: 0 P: 22	R: 0 E: 0 K: 0 S: 10 H: 1 LOB: 1 BB: 1 P: 17	R: 0 E: 0 K: 1 S: 9 H: 1 LOB: 0 BB: 0 P: 16	R: 0 E: 0 K: 1 S: 10 H: 0 LOB: 0 BB: 0 P: 13	R: 0 E: 0 K: 1 S: 15 H: 0 LOB: 0 BB: 0 P: 19	R: 1 E: 0 K: 1 S: 17 H: 2 LOB: 2 BB: 1 P: 26	1B: 10 2B: 1 3B: 1 HR: 1 SF: 0 SAC: 0 DP: 1 HBP: 0						

PITCHER		IP	WLS	BF	H	R	ER	SO	BB	IBB	HBP	BLK	WP	HR	S	P	ERA	WHIP
70 Tyler Lyons, L ERA: 5.54	(1, 1)	3.2		20	7	3	3	5	2	0	0	0	0	1	55	80	7.36	2.455
33 Carlos Villanueva, R ERA: 0.5	(4, 1)	3.1		13	4	0	0	2	1	0	0	0	0	0	39	60	0.00	1.500
46 Kevin Siegrist, L ERA: 1.02	(8, 1)	1.0		3	0	0	0	1	0	0	0	0	0	0	10	13	0.00	0.000
44 Trevor Rosenthal, R ERA: 1.0	(9, 1)	1.0		3	0	0	0	1	0	0	0	0	0	0	15	19	0.00	0.000
37 Matt Belisle, R ERA: 3.31	(10, 1)	1.0	L	6	2	1	1	1	1	0	0	0	0	0	17	26	9.00	3.000

PITCHER	IP	WLS	BF	H	R	ER	SO	BB	IBB	HBP	BLK	WP	HR	S	P	ERA	WHIP

TOP

Detroit Tigers @ St. Louis Cardinals

Busch Stadium, St. Louis, MO

Sat May 16 2015, 1:15 PM - 6:29 PM CDT

Att. 45,313 - Cloudy - 75 F

livebaseballscorecards.com

AB	41
R	4
H	13
RBI	4
BB	4
SO	10
LOB	22

1B: 10	SF: 0	WP: 0	PA: 46
2B: 1	SAC: 0	PB: 0	
3B: 1	DP: 1	SB: 1	
HR: 1	HBP: 0	CS: 1	

Detroit Tigers @ St. Louis Cardinals

Busch Stadium, St. Louis, MO

Sat May 16 2015, 1:15 PM - 6:29 PM CDT

Att. 45,313 - Cloudy - 75 F

livebaseballscorecards.com

Batter	1	2	3	4	5	6	7	8	9	10	AB	R	H	RBI	BB	SO	LOB
15 Randal Grichuk, R (1, 9) OBP: 0.333, SLG: 0.643	F8	1B			G6-3		2B		BB		4	0	2	0	1	0	0
13 Matt Carpenter, L (1, 5) OBP: 0.388, SLG: 0.623	HR	K			G3-1		K		G5-3		5	1	1	1	0	2	4
7 Matt Holliday, R (1, 7) OBP: 0.449, SLG: 0.462	27 BB		G4-3			G6-3	P3			1B	4	0	1	0	1	0	2
27 Jhonny Peralta, R (1, 6) OBP: 0.362, SLG: 0.504 38 Pete Kozma, R (8, PR) (9, 6) OBP: 0.188, SLG: 0.133 32 Matt Adams, L (10, PH) OBP: 0.274, SLG: 0.360	1-2 BB		F9			HR		12 P3-5 BB		1B	2 0 1	1 0 0	1 0 1	1 0 0	2 0 0	0 0 0	0 0 0
12 Mark Reynolds, R (1, 3) OBP: 0.318, SLG: 0.392	K		G5-3			K		P3-5 1-2 2-3f		K	5	0	0	0	0	3	4
4 Yadier Molina, R (1, 2) OBP: 0.331, SLG: 0.342	F9			G5-3		1B		1B		K	5	0	2	0	0	1	3
16 Kolten Wong, L (1, 4) OBP: 0.359, SLG: 0.465		L4		K		K		G4-3			4	0	0	0	0	2	3
8 Peter Bourjos, R (1, 8) OBP: 0.328, SLG: 0.439		HR		K		K	G1-3		K		4	1	1	1	0	2	0
70 Tyler Lyons, L (1, 1) 33 Carlos Villanueva, R (4, 1) 22 Jason Heyward, L (7, PH) OBP: 0.310, SLG: 0.382 46 Kevin Siegrist, L (8, 1) 44 Trevor Rosenthal, R (9, 1) 48 Tony Cruz, R (9, PH) OBP: 0.280, SLG: 0.304 37 Matt Belisle, R (10, 1)		K			K		15 2B 2B		K		1 1 1 0 0 1 0	0 0 0 0 0 0 0	0 0 1 0 0 1 0	0 0 0 0 0 0 0	0 0 0 0 0 1 0	1 1 0 0 0 0 0	0 0 0 0 0 0 0
Inning Stats	R: 1 H: 1 E: 0 LOB: 2 K: 1 BB: 2 S: 17 P: 30	R: 1 H: 2 E: 0 LOB: 1 K: 2 BB: 0 S: 12 P: 17	R: 0 H: 0 E: 0 LOB: 0 K: 0 BB: 0 S: 7 P: 8	R: 0 H: 0 E: 0 LOB: 0 K: 2 BB: 0 S: 9 P: 11	R: 0 H: 0 E: 0 LOB: 0 K: 1 BB: 0 S: 7 P: 11	R: 1 H: 2 E: 0 LOB: 1 K: 2 BB: 0 S: 13 P: 20	R: 0 H: 2 E: 0 LOB: 2 K: 1 BB: 0 S: 17 P: 23	R: 0 H: 1 E: 0 LOB: 2 K: 0 BB: 1 S: 11 P: 22	R: 0 H: 0 E: 0 LOB: 1 K: 2 BB: 1 S: 10 P: 17	R: 0 H: 2 E: 0 LOB: 1 K: 2 BB: 0 S: 12 P: 21	1B: 5 2B: 3 3B: 0 HR: 3	SF: 0 SAC: 0 DP: 1 HBP: 0					

PITCHER		IP	WLS	BF	H	R	ER	SO	BB	IBB	HBP	BLK	WP	HR	S	P	ERA	WHIP
14 David Price, L ERA: 3.4	(1, 1)	6.2		29	7	3	3	9	2	0	0	0	0	3	80	117	4.05	1.350
60 Angel Nesbitt, R ERA: 3.68	(7, 1)	0.1		1	0	0	0	0	0	0	0	0	0	0	2	3	0.00	0.000
44 Joba Chamberlain, R ERA: 0.93	(8, 1)	1.0		4	1	0	0	0	1	0	0	0	1	0	11	22	0.00	2.000
65 Blaine Hardy, L ERA: 3.77	(9, 1)	1.0	W	4	0	0	0	2	1	0	0	0	0	0	10	17	0.00	1.000
38 Joakim Soria, R ERA: 1.06	(10, 1)	1.0	S	4	2	0	0	2	0	0	0	0	0	0	12	21	0.00	2.000

PITCHER	IP	WLS	BF	H	R	ER	SO	BB	IBB	HBP	BLK	WP	HR	S	P	ERA	WHIP

AB	38
R	3
H	10
RBI	3
BB	4
SO	13
LOB	16

WP: 1 PA: 42
PB: 0
SB: 0
CS: 0

Detroit Tigers @ St. Louis Cardinals

Busch Stadium, St. Louis, MO

Sun May 17 2015, 7:08 PM - 10:04 PM CDT

Att. 43,654 - Partly Cloudy - 80 F

TOP

livebaseballscorecards.com

Batter	1	2	3	4	5	6	7	8	9	AB	R	H	RBI	BB	SO	LOB
12 Anthony Gose, L (1, 8) OBP: 0.382, SLG: 0.495	C FF 90 F FF 91 B SL 86 S FF 92 1-3 ① **K**		F CH 86 X SI 88 0-1 ① **G5-3**		C FF 92 S FF 92 X FF 93 0-2 ③ **F7**			B SI 88 B SI 88 X FF 91 2-0 ① **F9**		4	0	0	0	0	1	0
3 Ian Kinsler, R (1, 4) OBP: 0.386, SLG: 0.411	B FF 93 B FF 92 S FF 92 F FF 93 F FF 94 F FF 93 F SI 92 F SL 87 X SI 93 2-2 **24 2B 1B**		B FF 90 C FF 91 S FF 92 B FF 92 B SI 91 F FF 92 X FF 92 3-2 ② **F9**			X FF 91 0-0 **52 S 1B**		B FF 92 B FF 92 B FF 92 B FF 91 4-0 **24 BB BB**		3	1	2	0	1	0	0
24 Miguel Cabrera, R (1, 3) OBP: 0.436, SLG: 0.601	B FF 93 X SL 87 1-0 **1-H 2B**		S FF 94 F SI 92 B FF 94 F FF 95 B FF 94 F SI 93 B SI 93 S FF 94 3-3 ③ **K**			1 SAFE B SI 90 B FF 93 F FF 93 1 SAFE X FF 93 2-1 ① **F8**		B SI 91 B SI 93 B SI 94 B SI 92 4-0 **28 G5-4-3 BB** 1-2		3	0	1	1	1	1	1
28 J.D. Martinez, R (1, 9) OBP: 0.325, SLG: 0.475	C SI 91 B FF 92 S FF 91 B SL 86 F FF 94 F CU 78 B SL 85 S FF 94 3-3 ② **K**			C SI 88 B FF 90 S FF 90 B FF 91 B SI 90 F FF 92 F FF 92 X SI 92 3-2 **1B**		F SI 90 1 SAFE B FF 92 1 SAFE B SI 91 S SI 90 S FF 93 2-3 ② **K**		X SL 80 0-0 ② ③ **G5-4-3** 1-2f		4	0	1	0	0	2	4
52 Yoenis Cespedes, R (1, 7) OBP: 0.299, SLG: 0.483	B FF 94 X SI 91 1-0 ③ **G3**			B FF 93 C FF 92 F FF 92 B FF 94 F SI 91 B FF 94 X FF 93 3-2 ① **F8**		C FF 94 1 SAFE B FF 91 B SI 92 B FF 94 S FF 94 F FF 93 F FF 94 S SI 93 3-3 ③ **K** 1-2			S FF 96 F FF 97 B SL 88 F FF 97 B FF 97 X FF 97 2-2 ① **P3**	4	0	0	0	0	1	3
9 Nick Castellanos, R (1, 5) OBP: 0.293, SLG: 0.381		X FF 86 0-0 ① **G4-3**		B SI 91 X FF 92 1-0 ② **F9**			X SI 90 0-0 ① **L7**		S FF 97 F FF 97 F FF 97 F CH 87 X FF 98 0-2 ② **G6-3**	4	0	0	0	0	0	1
34 James McCann, R (1, 2) OBP: 0.320, SLG: 0.417 17 Andrew Romine, S (9, PR) OBP: 0.414, SLG: 0.346	C FF 90 C FF 91 B FF 91 F FF 91 F FF 90 F FF 93 S SI 91 1-3 ② **K**			1 SAFE S FF 92 F FF 93 X SL 84 0-2 ③ **F9**			X FF 90 0-0 **1 G4-3 2B**		B FF 97 X FF 98 1-0 **1B**	4 0	0 0	2 0	0 0	0 0	1 0	1 0
1 Jose Iglesias, R (1, 6) OBP: 0.402, SLG: 0.449		X SI 92 0-0 **1B**			C SL 88 F FF 90 X SI 90 0-2 ① **G1-3**		B FF 92 F FF 93 X SI 91 1-1 ② **G4-3** 2-3		B FF 98 X FF 98 1-0 ③ **L4**	4	0	1	0	0	0	2
31 Alfredo Simon, R (1, 1) 41 Victor Martinez, S (7, PH) OBP: 0.317, SLG: 0.280 30 Alex Wilson, R (7, 1) 32 Tom Gorzelanny, R (7, 1)		X SI 92 0-0 ③ **G4-3**			B FF 91 B FF 92 C FF 90 S FF 92 S FF 92 2-3 ② **K**		B SI 89 X FF 93 1-0 ③ **P5**			2 1 0 0	0 0 0 0	0 0 0 0	0 0 0 0	1 0 0 0	1 1 0 0	1 1 0 0

| | | |

Detroit Tigers @ St. Louis Cardinals

Busch Stadium, St. Louis, MO

Sun May 17 2015, 7:08 PM - 10:04 PM CDT

Att. 43,654 - Partly Cloudy - 80 F

livebaseballscorecards.com

Batter	1	2	3	4	5	6	7	8	9	AB	R	H	RBI	BB	SO	LOB
22 Jason Heyward, L (1, 9) OBP: 0.301, SLG: 0.370	C SI 91 B FS 83 F FS 83 S FS 85 1-3 K ①		X SI 93 0-0 L8 ①		B SI 93 B FS 84 B SI 93 F SI 92 C SI 94 X SI 94 3-2 G5-3 ①	B FS 83 C FS 82 F FS 80 F FS 85 S FS 82 1-3 K ③				4	0	0	0	0	2	2
13 Matt Carpenter, L (1, 5) OBP: 0.391, SLG: 0.619	C SI 92 X FS 85 0-1 1B		C FS 86 B FS 86 B FS 86 X SI 93 2-1 F7 ②		C SI 93 B SI 94 X FS 85 1-1 7 2B 27 FC5-2 1B		C SI 93 X SL 89 0-1 F8 ①			4	0	2	0	0	0	1
7 Matt Holliday, R (1, 7) OBP: 0.450, SLG: 0.467	X SI 92 0-0 F9 ②		B FS 83 B SI 93 F FC 88 B SI 94 F FC 88 F FS 86 B FC 90 4-2 1-2 BB		1 SAFE 1 SAFE X SI 93 0-0 1-3 2B		B SI 93 F SI 93 F CU 84 X SI 92 1-2 L1 ②			3	0	1	0	1	0	1
27 Jhonny Peralta, R (1, 6) OBP: 0.359, SLG: 0.496	C FF 91 B SI 92 F SI 92 X FS 84 1-2 G5-3 ③		B SI 94 X FC 89 1-0 G1-3 ③		B SI 94 S SI 93 B SI 94 D SI 94 F SI 94 X FC 90 3-2 FC5-2 ② 3-H		B CU 84 X SI 92 1-0 12 1B 4 1B 1B			4	0	1	0	0	0	5
32 Matt Adams, L (1, 3) OBP: 0.267, SLG: 0.351 12 Mark Reynolds, R (7, PH) OBP: 0.326, SLG: 0.400 (8, 3)		B SI 91 F SI 92 X SI 93 1-1 L7 ①	B FS 84 C SI 93 F FS 84 B FS 86 X FS 88 2-2 G4-3 ① B FF 94 B FF 93 C FS 84 C FS 86 X FS 87 2-2 G3 ③			S SI 89 F SI 90 D FF 91 X SI 91 1-2 4 1B 1-2 1B			3 1	0 0	0 1	0 0	0 0	0 0	2 0
4 Yadier Molina, R (1, 2) OBP: 0.336, SLG: 0.355		X FF 92 0-0 F9 ②	C FF 93 F FC 88 X SI 94 0-2 2B			C FC 86 B CU 75 X FF 93 1-1 L7 ① C CH 84 X SI 92 0-1 1-2 2-H 1B ③				4	0	2	0	0	0	0
16 Kolten Wong, L (1, 4) OBP: 0.363, SLG: 0.485		C SI 93 B EP 53 B EP 57 B FS 87 B SI 94 4-1 8 CS BB	C FS 84 F FS 86 S FS 83 0-3 K ②			X SI 92 0-0 HR	B SL 78 B FF 88 X FF 91 2-0 G4-3 ①			3	1	1	1	1	1	1
8 Peter Bourjos, R (1, 8) OBP: 0.353, SLG: 0.475	C FF 91 0-1 1-2 CS ③	X SI 92 0-0 31 1B 3B	I IN 67 I IN 70 I IN 73 I IN 72 4-0 IBB			C FC 87 B FS 85 B FS 84 F SI 93 F FS 86 B SI 94 D SI 93 4-2 31 SH1-4 BB	B CH 84 C SI 91 F SI 92 X SL 80 1-2 G6-3 ②			2	1	1	0	2	0	0
31 Lance Lynn, S (1, 1) OBP: 0.176, SLG: 0.235 43 Seth Maness, R (8, 1) 15 Randal Grichuk, R (8, PH) OBP: 0.313, SLG: 0.600 44 Trevor Rosenthal, R (9, 1)			B CU 74 C FF 93 X FC 87 1-1 7 BB 3-H 1B	S SI 93 F SI 94 S SI 94 0-3 K ③		1 SAFE X SI 90 0-0 SH1-4 ② 1-2		F SI 92 B SL 79 X FF 91 1-1 P3 ③		2 0 0 1 0	0 0 0 0 0	1 0 0 0 0	1 0 0 0 0	0 0 0 0 0	1 0 0 0 0	2 0 0 0 0
Inning Stats	R: 0 E: 0 K: 1 S: 9 H: 1 LOB: 1 BB: 0 P: 11	R: 0 E: 0 K: 0 S: 5 H: 0 LOB: 0 BB: 1 P: 10	R: 1 E: 0 K: 0 S: 10 H: 2 LOB: 2 BB: 1 P: 18	R: 0 E: 0 K: 2 S: 12 H: 1 LOB: 2 BB: 1 P: 18	R: 0 E: 0 K: 0 S: 12 H: 2 LOB: 2 BB: 0 P: 21	R: 1 E: 0 K: 1 S: 11 H: 1 LOB: 1 BB: 1 P: 17	R: 0 E: 0 K: 0 S: 11 H: 3 LOB: 2 BB: 0 P: 14	R: 0 E: 0 K: 0 S: 6 H: 0 LOB: 0 BB: 0 P: 10		1B: 6 2B: 2 3B: 1 HR: 1	SF: 0 SAC: 1 DP: 0 HBP: 0		WP: 0 PB: 0 SB: 0 CS: 1	PA: 37		

	AB	R	H	RBI	BB	SO	LOB
BOTTOM	31	2	10	2	4	4	14

PITCHER		IP	WLS	BF	H	R	ER	SO	BB	IBB	HBP	BLK	WP	HR	S	P	ERA	WHIP
31 Alfredo Simon, R ERA: 3.04	(1, 1)	6.0	L	28	7	2	2	4	3	1	0	0	0	1	59	95	3.00	1.667
30 Alex Wilson, R ERA: 1.98	(7, 1)	0.2		3	1	0	0	0	0	0	0	0	0	0	6	8	0.00	1.500
32 Tom Gorzelanny, L ERA: 3.38	(7, 1)	1.1		5	2	0	0	0	0	0	0	0	0	0	11	16	0.00	1.500

PITCHER		IP	WLS	BF	H	R	ER	SO	BB	IBB	HBP	BLK	WP	HR	S	P	ERA	WHIP

Batter	1	2	3	4	5	6	7	8	9	AB	R	H	RBI	BB	SO	LOB
27 Carlos Gómez, R (1, 8) OBP: 0.284, SLG: 0.500	F SI 87 C FC 82 X FF 86 0-2 HR		F CU 75 B SI 86 S CH 79 S CU 77 1-3 K 18 G4-3		C FC 81 B FC 81 B CH 78 B SI 86 S FC 81 X CH 79 3-2 ② G6-3		X SI 85 0-0 1-2 2-H 1B		B SL 86 T SL 87 F SL 88 F FF 94 X CU 85 1-2 ③ G6-3	5	1	2	2	0	1	0
18 Khris Davis, R (1, 7) OBP: 0.321, SLG: 0.383	B SI 87 S CH 79 X CH 78 1-1 ① G5-3		C SI 85 1 SAFE 1 SAFE 1 SAFE B SI 84 D CH 79 F FF 86 X SI 86 2-2 ①② G4-3 1-2f		F SI 86 C FC 80 B CU 78 B SI 87 B CH 79 F SI 87 X FC 81 3-2 ③ G6-3		X FC 89 0-0 ③ L8			4	0	0	0	0	0	3
8 Ryan Braun, R (1, 9) OBP: 0.324, SLG: 0.454	B FF 87 B SI 86 C SI 87 B CH 80 B FC 82 4-1 15 S 16 L1-3 BB		C FF 86 S FC 81 B SI 87 X CH 80 1-2 ③ G6-3			C CU 76 X SI 86 0-1 ① G6-3		C SI 94 X SL 84 0-1 16 G3 1B		3	0	1	0	1	0	0
16 Aramis Ramirez, R (1, 10) OBP: 0.280, SLG: 0.431	1 SAFE B SI 85 1 SAFE F FC 82 B FF 85 X SI 87 2-1 ② L1-3 1-2			X SI 85 0-0 HR		B CU 76 X CH 79 1-0 ② G1-3		1 SAFE 1 SAFE X FC 88 0-0 ① G3 1-2		4	1	1	1	0	0	2
15 Jason Rogers, R (1, 3) OBP: 0.270, SLG: 0.389 24 Adam Lind, L (8, PH) OBP: 0.386, SLG: 0.524 (8, 3)	C FC 82 C FF 87 B SI 87 F FC 82 B CH 80 S CH 79 2-3 ③ K 2-3			B SI 84 B FC 82 S SI 86 F SI 85 F CH 78 F SI 87 X SI 87 2-2 ① G4-3		B SI 85 X SI 85 1-0 ③ F8		I IN 55 I IN 60 I IN 70 I IN 66 4-0 IBB		3 0	0 0	0 0	0 0	1 0	1 0	1 0
3 Elian Herrera, S (1, 5) OBP: 0.282, SLG: 0.455		S FF 84 L CH 78 X SI 86 0-2 ① G4-3		X CH 78 0-0 ② G4-3			B SI 83 F SI 84 L CH 77 B SI 84 F FC 81 X FC 80 2-2 10 FC4-6 1B	F FC 90 S FF 95 F SI 95 B FF 96 F FF 95 S FF 94 1-3 ② K		4	0	1	0	0	1	2
10 Luis Sardinas, S (1, 6) OBP: 0.400, SLG: 0.400		C SI 86 S FF 85 B SI 87 S CH 79 1-3 ② K		C SI 86 X CU 76 0-1 1B			1 SAFE B SI 83 F SI 85 1 SAFE F SI 84 X SI 84 1-2 ① FC4-6 12 1B 27 1B 1-2f	B FF 95 F FF 94 B FF 95 F FC 91 F CH 87 X FF 95 2-2 ③ F8		4	1	1	0	0	1	3
5 Héctor Gómez, R (1, 4) OBP: 0.239, SLG: 0.406		F SI 86 F FC 81 F CU 78 X FF 87 0-2 2B		F SI 85 X SI 86 0-1 ③ F9			1 SAFE B CH 78 S CH 78 B FF 86 X CH 77 2-1 ② F7		X FF 93 0-0 ① G4-3	4	0	1	0	0	0	2
12 Martín Maldonado, R (1, 2) OBP: 0.213, SLG: 0.230		B CH 78 X CH 79 1-0 ③ F8			B SI 84 B CH 78 B SI 85 C SI 85 X SI 84 3-1 ① G5-3		1 SAFE S SI 85 1 SAFE B CH 78 B CH 78 1 SAFE X SI 84 2-1 27 1B 1-2 1B		C SL 88 M SL 85 X FF 94 0-2 ② F8	4	0	1	0	0	0	1
Inning Stats	R: 1 E: 0 K: 1 S: 12 H: 1 LOB: 1 BB: 1 P: 21	R: 0 E: 0 K: 1 S: 11 H: 1 LOB: 1 BB: 0 P: 13	R: 0 E: 0 K: 1 S: 9 H: 0 LOB: 0 BB: 0 P: 13	R: 1 E: 0 K: 0 S: 11 H: 2 LOB: 1 BB: 0 P: 13	R: 0 E: 0 K: 0 S: 9 H: 0 LOB: 0 BB: 0 P: 18	R: 0 E: 0 K: 0 S: 4 H: 0 LOB: 0 BB: 0 P: 6	R: 1 E: 0 K: 0 S: 13 H: 3 LOB: 2 BB: 0 P: 20	R: 0 E: 0 K: 1 S: 12 H: 1 LOB: 2 BB: 1 P: 19	R: 0 E: 0 K: 0 S: 8 H: 0 LOB: 0 BB: 0 P: 9	1B: 5 2B: 1 3B: 0 HR: 2 SF: 0 SAC: 0 DP: 1 HBP: 0						

PITCHER		IP	WLS	BF	H	R	ER	SO	BB	IBB	HBP	BLK	WP	HR	S	P	ERA	WHIP
53 Kyle Lobstein, L ERA: 4.29	(1, 1)	6.2	L	28	7	3	3	3	1	0	0	0	1	2	68	103	4.05	1.200
60 Angel Nesbitt, R ERA: 3.38	(7, 1)	1.1		6	1	0	0	1	0	1	0	0	0	0	13	20	0.00	0.750
30 Alex Wilson, R ERA: 1.84	(9, 1)	1.0		3	0	0	0	0	0	0	0	0	0	0	8	9	0.00	0.000

PITCHER	IP	WLS	BF	H	R	ER	SO	BB	IBB	HBP	BLK	WP	HR	S	P	ERA	WHIP

TOP

Milwaukee Brewers @ Detroit Tigers

Comerica Park, Detroit, MI

Mon May 18 2015, 7:09 PM - 10:21 PM EDT

Att. 26,016 - Cloudy - 80 F

livebaseballscorecards.com

AB	35
R	3
H	8
RBI	3
BB	2
SO	4
LOB	14

WP: 1 PA: 37
PB: 0
SB: 1
CS: 0

Milwaukee Brewers @ Detroit Tigers

Comerica Park, Detroit, MI

Mon May 18 2015, 7:09 PM - 10:21 PM EDT

Att. 26,016 - Cloudy - 80 F

livebaseballscorecards.com

BOTTOM

Batter	1	2	3	4	5	6	7	8	9	AB	R	H	RBI	BB	SO	LOB
12 Anthony Gose, L (1, 8) OBP: 0.377, SLG: 0.486	F FF 90 F FF 90 B FF 93 B CU 74 F FF 92 X FF 92 2-2 3 WP 3 3 S 3 G3-1 1B		B CU 72 X CH 84 1-0 ① G4-3		L CU 72 B FF 90 F CH 84 B CU 74 F FC 86 S CH 86 2-3 ③ K		1 SAFE F SI 97 1 SAFE B SI 96 1 SAFE F FF 96 1 SAFE B KC 80 D KC 80 3-3 ③ S KC 81 K 1-2			4	1	1	0	0	2	1
3 Ian Kinsler, R (1, 4) OBP: 0.389, SLG: 0.409	B FF 90 C FF 91 C FF 91 2 SAFE F FF 91 B CU 75 B FF 92 F CH 84 X FF 92 3-2 ① G3-1 1-H		X FF 90 0-0 ② G5-3			F FF 90 B CU 72 B FC 80 B FF 90 B CH 85 4-1 24 FC5-4 BB		C FF 96 B FF 94 C SL 88 X FF 96 1-2 41 G4-6-3 24 BB 1B		3	0	1	1	1	0	0
24 Miguel Cabrera, R (1, 3) OBP: 0.438, SLG: 0.610	F FF 91 S FC 82 B FF 92 B CU 75 B FF 93 F FC 87 F CH 86 F CH 85 S FF 90 3-3 ② K		B FC 86 B FC 82 F CH 84 F FF 92 F FF 91 F CU 75 X FF 92 2-2 3B			1 SAFE C FC 86 1 SAFE 1 SAFE 1 SAFE T FF 90 D CU 74 X CH 85 1-2 ① FC5-4 28 2B 1-2f		F FF 94 B SL 89 D SL 88 B FF 95 B FF 94 4-1 41 G4-6-3 1-2 BB		3	0	1	0	1	1	1
41 Victor Martinez, S (1, 10) OBP: 0.308, SLG: 0.270	C CU 74 C FF 92 F FF 92 X FC 88 0-2 ③ G6-3		C FF 90 B FC 88 B FC 86 B CU 73 X FC 87 3-1 ③ G5-3			X FF 90 0-0 ② P5		D FF 95 F FF 95 F FF 95 X FF 96 1-2 ①② G4-6-3 1-2f 2-3		4	0	0	0	0	0	4
28 J.D. Martinez, R (1, 9) OBP: 0.329, SLG: 0.483		C FF 90 F FF 91 X FF 91 0-2 ① F9		F FF 91 F FF 90 F FF 93 B CU 75 F CU 74 F FF 91 B FC 83 F CH 84 X FF 92 2-2 9 G4-6-3 1B		S CU 74 S CU 75 B FF 90 X CU 75 1-2 1-3 2B		B SL 88 F FF 95 S FF 97 S FF 98 1-3 ③ K		4	0	2	0	0	1	1
20 Rajai Davis, R (1, 7) OBP: 0.363, SLG: 0.438		C FC 86 F FC 82 B FF 92 B FF 91 F CH 84 F FF 91 X CH 85 2-2 9 S 34 E 2B		F FC 86 1 SAFE 1 SAFE S CU 74 B FF 91 C FF 92 1-3 ① K		C SI 96 F SI 96 B SI 97 S SI 98 1-3 ③ K			L FF 90 S CH 80 F CH 86 F CH 82 B FF 91 B CU 76 S CH 80 2-3 ① K	4	1	1	0	0	3	3
9 Nick Castellanos, R (1, 5) OBP: 0.291, SLG: 0.377 17 Andrew Romine, S (9, PR) OBP: 0.414, SLG: 0.346		C FC 86 X FF 92 0-1 ② F8 2-3		F FF 92 1 SAFE C FF 91 F CU 74 X FF 90 0-2 ②③ G4-6-3 1-2f			X SI 96 0-0 ① G1-3		C CU 75 F CH 83 X CH 84 0-2 52 G6-4-3 1B	4 0	0 0	1 0	0 0	0 0	0 0	2 0
34 James McCann, R (1, 2) OBP: 0.321, SLG: 0.413 52 Yoenis Cespedes, R (9, PH) OBP: 0.297, SLG: 0.480		X FC 84 0-0 E1 3-H 1B			B FF 91 B FC 84 X FF 89 2-0 ① P3		C FF 97 B SI 96 F SI 96 B FF 97 S FF 97 2-3 ② K		C SI 90 1 SAFE X SI 90 0-1 ②③ G6-4-3 1-2f	3 1	0 0	1 0	1 0	0 0	1 0	0 1
1 Jose Iglesias, R (1, 6) OBP: 0.400, SLG: 0.445		C FC 84 F FF 91 X FF 92 0-2 ③ G5-3			C FC 84 B FC 86 L FF 91 F FF 91 B FF 90 X FF 90 2-2 ② F8		C KC 79 F SI 96 X FF 97 0-2 12 S 1B			3	0	1	0	0	0	1

Inning Stats	1	2	3	4	5	6	7	8	9	1B: 6	SF: 0	WP: 1	PA: 35
	R: 1 H: 1 E: 0 LOB: 0 K: 1 BB: 0 S: 19 P: 27	R: 1 H: 2 E: 1 LOB: 1 K: 0 BB: 0 S: 14 P: 16	R: 0 H: 1 E: 0 LOB: 1 K: 0 BB: 0 S: 9 P: 15	R: 0 H: 1 E: 0 LOB: 0 K: 1 BB: 0 S: 14 P: 17	R: 0 H: 0 E: 0 LOB: 0 K: 1 BB: 0 S: 9 P: 15	R: 0 H: 1 E: 0 LOB: 2 K: 1 BB: 1 S: 11 P: 18	R: 0 H: 1 E: 0 LOB: 1 K: 2 BB: 0 S: 10 P: 15	R: 0 H: 1 E: 0 LOB: 1 K: 1 BB: 1 S: 10 P: 17	R: 0 H: 1 E: 0 LOB: 1 K: 1 BB: 0 S: 10 P: 12	2B: 2 3B: 1 HR: 0	SAC: 0 DP: 3 HBP: 0	PB: 0 SB: 3 CS: 0	

	AB	33
	R	2
	H	9
	RBI	2
	BB	2
	SO	8
	LOB	14

PITCHER		IP	WLS	BF	H	R	ER	SO	BB	IBB	HBP	BLK	WP	HR	S	P	ERA	WHIP
50 Mike Fiers, R ERA: 4.75	(1, 1)	5.2		23	6	2	2	3	1	0	0	0	1	0	73	104	3.18	1.235
21 Jeremy Jeffress, R ERA: 2.79	(6, 1)	1.1	W	5	1	0	0	3	0	0	0	0	0	0	13	19	0.00	0.750
51 Jonathan Broxton, R ERA: 6.75	(8, 1)	1.0	H	4	1	0	0	1	1	0	0	0	0	0	10	17	0.00	2.000
57 Francisco Rodríguez, R ERA: 1.2	(9, 1)	1.0	S	3	1	0	0	1	0	0	0	0	0	0	10	12	0.00	1.000

PITCHER	IP	WLS	BF	H	R	ER	SO	BB	IBB	HBP	BLK	WP	HR	S	P	ERA	WHIP

Batter	1	2	3	4	5	6	7	8	9	AB	R	H	RBI	BB	SO	LOB
27 Carlos Gómez, R (1, 8) OBP: 0.301, SLG: 0.516	S FF 93 B FF 93 B SL 86 C SI 93 C SI 93 2-3 ① K		B SI 93 X FS 80 1-0 28 S 8 HR 3-H 1B S FF 92 T FC 92 B SI 93 D SL 88 F FC 93 B CH 77 X FF 92 3-2 2-H 2B				B SI 94 X SL 86 1-0 8 G5-3 28 1B 1B		B SL 85 B FF 94 S SL 85 S SL 86 S SL 86 2-3 ② K	5	1	3	2	0	2	0
28 Gerardo Parra, L (1, 9) OBP: 0.353, SLG: 0.532	B FF 93 B FF 93 B FF 93 B FF 91 4-0 8 G6-4-3 BB		S CH 79 D CU 80 B FF 93 B CH 76 B FF 93 4-1 8 HR 1-2 BB	G SI 91 S SL 87 B FF 93 D CU 84 S SL 86 2-3 ③ K			B SI 93 B FF 93 B SL 85 C FF 93 C FF 93 F SL 85 X SL 87 3-2 8 G5-3 1-2 1B		C SI 92 X CU 80 0-1 8 2B 1B	3	2	2	0	2	1	1
8 Ryan Braun, R (1, 10) OBP: 0.327, SLG: 0.481	X FF 92 0-0 ② ③ G6-4-3 1-2f		B SL 87 C FF 92 D SL 87 X FF 93 2-1 1-H 2-H HR		C FF 91 B SL 87 X SL 86 1-1 ① L8		C SL 86 X SI 94 0-1 ② G5-3 1-2 2-3		B FF 93 S SL 86 B SL 87 F SL 86 F FF 95 B FF 95 X SL 86 3-2 24 1B 1-H 2B	5	1	2	4	0	0	3
24 Adam Lind, L (1, 3) OBP: 0.387, SLG: 0.543		C FF 90 F FF 92 B SL 86 T SI 93 1-2 ① K	B CU 81 S FC 90 F FC 92 B FC 93 X FS 88 2-2 HR		C CU 83 C SI 91 C SL 85 0-3 ② K		C SL 86 X FF 94 0-1 ③ G3		X FF 93 0-0 ③ 2-H 1B	5	1	2	1	0	2	2
16 Aramis Ramirez, R (1, 5) OBP: 0.279, SLG: 0.453 3 Elian Herrera, S (8, 5) OBP: 0.282, SLG: 0.455		X CU 82 0-0 ② G6-3	C FF 92 B SI 93 X CU 78 1-1 HR		X SL 87 0-0 ③ F7			C FF 86 B CU 75 F FC 81 B CH 76 S CU 75 2-3 ① K		4 0	1 0	1 0	1 0	0 0	1 0	0 0
18 Khris Davis, R (1, 7) OBP: 0.312, SLG: 0.371		C FF 92 X CU 78 0-1 ③ L7	B FF 92 F FC 92 X SI 91 1-1 ③ F8			S SL 84 S SL 85 B FF 93 S SL 86 1-3 ① K		C FF 86 B CH 77 B FC 83 X FF 87 2-1 ② F8		4	0	0	0	0	1	0
10 Luis Sardinas, S (1, 6) OBP: 0.429, SLG: 0.571			C FF 91 B FC 90 C FS 87 F SI 93 B SL 86 X FS 87 2-2 ① G4-3	C FF 89 X SL 84 0-1 5 G5-3 27 2B 1B		B FF 92 X SL 84 1-0 ② G3		C FF 87 B FC 83 X FC 83 1-1 3B		4	1	2	0	0	0	0
5 Héctor Gómez, R (1, 4) OBP: 0.240, SLG: 0.411			C SL 84 B FF 93 B FF 92 X FS 87 2-1 12 F8 27 1B 2B	C SL 85 1 SAFE F FC 92 B FF 91 X SL 87 1-2 ① G5-3 1-2		X SI 93 0-0 ③ F8		C CU 74 B FF 90 S CU 76 S CU 77 1-3 ③ K		4	1	1	0	0	1	2
12 Martín Maldonado, R (1, 2) OBP: 0.204, SLG: 0.220			C SL 85 B FF 92 X SL 85 1-1 ② F8 2-3	X FF 92 0-0 ② F8			C SL 83 B SL 86 F SI 93 F SL 85 X SL 85 1-2 ① G4-3		B FF 93 X FF 91 1-0 ① L5	4	0	0	0	0	0	2

TOP

Milwaukee Brewers @ Detroit Tigers

Comerica Park, Detroit, MI

Tue May 19 2015, 7:09 PM - 9:42 PM EDT

Att. 26,994 - Cloudy - 53 F

livebaseballscorecards.com

	AB	R	H	RBI	BB	SO	LOB
	38	8	13	8	2	8	10

Inning Stats	1	2	3	4	5	6	7	8	9	1B	SF	WP	PA
R	0	0	6	1	0	0	0	0	1	6	0	0	40
E	0	0	0	0	0	0	0	0	0	2B	SAC	PB	
K	1	1	0	1	1	0	0	2	1	3	0	0	
S	4	6	19	13	6	5	13	10	11	1	DP	SB	
LOB	0	0	1	2	0	0	2	1	3	3B	1	1	
BB	1	0	1	0	0	0	0	0	0	1	HBP	CS	
P	10	7	35	19	7	7	18	16	17	HR	0	0	
H	0	0	5	2	0	0	2	1	3	3			

PITCHER		IP	WLS	BF	H	R	ER	SO	BB	IBB	HBP	BLK	WP	HR	S	P	ERA	WHIP
19 Aníbal Sánchez, R ERA: 5.6	(1, 1)	3.2	L	19	7	7	7	2	2	0	0	0	0	3	39	66	17.18	2.455
30 Alex Wilson, R ERA: 1.69	(4, 1)	1.1		4	0	0	0	2	0	0	0	0	0	0	9	12	0.00	0.000
62 Al Alburquerque, R ERA: 4.91	(6, 1)	2.0		8	2	0	0	1	0	0	0	0	0	0	18	25	0.00	1.000
65 Blaine Hardy, L ERA: 3.52	(8, 1)	1.0		4	1	0	0	2	0	0	0	0	0	0	10	16	0.00	1.000
44 Joba Chamberlain, R ERA: 1.69	(9, 1)	1.0		5	3	1	1	1	0	0	0	0	0	0	11	17	9.00	3.000

PITCHER		IP	WLS	BF	H	R	ER	SO	BB	IBB	HBP	BLK	WP	HR	S	P	ERA	WHIP

BOTTOM

Milwaukee Brewers @ Detroit Tigers

Comerica Park, Detroit, MI

Tue May 19 2015, 7:09 PM - 9:42 PM EDT

Att. 26,994 - Cloudy - 53 F

livebaseballscorecards.com

Batter	1	2	3	4	5	6	7	8	9	AB	R	H	RBI	BB	SO	LOB
12 Anthony Gose, L (1, 8) OBP: 0.364, SLG: 0.468	X SI 93 0-0 ① G6-3	B KC 83 C SI 94 C SI 94 B KC 82 B KC 82 S SI 94 3-3 ③ K			X SI 93 0-0 ① G4-3 1-2			B SI 92 X SI 93 1-0 ① G6-3		4	0	0	0	0	1	3
3 Ian Kinsler, R (1, 4) OBP: 0.391, SLG: 0.404	C FF 92 B SI 92 B KC 82 B SI 94 F FF 93 B FF 94 4-2 28 E 28 S 28 1B BB		B FF 92 B FF 91 C FF 91 B FF 92 C FF 92 F FF 93 B FF 92 4-2 28 G5-6-3 BB		C SL 86 F SI 92 C SI 94 0-3 ② K			F FF 92 B SL 83 B SI 93 B SI 93 X SI 93 3-1 ② G5-3		2	1	0	0	2	1	1
24 Miguel Cabrera, R (1, 3) OBP: 0.434, SLG: 0.600	C FF 93 B SL 87 X SI 94 1-1 ② F9		X FF 91 0-0 ① F8		C SL 87 X SI 94 0-1 ③ G5-3			X KC 82 0-0 28 HBP 1B		4	0	1	0	0	0	3
28 J.D. Martinez, R (1, 9) OBP: 0.333, SLG: 0.479	B FF 93 1 SAFE F FF 93 1 SAFE D KC 83 X SI 92 2-1 1-H 1B		S SL 86 D SL 87 1 SAFE X FF 93 1-1 ② G5-6-3 1-2			S FF 93 B SL 86 X SI 93 1-1 ① G5-3		C SL 85 H SI 93 1-1 1-2 HBP		3	0	1	1	0	0	1
52 Yoenis Cespedes, R (1, 7) OBP: 0.290, SLG: 0.468	C FF 92 S SL 87 1 SAFE B SL 88 F SI 94 B SL 88 S SL 87 2-3 ③ K		C SI 92 B SL 86 B FF 93 X FF 94 2-1 ③ F7			C FF 93 S FF 94 X SL 86 0-2 ② G6-3		S SL 84 F SI 92 S SL 86 0-3 ③ K		4	0	0	0	0	2	4
18 Tyler Collins, L (1, 10) OBP: 0.500, SLG: 0.333		B KC 82 X SI 94 1-0 50 G6-3 1B		B SI 92 B SI 93 C SI 92 B SI 93 S SI 93 F SI 94 B SI 95 4-2 9 G6-4-3 BB		S FF 94 B FF 94 C KC 82 C KC 83 1-3 ③ K			S FF 95 B FF 94 B FF 94 C FF 95 S FF 95 2-3 ① K	3	0	1	0	1	2	0
9 Nick Castellanos, R (1, 5) OBP: 0.284, SLG: 0.366		S SL 85 X SL 85 0-1 ① F9	C SL 86 F SL 87 B SL 87 X SI 93 1-2 ① ② G6-4-3 1-2f			C SL 84 X SI 92 0-1 ① G5-3			X FF 95 0-0 ② F9	4	0	0	0	0	0	2
50 Bryan Holaday, R (1, 2) OBP: 0.300, SLG: 0.700		X FF 93 0-0 ② G6-3 1-2	C FF 95 F SL 88 B SL 87 B SI 94 B SI 94 X SI 94 3-2 ③ P6			C FF 93 X SL 86 0-1 ② G5-3			B FF 96 B FF 94 X FF 94 2-0 ③ F7	4	0	0	0	0	0	1
1 Jose Iglesias, R (1, 6) OBP: 0.398, SLG: 0.438		B SL 87 B SL 86 B FF 94 B FF 92 4-0 BB			C SI 94 B SL 86 X SI 94 1-1 E3 12 G4-3		C SI 93 B SI 93 C SL 86 F SI 94 X SL 86 1-2 ③ L3			2	0	0	0	1	0	0

Inning Stats	1	2	3	4	5	6	7	8	9
	R: 1 H: 1 E: 0 LOB: 1 K: 1 BB: 1 S: 11 P: 20	R: 0 H: 1 E: 0 LOB: 2 K: 1 BB: 1 S: 7 P: 15	R: 0 H: 0 E: 0 LOB: 1 K: 0 BB: 1 S: 8 P: 15	R: 0 H: 0 E: 0 LOB: 0 K: 0 BB: 1 S: 9 P: 17	R: 0 H: 0 E: 1 LOB: 1 K: 1 BB: 0 S: 8 P: 9	R: 0 H: 0 E: 0 LOB: 0 K: 1 BB: 0 S: 8 P: 10	R: 0 H: 0 E: 0 LOB: 0 K: 0 BB: 0 S: 8 P: 9	R: 0 H: 1 E: 0 LOB: 2 K: 1 BB: 0 S: 8 P: 13	R: 0 H: 0 E: 0 LOB: 0 K: 1 BB: 0 S: 5 P: 9

1B: 3	SF: 0	WP: 0 PA: 35
2B: 0	SAC: 0	PB: 0
3B: 0	DP: 1	SB: 1
HR: 0	HBP: 1	CS: 0

PITCHER	IP	WLS	BF	H	R	ER	SO	BB	IBB	HBP	BLK	WP	HR	S	P	ERA	WHIP
52 Jimmy Nelson, R (1, 1) ERA: 3.73	8.0	W	32	3	1	1	5	4	0	1	0	0	0	67	108	1.12	0.875
46 Corey Knebel, R (9, 1) ERA:	1.0		3	0	0	0	1	0	0	0	0	0	0	5	9	0.00	0.000

PITCHER	IP	WLS	BF	H	R	ER	SO	BB	IBB	HBP	BLK	WP	HR	S	P	ERA	WHIP

AB	30
R	1
H	3
RBI	1
BB	4
SO	6
LOB	15

Milwaukee Brewers @ Detroit Tigers

Comerica Park, Detroit, MI

Wed May 20 2015, 7:10 PM - 10:13 PM EDT

Att. 27,716 - Partly Cloudy - 56 F

TOP

livebaseballscorecards.com

Batter	1	2	3	4	5	6	7	8	9	AB	R	H	RBI	BB	SO	LOB
27 Carlos Gómez, R (1, 8) OBP: 0.309, SLG: 0.511	S FF 93 B FF 93 F SL 88 B CU 82 B CU 82 C SI 93 3-3 ① K	F FF 94 F FF 94 F SI 94 F FF 95 X SL 89 0-2 28 S 1B	F FF 93 F SL 88 H SI 93 1-2 28 CS HBP	X SL 86 0-0 ① G1	3	0	1	0	0	1	0
28 Gerardo Parra, L (1, 9) OBP: 0.340, SLG: 0.510	X SI 92 0-0 ② F8	B SI 92 1 SAFE B CH 88 B SI 92 C SI 92 F SI 93 C SL 88 3-3 ③ K 1-2	1 SAFE 1 SAFE F SI 91 P PO 84 C CH 84 F CH 87 F SI 92 X SL 88 1-2 ① ② G3-1 1-2	F FF 92 B CH 84 X CH 84 1-1 ② L7	4	0	0	0	0	1	2
8 Ryan Braun, R (1, 10) OBP: 0.338, SLG: 0.504	C SL 88 X SI 93 0-1 ③ G5-3	X CU 78 0-0 HR	B FF 94 B FF 94 B SL 87 B SI 93 4-0 BB	B FF 94 B SL 86 B FF 94 C FF 92 C SL 86 B FF 94 4-2 BB	2	1	1	1	2	0	0
24 Adam Lind, L (1, 3) OBP: 0.377, SLG: 0.526		C SI 92 B CH 86 F CH 87 B SI 93 F SI 93 S FF 94 2-3 ① K	F SI 91 C CH 86 X SL 88 0-2 ① L9	F SI 92 F SI 91 1 SAFE F SI 92 X FF 93 0-2 ③ P4	1 SAFE 1 SAFE F FC 83 1 SAFE F FC 84 1 SAFE S CU 76 0-3 ③ K	4	0	0	0	0	2	2
16 Aramis Ramirez, R (1, 5) OBP: 0.278, SLG: 0.455		B SL 86 F SL 88 C SI 93 S SL 89 1-3 ② K	F SI 92 B SL 86 B SI 92 C SI 92 X SL 87 2-2 ② G5-3	B SL 86 F SL 86 C SI 92 S FF 93 1-3 ① K	F FF 91 B FF 92 C FF 92 X CU 71 1-2 10 G4-3 2B	4	0	1	0	0	2	0
18 Khris Davis, R (1, 7) OBP: 0.317, SLG: 0.370		C SI 94 S SI 93 B CU 81 F SL 87 B SL 87 X SI 93 2-2 1B	B SL 86 F SI 92 F SI 93 F CU 80 B FF 94 X SI 92 2-2 ③ F8	F SI 92 B CU 80 F SL 86 B FF 93 B SI 94 B SL 86 4-2 10 1B 3 2B BB	S FC 93 B FF 92 F FC 92 F SL 80 X FC 92 1-2 ① G6-3	3	1	1	0	1	0	1
10 Luis Sardinas, S (1, 6) OBP: 0.389, SLG: 0.500		B SI 92 C FF 93 F SL 88 F SI 92 X CH 87 1-2 ③ G4-3	C CH 85 F SL 87 B FF 92 X SI 91 1-2 ① G6-3	C FF 94 F FF 94 X FF 95 0-2 3 2B 12 L6-5 1-2 1B	C FF 93 F FF 93 F FF 92 F FF 93 F CU 72 X CH 87 0-2 ② G4-3 2-3	4	0	1	0	0	0	2
3 Elian Herrera, S (1, 4) OBP: 0.280, SLG: 0.457		C SI 91 B SI 91 B CH 87 F SI 92 F FF 93 B FF 92 F SI 93 X SL 88 3-2 ① L3	C SI 91 B SL 87 S CH 87 B SI 92 S SL 88 2-3 ② K	F SI 95 B CH 87 X CH 86 1-1 1-3 2-H 2B	B FF 93 C FF 91 X FF 92 1-1 ③ F7	4	0	1	1	0	1	1
12 Martín Maldonado, R (1, 2) OBP: 0.198, SLG: 0.213		B SL 87 C SL 86 S CU 80 X SL 88 1-2 ② G6-3	C SI 92 B CH 88 X SL 88 1-1 ③ P2	B FC 90 X FC 92 1-0 ② ③ L6-5 3-3		3	0	0	0	0	0	2

	AB	31
	R	2
	H	6
	RBI	2
	BB	3
	SO	7
	LOB	10

Inning Stats																																		
	R: 0	H: 0	E: 0	LOB: 0	K: 1	BB: 0	S: 6	P: 9	R: 0	H: 1	E: 0	LOB: 1	K: 2	BB: 0	S: 15	P: 21	R: 0	H: 1	E: 0	LOB: 1	K: 1	BB: 0	S: 16	P: 23	R: 1	H: 1	E: 0	LOB: 0	K: 0	BB: 0	S: 11	P: 15	R: 0	H: 0	E: 0	LOB: 0	K: 1	BB: 0	S: 8	P: 12
	R: 0	H: 0	E: 0	LOB: 1	K: 0	BB: 1	S: 11	P: 16	R: 1	H: 2	E: 0	LOB: 1	K: 1	BB: 1	S: 11	P: 18	R: 0	H: 0	E: 0	LOB: 1	K: 1	BB: 1	S: 8	P: 13	R: 0	H: 1	E: 0	LOB: 1	K: 0	BB: 0	S: 15	P: 18	1B: 3	SF: 0	2B: 3	SAC: 0	3B: 0	DP: 1	HR: 1	HBP: 1	WP: 0	PA: 35	PB: 0	SB: 1	CS: 1

PITCHER		IP	WLS	BF	H	R	ER	SO	BB	IBB	HBP	BLK	WP	HR	S	P	ERA	WHIP
61 Shane Greene, R ERA: 4.05	(1, 1)	6.1		24	3	2	2	6	2	0	1	0	0	1	72	106	2.84	0.789
60 Angel Nesbitt, R ERA: 3.24	(7, 1)	0.2	B	3	2	0	0	0	0	0	0	0	0	0	6	8	0.00	3.000
44 Joba Chamberlain, R ERA: 1.59	(8, 1)	0.2		3	0	0	0	0	1	0	0	0	0	0	5	10	0.00	1.500
65 Blaine Hardy, L ERA: 3.45	(8, 1)	0.1	W	1	0	0	0	1	0	0	0	0	0	0	3	3	0.00	0.000
38 Joakim Soria, R ERA: 1.0	(9, 1)	1.0	S	4	1	0	0	0	0	0	0	0	0	0	15	18	0.00	1.000

PITCHER		IP	WLS	BF	H	R	ER	SO	BB	IBB	HBP	BLK	WP	HR	S	P	ERA	WHIP

BOTTOM

Milwaukee Brewers @ Detroit Tigers

Comerica Park, Detroit, MI

Wed May 20 2015, 7:10 PM - 10:13 PM EDT

Att. 27,716 - Partly Cloudy - 56 F

livebaseballscorecards.com

Batter	1	2	3	4	5	6	7	8	9	AB	R	H	RBI	BB	SO	LOB
12 Anthony Gose, L (1, 8) OBP: 0.352, SLG: 0.452	C SI 89 S CH 79 X CH 80 0-2 ① F8		X CU 76 0-0 ① B4-3		C CU 75 S CH 79 B CH 80 X SL 87 1-2 ② G4-3		C KC 80 B KC 80 S SI 96 B SI 97 T SI 96 2-2 ③ K			4	0	0	0	0	1	0
3 Ian Kinsler, R (1, 4) OBP: 0.388, SLG: 0.406	B SI 90 B SI 90 C SI 90 F SI 90 X CH 80 2-2 ② G2-3		C SI 90 C CH 79 C SI 90 0-3 ② K		C CU 76 F SI 89 B CH 80 F CH 80 B SI 88 F SL 85 F SI 89 X CH 81 2-2 2B			F FF 95 X FF 94 0-1 ① P4		4	0	1	0	0	1	0
24 Miguel Cabrera, R (1, 3) OBP: 0.435, SLG: 0.595	X SI 91 0-0 1B		C SL 86 B SI 89 B CH 79 S SL 86 F CH 80 B SI 90 F SL 86 S CH 80 3-3 ③ K		I IN 59 I IN 62 I IN 62 I IN 59 4-0 28 FC5-4 IBB			F SL 89 F FF 97 X FF 97 0-2 ② G3-1		3	0	1	0	1	1	0
28 J.D. Martinez, R (1, 9) OBP: 0.337, SLG: 0.480	B SL 85 X SI 90 1-0 ③ F8			X SI 90 0-0 18 1B, 52 1B, 9 FC6-4 1B	S CH 78 X CH 79 0-1 ③ FC5-4 1-2f			X SL 89 0-0 52 1B, 9 3B 1B		4	2	2	0	0	0	3
52 Yoenis Cespedes, R (1, 7) OBP: 0.307, SLG: 0.484		C SI 89 B SL 85 X SL 84 1-1 18 S, 18 E 2B		C SI 89 S CH 78 B SI 88 X SI 90 1-2 9 FC6-4, 18 1B 1-2 1B		B SI 89 C SI 88 B SI 88 B CH 79 D CH 80 4-1 9 CS BB		D FF 95 F FF 96 B FF 96 F FF 95 F FF 97 X SL 91 2-2 18 BB, 9 3B 1-3 1B		3	2	3	0	1	0	0
18 Tyler Collins, L (1, 10) OBP: 0.500, SLG: 0.333		C CU 75 S SI 89 B CH 80 B SL 86 X SL 85 2-2 ① G3-1 2-H		B CU 74 S CH 79 X CH 79 1-1 9 FC6-4 1-2 2-3 1B		1 SAFE B SL 84 B CH 78 F SI 89 X SL 84 2-1 ① F8		B FF 96 B FF 95 C FF 95 B FF 95 B SI 95 4-1 9 3B 1-2 BB		3	1	1	0	1	0	1
9 Nick Castellanos, R (1, 5) OBP: 0.289, SLG: 0.384 17 Andrew Romine, S (9, 5) OBP: 0.414, SLG: 0.346		F SI 90 F CH 80 X CH 79 0-2 1B		B SL 86 S SL 86 B SL 86 F CH 78 B SL 86 X SL 86 3-2 ① FC6-4, 34 G4-6-3 1-2f 2-3 3-H		1 SAFE B SL 84 B CH 78 F SI 89 X SL 84 2-3 ②③ K 1-2		S FF 96 B FF 96 F FF 96 B SL 90 F FF 97 F FF 96 X FF 97 2-2 1-H 2-H 3-H 3B		4 0	0 0	2 0	4 0	0 0	1 0	3 0
34 James McCann, R (1, 2) OBP: 0.317, SLG: 0.397		S SL 85 S SL 85 T SL 85 0-2 ② K		B SL 87 C CH 80 C SI 90 F SL 86 X SL 85 1-2 ②③ G4-6-3 1-2f			S SI 96 F SI 96 F SI 97 S KC 80 0-3 ① K	B SL 81 B SL 81 B FF 93 B FF 93 4-0 BB		3	0	0	0	1	2	3
1 Jose Iglesias, R (1, 6) OBP: 0.386, SLG: 0.422		C SL 84 M SI 90 1 SAFE B SI 90 F CH 79 X SI 90 1-2 ③ G6-3			C SL 84 X CH 78 0-1 ① G4-3		F SI 98 B KC 81 B SI 97 X FF 97 2-1 ② G6-3	C SL 81 S SL 80 S CU 79 0-3 ③ K		4	0	0	0	0	1	3
Inning Stats	R: 0 E: 0 K: 0 S: 8 H: 1 LOB: 1 BB: 0 P: 11	R: 1 E: 0 K: 1 S: 15 H: 2 LOB: 1 BB: 0 P: 19	R: 0 E: 0 K: 2 S: 9 H: 0 LOB: 0 BB: 0 P: 12	R: 1 E: 0 K: 0 S: 13 H: 3 LOB: 1 BB: 0 P: 19	R: 0 E: 0 K: 0 S: 13 H: 1 LOB: 2 BB: 1 P: 20	R: 0 E: 0 K: 1 S: 7 H: 0 LOB: 0 BB: 1 P: 15	R: 0 E: 0 K: 2 S: 9 H: 0 LOB: 0 BB: 0 P: 13	R: 3 E: 0 K: 1 S: 19 H: 3 LOB: 2 BB: 2 P: 31		1B: 7 2B: 2 3B: 1 HR: 0 SF: 0 SAC: 0 DP: 1 HBP: 0						

	AB	32
	R	5
	H	10
	RBI	4
	BB	4
	SO	7
	LOB	13

WP: 0 PA: 36
PB: 0
SB: 1
CS: 1

PITCHER		IP	WLS	BF	H	R	ER	SO	BB	IBB	HBP	BLK	WP	HR	S	P	ERA	WHIP
26 Kyle Lohse, R ERA: 5.53	(1, 1)	6.0		25	7	2	2	4	1	1	0	0	0	0	65	96	3.00	1.333
21 Jeremy Jeffress, R ERA: 2.66	(7, 1)	1.0		3	0	0	0	2	0	0	0	0	0	0	9	13	0.00	0.000
51 Jonathan Broxton, R ERA: 8.22	(8, 1)	0.2	L	6	3	3	3	0	1	0	0	0	0	0	16	24	40.50	6.000
54 Michael Blazek, R ERA: 1.42	(8, 1)	0.1		2	0	0	0	1	1	0	0	0	0	0	3	7	0.00	3.000

PITCHER	IP	WLS	BF	H	R	ER	SO	BB	IBB	HBP	BLK	WP	HR	S	P	ERA	WHIP

Houston Astros @ Detroit Tigers

Comerica Park, Detroit, MI

Thu May 21 2015, 1:10 PM - 4:49 PM EDT

Att. 33,193 - Cloudy - 59 F

TOP

livebaseballscorecards.com

Batter	1	2	3	4	5	6	7	8	9	10	11	AB	R	H	RBI	BB	SO	LOB
27 Jose Altuve, R (1, 4) OBP: 0.360, SLG: 0.445	F FF 92 B FF 93 B CH 86 F FF 93 X SI 94 2-2 ① F8			F KC 80 F SI 93 X FC 88 0-2 ② 4 BB 1B		S CH 85 B FF 94 F CH 86 F FF 94 F FF 95 B SI 94 B FC 87 S FF 96 3-3 ② K		X FF 93 0-0 ① G1-3		B SL 87 F SI 93 X SL 87 1-1 ① F8		5	0	1	0	0	1	0
18 Luis Valbuena, L (1, 5) OBP: 0.278, SLG: 0.449	X FF 93 0-0 ② F8			C FF 93 C FF 94 F FF 95 S FC 89 0-3 ① K		B FC 87 B FF 94 C SI 94 B FC 86 F FF 95 F SI 95 S KC 82 3-3 ③ K		B FC 85 C FF 88 B FC 83 X FF 87 2-1 ② 4 2B 4 E 1B		C SI 91 B FF 92 B CH 86 F SI 93 X FF 93 2-2 ② P4		5	1	1	0	0	2	1
4 George Springer, R (1, 9) OBP: 0.340, SLG: 0.409	B SI 94 F SI 94 B FC 88 T SI 95 B FF 95 C SI 95 3-3 ③ K			B SI 95 B CH 86 1 SAFE B SI 95 S FF 94 F FF 96 D FF 96 4-2 1-2 BB			B FC 86 B FF 93 F SI 92 X FF 94 2-1 3B 1B	C SL 86 1 SAFE B FF 94 B SL 86 C SL 85 X FF 94 2-2 E9 1-H 2B		C CU 85 C SL 87 S SL 86 0-3 ③ K		4	1	2	0	1	2	0
Evan Gattis, R (1, 10) OBP: 0.220, SLG: 0.413		F CH 86 F FF 94 S FF 94 0-3 ① K		S SI 95 C SI 94 C FF 96 0-3 ② K			B FF 94 B SI 94 S FF 94 X FF 95 2-1 1-H 2 E 3B	X SL 89 0-0 ② G6-3		B SL 87 F FF 92 F SL 87 F CU 85 X SL 87 1-2 ① F8		5	1	1	1	0	2	3
23 Chris Carter, R (1, 3) OBP: 0.270, SLG: 0.328		B SI 93 C FF 94 X KC 81 1-1 ② P3		S CH 86 B FF 95 S SI 95 S FF 96 1-3 ③ K			S SI 94 X FF 95 0-1 ① F9	C SL 87 C SL 87 C SL 87 X SL 86 0-2 ③ L6			X CU 84 0-0 ② F9	5	0	0	0	0	1	4
28 Colby Rasmus, L (1, 7) OBP: 0.304, SLG: 0.528		C SI 94 B KC 80 S FC 88 F SI 95 S KC 81 1-3 ③ K			B FF 92 X FC 85 1-0 ① G3		F SI 94 C FF 95 S SI 95 0-3 ② K		C FF 91 F FF 92 B FF 94 F CU 72 X FF 91 1-2 ① G5-3		C SI 92 B SI 93 X CH 87 1-1 ① 2B	5	0	1	0	0	2	1
2 Jonathan Villar, S (1, 6) OBP: 0.304, SLG: 0.294 20 Preston Tucker, L (9, PH) OBP: 0.412, SLG: 0.552 9 Marwin Gonzalez, S (9, 6) OBP: 0.247, SLG: 0.405		T SI 93 B KC 80 X CH 85 1-1 ① P5			B FF 93 C FF 94 X KC 81 1-1 ② L9		F FF 95 X FF 95 0-1 ① E6 16 1B 3-H 1B	B FF 92 C FF 91 S FF 92 B FF 92 X FF 92 2-2 ② HR		C SI 93 S SI 92 B FF 93 S SI 93 1-3 ③ K	3 1 1	1 1 0	1 1 0	1 1 0	0 0 1	0 0 1	0 0 1
16 Hank Conger, L (1, 2) OBP: 0.318, SLG: 0.333		C SI 94 C FF 95 B SI 95 C FC 90 1-3 ② K			B CH 86 C FF 94 F FF 94 B SI 95 X FF 95 2-2 ③ F9		X FF 95 0-0 2-H 1B	X CH 84 0-0 ② G3-1			4	0	1	1	0	1	0
6 Jake Marisnick, R (1, 8) OBP: 0.328, SLG: 0.438		C SI 95 B KC 82 S FF 96 B FC 89 C SI 95 2-3 ③ K			C SI 92 S FF 93 B SI 94 S FF 94 1-3 ① K	X FC 87 0-0 ③ G5-3		T FF 92 X SL 81 0-1 ③ G3			4	0	0	0	0	2	1

	AB	R	H	RBI	BB	SO	LOB
	42	5	9	4	1	14	11

Inning Stats	1	2	3	4	5	6	7	8	9	10	11	1B: 5	SF: 0	WP: 0	PA: 43
	R: 0 E: 0 K: 1 S: 7	R: 0 E: 0 K: 2 S: 9	R: 0 E: 0 K: 2 S: 8	R: 0 E: 0 K: 3 S: 15	R: 0 E: 0 K: 0 S: 6	R: 0 E: 0 K: 3 S: 12	R: 3 E: 1 K: 1 S: 13	R: 1 E: 1 K: 0 S: 11	R: 1 E: 0 K: 0 S: 10	R: 0 E: 0 K: 1 S: 8	R: 0 E: 0 K: 1 S: 10	2B: 2 3B: 1 HR: 1	SAC: 0 DP: 0 HBP: 0	PB: 0 SB: 0 CS: 0	
	H: 0 LOB: 0 BB: 0 P: 12	H: 0 LOB: 0 BB: 0 P: 11	H: 0 LOB: 0 BB: 0 P: 12	H: 1 LOB: 2 BB: 1 P: 20	H: 0 LOB: 0 BB: 0 P: 10	H: 0 LOB: 0 BB: 0 P: 19	H: 4 LOB: 1 BB: 0 P: 17	H: 2 LOB: 1 BB: 0 P: 15	H: 1 LOB: 0 BB: 0 P: 13	H: 0 LOB: 0 BB: 0 P: 11	H: 1 LOB: 1 BB: 0 P: 13				

PITCHER		IP	WLS	BF	H	R	ER	SO	BB	IBB	HBP	BLK	WP	HR	S	P	ERA	WHIP
14 David Price, L ERA: 3.32	(1, 1)	6.2		26	5	3	2	12	1	0	0	0	0	0	69	100	2.70	0.900
60 Angel Nesbitt, R ERA: 3.12	(7, 1)	0.2	H	2	0	0	0	0	0	0	0	0	0	0	2	2	0.00	0.000
65 Blaine Hardy, L ERA: 3.45	(8, 1)	0.0		1	1	0	0	0	0	0	0	0	0	0	2	4	∞	∞
44 Joba Chamberlain, R ERA: 1.5	(8, 1)	0.2	H	3	1	1	0	0	0	0	0	0	0	0	8	10	0.00	1.500
38 Joakim Soria, R ERA: 1.42	(9, 1)	1.0	B	4	1	1	1	0	0	0	0	0	0	1	10	13	9.00	1.000

PITCHER		IP	WLS	BF	H	R	ER	SO	BB	IBB	HBP	BLK	WP	HR	S	P	ERA	WHIP
30 Alex Wilson, R ERA: 1.5	(10, 1)	2.0	W	7	1	0	0	2	0	0	0	0	0	0	18	24	0.00	0.500

Batter	1	2	3	4	5	6	7	8	9	10	11	AB	R	H	RBI	BB	SO	LOB
12 Anthony Gose, L (1, 8) OBP: 0.362, SLG: 0.458	F FF 90 X FF 91 0-1 G5-3		C FF 89 X FF 90 0-1 1B		X SI 91 0-0 3 FC4-6 1-2 2-3 1B		C FF 83 B FF 83 B FF 83 S FF 83 S FF 83 2-3 K		F FF 95 T FF 96 F FF 96 F FF 96 B FF 96 B KC 79 B FF 95 X FF 94 3-2 1B			5	0	3	0	0	1	0
3 Ian Kinsler, R (1, 4) OBP: 0.383, SLG: 0.400	C SI 91 X CU 72 0-1 24 1B 1B		F FC 87 1 SAFE B SI 90 B FC 88 B SI 91 X SI 91 3-1 F7		F SI 91 B SI 92 B FC 90 C SI 90 F SI 91 F FC 89 X SI 93 2-2 FC4-6 24 1B 1-2f 2-3 3-H		X SI 89 0-0 G5-3		1 SAFE C FC 91 1 SAFE D CU 79 S FF 91 1-3 K			5	0	1	1	0	1	4
24 Miguel Cabrera, R (1, 3) OBP: 0.440, SLG: 0.592	B CU 74 B FC 88 X SI 91 2-0 28 G6-4-3 1-2 1B	C FC 88 B FF 91 B SI 92 F FC 90 X SI 91 2-2 G6-3	B FC 90 F SI 92 F SI 92 X SI 92 1-2 28 F9-4-3 1-2 3-H 1B				C SI 89 B SI 89 B SL 82 B SL 84 B SL 83 4-1 BB		F FF 92 S FC 93 S FF 92 0-3 K			4	0	2	1	1	1	1
28 J.D. Martinez, R (1, 10) OBP: 0.327, SLG: 0.465	B FC 88 B FC 90 2 SAFE C SI 92 B SI 92 X SI 92 3-1 G6-4-3 1-2f	S CU 75 F CU 68 F FC 91 S FC 90 0-3 K	B CH 86 F FC 89 B SI 91 C SI 91 B FC 90 X FC 90 3-2 F9-4-3 1-1				B SI 89 D SL 82 F SI 88 C SI 87 F CU 76 S SL 82 2-3 K			F FC 90 B FC 91 X FC 91 1-1 G4-3		5	0	0	0	0	2	5
52 Yoenis Cespedes, R (1, 7) OBP: 0.327, SLG: 0.500		B FC 89 F SI 92 S SI 93 F SI 92 F FC 90 B SI 92 X FF 91 2-2 9 G4-3 1B	B SI 92 B FC 88 B FC 90 C FF 90 B SI 92 4-1 9 HR BB		C CU 74 C FC 87 F CH 85 B FF 90 B SI 92 F CU 75 X CH 86 2-2 20 S 20 2B 1B		C SL 82 X SI 88 0-1 9 WP 2B		B CU 82 B FC 91 B FC 90 B FC 90 4-0 1 FC6-4 BB		3	2	3	0	2	0	0
9 Nick Castellanos, R (1, 5) OBP: 0.288, SLG: 0.400 1 Jose Iglesias, R (9, 6) OBP: 0.383, SLG: 0.419	X SI 90 0-0 G4-3 1-2f		F FC 87 B SI 92 X SI 90 1-1 1-H HR			D CU 74 X FC 86 1-0 P3		S SL 81 B SL 82 X SI 88 1-1 G6-3 2-3		F FC 89 D CU 80 X FC 91 1-1 FC6-4 20 FC4 1-2f		4 1	1 0	1 0	2 0	0 0	0 0	3 1
20 Rajai Davis, R (1, 9) OBP: 0.354, SLG: 0.435	B SI 93 F SI 93 B FC 90 X SI 93 2-1 L8		C FF 92 X FC 88 0-1 G6-3			B CU 73 S FC 87 B CU 72 B SI 89 X FC 87 3-1 17 S 1-H 2B		F SL 80 B SI 88 X SI 88 1-1 P3		F FC 91 F FC 92 X CU 81 0-2 FC4 1-2f		5	0	1	1	0	0	2
34 James McCann, R (1, 2) OBP: 0.322, SLG: 0.434			C FF 90 B SI 92 F CU 76 F SI 91 F FF 92 B CU 73 X SI 92 2-2 G1-3		B CU 75 C SI 91 X FC 88 1-1 12 1B 17 E 3 FC4-6 1B	D CH 86 B SI 88 X FC 86 2-0 L8		B SI 88 F SL 82 B SL 80 C SL 80 S CU 77 2-3 K		C FF 91 S CH 79 X SL 79 0-2 HR		5	2	2	1	0	1	2
17 Andrew Romine, S (1, 6) (9, 5) 18 Tyler Collins, L (9, PH) OBP: 0.444, SLG: 0.286 26 Hernán Pérez, R (10, 5) OBP: 0.087, SLG: 0.087			C SI 91 B FC 89 F FC 89 S SI 91 1-3 K		F FC 88 X SI 91 0-1 FC6 3 FC4-6 12 1B 24 1B 1-2	B FC 87 B FC 88 F FC 90 X FC 90 2-1 F7 2-3			F FF 94 F FF 95 F FF 95 T FF 95 0-2 K			3 1 0	1 0 0	0 0 0	0 1 0	1 0 0	2 0 0	0 0 0
Inning Stats	R: 0 E: 0 K: 0 S: 7 H: 2 LOB: 1 BB: 0 P: 12	R: 0 E: 0 K: 0 S: 8 H: 1 LOB: 0 BB: 0 P: 12	R: 0 E: 0 K: 1 S: 12 H: 1 LOB: 1 BB: 0 P: 18	R: 2 E: 0 K: 1 S: 12 H: 1 LOB: 0 BB: 1 P: 19	R: 2 E: 1 K: 0 S: 16 H: 3 LOB: 1 BB: 0 P: 23	R: 1 E: 0 K: 2 S: 11 H: 2 LOB: 1 BB: 0 P: 21	R: 0 E: 0 K: 2 S: 9 H: 0 LOB: 1 BB: 1 P: 17	R: 0 E: 0 K: 1 S: 9 H: 1 LOB: 1 BB: 0 P: 13	R: 0 E: 0 K: 3 S: 15 H: 1 LOB: 1 BB: 0 P: 19	R: 0 E: 0 K: 0 S: 7 H: 0 LOB: 1 BB: 1 P: 13	R: 1 E: 0 K: 0 S: 3 H: 1 LOB: 0 BB: 0 P: 3	1B: 9 2B: 3 3B: 0 HR: 2	SF: 0 SAC: 0 DP: 3 HBP: 0		WP: 1 PB: 0 SB: 2 CS: 0		PA: 44	

PITCHER		IP	WLS	BF	H	R	ER	SO	BB	IBB	HBP	BLK	WP	HR	S	P	ERA	WHIP
46 Scott Feldman, R ERA: 5.17	(1, 1)	6.0		27	10	5	4	2	1	0	0	0	0	1	66	105	6.00	1.833
54 Joe Thatcher, L ERA: 3.24	(7, 1)	0.1		1	0	0	0	1	0	0	0	0	0	0	3	5	0.00	0.000
58 Jake Buchanan, R ERA:	(7, 1)	1.2		7	1	0	0	2	1	0	0	0	1	0	15	25	0.00	1.200
35 Josh Fields, R ERA: 0.96	(9, 1)	0.1		2	1	0	0	1	0	0	0	0	0	0	9	12	0.00	3.000
36 Will Harris, R ERA: 0.42	(9, 1)	1.2		6	0	0	0	2	1	0	0	0	0	0	13	20	0.00	0.600

PITCHER		IP	WLS	BF	H	R	ER	SO	BB	IBB	HBP	BLK	WP	HR	S	P	ERA	WHIP
29 Tony Sipp, L ERA: 1.06	(11, 1)	0.0	L	1	1	1	1	0	0	0	0	0	0	1	3	3	∞	∞

BOTTOM

Houston Astros @ Detroit Tigers

Comerica Park, Detroit, MI

Thu May 21 2015, 1:10 PM - 4:49 PM EDT

Att. 33,193 - Cloudy - 59 F

livebaseballscorecards.com

AB	41
R	6
H	13
RBI	6
BB	3
SO	8
LOB	20

Batter	1	2	3	4	5	6	7	8	9	AB	R	H	RBI	BB	SO	LOB
27 Jose Altuve, R (1, 4) OBP: 0.352, SLG: 0.435	B FC 91 X FF 91 1-0 ① P4		F SI 93 X FF 94 0-1 ② L4		X CU 74 0-0 ③ P5			C SL 86 B FF 95 S SL 87 X FF 94 1-2 ① G4-3		4	0	0	0	0	0	1
18 Luis Valbuena, L (1, 5) OBP: 0.271, SLG: 0.437	C SI 92 B FS 83 X SI 93 1-1 ② F7		F SI 93 B FS 84 F FS 82 B FS 85 X FS 84 2-2 4 2B 3-H E4			B FS 81 X FF 91 1-0 ① P6		B CH 83 S FF 94 B FF 94 B CU 81 X FF 93 3-1 ② F7		4	1	0	0	0	0	0
4 George Springer, R (1, 9) OBP: 0.344, SLG: 0.420	S FF 92 B FS 83 X FC 87 1-1 1B		F SI 92 B FC 87 X FC 85 1-1 1-H 2B			C CU 73 B FS 83 C FS 83 X CU 79 1-2 ② G4-3		B CU 80 S SL 86 F SL 86 B FF 94 B SL 87 F SL 86 S SL 86 3-3 ③ K		4	0	2	1	0	1	0
Evan Gattis, R (1, 10) OBP: 0.221, SLG: 0.404	1 SAFE B FF 92 1 SAFE B FS 87 B SI 92 X FF 92 3-0 ③ F9		C FF 92 B FS 83 X FF 93 1-1 ③ F7			B C FS 82 B FS 83 B FF 92 S FS 84 B FS 84 4-2 BB			B SI 90 B SI 90 C SI 90 X SI 89 2-1 ① F7	3	0	0	0	1	0	2
20 Preston Tucker, L (1, 7) OBP: 0.378, SLG: 0.500 2 Jonathan Villar, S (9, PH) OBP: 0.298, SLG: 0.288		B FS 84 B SI 92 B SI 93 C FF 91 F FF 93 F FF 93 F FF 94 X SI 94 3-2 ① P6		B FF 91 X FS 84 1-0 ① G4-3		B FS 83 C FS 83 X FS 82 1-1 ③ G5-3			B SI 91 X SI 90 1-0 ② G6-3	3 1	0 0	0 0	0 0	0 0	0 0	1 0
28 Colby Rasmus, L (1, 8) OBP: 0.297, SLG: 0.516 6 Jake Marisnick, R (9, PH) OBP: 0.326, SLG: 0.434		S SI 92 B FS 84 B FS 83 F SI 93 F FS 83 S FS 84 2-3 ② K		F SI 92 B SI 92 T FF 92 B FS 84 S FS 87 2-3 ② K			B FS 80 F FS 81 F FS 80 B FS 83 F FS 82 F FS 85 B FS 84 F SI 94 S FF 93 3-3 ① K		B CH 83 F SI 90 F CH 84 F SI 92 S FF 91 1-3 ③ K	3 1	0 0	0 0	0 0	0 0	3 1	0 0
23 Chris Carter, R (1, 3) OBP: 0.265, SLG: 0.321		F FF 93 C FC 86 B FS 86 B FS 86 F FS 86 F FC 89 S SI 94 2-3 ③ K		F SI 92 B CU 76 C FS 84 S CU 78 1-3 ③ K			F FS 80 B SI 91 B FC 87 B FF 93 F FF 93 X SI 94 3-2 ② F9			3	0	0	0	0	2	0
15 Jason Castro, L (1, 2) OBP: 0.298, SLG: 0.422			F SI 92 B FS 83 X FS 84 1-1 9 SH1-3 18 E 2B		F FF 91 X FS 83 0-1 ① F7		C FF 91 B EP 73 B FS 81 S FS 81 B EP 70 X FS 85 3-2 1B			3	1	2	0	0	0	0
9 Marwin Gonzalez, S (1, 6) OBP: 0.241, SLG: 0.395			F FF 92 B FS 83 X FF 92 1-1 ① SH1-3 2-3		L FF 93 B FS 84 B FF 93 X FS 83 2-1 ② L9		C SI 92 B FF 92 F FF 92 F FS 82 X FS 82 1-2 ③ P5			2	0	0	0	0	0	1
Inning Stats	R: 0 E: 0 K: 0 S: 6 H: 1 LOB: 1 BB: 0 P: 12	R: 0 E: 0 K: 2 S: 14 H: 0 LOB: 0 BB: 0 P: 21	R: 2 E: 1 K: 0 S: 13 H: 2 LOB: 1 BB: 0 P: 19	R: 0 E: 0 K: 2 S: 7 H: 0 LOB: 0 BB: 0 P: 11	R: 0 E: 0 K: 0 S: 5 H: 0 LOB: 0 BB: 0 P: 7	R: 0 E: 0 K: 0 S: 8 H: 0 LOB: 1 BB: 1 P: 15	R: 0 E: 0 K: 1 S: 16 H: 1 LOB: 1 BB: 0 P: 26	R: 0 E: 0 K: 1 S: 9 H: 0 LOB: 0 BB: 0 P: 16	R: 0 E: 0 K: 1 S: 7 H: 0 LOB: 0 BB: 0 P: 11	1B: 2 2B: 2 3B: 0 HR: 0 SF: 0 SAC: 1 DP: 0 HBP: 0						

PITCHER		IP	WLS	BF	H	R	ER	SO	BB	IBB	HBP	BLK	WP	HR	S	P	ERA	WHIP
31 Alfredo Simon, R ERA: 2.67	(1, 1)	7.0	W	27	4	2	0	5	1	0	0	0	0	0	69	111	0.00	0.714
44 Joba Chamberlain, R ERA: 1.38	(8, 1)	1.0	H	3	0	0	0	1	0	0	0	0	0	0	9	16	0.00	0.000
32 Tom Gorzelanny, L ERA: 3.14	(9, 1)	1.0		3	0	0	0	1	0	0	0	0	0	0	7	11	0.00	0.000

PITCHER	IP	WLS	BF	H	R	ER	SO	BB	IBB	HBP	BLK	WP	HR	S	P	ERA	WHIP

TOP

Houston Astros @ Detroit Tigers

Comerica Park, Detroit, MI

Fri May 22 2015, 7:08 PM - 9:55 PM EDT

Att. 37,276 - Clear - 65 F

livebaseballscorecards.com

AB	31
R	2
H	4
RBI	1
BB	1
SO	7
LOB	5

WP: 0	PA: 33		
PB: 0			
SB: 0			
CS: 0			

Houston Astros @ Detroit Tigers

Comerica Park, Detroit, MI

Fri May 22 2015, 7:08 PM - 9:55 PM EDT

Att. 37,276 - Clear - 65 F

BOTTOM

Batter	1	2	3	4	5	6	7	8	9	AB	R	H	RBI	BB	SO	LOB
12 Anthony Gose, L (1, 8) OBP: 0.366, SLG: 0.468	B FF 90 B SI 90 B FC 86 C FC 85 F FC 88 X FF 89 3-2 ① G4-3		X FF 91 0-0 1-2 28 HR 1B		B CU 72 S FC 85 B FF 92 X FC 86 2-1 3 G6-3 28 CS 2B		B CU 69 C FC 85 S CU 70 D CU 73 X FC 85 2-2 ② G4-3 1-3			4	1	2	0	0	0	1
3 Ian Kinsler, R (1, 4) OBP: 0.375, SLG: 0.391	C FF 91 B FC 88 X FF 92 1-1 ② G3		C CU 72 S FC 86 B CU 74 F FC 89 X CU 75 1-2 ① F7		C FC 86 D CU 73 B FC 86 X FC 86 2-1 ② G6-3 2-3		B FC 87 B FC 86 C FC 86 D CU 74 C FC 86 F FC 88 F FC 87 X FC 86 3-2 ③ G3			4	0	0	0	0	0	4
24 Miguel Cabrera, R (1, 3) OBP: 0.446, SLG: 0.600	X FF 91 0-0 2B		F FC 87 S CU 74 B FC 87 S CU 74 1-3 ② K		F FC 87 C FC 85 B FF 88 F FC 86 F CU 75 B CU 73 B FC 85 F CU 73 F CU 73 4-2 B FC 86 BB			X SI 90 0-0 52 2B 20 1B 1B		3	1	2	0	1	1	2
28 J.D. Martinez, R (1, 9) OBP: 0.337, SLG: 0.487	B FC 89 B FC 89 T FF 91 H FF 90 3-1 HBP		F CU 73 X FF 91 0-1 1-H 2-H HR		C FC 87 S CU 74 D CU 74 1-2 ③ CS 3-H	F FC 84 F FF 91 F CU 74 X FC 85 0-2 52 FC5-4 1B		B SI 91 B SI 90 F SI 89 F SL 84 S SL 84 2-3 ① K		3	1	2	3	0	1	1
52 Yoenis Cespedes, R (1, 7) OBP: 0.326, SLG: 0.500	C FC 87 F FF 90 S CU 74 0-3 ③ K		X CU 74 0-0 F7			X CU 72 0-0 ① FC5-4 1-2f		C SL 84 C SI 91 X SL 85 0-2 20 1B 34 1B 1-3 2B		4	1	1	0	0	1	3
9 Nick Castellanos, R (1, 5) OBP: 0.287, SLG: 0.396 17 Andrew Romine, S (9, 5) OBP: 0.375, SLG: 0.310		X FC 87 0-0 ① F9		C FC 88 S FF 92 X SI 89 0-2 34 G5-4-3 1B		B FF 88 X FF 89 1-0 ② F7		S SL 87 D SL 87 S SL 86 F SI 92 S SL 85 1-3 ② K		4 0	0 0	1 0	0 0	0 0	1 0	3 0
20 Rajai Davis, R (1, 10) OBP: 0.360, SLG: 0.438		C FF 90 B FC 88 F FF 91 B CU 75 F FC 89 X FF 92 2-2 34 G6-4-3 1B		B FC 88 X FC 87 1-0 ① P3		D CU 74 B FF 89 F FC 85 X FC 87 2-1 ③ F8		X SL 86 0-0 34 S 34 1B 2-3 3-H 1B		4	1	2	1	0	0	2
34 James McCann, R (1, 2) OBP: 0.330, SLG: 0.437		B FF 88 B FC 88 X FC 86 2-0 ②③ G6-4-3 1-2f		F FC 87 S CU 73 F CU 73 B FC 86 X CU 73 1-2 ②③ G5-4-3 1-2f			B FC 84 F FC 85 X FC 85 1-1 1 FC1-6 1B	B SI 89 C SL 82 X SI 91 1-1 1-H 3-H 1B		4	0	2	2	0	0	2
1 Jose Iglesias, R (1, 6) OBP: 0.379, SLG: 0.413			B FF 88 F FC 87 L CU 72 F CU 73 X FC 87 1-2 12 1B 28 HR 1B		B FF 90 X FC 84 1-0 ① G5-3		X FC 86 0-0 ① FC1-6 12 G4-3 12 S 1-2f	C SL 82 F SL 85 S SL 86 0-3 ③ K		4	1	1	0	0	1	2
Inning Stats	R: 0 E: 0 K: 1 S: 10 H: 1 LOB: 2 BB: 0 P: 17	R: 0 E: 0 K: 0 S: 6 H: 1 LOB: 0 BB: 0 P: 10	R: 3 E: 0 K: 1 S: 15 H: 3 LOB: 0 BB: 0 P: 18	R: 0 E: 0 K: 0 S: 8 H: 1 LOB: 0 BB: 0 P: 10	R: 0 E: 0 K: 0 S: 13 H: 1 LOB: 1 BB: 1 P: 23	R: 0 E: 0 K: 0 S: 8 H: 1 LOB: 1 BB: 0 P: 11	R: 0 E: 0 K: 0 S: 11 H: 1 LOB: 1 BB: 0 P: 17	R: 3 E: 0 K: 3 S: 17 H: 4 LOB: 1 BB: 0 P: 21		1B: 9 2B: 3 3B: 0 HR: 1 SF: 0 SAC: 0 DP: 2 HBP: 1						

livebaseballscorecards.com

AB	34
R	6
H	13
RBI	6
BB	1
SO	5
LOB	20

PITCHER		IP	WLS	BF	H	R	ER	SO	BB	IBB	HBP	BLK	WP	HR	S	P	ERA	WHIP
31 Collin McHugh, R ERA: 4.06	(1, 1)	7.0	L	29	9	3	3	2	1	0	1	0	0	1	71	106	3.86	1.429
50 Chad Qualls, R ERA: 4.41	(8, 1)	1.0		7	4	3	3	3	0	0	0	0	0	0	17	21	27.00	4.000

PITCHER	IP	WLS	BF	H	R	ER	SO	BB	IBB	HBP	BLK	WP	HR	S	P	ERA	WHIP

Batter	1	2	3	4	5	6	7	8	9	AB	R	H	RBI	BB	SO	LOB
27 Jose Altuve, R (1, 4) OBP: 0.345, SLG: 0.428	X SI 87 0-0 ① G6-3		X CH 79 0-0 ② SF8 3-H		B FC 82 X CH 80 1-0 ② L8		C SL 85 C SI 95 S SL 87 0-3 ① K			3	0	0	1	0	1	0
2 Jonathan Villar, S (1, 5) OBP: 0.311, SLG: 0.304	B SI 85 X SI 86 1-0 4 G4-6-3 1B		B SI 85 S CH 78 F SI 87 S CU 76 1-3 ③ K		B FF 85 B SI 85 X SI 85 2-0 4 CS 1B		F SL 86 B SL 87 B SL 86 F FF 95 C SL 86 2-3 ② K			4	0	2	0	0	2	0
4 George Springer, R (1, 9) OBP: 0.335, SLG: 0.407	B SI 85 B SI 85 B SI 86 S SI 86 1 SAFE X SI 86 3-1 ②③ G4-6-3 1-2f			F FC 80 F CH 76 B SI 86 X CU 76 1-2 ① F8	1 SAFE 1 SAFE 0-0 ③ CS 1-2	B SI 85 F CH 78 X SI 85 1-1 ① G6-3	C SL 86 B SI 95 C SI 95 B SL 86 C SL 86 2-3 ③ K			4	0	0	0	0	1	1
Evan Gattis, R (1, 10) OBP: 0.215, SLG: 0.393		B CU 75 B SI 86 X SI 85 2-0 ① F9		B CH 77 B FC 81 X SI 86 2-0 ② P6		T CH 78 B CH 79 B SI 87 B SI 86 F SI 86 X CH 79 3-2 ② P3		C SL 84 C SL 86 C SI 94 0-3 ① K		4	0	0	0	0	1	0
20 Preston Tucker, L (1, 7) OBP: 0.390, SLG: 0.486 28 Colby Rasmus, L (8, 7) OBP: 0.297, SLG: 0.516		C FC 81 X CU 74 0-1 ② G5-3		B SI 86 F FC 82 B SI 87 F SI 87 B SI 88 B CU 76 4-2 15 BB 23 BB BB		F SI 86 B FC 82 X CH 80 1-1 23 1B 15 1B 1B		S SL 78 S SL 80 B SL 81 X FF 91 1-2 ② F8		3	1	1	0	1	0	0
										0	0	0	0	0	0	0
23 Chris Carter, R (1, 3) OBP: 0.277, SLG: 0.329		B FF 86 B SI 86 C SI 86 S CH 79 X CH 78 2-2 15 FC4-6 1B		B SI 87 B SI 86 B SI 86 C SI 86 B SI 87 4-1 15 BB 1-2 BB		X SI 86 0-0 15 E 15 1B 9 1B 1-2 1B		S SI 91 B SI 91 B SL 78 F SI 91 C SI 90 2-3 ③ K		3	1	2	0	1	1	0
15 Jason Castro, L (1, 2) OBP: 0.304, SLG: 0.420		D FF 87 C SI 87 X FF 87 1-1 ③ FC4-6 1-2f		2 SAFE B SI 86 D FC 81 C FF 86 2 SAFE F FC 82 B SI 88 B SI 87 4-2 9 FC6-4 1-2 2-3 BB		B SI 85 X SI 86 1-0 E7 9 1B 1-3 2-H 1B			C FC 83 B FF 88 B FF 88 B FC 83 S FF 89 F FF 88 C FF 88 3-3 ① K	3	0	1	1	1	1	1
9 Marwin Gonzalez, S (1, 6) OBP: 0.253, SLG: 0.411			B FF 86 X FF 86 1-0 6 G4-3 27 SF8 2B	X SI 87 0-0 ③ FC6-4 1-2f		C FF 94 F SI 94 X FF 95 0-2 1-3 3-H 1B			C FF 89 X FF 88 0-1 ② F9	4	1	2	1	0	0	3
6 Jake Marisnick, R (1, 8) OBP: 0.316, SLG: 0.421			X SI 85 0-0 ① G4-3 2-3	C CU 75 X SI 86 0-1 ① G6-3		D SL 86 C SL 85 D SL 87 B SI 94 S SL 87 F SL 86 X SL 87 3-2 ③ L4			S FF 88 S FF 89 B FF 90 F CU 76 F FF 88 F FF 89 F CU 76 C CH 78 1-3 ③ K	4	0	0	0	0	1	3
Inning Stats	R: 0 E: 0 K: 0 S: 4 H: 1 LOB: 0 BB: 0 P: 8	R: 0 E: 0 K: 0 S: 8 H: 1 LOB: 1 BB: 0 P: 13	R: 1 E: 0 K: 1 S: 6 H: 1 LOB: 0 BB: 0 P: 8	R: 0 E: 0 K: 0 S: 10 H: 0 LOB: 3 BB: 3 P: 25	R: 0 E: 0 K: 0 S: 4 H: 1 LOB: 0 BB: 0 P: 7	R: 2 E: 1 K: 0 S: 16 H: 4 LOB: 2 BB: 0 P: 25	R: 0 E: 0 K: 3 S: 9 H: 0 LOB: 0 BB: 0 P: 13	R: 0 E: 0 K: 2 S: 9 H: 0 LOB: 0 BB: 0 P: 12	R: 0 E: 0 K: 2 S: 13 H: 0 LOB: 0 BB: 0 P: 17	1B: 7 2B: 1 3B: 0 HR: 0 SF: 1 SAC: 0 DP: 1 HBP: 0						

TOP

Houston Astros @ Detroit Tigers

Comerica Park, Detroit, MI

Sat May 23 2015, 4:09 PM - 6:52 PM EDT

Att. 40,153 - Sunny - 71 F

livebaseballscorecards.com

AB	32
R	3
H	8
RBI	3
BB	3
SO	8
LOB	8

PITCHER		IP	WLS	BF	H	R	ER	SO	BB	IBB	HBP	BLK	WP	HR	S	P	ERA	WHIP
53 Kyle Lobstein, L ERA: 4.34	(1, 1)	5.2	L	25	7	3	3	1	3	0	0	0	0	0	41	76	4.76	1.765
62 Al Alburquerque, R ERA: 4.41	(6, 1)	1.2		6	1	0	0	4	0	0	0	0	0	0	19	26	0.00	0.600
32 Tom Gorzelanny, L ERA: 3.0	(8, 1)	0.2		2	0	0	0	1	0	0	0	0	0	0	6	9	0.00	0.000
65 Blaine Hardy, L ERA: 3.24	(9, 1)	1.0		3	0	0	0	2	0	0	0	0	0	0	13	17	0.00	0.000

PITCHER	IP	WLS	BF	H	R	ER	SO	BB	IBB	HBP	BLK	WP	HR	S	P	ERA	WHIP

BOTTOM

Houston Astros @ Detroit Tigers

Comerica Park, Detroit, MI

Sat May 23 2015, 4:09 PM - 6:52 PM EDT

Att. 40,153 - Sunny - 71 F

Batter	1	2	3	4	5	6	7	8	9	AB	R	H	RBI	BB	SO	LOB
12 Anthony Gose, L (1, 8) OBP: 0.366, SLG: 0.472 20 Rajai Davis, R (8, PH) OBP: 0.356, SLG: 0.433 (9, 8)	X FF 94 0-0 L7		B FF 94 C CH 87 C KC 84 B KC 84 X FF 95 2-2 24 WP 1-H 2B		C KC 86 B KC 86 X CH 90 1-1 E4 3 G5-4-3 1-2 3-H			B FC 85 X FF 85 1-0 F7		3 1	0 0	1 0	2 0	0 0	0 0	1 0
3 Ian Kinsler, R (1, 4) OBP: 0.367, SLG: 0.382	C FF 94 B FF 95 F KC 84 B FF 96 C FF 95 2-3 K		F KC 83 B KC 84 B FF 95 X KC 83 2-1 L8		B FF 94 B FF 95 C SI 94 X KC 84 2-1 G5-4-3 1-2f 2-3f			C SL 84 F SI 92 F SL 85 X SL 87 0-2 P3		4	0	0	0	0	1	3
24 Miguel Cabrera, R (1, 3) OBP: 0.447, SLG: 0.595	C FF 95 F KC 82 X FF 94 0-2 1B		I I IN 64 I IN 62 I IN 57 4-0 2-3 IBB			S KC 84 B KC 85 F SI 94 B FF 96 S KC 84 2-3 K		S SL 87 C SI 94 F SL 88 X SL 86 0-2 G6-3		3	0	1	0	1	1	0
28 J.D. Martinez, R (1, 9) OBP: 0.335, SLG: 0.481	C KC 80 B KC 83 C FF 95 S KC 83 1-3 K		X KC 84 0-0 G1-3			B KC 85 C FF 95 F KC 84 B FF 96 X KC 85 2-2 1B			B SL 82 C SI 90 F SL 83 S SL 84 1-3 K	4	0	1	0	0	2	3
52 Yoenis Cespedes, R (1, 7) OBP: 0.318, SLG: 0.488		B FF 94 B FF 91 C FF 93 F KC 82 F KC 82 F FF 95 B KC 85 F FF 95 F FF 95 3-2 X KC 85 E5 9 G5-4-3		C KC 82 B FF 94 S KC 82 S KC 84 1-3 K		B FF 94 B KC 83 X FF 95 2-0 F9			B SL 84 B SL 84 C SI 91 C SL 84 S SL 83 2-3 K	4	0	0	0	0	2	1
9 Nick Castellanos, R (1, 5) OBP: 0.281, SLG: 0.386		C KC 83 B FF 94 X FF 93 1-1 G5-4-3 1-2f		B KC 83 B FF 94 S FF 95 F FF 95 S KC 85 2-3 K		B FF 95 B FF 94 B FF 94 C FF 95 F FF 94 C FF 94 3-3 K			B SL 84 B SI 90 C SI 90 B SL 84 S SI 90 F SL 84 F SI 91 X SL 84 3-2 G6-3	4	0	0	0	0	2	2
18 Tyler Collins, L (1, 10) OBP: 0.333, SLG: 0.200		B SI 94 F FF 95 T CH 88 B KC 86 X FF 96 2-2 G3-1		F FF 96 B KC 84 B KC 82 B FF 95 X FF 94 3-1 F8				S FF 92 X FC 93 0-1 F8		3	0	0	0	0	0	0
34 James McCann, R (1, 2) OBP: 0.330, SLG: 0.444			X FF 94 0-0 P4		B FF 93 C KC 83 B SI 94 C FF 94 F KC 83 B KC 85 X FF 95 3-2 1 1B 12 E 2B			C FF 94 B CU 81 B FC 92 F FF 91 S FF 93 2-3 K		3	1	1	0	0	1	0
1 Jose Iglesias, R (1, 6) OBP: 0.388, SLG: 0.423 26 Hernán Pérez, R (5, PR) OBP: 0.083, SLG: 0.083 (6, 6)			C FF 93 F KC 82 X KC 84 0-2 12 2B 1B		C FF 94 C KC 84 F KC 84 X KC 85 0-2 3 G5-4-3 12 E 2-3 1B			B FF 93 B FF 92 C FF 92 C FC 91 S CU 82 2-3 K		2 1	1 0	2 0	0 0	0 0	0 1	0 0
Inning Stats	R: 0 E: 0 K: 2 S: 10 H: 1 LOB: 1 BB: 0 P: 13	R: 0 E: 1 K: 0 S: 12 H: 0 LOB: 0 BB: 0 P: 18	R: 1 E: 0 K: 0 S: 10 H: 2 LOB: 2 BB: 1 P: 18	R: 0 E: 0 K: 2 S: 8 H: 0 LOB: 0 BB: 0 P: 14	R: 1 E: 1 K: 0 S: 12 H: 2 LOB: 1 BB: 0 P: 18	R: 0 E: 0 K: 2 S: 10 H: 1 LOB: 1 BB: 0 P: 19		R: 0 E: 0 K: 0 S: 9 H: 0 LOB: 0 BB: 0 P: 10	R: 0 E: 0 K: 2 S: 11 H: 0 LOB: 0 BB: 0 P: 17	1B: 4 2B: 2 3B: 1 HR: 0 SF: 0 SAC: 0 DP: 1 HBP: 0				WP: 1 PB: 0 SB: 0 CS: 0 PA: 33		

livebaseballscorecards.com

AB	32
R	2
H	6
RBI	2
BB	1
SO	10
LOB	10

PITCHER	IP	WLS	BF	H	R	ER	SO	BB	IBB	HBP	BLK	WP	HR	S	P	ERA	WHIP
43 Lance McCullers Jr., R (1, 1) ERA: 2.53	6.0	W	24	6	2	2	6	0	1	0	0	1	0	62	100	3.00	1.000
36 Will Harris, R (7, 1) ERA: 0.4	1.0	H	3	0	0	0	2	0	0	0	0	0	0	8	12	0.00	0.000
54 Joe Thatcher, L (8, 1) ERA: 3.12	0.1	H	1	0	0	0	0	0	0	0	0	0	0	1	2	0.00	0.000
37 Pat Neshek, R (8, 1) ERA: 2.7	0.2	H	2	0	0	0	0	0	0	0	0	0	0	8	8	0.00	0.000
44 Luke Gregerson, R (9, 1) ERA: 3.86	1.0	S	3	0	0	0	2	0	0	0	0	0	0	11	17	0.00	0.000

PITCHER	IP	WLS	BF	H	R	ER	SO	BB	IBB	HBP	BLK	WP	HR	S	P	ERA	WHIP

Houston Astros @ Detroit Tigers

Comerica Park, Detroit, MI

Sun May 24 2015, 1:09 PM - 4:30 PM EDT

Att. 36,449 - Partly Cloudy - 75 F

TOP

livebaseballscorecards.com

Batter	1	2	3	4	5	6	7	8	9	AB	R	H	RBI	BB	SO	LOB
4 George Springer, R (1, 9) OBP: 0.339, SLG: 0.406	S FF 91 B FF 92 F FF 92 B FF 94 X SL 86 2-2 9 1B 9 WP 3B 1B	C SL 86 B SI 92 F FF 94 F FF 94 B FS 88 C SI 89 2-3 ② K			S FF 93 B FF 93 C FC 92 B FF 94 B FF 92 B SI 93 4-2 9 S BB	B SL 86 C SL 86 B SI 94 S FF 92 F CU 84 B SL 86 C SL 86 3-3 ③ K		X SI 93 0-0 ① SH1 1-2		3	1	1	0	1	2	1
9 Marwin Gonzalez, S (1, 4) OBP: 0.271, SLG: 0.421	B FF 92 S FS 86 X FS 86 1-1 18 G3 3B 1-3 1B	X FF 93 0-0 ③ F8			B FF 92 B FF 91 S FS 86 F FF 92 C SI 93 2-3 ② K 1-2		B SI 92 X SI 92 1-0 23 BB 15 1B 1B	B CH 88 F FC 91 2 SAFE X CH 86 1-1 2-H 1B		5	2	3	1	0	1	2
18 Luis Valbuena, L (1, 5) OBP: 0.263, SLG: 0.423	B FF 91 B FF 92 B FF 93 C FF 91 X FS 86 3-1 ① G3 1-2		C CU 80 B FF 93 F FF 92 B FF 92 X FS 87 2-2 ① G5-3		B CH 78 C CU 79 F FF 92 B FF 93 S CU 79 2-3 ③ K		B SL 88 S SL 87 T SL 87 S SL 88 1-3 ① K	B FC 84 B FC 82 F FF 89 C FF 88 X CU 76 2-2 ② F7		5	0	0	0	0	2	5
Evan Gattis, R (1, 10) OBP: 0.233, SLG: 0.435	X SL 87 0-0 23 BLK 3B 2-H 3-H		B SI 94 X FC 93 1-0 ② F8			B SL 86 S FS 85 X SL 87 1-1 HR	C FF 93 1 SAFE C SI 94 X SL 87 0-2 23 BB 15 1B 1B 1-2	I IN 78 I IN 79 I IN 80 I IN 81 4-0 IBB		4	3	3	3	1	0	0
28 Colby Rasmus, L (1, 7) (6, 8) OBP: 0.294, SLG: 0.500	B FF 92 F FS 87 C FF 94 B FF 93 D SL 87 D SI 89 4-2 23 BLK BB		X SI 90 0-0 ③ F7			S FF 92 S FF 92 B FF 92 F FS 80 S SL 87 1-3 ① K	C SL 78 S FF 90 S FF 91 0-3 ② K	X CU 75 0-0 ③ L5		4	0	0	0	1	2	4
23 Chris Carter, R (1, 3) OBP: 0.281, SLG: 0.327	C FF 93 S FF 93 F FF 92 B FF 94 S SL 87 1-3 ② K 1-2 3-H			C SL 87 F FF 93 B FF 92 S CU 81 1-3 ① K		B FF 93 F FC 92 X SL 87 1-1 2 1B 20 HR 1B	B FF 94 F SI 95 B SI 94 B FF 96 B SI 95 4-1 15 1B BB 1-2 2-3		B SL 84 B SL 85 C SI 93 S SL 85 X SL 87 2-2 ① F7	4	1	1	0	1	2	1
15 Jason Castro, L (1, 2) OBP: 0.300, SLG: 0.410	X FF 93 0-0 ③ F7			B SL 88 B FF 93 S FF 92 S FS 83 C SI 94 2-3 ② K		F FF 93 B CU 80 B FF 93 F FF 93 B SL 88 F FF 93 S SL 88 3-3 ② K	S SI 95 B CH 87 F FC 91 F SI 94 B FF 95 D CH 88 F SI 95 X FF 95 3-2 1-3 2-H 3-H 1B		B SI 95 S SL 87 B SL 88 S SI 94 S SL 88 2-3 ② K	5	0	1	2	0	3	2
2 Jonathan Villar, S (1, 6) OBP: 0.303, SLG: 0.295		C FF 90 C FF 92 B SI 94 F FS 86 B CU 79 S FF 92 2-3 ① K		S FF 93 S FC 92 B FF 94 B FS 85 B SI 94 S FS 83 3-3 ③ K		C FF 93 B FF 94 B FF 94 C FF 92 F SI 93 F SL 88 B CH 69 X FF 94 3-2 20 S 20 HR 1B 1-3	X SI 94 0-0 ③ F8		X FF 96 0-0 ③ G6-3	5	1	1	0	0	2	2
6 Jake Marisnick, R (1, 8) OBP: 0.319, SLG: 0.430 20 Preston Tucker, L (6, PH) OBP: 0.419, SLG: 0.595 (6, 7)		S FF 92 X FF 93 0-1 2B			B FF 92 B SI 91 F FS 86 S SL 86 C FF 94 2-3 ① K	D FF 93 F FS 82 B FF 94 X FS 80 2-1 1-H 3-H HR		B FF 94 F SI 95 X CH 89 1-1 4 SH1 9 1B 1B		2	0	1	0	0	1	0
										2	2	2	3	0	0	0

Inning Stats																																			
	R: 3	H: 3		R: 0	H: 1		R: 0	H: 0		R: 0	H: 0		R: 0	H: 0		R: 4	H: 4		R: 2	H: 3		R: 1	H: 2		R: 0	H: 0		1B: 9	SF: 0		WP: 1	PA: 44	
	E: 0	LOB: 1		E: 0	LOB: 1		E: 0	LOB: 0		E: 0	LOB: 0		E: 0	LOB: 1		E: 0	LOB: 0		E: 0	LOB: 2		E: 0	LOB: 2		E: 0	LOB: 0		2B: 1	SAC: 1		PB: 0		
	K: 1	BB: 1		K: 2	BB: 0		K: 0	BB: 0		K: 3	BB: 0		K: 3	BB: 1		K: 3	BB: 0		K: 2	BB: 1		K: 0	BB: 0		K: 1	BB: 0		3B: 1	DP: 0		SB: 2		
	S: 15	P: 26		S: 11	P: 15		S: 5	P: 8		S: 9	P: 15		S: 11	P: 21		S: 23	P: 37		S: 17	P: 26		S: 9	P: 17		S: 7	P: 11		HR: 2	HBP: 0		CS: 0		

PITCHER		IP	WLS	BF	H	R	ER	SO	BB	IBB	HBP	BLK	WP	HR	S	P	ERA	WHIP
19 Aníbal Sánchez, R ERA: 6.12	(1, 1)	5.2		27	8	7	7	11	2	0	0	1	1	2	70	115	11.12	1.765
30 Alex Wilson, R ERA: 2.41	(6, 1)	0.2	L	4	2	2	2	2	0	0	0	0	0	0	11	16	27.00	3.000
32 Tom Gorzelanny, L ERA: 2.93	(7, 1)	0.1		1	0	0	0	1	0	0	0	0	0	0	3	3	0.00	0.000
60 Angel Nesbitt, R ERA: 3.5	(7, 1)	0.2		6	3	1	1	0	1	0	0	0	0	0	12	21	13.50	6.000
65 Blaine Hardy, L ERA: 3.12	(8, 1)	0.2		3	0	0	0	0	0	1	0	0	0	0	4	10	0.00	0.000

PITCHER		IP	WLS	BF	H	R	ER	SO	BB	IBB	HBP	BLK	WP	HR	S	P	ERA	WHIP
62 Al Alburquerque, R ERA: 4.15	(9, 1)	1.0		3	0	0	0	1	0	0	0	0	0	0	7	11	0.00	0.000

AB	39
R	10
H	13
RBI	9
BB	4
SO	15
LOB	17

Houston Astros @ Detroit Tigers

Comerica Park, Detroit, MI

Sun May 24 2015, 1:09 PM - 4:30 PM EDT

Att. 36,449 - Partly Cloudy - 75 F

BOTTOM

livebaseballscorecards.com

Batter	1	2	3	4	5	6	7	8	9	AB	R	H	RBI	BB	SO	LOB
12 Anthony Gose, L (1, 8) OBP: 0.374, SLG: 0.481	BB	1B		2B		F7		G4-3		4	0	2	1	1	0	2
3 Ian Kinsler, R (1, 4) OBP: 0.363, SLG: 0.373	BB	G5-4-3		K			G4-3		K	4	1	0	0	1	2	2
24 Miguel Cabrera, R (1, 3) OBP: 0.446, SLG: 0.613	2B	G6-3			F8		K		HR	5	2	2	1	0	1	0
28 J.D. Martinez, R (1, 10) OBP: 0.337, SLG: 0.488	SF9		K		K		2B		1B	4	0	2	1	0	2	0
52 Yoenis Cespedes, R (1, 7) OBP: 0.321, SLG: 0.491	1B		G4-3		2B		K		K	5	2	2	1	0	2	2
9 Nick Castellanos, R (1, 5) OBP: 0.290, SLG: 0.395	BB		F9		2B			1B	G5-3	4	1	2	1	1	0	1
20 Rajai Davis, R (1, 9) OBP: 0.352, SLG: 0.426	1B			B3	G6-3			G5-3		4	1	1	0	0	0	2
50 Bryan Holaday, R (1, 2) OBP: 0.308, SLG: 0.692	2B			K		L7		P2		3	0	1	3	0	1	0
18 Tyler Collins, L (8, PH) OBP: 0.308, SLG: 0.182										1	0	0	0	0	0	1
34 James McCann, R (9, 2) OBP: 0.330, SLG: 0.444										0	0	0	0	0	0	0
17 Andrew Romine, S (1, 6) OBP: 0.389, SLG: 0.333	K			1B		G6-3		1B		4	1	2	0	0	1	1
Inning Stats	R: 5 E: 0 K: 1 S: 19 H: 4 LOB: 1 BB: 3 P: 38	R: 0 E: 0 K: 0 S: 6 H: 1 LOB: 0 BB: 0 P: 8	R: 0 E: 0 K: 1 S: 8 H: 0 LOB: 0 BB: 0 P: 10	R: 1 E: 0 K: 2 S: 11 H: 2 LOB: 1 BB: 0 P: 16	R: 1 E: 0 K: 1 S: 15 H: 2 LOB: 1 BB: 0 P: 23	R: 0 E: 0 K: 0 S: 6 H: 0 LOB: 0 BB: 0 P: 9	R: 0 E: 0 K: 2 S: 10 H: 1 LOB: 1 BB: 0 P: 15	R: 0 E: 0 K: 0 S: 10 H: 2 LOB: 2 BB: 0 P: 18	R: 1 E: 0 K: 2 S: 14 H: 2 LOB: 1 BB: 0 P: 18	1B: 7 2B: 6 3B: 0 HR: 1 SF: 1 SAC: 0 DP: 1 HBP: 0	WP: 1 PB: 0 SB: 0 CS: 1 PA: 42					

	AB	38
	R	8
	H	14
	RBI	8
	BB	3
	SO	9
	LOB	11

PITCHER		IP	WLS	BF	H	R	ER	SO	BB	IBB	HBP	BLK	WP	HR	S	P	ERA	WHIP
56 Roberto Hernandez, R ERA: 4.77	(1, 1)	5.0		25	9	7	7	5	3	0	0	0	1	0	59	95	12.60	2.400
54 Joe Thatcher, L ERA: 2.79	(6, 1)	1.0	W	3	0	0	0	0	0	0	0	0	0	0	6	9	0.00	0.000
35 Josh Fields, R ERA: 0.87	(7, 1)	1.0	H	4	1	0	0	2	0	0	0	0	0	0	10	15	0.00	1.000
50 Chad Qualls, R ERA: 4.15	(8, 1)	1.0	H	5	2	0	0	0	0	0	0	0	0	0	10	18	0.00	2.000
44 Luke Gregerson, R ERA: 4.12	(9, 1)	1.0	S	5	2	1	1	2	0	0	0	0	0	1	14	18	9.00	2.000

PITCHER	IP	WLS	BF	H	R	ER	SO	BB	IBB	HBP	BLK	WP	HR	S	P	ERA	WHIP

Batter	1	2	3	4	5	6	7	8	9	AB	R	H	RBI	BB	SO	LOB
12 Anthony Gose, L (1, 8) OBP: 0.371, SLG: 0.474	F SI 92 S SI 93 B SI 92 B SI 92 B SI 93 X SI 92 3-2 ① G4-3		X SI 93 0-0 ③ F7			B SI 92 S SI 91 B SI 91 B SI 92 F SI 91 C SI 92 3-3 ② K		C FF 91 B CU 73 X SI 90 1-1 1B		4	0	1	0	0	1	0
3 Ian Kinsler, R (1, 4) OBP: 0.356, SLG: 0.365	C FF 92 B CU 75 C CU 75 B CU 75 X SI 93 2-2 ② G6-3			X SI 91 0-0 ① P4		B SI 92 X SI 91 1-0 E5		C FF 90 T SI 90 F CU 74 1 SAFE F SI 91 S FF 91 0-3 ③ K		4	0	0	0	0	1	1
28 J.D. Martinez, R (1, 10) OBP: 0.330, SLG: 0.476	F SI 94 X SI 92 0-1 ③ L9			B SI 93 X SI 92 1-0 ② F9		1 SAFE X SI 91 0-0 ③ L8			F SI 90 B CU 71 B SI 91 C SI 90 B SI 91 C FF 91 3-3 ① K	4	0	0	0	0	1	1
52 Yoenis Cespedes, R (1, 7) OBP: 0.319, SLG: 0.483		C SI 92 X CU 75 0-1 E5 18 G6-4-3		B SI 92 B SI 92 C SI 93 C SI 94 X SI 92 2-2 ③ G4-3			B SI 91 B SI 91 B SI 90 B SI 91 4-0 34 FC6-4 BB		C SI 91 F SI 91 F FF 90 X FF 91 0-2 ② G6-3	3	0	0	0	1	0	0
18 Tyler Collins, L (1, 9) OBP: 0.353, SLG: 0.267		B SI 91 X SI 91 1-0 ①② G6-4-3 1-2f			C SI 92 B CH 83 X CH 83 1-1 34 G6-3 9 E 1B		C SI 91 F SI 91 D SI 92 B CU 74 X SI 92 2-2 ① F7		X SI 91 0-0 1B	4	0	2	0	0	0	2
9 Nick Castellanos, R (1, 5) OBP: 0.289, SLG: 0.392		F SI 93 B SL 83 F SI 92 F SI 92 F CU 75 X CU 74 1-2 34 FC5-4 1B			F SI 91 1 SAFE F SI 92 D CU 75 X SI 93 1-2 E6 34 G6-3 1-2		F SI 92 S SI 92 F SI 93 B SI 92 X SI 92 1-2 ② L4		S SI 91 X SI 91 0-1 ③ F9	4	0	1	0	0	0	3
34 James McCann, R (1, 2) OBP: 0.320, SLG: 0.430		B SI 92 C FF 92 B SI 92 S SI 91 X SI 92 2-2 ③ FC5-4 1-2f			D SI 92 2 SAFE X SI 92 1-0 ①② G6-3 1-2f 2-3		B SI 92 D SI 90 C SI 92 F SI 93 1 SAFE X SI 92 2-2 ③ FC6-4 1-2f			3	0	0	0	0	0	4
26 Hernán Pérez, R (1, 3) OBP: 0.074, SLG: 0.074			C FF 92 B CU 73 F SI 91 S SI 92 1-3 ① K		D CU 74 X SI 94 1-0 ③ G5-3			C SI 90 C CU 73 S CU 72 0-3 K 49 G4-6-3		3	0	0	0	0	2	1
49 Dixon Machado, R (1, 6)			B FF 93 C FF 92 B FF 92 C SI 93 X SI 93 2-2 ② G5-3			X SI 90 0-0 ① G4-3		C SI 90 X SI 92 0-1 ①② G4-6-3 1-2f		3	0	0	0	0	0	1
Inning Stats	R: 0 E: 0 K: 0 S: 8 H: 0 LOB: 0 BB: 0 P: 13	R: 0 E: 1 K: 0 S: 11 H: 1 LOB: 1 BB: 0 P: 15	R: 0 E: 0 K: 1 S: 7 H: 0 LOB: 0 BB: 0 P: 10	R: 0 E: 0 K: 0 S: 5 H: 0 LOB: 0 BB: 0 P: 8	R: 0 E: 1 K: 0 S: 7 H: 1 LOB: 1 BB: 0 P: 11	R: 0 E: 1 K: 1 S: 6 H: 0 LOB: 1 BB: 0 P: 10	R: 0 E: 0 K: 0 S: 10 H: 0 LOB: 1 BB: 1 P: 19	R: 0 E: 0 K: 2 S: 12 H: 1 LOB: 1 BB: 0 P: 13	R: 0 E: 0 K: 1 S: 10 H: 1 LOB: 1 BB: 0 P: 13	1B: 4 2B: 0 3B: 0 HR: 0	SF: 0 SAC: 0 DP: 3 HBP: 0					

PITCHER	IP	WLS	BF	H	R	ER	SO	BB	IBB	HBP	BLK	WP	HR	S	P	ERA	WHIP
32 Jesse Hahn, R (1, 1) ERA: 3.69	9.0	W	33	4	0	0	5	1	0	0	0	1	0	76	112	0.00	0.556

PITCHER	IP	WLS	BF	H	R	ER	SO	BB	IBB	HBP	BLK	WP	HR	S	P	ERA	WHIP

TOP

Detroit Tigers @ Oakland Athletics

O.co Coliseum, Oakland, CA

Mon May 25 2015, 4:10 PM - 6:49 PM EDT

Att. 25,380 - Overcast - 59 F

livebaseballscorecards.com

AB	32
R	0
H	4
RBI	0
BB	1
SO	5
LOB	13

PA: 33

WP: 1
PB: 0
SB: 0
CS: 0

Batter	1	2	3	4	5	6	7	8	9	AB	R	H	RBI	BB	SO	LOB
1 Billy Burns, S (1, 8) OBP: 0.341, SLG: 0.376	B SI 90 T SI 91 B SI 90 X SI 92 2-1 ① L7		F SI 92 B SL 87 B SI 92 X FF 93 2-1 ③ G6-3		B SI 92 F FF 92 S FF 93 X FF 92 1-2 ③ F7		B FF 85 T FF 86 F FC 82 F CU 77 X FF 87 1-2 ① F8			4	0	0	0	0	0	2
10 Marcus Semien, R (1, 6) OBP: 0.337, SLG: 0.459	B SI 91 C SL 86 X FF 91 1-1 ② F9			B CU 79 F SI 91 C SL 88 T FF 93 1-2 ① K		C SL 87 F CU 81 F FF 92 X SI 93 0-2 22 1B / 16 1B / 1B	B FF 87 X FC 81 1-0 ② G1-3			4	1	1	0	0	1	0
22 Josh Reddick, L (1, 9) OBP: 0.382, SLG: 0.536	C SI 92 B CU 76 B CH 85 F CH 85 X FF 93 2-2 ③ G4-3			B CU 77 X CH 87 1-0 3B		B SI 90 1 SAFE X SI 90 1-0 16 1B / 50 2B / 1-3 1B	B FC 84 F FF 87 X CU 75 1-1 ③ G5-3			4	1	2	0	0	0	0
21 Stephen Vogt, L (1, 2) OBP: 0.410, SLG: 0.598		C SI 91 B FF 92 F SI 91 X SL 88 1-2 1B		B FF 93 X SL 88 1-0 ② G4-3		F SL 86 F SL 86 B FF 92 X FF 93 1-2 ① P5		B FF 87 B FF 86 B FC 82 B FF 87 4-0 16 1B / BB		3	0	1	0	1	0	3
16 Billy Butler, R (1, 10) OBP: 0.323, SLG: 0.383		B SI 91 C SL 87 S CU 81 D CU 82 X SL 86 2-2 ① F8		F SL 88 C SL 88 X FF 93 0-2 ③ L6		X SI 91 0-0 50 2B / 20 SF8 / 1-2 3-H 1B		X SL 86 0-0 1-3 1B		4	1	2	1	0	0	2
50 Max Muncy, L (1, 5) OBP: 0.333, SLG: 0.465 12 Andy Parrino, S (7, 5)		F SI 92 C SI 92 F SL 86 B SI 91 F CH 86 B SI 92 C FF 94 2-3 ② K			X CH 85 0-0 ① G3-1	B SI 90 B FF 92 X SI 90 2-0 23 2B / 1-3 2-H 2B		C SI 92 F SL 86 S FF 93 0-3 ① K		3 1	1 0	1 0	1 0	0 0	1 1	1 2
20 Mark Canha, R (1, 3) OBP: 0.304, SLG: 0.413		C SL 86 C CU 80 B SI 92 F CU 80 B FF 92 C SI 91 2-3 ③ K			B SI 92 C SI 90 C FF 92 B SL 87 F SL 83 B SI 92 X SL 88 3-2 23 E 1B	X CU 80 0-0 ② SF8 / 3-H		B SI 93 B FF 93 C SL 85 X FF 92 2-1 ② F8		3	0	1	1	0	1	3
23 Sam Fuld, L (1, 7) OBP: 0.277, SLG: 0.295			C SI 90 C SI 91 X CH 86 0-2 ① G4-3		1 SAFE B SI 91 X SI 90 1-0 FC4 / 1-2	X CH 84 0-0 2-H 2B		C SI 92 B SL 87 F SI 92 F FF 94 S SL 87 1-3 ③ K		4	0	1	1	0	1	3
28 Eric Sogard, L (1, 4) OBP: 0.290, SLG: 0.309			C CU 73 X CH 85 0-1 ② P5		C SI 92 B SI 92 B SL 86 F FF 92 C FF 93 2-3 ② K	C FC 81 B CU 76 B FF 87 X FC 83 2-1 ③ L6				3	0	0	0	0	1	3
Inning Stats	R: 0 E: 0 K: 0 S: 7 H: 0 LOB: 0 BB: 0 P: 12	R: 0 E: 0 K: 2 S: 15 H: 1 LOB: 1 BB: 0 P: 22	R: 0 E: 0 K: 0 S: 7 H: 0 LOB: 0 BB: 0 P: 9	R: 0 E: 0 K: 1 S: 8 H: 1 LOB: 1 BB: 0 P: 11	R: 0 E: 1 K: 1 S: 12 H: 1 LOB: 2 BB: 0 P: 19	R: 4 E: 0 K: 0 S: 14 H: 5 LOB: 1 BB: 0 P: 20	R: 0 E: 0 K: 0 S: 7 H: 0 LOB: 0 BB: 0 P: 10	R: 0 E: 0 K: 2 S: 10 H: 1 LOB: 2 BB: 1 P: 17		1B: 6 2B: 2 3B: 1 HR: 0	SF: 1 SAC: 0 DP: 0 HBP: 0		WP: 0 PB: 0 SB: 0 CS: 0	PA: 35	

PITCHER		IP	WLS	BF	H	R	ER	SO	BB	IBB	HBP	BLK	WP	HR	S	P	ERA	WHIP
61 Shane Greene, R ERA: 4.27	(1, 1)	5.2	L	26	8	4	4	4	0	0	0	0	0	0	61	89	6.35	1.412
65 Blaine Hardy, L ERA: 2.89	(6, 1)	1.1		5	0	0	0	0	1	0	0	0	0	0	9	18	0.00	0.750
30 Alex Wilson, R ERA: 2.29	(8, 1)	1.0		4	1	0	0	2	0	0	0	0	0	0	10	13	0.00	1.000

PITCHER	IP	WLS	BF	H	R	ER	SO	BB	IBB	HBP	BLK	WP	HR	S	P	ERA	WHIP

BOTTOM

Detroit Tigers @ Oakland Athletics

O.co Coliseum, Oakland, CA

Mon May 25 2015, 4:10 PM - 6:49 PM EDT

Att. 25,380 - Overcast - 59 F

livebaseballscorecards.com

AB	33
R	4
H	9
RBI	4
BB	1
SO	6
LOB	19

Batter	1	2	3	4	5	6	7	8	9	AB	R	H	RBI	BB	SO	LOB
12 Anthony Gose, L (1, 8) OBP: 0.374, SLG: 0.475	F SI 92 X SL 84 0-1 20 E 20 S 20 SF8 1B		C SI 91 F FC 90 B FF 91 B CH 84 1 SAFE F FF 90 X FC 90 2-2 1-2 1B			X CH 83 0-0 G4-3		B CH 82 B FC 90 1 SAFE C FF 90 X FC 89 2-1 G3		4	1	2	0	0	0	1
20 Rajai Davis, R (1, 10) OBP: 0.349, SLG: 0.417	C SI 90 B FF 90 1 SAFE 1 SAFE F FF 91 B SL 83 X FF 92 2-2 SF8 1-H		X SI 90 0-0 P3			C SI 91 S FF 91 B FF 92 S SL 84 1-3 K			B FF 91 B FF 91 F FF 91 B CH 78 D FF 92 4-1 24 CS BB	2	0	0	1	1	1	2
24 Miguel Cabrera, R (1, 3) OBP: 0.442, SLG: 0.605	B SI 92 B FF 92 B FF 93 X FF 91 3-0 L8		B FF 92 X SI 90 1-0 P4			C SI 93 S SL 84 B CH 86 X FF 91 1-2 F9			B FF 93 C CH 79 C FF 93 B FS 84 X CH 79 2-2 1-2 28 BB 1B	4	0	1	0	0	0	2
28 J.D. Martinez, R (1, 9) OBP: 0.328, SLG: 0.468	C SI 92 B SL 85 B FC 90 S FC 90 X FC 90 2-2 G5-3			F SI 90 F SL 82 B FF 93 B SL 85 X SI 92 2-2 F8			F FC 89 S SL 82 B FF 92 B SL 83 S FF 91 2-3 K		D CH 78 B CH 78 F FF 92 B CH 79 C FF 92 B FF 92 4-2 1-2 BB	3	0	0	0	1	1	0
52 Yoenis Cespedes, R (1, 7) OBP: 0.323, SLG: 0.480		B SI 92 B CH 84 B FC 89 B SI 92 4-0 34 G6-4-3 BB		B FF 91 S FF 91 B FF 91 F FF 91 F SL 84 X FF 92 2-2 G6-3			C SI 92 B FF 93 F CH 85 X SL 82 1-2 9 CS 1B		C CH 79 X FF 91 0-1 F9	3	0	1	0	1	0	2
9 Nick Castellanos, R (1, 5) OBP: 0.284, SLG: 0.385 49 Dixon Machado, R (7, 6)		B SI 89 X FC 89 1-0 F8		C FC 91 B CH 85 X FF 91 1-1 F8			1 SAFE B FC 88 1 SAFE SI 90 S FC 89 F FF 92 B FC 91 S CH 85 3-3 1-2 K		S FF 92 B FF 93 F CH 79 B FF 92 F CH 80 X FF 92 2-2 P3	3 1	0 0	0 0	0 0	0 0	1 0	2 2
34 James McCann, R (1, 2) OBP: 0.310, SLG: 0.417		B FC 88 C FF 89 X SL 82 1-1 G6-4-3 1-2f			L SI 91 F FC 89 F FF 91 S SL 83 0-3 K			F FC 89 X SI 89 0-1 G5-3		3	0	0	0	0	1	1
17 Andrew Romine, S (1, 6) OBP: 0.410, SLG: 0.361 (7, 5)			C SI 91 B CH 84 B FF 90 X FF 92 2-1 12 1B 1B		B FF 92 S FC 90 S CH 84 B SL 81 B SL 82 X FC 90 3-2 G3-1			B CH 83 B FC 89 B SI 91 C SI 91 X SI 90 3-1 26 CS 1B		3	0	2	0	0	0	0
26 Hernán Pérez, R (1, 4) OBP: 0.100, SLG: 0.069			1 SAFE X FF 90 0-0 L8		C CH 85 X FC 89 0-1 F8			1 SAFE 1 SAFE B SI 88 S FC 89 B CH 85 B FC 90 F SI 91 B FF 91 4-2 1-2 BB		2	0	0	0	1	0	1
Inning Stats	R: 1 E: 0 K: 0 S: 9 H: 1 LOB: 0 BB: 0 P: 16	R: 0 E: 0 K: 0 S: 3 H: 0 LOB: 0 BB: 1 P: 9	R: 0 E: 0 K: 0 S: 9 H: 2 LOB: 2 BB: 0 P: 14	R: 0 E: 0 K: 0 S: 9 H: 0 LOB: 0 BB: 0 P: 14	R: 0 E: 0 K: 1 S: 9 H: 0 LOB: 0 BB: 0 P: 12	R: 0 E: 0 K: 1 S: 7 H: 0 LOB: 0 BB: 0 P: 9	R: 0 E: 0 K: 2 S: 9 H: 1 LOB: 0 BB: 0 P: 15	R: 0 E: 0 K: 0 S: 8 H: 1 LOB: 1 BB: 1 P: 17	R: 0 E: 0 K: 0 S: 12 H: 1 LOB: 2 BB: 2 P: 24	1B: 6 2B: 0 3B: 0 HR: 0 SF: 1 SAC: 0 DP: 1 HBP: 0						

PITCHER		IP	WLS	BF	H	R	ER	SO	BB	IBB	HBP	BLK	WP	HR	S	P	ERA	WHIP
30 Jesse Chavez, R ERA: 2.44	(1, 1)	8.0	L	28	5	1	0	4	2	0	0	0	0	0	63	106	0.00	0.875
36 Tyler Clippard, R ERA: 2.25	(9, 1)	1.0		5	1	0	0	0	2	0	0	0	0	0	12	24	0.00	3.000

PITCHER	IP	WLS	BF	H	R	ER	SO	BB	IBB	HBP	BLK	WP	HR	S	P	ERA	WHIP

TOP

Detroit Tigers @ Oakland Athletics

O.co Coliseum, Oakland, CA

Tue May 26 2015, 10:08 PM - 1:05 AM EDT

Att. 22,758 - Partly Cloudy - 56 F

livebaseballscorecards.com

AB	28
R	1
H	6
RBI	1
BB	4
SO	4
LOB	13

Detroit Tigers @ Oakland Athletics

O.co Coliseum, Oakland, CA

Tue May 26 2015, 10:08 PM - 1:05 AM EDT

Att. 22,758 - Partly Cloudy - 56 F

BOTTOM

livebaseballscorecards.com

Batter	1	2	3	4	5	6	7	8	9	AB	R	H	RBI	BB	SO	LOB
1 Billy Burns, S (1, 8) OBP: 0.344, SLG: 0.371	F SI 91 B FF 92 B FF 93 F FF 92 B SI 93 F SI 94 X FC 88 3-2 1B		S FF 92 F KC 80 H SI 94 1-2 18 1B HBP	X SI 93 0-0 ③ FC6-4 1-2f			B FC 85 C FC 85 B KC 78 X FF 93 2-1 ② B5-3		C FF 92 F FC 93 F FC 92 B CU 69 X FF 91 1-2 ③ F7	4	0	1	0	0	0	3
10 Marcus Semien, R (1, 6) OBP: 0.330, SLG: 0.449	S FF 94 1 SAFE S FF 94 F FF 95 B SI 94 X FF 95 1-2 ① F8		C FC 88 F CH 85 X FF 94 0-2 ① L9		B SI 92 B CH 85 B SI 93 C FF 94 F SI 94 X SI 94 3-2 ① L8		C KC 79 B KC 78 S CH 84 B CH 84 F FC 86 X CH 84 2-2 ③ F8			4	0	0	0	0	0	2
18 Ben Zobrist, S (1, 4) OBP: 0.317, SLG: 0.426	X FF 94 0-0 ② F9		C CH 86 F SI 94 1 SAFE X KC 81 0-2 1-2 1B		B CH 86 C FC 88 F CH 86 X FF 94 1-2 2B			B CU 78 C CU 77 X FF 93 1-1 ① G4-3		4	0	2	0	0	0	1
16 Billy Butler, R (1, 10) OBP: 0.317, SLG: 0.374	1 SAFE B FF 94 C CH 86 F SI 95 B SI 94 X KC 81 2-2 ③ G5-3		X FF 94 0-0 ② F9		F SI 93 X SI 93 0-1 ② F9			B SL 85 F FF 92 B FF 93 X CU 81 2-1 ② G6-3		4	0	0	0	0	0	4
21 Stephen Vogt, L (1, 3) OBP: 0.413, SLG: 0.595		C FF 94 B KC 80 F FC 87 B SI 94 F SI 94 X KC 80 2-2 15 E 20 PB 1B	C SI 93 C SI 95 F FF 95 B SI 95 X FC 88 1-2 ③ G4-3		F FC 89 F SI 94 B SI 94 S KC 80 1-3 ③ K2-3			B SL 76 X FF 90 1-0 1B		4	0	2	0	0	1	3
20 Mark Canha, R (1, 7) OBP: 0.304, SLG: 0.411 22 Josh Reddick, L (8, PH) OBP: 0.380, SLG: 0.532 (9, 9)		S SI 95 B FF 96 F FF 95 F SI 94 X CH 87 1-2 ① F9 1-2		C CH 85 C FF 94 X FF 93 0-2 19 BB 1B		X FC 87 0-0 ① F8		C FF 93 X FF 92 0-1 ③ G1-3		3 1	0 0	1 0	0 0	0 0	0 0	1 1
15 Brett Lawrie, R (1, 5) OBP: 0.303, SLG: 0.355		B FC 89 X CH 86 1-0 FC6 2-3		X FC 87 0-0 ① F7		B SI 94 S SI 93 S CH 85 F CH 86 B FF 92 S KC 81 2-3 ② K			B SL 78 C FF 91 B FC 91 F FF 92 X CU 69 2-2 ① G5-3	4	0	0	0	0	1	2
19 Josh Phegley, R (1, 2) OBP: 0.296, SLG: 0.313 50 Max Muncy, L (9, PH) OBP: 0.327, SLG: 0.455		X CH 86 0-0 ② L8		B SI 94 B SI 93 B SI 94 B SI 94 4-0 1 FC6-4 1-2 BB		B KC 78 B KC 80 T FF 94 C CH 85 X KC 80 2-2 ③ P3			F FC 92 C FF 91 F FC 92 B CU 69 X FF 93 1-2 ② P4	2 1	0 0	0 0	0 0	1 0	0 0	2 0
23 Sam Fuld, L (1, 9) OBP: 0.277, SLG: 0.302 (9, 7)		B FF 94 B SI 93 C SI 95 C SI 94 F SI 95 F FF 94 D FC 89 X SI 96 3-2 ③ G6-3	C SI 93 S FC 88 B FF 95 S SI 94 1-3 ② K				B KC 82 F FC 84 X FF 92 1-1 ① P6		C FF 92 X FF 92 0-1 2B	4	0	1	0	0	1	4
Inning Stats	R: 0 E: 0 K: 0 S: 12 H: 1 LOB: 1 BB: 0 P: 18	R: 0 E: 1 K: 0 S: 15 H: 1 LOB: 2 BB: 0 P: 22	R: 0 E: 0 K: 0 S: 13 H: 1 LOB: 2 BB: 0 P: 15	R: 0 E: 0 K: 1 S: 8 H: 1 LOB: 2 BB: 1 P: 13	R: 0 E: 0 K: 1 S: 11 H: 1 LOB: 1 BB: 0 P: 16	R: 0 E: 0 K: 1 S: 8 H: 0 LOB: 0 BB: 0 P: 12	R: 0 E: 0 K: 0 S: 8 H: 0 LOB: 0 BB: 0 P: 13	R: 0 E: 0 K: 0 S: 7 H: 1 LOB: 1 BB: 0 P: 11	R: 0 E: 0 K: 0 S: 13 H: 1 LOB: 1 BB: 0 P: 17	1B: 5 2B: 2 3B: 0 HR: 0	SF: 0 SAC: 0 DP: 0 HBP: 1	WP: 0 PB: 1 SB: 0 CS: 0	PA: 37				

	AB	35
	R	0
	H	7
	RBI	0
	BB	1
	SO	3
	LOB	23

PITCHER		IP	WLS	BF	H	R	ER	SO	BB	IBB	HBP	BLK	WP	HR	S	P	ERA	WHIP
14 David Price, L ERA: 2.97	(1, 1)	7.0	W	29	5	0	0	3	1	0	1	0	0	0	75	109	0.00	0.857
44 Joba Chamberlain, R ERA: 1.32	(8, 1)	0.2	H	2	0	0	0	0	0	0	0	0	0	0	4	7	0.00	0.000
32 Tom Gorzelanny, L ERA: 2.93	(8, 1)	0.0		1	1	0	0	0	0	0	0	0	0	0	1	2	∞	∞
38 Joakim Soria, R ERA: 1.33	(8, 1)	1.1	S	5	1	0	0	0	0	0	0	0	0	0	15	19	0.00	0.750

PITCHER	IP	WLS	BF	H	R	ER	SO	BB	IBB	HBP	BLK	WP	HR	S	P	ERA	WHIP

Batter	1	2	3	4	5	6	7	8	9	AB	R	H	RBI	BB	SO	LOB
20 Rajai Davis, R (1, 9) OBP: 0.342, SLG: 0.406	F SI 89 F SI 90 B SI 90 X CH 76 1-2 G1-3		X FC 87 0-0 B3-4		1 SAFE B SI 88 1 SAFE F FF 88 1 SAFE 1 SAFE F SI 89 B SI 88 1 SAFE 2-3 C SI 90 1-2 K		B FF 93 F FF 94 C FF 94 F FF 94 F CU 80 F FF 94 B CU 82 B FF 94 X FF 94 3-2 F9		C FF 91 B FC 85 1 SAFE F FC 88 B FF 91 F FF 90 F FC 87 X FF 92 2-2 1-2 1B	5	0	1	0	0	1	1
3 Ian Kinsler, R (1, 4) OBP: 0.352, SLG: 0.366	B SI 90 F CH 76 B SI 91 C SI 90 F SI 91 F SI 91 S CH 75 2-3 K		X SI 88 0-0 L7		B SL 82 C FF 90 X SI 90 1-1 52 HR 2B		C FC 90 X FC 90 0-1 F8		F FC 87 B FC 88 2 SAFE C FC 87 S CU 72 1-3 K	5	1	1	0	0	2	2
24 Miguel Cabrera, R (1, 3) OBP: 0.436, SLG: 0.591	F SI 91 B SI 91 F CU 78 S SI 92 1-3 K		B SI 88 C SI 88 B FC 86 S SI 89 F SI 91 S CH 74 2-3 K		I IN 68 I IN 67 I IN 68 I IN 68 4-0 52 HR IBB		S FC 91 S FF 94 T FF 94 0-2 K		B FF 92 B FC 87 B FF 92 F FF 91 C FF 92 F FF 92 F FF 92 X CU 73 3-2 G6-3	4	1	0	0	1	3	2
52 Yoenis Cespedes, R (1, 7) OBP: 0.332, SLG: 0.500		B SI 87 B SI 89 F SI 89 F SI 92 B CH 76 B SI 92 4-2 28 FC5-4 BB	C FF 88 C SI 89 B SL 86 F SI 88 B SI 90 X SI 90 2-2 50 CS 9 1B 1B	C SI 91 F SI 90 B FF 90 F FF 91 B SL 89 X CH 84 2-2 1-H 2-H HR			C FF 93 F FC 89 B FF 94 F FF 93 B CU 79 F FF 95 F FF 93 F CU 80 B FF 95 3-3 S FF 85 K		3	1	2	3	1	1	0
28 J.D. Martinez, R (1, 10) OBP: 0.321, SLG: 0.458		F SI 90 B SI 90 X CH 75 1-1 FC5-4 49 BB 9 BB 1-2f	B SI 89 F SI 88 C SI 89 B SI 88 X SI 90 2-2 L6	B SL 87 C SI 89 F FF 89 F CU 78 B SI 90 S CU 80 2-3 K				B FC 89 S FC 90 X FC 91 1-1 G6-3		4	0	0	0	0	1	2
9 Nick Castellanos, R (1, 5) OBP: 0.294, SLG: 0.390 17 Andrew Romine, S (8, PR) OBP: 0.410, SLG: 0.361 (8, 5)		B SI 90 F SI 90 F FC 86 D CH 75 B SI 92 D SI 91 4-2 49 BB 1-2 BB	1 SAFE X SI 88 0-0 50 1B 1-2 1B			C SI 87 S CH 79 B SI 88 C CH 80 1-3 K		S FC 88 B FC 90 B FF 92 S FC 90 X FC 90 2-2 50 FC4-6 1B	3 0	0 0	2 0	0 0	1 0	1 0	0 0
50 Bryan Holaday, R (1, 2) OBP: 0.294, SLG: 0.588		F SI 90 S CH 79 S SI 92 0-3 K	C SI 90 B SI 89 C SI 88 D CU 78 F FF 90 X SL 80 2-2 49 FC5-4 1-2 2-3 1B			B CU 79 C SI 89 X SI 89 1-1 F9		C FF 91 F FF 92 B FC 89 X FF 93 1-2 FC4-6 1-2f	4	0	1	0	0	1	3
49 Dixon Machado, R (1, 6) OBP: 0.250, SLG: 0.143		B SI 91 B SI 92 C SI 90 B SI 93 B SI 92 4-1 1-2 2-3 BB	X SI 90 0-0 FC5-4 1-2f			X SI 89 0-0 1B		C CU 70 S FC 86 B FF 91 B FC 86 C FF 91 2-3 K	3	0	1	0	1	1	2
12 Anthony Gose, L (1, 8) OBP: 0.377, SLG: 0.472		X SI 93 0-0 G5-3		S FF 88 B CH 82 B SL 86 B FF 89 S SI 88 F SI 88 B SI 88 4-2 20 CS BB	B CU 79 B SI 90 B SI 89 C SI 89 S SI 89 S SI 89 3-3 K		X FF 91 0-0 20 1B 1B	3	0	1	0	1	1	4

Inning Stats	1	2	3	4	5	6	7	8	9
	R: 0 E: 0 K: 2 S: 11 H: 0 LOB: 0 BB: 0 P: 15	R: 0 E: 0 K: 1 S: 11 H: 0 LOB: 3 BB: 3 P: 24	R: 0 E: 0 K: 1 S: 6 H: 0 LOB: 0 BB: 0 P: 8	R: 0 E: 0 K: 0 S: 13 H: 3 LOB: 2 BB: 0 P: 19	R: 3 E: 0 K: 2 S: 16 H: 2 LOB: 0 BB: 2 P: 31	R: 0 E: 0 K: 2 S: 9 H: 1 LOB: 1 BB: 0 P: 14	R: 0 E: 0 K: 1 S: 11 H: 0 LOB: 0 BB: 0 P: 14	R: 0 E: 0 K: 1 S: 15 H: 1 LOB: 1 BB: 0 P: 22	R: 0 E: 0 K: 2 S: 18 H: 2 LOB: 2 BB: 0 P: 26

1B: 7	SF: 0	WP: 0	PA: 39
2B: 2	SAC: 0	PB: 0	
3B: 0	DP: 1	SB: 0	
HR: 1	HBP: 0	CS: 2	

PITCHER		IP	WLS	BF	H	R	ER	SO	BB	IBB	HBP	BLK	WP	HR	S	P	ERA	WHIP
26 Scott Kazmir, L ERA: 2.93	(1, 1)	3.0		12	0	0	0	4	3	0	0	0	0	0	28	47	0.00	1.000
61 Dan Otero, R ERA: 4.88	(4, 1)	2.0	L	11	5	3	3	2	1	1	0	0	0	1	29	50	13.50	3.000
62 Sean Doolittle, L ERA:	(6, 1)	1.0		4	1	0	0	2	0	0	0	0	0	0	9	14	0.00	1.000
33 Fernando Rodriguez Jr., R ERA: 5.73	(7, 1)	2.0		7	1	0	0	2	0	0	0	0	0	0	26	36	0.00	0.500
58 Evan Scribner, R ERA: 2.33	(9, 1)	1.0		5	2	0	0	2	0	0	0	0	0	0	18	26	0.00	2.000

PITCHER	IP	WLS	BF	H	R	ER	SO	BB	IBB	HBP	BLK	WP	HR	S	P	ERA	WHIP

TOP

Detroit Tigers @ Oakland Athletics

O.co Coliseum, Oakland, CA

Wed May 27 2015, 3:38 PM - 6:43 PM EDT

Att. 20,387 - Partly Cloudy - 56 F

livebaseballscorecards.com

AB	34
R	3
H	9
RBI	3
BB	5
SO	12
LOB	16

Detroit Tigers @ Oakland Athletics

O.co Coliseum, Oakland, CA

Wed May 27 2015, 3:38 PM - 6:43 PM EDT

Att. 20,387 - Partly Cloudy - 56 F

BOTTOM

Batter	1	2	3	4	5	6	7	8	9	AB	R	H	RBI	BB	SO	LOB
1 Billy Burns, S (1, 8) OBP: 0.350, SLG: 0.380	X SI 91 0-0 ① G4-3			B SI 88 F FF 89 F FC 85 F FC 86 X FF 90 1-2 ① G6-3		1 SAFE B FC 85 B CH 82 F SI 88 B FF 89 C FF 89 B FF 89 4-2 18 G4-6-3 1-2 BB		X FF 85 0-0 2B		3	0	1	0	1	0	0
22 Josh Reddick, L (1, 9) OBP: 0.383, SLG: 0.526	C SI 92 F SI 92 B FF 94 F SL 88 B FF 93 B SL 87 F SL 87 B SI 92 4-2 21 PO BB			C FC 84 B FF 88 B SI 89 B FC 86 S SI 89 B FF 90 4-2 18 1B BB		D CU 78 C FF 88 X FF 86 1-1 ① F7		X FF 89 0-0 ② P5		2	0	0	0	2	0	3
18 Ben Zobrist, S (1, 4) OBP: 0.313, SLG: 0.414 (9, 7)	B SI 92 B SI 91 X SI 91 2-0 ② F7			1 SAFE C SI 87 S CH 82 B CH 83 X FF 89 1-2 21 G4-6-3 1B		C CH 82 X FC 86 0-1 ②③ G4-6-3 1-2f		B CU 79 B FF 92 B FF 93 C FF 90 C FF 92 X SL 85 3-2 ③ P2		4	0	1	0	0	0	4
21 Stephen Vogt, L (1, 2) OBP: 0.415, SLG: 0.607 12 Andy Parrino, S (9, PR)	C SI 91 F SL 87 F FC 93 1 SAFE 0-2 ③ PO 1-2	C SI 91 B CH 87 F SL 87 B CH 88 F SI 93 F SL 86 F FF 94 B SL 85 X SL 87 3-2 ① G4-3		B FF 89 X FC 86 1-0 ②③ G4-6-3 1-2f			F FF 87 B CU 77 X CU 75 1-1 20 SF8 3B		B FF 92 C FF 92 X CH 84 1-1 20 BB 1B	4 0	1 0	2 0	0 0	0 0	0 0	2 0
16 Billy Butler, R (1, 10) OBP: 0.316, SLG: 0.368		C FF 93 X FF 92 0-1 ② G6-3			C SI 86 B CH 81 B FC 84 F FF 88 B FC 85 B SI 88 4-2 20 FC5-4 BB		C SL 83 S SL 85 S SL 85 0-3 ① K		F FF 92 F FF 90 F FC 93 1 SAFE 1 SAFE B FF 92 X CU 69 1-2 ① F7	3	0	0	0	1	1	2
50 Max Muncy, L (1, 3) OBP: 0.321, SLG: 0.444 20 Mark Canha, R (5, PH) OBP: 0.305, SLG: 0.408 (6, 3)		C SI 91 C CH 86 B FF 93 F FF 92 S SL 86 1-3 ③ K			C FC 84 X FF 88 0-1 ① FC5-4 15 G4-3 1-2f		C SL 86 F SI 94 B SL 85 B SL 85 B SL 85 F SL 86 F SI 94 X SL 86 3-2 ② SF8 3-H		B SL 78 C FC 91 B FF 90 B FC 92 B FC 90 4-1 1-2 BB	1 1	0 0	0 0	0 1	0 1	1 0	0 1
15 Brett Lawrie, R (1, 5) OBP: 0.297, SLG: 0.347			B SL 87 X SL 87 1-0 ① G1-3		B SI 87 1 SAFE S CH 82 B SI 90 D CH 82 X SI 87 3-1 ② G4-3 1-2		B FF 94 C SI 93 S SI 94 B SL 87 S SI 94 2-3 ③ K		S FC 92 F FC 92 S FC 92 0-3 ② K	4	0	0	0	0	2	3
23 Sam Fuld, L (1, 7) OBP: 0.273, SLG: 0.297 10 Marcus Semien, R (8, PH) OBP: 0.332, SLG: 0.460 (9, 6)			C SI 91 C FF 93 F FF 93 X SL 86 0-2 ② L7		X SI 88 0-0 ③ L8			B FF 86 F FC 84 B CU 75 X FF 87 2-1 28 G4-3 3B	C SL 79 S FC 93 C CU 71 0-3 ③ K	2 2	0 1	0 1	0 0	0 1	0 2	1 2
28 Eric Sogard, L (1, 6) OBP: 0.291, SLG: 0.309 (9, 4)			B FF 92 B SL 86 C SI 92 B FF 92 C FF 91 X SI 92 3-2 ③ L7			C FF 87 B FC 84 X FC 84 1-1 1 BB 1B		C CU 75 B FF 89 X CU 75 1-1 ① G4-3 3-H		3	0	1	1	0	0	0
Inning Stats	R: 0 E: 0 K: 0 S: 9 H: 0 LOB: 0 BB: 1 P: 15	R: 0 E: 0 K: 1 S: 12 H: 0 LOB: 0 BB: 0 P: 16	R: 0 E: 0 K: 0 S: 8 H: 0 LOB: 0 BB: 0 P: 12	R: 0 E: 0 K: 0 S: 10 H: 1 LOB: 1 BB: 1 P: 17	R: 0 E: 0 K: 0 S: 7 H: 0 LOB: 1 BB: 1 P: 14	R: 0 E: 0 K: 0 S: 8 H: 1 LOB: 1 BB: 1 P: 14	R: 1 E: 0 K: 2 S: 13 H: 1 LOB: 0 BB: 0 P: 19	R: 1 E: 0 K: 0 S: 9 H: 2 LOB: 1 BB: 0 P: 15	R: 0 E: 0 K: 2 S: 13 H: 1 LOB: 2 BB: 1 P: 19	1B: 3 2B: 1 3B: 2 HR: 0 SF: 1 SAC: 0 DP: 2 HBP: 0						

livebaseballscorecards.com

AB	29
R	2
H	6
RBI	2
BB	5
SO	5
LOB	18

WP: 0 PA: 36
PB: 0
SB: 0
CS: 0

PITCHER		IP	WLS	BF	H	R	ER	SO	BB	IBB	HBP	BLK	WP	HR	S	P	ERA	WHIP
30 Alex Wilson, R ERA: 1.99	(1, 1)	3.0		9	0	0	0	1	1	0	0	0	0	0	29	43	0.00	0.333
56 Kyle Ryan, L ERA: 3.0	(4, 1)	3.0	W	13	3	1	1	0	3	0	0	0	0	0	27	48	3.00	2.000
62 Al Alburquerque, R ERA: 3.93	(7, 1)	1.0	H	3	0	0	0	2	0	0	0	0	0	0	11	16	0.00	0.000
65 Blaine Hardy, L ERA: 3.26	(8, 1)	0.2	H	4	2	1	1	0	0	0	0	0	0	0	6	9	13.50	3.000
44 Joba Chamberlain, R ERA: 1.29	(8, 1)	0.1	H	1	0	0	0	0	0	0	0	0	0	0	3	6	0.00	0.000

PITCHER		IP	WLS	BF	H	R	ER	SO	BB	IBB	HBP	BLK	WP	HR	S	P	ERA	WHIP
38 Joakim Soria, R ERA: 1.27	(9, 1)	1.0	S	5	1	0	0	2	1	0	0	0	0	0	13	19	0.00	2.000

Detroit Tigers @ Los Angeles Angels

Angel Stadium of Anaheim, Anaheim, CA

Thu May 28 2015, 7:08 PM - 10:14 PM PDT

Att. 32,261 - Partly Cloudy - 69 F

livebaseballscorecards.com

Batter	1	2	3	4	5	6	7	8	9	AB	R	H	RBI	BB	SO	LOB
20 Rajai Davis, R (1, 10) OBP: 0.345, SLG: 0.400	X FF 91 0-0 ① G1-3		B SI 90 C FF 90 D CH 85 F FF 89 B CU 77 F FF 90 B FF 90 4-2 24 HBP 3 BB 1-2 BB		L FF 89 1 SAFE B CH 85 X FF 89 1-1 1-3 1B		C FF 91 B CH 84 F FF 92 F FF 92 F KC 84 C CH 84 1-3 ③ K		B CU 75 B CH 79 F FF 90 F SI 91 C FF 90 2-3 ③ K	4	0	1	0	1	2	2
3 Ian Kinsler, R (1, 4) OBP: 0.357, SLG: 0.364 17 Andrew Romine, S (8, PH) OBP: 0.400, SLG: 0.351 (8, 4)	C FF 91 B SI 91 F FF 91 B SL 82 B SI 92 F FF 92 F SI 92 F FF 92 F FF 91 4-2 F FF 92 B FF 92 24 G6-4-3 BB		B SI 89 B FF 90 C CH 84 B CH 85 F FF 90 F FF 90 F FF 91 B FF 90 4-2 24 HBP 1-2 2-3 BB		X SL 85 0-0 ② F9			C SI 89 B SI 90 F SI 90 S FF 90 1-3 ① K		1 1	0 0	0 0	0 0	2 0	0 1	2 0
24 Miguel Cabrera, R (1, 3) OBP: 0.435, SLG: 0.584 26 Hernán Pérez, R (8, PH) OBP: 0.097, SLG: 0.067 (8, 3)	B FF 90 1 SAFE X FF 90 1-0 ② ③ G6-4-3 1-2f		C FF 90 B FF 89 F SI 90 H FC 86 2-2 1-2 2-3 3-H HBP		B FF 91 C SL 81 X CH 86 1-1 ③ L8			F SI 91 B SI 90 F FF 90 X CU 74 1-2 ② P6		2 1	0 0	0 0	1 0	0 0	0 0	3 0
52 Yoenis Cespedes, R (1, 7) OBP: 0.325, SLG: 0.489 18 Tyler Collins, L (8, 7) OBP: 0.353, SLG: 0.267		B FF 90 B CH 84 C FF 91 B FF 91 X FF 90 3-1 ① G5-3	C CU 77 B CH 85 F SI 91 B CH 86 C SI 91 2-3 ③ K			S FF 90 B CH 86 F FC 87 F SL 83 F CU 77 B FF 91 C SI 92 2-3 ① K		C FF 91 F FF 91 B FF 91 B SI 91 X CH 77 2-2 ③ F9		4 0	0 0	0 0	0 0	0 0	2 0	3 0
28 J.D. Martinez, R (1, 9) OBP: 0.325, SLG: 0.456		C CH 86 F FF 90 B FF 91 B SI 91 B SL 83 F SI 91 S CH 87 3-3 ② K		B FF 90 X FF 90 1-0 ① F9		C CU 78 F FC 88 B SI 91 B SI 90 F SL 83 B SI 91 B SI 92 4-2 BB			X FF 90 0-0 34 1B 1 2B 1B	3	1	1	0	1	1	0
9 Nick Castellanos, R (1, 5) OBP: 0.288, SLG: 0.381		C FF 91 X FC 89 0-1 ③ F8		X FF 91 0-0 ② G5-3		S FC 88 B CU 77 C CH 86 C SI 90 1-3 ② K			S CH 77 C FF 90 B FF 89 S CH 78 1-3 ① K	4	0	0	0	0	2	2
34 James McCann, R (1, 2) OBP: 0.317, SLG: 0.420			C FF 90 C CU 77 X FF 90 0-2 1 FC1-4 1B	C CH 85 F CU 79 S SL 80 0-3 ③ K		B CU 77 1 SAFE F SI 89 B FC 86 X CH 84 2-1 ③ G1-3			B CU 72 B FF 90 C CH 78 F SI 90 F SL 85 X CH 78 2-2 1 2B 1-2 1B	4	0	2	0	0	1	1
1 Jose Iglesias, R (1, 6) OBP: 0.391, SLG: 0.429			C CH 84 B FC 86 B SI 90 1 SAFE F CH 84 X SI 91 2-2 ① FC1-4 3 BB 20 BB 24 HBP 1-2f	B CH 84 B FF 90 B FF 89 B FF 90 4-0 20 1B BB			C FF 88 F FF 89 F FF 89 F KC 83 F FF 91 X CH 84 0-2 ① F7		X SI 90 0-0 1-3 2-H 2B	3	1	1	1	1	0	1
12 Anthony Gose, L (1, 8) OBP: 0.368, SLG: 0.459			C SI 90 1 SAFE 1 SAFE S FF 91 B SL 83 S CU 77 1-3 ② K	F FF 90 L FF 89 S SL 81 0-3 ① K			S FF 90 B FF 91 B CH 85 S KC 83 X FF 91 2-2 ② G1-3		C SL 85 B SL 82 X FF 91 1-1 ② L7	4	0	0	0	0	2	4

Inning Stats																																		
	R: 0	E: 0	K: 0	S: 9	H: 0	LOB: 0	BB: 1	P: 14	R: 0	E: 0	K: 1	S: 8	H: 0	LOB: 0	BB: 0	P: 14	R: 1	E: 0	K: 2	S: 22	H: 1	LOB: 3	BB: 2	P: 37	R: 0	E: 0	K: 1	S: 5	H: 0	LOB: 0	BB: 0	P: 6	R: 0	E: 0	K: 1	S: 8	H: 1	LOB: 2	BB: 1	P: 14
	R: 0	E: 0	K: 2	S: 13	H: 0	LOB: 1	BB: 1	P: 22	R: 0	E: 0	K: 1	S: 14	H: 0	LOB: 0	BB: 0	P: 17	R: 0	E: 0	K: 1	S: 9	H: 0	LOB: 0	BB: 0	P: 13	R: 1	E: 0	K: 2	S: 14	H: 3	LOB: 2	BB: 0	P: 20	1B: 4	2B: 1	3B: 0	HR: 0	SF: 0	SAC: 0	DP: 1	HBP: 1	WP: 0	PB: 0	SB: 0	CS: 0	PA: 37

PITCHER		IP	WLS	BF	H	R	ER	SO	BB	IBB	HBP	BLK	WP	HR	S	P	ERA	WHIP
33 C.J. Wilson, L ERA: 3.18	(1, 1)	6.0	W	25	2	1	1	7	5	0	1	0	0	0	65	107	1.50	1.167
59 Fernando Salas, R ERA: 3.66	(7, 1)	1.0		3	0	0	0	1	0	0	0	0	0	0	14	17	0.00	0.000
48 Jose Alvarez, L ERA: 3.86	(8, 1)	2.0		9	3	1	1	3	0	0	0	0	0	0	23	33	4.50	1.500

PITCHER	IP	WLS	BF	H	R	ER	SO	BB	IBB	HBP	BLK	WP	HR	S	P	ERA	WHIP

AB	31
R	2
H	5
RBI	2
BB	5
SO	11
LOB	18

BOTTOM

Detroit Tigers @ Los Angeles Angels

Angel Stadium of Anaheim, Anaheim, CA

Thu May 28 2015, 7:08 PM - 10:14 PM PDT

Att. 32,261 - Partly Cloudy - 69 F

Batter	1	2	3	4	5	6	7	8	9	AB	R	H	RBI	BB	SO	LOB
2 Erick Aybar, S (1, 6) OBP: 0.318, SLG: 0.328 8 Taylor Featherston, R (6, 6) OBP: 0.111, SLG: 0.042	S FF 94 F FF 94 B FF 94 F CH 87 B FF 95 X FF 95 2-2 27 G4-3 5 HR 1B	C CH 86 S CH 86 1 SAFE X FF 93 0-2 ② ③ G4-6-3 1-2f			B FF 93 X SI 94 1-0 ② SH5-3 3-H		S FC 91 X SI 93 0-1 ① L8	C SL 85 S SL 85 F SL 85 C SL 86 0-3 ① K		2 2	1 0	1 0	1 0	0 0	0 1	2 1
27 Mike Trout, R (1, 8) OBP: 0.383, SLG: 0.542 57 Alfredo Marte, R (8, 7)	D FF 94 B FF 92 1 SAFE C FF 94 C CH 85 X FF 94 2-2 ① G4-3 1-2		B CU 80 C CU 80 C FF 93 B FF 92 X SI 93 2-2 ① G6-3		F SI 93 X CU 83 0-1 ③ G4-3		C FF 96 B FC 92 S FC 92 X FF 96 1-2 56 BB 6 1B 2B	C SL 83 C SI 92 X SL 84 0-2 ② G1-4-3 2-3		4 1	1 0	1 0	0 0	0 0	0 0	1 1
5 Albert Pujols, R (1, 10) OBP: 0.294, SLG: 0.436 58 Carlos Pérez, R (8, PH) OBP: 0.283, SLG: 0.386 (9, 10)	F FF 94 S CU 82 B CU 83 B FF 94 F FF 94 X CU 82 2-2 2-H HR		F FF 94 B SI 93 S CH 86 X FF 95 1-2 ② F9			B CU 80 C FF 92 B FF 93 B CH 85 F FF 92 F FF 93 B SI 93 4-2 6 1B 56 1B 20 1B BB	I IN 61 I IN 74 I IN 75 I IN 76 4-0 56 BB 6 1B IBB	B SI 93 B SL 83 F SL 83 S SL 85 X SL 85 2-2 ③ P5		2 1	2 0	1 0	2 0	2 0	0 1	0 1
56 Kole Calhoun, L (1, 9) OBP: 0.337, SLG: 0.412	B FF 95 C CH 87 F CH 87 B SI 94 X FF 95 2-2 ② G1-3		B CH 86 B FF 94 C CH 86 B CH 88 X FF 94 3-1 ③ L3			B SI 92 1 SAFE B FF 92 T FF 93 X FF 94 2-1 20 1B 6 1B 17 FC5-2 1-2 1B	S SL 78 B SL 78 B FF 89 B SL 83 B FF 90 4-1 22 BB 6 1B 17 HR 1-2 2-3 BB			3 1	1 0	1 1	0 0	1 0	0 0	0 0
6 David Freese, R (1, 5) OBP: 0.271, SLG: 0.412	C CU 83 X FF 95 0-1 ③ F9			B FF 93 B CU 82 C FF 94 S FF 94 F CH 87 X FF 94 2-2 ① F7		F CU 81 S CU 82 X CU 82 0-2 17 FC5-2 20 1B 10 G4-3 1-2 2-3 1B	S SI 92 B FF 91 X CH 84 1-1 ② 22 BB 17 HR 1-2 2-H 3-H 1B			4 1	2 0	2 0	1 0	0 0	0 0	0 0
20 Matt Joyce, L (1, 7) OBP: 0.262, SLG: 0.313 22 Kirk Nieuwenhuis, L (6, PR) OBP: 0.146, SLG: 0.132 (7, 7) (8, 8)		X FF 94 0-0 HR		C CH 87 X CU 83 0-1 ② G4-3		B CH 86 S CH 84 X FF 94 1-1 10 G4-3 17 FC5-2 12 WP 1-2 2-3 3-H 1B	B FF 90 B SL 78 S SI 91 B SI 92 F SI 91 F SI 90 B SL 78 4-2 17 HR 1-2 2-3 BB			3 0	1 2	2 0	2 0	0 1	0 0	0 0
17 Chris Iannetta, R (1, 2) OBP: 0.263, SLG: 0.307		C FF 94 X CU 82 0-1 10 1B 2B		X FF 95 0-0 F8		X FF 95 0-0 ① FC5-2 12 WP 10 G4-3 1-2 2-3 3-Hf	B CH 84 B SI 91 B SI 92 C FF 90 X SI 91 3-1 1-H 2-H 3-H HR			4	1	2	4	0	0	3
10 Grant Green, R (1, 3) OBP: 0.231, SLG: 0.231		C FF 94 X FF 93 0-1 2 G4-6-3 2-3 1B			C CH 83 X CU 81 0-1 ① G4-3	B FC 91 C FF 96 F SL 84 X FC 91 1-2 ② G4-3 1-2 2-3 3-H	B SL 78 F SI 90 B CH 83 B SI 90 S SI 90 X FF 91 3-2 ③ F8			4	0	1	1	0	0	2
12 Johnny Giavotella, R (1, 4) OBP: 0.327, SLG: 0.347		D CU 82 C FF 93 1 SAFE 1 SAFE F FF 94 F FF 93 T CU 82 1-2 ① K			X FF 93 0-0 2 SH5-3 3B	B SL 85 C FC 90 C FF 95 F FC 92 F FF 95 F SL 85 X SL 85 1-2 ③ G5-3 2-3 3-H		B SL 83 B SL 83 X SI 91 2-0 57 G1-4-3 2B		4	1	2	0	0	1	4
Inning Stats	R: 2 H: 2 E: 0 LOB: 0 K: 0 BB: 0 S: 16 P: 24	R: 1 H: 3 E: 0 LOB: 1 K: 1 BB: 0 S: 12 P: 13	R: 0 H: 0 E: 0 LOB: 0 K: 0 BB: 0 S: 8 P: 14	R: 0 H: 0 E: 0 LOB: 0 K: 0 BB: 0 S: 7 P: 9	R: 1 H: 1 E: 0 LOB: 0 K: 0 BB: 0 S: 6 P: 7	R: 3 H: 3 E: 0 LOB: 2 K: 0 BB: 1 S: 20 P: 29	R: 5 H: 3 E: 0 LOB: 0 K: 0 BB: 3 S: 16 P: 36	R: 0 H: 1 E: 0 LOB: 1 K: 1 BB: 0 S: 11 P: 15		1B: 6 SF: 0 2B: 3 SAC: 1 3B: 1 DP: 1 HR: 3 HBP: 0						WP: 1 PA: 39 PB: 0 SB: 0 CS: 0	

livebaseballscorecards.com

	AB	34
	R	12
	H	13
	RBI	11
	BB	4
	SO	2
	LOB	15

PITCHER		IP	WLS	BF	H	R	ER	SO	BB	IBB	HBP	BLK	WP	HR	S	P	ERA	WHIP
45 Buck Farmer, R ERA: 12.6	(1, 1)	5.0	L	24	9	7	7	1	1	0	0	0	0	2	59	84	12.60	2.000
60 Angel Nesbitt, R ERA: 3.72	(6, 1)	1.1		6	1	2	2	0	0	1	0	0	1	0	15	22	13.50	0.750
32 Tom Gorzelanny, L ERA: 5.06	(7, 1)	0.2		5	2	3	3	0	2	0	0	0	0	1	11	26	40.50	6.000
62 Al Alburquerque, R ERA: 3.72	(8, 1)	1.0		4	1	0	0	1	0	0	0	0	0	0	11	15	0.00	1.000

PITCHER	IP	WLS	BF	H	R	ER	SO	BB	IBB	HBP	BLK	WP	HR	S	P	ERA	WHIP

Batter	1	2	3	4	5	6	7	8	9	AB	R	H	RBI	BB	SO	LOB
20 Rajai Davis, R (1, 8) OBP: 0.350, SLG: 0.398	C SI 89 B SI 89 C SI 89 C SI 91 1-3 ① K		B SL 74 F CH 83 B CU 74 X CH 83 2-1 ③ P4			F SI 90 B SL 74 B CH 82 B SI 90 B SI 90 4-1 3 CS 3 S BB		1 SAFE B FF 93 B FF 94 F FF 95 F FF 95 X FF 96 2-2 3 G3-1 1-2 1B		3	0	1	0	1	1	0
3 Ian Kinsler, R (1, 4) OBP: 0.350, SLG: 0.356	C SI 88 B CH 82 X FC 87 1-1 ② P4			B SI 88 C SI 88 B SI 90 C SI 91 B CH 82 X SI 91 3-2 ① F9		1 SAFE 1 SAFE 1 SAFE B SI 89 2 SAFE B SI 89 C SI 90 X SI 91 2-1 ②③ F8 1-3		C FF 96 2 SAFE C SL 82 X FF 96 0-2 ② G3-1 1-2 2-3		4	0	0	0	0	0	3
24 Miguel Cabrera, R (1, 3) OBP: 0.441, SLG: 0.583	B SI 89 B SI 90 S SI 90 F SI 91 F SI 92 B FC 90 B SI 92 4-2 BB			X CU 76 0-0 ② G6-3			C SI 88 B SI 90 B SI 91 X CH 84 2-1 34 BB 1B	I IN 87 I IN 88 I IN 88 I IN 89 4-0 IBB		2	0	1	0	2	0	0
52 Yoenis Cespedes, R (1, 7) OBP: 0.319, SLG: 0.479	B SI 88 B SI 91 F SI 89 F SI 90 S CH 83 2-3 ③ K			B SI 91 C SI 91 C FC 89 F SI 93 F SI 91 X FC 87 1-2 ③ F8			B SI 90 B CH 82 C CH 82 F SI 90 F FC 87 F SI 91 X SI 93 2-2 ① P6	C SL 82 B SL 82 F SL 83 S SL 82 1-3 ③ K		4	0	0	0	0	2	5
28 J.D. Martinez, R (1, 9) OBP: 0.324, SLG: 0.451		C SI 86 C FC 86 S SI 88 0-3 ① K			C CU 71 F SI 89 B SI 89 X CH 82 1-2 9 G4-3 9 S 1B		X SI 90 0-0 ② F7		B SI 86 C SI 86 X SL 81 1-1 ① F9	4	0	1	0	0	1	1
34 James McCann, R (1, 2) OBP: 0.318, SLG: 0.412 12 Anthony Gose, L (9, PH) OBP: 0.365, SLG: 0.456		F SI 89 C SL 78 B SI 89 F CH 83 B CH 84 X FC 90 2-2 ② G1-3			L CH 81 F CH 81 S SL 79 0-3 ① K		B CH 83 F FC 88 B FC 87 F CH 83 B FC 88 B CH 84 4-2 1-2 BB		F SI 87 X CH 79 0-1 ② L4	2 1	0 0	0 0	0 0	1 0	1 0	1 0
9 Nick Castellanos, R (1, 10) OBP: 0.282, SLG: 0.372		S CH 82 X FC 88 0-1 ③ F8			F SI 88 B FC 87 S CH 82 B SI 92 X SI 90 2-2 ② G4-3 1-3		F SI 90 C CH 82 D SL 79 F SI 91 F CH 81 C SI 92 1-3 ③ K		B SL 82 C SI 86 S SL 81 B SL 81 S SL 81 2-3 ③ K	4	0	0	0	0	2	3
26 Hernán Pérez, R (1, 5) OBP: 0.088, SLG: 0.061			X SI 88 0-0 ① B3		X SI 90 0-0 ③ L8			C SI 87 B SI 90 F SI 89 B SI 92 S CH 85 2-3 ① K		3	0	0	0	0	1	1
1 Jose Iglesias, R (1, 6) OBP: 0.390, SLG: 0.426			C SI 88 B SL 76 X CH 82 1-1 ② G4-3			B CU 73 C SI 88 B SI 88 C CH 81 F SL 79 C SI 92 2-3 ① K		F SI 90 C CH 84 F SI 91 X SL 81 0-2 3 G3-1 20 1B 1B		3	0	1	0	0	1	0
Inning Stats	R: 0 H: 0 E: 0 LOB: 1 K: 2 BB: 1 S: 11 P: 19	R: 0 H: 0 E: 0 LOB: 0 K: 1 BB: 0 S: 9 P: 11	R: 0 H: 0 E: 0 LOB: 0 K: 0 BB: 0 S: 5 P: 8	R: 0 H: 0 E: 0 LOB: 0 K: 0 BB: 0 S: 9 P: 13	R: 0 H: 1 E: 0 LOB: 1 K: 1 BB: 0 S: 10 P: 13	R: 0 H: 0 E: 0 LOB: 0 K: 1 BB: 1 S: 7 P: 15	R: 0 H: 1 E: 0 LOB: 2 K: 1 BB: 1 S: 15 P: 24	R: 0 H: 2 E: 0 LOB: 3 K: 2 BB: 1 S: 16 P: 25	R: 0 H: 0 E: 0 LOB: 0 K: 1 BB: 0 S: 7 P: 10	1B: 4 SF: 0 2B: 0 SAC: 0 3B: 0 DP: 0 HR: 0 HBP: 0						

PITCHER		IP	WLS	BF	H	R	ER	SO	BB	IBB	HBP	BLK	WP	HR	S	P	ERA	WHIP
53 Héctor Santiago, L ERA: 2.18	(1, 1)	7.1	W	27	3	0	0	7	3	0	0	0	0	0	73	112	0.00	0.818
68 Cam Bedrosian, R ERA: 5.06	(8, 1)	0.1	H	3	1	0	0	0	0	1	0	0	0	0	6	12	0.00	3.000
16 Huston Street, R ERA: 2.25	(8, 1)	1.1	S	4	0	0	0	2	0	0	0	0	0	0	10	14	0.00	0.000

PITCHER	IP	WLS	BF	H	R	ER	SO	BB	IBB	HBP	BLK	WP	HR	S	P	ERA	WHIP

TOP

Detroit Tigers @ Los Angeles Angels

Angel Stadium of Anaheim, Anaheim, CA

Fri May 29 2015, 7:08 PM - 9:54 PM PDT

Att. 41,901 - Partly Cloudy - 72 F

livebaseballscorecards.com

AB	30
R	0
H	4
RBI	0
BB	4
SO	9
LOB	14

BOTTOM

Detroit Tigers @ Los Angeles Angels

Angel Stadium of Anaheim, Anaheim, CA

Fri May 29 2015, 7:08 PM - 9:54 PM PDT

Att. 41,901 - Partly Cloudy - 72 F

livebaseballscorecards.com

Batter	1	2	3	4	5	6	7	8	9	AB	R	H	RBI	BB	SO	LOB
12 Johnny Giavotella, R (1, 4) OBP: 0.325, SLG: 0.340	C FF 92 X SL 86 0-1 ① F9		T FF 94 F FF 94 D FF 95 D FS 89 S FS 88 2-3 ③ K		B FS 87 C CU 79 B FS 87 B FF 93 B FC 92 4-1 BB		X FC 91 0-0 ③ L7			3	0	0	0	1	1	1
27 Mike Trout, R (1, 8) OBP: 0.381, SLG: 0.536	C FF 93 F FC 92 X FF 92 0-2 ② F9			B FF 92 B FS 87 S FS 88 B SI 93 T FS 87 X FF 94 3-2 5 CS 1B	B SL 86 1 SAFE F SI 91 C FF 92 S FS 86 1-3 ③ K			B SL 83 C CH 87 X FF 94 1-1 ① F7		4	0	1	0	0	1	1
5 Albert Pujols, R (1, 3) OBP: 0.304, SLG: 0.460 10 Grant Green, R (8, PR) OBP: 0.231, SLG: 0.231 (9, 3)	F FF 93 C SL 88 B FF 94 B SL 88 F SL 86 F CU 81 B FF 95 F SI 90 X SL 86 3-2 ③ L6			B FF 93 1 SAFE B SL 87 S SL 87 F FS 88 X SL 86 2-2 ① 6 BB 56 1B 20 E 1-2 1B		B CU 80 B CU 78 F SI 90 B SI 90 C FS 86 X FS 88 3-2 HR		T FF 95 X FF 95 0-1 6 FC5-4 1B	4	2	3	1	0	0	0
										0	0	0	0	0	0	0
56 Kole Calhoun, L (1, 9) OBP: 0.335, SLG: 0.408		C FS 88 B FF 93 X FF 93 1-1 ① G4-3		X FF 92 0-0 20 E 6 BB 1-2 1B		F CU 80 F FF 92 B FC 91 F FS 87 B SI 93 X SI 92 2-2 ① G4-3		C FC 87 F FC 90 B FF 95 F FF 92 X FF 95 1-2 ② L5		4	0	1	0	0	0	1
6 David Freese, R (1, 5) OBP: 0.276, SLG: 0.417		C SL 86 C FF 93 B FF 95 B FC 93 F FF 95 S SL 87 2-3 ② K2-3		B FS 88 F FF 93 D SL 88 S FS 89 F SI 94 B FS 90 B FS 90 4-2 20 E BB 1-2 2-3		B CU 79 F FC 92 B FF 93 X FS 88 2-1 2B		C SI 95 F FF 95 F FF 95 B FF 95 D CH 88 X FF 95 2-2 ③ FC5-4 1-2f		3	0	1	0	1	1	1
20 Matt Joyce, L (1, 10) OBP: 0.257, SLG: 0.307		B FF 93 B SL 86 C FS 88 X FF 93 2-1 ③ F8		S FS 90 S FS 89 X FF 94 0-2 E4 17 G6-4-3 1-2 2-3 3-H		X FS 86 0-0 ② P6				3	0	0	1	0	0	3
17 Chris Iannetta, R (1, 2) OBP: 0.256, SLG: 0.298			F FF 93 B FF 92 C FC 92 B FS 89 B FF 94 S FS 88 3-3 ① K	B FF 94 B FS 88 F FF 93 B SL 89 C FF 93 X FF 94 3-2 ②③ G6-4-3 1-2f		S FF 93 B FF 94 F FF 93 C FF 93 1-3 ③ K				3	0	0	0	0	2	4
22 Kirk Nieuwenhuis, L (1, 7) OBP: 0.159, SLG: 0.171			C FF 94 C SL 87 F FS 87 X SL 87 0-2 2B		C CU 79 S FS 87 S FS 86 0-3 ① K		S FS 86 B FF 90 C FF 90 S FS 85 1-3 ① K			3	0	1	0	0	2	0
8 Taylor Featherston, R (1, 6) OBP: 0.100, SLG: 0.037			X FF 92 0-0 ② G6-3		C CU 78 C FF 92 S FS 87 0-3 ② K		C CU 79 F FF 91 F FF 92 F FS 85 C CU 80 0-3 ② K			3	0	0	0	0	2	1
Inning Stats	R: 0 E: 0 K: 0 S: 11 H: 0 LOB: 0 BB: 0 P: 14	R: 0 E: 0 K: 1 S: 8 H: 0 LOB: 0 BB: 0 P: 13	R: 0 E: 0 K: 2 S: 11 H: 1 LOB: 1 BB: 0 P: 16	R: 1 E: 1 K: 0 S: 16 H: 3 LOB: 2 BB: 1 P: 28	R: 0 E: 0 K: 3 S: 10 H: 0 LOB: 1 BB: 1 P: 15	R: 1 E: 0 K: 1 S: 13 H: 2 LOB: 1 BB: 0 P: 21	R: 0 E: 0 K: 2 S: 9 H: 0 LOB: 0 BB: 0 P: 10	R: 0 E: 0 K: 0 S: 12 H: 1 LOB: 1 BB: 0 P: 16		1B: 4 2B: 2 3B: 0 HR: 1	SF: 0 SAC: 0 DP: 1 HBP: 0					

	AB	30
	R	2
	H	7
	RBI	2
	BB	2
	SO	9
	LOB	12

WP: 0 PB: 0 SB: 0 CS: 1 PA: 32

PITCHER		IP	WLS	BF	H	R	ER	SO	BB	IBB	HBP	BLK	WP	HR	S	P	ERA	WHIP
19 Aníbal Sánchez, R ERA: 5.75	(1, 1)	7.0	L	28	6	2	2	9	2	0	0	0	0	1	78	117	2.57	1.143
60 Angel Nesbitt, R ERA: 3.54	(8, 1)	1.0		4	1	0	0	0	0	0	0	0	0	0	12	16	0.00	1.000

PITCHER	IP	WLS	BF	H	R	ER	SO	BB	IBB	HBP	BLK	WP	HR	S	P	ERA	WHIP

Batter	1	2	3	4	5	6	7	8	9	AB	R	H	RBI	BB	SO	LOB
12 Anthony Gose, L (1, 8) OBP: 0.360, SLG: 0.447	F SI 84 B SI 88 F SI 86 F FF 87 B SI 86 X SI 84 2-2 ① F7		F SI 84 X SI 85 0-1 3 G5-3 24 2B 1-2 1B		B CU 68 C CU 67 S CH 74 X CH 75 1-2 ① G5-3		S SL 83 D SL 82 C SL 83 D CU 72 X FF 90 2-2 ② G1-3 1-2 2-3		B SI 88 B SI 88 C SI 87 S SI 89 B CH 82 F SI 87 F SI 88 F SI 89 X SI 88 3-2 ② G6-3	5	1	1	0	0	0	2
3 Ian Kinsler, R (1, 4) OBP: 0.347, SLG: 0.367	X CU 67 0-0 ② F8		B CU 69 F FF 86 B FF 86 F SL 76 F CU 69 F SI 84 F CH 75 X FF 87 2-2 ① ② G5-3 1-2 2-3f		X FF 86 0-0 ② L6		C FF 90 F FF 92 S KC 84 0-3 ③ K		B SI 90 S SL 83 X SL 82 1-1 HR	5	1	1	1	0	1	4
24 Miguel Cabrera, R (1, 3) OBP: 0.440, SLG: 0.583	B FF 84 C SI 83 B FF 88 X FF 85 2-1 ③ 1B		X SL 76 0-0 2-H 2B		X CU 68 0-0 ③ G3			F FF 89 X FF 91 0-1 ① G6-3	B SI 88 B SL 82 C SI 88 F SI 90 X SL 82 2-2 ③ F9	5	0	2	1	0	0	0
52 Yoenis Cespedes, R (1, 7) OBP: 0.322, SLG: 0.495		C FF 86 B FF 88 C CU 67 X FF 88 1-2 HR	C CU 70 B CH 74 X CH 77 1-1 ③ G1-3			C CU 69 C CU 70 B CH 74 F SL 72 X FF 84 1-2 ① L7		T FF 92 B CH 84 X FF 92 1-1 28 2B 18 G6-3 1B		4	2	2	1	0	0	1
28 J.D. Martinez, R (1, 9) OBP: 0.332, SLG: 0.468		B CU 67 B CU 67 C CU 66 X FF 86 2-1 E7 1B	C CU 67 X SI 84 0-1 18 1B 9 SF9 2B			X SL 75 0-0 ② G1-3		B FF 90 B KC 83 F FF 91 X FF 92 2-1 1-3 34 2B 2B		4	2	3	0	0	0	0
18 Tyler Collins, L (1, 10) OBP: 0.333, SLG: 0.263		C CU 67 S CH 75 B CH 76 C SI 86 1-3 ① K	D SI 87 X SI 84 1-0 1 S 2-3 1B			B CH 74 B CU 66 F SI 84 C SI 83 F CH 73 B SI 84 F CU 67 F SI 82 F CH 74 3-2 ③ G1-3		S FF 90 X CH 87 0-1 ② G6-3 3-H		4	0	1	1	0	1	2
34 James McCann, R (1, 2) OBP: 0.324, SLG: 0.419		B FF 86 F FF 85 X CU 69 1-1 ② F7	F FF 86 F CH 75 S CH 74 0-3 ① K				B FF 84 B FF 83 B FF 83 C FF 82 C CU 67 F FF 84 H CU 67 4-2 12 G1-3 1 1B HBP	X KC 84 0-0 2-H 2B		3	0	1	1	0	1	3
9 Nick Castellanos, R (1, 5) OBP: 0.276, SLG: 0.366		C CU 70 F SI 82 C SL 77 0-3 ③ K	F CU 69 B FF 86 F CH 75 X FF 87 1-2 ② SF9 3-H				X FF 84 0-0 ① F8	B SI 88 X SI 88 1-0 ③ G4-3		3	0	0	1	0	1	3
1 Jose Iglesias, R (1, 6) OBP: 0.393, SLG: 0.429			C FF 84 F CU 68 B SI 83 F SL 77 B SL 78 X CH 74 2-2 3 G5-3 12 1B 1B	1 SAFE C CU 71 B CU 69 X FF 86 1-1 ③ L8 1-2			C CU 67 X CH 74 0-1 12 G1-3 1-2 1B		X SI 89 0-0 ① L7	4	0	2	0	0	0	1
Inning Stats	R: 0 E: 0 K: 0 S: 7 H: 1 LOB: 1 BB: 0 P: 11	R: 1 E: 1 K: 2 S: 13 H: 2 LOB: 1 BB: 0 P: 18	R: 1 E: 0 K: 0 S: 16 H: 3 LOB: 1 BB: 0 P: 21	R: 1 E: 0 K: 1 S: 11 H: 2 LOB: 1 BB: 0 P: 14	R: 0 E: 0 K: 0 S: 5 H: 0 LOB: 0 BB: 0 P: 6	R: 0 E: 0 K: 0 S: 12 H: 0 LOB: 0 BB: 0 P: 16	R: 0 E: 0 K: 1 S: 12 H: 1 LOB: 2 BB: 0 P: 18	R: 2 E: 0 K: 0 S: 10 H: 3 LOB: 1 BB: 0 P: 14	R: 1 E: 0 K: 0 S: 12 H: 1 LOB: 0 BB: 0 P: 18	1B: 7 2B: 4 3B: 0 HR: 2 SF: 1 SAC: 0 DP: 1 HBP: 1						

Detroit Tigers @ Los Angeles Angels

Angel Stadium of Anaheim, Anaheim, CA

Sat May 30 2015, 7:09 PM - 9:57 PM PDT

Att. 40,369 - Partly Cloudy - 70 F

TOP

livebaseballscorecards.com

AB	37
R	6
H	13
RBI	6
BB	0
SO	4
LOB	16

PITCHER		IP	WLS	BF	H	R	ER	SO	BB	IBB	HBP	BLK	WP	HR	S	P	ERA	WHIP
36 Jered Weaver, R ERA: 4.08	(1, 1)	6.1	W	27	9	3	3	3	0	0	1	0	0	1	70	96	4.26	1.421
37 Cesár Ramos, L ERA: 2.13	(7, 1)	0.1	H	1	0	0	0	0	0	0	0	0	0	0	3	5	0.00	0.000
59 Fernando Salas, R ERA: 4.35	(7, 1)	1.0	H	6	3	2	2	1	0	0	0	0	0	0	12	15	18.00	3.000
38 Joe Smith, R ERA: 3.74	(8, 1)	0.1	H	1	0	0	0	0	0	0	0	0	0	0	1	2	0.00	0.000
16 Huston Street, R ERA: 2.57	(9, 1)	1.0	S	4	1	1	1	0	0	0	0	0	0	1	12	18	9.00	1.000

PITCHER	IP	WLS	BF	H	R	ER	SO	BB	IBB	HBP	BLK	WP	HR	S	P	ERA	WHIP

Batter	1	2	3	4	5	6	7	8	9	AB	R	H	RBI	BB	SO	LOB
12 Johnny Giavotella, R (1, 4) OBP: 0.323, SLG: 0.344	B SI 91 C SI 92 X SL 86 1-1 G6-3 ①	C SL 85 X SI 92 0-1 L8 ②		F CU 84 X SL 86 0-1 F8 ③			X CH 79 0-0 2B			4	0	1	0	0	0	1
27 Mike Trout, R (1, 8) OBP: 0.383, SLG: 0.548	C FF 93 B FF 92 B CU 82 B SL 86 C SL 86 F FF 94 X FF 94 3-2 HR	B SL 87 B FF 92 B SL 86 C SI 91 B SL 85 4-1 5 HR 1-2 BB			C SL 87 B SI 92 B FF 93 S SL 88 B FF 93 X CU 84 3-2 G6-3 ①		C FF 89 S CU 77 D CU 79 B FF 90 X CU 77 2-2 L9 ③			3	2	1	1	1	0	1
5 Albert Pujols, R (1, 10) OBP: 0.303, SLG: 0.472	C FF 93 X SL 88 0-1 P5 ②	X SI 91 0-0 1-H 2-H HR			B SL 85 S CU 84 X SI 92 1-1 G4-3 ②			C SL 84 X SI 92 0-1 G4-3 ①		4	1	1	3	0	0	0
56 Kole Calhoun, L (1, 9) OBP: 0.333, SLG: 0.421	C SI 92 X SI 91 0-1 HR	C SI 92 F CH 88 X FF 93 0-2 G6-3 ③			B CH 89 X SI 91 1-0 F8 ③			C SL 84 S SL 86 S SL 86 0-3 K ②		4	1	1	1	0	1	0
6 David Freese, R (1, 5) OBP: 0.275, SLG: 0.413	B SI 94 S SL 87 X SL 88 1-1 P3 ③		C CU 82 B CU 84 B FF 93 X SL 86 2-1 G6-3 ①			T SL 86 X SI 92 0-1 G4-3 ①		C SI 94 B SI 92 X SI 93 1-1 20 BB 58 2B 1B		4	1	1	0	0	0	0
20 Matt Joyce, L (1, 7) OBP: 0.263, SLG: 0.329 22 Kirk Nieuwenhuis, L (8, PR) OBP: 0.159, SLG: 0.171 (9, 7)		C CU 72 S CH 84 B FF 92 B SL 85 B CH 87 F SI 92 F CH 84 X SI 91 3-2 HR	C SI 93 B SL 86 X CH 88 1-1 G3-1 ②			S FC 84 C FC 83 B CU 78 S CU 78 1-3 K ②		S SL 84 D SL 86 D SL 86 F SL 86 B SL 85 B SL 86 4-2 58 2B 1-2 BB		3 0	1 0	1 0	1 0	1 0	1 0	0 0
58 Carlos Pérez, R (1, 2) OBP: 0.300, SLG: 0.479		B FF 92 S SL 86 S CU 81 F SL 88 X FF 94 1-2 HR	C FF 92 C SI 91 F SL 87 F FF 93 X FF 94 0-2 F9 ③			S FF 88 F FF 88 B CU 78 B CH 79 S CH 79 2-3 K ③		B SL 85 C SL 84 X SL 85 1-1 1-3 2-H 2B		4	1	2	2	0	1	0
19 Efren Navarro, L (1, 3) OBP: 0.292, SLG: 0.273		S CH 85 F CH 86 X FF 92 0-2 27 BB 5 HR 1B		B CU 84 C SI 92 F FF 92 F FF 94 X FF 94 1-2 G4-3 ①			B FC 84 X FF 88 1-0 F7 ①	I IN 63 I IN 68 I IN 68 I IN 70 4-0 IBB		3	1	1	0	1	0	0
10 Grant Green, R (1, 6) OBP: 0.200, SLG: 0.200 8 Taylor Featherston, R (7, 6) OBP: 0.094, SLG: 0.034		B SI 89 L SL 84 1 SAFE B SL 83 L SI 90 C SI 92 2-3 K ①		F SL 89 F SL 87 F SI 92 F FF 93 X CU 85 0-2 G6-3 ②			C CH 78 S FF 89 B FF 90 S CU 78 1-3 K ②	B SI 94 C SL 83 F SI 92 B SL 86 F SL 85 S SL 86 2-3 K ③		2 2	0 0	0 0	0 0	0 0	1 2	1 3
Inning Stats	R: 2 E: 0 K: 0 S: 12 H: 2 LOB: 0 BB: 0 P: 17	R: 5 E: 0 K: 1 S: 22 H: 4 LOB: 0 BB: 1 P: 32	R: 0 E: 0 K: 0 S: 9 H: 0 LOB: 0 BB: 0 P: 12	R: 0 E: 0 K: 0 S: 11 H: 0 LOB: 0 BB: 0 P: 12	R: 0 E: 0 K: 0 S: 6 H: 0 LOB: 0 BB: 0 P: 11	R: 0 E: 0 K: 2 S: 8 H: 0 LOB: 0 BB: 0 P: 11	R: 0 E: 0 K: 1 S: 8 H: 1 LOB: 1 BB: 0 P: 12	R: 1 E: 0 K: 2 S: 15 H: 2 LOB: 3 BB: 2 P: 27		1B: 2 2B: 2 3B: 0 HR: 5 SF: 0 SAC: 0 DP: 0 HBP: 0						

PITCHER		IP	WLS	BF	H	R	ER	SO	BB	IBB	HBP	BLK	WP	HR	S	P	ERA	WHIP
61 Shane Greene, R ERA: 5.19	(1, 1)	1.2	L	12	6	7	7	1	1	0	0	0	0	5	31	46	37.80	4.200
30 Alex Wilson, R ERA: 1.71	(2, 1)	3.2		11	0	0	0	0	0	0	0	0	0	0	31	40	0.00	0.000
65 Blaine Hardy, L ERA: 3.0	(6, 1)	1.2		6	1	0	0	3	0	0	0	0	0	0	14	21	0.00	0.600
62 Al Alburquerque, R ERA: 3.98	(8, 1)	1.0		7	2	1	1	2	1	1	0	0	0	0	15	27	9.00	3.000

PITCHER	IP	WLS	BF	H	R	ER	SO	BB	IBB	HBP	BLK	WP	HR	S	P	ERA	WHIP

BOTTOM

Detroit Tigers @ Los Angeles Angels

Angel Stadium of Anaheim, Anaheim, CA

Sat May 30 2015, 7:09 PM - 9:57 PM PDT

Att. 40,369 - Partly Cloudy - 70 F

livebaseballscorecards.com

AB	33
R	8
H	9
RBI	8
BB	3
SO	6
LOB	6

1B: 2 SF: 0
2B: 2 SAC: 0
3B: 0 DP: 0
HR: 5 HBP: 0

WP: 0 PA: 36
PB: 0
SB: 0
CS: 0

Detroit Tigers @ Los Angeles Angels

Angel Stadium of Anaheim, Anaheim, CA

Sun May 31 2015, 5:10 PM - 8:27 PM PDT

Att. 37,143 - Sunny - 72 F

TOP

livebaseballscorecards.com

Batter	1	2	3	4	5	6	7	8	9	AB	R	H	RBI	BB	SO	LOB
12 Anthony Gose, L (1, 8) OBP: 0.355, SLG: 0.436	B FF 90 B FF 90 C FF 89 F FF 90 S CH 84 2-3 ① **K**		F SI 88 B SI 88 B CH 83 X SI 89 2-1 ① **F8**		B CH 82 1 SAFE 1 SAFE P PO 86 C FF 88 F FF 89 F CH 84 B SI 90 B SI 90 4-2 ② **1-2** **BB**		C SL 81 B FF 95 D SL 81 T FF 95 X FF 95 2-2 ② **G5-3**		C SI 89 F CH 81 B SI 88 F CH 82 S SI 90 1-3 ③ **K**	4	0	0	0	1	2	1
3 Ian Kinsler, R (1, 4) OBP: 0.350, SLG: 0.367	B FF 91 C FF 91 C FF 91 B CH 85 F FF 92 F CH 84 B SL 82 F CH 83 X FF 92 3-2 ② **G5-3**		B SL 81 C CH 80 C FF 90 B SI 89 X KC 75 2-2 **24 K 1B**		1 SAFE 1 SAFE 1 SAFE X FF 89 0-0 ③ **F8**		B SL 81 C FF 96 B SL 80 B FF 94 B FF 95 4-1 **24 BB BB**			3	0	1	0	1	0	1
24 Miguel Cabrera, R (1, 3) OBP: 0.441, SLG: 0.579	B CH 82 F FF 91 X SI 90 1-1 ③ **G5-3**		1 SAFE 1 SAFE F FF 90 B FF 90 F FF 90 B FF 89 S CH 84 2-3 ②③ **1-2** **K**			C CH 78 F CH 82 X FF 88 0-2 **52 PB 52 E 1B**	B FF 95 D SL 81 B FF 96 C FF 95 B FF 96 4-1 **1-2** **2-3** **BB**			3	1	1	0	1	1	1
52 Yoenis Cespedes, R (1, 7) OBP: 0.316, SLG: 0.485		C FF 89 B KC 75 F SL 82 S FF 89 1-3 ① **K**		C SL 78 F KC 72 S CH 83 0-3 ① **K**		C FF 88 D SL 80 B SL 80 F CH 82 F CH 83 B SI 88 F CH 82 F CH 84 X FF 90 3-2 **E4 18 F8** **1-H**	C SL 81 B SL 80 F FF 95 X SL 81 1-2 ③ **F9**			4	0	0	0	0	2	3
28 J.D. Martinez, R (1, 9) OBP: 0.335, SLG: 0.466		X FF 90 0-0 **18 2B 34 SF8 1B**		S SI 89 S CH 83 B FF 90 B SI 90 B CH 84 F FF 91 B SL 82 4-2 **18 G4-3 BB**		X FF 89 0-0 ① **F9**		C SL 80 X SI 88 0-1 ① **G6-3**		3	1	1	0	1	0	1
18 Tyler Collins, L (1, 10) OBP: 0.320, SLG: 0.304		X FF 90 0-0 **1-3** **2B**		1 SAFE X SI 89 0-0 ② **G4-3** **1-2**		C SL 83 F SL 84 B CU 70 D CU 71 X FF 90 2-2 ② **F8** **1-2**		C SL 80 B SL 79 T FF 89 B SL 80 B SL 80 F FF 89 F FF 89 C SL 80 3-3 ② **K**		4	0	1	0	0	1	2
34 James McCann, R (1, 2) OBP: 0.313, SLG: 0.407		C KC 75 X CH 82 0-1 ② **SF8** **3-H**		T FF 90 F FF 90 D CH 85 B FF 91 F CH 85 B SL 82 X CH 84 3-2 ③ **G5-3**		S SL 81 B FF 95 F SL 82 X SL 81 1-2 ③ **G5-3**		C SI 88 C SI 88 B SL 81 X SL 80 1-2 ③ **G1**		3	0	0	1	0	0	2
1 Jose Iglesias, R (1, 6) OBP: 0.396, SLG: 0.426		I IN 73 I IN 77 I IN 78 I IN 78 4-0 **IBB**		X FF 87 0-0 ① **L7**			B FF 95 C FF 94 B SL 83 X FF 95 2-1 **24 BB 17 SH1-4 1B**		C SI 89 F SL 84 B SL 82 X SL 84 1-2 ① **L7**	3	0	1	0	1	0	0
17 Andrew Romine, S (1, 5) OBP: 0.405, SLG: 0.342 9 Nick Castellanos, R (9, PH) OBP: 0.275, SLG: 0.364		B KC 75 F SI 90 C SI 89 B FF 89 F CH 84 S CH 85 2-3 ③ **K**		B CH 86 B KC 75 B SI 87 B FF 88 4-0 **12 CS BB**		X FF 95 0-0 ① **SH1-4** **1-2**		B SL 83 X SL 83 1-0 ② **F7**	1 1	0 0	0 0	0 0	1 0	1 0	2 0
Inning Stats	R: 0 E: 0 K: 1 S: 11 H: 0 LOB: 0 BB: 0 P: 17	R: 1 E: 0 K: 2 S: 11 H: 2 LOB: 2 BB: 1 P: 18	R: 0 E: 0 K: 1 S: 8 H: 1 LOB: 0 BB: 0 P: 14	R: 0 E: 0 K: 1 S: 11 H: 0 LOB: 1 BB: 1 P: 18	R: 0 E: 0 K: 0 S: 6 H: 0 LOB: 1 BB: 2 P: 13	R: 1 E: 1 K: 0 S: 16 H: 1 LOB: 1 BB: 0 P: 22	R: 0 E: 0 K: 0 S: 11 H: 1 LOB: 3 BB: 2 P: 24	R: 0 E: 0 K: 1 S: 10 H: 0 LOB: 0 BB: 0 P: 14	R: 0 E: 0 K: 1 S: 8 H: 0 LOB: 0 BB: 0 P: 11	1B: 4 2B: 1 3B: 0 HR: 0 SF: 1 SAC: 1 DP: 0 HBP: 0						

PITCHER		IP	WLS	BF	H	R	ER	SO	BB	IBB	HBP	BLK	WP	HR	S	P	ERA	WHIP
52 Matt Shoemaker, R ERA: 5.08	(1, 1)	5.1		23	4	2	1	5	3	1	0	0	0	0	57	93	1.69	1.312
37 Cesár Ramos, L ERA: 2.08	(6, 1)	0.1		1	0	0	0	0	0	0	0	0	0	0	3	5	0.00	0.000
68 Cam Bedrosian, R ERA: 4.05	(6, 1)	1.1		7	1	0	0	0	2	0	0	0	0	0	14	28	0.00	2.250
38 Joe Smith, R ERA: 3.57	(8, 1)	1.0	W	3	0	0	0	1	0	0	0	0	0	0	10	14	0.00	0.000
16 Huston Street, R ERA: 2.45	(9, 1)	1.0	S	3	0	0	0	1	0	0	0	0	0	0	8	11	0.00	0.000

PITCHER	IP	WLS	BF	H	R	ER	SO	BB	IBB	HBP	BLK	WP	HR	S	P	ERA	WHIP

AB	29
R	2
H	5
RBI	1
BB	6
SO	7
LOB	13

WP: 0 PB: 1 SB: 0 CS: 1 PA: 37

Detroit Tigers @ Los Angeles Angels

Angel Stadium of Anaheim, Anaheim, CA

Sun May 31 2015, 5:10 PM - 8:27 PM PDT

Att. 37,143 - Sunny - 72 F

BOTTOM

livebaseballscorecards.com

Batter	1	2	3	4	5	6	7	8	9	AB	R	H	RBI	BB	SO	LOB
2 Erick Aybar, S (1, 6) OBP: 0.315, SLG: 0.324	B FF 91 X FF 92 1-0 ① G5-3		C KC 81 B KC 79 X CH 86 1-1 ③ F9		X FF 93 0-0 27 1B 2-3 3-H 1B		C KC 76 X CH 82 0-1 ① F8	X CU 78 0-0 ③ G1		5	0	1	1	0	0	2
27 Mike Trout, R (1, 8) OBP: 0.381, SLG: 0.542	B FF 93 S FF 94 F SI 94 B KC 80 B FF 95 C SI 95 3-3 ② K			X CH 82 0-0 ① L5	B FC 88 X SI 93 1-0 1-2 3-H 1B		B FC 85 C CH 83 F KC 78 B FF 93 X CH 84 2-2 ② L1			4	0	1	1	0	1	0
5 Albert Pujols, R (1, 10) OBP: 0.296, SLG: 0.462	C KC 81 C FC 89 F FF 95 X FC 89 0-2 ③ L7			B SI 92 F CH 83 S FC 88 F FF 93 X SI 94 1-2 ② F9	C KC 79 B CH 84 X KC 80 1-1 ② F8		B CH 84 X CH 85 1-0 ③ G4-3			4	0	0	0	0	0	2
6 David Freese, R (1, 5) OBP: 0.279, SLG: 0.412 22 Kirk Nieuwenhuis, L (8, PR) OBP: 0.159, SLG: 0.171 (9, 7)		B SI 93 F FF 94 X KC 80 1-1 ① G6-3		C KC 80 B FF 94 C CH 84 X FC 88 1-2 17 1B 1B	S KC 80 F KC 80 D CH 85 B KC 80 F FF 95 S KC 80 2-3 ③ K			F CH 83 F KC 77 B FC 84 B FF 92 B KC 79 B CH 86 4-2 56 SH5-4 17 E 12 1B BB		3 0	0 1	1 0	0 0	1 0	1 0	2 0
17 Chris Iannetta, R (1, 2) OBP: 0.264, SLG: 0.299		B FC 86 S FF 94 B KC 80 S FF 94 S SI 95 2-3 ② K		X FF 94 0-0 1-2 1B		B KC 77 C CH 82 B KC 78 B SI 92 B SI 92 4-1 57 1B BB		1 SAFE B FF 92 B SI 94 F FF 93 B FF 94 X FF 93 3-1 1-2 E5 56 SH5-4 12 1B		3	1	1	0	1	1	1
56 Kole Calhoun, L (1, 9) OBP: 0.333, SLG: 0.417		F FC 87 B KC 81 B FC 88 C SI 94 B SI 96 F SI 96 B FC 90 4-2 BB		X FF 94 0-0 ③ P5		X FC 87 0-0 ① F7		X FF 92 0-0 ① SH5-4 1-2 2-3		2	0	0	0	1	0	3
10 Grant Green, R (1, 3) OBP: 0.263, SLG: 0.222 19 Efren Navarro, L (9, 3) OBP: 0.292, SLG: 0.273		B FF 96 F SI 96 F SI 96 B SI 96 S KC 80 2-3 ③ K			C KC 79 X SI 93 0-1 12 2B 2 1B 1B	C KC 79 S CH 84 S CH 85 0-3 ② K		I IN 68 I IN 75 I IN 73 I IN 69 4-0 12 1B IBB		3 0	1 0	1 0	0 0	1 0	2 0	2 0
57 Alfredo Marte, R (1, 7) OBP: 0.250, SLG: 0.250 58 Carlos Pérez, R (8, PH) OBP: 0.294, SLG: 0.469 8 Taylor Featherston, R (9, 5) OBP: 0.094, SLG: 0.034			C FC 86 X FF 94 0-1 ① G3		X FF 93 0-0 ① F9	C FF 94 B KC 79 S CH 83 B CH 84 X KC 79 2-2 1-2 1B		B KC 79 D FF 93 C FF 94 F FF 94 D FC 89 X FF 94 3-2 ② F3		3 1 0	0 0 0	1 0 0	0 0 0	0 0 0	0 0 0	1 3 0
12 Johnny Giavotella, R (1, 4) OBP: 0.327, SLG: 0.355			C SI 93 C KC 79 F KC 80 F SI 94 B FF 94 B FF 95 S CH 85 2-3 ② K		D FF 92 B FC 88 X FF 93 2-0 2 1B 1-3 27 1B 2B	B CH 84 X FF 93 1-0 ③ L1		C CU 79 X SL 88 0-1 1-2 2-H 3-H 1B		4	1	2	2	0	1	2
Inning Stats	R: 0 E: 0 K: 1 S: 8 H: 0 LOB: 0 BB: 0 P: 12	R: 0 E: 0 K: 2 S: 11 H: 0 LOB: 1 BB: 1 P: 20	R: 0 E: 0 K: 1 S: 9 H: 0 LOB: 0 BB: 0 P: 12	R: 0 E: 0 K: 0 S: 10 H: 2 LOB: 2 BB: 0 P: 12	R: 2 E: 0 K: 1 S: 12 H: 4 LOB: 2 BB: 0 P: 18	R: 0 E: 0 K: 1 S: 9 H: 1 LOB: 2 BB: 1 P: 16	R: 0 E: 0 K: 0 S: 6 H: 0 LOB: 0 BB: 0 P: 9	R: 2 E: 1 K: 0 S: 11 H: 1 LOB: 2 BB: 2 P: 25		1B: 7 2B: 1 3B: 0 HR: 0 SF: 0 SAC: 1 DP: 0 HBP: 0				WP: 0 PB: 0 SB: 0 CS: 0 PA: 37		

	AB	32
	R	4
	H	8
	RBI	4
	BB	4
	SO	6
	LOB	18

PITCHER		IP	WLS	BF	H	R	ER	SO	BB	IBB	HBP	BLK	WP	HR	S	P	ERA	WHIP
14 David Price, L ERA: 2.91	(1, 1)	7.2	L	35	7	4	2	6	3	1	0	0	0	0	73	121	2.35	1.304
44 Joba Chamberlain, R ERA: 1.26	(8, 1)	0.1		2	1	0	0	0	0	0	0	0	0	0	3	3	0.00	3.000

PITCHER	IP	WLS	BF	H	R	ER	SO	BB	IBB	HBP	BLK	WP	HR	S	P	ERA	WHIP

Oakland Athletics @ Detroit Tigers

Comerica Park, Detroit, MI

Tue Jun 02 2015, 7:09 PM - 9:58 PM EDT

Att. 28,362 - Partly Cloudy - 69 F

livebaseballscorecards.com

Batter	1	2	3	4	5	6	7	8	9	AB	R	H	RBI	BB	SO	LOB
1 Billy Burns, S (1, 8) OBP: 0.374, SLG: 0.435	B SI 94 F SI 93 B FS 85 F SI 93 L FS 84 2-3 **K** ①		B SI 93 C SI 93 B SI 94 X SI 94 2-1 G4-3 ②		B FS 83 B FF 91 X SI 91 2-0 18 G3-6-3 1B		X FS 84 0-0 18 HR **1-2** **2-3** **3-H** 1B		F FF 91 B FF 93 S FF 92 B FF 92 F FF 94 C CU 70 2-3 **K** ①	5	1	2	1	0	2	0
18 Ben Zobrist, S (1, 7) OBP: 0.305, SLG: 0.419	B SI 93 C FS 85 B FS 85 B FF 93 B SI 94 4-1 16 G1-3 21 BB BB		B FF 94 B FS 84 F FS 87 F FS 86 S FS 86 2-3 **K** ③		1 SAFE X SI 90 0-0 G3-6-3 ② ③ **1-2f**		F SI 95 X CH 86 0-1 **1-H** **2-H** **3-H** HR		X FF 93 0-0 L8 ②	4	1	1	4	1	1	1
21 Stephen Vogt, L (1, 2) OBP: 0.405, SLG: 0.595	B FS 83 1 SAFE B FF 92 B SI 92 B SI 92 4-0 16 G1-3 **1-2** BB			B FF 92 B FF 93 F FF 93 C FS 86 B FS 85 F FS 85 S FC 88 3-3 **K** ①		C SI 92 B FS 83 X FS 86 1-1 G4-3 ①	F FF 94 B SI 94 F FC 91 S SI 95 1-3 **K** ②		C FF 93 F FF 92 F FF 93 B CU 70 X CH 87 1-2 G4-3 ③	4	0	0	0	1	2	0
16 Billy Butler, R (1, 10) OBP: 0.310, SLG: 0.362	C SI 94 F FS 84 X FS 85 0-2 G1-3 ② **1-2** **2-3**			F CU 76 F FC 87 B SI 94 B FS 87 B FS 89 F SI 93 F SI 94 F FC 88 X FS 86 3-2 F7 ②		S FF 92 X CU 77 0-1 L7 ②	F SI 94 B SI 94 B FC 91 F FF 95 X FF 95 2-2 1B			4	0	1	0	0	0	2
22 Josh Reddick, L (1, 9) OBP: 0.376, SLG: 0.494	X FS 87 0-0 F9 ③			C FF 93 B EP 71 F FS 86 B FS 86 B FS 86 B FS 87 4-2 50 BB 15 BB BB		B FS 88 B FF 92 F FS 85 X FS 86 2-1 F7 ③	F FC 91 F FC 91 F FF 94 B FF 93 X FC 91 1-2 P4 ③			3	0	0	0	1	0	3
15 Brett Lawrie, R (1, 5) OBP: 0.303, SLG: 0.377		S FF 93 C FC 88 B FS 86 B FS 87 B FS 86 S FF 94 3-3 **K** ①		B FC 88 B FC 88 D FF 93 B FF 92 4-0 50 BB **1-2** BB			L FF 91 B CU 75 F FS 81 B FC 87 X FS 84 2-2 10 1B 1 1B 10 WP 1B	B SL 84 F SL 83 X SI 92 1-1 1B		3	1	2	0	1	1	0
50 Max Muncy, L (1, 3) OBP: 0.323, SLG: 0.415		C FS 86 B EP 57 S FS 86 B CU 78 F FS 86 S FS 87 2-3 **K** ②		B FS 85 C FS 87 B FS 84 S FS 86 D FS 85 B FF 93 4-2 **1-2** **2-3** BB			X SI 92 0-0 F8 ①	1 SAFE 1 SAFE C SL 84 C FF 93 S SL 87 0-3 **K** ①		3	0	0	0	1	2	2
10 Marcus Semien, R (1, 6) OBP: 0.324, SLG: 0.440 12 Andy Parrino, S (8, 6)		C SI 92 B CU 78 S FS 86 B CU 77 S FS 87 2-3 **K** ③		B FC 89 X FF 93 1-0 F9 ③			C FC 87 1 SAFE 1 SAFE C FC 87 B FS 82 X FS 85 1-2 1 1B 28 FC4 18 HR **1-3** 1B	B SL 85 X SI 92 1-0 F9 ②		4 0	1 0	1 0	0 0	0 0	1 0	4 0
28 Eric Sogard, L (1, 4) OBP: 0.278, SLG: 0.294			X SI 93 0-0 G3 ①		B FF 91 B FF 91 C SI 91 X SI 92 2-1 G3 ①		F SI 92 B FF 93 1 SAFE X SI 93 1-1 FC4 1 1B 18 HR **1-2**	D SL 85 C SL 86 F SL 86 X SL 87 1-2 P4 ③		4	1	0	0	0	0	3

TOP	
AB	34
R	5
H	7
RBI	5
BB	5
SO	9
LOB	15

Inning Stats																																		
	R: 0 E: 0 K: 1 S: 8	H: 0 LOB: 2 BB: 2 P: 18	R: 0 E: 0 K: 3 S: 10	H: 0 LOB: 0 BB: 0 P: 17	R: 0 E: 0 K: 1 S: 6	H: 0 LOB: 0 BB: 0 P: 10	R: 0 E: 0 K: 1 S: 15	H: 0 LOB: 3 BB: 3 P: 34	R: 0 E: 0 K: 0 S: 4	H: 1 LOB: 0 BB: 0 P: 8	R: 0 E: 0 K: 0 S: 6	H: 0 LOB: 0 BB: 0 P: 9	R: 5 E: 0 K: 1 S: 22	H: 5 LOB: 1 BB: 0 P: 30	R: 0 E: 0 K: 1 S: 9	H: 1 LOB: 1 BB: 0 P: 12	R: 0 E: 0 K: 1 S: 9	H: 0 LOB: 0 BB: 0 P: 12	1B: 6 2B: 0 3B: 0 HR: 1	SF: 0 SAC: 0 DP: 1 HBP: 0	WP: 1 PB: 0 SB: 0 CS: 0	PA: 39

PITCHER		IP	WLS	BF	H	R	ER	SO	BB	IBB	HBP	BLK	WP	HR	S	P	ERA	WHIP
31 Alfredo Simon, R ERA: 2.97	(1, 1)	6.1	L	28	4	4	4	6	5	0	0	0	1	0	59	110	5.68	1.421
60 Angel Nesbitt, R ERA: 3.86	(7, 1)	0.2	B	4	2	1	1	1	0	0	0	0	0	1	12	16	13.50	3.000
62 Al Alburquerque, R ERA: 3.8	(8, 1)	1.0		4	1	0	0	1	0	0	0	0	0	0	9	12	0.00	1.000
38 Joakim Soria, R ERA: 1.21	(9, 1)	1.0		3	0	0	0	1	0	0	0	0	0	0	9	12	0.00	0.000

PITCHER	IP	WLS	BF	H	R	ER	SO	BB	IBB	HBP	BLK	WP	HR	S	P	ERA	WHIP

Oakland Athletics @ Detroit Tigers

Comerica Park, Detroit, MI

Tue Jun 02 2015, 7:09 PM - 9:58 PM EDT

Att. 28,362 - Partly Cloudy - 69 F

BOTTOM

livebaseballscorecards.com

Batter	1	2	3	4	5	6	7	8	9	AB	R	H	RBI	BB	SO	LOB
12 Anthony Gose, L (1, 8) OBP: 0.345, SLG: 0.422	F SI 90 X SI 90 0-1 G5-3 ①		X SI 91 0-0 FC1-5-2 ② 2-3 3-H	B FC 86 F SI 91 B CH 83 F SI 91 F SI 91 F SI 92 B SI 92 X CH 83 3-2 G4-3 ③		B SI 91 X CH 83 1-0 G6-3 ③			B CH 80 C CH 80 F FF 92 S FS 82 1-3 K ③	5	0	0	0	0	1	6
1 Jose Iglesias, R (1, 6) OBP: 0.386, SLG: 0.414	B SI 91 C SI 91 X FC 86 1-1 G5-3 ②		C FC 83 F SI 91 B SI 91 B FC 86 F SI 93 X SI 91 2-2 G5-3 ③		X SI 89 0-0 G5-3 ①		C FF 91 X CU 72 0-1 G5-3 ①			4	0	0	0	0	0	2
24 Miguel Cabrera, R (1, 3) OBP: 0.438, SLG: 0.572	B SI 92 C SI 92 X SI 91 1-1 F9 ③			C SI 88 B CH 81 X FC 86 1-1 18 BB 52 1B 9 WP 1B	B SI 90 B SL 76 C SI 91 B SI 92 C SI 91 X SI 91 3-2 F9 ②		F FC 86 F CU 73 S FF 92 0-3 K ②			4	1	1	0	0	1	0
52 Yoenis Cespedes, R (1, 7) OBP: 0.319, SLG: 0.485		C SI 91 X FC 85 0-1 G5-3 ①		C SI 90 B SL 76 B SI 90 X SI 91 2-1 9 WP 18 BB 9 1B 1-2 1B	X SI 92 0-0 1B		C FF 92 S FC 87 B FC 88 X FC 87 1-2 G6-3 ③			4	1	2	0	0	0	0
3 Ian Kinsler, R (1, 4) OBP: 0.343, SLG: 0.360		C SI 92 B FC 85 X SI 91 1-1 P4 ②		X FC 86 0-0 F7 ①	1 SAFE B SI 90 B FC 88 B FF 90 C SI 91 1 SAFE X FF 90 3-1 F9 ③			B CU 72 B FC 86 F FF 91 X FF 91 2-1 F8 ①		4	0	0	0	0	0	3
28 J.D. Martinez, R (1, 9) OBP: 0.329, SLG: 0.456		C SI 90 B SL 76 B SI 91 B SI 91 F SI 91 F SI 91 X SI 92 3-2 G5-3 ③		B SI 91 F FC 87 X SI 91 1-1 F7 ②		B SL 74 S SI 89 F SI 90 S SL 76 1-3 K ①		C FC 87 F FC 87 C FC 87 0-3 K ②		4	0	0	0	0	2	2
18 Tyler Collins, L (1, 10) OBP: 0.345, SLG: 0.308			B SI 89 X SI 90 1-0 34 SH5-3 9 BB 12 FC1-5-2 1B	B CH 82 C FC 85 B CH 83 B SI 93 D FC 88 4-1 9 WP 9 1B 1-2 2-3 BB		C SL 74 X CH 81 0-1 G3-1 ②		B CU 72 C FF 92 F CU 71 B FF 93 X FC 87 2-2 G3 ③		3	1	1	0	1	0	0
9 Nick Castellanos, R (1, 5) OBP: 0.284, SLG: 0.369			B SI 89 B SI 90 B SI 90 B SI 91 4-0 12 FC1-5-2 34 SH5-3 1-2 BB	C SI 91 C FC 86 F SI 92 D FC 88 B SI 92 B FC 86 X SI 92 3-2 34 2B 1-H 2-H 3-H 1B		B CH 82 B SI 88 X FC 86 2-0 34 1B 1B			B FF 91 F FF 90 B FF 92 S CH 78 X CH 80 2-2 G6-3 ①	3	0	2	2	1	0	0
34 James McCann, R (1, 2) OBP: 0.322, SLG: 0.423			X SI 90 0-0 SH5-3 ① 1-2 2-3	C SI 91 B SL 78 C SI 91 D SI 93 X FC 84 2-2 1-3 2B		F SI 90 S SI 90 F SL 76 B FC 84 X SI 90 1-2 1-2 1B			B CH 79 S CH 77 F FF 93 S FF 92 1-3 K ②	3	0	2	0	0	1	0
Inning Stats	R: 0 E: 0 K: 0 S: 6 H: 0 LOB: 0 BB: 0 P: 8	R: 0 E: 0 K: 0 S: 8 H: 0 LOB: 0 BB: 0 P: 12	R: 0 E: 0 K: 0 S: 7 H: 1 LOB: 2 BB: 1 P: 14	R: 3 E: 0 K: 0 S: 20 H: 4 LOB: 2 BB: 1 P: 36	R: 0 E: 0 K: 0 S: 7 H: 1 LOB: 1 BB: 0 P: 13	R: 0 E: 0 K: 1 S: 11 H: 2 LOB: 2 BB: 0 P: 16	R: 0 E: 0 K: 1 S: 8 H: 0 LOB: 0 BB: 0 P: 9	R: 0 E: 0 K: 1 S: 8 H: 0 LOB: 0 BB: 0 P: 12	R: 0 E: 0 K: 2 S: 9 H: 0 LOB: 0 BB: 0 P: 13	1B: 7 2B: 1 3B: 0 HR: 0 SF: 0 SAC: 1 DP: 0 HBP: 0	WP: 1 PB: 0 SB: 0 CS: 0 PA: 37					

AB	34
R	3
H	8
RBI	2
BB	2
SO	5
LOB	13

PITCHER		IP	WLS	BF	H	R	ER	SO	BB	IBB	HBP	BLK	WP	HR	S	P	ERA	WHIP
31 Kendall Graveman, R ERA: 5.56	(1, 1)	6.0	W	28	8	3	3	1	2	0	0	0	1	0	59	99	4.50	1.667
58 Evan Scribner, R ERA: 2.05	(7, 1)	2.0	H	6	0	0	0	2	0	0	0	0	0	0	16	21	0.00	0.000
36 Tyler Clippard, R ERA: 2.31	(9, 1)	1.0	S	3	0	0	0	2	0	0	0	0	0	0	9	13	0.00	0.000

PITCHER	IP	WLS	BF	H	R	ER	SO	BB	IBB	HBP	BLK	WP	HR	S	P	ERA	WHIP

Oakland Athletics @ Detroit Tigers

Comerica Park, Detroit, MI

Wed Jun 03 2015, 7:08 PM - 9:48 PM EDT

Att. 30,718 - Clear - 70 F

TOP

livebaseballscorecards.com

Batter	1	2	3	4	5	6	7	8	9	AB	R	H	RBI	BB	SO	LOB
1 Billy Burns, S (1, 8) OBP: 0.375, SLG: 0.445	X FF 90 0-0 ① F8	X FF 92 0-0 1-H 2-H 3-H 3B		C FS 86 1 SAFE 1 SAFE X SI 90 0-1 ③ G5-3			X CU 80 0-0 ② G3-1		B FC 89 S FC 89 F FF 94 H FC 89 2-2 21 SF9 18 BB 1-2 HBP	4	0	1	3	0	0	1
18 Ben Zobrist, S (1, 7) OBP: 0.310, SLG: 0.403	C FF 91 C CU 77 B FF 92 B FF 93 X FS 88 2-2 ② G4-3	B FS 88 B FC 92 X FS 88 2-0 ③ G3-1			C CU 78 C FF 91 F FF 92 B FF 91 B CU 78 B FF 92 F CU 77 B SI 93 4-2 16 G5-4-3 BB		C SL 86 B FF 92 B SI 92 X CU 81 2-1 ③ G5-3		B SI 92 B FC 91 C FF 93 B CH 87 B FF 94 4-1 1-2 2-3 BB	3	0	0	0	2	0	1
21 Stephen Vogt, L (1, 2) OBP: 0.400, SLG: 0.583	B FF 93 B FF 92 B SL 89 B FF 91 4-0 BB	B FF 90 S FS 87 B FS 86 X FF 91 2-1 ① F8			C SI 92 B FF 93 F FF 93 1 SAFE B SL 87 B SI 93 C FF 92 3-3 ① K			B SI 90 X SI 89 1-0 ① F7	B SL 87 B FF 94 X SL 87 2-0 ② SF9 2-3 3-H	3	0	0	1	1	1	1
16 Billy Butler, R (1, 10) OBP: 0.307, SLG: 0.363	B CU 78 C SI 91 C FF 93 X FF 94 1-2 ③ G3	B FF 90 S SL 84 B FF 91 X SL 83 2-1 ② L9			B SI 91 B SL 85 F FF 91 X CU 76 2-1 ②③ G5-4-3 1-2f			C SI 92 X SI 91 0-1 15 2B	C SI 92 X SI 93 0-1 ③ F8	5	1	1	0	0	0	4
22 Josh Reddick, L (1, 9) OBP: 0.379, SLG: 0.511		C CU 79 B FS 87 F FF 92 F FF 93 B SI 93 X SL 86 2-2 ① G3-1	B FS 87 X FS 88 1-0 HR			C SI 90 FC 90 X CU 78 1-1 15 G6-3 1B		S SL 79 B SL 80 X SI 92 1-1 ② L7		4	1	2	1	0	0	1
15 Brett Lawrie, R (1, 5) OBP: 0.307, SLG: 0.390		C SL 86 X FF 93 0-1 ③ 28 BB 1 3B 2B	X CU 79 0-0 ③ F8			B FF 91 S SI 92 1 SAFE X SI 91 1-1 ① G6-3 1-2		B SL 78 B CH 84 C SI 93 X SL 79 2-1 2-H 2B		4	1	2	1	0	0	1
10 Marcus Semien, R (1, 6) OBP: 0.319, SLG: 0.432 12 Andy Parrino, S (8, 6)		C CU 76 X FF 92 0-1 ② P5	C SL 86 C CU 79 F FF 93 B FF 91 X FS 88 1-2 ① L5		X CU 79 0-0 ② G5-3			B SI 92 X SI 92 1-0 ③ F9		4 0	0 0	0 0	0 0	0 0	0 0	3 0
20 Mark Canha, R (1, 3) OBP: 0.312, SLG: 0.393		C FF 93 B FF 93 F FF 93 F FF 94 B FS 88 B SI 93 F SL 87 B SI 92 4-2 28 BB 1 3B BB	B SL 86 X FF 93 1-0 1B		C CU 78 C SL 86 F CH 69 B FC 91 X FC 92 1-2 ③ P4				B SL 81 F SI 93 H SI 92 2-1 18 BB 1 HBP 21 SF9 HBP	2	2	1	0	1	0	1
28 Eric Sogard, L (1, 4) OBP: 0.277, SLG: 0.289		B FF 93 B FF 92 F FF 92 B CU 77 F FF 92 B FS 88 4-2 1-2 2-3 1 3B BB	1 SAFE B SL 86 X SI 92 1-0 ② F7				B FF 89 B SL 84 F SI 89 B SI 91 X SI 91 3-1 ① F9		B SI 92 X FF 93 1-0 ① F8	3	1	0	0	1	0	2

Inning Stats	1	2	3	4	5	6	7	8	9
R:	0	3	1	0	0	0	0	1	1
E:	0	0	0	0	0	0	0	0	0
K:	0	0	0	0	1	0	0	0	0
S:	7	16	6	8	9	9	5	8	8
H:	0	2	1	1	0	1	0	2	0
LOB:	1	1	0	1	0	1	0	0	2
BB:	1	2	0	0	1	0	0	0	1
P:	14	28	11	11	18	12	10	13	19

1B:	2
2B:	3
3B:	1
HR:	1
SF:	1
SAC:	0
DP:	1
HBP:	2

WP:	0
PB:	0
SB:	0
CS:	0
PA:	40

AB	**32**
R	**6**
H	**7**
RBI	**6**
BB	**5**
SO	**1**
LOB	**15**

PITCHER		IP	WLS	BF	H	R	ER	SO	BB	IBB	HBP	BLK	WP	HR	S	P	ERA	WHIP
19 Aníbal Sánchez, R ERA: 5.69	(1, 1)	7.0	L	29	5	4	4	1	4	0	0	0	0	1	60	104	5.14	1.286
32 Tom Gorzelanny, L ERA: 5.29	(8, 1)	1.0		5	2	1	1	0	0	0	0	0	0	0	8	13	9.00	2.000
60 Angel Nesbitt, R ERA: 4.22	(9, 1)	0.1		4	0	1	1	0	1	0	2	0	0	0	5	14	27.00	3.000
30 Alex Wilson, R ERA: 1.67	(9, 1)	0.2		2	0	0	0	0	0	0	0	0	0	0	3	5	0.00	0.000

PITCHER	IP	WLS	BF	H	R	ER	SO	BB	IBB	HBP	BLK	WP	HR	S	P	ERA	WHIP

Oakland Athletics @ Detroit Tigers

Comerica Park, Detroit, MI

Wed Jun 03 2015, 7:08 PM - 9:48 PM EDT

Att. 30,718 - Clear - 70 F

livebaseballscorecards.com

BOTTOM

Batter	1	2	3	4	5	6	7	8	9	AB	R	H	RBI	BB	SO	LOB
12 Anthony Gose, L (1, 8) OBP: 0.337, SLG: 0.412	C FF 94 X FF 94 0-1 G3-1 ①		F FF 95 C CU 84 S SL 88 0-3 K ③			B FF 93 X FF 93 1-0 G3-1 ②			F FF 94 F FF 96 S FF 95 0-3 K ①	4	0	0	0	0	2	0
1 Jose Iglesias, R (1, 6) OBP: 0.382, SLG: 0.410	B FF 95 C SI 93 C CU 82 F SL 86 B FF 95 X SL 85 2-2 G4-3 ②			C SI 91 S SL 90 B SL 90 B SL 90 B SL 88 S FF 94 3-3 K ①		C SI 93 C SI 94 B SI 95 B SI 95 B FF 94 F FF 93 X FF 93 3-2 G4-3 ③			F FF 95 F FF 93 X FF 95 0-2 24 2B 1B	4	1	1	0	0	1	0
24 Miguel Cabrera, R (1, 3) OBP: 0.439, SLG: 0.576	C FF 96 B SL 88 B FF 95 C SI 95 B FF 97 T FF 96 3-2 K ③			S SL 91 F FF 96 X FF 96 0-2 L9 ②			B SI 92 F SI 94 X SL 87 1-1 52 FC6-4 1B		B FF 91 X FF 91 1-0 3 E 1-H 2B	4	0	2	1	0	1	0
52 Yoenis Cespedes, R (1, 7) OBP: 0.318, SLG: 0.481		C FF 92 C SI 94 B FF 92 F SL 89 F FF 95 X CU 81 1-2 E6 3 FC6-4		B SL 90 S FF 95 B SL 85 C SI 96 X FF 94 2-2 1B			C SI 93 F CU 82 X SI 95 0-2 FC6-4 ① 1-2f		B FF 95 S FF 95 X FF 95 1-1 F8 ②	4	0	1	0	0	0	2
3 Ian Kinsler, R (1, 4) OBP: 0.338, SLG: 0.353		C SI 93 S SL 88 B SI 94 D SL 86 X SI 95 2-2 FC6-4 ① 28 G5-3 1-2f		X SI 94 0-0 G5-3 ③			B SI 94 B SI 94 X FF 94 2-0 P5 ②		B FF 94 B FF 96 B FF 95 C FF 94 F FF 95 F FF 96 X FF 96 3-2 E3 2-3	4	0	0	0	0	0	4
28 J.D. Martinez, R (1, 9) OBP: 0.323, SLG: 0.447		B SI 94 B CU 82 C SI 93 X SI 94 2-1 G5-3 ② 1-2			B SI 91 C SI 94 S FF 95 B SL 90 C FF 96 2-3 K ①		X FF 94 0-0 L8 ③		F FF 96 X FF 94 0-1 F8 ③	4	0	0	0	0	1	4
18 Tyler Collins, L (1, 10) OBP: 0.313, SLG: 0.276		C CU 82 F FF 93 S SL 88 0-3 K ③			C CU 83 C CU 83 B FF 95 X SL 89 1-2 G3 ②			F FF 94 C FF 94 S SL 86 0-3 K ①		3	0	0	0	0	2	1
9 Nick Castellanos, R (1, 5) OBP: 0.285, SLG: 0.365			B SI 93 S FF 93 B SI 94 S FF 94 B FF 95 F FF 94 F FF 94 B FF 94 4-2 34 G4-6-3 BB		C SI 94 F SL 86 F SL 86 B SL 86 F FF 95 B SI 96 F CU 83 B FF 95 X SI 94 3-2 G3 ③			B SI 93 F FF 94 F FF 95 S SL 87 1-3 K ②		2	0	0	0	1	1	0
34 James McCann, R (1, 2) OBP: 0.314, SLG: 0.412			X FF 94 0-0 G4-6-3 ① ② 1-2f			C SI 91 X CU 82 0-1 G3-1 ①		B SI 96 B FF 95 X FF 94 2-0 G3-1 ③		3	0	0	0	0	0	1

Inning Stats	1	2	3	4	5	6	7	8	9	1B: 3	SF: 0	WP: 0	PA: 33
R:	0	0	0	0	0	0	0	0	1	2B: 1	SAC: 0	PB: 0	
E:	0	1	0	0	0	0	0	0	1	3B: 0	DP: 1	SB: 0	
K:	1	1	1	0	1	0	0	2	1	HR: 0	HBP: 0	CS: 0	
S:	9	13	8	10	12	7	7	7	15				
H:	0	0	0	1	0	0	1	0	2				
LOB:	0	1	0	1	0	0	1	0	2				
BB:	0	0	1	0	0	0	0	0	0				
P:	14	18	12	15	18	11	10	10	20				

PITCHER	IP	WLS	BF	H	R	ER	SO	BB	IBB	HBP	BLK	WP	HR	S	P	ERA	WHIP
54 Sonny Gray, R (1, 1) ERA: 1.65	8.0	W	27	2	0	0	7	1	0	0	0	0	0	73	108	0.00	0.375
33 Fernando Rodriguez Jr., R (9, 1) ERA: 5.68	1.0		6	2	1	1	1	0	0	0	0	0	0	15	20	9.00	2.000

PITCHER	IP	WLS	BF	H	R	ER	SO	BB	IBB	HBP	BLK	WP	HR	S	P	ERA	WHIP

AB	32
R	1
H	4
RBI	1
BB	1
SO	8
LOB	12

Batter	1	2	3	4	5	6	7	8	9	AB	R	H	RBI	BB	SO	LOB
1 Billy Burns, S (1, 8) OBP: 0.368, SLG: 0.435	X SI 91 0-0 ① G4-3	X SI 92 0-0 ② L6			C CH 82 B CH 84 F SL 87 B CU 79 X FF 92 2-2 18 S 16 1B 1B	X CU 76 0-0 ③ G5-3		S SL 86 B SL 88 B SI 95 B SL 86 F SI 94 S SL 86 3-3 ③ K		5	1	1	0	0	1	2
18 Ben Zobrist, S (1, 4) OBP: 0.304, SLG: 0.383 12 Andy Parrino, S (9, 6)	C SI 91 C SI 90 B SL 88 X SI 92 1-2 ② P3	C SL 88 B SI 92 X CH 87 1-1 ③ L9			1 SAFE 1 SAFE C SI 89 C SL 85 D CU 83 F FF 92 F CH 86 B SL 86 X SL 84 2-2 ① P5 1-2		B SI 90 B SI 91 C FF 92 B CH 85 C FF 91 F FF 92 B SI 92 4-2 22 F8 16 BB 15 2B BB		F FF 94 B FF 95 B CU 79 C CU 78 X FF 95 2-2 ① F7	4 0	1 0	0 0	0 0	1 0	0 0	2 0
21 Stephen Vogt, L (1, 3) OBP: 0.405, SLG: 0.579 50 Max Muncy, L (9, 3) OBP: 0.323, SLG: 0.415	C SI 92 X SL 88 0-1 1B		B SI 89 B CU 75 B SI 91 B SI 90 4-0 16 2B BB		I IN 74 I IN 80 I IN 78 I IN 78 4-0 16 1B 16 E IBB		B SI 93 S SL 80 C FF 92 C SI 93 1-3 ① K		C CU 79 B FF 97 B FF 96 F CU 80 S SL 89 2-3 ② K	3 0	2 0	1 0	0 0	2 0	2 0	1 0
16 Billy Butler, R (1, 10) OBP: 0.314, SLG: 0.370	C SI 92 F SI 90 S SL 87 0-3 ③ K		F SI 91 B SL 84 F SI 90 X SL 85 1-2 22 FC6-5 1-H 2B		C SL 87 B SL 86 F FF 92 B CU 80 X SL 86 2-2 E7 22 G6-3 1-H 2-H 1B		F CH 85 B FF 93 C SL 81 1 SAFE B FF 94 B FF 93 F CH 85 B SL 80 4-2 15 2B 1-2 BB		S SL 87 X SL 87 0-1 ③ F9	4	0	2	2	1	1	1
22 Josh Reddick, L (1, 9) OBP: 0.376, SLG: 0.506		B SI 90 B SI 91 C SI 91 X FF 92 2-1 15 1B 28 E 1B	B SL 84 X SI 92 1-0 ① FC6-5 15 L3 2-3		C FC 83 C CU 76 D CU 78 B FF 90 X CU 76 2-2 ② G6-3 2-3		C SL 78 X FF 94 0-1 ② F8 2-3			4	1	1	0	0	0	4
15 Brett Lawrie, R (1, 5) OBP: 0.311, SLG: 0.397		B SL 84 1 SAFE F SL 87 S SL 85 X SL 86 1-2 28 E 19 3B 1-3 1B	C SI 92 S CU 80 B FF 92 B SI 91 F CU 81 1 SAFE F SI 92 X SL 86 2-2 ②③ L3 1-1		C CH 78 X CU 77 0-1 ③ G6-3		X SI 91 0-0 1-3 3-H 2B			4	1	2	1	0	0	2
28 Eric Sogard, L (1, 6) OBP: 0.282, SLG: 0.294 (9, 4)		B SI 90 C SL 85 B SI 91 1 SAFE D SL 87 X SI 92 3-1 E1 19 3B 1-2 3-H		B SI 89 X SI 90 1-0 19 FC3-5 19 WP 1B		B FF 88 C FC 84 F FC 82 X FF 89 1-2 19 F9 19 WP 1B	B SL 78 C FF 92 S SL 80 S SL 81 1-3 ③ K			4	1	2	1	0	1	3
19 Josh Phegley, R (1, 2) OBP: 0.333, SLG: 0.400		X SL 85 0-0 1-H 2-H 3B		B SI 89 B SL 85 C SI 91 B SL 86 X SI 91 3-1 ① FC3-5 23 G6-4-3 1-3		S CH 79 1 SAFE S CU 77 F CU 76 1 SAFE F CU 76 B FF 89 X CU 77 1-2 ① F9 1-3		B SL 84 C SL 83 C SL 85 X SL 86 1-2 ① L8		4	0	1	2	0	0	2
23 Sam Fuld, L (1, 7) OBP: 0.260, SLG: 0.281		C SI 92 B SL 86 S SL 88 F FF 92 C SL 88 1-3 ① K		B FF 91 B SI 90 X FF 91 2-0 ②③ G6-4-3 1-2f		X CU 76 0-0 ② G3		S SI 93 F SI 94 B FF 96 B SL 88 X FF 95 2-2 ② F7		4	0	0	0	0	1	3
Inning Stats	R: 0 E: 0 K: 1 S: 9 H: 1 LOB: 1 BB: 0 P: 10	R: 3 E: 1 K: 1 S: 15 H: 3 LOB: 1 BB: 0 P: 23	R: 1 E: 0 K: 0 S: 9 H: 1 LOB: 0 BB: 1 P: 17	R: 0 E: 0 K: 0 S: 4 H: 1 LOB: 0 BB: 0 P: 10	R: 2 E: 1 K: 0 S: 16 H: 2 LOB: 1 BB: 1 P: 28	R: 0 E: 0 K: 0 S: 10 H: 1 LOB: 1 BB: 0 P: 12	R: 1 E: 0 K: 2 S: 15 H: 1 LOB: 2 BB: 2 P: 25	R: 0 E: 0 K: 1 S: 9 H: 0 LOB: 0 BB: 0 P: 15	R: 0 E: 0 K: 1 S: 8 H: 0 LOB: 0 BB: 0 P: 12	1B: 7 2B: 3 3B: 1 HR: 0 SF: 0 SAC: 0 DP: 2 HBP: 0						

PITCHER		IP	WLS	BF	H	R	ER	SO	BB	IBB	HBP	BLK	WP	HR	S	P	ERA	WHIP
61 Shane Greene, R ERA: 5.4	(1, 1)	4.1	L	22	8	6	4	2	1	1	0	0	1	0	48	81	8.31	2.077
65 Blaine Hardy, L ERA: 2.78	(5, 1)	1.2		6	1	0	0	0	0	0	0	0	1	0	15	19	0.00	0.600
32 Tom Gorzelanny, L ERA: 5.5	(7, 1)	1.0		6	1	1	1	2	2	0	0	0	0	0	15	25	9.00	3.000
62 Al Alburquerque, R ERA: 3.63	(8, 1)	1.0		3	0	0	0	1	0	0	0	0	0	0	9	15	0.00	0.000
44 Joba Chamberlain, R ERA: 1.17	(9, 1)	1.0		3	0	0	0	1	0	0	0	0	0	0	8	12	0.00	0.000

PITCHER	IP	WLS	BF	H	R	ER	SO	BB	IBB	HBP	BLK	WP	HR	S	P	ERA	WHIP

TOP

Oakland Athletics @ Detroit Tigers

Comerica Park, Detroit, MI

Thu Jun 04 2015, 1:08 PM - 4:14 PM EDT

Att. 37,411 - Partly Cloudy - 73 F

livebaseballscorecards.com

AB	36
R	7
H	10
RBI	6
BB	4
SO	6
LOB	20

WP: 2 PA: 40
PB: 0
SB: 1
CS: 0

Oakland Athletics @ Detroit Tigers

Comerica Park, Detroit, MI

Thu Jun 04 2015, 1:08 PM - 4:14 PM EDT

Att. 37,411 - Partly Cloudy - 73 F

BOTTOM

Batter	1	2	3	4	5	6	7	8	9	AB	R	H	RBI	BB	SO	LOB
12 Anthony Gose, L (1, 8) OBP: 0.335, SLG: 0.408	B SI 90 B SI 91 X SI 90 2-0 ① F7		1 SAFE S CH 83 B CU 75 S CH 84 F SI 92 X CH 84 1-2 ②③ G4-6-3 1-2f			B SI 93 B CH 85 C SI 92 F SI 93 F CU 75 X SI 92 2-2 1 1B 24 1B 1B		B FF 94 S FF 94 C FF 94 X KC 84 1-2 ② G5-3		4	1	1	0	0	0	1
1 Jose Iglesias, R (1, 6) OBP: 0.379, SLG: 0.405	C FF 91 B CU 74 S SI 92 F SI 93 F SL 80 F SI 92 X CU 74 1-2 ② P1			C SI 92 X SL 81 0-1 ① B1-3		B SI 94 C SI 92 F SI 92 X SL 83 1-2 24 1B 1-2 1B		F FF 94 B KC 85 F FF 94 X KC 83 1-2 ③ G1-3		4	0	1	0	0	0	0
24 Miguel Cabrera, R (1, 3) OBP: 0.435, SLG: 0.569	B SI 93 X SI 92 1-0 ③ G6-3			B FF 94 B FF 93 F FF 93 X SI 94 2-1 ② G3-1		S FF 94 B SL 79 X SI 92 1-1 1-2 2-H 1B			C FF 91 S SI 89 S SL 81 0-3 ① K	4	0	1	1	0	1	0
52 Yoenis Cespedes, R (1, 7) OBP: 0.317, SLG: 0.478 Daniel Fields, L (3, 7) OBP: 0.333, SLG: 0.667		B SI 91 F SI 92 F SI 91 S SL 80 1-3 ① K		F SI 92 C CU 76 B CH 86 F CH 85 C FF 93 1-3 ③ K		C CU 76 B CU 74 S SI 92 D CH 85 D CH 85 C SI 93 3-3 ③ K			B SI 90 F CH 83 B CH 84 X SI 90 2-1 3 1B 2B	1	0	0	0	0	1	0
										3	1	1	0	0	2	2
3 Ian Kinsler, R (1, 4) OBP: 0.345, SLG: 0.357		B FF 93 B SI 93 B SI 92 B FF 92 4-0 BB			B SI 90 X FF 91 1-0 ① G4-3		C FF 90 X CU 74 0-1 18 WP 1B		F SI 90 B SL 81 F FF 92 F SI 92 X FF 89 1-2 28 1B 18 HR 2-H 1B	3	1	2	1	1	0	0
28 J.D. Martinez, R (1, 10) OBP: 0.321, SLG: 0.443		B SI 92 C SI 92 B SI 92 F SL 82 1 SAFE F SI 92 F CU 74 1 SAFE 1 SAFE 2-2 ② L7 F SI 83 X CU 74			X SI 92 0-0 ② G5-3		F SI 92 F SL 81 B SI 92 B SI 92 C FF 92 2-3 ① K		X SI 91 0-0 1-2 18 HR 1B	4	1	1	0	0	1	2
18 Tyler Collins, L (1, 9) OBP: 0.306, SLG: 0.364		C SI 92 F CU 75 B CH 85 X CH 85 1-2 ③ G3-1			B SI 89 B CH 83 X SI 92 2-0 ③ F7		C CU 76 D CH 84 B SI 92 F CU 74 B FF 91 S FF 92 3-3 ② K 1-2		B CH 85 S SI 91 X FF 91 1-1 1-H 2-H HR	4	1	1	3	0	1	2
9 Nick Castellanos, R (1, 5) OBP: 0.284, SLG: 0.363			B SI 90 X SI 91 1-0 12 G4-6-3 1B			B SI 91 B SI 92 X SI 92 2-0 ① F9	S CU 74 B SI 91 X SI 93 1-1 ③ L4		B FF 92 F FF 93 F CH 78 F FF 94 X FS 82 1-2 ② L8	4	0	1	0	0	0	1
50 Bryan Holaday, R (1, 2) OBP: 0.250, SLG: 0.500 34 James McCann, R (9, PH) OBP: 0.311, SLG: 0.409			C SI 91 D CU 74 C CU 74 F SI 92 B SL 81 D SL 82 F SI 92 X SI 92 3-2 ① F8			B SI 93 X SI 92 1-0 ② G5-3		C FF 94 B FF 94 B FF 94 S FF 94 B KC 82 X FF 94 3-2 ① P3	B CH 78 S CH 78 B CH 78 F FF 92 X CH 79 2-2 ③ F7	3	0	0	0	0	0	1
										1	0	0	0	0	0	0
Inning Stats	R: 0 E: 0 K: 0 S: 8 H: 0 LOB: 0 BB: 0 P: 12	R: 0 E: 0 K: 1 S: 12 H: 0 LOB: 1 BB: 1 P: 20	R: 0 E: 0 K: 0 S: 10 H: 1 LOB: 0 BB: 0 P: 15	R: 0 E: 0 K: 1 S: 8 H: 0 LOB: 0 BB: 0 P: 11	R: 0 E: 0 K: 0 S: 3 H: 0 LOB: 0 BB: 0 P: 6	R: 1 E: 0 K: 1 S: 14 H: 3 LOB: 2 BB: 0 P: 24	R: 0 E: 0 K: 2 S: 10 H: 1 LOB: 1 BB: 0 P: 16	R: 0 E: 0 K: 0 S: 9 H: 0 LOB: 0 BB: 0 P: 14	R: 4 E: 0 K: 1 S: 19 H: 4 LOB: 0 BB: 0 P: 26	1B: 7 2B: 1 3B: 0 HR: 1 SF: 0 SAC: 0 DP: 1 HBP: 0						

PITCHER		IP	WLS	BF	H	R	ER	SO	BB	IBB	HBP	BLK	WP	HR	S	P	ERA	WHIP
32 Jesse Hahn, R ERA: 3.51	(1, 1)	7.0	W	26	5	1	1	5	1	0	0	0	1	0	65	104	1.29	0.857
13 Drew Pomeranz, L ERA: 4.3	(8, 1)	1.0		3	0	0	0	0	0	0	0	0	0	0	9	14	0.00	0.000
61 Dan Otero, R ERA: 6.29	(9, 1)	0.1		5	4	4	4	1	0	0	0	0	0	1	12	16	108.00	12.000
36 Tyler Clippard, R ERA: 2.25	(9, 1)	0.2	S	2	0	0	0	0	0	0	0	0	0	0	7	10	0.00	0.000

PITCHER	IP	WLS	BF	H	R	ER	SO	BB	IBB	HBP	BLK	WP	HR	S	P	ERA	WHIP

livebaseballscorecards.com

AB	35
R	5
H	9
RBI	5
BB	1
SO	6
LOB	9

WP: 1 PA: 36
PB: 0
SB: 0
CS: 0

Detroit Tigers @ Chicago White Sox

U.S. Cellular Field, Chicago, IL

Fri Jun 05 2015, 8:12 PM - 11:19 PM EDT

Att. 24,761 - Partly Cloudy - 55 F

TOP

livebaseballscorecards.com

Batter	1	2	3	4	5	6	7	8	9	10	11	AB	R	H	RBI	BB	SO	LOB
20 Rajai Davis, R (1, 8) OBP: 0.344, SLG: 0.407	C FF 91 B FF 93 F FF 93 X FF 94 1-2 ① G1-3		C FF 92 X CH 87 0-1 3B		1 SAFE B FF 93 X FF 92 1-0 ②③ G4-6-3 1-2f		L FF 92 X CU 81 0-1 ② FC4-6 1-2f 2-3			B FC 91 F FF 91 X CH 90 1-1 ② G4-3		5	0	1	0	0	0	3
3 Ian Kinsler, R (1, 4) OBP: 0.342, SLG: 0.353	B FF 92 X FF 94 1-0 ② G5-3		F CU 81 X FF 91 0-1 ③ G5-3			X FF 92 0-0 24 CS 1B	1 SAFE B FF 92 S FF 92 1 SAFE B FF 91 1 SAFE X FF 91 2-1 ③ F7			B FC 92 X FC 91 1-0 ③ F8		5	0	1	0	0	0	3
24 Miguel Cabrera, R (1, 3) OBP: 0.430, SLG: 0.558	B FF 95 S FF 94 S FF 94 X FF 94 1-2 ③ G1-3			B FF 92 X FF 91 1-0 ① P4		B FF 93 B FF 93 C FF 93 C FF 93 B FF 94 1 SAFE B FF 93 4-2 ① 52 G3 1-2 BB		F FC 89 F FS 84 S FS 86 0-3 ① K			B SL 89 B SI 94 X SI 94 2-0 ① L4	4	0	0	0	1	1	0
52 Yoenis Cespedes, R (1, 7) OBP: 0.319, SLG: 0.481		C CU 80 B FF 92 B CH 86 X FF 93 2-1 1B		B FF 92 C CH 87 S CU 82 X CU 82 1-2 9 1B 2B		B CH 87 C FF 93 1 SAFE B FF 93 S CH 88 X FF 93 2-2 ②③ G3 1-2f		C FC 90 S FS 86 S FS 86 0-3 ② K			B SI 94 B SL 90 X SI 94 2-0 ② G6-3	5	1	2	0	0	1	1
28 J.D. Martinez, R (1, 9) OBP: 0.319, SLG: 0.438		C FF 92 S FF 93 1 SAFE S FF 93 0-3 ① K		B CH 86 S FF 93 S FF 93 B SI 92 B SI 92 S CU 82 3-3 ② K			X CH 86 0-0 34 SH5-4 9 BB 39 1B 1B	B FS 85 S FS 86 F FS 86 B FS 84 S FS 86 2-3 ③ K			C SI 93 F SI 95 B SI 95 F SI 96 F SI 95 B SL 90 B SL 89 S SL 89 3-3 ③ K	5	1	1	0	0	4	2
9 Nick Castellanos, R (1, 10) OBP: 0.288, SLG: 0.362		F FF 93 B CH 88 X FF 93 1-1 ② F9		B FF 94 F SI 89 X CU 82 1-1 2-H 1B			1 SAFE 1 SAFE B FF 92 B SI 92 F FF 92 B SI 91 B FF 92 4-1 34 SH5-4 1-2 39 1B BB		C FC 92 C FC 92 B KC 82 S FC 92 1-3 ① K			3	1	1	1	1	1	1
34 James McCann, R (1, 2) OBP: 0.304, SLG: 0.398	C FF 94 1 SAFE 1 SAFE B FF 94 S FF 93 F CU 84 F CU 81 S FF 93 1-3 ③ K			C FF 94 B FF 94 F CU 84 B FF 92 S FF 94 2-3 ③ K			X SI 92 0-0 ① SH5-4 1-2 2-3		F FC 92 S KC 82 B KC 82 B KC 82 C FC 92 2-3 ② K			3	0	0	0	0	3	2
39 Josh Wilson, R (1, 5) OBP: 0.250, SLG: 0.250			X CU 80 0-0 ① F7		C FF 92 X FF 90 0-1 ① G6-3		B FF 92 X FF 91 1-0 20 FC4-6 1 1B 2-H 3-H 1B		C FC 92 C FC 90 S FC 92 0-3 ③ K			4	0	1	2	0	1	0
1 Jose Iglesias, R (1, 6) OBP: 0.382, SLG: 0.408			C FF 91 X CU 81 0-1 ② G5-3		X FF 92 0-0 20 G4-6-3 1B		C FF 92 P PO 88 B FF 92 1 SAFE D CU 82 F FF 92 F FF 92 1 SAFE X FF 92 3-2 20 FC4-6 1-2 1B			X FF 91 0-0 ① P6		4	0	2	0	0	0	0
Inning Stats	R: 0 E: 0 K: 0 S: 7 H: 0 LOB: 0 BB: 0 P: 10	R: 0 E: 0 K: 2 S: 12 H: 1 LOB: 1 BB: 0 P: 16	R: 0 E: 0 K: 0 S: 7 H: 1 LOB: 1 BB: 0 P: 7	R: 1 E: 0 K: 2 S: 12 H: 2 LOB: 1 BB: 0 P: 20	R: 0 E: 0 K: 0 S: 4 H: 1 LOB: 0 BB: 0 P: 5	R: 0 E: 0 K: 0 S: 6 H: 1 LOB: 0 BB: 1 P: 12	R: 2 E: 0 K: 0 S: 13 H: 3 LOB: 2 BB: 1 P: 22	R: 0 E: 0 K: 3 S: 9 H: 0 LOB: 0 BB: 0 P: 11	R: 0 E: 0 K: 3 S: 9 H: 0 LOB: 0 BB: 0 P: 12	R: 0 E: 0 K: 0 S: 4 H: 0 LOB: 0 BB: 0 P: 6	R: 0 E: 0 K: 1 S: 7 H: 0 LOB: 0 BB: 0 P: 14							

AB	38
R	3
H	9
RBI	3
BB	2
SO	11
LOB	12

1B: 7	SF: 0
2B: 1	SAC: 1
3B: 1	DP: 2
HR: 0	HBP: 0

WP: 0	PA: 41
PB: 0	
SB: 0	
CS: 1	

PITCHER		IP	WLS	BF	H	R	ER	SO	BB	IBB	HBP	BLK	WP	HR	S	P	ERA	WHIP
62 Jose Quintana, L ERA: 4.28	(1, 1)	7.0		29	9	3	3	4	2	0	0	0	0	0	61	92	3.86	1.571
57 Zach Putnam, R ERA: 4.08	(8, 1)	1.0		3	0	0	0	3	0	0	0	0	0	0	9	11	0.00	0.000
30 David Robertson, R ERA: 2.28	(9, 1)	2.0		6	0	0	0	3	0	0	0	0	0	0	13	18	0.00	0.000
52 Jake Petricka, R ERA: 4.0	(11, 1)	1.0	W	3	0	0	0	1	0	0	0	0	0	0	7	14	0.00	0.000

PITCHER	IP	WLS	BF	H	R	ER	SO	BB	IBB	HBP	BLK	WP	HR	S	P	ERA	WHIP

Batter	1	2	3	4	5	6	7	8	9	10	11	AB	R	H	RBI	BB	SO	LOB
1 Adam Eaton, L (1, 8) OBP: 0.297, SLG: 0.356	C FF 89 F FF 88 B FC 86 S FC 86 1-3 K ①		C CU 78 X FC 85 0-1 G6-3 ②			C FC 84 B FF 88 C FF 88 B FC 85 X SI 88 2-2 G6-3 ①		F FC 82 X CU 77 0-1 G4-3 ② 2-3			B SI 92 B FF 91 B SI 91 C SI 90 C SI 91 X SI 91 3-2 10 1B 26 HBP 1B	5	1	1	0	0	1	1
10 Alexei Ramirez, R (1, 6) OBP: 0.252, SLG: 0.317	C SI 88 S FC 86 B FC 87 B FF 90 X SI 90 2-2 79 2B 1B		C FC 86 B CH 84 B CH 83 B FF 90 C SI 88 B FC 87 4-2 79 FC6-4 BB			C CH 82 B CH 82 F FC 87 F FF 89 B CH 83 X CH 82 2-2 L5 ②		F FF 93 F FF 92 B CU 69 X FF 94 1-2 G6-3 ③			C FF 93 1 SAFE F SL 88 X SL 88 0-2 26 HBP 79 IBB 1-3 1B	4	1	2	0	1	0	1
79 José Abreu, R (1, 10) OBP: 0.341, SLG: 0.487	1 SAFE C FF 89 F FC 87 1 SAFE 1 SAFE X FF 89 0-2 1-H 2B		1 SAFE C SI 87 1 SAFE 1 SAFE 1 SAFE F CH 82 F SI 88 1 SAFE X CH 82 0-2 1-2f FC6-4 ③			C SI 88 X SI 89 0-1 G6-3 ③			S FF 90 F FF 92 B FF 91 C CU 68 1-3 K ①		I IN 75 I IN 78 I IN 78 I IN 76 4-0 26 HBP 1-2 IBB	4	0	1	1	1	1	1
26 Avisaíl García, R (1, 9) OBP: 0.350, SLG: 0.429	C FC 86 F FF 90 B FC 86 S FC 86 1-3 K ②			X SI 87 0-0 G6-3 ①			C SI 86 F FC 85 B FC 84 F FF 87 X CH 80 1-2 HR		F SL 80 F SL 81 B SL 79 B FC 92 X CU 70 2-2 G6-3 ②		D SL 88 F SI 92 C SI 93 H SI 92 2-2 1-2 2-3 3-H HBP	4	1	1	2	0	1	1
25 Adam LaRoche, L (1, 3) OBP: 0.362, SLG: 0.405	C FC 85 C SI 88 B FC 85 D FC 86 X CU 78 2-2 F8 ③			C FF 88 S FF 88 B FF 90 X FF 89 1-2 F7 ②			B FC 85 C FC 84 S FC 85 X FC 87 1-2 F7 ①		F FF 94 X FF 94 0-1 HR			4	1	1	1	0	0	1
53 Melky Cabrera, S (1, 7) OBP: 0.267, SLG: 0.263		C CU 77 F FF 89 F FC 85 B SI 88 B FC 85 X CH 84 2-2 G1-3 ①		C SI 88 B SI 88 C FC 85 S SI 89 1-3 K ③			M FC 85 S FC 86 B FC 87 S SI 88 1-3 K ②		F FF 93 X FF 92 0-1 P6 ③			4	0	0	0	0	2	0
15 Gordon Beckham, R (1, 5) OBP: 0.330, SLG: 0.406		B FC 84 X SI 89 1-0 F9 ②			B CU 76 C SI 87 X CH 83 1-1 P4 ①		B SI 88 C SI 88 X FC 86 1-1 G4-3 ③			C FF 93 F SL 87 B SL 88 X SL 86 1-2 G6-3 ①	4	0	0	0	0	0	0
21 Tyler Flowers, R (1, 2) 20 JB Shuck, L (8, PH) OBP: 0.339, SLG: 0.291 58 Geovany Soto, R (9, 2) OBP: 0.253, SLG: 0.338		C FF 88 B FF 90 F FF 89 F FC 86 X FC 86 1-2 G5-3 ③			X SI 88 0-0 G6-3 ②			F FF 94 X FF 96 0-1 1 G4-3 5 SH5-3 1B		C SL 88 F SL 87 B SL 87 X SL 86 1-2 G6-3 ②	2 1 1	0 0 0	0 1 0	0 0 0	0 0 0	0 0 0	0 0 0
5 Yolmer Sánchez, S (1, 4) OBP: 0.203, SLG: 0.203			B SI 88 C SI 88 S FC 84 B FC 84 B SI 88 X FF 90 3-2 L8 ①		B SI 87 C SI 88 B CH 82 X SI 88 2-1 G3 ③			1 SAFE B FF 92 1 SAFE X FF 91 1-0 SH5-3 ① 1-2		B FF 92 F SI 92 F SI 92 B SL 89 X FF 92 2-2 G1-3 ③	3	0	0	0	0	0	0
Inning Stats	R: 1 E: 0 K: 2 S: 15 H: 2 LOB: 1 BB: 0 P: 21	R: 0 E: 0 K: 0 S: 9 H: 0 LOB: 0 BB: 0 P: 13	R: 0 E: 0 K: 0 S: 11 H: 0 LOB: 1 BB: 1 P: 18	R: 0 E: 0 K: 1 S: 7 H: 0 LOB: 0 BB: 0 P: 9	R: 0 E: 0 K: 0 S: 5 H: 0 LOB: 0 BB: 0 P: 8	R: 0 E: 0 K: 0 S: 9 H: 0 LOB: 0 BB: 0 P: 13	R: 1 E: 0 K: 1 S: 12 H: 1 LOB: 0 BB: 0 P: 16	R: 0 E: 0 K: 0 S: 8 H: 1 LOB: 1 BB: 0 P: 10	R: 1 E: 0 K: 1 S: 10 H: 1 LOB: 0 BB: 0 P: 13	R: 0 E: 0 K: 0 S: 9 H: 0 LOB: 0 BB: 0 P: 13	R: 1 E: 0 K: 0 S: 8 H: 2 LOB: 3 BB: 1 P: 17	1B: 4 2B: 1 3B: 0 HR: 2	SF: 0 SAC: 1 DP: 0 HBP: 1	WP: 0 PB: 0 SB: 0 CS: 0	PA: 40			

PITCHER		IP	WLS	BF	H	R	ER	SO	BB	IBB	HBP	BLK	WP	HR	S	P	ERA	WHIP
56 Kyle Ryan, L ERA: 2.7	(1, 1)	7.0		25	3	2	2	4	1	0	0	0	0	1	68	98	2.57	0.571
44 Joba Chamberlain, R ERA: 1.15	(8, 1)	0.1	H	2	1	0	0	0	0	0	0	0	0	0	3	4	0.00	3.000
65 Blaine Hardy, L ERA: 2.74	(8, 1)	0.1	H	1	0	0	0	0	0	0	0	0	0	0	2	2	0.00	0.000
38 Joakim Soria, R ERA: 1.52	(8, 1)	1.1	B	5	1	1	1	1	0	0	0	0	0	1	13	17	6.75	0.750
30 Alex Wilson, R ERA: 1.93	(10, 1)	1.0	L	7	2	1	1	0	0	1	1	0	0	0	17	30	9.00	2.000

PITCHER	IP	WLS	BF	H	R	ER	SO	BB	IBB	HBP	BLK	WP	HR	S	P	ERA	WHIP

BOTTOM

Detroit Tigers @ Chicago White Sox

U.S. Cellular Field, Chicago, IL

Fri Jun 05 2015, 8:12 PM - 11:19 PM EDT

Att. 24,761 - Partly Cloudy - 55 F

livebaseballscorecards.com

AB	36
R	4
H	7
RBI	4
BB	2
SO	5
LOB	5

Detroit Tigers @ Chicago White Sox

U.S. Cellular Field, Chicago, IL

Sat Jun 06 2015, 7:16 PM - 10:09 PM EDT

Att. 28,368 - Clear - 65 F

TOP

livebaseballscorecards.com

Batter	1	2	3	4	5	6	7	8	9	AB	R	H	RBI	BB	SO	LOB
20 Rajai Davis, R (1, 8) OBP: 0.336, SLG: 0.395	C FF 88 X CH 82 0-1 24 G3-1 3 S 1B		C FF 88 X SI 90 0-1 ① FC5-4 24 BB 1-2f		B CU 74 -1 D CH 80 F FF 92 X FF 88 G4-3 ③ C FF 94 F FF 94 K SL 86 0-2 FC5-4 ③ 1-2f		X SL 90 0-0 ③ P4		B SL 90 X FF 95 1-0 ③ G3	6	0	1	0	0	0	5
3 Ian Kinsler, R (1, 4) OBP: 0.343, SLG: 0.355	1 SAFE B FF 90 F FF 90 X CH 82 1-1 ① L9 1-2		1 SAFE 1 SAFE 1 SAFE X FF 89 0-0 ② F8		C FF 89 C FF 89 F FF 90 B FF 91 X CH 82 1-2 24 HR 1B	C FF 93 S SL 84 B SL 85 X FF 95 1-2 1B		B SL 88 B SL 89 F FF 94 X FF 94 2-1 ① F7		5	1	2	0	0	0	2
24 Miguel Cabrera, R (1, 3) OBP: 0.430, SLG: 0.567	F SI 91 2 SAFE B FC 86 X CH 82 1-1 ② G3-1 2-3		1 SAFE B SI 88 B FF 89 B CH 81 B FF 90 4-0 52 FC5-4 1-2 BB		B FF 90 1 SAFE F CH 80 X FC 86 1-1 1-H HR	F FF 95 D SI 96 1 SAFE X FF 95 1-1 ① F9		B SL 89 B SL 90 C FF 94 S SL 89 F SL 90 F FF 95 X SL 89 2-2 ② G4-3		4	1	1	2	1	0	2
52 Yoenis Cespedes, R (1, 7) OBP: 0.325, SLG: 0.481	B FF 91 C CH 82 B CH 81 B FC 87 B CH 82 4-1 28 FC6-4 BB		B FC 87 F FF 90 X CH 80 1-1 ③ FC5-4 1-2f		B SI 88 B SI 89 C CH 81 F SI 89 F FF 90 X CH 81 2-2 9 1B 34 2B 1B	B SI 95 1 SAFE F CH 84 C SL 84 S SL 87 1-3 ② K		C FF 95 C FF 95 X FF 95 0-2 28 2B 1B		4	2	2	0	1	1	3
28 J.D. Martinez, R (1, 9) OBP: 0.316, SLG: 0.437	F SI 89 1 SAFE S CH 80 X CH 81 0-2 ③ FC6-4 1-2f			F FF 87 F FF 89 C SI 89 0-3 ① K	1 SAFE F FF 88 F FF 90 B FF 89 1 SAFE X FF 89 1-2 ② F9	S SI 94 1 SAFE X FF 94 0-1 ③ F8		X FF 94 0-0 1-H 2B		5	0	1	1	0	1	4
9 Nick Castellanos, R (1, 10) OBP: 0.286, SLG: 0.358		C FF 89 C FC 86 F FC 86 X FC 87 0-2 ① G5-3		C CU 73 B CU 73 S SI 90 B FF 91 C FF 90 2-3 ② K	1 SAFE X SI 88 0-0 34 2B 39 1B 1-2 1B		F FF 92 S FF 94 X FF 94 0-2 ① L8	S SL 89 B SL 89 S SL 88 X SL 89 1-2 ③ G6-3		5	1	1	0	0	1	1
34 James McCann, R (1, 2) OBP: 0.315, SLG: 0.415		C CH 81 F SI 90 B FF 91 X FF 91 1-2 ② G6-3		B CU 74 S CH 81 S CH 81 X CH 81 1-2 39 1B 1B	S CH 79 D CH 80 C CU 74 X CH 80 1-2 39 1B 1 1B 1-3 2-H 2B	B FF 92 F FF 94 B SL 90 X FF 94 2-1 ② G4-3			B FF 91 C FF 94 X FF 94 1-1 1 G4-6-3 39 1B 1B	5	1	3	1	0	0	0
39 Josh Wilson, R (1, 5) OBP: 0.556, SLG: 0.556		S FF 90 S FF 91 S SI 91 0-3 ③ K		F FF 90 B CU 75 D CH 81 F FF 90 X FC 85 2-2 1 FC5-4 1-2 1B	X CH 80 0-0 1 1B 2-3 3-H 1B		C FF 94 X SL 90 0-1 1 2B 1B		B SL 89 T FF 94 T FF 94 F FF 94 X FF 93 1-2 1 G4-6-3 1-2 1B	5	1	4	1	0	1	0
1 Jose Iglesias, R (1, 6) OBP: 0.388, SLG: 0.420			X FF 88 0-0 20 FC5-4 1B	C CH 81 D CH 80 X FC 86 1-1 ③ FC5-4 1-2f	C FF 89 C FF 89 1 SAFE F SI 88 B FF 90 X FF 89 1-2 20 FC5-4 1-2 3-H 1B		B FF 94 X FF 94 1-0 1-H 2B		B SL 90 C SL 89 B FF 94 X SL 90 2-1 ①② G4-6-3 1-2f 2-3	5	0	3	2	0	0	4

	AB	44
	R	7
	H	18
	RBI	7
	BB	2
	SO	4
	LOB	21

Inning Stats																				
	R: 0 E: 0 K: 0 S: 10	H: 1 LOB: 2 BB: 1 P: 16	R: 0 E: 0 K: 1 S: 10	H: 0 LOB: 0 BB: 0 P: 11	R: 0 E: 0 K: 0 S: 6	H: 1 LOB: 2 BB: 1 P: 11	R: 0 E: 0 K: 2 S: 14	H: 2 LOB: 2 BB: 0 P: 20	R: 5 E: 0 K: 0 S: 27	H: 7 LOB: 2 BB: 0 P: 36	R: 0 E: 0 K: 1 S: 10	H: 1 LOB: 1 BB: 0 P: 13	R: 1 E: 0 K: 0 S: 9	H: 2 LOB: 1 BB: 0 P: 12	R: 1 E: 0 K: 0 S: 14	H: 2 LOB: 1 BB: 0 P: 19	R: 0 E: 0 K: 0 S: 9	H: 2 LOB: 1 BB: 0 P: 14	1B: 14 2B: 3 3B: 0 HR: 1	SF: 0 SAC: 0 DP: 1 HBP: 0	WP: 0 PB: 0 SB: 1 CS: 0	PA: 46

PITCHER		IP	WLS	BF	H	R	ER	SO	BB	IBB	HBP	BLK	WP	HR	S	P	ERA	WHIP
50 John Danks, L ERA: 5.17	(1, 1)	4.2	L	27	11	5	5	3	2	0	0	0	0	1	64	91	9.64	2.786
40 Daniel Webb, R ERA:	(5, 1)	1.1		5	1	0	0	1	0	0	0	0	0	0	13	16	0.00	0.750
48 Hector Noesí, R ERA: 6.67	(7, 1)	3.0		14	6	2	2	0	0	0	0	0	0	0	32	45	6.00	2.000

PITCHER	IP	WLS	BF	H	R	ER	SO	BB	IBB	HBP	BLK	WP	HR	S	P	ERA	WHIP

BOTTOM

Detroit Tigers @ Chicago White Sox

U.S. Cellular Field, Chicago, IL

Sat Jun 06 2015, 7:16 PM - 10:09 PM EDT

Att. 28,368 - Clear - 65 F

Batter	1	2	3	4	5	6	7	8	9	AB	R	H	RBI	BB	SO	LOB
1 Adam Eaton, L (1, 8) OBP: 0.291, SLG: 0.350	C FF 93 B FC 86 B FF 94 C FF 94 X FC 89 2-2 ① L6		F FF 94 L FC 88 X KC 79 0-2 ① G6-3 2-3		C FF 94 C CH 85 B KC 76 S SI 94 1-3 ③ K			X FF 93 0-0 ② ③ L5-3 1-2		4	0	0	0	0	1	2
10 Alexei Ramirez, R (1, 6) OBP: 0.257, SLG: 0.325	B FF 94 F FF 94 S CH 85 X KC 81 1-2 79 G6-4-3 1B		F FF 95 S FC 88 X FC 88 0-2 3-H 2B			B CH 83 C SI 93 B FC 86 S CH 84 S SI 94 2-3 ① K			X SI 92 0-0 ① L8	4	0	2	1	0	1	0
79 José Abreu, R (1, 10) OBP: 0.335, SLG: 0.477	B FF 94 X CH 86 1-0 ② ③ G6-4-3 1-2f		B FF 95 F KC 82 B FF 96 X FC 88 2-1 ② L4			B KC 79 F FF 94 F KC 80 C SI 94 1-3 ② K			C KC 77 B KC 77 X KC 84 1-1 ② F7	4	0	0	0	0	1	2
26 Avisaíl García, R (1, 9) OBP: 0.342, SLG: 0.420		B KC 79 S SI 94 F SI 94 S FC 88 1-3 ① K	S KC 81 T SI 95 C SI 96 0-3 ③ K			C KC 80 F FC 86 B FF 95 F CH 85 T SI 95 1-2 ③ K			C CH 83 B KC 76 S CH 84 F SI 94 B FC 85 X FF 94 2-2 ③ G6-3	4	0	0	0	0	3	1
25 Adam LaRoche, L (1, 3) OBP: 0.367, SLG: 0.409		C KC 80 X FC 86 0-1 E7 1B		X FF 93 0-0 15 G6-4-3 1B			B SI 92 X CH 84 1-0 ① G3-1			3	0	2	0	0	0	0
15 Gordon Beckham, R (1, 5) OBP: 0.321, SLG: 0.394		C FF 94 B FF 95 X KC 80 1-1 ② L7		C SI 93 X FF 94 0-1 ① ② G6-4-3 1-2f			B CH 83 S CH 84 F SI 93 X FC 88 1-2 ② F9			3	0	0	0	0	0	2
58 Geovany Soto, R (1, 2) OBP: 0.256, SLG: 0.329		B FF 95 B FF 95 B FF 95 B FF 94 4-0 BB		C FF 93 B FF 95 C FC 87 S CH 85 1-3 ③ K			F FF 94 F SI 94 B SI 95 S CH 86 1-3 ③ K			2	0	0	0	1	2	0
5 Yolmer Sánchez, S (1, 4) OBP: 0.208, SLG: 0.197		C KC 81 X FF 95 0-1 ③ G3			C CH 83 B KC 77 F CH 84 C SI 93 1-3 ① K			B SI 91 C CH 85 B KC 77 F CH 84 F KC 78 F CH 84 B SI 94 B FC 88 4-2 1 L5-3 BB		2	0	0	0	1	1	2
64 Emilio Bonifácio, S (1, 7) OBP: 0.228, SLG: 0.218			C FF 92 C CH 84 B FC 89 F FF 95 X FC 89 1-2 1 G6-3 10 2B 2B		C CH 83 S FF 93 F CH 85 S FF 94 0-3 ② K			B FF 94 S CH 85 F CH 84 C FF 94 1-3 ① K		3	1	1	0	0	2	1

Inning Stats																																	
	R: 0	E: 0	K: 0	S: 7	H: 1	LOB: 0	BB: 0	P: 11	R: 0	E: 1	K: 1	S: 9	H: 1	LOB: 2	BB: 1	P: 15	R: 1	E: 0	K: 1	S: 15	H: 2	LOB: 1	BB: 0	P: 18	R: 0	E: 0	K: 1	S: 6	H: 1	LOB: 0	BB: 0	P: 7
	R: 0	E: 0	K: 3	S: 10	H: 0	LOB: 0	BB: 0	P: 12	R: 0	E: 0	K: 3	S: 10	H: 0	LOB: 0	BB: 0	P: 14	R: 0	E: 0	K: 1	S: 7	H: 0	LOB: 0	BB: 0	P: 10	R: 0	E: 0	K: 1	S: 8	H: 0	LOB: 0	BB: 1	P: 13
	R: 0	E: 0	K: 0	S: 7	H: 0	LOB: 0	BB: 0	P: 10																								

PITCHER	IP	WLS	BF	H	R	ER	SO	BB	IBB	HBP	BLK	WP	HR	S	P	ERA	WHIP
14 David Price, L (1, 1) ERA: 2.7	9.0	W	31	5	1	1	11	2	0	0	0	0	0	79	110	1.00	0.778

PITCHER	IP	WLS	BF	H	R	ER	SO	BB	IBB	HBP	BLK	WP	HR	S	P	ERA	WHIP

1B: 3	SF: 0	WP: 0	PA: 31		
2B: 3	SAC: 0	PB: 0			
3B: 0	DP: 3	SB: 0			
HR: 0	HBP: 0	CS: 0			

livebaseballscorecards.com

AB	29
R	1
H	5
RBI	1
BB	2
SO	11
LOB	10

Detroit Tigers @ Chicago White Sox

U.S. Cellular Field, Chicago, IL

Sun Jun 07 2015, 2:11 PM - 4:48 PM EDT

Att. 29,059 - Overcast - 76 F

TOP

livebaseballscorecards.com

Batter	1	2	3	4	5	6	7	8	9	AB	R	H	RBI	BB	SO	LOB
12 Anthony Gose, L (1, 8) OBP: 0.328, SLG: 0.399	S SL 84 S SL 85 T SL 86 0-2 ① K		C FF 93 B SL 83 B FC 92 F FC 91 X FF 94 2-2 ① G6-3		X FF 94 0-0 ③ L7		C SL 84 B SL 87 X FC 91 1-1 ③ L8			4	0	0	0	0	1	0
3 Ian Kinsler, R (1, 4) OBP: 0.345, SLG: 0.362	C FF 94 S FF 94 X FC 93 0-2 ② F9		C FF 94 X FF 93 0-1 ② F9			B FC 91 C FC 91 X SL 85 1-1 24 G6-4-3 1B		B SL 84 X FC 91 1-0 24 G6-3 52 1B 2B		4	1	2	0	0	0	0
24 Miguel Cabrera, R (1, 3) OBP: 0.427, SLG: 0.558	F FF 93 B FC 93 F CU 84 F FF 95 F SL 85 F FF 94 F FF 96 B FS 85 B SI 96 4-2 B FF 93 18 1B 52 1B BB		B FF 93 F FF 93 F SL 85 S FF 95 1-3 ③ K			D FC 92 1 SAFE F FF 93 S FF 93 X FC 93 1-2 ①② G6-4-3 1-2f		F FC 92 X FF 91 0-1 ① G6-3 2-3		3	1	0	0	1	1	2
52 Yoenis Cespedes, R (1, 10) OBP: 0.332, SLG: 0.500	B FC 92 B SL 87 F FC 91 F SI 93 F FC 94 X FF 94 2-2 18 1B 1-2 1B			B CU 83 C SL 91 F FF 93 F FS 85 S FC 93 1-3 ① K		B FF 93 X FF 96 1-0 HR		X SI 95 0-0 20 G6-4-3 1B 3-H		4	1	3	2	0	1	0
18 Tyler Collins, L (1, 7) OBP: 0.359, SLG: 0.472 20 Rajai Davis, R (8, PH) OBP: 0.333, SLG: 0.392 (8, 7)	X FF 93 0-0 1-3 2-H 1B			C FC 93 C SL 85 F SL 85 X FC 93 0-2 28 1B 3B		C FF 94 F FS 85 X SL 86 0-2 28 HR 1B		1 SAFE C SI 89 F CH 86 F CU 77 1 SAFE X CH 85 0-2 ②③ G6-4-3 1-2f		3 1	2 0	3 0	1 0	0 0	0 0	0 1
28 J.D. Martinez, R (1, 9) OBP: 0.319, SLG: 0.452	B FF 94 S SI 93 X FF 95 1-1 ③ L6			X SI 94 0-0 9 F9-3 3-H 1B		X FF 93 0-0 1-H HR			B SI 92 X SI 91 1-0 ① F9	4	1	2	3	0	0	2
9 Nick Castellanos, R (1, 5) OBP: 0.281, SLG: 0.351 17 Andrew Romine, S (9, 5) OBP: 0.405, SLG: 0.342		C FF 94 S FC 91 B FF 93 T SL 84 1-2 ① K		B SL 84 X FF 92 1-0 ②③ F9-3 1-1		B CU 85 X SL 88 1-0 ③ G1-4-3			B SI 92 X SI 93 1-0 ② G6-3	4 0	0 0	0 0	0 0	0 0	1 0	1 0
34 James McCann, R (1, 2) OBP: 0.306, SLG: 0.402		B FF 93 S SI 94 B SI 93 X FF 93 2-1 ② P2			B FC 90 C FC 92 B FC 91 F FF 92 X CU 83 2-2 ① F7		T FC 92 B CU 85 B SI 93 X FC 92 2-1 ① L8		C SI 92 S SI 94 X SI 95 0-2 ③ G6-3	4	0	0	0	0	0	0
1 Jose Iglesias, R (1, 6) OBP: 0.382, SLG: 0.413		B FF 94 C FC 92 S FC 92 B FF 94 F FC 92 X SI 95 2-2 ③ G5-3			C FC 92 F FC 91 F FS 85 S SL 85 0-3 ② K		C CU 82 X FC 92 0-1 ② L9			3	0	0	0	0	1	0
Inning Stats	R: 1 E: 0 K: 1 S: 19 H: 2 LOB: 2 BB: 1 P: 26	R: 0 E: 0 K: 1 S: 9 H: 0 LOB: 0 BB: 0 P: 14	R: 0 E: 0 K: 1 S: 8 H: 0 LOB: 0 BB: 0 P: 11	R: 1 E: 0 K: 1 S: 10 H: 2 LOB: 0 BB: 0 P: 12	R: 0 E: 0 K: 1 S: 8 H: 0 LOB: 0 BB: 0 P: 10	R: 3 E: 0 K: 0 S: 11 H: 4 LOB: 0 BB: 0 P: 15	R: 0 E: 0 K: 0 S: 6 H: 0 LOB: 0 BB: 0 P: 9	R: 1 E: 0 K: 0 S: 8 H: 2 LOB: 0 BB: 0 P: 9	R: 0 E: 0 K: 0 S: 5 H: 0 LOB: 0 BB: 0 P: 7	1B: 6 2B: 2 3B: 1 HR: 2 SF: 0 SAC: 0 DP: 3 HBP: 0						

	AB	34
	R	6
	H	10
	RBI	6
	BB	1
	SO	5
	LOB	6

WP: 0 PA: 35
PB: 0
SB: 0
CS: 0

PITCHER		IP	WLS	BF	H	R	ER	SO	BB	IBB	HBP	BLK	WP	HR	S	P	ERA	WHIP
29 Jeff Samardzija, R ERA: 4.93	(1, 1)	7.1	L	31	10	6	6	5	1	0	0	0	0	2	75	102	7.36	1.500
33 Zach Duke, L ERA: 3.52	(8, 1)	0.2		1	0	0	0	0	0	0	0	0	0	0	4	4	0.00	0.000
52 Jake Petricka, R ERA: 3.79	(9, 1)	1.0		3	0	0	0	0	0	0	0	0	0	0	5	7	0.00	0.000

PITCHER	IP	WLS	BF	H	R	ER	SO	BB	IBB	HBP	BLK	WP	HR	S	P	ERA	WHIP

Batter	1	2	3	4	5	6	7	8	9	AB	R	H	RBI	BB	SO	LOB
1 Adam Eaton, L (1, 8) OBP: 0.295, SLG: 0.367	C SI 92 F FS 83 B FS 86 X FS 86 1-2 ① F8	X SI 93 0-0 1-H 3B		D FS 87 1 SAFE C FS 85 1-1 ③ CS 1-2	B SI 92 F FF 92 X FS 86 1-1 2B		B FS 85 C SI 94 B FC 90 C FC 89 T FC 91 2-2 ③ K			4	0	2	1	0	1	0
53 Melky Cabrera, S (1, 7) OBP: 0.263, SLG: 0.258	B SI 92 B SI 93 X SI 92 2-0 ② L8	B SI 95 X FF 95 1-0 ③ P6			C FF 94 X FF 94 0-1 ① P6			C FC 88 S FC 88 X FC 87 0-2 ① P5		4	0	0	0	0	0	2
79 José Abreu, R (1, 10) OBP: 0.333, SLG: 0.473	C FF 92 X FC 87 0-1 25 E 26 HR 1B		C SI 93 C CU 76 B CU 77 X CU 78 1-2 ① L5		S SI 95 F SI 94 D SI 95 S SI 95 1-3 ② K			F SI 94 X SI 95 0-1 ② G5-3		4	1	1	0	0	1	1
25 Adam LaRoche, L (1, 3) OBP: 0.360, SLG: 0.400	X SI 92 0-0 E3 1-2 26 HR		F FF 93 C FS 87 F FS 86 B FF 94 F FS 86 S FC 90 1-3 ② K		B FF 94 C FS 88 F FC 90 X FC 91 1-2 ③ G3			X FS 83 0-0 ③ G4-3		4	1	0	0	0	1	2
26 Avisaíl García, R (1, 9) OBP: 0.346, SLG: 0.435	D FS 86 C FS 85 B SI 92 X FS 86 2-1 1-H 2-H HR		F FF 94 B SI 94 B CU 78 S FC 91 B FF 94 B SI 95 4-2 10 FC6-4 BB			C FS 89 S SI 94 F SI 95 F CU 79 C FC 89 0-3 ① K			B FF 92 F FF 92 B FF 93 F FF 91 X FF 93 2-2 ① G4-3	3	1	1	3	1	1	0
10 Alexei Ramirez, R (1, 6) OBP: 0.257, SLG: 0.324	X FF 92 0-0 ③ L8		1 SAFE C SI 94 X FC 90 0-1 ③ FC6-4 1-2f			X SI 96 0-0 ② G5-3			C FF 91 F FF 91 X FC 92 0-2 20 DI 1B	4	0	1	0	0	0	1
12 Conor Gillaspie, L (1, 5) OBP: 0.280, SLG: 0.373		B SI 91 X SI 93 1-0 ① G3		F FS 86 F FF 93 F FC 89 B FS 85 F CU 77 F FF 95 X FS 85 1-2 ① G4-3		C FC 89 B EP 49 S FS 88 X FC 90 1-2 ③ P6			B FF 91 B FF 92 X FC 92 2-0 ② F8	4	0	0	0	0	0	1
58 Geovany Soto, R (1, 2) OBP: 0.259, SLG: 0.342 20 JB Shuck, L (9, PH) OBP: 0.333, SLG: 0.286		B FF 92 F FF 93 S FC 88 B FC 90 F FC 90 S FC 89 2-3 ② K		B FC 89 B FC 90 X FF 94 2-0 5 FC6-5 2B			B FF 93 B FC 89 C FF 93 S FC 89 S FC 91 2-3 ① K		B FF 93 C FF 93 C FF 92 X CU 73 1-2 ③ L3 1-2	3 1	0 0	1 0	0 0	0 0	2 0	0 1
5 Yolmer Sánchez, S (1, 4) OBP: 0.213, SLG: 0.192		B FF 93 B FS 85 B SI 94 C SI 92 B SI 93 4-1 1 3B BB		S FS 87 C FS 86 F FS 86 X FS 88 0-2 ② FC6-5 1 CS 2-3			C SI 94 B FC 88 S SI 89 B SI 91 S FC 90 2-3 ② K			2	1	0	0	1	1	1
Inning Stats	R: 3 H: 2 E: 1 LOB: 0 K: 0 BB: 0 S: 10 P: 15	R: 1 H: 1 E: 0 LOB: 1 K: 1 BB: 1 S: 8 P: 16	R: 0 H: 0 E: 0 LOB: 1 K: 1 BB: 1 S: 12 P: 18	R: 0 H: 1 E: 0 LOB: 0 K: 0 BB: 0 S: 12 P: 16	R: 0 H: 1 E: 0 LOB: 1 K: 1 BB: 0 S: 10 P: 13	R: 0 H: 0 E: 0 LOB: 0 K: 1 BB: 0 S: 9 P: 10	R: 0 H: 0 E: 0 LOB: 0 K: 3 BB: 0 S: 9 P: 15	R: 0 H: 0 E: 0 LOB: 0 K: 0 BB: 0 S: 6 P: 6	R: 0 H: 1 E: 0 LOB: 1 K: 0 BB: 0 S: 10 P: 15	1B: 2 2B: 2 3B: 1 HR: 1	SF: 0 SAC: 0 DP: 0 HBP: 0			WP: 0 PB: 0 SB: 0 CS: 1	PA: 36		

PITCHER		IP	WLS	BF	H	R	ER	SO	BB	IBB	HBP	BLK	WP	HR	S	P	ERA	WHIP
31 Alfredo Simon, R ERA: 2.76	(1, 1)	8.0	W	31	5	4	1	7	2	0	0	0	0	1	76	109	1.12	0.875
38 Joakim Soria, R ERA: 1.46	(9, 1)	1.0	S	4	1	0	0	0	0	0	0	0	0	0	10	15	0.00	1.000

PITCHER	IP	WLS	BF	H	R	ER	SO	BB	IBB	HBP	BLK	WP	HR	S	P	ERA	WHIP

BOTTOM

Detroit Tigers @ Chicago White Sox

U.S. Cellular Field, Chicago, IL

Sun Jun 07 2015, 2:11 PM - 4:48 PM EDT

Att. 29,059 - Overcast - 76 F

livebaseballscorecards.com

AB	33
R	4
H	6
RBI	4
BB	2
SO	7
LOB	9

Batter	1	2	3	4	5	6	7	8	9	AB	R	H	RBI	BB	SO	LOB
24 Dexter Fowler, S (1, 8) OBP: 0.324, SLG: 0.392	B FF 89 C FF 90 B FC 91 X FF 90 2-1 G4-3 ①		C FC 92 C CU 78 S FS 86 0-3 K ②			S FS 84 B FF 91 F FF 91 C SL 87 1-3 K ①		C CU 75 X CU 72 0-1 17 WP 44 BB 1B		4	0	1	0	0	2	0
44 Anthony Rizzo, L (1, 3) OBP: 0.446, SLG: 0.599	B FF 91 C FF 91 S FS 86 S FS 83 1-3 K ②		X FF 92 0-0 G3-1 ③			B CU 77 F FS 86 B SI 91 F FS 84 X SL 86 2-2 F7 ②		B FF 92 B CH 79 B FF 91 1 SAFE B FF 89 4-0 17 WP 1-2 BB		3	0	0	0	1	1	0
17 Kris Bryant, R (1, 5) OBP: 0.392, SLG: 0.469	F FF 91 B FC 91 B FF 93 B SL 85 X FF 93 3-1 47 BLK 1B			X FS 84 0-0 G6-3 ①		B FF 92 B FS 84 X FF 91 2-0 F8 ③		B SI 93 F SI 91 B FF 92 S FS 84 B FS 81 F FF 92 B SI 92 4-2 1-2 2-3 BB		3	0	1	0	1	0	0
47 Miguel Montero, L (1, 10) OBP: 0.354, SLG: 0.394	C FF 91 1 SAFE 1 SAFE C FF 93 B FF 93 T FF 92 1-2 K ③			B FF 91 B FF 92 F FF 91 X FS 86 2-1 G6-3 ②			C FF 89 C CU 77 B SL 85 B FF 92 X FS 84 2-2 G5-3 ①	B FF 94 C FF 95 B FF 95 C FF 94 B FF 95 S SL 87 3-3 K ③		4	0	0	0	0	2	4
15 Chris Denorfia, R (1, 7) OBP: 0.452, SLG: 0.467		B FF 91 X FF 90 1-0 L8 ①		C FF 93 B CU 77 B FF 92 C SL 85 X FS 83 2-2 G6-3 ③			X SL 86 0-0 G5-3 ②		B FF 91 S SL 87 X SL 87 1-1 8 1B 1B	4	0	1	0	0	0	0
13 Starlin Castro, R (1, 6) OBP: 0.305, SLG: 0.354		C FF 91 B FF 92 X FF 92 1-1 1B			C CU 74 B CU 73 B FS 85 F FF 90 X SI 92 2-2 L8 ①		B FF 91 X SI 90 1-0 1B		C FF 93 C FF 93 F FF 94 D SL 85 S SL 88 1-3 K ①	4	0	2	0	0	1	1
21 Junior Lake, R (1, 9) OBP: 0.281, SLG: 0.370 8 Chris Coghlan, L (9, PH) OBP: 0.303, SLG: 0.422		C FF 91 B SL 85 D FS 84 X FF 91 2-1 F9 ②			C SL 84 B FS 85 F SI 91 X CU 75 1-2 3 S 22 1B 1B		T FF 92 F FF 92 B FF 92 T FF 92 1-2 K ③		F SL 88 B FF 93 T SI 93 B FF 94 X SL 86 2-2 1-2 1B	3 1	0 0	1 1	0 0	0 0	1 0	2 0
3 David Ross, R (1, 2) OBP: 0.295, SLG: 0.255 29 Mike Baxter, L (9, PH) OBP: 0.214, SLG: 0.154		1 SAFE 1 SAFE F FF 93 B FF 92 X SL 85 1-1 F8 ③			F FF 91 S FF 91 F FF 91 S FF 92 0-3 K ② 1-2			B FF 90 C SI 90 B FS 84 X FF 92 2-1 F8 ①	F FF 92 S SL 88 F SL 87 B FF 94 X FF 93 1-2 F7 ②	3 1	0 0	0 0	0 0	0 0	1 0	2 2
22 Addison Russell, R (1, 4) OBP: 0.294, SLG: 0.403			C CU 75 B SL 84 B FF 92 F SL 84 B FF 92 X FF 92 3-2 L8 ①		X SL 84 0-0 2-H 1B ③			F FF 91 F FF 92 B FF 92 S FS 86 1-3 K ②	B FF 94 B SL 88 X SI 93 2-0 G6-3 ③	4	0	1	0	0	1	2

Inning Stats	1	2	3	4	5	6	7	8	9
	R: 0 E: 0 K: 2 S: 10	R: 0 E: 0 K: 0 S: 7	R: 0 E: 0 K: 1 S: 7	R: 0 E: 0 K: 0 S: 6	R: 0 E: 0 K: 1 S: 11	R: 0 E: 0 K: 1 S: 7	R: 0 E: 0 K: 1 S: 8	R: 0 E: 0 K: 2 S: 13	R: 0 E: 0 K: 1 S: 14
	H: 1 LOB: 1 BB: 0 P: 17	H: 1 LOB: 1 BB: 0 P: 12	H: 0 LOB: 0 BB: 0 P: 10	H: 0 LOB: 0 BB: 0 P: 10	H: 2 LOB: 2 BB: 0 P: 14	H: 0 LOB: 0 BB: 0 P: 12	H: 1 LOB: 1 BB: 0 P: 12	H: 1 LOB: 3 BB: 2 P: 27	H: 2 LOB: 2 BB: 0 P: 21

1B: 8 SF: 0
2B: 0 SAC: 0
3B: 0 DP: 0
HR: 0 HBP: 0

WP: 1 PA: 36
PB: 0
SB: 1
CS: 0

PITCHER		IP	WLS	BF	H	R	ER	SO	BB	IBB	HBP	BLK	WP	HR	S	P	ERA	WHIP
19 Aníbal Sánchez, R ERA: 5.16	(1, 1)	7.2	W	30	6	0	0	7	2	0	0	1	1	0	66	108	0.00	1.043
44 Joba Chamberlain, R ERA: 1.13	(8, 1)	0.1		1	0	0	0	1	0	0	0	0	0	0	3	6	0.00	0.000
30 Alex Wilson, R ERA: 1.86	(9, 1)	1.0		5	2	0	0	1	0	0	0	0	0	0	14	21	0.00	2.000

PITCHER	IP	WLS	BF	H	R	ER	SO	BB	IBB	HBP	BLK	WP	HR	S	P	ERA	WHIP

TOP

Chicago Cubs @ Detroit Tigers

Comerica Park, Detroit, MI

Tue Jun 09 2015, 7:09 PM - 10:01 PM EDT

Att. 33,301 - Partly Cloudy - 77 F

livebaseballscorecards.com

AB	34
R	0
H	8
RBI	0
BB	2
SO	9
LOB	13

Batter	1	2	3	4	5	6	7	8	9	AB	R	H	RBI	BB	SO	LOB
20 Rajai Davis, R (1, 8) OBP: 0.336, SLG: 0.416	B FF 91 X SI 91 1-0 3 PB 24 1B 2B		B FF 93 F FC 89 C FC 88 B FF 93 B CU 78 S FF 92 3-3 ② K		B SI 90 T SI 90 B FC 87 B CU 75 X FF 92 3-1 ① 1-2 3 2B 3B	B FF 95 F FF 94 S FF 95 X FF 95 1-2 ② G5-3 2-3		B CU 82 C CU 79 S CH 88 B FF 90 C FF 95 2-3 ③ K		5	2	2	0	0	2	1
3 Ian Kinsler, R (1, 4) OBP: 0.348, SLG: 0.368	F CH 83 B FF 91 F FC 88 X FF 93 1-2 ① P4 2-3		C FC 88 B CU 76 B FC 89 X SI 92 2-1 ③ G5-3		C FC 89 X FC 89 0-1 52 BB 28 1B 3-H 2B	C FF 96 F FF 96 X FF 89 0-2 24 1B 3-H 1B				4	1	2	2	0	0	1
24 Miguel Cabrera, R (1, 3) OBP: 0.436, SLG: 0.565	B FF 93 B FF 92 X FF 92 2-0 52 FC4-6 3-H 1B			B SI 92 B FC 89 C FC 87 B FF 92 X SI 91 3-1 28 F9 52 1B 9 1B 1B	B FF 90 B FF 90 B FF 89 B FF 91 4-0 28 1B 52 BB BB	F FF 94 F FF 95 B FF 96 D FF 90 F SI 90 X FF 96 2-2 52 FC6-4 1-2 1B				3	1	3	1	1	0	0
52 Yoenis Cespedes, R (1, 7) OBP: 0.335, SLG: 0.498	B FF 93 C FF 92 S CH 85 X FF 93 1-2 ② FC4-6 1-2f			C CU 74 B FF 93 F FC 89 F FF 93 F FF 94 F CU 78 X FF 92 1-2 28 F9 9 1B 1-2 1B	B SI 90 B CH 84 B FF 91 B FF 92 4-0 28 1B 1-2 2-3 BB	S CU 82 X FF 94 0-1 ③ FC6-4 1-2f				3	1	1	0	1	0	3
28 J.D. Martinez, R (1, 9) OBP: 0.318, SLG: 0.448	B CU 76 B SI 92 S FF 92 B SI 93 X SI 91 3-1 ③ G5-3			B FF 93 S FF 90 B FC 90 S CU 75 B FC 89 F FF 92 X FF 92 3-2 ① F9 1-2 2-3	B SL 87 X FF 94 1-0 1-2 2-3 3-H 1B		S CU 80 S FF 95 X FF 94 0-2 ① G4-3			4	0	1	1	0	0	3
9 Nick Castellanos, R (1, 10) OBP: 0.281, SLG: 0.349		F FF 92 B SI 90 S FF 91 T FF 92 1-2 ① K		X FC 90 0-0 ② 2-H 3-H 1B	F FF 94 B SL 87 F SL 86 B FF 93 S FF 94 2-3 ② K		S SL 88 B CU 82 B SL 88 X FF 94 2-1 ② F8			4	0	1	2	0	2	3
34 James McCann, R (1, 2) OBP: 0.304, SLG: 0.405		C FF 93 F FC 88 B CU 77 B FF 93 S CU 76 2-3 ② K		S CH 85 F FC 90 B CU 77 B FC 89 F FC 88 X CH 84 2-2 2B	B CU 80 C FF 94 X FF 93 1-1 ③ L4		B FF 95 F FF 94 C CU 80 S FF 91 1-3 ③ K			4	0	1	0	0	2	3
39 Josh Wilson, R (1, 5) OBP: 0.462, SLG: 0.538		C FF 92 S FF 91 S FF 93 0-3 ③ K		C CU 76 B FF 92 C FF 93 F FF 93 S FF 93 1-3 ③ K		F FF 94 S FF 93 B SL 88 X SL 88 1-2 20 G5-3 3 1B 2B		C CU 78 F FF 93 B FF 95 S FF 95 1-3 ① K		4	1	1	0	0	3	1
1 Jose Iglesias, R (1, 6) OBP: 0.379, SLG: 0.409			F FF 92 B CU 77 B FF 90 X FF 92 2-1 ① G4-3		C FF 90 F FF 91 X FF 91 0-2 20 CS 1B	C FF 93 F FF 93 F FF 93 D FF 90 F CU 82 B FF 95 S SL 89 2-3 ① K		C FF 94 S SL 88 X FF 96 0-2 ② F8		4	0	1	0	0	1	1
Inning Stats	R: 1 E: 0 K: 0 S: 10 H: 2 LOB: 1 BB: 0 P: 18	R: 0 E: 0 K: 3 S: 9 H: 0 LOB: 0 BB: 0 P: 12	R: 0 E: 0 K: 1 S: 7 H: 0 LOB: 0 BB: 0 P: 14	R: 2 E: 0 K: 1 S: 21 H: 4 LOB: 1 BB: 0 P: 31	R: 2 E: 0 K: 1 S: 13 H: 4 LOB: 3 BB: 2 P: 28	R: 1 E: 0 K: 1 S: 20 H: 3 LOB: 2 BB: 0 P: 26	R: 0 E: 0 K: 1 S: 8 H: 0 LOB: 0 BB: 0 P: 11	R: 0 E: 0 K: 2 S: 9 H: 0 LOB: 0 BB: 0 P: 12								

PITCHER		IP	WLS	BF	H	R	ER	SO	BB	IBB	HBP	BLK	WP	HR	S	P	ERA	WHIP
34 Jon Lester, L ERA: 4.25	(1, 1)	4.1	L	22	9	5	5	5	2	0	0	0	0	0	54	93	10.38	2.538
36 Edwin Jackson, R ERA: 2.79	(5, 1)	3.2		15	4	1	1	5	0	0	0	0	0	0	43	59	2.46	1.091

PITCHER	IP	WLS	BF	H	R	ER	SO	BB	IBB	HBP	BLK	WP	HR	S	P	ERA	WHIP

1B: 8	SF: 0	WP: 0	PA: 37
2B: 4	SAC: 0	PB: 1	
3B: 1	DP: 0	SB: 0	
HR: 0	HBP: 0	CS: 1	

BOTTOM

Chicago Cubs @ Detroit Tigers

Comerica Park, Detroit, MI

Tue Jun 09 2015, 7:09 PM - 10:01 PM EDT

Att. 33,301 - Partly Cloudy - 77 F

livebaseballscorecards.com

AB	35
R	6
H	13
RBI	6
BB	2
SO	10
LOB	16

Chicago Cubs @ Detroit Tigers

Comerica Park, Detroit, MI

Wed Jun 10 2015, 7:09 PM - 10:26 PM EDT

Att. 33,397 - Partly Cloudy - 87 F

TOP

livebaseballscorecards.com

Batter	1	2	3	4	5	6	7	8	9	AB	R	H	RBI	BB	SO	LOB
24 Dexter Fowler, S (1, 8) OBP: 0.328, SLG: 0.401	B SI 90 B SI 91 X SI 92 2-0 3B	B SI 92 C SL 86 B SI 92 F SI 91 B CH 84 F SL 86 F SL 86 S FF 93 3-3 ③ K		B FF 89 F SI 89 B SI 89 F FF 90 F FC 85 B FC 85 X FC 83 3-2 ② F9		B CH 81 B FC 84 F FF 89 B CH 82 X FF 88 3-1 ① L8	B SI 90 B FF 92 B FF 93 B FF 91 4-0 44 1B 47 HR 1-2 2-3 3-H BB		X FF 90 0-0 ② 1B	5	1	2	1	1	1	2
44 Anthony Rizzo, L (1, 3) OBP: 0.443, SLG: 0.591	C SL 86 X SI 92 0-1 ① G3		F CH 82 F SI 90 B FF 92 F FF 93 B SL 88 F SL 88 S SI 93 2-3 ① K	C FC 85 B SI 89 C FC 85 B FF 90 X SI 90 2-2 17 1B 1B		B CU 77 S FF 90 B FC 85 C FC 84 X FC 83 2-2 ② L9	X SL 80 0-0 47 HR 1-3 2-H 3-H 1B		C FC 86 X CU 78 0-1 ③ F8	6	1	2	2	0	1	1
17 Kris Bryant, R (1, 5) OBP: 0.396, SLG: 0.467	F FF 93 B FF 93 F SL 88 B CU 81 S SL 86 2-3 ② K		C SL 86 H FF 92 1-1 47 1B 8 HR HBP	B SI 89 X FF 90 1-0 1-2 1B		S FC 84 B SI 90 B FF 90 B FC 86 F FC 85 B FC 84 4-2 47 1B BB	C SL 84 B SL 85 S SL 85 S SL 86 1-3 ② K			3	1	1	0	1	2	3
47 Miguel Montero, L (1, 2) OBP: 0.361, SLG: 0.423	X SI 93 0-0 ③ G6-3		B SI 90 X CH 83 1-0 8 HR 1-3 1B	B FC 84 X FC 84 1-0 ③ L8		S FF 90 X SI 88 0-1 1-2 1B	B FF 94 C SL 85 F SL 86 F SL 87 B FF 95 X SL 86 2-2 1-H 3-H HR			5	2	3	3	0	0	3
8 Chris Coghlan, L (1, 7) OBP: 0.306, SLG: 0.440		C SI 92 B SL 88 X SL 86 1-1 15 FC6-4 13 G6-3 22 1B 1B	X SI 91 0-0 1-H 3-H HR		B FF 88 S FC 83 B FC 84 C FF 89 X FF 89 2-2 ① F7	C FC 84 X FC 85 0-1 ③ L7	C FF 94 F SI 95 B FF 96 X FF 95 1-2 ③ F8			5	2	2	3	0	0	2
13 Starlin Castro, R (1, 6) OBP: 0.303, SLG: 0.351		X SL 87 0-0 ① G6-3 1-2	B SI 92 C SL 87 F CU 81 X SI 91 1-2 ② P4		B FF 90 C CH 82 T SI 89 T FC 84 1-2 ② K		C FF 95 C FF 95 F FC 91 F FF 96 X SL 86 0-2 22 BB 29 BB 24 BB 1B	S SL 83 B SI 94 C SI 94 S SL 88 1-3 ① K		5	1	1	0	0	2	1
29 Mike Baxter, L (1, 10) OBP: 0.368, SLG: 0.313		C SI 92 B SI 92 F SL 86 F SI 92 D SL 85 B FF 93 F SI 93 B FF 93 4-2 15 FC6-4 BB	B CU 78 B SL 88 X SI 91 2-0 15 1B 2B		B CU 76 X SI 88 1-0 15 1B 15 E 1B	B FF 95 F FC 90 F FF 94 B FF 96 F FF 94 B FF 96 F FF 95 B SI 95 4-2 24 BB 22 BB 44 1B 1-2 BB	C SI 93 B SL 86 B SL 87 F FF 94 B SL 88 C FF 94 3-3 ② K		3	3	2	0	2	1	0
15 Chris Denorfia, R (1, 9) OBP: 0.457, SLG: 0.471 21 Junior Lake, R (8, PH) OBP: 0.276, SLG: 0.364 (8, 9)		S SL 86 S SL 86 F SL 86 F ST 80 F SI 92 F SI 92 X SL 85 0-2 ② FC6-4 22 1B 1-2f 2-3	X SI 90 0-0 ③ 2-H 1B		1 SAFE B FF 87 C SI 88 B SI 87 C FC 84 B FF 89 F FC 83 F FC 85 F SI 88 3-2 X CH 83 E8 1-H 1B		L FF 95 B FF 92 X FC 91 1-1 ① B2	B SL 85 S SL 86 C SL 86 B FF 94 S SL 87 2-3 ③ K		4 1	0 0	2 0	1 0	0 0	0 1	4 0
22 Addison Russell, R (1, 4) OBP: 0.297, SLG: 0.399		S SL 86 F FF 92 1 SAFE B SL 86 X CU 80 1-2 1-2 3-H 1B		F FF 88 S FC 89 S FC 86 0-3 ① K	F FC 85 F FC 86 X FF 88 0-2 ③ G5-3		B FF 94 B SI 93 F FF 94 B FF 94 B FF 95 4-1 24 BB 44 1B 1-2 2-3 BB		F FF 90 B CH 76 F FF 86 B CU 78 C CU 76 2-3 ① K	4	1	1	1	1	2	1

Inning Stats																								
	R: 0 E: 0 K: 1 S: 7	H: 1 LOB: 1 BB: 0 P: 11	R: 1 E: 0 K: 1 S: 21	H: 2 LOB: 2 BB: 1 P: 30	R: 4 E: 0 K: 1 S: 13	H: 4 LOB: 1 BB: 0 P: 20	R: 0 E: 0 K: 1 S: 12	H: 2 LOB: 2 BB: 0 P: 19	R: 1 E: 1 K: 1 S: 16	H: 2 LOB: 1 BB: 0 P: 23	R: 0 E: 0 K: 0 S: 11	H: 1 LOB: 2 BB: 1 P: 20	R: 6 E: 0 K: 1 S: 23	H: 3 LOB: 0 BB: 3 P: 40	R: 0 E: 0 K: 3 S: 9	H: 0 LOB: 0 BB: 0 P: 15	R: 0 E: 0 K: 1 S: 6	H: 1 LOB: 0 BB: 0 P: 8	1B: 12 2B: 1 3B: 1 HR: 2	SF: 0 SAC: 0 DP: 0 HBP: 1	WP: 0 PB: 0 SB: 0 CS: 0	PA: 47

PITCHER	IP	WLS	BF	H	R	ER	SO	BB	IBB	HBP	BLK	WP	HR	S	P	ERA	WHIP
61 Shane Greene, R (1, 1) ERA: 5.82	3.0	L	17	7	5	5	3	1	0	1	0	0	1	41	61	15.00	2.667
56 Kyle Ryan, L (4, 1) ERA: 2.08	3.0		15	5	1	0	2	1	0	0	0	0	0	39	62	0.00	2.000
60 Angel Nesbitt, R (7, 1) ERA: 5.4	0.1		4	1	3	3	0	2	0	0	0	0	0	12	21	81.00	9.000
32 Tom Gorzelanny, L (7, 1) ERA: 6.5	0.0		2	1	0	0	0	1	0	0	0	0	0	1	5	∞	∞
62 Al Alburquerque, R (7, 1) ERA: 3.75	1.2		6	1	3	3	4	0	0	0	0	0	1	19	29	16.20	0.600

PITCHER	IP	WLS	BF	H	R	ER	SO	BB	IBB	HBP	BLK	WP	HR	S	P	ERA	WHIP
65 Blaine Hardy, L (9, 1) ERA: 2.63	1.0		3	1	0	0	1	0	0	0	0	0	0	6	8	0.00	1.000

AB	41
R	12
H	16
RBI	11
BB	5
SO	10
LOB	17

Chicago Cubs @ Detroit Tigers

Comerica Park, Detroit, MI

Wed Jun 10 2015, 7:09 PM - 10:26 PM EDT

Att. 33,397 - Partly Cloudy - 87 F

BOTTOM

Batter	1	2	3	4	5	6	7	8	9	AB	R	H	RBI	BB	SO	LOB
12 Anthony Gose, L (1, 8) OBP: 0.326, SLG: 0.395	F SI 94 C CU 79 F FF 94 B SL 90 S CU 81 1-3 K ①			B SI 95 S SL 91 B FF 95 T SL 89 B CU 83 S SL 92 3-3 K ①		C CU 80 C FF 95 B SL 92 B CU 81 F CU 82 F FF 95 B SL 92 X SL 92 3-2 3 1B 52 HR 1B	X FF 95 0-0 G6-4-3 ② ③ 1-2f			4	1	1	0	0	2	1
3 Ian Kinsler, R (1, 4) OBP: 0.351, SLG: 0.372 39 Josh Wilson, R (8, 4) OBP: 0.429, SLG: 0.500	C FF 95 B SI 95 S CU 81 C SI 95 1-3 K ②			C SI 94 B CU 83 X SL 92 1-1 24 G5-4-3 1B		X SL 92 0-0 52 HR 1-2 1B		S SI 94 B FF 95 T SL 87 B FF 94 S SL 88 2-3 K2-3 ①		3 1	1 0	2 0	0 0	0 0	1 1	0 0
24 Miguel Cabrera, R (1, 3) OBP: 0.431, SLG: 0.557 17 Andrew Romine, S (8, 3) OBP: 0.395, SLG: 0.333	C SI 96 X SL 92 0-1 F9 ③			X SI 97 0-0 G5-4-3 ② ③ 1-2f		C CU 82 B SI 96 F SI 96 B FF 95 S FF 95 2-3 K ①		C SI 94 S FF 94 X FF 94 0-2 G4-3 ②		3 1	0 0	0 0	0 0	0 0	1 0	3 0
52 Yoenis Cespedes, R (1, 7) OBP: 0.339, SLG: 0.511 20 Rajai Davis, R (8, 7) OBP: 0.340, SLG: 0.421		B SI 94 B SI 95 B SL 92 B SI 94 4-0 28 G6-4-3 BB			B SL 89 C FF 95 B CU 82 F SL 91 X SL 92 2-2 G5-3 ①	C CU 80 B FF 95 X SL 90 1-1 1-H 2-H HR		F FF 94 B FF 94 B FF 95 B FF 94 X FF 94 3-1 1B		2 1	1 0	1 1	3 0	1 0	0 0	0 0
28 J.D. Martinez, R (1, 9) OBP: 0.317, SLG: 0.444		C SI 96 1 SAFE X FF 93 0-1 G6-4-3 ① ② 1-2f			X SI 94 0-0 9 1B 18 1B 1B	B FF 94 B CU 78 C FF 95 X SL 88 2-1 G6-3 ②		F FF 94 F SL 88 B SL 88 B FF 94 F SL 87 F FF 94 B SL 88 F SI 93 F FF 94 3-3 K ③		4	0	1	0	0	1	2
18 Tyler Collins, L (1, 10) OBP: 0.372, SLG: 0.525		B SI 95 F SL 93 B FF 96 S SL 92 S CU 82 2-3 K ③			F SI 96 F SL 91 B FF 95 X CU 82 1-2 9 1B 1-2 1B	F SI 94 B FF 94 X SL 89 1-1 3B			B FF 91 T FF 91 S SI 92 F FF 92 B FC 82 S FF 94 2-3 K ①	4	0	2	0	0	2	0
9 Nick Castellanos, R (1, 5) OBP: 0.280, SLG: 0.347			C SI 95 B SI 94 S SL 90 B CU 82 X SL 92 2-2 G1-3 ①		X SI 95 0-0 1-2 2-3 1B	B CU 80 S CU 80 S SL 91 B SL 91 S SL 89 2-3 K2-3 ③			X SI 92 0-0 F8 ②	4	0	1	0	0	1	1
34 James McCann, R (1, 2) OBP: 0.300, SLG: 0.398 50 Bryan Holaday, R (7, PH) OBP: 0.227, SLG: 0.455 (8, 2)			B SL 92 F SI 95 C CU 81 B SL 93 F FF 95 B SI 96 F SL 91 S CU 82 3-3 K ②		B CU 81 X SL 91 1-0 F9 ②		C FF 95 B CU 81 C FF 95 B FF 97 X FF 97 2-2 G5-3 ①		B SI 92 B FF 92 X SI 90 2-0 F7 ③	2 2	0 0	0 0	0 0	0 0	1 0	3 0
1 Jose Iglesias, R (1, 6) OBP: 0.378, SLG: 0.407			X SI 95 0-0 G5-3 ③		B SL 92 C SL 93 S SI 96 B CU 82 C CU 83 2-3 K ③		C FF 96 B FF 97 F CU 84 B FF 96 X FF 96 2-2 12 G6-4-3 1B			3	0	1	0	0	1	3

	AB	R	H	RBI	BB	SO	LOB
AB	**34**						
R	**3**						
H	**10**						
RBI	**3**						
BB	**1**						
SO	**11**						
LOB	**13**						

livebaseballscorecards.com

Inning Stats	1	2	3	4	5	6	7	8	9
	R: 0 E: 0 K: 2 S: 9	H: 0 LOB: 0 BB: 0 P: 11	R: 0 E: 0 K: 1 S: 5	H: 0 LOB: 0 BB: 1 P: 11	R: 0 E: 0 K: 1 S: 9	H: 0 LOB: 0 BB: 0 P: 14	R: 0 E: 0 K: 1 S: 6	H: 1 LOB: 0 BB: 0 P: 10	R: 0 E: 0 K: 1 S: 12	H: 3 LOB: 3 BB: 0 P: 18	R: 3 E: 0 K: 2 S: 18	H: 4 LOB: 1 BB: 0 P: 29	R: 0 E: 0 K: 0 S: 7	H: 1 LOB: 0 BB: 0 P: 11	R: 0 E: 0 K: 2 S: 15	H: 1 LOB: 1 BB: 0 P: 23	R: 0 E: 0 K: 1 S: 6	H: 0 LOB: 0 BB: 0 P: 10

	1B: 8	SF: 0	WP: 0	PA: 35
	2B: 0	SAC: 0	PB: 0	
	3B: 1	DP: 3	SB: 0	
	HR: 1	HBP: 0	CS: 0	

PITCHER		IP	WLS	BF	H	R	ER	SO	BB	IBB	HBP	BLK	WP	HR	S	P	ERA	WHIP
49 Jake Arrieta, R ERA: 3.16	(1, 1)	6.0	W	25	8	3	3	8	1	0	0	0	0	1	59	93	4.50	1.500
52 Justin Grimm, R ERA: 1.42	(7, 1)	1.0		3	1	0	0	0	0	0	0	0	0	0	7	11	0.00	1.000
59 Zac Rosscup, L ERA: 4.29	(8, 1)	1.0		4	1	0	0	2	0	0	0	0	0	0	15	23	0.00	1.000
37 Travis Wood, L ERA: 5.08	(9, 1)	1.0		3	0	0	0	1	0	0	0	0	0	0	6	10	0.00	0.000

PITCHER	IP	WLS	BF	H	R	ER	SO	BB	IBB	HBP	BLK	WP	HR	S	P	ERA	WHIP

Cleveland Indians @ Detroit Tigers

Comerica Park, Detroit, MI

Fri Jun 12 2015, 7:09 PM - 9:33 PM EDT

Att. 35,379 - Cloudy - 74 F

TOP

livebaseballscorecards.com

Batter	1	2	3	4	5	6	7	8	9	AB	R	H	RBI	BB	SO	LOB
22 Jason Kipnis, L (1, 4) OBP: 0.408, SLG: 0.506	C SI 92 X SI 92 0-1 ① G3-1		C FF 95 X FC 89 0-1 41 G4-6-3 1-2 1B			F FF 93 L CH 85 S FF 95 0-3 ① K			B KC 78 F SI 92 B FF 92 X CH 84 2-1 ① G3	4	0	1	0	0	1	1
41 Carlos Santana, S (1, 3) OBP: 0.368, SLG: 0.368	C FF 93 C KC 79 S FF 93 0-3 ② K		B FF 95 F SI 95 B FF 96 X FC 89 2-1 ②③ G4-6-3 1-2f			1 SAFE B FF 94 X CH 85 1-0 ②③ G6-4-3 1-2f			X FF 92 0-0 ② G5-3	4	0	0	0	0	1	3
23 Michael Brantley, L (1, 8) OBP: 0.383, SLG: 0.465	C FF 94 X FF 94 0-1 1B			C KC 80 X FC 86 0-1 ① F7			C SI 92 X CH 83 0-1 2B		C SI 92 F CH 84 X FF 94 0-2 ③ G5-3	4	0	2	0	0	0	0
9 Ryan Raburn, R (1, 7) OBP: 0.356, SLG: 0.516	F SI 94 S CH 86 X SI 96 0-2 ③ F9			B FF 95 C KC 80 F CH 85 B KC 80 B FF 95 X SI 96 3-2 ② F9			C SI 93 S FF 95 B SI 95 B SI 94 D CH 86 C FF 95 3-3 ① K			3	0	0	0	0	1	2
33 Nick Swisher, S (1, 10) OBP: 0.261, SLG: 0.297		X FF 92 0-0 ① P4		B KC 80 X CH 87 1-0 ③ F9			B FF 94 C FF 94 F FF 95 B SI 95 X FF 96 2-2 ② F8			3	0	0	0	0	0	1
10 Yan Gomes, R (1, 2) OBP: 0.234, SLG: 0.324		C FF 93 B KC 79 S CH 84 S FF 94 1-3 ② K			C KC 78 F FF 94 S CH 85 0-3 ① K		B SI 95 X CH 84 1-0 ③ F8			3	0	0	0	0	2	1
44 Brandon Moss, L (1, 9) OBP: 0.329, SLG: 0.482		C FF 94 B KC 80 C KC 79 B SI 95 B FF 95 S FF 96 3-3 ③ K			X FF 94 0-0 39 G6-4-3 1B			S CH 83 S CH 84 B FF 94 S SI 94 1-3 ① K		3	0	1	0	0	2	0
39 Gio Urshela, R (1, 5) OBP: 0.273, SLG: 0.545			C SI 92 B SI 94 S CH 85 S CH 86 1-3 ① K		X FF 94 0-0 ②③ G6-4-3 1-2f			C KC 80 X CH 84 0-1 4 G4-6-3 1B		3	0	1	0	0	1	1
4 Mike Aviles, R (1, 6) OBP: 0.344, SLG: 0.405			C SI 96 C FF 95 B CH 88 X FC 90 1-2 22 1B 1B			C CH 83 B FF 93 X KC 79 1-1 41 G6-4-3 1B		C SI 94 D CH 86 B FF 93 B FF 95 S CH 86 X SI 96 3-2 ②③ G4-6-3 1-2f		3	0	2	0	0	0	1
Inning Stats	R: 0 E: 0 K: 1 S: 10 H: 1 LOB: 1 BB: 0 P: 10	R: 0 E: 0 K: 2 S: 7 H: 0 LOB: 0 BB: 0 P: 11	R: 0 E: 0 K: 1 S: 10 H: 2 LOB: 1 BB: 0 P: 14	R: 0 E: 0 K: 0 S: 6 H: 0 LOB: 0 BB: 0 P: 10	R: 0 E: 0 K: 1 S: 5 H: 1 LOB: 0 BB: 0 P: 5	R: 0 E: 0 K: 1 S: 6 H: 1 LOB: 0 BB: 0 P: 8	R: 0 E: 0 K: 1 S: 9 H: 1 LOB: 1 BB: 0 P: 15	R: 0 E: 0 K: 1 S: 8 H: 1 LOB: 0 BB: 0 P: 12	R: 0 E: 0 K: 0 S: 6 H: 0 LOB: 0 BB: 0 P: 8	1B: 6 2B: 1 3B: 0 HR: 0 SF: 0 SAC: 0 DP: 4 HBP: 0						

	AB	30
	R	0
	H	7
	RBI	0
	BB	0
	SO	8
	LOB	10

PITCHER	IP	WLS	BF	H	R	ER	SO	BB	IBB	HBP	BLK	WP	HR	S	P	ERA	WHIP
14 David Price, L (1, 1) ERA: 2.44	9.0	W	30	7	0	0	8	0	0	0	0	0	0	67	93	0.00	0.778

PITCHER	IP	WLS	BF	H	R	ER	SO	BB	IBB	HBP	BLK	WP	HR	S	P	ERA	WHIP

Batter	1	2	3	4	5	6	7	8	9	AB	R	H	RBI	BB	SO	LOB
20 Rajai Davis, R (1, 10) OBP: 0.345, SLG: 0.423	C FF 95 S FF 93 F FF 94 B CH 86 X FF 97 1-2 3 S 52 G1-3-2 1B	B FF 96 F FF 94 F FF 96 F FF 94 B SI 96 F SL 87 B CU 80 X FF 97 3-2 ③ F8			B SI 94 1 SAFE S SI 93 X FF 93 1-1 1-2 24 HR 1B		C SI 92 F SI 94 X CU 83 0-2 ① G5-3		4	1	2	0	0	0	0
3 Ian Kinsler, R (1, 4) OBP: 0.350, SLG: 0.370	C FF 93 1 SAFE 1 SAFE B FF 92 B FF 96 B SI 95 X FF 96 3-1 ① F7 1-2	C SL 84 B FF 96 B SI 94 C SL 86 B FF 96 F SL 85 F FF 97 X SI 98 3-2 ① G5-3			S FF 94 B SI 95 S CH 85 S CH 86 1-3 ① K		B SI 93 X SI 94 1-0 24 2B 1B		4	1	1	0	0	1	3
24 Miguel Cabrera, R (1, 3) OBP: 0.436, SLG: 0.577	B FF 93 D SL 84 S FF 93 B FF 95 S FF 96 B FF 96 4-2 52 G1-3-2 BB	F FF 97 B FF 96 B CU 79 S SL 86 B FF 94 S FF 97 3-3 ② K			X FF 93 0-0 1-H 2-H HR		C SI 93 B CU 82 X SI 93 1-1 1-H 2B		3	1	2	4	1	1	0
52 Yoenis Cespedes, R (1, 7) OBP: 0.337, SLG: 0.507	B SI 94 S FF 96 X SI 94 1-1 ②③ G1-3-2 1-2 2-Hf	B FF 94 C SI 96 S CH 88 X FF 94 1-2 1B			B FF 95 C SL 86 F CH 88 S CH 87 1-3 ② K		C SI 94 C SI 94 X CU 83 0-2 ② G6-3		4	0	1	0	0	1	3
18 Tyler Collins, L (1, 9) OBP: 0.348, SLG: 0.488 28 J.D. Martinez, R (8, PH) OBP: 0.320, SLG: 0.444 (9, 9)		X SI 95 0-0 ① F7		T SI 93 X FF 96 0-1 ③ F7		B CU 77 F SI 94 F SI 94 S CH 86 1-3 ③ K		I IN 64 I IN 69 I IN 70 I IN 74 4-0 IBB		3 0	0 0	0 0	0 0	0 1	1 0	1 0
9 Nick Castellanos, R (1, 5) OBP: 0.277, SLG: 0.343 17 Andrew Romine, S (8, 5) OBP: 0.386, SLG: 0.325		C FF 94 S SL 85 B FF 96 B FF 95 S CH 87 2-3 ② K	S SL 84 C FF 96 B FF 94 B FF 96 B FF 94 F FF 96 F FF 96 F FF 96 X FF 95 3-2 ① F9			B FF 93 X SI 92 1-0 ① F9	X FF 92 0-0 ③ G6-3		3 1	0 0	0 0	0 0	0 0	1 0	0 2
34 James McCann, R (1, 2) OBP: 0.301, SLG: 0.412		B FF 97 C FF 95 X SI 94 1-1 ③ G5-3	X SL 86 0-0 ② L7			X FF 93 0-0 3B				3	0	1	0	0	0	0
1 Jose Iglesias, R (1, 6) OBP: 0.377, SLG: 0.406		C SI 93 X CH 85 0-1 ① P2	C SI 96 B FF 96 B CH 86 F FF 96 F FF 93 X CH 86 2-2 12 CS 1B			C FF 92 C SI 94 X FF 94 0-2 ② G6-3				3	0	1	0	0	0	1
12 Anthony Gose, L (1, 8) OBP: 0.326, SLG: 0.394		X SI 95 0-0 ② G4-3	1 SAFE M SI 93 0-1 ③ CS 1-2		F SI 92 B CU 78 X SI 95 1-1 20 1B 24 HR 1B	F FF 94 B CH 84 B CH 84 F SI 94 S SL 85 2-3 ③ K				3	1	1	0	0	1	1
Inning Stats	R: 0 E: 0 K: 0 S: 10 H: 1 LOB: 1 BB: 1 P: 19	R: 0 E: 0 K: 1 S: 6 H: 0 LOB: 0 BB: 0 P: 9	R: 0 E: 0 K: 0 S: 8 H: 0 LOB: 0 BB: 0 P: 11	R: 0 E: 0 K: 1 S: 13 H: 1 LOB: 1 BB: 0 P: 20	R: 0 E: 0 K: 0 S: 12 H: 1 LOB: 0 BB: 0 P: 17	R: 3 E: 0 K: 3 S: 14 H: 3 LOB: 0 BB: 0 P: 19	R: 0 E: 0 K: 1 S: 8 H: 1 LOB: 1 BB: 0 P: 11	R: 1 E: 0 K: 0 S: 10 H: 2 LOB: 2 BB: 1 P: 16		1B: 6 2B: 2 3B: 1 HR: 1	SF: 0 SAC: 0 DP: 1 HBP: 0			WP: 0 PB: 0 SB: 1 CS: 1	PA: 34	

PITCHER		IP	WLS	BF	H	R	ER	SO	BB	IBB	HBP	BLK	WP	HR	S	P	ERA	WHIP
31 Danny Salazar, R ERA: 3.54	(1, 1)	7.0	L	27	7	3	3	6	1	0	0	0	0	1	71	106	3.86	1.143
20 C.C. Lee, R ERA: 13.5	(8, 1)	0.2		4	2	1	1	0	0	0	0	0	0	0	9	11	13.50	3.000
50 Nick Hagadone, L ERA: 3.68	(8, 1)	0.1		2	0	0	0	0	0	1	0	0	0	0	1	5	0.00	0.000

PITCHER	IP	WLS	BF	H	R	ER	SO	BB	IBB	HBP	BLK	WP	HR	S	P	ERA	WHIP

BOTTOM

Cleveland Indians @ Detroit Tigers

Comerica Park, Detroit, MI

Fri Jun 12 2015, 7:09 PM - 9:33 PM EDT

Att. 35,379 - Cloudy - 74 F

livebaseballscorecards.com

AB	31
R	4
H	9
RBI	4
BB	2
SO	6
LOB	11

Cleveland Indians @ Detroit Tigers

Comerica Park, Detroit, MI

Sat Jun 13 2015, 4:10 PM - 7:43 PM EDT

Att. 41,620 - Cloudy - 65 F

TOP

livebaseballscorecards.com

Batter	1	2	3	4	5	6	7	8	9	AB	R	H	RBI	BB	SO	LOB
22 Jason Kipnis, L (1, 4) OBP: 0.404, SLG: 0.502	S FF 92 B FF 92 X CH 85 1-1 ① G4-3		B FF 92 F CH 85 B SL 86 B FF 93 F FF 93 X SL 88 3-2 ③ G4-3		F FF 94 B FF 95 C FF 96 F CU 83 X FF 96 1-2 ② SF7 3-H		1 SAFE 1 SAFE B FF 90 B FF 92 C FF 93 X FF 92 2-1 ① 1-3 1B		B FF 94 B SL 85 B SI 94 C SI 92 F SI 93 F FF 94 X SL 86 3-2 ② P5	4	0	1	1	0	0	0
41 Carlos Santana, S (1, 3) OBP: 0.369, SLG: 0.381	B FF 92 S FF 93 C CU 81 B CU 81 S FF 94 2-3 ② K			B FF 91 B CU 79 F FF 92 F FF 92 F FF 94 X FF 94 2-2 HR	C FF 96 B CU 79 C CH 86 X FF 95 1-2 ③ L9		C CU 74 B FF 94 F CU 75 1 SAFE S SL 88 1-3 ② K		B SL 86 B SI 95 B SL 85 B SI 93 4-0 23 WP BB	4	1	1	1	1	2	4
23 Michael Brantley, L (1, 7) OBP: 0.384, SLG: 0.460	C FF 93 B CH 83 B CH 85 B FF 93 F FF 93 X FF 94 3-2 ③ F8			C FF 94 F CH 85 X CU 82 0-2 ① F7		B FC 83 X FC 82 1-0 7 3B 1B	B FF 94 X SL 87 1-0 ③ F8		B SI 92 I IN 68 I IN 71 I IN 77 4-0 1-2 IBB	4	1	1	0	1	0	2
44 Brandon Moss, L (1, 9) OBP: 0.322, SLG: 0.471		C FF 90 S CU 79 S SL 80 0-3 ① K2-3		B FF 94 X FF 93 1-0 ② F9		1 SAFE 1 SAFE X FF 89 0-0 ① L9		B CU 74 F FF 92 F FF 94 B SL 86 S SL 88 2-3 ① K	B FF 92 B SL 80 X FF 92 2-0 ③ F7	5	0	0	0	0	2	3
7 David Murphy, L (1, 10) OBP: 0.381, SLG: 0.492		B FF 91 B CH 84 C FF 92 C FF 92 F FF 93 F FF 92 B CU 81 F FF 94 X FF 94 3-2 39 FC4-6 1B		B FF 92 C FF 93 X CU 80 1-1 ③ L8		C FF 89 1 SAFE X FC 83 0-1 1-H 10 SF7 3B		H CU 74 1-0 10 2B HBP		3	2	2	1	0	0	0
10 Yan Gomes, R (1, 2) OBP: 0.235, SLG: 0.338		1 SAFE B FF 92 1 SAFE F FF 92 S CU 80 1 SAFE X FF 92 1-2 ② L6			B SL 85 F FF 91 X FF 91 1-1 ① F8	B SI 91 X SL 87 1-0 ② SF7 3-H		C SL 83 X SI 92 0-1 1-H 24 L7-4 2B		3	0	1	2	0	0	1
39 Gio Urshela, R (1, 5) OBP: 0.333, SLG: 0.462		1 SAFE 1 SAFE C FF 93 1 SAFE X FF 92 0-1 ③ FC4-6 1-2f			B CU 78 B CU 77 F FF 93 B FF 92 F FF 92 D SL 87 4-2 4 BB 24 1B 22 SF7 BB	F FF 92 X SI 91 0-1 ③ G1-3		C SI 92 D SL 85 S SL 85 B SL 85 B SL 86 F SL 85 B SL 85 4-2 BB		2	1	0	0	2	0	1
24 Michael Bourn, L (1, 8) OBP: 0.318, SLG: 0.304			F FF 92 B FF 92 C CU 80 B SL 86 X FF 94 2-2 ① F7		F FF 92 B FF 93 1 SAFE B CU 78 X FF 93 2-1 4 BB 1-2 1B		C SI 91 B SI 91 B SL 87 X SI 91 2-1 22 1B 1B	B SI 93 C SL 84 F FF 94 B FF 95 X FF 94 2-2 ②③ L7-4 2-2		4	0	2	0	0	0	2
4 Mike Aviles, R (1, 6) OBP: 0.341, SLG: 0.395			C FF 92 X SL 86 0-1 ② F8		F FF 94 B FF 96 B FF 94 B FF 95 F FF 97 B CU 81 4-2 1-2 2-3 BB		L SI 92 L SI 92 F FF 93 1 SAFE 1 SAFE X SI 91 0-2 ① P1		C SL 83 B SL 84 B SL 83 S SL 84 X SI 93 2-2 ① G6-3	3	0	0	0	1	0	1

Inning Stats	1	2	3	4	5	6	7	8	9
	R: 0 E: 0 K: 1 S: 8 H: 0 LOB: 0 BB: 0 P: 14	R: 0 E: 0 K: 1 S: 14 H: 1 LOB: 1 BB: 0 P: 18	R: 0 E: 0 K: 0 S: 8 H: 0 LOB: 0 BB: 0 P: 13	R: 1 E: 0 K: 0 S: 10 H: 1 LOB: 0 BB: 0 P: 14	R: 1 E: 0 K: 0 S: 15 H: 1 LOB: 2 BB: 2 P: 28	R: 2 E: 0 K: 0 S: 7 H: 2 LOB: 0 BB: 0 P: 9	R: 0 E: 0 K: 1 S: 12 H: 2 LOB: 2 BB: 0 P: 18	R: 1 E: 0 K: 1 S: 11 H: 1 LOB: 1 BB: 1 P: 20	R: 0 E: 0 K: 0 S: 8 H: 0 LOB: 2 BB: 2 P: 23

1B: 5	SF: 2
2B: 2	SAC: 0
3B: 1	DP: 1
HR: 1	HBP: 1
WP: 1	PA: 40
PB: 0	
SB: 0	
CS: 0	

	AB	32
	R	5
	H	8
	RBI	5
	BB	5
	SO	4
	LOB	14

PITCHER		IP	WLS	BF	H	R	ER	SO	BB	IBB	HBP	BLK	WP	HR	S	P	ERA	WHIP
35 Justin Verlander, R ERA: 3.6	(1, 1)	5.0		20	3	2	2	2	2	0	0	0	0	1	55	87	3.60	1.000
65 Blaine Hardy, L ERA: 3.33	(6, 1)	0.1	L	3	2	2	2	0	0	0	0	0	0	0	4	5	54.00	6.000
30 Alex Wilson, R ERA: 1.8	(6, 1)	1.0		4	1	0	0	0	0	0	0	0	0	0	9	12	0.00	1.000
46 Ian Krol, L ERA: 5.4	(7, 1)	1.0		5	1	1	1	2	0	0	1	0	0	0	9	16	9.00	1.000
62 Al Alburquerque, R ERA: 3.55	(8, 1)	1.1		6	1	0	0	0	2	0	0	0	0	0	15	30	0.00	2.250

PITCHER		IP	WLS	BF	H	R	ER	SO	BB	IBB	HBP	BLK	WP	HR	S	P	ERA	WHIP
32 Tom Gorzelanny, L ERA: 6.38	(9, 1)	0.1		2	0	0	0	0	0	1	0	0	1	0	1	7	0.00	0.000

Batter	1	2	3	4	5	6	7	8	9	AB	R	H	RBI	BB	SO	LOB
20 Rajai Davis, R (1, 10) OBP: 0.347, SLG: 0.444	F FF 97 X FF 97 0-1 24 1B 3B	C CH 88 1 SAFE F FF 95 B SI 96 S CU 84 1-3 ②③ K 1-2		F SI 94 C CH 88 X CU 82 0-2 1-H 2B			C FC 92 B FC 92 B FC 91 X FC 92 2-1 ① F8	B KC 87 S FF 95 C KC 88 S KC 88 1-3 ③ K		5	1	2	1	0	2	3
3 Ian Kinsler, R (1, 4) OBP: 0.343, SLG: 0.363	B SI 96 F FF 98 X CH 90 1-1 ① P6		X FF 96 0-0 ① F7	B FF 95 C CH 85 B FF 95 F SI 92 F CH 87 F CH 89 F SI 94 X CH 87 2-2 ③ G5-3			C FC 92 F FC 92 F FC 90 X SL 80 0-2 ② P4		C FF 95 F KC 87 B FF 95 S KC 88 1-3 ① K	5	0	0	0	0	1	2
24 Miguel Cabrera, R (1, 3) OBP: 0.439, SLG: 0.575	B CH 90 S SI 96 X SI 99 1-1 28 BB 52 1B 3-H 1B		B SI 97 C SL 89 F CU 85 S SI 96 1-3 ② K		B FF 94 B CU 81 F FF 94 X CH 87 2-1 E5 52 FC6-4		F FC 91 C SL 80 B FC 92 X SL 74 1-2 1B		C KC 86 F FF 96 B FF 95 B FF 96 B KC 87 B KC 86 4-2 52 1B BB	4	0	2	1	1	1	0
52 Yoenis Cespedes, R (1, 7) OBP: 0.343, SLG: 0.509	C SI 98 F SI 97 X SL 88 0-2 28 BB 1-2 1B		B FF 97 F FF 96 X CU 85 1-1 28 2B 1B		C SL 86 B CH 91 X SI 91 1-1 ① FC6-4 1-2f		C FC 91 X FC 90 0-1 ③ F8		B FF 96 X FF 95 1-0 28 G6-3 1-3 1B	5	1	3	0	0	0	2
28 J.D. Martinez, R (1, 9) OBP: 0.325, SLG: 0.463	B SI 97 F SI 97 F CH 90 B CH 90 F FF 98 F CH 90 B SI 97 D CH 91 4-2 1-2 2-3 BB		B SL 89 1 SAFE X FF 94 1-0 1-H 2B		B CH 86 1 SAFE F CH 88 1 SAFE 1 SAFE B SI 91 S CH 87 X SL 88 2-2 ② P2			B FC 90 S SL 77 X FC 90 1-1 HR	X FF 96 0-0 ②③ G6-3 1-2f	4	1	2	2	1	0	3
9 Nick Castellanos, R (1, 5) OBP: 0.272, SLG: 0.336	F FF 97 F SI 96 S CH 89 0-3 ② K		C CH 88 B SI 94 X SL 87 1-1 ③ G5-3		S CH 88 1 SAFE X SL 87 0-1 ③ F8			C FC 91 B SL 79 F FC 92 C FC 92 1-3 ① K		4	0	0	0	0	2	5
34 James McCann, R (1, 2) OBP: 0.293, SLG: 0.400	S FF 91 F FF 97 S FF 92 0-3 ③ K			B FF 96 L CH 88 F SI 96 S SL 88 1-3 ① K		C CH 87 F FF 95 S SL 88 0-3 ① K		S FC 92 B FC 91 X SL 79 1-1 ② F7		4	0	0	0	0	3	3
1 Jose Iglesias, R (1, 6) OBP: 0.385, SLG: 0.410		B FF 96 C CH 89 C CU 82 F CH 90 X CH 90 1-2 20 CS 1B		C FF 96 F SI 95 B FF 94 B SL 86 F FF 96 F CH 90 F SL 90 H SI 95 3-2 20 S 20 2B HBP		B CU 80 B FF 94 C FF 94 C FF 96 F FF 97 C SI 96 2-3 ② K		F FC 92 B FC 91 B SL 80 F FC 91 B FC 92 F FC 91 X FC 92 3-2 12 1B 1B		3	1	2	0	0	1	0
12 Anthony Gose, L (1, 8) OBP: 0.325, SLG: 0.391		1 SAFE L CH 89 X FF 96 0-1 ① F7		1 SAFE B SI 94 C CH 86 F SI 95 S CH 89 1-3 ② K		S SI 91 F SI 92 F SI 92 S SL 85 0-3 ③ K		X FF 94 0-0 1-2 1B		4	0	1	0	0	2	2
Inning Stats	R: 1 E: 0 K: 2 S: 19 H: 3 LOB: 3 BB: 1 P: 25	R: 0 E: 0 K: 1 S: 9 H: 1 LOB: 1 BB: 0 P: 11	R: 1 E: 0 K: 1 S: 9 H: 2 LOB: 1 BB: 0 P: 13	R: 1 E: 0 K: 2 S: 20 H: 1 LOB: 1 BB: 0 P: 27	R: 0 E: 1 K: 0 S: 9 H: 0 LOB: 1 BB: 0 P: 14	R: 0 E: 0 K: 3 S: 11 H: 0 LOB: 0 BB: 0 P: 13	R: 0 E: 0 K: 0 S: 11 H: 1 LOB: 1 BB: 0 P: 14	R: 1 E: 0 K: 2 S: 15 H: 3 LOB: 2 BB: 0 P: 22	R: 0 E: 0 K: 1 S: 7 H: 1 LOB: 1 BB: 1 P: 13	1B: 8 2B: 3 3B: 1 HR: 1 SF: 0 SAC: 0 DP: 2 HBP: 1						

PITCHER		IP	WLS	BF	H	R	ER	SO	BB	IBB	HBP	BLK	WP	HR	S	P	ERA	WHIP
59 Carlos Carrasco, R ERA: 4.38	(1, 1)	5.2	W	26	7	3	3	8	1	0	1	0	0	0	73	99	4.76	1.412
35 Marc Rzepczynski, L ERA: 3.14	(6, 1)	0.1	H	1	0	0	0	1	0	0	0	0	0	0	4	4	0.00	0.000
27 Bryan Shaw, R ERA: 2.53	(7, 1)	1.2	H	8	3	1	1	1	0	0	0	0	0	1	22	31	5.40	1.800
37 Cody Allen, R ERA: 4.39	(8, 1)	1.1	S	6	2	0	0	2	1	0	0	0	0	0	11	18	0.00	2.250

PITCHER	IP	WLS	BF	H	R	ER	SO	BB	IBB	HBP	BLK	WP	HR	S	P	ERA	WHIP

BOTTOM

Cleveland Indians @ Detroit Tigers

Comerica Park, Detroit, MI

Sat Jun 13 2015, 4:10 PM - 7:43 PM EDT

Att. 41,620 - Cloudy - 65 F

livebaseballscorecards.com

AB	38
R	4
H	12
RBI	4
BB	2
SO	12
LOB	20

Cleveland Indians @ Detroit Tigers

Comerica Park, Detroit, MI

Sun Jun 14 2015, 1:09 PM - 5:45 PM EDT

Att. 36,994 - Overcast - 74 F

TOP

livebaseballscorecards.com

Batter	1	2	3	4	5	6	7	8	9	AB	R	H	RBI	BB	SO	LOB
22 Jason Kipnis, L (1, 4) OBP: 0.409, SLG: 0.504	C SI 90 B FS 82 B FC 88 X FC 87 2-1 44 CS 1B			B FF 92 B SI 92 F SI 92 B FF 94 B SI 93 4-1 23 E 23 G3 BB		X FC 85 0-0 ① F7		B SI 91 B FF 92 B SI 92 C SI 91 F SI 91 X SI 92 3-2 1-2 1B		3	0	2	0	1	0	1
41 Carlos Santana, S (1, 3) OBP: 0.363, SLG: 0.374	1 SAFE F SI 91 B FS 84 1 SAFE S FS 85 S FS 85 1-3 ① K			X SI 92 0-0 ① L9		B CU 77 1 SAFE 1 SAFE X FF 89 1-0 ② P4		B SL 87 B SL 86 F SI 92 C SL 87 F SI 93 X FF 93 2-2 ③ P4		4	0	0	0	0	1	5
23 Michael Brantley, L (1, 7) OBP: 0.377, SLG: 0.451	X SI 91 0-0 ② F7			B FF 93 X FF 92 1-0 ② G3 1-3		S CU 78 C CU 77 F CU 78 B FF 88 X CU 78 1-2 ③ G4-3			B FF 91 F FF 92 C FF 92 B CH 88 F FF 94 F FF 93 X CH 85 2-2 ① G4-3	4	0	0	0	0	0	3
44 Brandon Moss, L (1, 9) OBP: 0.325, SLG: 0.486	1 SAFE B FS 86 B FS 85 2-0 ③ CS 1-2	F FF 91 B FS 84 S FS 85 B FS 87 X FS 85 2-2 7 G6-4-3 1B		B FS 86 F FC 88 F FC 89 D FC 90 B FF 94 X FS 88 3-2 ③ P4			C FC 82 C CU 76 S CU 77 0-3 ① K2-3		B FF 92 C FF 92 X FF 91 1-1 HR	4	1	2	1	0	1	1
7 David Murphy, L (1, 10) OBP: 0.375, SLG: 0.484 12 Francisco Lindor, S (7, PH) OBP: 0.500, SLG: 0.500 (7, 10)		C SI 92 B SI 91 B SI 92 X SI 92 2-1 ①② G6-4-3 1-2f		C SI 93 B FS 86 F FF 93 B FS 88 S FS 86 2-3 ① K			B FF 88 S CH 79 S CU 77 S CU 76 1-3 ② K		C FF 94 B CH 86 B FF 93 B FF 93 X FF 92 3-1 6 1B 1B	2	0	0	0	0	1	1
										2	0	1	0	0	1	0
10 Yan Gomes, R (1, 2) OBP: 0.224, SLG: 0.321		B FF 92 S FC 88 B FC 89 S FC 89 C FC 89 2-3 ③ K		B SI 94 F SI 94 T FC 89 F FC 90 S FC 90 1-3 ② K		X CH 79 0-0 ③ G1-3			B FF 92 B SL 79 X SL 79 2-0 ② L8	4	0	0	0	0	2	1
39 Gio Urshela, R (1, 5) OBP: 0.333, SLG: 0.438 6 Zach Walters, S (9, PH) OBP: 0.154, SLG: 0.154			F FF 92 F FC 87 F FS 85 F SI 94 X CU 80 0-2 ① G5-3	B FF 93 C FF 94 X SI 90 1-1 1B				C SL 87 X SI 91 0-1 ① G5-3	X CH 85 0-0 9 HBP 1-3 1B	3	0	1	0	0	0	0
										1	0	1	0	0	0	0
24 Michael Bourn, L (1, 8) OBP: 0.314, SLG: 0.299 9 Ryan Raburn, R (9, PH) OBP: 0.362, SLG: 0.516			B FF 93 C FS 86 S FS 87 F FS 87 F FC 88 B FS 86 F FS 86 X FC 89 2-2 ② G4-3	B FF 91 F SI 93 B SI 93 C FS 86 X FS 85 2-2 ③ F8				C SI 92 X SL 87 0-1 E1 22 1B	B SI 89 B CH 82 H FF 90 3-0 1-2 HBP	3	0	0	0	0	0	1
										0	0	0	0	0	0	0
4 Mike Aviles, R (1, 6) OBP: 0.338, SLG: 0.390			B FF 93 S FC 88 F FC 90 F FC 90 S SI 94 1-3 ③ K			C FF 88 B CU 77 C CU 77 X FF 90 1-2 1B		B FF 93 B SL 87 X FF 92 2-0 ② F9	C FF 92 B CH 85 X FF 91 1-1 ③ L8	4	0	1	0	0	1	4
Inning Stats	R: 0 E: 0 K: 1 S: 6 H: 1 LOB: 0 BB: 0 P: 11	R: 0 E: 0 K: 1 S: 8 H: 1 LOB: 0 BB: 0 P: 14	R: 0 E: 0 K: 1 S: 15 H: 0 LOB: 0 BB: 0 P: 18	R: 0 E: 1 K: 0 S: 6 H: 0 LOB: 1 BB: 1 P: 14	R: 0 E: 0 K: 2 S: 12 H: 1 LOB: 1 BB: 0 P: 18	R: 0 E: 0 K: 0 S: 9 H: 1 LOB: 0 BB: 0 P: 12	R: 0 E: 0 K: 2 S: 7 H: 0 LOB: 0 BB: 0 P: 8	R: 0 E: 1 K: 0 S: 12 H: 1 LOB: 2 BB: 0 P: 19	R: 1 E: 0 K: 0 S: 13 H: 3 LOB: 3 BB: 0 P: 25	1B: 7 2B: 0 3B: 0 HR: 1 SF: 0 SAC: 0 DP: 1 HBP: 1						

	AB	34
	R	1
	H	8
	RBI	1
	BB	1
	SO	7
	LOB	17

WP: 0 PA: 37
PB: 0
SB: 0
CS: 1

PITCHER		IP	WLS	BF	H	R	ER	SO	BB	IBB	HBP	BLK	WP	HR	S	P	ERA	WHIP
31 Alfredo Simon, R ERA: 2.58	(1, 1)	5.0	W	17	3	0	0	5	1	0	0	0	0	0	47	75	0.00	0.800
65 Blaine Hardy, L ERA: 3.08	(6, 1)	2.0	H	7	1	0	0	2	0	0	0	0	0	0	16	20	0.00	0.500
30 Alex Wilson, R ERA: 1.74	(8, 1)	1.0		5	1	0	0	0	0	0	0	0	0	0	12	19	0.00	1.000
38 Joakim Soria, R ERA: 1.78	(9, 1)	0.2		5	3	1	1	0	0	0	0	0	0	1	11	19	13.50	4.500
32 Tom Gorzelanny, L ERA: 6.27	(9, 1)	0.1		2	0	0	0	0	0	0	1	0	0	0	2	6	0.00	0.000

PITCHER		IP	WLS	BF	H	R	ER	SO	BB	IBB	HBP	BLK	WP	HR	S	P	ERA	WHIP

Cleveland Indians @ Detroit Tigers

Comerica Park, Detroit, MI

Sun Jun 14 2015, 1:09 PM - 5:45 PM EDT

Att. 36,994 - Overcast - 74 F

BOTTOM

livebaseballscorecards.com

Batter	1	2	3	4	5	6	7	8	9	AB	R	H	RBI	BB	SO	LOB
12 Anthony Gose, L (1, 8) OBP: 0.323, SLG: 0.385	B SI 92 B SI 92 B SL 89 B SI 93 4-0 3 S 3 1B BB		L SL 89 B CH 85 B CH 85 F SL 88 X FF 93 2-2 ③ G4-3		F FF 92 F SL 88 S CU 83 0-3 ③ K		B FF 94 F FF 94 F FF 95 B FC 91 F FF 93 S FF 95 2-3 ③ K			3	1	0	0	1	2	2
3 Ian Kinsler, R (1, 4) OBP: 0.346, SLG: 0.362	1 SAFE B SI 92 1 SAFE C SI 93 1 SAFE 1 SAFE 1 SAFE S SL 89 X CU 83 1-2 52 CS 1-H 1B			X SL 86 0-0 ① L9		F FF 91 B SL 86 C FF 92 F FF 92 B CU 80 F SL 88 F SL 86 B SL 87 B FF 92 4-2 24 1B 28 HR BB		X SI 92 0-0 ① F8		3	1	1	1	1	0	0
24 Miguel Cabrera, R (1, 3) OBP: 0.444, SLG: 0.592	B SI 93 B FF 90 B SI 94 C FF 94 X SI 94 3-1 ① F7			X SI 91 0-0 HR		F SL 86 X FF 91 0-1 28 HR 1-2 1B		C SL 84 X SI 92 0-1 28 1B 52 1B 18 FC5-4 1B		4	3	3	1	0	0	1
52 Yoenis Cespedes, R (1, 7) OBP: 0.341, SLG: 0.504	1 SAFE C SI 94 F SI 94 F FF 94 S SL 90 0-3 ② ③ K 1-2			X FF 92 0-0 ② F8		C FF 91 F SL 87 B SL 85 B CU 79 X SL 85 2-2 ① L7		F SI 93 F SL 84 X SI 93 0-2 18 FC5-4 28 1B 50 2B 1-2 1B		4	1	1	0	0	1	3
28 J.D. Martinez, R (1, 9) OBP: 0.328, SLG: 0.476		C SI 92 F SI 92 F CU 84 B SI 93 B SL 89 F FF 94 X CU 84 2-2 ① F8		F FF 92 B SI 91 C CU 83 F SI 93 F SL 88 B SI 95 X CU 83 2-2 ③ F8		B SL 83 F FF 92 F FF 92 X CU 79 1-2 1-H 2-H HR		B SI 92 F CH 85 X SI 91 1-1 18 FC5-4 1-2 2-3 1B		4	1	2	3	0	0	0
18 Tyler Collins, L (1, 10) OBP: 0.320, SLG: 0.447		C SL 90 X CH 85 0-1 ② G3			B FF 91 B SL 88 C FF 92 F FF 92 X SL 90 2-2 ① G4-3	F FF 94 B FC 90 S FF 94 B FC 89 S FF 95 2-3 ② K		B SI 93 X CH 85 1-0 ② FC5-4 50 2B 1-2f 2-3 3-H		4	1	0	1	0	1	2
50 Bryan Holaday, R (1, 2) OBP: 0.269, SLG: 0.500		X SL 88 0-0 ③ G5-3			S FF 91 X SL 88 0-1 1 1B 1B	C FF 96 F FC 91 F FF 96 B SL 81 F FF 96 X FF 94 1-2 ③ P2		X SI 92 0-0 1-H 3-H 2B		4	0	2	2	0	0	0
17 Andrew Romine, S (1, 5) OBP: 0.354, SLG: 0.295			B SI 92 B SI 93 B SI 92 C FF 92 X FF 92 3-1 ① L4		F FF 92 B FF 92 B FF 92 X FF 92 2-1 ② F8		B FF 92 F FF 94 T FF 93 B FF 94 F FF 93 S FF 93 2-3 ① K	C SI 92 B SL 83 X SI 92 1-1 ③ G6-3		4	0	0	0	0	1	2
1 Jose Iglesias, R (1, 6) OBP: 0.384, SLG: 0.409			B FF 93 C FF 93 C CU 83 F FF 93 F SL 88 X FF 93 1-2 ② P4		C SL 88 X FF 92 0-1 1-2 1B		X FC 90 0-0 ② G5-3			3	0	1	0	0	0	0
Inning Stats	R: 1 E: 0 K: 1 S: 9 H: 1 LOB: 1 BB: 1 P: 17	R: 0 E: 0 K: 0 S: 8 H: 0 LOB: 0 BB: 0 P: 10	R: 0 E: 0 K: 0 S: 10 H: 0 LOB: 0 BB: 0 P: 16	R: 1 E: 0 K: 0 S: 8 H: 1 LOB: 0 BB: 0 P: 10	R: 0 E: 0 K: 1 S: 12 H: 2 LOB: 2 BB: 0 P: 16	R: 3 E: 0 K: 1 S: 21 H: 2 LOB: 0 BB: 1 P: 31	R: 0 E: 0 K: 2 S: 9 H: 0 LOB: 0 BB: 0 P: 13	R: 3 E: 0 K: 0 S: 12 H: 4 LOB: 1 BB: 0 P: 15		1B: 7 2B: 2 3B: 0 HR: 2 SF: 0 SAC: 0 DP: 1 HBP: 0	WP: 0 PB: 0 SB: 1 CS: 1 PA: 35					

	AB	33
	R	8
	H	10
	RBI	8
	BB	2
	SO	5
	LOB	10

PITCHER		IP	WLS	BF	H	R	ER	SO	BB	IBB	HBP	BLK	WP	HR	S	P	ERA	WHIP
28 Corey Kluber, R ERA: 3.54	(1, 1)	5.0	L	19	4	2	2	2	1	0	0	0	0	1	47	69	3.60	1.000
48 Scott Atchison, R ERA: 7.31	(6, 1)	0.1		4	2	3	3	0	1	0	0	0	0	1	13	20	81.00	9.000
50 Nick Hagadone, L ERA: 3.42	(6, 1)	1.2		5	0	0	0	3	0	0	0	0	0	0	17	24	0.00	0.000
54 Ryan Webb, R ERA: 2.41	(8, 1)	1.0		7	4	3	3	0	0	0	0	0	0	0	12	15	27.00	4.000

PITCHER	IP	WLS	BF	H	R	ER	SO	BB	IBB	HBP	BLK	WP	HR	S	P	ERA	WHIP

Batter	1	2	3	4	5	6	7	8	9	AB	R	H	RBI	BB	SO	LOB
4 Brandon Phillips, R (1, 4) OBP: 0.336, SLG: 0.369	C FF 89 B SL 86 B SL 86 B FF 92 F FF 90 C SL 86 3-3 ① K		C CU 77 X SI 92 0-1 ③ G4-3			F FC 93 B FF 93 X FF 94 1-1 ③ G4-3			B CU 78 X FF 92 1-0 ③ G5-3	4	0	0	0	0	1	0
55 Skip Schumaker, L (1, 10) OBP: 0.301, SLG: 0.315	B FF 91 X FF 90 1-0 ② G3			B FS 85 F FS 85 T FC 90 B FF 91 X FF 91 2-2 ① G1-3			C FF 89 B SL 86 B FF 90 B FS 85 C FF 90 F FF 92 S FS 85 3-3 ① K			3	0	0	0	0	1	0
19 Joey Votto, L (1, 3) OBP: 0.398, SLG: 0.554 3 Iván De Jesús Jr., R (7, 5) OBP: 0.318, SLG: 0.667	B FF 90 B FF 91 C FF 90 X FS 86 2-1 ③ G1-3			C CU 77 X FC 91 0-1 21 CS 1B			C FF 92 B FF 92 F FF 92 B FF 93 B SL 88 F FS 87 X SL 88 3-2 ② G5-3			3 0	0 0	1 0	0 0	0 0	0 0	0 0
21 Todd Frazier, R (1, 5) OBP: 0.357, SLG: 0.599 15 Chris Dominguez, R (7, 3) OBP: 0.250, SLG: 0.625		B FF 89 X FF 90 1-0 7 S 1B		B SL 83 B CU 74 F SI 91 1 SAFE C SL 86 B FC 93 S FS 84 3-3 ② ③ K 1-2			B SL 86 S FS 87 B FS 85 C FF 93 X SI 94 2-2 ③ G4-3			3 0	0 0	1 0	0 0	0 0	1 0	1 0
32 Jay Bruce, L (1, 9) OBP: 0.320, SLG: 0.389		C FF 89 1 SAFE B FF 91 B SL 84 X FF 92 2-1 ① L6			B CU 76 C FF 91 F CU 77 B FC 92 X SI 92 2-2 ① F8			X FF 90 0-0 ① F7		3	0	0	0	0	0	1
7 Eugenio Suárez, R (1, 6) OBP: 0.238, SLG: 0.316		C FF 92 X SL 86 0-1 ② G6-3 1-2			C CU 77 F FC 93 B FF 92 B FC 93 S FS 84 2-3 ② K			C FF 91 B FF 92 B FF 90 C FS 84 F SL 86 X SI 93 2-2 ② G6-3		3	0	0	0	0	1	1
16 Tucker Barnhart, L (1, 2) OBP: 0.266, SLG: 0.362		C FF 93 F FF 92 X FS 84 0-2 ③ L3			X FF 92 0-0 ③ F8			B FF 92 C FS 85 F FF 93 B FF 92 S SL 87 2-3 ③ K		3	0	0	0	0	1	1
27 Brennan Boesch, L (1, 7) OBP: 0.169, SLG: 0.143			C CU 77 F FS 86 B FF 92 F FF 92 F SI 93 B FS 85 F FS 86 X SL 87 2-2 ① G3			B FF 90 S FS 85 F FS 87 B FF 92 F SI 92 T FF 93 2-2 ① K			C SI 90 F FF 91 X FF 92 0-2 ① P5	3	0	0	0	0	1	0
6 Billy Hamilton, S (1, 8) OBP: 0.263, SLG: 0.305			B FF 91 B FS 86 C FF 91 X FF 92 2-1 ② G3			C CU 75 F SI 92 S FS 88 0-3 ② K			S FS 88 B FF 93 X FF 92 1-1 ② F7	3	0	0	0	0	1	0
Inning Stats	R: 0 E: 0 K: 1 S: 6 H: 0 LOB: 0 BB: 0 P: 12	R: 0 E: 0 K: 0 S: 8 H: 1 LOB: 1 BB: 0 P: 11	R: 0 E: 0 K: 0 S: 10 H: 0 LOB: 0 BB: 0 P: 14	R: 0 E: 0 K: 1 S: 8 H: 1 LOB: 1 BB: 0 P: 13	R: 0 E: 0 K: 1 S: 7 H: 0 LOB: 0 BB: 0 P: 11	R: 0 E: 0 K: 2 S: 9 H: 0 LOB: 0 BB: 0 P: 12	R: 0 E: 0 K: 1 S: 11 H: 0 LOB: 0 BB: 0 P: 19	R: 0 E: 0 K: 1 S: 8 H: 0 LOB: 0 BB: 0 P: 12	R: 0 E: 0 K: 0 S: 6 H: 0 LOB: 0 BB: 0 P: 8	1B: 2 2B: 1 3B: 0 HR: 0	SF: 0 SAC: 0 DP: 1 HBP: 0					

PITCHER	IP	WLS	BF	H	R	ER	SO	BB	IBB	HBP	BLK	WP	HR	S	P	ERA	WHIP
19 Aníbal Sánchez, R (1, 1) ERA: 4.65	9.0	W	28	2	0	0	7	0	0	0	0	0	0	73	112	0.00	0.222

PITCHER	IP	WLS	BF	H	R	ER	SO	BB	IBB	HBP	BLK	WP	HR	S	P	ERA	WHIP

TOP

Cincinnati Reds @ Detroit Tigers

Comerica Park, Detroit, MI

Mon Jun 15 2015, 7:10 PM - 9:45 PM EDT

Att. 29,884 - Overcast - 75 F

livebaseballscorecards.com

AB	28
R	0
H	2
RBI	0
BB	0
SO	7
LOB	4

WP: 0 PA: 28
PB: 0
SB: 1
CS: 1

Batter	1	2	3	4	5	6	7	8	9	AB	R	H	RBI	BB	SO	LOB
12 Anthony Gose, L (1, 8) OBP: 0.325, SLG: 0.382	X SI 90 0-0 24 FC1 3 S 1B		B CH 85 X SI 92 1-0 ③ L7			C SL 85 B SI 92 B SL 87 F SI 92 B SI 94 B SL 87 4-2 3 E 3 S 24 2B BB	B SL 80 B SI 88 X SI 88 2-0 ① L9	B SI 89 F SI 89 B FS 83 B SI 88 X SI 88 3-1 ③ FC4-6 1-2f		4	1	1	0	1	0	1
3 Ian Kinsler, R (1, 4) OBP: 0.348, SLG: 0.362	1 SAFE B FF 89 B SI 92 1 SAFE C SI 92 C SI 90 S SI 93 2-3 ① K 1-2			B SI 92 C CU 84 B CH 85 C SI 92 S FF 93 2-3 ① K		B SL 88 1 SAFE B SI 94 B SI 92 C SI 92 D FF 94 4-1 24 2B BB 1-3	C SI 90 C SI 89 B SI 90 X SI 90 1-2 24 1B 52 1B 1B			3	2	1	0	1	2	1
24 Miguel Cabrera, R (1, 3) OBP: 0.444, SLG: 0.595	X SI 92 0-0 ② FC1 2-2			C CU 85 X SI 92 0-1 ② G5-3		B SL 87 X SL 87 1-0 28 HR 2B 1-H 3-H	F SI 90 F SI 90 X SI 88 0-2 52 1B 1-2 1B			4	1	2	2	0	0	1
52 Yoenis Cespedes, R (1, 7) OBP: 0.344, SLG: 0.508	C SI 94 F FF 93 B FF 93 B SI 94 X SI 93 2-2 ③ G5-3			C CU 82 B CU 84 S CU 84 B FF 93 X SI 93 2-2 28 E 2B		B FF 94 C FF 93 F SL 88 X SL 86 1-2 ① F8	B SL 82 C SI 90 X SI 90 1-1 1-2 2-H 1B			4	1	2	1	0	0	2
28 J.D. Martinez, R (1, 9) OBP: 0.331, SLG: 0.489		F SI 92 B CU 83 S CU 82 B SI 92 F CU 85 X SI 92 2-2 ① G5-3		F CU 82 C SI 93 X SI 93 0-2 E5 2-H 1B		B SI 93 X SI 92 1-0 2-H HR	X SL 82 0-0 ② F8			4	1	2	2	0	0	2
34 James McCann, R (1, 2) OBP: 0.285, SLG: 0.389		C CU 82 C SI 92 B FF 92 S CU 84 1-3 ② K		B SI 93 C FF 93 F SI 93 B CU 85 F CU 83 X SI 92 2-2 ③ G6-3		F SL 88 C SI 94 X SL 88 0-2 ② L6	C SI 89 F SL 81 X SL 83 0-2 ③ G4-3			4	0	0	0	0	1	3
9 Nick Castellanos, R (1, 5) OBP: 0.272, SLG: 0.339		B SI 93 B SL 88 B FF 92 C SI 92 X FF 92 3-1 ③ L5			C SL 86 B FF 95 X SL 86 1-1 ① G5-3	F FF 95 C SL 88 B FF 96 B SI 89 X SL 89 2-2 2B		C SI 89 X SL 83 0-1 ① F8		4	0	1	0	0	0	0
1 Jose Iglesias, R (1, 6) OBP: 0.392, SLG: 0.413			C SI 92 F SI 91 X SI 92 0-2 20 CS 1B		B SI 94 C SI 94 B SI 94 F SI 95 B SI 96 S SL 88 3-3 ② K	B SI 94 B SI 92 B SL 88 B FF 92 4-0 BB		C SL 81 X SI 86 0-1 12 FC4-6 1B		3	0	2	0	1	1	0
20 Rajai Davis, R (1, 10) OBP: 0.338, SLG: 0.432			B SI 92 1 SAFE C CH 90 S PO 88 X SI 92 2-1 ① ② G4-3 1-2		C SI 94 S SL 88 B SL 89 S SL 87 1-3 ③ K	X FF 94 0-0 ③ F8		C SI 89 X SL 84 0-1 ② P3		4	0	0	0	0	1	4
Inning Stats	R: 0 E: 0 K: 1 S: 8 H: 1 LOB: 1 BB: 0 P: 12	R: 0 E: 0 K: 1 S: 9 H: 0 LOB: 0 BB: 0 P: 15	R: 0 E: 0 K: 0 S: 7 H: 1 LOB: 0 BB: 0 P: 9	R: 1 E: 1 K: 1 S: 15 H: 2 LOB: 1 BB: 0 P: 21	R: 0 E: 0 K: 2 S: 8 H: 0 LOB: 0 BB: 0 P: 13	R: 4 E: 0 K: 0 S: 15 H: 3 LOB: 2 BB: 3 P: 32	R: 1 E: 0 K: 0 S: 13 H: 3 LOB: 2 BB: 0 P: 17	R: 0 E: 0 K: 0 S: 8 H: 1 LOB: 1 BB: 0 P: 11		1B: 7 2B: 3 3B: 0 HR: 1 SF: 0 SAC: 0 DP: 0 HBP: 0						

PITCHER		IP	WLS	BF	H	R	ER	SO	BB	IBB	HBP	BLK	WP	HR	S	P	ERA	WHIP
46 Jon Moscot, R ERA: 4.63	(1, 1)	0.2		3	1	0	0	1	0	0	0	0	0	0	5	7	0.00	1.500
62 Pedro Villarreal, R ERA: 4.5	(1, 1)	3.1	L	12	3	1	0	2	0	0	0	0	0	0	34	50	0.00	0.900
58 Nate Adcock, R ERA: 9.0	(5, 1)	2.0		12	3	4	4	2	3	0	0	0	0	1	23	45	18.00	3.000
25 Burke Badenhop, R ERA: 6.38	(7, 1)	2.0		10	4	1	1	0	0	0	0	0	0	0	21	28	4.50	2.000

PITCHER	IP	WLS	BF	H	R	ER	SO	BB	IBB	HBP	BLK	WP	HR	S	P	ERA	WHIP

BOTTOM

Cincinnati Reds @ Detroit Tigers

Comerica Park, Detroit, MI

Mon Jun 15 2015, 7:10 PM - 9:45 PM EDT

Att. 29,884 - Overcast - 75 F

livebaseballscorecards.com

AB	34
R	6
H	11
RBI	5
BB	3
SO	5
LOB	14

WP: 0 PA: 37
PB: 0
SB: 2
CS: 1

Cincinnati Reds @ Detroit Tigers

Comerica Park, Detroit, MI

Tue Jun 16 2015, 7:10 PM - 10:05 PM EDT

Att. 33,774 - Partly Cloudy - 82 F

TOP

livebaseballscorecards.com

Batter	1	2	3	4	5	6	7	8	9	AB	R	H	RBI	BB	SO	LOB
4 Brandon Phillips, R (1, 4) OBP: 0.339, SLG: 0.371	B SI 86 F FF 88 B FF 88 B SI 87 X SI 86 3-1 ① G6-3			C CU 75 X SI 88 0-1 ① L9		X FC 83 0-0 1B		X SL 87 0-0 19 BB, 3 1B, 1B		4	0	2	0	0	0	0
3 Iván De Jesús Jr., R (1, 7) OBP: 0.308, SLG: 0.600	C FF 89 S SI 88 B SI 88 C FC 87 1-3 ② K			B FC 85 F FF 88 B FC 86 X FC 87 2-1 ② L8		1 SAFE B SI 85 B SI 85 1 SAFE 1 SAFE C SI 86 C SI 87 1 SAFE F SI 86 2-3 ② K		B SI 92 X SI 92 1-0 19 BB, 1B 1-2		4	0	1	0	0	2	1
19 Joey Votto, L (1, 3) OBP: 0.396, SLG: 0.547	C FF 89 B SI 88 X CU 78 1-1 ③ F9			B SI 87 F FF 88 B SI 88 B FC 86 C FF 88 F FC 85 T FF 89 3-2 ③ K		X FF 88 0-0 ③ F7		B FF 93 B SL 86 F FF 94 B SL 86 F FF 93 B FF 94 4-2 BB 1-2 2-3		3	0	0	0	1	1	1
21 Todd Frazier, R (1, 5) OBP: 0.359, SLG: 0.622		B SI 87 X SI 87 1-0 ① F8			B CH 80 F FF 87 F SI 87 F FC 86 X FF 88 1-2 HR		X SI 85 0-0 HR	C SL 84 S SL 84 S SL 85 0-3 ② K		4	2	2	2	0	1	3
32 Jay Bruce, L (1, 10) OBP: 0.327, SLG: 0.407		X CU 78 0-0 29 G4-6-3, 1B			C FF 88 B FC 84 B FC 84 B FF 88 X FF 88 3-1 HR		C FC 83 B FC 84 B FF 87 C FC 83 B FC 84 B FC 84 4-2 15 G6-3, 29 SH2-3, 6 1B, BB	B SI 93 S SL 84 D FF 92 X FF 93 2-1 ③ G4-3		3	2	2	1	1	0	3
29 Brayan Peña, S (1, 2) OBP: 0.360, SLG: 0.333		C SI 87 1 SAFE C FF 90 X SI 88 0-2 ② ③ G4-6-3 1-2f			B SI 88 F FF 87 B FC 86 B SI 88 F FF 88 F SI 86 X SI 86 3-2 ① G6-3		1 SAFE 1 SAFE 1 SAFE X SI 86 0-0 ① SH2-3 1-2		B FF 94 B FF 95 X FF 93 2-0 ① G4-3	3	0	0	0	0	0	1
15 Chris Dominguez, R (1, 9) OBP: 0.250, SLG: 0.583			F SI 87 X SI 87 0-1 ① G6-3	S FC 86 C FC 84 B SI 87 B FF 89 C FC 86 2-3 ② K		C SI 92 X SI 92 0-1 ② G6-3 2-3			C CU 80 F SL 86 X SL 87 0-2 6 E, 2B	4	1	1	0	0	1	1
6 Billy Hamilton, S (1, 8) OBP: 0.263, SLG: 0.304			C FF 88 X SI 87 0-1 ② L9	X FF 89 0-0 ③ B3		X SI 92 0-0 17 CS, 1B 3-H			B CU 79 B FF 95 B FF 94 C FF 92 X CU 80 3-1 FC6, 17 B1-3 2-H	4	0	1	1	0	0	0
17 Kristopher Negrón, R (1, 6) OBP: 0.250, SLG: 0.170			C SI 87 F FC 86 X SI 88 0-2 ③ G6-3		C CU 74 B CH 79 B SI 86 F FF 85 B FC 84 X SI 86 3-2 ① G5-3	1 SAFE B FF 92 1-0 ③ CS 1-2		S SL 87 S SL 86 B SL 87 S SL 87 1-3 ① K	B SL 87 S SL 85 2 SAFE X SL 85 1-1 ② ③ B1-3 2-3	4	0	0	0	0	1	1
Inning Stats	R: 0 E: 0 K: 1 S: 7 H: 0 LOB: 0 BB: 0 P: 12	R: 0 E: 0 K: 0 S: 5 H: 1 LOB: 0 BB: 0 P: 6	R: 0 E: 0 K: 0 S: 7 H: 0 LOB: 0 BB: 0 P: 7	R: 0 E: 0 K: 1 S: 8 H: 0 LOB: 0 BB: 0 P: 13	R: 2 E: 0 K: 1 S: 14 H: 2 LOB: 0 BB: 0 P: 23	R: 0 E: 0 K: 1 S: 10 H: 1 LOB: 1 BB: 0 P: 15	R: 2 E: 0 K: 0 S: 7 H: 2 LOB: 0 BB: 1 P: 12	R: 0 E: 0 K: 2 S: 12 H: 2 LOB: 3 BB: 1 P: 20	R: 1 E: 1 K: 0 S: 8 H: 1 LOB: 0 BB: 0 P: 14	1B: 5 2B: 1 3B: 0 HR: 3 SF: 0 SAC: 1 DP: 1 HBP: 0						

	AB	33
	R	5
	H	9
	RBI	4
	BB	2
	SO	6
	LOB	11

	WP: 0	PA: 37
	PB: 0	
	SB: 0	
	CS: 1	

PITCHER		IP	WLS	BF	H	R	ER	SO	BB	IBB	HBP	BLK	WP	HR	S	P	ERA	WHIP
56 Kyle Ryan, L ERA: 3.26	(1, 1)	6.1	L	24	5	4	4	4	1	0	0	0	0	3	55	84	5.68	0.947
30 Alex Wilson, R ERA: 1.69	(7, 1)	1.0		5	3	0	0	1	0	0	0	0	0	0	8	11	0.00	3.000
46 Ian Krol, L ERA: 5.4	(8, 1)	0.0		1	0	0	0	0	1	0	0	0	0	0	2	6	∞	∞
62 Al Alburquerque, R ERA: 3.46	(8, 1)	0.2		2	0	0	0	1	0	0	0	0	0	0	5	7	0.00	0.000
44 Joba Chamberlain, R ERA: 1.06	(9, 1)	1.0		4	1	1	0	0	0	0	0	0	0	0	8	14	0.00	1.000

PITCHER		IP	WLS	BF	H	R	ER	SO	BB	IBB	HBP	BLK	WP	HR	S	P	ERA	WHIP

Cincinnati Reds @ Detroit Tigers

Comerica Park, Detroit, MI

Tue Jun 16 2015, 7:10 PM - 10:05 PM EDT

Att. 33,774 - Partly Cloudy - 82 F

BOTTOM

Batter	1	2	3	4	5	6	7	8	9	AB	R	H	RBI	BB	SO	LOB
12 Anthony Gose, L (1, 8) OBP: 0.329, SLG: 0.390	B CU 78 X FF 92 1-0 3 F8 24 1B 2B		C FF 91 B CU 78 C CU 78 X FF 94 1-2 3 FC4-6 1B		F FF 94 F FF 95 X FF 95 0-2 E7 52 1B 2-3		X SI 92 0-0 B1-3			4	1	2	0	0	0	1
3 Ian Kinsler, R (1, 4) OBP: 0.343, SLG: 0.356	D FF 92 B FF 93 B FF 93 C FF 93 F FF 94 F FF 95 F FF 94 F FF 95 X FF 94 3-2 ① F8 2-3		1 SAFE 1 SAFE F FF 92 1 SAFE F FF 94 F FF 94 B FF 94 1 SAFE B FF 93 2-2 ① F FF 94 1 SAFE X FF FF FC4-6 24 BB 1-2f		B FF 93 X FF 93 1-0 ② P4		C CU 75 C FF 92 B FF 93 B FF 94 F FF 93 F SL 84 F FF 94 B CH 88 X FF 94 3-2 ① L7		4	0	0	0	0	0	4
24 Miguel Cabrera, R (1, 3) OBP: 0.449, SLG: 0.594	X FF 95 0-0 3-H 1B		B CH 84 B CH 86 D SL 88 B FF 94 4-0 52 G6-4-3 1-2 BB		I IN 64 I IN 64 I IN 63 I IN 61 4-0 52 1B IBB			S FF 94 B FF 93 B FF 94 B CU 76 X FF 93 3-1 ② F8		2	0	1	1	2	0	0
52 Yoenis Cespedes, R (1, 7) OBP: 0.342, SLG: 0.504	C FF 93 B FF 92 B SI 95 B SL 86 X FF 95 3-1 ② L9		D FF 93 X FF 95 1-0 ②③ G6-4-3 1-2f		C FF 94 B FF 95 F SL 85 F FF 96 X SL 86 1-2 ③ 1-2 2-H 3-H 1B			B SL 84 B CU 77 C FF 93 S FF 94 X FF 93 2-2 ③ F7		4	0	1	1	0	0	3
28 J.D. Martinez, R (1, 9) OBP: 0.330, SLG: 0.485	S SL 85 B FF 94 X FF 95 1-1 ③ L1			F SL 82 X FF 92 0-1 ① G6-3		C CU 78 B FF 93 S CH 83 B FF 95 F FF 95 X FF 93 2-2 18 FC3-6 1B			B FF 100 C FF 99 S FF 101 S FF 101 1-3 ① K	4	0	1	0	0	1	1
18 Tyler Collins, L (1, 10) OBP: 0.302, SLG: 0.420 20 Rajai Davis, R (9, PH) OBP: 0.335, SLG: 0.429		C CU 77 X FF 93 0-1 ① P4		B CU 78 X CH 83 1-0 ② P5		X SI 93 0-0 ① FC3-6 9 G6-4-3 1-2f			B SL 87 C FF 100 B FF 101 F FF 99 S FF 101 2-3 ② K	3 1	0 0	0 0	0 0	0 0	0 1	1 0
9 Nick Castellanos, R (1, 5) OBP: 0.271, SLG: 0.338		S SL 84 B FF 91 B SL 85 B SL 84 X FF 93 3-1 ② F9		B CU 82 S CH 84 B FF 93 F FF 92 B CU 80 S SL 84 3-3 ③ K		C FF 92 F FF 93 1 SAFE B FF 94 F CH 83 X FF 93 1-2 ②③ G6-4-3 1-2f			C FF 100 T FF 101 X CH 90 0-2 34 DI 1B	4	0	1	0	0	1	1
34 James McCann, R (1, 2) OBP: 0.290, SLG: 0.388		S SL 85 B SL 85 B SL 85 B FF 91 B FF 92 4-1 1 FC5-4 BB			C CU 78 F FF 91 X CU 79 0-2 12 E 1 SH5-3 52 1B 1B		F SL 82 B SI 93 B SI 93 C FF 94 B SI 93 X SI 93 3-2 ① G6-3		F FF 100 S SL 89 F FF 100 B FF 103 S FF 103 1-3 ③ K 1-2	3	1	1	0	1	1	1
1 Jose Iglesias, R (1, 6) OBP: 0.388, SLG: 0.409		C FF 91 F FF 93 F FF 94 B FF 95 F CU 79 B FF 94 X FF 92 2-2 ③ FC5-4 1-2f			D FF 93 1 SAFE B FF 92 B FF 92 C FF 92 X FF 93 3-1 ① SH5-3 1-2		F SL 85 X FF 93 0-1 ② G4-3			2	0	0	0	0	0	1
Inning Stats	R: 1 E: 0 K: 0 S: 12 H: 2 LOB: 1 BB: 0 P: 20	R: 0 E: 0 K: 0 S: 10 H: 0 LOB: 1 BB: 1 P: 19	R: 0 E: 0 K: 0 S: 9 H: 1 LOB: 1 BB: 1 P: 17	R: 0 E: 0 K: 1 S: 6 H: 0 LOB: 0 BB: 0 P: 10	R: 1 E: 1 K: 0 S: 13 H: 2 LOB: 2 BB: 1 P: 22	R: 0 E: 0 K: 0 S: 9 H: 1 LOB: 0 BB: 0 P: 12	R: 0 E: 0 K: 0 S: 6 H: 0 LOB: 0 BB: 0 P: 9	R: 0 E: 0 K: 0 S: 11 H: 0 LOB: 0 BB: 0 P: 19	R: 0 E: 0 K: 3 S: 13 H: 1 LOB: 1 BB: 0 P: 17	1B: 6 2B: 1 3B: 0 HR: 0	SF: 0 SAC: 1 DP: 2 HBP: 0			WP: 0 PB: 0 SB: 0 CS: 0	PA: 35		

livebaseballscorecards.com

	AB	31
	R	2
	H	7
	RBI	2
	BB	3
	SO	4
	LOB	13

PITCHER	IP	WLS	BF	H	R	ER	SO	BB	IBB	HBP	BLK	WP	HR	S	P	ERA	WHIP
50 Michael Lorenzen, R (1, 1) ERA: 3.7	6.0	W	25	6	2	1	1	2	1	0	0	0	0	59	100	1.50	1.333
41 Ryan Mattheus, R (7, 1) ERA: 3.0	1.0	H	3	0	0	0	0	0	0	0	0	0	0	6	9	0.00	0.000
60 J.J. Hoover, R (8, 1) ERA: 1.53	1.0	H	3	0	0	0	0	0	0	0	0	0	0	11	19	0.00	0.000
54 Aroldis Chapman, L (9, 1) ERA: 2.15	1.0	S	4	1	0	0	3	0	0	0	0	0	0	13	17	0.00	1.000

PITCHER	IP	WLS	BF	H	R	ER	SO	BB	IBB	HBP	BLK	WP	HR	S	P	ERA	WHIP

Batter	1	2	3	4	5	6	7	8	9	10	11	12	13	AB	R	H	RBI	BB	SO	LOB
12 Anthony Gose, L (1, 8) OBP: 0.324, SLG: 0.383	G1-3		L8			24 HR 3 BB 1B		F7		K		G6-3		6	1	1	0	0	1	2
3 Ian Kinsler, R (1, 4) OBP: 0.343, SLG: 0.357 38 Joakim Soria, R (13, 1)	2B			F9		24 HR 1-2 BB		K			F7		K	5	1	1	0	1	2	0
														0	0	0	0	0	0	0
24 Miguel Cabrera, R (1, 3) OBP: 0.446, SLG: 0.598	K			L6		1-H 2-H HR		G6-3			52 FC6-4 BB		F7	5	1	1	3	1	1	1
52 Yoenis Cespedes, R (1, 7) OBP: 0.335, SLG: 0.492	K			F8		F9			K		FC6-4 28 HBP 1-2f		L9	6	0	0	0	0	2	2
28 J.D. Martinez, R (1, 9) OBP: 0.327, SLG: 0.478		F9			P4	K					1 SAFE HBP 1-2			4	0	0	0	0	2	0
9 Nick Castellanos, R (1, 5) OBP: 0.268, SLG: 0.333 17 Andrew Romine, S (8, 5) OBP: 0.340, SLG: 0.283		G5-3			P4		F8		K		K			3	0	0	0	0	0	0
														2	0	0	0	0	2	2
34 James McCann, R (1, 2) OBP: 0.288, SLG: 0.377		K			BB		P4			G4-3		G6-3		4	0	0	0	1	1	0
1 Jose Iglesias, R (1, 6) OBP: 0.383, SLG: 0.403		G6-3			G5-3		F7			G6-3		50 S 1B		5	0	1	0	0	0	1
		G5-3				K		HR		2B		K 1-2		2	0	0	0	0	1	0
														0	0	0	0	0	0	1
														1	0	0	0	0	1	0
														0	0	0	0	0	0	1
														0	0	0	0	0	0	0
Inning Stats	R: 0 E: 0 K: 2 S: 17 H: 1 LOB: 1 BB: 0 P: 23	R: 0 E: 0 K: 1 S: 9 H: 0 LOB: 0 BB: 0 P: 10	R: 0 E: 0 K: 0 S: 7 H: 0 LOB: 0 BB: 0 P: 9	R: 0 E: 0 K: 0 S: 7 H: 0 LOB: 0 BB: 0 P: 8	R: 0 E: 0 K: 0 S: 11 H: 0 LOB: 1 BB: 1 P: 18	R: 3 E: 0 K: 2 S: 14 H: 2 LOB: 0 BB: 1 P: 25	R: 0 E: 0 K: 0 S: 10 H: 0 LOB: 0 BB: 0 P: 15	R: 1 E: 0 K: 1 S: 8 H: 1 LOB: 0 BB: 0 P: 11	R: 0 E: 0 K: 3 S: 13 H: 0 LOB: 0 BB: 0 P: 17	R: 0 E: 0 K: 1 S: 10 H: 1 LOB: 1 BB: 0 P: 16	R: 0 E: 0 K: 1 S: 12 H: 0 LOB: 2 BB: 1 P: 22	R: 0 E: 0 K: 1 S: 16 H: 1 LOB: 1 BB: 0 P: 21	R: 0 E: 0 K: 1 S: 8 H: 0 LOB: 0 BB: 0 P: 13	1B: 2 2B: 2 3B: 0 HR: 2 SF: 0 SAC: 0 DP: 0 HBP: 1	WP: 0 PB: 0 SB: 1 CS: 0 PA: 49						

PITCHER		IP	WLS	BF	H	R	ER	SO	BB	IBB	HBP	BLK	WP	HR	S	P	ERA	WHIP
47 Johnny Cueto, R ERA: 2.98	(1, 1)	5.1		21	3	3	3	4	2	0	0	0	0	1	61	88	5.06	0.938
43 Manny Parra, L ERA: 0.87	(6, 1)	0.2		2	0	0	0	1	0	0	0	0	0	0	4	5	0.00	0.000
53 Carlos Contreras, R ERA: 2.08	(7, 1)	1.0		3	0	0	0	0	0	0	0	0	0	0	10	15	0.00	0.000
41 Ryan Mattheus, R ERA: 3.38	(8, 1)	1.0		4	1	1	1	1	0	0	0	0	0	1	8	11	9.00	1.000
54 Aroldis Chapman, L ERA: 2.08	(9, 1)	1.0		3	0	0	0	3	0	0	0	0	0	0	13	17	0.00	0.000

PITCHER		IP	WLS	BF	H	R	ER	SO	BB	IBB	HBP	BLK	WP	HR	S	P	ERA	WHIP
51 Donovan Hand, R ERA:	(10, 1)	3.0		13	2	0	0	3	1	0	1	0	0	0	38	59	0.00	1.000
25 Burke Badenhop, R ERA: 6.12	(13, 1)	1.0	W	3	0	0	0	1	0	0	0	0	0	0	8	13	0.00	0.000

TOP

Detroit Tigers @ Cincinnati Reds

Great American Ball Park, Cincinnati, OH

Wed Jun 17 2015, 7:12 PM - 1:14 AM EDT

Att. 32,546 - Cloudy - 78 F

livebaseballscorecards.com

AB	45
R	4
H	6
RBI	4
BB	3
SO	13
LOB	9

14 David Price, L
30 Alex Wilson, R
18 Tyler Collins, L
44 Joba Chamberlain, R
65 Blaine Hardy, L
20 Raja Davis, R
62 Al Alburquerque, R
50 Bryan Holaday, R
46 Ian Krol, L
39 Josh Wilson, R

Detroit Tigers @ Cincinnati Reds

Great American Ball Park, Cincinnati, OH

Wed Jun 17 2015, 7:12 PM - 1:14 AM EDT

Att. 32,546 - Cloudy - 78 F

livebaseballscorecards.com

BOTTOM

Batter	1	2	3	4	5	6	7	8	9	10	11	12	13	AB	R	H	RBI	BB	SO	LOB
4 Brandon Phillips, R (1, 4) OBP: 0.333, SLG: 0.364	B FF 91 F FF 92 X FF 93 1-1 L4 ①		X CH 85 0-0 L7 ②		F SI 92 F FC 87 X SI 94 0-2 G4-3 ②		B FF 93 S FC 93 F SI 92 B FC 94 X SI 94 2-2 G6-3 ③		F FF 89 B CU 77 X CH 77 1-1 F9 ③		B SI 93 C SL 86 B SI 93 F SI 94 B SL 87 S SL 87 3-3 K ③		S FC 92 B FC 92 B FF 92 D SL 79 X FF 93 3-1 21 HR 1B 1-2 2-3	7	1	1	0	0	1	2
3 Iván De Jesús Jr., R (1, 7) OBP: 0.242, SLG: 0.469 (9, 3)	B SI 93 C SI 93 F SI 95 B FF 94 S CH 85 2-3 K ②		B SI 94 C CH 86 X KC 81 1-1 F8 ③		B KC 78 S SI 94 F SI 94 S FF 94 1-3 K ③			C SL 86 S SL 85 B SL 87 B FF 96 B SL 85 X SL 86 3-2 G5-3 ①		C SL 83 B SL 84 X SL 85 1-1 G5-3 ①		C SI 92 B FF 93 F CH 84 X FF 94 1-2 G4-3 ①	F FF 91 B SL 78 C FC 92 B CU 69 S FC 93 2-3 K ②	7	0	0	0	0	3	3
21 Todd Frazier, R (1, 5) OBP: 0.361, SLG: 0.639	T SI 94 S CH 85 B FF 94 F CH 86 S CH 85 1-3 K ③			B KC 77 B CH 84 S SI 95 B CH 85 X SI 96 3-1 HR		S CU 84 B SI 92 F SL 88 B CU 85 X SL 87 2-2 F8 ①		C FF 95 S SL 86 B FF 95 F FF 95 B SL 84 X SL 85 2-2 G6-3 ②		S SL 86 F SI 92 B SL 87 B SI 94 S SL 86 2-3 K ②		B CH 86 B SI 95 F CH 85 C SI 95 B SL 89 F CH 85 F FF 94 B SI 94 4-2 32 1B BB	S SL 78 D SL 82 F FF 92 X CU 70 1-2 HR 1-H 2-H 3-H	6	2	2	5	1	2	0
32 Jay Bruce, L (1, 9) OBP: 0.339, SLG: 0.427		X SI 92 0-0 29 1B 7 SH1-3 2B		C KC 79 F CH 85 B SI 95 F CH 85 X KC 80 1-2 P5 ①		B FF 93 X CH 87 1-0 29 FC4-6 1B		B FF 94 X FF 94 2-0 29 1B 2B		B SL 87 B SI 94 B SL 87 X FF 94 3-0 29 2B 1B		C SI 92 X SI 93 0-1 50 DI 1B 1-3		6	2	5	0	0	0	0
29 Brayan Peña, S (1, 2) OBP: 0.370, SLG: 0.352		F SI 94 C FF 94 X CH 85 0-2 7 SH1-3 2-3 1B		X FC 87 0-0 7 BB 1B		1 SAFE C FF 93 B SL 88 1 SAFE X FF 93 1-1 FC4-6 15 3B 2 1-2f		B FF 94 X FF 94 1-0 19 1B 1B 2-H		F FF 95 X SL 87 0-1 2B 1-H		B FF 91 1 SAFE T SI 91 F FF 92 F FF 94 F FF 93 1 SAFE F SI 94 X FF 93 1-2 P4 ②		6	1	4	1	0	0	3
15 Chris Dominguez, R (1, 3) OBP: 0.267, SLG: 0.667 19 Joey Votto, L (8, PH) OBP: 0.368, SLG: 0.549 54 Aroldis Chapman, L (9, 1) 51 Donovan Hand, R (10, 1) 50 Michael Lorenzen, R (12, PH) OBP: 0.225, SLG: 0.350 25 Burke Badenhop, R (13, 1)		C KC 80 S SI 95 S FF 94 0-3 K ①		S CH 86 S SI 95 B FF 96 F SI 94 T SI 96 1-2 K ②		X SL 88 0-0 3B 1-H		C CU 81 F SI 93 A SI 92 B FF 92 B CU 80 X SL 85 3-2 1B 1-3				C SI 90 B SI 93 X SL 84 1-1 L6 ① S FF 94 B FF 94 S SI 95 F SI 95 S SI 96 1-3 K ③ 1-2		3 1 0 0 1 1	0 0 0 0 0 0	1 1 0 0 0 0	1 0 0 0 0 0	0 0 0 0 0 0	2 0 0 0 0 1	3 0 0 0 0 2
7 Eugenio Suárez, R (1, 6) OBP: 0.261, SLG: 0.300 53 Carlos Contreras, R (7, 1) 41 Ryan Mattheus, R (8, 1) 55 Skip Schumaker, L (8, PH) OBP: 0.311, SLG: 0.319 (9, 7)		F SI 95 B SI 96 X KC 78 1-1 SH1-3 ② 1-2 3-H		B CH 85 B SI 94 C SI 93 F SI 94 B SI 95 4-2 BB 1-2		X FF 92 0-0 L8 ③		D CU 78 S CU 79 F FF 89 F FF 90 B CU 79 S CU 77 3-3 K2-3 ③				C FF 94 B SL 89 F FF 93 F FF 95 B SL 87 B SL 86 F FF 94 F FF 95 B SL 86 4-2 6 1B 17 BLK BB		C CU 75 C SI 93 B SL 86 F SL 86 X FF 94 1-2 4 1B 21 HR 17 SH1-3 1B	1 0 0 2	0 0 0 1	0 0 0 1	1 0 0 1	1 0 0 1	0 0 0 2	1 0 0 1
47 Johnny Cueto, R (1, 1) OBP: 0.350, SLG: 0.217 43 Manny Parra, L (6, 1) 17 Kristopher Negrón, R (7, 6) OBP: 0.243, SLG: 0.165		B FF 94 T SI 95 C SI 95 X SI 96 1-2 G4-3 ③		S SI 95 L SI 94 F FF 95 X SI 94 0-2 G3 ③			X CU 84 0-0 L9 ①		X FF 88 0-0 P3 ①		1 SAFE C SL 86 F FF 95 S SL 87 0-3 K ② 1-2		L SI 92 L FF 92 X SI 93 0-2 SH1-3 ① 1-2	2 0 3	0 0 0	0 0 0	0 0 0	0 0 0	0 0 1	3 0 1
6 Billy Hamilton, S (1, 8) OBP: 0.265, SLG: 0.302		B KC 77 S FF 92 B FF 94 F SI 94 F CH 84 C SI 95 2-3 K ①	B SI 92 X CH 84 1-0 L4 ①				C FF 93 B SL 87 B SL 87 F FF 92 F FC 93 F FF 93 F SL 88 S SL 88 2-3 K ②		C FF 88 B CU 78 S CH 79 F CU 77 S CH 79 1-3 K ②		D SL 87 B FF 94 F SL 85 S SL 87 X SL 87 2-2 2-3 1B		C FF 92 B FF 92 B FF 92 B FF 90 B FF 90 4-1 4 1B 21 HR BB	5	1	1	0	1	3	0
Inning Stats	R: 0 E: 0 K: 2 S: 9 H: 0 LOB: 0 BB: 0 P: 13	R: 1 E: 0 K: 1 S: 12 H: 2 LOB: 1 BB: 0 P: 14	R: 0 E: 0 K: 1 S: 7 H: 0 LOB: 0 BB: 0 P: 10	R: 1 E: 0 K: 1 S: 17 H: 2 LOB: 2 BB: 1 P: 26	R: 0 E: 0 K: 1 S: 7 H: 0 LOB: 0 BB: 0 P: 9	R: 1 E: 0 K: 0 S: 8 H: 2 LOB: 1 BB: 0 P: 12	R: 0 E: 0 K: 1 S: 10 H: 0 LOB: 0 BB: 0 P: 14	R: 1 E: 0 K: 1 S: 15 H: 3 LOB: 2 BB: 0 P: 29	R: 0 E: 0 K: 1 S: 7 H: 0 LOB: 0 BB: 0 P: 9	R: 0 E: 0 K: 1 S: 9 H: 2 LOB: 2 BB: 0 P: 15	R: 0 E: 0 K: 2 S: 16 H: 1 LOB: 2 BB: 1 P: 26	R: 0 E: 0 K: 1 S: 19 H: 1 LOB: 2 BB: 1 P: 26	R: 4 E: 0 K: 1 S: 16 H: 3 LOB: 0 BB: 1 P: 27	1B: 10 2B: 3 3B: 1 HR: 2 SF: 0 SAC: 2 DP: 0 HBP: 0	WP: 0 PB: 0 SB: 0 CS: 0 PA: 57						

PITCHER		IP	WLS	BF	H	R	ER	SO	BB	IBB	HBP	BLK	WP	HR	S	P	ERA	WHIP
14 David Price, L ERA: 2.5	(1, 1)	5.0		20	4	2	2	6	1	0	0	0	0	1	52	72	3.60	1.000
30 Alex Wilson, R ERA: 1.85	(6, 1)	2.0	B	8	2	1	1	1	0	0	0	0	0	0	18	26	4.50	1.000
44 Joba Chamberlain, R ERA: 1.53	(8, 1)	0.2	B	5	3	1	1	0	0	0	0	0	0	0	12	23	13.50	4.500
65 Blaine Hardy, L ERA: 2.93	(8, 1)	1.1		4	0	0	0	2	0	0	0	0	0	0	10	15	0.00	0.000
62 Al Alburquerque, R ERA: 3.21	(10, 1)	2.0		9	3	0	0	3	1	0	0	1	0	0	25	41	0.00	2.000

PITCHER		IP	WLS	BF	H	R	ER	SO	BB	IBB	HBP	BLK	WP	HR	S	P	ERA	WHIP
46 Ian Krol, L ERA: 6.75	(12, 1)	1.1	L	8	2	2	2	1	2	0	0	0	0	0	27	39	13.50	3.000
38 Joakim Soria, R ERA: 2.45	(13, 1)	0.1		3	2	2	2	1	0	0	0	0	0	1	8	14	54.00	6.000

AB	51
R	8
H	16
RBI	8
BB	4
SO	14
LOB	20

Batter	1	2	3	4	5	6	7	8	9	AB	R	H	RBI	BB	SO	LOB
12 Anthony Gose, L (1, 8) OBP: 0.323, SLG: 0.380	X FF 92 0-0 41 CS 1B	B FC 88 C SL 85 F FF 91 X SL 88 1-2 ③ G3 1-2 2-3			C CU 78 C CU 78 B CH 84 F FF 93 B SL 89 B CU 80 X FF 93 3-2 ③ G6-3			B CH 82 C SL 83 X FF 92 1-1 ② P4		4	0	1	0	0	0	2
3 Ian Kinsler, R (1, 4) OBP: 0.341, SLG: 0.355	C CU 78 F SI 90 C SL 87 0-3 ① K		C FF 92 B SL 88 C CH 83 F SI 94 F SL 87 B CH 85 F SI 92 X CU 80 2-2 ① G5-3			B FF 90 C SL 85 X SI 91 1-1 24 E 24 1B 1B		F SL 87 F SL 87 F FF 92 B SL 86 C SL 87 1-3 ③ K		4	0	1	0	0	2	1
24 Miguel Cabrera, R (1, 3) OBP: 0.447, SLG: 0.597	1 SAFE F FF 92 B SI 91 S SL 88 S FF 91 1-3 ② K		F FF 93 F FF 93 S SL 90 0-3 ② K			1 SAFE B CH 84 B SI 91 F SL 88 X SL 88 2-1 ① E5 1-H 1B			B FF 95 B FF 97 X FF 95 2-0 1B	4	0	2	0	0	2	1
41 Victor Martinez, S (1, 10) OBP: 0.306, SLG: 0.270	B CU 78 1 SAFE 1-0 ③ CS 1-2	B CU 76 X FF 91 1-0 52 2B 50 1B 1B	B FF 93 B CH 83 X CH 84 2-0 ③ G4-3			C FF 92 B SL 86 B CH 82 X FF 92 2-1 ② P5			B SL 82 X FF 94 1-0 ① F8	4	1	1	0	0	0	2
52 Yoenis Cespedes, R (1, 7) OBP: 0.333, SLG: 0.492		B CH 83 B SL 86 X SI 91 2-0 50 1B 1-3 2B		C FF 92 X CH 82 0-1 ① F8		F SL 88 B FF 93 X SL 88 1-1 ③ G6-3			C SL 86 X SL 87 0-1 ② F7	4	1	1	0	0	0	2
28 J.D. Martinez, R (1, 9) OBP: 0.326, SLG: 0.474		S SL 87 S SL 88 B FF 93 B SL 86 B SL 87 F SL 85 S FF 94 3-3 ① K		C FF 92 B CH 84 B FF 93 S SL 87 F SI 92 B CH 83 X SL 87 3-2 ② G6-3			X CU 78 0-0 9 G5-4-3 1B		C FF 96 T FF 97 B FF 96 F SL 86 X FF 96 1-2 ③ F8	4	0	1	0	0	1	3
9 Nick Castellanos, R (1, 5) OBP: 0.269, SLG: 0.330		C CU 80 F SL 88 H FF 92 1-2 12 WP 50 1B HBP		F FF 92 B CU 79 F CU 78 F SI 93 B CH 85 X CH 83 2-2 ③ G5-3			C SL 86 F SL 86 D SL 87 B SL 88 X SI 92 2-2 ① ② G5-4-3 1-2f			2	0	0	0	0	0	1
50 Bryan Holaday, R (1, 2) OBP: 0.267, SLG: 0.467		B SL 90 X SL 88 1-0 12 WP 1-2 2-H 3-H 1B			B FF 92 F FF 92 B CU 76 S FF 92 B FF 93 F FF 92 X FF 92 3-2 ① F7		X FF 92 0-0 ③ F8			3	0	1	2	0	0	0
1 Jose Iglesias, R (1, 6) OBP: 0.377, SLG: 0.397		C FF 93 F CH 85 S SL 87 0-3 ② K			C CU 78 X SI 92 0-1 ② G6-3			C FF 91 C FF 90 C SL 86 0-3 ① K		3	0	0	0	0	2	2
Inning Stats	R: 0 E: 0 K: 2 S: 7 H: 1 LOB: 0 BB: 0 P: 9	R: 2 E: 0 K: 2 S: 15 H: 3 LOB: 2 BB: 0 P: 24	R: 0 E: 0 K: 1 S: 10 H: 0 LOB: 0 BB: 0 P: 14	R: 0 E: 0 K: 0 S: 10 H: 0 LOB: 0 BB: 0 P: 15	R: 0 E: 0 K: 0 S: 10 H: 0 LOB: 0 BB: 0 P: 16	R: 0 E: 1 K: 0 S: 8 H: 2 LOB: 1 BB: 0 P: 14	R: 0 E: 0 K: 0 S: 5 H: 1 LOB: 0 BB: 0 P: 7	R: 0 E: 0 K: 2 S: 9 H: 0 LOB: 0 BB: 0 P: 11	R: 0 E: 0 K: 0 S: 8 H: 1 LOB: 1 BB: 0 P: 12	1B: 7 2B: 1 3B: 0 HR: 0 SF: 0 SAC: 0 DP: 1 HBP: 1						

PITCHER		IP	WLS	BF	H	R	ER	SO	BB	IBB	HBP	BLK	WP	HR	S	P	ERA	WHIP
43 Adam Warren, R ERA: 3.62	(1, 1)	8.0	W	29	7	2	2	7	0	0	1	0	1	0	74	110	2.25	0.875
57 Branden Pinder, R ERA: 1.93	(9, 1)	1.0		4	1	0	0	0	0	0	0	0	0	0	8	12	0.00	1.000

PITCHER	IP	WLS	BF	H	R	ER	SO	BB	IBB	HBP	BLK	WP	HR	S	P	ERA	WHIP

Detroit Tigers @ New York Yankees

Yankee Stadium, Bronx, NY

Fri Jun 19 2015, 7:09 PM - 9:59 PM EDT

Att. 44,588 - Partly Cloudy - 81 F

TOP

livebaseballscorecards.com

AB	32
R	2
H	8
RBI	2
BB	0
SO	7
LOB	14

WP: 1	PA: 34		
PB: 0			
SB: 0			
CS: 1			

Detroit Tigers @ New York Yankees

Yankee Stadium, Bronx, NY

Fri Jun 19 2015, 7:09 PM - 9:59 PM EDT

Att. 44,588 - Partly Cloudy - 81 F

livebaseballscorecards.com

BOTTOM

Batter	1	2	3	4	5	6	7	8	9	AB	R	H	RBI	BB	SO	LOB
11 Brett Gardner, L (1, 7) OBP: 0.350, SLG: 0.443	F FF 92 F FF 92 X CU 81 0-2 12 F7 1B	B FF 94 D CH 86 X FF 95 2-0 ③ FC4-6 1-2f			1 SAFE 1 SAFE S CH 84 1 SAFE B FF 92 X CU 78 1-1 1-H HR		F FF 92 X FF 92 0-1 12 1B 13 WP 1B	C SL 78 B SL 78 X SI 93 1-1 2-H 1B		5	2	4	3	0	0	2
12 Chase Headley, S (1, 5) OBP: 0.299, SLG: 0.365	1 SAFE 1 SAFE B CH 83 C FF 93 F CH 83 B CU 81 X SL 86 2-2 ①② F7 1-2		B CU 79 S CH 82 B FF 93 S FF 93 F FF 94 F FF 94 B CU 82 F FF 95 X FF 94 3-2 ① G3		F CH 82 B CH 84 S CH 85 S CH 86 1-3 ② K		1 SAFE 1 SAFE C FF 92 B FF 92 1 SAFE F FF 93 B FF 93 X FF 94 2-2 13 WP 25 1B 1-3 1B	X CH 86 0-0 ③ F8		5	1	1	0	0	1	2
13 Alex Rodriguez, R (1, 10) OBP: 0.382, SLG: 0.514	X FF 95 0-0 HR		C CU 81 B FF 94 X FF 94 1-1 ② P4		C CU 79 S SL 84 B SL 83 X SL 85 1-2 ③ G6-3		C FF 95 F SL 86 B FF 95 D SL 87 B SL 86 X CU 82 3-2 ② G5-3 1-2 3-H			4	1	1	1	0	0	1
25 Mark Teixeira, S (1, 3) OBP: 0.363, SLG: 0.564	B FF 92 B FF 92 B CH 84 X FF 92 3-0 ③ G5-3		S FF 94 B CU 80 C CU 80 X CU 83 1-2 ③ G6-3			B FF 89 X FF 91 1-0 ① G5-3	C SL 78 C FF 92 X FF 94 0-2 36 BB 2-H 1B			4	0	1	1	0	0	0
36 Carlos Beltrán, S (1, 9) OBP: 0.288, SLG: 0.396		B FF 91 S CH 82 B CU 79 F FF 92 X CH 84 2-2 ① P6		T FF 91 B FF 90 X FF 92 1-1 ① F8		C FF 90 X SL 84 0-1 ② G3-1	B CH 86 B CH 86 B FF 92 B FF 92 4-0 18 FC3-6 1-2 BB			3	0	0	0	1	0	0
18 Didi Gregorius, L (1, 6) OBP: 0.287, SLG: 0.318		C FF 92 F FF 92 F FF 92 B CU 81 X FF 94 1-2 HR		X FF 91 0-0 ② G5-3		C CH 81 B CH 84 B FF 92 S CH 84 F CH 86 B SL 87 F FF 94 B CH 85 4-2 14 1B BB	B SL 79 X SI 92 1-0 ③ FC3-6 1-2f			3	1	1	1	1	0	2
14 Stephen Drew, L (1, 4) OBP: 0.242, SLG: 0.356		F FF 93 C CU 80 B CU 81 B CH 85 X SL 87 2-2 66 1B 1B		C FF 91 C CH 84 B FF 92 X FF 93 1-2 ③ F9		B FF 93 C CH 86 B FF 93 X FF 92 2-1 1-2 1B		X FF 91 0-0 ① F8		4	0	2	0	0	0	0
66 John Ryan Murphy, R (1, 2) OBP: 0.302, SLG: 0.368		B SL 85 X SL 85 1-0 11 FC4-6 1-2 1B			T FF 92 F FF 91 F CU 80 B SL 87 X SL 85 1-2 ① G6-3	B CU 82 C FF 94 X FF 94 1-1 ③ F8		C SI 92 X CH 85 0-1 ② G6-3		4	0	1	0	0	0	2
80 Mason Williams, L (1, 8) OBP: 0.318, SLG: 0.571 24 Chris Young, R (6, 8) OBP: 0.278, SLG: 0.452		B FF 94 X CH 85 1-0 ② F8			C CH 83 B CU 79 C CU 79 B FF 93 X CH 85 2-2 11 HR 1B		C FF 90 F SL 84 F SL 83 F CH 85 C FF 93 0-3 ① K	X SI 91 0-0 11 1B 2B		2 2	1 1	1 1	0 0	0 1	0 0	2 0
Inning Stats	R: 1 E: 0 K: 0 S: 8 H: 2 LOB: 0 BB: 0 P: 13	R: 1 E: 0 K: 0 S: 13 H: 3 LOB: 2 BB: 0 P: 22	R: 0 E: 0 K: 0 S: 11 H: 0 LOB: 0 BB: 0 P: 16	R: 0 E: 0 K: 0 S: 6 H: 0 LOB: 0 BB: 0 P: 8	R: 2 E: 0 K: 1 S: 15 H: 2 LOB: 0 BB: 0 P: 21	R: 0 E: 0 K: 0 S: 11 H: 1 LOB: 2 BB: 1 P: 19	R: 2 E: 0 K: 1 S: 17 H: 3 LOB: 2 BB: 1 P: 27	R: 1 E: 0 K: 0 S: 7 H: 2 LOB: 1 BB: 0 P: 8		1B: 9 2B: 1 3B: 0 HR: 3 SF: 0 SAC: 0 DP: 0 HBP: 0				WP: 1 PB: 0 SB: 0 CS: 0 PA: 38		

PITCHER	IP	WLS	BF	H	R	ER	SO	BB	IBB	HBP	BLK	WP	HR	S	P	ERA	WHIP
35 Justin Verlander, R (1, 1) ERA: 6.17	6.2	L	30	10	6	6	2	1	0	0	0	1	3	77	117	8.10	1.650
32 Tom Gorzelanny, L (7, 1) ERA: 6.3	1.1		8	3	1	1	0	1	0	0	0	0	0	11	17	6.75	3.000

PITCHER	IP	WLS	BF	H	R	ER	SO	BB	IBB	HBP	BLK	WP	HR	S	P	ERA	WHIP

AB	36
R	7
H	13
RBI	6
BB	2
SO	2
LOB	11

Batter	1	2	3	4	5	6	7	8	9	AB	R	H	RBI	BB	SO	LOB
12 Anthony Gose, L (1, 8) OBP: 0.317, SLG: 0.373	S CU 76 B FF 98 C CU 77 F FF 97 B FF 97 B SL 85 F FF 96 X FF 96 3-2 ① G4-3		B SL 84 X FF 96 1-0 ③ L6			B CU 76 C FF 95 B CU 76 F FF 95 B FF 97 X FF 95 3-2 ② G4-3		F FF 96 B FF 96 B FF 97 F FF 95 S CU 84 2-3 ① K		4	0	0	0	0	1	0
3 Ian Kinsler, R (1, 4) OBP: 0.339, SLG: 0.352 9 Nick Castellanos, R (5, 5) OBP: 0.267, SLG: 0.328	C SL 85 B SL 86 B FF 97 F FF 97 S CH 85 2-3 ② K			C FF 96 F FF 96 S FF 98 0-3 ① K		B FF 95 F FF 95 C FF 96 S SL 84 1-3 ③ K		F FF 96 F CU 83 X FF 95 0-2 ② P4		2 2	0 0	0 0	0 0	0 0	2 1	0 0
24 Miguel Cabrera, R (1, 3) OBP: 0.444, SLG: 0.592 20 Rajai Davis, R (5, 7) OBP: 0.342, SLG: 0.448	B SL 87 B FF 98 X SL 86 2-0 ③ G6-3			F CH 84 F CH 85 X FF 96 0-2 ② G6-3			C CU 75 X SL 86 0-1 39 FC5-4 28 2B 2B	C FF 96 F FC 91 B FF 96 X CU 83 1-2 ③ L4		2 2	0 1	0 1	0 0	0 0	0 0	0 0
41 Victor Martinez, S (1, 10) OBP: 0.307, SLG: 0.265 50 Bryan Holaday, R (8, 3) OBP: 0.258, SLG: 0.452		C CU 75 X FF 96 0-1 ① P5		C FF 96 F FF 96 F FF 96 B SL 84 X CH 86 1-2 ③ G5-3			B FF 94 B FF 95 B FF 94 C FF 95 F FF 96 B FF 96 4-2 39 FC5-4 BB		X FF 94 0-0 ① F7	2 1	0 0	0 0	0 0	1 0	0 0	0 0
52 Yoenis Cespedes, R (1, 7) OBP: 0.335, SLG: 0.492 39 Josh Wilson, R (5, 4) OBP: 0.438, SLG: 0.500 (8, 1)		B SL 85 B FF 96 B FF 96 C FF 96 C SL 85 F FF 96 X SL 84 3-2 1B			B FF 96 S FF 97 X SL 84 1-1 ① F8		F FF 96 B FF 96 B FF 97 F FF 96 F FF 97 X CU 82 2-2 ① FC5-4 28 2B 34 WP 1-2f 2-3		F FF 94 B CU 81 S CU 81 B FF 95 B FC 91 X FF 95 3-2 34 F9 28 1B 1B	2 2	0 1	1 1	0 0	0 0	0 0	0 2
28 J.D. Martinez, R (1, 9) OBP: 0.329, SLG: 0.478		B SL 83 B CH 85 X FF 95 2-0 ② L7			B FF 98 S CH 84 C FF 98 X CH 85 1-2 ② F8		B CU 83 F FC 90 F FF 96 D CU 83 B FC 91 X FF 96 3-2 34 WP 34 1B 2B 1-3 3-H		F FC 91 F FF 95 F CU 84 X CU 83 0-2 1-2 1B	4	1	2	1	0	0	1
34 James McCann, R (1, 2) OBP: 0.293, SLG: 0.381		C FF 96 C FF 96 F FF 95 B CH 86 F CH 85 B SL 86 S SL 86 2-3 ③ K			X FF 97 0-0 1B		B CU 82 F FF 96 F FF 96 X CU 82 1-2 2-H 3-H 1B		B FC 92 X FF 94 1-0 ② F9 2-3	4	0	2	1	0	1	3
17 Andrew Romine, S (1, 5) OBP: 0.315, SLG: 0.260 (5, 3) (8, 4)			B FF 96 C FF 96 S FF 96 B FF 96 F FF 97 B FF 98 X FF 95 3-2 ① L7		F FF 96 B FF 97 B CH 84 B FF 97 X FF 94 3-1 ③ G3		X FF 95 0-0 ② F8		F FF 95 B FF 93 C CU 82 C CU 82 1-3 ③ K	4	0	0	0	0	1	4
1 Jose Iglesias, R (1, 6) OBP: 0.372, SLG: 0.391			C SL 84 B FF 95 B FF 95 F FF 97 X CH 85 2-2 ② G4-3			F SL 82 X SL 82 0-1 ① G6-3	B FC 93 B FC 90 B FF 95 C FF 95 X FF 96 3-1 ③ G6-3			3	0	0	0	0	0	1
Inning Stats	R: 0 E: 0 K: 1 S: 9 H: 0 LOB: 0 BB: 0 P: 16	R: 0 E: 0 K: 1 S: 12 H: 1 LOB: 1 BB: 0 P: 19	R: 0 E: 0 K: 0 S: 8 H: 0 LOB: 0 BB: 0 P: 14	R: 0 E: 0 K: 1 S: 10 H: 0 LOB: 0 BB: 0 P: 11	R: 0 E: 0 K: 0 S: 8 H: 1 LOB: 1 BB: 0 P: 13	R: 0 E: 0 K: 1 S: 8 H: 0 LOB: 0 BB: 0 P: 12	R: 3 E: 0 K: 0 S: 17 H: 3 LOB: 1 BB: 1 P: 30	R: 0 E: 0 K: 1 S: 9 H: 0 LOB: 0 BB: 0 P: 12	R: 0 E: 0 K: 1 S: 12 H: 2 LOB: 2 BB: 0 P: 17	1B: 5 2B: 2 3B: 0 HR: 0 SF: 0 SAC: 0 DP: 0 HBP: 0						WP: 1 PB: 0 SB: 0 CS: 0 PA: 35	

TOP

Detroit Tigers @ New York Yankees

Yankee Stadium, Bronx, NY

Sat Jun 20 2015, 8:10 PM - 10:26 PM EDT

Att. 48,092 - Cloudy - 67 F

livebaseballscorecards.com

AB	34
R	3
H	7
RBI	2
BB	1
SO	6
LOB	11

PITCHER		IP	WLS	BF	H	R	ER	SO	BB	IBB	HBP	BLK	WP	HR	S	P	ERA	WHIP
30 Nathan Eovaldi, R ERA: 4.95	(1, 1)	6.0	W	22	3	2	2	4	1	0	0	0	0	0	59	93	3.00	0.667
65 Bryan Mitchell, R ERA: 3.0	(7, 1)	3.0	S	13	4	1	1	2	0	0	0	0	1	0	34	51	3.00	1.333
65 Bryan Mitchell, R ERA: 3.0	(8, 1)	3.0	S	13	4	1	1	2	0	0	0	0	1	0	34	51	3.00	1.333

PITCHER	IP	WLS	BF	H	R	ER	SO	BB	IBB	HBP	BLK	WP	HR	S	P	ERA	WHIP

BOTTOM

Batter	1	2	3	4	5	6	7	8	9	AB	R	H	RBI	BB	SO	LOB
11 Brett Gardner, L (1, 8) OBP: 0.353, SLG: 0.456	C SI 93 B FS 86 B FS 86 S FF 93 F FS 88 F FC 90 X FS 87 2-2 13 FC5 3B	B SI 93 X FF 94 1-0 25 BB 1-3 2B	F FF 92 B FF 94 F FF 94 X FC 89 1-2 12 1B 13 HR 1-3 1B	S SL 86 X SL 89 0-1 ②③ G4-6-3 1-2f		X SI 91 0-0 ① P5		B CH 87 X CH 86 1-0 ① F8		6	2	3	0	0	0	2
12 Chase Headley, S (1, 5) OBP: 0.305, SLG: 0.367 17 Brendan Ryan, R (8, PH) OBP: 0.364, SLG: 0.500 (9, 5)	F FF 94 B FS 87 S FF 94 B FF 94 F FF 94 S FC 90 3 SAFE 2-3 ① K	B FF 94 B FS 87 C FS 89 B FS 89 C FS 89 F FS 89 B FS 88 4-2 25 BB BB	S FS 87 1 SAFE F FF 94 1 SAFE X FS 84 0-2 13 HR 1-3 3-H 1B		C SI 88 S FF 86 X FF 88 0-2 25 BB 13 1B 34 1B 1B	X SI 92 0-0 ② F7		B SL 83 C CH 84 F SL 85 B CU 71 X SL 84 2-2 66 G5-4-3 1B		4 1	2 0	2 1	1 0	1 0	1 0	1 0
13 Alex Rodriguez, R (1, 10) OBP: 0.386, SLG: 0.529 66 John Ryan Murphy, R (8, 2) OBP: 0.297, SLG: 0.362	S SI 95 X SI 94 0-1 FC5 3-H	F SI 94 X SI 94 0-1 ② SF8 3-H	C CH 81 B FF 94 X FF 93 1-1 1-H 3-H HR		B SI 90 B CH 83 C SI 89 F FF 88 F CH 84 X SL 79 2-2 34 1B 25 BB 36 HBP 1-2 1B	B FF 93 C SL 87 B CU 84 B FF 92 B SI 92 4-1 BB		B SL 84 B CH 85 B CH 80 C CH 86 X CH 82 3-1 ②③ G5-4-3 1-2f		3 1	2 0	2 0	5 0	1 0	0 0	0 1
25 Mark Teixeira, S (1, 3) OBP: 0.365, SLG: 0.559 33 Garrett Jones, L (6, 3) OBP: 0.287, SLG: 0.383 (8, 9)	B FS 84 B FS 89 S FS 86 S SI 89 2 SAFE D FS 87 S FS 87 3-3 ② K	B SI 94 C SI 94 B FS 89 D FS 89 B FS 87 4-1 1-2 2-3 BB	C FF 95 X SL 91 0-1 ③ G5-3		B SI 91 B SI 90 B SI 92 B SI 91 4-0 36 HBP 34 1B 18 G4-3 1-2 2-3 BB	C SI 92 X SL 87 0-1 ③ G4-3				2 1	1 0	0 0	0 0	2 0	1 0	1 1
34 Brian McCann, L (1, 2) OBP: 0.336, SLG: 0.460 (8, 3)	B FF 94 B SI 89 B FS 88 C FS 89 C FS 85 B FS 89 4-2 BB	B FF 95 D FS 89 F SI 95 S SI 95 F FC 89 X FS 88 2-2 ③ G3-1		B FF 93 C FF 93 B CU 77 S SL 88 S SL 88 2-3 ① K	B FF 92 C SL 79 X SI 89 1-1 18 G4-3 36 HBP 1-2 2-3 3-H 1B		B FF 93 S SL 84 C SL 86 B SL 87 C FF 93 2-3 ① K			4	0	1	1	1	2	3
36 Carlos Beltrán, S (1, 9) OBP: 0.300, SLG: 0.429 65 Bryan Mitchell, L (8, 1)	F FF 94 B FC 90 B FS 88 S FS 86 F FC 91 B FS 88 X FS 88 3-2 ③ L7		F SI 94 B CU 76 B FS 87 B FS 87 X SI 93 3-1 HR	C FF 94 X CH 84 0-1 HR	C SL 79 B SI 91 H FF 92 2-1 18 G4-3 1-2 2-3 3-H HBP		B SI 94 B FF 94 B SL 86 B FF 93 4-0 18 FC3-6 BB			3 0	2 0	2 0	3 0	1 0	0 0	2 0
18 Didi Gregorius, L (1, 6) OBP: 0.290, SLG: 0.335		B FF 92 X SI 93 1-0 HR	B SI 94 X SI 93 1-0 ① F8	F FF 94 T SL 90 X SL 89 0-2 14 1B 24 1B 1B	B SL 80 B FF 91 F SI 91 X SI 90 2-1 ① G4-3 1-2 2-3 3-H		B SL 87 X SI 93 1-0 ② FC3-6 1-2f			5	2	2	2	0	0	3
14 Stephen Drew, L (1, 4) OBP: 0.246, SLG: 0.357		C SI 93 C FS 85 B FS 84 F FS 87 X FS 88 1-2 11 2B 13 SF8 1B	B FF 93 B FS 88 X SI 94 2-0 ② G6-3	B CU 75 B FF 92 C FF 92 X SL 86 2-1 24 1B 1-2 1B	B SL 80 B SL 80 B FF 91 C FF 90 F FF 92 F FF 92 X SL 80 3-2 ② P6		C SL 87 C SL 87 T FF 94 0-2 ③ K			5	1	2	0	0	1	3
24 Chris Young, R (1, 7) OBP: 0.289, SLG: 0.479		B FF 92 X FC 88 1-0 ① F8	C FF 94 B SI 93 X FC 88 1-1 11 1B 12 1B 1B	B FF 92 X CH 83 1-0 11 G4-6-3 1-2 2-H 1B	B CH 85 X SI 91 1-0 ③ F9			C SL 82 B CH 87 S SL 83 X CH 86 1-2 HR		5	2	3	2	0	0	3
Inning Stats	R: 1 E: 1 K: 2 S: 20 H: 1 LOB: 2 BB: 1 P: 34	R: 2 E: 0 K: 0 S: 17 H: 3 LOB: 3 BB: 2 P: 31	R: 5 E: 0 K: 0 S: 16 H: 5 LOB: 0 BB: 0 P: 25	R: 2 E: 0 K: 1 S: 13 H: 4 LOB: 1 BB: 0 P: 18	R: 3 E: 0 K: 0 S: 17 H: 3 LOB: 2 BB: 1 P: 32	R: 0 E: 0 K: 0 S: 5 H: 0 LOB: 1 BB: 1 P: 9	R: 0 E: 0 K: 2 S: 7 H: 0 LOB: 1 BB: 1 P: 14	R: 1 E: 0 K: 0 S: 9 H: 2 LOB: 0 BB: 0 P: 16		1B: 11 2B: 1 3B: 1 HR: 5 SF: 1 SAC: 0 DP: 2 HBP: 1						

Detroit Tigers @ New York Yankees

Yankee Stadium, Bronx, NY

Sat Jun 20 2015, 8:10 PM - 10:26 PM EDT

Att. 48,092 - Cloudy - 67 F

livebaseballscorecards.com

AB	40
R	14
H	18
RBI	14
BB	6
SO	5
LOB	20

WP: 0 PA: 48
PB: 0
SB: 0
CS: 0

PITCHER		IP	WLS	BF	H	R	ER	SO	BB	IBB	HBP	BLK	WP	HR	S	P	ERA	WHIP
31 Alfredo Simon, R ERA: 3.29	(1, 1)	2.2	L	20	8	7	7	2	3	0	0	0	0	2	49	85	23.62	4.125
46 Ian Krol, L ERA: 8.68	(3, 1)	1.1		8	5	3	3	1	0	0	0	0	0	2	17	23	20.25	3.750
32 Tom Gorzelanny, L ERA: 7.29	(5, 1)	1.0		8	3	3	3	0	1	0	1	0	0	0	17	32	27.00	4.000
30 Alex Wilson, R ERA: 1.8	(6, 1)	1.0		4	0	0	0	0	1	0	0	0	0	0	5	9	0.00	1.000
62 Al Alburquerque, R ERA: 3.1	(7, 1)	1.0		4	0	0	0	2	1	0	0	0	0	0	7	14	0.00	1.000

PITCHER		IP	WLS	BF	H	R	ER	SO	BB	IBB	HBP	BLK	WP	HR	S	P	ERA	WHIP
39 Josh Wilson, R ERA: 9.0	(8, 1)	1.0		4	2	1	1	0	0	0	0	0	0	1	9	16	9.00	2.000

Batter	1	2	3	4	5	6	7	8	9	AB	R	H	RBI	BB	SO	LOB
20 Rajai Davis, R (1, 8) (9, 7) OBP: 0.341, SLG: 0.439	C FC 89 X SI 91 0-1 P2	B FC 88 X FC 88 1-0 24 BB 41 1B 1-2 1B	S SL 82 F FS 87 X SL 85 0-2 F9		B FF 91 F FC 90 X FS 90 1-1 FC6-4 1-2f	B SI 91 C SI 91 X CU 77 1-1 F8			B CH 85 B SI 90 B SI 90 C SI 90 F SI 90 B SI 90 4-2 1-2 BB	5	1	1	0	1	0	4
3 Ian Kinsler, R (1, 4) OBP: 0.336, SLG: 0.346 9 Nick Castellanos, R (9, 5) OBP: 0.267, SLG: 0.328	S FC 88 B SI 91 B FS 87 S SL 83 S FS 85 2-3 K	C SI 91 X SL 81 0-1 F8	F FC 88 F FS 86 X SL 84 0-2 F8		C SI 97 F SL 85 X SI 97 0-2 G6-3	B SI 89 B CH 85 B SI 91 B SI 90 4-0 41 G6-4-3 BB			C CU 78 B CH 84 C SI 91 X CU 80 1-2 F7	5 0	0 0	0 0	0 0	1 0	1 0	4 0
24 Miguel Cabrera, R (1, 3) OBP: 0.450, SLG: 0.593 39 Josh Wilson, R (8, 5) OBP: 0.412, SLG: 0.471 (9, 4)	B SL 83 B FS 88 C FS 87 X SI 92 2-1 41 HR 1B	B FC 90 S FS 87 F SL 85 D FS 87 B FF 94 D FS 86 4-2 41 1B 1-2 2-3 BB		X FC 90 0-0 41 FC1-5 1B	C FF 96 B SI 97 B SI 96 B SI 97 B SI 95 4-1 41 1B 52 1B BB	B SI 91 C CU 78 B CU 78 F SI 90 F SI 92 X CU 79 2-2 L8			F CH 84 F SI 90 B CU 81 S CU 81 1-3 K	3 1	2 0	2 0	0 0	2 0	0 1	1 2
41 Victor Martinez, S (1, 10) OBP: 0.315, SLG: 0.301	B FC 90 F SL 82 B FS 86 X FS 86 2-1 1-H HR	C SI 93 F FF 93 X SI 90 0-2 1-2 2-H 3-H 1B	C SI 90 S SL 83 X SI 91 0-2 FC1-5 1-2f		X SI 94 0-0 52 1B 28 HR 1-2 1B	C CU 77 X CU 79 0-1 G6-4-3 1-2f			C SI 90 B CH 85 S CH 85 B SI 91 F CU 81 B CU 81 X SI 90 3-2 F9	6	2	3	4	0	0	4
52 Yoenis Cespedes, R (1, 7) OBP: 0.332, SLG: 0.487 12 Anthony Gose, L (9, 8) OBP: 0.317, SLG: 0.373	C FF 92 X SL 83 0-1 E6 28 HR	X SL 83 0-0 F7	C FF 90 C FF 91 F SL 84 F FF 93 S SL 85 0-3 K		B SL 85 C SL 84 B SI 94 F SI 94 X SI 95 2-2 28 HR 1-2 2-H 1B			B SI 89 C CH 85 X CH 85 1-1 G6-3		5 0	2 0	1 0	1 0	0 0	1 0	3 0
28 J.D. Martinez, R (1, 9) OBP: 0.333, SLG: 0.516	S SL 82 X SI 90 0-1 1-H HR	B FF 92 C CU 75 S SL 84 C FF 93 1-3 K	X CU 76 0-0 HR		B SI 93 F SI 92 X SI 93 1-1 1-H 2-H HR			B CU 79 F SI 91 B CH 86 F CH 85 F SI 92 X CU 80 2-2 F9		5	3	3	6	0	1	0
50 Bryan Holaday, R (1, 2) OBP: 0.278, SLG: 0.444	F FC 88 C SL 83 S SL 84 0-3 K	L FC 89 S FS 87 B FS 89 F FF 92 S SL 84 1-3 K	S SL 82 S FS 86 B SL 84 X FF 93 1-2 20 FC6-4 1B		C SL 84 B SL 83 S SL 84 B SL 83 S SL 82 2-3 K			C SI 91 C CU 79 X SI 91 0-2 1B		5	0	2	0	0	3	0
17 Andrew Romine, S (1, 5) (8, 3) OBP: 0.339, SLG: 0.333		B SL 82 B FF 91 X FF 90 2-0 1 FC5-4 1B	B SI 92 B CU 77 B FC 89 C FF 91 F FF 92 B SI 92 4-2 1 1B BB		C SI 90 B SI 91 F SI 90 B FS 87 S FS 87 2-3 K	X SI 89 0-0 HR		C CH 84 B SI 92 T CH 85 S CU 80 1-3 K		4	1	2	1	1	2	2
1 Jose Iglesias, R (1, 6) OBP: 0.377, SLG: 0.390		B FF 90 S SL 83 X FS 86 1-1 FC5-4 24 BB 20 1B 41 1B 1-2f	B FC 89 C SI 90 X SI 91 1-1 1-2 1B		C FF 91 X SI 90 0-1 F7	C SI 90 B SI 91 B CH 84 B CU 79 C SI 91 B SI 91 4-2 BB			F SI 89 F CU 79 B SI 90 B CU 79 F CU 78 B CH 84 B SI 89 4-2 20 BB BB	3	1	1	0	2	0	2
Inning Stats	R: 4 E: 1 K: 2 S: 16 H: 3 LOB: 0 BB: 0 P: 22	R: 2 E: 0 K: 0 S: 12 H: 3 LOB: 2 BB: 1 P: 20	R: 0 E: 0 K: 2 S: 14 H: 1 LOB: 2 BB: 1 P: 21	R: 0 E: 0 K: 1 S: 12 H: 1 LOB: 1 BB: 0 P: 12	R: 1 E: 0 K: 1 S: 11 H: 2 LOB: 1 BB: 0 P: 15	R: 5 E: 0 K: 1 S: 18 H: 4 LOB: 1 BB: 2 P: 32	R: 0 E: 0 K: 0 S: 6 H: 0 LOB: 0 BB: 1 P: 12	R: 0 E: 0 K: 1 S: 12 H: 1 LOB: 1 BB: 0 P: 16	R: 0 E: 0 K: 1 S: 15 H: 0 LOB: 2 BB: 2 P: 28	1B: 10 2B: 0 3B: 0 HR: 5 SF: 0 SAC: 0 DP: 1 HBP: 0	WP: 0 PB: 0 SB: 0 CS: 0 PA: 49					

PITCHER		IP	WLS	BF	H	R	ER	SO	BB	IBB	HBP	BLK	WP	HR	S	P	ERA	WHIP
19 Masahiro Tanaka, R ERA: 3.17	(1, 1)	5.0	L	28	10	7	5	6	2	0	0	0	0	3	65	90	9.00	2.400
65 Danny Burawa, R ERA: 54.0	(6, 1)	0.2		6	3	4	4	1	1	0	0	0	0	1	13	22	54.00	6.000
Jose De Paula, L ERA: 2.7	(6, 1)	3.1		15	2	1	1	2	4	0	0	0	0	1	38	66	2.70	1.800

PITCHER	IP	WLS	BF	H	R	ER	SO	BB	IBB	HBP	BLK	WP	HR	S	P	ERA	WHIP

TOP

Detroit Tigers @ New York Yankees

Yankee Stadium, Bronx, NY

Sun Jun 21 2015, 1:10 PM - 4:10 PM EDT

Att. 38,691 - Partly Cloudy - 81 F

livebaseballscorecards.com

AB	42
R	12
H	15
RBI	12
BB	7
SO	9
LOB	22

Batter	1	2	3	4	5	6	7	8	9	AB	R	H	RBI	BB	SO	LOB
11 Brett Gardner, L (1, 8) OBP: 0.349, SLG: 0.451 31 Ramón Flores, L (7, 7) OBP: 0.250, SLG: 0.286	C FF 89 C FF 91 B FF 92 S SI 92 1-3 ① **K**	S FS 86 B FS 86 B FF 93 B FF 93 X FS 87 3-1 ③ **G3**		1 SAFE F SL 88 X SI 92 0-1 ③ **L8**			B FF 92 X SL 87 1-0 ② **G4-3**		B CH 84 B FF 92 C FF 92 F FF 91 X CU 70 2-2 ③ **G3**	3 2	0 0	0 0	0 0	0 0	1 0	3 0
18 Didi Gregorius, L (1, 6) OBP: 0.289, SLG: 0.333	C FF 92 S FS 86 S FS 85 0-3 ② **K**		B CU 76 S FS 87 B CU 77 F FF 92 B FS 86 X FS 86 3-2 ① **G3-1**		B CU 76 C FF 91 B FC 91 S FS 85 F FS 82 X FS 86 2-2 13 G5-4-3 1B		X FS 86 0-0 ③ **G3-1**			4	0	1	0	0	1	0
13 Alex Rodriguez, R (1, 10) OBP: 0.384, SLG: 0.524	C FF 93 C FF 92 F FF 93 X FF 93 0-2 ③ **G4-3**		C CU 77 S SI 92 B FF 92 B FS 86 S SI 92 2-3 ② **K**		X SL 86 0-0 ①② **1-2f** **G5-4-3**			B FF 88 B CH 78 X FF 88 2-0 1B		4	0	1	0	0	1	1
25 Mark Teixeira, S (1, 3) OBP: 0.364, SLG: 0.556 66 John Ryan Murphy, R (8, 2) OBP: 0.292, SLG: 0.356		C FF 91 B SI 92 T FS 86 B FS 85 X SI 92 2-2 ① **G3**	B FC 91 F FF 91 X FC 91 1-1 34 1B 1B		X FC 90 0-0 ③ **L4**			T FF 88 X FF 85 0-1 ① **F8**		3 1	0 0	1 0	0 0	0 0	0 1	0 1
34 Brian McCann, L (1, 2) OBP: 0.339, SLG: 0.475 (8, 3)		X FS 85 0-0 **HR**	F FC 91 F SI 93 F SL 88 B FF 93 F FF 94 B CU 77 B FC 91 X FF 93 3-2 **1-3** 1B		F SL 89 B FC 89 F SI 92 F SL 86 X FS 82 1-2 ① **F8**			C FC 85 B CU 76 T FC 84 D CU 77 C FF 88 2-3 ② **K**		4	1	2	1	0	1	1
33 Garrett Jones, L (1, 9) OBP: 0.275, SLG: 0.365		B FF 91 F FF 91 B FF 93 S SL 86 B SL 86 X FF 93 3-2 ② **G1-3**	C CU 77 F FC 91 B SL 87 B SL 88 X FC 93 2-2 ③ **L5**		C FF 91 B SL 88 F FS 85 S SL 87 1-3 ② **K**			B FF 88 C FC 83 S CU 76 D CU 77 F FC 84 X FF 90 2-2 ③ **G1-3**		4	0	0	0	0	1	3
24 Chris Young, R (1, 7) OBP: 0.288, SLG: 0.472 (7, 8)		C SL 87 X FF 94 0-1 14 S 17 1B 1B		B SL 83 F FS 85 X SI 92 1-1 ① **P3**					X FF 92 0-0 ① **F9**	4	1	1	0	0	1	0
14 Stephen Drew, L (1, 4) OBP: 0.254, SLG: 0.390		B FF 92 1 SAFE B FF 91 B FF 91 B FF 91 4-0 17 1B **1-2** BB		B CU 77 C FF 92 X FS 85 1-1 ② **P4**			B FF 90 C CU 77 X FC 90 1-1 **HR**		B FF 92 X FF 93 1-0 **HR**	3	2	2	2	1	0	0
17 Brendan Ryan, R (1, 5) OBP: 0.400, SLG: 0.462		S SL 87 S SL 86 X FF 94 0-2 **1-2** **2-H** 1B		B SL 86 B CU 77 C SL 85 B SL 86 B SL 86 4-1 BB			X FF 92 0-0 ① **F8**		F FF 92 X FF 91 0-1 ② **F7**	3	0	1	1	1	0	0
Inning Stats	R: 0 E: 0 K: 2 S: 10 H: 0 LOB: 0 BB: 0 P: 11	R: 2 E: 0 K: 0 S: 14 H: 3 LOB: 2 BB: 1 P: 26	R: 0 E: 0 K: 1 S: 16 H: 2 LOB: 2 BB: 0 P: 27	R: 0 E: 0 K: 0 S: 7 H: 0 LOB: 1 BB: 1 P: 13	R: 0 E: 0 K: 0 S: 6 H: 1 LOB: 0 BB: 0 P: 8	R: 0 E: 0 K: 2 S: 10 H: 0 LOB: 0 BB: 0 P: 14	R: 1 E: 0 K: 0 S: 5 H: 1 LOB: 0 BB: 0 P: 7	R: 0 E: 0 K: 1 S: 10 H: 1 LOB: 1 BB: 0 P: 16	R: 1 E: 0 K: 0 S: 7 H: 1 LOB: 0 BB: 0 P: 10	1B: 6 2B: 0 3B: 0 HR: 3 SF: 0 SAC: 0 DP: 1 HBP: 0						WP: 0 PB: 0 SB: 1 CS: 0 PA: 37

PITCHER		IP	WLS	BF	H	R	ER	SO	BB	IBB	HBP	BLK	WP	HR	S	P	ERA	WHIP
19 Aníbal Sánchez, R ERA: 4.59	(1, 1)	7.0	W	29	7	3	3	5	2	0	0	0	0	2	68	106	3.86	1.286
65 Blaine Hardy, L ERA: 2.83	(8, 1)	1.0		4	1	0	0	1	0	0	0	0	0	0	10	16	0.00	1.000
38 Joakim Soria, R ERA: 2.7	(9, 1)	1.0		4	1	1	1	0	0	0	0	0	0	1	7	10	9.00	1.000

PITCHER	IP	WLS	BF	H	R	ER	SO	BB	IBB	HBP	BLK	WP	HR	S	P	ERA	WHIP

BOTTOM

Detroit Tigers @ New York Yankees

Yankee Stadium, Bronx, NY

Sun Jun 21 2015, 1:10 PM - 4:10 PM EDT

Att. 38,691 - Partly Cloudy - 81 F

livebaseballscorecards.com

AB	35
R	4
H	9
RBI	4
BB	2
SO	6
LOB	9

Detroit Tigers @ Cleveland Indians

Progressive Field, Cleveland, OH

Mon Jun 22 2015, 7:22 PM - 10:47 PM EDT

Att. 15,746 - Cloudy - 74 F

TOP

livebaseballscorecards.com

Batter	1	2	3	4	5	6	7	8	9	AB	R	H	RBI	BB	SO	LOB
12 Anthony Gose, L (1, 8) OBP: 0.314, SLG: 0.369	L7	F7		24 BB; 3 BB; 41 1B; 1B	L6			F7		5	1	1	0	0	0	2
3 Ian Kinsler, R (1, 4) OBP: 0.340, SLG: 0.348	24 1B; 52 2B; 1B	FC6-4; 24 BB; 1-2f; 3-H		24 BB; 41 1B; BB		24 G5-4-3; 1B		L8		4	2	2	1	1	0	1
24 Miguel Cabrera, R (1, 3) OBP: 0.456, SLG: 0.593	52 2B; 1B	BB		41 1B; 52 SF7; BB		G5-4-3; 1-2f		1B		3	1	2	1	2	0	1
41 Victor Martinez, S (1, 10) OBP: 0.311, SLG: 0.297	L6	K		1B		G4-3		L4		5	0	1	2	0	1	5
52 Yoenis Cespedes, R (1, 7) OBP: 0.340, SLG: 0.508	2B		HR	SF7			HBP		34 2B; 17 SF7; 1B	3	2	3	3	0	0	0
28 J.D. Martinez, R (1, 9) OBP: 0.331, SLG: 0.508	34 FC6-4; IBB		G5-3	K			K		F9	4	0	0	0	1	2	3
34 James McCann, R (1, 2) OBP: 0.296, SLG: 0.384	FC6-4; 1-2f		K	L9			BB		2B	4	0	1	0	1	1	4
17 Andrew Romine, S (1, 5) OBP: 0.328, SLG: 0.345		1; 1B; 3 FC6-4; 2B	K		G3-1		K		SF7; 3-H	4	1	1	1	0	2	2
1 Jose Iglesias, R (1, 6) OBP: 0.378, SLG: 0.390		3 FC6-4; 2-3; 1B		3 BB; 12 1B; 24 BB; 1B	G1-3		G3-1		P4	5	1	2	0	0	0	3
Inning Stats	R: 1 E: 0 K: 0 S: 12 H: 3 LOB: 3 BB: 1 P: 24	R: 1 E: 0 K: 1 S: 18 H: 2 LOB: 2 BB: 1 P: 29	R: 1 E: 0 K: 2 S: 9 H: 1 LOB: 0 BB: 0 P: 12	R: 4 E: 0 K: 1 S: 16 H: 3 LOB: 1 BB: 2 P: 34	R: 0 E: 0 K: 0 S: 5 H: 0 LOB: 0 BB: 0 P: 6	R: 0 E: 0 K: 0 S: 7 H: 1 LOB: 0 BB: 0 P: 8	R: 0 E: 0 K: 2 S: 14 H: 0 LOB: 2 BB: 1 P: 23	R: 0 E: 0 K: 0 S: 8 H: 1 LOB: 1 BB: 0 P: 13	R: 1 E: 0 K: 0 S: 16 H: 2 LOB: 1 BB: 0 P: 22	1B: 9 2B: 3 3B: 0 HR: 1 SF: 2 SAC: 0 DP: 1 HBP: 1							WP: 0 PB: 0 SB: 0 CS: 0 PA: 45

	AB	37
	R	8
	H	13
	RBI	8
	BB	5
	SO	6
	LOB	21

PITCHER	IP	WLS	BF	H	R	ER	SO	BB	IBB	HBP	BLK	WP	HR	S	P	ERA	WHIP
47 Trevor Bauer, R (1, 1) ERA: 3.86	3.0	L	22	9	7	7	3	3	1	0	0	0	1	47	88	21.00	4.000
53 Jeff Manship, R (4, 1) ERA:	3.0		9	1	0	0	1	0	0	0	0	0	0	20	25	0.00	0.333
27 Bryan Shaw, R (7, 1) ERA: 2.19	1.0		5	0	0	0	2	1	0	1	0	0	0	14	23	0.00	1.000
54 Ryan Webb, R (8, 1) ERA: 2.38	1.0		4	1	0	0	0	0	0	0	0	0	0	8	13	0.00	1.000
48 Scott Atchison, R (9, 1) ERA: 6.86	1.0		5	2	1	1	0	0	0	0	0	0	0	16	22	9.00	2.000

PITCHER	IP	WLS	BF	H	R	ER	SO	BB	IBB	HBP	BLK	WP	HR	S	P	ERA	WHIP

BOTTOM

Batter	1	2	3	4	5	6	7	8	9	AB	R	H	RBI	BB	SO	LOB
22 Jason Kipnis, L (1, 4) OBP: 0.422, SLG: 0.511	C FC 85 F SI 86 F FF 86 B FC 84 B FC 83 X SI 87 2-2 ① **G1-3**		X SI 87 0-0 12 SH5-3 23 1B **2B** 2-H 3-H	D CU 76 F FF 89 X CU 77 1-1 ③ **L9**			F SL 88 B FF 94 F SI 93 X SL 88 1-2 **1B**		B CH 85 F FF 91 C FF 92 X CH 86 1-2 ③ **G6-3**	5	1	2	2	0	0	3
12 Francisco Lindor, S (1, 6) OBP: 0.233, SLG: 0.233	C FF 86 X CU 77 0-1 9 FC5-4 **1B**		X CU 74 0-0 ① **SH5-3** 2-3		C CH 78 X CH 77 0-1 ① **F8**		C SL 88 F SI 93 B FF 94 F FF 93 F FF 94 T SL 87 1-2 ③ **K**			3	0	1	0	0	1	1
23 Michael Brantley, L (1, 8) OBP: 0.371, SLG: 0.437	1 SAFE C FC 84 1 SAFE B SI 86 B SI 86 F FC 85 F SI 86 X FC 85 2-2 ② **P5**		B FC 84 D FC 85 X FC 84 2-0 9 G6-4-3 **1B** 3-H		C FF 89 F CU 77 B CU 77 C CH 79 1-3 ② **K**			B FF 94 B FF 93 C SL 83 X SL 83 2-1 ① **L8**		4	0	1	1	0	1	1
9 Ryan Raburn, R (1, 10) OBP: 0.360, SLG: 0.490 7 David Murphy, L (8, PH) OBP: 0.362, SLG: 0.486 (9, 10)	1 SAFE 1 SAFE B SI 86 X FF 86 1-0 ③ **FC5-4** 1-2f		1 SAFE X FC 83 0-0 ② ③ **G6-4-3** 1-2f		C FF 89 B FC 85 F FC 85 F CU 76 B FF 88 X CH 80 2-2 ③ **G5-3**			C FF 94 B SL 86 B CH 84 B CU 81 F CU 82 X SL 83 3-2 **HR**		3	0	0	0	0	0	2
										1	1	1	1	0	0	0
41 Carlos Santana, S (1, 3) OBP: 0.355, SLG: 0.369		B CH 84 B CH 81 C SI 86 X SI 86 2-1 ① **G6-3**		B CH 83 X CH 84 1-0 4 FC6-4 **1B**		F FF 86 C CU 74 F CH 78 B CU 77 X FF 88 1-2 ① **G6-3**		B CU 77 B FF 93 B SL 82 C FF 93 C FF 94 X FF 93 3-2 ② **P4**		4	0	1	0	0	0	0
4 Mike Aviles, R (1, 7) OBP: 0.320, SLG: 0.365		B FF 86 X SI 87 1-0 ② **G4-3**		D CH 83 B FC 85 B SI 86 C SI 86 C SI 85 X SI 86 3-2 ① **FC6-4** 55 BB 39 1B 1-2f		B FF 89 F FF 88 X FC 85 1-1 ② **L5**		C SL 82 T CU 79 F CU 78 T SL 84 0-2 ③ **K**		4	0	0	0	0	1	1
44 Brandon Moss, L (1, 9) OBP: 0.307, SLG: 0.437		B SI 88 C FF 85 X FF 87 1-1 ③ **F8**		B FC 85 B FC 84 X SI 85 2-0 ② **L9**		X FC 83 0-0 ③ **P4**			B CH 83 X FF 89 1-0 ① **P4**	4	0	0	0	0	0	1
39 Gio Urshela, R (1, 5) OBP: 0.325, SLG: 0.333			C SI 85 F CU 75 B FF 87 B SI 87 B CH 83 F CH 82 F FC 84 B FF 88 4-2 55 2B 22 2B **BB**	X CH 79 0-0 55 BB 1-2 **1B**			C SI 91 F SL 88 F FF 94 F SI 92 X CU 85 0-2 **E6** 55 G6-4-3		B FF 92 B SL 77 F FF 92 F FF 93 X SL 76 2-2 ② **L6**	3	1	1	0	1	0	0
55 Roberto Pérez, R (1, 2) OBP: 0.346, SLG: 0.400			C SI 87 S SI 88 X SI 87 0-2 22 2B **2B** 1-3	D CU 76 F SI 86 B CU 76 B FC 84 F FF 87 D SI 86 4-2 **BB** 1-2 2-3			T SL 88 X FF 93 0-1 ① ② **G6-4-3** 1-2f		X FF 92 0-0 **HR**	3	2	2	1	1	0	1
Inning Stats	R: 0 E: 0 K: 0 S: 11 H: 1 LOB: 1 BB: 0 P: 16	R: 0 E: 0 K: 0 S: 5 H: 0 LOB: 0 BB: 0 P: 9	R: 3 E: 0 K: 0 S: 11 H: 3 LOB: 0 BB: 1 P: 17	R: 0 E: 0 K: 0 S: 10 H: 2 LOB: 3 BB: 1 P: 21	R: 0 E: 0 K: 1 S: 9 H: 0 LOB: 0 BB: 0 P: 12	R: 0 E: 0 K: 0 S: 7 H: 0 LOB: 0 BB: 0 P: 9	R: 0 E: 1 K: 1 S: 15 H: 1 LOB: 1 BB: 0 P: 17	R: 1 E: 0 K: 1 S: 12 H: 1 LOB: 0 BB: 0 P: 20	R: 1 E: 0 K: 0 S: 8 H: 1 LOB: 0 BB: 0 P: 12	1B: 5 2B: 2 3B: 0 HR: 2 SF: 0 SAC: 1 DP: 2 HBP: 0						

PITCHER		IP	WLS	BF	H	R	ER	SO	BB	IBB	HBP	BLK	WP	HR	S	P	ERA	WHIP
56 Kyle Ryan, L ERA: 3.91	(1, 1)	3.2		18	6	3	3	0	2	0	0	0	0	0	35	60	7.36	2.182
65 Blaine Hardy, L ERA: 2.61	(4, 1)	2.1	W	7	0	0	0	1	0	0	0	0	0	0	18	24	0.00	0.000
30 Alex Wilson, R ERA: 1.75	(7, 1)	1.0		4	1	0	0	1	0	0	0	0	0	0	15	17	0.00	1.000
44 Joba Chamberlain, R ERA: 1.93	(8, 1)	1.0		4	1	1	1	1	0	0	0	0	0	1	12	20	9.00	1.000
38 Joakim Soria, R ERA: 2.93	(9, 1)	1.0		4	1	1	1	0	0	0	0	0	0	1	8	12	9.00	1.000

PITCHER	IP	WLS	BF	H	R	ER	SO	BB	IBB	HBP	BLK	WP	HR	S	P	ERA	WHIP

Detroit Tigers @ Cleveland Indians

Progressive Field, Cleveland, OH

Mon Jun 22 2015, 7:22 PM - 10:47 PM EDT

Att. 15,746 - Cloudy - 74 F

livebaseballscorecards.com

AB	34
R	5
H	9
RBI	5
BB	2
SO	3
LOB	10

WP: 0 PB: 0 SB: 0 CS: 0

PA: 37

Detroit Tigers @ Cleveland Indians

Progressive Field, Cleveland, OH

Tue Jun 23 2015, 7:13 PM - 10:40 PM EDT

Att. 19,156 - Clear - 74 F

TOP

livebaseballscorecards.com

Batter	1	2	3	4	5	6	7	8	9	AB	R	H	RBI	BB	SO	LOB
20 Rajai Davis, R (1, 9) OBP: 0.349, SLG: 0.437	C FF 93 B SI 94 F CH 85 B CH 84 S CH 84 2-3 ① **K**		B SL 84 F SI 91 B SI 94 F SI 94 B SL 81 B SI 96 4-2 **BB**		F SI 95 B FF 93 B SI 94 S CH 85 B FF 96 F FF 96 B SL 85 4-2 24 E, 3 BB, 41 1B **BB**	C FC 89 C CU 82 T FF 96 0-2 ② **K**			S FC 89 F FC 89 B FF 95 B FF 94 X FC 87 2-2 3 G5-4-3 1B	3	1	1	0	2	2	0
3 Ian Kinsler, R (1, 4) OBP: 0.338, SLG: 0.343	B FF 94 B SL 86 B FF 95 C FF 95 F FF 94 F FF 95 X FF 96 3-2 ② **G5-3**		F SI 94 F FF 95 S CH 85 0-3 ② **K**		B SI 94 B FF 94 B FF 95 B SI 94 4-0 41 1B, 24 E, 52 1B; 1-2, 2-3 **BB**	C FC 89 F FF 96 X FF 97 0-2 ③ **F9**			C FF 94 F FF 95 X FC 90 0-2 ① ② **G5-4-3** 1-2f	4	1	0	0	1	1	2
24 Miguel Cabrera, R (1, 3) OBP: 0.455, SLG: 0.590	B FF 95 B SL 84 F FF 95 X FF 95 2-1 **1B**		C SI 94 F FF 95 1 SAFE 1 SAFE S CH 85 0-3 ③ **K**		D CH 85 X CH 86 1-0 **E1** 41 1B, 52 1B; 1-2, 2-3, 3-H		F FF 97 S SL 86 B SL 88 X SL 87 1-2 9 FC6-4 1B		B FF 95 F FF 95 B FF 96 F FC 90 C SL 80 2-3 ③ **K**	5	1	2	0	0	2	3
41 Victor Martinez, S (1, 10) OBP: 0.316, SLG: 0.311	B SI 94 X SI 94 1-0 ③ **G4-3**			B SI 91 C CH 85 B SL 86 F FF 94 B SI 94 X SI 94 3-2 **2B**	B FF 96 X FF 95 1-0 52 1B, 9 2B; 1-2, 2-3, 3-H **1B**		C FF 98 X FF 98 0-1 ① **P5**			4	1	2	1	0	0	2
52 Yoenis Cespedes, R (1, 7) OBP: 0.339, SLG: 0.504		F FF 93 S SI 93 F FF 95 B SL 86 B SL 86 X CH 86 2-2 ① **G1-3**		C SI 94 S CH 85 B FF 94 D SL 87 B SL 85 F CH 85 S CH 86 3-3 ① **K**	B FF 95 B FF 96 X FF 96 2-0 9 2B; 1-2, 2-H, 3-H **1B**		S FF 98 S FF 98 X FF 98 0-2 ② **F9**			4	1	1	2	0	1	2
9 Nick Castellanos, R (1, 5) OBP: 0.266, SLG: 0.331		B FF 94 S SL 86 S SL 86 B SL 85 S CH 84 2-3 ② **K**		C SL 85 C SL 84 D CH 84 B FF 95 S SL 86 2-3 ② **K**	X FF 96 0-0 1-H, 2-H **2B**		C SL 87 X FF 98 0-1 ③ **FC6-4** 1-2f			4	0	1	2	0	2	2
34 James McCann, R (1, 2) OBP: 0.289, SLG: 0.374		B FF 94 B SL 86 B SI 91 C FF 95 C SI 94 X FF 95 3-2 ③ **G6-3**		C SI 94 F CH 85 C FF 95 0-3 ③ **K**	C FF 96 S FF 96 B FF 97 F FF 97 C FF 97 1-3 ② **K**			B FF 95 C SL 84 B SL 87 F FF 96 F FF 96 B FF 96 S FF 96 3-3 ① **K**		4	0	0	0	0	3	2
17 Andrew Romine, S (1, 6) OBP: 0.338, SLG: 0.419			X FF 93 0-0 **HR**	B SI 92 B SI 92 X FF 92 2-0 BB, 24 E **2B** B FF 96 S FF 97 X FC 86 2-1 ③ **P5**				B FF 93 B FF 93 B FF 92 C FF 94 F FF 92 F FF 93 S FF 93 3-3 ② **K**		4	2	2	1	0	1	1
12 Anthony Gose, L (1, 8) OBP: 0.309, SLG: 0.362			L FF 95 X SI 94 0-1 ① **G4-3**		B SI 92 B CH 84 C SI 93 S CH 84 F CH 85 F CH 85 S SL 84 2-3 ① **K**	B FC 87 F FF 95 B FF 96 F FF 94 F FF 96 S CU 82 2-3 ① **K**		S FF 94 S FF 96 X FF 94 0-2 ③ **G6-3**		4	0	0	0	0	2	1
Inning Stats	R: 0 E: 0 K: 1 S: 10 H: 1 LOB: 1 BB: 0 P: 18	R: 0 E: 0 K: 1 S: 10 H: 0 LOB: 0 BB: 0 P: 17	R: 1 E: 0 K: 2 S: 11 H: 1 LOB: 1 BB: 1 P: 15	R: 0 E: 0 K: 3 S: 13 H: 1 LOB: 1 BB: 0 P: 21	R: 6 E: 1 K: 2 S: 19 H: 4 LOB: 1 BB: 2 P: 38	R: 0 E: 0 K: 2 S: 10 H: 0 LOB: 0 BB: 0 P: 12	R: 0 E: 0 K: 0 S: 10 H: 1 LOB: 1 BB: 0 P: 11	R: 0 E: 0 K: 2 S: 11 H: 0 LOB: 0 BB: 0 P: 17	R: 0 E: 0 K: 1 S: 9 H: 1 LOB: 0 BB: 0 P: 13	1B: 5 2B: 3 3B: 0 HR: 1 SF: 0 SAC: 0 DP: 1 HBP: 0						

AB	36
R	7
H	9
RBI	6
BB	3
SO	14
LOB	15

WP: 0 PB: 0 SB: 0 CS: 0 PA: 39

PITCHER		IP	WLS	BF	H	R	ER	SO	BB	IBB	HBP	BLK	WP	HR	S	P	ERA	WHIP
31 Danny Salazar, R ERA: 4.06	(1, 1)	4.1	L	23	6	7	6	8	3	0	0	0	0	1	56	99	12.46	2.077
34 Zach McAllister, R ERA: 3.29	(5, 1)	1.2		6	1	0	0	3	0	0	0	0	0	0	17	22	0.00	0.600
49 Austin Adams, R ERA: 2.13	(7, 1)	1.1		5	1	0	0	1	0	0	0	0	0	0	14	18	0.00	0.750
50 Nick Hagadone, L ERA: 4.26	(8, 1)	1.2		5	1	0	0	2	0	0	0	0	0	0	16	23	0.00	0.600

PITCHER	IP	WLS	BF	H	R	ER	SO	BB	IBB	HBP	BLK	WP	HR	S	P	ERA	WHIP

Detroit Tigers @ Cleveland Indians

Progressive Field, Cleveland, OH

Tue Jun 23 2015, 7:13 PM - 10:40 PM EDT

Att. 19,156 - Clear - 74 F

livebaseballscorecards.com

BOTTOM

Batter	1	2	3	4	5	6	7	8	9	AB	R	H	RBI	BB	SO	LOB
22 Jason Kipnis, L (1, 4) OBP: 0.428, SLG: 0.523	C FF 92 X FF 93 0-1 9 1B 1B		S FC 86 C FF 94 F SI 95 B SI 95 X FC 88 1-2 23 G4-6-3 2-3 1B		C KC 76 F CH 82 S FC 86 0-3 ② K		C FC 85 B FF 93 X CH 84 1-1 1-3 2B		B SI 93 C SL 87 F FF 91 F SL 87 B SI 92 F SL 85 F SL 88 X SI 92 2-2 3-H 2B	5	0	4	1	0	1	0
12 Francisco Lindor, S (1, 6) OBP: 0.200, SLG: 0.206	X SI 92 0-0 ① L7		D CH 87 1 SAFE F SI 94 X FF 94 1-1 ① SF9 3-H		F CH 83 X FC 85 0-1 ③ G6-3		B SL 84 C SL 84 B SL 84 X FF 92 2-1 ③ L8		C SL 86 F CU 84 F FF 93 F SL 86 B FC 93 F SL 87 B SL 86 X SL 87 2-2 ③ G6-3	4	0	0	1	0	0	4
23 Michael Brantley, L (1, 8) OBP: 0.366, SLG: 0.430	C FC 87 F FF 93 B FC 87 S CH 86 1-3 ② K		C KC 81 1 SAFE 1 SAFE F FF 94 X FC 88 0-2 ②③ G4-6-3 1-2f			F KC 76 B KC 77 T CH 82 X SI 93 1-2 ① F7		C SI 89 B SI 87 X SI 90 1-1 ① G6-3		4	0	0	0	0	1	2
9 Ryan Raburn, R (1, 10) OBP: 0.364, SLG: 0.500	C FF 94 B FC 90 X CH 86 1-1 1-2 1B			B FC 86 B FF 92 C SI 93 X FC 88 2-1 4 1B 2B		B FF 91 B SI 91 C FC 87 X CH 84 2-1 ② G6-3		F SI 89 B SI 92 S SI 92 B SI 91 S SI 92 2-3 ② K		4	0	2	0	0	1	0
41 Carlos Santana, S (1, 3) OBP: 0.354, SLG: 0.367	C KC 80 B FF 95 C FF 94 X FF 95 1-2 ③ F9			B KC 79 B CH 84 C SI 93 C CH 85 T KC 80 2-2 ① K		X FF 91 0-0 1B		B SL 78 B SI 91 X SI 91 2-0 ③ P6		4	0	1	0	0	1	3
4 Mike Aviles, R (1, 7) OBP: 0.320, SLG: 0.364 7 David Murphy, L (9, PH) OBP: 0.366, SLG: 0.489		C SI 92 C SI 92 F FF 94 B FF 95 B SI 94 X CH 86 2-2 ① G6-3		B SI 94 B FF 95 F CH 86 B FF 94 X CH 87 3-1 2-3 1B		F FC 86 X FC 87 0-1 ③ L9			C SI 92 X CH 88 0-1 39 E 44 1B 55 G5-4-3 1B	3 1	0 1	1 1	0 0	0 0	0 0	1 0
44 Brandon Moss, L (1, 9) OBP: 0.306, SLG: 0.434		C KC 81 C SI 95 S CH 86 0-3 ② K		F FC 89 S SI 94 B FF 95 D FC 90 F FC 87 F SI 94 D CH 85 C KC 80 3-3 ② K			F CH 82 B KC 77 X SI 92 1-1 ① F7		F FF 92 X SL 87 0-1 55 G5-4-3 39 E 22 2B 1-2 1B	4	1	1	0	0	2	2
39 Gio Urshela, R (1, 5) OBP: 0.318, SLG: 0.325		B KC 81 B FF 95 F SI 95 B KC 82 F CH 87 X SI 95 3-2 ③ G4-3		1 SAFE B SI 93 B KC 80 B FF 95 C SI 94 F SI 94 F CH 87 F SI 95 F FC 87 3-2 ③ F SI 85 X CH 86 F8			C KC 78 F FC 88 F FF 93 X FF 93 0-2 22 2B 1B		B SI 93 F SI 93 F FF 93 B FF 93 X FF 93 2-2 FC5 55 G5-4-3 1-2 2-3	4	0	1	0	0	0	4
55 Roberto Pérez, R (1, 2) OBP: 0.343, SLG: 0.404			C KC 79 B CH 84 B CH 85 X FF 94 2-1 22 1B 12 SF9 2B		B SI 88 C SI 91 C CH 82 F KC 75 B KC 77 S CH 82 2-3 ① K		F FF 92 B FC 88 B CH 84 F CH 84 F FC 88 C FC 88 2-3 ② K		C FF 93 B FF 93 X SL 87 1-1 ①② G5-4-3 1-2f 2-3 3-H	4	1	1	0	0	2	3
Inning Stats	R: 0 E: 0 K: 1 S: 11 H: 2 LOB: 2 BB: 0 P: 14	R: 0 E: 0 K: 1 S: 10 H: 0 LOB: 0 BB: 0 P: 15	R: 1 E: 0 K: 0 S: 11 H: 2 LOB: 0 BB: 0 P: 15	R: 0 E: 0 K: 2 S: 19 H: 2 LOB: 2 BB: 0 P: 32	R: 0 E: 0 K: 2 S: 9 H: 0 LOB: 0 BB: 0 P: 11	R: 0 E: 0 K: 0 S: 8 H: 1 LOB: 1 BB: 0 P: 11	R: 0 E: 0 K: 1 S: 14 H: 2 LOB: 2 BB: 0 P: 20	R: 0 E: 0 K: 1 S: 6 H: 0 LOB: 0 BB: 0 P: 11	R: 2 E: 1 K: 0 S: 21 H: 3 LOB: 1 BB: 0 P: 28	1B: 8 2B: 4 3B: 0 HR: 0 SF: 1 SAC: 0 DP: 2 HBP: 0						

	AB	37
	R	3
	H	12
	RBI	2
	BB	0
	SO	8
	LOB	19

WP: 0 PB: 0 SB: 0 CS: 0 PA: 38

PITCHER		IP	WLS	BF	H	R	ER	SO	BB	IBB	HBP	BLK	WP	HR	S	P	ERA	WHIP
14 David Price, L ERA: 2.42	(1, 1)	6.2	W	28	9	1	1	7	0	0	0	0	0	0	80	114	1.35	1.350
62 Al Alburquerque, R ERA: 3.07	(7, 1)	0.1		1	0	0	0	0	0	0	0	0	0	0	2	4	0.00	0.000
32 Tom Gorzelanny, L ERA: 6.95	(8, 1)	1.0		3	0	0	0	1	0	0	0	0	0	0	6	11	0.00	0.000
30 Alex Wilson, R ERA: 1.7	(9, 1)	1.0		6	3	2	0	0	0	0	0	0	0	0	21	28	0.00	3.000

PITCHER	IP	WLS	BF	H	R	ER	SO	BB	IBB	HBP	BLK	WP	HR	S	P	ERA	WHIP

Batter	1	2	3	4	5	6	7	8	9	AB	R	H	RBI	BB	SO	LOB
20 Rajai Davis, R (1, 8) OBP: 0.347, SLG: 0.432	F FF 93 B FF 92 S SL 87 B SI 92 X SI 94 2-2 G5-3		S SL 88 B CH 88 S SI 94 X SL 88 1-2 ②③ G6-4-3 1-2f			F SL 87 X SI 93 0-1 1B		C FF 94 S CH 87 B SL 88 F CU 82 B CH 90 X SL 87 2-2 ③ G5-3		4	0	1	0	0	0	2
3 Ian Kinsler, R (1, 4) OBP: 0.333, SLG: 0.338	C FF 94 B SI 92 B SI 93 S SL 87 X SI 94 2-2 ② G5-3			C SL 86 B FF 94 B SL 87 C FF 93 S CU 82 2-3 ① K2-3		B FF 94 1 SAFE S CH 86 F SI 94 1 SAFE 1 SAFE X CU 81 1-2 ③ F8			B FF 95 F FF 95 C FF 95 F KC 86 B KC 87 F FF 96 F CH 87 S KC 86 2-3 ① K	4	0	0	0	0	2	1
41 Victor Martinez, S (1, 10) OBP: 0.308, SLG: 0.301	F FF 93 F FF 94 X FF 94 0-2 ③ F9			B CU 82 X CH 88 1-0 ② F8			C FF 92 C CH 87 B FF 92 F CU 82 X SL 87 1-2 ① G3		F FF 95 F FF 95 X CH 88 0-2 ② L6	4	0	0	0	0	0	0
52 Yoenis Cespedes, R (1, 7) OBP: 0.338, SLG: 0.504		B SI 93 S SL 87 F FF 95 B FF 92 S SL 88 2-3 ① K		C FF 96 S CU 81 C CU 83 0-3 ③ K			F FF 94 B CH 87 B SL 86 X SI 93 2-1 28 HR 2B		C FF 95 B FF 95 S KC 87 F KC 86 C KC 85 1-3 ③ K	4	1	1	0	0	3	0
28 J.D. Martinez, R (1, 9) OBP: 0.331, SLG: 0.517		S CU 83 S SL 87 B SL 88 X SI 94 1-2 ② G6-3			F SI 94 B CH 88 X SL 88 1-1 ① P4			S SL 86 S SI 94 X SL 88 0-2 2-H HR		3	1	1	2	0	0	0
9 Nick Castellanos, R (1, 5) OBP: 0.267, SLG: 0.331		C SL 88 S SL 89 F FF 94 S SL 88 0-3 ③ K			X SI 93 0-0 ② L4			S SL 86 B SL 87 S SI 92 X SL 87 1-2 17 G6-4-3 1B		3	0	1	0	0	1	0
17 Andrew Romine, S (1, 3) OBP: 0.338, SLG: 0.431			F FF 94 B FF 94 X FF 94 1-1 50 S 2B		X SI 94 0-0 ③ G4-3		C FF 93 X CH 86 0-1 ②③ G6-4-3 1-2f			3	0	1	0	0	0	1
50 Bryan Holaday, R (1, 2) OBP: 0.256, SLG: 0.410			S SI 92 M SL 85 2 SAFE F SL 88 B SI 94 F SI 94 S CU 83 1-3 ① K2-3 2-3			C CU 84 C FF 94 S SL 88 0-3 ① K		B FF 92 X CU 84 1-0 ① G6-3		3	0	0	0	0	2	1
1 Jose Iglesias, R (1, 6) OBP: 0.377, SLG: 0.386			F SI 94 B FF 95 F SI 93 D CU 84 F SI 94 F FF 96 D CH 90 B SI 95 4-2 20 G6-4-3 BB			B FF 94 B SI 93 C FF 94 F SL 86 X CU 80 2-2 ② G4-3		C FF 93 C CU 81 C SI 93 0-3 ② K		2	0	0	0	1	1	0
Inning Stats	R: 0 E: 0 K: 0 S: 9 H: 0 LOB: 0 BB: 0 P: 13	R: 0 E: 0 K: 2 S: 10 H: 0 LOB: 0 BB: 0 P: 13	R: 0 E: 0 K: 1 S: 14 H: 1 LOB: 1 BB: 1 P: 21	R: 0 E: 0 K: 2 S: 7 H: 0 LOB: 0 BB: 0 P: 10	R: 0 E: 0 K: 0 S: 4 H: 0 LOB: 0 BB: 0 P: 5	R: 0 E: 0 K: 1 S: 11 H: 1 LOB: 1 BB: 0 P: 14	R: 2 E: 0 K: 0 S: 14 H: 3 LOB: 0 BB: 0 P: 18	R: 0 E: 0 K: 1 S: 8 H: 0 LOB: 0 BB: 0 P: 11	R: 0 E: 0 K: 2 S: 13 H: 0 LOB: 0 BB: 0 P: 16	1B: 2 2B: 2 3B: 0 HR: 1 SF: 0 SAC: 0 DP: 2 HBP: 0						

PITCHER		IP	WLS	BF	H	R	ER	SO	BB	IBB	HBP	BLK	WP	HR	S	P	ERA	WHIP
59 Carlos Carrasco, R ERA: 4.16	(1, 1)	8.0	W	28	5	2	2	7	1	0	0	0	0	1	77	105	2.25	0.750
37 Cody Allen, R ERA: 3.77	(9, 1)	1.0		3	0	0	0	2	0	0	0	0	0	0	13	16	0.00	0.000

PITCHER	IP	WLS	BF	H	R	ER	SO	BB	IBB	HBP	BLK	WP	HR	S	P	ERA	WHIP

TOP

Detroit Tigers @ Cleveland Indians

Progressive Field, Cleveland, OH

Wed Jun 24 2015, 12:13 PM - 3:17 PM EDT

Att. 20,780 - Partly Cloudy - 74 F

livebaseballscorecards.com

AB	30
R	2
H	5
RBI	2
BB	1
SO	9
LOB	5

WP: 0	PA: 31		
PB: 0			
SB: 1			
CS: 0			

Batter	1	2	3	4	5	6	7	8	9	AB	R	H	RBI	BB	SO	LOB
22 Jason Kipnis, L (1, 4) OBP: 0.431, SLG: 0.521	B FF 92 C CH 84 X FF 93 1-1 G4-3 ①		C CU 81 F CH 86 B CH 86 B SI 92 F FF 93 X FF 92 2-2 12 1B 23 1B 1B		C CH 84 F CH 85 S CH 86 0-3 K ①	B SL 79 S SL 79 D SL 80 B SI 89 C SL 78 B SL 80 4-2 12 BB 1-2 2-3 BB		B CU 76 B FC 83 B FF 87 B FF 86 4-0 12 G6-3 9 2B BB		3	2	1	0	2	1	0
12 Francisco Lindor, S (1, 6) OBP: 0.275, SLG: 0.324	B FF 94 B FF 92 B CH 86 C FF 92 B FF 93 4-1 41 WP 7 BB BB		X CH 85 0-0 23 1B 1-2 1B		S CH 84 X FF 92 0-1 HR	B SL 77 B SI 91 B SI 90 D SI 90 4-0 1-2 2-3 3-H BB		B FF 87 1 SAFE C FF 87 1 SAFE X CH 78 1-1 G6-3 ① 1-2		3	1	2	2	2	0	1
23 Michael Brantley, L (1, 7) OBP: 0.370, SLG: 0.435	C FF 93 D CH 86 1 SAFE X CH 85 1-1 L9 ②		C FF 93 F CU 82 F FF 92 X CH 86 0-2 7 1B 41 2B 1-3 2-H 1B		F FF 92 B SI 91 F FF 92 B CH 87 F CH 85 B CU 80 X FF 92 3-2 2B	S CU 75 X CU 74 0-1 P5 ③		B CU 76 B FC 83 B FC 82 C FF 87 C FF 87 B FF 88 4-2 9 2B BB		4	1	2	1	1	0	4
7 David Murphy, L (1, 10) OBP: 0.369, SLG: 0.486 9 Ryan Raburn, R (8, PH) OBP: 0.370, SLG: 0.514 (9, 10)	1 SAFE 1 SAFE P PO 89 B FF 93 1 SAFE B CH 85 C FF 92 C FF 93 B FF 94 4-2 41 WP 1-2 BB		B FF 91 C CH 85 1 SAFE X CH 85 1-1 41 2B 1-2 1B		B FF 92 B FF 92 C CH 85 F FF 92 T FF 92 2-2 K ②		B FC 86 F FC 83 F CU 76 B CU 77 F FF 89 T FF 88 2-2 K ①	S CH 80 B CU 75 X CH 79 1-1 1-3 2-H 2B		3 1	1 0	1 1	0 0	1 0	2 0	1 0
41 Carlos Santana, S (1, 3) OBP: 0.358, SLG: 0.374	C CH 85 B FF 93 B CH 86 C CH 86 F SI 93 S FF 93 2-3 K ③ 1-2 2-3		B CH 85 B CH 84 X FF 92 2-0 1-H 2-H 2B		C CU 80 B CH 86 S CH 85 B SI 90 X CH 85 2-2 P5 ③		B CH 84 B CU 75 X CH 84 2-0 44 2B 10 1B 1B	I IN 78 I IN 78 I IN 80 I IN 79 4-0 IBB		4	1	2	2	1	1	3
44 Brandon Moss, L (1, 9) OBP: 0.307, SLG: 0.438		C CU 79 F SI 92 B FF 92 S CH 86 1-3 K ① F CH 86 X CH 86 0-1 G6-3 ③				C FF 90 B SI 90 X CH 83 1-1 10 FC6-4 1B X FC 81 0-0 10 1B 1-3 2B C CU 76 S CU 78 B CU 75 B FF 90 B CU 75 S FF 88 3-3 K ②			5	1	2	0	0	2	4
10 Yan Gomes, R (1, 2) OBP: 0.214, SLG: 0.296		F FF 93 B CU 82 B CU 82 S CH 85 F FF 93 F CH 88 B FF 93 F FF 94 F CH 87 3-2 T CH 87 K ②	B CU 80 F FF 92 B CU 80 X FF 92 2-1 G6-3 ①			F FF 90 B FF 91 S CH 84 F CH 85 F FF 90 X CU 80 1-2 FC6-4 22 BB 39 1B 12 BB 1-2f ① C SL 84 F SL 86 F SL 86 F SI 93 F SL 86 X SL 86 0-2 24 BB 2-H 3-H 1B B CU 78 F SL 84 F SL 84 B FF 94 B SL 84 S SL 83 3-3 K ③		5	1	1	2	0	2	4
24 Michael Bourn, L (1, 8) OBP: 0.308, SLG: 0.284		F FF 95 B SI 93 B CU 81 T FF 93 B SI 93 S CH 88 3-3 K ③	X CH 85 0-0 B2-3 ②			C SL 78 B SL 78 F SI 90 S SL 78 1-3 K ② B SI 92 S SL 84 C FF 93 B SL 87 D FF 93 4-2 39 L1-3 1-2 BB			3	0	0	0	1	2	1
39 Gio Urshela, R (1, 5) OBP: 0.313, SLG: 0.318			C CU 79 F FF 92 S CH 85 0-3 K ① B CH 85 X CU 80 1-0 L9 ③			F CH 84 B SI 91 S SL 77 B SI 91 D SL 77 F SI 91 X FF 92 3-2 12 BB 22 BB 1-2 1B B SL 85 F SL 85 F SI 93 X SI 93 1-2 L1-3 ② ③ 1-1			4	0	1	0	0	1	2
Inning Stats	R: 0 E: 0 K: 1 S: 12 H: 0 LOB: 2 BB: 2 P: 23	R: 0 E: 0 K: 3 S: 13 H: 0 LOB: 0 BB: 0 P: 20	R: 3 E: 0 K: 1 S: 17 H: 5 LOB: 1 BB: 0 P: 22	R: 0 E: 0 K: 0 S: 4 H: 0 LOB: 0 BB: 0 P: 7	R: 1 E: 0 K: 2 S: 15 H: 2 LOB: 1 BB: 0 P: 22	R: 1 E: 0 K: 1 S: 18 H: 2 LOB: 3 BB: 2 P: 32	R: 2 E: 0 K: 1 S: 17 H: 3 LOB: 1 BB: 1 P: 26	R: 1 E: 0 K: 2 S: 12 H: 1 LOB: 3 BB: 3 P: 32		1B: 8 2B: 5 3B: 0 HR: 1 SF: 0 SAC: 0 DP: 1 HBP: 0						

BOTTOM

Detroit Tigers @ Cleveland Indians

Progressive Field, Cleveland, OH

Wed Jun 24 2015, 12:13 PM - 3:17 PM EDT

Att. 20,780 - Partly Cloudy - 74 F

livebaseballscorecards.com

AB	35
R	8
H	13
RBI	8
BB	8
SO	11
LOB	20

PITCHER		IP	WLS	BF	H	R	ER	SO	BB	IBB	HBP	BLK	WP	HR	S	P	ERA	WHIP
45 Buck Farmer, R ERA: 10.45	(1, 1)	5.1	L	25	8	5	5	7	2	0	0	0	1	1	68	103	8.44	1.875
32 Tom Gorzelanny, L ERA: 6.85	(6, 1)	0.1		4	1	0	0	1	2	0	0	0	0	0	9	21	0.00	9.000
56 Kyle Ryan, L ERA: 4.56	(6, 1)	0.2		4	2	2	2	1	0	0	0	0	0	0	8	12	27.00	3.000
62 Al Alburquerque, R ERA: 3.0	(7, 1)	0.2		3	1	0	0	0	1	0	0	0	0	0	11	16	0.00	3.000
65 Blaine Hardy, L ERA: 2.84	(8, 1)	0.2		6	1	1	1	1	2	1	0	0	0	0	9	26	13.50	4.500

PITCHER		IP	WLS	BF	H	R	ER	SO	BB	IBB	HBP	BLK	WP	HR	S	P	ERA	WHIP
44 Joba Chamberlain, R ERA: 1.89	(8, 1)	0.1		1	0	0	0	1	0	0	0	0	0	0	3	6	0.00	0.000

WP: 1	PA: 43		
PB: 0			
SB: 0			
CS: 0			

Chicago White Sox @ Detroit Tigers

Comerica Park, Detroit, MI

Thu Jun 25 2015, 1:09 PM - 5:01 PM EDT

Att. 40,355 - Overcast - 70 F

TOP

livebaseballscorecards.com

Batter	1	2	3	4	5	6	7	8	9	10	AB	R	H	RBI	BB	SO	LOB
1 Adam Eaton, L (1, 8) OBP: 0.321, SLG: 0.375	HR	1B			BB		SH5-3		P4	P5	4	2	2	1	1	0	2
15 Gordon Beckham, R (1, 6) OBP: 0.288, SLG: 0.353 (8, 5)	G6-3	F7			G6-3		BB		F8		4	0	0	0	1	0	4
79 José Abreu, R (1, 3) OBP: 0.343, SLG: 0.485	K		K		BB		K		K		4	1	0	0	1	4	3
25 Adam LaRoche, L (1, 10) OBP: 0.344, SLG: 0.403	L7		K		2B		K			G6-3	5	0	1	2	0	2	2
53 Melky Cabrera, S (1, 7) OBP: 0.292, SLG: 0.291		1B	G3-1		F8			BB		BB	3	2	1	0	2	0	1
26 Avisaíl García, R (1, 9) OBP: 0.314, SLG: 0.384		2B		K		G5-3		G4-3		HBP	4	2	1	1	0	1	1
12 Conor Gillaspie, L (1, 5) OBP: 0.280, SLG: 0.384		G4-3		G4-3		P6		2B		K	3	0	0	0	0	0	1
10 Alexei Ramirez, R (8, PH) OBP: 0.243, SLG: 0.293 (8, 6)											2	0	1	0	0	1	2
21 Tyler Flowers, R (1, 2) OBP: 0.263, SLG: 0.329		1B		F9		F8		F8		1B	4	0	1	1	0	0	1
20 JB Shuck, L (10, PH) OBP: 0.342, SLG: 0.300											1	1	1	0	0	0	0
58 Geovany Soto, R (10, 2) OBP: 0.291, SLG: 0.396											0	0	0	0	0	0	0
5 Yolmer Sánchez, S (1, 4) OBP: 0.214, SLG: 0.229		FC6-4 1B			G1-3		K SH5-3		1B	3B	5	0	2	3	0	1	1

	AB	39
	R	8
	H	10
	RBI	8
	BB	5
	SO	9
	LOB	18

| Inning Stats | | | | | | | | | | |

Chicago White Sox @ Detroit Tigers

Comerica Park, Detroit, MI

Thu Jun 25 2015, 1:09 PM - 5:01 PM EDT

Att. 40,355 - Overcast - 70 F

livebaseballscorecards.com

Batter	1	2	3	4	5	6	7	8	9	10	AB	R	H	RBI	BB	SO	LOB
20 Rajai Davis, R (1, 8) OBP: 0.348, SLG: 0.431 50 Bryan Holaday, R (9, 2) OBP: 0.275, SLG: 0.425	B FF 92 X SI 91 1-0 3 HR 1B	X SL 84 0-0 ③ P4		1 SAFE C SI 92 1 SAFE X CH 84 0-1 E5 3 FC4 1-3		B SI 93 1 SAFE L SI 95 C CH 86 1 SAFE B SI 96 X SI 96 2-2 24 G4-6-3 1-2 1B		C FS 84 C FS 85 B FS 84 B FS 85 S FS 84 2-3 ③ K		B FC 93 F FC 92 B FC 93 F FC 93 F KC 83 X KC 82 2-2 24 IBB 1-2 2-H 3-H 1B	5 1	1 0	2 1	0 2	0 0	1 0	4 0
3 Ian Kinsler, R (1, 4) OBP: 0.330, SLG: 0.345	1 SAFE X SI 90 0-0 1-H HR		B SL 85 C CH 84 F SL 88 B FF 95 B SL 87 S SL 88 3-3 ① K2-3	B SL 83 F SL 85 X FF 94 1-1 ③ FC4 1-2f		X SI 95 0-0 ① B1			C SI 89 B SI 89 X CH 86 1-1 ① F9	X FC 94 0-0 ② F8	6	1	1	2	0	1	6
24 Miguel Cabrera, R (1, 3) OBP: 0.453, SLG: 0.582	C SI 93 X SI 93 0-1 41 G4-6-3 1B		C SI 95 C SI 97 B SL 92 S SL 91 1-3 ② K		C SL 84 B CH 85 C FF 96 S SL 88 1-3 ① K	X SI 97 0-0 ②③ G4-6-3 1-2f			B SI 89 X SI 89 1-0 ② G6-3	I IN 71 I IN 71 I IN 75 I IN 73 4-0 1-2 2-3 IBB	5	0	1	0	1	2	2
41 Victor Martinez, S (1, 10) OBP: 0.323, SLG: 0.321 39 Josh Wilson, R (9, PR) OBP: 0.389, SLG: 0.444 (10, 10)	X SI 91 0-0 ①② G4-6-3 1-2f		B FF 96 B CH 87 C SI 93 B SI 95 B SI 94 4-1 52 1B BB		B SI 95 B SL 86 B SI 94 C SI 94 X SI 93 3-1 28 HR 2B		C SL 87 F CH 88 B SI 95 X SL 89 1-2 52 G6-4-3 1B		B CU 76 F SI 89 B CU 76 B CH 86 X SI 90 3-1 1B	S FC 94 B FC 93 S FC 93 S FC 94 1-3 ③ K	4 1	1 0	3 0	0 0	1 0	0 1	1 3
52 Yoenis Cespedes, R (1, 7) OBP: 0.336, SLG: 0.498	C SL 86 B SL 85 F FF 94 S SL 89 1-3 ③ K		C CH 84 B CH 84 X CH 85 1-1 1-2 1B		C SL 82 B FF 95 B FF 94 F SL 85 F SL 90 S SL 90 2-3 ② K		B SI 96 B SI 96 F SI 94 B SI 96 X CH 87 3-1 ①② G6-4-3 1-2f		B SI 89 B CH 85 S CU 77 S SI 89 X CU 75 2-2 ③ P3		5	0	1	0	0	2	3
28 J.D. Martinez, R (1, 9) OBP: 0.329, SLG: 0.522		C SL 84 B FF 92 B CH 83 S CH 84 B FF 95 X SL 87 3-2 ① G5-3	S SL 84 D SL 88 B FF 94 S SL 87 D SL 89 X SL 87 3-2 ③ F9		X SL 83 0-0 2-H HR		S SI 96 C SI 95 S CH 89 0-3 ③ K			C FC 92 C FC 92 B FC 93 S KC 82 1-3 ① K	5	1	1	2	0	2	2
9 Nick Castellanos, R (1, 5) OBP: 0.274, SLG: 0.347 17 Andrew Romine, S (8, PR) OBP: 0.347, SLG: 0.439 (9, 5)		C SI 94 S CH 84 F CH 87 B FF 94 S SL 88 1-3 ② K		B CH 83 C SI 93 B CH 86 S CH 84 X SI 94 2-2 1 FC4-2 3B 4-2 BB	C CH 85 B CH 82 S SL 88 B SL 88 B CH 85 B SL 89			C FS 82 X FS 84 0-1 1 WP 1 SF7 2B		T FC 92 F FC 92 X FC 93 0-2 1 1B 12 BB 50 1B 1B	3 1	0 2	2 1	0 0	1 0	1 0	0 0
34 James McCann, R (1, 2) OBP: 0.290, SLG: 0.370 12 Anthony Gose, L (8, PH) OBP: 0.310, SLG: 0.361 (9, 8)		C CH 85 B SI 95 B SI 94 F SL 85 B CH 85 B CH 83 4-2 1 1B BB		C SL 85 S FF 95 S SL 90 0-3 ① K	T SI 93 B SI 94 F SI 93 B SL 89 F SL 86 X SI 94 2-2 ③ G1-3			L FS 83 2 SAFE L SI 90 D FS 84 F FS 84 S FS 85 1-3 ① K		F FC 92 D KC 84 D FC 93 B FC 93 B FF 93 4-1 1 1B 50 1B 1-2 BB	2 1	0 1	0 1	0 1	1 1	1 1	2 1
1 Jose Iglesias, R (1, 6) OBP: 0.382, SLG: 0.393		C SI 91 D SL 88 C SI 93 D SL 89 F SL 87 X FF 95 2-2 1-2 1B		B SL 88 B SL 87 C SI 95 F SL 88 X SL 91 2-2 ② FC4-2 20 E 3-H		B CH 85 C SI 93 B SL 90 F CH 86 X SI 95 2-2 20 1B 1B		D FS 85 F FS 84 B FS 85 X FS 84 2-1 ② SF7 2-H		C FC 92 B FC 94 F FC 93 X KC 82 1-2 24 IBB 50 1B 1-2 2-3 1B	4	0	3	1	0	0	1
Inning Stats	R: 2 E: 0 K: 1 S: 8 H: 3 LOB: 0 BB: 0 P: 10	R: 0 E: 0 K: 1 S: 14 H: 1 LOB: 2 BB: 1 P: 24	R: 0 E: 0 K: 2 S: 12 H: 1 LOB: 2 BB: 1 P: 24	R: 0 E: 1 K: 1 S: 13 H: 1 LOB: 2 BB: 0 P: 18	R: 2 E: 0 K: 2 S: 16 H: 2 LOB: 1 BB: 1 P: 28	R: 0 E: 0 K: 0 S: 8 H: 2 LOB: 1 BB: 0 P: 12	R: 0 E: 0 K: 1 S: 8 H: 1 LOB: 0 BB: 0 P: 12	R: 1 E: 0 K: 2 S: 11 H: 1 LOB: 1 BB: 0 P: 16	R: 0 E: 0 K: 0 S: 8 H: 1 LOB: 1 BB: 0 P: 15	R: 2 E: 0 K: 2 S: 18 H: 3 LOB: 3 BB: 2 P: 31	1B: 11 2B: 2 3B: 1 HR: 2 SF: 1 SAC: 0 DP: 3 HBP: 0	WP: 1 PB: 0 SB: 0 CS: 0 PA: 49						

PITCHER	IP	WLS	BF	H	R	ER	SO	BB	IBB	HBP	BLK	WP	HR	S	P	ERA	WHIP
55 Carlos Rodón, L (1, 1) ERA: 4.07	5.0		26	8	4	4	7	3	0	0	0	0	2	63	104	7.20	2.200
52 Jake Petricka, R (6, 1) ERA: 3.2	2.0	H	7	3	0	0	1	0	0	0	0	0	0	16	24	0.00	1.500
57 Zach Putnam, R (8, 1) ERA: 3.65	1.0	B	4	1	1	1	2	0	0	0	0	1	0	11	16	9.00	1.000
33 Zach Duke, L (9, 1) ERA: 3.3	1.0	W	4	1	0	0	0	0	0	0	0	0	0	8	15	0.00	1.000
30 David Robertson, R (10, 1) ERA: 2.84	1.0	S	8	3	2	2	2	1	1	0	0	0	0	18	31	18.00	4.000

PITCHER	IP	WLS	BF	H	R	ER	SO	BB	IBB	HBP	BLK	WP	HR	S	P	ERA	WHIP

AB	43
R	7
H	16
RBI	7
BB	5
SO	12
LOB	25

Chicago White Sox @ Detroit Tigers

Comerica Park, Detroit, MI

Fri Jun 26 2015, 7:09 PM - 10:02 PM EDT

Att. 38,455 - Cloudy - 73 F

TOP

livebaseballscorecards.com

Batter	1	2	3	4	5	6	7	8	9	AB	R	H	RBI	BB	SO	LOB
1 Adam Eaton, L (1, 8) OBP: 0.319, SLG: 0.383	B FF 90 C FF 90 B FC 91 X FF 91 2-1 HR		C CU 76 F FC 90 B FF 92 F FS 86 F SL 87 S CU 81 1-3 ① K		S FF 91 S FF 90 B SL 90 F FS 84 B SL 89 C CU 78 2-3 ② K		B FC 89 X FS 86 1-0 ② G1-3		C FF 95 X CH 88 0-1 ③ FC6 1-2f	5	1	1	1	0	2	2
10 Alexei Ramirez, R (1, 6) OBP: 0.243, SLG: 0.290	B FF 92 B SL 85 B FF 91 C FF 90 F FF 90 F SL 85 F FS 86 B SI 94 4-2 25 G1 BB		B FF 91 C CU 77 B FF 92 F FS 86 X SL 89 2-2 ② G4-3		C FF 92 X SI 92 0-1 ③ G4-3		B SL 86 C CU 78 B FS 86 X SI 91 2-1 ③ G5-3			3	0	0	0	1	0	0
79 José Abreu, R (1, 3) OBP: 0.341, SLG: 0.493	1 SAFE 1 SAFE C CU 73 F SI 91 B FF 92 T FF 93 1-2 ① K		B FF 92 X FC 91 1-0 HR			C CU 78 B SL 89 F FC 90 X SL 89 1-2 ① L1		C FF 96 F FF 97 B FF 100 X SL 87 1-2 ① P3		4	1	1	1	0	1	1
25 Adam LaRoche, L (1, 10) OBP: 0.343, SLG: 0.405	1 SAFE C FF 90 C SL 87 B FC 90 F SI 93 X CU 76 1-2 ② G1 1-2		X FS 88 0-0 ③ G5-3			B FF 92 X CU 78 1-0 53 3B 2B		B FA 88 C CH 89 B FF 97 B FF 96 S FF 96 S SL 87 3-3 ② K		4	1	1	0	0	1	1
53 Melky Cabrera, S (1, 7) OBP: 0.291, SLG: 0.297	B SI 92 S SL 89 T SL 90 B FC 90 X FC 90 2-2 ③ L4			C FF 90 C FF 90 B SI 90 B FS 86 S SL 89 2-3 ① K		B FS 85 B SL 88 F FF 92 X FF 93 2-1 2-H 3B		C FF 97 B FF 98 X CH 89 1-1 ③ F8		4	0	1	1	0	1	1
26 Avisaíl García, R (1, 9) OBP: 0.317, SLG: 0.390		C FF 89 B SL 86 F FF 90 X SL 87 1-2 12 S 1B		S FF 92 F FF 92 B SI 92 B FS 86 X CU 79 2-2 ② G6-3		S FF 91 F SI 91 B FF 93 B FF 93 B CU 76 S SL 90 3-3 ② K			B FF 91 B SL 78 F FF 91 S FF 93 X FF 93 2-2 20 1B 2B	4	0	2	0	0	1	1
12 Conor Gillaspie, L (1, 5) OBP: 0.280, SLG: 0.379 15 Gordon Beckham, R (7, 5) OBP: 0.286, SLG: 0.350		C FC 91 S FS 86 S CU 76 0-3 ① K 1-2		B FS 87 B SL 88 B CU 77 B FF 91 4-0 BB		X FC 91 0-0 ③ G1			S FC 93 F SL 81 F FF 94 F FF 92 S CU 71 0-3 ① K	2	0	0	0	1	1	2
										1	0	0	0	0	1	1
21 Tyler Flowers, R (1, 2) OBP: 0.264, SLG: 0.349 20 JB Shuck, L (9, PH) OBP: 0.350, SLG: 0.310		C CU 76 S FF 92 S FF 93 0-3 ② K		X FF 92 0-0 ③ F9			C CU 77 C CU 77 X FF 90 0-2 HR		C FF 93 F FF 92 X FF 94 0-2 1 FC6 2-3 1B	3	1	1	1	0	1	2
										1	0	1	0	0	0	0
5 Yolmer Sánchez, S (1, 4) OBP: 0.208, SLG: 0.221		B CU 75 C FF 92 X SL 89 1-1 ③ L8			B FS 84 C FS 85 X SL 88 1-1 ① G4-3		X FF 91 0-0 ① G6-3		S FF 92 D CH 89 X FF 93 1-1 ② B3	4	0	0	0	0	0	3

Inning Stats	1	2	3	4	5	6	7	8	9
	R: 1 E: 0 K: 1 S: 16	R: 0 E: 0 K: 2 S: 11	R: 1 E: 0 K: 1 S: 10	R: 0 E: 0 K: 1 S: 7	R: 0 E: 0 K: 1 S: 8	R: 1 E: 0 K: 1 S: 10	R: 1 E: 0 K: 0 S: 7	R: 0 E: 0 K: 1 S: 8	R: 0 E: 0 K: 1 S: 15
	H: 1 LOB: 1 BB: 1 P: 26	H: 1 LOB: 1 BB: 0 P: 13	H: 1 LOB: 0 BB: 0 P: 14	H: 0 LOB: 1 BB: 1 P: 15	H: 0 LOB: 0 BB: 0 P: 11	H: 2 LOB: 1 BB: 0 P: 17	H: 1 LOB: 0 BB: 0 P: 10	H: 0 LOB: 0 BB: 0 P: 13	H: 2 LOB: 2 BB: 0 P: 18

AB	35
R	4
H	8
RBI	4
BB	2
SO	9
LOB	14

1B: 2	SF: 0
2B: 2	SAC: 0
3B: 1	DP: 0
HR: 3	HBP: 0

WP: 0	PA: 37
PB: 0	
SB: 1	
CS: 0	

PITCHER		IP	WLS	BF	H	R	ER	SO	BB	IBB	HBP	BLK	WP	HR	S	P	ERA	WHIP
19 Aníbal Sánchez, R ERA: 4.63	(1, 1)	7.0		29	6	4	4	7	2	0	0	0	0	3	69	106	5.14	1.143
43 Bruce Rondón, R ERA:	(8, 1)	1.0	W	3	0	0	0	1	0	0	0	0	0	0	8	13	0.00	0.000
38 Joakim Soria, R ERA: 2.73	(9, 1)	1.0	S	5	2	0	0	1	0	0	0	0	0	0	15	18	0.00	2.000

PITCHER	IP	WLS	BF	H	R	ER	SO	BB	IBB	HBP	BLK	WP	HR	S	P	ERA	WHIP

Batter	1	2	3	4	5	6	7	8	9	AB	R	H	RBI	BB	SO	LOB
20 Rajai Davis, R (1, 8) OBP: 0.346, SLG: 0.445 12 Anthony Gose, L (9, 8) OBP: 0.310, SLG: 0.361	C FF 91 B FF 91 X SI 91 1-1 ① G6-3		B CH 85 X FF 92 1-0 ① L8	X FF 90 0-0 ③ FC6-4 1-2f			F SI 93 F SI 95 X CH 87 0-2 HR			4 0	1 0	1 0	1 0	0 0	0 0	2 0
3 Ian Kinsler, R (1, 4) OBP: 0.332, SLG: 0.347	C FF 92 B FF 92 B FF 91 X SI 92 2-1 24 2B 1B		B FF 91 C FF 92 X FF 92 1-1 ② F9		C CU 79 B CH 85 X CH 86 1-1 24 L4-3 1B		B SI 94 X SI 94 1-0 ① G6-3			4	1	2	0	0	0	0
24 Miguel Cabrera, R (1, 3) OBP: 0.457, SLG: 0.596	B FF 93 S FF 93 B FF 93 X FF 91 2-1 1-H 2B		F FF 92 F FF 93 B FF 90 X FF 93 1-2 2B		1 SAFE S FF 91 X FF 92 0-1 ①② L4-3 1-1		B SI 96 B SI 96 B CH 85 F SI 94 X SI 95 3-1 2B			4	0	3	1	0	0	1
41 Victor Martinez, S (1, 10) OBP: 0.321, SLG: 0.319	C CU 82 C FF 93 F CU 82 B FF 92 B CH 88 F CU 82 F SI 93 F FF 93 F FF 92 2-2 ② P5		B CU 80 F FF 92 C FF 92 F FF 92 F CU 81 S FF 91 1-3 ③ K		X FF 91 0-0 52 3B 1B		F SI 94 X SI 95 0-1 ② G1-3			4	1	1	0	0	1	3
52 Yoenis Cespedes, R (1, 7) OBP: 0.334, SLG: 0.502	X CU 82 0-0 ③ F7			C FF 91 X FF 90 0-1 ① G5-3	B FF 90 B CH 88 F FF 91 X FF 91 2-1 1-H 3B		C SI 95 B SI 95 F SI 94 S SL 88 1-3 ③ K			4	0	1	1	0	1	2
28 J.D. Martinez, R (1, 9) OBP: 0.331, SLG: 0.533		C FF 92 B CH 86 X FF 90 1-1 ① F8		C FF 92 B SI 91 B FF 92 X CH 88 2-1 9 1B 1 1B 1B	C CU 80 F FF 91 S FF 91 0-3 ③ K			B SI 88 X SI 89 1-0 HR		4	2	2	1	0	1	1
9 Nick Castellanos, R (1, 5) OBP: 0.278, SLG: 0.349 17 Andrew Romine, S (9, 5) OBP: 0.347, SLG: 0.439		C CU 80 S CH 87 B FF 92 B FF 91 X CH 88 2-2 ② G6-3		B FF 92 1 SAFE C FF 92 D FF 91 S CU 80 X CH 86 2-2 1 1B 1-2 1B	B FF 90 1 SAFE F FF 90 B FF 91 F FF 91 X FF 91 3-2 1 G4-6-3 1B			C SI 90 F SL 82 X CU 77 0-2 ① P4		4 0	0 0	2 0	0 0	0 0	0 0	0 0
50 Bryan Holaday, R (1, 2) OBP: 0.273, SLG: 0.409		S CU 80 B CH 85 X CH 87 1-1 1B		C SI 92 T FF 92 S FF 92 0-3 ② K			1 SAFE X FF 90 0-0 ① F9	B CU 75 S CH 85 B SI 89 S CH 86 F CU 76 C FF 87 2-3 ② K		4	0	1	0	0	2	3
1 Jose Iglesias, R (1, 6) OBP: 0.380, SLG: 0.390		C FF 92 X CU 80 0-1 ③ G6-3		F CU 81 X CU 81 0-1 20 FC6-4 1-2 2-H 1B			B FF 92 D CU 82 F FF 91 1 SAFE F FF 89 X CU 80 2-2 ②③ G4-6-3 1-2f	B SL 87 X SI 94 1-0 ③ P4		4	0	1	1	0	0	2
Inning Stats	R: 1 E: 0 K: 0 S: 16 H: 2 LOB: 1 BB: 0 P: 23	R: 0 E: 0 K: 0 S: 9 H: 1 LOB: 1 BB: 0 P: 13	R: 0 E: 0 K: 1 S: 11 H: 1 LOB: 1 BB: 0 P: 15	R: 1 E: 0 K: 1 S: 13 H: 3 LOB: 2 BB: 0 P: 17	R: 1 E: 0 K: 1 S: 10 H: 3 LOB: 1 BB: 0 P: 13	R: 0 E: 0 K: 0 S: 7 H: 1 LOB: 0 BB: 0 P: 12	R: 1 E: 0 K: 1 S: 11 H: 2 LOB: 1 BB: 0 P: 16	R: 1 E: 0 K: 1 S: 9 H: 1 LOB: 0 BB: 0 P: 13		1B: 8 2B: 4 3B: 1 HR: 2	SF: 0 SAC: 0 DP: 2 HBP: 0			WP: 0 PB: 0 SB: 0 CS: 0	PA: 36	

BOTTOM

Chicago White Sox @ Detroit Tigers

Comerica Park, Detroit, MI

Fri Jun 26 2015, 7:09 PM - 10:02 PM EDT

Att. 38,455 - Cloudy - 73 F

livebaseballscorecards.com

AB	36
R	5
H	14
RBI	5
BB	0
SO	5
LOB	14

PITCHER		IP	WLS	BF	H	R	ER	SO	BB	IBB	HBP	BLK	WP	HR	S	P	ERA	WHIP
62 Jose Quintana, L ERA: 3.95	(1, 1)	6.0		27	11	3	3	3	0	0	0	0	0	0	66	93	4.50	1.833
52 Jake Petricka, R ERA: 3.42	(7, 1)	1.0	B	5	2	1	1	1	0	0	0	0	0	1	11	16	9.00	2.000
33 Zach Duke, L ERA: 3.52	(8, 1)	0.2	L	3	1	1	1	1	0	0	0	0	0	1	8	11	13.50	1.500
40 Daniel Webb, R ERA:	(8, 1)	0.1		1	0	0	0	0	0	0	0	0	0	0	1	2	0.00	0.000

PITCHER		IP	WLS	BF	H	R	ER	SO	BB	IBB	HBP	BLK	WP	HR	S	P	ERA	WHIP

Batter	1	2	3	4	5	6	7	8	9	AB	R	H	RBI	BB	SO	LOB
1 Adam Eaton, L (1, 8) OBP: 0.318, SLG: 0.388	B FF 90 B FF 92 C FF 91 X FF 94 2-1 G6-3		C KC 81 C FC 88 B CH 87 X FC 88 1-2 F7 ③			C FC 86 X KC 79 0-1 26 1B 3B	1 SAFE C SL 87 1 SAFE 1 SAFE B FF 93 F SI 93 F FF 93 B SI 94 X CH 88 1-2 2-2 P6 ②③			4	1	1	0	0	0	1
79 José Abreu, R (1, 10) OBP: 0.343, SLG: 0.495	B FF 93 B FC 89 B FF 94 C FF 94 F FC 90 F FC 90 X CH 87 3-2 P3 ②			B KC 78 C KC 76 F FF 94 X FC 90 1-2 E7 26 SF7 2B		C FF 94 S SI 94 F FF 96 F SI 95 F FF 96 H FF 96 1-2 53 1B 26 1B 25 SF7 HBP		C SL 85 B SI 90 B SI 91 F SL 88 S CU 84 2-3 K ①		3	2	1	0	0	1	0
26 Avisaíl García, R (1, 9) OBP: 0.319, SLG: 0.393	C KC 80 S FC 90 X SI 95 0-2 1B			C KC 80 F FF 95 X CH 86 0-2 SF7 ① 3-H		S FC 90 S FC 90 F SI 96 B FC 90 B KC 79 F FC 89 X SI 95 2-2 10 FC6-4 53 1B 1-2 3-H 1B		B SI 92 F SL 86 B CU 83 S SI 92 F SI 92 F CU 84 X SL 87 2-2 F7 ②		3	0	2	2	0	0	0
53 Melky Cabrera, S (1, 7) OBP: 0.297, SLG: 0.314	F FF 94 X FF 94 0-1 F8 ③			L FF 94 B KC 80 S FC 89 B FF 95 B KC 80 F FC 91 F FF 96 X CH 87 3-2 HR		F SI 95 B FF 95 X FF 96 1-1 10 FC6-4 1-2 2-3 1B		C SI 92 B SI 89 X SL 77 1-1 1B		4	1	3	1	0	0	1
25 Adam LaRoche, L (1, 3) OBP: 0.338, SLG: 0.400		B FF 92 B CH 84 X SI 93 2-0 G1-3 ①		B CH 86 C FF 95 B FC 89 B CH 87 S FF 96 F FF 97 S FF 96 3-3 K ②		B KC 81 C FF 95 B FF 95 F FC 89 X SI 95 2-2 SF7 ① 3-H		C SI 91 B FF 92 B SL 80 F SI 91 B SI 90 F SI 91 S SL 80 3-3 K ③		3	0	0	1	0	2	1
10 Alexei Ramirez, R (1, 6) OBP: 0.240, SLG: 0.286		C CH 84 B FF 93 F FF 94 X FC 89 1-2 F8 ②		B FF 96 X CH 87 1-0 G6-3 ③		F SI 94 X CH 86 0-1 FC6-4 ② 1-2f 2-3			B FF 91 B FF 91 C FF 93 X FF 93 2-1 G1-3 ①	4	0	0	0	0	0	2
15 Gordon Beckham, R (1, 5) OBP: 0.278, SLG: 0.340		C FF 94 S KC 81 B FF 95 T CH 86 1-2 K ③	C FF 93 B FF 93 X KC 80 1-1 F7 ①		X FC 89 0-0 G4-3 ③				S FC 92 C FC 93 B FF 93 F CH 85 F FC 92 F CU 70 S SL 80 1-3 K ②	4	0	0	0	0	2	2
58 Geovany Soto, R (1, 2) OBP: 0.289, SLG: 0.390		B FF 92 B FF 93 C FF 94 B CH 85 F FF 95 S FC 90 3-3 K ①	X FF 94 0-0 G4-3 ②			S SL 87 X SL 86 0-1 64 FC1-4 1B			C FF 93 B SL 80 B FF 94 B FF 94 X FF 92 3-1 F8 ③	4	0	1	0	0	1	0
64 Emilio Bonifácio, S (1, 4) OBP: 0.178, SLG: 0.169 5 Yolmer Sánchez, S (7, 4) OBP: 0.208, SLG: 0.221		C KC 80 B CH 85 F KC 80 C SI 96 1-3 K ②	F FF 94 C KC 78 B FC 90 S CH 85 1-3 K ③			B SI 92 L SI 91 L SL 87 X FF 93 1-2 FC1-4 1 CS 1-2f ①				3 0	0 0	0 0	0 0	0 0	2 0	1 0
Inning Stats	R: 0 E: 0 K: 0 S: 11 H: 1 LOB: 1 BB: 0 P: 16	R: 0 E: 0 K: 1 S: 7 H: 0 LOB: 0 BB: 0 P: 11	R: 0 E: 0 K: 2 S: 9 H: 0 LOB: 0 BB: 0 P: 14	R: 2 E: 1 K: 1 S: 16 H: 2 LOB: 0 BB: 0 P: 24	R: 0 E: 0 K: 1 S: 6 H: 0 LOB: 0 BB: 0 P: 8	R: 2 E: 0 K: 0 S: 20 H: 3 LOB: 2 BB: 0 P: 26	R: 0 E: 0 K: 0 S: 9 H: 1 LOB: 0 BB: 0 P: 12	R: 0 E: 0 K: 2 S: 14 H: 1 LOB: 1 BB: 0 P: 22	R: 0 E: 0 K: 1 S: 10 H: 0 LOB: 0 BB: 0 P: 16	1B: 5 2B: 1 3B: 1 HR: 1 SF: 2 SAC: 0 DP: 0 HBP: 1						

PITCHER		IP	WLS	BF	H	R	ER	SO	BB	IBB	HBP	BLK	WP	HR	S	P	ERA	WHIP
14 David Price, L ERA: 2.62	(1, 1)	6.0		25	6	4	4	5	0	0	1	0	0	1	69	99	6.00	1.000
30 Alex Wilson, R ERA: 1.62	(7, 1)	1.2		5	1	0	0	1	0	0	0	0	0	0	17	24	0.00	0.600
32 Tom Gorzelanny, L ERA: 6.75	(8, 1)	0.1		2	1	0	0	1	0	0	0	0	0	0	6	10	0.00	3.000
38 Joakim Soria, R ERA: 2.64	(9, 1)	1.0	W	3	0	0	0	1	0	0	0	0	0	0	10	16	0.00	0.000

PITCHER	IP	WLS	BF	H	R	ER	SO	BB	IBB	HBP	BLK	WP	HR	S	P	ERA	WHIP

TOP

Chicago White Sox @ Detroit Tigers

Comerica Park, Detroit, MI

Sun Jun 28 2015, 1:10 PM - 4:09 PM EDT

Att. 39,455 - Partly Cloudy - 69 F

livebaseballscorecards.com

AB	32
R	4
H	8
RBI	4
BB	0
SO	8
LOB	8

BOTTOM

Chicago White Sox @ Detroit Tigers

Comerica Park, Detroit, MI

Sun Jun 28 2015, 1:10 PM - 4:09 PM EDT

Att. 39,455 - Partly Cloudy - 69 F

livebaseballscorecards.com

Batter	1	2	3	4	5	6	7	8	9	AB	R	H	RBI	BB	SO	LOB
12 Anthony Gose, L (1, 8) OBP: 0.314, SLG: 0.360	X SI 91 0-0 ① L8		X FF 91 0-0 ② G3 1-2			B SI 94 B SI 93 C SI 93 B SL 86 B FF 92 4-1 3 1B BB		F FF 96 X FF 93 0-1 3 HBP 41 2B 1-2 2-3 1B		3	1	1	0	1	0	1
3 Ian Kinsler, R (1, 4) OBP: 0.334, SLG: 0.347	X FF 92 0-0 ② G5-3		C SL 84 S FF 94 S FF 94 0-3 ③ K			C SI 94 F SL 87 B SI 95 X SL 87 1-2 1-3 1B		B SI 96 F FF 96 H SI 96 2-1 41 2B 1-2 2-3 3-H HBP		3	1	1	1	0	1	1
24 Miguel Cabrera, R (1, 3) OBP: 0.454, SLG: 0.589	B FF 92 B FF 90 B FF 93 C FF 92 B FF 91 4-1 BB			C FF 91 X FF 94 0-1 ① G5-3		B FC 93 X FC 94 1-0 ② F9		S FF 95 B FF 96 S FF 95 S FF 94 1-3 ① K		3	0	0	0	1	1	5
41 Victor Martinez, S (1, 10) OBP: 0.320, SLG: 0.324	B FF 93 S FF 91 S FS 83 F FS 84 X FF 93 1-2 ③ L7			C SL 85 B FS 82 B FF 92 F FF 94 F FF 92 B FS 84 X FF 95 3-2 ② P6		B FS 84 B FF 94 X SI 95 2-0 ③ F7		X FF 96 0-0 1-H 2-H 3-H 2B		4	0	1	3	0	0	3
52 Yoenis Cespedes, R (1, 7) OBP: 0.330, SLG: 0.495		B FF 92 B SL 86 X FF 94 2-0 ① P3		B SL 87 B FF 93 X SI 95 2-0 ③ F9			B SL 86 S SI 95 B SI 93 X FF 94 2-1 ① F8	C FC 89 S FS 85 S FS 86 0-3 ② K		4	0	0	0	0	1	1
28 J.D. Martinez, R (1, 9) OBP: 0.327, SLG: 0.525		B FF 94 C FF 92 F SI 94 B SL 88 F SI 96 F FS 84 S FF 96 2-3 ② K			C FF 94 C SL 86 S FS 84 0-3 ① K		X FF 93 0-0 ② P3	D FS 85 S FS 85 B FS 86 F FS 85 D FS 86 X FS 85 3-2 ③ P3		4	0	0	0	0	2	1
9 Nick Castellanos, R (1, 5) OBP: 0.274, SLG: 0.344		X FF 92 0-0 ③ G4-3			B FF 94 B SL 87 X FF 93 2-0 ② L9		C SL 86 B SL 88 F SI 94 F FS 85 B FF 96 F FF 96 F SI 97 X SL 86 2-2 ③ G6-3		C FC 89 F FC 89 B FC 86 B FS 86 S FS 86 2-3 ① K	4	0	0	0	0	1	0
34 James McCann, R (1, 2) OBP: 0.294, SLG: 0.391		B FF 93 F FC 91 F SI 94 B SL 89 F FF 96 X FS 84 2-2 ① G6-3			X FF 95 0-0 ③ G6-3			F FC 91 F FF 95 B FF 94 X FS 84 1-2 12 1B 1 BB 3 HBP 1B	C FF 89 S FC 89 X FS 86 0-2 HR	4	2	2	1	0	0	0
1 Jose Iglesias, R (1, 6) OBP: 0.384, SLG: 0.392			C FF 95 F SL 89 B FF 96 B SL 90 X SI 95 2-2 12 G3 1B			C FF 93 X SL 86 0-1 ① F9		F SI 93 F SI 95 B FF 95 B SL 89 F SI 95 F SL 87 D SL 90 F FF 94 F FF 94 4-2 B SI 95 3 HBP 12 1B 41 2B 1-2 BB		2	1	1	0	1	0	0
Inning Stats	R: 0 E: 0 K: 0 S: 7 H: 0 LOB: 1 BB: 1 P: 12	R: 0 E: 0 K: 1 S: 7 H: 0 LOB: 0 BB: 0 P: 11	R: 0 E: 0 K: 1 S: 11 H: 1 LOB: 1 BB: 0 P: 15	R: 0 E: 0 K: 0 S: 7 H: 0 LOB: 0 BB: 0 P: 12	R: 0 E: 0 K: 1 S: 5 H: 0 LOB: 0 BB: 0 P: 7	R: 0 E: 0 K: 0 S: 8 H: 1 LOB: 2 BB: 1 P: 16	R: 0 E: 0 K: 0 S: 9 H: 0 LOB: 0 BB: 0 P: 13	R: 4 E: 0 K: 2 S: 22 H: 3 LOB: 1 BB: 1 P: 33	R: 1 E: 0 K: 1 S: 6 H: 1 LOB: 0 BB: 0 P: 8	1B: 4 2B: 1 3B: 0 HR: 1	SF: 0 SAC: 0 DP: 0 HBP: 1		WP: 0 PB: 0 SB: 0 CS: 0	PA: 35			

	AB	31
	R	5
	H	6
	RBI	5
	BB	3
	SO	6
	LOB	12

PITCHER		IP	WLS	BF	H	R	ER	SO	BB	IBB	HBP	BLK	WP	HR	S	P	ERA	WHIP
29 Jeff Samardzija, R ERA: 4.56	(1, 1)	7.1		31	5	4	4	4	3	0	1	0	0	0	70	110	4.91	1.091
57 Zach Putnam, R ERA: 3.86	(8, 1)	1.0	L	4	1	1	1	2	0	0	0	0	0	1	12	17	9.00	1.000

PITCHER	IP	WLS	BF	H	R	ER	SO	BB	IBB	HBP	BLK	WP	HR	S	P	ERA	WHIP

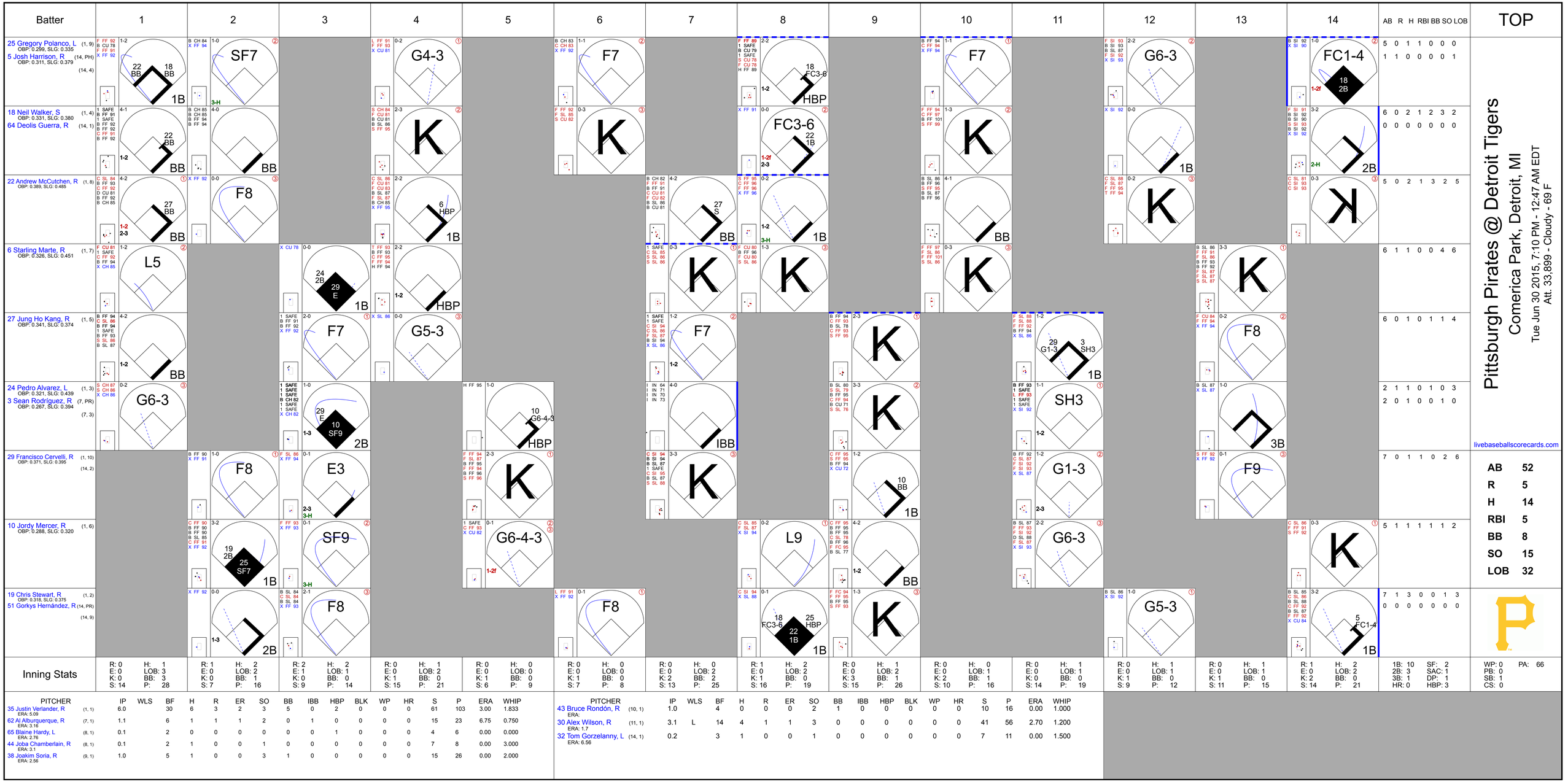
Batter
1
2
3
4
5
6
7
8
9
10
11
12
13
14
AB R H RBI BB SO LOB
TOP
25 Gregory Polanco, L (1, 9) OBP: 0.299, SLG: 0.335
5 Josh Harrison, R (14, PH) OBP: 0.311, SLG: 0.379
(14, 4)
18 Neil Walker, S (1, 4) OBP: 0.331, SLG: 0.380
64 Deolis Guerra, R (14, 1)
22 Andrew McCutchen, R (1, 8) OBP: 0.389, SLG: 0.485
6 Starling Marte, R (1, 7) OBP: 0.326, SLG: 0.451
27 Jung Ho Kang, R (1, 9) OBP: 0.341, SLG: 0.374
24 Pedro Alvarez, L (1, 3) OBP: 0.321, SLG: 0.439
3 Sean Rodriguez, R (7, PR) OBP: 0.267, SLG: 0.394
(7, 3)
29 Francisco Cervelli, R (1, 10) OBP: 0.371, SLG: 0.395
(14, 2)
10 Jordy Mercer, R (1, 6) OBP: 0.288, SLG: 0.320
19 Chris Stewart, R (1, 2) OBP: 0.318, SLG: 0.375
51 Gorkys Hernández, R (14, PR)
(14, 9)
Pittsburgh Pirates @ Detroit Tigers
Comerica Park, Detroit, MI
Tue Jun 30 2015, 7:10 PM - 12:47 AM EDT
Att. 33,899 - Cloudy - 69 F
livebaseballscorecards.com
AB 52
R 5
H 14
RBI 5
BB 8
SO 15
LOB 32
Inning Stats
PITCHER IP WLS BF H R ER SO BB IBB HBP BLK WP HR S P ERA WHIP
35 Justin Verlander, R (1, 1) ERA: 5.09 6.0 30 6 3 2 3 5 0 2 0 0 0 61 103 3.00 1.833
62 Al Alburquerque, R (7, 1) ERA: 3.16 1.1 6 1 1 1 2 0 1 0 0 0 0 15 23 6.75 0.750
65 Blaine Hardy, L (8, 1) ERA: 2.76 0.1 2 0 0 0 0 0 0 1 0 0 0 4 6 0.00 0.000
44 Joba Chamberlain, R (8, 1) ERA: 3.1 0.1 2 1 0 0 1 0 0 0 0 0 0 7 8 0.00 3.000
38 Joakim Soria, R (9, 1) ERA: 2.56 1.0 5 1 0 0 3 1 0 0 0 0 0 15 26 0.00 2.000
PITCHER IP WLS BF H R ER SO BB IBB HBP BLK WP HR S P ERA WHIP
43 Bruce Rondón, R (10, 1) ERA: 1.0 4 0 0 0 2 1 0 0 0 0 0 10 16 0.00 1.000
30 Alex Wilson, R (11, 1) ERA: 1.7 3.1 L 14 4 1 1 3 0 0 0 0 0 0 41 56 2.70 1.200
32 Tom Gorzelanny, L (14, 1) ERA: 6.56 0.2 3 1 0 0 1 0 0 0 0 0 0 7 11 0.00 1.500
1B: 10 SF: 2
2B: 3 SAC: 1
3B: 1 DP: 1
HR: 0 HBP: 3
WP: 0 PA: 66
PB: 0
SB: 1
CS: 0

BOTTOM

Pittsburgh Pirates @ Detroit Tigers

Comerica Park, Detroit, MI

Tue Jun 30 2015, 7:10 PM - 12:47 AM EDT

Att. 33,899 - Cloudy - 69 F

livebaseballscorecards.com

Batter	1	2	3	4	5	6	7	8	9	10	11	12	13	14	AB	R	H	RBI	BB	SO	LOB
12 Anthony Gose, L (1, 8) OBP: 0.311, SLG: 0.357	G1-3		G5-3		K		K		3 S 1B		1B		2-4	K	5	0	1	0	0	2	3
20 Rajai Davis, R (11, PH) OBP: 0.348, SLG: 0.446															2	0	1	0	0	1	0
(12, 8)																					
3 Ian Kinsler, R (1, 4) OBP: 0.333, SLG: 0.349	F9		P3		G6-3		2B		K		P3			24 1B 1B	7	0	2	1	0	1	4
24 Miguel Cabrera, R (1, 3) OBP: 0.453, SLG: 0.584	F8		G5-3		28 1B 1B		G6-3		IBB		K			41 G6-3 1B	6	0	2	0	1	1	2
41 Victor Martinez, S (1, 10) OBP: 0.324, SLG: 0.331		9 1B 2B		HBP	K			28 HR 1B	F7			P3		G6-3	6	1	2	0	0	1	5
52 Yoenis Cespedes, R (1, 7) OBP: 0.324, SLG: 0.485	F8			G6-4-3	K			K		F7		G4-3			6	0	0	0	0	2	4
28 J.D. Martinez, R (1, 9) OBP: 0.330, SLG: 0.535	K		9 1B 34 2B 1B					HR		K		K			6	2	3	2	0	3	1
9 Nick Castellanos, R (1, 5) OBP: 0.280, SLG: 0.349															5	0	3	0	0	1	2
17 Andrew Romine, S (10, PR) OBP: 0.342, SLG: 0.433	34 FC6-4 1B		34 2B 1B		K			P3		1B			K		1	0	0	0	0	1	0
(11, 5)																					
34 James McCann, R (1, 2) OBP: 0.301, SLG: 0.400	FC6-4				2B		1 1B 3 2B	K		K			K	20 2-4 1B	6	1	3	1	0	2	3
1 Jose Iglesias, R (1, 6) OBP: 0.374, SLG: 0.381			G6-3		F9		G3		F8		K		L8		6	0	0	0	0	1	4
Inning Stats	R: 0 E: 0 K: 0 S: 7 H: 0 LOB: 0 BB: 0 P: 12	R: 0 E: 0 K: 1 S: 12 H: 2 LOB: 2 BB: 0 P: 20	R: 0 E: 0 K: 0 S: 9 H: 0 LOB: 0 BB: 0 P: 11	R: 0 E: 0 K: 0 S: 4 H: 0 LOB: 0 BB: 0 P: 9	R: 1 E: 0 K: 1 S: 11 H: 3 LOB: 2 BB: 0 P: 16	R: 0 E: 0 K: 3 S: 13 H: 2 LOB: 2 BB: 0 P: 21	R: 1 E: 0 K: 1 S: 11 H: 2 LOB: 1 BB: 0 P: 20	R: 2 E: 0 K: 2 S: 15 H: 2 LOB: 0 BB: 0 P: 20	R: 0 E: 0 K: 1 S: 14 H: 1 LOB: 2 BB: 1 P: 22	R: 0 E: 0 K: 2 S: 12 H: 1 LOB: 1 BB: 0 P: 18	R: 0 E: 0 K: 2 S: 17 H: 1 LOB: 1 BB: 0 P: 22	R: 0 E: 0 K: 1 S: 9 H: 0 LOB: 0 BB: 0 P: 13	R: 0 E: 0 K: 1 S: 11 H: 1 LOB: 1 BB: 0 P: 18	R: 0 E: 0 K: 1 S: 8 H: 2 LOB: 1 BB: 0 P: 11	1B: 13 2B: 3 3B: 0 HR: 1	SF: 0 SAC: 0 DP: 2 HBP: 1					

	AB	56
	R	4
	H	17
	RBI	4
	BB	1
	SO	16
	LOB	28

WP: 1 PB: 0 SB: 1 CS: 0 PA: 58

PITCHER		IP	WLS	BF	H	R	ER	SO	BB	IBB	HBP	BLK	WP	HR	S	P	ERA	WHIP
45 Gerrit Cole, R ERA: 2.2	(1, 1)	6.2		29	9	2	2	6	0	0	1	0	0	0	66	107	2.70	1.350
48 Jared Hughes, R ERA: 2.65	(7, 1)	0.1	H	1	0	0	0	0	0	0	0	0	0	0	1	2	0.00	0.000
44 Tony Watson, L ERA: 2.11	(8, 1)	1.0	B	5	2	2	2	2	0	0	0	0	0	1	15	20	18.00	2.000
37 Arquimedes Caminero, R ERA: 3.34	(9, 1)	1.0		5	1	0	0	1	0	1	0	0	0	0	14	22	0.00	1.000
35 Mark Melancon, R ERA: 1.67	(10, 1)	1.0		4	1	0	0	2	0	0	0	0	1	0	12	18	0.00	1.000
59 Antonio Bastardo, L ERA: 3.13	(11, 1)	1.0		4	1	0	0	2	0	0	0	0	0	0	17	22	0.00	1.000
64 Deolis Guerra, R ERA:	(12, 1)	3.0	W	11	3	0	0	3	0	0	0	0	0	0	28	42	0.00	1.000
64 Deolis Guerra, R ERA:	(14, 1)	3.0	W	11	3	0	0	3	0	0	0	0	0	0	28	42	0.00	1.000

Batter	1	2	3	4	5	6	7	8	9	AB	R	H	RBI	BB	SO	LOB
5 Josh Harrison, R (1, 5) OBP: 0.311, SLG: 0.382	C FF 93 B SI 94 X FS 86 1-1 G5-3 ①		B FF 92 FC 87 X CU 76 1-1 18 HR 2B B SI 94 X FS 86 1-0 FC5 ③ 1-2 2-3F			C FC 89 B FS 82 S FS 86 S FS 87 1-3 K ①		S CU 80 X CU 82 0-1 F9 ①	B FF 88 F CH 79 X CU 78 1-1 18 WP 1B	6	1	2	0	0	1	2
18 Neil Walker, S (1, 4) OBP: 0.338, SLG: 0.410	C FF 94 B FC 88 F FC 91 B FS 86 F FS 84 X FS 85 2-2 6 1B 1B		X FF 93 0-0 2-H HR	B SI 93 X FS 87 1-0 G4-3 ①		S FS 86 F FS 86 X FS 86 0-2 6 1B 6 S 24 WP 1B		C FF 96 X FF 96 0-1 HR	C FF 89 S FF 89 B FF 89 B CU 79 B FF 90 S CH 79 3-3 1-2 K ③	6	3	4	3	0	1	1
22 Andrew McCutchen, R (1, 8) OBP: 0.386, SLG: 0.480	F SI 94 F SI 94 D FS 85 B FC 91 X SI 91 2-2 L7 ②		X SI 94 0-0 24 2B 29 G4-3 1B	C FC 89 X FC 88 0-1 G6-3 ②		D FC 90 F SI 93 B FC 91 S FS 86 F FS 87 F FS 86 1 SAFE F FS 86 F FC 91 2-3 S FS 83 K ②		B CU 80 C CU 80 X SL 86 1-1 G6-3 ②		5	1	1	0	0	1	2
6 Starling Marte, R (1, 7) OBP: 0.333, SLG: 0.471	1 SAFE F SI 94 B FS 84 1 SAFE 1 SAFE B FC 90 X FF 91 2-1 1-2 1B		C FC 89 S FF 93 S FF 93 0-3 K ①	B FF 93 F FC 89 F FF 94 B SI 93 X FC 90 2-2 2B		D FC 90 B FF 93 C FS 84 F FS 84 X SI 94 2-2 24 WP 1-3 1B		C CU 81 X SL 87 0-1 HR		5	1	4	1	0	1	1
24 Pedro Alvarez, L (1, 10) OBP: 0.323, SLG: 0.456	B FF 94 B FS 85 X FS 87 2-0 F8 ③		1 SAFE 1 SAFE S SI 92 1 SAFE 1 SAFE B SI 93 S SI 92 B FS 84 B FS 86 3-2 X FS 66 29 G4-3 25 1B 1-3 2B	S FS 88 F FS 88 S FS 86 0-3 K ③		C SL 84 F SI 94 S FF 93 F SL 87 B FF 94 B SL 86 X SL 86 3-2 G1-3 ③ 1-2 3-H		F CH 85 B FF 96 B CH 85 F CU 81 B FF 96 X CU 80 3-2 HR		5	2	2	1	0	1	4
29 Francisco Cervelli, R (1, 2) OBP: 0.372, SLG: 0.395		B SI 93 C FC 90 B FC 90 X FF 93 2-1 L8 ①	X SI 93 0-0 2-3 3-H G4-3 ②		B FF 93 B SI 93 C SI 92 F SI 93 F SI 93 C FC 87 2-3 K ①		B SI 92 B SL 85 X SI 92 2-0 10 L9-4-6 25 BB 1B	C SL 85 B FF 95 C FF 96 F SL 86 F FF 96 B FF 96 B SL 86 X SL 85 3-2 1B		5	0	2	1	0	1	1
25 Gregory Polanco, L (1, 9) OBP: 0.308, SLG: 0.345		C EP 66 B FS 87 B FF 94 X FS 87 2-1 10 1B 1B	B FF 94 F FC 91 X FF 91 1-1 10 WP 10 E 1B 3-H	X SI 93 0-0 2B			B SL 86 B SL 84 F SL 86 C SI 94 F FF 94 B FF 95 1 SAFE F SL 87 B SL 85 4-2 1-2 BB	X FF 88 0-0 F7 ③		4	1	3	1	1	0	1
10 Jordy Mercer, R (1, 6) OBP: 0.290, SLG: 0.322		B SI 92 1 SAFE X FC 89 1-0 1-3 ② 1B	B SI 94 X SI 94 1-0 E6 5 FC5 3 1B 1-H 1B	C SI 93 C FS 85 X FS 86 0-2 L9 ②			C SI 92 B SI 94 X SL 87 1-1 L9-4-6 ① ② 2-2		B FF 88 C CH 78 B FC 86 X FF 89 2-1 F9 ①	5	0	2	0	0	0	3
3 Sean Rodríguez, R (1, 3) OBP: 0.264, SLG: 0.385		B FF 94 F FF 94 D FF 92 S SI 95 S SI 95 2-3 K ③	X SI 93 0-0 1-2 5 FC5 1B	S FS 87 D FS 86 B FC 91 S FS 86 B FS 85 F FS 86 S FS 84 3-3 K ③			1 SAFE S SL 86 B FF 94 F SI 95 S SL 87 1-3 K ③		C CH 79 S CU 76 B CU 78 X CH 79 1-2 G6-3 ②	5	0	1	0	0	3	3

Inning Stats	1	2	3	4	5	6	7	8	9
	R: 0 E: 0 K: 0 S: 12	R: 0 E: 0 K: 1 S: 8	R: 5 E: 1 K: 1 S: 16	R: 0 E: 0 K: 1 S: 9	R: 0 E: 0 K: 2 S: 12	R: 1 E: 0 K: 2 S: 20	R: 0 E: 0 K: 1 S: 11	R: 3 E: 0 K: 0 S: 17	R: 0 E: 0 K: 1 S: 10
	H: 2 LOB: 2 BB: 0 P: 21	H: 2 LOB: 1 BB: 0 P: 15	H: 7 LOB: 2 BB: 0 P: 23	H: 1 LOB: 1 BB: 0 P: 12	H: 1 LOB: 1 BB: 0 P: 17	H: 2 LOB: 1 BB: 0 P: 28	H: 1 LOB: 1 BB: 1 P: 19	H: 4 LOB: 1 BB: 0 P: 24	H: 1 LOB: 1 BB: 0 P: 17

1B: 13	SF: 0
2B: 5	SAC: 0
3B: 0	DP: 1
HR: 4	HBP: 0

WP: 3	PA: 47
PB: 0	
SB: 1	
CS: 0	

PITCHER		IP	WLS	BF	H	R	ER	SO	BB	IBB	HBP	BLK	WP	HR	S	P	ERA	WHIP
31 Alfredo Simon, R ERA: 3.94	(1, 1)	5.2	L	31	15	6	6	7	0	0	0	0	1	1	73	109	9.53	2.647
62 Al Alburquerque, R ERA: 3.03	(6, 1)	1.1		5	1	0	0	1	1	0	0	0	1	0	15	26	0.00	1.500
44 Joba Chamberlain, R ERA: 4.29	(8, 1)	0.2		6	4	3	3	0	0	0	0	0	0	3	16	23	40.50	6.000
65 Blaine Hardy, L ERA: 2.65	(8, 1)	1.1		5	1	0	0	1	0	0	0	0	1	0	11	18	0.00	0.750

PITCHER	IP	WLS	BF	H	R	ER	SO	BB	IBB	HBP	BLK	WP	HR	S	P	ERA	WHIP

TOP

Pittsburgh Pirates @ Detroit Tigers

Comerica Park, Detroit, MI

Wed Jul 01 2015, 7:09 PM - 10:30 PM EDT

Att. 31,351 - Cloudy - 71 F

livebaseballscorecards.com

AB	46
R	9
H	21
RBI	7
BB	1
SO	9
LOB	18

Pittsburgh Pirates @ Detroit Tigers

Comerica Park, Detroit, MI

Wed Jul 01 2015, 7:09 PM - 10:30 PM EDT

Att. 31,351 - Cloudy - 71 F

BOTTOM

Batter	1	2	3	4	5	6	7	8	9	AB	R	H	RBI	BB	SO	LOB
20 Rajai Davis, R (1, 8) (9, 7) OBP: 0.344, SLG: 0.450	C SI 90 B KC 81 F FF 90 X SI 91 1-2 G6-3 ①		C SI 89 X KC 81 0-1 G5-3 ①		X KC 82 0-0 3B		X SI 91 0-0 G6-3 ② 2-3		B FS 88 X FF 100 1-0 F9 ①	5	0	1	0	0	0	2
3 Ian Kinsler, R (1, 4) OBP: 0.329, SLG: 0.344 39 Josh Wilson, R (9, 4) OBP: 0.368, SLG: 0.421	D SI 91 X SI 91 1-0 L9 ②		C SI 90 B SI 90 X SI 91 1-1 L7 ②		X SI 91 0-0 G6-3 ③		C SI 90 C SI 90 S KC 83 0-3 K ③		X FF 99 0-0 FC4-6 17 1B ② 1-2f	4 1	0 0	0 0	0 0	0 0	1 0	2 1
24 Miguel Cabrera, R (1, 3) OBP: 0.448, SLG: 0.575 17 Andrew Romine, S (9, 3) OBP: 0.351, SLG: 0.441	S FF 90 C FF 92 F KC 82 B KC 82 S FF 92 1-3 K ③		F CH 84 B CH 86 X KC 83 1-1 G1-3 ③			C CH 88 F SI 88 B FF 91 B KC 82 B SI 90 F SI 90 X SI 90 3-2 P3 ①		S SL 87 B SI 94 S SL 87 X SI 94 1-2 G5-3 ①	F FF 99 X FS 89 0-1 1B 1-2	4 1	0 0	0 1	0 0	0 0	1 0	0 0
41 Victor Martinez, S (1, 10) OBP: 0.326, SLG: 0.335		C SI 89 C CH 85 S KC 81 0-3 K ①		C KC 80 B KC 80 B SI 89 X SI 91 2-1 G4-3 ①		F CH 84 B CH 84 X KC 80 1-1 52 WP 52 G4-3 2B		F SI 94 H SL 89 1-1 9 FC6-5 28 1B HBP	C FF 99 X SI 98 0-1 G6-3 ③	4	1	1	0	0	1	2
52 Yoenis Cespedes, R (1, 7) OBP: 0.323, SLG: 0.481 12 Anthony Gose, L (9, 8) OBP: 0.311, SLG: 0.357		C SI 91 B FF 92 X KC 81 1-1 28 1B 9 1B		C SI 91 F FF 92 B SI 91 B SI 91 X SI 90 2-2 P3 ②		B KC 82 S SI 90 B SI 91 B SI 91 X SI 91 3-1 G4-3 ② 2-H		C SI 94 B SI 95 B SI 95 S SI 95 S SI 94 2-3 K ②		4 0	1 0	1 0	1 0	0 0	1 0	1 0
28 J.D. Martinez, R (1, 9) OBP: 0.335, SLG: 0.538		F SI 92 B SI 92 X SI 92 1-1 34 FC4-6 9 1B 1-3 1B		C FF 91 X KC 83 0-1 1B		F SI 91 B KC 81 X CH 86 1-1 E5 9 FC5-4		S SI 95 F SI 95 B SL 89 X SI 95 1-2 9 FC6-5 1-2 1B		4	0	3	0	0	0	0
9 Nick Castellanos, R (1, 5) OBP: 0.279, SLG: 0.347		C SI 93 C SI 92 X KC 85 0-2 34 FC4-6 1-2 3-H 1B		F SI 91 S FF 92 B FF 92 S KC 82 1-3 K ③		B SI 91 C SI 91 D KC 82 C SI 91 B SI 91 X SI 91 3-2 FC5-4 ③ 1-2f		B SI 94 S SI 94 B SI 94 F SI 95 X SI 95 2-2 FC6-5 ③ 1-2 2-3f		4	0	1	1	0	1	4
34 James McCann, R (1, 2) OBP: 0.305, SLG: 0.419		C SI 92 C SI 92 B FF 93 X SI 92 1-2 FC4-6 1 FC6-4 ② 1-2f 2-3	C SI 90 X KC 81 0-1 G6-3 ①			C SI 89 B KC 78 C SI 89 F KC 80 F KC 81 X CH 88 1-2 20 G6-3 1 B5-3 1B		X FF 97 0-0 HR	4	1	2	1	0	0	2
1 Jose Iglesias, R (1, 6) OBP: 0.372, SLG: 0.378		B FF 93 C SI 93 F KC 83 X KC 85 1-2 FC6-4 ③ 1-2f	F SI 90 B SI 89 F KC 82 X FF 91 1-2 G4-3 ②				B SI 90 L SI 90 B SI 91 X SI 90 2-1 B5-3 ① 1-2		C FF 98 C SI 98 X SI 99 0-2 39 FC4-6 1B	4	0	1	0	0	0	3

| Inning Stats | | | |

Pittsburgh Pirates @ Detroit Tigers

Comerica Park, Detroit, MI

Thu Jul 02 2015, 1:09 PM - 4:40 PM EDT

Att. 34,680 - Sunny - 70 F

livebaseballscorecards.com

Batter	1	2	3	4	5	6	7	8	9	AB	R	H	RBI	BB	SO	LOB
5 Josh Harrison, R (1, 7) OBP: 0.312, SLG: 0.379	B FF 89 B FF 88 B FF 88 C FF 90 F SI 88 X FF 88 3-2 ① G5-3		X SI 88 0-0 10 S 1B		1 SAFE B FC 82 B FC 83 B SI 85 C FC 87 B FF 88 4-1 22 SF9 10 SH1-4 1-2 BB	C CH 79 F FC 85 X CU 78 0-2 ③ G5-3		C SL 84 X SL 85 0-1 ③ F8	F SI 87 B CH 85 X SL 80 1-1 ③ F7	5	0	1	0	1	0	6
10 Jordy Mercer, R (1, 6) OBP: 0.297, SLG: 0.330	C SI 88 B SI 85 C FC 87 B FF 90 S CH 84 2-3 ② K		B SI 88 B CH 80 B FF 89 C FF 89 D FC 85 4-1 1-2 BB		L SL 83 X SL 84 0-1 ① SH1-4 1-2 2-3		C FF 88 X CH 78 0-1 22 F9 6 1B 2B		C FF 95 F FF 96 B FF 98 F SL 86 X SL 87 1-2 22 S 22 2B 1B	3	2	2	0	1	1	0
22 Andrew McCutchen, R (1, 10) OBP: 0.386, SLG: 0.482	B FF 90 C SI 89 F FC 86 B FC 87 F SI 85 B FC 87 B FF 90 4-2 BB		C CU 74 C FF 89 D CU 74 B FF 88 X FC 84 2-2 ③ L3		B SI 92 X SI 90 1-0 ② SF9 2-3 3-H		B CU 76 C FC 86 X FF 89 1-1 ① F9 2-3		B FF 96 C FF 97 X FF 97 1-1 6 1B 1-H 18 2B 2B	3	1	1	2	1	0	3
6 Starling Marte, R (1, 8) OBP: 0.338, SLG: 0.471	F FC 83 X FF 89 0-1 ③ F9			B SI 86 B CH 83 S FF 88 B CH 84 B FF 87 4-1 27 CS BB	S SL 86 B SI 93 X SI 93 1-1 ③ G6-3		F FC 84 F FC 85 X CU 77 0-2 27 G6-4-3 3-H 1B		X SL 84 0-0 27 S 18 2B 2-3 1B	4	1	2	1	1	0	2
27 Jung Ho Kang, R (1, 5) OBP: 0.338, SLG: 0.370		C SI 87 F FC 86 B FF 88 B CU 77 F FC 85 B CH 83 F FF 89 F FF 89 X FF 89 3-2 ① F8		1 SAFE 1 SAFE 1 SAFE B CU 75 C FF 88 C FF 87 F FC 84 B CH 82 B SI 86 3-2 ① ② P4 1-2		C SL 85 B SI 94 C SI 93 B SI 95 X SI 94 2-2 29 1B 18 1B 1B	C CH 79 B FC 85 1 SAFE S CH 78 B FF 88 D CU 77 X FF 89 3-2 ② ③ G6-4-3 1-2f		C FF 98 3 SAFE F FF 100 X FF 99 0-2 ① G6-3 1-2	5	1	1	0	0	0	4
29 Francisco Cervelli, R (1, 2) OBP: 0.377, SLG: 0.411		B CU 76 C FF 88 B CH 82 F CH 83 C FC 87 2-3 ② K		B FF 87 B CH 81 F FF 88 B FF 88 X FF 87 3-1 HR		C SL 86 X SL 86 0-1 18 1B 1-3 1B		S FF 94 S FF 96 B FF 96 B FF 96 B SL 87 X SL 85 3-2 ① G3	H FF 98 1-0 18 2B 3 G4-3 HBP	4	2	2	1	0	1	0
18 Neil Walker, S (1, 4) OBP: 0.346, SLG: 0.421		B FC 86 B FF 89 F SI 88 B CH 82 X FF 89 3-1 ③ F9		B FC 84 X SI 87 1-0 1B		X CU 76 0-0 1-2 3-H 1B		X CU 79 0-0 25 BB 1B	D FF 94 F FF 95 X FF 96 1-1 3 G4-3 1-3 2-H 3-H 2B	5	0	4	3	0	0	0
25 Gregory Polanco, L (1, 9) OBP: 0.310, SLG: 0.341			C FC 84 B FC 85 F FF 86 B CU 76 S FC 85 2-3 ① K	B FC 84 S FC 83 1 SAFE S FC 83 S FC 81 1-3 ③ K		L FC 85 B CU 76 L FF 89 B CU 78 B CU 77 S FF 90 3-3 ① K		B SI 93 C FF 95 D CU 81 1 SAFE B FF 94 F FF 95 F FF 95 B FF 94 4-2 1-2 BB	D SL 79 B SI 88 C SI 92 S SL 82 B SL 82 B SL 80 4-2 3 G4-3 BB	3	0	0	0	2	3	3
3 Sean Rodríguez, R (1, 3) OBP: 0.261, SLG: 0.370			S CU 76 F SI 88 B CU 76 B FC 84 X CH 83 2-2 ② G5-3		B CH 82 B CH 78 B SI 85 B FC 87 4-0 10 SH1-4 5 BB 22 SF9 BB	S CH 80 X CU 77 0-1 ② F7		C SL 84 B FF 96 F SL 84 F FF 96 B FF 97 X SL 86 2-2 ② F8	F SI 92 X CH 86 0-1 ② G4-3 1-2 2-3 3-H	4	1	0	1	1	0	6

Inning Stats																								
	R: 0	H: 0		R: 0	H: 0		R: 0	H: 1		R: 1	H: 2		R: 1	H: 0		R: 1	H: 3		R: 1	H: 2		R: 0	H: 1	
	E: 0	LOB: 1		E: 0	LOB: 0		E: 0	LOB: 1		E: 0	LOB: 1		E: 0	LOB: 2		E: 0	LOB: 2		E: 0	LOB: 0		E: 0	LOB: 2	
	K: 1	BB: 1		K: 1	BB: 0		K: 1	BB: 1		K: 1	BB: 1		K: 0	BB: 2		K: 1	BB: 0		K: 0	BB: 0		K: 0	BB: 1	
	S: 11	P: 20		S: 11	P: 19		S: 11	P: 21		S: 13	P: 25		S: 6	P: 16		S: 14	P: 19		S: 10	P: 14		S: 13	P: 22	

	R: 4	H: 4	1B: 9	SF: 1	WP: 0	PA: 46
	E: 0	LOB: 2	2B: 3	SAC: 1	PB: 0	
	K: 0	BB: 1	3B: 0	DP: 1	SB: 3	
	S: 18	P: 27	HR: 1	HBP: 1	CS: 1	

	AB	36
	R	8
	H	13
	RBI	8
	BB	7
	SO	5
	LOB	24

PITCHER		IP	WLS	BF	H	R	ER	SO	BB	IBB	HBP	BLK	WP	HR	S	P	ERA	WHIP
56 Kyle Ryan, L (1, 1) ERA: 4.55		4.0	L	19	3	2	2	4	5	0	0	0	0	1	47	94	4.50	2.000
62 Al Alburquerque, R (5, 1) ERA: 3.21		1.0		5	2	1	1	0	0	0	0	0	0	0	10	14	9.00	2.000
65 Blaine Hardy, L (6, 1) ERA: 2.75		2.0		8	3	1	1	1	0	0	0	0	0	0	19	26	4.50	1.500
44 Joba Chamberlain, R (8, 1) ERA: 4.09		1.0		5	1	0	0	0	1	0	0	0	0	0	13	22	0.00	2.000
43 Bruce Rondón, R (9, 1) ERA: 12.0		0.1		6	4	4	4	0	0	0	1	0	0	0	12	16	108.00	12.000

PITCHER		IP	WLS	BF	H	R	ER	SO	BB	IBB	HBP	BLK	WP	HR	S	P	ERA	WHIP
32 Tom Gorzelanny, L (9, 1) ERA: 6.38		0.2		3	0	0	0	0	1	0	0	0	0	0	6	11	0.00	1.500

Pittsburgh Pirates @ Detroit Tigers

Comerica Park, Detroit, MI

Thu Jul 02 2015, 1:09 PM - 4:40 PM EDT

Att. 34,680 - Sunny - 70 F

livebaseballscorecards.com

BOTTOM

Batter	1	2	3	4	5	6	7	8	9	AB	R	H	RBI	BB	SO	LOB
20 Rajai Davis, R (1, 8) OBP: 0.340, SLG: 0.443	X SI 91 0-0 3 G5-4-3 1B			B CH 83 X CH 83 1-0 ① F7	X SI 92 0-0 ③ FC6-4 1-2f		B SL 84 S CH 85 X SL 83 1-1 ③ FC4-6 1-2f		B SI 87 B SI 89 B FF 89 C SI 88 F SI 88 X SI 89 3-2 ② L9	5	0	1	0	0	0	5
3 Ian Kinsler, R (1, 4) OBP: 0.333, SLG: 0.352	B SI 90 B CH 83 B SI 91 C SI 90 1 SAFE S SL 82 F SI 92 1 SAFE X SL 84 3-2 ① ② G5-4-3 1-2f			B SL 86 X SI 93 1-0 41 FC6-5 24 BB 1B		X FF 92 0-0 ① F8		C FF 92 B FF 93 C FF 93 X FF 93 1-2 24 BB 28 HR 1B	B SI 89 X SI 90 1-0 24 1B 2B 2-H	5	1	3	1	0	0	1
24 Miguel Cabrera, R (1, 3) OBP: 0.453, SLG: 0.575	B SI 93 B SL 84 X SL 82 2-0 ③ F9			B FF 93 B SI 93 C SI 92 F CH 86 F SL 84 F CH 84 B SL 84 B SI 94 4-2 41 FC6-5 1-2 BB		C FF 91 B SI 92 B SL 85 B CH 84 C SI 93 B SL 84 4-2 BB		F FF 93 D CH 86 B FF 93 C FF 93 B FF 94 D FF 95 4-2 28 HR 1-2 BB	C SI 88 X SI 87 0-1 2-3 1B	2	1	1	0	3	0	0
41 Victor Martinez, S (1, 10) OBP: 0.317, SLG: 0.325		C SI 91 C SI 91 B SI 92 X CH 83 1-2 ① G6-3		B SI 93 C SI 92 S SL 84 D SL 84 X SI 93 2-2 ② FC6-5 52 FC6-4 1-2 2-3f		B SL 83 S CH 85 F SL 83 F CH 83 X SL 84 1-2 ② F7		B FF 93 X FF 94 1-0 ① P6	C FC 92 B KC 81 F FF 91 B FF 91 F FF 91 X FC 91 2-2 ③ G3	5	0	0	0	0	0	7
52 Yoenis Cespedes, R (1, 7) OBP: 0.319, SLG: 0.475		B SL 84 S CH 84 B SI 94 C SI 92 S SL 84 2-3 ② K		B CH 84 X SL 84 1-0 ③ FC6-4 1-2f		B SI 92 B CH 85 S SL 82 F SI 92 F SL 85 X CH 84 2-2 ③ P3		B FF 93 F FF 93 B FF 93 B FF 94 T FF 94 X FF 94 3-2 ② F9		4	0	0	0	0	1	5
28 J.D. Martinez, R (1, 9) OBP: 0.334, SLG: 0.545		S CH 84 B SI 93 S SL 86 S SL 86 1-3 ③ K		S SI 91 B CH 83 S SL 82 B SL 84 B CH 83 C SL 84 3-3 ① K			B SI 91 C SL 83 C SI 92 X SL 84 1-2 ① L7	B FF 93 B FF 94 X FF 94 2-0 1-H 2-H HR		4	1	1	3	0	2	0
9 Nick Castellanos, R (1, 5) OBP: 0.279, SLG: 0.346 17 Andrew Romine, S (9, 5) OBP: 0.351, SLG: 0.441			B FF 92 C SL 84 F CH 84 X SI 93 1-2 ① F9	X CH 85 0-0 1 1B 1B			B CH 84 S CH 85 B SL 86 F SL 84 C SI 93 2-3 ② K	B SI 94 S SI 95 S SI 95 B SI 95 S CH 86 2-3 ③ K		4 0	0 0	1 0	0 0	0 0	2 0	0 0
50 Bryan Holaday, R (1, 2) OBP: 0.271, SLG: 0.396			B FF 92 B CH 83 C SI 92 X SL 83 2-1 ② G5-3	X SI 91 0-0 ② F7			C SI 93 B SL 84 B CH 83 B SL 84 X SI 91 3-1 1 BB 1B		C SL 86 F SI 85 X FF 87 0-2 ① F8	4	0	1	0	0	0	1
1 Jose Iglesias, R (1, 6) OBP: 0.378, SLG: 0.387			C SI 92 S SL 83 S SL 84 0-3 ③ K	D SL 84 X CH 84 1-0 20 FC6-4 1-2 1B			D CH 85 D SI 93 B SI 91 D SI 90 4-0 20 FC4-6 1-2 BB		C SI 89 X SL 84 0-1 3 2B 2B	3	1	2	0	1	1	0
Inning Stats	R: 0 E: 0 K: 0 S: 6 H: 1 LOB: 0 BB: 0 P: 11	R: 0 E: 0 K: 2 S: 9 H: 0 LOB: 0 BB: 0 P: 13	R: 0 E: 0 K: 1 S: 8 H: 0 LOB: 0 BB: 0 P: 11	R: 0 E: 0 K: 0 S: 10 H: 1 LOB: 2 BB: 1 P: 19	R: 0 E: 0 K: 1 S: 7 H: 2 LOB: 2 BB: 0 P: 11	R: 0 E: 0 K: 0 S: 11 H: 0 LOB: 1 BB: 1 P: 18	R: 0 E: 0 K: 1 S: 10 H: 1 LOB: 2 BB: 1 P: 21	R: 3 E: 0 K: 1 S: 13 H: 2 LOB: 0 BB: 1 P: 26	R: 1 E: 0 K: 0 S: 15 H: 3 LOB: 2 BB: 0 P: 21	1B: 7 2B: 2 3B: 0 HR: 1 SF: 0 SAC: 0 DP: 1 HBP: 0						

	AB	36
	R	4
	H	10
	RBI	4
	BB	4
	SO	6
	LOB	19

PITCHER		IP	WLS	BF	H	R	ER	SO	BB	IBB	HBP	BLK	WP	HR	S	P	ERA	WHIP
47 Francisco Liriano, L ERA: 2.99	(1, 1)	7.0	W	28	5	0	0	5	3	0	0	0	0	0	61	104	0.00	1.143
59 Antonio Bastardo, L ERA: 4.18	(8, 1)	0.2		5	2	3	3	0	1	0	0	0	0	1	10	21	40.50	4.500
44 Tony Watson, L ERA: 2.09	(8, 1)	0.1	H	1	0	0	0	1	0	0	0	0	0	0	3	5	0.00	0.000
46 Vance Worley, R ERA: 3.51	(9, 1)	0.2		5	3	1	1	0	0	0	0	0	0	0	11	15	13.50	4.500
35 Mark Melancon, R ERA: 1.66	(9, 1)	0.1	S	1	0	0	0	0	0	0	0	0	0	0	4	6	0.00	0.000

PITCHER	IP	WLS	BF	H	R	ER	SO	BB	IBB	HBP	BLK	WP	HR	S	P	ERA	WHIP

Toronto Blue Jays @ Detroit Tigers

Comerica Park, Detroit, MI

Fri Jul 03 2015, 7:10 PM - 10:09 PM EDT

Att. 39,367 - Cloudy - 71 F

TOP

livebaseballscorecards.com

Batter	1	2	3	4	5	6	7	8	9	AB	R	H	RBI	BB	SO	LOB
7 José Reyes, S (1, 6) OBP: 0.301, SLG: 0.380	B FF 89 B SI 90 C FF 91 F FF 92 F SL 87 B SI 93 S FS 86 3-3 ① K		F CU 78 B SI 92 B SI 92 F FS 86 B SL 86 X SI 92 3-2 ③ P6			C FF 92 X FS 85 0-1 ③ G1-3		D FS 84 C FF 91 F FF 91 B SI 93 X SL 85 2-2 19 BB 20 1B 30 2B 1B 1-2 2-3 3-H	B FF 93 X FF 94 1-0 20 DI 1B	3	0	0	0	0	1	0
17 Ryan Goins, L (7, 6) OBP: 0.267, SLG: 0.319										2	1	2	1	0	0	0
20 Josh Donaldson, R (1, 5) OBP: 0.356, SLG: 0.535	C FF 92 C SI 92 B FF 92 B SL 88 S FS 85 2-3 ② K			X SL 85 0-0 ① G5-3			C FF 91 B FS 85 C SL 84 X SI 92 1-2 ① F9	C FF 93 B FF 94 F SL 89 X SI 93 1-2 19 BB 30 2B 1B 1-2 2-H 3-H	C FF 94 S CU 70 D SL 79 D SL 78 F FF 94 S CU 71 2-3 ③ K 1-2	5	1	1	2	0	2	1
19 José Bautista, R (1, 9) OBP: 0.393, SLG: 0.508	C FF 92 B FS 84 C SL 86 S FF 93 1-3 ③ K			X FF 92 0-0 ② P2			C SL 85 B SL 87 B FF 93 B SL 85 B FS 85 4-1 BB	S SL 88 F FF 95 D SL 88 F SL 88 D SL 86 B SL 88 B FF 94 4-2 30 2B BB 1-2 2-3		2	1	0	0	2	1	0
10 Edwin Encarnación, R (1, 10) OBP: 0.325, SLG: 0.467		B FF 90 C FF 91 F FF 91 B SI 92 B SI 94 B SL 86 4-2 BB		B FF 91 C CU 78 F CU 79 B FF 91 B SI 92 F SL 87 X FS 84 3-2 ③ G1			T SI 91 B FF 91 F FF 92 C SI 92 1-3 ② K	B SL 87 X FF 94 1-0 ② F8		3	0	0	0	1	1	4
30 Dioner Navarro, S (1, 2) OBP: 0.290, SLG: 0.358		C SI 91 X FS 86 0-1 ① F9			C FF 88 X SL 88 0-1 ① G6-3		C FS 80 B SL 88 B SL 86 X FF 92 2-1 ③ F8	B SI 94 B FF 93 X FF 94 2-0 14 WP 1-H 2-H 3-H 2B		4	0	1	3	0	0	2
14 Justin Smoak, S (1, 3) OBP: 0.341, SLG: 0.504		C FF 92 X SL 88 0-1 ② P6			C SL 86 B SL 89 X CU 79 1-1 ② G3					2	1	0	0	2	0	1
15 Chris Colabello, R (8, PR) OBP: 0.371, SLG: 0.489										0	0	0	0	0	0	0
(8, 3)								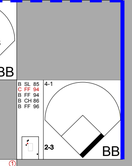								
11 Kevin Pillar, R (1, 8) OBP: 0.311, SLG: 0.404		B FF 92 B SL 85 C SL 85 X FF 91 2-1 ③ F7			C FF 91 B CU 78 X SI 91 1-1 ③ L8			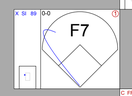		4	0	0	0	0	0	4
								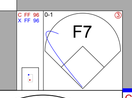								
3 Ezequiel Carrera, L (1, 7) OBP: 0.342, SLG: 0.358			C FF 89 B FS 87 B SL 88 B FF 91 F FF 91 F FF 93 X SI 88 3-2 ① G1-3			C FS 84 B SL 85 X FS 84 1-1 ① G3		C FS 85 S FC 92 F FF 92 B SL 87 B SL 87 F FF 92 F SL 88 X FS 83 2-2 17 1B 29 1B 20 1B 1B 1-2	C FC 93 X CH 86 0-1 ① B1-3	4	1	1	0	0	0	0
29 Devon Travis, R (1, 4) OBP: 0.339, SLG: 0.494			C FF 92 F CU 79 F SI 91 B FF 94 S FS 86 1-3 ② K			C FF 91 S SI 92 X SL 86 0-2 ② G6-3		F SI 91 B FF 90 C SL 84 B FF 91 X FS 85 2-2 17 1B 20 1B 1B 1-2 2-3	C FF 93 F FC 93 B CU 71 S SL 78 1-3 ② K	4	1	1	0	0	2	0

Inning Stats																								
	R: 0	H: 0	R: 0	H: 0	R: 0	H: 0	R: 0	H: 0	R: 0	H: 0	R: 0	H: 0	R: 0	H: 0	R: 6	H: 5	R: 0	H: 1	1B: 5	SF: 0	WP: 1	PA: 38
	E: 0	LOB: 0	E: 0	LOB: 1	E: 0	LOB: 0	E: 0	LOB: 0	E: 0	LOB: 0	E: 0	LOB: 1	E: 0	LOB: 2	E: 0	LOB: 1	E: 0	LOB: 1	2B: 1	SAC: 0	PB: 0	
	K: 3	BB: 0	K: 0	BB: 1	K: 1	BB: 0	K: 0	BB: 0	K: 0	BB: 0	K: 0	BB: 1	K: 1	BB: 3	K: 0	BB: 0	K: 2	BB: 0	3B: 0	DP: 0	SB: 0	
	S: 10	P: 16	S: 8	P: 14	S: 11	P: 18	S: 6	P: 9	S: 6	P: 8	S: 7	P: 8	S: 9	P: 17	S: 28	P: 50	S: 10	P: 14	HR: 0	HBP: 0	CS: 0	

PITCHER		IP	WLS	BF	H	R	ER	SO	BB	IBB	HBP	BLK	WP	HR	S	P	ERA	WHIP
19 Aníbal Sánchez, R ERA: 4.65	(1, 1)	7.1	W	28	3	4	4	5	3	0	0	0	0	0	74	117	4.91	0.818
30 Alex Wilson, R ERA: 2.11	(8, 1)	0.1		4	2	2	2	0	1	0	0	0	0	0	8	16	54.00	9.000
43 Bruce Rondón, R ERA: 10.8	(8, 1)	0.1	H	2	0	0	0	0	1	0	0	0	1	0	3	7	0.00	3.000
38 Joakim Soria, R ERA: 2.48	(9, 1)	1.0	S	4	1	0	0	2	0	0	0	0	0	0	10	14	0.00	1.000

PITCHER	IP	WLS	BF	H	R	ER	SO	BB	IBB	HBP	BLK	WP	HR	S	P	ERA	WHIP

AB	33
R	6
H	6
RBI	6
BB	5
SO	7
LOB	12

Toronto Blue Jays @ Detroit Tigers

Comerica Park, Detroit, MI

Fri Jul 03 2015, 7:10 PM - 10:09 PM EDT

Att. 39,367 - Cloudy - 71 F

BOTTOM

livebaseballscorecards.com

Batter	1	2	3	4	5	6	7	8	9	AB	R	H	RBI	BB	SO	LOB
3 Ian Kinsler, R (1, 4) OBP: 0.332, SLG: 0.350	F FF 90 B SL 84 S SL 85 B SL 85 X FF 92 2-2 ① P2		B SL 85 B SL 85 X FF 93 2-0 1B	B SL 84 B FF 92 C FF 93 B SL 85 S FF 93 X FF 94 3-2 ③ F7		X SI 91 0-0 ③ G6-3				4	0	1	0	0	0	1
52 Yoenis Cespedes, R (1, 7) OBP: 0.318, SLG: 0.475	C FF 91 B FF 92 F FF 92 X FF 93 1-2 24 1B 2B		1 SAFE B FF 91 1 SAFE C FF 91 B SL 83 F FF 92 S SL 84 2-3 ③ K		F FF 92 B FF 93 X CH 84 1-1 ① G1-3		B CU 72 B SI 90 B SI 90 C FF 90 F SI 91 X FF 92 3-2 ① L9			4	1	1	0	0	1	1
24 Miguel Cabrera, R (1, 3) OBP: 0.456, SLG: 0.578 17 Andrew Romine, S (4, PR) OBP: 0.355, SLG: 0.443 (5, 3)	F FF 92 X FF 93 0-1 41 G4-1-5 2-H 1B			X SL 82 0-0 41 1B 9 1B 1B	F FF 91 S SL 85 B SL 84 C FF 92 1-3 ② K		F SI 91 B CU 75 B FC 89 S FC 86 F CH 84 X FC 87 2-2 41 1B 28 1B 1B			2 2	0 2	2 1	1 0	0 0	0 1	0 0
41 Victor Martinez, S (1, 10) OBP: 0.326, SLG: 0.341	F CH 86 B FF 92 C FF 92 F FF 91 X SL 86 1-2 ② G4-1-5 1-3f ③			C FF 90 F FF 91 B FF 92 F FF 92 D SL 86 F FF 92 F CH 86 D SL 86 F FF 92 3-2 1 SAFE 1 SAFE F FF 91 1 SAFE X SL 82 9 1B 13 BB 9 E 1-3 1B	B CH 85 X CH 86 1-0 E4 28 2B 2B		B FF 91 B SI 91 X FF 91 2-0 28 1B 1-2 1B			4	2	3	0	0	0	1
28 J.D. Martinez, R (1, 9) OBP: 0.336, SLG: 0.547		C SL 81 X FF 90 0-1 ① F8		S FF 92 C FF 93 B FF 93 S SL 87 1-3 ① K	B SL 84 S SL 87 S FF 93 X FF 91 1-2 3-H 2B		F FC 88 X CH 85 0-1 13 G4-6-3 1-2 2-H 1B			4	0	2	2	0	1	2
13 Alex Avila, L (1, 2) OBP: 0.351, SLG: 0.306		C CH 84 B CH 85 S FF 93 S FF 92 1-3 ② K		D CH 86 B FF 92 B FF 93 B FF 92 4-0 9 E 12 1B 1-2 BB	F FF 92 B FF 92 B CH 86 B FF 93 B FF 92 4-1 BB		B FF 92 B FF 89 C FF 90 C FC 88 X FC 90 2-2 ② ③ G4-6-3 1-2f			2	1	0	0	2	1	2
9 Nick Castellanos, R (1, 5) OBP: 0.278, SLG: 0.344 39 Josh Wilson, R (9, 5) OBP: 0.368, SLG: 0.421	F FF 93 X FF 93 0-1 ③ F9			X FF 93 0-0 E7 12 E 1-3 2-H 3-H 1B	X FF 93 0-0 ③ F9			F FC 91 B SL 84 B FF 95 C FC 89 F FC 90 X SL 85 2-2 ① F7		4 0	1 0	1 0	1 0	0 0	0 0	2 0
12 Anthony Gose, L (1, 8) OBP: 0.318, SLG: 0.361			B FF 91 C FF 92 B FF 92 F FF 92 F FF 94 B SL 87 X FF 93 3-2 1 L4-3 1B	B CH 84 B FF 93 X FF 92 2-0 E7 1 SF8 2-H 3-H 1B		C FC 88 B CU 75 S FC 89 S FC 90 B FF 93 X FC 88 3-2 ① G4-3		B FF 95 B FF 95 F FF 96 B FC 90 S FC 90 B FC 91 4-2 1 G5-4-3 BB		3	1	2	1	1	0	0
1 Jose Iglesias, R (1, 6) OBP: 0.372, SLG: 0.382			C FF 92 1 SAFE X SL 84 0-1 ①② L4-3 1-1	X SL 83 0-0 ② SF8 3-H		C SI 92 F SI 93 S FF 93 0-3 ② K		1 SAFE X FF 93 0-0 ②③ G5-4-3 1-2f		3	0	0	1	0	1	2
Inning Stats	R: 1 E: 0 K: 0 S: 12 H: 2 LOB: 0 BB: 0 P: 16	R: 0 E: 0 K: 1 S: 7 H: 0 LOB: 0 BB: 0 P: 8	R: 0 E: 0 K: 1 S: 10 H: 2 LOB: 1 BB: 0 P: 17	R: 5 E: 2 K: 1 S: 18 H: 4 LOB: 1 BB: 1 P: 31	R: 1 E: 1 K: 1 S: 11 H: 2 LOB: 2 BB: 1 P: 19	R: 0 E: 0 K: 1 S: 7 H: 0 LOB: 0 BB: 0 P: 10	R: 1 E: 0 K: 0 S: 13 H: 3 LOB: 1 BB: 0 P: 22	R: 0 E: 0 K: 0 S: 7 H: 0 LOB: 0 BB: 1 P: 13		1B: 10 2B: 5 3B: 0 HR: 0 SF: 1 SAC: 0 DP: 4 HBP: 0				WP: 0 PB: 0 SB: 0 CS: 0 PA: 36		

PITCHER		IP	WLS	BF	H	R	ER	SO	BB	IBB	HBP	BLK	WP	HR	S	P	ERA	WHIP
36 Drew Hutchison, R ERA: 5.23	(1, 1)	4.2	L	24	10	7	5	4	2	0	0	0	0	0	57	90	9.64	2.571
57 Felix Doubront, L ERA: 3.86	(5, 1)	2.1		9	3	1	1	1	0	0	0	0	0	0	21	33	3.86	1.286
52 Ryan Tepera, R ERA: 2.57	(8, 1)	1.0		3	0	0	0	0	1	0	0	0	0	0	7	13	0.00	1.000

PITCHER	IP	WLS	BF	H	R	ER	SO	BB	IBB	HBP	BLK	WP	HR	S	P	ERA	WHIP

AB	32
R	8
H	13
RBI	6
BB	3
SO	5
LOB	11

Batter	1	2	3	4	5	6	7	8	9	AB	R	H	RBI	BB	SO	LOB
7 José Reyes, S (1, 6) OBP: 0.303, SLG: 0.385	X FF 92 0-0 ① G1-3		C SI 94 B FC 90 F CH 87 F FF 95 B SI 96 X CH 85 2-2 20 L8 2B		C FC 90 B FF 94 B SI 95 1 SAFE X CH 86 2-1 ② 1-2 1B		C FF 95 B FF 95 C FF 96 F SI 97 B FC 92 X FF 96 2-2 ③ FC6-4 1-2f		B CH 83 X FF 94 1-0 ③ G4-3	5	0	2	0	0	0	2
20 Josh Donaldson, R (1, 5) OBP: 0.352, SLG: 0.529	C FF 92 B KC 76 B KC 77 F FF 94 C CH 86 2-3 ② K		X KC 79 0-0 ② L8 2-3		X FF 95 0-0 ③ P4			C SI 92 C SI 94 B SL 86 S SL 87 1-3 ① K		4	0	0	0	0	2	2
19 José Bautista, R (1, 9) OBP: 0.394, SLG: 0.510	B FF 94 B FC 89 B CH 86 C SI 94 B FC 91 4-1 BB		B FF 95 X FF 96 1-0 ③ L8			C CH 84 C SI 94 B FF 96 B FF 96 X FC 90 2-2 2B		C SL 86 X FF 95 0-1 ② L8		3	0	1	0	1	0	1
10 Edwin Encarnación, R (1, 10) OBP: 0.324, SLG: 0.464	C FF 95 F FF 95 X CH 87 0-2 ③ G4-3			S CH 83 B CH 83 C FC 89 F FF 95 F SI 95 X KC 78 1-2 23 G5-4-3 1B		S FF 95 X FF 95 0-1 ① G5-3		C SI 94 B SI 94 X SL 86 1-1 ③ G5-3		4	0	1	0	0	0	2
23 Danny Valencia, R (1, 7) OBP: 0.345, SLG: 0.549		C FF 91 B FF 92 B CH 85 S CH 85 F FF 95 F CH 85 S FF 94 2-3 ① K		B FC 90 X FF 94 1-0 ① ② G5-4-3 1-2f		C CH 85 S CH 86 F SI 96 F FF 96 D CH 86 X CH 85 1-2 ② L8			S FF 94 C CU 76 X FF 94 0-2 55 DI 15 HR 1B	4	1	1	0	0	1	2
55 Russell Martin, R (1, 2) OBP: 0.348, SLG: 0.481		B SI 93 S FF 94 B FF 94 F FF 94 S CH 86 2-3 ② K		X SI 94 0-0 ③ P3		F FF 95 B FF 95 F FF 96 X CH 86 1-2 ③ G6-3			B FF 94 B FF 93 X FF 94 2-0 ① G6-3 1-2	4	0	0	0	0	1	2
15 Chris Colabello, R (1, 3) OBP: 0.374, SLG: 0.505		C KC 81 X CH 85 0-1 1B			C SI 92 B FF 93 B KC 78 F FF 94 F FC 91 F FF 95 S CH 85 2-3 ① K		B KC 77 F FF 93 C FC 89 F FF 95 S FF 95 1-3 ① K		B CU 78 C FF 93 X CH 83 1-1 2-H HR	4	1	2	2	0	2	0
11 Kevin Pillar, R (1, 8) OBP: 0.311, SLG: 0.412		C FF 94 F FF 94 F FF 95 S CH 86 0-3 ③ K			B KC 78 B CH 84 F FF 94 X FF 93 2-1 HR		C FC 90 B FC 91 F CH 86 F FC 91 S CH 85 1-3 ② K2-3		B FF 93 F FF 93 B CU 79 B FF 93 X FF 92 3-1 ② P6	4	1	1	1	0	2	1
29 Devon Travis, R (1, 4) OBP: 0.343, SLG: 0.494			C SI 92 C KC 77 B FF 94 F FC 90 B CH 86 B CH 85 F FF 96 X FF 95 3-2 ① F8		X FF 94 0-0 7 1B 1B		C FC 91 C KC 80 B FF 95 B FC 91 B KC 81 X CH 87 3-2 7 FC6-4 1B		C FF 94 X FF 94 0-1 E5	4	0	2	0	0	0	0
Inning Stats	R: 0 E: 0 K: 1 S: 8 H: 0 LOB: 1 BB: 1 P: 14	R: 0 E: 0 K: 3 S: 14 H: 1 LOB: 1 BB: 0 P: 18	R: 0 E: 0 K: 0 S: 11 H: 1 LOB: 1 BB: 0 P: 17	R: 0 E: 0 K: 0 S: 7 H: 1 LOB: 0 BB: 0 P: 9	R: 1 E: 0 K: 1 S: 11 H: 3 LOB: 1 BB: 0 P: 17	R: 0 E: 0 K: 0 S: 13 H: 1 LOB: 1 BB: 0 P: 17	R: 0 E: 0 K: 2 S: 15 H: 1 LOB: 1 BB: 0 P: 22	R: 0 E: 0 K: 1 S: 7 H: 0 LOB: 0 BB: 0 P: 9	R: 2 E: 1 K: 0 S: 11 H: 2 LOB: 1 BB: 0 P: 18	1B: 6 2B: 2 3B: 0 HR: 2	SF: 0 SAC: 0 DP: 1 HBP: 0					

PITCHER		IP	WLS	BF	H	R	ER	SO	BB	IBB	HBP	BLK	WP	HR	S	P	ERA	WHIP
14 David Price, L ERA: 2.54	(1, 1)	7.0	W	28	8	1	1	7	1	0	0	0	0	1	79	114	1.29	1.286
62 Al Alburquerque, R ERA: 3.12	(8, 1)	1.0		3	0	0	0	1	0	0	0	0	0	0	7	9	0.00	0.000
26 Jeff Ferrell, R ERA: 18.0	(9, 1)	1.0		6	2	2	2	0	0	0	0	0	0	1	11	18	18.00	2.000

PITCHER	IP	WLS	BF	H	R	ER	SO	BB	IBB	HBP	BLK	WP	HR	S	P	ERA	WHIP

TOP

Toronto Blue Jays @ Detroit Tigers

Comerica Park, Detroit, MI

Sat Jul 04 2015, 1:09 PM - 4:19 PM EDT

Att. 37,214 - Sunny - 75 F

livebaseballscorecards.com

AB	36
R	3
H	10
RBI	3
BB	1
SO	8
LOB	12

WP: 0 PB: 0 SB: 0 CS: 0 PA: 37

Toronto Blue Jays @ Detroit Tigers

Comerica Park, Detroit, MI

Sat Jul 04 2015, 1:09 PM - 4:19 PM EDT

Att. 37,214 - Sunny - 75 F

BOTTOM

livebaseballscorecards.com

Batter	1	2	3	4	5	6	7	8	9	AB	R	H	RBI	BB	SO	LOB
3 Ian Kinsler, R (1, 4) OBP: 0.339, SLG: 0.356	C KN 71 S KN 77 H KN 77 1-2 52 2B 41 G3 HBP	F FF 81 F KN 71 B KN 73 B KN 76 X KN 71 2-2 41 CS 1B		F KN 77 B KN 77 1 SAFE F KN 76 F KN 79 S KN 79 1-3 ① K		B KN 75 X FF 83 1-0 1B		B CH 88 B FF 94 F FF 94 B FF 96 S SL 87 F FF 95 F CH 87 X FF 94 3-2 52 1B 1-H 2-H 3-H 1B		4	1	3	2	0	1	2
52 Yoenis Cespedes, R (1, 7) OBP: 0.322, SLG: 0.481	1 SAFE B KN 73 B KN 75 C FF 81 1 SAFE X KN 73 2-1 41 G3 28 HR 1-3 2B	C KN 73 X KN 77 0-1 ① L8		B KN 78 D KN 73 F KN 77 X EP 66 2-1 ② 41 1B 1-H 3-H 1B		B FF 96 B FC 90 C FC 91 1 SAFE X SL 87 2-1 ③ L5		F SL 86 B CH 87 B FF 94 S FF 94 F FF 94 D SL 87 F FF 95 X FF 94 3-2 41 G6-4-3 1-2 1B		5	1	3	1	0	0	2
41 Victor Martinez, S (1, 10) OBP: 0.323, SLG: 0.337	D KN 76 S KN 75 S KN 77 F KN 79 D KN 79 F KN 77 F KN 78 B KN 78 F KN 76 3-2 ① F KN 75 F KN 76 X KN 76 G3 2-3 3-H	F KN 77 B EP 64 D EP 64 F KN 74 B KN 77 1 SAFE X KN 77 3-2 ②③ G3-1 1-2		X KN 78 0-0 1-3 1B			B FF 95 C FC 90 X CH 86 1-1 ① G4-3	C FC 88 B CU 83 X CH 85 1-1 ②③ G6-4-3 1-2f	5	0	1	1	0	0	4
28 J.D. Martinez, R (1, 9) OBP: 0.338, SLG: 0.555	X KN 78 0-0 3-H HR		F KN 77 B KN 79 F KN 78 B KN 79 F EP 62 F KN 79 F KN 70 B KN 78 B KN 76 4-2 13 1B 9 FC5-2 BB	B KN 78 X KN 78 1-0 ③ F8			C FF 96 F FF 96 B FF 95 B FC 91 S CH 87 2-3 ② K		3	1	1	2	1	1	2
13 Alex Avila, L (1, 3) OBP: 0.358, SLG: 0.308	S KN 76 X KN 77 0-1 ② G4-3		B KN 77 B KN 75 S KN 80 S KN 71 B KN 74 X KN 70 3-2 9 FC5-2 1-3 1B		B KN 73 C KN 72 B KN 75 F KN 72 B KN 75 B KN 74 4-2 34 G5-4-3 BB		S FC 90 B CH 87 B FF 94 F FC 90 S FF 94 2-3 ③ K		3	0	1	0	1	1	0
9 Nick Castellanos, R (1, 5) OBP: 0.281, SLG: 0.348 1 Jose Iglesias, R (8, PR) OBP: 0.372, SLG: 0.382 (9, 6)	C KN 75 B KN 78 X KN 76 1-1 34 3B 2B		B KN 78 X KN 77 1-0 ① FC5-2 34 G6-3 1-2 3-H	C KN 74 X KN 76 0-1 ① F8				B FF 94 B FF 94 F FF 94 B FF 94 F FF 94 F FF 94 F CH 87 B SL 85 4-2 12 E 39 HBP 3 WP BB		3 0	1 1	1 0	0 0	1 0	0 0	3 0
34 James McCann, R (1, 2) OBP: 0.304, SLG: 0.426	B KN 74 F KN 75 X KN 78 1-1 2-H 3B		S KN 74 B KN 78 2 SAFE F KN 75 F KN 77 B KN 73 F KN 75 B KN 77 F KN 74 3-2 ②③ 2 SAFE X KN 78 G6-3 1-2f	X KN 73 0-0 ②③ G5-4-3 1-2f			F FF 93 D CH 88 S CH 88 F CH 88 C FF 95 1-3 ① K		4	0	1	1	0	1	4
39 Josh Wilson, R (1, 6) OBP: 0.435, SLG: 0.429 (9, 5)	H FF 81 1-0 12 FC6 HBP			C FF 81 X KN 74 0-1 12 1B 52 1B 12 PB 1B		F KN 70 B KN 74 B KN 74 B KN 80 X KN 79 3-1 ① F9		B FF 94 F FF 95 1 SAFE 1 SAFE H CH 86 2-1 3 WP 12 E 3 1B 1-2 HBP		2	1	1	0	0	0	0
12 Anthony Gose, L (1, 8) OBP: 0.317, SLG: 0.359	X KN 73 0-0 ③ FC6 1-2f			1 SAFE B KN 75 B KN 74 S KN 71 B KN 76 C KN 72 F KN 75 X KN 73 3-2 52 S 52 1B 1-3 1B		C FF 81 X KN 74 0-1 ② F8		F FF 94 D CH 89 S FF 94 X CH 87 1-2 E3 3 WP 3 1B 1-2 2-3		4	2	1	0	0	0	4
Inning Stats	R: 4 E: 0 K: 0 S: 21 H: 4 LOB: 2 BB: 0 P: 30	R: 0 E: 0 K: 0 S: 8 H: 1 LOB: 0 BB: 0 P: 13	R: 0 E: 0 K: 0 S: 15 H: 1 LOB: 1 BB: 1 P: 26	R: 1 E: 0 K: 1 S: 14 H: 4 LOB: 2 BB: 0 P: 21	R: 0 E: 0 K: 0 S: 5 H: 0 LOB: 0 BB: 1 P: 9	R: 0 E: 0 K: 0 S: 7 H: 1 LOB: 1 BB: 0 P: 13	R: 0 E: 0 K: 2 S: 8 H: 0 LOB: 0 BB: 0 P: 13	R: 3 E: 1 K: 1 S: 24 H: 2 LOB: 2 BB: 1 P: 39		1B: 9 2B: 2 3B: 1 HR: 1 SF: 0 SAC: 0 DP: 3 HBP: 3		WP: 1 PB: 1 SB: 1 CS: 1 PA: 39		

	AB	33
	R	8
	H	13
	RBI	7
	BB	3
	SO	4
	LOB	21

PITCHER		IP	WLS	BF	H	R	ER	SO	BB	IBB	HBP	BLK	WP	HR	S	P	ERA	WHIP
43 R.A. Dickey, R ERA: 5.02	(1, 1)	5.2	L	28	11	5	5	1	2	0	2	0	0	1	68	108	7.94	2.294
52 Ryan Tepera, R ERA: 2.35	(6, 1)	1.1		4	0	0	0	2	0	0	0	0	0	0	10	17	0.00	0.000
50 Steve Delabar, R ERA: 3.32	(8, 1)	0.1		6	2	3	2	1	1	0	1	0	1	0	22	36	54.00	9.000
27 Brett Cecil, L ERA: 5.0	(8, 1)	0.2		1	0	0	0	0	0	0	0	0	0	0	2	3	0.00	0.000

PITCHER	IP	WLS	BF	H	R	ER	SO	BB	IBB	HBP	BLK	WP	HR	S	P	ERA	WHIP

Toronto Blue Jays @ Detroit Tigers

Comerica Park, Detroit, MI

Sun Jul 05 2015, 1:11 PM - 4:25 PM EDT

Att. 35,102 - Sunny - 79 F

livebaseballscorecards.com

Batter	1	2	3	4	5	6	7	8	9	AB	R	H	RBI	BB	SO	LOB
7 José Reyes, S (1, 6) OBP: 0.304, SLG: 0.388	B FF 91 C FF 92 B FF 93 B FF 92 C FF 91 X FF 93 3-2 20 1B 2B		C FF 93 X SL 88 0-1 ② L9		X FF 94 0-0 ① G4-3 2-3 3-H	X SI 94 0-0 20 G4-6-3 1-2 1B	C SL 88 B SI 94 B SI 93 X SL 88 2-1 ③ F9		F FF 92 X CH 82 0-1 ③ P5	6	1	2	1	0	0	5
20 Josh Donaldson, R (1, 5) OBP: 0.352, SLG: 0.527	X SL 86 0-0 10 E 2-H 1B		C FF 93 B SL 85 T SL 87 S FF 95 1-3 ③ K		F FF 95 F FF 96 X CU 82 0-2 19 HR 3-H 1B	B FF 94 C CU 76 X SI 94 1-1 ②③ G4-6-3 1-2f		X FF 89 0-0 ① P4		5	1	2	2	0	1	2
19 José Bautista, R (1, 9) OBP: 0.397, SLG: 0.520	B FF 92 1 SAFE B FF 92 T FF 94 X FF 94 2-1 ① F8			B CU 80 B FF 92 S FF 93 B CU 81 B FF 94 4-1 55 FC6-4 BB	T FF 95 B FF 96 B CU 81 X FF 96 2-1 1-H HR		B CU 72 B CH 84 B FF 94 B SI 93 4-0 14 BB 10 BB 55 1B BB	F FF 89 X FC 85 0-1 ② G3		3	2	1	2	2	0	1
10 Edwin Encarnación, R (1, 10) OBP: 0.325, SLG: 0.459	1 SAFE 1 SAFE F FF 94 B SL 86 F SL 87 B SL 90 D CH 87 X FF 95 3-2 ② P3 1-3			1 SAFE B FF 92 1 SAFE B FF 93 X FF 94 2-0 ① P6	C SL 86 X CU 80 0-1 ② G5-3		B FF 93 B FF 93 B FF 92 B SI 93 4-0 55 1B 14 BB 11 FC5-2 1-2 BB	B FF 89 B CH 81 S CH 79 B CH 79 B CH 79 4-2 BB		3	0	0	0	2	0	2
14 Justin Smoak, S (1, 3) OBP: 0.343, SLG: 0.521	B FF 95 S FF 95 X FF 94 1-1 ③ P5			B FF 93 F FF 94 B SL 86 S SL 86 C CU 81 2-3 ② K	B FF 92 B CU 80 X FF 92 2-0 HR		D FF 93 C CH 84 F CH 83 D CH 86 F SI 93 B CH 85 B SI 94 4-2 11 FC5-2 55 1B 29 1B 1-2 2-3 BB	C FF 90 X FF 90 0-1 ③ L7		4	2	1	1	1	1	3
55 Russell Martin, R (1, 2) OBP: 0.345, SLG: 0.476		F FF 92 C FF 92 F CU 80 B SL 86 F FF 93 F FF 94 B FF 95 B SL 87 F SL 87 3-3 ① S SL 88 K		C FF 94 1 SAFE F FF 93 B CU 82 1 SAFE X CU 82 1-2 ③ FC6-4 1-2f	B FF 94 B CU 82 X FF 93 2-0 E6		X SI 93 0-0 29 1B 11 FC5-2 1-2 2-3 3-H 1B		C FF 93 B FF 93 C CU 76 F CH 83 F FF 93 S SI 92 1-3 ① K	5	0	1	1	0	2	1
23 Danny Valencia, R (1, 7) OBP: 0.347, SLG: 0.547		C CU 79 C CU 81 S CU 82 0-3 ② K			C FF 91 F FF 91 B SL 87 F SL 88 F FF 95 B SL 84 B SL 84 B FF 96 4-2 11 1B 29 2B BB x FF 93 0-0 ③ G5-3		C SI 93 B SL 88 S SL 89 S SL 89 1-3 ① K		B CU 75 C FF 92 B CU 78 B CH 82 X FF 91 3-1 11 1B 29 SF8 2B	4	2	1	0	1	2	4
11 Kevin Pillar, R (1, 8) OBP: 0.312, SLG: 0.412		C FF 94 B CU 81 X FF 93 1-1 ③ P4			X FF 95 0-0 29 2B 7 G4-3 1-2 1B	B SI 92 C SI 92 F FF 94 F CH 85 B FF 95 X SI 94 2-2 ① G6-3	D SL 89 B SI 93 X SL 87 2-0 ② FC5-2 29 1B 1-2 2-3 3-Hf		B FF 92 F FF 92 X FF 92 1-1 2-3 1B	5	1	2	0	0	0	3
29 Devon Travis, R (1, 4) OBP: 0.350, SLG: 0.503			C FF 90 C CU 79 B FF 91 B SL 86 C CU 82 2-3 ① K		F FF 95 C CU 83 D SL 85 X FF 97 1-2 7 G4-3 20 1B 1-3 2-H 2B	C FF 94 B FF 95 B CH 87 F FF 93 B CU 77 F SI 94 B SI 94 4-2 7 1B BB	B SL 89 X SL 88 1-0 1-2 2-3 3-H 1B		1 SAFE 1 SAFE F FF 91 B FF 91 B FF 91 X FF 90 2-1 ② SF8 3-H	3	1	2	3	1	1	0

Inning Stats									
	R: 1 E: 1 K: 0 S: 11	H: 2 LOB: 1 BB: 0 P: 20	R: 0 E: 0 K: 2 S: 12	H: 0 LOB: 0 BB: 0 P: 16	R: 0 E: 0 K: 2 S: 8	H: 0 LOB: 0 BB: 0 P: 11	R: 0 E: 0 K: 1 S: 8	H: 0 LOB: 1 BB: 1 P: 17	R: 6 E: 1 K: 0 S: 19	H: 5 LOB: 1 BB: 1 P: 30	R: 0 E: 0 K: 0 S: 10	H: 1 LOB: 1 BB: 1 P: 17	R: 2 E: 0 K: 1 S: 11	H: 2 LOB: 3 BB: 3 P: 29	R: 0 E: 0 K: 0 S: 7	H: 0 LOB: 1 BB: 1 P: 11	R: 1 E: 0 K: 1 S: 13	H: 2 LOB: 1 BB: 0 P: 20

1B: 7	SF: 1
2B: 3	SAC: 0
3B: 0	DP: 1
HR: 2	HBP: 0

WP: 0	PA: 46
PB: 0	
SB: 0	
CS: 0	

AB	38
R	10
H	12
RBI	10
BB	7
SO	7
LOB	21

PITCHER		IP	WLS	BF	H	R	ER	SO	BB	IBB	HBP	BLK	WP	HR	S	P	ERA	WHIP
35 Justin Verlander, R ERA: 6.75	(1, 1)	5.0	L	25	7	7	7	5	2	0	0	0	0	2	58	94	12.60	1.800
54 Drew VerHagen, R ERA: 18.0	(6, 1)	1.0		7	1	2	2	0	4	0	0	0	0	0	13	32	18.00	5.000
30 Alex Wilson, R ERA: 2.06	(7, 1)	1.0		5	2	0	0	1	0	0	0	0	0	0	8	14	0.00	2.000
65 Blaine Hardy, L ERA: 2.68	(8, 1)	1.0		4	0	0	0	0	1	0	0	0	0	0	7	11	0.00	1.000
26 Jeff Ferrell, R ERA: 13.5	(9, 1)	1.0		5	2	1	1	1	0	0	0	0	0	0	13	20	9.00	2.000

PITCHER	IP	WLS	BF	H	R	ER	SO	BB	IBB	HBP	BLK	WP	HR	S	P	ERA	WHIP

BOTTOM

Batter	1	2	3	4	5	6	7	8	9	AB	R	H	RBI	BB	SO	LOB
3 Ian Kinsler, R (1, 4) OBP: 0.337, SLG: 0.359	P2		F8		3B		F7		F8	5	0	1	2	0	0	1
52 Yoenis Cespedes, R (1, 7) OBP: 0.320, SLG: 0.479	K		2B		G5-3		G4-3		FC4-6 1-2f	5	0	1	0	0	1	2
41 Victor Martinez, S (1, 10) OBP: 0.320, SLG: 0.333	1B		L5		G1-3			G6-3	G3	5	0	1	0	0	0	3
28 J.D. Martinez, R (1, 9) OBP: 0.340, SLG: 0.563	P4			K	HR			9 1B 34 1B BB		3	2	1	1	1	1	1
13 Alex Avila, L (1, 3) 55 Jefry Marte, R (8, PH) (9, 3)		F7		G4-3	9 G3-6-3 1B			K		3 1	0 0	1 0	0 0	0 0	0 1	0 1
9 Nick Castellanos, R (1, 5) OBP: 0.281, SLG: 0.347	F9			G4-3	G3-6-3 1-2f			34 1B 1-3 1B		4	0	1	0	0	0	1
34 James McCann, R (1, 2) OBP: 0.313, SLG: 0.430	1B				1 1B 3 3B BB	F8		1-2 1B 3-H		3	1	2	1	1	0	0
12 Anthony Gose, L (1, 8) 20 Rajai Davis, R (8, PH) OBP: 0.338, SLG: 0.441 (9, 8)	G4-3				P5	HR		K		3 1	1 0	1 0	1 0	0 0	0 1	2 2
1 Jose Iglesias, R (1, 6) OBP: 0.374, SLG: 0.384			K		3 3B 1-2 1B	G4-3			52 FC4-6 1B	4	1	2	0	0	1	0

| Inning Stats | | | |

Detroit Tigers @ Seattle Mariners

Safeco Field, Seattle, WA

Mon Jul 06 2015, 7:12 PM - 10:27 PM PDT

Att. 22,580 - Partly Cloudy - 79 F

TOP

livebaseballscorecards.com

Batter	1	2	3	4	5	6	7	8	9	AB	R	H	RBI	BB	SO	LOB
3 Ian Kinsler, R (1, 4) OBP: 0.332, SLG: 0.354	B FF 86 B FF 86 F SI 86 F SL 83 F SI 89 X SL 77 2-2 ① F7		C FF 87 S FS 84 B FS 83 X FF 90 1-2 ② F7		B FS 82 X SI 88 1-0 ②③ G5-4-3 1-2f	1 SAFE B FF 95 F FF 92 F CH 83 1 SAFE X CH 84 1-2 ②③ G6-4-3 1-2f	B SI 83 X SI 87 1-0 ③ F9			5	0	0	0	0	0	5
52 Yoenis Cespedes, R (1, 7) OBP: 0.322, SLG: 0.488	C SI 88 B SI 90 X SI 90 1-1 ② G1-3		F SI 88 B SL 82 F FS 85 T FS 84 1-2 ③ K			C SI 88 B FS 83 X FS 83 1-1 HR	S FF 92 C FF 92 X FF 93 0-2 41 28 1B 1B	C SI 86 X CH 82 0-1 ① F8		5	2	2	1	0	1	0
41 Victor Martinez, S (1, 10) OBP: 0.332, SLG: 0.363	B SI 89 S SI 89 B SL 81 X SI 89 2-1 ③ F8			C SI 86 B FS 81 S SI 88 X FS 85 1-2 HR		F SI 88 C SL 81 X FF 90 0-2 13 BB 28 1B 9 1B 1B	C FF 93 F FF 94 B CH 85 F FF 94 X FF 95 1-2 13 1B 28 1B 9 1B 1B 1-2	F SI 85 B FF 87 C FF 90 1-2 28 FC5-4 1B		5	3	4	1	0	0	0
28 J.D. Martinez, R (1, 9) OBP: 0.344, SLG: 0.573		B SI 86 B SI 88 B SI 88 C SI 88 X SI 89 3-1 ① G6-3		B SI 88 X SL 82 1-0 HR	X SI 92 0-0 13 BB 9 1B 1B 1-2	X FF 95 0-0 9 1B 13 1B 17 1B 1B 1-2 2-H	F SI 85 X FF 90 0-1 ② FC5-4 1-2f			5	3	3	2	0	0	1
13 Alex Avila, L (1, 2) OBP: 0.360, SLG: 0.306		C FF 89 B CU 72 B SI 88 C SI 90 F FS 85 S FS 84 2-3 ② K		X SI 87 0-0 ① F7	B FF 94 B SL 84 B FF 93 B FF 94 4-0 12 1B 9 1B 17 1B BB 1-2 2-3	S SL 83 B FF 94 C SL 83 B SL 83 B FF 94 F FF 94 X FF 94 3-2 17 1B 9 1B 1 SF9 1B 1-2 2-3	C FF 88 B SL 80 C SL 81 S FF 91 1-3 ③ K			4	2	1	0	1	2	1
9 Nick Castellanos, R (1, 5) OBP: 0.289, SLG: 0.365		F SI 89 X SL 76 0-1 HR		X SI 88 0-0 12 G4-3 1B	B SL 83 X SI 94 1-0 17 1B 12 1B 1 FC5-4 1B 1-2 2-H 3-H	D CH 85 F FF 94 S CH 85 X CH 85 1-2 1 SF9 17 1B 1B 1-2 2-3 3-H			X SI 94 0-0 ① G6-3	5	2	4	4	0	0	0
12 Anthony Gose, L (1, 8) OBP: 0.319, SLG: 0.380		B SI 87 X SI 88 1-0 3B		X FS 83 0-0 ②③ G4-3 1-2f	L FF 94 X FF 94 0-1 1 FC5-4 17 1B 1B 1-2 2-3	S FF 88 F FF 90 B FF 91 F SL 80 S SL 80 1-3 ① K			C SI 94 C SI 89 B SI 95 S SL 86 1-3 ② K	5	0	2	0	0	2	4
17 Andrew Romine, S (1, 3) OBP: 0.358, SLG: 0.440		B SL 80 C SI 88 X FS 84 1-1 ③ G1-3		C SI 87 C CU 70 B FS 84 B FS 83 S FF 89 2-3 ① K	B FF 93 F FF 94 F FF 94 X FF 96 1-2 1 FC5-4 1B 1-2 2-3 3-H	X SI 88 0-0 1B 1-2 2-3 3-H			B SI 95 F SI 92 S SI 88 B SL 86 C SL 86 2-3 ③ K	5	0	2	2	0	2	1
1 Jose Iglesias, R (1, 6) OBP: 0.372, SLG: 0.383			B SI 87 C SI 87 F SL 80 X FS 84 1-2 ① G1-3		C SL 81 C SI 88 X FS 84 0-2 3 G5-4-3 1B	S CH 85 X FF 94 0-1 ① FC5-4 3 G6-4-3 1B 1-2f 2-3 3-H	C SI 86 D SI 86 D FF 87 B FF 88 X SI 86 3-1 ② SF9 2-3 3-H			3	0	1	2	0	0	2
Inning Stats	R: 0 E: 0 K: 0 S: 8 H: 0 LOB: 0 BB: 0 P: 13	R: 1 E: 0 K: 1 S: 11 H: 2 LOB: 1 BB: 0 P: 18	R: 0 E: 0 K: 1 S: 9 H: 0 LOB: 0 BB: 0 P: 12	R: 2 E: 0 K: 0 S: 7 H: 3 LOB: 0 BB: 0 P: 9	R: 0 E: 0 K: 1 S: 7 H: 1 LOB: 0 BB: 0 P: 10	R: 5 E: 0 K: 0 S: 17 H: 6 LOB: 1 BB: 1 P: 25	R: 4 E: 0 K: 1 S: 23 H: 6 LOB: 2 BB: 0 P: 33	R: 0 E: 0 K: 1 S: 10 H: 1 LOB: 1 BB: 0 P: 12	R: 0 E: 0 K: 2 S: 7 H: 0 LOB: 0 BB: 0 P: 10	1B: 14 2B: 0 3B: 1 HR: 4 SF: 1 SAC: 0 DP: 3 HBP: 0	WP: 0 PB: 0 SB: 0 CS: 0 PA: 44					

	AB	42
	R	12
	H	19
	RBI	12
	BB	1
	SO	7
	LOB	14

PITCHER		IP	WLS	BF	H	R	ER	SO	BB	IBB	HBP	BLK	WP	HR	S	P	ERA	WHIP
18 Hisashi Iwakuma, R ERA: 7.17	(1, 1)	5.0		21	8	5	5	3	0	0	0	0	0	4	47	68	9.00	1.600
53 Mayckol Guaipe, R ERA: 11.57	(6, 1)	0.0	L	3	2	1	1	0	1	0	0	0	0	0	2	7	∞	∞
59 David Rollins, L ERA: 18.0	(6, 1)	1.0		9	7	6	6	0	0	0	0	0	0	0	25	32	54.00	7.000
97 Joe Beimel, L ERA: 2.84	(7, 1)	2.0		8	2	0	0	2	0	0	0	0	0	0	18	25	0.00	1.000
39 Carson Smith, R ERA: 1.91	(9, 1)	1.0		3	0	0	0	2	0	0	0	0	0	0	7	10	0.00	0.000

PITCHER	IP	WLS	BF	H	R	ER	SO	BB	IBB	HBP	BLK	WP	HR	S	P	ERA	WHIP

BOTTOM

Batter	1	2	3	4	5	6	7	8	9	AB	R	H	RBI	BB	SO	LOB
16 Austin Jackson, R (1, 8) OBP: 0.298, SLG: 0.352	B FF 93 X SI 93 1-0 ① G6-3		B SI 95 C FC 89 B FF 91 B SI 90 T FF 94 F FF 95 F FF 94 B SI 95 4-2 ② 15 F8 15 S BB	C FF 95 F FS 85 F SI 95 X SI 96 0-2 ③ G4-3		B FC 83 X FS 84 1-0 1B			C FF 96 F FF 95 B FF 100 F FF 99 B SL 87 C SL 86 2-3 ② K	4	0	1	0	1	1	1
15 Kyle Seager, L (1, 5) OBP: 0.310, SLG: 0.425	B SI 94 B FS 84 S FS 86 F FS 86 B FS 88 B FS 86 4-2 23 WP 22 1B BB		1 SAFE B SI 94 1 SAFE B FS 84 B SI 95 X SI 95 3-0 ① F8 1-3		C FC 87 F CU 75 B FS 87 X CU 77 1-2 ① F9	1 SAFE S FC 86 B FC 84 F FF 90 S CU 80 1-3 ③ K			B FF 96 F FF 96 F FF 95 S CH 87 1-3 ③ K	4	0	0	0	1	2	2
22 Robinson Canó, L (1, 4) OBP: 0.291, SLG: 0.365 1 Chris Taylor, R (9, 4) OBP: 0.214, SLG: 0.200	B SI 95 B SI 93 X SI 94 2-0 23 WP 1-2 1B		B FF 94 X FF 95 1-0 ② F8		C FS 87 X FS 86 0-1 7 1B 20 HR 1B		B FF 88 C FF 88 X CU 76 1-1 ① G4-3			4 0	1 0	2 0	0 0	0 0	0 0	1 0
23 Nelson Cruz, R (1, 10) OBP: 0.360, SLG: 0.547	B SI 94 D FC 89 C FF 94 F SI 95 S FS 83 2-3 ② K 1-2 2-3		C SI 96 F SI 95 D FS 89 D SI 90 B FC 92 F FS 88 T FS 88 3-2 ③ K		F SI 94 1 SAFE X FF 93 0-1 ② F8		C FF 89 F FC 86 S CH 80 0-3 ② K			4	0	0	0	0	3	4
7 Seth Smith, L (1, 9) OBP: 0.329, SLG: 0.458	C FS 85 S FS 86 T FS 84 0-2 ③ K			C SI 94 B FC 87 B FS 87 B FS 87 B SI 95 4-1 13 3B BB	X SI 94 0-0 20 HR 1-2 1B		B FF 90 F FF 89 F CU 77 B FF 86 S FF 90 2-3 ③ K			3	2	1	0	1	2	2
20 Logan Morrison, L (1, 3) OBP: 0.308, SLG: 0.392		C SI 94 X CU 77 0-1 ① G5-3		F SI 94 S FS 85 F FS 82 B FF 95 B FS 87 F FS 88 X SI 95 2-2 ① L7	B FF 94 B FS 86 C FC 89 F FC 89 D FF 91 X FC 89 3-2 1-H 2-H HR			B FF 94 B SI 94 C FF 94 F FF 96 F SI 96 B CU 78 X SL 89 3-2 ① P6		4	1	1	3	0	0	1
13 Dustin Ackley, L (1, 7) OBP: 0.270, SLG: 0.354 35 Mark Trumbo, R (8, PH) OBP: 0.263, SLG: 0.409 (9, 7)		B SI 95 C FS 87 F FC 88 B FS 86 X FS 88 2-2 ② F7		B FS 86 D FS 85 F SI 94 F SI 94 X FS 86 2-2 1-H 5 2B 3B	B FS 88 B SI 94 C SI 94 X SI 94 2-1 ③ P3			B FF 96 X FF 96 1-0 5 G1-6-3 1B		3 1	1 0	1 1	1 0	0 0	0 0	0 0
5 Brad Miller, L (1, 6) OBP: 0.320, SLG: 0.419		F FF 94 B CU 77 X FC 90 1-1 1B		X FF 94 0-0 3 S 3-H 2B		B CU 70 T SI 92 X FS 80 1-1 ① G4-3		F SL 88 F SL 89 D CU 78 X SI 94 1-2 ②③ G1-6-3 1-2f		4	0	2	1	0	0	1
3 Mike Zunino, R (1, 2) OBP: 0.225, SLG: 0.302		1 SAFE B FC 90 X SI 94 1-0 ③ G6-3		F SI 95 D FF 92 F SI 94 F FS 89 B FF 92 D SI 96 S SI 96 3-3 ② K 2-3		F FF 92 B SI 92 S FS 84 X FC 86 1-2 ② P1			B FF 95 C FF 94 S SL 85 B SL 86 F FF 99 S SL 87 2-3 ① K	4	0	0	0	0	2	2
Inning Stats	R: 0 E: 0 K: 2 S: 10 H: 1 LOB: 2 BB: 1 P: 19	R: 0 E: 0 K: 0 S: 8 H: 1 LOB: 1 BB: 0 P: 12	R: 0 E: 0 K: 1 S: 10 H: 0 LOB: 1 BB: 1 P: 21	R: 2 E: 0 K: 1 S: 18 H: 2 LOB: 1 BB: 1 P: 29	R: 3 E: 0 K: 0 S: 13 H: 3 LOB: 0 BB: 0 P: 19	R: 0 E: 0 K: 1 S: 9 H: 1 LOB: 1 BB: 0 P: 13	R: 0 E: 0 K: 2 S: 8 H: 0 LOB: 0 BB: 0 P: 11	R: 0 E: 0 K: 0 S: 8 H: 1 LOB: 0 BB: 0 P: 13	R: 0 E: 0 K: 3 S: 11 H: 0 LOB: 0 BB: 0 P: 16	1B: 6 2B: 1 3B: 1 HR: 1	SF: 0 SAC: 0 DP: 1 HBP: 0						

PITCHER	IP	WLS	BF	H	R	ER	SO	BB	IBB	HBP	BLK	WP	HR	S	P	ERA	WHIP
31 Alfredo Simon, R (1, 1) ERA: 4.18	5.2	W	28	8	5	5	4	3	0	0	0	1	1	65	109	7.94	1.941
65 Blaine Hardy, L (6, 1) ERA: 2.58	1.1	H	4	0	0	0	3	0	0	0	0	0	0	11	15	0.00	0.000
46 Ian Krol, L (8, 1) ERA: 7.84	1.0		3	1	0	0	0	0	0	0	0	0	0	8	13	0.00	1.000
43 Bruce Rondón, R (9, 1) ERA: 8.31	1.0		3	0	0	0	3	0	0	0	0	0	0	11	16	0.00	0.000

PITCHER	IP	WLS	BF	H	R	ER	SO	BB	IBB	HBP	BLK	WP	HR	S	P	ERA	WHIP

Detroit Tigers @ Seattle Mariners

Safeco Field, Seattle, WA

Mon Jul 06 2015, 7:12 PM - 10:27 PM PDT

Att. 22,580 - Partly Cloudy - 79 F

livebaseballscorecards.com

AB	35
R	5
H	9
RBI	5
BB	3
SO	10
LOB	14

1B: 6	SF: 0	WP: 1	PA: 38
2B: 1	SAC: 0	PB: 0	
3B: 1	DP: 1	SB: 2	
HR: 1	HBP: 0	CS: 0	

Batter	1	2	3	4	5	6	7	8	9	10	11	AB	R	H	RBI	BB	SO	LOB
3 Ian Kinsler, R (1, 4) OBP: 0.331, SLG: 0.352	X FF 94 0-0 52 CS 1B		C FF 92 B FC 90 F FF 93 S FS 89 1-3 K		C FC 89 S FS 86 D FS 86 1 SAFE F FF 96 B FS 90 B FF 97 F FS 90 X FF 95 3-2 G5-3 1-2			B SI 95 F SI 95 S CH 84 X FF 96 1-2 P4		C SI 94 B SL 87 B SL 86 C SL 86 F SI 94 X SL 88 2-2 E6 2-3		5	0	1	0	0	1	2
52 Yoenis Cespedes, R (1, 7) OBP: 0.320, SLG: 0.492	C FF 93 F FF 93 B FF 93 D FS 87 1 SAFE S FS 88 2-3 K 1-2		F FC 91 X FF 94 0-1 G5-3		C FF 91 B FC 92 X FF 95 1-1 L8			C CH 84 F SI 97 X SI 98 0-2 HR		B SL 85 B SL 84 X SL 84 2-0 P4		5	1	1	1	0	1	3
41 Victor Martinez, S (1, 10) OBP: 0.333, SLG: 0.369 17 Andrew Romine, S (11, PR) OBP: 0.358, SLG: 0.440 (11, 10)	C FF 95 B CU 78 F FF 94 X FS 90 1-2 F7		B CU 75 B FF 94 C FF 94 C FF 93 X FF 94 2-2 P5			X FF 92 0-0 13 L3 1B		C CH 85 S SI 98 F SI 99 C CH 83 0-3 K			C CU 78 X SI 90 0-1 9 S 2B	5 0	0 0	2 0	0 0	0 0	1 0	0 0
28 J.D. Martinez, R (1, 9) OBP: 0.345, SLG: 0.572		X FF 92 0-0 F8		C FF 93 B FF 94 F FF 94 B FS 89 F FF 95 F FF 90 X FS 88 2-2 13 HR 2B		F FF 92 X FF 94 0-1 F8			C SL 85 S SL 85 S SL 87 0-3 K		I IN 84 I IN 83 I IN 82 I IN 84 4-0 IBB	4	1	1	0	1	1	1
13 Alex Avila, L (1, 2) OBP: 0.362, SLG: 0.342		C FF 93 S FF 94 B FF 94 F FS 88 F SI 94 B CU 78 B FF 95 B FF 94 4-2 9 HR BB		F FF 94 B FF 94 C FF 94 B FS 88 X FF 95 2-2 2-H HR		X FF 93 0-0 L3 1-1			C SL 95 S SI 89 B SL 87 S SL 88 1-3 K		B CU 78 L FF 90 L FF 90 C CU 78 1-3 K	4	2	1	2	1	2	3
9 Nick Castellanos, R (1, 5) OBP: 0.288, SLG: 0.373		B FF 93 X FF 93 1-0 1-H HR		B FC 89 X FC 90 1-0 F9			C SL 87 F SI 96 S SL 87 0-3 K		C SL 86 F SI 94 B SL 87 B SL 88 C SL 87 2-3 K		S SI 89 C SI 90 B CU 76 S CU 78 1-3 K 2-3	5	1	1	2	0	3	2
57 Marc Krauss, L (1, 3) OBP: 0.192, SLG: 0.327 20 Rajai Davis, R (11, PH) OBP: 0.337, SLG: 0.438 55 Jefry Marte, R (11, 3)		C FF 94 B FS 88 S FF 95 B FF 94 B FF 94 X FS 88 3-2 HR		C FF 93 C FF 94 B FF 94 S FF 95 1-3 K			F SI 95 B SI 98 B FF 96 F FF 96 S SL 88 2-3 K			C SI 94 S SI 89 B SI 89 C SL 86 1-3 K	S SL 79 C SI 89 B CU 78 F CU 77 F CU 78 S SI 91 1-3 K	4 1 0	1 0 0	1 0 0	1 0 0	0 0 0	3 1 0	0 3 0
12 Anthony Gose, L (1, 8) OBP: 0.318, SLG: 0.382		F FF 93 C FF 94 B FF 94 X FS 88 1-2 G4-3		B FF 93 F FF 93 B FS 89 B SI 93 X SI 94 3-1 F9			F SL 87 B SL 86 B SL 86 F FF 96 B FF 96 S FF 96 3-3 K			S SI 93 F SI 89 B SI 95 B SL 86 X SL 86 2-2 3 E 2B		4	0	1	0	0	1	0
1 Jose Iglesias, R (1, 6) OBP: 0.370, SLG: 0.378		X FF 93 0-0 G6-3			C FF 90 B FF 92 B FC 89 F FF 93 F FS 88 H FF 93 3-2 3 G5-3 HBP			C SI 94 X CH 83 0-1 G1-3		C SL 85 B SL 86 2 SAFE B SI 94 B SL 85 L SL 84 C SL 85 3-3 K		3	0	0	0	0	1	1
Inning Stats	R: 0 E: 0 K: 1 S: 7 H: 1 LOB: 0 BB: 0 P: 10	R: 3 E: 0 K: 0 S: 13 H: 2 LOB: 0 BB: 1 P: 22	R: 0 E: 0 K: 1 S: 8 H: 0 LOB: 0 BB: 0 P: 11	R: 2 E: 0 K: 1 S: 14 H: 2 LOB: 0 BB: 0 P: 23	R: 0 E: 0 K: 0 S: 10 H: 0 LOB: 0 BB: 0 P: 17	R: 0 E: 0 K: 0 S: 4 H: 1 LOB: 0 BB: 0 P: 4	R: 0 E: 0 K: 3 S: 9 H: 0 LOB: 0 BB: 0 P: 14	R: 1 E: 0 K: 1 S: 12 H: 1 LOB: 0 BB: 0 P: 13	R: 0 E: 0 K: 3 S: 9 H: 0 LOB: 0 BB: 0 P: 12	R: 0 E: 1 K: 2 S: 14 H: 1 LOB: 2 BB: 0 P: 24	R: 0 E: 0 K: 3 S: 13 H: 1 LOB: 3 BB: 1 P: 20	1B: 2 2B: 4 3B: 0 HR: 4 SF: 0 SAC: 0 DP: 1 HBP: 1	WP: 0 PB: 0 SB: 1 CS: 1 PA: 43						

TOP

Detroit Tigers @ Seattle Mariners

Safeco Field, Seattle, WA

Tue Jul 07 2015, 7:11 PM - 10:54 PM PDT

Att. 21,782 - Partly Cloudy - 73 F

livebaseballscorecards.com

AB	40
R	6
H	9
RBI	6
BB	2
SO	15
LOB	15

PITCHER	IP	WLS	BF	H	R	ER	SO	BB	IBB	HBP	BLK	WP	HR	S	P	ERA	WHIP
44 Taijuan Walker, R (1, 1) ERA: 4.53	6.0		23	6	5	5	3	1	0	1	0	0	3	56	87	7.50	1.167
57 Mark Lowe, R (7, 1) ERA: 0.69	1.0	H	3	0	0	0	3	0	0	0	0	0	0	9	14	0.00	0.000
56 Fernando Rodney, R (8, 1) ERA: 5.29	1.0	B	4	1	1	1	1	0	0	0	0	0	1	12	13	9.00	1.000
39 Carson Smith, R (9, 1) ERA: 1.8	2.0		8	1	0	0	5	0	0	0	0	0	0	23	36	0.00	0.500
41 Charlie Furbush, L (11, 1) ERA: 2.08	1.0	W	5	1	0	0	3	0	1	0	0	0	0	13	20	0.00	1.000

PITCHER	IP	WLS	BF	H	R	ER	SO	BB	IBB	HBP	BLK	WP	HR	S	P	ERA	WHIP

Batter	1	2	3	4	5	6	7	8	9	10	11	AB	R	H	RBI	BB	SO	LOB
16 Austin Jackson, R (1, 8) OBP: 0.300, SLG: 0.363	C SI 85 S SI 86 C SI 86 0-3 K ①		S FF 88 F FF 89 X FC 85 0-2 1-H 2-H 3-H HR	D SL 88 S SL 86 B FF 94 B SI 94 B FF 94 4-1 BB		C SI 95 B FF 96 C SI 94 B SL 87 S SL 87 2-3 K ③			1 SAFE X FF 97 0-0 SH1-3 1-2 ①		1 SAFE L FF 94 L SI 93 B SL 88 X CU 76 1-2 FC5-4 ① 30 1B 22 1B 1-2f	4	2	1	4	1	2	1
30 Franklin Gutierrez, R (1, 7) OBP: 0.273, SLG: 0.476	C CH 84 B CH 82 X SI 85 1-1 G6-3 ②		B CH 85 B SI 86 F FF 88 B FF 88 X SI 88 3-1 HR	B SI 93 C SL 89 F SI 94 F SI 93 F SL 88 X SI 94 2-2 G5-3 ③			C SI 94 B SL 86 X SL 86 1-1 G6-3 ①		B SL 85 S SL 86 B SL 84 B FF 98 S SL 87 F SL 87 F SL 86 S SL 87 3-3 K ②		1 SAFE 1 SAFE C CH 83 B SI 94 1 SAFE F SI 82 F SL 87 1 SAFE 1 SAFE 1-2 1 SAFE X SL 90 22 1B 1-2 1B	6	1	2	1	0	1	4
22 Robinson Canó, L (1, 4) OBP: 0.292, SLG: 0.373	X FF 88 0-0 F7 ③		B FC 85 X SI 88 1-0 G3 ①		B SI 94 F SL 88 F SL 89 X FF 95 1-2 HR		B FF 95 B FF 94 B SL 86 C FF 93 X FF 94 3-1 G3-1 ②		F FF 101 F FF 100 X FF 101 0-2 L7 ③		B FF 94 C FF 94 D SI 94 X SL 89 2-1 1-2 2-H 1B	6	1	2	2	0	0	2
23 Nelson Cruz, R (1, 9) OBP: 0.364, SLG: 0.550		C CH 84 C SI 86 C SI 86 0-3 K ①	B CH 81 B SI 88 X SI 88 2-0 2B		C SL 87 T SL 89 X SL 88 0-2 15 G4-6-3 1B		C SL 87 S SL 88 S SL 88 0-3 K ③			B SL 84 B FF 97 B FF 97 B FF 98 4-0 13 BB BB		4	0	2	0	1	2	0
15 Kyle Seager, L (1, 5) OBP: 0.308, SLG: 0.422		C FF 88 B SI 88 X CU 75 1-1 35 G6-4-3 1B	F FC 85 B SI 86 F FC 84 X SI 87 1-2 L7 ②		C SI 94 B SL 89 B SL 88 S SI 93 X SI 93 2-2 G4-6-3 ①② 1-2f			C CU 76 F FC 85 F FC 86 B FF 91 F FF 90 F CU 78 X CU 78 1-2 G3 ①		B SL 88 S SL 88 B FF 95 T FF 95 B FF 95 S SL 89 3-3 K ①	5	0	1	0	0	1	3
35 Mark Trumbo, R (1, 10) OBP: 0.266, SLG: 0.410 13 Dustin Ackley, L (8, PR) OBP: 0.274, SLG: 0.354 (9, 10)	X SI 85 0-0 G6-4-3 ②③ 1-2f		C FF 92 F SL 88 B SI 93 S SL 86 1-3 K ③		B SI 93 F SL 87 S SL 88 S SL 89 F SI 94 F SL 88 F FF 95 X SL 85 2-2 1B			S CH 80 B CH 81 F FC 84 B FF 90 X CH 81 2-2 1B		1 SAFE B SL 90 1 SAFE B FF 94 B FF 93 4-0 3 FC6-4 1-2 BB	4 0	0 0	2 0	0 0	0 1	1 0	2 0
20 Logan Morrison, L (1, 3) OBP: 0.306, SLG: 0.387			F FF 88 B CU 76 B FF 86 B SI 86 F FF 89 B FF 90 4-2 1 1B 3 1B 16 HR BB	F SI 93 B SL 89 X FF 93 1-1 P6 ①	B SI 94 X SI 93 1-0 F7 ③			F FC 85 1 SAFE X FF 90 0-1 L8 ②		C FF 91 B SL 88 X SL 89 1-1 F4 ②	4	1	0	0	1	0	4
3 Mike Zunino, R (1, 2) OBP: 0.225, SLG: 0.300			X SI 88 0-0 1 1B 16 HR 1-2 1B	C SL 85 X SL 87 0-1 G4-3 ②		B SL 85 S SL 86 B SI 94 X SL 86 2-1 G5-3 ①		1 SAFE 1 SAFE B CH 80 B FF 90 C FF 89 T FF 89 1 SAFE S CU 79 2-3 K ③		X SL 88 0-0 FC6-4 ③ 1-2f	5	1	1	0	0	1	3
1 Chris Taylor, R (1, 6) OBP: 0.233, SLG: 0.235 7 Seth Smith, L (9, PH) OBP: 0.332, SLG: 0.460 5 Brad Miller, L (9, PR) OBP: 0.322, SLG: 0.421 (10, 6)			C SI 87 B FF 89 X SI 88 1-1 16 HR 1-2 2-3 1B	X FF 93 0-0 2B		B SL 87 C SL 86 B SL 87 B SI 95 C SL 85 S SL 86 3-3 K ②			B FF 95 C FF 97 B SL 86 C SL 86 X FF 100 2-2 16 SH1-3 1B		B CU 74 C SL 88 X SL 89 1-1 16 FC5-4 1B	3 1 1	1 0 0	2 1 1	0 0 0	0 0 0	1 0 0	0 0 0
Inning Stats	R: 0 E: 0 K: 1 S: 6 H: 0 LOB: 0 BB: 0 P: 7	R: 0 E: 0 K: 1 S: 6 H: 1 LOB: 0 BB: 0 P: 7	R: 5 E: 0 K: 1 S: 18 H: 5 LOB: 1 BB: 1 P: 31	R: 0 E: 0 K: 0 S: 11 H: 1 LOB: 2 BB: 1 P: 18	R: 1 E: 0 K: 0 S: 16 H: 3 LOB: 1 BB: 0 P: 22	R: 0 E: 0 K: 2 S: 8 H: 0 LOB: 0 BB: 0 P: 15	R: 0 E: 0 K: 1 S: 7 H: 0 LOB: 0 BB: 0 P: 11	R: 0 E: 0 K: 1 S: 14 H: 1 LOB: 1 BB: 0 P: 19	R: 0 E: 0 K: 1 S: 12 H: 1 LOB: 2 BB: 0 P: 17	R: 0 E: 0 K: 1 S: 6 H: 0 LOB: 2 BB: 0 P: 18	R: 1 E: 0 K: 0 S: 11 H: 3 LOB: 2 BB: 0 P: 16	1B: 10 2B: 2 3B: 0 HR: 3	SF: 0 SAC: 1 DP: 2 HBP: 0		WP: 0 PB: 0 SB: 0 CS: 0		PA: 48	

PITCHER		IP	WLS	BF	H	R	ER	SO	BB	IBB	HBP	BLK	WP	HR	S	P	ERA	WHIP
56 Kyle Ryan, L ERA: 5.64	(1, 1)	2.2		14	6	5	5	2	1	0	0	0	0	2	27	41	16.88	2.625
30 Alex Wilson, R ERA: 2.15	(3, 1)	2.1		11	4	1	1	1	1	0	0	0	0	1	30	44	3.86	2.143
62 Al Alburquerque, R ERA: 2.95	(6, 1)	2.0		6	0	0	0	3	0	0	0	0	0	0	15	26	0.00	0.000
65 Blaine Hardy, L ERA: 2.52	(8, 1)	1.0		4	1	0	0	1	0	0	0	0	0	0	14	19	0.00	1.000
43 Bruce Rondón, R ERA: 6.75	(9, 1)	1.0		5	1	0	0	1	1	0	0	0	0	0	12	21	0.00	2.000

PITCHER		IP	WLS	BF	H	R	ER	SO	BB	IBB	HBP	BLK	WP	HR	S	P	ERA	WHIP
46 Ian Krol, L ERA: 7.71	(10, 1)	1.1	L	8	3	1	1	1	1	0	0	0	0	0	17	30	6.75	3.000

Detroit Tigers @ Seattle Mariners

Safeco Field, Seattle, WA

Tue Jul 07 2015, 7:11 PM - 10:54 PM PDT

Att. 21,782 - Partly Cloudy - 73 F

BOTTOM

livebaseballscorecards.com

AB	43
R	7
H	15
RBI	7
BB	4
SO	9
LOB	19

Detroit Tigers @ Seattle Mariners

Safeco Field, Seattle, WA

Wed Jul 08 2015, 12:42 PM - 4:08 PM PDT

Att. 26,488 - Sunny - 67 F

TOP

livebaseballscorecards.com

Batter	1	2	3	4	5	6	7	8	9	AB	R	H	RBI	BB	SO	LOB
20 Rajai Davis, R (1, 8) OBP: 0.333, SLG: 0.432	C FF 91 B FF 93 F SI 92 B FF 91 B FF 92 X FF 93 3-2 ① F8	S FF 93 F FF 93 B CU 80 B FF 92 X CU 79 2-2 ③ G6-3		C FF 93 D CU 80 B FF 93 F FF 93 B FF 93 X FF 94 3-2 1-2 1B		C FF 92 B SL 82 1-1 ③ CS 1-2	C SI 93 B SL 84 X SL 83 1-1 ① F9		S FF 95 F CH 87 F CH 87 B FF 95 B CH 86 T FF 94 2-2 ② K	5	0	1	0	0	1	1
12 Anthony Gose, L (9, 8) OBP: 0.318, SLG: 0.382										0	0	0	0	0	0	0
52 Yoenis Cespedes, R (1, 7) OBP: 0.318, SLG: 0.488	B FF 93 C CH 85 X SL 85 1-1 ② G5-3		C SI 90 F SL 84 B SL 84 X FF 92 1-2 ① F8	B SL 86 X CH 86 1-0 ③ L6			B FF 94 C SL 85 C SL 85 B FF 95 X SL 86 2-2 41 1B 9 SF8-4-5 1B		C CH 87 B FF 94 F FF 95 F CH 88 S FF 95 1-3 ③ K	5	1	1	0	0	1	2
41 Victor Martinez, S (1, 10) OBP: 0.341, SLG: 0.379	C FF 91 B FF 93 B CH 85 B FF 92 F FF 92 F FF 94 X FF 94 3-2 ③ G6-3		B SL 82 X FF 90 1-0 2B		B SL 84 B CH 84 B CH 84 B FF 92 4-0 28 BB BB		B SI 94 B CH 86 C SL 84 X FF 94 2-1 9 SF8-4-5 28 HBP 1-3 1B			3	0	2	0	1	0	0
28 J.D. Martinez, R (1, 9) OBP: 0.350, SLG: 0.572		C FF 91 B FF 90 F CH 84 F SL 84 F FF 92 X CH 84 1-2 9 PB 9 1B 1B	F FF 92 S CU 78 F FF 91 D CU 79 B FF 92 F CU 77 X SL 82 2-2 ② F8		C FF 94 B FF 94 D FF 94 F FF 94 B FF 94 B FF 94 4-2 34 G4-6-3 1-2 BB		H FF 93 1-0 1-2 HBP			2	1	1	0	1	0	1
9 Nick Castellanos, R (1, 5) OBP: 0.288, SLG: 0.372 3 Ian Kinsler, R (9, 4) OBP: 0.331, SLG: 0.352		C CH 82 F FF 91 B SL 87 B SL 86 X FF 93 2-2 55 2B 1-H 1B	S CU 78 B CH 85 X SL 84 1-1 ③ L9		B SL 87 S SL 87 B SL 87 S SL 87 D SL 89 C SL 88 3-3 ① K		C SL 85 F SL 85 B FF 95 F SI 92 X SL 84 1-2 ②③ SF8-4-5 2-3 3-H			3	1	1	2	0	1	3
										0	0	0	0	0	0	0
34 James McCann, R (1, 2) OBP: 0.312, SLG: 0.426		B FF 92 B CH 86 F FF 93 S FF 93 S FF 94 2-3 ① K		F SI 91 X FF 90 0-1 ① B1	F SL 86 X FF 96 0-1 ②③ G4-6-3 1-2f			B CH 83 F FF 93 S CH 84 X FF 94 1-2 55 G5-4-3 1B		4	0	1	0	0	1	3
55 Jefry Marte, R (1, 3) OBP: 0.400, SLG: 1.200 57 Marc Krauss, L (8, 3) OBP: 0.192, SLG: 0.327		B FF 92 C FF 92 B CH 85 X FF 92 2-1 17 WP 1 2B 2-H 2B		B FF 91 B CH 84 X FF 90 2-0 HR		C SL 84 C SL 84 X SL 83 0-2 ① L4		B FF 94 X CH 84 1-0 ①② G5-4-3 1-2f		4	2	2	2	0	0	1
										0	0	0	0	0	0	0
17 Andrew Romine, S (1, 4) OBP: 0.341, SLG: 0.418 (9, 5)		S CU 78 B FF 94 C FF 93 B SL 81 S FF 93 2-3 ② K 2-3		C CU 77 F FF 93 B CU 77 F CU 78 C FF 93 1-3 ② K		F FF 93 X CH 88 0-1 ② L4		B FF 96 F FF 95 C CH 87 B FF 94 S CH 87 2-3 ③ K		4	0	0	0	0	3	1
1 Jose Iglesias, R (1, 6) OBP: 0.376, SLG: 0.386		C FF 93 F SL 86 F FF 93 F SL 87 B FF 93 X CU 80 1-2 3-H 2B		C FF 93 B SL 84 B CH 86 B FF 93 F FF 93 F FF 93 B FF 94 4-2 20 1B BB		B FF 94 C SI 94 F SL 85 B FF 96 X SI 94 2-2 20 CS 1B			B CH 85 C FF 92 S CH 84 F CH 86 X FF 93 1-2 ① G6-3	3	0	2	1	1	0	0

Inning Stats																								
	R: 0	H: 0	R: 3	H: 4	R: 0	H: 1	R: 1	H: 2	R: 0	H: 0	R: 0	H: 1	R: 1	H: 2	R: 0	H: 1	R: 0	H: 0	1B: 7	SF: 1	WP: 1	PA: 39
	E: 0	LOB: 0	E: 0	LOB: 1	K: 0	LOB: 1	E: 0	LOB: 2	E: 0	LOB: 1	E: 0	LOB: 0	E: 0	LOB: 1	E: 0	LOB: 0	E: 0	LOB: 0	2B: 5	SAC: 0	PB: 1	
	K: 0	BB: 0	K: 2	BB: 0	K: 0	BB: 0	K: 1	BB: 1	K: 1	BB: 2	K: 0	BB: 0	K: 0	BB: 1	K: 1	BB: 0	K: 2	BB: 0	3B: 0	DP: 3	SB: 0	
	S: 9	P: 16	S: 24	P: 36	S: 11	P: 16	S: 14	P: 25	S: 7	P: 18	S: 9	P: 12	S: 12	P: 19	S: 7	P: 11	S: 12	P: 16	HR: 1	HBP: 1	CS: 1	

PITCHER		IP	WLS	BF	H	R	ER	SO	BB	IBB	HBP	BLK	WP	HR	S	P	ERA	WHIP
33 J.A. Happ, L ERA: 4.14	(1, 1)	4.0		22	7	4	4	3	3	0	0	0	1	1	60	103	9.00	2.500
57 Mark Lowe, R ERA: 0.67	(5, 1)	1.0		2	0	0	0	1	0	0	0	0	0	0	5	8	0.00	0.000
53 Mayckol Guaipe, R ERA: 8.31	(6, 1)	2.0	L	8	3	1	1	0	0	0	1	0	0	0	21	31	4.50	1.500
59 David Rollins, L ERA: 9.0	(8, 1)	2.0		6	1	0	0	3	0	0	0	0	0	0	19	27	0.00	0.500

PITCHER	IP	WLS	BF	H	R	ER	SO	BB	IBB	HBP	BLK	WP	HR	S	P	ERA	WHIP

AB	33
R	5
H	11
RBI	5
BB	3
SO	7
LOB	12

BOTTOM

Detroit Tigers @ Seattle Mariners

Safeco Field, Seattle, WA

Wed Jul 08 2015, 12:42 PM - 4:08 PM PDT

Att. 26,488 - Sunny - 67 F

Batter	1	2	3	4	5	6	7	8	9	AB	R	H	RBI	BB	SO	LOB
16 Austin Jackson, R (1, 8) OBP: 0.297, SLG: 0.360 20 Logan Morrison, L (4, PH) OBP: 0.304, SLG: 0.383 (5, 3)	C FF 90 B FF 93 S FF 92 B SI 93 C SI 94 2-3 K ①	C SL 85 B SI 94 B SI 92 F SI 92 B FF 94 C FS 88 3-3 K ③		B FC 91 S FF 94 F SL 90 S SL 87 1-3 K ②		C FC 90 X FF 92 0-1 G4-3 2-3 ②		F SI 95 B FF 96 B FF 95 C SL 88 X FF 96 2-2 L4-3 1-1 ② ③		2 3	0 0	0 0	0 0	0 0	2 1	1 3
15 Kyle Seager, L (1, 5) OBP: 0.307, SLG: 0.421	B FF 92 B FF 93 C FS 88 F FC 90 F SI 93 X FS 86 2-2 F9 ②		C SL 89 B FS 86 B FF 92 X FF 93 2-1 22 G3-1 23 G5-3 2B	B FC 91 2 SAFE F FF 94 X SL 89 1-1 P6 ③		X CU 77 0-0 L8 ③			B FF 93 C CH 86 S CH 85 X FF 94 1-2 L7 ①	5	1	1	0	0	0	2
22 Robinson Canó, L (1, 4) OBP: 0.291, SLG: 0.371	C FF 92 X FF 90 0-1 23 E 1B		C FF 93 D SL 88 X FS 87 1-1 G3-1 2-3 ①		B CU 74 X CU 76 1-0 L9 ①		B SI 91 B FS 85 F FF 91 F FF 92 S SL 91 2-3 K ①		F FF 86 C FF 94 S CH 87 0-3 K ②	5	0	1	0	0	2	1
23 Nelson Cruz, R (1, 10) OBP: 0.367, SLG: 0.546 1 Chris Taylor, R (9, PR) OBP: 0.233, SLG: 0.235	X SI 92 0-0 E6 1-2		B SI 92 X SI 92 1-0 G5-3 3-H ②		B FF 92 B SL 86 B SI 91 F FF 92 B FS 85 4-1 7 S BB		C CU 78 S SI 93 B FF 92 F SI 93 B SL 75 B FC 92 F SI 93 B FF 93 4-2 35 1B BB		B FF 94 C FF 94 S SL 79 B SL 78 B FF 96 D SL 78 4-2 30 BB BB	2 0	0 0	0 0	1 0	3 0	0 0	1 0
7 Seth Smith, L (1, 9) OBP: 0.332, SLG: 0.456 (5, 7) 30 Franklin Gutierrez, R (7, PH) OBP: 0.292, SLG: 0.455 (8, 7)	C CU 77 B SL 90 S FC 90 B FS 88 X SI 94 2-2 P6 ③		B FF 94 F FF 94 S FF 94 B SI 94 C CH 73 2-3 K ③		B SL 90 C FF 93 D SL 87 F FC 91 B FF 93 B SI 94 4-2 1-2 BB		C FF 89 C CU 76 F CU 77 B CH 81 B CH 80 F CH 82 T CU 78 2-2 K ②		B FF 94 B FF 94 B FF 95 B FF 94 4-0 1-2 BB	2 1	0 0	0 0	0 0	1 1	1 1	2 1
35 Mark Trumbo, R (1, 3) OBP: 0.272, SLG: 0.417 (5, 9)		B FF 91 X FC 90 1-0 5 F8 2 E 2B		B SI 92 B CU 80 X SI 92 2-0 13 HR 1B	C SI 93 B FC 90 B SI 94 X SI 93 2-1 L7 ②		B SL 86 F SL 87 X SL 87 1-1 1-2 1B		B SL 79 C FF 94 F CU 70 B SL 79 S FF 88 2-3 K ③	5	2	3	0	0	1	4
13 Dustin Ackley, L (1, 7) OBP: 0.274, SLG: 0.370 (5, 8)		C FF 92 F SL 88 S FF 93 0-3 K ①		1 SAFE B SI 93 F FF 93 B FF 91 X FS 85 2-1 1-H HR	D FF 92 C FF 94 B SL 90 2 SAFE X FC 91 2-1 F8 ③		C SL 86 B FF 94 B FF 94 D SL 89 S SL 88 X SL 88 3-2 F7 ③			4	1	1	2	0	1	5
5 Brad Miller, L (1, 6) OBP: 0.325, SLG: 0.418		X CU 77 0-0 F8 2-3 ②		B FC 91 S SI 93 B SI 93 B SL 86 B FF 92 4-1 2 SH3 BB		F SL 90 S SL 86 B SL 86 B SI 92 B SL 88 B FS 88 4-2 20 S 2 SH1 BB		C FF 93 F SL 88 T SL 88 0-2 K ①		2	0	0	0	2	1	1
2 Jesús Sucre, R (1, 2) OBP: 0.038, SLG: 0.038 3 Mike Zunino, R (8, PH) OBP: 0.228, SLG: 0.300 (9, 2)		C FF 93 B FF 94 B SL 87 X FF 93 2-1 E3 3-H		X FF 92 0-0 SH3 1-2 ①		1 SAFE X FF 89 0-0 SH1 1-2 ①		H SL 86 1-0 20 L4-3 HBP		1 0	0 0	0 0	0 0	0 0	0 0	0 0
Inning Stats	R: 0 E: 1 K: 1 S: 13 H: 1 LOB: 2 BB: 0 P: 19	R: 1 E: 1 K: 2 S: 10 H: 1 LOB: 1 BB: 0 P: 16	R: 1 E: 0 K: 1 S: 8 H: 1 LOB: 0 BB: 0 P: 14	R: 2 E: 0 K: 1 S: 10 H: 2 LOB: 1 BB: 1 P: 20	R: 0 E: 0 K: 0 S: 8 H: 0 LOB: 2 BB: 2 P: 21	R: 0 E: 0 K: 0 S: 6 H: 0 LOB: 1 BB: 1 P: 10	R: 0 E: 0 K: 2 S: 17 H: 1 LOB: 2 BB: 1 P: 29	R: 0 E: 0 K: 1 S: 6 H: 0 LOB: 0 BB: 0 P: 9	R: 0 E: 0 K: 2 S: 11 H: 0 LOB: 2 BB: 2 P: 22	1B: 3 2B: 3 3B: 0 HR: 1	SF: 0 SAC: 2 DP: 1 HBP: 1			WP: 0 PB: 0 SB: 2 CS: 0	PA: 42		

PITCHER		IP	WLS	BF	H	R	ER	SO	BB	IBB	HBP	BLK	WP	HR	S	P	ERA	WHIP
19 Aníbal Sánchez, R ERA: 4.63	(1, 1)	6.1	W	31	5	4	3	6	5	0	0	0	0	1	62	113	4.26	1.579
65 Blaine Hardy, L ERA: 2.5	(7, 1)	0.1	H	1	0	0	0	1	0	0	0	0	0	0	5	7	0.00	0.000
62 Al Alburquerque, R ERA: 2.84	(7, 1)	1.1	H	5	1	0	0	1	0	0	1	0	0	0	11	18	0.00	0.750
38 Joakim Soria, R ERA: 2.41	(9, 1)	1.0	S	5	0	0	0	2	2	0	0	0	0	0	11	22	0.00	2.000

PITCHER	IP	WLS	BF	H	R	ER	SO	BB	IBB	HBP	BLK	WP	HR	S	P	ERA	WHIP

AB	32
R	4
H	6
RBI	3
BB	7
SO	10
LOB	21

livebaseballscorecards.com

Batter	1	2	3	4	5	6	7	8	9	AB	R	H	RBI	BB	SO	LOB
3 Ian Kinsler, R (1, 4) OBP: 0.332, SLG: 0.365	B SI 94 X FF 94 1-0 HR		B FF 93 C SL 82 B FS 83 C FF 94 X FS 84 2-2 ③ G6-3			C FF 94 D FS 83 1 SAFE B FF 94 F SI 95 X FS 82 2-2 ① FC6-4 1-2f 3-H		B SI 95 B SI 95 F SI 95 C SI 95 X SI 96 2-2 52 2B 3-H 2B		4	2	2	3	0	0	1
52 Yoenis Cespedes, R (1, 7) OBP: 0.320, SLG: 0.491	C SI 93 F FF 94 B FS 80 B FS 81 F SI 94 F SI 95 F FS 82 B FS 80 X FF 94 3-2 ① G4-3			X SI 93 0-0 28 G4-3 1B		C SI 95 1 SAFE D FS 81 B FF 93 S FF 94 X FS 81 2-2 ② P4		B SI 85 C SI 93 F SL 87 X SL 89 1-2 2-H 2B		4	0	2	1	0	0	1
41 Victor Martinez, S (1, 10) OBP: 0.335, SLG: 0.371	F SI 93 B SI 93 F SI 93 X SI 94 1-2 ② L5			C SI 92 1 SAFE C SI 92 1 SAFE S FS 80 0-3 ① K		B FS 80 B SI 93 C SI 94 B SI 93 F SI 93 F FS 80 S FS 80 3-3 ③ K		C FF 94 X FF 94 0-1 ③ F8		4	0	0	0	0	2	3
28 J.D. Martinez, R (1, 9) OBP: 0.346, SLG: 0.565	S SL 83 S SI 94 B FS 82 C SI 94 1-3 ③ K			F FF 91 X SI 94 0-1 ②③ G4-3 1-2f			C SL 82 S FS 84 B SI 94 F FS 83 B FS 81 S FS 82 2-3 ① K		B SL 86 X SI 92 1-0 ① G5-3	4	0	0	0	0	2	1
13 Alex Avila, L (1, 2) OBP: 0.357, SLG: 0.338		C SI 92 B FS 80 B FF 91 X FF 94 2-1 9 G6-4-3 1B			B FF 93 F FF 92 B SI 94 F SI 94 X FS 82 2-2 ① G5-3		C CU 76 S FS 81 B SI 96 X FS 82 1-2 ② G6-3		S SL 78 B SL 78 S SL 79 B SL 79 F SL 80 X SL 78 2-2 ② L3	4	0	1	0	0	0	0
9 Nick Castellanos, R (1, 5) OBP: 0.285, SLG: 0.369 17 Andrew Romine, S (8, 5) OBP: 0.337, SLG: 0.413		C FF 93 X SI 92 0-1 ①② G6-4-3 1-2f			X SL 82 0-0 ② F8		B SI 95 B SL 83 C SI 95 X SI 95 2-1 ③ G6-3		B FF 91 X FF 91 1-0 ③ G3-1	3 1	0 0	0 0	0 0	0 0	0 0	1 0
57 Marc Krauss, L (1, 3) OBP: 0.200, SLG: 0.327		C FF 94 S SI 93 X FS 82 0-2 ③ L7			F SI 95 X SI 95 0-1 ③ F9			C CU 76 B FS 82 B SI 94 C FF 94 F SI 95 F FF 95 X FS 82 2-2 12 2B 1B		3	0	1	0	0	0	0
12 Anthony Gose, L (1, 8) OBP: 0.322, SLG: 0.390			C CU 72 X FS 78 0-1 ① F8			B FF 93 C FF 94 F SI 93 F SI 94 X FS 79 1-2 1 1B 3 FC6-4 1B		L FF 94 X SI 93 0-1 ① 1-H 3 2B 2B		3	2	2	0	0	0	0
1 Jose Iglesias, R (1, 6) OBP: 0.375, SLG: 0.385			F SI 92 F SI 94 B FS 80 X SI 94 1-2 ② G1-3			C FF 92 1 SAFE 1 SAFE 1 SAFE F SI 91 1 SAFE X SI 94 0-2 3 FC6-4 1-3 1B		C SI 94 B SI 94 B SI 94 X SI 94 2-1 ② G6-3		3	0	1	0	0	0	1
Inning Stats	R: 1 E: 0 K: 1 S: 13 H: 1 LOB: 0 BB: 0 P: 19	R: 0 E: 0 K: 0 S: 7 H: 1 LOB: 0 BB: 0 P: 9	R: 0 E: 0 K: 0 S: 8 H: 0 LOB: 0 BB: 0 P: 11	R: 0 E: 0 K: 1 S: 6 H: 1 LOB: 0 BB: 0 P: 6	R: 0 E: 0 K: 0 S: 6 H: 0 LOB: 0 BB: 0 P: 8	R: 1 E: 0 K: 1 S: 17 H: 2 LOB: 1 BB: 0 P: 25	R: 0 E: 0 K: 1 S: 9 H: 0 LOB: 0 BB: 0 P: 14	R: 2 E: 0 K: 0 S: 17 H: 4 LOB: 1 BB: 0 P: 24	R: 0 E: 0 K: 0 S: 6 H: 0 LOB: 0 BB: 0 P: 10	1B: 5 2B: 3 3B: 0 HR: 1	SF: 0 SAC: 0 DP: 2 HBP: 0	WP: 0 PB: 0 SB: 0 CS: 0	PA: 33			

PITCHER		IP	WLS	BF	H	R	ER	SO	BB	IBB	HBP	BLK	WP	HR	S	P	ERA	WHIP
37 Mike Pelfrey, R ERA: 4.0	(1, 1)	7.2	L	28	8	4	4	4	0	0	0	0	0	1	78	110	4.70	1.043
36 Blaine Boyer, R ERA: 2.58	(8, 1)	0.2		3	1	0	0	0	0	0	0	0	0	0	6	8	0.00	1.500
61 Ryan O'Rourke, L ERA:	(9, 1)	0.2		2	0	0	0	0	0	0	0	0	0	0	5	8	0.00	0.000

PITCHER	IP	WLS	BF	H	R	ER	SO	BB	IBB	HBP	BLK	WP	HR	S	P	ERA	WHIP

Detroit Tigers @ Minnesota Twins

Target Field, Minneapolis, MN

Thu Jul 09 2015, 7:11 PM - 10:11 PM CDT

Att. 29,724 - Partly Cloudy - 80 F

TOP

livebaseballscorecards.com

AB	33
R	4
H	9
RBI	4
BB	0
SO	4
LOB	8

Detroit Tigers @ Minnesota Twins

Target Field, Minneapolis, MN

Thu Jul 09 2015, 7:11 PM - 10:11 PM CDT

Att. 29,724 - Partly Cloudy - 80 F

livebaseballscorecards.com

Batter	1	2	3	4	5	6	7	8	9	AB	R	H	RBI	BB	SO	LOB
2 Brian Dozier, R (1, 4) OBP: 0.330, SLG: 0.513	B SI 92 B FF 92 C SI 92 B FF 94 B SI 94 4-1 7 1B BB	B FF 96 X CH 86 1-0 ③ G6-3			B KC 79 C CH 86 X KC 80 1-1 E5 7 G4-3 24 1B		C SI 90 F FF 93 X CH 83 0-2 ① G6-3		B FC 93 C FC 93 C CU 70 X SL 77 1-2 ③ F8	4	1	0	0	1	0	4
7 Joe Mauer, L (1, 3) OBP: 0.343, SLG: 0.394	X FF 93 0-0 48 FC6-4 1-2 1B		C KC 77 C FC 87 S SI 96 0-3 ① K		B FF 94 X FF 91 1-0 ① G4-3 2-3		C CH 83 B KC 77 B KC 77 X CH 86 2-1 ② G3			4	0	1	0	0	1	1
24 Trevor Plouffe, R (1, 5) OBP: 0.320, SLG: 0.443	C CH 85 B SI 94 C FF 94 B SI 95 X CH 87 2-2 ① L7		B KC 81 X CH 87 1-0 ② G6-3		B SI 94 B FF 90 F CH 86 F FF 94 X FF 96 2-2 48 WP 48 1B 3-H 1B		C FC 87 X CH 84 0-1 ③ G5-3			4	1	1	1	0	0	2
22 Miguel Sanó, R (1, 10) OBP: 0.500, SLG: 0.577	B CH 86 F FF 95 B FF 96 S CH 86 B SI 96 F FF 96 S CH 86 3-3 ② K		S CH 86 C KC 79 B SI 96 B CH 88 C FF 92 2-3 ③ K		X FF 94 0-0 ② L8			C FF 90 S CH 82 S CH 82 0-3 ① K		4	0	0	0	0	3	3
48 Torii Hunter, R (1, 9) OBP: 0.316, SLG: 0.445	X CH 84 0-0 ③ FC6-4 1-2f			C SI 92 B FF 94 B KC 79 F SI 94 F FF 92 B CH 86 B SI 95 4-2 9 FC4-6 BB	B CH 85 C SI 94 B FC 91 S CH 86 X SI 95 2-2 1-H 1B			C SI 92 B KC 77 X CH 84 1-1 ② P3		3	0	1	1	1	0	2
9 Eduardo Núñez, R (1, 6) OBP: 0.330, SLG: 0.477		B FF 93 X SI 93 1-0 8 SH1-3 32 WP 1B		C FF 91 X CH 87 0-1 ① FC4-6 32 1B 1-2f	C FF 94 F CH 85 B FF 94 S FF 92 1-3 ③ K			B CH 84 F CH 84 F FC 88 F CH 85 B CH 83 B SI 95 F CH 85 F FF 94 X CH 84 3-2 ③ P6		4	0	1	0	0	1	2
32 Aaron Hicks, S (1, 8) OBP: 0.310, SLG: 0.365		1 SAFE B CH 85 B CH 85 B SI 94 C FF 94 B SI 96 4-1 8 SH1-3 1-2 BB		S SI 95 F SI 95 X FF 92 0-2 1-3 1B	C FF 90 S KC 77 B CH 83 S CH 84 1-3 ① K				C CH 84 B FC 92 B FC 92 X FC 92 2-1 ① G6-3	3	0	1	0	1	1	0
8 Kurt Suzuki, R (1, 2) OBP: 0.285, SLG: 0.309 39 Danny Santana, S (9, PR) OBP: 0.234, SLG: 0.287		X CH 86 0-0 ① SH1-3 1-2 2-3		B CH 87 1 SAFE F CH 86 S SI 94 X FF 96 1-2 ② P4	C SI 92 S KC 78 X CH 86 0-2 ② G6-3				B FC 92 C FC 92 F FC 93 X CH 86 1-2 20 G4-3 1B	3 0	0 0	1 0	0 0	0 0	0 0	2 0
21 Shane Robinson, R (1, 7) OBP: 0.296, SLG: 0.304 20 Eddie Rosario, L (9, PH) OBP: 0.293, SLG: 0.396		S FF 95 F SI 95 S SI 96 0-3 ② K		B SI 95 1 SAFE S CH 87 F SI 95 1 SAFE C SI 96 1-3 ③ K	S CH 85 S KC 79 B FC 90 X CH 86 1-2 ③ F7				X CH 84 0-0 ② G4-3 1-2	3 1	0 0	0 0	0 0	0 0	2 0	4 1
Inning Stats	R: 0 E: 0 K: 1 S: 10 H: 1 LOB: 2 BB: 1 P: 19	R: 0 E: 0 K: 1 S: 7 H: 1 LOB: 2 BB: 1 P: 13	R: 0 E: 0 K: 2 S: 7 H: 0 LOB: 0 BB: 0 P: 10	R: 0 E: 0 K: 1 S: 14 H: 1 LOB: 2 BB: 1 P: 20	R: 2 E: 1 K: 1 S: 13 H: 2 LOB: 1 BB: 0 P: 20	R: 0 E: 0 K: 1 S: 9 H: 0 LOB: 0 BB: 0 P: 11	R: 0 E: 0 K: 0 S: 7 H: 0 LOB: 0 BB: 0 P: 9	R: 0 E: 0 K: 1 S: 11 H: 0 LOB: 0 BB: 0 P: 15	R: 0 E: 0 K: 0 S: 9 H: 1 LOB: 2 BB: 0 P: 13	1B: 6 2B: 0 3B: 0 HR: 0 SF: 0 SAC: 1 DP: 0 HBP: 0						

PITCHER		IP	WLS	BF	H	R	ER	SO	BB	IBB	HBP	BLK	WP	HR	S	P	ERA	WHIP
14 David Price, L ERA: 2.38	(1, 1)	8.0	W	33	5	2	0	8	3	0	0	0	2	0	78	117	0.00	1.000
38 Joakim Soria, R ERA: 2.34	(9, 1)	1.0	S	4	1	0	0	0	0	0	0	0	0	0	9	13	0.00	1.000

PITCHER	IP	WLS	BF	H	R	ER	SO	BB	IBB	HBP	BLK	WP	HR	S	P	ERA	WHIP

AB	33
R	2
H	6
RBI	2
BB	3
SO	8
LOB	21

WP: 2 PA: 37
PB: 0
SB: 0
CS: 0

Detroit Tigers @ Minnesota Twins

Target Field, Minneapolis, MN

Fri Jul 10 2015, 7:11 PM - 10:33 PM CDT

Att. 31,545 - Partly Cloudy - 83 F

livebaseballscorecards.com

Batter	1	2	3	4	5	6	7	8	9	AB	R	H	RBI	BB	SO	LOB
3 Ian Kinsler, R (1, 4) OBP: 0.336, SLG: 0.373	X FF 94 0-0 ① P6	B SL 86 X FF 94 1-0 ③ L8		B SL 85 B SL 85 B SL 84 B FF 92 4-0 52 HR BB		X SL 83 0-0 2B			C FF 95 B CU 79 B FF 95 X CH 86 2-1 52 1B 2B	4	1	2	0	1	0	3
52 Yoenis Cespedes, R (1, 7) OBP: 0.324, SLG: 0.501	B FF 96 B FF 94 X FF 94 2-0 ② F8		B FF 93 C FF 92 B SL 87 F FF 94 X SL 87 2-2 41 HR 1B	X FF 93 0-0 1-H 2-H HR		C SL 85 C FF 95 F FF 95 S SL 86 0-3 ② K			X FF 95 0-0 2-3 1B	5	2	3	3	0	1	1
41 Victor Martinez, S (1, 10) OBP: 0.336, SLG: 0.387	C FF 93 B CH 84 F FF 93 F SL 87 B SL 86 B SL 84 X FF 95 3-2 1B		B FF 92 D CH 85 F FF 92 1 SAFE X FF 92 2-1 1-H HR	X FF 92 0-0 ② G5-3		S SL 86 F SL 86 F SL 88 B SI 97 X FF 98 1-2 ③ G3-1			F SI 94 X CH 87 0-1 ① P4	5	1	2	2	0	0	3
28 J.D. Martinez, R (1, 9) OBP: 0.347, SLG: 0.571	C SL 86 B FF 94 X SL 85 1-1 ③ L8		S SL 86 B FF 95 C SL 86 B SL 86 S FF 95 2-3 ① K	F SL 83 C FF 93 B SL 84 F SL 85 B FF 94 F FF 94 X SL 87 2-2 HR			C FF 95 B FF 96 B FF 95 S SL 85 F SL 86 X SL 86 2-2 9 G6-4-3 1B		F FF 94 X CH 88 0-1 ② P2	5	1	2	1	0	1	3
13 Alex Avila, L (1, 2) OBP: 0.350, SLG: 0.321		B FF 93 B FF 92 F FF 93 B FF 94 C FF 94 B FF 94 4-2 9 2B 1 FC3-2 BB	C FF 95 S SL 86 S SL 87 0-3 ② K	F SL 92 B FF 93 S CH 86 S SL 84 1-3 ③ K			C SL 85 D FF 94 S FF 94 B FF 96 F SL 85 X SL 84 2-2 ① L8		B CH 86 C FF 95 X CH 87 1-1 ③ P5	4	0	0	0	1	2	3
9 Nick Castellanos, R (1, 5) OBP: 0.288, SLG: 0.374		X FF 93 0-0 1 FC3-2 1-3 2B	S SL 87 X FF 94 0-1 57 FC5-6 1B		F FF 95 S SL 84 B FF 97 S SL 87 1-3 ① K		X SL 84 0-0 ② ③ G6-4-3 1-2f			4	0	2	0	0	1	1
57 Marc Krauss, L (1, 3) OBP: 0.186, SLG: 0.304		C FF 95 F FF 94 B SL 86 D SL 82 T SL 84 2-2 ① K	X FF 92 0-0 ③ FC5-6 1-2f		C FF 97 F FF 97 B FF 97 F SI 96 F SL 87 F FF 97 S SL 87 1-3 ② K			C FF 91 F SL 77 F SL 77 B SL 79 F SL 79 S FF 92 1-3 ① K		4	0	0	0	0	3	3
12 Anthony Gose, L (1, 8) OBP: 0.325, SLG: 0.389		C FF 93 B SL 85 B FF 93 D CH 86 C FF 95 F SL 85 B SL 86 4-2 1 FC3-2 BB		C FF 91 B SL 83 X FF 92 1-1 1 S 52 HR 1B	C SL 86 C SL 86 F SL 97 B FF 97 F SI 95 B SL 88 S SL 86 2-3 ③ K			B SL 78 S SL 79 S SL 80 S SL 79 1-3 ② K		3	1	1	0	1	2	0
1 Jose Iglesias, R (1, 6) OBP: 0.370, SLG: 0.379		C SL 85 X FF 94 0-1 ② FC3-2 1-2 2-3 3-Hf		F SL 89 1 SAFE 1 SAFE 1 SAFE 1 SAFE F SL 82 1 SAFE 1 SAFE 1 SAFE 1-3 B SL 85 1 SAFE S SL 86 ① K 1-2		F FF 95 B SL 84 X SL 84 1-1 ① G5-3			C CH 84 X FF 91 0-1 ③ G3	4	0	0	0	0	1	4

Inning Stats	1	2	3	4	5	6	7	8	9
R:	0	0	2	4	0	0	0	0	0
E:	0	0	0	0	0	0	0	0	0
K:	0	1	2	2	3	1	0	2	0
S:	8	12	14	15	14	11	9	10	9
H:	1	1	3	3	0	1	1	0	2
LOB:	1	3	1	0	0	1	1	2	2
BB:	0	2	0	1	0	0	0	0	0
P:	14	23	20	24	18	13	13	12	12

1B:	6	SF: 0
2B:	3	SAC: 0
3B:	0	DP: 1
HR:	3	HBP: 0

WP:	0
PB:	0
SB:	1
CS:	0
PA:	41

AB	38
R	6
H	12
RBI	6
BB	3
SO	11
LOB	21

PITCHER		IP	WLS	BF	H	R	ER	SO	BB	IBB	HBP	BLK	WP	HR	S	P	ERA	WHIP
54 Ervin Santana, R ERA: 6.0	(1, 1)	4.0		23	8	6	6	5	3	0	0	0	0	3	49	81	13.50	2.750
62 J.R. Graham, R ERA: 2.85	(5, 1)	3.0		10	2	0	0	4	0	0	0	0	0	0	34	44	0.00	0.667
61 Ryan O'Rourke, L ERA:	(8, 1)	1.0		3	0	0	0	2	0	0	0	0	0	0	10	12	0.00	0.000
65 Trevor May, R ERA: 4.26	(9, 1)	1.0	W	5	2	0	0	0	0	0	0	0	0	0	9	12	0.00	2.000

PITCHER	IP	WLS	BF	H	R	ER	SO	BB	IBB	HBP	BLK	WP	HR	S	P	ERA	WHIP

Detroit Tigers @ Minnesota Twins

Target Field, Minneapolis, MN

Fri Jul 10 2015, 7:11 PM - 10:33 PM CDT

Att. 31,545 - Partly Cloudy - 83 F

livebaseballscorecards.com

BOTTOM

Batter	1	2	3	4	5	6	7	8	9	AB	R	H	RBI	BB	SO	LOB
2 Brian Dozier, R (1, 4) OBP: 0.331, SLG: 0.521	F FF 92 F CU 80 X FF 94 0-2 ① L9		1 SAFE 1 SAFE C FF 93 B FF 94 B CU 83 F FF 95 B FF 96 C FF 97 3-3 ② 1-2 K			B SL 84 C SL 86 B CU 80 F CU 80 F CU 81 S SL 87 2-3 ② K		C FF 92 T FF 93 F CU 80 F FF 94 B FF 94 X SL 88 1-2 2-3 3-H 1B	2 SAFE X SL 79 0-0 1-H 2-H HR	5	1	2	4	0	2	1
48 Torii Hunter, R (1, 9) OBP: 0.312, SLG: 0.439	B FF 93 X FF 93 1-0 ② P4		S SL 87 C FF 95 S FF 96 0-3 ③ K			B CU 80 F SL 86 F SL 86 F FF 95 F SL 88 F FF 93 B FF 94 S CU 82 2-3 ③ K		X FF 96 0-0 ③ P6		4	0	0	0	0	2	3
7 Joe Mauer, L (1, 3) OBP: 0.342, SLG: 0.392	B FF 92 F FF 91 X CU 79 1-1 ③ G4-3			B FF 90 C FF 91 C FF 91 B CH 84 X SL 87 2-2 ① L7			C CH 80 F FF 90 B SL 80 B SL 86 X CH 86 2-2 ① G3-1		C FF 95 B CH 91 F SL 89 X FF 99 1-2 22 2B 20 1B 1B	4	1	1	0	0	0	0
22 Miguel Sanó, R (1, 10) OBP: 0.528, SLG: 0.621		B SL 84 S SL 84 S SL 85 B SL 87 B SL 87 X SL 86 3-2 1B		C FF 91 B CU 81 B FF 92 C SL 85 F CU 83 B CH 83 B FF 94 4-2 24 G5-4-3 BB			B FF 92 C FF 92 S FF 92 C CU 80 1-3 ② K		B FF 96 F FF 95 B SL 84 X SL 84 2-1 20 1B 1-3 8 HBP 2B	3	1	2	0	1	1	0
24 Trevor Plouffe, R (1, 5) OBP: 0.316, SLG: 0.438		C FF 94 1 SAFE B FF 93 B FF 93 F SL 86 S CU 81 2-3 ① K		B SL 86 X SL 87 1-0 ② ③ G5-4-3 1-2f			S FF 90 F CU 78 B CU 80 X SL 85 1-2 ③ F7		B FF 98 S FF 98 F SL 86 B SL 86 B SL 86 S SL 86 3-3 ① K	4	0	0	0	0	2	4
20 Eddie Rosario, L (1, 7) OBP: 0.297, SLG: 0.398		B CH 83 X FF 94 1-0 ② F9			C FF 89 B SL 83 B SL 85 F FF 92 X FF 93 2-2 ① F8			C CH 82 X FF 90 0-1 39 G4-3 8 1B 2 1B 1B	B FF 96 F FF 96 B FF 96 X FF 97 2-1 8 HBP 32 S 39 1B 2-3 3-H 1B	4	2	2	1	0	0	1
32 Aaron Hicks, S (1, 8) OBP: 0.308, SLG: 0.356		B FF 92 X CH 84 1-0 ③ F8			X FF 91 0-0 ② P6			1 SAFE C FF 90 B CU 77 B CU 78 1 SAFE S CH 85 B CU 81 F FF 95 F FF 94 3-2 ① F FF 93 X FF 95 P4	C FC 92 C FC 93 B CU 69 D FC 87 B FC 94 F FF 93 B FC 95 4-2 8 HBP 39 1B 1-2 BB	3	1	0	0	1	0	2
8 Kurt Suzuki, R (1, 2) OBP: 0.292, SLG: 0.314 21 Shane Robinson, R (9, PR) OBP: 0.296, SLG: 0.304			B FF 91 C FF 92 B FF 91 X SL 86 2-1 39 FC3-6 1B		C FF 90 B FF 91 B CU 80 C FF 92 B FF 94 X FF 93 3-2 ③ P6			B FF 90 X FF 92 1-0 2 1B 39 G4-3 1-2 1B	F FC 93 F FC 94 B FC 93 H CU 69 2-2 39 1B 2 HR 1-2 2-3 3-H HBP	3 0	0 1	2 0	1 0	0 0	0 0	0 0
39 Danny Santana, S (1, 6) OBP: 0.235, SLG: 0.286			B CH 84 1 SAFE 1 SAFE X CH 84 1-0 ① FC3-6 2 S 1-2f		B FF 90 B FF 91 C FF 92 X FF 93 2-1 ① F7			C FF 92 X CU 81 0-1 ② G4-3 1-2 2-3	D FF 89 F FC 94 X FF 95 1-1 2 HR 1-2 2-H 3-H 1B	4	1	1	2	0	0	3

Inning Stats	1	2	3	4	5	6	7	8	9
	R: 0 E: 0 K: 0 S: 6 H: 0 LOB: 0 BB: 0 P: 8	R: 0 E: 0 K: 1 S: 8 H: 1 LOB: 1 BB: 0 P: 15	R: 0 E: 0 K: 2 S: 9 H: 1 LOB: 1 BB: 0 P: 15	R: 0 E: 0 K: 0 S: 7 H: 0 LOB: 0 BB: 1 P: 14	R: 0 E: 0 K: 0 S: 7 H: 0 LOB: 0 BB: 0 P: 12	R: 0 E: 0 K: 2 S: 12 H: 0 LOB: 0 BB: 0 P: 18	R: 0 E: 0 K: 1 S: 9 H: 0 LOB: 0 BB: 0 P: 13	R: 1 E: 0 K: 0 S: 17 H: 3 LOB: 2 BB: 0 P: 22	R: 7 E: 0 K: 1 S: 18 H: 5 LOB: 1 BB: 1 P: 33

1B: 8 SF: 0 WP: 0 PA: 37
2B: 1 SAC: 0 PB: 0
3B: 0 DP: 1 SB: 2
HR: 1 HBP: 1 CS: 0

	AB	34
	R	8
	H	10
	RBI	8
	BB	2
	SO	7
	LOB	14

PITCHER		IP	WLS	BF	H	R	ER	SO	BB	IBB	HBP	BLK	WP	HR	S	P	ERA	WHIP
35 Justin Verlander, R ERA: 5.34	(1, 1)	7.2		28	5	1	1	6	1	0	0	0	0	0	74	116	1.17	0.783
43 Bruce Rondón, R ERA: 10.5	(8, 1)	0.2		5	3	3	3	1	0	0	0	0	0	0	11	19	40.50	4.500
38 Joakim Soria, R ERA: 3.38	(9, 1)	0.0	L	4	2	4	4	0	1	0	1	0	0	1	8	15	∞	∞

PITCHER	IP	WLS	BF	H	R	ER	SO	BB	IBB	HBP	BLK	WP	HR	S	P	ERA	WHIP

Detroit Tigers @ Minnesota Twins

Target Field, Minneapolis, MN

Sat Jul 11 2015, 3:07 PM - 6:32 PM CDT

Att. 32,365 - Overcast - 81 F

TOP

livebaseballscorecards.com

Batter	1	2	3	4	5	6	7	8	9	AB	R	H	RBI	BB	SO	LOB
3 Ian Kinsler, R (1, 4) OBP: 0.334, SLG: 0.370	B FF 91 F SI 92 F FF 91 B FC 90 F FF 92 S FC 91 2-3 **K** ①		F FC 88 B KC 76 F FC 88 F FF 91 X FC 89 1-2 G6-3 ②		B FC 88 X FC 88 1-0 G4-3 ① 2-3		B SI 94 F SL 82 1 SAFE C SI 93 F SL 88 1 SAFE 1 SAFE F CU 77 X SL 87 1-2 55 FC6-4 1B 1-3		B FF 94 X FF 93 1-0 F9 ①	5	0	1	0	0	1	1
52 Yoenis Cespedes, R (1, 7) OBP: 0.325, SLG: 0.503	C FF 93 X FF 92 0-1 1B		B KC 76 X FC 89 1-0 F9 ③		F FC 89 B FF 92 X FF 91 1-1 2B 3-H		C SI 92 S CH 86 D SL 83 F CH 86 F SI 93 S CH 83 1-3 **K** ①		F FF 94 S SL 84 X SL 83 0-2 F9 ②	5	0	2	1	0	1	2
41 Victor Martinez, S (1, 10) OBP: 0.336, SLG: 0.401 55 Jefry Marte, R (7, PH) OBP: 0.286, SLG: 0.857 (7, 10)	X SI 91 0-0 F8 ②			C FF 90 C KC 75 X FF 91 0-2 HR	C SI 90 B FF 91 S CH 84 D CH 85 C KC 76 2-3 **K** ②		B CH 87 X CH 85 1-0 FC6-4 ② 1-2f 3-H		C FF 94 F FF 96 S SL 84 0-3 **K** ③	3 2	1 0	1 0	1 1	0 0	1 1	2 1
28 J.D. Martinez, R (1, 9) OBP: 0.346, SLG: 0.567	B FF 92 F FF 92 F FF 92 B FC 89 X SI 92 2-2 F9 ③			B FC 88 X FF 91 1-0 9 2B 34 1B 1B	B KC 75 B FF 90 F FC 88 F FC 85 B FC 88 F CH 85 T FF 92 3-2 **K** ③		B CU 74 X SI 92 1-0 G1-3 ③			4	1	1	0	0	1	3
57 Marc Krauss, L (1, 3) OBP: 0.175, SLG: 0.283		C FF 91 F FF 92 X KC 76 0-2 G3-1 ①		B FF 90 X CH 88 1-0 L9 ①		C SI 92 X CU 76 0-1 G3 ①		B SL 81 F SL 81 B SI 93 C FF 93 S CH 83 2-3 **K** ①		4	0	0	0	0	1	1
9 Nick Castellanos, R (1, 5) OBP: 0.290, SLG: 0.377		X FC 88 0-0 F8 ②		B KC 76 B FC 88 C FC 88 B CH 89 S FC 87 F FF 91 X FF 91 3-2 2B 1-3		F SL 85 B SL 88 S SI 93 B SL 88 F SI 94 F SI 95 B SL 87 F SI 94 B SI 94 4-2 BB		C SL 90 C CU 80 B FF 91 B SL 90 T FF 95 2-2 **K** ②		3	1	1	0	1	1	0
34 James McCann, R (1, 2) OBP: 0.320, SLG: 0.430		C FF 91 F FC 92 X KC 76 0-2 1B		X FF 92 0-0 1 G4-6-3 1B 2-H 3-H		S SI 94 S FF 93 T SL 88 0-2 **K** ②		S CU 79 B SL 91 B FF 93 B FF 93 B FF 94 4-1 1 1B BB		3	0	2	2	1	1	1
1 Jose Iglesias, R (1, 6) OBP: 0.368, SLG: 0.377		F FF 91 X FF 91 0-1 G3 ③		B KC 77 B FC 88 X SI 90 2-0 G4-6-3 ② ③ 1-2f		X SL 85 0-0 P4 ③		C FF 94 C FF 93 F FF 94 F CU 79 F FF 93 X SL 89 0-2 1B 1-2		4	0	1	0	0	0	3
20 Rajai Davis, R (1, 8) OBP: 0.337, SLG: 0.439			B FF 91 B FF 90 B FC 87 C FF 90 X FF 90 3-1 P5 ①		C FF 90 C FF 92 B KC 77 X FC 87 1-2 3 G4-3 52 2B 2B		C SL 82 B FF 92 B SI 92 F SI 93 X SI 94 2-2 3 1B 55 FC6-4 1B		S FF 94 F FF 93 B FF 94 X SL 89 1-2 L7 ③	4	2	2	0	0	0	2

Inning Stats																				
	R: 0	H: 1	R: 0	H: 1	R: 0	H: 0	R: 3	H: 4	R: 1	H: 2	R: 0	H: 0	R: 1	H: 2	R: 0	H: 1	R: 0	H: 0	1B: 7	SF: 0	WP: 0	PA: 39
	E: 0	LOB: 1	E: 0	LOB: 1	E: 0	LOB: 0	E: 0	LOB: 0	E: 0	LOB: 1	E: 0	LOB: 1	E: 0	LOB: 2	E: 0	LOB: 2	E: 0	LOB: 0	2B: 3	SAC: 0	PB: 0	
	K: 1	BB: 0	K: 0	BB: 0	K: 0	BB: 0	K: 0	BB: 0	K: 2	BB: 0	K: 1	BB: 1	K: 1	BB: 0	K: 2	BB: 1	K: 1	BB: 0	3B: 0	DP: 1	SB: 0	
	S: 10	P: 14	S: 9	P: 9	S: 7	P: 12	S: 11	P: 18	S: 13	P: 21	S: 11	P: 15	S: 15	P: 21	S: 16	P: 25	S: 7	P: 8	HR: 1	HBP: 0	CS: 0	

	AB	37
	R	5
	H	11
	RBI	5
	BB	2
	SO	8
	LOB	16

PITCHER		IP	WLS	BF	H	R	ER	SO	BB	IBB	HBP	BLK	WP	HR	S	P	ERA	WHIP
45 Phil Hughes, R ERA: 4.32	(1, 1)	5.0	W	22	8	4	4	3	0	0	0	0	0	1	50	74	7.20	1.600
36 Blaine Boyer, R ERA: 2.75	(6, 1)	1.0	H	6	2	1	1	1	1	0	0	0	0	0	19	26	9.00	3.000
52 Brian Duensing, L ERA: 5.64	(7, 1)	1.1		4	0	0	0	2	0	0	0	0	0	0	10	15	0.00	0.000
50 Casey Fien, R ERA: 4.13	(8, 1)	0.2		4	1	0	0	1	1	0	0	0	0	0	13	20	0.00	3.000
15 Glen Perkins, L ERA: 1.21	(9, 1)	1.0		3	0	0	0	1	0	0	0	0	0	0	7	8	0.00	0.000

PITCHER		IP	WLS	BF	H	R	ER	SO	BB	IBB	HBP	BLK	WP	HR	S	P	ERA	WHIP

Batter	1	2	3	4	5	6	7	8	9	AB	R	H	RBI	BB	SO	LOB
2 Brian Dozier, R (1, 4) OBP: 0.332, SLG: 0.517	B FC 90 X FC 90 1-0 ① P5	B CU 76 X FF 94 1-0 ② P4	1 SAFE 1 SAFE C FF 92 D CU 83 F FF 92 X FF 93 1-2 48 FC4-6 1-3 1B			C FF 91 C CH 85 H FF 91 1-2 48 HR HBP	1 SAFE C SL 88 1 SAFE 1 SAFE S SL 88 B SL 88 S SL 87 1-3 ③ K 1-2			4	1	1	0	0	1	2
48 Torii Hunter, R (1, 9) OBP: 0.313, SLG: 0.449	B FF 91 X FF 91 1-0 ② F9	B FS 84 X SI 93 1-0 ③ L8	C CU 81 X CU 82 0-1 ③ FC4-6 1-2f			X FF 92 0-0 1-H HR		B SL 84 C FF 97 F SL 85 X FF 98 1-2 7 G3-6-1 1B		5	1	2	2	0	0	3
7 Joe Mauer, L (1, 3) OBP: 0.340, SLG: 0.392	B SI 91 B SI 92 F SI 92 X FS 84 2-1 2B		B FF 92 C FC 88 F FF 93 X FS 85 1-2 E4 22 2B	B FF 92 C FF 93 B FF 93 X FF 94 2-1 ① L8		S CH 85 F FF 92 B FF 92 B FF 92 F FF 92 X FF 92 2-2 ② G4-3		B FF 98 C FF 97 C FF 97 F FF 98 B FF 97 X SL 84 2-2 ①② G3-6-1 1-2f		5	1	1	0	0	0	1
22 Miguel Sanó, R (1, 10) OBP: 0.512, SLG: 0.606	T FF 93 F FF 93 C FS 85 0-3 ③ K		C FC 88 S FC 89 X FC 91 0-2 ① 1-H 2B	B FF 94 C CU 81 B CH 87 B FF 94 C FF 94 F CH 87 S FF 95 3-3 ② K		C CU 81 C CU 82 B CH 86 B FF 93 B CU 83 B CU 83 4-2 24 1B BB		C SL 84 B FF 98 B FF 96 S SL 86 S FF 98 2-3 ③ K		4	0	1	1	1	3	1
24 Trevor Plouffe, R (1, 5) OBP: 0.321, SLG: 0.442		B FC 92 X FF 92 1-0 32 20 1B 8 1B 1B	C FF 94 B FC 90 X FC 90 1-1 32 S 20 1B 32 3B 1B	C CU 81 S CU 83 S CH 88 0-3 ③ K		B CU 80 B CU 82 F FF 92 X FF 92 2-1 20 FC4-6 1-2 1B				4	2	3	0	0	1	0
20 Eddie Rosario, L (1, 7) OBP: 0.307, SLG: 0.405		B FS 83 1 SAFE B FS 84 B SI 92 C SI 93 X SI 93 3-1 32 1B 8 1B 1-2 1B	B SI 93 X SI 93 1-0 32 3B 1-2 1B		S FF 92 B FF 92 B CH 88 F FF 94 F FF 93 B FF 94 X FF 93 3-2 32 CS 1B	C SL 87 B FF 94 F SL 89 B SI 95 X CU 79 2-2 ③ FC4-6 1-2f				4	2	3	0	0	0	2
32 Aaron Hicks, S (1, 8) OBP: 0.321, SLG: 0.380		B FS 86 X SI 94 1-0 8 1B 1-2 2-3 1B	F FS 87 B FS 84 1 SAFE B SI 93 F FS 83 1 SAFE 1 SAFE 1 SAFE F FF 94 2-2 X FS 82 1-H 2-H 39 1B 3B			C FF 93 1 SAFE B FF 93 B FF 93 F FF 92 B FF 94 S CH 87 3-3 ①② K 1-2	B FF 93 B CH 83 S FF 94 F FF 94 B SL 90 F CH 85 B SI 96 4-2 2 WP BB			3	1	2	2	1	1	1
8 Kurt Suzuki, R (1, 2) OBP: 0.291, SLG: 0.313		C FF 94 X FF 91 0-1 ① 39 2B 1-3 2-H 3-H 1B	B FF 93 B FF 93 X FF 93 2-0 ② G6-3			C FF 93 T FF 92 B FF 93 B CU 83 B CH 86 S FF 94 3-3 ③ K	1 SAFE C FF 94 F FF 94 1 SAFE 1 SAFE B SI 94 F FF 94 T SI 96 1-2 ① K			4	1	1	2	0	2	2
39 Danny Santana, S (1, 6) OBP: 0.239, SLG: 0.295		F FS 85 B FF 94 X FS 81 1-1 2-H 2B	C FF 93 B FF 93 X CH 87 1-1 2 1B 3-H 1B			X CH 84 0-0 ① B1-3	F CH 84 S SI 95 T SI 96 1 SAFE 0-2 ② K			4	0	2	2	0	1	1
Inning Stats	R: 0 E: 0 K: 1 S: 7 H: 1 LOB: 1 BB: 0 P: 11	R: 3 E: 0 K: 0 S: 10 H: 5 LOB: 1 BB: 0 P: 18	R: 4 E: 1 K: 0 S: 21 H: 6 LOB: 2 BB: 0 P: 30	R: 0 E: 0 K: 2 S: 9 H: 0 LOB: 0 BB: 0 P: 14	R: 0 E: 0 K: 2 S: 10 H: 1 LOB: 0 BB: 0 P: 19	R: 2 E: 0 K: 0 S: 15 H: 2 LOB: 2 BB: 1 P: 26	R: 0 E: 0 K: 3 S: 13 H: 0 LOB: 1 BB: 1 P: 19	R: 0 E: 0 K: 1 S: 10 H: 1 LOB: 0 BB: 0 P: 15		1B: 11 2B: 4 3B: 1 HR: 1 SF: 0 SAC: 0 DP: 2 HBP: 1				WP: 1 PB: 0 SB: 1 CS: 1 PA: 40	

PITCHER		IP	WLS	BF	H	R	ER	SO	BB	IBB	HBP	BLK	WP	HR	S	P	ERA	WHIP
31 Alfredo Simon, R ERA: 4.53	(1, 1)	2.1	L	16	10	7	5	1	0	0	0	0	0	0	30	47	19.29	4.286
45 Buck Farmer, R ERA: 9.22	(3, 1)	3.1		16	5	2	2	4	1	0	1	0	0	1	39	66	5.40	1.800
46 Ian Krol, L ERA: 7.11	(6, 1)	1.0		4	0	0	0	2	1	0	0	0	0	0	13	20	0.00	1.000
30 Alex Wilson, R ERA: 2.14	(7, 1)	0.1		1	0	0	0	1	0	0	0	0	1	0	3	4	0.00	0.000
39 Neftalí Feliz, R ERA: 4.35	(8, 1)	1.0		3	1	0	0	1	0	0	0	0	0	0	10	15	0.00	1.000

PITCHER	IP	WLS	BF	H	R	ER	SO	BB	IBB	HBP	BLK	WP	HR	S	P	ERA	WHIP

BOTTOM

Detroit Tigers @ Minnesota Twins

Target Field, Minneapolis, MN

Sat Jul 11 2015, 3:07 PM - 6:32 PM CDT

Att. 32,365 - Overcast - 81 F

livebaseballscorecards.com

AB	37
R	9
H	16
RBI	9
BB	2
SO	9
LOB	13

Detroit Tigers @ Minnesota Twins

Target Field, Minneapolis, MN

Sun Jul 12 2015, 1:14 PM - 3:57 PM CDT

Att. 27,936 - Overcast - 83 F

livebaseballscorecards.com

Batter	1	2	3	4	5	6	7	8	9	AB	R	H	RBI	BB	SO	LOB
3 Ian Kinsler, R (1, 4) OBP: 0.339, SLG: 0.375	B FF 93 F SI 94 F SI 93 X SI 94 1-2 52 G5-4-3 1B		C SL 85 B CU 80 B CH 85 B SI 94 F SI 91 F SL 86 F CU 80 S SL 86 3-3 ② K			C SI 93 X CH 84 0-1 41 G1-6-3 1B		C FF 96 C CH 87 X FF 95 0-2 1B		4	0	3	0	0	1	0
52 Yoenis Cespedes, R (1, 7) OBP: 0.322, SLG: 0.499 20 Rajai Davis, R (7, 7) OBP: 0.335, SLG: 0.436	C SL 84 B SI 93 F CH 83 1 SAFE F SI 92 F SI 93 B FF 91 1 SAFE F SI 92 2-2 ①② 1 SAFE F SI 92 G5-4-3 1-2f		C FF 94 B CH 86 B SI 93 S SL 85 S CH 86 2-3 ③ K			F SI 93 X SI 93 0-1 ① L8		C FF 94 X SI 88 0-1 ③ G5-3		3 1	0 0	0 0	0 0	0 0	1 0	2 1
41 Victor Martinez, S (1, 10) OBP: 0.335, SLG: 0.403	C FF 93 B FF 91 X FF 93 1-1 ③ L8			B SI 92 C FF 92 B SL 84 X FF 94 2-1 ① F8		X SI 93 0-0 ②③ G1-6-3 1-2f			X SI 93 0-0 13 G3-1 2B	4	0	1	0	0	0	1
28 J.D. Martinez, R (1, 9) OBP: 0.347, SLG: 0.565		C SL 83 S CH 84 X FF 91 0-2 9 E 9 FC2 57 FC6-4 1B		B SL 87 B SI 94 S SI 94 S SI 86 S SL 86 2-3 ② K			C SL 84 S CH 84 B SI 92 B SL 87 B SI 93 B SI 93 4-2 9 G6-4-3 13 BB BB		S CH 86 F SI 95 B FF 94 X CH 88 1-2 ① G1-3	3	1	1	0	1	1	1
13 Alex Avila, L (1, 2) OBP: 0.346, SLG: 0.310		B SI 93 C SI 93 B CH 85 B SI 91 S SI 93 F CH 85 C SI 92 3-3 ① K	C SI 94 B SI 87 S SL 86 S SL 86 1-3 ③ K				B SI 93 C SI 88 S SI 93 B SI 93 B SI 93 B SI 92 4-2 9 G6-4-3 1-2 BB		C FF 96 X CH 88 0-1 ② G3-1 2-3	3	0	0	0	1	2	2
9 Nick Castellanos, R (1, 5) OBP: 0.287, SLG: 0.372		S SI 87 B SI 92 X SL 84 1-1 FC2 57 FC6-4 1-3	B SI 92 X SI 90 1-0 ① G5-3			S SL 87 B SI 87 X SI 94 1-1 ①② G6-4-3 1-2f 2-3		B CU 79 X FF 94 1-0 ③ P4	4	0	0	0	0	0	4
57 Marc Krauss, L (1, 3) OBP: 0.167, SLG: 0.270		B FF 93 X SI 92 1-0 ② FC6-4 1-2f 3-H	B FF 93 C SI 93 C SI 86 B SL 87 X SL 86 2-2 ② L8			F SI 94 B SI 94 B SL 86 C SI 93 S SL 87 2-3 ③ K			3	0	0	1	0	1	2
12 Anthony Gose, L (1, 8) OBP: 0.325, SLG: 0.388		C SI 93 X CH 84 0-1 ③ G6-3	F CH 86 X SL 87 0-1 1B				B FF 93 F FF 94 C CU 79 B CU 78 B CH 87 F FF 95 X FF 95 3-2 ① G5-3		3	0	1	0	0	0	1
1 Jose Iglesias, R (1, 6) OBP: 0.364, SLG: 0.373			C SL 82 X SI 92 0-1 ① G5-3		F SI 93 1 SAFE F SI 92 1 SAFE X SI 92 0-2 ③ G5-3			C FF 95 F FF 95 X CU 80 0-2 ② G5-3		3	0	0	0	0	0	1
Inning Stats	R: 0 E: 0 K: 0 S: 13 H: 1 LOB: 0 BB: 0 P: 17	R: 1 E: 1 K: 1 S: 12 H: 1 LOB: 1 BB: 0 P: 17	R: 0 E: 0 K: 2 S: 10 H: 0 LOB: 0 BB: 0 P: 15	R: 0 E: 0 K: 2 S: 8 H: 0 LOB: 0 BB: 0 P: 13	R: 0 E: 0 K: 0 S: 9 H: 1 LOB: 1 BB: 0 P: 12	R: 0 E: 0 K: 0 S: 5 H: 1 LOB: 0 BB: 0 P: 5	R: 0 E: 0 K: 1 S: 9 H: 0 LOB: 1 BB: 2 P: 20	R: 0 E: 0 K: 0 S: 12 H: 1 LOB: 1 BB: 0 P: 15	R: 0 E: 0 K: 0 S: 7 H: 1 LOB: 1 BB: 0 P: 9	1B: 5 2B: 1 3B: 0 HR: 0 SF: 0 SAC: 0 DP: 3 HBP: 0						

	AB	31
	R	1
	H	6
	RBI	1
	BB	2
	SO	6
	LOB	15

WP: 0 PA: 33
PB: 0
SB: 0
CS: 0

PITCHER		IP	WLS	BF	H	R	ER	SO	BB	IBB	HBP	BLK	WP	HR	S	P	ERA	WHIP
44 Kyle Gibson, R ERA: 2.85	(1, 1)	7.0	W	25	4	1	0	6	2	0	0	0	0	0	66	99	0.00	0.857
65 Trevor May, R ERA: 4.16	(8, 1)	2.0		8	2	0	0	0	0	0	0	0	0	0	19	24	0.00	1.000

PITCHER		IP	WLS	BF	H	R	ER	SO	BB	IBB	HBP	BLK	WP	HR	S	P	ERA	WHIP

Detroit Tigers @ Minnesota Twins

Target Field, Minneapolis, MN

Sun Jul 12 2015, 1:14 PM - 3:57 PM CDT

Att. 27,936 - Overcast - 83 F

livebaseballscorecards.com

BOTTOM

Batter	1	2	3	4	5	6	7	8	9	AB	R	H	RBI	BB	SO	LOB
2 Brian Dozier, R (1, 4) OBP: 0.328, SLG: 0.513	F SI 91 L SI 91 X ST 78 0-2 ① G5-3	B SL 87 X SI 92 1-0 ③ P4		F SL 88 F SI 92 F CU 80 F SI 92 F SL 88 X CU 81 0-2 ② SF8 3-H		C SL 84 B SI 92 C SI 93 X SL 86 1-2 ② F7				3	0	0	1	0	0	2
5 Eduardo Escobar, S (9, 4) OBP: 0.285, SLG: 0.403										0	0	0	0	0	0	0
48 Torii Hunter, R (1, 9) OBP: 0.312, SLG: 0.444	B SI 90 B SL 87 S SL 87 B SI 93 B SI 92 4-1 22 HR BB	B SL 86 F SI 91 X SI 92 1-1 ① P4	X ST 79 0-0 ③ G4-3			F SL 86 B SI 94 F SI 94 B FF 95 C SI 94 2-3 ③ K				3	1	0	0	1	1	0
7 Joe Mauer, L (1, 3) OBP: 0.336, SLG: 0.387	B SI 90 C SI 92 B SI 92 B ST 79 X SI 91 3-1 ② L8	X SI 92 0-0 ② G4-3		C SI 90 B SL 89 B SL 88 F SI 92 F SL 88 B FF 93 F SI 92 X FF 93 3-2 ① G4-3			B FF 96 B FF 96 C FF 96 F FF 97 F CH 88 S SL 86 2-3 ① K			4	0	0	0	0	1	1
22 Miguel Sanó, R (1, 10) OBP: 0.489, SLG: 0.649	C SL 86 F SL 86 X CU 81 0-2 1-H HR	C SI 92 C SL 89 B FF 93 C SL 90 1-3 ③ K		S SI 92 B SI 93 F SL 90 S ST 81 1-3 ② K			S SL 87 F FF 99 B SL 86 B SL 86 F SL 86 X SL 86 2-2 ② G5-3			4	1	1	2	0	2	0
24 Trevor Plouffe, R (1, 5) OBP: 0.320, SLG: 0.449	C SI 93 B ST 82 X SI 93 1-1 ③ G4-3			F SL 88 S SL 88 B SI 92 B ST 80 X SL 87 2-2 ① F9	B SI 92 X SL 88 1-0 HR		B SL 86 B FF 98 X FF 98 2-0 ③ G4-3			4	1	1	1	0	0	0
20 Eddie Rosario, L (1, 7) OBP: 0.310, SLG: 0.418		X SI 90 0-0 ① L9		C CH 85 F CH 85 B SL 88 F CH 86 X SI 94 1-2 32 1B 3B	S SL 87 B SL 88 X SI 94 1-1 32 1B 1B			C FF 85 C CU 77 F CU 77 S FF 92 0-3 ① K		4	1	2	0	0	1	0
32 Aaron Hicks, S (1, 8) OBP: 0.333, SLG: 0.387		B SI 91 B CH 84 B SI 91 C SI 91 C SI 91 B SL 89 4-2 26 CS BB		B CH 86 B SL 89 X SI 93 2-0 26 1B 39 3B 3-H 1B	B FF 94 X SI 93 1-0 1-2 1B			C FF 90 B CH 80 X FC 86 1-1 ② P3		3	1	2	1	1	0	0
26 Eric Fryer, R (1, 2) OBP: 0.625, SLG: 0.667		1 SAFE B SI 91 1 SAFE F SI 90 S SI 90 B ST 81 B SL 88 B SI 90 4-2 ② 39 2B 1-2 BB		1 SAFE F SI 92 X SI 91 0-1 39 3B 1-2 1B	C SL 88 X CH 84 0-1 ③ F9			B FF 90 B FF 90 F FF 89 B FF 89 X FF 87 3-1 ③ F8		3	1	1	0	1	0	2
39 Danny Santana, S (1, 6) OBP: 0.245, SLG: 0.313		B CH 83 C SL 87 F SL 86 F ST 78 X SI 92 1-2 1-3 2B		B CH 86 S SL 89 X SL 87 1-1 2 SF8 1-H 2-H 3B		B CH 82 B FF 94 F SI 94 F SI 92 F CU 77 F SL 90 S CU 77 2-3 ① K				3	1	2	2	0	1	0
Inning Stats	R: 2 E: 0 K: 0 S: 11 H: 1 LOB: 0 BB: 1 P: 19	R: 0 E: 0 K: 0 S: 10 H: 1 LOB: 2 BB: 2 P: 20	R: 0 E: 0 K: 1 S: 6 H: 0 LOB: 0 BB: 0 P: 8	R: 4 E: 0 K: 0 S: 19 H: 4 LOB: 0 BB: 0 P: 25	R: 1 E: 0 K: 1 S: 14 H: 3 LOB: 2 BB: 0 P: 21	R: 0 E: 0 K: 2 S: 11 H: 0 LOB: 0 BB: 0 P: 16	R: 0 E: 0 K: 1 S: 9 H: 0 LOB: 0 BB: 0 P: 15	R: 0 E: 0 K: 1 S: 8 H: 0 LOB: 0 BB: 0 P: 12		1B: 4 2B: 1 3B: 2 HR: 2	SF: 1 SAC: 0 DP: 0 HBP: 0				WP: 0 PB: 0 SB: 0 CS: 1	PA: 35

	AB	R	H	RBI	BB	SO	LOB
BOTTOM	31	7	9	7	3	6	5

PITCHER		IP	WLS	BF	H	R	ER	SO	BB	IBB	HBP	BLK	WP	HR	S	P	ERA	WHIP
61 Shane Greene, R ERA: 6.32	(1, 1)	4.2	L	23	7	7	7	2	3	0	0	0	0	2	55	86	13.50	2.143
46 Ian Krol, L ERA: 6.75	(5, 1)	0.2		4	2	0	0	1	0	0	0	0	0	0	10	14	0.00	3.000
62 Al Alburquerque, R ERA: 2.79	(6, 1)	0.2		2	0	0	0	1	0	0	0	0	0	0	6	9	0.00	0.000
43 Bruce Rondón, R ERA: 9.0	(7, 1)	1.0		3	0	0	0	1	0	0	0	0	0	0	9	15	0.00	0.000
65 Blaine Hardy, L ERA: 2.43	(8, 1)	1.0		3	0	0	0	1	0	0	0	0	0	0	8	12	0.00	0.000

PITCHER	IP	WLS	BF	H	R	ER	SO	BB	IBB	HBP	BLK	WP	HR	S	P	ERA	WHIP

Batter	1	2	3	4	5	6	7	8	9	AB	R	H	RBI	BB	SO	LOB
13 Manny Machado, R (1, 5) OBP: 0.366, SLG: 0.525	X FF 89 0-0 ① G6-3		B FF 91 C SL 84 C FS 86 B FF 91 B SL 87 F FS 84 X SL 88 3-2 1B	B CU 78 B SI 91 F SL 85 C FC 92 B SL 89 B CH 72 4-2 1-2 BB			C SL 82 C FF 93 B SI 93 B SI 93 B SL 86 B SL 85 4-2 38 1B 19 E BB		B SL 80 F FF 93 B CU 70 B SL 78 F FF 91 B FF 94 4-2 10 1B BB	2	1	1	0	3	0	0
38 Jimmy Paredes, S (1, 10) OBP: 0.330, SLG: 0.470	C SL 88 C FF 91 B SI 92 B FF 91 S SL 86 2-3 ② K		1 SAFE 1 SAFE F FF 90 1 SAFE S SI 90 1 SAFE D SL 86 B SI 91 S FS 82 2-3 ① K	C FC 92 X SL 87 0-1 ③ L9			B FF 93 X FF 93 1-0 19 E 1-3 1B		S FF 93 B CH 87 C CH 87 F FF 94 F CU 72 F CH 87 F FF 93 B CU 72 S FC 92 2-3 ① K	5	0	1	0	0	3	5
10 Adam Jones, R (1, 8) OBP: 0.327, SLG: 0.489	C FC 92 B SI 92 B SI 90 S SL 88 X FF 93 2-2 ③ F9		F SI 90 1 SAFE F CU 78 X FF 94 0-2 ② F9		B FF 90 X FC 90 1-0 19 L4-3 1B		S SL 86 C SI 93 F SL 87 B SI 94 X SI 94 1-2 ① P4		F FF 92 B FC 92 F CU 70 X FF 88 1-2 1-2 1B	5	0	2	0	0	0	3
19 Chris Davis, L (1, 9) OBP: 0.317, SLG: 0.465		B FC 90 X SI 90 1-0 32 1B 6 1B 1B	C FF 92 1 SAFE X SL 89 0-1 ③ F9		S FS 85 B FF 90 X FS 85 1-1 ①② L4-3 1-1		B CU 77 F FC 85 D FC 86 F FC 85 X CU 77 2-2 E4 2 FC6-4 1-2 3-H		B FF 93 S CH 87 D FC 87 B FF 93 C FC 93 C FC 95 3-3 ② K	5	1	1	1	0	1	5
32 Matt Wieters, S (1, 2) OBP: 0.298, SLG: 0.477		C SI 90 B SL 89 C FF 91 B FC 92 D SL 86 X SL 88 3-2 6 1B 1-3 1B	B SL 90 B FS 85 B FC 91 C SL 88 S FC 91 X FC 92 3-2 2 2B 41 FC4-6 1B	C CU 79 B FF 92 B FS 85 F FS 86 S FF 92 2-3 ③ K		C FF 90 B FF 90 S CH 80 S CU 78 1-3 ② K		C FF 95 C FF 95 F CU 73 X FF 90 0-2 ③ G5-3	5	1	2	0	0	2	4
2 J.J. Hardy, R (1, 6) OBP: 0.259, SLG: 0.329		B FF 92 S SI 91 F SL 87 B FC 92 X FC 93 2-2 ① P4	C FF 92 D SL 86 B SL 87 X FS 87 2-1 41 FC4-6 1-3 2B		C FF 89 F CU 74 B SI 92 B SI 92 B SL 85 X FF 92 3-2 ① F9	C CH 80 X FF 90 0-1 ③ FC6-4 1-2f			4	0	1	0	0	0	4
23 Travis Snider, L (1, 7) OBP: 0.324, SLG: 0.368		B SI 92 F SI 91 S SL 89 B FC 93 F SL 88 B FS 86 X CU 83 3-2 ② P5	B FC 92 B FS 87 C FC 92 B SL 87 B FC 92 4-1 41 FC4-6 BB		B FS 86 X FS 87 1-0 ② P5		C FF 89 B CU 77 C CH 80 X CU 76 1-2 ① G6-3		3	0	0	0	1	0	2
6 Jonathan Schoop, R (1, 4) OBP: 0.315, SLG: 0.608		F FC 92 X FF 93 0-1 1-2 3-H 1B	X SL 87 0-0 ① P2		X SL 85 0-0 2B		F FF 96 F FF 96 X SL 84 0-2 ② G5-3		4	0	2	1	0	0	3
41 Chris Parmelee, L (1, 3) OBP: 0.262, SLG: 0.475		C FF 92 X FF 93 0-1 ③ F9	X FF 92 0-0 ② FC4-6 13 BB 1-2f 2-3 3-H		F FF 91 F FF 92 X SI 92 0-2 ③ F7		F FF 96 S FF 96 X FF 96 0-2 ③ F7		4	0	0	1	0	0	5
Inning Stats	R: 0 E: 0 K: 1 S: 7 H: 0 LOB: 0 BB: 0 P: 11	R: 1 E: 0 K: 0 S: 15 H: 3 LOB: 2 BB: 0 P: 24	R: 0 E: 0 K: 1 S: 12 H: 1 LOB: 1 BB: 0 P: 17	R: 1 E: 0 K: 0 S: 12 H: 2 LOB: 3 BB: 2 P: 25	R: 0 E: 0 K: 1 S: 6 H: 1 LOB: 0 BB: 0 P: 10	R: 0 E: 0 K: 0 S: 8 H: 1 LOB: 1 BB: 0 P: 12	R: 1 E: 1 K: 1 S: 15 H: 1 LOB: 2 BB: 1 P: 24	R: 0 E: 0 K: 0 S: 9 H: 0 LOB: 0 BB: 0 P: 10	R: 0 E: 0 K: 2 S: 19 H: 1 LOB: 2 BB: 1 P: 29	1B: 8 2B: 3 3B: 0 HR: 0 SF: 0 SAC: 0 DP: 1 HBP: 0						

TOP

Baltimore Orioles @ Detroit Tigers

Comerica Park, Detroit, MI

Fri Jul 17 2015, 7:09 PM - 10:03 PM EDT

Att. 36,378 - Partly Cloudy - 85 F

livebaseballscorecards.com

AB	37
R	3
H	10
RBI	3
BB	4
SO	6
LOB	31

PITCHER		IP	WLS	BF	H	R	ER	SO	BB	IBB	HBP	BLK	WP	HR	S	P	ERA	WHIP
19 Aníbal Sánchez, R ERA: 4.55	(1, 1)	6.0	W	27	8	2	2	3	2	0	0	0	0	0	60	99	3.00	1.667
62 Al Alburquerque, R ERA: 3.0	(7, 1)	0.1		3	1	1	1	0	1	0	0	0	0	0	7	13	27.00	6.000
65 Blaine Hardy, L ERA: 2.38	(7, 1)	1.0		4	0	0	0	1	0	0	0	0	0	0	11	15	0.00	0.000
39 Neftalí Feliz, R ERA: 4.22	(8, 1)	0.2		2	0	0	0	0	0	0	0	0	0	0	6	6	0.00	0.000
38 Joakim Soria, R ERA: 3.28	(9, 1)	1.0		5	1	0	0	2	1	0	0	0	0	0	19	29	0.00	2.000

PITCHER	IP	WLS	BF	H	R	ER	SO	BB	IBB	HBP	BLK	WP	HR	S	P	ERA	WHIP

Batter	1	2	3	4	5	6	7	8	9	AB	R	H	RBI	BB	SO	LOB
3 Ian Kinsler, R (1, 4) OBP: 0.340, SLG: 0.374	F SI 90 C SI 92 F SI 93 X SI 93 0-2 52 FC3-6 1B	F FS 86 B SL 85 C SI 92 T FS 85 1-2 ③ K		B SL 82 S FS 83 B SI 91 F FS 82 B SI 91 X SI 90 3-2 ③ L9		B FF 97 B SI 97 B SI 95 B SI 98 4-0 2-3 BB				3	0	1	0	1	1	1
52 Yoenis Cespedes, R (1, 7) OBP: 0.319, SLG: 0.493	B SI 93 1 SAFE X SI 91 1-0 ① FC3-6 41 HR 1-2f		B SI 90 X FS 84 1-0 ① G5-3		B FS 83 B SI 90 B SI 88 C SI 88 X SI 90 3-1 ① G5-3	B FF 95 S FC 90 X SI 97 1-1 ③ G5-3				4	1	0	0	0	0	3
41 Victor Martinez, S (1, 10) OBP: 0.333, SLG: 0.414	C SI 92 B SI 92 F SI 87 B SI 94 1 SAFE X SI 92 2-2 1-H HR		B SI 92 C SI 91 C SI 91 S SL 84 1-3 ② K		X SI 89 0-0 ② F8		F SI 94 X FS 87 0-1 ① F7			4	1	1	2	0	1	0
28 J.D. Martinez, R (1, 9) OBP: 0.346, SLG: 0.571	C FF 92 B SI 94 S FS 86 B FF 93 B FS 86 S FS 86 3-3 ② K		S SI 87 F SI 91 B FF 92 C SI 91 1-3 ③ K		B SI 91 B FS 84 C FS 82 S FF 90 F FF 89 X FS 83 2-2 HR		B FF 94 X FF 95 1-0 ② F9			4	1	1	1	0	2	0
9 Nick Castellanos, R (1, 5) OBP: 0.286, SLG: 0.368 17 Andrew Romine, S (8, 5) OBP: 0.337, SLG: 0.413	B SI 92 X SL 85 1-0 ③ F7			C FF 90 B SI 91 X FS 85 1-1 ① G6-3	B FF 93 B SL 83 F FF 94 B FF 94 F FF 94 B FF 95 4-2 BB		C FF 95 B SL 85 B FS 88 C FF 95 B FS 80 S FS 87 3-3 ③ K			3 0	0 0	0 0	0 0	1 0	1 0	0 0
13 Alex Avila, L (1, 3) OBP: 0.342, SLG: 0.308		B FF 90 B FS 82 C FF 91 X FS 84 2-1 ① L9		B SI 90 B CU 78 X SI 92 2-0 ② 34 1B 1 HR 1B	B FF 93 F FF 94 F FF 95 X SL 85 1-2 ③ L8			B FF 90 C SL 83 B FF 91 C SL 85 B FF 91 S FF 91 3-3 ① K		4	1	1	0	0	1	1
34 James McCann, R (1, 2) OBP: 0.319, SLG: 0.426		B CU 76 X SI 91 1-0 ② G4-3		B SI 90 D SI 86 X SI 91 2-0 1 HR 1-2 1B		C SI 96 S FC 90 B FF 98 X CU 88 1-2 ① G6-3		C SL 84 B CH 83 X FF 91 1-1 ② G6-3		4	1	1	0	0	0	0
1 Jose Iglesias, R (1, 6) OBP: 0.366, SLG: 0.384		C SI 91 F FS 86 F FF 92 F SI 92 H FS 83 1-2 12 S 12 2B HBP		D SI 86 C FF 92 B SI 93 X SL 85 2-1 1-H 2-H HR		C CU 88 X CU 81 0-1 ② G6-3		X FF 91 0-0 ③ G6-3		3	2	1	3	0	0	0
12 Anthony Gose, L (1, 8) OBP: 0.328, SLG: 0.399		1 SAFE B SI 90 S FS 86 X SI 94 1-1 1-H 2B		M FS 84 L FS 85 B FF 91 S FS 84 1-3 ② K		C SI 97 X CU 80 0-1 3 WP 2B				3	0	2	1	0	1	0
Inning Stats	R: 2 E: 0 K: 1 S: 12 H: 2 LOB: 0 BB: 0 P: 19	R: 1 E: 0 K: 1 S: 12 H: 1 LOB: 1 BB: 0 P: 18	R: 0 E: 0 K: 2 S: 7 H: 0 LOB: 0 BB: 0 P: 10	R: 3 E: 0 K: 1 S: 12 H: 3 LOB: 0 BB: 0 P: 23	R: 1 E: 0 K: 0 S: 12 H: 1 LOB: 1 BB: 1 P: 22	R: 0 E: 0 K: 0 S: 9 H: 1 LOB: 2 BB: 1 P: 15	R: 0 E: 0 K: 1 S: 6 H: 0 LOB: 0 BB: 0 P: 10	R: 0 E: 0 K: 1 S: 6 H: 0 LOB: 0 BB: 0 P: 10		1B: 3 2B: 2 3B: 0 HR: 3 SF: 0 SAC: 0 DP: 0 HBP: 1						

PITCHER		IP	WLS	BF	H	R	ER	SO	BB	IBB	HBP	BLK	WP	HR	S	P	ERA	WHIP
31 Ubaldo Jiménez, R ERA: 3.29	(1, 1)	4.2	L	22	7	7	7	5	0	0	1	0	0	3	50	82	13.50	1.500
25 Bud Norris, R ERA: 6.82	(5, 1)	0.1		2	0	0	0	0	1	0	0	0	0	0	5	10	0.00	3.000
29 Tommy Hunter, R ERA: 4.08	(6, 1)	1.0		5	1	0	0	0	1	0	0	0	1	0	9	15	0.00	2.000
35 Brad Brach, R ERA: 3.02	(7, 1)	1.0		3	0	0	0	1	0	0	0	0	0	0	6	10	0.00	0.000
17 Brian Matusz, L ERA: 2.2	(8, 1)	1.0		3	0	0	0	1	0	0	0	0	0	0	6	10	0.00	0.000

PITCHER	IP	WLS	BF	H	R	ER	SO	BB	IBB	HBP	BLK	WP	HR	S	P	ERA	WHIP

BOTTOM

Baltimore Orioles @ Detroit Tigers

Comerica Park, Detroit, MI

Fri Jul 17 2015, 7:09 PM - 10:03 PM EDT

Att. 36,378 - Partly Cloudy - 85 F

livebaseballscorecards.com

AB	32
R	7
H	8
RBI	7
BB	2
SO	7
LOB	5

Baltimore Orioles @ Detroit Tigers

Comerica Park, Detroit, MI

Sat Jul 18 2015, 7:11 PM - 10:05 PM EDT

Att. 40,033 - Partly Cloudy - 88 F

TOP

livebaseballscorecards.com

Batter	1	2	3	4	5	6	7	8	9	AB	R	H	RBI	BB	SO	LOB
13 Manny Machado, R (1, 5) OBP: 0.370, SLG: 0.536	C FF 92 B FF 92 B FC 89 F SI 94 B SI 94 F CH 87 B FC 91 4-2 10 CS BB		B KC 81 F CH 86 X KC 81 1-1 HR		B FC 88 F FF 93 X SI 94 1-1 ② F9		X SI 95 0-0 ③ L9		C SL 85 C SL 86 X FF 101 0-2 1-3 2B	4	1	2	1	1	0	0
28 Steve Pearce, R (1, 3) OBP: 0.290, SLG: 0.392	C FF 95 F FF 95 F CH 87 F SI 95 S FC 92 0-3 ① K		S CH 86 F FF 94 B FF 95 B CH 86 F CH 85 X FF 94 2-2 10 FC6-4 1B		C FC 90 X CH 86 0-1 ③ G5-3			X FF 93 0-0 ① G5-3	B SL 86 C SL 87 B FF 98 F FF 97 F SL 87 S SL 87 2-3 ③ K	5	0	1	0	0	2	3
10 Adam Jones, R (1, 8) OBP: 0.329, SLG: 0.492	1 SAFE 1 SAFE S FF 95 T FF 95 F SI 96 1 SAFE X CH 86 0-2 ② 1-2 1B		B FC 91 B FF 95 S CH 86 F FF 95 F SI 95 B FC 92 1 SAFE X CH 86 3-2 ② FC6-4 1-2f			L CH 83 S CH 84 B FF 94 X SI 94 1-2 2 FC 2B		C SL 87 B SL 88 F SI 92 X SL 88 1-2 ② G3-1		4	0	2	0	0	0	1
32 Matt Wieters, S (1, 10) OBP: 0.286, SLG: 0.457	B FF 94 F CH 86 B SI 94 F CH 85 F FF 95 S FF 91 2-3 ③ K		C CH 86 C SI 95 S CH 84 0-3 ③ K			S SI 94 S FF 95 C FF 96 0-3 ① K		B SL 87 F FF 92 X SI 91 1-1 ③ G4-3		4	0	0	0	0	3	3
19 Chris Davis, L (1, 9) OBP: 0.316, SLG: 0.462		B KC 76 C FF 91 S KC 80 S CH 84 1-3 ① K		S FC 86 B CH 85 X CH 85 1-1 1B		F FF 96 C FF 95 S SI 96 0-3 ② K			X SL 90 0-0 ① F8	4	0	1	0	0	2	1
2 J.J. Hardy, R (1, 6) OBP: 0.259, SLG: 0.327		C SI 93 B KC 78 T CH 85 B SI 95 B FF 95 S CH 86 3-3 ② K		F SI 93 S FF 95 B FF 96 B FC 92 S FF 96 2-3 ① K		B CH 86 B FF 96 B CH 85 F FF 95 F FF 96 X CH 88 3-2 E5 2-3			C FF 96 S SL 86 X FF 99 0-2 6 2B 36 1B 1B	4	1	1	0	0	2	2
6 Jonathan Schoop, R (1, 4) OBP: 0.328, SLG: 0.618		B KC 80 X CH 87 1-0 1B		S SI 96 F SI 96 S CH 86 0-3 ② K		X FF 94 0-0 ③ G4-3			X FF 97 0-0 36 1-3 1B 2B	4	1	2	0	0	1	3
14 Nolan Reimold, R (1, 7) 38 Jimmy Paredes, S (9, PH) OBP: 0.329, SLG: 0.468 9 David Lough, L (9, 7) OBP: 0.268, SLG: 0.349		C SI 94 B FF 95 F CH 85 B CH 85 S FF 95 2-3 ③ K		S CH 84 C FF 96 C FF 93 0-3 ③ K			B FC 89 S CH 84 B FC 90 X SI 94 2-1 ① G4-3		B SL 86 S SL 87 D FF 98 F SL 87 F SL 85 X SL 87 2-2 ② G3	3 1 0	0 0 0	0 0 0	0 0 0	0 0 0	2 0 0	2 2 0
36 Caleb Joseph, R (1, 2) OBP: 0.316, SLG: 0.389			B FF 91 F FF 90 F FC 88 F CH 85 B FF 94 F FF 94 B SI 95 S CH 86 3-3 ① K		B SI 91 X FF 93 1-0 ① G1-3		C CH 85 B KC 79 F CH 85 X SI 95 1-2 ② G6-3		C FF 100 X FF 101 0-1 13 2B 2-H 3-H 1B	4	0	1	2	0	1	0

| Inning Stats | | |

BOTTOM

Batter	1	2	3	4	5	6	7	8	9	AB	R	H	RBI	BB	SO	LOB
3 Ian Kinsler, R (1, 4) OBP: 0.339, SLG: 0.373	X FF 91 0-0 28 WP 52 G5-3 1B		C FF 92 B KC 76 C KC 75 F FF 94 F SL 83 B CH 84 F FF 94 F KC 76 S KC 77 2-3 K ②			X FF 93 0-0 F8 ②			B SI 98 C SI 97 F SI 98 X SI 98 1-2 G6-3 ②	4	0	1	0	0	1	0
52 Yoenis Cespedes, R (1, 7) OBP: 0.316, SLG: 0.487	1 SAFE B FF 89 C FF 92 B KC 76 X FF 92 2-1 G5-3 ① 1-2		B CH 84 S FF 94 B FF 94 B FF 94 S FF 93 F FF 94 X FF 94 3-2 F7 ③			C CH 84 X SL 84 0-1 G5-3 ③			B SL 85 S SI 96 S SI 98 B SI 97 S SI 98 2-3 K ③	4	0	0	0	0	1	1
41 Victor Martinez, S (1, 10) OBP: 0.333, SLG: 0.410	F FF 90 B FF 93 B CH 83 B CH 83 F FF 93 F FF 94 B CH 84 4-2 BB			C CH 82 X CH 84 0-1 G3-1 ①			B FF 92 C FF 92 S FF 92 B KC 77 S FF 94 2-3 K ①			2	0	0	0	1	1	0
28 J.D. Martinez, R (1, 9) OBP: 0.343, SLG: 0.565	S KC 75 B KC 77 B FF 93 C FF 92 X CH 83 2-2 P4 ② 2-3			B KC 74 B FF 93 F CH 84 S FF 93 S FF 93 2-3 K ②			S CH 84 S CH 84 B CH 85 B FF 94 S FF 93 2-3 K ②			3	0	0	0	0	2	2
9 Nick Castellanos, R (1, 5) OBP: 0.284, SLG: 0.365	S FF 93 C FF 94 D KC 78 X FF 92 1-2 F9 ③			S CH 84 B FF 95 B FF 94 S CH 85 S CH 85 2-3 K ③			X FF 93 0-0 F9 ③			3	0	0	0	0	1	2
13 Alex Avila, L (1, 3) OBP: 0.333, SLG: 0.298		S FF 92 C KC 77 B FF 93 B FF 94 B FF 92 S FF 93 3-3 K ①			F CH 82 B FF 90 B FF 92 X CH 83 2-1 F7 ①			C KC 73 C KC 75 B FF 92 F FF 91 F FF 92 X CH 85 1-2 G4-3 ①		3	0	0	0	0	1	0
34 James McCann, R (1, 2) OBP: 0.315, SLG: 0.420		C FF 93 C FF 92 S FF 94 0-3 K ②			B KC 74 F FF 93 F FF 93 X FF 93 1-2 G5-3 ②			X FF 93 0-0 L4 ②		3	0	0	0	0	1	0
1 Jose Iglesias, R (1, 6) OBP: 0.362, SLG: 0.379		C SL 84 B FF 94 X FF 93 1-1 P4 ③			C FF 93 X CH 84 0-1 G1-3 ③			B FF 92 C CH 82 B KC 76 B FF 92 X FF 92 3-1 F8 ③		3	0	0	0	0	0	0
12 Anthony Gose, L (1, 8) OBP: 0.326, SLG: 0.396 20 Rajai Davis, R (9, PH) OBP: 0.333, SLG: 0.434			X FF 90 0-0 G4-3 ①			L CH 81 B KC 77 B FF 92 B CH 83 C FF 91 F FF 93 F FF 93 C FF 93 3-3 K ①			B SI 97 S SI 97 S SI 98 S SI 98 1-3 K ①	2 1	0 0	0 0	0 0	0 0	1 1	0 0
Inning Stats	R: 0 E: 0 K: 0 S: 12 H: 1 LOB: 2 BB: 1 P: 21	R: 0 E: 0 K: 2 S: 8 H: 0 LOB: 0 BB: 0 P: 12	R: 0 E: 0 K: 1 S: 12 H: 0 LOB: 0 BB: 0 P: 17	R: 0 E: 0 K: 2 S: 8 H: 0 LOB: 0 BB: 0 P: 12	R: 0 E: 0 K: 0 S: 7 H: 0 LOB: 0 BB: 0 P: 10	R: 0 E: 0 K: 1 S: 8 H: 0 LOB: 0 BB: 0 P: 11	R: 0 E: 0 K: 2 S: 7 H: 0 LOB: 0 BB: 0 P: 11	R: 0 E: 0 K: 0 S: 8 H: 0 LOB: 0 BB: 0 P: 12	R: 0 E: 0 K: 2 S: 9 H: 0 LOB: 0 BB: 0 P: 13	1B: 1 2B: 0 3B: 0 HR: 0	SF: 0 SAC: 0 DP: 0 HBP: 0	WP: 1 PB: 0 SB: 0 CS: 0	PA: 29			

PITCHER		IP	WLS	BF	H	R	ER	SO	BB	IBB	HBP	BLK	WP	HR	S	P	ERA	WHIP
30 Chris Tillman, R ERA: 4.96	(1, 1)	8.0	W	26	1	0	0	8	1	0	0	0	1	0	70	106	0.00	0.250
53 Zack Britton, L ERA: 1.67	(9, 1)	1.0	S	3	0	0	0	2	0	0	0	0	0	0	9	13	0.00	0.000

PITCHER	IP	WLS	BF	H	R	ER	SO	BB	IBB	HBP	BLK	WP	HR	S	P	ERA	WHIP

Baltimore Orioles @ Detroit Tigers

Comerica Park, Detroit, MI

Sat Jul 18 2015, 7:11 PM - 10:05 PM EDT

Att. 40,033 - Partly Cloudy - 88 F

livebaseballscorecards.com

AB	28
R	0
H	1
RBI	0
BB	1
SO	10
LOB	5

Baltimore Orioles @ Detroit Tigers

Comerica Park, Detroit, MI

Sun Jul 19 2015, 1:12 PM - 4:39 PM EDT

Att. 39,978 - Partly Cloudy - 87 F

livebaseballscorecards.com

Batter	1	2	3	4	5	6	7	8	9	AB	R	H	RBI	BB	SO	LOB
13 Manny Machado, R (1, 5) OBP: 0.367, SLG: 0.531	F FF 92 B FF 90 F FF 91 B CU 81 B FF 93 F FF 94 F FF 93 X FF 94 3-2 ① P4		B FF 91 B CU 79 S SL 86 F FF 93 C CU 79 2-3 ③ K	B FF 92 S SL 86 B FF 92 X FF 92 2-1 2-H 1B		C FF 99 X FF 99 0-1 ③ FC6-4 1-2f		X SL 86 0-0 ①② G5-4-3 1-2f 2-3		5	0	1	1	0	1	3
38 Jimmy Paredes, S (1, 10) OBP: 0.326, SLG: 0.463	B FF 91 F FF 91 B FF 92 F FF 93 F CU 80 B CU 81 S FF 94 3-3 ② K			X CU 76 19 1B 10 1B 2 2B 1B X FF 92 0-0 ③ P4			B FF 93 S FF 93 B FF 94 F FF 94 B SL 89 F SI 94 F FF 95 F FF 95 X CH 85 3-2 ① P4	C SL 87 F SI 94 S FF 95 0-3 ③ K		5	1	1	0	0	2	3
10 Adam Jones, R (1, 8) OBP: 0.333, SLG: 0.503	C SL 84 X FF 92 0-1 HR			1 SAFE S SL 83 1 SAFE S SL 85 X SL 85 0-2 19 1B 2 2B 1-2 1B	B FF 93 B SL 87 X SL 86 2-0 19 FC3-6 1B		T FF 95 B CH 86 X SL 90 1-1 ② G5-3		C FF 93 F FF 94 X SL 85 0-2 ① G5-3	5	2	3	1	0	0	0
19 Chris Davis, L (1, 9) OBP: 0.320, SLG: 0.463 14 Nolan Reimold, R (9, PR) OBP: 0.309, SLG: 0.408 (9, 9)	S FF 93 B FF 92 B FF 93 B FF 93 C FF 92 S CH 86 3-3 ③ K			B FF 93 S FF 93 X CH 85 1-1 2 2B 1-2 2-3 1B	B SI 92 B SI 93 S SL 87 B SI 93 F FF 94 X SL 88 3-2 ① FC3-6 32 1B 1-2f		C SI 95 B CU 79 B SI 94 B SI 96 C FF 95 B SI 96 4-2 BB		S FF 96 B FF 95 X FF 90 1-1 32 G4-6-3 1B	4 0	0 0	2 0	0 0	1 0	1 0	1 0
32 Matt Wieters, S (1, 2) OBP: 0.282, SLG: 0.443		F FF 90 S CU 78 B FF 91 F FF 93 F CU 80 B CU 81 X CH 85 2-2 ① G6-3		C CH 84 B FF 93 X CU 82 1-1 ① L7	B SI 92 C FF 93 C FF 92 X FF 94 1-2 2 G6-4-3 1B 1-2		F CH 84 B FF 93 B FF 92 F SI 92 S CU 78 2-3 ③ K		B FF 95 X CH 88 1-0 ②③ G4-6-3 1-2f	5	0	1	0	0	1	5
2 J.J. Hardy, R (1, 6) OBP: 0.263, SLG: 0.332		B FF 92 C FF 92 X FF 92 1-1 ② G4-3		B FF 95 F FF 94 S SL 87 B FF 89 B SL 89 X FF 97 3-2 ② 6 HR 1-H 2-H 3-H 2B	B FF 95 C FF 94 X SL 87 1-1 ②③ G6-4-3 1-2f			B SL 84 B SL 85 B SI 92 B SI 92 4-0 6 1B 23 BB 41 1B BB		3	2	1	2	1	0	2
23 Travis Snider, L (1, 7) OBP: 0.332, SLG: 0.370 9 David Lough, L (8, PR) OBP: 0.268, SLG: 0.349 (8, 7)		B FF 90 S CH 84 B CU 79 C CH 84 B SL 87 F FF 93 X FF 93 3-2 ③ L7		B CU 79 B CH 85 B CH 85 B FF 93 4-0 6 HR BB		B FF 99 T FF 98 F FF 98 F CH 91 F SL 88 X FF 99 1-2 13 FC6-4 1B		B SL 85 D SL 86 B SI 93 B SI 91 4-0 6 1B 41 1B 1-2 BB		2 0	1 1	1 0	0 0	2 0	0 0	0 0
6 Jonathan Schoop, R (1, 4) OBP: 0.339, SLG: 0.661			S SL 84 B FF 92 F FF 92 C CU 81 1-3 ① K	S CU 79 X FF 92 0-1 1-H 3-H HR		T SL 86 S SL 87 S SL 88 0-3 ① K		C SL 85 X SL 87 0-1 13 G5-4-3 41 1B 1-2 2-3 1B		4	1	2	3	0	2	1
41 Chris Parmelee, L (1, 3) OBP: 0.273, SLG: 0.488			B CH 83 X CH 84 1-0 ② F8	B FF 91 C CH 84 C FF 92 F CU 81 B FF 92 X CU 80 2-2 13 1B 2B		B FF 98 S SL 88 D SL 86 S CH 89 F FF 99 T SL 86 2-2 ② K		D SL 87 C FF 94 F SL 87 X FF 94 1-2 13 G5-4-3 1-2 2-H 3-H 1B		4	1	2	2	0	1	1

Inning Stats	1	2	3	4	5	6	7	8	9
	R: 1 E: 0 K: 2 S: 14 H: 1 LOB: 0 BB: 0 P: 23	R: 0 E: 0 K: 0 S: 11 H: 0 LOB: 0 BB: 0 P: 17	R: 0 E: 0 K: 2 S: 7 H: 0 LOB: 0 BB: 0 P: 11	R: 6 E: 0 K: 0 S: 21 H: 7 LOB: 1 BB: 1 P: 34	R: 0 E: 0 K: 0 S: 9 H: 2 LOB: 1 BB: 0 P: 16	R: 0 E: 0 K: 2 S: 14 H: 1 LOB: 1 BB: 0 P: 17	R: 0 E: 0 K: 1 S: 13 H: 0 LOB: 1 BB: 1 P: 23	R: 2 E: 0 K: 1 S: 9 H: 2 LOB: 2 BB: 2 P: 18	R: 0 E: 0 K: 0 S: 6 H: 1 LOB: 1 BB: 0 P: 8

1B: 10 SF: 0
2B: 2 SAC: 0
3B: 0 DP: 3
HR: 2 HBP: 0

WP: 0 PA: 41
PB: 0
SB: 0
CS: 0

AB	37
R	9
H	14
RBI	9
BB	4
SO	8
LOB	16

PITCHER		IP	WLS	BF	H	R	ER	SO	BB	IBB	HBP	BLK	WP	HR	S	P	ERA	WHIP
35 Justin Verlander, R ERA: 6.62	(1, 1)	3.2	L	19	8	7	7	4	1	0	0	0	0	2	52	84	17.18	2.455
30 Alex Wilson, R ERA: 2.03	(4, 1)	1.1		5	2	0	0	0	0	0	0	0	0	0	10	17	0.00	1.500
43 Bruce Rondón, R ERA: 9.35	(6, 1)	1.0		4	1	0	0	2	0	0	0	0	0	0	14	17	0.00	1.000
46 Ian Krol, L ERA: 6.14	(7, 1)	1.0		4	0	0	0	1	1	0	0	0	0	0	13	23	0.00	1.000
62 Al Alburquerque, R ERA: 3.38	(8, 1)	1.0		6	2	2	2	1	2	0	0	0	0	0	9	18	18.00	4.000

PITCHER		IP	WLS	BF	H	R	ER	SO	BB	IBB	HBP	BLK	WP	HR	S	P	ERA	WHIP
39 Neftalí Feliz, R ERA: 4.03	(9, 1)	1.0		3	1	0	0	0	0	0	0	0	0	0	6	8	0.00	1.000

Baltimore Orioles @ Detroit Tigers

Comerica Park, Detroit, MI

Sun Jul 19 2015, 1:12 PM - 4:39 PM EDT

Att. 39,978 - Partly Cloudy - 87 F

BOTTOM

livebaseballscorecards.com

Batter	1	2	3	4	5	6	7	8	9	AB	R	H	RBI	BB	SO	LOB
3 Ian Kinsler, R (1, 4) OBP: 0.338, SLG: 0.371	B FF 91 X FF 91 1-0 ① F8		B SI 93 B SL 85 C SI 93 X SL 85 2-1 ② F8 1-2 2-3		B SL 85 F SI 92 B FF 93 S SL 85 F SI 92 B SI 92 D SL 86 4-2 52 1B BB		B SI 92 C SI 92 B ST 80 C SI 92 X ST 80 2-2 ① L5	F FF 93 F FF 93 X FF 92 0-2 1-2 3-H 1B		2	0	0	0	0	0	2
9 Nick Castellanos, R (4, 5) OBP: 0.284, SLG: 0.365										0	0	0	0	0	0	0
55 Jefry Marte, R (5, 5) OBP: 0.400, SLG: 0.778										2	0	1	1	1	0	0
12 Anthony Gose, L (1, 8) OBP: 0.324, SLG: 0.392	X FF 91 0-0 ② G4-3		B CH 85 S CH 86 S CU 78 B CH 85 D CH 86 X CU 79 3-2 2-3 3-H 1B		F CH 84 S CH 84 F FF 91 B FF 91 B SL 85 S CH 85 2-3 ② K		X SI 93 0-0 ② G6-3	F FF 92 F SL 86 S FF 93 0-3 ③ K		5	0	1	1	0	2	4
52 Yoenis Cespedes, R (1, 7) OBP: 0.317, SLG: 0.487	C FF 92 B SL 86 X SI 92 1-1 ③ G5-3		C CH 84 S SI 93 B FF 94 X SL 80 1-2 ③ F8		X SI 93 0-0 1-2 3-H 1B		B ST 82 C SI 92 X SI 91 1-1 41 1B 1B		B SL 79 B SL 79 C SI 86 X SI 86 2-1 ① F9	4	0	2	1	0	0	2
20 Rajai Davis, R (8, 7) OBP: 0.332, SLG: 0.432										1	0	0	0	0	0	0
41 Victor Martinez, S (1, 10) OBP: 0.335, SLG: 0.410		C FF 92 B CU 78 F FF 92 F SL 86 T SI 92 1-2 ① K		C FF 91 B FF 91 F CH 86 X SI 92 1-2 ① F7	F CH 85 C SI 92 B SI 92 F FF 93 F FF 92 S FF 92 1-3 ③ K		X SI 92 0-0 1-2 1B		F SI 86 F SL 80 F FF 88 X SI 86 0-2 13 BB 1B	5	0	2	0	0	2	2
28 J.D. Martinez, R (1, 9) OBP: 0.341, SLG: 0.560		S SL 86 F FF 93 X FF 92 0-2 ② G4-3		F FF 92 S CH 87 B SL 87 B SI 88 F SI 92 X FF 93 2-2 1B		C SI 92 S ST 83 B ST 82 S ST 84 1-3 ① K	C SI 92 C SI 92 X ST 81 0-2 ③ F7		F SI 87 F FF 87 F FF 87 B SL 80 T FF 87 1-2 ② K	5	0	1	0	0	2	3
13 Alex Avila, L (1, 2) OBP: 0.336, SLG: 0.296		X FF 92 0-0 ③ L8		B FF 93 C CU 80 D CH 86 B CH 84 X FF 93 3-1 ② L3		B SI 93 C ST 82 X SI 93 1-1 1 1B 1B		B FF 90 X SL 84 1-0 ① F8	B SL 80 F SI 86 B SL 79 B FF 88 B SL 80 4-1 1-2 BB	4	0	1	0	1	0	1
57 Marc Krauss, L (1, 3) OBP: 0.169, SLG: 0.265			C FF 91 C CU 78 B SL 86 B SL 85 X FF 93 2-2 1 1B 1B	C FF 92 B FF 92 B SI 92 S SI 92 S FF 92 2-3 ③ K		B SI 94 B SI 93 F SI 93 S SI 93 B ST 82 F SI 92 X SI 92 3-2 ② F8		F SL 86 B FF 90 S FF 92 B FF 90 C FF 90 2-3 ② K	F FF 88 C SL 80 X FF 88 0-2 ③ P1	5	0	1	0	0	2	4
1 Jose Iglesias, R (1, 6) OBP: 0.371, SLG: 0.392			B FF 93 1 SAFE C SL 85 D FF 92 1 SAFE X FF 93 2-1 ① 3 F8 17 BB 12 1B 1B 1-2		C CU 76 X CH 84 0-1 17 G3-1 52 1B 2B		C ST 82 X SI 92 0-1 1-2 1B		C FF 92 B FF 91 C FF 91 B CH 83 X CH 84 2-2 17 1B 55 1B 1B	4	3	4	0	0	0	0
17 Andrew Romine, S (1, 5) OBP: 0.344, SLG: 0.410 (4, 4)			B FF 92 F FF 92 B FF 92 B FF 93 C FF 93 F SL 87 B FF 93 4-2 12 1B 3 F8 1-2 BB		D CU 78 F SI 92 X FF 92 1-1 ① G3-1 2-3		F SI 94 F ST 82 B SI 92 D ST 82 X SI 93 2-2 ③ G6-3	B FF 91 B FF 91 F FF 92 T FF 91 X FF 92 2-2 55 1B 1-3 1B		3	0	1	0	1	0	3
Inning Stats	R: 0 E: 0 K: 0 S: 4 H: 0 LOB: 0 BB: 0 P: 6	R: 0 E: 0 K: 1 S: 8 H: 0 LOB: 0 BB: 0 P: 9	R: 1 E: 0 K: 0 S: 16 H: 3 LOB: 2 BB: 1 P: 30	R: 0 E: 0 K: 1 S: 12 H: 1 LOB: 1 BB: 0 P: 20	R: 1 E: 0 K: 2 S: 17 H: 2 LOB: 2 BB: 1 P: 25	R: 0 E: 0 K: 1 S: 14 H: 2 LOB: 2 BB: 0 P: 21	R: 0 E: 0 K: 0 S: 10 H: 2 LOB: 2 BB: 0 P: 13	R: 1 E: 0 K: 2 S: 16 H: 3 LOB: 2 BB: 0 P: 23	R: 0 E: 0 K: 1 S: 14 H: 1 LOB: 2 BB: 1 P: 21	1B: 13 2B: 1 3B: 0 HR: 0 SF: 0 SAC: 0 DP: 0 HBP: 0						

	AB	40
	R	3
	H	14
	RBI	3
	BB	3
	SO	8
	LOB	21

PITCHER	IP	WLS	BF	H	R	ER	SO	BB	IBB	HBP	BLK	WP	HR	S	P	ERA	WHIP
50 Miguel González, R (1, 1) ERA: 4.21	5.0	W	22	6	2	2	4	2	0	0	0	0	0	57	90	3.60	1.600
65 Chaz Roe, R (6, 1) ERA: 2.48	2.0		10	4	0	0	1	0	0	0	0	0	0	24	34	0.00	2.000
17 Brian Matusz, L (8, 1) ERA: 2.43	1.0		6	3	1	1	2	0	0	0	0	0	0	16	23	9.00	3.000
56 Darren O'Day, R (9, 1) ERA: 1.04	1.0		5	1	0	0	1	1	0	0	0	0	0	14	21	0.00	2.000

PITCHER	IP	WLS	BF	H	R	ER	SO	BB	IBB	HBP	BLK	WP	HR	S	P	ERA	WHIP

Batter	1	2	3	4	5	6	7	8	9	AB	R	H	RBI	BB	SO	LOB
5 Brad Miller, L (1, 6) OBP: 0.311, SLG: 0.397	X SI 92 0-0 ① F7	X FS 86 0-0 ② F7		B FS 84 X FS 85 1-0 ③ FC6-4 1-2f		X FF 88 0-0 ③ F8			B FF 94 C FF 93 B FF 93 F FF 94 B FF 94 X FF 94 3-2 ① L7	5	0	0	0	0	0	5
15 Kyle Seager, L (1, 5) OBP: 0.324, SLG: 0.446	B SI 92 X SI 93 1-0 ② G4-3	B FS 83 C FS 85 X FS 83 1-1 ③ G1			B FC 83 C SI 91 X FS 84 1-1 ① L9		C FC 84 C CU 77 F FF 90 B CH 80 B CU 77 F FF 90 X CH 80 2-2 ① G6-3		C CH 87 X FF 95 0-1 ② G4-3	5	0	0	0	0	0	2
23 Nelson Cruz, R (1, 9) OBP: 0.369, SLG: 0.529	B FF 92 F FF 92 B SI 94 F SI 93 B FS 85 F FS 87 F SI 93 F FS 87 B FF 94 4-2 BB		C FF 91 B CU 73 F SI 93 S SI 94 1-3 ① K		B FC 86 X FF 92 1-0 ② F9		S CH 80 B CH 79 B FF 89 C FF 89 X CU 77 2-2 ② G5-3		F FF 94 C FC 94 B SL 81 F CU 70 S FF 89 1-3 ③ K	4	0	0	0	1	2	0
22 Robinson Canó, L (1, 4) OBP: 0.294, SLG: 0.393	C SI 93 X FS 85 0-1 ③ G3		B SI 94 X SI 93 1-0 ② L5		F SI 92 B FC 88 S FS 82 B FS 83 X FS 85 2-2 HR		X FF 90 0-0 1B			4	1	2	1	0	0	1
7 Seth Smith, L (1, 7) OBP: 0.335, SLG: 0.465		C SI 92 B FS 84 B FS 86 C FS 85 X FS 87 2-2 20 1B 3 2B 2B	X SI 94 0-0 ③ F7		B SI 93 X SI 93 1-0 ③ F7		1 SAFE 1 SAFE C FC 84 C CU 76 B CH 81 C CU 78 1-3 ③ K			4	1	1	0	0	1	1
16 Austin Jackson, R (1, 8) OBP: 0.299, SLG: 0.353		B SI 91 F FC 90 X SI 93 1-1 ① G5-3		C FF 92 X FS 83 0-1 ① G6-3		S FF 91 B SI 92 S FF 92 X SI 93 1-2 3 WP 35 S 3 1B 1B		F SI 90 B SL 85 X SI 91 1-1 20 S 1B		4	1	2	0	0	0	1
35 Mark Trumbo, R (1, 10) OBP: 0.280, SLG: 0.419		B CU 76 D CU 75 B CU 74 B FF 92 4-0 20 1B 3 2B BB		S FF 92 F FF 92 S SI 93 0-3 ② K2-3		1 SAFE 1 SAFE B FF 91 C FS 81 S FS 83 S SI 94 1-3 ① K 1-2		1 SAFE S SL 85 1 SAFE F SI 92 S SL 86 0-3 ① K		3	1	0	0	1	3	2
20 Logan Morrison, L (1, 3) OBP: 0.299, SLG: 0.378		F FS 86 B SI 94 B SI 93 C SI 94 B SI 94 F SI 95 X FS 86 3-2 3 2B 1-2 2-3 1B		B FS 84 B SI 94 B EP 56 D FF 93 4-0 3 WP BB		B FS 84 X FS 83 1-0 ② L4		C FF 93 S SL 85 S SL 86 0-3 ② K 1-2		3	0	1	0	1	1	2
3 Mike Zunino, R (1, 2) OBP: 0.226, SLG: 0.293		D SI 92 B SI 93 F SI 93 B SI 93 S SI 93 F SI 93 F SI 94 X SI 94 3-2 1-3 2-H 3-H 2B		F SI 93 1 SAFE D FC 88 S FC 87 1 SAFE F SI 93 B FC 88 F SI 94 D FS 82 4-2 F FC 88 D FC 89 5 FC6-4 1-2 BB		F SI 92 B SI 92 C SI 92 F SI 94 B FF 94 F SI 94 X SI 94 2-2 2-H 1B		B SI 93 S SL 86 S SL 85 X SL 86 1-2 ③ G5-3		3	0	2	3	1	0	1
Inning Stats	R: 0 E: 0 K: 0 S: 9 H: 0 LOB: 1 BB: 1 P: 14	R: 2 E: 0 K: 0 S: 17 H: 3 LOB: 2 BB: 1 P: 31	R: 0 E: 0 K: 1 S: 5 H: 0 LOB: 0 BB: 0 P: 7	R: 0 E: 0 K: 1 S: 11 H: 0 LOB: 2 BB: 2 P: 20	R: 1 E: 0 K: 0 S: 7 H: 1 LOB: 0 BB: 0 P: 12	R: 1 E: 0 K: 1 S: 13 H: 2 LOB: 1 BB: 0 P: 18	R: 0 E: 0 K: 1 S: 12 H: 1 LOB: 1 BB: 0 P: 17	R: 0 E: 0 K: 2 S: 11 H: 1 LOB: 1 BB: 0 P: 13	R: 0 E: 0 K: 1 S: 9 H: 0 LOB: 0 BB: 0 P: 13	1B: 5 2B: 2 3B: 0 HR: 1 SF: 0 SAC: 0 DP: 0 HBP: 0						

PITCHER		IP	WLS	BF	H	R	ER	SO	BB	IBB	HBP	BLK	WP	HR	S	P	ERA	WHIP
31 Alfredo Simon, R ERA: 4.63	(1, 1)	5.2		27	6	4	4	3	4	0	0	0	2	1	61	101	6.35	1.765
65 Blaine Hardy, L ERA: 2.3	(6, 1)	1.1		5	1	0	0	1	0	0	0	0	0	0	13	18	0.00	0.750
62 Al Alburquerque, R ERA: 3.29	(8, 1)	1.0	W	4	1	0	0	2	0	0	0	0	0	0	11	13	0.00	1.000
38 Joakim Soria, R ERA: 3.19	(9, 1)	1.0	S	3	0	0	0	1	0	0	0	0	0	0	9	13	0.00	0.000

PITCHER	IP	WLS	BF	H	R	ER	SO	BB	IBB	HBP	BLK	WP	HR	S	P	ERA	WHIP

TOP

Seattle Mariners @ Detroit Tigers

Comerica Park, Detroit, MI

Mon Jul 20 2015, 7:09 PM - 10:02 PM EDT

Att. 34,353 - Cloudy - 85 F

livebaseballscorecards.com

AB	35
R	4
H	8
RBI	4
BB	4
SO	7
LOB	15

WP: 2	PA: 39		
PB: 0			
SB: 2			
CS: 0			

Batter	1	2	3	4	5	6	7	8	9	AB	R	H	RBI	BB	SO	LOB
20 Rajai Davis, R (1, 8) OBP: 0.325, SLG: 0.423	C FF 91 C FF 92 B CH 88 X FF 92 1-2 ① G4-3		B FF 92 X SL 82 1-0 ① G6-3		S CU 76 B FF 93 D CH 88 1 SAFE F FF 93 C FF 94 2-3 ③ K			B SL 87 S SL 88 C SL 87 B FF 96 F SL 86 X FF 97 2-2 ② G1-4-3 2-3		4	0	0	0	0	1	2
57 Marc Krauss, L (9, 3) OBP: 0.169, SLG: 0.265										0	0	0	0	0	0	0
3 Ian Kinsler, R (1, 4) OBP: 0.339, SLG: 0.389	X FF 91 0-0 HR		B CU 76 X SI 88 1-0 ② G6-3			B SL 83 C FF 91 X CH 86 1-1 ① L9		B SL 87 C SL 87 F SL 86 X FF 96 1-2 3-H HR		4	2	2	3	0	0	0
52 Yoenis Cespedes, R (1, 7) OBP: 0.314, SLG: 0.482	S FF 92 F FF 92 X CU 78 0-2 ② L1		B FF 94 B CH 89 F FF 93 B SL 85 S FF 94 F SI 90 X FF 94 3-2 ③ F9			B FF 93 B FF 88 F CH 87 X FF 94 2-1 ② L7		B SL 87 X SL 86 1-0 ③ G5-3		4	0	0	0	0	0	0
41 Victor Martinez, S (1, 10) OBP: 0.331, SLG: 0.405	X FF 92 0-0 ③ F8			B FF 91 C FF 91 B FF 92 C FF 93 F FF 92 F FF 93 F SL 85 F SL 86 X FF 93 2-2 ① P3		B FF 94 F FF 94 X SI 89 1-1 ③ L8				3	0	0	0	0	0	0
28 J.D. Martinez, R (1, 9) OBP: 0.344, SLG: 0.560		B FF 91 C FF 91 B SL 85 B FF 92 S FF 92 F CH 87 F FF 93 B FF 93 4-2 9 BB 34 2B BB		X FF 94 0-0 55 G5-4-3 1B			B FF 93 C FF 93 F CH 87 F FF 93 X FF 92 1-2 ① F8			2	1	1	0	1	0	0
55 Jefry Marte, R (1, 3) OBP: 0.308, SLG: 0.583		X FF 92 0-0 ① L6		X SL 82 0-0 ② ③ G5-4-3 1-2f			B FF 88 B CH 88 B FF 94 X FF 93 3-0 ② G6-3			3	0	0	0	0	0	2
12 Anthony Gose, L (9, 8) OBP: 0.324, SLG: 0.392										0	0	0	0	0	0	0
9 Nick Castellanos, R (1, 5) OBP: 0.284, SLG: 0.362		B FF 93 B CH 88 B FF 93 B FF 92 4-0 34 2B 1-2 BB			B FF 92 B CU 81 B FF 92 C FF 92 F FF 92 C FF 93 3-3 ① K		S CH 88 B FF 93 X CH 87 1-1 ③ P3			2	1	0	0	1	1	0
17 Andrew Romine, S (9, 5) OBP: 0.344, SLG: 0.410										0	0	0	0	0	0	0
34 James McCann, R (1, 2) OBP: 0.321, SLG: 0.431		X SL 85 0-0 1 L8-4 1-H 2-H 2B			X FF 92 0-0 1B			C SL 86 S FF 96 B FF 96 B FF 95 S SL 87 2-3 ① K		2	0	2	2	0	0	0
13 Alex Avila, L (8, PH) OBP: 0.333, SLG: 0.293 (9, 2)										1	0	0	0	0	1	0
1 Jose Iglesias, R (1, 6) OBP: 0.371, SLG: 0.396	C FF 92 F FF 93 D SL 86 F FF 93 D SI 89 X FF 93 2-2 ② ③ L8-4 2-2				1 SAFE C FF 93 X SL 84 0-1 ② F9			B SL 88 X FF 96 1-0 20 G1-4-3 3 HR 2B		3	1	1	0	0	0	2
Inning Stats	R: 1 H: 1 E: 0 LOB: 0 K: 0 BB: 0 S: 8 P: 9	R: 2 H: 1 E: 0 LOB: 0 K: 0 BB: 2 S: 10 P: 20	R: 0 H: 0 E: 0 LOB: 0 K: 0 BB: 0 S: 6 P: 11	R: 0 H: 1 E: 0 LOB: 0 K: 0 BB: 0 S: 9 P: 11	R: 0 H: 1 E: 0 LOB: 1 K: 2 BB: 0 S: 9 P: 14	R: 0 H: 0 E: 0 LOB: 0 K: 0 BB: 0 S: 6 P: 10	R: 0 H: 0 E: 0 LOB: 0 K: 0 BB: 0 S: 7 P: 12	R: 2 H: 2 E: 0 LOB: 0 K: 1 BB: 0 S: 12 P: 19		1B: 2 SF: 0 2B: 3 SAC: 0 3B: 0 DP: 2 HR: 2 HBP: 0				WP: 0 PA: 30 PB: 0 SB: 0 CS: 0		

PITCHER		IP	WLS	BF	H	R	ER	SO	BB	IBB	HBP	BLK	WP	HR	S	P	ERA	WHIP
33 J.A. Happ, L ERA: 4.12	(1, 1)	7.0		25	4	3	3	2	2	0	0	0	0	1	55	87	3.86	0.857
57 Mark Lowe, R ERA: 1.2	(8, 1)	1.0	L	5	2	2	2	1	0	0	0	0	0	1	12	19	18.00	2.000

PITCHER	IP	WLS	BF	H	R	ER	SO	BB	IBB	HBP	BLK	WP	HR	S	P	ERA	WHIP

BOTTOM

Seattle Mariners @ Detroit Tigers

Comerica Park, Detroit, MI

Mon Jul 20 2015, 7:09 PM - 10:02 PM EDT

Att. 34,353 - Cloudy - 85 F

livebaseballscorecards.com

AB	28
R	5
H	6
RBI	5
BB	2
SO	3
LOB	6

Batter	1	2	3	4	5	6	7	8	9	AB	R	H	RBI	BB	SO	LOB
16 Austin Jackson, R (1, 8) OBP: 0.300, SLG: 0.353	B SI 91 C SI 92 X SI 92 1-1 ① G6-3	C SL 84 S SL 84 X SL 84 0-2 ② G6-3		C SL 88 B SL 89 C SL 87 B ST 81 X SI 92 2-2 ③ L8		C FF 89 X FC 83 0-1 23 S 2-3 3-H 1B		C FF 95 B SL 83 F FF 97 B FF 94 X SL 82 2-2 22 1B, 15 1B, 7 WP 1B	F SL 87 F SI 93 B FF 92 S SL 86 1-3 ② K	6	1	2	1	0	1	1
15 Kyle Seager, L (1, 5) OBP: 0.327, SLG: 0.445	B SI 92 B SI 93 C SI 92 X SI 93 2-1 23 HBP, 22 1B 1B	C SI 93 B CH 88 S CU 78 X SL 89 1-2 ③ F8			B SL 86 B SL 85 X SI 91 2-0 ① P6	F FC 82 1 SAFE X CH 79 0-1 ② F8		B FF 96 X CH 87 1-0 7 WP, 22 1B 1-2 30 HR 1B	1 SAFE B SI 93 B SI 92 B SL 87 B SI 91 4-0 1-2 BB	5	2	2	0	1	0	2
23 Nelson Cruz, R (1, 10) OBP: 0.369, SLG: 0.533	C SI 93 F SL 90 H SI 93 1-2 22 1B, 7 2B 1-2 HBP	F SI 91 C SL 83 F SL 89 F SL 84 B SL 84 F SI 93 X FF 93 1-2 HR			X SI 92 0-0 ② G4-3	B SL 83 B SL 83 C SL 83 X SI 90 2-1 ③ G6-3 1-2		F FF 94 F FF 94 F SL 83 X SL 82 0-2 ② F6	C FF 93 D SL 88 X SI 92 1-1 ③ F8	5	2	1	1	0	0	6
22 Robinson Canó, L (1, 4) OBP: 0.300, SLG: 0.400	B SI 93 F SL 86 B CH 86 X SL 89 2-1 7 2B, 13 SF8 1-2 2-H 1B		C SL 89 B CU 76 B CU 75 B SI 93 F SL 88 B SL 82 4-2 5 FC4-6 BB		F SI 92 S SL 88 X FF 92 0-2 2B		B SI 94 C SL 89 F SL 88 F FF 95 X CU 79 1-2 ① F7	S FF 96 B FF 96 B FF 96 S SL 84 F FF 95 X FF 95 2-2 7 WP, 30 HR 1-2 2-3 1B		4	2	3	1	1	0	0
7 Seth Smith, L (1, 9) OBP: 0.339, SLG: 0.468	B SI 93 X SI 93 1-0 5 1B 1-3 2-H 2B		B SL 86 S SL 87 X SI 92 1-1 ① F8		I IN 76 I IN 79 I IN 76 I IN 77 4-0 IBB		B CU 78 B FF 93 C SL 86 C FF 94 S SI 94 2-3 ② K	B SL 82 B CH 88 I 4-0 30 HR 1-2 2-3 3-H IBB		3	2	1	1	2	1	1
13 Dustin Ackley, L (1, 7) OBP: 0.270, SLG: 0.365 35 Mark Trumbo, R (7, PH) OBP: 0.282, SLG: 0.421 1 Chris Taylor, R (7, PR) OBP: 0.225, SLG: 0.227 (7, 6) 30 Franklin Gutierrez, R (8, PH) OBP: 0.316, SLG: 0.528 (8, 7)	C CH 87 B SI 92 B SL 89 X CH 87 2-1 ② SF8 3-H		B CU 74 B SI 91 C SL 87 X SL 87 2-1 ② L8		B FF 88 C FF 88 X FF 89 1-1 ③ L8		B SL 89 C SL 88 X SL 88 1-1 5 BB 1B	B FF 96 S FF 95 X FF 95 1-1 1-H 2-H 3-H HR		2 1 0 1	0 0 0 1	0 1 0 1	1 0 0 4	0 0 0 0	0 0 0 0	3 0 0 0
5 Brad Miller, L (1, 6) OBP: 0.313, SLG: 0.395 (7, 7) (8, 6)	C SL 85 X SL 90 0-1 2-H 1B	D CH 86 B SI 91 B SL 86 C SI 91 X SI 91 3-1 ③ FC4-6 1-2f				C FC 80 F FF 88 B CU 76 F FC 84 X FF 90 1-2 ① F8	B FF 100 B FF 99 1 SAFE B FF 97 B FF 98 4-0 1-2 BB	C SI 90 C FF 95 B SL 83 C SL 84 1-3 ③ K		4	0	1	1	1	1	1
20 Logan Morrison, L (1, 3) OBP: 0.298, SLG: 0.375	C SI 92 B CU 77 S SL 89 S SL 88 1-3 ③ K			C SI 92 B CH 87 F SI 92 X CU 76 1-2 ① F8		X CU 75 0-0 3 2B, 16 1B 1B	C SL 85 B SL 86 F SL 86 X SL 88 1-2 ③ G3-1		X FF 92 0-0 ① G4-3	5	1	1	0	0	1	3
3 Mike Zunino, R (1, 2) OBP: 0.229, SLG: 0.296		F SI 90 B SL 89 C SL 89 X ST 85 1-2 ① P2		B SL 87 X SI 92 1-0 ② F9		C CH 79 1 SAFE B FF 90 1 SAFE C CH 78 X CU 77 1-2 16 1B 1-3 2B		B FF 95 F FF 94 S SL 84 B FF 97 S SL 83 2-3 ① K	C FF 93 F SL 88 B CU 85 H SI 92 2-2 15 BB HBP	4	0	1	0	0	1	0
Inning Stats	R: 4 H: 4 E: 0 LOB: 1 K: 1 BB: 0 S: 16 P: 26	R: 0 H: 0 E: 0 LOB: 0 K: 0 BB: 0 S: 9 P: 11	R: 1 H: 1 E: 0 LOB: 1 K: 0 BB: 1 S: 14 P: 25	R: 0 H: 0 E: 0 LOB: 0 K: 0 BB: 0 S: 7 P: 11	R: 0 H: 1 E: 0 LOB: 2 K: 0 BB: 1 S: 7 P: 14	R: 1 H: 3 E: 0 LOB: 2 K: 0 BB: 0 S: 14 P: 18	R: 0 H: 1 E: 0 LOB: 2 K: 1 BB: 1 S: 12 P: 21	R: 5 H: 4 E: 0 LOB: 0 K: 2 BB: 1 S: 20 P: 33	R: 0 H: 0 E: 0 LOB: 2 K: 1 BB: 1 S: 8 P: 16	1B: 9 SF: 1 2B: 3 SAC: 0 3B: 0 DP: 0 HR: 2 HBP: 2				WP: 1 PA: 48 PB: 0 SB: 1 CS: 0		

PITCHER		IP	WLS	BF	H	R	ER	SO	BB	IBB	HBP	BLK	WP	HR	S	P	ERA	WHIP
61 Shane Greene, R ERA: 6.52	(1, 1)	4.2		23	6	5	5	1	1	1	1	0	0	1	51	84	9.64	1.500
65 Blaine Hardy, L ERA: 2.45	(5, 1)	1.0		6	3	1	1	0	0	0	0	0	0	0	14	17	9.00	3.000
62 Al Alburquerque, R ERA: 3.27	(6, 1)	0.1	H	1	0	0	0	0	0	0	0	0	0	0	2	4	0.00	0.000
46 Ian Krol, L ERA: 5.87	(7, 1)	0.2	H	2	0	0	0	1	0	0	0	0	0	0	7	10	0.00	0.000
43 Bruce Rondón, R ERA: 9.0	(7, 1)	0.1	H	3	1	0	0	0	1	0	0	0	0	0	5	11	0.00	6.000

PITCHER		IP	WLS	BF	H	R	ER	SO	BB	IBB	HBP	BLK	WP	HR	S	P	ERA	WHIP
39 Neftalí Feliz, R ERA: 5.79	(8, 1)	1.0	L	8	4	5	5	2	0	1	0	1	0	0	20	33	45.00	4.000
30 Alex Wilson, R ERA: 1.99	(9, 1)	1.0		5	0	0	0	1	1	0	1	0	0	0	8	16	0.00	1.000

TOP

Seattle Mariners @ Detroit Tigers

Comerica Park, Detroit, MI

Tue Jul 21 2015, 7:09 PM - 11:03 PM EDT

Att. 34,088 - Partly Cloudy - 80 F

livebaseballscorecards.com

AB	40
R	11
H	14
RBI	10
BB	5
SO	5
LOB	17

BOTTOM

Seattle Mariners @ Detroit Tigers

Comerica Park, Detroit, MI

Tue Jul 21 2015, 7:09 PM - 11:03 PM EDT

Att. 34,088 - Partly Cloudy - 80 F

livebaseballscorecards.com

Batter	1	2	3	4	5	6	7	8	9	AB	R	H	RBI	BB	SO	LOB
3 Ian Kinsler, R (1, 4) OBP: 0.340, SLG: 0.392	C FF 95 B FC 92 C FC 91 B FS 90 F FF 96 C FF 96 2-3 K ①		F FF 94 F FC 90 B FC 91 X FC 90 1-2 L9 ①		B FF 93 1-2 F FF 94 F FC 90 F FS 89 F FS 88 X FC 90 52 HR 1B B SL 89 X FF 96 1-0 F7 ③			C CH 82 X CH 82 0-1 52 WP 2B		5	2	2	0	0	1	3
52 Yoenis Cespedes, R (1, 7) OBP: 0.315, SLG: 0.488	B FC 90 B FF 95 X FF 94 2-0 F8 ②		C FF 94 B FF 95 X FF 95 1-1 L8 ②		X FC 88 0-0 1-H HR	C SL 86 B FF 95 B FF 94 S SL 88 B SL 89 B SL 89 4-2 41 G6-3 BB		C FF 97 B SI 96 D CH 84 F SI 98 B CH 85 F SI 97 C CH 83 3-3 K ② 2-H		4	1	1	2	1	1	0
41 Victor Martinez, S (1, 10) OBP: 0.332, SLG: 0.402	B FF 95 F FF 95 S FS 89 X FS 88 1-2 F7 ③		C FS 89 H CU 77 1-1 28 HR HBP		B FF 93 X FF 93 1-0 G3 ①	B FF 96 C FF 94 C SL 87 C CH 88 X SI 96 1-2 G6-3 ①② 1-2f		B SI 96 C CH 83 B CH 84 F SI 97 F CH 83 X FF 97 2-2 1B		4	1	1	0	0	0	1
28 J.D. Martinez, R (1, 9) OBP: 0.345, SLG: 0.566		C FF 94 X FF 95 0-1 E5 9 1B 13 1B	B FS 90 X FF 95 1-0 1-H HR		C FC 89 B FS 90 F FF 94 B FS 90 F FF 94 X FC 89 2-2 13 BB 9 1B 17 1B 1B	F FF 96 S FF 95 B CU 78 F SL 88 F FF 95 S CU 79 1-3 K ③		B SI 94 S SL 84 B FF 95 S SL 85 X SL 87 2-2 G6-3 ③		5	3	2	2	0	1	1
57 Marc Krauss, L (1, 3) OBP: 0.178, SLG: 0.271 55 Jefry Marte, R (5, PH) OBP: 0.250, SLG: 0.467 (6, 3)	C FF 94 B CU 75 F FF 94 S FF 94 1-3 K ①		S FF 94 C FF 95 B FF 95 X FF 96 1-2 1B		B CH 83 B FF 92 B FF 93 T FF 94 S CH 86 2-3 K ②		B SL 89 C FF 94 S SL 88 S SL 89 1-3 K ①		C SL 85 S SL 86 B SL 86 X SL 86 1-2 G6-3 ①	2 3	0 0	1 0	0 0	0 0	1 2	1 1
9 Nick Castellanos, R (1, 5) OBP: 0.292, SLG: 0.377	X FF 94 0-0 13 E 13 1B 1-2 1B	B FF 94 B FC 91 F FF 95 F FF 95 B FF 96 S FC 91 3-3 K ③			B CH 84 B FF 92 C FF 93 X FF 93 2-1 17 1B 13 BB 12 BB 1-2 1B		B FF 95 C FF 94 S CU 78 B CU 79 X FF 95 2-2 HR		B SI 95 F SI 93 B SI 95 F SI 93 B SL 86 B SL 84 4-2 17 FC6-4 BB	4	2	3	1	1	1	1
13 Alex Avila, L (1, 2) OBP: 0.344, SLG: 0.294	C FF 95 X FS 90 0-1 E8 1-3 2-H 1B			F FF 93 B FF 94 B FF 95 X FF 94 2-1 G4-3 ①	B FF 93 S FF 92 D SL 85 B FF 94 F FF 91 F FF 91 B SL 82 4-2 12 BB 17 1B 1-2 2-3 BB		C SL 80 S SL 78 B FF 90 B SL 79 B FF 88 B FF 89 4-2 12 CS BB		C SI 93 F SI 89 B SL 87 S SL 85 1-3 K ②	3	0	1	1	2	1	1
17 Andrew Romine, S (1, 6) OBP: 0.337, SLG: 0.398	B FC 91 L FF 95 X FS 88 1-1 L6 ②			B FF 93 F FF 94 B FS 88 F FF 93 B FF 94 X FS 88 3-2 F8 ②	B SI 95 S FF 94 X SI 96 1-1 12 BB 1-2 2-3 3-H 1B		B SI 86 B FF 88 X SI 85 2-0 F7 ②		F SI 92 X SI 93 0-1 FC6-4 ③ 1-2f	5	0	1	1	0	0	4
12 Anthony Gose, L (1, 8) OBP: 0.324, SLG: 0.390 20 Rajai Davis, R (8, PH) OBP: 0.324, SLG: 0.421 (9, 8)	D CU 76 F FS 90 C FF 95 X FF 95 1-2 F8 ③			C CU 74 B FF 94 C FF 94 C FC 90 1-3 K ③	B FF 95 F FF 94 B CH 88 S FF 95 B SI 96 B CH 88 4-2 1-2 2-3 3-H BB		S FF 90 C FF 90 B SL 80 B FF 90 1 SAFE B FF 90 1 SAFE 3-2 CS ③ 1-2	C SI 93 S CH 81 S CH 82 0-3 K ①		2 1	0 0	0 0	1 0	1 0	1 1	2 0

Inning Stats	1	2	3	4	5	6	7	8	9
	R: 0 E: 0 K: 1 S: 8	H: 0 LOB: 0 BB: 0 P: 13	R: 1 E: 2 K: 1 S: 13	H: 2 LOB: 2 BB: 0 P: 16	R: 2 E: 0 K: 1 S: 13	H: 2 LOB: 1 BB: 0 P: 21	R: 0 E: 0 K: 1 S: 8	H: 0 LOB: 0 BB: 0 P: 14	R: 4 E: 0 K: 1 S: 23	H: 5 LOB: 3 BB: 2 P: 41	R: 0 E: 0 K: 1 S: 11	H: 0 LOB: 0 BB: 1 P: 17	R: 1 E: 0 K: 1 S: 11	H: 1 LOB: 0 BB: 1 P: 23	R: 1 E: 0 K: 2 S: 16	H: 2 LOB: 1 BB: 0 P: 23	R: 0 E: 0 K: 1 S: 10	H: 0 LOB: 1 BB: 1 P: 16

1B: 8	SF: 0
2B: 1	SAC: 0
3B: 0	DP: 1
HR: 3	HBP: 1

WP: 2	PA: 45
PB: 0	
SB: 0	
CS: 1	

AB	38
R	9
H	12
RBI	8
BB	5
SO	10
LOB	15

PITCHER	IP	WLS	BF	H	R	ER	SO	BB	IBB	HBP	BLK	WP	HR	S	P	ERA	WHIP
44 Taijuan Walker, R (1, 1) ERA: 5.06	4.1		22	7	6	5	4	0	0	1	0	0	2	52	78	10.38	1.615
59 David Rollins, L (5, 1) ERA: 13.5	0.1		3	1	0	0	1	1	0	0	0	0	0	8	16	0.00	6.000
54 Tom Wilhelmsen, R (5, 1) ERA: 4.61	1.2		8	2	2	2	2	2	0	0	0	0	1	22	37	10.80	2.400
97 Joe Beimel, L (7, 1) ERA: 2.89	0.2	W	2	0	0	0	0	1	0	0	0	0	0	5	14	0.00	1.500
56 Fernando Rodney, R (8, 1) ERA: 5.73	0.2	H	4	2	1	1	2	0	0	0	0	1	0	13	18	13.50	3.000

PITCHER	IP	WLS	BF	H	R	ER	SO	BB	IBB	HBP	BLK	WP	HR	S	P	ERA	WHIP
39 Carson Smith, R (8, 1) ERA: 1.86	1.1	S	5	0	0	0	1	1	0	0	0	0	0	13	21	0.00	0.750

Batter	1	2	3	4	5	6	7	8	9	AB	R	H	RBI	BB	SO	LOB
16 Austin Jackson, R (1, 8) OBP: 0.305, SLG: 0.359	C FF 90 C FF 93 F FF 93 X FS 86 0-2 15 G3-6-3 1B		C CU 81 F FC 93 C SI 93 0-3 ③ K		C FF 93 B FF 93 B CH 72 X FF 93 2-1 2B		F SL 86 1 SAFE C SL 88 X SL 89 0-2 ② F9		C FC 93 B FC 93 B CU 69 F FC 93 D SL 79 F FC 93 F FF 92 F FF 92 B FF 93 4-2 15 G4-6-3 1-2 BB	4	0	2	0	1	1	1
15 Kyle Seager, L (1, 5) OBP: 0.328, SLG: 0.447	S FF 92 1 SAFE C FF 92 X FF 92 0-2 ① ② G3-6-3 1-2f			C FF 91 C SL 87 B SI 93 B SI 92 X FC 91 2-2 23 HR 2B	S FS 86 C FF 93 F CH 78 X FC 90 0-2 ③ F7		C SL 89 F CU 80 B FF 93 B FF 92 X FC 93 2-2 1-3 1B		C FC 92 B FF 92 F FF 93 F CH 88 X FF 94 1-2 ① ② G4-6-3 1-2f 2-3	5	1	2	0	0	0	4
23 Nelson Cruz, R (1, 9) OBP: 0.372, SLG: 0.554	B FF 94 S FF 93 F FF 94 B FF 92 X SL 86 2-2 2B			X FF 91 0-0 2-H HR		C FF 91 B FS 87 B FS 87 X FF 92 2-1 HR	F SL 88 B SL 88 F SL 88 F SL 88 F SI 93 F SI 94 S FF 93 1-3 ③ K		B FF 94 S FF 94 X FF 93 1-1 ③ F8	5	2	3	3	0	1	3
22 Robinson Canó, L (1, 4) OBP: 0.299, SLG: 0.398	C FF 93 X FF 93 0-1 ③ G6-3			X FS 88 0-0 7 1B 35 E 1B		B SI 92 X SL 86 1-0 ① L9		S FC 83 X FC 83 0-1 ① L8		4	1	1	0	0	0	1
7 Seth Smith, L (1, 10) OBP: 0.345, SLG: 0.474		X FF 92 0-0 ① L3		C CU 78 C FC 93 B FC 93 F SL 88 X SI 93 1-2 ① 1-3 1B		B CU 77 B FS 84 B CU 75 C FF 92 B CU 79 4-1 BB		S FC 84 C CU 77 X CH 80 0-2 2B		3	0	2	0	1	0	0
35 Mark Trumbo, R (1, 3) OBP: 0.279, SLG: 0.416		C FF 92 B CU 76 F FS 87 C FF 94 1-3 ② K		F SL 86 B SI 93 X SI 94 1-1 E6 13 G4-6-3 3-H		X CU 78 0-0 ② F7		B CH 80 F FF 91 S CU 77 F CU 77 F CH 80 D CU 78 B FF 90 C CH 80 3-3 ② K		4	0	0	1	0	2	2
13 Dustin Ackley, L (1, 7) OBP: 0.266, SLG: 0.359 30 Franklin Gutierrez, R (8, PH) OBP: 0.333, SLG: 0.528 (8, 7)		C FF 93 F FC 91 B FF 94 B SI 94 F SL 89 C FF 94 2-3 ③ K		B SI 93 1 SAFE 1 SAFE B SI 93 B FC 91 C FF 92 C FF 93 F FC 91 X CU 79 3-2 ② ③ G4-6-3 1-2f		C FF 93 S SL 88 C SI 94 0-3 ③ K		B SL 83 B SL 83 B SI 90 C SI 91 S SL 84 B SL 85 4-2 BB		3 0	0 0	0 0	0 0	0 1	2 0	2 0
5 Brad Miller, L (1, 6) OBP: 0.312, SLG: 0.391			B FF 90 X FS 86 1-0 ① G3		C SL 86 C FF 92 B FF 93 B SL 87 F FS 85 S SI 93 2-3 ① K		B SL 88 B SI 92 C FF 91 B FF 91 B FF 92 4-1 15 1B 15 S BB		F FF 94 B FF 94 F FF 95 B FF 93 B FF 94 F FF 94 F FF 93 X CH 85 3-2 ③ G4-3	3	0	0	0	1	1	2
3 Mike Zunino, R (1, 2) OBP: 0.230, SLG: 0.295			S FF 92 S SL 87 B SL 89 T SI 94 1-2 ② K		B CU 78 X SL 86 1-0 ② G5-3		1 SAFE B FF 92 F SI 90 1 SAFE X FF 92 1-1 ① F9		F FF 92 B SL 80 B FF 93 S SL 76 X SL 78 2-2 15 G4-6-3 16 BB 1B	4	0	1	0	0	1	1
Inning Stats	R: 0 E: 0 K: 0 S: 12 H: 2 LOB: 1 BB: 0 P: 14	R: 0 E: 0 K: 2 S: 8 H: 0 LOB: 0 BB: 0 P: 11	R: 0 E: 0 K: 2 S: 7 H: 0 LOB: 0 BB: 0 P: 9	R: 3 E: 1 K: 0 S: 15 H: 4 LOB: 0 BB: 0 P: 22	R: 0 E: 0 K: 1 S: 11 H: 1 LOB: 1 BB: 0 P: 16	R: 1 E: 0 K: 1 S: 8 H: 1 LOB: 1 BB: 1 P: 15	R: 0 E: 0 K: 1 S: 15 H: 1 LOB: 2 BB: 1 P: 23	R: 0 E: 0 K: 1 S: 17 H: 1 LOB: 2 BB: 1 P: 27	R: 0 E: 0 K: 0 S: 14 H: 1 LOB: 1 BB: 1 P: 22	1B: 5 2B: 4 3B: 0 HR: 2 SF: 0 SAC: 0 DP: 3 HBP: 0						

PITCHER		IP	WLS	BF	H	R	ER	SO	BB	IBB	HBP	BLK	WP	HR	S	P	ERA	WHIP
19 Aníbal Sánchez, R ERA: 4.59	(1, 1)	6.2	W	29	9	4	4	6	2	0	0	0	0	0	70	103	5.40	1.650
30 Alex Wilson, R ERA: 1.98	(7, 1)	0.1	H	1	0	0	0	1	0	0	0	0	0	0	6	7	0.00	0.000
65 Blaine Hardy, L ERA: 2.42	(8, 1)	0.2		3	1	0	0	1	0	0	0	0	0	0	10	13	0.00	1.500
62 Al Alburquerque, R ERA: 3.27	(8, 1)	0.0		1	0	0	0	0	1	0	0	0	0	0	2	6	∞	∞
38 Joakim Soria, R ERA: 3.08	(8, 1)	1.1	S	5	1	0	0	0	1	0	0	0	0	0	19	30	0.00	1.500

PITCHER	IP	WLS	BF	H	R	ER	SO	BB	IBB	HBP	BLK	WP	HR	S	P	ERA	WHIP

TOP

Seattle Mariners @ Detroit Tigers

Comerica Park, Detroit, MI

Wed Jul 22 2015, 7:09 PM - 10:19 PM EDT

Att. 36,670 - Partly Cloudy - 74 F

livebaseballscorecards.com

AB	35
R	4
H	11
RBI	4
BB	4
SO	8
LOB	16

Seattle Mariners @ Detroit Tigers

Comerica Park, Detroit, MI

Wed Jul 22 2015, 7:09 PM - 10:19 PM EDT

Att. 36,670 - Partly Cloudy - 74 F

livebaseballscorecards.com

BOTTOM

Batter	1	2	3	4	5	6	7	8	9	AB	R	H	RBI	BB	SO	LOB
20 Rajai Davis, R (1, 8) OBP: 0.321, SLG: 0.412 12 Anthony Gose, L (9, 8) OBP: 0.324, SLG: 0.390	X FC 90 0-0 G4-3		C CU 74 C CU 75 X CH 80 4-2 3 1B 3 E BB C CU 74 C CU 75 X CH 80 0-2 E5 3 2B 2-H		X CH 85 0-0 G6-3			C SI 84 F SI 86 B CH 79 X FF 87 1-2 F8		4 0	2 0	0 0	0 0	1 0	0 0	1 0
3 Ian Kinsler, R (1, 4) OBP: 0.346, SLG: 0.403	C FF 92 B CU 75 S CH 82 F CU 76 B FC 86 X CH 82 2-2 2B		X FC 91 0-0 E5 41 PB 9 HR 1-H 1B C FF 92 C FF 93 F CH 86 X CH 88 1-2 2B 2-H			C SL 84 F CH 81 B FF 89 B CH 83 F FF 90 F SL 84 X CH 82 2-2 F8		C CH 80 X CH 80 0-1 52 1B 41 1B 1B		5	2	4	1	0	0	0
52 Yoenis Cespedes, R (1, 7) OBP: 0.319, SLG: 0.486	B FF 92 B FC 87 B FF 92 F CH 81 B CH 82 4-1 41 G5-4-3 BB		B CH 79 B FC 87 D CH 87 B FC 90 4-0 41 PB 9 HR BB C FF 94 C FF 95 B CH 87 F FF 94 X CH 88 1-2 F8			C CH 82 B SL 86 S SL 85 S CU 79 1-3 K		B SI 85 X SI 84 1-0 41 1B 1-2 1B		3	1	1	0	2	1	1
41 Victor Martinez, S (1, 10) OBP: 0.329, SLG: 0.397	B FF 92 X FF 92 1-0 G5-4-3 1-2f		D CH 80 B FF 91 C FC 90 F FC 90 F CH 81 F FC 90 F FF 91 X CH 81 2-2 P4 1-2 2-3	X FF 91 0-0 G5-3		B SL 84 B SI 89 C FF 89 F CH 83 X CU 80 2-2 F8		X SI 85 0-0 1-3 2-H 1B		5	0	1	1	0	0	4
28 J.D. Martinez, R (1, 9) OBP: 0.343, SLG: 0.560		C CU 75 B FC 85 S CH 82 B FF 91 S FF 92 2-3 K	I IN 60 I IN 63 I IN 62 I IN 60 4-0 9 HR IBB	C CH 84 B FF 92 S CH 84 T FF 93 1-2 K			C SL 83 B CH 82 B CH 86 F SL 84 B SL 87 F CH 83 F FF 89 X FF 89 3-2 P6	B CH 80 F SI 86 B CH 80 X SI 86 2-1 F7		4	1	0	0	1	2	1
9 Nick Castellanos, R (1, 5) OBP: 0.297, SLG: 0.389 17 Andrew Romine, S (7, PR) OBP: 0.337, SLG: 0.398 (8, 5)		B FF 92 C FF 92 S CU 77 B FF 92 B CH 81 B CH 80 4-2 34 2B BB	B CU 75 B FF 91 X FC 90 2-0 1-H 2-H 3-H HR	C CH 86 B CH 87 B FF 94 S FF 92 B CH 86 C FF 93 3-3 K			B SL 86 C SL 84 X CH 81 1-1 55 FC6-4 34 1B 1B			3 0	1 0	2 0	4 0	1 0	1 0	0 0
34 James McCann, R (1, 2) OBP: 0.324, SLG: 0.437		F FC 86 C CU 75 X CH 81 0-2 1-3 2B	B CU 74 X FF 91 1-0 G6-3		X CH 82 0-0 B2		X SL 84 0-0 55 FC6-4 1-2 1B			4	0	2	0	0	0	0
55 Jefry Marte, R (1, 3) OBP: 0.250, SLG: 0.421 57 Marc Krauss, L (8, 3) OBP: 0.178, SLG: 0.271		S CU 75 B CU 76 B FC 90 D CH 82 S CH 81 F FF 91 S CH 81 3-3 K	B FC 86 X FC 90 1-0 1 2B 1B		F FF 90 B FF 94 B CH 85 F FF 93 B CH 87 X FF 92 3-2 G6-3		B CH 81 F SL 84 X CH 82 1-1 FC6-4 1-2f 2-3			4 0	1 0	1 0	0 0	0 0	1 0	4 0
1 Jose Iglesias, R (1, 6) OBP: 0.372, SLG: 0.404		D FF 93 C CU 76 X FF 92 1-1 G6-3	C CH 78 B CU 74 1 SAFE B CH 78 X FC 89 2-1 20 E 1-H 2B		B FF 93 C FF 94 F CH 85 X FF 93 1-2 2B		S SL 85 D CH 84 F SI 88 B CU 80 F SI 88 F SL 84 X CH 83 2-2 F7			4	1	2	1	0	0	4
Inning Stats	R: 0 E: 0 K: 0 S: 7 H: 1 LOB: 1 BB: 1 P: 14	R: 0 E: 0 K: 2 S: 14 H: 1 LOB: 2 BB: 1 P: 24	R: 8 E: 2 K: 0 S: 25 H: 5 LOB: 1 BB: 3 P: 47	R: 0 E: 0 K: 2 S: 7 H: 0 LOB: 0 BB: 0 P: 11	R: 0 E: 0 K: 0 S: 8 H: 1 LOB: 1 BB: 0 P: 12	R: 0 E: 0 K: 1 S: 11 H: 0 LOB: 0 BB: 0 P: 16	R: 0 E: 0 K: 0 S: 15 H: 2 LOB: 2 BB: 0 P: 22	R: 1 E: 0 K: 0 S: 9 H: 3 LOB: 1 BB: 0 P: 13		1B: 7 2B: 5 3B: 0 HR: 1 SF: 0 SAC: 0 DP: 1 HBP: 0					WP: 0 PB: 1 SB: 0 CS: 0 PA: 41	

	AB	36
	R	9
	H	13
	RBI	7
	BB	5
	SO	5
	LOB	15

PITCHER		IP	WLS	BF	H	R	ER	SO	BB	IBB	HBP	BLK	WP	HR	S	P	ERA	WHIP
37 Mike Montgomery, L ERA: 3.25	(1, 1)	2.2	L	19	6	8	6	2	4	1	0	0	0	1	39	76	20.25	3.750
59 David Rollins, L ERA: 9.0	(3, 1)	2.1		9	2	0	0	2	0	0	0	0	0	0	22	32	0.00	0.857
38 Vidal Nuño, L ERA: 2.03	(6, 1)	2.0		8	2	0	0	1	0	0	0	0	0	0	26	38	0.00	1.000
97 Joe Beimel, L ERA: 3.1	(8, 1)	1.0		5	3	1	1	0	0	0	0	0	0	0	9	13	9.00	3.000

PITCHER	IP	WLS	BF	H	R	ER	SO	BB	IBB	HBP	BLK	WP	HR	S	P	ERA	WHIP

Batter	1	2	3	4	5	6	7	8	9	10	11	12	AB	R	H	RBI	BB	SO	LOB
16 Austin Jackson, R (1, 8) OBP: 0.300, SLG: 0.352	F FF 91 B FF 92 S KC 80 S CH 86 1-3 ① K		B FC 91 X CH 87 1-0 ② F9			C KC 82 F SI 94 F CH 85 B FF 95 X FF 92 1-2 ② G6-3		B CH 86 C CH 85 B FF 95 C FC 91 X CH 87 2-2 ③ G5-3		S SL 86 C SL 87 D SL 89 B FF 99 B SL 87 F SL 86 X SL 87 3-2 ② F9		B SL 88 B SL 87 X SL 86 2-0 ① SH5-3 2-3	5	0	0	0	0	1	3
15 Kyle Seager, L (1, 5) OBP: 0.328, SLG: 0.457	X FF 93 0-0 HR		F FC 91 S KC 82 B SI 98 2 SAFE D CH 88 X KC 81 2-2 ③ F8			F CH 85 C KC 80 X FF 96 0-2 ③ F7			B FC 88 X FF 94 1-0 7 F9 2B	X FF 98 0-0 ③ G3-1		B SI 92 B SI 93 C SI 93 F SL 88 S SI 93 2-3 ② K	6	1	2	1	0	1	4
23 Nelson Cruz, R (1, 10) OBP: 0.369, SLG: 0.547	B CH 86 S CH 86 X SI 94 1-1 ② G1-3			C FC 89 B KC 81 X CH 86 1-1 ① 1B			B CH 83 C CH 85 C FC 89 B FF 94 B KC 80 X SI 95 3-2 ① F7		C FF 92 B FF 90 S FF 93 F FF 92 X CH 87 1-2 ① P3		X FF 98 0-0 ① P4	X SI 92 0-0 ③ F7	6	0	1	0	0	0	2
22 Robinson Canó, L (1, 4) OBP: 0.303, SLG: 0.399	B KC 81 F FC 89 X FF 94 1-1 ③ G6-3			B FF 94 S CH 86 X FF 94 1-1 ② G4-3			F FC 89 F FF 94 F KC 80 X FF 95 0-2 35 WP 35 E 1B		D CH 86 B FF 94 I IN 70 I IN 74 4-0 IBB		C CH 89 B CH 91 B FF 99 F CH 90 B FF 100 X SL 89 3-2 35 1B 1B		4	1	2	0	1	0	0
30 Franklin Gutierrez, R (1, 7) OBP: 0.310, SLG: 0.487 7 Seth Smith, L (9, PH) OBP: 0.343, SLG: 0.470 (9, 7) (11, 9)		B FF 91 B CH 84 C FF 92 S CH 85 C FC 90 2-3 ① K				C FC 90 C CH 86 F CH 86 F SI 96 S FC 91 1-3 ② K			B FC 93 B SL 83 2 SAFE X FC 93 2-0 ② F9 2-3		B SL 86 1 SAFE C SL 87 B CU 79 1 SAFE F SL 87 S CU 78 2-3 ② K		3	0	0	0	0	2	1
35 Mark Trumbo, R (1, 9) OBP: 0.281, SLG: 0.415 13 Dustin Ackley, L (11, PR) OBP: 0.266, SLG: 0.359 (11, 7)		X KC 80 0-0 ② F8			B FF 92 S SI 94 S CH 86 B FC 92 S CH 86 2-3 ① K		B SI 95 T FC 91 F CH 86 F FF 96 D CH 84 B CH 85 X FC 92 3-2 E9 1-H 1B		C FF 93 F CU 69 B SL 79 S CH 86 1-3 ③ K		S SI 94 F SI 94 1 SAFE B SI 94 B CH 85 X SI 95 2-2 1-2 1B		5	0	2	1	0	2	2
20 Logan Morrison, L (1, 3) OBP: 0.296, SLG: 0.370		F FF 93 X FC 89 0-1 ③ F7			B KC 80 C KC 79 F CH 87 B SI 96 B FF 96 S SI 88 3-3 ② K		F FC 90 D FF 95 C FF 96 X FF 97 1-2 ③ G3			B FF 94 F FF 94 B FF 95 F FF 95 B CH 87 F FF 96 B FF 96 4-2 1 SH2-3 BB	B SL 89 X SL 89 1-0 ③ P4		4	0	0	0	1	1	3
1 Chris Taylor, R (1, 6) OBP: 0.238, SLG: 0.231			B FF 92 B FF 93 F FF 94 L FF 93 B CH 86 B CH 86 4-2 2 SH1-3 BB		C FF 95 B KC 80 C CH 87 B FF 92 X CH 88 2-2 ③ G6-3			B FC 88 C CH 85 B FF 94 F CH 85 C FC 90 2-3 ① K		C FF 93 1 SAFE B FF 93 F FF 95 X FF 94 1-2 ① SH2-3 1-2		B FF 91 X FF 91 1-0 3 2B 1B	3	1	1	0	1	1	0
2 Jesús Sucre, R (1, 2) OBP: 0.036, SLG: 0.036 5 Brad Miller, L (10, PH) OBP: 0.314, SLG: 0.391 3 Mike Zunino, R (10, 2) OBP: 0.232, SLG: 0.301			X FF 94 0-0 ① SH1-3 1-2			S FF 91 B FF 93 C FC 89 F CH 86 S CH 86 1-3 ① K		B KC 78 B FC 90 C FF 95 X FC 90 2-1 ② G4-3		B FF 96 B FF 96 C FF 95 D SI 89 B CH 87 4-1 BB		1 SAFE L FF 92 1 SAFE B SI 93 B FF 92 L FF 91 F FF 94 X CH 84 2-2 16 SH5-3 1-H 2B	2	0	0	0	0	1	0
													0	0	0	0	1	0	0
													1	0	1	1	0	0	0
Inning Stats	R: 1 E: 0 K: 1 S: 8 H: 1 LOB: 0 BB: 0 P: 11	R: 0 E: 0 K: 1 S: 6 H: 0 LOB: 0 BB: 0 P: 8	R: 0 E: 0 K: 0 S: 7 H: 0 LOB: 1 BB: 1 P: 14	R: 0 E: 0 K: 0 S: 9 H: 1 LOB: 0 BB: 0 P: 12	R: 0 E: 0 K: 2 S: 9 H: 0 LOB: 0 BB: 0 P: 16	R: 0 E: 0 K: 1 S: 11 H: 0 LOB: 0 BB: 0 P: 13	R: 1 E: 1 K: 1 S: 18 H: 2 LOB: 1 BB: 0 P: 26	R: 0 E: 0 K: 1 S: 8 H: 0 LOB: 0 BB: 0 P: 14	R: 0 E: 0 K: 1 S: 9 H: 1 LOB: 2 BB: 1 P: 18	R: 0 E: 0 K: 0 S: 12 H: 0 LOB: 2 BB: 2 P: 24	R: 0 E: 0 K: 1 S: 11 H: 2 LOB: 2 BB: 0 P: 19	R: 1 E: 0 K: 1 S: 10 H: 2 LOB: 1 BB: 0 P: 17	1B: 6 2B: 2 3B: 0 HR: 1 SF: 0 SAC: 3 DP: 0 HBP: 0						

PITCHER	IP	WLS	BF	H	R	ER	SO	BB	IBB	HBP	BLK	WP	HR	S	P	ERA	WHIP
14 David Price, L (1, 1) ERA: 2.31	8.0		29	5	2	2	7	1	0	0	0	1	1	77	116	2.25	0.750
38 Joakim Soria, R (9, 1) ERA: 3.0	1.0		4	0	0	0	1	0	1	0	0	0	0	8	16	0.00	0.000
39 Neftalí Feliz, R (10, 1) ERA: 5.7	0.1		3	0	0	0	0	2	0	0	0	0	0	7	16	0.00	6.000
43 Bruce Rondón, R (10, 1) ERA: 8.1	1.0		4	1	0	0	0	0	0	0	0	0	0	9	15	0.00	1.000
46 Ian Krol, L (11, 1) ERA: 6.19	0.2	L	5	3	1	1	1	0	0	0	0	0	0	12	20	13.50	4.500

PITCHER	IP	WLS	BF	H	R	ER	SO	BB	IBB	HBP	BLK	WP	HR	S	P	ERA	WHIP
30 Alex Wilson, R (12, 1) ERA: 1.94	1.0		3	0	0	0	1	0	0	0	0	0	0	5	9	0.00	0.000

TOP

Seattle Mariners @ Detroit Tigers

Comerica Park, Detroit, MI

Thu Jul 23 2015, 1:09 PM - 5:41 PM EDT

Att. 40,225 - Sunny - 78 F

livebaseballscorecards.com

AB	41
R	3
H	9
RBI	3
BB	4
SO	10
LOB	18

WP: 1 PA: 48
PB: 0
SB: 0
CS: 0

Batter	1	2	3	4	5	6	7	8	9	10	11	12	AB	R	H	RBI	BB	SO	LOB
3 Ian Kinsler, R (1, 4) OBP: 0.345, SLG: 0.404	C FS 85 C SI 88 B SL 79 F FF 88 B FS 84 X FS 84 2-2 52 1B 41 2B 1B		C FF 89 B CU 71 B FS 84 B SI 88 F SI 89 C FF 91 3-3 K ①		B SL 83 X SI 90 1-0 2B			X FF 95 0-0 F7 ①		1 SAFE C SL 84 1 SAFE D SL 84 S SL 84 B SL 84 S SL 84 2-3 K ① ② 1-2		B SL 89 C SL 88 C SL 87 D SL 88 X SL 87 2-2 F8 ②	6	1	2	0	0	2	2
52 Yoenis Cespedes, R (1, 7) OBP: 0.322, SLG: 0.488	B FF 87 D SL 82 B CU 72 X SI 88 3-0 41 2B 1B 1-3		C FF 90 X FS 84 0-1 G6-3 ②		B SI 86 B FS 84 S SI 86 D SI 87 S SL 83 X SL 82 3-2 G6-3 ③			B SL 87 C SL 86 X FF 94 1-1 2B		B SL 86 S SL 84 F SL 86 F SL 85 X SI 92 1-2 G4-3 ③		I IN 68 I IN 69 I IN 71 I IN 72 4-0 55 FC6-4 IBB	5	1	2	0	1	0	1
41 Victor Martinez, S (1, 10) OBP: 0.331, SLG: 0.399 55 Jefry Marte, R (11, PR) OBP: 0.238, SLG: 0.400 (12, 10)	X SL 82 0-0 1-H 3-H 2B		C FF 91 F FF 91 S FS 84 0-3 K ③			B FS 83 C SI 88 F FF 90 B FF 91 F SI 86 F FF 90 X FF 91 2-2 F8 ①		B SL 86 B FF 96 C SL 85 S SL 85 C SI 96 2-3 K ②		H SI 94 1-0 34 FC5 HBP		B SL 87 X SL 89 1-0 FC6-4 ③ 1-2f	4 1	0 0	1 0	2 0	0 0	2 0	1 2
28 J.D. Martinez, R (1, 9) OBP: 0.341, SLG: 0.553	C FF 88 F FS 83 F SI 91 D FS 84 B SI 85 B SL 80 S FS 84 3-3 K ①			S SL 81 S FS 84 F FF 89 S CU 71 0-3 K ①		C CU 72 B CU 72 B SL 81 B FS 85 F FS 84 F CU 74 B FF 90 4-2 9 G5-4-3 BB		S SL 86 F SL 86 C SL 86 0-3 K ③			B CH 81 D CH 83 F SI 96 F CH 82 F CH 84 X SI 95 2-2 F9 ①		4	0	0	0	1	3	3
9 Nick Castellanos, R (1, 5) OBP: 0.295, SLG: 0.384	B CU 71 S FS 84 S CU 73 F FF 91 F FS 83 X CU 74 1-2 F8 ②			B SL 82 S SL 82 B SI 86 B SI 91 S FC 86 B FS 84 4-2 BB		B SL 83 F FS 84 C CU 72 D CU 73 B FF 90 X FS 84 3-2 G5-4-3 ② ③ 1-2f			B SL 85 C SL 85 S FF 94 S SL 86 1-3 K ①			S CH 84 B SI 97 F CH 84 B FF 96 D CH 85 S CH 84 3-3 K ② 1-2	4	0	0	0	1	2	3
57 Marc Krauss, L (1, 3) OBP: 0.182, SLG: 0.270 20 Rajai Davis, R (9, PR) OBP: 0.321, SLG: 0.412 17 Andrew Romine, S (10, 3) OBP: 0.344, SLG: 0.398	B FF 91 F FS 82 B SI 90 F SI 91 S FF 91 2-3 K ③			X SI 89 0-0 F7 ②			C SI 88 B SL 81 B FF 89 B SI 90 X SI 90 3-1 P5 ①		S SL 86 X FF 95 0-1 34 CS 1B			B CH 84 B CH 85 I IN 72 I IN 81 4-0 34 FC5 IBB	4 0 0	0 0 0	1 0 0	0 0 0	0 0 1	1 0 0	2 0 0
34 James McCann, R (1, 2) OBP: 0.326, SLG: 0.436		C SI 87 B CU 71 B FS 84 X SI 88 2-1 G5-3 ①		D SL 82 X SI 89 1-0 G5-3 ③				C SI 89 X SI 89 0-1 1 1B 1B		1 SAFE 1 SAFE S SL 86 1 SAFE 1 SAFE P PO 93 X SL 87 1-1 ② 1-2		C CH 84 X SI 97 0-1 FC5 ③ 1-2 2-3f	5	0	2	0	0	0	3
1 Jose Iglesias, R (1, 6) OBP: 0.373, SLG: 0.404		B SI 88 F SI 90 X SI 89 1-1 G6-3 ②			C SL 80 C SI 88 S FS 84 0-3 K ①			X SI 89 0-0 12 G1-6-3 1-2 1B		F SL 85 F SL 85 S SL 85 0-3 K		B FF 94 B FF 94 C FF 93 F SL 87 X SL 87 2-2 12 SH1-4 1B	5	0	2	0	0	2	1
12 Anthony Gose, L (1, 8) OBP: 0.323, SLG: 0.385		C FF 90 B FF 89 S FS 83 B FF 90 S SI 85 2-3 K ③			F SL 81 B SI 89 F FS 84 F SI 86 X SL 81 1-2 G4-3 ②			S SI 85 B SI 86 X SI 91 1-1 G1-6-3 ② ③ 1-2f			B SI 92 F SI 90 S SI 93 B SI 92 B SL 84 B SL 83 4-2 3 K BB	X FF 93 0-0 SH1-4 ① 1-2	3	0	0	0	1	1	2

Inning Stats																								
	R: 2 E: 0 K: 2 S: 18	H: 3 LOB: 1 BB: 0 P: 29	R: 0 E: 0 K: 1 S: 7	H: 0 LOB: 0 BB: 0 P: 12	R: 0 E: 0 K: 2 S: 8	H: 0 LOB: 0 BB: 0 P: 11	R: 0 E: 0 K: 1 S: 8	H: 0 LOB: 1 BB: 1 P: 13	R: 0 E: 0 K: 1 S: 11	H: 1 LOB: 1 BB: 0 P: 16	R: 0 E: 0 K: 0 S: 11	H: 0 LOB: 0 BB: 1 P: 20	R: 0 E: 0 K: 0 S: 7	H: 2 LOB: 1 BB: 0 P: 11	R: 0 E: 0 K: 2 S: 9	H: 1 LOB: 1 BB: 0 P: 12	R: 0 E: 0 K: 2 S: 11	H: 2 LOB: 1 BB: 0 P: 12	R: 0 E: 0 K: 1 S: 9	H: 0 LOB: 0 BB: 1 P: 16	R: 0 E: 0 K: 1 S: 10	H: 0 LOB: 0 BB: 1 P: 20	R: 0 E: 0 K: 0 S: 8	H: 1 LOB: 2 BB: 1 P: 17	1B: 7 2B: 3 3B: 0 HR: 0	SF: 0 SAC: 1 DP: 2 HBP: 1	WP: 1 PB: 0 SB: 0 CS: 1	PA: 48

PITCHER	IP	WLS	BF	H	R	ER	SO	BB	IBB	HBP	BLK	WP	HR	S	P	ERA	WHIP
18 Hisashi Iwakuma, R (1, 1) ERA: 4.5	7.0		27	6	2	2	7	2	0	0	0	0	0	70	112	2.57	1.143
57 Mark Lowe, R (8, 1) ERA: 1.13	2.0		8	3	0	0	4	0	0	0	0	0	0	20	24	0.00	1.500
39 Carson Smith, R (10, 1) ERA: 1.82	1.0		3	0	0	0	1	1	0	0	0	0	0	9	16	0.00	1.000
56 Fernando Rodney, R (11, 1) ERA: 5.59	1.0	W	5	0	0	0	1	0	1	1	0	1	0	10	20	0.00	0.000
54 Tom Wilhelmsen, R (12, 1) ERA: 4.45	1.0	S	5	1	0	0	0	0	1	0	0	0	0	8	17	0.00	1.000

PITCHER	IP	WLS	BF	H	R	ER	SO	BB	IBB	HBP	BLK	WP	HR	S	P	ERA	WHIP

BOTTOM

Seattle Mariners @ Detroit Tigers

Comerica Park, Detroit, MI

Thu Jul 23 2015, 1:09 PM - 5:41 PM EDT

Att. 40,225 - Sunny - 78 F

livebaseballscorecards.com

AB	41
R	2
H	10
RBI	2
BB	5
SO	13
LOB	20

Detroit Tigers @ Boston Red Sox

Fenway Park, Boston, MA

Fri Jul 24 2015, 7:12 PM - 10:51 PM EDT

Att. 37,650 - Cloudy - 69 F

TOP

livebaseballscorecards.com

Batter	1	2	3	4	5	6	7	8	9	10	11	AB	R	H	RBI	BB	SO	LOB
3 Ian Kinsler, R (1, 4) OBP: 0.348, SLG: 0.412	F9		41 S 1B 3-H			F8		3B			41 CS 52 WP 1B	5	0	3	1	0	0	0
52 Yoenis Cespedes, R (1, 7) OBP: 0.320, SLG: 0.483	G6-3		L9			K		K			BB 1-2	4	0	0	0	1	2	2
41 Victor Martinez, S (1, 10) OBP: 0.325, SLG: 0.391	K		F9 1-2			F7			F7		K 2-3	5	0	0	0	0	2	3
28 J.D. Martinez, R (1, 9) OBP: 0.343, SLG: 0.553		13 WP 1B		9 G5-4-3 1B			K		F7			4	0	2	0	0	1	0
9 Nick Castellanos, R (1, 5) OBP: 0.292, SLG: 0.379		F8		G5-4-3 1-2f			F9		K			4	0	0	0	0	1	2
13 Alex Avila, L (1, 2) OBP: 0.341, SLG: 0.292		K 1-2		L7			1B			K		4	0	1	0	0	2	1
57 Marc Krauss, L (1, 3) OBP: 0.173, SLG: 0.256		P6			K		F8			G4-3		4	0	0	0	0	1	2
1 Jose Iglesias, R (1, 6) OBP: 0.371, SLG: 0.406			12 G4-3 3 1B 2B		L9			F8		F9		4	1	1	0	0	0	0
12 Anthony Gose, L (1, 8) OBP: 0.318, SLG: 0.380			G4-3 2-3		K			F9			K	4	0	0	0	0	2	1
Inning Stats	R: 0 E: 0 K: 1 S: 9 H: 0 LOB: 0 BB: 0 P: 14	R: 0 E: 0 K: 1 S: 11 H: 1 LOB: 1 BB: 0 P: 20	R: 1 E: 0 K: 0 S: 10 H: 2 LOB: 1 BB: 0 P: 18	R: 0 E: 0 K: 0 S: 10 H: 1 LOB: 0 BB: 0 P: 13	R: 0 E: 0 K: 2 S: 9 H: 0 LOB: 0 BB: 0 P: 12	R: 0 E: 0 K: 1 S: 12 H: 0 LOB: 0 BB: 0 P: 13	R: 0 E: 0 K: 1 S: 10 H: 1 LOB: 1 BB: 0 P: 15	R: 0 E: 0 K: 1 S: 13 H: 1 LOB: 1 BB: 0 P: 22	R: 0 E: 0 K: 1 S: 7 H: 0 LOB: 0 BB: 0 P: 11	R: 0 E: 0 K: 1 S: 11 H: 0 LOB: 0 BB: 0 P: 18	R: 0 E: 0 K: 2 S: 11 H: 1 LOB: 2 BB: 1 P: 19	1B: 5 2B: 2 3B: 1 HR: 0	SF: 0 SAC: 0 DP: 2 HBP: 0		WP: 2 PB: 0 SB: 1 CS: 1	PA: 39		

PITCHER		IP	WLS	BF	H	R	ER	SO	BB	IBB	HBP	BLK	WP	HR	S	P	ERA	WHIP
22 Rick Porcello, R ERA: 5.51	(1, 1)	7.0		25	5	1	1	6	0	0	0	0	1	0	71	105	1.29	0.714
36 Junichi Tazawa, R ERA: 2.81	(8, 1)	1.0		4	1	0	0	1	0	0	0	0	0	0	13	22	0.00	1.000
19 Koji Uehara, R ERA: 2.52	(9, 1)	2.0		6	0	0	0	2	0	0	0	0	0	0	18	29	0.00	0.000
63 Justin Masterson, R ERA: 5.86	(11, 1)	1.0	W	4	1	0	0	2	1	0	0	0	1	0	11	19	0.00	2.000

PITCHER	IP	WLS	BF	H	R	ER	SO	BB	IBB	HBP	BLK	WP	HR	S	P	ERA	WHIP

AB	38
R	1
H	7
RBI	1
BB	1
SO	11
LOB	11

Batter	1	2	3	4	5	6	7	8	9	10	11	AB	R	H	RBI	BB	SO	LOB
50 Mookie Betts, R (1, 8) OBP: 0.318, SLG: 0.442	B FF 92 C FF 91 X FF 92 1-1 L9		B FF 94 B SL 87 F SL 87 C FF 94 F SL 88 F CU 81 B FF 95 S SL 88 3-3 K		B FF 92 B FF 92 B FF 93 C FF 92 F FF 92 X FF 94 3-2 L9			X FF 92 0-0 P3			C CH 78 C FF 90 F CU 76 B FF 90 B CH 77 B CH 78 F FF 88 B FF 88 4-2 26 SH1-3 2 1B BB	4	1	0	0	1	1	2
26 Brock Holt, L (1, 4) OBP: 0.366, SLG: 0.398	C FF 90 F CU 79 F CU 80 X CU 80 0-2 G3-1		S FF 95 C CU 82 X CU 81 0-2 1-3 2-H 1B			C FF 90 B SL 85 S SL 86 F CH 85 X SL 86 1-2 F9		C FF 90 S SL 84 B SL 85 B CU 80 B SL 87 X CH 84 3-2 P5			1 SAFE 1 SAFE X FF 88 0-0 SH1-3 1-2	4	0	1	1	0	0	0
2 Xander Bogaerts, R (1, 6) OBP: 0.341, SLG: 0.414	C FF 93 F FF 92 B SL 86 F CH 85 F FF 93 F FF 93 F CH 86 S SL 86 1-3 K		S SL 86 1 SAFE D SL 88 F FF 95 1 SAFE F FF 94 1 SAFE B SL 87 F SL 87 2-2 X CU 82 F8			F FF 93 X CH 85 0-1 G6-4-3 1B			F SI 90 B SL 86 X SL 86 1-1 13 G1-3 1B		2 SAFE B FC 84 S CH 79 B FF 90 S CH 78 X CH 78 2-2 2-H 1B	5	0	3	1	0	1	2
Pablo Sandoval, S (1, 5) OBP: 0.300, SLG: 0.370		C CU 78 B CU 78 S FF 92 F SL 85 B FF 94 S SL 86 2-3 K		F FF 91 X SL 86 0-1 P5		X CU 79 0-0 G6-4-3 1-2f			F SL 86 F FF 94 X FF 93 0-2 F7			4	0	0	0	0	1	2
13 Hanley Ramirez, R (1, 10) OBP: 0.309, SLG: 0.466		C FF 93 X FF 93 0-1 G6-3		B FF 91 C SL 86 X FF 92 1-1 12 1B 1B			X FF 92 0-0 P6		1 SAFE 1 SAFE B SL 86 S SL 87 X SI 93 1-1 G1-3 1-2			4	0	1	0	0	0	1
12 Mike Napoli, R (1, 3) OBP: 0.301, SLG: 0.375		C FF 92 B FF 93 B SL 86 F SL 85 X FF 92 2-2 L7		1 SAFE 1 SAFE 1 SAFE X SL 86 0-1 31 G4-6-3 1-2 1B			F FF 90 B CU 78 C FF 93 B SL 86 B CU 82 X SL 86 3-2 F7		S SL 87 B SL 86 X SI 93 1-1 L1			4	0	1	0	0	0	1
31 Alejandro De Aza, L (1, 7) OBP: 0.311, SLG: 0.438			B FF 90 C FF 91 F SL 86 B FF 92 X SL 86 2-2 F7	B FF 93 S SL 86 X FF 94 1-1 G4-6-3 1-2f			X FF 92 X FF 92 1-0 1B			B FF 99 C SL 86 S SL 88 F FF 99 S SL 89 1-3 K		4	0	1	0	0	1	2
18 Shane Victorino, S (1, 9) OBP: 0.327, SLG: 0.301			B FF 92 C FF 92 C FF 93 X FF 94 1-2 10 1B 26 1B 1B		C FF 92 X CU 80 0-1 F7		C FF 92 1 SAFE 1 SAFE X SL 86 0-1 P4			X FF 100 0-0 G5-3		4	1	1	0	0	0	1
10 Ryan Hanigan, R (1, 2) OBP: 0.351, SLG: 0.284			F FF 93 1 SAFE X CH 84 0-1 26 1B 1-2 1B		B FF 91 C FF 92 C CU 80 B SL 86 X SL 85 2-2 F8			B FF 90 B SL 83 B FF 91 C FF 90 X FF 91 3-1 G6-3		F FF 99 S FF 100 S SL 89 0-3 K		4	0	1	0	0	1	0
Inning Stats	R: 0 E: 0 K: 1 S: 13 H: 0 LOB: 0 BB: 0 P: 15	R: 0 E: 0 K: 1 S: 9 H: 0 LOB: 0 BB: 0 P: 13	R: 1 E: 0 K: 1 S: 21 H: 3 LOB: 2 BB: 0 P: 29	R: 0 E: 0 K: 0 S: 8 H: 2 LOB: 1 BB: 0 P: 10	R: 0 E: 0 K: 0 S: 8 H: 0 LOB: 0 BB: 0 P: 13	R: 0 E: 0 K: 0 S: 7 H: 1 LOB: 0 BB: 0 P: 8	R: 0 E: 0 K: 0 S: 7 H: 1 LOB: 1 BB: 0 P: 11	R: 0 E: 0 K: 0 S: 6 H: 0 LOB: 0 BB: 0 P: 12	R: 0 E: 0 K: 0 S: 9 H: 1 LOB: 1 BB: 0 P: 12	R: 0 E: 0 K: 2 S: 8 H: 0 LOB: 0 BB: 0 P: 9	R: 1 E: 0 K: 0 S: 8 H: 1 LOB: 1 BB: 1 P: 14	1B: 9 2B: 0 3B: 0 HR: 0 SF: 0 SAC: 1 DP: 2 HBP: 0						

PITCHER		IP	WLS	BF	H	R	ER	SO	BB	IBB	HBP	BLK	WP	HR	S	P	ERA	WHIP
35 Justin Verlander, R ERA: 5.57	(1, 1)	8.0		29	7	1	1	3	0	0	0	0	0	0	79	111	1.12	0.875
62 Al Alburquerque, R ERA: 3.19	(9, 1)	1.0		4	1	0	0	0	0	0	0	0	0	0	9	12	0.00	1.000
43 Bruce Rondón, R ERA: 7.36	(10, 1)	1.0		3	0	0	0	2	0	0	0	0	0	0	8	9	0.00	0.000
65 Blaine Hardy, L ERA: 2.6	(11, 1)	0.1	L	3	1	1	1	0	1	0	0	0	0	0	8	14	27.00	6.000

PITCHER	IP	WLS	BF	H	R	ER	SO	BB	IBB	HBP	BLK	WP	HR	S	P	ERA	WHIP

BOTTOM

Detroit Tigers @ Boston Red Sox

Fenway Park, Boston, MA

Fri Jul 24 2015, 7:12 PM - 10:51 PM EDT

Att. 37,650 - Cloudy - 69 F

livebaseballscorecards.com

AB	37
R	2
H	9
RBI	2
BB	1
SO	5
LOB	11

WP: 0	PB: 0	SB: 0	CS: 0
PA: 39			

Detroit Tigers @ Boston Red Sox

Fenway Park, Boston, MA

Sat Jul 25 2015, 4:06 PM - 7:02 PM EDT

Att. 37,256 - Cloudy - 68 F

TOP

livebaseballscorecards.com

Batter	1	2	3	4	5	6	7	8	9	AB	R	H	RBI	BB	SO	LOB
20 Rajai Davis, R (1, 8) OBP: 0.318, SLG: 0.407 12 Anthony Gose, L (9, 8) OBP: 0.318, SLG: 0.380	B KN 73 B KN 74 C FF 82 B KN 72 C FF 83 X FF 83 3-2 F9	B KN 72 X KN 72 1-0 G5-3	C KN 75 B KN 77 F KN 76 S FF 88 1-3 K 2-3	1 SAFE B SI 89 X SI 88 1-0 P5	B CH 79 C FF 90 X CH 80 1-1 3 G6-4-3 1B	5 0 1 0 0 1 2 0 0 0 0 0 0 0										
3 Ian Kinsler, R (1, 4) OBP: 0.347, SLG: 0.408	B KN 73 C KN 73 F KN 74 S KN 76 1-3 K2-3	F FF 82 S KN 73 X KN 75 0-2 F9	B KN 77 B KN 76 B KN 77 C FF 84 B KN 74 4-1 41 BB BB	B SI 87 C FF 89 B SI 89 F SI 86 T SL 79 2-2 K	1 SAFE X FF 90 0-0 G6-4-3 1-2f	4 0 0 0 1 2 1										
52 Yoenis Cespedes, R (1, 7) OBP: 0.319, SLG: 0.488	B KN 74 C FF 84 X CU 66 1-1 HR	B KN 75 C KN 74 X KN 76 1-1 G6-3	1 SAFE C SI 89 S FF 89 B FF 89 B FF 90 F CU 78 F FF 89 X CU 77 2-2 F7	X SI 86 0-0 G5-3						4 1 1 1 0 0 2						
41 Victor Martinez, S (1, 10) OBP: 0.327, SLG: 0.390	B KN 74 B KN 74 C KN 74 X KN 75 2-1 G4-3	B KN 74 C KN 74 X KN 75 1-1 9 PB 28 1B 9 2B 1B	B SI 88 B SI 90 B SI 88 B SI 89 4-0 1-2 BB	X SI 87 0-0 G1-3						3 1 1 0 1 0 0						
28 J.D. Martinez, R (1, 9) OBP: 0.347, SLG: 0.554		B KN 74 B KN 72 B KN 73 B CU 70 4-0 13 PB 34 FC5-4 BB	S KN 74 X KN 76 0-1 1-2 9 PB 9 2B 1B	S CU 77 D SI 90 B CU 78 X SI 88 2-1 F8			F SL 72 B SI 89 F SI 86 F SL 80 B SL 81 X SI 90 2-2 9 FC6-4 1B			3 2 2 0 1 0 3						
9 Nick Castellanos, R (1, 5) OBP: 0.294, SLG: 0.393 17 Andrew Romine, S (8, PR) OBP: 0.344, SLG: 0.398 (8, 5)		C KN 74 C KN 74 F KN 74 B KN 77 X KN 76 1-2 F8	D KN 76 C KN 76 X KN 76 1-1 34 L6-4 1-H 2-H 2B	X SI 89 0-0 HR	F SI 84 C SL 79 B SI 87 X SI 88 1-2 FC6-4 1-2f					4 1 2 3 0 0 2 0 0 0 0 0 0 0						
13 Alex Avila, L (1, 3) OBP: 0.331, SLG: 0.282		B KN 76 C KN 74 C KN 74 B KN 74 S KN 76 2-3 K 34 FC5-4 1-3	C KN 74 S KN 72 C KN 77 0-3 K	F SI 89 B CH 82 B CH 83 B SI 88 F SI 88 F SI 88 X SI 89 3-2 G3	1 SAFE B FF 87 F SI 88 X SI 86 1-1 L7					4 0 0 0 0 2 3						
34 James McCann, R (1, 2) OBP: 0.325, SLG: 0.433		B KN 75 S KN 75 X KN 74 1-1 FC5-4 1-2f 3-H	C KN 76 X KN 76 0-1 L6-4 2-2	B CU 78 C CU 77 B SI 87 B CU 77 X SI 89 3-1 1 FC5-4 1B	C SI 87 X SL 79 0-1 P6					4 0 1 1 0 0 3						
1 Jose Iglesias, R (1, 6) OBP: 0.370, SLG: 0.407		B KN 74 C KN 74 F KN 74 X KN 76 1-2 L7	B KN 73 C FF 81 B KN 71 F FF 82 F KN 75 X KN 75 2-2 20 PB 2B	C SI 88 X CU 77 0-1 FC5-4 1-2f			B FF 88 C FF 89 S CH 78 B FF 90 S CH 79 2-3 K			4 0 1 0 0 1 2						

Inning Stats	1	2	3	4	5	6	7	8	9
	R: 1 E: 0 K: 1 S: 10	H: 1 LOB: 0 BB: 0 P: 17	R: 1 E: 0 K: 1 S: 12	H: 0 LOB: 1 BB: 1 P: 21	R: 0 E: 0 K: 0 S: 6	H: 0 LOB: 0 BB: 0 P: 8	R: 2 E: 0 K: 1 S: 11	H: 3 LOB: 0 BB: 0 P: 13	R: 0 E: 0 K: 1 S: 15	H: 1 LOB: 3 BB: 2 P: 30	R: 1 E: 0 K: 0 S: 10	H: 2 LOB: 1 BB: 0 P: 17	R: 0 E: 0 K: 1 S: 5	H: 0 LOB: 0 BB: 0 P: 7	R: 0 E: 0 K: 0 S: 11	H: 1 LOB: 1 BB: 0 P: 15	R: 0 E: 0 K: 1 S: 6	H: 1 LOB: 0 BB: 0 P: 9

	AB	R	H	RBI	BB	SO	LOB
AB	35						
R	5						
H	9						
RBI	5						
BB	3						
SO	6						
LOB	18						

	1B	SF	WP	PA
	5	0	0	38
	2B: 3	SAC: 0	PB: 4	
	3B: 0	DP: 2	SB: 0	
	HR: 2	HBP: 0	CS: 0	

PITCHER		IP	WLS	BF	H	R	ER	SO	BB	IBB	HBP	BLK	WP	HR	S	P	ERA	WHIP
35 Steven Wright, R ERA: 4.78	(1, 1)	4.1	L	20	5	4	2	4	2	0	0	0	0	1	47	74	4.15	1.615
66 Noé Ramirez, R ERA: 5.4	(5, 1)	1.2		8	2	1	1	0	1	0	0	0	0	1	17	32	5.40	1.800
63 Justin Masterson, R ERA: 5.64	(7, 1)	2.0		7	1	0	0	1	0	0	0	0	0	0	16	22	0.00	0.500
32 Craig Breslow, L ERA: 3.75	(9, 1)	1.0		3	1	0	0	1	0	0	0	0	0	0	6	9	0.00	1.000

PITCHER		IP	WLS	BF	H	R	ER	SO	BB	IBB	HBP	BLK	WP	HR	S	P	ERA	WHIP

Detroit Tigers @ Boston Red Sox

Fenway Park, Boston, MA

Sat Jul 25 2015, 4:06 PM - 7:02 PM EDT

Att. 37,256 - Cloudy - 68 F

BOTTOM

livebaseballscorecards.com

Batter	1	2	3	4	5	6	7	8	9	AB	R	H	RBI	BB	SO	LOB
50 Mookie Betts, R (1, 8) OBP: 0.317, SLG: 0.440	C FF 92 X FC 86 0-1 26 G1-6-3 1B	B CU 77 C FS 86 B EP 61 B FS 87 X SI 93 3-1 ③ L7	B SI 93 D SI 92 C FS 85 C FS 86 F FS 86 X SI 89 2-2 ② G5-3 3-H					C SL 88 X CU 84 0-1 ② L8		4	0	1	1	0	0	0
26 Brock Holt, L (1, 4) OBP: 0.361, SLG: 0.392	C FF 91 ① 1 SAFE B FF 91 1 SAFE ② X SI 92 1-1 G1-6-3 1-2f			C CU 74 B FC 88 B FS 82 X FS 83 2-1 G6-3 ①	C FS 86 B FS 78 B FS 86 X FS 83 2-1 ③ G4-3			B SL 87 C FF 93 F FF 94 B FF 92 S SL 86 2-3 ③ K		4	0	0	0	0	1	1
2 Xander Bogaerts, R (1, 6) OBP: 0.340, SLG: 0.412	X FF 92 0-0 ③ F9			B FC 88 C FC 88 C FF 93 S SI 93 1-3 ② K		B FC 86 B FC 88 F SI 92 F SI 92 S FS 85 2-3 ① K			C FC 92 X FC 92 0-1 34 FC4-6 1B	4	0	1	0	0	2	0
34 David Ortiz, L (1, 10) OBP: 0.325, SLG: 0.444		B SI 92 X SI 92 1-0 13 1B 2B		B FS 88 B FS 86 B FS 86 B SI 93 4-0 BB 13 1B BB		F FF 92 S FS 87 X FS 87 0-2 ② G1-3			D CH 88 F FC 92 B FF 91 1 SAFE C CH 85 X CH 85 2-2 ① FC4-6 13 L1-3 1-2f	3	0	1	0	1	0	1
13 Hanley Ramirez, R (1, 7) OBP: 0.311, SLG: 0.466		F FF 93 C CU 76 B SI 93 F FS 86 X FS 85 1-2 ① G4-3 2-H 1B		S FS 84 X FF 92 0-1 BB 1-2 1B		C FF 93 B FC 90 X FS 86 1-1 ③ P6			F FF 93 T FF 92 D CU 70 D CH 85 D SL 77 X FC 92 3-2 ② L1-3 1-2	4	0	2	0	0	0	1
Pablo Sandoval, S (1, 5) OBP: 0.299, SLG: 0.366		X FS 86 0-0 ② G4-3 2-3		D FS 88 B FS 87 B FS 84 B FF 94 4-0 1-2 2-3 BB			C FS 84 F FS 82 X SL 89 0-2 ① G6-3		B CH 86 S FC 92 C FC 94 D CH 86 F FC 93 F CU 71 X CH 85 2-2 ③ G4-3	3	0	0	0	1	0	2
12 Mike Napoli, R (1, 3) OBP: 0.301, SLG: 0.372		F FF 93 B FC 88 B FS 87 C FS 86 D FS 87 S FS 88 3-3 ③ K		F FF 93 B CU 77 B FS 86 X FF 95 2-1 ③ G5-3			B FF 94 B SI 93 S FF 94 S SI 95 F SI 96 F SI 95 B SL 89 F FF 95 F SI 96 4-2 D CH 88 18 G6-4-3 BB			2	0	0	0	1	1	4
31 Alejandro De Aza, L (1, 9) OBP: 0.308, SLG: 0.434 18 Shane Victorino, S (7, PH) OBP: 0.324, SLG: 0.298 (8, 9)			B SI 92 S FS 84 B FS 86 X SI 93 2-1 ① L7		C SI 93 B FS 85 C FS 86 S FS 85 1-3 ① K2-3		C SI 93 B SL 88 X FF 93 1-1 ②③ G6-4-3 1-2f			2 1	0 0	0 0	0 0	0 0	1 0	0 1
23 Blake Swihart, S (1, 2) OBP: 0.280, SLG: 0.331			B FF 94 X SI 93 1-0 ② L7		B FF 92 B FS 82 X SI 91 2-0 50 G5-3 3B			F FF 92 F SL 88 F FF 93 T FF 92 0-2 ① K		3	1	1	0	0	1	0
Inning Stats	R: 0 H: 1 E: 0 LOB: 0 K: 0 BB: 0 S: 5 P: 6	R: 0 H: 2 E: 0 LOB: 1 K: 1 BB: 0 S: 9 P: 14	R: 0 H: 0 E: 0 LOB: 0 K: 0 BB: 0 S: 5 P: 11	R: 0 H: 1 E: 0 LOB: 3 K: 1 BB: 2 S: 9 P: 22	R: 1 H: 1 E: 0 LOB: 0 K: 1 BB: 0 S: 10 P: 17	R: 0 H: 0 E: 0 LOB: 0 K: 1 BB: 0 S: 8 P: 11	R: 0 H: 0 E: 0 LOB: 0 K: 0 BB: 1 S: 11 P: 16	R: 0 H: 0 E: 0 LOB: 0 K: 2 BB: 0 S: 9 P: 11	R: 0 H: 1 E: 0 LOB: 1 K: 0 BB: 0 S: 13 P: 20	1B: 4 SF: 0 2B: 1 SAC: 0 3B: 1 DP: 2 HR: 0 HBP: 0						

AB	30
R	1
H	6
RBI	1
BB	3
SO	6
LOB	10

WP: 0 PA: 33
PB: 0
SB: 0
CS: 0

PITCHER		IP	WLS	BF	H	R	ER	SO	BB	IBB	HBP	BLK	WP	HR	S	P	ERA	WHIP
31 Alfredo Simon, R ERA: 4.46	(1, 1)	6.0	W	23	5	1	1	4	2	0	0	0	0	0	46	81	1.50	1.167
46 Ian Krol, L ERA: 6.06	(7, 1)	0.1		2	0	0	0	0	1	0	0	0	0	0	9	13	0.00	3.000
30 Alex Wilson, R ERA: 1.88	(7, 1)	1.2		4	0	0	0	2	0	0	0	0	0	0	11	14	0.00	0.000
38 Joakim Soria, R ERA: 2.93	(9, 1)	1.0		4	1	0	0	0	0	0	0	0	0	0	13	20	0.00	1.000

PITCHER	IP	WLS	BF	H	R	ER	SO	BB	IBB	HBP	BLK	WP	HR	S	P	ERA	WHIP

Batter	1	2	3	4	5	6	7	8	9	AB	R	H	RBI	BB	SO	LOB
20 Rajai Davis, R (1, 8) (8, 7) OBP: 0.313, SLG: 0.399	C FF 94 B FF 95 S FF 95 S FF 95 1-3 ① K		X CH 87 0-0 E1 1-3			C FF 94 B CH 85 B CH 85 B FF 94 C FF 94 C FF 95 3-3 ① K		B CU 77 C FF 93 F SL 86 C FF 94 1-3 ③ K		4	0	0	0	0	3	1
3 Ian Kinsler, R (1, 4) OBP: 0.344, SLG: 0.405 17 Andrew Romine, S (8, 4) OBP: 0.340, SLG: 0.393	C FF 96 F CH 89 B FF 95 B FF 96 B FF 96 X FF 95 3-2 ② F8		B CH 87 C FF 94 F FF 95 F FF 94 X FF 94 1-2 ③ G1-3			B FF 95 F FF 95 X SL 88 1-1 ② L6			X FF 94 0-0 ① G3	3 1	0 0	0 0	0 0	0 0	0 0	2 0
52 Yoenis Cespedes, R (1, 7) OBP: 0.317, SLG: 0.484 12 Anthony Gose, L (8, 8) OBP: 0.321, SLG: 0.380	C FF 96 B FF 96 B FF 95 F CH 89 F FF 96 B SL 89 F FF 95 F FF 95 X FF 95 3-2 ③ F8			C FF 94 C FF 96 T FF 94 0-2 ① K		B CH 86 F FF 95 F FF 95 X FF 94 1-2 ③ G5-3			F FC 94 B SI 93 B SI 93 B FF 94 D FF 94 4-1 28 FC5-4 41 HBP BB	3 0	0 0	0 0	0 1	0 0	1 0	0 0
41 Victor Martinez, S (1, 10) OBP: 0.330, SLG: 0.387		B FF 93 C FF 93 B FF 94 S CH 88 F FF 96 B FF 96 X FF 95 3-2 ① L4		B CH 87 B CH 88 C FF 94 C FF 95 B CH 90 X FF 96 3-2 ② F9			C SI 92 B FF 94 F SI 93 B FF 94 F FF 95 F FF 94 B FF 95 F FF 94 B CH 86 4-2 28 1B BB		B CH 87 B SI 92 F SI 94 F SI 93 F SL 85 H SL 86 3-2 28 FC5-4 1-2 HBP	2	0	0	0	1	0	0
28 J.D. Martinez, R (1, 9) OBP: 0.346, SLG: 0.550		C FF 95 B FF 95 F FF 95 X CH 88 1-2 ② F8		X FF 96 0-0 ③ G5-3			X FF 93 0-0 34 G6-4-3 1-2 1B		B FC 95 B FF 95 C FF 95 F FF 95 B SL 85 X FF 94 3-2 ② FC5-4 9 FC5-4 1-2f 2-3	4	0	1	0	0	0	2
9 Nick Castellanos, R (1, 5) OBP: 0.294, SLG: 0.400		X FF 95 0-0 ③ F8			B FF 94 X FF 94 1-0 HR		C FF 94 S CH 85 F CH 86 B FF 94 F CH 87 F FF 94 B FF 94 S CH 87 2-3 ① K		X FF 95 0-0 ③ FC5-4 1-2f	4	1	1	1	0	1	4
34 James McCann, R (1, 2) OBP: 0.325, SLG: 0.436			F FF 94 S CH 86 X SL 88 0-2 1 FC6-5 2B		C FF 94 F CH 86 B FF 95 S CH 87 1-3 ① K		X FF 94 0-0 ② ③ G6-4-3 1-2f			3	0	1	0	0	1	2
55 Jefry Marte, R (1, 3) OBP: 0.208, SLG: 0.348			C FF 93 F FF 93 T FF 93 0-2 ① K		X FF 94 0-0 ② F9			C FF 91 B FF 92 X FF 92 1-1 ① L1		3	0	0	0	0	1	1
1 Jose Iglesias, R (1, 6) OBP: 0.366, SLG: 0.403			X CH 88 0-0 ② FC6-5 20 E 2-3		B FF 94 X FF 94 1-0 ③ G1-3			B CU 77 C CU 77 F FF 93 B CU 80 F FF 92 F FF 93 X SL 87 2-2 ② G5-3		3	0	0	0	0	0	1
Inning Stats	R: 0 E: 0 K: 1 S: 12 H: 0 LOB: 0 BB: 0 P: 19	R: 0 E: 0 K: 0 S: 8 H: 0 LOB: 0 BB: 0 P: 12	R: 0 E: 1 K: 1 S: 12 H: 1 LOB: 2 BB: 0 P: 13	R: 0 E: 0 K: 1 S: 7 H: 0 LOB: 0 BB: 0 P: 10	R: 1 E: 0 K: 1 S: 6 H: 1 LOB: 0 BB: 0 P: 9	R: 0 E: 0 K: 1 S: 8 H: 0 LOB: 0 BB: 0 P: 13	R: 0 E: 0 K: 1 S: 13 H: 1 LOB: 1 BB: 1 P: 19	R: 0 E: 0 K: 1 S: 10 H: 0 LOB: 0 BB: 0 P: 14	R: 0 E: 0 K: 0 S: 9 H: 0 LOB: 2 BB: 1 P: 19	1B: 1 2B: 1 3B: 0 HR: 1 SF: 0 SAC: 0 DP: 1 HBP: 1						

TOP

Detroit Tigers @ Boston Red Sox

Fenway Park, Boston, MA

Sun Jul 26 2015, 8:09 PM - 11:23 PM EDT

Att. 35,582 - Cloudy - 76 F

livebaseballscorecards.com

AB	30
R	1
H	3
RBI	1
BB	2
SO	7
LOB	13

PITCHER		IP	WLS	BF	H	R	ER	SO	BB	IBB	HBP	BLK	WP	HR	S	P	ERA	WHIP
52 Eduardo Rodriguez, L ERA: 4.26	(1, 1)	7.0	W	25	3	1	1	6	1	0	0	0	0	1	66	95	1.29	0.571
28 Robbie Ross Jr., L ERA: 3.19	(8, 1)	1.0		3	0	0	0	1	0	0	0	0	0	0	10	14	0.00	0.000
41 Alexi Ogando, R ERA: 3.92	(9, 1)	1.0		5	0	0	0	0	1	0	1	0	0	0	9	19	0.00	1.000

PITCHER	IP	WLS	BF	H	R	ER	SO	BB	IBB	HBP	BLK	WP	HR	S	P	ERA	WHIP

Batter	1	2	3	4	5	6	7	8	9	AB	R	H	RBI	BB	SO	LOB
50 Mookie Betts, R (1, 8) OBP: 0.315, SLG: 0.436	C SI 88 B SL 86 B SI 88 C SL 85 X SL 85 2-2 G5-3		C ST 77 B SL 87 X SI 89 1-1 G1-3	C SL 85 X SI 89 0-1 F8	C FF 90 B FF 91 X FC 86 1-1 G1-3		C SL 83 F FF 93 B SL 84 B FF 94 X SL 83 2-2 2 1B 34 HR 1B	C SL 89 B SI 95 X FF 94 1-1 F8		6	1	1	0	0	0	4
26 Brock Holt, L (1, 4) OBP: 0.364, SLG: 0.395 30 Jemile Weeks, S (6, 4) OBP: 0.500, SLG: 0.500	C SI 87 C SL 85 B SI 88 F SL 86 F SL 86 X SI 89 1-2 34 1B 1B		C SL 86 B CH 83 X SL 86 1-1 G1-3		B CH 81 X SI 89 1-0 2 1B 34 HR 1B	C FC 86 S CH 82 B CH 83 X CH 83 1-2 2 1B 34 1B 1B	C FF 92 B FF 92 F CH 87 F FF 94 X FF 90 1-2 F8			3 2	1 1	2 1	0 0	0 0	0 0	0 1
2 Xander Bogaerts, R (1, 6) OBP: 0.346, SLG: 0.417	C SL 83 X SI 88 0-1 L8		X ST 79 0-0 1B		X SL 85 0-0 34 HR 1-2 1B	1 SAFE C FF 88 1 SAFE C FF 90 X FF 87 0-2 34 1B 13 FC5-2 1-2 1B	B SL 83 X FF 94 1-0 34 HR 1-2 1B			5	2	4	0	0	0	1
34 David Ortiz, L (1, 10) OBP: 0.332, SLG: 0.468	1 SAFE C SI 90 F SL 88 F SI 91 X SI 90 0-2 13 FC6-4 1-3 1B		C SL 86 1 SAFE 1 SAFE B SI 89 B SL 85 X CH 86 2-1 G5-3		F FF 90 X SL 86 0-1 1-H 2-H HR	B FF 87 F FC 86 S FF 90 X FC 85 1-2 13 FC5-2 1-3 2-H 1B 1B	D CH 88 F FF 95 X FF 95 1-1 1-H 2-H HR			5	3	4	7	0	0	1
13 Hanley Ramirez, R (1, 7) OBP: 0.314, SLG: 0.470 29 Daniel Nava, S (7, PH) OBP: 0.247, SLG: 0.188 (8, 7)	S SL 87 X SL 87 0-1 FC6-4 1-2f			B ST 79 B SI 89 C SL 86 X SL 86 2-1 12 BB 23 2B 1B	B ST 79 X SI 90 1-0 31 SH5-3 12 2B 2B	B CH 81 F FC 84 X FF 88 1-1 FC5-2 1B 12 1B 1-2 3-H	B FF 94 T CH 88 C SI 89 B FF 94 T FF 89 2-2 K			4 1	3 0	2 0	0 0	0 0	0 1	4 0
31 Alejandro De Aza, L (1, 9) OBP: 0.307, SLG: 0.430		B SL 77 C SL 86 L SL 86 F SL 87 S SI 91 1-3 K		1 SAFE C SL 86 F SI 90 X SL 87 0-2 F8	B CH 82 X SI 88 1-0 SH5-3 2-3	C FC 85 S FF 90 B FF 89 F FF 90 B CU 76 F FC 85 S FF 89 2-3 K	S CH 87 B FF 95 B SI 89 F FF 93 F FF 89 X FF 94 2-2 1B			4	0	1	0	0	2	3
Pablo Sandoval, S (1, 5) OBP: 0.304, SLG: 0.368		C CH 85 B SL 87 X SI 92 1-1 12 E 1B		1 SAFE 1 SAFE F SI 89 B SI 89 B SL 86 T SI 91 X SL 86 2-2 L7	I IN 73 I IN 75 I IN 73 I IN 72 4-0 12 2B IBB	T FF 88 T FC 85 B FF 90 X SI 89 1-2 12 1B 1-3 2-H 1B	B FF 88 X FF 94 1-0 F8			4	0	2	1	1	0	2
12 Mike Napoli, R (1, 3) OBP: 0.306, SLG: 0.377		S SL 87 S SL 87 X SL 87 0-2 FC4 23 G1-6-3 1-2		B SI 90 C SL 86 C ST 79 D SL 87 1 SAFE F SL 86 F ST 80 B FF 91 F SL 85 4-2 B ST 78 23 2B 1-2 BB	B FF 89 C FF 90 B SL 87 F SL 86 B SI 90 F SL 85 X SL 85 3-2 1-3 3-H 2B	C FC 86 B FF 89 S FF 89 B FF 97 F FC 86 X FF 90 2-2 1-2 3-H 1B		C FF 96 S SL 89 S FF 95 0-3 K		4	0	2	2	1	1	1
23 Blake Swihart, S (1, 2) OBP: 0.277, SLG: 0.333		X SI 90 0-0 G1-6-3 1-2f		C SI 88 F SL 85 X SL 85 0-2 1-3 2-H 2B	C FF 90 F SI 88 S FF 90 0-3 K	C FC 86 X FF 89 0-1 F8		B FF 95 B CH 88 X FF 94 2-0 G6-3		5	0	1	1	0	1	6
Inning Stats	R: 0 E: 0 K: 0 S: 16 H: 2 LOB: 2 BB: 0 P: 19	R: 0 E: 1 K: 1 S: 10 H: 1 LOB: 1 BB: 0 P: 12	R: 0 E: 0 K: 0 S: 7 H: 1 LOB: 1 BB: 0 P: 11	R: 1 E: 0 K: 0 S: 18 H: 2 LOB: 2 BB: 1 P: 26	R: 4 E: 0 K: 1 S: 15 H: 5 LOB: 2 BB: 1 P: 26	R: 3 E: 0 K: 1 S: 25 H: 5 LOB: 2 BB: 0 P: 33	R: 3 E: 0 K: 1 S: 18 H: 4 LOB: 1 BB: 0 P: 28	R: 0 E: 0 K: 1 S: 6 H: 0 LOB: 0 BB: 0 P: 9		1B: 15 2B: 3 3B: 0 HR: 2 SF: 0 SAC: 1 DP: 1 HBP: 0						

PITCHER		IP	WLS	BF	H	R	ER	SO	BB	IBB	HBP	BLK	WP	HR	S	P	ERA	WHIP
61 Shane Greene, R ERA: 6.72	(1, 1)	4.1	L	26	11	5	5	1	1	1	0	0	0	1	61	88	10.38	2.769
56 Kyle Ryan, L ERA: 6.19	(5, 1)	1.2		10	5	3	3	2	0	0	0	0	0	0	30	39	16.20	3.000
39 Neftalí Feliz, R ERA: 6.57	(7, 1)	1.0		7	4	3	3	1	0	0	0	0	0	1	18	28	27.00	4.000
46 Ian Krol, L ERA: 5.71	(8, 1)	1.0		3	0	0	0	1	0	0	0	0	0	0	6	9	0.00	0.000

PITCHER	IP	WLS	BF	H	R	ER	SO	BB	IBB	HBP	BLK	WP	HR	S	P	ERA	WHIP

BOTTOM

Detroit Tigers @ Boston Red Sox

Fenway Park, Boston, MA

Sun Jul 26 2015, 8:09 PM - 11:23 PM EDT

Att. 35,582 - Cloudy - 76 F

livebaseballscorecards.com

AB	43
R	11
H	20
RBI	11
BB	2
SO	5
LOB	23

WP: 0 PA: 46
PB: 0
SB: 0
CS: 0

Batter	1	2	3	4	5	6	7	8	9	AB	R	H	RBI	BB	SO	LOB
3 Ian Kinsler, R (1, 4) OBP: 0.343, SLG: 0.403	C FF 91 B FF 91 X FF 92 1-1 F7 ①			X KC 76 0-0 G5-3 ①		C CH 84 F CH 85 B KC 84 F KC 81 X FF 92 1-2 F9 ③		B SI 94 F SI 95 F SI 95 F SI 98 F FF 95 B CU 77 B SI 97 F SI 96 X SI 96 3-2 52 WP 52 1B 1B		4	1	1	0	0	0	0
52 Yoenis Cespedes, R (1, 7) OBP: 0.319, SLG: 0.492	B FF 91 F FF 92 B KC 78 X FF 93 2-1 F8 ②			C FF 92 B CH 85 X FF 92 1-1 G4-3 ②			X FF 90 0-0 HR	C SI 95 F SI 95 B SI 97 B SI 96 X FF 96 2-2 1-H 1B		4	1	2	2	0	0	0
41 Victor Martinez, S (1, 10) OBP: 0.332, SLG: 0.389	F FF 90 B CH 82 X CH 85 1-1 G4-3 ③			B KC 79 B FF 91 B FF 91 X FF 92 3-0 1B			B CH 83 C CH 84 C FF 91 X KC 82 1-2 28 FC6-4 1B	C SI 94 B FF 97 F SI 96 B SI 97 F SI 96 B SI 96 T FF 97 3-2 K ③		4	0	2	0	0	1	1
28 J.D. Martinez, R (1, 9) OBP: 0.342, SLG: 0.544		C KC 77 B FF 92 X KC 74 1-1 F7 ①		X CH 82 0-0 P3 ③			C FF 95 S CU 83 X CU 83 0-2 FC6-4 13 BB 1-2f ①		F FF 92 C FF 93 F FF 94 B FF 93 F CH 78 S FF 95 1-3 K ①	4	0	0	0	0	1	2
9 Nick Castellanos, R (1, 5) OBP: 0.291, SLG: 0.395		X FF 91 0-0 G6-3 ②			C FF 90 B CH 83 X FF 90 1-1 F9 ①		S CU 82 D CU 83 S CU 82 B FF 94 S CU 83 2-3 K ②		C FF 94 S CH 79 C FF 94 0-3 K ②	4	0	0	0	0	2	1
13 Alex Avila, L (1, 2) OBP: 0.336, SLG: 0.277		B FF 90 S FF 91 B CH 85 F FF 92 X KC 82 2-2 G1-3 ③			B CH 83 C FF 90 C KC 79 B CH 86 S FF 92 2-3 K ②		D CH 85 B FF 94 C FF 95 B FF 93 B FF 94 4-1 1-2 BB		B FF 94 B FF 93 B CH 80 B FF 93 4-0 BB	2	0	0	0	2	1	0
1 Jose Iglesias, R (1, 6) OBP: 0.362, SLG: 0.397			F FF 90 F CH 84 F KC 81 F KC 81 B KC 82 X FF 91 1-2 G5-3 ①		B CH 84 C FF 92 F FF 91 S KC 82 1-3 K ③		B CU 82 D FF 94 B FF 93 C FF 94 X FF 94 3-1 F7 ③		F FF 92 B FF 92 F CH 79 X FF 93 1-2 G6-3 ③	4	0	0	0	0	1	3
17 Andrew Romine, S (1, 3) OBP: 0.333, SLG: 0.385 20 Rajai Davis, R (8, PH) OBP: 0.311, SLG: 0.397 (8, 8)			B CH 85 F FF 92 C FF 92 S KC 82 1-3 K ②			S CH 83 S FF 91 B KC 83 B FF 92 F KC 81 X FF 93 2-2 G1-6-3 ①		C FF 92 F SI 93 B FF 92 F SI 94 X SI 95 1-2 G5-3 ①		2 1	0 0	0 0	0 0	0 0	1 0	0 0
12 Anthony Gose, L (1, 8) OBP: 0.319, SLG: 0.377 55 Jefry Marte, R (8, PH) OBP: 0.200, SLG: 0.333 (8, 3)			C KC 78 X FF 92 0-1 L7 ③			C FF 92 B FF 93 X KC 80 1-1 G1-3 ②		F SI 94 B CU 75 F SI 94 F FF 95 T FF 96 1-2 K ②		2 1	0 0	0 0	0 0	0 0	0 1	0 0
Inning Stats	R: 0 E: 0 K: 0 S: 6 H: 0 LOB: 0 BB: 0 P: 10	R: 0 E: 0 K: 0 S: 6 H: 0 LOB: 0 BB: 0 P: 9	R: 0 E: 0 K: 1 S: 10 H: 0 LOB: 0 BB: 0 P: 12	R: 0 E: 0 K: 0 S: 5 H: 1 LOB: 1 BB: 0 P: 9	R: 0 E: 0 K: 2 S: 8 H: 0 LOB: 0 BB: 0 P: 12	R: 0 E: 0 K: 0 S: 10 H: 0 LOB: 0 BB: 0 P: 14	R: 1 E: 0 K: 1 S: 13 H: 2 LOB: 2 BB: 1 P: 23	R: 1 E: 0 K: 2 S: 21 H: 2 LOB: 1 BB: 0 P: 31	R: 0 E: 0 K: 2 S: 11 H: 0 LOB: 1 BB: 1 P: 17	1B: 4 2B: 0 3B: 0 HR: 1 SF: 0 SAC: 0 DP: 0 HBP: 0						

TOP

Detroit Tigers @ Tampa Bay Rays

Tropicana Field, St. Petersburg, FL

Mon Jul 27 2015, 7:11 PM - 10:16 PM EDT

Att. 13,348 - Dome - 72 F

livebaseballscorecards.com

AB	32
R	2
H	5
RBI	2
BB	2
SO	8
LOB	7

WP: 1 PA: 34
PB: 0
SB: 0
CS: 0

PITCHER		IP	WLS	BF	H	R	ER	SO	BB	IBB	HBP	BLK	WP	HR	S	P	ERA	WHIP
51 Nate Karns, R ERA: 3.37	(1, 1)	6.0	W	21	3	1	1	3	0	0	0	0	0	1	49	71	1.50	0.500
40 Kevin Jepsen, R ERA: 2.81	(7, 1)	1.0	H	4	0	0	0	1	1	0	0	0	0	0	9	18	0.00	1.000
57 Jake McGee, L ERA: 1.46	(8, 1)	1.0	H	5	2	1	1	2	0	0	0	0	1	0	21	31	9.00	2.000
26 Brad Boxberger, R ERA: 3.1	(9, 1)	1.0	S	4	0	0	0	2	1	0	0	0	0	0	11	17	0.00	1.000

PITCHER	IP	WLS	BF	H	R	ER	SO	BB	IBB	HBP	BLK	WP	HR	S	P	ERA	WHIP

BOTTOM

Detroit Tigers @ Tampa Bay Rays

Tropicana Field, St. Petersburg, FL

Mon Jul 27 2015, 7:11 PM - 10:16 PM EDT

Att. 13,348 - Dome - 72 F

livebaseballscorecards.com

Batter	1	2	3	4	5	6	7	8	9	AB	R	H	RBI	BB	SO	LOB
28 John Jaso, L (1, 10) OBP: 0.397, SLG: 0.480 9 Joey Butler, R (6, PH) OBP: 0.342, SLG: 0.431 (7, 10)	B SL 86 B FF 88 C FF 89 B SL 84 F FF 90 D FS 85 4-2 3 WP G3 11 CS BB		X FC 90 0-0 ① G1-3		B CU 77 C FS 84 B FS 85 C FS 86 F SL 85 B FF 90 F FS 83 F FC 91 X FS 80 3-2 ① F8	B SI 92 C FF 92 F SL 87 B FF 93 T CU 78 2-2 ② K	F FF 97 C SL 86 F SL 86 S FF 96 0-3 ③ K		2 0 0 0 1 0 0 2 0 0 0 0 2 2						
David DeJesus, L (1, 7) OBP: 0.323, SLG: 0.375 5 Brandon Guyer, R (6, PH) OBP: 0.353, SLG: 0.377 (7, 8)	B FC 89 S SI 89 S FC 91 B FF 91 F FS 84 B SI 92 X FS 86 3-2 ① G3 1-2		C FC 90 B CU 78 B FS 86 F FS 85 X SI 92 2-2 ② G6-3		F SL 86 B FF 91 B FC 90 X FS 84 2-1 21 1B 11 1B 1B	D CH 85 S SL 88 X SL 88 1-1 ③ F9				3 1 1 0 0 0 1 1 0 0 0 0 0 2						
3 Evan Longoria, R (1, 5) OBP: 0.337, SLG: 0.413	B FF 91 F CU 74 F FS 85 B FC 92 D FS 85 B FC 91 4-2 2-3 BB		B SL 85 B CU 76 S FS 84 X FC 90 2-1 2B		C CU 76 1 SAFE F FF 91 B SI 92 X CH 75 1-2 ② P3		B SL 88 B FF 92 C FF 92 X SL 87 2-1 11 G4-6-3 1B			3 0 2 0 1 0 1						
21 James Loney, L (1, 3) OBP: 0.308, SLG: 0.337	X FS 85 0-0 ② F9		B FC 92 D FS 85 F FS 87 F FC 91 S SL 86 2-3 ③ K		1 SAFE X FF 92 0-0 11 1B 1-2 1B		C SL 87 D SI 93 B FF 92 C SL 86 F FF 92 F SL 86 X SL 86 2-2 ① F7			4 0 1 0 0 1 4						
11 Logan Forsythe, R (1, 4) OBP: 0.370, SLG: 0.444	B FF 90 C FS 84 S FC 93 B CH 76 2-2 ③ CS 3-H	C FF 89 B CU 76 B FF 91 X SL 83 2-1 1B		B CU 78 F FC 91 F FC 91 B FS 86 F FS 86 B SI 92 C FC 91 3-3 ① K	X FS 84 0-0 1-2 2-H 1B		C FF 92 X FF 93 0-1 ② ③ G4-6-3 1-2f			4 0 2 1 0 1 1						
20 Steven Souza Jr., R (1, 9) OBP: 0.296, SLG: 0.399		1 SAFE 1 SAFE X FC 90 0-0 ① L5		B CU 77 X SL 85 1-0 39 2B 2B	C CU 77 T FS 85 S FF 85 0-3 ③ K			B SL 87 B FF 98 B FF 98 C FF 99 C SL 88 B SL 88 4-2 1 K 10 SH1-3 19 HR BB		3 2 1 0 1 1 3						
39 Kevin Kiermaier, L (1, 8) OBP: 0.284, SLG: 0.411 10 Jake Elmore, R (7, 7) OBP: 0.263, SLG: 0.284		B FC 90 1 SAFE S FC 89 B FC 91 F FS 84 1 SAFE F FF 92 F SL 88 B FC 93 3-2 ② F7		B FS 84 B FS 84 X FC 91 2-0 2-H 2B		S FF 89 S FC 89 B FC 90 F FS 84 F FF 90 B FC 90 T CH 76 2-2 ① K		1 SAFE X FF 97 0-0 ① SH1-3 1-2		3 0 1 1 0 1 1 0 0 0 0 0 0 0						
1 Tim Beckham, R (1, 6) OBP: 0.298, SLG: 0.448		B FF 90 B SL 83 1 SAFE B FC 90 C SL 89 X FF 90 3-1 ③ P4		S FC 90 2 SAFE B FC 89 B SL 84 C FC 90 F SL 86 F FF 90 S FS 84 2-3 ② K		C SL 83 B SL 84 X SL 85 1-1 19 1B 2B		C FF 96 S SL 87 D SL 90 F SL 87 F FF 99 D FF 99 B SL 87 S SL 86 3-3 ② K 2-3		4 0 1 0 0 2 3						
19 Curt Casali, R (1, 2) OBP: 0.314, SLG: 0.652			X SL 87 0-0 HR	D SL 85 B FC 91 F FC 92 B CU 79 C FC 92 S FS 85 3-3 ③ K		B FF 92 C SL 86 X SI 91 1-1 2-3 1B		B FF 99 B SL 88 X FF 98 2-0 3-H HR		4 2 3 3 0 1 1						
Inning Stats	R: 0 E: 0 K: 0 S: 11 H: 0 LOB: 1 BB: 2 P: 24	R: 0 E: 0 K: 0 S: 11 H: 1 LOB: 1 BB: 0 P: 19	R: 1 E: 0 K: 1 S: 10 H: 2 LOB: 1 BB: 0 P: 16	R: 1 E: 0 K: 3 S: 14 H: 2 LOB: 1 BB: 0 P: 25	R: 1 E: 0 K: 1 S: 16 H: 3 LOB: 2 BB: 0 P: 22	R: 0 E: 0 K: 2 S: 14 H: 2 LOB: 2 BB: 0 P: 21	R: 0 E: 0 K: 0 S: 9 H: 1 LOB: 0 BB: 0 P: 13	R: 2 E: 0 K: 2 S: 13 H: 1 LOB: 0 BB: 1 P: 22		1B: 6 2B: 4 3B: 0 HR: 2 SF: 0 SAC: 1 DP: 1 HBP: 0			WP: 1 PB: 0 SB: 0 CS: 1 PA: 38			

PITCHER		IP	WLS	BF	H	R	ER	SO	BB	IBB	HBP	BLK	WP	HR	S	P	ERA	WHIP
19 Aníbal Sánchez, R ERA: 4.61	(1, 1)	5.1	L	25	8	3	3	6	2	0	0	0	1	1	67	113	5.06	1.875
62 Al Alburquerque, R ERA: 3.19	(6, 1)	0.0		2	2	0	0	0	0	0	0	0	0	0	4	6	∞	∞
46 Ian Krol, L ERA: 5.5	(6, 1)	0.2		2	0	0	0	1	0	0	0	0	0	0	5	8	0.00	0.000
30 Alex Wilson, R ERA: 1.84	(7, 1)	1.0		3	1	0	0	0	0	0	0	0	0	0	9	13	0.00	1.000
43 Bruce Rondón, R ERA: 8.25	(8, 1)	1.0		5	1	2	2	2	1	0	0	0	0	1	13	22	18.00	2.000

PITCHER	IP	WLS	BF	H	R	ER	SO	BB	IBB	HBP	BLK	WP	HR	S	P	ERA	WHIP

AB	33
R	5
H	12
RBI	5
BB	3
SO	9
LOB	19

Batter	1	2	3	4	5	6	7	8	9	AB	R	H	RBI	BB	SO	LOB
3 Ian Kinsler, R (1, 4) OBP: 0.343, SLG: 0.402	F FF 90 F FS 86 F FF 92 C FF 92 0-3 ① K		B SL 82 C SL 82 S FS 86 B SL 82 T FF 92 2-2 ③ K		B FS 86 B FF 92 X FF 92 2-0 52 1B 1B			X FF 91 0-0 ① F8		4	0	1	0	0	2	0
52 Yoenis Cespedes, R (1, 7) OBP: 0.321, SLG: 0.500	C SL 83 B FF 87 F FS 86 F SL 83 B FF 92 F FF 92 F FF 92 B FS 86 F SL 84 3-2 ② L4 X SL 83			B FS 85 F SL 83 X SL 82 1-1 HR	B FF 91 B FF 91 C SI 91 F FS 85 F FS 86 X FF 91 2-2 1-2 1B			C FF 92 B SL 83 B FF 92 F FF 93 F FF 93 B FF 93 F FF 93 F FF 93 X FF 93 3-2 ② F8		4	1	2	1	0	0	0
41 Victor Martinez, S (1, 10) OBP: 0.331, SLG: 0.386	B FF 92 C FF 93 B CU 72 C FS 86 X FF 92 2-2 ③ P5			C FS 86 F FF 92 S FF 92 0-3 ① K	F SI 92 S FF 91 X FS 85 0-2 ③ G3			C SL 85 B SL 84 S FF 93 X FF 92 1-2 1B		4	0	1	0	0	1	2
28 J.D. Martinez, R (1, 9) OBP: 0.344, SLG: 0.549		X CU 71 0-0 3B		C FF 92 B FC 83 X SL 83 1-1 9 1B 1B		B FF 90 S FS 84 B FF 91 F FF 91 C FF 92 2-3 ① K		S FF 93 F FF 93 S FF 92 0-3 ③ K		4	0	2	0	0	2	1
9 Nick Castellanos, R (1, 5) OBP: 0.293, SLG: 0.395		X SL 80 0-0 ① P3		X FF 91 0-0 1-3 1B		C FS 85 B SL 80 S FS 85 F FF 92 B SL 81 B FS 86 F FF 93 F FF 92 B FF 92 4-2 34 G5-4-3 BB			B FF 91 F SI 92 X SL 79 1-1 ① F7	3	0	1	0	1	0	1
34 James McCann, R (1, 2) OBP: 0.319, SLG: 0.428		B SL 81 X SL 83 1-0 ② L7		B FS 84 F FS 86 S FS 85 D FC 84 T FS 85 2-2 ② K		F SL 82 B FF 91 B FF 90 F FS 84 F FF 90 X FS 85 2-2 ②③ G5-4-3 1-2f			B FF 92 S FF 92 B SL 79 X FF 91 2-1 ② F8	4	0	0	0	0	1	4
13 Alex Avila, L (1, 3) OBP: 0.333, SLG: 0.284		F FF 91 B FF 93 D FS 86 B FS 86 C FS 84 X FF 92 3-2 ③ F7		C FF 93 B FF 92 S FF 92 D FS 87 S FF 92 2-3 ③ K			F FF 88 C CU 80 B CU 82 F FF 89 X CU 82 1-2 ① G3		B FF 91 B FF 91 S FF 91 X FF 92 2-1 1 1B 2B	4	1	1	0	0	1	3
1 Jose Iglesias, R (1, 6) OBP: 0.360, SLG: 0.395			C FF 90 B FF 90 F SL 83 S FC 85 1-3 ① K		C FF 90 B SL 81 B FF 91 X FF 92 2-1 ① P4		B FF 88 F FF 88 F CU 82 F CU 81 B CU 81 S FF 89 2-3 ② K		C SL 80 X FF 92 0-1 2-H 1B	4	0	1	1	0	2	0
12 Anthony Gose, L (1, 8) OBP: 0.314, SLG: 0.371			F CU 71 S FF 92 F FF 91 C FF 92 0-3 ② K		B FS 86 B FS 84 X FF 92 2-0 ② G4-3		S FF 89 B CU 81 F CU 82 B FF 90 F FF 88 X FF 88 2-2 ③ L6		B CU 72 X SI 90 1-0 ③ L7	4	0	0	0	0	1	1
Inning Stats	R: 0 E: 0 K: 1 S: 14 H: 0 LOB: 0 BB: 0 P: 19	R: 0 E: 0 K: 0 S: 6 H: 1 LOB: 1 BB: 0 P: 10	R: 0 E: 0 K: 3 S: 10 H: 0 LOB: 0 BB: 0 P: 13	R: 1 E: 0 K: 3 S: 14 H: 3 LOB: 2 BB: 0 P: 20	R: 0 E: 0 K: 0 S: 11 H: 2 LOB: 2 BB: 0 P: 19	R: 0 E: 0 K: 1 S: 12 H: 0 LOB: 0 BB: 1 P: 20	R: 0 E: 0 K: 1 S: 12 H: 0 LOB: 0 BB: 0 P: 17	R: 0 E: 0 K: 1 S: 13 H: 1 LOB: 1 BB: 0 P: 17	R: 1 E: 0 K: 0 S: 9 H: 2 LOB: 1 BB: 0 P: 15	1B: 6 2B: 1 3B: 1 HR: 1 SF: 0 SAC: 0 DP: 1 HBP: 0						

PITCHER	IP	WLS	BF	H	R	ER	SO	BB	IBB	HBP	BLK	WP	HR	S	P	ERA	WHIP
23 Jake Odorizzi, R (1, 1) ERA: 2.76	6.0	W	24	6	1	1	8	1	0	0	0	0	1	67	101	1.50	1.167
31 Xavier Cedeño, L (7, 1) ERA: 2.76	1.0		3	0	0	0	1	0	0	0	0	0	0	12	17	0.00	0.000
54 Steve Geltz, R (8, 1) ERA: 3.21	1.0		4	1	0	0	1	0	0	0	0	0	0	13	17	0.00	1.000
47 Brandon Gomes, R (9, 1) ERA: 4.46	1.0		5	2	1	1	0	0	0	0	0	0	0	9	15	9.00	2.000

PITCHER	IP	WLS	BF	H	R	ER	SO	BB	IBB	HBP	BLK	WP	HR	S	P	ERA	WHIP

TOP

Detroit Tigers @ Tampa Bay Rays

Tropicana Field, St. Petersburg, FL

Tue Jul 28 2015, 7:11 PM - 10:19 PM EDT

Att. 16,326 - Dome - 72 F

livebaseballscorecards.com

AB	35
R	2
H	9
RBI	2
BB	1
SO	10
LOB	12

WP: 0 PA: 36
PB: 0
SB: 0
CS: 0

Detroit Tigers @ Tampa Bay Rays

Tropicana Field, St. Petersburg, FL

Tue Jul 28 2015, 7:11 PM - 10:19 PM EDT

Att. 16,326 - Dome - 72 F

BOTTOM

Batter	1	2	3	4	5	6	7	8	9	AB	R	H	RBI	BB	SO	LOB
5 Brandon Guyer, R (1, 7) OBP: 0.345, SLG: 0.367	X FF 92 0-0 ① P6	C FF 95 F SI 94 C SI 96 0-3 ③ K		X FF 91 0-0 ③ L1-4-3			C SL 84 F FF 92 S SL 85 0-3 ② K	F FF 88 F CH 78 B CU 76 C FF 89 1-3 ③ K		5	0	0	0	0	3	2
9 Joey Butler, R (1, 10) OBP: 0.346, SLG: 0.429 28 John Jaso, L (7, PH) OBP: 0.390, SLG: 0.471 (8, 10)	C FF 92 B KC 80 B SI 93 B CH 85 B SI 94 4-1 BB	B SI 93 X CH 85 1-0 ① G1-3	B CH 83 B CH 83 B FC 88 B FF 93 4-0 3 G5-4-3 BB			B FF 92 C SL 85 B SL 86 B SL 83 X FF 92 3-1 ③ G3-1			1 1	0 0	0 0	0 0	2 0	0 0	0 0
3 Evan Longoria, R (1, 5) OBP: 0.337, SLG: 0.420	C SI 94 B FF 90 B FF 91 F SI 94 X CH 86 2-2 ② F8	X CH 85 0-0 ② G1-3	C SI 93 B FF 90 F FF 94 B SI 95 B SI 91 1 SAFE X CH 85 3-2 ① ② G5-4-3 1-2f				B SL 86 X FF 95 1-0 HR		4	1	1	1	0	0	2
11 Logan Forsythe, R (1, 3) OBP: 0.369, SLG: 0.440	C SI 94 S FF 95 F SI 96 B SI 95 X CH 87 1-2 ③ F8	F SI 94 X CH 85 0-1 ③ F8	B FC 83 F CH 86 S CH 85 B SI 91 F SI 94 X CH 85 2-2 ③ L6				B FF 94 B SL 86 B FF 95 C FF 94 C SL 84 F FF 94 B SL 86 4-2 13 1B 20 1B 1 3B BB		3	1	0	0	1	0	1
20 Steven Souza Jr., R (1, 9) OBP: 0.299, SLG: 0.404		B KC 80 C CH 85 C SI 93 B CH 86 X CH 86 2-2 ① F8		F CH 83 B SI 92 X CH 84 1-1 13 2B 2B		C FC 88 B CH 84 C SI 93 B SI 94 C FF 91 2-3 ① K		X FF 96 0-0 13 1B 1 3B 1-2 1B		4	2	2	0	0	1	0
13 Asdrúbal Cabrera, S (1, 6) OBP: 0.280, SLG: 0.364		T SI 93 S FF 94 F FF 95 F SI 94 F FF 92 B CH 86 F SI 95 X KC 81 1-2 19 1B 1 1B 2B	S FF 93 B SI 94 S SI 94 F SI 95 B SI 95 F CH 86 F CH 85 3-2 F SI 95 X FF 91 19 HR 2-H 2B		C KC 82 X SI 95 0-1 ② G3		B FF 93 S SI 90 F FF 90 F FF 95 F FF 95 X SI 89 1-2 1 3B 1-2 2-3 1B		4	3	3	1	0	0	0
19 Curt Casali, R (1, 2) OBP: 0.345, SLG: 0.780		X CH 86 0-0 1 1B 2-3 1B	S SI 95 B SI 94 D CH 86 X CH 86 2-1 2-H HR		C FF 90 B SI 94 X FF 90 1-1 HR		F SL 88 B SL 84 F SL 86 S FF 95 1-3 ① K		4	2	3	3	0	1	3
1 Tim Beckham, R (1, 4) OBP: 0.304, SLG: 0.467		F FF 95 F SI 94 B FF 95 D CH 86 X CH 86 2-2 1-2 3-H 1B	B SI 95 C FF 94 S FF 91 X FF 95 1-2 ① G3-1		B CH 85 S CH 84 B CH 84 B FF 93 S CH 85 F FC 90 F CH 85 C FF 91 3-3 ③ K		B FF 89 C FF 95 S SL 86 B SL 86 F FF 95 F FF 94 X SL 85 2-2 39 SF7 1-H 2-H 3-H 3B		4	1	2	4	0	1	0
39 Kevin Kiermaier, L (1, 8) OBP: 0.280, SLG: 0.407		B SI 95 F FF 90 S SI 95 X SI 94 1-2 ② F4	C KC 81 B FF 91 F CH 86 T SI 95 1-2 ② K			T FF 90 B FF 91 B SL 84 X FF 91 2-1 ① F8	S FC 82 S CU 76 B CU 77 X FC 85 1-2 ② SF7 3-H		3	0	0	1	0	1	2
Inning Stats	R: 0 H: 0 E: 0 LOB: 1 K: 0 BB: 1 S: 9 P: 16	R: 1 H: 3 E: 0 LOB: 2 K: 1 BB: 0 S: 20 P: 26	R: 0 H: 0 E: 0 LOB: 0 K: 0 BB: 0 S: 4 P: 5	R: 3 H: 3 E: 0 LOB: 0 K: 1 BB: 0 S: 19 P: 27	R: 0 H: 0 E: 0 LOB: 0 K: 0 BB: 1 S: 7 P: 16	R: 1 H: 1 E: 0 LOB: 0 K: 2 BB: 0 S: 12 P: 18	R: 0 H: 0 E: 0 LOB: 0 K: 1 BB: 0 S: 7 P: 12	R: 5 H: 4 E: 0 LOB: 0 K: 2 BB: 1 S: 24 P: 35		1B: 4 SF: 1 2B: 3 SAC: 0 3B: 1 DP: 1 HR: 3 HBP: 0				WP: 0 PA: 37 PB: 0 SB: 0 CS: 0		

livebaseballscorecards.com

AB	33
R	10
H	11
RBI	10
BB	3
SO	7
LOB	10

PITCHER		IP	WLS	BF	H	R	ER	SO	BB	IBB	HBP	BLK	WP	HR	S	P	ERA	WHIP
14 David Price, L ERA: 2.53	(1, 1)	6.0	L	26	7	5	5	4	2	0	0	0	0	2	71	108	7.50	1.500
62 Al Alburquerque, R ERA: 3.12	(7, 1)	1.0		3	0	0	0	1	0	0	0	0	0	0	7	12	0.00	0.000
39 Neftalí Feliz, R ERA: 8.28	(8, 1)	0.1		6	4	5	5	1	1	0	0	0	0	1	18	27	135.00	15.000
65 Blaine Hardy, L ERA: 2.56	(8, 1)	0.2		2	0	0	0	1	0	0	0	0	0	0	6	8	0.00	0.000

PITCHER	IP	WLS	BF	H	R	ER	SO	BB	IBB	HBP	BLK	WP	HR	S	P	ERA	WHIP

Detroit Tigers @ Tampa Bay Rays

Tropicana Field, St. Petersburg, FL

Wed Jul 29 2015, 12:12 PM - 2:49 PM EDT

Att. 28,057 - Dome - 72 F

livebaseballscorecards.com

Batter	1	2	3	4	5	6	7	8	9	AB	R	H	RBI	BB	SO	LOB
3 Ian Kinsler, R (1, 4) OBP: 0.339, SLG: 0.398	B FF 93 F FF 93 B FF 94 F FF 94 S SL 87 2-3 ① K			S SL 86 X SL 87 0-1 ① G6-3			C FF 94 B FF 96 B FF 95 C SL 86 B SL 89 X SL 86 3-2 ① G5-3	B FF 93 F SL 84 B SL 84 B SL 84 X FF 93 3-1 ③ P2		4	0	0	0	0	1	0
1 Jose Iglesias, R (1, 6) OBP: 0.359, SLG: 0.393	X FF 96 0-0 ② L8			B FF 94 B FF 95 F FF 95 X FF 96 2-1 ② P3			C FF 96 B FF 96 B SL 88 X FF 95 2-1 52 E 28 1B 1B		C FF 90 X FF 91 0-1 ① F8	4	1	1	0	0	0	0
52 Yoenis Cespedes, R (1, 7) OBP: 0.320, SLG: 0.497	C FF 95 B FF 96 F FF 96 X SL 90 1-2 ③ G6-3			S FF 97 S FF 97 F SL 92 B FF 95 S SL 92 1-3 ③ K			F FF 94 B FF 96 S SL 86 F SL 88 B FF 96 F FF 96 X SL 89 2-2 FC6 28 1B 9 1B 1-2		C CH 78 F FF 92 B FF 92 F CH 77 B FF 93 F FF 92 B CH 79 X CH 80 3-2 41 G4-3 1B	4	1	1	0	0	1	1
41 Victor Martinez, S (1, 10) OBP: 0.326, SLG: 0.380		B FF 94 F FF 95 C CH 87 B FF 96 B SL 89 S SL 89 3-3 ① K			C FF 94 B CH 89 X CH 87 1-1 ① G4-3		C FF 95 B FF 96 B FF 94 F SL 88 X SL 90 2-2 ② F7		B FF 92 F FF 93 X CH 81 1-1 ② G4-3 1-2	4	0	0	0	0	1	3
28 J.D. Martinez, R (1, 9) OBP: 0.345, SLG: 0.548		S FF 97 S FF 98 C SL 90 0-3 ② K			B FF 97 S SL 88 F FF 97 B SL 88 S SL 88 2-3 ② K		X SL 88 0-0 9 1B 1-2 2-H 1B		I I IN 60 I IN 61 I IN 60 4-0 IBB	3	0	1	1	1	2	0
9 Nick Castellanos, R (1, 5) OBP: 0.293, SLG: 0.394 17 Andrew Romine, S (8, 5) OBP: 0.330, SLG: 0.380		B FF 98 F FF 96 B SL 89 S FF 97 S SL 90 2-3 ③ K			S FF 97 B FF 96 F SL 89 S FF 97 1-3 ③ K		S SL 87 B FF 96 F FF 95 X SL 88 1-2 1-2 2-H 1B		C CH 78 F FF 92 B FF 92 S CH 80 1-3 ③ K	3 1	0 0	1 0	1 0	0 0	2 1	0 2
13 Alex Avila, L (1, 3) OBP: 0.326, SLG: 0.277			C FF 93 S FF 96 B FF 97 S SL 91 1-3 ① K2-3			X FF 93 0-0 ① F8	B FF 95 B FF 94 S FF 94 S FF 95 C SL 90 2-3 ③ K			3	0	0	0	0	2	2
34 James McCann, R (1, 2) OBP: 0.315, SLG: 0.422			S FF 97 B FF 97 S FF 95 S SL 90 1-3 ② K			B FF 95 C FF 94 B SL 88 B SL 86 F FF 95 F FF 97 X SL 88 3-2 ② F8		B FF 92 F SL 81 X FF 93 1-1 ① F8	3	0	0	0	0	1	0
12 Anthony Gose, L (1, 8) OBP: 0.311, SLG: 0.367			X FF 96 0-0 ③ G4-3			F FF 96 B FF 96 B FF 95 F FF 95 S SL 90 2-3 ③ K		F FF 93 B FS 84 F FS 83 B FF 93 X FF 93 2-2 ② F9		3	0	0	0	0	1	0
Inning Stats	R: 0 E: 0 K: 1 S: 7 H: 0 LOB: 0 BB: 0 P: 10	R: 0 E: 0 K: 3 S: 9 H: 0 LOB: 0 BB: 0 P: 14	R: 0 E: 0 K: 2 S: 7 H: 0 LOB: 0 BB: 0 P: 9	R: 0 E: 0 K: 1 S: 8 H: 0 LOB: 0 BB: 0 P: 11	R: 0 E: 0 K: 2 S: 8 H: 0 LOB: 0 BB: 0 P: 12	R: 0 E: 0 K: 1 S: 8 H: 0 LOB: 0 BB: 0 P: 13	R: 2 E: 1 K: 1 S: 20 H: 3 LOB: 2 BB: 0 P: 32	R: 0 E: 0 K: 0 S: 7 H: 0 LOB: 0 BB: 0 P: 13	R: 0 E: 0 K: 1 S: 12 H: 1 LOB: 2 BB: 1 P: 21	1B: 4 2B: 0 3B: 0 HR: 0	SF: 0 SAC: 0 DP: 0 HBP: 0						

	AB	32
	R	2
	H	4
	RBI	2
	BB	1
	SO	12
	LOB	8

WP: 0 PB: 0 SB: 0 CS: 0 PA: 33

PITCHER	IP	WLS	BF	H	R	ER	SO	BB	IBB	HBP	BLK	WP	HR	S	P	ERA	WHIP
22 Chris Archer, R (1, 1) ERA: 2.54	7.0	L	25	3	2	0	11	0	0	0	0	0	0	67	101	0.00	0.429
54 Steve Geltz, R (8, 1) ERA: 3.14	1.0		3	0	0	0	0	0	0	0	0	0	0	7	13	0.00	0.000
26 Brad Boxberger, R (9, 1) ERA: 3.02	1.0		5	1	0	0	1	0	1	0	0	0	0	12	21	0.00	1.000

PITCHER	IP	WLS	BF	H	R	ER	SO	BB	IBB	HBP	BLK	WP	HR	S	P	ERA	WHIP

Detroit Tigers @ Tampa Bay Rays

Tropicana Field, St. Petersburg, FL

Wed Jul 29 2015, 12:12 PM - 2:49 PM EDT

Att. 28,057 - Dome - 72 F

BOTTOM

Batter	1	2	3	4	5	6	7	8	9	AB	R	H	RBI	BB	SO	LOB
28 John Jaso, L (1, 7) OBP: 0.371, SLG: 0.444 5 Brandon Guyer, R (7, 7) OBP: 0.344, SLG: 0.365	F FF 90 B FF 90 S CH 81 B FF 92 B FF 92 C FF 92 3-3 ① K			B CH 82 C FF 92 F CH 83 B FF 93 F FF 94 X FF 93 2-2 ① F7		B CH 84 F CH 83 B FF 92 F CH 84 F FF 93 F CU 79 B CH 85 X CH 84 3-2 ③ F8			C FC 92 B SL 78 F FC 91 B SL 79 X FC 90 2-2 ① P4	3 1	0 0	0 0	0 0	0 0	1 0	0 0
20 Steven Souza Jr., R (1, 9) OBP: 0.298, SLG: 0.402	S FF 92 C FF 91 C FF 92 0-3 ② K			C CU 78 B FF 94 X CU 79 1-1 ② F7			B CU 76 X FF 91 1-0 3 CS 1B		B FC 92 S FC 92 F FC 91 S CU 69 1-3 ② K	4	0	1	0	0	2	0
3 Evan Longoria, R (1, 5) OBP: 0.336, SLG: 0.416	B FF 91 C FF 92 B FF 92 S FF 93 B FF 94 S SL 87 3-3 ③ K			C FF 93 F FF 93 F FF 92 X CH 86 0-2 ③ G5-3			1 SAFE F FF 92 D CU 78 F FF 91 1 SAFE F FF 92 B CU 80 X SL 86 2-2 ① ② G5-3 1-2		B FC 92 C FC 92 F FC 92 B FF 88 F FF 92 H CH 85 3-2 HBP	3	0	0	0	0	1	1
21 James Loney, L (1, 3) OBP: 0.308, SLG: 0.337 1 Tim Beckham, R (7, PR) OBP: 0.301, SLG: 0.463 (8, 4)		X FF 91 0-0 ① F7			B FF 92 C CU 78 B FF 92 X FF 92 2-1 ① F7		X FF 91 0-0 11 1B 1B		B FC 93 S FC 92 C FF 93 S CU 69 1-3 ③ K	3 1	0 0	1 0	0 0	0 0	0 1	0 1
11 Logan Forsythe, R (1, 4) OBP: 0.369, SLG: 0.439 (8, 3)		C FF 90 B FF 91 B CU 79 B FF 91 F FF 92 S FF 93 3-3 ② K			B FF 91 X SL 84 1-0 ② F7		C CU 77 X FF 93 0-1 1-2 1B			3	0	1	0	0	1	0
13 Asdrúbal Cabrera, S (1, 6) OBP: 0.281, SLG: 0.373		S FF 90 X SL 85 0-1 ③ P6			F FF 91 X SL 86 0-1 HR		C FF 94 S FF 94 S CU 82 0-3 ③ K			3	1	1	1	0	1	2
19 Curt Casali, R (1, 10) OBP: 0.328, SLG: 0.736		X SL 85 0-0 ① L9		F FF 92 B FF 92 C CU 80 B FF 94 B SL 87 S FF 95 3-3 ③ K				B SL 84 S SL 86 B SL 86 S SL 86 C FF 94 2-3 ① K		3	0	0	0	0	2	0
39 Kevin Kiermaier, L (1, 8) OBP: 0.278, SLG: 0.403		C FF 91 X SL 86 0-1 ② P5				C FF 91 B FF 92 S FF 92 F FF 93 X CU 80 1-2 ① G3-1		B FF 92 F FF 93 S FF 94 B CU 81 S FF 94 2-3 ② K		3	0	0	0	0	1	0
44 René Rivera, R (1, 2) OBP: 0.209, SLG: 0.286 9 Joey Butler, R (8, PH) OBP: 0.345, SLG: 0.427 46 Bobby Wilson, R (9, 2) OBP: 0.203, SLG: 0.145		S FF 92 C FF 93 F CH 86 B FF 93 S FF 94 1-3 ③ K				C CU 78 B CU 78 B FF 93 X SL 85 2-1 ② G4-3		F SL 85 S FF 94 B CU 80 B CU 80 F SL 85 F SL 86 C CU 80 2-3 ③ K		2 1 0	0 0 0	0 0 0	0 0 0	0 0 0	1 1 0	0 0 0
Inning Stats	R: 0 E: 0 K: 3 S: 9 H: 0 LOB: 0 BB: 0 P: 15	R: 0 E: 0 K: 1 S: 6 H: 0 LOB: 0 BB: 0 P: 9	R: 0 E: 0 K: 1 S: 7 H: 0 LOB: 0 BB: 0 P: 8	R: 0 E: 0 K: 0 S: 10 H: 0 LOB: 0 BB: 0 P: 13	R: 1 E: 0 K: 1 S: 8 H: 1 LOB: 0 BB: 0 P: 14	R: 0 E: 0 K: 0 S: 11 H: 0 LOB: 0 BB: 0 P: 17	R: 0 E: 0 K: 1 S: 11 H: 3 LOB: 2 BB: 0 P: 14	R: 0 E: 0 K: 3 S: 11 H: 0 LOB: 0 BB: 0 P: 17	R: 0 E: 0 K: 2 S: 12 H: 0 LOB: 1 BB: 0 P: 19	1B: 3 2B: 0 3B: 0 HR: 1 SF: 0 SAC: 0 DP: 0 HBP: 1						

livebaseballscorecards.com

AB	30
R	1
H	4
RBI	1
BB	0
SO	12
LOB	4

WP: 0 PA: 31
PB: 0
SB: 0
CS: 1

PITCHER		IP	WLS	BF	H	R	ER	SO	BB	IBB	HBP	BLK	WP	HR	S	P	ERA	WHIP
35 Justin Verlander, R ERA: 4.86	(1, 1)	8.0	W	27	4	1	1	10	0	0	0	0	0	1	73	107	1.12	0.500
Joakim Soria, R ERA: 2.85	(9, 1)	1.0	S	4	0	0	0	2	0	0	1	0	0	0	12	19	0.00	0.000

PITCHER	IP	WLS	BF	H	R	ER	SO	BB	IBB	HBP	BLK	WP	HR	S	P	ERA	WHIP

Detroit Tigers @ Baltimore Orioles

Oriole Park at Camden Yards, Baltimore, MD

Thu Jul 30 2015, 7:09 PM - 10:43 PM EDT

Att. 30,136 - Partly Cloudy - 83 F

livebaseballscorecards.com

Batter	1	2	3	4	5	6	7	8	9	AB	R	H	RBI	BB	SO	LOB
3 Ian Kinsler, R (1, 4) OBP: 0.342, SLG: 0.400	B FF 90 B FF 90 C FF 90 X SL 84 2-1 1 1B 1B	X FF 92 0-0 ① F7		F CH 84 B FF 91 X FF 91 1-1 1 2B 1B 3-H		C SL 86 F SL 80 X FF 94 0-2 1 1B 1B	C CU 84 S CU 88 B FC 88 F CU 84 B SI 96 F FF 97 F FF 95 X CU 86 2-2 ③ F8			5	1	3	1	0	0	3
1 Jose Iglesias, R (1, 6) OBP: 0.363, SLG: 0.400	C SI 90 B SI 90 1 SAFE F CU 76 F FF 91 1 SAFE F SI 91 X SI 91 1-2 ① 41 L9 28 2B 1B 1-3	F CH 85 B SI 92 X SI 92 1-1 ② G6-3 ③ 1-2f		1 SAFE B SL 85 C FF 92 C FF 93 B SL 82 B SL 85 X FF 93 3-2 ② HR 2B 1-2		C FF 92 C SL 85 D SL 85 X SL 83 1-2 1B 28 2B 1B 1-2		C CU 82 X FC 90 0-1 ① G6-3		5	3	3	0	0	0	3
Yoenis Cespedes, R (1, 7) OBP: 0.323, SLG: 0.506	C FF 92 D CU 77 B SI 92 B SI 92 X SI 92 3-1 28 2B 1B	C FF 91 B CH 85 B CH 85 B SI 90 F FF 91 X FF 92 3-2 ① G5-3	X FF 93 0-0 2-H HR			C FF 94 C FF 95 X FF 95 0-2 28 2B 1B 1-2 2-H		F FF 96 B FF 96 F FC 92 S SI 97 1-3 ② K		5	2	3	3	0	1	0
41 Victor Martinez, S (1, 10) OBP: 0.324, SLG: 0.375	C CU 76 X SI 92 0-1 ② L9 2-3	C CH 83 X CH 86 0-1 ② L5	B FF 93 F FF 94 B FF 94 B FF 94 B FF 94 4-1 BB			D FF 94 B FF 94 X FF 94 2-0 ② L8		C SI 96 B SI 95 X SI 95 1-1 ③ G1-3		4	0	0	0	1	0	4
28 J.D. Martinez, R (1, 9) OBP: 0.346, SLG: 0.551	B SI 92 B FF 92 F SL 86 T FF 93 F FF 93 X CU 79 2-2 1-H 3-H 2B	F SI 91 B FF 91 F SI 92 B SI 92 B FF 92 X SI 93 3-2 ③ L8	D SL 85 X FF 93 1-0 ③ F8			B FF 94 B SL 85 X SL 86 2-0 1-3 2-H 2B			C SL 77 S SI 85 C SL 78 0-3 ① K	5	0	2	3	0	1	1
9 Nick Castellanos, R (1, 5) OBP: 0.296, SLG: 0.392 13 Alex Avila, L (8, 3) OBP: 0.324, SLG: 0.275	B SL 86 B FF 93 F SI 92 C SI 93 F FF 93 B CH 84 S CH 82 3-3 ③ K		B CH 86 B FF 91 F FF 91 B FF 91 B FF 91 4-1 17 34 SH5-3 20 3B 1B BB	S SL 84 C FF 92 B SL 86 B SL 84 S SL 85 2-3 ① K		B SL 86 C FF 95 B FF 95 B FF 95 B FF 95 4-1 BB			F SI 86 B FF 87 B SL 79 F FF 87 B SL 78 S FF 85 3-3 ② K	2 1	1 0	0 0	0 0	2 0	2 1	1 0
34 James McCann, R (1, 2) OBP: 0.317, SLG: 0.422		C FF 89 X FF 90 0-1 20 1B 17 1B 1B	C SL 84 X SI 92 0-1 17 SH5-3 20 3B 1B 1-2	B FF 92 B FF 94 X FF 94 2-0 ② G5-3	F FF 94 C SL 86 F FF 94 B FF 96 D SL 86 B SL 85 X FF 95 3-2 ③ L9				S SL 78 S SL 80 B SL 80 B SL 79 F FF 86 X FF 87 2-2 ③ P3	5	1	2	0	0	0	3
17 Andrew Romine, S (1, 3) OBP: 0.330, SLG: 0.379 (8, 5)		X SI 90 0-0 20 1B 1-2 1B	B CH 83 X FF 90 1-0 ① SH5-3 1-2 2-3	B FF 93 C SL 85 F SL 84 B FF 94 B FF 94 S FF 94 3-3 ③ K			F SI 96 C FF 97 B CU 83 X CU 82 1-2 ① G3-1			3	0	1	0	0	1	0
20 Rajai Davis, R (1, 8) OBP: 0.315, SLG: 0.408 12 Anthony Gose, L (9, 8) OBP: 0.311, SLG: 0.367		L SL 85 X FF 92 0-1 1 G6-3 1-2 2-3 1B	X SL 86 0-0 3 1B 2-H 3-H 3B		B FF 92 B FF 91 F FF 93 B FF 92 X FF 92 3-1 ① G5-3	B CU 82 F FF 97 B FF 97 F CU 84 B FF 97 F FF 97 F SI 96 X FF 97 3-2 ② F7				4 0	1 0	2 0	2 0	0 0	0 0	0 0
Inning Stats	R: 2 E: 0 K: 1 S: 19 H: 4 LOB: 1 BB: 0 P: 30	R: 0 E: 0 K: 0 S: 8 H: 3 LOB: 2 BB: 0 P: 9	R: 0 E: 0 K: 0 S: 8 H: 0 LOB: 0 BB: 0 P: 14	R: 5 E: 0 K: 0 S: 13 H: 5 LOB: 1 BB: 2 P: 27	R: 0 E: 0 K: 2 S: 7 H: 0 LOB: 0 BB: 0 P: 14	R: 2 E: 0 K: 0 S: 18 H: 4 LOB: 3 BB: 1 P: 33	R: 0 E: 0 K: 0 S: 14 H: 0 LOB: 0 BB: 0 P: 20	R: 0 E: 0 K: 1 S: 7 H: 0 LOB: 0 BB: 0 P: 9	R: 0 E: 0 K: 2 S: 10 H: 0 LOB: 0 BB: 0 P: 15	1B: 11 2B: 3 3B: 1 HR: 1 SF: 0 SAC: 1 DP: 1 HBP: 0	WP: 0 PB: 0 SB: 0 CS: 0 PA: 43					

	AB	39
	R	9
	H	16
	RBI	9
	BB	3
	SO	6
	LOB	15

PITCHER		IP	WLS	BF	H	R	ER	SO	BB	IBB	HBP	BLK	WP	HR	S	P	ERA	WHIP
50 Miguel González, R ERA: 4.28	(1, 1)	3.1	L	19	10	6	6	1	1	0	0	0	0	0	42	66	16.20	3.300
25 Bud Norris, R ERA: 7.06	(4, 1)	2.2		15	6	3	3	2	2	0	0	0	0	1	31	61	10.12	3.000
Tommy Hunter, R ERA: 3.63	(7, 1)	2.0		6	0	0	0	1	0	0	0	0	0	0	21	29	0.00	0.000
56 Darren O'Day, R ERA: 1.4	(9, 1)	1.0		3	0	0	0	2	0	0	0	0	0	0	10	15	0.00	0.000

PITCHER	IP	WLS	BF	H	R	ER	SO	BB	IBB	HBP	BLK	WP	HR	S	P	ERA	WHIP

BOTTOM

Detroit Tigers @ Baltimore Orioles

Oriole Park at Camden Yards, Baltimore, MD

Thu Jul 30 2015, 7:09 PM - 10:43 PM EDT

Att. 30,136 - Partly Cloudy - 83 F

livebaseballscorecards.com

Batter	1	2	3	4	5	6	7	8	9	AB	R	H	RBI	BB	SO	LOB
13 Manny Machado, R (1, 5) OBP: 0.359, SLG: 0.509	C FF 90 F FS 79 X FS 78 0-2 ① L7		B FS 83 B FS 79 C FS 82 B FS 77 X FS 79 3-1 ③ G5-3			B FS 86 B EP 68 B FS 86 C FS 87 C FS 88 X FS 80 3-2 ① G5-3	C SL 85 X ST 81 0-1 10 BB 19 1B 1-2 1B	C SI 92 B SL 89 X SL 88 1-1 ② G6-3 1-3 2-H		5	1	1	1	0	0	1
14 Nolan Reimold, R (1, 7) OBP: 0.338, SLG: 0.400	B FS 86 B FS 86 B FS 85 C FS 86 X FS 86 3-1 ② F7			C FS 85 B FS 75 C FS 78 B FS 80 F FS 75 B FS 80 F FS 89 B EP 75 4-2 10 HR BB		C FS 76 B EP 62 B EP 66 F FS 76 X FS 79 2-2 ② F8	B SI 91 S SL 85 B SL 86 C SI 92 S SL 86 2-3 ② K	C SL 87 B FF 94 X SI 93 1-1 ③ G6-3		4	1	0	0	1	1	3
10 Adam Jones, R (1, 8) OBP: 0.330, SLG: 0.489	B FS 82 X FS 79 1-0 ③ G6-3			B FS 82 B FS 84 X FS 82 2-0 1-H HR		B FS 83 B FS 88 B FS 80 B FS 82 4-0 19 HR BB	B SL 88 D SL 87 B SI 92 C SL 87 F SL 88 F SL 87 F SL 88 F SL 85 B SL 87 4-2 19 1B 32 1B 1-2 2-3 BB		F CU 82 X SL 86 0-1 ① G4-3	3	3	1	2	2	0	0
19 Chris Davis, L (1, 9) OBP: 0.326, SLG: 0.501		C FS 87 B FS 79 C FS 77 B EP 67 F EP 67 B FS 81 B FS 77 4-2 38 G1-3 BB		F FS 88 B FS 82 S FS 83 F FS 84 C FS 80 1-3 ① K		D FS 78 B FS 77 T FS 78 1 SAFE B FS 78 X FS 80 3-1 1-H HR	C CU 77 B FF 90 X FC 84 1-1 32 1B 1-2 2-H 3-H 1B		C SL 87 C FF 94 F FF 94 B FF 94 S SL 87 1-3 ② K	4	1	2	4	1	2	0
38 Jimmy Paredes, S (1, 10) OBP: 0.321, SLG: 0.447 32 Matt Wieters, S (7, PH) OBP: 0.289, SLG: 0.446 (8, 10) 9 David Lough, L (9, PR) OBP: 0.256, SLG: 0.345		C FS 77 T FS 78 X EP 69 0-2 ① G1-3 1-2		X FS 80 0-0 ② F7		F FF 92 F FF 93 B FF 93 X FF 93 1-2 2 1B 1B	C FF 89 X CU 77 0-1 1-2 2-H 1B		B FF 94 X SL 86 1-0 2 FC6-4 1B	3 2 0	0 0 0	1 2 0	0 1 0	0 0 0	0 0 0	1 0 0
2 J.J. Hardy, R (1, 6) OBP: 0.270, SLG: 0.351		B FS 88 F FS 89 X FS 79 1-1 ② G5-3		B FS 87 F FS 79 C FS 79 B FS 78 X FS 79 2-2 ③ G5-3		B SL 89 X SI 92 1-0 1-2 1B	C SI 91 F SL 84 F SI 93 C SI 93 0-3 ③ K		D SL 88 B SL 87 F FF 93 C SL 85 F SL 86 X SI 92 2-2 ③ FC6-4 1-2f	5	0	1	0	0	1	4
6 Jonathan Schoop, R (1, 4) OBP: 0.308, SLG: 0.547		C FS 79 D EP 66 X FS 89 1-1 ③ G5-3			X FS 80 0-0 ① L5	S SL 82 B SL 84 F SL 88 B ST 83 S SL 88 2-3 ③ K		F SI 92 F SL 85 F SL 86 B FF 93 B SI 92 B SL 86 X SI 92 3-2 13 WP 36 BB 13 G6-3 1B		4	1	1	0	0	1	3
41 Chris Parmelee, L (1, 3) OBP: 0.255, SLG: 0.433			B FS 88 X FS 79 1-0 ① P2		B FS 88 C FS 88 X FS 80 1-1 ② P3		X SI 91 0-0 36 FC5-4 1B	C SL 84 F SL 85 F SL 85 B SI 94 1 SAFE C SL 85 1-3 ① K		4	0	1	0	0	1	1
36 Caleb Joseph, R (1, 2) OBP: 0.317, SLG: 0.390			C FS 88 B FS 84 X FS 79 1-1 ② G1-3		B FS 88 C FS 87 X EP 64 1-1 ③ P4		X SL 86 0-0 ① FC5-4 10 BB 13 1B 19 1B 1-2f	D SL 84 B SL 84 B SI 93 C SI 92 B SL 83 4-1 13 G6-3 13 WP 1-2 BB		3	1	0	0	1	0	1

Inning Stats																					
	R: 0 E: 0 K: 0 S: 6	H: 0 LOB: 0 BB: 0 P: 10	R: 0 E: 0 K: 0 S: 10	H: 0 LOB: 1 BB: 1 P: 16	R: 0 E: 0 K: 0 S: 5	H: 0 LOB: 0 BB: 0 P: 10	R: 2 E: 0 K: 1 S: 13	H: 1 LOB: 0 BB: 1 P: 22	R: 0 E: 0 K: 0 S: 5	H: 0 LOB: 0 BB: 0 P: 7	R: 2 E: 0 K: 1 S: 15	H: 3 LOB: 2 BB: 1 P: 31	R: 3 E: 0 K: 2 S: 20	H: 4 LOB: 2 BB: 1 P: 27	R: 1 E: 0 K: 1 S: 13	H: 1 LOB: 1 BB: 1 P: 23	R: 0 E: 0 K: 1 S: 11	H: 1 LOB: 1 BB: 0 P: 15	1B: 8 2B: 0 3B: 0 HR: 2	SF: 0 SAC: 0 DP: 0 HBP: 0	WP: 1 PB: 0 SB: 0 CS: 0	PA: 42

PITCHER		IP	WLS	BF	H	R	ER	SO	BB	IBB	HBP	BLK	WP	HR	S	P	ERA	WHIP
31 Alfredo Simon, R ERA: 4.55	(1, 1)	5.2	W	22	2	4	4	1	3	0	0	0	0	2	47	85	6.35	0.882
46 Ian Krol, L ERA: 5.5	(6, 1)	0.0		1	1	0	0	0	0	0	0	0	0	0	3	4	∞	∞
61 Shane Greene, R ERA: 6.97	(6, 1)	1.0		7	3	3	3	2	1	0	0	0	0	0	16	25	27.00	4.000
65 Blaine Hardy, L ERA: 2.56	(7, 1)	0.0		2	2	0	0	0	0	0	0	0	0	0	4	5	∞	∞
62 Al Alburquerque, R ERA: 3.27	(7, 1)	0.2	H	4	1	1	1	2	1	0	0	0	0	0	13	21	13.50	3.000

PITCHER		IP	WLS	BF	H	R	ER	SO	BB	IBB	HBP	BLK	WP	HR	S	P	ERA	WHIP
30 Alex Wilson, R ERA: 1.79	(8, 1)	1.2	S	6	1	0	0	1	0	0	0	0	1	0	15	21	0.00	0.600

AB	37
R	8
H	10
RBI	8
BB	5
SO	6
LOB	14

Batter	1	2	3	4	5	6	7	8	9	AB	R	H	RBI	BB	SO	LOB
20 Rajai Davis, R (1, 7) OBP: 0.316, SLG: 0.413	B FF 90 F FF 90 B FF 91 X FF 90 2-1 1 1B 3 1B 2B	X SL 85 0-0 G5-3		C FF 90 B CH 84 F SL 83 B FF 90 X FF 90 2-2 1 CS 1B		B SL 84 B SL 83 C FF 94 X FF 94 2-1 F9		C SL 80 B FF 86 B FF 86 X SL 80 2-1 P2		5	1	2	0	0	0	3
1 Jose Iglesias, R (1, 6) OBP: 0.363, SLG: 0.400	C FF 91 X CH 84 0-1 41 G6-4-3 3 1B 2-3 1B		C CU 73 B CH 83 F SL 81 F FF 92 C FF 92 1-3 K	1 SAFE B FF 94 C SL 82 X SL 82 1-1 G4-3 1-2			B SI 92 C SI 91 C SI 93 F SI 92 F ST 84 F SI 93 X FF 92 1-2 3 2B 1B		B SI 96 X SI 96 1-0 G6-3	5	0	2	0	0	1	1
3 Ian Kinsler, R (1, 4) OBP: 0.347, SLG: 0.407	D SL 85 F FF 92 F FF 92 X FF 93 1-2 41 G6-4-3 1-2 3-H 1B		F SL 83 F SI 92 B FF 93 F FF 92 F SL 83 X CU 77 1-2 28 HR 1B		C CU 79 X SI 91 0-1 G6-3		B SI 93 B ST 83 T SI 94 B SI 93 X SI 93 3-1 41 G6-3 1-H 2B		C SI 96 B SI 97 B SI 97 B SI 97 X SI 97 3-1 41 FC5-4 1B	5	2	4	1	0	0	0
41 Victor Martinez, S (1, 10) OBP: 0.322, SLG: 0.371 18 Tyler Collins, L (9, PR) OBP: 0.315, SLG: 0.490	B FF 92 S SL 85 S FF 92 D SL 84 X CH 84 2-2 G6-4-3 1-2f 2-3		C FF 92 F FF 92 T FF 92 0-2 K		C SI 91 F SL 80 B FF 94 B SL 81 F FF 94 X CH 83 2-2 1B		F FF 92 F FF 92 X FF 93 0-2 G6-3 3-H		F SI 96 X SI 97 0-1 FC5-4 1-2f	5 0	0 0	1 0	1 0	0 0	1 0	4 0
28 J.D. Martinez, R (1, 9) OBP: 0.347, SLG: 0.556	F FF 92 B FF 92 C SL 83 S FF 92 1-3 K		F SI 92 B FF 92 F FF 92 B FF 92 B FF 92 X FF 92 3-2 1-H HR		B FF 90 B FF 91 X FF 90 2-0 F9		S FF 86 B SL 78 B FF 86 B SL 80 B SL 79 4-1 BB		B SI 97 B SI 98 F SI 97 S SI 97 S SI 96 2-3 K	4	1	1	2	1	2	3
9 Nick Castellanos, R (1, 5) OBP: 0.292, SLG: 0.387		C CU 71 F FF 90 C FF 91 0-3 K	B CU 76 F FF 91 S SL 83 B SL 82 S FF 91 2-3 K		C FF 94 C SL 82 S SL 85 0-3 K		B FF 86 S SL 78 C SL 78 S FF 86 1-3 K			4	0	0	0	0	4	2
34 James McCann, R (1, 2) OBP: 0.320, SLG: 0.436		B FF 91 B SL 82 X SI 90 2-0 55 2B 1B		C CU 74 B SL 85 X SI 90 1-1 HR		B FF 93 F SL 82 S SL 82 C FF 94 1-3 K		C SL 79 C SI 86 B SL 79 T SL 80 1-2 K		4	2	2	1	0	2	0
55 Jefry Marte, R (1, 3) OBP: 0.276, SLG: 0.536		C FF 91 B FF 91 B SL 82 X CH 83 2-1 1-H 2B		X CH 83 0-0 HR		B SL 81 C FF 93 C FF 94 X SL 82 1-2 12 G4-3 1B		C SI 86 B FF 86 F SI 85 F FF 86 F FF 86 C SL 79 1-3 K		4	1	3	2	0	1	0
12 Anthony Gose, L (1, 8) OBP: 0.310, SLG: 0.369		C SL 85 S SL 83 B FF 92 B SL 84 S SL 84 2-3 K		B SL 82 X SL 82 1-0 B2		X FF 93 0-0 G4-3 1-2		C SL 80 X SL 79 0-1 2B		4	0	1	0	0	1	2
Inning Stats	R: 1 E: 0 K: 1 S: 13 H: 3 LOB: 1 BB: 0 P: 19	R: 1 E: 0 K: 2 S: 10 H: 2 LOB: 1 BB: 0 P: 16	R: 2 E: 0 K: 3 S: 18 H: 2 LOB: 0 BB: 0 P: 25	R: 2 E: 0 K: 0 S: 9 H: 3 LOB: 0 BB: 0 P: 14	R: 0 E: 0 K: 1 S: 10 H: 1 LOB: 1 BB: 0 P: 14	R: 0 E: 0 K: 1 S: 9 H: 1 LOB: 1 BB: 0 P: 13	R: 1 E: 0 K: 1 S: 15 H: 2 LOB: 1 BB: 1 P: 24	R: 0 E: 0 K: 2 S: 12 H: 1 LOB: 1 BB: 0 P: 16	R: 0 E: 0 K: 1 S: 8 H: 1 LOB: 1 BB: 0 P: 14	1B: 9 2B: 4 3B: 0 HR: 3	SF: 0 SAC: 0 DP: 1 HBP: 0					

PITCHER		IP	WLS	BF	H	R	ER	SO	BB	IBB	HBP	BLK	WP	HR	S	P	ERA	WHIP
16 Wei-Yin Chen, L ERA: 3.24	(1, 1)	3.1		19	10	6	6	6	0	0	0	0	0	3	48	71	16.20	3.000
59 Mike Wright Jr., R ERA: 4.99	(4, 1)	1.0		3	1	0	0	0	0	0	0	0	0	0	8	11	0.00	1.000
60 Mychal Givens, R ERA:	(5, 1)	1.2	W	6	1	0	0	2	0	0	0	0	0	0	13	19	0.00	0.600
65 Chaz Roe, R ERA: 2.43	(7, 1)	0.2	H	3	2	1	1	0	0	0	0	0	0	0	11	15	13.50	3.000
56 Darren O'Day, R ERA: 1.35	(7, 1)	1.1	H	6	1	0	0	3	1	0	0	0	0	0	16	25	0.00	1.500

PITCHER		IP	WLS	BF	H	R	ER	SO	BB	IBB	HBP	BLK	WP	HR	S	P	ERA	WHIP
53 Zack Britton, L ERA: 1.71	(9, 1)	1.0	S	4	1	0	0	1	0	0	0	0	0	0	8	14	0.00	1.000

TOP

Detroit Tigers @ Baltimore Orioles

Oriole Park at Camden Yards, Baltimore, MD

Fri Jul 31 2015, 7:07 PM - 10:36 PM EDT

Att. 36,985 - Clear - 87 F

livebaseballscorecards.com

AB	40
R	7
H	16
RBI	7
BB	1
SO	12
LOB	15

BOTTOM

Detroit Tigers @ Baltimore Orioles

Oriole Park at Camden Yards, Baltimore, MD

Fri Jul 31 2015, 7:07 PM - 10:36 PM EDT

Att. 36,985 - Clear - 87 F

livebaseballscorecards.com

Batter	1	2	3	4	5	6	7	8	9	AB	R	H	RBI	BB	SO	LOB
13 Manny Machado, R (1, 5) OBP: 0.364, SLG: 0.518	C FF 91 B FF 91 H CH 84 2-1 10 1B 38 G1-3 HBP		B FF 91 X CH 84 1-0 38 1B 1B		B CU 79 C FF 92 B FF 91 S SI 90 B FF 92 B FF 92 4-2 38 1B 10 HR BB	B FF 92 B FF 97 B FF 94 C FF 93 X FF 92 3-1 1-H HR		B SL 85 X FF 97 1-0 ① G4-3		3	2	2	2	1	0	0
38 Jimmy Paredes, S (1, 10) OBP: 0.325, SLG: 0.448	B SI 91 1 SAFE B FF 92 F SI 91 X SI 90 2-1 ① G1-3 1-2		1 SAFE S CH 83 X CH 84 0-1 10 G5-4-3 1-3 1B		X SI 91 0-0 10 HR 1-3 1B	S SL 89 B CH 89 B FF 95 B SL 86 B FF 94 4-1 10 1B 19 1B BB		C FF 98 F CH 90 F SL 88 B FF 99 X CH 90 1-2 ② F8		4	2	2	0	1	0	1
10 Adam Jones, R (1, 8) OBP: 0.333, SLG: 0.499	B CU 80 C FF 93 F FF 91 B FF 92 B CH 86 X CH 85 3-2 2-3 1B		B FF 91 B FF 90 F CH 83 1 SAFE X SI 91 2-1 ② ③ G5-4-3 1-2f		B SI 91 B CU 80 F FF 91 X CH 84 2-1 1-H 3-H HR	B SL 85 S CH 89 X FF 93 1-1 19 1B 1-2 1B		F FF 99 F FF 99 B CH 90 S SL 87 1-3 ③ K		5	1	3	3	0	1	2
19 Chris Davis, L (1, 9) OBP: 0.328, SLG: 0.501	S FF 91 B FF 91 1 SAFE F FF 91 S CH 86 1-3 ② K			C FF 90 S CU 80 B CH 84 B SI 91 X FF 92 2-2 ① G4-3	C FF 93 F FF 93 X SL 88 0-2 2 1B 32 BB 2 E 1B	F FF 96 B FF 93 S SL 82 F SL 87 B FF 94 X FF 93 2-2 32 CS 1-3 2-H 1B				4	1	2	1	0	1	2
32 Matt Wieters, S (1, 2) OBP: 0.295, SLG: 0.452	B CH 85 B FF 92 B FF 92 F CH 85 X FF 93 3-1 ③ G4-3			B SI 91 X CH 85 1-0 3 E 2B	B FF 93 B FF 91 B FF 93 B FF 91 4-0 2 E 1-2 BB	C CH 88 F FF 92 S FF 93 0-3 ① ② K 1-2				3	1	1	0	1	1	4
2 J.J. Hardy, R (1, 6) OBP: 0.270, SLG: 0.350		B FF 90 C FF 91 F CH 84 F SI 90 X FF 92 1-2 ① P4		B FF 91 B FF 92 C FF 92 X CU 80 2-1 ② G5-3	F SI 91 X SI 94 0-1 E1 6 FC6-4 1-3 2-H 1B	B SL 85 F SL 82 B FF 92 F SL 83 F FF 94 X SL 85 2-2 ③ G5-3				4	0	1	0	0	0	2
3 Ryan Flaherty, L (1, 3) OBP: 0.289, SLG: 0.344		C FF 92 B FF 92 F CH 86 B FF 92 X FF 92 2-2 ② G1-3		C CH 85 B FF 92 C FF 92 X CU 82 1-2 E3 2-H	C CU 75 C CU 79 F SI 93 S CU 79 0-3 ② K		B FF 90 S CH 85 S CH 87 X FF 94 1-2 ① G4-3			4	0	0	0	0	1	2
6 Jonathan Schoop, R (1, 4) OBP: 0.295, SLG: 0.522		B CU 79 X FF 92 1-0 ③ G6-3		X FF 90 0-0 ③ P4	S SI 92 X CU 78 0-1 ③ FC6-4 1-2f		C SL 85 X SL 83 0-1 ② F7			4	0	0	0	0	0	3
9 David Lough, L (1, 7) OBP: 0.256, SLG: 0.336			C FF 90 X FF 90 0-1 ① L9		B CH 83 C FF 91 B CH 84 X CH 84 2-1 ① G4-3	B FF 92 B CU 75 B FF 90 B FF 89 4-0 13 HR BB	B CH 86 B FF 92 F CH 86 T CH 87 B FF 94 S CH 87 3-3 ③ K			3	1	0	0	1	1	0

Inning Stats	R: 0 E: 0 K: 1 S: 11	H: 1 LOB: 2 BB: 0 P: 22	R: 0 E: 0 K: 0 S: 8	H: 0 LOB: 0 BB: 0 P: 12	R: 0 E: 0 K: 0 S: 7	H: 2 LOB: 1 BB: 0 P: 10	R: 1 E: 1 K: 0 S: 10	H: 1 LOB: 1 BB: 0 P: 16	R: 4 E: 1 K: 1 S: 18	H: 4 LOB: 2 BB: 2 P: 30	R: 3 E: 0 K: 1 S: 16	H: 3 LOB: 1 BB: 2 P: 32	R: 0 E: 0 K: 1 S: 8	H: 0 LOB: 0 BB: 0 P: 12	R: 0 E: 0 K: 1 S: 8	H: 0 LOB: 0 BB: 0 P: 11	1B: 8 2B: 1 3B: 0 HR: 2	SF: 0 SAC: 0 DP: 1 HBP: 1	WP: 0 PB: 0 SB: 0 CS: 1	PA: 39

	AB	34
	R	8
	H	11
	RBI	6
	BB	4
	SO	5
	LOB	16

PITCHER		IP	WLS	BF	H	R	ER	SO	BB	IBB	HBP	BLK	WP	HR	S	P	ERA	WHIP
45 Buck Farmer, R ERA: 8.5	(1, 1)	4.1		21	6	4	3	1	1	0	1	0	0	1	43	75	6.23	1.615
46 Ian Krol, L ERA: 5.79	(5, 1)	0.2		6	2	2	1	1	2	0	0	0	0	0	11	19	13.50	6.000
58 José Váldez, R ERA:	(6, 1)	0.0	L	4	3	2	2	0	1	0	0	0	0	1	9	19	∞	∞
39 Neftalí Feliz, R ERA: 7.67	(6, 1)	2.0		5	0	0	0	2	0	0	0	0	0	0	15	21	0.00	0.000
43 Bruce Rondón, R ERA: 7.62	(8, 1)	1.0		3	0	0	0	1	0	0	0	0	0	0	8	11	0.00	0.000

PITCHER	IP	WLS	BF	H	R	ER	SO	BB	IBB	HBP	BLK	WP	HR	S	P	ERA	WHIP

Detroit Tigers @ Baltimore Orioles

Oriole Park at Camden Yards, Baltimore, MD

Sat Aug 01 2015, 7:08 PM - 9:43 PM EDT

Att. 45,968 - Clear - 88 F

TOP

livebaseballscorecards.com

Batter	1	2	3	4	5	6	7	8	9	AB	R	H	RBI	BB	SO	LOB
12 Anthony Gose, L (1, 8) OBP: 0.306, SLG: 0.364	B FF 93 F FF 95 F FF 97 B FF 94 F FF 96 S FF 96 2-3 ① K			C FF 93 F FF 96 B FS 86 X FF 95 1-2 ① L5		B FF 92 S FF 96 B FF 96 B FF 94 F FF 94 X FF 95 3-2 ① L8		X FF 94 0-0 ② G6-3		4	0	0	0	0	1	1
1 Jose Iglesias, R (1, 6) OBP: 0.359, SLG: 0.395	X FF 97 0-0 ② G4-3			C FF 96 B CH 87 F FF 94 X FF 96 1-2 ② G6-3		C FF 95 B FF 91 B FF 97 X FF 94 2-1 ② G6-3		C FF 95 B FS 87 B FF 94 F FF 95 F FF 96 F FF 95 S FF 96 2-3 ③ K 2-3		4	0	0	0	0	1	1
3 Ian Kinsler, R (1, 4) OBP: 0.351, SLG: 0.413	C FF 96 S FF 96 B FF 98 X FF 97 1-2 ③ P6			B CH 87 B FF 96 B FF 95 C CH 86 X FF 97 3-1 1B		C FF 96 F FS 85 F FF 96 F FS 85 X FS 85 0-2 2B			F FS 84 B FS 86 C FF 94 B SL 86 X FF 94 2-2 41 G4-6-3 1B	4	0	3	0	0	0	0
41 Victor Martinez, S (1, 10) OBP: 0.318, SLG: 0.366		C FF 96 B CH 86 B CH 87 F FF 95 F FF 97 S FF 96 2-3 ① K		B FF 93 C FF 93 S FF 96 X FF 97 1-2 ③ P6		X FF 95 0-0 ③ G1-3			X SI 92 0-0 ①② G4-6-3 1-2f	4	0	0	0	0	1	3
28 J.D. Martinez, R (1, 9) OBP: 0.346, SLG: 0.554 18 Tyler Collins, L (3, 9) OBP: 0.298, SLG: 0.463		F FF 96 B FF 94 F FF 95 F FF 96 T FF 96 1-2 ② K			B FF 91 S CH 88 F FF 94 S FS 82 1-3 ① K		B CH 85 B FS 84 F FF 94 F FF 96 X FF 92 2-2 ① P2		B SI 93 F FF 94 F FS 87 B FS 85 X FF 94 2-2 ③ F7	1 3	0 0	0 0	0 0	0 0	1 1	0 0
34 James McCann, R (1, 2) OBP: 0.320, SLG: 0.435		B SL 81 B FF 95 X FF 94 2-0 ③ G6-3			S FF 96 B FS 86 X FF 95 1-1 9 HR 1B		F SL 80 F FF 95 B FF 97 X FF 97 1-2 ② G4-3			3	1	1	0	0	0	0
9 Nick Castellanos, R (1, 5) OBP: 0.293, SLG: 0.395			C FF 94 F FF 96 B FF 98 B FF 96 X FF 96 2-2 ① G5-3		B FF 93 X FF 94 1-0 1-H HR		F FF 96 B SL 82 B FF 98 C CH 83 S FF 98 2-3 ③ K2-3			3	1	1	2	0	1	0
13 Alex Avila, L (1, 3) OBP: 0.318, SLG: 0.268			B FF 96 B FF 96 X FF 94 2-0 ② G6-3		S CH 85 C FF 97 B FF 95 B FS 86 F FF 97 B FF 96 S FF 96 3-3 ② K			B FF 94 B FS 85 C FF 94 F FF 95 S FF 95 2-3 ① K		3	0	0	0	0	2	0
20 Rajai Davis, R (1, 7) OBP: 0.317, SLG: 0.416			B SL 82 B FF 95 B FF 95 C CH 89 X FF 94 3-1 ③ P3		B FF 97 S FF 94 F FF 96 X FF 98 1-2 ③ L7			C SL 85 X SL 86 0-1 1 S 2B		3	0	1	0	0	0	0
Inning Stats	R: 0 E: 0 K: 1 S: 8 H: 0 LOB: 0 BB: 0 P: 11	R: 0 E: 0 K: 2 S: 9 H: 0 LOB: 0 BB: 0 P: 14	R: 0 E: 0 K: 0 S: 6 H: 0 LOB: 0 BB: 0 P: 13	R: 0 E: 0 K: 0 S: 11 H: 1 LOB: 1 BB: 0 P: 17	R: 2 E: 0 K: 2 S: 13 H: 2 LOB: 0 BB: 0 P: 20	R: 0 E: 0 K: 0 S: 11 H: 1 LOB: 1 BB: 0 P: 16	R: 0 E: 0 K: 1 S: 10 H: 0 LOB: 0 BB: 0 P: 15	R: 0 E: 0 K: 2 S: 11 H: 1 LOB: 1 BB: 0 P: 15	R: 0 E: 0 K: 0 S: 7 H: 1 LOB: 0 BB: 0 P: 11	1B: 3 2B: 2 3B: 0 HR: 1	SF: 0 SAC: 0 DP: 1 HBP: 0					

	AB	32
	R	2
	H	6
	RBI	2
	BB	0
	SO	8
	LOB	5

WP: 0 PA: 32
PB: 0
SB: 1
CS: 0

PITCHER		IP	WLS	BF	H	R	ER	SO	BB	IBB	HBP	BLK	WP	HR	S	P	ERA	WHIP
39 Kevin Gausman, R ERA: 3.97	(1, 1)	7.0	W	25	4	2	2	6	0	0	0	0	0	1	68	106	2.57	0.571
35 Brad Brach, R ERA: 2.72	(8, 1)	2.0		7	2	0	0	2	0	0	0	0	0	0	18	26	0.00	1.000

PITCHER	IP	WLS	BF	H	R	ER	SO	BB	IBB	HBP	BLK	WP	HR	S	P	ERA	WHIP

BOTTOM

Batter	1	2	3	4	5	6	7	8	9	AB	R	H	RBI	BB	SO	LOB
13 Manny Machado, R (1, 5) OBP: 0.365, SLG: 0.525	C FF 89 F FF 91 B SI 93 X CU 77 1-2 18 2B 19 G6-3 1B	B FS 86 X SI 90 1-0 ② FC6-4 18 S 1-2f		C SL 85 F FF 92 B SL 91 X SL 88 1-2 ③ F9			B FS 87 B SL 89 X FS 87 2-0 HR			4	2	2	1	0	0	1
18 Gerardo Parra, L (1, 7) OBP: 0.370, SLG: 0.518	B SI 90 1 SAFE X FF 91 1-0 19 G6-3 32 1B 1-3 2B	1 SAFE 1 SAFE F FS 83 1 SAFE B SL 88 B FF 90 F CU 77 B SI 92 F FC 90 3-2 ③ X SL 86 F7 1-2			F SL 87 X CU 78 0-1 ① G3-1		C FF 89 B CU 77 C FF 89 F FF 88 B CU 78 F CH 79 B FF 90 D CH 80 4-2 BB			3	1	1	0	1	0	1
10 Adam Jones, R (1, 8) OBP: 0.330, SLG: 0.493	B SL 84 X SI 91 1-0 ① P4		S SL 83 C FS 84 X SL 84 0-2 ① F9		B CU 77 F FF 91 F SL 84 B CH 74 S FS 86 2-3 ② K		F FF 89 F FF 90 1 SAFE S CU 77 0-3 ③ K			4	0	0	0	0	2	3
19 Chris Davis, L (1, 9) OBP: 0.325, SLG: 0.496	C FC 92 B SL 85 X SI 92 1-1 ② G6-3 2-3 3-H		X FS 86 0-0 ② G5-3		C FF 91 B CU 79 F SL 86 C FF 93 1-3 ③ K			B CU 75 C FF 91 B CU 76 S FF 94 C FF 94 2-3 ① K		4	0	0	1	0	2	1
32 Matt Wieters, S (1, 3) OBP: 0.301, SLG: 0.461 3 Ryan Flaherty, L (8, PR) OBP: 0.289, SLG: 0.344 (9, 3)	C FF 92 X FF 93 0-1 3-H 1B		C CU 76 B FF 89 F FF 89 F CH 71 B FC 91 B FC 92 X FS 85 3-2 ③ G3			C FS 85 X SL 89 0-1 ① F8		B FF 93 B CH 86 C FF 92 C SI 94 B SI 94 F FF 94 X SI 93 3-2 2B		4 0	0 0	2 0	1 0	0 0	0 0	0 0
2 J.J. Hardy, R (1, 6) OBP: 0.270, SLG: 0.348	C FF 91 F SL 85 F FS 87 X FF 92 0-2 ③ G4-3			C FF 90 B FF 91 X SL 89 1-1 36 HR 1B		C FF 91 B SI 92 F SL 86 B FC 92 F FF 92 B CH 71 S FS 87 3-3 ② K		C CH 83 F FF 93 B FF 94 D CH 85 X FF 93 2-2 ② F7		4	1	1	0	0	1	2
38 Jimmy Paredes, S (1, 10) OBP: 0.324, SLG: 0.449		X CU 76 0-0 6 F9 36 1B 2B		B SI 91 S SL 88 F SI 91 D FS 85 C SL 88 2-3 ① K		C FF 92 S FS 86 B FF 90 B FF 93 X FS 85 2-2 ③ G4-3		X CH 85 0-0 ③ G6-3		4	1	1	0	0	1	2
6 Jonathan Schoop, R (1, 4) OBP: 0.296, SLG: 0.516		L SL 83 X FF 91 0-1 ① F9 2-3		C FF 91 D SL 84 1 SAFE F FS 86 S CH 71 1-3 ② K			B CU 78 F SL 84 X CU 78 1-1 36 G4-6-3 1B			3	0	1	0	0	1	2
36 Caleb Joseph, R (1, 2) OBP: 0.322, SLG: 0.409		F SL 85 X FS 84 0-1 13 FC6-4 3-H 1B		C FF 92 B CH 71 B SL 88 X FF 91 2-1 1-H HR			C SI 91 X SL 86 0-1 ①② G4-6-3 1-2f			3	1	2	3	0	0	1
Inning Stats	R: 2 E: 0 K: 0 S: 13 H: 3 LOB: 1 BB: 0 P: 17	R: 1 E: 0 K: 0 S: 10 H: 2 LOB: 1 BB: 0 P: 14	R: 0 E: 0 K: 0 S: 8 H: 0 LOB: 0 BB: 0 P: 11	R: 2 E: 0 K: 2 S: 13 H: 2 LOB: 0 BB: 0 P: 20	R: 0 E: 0 K: 2 S: 8 H: 0 LOB: 0 BB: 0 P: 11	R: 0 E: 0 K: 1 S: 9 H: 0 LOB: 0 BB: 0 P: 14	R: 1 E: 0 K: 1 S: 12 H: 2 LOB: 1 BB: 1 P: 19	R: 0 E: 0 K: 1 S: 12 H: 1 LOB: 1 BB: 0 P: 19		1B: 5 2B: 3 3B: 0 HR: 2 SF: 0 SAC: 0 DP: 1 HBP: 0				WP: 0 PB: 0 SB: 1 CS: 0 PA: 34		

PITCHER		IP	WLS	BF	H	R	ER	SO	BB	IBB	HBP	BLK	WP	HR	S	P	ERA	WHIP
19 Aníbal Sánchez, R ERA: 4.77	(1, 1)	6.2	L	28	9	6	6	5	0	0	0	0	0	2	66	95	8.10	1.350
65 Blaine Hardy, L ERA: 2.54	(7, 1)	0.1		2	0	0	0	1	1	0	0	0	0	0	7	11	0.00	3.000
46 Ian Krol, L ERA: 5.49	(8, 1)	1.0		4	1	0	0	1	0	0	0	0	0	0	12	19	0.00	1.000

PITCHER	IP	WLS	BF	H	R	ER	SO	BB	IBB	HBP	BLK	WP	HR	S	P	ERA	WHIP

Detroit Tigers @ Baltimore Orioles

Oriole Park at Camden Yards, Baltimore, MD

Sat Aug 01 2015, 7:08 PM - 9:43 PM EDT

Att. 45,968 - Clear - 88 F

livebaseballscorecards.com

AB	33
R	6
H	10
RBI	6
BB	1
SO	7
LOB	13

Detroit Tigers @ Baltimore Orioles

Oriole Park at Camden Yards, Baltimore, MD

Sun Aug 02 2015, 1:36 PM - 4:08 PM EDT

Att. 33,381 - Cloudy - 85 F

TOP

livebaseballscorecards.com

Batter	1	2	3	4	5	6	7	8	9	AB	R	H	RBI	BB	SO	LOB
12 Anthony Gose, L (1, 8) OBP: 0.309, SLG: 0.366	X SI 89 0-0 ① F8		B CU 74 S FS 83 S FS 82 B FF 90 F SL 84 F FS 85 C FF 91 2-3 ① K		B FS 84 B FS 84 S SL 84 X SL 84 2-1 1 S 1 3B 3-H 1B		X FF 95 0-0 1 WP 1 L8-2 1B			4	1	2	1	0	1	0
1 Jose Iglesias, R (1, 6) OBP: 0.360, SLG: 0.403	B SI 89 F FF 88 L CU 76 B FS 86 F FS 84 X SI 92 2-2 41 F8 3 BB 28 HR 1B		C FF 92 X SI 91 0-1 ② G5-3		1 SAFE 1 SAFE P PO 85 C FF 90 X SI 91 1-1 3 1B 1-H 3B		B FF 94 X FF 97 1-0 ②③ L8-2 1-H			4	2	2	1	0	0	1
3 Ian Kinsler, R (1, 4) OBP: 0.354, SLG: 0.415	C FF 91 B SI 90 B SL 83 D SI 91 D SL 84 4-1 41 F8 28 HR 1-2 BB		B SL 85 C FF 90 C SI 91 B FF 91 X SL 83 2-2 ③ G5-3		F SL 83 S SI 88 X FF 90 0-2 3-H 1B			C SL 88 X SL 87 0-1 1B		3	1	2	1	1	0	0
41 Victor Martinez, S (1, 10) OBP: 0.314, SLG: 0.360	B SI 92 B SI 90 F FF 92 B SL 86 X FF 92 3-1 ② F8 1-2 2-3			B FF 89 B FF 90 B SI 89 C SI 90 X SI 90 3-1 ① G4-3	X FF 92 0-0 ③ F7			C FF 94 B FF 95 B FF 93 B FF 94 X FF 95 3-1 ① L7		4	0	0	0	0	0	4
28 J.D. Martinez, R (1, 9) OBP: 0.347, SLG: 0.561	B SI 93 F SL 85 T FF 92 F FF 94 X FS 87 1-2 2-H 3-H HR			F FF 91 X FF 90 0-1 ② G5-3		B FF 94 F FF 94 B SI 95 S SL 87 X FF 96 2-2 34 G1-3 1B		S FF 95 F FF 96 B FF 96 F FF 95 B FF 95 F FF 94 T FF 94 2-2 ② K		4	1	2	3	0	1	1
34 James McCann, R (1, 2) OBP: 0.315, SLG: 0.427	B CU 76 F FF 90 X SL 83 1-1 ③ G5-3			B SL 84 X SL 83 1-0 ③ P3		B FF 94 C SL 85 F SL 85 X SI 95 1-2 ① G1-3 1-2		B FF 92 C FF 93 F FF 93 B FF 97 D SL 88 X FF 92 3-2 ③ L3		4	0	0	0	0	0	2
9 Nick Castellanos, R (1, 5) OBP: 0.290, SLG: 0.391 17 Andrew Romine, S (9, 5) OBP: 0.330, SLG: 0.379		C CU 74 F SI 89 B FF 91 B SI 90 F SL 83 B SI 91 X FF 92 3-2 ① G5-3			B SI 90 F FF 89 S SI 90 B FF 91 F FS 85 B SI 91 X SI 91 3-2 ① G5-3	F SI 95 B FF 97 C FF 95 F SI 95 X SL 89 1-2 ② G6-3			C CU 78 S CH 82 B FF 91 F CH 82 X FF 91 1-2 ① F9	4 0	0 0	0 0	0 0	0 0	0 0	1 0
13 Alex Avila, L (1, 3) OBP: 0.309, SLG: 0.260		B SI 91 F SL 85 B SI 92 B FS 83 X FF 91 3-1 ② G4-3			B SI 91 S FS 84 B SI 90 S SL 84 B SI 91 S SI 89 3-3 ② K	B FF 95 F FF 95 B FF 96 F FF 95 B SL 86 X FF 94 3-2 ③ F8			C FF 91 B SL 83 B SL 86 F FF 90 S FF 92 2-3 ② K	4	0	0	0	0	2	1
20 Rajai Davis, R (1, 7) OBP: 0.316, SLG: 0.418		B SL 81 F SI 89 X SL 83 1-1 ③ G6-3			B SL 84 X FF 90 1-0 E9 12 1B 2B		B FF 94 X SL 88 1-0 ① L7		C SI 91 F CH 84 B FF 91 T FF 91 1-2 ③ K	4	1	1	0	0	1	0

Inning Stats																				
	R: 3	H: 2	R: 0	H: 0	R: 0	H: 0	R: 0	H: 0	R: 3	H: 4	R: 0	H: 1	R: 0	H: 1	R: 0	H: 1	R: 0	H: 0	1B: 6	SF: 0	WP: 2	PA: 36
	E: 0	LOB: 0	E: 0	LOB: 0	E: 0	LOB: 0	K: 0	LOB: 0	E: 1	LOB: 1	E: 0	LOB: 1	E: 0	LOB: 0	E: 0	LOB: 1	E: 0	LOB: 0	2B: 2	SAC: 0	PB: 0	
	K: 0	BB: 1	K: 0	BB: 0	K: 1	BB: 0	S: 5	BB: 0	K: 1	BB: 0	K: 0	BB: 0	K: 0	BB: 0	K: 1	BB: 0	K: 2	BB: 0	3B: 1	DP: 1	SB: 2	
	S: 14	P: 25	S: 8	P: 15	S: 10	P: 14		P: 9	S: 17	P: 26	S: 13	P: 20	S: 3	P: 5	S: 12	P: 20	S: 10	P: 14	HR: 1	HBP: 0	CS: 0	

PITCHER		IP	WLS	BF	H	R	ER	SO	BB	IBB	HBP	BLK	WP	HR	S	P	ERA	WHIP
31 Ubaldo Jiménez, R ERA: 4.04	(1, 1)	4.2	L	21	6	6	6	2	1	0	0	0	0	1	53	88	11.57	1.500
57 Jorge Rondon, R ERA: 20.77	(5, 1)	3.1		12	3	0	0	1	0	0	0	0	1	0	29	46	0.00	0.900
17 Brian Matusz, L ERA: 2.48	(9, 1)	1.0		3	0	0	0	2	0	0	0	0	0	0	10	14	0.00	0.000

PITCHER	IP	WLS	BF	H	R	ER	SO	BB	IBB	HBP	BLK	WP	HR	S	P	ERA	WHIP

AB	35
R	6
H	9
RBI	6
BB	1
SO	5
LOB	10

BOTTOM

Detroit Tigers @ Baltimore Orioles

Oriole Park at Camden Yards, Baltimore, MD

Sun Aug 02 2015, 1:36 PM - 4:08 PM EDT

Att. 33,381 - Cloudy - 85 F

livebaseballscorecards.com

Batter	1	2	3	4	5	6	7	8	9	AB	R	H	RBI	BB	SO	LOB
13 Manny Machado, R (1, 5) OBP: 0.362, SLG: 0.520	C FF 90 C FF 91 S FF 92 0-3 ① K		B SL 84 X FF 92 1-0 ② F9			B SL 80 X CH 82 1-0 ① P6			C FF 94 B SL 87 B SI 92 F SL 86 F SI 92 F FF 94 F SL 87 B FF 93 X FF 93 3-2 ① G5-3	4	0	0	0	0	1	1
18 Gerardo Parra, L (1, 7) OBP: 0.366, SLG: 0.512	B FF 91 B FF 91 S FF 88 F FF 91 B SL 82 S FF 90 3-3 ② K		1 SAFE 1 SAFE B SL 84 X FF 92 1-0 ③ G3			B FF 90 X FF 89 1-0 ② P6			F SI 94 S SL 87 X SL 87 0-2 ② G3-1	4	0	0	0	0	1	1
10 Adam Jones, R (1, 8) OBP: 0.327, SLG: 0.488	X FF 92 0-0 ③ G5-3			C SL 83 F FF 92 F CU 77 X CU 75 0-2 ① F8		B FF 92 S FF 92 X FF 93 1-1 ③ P4			X CU 83 0-0 ③ G6-3	4	0	0	0	0	0	0
19 Chris Davis, L (1, 3) OBP: 0.327, SLG: 0.504		B FF 90 B FF 89 B FF 90 C FF 89 F FF 89 F FF 89 B FF 89 4-2 32 1B BB		S FF 92 B FF 93 B CU 74 X FF 90 2-1 HR			B FF 92 B CH 85 F FF 91 B SL 83 X FF 91 3-1 ① F9			2	1	1	1	1	0	0
32 Matt Wieters, S (1, 2) OBP: 0.302, SLG: 0.458		B FF 88 X FF 90 1-0 38 G4-6-3 1-2 1B		B CH 85 B FF 91 C CH 85 X SL 82 2-1 ② G5-3			B SL 82 B CH 85 X FF 93 2-0 ② P6			3	0	1	0	0	0	0
2 J.J. Hardy, R (1, 6) OBP: 0.267, SLG: 0.344		X FF 91 0-0 ① B1		C FF 93 X FF 93 0-1 ③ F9			B FF 93 C FF 92 B CU 74 X CH 87 2-1 ③ G2-3			3	0	0	0	0	0	2
38 Jimmy Paredes, S (1, 10) OBP: 0.321, SLG: 0.444		X FF 92 0-0 ② ③ G4-6-3 1-2f		B FF 91 B FF 88 C CH 87 B SL 80 S FF 89 S FF 88 3-3 ① K				C SL 81 F FF 91 S FF 92 0-3 ① K		3	0	0	0	0	2	2
6 Jonathan Schoop, R (1, 4) OBP: 0.307, SLG: 0.521			B FF 91 X CH 84 1-0 14 FC3-6 1B	B CU 74 B SL 81 F FF 91 X CH 85 2-1 ② G6-3				B FF 91 X CH 86 1-0 14 G6-4-3 1B		3	0	2	0	0	0	0
14 Nolan Reimold, R (1, 9) OBP: 0.325, SLG: 0.384			C FF 92 F FF 92 1 SAFE X SL 84 0-2 ① FC3-6 1-2f	S CH 85 B FF 92 S FF 91 B CU 75 B FF 91 C CH 82 3-3 ③ K				B FF 98 X FF 98 1-0 ② ③ G6-4-3 1-2f		3	0	0	0	0	1	2
Inning Stats	R: 0 E: 0 K: 2 S: 7 H: 0 LOB: 0 BB: 0 P: 10	R: 0 E: 0 K: 0 S: 6 H: 1 LOB: 1 BB: 1 P: 11	R: 0 E: 0 K: 0 S: 6 H: 1 LOB: 1 BB: 0 P: 9	R: 1 E: 0 K: 0 S: 10 H: 1 LOB: 0 BB: 0 P: 14	R: 0 E: 0 K: 2 S: 8 H: 0 LOB: 0 BB: 0 P: 16	R: 0 E: 0 K: 0 S: 4 H: 0 LOB: 0 BB: 0 P: 7	R: 0 E: 0 K: 0 S: 5 H: 0 LOB: 0 BB: 0 P: 12	R: 0 E: 0 K: 1 S: 5 H: 1 LOB: 0 BB: 0 P: 7	R: 0 E: 0 K: 0 S: 10 H: 0 LOB: 0 BB: 0 P: 13	1B: 3 2B: 0 3B: 0 HR: 1 SF: 0 SAC: 0 DP: 2 HBP: 0	WP: 0 PB: 0 SB: 0 CS: 0 PA: 30					

	AB	29
	R	1
	H	4
	RBI	1
	BB	1
	SO	5
	LOB	8

PITCHER		IP	WLS	BF	H	R	ER	SO	BB	IBB	HBP	BLK	WP	HR	S	P	ERA	WHIP
44 Daniel Norris, L ERA: 3.23	(1, 1)	7.1	W	26	4	1	1	5	1	0	0	0	0	1	50	84	1.23	0.682
43 Bruce Rondón, R ERA: 7.24	(8, 1)	0.2		1	0	0	0	0	0	0	0	0	0	0	1	2	0.00	0.000
30 Alex Wilson, R ERA: 1.76	(9, 1)	1.0		3	0	0	0	0	0	0	0	0	0	0	10	13	0.00	0.000

PITCHER		IP	WLS	BF	H	R	ER	SO	BB	IBB	HBP	BLK	WP	HR	S	P	ERA	WHIP

Kansas City Royals @ Detroit Tigers

Comerica Park, Detroit, MI

Tue Aug 04 2015, 7:09 PM - 9:49 PM EDT

Att. 35,039 - Partly Cloudy - 79 F

TOP

livebaseballscorecards.com

Batter	1	2	3	4	5	6	7	8	9	AB	R	H	RBI	BB	SO	LOB
2 Alcides Escobar, R (1, 6) OBP: 0.315, SLG: 0.344	C FF 92 B FF 92 X FF 92 1-1 F9 ①		C FF 92 X CH 84 0-1 F7 ①		F FF 92 X CH 85 0-1 SH1-3 ① 2-3		C FF 90 X CU 78 0-1 G4-3 ①		S SL 84 S SL 84 X SL 85 0-2 L4 ①	4	0	0	0	0	0	2
18 Ben Zobrist, S (1, 7) OBP: 0.353, SLG: 0.476	B FF 91 B CH 84 C FF 91 S FF 92 X FF 93 2-2 P5 ②		C FF 91 B SL 86 C CH 84 B SL 87 B FF 94 X CH 84 3-2 F7 ②		X CH 83 0-0 SF9 ② 3-H		C CU 76 B FF 89 X FF 91 1-1 1B		B FF 94 C FF 93 F SL 86 X SL 87 1-2 F8 ②	4	0	1	1	0	0	2
6 Lorenzo Cain, R (1, 8) OBP: 0.366, SLG: 0.496	B FF 92 F FF 91 S SL 86 X FF 93 1-2 F9 ③		B CH 85 X CH 85 1-0 G5-3 ③		B FF 92 B FF 93 B SL 87 C FF 92 X CH 83 3-1 F8 ③		1 SAFE C SL 85 B FF 92 1 SAFE S FF 92 B FF 93 F SL 87 F FF 95 S FF 96 2-3 1 SAFE K ②		X SL 86 0-0 FC6-4 ③ 1-2f	5	0	0	0	0	1	3
35 Eric Hosmer, L (1, 3) OBP: 0.373, SLG: 0.477		B FF 90 C FF 91 S SL 86 B SL 87 X FF 94 2-2 8 1B 13 1B 1B		B CU 77 C FF 93 B SL 85 B FF 93 X FF 94 3-1 13 HR 1B		F CU 77 T FF 91 B FF 91 F FF 93 F FF 93 B CU 80 B SL 86 X FF 94 3-2 P5 ①	1 SAFE X FF 95 0-0 G4-3 ③			4	2	2	0	0	0	1
25 Kendrys Morales, S (1, 10) OBP: 0.340, SLG: 0.448		1 SAFE 1 SAFE X FF 92 0-0 P5 ①		S CH 84 F FF 94 B SL 86 S CH 85 1-3 K ①		B SL 86 X CH 84 1-0 13 1B 15 2B 1B		C FF 89 B FF 90 S CU 76 B CU 77 F FF 90 B CH 80 X CH 81 3-2 F8 ①		4	1	1	0	0	1	2
8 Mike Moustakas, L (1, 5) OBP: 0.343, SLG: 0.418		1 SAFE X FF 91 0-0 13 1B 1-2 1B		B CH 85 F CH 84 B CU 79 F FF 94 B CH 85 F FF 94 T FF 94 3-2 K ②		F FF 93 B FF 93 F FF 93 F FF 95 F CU 81 S FF 94 1-3 K ②		X FF 90 0-0 F8 ②		4	0	1	0	0	2	2
13 Salvador Perez, R (1, 2) OBP: 0.262, SLG: 0.425		C FF 93 F CU 81 X FF 92 0-2 1-2 2-H 1B		1 SAFE X FF 94 0-0 1-H HR		B FF 94 B CH 85 X FF 95 2-0 15 2B 1-2 1B		F FF 89 B FC 86 B CU 76 X CH 80 2-1 L7 ③		4	1	3	3	0	0	0
15 Alex Rios, R (1, 9) OBP: 0.278, SLG: 0.317		B FF 93 S FF 94 F SL 86 C CU 80 1-3 K ②		X SL 85 0-0 P5 ③		C FF 96 X CU 82 0-1 1-3 2-H 2B			B SI 92 C SL 83 X SI 92 1-1 14 1B 1B	4	0	2	1	0	1	2
14 Omar Infante, R (1, 4) OBP: 0.244, SLG: 0.320		F FF 94 C SL 86 X FF 94 0-2 F7 ③			C SL 84 B CU 78 X FF 92 1-1 2 SH1-3 18 SF9 2B	B SL 87 B SL 87 C FF 94 X FF 95 2-1 F8 ③			B SI 92 1 SAFE S SL 85 X SI 92 1-1 6 FC6-4 1-2 1B	4	1	2	0	0	0	4
Inning Stats	R: 0 E: 0 K: 0 S: 8 H: 0 LOB: 0 BB: 0 P: 12	R: 1 E: 0 K: 1 S: 14 H: 3 LOB: 2 BB: 0 P: 17	R: 0 E: 0 K: 0 S: 6 H: 0 LOB: 0 BB: 0 P: 10	R: 2 E: 0 K: 2 S: 11 H: 2 LOB: 0 BB: 0 P: 18	R: 1 E: 0 K: 0 S: 7 H: 1 LOB: 0 BB: 0 P: 11	R: 1 E: 0 K: 1 S: 16 H: 3 LOB: 2 BB: 0 P: 25	R: 0 E: 0 K: 1 S: 10 H: 1 LOB: 1 BB: 0 P: 13	R: 0 E: 0 K: 0 S: 7 H: 0 LOB: 0 BB: 0 P: 12	R: 0 E: 0 K: 0 S: 11 H: 2 LOB: 2 BB: 0 P: 14	1B: 9 2B: 2 3B: 0 HR: 1 SF: 1 SAC: 1 DP: 0 HBP: 0						

AB	37
R	5
H	12
RBI	5
BB	0
SO	5
LOB	18

WP: 0 PA: 39
PB: 0
SB: 0
CS: 0

PITCHER		IP	WLS	BF	H	R	ER	SO	BB	IBB	HBP	BLK	WP	HR	S	P	ERA	WHIP
35 Justin Verlander, R ERA: 5.05	(1, 1)	7.0	L	31	10	5	5	5	0	0	0	0	0	1	72	106	6.43	1.429
65 Blaine Hardy, L ERA: 2.49	(8, 1)	1.0		3	0	0	0	0	0	0	0	0	0	0	7	12	0.00	0.000
62 Al Alburquerque, R ERA: 3.2	(9, 1)	1.0		5	2	0	0	0	0	0	0	0	0	0	11	14	0.00	2.000

PITCHER	IP	WLS	BF	H	R	ER	SO	BB	IBB	HBP	BLK	WP	HR	S	P	ERA	WHIP

Batter	1	2	3	4	5	6	7	8	9	AB	R	H	RBI	BB	SO	LOB
20 Rajai Davis, R (1, 7) OBP: 0.310, SLG: 0.410	B FF 93 B FF 94 C FF 94 X FF 94 2-1 ① **G5-3**			C FF 92 F FF 92 S CU 80 0-3 ① **K**	C CU 80 S CU 81 X FF 94 0-2 ③ **P4**		1 SAFE 1 SAFE C EP 62 1 SAFE B FF 92 1 SAFE 1 SAFE S CU 80 X CU 79 1-2 ③ **L5**			4	0	0	0	0	1	4
1 Jose Iglesias, R (1, 6) OBP: 0.359, SLG: 0.401	X FF 95 0-0 ② **F8**			B SI 94 C FF 92 B CU 80 X FF 93 2-1 **1B**		C FF 90 B CU 78 B CU 77 F FF 90 X CU 78 2-2 ① **G4-3**		B FF 94 C FC 90 B FF 94 S FF 94 B CH 84 X FF 95 3-2 ① **G6-3**		4	0	1	0	0	0	0
3 Ian Kinsler, R (1, 4) OBP: 0.354, SLG: 0.412	B SI 94 B FF 95 X FF 94 2-0 ③ **L5**			X SI 93 0-0 ② **L7**		B CH 85 B FF 91 B FC 91 B FF 90 4-0 **41 S 41 1B BB**		B FF 95 X FF 94 1-0 ② **G1-3**		3	1	0	0	1	0	1
41 Victor Martinez, S (1, 10) OBP: 0.313, SLG: 0.359		C FF 93 S CU 81 B FF 94 X CH 86 1-2 ① **G6-3**		B FF 94 X SI 92 1-0 ③ **P5**		B FF 93 B CH 84 X SI 92 2-0 **1-H 1B**		C FF 96 S FF 96 F FF 96 X CH 84 0-2 ③ **F7**		4	0	1	1	0	0	1
28 J.D. Martinez, R (1, 9) OBP: 0.346, SLG: 0.557		C CU 81 S CU 84 F FF 95 X CU 82 0-2 ② **G5-3**			B FF 93 B SI 92 B FF 92 C FF 91 B FF 93 4-1 **55 BB 9 1B 12 FC6-2 BB**	S CU 79 B CU 79 X FF 92 1-1 ② **L8**			F FF 94 B KC 79 B FC 88 T FC 89 F FF 94 F FF 96 X FC 89 2-2 ① **F9**	3	0	0	0	1	0	1
34 James McCann, R (1, 2) OBP: 0.310, SLG: 0.420		B FF 94 F FF 94 C CU 81 S CH 88 1-3 ③ **K**			X SI 93 0-0 ① **F8**	C SI 92 C CU 79 F FF 93 X CH 84 0-2 ③ **F9**			X FC 89 0-0 ② **F9**	4	0	0	0	0	1	2
9 Nick Castellanos, R (1, 5) OBP: 0.294, SLG: 0.401			S CU 80 C CU 81 B CH 86 B CU 83 X FF 94 2-2 **12 G5-4-3 1B**		C SI 94 F SI 94 X CU 80 0-2 **12 FC6-2 55 BB 1-2 1B**		B FF 89 B SI 90 X FF 91 2-0 **12 FC5-4-2 3B**		B FF 95 S FC 89 B FF 95 X FF 94 2-1 ③ **F8**	4	0	3	0	0	0	0
55 Jefry Marte, R (1, 3) OBP: 0.313, SLG: 0.517			C FF 95 B FF 94 B CU 82 X SI 94 2-1 ① **F8**		B FF 93 T FF 93 B CU 79 B FF 92 F FF 93 F FF 94 B FF 94 4-2 **12 FC6-2 1-2 2-3 BB**		F SI 92 B SI 92 F CU 79 B CH 82 F SI 92 B CU 80 F FF 92 B FF 92 4-2 **12 FC5-4-2 BB**			1	0	0	0	2	0	1
12 Anthony Gose, L (1, 8) OBP: 0.306, SLG: 0.362			X FF 94 0-0 ② ③ **G5-4-3** 1-2f		F SI 93 F FF 93 X CU 80 0-2 ② **FC6-2** 1-2 2-3 3-Hf		S CU 80 C CU 78 F FF 93 X CU 79 0-2 ① ② **FC5-4-2** 1-2 3-H			3	0	0	0	0	0	6
Inning Stats	R: 0 H: 0 E: 0 LOB: 0 K: 0 BB: 0 S: 4 P: 8	R: 0 H: 0 E: 0 LOB: 0 K: 1 BB: 0 S: 10 P: 12	R: 0 H: 1 E: 0 LOB: 0 K: 0 BB: 0 S: 6 P: 10	R: 0 H: 1 E: 0 LOB: 1 K: 1 BB: 0 S: 7 P: 10	R: 0 H: 1 E: 0 LOB: 3 K: 0 BB: 2 S: 14 P: 22	R: 1 H: 1 E: 0 LOB: 1 K: 0 BB: 1 S: 10 P: 19	R: 0 H: 1 E: 0 LOB: 1 K: 0 BB: 1 S: 12 P: 19	R: 0 H: 0 E: 0 LOB: 0 K: 0 BB: 0 S: 8 P: 12	R: 0 H: 0 E: 0 LOB: 0 K: 0 BB: 0 S: 8 P: 12	1B: 4 2B: 1 3B: 1 HR: 0	SF: 0 SAC: 0 DP: 2 HBP: 0			WP: 0 PB: 0 SB: 1 CS: 0	PA: 34		

PITCHER	IP	WLS	BF	H	R	ER	SO	BB	IBB	HBP	BLK	WP	HR	S	P	ERA	WHIP
41 Danny Duffy, L (1, 1) ERA: 4.04	7.0	W	28	5	1	1	2	4	0	0	0	0	0	63	100	1.29	1.286
46 Ryan Madson, R (8, 1) ERA: 2.23	1.0		3	0	0	0	0	0	0	0	0	0	0	8	12	0.00	0.000
44 Luke Hochevar, R (9, 1) ERA: 3.86	1.0		3	0	0	0	0	0	0	0	0	0	0	8	12	0.00	0.000

PITCHER	IP	WLS	BF	H	R	ER	SO	BB	IBB	HBP	BLK	WP	HR	S	P	ERA	WHIP

BOTTOM

Kansas City Royals @ Detroit Tigers

Comerica Park, Detroit, MI

Tue Aug 04 2015, 7:09 PM - 9:49 PM EDT

Att. 35,039 - Partly Cloudy - 79 F

livebaseballscorecards.com

AB	30
R	1
H	5
RBI	1
BB	4
SO	2
LOB	16

Kansas City Royals @ Detroit Tigers

Comerica Park, Detroit, MI

Wed Aug 05 2015, 7:10 PM - 9:46 PM EDT

Att. 34,628 - Partly Cloudy - 77 F

TOP

livebaseballscorecards.com

Batter	1	2	3	4	5	6	7	8	9	AB	R	H	RBI	BB	SO	LOB
2 Alcides Escobar, R (1, 6) OBP: 0.315, SLG: 0.343	B FF 94 T FF 93 F FF 94 X FF 94 1-2 ① F8		B FF 92 F FF 91 B CU 73 X FF 90 2-1 ③ F8		B CU 71 F FF 90 B CU 71 B CH 77 S CH 78 F FF 91 X FF 92 3-2 ③ F9			C FF 100 X FF 100 0-1 1B		4	0	1	0	0	0	1
18 Ben Zobrist, S (1, 7) OBP: 0.351, SLG: 0.473	C FF 94 C FF 94 B FF 94 X FF 89 1-2 6 CS 1B			X FF 91 0-0 ① F9		C FF 90 S SL 80 B FF 91 S FF 91 1-3 ① K		1 SAFE B FF 98 S CH 90 F FF 98 F SL 86 S SL 87 1-3 ① K		4	0	1	0	0	2	1
6 Lorenzo Cain, R (1, 8) OBP: 0.363, SLG: 0.490	C FF 91 F FF 92 B FF 91 B CH 79 1 SAFE B FF 92 S CH 79 3-3 ②③ K 1-2			B FF 91 B FF 90 B FF 89 C FF 90 X FF 90 3-1 ② F8		F CH 79 F FF 92 B FF 90 B SL 80 X CH 80 2-2 ② F8		B SL 88 F SL 86 1 SAFE X FF 96 1-1 ② F9		4	0	0	0	0	1	2
35 Eric Hosmer, L (1, 3) OBP: 0.374, SLG: 0.477		C FF 92 X SL 83 0-1 ① L9		B CU 72 F FF 93 X FF 91 1-1 25 3B 1B		C SL 78 X CH 80 0-1 25 1B 1B		B FF 99 C CH 89 B CH 90 F FF 98 S SL 87 2-3 ③ K		4	1	2	0	0	1	1
25 Kendrys Morales, S (1, 10) OBP: 0.342, SLG: 0.454		B FF 92 S FF 92 S FF 93 X FF 92 1-2 ② F7		B CH 79 X CH 78 1-0 1-H 3B		C FF 91 F FF 90 B FF 89 X FF 90 1-2 1-3 1B			C FF 90 B CU 76 B FF 91 X CH 79 2-1 ① G6-3	4	0	2	1	0	0	0
8 Mike Moustakas, L (1, 5) OBP: 0.342, SLG: 0.419		C SL 86 X FF 94 0-1 2B		D CU 72 C SL 82 F FF 88 B SL 82 F CH 79 X FF 92 2-2 ③ P5		B SL 80 C SL 79 F FF 87 X FF 89 1-2 ③ F8			B FC 83 B FC 82 F FF 89 B CH 80 X FF 89 3-1 ② L9	4	0	1	0	0	0	3
13 Salvador Perez, R (1, 2) OBP: 0.262, SLG: 0.423 1 Jarrod Dyson, L (9, PR) OBP: 0.314, SLG: 0.370		C FF 93 F CH 80 B FF 91 B FF 91 X CU 73 2-2 ③ G5-3			F FF 91 F CU 73 B FF 89 F FF 92 X FF 92 1-2 ① P6		S CH 79 F FF 91 X CH 79 0-2 ① F7		B SL 89 C SL 87 X SL 87 1-1 15 S 1B	4 0	0 0	1 0	0 0	0 0	0 0	1 0
15 Alex Rios, R (1, 9) OBP: 0.278, SLG: 0.316			B FF 90 X FF 90 1-0 ① P4		B FF 91 C CH 79 F FF 92 X CH 80 1-2 14 E 1B		B CH 79 F FF 89 B SL 78 F CH 78 X FF 91 2-2 ② P4		B FF 95 C SL 88 X SL 88 1-1 ③ F7 1-2	4	0	1	0	0	0	1
14 Omar Infante, R (1, 4) OBP: 0.242, SLG: 0.317			B FF 91 X FF 92 1-0 ② F8		1 SAFE C CH 78 1 SAFE B FF 90 F FF 91 X CU 74 1-2 ② G4-3 1-3		S SL 80 B SL 80 F FF 90 F CU 74 B CH 80 F FF 91 X SL 79 2-2 ③ G6-3			3	0	0	0	0	0	1

	AB	R	H	RBI	BB	SO	LOB
	35	1	9	1	0	4	11

Inning Stats	1	2	3	4	5	6	7	8	9	1B	SF	WP	PA
R	0	0	0	1	0	0	0	0	0	7	0	0	35
E	0	0	0	0	1	0	0	0	0	2B 2	SAC 0	PB 0	
K	1	0	0	0	0	1	0	0	0	3B 1	DP 1	SB 1	
S	9	10	4	10	14	14	11	11	8	HR 0	HBP 0	CS 1	
H	1	1	0	2	1	2	0	1	1				
LOB	1	1	0	1	1	2	0	1	2				
BB	0	0	0	0	0	0	0	0	0				
P	14	13	8	17	20	19	15	15	15				

PITCHER		IP	WLS	BF	H	R	ER	SO	BB	IBB	HBP	BLK	WP	HR	S	P	ERA	WHIP
48 Matthew Boyd, L ERA: 7.9	(1, 1)	7.0	W	27	7	1	1	2	0	0	0	0	0	0	72	106	1.29	1.000
43 Bruce Rondón, R ERA: 6.75	(8, 1)	1.0	H	4	1	0	0	2	0	0	0	0	0	0	11	15	0.00	1.000
65 Blaine Hardy, L ERA: 2.45	(9, 1)	0.2	H	2	0	0	0	0	0	0	0	0	0	0	4	9	0.00	0.000
30 Alex Wilson, R ERA: 1.75	(9, 1)	0.1	S	2	1	0	0	0	0	0	0	0	0	0	4	6	0.00	3.000

PITCHER	IP	WLS	BF	H	R	ER	SO	BB	IBB	HBP	BLK	WP	HR	S	P	ERA	WHIP

BOTTOM

Kansas City Royals @ Detroit Tigers

Comerica Park, Detroit, MI

Wed Aug 05 2015, 7:10 PM - 9:46 PM EDT

Att. 34,628 - Partly Cloudy - 77 F

livebaseballscorecards.com

Batter	1	2	3	4	5	6	7	8	9	AB	R	H	RBI	BB	SO	LOB
12 Anthony Gose, L (1, 8) OBP: 0.305, SLG: 0.368	B SI 87 X CH 86 1-0 ① P5		B SI 92 S FF 92 X FC 89 1-1 3-H 3B		C SL 82 C FF 93 S FF 92 0-3 ② K		L CH 80 X SI 91 0-1 ③ G1-3			4	0	1	1	0	1	2
1 Jose Iglesias, R (1, 6) OBP: 0.355, SLG: 0.396	C FC 89 B SL 84 F SI 90 F SI 91 F CH 83 F SL 85 X SI 92 1-2 ② G6-3		B FC 87 C SI 93 X SI 93 1-1 ③ G5-3		B FC 87 B FC 87 C SI 92 X SI 94 2-1 1-2f ③ FC6-4			C SI 97 X FF 95 0-1 ① F7		4	0	0	0	0	0	3
3 Ian Kinsler, R (1, 4) OBP: 0.353, SLG: 0.415	X SL 82 0-0 ③ G6-3			C FF 91 B SL 83 F SI 92 F SI 93 B FF 92 X CH 84 2-2 41 G3 3B		B SI 90 C SL 84 S SI 92 B FF 92 F FC 86 F SI 92 F FC 87 X SL 85 2-2 ① L5		F FF 96 X SL 89 0-1 ② F7		4	1	1	0	0	0	0
41 Victor Martinez, S (1, 10) OBP: 0.309, SLG: 0.354		B SL 83 B SI 89 C FC 86 C CH 80 X FC 87 2-2 ① G4-3		X CH 84 0-0 3-H ① G3		C SL 80 F SI 92 B FF 92 F FF 91 B FF 91 B CH 83 F FC 86 F FC 87 X FC 86 3-2 ② G6-3		C FF 98 B CH 88 B CH 89 X FF 99 2-1 ③ F7		4	0	0	1	0	0	0
28 J.D. Martinez, R (1, 9) OBP: 0.346, SLG: 0.555		B SL 84 B CH 82 X FC 86 2-0 ② G5-3		B SL 84 X SI 92 1-0 ② G6-3		B SL 81 F SI 93 F SI 92 B SL 85 X SI 93 2-2 9 BB 1B				3	0	1	0	0	0	0
9 Nick Castellanos, R (1, 5) OBP: 0.295, SLG: 0.398 17 Andrew Romine, S (8, 5) OBP: 0.330, SLG: 0.379		B SI 91 B SI 92 C FC 87 C SL 82 B CH 84 X CH 82 3-2 ③ L6		S SL 83 C SI 93 B FF 94 C FC 87 1-3 ③ K		B SI 92 B SL 84 B FC 86 C SI 91 B SL 85 4-1 1-2 BB				2 0	0 0	0 0	0 0	1 0	1 0	0 0
18 Tyler Collins, L (1, 7) OBP: 0.300, SLG: 0.474			X SI 90 0-0 55 SH5-3 12 3B 2B		C SL 78 X FC 90 0-1 ① F9	F SI 92 2 SAFE T FC 86 X FF 92 0-2 ③ L9				3	1	1	0	0	0	2
55 Jefry Marte, R (1, 3) OBP: 0.324, SLG: 0.500 13 Alex Avila, L (8, 3) OBP: 0.309, SLG: 0.260			X SI 88 0-0 ① SH5-3 2-3		F SL 83 F SI 91 B FF 92 B SL 86 B FC 87 F SI 92 F SL 79 B SL 80 4-2 34 1B BB		C SL 82 F SI 90 F FF 93 B SI 92 B FF 93 X SI 92 2-2 ① G5-3			1 0	0 0	0 0	0 0	1 0	0 0	0 0
34 James McCann, R (1, 2) OBP: 0.310, SLG: 0.419			X SI 92 0-0 ② L4		C SI 93 F SI 93 B SI 92 X FF 93 1-2 1 FC6-4 1B		X SL 82 0-0 ② P4			3	0	1	0	0	0	1
Inning Stats	R: 0 E: 0 K: 0 S: 8 H: 0 LOB: 0 BB: 0 P: 10	R: 0 E: 0 K: 0 S: 7 H: 0 LOB: 0 BB: 0 P: 14	R: 1 E: 0 K: 0 S: 7 H: 2 LOB: 1 BB: 0 P: 9	R: 1 E: 0 K: 1 S: 9 H: 1 LOB: 0 BB: 0 P: 13	R: 0 E: 0 K: 1 S: 14 H: 1 LOB: 2 BB: 1 P: 21	R: 0 E: 0 K: 0 S: 19 H: 1 LOB: 2 BB: 1 P: 30	R: 0 E: 0 K: 0 S: 7 H: 0 LOB: 0 BB: 0 P: 9	R: 0 E: 0 K: 0 S: 6 H: 0 LOB: 0 BB: 0 P: 8		1B: 2 2B: 1 3B: 2 HR: 0 SF: 0 SAC: 1 DP: 0 HBP: 0					WP: 0 PB: 0 SB: 0 CS: 0 PA: 31	

	AB	28
	R	2
	H	5
	RBI	2
	BB	2
	SO	2
	LOB	8

PITCHER		IP	WLS	BF	H	R	ER	SO	BB	IBB	HBP	BLK	WP	HR	S	P	ERA	WHIP
47 Johnny Cueto, R ERA: 2.69	(1, 1)	7.0	L	28	5	2	2	2	2	0	0	0	0	0	71	106	2.57	1.000
40 Kelvin Herrera, R ERA: 2.09	(8, 1)	1.0		3	0	0	0	0	0	0	0	0	0	0	6	8	0.00	0.000

PITCHER	IP	WLS	BF	H	R	ER	SO	BB	IBB	HBP	BLK	WP	HR	S	P	ERA	WHIP

Kansas City Royals @ Detroit Tigers

Comerica Park, Detroit, MI

Thu Aug 06 2015, 1:09 PM - 4:34 PM EDT

Att. 38,919 - Cloudy - 72 F

TOP

livebaseballscorecards.com

Batter	1	2	3	4	5	6	7	8	9	AB	R	H	RBI	BB	SO	LOB
2 Alcides Escobar, R (1, 6) OBP: 0.313, SLG: 0.342	B SL 88 S FF 91 X FF 92 1-1 G2 ①	X FS 84 0-0 L7 ②			S SL 85 L SL 85 C FF 92 0-3 K ②		X FF 94 0-0 35 S 18 BB 25 2B 1B		B SL 87 F SI 92 B SI 92 S SL 87 X SL 87 2-2 G5-3 ①	5	1	1	0	0	1	2
18 Ben Zobrist, S (1, 7) OBP: 0.349, SLG: 0.466	B FF 90 B SI 91 C FS 85 B FF 92 S FS 86 S FS 82 3-3 K ②	B FS 81 B SL 87 S FS 88 X FF 94 2-1 G3-1 ③			B FF 93 C FF 92 B SL 87 X FS 87 2-1 L8 ③		B FF 95 B SI 89 B FF 95 C FF 96 C FF 96 B FF 96 4-2 6 L1-3 1-2 BB		C SI 94 X SL 88 0-1 F8 ②	4	0	0	0	1	1	2
6 Lorenzo Cain, R (1, 8) OBP: 0.360, SLG: 0.486	C FF 93 X SI 92 0-1 G5-3 ③		C CU 77 C FF 92 F SI 93 S FS 85 0-3 K2-3 ①			B SL 84 F SL 85 X FF 92 1-1 L9 ①	S SL 87 C SL 87 X FF 96 0-2 L1-3 ①② 1-1		B SI 92 X SI 92 1-0 25 BB 35 BB 1B	5	0	1	0	0	1	2
35 Eric Hosmer, L (1, 3) OBP: 0.379, SLG: 0.477		B FF 90 F CU 76 X FF 92 1-1 8 BB 25 1B 15 BB 1B	X FS 87 0-0 G3-1 ②			B FS 87 B FF 92 B FF 93 C FF 92 F FF 92 F SL 85 B SI 92 4-2 15 BB 25 1B BB	B FC 84 B FC 84 C FC 83 B FF 90 B CH 80 4-1 25 2B 2-3 BB		1 SAFE B SL 86 1 SAFE 1 SAFE B SI 93 C SL 86 B SL 87 S FF 93 F FF 93 4-2 F FF 84 B SL 86 25 BB 1-2 BB	2	2	1	0	3	0	0
25 Kendrys Morales, S (1, 10) OBP: 0.347, SLG: 0.460		S FS 84 X FF 92 0-1 15 BB 8 BB 14 1B 1-2 1B	C FS 84 F FC 89 B FS 84 F SL 87 F SI 93 B SL 88 S CH 70 2-3 K ③			B SL 88 B SL 86 S FF 93 X FS 84 2-1 15 BB 1-2 1B	X CH 80 0-0 1-H 3-H 2B		F SL 87 B FF 93 S FF 94 B SI 94 F SI 94 B SL 86 B FF 93 4-2 1-2 2-3 BB	4	1	3	2	1	1	0
8 Mike Moustakas, L (1, 5) OBP: 0.340, SLG: 0.415		B FF 93 F FS 86 B SL 87 B FF 92 B FF 92 4-1 15 BB 14 1B 1-2 2-3 BB	C SL 85 C CU 76 B SL 87 F CU 77 F SI 93 F SL 85 B FF 92 B FF 92 X FS 85 3-2 P4 ①			X FS 88 0-0 P4 ②	C FC 85 D CU 78 F FF 88 X CU 77 1-2 G4-3 ③		F FF 93 B SL 88 B FF 93 T FF 92 X FF 93 2-2 P5 ③	4	1	0	0	1	0	6
15 Alex Rios, R (1, 9) OBP: 0.282, SLG: 0.313		C SL 86 B SL 86 F SL 87 B SI 93 F FS 88 B FC 91 F FS 88 B FF 92 4-2 14 1B 1-2 2-3 3-H BB	C FF 92 X CU 77 0-1 F8 ②			S SL 87 D SL 86 B FF 92 D SL 86 B FS 87 4-1 1-2 2-3 BB		B FF 98 F FF 99 S SL 88 S SL 89 1-3 K ①		2	0	0	1	2	1	0
14 Omar Infante, R (1, 4) OBP: 0.242, SLG: 0.316		C FF 93 X SL 90 0-1 1-3 2-H 3-H 1B	B FF 92 C FF 92 F CU 78 B FS 87 B SI 93 S SL 84 3-3 K ③			X SL 86 0-0 P5 ③		S SL 87 F FF 99 B FF 100 S SL 89 1-3 K2-3 ②		4	0	1	2	0	2	3
9 Drew Butera, R (1, 2) OBP: 0.197, SLG: 0.243		S FF 93 X SL 86 0-1 P3 ①			S SL 86 S SL 84 C FF 92 0-3 K ①		C FF 90 B SL 83 B SL 84 C FF 92 B FF 92 X SL 85 3-2 HR	B FF 100 X FF 99 1-0 P5 ③		4	1	1	1	0	1	2

| Inning Stats | | |

Batter	1	2	3	4	5	6	7	8	9	AB	R	H	RBI	BB	SO	LOB
12 Anthony Gose, L (1, 8) OBP: 0.310, SLG: 0.369	B FC 91 T SI 93 B FC 92 S FC 92 X SI 95 2-2 1 CS 1B		C CU 82 S CU 84 S CU 84 0-3 ① K		X FF 94 0-0 3 FC5-4 1B	B FF 91 F SI 93 C FF 95 B SL 89 D CU 76 F SI 95 B SI 95 4-2 BB		S FF 95 B FF 97 F FF 96 B FF 97 F FF 96 D KC 88 S KC 88 3-3 ③ K		4	0	2	0	1	2	4
1 Jose Iglesias, R (1, 6) OBP: 0.356, SLG: 0.396	C SI 94 ① C SI 95 ② B CU 84 X FF 97 1-2 G6-3 1-2		B FF 96 B FF 96 C FF 96 F FF 95 X CU 84 2-2 3 FC6-4 1-2 2-3 1B		1 SAFE C FF 95 1 SAFE F FF 94 F FF 97 1 SAFE F FF 95 1 SAFE 1 SAFE 0-3 ① S CH 86 K	B SI 91 C SI 92 X SI 92 1-1 ③ L9			X FF 93 0-0 3 HR 1B	5	1	2	0	0	1	4
3 Ian Kinsler, R (1, 4) OBP: 0.353, SLG: 0.422	B SI 94 B CU 84 X SI 94 2-0 1B		C FF 96 F FF 97 D CU 86 X CU 85 1-2 ② FC6-4 41 HR 1-2f 2-3 3-H		B FF 95 1 SAFE 1 SAFE F SI 94 F SI 94 X CU 84 1-2 ② FC5-4 41 HR 1-2f		B SI 98 B SI 97 F FF 96 B FF 98 F FF 96 F FF 98 F SI 96 F SI 97 F FF 98 3-2 ① F CH 80 X FF 98 L7		B FC 89 1 SAFE B FF 93 X FF 92 2-0 1-H HR	5	3	2	3	0	0	3
41 Victor Martinez, S (1, 10) OBP: 0.311, SLG: 0.377	C FF 95 F FF 98 X FF 97 0-2 ③ F8		F FF 94 C CH 86 B FF 97 B FF 95 F CH 86 F FF 96 X SI 97 2-2 1-H 3-H HR		D CH 86 C FF 94 B CU 82 B SI 94 X CH 86 3-1 1-H HR		B SI 98 S CH 90 S CH 91 F CH 91 S FF 100 1-3 ② K			4	2	2	5	0	1	1
28 J.D. Martinez, R (1, 9) OBP: 0.348, SLG: 0.554		C CH 91 C FC 93 F FF 97 B CH 86 F CU 84 X CH 87 1-2 ① G5-3	B SI 94 B CU 82 F SI 94 X SI 94 2-1 1B		B CH 85 B CH 84 B FF 94 B SI 94 4-0 BB		S SL 91 S FF 99 S SL 86 0-3 K			3	0	1	0	1	1	0
18 Tyler Collins, L (1, 7) OBP: 0.297, SLG: 0.459		C CU 81 X CH 86 0-1 9 G6-4-3 1B	S CH 86 F CH 87 B CU 84 X CH 86 1-2 ③ L9		C SI 95 B CU 82 X CU 83 1-1 ③ G1-3		B SI 98 T CH 90 F SI 99 B FF 98 F CH 90 S CH 91 2-3 ③ K			4	0	1	0	0	1	3
9 Nick Castellanos, R (1, 5) OBP: 0.292, SLG: 0.394		B CH 85 X SI 96 1-0 ② ③ G6-4-3 1-2f	B FF 94 C CU 83 B CH 85 F SI 95 F SI 94 F CH 87 F CU 83 S CH 86 2-3 ① K		X SI 92 0-0 ① F9		C FF 95 S FF 96 X KC 84 0-2 ① G1-3		4	0	0	0	0	1	1
13 Alex Avila, L (1, 2) OBP: 0.321, SLG: 0.277 20 Rajai Davis, R (8, PR) OBP: 0.310, SLG: 0.410 34 James McCann, R (9, 2) OBP: 0.310, SLG: 0.419			B SI 93 B SI 93 B SI 94 B SI 93 4-0 1 1B 17 BB 3 FC6-4 BB		F SI 94 X CH 86 0-1 ② G3-1	B FF 93 B FF 92 B FF 93 C FF 93 X FF 94 3-1 2B		C KC 83 C KC 82 B FF 95 B FF 96 F KC 87 X FC 92 2-2 17 E 17 S 1B		3 0 0	1 0 0	2 0 0	0 0 0	1 0 0	0 0 0	0 0 0
17 Andrew Romine, S (1, 3) OBP: 0.327, SLG: 0.367			B CU 81 B FF 95 B SI 94 C FF 94 B SI 94 4-1 3 FC6-4 1 1B 41 HR 1-2 BB		S CH 84 B CU 83 B SI 94 X CH 85 2-1 G1-3	B FF 94 B FF 91 D FF 92 C SI 94 X FF 93 3-1 ② F9		F KC 84 B FC 91 B FC 94 L FF 98 S KC 88 2-3 ② K2-3 1-3		3	1	0	0	1	1	2
Inning Stats	R: 0 E: 0 K: 0 S: 10 H: 2 LOB: 1 BB: 0 P: 15	R: 0 E: 0 K: 0 S: 8 H: 1 LOB: 0 BB: 0 P: 10	R: 4 E: 0 K: 1 S: 20 H: 3 LOB: 1 BB: 2 P: 36	R: 0 E: 0 K: 1 S: 10 H: 0 LOB: 0 BB: 0 P: 14	R: 2 E: 0 K: 1 S: 13 H: 2 LOB: 1 BB: 1 P: 22	R: 0 E: 0 K: 0 S: 10 H: 1 LOB: 2 BB: 1 P: 21	R: 0 E: 0 K: 3 S: 19 H: 0 LOB: 1 BB: 0 P: 25	R: 0 E: 0 K: 2 S: 14 H: 1 LOB: 2 BB: 0 P: 21	R: 2 E: 0 K: 0 S: 2 H: 2 LOB: 0 BB: 0 P: 4	1B: 8 2B: 1 3B: 0 HR: 3 SF: 0 SAC: 0 DP: 1 HBP: 0				WP: 0 PB: 1 SB: 1 CS: 1		PA: 39

PITCHER		IP	WLS	BF	H	R	ER	SO	BB	IBB	HBP	BLK	WP	HR	S	P	ERA	WHIP
30 Yordano Ventura, R ERA: 5.29	(1, 1)	5.0		24	8	6	6	3	3	0	0	0	0	2	61	97	10.80	2.200
45 Franklin Morales, L ERA: 2.42	(6, 1)	0.2		4	1	0	0	0	1	0	0	0	0	0	8	18	0.00	3.000
39 Kris Medlen, R ERA: 5.4	(6, 1)	0.1		1	0	0	0	0	0	0	0	0	0	0	2	3	0.00	0.000
40 Kelvin Herrera, R ERA: 2.05	(7, 1)	1.0		4	0	0	0	3	0	0	0	0	0	0	19	25	0.00	0.000
17 Wade Davis, R ERA: 0.59	(8, 1)	1.0		4	1	0	0	2	0	0	0	0	0	0	14	21	0.00	1.000

PITCHER		IP	WLS	BF	H	R	ER	SO	BB	IBB	HBP	BLK	WP	HR	S	P	ERA	WHIP
46 Ryan Madson, R ERA: 2.64	(9, 1)	0.0	L	2	2	2	2	0	0	0	0	0	0	1	2	4	∞	∞

BOTTOM

Kansas City Royals @ Detroit Tigers

Comerica Park, Detroit, MI

Thu Aug 06 2015, 1:09 PM - 4:34 PM EDT

Att. 38,919 - Cloudy - 72 F

livebaseballscorecards.com

AB	35
R	8
H	12
RBI	8
BB	4
SO	8
LOB	18

Boston Red Sox @ Detroit Tigers

Comerica Park, Detroit, MI

Fri Aug 07 2015, 7:09 PM - 10:38 PM EDT

Att. 38,132 - Partly Cloudy - 76 F

livebaseballscorecards.com

Batter	1	2	3	4	5	6	7	8	9	AB	R	H	RBI	BB	SO	LOB
26 Brock Holt, L (1, 4) (9, 5) OBP: 0.349, SLG: 0.377	B FF 90 C FF 90 B FF 90 B FF 90 C FF 91 T FF 91 / 3-2 K		B CU 74 X FF 89 / 1-0 G3	B SL 83 F SL 84 F FF 92 1 SAFE B SL 86 F FF 90 1 SAFE X FF 90 / 2-2 38 FC6-4 1-3 1B		F FF 92 B FF 92 1 SAFE X CH 85 / 1-1 F8		B FF 93 F SL 84 F SL 86 X FF 93 / 1-2 F8		5	0	1	0	0	1	1
38 Rusney Castillo, R (1, 9) OBP: 0.313, SLG: 0.364	C FF 92 X FF 93 / 0-1 34 F8 2 1B 13 2B 1B		C FF 92 X SL 86 / 0-1 34 HR 1B	C CU 78 X FF 92 / 0-1 FC6-4 1-2f 3-H		1 SAFE 1 SAFE X FF 93 / 0-0 2 2B 1-2 1B		C SL 85 B SL 86 F SL 85 S SL 86 / 1-3 K		5	3	3	1	0	1	1
2 Xander Bogaerts, R (1, 6) OBP: 0.342, SLG: 0.408	1 SAFE C FF 92 B FF 93 B CH 84 1 SAFE 1 SAFE 1 SAFE B FF 91 F FF 90 / 3-2 X FF 91 13 2B 1-2 1B		B SL 83 B FF 91 B FF 90 C FF 91 X FF 89 / 3-1 F7	1 SAFE C FF 93 1 SAFE C FF 93 D CU 82 1 SAFE C CH 85 / 1-3 K		X FF 92 / 0-0 1-H 2-H 2B		B SI 94 B SL 87 C SI 93 X SL 84 / 2-1 1B		5	1	3	2	0	1	2
34 David Ortiz, L (1, 10) OBP: 0.333, SLG: 0.472	B CU 75 B FF 92 B FF 91 C FF 90 C FF 91 X FF 90 / 3-2 F8 2-3		1 SAFE B FF 93 X SL 85 / 1-0 1-H HR		X FF 91 / 0-0 G4-3	I IN 70 I IN 72 I IN 75 I IN 76 / 4-0 IBB		C FF 96 B FF 94 S SI 94 X SL 87 / 1-2 F8		4	1	1	2	1	0	3
13 Hanley Ramirez, R (1, 7) OBP: 0.302, SLG: 0.446 31 Alejandro De Aza, L (8, 7) OBP: 0.319, SLG: 0.439	C FF 92 D SL 88 S CH 86 1 SAFE B FF 93 B FF 93 X CH 84 / 3-2 1-H 3-H 2B		X FF 92 / 0-0 1B 1B		B FF 93 F CH 84 B FF 92 F SI 91 X SI 93 / 2-2 G5-3	F CU 78 X CU 79 / 0-1 F8			B SI 93 C SL 89 F SI 94 X SL 88 / 1-2 L7	4 1	0 0	2 0	2 0	0 0	0 0	2 0
Pablo Sandoval, S (1, 5) OBP: 0.309, SLG: 0.388 30 Josh Rutledge, R (9, PH) (9, 4) OBP: 0.167, SLG: 0.091	F SL 84 F FF 92 B SL 87 B CU 76 F FF 92 B FF 93 F SL 82 F FF 88 F CU 74 / 3-3 K		1 SAFE D CU 75 F FF 92 B SL 85 F CH 83 B FF 91 X FF 90 / 3-2 1-2 1B		B CH 85 B SI 92 B SI 93 F FF 93 B CH 86 / 4-1 BB		C FF 94 X CU 78 / 0-1 G3		B SL 89 F SL 88 B SI 94 S SL 88 F SL 82 X SI 94 / 2-2 G4-3	3 1	0 0	1 0	0 0	1 0	1 0	1 0
47 Travis Shaw, L (1, 3) OBP: 0.387, SLG: 0.586		B FF 89 C SL 79 C FF 90 F FF 93 F FF 93 B CH 86 X SL 82 / 2-2 F7	B SL 82 B SL 86 X FF 90 / 2-0 L9		C FF 93 X SI 93 / 0-1 G1-3	B FF 93 B FF 92 F FF 92 C SL 87 F CU 78 X FF 94 / 2-2 P4			B SI 93 B SI 93 C SL 88 B SI 92 F SL 89 F FF 93 X SL 88 / 3-2 F8	5	0	0	0	0	0	3
10 Ryan Hanigan, R (1, 2) OBP: 0.355, SLG: 0.314 23 Blake Swihart, S (7, PH) (7, 2) OBP: 0.277, SLG: 0.331		B FF 93 X FF 91 / 1-0 P3		C FF 88 S CU 74 B CU 77 X FF 93 / 1-2 G1-3		F FF 91 H FF 92 / 1-1 25 FC4-6 HBP	C FF 93 B CU 76 B CU 76 B FF 92 X FF 93 / 3-1 1B			2 1	0 0	0 1	0 0	0 0	0 0	0 0
25 Jackie Bradley Jr., L (1, 8) OBP: 0.254, SLG: 0.182		C FF 91 S FF 93 S FF 94 / 0-3 K		X FF 92 / 0-0 26 1B 38 FC6-4 1B		B CH 83 B FF 92 F FF 92 F CH 86 X FF 93 / 2-2 FC4-6 38 1B 1-2f 2 2B	C SL 87 B FF 93 F FF 92 S SL 88 / 1-3 K			4	2	1	0	0	2	2

Inning Stats	1	2	3	4	5	6	7	8	9
	R: 2 E: 0 K: 2 S: 24 H: 3 LOB: 1 BB: 0 P: 39	R: 0 E: 0 K: 1 S: 9 H: 0 LOB: 0 BB: 0 P: 12	R: 2 E: 0 K: 0 S: 11 H: 4 LOB: 2 BB: 0 P: 21	R: 1 E: 0 K: 1 S: 13 H: 2 LOB: 1 BB: 0 P: 17	R: 0 E: 0 K: 0 S: 7 H: 0 LOB: 1 BB: 1 P: 13	R: 2 E: 0 K: 0 S: 10 H: 2 LOB: 2 BB: 1 P: 18	R: 0 E: 0 K: 1 S: 11 H: 1 LOB: 1 BB: 0 P: 17	R: 0 E: 0 K: 1 S: 11 H: 1 LOB: 1 BB: 0 P: 16	R: 0 E: 0 K: 0 S: 12 H: 0 LOB: 0 BB: 0 P: 18

	AB	40
	R	7
	H	13
	RBI	7
	BB	2
	SO	6
	LOB	15

1B: 10 SF: 0
2B: 2 SAC: 0
3B: 0 DP: 0
HR: 1 HBP: 1

WP: 0 PA: 43
PB: 0
SB: 0
CS: 0

PITCHER		IP	WLS	BF	H	R	ER	SO	BB	IBB	HBP	BLK	WP	HR	S	P	ERA	WHIP
44 Daniel Norris, L ERA: 4.24	(1, 1)	3.1	L	19	9	5	5	3	0	0	0	0	0	1	52	83	13.50	2.700
45 Buck Farmer, R ERA: 8.27	(4, 1)	2.2		13	2	2	2	1	1	1	1	0	0	0	22	37	6.75	1.125
46 Ian Krol, L ERA: 5.23	(7, 1)	1.0		4	1	0	0	1	0	0	0	0	0	0	11	17	0.00	1.000
62 Al Alburquerque, R ERA: 3.13	(8, 1)	1.0		4	1	0	0	1	0	0	0	0	0	0	11	16	0.00	1.000
61 Shane Greene, R ERA: 6.88	(9, 1)	1.0		3	0	0	0	0	0	0	0	0	0	0	12	18	0.00	0.000

PITCHER	IP	WLS	BF	H	R	ER	SO	BB	IBB	HBP	BLK	WP	HR	S	P	ERA	WHIP

Batter	1	2	3	4	5	6	7	8	9	AB	R	H	RBI	BB	SO	LOB
12 Anthony Gose, L (1, 8) OBP: 0.308, SLG: 0.365	B FF 92 S SI 94 S CH 85 S CH 83 1-3 K ①		C SL 86 B FF 98 C CU 81 S CH 86 1-3 K ②		B CH 85 S SI 95 X CU 82 1-1 L4-6 ①② 2-2		B CH 89 B CH 87 X FF 93 2-0 P2 ②		C SI 90 B SI 89 B SI 89 B FF 89 F SI 87 F SI 89 B SI 88 4-2 1-2 2-3 BB	4	0	0	0	1	2	3
1 Jose Iglesias, R (1, 6) OBP: 0.351, SLG: 0.390	B SI 95 S SL 86 C FF 96 B FF 95 B SI 96 S SL 89 3-3 K ②		C FF 97 B FF 97 F CH 87 X SL 84 1-2 G6-3 ③		C SI 98 B SI 99 C SI 96 F FF 98 X FF 97 1-2 G3 ③		S CH 87 X CH 87 0-1 P6 ③		S FS 77 S FF 86 S FF 86 0-3 K ②	5	0	0	0	0	2	5
3 Ian Kinsler, R (1, 4) OBP: 0.356, SLG: 0.423	B SL 88 B SL 86 C SL 87 B FF 96 C SI 94 X SI 96 3-2 41 1B 1B			C SI 95 B SI 95 X FF 96 1-1 28 HR 1B		B SL 86 B SI 96 F FF 96 B SL 86 B FF 97 4-1 28 2B BB		C SI 87 X SI 90 0-1 F8 ①	S FS 79 S FS 80 D FS 79 F SI 86 X SI 86 1-2 G1-3 ③	4	1	2	0	1	0	3
41 Victor Martinez, S (1, 10) OBP: 0.310, SLG: 0.375	B SI 95 B CH 85 B SI 95 X SI 93 3-0 1-2 1B			B FF 95 X SI 97 1-0 F8 ①		B SI 97 B CH 86 C SL 88 1 SAFE B FF 96 C SL 90 X SI 96 3-2 F8 ①		C SI 90 B SI 92 B SI 84 F FF 90 X SI 90 2-2 G3-1 ②		4	0	1	0	0	0	2
28 J.D. Martinez, R (1, 9) OBP: 0.351, SLG: 0.565	B SL 88 B SI 97 S SL 88 C SL 88 S SL 87 2-3 K ③			1 SAFE D FF 95 B CH 84 S SL 86 F SL 86 X SL 84 2-2 1-H HR		X FF 96 0-0 1-3 2B		B SI 90 B SI 88 X SI 86 2-0 20 FC6-4 1B		4	1	3	2	0	1	2
18 Tyler Collins, L (1, 7) OBP: 0.303, SLG: 0.460 20 Rajai Davis, R (6, PH) OBP: 0.308, SLG: 0.407 (7, 7)		C CU 79 F SL 85 B CH 84 B SI 98 S CH 85 2-3 K ①		S CH 86 X CH 85 0-1 13 PO 1B		S SL 87 F FF 93 B FF 93 S SL 87 1-3 K ②		B SL 78 B SI 87 X SI 86 2-0 FC6-4 ③ 1-2f		2	0	1	0	0	1	0
										2	0	0	0	0	1	3
9 Nick Castellanos, R (1, 5) OBP: 0.291, SLG: 0.395		C SI 97 S SL 87 S SL 86 0-3 K ②		B SL 87 S SL 86 B SI 96 X SL 87 2-1 F7 ②		S SL 88 B SL 88 B SL 88 B SL 89 F FF 94 X SL 88 3-2 G4-3 ③			B SI 85 X FF 91 1-0 12 BB 2B	4	0	1	0	0	1	3
13 Alex Avila, L (1, 3) OBP: 0.325, SLG: 0.273	C SI 98 F CH 87 B CH 86 B CH 84 S SL 87 2-3 K ③			1 SAFE 0-0 1-2 PO ③	C CU 80 B FF 96 S CH 86 B CH 86 B CH 86 B CH 83 4-2 12 L4-6 34 1B BB		F FF 93 F FF 93 C CH 87 0-3 ①		S FF 88 B SI 89 B SL 78 B SI 89 B FF 90 4-1 12 BB BB	2	0	0	0	2	2	0
34 James McCann, R (1, 2) OBP: 0.313, SLG: 0.425			B FF 95 B SL 86 C FF 95 B SL 86 C FF 96 X SL 87 3-2 G4-3 ①		F SL 87 X SL 85 0-1 1-2 1B		C CU 81 X FF 94 0-1 2B		B FF 86 B SI 87 C FF 89 F SI 87 B SL 80 S SI 88 3-3 K ①	4	0	2	0	0	1	2
Inning Stats	R: 0 E: 0 K: 3 S: 13 H: 2 LOB: 2 BB: 0 P: 25	R: 0 E: 0 K: 3 S: 9 H: 0 LOB: 0 BB: 0 P: 13	R: 0 E: 0 K: 1 S: 9 H: 0 LOB: 0 BB: 0 P: 14	R: 2 E: 0 K: 0 S: 10 H: 3 LOB: 0 BB: 0 P: 16	R: 0 E: 0 K: 0 S: 10 H: 1 LOB: 1 BB: 1 P: 16	R: 0 E: 0 K: 1 S: 11 H: 1 LOB: 2 BB: 1 P: 22	R: 0 E: 0 K: 1 S: 8 H: 1 LOB: 1 BB: 0 P: 10	R: 0 E: 0 K: 0 S: 7 H: 1 LOB: 1 BB: 0 P: 13	R: 0 E: 0 K: 2 S: 15 H: 1 LOB: 3 BB: 2 P: 28	1B: 6 2B: 4 3B: 0 HR: 1 SF: 0 SAC: 0 DP: 1 HBP: 0						

PITCHER		IP	WLS	BF	H	R	ER	SO	BB	IBB	HBP	BLK	WP	HR	S	P	ERA	WHIP
56 Joe Kelly, R ERA: 5.96	(1, 1)	5.1	W	23	7	2	2	7	2	0	0	0	0	1	56	96	3.38	1.688
28 Robbie Ross Jr., L ERA: 3.98	(6, 1)	0.2		2	0	0	0	1	0	0	0	0	0	0	6	10	0.00	0.000
64 Jean Machi, R ERA: 5.5	(7, 1)	1.0		4	1	0	0	1	0	0	0	0	0	0	8	10	0.00	1.000
63 Justin Masterson, R ERA: 5.55	(8, 1)	1.1		8	2	0	0	1	2	0	0	0	0	0	15	33	0.00	3.000
19 Koji Uehara, R ERA: 2.23	(9, 1)	0.2	S	2	0	0	0	1	0	0	0	0	0	0	7	8	0.00	0.000

PITCHER	IP	WLS	BF	H	R	ER	SO	BB	IBB	HBP	BLK	WP	HR	S	P	ERA	WHIP

BOTTOM

Boston Red Sox @ Detroit Tigers

Comerica Park, Detroit, MI

Fri Aug 07 2015, 7:09 PM - 10:38 PM EDT

Att. 38,132 - Partly Cloudy - 76 F

livebaseballscorecards.com

AB	35
R	2
H	10
RBI	2
BB	4
SO	11
LOB	23

WP: 0 PB: 0 SB: 0 CS: 0 PA: 40

Boston Red Sox @ Detroit Tigers

Comerica Park, Detroit, MI

Sat Aug 08 2015, 7:09 PM - 10:20 PM EDT

Att. 42,098 - Cloudy - 72 F

livebaseballscorecards.com

TOP

Batter	1	2	3	4	5	6	7	8	9	AB	R	H	RBI	BB	SO	LOB
26 Brock Holt, L (1, 4) OBP: 0.347, SLG: 0.374	C SI 92 B SI 91 F FS 84 F FS 85 X FS 84 1-2 ① G4-3		C FS 86 B FS 86 X FF 93 1-1 38 FC4-6 2-3 1B		C FS 85 X FS 80 0-1 ② L7		X FF 93 0-0 ② P5	B FC 83 B FC 83 C FF 88 C FF 88 F FF 88 X CU 76 2-2 ③ G4-3		5	0	1	0	0	0	6
38 Rusney Castillo, R (1, 9) OBP: 0.308, SLG: 0.357	B FF 92 X FF 92 1-0 ② F9		B SI 92 X FF 92 1-0 ② FC4-6 1-2f 3-H		F SI 93 F SI 94 S SI 94 0-3 ③ K		B SI 94 F SI 94 F SI 94 X SI 94 1-2 2 1B 34 1B 1-2 3-H 1B		B FF 98 C SL 86 B SL 86 F FF 98 S SL 89 2-3 ① K	5	1	1	2	0	2	3
2 Xander Bogaerts, R (1, 6) OBP: 0.340, SLG: 0.405	C FF 93 B CU 74 B FS 83 B FF 92 C SI 93 F SI 93 F FS 86 X SI 93 3-2 ③ G5-3		1 SAFE D FS 83 B FF 92 B SI 92 C FF 92 S FF 92 X FF 93 3-2 ③ F9			C SI 93 X FS 88 0-1 ① G5-3	X SI 94 0-0 34 1B 1-2 2-3 1B		C FF 98 B FF 99 S FF 99 B SL 89 B SL 89 X FF 99 3-2 ② F8	5	0	1	0	0	0	1
34 David Ortiz, L (1, 10) OBP: 0.338, SLG: 0.485 16 Deven Marrero, R (9, PR) OBP: 0.143, SLG: 0.143		B SI 91 B SI 92 B SI 92 X SI 92 3-0 G3 47 SF8 2B		F FF 93 X FS 88 0-1 ① G3-1		B FS 86 B FS 83 X FC 90 2-0 HR	B FC 84 F FC 85 S CU 77 X FF 89 1-2 1-2 2-H 3-H 1B		B FF 99 C FF 100 F FF 99 B CH 92 B FF 101 B SL 88 4-2 BB	4 0	2 0	3 0	3 0	1 0	0 0	0 0
Pablo Sandoval, S (1, 5) OBP: 0.305, SLG: 0.383		C FS 86 X FS 87 0-1 ① G3 2-3		X FC 90 0-0 ② G3		F FS 86 F FF 94 B FS 84 X FS 85 1-2 ② G6-3	S FC 85 F CU 78 F FC 84 D CU 77 D CU 77 F FC 85 F CU 78 S FC 84 2-3 ③ K		F FF 98 B FF 97 C FF 97 C SL 88 1-3 ③ K	5	0	0	0	0	2	4
47 Travis Shaw, L (1, 3) OBP: 0.343, SLG: 0.531		B FS 86 C FS 86 B FF 93 B FS 82 X FS 85 3-1 ② SF8 3-H		B FC 90 X FS 86 1-0 ③ G4-3	C FS 85 B FS 84 S FS 84 F FS 87 X FS 85 1-2 ③ G3-1			C FC 83 C FC 83 B CU 78 F CU 77 B FF 89 F FC 84 F CH 79 S FF 90 2-3 ① K		3	0	0	1	0	1	0
31 Alejandro De Aza, L (1, 7) OBP: 0.326, SLG: 0.442		C FF 93 X FS 83 0-1 ③ F8		C FC 87 B CU 73 B FS 81 B FS 87 B FS 87 4-1 23 1B BB			C SI 92 C CU 73 X CU 75 0-2 25 F9 23 1B 38 1B 1B	B FF 89 F FC 84 B FF 89 B FF 89 C FC 83 F FC 83 X FC 85 3-2 23 FC6-4 1B		3	1	2	0	1	0	0
23 Blake Swihart, S (1, 2) OBP: 0.287, SLG: 0.341			C SI 92 B FS 88 B FS 85 F SI 92 B FS 85 F FF 93 X FF 93 3-2 26 1B 25 G4-3 38 FC4-6 1B		1 SAFE B SI 91 1 SAFE B SI 92 X SI 92 2-0 1-2 1B		B FS 83 1 SAFE X FS 82 1-0 2 1B 38 1B 34 1B 1-2 1B	B FC 89 1 SAFE 1 SAFE C FF 88 D CU 77 B FF 87 F FF 88 1 SAFE X FF 88 3-2 ② FC6-4 25 BB 1-2f		4	2	3	0	0	0	1
25 Jackie Bradley Jr., L (1, 8) OBP: 0.254, SLG: 0.172			X SI 92 0-0 ① G4-3 1-2		C SI 94 X FS 84 0-1 ① P5		B FS 82 F SI 93 S FS 83 B FS 80 F FS 85 X FF 94 2-2 ① F9 2-3	C FC 84 S CU 77 D CU 77 B CU 76 B FC 84 B FC 83 4-2 1-2 BB		3	0	0	0	1	0	5
Inning Stats	R: 0 E: 0 K: 0 S: 10 H: 0 LOB: 0 BB: 0 P: 15	R: 1 E: 0 K: 0 S: 7 H: 1 LOB: 0 BB: 0 P: 13	R: 1 E: 0 K: 0 S: 11 H: 2 LOB: 0 BB: 0 P: 19	R: 0 E: 0 K: 0 S: 4 H: 0 LOB: 0 BB: 0 P: 5	R: 0 E: 0 K: 1 S: 9 H: 1 LOB: 2 BB: 1 P: 15	R: 1 E: 0 K: 0 S: 10 H: 1 LOB: 0 BB: 0 P: 14	R: 3 E: 0 K: 1 S: 22 H: 5 LOB: 2 BB: 0 P: 29	R: 0 E: 0 K: 1 S: 19 H: 1 LOB: 2 BB: 1 P: 33	R: 0 E: 0 K: 2 S: 11 H: 0 LOB: 1 BB: 1 P: 21	1B: 9 2B: 1 3B: 0 HR: 1 SF: 1 SAC: 0 DP: 0 HBP: 0	WP: 0 PB: 0 SB: 0 CS: 0 PA: 41					

	AB	37
	R	6
	H	11
	RBI	6
	BB	3
	SO	5
	LOB	20

PITCHER		IP	WLS	BF	H	R	ER	SO	BB	IBB	HBP	BLK	WP	HR	S	P	ERA	WHIP
31 Alfredo Simon, R ERA: 4.74	(1, 1)	6.2		30	9	6	6	1	1	0	0	0	0	1	64	98	8.10	1.500
65 Blaine Hardy, L ERA: 2.55	(7, 1)	1.1	W	7	2	0	0	2	1	0	0	0	0	0	28	45	0.00	2.250
43 Bruce Rondón, R ERA: 5.94	(9, 1)	1.0	S	4	0	0	0	2	1	0	0	0	0	0	11	21	0.00	1.000

PITCHER		IP	WLS	BF	H	R	ER	SO	BB	IBB	HBP	BLK	WP	HR	S	P	ERA	WHIP

BOTTOM

Boston Red Sox @ Detroit Tigers

Comerica Park, Detroit, MI

Sat Aug 08 2015, 7:09 PM - 10:20 PM EDT

Att. 42,098 - Cloudy - 72 F

livebaseballscorecards.com

Batter	1	2	3	4	5	6	7	8	9	AB	R	H	RBI	BB	SO	LOB
20 Rajai Davis, R (1, 7) OBP: 0.306, SLG: 0.415	B SI 89 C FF 90 C FF 89 S FF 92 1-3 ① K		T FF 90 F SI 91 F FF 92 C FF 91 0-3 ② K		C FF 90 C FF 92 B FF 92 D SI 93 1 SAFE F SI 91 X FF 92 2-2 1-H HR		B CU 73 X FF 91 1-0 ① F9	C FF 96 S SL 89 B FF 95 B FF 96 B SL 90 F FF 95 S FF 95 3-3 ③ K		5	1	1	2	0	3	4
1 Jose Iglesias, R (1, 6) OBP: 0.350, SLG: 0.388	C FF 89 C FF 90 F FF 92 B SI 92 X SL 85 1-2 3 CS 1B		C FF 92 1 SAFE X CH 84 0-1 ③ F9		X CH 83 0-0 ③ B1-3		X FF 93 0-0 ② F9			4	0	1	0	0	0	2
3 Ian Kinsler, R (1, 4) OBP: 0.359, SLG: 0.426	1 SAFE B FF 91 F FF 91 F SI 91 F FF 92 B FF 92 X CH 84 2-2 ② ③ G6-3 1-2			X CU 77 0-0 1B	B FF 90 F FF 89 C FF 90 B FF 92 F SI 90 F FF 92 X FF 93 2-2 28 2B 1B		C FF 93 B FO 87 X FF 93 1-1 41 HR 1B			4	2	3	0	0	0	1
41 Victor Martinez, S (1, 10) OBP: 0.310, SLG: 0.384		C FF 89 C CH 82 X FF 91 0-2 ① G3-1		B FF 90 S SI 90 S FF 91 F FF 91 T FF 92 1-2 ① K	C FF 91 B CH 83 B CH 82 F CH 85 X SI 92 2-2 ① L5		B FO 86 B FO 86 F FF 92 F FF 93 X FO 87 2-2 1-H HR			4	1	1	2	0	1	2
28 J.D. Martinez, R (1, 9) OBP: 0.350, SLG: 0.565		B FF 90 C FF 90 B CH 84 S CH 84 X CH 84 2-2 ② F9		S CH 83 X SI 92 0-1 ② L8	X SL 80 0-0 9 1B 1-H 34 WP 2B		C FF 94 C FF 94 F FF 94 B FF 93 F CU 77 F FF 93 B FF 92 S SL 82 2-3 ③ K			4	1	1	1	0	1	1
9 Nick Castellanos, R (1, 5) OBP: 0.293, SLG: 0.395 17 Andrew Romine, S (8, PR) (9, 5) OBP: 0.327, SLG: 0.367		F FF 91 B FF 90 B CH 83 S CH 84 C SI 92 2-3 ③ K		1 SAFE D FF 92 S CH 83 S CH 82 B CH 82 B SI 92 S CH 83 3-3 ③ K		B CH 83 B FF 91 X CH 82 2-0 34 WP 34 2B 2-3 1B		B CH 88 B CH 87 C FF 94 C FF 94 F FF 95 B SL 88 B CH 87 4-2 55 FC1-5 34 1B BB		3 0	1 0	1 0	0 0	1 0	2 0	1 0
34 James McCann, R (1, 2) OBP: 0.320, SLG: 0.434			C SI 89 X CH 81 0-1 55 G1-3 1B		B CH 81 X CH 82 1-0 ① G6-3	C FF 92 F SI 93 F FF 92 B FF 91 B FF 92 F FF 93 X CH 82 2-2 1-H 3-H 2B		C FF 94 B FF 95 X FF 95 1-1 55 FC1-5 1-2 1B		4	0	3	1	0	0	0
55 Jefry Marte, R (1, 3) OBP: 0.316, SLG: 0.471 13 Alex Avila, L (9, 3) OBP: 0.325, SLG: 0.273			F FF 89 X CH 82 0-1 ① G1-3 1-2		C CH 81 X CH 83 0-1 12 FC3-6 1B	C FF 90 D FF 92 B FF 91 B FF 92 F CH 83 X FF 92 3-2 ② G5-3		X FF 94 0-0 ① FC1-5 1-2 2-3f		4 0	0 0	1 0	0 0	0 0	0 0	4 0
12 Anthony Gose, L (1, 8) OBP: 0.307, SLG: 0.361			D FF 90 B FF 90 B FF 91 D FF 91 4-0 BB		1 SAFE X SL 85 0-0 ② FC3-6 20 HR 1-2f	C SL 87 F SL 87 C SI 90 0-3 ③ K		S SI 94 C CH 91 B SI 95 F SI 95 S FF 96 1-3 ② K		3	1	0	0	1	2	4
Inning Stats	R: 0 E: 0 K: 1 S: 11 H: 1 LOB: 0 BB: 0 P: 15	R: 0 E: 0 K: 1 S: 9 H: 0 LOB: 0 BB: 0 P: 13	R: 0 E: 0 K: 1 S: 10 H: 1 LOB: 2 BB: 1 P: 14	R: 0 E: 0 K: 2 S: 10 H: 1 LOB: 1 BB: 0 P: 14	R: 2 E: 0 K: 0 S: 9 H: 2 LOB: 0 BB: 0 P: 12	R: 3 E: 0 K: 1 S: 21 H: 4 LOB: 1 BB: 0 P: 32	R: 2 E: 0 K: 1 S: 13 H: 2 LOB: 0 BB: 0 P: 19	R: 0 E: 0 K: 2 S: 14 H: 1 LOB: 2 BB: 1 P: 23		1B: 8 2B: 2 3B: 0 HR: 2 SF: 0 SAC: 0 DP: 0 HBP: 0		WP: 1 PB: 0 SB: 0 CS: 1 PA: 37				

	AB	35
	R	7
	H	12
	RBI	6
	BB	2
	SO	9
	LOB	19

PITCHER		IP	WLS	BF	H	R	ER	SO	BB	IBB	HBP	BLK	WP	HR	S	P	ERA	WHIP
20 Wade Miley, L ERA: 4.68	(1, 1)	6.0		27	9	5	5	6	1	0	0	0	1	1	70	100	7.50	1.667
36 Junichi Tazawa, R ERA: 3.26	(7, 1)	1.0	L	5	2	2	2	1	0	0	0	0	0	1	13	19	18.00	2.000
41 Alexi Ogando, R ERA: 3.88	(8, 1)	1.0		5	1	0	0	2	1	0	0	0	0	0	14	23	0.00	2.000

PITCHER	IP	WLS	BF	H	R	ER	SO	BB	IBB	HBP	BLK	WP	HR	S	P	ERA	WHIP

Batter	1	2	3	4	5	6	7	8	9	AB	R	H	RBI	BB	SO	LOB
26 Brock Holt, L (1, 5) OBP: 0.348, SLG: 0.375	C FF 91 T FF 93 F FF 92 F FF 93 F CU 79 X FF 93 0-2 ① F8	C FF 96 X FF 97 0-1 1-2 2-3 3-H 1B			C CH 83 F FF 92 X FF 93 0-2 ① F8		B SI 92 B SI 91 X SI 91 2-0 ① G1-4-3	C SL 89 F FF 93 X CU 78 0-2 38 BB 3-H 1B		5	0	2	2	0	0	0
38 Rusney Castillo, R (1, 9) OBP: 0.304, SLG: 0.345	C FF 93 B FF 92 X SL 86 1-1 ② P4	B FF 95 B FF 96 S FF 96 B FF 96 F FF 96 X FF 96 3-2 ③ G5-3			C FF 92 S SL 86 B CU 80 B SL 85 F FF 95 C CU 80 2-3 ② K		S FF 93 X SL 84 0-1 ② G6-3	B SI 91 B SL 85 S SL 84 B SI 91 B SL 84 4-1 1-2 BB		4	0	0	0	1	1	3
2 Xander Bogaerts, R (1, 6) OBP: 0.339, SLG: 0.405	C FF 92 B FF 92 C FF 92 S FF 93 1-3 ③ K		F FF 91 B CH 83 S FF 92 B FF 94 X CU 80 2-2 ① G5-3		C SL 86 B FF 93 F SL 86 X FF 94 1-2 2B		S SL 81 B FF 94 C SL 82 C FF 95 1-3 ③ K	D SI 89 S SL 84 X SI 90 1-1 ③ G4-3		5	0	1	0	0	2	2
34 David Ortiz, L (1, 10) OBP: 0.341, SLG: 0.485		B FF 90 F FF 90 B FF 92 S CH 84 S FF 93 2-3 ① K	X CU 77 0-0 1B		B FF 95 B FF 95 I IN 71 I IN 78 4-0 IBB			C FF 92 F FF 95 X SL 87 0-2 31 SH5-3 47 1B 25 3B 1B	S FF 93 X SL 86 0-1 ① G4-3	4	1	2	0	1	1	0
47 Travis Shaw, L (1, 3) OBP: 0.350, SLG: 0.500		B FF 91 F CH 84 B FF 92 S FF 92 B FF 94 B SL 87 4-2 31 FC3-6 BB	F SL 87 C FF 94 X FF 93 0-2 ② F7		C FF 94 C SL 87 B FF 95 S FF 97 1-3 ③ K			X FF 92 0-0 31 SH5-3 25 3B 1-2 1B	C SL 85 F SL 87 C SL 88 0-3 ② K	4	1	1	0	1	2	3
31 Alejandro De Aza, L (1, 7) OBP: 0.321, SLG: 0.434		S FF 93 1 SAFE F FF 93 B FF 94 X SL 86 1-2 ② FC3-6 30 1B 23 E 25 BB 1-2f	F FF 92 B FF 93 C FF 93 F FF 94 F SL 86 S SL 87 1-3 ③ K			C SL 83 B FF 91 X SL 84 1-1 ① F8		X SL 87 0-0 ① SH5-3 1-2 2-3	C FF 94 F SL 88 B FF 94 B SL 87 F SL 87 X FF 94 2-2 ③ G6-3	4	1	0	0	0	1	2
23 Blake Swihart, S (1, 2) OBP: 0.281, SLG: 0.333		1 SAFE C FF 92 X FF 93 0-1 E4 25 BB 30 1B 26 1B 1-2		C FF 90 F SL 83 F SL 85 F FF 92 F FF 94 X FF 93 0-2 ① F9		X SL 82 0-0 ② L4		F FF 93 F SL 90 F FF 94 D CU 79 B FF 94 B CH 87 S SL 89 3-3 ② K		4	1	0	0	0	1	3
30 Josh Rutledge, R (1, 4) OBP: 0.250, SLG: 0.143		B FF 94 S FF 95 X FF 96 1-1 26 1B 25 BB 1-2 2-3 1B		B FF 92 F FF 92 B CU 79 T FF 92 F FF 94 F SL 86 F FF 94 B CU 80 S SL 85 3-3 ② K	B FF 89 F FF 89 B FF 91 B FF 91 C FF 93 F FF 95 S FF 93 3-3 ③ K			I IN 77 I IN 79 I IN 78 I IN 73 4-0 25 3B IBB		3	1	1	0	1	2	0
25 Jackie Bradley Jr., L (1, 8) OBP: 0.280, SLG: 0.279		B FF 96 B FF 95 B FF 94 C FF 93 B FF 94 4-1 26 1B 1-2 2-3 3-H BB		B FF 92 B CH 83 S FF 92 X FF 94 2-1 ③ P4			B SI 91 T SI 91 B SL 79 F SI 90 B SL 79 X SI 91 3-2 HR	C SL 88 B SL 89 C FF 94 F SL 89 F SI 94 B SL 90 B FF 94 X FF 93 3-2 26 1B 1-H 2-H 3-H 3B		3	2	2	5	1	0	0

Inning Stats	1	2	3	4	5	6	7	8	9
	R: 0 E: 0 K: 1 S: 11	H: 0 LOB: 0 BB: 0 P: 13	R: 2 E: 1 K: 1 S: 18	H: 2 LOB: 3 BB: 2 P: 33	R: 0 E: 0 K: 1 S: 12	H: 1 LOB: 1 BB: 0 P: 15	R: 0 E: 0 K: 1 S: 14	H: 0 LOB: 0 BB: 0 P: 19	R: 0 E: 0 K: 2 S: 14	H: 1 LOB: 2 BB: 1 P: 22	R: 0 E: 0 K: 1 S: 7	H: 0 LOB: 0 BB: 0 P: 11	R: 1 E: 0 K: 1 S: 9	H: 1 LOB: 0 BB: 0 P: 15	R: 4 E: 0 K: 1 S: 20	H: 4 LOB: 2 BB: 2 P: 35	R: 0 E: 0 K: 1 S: 9	H: 0 LOB: 0 BB: 0 P: 11

PITCHER		IP	WLS	BF	H	R	ER	SO	BB	IBB	HBP	BLK	WP	HR	S	P	ERA	WHIP
35 Justin Verlander, R ERA: 4.57	(1, 1)	6.0	L	26	4	2	0	7	2	1	0	0	0	0	76	113	0.00	1.000
32 Tom Gorzelanny, L ERA: 6.66	(7, 1)	0.1		2	1	1	1	0	0	0	0	0	0	1	4	9	27.00	3.000
39 Neftalí Feliz, R ERA: 7.62	(7, 1)	0.2		2	0	0	0	1	0	0	0	0	0	0	5	6	0.00	0.000
46 Ian Krol, L ERA: 6.75	(8, 1)	0.2		7	4	4	4	1	0	1	0	0	0	0	17	27	54.00	6.000
62 Al Alburquerque, R ERA: 3.04	(8, 1)	1.1		5	0	0	0	1	1	0	0	0	0	0	12	19	0.00	0.750

PITCHER	IP	WLS	BF	H	R	ER	SO	BB	IBB	HBP	BLK	WP	HR	S	P	ERA	WHIP

TOP

Boston Red Sox @ Detroit Tigers

Comerica Park, Detroit, MI

Sun Aug 09 2015, 1:12 PM - 4:58 PM EDT

Att. 38,766 - Partly Cloudy - 77 F

livebaseballscorecards.com

AB	36
R	7
H	9
RBI	7
BB	5
SO	10
LOB	13

1B: 6	SF: 0	WP: 0	PA: 42
2B: 1	SAC: 1	PB: 0	
3B: 1	DP: 0	SB: 0	
HR: 1	HBP: 0	CS: 0	

Boston Red Sox @ Detroit Tigers

Comerica Park, Detroit, MI

Sun Aug 09 2015, 1:12 PM - 4:58 PM EDT

Att. 38,766 - Partly Cloudy - 77 F

livebaseballscorecards.com

BOTTOM

Batter	1	2	3	4	5	6	7	8	9	AB	R	H	RBI	BB	SO	LOB
20 Rajai Davis, R (1, 7) OBP: 0.305, SLG: 0.410	C FF 87 F FF 89 S FF 88 0-3 K		B FF 88 F FF 87 B CH 76 S CH 77 B FF 91 B FF 89 4-2 1 WP 1 S 41 1B BB		1 SAFE B FF 88 B FF 86 X FF 88 2-0 P3		C FF 92 B SL 84 B FF 92 F FF 92 B FF 92 X FF 93 3-2 G5-3			3	1	0	0	1	1	1
1 Jose Iglesias, R (1, 6) OBP: 0.346, SLG: 0.384	B FF 88 X CH 75 1-0 B1-3		1 SAFE B FF 89 B FF 89 1 SAFE B FF 87 C FF 89 F FF 90 X FF 90 3-2 P3 1-3		1 SAFE 1 SAFE 1 SAFE C FF 88 F FF 87 1 SAFE F FF 90 X SL 78 0-2 P5 1-2		C FF 93 F FF 91 X FF 92 0-2 G3-1			4	0	0	0	0	0	2
3 Ian Kinsler, R (1, 4) OBP: 0.360, SLG: 0.431	B FF 88 B FF 89 C FF 88 X CH 77 2-1 2B		C FF 90 F FF 91 F FF 90 F FF 91 B FF 92 B FF 89 X FF 90 2-2 P3			C CH 76 B FF 89 X CU 72 1-1 41 G6-3 2B		X FF 92 0-0 P2		4	0	2	0	0	0	1
41 Victor Martinez, S (1, 10) OBP: 0.309, SLG: 0.382	T FF 90 B CU 71 F FF 90 S SL 76 1-3 K		C CH 76 X CH 78 0-1 3-H 1B			X SI 87 0-0 G6-3 2-3		B FF 93 B CU 78 F FF 93 X FF 93 2-1 F8		4	0	1	1	0	1	2
28 J.D. Martinez, R (1, 9) OBP: 0.350, SLG: 0.561		B FF 87 C FF 89 S FF 89 F FF 89 B FF 89 F CU 72 F CH 78 B CH 77 B CH 76 4-2 34 BB BB	F FF 90 F FF 90 B FF 90 X CU 74 1-2 F8			F SI 89 F FF 91 T FF 91 0-2 K		F FF 94 X FF 93 0-1 F8		3	0	0	0	1	1	2
9 Nick Castellanos, R (1, 5) OBP: 0.295, SLG: 0.393		C FF 90 F FF 90 1 SAFE B FF 91 X SL 76 1-2 P4		X FF 85 0-0 L7		F SI 89 B SI 89 B SI 90 B SI 88 B FF 92 4-1 34 FC6-4 BB			C FF 93 B CH 87 B FF 94 B FF 94 C FF 94 B FF 94 4-2 BB	2	0	0	0	2	0	1
34 James McCann, R (1, 2) OBP: 0.319, SLG: 0.429		D FF 90 C CH 76 B FF 88 B FF 91 B FF 89 4-1 1-2 BB		B FF 88 C FF 88 B FF 88 X CH 78 2-1 F7		X SI 85 0-0 FC6-4 1-2f			B FF 94 C FF 93 C CH 87 B CH 87 S CH 86 2-3 K	3	0	0	0	1	1	3
55 Jefry Marte, R (1, 3) OBP: 0.310, SLG: 0.526		B FF 90 X FF 89 1-0 F9		X FF 88 0-0 F8			B SI 84 S SI 85 B SL 77 B SI 87 F FF 89 X FF 89 3-2 HR	C FF 93 X CH 88 0-1 L9		4	1	1	1	0	0	3
12 Anthony Gose, L (1, 8) OBP: 0.307, SLG: 0.358		B SL 77 F FF 90 X CH 77 1-1 G1-3			B CU 71 F FF 86 B CH 77 B FF 87 C FF 88 B SL 75 4-2 1 CS BB		M FF 90 F FF 92 F FF 90 B FF 91 B FF 91 S FC 92 2-3 K		B FF 92 C FF 93 C CH 87 S FF 92 1-3 K	3	0	0	0	1	2	3
Inning Stats	R: 0 E: 0 K: 2 S: 9 H: 1 LOB: 1 BB: 0 P: 13	R: 0 E: 0 K: 0 S: 12 H: 0 LOB: 2 BB: 2 P: 23	R: 1 E: 0 K: 0 S: 16 H: 1 LOB: 1 BB: 1 P: 26	R: 0 E: 0 K: 0 S: 4 H: 0 LOB: 0 BB: 0 P: 6	R: 0 E: 0 K: 0 S: 7 H: 0 LOB: 0 BB: 1 P: 13	R: 0 E: 0 K: 1 S: 8 H: 1 LOB: 2 BB: 1 P: 13	R: 1 E: 0 K: 1 S: 13 H: 1 LOB: 0 BB: 0 P: 21	R: 0 E: 0 K: 0 S: 5 H: 0 LOB: 0 BB: 0 P: 7	R: 0 E: 0 K: 2 S: 10 H: 0 LOB: 1 BB: 1 P: 17	1B: 1 2B: 2 3B: 0 HR: 1 SF: 0 SAC: 0 DP: 0 HBP: 0	WP: 1 PB: 0 SB: 1 CS: 1 PA: 36					

	AB	30
	R	2
	H	4
	RBI	2
	BB	6
	SO	6
	LOB	18

PITCHER		IP	WLS	BF	H	R	ER	SO	BB	IBB	HBP	BLK	WP	HR	S	P	ERA	WHIP
60 Henry Owens, L ERA: 3.6	(1, 1)	5.0	W	21	3	1	1	2	4	0	0	0	1	0	50	84	1.80	1.400
63 Justin Masterson, R ERA: 5.61	(6, 1)	1.0	H	5	1	1	1	1	1	0	0	0	0	1	9	16	9.00	2.000
28 Robbie Ross Jr., L ERA: 3.89	(7, 1)	1.0	H	3	0	0	0	1	0	0	0	0	0	0	10	15	0.00	0.000
36 Junichi Tazawa, R ERA: 3.19	(8, 1)	1.0		3	0	0	0	0	0	0	0	0	0	0	5	7	0.00	0.000
64 Jean Machi, R ERA: 5.35	(9, 1)	1.0		4	0	0	0	2	1	0	0	0	0	0	10	17	0.00	1.000

PITCHER	IP	WLS	BF	H	R	ER	SO	BB	IBB	HBP	BLK	WP	HR	S	P	ERA	WHIP

Batter	1	2	3	4	5	6	7	8	9	AB	R	H	RBI	BB	SO	LOB
12 Anthony Gose, L (1, 8) OBP: 0.306, SLG: 0.356	C SI 92 S SI 91 S FF 93 0-3 ① K		C FF 93 X SI 93 0-1 ③ P6			F SL 83 S CH 85 B FC 89 B CH 83 F FF 92 X SL 84 2-2 18 G4-3 1B		X FF 94 0-0 ③ FC4-6 1-2f		4	0	1	0	0	1	1
18 Tyler Collins, L (1, 7) OBP: 0.286, SLG: 0.433	B SI 94 B CH 83 X FC 89 2-0 ② F9			S SI 92 X SL 82 0-1 ① F8		F SI 92 B FC 88 X CH 83 1-1 ② G4-3 1-2			F SL 82 X FC 90 0-1 ① L9	4	0	0	0	0	0	1
3 Ian Kinsler, R (1, 4) OBP: 0.357, SLG: 0.427	C SI 93 B SI 94 S FC 86 F SI 95 F SL 85 C SI 95 1-3 ③ K			B SL 82 X SL 84 1-0 ② G5-3		X SI 94 0-0 ③ P2			C SI 94 C SI 92 F SL 84 F FF 94 S FF 95 0-3 ② K	4	0	0	0	0	2	1
41 Victor Martinez, S (1, 10) OBP: 0.305, SLG: 0.377		B SI 91 B FF 91 C FF 92 B CH 86 C FC 87 S FF 93 3-3 ① K		B FC 87 X CH 85 1-0 ③ F8			C SL 82 F FC 88 B CH 84 F FF 93 F FC 88 F SI 94 X FF 93 1-2 ① P4		S FF 93 B FC 89 X FF 94 1-1 ③ F9	4	0	0	0	0	1	0
28 J.D. Martinez, R (1, 9) OBP: 0.349, SLG: 0.561		F FC 90 T SI 93 X FF 94 0-2 2B			B SI 93 F SI 94 X SI 93 1-1 ① L4		S SI 95 F SI 94 S SI 95 0-3 ② K			3	0	1	0	0	1	0
9 Nick Castellanos, R (1, 5) OBP: 0.293, SLG: 0.389		B SI 93 X FC 86 1-0 ② F9			B SI 94 B FC 89 C SL 81 B SI 92 F SL 85 F FF 95 F SL 85 X FC 91 3-2 ② F8		X FC 86 0-0 ③ L5			3	0	0	0	0	0	1
55 Jefry Marte, R (1, 3) OBP: 0.333, SLG: 0.537		X SI 94 0-0 ③ G1			B FC 87 C SL 82 C SI 95 B FC 88 B SI 96 X SL 85 3-2 1B			B SI 93 B SI 92 B SI 92 C FF 91 C FF 91 F FF 93 X FF 92 3-2 12 FC4-6 1B		3	0	2	0	0	0	1
13 Alex Avila, L (1, 2) OBP: 0.319, SLG: 0.267			C SL 78 B CH 83 X FC 88 1-1 ① F7		C SL 82 B SI 94 S CH 84 B FF 94 B FC 88 S CH 84 3-3 ③ K			F SL 84 F FF 93 F FF 93 F FC 86 C FF 93 0-3 ① K		3	0	0	0	0	2	2
17 Andrew Romine, S (1, 6) OBP: 0.318, SLG: 0.356			C CH 83 S FF 93 X SL 82 0-2 ② G3			C SL 79 B CH 80 F SL 82 F FC 88 F SI 94 F FF 94 X CH 85 1-2 ① G3-1		C SL 82 B FF 93 C FF 94 S CH 86 1-3 ② K		3	0	0	0	0	1	1
Inning Stats	R: 0 H: 0 E: 0 LOB: 0 K: 2 BB: 0 S: 9 P: 12	R: 0 H: 1 E: 0 LOB: 1 K: 1 BB: 0 S: 8 P: 12	R: 0 H: 0 E: 0 LOB: 0 K: 0 BB: 0 S: 7 P: 8	R: 0 H: 0 E: 0 LOB: 0 K: 0 BB: 0 S: 4 P: 6	R: 0 H: 1 E: 0 LOB: 1 K: 1 BB: 0 S: 13 P: 23	R: 0 H: 1 E: 0 LOB: 1 K: 0 BB: 0 S: 13 P: 17	R: 0 H: 0 E: 0 LOB: 0 K: 1 BB: 0 S: 10 P: 11	R: 0 H: 1 E: 0 LOB: 1 K: 2 BB: 0 S: 13 P: 17	R: 0 H: 0 E: 0 LOB: 0 K: 1 BB: 0 S: 9 P: 10	1B: 3 SF: 0 2B: 1 SAC: 0 3B: 0 DP: 0 HR: 0 HBP: 0						WP: 0 PA: 31 PB: 0 SB: 0 CS: 0

PITCHER		IP	WLS	BF	H	R	ER	SO	BB	IBB	HBP	BLK	WP	HR	S	P	ERA	WHIP
47 Johnny Cueto, R ERA: 2.53	(1, 1)	9.0	W	31	4	0	0	8	0	0	0	0	0	0	86	116	0.00	0.444

PITCHER		IP	WLS	BF	H	R	ER	SO	BB	IBB	HBP	BLK	WP	HR	S	P	ERA	WHIP

TOP

Detroit Tigers @ Kansas City Royals

Kauffman Stadium, Kansas City, MO

Mon Aug 10 2015, 7:11 PM - 9:53 PM CDT

Att. 36,672 - Clear - 84 F

livebaseballscorecards.com

AB	31
R	0
H	4
RBI	0
BB	0
SO	8
LOB	8

Detroit Tigers @ Kansas City Royals

Kauffman Stadium, Kansas City, MO

Mon Aug 10 2015, 7:11 PM - 9:53 PM CDT

Att. 36,672 - Clear - 84 F

BOTTOM

livebaseballscorecards.com

Batter	1	2	3	4	5	6	7	8	9	AB	R	H	RBI	BB	SO	LOB
2 Alcides Escobar, R (1, 6) OBP: 0.318, SLG: 0.342	X FF 92 0-0 6 2B 18 1B 1B	C FF 93 B CU 73 S CH 82 F FF 94 B SL 83 F FF 93 B CU 73 C SL 82 3-3 ③ K			X CH 80 0-0 G4-6-3 6 18 BB 1B		C CU 80 X FF 93 0-1 ② F8			4	1	2	0	0	1	0
18 Ben Zobrist, S (1, 7) OBP: 0.361, SLG: 0.469 1 Jarrod Dyson, L (7, PR) OBP: 0.325, SLG: 0.389 (8, 7)	X FF 92 0-0 1-2 6 2B 1B	B FF 92 C CH 81 C SL 78 B SL 82 X FF 94 2-2 ① 1B			1 SAFE B FF 90 C CH 81 1 SAFE 1 SAFE B SL 79 C CH 79 B FF 92 B CH 79 4-2 1-2 6 G4-6-3 BB		C FF 93 B CH 88 C CH 87 X FF 95 1-2 35 1B 6 1B 1B			3 0	1 1	3 0	0 0	1 0	0 0	0 0
6 Lorenzo Cain, R (1, 8) OBP: 0.365, SLG: 0.496	T CH 80 D FF 93 B CH 81 D CH 81 F FF 94 X FF 94 3-2 1-H 2-H 25 1B 2B	B CU 73 F FF 93 B CH 81 F CH 81 B SL 84 C SL 82 3-3 ② K			B FF 91 F SL 79 B CH 79 F SL 79 X FF 91 2-2 ①② 1-2f 2-3 G4-6-3		B FF 93 B FF 94 X FF 93 2-0 1-2 35 1B 1B			4	1	2	2	0	1	2
35 Eric Hosmer, L (1, 3) OBP: 0.377, SLG: 0.474	F FF 93 D CU 74 S SL 82 B SL 83 B FF 92 S SL 82 3-3 ① K	B CU 73 F CH 81 X SL 81 1-1 2B			F CH 79 B FF 92 S CH 79 B FF 91 F CH 81 B FF 94 F SL 82 X CH 79 3-2 ③ P4		B FC 88 B FC 88 B FF 89 C FC 87 F FF 88 X FF 89 3-2 1-3 2-H 1B			4	0	2	1	0	1	2
25 Kendrys Morales, S (1, 10) OBP: 0.348, SLG: 0.467	C FF 92 B SL 82 S SL 81 F FF 93 B FF 92 X CH 80 2-2 2-H 8 FC3-6 1B	B FF 94 X SL 80 1-0 ③ G4-3				X SL 77 0-0 8 FC3-5 2B	C SI 87 B SI 88 C FF 89 F FC 86 F FF 90 X FC 90 1-2 ③ F8			4	0	2	1	0	0	4
8 Mike Moustakas, L (1, 5) OBP: 0.335, SLG: 0.405	C SL 80 B SL 84 C SL 81 B SL 82 B FF 94 F SL 83 X FF 93 3-2 ② 1-2f FC3-6			C CU 72 B CH 80 X FF 91 1-1 ① P2		B SL 79 X SL 77 1-0 ① 2-3 FC3-5 13 BB		B FF 87 F FF 88 C FC 84 X FF 89 1-2 ① F7		4	0	0	0	0	0	2
13 Salvador Perez, R (1, 2) OBP: 0.265, SLG: 0.420	S CH 80 C FF 94 F CH 80 1 SAFE F FF 91 B SL 84 S SL 82 1-3 ③ K			X FF 92 0-0 1B		B CU 80 C FF 93 1 SAFE F CH 86 D CU 82 D CH 86 F CH 87 1 SAFE B FF 94 4-2 1-2 15 G5-4-3 BB		B FC 82 F SI 87 C FF 89 X FC 85 1-2 ② G5-3		3	0	1	0	1	1	1
15 Alex Rios, R (1, 9) OBP: 0.281, SLG: 0.318		F FF 92 C CU 73 F CH 80 S SL 83 0-3 ① K		B CH 79 C SL 79 F FF 92 F CH 80 B FF 92 S SL 80 2-3 ② K		B FF 94 C CU 80 B CH 85 X FF 94 2-1 ②③ 1-2f G5-4-3		B FF 88 T FC 85 F FF 90 F FC 85 S FC 85 1-3 ③ K		4	0	0	0	0	3	3
14 Omar Infante, R (1, 4) OBP: 0.236, SLG: 0.305		B CH 81 B FF 93 X FF 92 2-0 ② P6		X FF 92 0-0 ③ F8			B FF 94 C FF 93 X CH 86 1-1 ① G5-3			3	0	0	0	0	0	1

Inning Stats	1	2	3	4	5	6	7	8	9
	R: 3 E: 0 K: 2 S: 21 H: 4 LOB: 1 BB: 0 P: 33	R: 0 E: 0 K: 2 S: 10 H: 0 LOB: 0 BB: 0 P: 15	R: 0 E: 0 K: 1 S: 9 H: 2 LOB: 1 BB: 0 P: 16	R: 0 E: 0 K: 1 S: 8 H: 1 LOB: 1 BB: 0 P: 11	R: 0 E: 0 K: 0 S: 11 H: 1 LOB: 1 BB: 1 P: 20	R: 0 E: 0 K: 0 S: 7 H: 1 LOB: 1 BB: 1 P: 14	R: 1 E: 0 K: 0 S: 16 H: 3 LOB: 3 BB: 0 P: 24	R: 0 E: 0 K: 1 S: 10 H: 0 LOB: 0 BB: 0 P: 13	

	AB	33
	R	4
	H	12
	RBI	4
	BB	2
	SO	7
	LOB	15

1B: 9 SF: 0
2B: 3 SAC: 0
3B: 0 DP: 2
HR: 0 HBP: 0

WP: 0 PA: 35
PB: 0
SB: 0
CS: 0

PITCHER		IP	WLS	BF	H	R	ER	SO	BB	IBB	HBP	BLK	WP	HR	S	P	ERA	WHIP
48 Matthew Boyd, L ERA: 7.11	(1, 1)	5.1	L	24	9	3	3	6	1	0	0	0	0	0	61	98	5.06	1.875
45 Buck Farmer, R ERA: 8.18	(6, 1)	1.1		6	2	1	1	0	1	0	0	0	0	0	13	23	6.75	2.250
56 Kyle Ryan, L ERA: 5.94	(7, 1)	1.1		5	1	0	0	1	0	0	0	0	0	0	18	25	0.00	0.750

PITCHER	IP	WLS	BF	H	R	ER	SO	BB	IBB	HBP	BLK	WP	HR	S	P	ERA	WHIP

Batter	1	2	3	4	5	6	7	8	9	AB	R	H	RBI	BB	SO	LOB
12 Anthony Gose, L (1, 8) OBP: 0.306, SLG: 0.354 20 Rajai Davis, R (7, PH) OBP: 0.303, SLG: 0.408 (7, 8)	B SI 96 B SI 96 C SI 95 S SI 96 F FF 96 B CH 89 S SI 97 3-3 K ①		B CU 81 S CH 87 F FF 97 S FF 96 1-3 K ①		B CU 85 S CH 86 F FF 98 F CH 88 B CU 85 B CU 86 B SI 97 4-2 1 F7 BB		X FF 93 0-0 SF8 ① 3-H		C FC 90 B FF 94 S FC 90 X FC 90 1-2 G6-3 ③	2 1	0 0	0 0	0 1	1 0	2 0	0 0
1 Jose Iglesias, R (1, 6) OBP: 0.345, SLG: 0.380	X FF 96 0-0 G3 ②		C CU 83 B CH 89 B CU 82 B SI 96 X FF 96 3-1 G4-3 ②		C SI 92 F SI 97 B FF 98 B SI 97 1 SAFE X CU 85 2-2 F7 ② ③ 1-2		D FF 92 B FF 93 C FF 93 D FF 91 B FF 94 4-1 1-2 BB			3	0	0	0	1	0	1
3 Ian Kinsler, R (1, 4) OBP: 0.356, SLG: 0.424	C SI 96 B FF 96 X CU 84 1-1 G5-3 ③		C FC 92 B FF 97 B SI 97 B FF 97 B FF 97 4-1 BB			C CU 81 C CU 84 S CH 89 0-3 K ①	C FF 95 X FF 95 0-1 F9 ② 2-3			3	0	0	0	1	1	2
41 Victor Martinez, S (1, 10) OBP: 0.304, SLG: 0.373		X FF 96 0-0 P6 ①	C FF 94 C FC 93 D CH 90 F CH 89 S CU 87 1-3 K ③			C CH 89 C CU 86 B CU 87 B FF 94 F CH 88 B CH 90 B CU 86 4-2 28 BB BB	B FF 95 X FF 95 1-0 P5 ③			3	0	0	0	1	1	3
28 J.D. Martinez, R (1, 9) OBP: 0.351, SLG: 0.559		B FF 94 F SI 96 F FF 96 B CU 86 B CH 91 F SI 97 F CH 89 F FF 99 B SI 98 4-2 34 E 18 BB BB	B CU 82 C CU 83 S CU 84 S CU 87 1-3 K ①			D CU 86 F FF 95 B FF 96 S CH 89 B CH 90 B CH 89 4-2 34 FC6-4 1-2 BB		F FC 90 F FC 91 B FC 92 B FF 96 X FC 92 2-2 G1-3 ①	2	0	0	0	2	1	0
18 Tyler Collins, L (1, 7) OBP: 0.297, SLG: 0.429		C CU 84 B CH 90 B SI 98 B FF 97 B SI 96 4-1 34 E 1-2 BB	C FC 93 B CH 88 X FC 93 1-1 34 FC5-4 1B			C FF 96 F CU 85 S FF 98 0-3 K ②		C KC 80 F FC 91 B KC 80 F FF 96 S FC 90 1-3 K ②		3	0	1	0	1	2	2
34 James McCann, R (1, 2) OBP: 0.314, SLG: 0.422		C SI 96 F FF 97 B FF 97 X FF 95 1-2 E4 1-2 2-3	C FF 96 F FF 96 B FF 98 1 SAFE X SI 97 1-2 FC5-4 55 2B ② 1-2f			B CU 85 X FF 96 1-0 FC6-4 ③ 1-2f		X FC 90 0-0 F9 ③		4	0	0	0	0	0	5
55 Jefry Marte, R (1, 3) OBP: 0.347, SLG: 0.578		F SI 96 B CU 84 S CU 86 C CU 85 1-3 K ②		X FF 96 0-0 ③ 1-H 2B			B FF 94 X FF 93 1-0 17 1B 20 SF8 2B		B KC 78 S FC 89 S FC 90 S FC 90 1-3 K ①	4	1	2	0	0	2	3
17 Andrew Romine, S (1, 5) OBP: 0.316, SLG: 0.352		C FF 97 X CH 89 0-1 G3-1 ③			S FF 96 S SI 96 F CH 88 S CU 86 0-3 K ①		X SI 93 0-0 3 F9 1 BB 2-3 1B		S FF 95 F FF 94 S FC 90 1-3 K ②	4	0	1	0	0	2	3
Inning Stats	R: 0 E: 0 K: 1 S: 7 H: 0 LOB: 0 BB: 0 P: 11	R: 0 E: 1 K: 1 S: 15 H: 0 LOB: 3 BB: 2 P: 25	R: 0 E: 0 K: 2 S: 10 H: 0 LOB: 1 BB: 1 P: 19	R: 0 E: 0 K: 1 S: 9 H: 2 LOB: 2 BB: 0 P: 12	R: 0 E: 0 K: 1 S: 10 H: 0 LOB: 0 BB: 1 P: 16	R: 0 E: 0 K: 2 S: 12 H: 0 LOB: 2 BB: 2 P: 21	R: 1 E: 0 K: 0 S: 7 H: 2 LOB: 2 BB: 1 P: 13	R: 0 E: 0 K: 1 S: 8 H: 0 LOB: 0 BB: 0 P: 11	R: 0 E: 0 K: 2 S: 9 H: 0 LOB: 0 BB: 0 P: 11	1B: 2 2B: 2 3B: 0 HR: 0 SF: 1 SAC: 0 DP: 0 HBP: 0	WP: 0 PB: 0 SB: 0 CS: 0 PA: 37					

PITCHER	IP	WLS	BF	H	R	ER	SO	BB	IBB	HBP	BLK	WP	HR	S	P	ERA	WHIP
30 Yordano Ventura, R (1, 1) ERA: 4.97	6.0	W	25	2	0	0	8	6	0	0	0	0	0	63	104	0.00	1.333
45 Franklin Morales, L (7, 1) ERA: 2.58	0.1		4	2	1	1	0	1	0	0	0	0	0	4	9	27.00	9.000
44 Luke Hochevar, R (7, 1) ERA: 3.41	2.2	S	8	0	0	0	3	0	0	0	0	0	0	20	26	0.00	0.000

PITCHER	IP	WLS	BF	H	R	ER	SO	BB	IBB	HBP	BLK	WP	HR	S	P	ERA	WHIP

TOP

Detroit Tigers @ Kansas City Royals

Kauffman Stadium, Kansas City, MO

Tue Aug 11 2015, 7:12 PM - 10:12 PM CDT

Att. 34,068 - Partly Cloudy - 83 F

livebaseballscorecards.com

AB	29
R	1
H	4
RBI	1
BB	7
SO	11
LOB	19

Batter	1	2	3	4	5	6	7	8	9	AB	R	H	RBI	BB	SO	LOB
2 Alcides Escobar, R (1, 6) OBP: 0.315, SLG: 0.339	C FF 92 X CU 78 0-1 ① F7		B SI 91 C FS 86 T SI 91 B SI 93 X CU 79 2-2 ① G5-3		C SI 93 S CU 77 B SI 93 X SI 94 1-2 ② G3-1 2-3		C SL 87 B SL 89 F SI 95 F SI 95 X SL 88 1-2 ② G4-3			4	0	0	0	0	0	1
18 Ben Zobrist, S (1, 4) OBP: 0.356, SLG: 0.462	B FF 94 C FF 92 B FS 87 X FS 88 2-1 ② G5-3		B SL 87 B FC 90 S FS 86 X FS 86 2-1 ② G4-3		D CH 73 B FF 92 C CU 78 X FC 91 2-1 ③ L4		X FF 95 0-0 ③ F7			4	0	0	0	0	0	1
6 Lorenzo Cain, R (1, 8) OBP: 0.371, SLG: 0.512	C CU 78 S SL 87 B SI 95 B SL 86 X FC 94 2-2 35 HR 1B		B SI 93 C SI 93 B SL 87 X FS 88 2-1 2B			C CU 76 B SI 90 B SI 91 B CU 79 X SL 86 3-1 HR		C SI 90 B SL 79 X CH 85 1-1 ① 1B		4	2	4	1	0	0	0
35 Eric Hosmer, L (1, 3) OBP: 0.376, SLG: 0.479	1 SAFE F FF 93 X FF 94 0-1 1-H HR		B CU 79 C FF 94 D FC 91 B SI 95 C CU 77 S CH 75 3-3 ③ K			B FS 88 X FC 90 1-0 ① G1-3		B SL 78 S SL 80 X SL 79 1-1 E7 25 S 8 1B		4	2	1	2	0	1	1
25 Kendrys Morales, S (1, 10) OBP: 0.347, SLG: 0.464	X CU 79 0-0 ③ F7			C FF 92 X CU 78 0-1 ① G1-3		B SL 87 B FS 85 C FC 90 B FC 93 B FC 91 4-1 8 HR BB		B SI 92 C CH 86 B SI 92 S SI 92 S SL 80 2-3 ② K 2-3		3	1	0	0	1	1	1
8 Mike Moustakas, L (1, 5) OBP: 0.336, SLG: 0.414		B CU 76 X FS 86 1-0 ① G1-3		C CU 78 B FF 93 F FC 90 X CU 80 1-2 ② F8		B FC 90 B FS 87 B SL 89 C FC 92 F FC 90 X CU 80 3-2 1-H HR		B SL 80 C SI 94 B SI 92 C SL 79 X SI 93 2-2 9 BB 3-H 1B		4	1	2	3	0	0	0
13 Salvador Perez, R (1, 2) OBP: 0.265, SLG: 0.420 9 Drew Butera, R (8, 2) OBP: 0.208, SLG: 0.243		B SI 91 C CU 75 S FS 86 B FS 87 B FS 85 F CU 76 F SL 86 X FF 94 3-2 1B		B SL 88 C SL 86 B FF 92 F SI 93 X CU 79 2-2 ③ G6-3		B CH 85 S SL 85 C SL 83 F SL 83 S FF 95 1-3 ② K		B SI 92 B CH 85 C SI 92 1 SAFE B SI 90 B FF 93 4-1 16 FC5-4 1-2 BB		3 0	0 0	1 0	0 0	0 1	1 0	0 0
16 Paulo Orlando, R (1, 9) OBP: 0.269, SLG: 0.413		S SL 86 S SL 86 B SI 93 F FF 93 S SL 86 1-3 ② K			C CU 76 B SI 91 B SL 85 B FS 86 C FF 92 X SL 86 3-2 2 G3-1 2B	C FF 94 B SL 87 B SL 84 F FF 95 C FF 95 2-3 ③ K		S SL 78 B SI 93 F SL 79 F SI 93 X SI 92 1-2 ③ FC5-4 1-2f		4	0	1	0	0	2	3
1 Jarrod Dyson, L (1, 7) OBP: 0.319, SLG: 0.381		B FF 94 B FC 94 C FF 93 F FS 87 F FF 94 B SL 86 S FS 86 3-3 ③ K			L FF 91 L FF 92 B FF 93 F SI 93 B FC 90 S FS 86 2-3 ① K		C FF 93 B SL 86 S SL 87 B SL 87 B FF 95 S SL 86 3-3 ① K			3	0	0	0	0	3	2
Inning Stats	R: 2 E: 0 K: 0 S: 10 H: 2 LOB: 0 BB: 0 P: 14	R: 0 E: 0 K: 2 S: 14 H: 1 LOB: 1 BB: 0 P: 22	R: 0 E: 0 K: 1 S: 10 H: 1 LOB: 1 BB: 0 P: 19	R: 0 E: 0 K: 0 S: 8 H: 0 LOB: 0 BB: 0 P: 11	R: 0 E: 0 K: 1 S: 12 H: 1 LOB: 1 BB: 0 P: 20	R: 3 E: 0 K: 2 S: 14 H: 2 LOB: 0 BB: 1 P: 28	R: 0 E: 0 K: 1 S: 8 H: 0 LOB: 0 BB: 0 P: 12	R: 1 E: 1 K: 1 S: 15 H: 2 LOB: 2 BB: 1 P: 26		1B: 4 2B: 2 3B: 0 HR: 3	SF: 0 SAC: 0 DP: 0 HBP: 0		WP: 0 PB: 0 SB: 1 CS: 0	PA: 35		

PITCHER		IP	WLS	BF	H	R	ER	SO	BB	IBB	HBP	BLK	WP	HR	S	P	ERA	WHIP
19 Aníbal Sánchez, R ERA: 4.95	(1, 1)	5.1	L	24	7	5	5	4	1	0	0	0	0	3	61	104	8.44	1.500
39 Neftalí Feliz, R ERA: 7.45	(6, 1)	0.2		2	0	0	0	2	0	0	0	0	0	0	7	10	0.00	0.000
62 Al Alburquerque, R ERA: 2.98	(7, 1)	1.0		3	0	0	0	1	0	0	0	0	0	0	8	12	0.00	0.000
32 Tom Gorzelanny, L ERA: 6.39	(8, 1)	1.0		6	2	1	0	1	1	0	0	0	0	0	15	26	0.00	3.000

PITCHER	IP	WLS	BF	H	R	ER	SO	BB	IBB	HBP	BLK	WP	HR	S	P	ERA	WHIP

BOTTOM

Detroit Tigers @ Kansas City Royals

Kauffman Stadium, Kansas City, MO

Tue Aug 11 2015, 7:12 PM - 10:12 PM CDT

Att. 34,068 - Partly Cloudy - 83 F

livebaseballscorecards.com

AB	33
R	6
H	9
RBI	6
BB	2
SO	8
LOB	9

Batter	1	2	3	4	5	6	7	8	9	AB	R	H	RBI	BB	SO	LOB
12 Anthony Gose, L (1, 8) OBP: 0.308, SLG: 0.353	B SI 93 X SI 92 1-0 3 F8 1 E 41 SF8 1B	C SI 96 S CH 86 F KC 82 B FF 95 S CH 87 1-3 K ③			L KC 79 F SI 92 B SI 93 F CH 84 X FF 95 1-2 P5 ②			D CH 83 B SI 94 B SI 93 B SI 94 4-0 1 1B 3 2B 1-2 BB	X FF 86 0-0 B3 ①	4	2	1	0	1	1	1
1 Jose Iglesias, R (1, 6) OBP: 0.346, SLG: 0.381	C SI 94 X SI 93 0-1 FC1 1-2		X FF 94 0-0 3 G6-4-3 1B		B CH 84 F CH 84 X CH 85 1-1 G5-3 ③			B CH 84 C CH 83 X SI 95 1-1 3 2B 28 1B 1-2 2-3 1B	B FF 85 S FF 85 S SL 80 X SL 78 1-2 P3 ②	5	1	2	0	0	0	1
3 Ian Kinsler, R (1, 4) OBP: 0.357, SLG: 0.426	C KC 81 B SI 95 F SI 94 X KC 82 1-2 F8 ① 2-3		X FF 94 0-0 G6-4-3 ①② 1-2f			F KC 80 C SI 93 X KC 80 0-2 G5-3 ①		F SI 95 X SI 96 0-1 28 1B 18 FC3 1-3 2-H 3-H 2B	C FF 86 X SL 81 0-1 41 2B 1B	5	2	2	2	0	0	3
41 Victor Martinez, S (1, 10) OBP: 0.306, SLG: 0.378	B SI 94 C CH 83 X SI 94 1-1 SF8 ② 3-H		C FF 94 B KC 80 X CH 84 1-1 1B			B SI 93 X SI 93 1-0 G3 ②		X FF 99 0-0 F8 ①	1 SAFE C FF 85 B FF 84 1 SAFE B FF 86 X FF 87 2-1 1-H 2B	4	0	2	2	0	0	2
28 J.D. Martinez, R (1, 9) OBP: 0.349, SLG: 0.555	C CH 84 1 SAFE F KC 82 S CH 85 0-3 K ③		B SI 94 D CH 84 F CH 84 F FF 96 F CH 86 X KC 83 2-2 G5-3 ③			B SI 94 B KC 82 S SI 94 C SI 94 B CH 86 S CH 85 3-3 K ③		S FF 101 X FF 98 0-1 9 1B 18 FC3 2-3 3-H 1B	B SL 79 S SL 80 D SL 80 X CH 80 2-1 G1-3 ③	5	0	1	1	0	2	3
18 Tyler Collins, L (1, 7) OBP: 0.295, SLG: 0.432		B SI 91 C KC 77 X CH 83 1-1 9 1B 2B		X SI 93 0-0 F8 ①			C KC 80 X CH 83 0-1 G4-3 ①	B FF 100 X CH 92 1-0 FC3 9 1B 1-2 3-H		4	1	1	1	0	0	1
9 Nick Castellanos, R (1, 5) OBP: 0.295, SLG: 0.391 17 Andrew Romine, S (8, PR) OBP: 0.316, SLG: 0.352 (8, 5)		C KC 82 X SI 95 0-1 34 G5-4-3 55 BB 2-H 1B		C SI 93 C KC 80 F CH 84 B KC 82 C SI 95 1-3 K ②			F SI 94 C CH 85 B CH 85 S CH 85 1-3 K ②	S FF 101 B FF 100 B FF 98 X FF 98 2-1 1-2 2-3 1B		4 0	0 0	2 0	1 0	0 0	2 0	0 0
55 Jefry Marte, R (1, 3) OBP: 0.340, SLG: 0.542 13 Alex Avila, L (8, 3) OBP: 0.319, SLG: 0.267		B KC 82 F CH 84 B CH 84 B CH 84 D FF 95 4-1 34 G5-4-3 1-2 BB		C KC 81 F CH 84 B KC 82 B SI 95 F CH 84 F KC 82 X SI 95 2-2 G6-3 ③			C FF 95 X KC 82 0-1 G5-3 ③	B FF 99 S SI 98 B FF 100 S FF 97 T FF 100 2-2 K ②		3 0	0 0	0 0	0 0	1 0	1 0	3 0
34 James McCann, R (1, 2) OBP: 0.313, SLG: 0.419		C SI 94 X SI 95 0-1 G5-4-3 ①② 1-2f 2-3			B SI 91 B SI 92 X FF 92 2-0 G6-3 ①			C KC 80 X CH 84 0-1 1 1B 12 BB 3 2B 1B B FF 98 F FF 100 A FF 101 S CH 92 1-3 K ②		4	1	1	0	0	1	5

Inning Stats	1	2	3	4	5	6	7	8	9
	R: 1 E: 1 K: 1 S: 11	R: 1 E: 0 K: 1 S: 11	R: 0 E: 0 K: 0 S: 8	R: 0 E: 0 K: 1 S: 10	R: 0 E: 0 K: 0 S: 7	R: 0 E: 0 K: 1 S: 7	R: 0 E: 0 K: 1 S: 7	R: 4 E: 0 K: 2 S: 19	R: 1 E: 0 K: 0 S: 10
	H: 1 LOB: 1 BB: 0 P: 14	H: 2 LOB: 1 BB: 1 P: 17	H: 2 LOB: 1 BB: 0 P: 11	H: 0 LOB: 0 BB: 0 P: 13	H: 0 LOB: 0 BB: 0 P: 11	H: 0 LOB: 0 BB: 0 P: 11	H: 0 LOB: 0 BB: 0 P: 8	H: 5 LOB: 3 BB: 1 P: 30	H: 2 LOB: 1 BB: 0 P: 15

1B: 9 SF: 1
2B: 3 SAC: 0
3B: 0 DP: 2
HR: 0 HBP: 0

WP: 0 PA: 41
PB: 0
SB: 0
CS: 0

PITCHER		IP	WLS	BF	H	R	ER	SO	BB	IBB	HBP	BLK	WP	HR	S	P	ERA	WHIP
36 Edinson Volquez, R ERA: 3.27	(1, 1)	7.0	L	30	8	6	5	5	2	0	0	0	0	0	67	96	6.43	1.429
40 Kelvin Herrera, R ERA: 2.1	(8, 1)	1.0		6	2	0	0	2	0	0	0	0	0	0	13	19	0.00	2.000
32 Chris Young, R ERA: 3.31	(9, 1)	1.0		5	2	1	1	0	0	0	0	0	0	0	10	15	9.00	2.000

PITCHER	IP	WLS	BF	H	R	ER	SO	BB	IBB	HBP	BLK	WP	HR	S	P	ERA	WHIP

TOP

Detroit Tigers @ Kansas City Royals

Kauffman Stadium, Kansas City, MO

Wed Aug 12 2015, 7:11 PM - 10:19 PM CDT
Att. 30,732 - Partly Cloudy - 85 F

livebaseballscorecards.com

AB	38
R	7
H	12
RBI	7
BB	2
SO	7
LOB	19

Batter	1	2	3	4	5	6	7	8	9	AB	R	H	RBI	BB	SO	LOB
2 Alcides Escobar, R (1, 6) OBP: 0.314, SLG: 0.342	C FF 93 S CU 77 F FF 89 X FF 95 0-2 G4-3 ①		S SL 87 B FF 95 B SL 83 B SL 87 C FF 94 X SL 86 3-2 E6 ① 2-H 3B		B FF 89 B CU 73 C FF 90 S FF 89 B CU 74 X CH 87 3-2 F8 ①		B SL 84 B FF 94 F FF 94 X SL 84 2-1 F9 ②		C FF 100 B SL 88 X FF 100 1-1 F9 ③	5	1	1	1	0	0	3
18 Ben Zobrist, S (1, 7) OBP: 0.355, SLG: 0.457 16 Paulo Orlando, R (8, 7) OBP: 0.269, SLG: 0.413	C FF 94 B FF 95 B SL 86 X FF 94 2-1 F9 ②		X FF 94 0-0 G4-3 ③		B CH 87 B FF 94 B FF 91 C FF 90 B SL 83 4-1 6 1B BB		B FF 94 C CH 88 B FF 92 X CH 88 2-1 P5 ③			3 0	0 0	0 0	0 0	1 0	0 0	1 0
6 Lorenzo Cain, R (1, 8) OBP: 0.372, SLG: 0.514	C FF 94 B CU 77 X SL 84 1-1 F8 ③			C FF 93 X FF 94 0-1 35 S 35 2B 2B	S SL 88 X FF 95 0-1 35 G4-6-3 1-2 1B			C FF 94 B SL 86 C SL 84 F FF 96 B FF 96 F SL 84 F FF 96 B FF 96 F SL 83 3-2 F FF 96 X FF 97 G6-3 ①		4	1	2	0	0	0	0
35 Eric Hosmer, L (1, 3) OBP: 0.375, SLG: 0.480		C CU 74 B SL 83 C FF 94 X FF 95 1-2 G4-3 ①		C FF 93 S CH 88 F CH 89 B FF 95 X FF 89 1-2 15 BB 14 SF8 2-H 2B	B SL 86 X FF 91 1-0 G4-6-3 ②③ 1-2f			X CU 77 0-0 G1-3 ②		4	1	1	1	0	0	2
25 Kendrys Morales, S (1, 10) OBP: 0.344, SLG: 0.459		B FF 94 B FF 90 X FF 94 2-0 G6-3 ②		B FF 94 X CH 87 1-0 L8 ①		B CU 74 F FF 92 B FF 94 B SL 78 X FF 88 3-1 F7 ①		B FF 91 F FF 91 B CU 79 S FF 91 B CH 80 X CH 80 3-2 G4-3 ③		4	0	0	0	0	0	1
8 Mike Moustakas, L (1, 5) OBP: 0.336, SLG: 0.410		C SL 88 F FF 95 B FF 94 B CU 78 B SL 84 S SL 86 3-3 K ③		C SL 87 D CU 76 B FF 94 C CH 85 B CH 89 B FF 90 4-2 14 SF8 15 BB BB		C FF 93 B FF 94 C FF 90 X CU 77 1-2 F8 ②			B FF 99 F FF 98 B FF 99 X SL 89 2-1 G1-3 ①	3	0	0	0	1	1	0
15 Alex Rios, R (1, 9) OBP: 0.288, SLG: 0.324			X FF 94 0-0 2 E 2B	B SL 88 B FF 91 B SL 80 B FF 92 4-0 9 S 1-2 2-3 BB		B SL 89 X FF 94 1-0 L8 ③			B FF 101 B FF 100 S FF 100 H FF 99 3-1 14 BB HBP	2	1	1	0	1	0	0
14 Omar Infante, R (1, 4) OBP: 0.236, SLG: 0.304			B FF 93 B SL 86 C FF 90 X CH 85 2-1 P4 ① C SL 85 X FF 95 0-1 SF8 ② 2-3 3-H				B FF 90 B SL 81 X FF 90 2-0 F7 ①		B FF 99 C SL 87 B SL 87 B FF 98 B FF 97 4-1 1-2 BB	2	0	0	1	1	0	1
9 Drew Butera, R (1, 2) OBP: 0.211, SLG: 0.243			C FF 96 X SL 88 0-1 G6-3 ② 1 SAFE B FF 94 S SL 88 C SL 89 1 SAFE B FF 95 C FF 93 2-3 K ③ 1-2				C FF 94 C FF 94 X CU 78 0-2 1B		S FF 100 T FF 100 S FF 101 0-3 K ②	4	0	1	0	0	2	5
Inning Stats	R: 0 E: 0 K: 0 S: 8 H: 0 LOB: 0 P: 11	R: 0 E: 0 K: 1 S: 7 H: 0 LOB: 0 BB: 0 P: 13	R: 2 E: 1 K: 0 S: 9 H: 2 LOB: 0 BB: 0 P: 14	R: 2 E: 0 K: 1 S: 14 H: 2 LOB: 2 BB: 2 P: 26	R: 0 E: 0 K: 0 S: 7 H: 1 LOB: 1 BB: 1 P: 15	R: 0 E: 0 K: 0 S: 6 H: 0 LOB: 0 BB: 0 P: 11	R: 0 E: 0 K: 0 S: 8 H: 1 LOB: 1 BB: 0 P: 14	R: 0 E: 0 K: 0 S: 12 H: 0 LOB: 0 BB: 0 P: 18	R: 0 E: 0 K: 1 S: 9 H: 0 LOB: 2 BB: 1 P: 19	1B: 2 2B: 3 3B: 1 HR: 0 SF: 1 SAC: 0 DP: 1 HBP: 1						

PITCHER	IP	WLS	BF	H	R	ER	SO	BB	IBB	HBP	BLK	WP	HR	S	P	ERA	WHIP
44 Daniel Norris, L (1, 1) ERA: 4.24	6.1		27	6	4	3	2	3	0	0	0	0	0	55	96	4.26	1.421
39 Neftalí Feliz, R (7, 1) ERA: 7.2	1.0	W	3	0	0	0	0	0	0	0	0	0	0	12	19	0.00	0.000
65 Blaine Hardy, L (8, 1) ERA: 2.52	0.2	H	2	0	0	0	0	0	0	0	0	0	0	4	7	0.00	0.000
43 Bruce Rondón, R (9, 1) ERA: 5.6	1.0	S	5	0	0	0	1	1	0	1	0	0	0	9	19	0.00	1.000

PITCHER	IP	WLS	BF	H	R	ER	SO	BB	IBB	HBP	BLK	WP	HR	S	P	ERA	WHIP

BOTTOM

Detroit Tigers @ Kansas City Royals

Kauffman Stadium, Kansas City, MO

Wed Aug 12 2015, 7:11 PM - 10:19 PM CDT

Att. 30,732 - Partly Cloudy - 85 F

livebaseballscorecards.com

AB	31
R	4
H	6
RBI	3
BB	4
SO	3
LOB	13

Batter	1	2	3	4	5	6	7	8	9	AB	R	H	RBI	BB	SO	LOB
20 Rajai Davis, R (1, 7) OBP: 0.298, SLG: 0.402	C FF 88 F SI 89 S SI 90 0-3 K		F SI 90 X FF 87 0-1 F8		1 SAFE B SI 90 1 SAFE S SL 80 B SI 90 F SL 80 F FC 81 B SI 91 F SL 81 3-3 S SL 81 K		B SL 79 B SI 89 F SI 89 C FF 90 S SL 80 2-3 K			4	0	0	0	0	3	3
3 Ian Kinsler, R (1, 4) OBP: 0.356, SLG: 0.425	B FF 90 F SI 90 B FF 87 X SI 90 2-1 L6			X SI 90 0-0 24 BB 41 1B 1B	D SL 80 B CH 80 F SL 79 T CH 80 F SI 88 X FC 81 2-2 G1-3			C SI 87 B SL 84 X SI 88 1-1 P4		4	1	1	0	0	0	2
24 Miguel Cabrera, R (1, 3) OBP: 0.454, SLG: 0.571	B FF 90 B SI 90 C SI 90 F SI 91 F SI 90 B SL 78 S SI 90 3-3 K			B SI 90 B CH 79 B SI 91 B SI 90 4-0 41 1B 1-2 BB		C SL 77 C SI 89 B FF 90 S SL 80 1-3 K		X SI 89 0-0 L6		3	0	0	0	1	2	0
41 Victor Martinez, S (1, 10) OBP: 0.305, SLG: 0.376		C FF 88 F SI 90 B SI 90 F SL 80 X CH 80 1-2 F9		B CH 80 T SI 90 S SL 78 D CH 79 X FF 88 2-2 9 G4-6-3 1-2 2-H 1B		C SL 79 C SL 78 X SL 79 0-2 G3-1		C SI 89 F SI 92 S SL 85 0-3 K		4	0	1	1	0	1	0
28 J.D. Martinez, R (1, 9) OBP: 0.346, SLG: 0.549		C FF 89 F FF 87 S SL 81 0-3 K		B CH 77 C SI 91 B SI 88 B CH 80 C SI 90 S SI 88 3-3 K		C SL 78 X SI 82 0-1 E6			S SL 83 B FF 90 S SL 83 S SL 84 1-3 K	4	0	0	0	0	3	2
9 Nick Castellanos, R (1, 5) OBP: 0.295, SLG: 0.389		C FF 90 S CH 79 B FF 92 X SL 81 1-2 1B		B CH 80 X SI 91 1-0 G4-6-3 1-2f		B CH 79 X SI 89 1-0 F9			B SI 90 C SI 91 S SL 84 S SL 85 1-3 K	4	0	1	0	0	1	3
34 James McCann, R (1, 2) OBP: 0.312, SLG: 0.417		C FF 90 S CH 79 D CH 79 S CH 78 1-3 K			C SL 76 X CH 80 0-1 L4		C SL 77 F FF 90 X SL 78 0-2 12 FC5-4 1B		B SI 91 S SI 90 C SL 84 B SL 85 F SL 84 X FF 90 2-2 G6-3	4	0	1	0	0	1	1
1 Jose Iglesias, R (1, 6) OBP: 0.346, SLG: 0.383			C FF 89 X SI 89 0-1 L9		C SL 77 B SI 90 B CH 80 X SI 90 2-1 12 1B 2B		S CH 80 F SL 78 D SL 79 X CH 80 1-2 P6			3	0	1	0	0	0	1
12 Anthony Gose, L (1, 8) OBP: 0.308, SLG: 0.353			C FF 90 X SI 90 0-1 G3		C SL 79 D SL 81 X SI 90 1-1 2-3 1B		D SL 80 B SL 79 C SI 89 T SI 90 X SL 80 2-2 FC5-4 1-2f			3	0	1	0	0	0	1
Inning Stats	R: 0 E: 0 K: 2 S: 9 H: 0 LOB: 0 BB: 0 P: 14	R: 0 E: 0 K: 2 S: 13 H: 1 LOB: 1 BB: 0 P: 16	R: 0 E: 0 K: 0 S: 6 H: 0 LOB: 0 BB: 0 P: 6	R: 1 E: 0 K: 1 S: 8 H: 2 LOB: 1 BB: 1 P: 18	R: 0 E: 0 K: 1 S: 15 H: 2 LOB: 2 BB: 0 P: 23	R: 0 E: 1 K: 1 S: 9 H: 0 LOB: 1 BB: 0 P: 11	R: 0 E: 0 K: 1 S: 12 H: 1 LOB: 1 BB: 0 P: 17	R: 0 E: 0 K: 1 S: 6 H: 0 LOB: 0 BB: 0 P: 7	R: 0 E: 0 K: 2 S: 10 H: 0 LOB: 0 BB: 0 P: 14	1B: 5 2B: 1 3B: 0 HR: 0 SF: 0 SAC: 0 DP: 1 HBP: 0						

TOP

Detroit Tigers @ Houston Astros

Minute Maid Park, Houston, TX

Fri Aug 14 2015, 7:12 PM - 10:21 PM CDT

Att. 33,212 - Roof Closed - 73 F

livebaseballscorecards.com

AB	33
R	1
H	6
RBI	1
BB	1
SO	11
LOB	13

PITCHER		IP	WLS	BF	H	R	ER	SO	BB	IBB	HBP	BLK	WP	HR	S	P	ERA	WHIP
60 Dallas Keuchel, L ERA: 2.36	(1, 1)	7.0	W	28	6	1	1	8	1	0	0	0	0	0	72	105	1.29	1.000
37 Pat Neshek, R ERA: 2.7	(8, 1)	1.0	H	3	0	0	0	1	0	0	0	0	0	0	6	7	0.00	0.000
44 Luke Gregerson, R ERA: 3.27	(9, 1)	1.0		3	0	0	0	2	0	0	0	0	0	0	10	14	0.00	0.000

PITCHER	IP	WLS	BF	H	R	ER	SO	BB	IBB	HBP	BLK	WP	HR	S	P	ERA	WHIP

WP: 0 PB: 0 SB: 0 CS: 0 PA: 34

Batter	1	2	3	4	5	6	7	8	9	AB	R	H	RBI	BB	SO	LOB
27 Jose Altuve, R (1, 4) OBP: 0.345, SLG: 0.409	B FC 93 B FF 92 C FF 93 X FF 94 2-1 20 G3 1B	B FF 93 C FF 94 B CU 77 F FS 87 F FF 94 B FS 89 X FS 86 3-2 1 S 1B	B FF 93 C CU 77 X CU 79 1-1 ① G6-3 2-3 3-H	B SI 92 B SL 84 C FF 92 X SL 86 2-1 ① G1-3			4	0	2	1	0	0	1
20 Preston Tucker, L (1, 9) OBP: 0.310, SLG: 0.454 (7, 7)	1 SAFE C SI 92 X FS 83 0-1 ① G3 1-2	B SI 92 1 SAFE 1 SAFE 1 SAFE B SI 92 D FS 85 C SI 93 F FF 94 F SI 94 3-2 X FS 86 P3	S FC 94 B FF 94 B FF 93 X FS 87 2-1 ② G4-3	C SL 85 F SL 86 F FF 95 B FF 96 S SL 88 1-3 ② K			4	0	0	0	0	1	3
1 Carlos Correa, R (1, 6) OBP: 0.348, SLG: 0.538	B FF 94 B FS 83 B FS 84 B FF 94 4-0 30 FC6-4 BB	C SI 92 1 SAFE B CU 78 D FS 86 B FS 84 B FC 90 4-1 1-2 BB	B CU 79 B FS 79 B FF 94 B CU 75 4-0 8 S 8 2B BB	C SL 86 C FF 95 X SL 88 0-2 ③ G6-3			1	1	0	0	3	0	0
8 Jed Lowrie, S (1, 5) OBP: 0.392, SLG: 0.505	B SI 94 B FF 94 D FS 86 X FF 94 3-0 ② F7	C FS 84 X FS 87 0-1 ③ G4-3	B FS 84 D FS 78 B FS 82 C FS 84 X SI 94 3-1 1-H 3-H 2B	C SI 92 B SL 86 C FF 92 B SL 86 F FF 92 B SL 85 X FF 92 3-2 ① L7			4	0	1	2	0	0	4
30 Carlos Gómez, R (1, 8) OBP: 0.316, SLG: 0.407	C SI 94 B FS 85 X FS 84 1-1 ③ FC6-4 1-2f	F CU 75 B SI 94 F FS 84 F SI 94 B CU 77 B FS 86 F FF 94 S SI 94 3-3 ① K	F SI 93 X SI 94 0-1 ③ G4-3	F SL 86 F FF 92 F SL 86 B FF 94 B FC 93 S SL 85 2-3 ② K			4	0	0	0	0	2	3
Evan Gattis, R (1, 7) OBP: 0.270, SLG: 0.441 6 Jake Marisnick, R (6, PR) OBP: 0.262, SLG: 0.355 (7, 9)	C FF 93 B CU 76 X FS 85 1-1 ① G5-3	C CU 77 S CU 79 B CU 81 B CU 80 B FS 87 F SI 94 B CU 77 4-2 18 G3-6-1 BB	C FF 93 X FF 93 0-1 9 SH1 3B	C SL 85 F SL 91 B FC 92 B SL 86 X SL 86 2-2 23 S 23 2B 1B			2 1	0 2	1 1	0 0	1 0	0 0	0 0
18 Luis Valbuena, L (1, 10) OBP: 0.295, SLG: 0.428 23 Chris Carter, R (6, PH) OBP: 0.298, SLG: 0.379 (7, 10)	C FS 86 F FS 86 B FC 90 F FS 81 S CU 77 1-3 ② K	S SI 93 F SI 93 B FS 85 X FS 83 1-2 ②③ G3-6-1 1-2f	B SI 91 F SI 90 B CH 85 S SI 90 S SL 80 2-3 ① K	B SL 86 1 SAFE C FF 93 S SL 86 X SL 85 1-2 1-H 2B			2 2	0 0	0 1	0 1	0 1	1 1	1 1
9 Marwin Gonzalez, S (1, 3) OBP: 0.299, SLG: 0.412	B FF 94 C FS 86 B FS 86 B FS 85 C FS 86 X FS 88 3-2 ③ G1-3	B FS 84 C SI 93 B CU 75 B FS 83 X SI 92 3-1 15 2B 27 G6-3 1B	C SI 91 X SI 92 0-1 ② SH1 3-H	B FC 92 B FF 92 F SI 92 S CU 84 F FC 93 D SL 86 X FC 93 3-2 ③ F7			3	1	1	1	0	0	1
15 Jason Castro, L (1, 2) OBP: 0.276, SLG: 0.383	C FF 93 B FS 85 X FS 87 1-1 ① G5-3	B SI 92 S SI 92 X FS 83 1-1 27 G6-3 8 2B 1-3 2B	M SL 78 C SI 90 S SL 80 0-3 ③ K				3	1	1	0	0	1	1
Inning Stats	R: 0 E: 0 K: 0 S: 7 H: 1 LOB: 2 BB: 1 P: 17	R: 0 E: 0 K: 1 S: 9 H: 0 LOB: 0 BB: 0 P: 14	R: 0 E: 0 K: 0 S: 13 H: 1 LOB: 2 BB: 1 P: 24	R: 0 E: 0 K: 1 S: 11 H: 0 LOB: 0 BB: 1 P: 19	R: 3 E: 0 K: 0 S: 12 H: 3 LOB: 1 BB: 1 P: 26	R: 1 E: 0 K: 2 S: 10 H: 1 LOB: 1 BB: 0 P: 12	R: 0 E: 0 K: 1 S: 9 H: 0 LOB: 0 BB: 0 P: 12	R: 1 E: 0 K: 1 S: 18 H: 2 LOB: 1 BB: 0 P: 29		1B: 4 2B: 3 3B: 1 HR: 0	SF: 0 SAC: 1 DP: 1 HBP: 0			WP: 0 PB: 0 SB: 3 CS: 0	PA: 35	

PITCHER	IP	WLS	BF	H	R	ER	SO	BB	IBB	HBP	BLK	WP	HR	S	P	ERA	WHIP
31 Alfredo Simon, R (1, 1) ERA: 4.84	5.0	L	24	6	4	4	2	4	0	0	0	0	0	54	102	7.20	2.000
32 Tom Gorzelanny, L (6, 1) ERA: 6.15	1.0		3	0	0	0	2	0	0	0	0	0	0	8	10	0.00	0.000
62 Al Alburquerque, R (7, 1) ERA: 2.92	1.0		3	0	0	0	1	0	0	0	0	0	0	9	12	0.00	0.000
30 Alex Wilson, R (8, 1) ERA: 1.84	1.0		5	2	1	1	1	0	0	0	0	0	0	18	29	9.00	2.000

PITCHER	IP	WLS	BF	H	R	ER	SO	BB	IBB	HBP	BLK	WP	HR	S	P	ERA	WHIP

BOTTOM

Detroit Tigers @ Houston Astros

Minute Maid Park, Houston, TX

Fri Aug 14 2015, 7:12 PM - 10:21 PM CDT

Att. 33,212 - Roof Closed - 73 F

livebaseballscorecards.com

AB	30
R	5
H	8
RBI	5
BB	4
SO	6
LOB	15

Detroit Tigers @ Houston Astros

Minute Maid Park, Houston, TX

Sat Aug 15 2015, 6:15 PM - 9:56 PM CDT

Att. 29,482 - Roof Closed - 73 F

TOP

livebaseballscorecards.com

Batter	1	2	3	4	5	6	7	8	9	10	11	AB	R	H	RBI	BB	SO	LOB
3 Ian Kinsler, R (1, 4) OBP: 0.354, SLG: 0.422	K2-3		F9		1-H 1B			P3		G4-3		5	0	1	1	0	1	0
1 Jose Iglesias, R (1, 6) OBP: 0.346, SLG: 0.383	F8		1B		K			L9			24 BB 41 2B 1B	5	1	2	0	0	1	1
24 Miguel Cabrera, R (1, 10) OBP: 0.456, SLG: 0.570 20 Rajai Davis, R (11, PR) OBP: 0.298, SLG: 0.402 (11, 10)	1B		K			F9		1B			41 2B 28 1B 1-2 BB	4 0	0 1	2 0	0 0	1 0	1 0	1 0
41 Victor Martinez, S (1, 3) OBP: 0.304, SLG: 0.377 55 Jefry Marte, R (11, PR) OBP: 0.340, SLG: 0.542 13 Alex Avila, L (11, 3) OBP: 0.319, SLG: 0.267	F7			G4-3		G3		G4-3			28 1B 18 1B 1-3 2-H 2B	5 0 0	0 1 0	1 0 0	1 0 0	0 0 0	0 0 0	2 0 0
28 J.D. Martinez, R (1, 9) OBP: 0.347, SLG: 0.547		G4-3		K		BB			K		17 G6-3 18 1B 2-3 3-H 1B	4	0	1	1	1	2	0
18 Tyler Collins, L (1, 7) OBP: 0.301, SLG: 0.430		9 FC6-4 1B		K		K			G4-1		17 G6-3 1-2 3-H 1B	5	0	2	1	0	2	1
9 Nick Castellanos, R (1, 5) OBP: 0.292, SLG: 0.385 17 Andrew Romine, S (9, 5) OBP: 0.313, SLG: 0.349		FC6-4 34 FC6-4 1-2f		G3		G1-3			K		G6-3 1-2f 2-3	4 1	0 0	0 0	0 0	0 0	1 0	1 3
34 James McCann, R (1, 2) OBP: 0.310, SLG: 0.411		FC6-4 1-2f		G4-3		K2-3				K	12 FC4-6 BB	4	0	0	0	1	2	1
12 Anthony Gose, L (1, 8) OBP: 0.306, SLG: 0.348			L8		3 S 3 1B BB		B1-3			G4-3	FC4-6 1-2f	4	1	0	0	1	0	2
Inning Stats	R: 0 H: 1 E: 0 LOB: 1 K: 1 BB: 0 S: 10 P: 14	R: 0 H: 1 E: 0 LOB: 1 K: 0 BB: 0 S: 12 P: 16	R: 0 H: 1 E: 0 LOB: 1 K: 1 BB: 0 S: 7 P: 10	R: 0 H: 0 E: 0 LOB: 0 K: 2 BB: 0 S: 8 P: 15	R: 1 H: 1 E: 0 LOB: 1 K: 1 BB: 1 S: 11 P: 17	R: 0 H: 0 E: 0 LOB: 1 K: 1 BB: 1 S: 12 P: 20	R: 0 H: 0 E: 0 LOB: 0 K: 1 BB: 0 S: 7 P: 10	R: 0 H: 1 E: 0 LOB: 1 K: 0 BB: 0 S: 8 P: 10	R: 0 H: 0 E: 0 LOB: 0 K: 2 BB: 0 S: 7 P: 10	R: 0 H: 0 E: 0 LOB: 0 K: 1 BB: 0 S: 5 P: 6	R: 3 H: 4 E: 0 LOB: 2 K: 0 BB: 2 S: 14 P: 24	1B: 8 SF: 0 2B: 1 SAC: 0 3B: 0 DP: 1 HR: 0 HBP: 0						

PITCHER		IP	WLS	BF	H	R	ER	SO	BB	IBB	HBP	BLK	WP	HR	S	P	ERA	WHIP
31 Collin McHugh, R ERA: 4.09	(1, 1)	7.0		27	4	1	1	7	2	0	0	0	0	0	67	102	1.29	0.857
35 Josh Fields, R ERA: 2.31	(8, 1)	1.0		4	1	0	0	0	0	0	0	0	0	0	8	10	0.00	1.000
50 Chad Qualls, R ERA: 3.72	(9, 1)	1.0		3	0	0	0	2	0	0	0	0	0	0	7	10	0.00	0.000
44 Luke Gregerson, R ERA: 3.2	(10, 1)	1.0		3	0	0	0	1	0	0	0	0	0	0	5	6	0.00	0.000
37 Pat Neshek, R ERA: 3.32	(11, 1)	0.0	L	5	4	3	3	0	1	0	0	0	0	0	9	15	∞	∞

PITCHER		IP	WLS	BF	H	R	ER	SO	BB	IBB	HBP	BLK	WP	HR	S	P	ERA	WHIP
29 Tony Sipp, L ERA: 2.34	(11, 1)	1.0		3	0	0	0	0	1	0	0	0	0	0	5	9	0.00	1.000

AB	41
R	4
H	9
RBI	4
BB	4
SO	10
LOB	12

WP: 0	PA: 45		
PB: 0			
SB: 1			
CS: 0			

Batter	1	2	3	4	5	6	7	8	9	10	11	AB	R	H	RBI	BB	SO	LOB
27 Jose Altuve, R (1, 4) OBP: 0.344, SLG: 0.407	F FF 90 B FF 91 X FF 92 1-1 20 K 1B		F FF 92 B CU 77 B SL 85 X FF 92 2-1 ③ P6			C FF 91 X CU 79 0-1 ① F9		B SL 86 B FC 92 C SL 85 X SL 85 2-1 ③ L7			X FF 95 0-0 ① F9	5	0	1	0	0	0	0
20 Preston Tucker, L (1, 7) OBP: 0.308, SLG: 0.461	B FF 91 1 SAFE C FF 92 F FF 92 S CU 79 1-3 ①② K 1-2			B CH 82 C FF 91 B FF 92 X CH 83 2-1 ① F7		F CU 77 B FF 91 F FF 92 X CU 78 1-2 ② L3			F FF 99 B FF 99 S FF 98 X FF 100 1-2 HR		C FF 94 C SI 89 F FF 96 F SL 85 B FF 95 X SI 90 1-2 ② G5-3	5	1	1	1	0	1	1
1 Carlos Correa, R (1, 6) OBP: 0.357, SLG: 0.540	C FF 91 B FF 91 B FF 91 B FF 92 S FF 94 B SL 86 4-2 BB			F SL 84 C FF 91 X CU 79 0-2 1B		B FF 91 B FF 92 S SL 86 C FF 94 B FF 94 B CH 85 4-2 BB			B FF 99 F FF 97 X SL 86 1-1 ① L8		B SL 85 F FF 96 X SL 85 1-1 8 DI 8 1B 1B	3	1	2	0	2	0	0
8 Jed Lowrie, S (1, 5) OBP: 0.392, SLG: 0.500	F FF 90 1 SAFE 1 SAFE B FF 92 F FF 92 F FF 92 X CU 78 1-2 ③ G3			1 SAFE B FF 91 F FF 93 1 SAFE X FF 93 1-1 ② F7		1 SAFE X FF 92 0-0 ③ L7			S SL 86 C FF 98 X CH 90 0-2 1B		B FF 96 X FF 96 1-0 30 FC6-4 1-H 1B	5	0	2	1	0	0	3
30 Carlos Gómez, R (1, 8) OBP: 0.312, SLG: 0.401		C FF 90 B FF 91 C FF 92 X FF 91 1-2 ① P3		T CU 78 S FF 93 D SL 86 1 SAFE F CU 78 B FF 94 C FF 95 2-3 ③ K			B FF 92 F FF 93 F FF 94 B CU 81 B FF 96 F FF 96 S SL 89 3-3 ① K		F FF 96 F FF 96 F SL 86 B SL 86 S SL 87 1-3 ② K		B FF 97 X SL 86 1-0 ③ FC6-4 1-2f	5	0	0	0	0	3	3
28 Colby Rasmus, L (1, 9) OBP: 0.309, SLG: 0.455		C FF 90 B SL 86 B FF 91 X FF 92 2-1 ② P5			F FF 91 B FF 92 S FF 92 F FF 93 X FF 94 1-2 ① F7		B FF 94 C SL 87 B FF 94 T SL 88 B FF 95 F FF 95 S FF 96 3-3 ② K		F FF 96 B CH 88 F CH 88 B FF 99 F SL 87 B FF 99 S SL 88 3-3 ③ K2-3			4	0	0	0	0	2	1
Evan Gattis, R (1, 10) OBP: 0.267, SLG: 0.437		B FF 91 S SL 84 B FF 91 S FF 92 X FF 93 2-2 ③ P2			B CU 78 B CU 80 S SL 86 C FF 94 B CH 86 F FF 95 X FF 95 3-2 ② F9		X FF 95 0-0 ③ F8			X FF 92 0-0 ① P3		4	0	0	0	0	0	0
18 Luis Valbuena, L (1, 3) OBP: 0.296, SLG: 0.428 9 Marwin Gonzalez, S (8, PH) OBP: 0.300, SLG: 0.413 (9, 3) 6 Jake Marisnick, R (10, PR) OBP: 0.262, SLG: 0.355 23 Chris Carter, R (11, 3) OBP: 0.298, SLG: 0.379			C FF 91 F CH 83 B SL 84 F FF 93 B SL 86 C CU 80 2-3 ① K		F CH 85 X SL 87 0-1 1B			C FF 89 B CU 77 C CH 80 S CU 77 1-3 ① K		B SL 85 B FF 94 C SL 86 F SL 87 X SL 87 2-2 15 G4-3 1B	2 2 0 0	0 0 0 0	1 1 0 0	0 0 0 0	0 1 0 0	1 0 0 0	0 0 0 0
15 Jason Castro, L (1, 2) OBP: 0.273, SLG: 0.378			C FF 92 C SL 85 B FF 92 C FF 93 1-3 ② K		1 SAFE B FF 93 S FF 93 S FF 94 S FF 96 1-3 ③ K			B FF 90 B FF 85 F FF 90 C FF 90 F CU 77 B FC 85 F FF 90 C CU 76 3-3 ② K		1 SAFE T FF 94 D FF 95 1 SAFE F FF 95 X FF 94 1-2 ②③ G4-3 1-2		4	0	0	0	0	3	2
Inning Stats	R: 0 H: 1 E: 0 LOB: 1 K: 1 BB: 1 S: 11 P: 18	R: 0 H: 0 E: 0 LOB: 0 K: 0 BB: 0 S: 8 P: 13	R: 0 H: 0 E: 0 LOB: 0 K: 2 BB: 0 S: 9 P: 14	R: 0 H: 1 E: 0 LOB: 1 K: 1 BB: 0 S: 11 P: 16	R: 0 H: 1 E: 0 LOB: 1 K: 1 BB: 0 S: 13 P: 18	R: 0 H: 0 E: 0 LOB: 1 K: 0 BB: 1 S: 8 P: 13	R: 0 H: 0 E: 0 LOB: 0 K: 2 BB: 0 S: 9 P: 15	R: 0 H: 0 E: 0 LOB: 0 K: 2 BB: 0 S: 10 P: 16	R: 1 H: 2 E: 0 LOB: 1 K: 2 BB: 0 S: 16 P: 22	R: 0 H: 1 E: 0 LOB: 1 K: 0 BB: 0 S: 7 P: 10	R: 1 H: 2 E: 0 LOB: 1 K: 0 BB: 0 S: 10 P: 14	1B: 7 SF: 0 2B: 0 SAC: 0 3B: 0 DP: 0 HR: 1 HBP: 0						WP: 0 PA: 41 PB: 0 SB: 0 CS: 0

PITCHER		IP	WLS	BF	H	R	ER	SO	BB	IBB	HBP	BLK	WP	HR	S	P	ERA	WHIP
35 Justin Verlander, R ERA: 4.11	(1, 1)	7.0		25	3	0	0	7	2	0	0	0	0	0	69	107	0.00	0.714
65 Blaine Hardy, L ERA: 2.49	(8, 1)	0.2	H	2	0	0	0	2	0	0	0	0	0	0	8	12	0.00	0.000
30 Alex Wilson, R ERA: 1.83	(8, 1)	0.1	H	1	0	0	0	0	0	0	0	0	0	0	2	4	0.00	0.000
43 Bruce Rondón, R ERA: 5.79	(9, 1)	1.0	B	5	2	1	1	2	0	0	0	0	0	1	16	22	9.00	2.000
62 Al Alburquerque, R ERA: 2.86	(10, 1)	1.0	W	3	1	0	0	0	0	0	0	0	0	0	7	10	0.00	1.000

PITCHER		IP	WLS	BF	H	R	ER	SO	BB	IBB	HBP	BLK	WP	HR	S	P	ERA	WHIP
39 Neftalí Feliz, R ERA: 7.26	(11, 1)	1.0	S	5	2	1	1	0	0	0	0	0	0	0	10	14	9.00	2.000

BOTTOM

Detroit Tigers @ Houston Astros

Minute Maid Park, Houston, TX

Sat Aug 15 2015, 6:15 PM - 9:56 PM CDT

Att. 29,482 - Roof Closed - 73 F

livebaseballscorecards.com

AB	39
R	2
H	8
RBI	2
BB	2
SO	11
LOB	10

Batter	1	2	3	4	5	6	7	8	9	AB	R	H	RBI	BB	SO	LOB
3 Ian Kinsler, R (1, 4) OBP: 0.352, SLG: 0.418	B FF 89 C FF 89 X FF 89 1-1 ① P5	B CH 83 F FF 90 B FF 89 F FF 89 C FF 90 2-3 ③ K			F CH 82 X CU 73 0-1 ① L5		B SL 88 X SI 91 1-0 ① G6-3 1-3		B FC 90 C FC 90 B FC 90 C FC 90 S FC 90 2-3 ① K	4	0	0	0	0	1	1
17 Andrew Romine, S (7, 4) OBP: 0.310, SLG: 0.346										1	0	0	0	0	1	0
1 Jose Iglesias, R (1, 6) OBP: 0.344, SLG: 0.379	C FF 89 F FF 91 B FF 90 F FF 90 F FF 90 F FF 89 X CU 73 1-2 E3 24 2B		B FF 87 B FF 87 B FF 88 B FF 88 4-0 41 G3 24 BB BB		C FF 87 X FF 89 0-1 ② L9		C SI 92 B SL 88 S SL 88 F SL 86 F SL 86 B SL 87 C SI 93 2-3 ② K		F FC 91 B FC 91 X FC 91 1-1 ② G6-3	4	1	0	0	1	1	1
24 Miguel Cabrera, R (1, 3) OBP: 0.461, SLG: 0.585	B FF 89 C FF 90 1 SAFE S CH 83 B FF 90 B FF 91 X FF 88 3-2 41 WP 41 G6-3 1-H 2B	B CH 82 B CH 82 B FF 89 C CH 82 1 SAFE 1 SAFE C FF 89 D CU 73 4-2 41 G3 1-2 BB			X FF 89 0-0 ③ G6-3		C SL 86 X SI 93 0-1 3-H HR		C FC 91 F FC 92 B FC 91 B FC 91 B CU 80 F CU 80 B FC 90 4-2 BB	3	2	2	3	2	0	0
41 Victor Martinez, S (1, 10) OBP: 0.302, SLG: 0.374	C CH 84 F CU 73 F FF 90 F FF 90 B FC 88 F FF 89 B CU 75 F CH 84 B FF 90 3-2 ② X FF 81 G6-3 2-H		B FC 86 B FF 87 B FF 88 C FF 90 F FF 89 X FF 89 3-2 ① G3 1-2 2-3			C FF 88 B FC 85 B CH 83 X CH 83 2-1 18 1B 1B	X SI 91 0-0 ③ G3		F FC 90 F FC 90 S FC 91 0-3 ③ K	5	0	1	1	0	1	3
28 J.D. Martinez, R (1, 9) OBP: 0.348, SLG: 0.546	S CH 85 S FF 88 S CU 74 B FF 92 X FF 90 2-2 18 2B 1B		S CH 83 S FF 90 S FF 90 0-3 ② K			B CU 73 X FF 89 1-0 ① F9		B FC 91 B FC 91 F FC 91 S FC 92 X FC 92 2-2 E5 18 1B 1B		4	1	2	0	0	1	3
18 Tyler Collins, L (1, 7) OBP: 0.322, SLG: 0.458	X FF 89 0-0 1-3 2B		X CH 84 0-0 ③ G6-3			C CH 84 B FF 90 D CU 74 X FC 85 2-1 1-2 1B		B FC 92 X FC 91 1-0 2-H 1B		4	0	3	1	0	0	2
55 Jefry Marte, R (1, 5) OBP: 0.316, SLG: 0.500	C CU 72 F CH 83 B FF 90 F CU 74 C FF 90 1-3 ③ K 2B			C FF 88 F FF 89 B FF 90 S FF 89 1-3 ① K		B SL 82 F FF 94 S KC 80 C KC 80 1-3 ② K		F FC 91 S CU 79 D CU 80 D CU 80 C FC 92 2-3 ① K		4	0	0	0	0	4	5
13 Alex Avila, L (1, 2) OBP: 0.311, SLG: 0.259		B FF 88 B FF 89 C FF 88 S CH 82 S CH 83 2-3 ① K		S FF 90 X FF 90 0-1 ② G4-3		C CH 79 F FF 95 S KC 80 0-3 ③ K		C FC 91 B FC 92 1 SAFE B CU 80 F FC 92 F FC 91 B FC 92 S FC 92 3-3 ② K		4	0	0	0	0	3	3
12 Anthony Gose, L (1, 8) OBP: 0.306, SLG: 0.347		F CH 82 B CH 84 X FF 89 1-1 ② F8		B FF 91 C CH 84 S CH 83 B CU 74 X CU 72 2-2 ③ G3			S SI 91 B SI 92 F SI 92 B SL 86 F SI 90 X SI 91 2-2 3 G6-3 3 S 24 HR 1B	F FC 92 1 SAFE 1 SAFE F FC 90 S FC 91 0-3 ③ K		4	1	1	0	0	1	1
Inning Stats	R: 2 E: 1 K: 1 S: 26 H: 3 LOB: 2 BB: 0 P: 37	R: 0 E: 0 K: 2 S: 8 H: 0 LOB: 0 BB: 0 P: 13	R: 0 E: 0 K: 1 S: 9 H: 0 LOB: 2 BB: 2 P: 20	R: 0 E: 0 K: 1 S: 8 H: 0 LOB: 0 BB: 0 P: 11	R: 0 E: 0 K: 0 S: 5 H: 0 LOB: 0 BB: 0 P: 5	R: 0 E: 0 K: 2 S: 11 H: 2 LOB: 2 BB: 0 P: 17	R: 2 E: 0 K: 1 S: 13 H: 2 LOB: 0 BB: 0 P: 18	R: 1 E: 1 K: 3 S: 14 H: 2 LOB: 1 BB: 0 P: 22	R: 0 E: 0 K: 2 S: 11 H: 0 LOB: 1 BB: 1 P: 18	1B: 6 2B: 2 3B: 0 HR: 1 SF: 0 SAC: 0 DP: 0 HBP: 0						

PITCHER		IP	WLS	BF	H	R	ER	SO	BB	IBB	HBP	BLK	WP	HR	S	P	ERA	WHIP
54 Mike Fiers, R ERA: 3.87	(1, 1)	5.1		24	5	2	0	5	2	0	0	0	1	0	61	96	0.00	1.312
35 Josh Fields, R ERA: 2.27	(6, 1)	0.2	H	2	0	0	0	2	0	0	0	0	0	0	6	7	0.00	0.000
50 Chad Qualls, R ERA: 4.1	(7, 1)	1.0	H	5	2	2	2	1	0	0	0	0	0	1	13	18	18.00	2.000
36 Will Harris, R ERA: 1.57	(8, 1)	2.0	W	9	2	1	0	5	1	0	0	0	0	0	25	40	0.00	1.500

PITCHER	IP	WLS	BF	H	R	ER	SO	BB	IBB	HBP	BLK	WP	HR	S	P	ERA	WHIP

TOP

Detroit Tigers @ Houston Astros

Minute Maid Park, Houston, TX

Sun Aug 16 2015, 1:13 PM - 4:38 PM CDT

Att. 29,969 - Roof Closed - 73 F

livebaseballscorecards.com

AB	37
R	5
H	9
RBI	5
BB	3
SO	13
LOB	19

WP: 1 PB: 0 SB: 1 CS: 0 PA: 40

Detroit Tigers @ Houston Astros

Minute Maid Park, Houston, TX

Sun Aug 16 2015, 1:13 PM - 4:38 PM CDT

Att. 29,969 - Roof Closed - 73 F

BOTTOM

Batter	1	2	3	4	5	6	7	8	9	AB	R	H	RBI	BB	SO	LOB
27 Jose Altuve, R (1, 4) OBP: 0.346, SLG: 0.409	F FF 91 X FF 91 0-1 ① F8	X CH 78 0-0 9 3B 2-3 1B		B FF 92 C CH 80 C CU 70 F FF 93 F SL 80 B FF 91 X CH 78 2-2 ② F7			F CU 79 F CH 85 X FF 93 0-2 9 BB 1B		X SL 86 0-0 3-H 1B	5	1	3	1	0	0	0
9 Marwin Gonzalez, S (1, 5) OBP: 0.307, SLG: 0.424	B FF 92 F FF 92 C SL 79 X FF 93 1-2 FC5-4 1 BB 1B	1 SAFE B FF 93 B SL 79 X FF 91 2-0 1 1B 1-H 3-H 3B		B CH 79 C FF 91 F SL 78 X SL 81 1-2 ③ G5-3			B FF 92 D CH 84 1 SAFE B FF 92 C FF 93 B SI 94 4-1 1 G1-6-3 1-2 BB			3	1	2	2	1	0	0
1 Carlos Correa, R (1, 6) OBP: 0.359, SLG: 0.537	C FF 93 B CH 78 F FF 93 B FF 91 F CH 78 B CU 70 1 SAFE B SL 80 4-2 FC5-4 1-2 BB	C CH 79 D FF 94 X CH 79 1-1 3-H 1B			C CH 80 C CU 69 B CH 79 S FF 93 1-3 ① K		X FF 92 0-0 ② ③ G1-6-3 1-2f			3	0	1	1	1	1	2
Evan Gattis, R (1, 10) OBP: 0.265, SLG: 0.433	B CH 79 B SL 81 C FF 94 S FF 92 F FF 94 F FF 94 X SL 81 2-2 ② FC5-4 1-2f 2-3	1 SAFE X FF 92 0-0 ③ P3			B FF 91 F CH 79 B CU 68 S FF 92 F FF 92 S FF 92 2-3 ② K			C SL 86 S SL 87 F SL 87 B SI 94 X SL 87 1-2 ① L4		4	0	0	0	0	1	3
30 Carlos Gómez, R (1, 8) OBP: 0.309, SLG: 0.396	B FF 93 X CH 80 1-0 ③ P6		X FF 91 0-0 ① P4		C FF 91 S CU 70 B FF 90 B FF 92 F SL 78 X CH 78 2-2 ③ F7			X FF 93 0-0 ② G6-3		4	0	0	0	0	0	2
28 Colby Rasmus, L (1, 7) OBP: 0.311, SLG: 0.475		C FF 92 X FF 91 0-1 HR	C FF 92 B SL 78 B SL 80 X FF 92 2-1 HR			C FF 91 C FF 92 B CH 85 F FF 93 B CH 86 S CH 86 2-3 ① K		B SI 90 B SL 76 B SI 91 X SI 90 3-0 ③ P6		4	2	2	2	0	1	0
23 Chris Carter, R (1, 3) OBP: 0.298, SLG: 0.375	B FF 93 B CH 81 S FF 94 B FF 93 F FF 93 B FF 94 4-2 27 1B 6 WP 9 3B BB	C FF 92 C CH 80 B FF 91 B CH 79 X CH 79 2-2 ② G5-3			S FF 94 X CU 80 0-1 ② G6-3			S SI 90 B SI 89 C SI 90 B SI 91 B SL 79 X SI 91 3-2 ① F8	3	1	0	0	1	0	0
16 Hank Conger, L (1, 2) OBP: 0.338, SLG: 0.463	C SL 80 D SL 78 B FF 91 B SL 79 F FF 91 S FF 92 3-3 ① K	B SL 80 B FF 91 B FF 91 C FF 92 S CH 80 B CH 80 4-2 6 CS BB			S CH 85 B SI 93 X CH 86 1-1 ③ G4-3			X CH 85 0-0 ② G4-3		3	0	0	0	1	1	1
6 Jake Marisnick, R (1, 9) OBP: 0.262, SLG: 0.361	F CH 80 B SL 81 X CH 79 1-1 ② G1-3 1-2	B CH 78 1-0 ③ CS 1-2	C FF 90 S FF 90 B FF 88 F FF 92 F SL 80 S FF 92 1-3 ① K				F CU 75 B FF 92 B CH 82 X FF 92 2-1 ① L4		S SI 92 B CH 84 B SI 91 B SI 91 F SI 91 X SI 91 3-2 27 1B 3B	4	1	1	0	0	1	1
Inning Stats	R: 0 H: 1 E: 0 LOB: 2 K: 0 BB: 1 S: 14 P: 22	R: 4 H: 4 E: 0 LOB: 1 K: 1 BB: 1 S: 14 P: 25	R: 1 H: 1 E: 0 LOB: 0 K: 0 BB: 1 S: 8 P: 17	R: 0 H: 0 E: 0 LOB: 0 K: 1 BB: 0 S: 13 P: 17	R: 0 H: 0 E: 0 LOB: 0 K: 2 BB: 0 S: 11 P: 16	R: 0 H: 0 E: 0 LOB: 0 K: 1 BB: 0 S: 8 P: 11	R: 0 H: 1 E: 0 LOB: 1 K: 0 BB: 1 S: 7 P: 13	R: 0 H: 0 E: 0 LOB: 0 K: 0 BB: 0 S: 6 P: 10	R: 1 H: 2 E: 0 LOB: 1 K: 0 BB: 0 S: 8 P: 14	1B: 5 SF: 0 2B: 0 SAC: 0 3B: 2 DP: 1 HR: 2 HBP: 0					WP: 1 PA: 38 PB: 0 SB: 0 CS: 1	

livebaseballscorecards.com

AB	33
R	6
H	9
RBI	6
BB	4
SO	5
LOB	9

PITCHER		IP	WLS	BF	H	R	ER	SO	BB	IBB	HBP	BLK	WP	HR	S	P	ERA	WHIP
48 Matthew Boyd, L ERA: 7.5	(1, 1)	5.0		23	6	5	5	4	3	0	0	0	1	2	60	97	9.00	1.800
45 Buck Farmer, R ERA: 7.71	(6, 1)	1.1		6	1	0	0	1	1	0	0	0	0	0	14	23	0.00	1.500
62 Al Alburquerque, R ERA: 2.79	(7, 1)	1.1		3	0	0	0	0	0	0	0	0	0	0	6	7	0.00	0.000
32 Tom Gorzelanny, L ERA: 6.26	(8, 1)	1.0	L	4	1	1	1	0	0	0	0	0	0	0	8	17	9.00	1.000
30 Alex Wilson, R ERA: 1.83	(9, 1)	0.0		1	1	0	0	0	0	0	0	0	0	0	1	1	∞	∞

PITCHER	IP	WLS	BF	H	R	ER	SO	BB	IBB	HBP	BLK	WP	HR	S	P	ERA	WHIP

Detroit Tigers @ Chicago Cubs

Wrigley Field, Chicago, IL

Tue Aug 18 2015, 7:08 PM - 1:00 AM CDT

Att. 39,684 - Overcast - 79 F

TOP

livebaseballscorecards.com

Batter	1	2	3	4	5	6	7	8	9	AB	R	H	RBI	BB	SO	LOB
12 Anthony Gose, L (1, 8) OBP: 0.309, SLG: 0.362	S FF 92 F FF 93 B SL 88 B FF 93 S SL 85 2-3 K	X SI 92 0-0 1-H HR	B FF 93 S SL 88 S SL 86 S SL 86 1-3 K ③		F FC 87 C FF 90 C FF 91 0-3 K ②			X FF 94 0-0 24 BB 28 SF8 3 1B 1B	L FF 89 B FF 89 B FF 89 F FF 90 F FF 91 B SL 84 X FF 90 3-2 3 S 3 SF8 2B	6	3	3	2	0	3	4
3 Ian Kinsler, R (1, 4) OBP: 0.357, SLG: 0.433	F FF 93 S SL 87 B SL 88 B SL 86 X SL 86 2-2 HR	C FF 93 X CU 78 0-1 28 1B 1B		C FF 92 B CU 81 B CU 83 X FF 93 2-1 24 G1-3 18 1B 2B	D CH 81 B FF 91 C FF 89 B FF 91 X FC 87 3-1 1-2 2-H 1B ③			B SI 94 B SI 94 1 SAFE F SI 94 1 SAFE X FF 95 2-1 28 SF8 24 BB 9 1B 1-2 1B	C CH 83 B FF 90 F FC 88 F FF 89 X CH 82 1-2 SF8 ② 2-H	5	3	5	2	0	0	0
24 Miguel Cabrera, R (1, 3) OBP: 0.459, SLG: 0.582	X FF 93 0-0 28 HR 2B	B SL 86 1 SAFE S SL 86 X SL 86 1-1 F9 ②		F FC 90 F CU 81 X CU 83 0-2 G1-3 ① 2-3		C CU 84 F CU 85 B CU 84 S CU 85 1-3 K ①		B FF 94 B SL 83 B SI 95 C SI 96 B SI 96 4-1 41 IBB 9 1B 1-2 2-3 BB	F CU 76 B CH 83 X CU 76 1-1 F9 ③	5	2	1	0	1	1	2
28 J.D. Martinez, R (1, 9) OBP: 0.349, SLG: 0.553	B SL 87 X SL 86 1-0 2-H HR	X FF 92 0-0 1-2 1B		F CU 81 B FC 93 X FF 93 1-1 G5-3 ②		B FF 96 F CU 84 S SI 95 S CU 84 1-3 K ②		B SL 84 T SL 84 F SI 95 X SL 83 1-2 SF8 ① 2-3 3-H		4	1	2	3	0	1	1
18 Tyler Collins, L (1, 7) OBP: 0.319, SLG: 0.448 41 Victor Martinez, S (8, PH) OBP: 0.304, SLG: 0.374 17 Andrew Romine, S (8, PR) OBP: 0.310, SLG: 0.346 (8, 5)	C FF 93 S FF 93 F SI 93 B SL 86 B SL 85 F SI 93 S SL 86 2-3 K ②	X SL 86 0-0 F8 ③		S FC 86 F FC 87 F FF 90 X FF 92 0-2 3-H 1B		F FF 97 B FF 96 B CU 85 C CU 84 F CU 85 B FF 96 C CU 84 3-3 K ③		I IN 85 I IN 84 I IN 84 I IN 83 4-0 9 1B 1-2 IBB		4	0	1	1	0	2	2
9 Nick Castellanos, R (1, 5) OBP: 0.293, SLG: 0.384 30 Alex Wilson, R (8, 1) 43 Bruce Rondón, R (9, 1)	C SL 86 B FF 94 S FF 92 B SL 86 F SL 84 B FF 92 F SL 85 B FF 92 4-2 BB	S SL 86 B FF 91 X FF 92 1-1 L5 ①		C FF 87 X FC 87 0-1 L6 ③			X CU 87 0-0 L8 ①	S SL 84 X SL 84 0-1 1-2 2-H 3-H 1B		4	0	1	2	1	0	1
34 James McCann, R (1, 2) OBP: 0.308, SLG: 0.407	C FF 92 T FF 92 S FF 93 0-3 K ③	C SI 93 F SL 85 B FF 93 F SL 85 X SI 92 1-2 1 1B 1B	F FF 88 F FF 89 F FF 89 F SL 80 B FF 92 B FF 88 X FC 88 2-2 G1-3 ①			B SI 96 B FF 97 T SI 95 C SI 96 B FF 98 F FF 97 C CU 88 3-3 K ②	C FF 94 F FF 94 S SL 83 0-3 K ②		5	0	1	0	0	3	3
1 Jose Iglesias, R (1, 6) OBP: 0.350, SLG: 0.388		B SI 92 X FF 92 1-0 12 HR 1B	X FF 91 0-0 1-2 1B	B FF 89 F FC 88 X SL 75 1-1 45 1B 3 1B 1B		B SI 96 B FF 96 S SI 96 B FF 97 X FF 96 3-1 2B	B SL 82 C SI 95 S SI 96 S SL 83 1-3 K ③		5	1	4	0	0	1	2
19 Aníbal Sánchez, R (1, 1) 32 Tom Gorzelanny, R (3, 1) 45 Buck Farmer, L (4, 1) OBP: 1.000, SLG: 1.000 65 Blaine Hardy, L (5, 1) 62 Al Alburquerque, R (7, 1) 20 Rajai Davis, R (8, 7) OBP: 0.297, SLG: 0.400		L CU 76 1 SAFE L SL 86 M SL 84 0-3 K ①	L SL 86 L SL 84 F SL 83 F SL 84 S FF 92 0-3 K ②		M FC 85 C FF 89 B SI 90 X FC 86 1-2 3 1B 1-2 1B		S FF 97 X SI 96 0-1 G5-3 ③		B CU 73 X CH 81 1-0 P5 ①	2	0	0	0	0	2	3
										0	0	0	0	0	0	0
										1	0	1	0	0	0	0
										1	0	0	0	0	0	1
										0	0	0	0	0	0	0
										1	0	0	0	0	0	0

	AB	43
	R	10
	H	19
	RBI	10
	BB	3
	SO	13
	LOB	19

Inning Stats								
	R: 3 E: 0 K: 3 S: 20	H: 3 LOB: 1 BB: 1 P: 31	R: 2 E: 0 K: 1 S: 11	H: 4 LOB: 2 BB: 0 P: 13	R: 0 E: 0 K: 2 S: 15	H: 2 LOB: 2 BB: 0 P: 18	R: 1 E: 0 K: 0 S: 13	H: 2 LOB: 1 BB: 0 P: 16
	R: 0 E: 0 K: 1 S: 15	H: 3 LOB: 2 BB: 0 P: 22	R: 0 E: 0 K: 3 S: 10	H: 0 LOB: 0 BB: 0 P: 15	R: 0 E: 0 K: 1 S: 9	H: 1 LOB: 1 BB: 0 P: 15	R: 3 E: 0 K: 2 S: 15	H: 3 LOB: 2 BB: 2 P: 27
	R: 1 E: 0 K: 0 S: 11	H: 1 LOB: 0 BB: 0 P: 17	1B: 12 2B: 4 3B: 0 HR: 3	SF: 2 SAC: 0 DP: 0 HBP: 0	WP: 0 PB: 0 SB: 1 CS: 0	PA: 48		

PITCHER		IP	WLS	BF	H	R	ER	SO	BB	IBB	HBP	BLK	WP	HR	S	P	ERA	WHIP
39 Jason Hammel, R ERA: 3.38	(1, 1)	3.0		19	9	5	5	6	1	0	0	0	0	3	46	62	15.00	3.333
30 Jason Motte, R ERA: 3.77	(4, 1)	0.2		3	1	1	1	0	0	0	0	0	0	0	7	10	13.50	1.500
37 Travis Wood, L ERA: 4.18	(4, 1)	1.1		7	4	0	0	1	0	0	0	0	0	0	21	28	0.00	3.000
52 Justin Grimm, R ERA: 1.3	(6, 1)	1.0		3	0	0	0	3	0	0	0	0	0	0	10	15	0.00	0.000
21 Tommy Hunter, R ERA: 3.71	(7, 1)	1.0		4	1	0	0	1	0	0	0	0	0	0	9	15	0.00	1.000

PITCHER		IP	WLS	BF	H	R	ER	SO	BB	IBB	HBP	BLK	WP	HR	S	P	ERA	WHIP
46 Pedro Strop, R ERA: 3.02	(8, 1)	1.0	L	8	3	3	3	2	1	1	0	0	0	0	15	27	27.00	4.000
40 James Russell, L ERA: 3.34	(9, 1)	1.0		4	1	1	1	0	0	0	0	0	0	0	11	17	9.00	1.000

BOTTOM

Batter	1	2	3	4	5	6	7	8	9	AB	R	H	RBI	BB	SO	LOB
24 Dexter Fowler, S (1, 8) OBP: 0.346, SLG: 0.406	B FF 86 C FF 88 B FS 83 T FF 89 F FF 90 B SL 88 X FF 91 3-2 12 BB 1B		1 SAFE X FF 90 0-0 ① L8		C FF 94 B CH 87 B CH 86 B FF 94 B FF 94 4-1 12 HR BB		X FF 88 0-0 44 1B 2B		C FF 98 B SL 87 B FF 97 B FF 96 B FF 98 4-1 12 FC3-6 BB	3	2	2	0	2	0	1
12 Kyle Schwarber, L (1, 7) OBP: 0.400, SLG: 0.595	F FF 90 B FC 90 1 SAFE B SL 89 B FS 84 B FF 91 4-1 ① 8 HR 1-2 BB		B FS 84 F FF 92 F FF 92 S SL 80 1-3 ② K 1-2		B FF 95 S CH 87 B FF 95 1 SAFE 1 SAFE X FF 95 2-1 1-H 3-H HR		B FC 84 C FC 82 S CH 78 S CH 78 1-3 ① K		X CH 90 0-0 ① FC3-6 8 PB 8 DI 44 G3-1 1-2f	4	3	1	3	1	2	3
8 Chris Coghlan, L (1, 4) OBP: 0.335, SLG: 0.435	B FF 91 C SL 87 B SI 92 1 SAFE B SL 89 X SI 92 3-1 1-H HR		C SL 79 B SI 91 B SL 80 C SL 79 S SL 78 2-3 ③ K		B FC 85 X FF 89 1-0 1B		B FC 84 F CH 79 C FC 89 F CU 77 F FF 88 B FF 88 B CH 80 S FF 89 3-3 ② K		B FF 99 B CH 90 B FF 98 C FF 99 B SL 88 4-1 44 G3-1 44 DI 17 WP 1-3 BB	4	2	2	2	1	2	2
44 Anthony Rizzo, L (1, 3) OBP: 0.405, SLG: 0.539	C CU 78 F FC 89 B SI 92 B FS 85 F FS 86 C FC 91 2-3 ② K			C SI 90 X SI 92 0-1 ① G5-3	1 SAFE C CU 78 1 SAFE C FF 90 X CU 78 0-2 ③ G3		X FF 88 0-0 2-H 1B		B FF 99 C FF 98 F SL 87 X SL 88 1-2 ② G3-1 1-3 3-H	5	0	1	2	0	1	2
17 Kris Bryant, R (1, 5) OBP: 0.360, SLG: 0.443	F FC 92 X SI 91 0-1 ③ P2			C CU 79 X FF 94 0-1 ② F9		S CH 79 S CH 78 B CH 78 S CH 79 1-3 ① K	B SL 87 B SL 87 F SI 93 B SL 86 B SL 87 4-1 BB		S SL 87 S FF 99 F FF 100 S SL 88 0-3 ③ K 3-H	4	0	0	0	1	2	0
68 Jorge Soler, R (1, 9) OBP: 0.325, SLG: 0.383		F FF 89 X SI 90 0-1 ① G6-3		C CU 81 S CU 81 B CU 82 X CU 80 1-2 ③ P3		C FF 89 B CU 78 S CU 78 S CU 78 1-3 ② K	S SL 86 X SL 86 0-1 ③ F7			4	0	0	0	0	1	2
47 Miguel Montero, L (1, 2) OBP: 0.335, SLG: 0.392		C FF 90 B SL 88 S SI 91 C FC 91 1-3 ② K			B FF 93 S SI 93 B FF 94 S FF 94 F FF 94 F CH 87 F CH 86 X SI 96 2-2 15 G3-6-3 1B	S FF 90 X FC 86 0-1 13 1B 2B		C SI 92 X SL 87 0-1 ① P4		4	0	2	0	0	1	0
39 Jason Hammel, R (1, 1) 30 Jason Motte, R (4, 1) 37 Travis Wood, R (4, 1) 15 Chris Denorfia, R (5, PH) 52 Justin Grimm, R (6, 1) 13 Starlin Castro, R (6, PH) 21 Tommy Hunter, R (7, 1) 46 Pedro Strop, R (8, 1) 19 Jonathan Herrera, S (8, PH) 40 James Russell, L (9, 1)		C FF 92 X FC 91 0-1 ③ G1			F FF 94 X SI 93 0-1 ①② G3-6-3 1-2f	C FF 89 D CH 80 X CU 77 1-1 2-3 1B		C SI 92 B FF 92 C SL 86 X SI 93 1-2 ② G6-3		1 0 0 0 0 0 0 0 0 0 0 0 0 0 0 0 0 0 0 0 0 1 0 0 0 0 0 1 0 0 0 0 0 0 0 1 0 1 0 0 0 0 0 0 0 0 0 0 0 0 0 0 0 0 0 0 1 0 0 0 0 0 0 0 0 0 0 0 0 0						
22 Addison Russell, R (1, 6) OBP: 0.305, SLG: 0.374			B FF 90 B FF 91 C SI 92 F FF 91 X FC 90 2-2 12 WP 1B		X FF 94 0-0 12 HR 3B	S CH 82 S CH 79 D CH 80 F CH 81 F FF 90 X CU 77 1-2 ③ G5-3		X CU 82 0-0 ③ F7		4	1	2	0	0	0	2
Inning Stats	R: 2 E: 0 K: 1 S: 13 H: 2 LOB: 0 BB: 1 P: 25	R: 0 E: 0 K: 1 S: 7 H: 0 LOB: 0 BB: 0 P: 8	R: 0 E: 0 K: 2 S: 10 H: 1 LOB: 1 BB: 0 P: 15	R: 0 E: 0 K: 0 S: 7 H: 0 LOB: 0 BB: 0 P: 8	R: 3 E: 0 K: 0 S: 16 H: 4 LOB: 1 BB: 1 P: 25	R: 0 E: 0 K: 2 S: 15 H: 2 LOB: 2 BB: 0 P: 19	R: 1 E: 0 K: 2 S: 13 H: 2 LOB: 2 BB: 1 P: 21	R: 0 E: 0 K: 0 S: 6 H: 0 LOB: 0 BB: 0 P: 7	R: 2 E: 0 K: 1 S: 10 H: 0 LOB: 0 BB: 2 P: 19	1B: 6 2B: 2 3B: 1 HR: 2 SF: 0 SAC: 0 DP: 1 HBP: 0						

PITCHER		IP	WLS	BF	H	R	ER	SO	BB	IBB	HBP	BLK	WP	HR	S	P	ERA	WHIP
19 Aníbal Sánchez, R ERA: 4.99	(1, 1)	2.1		10	3	2	2	2	1	0	0	0	0	1	24	39	7.71	1.714
32 Tom Gorzelanny, L ERA: 6.04	(3, 1)	1.0		3	0	0	0	2	0	0	0	0	1	0	8	11	0.00	0.000
45 Buck Farmer, R ERA: 8.39	(4, 1)	1.1		7	3	3	3	0	1	0	0	0	0	1	17	26	20.25	3.000
65 Blaine Hardy, L ERA: 2.56	(5, 1)	2.0		11	5	1	1	4	0	0	0	0	0	0	29	38	4.50	2.500
62 Al Alburquerque, R ERA: 2.77	(7, 1)	0.1	W	2	0	0	0	0	1	0	0	0	0	0	3	7	0.00	3.000

PITCHER		IP	WLS	BF	H	R	ER	SO	BB	IBB	HBP	BLK	WP	HR	S	P	ERA	WHIP
30 Alex Wilson, R ERA: 1.8	(8, 1)	1.0	H	3	0	0	0	0	0	0	0	0	0	0	6	7	0.00	0.000
43 Bruce Rondón, R ERA: 5.95	(9, 1)	1.0		5	0	2	1	1	2	0	0	0	1	0	10	19	9.00	2.000

Detroit Tigers @ Chicago Cubs

Wrigley Field, Chicago, IL

Tue Aug 18 2015, 7:08 PM - 1:00 AM CDT

Att. 39,684 - Overcast - 79 F

livebaseballscorecards.com

AB	36
R	8
H	11
RBI	7
BB	5
SO	9
LOB	13

WP: 2 PB: 1 SB: 0 CS: 0 PA: 41

TOP

Detroit Tigers @ Chicago Cubs

Wrigley Field, Chicago, IL

Wed Aug 19 2015, 7:08 PM - 10:55 PM CDT

Att. 40,310 - Cloudy - 68 F

livebaseballscorecards.com

Batter	1	2	3	4	5	6	7	8	9	AB	R	H	RBI	BB	SO	LOB
20 Rajai Davis, R (1, 7) OBP: 0.303, SLG: 0.414	C FF 92 S CU 76 C FF 93 0-3 K	C FF 93 F CU 78 B FC 90 S CU 79 1-3 K2-3	D SI 91 F SI 90 S SI 91 F FF 94 X SI 92 1-2 1-2 2-3 1B			B SI 90 B CU 80 X SI 89 2-0 HR	C FF 94 B CU 82 D CU 83 H FF 93 3-1 24 1B HBP	B FF 90 S SI 89 D CU 76 B SI 89 F FF 89 F CH 83 F FF 90 F SI 89 X CH 82 3-2 2-H 2B		4	1	2	1	0	2	0
54 Drew VerHagen, R (7, 1)										0	0	0	0	0	0	0
41 Victor Martinez, S (8, PH) OBP: 0.306, SLG: 0.379										1	0	1	1	0	0	0
48 Matthew Boyd, L (8, 1)										0	0	0	0	0	0	0
39 Neftalí Feliz, R (8, 1)										0	0	0	0	0	0	0
3 Ian Kinsler, R (1, 4) OBP: 0.357, SLG: 0.435	B FF 94 X FF 93 1-0 2B	C FF 92 B CH 85 B FC 85 X SI 89 2-1 28 BB 9 HR 24 BB 1B C SI 91 X SI 92 0-1 F8				C SI 91 F CH 85 S FF 92 0-3 K	X FF 94 0-0 SF8 3-H	C SI 90 X SI 89 0-1 L9		5	1	2	1	0	1	4
24 Miguel Cabrera, R (1, 3) OBP: 0.462, SLG: 0.586	D CU 77 B FF 92 C FF 93 S FC 87 B FF 94 X CU 77 3-2 L8		B FF 92 B FC 89 C FF 92 B FC 90 B FF 92 4-1 28 BB 9 HR 1-2 BB	B FF 90 C SI 93 B CH 85 B SI 92 F SI 92 F FF 94 X SI 93 3-2 G6-3		B SI 92 X FF 93 1-0 28 1B 1B	X CU 82 0-0 1-2 2-H 1B		X FF 87 0-0 28 HR 2B	5	2	3	1	1	0	1
28 J.D. Martinez, R (1, 9) OBP: 0.350, SLG: 0.558	B FF 91 C FF 93 C FC 89 S CU 77 1-3 K		F FC 90 B FF 92 B FF 92 F FF 92 B FF 93 B FC 87 4-2 9 HR 1-2 2-3 BB	F SI 92 B SI 93 B CH 86 F SI 92 X SI 92 2-2 G4-3		X SI 91 0-0 1-2 1B	B FF 94 C FF 93 F FF 94 B FF 95 S FF 94 2-3 K		B CU 74 B CH 81 B FF 87 C FF 87 X CH 80 3-1 2-H HR	5	2	2	2	1	2	3
9 Nick Castellanos, R (1, 5) OBP: 0.299, SLG: 0.409		B FF 92 X SI 92 1-0 HR	X CU 76 0-0 1-H 2-H 3-H HR	C SI 92 X SI 92 0-1 2B		X SI 92 0-0 L9		B CU 76 B CH 84 X CH 82 2-0 1 S 12 3B 2B	S FF 88 F FF 88 F SI 88 B SL 83 B CU 75 X CU 75 2-2 G1-3	5	2	4	5	0	0	2
17 Andrew Romine, S (8, PR) OBP: 0.308, SLG: 0.343										1	1	0	0	0	0	0
(8, 5)																
34 James McCann, R (1, 2) OBP: 0.306, SLG: 0.402		F X 0-1 12 FC3-6 1B	B FF 93 X FF 92 1-0 G6-3	B SI 91 F SI 92 F FF 92 S CU 83 1-3 K		B SI 91 B FF 92 X SI 91 2-0 L9		B FF 90 C FF 89 S FF 89 F FF 91 F CU 78 B FF 90 S FF 89 2-3 K	F SI 87 X SI 88 0-1 L8	6	0	1	0	0	2	4
1 Jose Iglesias, R (1, 6) OBP: 0.350, SLG: 0.387		C FF 93 B CU 78 F CU 77 B SI 93 F FF 93 C SI 92 2-3 K	C FF 92 B CU 76 X FF 92 1-1 20 1B 12 S 1B		C SI 90 C FF 93 X CH 84 0-2 G6-3		B FF 94 C FF 94 X FF 93 1-1 18 SH1-3 3 SF8 12 1B 1B	B FF 90 B FF 90 F CH 83 F FC 88 S CU 76 2-3 K 2-3	C CU 53 X CU 56 0-1 G4-3	6	1	2	0	0	2	2
12 Anthony Gose, L (1, 8) OBP: 0.310, SLG: 0.368		X FF 94 0-0 FC3-6 44 HR 1-2f	B FF 92 B FF 93 X FF 92 2-0 P6 1-2		B FF 91 B SI 91 F SI 92 F SI 92 B SI 93 S SI 92 3-3 K		1 SAFE F FF 95 B FF 95 1 SAFE B FF 93 F FF 95 X FF 94 2-2 18 SH1-3 24 1B 1-2 1B	B CU 78 F FF 90 X SI 90 1-1 18 2B 3-H 3B		5	3	2	1	0	1	2
44 Daniel Norris, L (1, 1) OBP: 0.667, SLG: 2.000		B FF 93 C FF 94 X FF 94 1-1 1-H HR	B FF 93 B FF 92 S FF 92 B FC 87 B FF 93 4-1 20 1B BB		S SI 93 S SI 93 S SI 94 0-3 K		X FF 94 0-0 SH1-3 1-2 2-3	S FF 91 X FF 90 0-1 41 2B 3-H 2B		2	1	1	2	1	1	0
32 Tom Gorzelanny, R (5, 1)										0	0	0	0	0	0	0
62 Al Alburquerque, R (5, 1)										0	0	0	0	0	0	0
18 Tyler Collins, L (7, PH) OBP: 0.326, SLG: 0.466										1	1	1	1	0	0	0
(7, 7)																
Inning Stats	R: 0 E: 0 K: 2 S: 10 H: 1 LOB: 1 BB: 0 P: 15	R: 3 E: 0 K: 2 S: 13 H: 3 LOB: 0 BB: 0 P: 18	R: 4 E: 0 K: 0 S: 17 H: 4 LOB: 3 BB: 3 P: 36	R: 0 E: 0 K: 1 S: 12 H: 1 LOB: 1 BB: 0 P: 18	R: 0 E: 0 K: 2 S: 9 H: 0 LOB: 0 BB: 0 P: 12	R: 1 E: 0 K: 1 S: 8 H: 3 LOB: 2 BB: 0 P: 13	R: 2 E: 0 K: 1 S: 12 H: 3 LOB: 2 BB: 0 P: 20	R: 3 E: 0 K: 2 S: 21 H: 4 LOB: 1 BB: 0 P: 31	R: 2 E: 0 K: 0 S: 11 H: 2 LOB: 0 BB: 0 P: 16	1B: 9 2B: 6 3B: 1 HR: 5 SF: 1 SAC: 1 DP: 0 HBP: 1						

	AB	46
	R	15
	H	21
	RBI	15
	BB	3
	SO	11
	LOB	18

WP: 0 PB: 0 SB: 2 CS: 0 PA: 52

PITCHER		IP	WLS	BF	H	R	ER	SO	BB	IBB	HBP	BLK	WP	HR	S	P	ERA	WHIP
34 Jon Lester, L ERA: 3.58	(1, 1)	2.2	L	18	7	7	7	4	3	0	0	0	0	3	34	62	23.62	3.750
33 Clayton Richard, L ERA: 3.58	(3, 1)	3.1		15	5	1	1	4	0	0	0	0	0	1	35	50	2.70	1.500
30 Jason Motte, R ERA: 4.08	(7, 1)	1.0		7	3	2	2	1	0	0	1	0	0	0	12	20	18.00	3.000
40 James Russell, L ERA: 4.6	(8, 1)	1.2		11	6	5	5	2	0	0	0	0	0	1	30	45	27.00	3.600
15 Chris Denorfia, R ERA:	(9, 1)	0.1		1	0	0	0	0	0	0	0	0	0	0	2	2	0.00	0.000

PITCHER	IP	WLS	BF	H	R	ER	SO	BB	IBB	HBP	BLK	WP	HR	S	P	ERA	WHIP

Detroit Tigers @ Chicago Cubs

Wrigley Field, Chicago, IL

Wed Aug 19 2015, 7:08 PM - 10:55 PM CDT

Att. 40,310 - Cloudy - 68 F

livebaseballscorecards.com

BOTTOM

Batter	1	2	3	4	5	6	7	8	9	AB	R	H	RBI	BB	SO	LOB
24 Dexter Fowler, S (1, 8) OBP: 0.348, SLG: 0.417	C FF 92 S FF 94 B FF 93 S FF 95 1-3 ① **K**		B FF 95 F FF 94 B CH 89 X FF 93 2-1 **HR**		F FF 95 B CU 76 X CU 74 1-1 17 BB 12 BB **1B**	S SL 87 B FF 95 X FF 94 1-1 ③ **L8**		C FF 95 X FF 90 0-1 **2-H** **2B**		5	1	3	2	0	1	0
12 Kyle Schwarber, L (1, 7) OBP: 0.407, SLG: 0.613	C FF 94 B SL 85 S SL 85 B SL 85 F FF 92 S FF 92 2-3 ② **K**		B SL 83 C FF 93 C CU 75 B FF 94 B CU 76 F FF 92 D SL 85 4-2 17 HR **BB**		S FF 93 1 SAFE B CU 70 B SI 91 B SI 92 1 SAFE B SI 92 4-1 17 BB **1-2** **BB**		X SI 92 0-0 **HR**	B FF 97 S FF 96 B FF 97 T FF 96 X FF 97 2-2 ③ **G3-1**		3	2	1	1	2	1	1
17 Kris Bryant, R (1, 5) OBP: 0.367, SLG: 0.461	B FF 94 F FF 93 F FF 94 F SL 86 X FF 94 1-2 **1B**		C CU 75 X FF 94 0-1 **1-H** **HR**		C SL 77 B SI 91 S SL 80 D SL 78 B SL 80 D SL 79 4-2 **1-2** **2-3** **BB**		C CU 75 F CH 84 F CH 84 B SI 94 X SI 94 1-2 68 G6-4-3 44 E **1B**		F FF 96 X FF 97 0-1 68 SF8 **3B**	4	2	4	2	1	0	0
44 Anthony Rizzo, L (1, 3) OBP: 0.401, SLG: 0.533	B SL 80 B FF 92 B FF 90 X FF 92 3-0 ③ **P5**		C SL 85 B CU 77 B FF 94 S SL 83 X FF 92 2-2 **E4**		C SL 80 B SI 91 S SL 79 D SL 81 F SI 94 X SL 80 2-2 ② **F4**		F CH 84 B SI 93 S CH 84 D CH 85 B FF 94 X CH 84 3-2 FC4 68 G6-4-3 **1-2**		B FF 97 X FF 91 1-0 ① **P5**	5	0	0	0	0	0	6
68 Jorge Soler, R (1, 9) OBP: 0.320, SLG: 0.379		C FF 92 X CU 75 0-1 ① **G5-3**	C FF 92 B FF 95 C FF 91 S CH 88 1-3 ③ **K**		F SL 85 B SI 93 B SL 86 S SL 87 F SI 93 X SL 87 2-2 ③ **P4**		B CU 75 B SI 94 C FF 94 X FF 93 2-1 ① ② **G6-4-3** **1-2f** **2-3**		X SL 88 0-0 ② **SF8** **3-H**	4	0	0	1	0	1	6
13 Starlin Castro, R (1, 4) OBP: 0.273, SLG: 0.306 (7, 6) 40 James Russell, L (8, 1) 15 Chris Denorfia, R (9, 1) OBP: 0.304, SLG: 0.353		B FF 93 B FF 94 C FF 91 S CH 86 F CH 85 X FF 93 2-2 ② **L9**	B FF 91 C FF 90 F CU 73 X CU 76 1-2 ① **G1-3**			B SL 86 C SI 92 B SL 87 X SL 86 2-1 8 3B **2B**	C SI 94 X CU 77 0-1 ③ **G6-3**		B FF 97 C SL 86 B FF 98 F FF 97 T SL 86 2-2 ③ **K**	4 0 1	1 0 0	1 0 0	0 0 0	0 0 1	0 0 0	1 0 0
3 David Ross, R (1, 2) OBP: 0.286, SLG: 0.267 8 Chris Coghlan, L (6, PH) OBP: 0.336, SLG: 0.442 (7, 4)	C FF 94 C FF 94 S CH 90 0-3 ③ **K**		S FF 93 B FF 94 S CU 76 S FF 94 1-3 ② **K**			C FF 95 C SL 88 X SL 89 0-2 22 G6-4-3 **2-H** **3B**		C FF 94 S CU 72 B CU 76 F FF 94 B SL 81 F CH 80 F FF 94 B SL 80 X FF 94 3-2 ① **G4-3**		2 2	0 1	0 1	0 1	0 0	2 0	0 0
34 Jon Lester, L (1, 1) OBP: 0.023, SLG: 0.023 33 Clayton Richard, L (3, 1) OBP: 0.167, SLG: 0.182 47 Miguel Montero, L (6, PH) OBP: 0.336, SLG: 0.390 (7, 2)			X FF 90 0-0 ① **G4-3**	C FF 93 B SL 83 S FF 92 F FF 94 X FF 92 1-2 ③ **G5-3**		B SL 87 B FF 95 S FF 94 B FF 94 B FF 94 4-1 22 G6-4-3 **BB**		S FF 94 B FF 95 X FF 93 1-1 ② **F8**		0 2 1	0 0 0	0 0 0	0 0 0	0 0 1	0 0 0	0 0 0
22 Addison Russell, R (1, 6) OBP: 0.303, SLG: 0.371 30 Jason Motte, R (7, 1) 19 Jonathan Herrera, S (8, 6) OBP: 0.256, SLG: 0.330			C FF 93 S CU 75 B FF 88 B CH 88 F FF 93 S CU 74 2-3 ② **K**		C CU 74 B CU 75 X FF 92 2-1 ① **G6-3**	C SL 87 B SL 86 S SL 86 B SI 94 X FF 94 2-2 ① ② **G6-4-3** **1-2f** **3-H**		F FF 94 C CU 70 B FF 94 F FF 94 B CH 79 X CH 81 2-2 24 2B **2B**		3 0 1	0 0 1	0 0 1	0 0 1	1 0 1	1 0 0	1 0 0
Inning Stats	R: 0 H: 1 E: 0 LOB: 1 K: 2 BB: 0 S: 12 P: 19	R: 0 H: 0 E: 0 LOB: 0 K: 1 BB: 0 S: 9 P: 11	R: 3 H: 2 E: 1 LOB: 1 K: 2 BB: 1 S: 18 P: 29	R: 0 H: 0 E: 0 LOB: 0 K: 1 BB: 0 S: 10 P: 13	R: 0 H: 1 E: 0 LOB: 3 K: 0 BB: 2 S: 15 P: 30	R: 2 H: 2 E: 0 LOB: 0 K: 0 BB: 1 S: 11 P: 20	R: 1 H: 2 E: 1 LOB: 1 K: 0 BB: 0 S: 12 P: 18	R: 1 H: 2 E: 0 LOB: 1 K: 0 BB: 0 S: 17 P: 25	R: 1 H: 1 E: 0 LOB: 0 K: 1 BB: 0 S: 7 P: 10	1B: 3 SF: 1 2B: 3 SAC: 0 3B: 2 DP: 2 HR: 3 HBP: 0						

AB	37
R	8
H	11
RBI	7
BB	4
SO	7
LOB	15

WP: 0 PA: 42
PB: 0
SB: 0
CS: 0

PITCHER		IP	WLS	BF	H	R	ER	SO	BB	IBB	HBP	BLK	WP	HR	S	P	ERA	WHIP
44 Daniel Norris, L ERA: 4.43	(1, 1)	4.1		19	4	3	3	6	1	0	0	0	0	2	53	79	6.23	1.154
32 Tom Gorzelanny, L ERA: 5.97	(5, 1)	0.1		3	0	0	0	0	2	0	0	0	0	0	7	17	0.00	6.000
62 Al Alburquerque, R ERA: 3.04	(5, 1)	1.1		6	2	2	2	0	1	0	0	0	0	0	15	26	13.50	2.250
54 Drew VerHagen, R ERA: 13.5	(7, 1)	1.0		5	2	1	1	0	0	0	0	0	0	1	12	18	9.00	2.000
48 Matthew Boyd, L ERA: 7.66	(8, 1)	0.2		3	1	1	1	0	0	0	0	0	0	0	12	18	13.50	1.500

PITCHER		IP	WLS	BF	H	R	ER	SO	BB	IBB	HBP	BLK	WP	HR	S	P	ERA	WHIP
39 Neftalí Feliz, R ERA: 7.24	(8, 1)	1.1	W	6	2	1	1	1	0	0	0	0	0	0	12	17	6.75	1.500

Texas Rangers @ Detroit Tigers

Comerica Park, Detroit, MI

Thu Aug 20 2015, 7:09 PM - 9:55 PM EDT

Att. 33,727 - Cloudy - 70 F

livebaseballscorecards.com

Batter	1	2	3	4	5	6	7	8	9	AB	R	H	RBI	BB	SO	LOB
7 Delino DeShields, R (1, 8) OBP: 0.354, SLG: 0.372	C FF 93 B SI 93 X FC 89 1-1 G6-3		C CU 76 C CU 78 B FF 94 B SI 93 B CU 79 F FF 94 S FS 86 3-3 K			B FS 87 B FC 88 X FF 92 2-0 F7			C FF 93 X CU 78 0-1 G5-3	4	0	0	0	0	1	0
17 Shin-Soo Choo, L (1, 9) OBP: 0.338, SLG: 0.428	B SI 94 F SI 93 C FS 82 X FS 85 1-2 F8			C SI 93 C FS 83 B FS 77 B FS 87 X FS 87 2-2 F7		C CU 76 B EP 53 B EP 73 B FS 87 B FS 85 4-1 84 G3-6-3 BB			F FF 93 B FC 92 B FF 92 X FS 84 2-1 E3 29 DI	3	0	0	0	1	0	0
84 Prince Fielder, L (1, 10) OBP: 0.387, SLG: 0.486	B SI 94 F FS 87 B FF 94 X FS 86 2-1 G3			B CU 75 X CU 75 1-0 P2		F SI 92 1 SAFE F FS 85 F FC 89 1 SAFE B FF 93 F FS 84 1 SAFE 1 SAFE 1-2 X FS 87 G3-6-3 1-2f			B FS 82 X FS 85 1-0 L4	4	0	0	0	0	0	2
29 Adrian Beltré, R (1, 5) OBP: 0.307, SLG: 0.411		B FC 91 C FC 90 B FS 83 X FF 93 2-1 G5-3		F FF 94 B CU 77 X CU 76 1-1 L8			F FC 86 B FS 81 C FS 83 X CU 78 1-2 P5		D FS 85 S FF 92 B CU 78 X FF 92 2-1 G6-3 1-2	4	0	0	0	0	0	1
18 Mitch Moreland, L (1, 3) OBP: 0.341, SLG: 0.501		C FS 85 B EP 70 B FS 86 B FS 84 X SI 93 3-1 E4			B SI 93 S FS 84 B FS 86 X FS 86 2-1 G3		C SI 93 X CU 77 0-1 P6			3	0	0	0	0	0	0
1 Elvis Andrus, R (1, 6) OBP: 0.300, SLG: 0.345		B FF 92 B FF 92 X FF 92 2-0 L7			C CU 77 L FS 83 S SI 94 0-3 K		S CU 78 B FC 92 B FS 84 F FF 93 X CU 77 2-2 G5-3			3	0	0	0	0	1	1
12 Rougned Odor, L (1, 4) OBP: 0.332, SLG: 0.457		C FS 81 C FS 84 F CU 74 B FF 93 F FS 86 F FS 87 T FS 82 1-2 K			X FS 86 0-0 2B			B SI 92 B SI 91 C SI 92 C SI 92 X SI 93 2-2 L8		3	0	1	0	0	1	1
30 Will Venable, L (1, 7) OBP: 0.318, SLG: 0.375			C SI 94 X FS 87 0-1 G4-3		B SI 94 B FS 85 B FS 85 C FS 83 C FS 85 D FS 86 4-2 BB			B SI 90 F SI 92 X FS 84 1-1 F7		2	0	0	0	1	0	0
38 Chris Gimenez, R (1, 2) OBP: 0.273, SLG: 0.531			C FF 94 F FF 93 S CU 79 0-3 K		C FF 94 F CU 78 B SI 94 S SI 94 1-3 K			X FC 92 0-0 P5		3	0	0	0	0	2	2

	AB	29
	R	0
	H	1
	RBI	0
	BB	2
	SO	5
	LOB	7

Inning Stats																																		
	R: 0	H: 0		R: 0	H: 0		R: 0	H: 0		R: 0	H: 0		R: 0	H: 1		R: 0	H: 0		R: 0	H: 0		R: 0	H: 0		1B: 0	SF: 0		WP: 0	PA: 31	
	E: 0	LOB: 0		E: 1	LOB: 1		K: 0	LOB: 0		K: 0	LOB: 0		E: 0	LOB: 2		E: 0	LOB: 0		E: 0	LOB: 0		E: 1	LOB: 1		2B: 1	SAC: 0		PB: 0		
	K: 0	BB: 0		K: 1	BB: 0		K: 2	BB: 0		S: 6	BB: 0		K: 2	BB: 1		K: 0	BB: 0		S: 6	BB: 0		K: 0	BB: 0		3B: 0	DP: 1		SB: 0		
	S: 7	P: 11		S: 11	P: 19		S: 9	P: 12		S: 6	P: 10		S: 11	P: 18		S: 7	P: 14		S: 8	P: 11		S: 6	P: 9		HR: 0	HBP: 0		CS: 0		

PITCHER	IP	WLS	BF	H	R	ER	SO	BB	IBB	HBP	BLK	WP	HR	S	P	ERA	WHIP
31 Alfredo Simon, R (1, 1) ERA: 4.52	9.0	W	31	1	0	0	5	2	0	0	0	0	0	72	116	0.00	0.333

PITCHER	IP	WLS	BF	H	R	ER	SO	BB	IBB	HBP	BLK	WP	HR	S	P	ERA	WHIP

Texas Rangers @ Detroit Tigers

Comerica Park, Detroit, MI

Thu Aug 20 2015, 7:09 PM - 9:55 PM EDT

Att. 33,727 - Cloudy - 70 F

livebaseballscorecards.com

Batter	1	2	3	4	5	6	7	8	9	AB	R	H	RBI	BB	SO	LOB
20 Rajai Davis, R (1, 7) OBP: 0.302, SLG: 0.415	C SI 90 B CU 76 B FF 91 S CH 84 F CU 77 X FF 92 2-2 ① P4	X CH 83 0-0 ③ G6-3		C SI 91 C CU 77 F SI 92 B CU 77 F CH 84 T CH 86 1-2 ③ K			X SI 93 0-0 3 G6-3, 41 SF8, 2B			4	1	1	0	0	1	0
3 Ian Kinsler, R (1, 4) OBP: 0.356, SLG: 0.438	X CH 83 0-0 ② G5-3		C FF 92 B SL 84 B SI 90 X SL 86 2-1 ① P4		B SI 90 X SI 90 1-0 24, 1B, 3B		B FF 93 B SL 88 2 SAFE X SL 87 2-0 ① G6-3 2-3			4	1	1	0	0	0	1
24 Miguel Cabrera, R (1, 10) OBP: 0.468, SLG: 0.589	C CU 75 B CH 84 C CH 84 B FF 92 B SL 87 B SL 87 4-2 41, 1B, 9, 1B, BB		T FF 92 B FF 93 F SL 88 B SI 92 X FF 91 2-2 41, 2B, 9, SF9, 1B		S SI 91 X SI 87 0-1 28, G6-4-3, 3-H, 1B		I IN 71 I IN 72 I IN 72 I IN 71 4-0 IBB			2	2	2	1	2	0	0
41 Victor Martinez, S (1, 3) OBP: 0.308, SLG: 0.385	C SI 92 B FF 92 C CH 83 F FF 93 B SL 85 F CH 83 D FF 93 X CH 84 3-2 9, 1B, 28, BB, 1-3, 1B		C FF 93 C CU 76 F CU 76 X SI 92 0-2 9, SF9, 1-3, 2B		C SI 89 D CH 84 F CH 83 S SI 91 1-3 ① K		B CH 83 F FF 93 F SI 93 D SL 88 X FF 94 2-2 ② SF8, 3-H			3	0	2	1	0	1	1
28 J.D. Martinez, R (1, 9) OBP: 0.352, SLG: 0.555	D CH 84 S CH 83 B SI 92 C SI 92 F FF 92 D SI 88 F CH 84 D CH 87 4-2 9, 1B, 1-2, BB		F FF 93 B SI 93 B SI 92 D CH 85 F SI 93 D CU 78 4-2 34, FC5-4, BB		F CH 82 X FF 92 0-1 ② ③ G6-4-3, 1-2f		B FF 94 C SL 86 B SI 95 X SL 84 2-1 ③ F8			2	0	0	0	2	0	2
9 Nick Castellanos, R (1, 5) OBP: 0.301, SLG: 0.409 17 Andrew Romine, S (9, 5) OBP: 0.308, SLG: 0.343	C SI 93 B CH 84 B SI 93 X SI 92 2-1 1-2, 2-3, 3-H, 1B		B CH 82 B SI 90 F FF 91 B SI 92 X SI 94 3-1 ② SF9, 2-3, 3-H			C SL 81 B CH 81 B FF 92 F FF 93 B SL 83 B SL 83 4-2 1, FC5, 34, SH5-3, BB		B SL 85 T FF 94 B FC 95 X FF 94 2-1 ① G5-3		2 0	0 0	1 0	2 0	1 0	0 0	0 0
34 James McCann, R (1, 2) OBP: 0.303, SLG: 0.398	S CH 84 D FF 92 X FF 92 1-1 ③ G4-3		B SI 92 B SI 89 X SI 92 2-0 ③ FC5-4, 1-2f			F FF 89 X SL 83 0-1 ① SH5-3, 1-2		C SL 87 C SI 94 B FC 93 T SL 87 1-2 ② K		3	0	0	0	0	1	5
1 Jose Iglesias, R (1, 6) OBP: 0.346, SLG: 0.383		X FF 89 0-0 ① F8		B FF 90 C CH 82 C CU 75 F CH 84 X FF 90 1-2 ① G4-3		B FF 91 B FF 92 D SL 83 C FF 92 C FF 93 F FF 93 F FF 94 X FF 92 3-2 ② FC5, 2-3		C FF 93 X CH 84 0-1 ③ L7		4	0	0	0	0	0	1
12 Anthony Gose, L (1, 8) OBP: 0.308, SLG: 0.365		C FF 90 B SI 91 S SI 90 B CU 76 F FF 90 B SI 93 T FF 92 3-2 ② K		C CU 75 S SL 86 B CH 85 S CH 85 1-3 ② K		B SI 91 C FF 91 T FF 92 S FF 92 1-3 ③ K				3	0	0	0	0	3	1
Inning Stats	R: 1 E: 0 K: 0 S: 20 H: 2 LOB: 3 BB: 2 P: 36	R: 0 E: 0 K: 1 S: 6 H: 0 LOB: 0 BB: 0 P: 9	R: 1 E: 0 K: 0 S: 14 H: 2 LOB: 2 BB: 1 P: 27	R: 0 E: 0 K: 2 S: 12 H: 0 LOB: 0 BB: 0 P: 15	R: 1 E: 0 K: 1 S: 8 H: 2 LOB: 0 BB: 0 P: 10	R: 0 E: 0 K: 1 S: 12 H: 0 LOB: 1 BB: 1 P: 20	R: 1 E: 0 K: 0 S: 7 H: 1 LOB: 1 BB: 1 P: 17	R: 0 E: 0 K: 1 S: 7 H: 0 LOB: 0 BB: 0 P: 10		1B: 4 2B: 2 3B: 1 HR: 0 SF: 2 SAC: 1 DP: 1 HBP: 0				WP: 0 PB: 0 SB: 0 CS: 0 PA: 35		

PITCHER		IP	WLS	BF	H	R	ER	SO	BB	IBB	HBP	BLK	WP	HR	S	P	ERA	WHIP
33 Martín Pérez, L ERA: 5.3	(1, 1)	5.0	L	23	6	3	3	4	3	0	0	0	0	0	60	97	5.40	1.800
44 Spencer Patton, R ERA: 7.23	(6, 1)	1.0		4	0	0	0	1	1	0	0	0	0	0	12	20	0.00	1.000
63 Anthony Bass, R ERA: 4.76	(7, 1)	2.0		8	1	1	1	1	0	1	0	0	0	0	14	27	4.50	0.500

PITCHER	IP	WLS	BF	H	R	ER	SO	BB	IBB	HBP	BLK	WP	HR	S	P	ERA	WHIP

Texas Rangers @ Detroit Tigers

Comerica Park, Detroit, MI

Fri Aug 21 2015, 7:10 PM - 10:17 PM EDT

Att. 34,718 - Partly Cloudy - 77 F

livebaseballscorecards.com

Batter	1	2	3	4	5	6	7	8	9	AB	R	H	RBI	BB	SO	LOB
7 Delino DeShields, R (1, 8) OBP: 0.353, SLG: 0.371	C FF 91 B FF 92 C FF 92 S SL 87 1-3 K2-3		X SL 83 0-0 84 E 84 SF7 1B		C FF 92 S CH 83 B CH 85 B SL 86 C FF 93 2-3 K			C SL 86 F SL 86 F SL 87 B SI 95 S SL 88 1-3 K 1-2		4	1	1	0	0	3	1
17 Shin-Soo Choo, L (1, 9) OBP: 0.337, SLG: 0.425 20 Ryan Strausborger, R (9, 7) OBP: 0.323, SLG: 0.393	B FF 91 B FF 91 S FF 92 S FF 93 B FF 94 F FF 93 B FF 93 4-2 BB		F SL 85 1 SAFE 1 SAFE 1 SAFE B FF 92 F FF 93 C SL 87 1-3 K			C FF 89 F SL 85 B CH 84 B FF 93 S FF 94 2-3 K		C FC 85 C CU 77 B FF 89 D CU 76 F CU 77 C CH 78 2-3 K		3 0	0 0	0 0	0 0	1 0	3 0	2 0
84 Prince Fielder, L (1, 10) OBP: 0.386, SLG: 0.485 68 Hanser Alberto, R (9, PR) OBP: 0.267, SLG: 0.301 (9, 10)	B SL 84 B FF 93 B CH 84 X FF 93 3-0 F7		F FF 93 1 SAFE F CU 81 X SL 89 0-2 SF7 1-H			B CH 83 C SL 86 F SL 87 F CU 78 B SL 86 X FF 94 2-2 G5-3		X FF 88 0-0 29 G6-4-3 1B		3 0	0 0	1 0	1 0	0 0	0 0	1 0
29 Adrián Beltré, R (1, 5) OBP: 0.305, SLG: 0.407	1 SAFE X FF 92 0-0 G1-3		B FF 93 F FF 92 B CH 86 B FF 94 X FF 94 3-1 G4-3			X FF 91 0-0 F8			C SL 87 X FF 98 0-1 G6-4-3 1-2f	4	0	0	0	0	0	2
18 Mitch Moreland, L (1, 3) OBP: 0.338, SLG: 0.496		B FF 91 B FF 91 S FF 92 C FF 92 S FF 92 2-3 K		B FF 90 T FF 91 B CU 78 F CH 83 X CU 80 2-2 G4-3			B FF 90 T FF 90 X CU 76 1-1 G5-3		B FF 98 B SI 91 S FF 97 C SL 85 X FF 98 2-2 G4-3	4	0	0	0	0	1	1
1 Elvis Andrus, R (1, 6) OBP: 0.302, SLG: 0.349		B FF 92 S SL 86 B FF 93 F FF 93 X SL 85 2-2 12 G3 30 E 1B		C SL 83 B CU 79 B CU 78 S SL 86 S SL 86 2-3 K			B FF 90 C FF 90 X FF 92 1-1 12 L9-5 2B			3	1	2	0	0	1	0
12 Rougned Odor, L (1, 4) OBP: 0.329, SLG: 0.453		1 SAFE S FF 91 F FF 93 F CU 80 X SL 86 0-2 G3 1-2		C CU 76 B FF 91 B FF 92 F SL 85 X SL 86 2-2 P4			B FF 92 X SL 86 1-0 L9-5 2-3			3	0	0	0	0	0	2
30 Will Venable, L (1, 7) OBP: 0.318, SLG: 0.378 (9, 9)		S FF 92 F FF 94 F CU 80 B FF 93 F FF 94 F CU 80 B FF 93 B FF 94 X CH 87 3-2 E8 2-H 2B			B CU 76 C FF 90 F CU 78 B FF 92 B FF 92 S FF 93 3-3 K			C SL 78 B SL 78 C SI 93 X SL 79 1-2 F8		3	0	1	1	0	1	0
8 Bobby Wilson, R (1, 2) OBP: 0.250, SLG: 0.226		C FF 93 F FF 93 S SL 86 0-3 K			C CU 78 F FF 92 B SL 85 B FF 94 B CU 80 F FF 94 F FF 93 F SL 88 X FF 94 3-2 P2			F SI 92 B SI 93 B SL 85 B SL 86 F SI 92 F SI 94 F SL 87 F SL 86 B SL 85 4-2 7 WP BB		2	0	0	0	1	1	1
Inning Stats	R: 0 E: 0 K: 1 S: 8 H: 0 LOB: 1 BB: 1 P: 16	R: 1 E: 1 K: 2 S: 19 H: 2 LOB: 1 BB: 0 P: 26	R: 1 E: 1 K: 1 S: 9 H: 1 LOB: 0 BB: 0 P: 13	R: 0 E: 0 K: 1 S: 9 H: 0 LOB: 0 BB: 0 P: 15	R: 0 E: 0 K: 2 S: 12 H: 0 LOB: 0 BB: 0 P: 20	R: 0 E: 0 K: 1 S: 8 H: 0 LOB: 0 BB: 0 P: 12	R: 0 E: 0 K: 0 S: 5 H: 1 LOB: 0 BB: 0 P: 8	R: 0 E: 0 K: 2 S: 16 H: 0 LOB: 1 BB: 1 P: 24	R: 0 E: 0 K: 0 S: 6 H: 1 LOB: 1 BB: 0 P: 8	1B: 3 2B: 3 3B: 0 HR: 0	SF: 1 SAC: 0 DP: 2 HBP: 0	WP: 1 PB: 0 SB: 0 CS: 0	PA: 32			

PITCHER		IP	WLS	BF	H	R	ER	SO	BB	IBB	HBP	BLK	WP	HR	S	P	ERA	WHIP
35 Justin Verlander, R ERA: 3.86	(1, 1)	7.0	L	25	4	2	1	8	1	0	0	0	0	0	70	110	1.29	0.714
32 Tom Gorzelanny, L ERA: 5.9	(8, 1)	0.1		1	0	0	0	0	0	0	0	0	0	0	3	4	0.00	0.000
62 Al Alburquerque, R ERA: 3.02	(8, 1)	0.1		2	0	0	0	1	1	0	0	0	1	0	9	14	0.00	3.000
65 Blaine Hardy, L ERA: 2.55	(8, 1)	0.1		2	1	0	0	1	0	0	0	0	0	0	5	7	0.00	3.000
39 Neftalí Feliz, R ERA: 7.02	(9, 1)	1.0		2	0	0	0	0	0	0	0	0	0	0	5	7	0.00	0.000

PITCHER	IP	WLS	BF	H	R	ER	SO	BB	IBB	HBP	BLK	WP	HR	S	P	ERA	WHIP

TOP

AB	29
R	2
H	5
RBI	2
BB	2
SO	10
LOB	10

Texas Rangers @ Detroit Tigers

Comerica Park, Detroit, MI

Fri Aug 21 2015, 7:10 PM - 10:17 PM EDT

Att. 34,718 - Partly Cloudy - 77 F

BOTTOM

Batter	1	2	3	4	5	6	7	8	9	AB	R	H	RBI	BB	SO	LOB
3 Ian Kinsler, R (1, 4) OBP: 0.355, SLG: 0.436	B SL 83 C FF 88 X SL 82 1-1 ① G1-3		X SL 83 0-0 ③ 18 G6-3 1B 1-2 2-3		B FF 87 X FF 88 1-0 ③ F8			S CU 85 S CU 86 X FF 97 0-2 ② G5-3		4	0	1	0	0	0	1
18 Tyler Collins, L (1, 7) OBP: 0.313, SLG: 0.446	F SI 88 B CH 83 S FF 89 F SL 83 B SL 86 F FF 89 F SL 84 X CH 84 2-2 ② F7		B SL 81 C FF 88 S SL 84 X SL 84 1-2 ②③ G6-3 1-2f			F FF 89 F SL 84 X CU 79 0-2 ① L9		X FF 96 0-0 ③ G4-3		4	0	0	0	0	0	3
24 Miguel Cabrera, R (1, 3) OBP: 0.471, SLG: 0.601	X FF 89 0-0 ③ F9			B FF 90 C SL 82 X FF 90 1-1 9 1B 2B		C SL 83 C FF 90 B SL 83 X FF 90 1-2 41 L4-6 2B			C FF 93 F FF 93 X CH 78 0-2 2B	4	0	3	0	0	0	0
41 Victor Martinez, S (1, 10) OBP: 0.305, SLG: 0.380		B FF 88 C SL 81 B FF 88 B CH 82 C FF 89 X FF 88 3-2 ① L8		C SL 81 D SL 83 B FF 88 X SL 82 2-1 ① F8		F FF 89 F FF 87 B FF 88 F FF 87 D SL 84 X SL 84 2-2 ②③ L4-6 2-2			B FF 94 C FF 94 F FF 94 S FF 94 1-3 ① K	4	0	0	0	0	1	3
28 J.D. Martinez, R (1, 9) OBP: 0.351, SLG: 0.552		B SL 83 X SL 82 1-0 ② G6-3		D SL 83 C FF 89 S SL 83 X SL 83 1-2 ② F9			C SL 81 F SL 82 B SL 81 B SL 83 F FF 90 B SL 83 X SL 80 3-2 9 G6-4-3 1B		C CH 79 B FF 94 C FF 94 B FF 95 T FF 94 2-2 ② K	4	0	1	0	0	1	2
9 Nick Castellanos, R (1, 5) OBP: 0.300, SLG: 0.408		C FF 90 B FF 88 X SL 84 1-1 ③ F8		S SL 84 X SL 83 0-1 ③ 2-H 1B			C FF 88 B SI 88 F SL 80 X SL 84 1-2 ①② G6-4-3 1-2f		B SL 84 B FF 95 C CH 80 C FF 94 T FF 95 2-2 ③ K	4	0	1	0	0	1	2
13 Alex Avila, L (1, 2) OBP: 0.318, SLG: 0.262			F FF 87 B CH 83 X FF 89 1-1 3 1B 1 G3 1B		C CU 75 S CH 82 S SL 84 0-3 ① K		C FF 88 B CH 82 B FF 89 B FF 89 B FF 87 4-1 BB			2	0	1	0	1	1	0
1 Jose Iglesias, R (1, 6) OBP: 0.344, SLG: 0.380			C SL 80 D FF 86 F SL 84 X SL 81 1-2 ① G3 1-2		C FF 89 S SL 82 X SL 83 0-2 E5		B SL 82 C SL 81 B FF 86 D SL 83 X FF 87 3-1 ③ F8			3	0	0	0	0	0	2
12 Anthony Gose, L (1, 8) OBP: 0.308, SLG: 0.363			B SI 88 H SL 82 2-0 3 1B HBP		B FF 86 F CH 85 C SL 81 B SL 82 T SL 83 2-2 ② K			C FF 96 F FF 96 F FF 96 X CU 86 0-2 ① G6-3		2	0	0	0	0	1	1

	AB	R	H	RBI	BB	SO	LOB
	31	0	7	0	1	5	14

livebaseballscorecards.com

Inning Stats	1	2	3	4	5	6	7	8	9
	R: 0 E: 0 K: 0 S: 9 H: 0 LOB: 0 BB: 0 P: 12	R: 0 E: 0 K: 0 S: 6 H: 0 LOB: 0 BB: 0 P: 11	R: 0 E: 0 K: 0 S: 9 H: 2 LOB: 2 BB: 0 P: 14	R: 0 E: 0 K: 0 S: 9 H: 2 LOB: 2 BB: 0 P: 13	R: 0 E: 1 K: 2 S: 10 H: 0 LOB: 1 BB: 0 P: 13	R: 0 E: 0 K: 0 S: 10 H: 1 LOB: 0 BB: 0 P: 13	R: 0 E: 0 K: 0 S: 10 H: 1 LOB: 1 BB: 1 P: 21	R: 0 E: 0 K: 0 S: 8 H: 0 LOB: 0 BB: 0 P: 8	R: 0 E: 0 K: 3 S: 12 H: 1 LOB: 1 BB: 0 P: 17

	1B	SF	WP	PA
	4	0	0	33
	2B	SAC	PB	
	4	0	0	
	3B	DP	SB	
	0	3	0	
	HR	HBP	CS	
	0	1	0	

PITCHER	IP	WLS	BF	H	R	ER	SO	BB	IBB	HBP	BLK	WP	HR	S	P	ERA	WHIP
48 Colby Lewis, R (1, 1) ERA: 4.29	7.0	W	26	6	0	0	2	1	0	1	0	0	0	63	97	0.00	1.000
50 Keone Kela, R (8, 1) ERA: 2.9	1.0	H	3	0	0	0	0	0	0	0	0	0	0	8	8	0.00	0.000
37 Shawn Tolleson, R (9, 1) ERA: 2.6	1.0	S	4	1	0	0	3	0	0	0	0	0	0	12	17	0.00	1.000

PITCHER	IP	WLS	BF	H	R	ER	SO	BB	IBB	HBP	BLK	WP	HR	S	P	ERA	WHIP

Texas Rangers @ Detroit Tigers

Comerica Park, Detroit, MI

Sat Aug 22 2015, 7:09 PM - 10:03 PM EDT

Att. 39,082 - Clear - 77 F

livebaseballscorecards.com

Batter	1	2	3	4	5	6	7	8	9	AB	R	H	RBI	BB	SO	LOB
7 Delino DeShields, R (1, 8) OBP: 0.351, SLG: 0.369	C SI 89 B SL 83 C SI 89 B SI 89 X SL 84 2-2 ① G5-3	B CU 68 X CH 78 1-0 17 84 1B 1B	F SI 88 B SL 83 B SL 84 X SL 83 2-1 ③ G5-3			B CU 67 C SI 85 S SL 84 B SI 87 C SI 87 2-3 ② K			4	1	1	0	0	1	0
17 Shin-Soo Choo, L (1, 9) OBP: 0.336, SLG: 0.423	B FF 89 F FF 90 X SI 88 1-1 ② G5-3	1 SAFE 1 SAFE C SL 80 C SI 86 B SL 83 1 SAFE 1 SAFE D SL 83 2-2 X SL 81 84 1B 29 1B 1-2 1B			B SL 87 F SL 82 X SI 87 1-1 ① G1-3		B CU 68 F SI 86 C SI 85 B SI 89 C SL 82 2-3 ③ K			4	1	1	0	0	1	0
84 Prince Fielder, L (1, 10) OBP: 0.385, SLG: 0.483	X SI 88 0-0 ③ G3-1		C SI 88 B SI 89 B SL 85 F SI 88 B SL 85 X SI 90 3-2 29 25 1B 1B 1-2 2-H 1B		C SI 87 T SL 83 X SI 87 0-2 ② F8			B CU 76 C CH 84 B SI 95 S SI 94 X CH 85 2-2 ① F7		4	1	1	1	0	0	0
29 Adrián Beltré, R (1, 5) OBP: 0.309, SLG: 0.410		B SI 88 X SI 89 1-0 1 1B 1B	D SL 86 S SL 84 X FF 89 1-1 25 E 25 1B 1 G4-3 1-2 2-H 1B		X SI 88 0-0 1B			C CU 76 T FF 96 X FF 96 0-2 ② P3		4	1	3	1	0	0	0
25 Mike Napoli, R (1, 3) OBP: 0.311, SLG: 0.392		B SL 82 C FF 88 1 SAFE S SL 84 F SI 89 F SL 86 S SL 86 1-3 ① K	F SL 84 B SL 85 C FF 90 F FF 91 B SL 85 F SL 85 X CH 80 2-2 E7 1 G4-3 1-3 2-H 1B		C FF 89 B SL 85 B SL 84 X FF 89 2-1 ③ F8			B FF 96 C FF 95 B SI 95 S SI 94 X FF 96 2-2 ③ G6-3		4	0	1	1	0	1	2
1 Elvis Andrus, R (1, 6) OBP: 0.302, SLG: 0.348		1 SAFE 1 SAFE B SI 88 C CH 79 X SI 89 1-1 ② 12 1B 1-2 1B	B SI 88 S SI 88 X CU 69 1-1 ② G4-3 2-3 3-H			F CU 67 X SI 86 0-1 ① G4-3			B FF 94 S SL 82 C SL 82 C FF 94 1-3 ① K	4	0	1	1	0	1	1
12 Rougned Odor, L (1, 4) OBP: 0.331, SLG: 0.463		B FF 88 1 SAFE B SL 79 X SL 80 2-0 1-3 1B	B CU 69 F SI 87 B CU 71 C SL 83 X FF 89 2-2 ③ F8			X SL 83 0-0 ② F8			B FF 93 F FF 95 B CH 89 X FF 94 2-1 HR	4	1	2	1	0	0	1
8 Bobby Wilson, R (1, 2) OBP: 0.240, SLG: 0.216		B SI 89 B SI 90 C CH 79 X SI 89 2-1 ③ L9		C SI 87 B CU 64 B CH 77 F CH 78 F SI 89 F CH 78 X SL 83 2-2 ① G5-3		S CH 78 B SI 87 B CH 75 F SI 87 C SL 82 2-3 ③ K			F FF 95 F SL 83 B SL 83 X SL 83 1-2 ② F7	4	0	0	0	0	1	2
20 Ryan Strausborger, R (1, 7) OBP: 0.286, SLG: 0.344			B SI 88 C SI 88 F CU 68 F FF 90 F SL 84 F SI 90 B CH 78 X CH 78 2-2 ① F9	B CU 68 F CH 78 S SI 88 S SI 88 1-3 ② K			B CH 75 X SI 87 1-0 ① G5-3		C SL 83 B FF 94 B FF 93 C SL 83 C FF 94 2-3 ③ K	4	0	0	0	0	2	0

Inning Stats									
	R: 0 E: 0 K: 0 S: 6	H: 0 LOB: 0 BB: 0 P: 9	R: 0 E: 0 K: 1 S: 11	H: 3 LOB: 2 BB: 0 P: 18	R: 4 E: 1 K: 0 S: 25	H: 5 LOB: 1 BB: 0 P: 39	R: 0 E: 0 K: 1 S: 10	H: 0 LOB: 0 BB: 0 P: 15	R: 0 E: 0 K: 0 S: 8	H: 1 LOB: 1 BB: 0 P: 11
	R: 0 E: 0 K: 1 S: 7	H: 0 LOB: 0 BB: 0 P: 9	R: 0 E: 0 K: 2 S: 7	H: 0 LOB: 0 BB: 0 P: 12	R: 0 E: 0 K: 0 S: 9	H: 0 LOB: 0 BB: 0 P: 13	R: 1 E: 0 K: 2 S: 11	H: 1 LOB: 0 BB: 0 P: 17	1B: 9 2B: 0 3B: 0 HR: 1	SF: 0 SAC: 0 DP: 0 HBP: 0	WP: 0 PB: 0 SB: 0 CS: 0	PA: 36

	AB	36
	R	5
	H	10
	RBI	5
	BB	0
	SO	7
	LOB	6

PITCHER		IP	WLS	BF	H	R	ER	SO	BB	IBB	HBP	BLK	WP	HR	S	P	ERA	WHIP
52 Randy Wolf, L ERA: 3.86	(1, 1)	7.0	L	29	9	4	3	5	0	0	0	0	0	0	74	113	3.86	1.286
54 Drew VerHagen, R ERA: 9.0	(8, 1)	1.0		3	0	0	0	0	0	0	0	0	0	0	9	13	0.00	0.000
38 Guido Knudson, R ERA: 9.0	(9, 1)	1.0		4	1	1	1	2	0	0	0	0	0	1	11	17	9.00	1.000

PITCHER		IP	WLS	BF	H	R	ER	SO	BB	IBB	HBP	BLK	WP	HR	S	P	ERA	WHIP

Texas Rangers @ Detroit Tigers

Comerica Park, Detroit, MI

Sat Aug 22 2015, 7:09 PM - 10:03 PM EDT

Att. 39,082 - Clear - 77 F

livebaseballscorecards.com

BOTTOM

Batter	1	2	3	4	5	6	7	8	9	AB	R	H	RBI	BB	SO	LOB
3 Ian Kinsler, R (1, 4) OBP: 0.356, SLG: 0.444	F SI 89 C CU 78 B CU 78 F SL 87 B SL 88 X SI 91 2-2 ① G5-3		B CH 87 C SL 86 X CU 77 1-1 ① G5-3		X CU 78 0-0 18 G3 2B		C SI 96 T SI 96 B SI 96 X SI 96 1-2 ② F9		X FF 93 0-0 1-H 3-H HR	5	1	2	3	0	0	1
18 Tyler Collins, L (1, 7) OBP: 0.297, SLG: 0.423	F FF 90 S SL 87 F SI 90 X SL 87 0-2 ② G3-1		C CH 84 C SI 90 B SL 87 T FF 91 1-2 ② K		B SL 86 X SL 87 1-0 ② G3 2-3		D SL 86 F SI 96 B SL 85 F SI 98 F SI 98 B SL 87 F SI 97 X SI 97 3-2 ③ G5-3		C CH 81 S CH 81 B SL 85 B FF 93 S CH 80 2-3 ③ K	5	0	0	0	0	2	2
24 Miguel Cabrera, R (1, 3) OBP: 0.472, SLG: 0.603	B SL 87 C SL 88 B CU 79 C SI 91 F SL 88 X SI 91 2-2 2B		B SL 88 F SI 91 B FF 90 B SL 86 X SL 87 3-1 1B		S SL 88 F FF 92 B FF 92 D CU 80 F FF 92 X SI 92 2-2 ③ G5-3			C SI 97 B CH 90 X SI 96 1-1 ① G1-3		4	0	2	0	0	0	1
41 Victor Martinez, S (1, 10) OBP: 0.304, SLG: 0.378	C SI 91 X SL 88 0-1 ③ F7		C FF 91 B SI 91 F SI 92 X FF 92 1-2 ③ P5			C CU 77 B CH 83 X SL 85 1-1 28 G4-6-3 1B		S SI 96 X CH 90 0-1 ② G3		4	0	1	0	0	0	2
28 J.D. Martinez, R (1, 9) OBP: 0.350, SLG: 0.550		B SL 87 F SL 87 B FF 90 X SL 87 2-1 1 FC1-6 9 1B 1B		F SI 89 F SI 90 B SI 90 B CU 79 C FF 90 2-3 ① K		F SL 88 S SL 88 B FF 90 X FF 92 1-2 ①② G4-6-3 1-2f		C SI 98 B SI 98 C SI 97 F FF 98 S CH 90 1-3 ③ K		4	0	1	0	0	2	1
9 Nick Castellanos, R (1, 5) OBP: 0.302, SLG: 0.414		B SI 89 C SL 85 F SI 90 B SL 87 X SL 87 2-2 1 FC1-6 1-2 1B		F SI 90 B CU 79 B SL 86 B SL 86 F SI 90 C FF 92 3-3 ② K		X SL 87 0-0 3B			B SI 95 B SI 95 B SI 94 C FF 95 F FF 96 X SI 96 3-2 ① G4-3	4	0	2	0	0	1	0
34 James McCann, R (1, 2) OBP: 0.302, SLG: 0.394		B FF 90 B SL 87 C SL 86 X FF 90 2-1 ① F8		F SL 88 F CU 79 B FF 91 B FF 92 B SL 87 B SI 90 4-2 1 FC6-4 BB		B FF 92 X SL 88 1-0 ③ G4-3			B SI 97 C SI 96 F CH 87 S SI 97 1-3 ② K	3	0	0	0	1	1	3
1 Jose Iglesias, R (1, 6) OBP: 0.345, SLG: 0.381	C SL 88 C SI 90 D SL 87 B FF 91 F SI 91 X SL 88 2-2 ② FC1-6 1-2f 2-3		B SL 86 C SL 86 X SI 90 1-1 ③ FC6-4 1-2f				X SL 86 0-0 1B		C SI 98 X SI 98 0-1 20 1B 20 DI 3 HR 1B	4	1	2	0	0	0	3
12 Anthony Gose, L (1, 8) OBP: 0.306, SLG: 0.361 20 Rajai Davis, R (7, PH) (8, 8) OBP: 0.303, SLG: 0.416	X SI 91 0-0 ③ B2-3				B FF 89 L CH 83 C FF 90 S FF 89 1-3 ① K		S SI 95 F SI 97 S SI 96 0-3 ① K		B SI 97 X SI 98 1-0 3 HR 1-3 1B	2 2	0 1	0 1	0 1	0 0	1 1	2 1
Inning Stats	R: 0 E: 0 K: 0 S: 14 H: 1 LOB: 1 BB: 0 P: 18	R: 0 E: 0 K: 0 S: 12 H: 2 LOB: 2 BB: 0 P: 20	R: 0 E: 0 K: 1 S: 10 H: 1 LOB: 1 BB: 0 P: 16	R: 0 E: 0 K: 2 S: 10 H: 0 LOB: 1 BB: 1 P: 20	R: 0 E: 0 K: 1 S: 9 H: 1 LOB: 1 BB: 0 P: 13	R: 0 E: 0 K: 0 S: 7 H: 2 LOB: 1 BB: 0 P: 10	R: 0 E: 0 K: 1 S: 12 H: 1 LOB: 1 BB: 0 P: 16	R: 0 E: 0 K: 1 S: 8 H: 0 LOB: 0 BB: 0 P: 10	R: 3 E: 0 K: 2 S: 13 H: 3 LOB: 0 BB: 0 P: 20	1B: 7 2B: 2 3B: 1 HR: 1	SF: 0 SAC: 0 DP: 1 HBP: 0						

	AB	37
	R	3
	H	11
	RBI	3
	BB	1
	SO	8
	LOB	16

PITCHER		IP	WLS	BF	H	R	ER	SO	BB	IBB	HBP	BLK	WP	HR	S	P	ERA	WHIP
49 Yovani Gallardo, R ERA: 3.25	(1, 1)	6.0	W	26	8	0	0	4	1	0	0	0	0	0	63	98	0.00	1.500
41 Jake Diekman, L ERA: 4.41	(7, 1)	1.0		3	0	0	0	1	0	0	0	0	0	0	11	15	0.00	0.000
47 Sam Dyson, R ERA: 3.4	(8, 1)	1.2		7	2	2	2	2	0	0	0	0	0	0	17	24	10.80	1.200
37 Shawn Tolleson, R ERA: 2.75	(9, 1)	0.1		2	1	1	1	1	0	0	0	0	0	1	4	6	27.00	3.000

PITCHER	IP	WLS	BF	H	R	ER	SO	BB	IBB	HBP	BLK	WP	HR	S	P	ERA	WHIP

Texas Rangers @ Detroit Tigers

Comerica Park, Detroit, MI

Sun Aug 23 2015, 1:10 PM - 4:10 PM EDT

Att. 39,317 - Sunny - 79 F

TOP

livebaseballscorecards.com

Batter	1	2	3	4	5	6	7	8	9	AB	R	H	RBI	BB	SO	LOB
7 Delino DeShields, R (1, 8) OBP: 0.346, SLG: 0.363	B FF 92 C FF 90 L SL 79 B FF 94 B FF 91 S FF 91 3-3 ① K		C CU 72 B CH 79 B FF 91 B FF 91 X FF 89 3-1 ② F7		C SL 78 S FF 92 B FF 91 X FF 93 1-2 ③ G1-3		1 SAFE S SI 95 F SI 95 X SI 95 0-2 ② G5-3 1-2		B SL 86 B FF 98 C FF 98 B FF 98 C FF 98 F FF 99 S SL 88 3-3 ③ K	5	0	0	0	0	2	3
17 Shin-Soo Choo, L (1, 9) OBP: 0.340, SLG: 0.422	B FF 93 B FF 93 B FF 92 C FF 92 B FF 92 4-1 BB		B FF 92 B SL 78 S FF 90 X FF 92 2-1 ③ F8			C FF 90 C FF 89 H SL 76 1-2 1 1B 18 2B HBP	I IN 82 I IN 84 I IN 84 I IN 83 4-0 1 FC4-6 IBB			1	1	0	0	2	0	0
29 Adrian Beltré, R (1, 5) OBP: 0.307, SLG: 0.408 1 Elvis Andrus, R (5, 6) OBP: 0.302, SLG: 0.349	B FF 93 C CH 80 B CH 79 C FF 92 1 SAFE S FF 93 2-3 ② K			B SL 80 S FF 86 S CH 78 B CH 78 X CH 78 2-2 ① F9		X FF 90 0-0 1-2 18 2B 1B	B CU 77 B FF 95 X FF 95 2-0 ③ FC4-6 1-2f			2 2	0 1	0 1	0 0	0 0	1 0	1 2
18 Mitch Moreland, L (1, 3) OBP: 0.337, SLG: 0.496	C SL 80 B FF 89 C FF 92 1 SAFE B SL 81 X SL 81 2-2 ③ G1-3			C CU 70 X SL 80 0-1 ② G4-3		C FF 91 S SL 78 D SL 79 X SL 78 1-2 1-H 2-H 2B		B FC 84 F FF 89 B CU 78 C FC 84 X CU 78 2-2 ① G5-3		4	0	1	2	0	0	1
25 Mike Napoli, R (1, 10) OBP: 0.313, SLG: 0.402		F FF 90 B FF 91 F SL 78 X FF 91 1-2 20 G5-4-3 1B		C FF 91 B FF 89 X SL 80 1-1 ③ F7		C CH 77 F FF 88 B FF 89 F SL 81 X CH 77 1-2 ① F7		C FF 90 S CH 79 F CU 80 B FF 90 X CH 78 1-2 HR		4	1	2	1	0	0	1
12 Rougned Odor, L (1, 4) OBP: 0.330, SLG: 0.464		B SL 78 F FF 91 X FF 92 1-1 ① P5			C CU 71 C CH 78 B SL 80 X CH 78 1-2 2B	F FF 92 X FF 93 0-1 ② L8		B CU 76 B CU 76 X FF 89 2-0 ② P3		4	0	1	0	0	0	2
20 Ryan Strausborger, R (1, 7) OBP: 0.282, SLG: 0.314		B FF 90 B CH 78 1 SAFE X FF 89 2-0 ② ③ G5-4-3 1-2f			C FF 90 C FF 88 F FF 90 B FF 88 X CH 76 1-2 ① G6-3	B FF 89 S CH 76 S FF 93 F FF 90 T FF 93 1-2 ③ K		B FF 88 B FF 90 B FF 87 B FF 88 4-0 38 CS BB		3	0	0	0	1	1	3
38 Chris Gimenez, R (1, 2) OBP: 0.324, SLG: 0.629			C FF 90 B CU 68 C CH 78 X FF 91 1-2 HR		B FF 88 B CH 76 C CH 76 B SL 78 C CH 77 B CH 77 4-2 BB		B SI 94 B FF 94 C SI 94 F SI 93 X SI 94 2-2 68 FC3-6 1B	B SL 87 C FF 91 B SL 87 1 SAFE 1 SAFE B SL 86 3-1 ③ CS 1-2	C FF 98 X FF 98 0-1 ① F7	3	1	2	1	1	0	0
68 Hanser Alberto, R (1, 6) OBP: 0.253, SLG: 0.286 (5, 5)			B FF 91 F FF 90 B CU 71 X CH 79 2-1 ① P6		B FF 88 X FF 89 1-0 ② F7		B SI 94 1 SAFE X FF 95 1-0 ① FC3-6 7 G5-3 1-2f		F FF 98 S SL 86 B SL 88 S SL 87 1-3 ② K	4	0	0	0	0	1	3

Inning Stats	1	2	3	4	5	6	7	8	9
	R: 0 E: 0 K: 2 S: 10	R: 0 E: 0 K: 0 S: 6	R: 1 E: 0 K: 0 S: 9	R: 0 E: 0 K: 0 S: 7	R: 0 E: 0 K: 0 S: 13	R: 2 E: 0 K: 1 S: 16	R: 0 E: 0 K: 0 S: 8	R: 1 E: 0 K: 0 S: 9	R: 0 E: 0 K: 2 S: 9
	H: 0 LOB: 1 BB: 1 P: 21	H: 1 LOB: 0 BB: 0 P: 10	H: 1 LOB: 0 BB: 0 P: 17	H: 0 LOB: 0 BB: 0 P: 10	H: 1 LOB: 2 BB: 1 P: 21	H: 2 LOB: 1 BB: 0 P: 20	H: 1 LOB: 2 BB: 1 P: 17	H: 1 LOB: 0 BB: 1 P: 21	H: 0 LOB: 0 BB: 0 P: 13

	AB	32
	R	4
	H	7
	RBI	4
	BB	4
	SO	5
	LOB	16

	1B: 3	SF: 0	WP: 0	PA: 38
	2B: 2	SAC: 0	PB: 0	
	3B: 0	DP: 1	SB: 0	
	HR: 2	HBP: 1	CS: 1	

PITCHER		IP	WLS	BF	H	R	ER	SO	BB	IBB	HBP	BLK	WP	HR	S	P	ERA	WHIP
48 Matthew Boyd, L ERA: 7.04	(1, 1)	6.0	L	25	5	3	3	3	2	0	1	0	0	1	61	99	4.50	1.167
54 Drew VerHagen, R ERA: 6.75	(7, 1)	1.0		5	1	0	0	0	0	1	0	0	0	0	8	17	0.00	1.000
65 Blaine Hardy, L ERA: 2.68	(8, 1)	0.2		4	1	1	1	0	1	0	0	0	0	1	8	17	13.50	3.000
30 Alex Wilson, R ERA: 1.79	(8, 1)	0.1		0	0	0	0	0	0	0	0	0	0	0	1	4	0.00	0.000
43 Bruce Rondón, R ERA: 5.66	(9, 1)	1.0		3	0	0	0	2	0	0	0	0	0	0	9	13	0.00	0.000

PITCHER	IP	WLS	BF	H	R	ER	SO	BB	IBB	HBP	BLK	WP	HR	S	P	ERA	WHIP

Texas Rangers @ Detroit Tigers

Comerica Park, Detroit, MI

Sun Aug 23 2015, 1:10 PM - 4:10 PM EDT

Att. 39,317 - Sunny - 79 F

livebaseballscorecards.com

BOTTOM

Batter	1	2	3	4	5	6	7	8	9	AB	R	H	RBI	BB	SO	LOB
20 Rajai Davis, R (1, 8) OBP: 0.298, SLG: 0.408	X FF 91 0-0 ① F8	D CH 87 X CH 85 1-0 ② F8		F CH 85 B FF 90 S SI 93 S FF 94 1-3 ② K		C FF 93 X FC 89 0-1 ③ L6			C SI 94 B SL 84 X FF 93 1-1 ② F9	5	0	0	0	0	1	4
3 Ian Kinsler, R (1, 4) OBP: 0.354, SLG: 0.441	C FF 92 B CH 84 S CH 84 X FF 94 1-2 24 E 24 1B 1B	C FF 91 X FF 94 0-1 ③ P3		B FF 91 B FF 95 X FC 91 2-0 ③ L8			B SI 95 C CU 84 B CU 86 C FF 97 B FF 98 F CU 86 F FF 97 X FF 98 3-2 ① L5		C FF 94 X SI 93 0-1 ③ G6-3	5	1	1	0	0	0	4
24 Miguel Cabrera, R (1, 10) OBP: 0.472, SLG: 0.601	B FF 93 X CH 84 1-0 E9 28 1B 1-H 1B		T FF 92 B FF 92 B FF 91 B FF 91 X CH 87 3-1 ① G6-3		B FF 92 C CU 76 X CU 76 1-1 9 BB 1B		S FF 97 F FF 98 B FF 98 B CU 87 F FF 98 B CU 87 S CU 87 3-3 ② K			4	0	2	0	0	1	0
41 Victor Martinez, S (1, 3) OBP: 0.304, SLG: 0.377	B SI 92 S FF 93 S CH 85 F FF 94 F FF 94 D CU 81 B CH 86 X CH 86 3-2 ② P4		C CU 79 B FF 94 B SI 94 X FF 94 2-1 ② G6-3		C FF 92 X SI 92 0-1 ① P6		B FF 98 X FF 98 1-0 1B			4	0	1	0	0	0	2
28 J.D. Martinez, R (1, 9) OBP: 0.349, SLG: 0.547	F CH 85 C SI 94 X CU 80 0-2 2-3 1B		C FF 94 X FF 91 0-1 ③ L4		B CH 84 F FF 92 F FC 90 F SI 94 X SI 93 1-2 ② F9		F FF 97 D FF 97 S CU 87 F FF 98 C CU 87 1-3 ③ K			4	0	1	0	0	1	2
9 Nick Castellanos, R (1, 5) OBP: 0.302, SLG: 0.411	B SI 95 S CH 85 C FF 93 B SI 94 S FC 91 2-3 ③ K			C CU 79 B FF 93 X FF 93 1-1 ① F9	B FF 93 B FF 93 D CH 86 1 SAFE C FF 93 B FF 94 4-1 1-2 BB			X SI 97 0-0 ① G6-3		3	0	0	0	1	1	2
34 James McCann, R (1, 2) OBP: 0.301, SLG: 0.399		B SI 92 F CH 86 B SI 93 X FC 90 2-1 ① G6-3		X FF 93 0-0 1 1B 3B	C CH 86 B FF 93 S FC 91 F CH 87 X CH 84 1-2 ③ F9			B SI 96 B SI 96 C SI 96 X SI 96 2-1 ② G6-3		4	1	1	0	0	0	2
1 Jose Iglesias, R (1, 6) OBP: 0.347, SLG: 0.380		C CU 78 B CH 85 B CH 85 B FF 93 B CH 84 4-1 18 1B BB		B SI 94 C SI 94 C FF 93 F FF 92 F FF 92 X FF 93 1-2 18 1B 3-H 1B		C CH 82 B FF 89 B CH 85 X 2-1 ① L4		X SI 97 0-0 ③ G5-3		3	0	1	1	1	0	0
18 Tyler Collins, L (1, 7) OBP: 0.305, SLG: 0.426		F FC 89 F SI 93 X SI 94 0-2 1-2 1B		1 SAFE B SI 94 1 SAFE 1 SAFE X SI 90 1-0 1-3 1B		X FF 92 0-0 ② F7			F FF 93 B CH 79 B FF 94 B FF 93 F FF 94 X FF 93 3-2 ① F8	4	0	2	0	0	0	0
Inning Stats	R: 1 H: 3 E: 1 LOB: 2 K: 1 BB: 0 S: 16 P: 23	R: 0 H: 1 E: 0 LOB: 2 K: 0 BB: 1 S: 9 P: 16	R: 0 H: 0 E: 0 LOB: 0 K: 0 BB: 0 S: 6 P: 11	R: 1 H: 3 E: 0 LOB: 2 K: 1 BB: 0 S: 13 P: 19	R: 0 H: 1 E: 0 LOB: 2 K: 0 BB: 1 S: 13 P: 20	R: 0 H: 0 E: 0 LOB: 0 K: 0 BB: 0 S: 5 P: 7	R: 0 H: 1 E: 0 LOB: 1 K: 2 BB: 0 S: 14 P: 22	R: 0 H: 0 E: 0 LOB: 0 K: 0 BB: 0 S: 4 P: 6	R: 0 H: 0 E: 0 LOB: 0 K: 0 BB: 0 S: 7 P: 11						

	AB	36
	R	2
	H	9
	RBI	1
	BB	2
	SO	4
	LOB	16

	1B: 8	SF: 0	WP: 0	PA: 38
	2B: 0	SAC: 0	PB: 0	
	3B: 1	DP: 0	SB: 0	
	HR: 0	HBP: 0	CS: 0	

PITCHER	IP	WLS	BF	H	R	ER	SO	BB	IBB	HBP	BLK	WP	HR	S	P	ERA	WHIP
35 Cole Hamels, L (1, 1) ERA: 3.82	6.0	W	28	8	2	2	2	2	0	0	0	0	0	62	96	3.00	1.667
50 Keone Kela, R (7, 1) ERA: 2.84	1.0	H	4	1	0	0	2	0	0	0	0	0	0	14	22	0.00	1.000
47 Sam Dyson, R (8, 1) ERA: 3.34	1.0	H	3	0	0	0	0	0	0	0	0	0	0	4	6	0.00	0.000
37 Shawn Tolleson, R (9, 1) ERA: 2.7	1.0	S	3	0	0	0	0	0	0	0	0	0	0	7	11	0.00	0.000

PITCHER	IP	WLS	BF	H	R	ER	SO	BB	IBB	HBP	BLK	WP	HR	S	P	ERA	WHIP

Batter	1	2	3	4	5	6	7	8	9	AB	R	H	RBI	BB	SO	LOB
12 Anthony Gose, L (1, 8) OBP: 0.305, SLG: 0.358	B FF 91 F FF 90 B CH 84 F FF 92 B FF 93 X FF 91 3-2 P5	X FF 91 0-0 3 CS 1B		B CU 74 F FF 91 C FF 89 X CU 77 1-2 G6-3		X CH 85 0-0 L7		C CU 78 B FF 95 B FF 94 F FF 94 B FF 93 F FF 95 F FF 95 X FF 95 3-2 L8		5	0	1	0	0	0	0
3 Ian Kinsler, R (1, 4) OBP: 0.360, SLG: 0.445	C FF 92 F FF 93 X CU 77 0-2 24 1B 28 HR 1B	1 SAFE 1 SAFE C FF 91 B FF 91 P PO 82 C FF 90 F FF 92 F SL 88 F SL 90 4-2 F FF 91 B CU 78 F SL 88 F CH 86 F FF 92 B CH 84 1-2 BB		B SL 88 X SL 86 1-0 24 2B 1B		B FF 94 X FF 92 1-0 1B			B FF 99 B FF 99 C FF 98 C FF 99 B FF 100 B FF 100 4-2 24 G2-3 24 DI BB	3	2	3	0	2	0	0
24 Miguel Cabrera, R (1, 3) OBP: 0.471, SLG: 0.601	C FF 92 D CH 85 C CU 76 B FF 93 B FF 92 F FF 94 1 SAFE X FF 92 3-2 28 HR 1B 1-3	B CU 76 B FF 93 F CH 85 B FF 91 X FF 92 3-1 F9		B FF 92 X CH 85 1-0 1-H 2B		X FF 94 0-0 F9			F FF 100 B FF 102 B FF 98 F SL 85 X FF 102 2-2 G2-3 1-3	5	1	2	1	0	0	3
28 J.D. Martinez, R (1, 9) OBP: 0.350, SLG: 0.554	B FF 95 X FF 93 1-0 1-H 3-H HR	C SL 89 1 SAFE B SL 89 F FF 92 S CU 75 1-3 K		F SL 88 F FF 93 S CU 78 0-3 K			C SI 89 C SI 90 B SI 90 X SI 89 1-2 2B		B FF 98 C FF 99 S SL 86 B FF 100 B SL 90 S SL 86 3-3 K	5	1	2	3	0	3	3
18 Tyler Collins, L (1, 7) OBP: 0.294, SLG: 0.410 38 Guido Knudson, R (7, 1) 1 Jose Iglesias, R (9, PH) OBP: 0.348, SLG: 0.380	S FF 93 B CU 77 B CH 86 B FF 94 C FF 93 X FF 93 3-2 F7		B CH 82 B CH 83 B FF 90 C FF 90 F FF 90 X FF 90 3-2 P5		X FF 92 0-0 F9		X FS 82 0-0 L7		B FF 100 B FF 100 B FF 97 D SL 85 4-0 BB	4 0 0	0 0 0	0 0 0	0 0 0	0 0 1	0 0 0	1 0 0
9 Nick Castellanos, R (1, 5) OBP: 0.303, SLG: 0.416	S FF 93 B CU 78 B FF 92 S SL 88 B FF 94 X FF 92 3-2 HR		X SL 86 0-0 G3-1		B FF 92 B SI 92 F FF 91 X FF 91 3-1 F9		B SL 82 S SL 82 F SL 81 D SL 83 F SI 90 B SI 89 B SI 90 4-2 13 G4-6-3 BB		X FF 96 0-0 F9	4	1	1	1	1	0	2
13 Alex Avila, L (1, 2) OBP: 0.328, SLG: 0.266	C FF 93 B FF 93 C CU 77 B FF 93 F FF 93 F FF 93 B CU 78 X FF 93 3-2 17 2B 1B		B SL 87 F FF 92 B CU 74 C FF 91 B FF 91 B SL 84 4-2 BB		B CH 85 B CH 85 B FF 92 C FF 92 B FF 92 4-1 BB		S SI 89 X SI 89 0-1 G4-6-3 1-2f			2	0	1	0	2	0	2
17 Andrew Romine, S (1, 6) OBP: 0.306, SLG: 0.348	F CH 84 B SL 91 X CH 86 1-1 1-3 2B		F FF 93 C FF 93 B CU 75 B CH 86 S FF 93 2-3 K		X FF 92 0-0 L8			F FF 93 B CH 88 B FF 94 F FF 94 B FF 94 F FF 95 X FF 95 3-2 G4-3		4	0	1	0	0	1	2
45 Buck Farmer, L (1, 1) OBP: 0.250, SLG: 0.250 62 Al Alburquerque, R (6, 1) 32 Tom Gorzelanny, R (6, 1) 39 Neftalí Feliz, R (6, 1) 20 Rajai Davis, R (7, 7) OBP: 0.297, SLG: 0.406	S FF 93 S FF 93 B CU 76 S FF 93 1-3 K			C FF 89 F FF 91 S CU 76 0-3 K		S FF 91 F FF 92 F CU 78 B FF 94 F FF 92 S FF 92 1-3 K		S FF 94 S FF 95 B FF 94 B FF 94 F FF 95 X FF 95 2-2 G4-3		3 0 0 0 1	0 0 0 0 0	0 0 0 0 0	0 0 0 0 0	3 0 0 0 0	3 0 0 0 0	2 0 0 0 0
Inning Stats	R: 4 H: 6 E: 0 LOB: 2 K: 1 BB: 0 S: 27 P: 45	R: 0 H: 1 E: 0 LOB: 1 K: 1 BB: 1 S: 16 P: 23	R: 0 H: 0 E: 0 LOB: 1 K: 1 BB: 1 S: 9 P: 18	R: 1 H: 2 E: 0 LOB: 1 K: 2 BB: 0 S: 11 P: 14	R: 0 H: 0 E: 0 LOB: 1 K: 0 BB: 1 S: 5 P: 12	R: 0 H: 1 E: 0 LOB: 1 K: 1 BB: 0 S: 8 P: 10	R: 0 H: 1 E: 0 LOB: 1 K: 0 BB: 1 S: 9 P: 14	R: 0 H: 0 E: 0 LOB: 0 K: 0 BB: 0 S: 13 P: 21	R: 0 H: 0 E: 0 LOB: 2 K: 1 BB: 2 S: 9 P: 22	1B: 6 SF: 0 2B: 3 SAC: 0 3B: 0 DP: 1 HR: 2 HBP: 0						

PITCHER	IP	WLS	BF	H	R	ER	SO	BB	IBB	HBP	BLK	WP	HR	S	P	ERA	WHIP
48 Keyvius Sampson, R (1, 1) ERA: 5.55	4.0		22	9	5	5	5	2	0	0	0	0	2	63	100	11.25	2.750
51 Collin Balester, R (5, 1) ERA:	2.0	W	8	1	0	0	1	1	0	0	0	0	0	13	22	0.00	1.000
25 Burke Badenhop, R (7, 1) ERA: 3.66	1.0		4	1	0	0	0	1	0	0	0	0	0	9	14	0.00	2.000
60 J.J. Hoover, R (8, 1) ERA: 1.81	1.0		3	0	0	0	0	0	0	0	0	0	0	13	21	0.00	0.000
54 Aroldis Chapman, L (9, 1) ERA: 1.78	1.0		5	0	0	0	1	2	0	0	0	0	0	9	22	0.00	2.000

PITCHER	IP	WLS	BF	H	R	ER	SO	BB	IBB	HBP	BLK	WP	HR	S	P	ERA	WHIP

TOP

Detroit Tigers @ Cincinnati Reds

Great American Ball Park, Cincinnati, OH

Mon Aug 24 2015, 7:11 PM - 10:33 PM EDT

Att. 30,150 - Clear - 72 F

livebaseballscorecards.com

AB	36
R	5
H	11
RBI	5
BB	6
SO	7
LOB	15

PA: 42

WP: 0
PB: 0
SB: 0
CS: 1

Detroit Tigers @ Cincinnati Reds

Great American Ball Park, Cincinnati, OH

Mon Aug 24 2015, 7:11 PM - 10:33 PM EDT

Att. 30,150 - Clear - 72 F

BOTTOM

Batter	1	2	3	4	5	6	7	8	9	AB	R	H	RBI	BB	SO	LOB
55 Skip Schumaker, L (1, 7) OBP: 0.290, SLG: 0.289	G6-3		BB			G3-1 / 7 2B 1B		F7		4	1	1	2	1	0	0
7 Eugenio Suárez, R (1, 6) OBP: 0.343, SLG: 0.498	F8		L6			HR / 4 3B 2B		19 HR 1B		5	3	3	3	0	0	1
19 Joey Votto, L (1, 3) OBP: 0.446, SLG: 0.553	BB			F7		4 HR BB / 4 3B IBB		1-H HR		2	3	1	2	3	0	0
4 Brandon Phillips, R (1, 4) OBP: 0.322, SLG: 0.390	L9			G3-1		1-H HR / 3B		L9		5	1	2	4	0	0	1
21 Todd Frazier, R (1, 5) OBP: 0.311, SLG: 0.519		G5-3		K		32 2B 1B / P5		K		5	1	1	0	0	2	1
32 Jay Bruce, L (1, 9) OBP: 0.310, SLG: 0.445		L7			L8	16 S 55 1B 2B / L3				4	1	1	1	0	0	0
30 Jason Bourgeois, R (1, 8) OBP: 0.290, SLG: 0.313		F7			1B	16 S 55 1B BB / G6-3				3	1	1	0	1	0	0
16 Tucker Barnhart, L (1, 2) OBP: 0.346, SLG: 0.362			K		F7	55 1B 7 2B BB / 2B				3	1	1	0	1	1	1
48 Keyvius Sampson, R (1, 1)			K		L4	K / G3				1	0	0	0	0	1	0
51 Collin Balester, R (5, 1)										1	0	0	0	0	0	1
3 Iván De Jesús Jr., R (6, PH) OBP: 0.326, SLG: 0.382										1	0	0	0	0	1	3
25 Burke Badenhop, R (7, 1)										1	0	0	0	0	0	1
60 J.J. Hoover, R (8, 1)										0	0	0	0	0	0	0
54 Aroldis Chapman, L (9, 1)										0	0	0	0	0	0	0
Inning Stats	R: 0 E: 0 K: 0 S: 10 / H: 0 LOB: 1 BB: 1 P: 19	R: 0 E: 0 K: 0 S: 7 / H: 0 LOB: 0 BB: 0 P: 9	R: 0 E: 0 K: 2 S: 12 / H: 0 LOB: 1 BB: 1 P: 21	R: 0 E: 0 K: 1 S: 7 / H: 0 LOB: 0 BB: 0 P: 10	R: 0 E: 0 K: 0 S: 7 / H: 1 LOB: 1 BB: 0 P: 9	R: 10 E: 0 K: 1 S: 26 / H: 7 LOB: 1 BB: 4 P: 58	R: 0 E: 0 K: 0 S: 12 / H: 1 LOB: 1 BB: 0 P: 19	R: 2 E: 0 K: 1 S: 19 / H: 2 LOB: 0 BB: 0 P: 24		1B: 4 2B: 3 3B: 1 HR: 3 / SF: 0 SAC: 0 DP: 0 HBP: 0						

livebaseballscorecards.com

AB	35
R	12
H	11
RBI	12
BB	6
SO	5
LOB	9

WP: 0 PB: 0 SB: 2 CS: 0 / PA: 41

PITCHER		IP	WLS	BF	H	R	ER	SO	BB	IBB	HBP	BLK	WP	HR	S	P	ERA	WHIP
45 Buck Farmer, R (1, 1) ERA: 7.8		5.1		22	3	3	3	3	3	0	0	0	0	2	51	84	5.06	1.125
62 Al Alburquerque, R (6, 1) ERA: 3.52		0.0	L	3	2	1	1	0	1	0	0	0	0	0	5	11	∞	∞
32 Tom Gorzelanny, L (6, 1) ERA: 6.21		0.0		1	0	0	0	0	1	0	0	0	0	0	1	5	∞	∞
39 Neftalí Feliz, R (6, 1) ERA: 7.68		0.2	B	6	3	6	6	1	0	1	0	0	0	0	12	26	81.00	4.500
38 Guido Knudson, R (7, 1) ERA: 9.0		2.0		9	3	2	2	1	0	0	0	0	0	1	31	43	9.00	1.500

PITCHER	IP	WLS	BF	H	R	ER	SO	BB	IBB	HBP	BLK	WP	HR	S	P	ERA	WHIP

Batter	1	2	3	4	5	6	7	8	9	AB	R	H	RBI	BB	SO	LOB
56 Kole Calhoun, L (1, 9) OBP: 0.327, SLG: 0.441	B SI 91 B SI 90 F SI 90 B SI 92 B SI 92 4-1 27 1B 5 HR BB	S FS 84 1 SAFE 1 SAFE X FS 85 0-1 ②③ G3-6-3 1-2f		B FS 88 D FS 86 F SI 94 S FS 87 D SI 90 S FS 85 3-3 ② K	C SI 94 X CU 77 0-1 ③ G4-3			X CU 77 0-0 ② G3-1 2-3		4	1	0	0	1	1	6
27 Mike Trout, R (1, 8) OBP: 0.394, SLG: 0.583	B FF 92 C FS 85 C FS 84 1 SAFE X FS 87 1-2 5 HR 1-2 1B		B FF 93 C CU 77 C FS 87 B FS 83 S FC 89 2-3 ① K	B CU 79 B EP 61 B SI 94 C FS 85 D FF 91 4-1 1-2 2-3 BB		C CU 76 B CU 76 B SI 94 B SI 94 C SI 94 X SI 94 3-2 ① G6-3		C FF 91 B SI 91 S SL 87 F FF 92 B FF 92 B SL 87 S SL 86 3-3 ③ K		4	1	1	0	1	2	1
5 Albert Pujols, R (1, 3) OBP: 0.311, SLG: 0.505	C SI 93 S SI 93 X SI 93 0-2 1-H 2-H HR		B SI 93 B SI 93 C FS 84 S FS 84 X FS 83 2-2 ② G6-3	C CU 79 F FS 85 X FF 94 0-2 ③ G6-3		B CU 77 B SI 95 B FF 94 B SI 94 4-0 19 G4-6-3 BB			C FF 91 B SL 86 X SL 86 1-1 ① G6-3	4	1	1	3	1	0	3
19 David Murphy, L (1, 7) OBP: 0.333, SLG: 0.436 18 Shane Victorino, S (9, 7) OBP: 0.309, SLG: 0.299	C SI 92 B FF 92 X FS 85 1-1 2 SH2-3 24 WP 2B		C SI 93 F CU 76 X FC 90 0-2 ③ F9		B SI 92 C SI 91 C FS 83 F FF 93 F CU 75 X FS 87 1-2 2 2B 1B	B FF 94 B SI 95 B CU 75 C SI 94 X SI 93 3-1 ②③ G4-6-3 1-2f			B SI 92 B SL 86 C SI 92 F SI 92 X SL 86 2-2 ② F8	5 0	2 0	2 0	0 0	0 0	0 0	1 0
2 Erick Aybar, S (1, 6) OBP: 0.310, SLG: 0.335	X FS 88 0-0 ① SH2-3 2-3			C SI 92 S CU 75 F FS 84 B EP 72 X CU 76 1-2 24 1B 58 WP 1B	X SI 92 0-0 58 L8 1-H 41 WP 2B		B CU 76 B FF 92 C SI 92 C CU 76 X CH 84 2-2 24 G4-6-3 1B		C SL 86 X SI 92 0-1 ③ G6-3	4	2	3	1	0	0	0
24 C.J. Cron, R (1, 10) OBP: 0.308, SLG: 0.447	C SI 94 B CU 78 T CU 79 B SI 93 B CU 76 F FS 86 F FF 93 F FF 93 X FS 87 3-2 ② G5-3 3-H			F FF 93 1 SAFE B FS 85 X FS 85 1-1 41 SH1-4 58 WP 3 1B 1-3 1B	H SI 92 1-0 32 B1-3 41 WP HBP		B SI 94 C FF 94 1 SAFE 1 SAFE C CU 77 X FF 94 1-2 ①② G4-6-3 1-2f			3	1	1	0	0	0	1
58 Carlos Pérez, R (1, 2) OBP: 0.263, SLG: 0.322	B FF 93 X FF 93 1-0 ③ P2			C CU 77 B SI 94 B SI 94 B SI 93 B FS 87 4-1 27 BB 41 SH1-4 1-2 3-H BB	B FF 92 X FF 93 1-0 ① L8 2-3		C FF 93 C CU 76 B FF 94 B FF 94 S CU 77 2-3 ③ K			3	0	0	0	1	1	2
41 Kaleb Cowart, S (1, 5) OBP: 0.217, SLG: 0.333		F SI 92 B FS 84 F FS 86 X FS 84 1-2 ① G4-3		L SI 93 B FS 83 2 SAFE X FS 82 1-1 ① SH1-4 1-2 2-3	S FS 86 B FC 90 F FS 86 B CU 75 B CU 75 B FS 87 4-2 32 B1-3 1-2 3-H BB			X FF 89 0-0 56 G3-1 32 SH3 1B		2	0	1	0	1	0	0
10 Grant Green, R (1, 4) OBP: 0.267, SLG: 0.241 3 David DeJesus, L (4, PH) OBP: 0.303, SLG: 0.338 32 Ryan Jackson, R (4, 4)		B FF 93 F FS 84 F FS 84 X CU 78 1-2 56 G3-6-3 1B		B FF 93 B FS 84 F FF 93 D FS 85 C FS 87 X FS 86 3-2 27 BB 3-H 1B	X SI 94 0-0 ② B1-3 1-2 2-3			1 SAFE B FF 88 1 SAFE X FF 87 1-0 ① SH3 1-2		1 1 1	0 0 0	1 1 0	0 1 0	0 0 0	0 0 0	0 0 2
Inning Stats	R: 4 H: 3 E: 0 LOB: 0 K: 0 BB: 1 S: 17 P: 27	R: 0 H: 1 E: 0 LOB: 0 K: 0 BB: 0 S: 8 P: 10	R: 0 H: 0 E: 0 LOB: 0 K: 1 BB: 0 S: 9 P: 13	R: 2 H: 3 E: 0 LOB: 3 K: 1 BB: 2 S: 19 P: 36	R: 2 H: 2 E: 0 LOB: 2 K: 0 BB: 1 S: 12 P: 19	R: 0 H: 0 E: 0 LOB: 0 K: 0 BB: 1 S: 5 P: 15	R: 0 H: 1 E: 0 LOB: 0 K: 1 BB: 0 S: 9 P: 14	R: 0 H: 1 E: 0 LOB: 1 K: 1 BB: 0 S: 7 P: 11	R: 0 H: 0 E: 0 LOB: 0 K: 0 BB: 0 S: 7 P: 10	1B: 8 SF: 0 2B: 2 SAC: 3 3B: 0 DP: 3 HR: 1 HBP: 1						

PITCHER		IP	WLS	BF	H	R	ER	SO	BB	IBB	HBP	BLK	WP	HR	S	P	ERA	WHIP
31 Alfredo Simon, R ERA: 4.89	(1, 1)	4.1	L	26	9	8	8	2	4	0	1	0	3	1	62	102	16.61	3.000
54 Drew VerHagen, R ERA: 4.05	(5, 1)	2.2		8	1	0	0	1	1	0	0	0	0	0	17	32	0.00	0.750
65 Blaine Hardy, L ERA: 2.65	(8, 1)	0.2		3	1	0	0	0	0	0	0	0	0	0	3	4	0.00	1.500
30 Alex Wilson, R ERA: 1.75	(8, 1)	1.1		4	0	0	0	1	0	0	0	0	0	0	11	17	0.00	0.000

PITCHER	IP	WLS	BF	H	R	ER	SO	BB	IBB	HBP	BLK	WP	HR	S	P	ERA	WHIP

TOP

Los Angeles Angels @ Detroit Tigers

Comerica Park, Detroit, MI

Tue Aug 25 2015, 7:10 PM - 10:35 PM EDT

Att. 33,649 - Cloudy - 64 F

livebaseballscorecards.com

AB	32
R	8
H	11
RBI	5
BB	5
SO	4
LOB	16

WP: 3	PA: 41
PB: 0	
SB: 0	
CS: 0	

BOTTOM

Los Angeles Angels @ Detroit Tigers

Comerica Park, Detroit, MI

Tue Aug 25 2015, 7:10 PM - 10:35 PM EDT

Att. 33,649 - Cloudy - 64 F

livebaseballscorecards.com

Batter	1	2	3	4	5	6	7	8	9	AB	R	H	RBI	BB	SO	LOB
12 Anthony Gose, L (1, 8) OBP: 0.306, SLG: 0.360	E4 1 SH5-3		F7	G4-3		BB		F7		4	1	1	0	1	0	1
1 Jose Iglesias, R (1, 6) OBP: 0.350, SLG: 0.380	SH5-3		HBP		P3	G1-3		24 1B		3	1	1	0	0	0	2
24 Miguel Cabrera, R (1, 10) OBP: 0.473, SLG: 0.604	G5-3		28 1B		F9		28 WP 9 1B			5	2	3	3	0	0	1
41 Victor Martinez, S (1, 3) OBP: 0.300, SLG: 0.371	F8		F9		G3-1		F8	G3		5	0	0	0	0	0	5
28 J.D. Martinez, R (1, 9) OBP: 0.352, SLG: 0.556		P3	1B			18 L9 34 HR	9 1B		P3	4	1	2	1	1	0	0
18 Tyler Collins, L (1, 7) OBP: 0.289, SLG: 0.400		G4-1	G4-3			L9	K		1B	5	0	1	0	0	1	4
9 Nick Castellanos, R (1, 5) OBP: 0.304, SLG: 0.418		K		17 G4-3		F9		F9		5	0	2	1	0	1	2
34 James McCann, R (1, 2) OBP: 0.303, SLG: 0.409			12 2B 24 2B 1B	L8		HR	G3-1		F8	5	2	2	2	0	0	4
17 Andrew Romine, S (1, 4) OBP: 0.304, SLG: 0.339			F9	G4-3		1 E 12 BB HBP		L8		3	0	0	0	0	0	2

	AB	39
	R	7
	H	12
	RBI	7
	BB	2
	SO	2
	LOB	21

Inning Stats	1	2	3	4	5	6	7	8	9
	R: 0 E: 1 K: 0 S: 9	H: 0 LOB: 1 BB: 0 P: 15	R: 0 E: 0 K: 1 S: 9	H: 0 LOB: 0 BB: 0 P: 12	R: 4 E: 0 K: 0 S: 14	H: 4 LOB: 1 BB: 0 P: 24	R: 0 E: 0 K: 0 S: 7	H: 1 LOB: 1 BB: 0 P: 13	R: 0 E: 0 K: 0 S: 6	H: 0 LOB: 0 BB: 0 P: 9
	R: 2 E: 1 K: 0 S: 10	H: 2 LOB: 2 BB: 1 P: 20	R: 1 E: 0 K: 1 S: 15	H: 2 LOB: 2 BB: 1 P: 27	R: 0 E: 0 K: 0 S: 16	H: 2 LOB: 2 BB: 0 P: 25	R: 0 E: 0 K: 0 S: 6	H: 1 LOB: 1 BB: 0 P: 11		

	1B: 7	SF: 0
	2B: 4	SAC: 1
	3B: 0	DP: 0
	HR: 1	HBP: 2

	WP: 1	PA: 44
	PB: 0	
	SB: 0	
	CS: 0	

PITCHER		IP	WLS	BF	H	R	ER	SO	BB	IBB	HBP	BLK	WP	HR	S	P	ERA	WHIP
36 Jered Weaver, R ERA: 4.59	(1, 1)	5.2	W	27	7	6	6	1	0	0	2	0	0	1	53	86	9.53	1.235
62 Trevor Gott, R ERA: 1.65	(6, 1)	0.1	H	2	0	0	0	0	1	0	0	0	0	0	2	7	0.00	3.000
59 Fernando Salas, R ERA: 4.62	(7, 1)	0.2	H	4	1	1	1	1	1	0	0	0	1	0	10	19	13.50	3.000
38 Joe Smith, R ERA: 2.85	(7, 1)	1.0	H	5	2	0	0	0	0	0	0	0	0	0	15	24	0.00	2.000
16 Huston Street, R ERA: 2.66	(8, 1)	1.1	S	6	2	0	0	0	0	0	0	0	0	0	12	20	0.00	1.500

PITCHER		IP	WLS	BF	H	R	ER	SO	BB	IBB	HBP	BLK	WP	HR	S	P	ERA	WHIP

Batter	1	2	3	4	5	6	7	8	9	AB	R	H	RBI	BB	SO	LOB
56 Kole Calhoun, L (1, 9) OBP: 0.324, SLG: 0.437	F FF 92 C SL 86 B CH 85 S FF 93 1-3 ① K			F FF 91 T FF 91 B FF 93 B FF 94 X FF 94 2-2 ① F7			C SL 85 B CH 84 B SL 86 S FF 95 S FF 96 2-3 ① K		S CH 85 X FF 93 0-1 ③ F8	4	0	0	0	0	2	1
27 Mike Trout, R (1, 8) OBP: 0.392, SLG: 0.579	C FF 92 B FF 93 B FF 94 B CU 78 X FF 94 3-1 ② F9			C FF 94 X FF 92 0-1 ② G6-3			C CU 80 F FF 94 B FF 96 B FF 95 B CU 82 C CU 83 3-3 ② K			3	0	0	0	0	1	0
5 Albert Pujols, R (1, 3) OBP: 0.309, SLG: 0.502	X FF 92 0-0 ③ L8			B CU 80 X SL 85 1-0 ③ G1-3			C CU 82 C FF 96 F FF 97 B FF 96 S FF 95 1-3 ③ K			3	0	0	0	0	1	0
19 David Murphy, L (1, 7) OBP: 0.333, SLG: 0.433		B FF 90 C FF 91 B SL 84 C FF 93 X FF 94 2-2 ① G6-3			C SL 85 X FF 92 0-1 ① G6-3			B FF 94 B FF 95 B SL 88 B FF 94 4-0 2 G4-6-3 BB		2	0	0	0	1	0	0
2 Erick Aybar, S (1, 6) OBP: 0.308, SLG: 0.333		F FF 93 F FF 94 B FF 93 X CU 80 1-2 ② F8			C SL 86 X FF 93 0-1 ② L4			B SL 87 B SL 88 F FF 96 F FF 96 F CU 82 X CH 87 2-2 ①② G4-6-3 1-2f		3	0	0	0	0	0	1
24 C.J. Cron, R (1, 10) OBP: 0.304, SLG: 0.441		C SL 85 S FF 93 B FF 93 S FF 94 1-3 ③ K			B CU 79 S SL 85 S FF 94 X SL 84 1-2 ③ P4			S FF 97 B FF 96 F CU 82 F FF 97 X SL 89 1-2 ③ G4-3		3	0	0	0	0	1	0
17 Chris Iannetta, R (1, 2) OBP: 0.291, SLG: 0.325			F FF 91 S FF 92 S FF 93 0-3 ① K			C SL 85 X FF 92 0-1 ① P4			B FF 94 B FF 95 F FF 95 S SL 87 X FF 97 2-2 2B	3	0	1	0	0	1	0
41 Kaleb Cowart, S (1, 5) OBP: 0.231, SLG: 0.304			B FF 93 B FF 92 C FF 93 B CH 84 B FF 94 4-1 32 G5-4-3 BB			C FF 93 B FF 93 B CH 85 C FF 94 S FF 95 2-3 ② K			C FF 95 C FF 95 S FF 94 0-3 ① K	2	0	0	0	1	2	1
32 Ryan Jackson, R (1, 4) 3 David DeJesus, L (9, PH) OBP: 0.302, SLG: 0.337			1 SAFE 1 SAFE 1 SAFE B FF 92 1 SAFE 1 SAFE S FF 93 1 SAFE C SL 85 1-2 ②③ F SL 87 F FF F FF X CU 80 G5-4-3 1-2f			B FF 94 F SL 87 B FF 94 B FF 93 F FF 94 F FF 96 T FF 96 3-2 ③ K			B FF 94 X CH 85 1-0 ② P6	2 1	0 0	0 0	0 0	1 0	1 1	1 1

TOP

Los Angeles Angels @ Detroit Tigers

Comerica Park, Detroit, MI

Wed Aug 26 2015, 7:10 PM - 9:57 PM EDT

Att. 31,938 - Cloudy - 67 F

livebaseballscorecards.com

AB	26
R	0
H	1
RBI	0
BB	2
SO	9
LOB	5

Inning Stats	1	2	3	4	5	6	7	8	9	1B	SF	WP	PA
R	0	0	0	0	0	0	0	0	0	0	0	0	28
E	0	0	0	0	0	0	0	0	0	2B: 1	SAC: 0	PB: 0	
K	1	1	1	0	0	2	3	0	1	3B: 0	DP: 2	SB: 0	
S	6	9	10	6	7	9	10	8	9	HR: 0	HBP: 0	CS: 0	
H	0	0	0	0	0	0	0	0	1				
LOB	0	0	0	0	0	0	0	1	1				
BB	0	0	1	0	0	0	0	1	0				
P	10	13	15	9	8	14	16	15	12				

PITCHER	IP	WLS	BF	H	R	ER	SO	BB	IBB	HBP	BLK	WP	HR	S	P	ERA	WHIP
35 Justin Verlander, R (1, 1) ERA: 3.45	9.0	W	28	1	0	0	9	2	0	0	0	0	0	74	112	0.00	0.333

BOTTOM

Los Angeles Angels @ Detroit Tigers

Comerica Park, Detroit, MI

Wed Aug 26 2015, 7:10 PM - 9:57 PM EDT

Att. 31,938 - Cloudy - 67 F

Batter	1	2	3	4	5	6	7	8	9	AB	R	H	RBI	BB	SO	LOB
20 Rajai Davis, R (1, 7) OBP: 0.299, SLG: 0.404	B SI 87 C SI 88 X CH 83 1-1 ① L8		B SI 88 S SI 88 B SI 90 F SI 87 S FC 87 2-3 ② K		S CH 80 C SI 86 F FC 86 F SI 89 F CU 72 B SI 89 B SI 89 X CH 82 2-2 24 S 24 HR 1B	B FF 95 F FF 94 B SL 82 B SL 82 F FF 92 B FF 93 4-2 BB		T FF 91 C FF 92 B SL 82 D CH 84 F SL 81 X SL 82 2-2 ③ G1-3		4	1	1	0	1	1	2
3 Ian Kinsler, R (1, 4) OBP: 0.359, SLG: 0.447	B SI 88 F SI 88 F SI 89 B SI 90 B CH 83 F SI 89 F SI 90 X SI 89 3-2 3B		B CU 74 C CH 81 B CH 81 B SI 89 X SI 89 3-1 E4 24 BB		1 SAFE X CH 84 0-0 ① P6	B FF 95 1 SAFE X FF 93 1-0 ③ F9				4	0	1	0	0	0	2
24 Miguel Cabrera, R (1, 3) OBP: 0.473, SLG: 0.611	C SI 88 F CH 83 B SI 89 F SI 91 X SI 91 1-2 ② G6-3		B CH 82 D SI 89 1 SAFE B SI 89 C SI 90 B SI 90 4-1 1-2 BB		**C SI 86** **B SI 88** **1 SAFE** **F SI 90** **1 SAFE** 1 SAFE 1 SAFE B SI 89 B SI 89 3-2 1-H HR		F FF 92 B CH 84 F FF 92 B CH 85 C SL 83 2-3 ① K			3	1	1	2	1	1	1
41 Victor Martinez, S (1, 10) OBP: 0.299, SLG: 0.370	B FC 86 F SI 89 F SI 90 F SI 89 D SL 80 S FC 83 2-3 ③ K		C CH 83 X SI 90 0-1 ③ F9		B CH 82 B SI 86 X SI 88 2-0 28 HR 1B		X FF 92 0-0 ② F8			4	1	1	0	0	1	3
28 J.D. Martinez, R (1, 9) OBP: 0.353, SLG: 0.564		F SI 88 F SL 75 F SI 90 B SI 91 S SL 80 1-3 ① K	C CH 81 X SI 90 0-1 9 F8 2B		X CH 80 0-0 1-H HR		B FF 92 S SL 83 C FF 93 B SL 84 X CH 85 2-2 ③ G5-3			4	1	2	2	0	1	0
9 Nick Castellanos, R (1, 5) OBP: 0.303, SLG: 0.424 17 Andrew Romine, S (9, 5) OBP: 0.304, SLG: 0.339		C SI 90 B CH 84 X SL 82 1-1 HR	B SI 86 F SI 87 F SI 88 B SI 89 B CH 81 F SI 88 X FC 85 3-2 ① F8 2-3	C FF 94 C SL 82 F FF 93 B SL 82 B FF 96 C FF 96 2-3 ② K				S SL 82 X FF 92 0-1 ① G4-3		4 0	1 0	1 0	1 0	0 0	1 0	1 0
34 James McCann, R (1, 2) OBP: 0.302, SLG: 0.405		X SI 89 0-0 ② F8	F CH 79 S SI 89 F SI 90 F SL 81 F SI 90 F CH 80 B CH 80 F SL 74 B SI 90 2-2 X SI 90 ② G6-3	B SL 84 C FF 96 F FF 94 B SL 83 X FF 95 2-2 ③ G4-3				B FF 92 C FF 92 F FF 92 H FF 92 2-2 12 BB HBP		3	0	0	0	0	0	1
1 Jose Iglesias, R (1, 6) OBP: 0.351, SLG: 0.378		B CU 74 C CH 84 B CH 82 B SI 87 C SI 88 B SI 89 4-2 12 CS BB	I I IN 46 I IN 56 I IN 56 4-0 IBB		B FF 94 B FF 94 B FF 94 C FF 95 C FF 96 X FF 94 3-2 ① F9			C FF 92 D SL 83 X CH 85 1-1 ② F9		2	0	0	0	2	0	1
12 Anthony Gose, L (1, 8) OBP: 0.306, SLG: 0.357		1 SAFE S SI 86 0-1 ③ CS 1-2	B SI 88 X SI 87 1-0 ① G3	B SI 89 S SI 89 B SI 90 F SI 90 X SI 91 2-2 ③ G1-3		B FF 95 X FF 94 1-0 ② G5-3		F FF 92 F CH 84 B FF 91 F SL 81 B FF 91 B FF 92 B CH 82 4-2 1-2 BB		3	0	0	0	1	0	2
Inning Stats	R: 0 E: 0 K: 1 S: 15 H: 1 LOB: 1 BB: 0 P: 22	R: 1 E: 0 K: 1 S: 10 H: 1 LOB: 0 BB: 1 P: 16	R: 0 E: 1 K: 1 S: 9 H: 0 LOB: 2 BB: 1 P: 19	R: 0 E: 0 K: 0 S: 17 H: 1 LOB: 2 BB: 1 P: 28	R: 4 E: 0 K: 1 S: 20 H: 4 LOB: 0 BB: 0 P: 31	R: 0 E: 0 K: 1 S: 7 H: 0 LOB: 1 BB: 1 P: 16	R: 0 E: 0 K: 0 S: 7 H: 0 LOB: 0 BB: 0 P: 11	R: 0 E: 0 K: 0 S: 13 H: 0 LOB: 2 BB: 1 P: 22		1B: 2 2B: 1 3B: 1 HR: 3 SF: 0 SAC: 0 DP: 0 HBP: 1					

livebaseballscorecards.com

AB	31
R	5
H	7
RBI	5
BB	5
SO	5
LOB	13

PITCHER		IP	WLS	BF	H	R	ER	SO	BB	IBB	HBP	BLK	WP	HR	S	P	ERA	WHIP
53 Héctor Santiago, L ERA: 3.13	(1, 1)	4.1	L	23	7	5	5	3	2	1	0	0	0	3	64	105	10.38	2.077
68 Cam Bedrosian, R ERA: 5.79	(5, 1)	1.2		6	0	0	0	1	1	0	0	0	0	0	14	27	0.00	0.600
51 Drew Rucinski, R ERA: 7.71	(7, 1)	2.0		8	0	0	0	1	1	0	1	0	0	0	20	33	0.00	0.500

PITCHER	IP	WLS	BF	H	R	ER	SO	BB	IBB	HBP	BLK	WP	HR	S	P	ERA	WHIP

Batter	1	2	3	4	5	6	7	8	9	AB	R	H	RBI	BB	SO	LOB
56 Kole Calhoun, L (1, 9) OBP: 0.324, SLG: 0.435	B SI 87 F SI 88 F SI 87 S SL 84 1-3 K ①			B CU 68 X SL 80 1-0 F7 ①		C FF 89 B CU 70 B CU 72 S SL 81 B FF 89 B SL 82 4-2 27 BB 5 1B BB		X FF 88 0-0 G3 ③		3	1	0	0	1	1	0
27 Mike Trout, R (1, 8) OBP: 0.392, SLG: 0.577	B SI 89 B SI 90 B CH 79 C SI 88 C SL 85 S SL 84 3-3 K ②			B CH 77 B CH 77 B CH 77 C SI 88 F FF 88 X SI 89 3-2 1B		C CU 69 1 SAFE B SL 84 B SL 84 1 SAFE 1 SAFE B CU 69 B SI 89 4-1 5 1B 1-2 BB			C FF 98 C SL 86 B FF 98 X SL 88 1-2 E5 5 CS	3	0	1	0	1	1	0
5 Albert Pujols, R (1, 10) OBP: 0.311, SLG: 0.501	C SI 89 C CU 69 X FF 90 0-2 F9 ③			1 SAFE B SL 82 1 SAFE 1 SAFE B SL 83 C SI 86 B CU 68 X SI 88 3-1 P4 ②		B SI 90 C CH 78 S SL 84 D SL 85 X FF 92 2-2 1-3 2-H 1B ③			B SL 84 B SL 87 F FF 98 B FF 99 F SL 87 B SL 84 4-2 2 1B 24 1B 18 SF8 1-2 BB ①	3	1	1	1	1	0	1
24 C.J. Cron, R (1, 3) OBP: 0.307, SLG: 0.442		B SI 87 C SI 88 F SL 84 X SI 88 1-2 58 CS 1B		1 SAFE B SL 83 X SL 82 1-0 P5 ③			C CU 66 F CH 76 F FF 88 F SL 84 F FF 90 F FF 90 X CU 66 0-2 F7 ①		B FF 99 X FF 99 1-0 2 1B 1-2 1B	4	0	2	0	0	0	1
2 Erick Aybar, S (1, 6) OBP: 0.310, SLG: 0.334		X SI 88 0-0 F8 ①			C CU 68 X CH 76 0-1 G6-3 ①		B CH 77 F CH 76 X SI 89 1-1 1B		B SL 86 F FF 97 B FF 98 X CH 88 2-1 58 FC3-6 1-2 2-3 1B	4	0	2	0	0	0	1
18 Shane Victorino, S (1, 7) OBP: 0.301, SLG: 0.293		C SI 88 F SL 84 B FF 90 B FF 91 B SL 84 C SI 89 3-3 K ②			B CH 76 X CH 76 1-0 P4 ②		B SI 86 1 SAFE 1 SAFE C SI 86 1 SAFE 1 SAFE C SL 84 C SI 88 1-3 K ②		F FF 99 X FF 99 0-1 SF8 ② 3-H	3	0	0	1	0	2	2
58 Carlos Pérez, R (1, 2) OBP: 0.263, SLG: 0.320		F SI 87 B CH 77 S CH 79 B CH 78 B SI 89 3-2 CS ③ 1-2	X SI 86 0-0 41 G6-4-3 1B		C CU 67 B CU 67 X CH 77 1-1 F9 ③		X CH 78 0-0 F9 ③		C SL 85 X SL 84 0-1 FC3-6 ③ 1-2f	4	0	1	0	0	0	3
41 Kaleb Cowart, S (1, 5) OBP: 0.207, SLG: 0.269			B SI 87 1 SAFE X SL 82 1-0 G6-4-3 ① ② 1-2f			C FF 87 C CU 67 B FF 89 F SL 85 C CU 68 1-3 K ①		S CH 79 S CH 79 B CU 77 S CH 79 1-3 K ①		3	0	0	0	0	2	1
10 Grant Green, R (1, 4) OBP: 0.242, SLG: 0.219 32 Ryan Jackson, R (8, 4)			B SI 88 X SI 87 1-0 G5-3 ③			F SL 84 B CU 66 B CU 68 C SI 88 B SI 88 X SI 88 3-2 G4-3 ②		C FF 87 S CH 78 B CH 79 B CU 77 S CH 80 2-3 K ②		3 0	0 0	0 0	0 0	1 0	0 0	0 0
Inning Stats	R: 0 E: 0 K: 2 S: 9 H: 0 LOB: 0 BB: 0 P: 13	R: 0 E: 0 K: 1 S: 9 H: 1 LOB: 0 BB: 0 P: 16	R: 0 E: 0 K: 0 S: 3 H: 1 LOB: 0 BB: 0 P: 5	R: 0 E: 0 K: 0 S: 7 H: 1 LOB: 1 BB: 0 P: 15	R: 0 E: 0 K: 0 S: 5 H: 0 LOB: 0 BB: 0 P: 7	R: 1 E: 0 K: 1 S: 13 H: 1 LOB: 2 BB: 2 P: 27	R: 0 E: 0 K: 1 S: 13 H: 1 LOB: 1 BB: 0 P: 15	R: 0 E: 0 K: 2 S: 7 H: 0 LOB: 0 BB: 0 P: 10	R: 1 E: 1 K: 0 S: 12 H: 2 LOB: 2 BB: 1 P: 20	1B: 7 2B: 0 3B: 0 HR: 0 SF: 1 SAC: 0 DP: 1 HBP: 0						

PITCHER		IP	WLS	BF	H	R	ER	SO	BB	IBB	HBP	BLK	WP	HR	S	P	ERA	WHIP
52 Randy Wolf, L ERA: 2.57	(1, 1)	7.0	L	25	5	1	1	5	2	0	0	0	0	0	59	98	1.29	1.000
65 Blaine Hardy, L ERA: 2.6	(8, 1)	1.0		3	0	0	0	2	0	0	0	0	0	0	7	10	0.00	0.000
43 Bruce Rondón, R ERA: 5.82	(9, 1)	1.0		6	2	1	1	0	1	0	0	0	0	0	12	20	9.00	3.000

PITCHER	IP	WLS	BF	H	R	ER	SO	BB	IBB	HBP	BLK	WP	HR	S	P	ERA	WHIP

TOP

Los Angeles Angels @ Detroit Tigers

Comerica Park, Detroit, MI

Thu Aug 27 2015, 1:09 PM - 3:47 PM EDT

Att. 36,198 - Overcast - 63 F

livebaseballscorecards.com

AB	30
R	2
H	7
RBI	2
BB	3
SO	7
LOB	9

BOTTOM

Batter	1	2	3	4	5	6	7	8	9	AB	R	H	RBI	BB	SO	LOB
3 Ian Kinsler, R (1, 4) OBP: 0.357, SLG: 0.444	B FF 92 F FF 91 X FF 92 1-1 ① P4		C FF 91 1 SAFE 0-1 ③ PO 1-2	X FF 90 0-0 ① F7		P PO 88 1 SAFE 1 SAFE B FF 90 2-0 ③ CS 1-2	C SL 80 F FF 90 B FF 90 X CH 84 1-2 ① G6-3		B SI 90 F SI 89 F SI 90 S SI 89 1-3 ③ K	4	0	0	0	0	1	0
18 Tyler Collins, L (1, 7) OBP: 0.282, SLG: 0.389	B SI 93 B SI 93 S FF 93 B KC 78 F FF 93 X FF 93 3-2 ② F7			C SI 90 B FF 90 B CH 84 F SI 92 C SI 92 2-3 ② K			C KC 75 S CH 84 B CH 85 X CH 84 1-2 ② G5-3			3	0	0	0	0	1	0
24 Miguel Cabrera, R (1, 3) OBP: 0.469, SLG: 0.606	B SI 93 C FF 94 F SI 93 S CH 86 1-3 ③ K			B SL 84 F SI 92 X SI 91 1-1 ③ G5-3			B CH 83 S CH 82 B FF 91 S CH 84 C SI 90 2-3 ③ K			3	0	0	0	0	2	0
41 Victor Martinez, S (1, 10) OBP: 0.297, SLG: 0.367		B SI 91 F SI 92 T FF 92 X SI 91 1-2 ① P4			C SI 91 B KC 77 S CH 85 F SI 92 X SI 92 1-2 ① L8			B KC 75 B SI 91 F SI 91 X SI 91 2-1 ① F7		3	0	0	0	0	0	0
28 J.D. Martinez, R (1, 9) OBP: 0.353, SLG: 0.567		C SI 92 S FF 93 F SI 92 B SI 86 X SL 84 1-2 ② F8			F SL 84 X CH 83 0-1 ② G5-3			X SI 88 0-0 3B		3	0	1	0	0	0	0
9 Nick Castellanos, R (1, 5) OBP: 0.301, SLG: 0.421		B FF 92 F CH 84 X FF 92 1-1 ③ L8			F SI 91 F FF 91 B CH 86 B CH 86 B FF 93 S SL 83 3-3 ③ K			F SL 82 B SL 80 F SI 88 B SL 81 S SL 81 2-3 ② K		3	0	0	0	0	2	1
13 Alex Avila, L (1, 2) OBP: 0.322, SLG: 0.260			F SI 91 F KC 78 B CH 86 B SI 92 B CH 86 S SI 92 3-3 ① K			B KC 75 B SI 90 B SI 90 C FF 90 X FF 92 3-1 ① L8		B SL 81 C SL 81 B SL 81 X SI 90 2-1 ③ G4-3		3	0	0	0	0	1	1
1 Jose Iglesias, R (1, 6) OBP: 0.349, SLG: 0.375			C FF 92 B SL 85 B FF 92 F SI 92 X FF 93 2-2 ② G6-3			F SL 82 X FF 92 0-1 ② F9			B SI 89 C SI 88 B SI 90 X SI 90 2-1 ① F8	3	0	0	0	0	0	0
12 Anthony Gose, L (1, 8) OBP: 0.308, SLG: 0.358			F SI 92 B FF 92 B FF 92 B SI 92 X FF 93 3-1 3 PO 1B			L SI 91 B KC 76 B KC 76 B SI 92 B SI 90 4-1 3 CS BB			C SI 89 S SI 90 B SL 85 F SI 90 B SL 83 S CH 81 2-3 ② K	2	0	1	0	1	1	0
Inning Stats	R: 0 E: 0 K: 1 S: 8 H: 0 LOB: 0 BB: 0 P: 13	R: 0 E: 0 K: 0 S: 9 H: 0 LOB: 0 BB: 0 P: 12	R: 0 E: 0 K: 1 S: 9 H: 1 LOB: 0 BB: 0 P: 17	R: 0 E: 0 K: 1 S: 6 H: 0 LOB: 0 BB: 0 P: 9	R: 0 E: 0 K: 1 S: 9 H: 0 LOB: 0 BB: 0 P: 13	R: 0 E: 0 K: 0 S: 6 H: 0 LOB: 0 BB: 1 P: 14	R: 0 E: 0 K: 1 S: 9 H: 0 LOB: 0 BB: 0 P: 13	R: 0 E: 0 K: 1 S: 8 H: 1 LOB: 1 BB: 0 P: 14	R: 0 E: 0 K: 2 S: 9 H: 0 LOB: 0 BB: 0 P: 14	1B: 1 2B: 0 3B: 1 HR: 0 SF: 0 SAC: 0 DP: 0 HBP: 0						

PITCHER	IP	WLS	BF	H	R	ER	SO	BB	IBB	HBP	BLK	WP	HR	S	P	ERA	WHIP
52 Matt Shoemaker, R (1, 1) ERA: 4.48	7.1	W	22	1	0	0	5	1	0	0	0	0	0	58	95	0.00	0.273
38 Joe Smith, R (8, 1) ERA: 2.82	0.2	H	3	1	0	0	1	0	0	0	0	0	0	6	10	0.00	1.500
16 Huston Street, R (9, 1) ERA: 2.61	1.0	S	3	0	0	0	2	0	0	0	0	0	0	9	14	0.00	0.000

PITCHER	IP	WLS	BF	H	R	ER	SO	BB	IBB	HBP	BLK	WP	HR	S	P	ERA	WHIP

Los Angeles Angels @ Detroit Tigers

Comerica Park, Detroit, MI

Thu Aug 27 2015, 1:09 PM - 3:47 PM EDT

Att. 36,198 - Overcast - 63 F

AB	27
R	0
H	2
RBI	0
BB	1
SO	8
LOB	2

WP: 0 PA: 30
PB: 0
SB: 0
CS: 1

livebaseballscorecards.com

Detroit Tigers @ Toronto Blue Jays

Rogers Centre, Toronto, ON

Fri Aug 28 2015, 7:09 PM - 9:33 PM EDT

Att. 46,518 - Cloudy - 68 F

TOP

livebaseballscorecards.com

Batter	1	2	3	4	5	6	7	8	9	AB	R	H	RBI	BB	SO	LOB
20 Rajai Davis, R (1, 7) OBP: 0.295, SLG: 0.398	C KN 73 C KN 78 S KN 78 0-3 ① K		B KN 76 X KN 75 1-0 ① L4			B KN 76 F FF 82 S KN 78 X EP 66 1-2 ① G5-3	C FF 95 F FF 97 S SL 90 0-3 ③ K			4	0	0	0	0	2	0
3 Ian Kinsler, R (1, 4) OBP: 0.358, SLG: 0.450	X KN 75 0-0 HR		B KN 77 B KN 77 C FF 84 F FF 82 X KN 78 2-2 ② G5-3			X KN 79 0-0 41 1B 1B		C SI 97 X CU 81 0-1 ① G6-3		4	1	2	1	0	0	0
24 Miguel Cabrera, R (1, 3) OBP: 0.467, SLG: 0.601	X KN 77 0-0 1B		B EP 60 F KN 78 S KN 80 B KN 80 C KN 80 2-3 ③ K			C KN 78 F KN 80 B KN 78 S KN 79 1-3 ② K		B FF 97 X SI 98 1-0 ② G4-3		4	0	1	0	0	2	1
41 Victor Martinez, S (1, 10) OBP: 0.296, SLG: 0.365	B KN 78 C KN 76 B FF 82 X KN 74 2-1 ② L7			B KN 76 F KN 75 B KN 79 C KN 74 F KN 78 X KN 78 2-2 ① G4-3		F KN 78 B KN 79 S KN 79 B KN 78 1 SAFE X KN 80 1-3 1B		X SI 98 0-0 ③ L5		4	0	1	0	0	0	1
28 J.D. Martinez, R (1, 9) OBP: 0.350, SLG: 0.562	X KN 79 0-0 ③ L6			B KN 78 X KN 79 1-0 ② F8		S KN 79 B KN 80 S KN 79 B KN 79 F KN 79 B KN 80 X KN 81 3-2 ③ F9			B SL 88 B FF 97 B FF 96 C FF 94 S FF 96 C FF 96 3-3 ① K	4	0	0	0	0	1	3
9 Nick Castellanos, R (1, 5) OBP: 0.299, SLG: 0.417		B FF 82 S KN 73 X KN 78 1-1 ① G6-3		X KN 77 0-0 ③ F8			C KN 76 B EP 67 F KN 78 S KN 80 1-3 ① K		C FF 96 F FF 96 T FF 96 0-2 ② K	4	0	0	0	0	2	0
34 James McCann, R (1, 2) OBP: 0.302, SLG: 0.403		X FF 81 0-0 1B			C KN 75 B KN 77 F KN 76 B FF 83 X KN 78 2-2 ① G4-3		F KN 77 F KN 80 F KN 68 B KN 79 S KN 80 1-3 ② K2-3		S FF 96 S SL 90 S SL 88 0-3 ③ K	4	0	1	0	0	2	0
1 Jose Iglesias, R (1, 6) OBP: 0.349, SLG: 0.373		B KN 75 C KN 74 D KN 78 X FF 82 2-1 ② F8			B KN 75 C FF 84 B KN 79 C FF 83 X KN 79 2-2 ② L9		B FF 83 B KN 75 F KN 79 B FF 82 B FF 81 4-1 12 HR BB			2	1	0	0	1	0	1
12 Anthony Gose, L (1, 8) OBP: 0.308, SLG: 0.366		B KN 77 S KN 78 X KN 78 1-1 ③ G4-3			S KN 77 B KN 80 F KN 79 S FF 80 1-3 ③ K		B KN 77 B KN 77 X KN 75 2-0 1-H HR			3	1	1	2	0	1	1
Inning Stats	R: 1 E: 0 K: 1 S: 8 H: 2 LOB: 1 BB: 0 P: 10	R: 0 E: 0 K: 0 S: 7 H: 1 LOB: 1 BB: 0 P: 11	R: 0 E: 0 K: 1 S: 7 H: 0 LOB: 0 BB: 0 P: 12	R: 0 E: 0 K: 0 S: 6 H: 0 LOB: 0 BB: 0 P: 9	R: 0 E: 0 K: 1 S: 9 H: 0 LOB: 0 BB: 0 P: 14	R: 0 E: 0 K: 1 S: 14 H: 2 LOB: 2 BB: 0 P: 21	R: 2 E: 0 K: 3 S: 12 H: 1 LOB: 0 BB: 1 P: 20	R: 0 E: 0 K: 0 S: 4 H: 0 LOB: 0 BB: 0 P: 5	R: 0 E: 0 K: 3 S: 9 H: 0 LOB: 0 BB: 0 P: 12	1B: 4 2B: 0 3B: 0 HR: 2 SF: 0 SAC: 0 DP: 0 HBP: 0						

	AB	33
	R	3
	H	6
	RBI	3
	BB	1
	SO	10
	LOB	7

PITCHER		IP	WLS	BF	H	R	ER	SO	BB	IBB	HBP	BLK	WP	HR	S	P	ERA	WHIP
43 R.A. Dickey, R ERA: 4.25	(1, 1)	6.2	W	27	6	3	3	6	1	0	0	0	0	2	60	94	4.05	1.050
57 Mark Lowe, R ERA: 1.85	(7, 1)	0.1	H	1	0	0	0	1	0	0	0	0	0	0	3	3	0.00	0.000
41 Aaron Sanchez, R ERA: 3.12	(8, 1)	1.0	H	3	0	0	0	0	0	0	0	0	0	0	4	5	0.00	0.000
54 Roberto Osuna, R ERA: 1.87	(9, 1)	1.0	S	3	0	0	0	3	0	0	0	0	0	0	9	12	0.00	0.000

PITCHER		IP	WLS	BF	H	R	ER	SO	BB	IBB	HBP	BLK	WP	HR	S	P	ERA	WHIP

BOTTOM

Detroit Tigers @ Toronto Blue Jays
Rogers Centre, Toronto, ON
Fri Aug 28 2015, 7:09 PM - 9:33 PM EDT
Att. 46,518 - Cloudy - 68 F

livebaseballscorecards.com

Batter	1	2	3	4	5	6	7	8	9	AB	R	H	RBI	BB	SO	LOB
2 Troy Tulowitzki, R (1, 6) OBP: 0.343, SLG: 0.449	C FF 93 C CU 70 B FF 92 F FF 93 B FF 93 B SL 78 S FF 89 3-3 **K** ①		C CU 72 F CH 80 B FF 93 X CH 79 1-2 HR	X FF 91 0-0 L7 ③			B CU 77 B FF 96 B FF 96 B FF 95 4-0 10 BB, 19 1B, BB			3	1	1	1	1	1	1
20 Josh Donaldson, R (1, 5) OBP: 0.367, SLG: 0.577	C FF 94 B FF 93 S FF 94 X FF 94 1-2 P3 ②		B FF 94 F FF 94 C CU 70 X FF 93 1-2 HR		B CU 70 S CH 79 B FF 92 X CU 70 2-1 L7 ①		F CU 77 F FF 96 B CU 80 C CU 79 1-3 **K** ②			4	1	1	1	0	1	1
19 José Bautista, R (1, 9) OBP: 0.365, SLG: 0.529	B FF 92 B FF 91 B FF 92 B FF 89 4-0 10 2B, BB		C CU 70 B FF 94 S SL 80 X FF 91 1-2 L7 ②		X FF 92 0-0 HR		1 SAFE F SI 96 X SI 95 0-1 10 BB **1-2** 1B			3	2	2	1	1	0	0
10 Edwin Encarnación, R (1, 10) OBP: 0.356, SLG: 0.516	B FF 93 C CH 79 1 SAFE S FF 93 X FF 92 1-2 **1-H** 2B		B CH 79 B CH 78 B FF 90 C FF 92 S CH 80 B FF 92 4-2 BB		B CU 71 C CU 71 B CH 81 C CH 77 C SL 80 2-3 **K** ②		B CU 76 C SI 96 B CU 76 B CU 77 B SI 95 4-1 **1-2** **2-3** BB			2	0	1	1	2	1	0
15 Chris Colabello, R (1, 3) OBP: 0.368, SLG: 0.524 13 Justin Smoak, S (8, 3) OBP: 0.282, SLG: 0.445	S CH 80 D CH 80 S FF 92 X CH 80 1-2 G6-3 ③		S FF 93 D CU 71 X FF 91 1-1 P4 ③		C SL 79 B SL 78 S CH 78 C SL 79 1-3 **K** ③		B CU 77 F SI 95 B SI 96 S SI 96 S SI 96 2-3 **K** ③			4 0	0 0	0 0	0 0	0 0	2 0	5 0
11 Kevin Pillar, R (1, 8) OBP: 0.300, SLG: 0.371		C FF 91 F CU 70 X CH 78 0-2 P4 ①		X FF 91 0-0 17 1B, 7 BB, 22 G4-6-3, 1B	C SL 77 B FF 86 X SL 76 1-1 F9 ①			B SL 81 F FF 94 F FF 94 B SL 83 X SL 84 2-2 17 S, 1B		4	1	2	0	0	0	0
7 Ben Revere, L (1, 7) OBP: 0.339, SLG: 0.365		C FF 93 X FF 94 0-1 17 G4-6-3, 1B	B FF 91 B FF 90 B FF 90 C FF 88 1 SAFE B FF 90 4-1 22 G4-6-3, 17 1B **1-2** BB		C SL 78 B FF 91 X FF 91 1-1 F7 ②			1 SAFE S FF 94 X FF 92 0-1 L8 ①		3	0	1	0	1	0	1
17 Ryan Goins, L (1, 4) OBP: 0.310, SLG: 0.337		1 SAFE 1 SAFE X FF 90 0-0 G4-6-3 ② ③ **1-2f**	C FF 90 S CU 70 X CU 72 0-2 22 G4-6-3 **1-2** **2-3** 1B		C FF 91 F FF 92 C SL 78 0-3 **K** ③			C CH 87 C FF 93 S FF 96 0-3 **K** ② **1-2**		4	0	1	0	0	2	2
22 Josh Thole, L (1, 2) OBP: 0.294, SLG: 0.290 30 Dioner Navarro, S (7, PH) OBP: 0.286, SLG: 0.324 (8, 2)			B FF 92 B FF 90 C FF 89 F FF 91 B SL 79 X FF 92 3-2 F7 ①	C SL 78 D FF 90 C SL 77 X FF 90 1-2 G4-6-3 ① ② **1-2f** **2-3** **3-H**			F SI 94 B CU 77 C CU 74 B SI 96 F SI 95 F CH 85 S CU 79 2-3 **K** ①	C CH 88 X FF 95 0-1 F8 ③		2 2	0 0	0 0	0 0	0 1	0 1	2 1
Inning Stats	R: 1 H: 1 E: 0 LOB: 1 K: 1 BB: 1 S: 13 P: 23	R: 0 H: 1 E: 0 LOB: 0 K: 0 BB: 0 S: 6 P: 6	R: 2 H: 2 E: 0 LOB: 1 K: 0 BB: 1 S: 16 P: 27	R: 1 H: 2 E: 0 LOB: 1 K: 0 BB: 1 S: 9 P: 14	R: 1 H: 1 E: 0 LOB: 0 K: 2 BB: 0 S: 9 P: 14	R: 0 H: 0 E: 0 LOB: 0 K: 1 BB: 0 S: 7 P: 9	R: 0 H: 1 E: 0 LOB: 3 K: 3 BB: 2 S: 14 P: 27	R: 0 H: 1 E: 0 LOB: 1 K: 1 BB: 0 S: 10 P: 12		1B: 5 SF: 0 2B: 1 SAC: 0 3B: 0 DP: 2 HR: 3 HBP: 0				WP: 0 PA: 36 PB: 0 SB: 1 CS: 0		

	AB	31
	R	5
	H	9
	RBI	4
	BB	5
	SO	8
	LOB	13

PITCHER		IP	WLS	BF	H	R	ER	SO	BB	IBB	HBP	BLK	WP	HR	S	P	ERA	WHIP
48 Matthew Boyd, L ERA: 7.12	(1, 1)	6.0	L	26	7	5	5	4	3	0	0	0	0	3	60	93	7.50	1.667
54 Drew VerHagen, R ERA: 3.52	(7, 1)	1.0		6	1	0	0	3	2	0	0	0	0	0	14	27	0.00	3.000
39 Neftalí Feliz, R ERA: 7.46	(8, 1)	1.0		4	1	0	0	1	0	0	0	0	0	0	10	12	0.00	1.000

PITCHER	IP	WLS	BF	H	R	ER	SO	BB	IBB	HBP	BLK	WP	HR	S	P	ERA	WHIP

Batter	1	2	3	4	5	6	7	8	9	AB	R	H	RBI	BB	SO	LOB
12 Anthony Gose, L (1, 8) OBP: 0.310, SLG: 0.365	B FF 90 X FF 92 1-0 P5		C FF 94 F SI 93 F FF 94 S FF 93 0-3 K		S CH 86 C FF 93 B FF 93 D CH 82 F FF 94 F SL 84 X FF 94 2-2 3 FC6-4 1-2 1B			B SI 94 F SI 95 S FF 96 B SL 89 F FF 96 B SL 89 B SI 94 4-2 17 FC4-6 BB		3	0	1	0	1	1	2
3 Ian Kinsler, R (1, 4) OBP: 0.358, SLG: 0.449 17 Andrew Romine, S (7, 4) OBP: 0.302, SLG: 0.336	C FF 92 X FF 92 0-1 1B		1 SAFE F FF 91 1 SAFE S FF 92 B SL 83 F FF 95 D SL 82 1 SAFE X FF 94 2-2 G6-3 1-2 3-H		X SL 84 0-0 FC6-4 1-2f			F SI 96 B FF 97 F FF 95 F SL 89 X CU 78 1-2 FC4-6 1-2f		3 1	0 0	1 0	1 0	0 0	0 0	3 1
24 Miguel Cabrera, R (1, 10) OBP: 0.463, SLG: 0.594	F FF 92 1 SAFE F FF 90 1 SAFE X FF 94 0-2 F8		X SL 85 0-0 G3			C FF 92 B SI 90 B SL 85 F FF 94 B FF 94 C SL 80 3-3 K		F FF 90 C FF 96 F CU 78 B FF 97 S FF 97 1-3 K		4	0	0	0	0	2	3
41 Victor Martinez, S (1, 3) OBP: 0.293, SLG: 0.361 13 Alex Avila, L (8, 3) OBP: 0.322, SLG: 0.260	1 SAFE F FF 92 B CH 84 B SL 82 F FF 93 F FF 93 X CH 84 2-2 L7			X FF 91 0-0 G4-3		B SI 91 C FF 94 F CH 85 X FF 94 1-2 G4-3		C FF 96 S SL 88 F FF 96 S CU 78 0-3 K		4 0	0 0	0 0	0 0	0 0	1 0	2 0
9 Nick Castellanos, R (1, 5) OBP: 0.299, SLG: 0.416		C SL 82 S FF 92 B SL 83 F FF 94 X SL 83 1-2 18 CS 1B		C FF 93 S SL 83 B SL 82 B CH 81 B FF 94 F FF 94 S SL 82 3-3 K		S SL 84 C SL 83 B SL 82 B FF 95 C FF 94 2-3 K			F FF 97 C SL 84 C FC 92 0-3 K	4	0	1	0	0	3	0
18 Tyler Collins, L (1, 9) OBP: 0.273, SLG: 0.376		C FF 92 B FF 92 S FF 92 F FF 93 B SL 84 F FF 94 B FF 94 F FF 93 F FF 94 3-3 K 1-2		F FF 93 X CH 84 0-1 F9			X FF 90 0-0 G4-3		X FF 96 0-0 F8	4	0	0	0	0	1	1
34 James McCann, R (1, 2) OBP: 0.301, SLG: 0.401		B FF 93 F FF 93 X SL 85 1-1 G5-3			C FF 91 F SL 84 B FF 95 B FF 94 F FF 95 B FF 94 S FF 94 3-3 K		S FF 93 C FF 94 B SL 79 S SL 83 1-3 K		B FF 97 B FF 95 C FF 95 T FF 96 B FF 92 X FF 97 3-2 1 FC4 1B	4	0	1	0	0	2	0
1 Jose Iglesias, R (1, 6) OBP: 0.350, SLG: 0.375			C FF 90 B FF 92 X FF 91 1-1 20 1B 3 G6-3 1B		X FF 94 0-0 12 1B 1B		C SL 82 C FF 91 X SL 81 0-2 L8		F FF 96 C SL 84 F SL 84 X FC 91 0-2 FC4 1-2f	4	1	2	0	0	0	2
20 Rajai Davis, R (1, 7) OBP: 0.295, SLG: 0.397			B FF 93 B FF 94 T FF 93 B FF 94 X FF 92 3-1 3 G6-3 1-3 1B		1 SAFE C FF 93 X FF 93 0-1 F8		F FF 92 X SL 83 0-1 P4			3	0	1	0	0	0	2
Inning Stats	R: 0 E: 0 K: 0 S: 10 H: 1 LOB: 1 BB: 0 P: 13	R: 0 E: 0 K: 1 S: 15 H: 1 LOB: 0 BB: 0 P: 20	R: 1 E: 0 K: 1 S: 13 H: 2 LOB: 1 BB: 0 P: 19	R: 0 E: 0 K: 1 S: 7 H: 0 LOB: 0 BB: 0 P: 10	R: 0 E: 0 K: 1 S: 13 H: 2 LOB: 2 BB: 0 P: 18	R: 0 E: 0 K: 2 S: 9 H: 0 LOB: 0 BB: 0 P: 15	R: 0 E: 0 K: 1 S: 9 H: 0 LOB: 1 BB: 0 P: 10	R: 0 E: 0 K: 2 S: 15 H: 0 LOB: 1 BB: 1 P: 21	R: 0 E: 0 K: 1 S: 11 H: 1 LOB: 1 BB: 0 P: 14	1B: 7 2B: 1 3B: 0 HR: 0 SF: 0 SAC: 0 DP: 1 HBP: 0						

PITCHER		IP	WLS	BF	H	R	ER	SO	BB	IBB	HBP	BLK	WP	HR	S	P	ERA	WHIP
36 Drew Hutchison, R ERA: 4.87	(1, 1)	7.0	W	27	6	1	1	7	0	0	0	0	1	0	76	105	1.29	0.857
31 Liam Hendriks, R ERA: 2.67	(8, 1)	1.0		4	0	0	0	2	1	0	0	0	0	0	15	21	0.00	1.000
47 Bo Schultz, R ERA: 2.54	(9, 1)	1.0		4	1	0	0	1	0	0	0	0	0	0	11	14	0.00	1.000

PITCHER	IP	WLS	BF	H	R	ER	SO	BB	IBB	HBP	BLK	WP	HR	S	P	ERA	WHIP

TOP

Detroit Tigers @ Toronto Blue Jays

Rogers Centre, Toronto, ON

Sat Aug 29 2015, 1:09 PM - 4:33 PM EDT

Att. 46,444 - Cloudy - 65 F

livebaseballscorecards.com

AB	34
R	1
H	7
RBI	1
BB	1
SO	10
LOB	16

WP: 1 PA: 35
PB: 0
SB: 0
CS: 1

BOTTOM

Detroit Tigers @ Toronto Blue Jays

Rogers Centre, Toronto, ON

Sat Aug 29 2015, 1:09 PM - 4:33 PM EDT

Att. 46,444 - Cloudy - 65 F

livebaseballscorecards.com

Batter	1	2	3	4	5	6	7	8	9	AB	R	H	RBI	BB	SO	LOB
2 Troy Tulowitzki, R (1, 6) OBP: 0.343, SLG: 0.446	C FF 89 F FF 91 F FF 91 F CU 81 S CU 82 0-3 ① K	X CU 80 0-0 1-3 1B		B FF 91 1 SAFE D CH 82 F FF 91 1 SAFE 1 SAFE T FF 91 B CU 82 C FF 92 3-3 ① K 1-2		1 SAFE C FF 92 F FF 93 B FF 93 S FF 93 1-3 ① K	B CH 85 S SL 80 B SI 91 C SL 80 B SL 80 D SL 81 4-2 20 2B 10 HR BB	B FF 92 F SL 81 F FF 94 S SL 82 1-3 ① K		5	1	1	0	1	4	2
20 Josh Donaldson, R (1, 5) OBP: 0.369, SLG: 0.580 9 Cliff Pennington, S (7, PR) OBP: 0.300, SLG: 0.261 (8, 5)	C CU 74 F FF 91 X FF 91 0-2 19 BB 10 HR 1B	S CU 81 B CU 82 X CU 81 1-1 ② P3		C FF 92 2 SAFE C FF 92 B FF 92 X CU 82 1-2 ② SF8 2-H		1 SAFE 1 SAFE F FF 94 B SL 83 X FF 94 1-1 19 F8 10 HR 1-H 1B	B SI 92 F SL 80 F SL 80 X SI 92 1-2 10 HR 1-3 2B	T FF 92 B CH 87 F CH 86 T FF 94 1-2 ② K		4 1	2 1	3 1	2 0	0 0	0 1	2 0
19 José Bautista, R (1, 9) OBP: 0.366, SLG: 0.525 3 Ezequiel Carrera, L (8, 9) OBP: 0.327, SLG: 0.373	B FF 92 B CU 76 S FF 92 S CU 78 D CU 79 B FF 92 4-2 10 HR 1-2 BB	B FF 91 B CU 81 S CU 81 B FF 92 F CU 80 F CU 81 X FF 92 3-2 ③ F7		B CU 81 C CH 84 X FF 92 1-1 ③ P2		F FF 93 X FF 94 0-1 ② F8 2-3	S SL 80 S SL 80 B SL 81 D SL 80 B SI 92 B SL 80 4-2 10 HR BB	B CH 86 X SI 93 1-0 ③ L8		3 1	2 0	0 0	0 0	2 0	0 0	3 0
10 Edwin Encarnación, R (1, 10) OBP: 0.358, SLG: 0.538	C FF 91 B FF 92 1 SAFE X CU 78 1-1 1-H 2-H HR	B CU 80 F FF 89 F FF 90 X FF 91 1-2 E9 55 G6-4-3 7 1B			B FF 92 X SL 82 1-0 ① G5-3	D SL 84 X FF 94 1-0 3-H HR	B SL 87 B SL 86 X FF 93 2-0 1-H 2-H 3-H HR			5	4	3	9	0	0	0
13 Justin Smoak, S (1, 3) OBP: 0.297, SLG: 0.459	C CU 77 B SI 90 B FF 91 X CH 84 2-1 55 FC6-5 2B	B FF 91 S FF 91 B FF 92 D CU 80 F FF 91 B FF 92 4-2 55 G6-4-3 BB			B FF 93 B CH 87 F FF 93 F FF 93 B SL 83 B SL 83 4-2 7 1B BB	B SL 82 C FF 94 X FF 94 1-1 2B	B FF 93 B SL 86 B FF 92 C SI 92 S SL 86 F CU 85 B FF 92 4-2 55 HR BB			2	1	2	0	3	0	0
55 Russell Martin, R (1, 2) OBP: 0.330, SLG: 0.434	C CU 80 D CU 80 B FF 92 X FF 92 2-1 ② FC6-5 7 CS 2-3	X FF 92 0-0 ① ② G6-4-3 1-2f 2-3			B FF 92 S FF 93 C FF 93 F SL 82 S FF 94 1-3 ② K	I IN 70 I IN 73 I IN 74 I IN 73 4-0 IBB	X FF 92 0-0 1-H HR			4	1	1	2	1	1	4
7 Ben Revere, L (1, 7) OBP: 0.344, SLG: 0.372	B FF 92 1 SAFE C FF 92 1-1 ③ CS 1-2	B FF 89 X FF 91 1-0 17 1B 2B	B FF 93 B FF 93 F CH 84 B FF 92 F CH 85 X CH 86 3-2 11 E 3-H 1B		B FF 94 B FF 93 C FF 93 F FF 94 X FF 95 2-2 11 FC6-4 1-2 1B	C SL 78 X SL 79 0-1 ③ F8	C CU 84 B SI 90 X SL 84 1-1 11 1B 1B			5	1	4	1	0	0	2
11 Kevin Pillar, R (1, 8) OBP: 0.299, SLG: 0.369		F CU 76 X CU 81 0-1 ① P4	C FF 92 P PO 86 F CU 81 1 SAFE F CU 81 F FF 92 X FF 92 1-2 ③ G6-3 1-3		C SL 83 S FF 93 F FF 94 B SL 82 X SL 83 1-2 ③ FC6-4 1-2f	C SL 78 B SI 89 B SL 86 S SL 80 2-3 ① K 0-2 1-2 1B				5	0	1	0	0	1	4
17 Ryan Goins, L (1, 4) OBP: 0.315, SLG: 0.342		X FF 92 0-0 2 1B 2-H 1B		C CU 77 B CH 83 C CH 83 F FF 91 X CU 82 1-2 2 S 20 SF8 1B		X SL 82 0-0 20 WP 20 1B 1B	C SL 80 B SI 92 B SL 82 X SI 82 2-1 ② G5-3 B SL 86 B FF 92 F FF 92 X FF 92 2-1 ③ F7			5	2	3	1	0	0	2
Inning Stats	R: 3 E: 0 K: 1 S: 17 H: 3 LOB: 0 BB: 1 P: 27	R: 1 E: 0 K: 0 S: 11 H: 3 LOB: 2 BB: 0 P: 16	R: 1 E: 2 K: 0 S: 15 H: 1 LOB: 1 BB: 1 P: 23	R: 1 E: 0 K: 1 S: 12 H: 1 LOB: 0 BB: 0 P: 18	R: 0 E: 0 K: 1 S: 14 H: 1 LOB: 2 BB: 1 P: 23	R: 3 E: 0 K: 1 S: 13 H: 4 LOB: 2 BB: 1 P: 21	R: 6 E: 0 K: 1 S: 24 H: 5 LOB: 2 BB: 3 P: 46	R: 0 E: 0 K: 2 S: 7 H: 0 LOB: 0 BB: 0 P: 10		1B: 10 2B: 4 3B: 0 HR: 4 SF: 1 SAC: 0 DP: 1 HBP: 0					

AB	40
R	15
H	18
RBI	15
BB	7
SO	7
LOB	19

WP: 1 PA: 49
PB: 0
SB: 1
CS: 1

PITCHER		IP	WLS	BF	H	R	ER	SO	BB	IBB	HBP	BLK	WP	HR	S	P	ERA	WHIP
45 Buck Farmer, R ERA: 8.21	(1, 1)	4.0	L	21	8	6	5	2	2	0	0	0	0	1	55	84	11.25	2.500
38 Guido Knudson, R ERA: 11.57	(5, 1)	1.2		12	5	3	3	2	1	1	0	0	1	1	25	42	16.20	3.600
32 Tom Gorzelanny, L ERA: 6.9	(6, 1)	1.0		6	1	3	3	1	2	0	0	0	0	0	14	27	27.00	3.000
30 Alex Wilson, R ERA: 2.18	(7, 1)	0.1		6	4	3	3	0	1	0	0	0	0	2	12	21	81.00	15.000
39 Neftalí Feliz, R ERA: 7.25	(8, 1)	1.0		3	0	0	0	2	0	0	0	0	0	0	7	10	0.00	0.000

PITCHER	IP	WLS	BF	H	R	ER	SO	BB	IBB	HBP	BLK	WP	HR	S	P	ERA	WHIP

Detroit Tigers @ Toronto Blue Jays

Rogers Centre, Toronto, ON

Sun Aug 30 2015, 1:08 PM - 3:45 PM EDT

Att. 46,625 - Partly Cloudy - 73 F

livebaseballscorecards.com

Batter	1	2	3	4	5	6	7	8	9	AB	R	H	RBI	BB	SO	LOB
20 Rajai Davis, R (1, 7) OBP: 0.294, SLG: 0.399	B FC 80 C FC 80 F CH 74 C CH 78 1-3 ① K		C FC 80 X FF 82 0-1 ② L3			C FC 79 F FC 81 X CH 75 0-2 3 E1 24 G5-3 2B		F SI 96 B SI 97 X CU 80 1-1 ① L8		4	1	1	0	0	1	0
3 Ian Kinsler, R (1, 4) OBP: 0.357, SLG: 0.447	B FC 80 B CH 74 B CH 74 C FC 80 B CH 75 4-1 BB		S FC 78 F FC 81 X CU 74 0-2 ③ F7			F CH 75 B FC 80 C FC 81 2 SAFE X FC 81 1-2 ① L5 2-3		X SI 95 0-0 ② G4-3		3	0	0	0	1	0	1
24 Miguel Cabrera, R (1, 3) OBP: 0.460, SLG: 0.589	C CH 76 X FF 81 0-1 ② P4			C CU 69 B FF 82 X FC 78 1-1 ① F8		B FF 82 F FF 82 X FC 79 1-1 ② G5-3 3-H		B SI 98 C SI 98 B SI 97 F SI 98 B SI 98 B SI 98 4-2 28 1B BB		3	0	0	1	1	0	1
28 J.D. Martinez, R (1, 9) OBP: 0.350, SLG: 0.559	B FC 79 F FC 80 S FC 81 X CH 76 1-2 ③ G6-3			C FC 80 F CU 69 B FC 78 B FF 83 F SI 82 X CH 78 2-2 ② G5-3		X SI 80 0-0 ③ G6-3		B SI 96 C SI 96 B SI 97 X SI 97 2-1 1-2 1B		4	0	1	0	0	0	1
41 Victor Martinez, S (1, 10) OBP: 0.295, SLG: 0.361		C FC 78 C FF 81 B CH 76 F SI 81 B FF 82 X SI 82 2-2 ① F9		B FF 82 X FF 82 1-0 1B			B CH 79 F FC 81 S FC 81 F CU 67 B SI 83 B FC 81 F FF 82 B FF 82 4-2 9 2B 34 G6-3 BB	C CU 81 B SI 98 X SI 97 1-1 ③ G4-3		3	1	1	0	1	0	2
9 Nick Castellanos, R (1, 5) OBP: 0.302, SLG: 0.423		B FC 81 B CH 76 B FC 81 C FC 81 X CH 78 3-1 1B		C FF 82 B SI 82 X CH 77 1-1 ③ F9			B FC 81 F SI 81 X FC 80 1-1 34 G6-3 1-3 2B		C FF 95 B SL 84 S FF 95 B SL 85 X FF 97 2-2 34 G6-3 2B	4	0	3	0	0	0	1
34 James McCann, R (1, 2) OBP: 0.297, SLG: 0.396		C CU 68 X FF 82 0-1 ② F8	B FC 80 S CH 75 F FC 80 C SI 82 1-3 ① K			X SL 89 0-0 ① G6-3 2-3 3-H			S FF 96 B FF 95 X FF 94 1-1 ① G6-3 2-3	4	0	0	1	0	1	3
1 Jose Iglesias, R (1, 6) OBP: 0.349, SLG: 0.373		C CH 75 F CH 76 B SI 81 X CH 75 1-2 ③ G6-3	B FC 78 C FC 80 F FC 75 X CH 74 1-2 12 53-6-4-5 1B			B SL 88 X SL 88 1-0 ② P6			B SL 86 X FF 95 1-0 ② L9	4	0	1	0	0	0	3
12 Anthony Gose, L (1, 8) OBP: 0.307, SLG: 0.361			C FC 80 B FC 76 S CU 70 X CU 71 1-2 ① L4		C FC 80 B SI 81 C FF 81 X CH 76 1-2 ② ③ G3-6-4-5 1-2f		C FF 96 B FF 96 X SL 88 1-1 ③ F7		B FF 96 B FF 94 C FC 92 S FF 97 X FF 97 2-2 ③ G6-3	4	0	0	0	0	0	3

Inning Stats																					
	R: 0	H: 0	R: 0	H: 1	R: 0	H: 0	R: 0	H: 1	R: 0	H: 1	R: 1	H: 1	R: 1	H: 1	R: 0	H: 1	R: 0	H: 1	1B: 4	SF: 0	WP: 0	PA: 36
	E: 0	LOB: 1	E: 0	LOB: 1	E: 0	LOB: 0	E: 0	LOB: 1	E: 1	LOB: 0	E: 0	LOB: 0	E: 0	LOB: 1	E: 0	LOB: 2	E: 0	LOB: 1	2B: 3	SAC: 0	PB: 0	
	K: 1	BB: 1	K: 0	BB: 0	K: 0	BB: 0	K: 1	BB: 0	K: 0	BB: 1	K: 0	BB: 0	K: 0	BB: 1	K: 0	BB: 1	K: 0	BB: 0	3B: 0	DP: 1	SB: 0	
	S: 9	P: 15	S: 11	P: 17	S: 8	P: 9	S: 9	P: 14	S: 9	P: 12	S: 9	P: 11	S: 10	P: 17	S: 9	P: 17	S: 9	P: 15	HR: 0	HBP: 0	CS: 0	

PITCHER		IP	WLS	BF	H	R	ER	SO	BB	IBB	HBP	BLK	WP	HR	S	P	ERA	WHIP
56 Mark Buehrle, L ERA: 3.53	(1, 1)	6.0	W	24	5	2	1	2	2	0	0	0	0	0	61	89	1.50	1.167
57 Mark Lowe, R ERA: 1.81	(7, 1)	1.0		3	0	0	0	0	0	0	0	0	0	0	4	6	0.00	0.000
41 Aaron Sanchez, R ERA: 3.09	(8, 1)	1.0		5	1	0	0	0	1	0	0	0	0	0	9	17	0.00	2.000
47 Bo Schultz, R ERA: 2.48	(9, 1)	1.0		4	1	0	0	0	0	0	0	0	0	0	9	15	0.00	1.000

PITCHER		IP	WLS	BF	H	R	ER	SO	BB	IBB	HBP	BLK	WP	HR	S	P	ERA	WHIP

AB	33
R	2
H	7
RBI	2
BB	3
SO	2
LOB	15

Detroit Tigers @ Toronto Blue Jays

Rogers Centre, Toronto, ON

Sun Aug 30 2015, 1:08 PM - 3:45 PM EDT

Att. 46,625 - Partly Cloudy - 73 F

BOTTOM

livebaseballscorecards.com

Batter	1	2	3	4	5	6	7	8	9	AB	R	H	RBI	BB	SO	LOB
7 Ben Revere, L (1, 7) OBP: 0.342, SLG: 0.369	B SI 92 C SI 92 X FS 86 1-1 G3 ①	C SI 94 S FF 94 B FF 94 X FS 85 1-2 F8 ③		B FF 93 1 SAFE B FS 84 B FS 84 C SI 93 B SI 93 4-1 1-2 BB			C CU 76 X FF 95 0-1 G6-3 ①	B FF 99 C SL 87 D SL 86 S FF 97 B CH 91 S SL 86 3-3 K ②		4	0	0	0	1	1	1
20 Josh Donaldson, R (1, 5) OBP: 0.369, SLG: 0.584	B FF 93 B FS 86 S FS 87 B SI 89 X FF 94 3-1 HR	C SI 93 B FC 90 X FS 87 1-1 G6-3 ①		B FS 87 F FS 87 S FF 94 X SI 94 1-2 L1-3 ③			F CU 78 B CU 79 F CU 80 B CU 80 B FF 96 S FF 96 3-3 K ②	C FF 100 D FF 100 X FF 99 1-1 19 WP 2-H 1B		5	1	2	2	0	1	2
19 José Bautista, R (1, 9) OBP: 0.364, SLG: 0.522	B SI 95 C SI 95 B CU 79 B FS 88 X FS 89 3-1 F7 ②		C FF 95 X SI 94 0-1 G6-3 ②		C FS 85 F CU 79 F SI 94 B FS 83 X SI 89 1-2 F9 ①		C SI 96 X CU 79 0-1 10 1B 1B	C CH 80 S CH 79 B FF 89 B CH 80 S CU 79 2-3 K ③ 1-2		5	0	1	0	0	1	1
10 Edwin Encarnación, R (1, 10) OBP: 0.361, SLG: 0.546	C FF 94 F FF 94 B FC 92 B FS 88 X FS 86 2-2 HR		C SI 95 X FF 93 0-1 L9 ③		B FF 94 F FF 93 B CU 79 H EP 46 3-1 HBP		B SI 96 B SI 96 C SI 94 B CU 78 F FF 95 X SI 95 3-2 1-3 1B			3	1	2	1	0	0	0
2 Troy Tulowitzki, R (1, 6) OBP: 0.342, SLG: 0.446	C FF 95 F SI 94 B FF 94 B SI 89 F SI 95 B SI 96 S SI 90 3-3 K ③			B CU 77 B FF 94 C FS 87 S FS 88 B FS 80 X FS 87 3-2 13 G4-3 55 HR 2B	B FF 93 F SI 93 S FF 94 T FF 94 1-2 K ②		C CU 76 X FF 94 0-1 L9 ③			4	1	1	0	0	2	3
13 Justin Smoak, S (1, 3) OBP: 0.292, SLG: 0.451		B SI 94 C CU 76 S CU 76 F CU 77 B FF 94 X CU 76 2-2 F7 ①		F FF 93 X CU 77 0-1 G4-3 ① 2-3	B FS 87 B FS 85 B FS 86 C FS 86 S FF 94 X FS 88 3-2 F8 ③			T FF 99 B SL 89 C FF 99 F FF 100 X SL 87 1-2 G6-3 ①		4	0	0	0	0	0	2
55 Russell Martin, R (1, 2) OBP: 0.334, SLG: 0.444		B CU 76 B FS 85 F FF 94 C FS 87 F SI 95 B FS 85 F SI 94 F SI 94 F SI 94 4-2 B FS 86 11 HR BB		C CU 79 C CU 79 X SI 95 0-2 3-H HR		B SI 94 B FF 94 X SI 94 2-0 G6-3 ①		X FF 101 0-0 11 BB 17 2B 1B		3	3	2	2	1	0	0
11 Kevin Pillar, R (1, 8) OBP: 0.302, SLG: 0.377		C FF 93 1 SAFE C CU 75 X CU 78 0-2 1-H HR		F SI 93 X FC 90 0-1 7 BB 1B		B CU 76 C CU 76 X SI 95 1-1 G4-3 ②		C SL 87 B SL 86 B SL 85 B FF 96 B FF 96 4-1 1-2 17 2B BB		3	2	2	2	1	0	0
17 Ryan Goins, L (1, 4) OBP: 0.314, SLG: 0.344		B SI 94 C FS 87 M FS 85 B FS 87 F FS 88 X FF 92 2-2 F8 ②		1 SAFE C SI 92 X FS 80 0-1 F8 ②		C CU 77 F SI 95 C SI 96 0-3 K ③		X FF 98 0-0 20 1B 1-H 2-H 2B		4	1	1	2	0	1	1
Inning Stats	R: 2 E: 0 K: 1 S: 13 H: 2 LOB: 0 BB: 0 P: 25	R: 2 E: 0 K: 0 S: 20 H: 1 LOB: 0 BB: 1 P: 29	R: 0 E: 0 K: 0 S: 6 H: 0 LOB: 0 BB: 0 P: 7	R: 2 E: 0 K: 0 S: 16 H: 3 LOB: 2 BB: 1 P: 24	R: 0 E: 0 K: 1 S: 11 H: 0 LOB: 1 BB: 0 P: 19	R: 0 E: 0 K: 1 S: 6 H: 0 LOB: 0 BB: 0 P: 9	R: 0 E: 0 K: 1 S: 12 H: 2 LOB: 2 BB: 0 P: 18	R: 3 E: 0 K: 2 S: 15 H: 3 LOB: 1 BB: 1 P: 26		1B: 5 2B: 2 3B: 0 HR: 4	SF: 0 SAC: 0 DP: 0 HBP: 1		WP: 1 PB: 0 SB: 0 CS: 0	PA: 39		

	AB	R	H	RBI	BB	SO	LOB
	35	9	11	9	3	6	10

PITCHER	IP	WLS	BF	H	R	ER	SO	BB	IBB	HBP	BLK	WP	HR	S	P	ERA	WHIP
31 Alfredo Simon, R (1, 1) ERA: 5.09	5.0	L	24	6	6	6	2	2	0	1	0	0	4	66	104	10.80	1.600
54 Drew VerHagen, R (6, 1) ERA: 2.79	2.0		8	2	0	0	2	0	0	0	0	0	0	18	27	0.00	1.000
43 Bruce Rondón, R (8, 1) ERA: 6.85	0.2		6	3	3	3	1	1	0	0	0	0	0	12	21	40.50	6.000
65 Blaine Hardy, L (8, 1) ERA: 2.59	0.1		1	0	0	0	1	0	0	0	0	1	0	3	5	0.00	0.000

PITCHER	IP	WLS	BF	H	R	ER	SO	BB	IBB	HBP	BLK	WP	HR	S	P	ERA	WHIP

Batter	1	2	3	4	5	6	7	8	9	AB	R	H	RBI	BB	SO	LOB
12 Anthony Gose, L (1, 8) OBP: 0.311, SLG: 0.363	C CH 88 S CH 90 B FC 87 F SI 91 B SI 92 B FF 91 X FC 88 3-2 E6 24 1B 1B	C CH 86 B FC 90 F FC 89 F SI 94 F FC 90 S CH 86 1-3 ② K		H FF 94 1-0 3 1B 1-2 HBP			X FF 97 0-0 3 HR 1B		B CU 80 F FF 94 B CU 80 X CU 79 2-1 ① F8	4	2	2	0	0	1	1
3 Ian Kinsler, R (1, 4) OBP: 0.357, SLG: 0.452	X SI 92 0-0 ① P2	C FF 93 F FC 89 X FC 86 0-2 ③ F9		B FC 88 C FC 89 F SI 94 X SI 94 1-2 1-3 2-H 1B			F SI 96 B FF 98 1 SAFE B SI 98 B FF 98 C FF 97 1 SAFE F FF 97 X FF 98 3-2 1-H HR		B CU 81 X SI 94 1-0 ② F7	5	1	2	3	0	0	2
24 Miguel Cabrera, R (1, 3) OBP: 0.460, SLG: 0.586	C SI 92 X SI 93 0-1 28 1B 3-H 1B		B FF 91 C SI 93 F FC 88 F SI 94 X SL 84 1-2 9 FC5-4 1B	B FC 89 B SI 94 X SI 94 2-0 ③ G5-3			B CU 82 C CU 82 B FF 98 X SI 97 2-1 ① L7		S FF 94 B FF 93 X FF 94 1-1 ③ F9	5	0	2	1	0	0	2
28 J.D. Martinez, R (1, 9) OBP: 0.349, SLG: 0.557	C SI 92 F SI 89 B FF 92 B FC 89 B FF 93 X SI 93 3-2 ② 1-3 1B		F SI 93 X SI 94 0-1 ① L8		B SL 84 F CH 84 B SI 94 S SI 94 F CH 86 B FF 96 C CH 84 3-3 ① K		F FF 98 S CU 82 B CU 82 F CU 82 F CH 92 F CU 80 B FF 98 B FF 98 F CH 90 3-2 ② X FF 99 G3			4	0	1	0	0	1	1
41 Victor Martinez, S (1, 10) OBP: 0.295, SLG: 0.358	B SI 92 D CH 82 S CH 83 F FF 92 X SI 92 2-2 ③ F8		B FC 89 S CH 84 D CH 84 X FC 89 2-1 ② F8		C FF 91 B FF 94 B FC 90 X SI 93 2-1 ② F8		B CH 92 B FF 98 F FF 97 B SI 98 B SI 97 4-1 9 FC6-4 BB			3	0	0	0	1	0	2
9 Nick Castellanos, R (1, 5) OBP: 0.302, SLG: 0.422 17 Andrew Romine, S (8, 5) OBP: 0.302, SLG: 0.336		C SI 90 B FC 87 S SI 91 F FF 94 B FC 89 B CH 85 X FF 94 3-2 18 2B 34 G4-3 1B	X SI 94 0-0 ③ FC5-4 1-2f		B FC 86 X FF 91 1-0 ③ G6-3		C FF 98 B CU 81 F SI 97 X CU 81 1-2 ③ FC6-4 1-2f			4 0	1 0	1 0	0 0	0 0	0 0	2 0
18 Tyler Collins, L (1, 7) OBP: 0.280, SLG: 0.397		X SI 92 0-0 34 G4-3 1-3 1 1B 2B		C SL 81 X CH 83 0-1 34 G1-4-3 1 FC6-2 2B		B FC 89 F FC 87 B SL 86 X CH 84 2-1 ① F8		M CH 82 B FF 94 B SI 91 B CH 85 X FF 94 3-1 ① F7		4	1	2	0	0	0	0
34 James McCann, R (1, 2) OBP: 0.294, SLG: 0.391		X SI 94 0-0 ① G4-3 2-3 3-H		F SI 92 X SI 93 0-1 ① G1-4-3 2-3		B FC 88 F FC 88 B FF 94 S FF 94 X FC 90 2-2 ② G5-3		B CU 79 F SI 95 F FF 96 B CU 81 C CU 80 2-3 ② K		4	0	0	1	0	1	2
1 Jose Iglesias, R (1, 6) OBP: 0.348, SLG: 0.372		B SI 93 S SI 94 B SI 94 B FF 94 F FF 93 F FC 90 X FF 94 3-2 3-H 1B		C SI 93 B SI 94 F SI 94 F SI 95 X SI 95 1-2 ② FC6-2 12 HBP 3 1B 3-H		B SL 85 C SI 94 X FC 89 1-1 ③ P1		B CH 88 C CH 86 X SI 95 1-1 ③ B1-3		4	1	1	1	0	0	1
Inning Stats	R: 1 E: 1 K: 0 S: 13 H: 3 LOB: 1 BB: 0 P: 21	R: 2 E: 0 K: 1 S: 18 H: 3 LOB: 1 BB: 0 P: 25	R: 0 E: 0 K: 0 S: 9 H: 1 LOB: 1 BB: 0 P: 12	R: 1 E: 0 K: 0 S: 12 H: 2 LOB: 2 BB: 0 P: 17	R: 0 E: 0 K: 1 S: 7 H: 0 LOB: 0 BB: 0 P: 13	R: 0 E: 0 K: 0 S: 7 H: 0 LOB: 0 BB: 0 P: 12	R: 2 E: 0 K: 0 S: 18 H: 2 LOB: 1 BB: 1 P: 31	R: 0 E: 0 K: 1 S: 7 H: 0 LOB: 0 BB: 0 P: 13	R: 0 E: 0 K: 0 S: 5 H: 0 LOB: 0 BB: 0 P: 9	1B: 8 2B: 2 3B: 0 HR: 1 SF: 0 SAC: 0 DP: 0 HBP: 1						

TOP

Detroit Tigers @ Kansas City Royals

Kauffman Stadium, Kansas City, MO

Tue Sep 01 2015, 7:14 PM - 10:24 PM CDT

Att. 30,665 - Clear - 86 F

livebaseballscorecards.com

AB	37
R	6
H	11
RBI	6
BB	1
SO	3
LOB	13

PITCHER		IP	WLS	BF	H	R	ER	SO	BB	IBB	HBP	BLK	WP	HR	S	P	ERA	WHIP
47 Johnny Cueto, R ERA: 3.04	(1, 1)	6.0	L	27	9	4	4	2	0	0	1	0	0	0	66	100	6.00	1.500
50 Miguel Almonte, R ERA: 18.0	(7, 1)	1.0		6	2	2	2	0	1	0	0	0	0	1	18	31	18.00	3.000
11 Jeremy Guthrie, R ERA: 5.53	(8, 1)	2.0		6	0	0	0	1	0	0	0	0	0	0	12	22	0.00	0.000

PITCHER	IP	WLS	BF	H	R	ER	SO	BB	IBB	HBP	BLK	WP	HR	S	P	ERA	WHIP

WP: 0 PB: 0 SB: 0 CS: 0 PA: 39

Detroit Tigers @ Kansas City Royals

Kauffman Stadium, Kansas City, MO

Tue Sep 01 2015, 7:14 PM - 10:24 PM CDT

Att. 30,665 - Clear - 86 F

BOTTOM

livebaseballscorecards.com

Batter	1	2	3	4	5	6	7	8	9	AB	R	H	RBI	BB	SO	LOB
2 Alcides Escobar, R (1, 6) OBP: 0.300, SLG: 0.323	C FF 91 F FF 91 B FF 93 B FF 93 X CU 78 2-2 ① G1-4-3		1 SAFE 1 SAFE 1 SAFE C FF 93 F CU 79 1 SAFE P PO 86 B CU 77 X CU 78 2-2 ② P5		B CU 82 X SL 87 1-0 ② F9 2-3		F FF 96 F FF 95 F FF 96 D CU 80 X FF 97 1-2 3-H 1B		C SL 87 S SL 88 X FF 97 0-2 ② G6-3	5	0	1	1	0	0	3
18 Ben Zobrist, S (1, 5) OBP: 0.371, SLG: 0.461 (9, 4)	B FF 91 B FF 91 X FF 93 2-0 ② G3		F FF 93 B FF 92 1 SAFE B CH 85 1 SAFE X FF 92 2-1 ③ P6		F FF 96 X FF 96 0-1 ③ L9		1 SAFE C SL 86 B SI 92 F SI 92 S SL 85 1-3 ③ K		B CH 92 B CH 93 B FF 98 B FF 97 4-0 6 S BB	4	0	0	0	1	1	4
6 Lorenzo Cain, R (1, 9) OBP: 0.367, SLG: 0.480	C FF 93 B FF 92 B FF 92 X CH 84 2-1 ③ F8			C FF 91 C SL 86 B FF 91 F FF 94 C FF 93 1-3 ① K		B SL 85 B SL 86 B SL 85 C FF 93 X SL 85 3-1 ① G5-3		B SL 86 F FF 91 B SI 91 X SL 85 2-1 4 1B 13 1B 1B	C SL 87 B FF 98 X FF 98 1-1 ③ G5-3 1-2	5	1	1	0	0	1	1
35 Eric Hosmer, L (1, 3) OBP: 0.369, SLG: 0.467		C SL 85 C FF 92 B SL 87 X SL 86 1-2 E4 25 1B 4 SF9		C CU 78 B SL 85 F SL 87 F FF 94 F FF 94 F FF 96 C SL 87 1-3 ② K		B FF 93 B CU 77 X FF 94 2-0 ② F8		C FC 84 1 SAFE B CU 78 1 SAFE X FF 88 1-1 ① F8		4	1	0	0	0	1	1
25 Kendrys Morales, S (1, 10) OBP: 0.353, SLG: 0.465		B FF 92 D SL 86 B FF 94 C FF 94 1 SAFE F SL 86 X CH 85 3-2 13 G6-4-3 1-3 1B		B CH 85 X SL 87 1-0 HR		X CH 84 0-0 ③ G4-3		C FF 90 S CU 78 1 SAFE C CU 79 0-3 ② K		4	1	2	1	0	1	1
4 Alex Gordon, L (1, 7) OBP: 0.396, SLG: 0.464 16 Paulo Orlando, R (8, PR) OBP: 0.260, SLG: 0.403 (9, 7)		X FF 94 0-0 ① SF9 3-H		C FF 93 B FF 94 F FF 94 S FF 94 1-3 ③ K			B FF 90 S CH 82 B FF 90 F FF 92 B FF 93 X FF 92 3-2 13 E 14 G4-3 2B	C FC 84 1 SAFE X FC 84 0-1 13 1B 1-3 1B		3	1	2	1	0	1	0
										0	0	0	0	0	0	0
13 Salvador Perez, R (1, 2) OBP: 0.274, SLG: 0.427 0 Terrance Gore, R (8, PR) 9 Drew Butera, R (9, 2) OBP: 0.242, SLG: 0.264		C CU 79 B FF 94 B FF 93 F FF 95 1 SAFE X FF 94 2-2 ② ③ G6-4-3 1-2f			X CH 85 0-0 2 F9 14 1B 1B		B FF 92 X CU 78 1-0 E7 14 G4-3 2 1B 2-3 1B	X CU 78 0-0 1-3 3-H 1B		4	1	3	1	0	0	1
										0	0	0	0	0	0	0
										0	0	0	0	0	0	0
14 Omar Infante, R (1, 4) OBP: 0.232, SLG: 0.308 8 Mike Moustakas, L (8, PH) OBP: 0.348, SLG: 0.447 19 Cheslor Cuthbert, R (9, 5) OBP: 0.269, SLG: 0.360			B FF 90 B FF 92 X FF 92 2-0 ① G5-3		B SL 86 C FF 94 F FF 95 X SL 88 1-2 1-2 1B		B FF 94 B FF 95 B SL 86 C FF 94 X FF 96 3-1 ① G4-3 2-3 3-H	F FF 94 X SI 88 0-1 ③ G4-3		3	0	1	1	0	0	1
										1	0	0	0	0	0	2
										0	0	0	0	0	0	0
1 Jarrod Dyson, L (1, 8) OBP: 0.317, SLG: 0.372			F FF 92 C FF 92 B SL 86 F FF 94 B SL 86 B SL 88 B CH 86 4-2 BB		X FF 94 0-0 ① B5		S FF 95 B FF 96 C FF 97 F FF 97 B FF 96 S FF 97 2-3 ② K		F FF 99 B SL 90 B SL 89 C CH 92 B CH 92 F FF 99 F SL 89 T FF 100 3-2 ① K	3	0	0	0	1	2	3

Inning Stats	1	2	3	4	5	6	7	8	9
	R: 0 E: 0 K: 0 S: 6	H: 0 LOB: 0 BB: 0 P: 12	R: 1 E: 1 K: 0 S: 10	H: 1 LOB: 0 BB: 0 P: 16	R: 0 E: 0 K: 0 S: 10	H: 0 LOB: 1 BB: 1 P: 19	R: 1 E: 0 K: 3 S: 14	H: 1 LOB: 0 BB: 0 P: 18	R: 0 E: 0 K: 0 S: 8	H: 2 LOB: 2 BB: 0 P: 10	R: 0 E: 0 K: 0 S: 4	H: 0 LOB: 0 BB: 0 P: 9	R: 2 E: 1 K: 2 S: 17	H: 3 LOB: 1 BB: 0 P: 28	R: 1 E: 0 K: 1 S: 12	H: 3 LOB: 2 BB: 0 P: 15	R: 0 E: 0 K: 1 S: 10	H: 0 LOB: 1 BB: 1 P: 18

| | | | | | | | | | |

Batter	1	2	3	4	5	6	7	8	9	AB	R	H	RBI	BB	SO	LOB
12 Anthony Gose, L (1, 8) OBP: 0.310, SLG: 0.367	B FF 97 F SI 98 B FF 99 F FF 98 S CU 85 2-3 ① K		B CU 82 C CU 84 B CH 88 F FF 99 S CU 87 2-3 ② K			C FF 95 X CH 85 0-1 3 G6-3 3B		X FF 91 0-0 ① G6-3		4	1	1	0	0	2	0
3 Ian Kinsler, R (1, 4) OBP: 0.357, SLG: 0.450 20 Rajai Davis, R (6, 9) OBP: 0.293, SLG: 0.397	H SI 98 1-0 24 1B HBP		C SI 98 B SI 99 B SI 99 C SI 99 B CH 89 C CH 87 3-3 ③ K			B FF 98 X SI 97 1-0 ① G6-3 3-H		C FF 91 F FF 92 X FF 91 0-2 ② F8		2 1	0 0	0 0	1 0	0 0	1 0	0 0
24 Miguel Cabrera, R (1, 3) OBP: 0.460, SLG: 0.586 17 Andrew Romine, S (4, 3) OBP: 0.297, SLG: 0.331 (6, 4)	C FF 96 X SI 98 0-1 41 FC6 1B 1-3			B CH 86 C SI 97 C FF 99 B FF 100 C SI 99 3-3 ① K		C SI 97 B CU 86 X CU 84 1-1 ② G3-1		C FF 91 S SL 86 X FF 92 0-2 ③ G5-3		2 2	0 0	1 0	0 0	0 0	1 0	0 0
28 J.D. Martinez, R (1, 9) OBP: 0.349, SLG: 0.557 50 Bryan Holaday, R (6, 2) OBP: 0.265, SLG: 0.388	C CU 86 S FF 100 S CU 87 0-3 ② K			F CU 83 B CU 83 X CU 84 1-1 ② G5-3		B CU 83 F SI 96 B SI 97 B CH 86 C SI 96 X SI 97 3-2 2B			B SI 92 F SI 92 X SI 93 1-1 ① G3-1	3 1	0 0	1 0	0 0	0 0	1 0	2 0
41 Victor Martinez, S (1, 10) OBP: 0.292, SLG: 0.354	C FF 99 S CU 89 B CU 87 B CH 90 F FF 99 X CU 87 2-2 ③ FC6 1-2f			C SI 96 C CU 80 X CH 90 0-2 ③ G4-3		B SI 96 F CH 88 C CU 84 X FF 98 1-2 ③ G5-3			B SI 92 S SI 92 X SI 94 1-1 ② G5-3	4	0	0	0	0	0	3
9 Nick Castellanos, R (1, 5) OBP: 0.301, SLG: 0.419		C SI 96 C CU 84 B FF 100 F FF 100 S CU 88 1-3 ① K			B FC 91 F SI 97 C CU 84 S CU 87 1-3 ① K		B SI 96 B CU 82 B SI 97 B SI 95 4-0 1 G6-3 18 WP BB		F SI 93 B SL 82 F SI 94 S SL 81 1-3 ③ K	3	0	0	0	1	3	0
18 Tyler Collins, L (1, 7) OBP: 0.281, SLG: 0.395		F CU 85 X CH 89 0-1 1 G6-4-3 1B			X FF 99 0-0 ② G5-3		F SI 95 C CH 86 B CU 87 S CH 88 1-3 ① K 1-2			3	0	1	0	0	1	1
1 Jose Iglesias, R (1, 6) OBP: 0.348, SLG: 0.372		B SI 96 X SI 97 1-0 ② ③ G6-4-3 1-2f			C FF 97 S SI 96 B CU 87 X FF 99 1-2 1B		B CU 84 B SI 96 C SI 96 F SI 96 X SI 96 2-2 ② G6-3 2-3			3	0	1	0	0	0	2
13 Alex Avila, L (1, 2) OBP: 0.317, SLG: 0.255 (6, 3)			B FF 94 B FF 98 B SI 96 C FF 97 F SI 98 F FF 98 F SI 97 S FF 98 3-3 ① K		B CH 86 S CH 86 D CU 86 C CH 87 F FF 99 B SI 96 S FF 98 3-3 ③ K		F SI 98 B CH 86 F FF 96 B CU 86 S CH 89 2-3 ③ K			3	0	0	0	0	3	2
Inning Stats	R: 0 E: 0 K: 2 S: 12 H: 1 LOB: 2 BB: 0 P: 17	R: 0 E: 0 K: 1 S: 7 H: 1 LOB: 0 BB: 0 P: 9	R: 0 E: 0 K: 3 S: 11 H: 0 LOB: 0 BB: 0 P: 19	R: 0 E: 0 K: 1 S: 8 H: 0 LOB: 0 BB: 0 P: 12	R: 0 E: 0 K: 2 S: 11 H: 1 LOB: 1 BB: 0 P: 16	R: 1 E: 0 K: 0 S: 11 H: 2 LOB: 1 BB: 0 P: 17	R: 0 E: 0 K: 2 S: 9 H: 0 LOB: 1 BB: 1 P: 18	R: 0 E: 0 K: 0 S: 7 H: 0 LOB: 0 BB: 0 P: 7	R: 0 E: 0 K: 1 S: 7 H: 0 LOB: 0 BB: 0 P: 10	1B: 3 2B: 1 3B: 1 HR: 0 SF: 0 SAC: 0 DP: 1 HBP: 1						

PITCHER		IP	WLS	BF	H	R	ER	SO	BB	IBB	HBP	BLK	WP	HR	S	P	ERA	WHIP
30 Yordano Ventura, R ERA: 4.24	(1, 1)	7.0	W	27	5	1	1	11	1	0	1	0	1	0	69	108	1.29	0.857
45 Franklin Morales, L ERA: 2.13	(8, 1)	1.0		3	0	0	0	0	0	0	0	0	0	0	7	7	0.00	0.000
54 Scott Alexander, L ERA:	(9, 1)	1.0		3	0	0	0	1	0	0	0	0	0	0	7	10	0.00	0.000

PITCHER	IP	WLS	BF	H	R	ER	SO	BB	IBB	HBP	BLK	WP	HR	S	P	ERA	WHIP

TOP

Detroit Tigers @ Kansas City Royals

Kauffman Stadium, Kansas City, MO

Wed Sep 02 2015, 7:12 PM - 9:58 PM CDT

Att. 26,789 - Clear - 89 F

livebaseballscorecards.com

AB	31
R	1
H	5
RBI	1
BB	1
SO	12
LOB	10

PA: 33

WP: 1
PB: 0
SB: 0
CS: 0

Detroit Tigers @ Kansas City Royals

Kauffman Stadium, Kansas City, MO

Wed Sep 02 2015, 7:12 PM - 9:58 PM CDT

Att. 26,789 - Clear - 89 F

livebaseballscorecards.com

BOTTOM

Batter	1	2	3	4	5	6	7	8	9	AB	R	H	RBI	BB	SO	LOB
2 Alcides Escobar, R (1, 6) OBP: 0.300, SLG: 0.322	B SI 87 F SI 88 X SL 82 1-1 ① F8	D CH 78 C CH 77 F SL 84 B SI 89 F SI 90 B CU 68 X CH 78 3-2 ② FC6-4 1-2f 2-3		B CU 68 X SL 81 1-0 ② G5-3	X SL 82 0-0 1 1B 3-H 1B		C FF 93 X FF 94 0-1 ①② L6-4 2-2			4	0	1	1	0	0	3
24 Christian Colón, R (5, PR) OBP: 0.302, SLG: 0.291 (6, 6)										1	0	0	0	0	0	2
18 Ben Zobrist, S (1, 4) OBP: 0.373, SLG: 0.470	C SI 88 X CU 67 0-1 HR	B CH 78 F CH 76 1 SAFE X SL 86 1-1 ③ G5-3		B FF 87 B CH 76 B SL 84 B SI 88 4-0 6 2B 2-3 BB	B FF 93 F FF 92 B FF 94 X FF 93 2-1 ① F8		C FF 93 X CH 86 0-1 ③ F7			2	2	1	1	1	0	2
14 Omar Infante, R (5, PH) OBP: 0.231, SLG: 0.306 (6, 4)										2	0	0	0	0	0	2
6 Lorenzo Cain, R (1, 8) OBP: 0.369, SLG: 0.490	X SI 89 0-0 ② G4-3		B SL 79 F CH 76 B SL 84 F SL 83 B FF 88 X SI 89 3-2 HR	1 SAFE 1 SAFE F SL 84 F SL 83 X FF 90 0-2 25 HR 1-H 3-H 2B	C FF 94 B FF 94 D CH 85 B CH 84 X FF 94 3-1 35 G4-6-3 1-2 1B			B SI 91 X SI 91 1-0 ① G4-3		3	2	2	3	0	0	0
1 Jarrod Dyson, L (5, 8) OBP: 0.319, SLG: 0.374										2	0	1	0	0	0	0
35 Eric Hosmer, L (1, 3) OBP: 0.370, SLG: 0.466	C SI 87 B SL 85 X SI 88 1-1 ③ G6-3		F SL 83 F CU 69 F SL 83 X FF 89 0-2 25 G4-6-3 1B	B CU 70 B SL 82 B FF 87 C SI 89 C SL 82 B SI 88 4-2 25 HR BB	B FF 94 C CH 84 B FF 93 B FF 93 X FF 94 3-1 ②③ G4-6-3 1-2f			F SI 92 C SI 92 B SL 81 B SL 80 S CH 86 2-3 ② K		3	1	1	0	1	0	2
9 Drew Butera, R (6, 3) OBP: 0.240, SLG: 0.261										1	0	0	0	0	1	0
25 Kendrys Morales, S (1, 10) OBP: 0.354, SLG: 0.471		F SI 88 F SL 85 X SI 90 0-2 31 2B 19 1B 1B	F CU 68 D SL 83 B CU 68 X SI 88 2-1 ①② G4-6-3 1-2f	B CH 84 X FF 93 1-0 1-H 2-H HR		B FF 92 B CH 83 C FF 92 B CH 85 F FF 93 X FF 94 3-2 ① F8		S SL 80 S CH 86 S SL 81 0-3 ③ K		5	2	2	3	0	1	1
31 Jonny Gomes, R (1, 9) OBP: 0.329, SLG: 0.371		X SI 89 0-0 19 1B 1-3 2B	B SI 89 B CH 78 B CH 79 B SI 88 4-0 BB	C FF 94 C SL 84 S SL 84 0-3 ③ K		C FF 94 F FF 94 B FF 93 C FF 93 1-3 ② K				2	1	1	0	1	1	0
0 Terrance Gore, R (6, 7)										1	0	0	0	0	1	0
13 Salvador Perez, R (1, 2) OBP: 0.276, SLG: 0.425	H FF 90 1-0 2 FC6-4 19 1B HBP	B CU 68 F SL 82 X CU 67 1-1 ③ G4-3			B FF 92 B SL 83 B FF 93 B FF 92 4-0 19 HR BB	B FF 94 B CH 86 X FF 94 2-0 ③ P5				2	1	0	0	1	0	1
26 Francisco Peña, R (8, 2)										0	0	0	0	0	0	0
19 Cheslor Cuthbert, R (1, 5) OBP: 0.333, SLG: 0.500	C CU 69 X SL 86 0-1 2 FC6-4 1-2 2-H 3-H 1B			C C SL 86 S FF 89 0-3 ① K	B FF 92 F FF 92 X SL 81 1-1 1-H HR		C FF 92 B CU 75 B CU 78 B FF 92 B FF 93 4-1 16 2B BB			3	1	2	4	1	1	0
16 Paulo Orlando, R (1, 7) OBP: 0.269, SLG: 0.430 (6, 9)	C SI 87 D SI 88 B CH 78 F CH 78 S SL 85 2-3 ① K			X CH 78 0-0 18 PB 6 2B 2B	B FF 94 B FF 92 C FF 93 X FF 94 2-1 2 1B 3B		C CU 77 X FF 93 0-1 24 L6-4 1-3 2B			4	2	3	0	0	1	2

Inning Stats	1	2	3	4	5	6	7	8	9
	R: 1 E: 0 K: 0 S: 7 H: 1 LOB: 0 BB: 0 P: 9	R: 2 E: 0 K: 1 S: 15 H: 3 LOB: 2 BB: 0 P: 22	R: 1 E: 0 K: 0 S: 11 H: 2 LOB: 1 BB: 1 P: 21	R: 5 E: 0 K: 2 S: 14 H: 3 LOB: 0 BB: 2 P: 24	R: 3 E: 0 K: 0 S: 11 H: 4 LOB: 2 BB: 1 P: 26	R: 0 E: 0 K: 1 S: 7 H: 0 LOB: 0 BB: 0 P: 13	R: 0 E: 0 K: 0 S: 7 H: 1 LOB: 1 BB: 1 P: 11	R: 0 E: 0 K: 2 S: 7 H: 0 LOB: 0 BB: 0 P: 10	

	AB	35
	R	12
	H	14
	RBI	12
	BB	5
	SO	6
	LOB	15

	1B: 5	SF: 0	WP: 0	PA: 41
	2B: 5	SAC: 0	PB: 1	
	3B: 1	DP: 3	SB: 0	
	HR: 4	HBP: 1	CS: 0	

PITCHER		IP	WLS	BF	H	R	ER	SO	BB	IBB	HBP	BLK	WP	HR	S	P	ERA	WHIP
52 Randy Wolf, L ERA: 6.11	(1, 1)	3.2	L	22	8	8	8	2	3	0	1	0	0	2	43	71	19.64	3.000
38 Guido Knudson, R ERA: 18.0	(4, 1)	0.1		6	4	4	4	1	1	0	0	0	0	2	9	17	108.00	15.000
45 Buck Farmer, R ERA: 7.54	(5, 1)	3.0		10	2	0	0	1	1	0	0	0	0	0	20	38	0.00	1.000
32 Tom Gorzelanny, L ERA: 6.68	(8, 1)	1.0		3	0	0	0	2	0	0	0	0	0	0	7	10	0.00	0.000

PITCHER	IP	WLS	BF	H	R	ER	SO	BB	IBB	HBP	BLK	WP	HR	S	P	ERA	WHIP

Detroit Tigers @ Kansas City Royals

Kauffman Stadium, Kansas City, MO

Thu Sep 03 2015, 7:11 PM - 11:08 PM CDT

Att. 29,409 - Clear - 87 F

livebaseballscorecards.com

Batter	1	2	3	4	5	6	7	8	9	AB	R	H	RBI	BB	SO	LOB
12 Anthony Gose, L (1, 8) OBP: 0.314, SLG: 0.376	B SI 92 B SI 94 C SI 92 X SI 93 2-1 HR	B FF 94 L SI 93 B SI 93 B SI 93 B SI 93 4-1 3 S BB		L FF 88 B FF 89 F FF 90 B FF 89 B SL 81 X FF 89 3-2 1B		B KC 81 F FF 96 F KC 80 B KC 81 C FF 96 2-3 ① K		C FF 92 B FF 96 F FF 93 C FF 97 1-3 ① K		4	1	2	1	1	2	0
3 Ian Kinsler, R (1, 4) OBP: 0.358, SLG: 0.452 50 Bryan Holaday, R (8, PH) OBP: 0.260, SLG: 0.380 (8, 4)	C SI 94 C KC 82 B SI 95 X SI 95 1-2 28 FC6-4 24 1B 9 2B 1B	1 SAFE 1 SAFE B SI 95 B CH 82 C FF 95 C KC 82 X KC 82 2-2 ③ F8 1-2		T FF 88 1 SAFE B FF 87 X FF 87 1-1 ① F7		F FF 95 X FC 92 0-1 2B		S FF 95 C FF 97 X FC 93 0-2 ② F8		4 1	1 0	2 0	0 0	0 0	0 0	2 0
24 Miguel Cabrera, R (1, 3) OBP: 0.460, SLG: 0.587 13 Alex Avila, L (8, PH) OBP: 0.315, SLG: 0.253 (8, 3)	B FF 95 B KC 83 C KC 83 B FF 96 X SI 96 3-1 28 FC6-4 1-2 1B		C SI 93 X KC 81 0-1 9 1B 2B	1 SAFE B FF 88 X FF 88 1-0 ② L8		X FF 96 0-0 ② L8		C KC 82 F FF 95 S FF 97 0-3 ③ K		4 1	1 0	2 0	0 0	0 0	0 1	2 0
28 J.D. Martinez, R (1, 9) OBP: 0.346, SLG: 0.553 20 Rajai Davis, R (8, 9) OBP: 0.292, SLG: 0.396	F FF 96 C FF 96 F CH 86 F CH 85 B CH 85 B CH 85 X CH 85 2-2 ① FC6-4 41 S 9 2B 1-2f 2-3		S CH 83 D SI 94 B FF 95 S CH 82 B FF 96 X SI 96 3-2 ① P6	B FF 89 F SL 82 1 SAFE F FF 87 B SL 82 F SL 82 1 SAFE S SL 81 2-3 ③ K		C KC 81 X KC 81 0-1 ③ G6-3			C FF 96 B CU 78 F SI 97 S CH 89 1-3 ① K	4 1	1 0	0 0	0 0	0 0	1 1	5 0
41 Victor Martinez, S (1, 10) OBP: 0.293, SLG: 0.353	B KC 83 C CH 84 B SI 96 F SI 96 F FF 95 F CH 86 B KC 84 F CH 85 T CH 85 3-2 ② K 1-2	S CH 85 B KC 82 F SI 94 X SI 95 1-2 ② G6-3			B FF 88 B FF 87 C FF 89 B FF 88 B FF 86 4-1 9 2B BB		C FF 95 X FF 93 0-1 18 1B 9 WP 34 G6-3 1B		C CH 90 X SI 97 0-1 ② G4-3	4	1	1	0	1	1	3
9 Nick Castellanos, R (1, 5) OBP: 0.306, SLG: 0.426	C CH 84 B CH 85 X CH 84 1-1 2-H 3-H 2B	C KC 82 F SI 95 B CH 87 X CH 84 1-2 2-H 18 2B 1B			B FF 87 S FF 88 B SL 81 C SL 81 X SL 82 2-2 1-3 2B		C FF 96 B FC 92 B KC 80 X FC 92 2-1 ① G6-3 1-2		S FF 97 F FF 97 B CH 90 F CH 91 F CH 90 B FF 97 B FF 98 B CH 91 4-2 18 E 18 1B BB	4	1	3	3	1	0	1
18 Tyler Collins, L (1, 7) OBP: 0.293, SLG: 0.411	B FF 94 C CH 83 S SI 94 B CH 84 F CH 84 C KC 83 2-3 ③ K	B KC 82 C CH 82 X CH 84 1-2 2-H 34 1B 2B		S FF 87 S FF 88 F FF 87 B FF 88 B SL 82 F SL 81 D SL 81 S SL 83 3-3 ① K		X FC 92 0-0 34 G6-3 2-3 1B			B CU 79 S SI 97 S CH 91 X CH 90 1-2 E2 1-3 1B	5	1	3	1	0	2	3
34 James McCann, R (1, 2) OBP: 0.292, SLG: 0.388		C SI 92 B KC 79 X SI 92 1-1 ① G5-3	X SI 95 0-0 2-H 1B	S SL 82 B FF 87 F FF 88 F SL 82 B FF 89 X SL 81 2-2 ② F9		C FC 92 B FC 91 F FC 92 X FC 91 1-2 ② G6-3 1-2 3-H		S SI 97 F CH 90 S CH 90 0-3 ③ K	5	0	1	2	0	1	5
1 Jose Iglesias, R (1, 6) OBP: 0.347, SLG: 0.370 17 Andrew Romine, S (3, PH) OBP: 0.292, SLG: 0.325 (3, 6)		X SI 93 0-0 ② L8	C KC 82 L SI 95 F CH 84 B FF 92 T SI 94 1-2 ③ K	B SL 81 X FF 88 1-0 ③ P2		X FC 93 0-0 ③ F8				1 3	0 0	0 0	0 0	0 0	0 1	0 4
Inning Stats	R: 3 H: 4 E: 0 LOB: 1 K: 2 BB: 0 S: 24 P: 38	R: 0 H: 0 E: 0 LOB: 1 K: 0 BB: 1 S: 7 P: 14	R: 3 H: 4 E: 0 LOB: 1 K: 1 BB: 0 S: 19 P: 26	R: 0 H: 1 E: 0 LOB: 1 K: 1 BB: 0 S: 10 P: 17	R: 0 H: 1 E: 0 LOB: 2 K: 1 BB: 1 S: 14 P: 26	R: 0 H: 1 E: 0 LOB: 1 K: 1 BB: 0 S: 8 P: 10	R: 1 H: 2 E: 0 LOB: 1 K: 0 BB: 0 S: 9 P: 12	R: 0 H: 0 E: 0 LOB: 0 K: 2 BB: 0 S: 9 P: 10	R: 0 H: 1 E: 1 LOB: 2 K: 2 BB: 1 S: 15 P: 21	1B: 8 SF: 0 2B: 5 SAC: 0 3B: 0 DP: 0 HR: 1 HBP: 0						

PITCHER		IP	WLS	BF	H	R	ER	SO	BB	IBB	HBP	BLK	WP	HR	S	P	ERA	WHIP
36 Edinson Volquez, R ERA: 3.53	(1, 1)	3.0		18	8	6	6	3	1	0	0	0	0	1	50	78	18.00	3.000
32 Chris Young, R ERA: 3.13	(4, 1)	2.0	W	9	2	0	0	2	1	0	0	0	0	0	24	43	0.00	1.500
44 Luke Hochevar, R ERA: 3.35	(6, 1)	2.0	H	9	3	1	1	1	0	0	0	0	1	0	17	22	4.50	1.500
17 Wade Davis, R ERA: 0.97	(8, 1)	1.0		3	0	0	0	2	0	0	0	0	0	0	9	10	0.00	0.000
50 Miguel Almonte, R ERA: 9.0	(9, 1)	1.0		5	1	0	0	2	1	0	0	0	0	0	15	21	0.00	2.000

PITCHER	IP	WLS	BF	H	R	ER	SO	BB	IBB	HBP	BLK	WP	HR	S	P	ERA	WHIP

AB	41
R	7
H	14
RBI	7
BB	3
SO	10
LOB	25

WP: 1 PA: 44
PB: 0
SB: 2
CS: 0

BOTTOM

Detroit Tigers @ Kansas City Royals

Kauffman Stadium, Kansas City, MO

Thu Sep 03 2015, 7:11 PM - 11:08 PM CDT

Att. 29,409 - Clear - 87 F

livebaseballscorecards.com

Batter	1	2	3	4	5	6	7	8	9	AB	R	H	RBI	BB	SO	LOB
18 Ben Zobrist, S (1, 4) OBP: 0.378, SLG: 0.473	C FF 92 B SL 82 L CH 79 F FF 92 B FF 93 F CH 78 F SL 80 X FF 94 2-2 35 BB 6 1B 25 1B 1B	C FF 91 X CH 77 0-1 6 HR 1-3 2-H 1B	C FC 88 C FF 89 X FF 90 0-2 ③ G6-3		X FF 90 0-0 ② G3		T FF 96 B FF 97 X FF 96 1-1 35 1B 6 BB 25 2B 1-2 3-H 1B	B FF 96 C SI 95 B CU 78 T SI 94 X SI 96 2-2 1B		6	3	4	2	0	0	1
6 Lorenzo Cain, R (1, 8) OBP: 0.371, SLG: 0.497 (7, 9) 0 Terrance Gore, R (8, PH) (9, 7)	B FF 94 B FF 92 S FF 88 1 SAFE B FF 92 C CH 78 1 SAFE X FF 91 3-2 35 BB 25 1B 1-2 1B	B FF 93 B FF 92 X FF 91 2-0 1-H 3-H HR		B CU 77 X CH 81 1-0 ① F9	B FC 82 C FF 90 X FC 85 1-1 ③ G5-3		B SL 91 B SL 89 S SL 88 B SI 95 B SL 88 4-1 35 1B 25 2B 1-2 2-3 BB	S SI 96 B SI 95 S SI 96 X SI 95 1-2 ③ G1-3		4 1	3 0	2 0	3 0	1 0	0 0	0 1
35 Eric Hosmer, L (1, 3) OBP: 0.374, SLG: 0.469	C SL 81 C FF 91 B FF 90 B FF 92 D SL 80 B SL 81 4-2 31 G5-4-3 25 1B 1-2 2-3 BB	C FF 89 B CU 78 B CU 76 X FF 90 2-1 31 WP 25 G5-3 1B		X CU 78 0-0 31 1B 25 1B 4 SF8 1B		B FC 83 X FF 88 1-0 ① F8	X SL 80 0-0 25 2B 1-2 2-3 3-H 1B			4	1	3	1	1	0	0
25 Kendrys Morales, S (1, 10) OBP: 0.358, SLG: 0.476	B FF 94 X CH 78 1-0 31 G5-4-3 1-2 2-H 3-H 1B	D FF 90 C FF 90 S FF 90 B FF 90 B FF 91 X FF 91 3-2 ① G5-3 1-2		1 SAFE C FC 89 B FF 91 X FF 90 1-1 4 SF8 31 1B 13 1B 1-2 1B		B FF 90 B FF 88 B FF 88 C FF 87 X FF 88 3-1 31 2B 1B	F SI 92 S SL 79 F SL 78 X SI 92 0-2 ① 16 HR 1-H 2-H 3-H 2B			5	3	4	4	0	0	1
31 Jonny Gomes, R (1, 9) OBP: 0.332, SLG: 0.378 1 Jarrod Dyson, L (6, PR) OBP: 0.318, SLG: 0.371 (7, 8)	C FF 92 B FF 93 F FF 91 X CU 71 1-2 ① ② G5-4-3 1-2f 2-3	B FC 86 B FF 90 B FF 90 C FF 88 C FF 89 F FF 90 S FC 85 3-3 ② K 2-3		C FF 90 X FF 90 0-1 13 1B 1-2 2-3 1B		X FF 89 0-0 4 G1-3 1-H 2B	B SL 80 D SL 80 B SI 93 C SI 91 C SI 92 C SI 91 3-3 ② K			4 1	0 0	2 0	1 0	0 0	1 1	3 1
4 Alex Gordon, L (1, 7) OBP: 0.394, SLG: 0.460 16 Paulo Orlando, R (7, 7) OBP: 0.273, SLG: 0.448 (9, 9)	C FF 94 B FF 92 B CU 69 B FF 93 B SL 82 4-1 BB	C FF 91 X FF 90 0-1 ③ G3		X FC 88 0-0 ② SF8 2-3 3-H		D CU 77 B FC 86 T FC 88 X FC 85 2-1 ② G1-3 2-3	B SL 80 F SI 92 X SL 79 1-1 2-H HR			2 1	0 1	0 1	1 2	1 0	0 0	2 0
13 Salvador Perez, R (1, 2) OBP: 0.275, SLG: 0.422 9 Drew Butera, R (8, 2) OBP: 0.240, SLG: 0.261	C FF 94 F FF 93 F FF 92 B FF 92 F CU 74 B CH 76 X FF 94 2-2 ③ G5-3		C FC 88 F FC 85 B FF 89 B FC 85 S CH 82 2-3 ① K	B CU 76 B FC 82 X FF 88 2-0 1-2 3-H 1B		C SL 87 D SL 91 X SI 96 1-1 ③ G4-3	B SI 92 X CH 86 1-0 ③ G5-3			5 0	0 0	1 0	1 0	0 0	1 0	4 0
19 Cheslor Cuthbert, R (1, 5) OBP: 0.371, SLG: 0.484		B FF 91 F FF 91 C CU 69 X FF 92 1-2 24 1B 18 1B 1B	B CH 82 F FF 89 B FC 85 F FC 83 F FF 90 F FC 86 B FC 85 F FF 89 B FF 92 4-2 BB	B CU 75 B CU 77 C FC 90 2 SAFE F FF 90 X FC 85 2-2 ③ P5			B SI 94 B SL 86 B SI 94 B SI 93 4-0 24 1B 18 1B BB	X FF 94 0-0 ① G5-3		3	2	1	0	2	0	2
24 Christian Colón, R (1, 6) OBP: 0.308, SLG: 0.298		C FF 90 C FF 88 X SL 76 0-2 18 1B 6 HR 1-2 1B	C FF 88 1 SAFE 1 SAFE B FF 89 C FF 90 X FC 86 1-2 ② L9		B FC 87 B CH 82 X FF 90 2-0 ① G5-3		C SI 93 B SL 88 1 SAFE L SL 88 F SL 91 B SI 96 F SL 88 B SL 89 X SI 95 3-2 6 BB 18 1B 35 1B 1-3 1B	C SI 94 S CU 78 X CU 79 0-2 ② G6-3		5	2	2	0	0	0	1
Inning Stats	R: 2 E: 0 K: 0 S: 21 H: 3 LOB: 2 BB: 2 P: 38	R: 4 E: 0 K: 1 S: 20 H: 5 LOB: 1 BB: 0 P: 31	R: 0 E: 0 K: 1 S: 14 H: 0 LOB: 1 BB: 1 P: 21	R: 2 E: 0 K: 0 S: 11 H: 4 LOB: 2 BB: 0 P: 17	R: 0 E: 0 K: 0 S: 4 H: 0 LOB: 0 BB: 0 P: 7	R: 1 E: 0 K: 0 S: 8 H: 2 LOB: 2 BB: 0 P: 15	R: 6 E: 0 K: 1 S: 19 H: 5 LOB: 0 BB: 2 P: 36	R: 0 E: 0 K: 0 S: 10 H: 1 LOB: 1 BB: 0 P: 13		1B: 16 2B: 2 3B: 0 HR: 2 SF: 1 SAC: 0 DP: 1 HBP: 0			WP: 1 PB: 0 SB: 0 CS: 0 PA: 47	

	AB	41
	R	15
	H	20
	RBI	15
	BB	5
	SO	3
	LOB	16

PITCHER		IP	WLS	BF	H	R	ER	SO	BB	IBB	HBP	BLK	WP	HR	S	P	ERA	WHIP
48 Matthew Boyd, L ERA: 8.36	(1, 1)	1.0		11	7	6	6	0	2	0	0	0	0	1	30	50	54.00	9.000
56 Kyle Ryan, L ERA: 5.92	(2, 1)	4.2	L	22	7	3	3	2	1	0	0	0	1	0	46	76	5.79	1.714
62 Al Alburquerque, R ERA: 4.17	(6, 1)	0.1		5	2	4	4	0	2	0	0	0	0	0	10	23	108.00	12.000
32 Tom Gorzelanny, L ERA: 7.03	(7, 1)	1.0		5	3	2	2	1	0	0	0	0	0	1	11	16	18.00	3.000
54 Drew VerHagen, R ERA: 2.53	(8, 1)	1.0		4	1	0	0	0	0	0	0	0	0	0	10	13	0.00	1.000

PITCHER	IP	WLS	BF	H	R	ER	SO	BB	IBB	HBP	BLK	WP	HR	S	P	ERA	WHIP

Cleveland Indians @ Detroit Tigers

Comerica Park, Detroit, MI

Fri Sep 04 2015, 7:09 PM - 9:48 PM EDT

Att. 26,378 - Partly Cloudy - 79 F

TOP

livebaseballscorecards.com

Batter	1	2	3	4	5	6	7	8	9	AB	R	H	RBI	BB	SO	LOB
22 Jason Kipnis, L (1, 4) OBP: 0.386, SLG: 0.463 11 José Ramírez, S (9, 4) OBP: 0.276, SLG: 0.275	B FF 87 C FF 87 B SI 86 X FF 86 2-1 L8 ①		B FC 80 1 SAFE L FF 86 B SI 86 B FC 81 C FF 86 F FF 88 X SI 87 3-2 FC3-6 12 1B ① 1-2f		B CU 73 S FC 81 B SI 86 X FF 86 2-1 L7 ①	B CU 77 X FF 93 1-0 L6 ②		C FF 96 S SL 86 F FF 94 B SL 86 X SL 84 1-2 L3 ②		5 0 0 0 0 0 2 0 0 0 0 0 0 0					
12 Francisco Lindor, S (1, 6) OBP: 0.347, SLG: 0.440	C SI 87 B FF 88 S CH 81 F FC 82 B CH 81 X CU 74 2-2 G6-3 ②		1 SAFE B SI 86 1 SAFE X CH 80 1-0 1-2 1B ②		B FC 81 X FF 87 1-0 23 2B 10 HBP 1-3 2B	C FF 94 X CH 83 0-1 G3 ③		X FF 96 0-0 F8 ③		5 1 2 0 0 0 0						
23 Michael Brantley, L (1, 7) OBP: 0.393, SLG: 0.487 1 Michael Martinez, S (9, PR) (9, 7)	C FF 88 B FC 81 F SI 88 X SI 89 1-2 G4-1 ③		D FC 81 C FC 80 F SI 87 F SI 86 S FC 81 1-3 K ②		S SI 85 X SI 86 0-1 10 HBP 35 BB 2-3 3-H 2B		B FF 93 X CH 83 1-0 F9 ①		C CH 87 B FF 94 B SL 85 X FF 95 2-1 41 G6-4-3 1B	5 1 2 1 0 1 2 0 0 0 0 0 0 0						
41 Carlos Santana, S (1, 10) OBP: 0.355, SLG: 0.393		C FF 86 X SI 86 0-1 10 G6-4-3 1B	B FC 82 F CH 80 C FF 88 F CU 74 X FF 89 1-2 P6 ③		I IN 65 I IN 70 I IN 72 I IN 73 4-0 35 BB 10 HBP IBB		C FF 94 B CU 79 F CH 84 F CH 84 F FF 94 B FF 94 B CH 84 F CH 83 B FF 94 4-2 10 1B 8 2B BB		B FF 94 C CH 88 X CH 89 1-1 G6-4-3 ① ② 1-2f	3 1 1 0 2 0 3						
10 Yan Gomes, R (1, 2) OBP: 0.265, SLG: 0.383		C FC 80 X CH 79 0-1 G6-4-3 ① ② 1-2f		F FF 85 B CU 74 B FF 87 B CH 80 X FF 87 3-1 F9 ①	F SI 93 F FF 93 B FF 95 F CU 77 F CH 85 H SI 94 2-2 35 BB 1-2 2-3 3-H HBP		F FF 92 X FF 93 0-1 8 2B 1-3 1B		B FF 96 C SL 83 S SL 84 B SL 87 F FF 95 C FF 94 2-3 K ③	4 1 1 1 0 1 2						
30 Chris Johnson, R (1, 3) OBP: 0.279, SLG: 0.337 8 Lonnie Chisenhall, L (7, PH) OBP: 0.306, SLG: 0.402 (7, 9)		B SI 86 B FC 81 F FF 88 X SI 87 2-1 G6-3 ③		B SI 86 X FF 88 1-0 F8 ②	F FF 93 X CU 76 0-1 L7 ②		F FF 91 B CH 83 X CH 82 1-1 35 G3-1 1-H 3-H 2B			3 0 0 0 0 0 3 1 0 1 2 0 0 0						
35 Abraham Almonte, S (1, 8) OBP: 0.310, SLG: 0.421			B FC 78 B SI 86 F FF 86 B CH 79 B SI 87 4-1 40 HR BB	F FF 86 C FF 88 B CU 75 B SI 87 B FF 87 C FF 88 3-3 K ③	C SI 94 F FF 94 F SI 94 D CU 79 D CU 79 D SI 95 F SI 95 B SI 95 4-2 1-2 2-3 3-H BB		S CH 82 S CH 82 B FF 93 X CH 83 1-2 G3-1 ② 2-3			2 1 0 1 2 1 1						
40 Jerry Sands, R (1, 9) OBP: 0.284, SLG: 0.394 (7, 3)			C SI 86 X CH 80 0-1 1-H HR		D CU 79 D CU 86 X SI 96 1-0 39 1B 3B C FF 94 D CU 79 D CU 79 B SI 94 X SI 95 2-2 G3-1 ③		C CU 75 D CU 78 F CH 82 D CU 78 F FF 92 X FF 93 2-2 G3 ③			4 2 2 2 0 0 4						
39 Gio Urshela, R (1, 5) OBP: 0.277, SLG: 0.322			C FF 88 X FC 82 0-1 22 FC3-6 1B		F FF 87 F FF 87 F FF 86 B CU 75 B FF 87 F FF 87 B FC 81 X FF 87 3-2 12 2B 23 2B 3-H 1B	B FF 93 F FF 92 F CH 82 B FF 94 T FF 93 2-2 K ①		X FF 96 0-0 G4-3 ①		4 1 2 1 0 1 0						
Inning Stats	R: 0 E: 0 K: 0 S: 9 H: 0 LOB: 0 BB: 0 P: 14	R: 0 E: 0 K: 0 S: 6 H: 1 LOB: 0 BB: 0 P: 8	R: 2 E: 0 K: 1 S: 18 H: 3 LOB: 2 BB: 1 P: 28	R: 0 E: 0 K: 1 S: 6 H: 0 LOB: 0 BB: 0 P: 13	R: 4 E: 0 K: 0 S: 24 H: 4 LOB: 3 BB: 2 P: 44	R: 0 E: 0 K: 1 S: 6 H: 0 LOB: 0 BB: 0 P: 9	R: 2 E: 0 K: 0 S: 17 H: 2 LOB: 1 BB: 1 P: 26	R: 0 E: 0 K: 0 S: 6 H: 0 LOB: 0 BB: 0 P: 7	R: 0 E: 0 K: 1 S: 8 H: 1 LOB: 1 BB: 0 P: 13	1B: 6 2B: 3 3B: 1 HR: 1 SF: 0 SAC: 0 DP: 2 HBP: 1						

	AB	36
	R	8
	H	11
	RBI	8
	BB	4
	SO	4
	LOB	17

WP: 0 PB: 0 SB: 0 CS: 0 PA: 41

PITCHER		IP	WLS	BF	H	R	ER	SO	BB	IBB	HBP	BLK	WP	HR	S	P	ERA	WHIP
53 Kyle Lobstein, L ERA: 5.02	(1, 1)	4.1	L	22	8	6	6	2	1	1	0	0	0	1	50	86	12.46	2.077
54 Drew VerHagen, R ERA: 2.38	(5, 1)	0.2		4	0	0	0	0	1	0	1	0	0	0	13	21	0.00	1.500
26 Jeff Ferrell, R ERA: 11.25	(6, 1)	2.0		9	2	2	2	1	1	0	0	0	0	0	23	35	9.00	1.500
58 José Váldez, R ERA: 9.0	(8, 1)	2.0		6	1	0	0	1	0	0	0	0	0	0	14	20	0.00	0.500

PITCHER	IP	WLS	BF	H	R	ER	SO	BB	IBB	HBP	BLK	WP	HR	S	P	ERA	WHIP

Batter	1	2	3	4	5	6	7	8	9	AB	R	H	RBI	BB	SO	LOB
12 Anthony Gose, L (1, 8) OBP: 0.313, SLG: 0.375	C FF 86 B FC 86 B FF 88 X FF 88 2-1 1B		C FF 90 C CU 75 F FF 90 F CU 75 B FC 84 F FC 86 S FF 90 1-3 ③ K			C FF 86 B CH 80 C FC 84 D CU 74 S FF 89 2-3 ① K		B CH 82 X SI 88 1-0 ③ G4-3		4	0	1	0	0	2	1
3 Ian Kinsler, R (1, 4) OBP: 0.356, SLG: 0.449	1 SAFE 1 SAFE X SI 89 0-0 ① F9			B SI 89 F FC 86 S FC 85 B FF 90 X FC 86 2-2 ① G6-3		X FF 88 0-0 ② F9 2-3			X FC 84 0-0 ① L8	4	0	0	0	0	0	2
24 Miguel Cabrera, R (1, 3) OBP: 0.458, SLG: 0.584	1 SAFE 1 SAFE B SI 89 1 SAFE C FC 86 X FF 88 1-1 ② P2			C CH 84 F FF 90 C CU 76 0-3 ② K		D FC 85 X FF 89 1-0 3-H 1B			B CU 73 B FF 89 X FF 89 2-0 ② P3	4	0	1	1	0	1	1
28 J.D. Martinez, R (1, 9) OBP: 0.347, SLG: 0.552	1 SAFE 1 SAFE B SI 88 B SI 86 C SI 89 1 SAFE S FF 89 F FC 85 1 SAFE 3-2 ③ B CU 74 1 SAFE X FC 85 L1			F FC 86 F CU 75 B FF 90 B FC 84 B FC 86 B FF 90 4-2 BB		C FF 89 S CU 74 B FC 85 X FF 90 1-2 ③ L8			X FC 85 0-0 1B	3	0	1	0	1	0	2
41 Victor Martinez, S (1, 10) OBP: 0.291, SLG: 0.349		X FC 84 0-0 ① F8		C FF 88 1 SAFE B FF 89 X FC 86 1-1 ③ F7			C FC 81 X CH 80 0-1 ① G4-3		C FC 84 F FF 88 B FF 88 S CU 74 1-3 ③ K	4	0	0	0	0	1	2
9 Nick Castellanos, R (1, 5) OBP: 0.305, SLG: 0.423		C FF 88 C CU 74 S FC 85 0-3 ② K			C CH 86 S FC 82 B FF 88 B FC 85 B FF 88 X FF 88 3-2 ① F8		F FF 87 F CU 72 B FF 88 C FC 84 1-3 ② K			3	0	0	0	0	2	0
18 Tyler Collins, L (1, 7) OBP: 0.287, SLG: 0.402		C FF 90 F FF 90 B FF 90 F FC 87 B FF 90 X CU 76 2-2 ③ L8			S CU 72 X CU 74 0-1 ② G4-3		X CH 81 0-0 ③ L4			3	0	0	0	0	0	0
50 Bryan Holaday, R (1, 2) OBP: 0.245, SLG: 0.358			B FF 88 X SI 87 1-0 ① F7		X FF 88 0-0 ③ P4			C FF 88 B CU 73 F FC 85 X FF 89 1-2 ① L8		3	0	0	0	0	0	0
49 Dixon Machado, R (1, 6) OBP: 0.273, SLG: 0.300			C FF 88 B FF 88 S FC 83 B SI 90 B FC 86 X FF 90 3-2 ② L8			B FF 88 X FF 88 1-0 3 F9 24 1B 2B		C FC 85 X CU 75 0-1 ② G5-3		3	1	1	0	0	0	0
Inning Stats	R: 0 E: 0 K: 0 S: 9 H: 1 LOB: 1 BB: 0 P: 15	R: 0 E: 0 K: 1 S: 8 H: 0 LOB: 0 BB: 0 P: 10	R: 0 E: 0 K: 1 S: 10 H: 0 LOB: 0 BB: 0 P: 15	R: 0 E: 0 K: 1 S: 10 H: 0 LOB: 1 BB: 1 P: 17	R: 0 E: 0 K: 0 S: 6 H: 0 LOB: 0 BB: 0 P: 9	R: 1 E: 0 K: 1 S: 9 H: 2 LOB: 1 BB: 0 P: 14	R: 0 E: 0 K: 1 S: 6 H: 0 LOB: 0 BB: 0 P: 7	R: 0 E: 0 K: 0 S: 6 H: 0 LOB: 0 BB: 0 P: 8	R: 0 E: 0 K: 1 S: 6 H: 1 LOB: 1 BB: 0 P: 9	1B: 3 2B: 1 3B: 0 HR: 0 SF: 0 SAC: 0 DP: 0 HBP: 0						

PITCHER	IP	WLS	BF	H	R	ER	SO	BB	IBB	HBP	BLK	WP	HR	S	P	ERA	WHIP
43 Josh Tomlin, R (1, 1) ERA: 2.55	9.0	W	32	4	1	1	6	1	0	0	0	0	0	70	104	1.00	0.556

PITCHER	IP	WLS	BF	H	R	ER	SO	BB	IBB	HBP	BLK	WP	HR	S	P	ERA	WHIP

BOTTOM

Cleveland Indians @ Detroit Tigers

Comerica Park, Detroit, MI

Fri Sep 04 2015, 7:09 PM - 9:48 PM EDT

Att. 26,378 - Partly Cloudy - 79 F

livebaseballscorecards.com

AB	31
R	1
H	4
RBI	1
BB	1
SO	6
LOB	8

Batter	1	2	3	4	5	6	7	8	9	AB	R	H	RBI	BB	SO	LOB
22 Jason Kipnis, L (1, 4) OBP: 0.385, SLG: 0.460	B SI 92 S SI 92 F SI 92 F SI 93 C SI 93 1-3 ① K		B FS 84 B FS 84 B FS 86 B SI 93 4-0 BB			C SI 92 B CU 75 S FS 84 B FS 87 X FS 86 2-2 ① L9		B FF 92 C SI 91 F SL 86 C CU 83 1-3 ① K		3	0	0	0	1	2	1
12 Francisco Lindor, S (1, 6) OBP: 0.346, SLG: 0.436	B SI 93 B SI 92 B SI 93 B SI 92 4-0 41 S BB		B FS 84 1 SAFE B FS 84 C SI 93 F FS 83 B FS 84 X FS 86 3-2 ③ G3			X FF 93 0-0 ② F7		X FF 91 0-0 E4 1-2		3	0	0	0	1	0	2
23 Michael Brantley, L (1, 7) OBP: 0.392, SLG: 0.487	C SI 92 1 SAFE 1 SAFE B SI 92 C FS 82 B FS 85 X FS 85 2-2 ② F8			B CU 74 X FS 83 1-0 ① F8		B FF 93 B FS 86 X FS 85 2-0 2B		X FF 91 0-0 ②③ L3-6 2-2		4	0	1	0	0	0	3
41 Carlos Santana, S (1, 10) OBP: 0.356, SLG: 0.391	1 SAFE B SI 92 B FS 82 B FS 88 C FF 93 X FS 85 3-1 ③ G3-1 1-2			B CU 73 B FS 84 F SI 93 C FS 83 B FS 85 F FF 93 F FS 86 F FS 83 F FF 93 4-2 F FS 85 B FS 84 BB		B SI 94 B FF 92 B SI 94 B FS 87 4-0 BB			C FF 96 F FF 97 B FF 98 B SL 86 B SL 86 S FF 96 3-3 ① K	2	0	0	0	2	1	1
8 Lonnie Chisenhall, L (1, 9) OBP: 0.301, SLG: 0.395		C SI 92 C FS 85 B FS 86 S FS 85 1-3 ① K		F SI 93 B FS 82 X FS 85 1-1 ② F9		C FS 86 F FF 93 X FF 93 0-2 ③ P2			F FF 96 B CH 89 F CH 90 F SL 85 X SL 86 1-2 ② F8	4	0	0	0	0	1	3
40 Jerry Sands, R (1, 3) OBP: 0.283, SLG: 0.388		C FF 93 X CU 76 0-1 ② P2		1 SAFE S SI 93 B SI 94 S CU 74 F SI 94 F SI 94 B SI 94 X CU 78 2-2 ③ L8			C CU 76 B CU 77 C CU 76 B SI 94 F CU 77 B FS 86 X FS 83 3-2 55 G5-4-3 1B		F FF 98 B FF 98 X SL 86 1-1 ③ G5-3	4	0	1	0	0	0	1
35 Abraham Almonte, S (1, 8) OBP: 0.304, SLG: 0.413		C SI 93 B FS 87 C FS 85 F FS 86 X FS 84 1-2 ③ G3			C SI 92 B CU 76 X FS 85 1-1 ① G4-3		F SI 94 F FF 93 F FS 84 S CU 78 0-3 ① K			3	0	0	0	0	1	1
55 Roberto Pérez, R (1, 2) OBP: 0.337, SLG: 0.363			B FF 92 C FF 92 B CU 75 X FF 93 2-1 ① G5-3		C SI 93 B CU 76 B CU 77 S FS 85 S CU 78 2-3 ② K		F FF 93 X SI 93 0-1 ②③ G5-4-3 1-2f			3	0	0	0	0	1	1
39 Gio Urshela, R (1, 5) OBP: 0.275, SLG: 0.319 1 Michael Martinez, S (8, PH) OBP: 1.000, SLG: 1.000 (8, 5)			C CU 76 B FS 82 C CU 76 S CU 77 1-3 ② K		F SI 93 F FS 85 F SI 94 X CU 78 0-2 ③ F8			X SI 92 0-0 23 L3-6 12 E 1B		2 1	0 0	0 1	0 0	0 0	1 0	0 0
Inning Stats	R: 0 E: 0 K: 1 S: 9 H: 0 LOB: 1 BB: 1 P: 19	R: 0 E: 0 K: 1 S: 9 H: 0 LOB: 0 BB: 0 P: 11	R: 0 E: 0 K: 1 S: 8 H: 0 LOB: 1 BB: 1 P: 18	R: 0 E: 0 K: 0 S: 15 H: 0 LOB: 1 BB: 1 P: 23	R: 0 E: 0 K: 1 S: 9 H: 0 LOB: 0 BB: 0 P: 12	R: 0 E: 0 K: 0 S: 8 H: 1 LOB: 2 BB: 1 P: 16	R: 0 E: 0 K: 1 S: 10 H: 1 LOB: 0 BB: 0 P: 13	R: 0 E: 1 K: 1 S: 6 H: 1 LOB: 1 BB: 0 P: 7	R: 0 E: 0 K: 1 S: 9 H: 0 LOB: 0 BB: 0 P: 14	1B: 2 2B: 2 3B: 0 HR: 0 SF: 0 SAC: 0 DP: 2 HBP: 0						

PITCHER		IP	WLS	BF	H	R	ER	SO	BB	IBB	HBP	BLK	WP	HR	S	P	ERA	WHIP
31 Alfredo Simon, R ERA: 4.86	(1, 1)	7.0	W	26	2	0	0	5	4	0	0	0	0	0	68	112	0.00	0.857
30 Alex Wilson, R ERA: 2.27	(8, 1)	1.0		4	1	0	0	1	0	0	0	0	0	0	6	7	0.00	1.000
43 Bruce Rondón, R ERA: 6.29	(9, 1)	1.0		3	0	0	0	1	0	0	0	0	0	0	9	14	0.00	0.000

PITCHER	IP	WLS	BF	H	R	ER	SO	BB	IBB	HBP	BLK	WP	HR	S	P	ERA	WHIP

TOP

Cleveland Indians @ Detroit Tigers

Comerica Park, Detroit, MI

Sat Sep 05 2015, 7:10 PM - 10:01 PM EDT

Att. 28,949 - Clear - 83 F

livebaseballscorecards.com

AB	29
R	0
H	3
RBI	0
BB	4
SO	7
LOB	13

WP: 0 PA: 33
PB: 0
SB: 1
CS: 0

Batter	1	2	3	4	5	6	7	8	9	AB	R	H	RBI	BB	SO	LOB
20 Rajai Davis, R (1, 8) OBP: 0.291, SLG: 0.399	C FF 92 X FF 94 0-1 G5-3 ①		B FF 93 X FF 93 1-0 G6-3 ①	B FF 92 1 SAFE 1 SAFE X FF 92 1-0 1-H 3 E 3B		C FF 95 X FC 89 0-1 G4-3 ③		B SI 91 X FF 90 1-0 L7 ③		5	1	1	1	0	0	1
3 Ian Kinsler, R (1, 4) OBP: 0.357, SLG: 0.449	C FF 94 F SL 82 B FF 95 F FF 95 F CH 84 F CH 83 F FF 95 B CH 83 B CH 83 3-2 F FF 85 X FF 94 E4 24 G6-4-3		X FF 94 0-0 24 CS 1B	B SI 92 X CU 82 1-0 E2 3-H 1B			F SI 93 X SI 94 0-1 F7 ①			4	0	2	1	0	0	0
24 Miguel Cabrera, R (1, 3) OBP: 0.456, SLG: 0.579	1 SAFE B FF 95 B FF 95 B FF 95 C FF 94 S CH 86 X FF 96 3-2 G6-4-3 ② ③ 1-2f		B FF 95 B FF 92 1 SAFE B FF 94 B FF 94 4-0 28 HR 1-2 BB ②	C CU 82 X SI 92 0-1 F8 ③			B SI 94 C CU 82 F SI 94 X CU 83 1-2 F9 ②			3	1	0	0	1	0	2
28 J.D. Martinez, R (1, 9) OBP: 0.349, SLG: 0.556		B FF 94 C FF 94 B FF 95 S CH 82 S FF 94 2-3 K ①	B FF 95 C FF 93 C FF 95 D CH 85 B CH 82 X FF 94 3-2 1-H HR		B SI 92 F SI 92 F CU 84 B CU 84 T CU 83 2-2 K ①		F FC 88 H FF 91 1-1 41 1B HBP			3	1	1	2	0	2	0
41 Victor Martinez, S (1, 10) OBP: 0.293, SLG: 0.351		C FF 95 B CU 79 C CU 79 X FF 95 1-2 F9 ②	B FF 93 C FF 95 F SI 94 F CH 82 B CU 78 X CH 83 2-2 F8 ③		F SI 92 B SI 91 C CU 84 F CU 83 F CU 83 B SI 92 F CU 84 F SI 92 B SI 93 3-2 F SI 91 X SI 92 1B		B FF 93 X SI 92 1-0 1-2 1B			4	0	2	0	0	0	0
9 Nick Castellanos, R (1, 5) OBP: 0.304, SLG: 0.422		S CH 84 B CH 83 B FF 94 C FF 94 F FF 94 B CH 83 X CH 82 3-2 18 1B 34 1B 1B		B FF 92 T FF 94 X CH 84 1-1 F8 ①	C CU 83 S CU 82 B CU 82 B SI 90 B CU 83 S CU 84 3-3 K ②		B FC 87 B FF 90 D FF 89 C FF 91 S FF 93 X FF 93 3-2 G6-3 ③			4	1	1	0	0	1	3
18 Tyler Collins, L (1, 7) OBP: 0.293, SLG: 0.426		B FF 92 F FF 93 B FF 95 X SI 93 2-1 34 1B 1-2 1B		B CH 84 B FF 94 F FF 92 X SI 94 2-1 HR	X SI 90 0-0 G3 ③			B FF 92 S CU 81 B CU 80 B FF 90 C FF 93 X FF 93 3-2 L7 ①		4	1	2	1	0	0	1
34 James McCann, R (1, 2) OBP: 0.295, SLG: 0.389		B CH 84 B FF 94 X FF 93 2-0 1-3 2-H 1B		X SL 83 0-0 17 FC4-6 1B		C FF 94 C FF 94 S FC 91 0-3 K ①		B CU 82 B FC 89 X FF 92 2-0 G5-3 ②		4	0	2	1	0	1	0
17 Andrew Romine, S (1, 6) OBP: 0.291, SLG: 0.317		C FF 94 B CH 82 X CH 85 1-1 G3 ③		S SI 92 X SI 92 0-1 FC4-6 ② 20 3B 1-2f		X FF 93 0-0 G4-3 ②		C FF 91 B SI 92 C FF 93 B CU 81 B FF 92 F FF 92 B FF 92 4-2 BB		3	1	0	0	1	0	3
Inning Stats	R: 0 E: 1 K: 0 S: 13 H: 0 LOB: 0 BB: 0 P: 19	R: 1 E: 0 K: 1 S: 15 H: 3 LOB: 2 BB: 0 P: 26	R: 2 E: 0 K: 0 S: 9 H: 2 LOB: 0 BB: 1 P: 19	R: 3 E: 1 K: 0 S: 11 H: 4 LOB: 1 BB: 0 P: 16	R: 0 E: 0 K: 2 S: 15 H: 1 LOB: 1 BB: 0 P: 23	R: 0 E: 0 K: 1 S: 6 H: 0 LOB: 0 BB: 0 P: 6	R: 0 E: 0 K: 0 S: 10 H: 1 LOB: 2 BB: 0 P: 16	R: 0 E: 0 K: 0 S: 8 H: 0 LOB: 1 BB: 1 P: 18		1B: 8 2B: 0 3B: 1 HR: 2 SF: 0 SAC: 0 DP: 1 HBP: 1						

BOTTOM

Cleveland Indians @ Detroit Tigers

Comerica Park, Detroit, MI

Sat Sep 05 2015, 7:10 PM - 10:01 PM EDT

Att. 28,949 - Clear - 83 F

livebaseballscorecards.com

AB	34
R	6
H	11
RBI	6
BB	2
SO	4
LOB	10

WP: 0 PB: 0 SB: 0 CS: 1 PA: 37

PITCHER		IP	WLS	BF	H	R	ER	SO	BB	IBB	HBP	BLK	WP	HR	S	P	ERA	WHIP
31 Danny Salazar, R ERA: 3.54	(1, 1)	3.2	L	19	8	6	6	1	1	0	0	0	0	2	45	76	14.73	2.455
53 Jeff Manship, R ERA: 1.27	(4, 1)	1.0		5	2	0	0	2	0	0	0	0	0	0	17	26	0.00	2.000
65 Giovanni Soto, L ERA:	(5, 1)	0.1		1	0	0	0	0	0	0	0	0	0	0	1	1	0.00	0.000
51 Shawn Armstrong, R ERA:	(6, 1)	1.0		3	0	0	0	1	0	0	0	0	0	0	6	6	0.00	0.000
26 Gavin Floyd, R ERA:	(7, 1)	2.0		9	1	0	0	0	1	0	1	0	0	0	18	34	0.00	1.000

PITCHER		IP	WLS	BF	H	R	ER	SO	BB	IBB	HBP	BLK	WP	HR	S	P	ERA	WHIP

Batter	1	2	3	4	5	6	7	8	9	AB	R	H	RBI	BB	SO	LOB
22 Jason Kipnis, L (1, 4) OBP: 0.385, SLG: 0.458	F FF 91 X FF 92 0-1 ① F8		B FF 92 B SL 85 F FF 92 B CU 79 F FF 92 X CU 78 3-2 ③ F9			B FF 92 1 SAFE L FF 93 1 SAFE S CH 84 B CU 79 B CH 85 X CH 84 3-2 12 3B 1-2 1B	1 SAFE B FF 92 F CH 84 B FF 91 B FF 92 B FF 92 4-1 ② 1-2 BB		C FF 96 F CH 88 C FF 98 0-3 ③ K	4	1	1	0	1	1	1
12 Francisco Lindor, S (1, 6) OBP: 0.345, SLG: 0.440	C FF 92 B FF 91 F SL 85 X FF 93 1-2 ② F9			B CU 76 X CH 83 1-0 ① F9		L FF 91 B FF 92 X FF 92 1-1 41 1B 1-H 2-H 3B	1 SAFE 1 SAFE M CU 78 X CU 78 0-1 ③ F8			4	1	1	2	0	0	1
23 Michael Brantley, L (1, 10) OBP: 0.389, SLG: 0.483	B FF 91 B FF 91 X FF 92 2-0 ③ F7			C FF 91 C FF 92 F FF 92 F CH 85 F CH 84 X CH 85 0-2 ② P4		C CU 78 X FF 94 0-1 ① F8		C SI 91 S SL 79 X SL 80 0-2 ① P6		4	0	0	0	0	0	1
41 Carlos Santana, S (1, 3) OBP: 0.356, SLG: 0.390		B FF 92 C SL 84 C SL 84 F FF 92 B SL 86 B SL 87 F FF 93 C FF 93 3-3 ① K		B CU 78 F FF 92 B FF 93 F SL 85 X FF 94 2-2 ③ P2		C FF 94 B SL 87 C FF 96 X FF 97 1-2 10 1B 3-H 1B		F CH 87 B SI 92 X SL 79 1-1 ② F9		4	0	1	1	0	1	0
8 Lonnie Chisenhall, L (1, 9) OBP: 0.301, SLG: 0.391		B FF 91 B FF 91 S FF 92 B FF 91 B FF 93 4-1 BB			F FF 91 B FF 92 F FF 91 T FF 94 1-2 ① K	X CH 86 0-0 ② F8		C SL 79 F SI 92 B SL 80 F SL 79 S SI 91 1-3 ③ K		3	0	0	0	1	2	1
10 Yan Gomes, R (1, 2) OBP: 0.264, SLG: 0.381		1 SAFE S FF 91 1 SAFE X SL 84 0-1 ② P5			C CU 79 B CH 84 X SL 86 1-1 ② G6-3	1 SAFE 1 SAFE F FF 92 S FF 94 F FF 94 B FF 94 B CU 80 X CU 80 2-2 1-2 1B			C SL 83 F FF 94 B SL 84 X SL 84 1-2 ① G5-3	4	0	1	0	0	0	1
35 Abraham Almonte, S (1, 8) OBP: 0.309, SLG: 0.429		1 SAFE C SL 85 1 SAFE F FF 92 F SL 86 S CU 78 0-3 ③ K			B SL 86 F FF 93 B FF 94 C SL 86 X FF 94 2-2 3B	B CU 78 X SL 85 1-0 ③ F7			F FF 94 S FF 94 X FF 93 0-2 1 WP 1 1B 1B	4	1	2	0	0	1	3
11 José Ramírez, S (1, 5) OBP: 0.272, SLG: 0.270			X FF 90 0-0 ① P5		C CU 79 B FF 93 C FF 94 X CU 81 1-2 ③ G6-3		C CH 83 X CH 82 0-1 ① G3		X FF 95 0-0 ② F8	4	0	0	0	0	0	2
1 Michael Martinez, S (1, 7) OBP: 0.800, SLG: 0.800			C FF 90 L FF 91 B FF 92 F CU 80 B FF 92 S FF 92 2-3 ② K			S CH 83 F FF 91 X CU 80 0-2 22 1B 12 3B 1B	X CH 82 0-0 22 CS 1B		B FF 95 S FF 96 C SI 89 B FF 97 F FF 96 X SI 90 2-2 1-H 1B	4	1	3	1	0	1	0
Inning Stats	R: 0 E: 0 K: 0 S: 6 H: 0 LOB: 0 BB: 0 P: 9	R: 0 E: 0 K: 2 S: 12 H: 0 LOB: 1 BB: 1 P: 19	R: 0 E: 0 K: 1 S: 8 H: 0 LOB: 0 BB: 0 P: 13	R: 0 E: 0 K: 0 S: 10 H: 0 LOB: 0 BB: 0 P: 13	R: 0 E: 0 K: 1 S: 11 H: 1 LOB: 1 BB: 0 P: 16	R: 3 E: 0 K: 0 S: 19 H: 5 LOB: 2 BB: 0 P: 27	R: 0 E: 0 K: 0 S: 6 H: 1 LOB: 1 BB: 1 P: 10	R: 0 E: 0 K: 1 S: 9 H: 0 LOB: 0 BB: 0 P: 11	R: 1 E: 0 K: 1 S: 14 H: 2 LOB: 1 BB: 0 P: 17	1B: 7 2B: 0 3B: 2 HR: 0 SF: 0 SAC: 0 DP: 0 HBP: 0						

PITCHER		IP	WLS	BF	H	R	ER	SO	BB	IBB	HBP	BLK	WP	HR	S	P	ERA	WHIP
35 Justin Verlander, R ERA: 3.43	(1, 1)	7.0	L	29	7	3	3	4	2	0	0	0	0	0	72	107	3.86	1.286
32 Tom Gorzelanny, L ERA: 6.82	(8, 1)	1.0		3	0	0	0	1	0	0	0	0	0	0	9	11	0.00	0.000
39 Neftalí Feliz, R ERA: 7.23	(9, 1)	1.0		5	2	1	1	1	0	0	0	0	1	0	14	17	9.00	2.000

PITCHER	IP	WLS	BF	H	R	ER	SO	BB	IBB	HBP	BLK	WP	HR	S	P	ERA	WHIP

TOP

Cleveland Indians @ Detroit Tigers

Comerica Park, Detroit, MI

Sun Sep 06 2015, 1:10 PM - 3:59 PM EDT

Att. 28,964 - Sunny - 86 F

livebaseballscorecards.com

AB	35
R	4
H	9
RBI	4
BB	2
SO	6
LOB	10

WP: 1 PA: 37
PB: 0
SB: 0
CS: 1

Cleveland Indians @ Detroit Tigers

Comerica Park, Detroit, MI

Sun Sep 06 2015, 1:10 PM - 3:59 PM EDT

Att. 28,964 - Sunny - 86 F

livebaseballscorecards.com

BOTTOM

Batter	1	2	3	4	5	6	7	8	9	AB	R	H	RBI	BB	SO	LOB
12 Anthony Gose, L (1, 8) OBP: 0.313, SLG: 0.372	M FF 91 B CH 83 F FF 92 B CH 84 F FF 92 X FF 92 2-2 ① G5-3			B CH 84 B FF 90 B FF 92 B FF 90 4-0 24 G6-4-3 49 1B BB		B FF 89 S CH 82 C CH 82 B CU 80 F CH 84 F FF 93 X FF 94 2-2 ② G5-3			F FF 95 B KC 86 F FF 95 B FF 96 B KC 86 X FF 95 3-2 ① G6-3	3	0	0	0	1	0	0
49 Dixon Machado, R (1, 6) OBP: 0.267, SLG: 0.286	C FF 92 B FC 90 X FC 90 1-1 ② L4			X FF 92 0-0 24 G6-4-3 1-2 1B		C FC 90 F CU 80 X CH 85 0-2 ③ G4-3			B FF 95 F FF 95 X FF 96 1-1 ② L8	4	0	1	0	0	0	0
24 Miguel Cabrera, R (1, 10) OBP: 0.452, SLG: 0.572	S FC 90 C CH 85 X FF 93 0-2 ③ G5-3			B FC 90 C FC 90 B FF 91 S CH 84 X FF 93 2-2 ① ② G6-4-3 1-2f 2-3			B FC 87 B FF 91 X FC 87 2-0 ① G5-3		X FF 95 0-0 ③ F9	4	0	0	0	0	0	2
28 J.D. Martinez, R (1, 9) OBP: 0.347, SLG: 0.553		C FF 92 B FC 89 C FC 88 X CH 84 1-2 ① F8		X FC 90 0-0 ③ L8			B FF 91 F CH 83 F CU 78 X CH 83 1-2 ② L8			3	0	0	0	0	0	1
41 Victor Martinez, S (1, 3) OBP: 0.293, SLG: 0.353		C FF 92 B FC 89 B CU 79 F FF 93 F FC 89 F CH 84 F CU 82 X CH 84 2-2 ② G5-3			C CH 83 B FC 89 C CH 84 X FF 94 1-2 2B		X FF 89 0-0 ③ G6-3			3	0	1	0	0	0	0
9 Nick Castellanos, R (1, 5) OBP: 0.304, SLG: 0.420		C FF 92 B FF 92 F FC 90 B CH 86 T CH 85 2-2 ③ K			C FC 89 B FF 91 F CH 84 B FC 90 B CH 84 B FC 91 4-2 34 G4-6-3 BB			C FC 92 F SL 81 B FC 95 B FC 93 F FC 91 F SL 82 F FC 93 F FC 93 X SL 82 2-2 ① F8		2	0	0	0	1	1	0
18 Tyler Collins, L (1, 7) OBP: 0.294, SLG: 0.424			X FF 91 0-0 ① G4-3		B FF 92 D CH 84 S FF 92 B CH 85 F FF 92 F FF 93 F FF 93 T FF 94 3-2 ① K			X FC 92 0-0 1B		3	0	1	0	0	1	2
34 James McCann, R (1, 2) OBP: 0.292, SLG: 0.386			B FF 91 B FC 90 B FF 93 C FF 93 X FC 91 3-1 ② F8		B FC 89 C FF 93 X FC 90 1-1 ② ③ G4-6-3 1-2f			F FC 92 C SL 78 S SL 81 0-3 ② K		3	0	0	0	0	1	3
17 Andrew Romine, S (1, 4) OBP: 0.287, SLG: 0.312 3 Ian Kinsler, R (8, PH) (9, 4) OBP: 0.356, SLG: 0.449			B FF 92 F FF 93 F FC 90 B FF 94 C CH 84 2-3 ③ K			B FF 90 X FF 89 1-0 ① L7		B FC 91 B SL 81 B FC 91 X FC 91 3-0 ③ F7		2 1	0 0	0 0	0 0	0 0	1 0	0 1
Inning Stats	R: 0 E: 0 K: 0 S: 9 H: 0 LOB: 0 BB: 0 P: 12	R: 0 E: 0 K: 1 S: 12 H: 0 LOB: 0 BB: 0 P: 17	R: 0 E: 0 K: 1 S: 6 H: 0 LOB: 0 BB: 0 P: 11	R: 0 E: 0 K: 0 S: 5 H: 1 LOB: 1 BB: 1 P: 11	R: 0 E: 0 K: 1 S: 12 H: 1 LOB: 1 BB: 1 P: 21	R: 0 E: 0 K: 0 S: 9 H: 0 LOB: 0 BB: 0 P: 12	R: 0 E: 0 K: 0 S: 5 H: 0 LOB: 0 BB: 0 P: 8	R: 0 E: 0 K: 1 S: 12 H: 1 LOB: 1 BB: 0 P: 17	R: 0 E: 0 K: 0 S: 6 H: 0 LOB: 0 BB: 0 P: 10	1B: 2 2B: 1 3B: 0 HR: 0 SF: 0 SAC: 0 DP: 2 HBP: 0						

	AB	28
	R	0
	H	3
	RBI	0
	BB	2
	SO	4
	LOB	9

WP: 0 PA: 30
PB: 0
SB: 0
CS: 0

PITCHER		IP	WLS	BF	H	R	ER	SO	BB	IBB	HBP	BLK	WP	HR	S	P	ERA	WHIP
56 Cody Anderson, R ERA: 3.72	(1, 1)	7.0	W	23	2	0	0	3	2	0	0	0	0	0	58	92	0.00	0.571
27 Bryan Shaw, R ERA: 2.61	(8, 1)	1.0	H	4	1	0	0	1	0	0	0	0	0	0	12	17	0.00	1.000
37 Cody Allen, R ERA: 3.47	(9, 1)	1.0		3	0	0	0	0	0	0	0	0	0	0	6	10	0.00	0.000

PITCHER	IP	WLS	BF	H	R	ER	SO	BB	IBB	HBP	BLK	WP	HR	S	P	ERA	WHIP

Tampa Bay Rays @ Detroit Tigers

Comerica Park, Detroit, MI

Mon Sep 07 2015, 1:10 PM - 4:04 PM EDT

Att. 27,958 - Partly Cloudy - 85 F

TOP

livebaseballscorecards.com

Batter	1	2	3	4	5	6	7	8	9	AB	R	H	RBI	BB	SO	LOB
5 Brandon Guyer, R (1, 7) OBP: 0.365, SLG: 0.407	C SI 86 B SI 87 S SL 82 B FF 88 F FF 90 X SL 84 2-2 G5-3		C FF 85 B SL 87 B SL 85 F SI 87 F SI 87 B SL 84 X SI 88 3-2 G5-3		X SI 88 0-0 27 1B 2B		S SL 86 X SL 88 0-1 G5-3		X FF 96 0-0 F7	4	1	1	0	0	0	0
7 Daniel Nava, S (7, 9) OBP: 0.307, SLG: 0.240 (9, PH)										1	0	0	0	0	0	1
27 Mikie Mahtook, R (1, 9) OBP: 0.313, SLG: 0.488	X SI 88 0-0 G4-3			C SI 85 F CU 67 F SI 88 B FF 88 X SL 85 1-2 3 HR 2B	X CU 68 0-0 11 G6-3 3 1B 2-H 1B		B FF 95 F SL 87 B SI 95 X SI 95 2-1 G6-3		B FF 96 X FF 95 1-0 3 BB 1-2 1B	3	1	2	1	0	0	0
24 Grady Sizemore, L (7, PH) OBP: 0.283, SLG: 0.357 (7, 7)										2	0	1	0	0	0	0
3 Evan Longoria, R (1, 10) OBP: 0.335, SLG: 0.437	B SI 88 B SI 87 X SI 87 2-0 1B			F SL 85 X FF 87 0-1 2-H HR	B SI 87 C CU 67 X FF 86 1-1 11 G6-3 1-2 1B		B SI 96 C SL 89 S SL 88 X SL 89 1-2 F9		B SL 85 T SL 86 D SL 88 B FF 98 S SL 87 B FF 100 4-2 11 FC6-4 1-2 2-3 BB	4	1	3	2	1	0	0
11 Logan Forsythe, R (1, 4) OBP: 0.361, SLG: 0.448	B SI 87 S SL 84 1 SAFE F SL 83 B SI 87 C FF 88 2-3 K			B CU 68 C SI 88 B SL 83 B SL 81 X SI 87 3-1 G6-3	C FF 93 B FF 94 D CU 77 B SI 94 S SI 94 F SI 93 X SI 95 3-2 G6-3 1-2 2-3			C SL 86 C CU 81 B CU 84 C FF 93 1-3 K	B SL 88 C FF 99 D FF 100 X FF 99 2-1 FC6-4 1-2f	5	0	0	0	0	2	6
13 Asdrúbal Cabrera, S (1, 6) OBP: 0.320, SLG: 0.423		B SI 85 C SI 86 F CU 67 F FF 89 S FF 88 1-3 K		X CH 78 0-0 1B	C CU 76 C SI 96 B FF 95 B FF 94 X CU 78 2-1 G1-3			L SI 92 B CU 85 B SL 86 B SI 92 C SL 85 F FF 91 X SL 84 3-2 1B		4	0	2	0	0	1	2
36 Richie Shaffer, R (1, 5) OBP: 0.406, SLG: 0.538		B SI 87 B SL 80 B CH 85 C CH 84 X CH 79 3-1 F7		C SI 86 C CU 69 B FF 87 1 SAFE 1 SAFE F SL 83 S CU 68 1-3 K	C CU 76 B CU 76 C CH 85 F SI 94 X SI 95 1-2 21 G4-6-3 1B			D SL 87 C FF 93 X SL 86 1-1 P3		4	0	1	0	0	1	2
21 James Loney, L (1, 3) OBP: 0.312, SLG: 0.352		X FF 87 0-0 P5		B SI 86 1 SAFE F SI 86 X CU 75 1-1 P3	B SI 94 1 SAFE F SI 94 B SI 95 S CU 77 X SI 95 2-2 G4-6-3 1-2f			C CU 77 1 SAFE C FF 89 S CU 78 0-3 K		3	0	0	0	0	0	2
1 Tim Beckham, R (8, PH) OBP: 0.286, SLG: 0.462 (8, 4)										1	0	0	0	0	1	1
39 Kevin Kiermaier, L (1, 8) OBP: 0.296, SLG: 0.420			B SI 86 C SI 87 X CU 75 1-1 G4-3		X CU 74 0-0 G3-1	C SI 94 B CU 77 X CH 86 1-1 40 FC6-4 1B			B FF 89 C FF 88 X CU 78 1-1 G4-3	4	0	1	0	0	0	0
40 J.P. Arencibia, R (1, 2) OBP: 0.333, SLG: 0.769			F SI 86 S CU 68 B FF 88 B SL 84 X CU 67 2-2 F9		B SL 80 B SI 86 X SI 87 2-0 HR	1 SAFE X FF 95 0-0 FC6-4 1-2f			F FF 98 B FF 98 C SL 86 B FF 100 F SL 86 B FF 97 B SL 86 4-2 3 BB 24 1B BB	3	1	1	1	0	0	1
28 John Jaso, L (9, PH) OBP: 0.377, SLG: 0.428										0	0	0	0	1	0	0

Inning Stats	1	2	3	4	5	6	7	8	9	1B: 8	SF: 0	WP: 0	PA: 40
R:	0	0	0	2	2	0	0	0	0	2B: 2	SAC: 0	PB: 0	
E:	0	0	0	0	0	0	0	0	0	3B: 0	DP: 1	SB: 0	
K:	1	1	0	1	0	0	0	2	0	HR: 2	HBP: 0	CS: 0	
S:	9	7	9	15	12	10	7	12	11				
H:	1	0	0	3	4	2	0	1	1				
LOB:	1	0	0	1	2	1	0	1	3				
BB:	0	0	0	0	0	0	0	0	2				
P:	15	11	15	21	20	14	10	17	23				

PITCHER		IP	WLS	BF	H	R	ER	SO	BB	IBB	HBP	BLK	WP	HR	S	P	ERA	WHIP
52 Randy Wolf, L ERA: 6.55	(1, 1)	4.1		21	8	4	4	3	0	0	0	0	0	2	46	71	8.31	1.846
54 Drew VerHagen, R ERA: 2.08	(5, 1)	1.2		6	2	0	0	0	0	0	0	0	0	0	16	25	0.00	1.200
62 Al Alburquerque, R ERA: 4.09	(7, 1)	1.0	W	3	0	0	0	0	0	0	0	0	0	0	7	10	0.00	0.000
30 Alex Wilson, R ERA: 2.25	(8, 1)	0.2	H	3	1	0	0	1	0	0	0	0	0	0	9	14	0.00	1.500
65 Blaine Hardy, L ERA: 2.53	(8, 1)	0.2	H	2	0	0	0	1	0	0	0	0	0	0	5	6	0.00	0.000

PITCHER		IP	WLS	BF	H	R	ER	SO	BB	IBB	HBP	BLK	WP	HR	S	P	ERA	WHIP
43 Bruce Rondón, R ERA: 6.12	(9, 1)	0.2	S	5	1	0	0	0	2	0	0	0	0	0	9	20	0.00	4.500

AB	38
R	4
H	12
RBI	4
BB	2
SO	5
LOB	15

Tampa Bay Rays @ Detroit Tigers

Comerica Park, Detroit, MI

Mon Sep 07 2015, 1:10 PM - 4:04 PM EDT

Att. 27,958 - Partly Cloudy - 85 F

livebaseballscorecards.com

BOTTOM

Batter	1	2	3	4	5	6	7	8	9	AB	R	H	RBI	BB	SO	LOB
20 Rajai Davis, R (1, 7) OBP: 0.294, SLG: 0.422	C FF 89 F FF 90 F FF 91 X FF 92 0-2 ① P4		B FC 83 C FF 90 F CU 76 F FF 92 X CU 77 1-2 2-H HR	B FF 90 S FC 84 1 SAFE 1 SAFE B FF 90 X FF 90 2-1 ② F9			B SL 79 X SL 79 1-0 HR			4	2	2	3	0	0	2
3 Ian Kinsler, R (1, 4) OBP: 0.357, SLG: 0.451	X FF 91 0-0 24 G1-3 1B		C FF 90 X FF 91 0-1 ① F9	C CU 77 B FF 91 S CU 77 X FF 92 1-2 ③ F9			X SI 93 0-0 28 G5-3 2B			4	0	2	0	0	0	2
24 Miguel Cabrera, R (1, 3) OBP: 0.450, SLG: 0.567	S CU 76 1 SAFE X FC 84 0-1 ② G1-3 1-2		X FC 85 0-0 ② F9		B FF 89 B FF 90 C FF 90 X CH 78 2-1 ① G4-3		I IN 55 I IN 62 I IN 62 I IN 62 I IN 60 4-0 IBB			3	0	0	0	1	0	1
28 J.D. Martinez, R (1, 9) OBP: 0.344, SLG: 0.549	B FC 84 C FF 90 S CU 76 F FF 93 D CU 78 F FF 92 B CH 80 S CU 78 3-3 ③ K		B CU 75 C FF 91 C CH 79 S CU 79 1-3 ③ K		B FF 91 B CH 80 B FF 90 F FF 90 X FF 91 3-1 ② F8		B FS 81 C SI 93 F FS 83 X FF 92 1-2 ②③ G5-3 2-3f			4	0	0	0	0	2	3
9 Nick Castellanos, R (1, 10) OBP: 0.304, SLG: 0.421		C CU 74 F FC 84 F CU 77 F FF 92 S FF 92 0-3 ① K	B FF 90 F FC 82 X CU 76 1-1 34 HR 2B	C FF 91 B FF 91 X CH 78 1-1 ③ L7				C CU 76 B FF 91 B CU 78 S FF 91 B FF 93 F FF 92 X FF 92 3-2 ① F8		4	1	1	0	0	1	0
34 James McCann, R (1, 2) OBP: 0.297, SLG: 0.399		B FF 91 B FC 85 X FF 92 2-0 1B	X FC 82 0-0 2-H HR			C SI 92 F SL 83 S SL 82 0-3 ① K		X FF 93 0-0 E5 49 1B 17 CS 1B		4	1	3	2	0	1	0
49 Dixon Machado, R (1, 6) OBP: 0.263, SLG: 0.278		B FF 91 S FC 82 C CU 77 X FF 92 1-2 ② P4	M FF 90 B FF 90 B FC 84 X FF 91 2-1 ① P4			F SI 92 C SL 83 X SI 93 0-2 ② P3		B FF 93 B CU 78 F FF 93 X FF 93 2-1 17 CS 2-3 1B		4	0	1	0	0	0	1
17 Andrew Romine, S (1, 5) OBP: 0.286, SLG: 0.310		B FF 92 C FF 90 F FF 91 X FF 92 1-2 ③ G1-3	S FF 90 F FF 90 B FF 91 F FF 92 X CU 78 1-2 12 WP 12 S 1B			C CU 76 B SI 93 B FS 84 F SI 92 B FS 84 X SI 91 3-2 ③ F8		C FF 91 B FF 92 M CU 80 B FF 93 F FF 93 X CU 80 2-2 ②③ F7 1-2 3-H		4	0	1	0	0	0	3
12 Anthony Gose, L (1, 8) OBP: 0.315, SLG: 0.375			B FC 84 X FF 90 1-0 20 HR 2B	B FF 91 B FC 84 B FF 91 C FF 91 F FF 91 F FF 92 D CU 79 4-2 1-3 BB			C CU 77 B SI 92 X SI 92 1-1 ① G1-3			2	1	1	0	1	0	0
Inning Stats	R: 0 E: 0 K: 1 S: 12 H: 1 LOB: 1 BB: 0 P: 15	R: 0 E: 0 K: 1 S: 12 H: 1 LOB: 1 BB: 0 P: 16	R: 2 E: 0 K: 1 S: 11 H: 2 LOB: 0 BB: 0 P: 14	R: 2 E: 0 K: 0 S: 17 H: 3 LOB: 2 BB: 1 P: 28	R: 0 E: 0 K: 0 S: 6 H: 0 LOB: 0 BB: 0 P: 12	R: 0 E: 0 K: 1 S: 9 H: 0 LOB: 0 BB: 0 P: 12	R: 1 E: 0 K: 0 S: 7 H: 2 LOB: 1 BB: 1 P: 14	R: 0 E: 1 K: 0 S: 11 H: 2 LOB: 1 BB: 0 P: 18		1B: 5 2B: 3 3B: 0 HR: 3	SF: 0 SAC: 0 DP: 1 HBP: 0			WP: 1 PB: 0 SB: 1 CS: 2	PA: 35	

	AB	33
	R	5
	H	11
	RBI	5
	BB	2
	SO	4
	LOB	12

PITCHER		IP	WLS	BF	H	R	ER	SO	BB	IBB	HBP	BLK	WP	HR	S	P	ERA	WHIP
33 Drew Smyly, L ERA: 3.59	(1, 1)	5.0		23	7	4	4	3	1	0	0	0	1	2	58	85	7.20	1.600
47 Brandon Gomes, R ERA: 3.58	(6, 1)	2.0	L	8	2	1	1	1	0	1	0	0	0	1	16	26	4.50	1.000
35 Matt Andriese, R ERA: 4.37	(8, 1)	1.0		4	2	0	0	0	0	0	0	0	0	0	11	18	0.00	2.000

PITCHER	IP	WLS	BF	H	R	ER	SO	BB	IBB	HBP	BLK	WP	HR	S	P	ERA	WHIP

TOP

Tampa Bay Rays @ Detroit Tigers

Comerica Park, Detroit, MI

Tue Sep 08 2015, 7:08 PM - 12:37 AM EDT

Att. 26,526 - Cloudy - 86 F

livebaseballscorecards.com

Batter	1	2	3	4	5	6	7	8	9	10	11	12	13	AB	R	H	RBI	BB	SO	LOB
5 Brandon Guyer, R (1, 7) OBP: 0.363, SLG: 0.404	X FF 91 0-0 F8		1 SAFE 1 SAFE 0-0 CS 1-2	F FF 90 B SL 77 X SL 76 1-1 P3		S SL 87 B SI 94 C SL 87 O SL 89 X SL 89 2-2 27 FC2-5 3 1B 1-2 3-H 1B	B FF 99 B SI 91 X FF 98 2-0 F8		D FF 97 F FF 96 C SL 86 X SL 86 1-2 F6		X SI 92 0-0 G6-3			2	0	0	0	0	0	0
24 Grady Sizemore, L (6, PH) OBP: 0.283, SLG: 0.356 (6, 7)														4	1	1	1	0	0	3
27 Mikie Mahtook, R (1, 9) OBP: 0.314, SLG: 0.522	B FF 91 F FF 90 B CU 69 F FF 91 T CH 80 2-2 K			B CU 69 B CU 68 X FF 91 2-0 3 SF7 3B		X SL 87 0-0 FC2-5 3 1B 11 1B 1-2 2-3f	B FF 90 C CH 80 D CU 78 F CH 81 X CU 78 2-2 11 FC5 3 1B 2-H 1B		S SL 86 B FF 97 B FF 96 S SL 87 D SL 88 F SL 87 B FF 99 4-2 11 FC6-2 3 SF 1-2 2-3 BB		B CU 76 B FF 94 C FF 93 F CU 75 F SI 93 C CH 86 2-3 K			3	2	1	0	0	1	2
7 Daniel Nava, S (7, PH) OBP: 0.314, SLG: 0.244 (7, 9)														2	0	1	1	1	1	0
3 Evan Longoria, R (1, 5) OBP: 0.335, SLG: 0.437	C FF 91 B FF 94 B FF 92 S CH 80 C FF 93 2-3 K			X FF 93 0-0 SF7 3-H		C SI 95 X SL 88 0-1 13 BLK 11 1B 13 FC5-2 1-2 2-H 1B	B FF 92 C FF 92 B SL 87 X SL 86 2-1 11 FC5 1-2 1B		X FF 99 0-0 SF 11 FC6-2 1-2 2-3 3-H			C CU 74 B CU 77 B CU 76 B FF 93 C FF 94 X SI 94 3-2 F9		4	0	2	3	0	1	0
11 Logan Forsythe, R (1, 4) OBP: 0.361, SLG: 0.445		B FF 91 B FF 90 C FF 89 F CH 78 B CH 79 B FF 90 4-2 1 G6-4-3 BB		B SL 77 C CH 79 B FF 91 B FF 90 T FF 90 X FF 91 3-2 F8		B SI 94 B FF 96 S SL 86 X SI 95 2-1 13 FC5-2 13 BLK 1 1B 1-2 2-H 1B	B FF 92 C SI 90 X SI 91 1-1 FC5 1-2 2-3f		B SL 84 C SL 84 X FF 95 1-1 FC6-2 1-2 2-3 3-1f			F FF 94 B FF 93 C CU 75 B FF 94 X FF 93 2-2 F9		5	1	1	1	1	0	5
13 Asdrúbal Cabrera, S (1, 6) OBP: 0.318, SLG: 0.419		B FF 88 D CH 78 X FF 89 2-0 P6	F SL 77 F FF 90 B FF 91 F FF 91 F CH 79 B FF 93 F FF 91 X CU 69 2-2 G5-3	X SI 90 0-0 FC5-2 1 1B 1-3 2-H		F SI 91 B SL 86 B CU 84 X SI 91 2-1 F8	F SL 95 C SL 85 B FF 97 S SL 85 1-3 K2-3		C SI 93 F FF 93 B SI 94 X FF 93 1-2 9 FC4-6 1B			6	0	1	0	0	1	6
1 Tim Beckham, R (1, 10) OBP: 0.287, SLG: 0.460	X FF 90 0-0 G6-4-3 1-2f		B CU 69 S CH 79 F CH 79 C FF 92 1-3 K	C SI 91 X SL 81 0-1 1-2 3-H 1B		C SL 85 B SI 92 X SL 85 1-1 G3-1	B FF 93 C SL 85 T SL 86 S SL 88 1-3 K				1 SAFE 1 SAFE X FC 88 0-0 FC4-6 1-2f		3	0	1	1	0	1	1
28 John Jaso, L (8, PH) OBP: 0.372, SLG: 0.421 (8, 10)														2	0	0	0	0	1	0
9 Joey Butler, R (12, PH) OBP: 0.323, SLG: 0.393 (12, 10)														1	0	0	0	0	0	1
36 Richie Shaffer, R (1, 3) OBP: 0.368, SLG: 0.469			T FF 90 C CU 70 B CH 79 S CH 76 1-3 K	S CH 79 B FF 92 B CU 71 X CH 78 2-1 F7	C SL 78 F SI 90 S SL 79 0-3 K	C FF 92 C CU 82 F FF 92 X SL 85 0-2 L7		B CU 75 X SI 94 1-0 G6-3		C FF 89 X FC 85 0-1 39 L3 1B		6	0	1	0	0	2	2
39 Kevin Kiermaier, L (1, 8) OBP: 0.298, SLG: 0.419	X FF 90 0-0 5 CS 1B				C CU 70 B SL 78 F SL 77 B FF 92 B FF 91 B FF 90 4-2 40 1B 24 1B BB	B SI 90 B SL 78 C SI 90 C SL 79 S SL 79 2-3 K		X FF 94 0-0 G4-3	S FF 98 F FF 97 B FF 100 F FF 98 B SL 88 B SL 87 B FF 97 4-2 7 BB 21 1B 3 SF BB			1 SAFE C FC 84 F FC 84 B FF 89 F FC 84 B FF 88 F FC 89 F FC 84 X FC 84 2-2 L3 1-1		4	2	1	0	2	1	1
40 J.P. Arencibia, R (1, 2) OBP: 0.367, SLG: 0.793	C FF 90 C CU 69 T FF 89 0-2 K				1 SAFE B CH 77 B CH 74 F FF 89 1 SAFE B CH 77 F FF 87 F CH 77 F FF 90 3-2 1 SAFE X FF 89 27 FC2-5 24 1B 1-3 1B	C FF 97 B SL 89 F SL 88 B FF 98 X FF 98 2-2 7 1B 2B		B FF 96 F FF 95 1 SAFE F FF 95 X CH 89 1-2 3 SF 7 BB 11 FC6-2 1B		C SI 90 B CU 75 C CU 71 S CU 77 1-3 K2-3		S FF 88 X FF 89 0-1 G5-3	3 0 1 0 2	1 0 0 0 0	2 0 1 0 0	0 0 0 0 0	1 0 0 0 1	1 0 0 0 0
Inning Stats	R: 0 E: 0 K: 2 S: 7 H: 0 LOB: 0 BB: 0 P: 11	R: 0 E: 0 K: 0 S: 4 H: 0 LOB: 0 BB: 1 P: 10	R: 0 E: 0 K: 2 S: 7 H: 1 LOB: 0 BB: 0 P: 8	R: 1 E: 0 K: 0 S: 7 H: 1 LOB: 0 BB: 0 P: 13	R: 0 E: 0 K: 1 S: 11 H: 0 LOB: 0 BB: 0 P: 16	R: 4 E: 0 K: 1 S: 21 H: 5 LOB: 2 BB: 1 P: 32	R: 1 E: 0 K: 1 S: 14 H: 3 LOB: 2 BB: 0 P: 25	R: 0 E: 0 K: 0 S: 8 H: 0 LOB: 0 BB: 0 P: 11	R: 1 E: 1 K: 1 S: 18 H: 1 LOB: 3 BB: 2 P: 30	R: 0 E: 0 K: 1 S: 5 H: 0 LOB: 0 BB: 0 P: 7	R: 0 E: 0 K: 2 S: 8 H: 0 LOB: 0 BB: 0 P: 11	R: 0 E: 0 K: 0 S: 10 H: 1 LOB: 1 BB: 0 P: 16	R: 0 E: 0 K: 0 S: 10 H: 1 LOB: 0 BB: 0 P: 12	1B: 11 2B: 2 3B: 1 HR: 0 SF: 2 SAC: 0 DP: 2 HBP: 0	WP: 0 PB: 0 SB: 0 CS: 1 PA: 55						

PITCHER	IP	WLS	BF	H	R	ER	SO	BB	IBB	HBP	BLK	WP	HR	S	P	ERA	WHIP
48 Matthew Boyd, L (1, 1) ERA: 8.02	5.0		18	3	3	3	5	2	0	0	0	0	0	43	72	5.40	1.000
62 Al Alburquerque, R (6, 1) ERA: 4.39	0.1		4	3	1	1	0	0	0	0	0	0	0	8	12	27.00	9.000
32 Tom Gorzelanny, L (6, 1) ERA: 6.62	1.0		4	1	1	1	2	0	0	0	1	0	0	9	11	9.00	1.000
39 Neftalí Feliz, R (7, 1) ERA: 7.41	0.1		2	1	0	0	0	0	0	0	0	0	0	4	8	0.00	3.000
65 Blaine Hardy, L (7, 1) ERA: 2.53	0.0		1	1	1	1	0	0	0	0	0	0	0	3	5	∞	∞

PITCHER	IP	WLS	BF	H	R	ER	SO	BB	IBB	HBP	BLK	WP	HR	S	P	ERA	WHIP
30 Alex Wilson, R (7, 1) ERA: 2.2	1.1		5	1	0	0	0	0	0	0	0	0	0	12	18	0.00	0.750
43 Bruce Rondón, R (9, 1) ERA: 6.23	1.0	B	7	1	1	1	1	2	0	0	0	0	0	18	30	9.00	3.000
46 Ian Krol, L (10, 1) ERA: 6.65	0.1		1	0	0	0	1	0	0	0	0	0	0	3	4	0.00	0.000
54 Drew VerHagen, R (10, 1) ERA: 1.76	2.1		8	1	0	0	2	0	0	0	0	0	0	19	29	0.00	0.429
56 Kyle Ryan, L (12, 1) ERA: 5.72	1.1	W	4	1	0	0	0	0	0	0	0	0	0	11	13	0.00	0.750

AB	48
R	7
H	13
RBI	7
BB	4
SO	11
LOB	22

Tampa Bay Rays @ Detroit Tigers

Comerica Park, Detroit, MI

Tue Sep 08 2015, 7:08 PM - 12:37 AM EDT

Att. 26,526 - Cloudy - 86 F

livebaseballscorecards.com

BOTTOM

Batter	1	2	3	4	5	6	7	8	9	10	11	12	13	AB	R	H	RBI	BB	SO	LOB
12 Anthony Gose, L (1, 8) OBP: 0.315, SLG: 0.374	F7		K			28 BB	3 WP		F7		G4-3			6	2	2	0	0	1	2
3 Ian Kinsler, R (1, 4) OBP: 0.355, SLG: 0.448	K		G6-3			34 HBP	P4		F8		F7			6	1	1	0	0	1	2
24 Miguel Cabrera, R (1, 3) OBP: 0.451, SLG: 0.565	28 FC5-4 1B		K			17 1B	F8			9 1B 34 FC5 BB		K		5	1	2	0	1	2	0
28 J.D. Martinez, R (1, 9) OBP: 0.344, SLG: 0.551	FC5-4 1-2f			G6-3		17 1B BB		HR		K		K		5	2	1	2	1	2	2
9 Nick Castellanos, R (1, 10) OBP: 0.304, SLG: 0.419		K		K		K		34 CS 1B		34 FC5 1B		F8		6	0	2	0	0	3	3
34 James McCann, R (1, 2) OBP: 0.301, SLG: 0.399		49 G5-3 1B		G6-3		17 1B HBP		P3		FC5			X SL 82 0-0 17 SH1-3 55 SH 20 SF7 1B	5	1	2	1	0	0	3
49 Dixon Machado, R (1, 6) OBP: 0.238, SLG: 0.250	G5-3				K		K						L SL 80 0-1 X SL 81 SH 17 SH1-3	2	0	0	0	0	1	1
18 Tyler Collins, L (6, PH) OBP: 0.292, SLG: 0.421														1	0	0	0	0	1	3
40 Josh Wilson, R (7, 5) OBP: 0.417, SLG: 0.409														1	0	0	0	0	1	0
55 Jefry Marte, R (10, PH) OBP: 0.310, SLG: 0.491 (11, 5)														1	0	0	0	0	1	2
17 Andrew Romine, S (1, 5) OBP: 0.290, SLG: 0.313 (7, 6)		K			K		K				F9		SH1-3	5	0	2	2	0	2	1
20 Rajai Davis, R (1, 7) OBP: 0.294, SLG: 0.432	HR				K		K				12 G4-3 12 BLK 1B		SF7	5	1	2	2	0	3	1
Inning Stats	R: 0 E: 0 K: 1 S: 7	R: 0 E: 0 K: 2 S: 10	R: 1 E: 0 K: 2 S: 10	R: 0 E: 0 K: 1 S: 13	R: 0 E: 0 K: 3 S: 11	R: 4 E: 0 K: 2 S: 20	R: 1 E: 0 K: 1 S: 8	R: 1 E: 0 K: 1 S: 9	R: 0 E: 0 K: 1 S: 11	R: 0 E: 0 K: 2 S: 14	R: 0 E: 0 K: 0 S: 11	R: 0 E: 0 K: 2 S: 8	R: 1 E: 1 K: 0 S: 6	1B: 12 2B: 0 3B: 0 HR: 2	SF: 1 SAC: 2 DP: 0 HBP: 1	WP: 3 PB: 0 SB: 0 CS: 1	PA: 54			

PITCHER	IP	WLS	BF	H	R	ER	SO	BB	IBB	HBP	BLK	WP	HR	S	P	ERA	WHIP
30 Erasmo Ramírez, R (1, 1) ERA: 3.96	5.0		21	6	4	4	9	0	0	0	0	0	1	58	79	7.20	1.200
35 Matt Andriese, R (6, 1) ERA: 4.53	0.0		1	0	0	0	0	1	0	0	0	0	0	5	9	∞	∞
37 Alex Colomé, R (6, 1) ERA: 3.59	2.0	B	8	2	2	1	3	0	0	1	0	1	0	16	23	4.50	1.000
51 Nate Karns, R (8, 1) ERA: 3.67	3.0		13	4	1	1	4	1	0	0	0	1	1	34	59	3.00	1.667
47 Brandon Gomes, R (11, 1) ERA: 3.51	1.0		4	1	0	0	0	0	0	0	1	0	0	11	14	0.00	1.000

PITCHER	IP	WLS	BF	H	R	ER	SO	BB	IBB	HBP	BLK	WP	HR	S	P	ERA	WHIP
59 Andrew Bellatti, R (12, 1) ERA: 1.32	1.2	L	7	1	1	0	2	0	0	0	0	0	0	14	18	0.00	0.600

AB	48
R	8
H	14
RBI	7
BB	2
SO	18
LOB	20

Tampa Bay Rays @ Detroit Tigers

Comerica Park, Detroit, MI

Wed Sep 09 2015, 7:09 PM - 10:12 PM EDT

Att. 25,932 - Partly Cloudy - 77 F

livebaseballscorecards.com

Batter	1	2	3	4	5	6	7	8	9	AB	R	H	RBI	BB	SO	LOB
5 Brandon Guyer, R (1, 8) OBP: 0.363, SLG: 0.407	C SI 84 B SI 85 X FF 86 1-1 F7 ①			F CH 78 F SI 85 F FC 80 B FC 80 X FF 87 1-2 F8 ① X SI 88 0-0 1-2 1B			B FF 92 B FF 90 F FF 92 B CH 82 X FF 93 3-1 G6-3 ①	B FF 98 S FF 97 B FF 97 F FF 97 B SL 85 F FF 97 X FF 96 3-2 27 F9-6 2B		5	0	2	0	0	0	0
27 Mikie Mahtook, R (1, 9) OBP: 0.321, SLG: 0.560	B SI 85 S CH 79 F FC 81 B CU 77 X CH 79 2-2 G6-3 ②			B CU 74 B CH 80 B SI 86 C SI 87 B SI 86 4-1 3 1B 11 2B BB F CH 81 F SI 87 F FF 87 B FC 82 C SI 88 1-3 ③			B CU 76 X FF 92 1-0 HR	B FF 97 B SL 86 X FF 98 2-0 F9-6 ②③ 2-2		4	2	1	1	1	1	3
3 Evan Longoria, R (1, 5) OBP: 0.336, SLG: 0.437 7 Daniel Nava, S (8, 7) OBP: 0.312, SLG: 0.242	C SI 86 C SI 86 B SI 86 X FC 81 1-2 F8 ③			C CH 79 D FC 82 B SI 85 1 SAFE X FF 87 2-1 11 2B 13 2B 1-2 1B		C SI 85 S CU 74 B SI 86 F FC 80 B CH 79 F SI 87 B FC 81 S SI 87 3-3 ①	C FF 93 B CH 82 B CH 82 B FF 93 D FF 94 4-1 11 BB 1 1B BB		C FF 94 F FF 97 B SL 88 S SL 84 1-3 ①	3 1	2 0	1 0	0 0	1 0	1 1	0 0
11 Logan Forsythe, R (1, 10) OBP: 0.363, SLG: 0.454		C SI 84 X CH 78 0-1 G6-3 ①		C SI 86 F CH 79 F FF 86 X CH 79 0-2 13 2B 1-3 2-H 2B		B FF 87 C SI 87 B FC 82 X SI 87 2-1 HR	B FF 93 D FF 92 F FF 92 B FF 92 S FF 92 F CH 83 B FF 93 4-2 21 1B 1 1B 1-2 BB		X FF 97 0-0 G6-3 ②	4	2	2	2	1	0	0
13 Asdrúbal Cabrera, S (1, 6) OBP: 0.317, SLG: 0.420 2 Nick Franklin, S (7, 4) OBP: 0.203, SLG: 0.247		B SI 85 B CH 78 X SI 85 2-0 G6-3 ②		X CH 79 0-0 1 (Ad DG) 2B 2-H 3-H		S FC 82 C CU 74 S FC 81 0-3 ②	S CH 82 D CH 82 X FF 92 1-1 F7 ②		C FF 97 X CH 87 0-1 F7 ③	4 1	0 0	1 0	2 0	0 0	1 0	2 0
1 Tim Beckham, R (1, 4) OBP: 0.291, SLG: 0.479 (7, 6)		F FF 86 B FC 80 S CH 79 C SI 86 1-3 ③		F CH 79 B SI 86 2 SAFE F FC 81 C FF 87 1-3 ②③ 2-3		S CU 75 X FC 81 0-1 HR	B CH 82 B FF 92 F FF 92 B CH 82 C FF 91 F FF 93 X FF 93 3-2 21 1B 1-2 2-H 1B			4	1	2	2	0	2	1
21 James Loney, L (1, 3) OBP: 0.323, SLG: 0.361			X SI 84 0-0 36 G6-4-3 1B	B FC 79 B FC 81 B SI 86 C FF 86 B SI 86 4-1 5 1B BB	C FF 94 B FF 94 B SI 94 C FF 94 B FC 88 X FF 95 3-2 1B	S CH 83 B FF 93 C FF 93 D CH 83 F CH 82 F FF 94 X CH 83 2-2 1-2 2-3 1B			3	0	3	0	1	0	0
36 Richie Shaffer, R (1, 7) OBP: 0.333, SLG: 0.417 (8, 5)			X CH 78 0-0 G6-4-3 ①② 1-2f	C CH 81 B FF 87 B CH 80 B SI 86 F SI 87 X FF 87 3-2 P3 ①	S CU 79 D CU 81 X FF 92 1-1 L8 ③	B SL 85 X FF 96 1-0 P3 ③			4	0	0	0	0	0	6
40 J.P. Arencibia, R (1, 2) OBP: 0.364, SLG: 0.844 46 Luke Maile, R (7, 2)			B FF 83 C SI 84 F CH 79 B FF 86 X FC 81 2-2 P6 ③	1 SAFE C SI 87 F SI 87 B SI 87 C FC 81 1-3 ②		F CU 85 X FF 91 0-1 HR	X FF 97 0-0 L8 ①		3 1	1 0	1 0	1 0	0 0	1 0	1 0
Inning Stats	R: 0 E: 0 K: 0 S: 8 H: 0 LOB: 0 BB: 0 P: 12	R: 0 E: 0 K: 1 S: 6 H: 0 LOB: 0 BB: 0 P: 9	R: 0 E: 0 K: 0 S: 5 H: 1 LOB: 0 BB: 0 P: 7	R: 3 E: 0 K: 1 S: 15 H: 3 LOB: 0 BB: 1 P: 23	R: 0 E: 0 K: 2 S: 12 H: 1 LOB: 2 BB: 1 P: 21	R: 2 E: 0 K: 2 S: 17 H: 3 LOB: 1 BB: 0 P: 26	R: 3 E: 0 K: 0 S: 21 H: 4 LOB: 3 BB: 2 P: 40	R: 0 E: 0 K: 0 S: 6 H: 1 LOB: 0 BB: 0 P: 11	R: 0 E: 0 K: 1 S: 6 H: 0 LOB: 0 BB: 0 P: 7	1B: 6 2B: 4 3B: 0 HR: 4 SF: 0 SAC: 0 DP: 2 HBP: 0						

TOP	
AB	37
R	8
H	13
RBI	8
BB	4
SO	7
LOB	13

PITCHER		IP	WLS	BF	H	R	ER	SO	BB	IBB	HBP	BLK	WP	HR	S	P	ERA	WHIP
53 Kyle Lobstein, L ERA: 5.31	(1, 1)	5.2	L	24	7	5	5	6	2	0	0	0	0	2	58	89	7.94	1.588
45 Buck Farmer, R ERA: 7.71	(6, 1)	0.1		3	2	1	1	0	0	0	0	0	0	1	7	11	27.00	6.000
26 Jeff Ferrell, R ERA: 13.5	(7, 1)	0.2		7	3	2	2	0	2	0	0	0	0	1	18	36	27.00	7.500
58 José Váldez, R ERA: 4.15	(7, 1)	2.1		7	1	0	0	1	0	0	0	0	0	0	13	20	0.00	0.429

PITCHER		IP	WLS	BF	H	R	ER	SO	BB	IBB	HBP	BLK	WP	HR	S	P	ERA	WHIP

Tampa Bay Rays @ Detroit Tigers

Comerica Park, Detroit, MI

Wed Sep 09 2015, 7:09 PM - 10:12 PM EDT

Att. 25,932 - Partly Cloudy - 77 F

livebaseballscorecards.com

BOTTOM

Batter	1	2	3	4	5	6	7	8	9	AB	R	H	RBI	BB	SO	LOB
12 Anthony Gose, L (1, 8) OBP: 0.317, SLG: 0.378	C SI 91 B SI 91 X FS 86 1-1 3 G1-4-3 1B		C FC 82 B FC 81 B FF 91 C SI 90 F SI 91 X FF 92 2-2 E8 2B		X FC 83 0-0 ① FC1-5 1-2 2-3f			F FF 94 B FF 96 X FF 97 1-1 ① F7		4	0	2	0	0	0	2
3 Ian Kinsler, R (1, 4) OBP: 0.353, SLG: 0.445 40 Josh Wilson, R (8, 4) OBP: 0.400, SLG: 0.391	X SI 92 0-0 ①② G1-4-3 1-2f		B SI 91 F SI 90 B FS 87 X SI 91 2-1 ② L5		F FF 91 F FF 91 X SI 91 0-2 ② L9 2-3			B FF 96 F FF 94 S SL 83 B FF 97 B FF 96 C FF 95 3-3 ② K		3 1	0 0	0 0	0 0	0 1	0 0	4 0
24 Miguel Cabrera, R (1, 10) OBP: 0.452, SLG: 0.568 50 Bryan Holaday, R (8, PH) OBP: 0.259, SLG: 0.389 (9, 10)	B FF 92 B SL 83 C FF 91 X FS 87 2-1 2B		B FF 90 B FF 91 B SI 90 B SI 91 4-0 BB		B FF 93 S FF 92 B SI 93 D FC 87 S FF 93 S SI 94 3-3 ③ K			B SL 83 B SL 87 C FF 96 S SL 87 B FF 97 X FF 96 3-2 2B		2 1	0 0	1 1	0 0	1 0	1 0	2 0
28 J.D. Martinez, R (1, 9) OBP: 0.342, SLG: 0.548 33 Steven Moya, L (8, 9)	F SI 92 F FF 91 F SI 92 D FS 86 F FC 85 D FS 87 T FS 86 2-2 ③ K		B FF 91 X FC 86 1-0 ③ F8			B SI 92 X FF 92 1-0 ① F9		B SL 87 S FF 97 S FF 97 S FF 98 1-3 ③ K		3 1	0 0	0 0	0 0	0 1	1 1	3 1
9 Nick Castellanos, R (1, 5) OBP: 0.302, SLG: 0.416		C SI 91 X SL 83 0-1 ① G5-3		B FF 90 C SI 91 F FF 91 F FF 92 S FS 86 1-3 ① K		B SI 92 S FC 87 B FC 88 F FF 92 C FF 93 2-3 ② K			C FF 92 X KC 79 0-1 ① G5-3	4	0	0	0	0	2	0
18 Tyler Collins, L (1, 7) OBP: 0.291, SLG: 0.417		B SI 90 F SL 82 B FS 86 X FS 84 2-1 1B		B CU 71 S FF 92 S FF 92 F FF 92 S FS 87 1-3 ② K		C FF 93 S SI 93 F SI 93 B FS 87 X FF 93 1-2 ③ G4-3			S FF 93 S FF 94 B KC 79 F FF 94 C KC 80 1-3 ② K	4	0	1	0	0	2	0
55 Jefry Marte, R (1, 3) OBP: 0.306, SLG: 0.464		F SL 83 B FS 86 X FF 91 1-1 ② P4		B FC 82 B SI 91 C FF 93 F SI 93 B SI 93 F FF 93 C FF 93 3-3 ③ K			B SL 78 B FF 90 B CH 80 C FF 89 B FF 91 4-1 49 G5-4-3 BB		C FF 95 F KC 79 B KC 79 F FF 94 B KC 79 F KC 79 X FF 94 2-2 ③ P6	3	0	0	0	1	1	1
13 Alex Avila, L (1, 2) OBP: 0.315, SLG: 0.255		B SI 90 D FS 86 B SI 92 C FF 91 1 SAFE F SI 92 X SI 92 3-2 ③ G4-3			B SI 91 F FF 91 X FS 86 1-1 12 FC1-5 49 1B 1B			C SL 76 B SL 78 C SL 78 C SL 79 1-3 ① K		3	0	1	0	0	1	2
49 Dixon Machado, R (1, 6) OBP: 0.250, SLG: 0.261			C SI 91 X SI 89 0-1 ① P3		S FF 90 C FC 86 X FS 84 0-2 3 L9 12 FC1-5 1-2 1B			C FF 90 S SL 77 D SL 76 X SL 79 1-2 ②③ G5-4-3 1-2f		3	0	1	0	0	0	1

	AB	32
	R	0
	H	7
	RBI	0
	BB	2
	SO	10
	LOB	16

Inning Stats	1	2	3	4	5	6	7	8	9
	R: 0 E: 0 K: 1 S: 10 H: 2 LOB: 1 BB: 0 P: 15	R: 0 E: 0 K: 0 S: 9 H: 1 LOB: 1 BB: 0 P: 15	R: 0 E: 1 K: 0 S: 9 H: 1 LOB: 2 BB: 1 P: 18	R: 0 E: 0 K: 3 S: 12 H: 0 LOB: 0 BB: 0 P: 17	R: 0 E: 0 K: 1 S: 12 H: 2 LOB: 2 BB: 0 P: 16	R: 0 E: 0 K: 1 S: 8 H: 0 LOB: 0 BB: 0 P: 12	R: 0 E: 0 K: 1 S: 7 H: 0 LOB: 0 BB: 1 P: 13	R: 0 E: 0 K: 2 S: 11 H: 1 LOB: 1 BB: 0 P: 19	R: 0 E: 0 K: 1 S: 11 H: 0 LOB: 0 BB: 0 P: 14

	1B: 4	SF: 0	WP: 0	PA: 34
	2B: 3	SAC: 0	PB: 0	
	3B: 0	DP: 2	SB: 0	
	HR: 0	HBP: 0	CS: 0	

PITCHER		IP	WLS	BF	H	R	ER	SO	BB	IBB	HBP	BLK	WP	HR	S	P	ERA	WHIP
23 Jake Odorizzi, R ERA: 3.21	(1, 1)	6.0	W	24	6	0	0	6	1	0	0	0	0	0	60	93	0.00	1.167
34 C.J. Riefenhauser, L ERA: 7.27	(7, 1)	1.0		3	0	0	0	1	1	0	0	0	0	0	7	13	0.00	1.000
45 Enny Romero, L ERA: 4.35	(8, 1)	1.0		4	1	0	0	2	0	0	0	0	0	0	11	19	0.00	1.000
49 Kirby Yates, R ERA: 9.0	(9, 1)	1.0		3	0	0	0	1	0	0	0	0	0	0	11	14	0.00	0.000

PITCHER	IP	WLS	BF	H	R	ER	SO	BB	IBB	HBP	BLK	WP	HR	S	P	ERA	WHIP

TOP

Detroit Tigers @ Cleveland Indians

Progressive Field, Cleveland, OH

Thu Sep 10 2015, 7:14 PM - 10:22 PM EDT

Att. 11,166 - Clear - 73 F

livebaseballscorecards.com

Batter	1	2	3	4	5	6	7	8	9	AB	R	H	RBI	BB	SO	LOB
20 Rajai Davis, R (1, 7) OBP: 0.296, SLG: 0.429	C FF 93 B FF 95 B SI 92 S FF 95 F FF 95 B FF 96 F FF 95 B FF 96 4-2 28 F8 24 1B BB		C FF 93 B SL 89 F CH 83 X FF 94 1-2 ① F9		X FF 94 0-0 1-2 1B		B SL 91 F SL 92 B SL 92 F SL 93 X CU 80 2-2 ② P4 1-2 2-3 3-H		C SL 85 S SL 85 X SI 94 0-2 ① G4-3	4	0	1	0	1	0	2
3 Ian Kinsler, R (1, 4) OBP: 0.352, SLG: 0.443	1 SAFE 1 SAFE S FF 93 F SI 92 B FF 92 1 SAFE F CU 83 X FF 95 1-2 ① F9		B CU 82 T FF 94 F FF 91 F SL 84 X SL 85 1-2 ② F9		B FF 94 X FF 93 1-0 ③ L9		X SL 92 0-0 ③ 2-H 3-H 1B		C SL 85 X SL 94 0-1 ② F8	5	0	1	1	0	0	3
24 Miguel Cabrera, R (1, 3) OBP: 0.449, SLG: 0.563	X SI 93 0-0 1-2 1B		C FF 96 X CU 79 0-1 ③ G5-3			C FF 91 S FF 94 F CH 84 X FF 95 0-2 ① G4-3		C CU 79 B SL 91 X SL 91 1-1 ① G5-3	B SL 95 B SL 94 S SL 94 S SL 86 C SL 86 2-3 ③ K	5	0	1	0	0	1	0
28 J.D. Martinez, R (1, 9) OBP: 0.342, SLG: 0.545	X FF 93 0-0 ② F8 2-3			X FF 93 0-0 ① F7		C FF 95 S FF 92 F FF 95 S FF 91 0-3 ② K		B SL 90 F CU 79 S CU 81 B SL 92 F CU 81 X SL 91 2-2 41 1B 9 2B 1B		4	1	1	0	0	1	2
41 Victor Martinez, S (1, 10) OBP: 0.292, SLG: 0.352	X SI 94 0-0 ③ G3			B FF 94 C FF 94 X FF 96 1-1 ② L9		C FF 95 S SL 84 B CU 82 X FF 95 1-2 ③ G6-3		B SL 92 X SL 92 1-0 9 2B 17 1B 1-2 1B		4	1	1	0	0	0	2
9 Nick Castellanos, R (1, 5) OBP: 0.302, SLG: 0.417		B FF 93 B SI 91 C FF 94 B FF 94 X FF 93 3-1 ① G6-3		B SL 83 B FF 95 F SI 93 S FF 96 T CH 83 2-2 ③ K			C FF 93 B SL 83 F FF 94 X CU 82 1-2 ① G5-3	F CU 81 B SL 90 X CU 80 1-1 17 1B 1-3 2-H 2B		4	0	1	1	0	1	0
34 James McCann, R (1, 2) OBP: 0.306, SLG: 0.401		B FF 95 B CU 82 C FF 93 C FF 94 F FF 94 F CH 84 F CH 85 F CU 83 F FF 94 4-2 F CU 82 B FF 95 F SI 95 D CU 82 17 1B 12 1B BB			X FF 94 0-0 20 1B 1B		C CU 76 X CU 82 0-1 12 BB 17 1B 20 WP 1B	B SL 95 D SL 86 S SL 94 S SI 94 S SL 95 2-3 ② K		3	2	2	0	1	1	2
17 Andrew Romine, S (1, 6) OBP: 0.302, SLG: 0.326		C FF 93 X SI 94 0-1 12 1B 12 1B 1-2 1B			F SI 92 D CU 81 F SI 93 C SL 82 1-3 ① K		D FF 93 X SI 93 1-0 20 WP 12 BB 3 1B 1-2 1B	B SL 95 B SL 95 X SI 95 2-0 2-3 3-H 1B		4	1	3	1	0	1	1
12 Anthony Gose, L (1, 8) OBP: 0.318, SLG: 0.378		X FF 94 0-0 ②③ 1-H 2-H 1B			B SI 93 B FF 93 X FF 93 2-0 ② L7		B FF 94 F FF 94 D CH 84 B FF 94 B FF 94 4-1 20 WP 3 1B 1-2 2-3 BB	F SI 94 C SL 84 F SL 94 S SL 84 0-3 ③ K		3	0	1	1	1	1	3
Inning Stats	R: 0 E: 0 K: 0 S: 11 H: 1 LOB: 2 BB: 1 P: 16	R: 1 E: 0 K: 0 S: 15 H: 2 LOB: 1 BB: 1 P: 22	R: 0 E: 0 K: 0 S: 9 H: 0 LOB: 0 BB: 0 P: 11	R: 0 E: 0 K: 1 S: 6 H: 0 LOB: 0 BB: 0 P: 9	R: 0 E: 0 K: 1 S: 7 H: 2 LOB: 2 BB: 0 P: 11	R: 0 E: 0 K: 1 S: 11 H: 0 LOB: 0 BB: 0 P: 12	R: 2 E: 0 K: 0 S: 11 H: 3 LOB: 2 BB: 1 P: 19	R: 2 E: 0 K: 2 S: 17 H: 4 LOB: 2 BB: 0 P: 26	R: 0 E: 0 K: 1 S: 8 H: 0 LOB: 0 BB: 0 P: 10	1B: 11 2B: 1 3B: 0 HR: 0 SF: 0 SAC: 0 DP: 0 HBP: 0						

	AB	36
	R	5
	H	12
	RBI	4
	BB	3
	SO	6
	LOB	15

WP: 1 PA: 39
PB: 0
SB: 0
CS: 0

PITCHER		IP	WLS	BF	H	R	ER	SO	BB	IBB	HBP	BLK	WP	HR	S	P	ERA	WHIP
31 Danny Salazar, R ERA: 3.57	(1, 1)	6.1		27	7	3	3	3	3	0	0	0	0	0	66	94	4.26	1.579
27 Bryan Shaw, R ERA: 2.8	(7, 1)	1.0	B	6	4	2	2	0	0	0	0	0	1	0	13	20	18.00	4.000
37 Cody Allen, R ERA: 3.41	(8, 1)	1.2	W	6	1	0	0	3	0	0	0	0	0	0	16	22	0.00	0.600

PITCHER		IP	WLS	BF	H	R	ER	SO	BB	IBB	HBP	BLK	WP	HR	S	P	ERA	WHIP

BOTTOM

Detroit Tigers @ Cleveland Indians

Progressive Field, Cleveland, OH

Thu Sep 10 2015, 7:14 PM - 10:22 PM EDT

Att. 11,166 - Clear - 73 F

livebaseballscorecards.com

Batter	1	2	3	4	5	6	7	8	9	AB	R	H	RBI	BB	SO	LOB
22 Jason Kipnis, L (1, 10) OBP: 0.379, SLG: 0.450	B SI 92 B SI 91 C SI 91 B FF 92 F SI 92 F SI 92 F SI 94 F SI 94 F SI 93 3-3 S CH 84 ① K		B CH 84 B CH 85 B FF 93 B SL 83 4-0 12 SH1-4 BB	S FF 94 B CH 84 X CU 76 1-1 ③ G4-3		F FF 93 S CH 85 F CU 80 S CH 88 0-3 ② K		C FF 88 X SL 82 0-1 ② F8		4	0	0	0	1	2	3
12 Francisco Lindor, S (1, 6) OBP: 0.345, SLG: 0.454	C SI 94 S CU 76 S CU 77 0-3 K 23 FC3-6		X SI 92 0-0 ① SH1-4 1-2 2-3		F SI 92 X CU 76 0-1 ① G6-3	F CH 87 X CH 86 0-1 ③ G3		C FF 88 B CU 76 B CH 79 S CH 79 B CH 79 B FF 89 4-2 23 HR BB		3	1	0	0	1	1	1
23 Michael Brantley, L (1, 7) OBP: 0.388, SLG: 0.499	X SI 92 0-0 ② FC3-6 41 1B 1-2f		C FF 93 F CU 79 X FF 93 0-2 ② P3		B SI 92 X CH 86 1-0 ② G3		B SI 92 X SI 93 1-0 HR	F SL 83 1 SAFE B FF 87 D CU 77 1 SAFE 1 SAFE C SL 83 B CU 77 X CH 81 3-2 1-H HR		5	2	2	3	0	0	3
41 Carlos Santana, S (1, 3) OBP: 0.357, SLG: 0.385	1 SAFE B CH 85 C SI 92 X CU 80 1-1 1-3 1B		X SI 94 0-0 ③ P4		B FF 93 C CU 77 B SI 88 S CU 78 B CU 77 F CU 77 B SI 94 4-2 BB		B CH 85 C CU 83 X CU 84 1-1 ① G4-3	C CH 79 B FF 86 B FF 87 X CH 80 2-1 ③ F7		4	0	1	0	1	0	2
8 Lonnie Chisenhall, L (1, 9) OBP: 0.295, SLG: 0.382	X SI 88 0-0 ③ L8			C SI 93 B FF 92 T CU 77 S CU 77 1-3 ① K	X SI 93 0-0 ③ L7		X CU 75 0-0 10 S 10 1B 1B			4	1	1	0	0	1	3
35 Abraham Almonte, S (1, 8) OBP: 0.310, SLG: 0.440		C SI 92 F CU 76 B FF 93 B CU 84 C CU 77 2-3 ① K		B FF 93 B CU 83 C CU 83 L CH 85 B CH 85 F CU 82 X CH 86 3-2 HR		B SI 93 X SI 93 1-0 11 S 39 2B 1B	X SI 93 0-0 ② F7			4	2	2	1	0	1	1
10 Yan Gomes, R (1, 2) OBP: 0.258, SLG: 0.370		C FF 93 X CU 77 0-1 ② G6-3		X SI 94 0-0 ② G3		X FF 92 0-0 ① L7	C CU 82 S FF 93 B FF 93 X CU 83 1-2 1-H 1B			4	0	1	1	0	0	1
11 José Ramírez, S (1, 4) OBP: 0.277, SLG: 0.301		B SI 93 C CH 85 X CU 83 1-1 ③ G6-3		C SI 94 B CU 73 X CU 77 1-1 2B		1 SAFE B SI 92 1 SAFE D SI 92 B CH 87 B CH 86 2 SAFE 4-0 39 2B 1-2 BB	X SI 91 0-0 ③ G4-3			3	1	1	0	1	0	1
39 Gio Urshela, R (1, 5) OBP: 0.276, SLG: 0.324			X CU 76 0-0 12 SH1-4 2B	H SI 93 1-0 HBP		B CU 77 D SI 93 F SI 94 F FF 94 X CU 77 2-2 1-H 2-H 2B		F SL 84 X SL 90 0-1 ① P6		3	0	2	2	0	0	0

	AB	34
	R	7
	H	10
	RBI	7
	BB	4
	SO	5
	LOB	15

Inning Stats	1	2	3	4	5	6	7	8	9
	R: 0 E: 0 K: 2 S: 14 H: 1 LOB: 2 BB: 0 P: 18	R: 0 E: 0 K: 1 S: 7 H: 0 LOB: 0 BB: 0 P: 10	R: 0 E: 0 K: 0 S: 6 H: 1 LOB: 2 BB: 1 P: 10	R: 1 E: 0 K: 1 S: 12 H: 2 LOB: 2 BB: 0 P: 19	R: 0 E: 0 K: 0 S: 7 H: 0 LOB: 1 BB: 1 P: 12	R: 2 E: 0 K: 1 S: 11 H: 2 LOB: 1 BB: 1 P: 18	R: 2 E: 0 K: 0 S: 9 H: 3 LOB: 1 BB: 0 P: 12	R: 2 E: 0 K: 0 S: 11 H: 1 LOB: 0 BB: 1 P: 20	

	1B: 4	SF: 0	WP: 1	PA: 40
	2B: 3	SAC: 1	PB: 0	
	3B: 0	DP: 0	SB: 2	
	HR: 3	HBP: 1	CS: 0	

PITCHER		IP	WLS	BF	H	R	ER	SO	BB	IBB	HBP	BLK	WP	HR	S	P	ERA	WHIP
31 Alfredo Simon, R ERA: 4.94	(1, 1)	6.2		34	9	5	5	5	3	0	1	0	1	2	65	98	6.75	1.800
30 Alex Wilson, R ERA: 2.18	(7, 1)	0.2		2	0	0	0	0	0	0	0	0	0	0	3	3	0.00	0.000
65 Blaine Hardy, L ERA: 2.81	(8, 1)	0.2	L	4	1	2	2	0	1	0	0	0	0	1	9	18	27.00	3.000

PITCHER		IP	WLS	BF	H	R	ER	SO	BB	IBB	HBP	BLK	WP	HR	S	P	ERA	WHIP

Batter	1	2	3	4	5	6	7	8	9	AB R H RBI BB SO LOB
Inning Stats										1B: 0 SF: 0 2B: 0 SAC: 0 3B: 0 DP: 0 HR: 0 HBP: 0

Detroit Tigers @ Cleveland Indians

Progressive Field, Cleveland, OH

Sat Sep 12 2015, 7:10 PM EDT

TOP

livebaseballscorecards.com

AB	0
R	0
H	0
RBI	0
BB	0
SO	0
LOB	0

WP: 0 PA: 0
PB: 0
SB: 0
CS: 0

PITCHER	IP	WLS	BF	H	R	ER	SO	BB	IBB	HBP	BLK	WP	HR	S	P	ERA	WHIP

PITCHER	IP	WLS	BF	H	R	ER	SO	BB	IBB	HBP	BLK	WP	HR	S	P	ERA	WHIP

Batter	1	2	3	4	5	6	7	8	9	AB	R	H	RBI	BB	SO	LOB
Inning Stats																

BOTTOM

Detroit Tigers @ Cleveland Indians

Progressive Field, Cleveland, OH

Sat Sep 12 2015, 7:10 PM EDT

livebaseballscorecards.com

AB	0
R	0
H	0
RBI	0
BB	0
SO	0
LOB	0

1B: 0
2B: 0
3B: 0
HR: 0

SF: 0
SAC: 0
DP: 0
HBP: 0

WP: 0
PB: 0
SB: 0
CS: 0

PA: 0

PITCHER	IP	WLS	BF	H	R	ER	SO	BB	IBB	HBP	BLK	WP	HR	S	P	ERA	WHIP

PITCHER	IP	WLS	BF	H	R	ER	SO	BB	IBB	HBP	BLK	WP	HR	S	P	ERA	WHIP

Detroit Tigers @ Cleveland Indians

Progressive Field, Cleveland, OH

Sun Sep 13 2015, 1:11 PM - 4:30 PM EDT

Partly Cloudy - 63 F

livebaseballscorecards.com

Batter	1	2	3	4	5	6	7	8	9	AB	R	H	RBI	BB	SO	LOB
12 Anthony Gose, L (1, 8) OBP: 0.319, SLG: 0.379	F FF 92 X FF 92 0-1 3 1B 2B	S CH 84 D CH 84 F FC 89 B FF 94 B CH 83 F FF 94 F FF 94 F FF 94 X 3-2 ③ G4-3			B FF 89 B CH 82 S FF 91 C FC 87 F CH 82 B FC 88 F FF 91 F FF 93 C FC 91 3-3 ① K	B SI 90 F SI 90 B SI 91 F SI 91 D CU 83 F SI 90 F SI 90 F SI 90 S SI 89 3-3 ③ K			B FF 96 C FF 95 B FF 95 B FF 96 B FF 95 4-1 3 1B BB	4	1	1	0	1	2	5
3 Ian Kinsler, R (1, 4) OBP: 0.353, SLG: 0.443	X FF 92 0-0 24 G6-4-3 2-H 1B	B CH 82 X FC 88 1-0 ① G1-3			B FF 90 C FF 90 B FF 90 F CH 84 X FC 89 2-2 ② G4-3		X CU 83 0-0 ① L7		B FF 94 B FF 95 C FF 95 X FF 95 2-1 1-2 1B	5	0	2	1	0	0	0
24 Miguel Cabrera, R (1, 3) OBP: 0.447, SLG: 0.557	X FC 89 0-0 ①② G6-4-3 1-2f	B FC 90 C CH 83 B FF 91 F CH 84 B CU 82 B FC 90 4-2 28 FC6-4 BB			B CU 78 B CH 84 C FF 91 B FF 90 S FF 92 X FF 92 3-2 ③ F9		B SI 92 C CU 83 B CU 86 B CU 83 C SI 92 X SI 91 3-2 ② L9		D FF 93 X KC 86 1-0 ③ L5	4	0	0	0	1	0	3
28 J.D. Martinez, R (1, 9) OBP: 0.343, SLG: 0.547	C FF 92 S CU 81 B FF 93 B FF 92 X CH 84 2-2 1B	X FF 92 0-0 ② FC6-4 1-2f				C FC 86 C FF 90 X CU 77 0-2 41 G6-3 9 SF9 2B	C SI 93 F CU 84 S CU 85 0-3 ③ K			4	1	2	0	0	1	1
41 Victor Martinez, S (1, 10) OBP: 0.290, SLG: 0.349	B FF 90 C CH 84 F FF 92 F FF 93 F FC 89 X CU 79 1-2 ③ F9	D CH 84 F CH 83 B FC 89 S FF 92 F FF 91 F FC 89 X CH 84 2-2 ③ P5				F FF 89 C CU 76 B FF 92 X CH 81 1-2 ① G6-3 2-3		C FC 92 B CH 83 F FC 91 X FC 91 1-2 ① G6-3		4	0	0	0	0	0	3
9 Nick Castellanos, R (1, 5) OBP: 0.299, SLG: 0.414		X FC 88 0-0 ① G4-3		C FF 92 X FF 89 0-1 ① G6-3		B FC 87 B FC 89 X FF 89 2-0 ② SF9 3-H		B FC 91 S FC 91 B FC 91 F SL 80 S SL 81 2-3 ② K		3	0	0	1	0	1	0
33 Steven Moya, L (1, 7) OBP: 0.600, SLG: 1.000		C FF 92 S FF 93 X FF 92 0-2 34 1B 1B		X CH 83 0-0 3B		S FF 94 B FF 96 B FF 94 S FF 95 B SI 95 B FF 96 4-2 49 BB 34 BB BB		S FC 91 F FC 92 B SL 81 F FC 93 C FC 93 2-3 ③ K		3	0	2	0	1	1	0
34 James McCann, R (1, 2) OBP: 0.308, SLG: 0.401		B FF 93 S FC 91 F FF 93 1 SAFE F FC 90 B FF 93 X CH 85 2-2 1-2 1B		X FF 90 0-0 ② F7		B SI 95 B FF 95 B FF 96 C FF 95 B SI 96 4-1 49 BB 1-2 BB			C X FF 95 0-1 ① G1-3	3	0	1	0	1	0	1
49 Dixon Machado, R (1, 6) OBP: 0.250, SLG: 0.231		F FF 93 F FF 91 B FF 92 S FF 92 1-3 ② K		D FC 90 F FF 90 B FC 90 F CH 84 C FC 89 2-3 ③ K		C FF 95 F FF 95 F FF 96 B SI 96 F FF 97 D CU 82 B FF 97 B FF 96 4-2 1-2 2-3 BB			B FF 95 B FF 95 C FF 95 X FF 96 2-1 ② L9	3	0	0	0	1	2	3
Inning Stats	R: 1 E: 0 K: 0 S: 12 H: 3 LOB: 1 BB: 0 P: 15	R: 0 E: 0 K: 1 S: 17 H: 2 LOB: 2 BB: 0 P: 23	R: 0 E: 0 K: 0 S: 9 H: 0 LOB: 1 BB: 1 P: 16	R: 0 E: 0 K: 1 S: 7 H: 1 LOB: 1 BB: 0 P: 9	R: 0 E: 0 K: 1 S: 12 H: 0 LOB: 0 BB: 0 P: 20	R: 1 E: 0 K: 1 S: 20 H: 1 LOB: 3 BB: 3 P: 38	R: 0 E: 0 K: 1 S: 7 H: 0 LOB: 0 BB: 0 P: 10	R: 0 E: 0 K: 2 S: 10 H: 0 LOB: 0 BB: 0 P: 15	R: 0 E: 0 K: 0 S: 8 H: 1 LOB: 2 BB: 1 P: 17	1B: 5 2B: 2 3B: 1 HR: 0 SF: 1 SAC: 0 DP: 1 HBP: 0						

TOP	
AB	33
R	2
H	8
RBI	2
BB	5
SO	7
LOB	16

WP: 0 PA: 39
PB: 0
SB: 0
CS: 0

PITCHER		IP	WLS	BF	H	R	ER	SO	BB	IBB	HBP	BLK	WP	HR	S	P	ERA	WHIP
56 Cody Anderson, R ERA: 3.68	(1, 1)	5.2	W	24	7	2	2	3	1	0	0	0	0	0	64	93	3.18	1.412
34 Zach McAllister, R ERA: 2.97	(6, 1)	0.0		3	0	0	0	0	3	0	0	0	0	0	7	19	∞	∞
53 Jeff Manship, R ERA: 1.16	(6, 1)	1.1	H	4	0	0	0	2	0	0	0	0	0	0	13	19	0.00	0.000
27 Bryan Shaw, R ERA: 2.75	(8, 1)	1.0		3	0	0	0	2	0	0	0	0	0	0	10	15	0.00	0.000
37 Cody Allen, R ERA: 3.36	(9, 1)	1.0		5	1	0	0	0	1	0	0	0	0	0	8	17	0.00	2.000

PITCHER		IP	WLS	BF	H	R	ER	SO	BB	IBB	HBP	BLK	WP	HR	S	P	ERA	WHIP

Detroit Tigers @ Cleveland Indians

Progressive Field, Cleveland, OH

Sun Sep 13 2015, 1:11 PM - 4:30 PM EDT

Partly Cloudy - 63 F

livebaseballscorecards.com

BOTTOM

Batter	1	2	3	4	5	6	7	8	9	AB	R	H	RBI	BB	SO	LOB
22 Jason Kipnis, L (1, 4) OBP: 0.376, SLG: 0.446	B FF 91 C FF 90 X FF 92 1-1 F7 ①		C CU 78 B FF 94 F FF 94 S CU 80 1-3 K ③		B CU 80 B FF 95 C FF 95 X FF 96 2-1 F5 ②		C SI 91 B SI 91 F SL 80 F SI 91 X SI 91 1-2 G6-3 ①	X SL 89 0-0 G4-6-3 ②③ 1-2f		5	0	0	0	0	1	6
12 Francisco Lindor, S (1, 6) OBP: 0.347, SLG: 0.458	B FF 92 M FF 91 F FF 93 X CU 78 1-2 G1 ②			C CU 78 X SL 84 0-1 L7 ①	F CU 81 F FF 96 B FF 97 X CU 82 1-2 1-2 2-H 3-H 1B		X SI 91 0-0 41 1B 2B			4	0	2	2	0	0	0
23 Michael Brantley, L (1, 7) OBP: 0.387, SLG: 0.496	C FF 90 X FF 91 0-1 L4 ③			B FF 92 B CH 84 S CH 84 C CU 78 X CH 86 2-2 P6 ②	C FF 94 F FF 94 X FF 94 0-2 F7 ③		B SL 78 B SI 91 C SL 80 B SI 93 B SL 80 4-1 41 1B 40 1B BB			3	1	0	0	1	0	2
41 Carlos Santana, S (1, 10) OBP: 0.356, SLG: 0.384		B CU 75 C SL 83 B FF 90 B FF 91 C FF 91 X SL 86 3-2 G5-3 ①		C CU 77 B FF 93 B FF 92 B FF 93 F FF 93 S CU 80 3-3 K ③		B SL 82 B CH 82 C FF 90 B FF 90 C CH 82 F FF 92 F FF 92 F SL 85 F SL 86 3-2 K ①	B CH 85 X SI 91 1-0 40 S 40 E 1-3 2-H 1B ②			4	1	1	0	0	2	0
8 Lonnie Chisenhall, L (1, 9) OBP: 0.295, SLG: 0.379 40 Jerry Sands, R (7, PH) OBP: 0.282, SLG: 0.382 (8, 9)		F FF 92 B FF 92 S FF 92 S CU 79 1-3 K ②			F FF 91 B FF 92 B FF 92 B FF 92 B FF 91 4-1 10 2B 30 1B BB	F FF 89 S FF 92 B SL 86 X CU 78 1-2 P6 ②	C SL 85 D SL 86 C SI 93 X SL 87 1-2 E4 ③ 1-H 3-H 1B			2 1	1 0	0 1	0 1	1 0	1 0	0 0
10 Yan Gomes, R (1, 2) OBP: 0.261, SLG: 0.373		B FF 92 S SL 84 X SL 83 1-1 G6-3 ③			1 SAFE F SL 83 D CU 80 X FF 94 1-1 30 1B 12 1B 1-3 2B	C CU 76 S SL 82 H FF 91 1-2 35 1B 30 1B HBP		C SL 85 B SL 85 F SL 85 C FF 95 1-3 K ①		3	2	1	0	0	1	0
35 Abraham Almonte, S (1, 8) OBP: 0.320, SLG: 0.444			C FF 89 S FF 91 S FF 92 0-3 K ①		B CU 79 F FF 95 B CU 80 B SL 86 C FF 95 D CU 80 4-2 30 1B 12 1B BB	B FF 91 S SL 85 F SL 85 B FF 94 1 SAFE X CU 78 2-2 30 1B 1-3 1B		B SI 95 B SL 84 X SI 93 2-0 30 1B 11 1B 30 S 1B		3	2	2	0	1	1	0
30 Chris Johnson, R (1, 3) OBP: 0.293, SLG: 0.352			C SL 83 S SL 85 B FF 94 X FF 93 1-2 G4-3 ②		S SL 86 F CU 80 D SL 88 X SL 88 1-2 12 1B 1-2 2-3 3-H 1B	C FF 91 1 SAFE X FF 92 0-1 1-3 3-H 1B		1 SAFE B SI 94 S SL 88 C SL 88 X SI 95 1-2 11 1B 1-3 1B		4	0	3	2	0	0	0
11 José Ramírez, S (1, 5) OBP: 0.280, SLG: 0.308			C FF 92 C CU 78 F CU 78 B CH 84 F FF 92 X FF 93 1-2 2B		B FF 95 C CH 85 F CH 86 F CU 82 X FF 97 1-2 F4 ①	C FF 92 B FF 92 X CH 84 1-1 L7 ③		X SL 87 0-0 22 G4-6-3 1-3 3-H 1B		4	0	2	1	0	0	5
Inning Stats	R: 0 E: 0 K: 0 S: 7 H: 0 LOB: 0 BB: 0 P: 9	R: 0 E: 0 K: 1 S: 8 H: 0 LOB: 0 BB: 0 P: 13	R: 0 E: 0 K: 2 S: 14 H: 1 LOB: 1 BB: 0 P: 17	R: 0 E: 0 K: 1 S: 8 H: 0 LOB: 0 BB: 0 P: 13	R: 3 E: 0 K: 0 S: 20 H: 3 LOB: 2 BB: 2 P: 34	R: 1 E: 0 K: 1 S: 20 H: 2 LOB: 2 BB: 0 P: 28	R: 2 E: 1 K: 0 S: 10 H: 3 LOB: 1 BB: 1 P: 17	R: 1 E: 0 K: 1 S: 9 H: 3 LOB: 1 BB: 0 P: 13		1B: 9 2B: 3 3B: 0 HR: 0 SF: 0 SAC: 0 DP: 1 HBP: 1		WP: 0 PB: 0 SB: 2 CS: 0 PA: 37			

	AB	33
	R	7
	H	12
	RBI	6
	BB	3
	SO	6
	LOB	13

PITCHER		IP	WLS	BF	H	R	ER	SO	BB	IBB	HBP	BLK	WP	HR	S	P	ERA	WHIP
35 Justin Verlander, R ERA: 3.58	(1, 1)	6.0	L	27	6	4	4	5	2	0	1	0	0	0	77	114	6.00	1.333
32 Tom Gorzelanny, L ERA: 6.75	(7, 1)	0.2		4	2	2	1	0	1	0	0	0	0	0	7	13	13.50	4.500
62 Al Alburquerque, R ERA: 4.5	(7, 1)	0.2		5	4	1	1	1	0	0	0	0	0	0	11	16	13.50	6.000
46 Ian Krol, L ERA: 6.45	(8, 1)	0.2		1	0	0	0	0	0	0	0	0	0	0	1	1	0.00	0.000

PITCHER	IP	WLS	BF	H	R	ER	SO	BB	IBB	HBP	BLK	WP	HR	S	P	ERA	WHIP

Detroit Tigers @ Cleveland Indians

Progressive Field, Cleveland, OH

Sun Sep 13 2015, 5:08 PM - 8:58 PM EDT

Att. 14,487 - Partly Cloudy - 63 F

livebaseballscorecards.com

TOP

Batter	1	2	3	4	5	6	7	8	9	AB	R	H	RBI	BB	SO	LOB
20 Rajai Davis, R (1, 8) OBP: 0.298, SLG: 0.429	C SI 92 F FC 85 F FC 86 F SI 93 C SI 94 0-3 K		B FF 92 1 SAFE F FF 93 X FF 92 1-1 18 BB 28 1B 1-2 1B	X FF 94 0-0 24 G6-4-3 18 1B 1-2 2-H 3-H 1B		B SL 89 X FF 96 1-0 L9	F FF 89 F SI 92 S CU 81 0-3 K			5	1	2	2	0	2	1
18 Tyler Collins, L (1, 7) OBP: 0.301, SLG: 0.415	S SI 93 B SI 94 B CH 86 B SI 93 X FF 93 3-1 G6-3		S SI 93 B SI 92 S KC 75 B SI 92 B KC 75 F SI 94 F FF 94 B SI 93 4-2 28 1B 1-2 2-3 BB	B SI 92 B SI 92 B SI 92 C SI 91 X SI 92 3-1 24 G6-4-3 1-2 2-3 1B		F FF 98 B CH 90 F FF 98 F FF 98 B SL 90 B SL 90 F FF 96 F FF 97 B FF 97 4-2 28 2B BB		C CU 80 B CH 89 C CU 81 B FF 92 X FC 87 2-2 G3		3	1	1	0	2	0	0
24 Miguel Cabrera, R (1, 10) OBP: 0.442, SLG: 0.549	C FC 84 X KC 76 0-1 G5-3		S FF 94 B FF 94 T KC 75 F FF 95 D KC 79 T FF 93 2-2 K	F SI 92 D SL 83 S SL 83 B SL 83 X SI 93 2-2 G6-4-3 1-2f 2-3 3-H		B FF 97 S FF 96 S FF 96 F FF 97 X FF 90 1-2 L8		X FC 87 0-0 G5-3		5	0	0	0	0	1	6
28 J.D. Martinez, R (1, 9) OBP: 0.345, SLG: 0.549		C FF 90 F KC 73 B FF 94 S KC 77 1-3 K	B KC 75 X SI 94 1-0 1-3 2-H 3-H 1B	X SI 93 0-0 F9		S FF 97 F FF 97 D SL 90 X SL 90 1-2 1-H 2B		S FC 88 B FC 89 B FC 88 C FF 92 F FF 93 X FC 87 2-2 1B		5	0	3	3	0	1	1
41 Victor Martinez, S (1, 3) OBP: 0.291, SLG: 0.348 55 Jefry Marte, R (9, 3) OBP: 0.306, SLG: 0.464		C FF 91 B SI 91 B CH 85 B FF 92 F FF 92 B SI 92 4-2 BB	C SI 93 D FC 87 X FF 94 1-1 G3		F SI 91 B SI 91 X CH 84 1-1 13 1B 49 FC4-6 1B	X FF 96 0-0 F7		B SI 92 B FF 92 B FF 92 C FF 93 F FF 92 F FF 92 X FF 93 3-2 G3-1		4 0	1 0	1 0	0 0	1 0	0 0	4 0
9 Nick Castellanos, R (1, 5) OBP: 0.302, SLG: 0.418		B FF 91 B FC 83 C SI 92 F FF 92 C SI 92 2-3 K		X FC 83 0-0 13 1B 49 2B 1B	B SI 92 B SI 92 B SI 92 C SI 92 F SI 91 F SI 93 1 SAFE S SL 83 3-3 K		X SI 92 0-0 40 13 G6-4-3 WP 17 1B 1B		B FF 93 X FC 88 1-0 13 G6-3 2B	5	2	3	0	0	2	2
13 Alex Avila, L (1, 2) OBP: 0.323, SLG: 0.261		B SI 91 X FF 92 1-0 F8		C SI 92 C FC 85 F KC 77 D KC 78 X SI 94 1-2 49 2B 20 1B 1-2 1B	X SI 90 0-0 49 FC4-6 1-3 1B	B SI 92 T SI 93 C SI 93 B CU 82 B CU 81 F FF 93 B SI 94 4-2 40 G6-4-3 1-2 BB			B FF 91 C FF 91 B FF 93 C FF 92 B FF 92 X FF 91 3-2 G6-3 2-3	4	1	2	0	1	0	2
49 Dixon Machado, R (1, 6) OBP: 0.290, SLG: 0.310 40 Josh Wilson, R (5, PR) OBP: 0.370, SLG: 0.360 (5, 4)			B FF 91 C FF 92 S FC 85 B FF 93 X FC 85 2-2 18 BB 20 1B 28 1B 1B	B FF 93 F FF 95 T FF 96 X FF 94 1-2 20 1B 1-3 2-H 2B	S FF 97 S FF 98 X FF 98 0-2 FC4-6 1-2f 3-H	B FF 89 F FF 91 B FC 88 B FF 93 F FF 92 F FF 93 X FF 91 3-2 G6-4-3 1-2f 2-3			T FF 93 C FF 94 S FF 94 0-3 K	3 2	2 0	2 0	2 0	0 0	0 1	1 3
17 Andrew Romine, S (1, 4) OBP: 0.305, SLG: 0.324 (5, 6)			B FF 92 1 SAFE F FF 92 B FF 93 F SI 94 C SI 93 2-3 K	B FC 87 F FF 94 D KC 78 B FC 86 B FF 94 4-1 18 1B 20 1B 24 G6-4-3 BB	F FF 96 X FF 98 0-1 G6-3	X FF 92 0-0 3-H 1B			C FF 93 B FF 92 F FF 92 B FF 94 F FF 92 F FC 89 F FF 92 X FF 93 2-2 L7	4	1	1	1	1	1	3

Inning Stats	1	2	3	4	5	6	7	8	9
	R: 0 E: 0 K: 1 S: 9 H: 0 LOB: 0 BB: 0 P: 12	R: 0 E: 0 K: 2 S: 9 H: 0 LOB: 1 BB: 1 P: 17	R: 2 E: 0 K: 2 S: 19 H: 3 LOB: 2 BB: 1 P: 32	R: 4 E: 0 K: 0 S: 16 H: 5 LOB: 1 BB: 1 P: 27	R: 1 E: 0 K: 1 S: 12 H: 2 LOB: 1 BB: 0 P: 16	R: 1 E: 0 K: 0 S: 14 H: 1 LOB: 1 BB: 1 P: 21	R: 1 E: 0 K: 1 S: 12 H: 2 LOB: 1 BB: 1 P: 19	R: 0 E: 0 K: 0 S: 12 H: 1 LOB: 1 BB: 0 P: 19	R: 0 E: 0 K: 1 S: 13 H: 1 LOB: 1 BB: 0 P: 19

1B: 12 SF: 0
2B: 3 SAC: 0
3B: 0 DP: 2
HR: 0 HBP: 0

WP: 1 PA: 45
PB: 0
SB: 0
CS: 0

	AB	40
	R	9
	H	15
	RBI	8
	BB	5
	SO	8
	LOB	23

PITCHER		IP	WLS	BF	H	R	ER	SO	BB	IBB	HBP	BLK	WP	HR	S	P	ERA	WHIP
47 Trevor Bauer, R ERA: 4.71	(1, 1)	3.0	L	19	7	6	6	5	3	0	0	0	0	0	47	77	18.00	3.333
54 Ryan Webb, R ERA: 3.33	(4, 1)	1.1		5	2	1	1	1	0	0	0	0	0	0	12	21	6.75	1.500
65 Giovanni Soto, L ERA:	(5, 1)	0.0		1	1	0	0	0	0	0	0	0	0	0	1	1	∞	∞
49 Austin Adams, R ERA: 3.73	(5, 1)	1.2		7	1	1	1	0	1	0	0	0	0	0	19	26	5.40	1.200
26 Gavin Floyd, R ERA: 1.5	(7, 1)	2.0		9	3	1	1	1	1	0	0	0	1	0	24	38	4.50	2.000

PITCHER		IP	WLS	BF	H	R	ER	SO	BB	IBB	HBP	BLK	WP	HR	S	P	ERA	WHIP
51 Shawn Armstrong, R ERA:	(9, 1)	1.0		4	1	0	0	1	0	0	0	0	0	0	13	19	0.00	1.000

BOTTOM

Detroit Tigers @ Cleveland Indians

Progressive Field, Cleveland, OH

Sun Sep 13 2015, 5:08 PM - 8:58 PM EDT

Att. 14,487 - Partly Cloudy - 63 F

livebaseballscorecards.com

Batter	1	2	3	4	5	6	7	8	9	AB	R	H	RBI	BB	SO	LOB
12 Francisco Lindor, S (1, 6) OBP: 0.347, SLG: 0.457 11 José Ramírez, S (7, 4) OBP: 0.278, SLG: 0.305	B SI 89 X SI 90 1-0 L9 ①	B CH 80 B CH 79 X SI 86 2-0 4 G5-4-3 1B		B FF 92 X SI 91 1-0 G4-3 ③			C FF 94 B CH 87 F FF 95 X FF 95 1-2 P4 ①		C FF 96 B CH 84 X FF 96 1-1 G6-3 ③	3 2	0 0	1 0	0 0	0 0	0 0	0 0
4 Mike Aviles, R (1, 4) (7, 6) OBP: 0.284, SLG: 0.328	C SI 90 F SI 90 B CU 73 B FF 89 X SI 90 2-2 41 E1 9 1B 1B	C SI 87 1 SAFE B CU 70 X CU 70 1-1 G5-4-3 ② ③ 1-2f			C FF 90 B CU 75 B CU 74 X SI 93 2-1 G5-3 ①		X FF 95 0-0 1B			4	1	2	0	0	0	1
41 Carlos Santana, S (1, 3) OBP: 0.355, SLG: 0.381	C SI 89 B CU 70 F CU 70 F SI 90 1 SAFE B CU 71 B SI 82 X CH 82 3-2 E5 40 WP 9 1B 39 BB 1-3		B SI 86 F SI 87 C CH 78 X FF 88 1-2 G4-3 ①		C SI 93 B CH 84 S FF 92 B CU 78 B SI 92 B SI 92 4-2 8 G3 BB		T FF 95 X SI 90 0-1 L8 ②			3	1	0	0	1	0	2
9 Ryan Raburn, R (1, 9) OBP: 0.379, SLG: 0.541 8 Lonnie Chisenhall, L (5, PH) (6, 9) OBP: 0.293, SLG: 0.376	C SL 84 B CU 71 1 SAFE X CU 71 1-1 39 BB 40 WP 1-2 3-H 1B		S SI 88 S FF 87 F SI 88 B FF 89 B CU 71 B SI 89 F SI 89 X SI 90 3-2 L8 ②		F FF 92 B FF 93 F FF 93 X CU 76 1-2 G3 ② 1-2		S FF 94 F FF 93 F SL 81 B FF 94 F SL 86 F FF 95 X SI 90 1-2 L5 ③			2 2	0 0	1 0	1 0	0 0	0 0	0 2
30 Chris Johnson, R (1, 10) OBP: 0.292, SLG: 0.347	C SI 89 B CU 71 F SL 84 B CH 82 S SL 84 2-3 K ②		B FF 88 B SI 88 F SI 87 S SL 82 B SI 88 F SL 82 B CH 78 4-2 40 WP BB		B CU 75 B FF 93 T SI 94 X SI 92 2-1 G1-3 ③			B FF 97 X FF 95 1-0 G6-3 ①		3	0	0	0	1	1	3
40 Jerry Sands, R (1, 7) OBP: 0.289, SLG: 0.375	F CU 72 B FF 89 B CU 71 F SL 85 F FF 91 F SL 83 F SL 84 B FF 90 F CU 72 4-2 39 BB 1-2 2-3 BB		S SI 88 B FF 88 B CU 71 B SL 82 B SL 83 4-1 1-2 BB			B FF 93 C FF 94 B SL 87 F FF 94 C SL 85 2-3 K ①		X FF 97 0-0 G4-3 ②		2	0	0	0	2	1	0
39 Gio Urshela, R (1, 5) OBP: 0.279, SLG: 0.321	B SI 89 C CU 71 B CH 80 F SI 89 F SL 86 F SI 91 D CU 73 F SI 88 F SI 90 4-2 B SI 89 1-2 2-3 3-H BB		F CH 78 F CH 78 B SI 89 B SI 88 X CH 79 2-2 L9 ③			B SL 84 B FF 93 B FF 94 C FF 94 B FF 95 4-1 BB		C FF 98 S FF 97 B FF 95 F FF 97 B SL 86 F SL 83 B FF 96 S SL 81 3-3 K ③		2	0	0	1	2	1	2
55 Roberto Pérez, R (1, 2) OBP: 0.343, SLG: 0.367	C CU 71 S SI 88 B CH 78 F SI 88 B CH 78 S CH 78 2-3 K ③			B FF 93 B FF 92 C FF 92 B FF 91 F FF 92 B SI 93 4-2 1 G4-6-3 BB		F FF 94 C SL 82 S SL 82 0-3 K ②			B FF 96 B FF 95 X FF 96 2-0 G5-3 ①	3	0	0	0	1	2	4
1 Michael Martinez, S (1, 8) OBP: 0.385, SLG: 0.462		C SI 87 F FF 87 B SL 82 F CU 71 F SI 88 B SI 88 F SI 88 S SL 82 2-3 K ①		F SI 93 D CU 76 C CU 74 X SI 93 1-2 G4-6-3 ① ② 1-2f		S FF 94 F FF 95 F FF 96 D SL 85 F FF 96 X FF 96 1-2 L6 ③			C FF 97 B FF 96 F FF 96 F FF 97 C SL 85 1-3 K ②	4	0	0	0	0	2	2

Inning Stats	1	2	3	4	5	6	7	8	9
	R: 2 E: 1 K: 2 S: 31	R: 0 E: 0 K: 1 S: 9	R: 0 E: 0 K: 0 S: 15	R: 0 E: 0 K: 0 S: 6	R: 0 E: 0 K: 0 S: 9	R: 0 E: 0 K: 2 S: 12	R: 0 E: 0 K: 0 S: 12	R: 0 E: 0 K: 1 S: 7	R: 0 E: 0 K: 1 S: 7
	H: 2 LOB: 3 BB: 2 P: 50	H: 1 LOB: 0 BB: 0 P: 14	H: 0 LOB: 2 BB: 2 P: 29	H: 0 LOB: 0 BB: 1 P: 12	H: 0 LOB: 1 BB: 1 P: 18	H: 0 LOB: 1 BB: 1 P: 19	H: 1 LOB: 1 BB: 0 P: 14	H: 0 LOB: 0 BB: 0 P: 11	H: 0 LOB: 0 BB: 0 P: 11

	AB	30
	R	2
	H	4
	RBI	2
	BB	7
	SO	7
	LOB	16

	1B: 4	SF: 0	WP: 2	PA: 37
	2B: 0	SAC: 0	PB: 0	
	3B: 0	DP: 2	SB: 0	
	HR: 0	HBP: 0	CS: 0	

PITCHER		IP	WLS	BF	H	R	ER	SO	BB	IBB	HBP	BLK	WP	HR	S	P	ERA	WHIP
52 Randy Wolf, L ERA: 6.12	(1, 1)	3.0		16	3	2	1	3	4	0	0	0	2	0	55	93	3.00	2.333
54 Drew VerHagen, R ERA: 1.56	(4, 1)	2.0	W	7	0	0	0	0	2	0	0	0	0	0	15	30	0.00	1.000
39 Neftalí Feliz, R ERA: 7.03	(6, 1)	2.0		8	1	0	0	2	1	0	0	0	0	0	24	33	0.00	1.000
58 José Váldez, R ERA: 2.84	(8, 1)	2.0		6	0	0	0	2	0	0	0	0	0	0	14	22	0.00	0.000

PITCHER	IP	WLS	BF	H	R	ER	SO	BB	IBB	HBP	BLK	WP	HR	S	P	ERA	WHIP

Detroit Tigers @ Minnesota Twins

Target Field, Minneapolis, MN

Mon Sep 14 2015, 7:12 PM - 10:07 PM CDT

Att. 17,833 - Partly Cloudy - 82 F

livebaseballscorecards.com

Batter	1	2	3	4	5	6	7	8	9	AB	R	H	RBI	BB	SO	LOB
12 Anthony Gose, L (1, 8) OBP: 0.322, SLG: 0.380	B FF 90 B FF 89 C FF 90 B FC 91 B FC 90 4-1 28 1B 24 WP BB		C KC 78 F FC 90 X KC 82 0-2 ② G4-3		C KC 80 S KC 80 S KC 80 0-3 ② K		B FF 93 X SI 90 1-0 24 BB 1B		S SL 81 B FF 90 B FF 88 F SL 85 F FF 88 X SL 82 2-2 1B	4	0	2	0	1	1	2
3 Ian Kinsler, R (1, 4) OBP: 0.350, SLG: 0.439	B FF 90 F FF 89 B KC 77 C KC 75 1 SAFE B KC 79 X FF 89 3-2 ① P6		B FF 92 C FF 92 X FF 93 1-1 ③ L9		S KC 80 F FF 93 B KC 82 D KC 81 F KC 79 X FF 93 2-2 ③ G3		F SL 88 X FF 92 0-1 ② F7		B SL 86 X SI 91 1-0 ③ F9	5	0	0	0	0	0	5
24 Miguel Cabrera, R (1, 3) OBP: 0.442, SLG: 0.547	1 SAFE B KC 79 B KC 78 B FF 91 C FF 90 D SI 90 4-1 28 1B 1-2 BB			X FF 89 0-0 ① F9		C FF 90 B KC 81 B KC 81 F FF 91 F FF 92 B KC 81 X FC 92 3-2 ① F9	B FF 93 B FF 94 1 SAFE B FF 92 C FF 93 B FF 94 4-1 1-2 BB			2	0	0	0	2	0	0
28 J.D. Martinez, R (1, 9) OBP: 0.346, SLG: 0.549	C SI 88 X SI 90 0-1 41 G4-6-3 1-2 2-3 1B			B FF 88 X FF 88 1-0 ② F8		S KC 80 S KC 80 X KC 81 0-2 9 2B 1B	C FF 93 F FF 94 B SL 88 F SL 88 S FF 94 1-3 ③ K			4	0	2	0	0	1	2
41 Victor Martinez, S (1, 10) OBP: 0.291, SLG: 0.347	C KC 76 F KC 81 X KC 81 0-2 ②③ G4-6-3 1-2f			B SI 89 X SI 92 1-0 1B		B FF 90 C KC 77 F FF 90 S KC 80 1-3 ② K		C CU 78 B SL 86 X FF 93 1-1 ① P4		4	0	1	0	0	1	4
9 Nick Castellanos, R (1, 5) OBP: 0.302, SLG: 0.419		C FF 90 B FC 89 S KC 77 S KC 81 1-3 ① K		D KC 78 C KC 76 X FF 88 1-1 ③ F9		S KC 77 X SI 88 0-1 1-3 2B		B SL 86 F SL 88 F SL 88 B FF 93 F SL 88 C FF 93 2-3 ② K		4	0	1	0	0	2	1
33 Steven Moya, L (1, 7) OBP: 0.333, SLG: 0.500		B SI 91 C KC 78 S FC 90 C KC 81 1-3 ② K			S FC 88 C KC 80 S KC 82 0-3 ① K	S KC 79 S KC 80 S KC 80 0-3 ③ K		C CU 79 F CU 78 B FF 90 C SL 86 1-3 ③ K		4	0	0	0	0	4	2
34 James McCann, R (1, 2) OBP: 0.307, SLG: 0.405		C FF 92 S FF 92 B KC 81 C KC 82 1-3 ③ K			C KC 78 F FF 93 B FF 93 X KC 81 1-2 17 2B E5		B FF 91 X FF 92 1-0 17 G3-1 3B		B FF 89 C FF 90 S SL 86 X SL 86 1-2 ① P6	4	1	1	0	0	1	0
17 Andrew Romine, S (1, 6) OBP: 0.304, SLG: 0.329			C SI 87 B FF 90 X FC 90 1-1 ① G3-1		X KC 76 0-0 1-3 2B		B FF 90 F KC 78 B FF 88 F FF 90 D KC 79 X FF 91 3-2 ① G3-1 3-H		C SL 86 B SI 91 B FF 90 F SL 84 T FF 90 2-2 ② K	4	0	1	1	0	1	0
Inning Stats	R: 0 E: 0 K: 0 S: 10 H: 1 LOB: 2 BB: 2 P: 21	R: 0 E: 0 K: 3 S: 9 H: 0 LOB: 0 BB: 0 P: 12	R: 0 E: 0 K: 0 S: 7 H: 0 LOB: 0 BB: 0 P: 9	R: 0 E: 0 K: 0 S: 5 H: 1 LOB: 1 BB: 0 P: 8	R: 0 E: 1 K: 2 S: 14 H: 1 LOB: 2 BB: 0 P: 17	R: 0 E: 0 K: 2 S: 15 H: 2 LOB: 2 BB: 0 P: 19	R: 1 E: 0 K: 1 S: 12 H: 2 LOB: 2 BB: 1 P: 22	R: 0 E: 0 K: 2 S: 9 H: 0 LOB: 0 BB: 0 P: 13	R: 0 E: 0 K: 1 S: 11 H: 1 LOB: 1 BB: 0 P: 17	1B: 5 2B: 2 3B: 1 HR: 0 SF: 0 SAC: 0 DP: 1 HBP: 0						

	AB	35
	R	1
	H	8
	RBI	1
	BB	3
	SO	11
	LOB	16

WP: 1 PA: 38
PB: 0
SB: 0
CS: 0

PITCHER		IP	WLS	BF	H	R	ER	SO	BB	IBB	HBP	BLK	WP	HR	S	P	ERA	WHIP
56 Tyler Duffey, R ERA: 3.72	(1, 1)	6.1	W	28	7	1	1	7	2	0	0	0	1	0	65	96	1.42	1.421
50 Casey Fien, R ERA: 3.51	(7, 1)	1.2		6	0	0	0	3	1	0	0	0	0	0	16	25	0.00	0.600
55 Neal Cotts, L ERA: 3.57	(9, 1)	1.0		4	1	0	0	1	0	0	0	0	0	0	11	17	0.00	1.000

PITCHER	IP	WLS	BF	H	R	ER	SO	BB	IBB	HBP	BLK	WP	HR	S	P	ERA	WHIP

Detroit Tigers @ Minnesota Twins

Target Field, Minneapolis, MN

Mon Sep 14 2015, 7:12 PM - 10:07 PM CDT

Att. 17,833 - Partly Cloudy - 82 F

livebaseballscorecards.com

BOTTOM

Batter	1	2	3	4	5	6	7	8	9	AB	R	H	RBI	BB	SO	LOB
32 Aaron Hicks, S (1, 7) (9, 9) OBP: 0.321, SLG: 0.410	C FF 86 F SI 86 B FF 87 F FC 79 X SI 88 1-2 7 2B 24 2B 1B	S CU 74 S CU 74 B CU 75 S CH 80 1-3 ① K	C CU 77 B FF 90 B FF 91 C FC 84 B SI 85 F FC 86 X FF 92 3-2 ② G3		X SI 88 0-0 2 G6-4-3 1B			C FF 100 B FF 99 X FF 99 1-1 ① G4-3 1-2		5	1	2	0	0	1	1
2 Brian Dozier, R (1, 4) OBP: 0.314, SLG: 0.460	L SI 86 B SI 86 B CH 80 F CH 80 1 SAFE 1 SAFE X CH 81 2-2 ① F9	F FC 81 B FF 88 B CU 76 F SI 87 F FF 89 F SI 89 B CU 75 B SI 82 4-2 7 1B 22 1B BB	C FC 85 B CU 78 B CU 76 B FF 90 S FF 89 B FC 84 4-2 7 1B BB		B SI 89 X FF 90 1-0 ② ③ G6-4-3 1-2f			C FF 100 B FF 99 F FF 100 X FF 100 1-2 ② F7		3	1	0	0	2	0	3
7 Joe Mauer, L (1, 3) OBP: 0.341, SLG: 0.378	B FF 86 1 SAFE C FC 78 F FF 87 B FF 88 1 SAFE 1 SAFE X CH 78 2-2 24 2B 1-3 2B	1 SAFE C CU 75 F SI 87 1 SAFE X SI 86 0-2 24 BB 22 1B 5 1B 1-2 1B	B FF 86 B FC 86 C FF 91 F FF 90 F FC 86 F CH 83 X FF 91 2-2 1-2 1B			C FF 89 B CU 76 X CU 77 1-1 ① G4-3		B FF 99 B FF 99 X FF 99 2-0 ③ L7		5	2	3	0	0	0	1
22 Miguel Sanó, R (1, 10) OBP: 0.389, SLG: 0.567	B SI 86 B SI 86 S CH 80 B SI 87 B FF 87 4-1 24 2B 48 1B BB	B FC 80 B CH 80 C FF 87 B FF 87 X CH 80 3-1 5 1B 24 BB 1-2 2-H 1B	X FC 86 0-0 ③ L7			F SI 88 F CU 75 B FF 90 S FF 89 1-3 ② K				3	1	1	1	1	1	2
24 Trevor Plouffe, R (1, 5) OBP: 0.313, SLG: 0.445	C SI 87 B SI 86 X FC 81 1-1 48 1B 8 1B 1-3 2-H 3-H 2B	B CU 74 B FC 85 B FF 88 C FF 89 C FF 90 F FF 90 B FC 84 4-2 5 1B 1-2 2-3 BB		B SI 89 X FC 84 1-0 ① G5-3		C FC 86 C SI 88 B FF 91 X FF 89 1-2 ③ G4-3				3	1	1	2	1	0	0
48 Torii Hunter, R (1, 9) OBP: 0.295, SLG: 0.408 21 Shane Robinson, R (9, 7) OBP: 0.305, SLG: 0.329	D CH 81 F FF 88 B SI 88 X SI 89 2-1 25 BLK 8 1B 2-3 3-H 1B	C FF 90 F FF 91 S FC 84 0-3 ② K		C FC 85 S CU 77 F FF 90 F FF 89 F FC 84 B FF 91 F FF 91 B CU 77 F FC 84 2-2 X FF 91 ② G5-3			B CU 76 C FF 94 B FF 93 B CH 84 S FF 92 F FF 93 X FF 94 3-2 5 G3-6-3 1B			4 0	0 0	2 0	1 0	0 0	1 0	3 0
5 Eduardo Escobar, S (1, 6) OBP: 0.310, SLG: 0.457	C FC 80 F SI 88 C FF 89 0-3 ② K	X FF 91 0-0 8 FC6-4 1-2 2-3 3-H 1B		X FC 86 0-0 HR			B FF 93 X CU 83 1-0 ① ② G3-6-3 1-2f			4	1	2	2	0	1	3
8 Kurt Suzuki, R (1, 2) OBP: 0.293, SLG: 0.320	1 SAFE B SI 87 C CH 80 1 SAFE B FF 86 X SI 88 2-1 25 BLK 1-2 3-H 1B	C FC 84 B FF 90 X FF 90 1-1 ③ FC6-4 1-2f		C FF 89 F CU 76 S CU 77 0-3 ③ K			X FF 93 0-0 ③ L6			4	0	1	1	0	1	3
25 Byron Buxton, R (1, 8) OBP: 0.231, SLG: 0.252	F FC 80 F SI 86 F CH 79 B CH 80 X CH 80 1-2 P3 1-2 2-3		C FF 89 C FC 86 X FF 91 0-2 ① G1-3		S FF 87 X CU 76 0-1 ① F7			B FF 98 B FF 99 C FF 98 F FF 97 X FF 99 2-2 32 G4-3 1B		4	0	1	0	0	0	2
Inning Stats	R: 4 E: 0 K: 1 S: 24 H: 5 LOB: 2 BB: 1 P: 39	R: 2 E: 0 K: 2 S: 21 H: 3 LOB: 3 BB: 2 P: 34	R: 0 E: 0 K: 0 S: 15 H: 1 LOB: 2 BB: 1 P: 24	R: 1 E: 0 K: 1 S: 13 H: 1 LOB: 0 BB: 0 P: 16	R: 0 E: 0 K: 0 S: 4 H: 1 LOB: 0 BB: 0 P: 5	R: 0 E: 0 K: 1 S: 8 H: 0 LOB: 0 BB: 0 P: 11	R: 0 E: 0 K: 0 S: 6 H: 1 LOB: 0 BB: 0 P: 10	R: 0 E: 0 K: 0 S: 9 H: 1 LOB: 1 BB: 0 P: 15		1B: 10 2B: 2 3B: 0 HR: 1 SF: 0 SAC: 0 DP: 2 HBP: 0				WP: 0 PB: 0 SB: 0 CS: 0 PA: 39		

PITCHER		IP	WLS	BF	H	R	ER	SO	BB	IBB	HBP	BLK	WP	HR	S	P	ERA	WHIP
53 Kyle Lobstein, L ERA: 6.1	(1, 1)	1.1	L	13	7	6	6	2	2	0	0	1	0	0	36	59	40.50	6.750
56 Kyle Ryan, L ERA: 5.32	(2, 1)	4.2		19	4	1	1	3	2	0	0	0	0	1	49	70	1.93	1.286
26 Jeff Ferrell, R ERA: 11.12	(7, 1)	1.0		3	1	0	0	0	0	0	0	0	0	0	6	10	0.00	1.000
43 Bruce Rondón, R ERA: 6.0	(8, 1)	1.0		4	1	0	0	0	0	0	0	0	0	0	9	15	0.00	1.000

PITCHER	IP	WLS	BF	H	R	ER	SO	BB	IBB	HBP	BLK	WP	HR	S	P	ERA	WHIP

Detroit Tigers @ Minnesota Twins

Target Field, Minneapolis, MN

Tue Sep 15 2015, 7:12 PM - 10:40 PM CDT

Att. 22,963 - Partly Cloudy - 83 F

TOP

livebaseballscorecards.com

Batter	1	2	3	4	5	6	7	8	9	AB	R	H	RBI	BB	SO	LOB
12 Anthony Gose, L (1, 8) OBP: 0.321, SLG: 0.378	L FF 91 B FF 91 B FF 90 C FF 90 S KC 77 2-3 ① **K**	C KC 73 B FF 90 F FF 89 D KC 76 X KC 77 2-2 **3-H** 1B			X CH 82 0-0 **E1** 24 G6-4-3		B CU 72 C CH 89 C FF 90 C SL 86 1-3 ① **K**		C SL 79 F SL 80 B SL 80 X SL 79 1-2 ② **G4-3** **2-3**	5	0	1	1	0	2	1
3 Ian Kinsler, R (1, 4) OBP: 0.348, SLG: 0.437	C FF 91 X FF 91 0-1 28 BB 41 1B 1B	F FC 86 1 SAFE F FC 86 1 SAFE X CH 84 0-2 ③ **G5-3**			F FC 89 S SL 79 F FC 91 X SL 79 0-2 ① **F7**		F SL 85 B SI 94 B SI 92 C SL 84 X SL 88 2-2 ② **F8**		S FF 95 B FF 95 S FF 95 F FF 96 F FF 95 X FF 97 1-2 ③ **P4**	5	1	1	0	0	0	3
24 Miguel Cabrera, R (1, 3) OBP: 0.438, SLG: 0.541	X FF 90 0-0 ② **L9**		F FF 88 B KC 75 C KC 73 B CH 83 F FC 89 X KC 74 2-2 ① **G6-3**		X SL 78 0-0 ②③ **G6-4-3** **1-2f**		C FF 94 X CU 78 0-1 ③ **F8**			4	0	0	0	0	0	2
28 J.D. Martinez, R (1, 9) OBP: 0.347, SLG: 0.550	C FF 90 B KC 76 B KC 76 B FF 90 F CH 87 B KC 77 4-2 41 1B 9 1B **1-2** BB		B FF 89 C FF 90 B CH 84 F FF 90 F CH 84 F FF 91 F FF 89 F KC 75 B KC 76 3-3 F FC 80 C FC 86 ② **K**			S SL 79 B FC 90 X CH 84 1-1 41 1B 2B		C FF 96 B CU 78 B FF 96 S FF 95 F CH 87 B FF 96 F CH 86 F FF 97 X FF 95 3-2 ① **F9**		3	2	1	0	1	1	0
41 Victor Martinez, S (1, 10) OBP: 0.295, SLG: 0.351	D KC 76 C FF 90 X FF 89 1-1 9 1B **1-3** **2-H** 1B		F FF 90 C SI 90 B CH 86 F FF 91 X FC 87 1-2 **1B**			C FC 91 X FC 90 0-1 9 G6-4-3 **2-H** 1B		B CU 80 B CH 87 X FF 96 2-0 ② **L4**		4	0	3	2	0	0	0
9 Nick Castellanos, R (1, 5) OBP: 0.301, SLG: 0.417 40 Josh Wilson, R (8, 5) OBP: 0.370, SLG: 0.360	C FF 90 F KC 76 B FC 88 B CH 83 B FF 90 X FF 91 3-2 ③ **1-3** **3-H** 1B		B FF 90 C FC 86 D KC 76 C FF 90 T CH 81 2-2 ③ **K**			B SL 84 S SL 83 X SI 91 1-1 ①② **G6-4-3** **1-2f**		C CU 77 B CU 80 X FF 96 1-1 ③ **F9**		4 0	0 0	1 0	1 0	0 0	1 0	2 0
18 Tyler Collins, L (1, 7) OBP: 0.306, SLG: 0.409		C FF 89 C FF 90 B CH 84 B FC 86 S FF 90 2-3 ① **K**		F FF 90 F FF 90 S SL 76 0-3 ① **K**		B CU 72 B SI 91 F SI 90 B FF 92 B SI 92 4-1 34 1B 34 S BB			F FF 95 S FF 95 B CU 80 B CU 80 B FF 96 B FF 96 4-2 34 1B 17 SH4-3 BB	2	1	0	0	2	2	0
34 James McCann, R (1, 2) OBP: 0.312, SLG: 0.411		X FF 90 0-0 17 G6-3 12 1B 2B		S SL 78 F SL 79 B FC 91 X FC 91 1-2 ② **G4-3**		C SL 87 F SL 88 D FF 94 F SI 93 F CU 77 X SI 94 1-2 **1-3** 1B			1 SAFE S FF 95 1 SAFE B FF 94 X FF 96 1-1 12 G4-3 17 SH4-3 **1-3** 1B	4	1	3	0	0	0	0
17 Andrew Romine, S (1, 6) OBP: 0.298, SLG: 0.322		X FF 89 0-0 ② **G6-3** **2-3**		C CH 82 X FC 90 0-1 ③ **F7**		B FF 92 B FF 93 F SI 92 F SI 94 F SI 92 X FF 94 2-2 ③ **L4**			X FF 96 0-0 ① **SH4-3** **1-2** **3-H**	3	0	0	1	0	0	3
Inning Stats	R: 2 E: 0 K: 1 S: 13 H: 3 LOB: 2 BB: 1 P: 23	R: 1 E: 0 K: 1 S: 11 H: 2 LOB: 1 BB: 0 P: 15	R: 0 E: 0 K: 2 S: 19 H: 1 LOB: 1 BB: 0 P: 27	R: 0 E: 0 K: 1 S: 8 H: 0 LOB: 0 BB: 0 P: 9	R: 0 E: 1 K: 0 S: 6 H: 0 LOB: 0 BB: 0 P: 6	R: 1 E: 0 K: 0 S: 16 H: 3 LOB: 2 BB: 1 P: 25	R: 0 E: 0 K: 1 S: 8 H: 0 LOB: 0 BB: 0 P: 11	R: 0 E: 0 K: 0 S: 9 H: 0 LOB: 0 BB: 0 P: 15	R: 1 E: 0 K: 0 S: 13 H: 1 LOB: 1 BB: 1 P: 20	1B: 8 2B: 2 3B: 0 HR: 0 SF: 0 SAC: 1 DP: 2 HBP: 0						

	AB	34
	R	5
	H	10
	RBI	5
	BB	3
	SO	6
	LOB	11

WP: 0 PA: 38
PB: 0
SB: 1
CS: 0

PITCHER		IP	WLS	BF	H	R	ER	SO	BB	IBB	HBP	BLK	WP	HR	S	P	ERA	WHIP
45 Phil Hughes, R ERA: 4.58	(1, 1)	3.0	L	15	6	3	3	4	1	0	0	0	0	0	43	65	9.00	2.333
58 A.J. Achter, R ERA: 5.56	(4, 1)	2.0		8	2	1	1	1	0	0	0	0	0	0	18	20	4.50	1.000
36 Blaine Boyer, R ERA: 2.45	(6, 1)	2.0		7	1	0	0	1	1	0	0	0	0	0	20	31	0.00	1.000
65 Trevor May, R ERA: 4.14	(8, 1)	1.1		6	1	1	1	0	1	0	0	0	0	0	14	25	6.75	1.500
61 Ryan O'Rourke, L ERA: 6.75	(9, 1)	0.1		1	0	0	0	0	0	0	0	0	0	0	3	4	0.00	0.000

PITCHER		IP	WLS	BF	H	R	ER	SO	BB	IBB	HBP	BLK	WP	HR	S	P	ERA	WHIP
49 Kevin Jepsen, R ERA: 2.34	(9, 1)	0.1		1	0	0	0	0	0	0	0	0	0	0	5	6	0.00	0.000

Detroit Tigers @ Minnesota Twins

Target Field, Minneapolis, MN

Tue Sep 15 2015, 7:12 PM - 10:40 PM CDT

Att. 22,963 - Partly Cloudy - 83 F

livebaseballscorecards.com

BOTTOM

Batter	1	2	3	4	5	6	7	8	9	AB	R	H	RBI	BB	SO	LOB
32 Aaron Hicks, S (1, 9) OBP: 0.322, SLG: 0.410	B SI 91 B SI 91 C SI 91 X SI 93 2-1 7 BB 1B	B FS 85 C FS 86 F FF 94 F FS 85 S FS 87 1-3 K ③		X FS 86 0-0 P5 ③			X FS 87 0-0 7 BB 22 1B 2-3 1B		B FF 98 C FF 98 F FF 98 X FF 97 1-2 P6 ②	5	1	2	0	0	1	3
2 Brian Dozier, R (1, 4) OBP: 0.313, SLG: 0.456	X FF 92 0-0 L7 ①		B CU 77 B FC 92 X FF 92 2-0 G5-3 ①		F FF 93 B FC 89 F FC 90 F SI 95 F FS 86 B FS 87 B FS 88 X FF 93 3-2 G6-3 ①		B FF 93 C FS 84 1 SAFE F FF 93 1 SAFE 1 SAFE S FC 90 1-3 K ①		B FF 100 B FF 99 B FF 98 C FF 98 B FF 98 4-1 7 DI 7 2B BB	4	1	0	0	1	1	3
7 Joe Mauer, L (1, 3) OBP: 0.343, SLG: 0.380 9 Eduardo Núñez, R (9, PR) OBP: 0.306, SLG: 0.429	B FF 92 B SI 92 1 SAFE D SI 92 B SI 92 4-0 22 G5-4-3 1-2 BB		C FS 84 X FS 86 0-1 G3-1 ②		C CU 77 B FS 83 S FS 88 F FS 88 X FS 84 1-2 G1-3 ②		B FF 90 C FF 89 1 SAFE B CU 77 C FF 86 1 SAFE F CU 77 B CH 81 B CU 76 4-2 22 1B 1-2 BB		C FF 98 X FF 100 0-1 1-H 2B	3 0	0 0	1 0	1 0	2 0	0 0	0 0
22 Miguel Sanó, R (1, 10) OBP: 0.389, SLG: 0.561	C CU 78 B SI 93 X SI 92 1-1 G5-4-3 ② ③ 1-2f		H SI 94 1-0 24 1B HBP		C CU 76 B CU 76 B CU 78 C FS 85 F FS 85 B FS 87 F FC 94 S CU 79 3-3 K ③		B CU 74 F FF 93 B FF 94 X FF 94 2-1 24 G6-3 1-2 2-H 3-H 1B		C SL 86 S SL 88 S SL 90 0-3 K ③	4	0	1	2	0	2	3
24 Trevor Plouffe, R (1, 5) OBP: 0.312, SLG: 0.443		S FC 92 F CU 77 B CU 77 B CU 79 F SI 93 F FF 94 X FC 89 2-2 F8 ①	C CU 78 X CU 79 0-1 1-2 1B			B FF 91 S FF 92 S FC 93 X FF 93 1-2 G6-3 ①	B FF 95 C CU 75 B SI 95 X FF 95 2-1 G6-3 ② ③ 1-2f			4	0	1	0	0	0	2
20 Eddie Rosario, L (1, 7) OBP: 0.286, SLG: 0.441		B CU 75 B FS 84 X FC 93 2-0 8 1B 3B	C FS 86 X FS 87 0-1 G1-3 ③			C FF 92 X FS 85 0-1 F8 ②		F SL 85 F FF 92 F FC 92 F SL 86 B FC 91 F FF 92 B SL 86 X FF 92 2-2 G4-3 ①		4	1	1	0	0	0	2
5 Eduardo Escobar, S (1, 6) OBP: 0.310, SLG: 0.458		F FF 93 B FF 94 D FS 85 X CU 78 2-1 L4 ②		C FS 85 S FS 85 F FS 86 F FF 93 B FS 86 X FF 94 1-2 P6 ①		X FS 85 0-0 2B		B FF 92 B SL 85 X SI 92 2-0 F8 ②		4	0	1	0	0	0	1
8 Kurt Suzuki, R (1, 2) OBP: 0.296, SLG: 0.321 19 Kennys Vargas, S (8, PH) OBP: 0.290, SLG: 0.365 12 Chris Herrmann, L (9, 2) OBP: 0.214, SLG: 0.292		C FF 94 B CU 80 X SI 94 1-1 25 1B 3-H 1B		F FF 94 F FC 90 B FS 87 F FS 88 H CU 78 2-2 HBP		C FF 93 F CU 78 B CU 78 T FS 87 1-2 K ③		B SL 91 B FF 91 C FF 92 B FF 91 X FF 92 3-1 G6-3 ③		2 1 0	0 0 0	1 0 0	1 0 0	0 0 0	1 0 0	1 0 0
25 Byron Buxton, R (1, 8) OBP: 0.242, SLG: 0.272 39 Danny Santana, S (9, PH) OBP: 0.238, SLG: 0.294		X FF 94 0-0 1-2 1B		B FF 93 X FS 85 1-0 F8 ②			C CU 76 B CU 79 S FC 93 F FC 94 F SI 94 X SI 94 1-2 32 1B 22 1B 2B		B FF 100 C FF 98 C FF 99 F FF 100 B FF 99 X FF 99 2-2 G1-3 ①	3 1	1 0	2 0	0 0	0 0	0 0	1 0
Inning Stats	R: 0 E: 0 K: 0 S: 5 H: 1 LOB: 1 BB: 1 P: 12	R: 1 E: 0 K: 1 S: 15 H: 3 LOB: 2 BB: 0 P: 23	R: 0 E: 0 K: 0 S: 7 H: 1 LOB: 2 BB: 0 P: 10	R: 0 E: 0 K: 0 S: 10 H: 0 LOB: 1 BB: 0 P: 14	R: 0 E: 0 K: 1 S: 14 H: 0 LOB: 0 BB: 0 P: 21	R: 0 E: 0 K: 1 S: 9 H: 1 LOB: 1 BB: 0 P: 11	R: 2 E: 0 K: 1 S: 16 H: 3 LOB: 1 BB: 1 P: 26	R: 0 E: 0 K: 0 S: 9 H: 0 LOB: 0 BB: 0 P: 16	R: 1 E: 0 K: 1 S: 13 H: 1 LOB: 1 BB: 1 P: 20	1B: 6 2B: 3 3B: 1 HR: 0 SF: 0 SAC: 0 DP: 2 HBP: 2						WP: 0 PB: 0 SB: 0 CS: 0 PA: 40	

AB	35
R	4
H	10
RBI	4
BB	3
SO	5
LOB	16

PITCHER		IP	WLS	BF	H	R	ER	SO	BB	IBB	HBP	BLK	WP	HR	S	P	ERA	WHIP
31 Alfredo Simon, R ERA: 4.91	(1, 1)	6.1	W	29	8	3	3	4	1	0	2	0	0	0	69	102	4.26	1.421
65 Blaine Hardy, L ERA: 2.81	(7, 1)	0.0		1	0	0	0	0	1	0	0	0	0	0	3	7	∞	∞
54 Drew VerHagen, R ERA: 1.5	(7, 1)	0.2	H	2	1	0	0	0	0	0	0	0	0	0	4	8	0.00	1.500
30 Alex Wilson, R ERA: 2.15	(8, 1)	1.0	H	3	0	0	0	0	0	0	0	0	0	0	9	16	0.00	0.000
43 Bruce Rondón, R ERA: 6.11	(9, 1)	1.0	S	5	1	1	1	1	1	0	0	0	0	0	13	20	9.00	2.000

PITCHER	IP	WLS	BF	H	R	ER	SO	BB	IBB	HBP	BLK	WP	HR	S	P	ERA	WHIP

Batter	1	2	3	4	5	6	7	8	9	10	11	12	AB	R	H	RBI	BB	SO	LOB
12 Anthony Gose, L (1, 8) OBP: 0.323, SLG: 0.377	B FF 92 B FF 92 C FF 90 B FF 93 F FF 92 F FF 93 B FF 92 4-2 28 1B 18 2B BB	C FF 90 B FF 90 B SI 85 B FF 92 X FF 92 3-1 ③ F7			B SI 89 B SI 90 B SI 91 B SI 91 4-0 BB			F SL 90 S FF 94 1 SAFE S FF 94 0-3 ① K		X FF 91 0-0 ① G4-3		B FF 92 X CH 86 1-0 ② P6 1-2	1	1	0	0	2	0	1
24 Miguel Cabrera, R (8, PH) OBP: 0.438, SLG: 0.540													1	0	0	0	0	1	1
20 Rajai Davis, R (8, 8) OBP: 0.296, SLG: 0.426													2	0	0	0	0	0	1
3 Ian Kinsler, R (1, 4) OBP: 0.348, SLG: 0.436	B FF 90 1 SAFE C FF 91 1 SAFE 1 SAFE X FF 91 1-1 ① L5		F FF 91 X SL 83 0-1 ① L7		C SL 83 1 SAFE 1 SAFE F SI 92 B SL 84 1 SAFE X SL 85 1-2 ③ P3			1 SAFE X FF 93 0-0 ② F9		X FF 91 0-0 33 S 1B		X CH 86 0-0 2-H 28 HR 1B	6	1	2	1	0	0	3
28 J.D. Martinez, R (1, 9) OBP: 0.347, SLG: 0.553	1 SAFE 1 SAFE B FF 92 1 SAFE X SL 86 1-0 1-2 18 2B 1B	B FF 93 F FF 93 X FF 91 1-1 ② G5-3	C FF 91 X SL 83 0-1 ③ G4-3			S SL 84 B SL 84 B FF 91 F SI 92 B SL 85 F SL 86 F FF 94 C SL 85 3-3 ① K		C FF 94 1 SAFE B FF 93 F FF 93 F SL 90 B FF 94 1 SAFE B FF 93 X SL 90 3-2 ③ F9		C FF 92 S FF 92 S SL 89 0-3 ② K		F SI 93 1 SAFE 1 SAFE B SI 93 S SI 92 1 SAFE X SL 82 1-2 1-H HR	6	2	2	2	0	2	2
41 Victor Martinez, S (1, 10) OBP: 0.294, SLG: 0.350	C FF 93 D CH 85 B CH 86 S FF 94 F SL 86 C SI 86 2-3 ② K		C FF 91 X SL 83 0-1 ③ G4-3			B FF 92 B FF 90 S FF 94 B FF 93 X FF 94 3-1 ② L8			B FF 95 F FF 95 B CH 85 F FF 96 X FF 97 2-2 18 1B, 55 1B 1B	1 SAFE S SL 86 C CU 75 1 SAFE B SI 92 X SL 87 2-1 ③ G3 1-2		S SL 82 S SL 83 B SL 83 C CU 73 1-3 ③ K	4	0	1	0	0	1	2
33 Steven Moya, L (9, PR) OBP: 0.273, SLG: 0.400													2	1	0	0	0	1	1
(9, 10)																			
18 Tyler Collins, L (1, 7) OBP: 0.309, SLG: 0.416	F SL 86 B SL 86 B CH 86 F SL 86 B SL 86 X FF 96 3-2 1-H 2-H 2B			B SL 80 F FF 88 X SL 82 1-1 ① G4-3		B SL 79 1 SAFE B SL 86 B SL 82 B FF 93 F FF 93 S SL 86 3-3 ③ K			B FF 94 F FF 95 F FF 95 D CU 81 X FF 96 2-2 1-3 55 1B 1B		F SI 90 B SL 85 F SL 88 B SL 88 X FF 92 2-2 ① F8		5	1	2	2	0	1	0
55 Jefry Marte, R (1, 5) OBP: 0.328, SLG: 0.467	F FF 92 S SL 86 B SL 82 C FF 93 1-3 ③ K			F SL 80 B FF 93 X FF 92 1-1 34 G1-4-3 1B			B FF 92 F FF 92 B SL 84 C SL 84 B SL 85 F FF 94 B FF 93 4-2 13 G4-6-3 BB		X CU 82 0-0 13 1B 2-H 3-H 1B		X FF 91 0-0 ② F8	4	0	2	2	1	1	1
34 James McCann, R (1, 2) OBP: 0.308, SLG: 0.406		B FF 91 F FF 91 X FF 93 1-1 ① F9		C SL 90 X FF 90 0-1 ② ③ G1-4-3 1-2f			S SL 84 F FF 93 S SL 83 0-3 ① K		F FF 93 1 SAFE L CU 81 S CU 80 0-3 ① K		B SI 90 C FF 92 F FF 92 F SL 88 X FF 91 1-2 ③ F9		5	0	0	0	0	2	3
13 Alex Avila, L (1, 3) OBP: 0.325, SLG: 0.261		C FF 90 S SL 85 B SL 83 B CH 85 B FF 93 F FF 92 X FF 93 3-2 ② G4-3			S SL 88 B SL 84 B SL 82 B FF 92 B FF 90 4-1 17 G4-6-3 BB		F FF 91 B FF 89 B SL 84 C FF 92 B SL 84 X FF 92 3-2 ②③ G4-6-3 1-2f		B CH 86 S CH 85 B FF 94 X FF 94 2-1 17 G6-3 1-2 1B			C SL 79 S FF 93 C CU 73 0-3 ① K	4	0	1	0	1	1	1
17 Andrew Romine, S (1, 6) OBP: 0.307, SLG: 0.331		X FF 92 0-0 1B			S SL 79 X FF 92 0-1 ①② G4-6-3 1-2f			B CU 79 B FF 94 X SI 93 2-0 1B	B FF 94 F FF 95 D CU 82 B FF 94 C FF 94 F FF 93 X FF 95 3-2 ②③ G6-3 1-2f			X SI 92 0-0 20 S 3 1B 1B	5	1	3	0	0	0	3
Inning Stats	R: 2 H: 2 E: 0 LOB: 1 K: 2 BB: 1 S: 16 P: 28	R: 0 H: 1 E: 0 LOB: 1 K: 0 BB: 0 S: 9 P: 16	R: 0 H: 0 E: 0 LOB: 0 K: 0 BB: 0 S: 6 P: 7	R: 0 H: 1 E: 0 LOB: 0 K: 0 BB: 0 S: 6 P: 8	R: 0 H: 0 E: 0 LOB: 1 K: 0 BB: 2 S: 6 P: 15	R: 0 H: 0 E: 0 LOB: 0 K: 2 BB: 0 S: 10 P: 19	R: 0 H: 0 E: 0 LOB: 0 K: 1 BB: 1 S: 9 P: 16	R: 0 H: 1 E: 0 LOB: 1 K: 1 BB: 0 S: 9 P: 14	R: 2 H: 4 E: 0 LOB: 2 K: 1 BB: 0 S: 16 P: 25	R: 0 H: 1 E: 0 LOB: 1 K: 1 BB: 0 S: 7 P: 9	R: 0 H: 0 E: 0 LOB: 0 K: 0 BB: 0 S: 8 P: 11	R: 3 H: 3 E: 0 LOB: 0 K: 2 BB: 0 S: 12 P: 15						

PITCHER		IP	WLS	BF	H	R	ER	SO	BB	IBB	HBP	BLK	WP	HR	S	P	ERA	WHIP
54 Ervin Santana, R ERA: 4.55	(1, 1)	7.0		26	4	2	2	5	4	0	0	0	0	0	62	109	2.57	1.143
50 Casey Fien, R ERA: 3.45	(8, 1)	1.0	H	4	1	0	0	1	0	0	0	0	0	0	9	14	0.00	1.000
49 Kevin Jepsen, R ERA: 2.59	(9, 1)	1.0	B	6	4	2	2	1	0	0	0	0	0	0	16	25	18.00	4.000
36 Blaine Boyer, R ERA: 2.41	(10, 1)	1.0		4	1	0	0	1	0	0	0	0	0	0	7	9	0.00	1.000
55 Neal Cotts, L ERA: 3.51	(11, 1)	1.0		3	0	0	0	0	0	0	0	0	0	0	8	11	0.00	0.000

PITCHER		IP	WLS	BF	H	R	ER	SO	BB	IBB	HBP	BLK	WP	HR	S	P	ERA	WHIP
52 Brian Duensing, L ERA: 4.6	(12, 1)	1.0	L	6	3	3	3	2	0	0	0	0	0	1	12	15	27.00	3.000

TOP

Detroit Tigers @ Minnesota Twins

Target Field, Minneapolis, MN

Wed Sep 16 2015, 8:07 PM - 12:24 AM CDT

Att. 22,509 - Overcast - 79 F

livebaseballscorecards.com

AB	45
R	7
H	13
RBI	7
BB	4
SO	10
LOB	19

1B: 11	SF: 0	WP: 0	PA: 49
2B: 1	SAC: 0	PB: 0	
3B: 0	DP: 4	SB: 2	
HR: 1	HBP: 0	CS: 0	

Batter	1	2	3	4	5	6	7	8	9	10	11	12	AB	R	H	RBI	BB	SO	LOB
32 Aaron Hicks, S (1, 8) (9, 9) OBP: 0.322, SLG: 0.408	B FF 93 C FF 94 B CU 77 X FF 94 2-1 ① F9		B CH 88 X FF 95 1-0 ③ P4			C CU 76 B CU 78 B FF 96 C SI 94 F SI 95 X CU 77 2-2 E6 2 L7-4		B FF 94 F FF 94 F CH 88 B FF 95 S SL 87 2-3 ① K		F FF 97 B SL 87 C FF 97 F FF 97 F SL 87 B CH 88 F FF 97 B SL 82 B FF 97 4-2 9 G4-3 2 1B BB		C SI 95 B SI 95 B SI 94 B FF 94 4-1 2 G6-4-3 BB	4	0	0	0	2	1	0
2 Brian Dozier, R (1, 4) OBP: 0.312, SLG: 0.453	C FF 95 B FF 96 F FF 95 S CH 87 1-3 ② K			B CU 76 X FF 94 1-0 ① F7		B CU 74 X SI 93 1-0 ②③ L7-4 2-2		B SL 86 B FF 96 B SL 85 C FF 95 X FF 96 3-1 ② P2		B FF 94 D FF 97 S FF 94 D FF 94 I SAFE S FF 94 F FF 93 X FF 94 3-2 9 G4-3 1B 1-2		C SI 94 S SI 94 D SL 88 F SI 95 B SI 94 F FF 94 X FF 92 3-2 ②③ G6-4-3 1-2f	6	0	1	0	0	1	2
7 Joe Mauer, L (1, 3) OBP: 0.342, SLG: 0.377	C FF 95 B FF 95 B SL 87 F FF 95 X FF 94 2-2 ③ G4-3			B FF 94 B FF 94 C FF 94 C SL 84 S CH 88 2-3 ② K			B FF 94 C FF 95 B CU 78 B FF 94 D FF 95 4-1 22 2B 48 1B BB	C FF 95 X SI 89 0-1 ③ G4-3		B FF 96 D SL 90 B SL 90 C FF 96 C SL 91 S FF 97 3-3 ① K			4	1	0	0	1	2	2
22 Miguel Sanó, R (1, 10) OBP: 0.395, SLG: 0.571 9 Eduardo Núñez, R (9, PR) OBP: 0.304, SLG: 0.427 (10, 5)		B FF 94 X FF 94 1-0 ① F9		X SI 93 0-0 2B			C FF 94 F CU 79 D CU 80 D CU 79 X FF 95 2-2 48 1B 20 1B 1-3 2B		C FF 98 F FF 99 B SL 87 B FF 100 B SL 87 B SL 86 4-2 24 PB 24 2B BB	F FF 96 F FF 96 X FF 94 0-2 ② G4-3 1-2 2-3			3	1	2	0	1	0	0
24 Trevor Plouffe, R (1, 5) OBP: 0.312, SLG: 0.444 21 Shane Robinson, R (9, PR) OBP: 0.303, SLG: 0.328 (10, 7)		B FF 95 F FF 94 B CU 76 B CH 85 F FF 93 X FF 92 3-2 ② G6-3		F FF 94 B SL 88 X SL 87 1-1 ③ F7			C FF 94 F FF 95 F FF 95 S FF 96 0-3 ① K		B FF 96 S FF 96 B SL 84 B FF 97 F FF 96 X SL 85 3-2 25 SH1-4 8 FC6-2 1-H 2B	X FF 97 0-0 ③ F8			4	0	1	1	0	1	3
48 Torii Hunter, R (1, 9) OBP: 0.295, SLG: 0.408 25 Byron Buxton, R (9, 8) OBP: 0.240, SLG: 0.270		B FF 95 B FF 94 F FF 93 F FF 93 B CH 88 S FF 95 3-3 ③ K			B SL 85 S SL 86 S SL 86 X SL 87 1-2 ① G5-3		D FF 96 X CU 77 1-0 20 1B 2-3 3-H 1B		B FF 96 X FF 93 1-0 ① SH1-4 2-3		C SI 94 T SL 89 X SL 90 0-2 ① F8		1	0	0	0	0	0	0
20 Eddie Rosario, L (1, 7) OBP: 0.291, SLG: 0.450 36 Blaine Boyer, R (10, 1) 55 Neal Cotts, L (11, 1) 19 Kennys Vargas, S (11, PH) OBP: 0.288, SLG: 0.363 52 Brian Duensing, L (12, 1)			B FF 92 B FF 90 C FF 92 X FF 93 2-1 HR		F SL 88 B SI 95 C SL 88 X SL 88 1-2 ② G4-3		S FF 84 1 SAFE B FF 85 X FF 86 1-1 1-2 3-H 1B		I IN 77 I IN 80 I IN 77 I IN 73 4-0 8 FC6-2 8 S IBB		B FF 95 C SI 95 F SL 90 C FF 95 1-3 ② K		3	1	2	2	1	0	0
12 Chris Herrmann, L (1, 2) OBP: 0.210, SLG: 0.286 39 Danny Santana, S (7, PH) OBP: 0.238, SLG: 0.292 8 Kurt Suzuki, R (8, 2) OBP: 0.294, SLG: 0.319			C FF 93 S SL 86 B SL 85 B FF 95 C FF 93 2-3 ① K		C SI 96 B SI 94 X SL 87 1-1 ③ G1-3		B SI 92 F SI 91 F SI 86 B FF 91 F FF 91 B FF 92 X SL 85 3-2 ② F8		C FF 97 F FF 98 X FF 98 0-2 ② FC6-2 5 DI 1-3 3-H		B FF 95 B SI 95 X FF 95 2-0 ③ P2		0	0	0	0	0	0	0
5 Eduardo Escobar, S (1, 6) OBP: 0.306, SLG: 0.451			C CU 76 X FF 95 0-1 ② G6-3			B SI 93 C SI 93 B CU 75 S SI 94 F SI 94 B FF 94 X SI 94 3-2 ① G5-3	B SL 85 X FC 91 1-0 ③ F8		C FF 98 F FF 99 F FF 99 B CH 89 B SL 86 X FF 99 2-2 ③ F8 1-2			C SI 94 B SI 94 S SL 91 B FF 95 X FF 94 3-2 ① L7	5	0	0	0	0	0	5
Inning Stats	R: 0 E: 0 K: 1 S: 8 H: 0 LOB: 0 BB: 0 P: 13	R: 0 E: 0 K: 1 S: 7 H: 0 LOB: 0 BB: 0 P: 14	R: 1 E: 0 K: 1 S: 8 H: 1 LOB: 0 BB: 0 P: 13	R: 0 E: 0 K: 1 S: 7 H: 1 LOB: 1 BB: 0 P: 11	R: 0 E: 0 K: 0 S: 8 H: 0 LOB: 0 BB: 0 P: 11	R: 0 E: 1 K: 0 S: 9 H: 0 LOB: 0 BB: 0 P: 15	R: 2 E: 0 K: 1 S: 16 H: 3 LOB: 2 BB: 1 P: 28	R: 0 E: 0 K: 1 S: 7 H: 0 LOB: 0 BB: 0 P: 12	R: 1 E: 0 K: 0 S: 13 H: 1 LOB: 3 BB: 2 P: 27	R: 0 E: 0 K: 1 S: 16 H: 1 LOB: 2 BB: 1 P: 26	R: 0 E: 0 K: 1 S: 7 H: 0 LOB: 0 BB: 0 P: 10	R: 0 E: 0 K: 0 S: 9 H: 0 LOB: 0 BB: 1 P: 19	1B: 3 2B: 4 3B: 0 HR: 1	SF: 0 SAC: 1 DP: 2 HBP: 0	WP: 0 PB: 1 SB: 1 CS: 0	PA: 47			

PITCHER		IP	WLS	BF	H	R	ER	SO	BB	IBB	HBP	BLK	WP	HR	S	P	ERA	WHIP
44 Daniel Norris, L ERA: 4.28	(1, 1)	3.2		12	1	1	1	4	0	0	0	0	0	1	27	47	2.46	0.273
62 Al Alburquerque, R ERA: 4.4	(4, 1)	1.1		5	1	0	0	0	0	0	0	0	0	0	11	15	0.00	0.750
54 Drew VerHagen, R ERA: 2.33	(6, 1)	1.1	B	7	2	2	2	1	1	0	0	0	0	0	18	31	13.50	2.250
65 Blaine Hardy, L ERA: 2.81	(7, 1)	0.0		1	1	0	0	0	0	0	0	0	0	0	2	3	∞	∞
30 Alex Wilson, R ERA: 2.13	(7, 1)	0.2		2	0	0	0	0	0	0	0	0	0	0	5	9	0.00	0.000

PITCHER		IP	WLS	BF	H	R	ER	SO	BB	IBB	HBP	BLK	WP	HR	S	P	ERA	WHIP
39 Neftalí Feliz, R ERA: 6.86	(8, 1)	1.0		3	0	0	0	1	0	0	0	0	0	0	7	12	0.00	0.000
43 Bruce Rondón, R ERA: 5.9	(9, 1)	1.0	B	6	1	1	0	0	1	1	0	0	0	0	13	27	0.00	2.000
58 José Váldez, R ERA: 2.84	(10, 1)	0.0		2	1	0	0	0	1	0	0	0	0	0	9	16	∞	∞
46 Ian Krol, L ERA: 5.68	(10, 1)	3.0	W	9	0	0	0	2	1	0	0	0	0	0	23	39	0.00	0.333

Detroit Tigers @ Minnesota Twins

Target Field, Minneapolis, MN

Wed Sep 16 2015, 8:07 PM - 12:24 AM CDT

Att. 22,509 - Overcast - 79 F

BOTTOM

livebaseballscorecards.com

AB	41
R	4
H	7
RBI	4
BB	5
SO	8
LOB	21

Batter	1	2	3	4	5	6	7	8	9	10	11	12	AB	R	H	RBI	BB	SO	LOB
4 Alex Gordon, L (1, 7) OBP: 0.384, SLG: 0.447	C FF 90 F FF 90 B FF 91 S FF 92 1-3 K		B FF 93 B CU 78 X FF 93 2-0 P4			B CH 84 B FF 92 B CH 82 B FF 89 4-0 35 CS BB		S CH 84 B CU 79 B CU 79 X SL 87 2-1 G3-1		1 SAFE F FF 97 X FF 96 0-1 F7			4	0	0	0	1	1	1
8 Mike Moustakas, L (1, 5) OBP: 0.341, SLG: 0.456	X FF 90 0-0 G6-3			C CU 78 T FF 92 S CU 79 0-3 K		B FF 93 1 SAFE X FF 93 1-0 P6			B CU 76 C CU 78 B FF 93 B FF 92 X FF 92 3-1 L9		X FF 96 0-0 F8		5	0	0	0	0	1	1
25 Kendrys Morales, S (1, 10) OBP: 0.351, SLG: 0.463	F FF 90 B FF 91 B FF 91 X FF 92 2-1 1B			B FF 92 F CH 85 F SL 86 B CU 79 B CH 86 S CU 80 3-3 K		C SL 86 F CU 81 1 SAFE X FF 93 0-2 L8			B CH 82 F FF 92 X FF 94 1-1 F8		C FF 96 B SI 88 X SI 90 1-1 G4-3		5	0	1	0	0	1	1
35 Eric Hosmer, L (1, 3) OBP: 0.365, SLG: 0.446	F FF 92 B FF 93 F FF 93 F FF 94 B SL 86 F SL 86 F SL 86 X FF 94 2-2 P5			B CU 79 B SL 86 X FF 94 2-0 L6		B SL 86 1-0 CS 1-2	B SL 86 X SL 87 1-0 13 G4-3 1B		C CU 77 C FF 92 F CU 79 B FF 94 B FF 93 X FF 94 2-2 13 HR 1B		C SL 86 X FF 94 0-1 L8		5	1	2	0	0	0	1
13 Salvador Perez, R (1, 2) OBP: 0.278, SLG: 0.426 0 Terrance Gore, R (12, PR) 9 Drew Butera, R (12, 2) OBP: 0.242, SLG: 0.263		X FF 90 0-0 G6-3			C CU 78 B FF 91 X FF 93 1-1 15 FC6-4 1B		D CH 84 1 SAFE C SL 85 F CH 86 X CU 81 1-2 G4-3 1-2		C FF 92 X SL 86 0-1 1-H HR			C CU 75 X CU 75 0-1 1 SH2-4 1 S 16 G4-3 1B	5 0 0	1 1 0	3 0 0	2 0 0	0 0 0	0 0 0	1 0 0
15 Alex Rios, R (1, 9) OBP: 0.298, SLG: 0.366 1 Jarrod Dyson, L (9, PR) OBP: 0.317, SLG: 0.385 (9, 8)		C FF 90 B SL 85 X SL 84 1-1 G4-3			F FF 93 X FF 92 0-1 FC6-4 14 S 16 2B 1-2f		F FF 94 B FF 94 F SL 88 B CU 80 D SL 86 C CU 82 3-3 K		S SL 85 S CU 83 F CU 83 B FF 92 F CU 84 B FF 91 F SL 90 F CU 82 F FF 92 2-2 F CU 83 X SI 90 18 CS 1B			1 SAFE B FF 92 C FF 93 X FF 94 1-1 SH2-4 1-3	4 0	1 0	1 0	0 0	0 0	1 0	2 0
14 Omar Infante, R (1, 4) OBP: 0.234, SLG: 0.318 18 Ben Zobrist, S (5, 4) OBP: 0.368, SLG: 0.462	B FF 91 B FF 91 X FF 91 2-0 F8		C SL 86 1 SAFE B SL 87 1 SAFE B FF 94 S SL 87 D SL 88 C SL 88 3-3 K 1-2				C FF 95 X FF 96 0-1 F9		B SI 90 1 SAFE 1 SAFE 1 SAFE C SI 90 B SI 90 2-1 CS 1-2	X FF 96 0-0 F8		I IN 81 I IN 80 I IN 79 I IN 81 4-0 16 G4-3 IBB	2 2	0 0	0 0	0 0	0 1	1 0	1 1
16 Paulo Orlando, R (1, 8) OBP: 0.271, SLG: 0.443 (9, 9)			C CU 78 F FF 91 B CU 79 B SL 86 X CU 80 2-2 P4		F SL 87 X CU 80 0-1 2-H 2B			C FF 91 C FF 92 B SL 86 F FF 94 S FF 92 1-3 K		C FF 94 S SL 86 B FF 96 B FF 97 T SL 89 2-2 K		X SI 94 0-0 G4-3 1-2 3-H	5	0	1	2	0	2	1
2 Alcides Escobar, R (1, 6) OBP: 0.290, SLG: 0.313 24 Christian Colón, R (10, 6) OBP: 0.309, SLG: 0.299			S CU 79 F FF 93 X FF 93 0-2 G4-3		X SL 87 0-0 G4-3			C FF 92 B FF 94 B FF 94 F FF 95 F CU 80 S CU 80 2-3 K		S SL 85 B SL 86 F FF 96 H FF 96 2-2 HBP		X SI 93 0-0 G4-3	3 1	0 0	0 0	0 0	0 0	1 0	1 2
Inning Stats	R: 0 E: 0 K: 1 S: 12 H: 1 LOB: 1 BB: 0 P: 17	R: 0 E: 0 K: 0 S: 4 H: 0 LOB: 0 BB: 0 P: 7	R: 0 E: 0 K: 0 S: 7 H: 0 LOB: 0 BB: 0 P: 11	R: 0 E: 0 K: 2 S: 7 H: 0 LOB: 0 BB: 0 P: 12	R: 1 E: 0 K: 1 S: 10 H: 2 LOB: 1 BB: 0 P: 14	R: 0 E: 0 K: 0 S: 4 H: 0 LOB: 0 BB: 1 P: 10	R: 0 E: 0 K: 1 S: 9 H: 1 LOB: 1 BB: 0 P: 14	R: 0 E: 0 K: 2 S: 10 H: 0 LOB: 0 BB: 0 P: 15	R: 2 E: 0 K: 0 S: 20 H: 3 LOB: 1 BB: 0 P: 30	R: 0 E: 0 K: 1 S: 8 H: 0 LOB: 1 BB: 0 P: 12	R: 0 E: 0 K: 0 S: 5 H: 0 LOB: 0 BB: 0 P: 6	R: 1 E: 0 K: 0 S: 6 H: 1 LOB: 2 BB: 1 P: 11	1B: 6 2B: 1 3B: 0 HR: 1	SF: 0 SAC: 1 DP: 0 HBP: 1	WP: 0 PB: 0 SB: 2 CS: 2	PA: 47			

PITCHER		IP	WLS	BF	H	R	ER	SO	BB	IBB	HBP	BLK	WP	HR	S	P	ERA	WHIP
35 Justin Verlander, R ERA: 3.46	(1, 1)	8.2		31	5	2	2	7	1	0	0	0	0	0	71	114	2.08	0.692
30 Alex Wilson, R ERA: 2.25	(9, 1)	0.1	B	2	2	1	1	0	0	0	0	0	0	1	12	16	27.00	6.000
39 Neftali Feliz, R ERA: 6.54	(10, 1)	2.0		7	0	0	0	1	0	0	1	0	0	0	13	18	0.00	0.000
54 Drew VerHagen, R ERA: 2.66	(12, 1)	1.0	W	5	1	1	1	0	0	1	0	0	0	0	6	11	9.00	1.000

PITCHER	IP	WLS	BF	H	R	ER	SO	BB	IBB	HBP	BLK	WP	HR	S	P	ERA	WHIP

TOP

Kansas City Royals @ Detroit Tigers

Comerica Park, Detroit, MI

Fri Sep 18 2015, 7:33 PM - 11:41 PM EDT

Att. 32,926 - Partly Cloudy - 75 F

livebaseballscorecards.com

AB	41
R	4
H	8
RBI	4
BB	2
SO	8
LOB	13

Batter	1	2	3	4	5	6	7	8	9	10	11	12	AB	R	H	RBI	BB	SO	LOB
12 Anthony Gose, L (1, 8) OBP: 0.326, SLG: 0.380	B SI 90 C FF 91 B CH 83 F FF 92 B CH 84 X FC 87 3-2 G4-3		C SL 81 B FC 88 S SI 93 S CH 84 2-3 K		C SI 92 B FC 89 1 SAFE 1 SAFE B CH 82 S CH 81 S FF 94 2-3 K			B CH 82 F FC 88 F FF 92 B FC 88 B CH 83 F FC 88 X CH 82 3-2 3 1B 24 SF9 2B	B FF 96 S CH 90 B FF 98 B SI 97 B FF 96 4-1 3 1B BB			X SL 88 0-0 24 1B 18 BB 1B	5	2	2	0	1	2	1
3 Ian Kinsler, R (1, 4) OBP: 0.351, SLG: 0.438	B FF 92 B FF 92 X SI 92 2-0 24 2B 1B		X FC 89 0-0 24 BB 1B		B FF 92 B SI 93 X FC 86 2-0 F9			B FF 96 X FF 95 1-0 28 E 41 SF9 2-3 1B	1 SAFE C FF 98 1 SAFE B FF 98 X CH 93 1-1 1-3 1B			X FF 89 0-0 P5	6	2	4	0	0	0	2
24 Miguel Cabrera, R (1, 3) OBP: 0.438, SLG: 0.542 20 Rajai Davis, R (12, PR) OBP: 0.296, SLG: 0.426	C SI 92 B FC 89 B FF 93 X FC 87 2-1 1-H 41 1B 2B		B SL 84 F SI 93 F SI 94 B FF 94 B SI 94 B CH 84 4-2 1-2 BB		S FF 94 B FF 94 S FF 93 B FF 94 F FF 94 X FF 94 2-2 P4			F FC 93 B FF 96 F FC 94 1 SAFE X FC 94 1-2 SF9 3-H	S FF 99 B FF 97 F FF 98 F FF 99 F FF 98 F CH 89 F FF 98 B FF 89 B SL 88 3-2 X FF 86 P4			C SL 82 1 SAFE F FF 91 X FF 92 0-2 18 BB 49 1B 1-3 1B	4 0	0 1	2 0	2 0	1 0	0 0	3 0
28 J.D. Martinez, R (1, 9) OBP: 0.348, SLG: 0.551	C SI 93 S FF 93 S CH 86 0-3 K		X SI 94 0-0 F9			B FF 91 F SI 92 X SI 92 1-1 18 CS 1B		1 SAFE B KC 85 F FF 96 C SI 96 1 SAFE B FF 97 B FC 94 1 SAFE B FC 95 4-2 18 BB 1-3 BB		F FC 88 X FC 88 0-1 L7		I IN 58 I IN 61 I IN 64 I IN 66 4-0 49 1B 18 BB IBB	4	0	1	0	2	1	3
41 Victor Martinez, S (1, 10) OBP: 0.293, SLG: 0.348	B FC 88 B SI 90 B FC 87 C FF 92 S FF 93 F FF 93 F FF 94 X FC 88 3-2 2-H 1B		B FF 94 X CH 84 1-0 F8			C FC 88 X CH 83 0-1 L6		B KC 87 D KC 88 F FF 97 B FF 97 F FF 95 X FC 94 3-2 SF9 3-H		X CH 82 0-0 F9		C SL 84 S SL 84 S SL 85 0-3 K	5	0	1	1	0	1	6
18 Tyler Collins, L (1, 7) OBP: 0.310, SLG: 0.405		X FC 88 0-0 G3		B FC 86 X CH 83 1-0 G6-3		B CH 83 B CH 81 F FC 88 B FC 90 F FC 88 X CH 81 3-2 G6-3 1-2		B FF 95 F FC 92 B KC 85 B FF 95 F FC 94 B FC 94 4-2 1-2 BB	C FF 95 B FC 89 S CH 84 B CH 81 X CH 82 2-2 L4			D SL 84 B SL 84 D FF 93 C FF 92 B FF 94 4-1 49 1B 1-2 2-3 3-H BB	4	0	0	1	2	0	1
55 Jefry Marte, R (1, 5) OBP: 0.310, SLG: 0.438 40 Josh Wilson, R (9, 5) OBP: 0.370, SLG: 0.360 9 Nick Castellanos, R (11, PH) OBP: 0.301, SLG: 0.416 49 Dixon Machado, R (12, 6) OBP: 0.313, SLG: 0.333		C FF 92 B FF 92 X SI 92 1-1 G6-3		B FF 92 X SI 93 1-0 G4-3				X FF 93 0-0 P5	B FF 94 F FC 93 B KC 85 B FC 92 F FF 94 X FF 96 3-2 F9		S FC 89 B FF 95 F KC 78 C KC 78 1-3 K	C SL 83 D FF 93 B SL 83 F FF 92 X SL 81 2-2 1-2 2-3 3-H 1B	4 0 1 1	0 0 0 0	0 0 0 1	0 0 0 1	0 0 1 0	0 0 0 0	2 0 0 0
34 James McCann, R (1, 2) OBP: 0.306, SLG: 0.403		B FF 92 B FC 88 X SI 92 2-0 17 FC4-6 1B		X FF 93 0-0 F9				B FF 92 C FC 86 S CH 85 B FC 90 B FF 94 S CH 82 3-3 K	S FF 98 S CH 92 F FF 99 S CH 89 0-3 K			B FF 94 X FC 89 1-0 F7	5	0	1	0	0	2	0
17 Andrew Romine, S (1, 6) OBP: 0.304, SLG: 0.327 (12, 5)		B SI 92 S CH 84 X FC 88 1-1 FC4-6 1-2f			B FC 86 B FF 91 C SI 92 X SL 85 2-1 1B			B FC 87 S CH 84 B FC 89 S CH 82 F SI 94 B FF 93 F CH 81 X FC 88 3-2 G3-1	C FF 98 S FF 98 B CH 89 S FF 97 1-3 K			F FF 94 C KC 78 S KC 80 0-3 K	5	0	1	0	0	2	1
Inning Stats	R: 1 H: 3 E: 0 LOB: 2 K: 1 BB: 0 S: 14 P: 24	R: 0 H: 1 E: 0 LOB: 1 K: 0 BB: 0 S: 6 P: 10	R: 0 H: 1 E: 0 LOB: 2 K: 1 BB: 1 S: 8 P: 15	R: 0 H: 0 E: 0 LOB: 0 K: 0 BB: 0 S: 3 P: 5	R: 0 H: 1 E: 0 LOB: 1 K: 1 BB: 0 S: 10 P: 18	R: 0 H: 1 E: 0 LOB: 0 K: 0 BB: 0 S: 7 P: 11	R: 0 H: 0 E: 0 LOB: 0 K: 1 BB: 0 S: 9 P: 15	R: 2 H: 2 E: 1 LOB: 2 K: 0 BB: 2 S: 18 P: 37	R: 0 H: 1 E: 0 LOB: 2 K: 2 BB: 1 S: 17 P: 26	R: 0 H: 0 E: 0 LOB: 0 K: 0 BB: 0 S: 6 P: 8	R: 0 H: 0 E: 0 LOB: 0 K: 2 BB: 0 S: 7 P: 9	R: 2 H: 3 E: 0 LOB: 3 K: 1 BB: 2 S: 13 P: 23	1B: 11 SF: 2 2B: 2 SAC: 0 3B: 0 DP: 0 HR: 0 HBP: 0						

PITCHER	IP	WLS	BF	H	R	ER	SO	BB	IBB	HBP	BLK	WP	HR	S	P	ERA	WHIP
47 Johnny Cueto, R (1, 1) ERA: 3.43	7.0		28	8	2	2	4	1	0	0	0	0	0	61	105	2.57	1.286
17 Wade Davis, R (8, 1) ERA: 0.88	1.0		6	1	1	0	0	2	0	0	0	0	0	14	30	0.00	3.000
40 Kelvin Herrera, R (9, 1) ERA: 2.78	1.0		5	1	0	0	2	1	0	0	0	0	0	17	26	0.00	2.000
46 Ryan Madson, R (10, 1) ERA: 2.35	1.0		3	0	0	0	0	0	0	0	0	0	0	6	8	0.00	0.000
44 Luke Hochevar, R (11, 1) ERA: 3.74	1.0		3	0	0	0	2	0	0	0	0	0	0	7	9	0.00	0.000

PITCHER	IP	WLS	BF	H	R	ER	SO	BB	IBB	HBP	BLK	WP	HR	S	P	ERA	WHIP
56 Greg Holland, R (12, 1) ERA: 3.83	0.2	L	7	3	2	2	1	1	1	0	0	0	0	13	23	27.00	6.000

Kansas City Royals @ Detroit Tigers

Comerica Park, Detroit, MI

Fri Sep 18 2015, 7:33 PM - 11:41 PM EDT

Att. 32,926 - Partly Cloudy - 75 F

BOTTOM

livebaseballscorecards.com

AB	44
R	5
H	13
RBI	5
BB	6
SO	9
LOB	19

Batter	1	2	3	4	5	6	7	8	9	10	11	AB	R	H	RBI	BB	SO	LOB
4 Alex Gordon, L (1, 7) OBP: 0.381, SLG: 0.441	C FF 92 C FF 89 B CU 73 B CU 72 T FF 91 2-2 ① **K**		B FF 92 C SL 80 C CU 69 B FF 90 S SL 79 2-3 ③ **K**			X SL 77 0-0 ① **G3**	C SL 87 F FF 93 F SL 87 B FF 94 D CU 79 B SL 88 B SI 93 4-2 1-2 2-3 **BB**		C FF 96 F FF 95 D SL 84 1 SAFE F FF 98 B SL 83 B SL 82 F CH 88 F FF 98 3-3 ② **K** 1-2			4	0	0	0	1	3	1
18 Ben Zobrist, S (1, 4) OBP: 0.366, SLG: 0.459	C FF 91 F FF 91 X SL 79 0-2 ② **G6-3**			B FF 89 C SL 77 B SL 80 F FF 90 X FF 90 2-2 6 CS 1B		S FF 88 B CU 70 X CH 77 1-1 ② **F8**	C SL 89 F FF 94 S CU 80 0-3 ③ **K**		F FF 97 X SI 88 0-1 ③ **G3-1**			5	0	1	0	0	1	4
6 Lorenzo Cain, R (1, 8) (7, 9) OBP: 0.363, SLG: 0.485	B FF 91 C FF 91 S FF 91 B FF 90 C CH 78 2-3 ③ **K**			B CH 76 F FF 88 B CH 75 1 SAFE F SL 81 F SL 80 F CH 78 F FF 90 1 SAFE 4-2 ① 1-2 25 S 25 WP BB		B CH 76 X CH 79 1-0 ③ **P3**		B FF 94 F SL 84 X FF 96 1-1 ① **G4-3**		C SI 90 B CH 82 X CH 85 1-1 ① **L4**		4	0	0	0	1	1	0
35 Eric Hosmer, L (1, 3) OBP: 0.367, SLG: 0.454		B SL 78 X FF 90 1-0 ① **F8**		F SL 80 X FF 87 0-1 ② **F8**			C CU 76 B CH 78 B FC 86 F FC 84 X FF 89 2-2 25 G4-3 31 WP 2B	F FF 94 C CH 95 B FF 96 B CH 87 X FF 96 2-2 **HR**		C SI 91 X SL 78 0-1 25 CS 1B		5	2	3	1	0	0	1
25 Kendrys Morales, S (1, 10) OBP: 0.350, SLG: 0.466		X FF 90 0-0 **HR**		1 SAFE F SL 81 1 SAFE F CH 78 B CU 73 D CU 70 F SL 81 B FF 91 X CH 80 3-2 ③ **G6-3** 1-3			B FC 86 D CU 76 X CH 80 2-0 ① **G4-3** 2-3	B FF 96 X FF 94 1-0 ② **L9**		B SI 91 B SL 79 F SI 91 F SI 90 D SL 80 F SL 80 1 SAFE T SI 92 3-2 ②③ **K** 1-2		5	1	1	1	0	1	3
8 Mike Moustakas, L (1, 5) OBP: 0.342, SLG: 0.461		B FF 89 B FF 90 F FF 91 F FF 92 B CU 72 F FF 90 C SL 78 3-3 ② **K**			B CU 67 X FF 88 1-0 **HR**		F CU 77 D CU 77 F CU 77 B FF 89 X CH 79 2-2 ② **G4-3**	B FF 93 S SL 83 B SL 83 S FF 94 F SL 83 X FF 94 2-2 **1B**			C SI 89 X SI 90 0-1 ① **P5**	5	1	2	1	0	1	1
31 Jonny Gomes, R (1, 9) OBP: 0.325, SLG: 0.362 1 Jarrod Dyson, L (7, PR) OBP: 0.313, SLG: 0.380 (7, 8)		B CH 77 C CH 78 B CH 79 C FF 88 F SL 80 F SL 92 B SL 78 C FF 89 3-3 ③ **K**			X SL 78 0-0 ① **P6**		C SI 93 C SL 87 B SL 87 B SL 86 B SL 86 B SI 92 4-2 13 BLK 24 1B BB 3-H	C FF 92 C FF 93 F FF 95 X SL 84 0-2 ③ **F7**			B SL 79 S SI 90 X SI 92 1-1 ② **B1-3**	2 2	0 1	0 0	0 0	1 0	1 0	0 1
13 Salvador Perez, R (1, 2) OBP: 0.277, SLG: 0.423			B FF 89 B CH 77 B CH 78 C FF 88 X FF 88 3-1 ① **F7**		B CH 78 B FF 90 X CH 77 2-0 ② **G5-3**		I IN 67 B FF 90 I IN 71 I IN 73 I IN 73 4-0 4 BB 24 1B IBB 1-2		X SL 85 0-0 ① **G4-3**		B CH 86 B SI 91 B CH 85 C SI 91 F SI 91 S SL 80 3-3 ③ **K**	4	0	0	0	1	1	0
24 Christian Colón, R (1, 6) OBP: 0.316, SLG: 0.308			C FF 91 F FF 90 B FF 89 B FF 93 F FF 90 F FF 91 X SL 79 2-2 ② **F7**		B FF 90 B FF 87 C FF 87 F FF 91 F FF 90 C CU 72 2-3 ③ **K**		D SL 86 F SL 87 D SL 86 X SI 94 2-1 4 BB 1B 1-2 2-H		B FF 95 C FF 95 C SL 85 X FF 95 1-2 4 S 1B			4	0	2	1	0	1	0
Inning Stats	R: 0 H: 0 E: 0 LOB: 0 K: 2 BB: 0 S: 9 P: 13	R: 1 H: 1 E: 0 LOB: 0 K: 2 BB: 0 S: 11 P: 18	R: 0 H: 0 E: 0 LOB: 0 K: 1 BB: 0 S: 10 P: 17	R: 0 H: 1 E: 0 LOB: 1 K: 0 BB: 1 S: 14 P: 23	R: 1 H: 1 E: 0 LOB: 0 K: 1 BB: 0 S: 7 P: 12	R: 0 H: 0 E: 0 LOB: 0 K: 0 BB: 0 S: 4 P: 6	R: 2 H: 2 E: 0 LOB: 3 K: 1 BB: 3 S: 17 P: 37	R: 1 H: 2 E: 0 LOB: 1 K: 0 BB: 0 S: 14 P: 20	R: 0 H: 1 E: 0 LOB: 1 K: 1 BB: 0 S: 12 P: 16	R: 0 H: 1 E: 0 LOB: 1 K: 1 BB: 0 S: 8 P: 12	R: 0 H: 0 E: 0 LOB: 0 K: 1 BB: 0 S: 7 P: 11	1B: 5 2B: 2 3B: 0 HR: 3	SF: 0 SAC: 0 DP: 1 HBP: 0			WP: 2 PB: 0 SB: 2 CS: 2	PA: 44		

PITCHER		IP	WLS	BF	H	R	ER	SO	BB	IBB	HBP	BLK	WP	HR	S	P	ERA	WHIP
48 Matthew Boyd, L ERA: 7.4	(1, 1)	6.0		21	3	2	2	6	1	0	0	0	1	2	55	89	3.00	0.667
65 Blaine Hardy, L ERA: 2.93	(7, 1)	0.2	H	3	1	1	1	0	0	0	0	0	0	0	7	13	13.50	1.500
62 Al Alburquerque, R ERA: 4.55	(7, 1)	0.0	B	3	1	1	1	0	1	1	0	1	1	0	4	14	∞	∞
46 Ian Krol, L ERA: 5.61	(7, 1)	0.1		2	0	0	0	1	1	0	0	0	0	0	6	10	0.00	3.000
43 Bruce Rondón, R ERA: 6.0	(8, 1)	1.0	B	5	2	1	1	0	0	0	0	0	0	1	14	20	9.00	2.000

PITCHER		IP	WLS	BF	H	R	ER	SO	BB	IBB	HBP	BLK	WP	HR	S	P	ERA	WHIP
39 Neftalí Feliz, R ERA: 6.39	(9, 1)	1.0		4	1	0	0	1	0	0	0	0	0	0	12	16	0.00	1.000
32 Tom Gorzelanny, L ERA: 6.38	(10, 1)	2.0	W	6	1	0	0	2	0	0	0	0	0	0	15	23	0.00	0.500

TOP

Kansas City Royals @ Detroit Tigers

Comerica Park, Detroit, MI

Sat Sep 19 2015, 7:10 PM - 11:15 PM EDT

Att. 36,007 - Partly Cloudy - 68 F

livebaseballscorecards.com

AB	40
R	5
H	9
RBI	4
BB	4
SO	10
LOB	11

Batter	1	2	3	4	5	6	7	8	9	10	11	AB	R	H	RBI	BB	SO	LOB
12 Anthony Gose, L (1, 8) OBP: 0.324, SLG: 0.377	F SI 92 B CH 82 B SI 93 B SI 93 F SI 93 S FF 94 3-3 K ①		X KC 80 0-0 3 S 24 1B 2-3 1B ②	C KC 83 B FF 93 B KC 83 X CH 85 2-1 F7 ③		B CH 83 C KC 80 B CH 82 S SI 94 X KC 82 2-2 G6-3 ③	1 SAFE C FF 91 B CU 74 B SL 89 B SL 88 C SI 94 1 SAFE C SI 94 3-3 K ③		X CH 90 0-0 FC6-4 ③ 1-2f		6	1	1	0	0	2	5
3 Ian Kinsler, R (1, 4) OBP: 0.353, SLG: 0.443	B FF 94 F FF 94 B KC 80 B SI 95 B FF 93 4-1 24 G6-4-3 BB		B KC 82 B FF 94 C CH 84 1 SAFE B KC 81 C FF 95 X KC 82 3-2 G3 ② 1-2		F SI 92 B CH 84 X KC 82 1-1 G5-3 ①		B FF 87 X FF 88 1-0 P6 ①		F FF 94 C KC 78 B FC 89 X KC 78 1-2 28 S 24 HBP 17 L8-2 1B		C CU 78 B FF 96 F FF 96 X CU 79 1-2 HR	5	1	2	1	1	0	2
24 Miguel Cabrera, R (1, 3) OBP: 0.442, SLG: 0.543	C KC 81 B KC 81 X SI 94 1-1 G6-4-3 ② ③ 1-2f		F CH 86 X KC 84 0-1 2-H 3-H 1B		X SI 95 0-0 28 2B 41 SF8 1B		B SL 82 B SL 83 B FF 87 B FF 87 4-0 41 HR BB		1 SAFE S FC 88 H FF 93 1-1 28 FC1-4 1-2 HBP			3	2	2	2	1	0	1
28 J.D. Martinez, R (1, 9) OBP: 0.347, SLG: 0.549		F SI 93 C KC 82 B CH 84 S CH 84 1-3 K ①	F KC 81 B CH 87 B CH 85 X CH 85 2-1 F8 ③		B SI 95 F SI 96 X CH 85 1-1 41 SF8 1-3 2B		D SL 81 B FF 86 B FF 87 X FF 86 3-0 F8 ②		C KC 78 F FC 88 F FF 94 B KC 77 B KC 78 X FC 89 2-2 FC1-4 ① 41 BB 1-2f 2-3			5	0	1	0	0	1	4
41 Victor Martinez, S (1, 10) OBP: 0.298, SLG: 0.361		X SI 95 0-0 2B	C SI 92 B KC 82 B SI 93 B KC 80 S CH 84 F SI 93 B CH 84 4-2 13 BB 18 1B BB	B KC 83 3 SAFE F KC 82 X SI 95 1-1 SF8 ② 2-3 3-H		B FF 88 C FF 87 D SL 82 B FF 87 X FF 87 3-1 1-H HR		B FF 94 B FF 94 C FF 94 F FF 94 B KC 78 B FC 85 4-2 1-2 BB				2	1	2	3	2	0	0
9 Nick Castellanos, R (1, 5) OBP: 0.300, SLG: 0.414 17 Andrew Romine, S (8, 5) OBP: 0.302, SLG: 0.325		B KC 81 S CH 82 B SI 93 S KC 81 B FF 95 F KC 82 T CH 85 3-2 K ②	C SI 95 D CH 86 S CH 84 B SI 96 F CH 86 X KC 84 2-2 L9 ① B CH 86 F SI 95 F KC 83 D CH 87 F CH 86 F CH 85 B KC 84 B KC 84 4-2 BB			C SL 82 F SL 82 S SL 81 0-3 K ③		X FF 94 0-0 L8-2 ② ③ 3-H			3 1	0 0	0 0	0 0	1 0	2 0	2 3
18 Tyler Collins, L (1, 7) OBP: 0.310, SLG: 0.404 20 Rajai Davis, R (8, PH) OBP: 0.297, SLG: 0.424 (9, 7)		B KC 80 B CH 84 X CH 83 2-0 L8 ③	X CH 84 0-0 13 BB 1-2 1B	S FF 95 B KC 83 S CH 85 F SI 95 F KC 83 S FF 94 1-3 K ③			B FF 93 H SL 88 2-0 13 B1-6-3 HBP		C SI 94 S CU 76 T CH 90 0-2 K ①		3 1	0 0	1 0	0 0	0 1	1 0	3 0
13 Alex Avila, L (1, 2) OBP: 0.332, SLG: 0.268			X SI 92 0-0 12 1B 24 1B 2B	B FF 94 C KC 82 B KC 81 S CH 84 B KC 81 4-2 1-2 2-3 BB		C KC 80 B CH 82 S KC 80 D CH 84 B KC 81 B CH 85 S SI 94 3-3 K ①	B FF 93 1 SAFE L FF 93 X FF 92 1-1 B1-6-3 ① ② 1-2f		B CU 79 S CH 90 B CH 90 F CH 95 B FF 97 B CH 91 4-2 12 FC6-4 BB		3	1	1	0	2	1	1
49 Dixon Machado, R (1, 6) OBP: 0.297, SLG: 0.314			C KC 81 C KC 83 S CH 85 0-3 K ①	B SI 94 S CH 84 X SI 94 1-1 F6 ②		C KC 82 C KC 84 X SI 95 0-2 G4-3 ②	B FF 94 B SI 93 X FF 93 2-0 1B		B FF 96 D CH 90 F FF 95 F FF 96 S CU 77 2-3 K ②		5	0	1	0	0	2	5
Inning Stats	R: 0 E: 0 K: 1 S: 6 H: 0 LOB: 0 BB: 1 P: 14	R: 0 E: 0 K: 2 S: 9 H: 1 LOB: 1 BB: 0 P: 15	R: 2 E: 0 K: 1 S: 12 H: 3 LOB: 1 BB: 0 P: 17	R: 0 E: 0 K: 0 S: 14 H: 1 LOB: 3 BB: 2 P: 27	R: 1 E: 0 K: 1 S: 16 H: 2 LOB: 2 BB: 1 P: 24	R: 0 E: 0 K: 1 S: 10 H: 0 LOB: 0 BB: 0 P: 15	R: 2 E: 0 K: 1 S: 7 H: 1 LOB: 0 BB: 1 P: 18	R: 0 E: 0 K: 1 S: 6 H: 1 LOB: 1 BB: 0 P: 14	R: 0 E: 0 K: 0 S: 11 H: 1 LOB: 2 BB: 1 P: 19	R: 0 E: 0 K: 2 S: 9 H: 0 LOB: 1 BB: 1 P: 15	R: 1 E: 0 K: 0 S: 3 H: 1 LOB: 0 BB: 0 P: 4	1B: 6 2B: 4 3B: 0 HR: 2 SF: 1 SAC: 0 DP: 3 HBP: 2						

PITCHER		IP	WLS	BF	H	R	ER	SO	BB	IBB	HBP	BLK	WP	HR	S	P	ERA	WHIP
36 Edinson Volquez, R ERA: 3.82	(1, 1)	6.0		28	7	3	3	6	4	0	0	0	0	0	67	112	4.50	1.833
32 Chris Young, R ERA: 3.29	(7, 1)	1.0	B	5	1	2	2	1	1	0	0	0	0	1	7	18	18.00	2.000
45 Franklin Morales, L ERA: 2.85	(8, 1)	1.0		4	1	0	0	1	0	0	1	0	0	0	6	14	0.00	1.000
44 Luke Hochevar, R ERA: 3.65	(9, 1)	1.0		5	1	0	0	0	1	0	1	0	0	0	11	19	0.00	2.000
50 Miguel Almonte, R ERA: 5.4	(10, 1)	1.0	L	5	1	1	1	2	1	0	0	0	0	1	12	19	9.00	2.000

PITCHER	IP	WLS	BF	H	R	ER	SO	BB	IBB	HBP	BLK	WP	HR	S	P	ERA	WHIP

BOTTOM

Kansas City Royals @ Detroit Tigers

Comerica Park, Detroit, MI

Sat Sep 19 2015, 7:10 PM - 11:15 PM EDT

Att. 36,007 - Partly Cloudy - 68 F

livebaseballscorecards.com

AB	37
R	6
H	11
RBI	6
BB	7
SO	10
LOB	26

WP: 0 PA: 47
PB: 0
SB: 2
CS: 0

Batter	1	2	3	4	5	6	7	8	9	AB	R	H	RBI	BB	SO	LOB
18 Ben Zobrist, S (1, 4) OBP: 0.370, SLG: 0.463	C SI 90 T SI 92 B FS 86 X FS 85 1-2 6 1B 35 SF8 2B	F FF 93 F FF 93 B FF 94 F CU 77 B FS 88 D FS 88 B FS 86 4-2 35 1B BB	B FS 84 X FS 86 1-0 ③ G4-3		B FF 97 F FF 96 B CH 89 X FF 96 2-1 1-2 3-H 1B		F FF 93 X FF 94 0-1 ① G4-3		B SL 86 C SL 86 S SL 87 X SL 89 1-2 2-3 1B	5	1	3	1	1	0	1
6 Lorenzo Cain, R (1, 8) OBP: 0.361, SLG: 0.481	C SI 93 X FF 93 0-1 35 CS 2-3 1B	B CU 78 F CU 76 F SI 94 F SI 94 S SI 94 1-3 ② K		C FF 92 F FC 88 B FF 94 F FC 89 S SI 93 1-3 ① K	B SL 85 X FF 96 1-0 ② F8 2-3		C CU 76 B FF 94 B FF 94 S CH 83 B CH 83 F FF 93 S CH 84 3-3 ② K		C SI 94 F SI 94 S SL 88 0-3 ② K	6	0	1	0	0	4	6
35 Eric Hosmer, L (1, 3) OBP: 0.365, SLG: 0.452	1 SAFE F FF 92 B FF 92 B FF 94 X FS 86 2-1 ①② SF8 1-2 3-H	C CU 77 F FF 93 B FF 94 D CU 80 X CU 78 2-2 ③ 1-2 2-H 1B		F SI 93 B FS 86 C FS 87 F FS 87 X CU 77 1-2 ② G4-3	C FF 96 B FF 96 B SL 86 X SL 86 2-1 ③ G3		S CH 84 S FF 96 B FF 94 T FF 95 1-2 ③ K		F SI 95 S SL 89 X SL 88 0-2 ③ L9	5	0	1	1	0	1	4
25 Kendrys Morales, S (1, 10) OBP: 0.355, SLG: 0.490	B FF 94 B FF 93 B SI 93 C SI 92 F FS 87 B FS 86 4-2 8 1B 15 1B BB		B CU 76 F FS 85 B FS 84 B FF 92 X FF 93 3-1 HR	F SI 94 X FS 85 0-1 HR	F FF 98 S SL 86 B FF 97 B SL 85 X FF 97 2-2 15 WP 3B			B CU 78 F FF 93 X FF 94 1-1 HR		4	5	4	3	1	0	0
8 Mike Moustakas, L (1, 5) OBP: 0.342, SLG: 0.459	B SI 92 C FS 84 X FS 84 1-1 15 1B 1-3 1B		B SI 94 F SI 93 B CU 79 X FS 87 2-1 ① F7	B FF 93 X FF 93 1-0 ③ P4		D FF 98 S SL 86 S SL 87 B SL 82 D FF 97 4-1 24 1B 15 WP BB		C CH 83 S CH 84 X FF 95 0-2 ① G1-3		4	0	1	0	1	0	0
15 Alex Rios, R (1, 9) OBP: 0.299, SLG: 0.367	B CU 77 X SI 94 1-0 1-2 3-H 1B		B FC 89 C FC 88 S CU 78 B FF 90 X CU 80 2-2 16 HR 1B		B FF 91 F FF 91 X FF 93 1-1 ① G6-3	C SL 83 S SL 84 B FF 95 B SL 88 B SL 88 X SL 85 3-2 ① F8 1-2 3-H		X FF 94 0-0 ② F8		5	1	2	1	0	0	1
16 Paulo Orlando, R (1, 7) OBP: 0.274, SLG: 0.460	C CU 76 S CU 78 B CU 78 B CU 78 S FF 94 2-3 ③ K		F FF 94 1 SAFE 1 SAFE F FF 93 F SI 94 X CU 77 0-2 1-H HR		X FF 93 0-0 24 2B 2B	B FF 97 X SL 85 1-0 ② L7		C CH 83 F FF 94 B CU 79 S CH 82 1-3 ③ K		5	2	2	2	0	2	3
24 Christian Colón, R (1, 6) OBP: 0.340, SLG: 0.344		C FF 92 B CU 75 B CU 77 X FF 93 2-1 9 SH1-3 35 1B 1B	B FF 92 X FF 93 1-0 9 BB 1B		B CU 77 C FS 83 F FS 86 B SI 94 B CU 78 X FS 86 3-2 9 WP 18 1B 2-H 2B	B SL 86 B FF 96 C FF 97 B SL 87 X FF 97 3-1 2-3 1B		C SL 84 X SL 85 0-1 ① F8	5	1	4	1	0	0	0
9 Drew Butera, R (1, 2) OBP: 0.262, SLG: 0.278		X FF 93 0-0 ① SH1-3 1-2	B FF 92 F FF 92 C FC 90 F FC 90 F FC 91 1 SAFE B FF 94 B CU 79 B FF 94 4-2 ② 1-2 BB		D FF 98 B FF 97 F FF 97 B FF 97 T FF 96 D FF 97 4-2 6 F8 18 1B 2-3 BB	X FF 97 0-0 ③ P4			C SI 93 B SL 85 F SI 93 X SL 87 1-2 18 1B 2B	2	0	1	0	2	0	2
Inning Stats	R: 2 E: 0 K: 1 S: 15 H: 4 LOB: 2 BB: 1 P: 26	R: 0 E: 0 K: 1 S: 13 H: 2 LOB: 2 BB: 1 P: 22	R: 3 E: 0 K: 0 S: 17 H: 4 LOB: 1 BB: 1 P: 30	R: 1 E: 0 K: 1 S: 11 H: 1 LOB: 0 BB: 0 P: 14	R: 2 E: 0 K: 0 S: 13 H: 3 LOB: 2 BB: 1 P: 26	R: 1 E: 0 K: 0 S: 11 H: 2 LOB: 2 BB: 1 P: 24	R: 0 E: 0 K: 2 S: 9 H: 0 LOB: 0 BB: 0 P: 13	R: 1 E: 0 K: 1 S: 9 H: 1 LOB: 0 BB: 0 P: 11	R: 0 E: 0 K: 1 S: 14 H: 2 LOB: 2 BB: 0 P: 16	1B: 10 2B: 4 3B: 1 HR: 4 SF: 1 SAC: 1 DP: 0 HBP: 0						

PITCHER		IP	WLS	BF	H	R	ER	SO	BB	IBB	HBP	BLK	WP	HR	S	P	ERA	WHIP
31 Alfredo Simon, R ERA: 5.21	(1, 1)	4.1	L	26	13	8	8	3	3	0	0	0	0	3	62	102	16.61	3.692
58 José Váldez, R ERA: 3.38	(5, 1)	1.2		10	3	1	1	0	2	0	0	0	2	0	18	40	5.40	3.000
26 Jeff Ferrell, R ERA: 9.39	(7, 1)	2.0		7	1	1	1	3	0	0	0	0	0	1	18	24	4.50	0.500
62 Al Alburquerque, R ERA: 4.47	(9, 1)	1.0		5	2	0	0	1	0	0	0	0	0	0	14	16	0.00	2.000

PITCHER	IP	WLS	BF	H	R	ER	SO	BB	IBB	HBP	BLK	WP	HR	S	P	ERA	WHIP

TOP

Kansas City Royals @ Detroit Tigers

Comerica Park, Detroit, MI

Sun Sep 20 2015, 1:09 PM - 4:31 PM EDT

Att. 32,788 - Partly Cloudy - 65 F

livebaseballscorecards.com

AB	41
R	10
H	19
RBI	9
BB	5
SO	7
LOB	17

WP: 2 PA: 48
PB: 0
SB: 0
CS: 1

Kansas City Royals @ Detroit Tigers

Comerica Park, Detroit, MI

Sun Sep 20 2015, 1:09 PM - 4:31 PM EDT

Att. 32,788 - Partly Cloudy - 65 F

livebaseballscorecards.com

BOTTOM

Batter	1	2	3	4	5	6	7	8	9	AB	R	H	RBI	BB	SO	LOB
12 Anthony Gose, L (1, 8) OBP: 0.326, SLG: 0.376	B SI 89 C SI 88 B CU 76 B SI 89 C SI 91 F SI 92 B FF 92 4-2 BB		S CH 82 S CH 83 B CH 82 F FF 90 B CU 76 B CH 83 B FF 91 4-2 17 E 24 1B BB	S SI 90 X CH 83 0-1 ② FC6-4 17 1B 1-2f		B FF 93 X FF 94 1-0 1B		B FF 95 B CU 82 F FF 94 S FF 93 F FF 94 S CU 81 2-3 ② K	3	1	1	0	2	1	2
17 Andrew Romine, S (1, 4) OBP: 0.299, SLG: 0.321	S CH 83 C FF 91 1 SAFE F SI 91 B SI 91 B CU 78 1 SAFE F FF 92 B CH 84 3-2 F FF 92 1 SAFE X SI 91 F8 ①		B CU 77 1 SAFE F SI 90 B FF 90 B CH 83 X SI 92 3-1 FC6 24 1B 41 1B 1-2	F SI 90 C FF 90 D CU 79 1 SAFE X SI 90 1-2 1-3 1B		S SI 94 B FF 95 D CH 86 F FF 95 F FF 94 B FF 95 S FF 95 3-3 K ①		D CU 81 B SI 94 F FF 94 F FF 95 F FF 95 F FF 95 S CH 86 2-3 ③ K	5	1	1	0	0	2	4
24 Miguel Cabrera, R (1, 10) OBP: 0.441, SLG: 0.540	B CU 79 S SI 90 1 SAFE X SI 92 1-1 ② F9		X SI 90 0-0 41 1B 9 1B 1-2 2-H 1B	F CH 85 B CH 83 T SI 92 F FF 92 B FF 90 D CH 85 X FF 92 3-2 ③ G6-3			C CU 82 X SI 95 0-1 ② F9			4	1	1	1	0	0	4
28 J.D. Martinez, R (1, 9) OBP: 0.345, SLG: 0.545	F SI 91 B FF 91 X CH 82 1-1 ③ P1		C CH 84 B SI 91 C SI 91 X CH 82 1-2 ② F7		C CH 87 S CH 81 F FF 89 B FF 89 X CH 83 1-2 ① G5-3		F SI 95 B FF 94 S FF 95 C FF 94 1-3 ③ K			4	0	0	0	0	1	4
41 Victor Martinez, S (1, 3) OBP: 0.301, SLG: 0.361 55 Jefry Marte, R (8, PH) OBP: 0.306, SLG: 0.431 (9, 3)		B SI 90 B CU 77 S SI 91 B SI 90 B SI 89 4-1 9 FC4-6 BB	C SI 91 B SI 91 B CU 77 X SI 92 2-1 9 1B 1-3 2-H 1B		C SI 90 B CH 83 F FF 90 X FF 90 1-2 ② F8			F SI 92 B CU 79 B FF 92 X FF 93 2-1 ① G5-3		2 1	0 0	1 0	1 0	1 0	0 0	0 0
9 Nick Castellanos, R (1, 5) OBP: 0.300, SLG: 0.413		D CH 84 C SI 91 S FF 90 B SI 92 X FF 91 2-2 ① FC4-6 1-2f	D CH 84 X SI 90 1-0 1-2 3-H 1B		S CH 83 B CH 84 B CU 79 F SI 92 F FF 91 F CH 84 S CU 79 2-3 ③ K			S CU 80 F CU 80 S FF 94 0-3 ② K		4	0	1	1	0	2	1
18 Tyler Collins, L (1, 7) OBP: 0.303, SLG: 0.394		C CU 76 C FF 89 C SI 91 0-3 ② K	S CU 78 X FF 91 0-1 ③ F7			S FF 95 B CU 83 F SI 95 F FF 96 B CU 84 X FF 97 2-2 ① G4-3		X FF 93 0-0 ③ F8		4	0	0	0	0	1	3
34 James McCann, R (1, 2) OBP: 0.306, SLG: 0.401		C SI 91 S CU 79 X CU 78 0-2 ③ G5-3		X FF 88 0-0 ① F8		B FF 97 F FF 95 F FF 97 B CH 88 X FF 96 2-2 ② F8			B FF 93 B FF 93 B FF 93 C FF 93 C FF 95 X FF 95 3-2 49 WP 1B	4	0	1	0	0	0	1
49 Dixon Machado, R (1, 6) OBP: 0.293, SLG: 0.308			B SI 89 X SI 89 1-0 ① G6-3	C SI 90 X SI 90 0-1 12 FC6-4 1B		B FF 95 B FF 94 X FF 93 2-0 ③ F8			C SI 95 B CU 82 F FF 94 F FF 93 B CU 82 S CH 86 2-3 ① K 1-2	4	0	1	0	0	1	1
Inning Stats	R: 0 E: 0 K: 0 S: 13 H: 0 LOB: 1 BB: 1 P: 22	R: 0 E: 0 K: 1 S: 10 H: 0 LOB: 1 BB: 1 P: 16	R: 3 E: 1 K: 0 S: 15 H: 3 LOB: 2 BB: 1 P: 27	R: 0 E: 0 K: 0 S: 12 H: 2 LOB: 2 BB: 0 P: 16	R: 0 E: 0 K: 1 S: 12 H: 0 LOB: 0 BB: 0 P: 16	R: 0 E: 0 K: 2 S: 8 H: 0 LOB: 0 BB: 0 P: 14	R: 0 E: 0 K: 2 S: 10 H: 1 LOB: 1 BB: 0 P: 15	R: 0 E: 0 K: 1 S: 6 H: 0 LOB: 0 BB: 0 P: 8	R: 0 E: 0 K: 3 S: 16 H: 1 LOB: 1 BB: 0 P: 25	1B: 7 2B: 0 3B: 0 HR: 0 SF: 0 SAC: 0 DP: 0 HBP: 0						

PITCHER		IP	WLS	BF	H	R	ER	SO	BB	IBB	HBP	BLK	WP	HR	S	P	ERA	WHIP
39 Kris Medlen, R ERA: 3.51	(1, 1)	5.0	W	24	5	3	0	2	3	0	0	0	0	0	62	97	0.00	1.600
41 Danny Duffy, L ERA: 4.22	(6, 1)	4.0	S	14	2	0	0	6	0	0	0	0	1	0	40	62	0.00	0.500

PITCHER	IP	WLS	BF	H	R	ER	SO	BB	IBB	HBP	BLK	WP	HR	S	P	ERA	WHIP

AB	35
R	3
H	7
RBI	3
BB	3
SO	8
LOB	20

WP: 1 PA: 38
PB: 0
SB: 0
CS: 0

Batter	1	2	3	4	5	6	7	8	9	AB	R	H	RBI	BB	SO	LOB
1 Adam Eaton, L (1, 8) OBP: 0.353, SLG: 0.425	C FC 86 X FC 86 0-1 G4-3		B FF 88 F FC 83 F FC 84 X CU 75 1-2 2-H 1B			B FC 84 B FC 87 M FC 86 T FC 86 X FC 88 2-2 79 CS 1B		B SI 92 1 SAFE B SI 94 X SI 92 2-0 FC5-4 1-2f		4	0	2	1	0	0	1
10 Alexei Ramirez, R (1, 6) OBP: 0.285, SLG: 0.358	C FC 87 C FC 87 B CU 74 B FF 87 B FC 82 F FC 86 F FC 87 X FF 86 3-2 G5-3		1 SAFE C FF 86 1 SAFE X FC 82 0-1 L6			F FF 88 1 SAFE 1 SAFE X FF 87 0-1 L8		F FF 93 C CU 76 D CU 79 1 SAFE X FF 93 1-2 G4-3		4	0	0	0	0	0	3
79 José Abreu, R (1, 3) OBP: 0.353, SLG: 0.518	C FF 86 B CH 81 B FC 86 B CH 81 X FC 87 3-1 F7			B CU 75 B FC 86 B CH 80 B FC 86 4-0 28 G5-4-3 BB		B FC 82 S CH 80 1 SAFE S CH 80 B CU 75 C FC 88 2-3 K 1-2			F SI 91 B SI 92 F SL 86 B FF 94 S SL 86 2-3 K	3	0	0	0	1	2	1
53 Melky Cabrera, S (1, 10) OBP: 0.318, SLG: 0.396		B FC 85 X FC 85 1-0 F8		C FF 86 F FC 84 X FF 88 0-2 P4			C CU 75 X FC 87 0-1 28 G5-4-3 1B		B SI 93 S SL 88 F SI 93 F FF 95 F SL 86 B SL 88 F SI 93 X SI 93 2-2 28 G6-4-3 1B	4	0	2	0	0	0	1
28 Trayce Thompson, R (1, 7) OBP: 0.390, SLG: 0.613		C FF 86 C CU 74 B FF 87 B FC 82 B CH 81 X FF 88 3-2 L4		B FF 88 X CH 81 1-0 G5-4-3 1-2f			C FC 82 B FF 87 D CH 81 S FC 84 X CU 74 2-2 G5-4-3 1-2f		B SL 87 C SL 86 X SL 86 1-1 G6-4-3 1-2f	4	0	0	0	0	0	3
26 Avisaíl García, R (1, 9) OBP: 0.313, SLG: 0.372		S CH 82 B CU 75 S FC 82 B FC 82 S CH 81 2-3 K			B FF 87 S FC 86 X FF 87 1-1 L4		X FC 83 0-0			3	0	1	0	0	1	0
58 Geovany Soto, R (1, 2) OBP: 0.307, SLG: 0.420			B FC 86 B FC 81 F FF 86 X SI 86 2-1 L5		S CH 80 X CH 80 0-1 G1-3		1 SAFE B CH 78 B FF 87 1 SAFE C FF 87 B CH 80 S FF 88 X FF 88 3-2 G6-3			3	0	0	0	0	0	1
24 Mike Olt, R (1, 5) OBP: 0.278, SLG: 0.338 7 Micah Johnson, L (8, PH) OBP: 0.318, SLG: 0.281 15 Gordon Beckham, R (8, 5) OBP: 0.261, SLG: 0.303			B CU 75 C FC 82 F FF 87 X FF 87 1-2 G4-3		C CH 80 B CH 80 B FC 86 X FC 83 2-1 F9			F FF 94 C CH 83 C FF 93 0-3 K		2 1 0	0 0 0	0 0 0	0 0 0	0 1 0	0 0 0	0 0 0
5 Yolmer Sánchez, S (1, 4) OBP: 0.277, SLG: 0.349			B FC 82 C FC 83 X FF 87 1-1 1 1B 2B			C FC 86 X FC 85 0-1 HR		C SI 93 B CH 85 F CH 85 B FF 93 X CU 77 2-2 1 FC5-4 1B		3	2	3	1	0	0	0
Inning Stats	R: 0 E: 0 K: 0 S: 9 H: 0 LOB: 0 BB: 0 P: 15	R: 0 E: 0 K: 1 S: 7 H: 0 LOB: 0 BB: 0 P: 13	R: 1 E: 0 K: 0 S: 12 H: 2 LOB: 0 BB: 1 P: 17	R: 0 E: 0 K: 0 S: 4 H: 0 LOB: 0 BB: 1 P: 9	R: 0 E: 0 K: 0 S: 6 H: 0 LOB: 0 BB: 0 P: 9	R: 1 E: 0 K: 1 S: 10 H: 2 LOB: 0 BB: 0 P: 14	R: 0 E: 0 K: 0 S: 9 H: 2 LOB: 1 BB: 0 P: 14	R: 0 E: 0 K: 1 S: 10 H: 1 LOB: 1 BB: 0 P: 15	R: 0 E: 0 K: 1 S: 11 H: 1 LOB: 0 BB: 0 P: 16	1B: 6 2B: 1 3B: 0 HR: 1 SF: 0 SAC: 0 DP: 3 HBP: 0						

PITCHER	IP	WLS	BF	H	R	ER	SO	BB	IBB	HBP	BLK	WP	HR	S	P	ERA	WHIP
56 Kyle Ryan, L (1, 1) ERA: 4.94	7.0	L	25	6	2	2	2	1	0	0	0	0	1	57	91	2.57	1.000
54 Drew VerHagen, R (8, 1) ERA: 2.53	1.0		4	1	0	0	1	0	0	0	0	0	0	10	15	0.00	1.000
62 Al Alburquerque, R (9, 1) ERA: 4.4	1.0		3	1	0	0	1	0	0	0	0	0	0	11	16	0.00	1.000

PITCHER	IP	WLS	BF	H	R	ER	SO	BB	IBB	HBP	BLK	WP	HR	S	P	ERA	WHIP

TOP

Chicago White Sox @ Detroit Tigers

Comerica Park, Detroit, MI

Mon Sep 21 2015, 1:08 PM - 3:20 PM EDT

Att. 34,175 - Sunny - 68 F

livebaseballscorecards.com

AB	31
R	2
H	8
RBI	2
BB	1
SO	4
LOB	10

PA: 32

WP: 0
PB: 0
SB: 0
CS: 1

BOTTOM

Chicago White Sox @ Detroit Tigers

Comerica Park, Detroit, MI

Mon Sep 21 2015, 1:08 PM - 3:20 PM EDT

Att. 34,175 - Sunny - 68 F

Batter	1	2	3	4	5	6	7	8	9	AB	R	H	RBI	BB	SO	LOB
12 Anthony Gose, L (1, 8) OBP: 0.324, SLG: 0.373	B FF 92 S CU 82 C SL 86 S SL 86 1-3 ① K			M SL 85 F SL 86 B FF 95 C FS 88 1-3 ① K		B FS 87 B SL 84 C SI 94 F SL 86 F FF 93 F SL 88 X FS 86 2-2 ③ G4-3			X SL 85 0-0 ③ F7	4	0	0	0	0	2	0
3 Ian Kinsler, R (1, 4) OBP: 0.351, SLG: 0.440	B FF 94 C SL 85 S SL 83 B FF 95 T SL 86 2-2 ② K			X FF 94 0-0 ② L9			B SL 85 X SI 93 1-0 ① P3			3	0	0	0	0	1	0
28 J.D. Martinez, R (1, 10) OBP: 0.343, SLG: 0.542	C SI 95 B SL 86 X SL 86 1-1 ③ G6-3			B FF 94 B FS 90 C SL 86 F FF 94 F SL 88 S FF 94 2-3 ③ K			X SI 95 0-0 ② F8			3	0	0	0	0	1	0
41 Victor Martinez, S (1, 3) OBP: 0.301, SLG: 0.361		C SI 93 B FS 86 B SL 85 S SL 85 X FF 95 2-2 ① F8			B SL 85 B SI 87 X FF 94 2-0 55 FC6-4 1B		C FF 95 X SL 88 0-1 ③ G6-3			3	0	1	0	0	0	0
18 Tyler Collins, L (1, 7) OBP: 0.298, SLG: 0.387		C SL 86 B SI 86 F FF 95 B FS 86 X SL 87 2-2 ② F8			B SI 95 X FC 91 1-0 ① F9			C SI 95 F SL 87 X SL 84 0-2 ① F7		3	0	0	0	0	0	1
55 Jefry Marte, R (1, 5) OBP: 0.293, SLG: 0.412		B FF 94 X SL 86 1-0 ③ F8			B FF 94 B SI 94 X SI 93 2-0 ② FC6-4 1-2f			X FF 94 0-0 ② G4-3		3	0	0	0	0	0	1
33 Steven Moya, L (1, 9) OBP: 0.214, SLG: 0.308			X FC 90 0-0 ① P4		B FF 93 X FF 93 1-0 ③ F8			C FF 94 B SL 88 S FF 94 S FF 93 1-3 ③ K		3	0	0	0	0	1	1
50 Bryan Holaday, R (1, 2) OBP: 0.246, SLG: 0.368			C SL 84 C SL 84 X SL 88 0-2 ② G5-3			F FF 92 F SL 84 B FF 93 B SL 86 S FF 94 2-3 ① K			F FF 95 F SL 88 X SL 87 0-2 ① P4	3	0	0	0	0	1	0
49 Dixon Machado, R (1, 6) OBP: 0.273, SLG: 0.286			B FF 94 X SI 94 1-0 ③ G5-3			B SL 84 F SI 94 F SL 86 X SI 96 1-2 ② G6-3			B SL 87 B FF 95 F FF 95 X SL 84 2-1 ② F8	3	0	0	0	0	0	0
Inning Stats	R: 0 E: 0 K: 2 S: 8 H: 0 LOB: 0 BB: 0 P: 12	R: 0 E: 0 K: 0 S: 7 H: 0 LOB: 0 BB: 0 P: 12	R: 0 E: 0 K: 0 S: 5 H: 0 LOB: 0 BB: 0 P: 6	R: 0 E: 0 K: 2 S: 8 H: 0 LOB: 0 BB: 0 P: 11	R: 0 E: 0 K: 0 S: 4 H: 1 LOB: 1 BB: 0 P: 10	R: 0 E: 0 K: 1 S: 11 H: 0 LOB: 0 BB: 0 P: 16	R: 0 E: 0 K: 0 S: 4 H: 0 LOB: 0 BB: 0 P: 5	R: 0 E: 0 K: 1 S: 7 H: 0 LOB: 0 BB: 0 P: 8	R: 0 E: 0 K: 0 S: 6 H: 0 LOB: 0 BB: 0 P: 8	1B: 1 2B: 0 3B: 0 HR: 0 SF: 0 SAC: 0 DP: 0 HBP: 0						

livebaseballscorecards.com

AB	28
R	0
H	1
RBI	0
BB	0
SO	6
LOB	3

WP: 0 PA: 28
PB: 0
SB: 0
CS: 0

PITCHER	IP	WLS	BF	H	R	ER	SO	BB	IBB	HBP	BLK	WP	HR	S	P	ERA	WHIP
29 Jeff Samardzija, R (1, 1) ERA: 5.04	9.0	W	28	1	0	0	6	0	0	0	0	0	0	60	88	0.00	0.111

PITCHER	IP	WLS	BF	H	R	ER	SO	BB	IBB	HBP	BLK	WP	HR	S	P	ERA	WHIP

Chicago White Sox @ Detroit Tigers

Comerica Park, Detroit, MI

Mon Sep 21 2015, 7:09 PM - 10:01 PM EDT

Att. 28,499 - Clear - 71 F

TOP

livebaseballscorecards.com

Batter	1	2	3	4	5	6	7	8	9	AB	R	H	RBI	BB	SO	LOB
7 Micah Johnson, L (1, 4) OBP: 0.306, SLG: 0.270	C FF 88 X SI 87 0-1 ① G6-3		B SL 81 S SI 88 F SL 81 F SI 90 B FF 90 B SL 82 F SI 89 C SI 90 3-3 ② K		X CU 70 0-0 ② G3-1		B CU 69 S SL 81 F SI 86 F FF 89 S SL 83 1-3 ② K2-3			4	0	0	0	0	2	0
18 Tyler Saladino, R (1, 6) OBP: 0.279, SLG: 0.344	B SI 89 X SI 90 1-0 ② G1-3		B SL 81 B SI 88 X SI 88 2-0 79 2B 3B		B CH 76 C SI 88 B CU 70 B SL 82 B SI 89 4-1 79 WP BB		C CU 68 C CU 67 F FF 89 T SL 83 0-2 ③ K			3	1	1	0	1	1	0
79 José Abreu, R (1, 10) OBP: 0.353, SLG: 0.517	S SI 89 B SL 83 F CU 72 X FF 89 1-2 ③ G1-3		B SL 84 C SL 84 B FF 88 X CH 79 2-1 3-H 2B		C SI 88 C FF 88 F FF 88 F SL 85 B CU 66 B FF 88 S CU 69 2-3 ③ K 1-2			C SL 86 B SI 90 B SI 90 S SL 86 X SI 91 2-2 ① G1-3		4	0	1	1	0	1	1
28 Trayce Thompson, R (1, 7) OBP: 0.395, SLG: 0.646		B SI 89 F SI 89 B SL 82 B SL 83 X SI 90 3-1 26 SF9 3B	B SL 83 B CU 72 F SL 83 X FF 88 2-1 ③ G6-3			B CU 66 X SL 80 1-0 24 G4-3 2B		X SI 92 0-0 ② G5-3		4	1	2	0	0	0	1
26 Avisaíl García, R (1, 9) OBP: 0.313, SLG: 0.370		C CU 70 X CU 70 0-1 ① SF9 3-H		X SL 80 0-0 ① G5-3		B CH 77 B CH 77 C CH 77 B FF 86 B SL 82 4-1 24 G4-3 BB		C CU 82 C SL 85 B FF 92 B SI 92 F SI 91 B SL 85 X CU 84 3-2 ③ G5-3		2	0	0	1	1	0	0
24 Mike Olt, R (1, 3) OBP: 0.263, SLG: 0.319		C SI 88 B SL 82 B FF 89 S FF 89 F FF 90 F SL 83 S FF 90 2-3 ② K		B CU 67 B SL 81 F FF 88 S FF 88 X FF 88 2-2 ② P3		C CU 68 X CU 68 0-1 ①② G4-3 1-2f 2-3			B CH 90 B FF 91 C FF 93 X FF 92 2-1 ① G5-3	4	0	0	0	0	1	2
15 Gordon Beckham, R (1, 5) OBP: 0.270, SLG: 0.320		X SI 89 0-0 HR	C SI 88 F SL 84 B FF 88 B SI 89 B SL 83 B SL 81 4-2 BB			I IN 62 I IN 64 I IN 66 I IN 65 4-0 IBB			C SL 80 B FF 92 F FF 93 B SL 81 B FF 94 X FF 93 3-2 ② F9	2	1	1	1	2	0	0
36 Rob Brantly, L (1, 2) OBP: 0.231, SLG: 0.348		X FF 89 0-0 ③ F7		B FF 86 F FF 88 B SL 81 S SL 80 X SL 81 2-2 ③ G4-3		1 SAFE B SL 81 B SL 82 F FF 88 X SL 82 2-1 ③ F9			B FF 92 F FF 92 F FF 92 F SL 82 X FF 96 1-2 ③ G3	4	0	0	0	0	0	3
28 Leury García, S (1, 8) OBP: 0.214, SLG: 0.154			B SI 88 X CH 78 1-0 ① G6-3		B CU 68 B CH 76 C SI 87 C SI 87 C SI 86 2-3 ① K		B CH 76 C SI 88 B CU 68 X SI 88 2-1 ① G4-3			3	0	0	0	0	1	0
Inning Stats	R: 0 E: 0 K: 0 S: 6 H: 0 LOB: 0 BB: 0 P: 8	R: 2 E: 0 K: 1 S: 11 H: 2 LOB: 0 BB: 0 P: 16	R: 1 E: 0 K: 1 S: 11 H: 2 LOB: 0 BB: 0 P: 21	R: 0 E: 0 K: 0 S: 9 H: 0 LOB: 1 BB: 1 P: 17	R: 0 E: 0 K: 2 S: 10 H: 0 LOB: 1 BB: 1 P: 18	R: 0 E: 0 K: 0 S: 6 H: 1 LOB: 2 BB: 2 P: 17	R: 0 E: 0 K: 2 S: 10 H: 0 LOB: 0 BB: 0 P: 13	R: 0 E: 0 K: 0 S: 8 H: 0 LOB: 0 BB: 0 P: 13	R: 0 E: 0 K: 0 S: 9 H: 0 LOB: 0 BB: 0 P: 15	1B: 0 2B: 2 3B: 2 HR: 1 SF: 1 SAC: 0 DP: 1 HBP: 0						

	AB	30
	R	3
	H	5
	RBI	3
	BB	4
	SO	6
	LOB	7

WP: 1 PB: 0 SB: 0 CS: 0 PA: 35

PITCHER		IP	WLS	BF	H	R	ER	SO	BB	IBB	HBP	BLK	WP	HR	S	P	ERA	WHIP
52 Randy Wolf, L ERA: 5.63	(1, 1)	7.0	L	29	5	3	3	6	3	1	0	0	1	1	63	110	3.86	1.143
30 Alex Wilson, R ERA: 2.22	(8, 1)	1.0		3	0	0	0	0	0	0	0	0	0	0	8	13	0.00	0.000
43 Bruce Rondón, R ERA: 5.81	(9, 1)	1.0		3	0	0	0	0	0	0	0	0	0	0	9	15	0.00	0.000

PITCHER	IP	WLS	BF	H	R	ER	SO	BB	IBB	HBP	BLK	WP	HR	S	P	ERA	WHIP

BOTTOM

Chicago White Sox @ Detroit Tigers

Comerica Park, Detroit, MI

Mon Sep 21 2015, 7:09 PM - 10:01 PM EDT

Att. 28,499 - Clear - 71 F

livebaseballscorecards.com

Batter	1	2	3	4	5	6	7	8	9	AB	R	H	RBI	BB	SO	LOB
20 Rajai Davis, R (1, 8) OBP: 0.299, SLG: 0.423	C FF 90 F FF 92 B FF 91 S SL 84 1-3 K ①		F SL 82 B FF 92 X SL 82 1-1 24 CS 1-3 1B		B FF 89 B SI 88 B FF 90 C FF 91 F FF 90 F FF 92 B FF 91 4-2 BB		C SL 88 X SI 98 0-1 G6-3 ③			3	0	1	0	1	1	2
3 Ian Kinsler, R (1, 10) OBP: 0.349, SLG: 0.438	B FF 91 C FF 91 B FF 91 S FF 92 B SL 85 X FF 93 3-2 P4 ②		X FF 90 0-0 SF8 ② 3-H		B FF 90 1 SAFE C SL 83 P PO 89 F FF 92 F SL 83 S FF 91 2-3 K ②			F SI 97 X SL 89 0-1 G2 ①		3	0	0	1	0	1	1
24 Miguel Cabrera, R (1, 3) OBP: 0.439, SLG: 0.537	C FF 91 B SL 84 B SL 84 S FF 92 B FF 93 S FF 93 3-3 K ③		B FF 91 B SL 84 S FF 91 B FF 91 3-1 CS ③ 1-2	B FF 89 C FF 90 X SL 84 1-1 9 2B 1B	C SL 83 F FF 91 X SL 83 0-2 G5-3 ③			F SI 98 B SL 90 S SL 88 B SI 98 S SL 90 2-3 K ②		4	0	1	0	0	2	1
28 J.D. Martinez, R (1, 9) OBP: 0.341, SLG: 0.538		C FF 90 B SL 83 B SL 83 F FF 91 F FF 91 X SL 83 2-2 L8 ①		B FF 91 B FF 90 X FF 91 2-0 F9 ①		B SL 80 C SL 81 B FF 90 F FF 90 C FF 91 2-3 K ①		S SL 89 B SL 90 C SL 88 S SI 97 1-3 K ③		4	0	0	0	0	2	1
18 Tyler Collins, L (1, 7) OBP: 0.291, SLG: 0.378		C FF 91 S FF 90 X FF 92 0-2 G3 ②		S CH 80 D CH 80 F FF 90 C FF 91 1-3 K ②		F FF 89 B FF 89 X FF 90 1-1 L7 ②			C FF 93 X FF 94 0-1 G3-1 ①	4	0	0	0	0	1	1
9 Nick Castellanos, R (1, 5) OBP: 0.301, SLG: 0.415 12 Anthony Gose, L (9, PR) OBP: 0.324, SLG: 0.373		B SL 83 C FF 92 B FF 91 F FF 92 B FF 92 F FF 92 S SL 85 3-3 K ③		C FF 90 B FF 89 F FF 90 B FF 92 B SL 84 F FF 92 X FF 92 3-2 1-3 2B		B SL 82 S SL 83 S SL 83 S SL 84 S FF 93 2-3 K ③			B FC 93 C FF 92 B KC 83 X FC 93 2-1 1B	4 0	0 0	2 0	0 0	0 0	2 0	0 0
13 Alex Avila, L (1, 2) OBP: 0.342, SLG: 0.291 55 Jefry Marte, R (7, PR) OBP: 0.293, SLG: 0.412 34 James McCann, R (8, 2) OBP: 0.305, SLG: 0.400			C FF 89 B FF 89 C CH 82 F FF 92 B FF 90 B SL 83 X FF 91 3-2 HR	B FF 91 B FF 91 B FF 91 B FF 90 4-0 BB			C SL 83 C FF 92 B SL 85 B FF 94 F SL 84 B FF 93 B FF 90 4-2 17 G4-3 40 SH3-4 BB		1 SAFE F FC 93 1 SAFE S KC 84 S KC 84 0-3 K ②	1 0 1	1 0 0	1 0 0	1 0 0	2 0 1	0 0 1	0 0 1
40 Josh Wilson, R (1, 4) OBP: 0.345, SLG: 0.333 41 Victor Martinez, S (9, PH) OBP: 0.300, SLG: 0.360			C FF 91 C FF 91 S FF 93 0-3 K ①	S FF 93 B FF 93 F FF 92 F FF 93 D SL 86 F FF 93 S FF 92 2-3 K ③			B SI 97 X SI 96 1-0 SH3-4 ① 1-2		1 SAFE 1 SAFE F FF 94 1 SAFE C KC 85 F KC 84 B FC 95 D KC 86 1 SAFE 3-3 B FC 84 S KC 84 K ③	2 1	0 0	0 0	0 0	0 0	2 1	3 1
17 Andrew Romine, S (1, 6) OBP: 0.300, SLG: 0.321			S FF 90 F FF 91 B FF 91 X SL 84 1-2 20 1B 3 SF8 1B		B FF 89 B FF 88 X FF 89 2-0 L6 ①		X SI 97 0-0 G4-3 ② 2-3			3	1	1	0	0	0	2

Inning Stats																								
	R: 0	H: 0		R: 0	H: 0		R: 2	H: 3		R: 0	H: 2		R: 0	H: 0		R: 0	H: 0		R: 0	H: 0		R: 0	H: 1	
	E: 0	LOB: 0		E: 0	LOB: 0		E: 0	LOB: 0		E: 0	LOB: 3		E: 0	LOB: 1		E: 0	LOB: 0		E: 0	LOB: 2		E: 0	LOB: 1	
	K: 2	BB: 0		K: 1	BB: 0		K: 1	BB: 0		K: 2	BB: 1		K: 1	BB: 1		K: 2	BB: 0		K: 0	BB: 1		K: 2	BB: 0	
	S: 9	P: 16		S: 11	P: 16		S: 14	P: 22		S: 15	P: 28		S: 12	P: 19		S: 8	P: 13		S: 7	P: 12		S: 11	P: 16	

	1B: 4	SF: 1
	2B: 1	SAC: 1
	3B: 0	DP: 0
	HR: 1	HBP: 0

	WP: 0	PA: 36
	PB: 0	
	SB: 0	
	CS: 1	

	AB	30
	R	2
	H	6
	RBI	2
	BB	3
	SO	13
	LOB	13

PITCHER		IP	WLS	BF	H	R	ER	SO	BB	IBB	HBP	BLK	WP	HR	S	P	ERA	WHIP
45 Erik Johnson, R ERA: 3.52	(1, 1)	6.0	W	24	5	2	2	9	2	0	0	0	0	1	69	114	3.00	1.167
43 Dan Jennings, L ERA: 4.24	(7, 1)	0.0		1	0	0	0	0	1	0	0	0	0	0	3	7	∞	∞
65 Nate Jones, R ERA: 3.44	(7, 1)	2.0	H	6	0	0	0	2	0	0	0	0	0	0	12	16	0.00	0.000
30 David Robertson, R ERA: 3.34	(9, 1)	1.0	S	4	1	0	0	2	0	0	0	0	0	0	11	16	0.00	1.000

PITCHER	IP	WLS	BF	H	R	ER	SO	BB	IBB	HBP	BLK	WP	HR	S	P	ERA	WHIP

Batter	1	2	3	4	5	6	7	8	9	10	AB	R	H	RBI	BB	SO	LOB
1 Adam Eaton, L (1, 8) OBP: 0.354, SLG: 0.425	B FF 93 B FF 93 B FF 92 C FF 91 C FF 92 F FF 92 X FF 93 3-2 ① G6-3			C CU 75 B FF 93 F FF 92 S SL 85 1-3 ① K			C FF 94 H CU 78 1-1 53 FC6-4 HBP		F FF 98 B FF 98 X SL 84 1-1 79 CS 3-H 1B		3	0	1	1	0	1	0
79 José Abreu, R (1, 3) OBP: 0.350, SLG: 0.514	F FF 93 B FF 95 B CU 76 F FF 94 X FF 94 2-2 ② G3			B FF 94 F CH 85 C FF 94 B FF 94 S CH 86 2-3 ② K			X FF 93 0-0 ① F9		1 SAFE F FF 97 B CH 81 B SL 86 S SL 87 S FF 98 2-3 ②③ K 1-2		4	0	0	0	0	2	2
28 Trayce Thompson, R (1, 9) OBP: 0.378, SLG: 0.614	C FF 94 B FF 94 F FF 94 B CH 87 B CH 87 F FF 93 X FF 93 3-2 ③ P3			B CH 87 F FF 94 X FF 94 1-1 ③ G5-3			C FF 93 C FF 94 F SL 90 1 SAFE X FF 94 0-2 ② F9			C FF 88 C CU 75 B CH 78 B CU 76 X CH 79 2-2 ① G6-3	4	0	0	0	0	0	1
53 Melky Cabrera, S (1, 7) OBP: 0.316, SLG: 0.393		C FF 91 S CU 76 S CU 76 0-3 ① K			B FF 93 F CH 86 C FF 95 S FF 96 1-3 ① K		1 SAFE 1 SAFE F SI 94 1 SAFE F FF 94 1 SAFE 1 SAFE X SL 90 0-2 ③ FC6-4 1-2f			C FF 89 B FF 89 X FF 88 1-1 ② L9	4	0	0	0	0	2	1
26 Avisaíl García, R (1, 10) OBP: 0.311, SLG: 0.368		B FF 94 F FF 94 B CH 86 F FF 94 X CU 77 2-2 ② G6-3			S CH 87 B CH 88 B CU 78 X FF 94 2-1 ② G4-3			B FF 94 X FF 94 1-0 ① G4-3		F FF 86 S CU 77 B CU 78 S CH 79 1-3 ③ K	4	0	0	0	0	1	0
10 Alexei Ramirez, R (1, 6) OBP: 0.284, SLG: 0.356		F FF 95 X FF 94 0-1 ③ L9			B CU 78 B FF 94 B FF 94 C FF 92 X FF 92 3-1 ③ F9			S SI 95 B FF 93 F FF 94 F SI 95 B CU 79 X FF 95 2-2 ② G5-3			3	0	0	0	0	0	0
5 Yolmer Sánchez, S (1, 4) OBP: 0.274, SLG: 0.346			C CU 74 X FF 95 0-1 ① G4-3			B FF 92 C FF 93 F CH 86 F FF 93 B CH 87 B CH 87 X FF 94 3-2 ① G4-3		B CU 77 F FF 94 C FF 94 S CU 80 1-3 ③ K2-3			3	0	0	0	0	1	0
21 Tyler Flowers, R (1, 2) OBP: 0.281, SLG: 0.346 20 JB Shuck, L (9, PH) OBP: 0.351, SLG: 0.356 58 Geovany Soto, R (9, 2) OBP: 0.307, SLG: 0.420			F FF 93 X FF 93 0-1 ② G4-3			S CU 77 B CU 81 B FC 89 C FF 92 F FF 93 T FF 93 2-2 ② K			B FF 96 B FF 96 C FF 96 S SL 87 F FF 97 X SL 86 2-2 ① G4-3		2 1 0	0 0 0	0 0 0	0 0 0	0 0 0	1 0 0	0 0 0
18 Tyler Saladino, R (1, 5) OBP: 0.280, SLG: 0.353			C FF 93 B FF 94 B CU 77 F FF 91 X FF 94 2-2 ③ L8			C CU 79 B CH 86 F FC 88 S CU 81 1-3 ③ K			C SL 84 B FF 97 X SL 85 1-1 1 1B 3B		3	1	1	0	0	1	0

Inning Stats	1	2	3	4	5	6	7	8	9	10
R:	0	0	0	0	0	0	0	0	1	0
E:	0	0	0	0	0	0	0	0	0	0
K:	0	1	0	2	1	2	0	1	1	1
S:	11	8	7	8	7	11	9	8	11	8
H:	0	0	0	0	0	0	0	0	2	0
LOB:	0	0	0	0	0	0	1	0	0	0
BB:	0	0	0	0	0	0	0	0	0	0
P:	19	10	9	12	13	17	10	12	17	12

PITCHER	IP	WLS	BF	H	R	ER	SO	BB	IBB	HBP	BLK	WP	HR	S	P	ERA	WHIP
44 Daniel Norris, L (1, 1) ERA: 3.88	5.0		15	0	0	0	4	0	0	0	0	0	0	41	63	0.00	0.000
45 Buck Farmer, R (6, 1) ERA: 7.51	1.0		3	0	0	0	2	0	0	0	0	0	0	11	17	0.00	0.000
46 Ian Krol, L (7, 1) ERA: 5.4	1.0		4	0	0	0	0	0	0	1	0	0	0	9	10	0.00	0.000
54 Drew VerHagen, R (8, 1) ERA: 2.42	1.0	H	3	0	0	0	1	0	0	0	0	0	0	8	12	0.00	0.000
39 Neftalí Feliz, R (9, 1) ERA: 6.45	1.0	B	4	2	1	1	1	0	0	0	0	0	0	11	17	9.00	2.000

PITCHER	IP	WLS	BF	H	R	ER	SO	BB	IBB	HBP	BLK	WP	HR	S	P	ERA	WHIP
65 Blaine Hardy, L (10, 1) ERA: 2.88	1.0	W	3	0	0	0	1	0	0	0	0	0	0	8	12	0.00	0.000

TOP

Chicago White Sox @ Detroit Tigers

Comerica Park, Detroit, MI

Tue Sep 22 2015, 7:10 PM - 10:03 PM EDT

Att. 27,829 - Clear - 72 F

livebaseballscorecards.com

AB	31
R	1
H	2
RBI	1
BB	0
SO	9
LOB	4

1B:	1	SF:	0	WP:	0	PA:	32		
2B:	0	SAC:	0	PB:	0				
3B:	1	DP:	0	SB:	0				
HR:	0	HBP:	1	CS:	1				

Batter	1	2	3	4	5	6	7	8	9	10	AB	R	H	RBI	BB	SO	LOB
20 Rajai Davis, R (1, 7) OBP: 0.301, SLG: 0.429	C FF 90 X FF 91 0-1 24 1B 1B		C FF 91 S FF 92 1 SAFE 1 SAFE B CU 79 S CU 79 1-3 ② K 1-2			F CU 78 F CU 77 S CU 76 0-3 ① K		X CH 82 0-0 ① F8		1 SAFE B SL 82 B SI 89 B SI 88 C SI 90 1 SAFE X SI 90 3-1 1-H 3B	5	0	2	1	0	2	1
3 Ian Kinsler, R (1, 4) OBP: 0.347, SLG: 0.435	X FF 90 0-0 ① F9		B FF 92 C CU 78 F FF 92 F CU 78 D CU 77 F FF 92 X FF 92 2-2 ③ G4-3			C FF 90 B FF 88 X FF 90 1-1 ② F7		C SI 92 S CH 84 S SI 96 0-3 ② K			4	0	0	0	0	1	2
24 Miguel Cabrera, R (1, 3) OBP: 0.437, SLG: 0.534	C FF 91 1 SAFE F SI 92 1 SAFE X FF 91 0-2 41 G4-6-3 1-2 1B			C FF 91 X CU 77 0-1 ① F9		B FF 91 X FF 92 1-0 ③ G5-3		C SI 95 X CH 83 0-1 ③ G6-3			4	0	1	0	0	0	0
41 Victor Martinez, S (1, 10) OBP: 0.298, SLG: 0.357	C CU 79 F CU 79 D CU 77 B FF 90 F CU 78 F FF 93 X CU 79 2-2 ②③ G4-6-3 1-2f			B CH 85 F FF 91 C CU 76 B CU 77 F FF 91 B FF 92 X CU 78 3-2 ② P4			B FF 90 C CH 85 X CU 77 1-1 ① P2		C SI 92 B CH 84 X SI 93 1-1 ① F7		4	0	0	0	0	0	2
28 J.D. Martinez, R (1, 9) OBP: 0.342, SLG: 0.538		X FF 91 0-0 9 G6-4-3 1B		B FF 91 B CU 77 C CU 77 F CU 78 S CU 77 2-3 ③ K			B CH 84 B FF 91 B CU 76 C FF 90 F CU 78 X FF 90 3-2 9 1B 34 1B 1B		C SI 94 B SI 97 F CH 83 F SI 95 F SI 95 B CH 85 B CH 86 F CH 87 X SI 96 3-2 ② G4-3		4	1	2	0	0	1	0
9 Nick Castellanos, R (1, 5) OBP: 0.303, SLG: 0.417 17 Andrew Romine, S (9, 5) OBP: 0.298, SLG: 0.320		C FF 91 D CH 86 X FF 91 1-1 ①② G6-4-3 1-2f			F CU 77 X CH 84 0-1 34 L4-3 1B		1 SAFE X FF 91 0-0 49 G6-3 34 1B 1-2 1B		F SI 95 B SI 96 S CH 86 X CH 87 1-2 ③ F9		3 1	0 0	2 0	0 0	0 0	0 0	1 0
34 James McCann, R (1, 2) OBP: 0.305, SLG: 0.398		B FF 91 C CU 77 B FF 90 B CU 77 F FF 92 X FF 92 3-2 ③ G5-3			F CU 78 B SI 91 C CU 79 D CU 78 X CU 78 2-2 ①② L4-3 1-1		B FF 90 F CU 78 B CU 77 S FF 91 B FF 93 F CU 78 X FF 92 3-2 49 G6-3 1-2 2-H 1B			C SI 93 B CH 85 B SI 94 S SI 92 X SI 94 2-2 ① G6-3	4	0	1	1	0	0	1
49 Dixon Machado, R (1, 6) OBP: 0.271, SLG: 0.267			C FF 90 B FF 90 X FF 89 1-1 ① G6-3		C CU 77 B FF 91 B FF 92 B CU 77 B FF 91 4-1 BB		D CU 79 C SI 92 F CU 78 B FF 92 X CU 78 2-2 ② G6-3 1-2 2-3			S SI 93 B SI 94 B CH 85 S SI 94 F SI 94 X SI 95 2-2 ② G5-3	3	0	0	0	1	0	2
12 Anthony Gose, L (1, 8) OBP: 0.325, SLG: 0.373			C CU 76 B FF 92 X FF 92 1-1 20 WP 1B		1 SAFE C FF 91 1 SAFE F CU 78 1 SAFE B FF 91 D CU 80 F FF 93 3-3 B CU 78 S CU 80 K		B FF 92 B FF 91 C CU 78 F CU 78 B FF 92 C CU 77 3-3 K			B SI 88 S SI 90 S SL 81 B CU 75 B SI 89 B CU 76 4-2 20 3B BB	3	1	1	0	1	2	3
Inning Stats	R: 0 E: 0 K: 0 S: 11 H: 2 LOB: 1 BB: 0 P: 13	R: 0 E: 0 K: 0 S: 6 H: 1 LOB: 0 BB: 0 P: 10	R: 0 E: 0 K: 1 S: 12 H: 1 LOB: 1 BB: 0 P: 17	R: 0 E: 0 K: 1 S: 9 H: 0 LOB: 0 BB: 0 P: 14	R: 0 E: 0 K: 1 S: 10 H: 1 LOB: 1 BB: 1 P: 19	R: 0 E: 0 K: 1 S: 6 H: 0 LOB: 0 BB: 0 P: 8	R: 1 E: 0 K: 1 S: 17 H: 3 LOB: 2 BB: 0 P: 29	R: 0 E: 0 K: 1 S: 6 H: 0 LOB: 0 BB: 0 P: 6	R: 0 E: 0 K: 0 S: 11 H: 0 LOB: 0 BB: 0 P: 16	R: 1 E: 0 K: 0 S: 11 H: 1 LOB: 1 BB: 1 P: 22	1B: 8 2B: 1 3B: 1 HR: 0 SF: 0 SAC: 0 DP: 3 HBP: 0						

PITCHER		IP	WLS	BF	H	R	ER	SO	BB	IBB	HBP	BLK	WP	HR	S	P	ERA	WHIP
62 Jose Quintana, L ERA: 3.38	(1, 1)	7.0		27	8	1	1	5	1	0	0	0	1	0	71	110	1.29	1.286
52 Jake Petricka, R ERA: 3.73	(8, 1)	2.2		8	0	0	0	1	0	0	0	0	0	0	24	33	0.00	0.000
33 Zach Duke, L ERA: 3.63	(10, 1)	0.0	L	2	1	1	1	0	1	0	0	0	0	0	4	11	∞	∞

PITCHER	IP	WLS	BF	H	R	ER	SO	BB	IBB	HBP	BLK	WP	HR	S	P	ERA	WHIP

BOTTOM

Chicago White Sox @ Detroit Tigers

Comerica Park, Detroit, MI

Tue Sep 22 2015, 7:10 PM - 10:03 PM EDT

Att. 27,829 - Clear - 72 F

livebaseballscorecards.com

AB	35
R	2
H	9
RBI	2
BB	2
SO	6
LOB	12

WP: 1 PA: 37
PB: 0
SB: 0
CS: 0

Chicago White Sox @ Detroit Tigers

Comerica Park, Detroit, MI

Wed Sep 23 2015, 1:11 PM - 4:06 PM EDT

Att. 31,889 - Sunny - 70 F

TOP

livebaseballscorecards.com

Batter	1	2	3	4	5	6	7	8	9	AB	R	H	RBI	BB	SO	LOB
1 Adam Eaton, L (1, 10) OBP: 0.353, SLG: 0.423	F8			G4-3		F9		53 2B BB		3	1	0	0	1	0	0
79 José Abreu, R (1, 3) OBP: 0.350, SLG: 0.511	28 L8-3-1 BB			K		K		F8		3	0	0	0	1	2	1
28 Trayce Thompson, R (1, 8) OBP: 0.372, SLG: 0.593	L8-3-1 1-1			53 HR BB			F8	K		3	1	0	0	1	1	2
53 Melky Cabrera, S (1, 7) OBP: 0.319, SLG: 0.402		P6		1-H HR			26 1B 10 2B 1B	1-H 2B		4	2	3	3	0	0	0
26 Avisaíl García, R (1, 9) OBP: 0.310, SLG: 0.367		G6-3		L7			10 2B 1-2 1B	P2		4	0	1	0	0	0	1
10 Alexei Ramirez, R (1, 6) OBP: 0.284, SLG: 0.357		G5-3			F7		2B 1-3 2-H		G5-3	4	0	1	1	0	0	0
5 Yolmer Sánchez, S (1, 4) OBP: 0.272, SLG: 0.343			K		K		K		L7	4	0	0	0	0	3	2
24 Mike Olt, R (1, 5) OBP: 0.269, SLG: 0.324 15 Gordon Beckham, R (5, 5) OBP: 0.272, SLG: 0.319			58 CS 1B		K		BB		L8	2 1	0 0	1 0	0 0	0 1	1 0	0 0
58 Geovany Soto, R (1, 2) OBP: 0.302, SLG: 0.413			G5-3 1-2			K	K			3	0	0	0	0	2	4
Inning Stats	R: 0 E: 0 K: 0 S: 12 H: 0 LOB: 0 BB: 1 P: 18	R: 0 E: 0 K: 0 S: 8 H: 0 LOB: 0 BB: 0 P: 11	R: 0 E: 0 K: 1 S: 9 H: 1 LOB: 0 BB: 0 P: 12	R: 2 E: 0 K: 1 S: 14 H: 1 LOB: 0 BB: 1 P: 26	R: 0 E: 0 K: 2 S: 9 H: 0 LOB: 0 BB: 0 P: 13	R: 0 E: 0 K: 2 S: 7 H: 0 LOB: 0 BB: 0 P: 8	R: 1 E: 0 K: 2 S: 14 H: 3 LOB: 3 BB: 1 P: 24	R: 1 E: 0 K: 1 S: 8 H: 1 LOB: 1 BB: 1 P: 18	R: 0 E: 0 K: 0 S: 7 H: 0 LOB: 0 BB: 0 P: 10	1B: 3 2B: 3 3B: 0 HR: 1	SF: 0 SAC: 0 DP: 1 HBP: 0			WP: 0 PB: 0 SB: 0 CS: 1	PA: 35		

	AB	31
	R	4
	H	6
	RBI	4
	BB	4
	SO	9
	LOB	10

PITCHER		IP	WLS	BF	H	R	ER	SO	BB	IBB	HBP	BLK	WP	HR	S	P	ERA	WHIP
35 Justin Verlander, R ERA: 3.49	(1, 1)	7.0	W	27	5	3	3	8	3	0	0	0	0	1	73	112	3.86	1.143
65 Blaine Hardy, L ERA: 3.0	(8, 1)	0.2		4	1	1	1	1	1	0	0	0	0	0	7	16	13.50	3.000
54 Drew VerHagen, R ERA: 2.38	(8, 1)	0.1	H	1	0	0	0	0	0	0	0	0	0	0	1	2	0.00	0.000
39 Neftalí Feliz, R ERA: 6.31	(9, 1)	1.0	S	3	0	0	0	0	0	0	0	0	0	0	7	10	0.00	0.000

PITCHER		IP	WLS	BF	H	R	ER	SO	BB	IBB	HBP	BLK	WP	HR	S	P	ERA	WHIP

Chicago White Sox @ Detroit Tigers

Comerica Park, Detroit, MI

Wed Sep 23 2015, 1:11 PM - 4:06 PM EDT

Att. 31,889 - Sunny - 70 F

livebaseballscorecards.com

Batter	1	2	3	4	5	6	7	8	9	AB	R	H	RBI	BB	SO	LOB
12 Anthony Gose, L (1, 8) OBP: 0.323, SLG: 0.369	X FF 94 0-0 ① G1-3		B FF 95 B FF 95 B FF 95 C FF 96 C FF 96 F FF 98 F FF 98 X FF 98 3-2 ① G4-3	C SI 90 F SI 88 B FF 91 F CH 82 X SI 89 1-2 ①② G4-3 1-2f		B FF 94 S SI 94 C SI 94 F SL 85 1 SAFE F SI 94 B SL 80 S SI 95 2-3 ② K 1-2				4	0	0	0	0	1	2
20 Rajai Davis, R (1, 7) OBP: 0.306, SLG: 0.440	B FF 97 C FF 96 F SL 86 F FF 98 X FF 97 1-2 41 HR 1B		X FF 97 0-0 41 E 3 1B 28 2B 1B	C SI 90 C SI 90 X FF 91 0-2 3 1B 3B		C FF 93 F SI 94 B SI 94 S SL 84 1-3 ③ K				4	3	3	0	0	1	1
3 Ian Kinsler, R (1, 4) OBP: 0.348, SLG: 0.436	1 SAFE B FF 95 F FF 94 1 SAFE B FF 95 C SL 85 F FF 95 S SL 83 2-3 ② K		1 SAFE B SL 85 B FF 95 X FF 92 2-0 41 E 28 2B 1B 1-2	B SL 82 B SL 82 X SI 90 2-0 3-H 1B			X FF 91 0-0 ① F9			4	1	2	1	0	1	1
41 Victor Martinez, S (1, 10) OBP: 0.299, SLG: 0.364	1 SAFE B FF 94 X FF 94 1-0 1-H HR		B FF 96 2 SAFE C FF 95 B FF 95 2 SAFE I IN 69 I 4-1 28 2B 9 1B IBB 1-2 2-3	X SI 88 0-0 ③ G6-3			C SI 92 B FS 86 B SI 92 F FS 85 F FS 85 S SI 92 2-3 ② K			3	2	1	2	1	1	1
28 J.D. Martinez, R (1, 9) OBP: 0.343, SLG: 0.539	B FF 98 B FF 96 S FF 96 B FF 96 B FF 96 4-1 BB		D SL 85 F FF 96 B FF 96 F SL 85 X SL 84 2-2 9 1B 13 G6-3 2B 1-3 2-H 3-H	F SI 88 B SI 88 B SI 82 B SI 89 F SI 88 X CU 77 3-2 ① G6-3			B FF 91 B FS 86 C FF 92 B FS 87 X FF 91 3-1 ③ L8			3	1	1	2	1	0	0
9 Nick Castellanos, R (1, 5) OBP: 0.303, SLG: 0.416 17 Andrew Romine, S (9, 5) OBP: 0.298, SLG: 0.320	S SL 84 X SL 85 0-1 ③ P4		S FF 95 F FF 97 B SL 87 B FF 97 X SL 86 2-2 13 G6-3 1B 2-3 3-H	C SL 80 X SI 89 0-1 ② G5-3				B FF 92 C SL 82 F SL 83 B SL 84 S FF 92 2-3 ① K		4 0	0 0	1 0	1 0	0 0	1 0	1 0
13 Alex Avila, L (1, 3) OBP: 0.340, SLG: 0.286		B FF 95 C SL 85 S SL 87 B SL 84 S FF 96 2-3 ① K	C FF 95 C FF 96 B FF 98 X SL 88 1-2 ② G6-3 1-2 3-H	C SI 88 B CH 81 B CH 80 F SI 87 B CU 79 S CU 77 3-3 ③ K				B FF 92 B FF 92 B FF 92 C FF 91 S FF 92 B SL 82 4-2 34 G4-6-3 BB		3	0	0	1	1	2	1
34 James McCann, R (1, 2) OBP: 0.302, SLG: 0.394		C SL 85 S FF 98 F FF 98 X SL 87 0-2 ② L7	C SL 85 F SL 85 X FF 97 0-2 ③ P6			X FF 93 0-0 ① F9		X FF 93 0-0 ②③ G4-6-3 1-2f		4	0	0	0	0	0	2
49 Dixon Machado, R (1, 6) OBP: 0.294, SLG: 0.277		B FF 97 B SL 86 F FF 96 F FF 98 F FF 99 B SL 86 F FF 97 S SL 87 3-3 ③ K		C SI 90 B SI 91 X SL 83 1-1 12 G4-3 1B		B FF 93 B FF 94 B FF 93 C FF 93 B SI 93 4-1 12 WP BB				2	0	1	0	1	1	0

Inning Stats	1	2	3	4	5	6	7	8	9
	R: 2 E: 0 K: 1 S: 13 H: 2 LOB: 1 BB: 1 P: 21	R: 0 E: 0 K: 2 S: 12 H: 0 LOB: 0 BB: 0 P: 17	R: 4 E: 1 K: 0 S: 20 H: 4 LOB: 1 BB: 1 P: 34	R: 1 E: 0 K: 0 S: 11 H: 3 LOB: 1 BB: 0 P: 15	R: 0 E: 0 K: 1 S: 8 H: 0 LOB: 0 BB: 0 P: 14	R: 0 E: 0 K: 2 S: 10 H: 0 LOB: 1 BB: 1 P: 17	R: 0 E: 0 K: 1 S: 7 H: 0 LOB: 0 BB: 0 P: 12	R: 0 E: 0 K: 1 S: 6 H: 0 LOB: 0 BB: 1 P: 12	

	AB	31
	R	7
	H	9
	RBI	7
	BB	4
	SO	8
	LOB	9

1B: 6 SF: 0 WP: 1 PA: 35
2B: 1 SAC: 0 PB: 0
3B: 1 DP: 2 SB: 0
HR: 1 HBP: 0 CS: 0

PITCHER		IP	WLS	BF	H	R	ER	SO	BB	IBB	HBP	BLK	WP	HR	S	P	ERA	WHIP
60 Frankie Montas, R ERA: 5.73	(1, 1)	3.0	L	17	6	6	6	3	1	1	0	0	0	1	45	72	18.00	2.333
Scott Carroll, R ERA: 3.66	(4, 1)	2.0		8	3	1	1	1	0	0	0	0	0	0	19	29	4.50	1.500
40 Daniel Webb, R ERA: 5.02	(6, 1)	1.0		4	0	0	0	2	1	0	0	0	1	0	10	17	0.00	1.000
57 Zach Putnam, R ERA: 3.91	(7, 1)	1.0		3	0	0	0	1	0	0	0	0	0	0	7	12	0.00	0.000
43 Dan Jennings, L ERA: 4.15	(8, 1)	1.0		3	0	0	0	1	1	0	0	0	0	0	6	12	0.00	1.000

PITCHER	IP	WLS	BF	H	R	ER	SO	BB	IBB	HBP	BLK	WP	HR	S	P	ERA	WHIP

Batter	1	2	3	4	5	6	7	8	9	AB	R	H	RBI	BB	SO	LOB
32 Aaron Hicks, S (1, 8) OBP: 0.321, SLG: 0.409	C FF 90 B FF 91 F FF 91 B CU 71 S CU 69 2-3 K			B CH 78 B FF 88 X FF 89 2-0 ① P4	C FF 90 X CU 70 0-1 ③ G5-3			S SL 86 B FF 92 C FF 92 F SL 86 B SL 86 B FF 92 X SL 85 3-2 E3 2 1B		4	0	0	0	0	1	0
2 Brian Dozier, R (1, 4) OBP: 0.314, SLG: 0.457	B FF 92 X FF 91 1-0 E6 7 G6-3			C CU 69 S FF 92 B FF 91 S CH 79 1-3 ② K		B FF 85 B FF 87 B FF 88 C FF 87 B FF 87 4-1 7 SH2-3 BB		C CU 85 1 SAFE F FF 93 1 SAFE D SL 85 X SL 86 1-2 1-2 1B		3	0	1	0	1	1	0
7 Joe Mauer, L (1, 3) OBP: 0.339, SLG: 0.375	C FF 92 F FF 92 B FF 87 X SL 81 1-2 ② G6-3 ③ 1-2f			F FF 92 B SL 79 X FF 88 1-1 ③ G3-1		1 SAFE X SL 80 0-0 ① SH2-3 1-2		C FF 92 X SL 86 0-1 ② L6		3	0	0	0	0	0	3
22 Miguel Sanó, R (1, 10) OBP: 0.395, SLG: 0.551		C FF 91 S CH 80 S CH 76 0-3 ① K			B CU 69 B FF 90 B CH 77 C FF 88 B CH 78 4-1 48 E 24 BB 20 3B BB	B FF 87 D CH 76 X FF 89 2-0 ② P4		B SI 91 C SL 86 X SL 86 1-1 ③ G1-3		3	1	0	0	1	1	3
24 Trevor Plouffe, R (1, 5) OBP: 0.310, SLG: 0.439		C FF 92 B FF 91 T CH 79 B FF 92 B FF 91 F CH 79 X FF 91 3-2 ② G6-3			B FF 88 B FF 87 B FF 88 C FF 90 B FF 89 4-1 48 E 20 3B 1-2 BB	B CH 77 F CH 90 C FF 89 S CH 78 1-3 ③ K			C FF 96 B SL 87 F SL 86 F FF 97 X FF 97 1-2 ① F8	3	1	0	0	1	1	1
48 Torii Hunter, R (1, 9) OBP: 0.297, SLG: 0.418		S CU 69 F FF 92 B FF 92 X FF 92 1-2 ③ P4			B FF 89 F CH 77 F FF 89 F CU 70 X CH 78 1-2 FC5 20 3B 1-2 2-3		C SL 84 F SI 92 B SL 88 S SL 86 1-3 ① K		X FF 96 0-0 ② L9	4	1	0	0	0	1	2
20 Eddie Rosario, L (1, 7) OBP: 0.289, SLG: 0.462			X FF 90 0-0 ① F8		B SL 79 X CH 77 1-0 5 SF4 1-H 2-H 3-H 3B		B SI 95 C SL 87 B SL 86 F SI 92 S SL 86 2-3 ② K		F FF 97 F FF 97 F FF 97 B SL 86 B FF 95 S SI 91 2-3 ③ K	4	1	1	3	0	2	0
8 Kurt Suzuki, R (1, 2) OBP: 0.297, SLG: 0.316			B FF 89 C FF 90 B CU 69 B FF 88 B FF 90 4-1 5 G6-3 BB		F FF 89 X FF 89 0-1 ① P4		C SL 87 B SI 95 F SI 95 F SI 94 X FF 96 1-2 ③ G6-3			2	0	0	0	1	0	1
5 Eduardo Escobar, S (1, 6) OBP: 0.307, SLG: 0.445			C CH 78 X FF 87 0-1 ② ③ G6-3 1-2f		B CU 70 F CH 77 T FF 88 X FF 90 1-2 ② SF4 3-H			B SI 92 B SL 85 C SI 92 F SL 85 X FF 92 2-2 ① F9		2	0	0	1	0	0	1
Inning Stats	R: 0 E: 1 K: 1 S: 7 H: 0 LOB: 0 BB: 0 P: 11	R: 0 E: 0 K: 1 S: 10 H: 0 LOB: 0 BB: 0 P: 14	R: 0 E: 0 K: 0 S: 4 H: 0 LOB: 0 BB: 1 P: 8	R: 0 E: 0 K: 1 S: 6 H: 0 LOB: 0 BB: 0 P: 10	R: 4 E: 1 K: 0 S: 14 H: 1 LOB: 0 BB: 2 P: 25	R: 0 E: 0 K: 1 S: 6 H: 0 LOB: 1 BB: 1 P: 13	R: 0 E: 0 K: 2 S: 10 H: 0 LOB: 0 BB: 0 P: 14	R: 0 E: 1 K: 0 S: 14 H: 1 LOB: 2 BB: 0 P: 21	R: 0 E: 0 K: 1 S: 9 H: 0 LOB: 0 BB: 0 P: 12	1B: 1 2B: 0 3B: 1 HR: 0 SF: 1 SAC: 1 DP: 2 HBP: 0						

PITCHER		IP	WLS	BF	H	R	ER	SO	BB	IBB	HBP	BLK	WP	HR	S	P	ERA	WHIP
48 Matthew Boyd, L ERA: 6.91	(1, 1)	6.0		23	1	4	2	4	4	0	0	0	0	0	47	81	3.00	0.833
62 Al Alburquerque, R ERA: 4.33	(7, 1)	1.0		3	0	0	0	2	0	0	0	0	0	0	10	14	0.00	0.000
30 Alex Wilson, R ERA: 2.19	(8, 1)	1.0	W	5	1	0	0	0	0	0	0	0	0	0	14	21	0.00	1.000
39 Neftalí Feliz, R ERA: 6.17	(9, 1)	1.0	S	3	0	0	0	1	0	0	0	0	0	0	9	12	0.00	0.000

PITCHER	IP	WLS	BF	H	R	ER	SO	BB	IBB	HBP	BLK	WP	HR	S	P	ERA	WHIP

Minnesota Twins @ Detroit Tigers

Comerica Park, Detroit, MI

Fri Sep 25 2015, 7:10 PM - 10:24 PM EDT

Att. 31,153 - Cloudy - 75 F

TOP

livebaseballscorecards.com

AB	28
R	4
H	2
RBI	4
BB	4
SO	7
LOB	11

WP: 0 PA: 34
PB: 0
SB: 0
CS: 0

Batter	1	2	3	4	5	6	7	8	9	AB	R	H	RBI	BB	SO	LOB
12 Anthony Gose, L (1, 8) OBP: 0.323, SLG: 0.368	B FF 92 C SI 92 B SI 93 B SI 92 C FF 92 S SI 95 3-3 ① **K**		C FF 91 F FF 91 S SI 92 0-3 ② **K**		B SI 94 T SI 94 B SI 94 B SI 94 F SI 94 X SI 95 3-2 ② **L7**		B SL 90 F FF 92 B SL 87 B SL 87 B FF 92 4-1 3 2B 41 2B **BB** 1-2	B SL 88 S SL 85 B SL 90 C FF 89 X SL 82 2-2 3 CS **1B**		4	1	1	0	1	2	3
3 Ian Kinsler, R (1, 4) OBP: 0.347, SLG: 0.436	B SI 94 F SI 94 B SL 84 B FF 93 F FF 94 T SI 95 3-2 ② **K**		D SL 83 C SI 84 C SI 91 F FS 79 T SI 93 1-2 ③ **K**		B SI 94 X FF 94 1-0 ③ **G4-3**		X FF 92 0-0 41 2B **2B** 1-3 2-H	1 SAFE 1 SAFE B SI 92 B SI 94 2-0 ③ **CS** 1-2		4	1	1	1	0	2	3
24 Miguel Cabrera, R (1, 3) OBP: 0.436, SLG: 0.530	F SI 95 F SI 95 B SI 95 S SL 84 1-3 ③ **K**			B SL 85 C SI 93 S SI 95 S SI 95 1-3 ① **K**		B SL 85 C FF 92 S SI 92 F FF 89 B SL 88 X SI 93 2-2 ① **L9**	B FF 92 B FF 93 B FF 93 B FF 92 4-0 41 2B **BB**			3	0	0	0	1	2	0
41 Victor Martinez, S (1, 10) OBP: 0.299, SLG: 0.365		B SI 94 X SI 93 1-0 ① **G4-3**		C CU 74 B SI 94 B FS 81 F SI 93 B FS 80 F SI 94 X SI 94 3-2 ② **G4-3**		B SI 93 B SI 92 F SL 85 B SL 86 X SI 91 3-1 ② **F7**	B FF 92 X FF 93 1-0 **2B** 1-3 2-H 3-H			4	0	1	2	0	0	0
28 J.D. Martinez, R (1, 9) OBP: 0.344, SLG: 0.539		B SI 94 X SI 93 1-0 9 1B **1B**		B SL 85 C SI 94 F SI 94 T SI 94 1-2 ③ **K**		C SL 86 X SL 86 0-1 **1B**	F FF 92 F FF 94 B FF 94 S SL 83 1-3 ③ **K**			4	0	2	0	0	2	2
9 Nick Castellanos, R (1, 5) OBP: 0.306, SLG: 0.422 40 Josh Wilson, R (9, 5) OBP: 0.345, SLG: 0.333		1 SAFE B SI 91 F SI 91 F SI 92 B SL 84 1 SAFE X SI 93 2-2 ② 1-3 **1B**			C SI 94 X SL 85 0-1 34 1B 49 FC4-6 **2B**	C FF 94 S SL 87 S FF 94 0-3 ③ **K**		X FF 91 0-0 20 HR **2B**		4 0	2 0	3 0	0 0	0 0	1 0	1 0
34 James McCann, R (1, 2) OBP: 0.301, SLG: 0.393	S SL 83 D SL 85 C SI 92 B SL 84 X FS 81 2-2 ③ **G6-3**				S SI 94 S SI 94 F SI 94 X FS 83 0-2 49 FC4-6 2-3 **1B**		C FF 93 B SL 89 F FF 94 S FF 95 1-3 ① **K**	D SL 81 B FF 90 C FF 92 B SL 82 F FF 92 C SL 82 3-3 ① **K**		4	0	1	0	0	2	2
17 Andrew Romine, S (1, 6) OBP: 0.302, SLG: 0.324 49 Dixon Machado, R (5, PH) OBP: 0.296, SLG: 0.280 (6, 6)			B SI 93 B SI 93 F SI 92 B SI 92 X SI 93 3-1 **1B**		B SI 93 F SI 94 F SI 94 X SI 95 1-2 ① **FC4-6** 20 1B 1-2f 3-H		F FF 93 B SL 89 S FF 94 X SI 94 1-2 12 BB 3 2B **1B**	C SL 81 S SL 82 C FF 93 0-3 ② **K**		1 3	0 1	1 1	0 1	0 0	0 1	0 2
20 Rajai Davis, R (1, 7) OBP: 0.308, SLG: 0.450			C SI 92 X SI 92 0-1 ① **L8**		B SI 93 B SI 93 1 SAFE B SI 93 C SI 92 1 SAFE F SI 91 1 SAFE F SI 92 3-2 X SI 93 1-2 **1B**		C FF 93 1 SAFE B FF 92 1 SAFE F FF 94 B FF 94 1 SAFE F FF 94 F FF 93 3-2 F SL 80 X FF 93 F FF 94 F FF 94 F FF 93 F SL 93 F FF 92 **F7**	B SL 82 S SL 80 F FF 93 D SL 81 F SL 82 F SL 81 B SL 81 X SL 80 3-2 2-H **HR**		4	1	2	2	0	0	2
Inning Stats	R: 0 E: 0 K: 3 S: 9 H: 0 LOB: 0 BB: 0 P: 16	R: 0 E: 0 K: 0 S: 8 H: 2 LOB: 1 BB: 0 P: 14	R: 0 E: 0 K: 2 S: 11 H: 1 LOB: 1 BB: 0 P: 15	R: 0 E: 0 K: 2 S: 10 H: 0 LOB: 0 BB: 0 P: 15	R: 1 E: 0 K: 0 S: 17 H: 3 LOB: 2 BB: 0 P: 25	R: 0 E: 0 K: 1 S: 11 H: 1 LOB: 1 BB: 0 P: 16	R: 3 E: 0 K: 2 S: 23 H: 3 LOB: 2 BB: 2 P: 38	R: 2 E: 0 K: 2 S: 15 H: 3 LOB: 0 BB: 0 P: 25		1B: 8 2B: 4 3B: 0 HR: 1	SF: 0 SAC: 0 DP: 0 HBP: 0		WP: 0 PB: 0 SB: 0 CS: 1	PA: 38	

PITCHER		IP	WLS	BF	H	R	ER	SO	BB	IBB	HBP	BLK	WP	HR	S	P	ERA	WHIP
37 Mike Pelfrey, R ERA: 4.09	(1, 1)	5.0		20	6	1	1	7	0	0	0	0	0	0	55	85	1.80	1.200
36 Blaine Boyer, R ERA: 2.3	(6, 1)	1.0	H	4	1	0	0	1	0	0	0	0	0	0	11	16	0.00	1.000
50 Casey Fien, R ERA: 3.67	(7, 1)	0.2	H	5	2	3	3	1	1	0	0	0	0	0	19	28	40.50	4.500
15 Glen Perkins, L ERA: 3.29	(7, 1)	1.0	L	7	3	2	2	3	1	0	0	0	0	1	16	28	18.00	4.000
55 Neal Cotts, L ERA: 3.45	(8, 1)	0.0		1	1	0	0	0	0	0	0	0	0	0	3	5	∞	∞

PITCHER		IP	WLS	BF	H	R	ER	SO	BB	IBB	HBP	BLK	WP	HR	S	P	ERA	WHIP
59 Michael Tonkin, R ERA: 4.42	(8, 1)	0.1		0	0	0	0	0	0	0	0	0	0	0	0	2	0.00	0.000

BOTTOM

Minnesota Twins @ Detroit Tigers

Comerica Park, Detroit, MI

Fri Sep 25 2015, 7:10 PM - 10:24 PM EDT

Att. 31,153 - Cloudy - 75 F

livebaseballscorecards.com

AB	35
R	6
H	13
RBI	6
BB	2
SO	12
LOB	15

Minnesota Twins @ Detroit Tigers

Comerica Park, Detroit, MI

Sat Sep 26 2015, 7:10 PM - 10:10 PM EDT

Att. 32,753 - Partly Cloudy - 70 F

livebaseballscorecards.com

Batter	1	2	3	4	5	6	7	8	9	AB	R	H	RBI	BB	SO	LOB
2 Brian Dozier, R (1, 4) OBP: 0.314, SLG: 0.457	S FF 92 B FF 92 B FF 92 F FF 92 X FF 93 2-2 7 1B 22 E 2B		X CU 77 0-0 ① SF8 3-H		B SI 94 C SI 94 1 SAFE X SI 94 1-1 ②③ G5-4-3 1-2f		1 SAFE F FF 94 1 SAFE X FF 94 0-1 ③ P3		B CU 76 X SI 87 1-0 ③ G5-3	4	1	1	1	0	0	2
7 Joe Mauer, L (1, 3) OBP: 0.340, SLG: 0.376	B SI 93 X SI 93 1-0 24 G6-4-3 22 E 2-3 1B		C SI 94 F CU 77 B CU 78 X FS 86 1-2 ② G6-3			C FS 86 F FS 84 X FF 93 0-2 ① F8		C SI 92 X CU 76 0-1 24 S 1B		4	0	2	0	0	0	0
22 Miguel Sanó, R (1, 10) OBP: 0.393, SLG: 0.546	B CU 78 X SI 94 1-0 E6 24 G6-4-3 1-2 3-H		C FF 94 B SI 94 X CU 77 1-1 1B			C CU 76 X FS 88 0-1 ② F8		B FF 94 S SI 93 S SI 94 B SI 94 B SI 94 F SI 94 S FF 94 3-3 ① K		4	0	1	1	0	1	2
24 Trevor Plouffe, R (1, 5) OBP: 0.308, SLG: 0.436	C FF 94 B CU 76 X CU 78 1-1 ①② G6-4-3 1-2f 2-3		B FF 94 C FF 94 F FF 94 S SI 94 1-3 ③ K			C CU 76 B CU 78 S FF 94 B CU 78 X SI 95 2-2 ③ G5-3		F FF 94 C FS 87 F FF 95 S FF 95 0-3 ② K 1-2		4	0	0	0	0	2	4
20 Eddie Rosario, L (1, 7) OBP: 0.286, SLG: 0.458	B FS 84 D FS 87 F FS 85 F FF 93 F FS 85 X CU 77 2-2 ③ G4-3			B SI 94 F SI 94 B CU 77 X FS 86 2-1 ① F7			F SI 93 X FS 86 0-1 ① F7	X FF 94 0-0 ③ F9		4	0	0	0	0	0	2
48 Torii Hunter, R (1, 9) OBP: 0.296, SLG: 0.415 25 Byron Buxton, R (9, 8) OBP: 0.236, SLG: 0.265		X FF 93 0-0 ① F7		B CU 76 C FS 85 X SI 94 1-1 ② L6			C FS 88 B CU 77 S CU 77 B SI 94 F SI 95 B SI 94 B FF 93 4-2 32 1B 8 1B BB		B FF 87 S CH 80 X SI 87 1-1 ① G6-3	3 0	1 0	0 0	0 0	1 0	0 0	0 0
32 Aaron Hicks, S (1, 8) OBP: 0.321, SLG: 0.407 (9, 9)		B SI 92 C SI 93 X CU 78 1-1 ② G3		F FS 87 B FF 95 C FS 87 B FC 91 B CU 79 S FS 87 3-3 ③ K			B SI 93 X FF 94 1-0 5 S 8 1B 5 FC3-6 1-2 1B		B CU 76 B SI 87 B FF 87 C FF 88 C SI 88 S SI 82 3-3 ② K	4	1	1	0	0	2	0
8 Kurt Suzuki, R (1, 2) OBP: 0.301, SLG: 0.321		B FF 93 S FF 93 B CU 77 X FF 94 2-1 ③ G4-3			B FF 94 C FF 92 B FS 85 F FS 87 F FF 94 X SI 94 2-2 5 FC3-6 1B		B CU 78 F SI 94 X SI 95 1-1 5 FC3-6 1-2 2-H 1B		C SI 88 B CH 79 X FF 88 1-1 5 HR 1B	4	1	3	1	0	0	0
5 Eduardo Escobar, S (1, 6) OBP: 0.309, SLG: 0.459			B FS 83 X SI 92 1-0 2 SF8 3B		C FS 86 C FS 87 F FS 87 B FF 94 X FS 88 1-2 ① FC3-6 2 G5-4-3 1-2f		B FF 94 C FS 86 S FS 86 X FS 88 1-2 ② FC3-6 1-2f 2-H		C SI 87 B SI 89 X CH 81 1-1 1-H HR	4	2	2	3	0	0	2

	AB	35
	R	6
	H	10
	RBI	6
	BB	1
	SO	5
	LOB	12

Inning Stats																																
	R: 1 E: 1 K: 0 S: 11		H: 2 LOB: 1 BB: 0 P: 18		R: 0 E: 0 K: 0 S: 5		H: 0 LOB: 0 BB: 0 P: 8		R: 1 E: 0 K: 1 S: 10		H: 2 LOB: 1 BB: 0 P: 14		R: 0 E: 0 K: 1 S: 7		H: 0 LOB: 0 BB: 0 P: 13		R: 0 E: 0 K: 0 S: 10		H: 1 LOB: 0 BB: 0 P: 14		R: 0 E: 0 K: 0 S: 8		H: 0 LOB: 0 BB: 0 P: 10		R: 2 E: 0 K: 0 S: 13		H: 2 LOB: 1 BB: 1 P: 20		R: 0 E: 0 K: 2 S: 11		H: 1 LOB: 1 BB: 0 P: 14		R: 2 E: 0 K: 1 S: 10		H: 2 LOB: 0 BB: 0 P: 17		1B: 7 2B: 1 3B: 1 HR: 1		SF: 1 SAC: 0 DP: 2 HBP: 0		WP: 0 PB: 0 SB: 2 CS: 0		PA: 37

PITCHER		IP	WLS	BF	H	R	ER	SO	BB	IBB	HBP	BLK	WP	HR	S	P	ERA	WHIP
31 Alfredo Simon, R ERA: 5.18	(1, 1)	8.0	L	32	8	4	4	4	1	0	0	0	0	0	75	111	4.50	1.125
53 Kyle Lobstein, L ERA: 6.3	(9, 1)	1.0		5	2	2	2	1	0	0	0	0	0	1	10	17	18.00	2.000

PITCHER		IP	WLS	BF	H	R	ER	SO	BB	IBB	HBP	BLK	WP	HR	S	P	ERA	WHIP

Minnesota Twins @ Detroit Tigers

Comerica Park, Detroit, MI

Sat Sep 26 2015, 7:10 PM - 10:10 PM EDT

Att. 32,753 - Partly Cloudy - 70 F

livebaseballscorecards.com

BOTTOM

Batter	1	2	3	4	5	6	7	8	9	AB	R	H	RBI	BB	SO	LOB
12 Anthony Gose, L (1, 8) OBP: 0.320, SLG: 0.364	B SI 91 X FF 88 1-0 ① G4-3		F KC 79 B FF 88 C SI 90 F KC 81 B FF 91 X KC 81 2-2 ② G1		B SI 90 C KC 77 F KC 78 B FF 92 C FF 93 2-3 ① K		X CU 72 0-0 ③ B2-3		F FF 95 C CU 81 S FF 96 0-3 ③ K 1-2	5	0	0	0	0	2	1
3 Ian Kinsler, R (1, 4) OBP: 0.348, SLG: 0.437	B FF 90 F FF 90 F FF 91 X SI 92 1-2 24 G6-4-3 1B		B KC 77 B KC 78 C FF 92 B FF 91 X FF 90 3-1 ③ G5-3		C KC 79 S KC 79 B FF 93 B KC 80 X KC 80 2-2 ② L5			X FF 95 0-0 41 1B 1B		4	0	2	0	0	0	0
24 Miguel Cabrera, R (1, 3) OBP: 0.436, SLG: 0.530	F FF 90 C KC 79 D KC 80 F KC 80 B SI 90 1 SAFE X SI 90 2-2 ②③ G6-4-3 1-2f			B KC 79 C FF 91 B FF 91 S SI 91 X KC 82 2-2 28 2B 9 2B 1B	C FF 93 B FF 93 F FF 93 F FF 93 B SI 91 X KC 80 2-2 1B			B FF 94 B CU 75 S FF 95 S FF 95 S FF 96 2-3 ① K		4	1	2	0	0	1	2
41 Victor Martinez, S (1, 10) OBP: 0.301, SLG: 0.366		C KC 76 C KC 79 B KC 81 B KC 81 F FF 93 F FF 93 X KC 82 2-2 28 FC6-4 1B		B KC 79 B KC 77 F SI 89 B SI 88 X SI 91 3-1 ① F8	F SI 92 B KC 80 F FF 91 B KC 82 F FF 92 F FF 90 X KC 80 2-2 ③ G6-3			C CU 77 X SI 95 0-1 1-2 1B		4	0	2	0	0	0	2
28 J.D. Martinez, R (1, 9) OBP: 0.345, SLG: 0.539		B SI 90 T SI 90 B SI 89 F KC 77 X SI 90 2-2 ① FC6-4 9 1B 1-2f		X FF 89 0-0 9 2B 34 1B 1-3 2B		S KC 76 B SI 88 S KC 77 B KC 79 B FF 91 B KC 78 4-2 9 G5-4-3 BB		D CU 78 B FF 94 C FF 94 B FF 94 F FF 94 F CH 85 S FF 94 3-3 ② K		3	1	1	0	1	1	3
9 Nick Castellanos, R (1, 5) OBP: 0.308, SLG: 0.424		F KC 76 B SI 89 B SI 89 1 SAFE B KC 79 X FF 91 3-1 1-2 1B		S KC 81 S KC 81 D KC 81 F KC 80 F KC 81 B FF 92 X KC 80 2-2 34 1B 2-3 3-H 2B		C FF 89 1 SAFE C FF 89 F FF 90 X KC 79 0-2 ①② G5-4-3 1-2f		B CU 79 S FF 94 C FF 96 F CH 86 B FF 96 F CH 85 X FF 95 3-2 ③ L9		4	0	2	1	0	0	3
34 James McCann, R (1, 2) OBP: 0.300, SLG: 0.391		C KC 78 X FF 90 0-1 ② F8		C FF 91 X SI 91 0-1 49 SH2-4 2-3 3-H 1B		S KC 80 S KC 81 B KC 81 F KC 81 F FF 93 X SI 93 1-2 ③ L3			B FF 96 T FF 95 F FF 96 F CU 82 X CU 81 1-2 ① G4-3	4	0	1	1	0	0	2
49 Dixon Machado, R (1, 6) OBP: 0.286, SLG: 0.269 18 Tyler Collins, L (9, PH) OBP: 0.290, SLG: 0.376		F KC 76 T FF 91 B SI 91 S KC 80 1-3 ③ K		X KC 76 0-0 ② SH2-4 1-2			B FF 90 F FF 91 F FF 92 B SL 88 F FF 93 C FF 92 2-3 ① K		X FF 95 0-0 ② F7	2	0	0	0	0	2	2
										1	0	0	0	0	0	0
20 Rajai Davis, R (1, 7) OBP: 0.308, SLG: 0.448			C FF 90 B KC 78 C KC 76 F FF 92 S KC 80 1-3 ① K	X KC 78 0-0 ③ F8			C FF 93 X SL 87 0-1 ② F9		B FF 95 X FF 95 1-0 12 DI 1B	4	0	1	0	0	1	2

Inning Stats	1	2	3	4	5	6	7	8	9
	R: 0 E: 0 K: 0 S: 8	R: 0 E: 0 K: 1 S: 15	R: 0 E: 0 K: 1 S: 10	R: 2 E: 0 K: 0 S: 15	R: 0 E: 0 K: 1 S: 15	R: 0 E: 0 K: 0 S: 11	R: 0 E: 0 K: 1 S: 7	R: 0 E: 0 K: 2 S: 15	R: 0 E: 0 K: 1 S: 9
	H: 1 LOB: 0 BB: 0 P: 12	H: 2 LOB: 2 BB: 0 P: 23	H: 0 LOB: 0 BB: 0 P: 16	H: 4 LOB: 2 BB: 0 P: 22	H: 1 LOB: 1 BB: 0 P: 23	H: 0 LOB: 0 BB: 1 P: 16	H: 0 LOB: 0 BB: 0 P: 9	H: 2 LOB: 2 BB: 0 P: 23	H: 1 LOB: 1 BB: 0 P: 11

1B: 9	SF: 0
2B: 2	SAC: 1
3B: 0	DP: 2
HR: 0	HBP: 0

WP: 0	PA: 37
PB: 0	
SB: 0	
CS: 0	

AB	35
R	2
H	11
RBI	2
BB	1
SO	7
LOB	17

PITCHER		IP	WLS	BF	H	R	ER	SO	BB	IBB	HBP	BLK	WP	HR	S	P	ERA	WHIP
56 Tyler Duffey, R ERA: 3.14	(1, 1)	6.0	W	25	8	2	2	3	1	0	0	0	0	0	74	112	3.00	1.500
36 Blaine Boyer, R ERA: 2.26	(7, 1)	1.0	H	3	0	0	0	1	0	0	0	0	0	0	7	9	0.00	0.000
65 Trevor May, R ERA: 4.06	(8, 1)	1.0	H	5	2	0	0	2	0	0	0	0	0	0	15	23	0.00	2.000
49 Kevin Jepsen, R ERA: 2.43	(9, 1)	1.0		4	1	0	0	1	0	0	0	0	0	0	9	11	0.00	1.000

PITCHER	IP	WLS	BF	H	R	ER	SO	BB	IBB	HBP	BLK	WP	HR	S	P	ERA	WHIP

Minnesota Twins @ Detroit Tigers

Comerica Park, Detroit, MI

Sun Sep 27 2015, 1:11 PM - 4:05 PM EDT

Att. 33,517 - Partly Cloudy - 69 F

livebaseballscorecards.com

Batter	1	2	3	4	5	6	7	8	9	AB	R	H	RBI	BB	SO	LOB
2 Brian Dozier, R (1, 4) OBP: 0.314, SLG: 0.459	C SI 88 B SI 89 B CU 69 B SI 90 F SI 90 F CH 79 X FF 89 3-2 7 BB 1B	F SI 90 S SL 84 F FF 89 B SL 84 F FF 91 X CU 69 1-2 32 1B 2-H 3-H 2B	B FF 88 B FF 89 C FF 90 C FC 88 B FC 85 X FC 83 3-2 ③ P5			S CH 80 F CH 81 B FF 89 S FF 88 1-3 ① K		C FF 96 B SL 87 B SL 86 B SL 86 X FF 95 3-1 ③ F7		5	1	2	2	0	1	0
32 Aaron Hicks, S (1, 7) OBP: 0.324, SLG: 0.408	B FF 88 S FF 89 1 SAFE C CU 69 F FF 90 F FF 88 S SL 82 1-3 ① K	X SL 81 0-0 22 L9 48 1B 2-H 1B		B FC 87 F FC 87 B CH 81 X FF 88 2-1 7 G1-6-3 1B		C FF 88 B CH 82 B CH 82 B FC 84 B FF 88 4-1 7 L3 BB			C SI 90 B CH 84 C CH 85 B SL 77 F SL 78 B SI 92 X SL 77 3-2 ① F9	4	1	2	1	1	1	1
7 Joe Mauer, L (1, 3) OBP: 0.339, SLG: 0.373	1 SAFE B SI 87 B SI 88 B SI 87 B SI 86 4-0 1-2 BB	C FF 89 C FF 89 S FF 88 0-3 ① K		1 SAFE B FF 88 C FF 87 B FF 89 X FC 88 2-1 ① ② G1-6-3 1-2f		C FF 88 1 SAFE 1 SAFE X FC 84 0-1 ② ③ L3 1-1			C SI 92 X SL 78 0-1 ② G4-3	4	0	0	0	1	1	3
22 Miguel Sanó, R (1, 10) OBP: 0.390, SLG: 0.547	B FF 88 S SL 83 F SL 82 C FF 88 1-3 ② K	B SI 90 D CU 70 F FF 90 X SL 84 2-1 ② L9 2-3		S CH 83 B CH 81 B FF 89 F FC 84 F FC 89 B CH 82 S FC 86 3-3 ③ K			B FF 93 F FF 93 C CU 76 S CH 83 1-3 ① K		S CH 84 B SI 92 B SL 78 B SI 91 X SI 91 3-1 3B	5	0	1	0	0	3	3
48 Torii Hunter, R (1, 9) OBP: 0.296, SLG: 0.414 67 Max Kepler, L (9, PH) (9, 9)	C SI 88 F SI 89 X SI 90 0-2 ③ L9	F CU 70 F CH 76 X FF 87 0-2 9 HBP 3-H 1B			C FC 88 S CU 75 X FC 84 0-2 ① G6-3		X FF 94 0-0 ② F9		B SI 91 F SI 92 S SL 79 B SL 79 S SL 79 2-3 ③ K	4 1	0 0	1 0	1 0	0 0	0 1	2 1
9 Eduardo Núñez, R (1, 5) OBP: 0.316, SLG: 0.425		X SL 81 0-1 8 5 FC5 1B 1B B FF 88 C FF 88 1 SAFE F FC 82 H FC 83 2-2 1-2 HBP			X FF 88 0-0 8 S 5 BB 1B		C CH 81 X FF 94 0-1 ③ G6-3			3	1	2	0	0	0	0
5 Eduardo Escobar, S (1, 6) OBP: 0.308, SLG: 0.455		C CU 68 1 SAFE X CU 69 0-1 FC5 8 1B 25 2B 1-2 B FC 88 F FF 88 S CH 81 X FF 90 1-2 L9			B FF 88 B FC 86 B FC 86 C FC 86 1 SAFE B FF 87 4-1 1-2 BB			B FF 96 S FF 96 T FF 96 F SL 87 B FF 96 X SL 88 2-2 ① P5		3	1	0	0	1	0	3
8 Kurt Suzuki, R (1, 2) OBP: 0.301, SLG: 0.320	C FF 88 F CU 69 X SL 82 0-2 25 2B 2 2B 1-2 2-H 1B	C FF 87 C CH 80 B FC 84 B CH 80 X FF 88 2-2 ① F7			C FC 87 C FF 87 X FC 84 0-2 ② P3 2-3			C SL 85 B FF 97 B SL 86 B FF 96 F FF 96 F SL 85 X SL 85 3-2 ② G6-3		4	1	1	1	0	0	2
25 Byron Buxton, R (1, 8) OBP: 0.244, SLG: 0.306	C CU 69 X CU 69 0-1 2 2B 1-3 2-H 2B	C FF 88 B CH 82 F FF 88 S FC 83 1-3 ② K			B FF 88 X FC 82 1-0 ③ F8			B FF 97 X FF 96 1-0 HR		4	2	2	2	0	1	2
Inning Stats	R: 0 E: 0 K: 2 S: 15 H: 1 LOB: 2 BB: 1 P: 24	R: 6 E: 1 K: 1 S: 29 H: 6 LOB: 2 BB: 0 P: 35	R: 0 E: 0 K: 1 S: 9 H: 0 LOB: 0 BB: 0 P: 15	R: 0 E: 0 K: 1 S: 8 H: 1 LOB: 0 BB: 0 P: 15	R: 0 E: 0 K: 0 S: 9 H: 1 LOB: 2 BB: 1 P: 14	R: 0 E: 0 K: 1 S: 6 H: 0 LOB: 0 BB: 1 P: 11	R: 0 E: 0 K: 1 S: 6 H: 0 LOB: 0 BB: 0 P: 7	R: 1 E: 0 K: 0 S: 11 H: 1 LOB: 0 BB: 0 P: 20	R: 0 E: 0 K: 1 S: 11 H: 1 LOB: 1 BB: 0 P: 19	1B: 7 2B: 3 3B: 1 HR: 1 SF: 0 SAC: 0 DP: 2 HBP: 1						

	AB	37
	R	7
	H	11
	RBI	7
	BB	3
	SO	8
	LOB	17

WP: 0 PA: 41
PB: 0
SB: 1
CS: 0

PITCHER		IP	WLS	BF	H	R	ER	SO	BB	IBB	HBP	BLK	WP	HR	S	P	ERA	WHIP
52 Randy Wolf, L ERA: 6.42	(1, 1)	1.2	L	14	7	6	4	3	1	0	0	0	0	0	38	50	21.60	4.800
56 Kyle Ryan, L ERA: 4.55	(2, 1)	4.1		16	2	0	0	3	2	0	1	0	0	0	38	64	0.00	0.923
26 Jeff Ferrell, R ERA: 8.31	(7, 1)	1.0		3	0	0	0	1	0	0	0	0	0	0	6	7	0.00	0.000
58 José Váldez, R ERA: 4.0	(8, 1)	1.0		4	1	1	1	0	0	0	0	0	0	1	11	20	9.00	1.000
32 Tom Gorzelanny, L ERA: 6.21	(9, 1)	1.0		4	1	0	0	1	0	0	0	0	0	0	11	19	0.00	1.000

PITCHER	IP	WLS	BF	H	R	ER	SO	BB	IBB	HBP	BLK	WP	HR	S	P	ERA	WHIP

BOTTOM

Batter	1	2	3	4	5	6	7	8	9	AB	R	H	RBI	BB	SO	LOB
20 Rajai Davis, R (1, 8) OBP: 0.307, SLG: 0.445	C FF 91 B FF 94 B FF 92 X FF 92 2-1 24 1B 1B		B FF 90 B FF 90 X FF 90 2-0 ① F7	F FF 92 X SL 85 0-1 ① F7	C FF 91 S SL 82 S SL 82 0-3 ② K	S SL 82 S SL 83 D SL 84 D SL 85 S SL 84 2-3 ③ K				4	0	1	0	0	2	1
3 Ian Kinsler, R (1, 4) OBP: 0.346, SLG: 0.434 49 Dixon Machado, R (8, PH) OBP: 0.281, SLG: 0.264 (9, 6)	B FF 91 X FF 91 1-0 ① P3		C SL 80 X SL 84 0-1 ② G6-3	X FF 93 0-0 ② F9	B FF 90 X FF 91 1-0 ③ G5-3			C SI 92 X SI 93 0-1 ① G5-3		3 1	0 0	0 0	0 0	0 0	0 0	1 0
24 Miguel Cabrera, R (1, 10) OBP: 0.440, SLG: 0.531 50 Bryan Holaday, R (8, PH) OBP: 0.241, SLG: 0.362 (9, 10)	C FF 92 1 SAFE 1 SAFE D SL 83 1 SAFE C SL 85 1 SAFE X SL 83 1-2 1-2 1B		S FF 92 S FF 94 B FF 95 F SL 86 F FF 95 B SL 88 F FF 96 F FF 96 F SL 89 4-2 B SL 80 F FF 95 B FF 96 BB	B FF 92 X FF 90 1-0 2B		B FF 89 C FF 90 C SL 81 B SL 82 B SL 83 B FF 93 4-2 41 G4-6-3 BB		C SI 94 B SL 83 F SI 94 X SL 83 1-2 ② G5-3		1 1	0 0	1 0	0 0	2 0	0 0	0 0
41 Victor Martinez, S (1, 3) OBP: 0.299, SLG: 0.364 55 Jefry Marte, R (8, PH) OBP: 0.289, SLG: 0.406 (9, 3)	B FF 90 S CH 86 F SL 86 D SL 84 X CH 88 2-2 ② F7		B SI 93 B FF 93 X FF 92 2-0 ③ L8			D FF 89 B FF 91 X SI 90 2-0 ① ② G4-6-3 1-2f		X SI 93 0-0 ③ G5-3		3 1	0 0	0 0	0 0	0 0	0 0	4 0
28 J.D. Martinez, R (1, 9) OBP: 0.343, SLG: 0.536 33 Steven Moya, L (9, 9) OBP: 0.200, SLG: 0.286	B FF 94 F FF 93 F FF 93 S SL 86 1-3 ③ K			F FF 92 X SL 85 0-1 ① F7		B SL 84 C FF 94 X CH 85 1-1 ③ L5			B SI 94 B SI 94 B SI 93 C SI 94 F SI 94 F SI 92 S SI 93 3-3 ① K	3 1	0 0	0 0	0 0	0 0	1 1	2 0
9 Nick Castellanos, R (1, 5) OBP: 0.305, SLG: 0.421		C FF 89 B SL 81 B FF 90 B FF 90 F FF 91 X FF 93 3-2 ① G5-3		X FF 93 0-0 ② F9			B FF 89 B FF 91 B FF 91 C FF 90 X FF 90 3-1 ① G5-3		X SI 95 0-0 ② G1-4-3	4	0	0	0	0	0	0
18 Tyler Collins, L (1, 7) OBP: 0.299, SLG: 0.395		B FF 90 C FF 92 B CH 85 F FF 94 C SL 84 2-3 ② K		B FF 92 X FF 90 1-0 2B			X FF 92 0-0 13 G3-1 40 2B 2B		C SL 82 B SI 94 F SL 82 B SI 95 X SI 94 2-2 13 BB 1B	4	1	3	0	0	1	0
13 Alex Avila, L (1, 2) OBP: 0.343, SLG: 0.292		C FF 93 F FF 88 B SL 88 B SL 86 X FF 94 2-2 2B		C SL 80 S SL 82 D SL 82 B FF 93 B CH 86 F SL 81 X FF 94 3-2 ③ F7			D CH 83 X FF 91 1-0 ② G3-1 2-3		F SI 94 B SL 82 B SI 93 F SI 93 B SI 94 F SI 93 F SI 92 B SI 95 4-2 1-2 BB	3	0	1	0	1	0	2
40 Josh Wilson, R (1, 6) OBP: 0.333, SLG: 0.355 (9, 4)		F SL 85 S SL 83 B SL 83 F FF 94 S SL 84 1-3 ③ K			X FF 89 0-0 ① F9		X FF 93 0-0 3-H 2B		B SL 80 X SI 93 1-0 ③ F9	4	0	1	1	0	1	3
Inning Stats	R: 0 E: 0 K: 1 S: 12 H: 2 LOB: 2 BB: 0 P: 19	R: 0 E: 0 K: 2 S: 13 H: 1 LOB: 1 BB: 0 P: 21	R: 0 E: 0 K: 0 S: 12 H: 0 LOB: 1 BB: 1 P: 20	R: 0 E: 0 K: 0 S: 8 H: 1 LOB: 1 BB: 0 P: 12	R: 0 E: 0 K: 1 S: 5 H: 0 LOB: 0 BB: 0 P: 6	R: 0 E: 0 K: 0 S: 5 H: 0 LOB: 0 BB: 1 P: 12	R: 1 E: 0 K: 1 S: 8 H: 2 LOB: 1 BB: 0 P: 14	R: 0 E: 0 K: 0 S: 6 H: 0 LOB: 0 BB: 0 P: 7	R: 0 E: 0 K: 1 S: 13 H: 1 LOB: 2 BB: 1 P: 23	1B: 3 2B: 4 3B: 0 HR: 0 SF: 0 SAC: 0 DP: 1 HBP: 0						

PITCHER	IP	WLS	BF	H	R	ER	SO	BB	IBB	HBP	BLK	WP	HR	S	P	ERA	WHIP
54 Ervin Santana, R (1, 1) ERA: 4.1	7.0	W	28	6	1	1	5	2	0	0	0	0	0	63	104	1.29	1.143
59 Michael Tonkin, R (8, 1) ERA: 3.98	2.0		8	1	0	0	1	1	0	0	0	0	0	19	30	0.00	1.000

PITCHER	IP	WLS	BF	H	R	ER	SO	BB	IBB	HBP	BLK	WP	HR	S	P	ERA	WHIP

Minnesota Twins @ Detroit Tigers

Comerica Park, Detroit, MI

Sun Sep 27 2015, 1:11 PM - 4:05 PM EDT

Att. 33,517 - Partly Cloudy - 69 F

livebaseballscorecards.com

AB	33
R	1
H	7
RBI	1
BB	3
SO	6
LOB	13

WP: 0 PB: 0 SB: 0 CS: 0 PA: 36

Batter	1	2	3	4	5	6	7	8	9	AB	R	H	RBI	BB	SO	LOB
12 Anthony Gose, L (1, 8) OBP: 0.320, SLG: 0.365	X FF 86 0-0 ① G3		B SL 81 B FF 86 B CH 83 C FF 87 S SL 82 F SL 82 S SL 83 3-3 ② K 1-2 2-3		1 SAFE C CH 81 B CH 83 B FF 85 S SL 79 D SL 82 X FF 85 3-2 18 HR 2B 1-3	C CH 83 B SL 88 B CH 84 B FF 94 B FF 92 4-1 33 S 24 1B 28 FC6-4 BB	B FF 94 D FF 93 F FF 93 C FF 93 B CU 81 F FF 93 C FF 93 3-3 ② K		B CU 73 X FF 89 1-0 ③ L7	5	2	1	0	1	2	5
18 Tyler Collins, L (1, 7) OBP: 0.302, SLG: 0.409	B FF 86 F CH 84 F SL 82 X SL 83 1-2 ② G6-3		F SL 82 F SL 83 D SL 83 F SL 82 H FF 86 2-2 24 BB HBP		X SL 83 0-0 2-H 3-H HR	B FF 92 1 SAFE 1 SAFE B SI 92 B FF 92 C FF 94 F FF 92 1 SAFE X FF 93 3-2 ① F7	B CU 81 F FF 93 B FF 94 X FF 94 2-1 ③ F7			4	1	1	3	0	0	3
24 Miguel Cabrera, R (1, 3) OBP: 0.439, SLG: 0.528	C FF 88 S SL 82 S SL 81 S SL 83 1-3 ③ K		B SL 83 S SL 83 F SL 84 F SL 81 B SL 83 D SL 83 B SL 80 4-2 1-2 2-3 3-H BB		B FF 87 B FF 87 B FF 87 C FF 87 C FF 87 X FF 87 3-2 ① L9	S SL 88 1 SAFE X SI 92 0-1 28 FC6-4 33 E 1-2 1B		T FF 95 F FF 96 X CU 81 0-2 ① G6-3		4	0	1	1	1	1	0
41 Victor Martinez, S (1, 10) OBP: 0.301, SLG: 0.366 33 Steven Moya, L (6, PH) OBP: 0.235, SLG: 0.267 (6, 10)		B CH 84 C FF 87 B CU 75 B SL 81 F FF 87 X FF 87 3-2 28 G6-4-3 1B	C FF 87 B SL 81 X CH 85 1-1 ③ L8		F FF 88 C CU 76 B CU 77 F SL 81 B CU 76 B SL 83 F FF 88 X FF 88 3-2 9 2B 34 1B 1B	S FF 94 B FF 94 F FF 95 B FF 94 D SL 90 F FF 96 B FF 95 4-2 28 FC6-4 1-2 2-3 BB		C FF 95 S FF 96 F FF 95 B CU 82 F CU 81 S FF 96 1-3 ② K		3 1	1 0	2 0	0 0	0 1	0 1	3 0
28 J.D. Martinez, R (1, 9) OBP: 0.342, SLG: 0.533		S SL 82 B FF 86 C FF 86 X SL 83 1-2 ① ② G6-4-3 1-2f	C FF 87 B FF 87 B SL 78 B FF 87 X FF 87 3-1 ① F9		C FF 86 S SL 81 S SL 83 0-3 ② K	D SL 90 C FC 95 C FC 94 X SL 88 1-2 ② FC6-4 9 FC6-4 1-2f 2-3 3-H		B CU 79 B FF 96 S FF 96 B FF 96 F FF 96 B FF 97 4-2 9 FC6-4 BB		4	0	0	1	1	1	4
9 Nick Castellanos, R (1, 5) OBP: 0.306, SLG: 0.423		C SL 82 T SL 81 B FF 87 B SL 83 X SL 83 2-2 ③ L7		X CU 76 0-0 1B	X FF 86 0-0 1-3 34 1B 2B	X SL 90 0-0 ③ FC6-4 1-2f		C FF 96 D CU 82 B FF 96 C CU 78 F FF 96 X CU 81 2-2 ③ FC6-4 1-2f		5	1	2	0	0	0	3
34 James McCann, R (1, 2) OBP: 0.299, SLG: 0.389			B FF 88 C SL 79 F FF 88 S SL 82 1-3 ① K	X SL 82 0-0 ② L8 1B	X SL 83 0-0 49 FC5 17 HBP 2-H 3-H 1B		C FF 94 X FF 94 0-1 ① G6-3		X FF 89 0-0 ① L4	5	0	1	2	0	1	1
17 Andrew Romine, S (1, 4) OBP: 0.316, SLG: 0.329			C FF 86 X SL 82 0-1 12 S 49 1B 24 BB 1B	B CH 84 B FF 86 X FF 86 2-0 ③ L7	C FF 94 B FF 93 H SL 87 2-1 49 FC5 1-2 HBP		X FF 94 0-0 49 BB 1B		B FF 90 B FF 89 F FF 89 F FF 90 B SL 83 B FF 90 4-2 49 G5-3 BB	3	1	2	0	1	0	1
49 Dixon Machado, R (1, 6) OBP: 0.306, SLG: 0.281			C SL 79 X SL 82 0-1 24 BB 12 S 1-2 1B		B FF 86 2-2 C SL 79 C SL 78 B SL 83 X SL 83 12 2B 18 HR 1B 1-1 ③ FC5 1-2 2-3f		B FF 94 B FF 93 F FF 93 B FF 94 C FF 93 F FF 93 1 SAFE F FF 93 B FF 93 4-2 1-2 BB		C FF 89 X SL 81 0-1 ② G5-3 1-2	4	1	2	0	1	0	3
Inning Stats	R: 0 E: 0 K: 1 S: 7 H: 0 LOB: 0 BB: 0 P: 9	R: 0 E: 0 K: 0 S: 9 H: 1 LOB: 0 BB: 0 P: 15	R: 1 E: 0 K: 2 S: 19 H: 2 LOB: 3 BB: 1 P: 30	R: 0 E: 0 K: 0 S: 5 H: 1 LOB: 1 BB: 0 P: 10	R: 5 E: 0 K: 1 S: 24 H: 6 LOB: 2 BB: 0 P: 38	R: 1 E: 0 K: 0 S: 13 H: 1 LOB: 2 BB: 2 P: 25	R: 0 E: 0 K: 1 S: 13 H: 1 LOB: 2 BB: 1 P: 22	R: 0 E: 0 K: 1 S: 14 H: 0 LOB: 1 BB: 1 P: 21	R: 0 E: 0 K: 0 S: 6 H: 0 LOB: 1 BB: 1 P: 11	1B: 9 2B: 2 3B: 0 HR: 1	SF: 0 SAC: 0 DP: 1 HBP: 2	WP: 0 PB: 0 SB: 3 CS: 0	PA: 46			

PITCHER		IP	WLS	BF	H	R	ER	SO	BB	IBB	HBP	BLK	WP	HR	S	P	ERA	WHIP
48 Colby Lewis, R ERA: 4.53	(1, 1)	4.2	L	25	10	6	6	4	1	0	1	0	0	1	61	96	11.57	2.357
63 Anthony Bass, R ERA: 4.5	(5, 1)	1.1		8	1	1	1	0	2	0	1	0	0	0	16	31	6.75	2.250
52 Tanner Scheppers, R ERA: 5.63	(7, 1)	1.0		5	1	0	0	1	1	0	0	0	0	0	13	22	0.00	2.000
53 Luke Jackson, R ERA: 4.26	(8, 1)	1.0		4	0	0	0	1	1	0	0	0	0	0	14	21	0.00	1.000
22 Nick Martinez, R ERA: 3.96	(9, 1)	1.0		4	0	0	0	0	1	0	0	0	0	0	6	11	0.00	1.000

PITCHER	IP	WLS	BF	H	R	ER	SO	BB	IBB	HBP	BLK	WP	HR	S	P	ERA	WHIP

TOP

Detroit Tigers @ Texas Rangers

Globe Life Park in Arlington, Arlington, TX

Mon Sep 28 2015, 8:08 PM - 11:45 PM EDT

Att. 27,847 - Partly Cloudy - 87 F

livebaseballscorecards.com

AB	38
R	7
H	12
RBI	7
BB	6
SO	6
LOB	23

Detroit Tigers @ Texas Rangers

Globe Life Park in Arlington, Arlington, TX

Mon Sep 28 2015, 8:08 PM - 11:45 PM EDT

Att. 27,847 - Partly Cloudy - 87 F

livebaseballscorecards.com

BOTTOM

Batter	1	2	3	4	5	6	7	8	9	AB	R	H	RBI	BB	SO	LOB
7 Delino DeShields, R (1, 8) OBP: 0.338, SLG: 0.371	C FF 90 C FF 91 B FF 91 X FF 91 1-2 F9 ①		B SL 83 B SL 83 B FF 91 C FF 90 X FF 92 3-1 F8 ②		C FF 90 B SL 84 S CH 81 B SL 87 B CH 84 X FF 92 3-2 L9 ①		C FF 89 T FF 89 D CU 77 S CU 76 1-3 K ①		C CU 77 B FF 94 F SI 94 B SL 88 B FF 94 F SI 94 B SI 94 4-2 17 BB 84 1B BB	3	0	0	0	0	0	0
2 Leonys Martin, L (7, 8) OBP: 0.264, SLG: 0.313										1	0	0	0	0	1	1
25 Mike Napoli, R (9, PH) OBP: 0.322, SLG: 0.408										0	0	0	0	1	0	0
15 Drew Stubbs, R (9, PR) OBP: 0.284, SLG: 0.392										0	1	0	0	0	0	0
17 Shin-Soo Choo, L (1, 9) OBP: 0.375, SLG: 0.456	B FF 90 F FF 91 B FF 92 X SL 85 2-1 G4-3 ②		B CU 75 C CU 76 S SL 84 F FF 92 F FF 91 B CU 79 S SL 86 2-3 K ③		X FF 90 0-0 G3-1 ②		X CU 77 0-0 84 G4-3 84 WP 1-3 1B		B SL 89 B FF 94 B FF 93 B FF 91 4-0 84 1B 1-2 2-3 BB	4	0	1	0	1	1	0
84 Prince Fielder, L (1, 10) OBP: 0.379, SLG: 0.471	B FF 92 F FF 92 B SL 84 B FF 92 S FF 92 B FF 92 4-2 BB			X SL 84 0-0 HR	C CH 84 B FF 92 B FF 92 F FF 92 X CU 78 2-2 2B		C FF 90 B CU 78 X FC 84 1-1 G4-3 ② 1-3 3-H		S FF 96 D SL 84 B FF 97 F SI 90 F FF 97 F FF 98 F SI 91 F SL 86 B FF 96 3-2 F SI 91 X FF 97 29 G6-4-3 1-2 2-H 3-H 1B	4	1	3	4	1	0	1
20 Ryan Strausborger, R (9, PR) OBP: 0.240, SLG: 0.267										0	0	0	0	0	0	0
29 Adrian Beltré, R (1, 5) OBP: 0.325, SLG: 0.433	1 SAFE C FF 92 X FF 91 0-1 P4 ③			X FF 91 0-0 18 1B 1B	C FF 92 F FF 93 F FF 94 B FF 93 S FF 94 1-3 K ③		B CH 80 X FF 89 1-0 F9 ③		C SL 86 S FF 96 F FF 96 B SL 86 X FF 97 1-2 G6-4-3 ② ③ 1-2f	5	0	1	0	0	1	5
18 Mitch Moreland, L (1, 3) OBP: 0.332, SLG: 0.491		B FF 90 B FF 90 B FF 91 C FF 90 F FF 91 F FF 92 X FF 93 3-2 P6 ①		1 SAFE C FF 92 C CU 78 1 SAFE F CU 78 D CU 79 B CU 78 1 SAFE F FF 94 3-2 1 SAFE B CU 78 X CH 84 32 BB 1-3 1B		C FF 89 C CU 76 S SL 84 0-3 K ①		F SI 88 S SL 78 S SL 79 0-3 K ①		4	0	1	0	0	2	0
32 Josh Hamilton, L (1, 7) OBP: 0.297, SLG: 0.416		X CH 83 0-0 G3 ②		F CH 84 B FF 94 B FF 95 B FF 94 F CH 84 B FF 95 4-2 1-2 BB		C FF 90 F FF 90 X SL 84 0-2 1B		C SL 78 B SI 91 C SI 91 B SL 79 X SI 92 2-2 G3-1 ②		3	0	1	0	1	0	0
1 Elvis Andrus, R (1, 6) OBP: 0.309, SLG: 0.357	B FF 90 F SL 83 C FF 91 B CU 78 X SL 83 2-2 1B			B SL 86 F SL 86 X FF 95 1-1 P4 ①	C FF 91 B CU 76 X SL 84 1-1 L7 ②		C SI 93 X CH 85 0-1 G5-3 ③			4	0	1	0	0	0	4
12 Rougned Odor, L (1, 4) OBP: 0.323, SLG: 0.469	1 SAFE 1 SAFE 1 SAFE X FF 91 0-0 P5 ③			S FF 94 S FF 95 S FF 95 0-3 K ②	C CU 76 C CU 77 B FF 92 B FF 92 B FF 95 X FF 95 3-2 P6 ③				B FF 93 C FF 94 B SL 88 X FF 93 2-1 G4-3 ①	4	0	0	0	0	1	5
38 Chris Gimenez, R (1, 2) OBP: 0.340, SLG: 0.522			C FF 90 B FF 90 C FF 91 X CU 77 1-2 G5-3 ①	C FF 95 F FF 96 D CU 81 B FF 95 F FF 95 D SL 87 C FF 96 3-3 K ③			C FF 88 B CU 77 B FF 88 S CH 79 X FF 90 2-2 17 1B 84 G4-3 1B		C FF 94 B FF 93 S FF 94 X SI 94 1-2 17 BB 84 1B 2B	3	1	1	0	0	1	3
61 Robinson Chirinos, R (8, 2) OBP: 0.323, SLG: 0.430										1	1	1	0	0	0	0
Inning Stats	R: 0 E: 0 K: 0 S: 9 H: 0 LOB: 1 BB: 1 P: 16	R: 0 E: 0 K: 0 S: 9 H: 1 LOB: 1 BB: 0 P: 14	R: 0 E: 0 K: 1 S: 10 H: 0 LOB: 0 BB: 0 P: 16	R: 1 E: 0 K: 2 S: 18 H: 3 LOB: 3 BB: 1 P: 29	R: 0 E: 0 K: 1 S: 11 H: 1 LOB: 1 BB: 0 P: 17	R: 0 E: 0 K: 1 S: 11 H: 1 LOB: 1 BB: 0 P: 15	R: 1 E: 0 K: 1 S: 10 H: 2 LOB: 1 BB: 0 P: 15	R: 0 E: 0 K: 1 S: 8 H: 0 LOB: 0 BB: 0 P: 10	R: 2 E: 0 K: 0 S: 20 H: 2 LOB: 2 BB: 2 P: 35	1B: 7 2B: 2 3B: 0 HR: 1 SF: 0 SAC: 0 DP: 1 HBP: 0						

	AB	36
	R	4
	H	10
	RBI	4
	BB	4
	SO	7
	LOB	19

WP: 1 PA: 40
PB: 0
SB: 0
CS: 0

PITCHER		IP	WLS	BF	H	R	ER	SO	BB	IBB	HBP	BLK	WP	HR	S	P	ERA	WHIP
35 Justin Verlander, R ERA: 3.39	(1, 1)	6.0	W	26	6	1	1	5	2	0	0	0	0	1	68	107	1.50	1.333
65 Blaine Hardy, L ERA: 3.1	(7, 1)	1.0		5	2	1	1	1	0	0	0	0	1	0	10	15	9.00	2.000
32 Tom Gorzelanny, L ERA: 6.05	(8, 1)	1.0		3	0	0	0	1	0	0	0	0	0	0	8	10	0.00	0.000
46 Ian Krol, L ERA: 6.0	(9, 1)	0.1		4	1	2	2	0	2	0	0	0	0	0	8	19	54.00	9.000
39 Neftalí Feliz, R ERA: 6.08	(9, 1)	0.2	S	2	1	0	0	0	0	0	0	0	0	0	12	16	0.00	1.500

PITCHER	IP	WLS	BF	H	R	ER	SO	BB	IBB	HBP	BLK	WP	HR	S	P	ERA	WHIP

Batter	1	2	3	4	5	6	7	8	9	AB	R	H	RBI	BB	SO	LOB
20 Rajai Davis, R (1, 7) OBP: 0.306, SLG: 0.441	C FF 93 C CH 84 B FF 93 X FF 90 1-2 G5-3 ①	1 SAFE B FF 91 F CH 83 1 SAFE C CH 84 X CU 81 1-2 3 CS 1-H 1B		S CU 80 B SI 94 S CU 80 S CU 80 1-3 K ②			X SI 96 0-0 G5-3 ①		X FF 92 0-0 B3 ②	5	0	1	1	0	1	2
3 Ian Kinsler, R (1, 4) OBP: 0.344, SLG: 0.431	B SI 94 X SI 93 1-0 G5-3 ②	F FF 92 B SI 93 1 SAFE 1-1 CS ③ 1-2	C CH 84 F FF 92 S FC 88 0-3 K ①	B SI 92 X SI 93 1-0 G6-3 ③			C SI 96 F SI 96 B CH 90 B CH 90 B SI 95 F FF 96 F FF 97 F FF 96 X FF 96 3-2 P6 ②		C FF 93 F SL 82 F FF 93 B SL 82 X FF 94 1-2 L8 ③	5	0	0	0	0	1	2
24 Miguel Cabrera, R (1, 10) OBP: 0.438, SLG: 0.525	B SI 94 B SI 94 B FF 95 C FF 94 B CU 80 4-1 28 HR BB		S FF 92 F FC 90 B SI 92 S CU 81 1-3 K ②		B FF 90 B CH 82 B CH 83 C FF 90 X CH 84 3-1 G5-3 ①		B SI 97 X SI 96 1-0 G6-3 ③			3	1	0	0	1	1	0
28 J.D. Martinez, R (1, 9) OBP: 0.343, SLG: 0.537	X SI 94 0-0 1-H HR		C CU 79 T CH 85 B FF 93 B FF 92 B CU 81 B FC 90 4-2 17 HBP 55 1B BB		B CH 84 S CU 79 S CU 78 X CU 79 1-2 G6-3 ②			C CU 84 F FF 96 X CU 85 0-2 G6-3 ①		3	2	1	2	1	0	0
9 Nick Castellanos, R (1, 5) OBP: 0.306, SLG: 0.422 17 Andrew Romine, S (2, 3) OBP: 0.316, SLG: 0.326	C FF 94 X FC 91 0-1 L3 ③		S FF 94 S FF 92 H FC 89 1-2 55 1B 49 2B 1-2 HBP		C CH 82 S CU 79 F CU 78 F CH 84 X SI 93 0-2 F9 ③			F FF 97 B FF 96 F CU 86 B FF 97 B CU 85 X FF 97 3-2 G4-3 ②		1 2	0 1	0 0	0 0	0 0	0 0	0 0
55 Jefry Marte, R (1, 3) OBP: 0.288, SLG: 0.397 (2, 5)		C FF 91 S CH 84 X FF 93 0-2 F8 ①	S CH 86 X FF 92 0-1 49 2B 1-2 2-H 1B			B CU 78 S CH 82 C CH 84 B CU 80 S CU 79 2-3 K ①		B CU 86 C CU 85 B CU 86 C FF 96 S CU 85 2-3 K ③		4	0	1	1	0	2	0
49 Dixon Machado, R (1, 6) OBP: 0.308, SLG: 0.300 13 Alex Avila, L (9, PH) OBP: 0.341, SLG: 0.291		C FF 92 B FF 91 C FF 91 B CU 81 S CH 84 2-3 K ②	S CH 84 C CH 84 X SI 94 0-2 1-3 2-H 2B			C FF 92 B FF 89 C CH 82 S CU 80 1-3 K ②			S FF 93 F FF 93 B SL 81 X FF 94 1-2 G1-6-3 ①	3 1	0 0	1 0	1 0	0 0	2 0	0 0
50 Bryan Holaday, R (1, 2) OBP: 0.262, SLG: 0.443 18 Tyler Collins, L (9, PH) OBP: 0.306, SLG: 0.412		B CH 84 B FF 93 C FF 93 B FF 93 X SI 93 3-1 HR	F FF 92 C CU 80 S CH 86 0-3 K ③			C FF 92 B FF 93 F CH 84 B CU 80 X CU 80 2-2 2B			B CH 79 B FF 94 B FF 93 C FF 94 X FF 93 3-1 12 1B 1B	3 1	1 0	2 1	1 0	0 0	1 0	2 0
12 Anthony Gose, L (1, 8) OBP: 0.322, SLG: 0.366		F FF 93 C FF 94 B CU 80 B CU 80 F FF 91 B CH 85 F CH 85 X FF 94 3-2 20 S 20 1B 1B		C CU 78 B FC 89 X FC 90 1-1 L7 ①		B CU 78 C FF 92 S CH 85 S CH 85 1-3 K ③			B FF 92 B CH 82 X FF 92 2-0 1-3 1B	4	1	2	0	0	1	1
Inning Stats	R: 2 E: 0 K: 0 S: 8 H: 1 LOB: 0 BB: 1 P: 14	R: 2 E: 0 K: 1 S: 17 H: 3 LOB: 0 BB: 0 P: 27	R: 2 E: 0 K: 3 S: 18 H: 2 LOB: 2 BB: 1 P: 24	R: 0 E: 0 K: 1 S: 6 H: 0 LOB: 0 BB: 0 P: 9	R: 0 E: 0 K: 0 S: 10 H: 0 LOB: 0 BB: 0 P: 14	R: 0 E: 0 K: 3 S: 12 H: 1 LOB: 1 BB: 0 P: 18	R: 0 E: 0 K: 0 S: 8 H: 0 LOB: 0 BB: 0 P: 12	R: 0 E: 0 K: 1 S: 9 H: 0 LOB: 0 BB: 0 P: 14	R: 0 E: 0 K: 0 S: 11 H: 2 LOB: 2 BB: 0 P: 18	1B: 5 2B: 2 3B: 0 HR: 2	SF: 0 SAC: 0 DP: 0 HBP: 1			WP: 0 PB: 0 SB: 1 CS: 1	PA: 39		

PITCHER		IP	WLS	BF	H	R	ER	SO	BB	IBB	HBP	BLK	WP	HR	S	P	ERA	WHIP
35 Cole Hamels, L ERA: 3.72	(1, 1)	6.0	W	27	7	6	6	8	2	0	1	0	0	2	71	106	9.00	1.500
47 Sam Dyson, R ERA: 2.78	(7, 1)	1.0	H	3	0	0	0	0	0	0	0	0	0	0	8	12	0.00	0.000
50 Keone Kela, R ERA: 2.4	(8, 1)	1.0	H	3	0	0	0	1	0	0	0	0	0	0	9	14	0.00	0.000
37 Shawn Tolleson, R ERA: 2.73	(9, 1)	1.0	S	5	2	0	0	0	0	0	0	0	0	0	11	18	0.00	2.000

PITCHER	IP	WLS	BF	H	R	ER	SO	BB	IBB	HBP	BLK	WP	HR	S	P	ERA	WHIP

TOP

Detroit Tigers @ Texas Rangers

Globe Life Park in Arlington, Arlington, TX

Tue Sep 29 2015, 8:09 PM - 11:22 PM EDT

Att. 28,729 - Clear - 87 F

livebaseballscorecards.com

AB	35
R	6
H	9
RBI	6
BB	2
SO	9
LOB	7

Detroit Tigers @ Texas Rangers

Globe Life Park in Arlington, Arlington, TX

Tue Sep 29 2015, 8:09 PM - 11:22 PM EDT

Att. 28,729 - Clear - 87 F

BOTTOM

Batter	1	2	3	4	5	6	7	8	9	AB	R	H	RBI	BB	SO	LOB
7 Delino DeShields, R (1, 8) OBP: 0.337, SLG: 0.372 15 Drew Stubbs, R (8, 8) OBP: 0.281, SLG: 0.388	B FF 93 C FF 93 F FF 94 F FF 95 B CH 86 X SL 86 2-2 E4 17 HR	B FF 88 B CH 83 C FF 90 X FF 90 2-1 17 G3 29 1B 2B		B FF 93 F FC 89 C CU 80 C FF 93 1-3 K		B FF 93 X FF 93 1-0 L7		C SI 93 X SL 86 0-1 G6-3		4 1	2 0	1 0	0 0	0 0	1 0	0 0
17 Shin-Soo Choo, L (1, 9) OBP: 0.375, SLG: 0.463	1 SAFE X FF 93 0-0 1-H HR	L CU 74 B FF 92 F FF 91 2 SAFE X FF 93 1-2 G3 2-3		C CU 79 X FF 94 0-1 29 2B 2B		C FF 94 F CU 77 S FF 94 0-3 K		F SI 96 C SI 96 B SL 88 X FF 96 1-2 E3 29 CS		5	2	2	2	0	1	1
29 Adrián Beltré, R (1, 5) OBP: 0.328, SLG: 0.436	C CH 84 C FF 94 B CU 76 B CH 87 F FF 92 X FF 94 2-2 25 WP 84 BB 25 E 1B	D CH 86 F FF 91 X SL 84 1-1 3-H 1B		B FF 93 F FF 94 F CH 87 X FF 92 1-2 30 E 2-H 2B		C CU 78 B FF 95 B SI 94 X FF 93 2-1 G5-3		1 SAFE 1 SAFE C SI 95 C SI 88 F SI 96 B SL 88 1 SAFE F SI 96 F SI 95 3-3 B SI 85 D SL 89 S SL 86 2 3 K 1-2		5	1	3	2	0	1	1
84 Prince Fielder, L (1, 10) OBP: 0.381, SLG: 0.471	B FF 94 B SL 84 B FF 94 F FF 93 B FF 93 4-1 18 G5-3 25 WP 1 SF9 1-2 BB	B FF 92 B SL 84 F FF 93 S CU 76 D CU 76 X FF 88 3-2 2 F9		I IN 74 I IN 80 I IN 80 I IN 80 4-0 30 E IBB			F FC 83 X CU 77 0-1 18 1B 30 SH1-3 1B			2	1	1	0	2	0	1
25 Mike Napoli, R (1, 7) OBP: 0.321, SLG: 0.406 30 Will Venable, L (3, 7) OBP: 0.322, SLG: 0.353	B CU 75 C FF 94 C FF 94 B CU 77 F FF 95 F FF 95 F CH 88 F CH 87 B FF 94 3-2 X FF 91 E3 1 SF9 18 G5-3 12 3B 1-2 2-H	B FF 93 X FF 93 1-0 3 F7		D SL 78 B SI 90 C SI 91 C SI 89 B SL 78 X SI 92 3-2 FC5 1-2 2-3			C CU 75 X CU 75 0-1 1 SH1-3 1-2			2 1	1 0	0 0	0 0	0 0	0 0	2 2
18 Mitch Moreland, L (1, 3) OBP: 0.331, SLG: 0.489	C CH 88 B FF 93 S CH 86 B SL 86 F FF 94 B CH 86 X FF 90 3-2 1 G5-3 1-2 2-3	B FF 93 X CH 85 1-0 1 F8	C FC 88 X CU 78 0-1 2 G5-3	C SL 80 B SI 92 B SI 92 B SL 80 C SI 92 S SI 92 3-3 3 K			X CU 75 0-0 1 BB 2-3 1B			4	0	1	0	0	1	5
1 Elvis Andrus, R (1, 6) OBP: 0.309, SLG: 0.356	F CH 86 B CH 88 B FF 94 X CH 83 2-1 2 SF9 2-3 3-H	C FC 88 X CU 78 0-1 2 G5-3	B FF 93 B CH 87 X FF 93 2-0 3 L8	B SL 78 C SI 90 F SI 90 F SI 92 B SL 79 X CH 85 2-2 1 G6-3			B SI 91 B SL 85 D SL 87 B SI 92 4-0 1-2 BB			2	0	0	1	1	0	0
12 Rougned Odor, L (1, 4) OBP: 0.324, SLG: 0.473	B SL 87 F FF 94 C CU 75 D CU 77 F FF 93 F FF 93 X CU 76 2-2 3-H 3B			B SL 80 B SI 91 B SL 80 C SI 92 B SI 91 4-1 38 G4-6-3 BB			C SL 86 S SL 88 F SL 89 F FF 95 S SL 87 0-3 2 K			3	0	1	1	1	1	3
38 Chris Gimenez, R (1, 2) OBP: 0.330, SLG: 0.505 32 Josh Hamilton, L (7, PH) OBP: 0.285, SLG: 0.413 61 Robinson Chirinos, R (8, 2) OBP: 0.323, SLG: 0.430	C FF 92 C FF 93 F FF 95 D CU 78 B FF 93 B CH 84 F FF 91 X CH 89 3-2 3 F9	B FF 93 C FF 94 X FC 89 1-1 1 F8	C FF 94 X FF 94 0-1 2 3 G4-6-3 1-2f				F SI 96 F SL 87 D SL 89 B SL 88 S SL 87 2-3 3 K			3 1 0	0 0 0	0 0 0	0 0 0	0 0 0	0 1 0	2 3 0
Inning Stats	R: 5 E: 2 K: 0 S: 33 H: 3 LOB: 1 BB: 1 P: 54	R: 1 E: 0 K: 0 S: 11 H: 2 LOB: 1 BB: 0 P: 19	R: 0 E: 0 K: 0 S: 4 H: 0 LOB: 0 BB: 0 P: 7	R: 1 E: 1 K: 2 S: 16 H: 2 LOB: 3 BB: 1 P: 29	R: 0 E: 0 K: 0 S: 7 H: 0 LOB: 0 BB: 1 P: 13	R: 0 E: 0 K: 1 S: 6 H: 0 LOB: 0 BB: 0 P: 9	R: 0 E: 0 K: 2 S: 13 H: 2 LOB: 3 BB: 1 P: 19	R: 0 E: 1 K: 1 S: 11 H: 0 LOB: 1 BB: 0 P: 15		1B: 4 2B: 4 3B: 1 HR: 1	SF: 1 SAC: 1 DP: 2 HBP: 0			WP: 1 PB: 0 SB: 0 CS: 1	PA: 39	

livebaseballscorecards.com

AB	33
R	7
H	9
RBI	6
BB	4
SO	6
LOB	20

PITCHER		IP	WLS	BF	H	R	ER	SO	BB	IBB	HBP	BLK	WP	HR	S	P	ERA	WHIP
44 Daniel Norris, L ERA: 4.09	(1, 1)	1.2		13	5	6	2	0	1	0	0	0	1	1	43	71	10.80	3.600
45 Buck Farmer, R ERA: 7.36	(2, 1)	2.0	L	9	2	1	1	1	0	1	0	0	0	0	15	26	4.50	1.000
32 Tom Gorzelanny, L ERA: 5.95	(4, 1)	0.2		4	0	0	0	1	1	0	0	0	0	0	11	23	0.00	1.500
54 Drew VerHagen, R ERA: 2.22	(5, 1)	1.2		4	0	0	0	1	0	0	0	0	0	0	8	11	0.00	0.000
65 Blaine Hardy, L ERA: 3.08	(7, 1)	0.1		3	2	0	0	0	0	0	0	0	0	0	5	5	0.00	6.000

PITCHER		IP	WLS	BF	H	R	ER	SO	BB	IBB	HBP	BLK	WP	HR	S	P	ERA	WHIP
62 Al Alburquerque, R ERA: 4.21	(7, 1)	1.2		6	0	0	0	3	1	0	0	0	0	0	19	29	0.00	0.600

Detroit Tigers @ Texas Rangers

Globe Life Park in Arlington, Arlington, TX

Wed Sep 30 2015, 8:11 PM - 11:22 PM EDT

Att. 28,633 - Clear - 89 F

livebaseballscorecards.com

Batter	1	2	3	4	5	6	7	8	9	AB	R	H	RBI	BB	SO	LOB
12 Anthony Gose, L (1, 8) OBP: 0.319, SLG: 0.363	S SL 86 B SL 84 F SL 84 B CU 78 B SI 88 F SL 85 C FF 89 3-3 ① K		C SL 86 C CU 77 S CU 77 0-3 ② K		B CU 77 F SI 90 X SL 88 1-1 ②③ G4-3 1-2f		C SL 81 D SL 82 B FF 94 S FF 94 F FF 94 X FF 94 2-2 ③ G6-3			4	0	0	0	0	2	3
20 Rajai Davis, R (1, 7) OBP: 0.308, SLG: 0.445	C FF 89 B SL 87 C SL 85 B CU 78 C FF 90 2-3 ② K		B FF 89 F FF 89 B FF 89 F FF 89 F CU 78 F CU 78 B SL 86 F FF 90 X SI 90 3-2 3 CS 1B			C SL 85 B SI 89 X CU 77 1-1 ① G5-3		B SI 97 C SI 96 X SI 96 1-1 2B		4	0	2	0	0	1	0
3 Ian Kinsler, R (1, 4) OBP: 0.345, SLG: 0.431	B CU 78 B SL 86 X FF 89 2-0 28 2B 18 1B 1B		1 SAFE B SI 89 B SL 87 1 SAFE 1 SAFE B SL 87 F SI 90 1 SAFE 3-2 ③ C SL 88 CS 1-2	X SL 87 0-0 ① L9		B SI 89 F SI 90 X FF 89 1-1 18 G4-3 28 1B 1B		F SI 96 F SI 97 S CU 82 0-3 ① K		4	1	2	0	0	1	1
28 J.D. Martinez, R (1, 10) OBP: 0.346, SLG: 0.540	B SL 86 D SL 85 B SI 90 X SI 89 3-0 1-3 18 1B 2B			C SI 88 B CU 78 B FF 88 B FF 90 X FF 89 3-1 1B		B SL 86 X SL 87 1-0 18 G4-3 1-2 1B		F SI 98 B SI 98 S CH 89 S CH 90 1-3 ② K		4	1	3	0	0	1	1
18 Tyler Collins, L (1, 9) OBP: 0.305, SLG: 0.409	X SL 86 0-0 9 CS 2-H 3-H 1B			F FF 90 C SI 90 C CU 78 0-3 ② K		F FF 93 B FF 94 C CU 82 X CU 82 1-2 ② G4-3 1-2 2-3		X SI 98 0-0 ③ G3-1		4	0	1	2	0	1	4
9 Nick Castellanos, R (1, 5) OBP: 0.307, SLG: 0.425	C FF 89 B FF 89 1 SAFE 1-1 ③ CS 1-2	X SL 88 0-0 34 G4-6-3 1B		C CU 78 B SL 87 B SI 90 S SL 87 X CU 79 2-2 ③ F7		S SL 82 D SL 82 B SL 82 S SL 81 F FF 94 B SL 83 X SL 82 3-2 ③ G5-3			X FF 93 0-0 13 F7 2B	4	0	2	0	0	0	3
13 Alex Avila, L (1, 3) OBP: 0.344, SLG: 0.291		1 SAFE B SL 88 X SL 86 1-0 ① F9			C SL 87 B SL 84 S CH 84 B CU 78 B FF 91 F FF 89 F FF 89 B FF 91 4-2 34 1B BB		B FF 90 F FF 92 X FF 94 1-1 17 FC6-4 1B		B FF 93 X FF 94 1-0 ① F7 2-3	3	0	1	0	1	0	2
34 James McCann, R (1, 2) OBP: 0.299, SLG: 0.387		C FF 89 D SI 89 1 SAFE X SL 86 1-1 ②③ G4-6-3 1-2f			F SI 91 C SI 91 D CU 80 X CU 79 1-2 12 G4-3 1B 1-2		X FF 93 0-0 ① F9		B SL 81 S SL 81 F FF 93 S FF 93 1-3 ② K	4	0	1	0	0	1	3
17 Andrew Romine, S (1, 6) OBP: 0.309, SLG: 0.318			X CH 87 0-0 ① B1-3		B CU 77 C SL 85 S SI 89 B FF 91 B CU 79 F FF 89 S FF 90 3-3 ① K		B SL 80 F FF 92 B FF 92 F FF 93 F FF 94 X FF 94 2-2 ② FC6-4 1-2f		C CH 80 F CH 79 D CH 78 S SL 83 1-3 ③ K	4	0	0	0	0	2	4
Inning Stats	R: 2 H: 3 E: 0 LOB: 0 K: 2 BB: 0 S: 11 P: 22	R: 0 H: 1 E: 0 LOB: 0 K: 0 BB: 0 S: 4 P: 6	R: 0 H: 1 E: 0 LOB: 0 K: 1 BB: 0 S: 12 P: 18	R: 0 H: 1 E: 0 LOB: 1 K: 1 BB: 0 S: 9 P: 14	R: 0 H: 1 E: 0 LOB: 1 K: 1 BB: 1 S: 13 P: 22	R: 0 H: 2 E: 0 LOB: 2 K: 0 BB: 0 S: 12 P: 19	R: 0 H: 1 E: 0 LOB: 1 K: 0 BB: 0 S: 11 P: 16	R: 0 H: 1 E: 0 LOB: 1 K: 2 BB: 0 S: 9 P: 11	R: 0 H: 1 E: 0 LOB: 1 K: 2 BB: 0 S: 8 P: 11	1B: 9 SF: 0 2B: 3 SAC: 0 3B: 0 DP: 2 HR: 0 HBP: 0					WP: 0 PA: 38 PB: 0 SB: 0 CS: 2	

	AB	35
	R	2
	H	12
	RBI	2
	BB	1
	SO	9
	LOB	21

PITCHER		IP	WLS	BF	H	R	ER	SO	BB	IBB	HBP	BLK	WP	HR	S	P	ERA	WHIP
49 Yovani Gallardo, R ERA: 3.42	(1, 1)	5.1	W	22	9	2	2	5	1	0	0	0	0	0	54	90	3.38	1.875
56 Andrew Faulkner, L ERA: 2.89	(6, 1)	0.1	H	1	0	0	0	0	0	0	0	0	0	0	3	4	0.00	0.000
51 Ross Ohlendorf, R ERA: 2.45	(6, 1)	1.1	H	5	1	0	0	0	0	0	0	0	0	0	15	23	0.00	0.750
47 Sam Dyson, R ERA: 2.74	(8, 1)	1.0		4	1	0	0	2	0	0	0	0	0	0	9	11	0.00	1.000
37 Shawn Tolleson, R ERA: 2.69	(9, 1)	1.0		4	1	0	0	2	0	0	0	0	0	0	8	11	0.00	1.000

PITCHER	IP	WLS	BF	H	R	ER	SO	BB	IBB	HBP	BLK	WP	HR	S	P	ERA	WHIP

BOTTOM

Batter	1	2	3	4	5	6	7	8	9	AB	R	H	RBI	BB	SO	LOB
7 Delino DeShields, R (1, 8) OBP: 0.338, SLG: 0.372	C FF 91 B FF 89 B FF 88 C FF 89 S CH 79 2-3 K		L FF 90 B CU 70 B FF 90 F FF 88 F FF 90 B FF 90 X CH 76 3-2 ① G5-3	B CU 76 C FF 93 B FF 94 F FF 93 F CH 83 B CH 84 B FF 94 4-2 BB			C FC 82 B FC 80 B SI 82 X SI 88 2-1 29 WP 1B			3	0	1	0	1	1	0
15 Drew Stubbs, R (8, 8) OBP: 0.281, SLG: 0.388										0	0	0	0	0	0	0
17 Shin-Soo Choo, L (1, 9) OBP: 0.374, SLG: 0.461	B FF 92 X FF 92 1-0 29 HR 1B		S SL 81 B SL 81 X FF 91 1-1 ② G6-3	B FF 92 1 SAFE B CH 82 X FF 93 2-0 ③ L9			1 SAFE 1 SAFE 1 SAFE 1 SAFE B FC 81 B FF 86 S SI 88 1 SAFE F FC 83 2-3 1 SAFE S SI 87 K			4	1	1	0	0	1	2
29 Adrián Beltré, R (1, 5) OBP: 0.329, SLG: 0.444	B FF 92 B FF 89 1 SAFE F FF 88 X CH 77 2-1 1-H HR		B FF 90 X FF 90 1-0 84 1B 2B		C FF 93 B CH 82 C CH 82 X FF 93 1-2 ① F8		B CU 77 S SI 87 B SI 88 X FC 80 2-1 ③ G4-3 1-2			4	2	2	2	0	0	1
84 Prince Fielder, L (1, 10) OBP: 0.382, SLG: 0.472	X FF 93 0-0 ② F7		C FF 89 F FF 88 B FF 87 B CU 72 X CU 70 2-2 25 HR 1B 2-H		X FF 95 0-0 18 2-6 1B			C CU 74 X SI 87 0-1 ① G4-3		4	1	2	1	0	0	0
25 Mike Napoli, R (1, 7) OBP: 0.324, SLG: 0.415	C FF 92 C FF 92 B FF 90 F SL 82 B CH 79 B FF 93 B FF 92 4-2 18 CS BB		X CH 79 0-0 1-H HR		F FC 82 B FF 85 X CU 76 1-1 ② L9			B FF 88 X FC 81 1-0 ② G4-3		1	1	1	2	1	0	0
30 Will Venable, L (4, 7) OBP: 0.320, SLG: 0.351										2	0	0	0	0	0	1
18 Mitch Moreland, L (1, 3) OBP: 0.333, SLG: 0.488	B FF 94 C SL 80 F FF 90 1 SAFE B SL 83 2-2 CS 1-2	B CU 68 S SL 78 B SL 78 F FF 92 X FF 91 2-2 ① F7	B FF 90 B FF 92 X FF 91 2-0 1B		B FF 88 B FC 81 D FC 80 3-0 ③ 2-6 1-2	X CU 74 0-0 ① G5-3		B FC 81 C FF 89 B SI 88 S SI 89 B SI 88 F FC 81 B FF 90 4-2 BB		3	0	1	0	1	0	0
1 Elvis Andrus, R (1, 6) OBP: 0.307, SLG: 0.353		C FF 89 L CU 71 B FF 90 F FF 91 B FF 91 X CH 78 2-2 ② P4	C FF 93 X CU 74 0-1 ③ G5-3		F SI 88 B SI 89 F FC 82 B FF 88 B SI 88 F CH 81 X SI 89 3-2 ② F7			X SI 87 0-0 ③ G5-3		4	0	0	0	0	0	2
12 Rougned Odor, L (1, 4) OBP: 0.322, SLG: 0.470		C FF 93 B FF 88 B FF 88 S SL 81 F SL 79 B FF 90 C SL 81 3-3 ③ K		F FF 94 B CU 78 B CH 83 F FF 93 B FF 95 X FF 94 3-2 ① F8			B SI 88 C FC 83 B SI 89 X FC 82 2-1 ③ G4-3			3	0	0	0	0	1	0
61 Robinson Chirinos, R (1, 2) OBP: 0.323, SLG: 0.442			C FF 89 S FF 91 B FF 87 F CH 78 B SL 81 B CH 78 X FF 88 3-2 HR	C CU 77 X FF 93 0-1 ② L9			C SI 88 F FC 80 B CH 81 X FF 89 1-2 ① P4			3	1	1	1	0	0	0
Inning Stats	R: 2 H: 2 E: 0 LOB: 0 K: 1 BB: 1 S: 12 P: 23	R: 0 H: 0 E: 0 LOB: 0 K: 1 BB: 0 S: 11 P: 18	R: 4 H: 5 E: 0 LOB: 1 K: 0 BB: 0 S: 18 P: 30	R: 0 H: 0 E: 0 LOB: 1 K: 0 BB: 1 S: 9 P: 18	R: 0 H: 1 E: 0 LOB: 1 K: 0 BB: 0 S: 6 P: 11	R: 0 H: 0 E: 0 LOB: 0 K: 0 BB: 0 S: 7 P: 12	R: 0 H: 1 E: 0 LOB: 1 K: 1 BB: 0 S: 10 P: 17	R: 0 H: 0 E: 0 LOB: 1 K: 0 BB: 1 S: 7 P: 12		1B: 5 SF: 0 2B: 1 SAC: 0 3B: 0 DP: 0 HR: 3 HBP: 0					WP: 1 PA: 35 PB: 0 SB: 0 CS: 1	

PITCHER		IP	WLS	BF	H	R	ER	SO	BB	IBB	HBP	BLK	WP	HR	S	P	ERA	WHIP
48 Matthew Boyd, L ERA: 7.53	(1, 1)	2.2	L	15	7	6	6	2	1	0	0	0	0	3	39	69	20.25	3.000
26 Jeff Ferrell, R ERA: 6.97	(3, 1)	1.2		7	1	0	0	0	1	0	0	0	0	0	15	25	0.00	1.200
53 Kyle Lobstein, L ERA: 5.94	(5, 1)	3.2		13	1	0	0	1	1	0	0	0	1	0	26	47	0.00	0.545

PITCHER	IP	WLS	BF	H	R	ER	SO	BB	IBB	HBP	BLK	WP	HR	S	P	ERA	WHIP

Detroit Tigers @ Texas Rangers

Globe Life Park in Arlington, Arlington, TX

Wed Sep 30 2015, 8:11 PM - 11:22 PM EDT

Att. 28,633 - Clear - 89 F

livebaseballscorecards.com

AB	31
R	6
H	9
RBI	6
BB	3
SO	3
LOB	6

Detroit Tigers @ Chicago White Sox

U.S. Cellular Field, Chicago, IL

Fri Oct 02 2015, 8:11 PM - 10:22 PM EDT

Att. 18,030 - Cloudy - 57 F

livebaseballscorecards.com

Batter	1	2	3	4	5	6	7	8	9	AB	R	H	RBI	BB	SO	LOB
20 Rajai Davis, R (1, 7) OBP: 0.304, SLG: 0.440	C SI 96 S SI 97 B SL 81 F SL 83 S SI 98 1-3 K		S CH 88 X SL 77 0-1 L7		B SI 91 C SI 96 B CH 89 C SI 91 F SI 96 B SI 95 X SI 96 3-2 F9			M SI 89 F SI 88 F SI 89 X SI 88 0-2 F9 2-3		4	0	0	0	0	1	3
17 Andrew Romine, S (1, 3) OBP: 0.303, SLG: 0.311	B SI 98 S SI 98 X SI 98 1-1 G4-3		X CH 88 0-0 G5-3			B CH 87 F CH 86 F SI 93 B SL 79 S SL 81 2-3 K		B CH 78 1 SAFE X SI 89 1-0 L7		4	0	0	0	0	1	2
28 J.D. Martinez, R (1, 9) OBP: 0.345, SLG: 0.537	B SL 78 B SI 96 F SI 97 B SL 81 B SI 98 4-1 BB		S SI 95 B SL 78 S SI 95 B SI 94 B SI 94 C SI 97 3-3 K			S SL 75 F SI 94 B SI 94 S SI 95 1-3 K		S CH 84 1 SAFE S SI 90 X SI 90 0-2 G5-3		3	0	0	0	1	2	2
9 Nick Castellanos, R (1, 5) OBP: 0.305, SLG: 0.421	S CH 88 B SI 97 S SI 97 D CH 88 B SI 90 S SI 98 3-3 K			F CH 88 S CH 87 B CH 87 F SI 92 X SI 90 1-2 G5-3		X SL 78 0-0 G6-3			C KC 80 F KC 81 C FC 91 0-3 K	4	0	0	0	0	2	1
55 Jefry Marte, R (1, 10) OBP: 0.286, SLG: 0.429		B SI 96 C SI 96 X SI 96 1-1 HR		S SI 90 C SL 81 B SL 81 X SI 96 1-2 L8			B SL 78 F SI 93 C SI 94 B SL 79 B CH 88 X CH 87 3-2 G6-3		B KC 82 C KC 81 B KC 81 B FC 90 F FC 91 C FC 91 3-3 K	4	1	1	1	0	1	0
34 James McCann, R (1, 2) OBP: 0.296, SLG: 0.383		B SI 96 S SI 96 F SI 97 B EP 50 B SL 82 C SL 82 3-3 K		S CH 86 C SL 78 B SL 76 B SL 79 S SI 95 2-3 K			X SI 90 0-0 G6-3		C FF 92 B KC 82 F KC 81 X KC 83 1-2 F8	4	0	0	0	0	2	0
49 Dixon Machado, R (1, 6) OBP: 0.309, SLG: 0.302		X SI 98 0-0 40 1B 40 PB 1B			C CH 87 X CH 87 0-1 G5-3		C SI 93 C SI 89 B SI 92 F CH 86 X SI 92 1-2 F9			3	0	1	0	0	0	0
40 Josh Wilson, R (1, 4) OBP: 0.361, SLG: 0.412		B SI 90 X SI 97 1-0 12 G4-6-3 1-3 1B			F SI 92 F SL 78 X CH 88 0-2 G6-3			X CH 84 0-0 20 F9 2B		3	0	2	0	0	0	0
12 Anthony Gose, L (1, 8) OBP: 0.321, SLG: 0.366		B SI 98 1 SAFE X SI 96 1-0 G4-6-3 1-2f			B SL 79 B CH 89 X SI 95 2-0 2B			H SL 78 1-0 HBP		2	0	1	0	0	0	2

| Inning Stats | | |

BOTTOM

Detroit Tigers @ Chicago White Sox

U.S. Cellular Field, Chicago, IL

Fri Oct 02 2015, 8:11 PM - 10:22 PM EDT

Att. 18,030 - Cloudy - 57 F

livebaseballscorecards.com

Batter	1	2	3	4	5	6	7	8	9	AB	R	H	RBI	BB	SO	LOB
1 Adam Eaton, L (1, 8) OBP: 0.361, SLG: 0.431	B SI 93 C SI 92 X SI 93 1-1 53 WP 1B		C SI 93 F FS 88 X FF 92 0-2 ① 1-H 2-H 2B			C SI 93 C FS 87 H FF 94 1-2 20 WP 10 1B HBP		B FS 83 X FF 91 1-0 ① G6-3		3	0	2	2	0	0	0
10 Alexei Ramirez, R (1, 6) OBP: 0.287, SLG: 0.358	C FF 93 1 SAFE 1 SAFE X FF 92 0-1 ① F8		C FF 95 X FF 94 0-1 ② G5-3			1 SAFE C FF 92 1 SAFE F SI 93 F SI 93 X SI 94 0-2 1-2 20 FC6 1B		X FF 92 0-0 ② F8		4	0	1	0	0	0	1
53 Melky Cabrera, S (1, 10) OBP: 0.315, SLG: 0.394	1 SAFE C FF 92 1 SAFE B FS 88 X FF 94 1-1 ② P4 1-2		B FS 87 X SI 94 1-0 ③ P6			B SI 95 B FF 94 S SI 94 B SI 94 F FF 94 X FF 94 3-2 ① L9		C FS 85 C FS 83 X FF 94 0-2 ③ G6-3		4	0	0	0	0	0	3
28 Trayce Thompson, R (1, 7) OBP: 0.362, SLG: 0.534	B FF 93 B CU 79 C CU 75 X CU 78 2-1 ③ G5-3			B FF 93 F FF 92 F CU 77 B FF 94 X SI 94 2-2 ① G4-3		B SI 95 X FF 94 1-0 ② F9				3	0	0	0	0	0	3
20 JB Shuck, L (1, 9) OBP: 0.344, SLG: 0.348		B FF 94 C SI 94 X CU 76 1-1 ① G4-3		B FS 86 X FS 88 1-0 ② G6-3		B SI 94 C SI 94 B FF 96 1 SAFE L FS 85 X SI 96 2-2 ③ 1-2f 2-3 FC6				3	0	0	0	0	0	2
25 Adam LaRoche, L (1, 3) OBP: 0.293, SLG: 0.340		B SI 94 B FS 86 B FS 87 C FF 94 X FF 94 3-1 ② G4-3		B SI 93 X FS 85 1-0 ③ P6			F FS 82 F FS 86 X FS 86 0-2 ① L7			3	0	0	0	0	0	0
21 Tyler Flowers, R (1, 2) OBP: 0.295, SLG: 0.356		F FF 93 B CU 78 F CU 78 X FF 94 1-2 ③ P3			B SI 93 X FF 93 1-0 18 G5-4-3 1B		C CU 74 B FS 82 S CU 76 B CU 76 B CU 77 B FF 93 4-2 5 FC6 BB			2	0	1	0	1	0	0
5 Yolmer Sánchez, S (1, 4) OBP: 0.270, SLG: 0.331			C SI 93 X FS 88 0-1 18 HBP 1 2B 1B		F SI 93 L SI 93 B CU 76 S FF 94 1-3 ① K		X FF 94 0-0 ② 1-2f FC6			3	1	1	0	0	1	2
18 Tyler Saladino, R (1, 5) OBP: 0.268, SLG: 0.333			B FF 93 F FF 93 H CU 74 2-1 1-2 1 2B HBP		F FF 94 X SI 93 0-1 ② ③ 1-2f G5-4-3		C SI 94 B FF 94 F SI 93 1 SAFE F FF 93 X FS 86 1-2 ③ G5-3			2	1	0	0	0	0	2
Inning Stats	R: 0 E: 0 K: 0 S: 8 H: 1 LOB: 1 BB: 0 P: 12	R: 0 E: 0 K: 0 S: 7 H: 0 LOB: 0 BB: 0 P: 12	R: 2 E: 0 K: 0 S: 9 H: 2 LOB: 0 BB: 0 P: 12	R: 0 E: 0 K: 0 S: 5 H: 0 LOB: 0 BB: 0 P: 9	R: 0 E: 0 K: 1 S: 6 H: 1 LOB: 0 BB: 0 P: 8	R: 0 E: 0 K: 0 S: 13 H: 1 LOB: 2 BB: 0 P: 20	R: 0 E: 0 K: 0 S: 10 H: 0 LOB: 1 BB: 1 P: 15	R: 0 E: 0 K: 0 S: 5 H: 0 LOB: 0 BB: 0 P: 6		1B: 4 2B: 1 3B: 0 HR: 0 SF: 0 SAC: 0 DP: 1 HBP: 2		WP: 2 PB: 0 SB: 0 CS: 0 PA: 30		

PITCHER	IP	WLS	BF	H	R	ER	SO	BB	IBB	HBP	BLK	WP	HR	S	P	ERA	WHIP
31 Alfredo Simon, R (1, 1) ERA: 5.05	8.0	L	30	5	2	2	1	1	0	2	0	2	0	63	94	2.25	0.750

PITCHER	IP	WLS	BF	H	R	ER	SO	BB	IBB	HBP	BLK	WP	HR	S	P	ERA	WHIP

AB	27
R	2
H	5
RBI	2
BB	1
SO	1
LOB	13

Detroit Tigers @ Chicago White Sox

U.S. Cellular Field, Chicago, IL

Sat Oct 03 2015, 7:10 PM - 10:25 PM EDT

Att. 17,772 - Overcast - 48 F

TOP

livebaseballscorecards.com

Batter	1	2	3	4	5	6	7	8	9	AB	R	H	RBI	BB	SO	LOB
12 Anthony Gose, L (1, 8) OBP: 0.320, SLG: 0.363	B FF 89 F FF 89 B FF 90 B FF 91 C SI 91 S FF 92 3-3 ① K		B FF 91 F FF 90 C FF 91 T FF 93 1-2 ② K			B SI 87 B FF 89 B FF 88 B FF 89 4-0 24 HR BB	B SI 89 C CU 76 C CU 77 D CU 76 C SI 89 2-3 ③ K		S FF 93 B FF 94 F SL 83 S FF 94 1-3 ② K	4	1	0	0	1	4	2
3 Ian Kinsler, R (1, 4) OBP: 0.342, SLG: 0.428	B FF 90 B FF 91 C FF 90 B FF 92 F FF 92 F FF 91 F FF 93 F SL 83 X FF 93 3-2 ② L8		X FF 90 0-0 ③ F9			B SL 80 C FF 90 S SL 80 X FF 90 1-2 ① L8		C SI 92 X SI 95 0-1 ① G6-3	B SI 98 F SI 97 F SI 99 T SL 92 1-2 ③ K 2-3	5	0	0	0	0	1	2
24 Miguel Cabrera, R (1, 3) OBP: 0.440, SLG: 0.534 17 Andrew Romine, S (8, PR) OBP: 0.303, SLG: 0.311 (8, 3)	B FF 92 C SL 82 S CU 74 B FF 95 X CU 74 2-2 1B			B FF 89 C FF 92 B FF 89 B FF 90 X FF 90 3-1 ① L4		C FF 89 X FF 89 0-1 1-H HR		B SI 93 X SI 93 1-0 9 WP 18 1B 1B		4	1	3	2	0	0	0
										0	0	0	0	0	0	0
28 J.D. Martinez, R (1, 10) OBP: 0.345, SLG: 0.537	F FF 92 B FF 92 F FF 91 C FF 93 1-3 ③ K			B SL 81 X SL 81 1-0 2B		X SL 80 0-0 ② F7		B SI 94 B SI 93 B CH 87 F SI 93 X SI 94 3-1 ② F9		4	0	1	0	0	1	2
18 Tyler Collins, L (1, 7) OBP: 0.313, SLG: 0.410 (9, 9)		F FF 88 B FF 87 B FF 88 B SI 90 F FF 90 B FF 90 4-2 33 1B BB		F FF 90 D CH 83 X FF 90 1-1 ② P3		C CU 70 B CU 72 B FF 90 B FF 90 B FF 90 4-1 BB		C SI 94 X CH 88 0-1 1-2 9 WP 1B		2	0	1	0	2	0	1
9 Nick Castellanos, R (1, 5) OBP: 0.303, SLG: 0.418		B FF 90 X SL 82 1-0 ① F7		C FF 91 X CU 72 0-1 ③ F8		S FF 90 S SL 81 B FF 93 B FF 91 C SL 83 2-3 ③ K		B SI 95 B SI 94 C SI 94 X CH 86 2-1 ③ F9 1-2 2-3		4	0	0	0	0	1	5
33 Steven Moya, L (1, 9) OBP: 0.300, SLG: 0.333 20 Rajai Davis, R (9, PH) OBP: 0.306, SLG: 0.440 (9, 7)		1 SAFE F FF 88 S FF 89 F FF 91 1 SAFE B SL 81 X FF 92 1-2 49 G6-4-3 1B	X FF 88 0-0 ① P5			B FF 86 X FF 88 1-0 13 G3 49 SH1-4 1B			B FF 94 B FF 91 B FF 91 B FF 90 4-0 49 SH1 34 2B BB	3	0	2	0	0	0	0
										0	1	0	0	1	0	0
49 Dixon Machado, R (1, 6) OBP: 0.300, SLG: 0.292		B SL 81 B FF 90 C FF 91 F FF 92 X FF 91 2-2 ② ③ G6-4-3 1-2f	C FF 88 X SL 81 0-1 ② F9			X FF 89 0-0 ① SH1-4 1-2			1 SAFE X FF 92 0-0 ① SH1 1-2	2	0	0	0	0	0	2
13 Alex Avila, L (1, 2) OBP: 0.339, SLG: 0.287 34 James McCann, R (9, PH) OBP: 0.298, SLG: 0.388 (9, 2)			B FF 89 F FF 90 B SI 90 F FF 91 X FF 91 2-2 ① L9	C SI 88 X FF 90 0-1 ③ P2		B SI 88 B SI 89 X SI 88 2-0 ② G3 2-3			C SL 81 S FF 93 X SL 84 0-2 3 PB 2-H 2B	3	0	0	0	0	0	1
										1	0	1	1	0	0	0
Inning Stats	R: 0 E: 0 K: 2 S: 15 H: 1 LOB: 1 BB: 0 P: 24	R: 0 E: 0 K: 0 S: 10 H: 1 LOB: 1 BB: 1 P: 18	R: 0 E: 0 K: 1 S: 7 H: 0 LOB: 0 BB: 0 P: 10	R: 0 E: 0 K: 0 S: 7 H: 1 LOB: 1 BB: 0 P: 12	R: 0 E: 0 K: 0 S: 5 H: 0 LOB: 0 BB: 0 P: 5	R: 2 E: 0 K: 1 S: 10 H: 1 LOB: 1 BB: 2 P: 21	R: 0 E: 0 K: 1 S: 6 H: 1 LOB: 1 BB: 0 P: 11	R: 0 E: 0 K: 0 S: 9 H: 2 LOB: 2 BB: 0 P: 15	R: 1 E: 0 K: 2 S: 10 H: 1 LOB: 1 BB: 1 P: 16	1B: 5 2B: 2 3B: 0 HR: 1 SF: 0 SAC: 2 DP: 1 HBP: 0						

	AB	32
	R	3
	H	8
	RBI	3
	BB	4
	SO	7
	LOB	15

WP: 1 PA: 38
PB: 1
SB: 0
CS: 0

PITCHER		IP	WLS	BF	H	R	ER	SO	BB	IBB	HBP	BLK	WP	HR	S	P	ERA	WHIP
45 Erik Johnson, R ERA: 3.34	(1, 1)	6.1		26	5	2	2	4	3	0	0	0	0	1	56	93	2.84	1.263
33 Zach Duke, L ERA: 3.41	(7, 1)	0.2		2	0	0	0	1	0	0	0	0	0	0	4	8	0.00	0.000
52 Jake Petricka, R ERA: 3.63	(8, 1)	1.0		5	2	0	0	0	0	0	0	0	1	0	9	15	0.00	2.000
43 Dan Jennings, L ERA: 4.07	(9, 1)	0.2		4	1	1	1	1	1	0	0	0	0	0	7	12	13.50	3.000
65 Nate Jones, R ERA: 3.32	(9, 1)	0.1	W	1	0	0	0	1	0	0	0	0	0	0	3	4	0.00	0.000

PITCHER		IP	WLS	BF	H	R	ER	SO	BB	IBB	HBP	BLK	WP	HR	S	P	ERA	WHIP

Detroit Tigers @ Chicago White Sox

U.S. Cellular Field, Chicago, IL

Sat Oct 03 2015, 7:10 PM - 10:25 PM EDT

Att. 17,772 - Overcast - 48 F

BOTTOM

Batter	1	2	3	4	5	6	7	8	9	AB	R	H	RBI	BB	SO	LOB
1 Adam Eaton, L (1, 8) OBP: 0.361, SLG: 0.431	F FF 91 F CH 83 B FF 91 F FF 93 F FF 94 B CU 79 X CU 78 2-2 53 S 53 2B 1B		B FF 91 C CH 84 B CH 86 X FF 92 2-1 79 K2-3 1B		B FF 96 T FF 96 C FF 96 B SL 83 B SL 83 F FF 97 S FF 96 3-3 ③ K		B FF 91 C SI 92 D CU 77 X SI 94 2-1 ② FC4-6 1-2f 2-3		F FF 94 F FF 94 X FF 94 0-2 ② P4	5	1	2	0	0	1	4
79 José Abreu, R (1, 3) OBP: 0.347, SLG: 0.502	F FF 91 1 SAFE D CU 78 1 SAFE X CU 78 1-1 ① P6		1 SAFE S FF 92 1 SAFE D FF 93 F FF 92 F FF 93 S SL 87 1-3 ①② K2-3 1-2			B CU 76 B CU 78 F FF 93 C CU 78 X FF 93 2-2 ① F8	1 SAFE S CU 76 D CU 77 S CU 76 S CU 78 1-3 ③ K		I IN 50 I IN 47 I IN 50 I IN 50 4-0 28 1B IBB	4	0	0	0	1	2	4
53 Melky Cabrera, S (1, 10) OBP: 0.314, SLG: 0.394 28 Leury García, S (8, PR) OBP: 0.267, SLG: 0.214 (9, 10)	1 SAFE 1 SAFE B FF 91 B FF 92 1 SAFE B FF 93 C FF 93 X CH 86 3-1 1-H 2B		B FF 92 C FF 93 F FF 94 B SL 86 S CU 80 2-3 ③ K			F FF 91 S SL 85 B SL 88 B CU 80 C FF 94 2-3 ② K		C FF 92 B FF 91 B FF 93 X FF 91 2-1 E5 10 G5-3 28 S	B FF 94 F FF 93 B FF 95 S FF 96 X FF 96 2-2 1-2 2-H 1B	4 1	0 0	1 1	1 1	0 0	2 0	0 0
28 Trayce Thompson, R (1, 7) OBP: 0.359, SLG: 0.521	C FF 93 S FF 94 F FF 93 B CU 79 B SL 86 B SL 87 C FF 94 3-3 ② K			C SL 86 X SL 86 0-1 ① G5-3		S CU 77 B FF 92 B FF 92 S FF 93 B FF 93 B SL 87 4-2 10 2B BB		B FF 91 1 SAFE C FF 93 B CU 76 X CU 76 2-1 ① G5-3 1-2		3	1	0	0	1	1	2
10 Alexei Ramirez, R (1, 6) OBP: 0.287, SLG: 0.359	C CU 78 B CU 81 B FF 95 F FF 94 F FF 93 F CU 81 S SL 87 2-3 ③ K			C CH 85 B CU 78 B SL 87 X FF 93 2-1 ② G6-3		C FF 93 1 SAFE C FF 93 B SL 86 1 SAFE B SL 86 B CU 79 X FF 95 3-2 1-H 2B		C FF 93 B FF 93 S FF 92 X FF 93 1-2 ② G5-3 2-3		4	0	1	1	0	1	3
36 Rob Brantly, L (1, 2) OBP: 0.182, SLG: 0.267		C FF 91 F FF 91 X CU 77 0-2 ① G4-3		F CH 84 X FF 94 0-1 ③ G3		B FF 95 F FF 94 C CU 80 F FF 95 B CU 80 F FF 95 B FF 95 F FF 95 F FF 96 3-3 ③ F FF 95 F CU 80 S SL 87 K		C CU 75 S CU 77 F CU 78 F FF 92 X CU 76 0-2 ③ G3-1		4	0	0	0	0	1	3
26 Avisaíl García, R (1, 9) OBP: 0.308, SLG: 0.365		B FF 92 F CH 84 B FF 92 X SL 86 2-1 E1 24 WP			B CU 76 X FF 93 1-0 24 G6-3 1B		C FF 93 X FF 92 0-1 1 FC4-6 5 WP 1B		B SL 82 B FF 94 B FF 94 C FF 93 C FF 95 B FF 96 4-2 20 2B BB	3	1	2	0	1	0	0
24 Mike Olt, R (1, 5) OBP: 0.263, SLG: 0.330 18 Tyler Saladino, R (9, PH) OBP: 0.267, SLG: 0.332	F FF 93 C CU 78 1 SAFE B FF 92 C CU 80 1-3 ② 1-2				F SL 85 1 SAFE B FF 93 S FF 93 B CU 80 1 SAFE B FF 93 F SL 88 X FF 96 3-2 ① G6-3 1-2		B SI 92 X SI 92 1-0 ① P4		X FF 92 0-0 ① B3	3 1	0 0	0 0	0 0	0 0	1 0	3 1
5 Yolmer Sánchez, S (1, 4) OBP: 0.270, SLG: 0.329 20 JB Shuck, L (9, PH) OBP: 0.348, SLG: 0.360		D CH 86 X CH 86 1-0 ③ G4-3			D CH 86 B FF 94 B FF 94 C FF 93 S FF 94 F FF 95 S FF 94 3-3 ② K		1 SAFE C CU 75 B FF 93 B SI 93 B FF 93 B FF 93 4-1 1 FC4-6 1-2 BB		B FF 93 F FF 92 X CH 87 1-1 28 1B 1-H 2B	2 1	0 1	0 1	0 1	1 0	1 0	2 0
Inning Stats	R: 1 E: 0 K: 2 S: 18 H: 2 LOB: 1 BB: 0 P: 29	R: 0 E: 1 K: 1 S: 9 H: 0 LOB: 1 BB: 0 P: 13	R: 0 E: 0 K: 2 S: 9 H: 1 LOB: 0 BB: 0 P: 14	R: 0 E: 0 K: 0 S: 6 H: 0 LOB: 0 BB: 0 P: 8	R: 0 E: 0 K: 2 S: 13 H: 1 LOB: 1 BB: 0 P: 23	R: 1 E: 0 K: 2 S: 20 H: 1 LOB: 1 BB: 1 P: 34	R: 0 E: 0 K: 1 S: 9 H: 1 LOB: 2 BB: 1 P: 17	R: 0 E: 1 K: 0 S: 12 H: 0 LOB: 2 BB: 0 P: 17	R: 2 E: 0 K: 0 S: 11 H: 2 LOB: 2 BB: 2 P: 22	1B: 5 2B: 3 3B: 0 HR: 0 SF: 0 SAC: 0 DP: 0 HBP: 0						

livebaseballscorecards.com

AB	35
R	4
H	8
RBI	4
BB	4
SO	10
LOB	22

WP: 2 PB: 0 SB: 2 CS: 0 PA: 39

PITCHER		IP	WLS	BF	H	R	ER	SO	BB	IBB	HBP	BLK	WP	HR	S	P	ERA	WHIP
35 Justin Verlander, R ERA: 3.38	(1, 1)	6.0		24	5	2	2	9	1	0	0	0	1	0	75	121	3.00	1.000
54 Drew VerHagen, R ERA: 2.05	(7, 1)	2.0		9	1	0	0	1	1	0	0	0	1	0	21	34	0.00	1.000
39 Neftalí Feliz, R ERA: 6.38	(9, 1)	0.2	L	6	2	2	2	0	1	1	0	0	0	0	11	22	27.00	4.500

PITCHER	IP	WLS	BF	H	R	ER	SO	BB	IBB	HBP	BLK	WP	HR	S	P	ERA	WHIP

TOP

Detroit Tigers @ Chicago White Sox

U.S. Cellular Field, Chicago, IL

Sun Oct 04 2015, 3:11 PM - 5:56 PM EDT

Att. 19,800 - Overcast - 56 F

livebaseballscorecards.com

Batter	1	2	3	4	5	6	7	8	9	AB	R	H	RBI	BB	SO	LOB
12 Anthony Gose, L (1, 8) OBP: 0.321, SLG: 0.367	F FF 97 S FF 100 X FF 100 0-2 18 BB 9 2B 1B	C SL 87 X FF 95 0-1 ② F7			B SI 92 B FF 93 C SI 91 S FS 86 B FS 87 X FS 86 3-2 28 SF7 3B		B SI 95 F SI 94 B CH 86 F SI 94 D SL 87 S FF 95 3-3 ② K	F SI 91 F CH 83 C CU 80 0-3 ② K		5	2	2	0	0	2	4
49 Dixon Machado, R (1, 6) OBP: 0.307, SLG: 0.279	B FF 97 S FF 97 C SL 88 S SL 88 1-3 ① K	B FF 94 X SL 85 1-0 ③ FC6-4 1-2f			F SI 92 B FS 86 F FS 87 F FS 86 D FS 87 D FS 87 B SI 92 4-2 BB		B FF 94 B FF 95 B FF 94 C FF 94 B SI 94 4-1 28 BB 18 3B 1-2 BB	C SI 92 C CU 79 B CU 79 X SI 90 1-2 ③ G6-3		3	1	0	0	2	1	4
28 J.D. Martinez, R (1, 10) OBP: 0.344, SLG: 0.535 34 James McCann, R (9, PH) OBP: 0.297, SLG: 0.387 (9, 10)	D FF 96 1 SAFE D FF 96 1 SAFE B FF 96 C FF 96 X FF 95 3-1 ② F8		F SL 84 C FF 96 F FF 94 B SL 89 S SL 87 1-3 ① K		S FS 85 B FC 90 S FS 86 X FS 84 1-2 ② SF7 3-H		D SL 85 F FF 95 B FF 94 C SI 94 B FF 94 B SI 95 4-2 18 3B 1-2 2-3 BB		C SI 90 X SI 90 0-1 ① G5-3	2 1	1 0	0 0	1 0	1 0	1 0	1 0
18 Tyler Collins, L (1, 7) OBP: 0.316, SLG: 0.417	B FF 95 B SL 86 B FF 97 B FF 95 4-0 9 2B 1-2 BB		B FF 97 F SL 85 C SL 88 B FF 97 T SL 88 2-2 ② K		D FS 86 F SI 92 F FS 85 X FS 86 1-2 ③ F7		X FF 94 0-0 1-H 2-H 3-H 3B		F SI 89 F FF 90 B CU 79 C CU 79 1-3 ② K	4	0	1	3	1	2	1
9 Nick Castellanos, R (1, 5) OBP: 0.303, SLG: 0.419 17 Andrew Romine, S (8, 5) OBP: 0.307, SLG: 0.315	B SL 86 F FF 96 X FF 97 1-1 1-3 2-H 2B		B FF 96 B SL 86 F FF 96 S FF 97 B SL 89 S SL 87 3-3 ③ K			C SI 92 X SL 83 0-1 ① F9	B FF 95 S CH 86 X SL 87 1-1 ③ F9		C SI 89 F SI 88 X CU 78 0-2 1B	4 1	0 0	1 1	1 0	0 0	1 0	1 0
33 Steven Moya, L (1, 9) OBP: 0.280, SLG: 0.273	F FF 97 D FF 89 B FF 98 D SL 88 F SL 86 D SL 87 4-2 BB			S SL 85 S CH 84 F FF 98 B CH 87 B SL 88 F FF 97 B SL 87 X SL 85 3-2 ① P6		B SI 92 X SI 93 1-0 ② G1-3		B SI 90 X SI 88 1-0 ① F7	B SI 90 C SI 89 X SI 90 1-1 ③ L8	4	0	0	0	1	0	1
55 Jefry Marte, R (1, 3) OBP: 0.284, SLG: 0.413	B SL 86 B FF 97 F FF 96 S SL 86 S SL 89 2-3 ③ K			X SL 85 0-0 ② P5	B SI 92 B FF 93 X FF 92 2-0 ③ P4			C SI 90 S SI 91 B FC 84 B CU 80 B SI 90 B SI 91 4-2 50 1B 40 1B BB		3	1	0	0	1	1	3
50 Bryan Holaday, R (1, 2) OBP: 0.292, SLG: 0.453		C FF 96 B SL 87 F FF 98 B FF 96 B SL 88 B FF 96 4-2 49 FC6-4 BB		B FF 96 B FF 94 S FF 94 T FF 95 F SL 85 S SL 87 2-3 ③ K			X FF 93 0-0 28 BB 49 BB 18 3B 1B	C SI 90 B FC 86 C SI 89 B FC 84 F SI 91 F SI 91 B FF 92 F SI 89 F SI 91 3-2 F SI 92 X SI 90 40 1B 1-2 1B		3	1	2	0	1	1	0
40 Josh Wilson, R (1, 4) OBP: 0.350, SLG: 0.395		B FF 96 F SL 84 D FF 96 S SL 85 B SL 87 S SL 86 3-3 ① K			X FF 91 0-0 ① P4		X FF 94 0-0 ① F7	S SL 82 X SI 91 0-1 1-3 2-H 1B		4	0	1	1	0	1	2
Inning Stats	R: 1 E: 0 K: 2 S: 15 H: 2 LOB: 3 BB: 2 P: 30	R: 0 E: 0 K: 1 S: 8 H: 0 LOB: 1 BB: 1 P: 16	R: 0 E: 0 K: 3 S: 10 H: 0 LOB: 0 BB: 0 P: 16	R: 0 E: 0 K: 1 S: 10 H: 0 LOB: 0 BB: 0 P: 15	R: 1 E: 0 K: 0 S: 13 H: 1 LOB: 1 BB: 1 P: 22	R: 0 E: 0 K: 0 S: 4 H: 0 LOB: 0 BB: 0 P: 7	R: 3 E: 0 K: 1 S: 11 H: 2 LOB: 1 BB: 2 P: 23	R: 1 E: 0 K: 1 S: 19 H: 2 LOB: 2 BB: 1 P: 28	R: 0 E: 0 K: 1 S: 10 H: 1 LOB: 1 BB: 0 P: 12	1B: 5 2B: 1 3B: 2 HR: 0 SF: 1 SAC: 0 DP: 0 HBP: 0						

	AB	34
	R	6
	H	8
	RBI	6
	BB	7
	SO	10
	LOB	17

WP: 0 PA: 42
PB: 0
SB: 0
CS: 0

PITCHER		IP	WLS	BF	H	R	ER	SO	BB	IBB	HBP	BLK	WP	HR	S	P	ERA	WHIP
60 Frankie Montas, R ERA: 4.8	(1, 1)	4.0	L	17	2	1	1	7	3	0	0	0	0	0	43	77	2.25	1.250
57 Zach Putnam, R ERA: 4.07	(5, 1)	1.0		5	1	1	1	0	1	0	0	0	0	0	13	22	9.00	2.000
43 Dan Jennings, L ERA: 3.99	(6, 1)	1.0		3	0	0	0	0	0	0	0	0	0	0	4	7	0.00	0.000
40 Daniel Webb, R ERA: 6.3	(7, 1)	1.0		7	2	3	3	1	2	0	0	0	0	0	11	23	27.00	4.000
Scott Carroll, R ERA: 3.44	(8, 1)	2.0		10	3	1	1	2	1	0	0	0	0	0	29	40	4.50	2.000

PITCHER	IP	WLS	BF	H	R	ER	SO	BB	IBB	HBP	BLK	WP	HR	S	P	ERA	WHIP

Batter	1	2	3	4	5	6	7	8	9	AB	R	H	RBI	BB	SO	LOB
18 Tyler Saladino, R (1, 6) OBP: 0.267, SLG: 0.335	C FF 90 B FF 92 B FF 90 B FF 91 X FF 90 3-1 ① L8		B FF 92 X FF 93 1-0 ③ G6-3			X SI 91 0-0 20 G3 2B		B FF 95 S CH 86 F CU 79 B SI 95 X CH 86 2-2 ③ L6		4	0	1	0	0	0	0
20 JB Shuck, L (1, 7) OBP: 0.340, SLG: 0.350	B FF 91 X FF 91 1-0 ② P5			B FF 92 F FF 91 F FF 91 B CU 76 S CU 76 2-3 ① K		F CU 79 D SI 90 S SL 82 D SL 81 F SL 85 F FF 91 D CU 74 X SL 84 3-2 ② G3 2-3			C FC 87 X FF 88 0-1 ① L7	4	0	0	0	0	1	1
28 Trayce Thompson, R (1, 8) OBP: 0.363, SLG: 0.533	B FF 93 F FF 92 B CH 86 C FF 93 F CU 77 F FF 93 B SL 86 X FF 92 3-2 ③ L5			F FF 92 B CU 75 B FF 92 S CH 83 F CU 76 X FF 93 2-2 3B		B FF 90 B SI 84 B FF 90 B FF 90 4-0 BB			B FF 88 C FF 88 C FC 83 B FF 89 B FC 84 X FF 89 3-2 ② P3	3	0	1	0	1	0	0
26 Avisaíl García, R (1, 9) OBP: 0.309, SLG: 0.365		C FF 92 B FF 93 B CH 85 S CH 83 B CH 86 X FF 91 3-2 E5 24 G5-3		D CU 74 B FF 91 B SL 82 B FF 92 4-0 10 G1-4-3 BB		1 SAFE X SL 85 0-0 ③ G5-3			C FF 89 B FF 89 X FF 89 1-1 1B	3	0	1	0	1	0	2
10 Alexei Ramirez, R (1, 10) OBP: 0.285, SLG: 0.357		B FF 91 D CH 83 X FF 89 2-0 ① F8		1 SAFE X SL 84 0-0 ②③ G1-4-3 1-2f			B FF 93 X FF 92 1-0 ① P3		B FF 89 C FF 88 X FF 89 1-1 ③ G5-3	4	0	0	0	0	0	4
24 Mike Olt, R (1, 3) OBP: 0.255, SLG: 0.319		D CU 75 F FF 91 S FF 93 X CU 77 1-2 ② G5-3 1-2			C FF 90 B SL 83 X CU 75 1-1 ① G5-3		B FF 94 B FF 93 X FF 94 2-0 ② F8			3	0	0	0	0	0	1
36 Rob Brantly, L (1, 2) OBP: 0.167, SLG: 0.242		C FF 92 F CU 77 F FF 92 X CU 78 0-2 ③ G3-1			F FF 91 X FF 90 0-1 ② G3-1		F FF 94 S FF 94 B FF 94 X FF 95 1-2 ③ L3			3	0	0	0	0	0	1
15 Gordon Beckham, R (1, 5) OBP: 0.275, SLG: 0.332			F FF 91 B FF 92 S CH 85 F FF 93 S CH 84 1-3 ① K		C FF 91 B FF 93 B FF 93 F FF 91 S FF 92 2-3 ③ K			F FF 94 B SI 93 C FF 93 X CU 79 1-2 ① G5-3		3	0	0	0	0	2	0
5 Yolmer Sánchez, S (1, 4) OBP: 0.268, SLG: 0.326			C FF 92 B CH 86 F FF 92 B CU 75 B CH 86 X FF 92 3-2 ② L9			C SI 90 S SI 82 B CH 80 S CU 72 1-3 ① K		F FF 94 X FF 94 0-1 ② G1-3		3	0	0	0	0	1	0
Inning Stats	R: 0 E: 0 K: 0 S: 8 H: 0 LOB: 0 BB: 0 P: 15	R: 0 E: 1 K: 0 S: 11 H: 0 LOB: 1 BB: 0 P: 17	R: 0 E: 0 K: 1 S: 8 H: 0 LOB: 0 BB: 0 P: 13	R: 0 E: 0 K: 1 S: 8 H: 1 LOB: 1 BB: 1 P: 16	R: 0 E: 0 K: 1 S: 7 H: 0 LOB: 0 BB: 0 P: 10	R: 0 E: 0 K: 1 S: 10 H: 1 LOB: 2 BB: 1 P: 18	R: 0 E: 0 K: 0 S: 5 H: 0 LOB: 0 BB: 0 P: 9	R: 0 E: 0 K: 0 S: 8 H: 0 LOB: 0 BB: 0 P: 11	R: 0 E: 0 K: 0 S: 9 H: 1 LOB: 1 BB: 0 P: 14	1B: 1 2B: 1 3B: 1 HR: 0	SF: 0 SAC: 0 DP: 1 HBP: 0	WP: 0 PB: 0 SB: 0 CS: 0	PA: 32				

PITCHER		IP	WLS	BF	H	R	ER	SO	BB	IBB	HBP	BLK	WP	HR	S	P	ERA	WHIP
44 Daniel Norris, L ERA: 3.75	(1, 1)	5.0	W	17	1	0	0	3	1	0	0	0	0	0	42	71	0.00	0.400
52 Randy Wolf, L ERA: 6.23	(6, 1)	1.0	H	5	1	0	0	1	1	0	0	0	0	0	10	18	0.00	2.000
26 Jeff Ferrell, R ERA: 6.35	(7, 1)	1.0		3	0	0	0	0	0	0	0	0	0	0	5	9	0.00	0.000
46 Ian Krol, L ERA: 5.79	(8, 1)	1.0		3	0	0	0	0	0	0	0	0	0	0	8	11	0.00	0.000
56 Kyle Ryan, L ERA: 4.47	(9, 1)	1.0		4	1	0	0	0	0	0	0	0	0	0	9	14	0.00	1.000

PITCHER	IP	WLS	BF	H	R	ER	SO	BB	IBB	HBP	BLK	WP	HR	S	P	ERA	WHIP

BOTTOM

Detroit Tigers @ Chicago White Sox

U.S. Cellular Field, Chicago, IL

Sun Oct 04 2015, 3:11 PM - 5:56 PM EDT

Att. 19,800 - Overcast - 56 F

livebaseballscorecards.com

AB	30
R	0
H	3
RBI	0
BB	2
SO	4
LOB	9