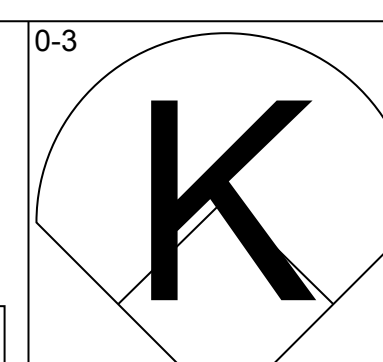
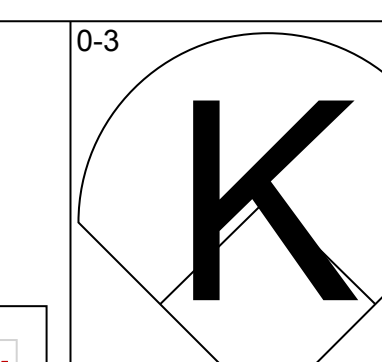
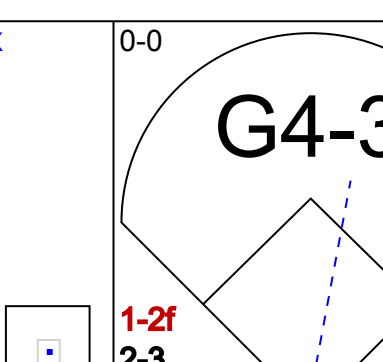
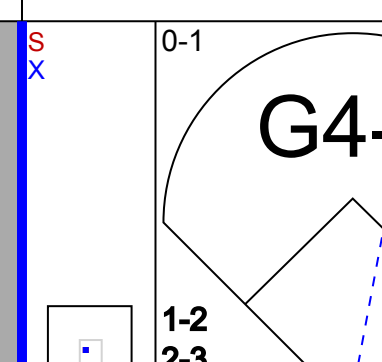
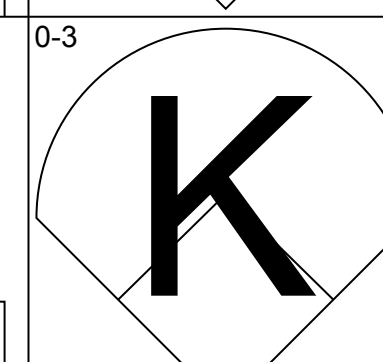
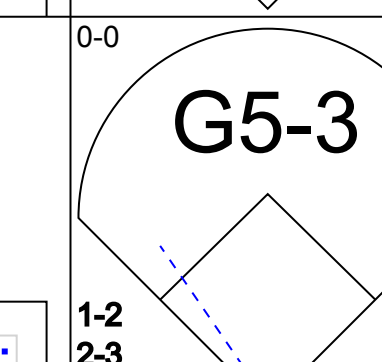
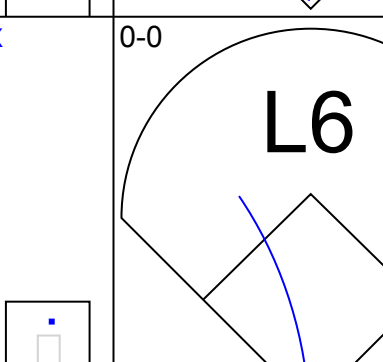
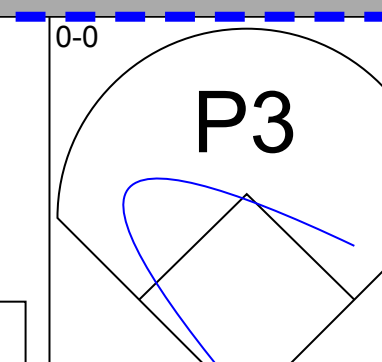
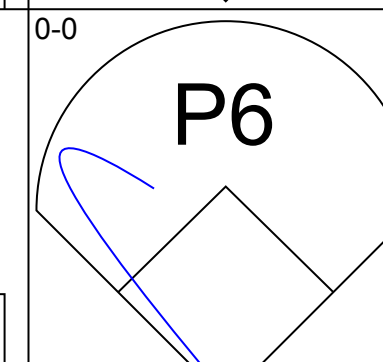
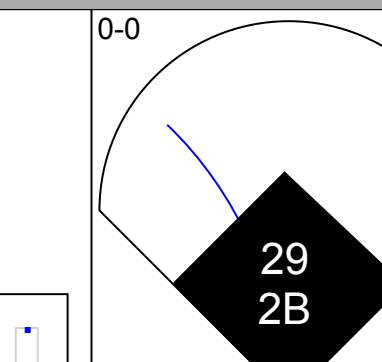
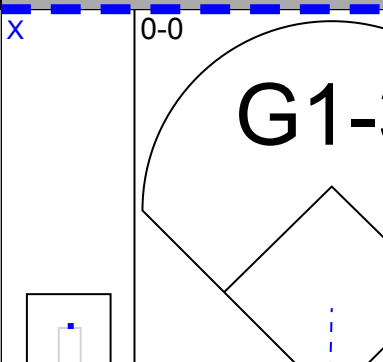
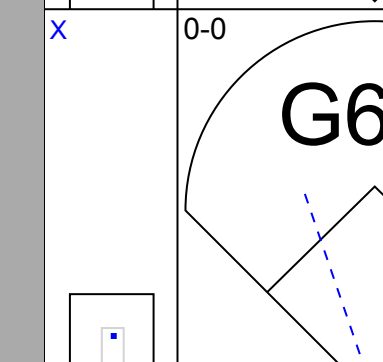
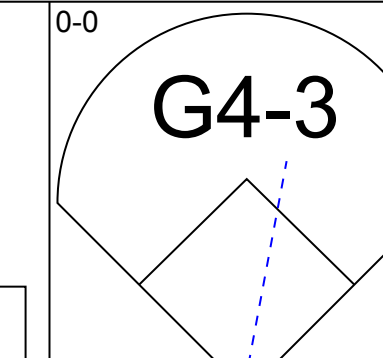
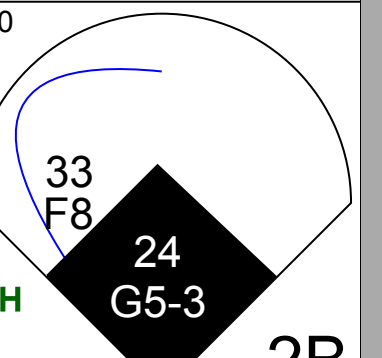
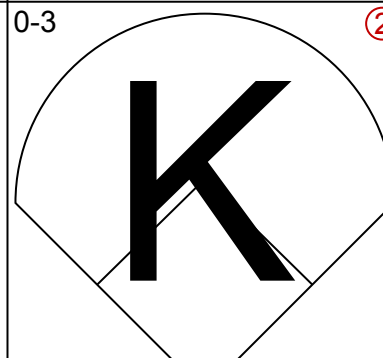
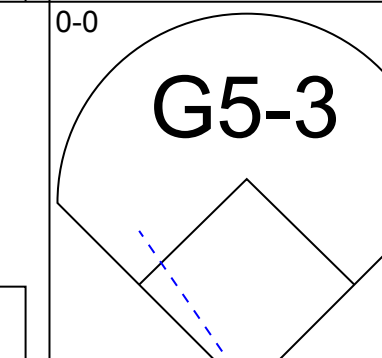
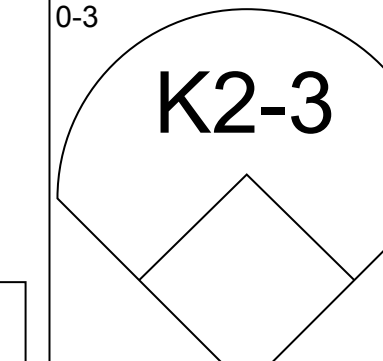
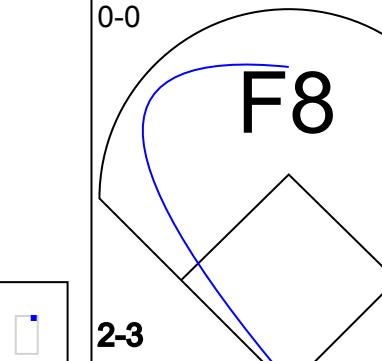
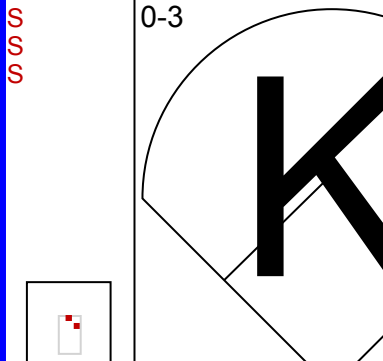
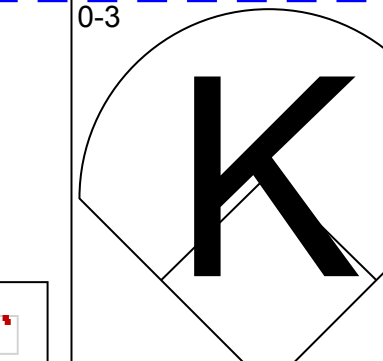
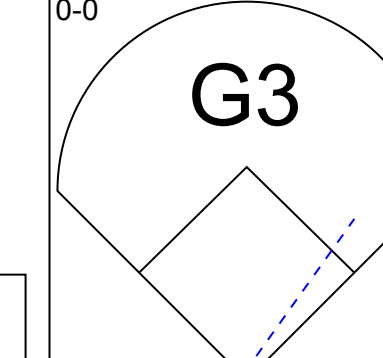
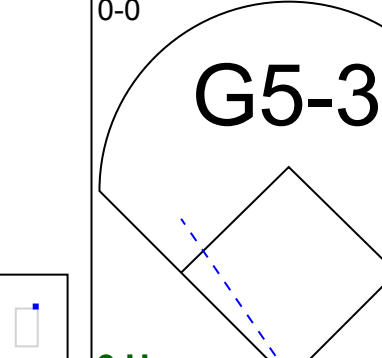
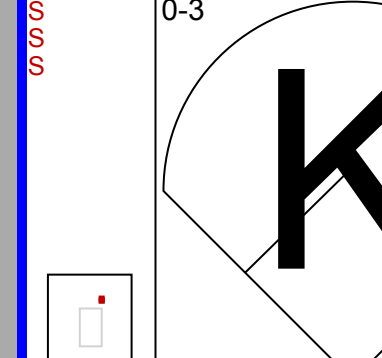
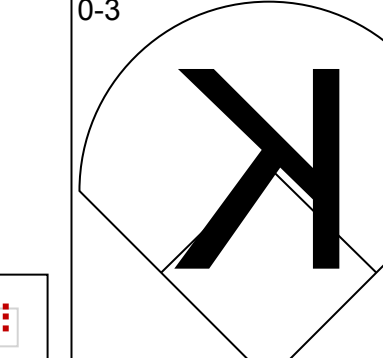
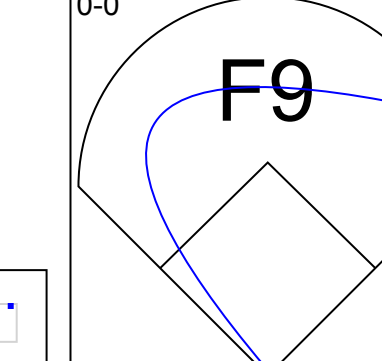
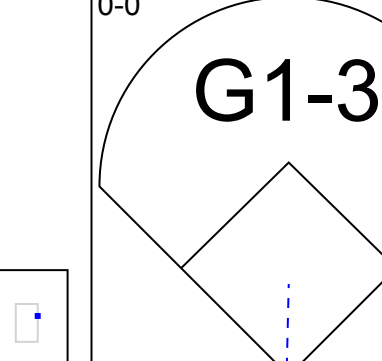
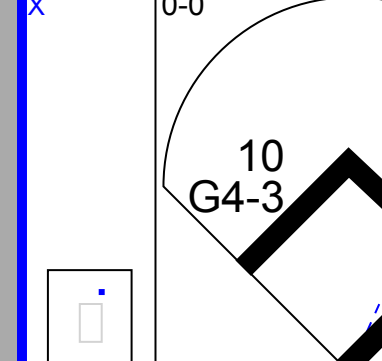
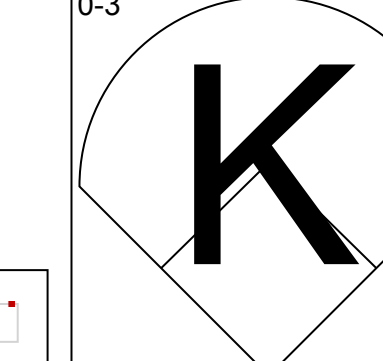
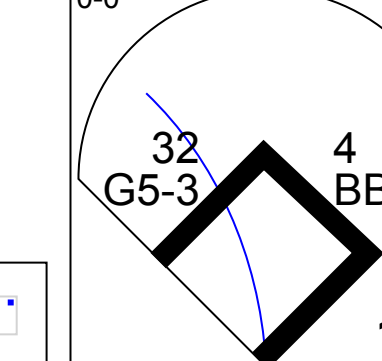
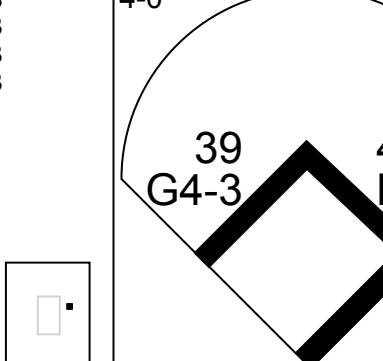
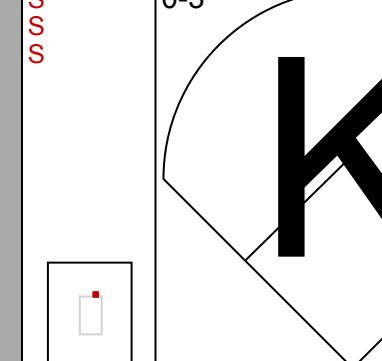
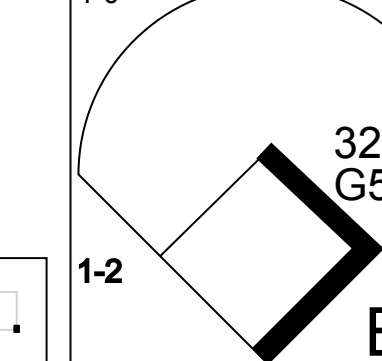
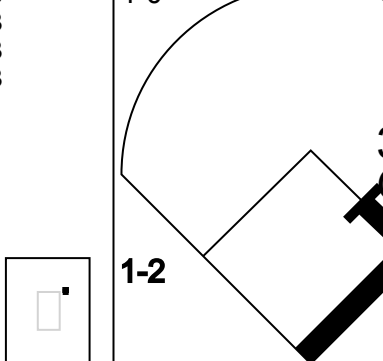
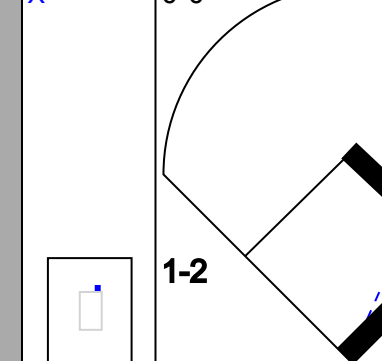
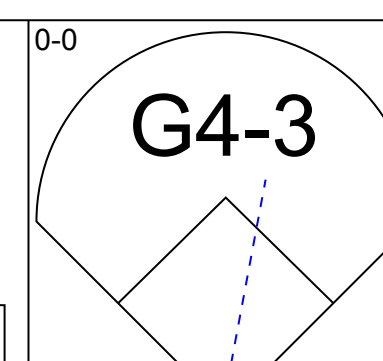
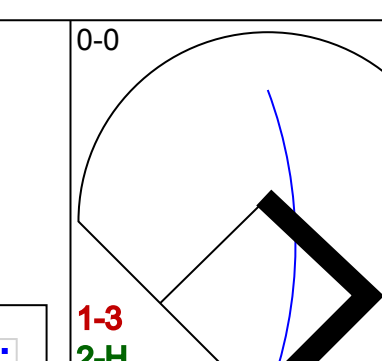
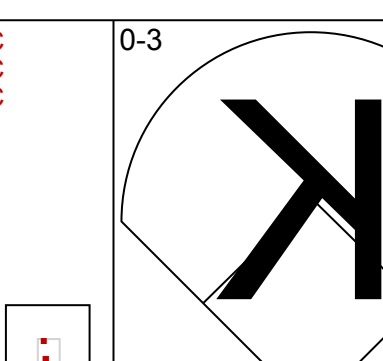
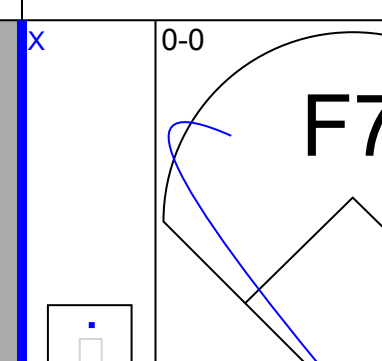
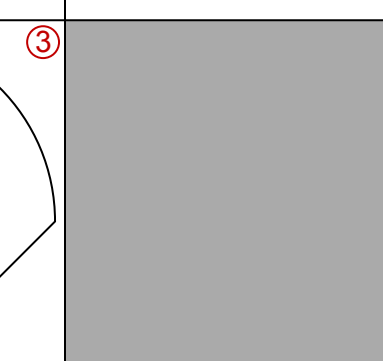

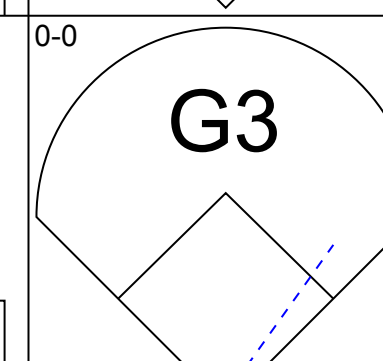
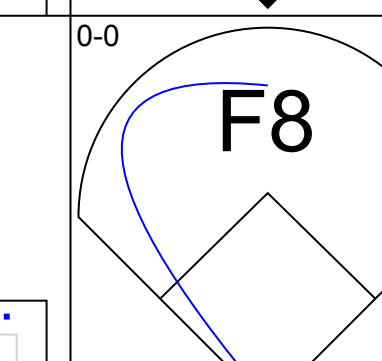
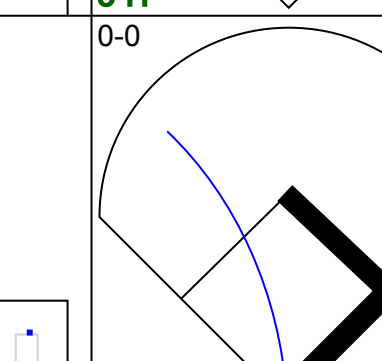
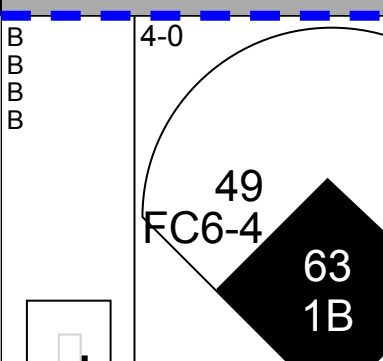
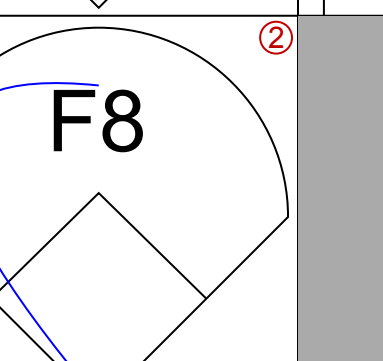
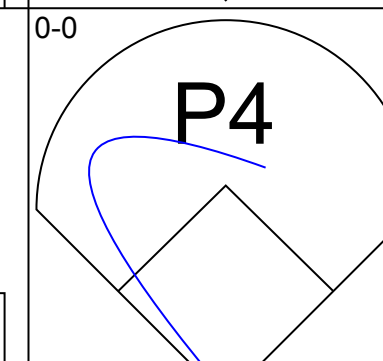
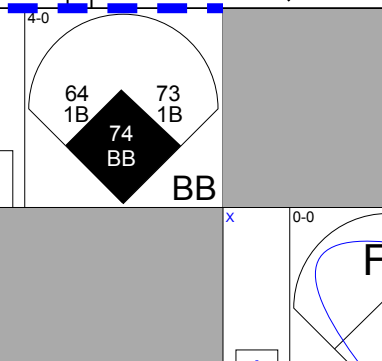
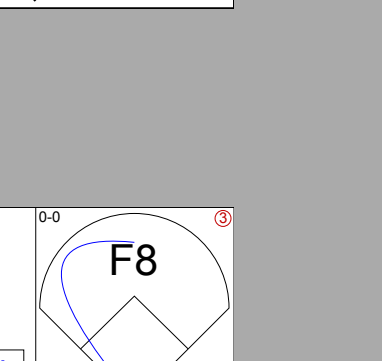
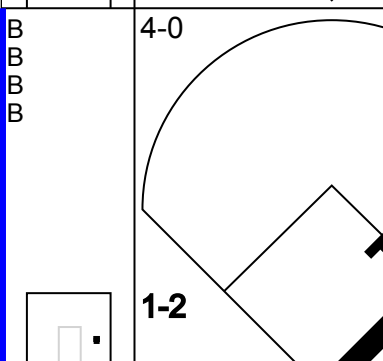
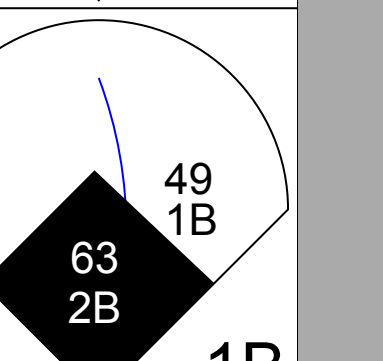
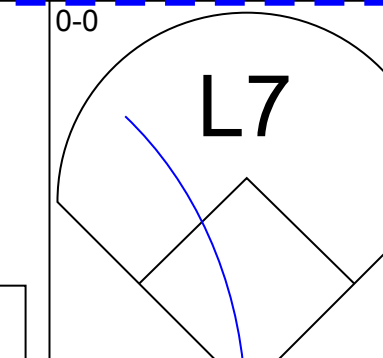
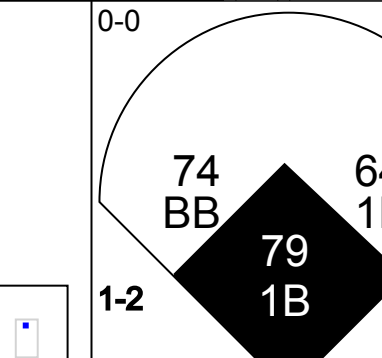
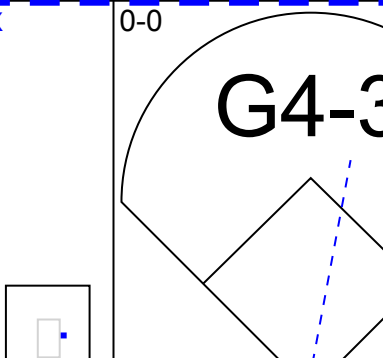
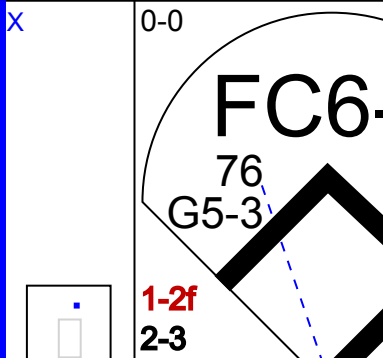
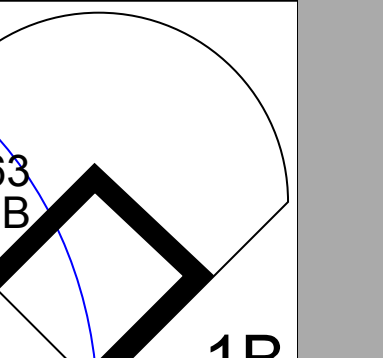
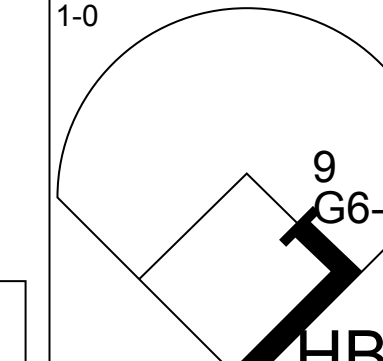
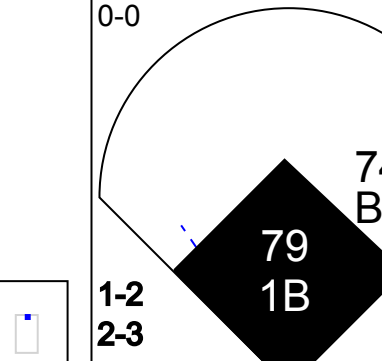
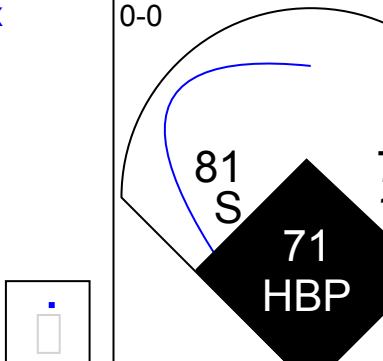
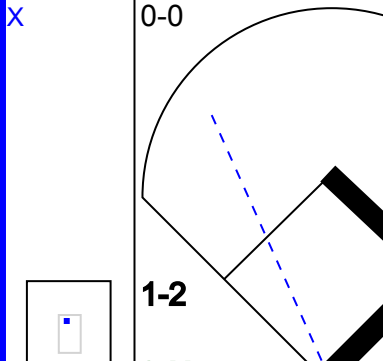
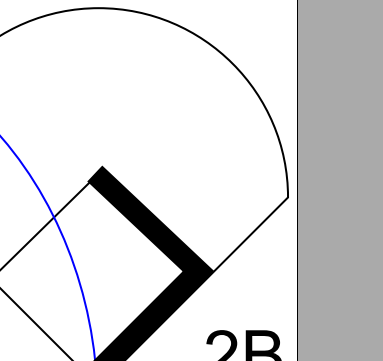

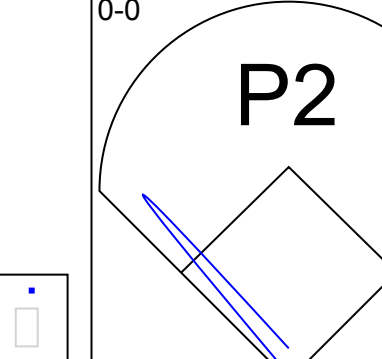
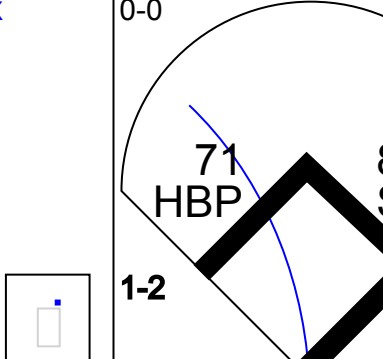
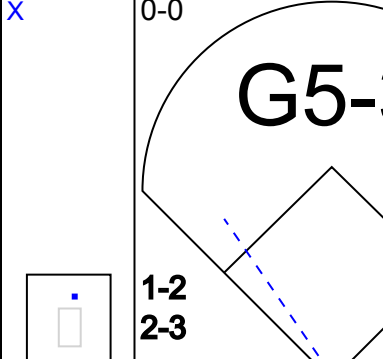
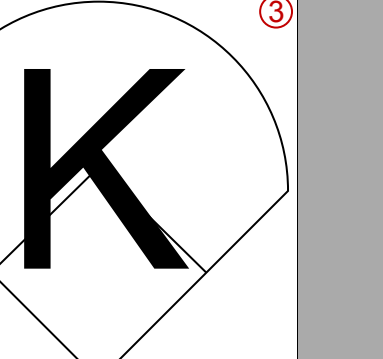
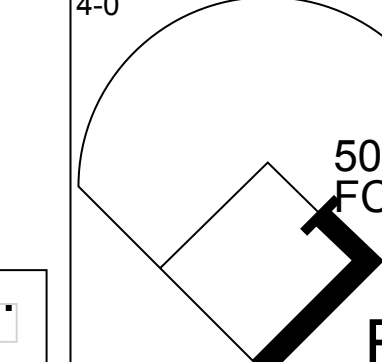
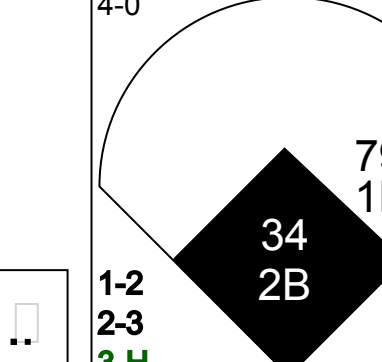
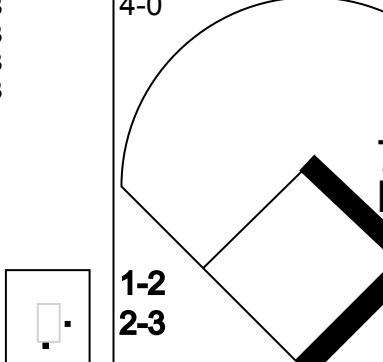
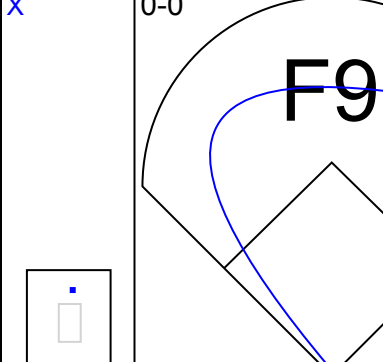
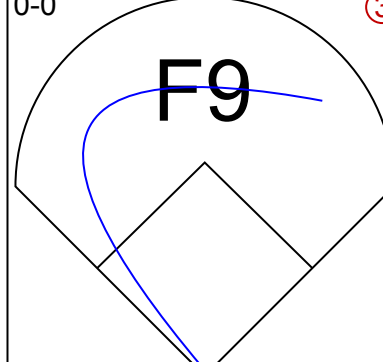
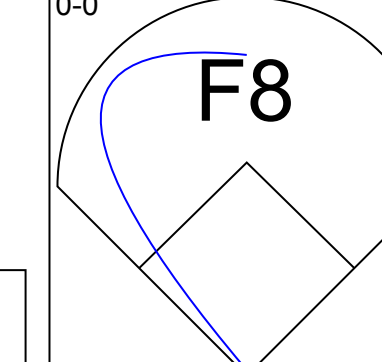
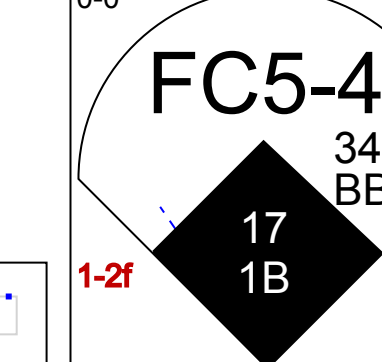
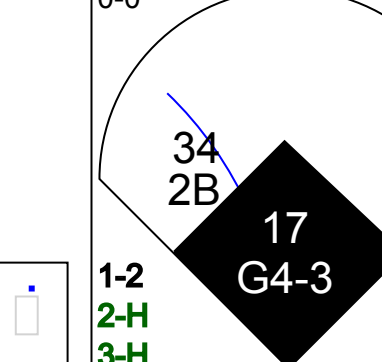
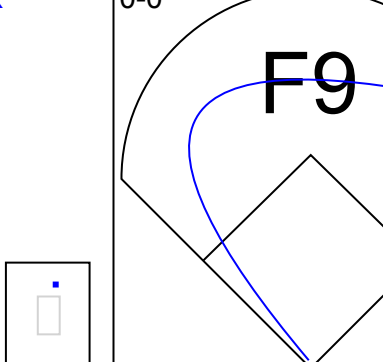
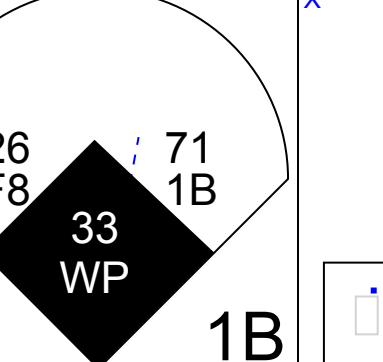
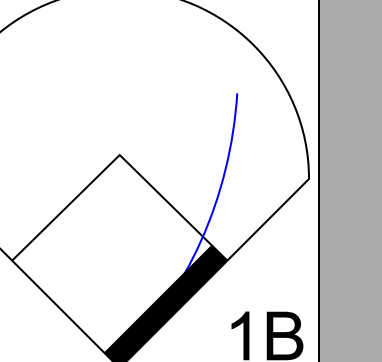

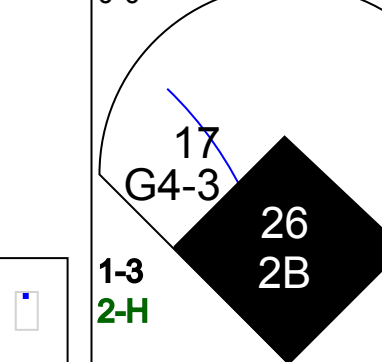
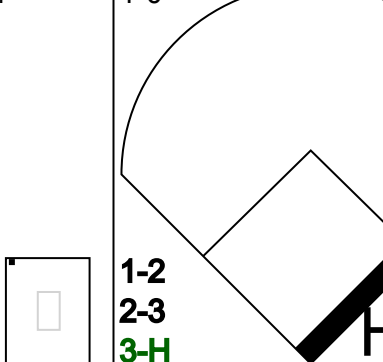
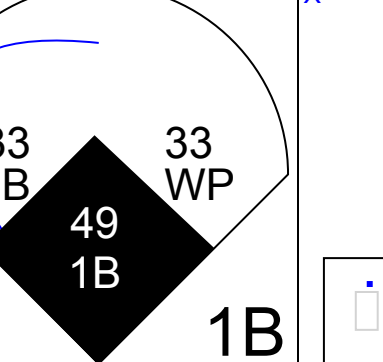
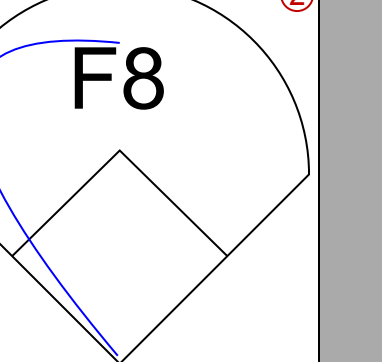


Detroit Tigers - 2015

Batter	1	2	3	4	5	6	7	8	9	AB	R	H	RBI	BB	SO	LOB	TOP			
39 Kyle Richards, R (1, 7) 10 David Lugo, L (6, 7)											3	0	0	0	0	2	4	<p>Florida Southern Mocs @ Detroit Tigers Joker Marchant Stadium, Lakeland, FL Mon Mar 02 2015, 4:05 PM - 4:09 PM EST Att: 3,446 - Partly Cloudy - 80 F</p>		
32 Sam Machonis, S (1, 8) 21 Colton Davis, R (6, 8)										3	0	0	0	0	1	4				
5 Chris Dennis, L (1, 5) OBP: 0.250, SLG: 0.250											4	1	1	0	0	0				
29 Jhanel Jackson, R (1, 9) OBP: 0.250, SLG: 0.500										4	1	1	1	0	1	0				
33 Blake Swann, R (1, 3) 19 Jerrod Flanagan, L (6, PH) (6, 3)										2	0	0	0	0	1	1				
24 Dominic Brugnoli, R (1, 10) 16 Jason Sierra, R (7, PH) (7, 10) J.P. DeBoyer, R (9, PH)										2	0	0	1	0	0	0				
6 Shawn Sanders, R (1, 4) 28 Trevor Freeman, R (6, 4) 47 Paul Bretton, R (9, PH)										2	0	0	0	0	0	0				
13 Joey Miller, R (1, 2) 38 Alex Marzilli, R (5, PR) Kevin Fuller, L (5, 2) 6 Arturo Tabales, R (7, 2)										1	0	1	0	1	0	0				
4 Casey Edginger, R (1, 6) OBP: 1.000, SLG: 1.000										1	0	1	0	2	0	0				
Inning Stats	R: 0 E: 0 K: 2 S: 7	H: 0 LOB: 0 BB: 0 P: 7	R: 0 E: 0 K: 1 S: 5	H: 0 LOB: 0 BB: 0 P: 5	R: 0 E: 0 K: 1 S: 6	H: 1 LOB: 2 BB: 1 P: 10	R: 2 E: 0 K: 0 S: 5	H: 2 LOB: 0 BB: 0 P: 5	R: 0 E: 0 K: 0 S: 2	H: 0 LOB: 2 BB: 2 P: 10	R: 0 E: 0 K: 2 S: 10	H: 2 LOB: 2 BB: 0 P: 10	R: 0 E: 0 K: 0 S: 3	H: 0 LOB: 0 BB: 0 P: 3	R: 0 E: 0 K: 3 S: 9	H: 0 LOB: 0 BB: 0 P: 9	1B: 4 2B: 1 3B: 0 HR: 0		SF: 0 SAC: 0 DP: 1 HBP: 0	WP: 0 PB: 0 SB: 0 CS: 0
PITCHER	IP WLS BF H R ER SO BB IBB HBP BLK WP HR S P ERA WHIP																			
77 Tim Melville, R (1, 1) ERA: 0.00	2.0	6	0	0	0	3	0	0	0	0	0	0	0	0	0	0	0.00	0.000		
56 Kyle Ryan, L (3, 1) ERA: 9.0	2.0	10	3	2	2	1	1	0	0	0	0	0	0	11	15	9.00	2.000			
68 Omar Duran, L (5, 1) ERA: 0.00	1.0	4	0	0	0	0	2	0	0	0	0	0	0	2	10	0.00	2.000			
45 Buck Farmer, R (6, 1) ERA: 0.00	1.0	3	0	0	0	2	0	0	0	0	0	0	0	7	7	0.00	0.000			
60 Angel Nesbitt, R (7, 1) ERA: 0.00	1.0	5	2	0	0	2	0	0	0	0	0	0	0	10	10	0.00	2.000			
75 Joe Mantiply, L (8, 1) ERA: 0.00	1.0	3	0	0	0	0	0	0	0	0	0	0	0	3	3	0.00	0.000			
58 José Vázquez, R (9, 1) ERA: 0.00	1.0	3	0	0	0	0	0	0	0	0	0	0	0	9	9	0.00	0.000			

Batter	1	2	3	4	5	6	7	8	9	AB	R	H	RBI	BB	SO	LOB	BOTTOM			
3 Ian Kinsler, R (1, 4) 17 Andrew Romine, S (3, 4) 80 Aaron Westlake, L (7, 3)										1	0	0	0	0	0	0	<p>Florida Southern Mocs @ Detroit Tigers Joker Marchant Stadium, Lakeland, FL Mon Mar 02 2015, 4:05 PM - 4:09 PM EST Att: 3,446 - Partly Cloudy - 80 F</p>			
1 Jose Iglesias, R (1, 6) 26 Hernán Pérez, R (2, 6) 77 (7, 7)									1	0	0	0	0	0	0					
28 J.D. Martinez, R (1, 9) 18 Tyler Collins, L (2, 9) 33 Steven Moya, L (6, PH) (7, 9)										1	0	0	0	0	0					
52 Yoenis Cespedes, R (1, 7) 73 Jason Krizan, L (3, 7) 49 Dixon Machado, R (6, PH) (7, 6)									1	0	0	0	0	0	0					
20 Rajai Davis, R (1, 8) 64 Xavier Avery, L (3, 8) 63 Wyrton Bernard, R (6, PH) (7, 8)									0	0	0	0	0	0	0					
9 Nick Castellanos, R (1, 5) 76 Jeffrey Marte, R (3, 5) OBP: 0.250, SLG: 0.250									1	0	0	0	0	0	1					
74 Jordan Lennerton, L (1, 3) 81 Josh Wilson, R (5, PH) (6, 6) 74 (7, 4)										0	1	0	1	2	0					
50 Bryan Holaday, R (1, 2) 79 Manny Piña, R (4, 2) 82 Arvicent Perez, R (7, 2)										1	1	0	0	0	1					
34 James McCann, R (1, 10) 71 Austin Green, R (5, PH) (6, 10)										1	1	1	1	1	0					
Inning Stats	R: 0 E: 0 K: 0 S: 3	H: 0 LOB: 0 BB: 0 P: 3	R: 0 E: 0 K: 0 S: 2	H: 0 LOB: 0 BB: 0 P: 3	R: 1 E: 0 K: 0 S: 3	H: 1 LOB: 1 BB: 2 P: 11	R: 6 E: 0 K: 0 S: 8	H: 5 LOB: 1 BB: 2 P: 16	R: 1 E: 0 K: 1 S: 7	H: 2 LOB: 3 BB: 1 P: 12	R: 1 E: 0 K: 0 S: 4	H: 1 LOB: 2 BB: 2 P: 12	R: 3 E: 0 K: 1 S: 10	H: 5 LOB: 2 BB: 0 P: 11	R: 0 E: 0 K: 0 S: 4	H: 1 LOB: 1 BB: 0 P: 4		1B: 12 2B: 3 3B: 0 HR: 0	SF: 0 SAC: 0 DP: 1 HBP: 2	WP: 1 PB: 0 SB: 2 CS: 0
PITCHER	IP WLS BF H R ER SO BB IBB HBP BLK WP HR S P ERA WHIP																			
31 Ben Richardson, R (1, 1) Craig Savage, R (2, 1) ERA: 4.5	1.0	3	0	0	0	0	0	0	0	0	0	0	0	5	14	4.50	1.500			
1 Austin Barnett, R (4, 1) 18 Casey Eskew, R (5, 1) 27 Jason Carmichael, R (6, 1) ERA: 9.0	1.0	10	5	6	6	0	2	0	0	0	0	0	0	8	16	54.00	7.000			
37 Stephen Brooks, R (7, 1) A.J. Smith, L (8, 1) ERA: 27.0	1.0	8	5	3	3	1	0	0	0	0	0	0	0	4	4	0.00	1.000			



Batter	1	2	3	4	5	6	7	8	9	AB	R	H	RBI	BB	SO	LOB	TOP																	
1 Everth Cabrera, S (1,6) 41 Chris Parmelee, L (6,3)										3	0	1	0	0	0	1	<p>Baltimore Orioles @ Detroit Tigers Joker Marchant Stadium, Lakeland, FL Tue Mar 03 2015, 4:02 PM - 4:02 PM EST Att: 8,183 - Cloudy - 80 F</p>																	
6 Jonathan Schoop, R (1,4) 43 Rey Navarro, S (6,4)										3	0	0	0	0	1	1																		
14 Nolan Reimold, R (1,9) 67 Michael Almanzar, R (6,5)										2	0	0	0	1	0	0																		
48 Matt Tuiasosopo, R (1,10) 90 Drew Dosch, L (9,PH)										3	0	0	0	0	1	2																		
23 Travis Snider, L (1,7) 86 Julio Borbon, L (7,PR)										2	0	0	0	1	0	0																		
38 Jimmy Paredes, S (1,5) 45 Steve Clevenger, L (6,2)										2	0	1	0	0	0	0																		
15 J.P. Arencibia, R (1,2) 51 Henry Urrutia, L (6,9)										2	0	1	1	0	0	1																		
9 David Lough, L (1,8) 79 Daniel Alvarez, R (7,8)										1	0	1	0	1	0	0																		
18 Christian Walker, R (1,3) 57 Jayson Nix, R (6,6)										2	0	0	0	0	1	3																		
										1	0	0	0	0	0	1																		
Inning Stats	R: 0 E: 0 K: 1 S: 5	H: 1 LOB: 0 BB: 0 P: 5	R: 0 E: 0 K: 0 S: 4	H: 1 LOB: 1 BB: 0 P: 5	R: 0 E: 0 K: 1 S: 4	H: 0 LOB: 0 BB: 1 P: 8	R: 0 E: 0 K: 1 S: 5	H: 0 LOB: 0 BB: 0 P: 5	R: 0 E: 0 K: 0 S: 3	H: 2 LOB: 2 BB: 0 P: 6	R: 0 E: 1 K: 0 S: 3	H: 0 LOB: 1 BB: 1 P: 7	R: 0 E: 0 K: 0 S: 2	H: 0 LOB: 1 BB: 1 P: 6	R: 0 E: 0 K: 0 S: 3	H: 0 LOB: 1 BB: 0 P: 7	R: 2 E: 0 K: 0 S: 7	H: 4 LOB: 1 BB: 0 P: 7	1B: 6 2B: 3 3B: 0 HR: 0	SF: 0 SAC: 0 DP: 4 HBP: 0	WP: 1 PB: 1 SB: 0 CS: 0	PA: 35												
PITCHER	IP WLS BF H R ER SO BB IBB HBP BLK WP HR S P ERA WHIP																																	
53 Kyle Lobstein, L (1,1) 66 Alberto Cabrera, R (3,1) 32 Tom Gorzelanny, L (4,1) 36 Joe Nathan, R (5,1) 40 Josh Zeid, R (6,1)	2.0 1.0 1.0 1.0 1.0	W 3 3 5 4	7 0 0 2 0	2 0 0 0 0	0 0 0 0 0	1 0 1 0 0	0 1 0 0 1	0 0 0 0 0	0 0 0 0 0	0 0 0 0 0	1 0 0 0 0	0 4 5 5 3	9 8 5 6 7	10 5 8 6 7	0.00 0.00 0.00 0.00 0.00	1.000 1.000 0.000 2.000 1.000	PITCHER	IP WLS BF H R ER SO BB IBB HBP BLK WP HR S P ERA WHIP																
39 Luke Putkonen, R (7,1) 67 Rafael Dolis, R (8,1) 30 Alex Wilson, R (9,1)	1.0 1.0 1.0	3 4 6	0 0 4	0 0 2	0 0 2	0 0 0	1 0 0	0 0 0	0 0 0	0 0 0	0 0 0	0 0 0	2 3 7	6 7 7	0.00 0.00 18.00	1.000 1.000 4.000																		

Batter	1	2	3	4	5	6	7	8	9	AB	R	H	RBI	BB	SO	LOB	BOTTOM					
20 Rajai Davis, R (1,9) 63 Wynton Bernard, R (5,9)										3	1	1	2	0	1	1	<p>Baltimore Orioles @ Detroit Tigers Joker Marchant Stadium, Lakeland, FL Tue Mar 03 2015, 4:02 PM - 4:02 PM EST Att: 8,183 - Cloudy - 80 F</p>					
13 Alex Avila, L (1,2) 34 James McCann, R (5,2)										1	2	0	0	1	1	0						
3 Ian Kinsler, R (1,4) 33 Javier Betancourt, R (5,4)										1	2	1	3	1	0	0						
52 Yoenis Cespedes, R (1,7) 29 Daniel Fields, L (5,7)										2	0	1	0	0	0	1						
9 Nick Castellanos, R (1,5) 76 Jeffrey Marte, R (2,PH)										0	1	0	0	0	0	0						
22 Wade Gaynor, R (6,5)										2	0	0	0	0	0	0						
18 Tyler Collins, L (1,10) 70 Miguel Gonzalez, R (8,PH)										1	2	0	0	3	1	0						
74 Jordan Lennerton, L (1,3) 80 Aaron Westlake, L (6,3)										3	1	1	1	0	1	1						
17 Andrew Romine, S (1,6) 81 Josh Wilson, R (4,6) 27 Garrett Mottage, S (7,6)										1	1	0	0	0	0	0						
12 Anthony Gose, L (1,8) 26 Hernán Pérez, R (6,PH)										2	1	1	1	1	0	2						
Inning Stats	R: 0 E: 0 K: 2 S: 7	H: 0 LOB: 1 BB: 1 P: 11	R: 7 E: 1 K: 0 S: 7	H: 3 LOB: 0 BB: 1 P: 14	R: 0 E: 0 K: 2 S: 7	H: 0 LOB: 0 BB: 0 P: 7	R: 4 E: 0 K: 0 S: 4	H: 1 LOB: 3 BB: 3 P: 17	R: 1 E: 0 K: 1 S: 7	H: 2 LOB: 1 BB: 0 P: 7	R: 3 E: 0 K: 0 S: 5	H: 1 LOB: 0 BB: 1 P: 13	R: 0 E: 0 K: 0 S: 5	H: 2 LOB: 2 BB: 0 P: 5	R: 0 E: 0 K: 1 S: 6	H: 1 LOB: 2 BB: 1 P: 10	R: 0 E: 0 K: 1 S: 6	H: 1 LOB: 2 BB: 1 P: 10	1B: 5 2B: 1 3B: 1 HR: 3	SF: 0 SAC: 1 DP: 0 HBP: 4	WP: 1 PB: 0 SB: 1 CS: 0	PA: 46
PITCHER	IP WLS BF H R ER SO BB IBB HBP BLK WP HR S P ERA WHIP																					
31 Ubaldo Jiménez, R (1,1) 75 Chris Jones, L (2,1) 71 Oliver Drake, R (4,1) 68 Eddie Gamboa, R (5,1) 64 Logan Verrett, R (7,1)	1.1 1.2 1.0 2.0 2.0	L 6 8 11 10	6 1 1 3 3	2 1 4 4 0	2 1 4 4 1	0 0 3 1 1	0 0 0 1 0	0 0 0 0 0	0 0 0 0 0	0 0 0 1 0	1 10 4 12 11	10 10 17 20 15	5.40 36.00 18.00 0.00	3.000 4.000 2.000 0.000								

AB 31
R 2
H 8
RBI 2
BB 4
SO 3
LOB 15



Batter	1	2	3	4	5	6	7	8	9	AB	R	H	RBI	BB	SO	LOB	TOP								
8 Eury Pérez, R (1,8) (6,9)	G6-3		BB		FC3-2 11 1B		G3		FC1-2 76 E 61 S	4	1	0	0	1	0	5	Atlanta Braves @ Detroit Tigers Joker Marchant Stadium, Lakeland, FL Thu Mar 05 2015, 4:13 PM - 4:15 PM EST Att: 7,935 - Partly Cloudy - 84 F								
11 Phil Gosselin, R OBP: 0.333, SLG: 0.333	K		G5-3		1-2 2-3 3-H		P4		E6 61 S	4	0	1	2	0	1	1									
76 Johan Camargo, S (7,6)					1-2 2-H 3-H				1-3 3-H 2-0	1	0	0	0	0	0	2									
24 Kelly Johnson, L (1,5) 61 Pedro Ciriaco, R (5,4) (7,5)	F8			K	G3		K		F8	3	0	0	0	0	1	2									
23 Chris Johnson, R OBP: 0.200, SLG: 0.200 80 Tanner Murphy, R (8,PH) (8,10)		F7		G5-3		P4		G6-3		3	0	0	0	0	0	0									
27 Christian Bethancourt, R OBP: 0.333, SLG: 0.667 83 Mallex Smith, L (6,8)		G5-3		F8				G6-3		3	1	1	0	0	0	0									
26 Todd Cunningham, S OBP: 0.500, SLG: 0.333 25 Jesus Flores, R (6,2)										2	0	1	0	0	1	1									
54 Joey Terdoslavich, S OBP: 0.600, SLG: 0.667										2	2	1	0	2	0	1									
70 José Peraza, R (9,PR) 71 José Yépez, R (9,3)		F7								0	0	0	0	0	0	0									
34 John Buck, R OBP: 1.000, SLG: 2.000 14 Zolito Almonte, S (6,FR) (6,7)										1	1	1	2	2	0	0									
65 Elmer Reyes, R OBP: 0.250, SLG: 0.250 77 Daniel Castro, R (6,6) (7,4)										0	1	0	0	1	0	0									
Inning Stats	R: 0 E: 0 K: 1 S: 5	H: 0 LOB: 0 BB: 0 P: 5	R: 0 E: 0 K: 0 S: 3	H: 0 LOB: 1 BB: 0 P: 4	R: 0 E: 0 K: 0 S: 2	H: 0 LOB: 1 BB: 2 P: 10	R: 0 E: 0 K: 1 S: 5	H: 0 LOB: 0 BB: 0 P: 5	R: 2 E: 0 K: 1 S: 7	H: 2 LOB: 2 BB: 2 P: 15	R: 0 E: 0 K: 1 S: 5	H: 0 LOB: 0 BB: 0 P: 5	R: 0 E: 0 K: 1 S: 5	H: 0 LOB: 0 BB: 0 P: 5	R: 2 E: 1 K: 0 S: 5	H: 1 LOB: 1 BB: 1 P: 12	1B: 2 2B: 3 3B: 0 HR: 0	SF: 0 SAC: 1 DP: 1 HBP: 1	WP: 0 PB: 1 SB: 3 CS: 0	PA: 39					
PITCHER	IP	WLS	BF	H	R	ER	SO	BB	IBB	HBP	BLK	WP	HR	S	P	ERA	WHIP								
31 Alfredo Simon, R ERA: 0.00	2.0		7	0	0	0	1	0	0	0	0	0	0	8	9	0.00	0.000								
66 Alberto Cabrera, R ERA: 3.00	2.0	H	7	0	0	0	1	2	0	0	0	0	0	7	15	0.00	1.000								
32 Tom Gorzelanny, L ERA: 9.0	1.0	B	7	2	2	2	1	2	0	0	0	0	0	7	15	18.00	4.000								
45 Buck Farmer, R ERA: 18.0	1.0		6	2	2	2	1	1	0	0	0	0	0	7	11	18.00	3.000								
60 Angel Nesbitt, R ERA: 0.00	1.0		3	0	0	0	1	0	0	0	0	0	0	5	5	0.00	0.000								
PITCHER	IP	WLS	BF	H	R	ER	SO	BB	IBB	HBP	BLK	WP	HR	S	P	ERA	WHIP								
67 Rafael Dolis, R ERA: 8.0	1.0		3	0	0	0	1	0	0	0	0	0	0	5	5	0.00	0.000								
30 Alex Wilson, R ERA: 9.0	1.0	L	6	1	2	0	0	1	0	0	0	0	0	5	12	0.00	2.000								

AB	31
R	6
H	5
RBI	4
BB	6
SO	6
LOB	19



Batter	1	2	3	4	5	6	7	8	9	AB	R	H	RBI	BB	SO	LOB	BOTTOM								
20 Rajai Davis, R OBP: 0.167, SLG: 0.167 29 Daniel Fields, L OBP: 0.667, SLG: 1.000	K	P3			F7			F7		3	0	0	0	0	1	2	Atlanta Braves @ Detroit Tigers Joker Marchant Stadium, Lakeland, FL Thu Mar 05 2015, 4:13 PM - 4:15 PM EST Att: 7,935 - Partly Cloudy - 84 F								
3 Ian Kinsler, R OBP: 0.667, SLG: 1.333 81 Josh Wilson, R OBP: 0.600, SLG: 0.500 33 Javier Betancourt, R OBP: 0.333, SLG: 0.333	K		G5-3				L3		G6-3	2	0	0	0	1	1	0									
33 Steven Moya, L OBP: 0.400, SLG: 0.600 64 Xavier Avery, L OBP: 0.500, SLG: 0.333			E8 28 1B							3	1	1	0	0	1	1									
28 J.D. Martinez, R OBP: 0.667, SLG: 0.667 70 Miguel Gonzalez, R OBP: 0.333, SLG: 0.333										3	1	3	1	0	0	0									
18 Tyler Collins, L (1,7) 73 Jason Krizan, L (6,9)	F7									2	0	0	0	0	0	3									
26 Hernán Pérez, R OBP: 0.333, SLG: 0.200 49 Dixon Machado, R OBP: 0.800, SLG: 1.000										1	0	1	0	1	0	0									
80 Aaron Westlake, L OBP: 0.429, SLG: 0.600 74 Jordan Lennerton, L OBP: 0.167, SLG: 0.200										2	0	0	0	0	0	2									
34 James McCann, R OBP: 0.250, SLG: 0.250 71 Austin Green, R OBP: 0.250, SLG: 0.250										2	0	1	0	0	1	1									
76 Jefry Marte, R (1,5) 22 Wade Gaynor, R OBP: 0.750, SLG: 0.500										2	0	0	0	0	0	1									
Inning Stats	R: 1 E: 0 K: 2 S: 9	H: 2 LOB: 1 BB: 0 P: 9	R: 0 E: 1 K: 0 S: 4	H: 1 LOB: 2 BB: 1 P: 8	R: 0 E: 1 K: 0 S: 3	H: 1 LOB: 1 BB: 0 P: 4	R: 0 E: 1 K: 1 S: 5	H: 0 LOB: 1 BB: 1 P: 10	R: 1 E: 0 K: 1 S: 7	H: 2 LOB: 1 BB: 0 P: 7	R: 1 E: 0 K: 0 S: 5	H: 3 LOB: 1 BB: 0 P: 5	R: 1 E: 0 K: 1 S: 6	H: 1 LOB: 2 BB: 2 P: 15	R: 0 E: 0 K: 1 S: 5	H: 0 LOB: 0 BB: 0 P: 5		1B: 8 2B: 3 3B: 0 HR: 0	SF: 1 SAC: 0 DP: 4 HBP: 0	WP: 1 PB: 0 SB: 0 CS: 1	PA: 40				
PITCHER	IP	WLS	BF	H	R	ER	SO	BB	IBB	HBP	BLK	WP	HR	S	P	ERA	WHIP								
49 Julio Teheran, R ERA: 4.5	2.0		10	3	1	1	2	1	0	0	0	0	0	7	8	0.00	1.000								
37 Eric Stults, L ERA: 1.0	2.0		7	2	0	0	0	0	0	0	0	0	0	7	8	0.00	1.000								
67 Brandon Cunniff, R ERA: 1.0	1.0		4	0	0	0	1	1	0	0	0	0	0	5	10	0.00	1.000								
60 Ian Thomas, L ERA: 9.0	1.0	H	5	2	1	1	1	0	0	0	0	0	0	7	7	9.00	2.000								
72 Jason Hursh, R ERA: 9.0	2.0	W	11	4	2	2	1	2	0	0	0	1	0	11	20	9.00	3.000								
PITCHER	IP	WLS	BF	H	R	ER	SO	BB	IBB	HBP	BLK	WP	HR	S	P	ERA	WHIP								
73 Sugar Ray Marimon, R ERA: 9.0	1.0	S	3	0	0	0	1	0	0	0	0	0	0	5	5	0.00	0.000								

AB	35
R	4
H	11
RBI	4
BB	4
SO	6
LOB	19




Batter	1	2	3	4	5	6	7	8	9	AB	R	H	RBI	BB	SO	LOB	TOP									
12 Anthony Gose, L (1, 8) OBP: 0.667, SLG: 0.857 63 Wynton Bernard, R (6, 8)										2	1	1	0	1	1	0	<p>Detroit Tigers @ New York Mets Tradition Field, Port St. Lucie, FL Fri Mar 06 2015, 4:56 PM - 4:58 PM EST Att: 7,444 - Cloudy - 75 F</p> <p>livebaseballscores.com</p> <p>AB 33 R 4 H 6 RBI 4 BB 4 SO 7 LOB 18</p>									
1 Jose Iglesias, R (1, 6) OBP: 0.250, SLG: 0.250 26 Hernán Pérez, R (4, 6) OBP: 0.222, SLG: 0.125										2	1	1	1	0	0	0										
20 Rajai Davis, R (1, 7) OBP: 0.333, SLG: 0.250 18 Tyler Collins, L (6, 7)										2	0	1	1	1	0	0										
9 Nick Castellanos, R (1, 5) OBP: 0.286, SLG: 0.667 76 Jeffrey Marte, R (6, 5)										3	0	0	0	0	0	4										
74 Jordan Lennerton, L (1, 3) OBP: 0.333, SLG: 0.286 80 Aaron Westlake, L (6, 3) OBP: 0.500, SLG: 0.633										2	0	1	0	1	1	0										
50 Bryan Holaday, R (1, 2) OBP: 0.333, SLG: 0.400 70 Miguel Gonzalez, R (6, 2) OBP: 0.250, SLG: 0.250										2	0	0	1	0	1	1										
29 Daniel Fields, L (1, 10) OBP: 0.400, SLG: 0.556										4	0	0	0	0	1	4										
17 Andrew Romine, S (1, 4) 49 Dixon Machado, R (6, 6) OBP: 0.697, SLG: 0.890										3	1	0	0	0	2	1										
64 Xavier Avery, L (1, 9) OBP: 0.429, SLG: 0.333 19 Connor Harrell, R (7, 9)										3	0	1	0	0	0	0										
Inning Stats	R: 0 E: 0 K: 1 S: 5	H: 0 LOB: 0 BB: 0 P: 5	R: 0 E: 0 K: 2 S: 7	H: 0 LOB: 0 BB: 0 P: 7	R: 0 E: 0 K: 1 S: 5	H: 0 LOB: 0 BB: 0 P: 5	R: 2 E: 1 K: 1 S: 8	H: 2 LOB: 2 BB: 2 P: 16	R: 1 E: 1 K: 1 S: 7	H: 2 LOB: 2 BB: 1 P: 11	R: 0 E: 1 K: 1 S: 6	H: 1 LOB: 1 BB: 0 P: 6	R: 0 E: 0 K: 0 S: 3	H: 0 LOB: 0 BB: 0 P: 3	R: 1 E: 0 K: 0 S: 4	H: 1 LOB: 1 BB: 1 P: 10		R: 0 E: 0 K: 0 S: 4	H: 0 LOB: 2 BB: 0 P: 5	1B: 6 2B: 0 3B: 0 HR: 0	SF: 1 SAC: 0 DP: 0 HBP: 1	WP: 2 PB: 1 SB: 1 CS: 0	PA: 39			
PITCHER	IP	WLS	BF	H	R	ER	SO	BB	IBB	HBP	BLK	WP	HR	S	P	ERA	WHIP									
33 Matt Harvey, R (1, 1) ERA: 9.0	2.0		6	0	0	0	3	0	0	0	0	0	0	12	21	0.00	0.000									
34 Noah Syndergaard, R (3, 1) ERA: 9.0	2.0		10	2	2	2	2	2	0	0	0	0	0	13	21	9.00	3.000									
27 Jeury Familia, R (5, 1) ERA:	1.0		6	2	1	0	1	1	0	0	0	0	0	7	11	0.00	2.000									
58 Jenny Mejia, R (6, 1) ERA:	1.0		4	1	0	0	1	0	0	0	0	0	0	6	6	0.00	1.000									
56 Scott Rice, L (7, 1) ERA:	1.0		3	0	0	0	0	0	0	0	0	0	0	3	3	0.00	0.000									
38 Vic Black, R (8, 1) ERA: 9.0	1.0		B	5	1	1	1	0	0	0	0	0	0	0	0	0	9.00	2.000								
52 Carlos Torres, R (9, 1) ERA:	1.0		W	5	0	0	0	0	0	0	0	0	0	0	0	0	0.00	0.000								

Batter	1	2	3	4	5	6	7	8	9	AB	R	H	RBI	BB	SO	LOB	BOTTOM									
12 Juan Lagares, R (1, 8) OBP: 0.667, SLG: 0.750 16 Alex Castellanos, R (5, PR) OBP: 0.333, SLG: 0.200 30 Brandon Allen, L (7, PR) OBP: 0.375, SLG: 0.429										2	1	1	0	1	0	0	<p>Detroit Tigers @ New York Mets Tradition Field, Port St. Lucie, FL Fri Mar 06 2015, 4:56 PM - 4:58 PM EST Att: 7,444 - Cloudy - 75 F</p> <p>livebaseballscores.com</p> <p>AB 28 R 5 H 9 RBI 4 BB 4 SO 4 LOB 15</p>									
3 Curtis Granderson, L (1, 9) OBP: 0.500, SLG: 0.900 6 Matthew den Dekker, L (5, 9) OBP: 0.375, SLG: 0.429										2	0	1	1	0	1	0										
5 David Wright, R (1, 5) 74 Danny Muno, S (5, 5) OBP: 0.600, SLG: 0.500										2	0	0	0	0	1	1										
23 Michael Cuddyer, R (1, 3) 29 Eric Campbell, R (5, 3) OBP: 0.697, SLG: 1.200										1	0	0	0	1	0	0										
28 Daniel Murphy, L (1, 4) 11 Rubén Tejada, R (3, 4)										1	0	0	0	0	0	2										
7 Travis d'Amaud, R (1, 2) 71 Xorge Carrillo, R (7, PH) OBP: 0.500, SLG: 0.500										2	0	0	0	0	0	2										
44 John Mayberry Jr., R (1, 7) OBP: 0.667, SLG: 1.500 65 César Puello, R (7, PR) OBP: 0.375, SLG: 0.167										2	0	1	0	1	0	2										
4 Wilmer Flores, R (1, 6) OBP: 0.667, SLG: 0.800 55 Matt Reynolds, R (8, 6) OBP: 0.500, SLG: 1.000										1	1	1	1	0	0	0										
20 Anthony Recker, R (1, 10) OBP: 0.167, SLG: 0.167										3	0	0	0	0	0	4										
Inning Stats	R: 0 E: 0 K: 2 S: 7	H: 0 LOB: 0 BB: 0 P: 7	R: 0 E: 0 K: 0 S: 3	H: 0 LOB: 1 BB: 1 P: 8	R: 1 E: 0 K: 0 S: 4	H: 2 LOB: 0 BB: 0 P: 5	R: 0 E: 0 K: 0 S: 3	H: 0 LOB: 0 BB: 0 P: 3	R: 0 E: 0 K: 0 S: 3	H: 2 LOB: 2 BB: 1 P: 8	R: 0 E: 0 K: 1 S: 5	H: 1 LOB: 1 BB: 0 P: 6	R: 3 E: 0 K: 0 S: 5	H: 3 LOB: 2 BB: 2 P: 14	R: 0 E: 0 K: 1 S: 5	H: 0 LOB: 0 BB: 0 P: 5		R: 1 E: 0 K: 0 S: 3	H: 1 LOB: 0 BB: 0 P: 5	1B: 7 2B: 1 3B: 0 HR: 1	SF: 0 SAC: 0 DP: 4 HBP: 3	WP: 1 PB: 0 SB: 0 CS: 0	PA: 36			
PITCHER	IP	WLS	BF	H	R	ER	SO	BB	IBB	HBP	BLK	WP	HR	S	P	ERA	WHIP									
14 David Price, L (1, 1) ERA:	2.0		7	2	1	1	0	1	0	0	0	1	0	7	8	4.50	1.000									
77 Tim Lincecum, R (3, 1) ERA:	2.0		7	2	1	1	0	1	0	0	0	1	0	7	8	4.50	1.000									
40 Josh Zeid, R (5, 1) ERA:	1.0		H	4	2	0	0	0	0	0	0	0	0	3	8	0.00	3.000									
68 Omar Duran, L (6, 1) ERA:	1.0		H	4	1	0	0	1	0	0	1	0	0	5	6	0.00	1.000									
39 Luke Putkonen, R (7, 1) ERA: 16.2	0.2		B	7	3	3	0	2	0	1	0	0	0	4	13	40.50	7.500									
56 Kyle Ryan, L (7, 1) ERA:	1.1		L	1	1	1	0	0	0	0	0	0	0	1	3	5	0.00	0.000								
75 Joe Mantiply, L (9, 1) ERA: 27.0	0.0		L	1	1	1	0	0	0	0	0	0	0	1	3	5	*	*								

Batter	1	2	3	4	5	6	7	8	9	AB	R	H	RBI	BB	SO	LOB	TOP										
3 Ian Kinsler, R (1,4) OBP: 0.600, SLG: 1.000 49 Dixon Machado, R (5,6) OBP: 0.500, SLG: 0.571										3	1	1	0	1	0	3											
12 Anthony Gose, L (1,8) OBP: 0.692, SLG: 0.818 29 Daniel Fields, L (6,8) OBP: 0.500, SLG: 0.909										4	2	3	2	0	1	0											
28 J.D. Martinez, R (1,9) OBP: 0.455, SLG: 0.444 33 Steven Moya, L (6,9) OBP: 0.286, SLG: 0.429										3	1	0	0	1	1	4											
52 Yoenis Cespedes, R (1,7) OBP: 0.143, SLG: 0.571 33 Javier Betancourt, R (5,4) OBP: 0.200, SLG: 0.200										4	1	0	1	0	1	3											
9 Nick Castellanos, R (1,10) OBP: 0.778, SLG: 0.778 79 Manny Pina, R (7,10) OBP: 0.200, SLG: 0.200										3	2	2	2	1	1	0											
13 Alex Avila, L (1,2) OBP: 0.714, SLG: 0.333 34 James McCann, R (6,2) OBP: 0.200, SLG: 0.200										2	1	1	1	2	1	1											
26 Hernán Pérez, R (1,5) OBP: 0.385, SLG: 0.333 73 Jason Krizan, L (8,7) OBP: 0.200, SLG: 0.200										4	1	3	3	0	0	1											
80 Aaron Westlake, L (1,3) OBP: 0.417, SLG: 0.556 74 Jordan Linnerton, L (6,3) OBP: 0.400, SLG: 0.375										3	1	0	0	0	2	4											
81 Josh Wilson, R (1,6) OBP: 0.556, SLG: 0.429 76 Jefry Marte, R (8,5) OBP: 0.200, SLG: 0.200										3	1	1	2	1	1	2											
Inning Stats	R: 4 E: 1 K: 2 S: 11	H: 3 LOB: 3 BB: 3 P: 23	R: 0 E: 0 K: 2 S: 7	H: 0 LOB: 0 BB: 0 P: 7	R: 0 E: 0 K: 1 S: 7	H: 2 LOB: 2 BB: 0 P: 7	R: 7 E: 0 K: 0 S: 8	H: 5 LOB: 2 BB: 3 P: 21	R: 0 E: 0 K: 1 S: 6	H: 1 LOB: 1 BB: 0 P: 6	R: 1 E: 0 K: 1 S: 6	H: 1 LOB: 0 BB: 0 P: 7	R: 0 E: 1 K: 2 S: 9	H: 1 LOB: 2 BB: 0 P: 9	R: 0 E: 0 K: 0 S: 4	H: 1 LOB: 1 BB: 0 P: 4	1B: 11 2B: 2 3B: 0 HR: 1	SF: 0 SAC: 0 DP: 0 HBP: 1	WP: 0 PB: 0 SB: 2 CS: 0	PA: 50							
PITCHER	IP WLS BF H R ER SO BB IBB HBP BLK WP HR S P ERA WHIP	17 Shelby Miller, R (1,1) ERA: 108.0	43 Luis Avilan, L (3,1) ERA: 27.0	69 Williams Pérez, R (4,1) ERA: 6.75	52 Donnie Veal, L (6,1) ERA: 6.75	84 Brady Feigl, L (6,1) ERA: 0.00	68 Yean Carlos Gil, L (7,1) ERA: 9.0	73 Todd Coffey, R (8,1) ERA: 0.00	84 Andrew Thurman, R (9,1) ERA: 0.00	IP WLS BF H R ER SO BB IBB HBP BLK WP HR S P ERA WHIP	17 Shelby Miller, R (1,1) ERA: 108.0	43 Luis Avilan, L (3,1) ERA: 27.0	69 Williams Pérez, R (4,1) ERA: 6.75	52 Donnie Veal, L (6,1) ERA: 6.75	84 Brady Feigl, L (6,1) ERA: 0.00	68 Yean Carlos Gil, L (7,1) ERA: 9.0	73 Todd Coffey, R (8,1) ERA: 0.00	84 Andrew Thurman, R (9,1) ERA: 0.00	IP WLS BF H R ER SO BB IBB HBP BLK WP HR S P ERA WHIP	17 Shelby Miller, R (1,1) ERA: 108.0	43 Luis Avilan, L (3,1) ERA: 27.0	69 Williams Pérez, R (4,1) ERA: 6.75	52 Donnie Veal, L (6,1) ERA: 6.75	84 Brady Feigl, L (6,1) ERA: 0.00	68 Yean Carlos Gil, L (7,1) ERA: 9.0	73 Todd Coffey, R (8,1) ERA: 0.00	84 Andrew Thurman, R (9,1) ERA: 0.00

Detroit Tigers @ Atlanta Braves
Champion Stadium, Lake Buena Vista, FL
Sat Mar 07 2015, 4:51 PM - 4:55 PM EST
Att: 6,870 - Cloudy - 67 F


AB 43
R 12
H 14
RBI 12
BB 6
SO 11
LOB 25



Batter	1	2	3	4	5	6	7	8	9	AB	R	H	RBI	BB	SO	LOB	BOTTOM										
8 Jace Peterson, L (1,4) OBP: 0.545, SLG: 0.500 65 Elmer Reyes, R (7,4) OBP: 0.200, SLG: 0.200										3	0	0	0	1	2	3											
11 Phil Gosselin, R (1,5) OBP: 0.333, SLG: 0.250 61 Pedro Ciriaco, R (7,5) OBP: 0.500, SLG: 1.000										2	0	0	0	1	0	0											
5 Freddie Freeman, L (1,3) OBP: 0.571, SLG: 1.167 54 Joey Terdoslavich, S (5,3) OBP: 0.500, SLG: 0.750										2	0	0	0	0	1	2											
7 Jonny Gomes, R (1,7) OBP: 0.250, SLG: 0.286 96 Mycal Jones, R (5,7) OBP: 0.667, SLG: 1.000										2	0	0	0	0	2	2											
15 A.J. Pierzynski, L (1,10) OBP: 0.600, SLG: 0.500 91 Corban Joseph, L (6,FR) OBP: 0.200, SLG: 0.200										2	0	1	0	1	0	2											
26 Todd Cunningham, S (1,8) OBP: 0.600, SLG: 0.429										3	2	2	1	2	0	1											
78 Cedric Hunter, L (1,9) OBP: 0.250, SLG: 0.100										3	0	0	0	1	0	5											
34 John Buck, R (1,2) OBP: 0.833, SLG: 1.333 82 Braeden Schlieber, R (7,2) OBP: 0.250, SLG: 0.250										2	0	1	2	1	0	2											
77 Daniel Castro, R (1,6)										3	0	0	1	0	1	5											
Inning Stats	R: 0 E: 0 K: 0 S: 3	H: 0 LOB: 0 BB: 0 P: 3	R: 0 E: 0 K: 2 S: 8	H: 1 LOB: 3 BB: 2 P: 16	R: 0 E: 0 K: 2 S: 7	H: 0 LOB: 2 BB: 2 P: 15	R: 2 E: 0 K: 1 S: 7	H: 2 LOB: 1 BB: 1 P: 11	R: 2 E: 1 K: 1 S: 8	H: 4 LOB: 1 BB: 0 P: 8	R: 0 E: 0 K: 0 S: 3	H: 0 LOB: 0 BB: 0 P: 3	R: 1 E: 0 K: 0 S: 5	H: 2 LOB: 1 BB: 0 P: 5	1B: 5 2B: 4 3B: 0 HR: 0	SF: 1 SAC: 0 DP: 0 HBP: 0	WP: 1 PB: 0 SB: 0 CS: 0	PA: 42									
PITCHER	IP WLS BF H R ER SO BB IBB HBP BLK WP HR S P ERA WHIP	35 Justin Verlander, R (1,1) ERA: 3.0	53 Kyle Lobstein, L (3,1) ERA: 4.5	58 José Valdez, R (4,1) ERA: 4.5	36 Jose Nathan, R (5,1) ERA: 9.0	62 Al Alburquerque, R (6,1) ERA: 9.0	46 Ian Krol, L (7,1) ERA: 9.0	65 Blaine Hardy, L (8,1) ERA: 10.13	60 Angel Nesbitt, R (9,1) ERA: 4.5	IP WLS BF H R ER SO BB IBB HBP BLK WP HR S P ERA WHIP	35 Justin Verlander, R (1,1) ERA: 3.0	53 Kyle Lobstein, L (3,1) ERA: 4.5	58 José Valdez, R (4,1) ERA: 4.5	36 Jose Nathan, R (5,1) ERA: 9.0	62 Al Alburquerque, R (6,1) ERA: 9.0	46 Ian Krol, L (7,1) ERA: 9.0	65 Blaine Hardy, L (8,1) ERA: 10.13	60 Angel Nesbitt, R (9,1) ERA: 4.5	IP WLS BF H R ER SO BB IBB HBP BLK WP HR S P ERA WHIP	35 Justin Verlander, R (1,1) ERA: 3.0	53 Kyle Lobstein, L (3,1) ERA: 4.5	58 José Valdez, R (4,1) ERA: 4.5	36 Jose Nathan, R (5,1) ERA: 9.0	62 Al Alburquerque, R (6,1) ERA: 9.0	46 Ian Krol, L (7,1) ERA: 9.0	65 Blaine Hardy, L (8,1) ERA: 10.13	60 Angel Nesbitt, R (9,1) ERA: 4.5

Detroit Tigers @ Atlanta Braves
Champion Stadium, Lake Buena Vista, FL
Sat Mar 07 2015, 4:51 PM - 4:55 PM EST
Att: 6,870 - Cloudy - 67 F

AB 34
R 6
H 9
RBI 6
BB 7
SO 8
LOB 25



Batter	1	2	3	4	5	6	7	8	9	AB	R	H	RBI	BB	SO	LOB	TOP																					
3 Ian Kinsler, R OBP: 0.563, SLG: 1.000 81 Josh Wilson, R OBP: 0.385, SLG: 0.273	G6-3		2B		F8		G6-3		F7	3	1	1	0	0	0	1																						
1 Jose Iglesias, R OBP: 0.286, SLG: 0.429 33 Javier Betancourt, R OBP: 0.143, SLG: 0.143	F9		2B		F7		G6-3		K	3	0	1	1	0	0	1																						
18 Tyler Collins, L OBP: 0.500, SLG: 0.500 73 Jason Krizan, L OBP: 0.111, SLG: 0.444	1B		L9		G6-3		K		F8	3	0	1	0	0	0	2																						
28 J.D. Martinez, R OBP: 0.500, SLG: 0.643 64 Xavier Avery, L OBP: 0.500, SLG: 0.556	P6		F8		HR				1B	3	1	1	1	0	0	2																						
9 Nick Castellanos, R OBP: 0.353, SLG: 0.533 76 Jeffrey Marte, R OBP: 0.273, SLG: 0.300			K		K				BB	3	0	0	0	0	2	1																						
33 Steven Moya, L OBP: 0.308, SLG: 0.615			1B		K				BB	4	2	2	1	0	2	1																						
29 Daniel Fields, L OBP: 0.133, SLG: 0.133 63 Winton Bernard, R OBP: 0.333, SLG: 0.500	HR		K		K				2B	3	1	2	2	0	1	0																						
50 Bryan Holaday, R OBP: 0.222, SLG: 0.250 79 Manny Pina, R	K2-3		L7		F7				3B	3	0	0	0	0	1	1																						
80 Aaron Westlake, L OBP: 0.353, SLG: 0.429 74 Jordan Lennerton, L OBP: 0.500, SLG: 0.417	K		G6-3		G3				BB	3	0	1	0	0	1	1																						
Inning Stats	R: 0 E: 0 K: 0 S: 4	H: 1 LOB: 1 BB: 0 P: 4	R: 2 E: 0 K: 2 S: 9	H: 2 LOB: 0 BB: 0 P: 9	R: 1 E: 0 K: 1 S: 7	H: 2 LOB: 1 BB: 0 P: 7	R: 0 E: 0 K: 2 S: 7	H: 0 LOB: 0 BB: 0 P: 7	R: 0 E: 0 K: 0 S: 4	H: 1 LOB: 1 BB: 0 P: 4	R: 2 E: 0 K: 1 S: 10	H: 3 LOB: 1 BB: 0 P: 11	R: 0 E: 0 K: 1 S: 5	H: 0 LOB: 0 BB: 0 P: 5	R: 1 E: 0 K: 2 S: 8	H: 2 LOB: 1 BB: 1 P: 12	R: 0 E: 0 K: 1 S: 5	H: 0 LOB: 1 BB: 1 P: 9	1B: 4 2B: 2 3B: 2 HR: 3	SF: 0 SAC: 0 DP: 0 HBP: 0	WP: 0 PB: 0 SB: 0 CS: 1	PA: 39																
PITCHER	IP	WLS	BF	H	R	ER	SO	BB	IBB	HBP	BLK	WP	HR	S	P	ERA	WHIP	PITCHER		IP	WLS	BF	H	R	ER	SO	BB	IBB	HBP	BLK	WP	HR	S	P	ERA	WHIP		
75 Miguel Alfredo Gonzalez, R ERA: 11.25	2.0	L	11	5	3	3	2	0	0	0	0	0	1	15	15	13.50	2.500	53 Ken Giles, R ERA: 4.5		1.0		4	0	0	0	1	1	0	0	0	0	0	5	9	0.00	1.000		
29 Seth Rosin, R ERA: 9.82	3.0		3	0	0	0	1	0	0	0	0	0	0	5	5	0.00	0.000																					
61 Sean O'Sullivan, R ERA: 9.82	2.2		12	4	2	2	3	0	0	0	0	0	2	20	21	6.75	1.500																					
65 Nefi Ogando, R ERA: 4.5	1.1		4	0	0	0	1	0	0	0	0	0	0	6	6	0.00	0.000																					
63 Jake Diekman, L ERA: 4.5	1.0		5	2	1	1	2	1	0	0	0	0	0	8	12	9.00	3.000																					

Detroit Tigers @ Philadelphia Phillies
 Bright House Field, Clearwater, FL
 Tue Mar 10 2015, 1:09 PM - 3:56 PM EDT
 Att: 8,731 - Partly Cloudy - 85 F

AB	37
R	6
H	11
RBI	6
BB	2
SO	10
LOB	14



Batter	1	2	3	4	5	6	7	8	9	AB	R	H	RBI	BB	SO	LOB	BOTTOM																			
2 Ben Revere, L OBP: 0.176, SLG: 0.125 19 Darin Mastroianni, R OBP: 0.197, SLG: 0.333	1B		F8		K				G4-3	4	0	1	0	0	1	1																				
37 Odúbel Herrera, L OBP: 0.368, SLG: 0.294 68 Russ Canzler, R	SH1-3		G4-3		K2-3				K	2	0	0	0	0	1	1																				
9 Domico Brown, L OBP: 0.450, SLG: 0.375 17 Brian Bogusevic, L OBP: 0.428, SLG: 0.571	G4-3				1B				K	3	0	1	0	0	0	1																				
6 Ryan Howard, L OBP: 0.250, SLG: 0.250 77 Chris McGuiness, L OBP: 0.500, SLG: 0.400					FC4-6				1B	3	0	0	0	0	2	1																				
18 Darin Ruf, R OBP: 0.333, SLG: 0.316					BB				F8	3	0	1	0	1	0	1																				
24 Grady Sizemore, L OBP: 0.231, SLG: 0.091 40 Aaron Altherr, R OBP: 0.333, SLG: 0.333					F7				F8	2	0	0	0	1	1	2																				
51 Carlos Ruiz, R 62 Chase d'Arnaud, R					F8				F8	3	0	0	0	0	1	4																				
13 Freddy Galvis, S OBP: 0.263, SLG: 0.263 76 René García, R	P4				F9				G3	3	0	0	0	0	0	2																				
71 Cord Phelps, S OBP: 0.364, SLG: 0.364	G6-3				1B				G3	3	0	1	0	0	0	0																				
Inning Stats	R: 0 E: 0 K: 0 S: 4	H: 1 LOB: 0 BB: 0 P: 4	R: 0 E: 0 K: 2 S: 8	H: 1 LOB: 2 BB: 1 P: 12	R: 0 E: 0 K: 0 S: 3	H: 0 LOB: 0 BB: 0 P: 3	R: 0 E: 0 K: 0 S: 4	H: 1 LOB: 2 BB: 1 P: 8	R: 0 E: 0 K: 2 S: 8	H: 1 LOB: 1 BB: 0 P: 9	R: 0 E: 0 K: 1 S: 5	H: 0 LOB: 0 BB: 0 P: 5	R: 0 E: 0 K: 1 S: 5	H: 0 LOB: 0 BB: 0 P: 5	R: 1 E: 0 K: 1 S: 5	H: 1 LOB: 1 BB: 0 P: 6	R: 0 E: 0 K: 1 S: 6	H: 1 LOB: 1 BB: 0 P: 6	1B: 5 2B: 0 3B: 0 HR: 0	SF: 0 SAC: 1 DP: 0 HBP: 0	WP: 3 PB: 0 SB: 0 CS: 1	PA: 33														
PITCHER	IP	WLS	BF	H	R	ER	SO	BB	IBB	HBP	BLK	WP	HR	S	P	ERA	WHIP	PITCHER		IP	WLS	BF	H	R	ER	SO	BB	IBB	HBP	BLK	WP	HR	S	P	ERA	WHIP
31 Alfredo Simon, R ERA: 9.0	1.1		11	2	0	0	2	1	0	0	0	1	0	4	8	0.00	2.000	45 Buck Farmer, R ERA: 9.0		1.0		3	0	0	0	1	0	0	0	0	0	6	6	0.00	1.000	
44 Iba Chamberlain, R ERA: 9.0	1.0	H	5	1	0	0	0	1	0	0	0	1	0	4	8	0.00	2.000	75 Joe Mantiply, L ERA: 6.75		1.0		4	1	0	0	1	0	0	0	0	0	6	6	0.00	1.000	
62 Al Alburquerque, R ERA: 9.0	1.0	H	4	1	0	0	2	0	0	0	0	1	0	8	9	0.00	1.000																			
65 Blaine Hardy, L ERA: 7.36	1.0		3	0	0	0	1	0	0	0	0	0	0	5	5	0.00	0.000																			
60 Angel Nesbitt, R ERA: 3.0	1.0		3	0	0	0	1	0	0	0	0	0	0	5	5	0.00	0.000																			

Detroit Tigers @ Philadelphia Phillies
 Bright House Field, Clearwater, FL
 Tue Mar 10 2015, 1:09 PM - 3:56 PM EDT
 Att: 8,731 - Partly Cloudy - 85 F

AB	30
R	0
H	5
RBI	0
BB	2
SO	8
LOB	14




Batter	1	2	3	4	5	6	7	8	9	AB	R	H	RBI	BB	SO	LOB	TOP											
20 Rajai Davis, R OBP: 0.278, SLG: 0.200 63 Wynton Bernard, R OBP: 0.400, SLG: 0.556										2	0	1	1	0	1	0	Detroit Tigers @ Washington Nationals Space Coast Stadium, Viera, FL Wed Mar 11 2015, 1:07 PM - 4:00 PM EDT Att: 6,429 - Cloudy - 79 F											
13 Alex Avila, L OBP: 0.545, SLG: 0.429 79 Manny Pina, R										1	0	0	0	0	1	0												
52 Yoenis Cespedes, R OBP: 0.231, SLG: 0.533 73 Jason Krizan, L OBP: 0.100, SLG: 0.400										3	1	1	0	0	0	1												
18 Tyler Collins, L OBP: 0.471, SLG: 0.462 33 Steven Moya, L OBP: 0.296, SLG: 0.571										3	0	1	0	0	0	1												
74 Jordan Lennerton, L OBP: 0.444, SLG: 0.385 17 Andrew Romine, S OBP: 0.154, SLG: 0.063										1	0	0	1	0	1	0												
26 Hernán Pérez, R OBP: 0.333, SLG: 0.412 22 Wade Gaynor, R OBP: 0.750, SLG: 0.500										3	0	1	0	0	1	1												
76 Jefry Marte, R OBP: 0.250, SLG: 0.250 49 Dixon Machado, R OBP: 0.286, SLG: 0.333										2	0	0	0	0	1	1												
81 Josh Wilson, R OBP: 0.375, SLG: 0.286										3	0	1	0	0	0	0												
12 Anthony Gose, L OBP: 0.611, SLG: 0.813 29 Daniel Fields, L OBP: 0.529, SLG: 1.063										2	1	1	0	0	1	0												
Inning Stats	R: 0 E: 0 K: 2 S: 7	H: 0 LOB: 0 BB: 0 P: 7	R: 0 E: 0 K: 2 S: 8	H: 1 LOB: 1 BB: 0 P: 8	R: 1 E: 0 K: 0 S: 5	H: 1 LOB: 0 BB: 0 P: 5	R: 1 E: 0 K: 0 S: 5	H: 2 LOB: 0 BB: 0 P: 5	R: 0 E: 0 K: 1 S: 4	H: 1 LOB: 1 BB: 0 P: 4	R: 0 E: 0 K: 3 S: 9	H: 0 LOB: 0 BB: 0 P: 9	R: 0 E: 1 K: 1 S: 6	H: 2 LOB: 1 BB: 0 P: 6	R: 0 E: 0 K: 1 S: 5	H: 0 LOB: 0 BB: 0 P: 5		1B: 5 2B: 1 3B: 1 HR: 0	SF: 2 SAC: 0 DP: 1 HBP: 0	WP: 0 PB: 0 SB: 1 CS: 1	PA: 32							
PITCHER	IP	WLS	BF	H	R	ER	SO	BB	IBB	HBP	BLK	WP	HR	S	P	ERA		WHIP										
27 Jordan Zimmermann, R ERA: 1.93	2.2	W	10	2	1	1	4	0	0	0	0	0	0	19	19	3.38		0.750										
46 Matt Thornton, L ERA: 9.0	1.0	H	4	2	1	1	0	0	0	0	0	0	0	5	5	9.00	2.000											
22 Drew Storen, R ERA: 12.27	1.0	H	3	0	0	0	1	0	0	0	0	0	0	5	5	0.00	0.000											
35 Craig Stammen, R ERA: 12.27	1.0	H	3	0	0	0	1	0	0	0	0	0	0	5	5	0.00	0.000											
64 Blake Treinen, R ERA:	1.0	4	1	0	0	0	0	0	0	0	0	0	0	4	4	0.00	1.000											
PITCHER	IP	WLS	BF	H	R	ER	SO	BB	IBB	HBP	BLK	WP	HR	S	P	ERA	WHIP											
72 Rich Hill, L ERA:	7.1	1.0	3	0	0	0	3	0	0	0	0	0	0	9	9	0.00	0.000											
73 Felipe Vázquez, L ERA:	8.1	1.0	4	2	0	0	1	0	0	0	0	0	0	6	6	0.00	2.000											
17 Manny Delcarmen, R ERA:	9.1	1.0	3	0	0	0	1	0	0	0	0	0	0	5	5	0.00	0.000											

Batter	1	2	3	4	5	6	7	8	9	AB	R	H	RBI	BB	SO	LOB	BOTTOM											
1 Wilmer Difo, S OBP: 0.538, SLG: 0.750 66 Cutter Dykstra, R OBP: 0.625, SLG: 0.833										3	2	2	1	0	0	0	Detroit Tigers @ Washington Nationals Space Coast Stadium, Viera, FL Wed Mar 11 2015, 1:07 PM - 4:00 PM EDT Att: 6,429 - Cloudy - 79 F											
20 Ian Desmond, R OBP: 0.357, SLG: 0.385 16 Emmanuel Burriss, S OBP: 0.111, SLG: 0.111										2	1	1	1	1	1	1												
34 Bryce Harper, L OBP: 0.455, SLG: 0.250 5 Drew Vetteson, L OBP: 1.000, SLG: 4.000										2	2	1	0	1	1	1												
11 Ryan Zimmerman, R OBP: 0.364, SLG: 0.545 25 Clint Robinson, L OBP: 0.462, SLG: 0.583										3	0	2	2	0	0	0												
40 Wilson Ramos, R OBP: 0.200, SLG: 0.200 41 Sandy León, S										3	0	1	1	0	1	3												
12 Tyler Moore, R OBP: 0.429, SLG: 1.154 18 Kila Ka'aihue, L OBP: 0.200, SLG: 0.500										2	0	0	1	0	0	2												
26 Dan Uggla, R OBP: 0.385, SLG: 0.300 15 Nate McLouth, L OBP: 0.500, SLG: 0.500										2	0	0	0	0	1	1												
19 Kevin Frandsen, R OBP: 0.417, SLG: 0.300 63 Matt Skole, L OBP: 0.455, SLG: 0.800										1	0	0	0	1	0	0												
17 Derrick Robinson, S OBP: 0.231, SLG: 0.167 23 Jeff Kobernus, R OBP: 0.231, SLG: 0.182										3	1	0	0	0	0	1												
Inning Stats	R: 2 E: 0 K: 1 S: 7	H: 2 LOB: 1 BB: 1 P: 12	R: 2 E: 0 K: 2 S: 9	H: 2 LOB: 1 BB: 1 P: 14	R: 0 E: 0 K: 0 S: 4	H: 1 LOB: 1 BB: 0 P: 4	R: 0 E: 0 K: 0 S: 3	H: 0 LOB: 0 BB: 0 P: 3	R: 2 E: 0 K: 2 S: 10	H: 2 LOB: 1 BB: 1 P: 14	R: 0 E: 0 K: 0 S: 3	H: 1 LOB: 0 BB: 0 P: 4	R: 1 E: 0 K: 0 S: 6	H: 1 LOB: 0 BB: 0 P: 8	R: 2 E: 0 K: 1 S: 9	H: 2 LOB: 0 BB: 0 P: 11		1B: 4 2B: 4 3B: 1 HR: 2	SF: 1 SAC: 0 DP: 0 HBP: 0	WP: 1 PB: 0 SB: 2 CS: 0	PA: 38							
PITCHER	IP	WLS	BF	H	R	ER	SO	BB	IBB	HBP	BLK	WP	HR	S	P	ERA		WHIP										
14 David Price, L ERA: 9.0	2.0	L	12	4	4	4	3	2	0	0	0	0	0	4	4	18.00		3.000										
39 Luke Putkonen, R ERA: 10.13	1.0	4	1	0	0	0	0	0	0	0	0	0	0	4	4	0.00	1.000											
32 Tom Gorzelanny, L ERA: 9.0	1.0	3	0	0	0	0	0	0	0	0	0	0	0	3	3	0.00	0.000											
40 Josh Zeid, R ERA: 8.75	1.0	6	2	2	2	2	1	0	0	0	0	0	0	10	14	18.00	3.000											
56 Kyle Ryan, L ERA:	1.0	3	1	0	0	0	0	0	0	0	0	0	0	3	4	0.00	1.000											
PITCHER	IP	WLS	BF	H	R	ER	SO	BB	IBB	HBP	BLK	WP	HR	S	P	ERA	WHIP											
67 Rafael Dolis, R ERA: 2.25	7.1	1.0	4	1	1	1	0	0	0	0	0	0	0	9	11	18.00	2.000											
66 Alberto Cabrera, R ERA: 9.0	8.1	1.0	5	2	2	2	1	0	0	0	0	0	0	9	11	18.00	2.000											

Batter	1	2	3	4	5	6	7	8	9	AB	R	H	RBI	BB	SO	LOB	TOP																	
20 Rajai Davis, R (1, 8) 19 Connor Harrell, R (7, 8)	F8		CS	81 BLK 81 G6-3 2B		BB		K		2	1	1	0	1	0	0																		
81 Josh Wilson, R (1, 4) 9 Joey Pankake, R (8, 4)	K			G6-3		L9			F9	3	0	0	1	0	1	1																		
28 J.D. Martinez, R (1, 10)	G6-3			G4-3		K			K	4	0	0	0	0	2	1																		
9 Nick Castellanos, R (1, 5) 22 Wade Gaynor, R (7, 5)	K			2B		K			G6-3	3	0	1	0	0	2	0																		
33 Steven Moya, L (1, 9) 17 Jeff McVane, R (7, 9)	K			F9		G5-3				3	0	0	0	0	1	1																		
74 Jordan Lennerton, L (1, 3) 29 Dominic Fiocciello, S (7, 3)	K			G4-3		F9				3	0	0	0	0	1	0																		
50 Bryan Holaday, R (1, 2) 79 Manny Piña, R (7, 2)			G4-3		K			48 G4-3 2B		2	0	0	0	0	1	0																		
49 Dixon Machado, R (1, 6)			G6-3		K			G4-3		3	0	0	0	0	1	1																		
17 Andrew Romine, S (1, 7) 39 Ben Verlander, R (7, 7)				20 CS BB		G3-1		K		1	0	0	0	1	0	0																		
Inning Stats	R: 0 E: 0 K: 1 S: 6	H: 0 LOB: 0 BB: 0 P: 6	R: 0 E: 0 K: 3 S: 9	H: 0 LOB: 0 BB: 0 P: 9	R: 0 E: 0 K: 0 S: 2	H: 0 LOB: 0 BB: 1 P: 6	R: 1 E: 0 K: 0 S: 5	H: 2 LOB: 1 BB: 0 P: 5	R: 0 E: 0 K: 2 S: 7	H: 0 LOB: 0 BB: 0 P: 7	R: 0 E: 0 K: 1 S: 5	H: 0 LOB: 1 BB: 1 P: 9	R: 0 E: 0 K: 1 S: 5	H: 0 LOB: 0 BB: 0 P: 5	R: 0 E: 0 K: 2 S: 8	H: 1 LOB: 1 BB: 0 P: 8	R: 0 E: 0 K: 1 S: 5	H: 0 LOB: 0 BB: 0 P: 5	1B: 0 2B: 3 3B: 0 HR: 0	SF: 0 SAC: 0 DP: 0 HBP: 0	WP: 0 PB: 0 SB: 0 CS: 1	PA: 32												
PITCHER	IP WLS BF H R ER SO BB IBB HBP BLK WP HR S P ERA WHIP																																	
35 Michael Pineda, R (1, 1) ERA: 3.0	3.0	9	0	0	0	4	1	0	0	0	0	0	0	0	17	21	0.00	0.333																
68 Delin Betances, R (4, 1) ERA: 3.0	1.0	5	2	1	1	0	0	0	0	1	0	0	5	5	9.00	2.000																		
48 Andrew Miller, L (5, 1) ERA: 2.25	1.0	3	0	0	0	2	0	0	0	0	0	0	7	7	0.00	0.000																		
90 Nick Rumbelow, R (6, 1) ERA: 2.45	1.1	5	0	0	0	2	1	0	0	0	0	0	8	12	0.00	0.750																		
89 James Pazos, L (7, 1) ERA: 3.85	0.2	2	0	0	0	0	0	0	0	0	0	0	2	2	0.00	0.000																		
PITCHER	IP WLS BF H R ER SO BB IBB HBP BLK WP HR S P ERA WHIP																																	
97 Jaron Long, R (8, 1) ERA:	1.0	4	1	0	0	2	0	0	0	0	0	0	0	0	8	8	0.00	1.000																
31 Jared Burton, R (9, 1) ERA:	1.0	3	0	0	0	1	0	0	0	0	0	0	5	5	0.00	0.000																		

Detroit Tigers @ New York Yankees
George M. Steinbrenner Field, Tampa, FL
Sat Mar 14 2015, 1:09 PM - 3:33 PM EDT
Att: 10,682 - Partly Cloudy - 82 F


AB 29
R 1
H 3
RBI 1
BB 2
SO 11
LOB 6



Batter	1	2	3	4	5	6	7	8	9	AB	R	H	RBI	BB	SO	LOB	BOTTOM															
18 Didi Gregorius, L (1, 6) 60 Nick Noonan, L (7, 6)	F8		SF9			14 1B 25 FC4-6 12 1B 1B	K			2	1	1	1	0	0	0																
12 Chase Headley, S (1, 5) 97 Jonathan Galvez, R (6, PR) ERA: 3.0	K		G5-3			14 1B 25 E 1B	98 BLK BB			3	0	2	0	0	0	0																
14 Stephen Drew, L (1, 4) 98 Rob Refsnyder, R (7, 4)	F8		K			25 FC4-6 1B	K			3	0	1	0	0	1	1																
25 Mark Teixeira, S (1, 3) 95 Greg Bird, L (6, PR) ERA: 3.85	K				G6-3	55 1B FC4-6		F8		3	0	0	1	0	1	2																
33 Garrett Jones, L (1, 10) 73 Dan Fiorito, R (8, PH) (9, 10)	E6 55 G6-4-3				K			K		3	0	0	0	0	2	1																
55 Austin Romine, R (1, 2) 99 Aaron Judge, R (6, PR) ERA: 0.333, SLG: 0.333	G6-4-3				F9			K		3	0	1	0	0	0	1																
79 Tyler Austin, R (1, 9) 78 Gary Sánchez, R (7, 2)					G5-3			K		3	0	1	0	0	0	2																
93 Jake Cave, L (1, 7) 77 Ramón Flores, L (7, 7)	G4-3				K			K		1	0	1	0	0	0	0																
80 Mason Williams, L (1, 8) 74 Slade Heathcott, L (7, 8)					K			74 FC4-6 1B		2	1	1	0	0	1	0																
					K			97 S FC4-6 98 BLK		1	1	0	0	0	0	1																
Inning Stats	R: 0 E: 0 K: 1 S: 6	H: 1 LOB: 1 BB: 0 P: 6	R: 0 E: 1 K: 0 S: 4	H: 1 LOB: 1 BB: 0 P: 4	R: 1 E: 0 K: 1 S: 6	H: 1 LOB: 0 BB: 0 P: 6	R: 0 E: 0 K: 1 S: 5	H: 0 LOB: 0 BB: 0 P: 5	R: 0 E: 0 K: 2 S: 7	H: 0 LOB: 0 BB: 0 P: 7	R: 2 E: 1 K: 1 S: 9	H: 4 LOB: 2 BB: 0 P: 9	R: 1 E: 0 K: 2 S: 8	H: 1 LOB: 1 BB: 1 P: 12	R: 0 E: 0 K: 2 S: 7	H: 0 LOB: 0 BB: 0 P: 7	1B: 5 2B: 2 3B: 1 HR: 0	SF: 1 SAC: 0 DP: 1 HBP: 0	WP: 0 PB: 0 SB: 2 CS: 0	PA: 33												
PITCHER	IP WLS BF H R ER SO BB IBB HBP BLK WP HR S P ERA WHIP																															
53 Kyle Lobstein, L (1, 1) ERA: 3.0	3.0	12	3	1	1	2	0	0	0	0	0	0	16	16	3.00	1.000																
56 Kyle Ryan, L (4, 1) ERA:	2.0	6	0	0	0	3	0	0	0	0	0	0	12	12	0.00	0.000																
67 Rafael Dolis, R (6, 1) ERA: 5.4	1.0	L	7	4	2	2	1	0	0	0	0	0	9	9	18.00	4.000																
46 Ian Krol, L (7, 1) ERA: 5.4	1.0	5	1	1	1	2	1	0	0	1	0	0	8	12	9.00	2.000																
66 Alberto Cabrera, R (8, 1) ERA: 7.5	1.0	3	0	0	0	2	0	0	0	0	0	0	7	7	0.00	0.000																

Detroit Tigers @ New York Yankees
George M. Steinbrenner Field, Tampa, FL
Sat Mar 14 2015, 1:09 PM - 3:33 PM EDT
Att: 10,682 - Partly Cloudy - 82 F

AB 31
R 4
H 8
RBI 2
BB 1
SO 10
LOB 11



Batter	1	2	3	4	5	6	7	8	9	AB	R	H	RBI	BB	SO	LOB	TOP			
37 Odúbel Herrera, L (1,8) OBP: 0.346, SLG: 0.533 19 Darin Mastroianni, R (6,8) OBP: 0.111, SLG: 0.222										3	0	0	0	0	1	0	Philadelphia Phillies @ Detroit Tigers Joker Marchant Stadium, Lakeland, FL Sat Mar 14 2015, 1:08 PM - 3:59 PM EDT Att. 7,456 - Partly Cloudy - 84 F			
71 Cord Phelps, S (1,4) OBP: 0.400, SLG: 0.308 27 Chris Nelson, R (8,PH) OBP: 0.500, SLG: 0.333										1	1	0	0	2	1	0				
24 Grady Sizemore, L (1,7) OBP: 0.211, SLG: 0.118 15 Jordan Danks, L (5,7) OBP: 0.167, SLG: 0.091										3	1	1	0	0	1	1				
17 Brian Bogusevic, L (1,9) OBP: 0.455, SLG: 1.091										4	2	2	3	0	0	0				
51 Carlos Ruiz, R (1,10) OBP: 0.056, SLG: 0.111 Xavier Paul, L (9,PH) OBP: 0.143, SLG: 0.571										3	0	1	0	0	0	0				
68 Russ Canzler, R (1,3) OBP: 0.083, SLG: 0.083										4	1	1	0	0	0	1				
7 Maikel Franco, R (1,5) OBP: 0.182, SLG: 0.182 77 Chris McGuiness, L (7,3) OBP: 0.556, SLG: 0.429										3	0	0	0	0	1	2				
4 Andrés Blanco, S (1,6) OBP: 0.250, SLG: 0.550 62 Chase d'Arnaud, R (7,6) OBP: 0.333, SLG: 0.333										3	0	0	0	0	0	2				
73 Tommy Joseph, R (1,2) OBP: 0.182, SLG: 0.182 40 Aaron Altherr, R (7,PR) OBP: 0.286, SLG: 0.286 76 René García, R (7,2)										3	0	1	0	0	0	0				
25 Cody Asche, L (9,PH) OBP: 0.333, SLG: 0.389 47 Koyie Hill, S (9,2)										0	0	0	0	0	0	0				
Inning Stats	R: 3 E: 1 K: 2 S: 13	H: 3 LOB: 2 BB: 1 P: 19	R: 0 E: 0 K: 1 S: 5	H: 0 LOB: 0 BB: 0 P: 5	R: 1 E: 0 K: 0 S: 5	H: 1 LOB: 0 BB: 0 P: 5	R: 0 E: 0 K: 0 S: 3	H: 0 LOB: 0 BB: 0 P: 3	R: 0 E: 0 K: 1 S: 4	H: 0 LOB: 0 BB: 1 P: 8	R: 0 E: 0 K: 0 S: 3	H: 1 LOB: 1 BB: 0 P: 4	R: 0 E: 0 K: 0 S: 2	H: 0 LOB: 0 BB: 1 P: 6	R: 1 E: 0 K: 1 S: 7	H: 2 LOB: 1 BB: 0 P: 8	1B: 4 2B: 1 3B: 0 HR: 2	SF: 0 SAC: 0 DP: 1 HBP: 0	WP: 1 PB: 1 SB: 0 CS: 1	PA: 36
PITCHER	IP: 4.0 WLS: 0 BF: 18 ERA: 6.48	H: 4 R: 4 ER: 4 SO: 3	BB: 1 IBB: 0 HBP: 0 BLK: 0	WP: 1 HR: 2 S: 26 P: 32	ERA: 9.00 WHIP: 1.250	IP: 1.0 WLS: 0 BF: 5 ERA: 7.2	H: 2 R: 1 ER: 0 SO: 1	BB: 0 IBB: 0 HBP: 0 BLK: 0	WP: 0 HR: 0 S: 7 P: 8	ERA: 0.00 WHIP: 2.000										

Batter	1	2	3	4	5	6	7	8	9	AB	R	H	RBI	BB	SO	LOB	BOTTOM					
12 Anthony Gose, L (1,8) OBP: 0.586, SLG: 0.880 63 Wynton Bernard, R (8,8) OBP: 0.467, SLG: 0.643										3	1	1	0	1	0	1	Philadelphia Phillies @ Detroit Tigers Joker Marchant Stadium, Lakeland, FL Sat Mar 14 2015, 1:08 PM - 3:59 PM EDT Att. 7,456 - Partly Cloudy - 84 F					
26 Hernán Pérez, R (1,6) OBP: 0.414, SLG: 0.462 Steven Fuentes, S (8,6)									4	1	3	0	0	0	0							
18 Tyler Collins, L (1,10) OBP: 0.357, SLG: 0.304									4	0	1	0	0	0	3							
29 Daniel Fields, L (1,9) OBP: 0.462, SLG: 0.818 17 Mike Gerber, L (8,9)									2	1	0	1	1	1	1							
76 Jeffry Marte, R (1,5) OBP: 0.318, SLG: 0.421 86 Zac Shepherd, R (8,5)									2	1	1	1	2	0	1							
80 Aaron Westlake, L (1,3) OBP: 0.360, SLG: 0.455 50 James Robbins, L (8,3)									3	0	1	1	0	0	2							
34 James McCann, R (1,2) ERA: 4.28 10 Shane Zeile, R (8,2)									3	0	1	0	0	1	2							
64 Xavier Avery, L (1,7) OBP: 0.438, SLG: 0.429 28 Raph Rhymes, R (8,7)									3	0	1	0	0	1	3							
33 Javier Betancourt, R (1,4) OBP: 0.250, SLG: 0.250 34 Harold Castro, L (8,4) OBP: 0.500, SLG: 0.750										3	0	0	0	0	2							
Inning Stats	R: 1 E: 0 K: 0 S: 4	H: 1 LOB: 2 BB: 2 P: 12	R: 0 E: 0 K: 0 S: 4	H: 1 LOB: 1 BB: 0 P: 5	R: 2 E: 0 K: 2 S: 9	H: 2 LOB: 2 BB: 2 P: 17	R: 0 E: 0 K: 0 S: 5	H: 1 LOB: 0 BB: 0 P: 6	R: 1 E: 0 K: 1 S: 6	H: 1 LOB: 0 BB: 0 P: 7	R: 0 E: 0 K: 0 S: 4	H: 2 LOB: 1 BB: 0 P: 5	R: 0 E: 0 K: 0 S: 4	H: 1 LOB: 1 BB: 0 P: 4	R: 0 E: 0 K: 2 S: 7	H: 0 LOB: 0 BB: 0 P: 7		R: 0 E: 0 K: 0 S: 3	H: 0 LOB: 0 BB: 0 P: 4	1B: 7 2B: 1 3B: 0 HR: 1	SF: 1 SAC: 0 DP: 0 HBP: 0	WP: 1 PB: 0 SB: 2 CS: 3
PITCHER	IP: 2.1 WLS: 0 BF: 14 ERA: 4.91	H: 3 R: 3 ER: 3 SO: 0	BB: 4 IBB: 0 HBP: 0 BLK: 0	WP: 1 HR: 0 S: 10 P: 27	ERA: 11.57 WHIP: 3.000	IP: 1.0 WLS: 0 BF: 3 ERA: 0.00	H: 0 R: 0 ER: 0 SO: 0	BB: 0 IBB: 0 HBP: 0 BLK: 0	WP: 0 HR: 0 S: 3 P: 4	ERA: 0.00 WHIP: 0.000												



Batter	1	2	3	4	5	6	7	8	9	AB	R	H	RBI	BB	SO	LOB	TOP																	
12 Anthony Gose, L (1, 8) OBP: 0.531, SLG: 0.786 63 Wynton Bernard, R (7, 8) OBP: 0.438, SLG: 0.600	0-0 F7			0-3 K		0-3 K			0-0 G3	3	0	0	0	0	2	0																		
1 Jose Iglesias, R (1, 6) OBP: 0.158, SLG: 0.167 81 Josh Wilson, R (4, 6) OBP: 0.357, SLG: 0.280 (8, 4)	0-0 G4-3			0-0 G5-3		0-0 F9			0-0 F9	2	0	0	0	0	0	0																		
28 J.D. Martinez, R (1, 9) OBP: 0.424, SLG: 0.724 33 Steven Moya, L (7, 9) OBP: 0.160, SLG: 0.320	0-3 K			0-0 F8					0-3 K	3	0	0	0	0	2	0																		
52 Yoenis Cespedes, R (1, 10) OBP: 0.433, SLG: 0.611 79 Manny Pina, R (7, PH) OBP: 0.364, SLG: 0.333 (7, 10)		0-0 F9			0-0 29 1B				0-0 50 G5-4-3 1B	2	0	1	0	0	0	0																		
13 Alex Avila, L (1, 2) OBP: 0.462, SLG: 0.333 50 Bryan Holaday, R (5, 2) OBP: 0.133, SLG: 0.143		0-3 K			0-3 K				0-0 G5-4-3 1B	2	0	0	0	0	2	1																		
9 Nick Castellanos, R (1, 5) OBP: 0.357, SLG: 0.458 17 Andrew Romine, S (6, 5) OBP: 0.280, SLG: 0.143 (8, 7)		0-0 L3			0-3 K				0-3 K	2	0	0	0	0	1	1																		
29 Daniel Fields, L (1, 7) OBP: 0.433, SLG: 0.731 76 Jefry Marte, R (8, 5) OBP: 0.304, SLG: 0.400				0-3 K		0-0 2-3 1B			0-3 K	3	0	1	0	0	2	0																		
80 Aaron Westlake, L (1, 3) OBP: 0.321, SLG: 0.400 74 Jordan Lennerton, L (7, 3) OBP: 0.313, SLG: 0.296				0-0 G4-3		0-0 F9			0-3 K	3	2	0	0	0	0	2																		
26 Hernán Pérez, R (1, 4) OBP: 0.406, SLG: 0.448 49 Dixon Machado, R (8, 6) OBP: 0.318, SLG: 0.350				0-3 K					0-0 G5-3	1	2	0	0	0	1	0																		
									0-0 G1-3	1	1	0	0	0	0	0																		
Inning Stats	R: 0 E: 0 K: 1 S: 5	H: 0 LOB: 0 BB: 0 P: 5	R: 0 E: 0 K: 1 S: 5	H: 0 LOB: 0 BB: 0 P: 5	R: 0 E: 0 K: 2 S: 7	H: 0 LOB: 0 BB: 0 P: 7	R: 0 E: 0 K: 1 S: 5	H: 0 LOB: 0 BB: 0 P: 5	R: 0 E: 0 K: 2 S: 9	H: 2 LOB: 2 BB: 0 P: 9	R: 0 E: 0 K: 1 S: 5	H: 0 LOB: 0 BB: 0 P: 5	R: 0 E: 0 K: 3 S: 9	H: 1 LOB: 0 BB: 0 P: 5	R: 0 E: 0 K: 3 S: 9	H: 0 LOB: 0 BB: 0 P: 9	R: 0 E: 0 K: 0 S: 3	H: 0 LOB: 0 BB: 0 P: 3	1B: 2 2B: 1 3B: 0 HR: 0	SF: 0 SAC: 0 DP: 1 HBP: 0	WP: 0 PB: 0 SB: 0 CS: 0	PA: 29												
PITCHER	IP WLS BF H R ER SO BB IBB HBP BLK WP HR S P ERA WHIP																																	
41 John Lackey, R (1, 1) ERA: 4.5 74 Marcus Hatley, R (4, 1) ERA: 6.75 33 Carlos Villanueva, R (5, 1) ERA: 1.13 66 Tim Cooney, L (6, 1) ERA: 2.25 53 Jordan Walden, R (8, 1)	3.0 1.0 1.0 2.0 1.0	WLS 3 0 5 W H	BF 9 3 6 3	H 0 0 1 0	R 0 0 0 0	ER 0 0 0 0	SO 4 1 2 0 3	BB 0 0 0 0	IBB 0 0 0 0	HBP 0 0 0 0	BLK 0 0 0 0	WP 0 0 0 0	HR 0 5 9 0	S 17 5 10 9	P 17 5 9 10 9	ERA 0.00 0.00 2.000 0.000 0.000	WHIP 0.000 0.000 2.000 0.500 0.000																	
44 Trevor Rosenthal, R (9, 1) ERA: 6.75	1.0	S	3	0	0	0	0	0	0	0	0	0	0	0	3	3	0.00	0.000																

Detroit Tigers @ St. Louis Cardinals
Roger Dean Stadium, Jupiter, FL
Mon Mar 16 2015, 1:06 PM - 3:21 PM EDT
Att. 7,650 - Partly Cloudy - 81 F

AB	29
R	0
H	3
RBI	0
BB	0
SO	12
LOB	5



Batter	1	2	3	4	5	6	7	8	9	AB	R	H	RBI	BB	SO	LOB	BOTTOM																
13 Matt Carpenter, L (1, 5) OBP: 0.368, SLG: 0.250 38 Pete Kozma, R (4, 5) OBP: 0.409, SLG: 0.400 (8, 6)	0-0 G4-3		0-3 K			1-0 1B		1-3 K		2	0	0	0	0	1	0																	
22 Jason Heyward, L (1, 9) OBP: 0.438, SLG: 0.400 67 Rafael Ortega, L (7, 8) OBP: 0.125, SLG: 0.188	0-3 K			0-0 F7		0-0 F7		0-0 G6-3		3	0	0	0	0	1	1																	
7 Matt Holliday, R (1, 7) OBP: 0.363, SLG: 0.615 68 Ty Kelly, S (5, 7) OBP: 0.464, SLG: 0.429 (8, 4)				0-0 F8		4-0 BB				1	0	0	0	1	0	0																	
32 Matt Adams, L (1, 10) OBP: 0.261, SLG: 0.286	0-3 K			0-3 K		0-0 G1-3				3	0	0	0	0	2	3																	
4 Yadier Molina, R (1, 2) OBP: 0.412, SLG: 0.375 72 Ed Easley, R (6, 2) OBP: 0.125, SLG: 0.125		0-0 27 G1-6-3 1B			0-3 K			0-0 G4-3		2	0	1	0	0	1	0																	
27 Jhonny Peralta, R (1, 6) OBP: 0.188, SLG: 0.071 98 C.J. McElroy, R (8, 7)		0-0 G1-6-3		0-0 F8		0-0 F8		0-0 1B		3	0	1	0	0	0	1																	
12 Mark Reynolds, R (1, 3) OBP: 0.335, SLG: 0.600 59 Xavier Scruggs, R (8, 3) OBP: 0.286, SLG: 0.263				0-3 K		0-3 K		0-3 K		3	0	0	0	0	3	1																	
16 Kolten Wong, L (1, 4) OBP: 0.158, SLG: 0.111 87 Jacob Wilson, R (7, 4) OBP: 0.400, SLG: 0.687 (8, 5)				0-0 G6-3		0-0 F8		0-3 K		2	0	0	0	0	0	0																	
15 Randal Grichuk, R (1, 8) OBP: 0.385, SLG: 0.727 91 Stephen Piscotty, R (7, 9) OBP: 0.375, SLG: 0.551				0-0 P3		4-0 38 WP 38 1B BB		0-0 38 CS		1	1	0	0	1	0	0																	
										1	0	1	0	0	0	0																	
Inning Stats	R: 0 E: 0 K: 2 S: 7	H: 0 LOB: 1 BB: 1 P: 11	R: 0 E: 0 K: 1 S: 5	H: 1 LOB: 0 BB: 0 P: 5	R: 0 E: 0 K: 1 S: 5	H: 0 LOB: 0 BB: 0 P: 5	R: 0 E: 0 K: 1 S: 5	H: 0 LOB: 0 BB: 0 P: 5	R: 0 E: 0 K: 2 S: 7	H: 0 LOB: 0 BB: 0 P: 7	R: 1 E: 0 K: 0 S: 4	H: 1 LOB: 2 BB: 2 P: 13	R: 0 E: 0 K: 2 S: 8	H: 1 LOB: 1 BB: 0 P: 8	R: 0 E: 0 K: 1 S: 5	H: 1 LOB: 0 BB: 0 P: 6	1B: 4 2B: 0 3B: 0 HR: 0	SF: 0 SAC: 0 DP: 1 HBP: 0	WP: 1 PB: 0 SB: 0 CS: 1	PA: 29													
PITCHER	IP WLS BF H R ER SO BB IBB HBP BLK WP HR S P ERA WHIP																																
14 David Price, L (1, 1) ERA: 4.5 45 Buck Farmer, R (5, 1) ERA: 8.44 40 Josh Zeid, R (6, 1) ERA: 5.4 67 Rafael Dolis, R (7, 1) ERA: 4.5 77 Tim Lincecum, R (8, 1) ERA: 2.25	4.0 1.0 1.0 1.0 1.0	WLS 0 L 0 0	BF 13 3 6 4 3	H 1 0 1 0	R 0 0 1 0	ER 0 0 1 0	SO 5 2 1 0 1	BB 1 0 0 0	IBB 0 0 0	HBP 0 0	BLK 0	WP 0 1 0 0	HR 0 7 4 8 5	S 22 7 13 8 6	P 22 7 13 8 6	ERA 0.00 0.000 9.000 0.000 0.000	WHIP 0.500 0.000 3.000 1.000 1.000																

Detroit Tigers @ St. Louis Cardinals
Roger Dean Stadium, Jupiter, FL
Mon Mar 16 2015, 1:06 PM - 3:21 PM EDT
Att. 7,650 - Partly Cloudy - 81 F

AB	26
R	1
H	4
RBI	1
BB	3
SO	10
LOB	8



Batter	1	2	3	4	5	6	7	8	9	10	AB	R	H	RBI	BB	SO	LOB	TOP			
20 Rajai Davis, R OBP: 0.265, SLG: 0.310 33 Steven Moya, L OBP: 0.148, SLG: 0.296											4	0	1	0	0	2	0				
12 Anthony Gose, L OBP: 0.436, SLG: 0.629 63 Wynlon Bernard, R OBP: 0.429, SLG: 0.500											4	0	0	0	0	1	1				
28 J.D. Martinez, R OBP: 0.425, SLG: 0.694 64 Xavier Avery, L OBP: 0.381, SLG: 0.368											4	0	2	0	0	0	1				
52 Yoanis Cespedes, R OBP: 0.440, SLG: 0.500 73 Jason Krizan, L OBP: 0.211, SLG: 0.500											4	0	0	0	0	1	2				
80 Aaron Westlake, L OBP: 0.333, SLG: 0.233 50 James Robbins, L OBP: 0.182, SLG: 0.182											3	0	0	0	0	1	0				
26 Hernán Pérez, R OBP: 0.366, SLG: 0.412 27 Garrett Matlage, S											2	0	1	0	1	1	0				
34 James McCann, R OBP: 0.500, SLG: 0.560 71 Austin Green, R OBP: 0.182, SLG: 0.182											3	0	2	0	0	0	0				
81 Josh Wilson, R OBP: 0.303, SLG: 0.233 33 Javier Belancourt, R OBP: 0.231, SLG: 0.231											3	0	0	0	0	2	4				
17 Andrew Romine, S OBP: 0.258, SLG: 0.148 76 Jeffrey Marte, R OBP: 0.276, SLG: 0.346											3	0	0	0	0	1	2				
Inning Stats	R: 0 E: 0 K: 1 S: 5	H: 0 LOB: 0 BB: 0 P: 5	R: 0 E: 0 K: 3 S: 10	H: 1 LOB: 2 BB: 1 P: 14	R: 0 E: 0 K: 0 S: 4	H: 1 LOB: 1 BB: 0 P: 4	R: 0 E: 0 K: 1 S: 5	H: 0 LOB: 0 BB: 0 P: 5	R: 0 E: 0 K: 2 S: 8	H: 1 LOB: 1 BB: 0 P: 8	R: 0 E: 0 K: 1 S: 7	H: 2 LOB: 2 BB: 0 P: 7	R: 0 E: 0 K: 0 S: 4	H: 1 LOB: 1 BB: 0 P: 4	R: 0 E: 1 K: 0 S: 6	H: 0 LOB: 0 BB: 0 P: 4	R: 0 E: 0 K: 0 S: 3	H: 1 LOB: 0 BB: 0 P: 3	1B: 5 2B: 2 3B: 0 HR: 0	SF: 0 SAC: 0 DP: 1 HBP: 0	WP: 0 PA: 38 PB: 0 SB: 0 CS: 0
PITCHER	IP 4.0	WLS 15	BF 15	H 2	R 0	ER 0	SO 5	BB 1	IBB 0	HBP 0	BLK 0	WP 0	HR 0	S 24	P 28	ERA 0.00	WHIP 0.750				
47 Gio González, L ERA: 4.15	1.0	3	0	0	0	1	0	0	0	0	0	0	0	5	5	0.00	0.000				
46 Matt Thornton, L ERA: 10.57	2.0	9	3	0	0	3	0	0	0	0	0	0	0	15	15	0.00	1.500				
57 Tanner Roark, R ERA: 10.57	1.0	4	1	0	0	0	0	0	0	0	0	0	0	4	4	0.00	1.000				
30 Aaron Barrett, R ERA: 10.57	1.0	4	0	0	0	0	0	0	0	0	0	0	0	4	4	0.00	0.000				

Detroit Tigers @ Washington Nationals
Space Coast Stadium, Viera, FL
 Thu Mar 19 2015, 1:07 PM - 4:27 PM EDT
 Att: 6,892 - Partly Cloudy - 89 F

AB	37
R	0
H	7
RBI	0
BB	1
SO	9
LOB	12

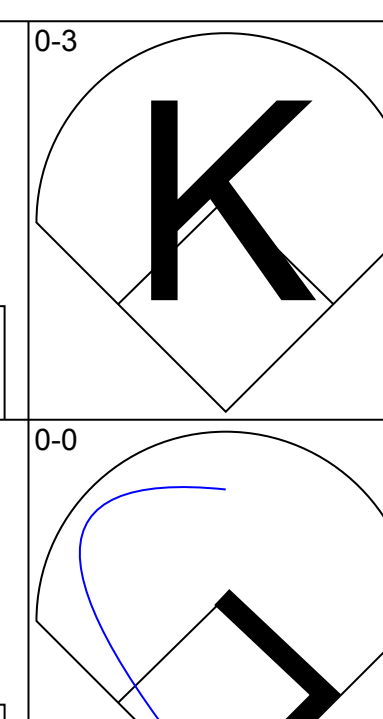
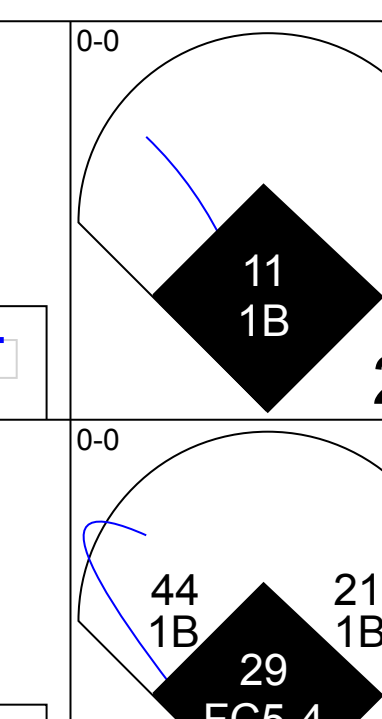
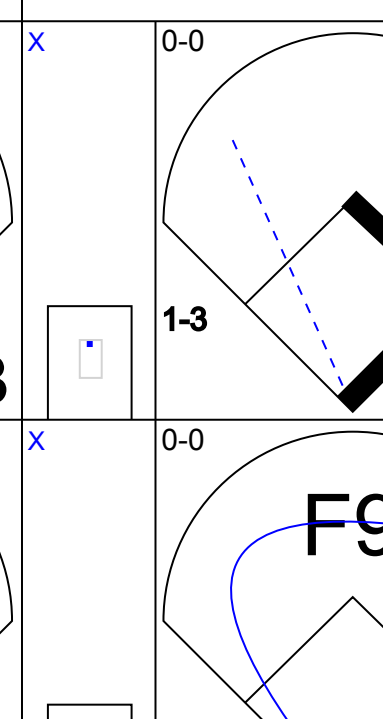
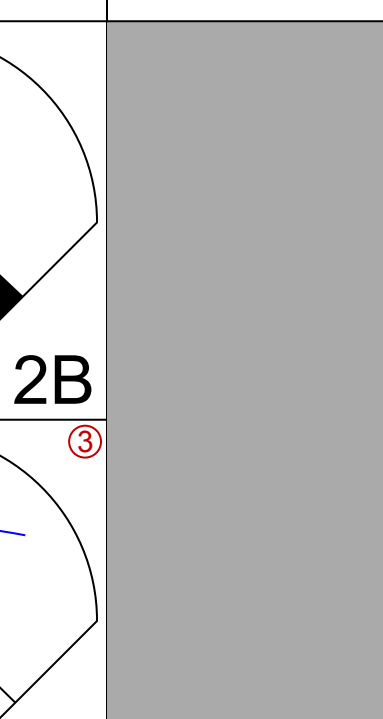
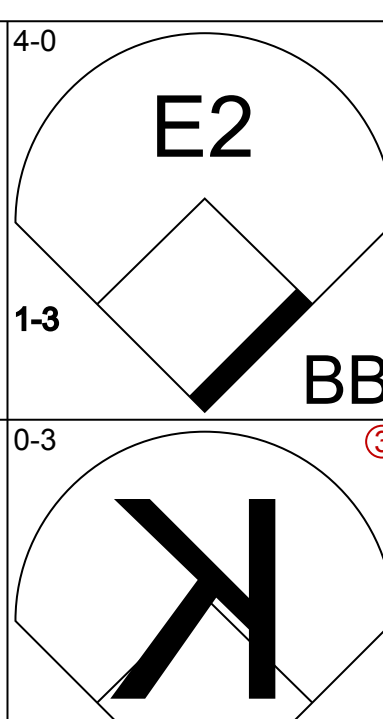
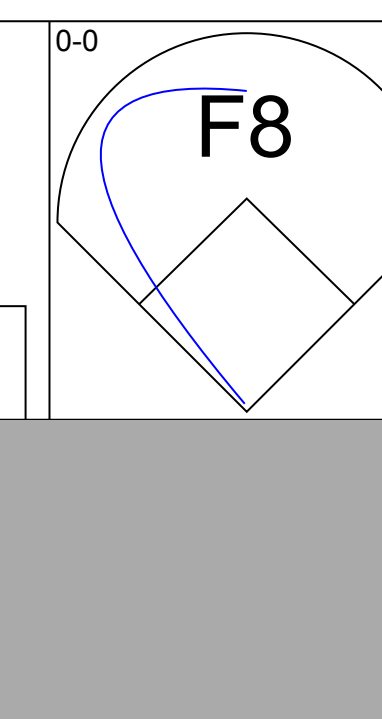
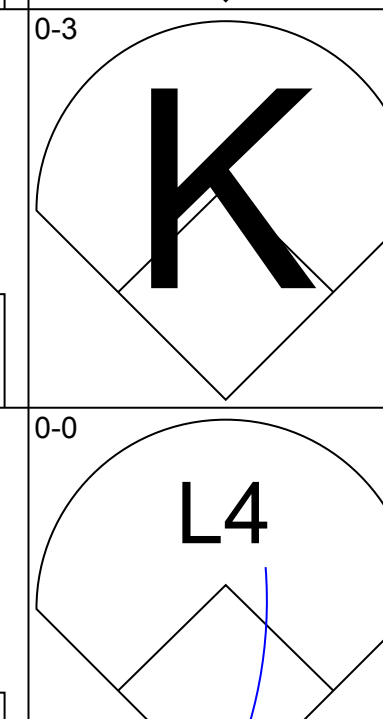
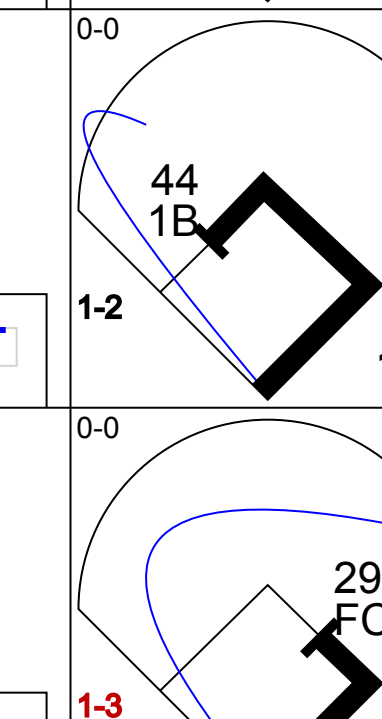

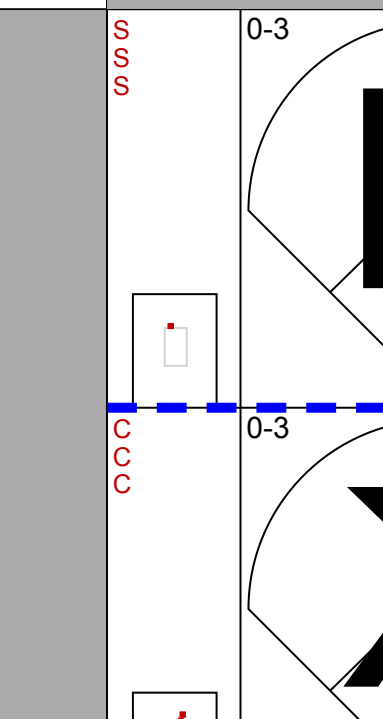



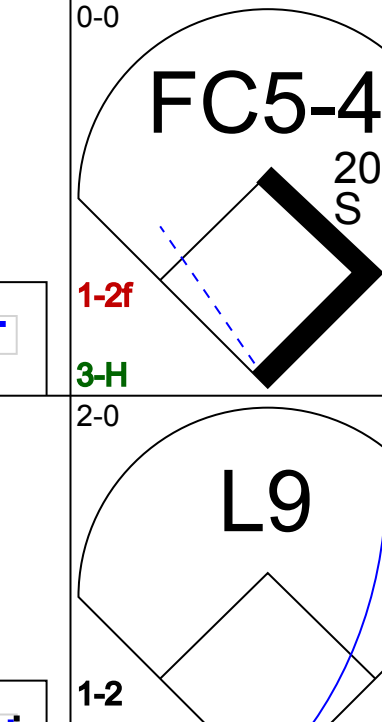

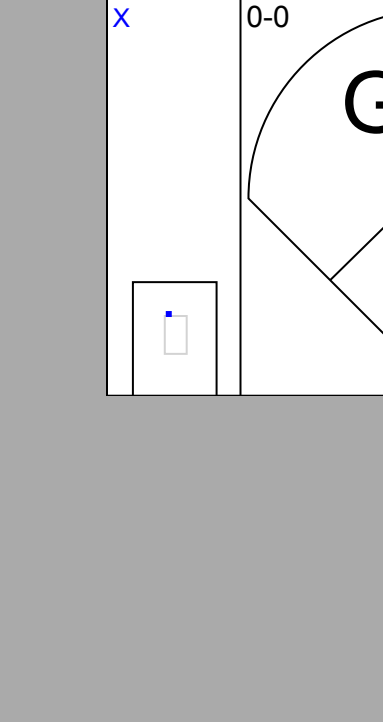
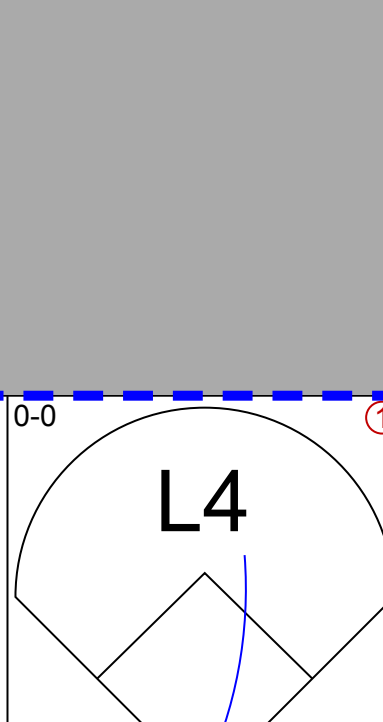



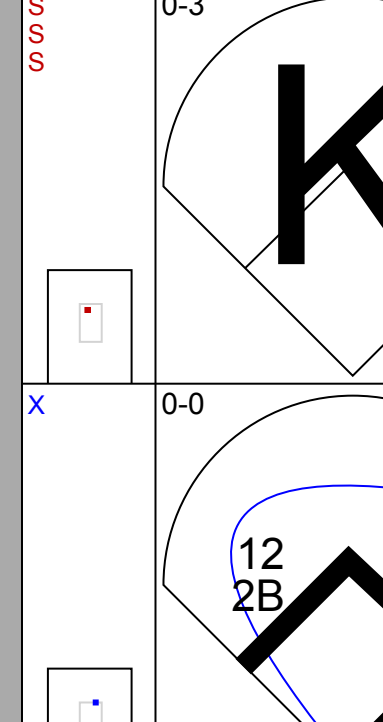
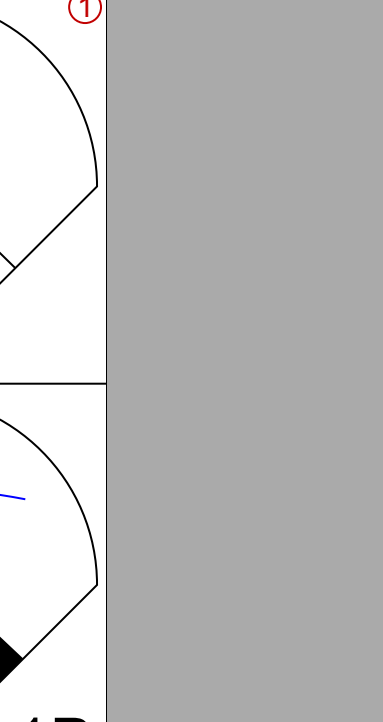
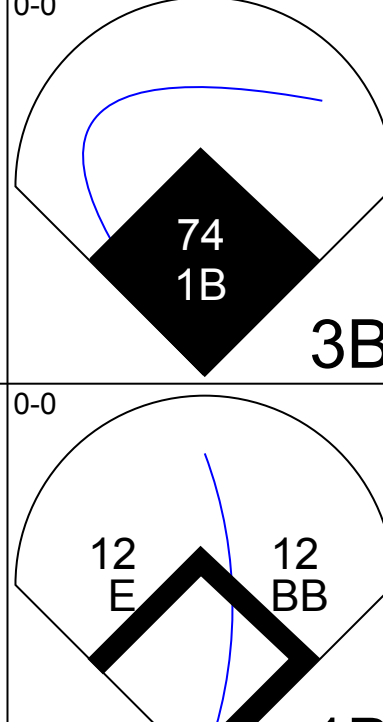
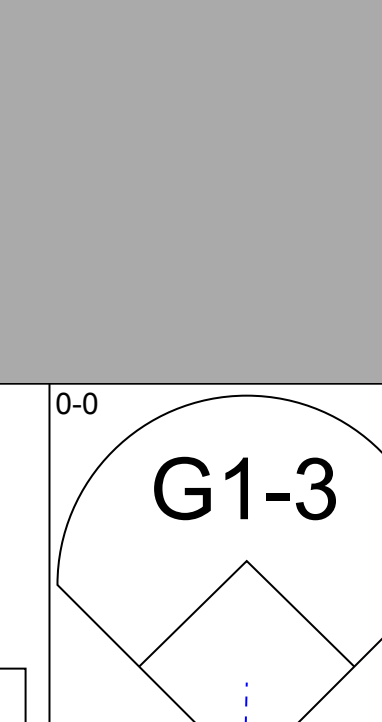
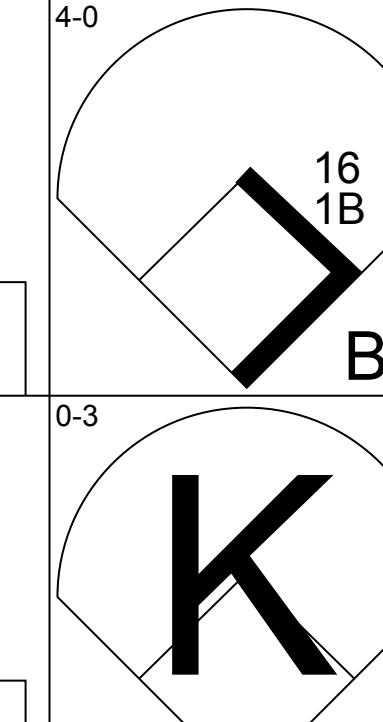
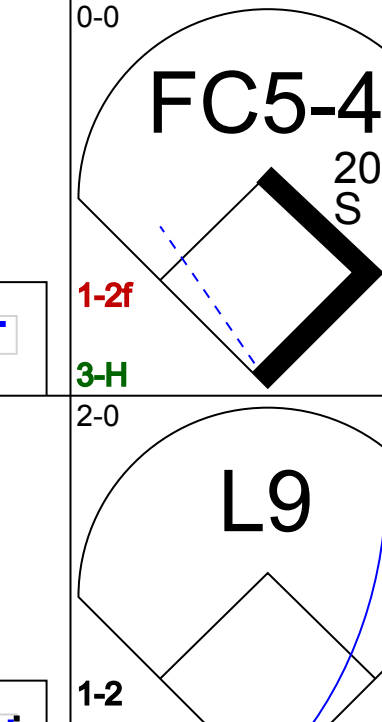
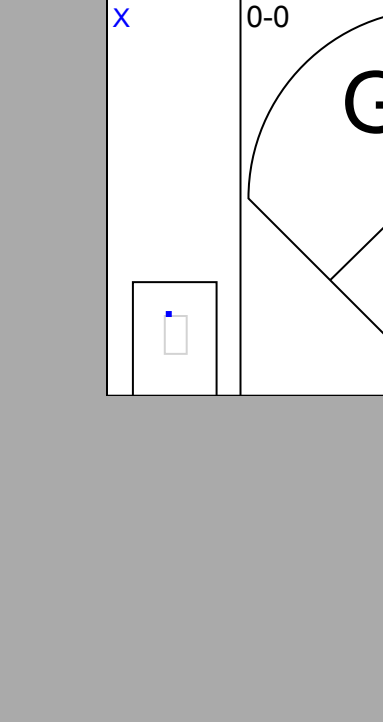
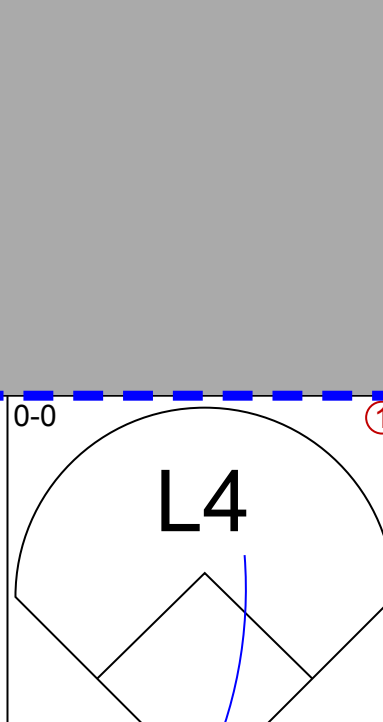



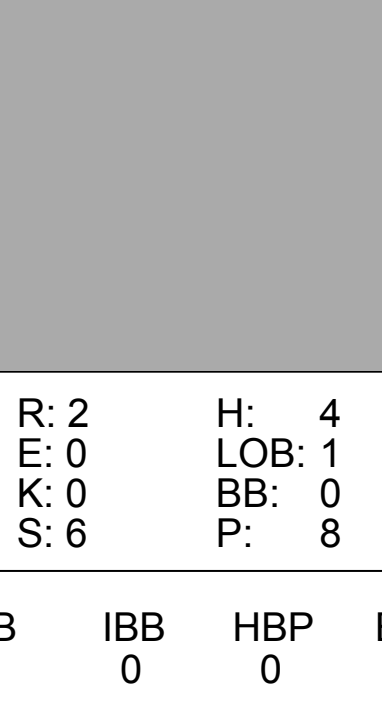
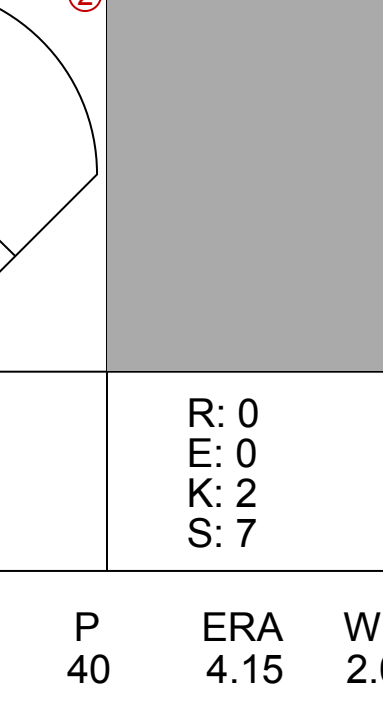
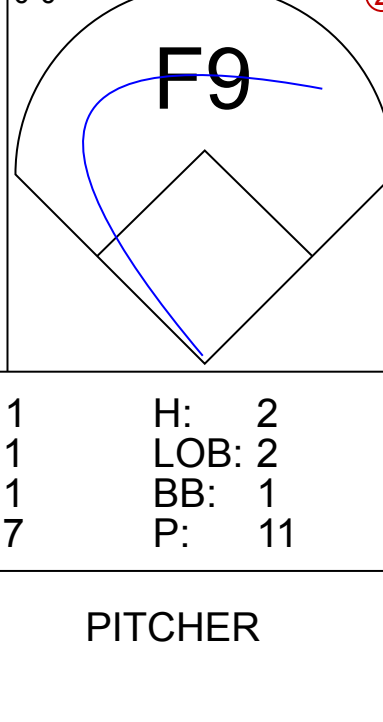
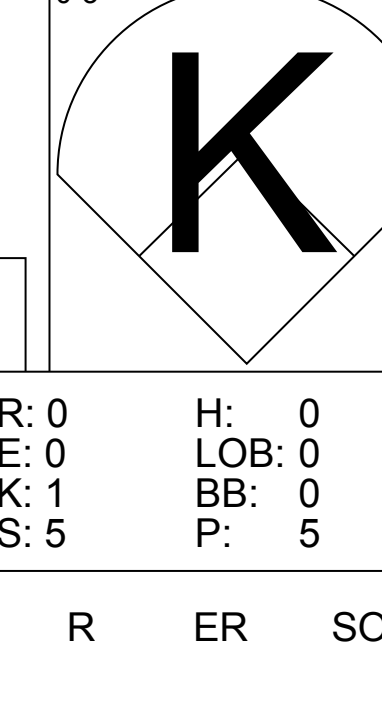
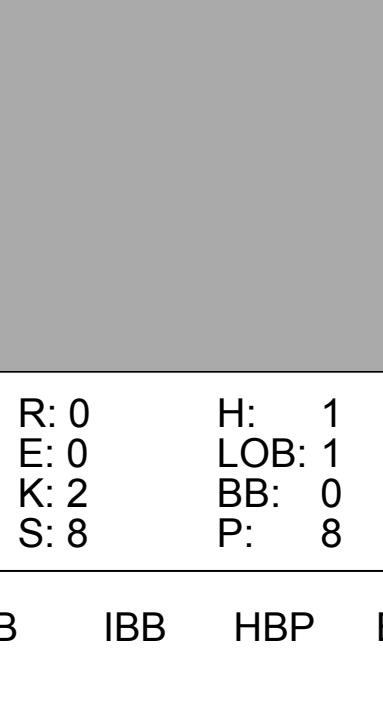
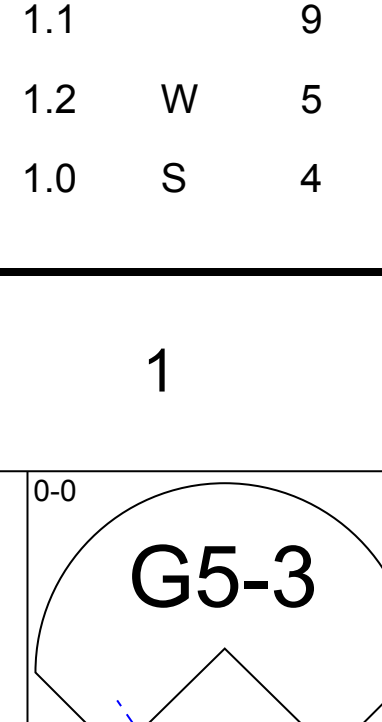
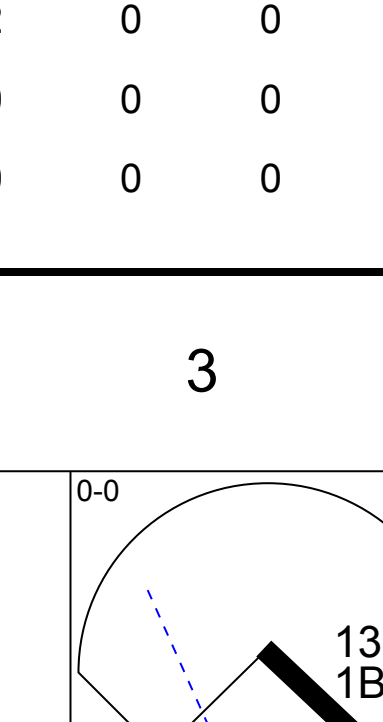
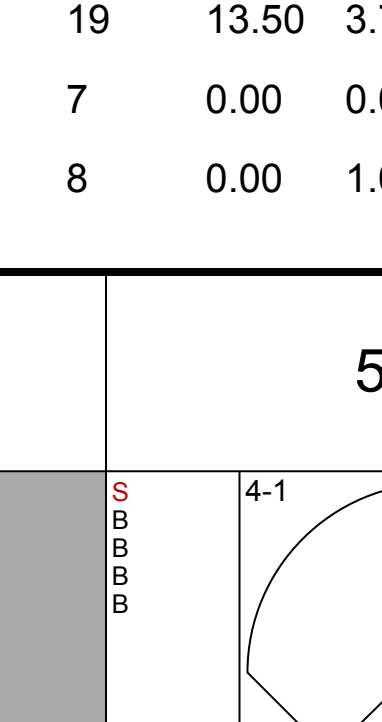
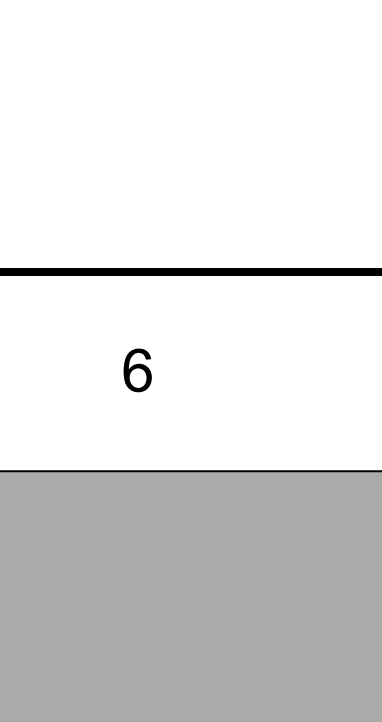
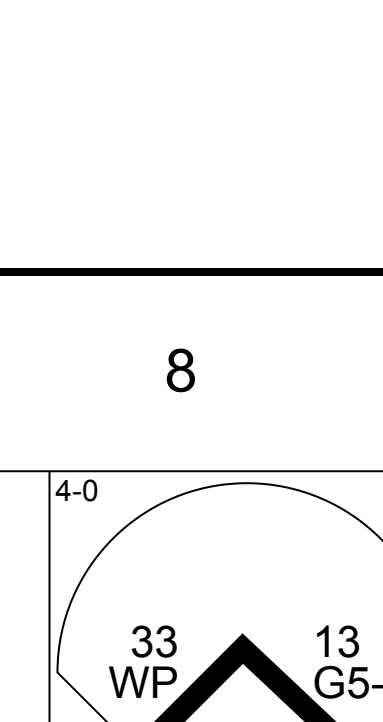
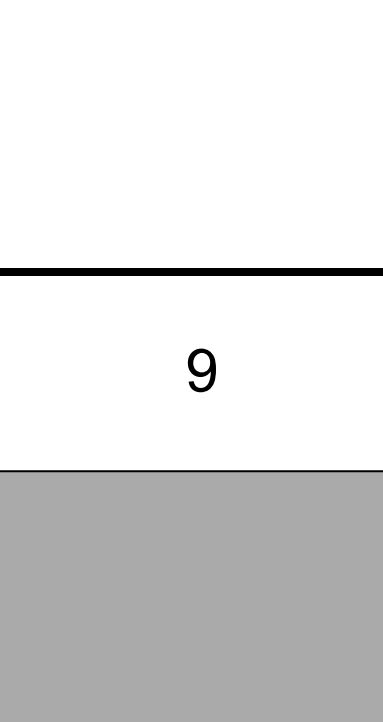
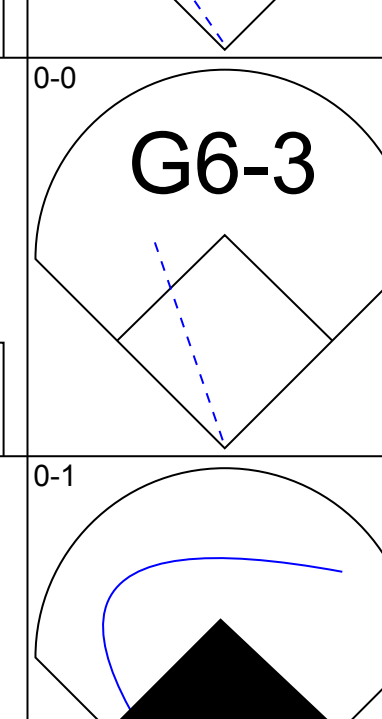
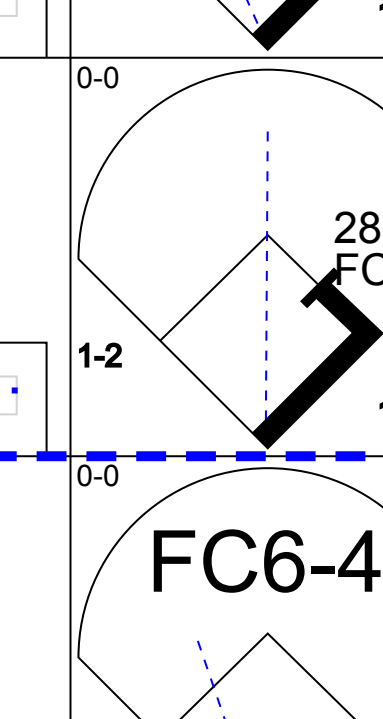
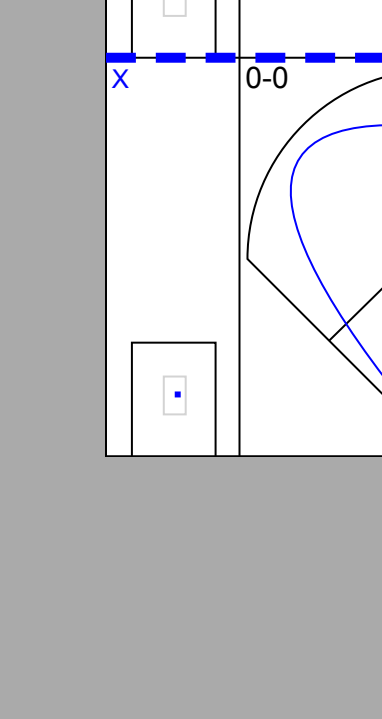
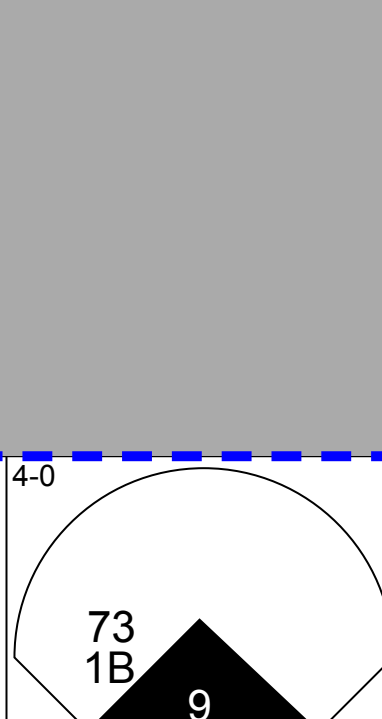
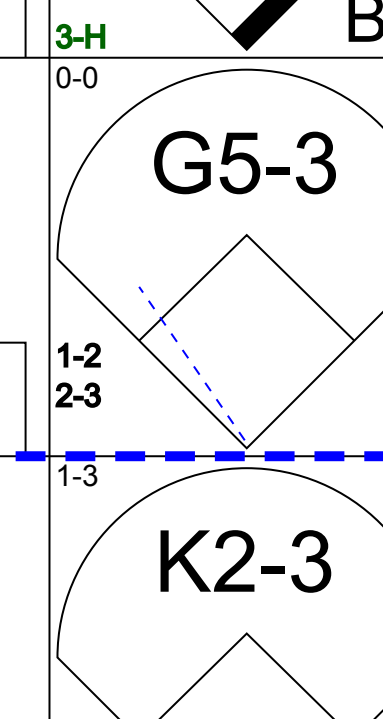

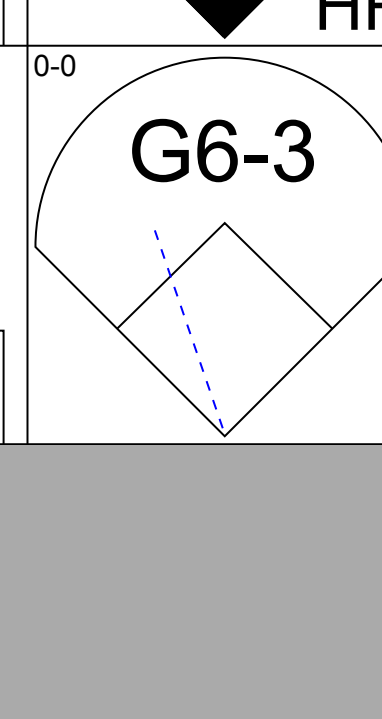

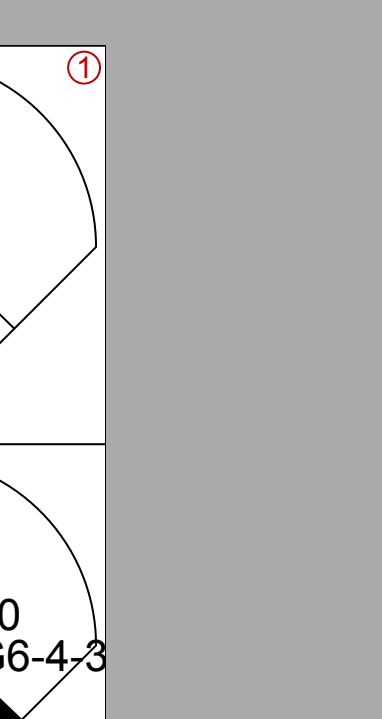
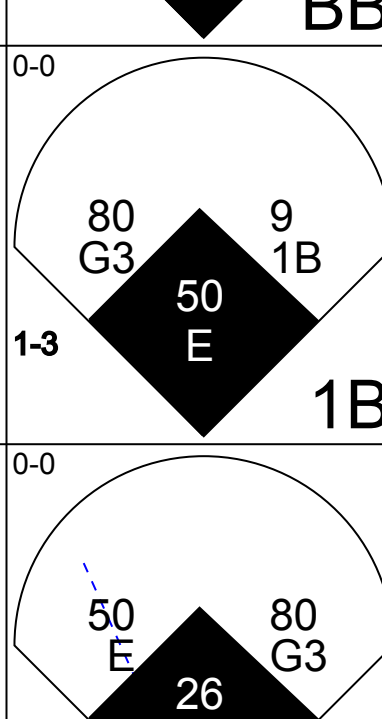




Batter	1	2	3	4	5	6	7	8	9	10	AB	R	H	RBI	BB	SO	LOB	BOTTOM			
3 Michael Taylor, R OBP: 0.250, SLG: 0.336 17 Derrick Robinson, S OBP: 0.240, SLG: 0.304											4	0	0	0	0	4	1				
20 Ian Desmond, R OBP: 0.319, SLG: 0.423 16 Emmanuel Burriss, S OBP: 0.056, SLG: 0.056											3	0	1	0	0	1	0				
34 Bryce Harper, L OBP: 0.423, SLG: 0.263 25 Clint Robinson, L OBP: 0.481, SLG: 0.875											2	0	1	0	1	0	0				
11 Ryan Zimmerman, R OBP: 0.231, SLG: 0.308 30 Aaron Barrett, R OBP: 0.250, SLG: 0.143											3	0	0	0	0	2	0				
40 Wilson Ramos, R OBP: 0.292, SLG: 0.282 66 Cutter Dykstra, R OBP: 0.533, SLG: 0.545 Dan Butler, R OBP: 0.300, SLG: 0.222											3	0	1	0	0	1	0				
10 Ian Stewart, L OBP: 0.393, SLG: 0.583 Matt Grace, L											3	0	0	0	0	1	1				
52 Rafael Martin, R OBP: 0.367, SLG: 0.714 12 Tyler Moore, R OBP: 0.429, SLG: 0.238											2	0	0	0	0	0	0				
18 Kila Ka'aihue, L OBP: 0.280, SLG: 0.450 57 Tanner Roark, R											2	0	0	0	0	0	0				
33 Mike Carp, L OBP: 0.429, SLG: 0.238											2	0	0	0	0	1	3				
8 Danny Espinosa, S OBP: 0.231, SLG: 0.304											3	0	0	0	0	1	0				
47 Gio González, R ERA: 4.05	5.0	16	2	0	0	6	0	0	0	2	0	0	0	0	0	0	0				
62 Al Alburquerque, R ERA: 3.8	1.0	3	0	0	0	2	0	0	0	0	0	0	0	0	0	0	0				
45 Buck Farmer, R ERA: 7.11	1.0	3	0	0	0	0	1	0	0	0	0	0	0	0	0	0	0				
65 Blaine Hardy, L ERA: 5.4	1.0	3	1	0	0	0	0	0	0	0	0	0	0	0	0	0	0				
67 Rafael Dolis, R ERA: 3.80	1.0	4	1	0	0	1	0	0	0	0	0	0	0	0	0	0	0				
Inning Stats	R: 0 E: 0 K: 1 S: 6	H: 2 LOB: 1 BB: 0 P: 6	R: 0 E: 0 K: 1 S: 5	H: 0 LOB: 0 BB: 0 P: 5	R: 0 E: 0 K: 2 S: 7	H: 0 LOB: 0 BB: 0 P: 7	R: 0 E: 0 K: 1 S: 5	H: 0 LOB: 0 BB: 0 P: 5	R: 0 E: 0 K: 2 S: 7	H: 0 LOB: 1 BB: 1 P: 6	R: 0 E: 0 K: 0 S: 3	H: 1 LOB: 1 BB: 0 P: 3	R: 0 E: 0 K: 1 S: 6	H: 1 LOB: 1 BB: 0 P: 6	R: 0 E: 0 K: 1 S: 6	H: 1 LOB: 2 BB: 1 P: 11	1B: 4 2B: 0 3B: 1 HR: 0	SF: 0 SAC: 0 DP: 1 HBP: 0	WP: 0 PA: 35 PB: 0 SB: 0 CS: 0		
PITCHER	IP 5.0	WLS 16	BF 16	H 2	R 0	ER 0	SO 6	BB 0	IBB 0	HBP 0	BLK 0	WP 0	HR 0	S 28	P 28	ERA 0.00	WHIP 0.400				
19 Anibal Sánchez, R ERA: 4.05	1.0	3	0	0	0	2	0	0	0	0	0	0	0	0	0	0	0				
45 Buck Farmer, R ERA: 7.11	1.0	3	0	0	0	0	0	0	0	0	0	0	0	0	0	0	0				
65 Blaine Hardy, L ERA: 5.4	1.0	3	1	0	0	0	0	0	0	0	0	0	0	0	0	0	0				
67 Rafael Dolis, R ERA: 3.80	1.0	4	1	0	0	1	0	0	0	0	0	0	0	0	0	0	0				

Detroit Tigers @ Washington Nationals
Space Coast Stadium, Viera, FL
 Thu Mar 19 2015, 1:07 PM - 4:27 PM EDT
 Att: 6,892 - Partly Cloudy - 89 F

AB	32
R	0
H	5
RBI	0
BB	2
SO	10
LOB	11

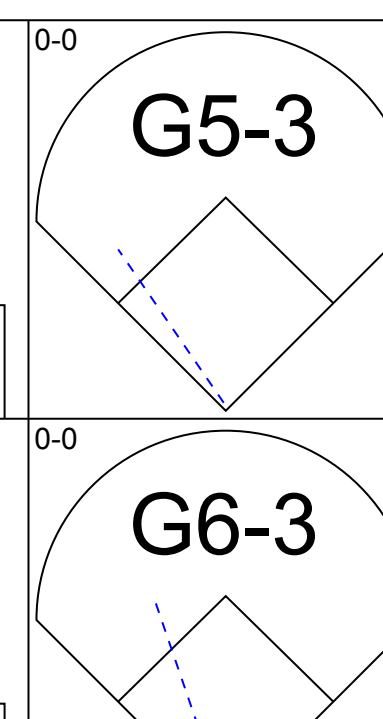
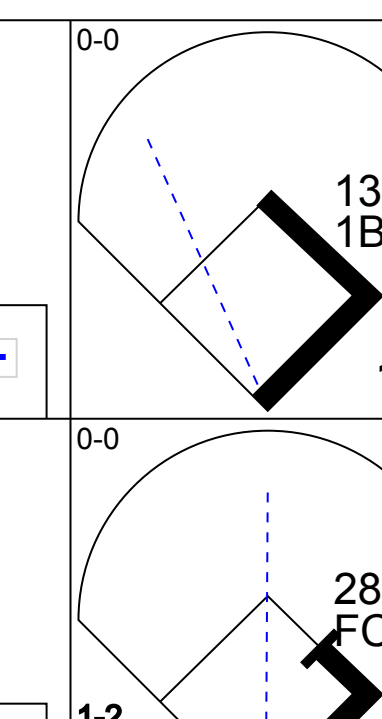

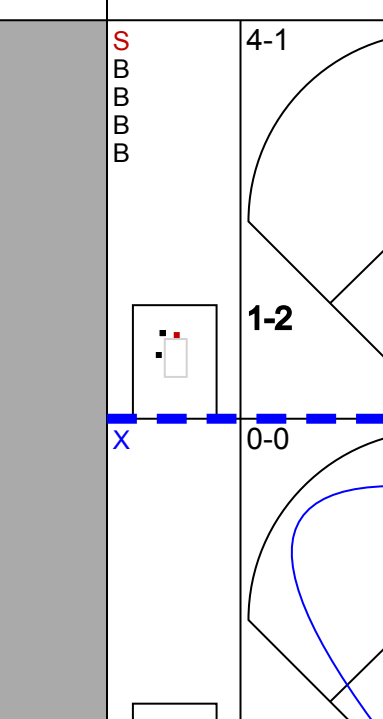

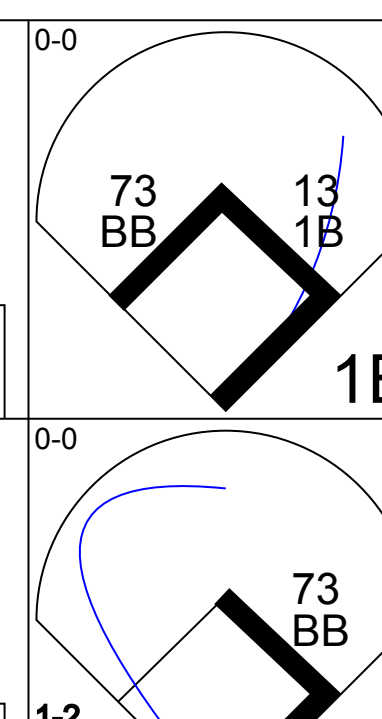
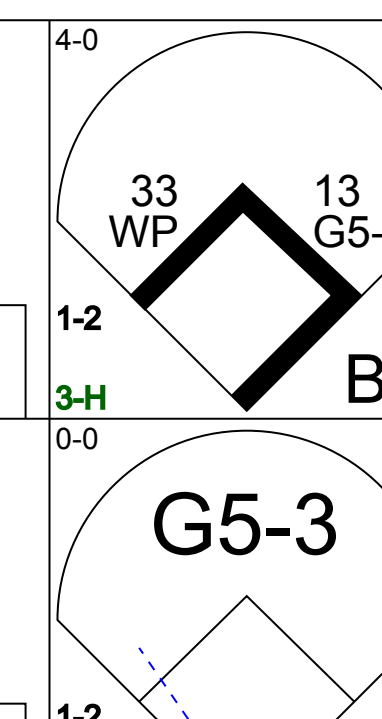

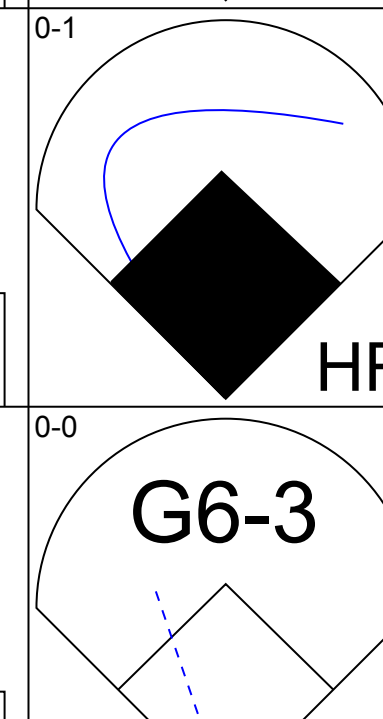
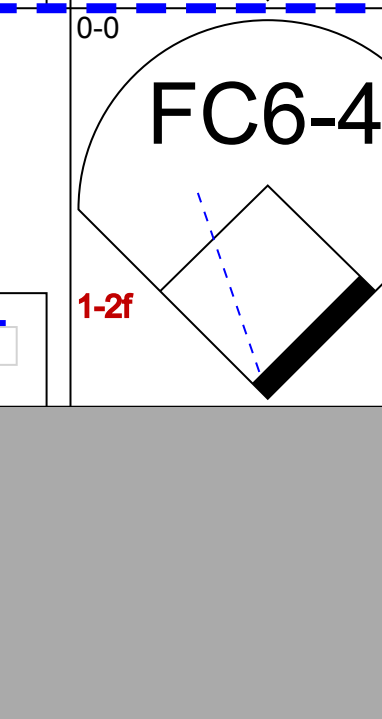
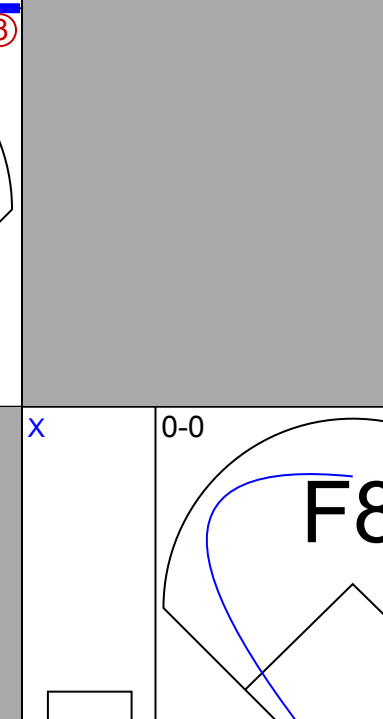
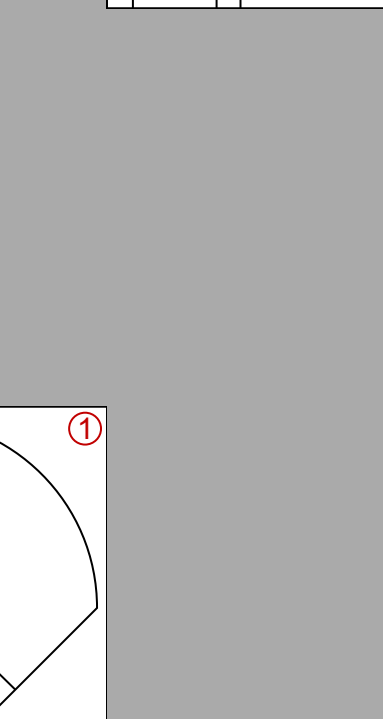
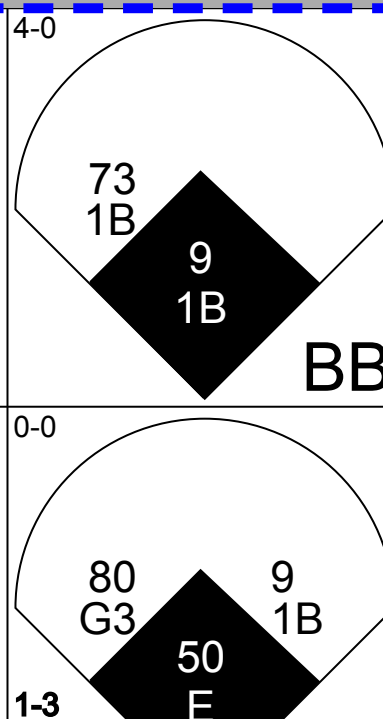
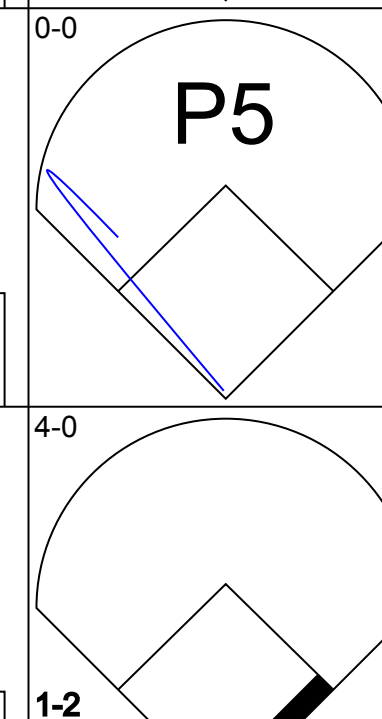
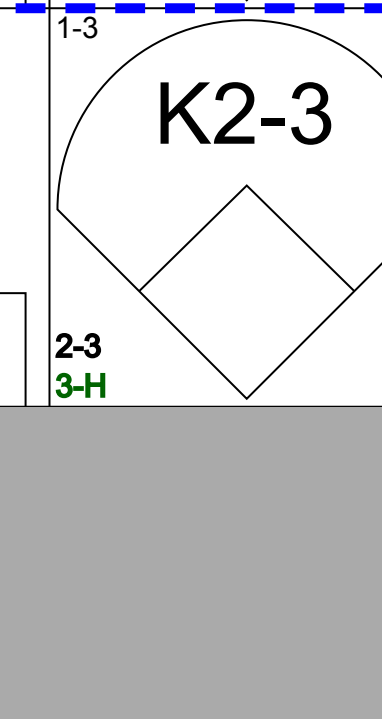



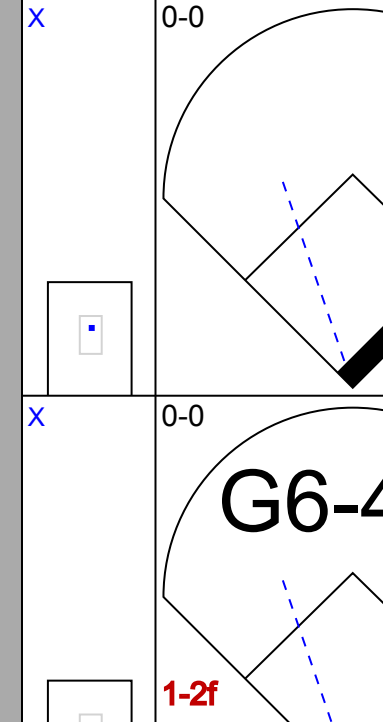
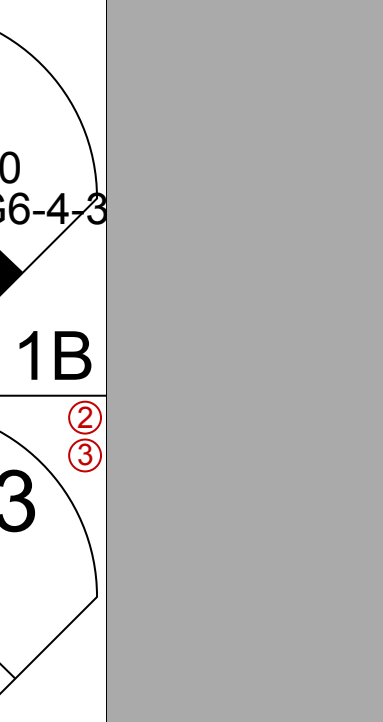
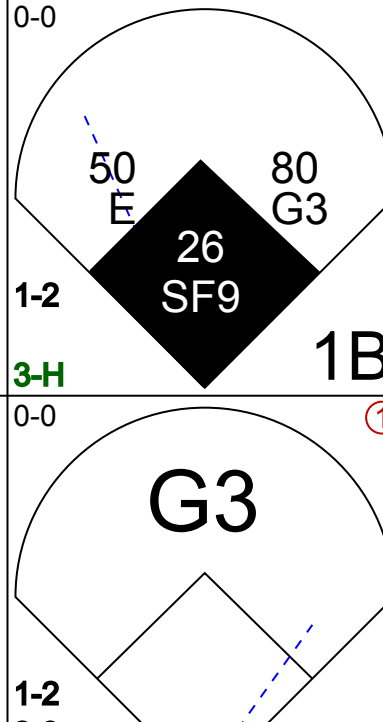
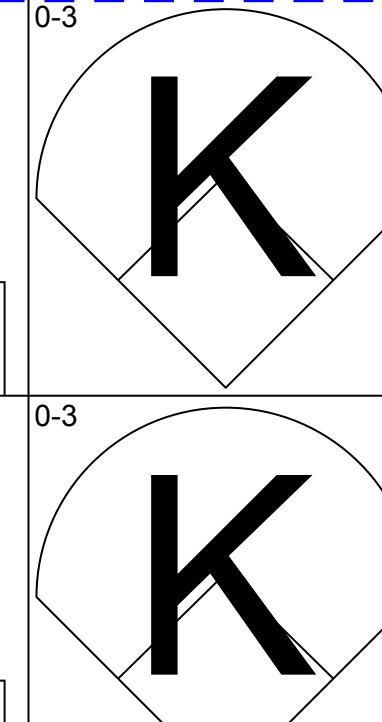



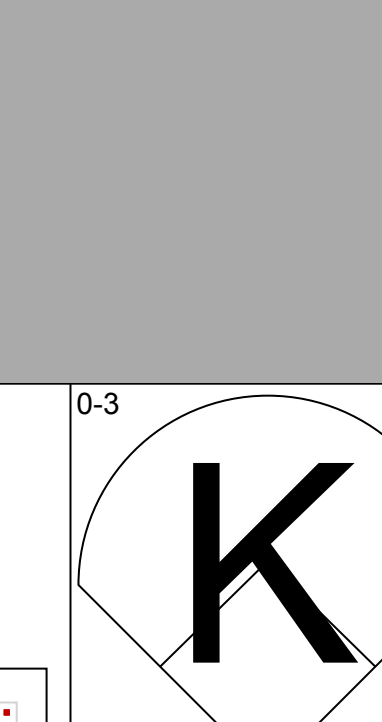
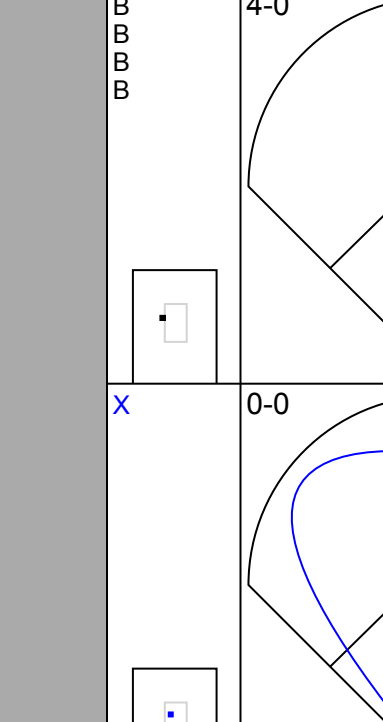
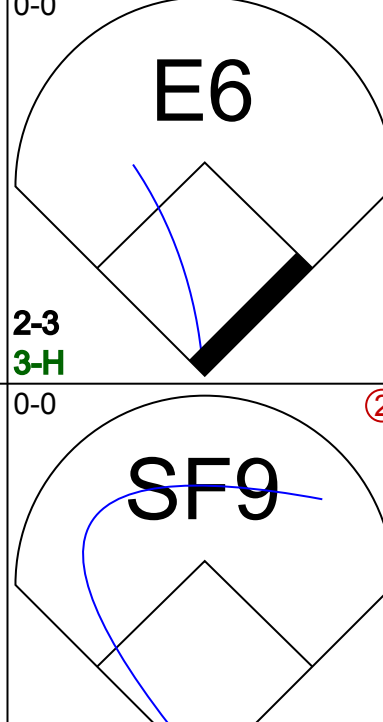

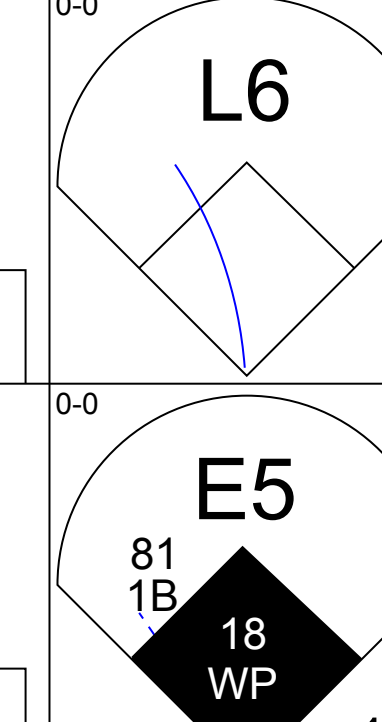



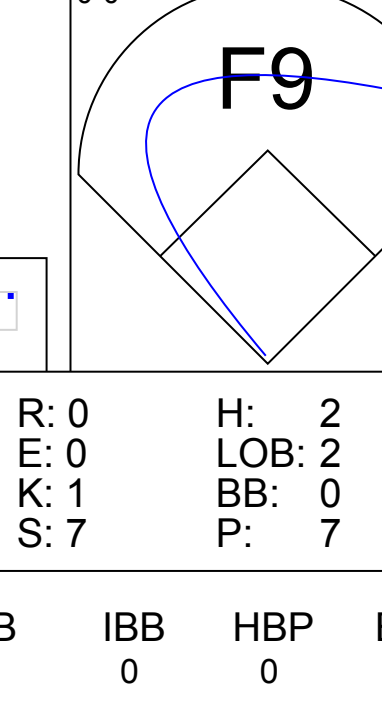
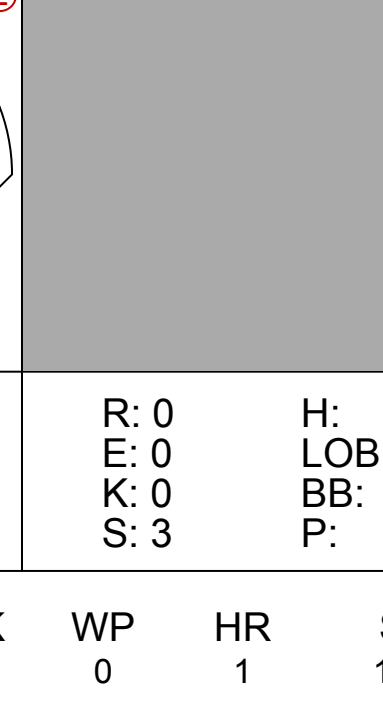
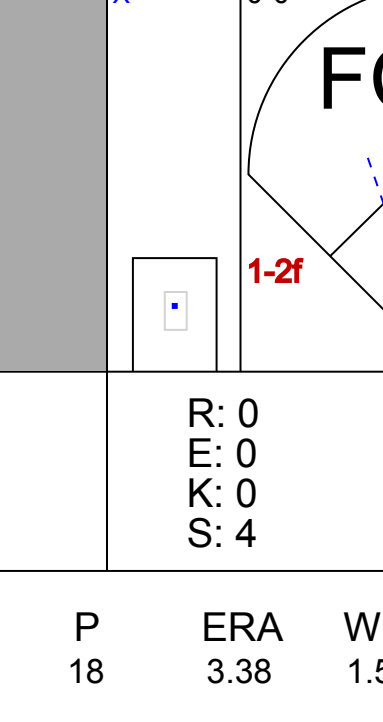
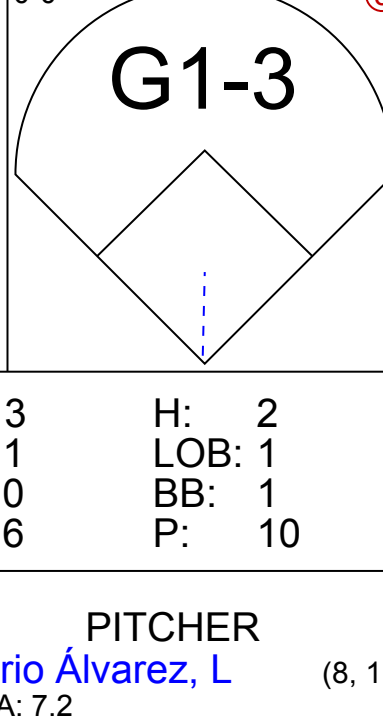
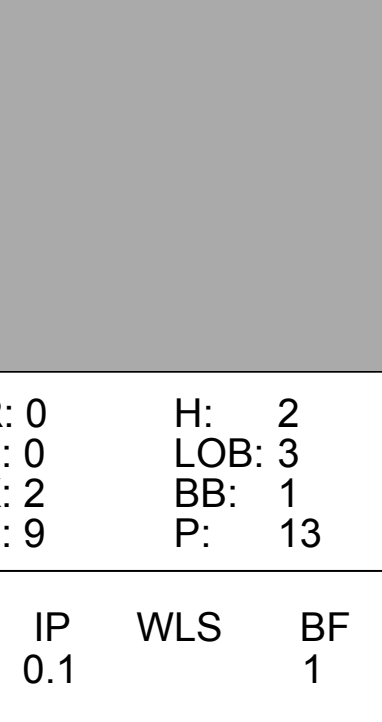
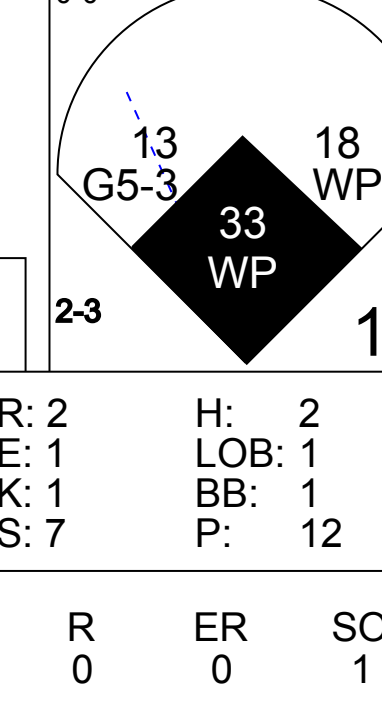

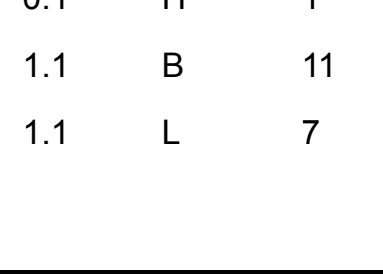









Batter	1	2	3	4	5	6	7	8	9	AB	R	H	RBI	BB	SO	LOB	TOP					
12 Juan Lagares, R OBP: 0.459, SLG: 0.606 93 Darrell Ceciliani, L (6, PR)										3	1	2	0	1	1	0						
11 Rubén Tejada, R OBP: 0.333, SLG: 0.406 Amed Rosario, R (6, 6)										4	1	2	1	0	1	4						
21 Lucas Duda, L OBP: 0.227, SLG: 0.150 3 Jared King, S (7, PR)										3	0	1	0	1	2	1						
44 John Mayberry Jr., R OBP: 0.514, SLG: 0.710 Cory Vaughn, R OBP: 1.000, SLG: 1.000 (7, PR)										4	0	2	1	0	1	1						
29 Eric Campbell, R OBP: 0.368, SLG: 0.452 78 Dustin Lawley, R OBP: 0.333, SLG: 0.667 (1, 5)										3	0	0	1	1	1	3						
20 Anthony Recker, R OBP: 0.192, SLG: 0.167 19 Johnny Monell, L OBP: 0.433, SLG: 0.750 (1, 2)										3	0	0	0	0	1	2						
16 Alex Castellanos, R OBP: 0.290, SLG: 0.552 40 Aderlin Rodríguez, R OBP: 0.250, SLG: 0.250 (1, 3)										3	1	2	0	0	1	0						
74 Danny Muno, S OBP: 0.438, SLG: 0.433 5 T.J. Rivera, R OBP: 0.500, SLG: 0.500 (8, 4)										4	0	2	1	0	1	2						
65 César Puello, R OBP: 0.407, SLG: 0.238 (1, 9)										4	0	0	0	0	2	4						
Inning Stats	R: 0 E: 0 K: 2 S: 8	H: 1 LOB: 1 BB: 0 P: 8	R: 0 E: 0 K: 2 S: 8	H: 1 LOB: 2 BB: 1 P: 12	R: 2 E: 0 K: 0 S: 6	H: 4 LOB: 1 BB: 0 P: 8	R: 0 E: 0 K: 2 S: 9	H: 2 LOB: 2 BB: 0 P: 9	R: 0 E: 0 K: 2 S: 7	H: 0 LOB: 0 BB: 0 P: 7	R: 1 E: 1 K: 1 S: 7	H: 2 LOB: 2 BB: 1 P: 11	R: 1 E: 0 K: 1 S: 6	H: 1 LOB: 0 BB: 1 P: 10	R: 0 E: 0 K: 1 S: 5	H: 0 LOB: 1 BB: 0 P: 5	R: 0 E: 0 K: 2 S: 8	H: 1 LOB: 1 BB: 0 P: 8	1B: 7 2B: 4 3B: 1 HR: 0	SF: 0 SAC: 0 DP: 0 HBP: 0	WP: 0 PB: 0 SB: 1 CS: 0	PA: 41
PITCHER	IP	WLS	BF	H	R	ER	SO	BB	IBB	HBP	BLK	WP	HR	S	P	ERA	WHIP					
14 David Price, L ERA: 4.38 (1, 1)	4.1		21	8	2	2	7	1	0	0	0	0	0	34	40	4.15	2.077					
67 Rafael Dolis, R ERA: 3.52 (5, 1)	0.2		2	0	0	0	1	0	0	0	0	0	0	4	4	0.00	0.000					
60 Angel Nesbitt, R ERA: 3.68 (6, 1)	1.1		9	3	2	2	2	2	0	0	0	0	0	11	19	13.50	3.750					
56 Kyle Ryan, L ERA: 3.12 (7, 1)	1.2	W	5	0	0	0	1	0	0	0	0	0	0	7	7	0.00	0.000					
46 Ian Krol, L ERA: 4.5 (9, 1)	1.0	S	4	1	0	0	2	0	0	0	0	0	0	8	8	0.00	1.000					

New York Mets @ Detroit Tigers
Joker Marchant Stadium, Lakeland, FL
Sat Mar 21 2015, 4:38 PM - 4:42 PM EDT
Att: 9,237 - Partly Cloudy - 81 F

AB 38
R 4
H 12
RBI 4
BB 3
SO 13
LOB 23



Batter	1	2	3	4	5	6	7	8	9	AB	R	H	RBI	BB	SO	LOB	BOTTOM					
20 Raiji Davis, R OBP: 0.366, SLG: 0.429 18 Tyler Collins, L OBP: 0.395, SLG: 0.438 (8, 8)										3	0	2	0	1	0	0						
13 Alex Avila, L OBP: 0.391, SLG: 0.278 (1, 10)										5	0	2	0	0	0	4						
28 J.D. Martinez, R ERA: 2.08 33 Steven Moya, L OBP: 0.133, SLG: 0.267 (1, 9)										2	2	1	1	1	0	2						
52 Yoanis Cespedes, R OBP: 0.300, SLG: 0.552 73 Jason Krizan, L OBP: 0.273, SLG: 0.500 (1, 7)										2	0	0	0	0	0	0						
9 Nick Castellanos, R OBP: 0.389, SLG: 0.469 76 Jeffrey Marte, R OBP: 0.281, SLG: 0.345 (1, 5)										3	1	2	1	0	0	0						
80 Aaron Westlake, L OBP: 0.306, SLG: 0.344 74 Jordan Lennerton, L OBP: 0.310, SLG: 0.238 (1, 3)										3	0	0	0	0	0	3						
50 Bryan Holaday, R OBP: 0.200, SLG: 0.136 34 James McCann, R OBP: 0.481, SLG: 0.538 (8, 2)										1	0	0	1	2	0	1						
26 Hernán Pérez, R OBP: 0.357, SLG: 0.378 33 Javier Betancourt, R OBP: 0.286, SLG: 0.286 (1, 4)										2	0	0	1	0	1	1						
17 Andrew Romine, S OBP: 0.250, SLG: 0.156 81 Josh Wilson, R OBP: 0.314, SLG: 0.250 (7, 6)										3	0	0	0	0	0	2						
Inning Stats	R: 1 E: 0 K: 0 S: 5	H: 1 LOB: 0 BB: 0 P: 5	R: 0 E: 0 K: 0 S: 3	H: 0 LOB: 0 BB: 1 P: 7	R: 0 E: 0 K: 1 S: 7	H: 2 LOB: 0 BB: 0 P: 7	R: 0 E: 0 K: 0 S: 3	H: 1 LOB: 0 BB: 0 P: 3	R: 0 E: 0 K: 0 S: 4	H: 0 LOB: 2 BB: 2 P: 12	R: 3 E: 1 K: 0 S: 6	H: 2 LOB: 1 BB: 1 P: 10	R: 0 E: 0 K: 2 S: 9	H: 2 LOB: 3 BB: 1 P: 13	R: 2 E: 1 K: 1 S: 7	H: 2 LOB: 1 BB: 1 P: 12	R: 0 E: 0 K: 2 S: 8	H: 1 LOB: 1 BB: 0 P: 8	1B: 9 2B: 0 3B: 0 HR: 1	SF: 1 SAC: 0 DP: 1 HBP: 0	WP: 2 PB: 0 SB: 1 CS: 1	PA: 40
PITCHER	IP	WLS	BF	H	R	ER	SO	BB	IBB	HBP	BLK	WP	HR	S	P	ERA	WHIP					
32 Steven Matz, L ERA: 1.29 (1, 1)	2.2		11	3	1	1	1	1	0	0	0	0	0	14	18	3.38	1.500					
46 Zack Thornton, R ERA: 1.29 (3, 1)	2.0	H	8	1	0	0	0	2	0	0	0	0	0	7	15	0.00	1.500					
51 Jack Leathersich, L ERA: 10.39 (5, 1)	0.1	H	1	0	0	0	0	0	0	0	0	0	0	1	1	0.00	0.000					
76 Chasen Bradford, R ERA: 5.4 (6, 1)	1.1	B	11	4	3	2	0	2	0	0	0	0	0	9	17	13.50	4.500					
27 Jeury Familia, R ERA: 3.98 (7, 1)	1.1	L	7	2	2	1	2	1	0	0	0	1	0	10	14	6.75	2.250					
PITCHER	IP	WLS	BF	H	R	ER	SO	BB	IBB	HBP	BLK	WP	HR	S	P	ERA	WHIP					
68 Dario Alvarez, L ERA: 7.2 (8, 1)	0.1		1	0	0	0	1	0	0	0	0	0	0	3	4	0.00	0.000					

New York Mets @ Detroit Tigers
Joker Marchant Stadium, Lakeland, FL
Sat Mar 21 2015, 4:38 PM - 4:42 PM EDT
Att: 9,237 - Partly Cloudy - 81 F

AB 32
R 6
H 10
RBI 4
BB 6
SO 4
LOB 22



Batter	1	2	3	4	5	6	7	8	9	AB	R	H	RBI	BB	SO	LOB	TOP				
3 Ian Kinsler, R (1,4) 68 Josh Prince, R (7,4)										3	0	1	1	0	1	1	<p>Detroit Tigers @ Atlanta Braves Champion Stadium, Lake Buena Vista, FL Sun Mar 22 2015, 1:08 PM - 3:49 PM EDT Att: 6,043 - Sunny - 82 F</p> <p>livebaseballscores.com</p>				
1 Jose Iglesias, R (1,6) 27 Garrett Mattingly, S (8,6)										4	0	0	0	0	0	2					
41 Victor Martinez, S (1,10) 73 Jason Krizan, L (8,PH) 8,10)										3	0	0	0	0	1	2					
18 Tyler Collins, L (1,7) 33 Ross Kivett, R (8,7)										4	0	0	0	0	3	1					
34 James McCann, R (1,2) 79 Manny Pina, R (8,2)										2	0	0	0	1	1	0					
80 Aaron Westlake, L (1,3) 50 James Robbins, L (7,3)										2	1	1	0	0	0	1					
76 Jefry Marte, R (1,5) 59 Francisco Martinez, R (8,5)										3	1	1	2	0	0	2					
17 Andrew Romine, S (1,9) 17 Jeff McVaney, R (8,9)										3	1	1	0	0	0	1					
12 Anthony Gose, L (1,8) 64 Xavier Avery, L (8,8)										3	0	1	0	0	0	1					
Inning Stats	R: 0 E: 0 K: 2 S: 8	H: 1 LOB: 1 BB: 0 P: 9	R: 0 E: 0 K: 0 S: 3	H: 0 LOB: 1 BB: 1 P: 7	R: 0 E: 0 K: 1 S: 6	H: 1 LOB: 1 BB: 0 P: 6	R: 0 E: 0 K: 1 S: 6	H: 1 LOB: 0 BB: 0 P: 4	R: 0 E: 0 K: 1 S: 5	H: 0 LOB: 0 BB: 0 P: 5	R: 2 E: 0 K: 0 S: 6	H: 1 LOB: 0 BB: 0 P: 8	R: 0 E: 0 K: 1 S: 5	H: 0 LOB: 0 BB: 0 P: 5	R: 0 E: 0 K: 2 S: 7	H: 0 LOB: 1 BB: 1 P: 11		1B: 1 2B: 3 3B: 0 HR: 1	SF: 1 SAC: 0 DP: 0 HBP: 1	WP: 0 PB: 0 SB: 1 CS: 0	PA: 35
PITCHER	IP WLS BF H R ER SO BB IBB HBP BLK WP HR S P ERA WHIP																				
17 Shelby Miller, R (1,1) ERA: 4.38	5.0	H 3	0	0	1	4	1	0	0	0	0	0	0	27	32	1.80		1.000			
46 Craig Kimbrel, R (6,1) ERA:	1.0	B 3	0	0	0	1	0	0	0	0	0	0	0	5	5	0.00	0.000				
55 Josh Outman, L (7,1) ERA: 7.5	1.0	B 5	1	2	2	0	0	0	1	0	0	1	6	8	18.00	1.000					
39 Jason Grilli, R (8,1) ERA: 2.25	1.0	W 3	0	0	0	1	0	0	0	0	0	5	5	0.00	0.000						
52 Donnie Veal, L (9,1) ERA: 4.05	1.0	S 4	0	0	0	2	1	0	0	0	0	7	11	0.00	1.000						


Batter	1	2	3	4	5	6	7	8	9	AB	R	H	RBI	BB	SO	LOB	BOTTOM			
8 Eury Pérez, R (1,9) 8,8)										5	0	1	0	0	1	4	<p>Detroit Tigers @ Atlanta Braves Champion Stadium, Lake Buena Vista, FL Sun Mar 22 2015, 1:08 PM - 3:49 PM EDT Att: 6,043 - Sunny - 82 F</p> <p>livebaseballscores.com</p>			
1 Alberto Callaspo, S (1,5) 39 Jason Grilli, R (8,1) Cedric Hunter, L (8,PH) 52 Donnie Veal, L (9,1)										4	0	2	0	0	0	0				
24 Kelly Johnson, L (1,3) 85 Seth Loman, L (7,3)										2	1	1	0	1	1	1				
7 Jonny Gomes, R (1,7) 46 Craig Kimbrel, R (6,1) Daniel Castro, R (7,4) 8,6)										3	0	1	1	0	0	2				
15 A.J. Pierzynski, L (1,2) 98 Jose Constanza, L (6,PR) 8,7)										3	0	1	0	0	0	2				
26 Todd Cunningham, S (1,8) 82 Braeden Schlehuter, R (7,2) 4 Eric Young Jr., S (8,PR) 25 Jesus Flores, R (9,2) 8,9)										3	1	1	0	0	0	1				
61 Pedro Ciriaco, R (1,6) 8,5)										3	0	2	3	0	0	0				
11 Phil Gosselin, R (1,4) 55 Josh Outman, L (7,1) 91 Corban Joseph, L (8,4)										1	0	0	1	1	1	1				
17 Shelby Miller, R (1,1) 98 Joe Benson, R (6,7) 8,9)										1	0	0	0	1	1	0				
Inning Stats	R: 1 E: 1 K: 1 S: 7	H: 2 LOB: 1 BB: 0 P: 7	R: 1 E: 0 K: 0 S: 5	H: 2 LOB: 1 BB: 0 P: 6	R: 0 E: 0 K: 0 S: 3	H: 0 LOB: 1 BB: 1 P: 7	R: 0 E: 0 K: 1 S: 5	H: 0 LOB: 1 BB: 1 P: 9	R: 0 E: 0 K: 1 S: 6	H: 1 LOB: 1 BB: 0 P: 7	R: 0 E: 0 K: 1 S: 6	H: 1 LOB: 1 BB: 0 P: 6	R: 2 E: 1 K: 0 S: 7	H: 3 LOB: 3 BB: 1 P: 12	1B: 10 2B: 1 3B: 0 HR: 0	SF: 2 SAC: 1 DP: 0 HBP: 0		WP: 0 PB: 0 SB: 3 CS: 0	PA: 38	
PITCHER	IP WLS BF H R ER SO BB IBB HBP BLK WP HR S P ERA WHIP																			
53 Kyle Lobstein, L (1,1) ERA: 3.6	4.0	H 2	2	2	2	2	2	0	0	0	0	0	0	20	29	4.50		1.500		
45 Buck Farmer, R (5,1) ERA: 6.14	1.0	4	2	0	0	1	0	0	0	0	0	6	6	0.00	2.000					
62 Al Albuquerque, R (6,1) ERA: 4.5	1.0	4	1	1	1	1	0	0	0	0	0	6	7	9.00	1.000					
43 Bruce Rondón, R (7,1) ERA: 3.6	1.0	4	1	0	0	1	0	0	0	0	0	6	6	0.00	1.000					
40 Josh Zeid, R (8,1) ERA: 7.04	1.0	L 8	3	2	2	0	1	0	0	0	0	7	12	18.00	4.000					



Batter	1	2	3	4	5	6	7	8	9	AB	R	H	RBI	BB	SO	LOB	TOP								
3 Michael Taylor, R 24 Delta Cleary Jr., S	G5-3		HR		HR		K			3	2	2	2	0	0	0									
17 Derrick Robinson, S 13 Josh Johnson, S	F7		F7		G4-3		P5			4	0	0	0	0	0	0									
26 Dan Uggla, R 66 Cutter Dykstra, R	F8				K			G6-3		2	0	0	0	1	1	0									
33 Mike Carp, L 18 Kila Ka'aihue, L		BB	F8		K			G6-3		2	1	0	0	1	1	1									
12 Tyler Moore, R 14 Randolph Oduber, R		K	F9					G6-3		3	0	1	0	0	1	2									
10 Ian Stewart, L 63 Matt Skole, L		BB			HR			CS		3	2	3	1	0	0	0									
41 Sandy León, S Spencer Kieboom, R		BB			G6-3		G1-6-3	CS	F9	3	0	1	1	0	0	2									
16 Emmanuel Burriss, S 5 Jose Lozada, S		G3			K		G1-3		G1-3	3	0	0	1	0	1	3									
69 A.J. Cole, R 57 Tanner Roark, R 46 Matt Thornton, L 25 Clint Robinson, L 13 Jerry Blevins, L 29 Xavier Cedeño, L 19 Kevin Frandsen, R 17 Manny Delcarmen, R		G1-3-1			P3				F8	2	0	0	0	0	0	1									
Inning Stats	R: 0 E: 0 K: 0 S: 3	H: 0 LOB: 0 BB: 0 P: 3	R: 2 E: 0 K: 1 S: 7	H: 2 LOB: 1 BB: 1 P: 11	R: 1 E: 0 K: 0 S: 6	H: 1 LOB: 1 BB: 1 P: 13	R: 1 E: 0 K: 1 S: 6	H: 1 LOB: 0 BB: 0 P: 6	R: 1 E: 0 K: 2 S: 10	H: 2 LOB: 2 BB: 0 P: 11	R: 0 E: 0 K: 2 S: 7	H: 0 LOB: 0 BB: 0 P: 7	R: 1 E: 0 K: 0 S: 6	H: 2 LOB: 0 BB: 0 P: 7	R: 0 E: 0 K: 0 S: 3	H: 0 LOB: 0 BB: 0 P: 3	1B: 3 2B: 3 3B: 0 HR: 3	SF: 0 SAC: 0 DP: 1 HBP: 0	WP: 0 PB: 0 SB: 0 CS: 1	PA: 37					
PITCHER	IP WLS BF H R ER SO BB IBB HBP BLK WP HR S P ERA WHIP	35 Justin Verlander, R 44 Melvin Mercedes, R 36 Joe Nathan, R 38 Joakim Soria, R 44 Joba Chamberlain, R	4.1 0.2 1.0 1.0 1.0	20 2 4 3 4	5 0 2 0 2	5 0 1 0 1	5 2 1 0 1	2 0 0 0 0	0 0 0 0 0	0 0 0 0 0	0 0 0 0 0	0 0 0 0 0	3 6 4 7 6	26 6 4 7 7	38 3 4 7 7	6 6 4 7 7	0.00 0.00 9.00 0.00 9.00	1.615 2.000 2.000 0.000 2.000							
PITCHER	IP WLS BF H R ER SO BB IBB HBP BLK WP HR S P ERA WHIP	65 Blaine Hardy, L	1.0	3	0	0	0	0	0	0	0	0	0	0	0	0	0	0.00	0.000						

Washington Nationals @ Detroit Tigers
Joker Marchant Stadium, Lakeland, FL
Sun Mar 22 2015, 1:07 PM - 4:17 PM EDT
Att: 7,027 - Partly Cloudy - 83 F

AB 34
R 7
H 9
RBI 6
BB 2
SO 6
LOB 9



Batter	1	2	3	4	5	6	7	8	9	AB	R	H	RBI	BB	SO	LOB	BOTTOM							
20 Rajai Davis, R 19 Connor Harrell, R	G6-3		G6-4-3				K			4	0	1	0	0	1	2								
13 Alex Avila, L Grayson Greiner, R	F8				BB		K			3	2	1	2	1	1	2								
24 Miguel Cabrera, R Steven Moya, L	K				K		K			3	0	1	0	0	2	1								
28 J.D. Martinez, R 21 Casper Wells, R					HR		G6-4-3		G5-3	2	1	1	2	0	0	1								
52 Yoenis Cespedes, R 39 Ben Verlander, R		FC5-4			K2-3		K		K	3	1	1	0	0	1	1								
9 Nick Castellanos, R 22 Wade Gaynor, R		K			K		K		K	3	0	1	1	0	2	1								
74 Jordan Lennerton, L 29 Dominic Ficoiello, S					K		F8		F8	3	0	0	0	0	2	2								
26 Hernán Pérez, R Dixon Machado, R			P6				K		G5-3	3	0	1	0	0	1	0								
81 Josh Wilson, R 9 Joey Pankake, R					F8		K			1	1	0	0	2	0	1								
Inning Stats	R: 0 E: 0 K: 1 S: 5	H: 0 LOB: 0 BB: 0 P: 5	R: 0 E: 0 K: 2 S: 7	H: 0 LOB: 1 BB: 0 P: 8	R: 0 E: 0 K: 0 S: 2	H: 0 LOB: 0 BB: 1 P: 6	R: 2 E: 0 K: 3 S: 11	H: 1 LOB: 0 BB: 1 P: 16	R: 0 E: 0 K: 2 S: 9	H: 2 LOB: 2 BB: 0 P: 10	R: 1 E: 0 K: 0 S: 5	H: 3 LOB: 1 BB: 0 P: 5	R: 2 E: 0 K: 3 S: 12	H: 1 LOB: 0 BB: 1 P: 18	R: 1 E: 0 K: 1 S: 6	H: 1 LOB: 0 BB: 0 P: 6	R: 1 E: 0 K: 1 S: 9	H: 1 LOB: 1 BB: 0 P: 14	1B: 4 2B: 1 3B: 0 HR: 4	SF: 0 SAC: 0 DP: 2 HBP: 2	WP: 0 PB: 1 SB: 1 CS: 0	PA: 39		
PITCHER	IP WLS BF H R ER SO BB IBB HBP BLK WP HR S P ERA WHIP	69 A.J. Cole, R 57 Tanner Roark, R 46 Matt Thornton, L 13 Jerry Blevins, L 29 Xavier Cedeño, L	3.2 1.1 1.0 1.0 1.0	14 6 5 5 4	1 2 3 1 1	2 0 1 2 1	2 0 0 2 1	0 0 0 0 0	0 0 0 0 0	0 0 0 0 0	0 0 0 1 0	1 12 5 12 6	22 13 5 18 6	32 13 5 18 6	4.91 0.00 9.00 18.00 9.00	0.818 1.500 3.000 2.000 1.000								
PITCHER	IP WLS BF H R ER SO BB IBB HBP BLK WP HR S P ERA WHIP	17 Manny Delcarmen, R	1.0	5	1	1	1	0	0	0	0	0	0	0	0	0	0	9.00	1.000					

Washington Nationals @ Detroit Tigers
Joker Marchant Stadium, Lakeland, FL
Sun Mar 22 2015, 1:07 PM - 4:17 PM EDT
Att: 7,027 - Partly Cloudy - 83 F

AB 34
R 7
H 9
RBI 7
BB 3
SO 13
LOB 13



Batter	1	2	3	4	5	6	7	8	9	AB	R	H	RBI	BB	SO	LOB	TOP				
9 Dee Strange-Gordon, L (1.4) <small>OBP: 0.386, SLG: 0.452</small> 29 Scott Sizemore, R (6.5) <small>OBP: 0.467, SLG: 0.333</small> 99 Aaron Blanton, R (8.5)										4	0	1	0	0	1	3	Miami Marlins @ Detroit Tigers Joker Marchant Stadium, Lakeland, FL Wed Mar 25 2015, 1:06 PM - 4:00 PM EDT Att: 7,007 - Partly Cloudy - 73 F				
21 Christian Yelich, L (1.7) <small>OBP: 0.405, SLG: 0.344</small> 26 Tyler Colvin, L (6. PR) <small>OBP: 0.250, SLG: 0.222</small>										4	0	1	0	0	0	4					
13 Marcell Ozuna, R (1.8) <small>OBP: 0.259, SLG: 0.327</small> 28 Cole Gillespie, R (6. PR) <small>OBP: 0.357, SLG: 0.417</small>										3	1	1	0	1	2						
30 Don Kelly, L (1.3) <small>OBP: 0.333, SLG: 0.290</small> 83 Harold Riggins, R (6.3)										4	1	1	1	0	0	4					
17 Donovan Solano, R (1.6) <small>OBP: 0.371, SLG: 0.469</small>										5	1	3	1	0	0	1					
12 Reid Brignac, L (1.5) <small>OBP: 0.385, SLG: 0.375</small>										5	0	1	1	0	1	5					
5 Reed Johnson, R (1.10) <small>OBP: 0.243, SLG: 0.250</small> 7 Alfredo Lopez, R (9. PH) <small>OBP: 1.000, SLG: 1.000</small>										4	0	1	0	0	1	2					
1 Jordany Valdespin, L (1.9) <small>OBP: 0.429, SLG: 0.625</small> Ryan Aper, R (7.9)										3	1	1	0	1	0	2					
8 Jhonatan Solano, R (1.2) <small>OBP: 0.571, SLG: 0.727</small> 53 Brandon Bantz, R (7.2)										2	0	1	1	1	0	3					
Inning Stats	R: 0 E: 0 K: 1 S: 7	H: 1 LOB: 1 BB: 0 P: 7	R: 1 E: 0 K: 0 S: 7	H: 3 LOB: 3 BB: 1 P: 12	R: 0 E: 0 K: 1 S: 5	H: 0 LOB: 1 BB: 1 P: 10	R: 1 E: 0 K: 2 S: 8	H: 1 LOB: 0 BB: 0 P: 8	R: 2 E: 1 K: 0 S: 6	H: 3 LOB: 3 BB: 1 P: 11	R: 0 E: 0 K: 0 S: 5	H: 2 LOB: 3 BB: 1 P: 9	R: 0 E: 0 K: 0 S: 3	H: 0 LOB: 0 BB: 0 P: 3	R: 0 E: 0 K: 0 S: 3	H: 1 LOB: 0 BB: 0 P: 3		1B: 9 2B: 2 3B: 1 HR: 1	SF: 1 SAC: 0 DP: 1 HBP: 0	WP: 0 PB: 0 SB: 2 CS: 0	PA: 45
PITCHER	IP WLS BF H R ER SO BB IBB HBP BLK WP HR S P ERA WHIP	IP WLS BF H R ER SO BB IBB HBP BLK WP HR S P ERA WHIP	IP WLS BF H R ER SO BB IBB HBP BLK WP HR S P ERA WHIP	IP WLS BF H R ER SO BB IBB HBP BLK WP HR S P ERA WHIP	IP WLS BF H R ER SO BB IBB HBP BLK WP HR S P ERA WHIP	IP WLS BF H R ER SO BB IBB HBP BLK WP HR S P ERA WHIP	IP WLS BF H R ER SO BB IBB HBP BLK WP HR S P ERA WHIP	IP WLS BF H R ER SO BB IBB HBP BLK WP HR S P ERA WHIP	IP WLS BF H R ER SO BB IBB HBP BLK WP HR S P ERA WHIP	IP WLS BF H R ER SO BB IBB HBP BLK WP HR S P ERA WHIP	IP WLS BF H R ER SO BB IBB HBP BLK WP HR S P ERA WHIP	IP WLS BF H R ER SO BB IBB HBP BLK WP HR S P ERA WHIP	IP WLS BF H R ER SO BB IBB HBP BLK WP HR S P ERA WHIP	IP WLS BF H R ER SO BB IBB HBP BLK WP HR S P ERA WHIP	IP WLS BF H R ER SO BB IBB HBP BLK WP HR S P ERA WHIP	IP WLS BF H R ER SO BB IBB HBP BLK WP HR S P ERA WHIP	IP WLS BF H R ER SO BB IBB HBP BLK WP HR S P ERA WHIP	IP WLS BF H R ER SO BB IBB HBP BLK WP HR S P ERA WHIP	IP WLS BF H R ER SO BB IBB HBP BLK WP HR S P ERA WHIP	IP WLS BF H R ER SO BB IBB HBP BLK WP HR S P ERA WHIP	IP WLS BF H R ER SO BB IBB HBP BLK WP HR S P ERA WHIP

Batter	1	2	3	4	5	6	7	8	9	AB	R	H	RBI	BB	SO	LOB	BOTTOM				
12 Anthony Gose, L (1.8) <small>OBP: 0.404, SLG: 0.553</small> 18 Tyler Collins, L (7.8) <small>OBP: 0.364, SLG: 0.421</small>										2	1	1	0	1	1	0	Miami Marlins @ Detroit Tigers Joker Marchant Stadium, Lakeland, FL Wed Mar 25 2015, 1:06 PM - 4:00 PM EDT Att: 7,007 - Partly Cloudy - 73 F				
3 Ian Kinsler, R (1.4) <small>OBP: 0.450, SLG: 0.765</small> 81 Josh Wilson, R (6. PR) <small>OBP: 0.350, SLG: 0.235</small>										3	0	1	0	0	2						
24 Miguel Cabrera, R (1.3) <small>OBP: 0.333, SLG: 0.250</small> 74 Jordan Lennerton, L (5.3) <small>OBP: 0.341, SLG: 0.306</small>										2	0	0	0	0	0						
41 Victor Martinez, S (1.10) <small>OBP: 0.167, SLG: 0.167</small> 80 Aaron Westlake, L (6. PR) <small>OBP: 0.317, SLG: 0.333</small>										3	0	1	0	0	1						
52 Yoenis Cespedes, R (1.7) <small>OBP: 0.300, SLG: 0.513</small> 76 Jefry Marte, R (7.5) <small>OBP: 0.270, SLG: 0.412</small>										3	0	0	0	0	1						
20 Rajai Davis, R (1.9) <small>OBP: 0.354, SLG: 0.405</small> 64 Xavier Avery, L (7.9) <small>OBP: 0.320, SLG: 0.304</small>										3	1	1	1	0	1						
26 Hernán Pérez, R (1.5) <small>OBP: 0.340, SLG: 0.341</small>										3	0	0	0	1	3						
50 Bryan Holaday, R (1.2) <small>OBP: 0.250, SLG: 0.320</small> 34 James McCann, R (7.2) <small>OBP: 0.438, SLG: 0.467</small>										3	1	2	4	0	0						
1 Jose Iglesias, R (1.6) <small>OBP: 0.143, SLG: 0.121</small> 17 Andrew Romine, S (7.6) <small>OBP: 0.250, SLG: 0.179</small>										1	0	0	0	0	1						
Inning Stats	R: 0 E: 0 K: 1 S: 5	H: 0 LOB: 0 BB: 0 P: 5	R: 0 E: 0 K: 1 S: 5	H: 0 LOB: 0 BB: 0 P: 5	R: 0 E: 0 K: 1 S: 5	H: 1 LOB: 2 BB: 2 P: 11	R: 0 E: 0 K: 1 S: 5	H: 0 LOB: 0 BB: 0 P: 5	R: 0 E: 0 K: 1 S: 4	H: 1 LOB: 1 BB: 0 P: 4	R: 6 E: 0 K: 2 S: 14	H: 6 LOB: 1 BB: 0 P: 15	R: 2 E: 0 K: 0 S: 5	H: 2 LOB: 1 BB: 1 P: 10	R: 0 E: 0 K: 1 S: 5	H: 0 LOB: 0 BB: 0 P: 5		1B: 7 2B: 2 3B: 0 HR: 1	SF: 0 SAC: 0 DP: 1 HBP: 0	WP: 0 PB: 0 SB: 2 CS: 0	PA: 36
PITCHER	IP WLS BF H R ER SO BB IBB HBP BLK WP HR S P ERA WHIP	IP WLS BF H R ER SO BB IBB HBP BLK WP HR S P ERA WHIP	IP WLS BF H R ER SO BB IBB HBP BLK WP HR S P ERA WHIP	IP WLS BF H R ER SO BB IBB HBP BLK WP HR S P ERA WHIP	IP WLS BF H R ER SO BB IBB HBP BLK WP HR S P ERA WHIP	IP WLS BF H R ER SO BB IBB HBP BLK WP HR S P ERA WHIP	IP WLS BF H R ER SO BB IBB HBP BLK WP HR S P ERA WHIP	IP WLS BF H R ER SO BB IBB HBP BLK WP HR S P ERA WHIP	IP WLS BF H R ER SO BB IBB HBP BLK WP HR S P ERA WHIP	IP WLS BF H R ER SO BB IBB HBP BLK WP HR S P ERA WHIP	IP WLS BF H R ER SO BB IBB HBP BLK WP HR S P ERA WHIP	IP WLS BF H R ER SO BB IBB HBP BLK WP HR S P ERA WHIP	IP WLS BF H R ER SO BB IBB HBP BLK WP HR S P ERA WHIP	IP WLS BF H R ER SO BB IBB HBP BLK WP HR S P ERA WHIP	IP WLS BF H R ER SO BB IBB HBP BLK WP HR S P ERA WHIP	IP WLS BF H R ER SO BB IBB HBP BLK WP HR S P ERA WHIP	IP WLS BF H R ER SO BB IBB HBP BLK WP HR S P ERA WHIP	IP WLS BF H R ER SO BB IBB HBP BLK WP HR S P ERA WHIP	IP WLS BF H R ER SO BB IBB HBP BLK WP HR S P ERA WHIP	IP WLS BF H R ER SO BB IBB HBP BLK WP HR S P ERA WHIP	IP WLS BF H R ER SO BB IBB HBP BLK WP HR S P ERA WHIP

AB 40
R 4
H 13
RBI 4
BB 4
SO 4
LOB 31



Batter	1	2	3	4	5	6	7	8	9	AB	R	H	RBI	BB	SO	LOB	TOP											
13 Manny Machado, R OBP: 0.250, SLG: 0.349 Michael Almanzar, R OBP: 0.333, SLG: 0.633	F8			G6-3		L4		F7		3	0	0	0	0	0	0	<p>Baltimore Orioles @ Detroit Tigers Joker Marchant Stadium, Lakeland, FL Thu Mar 26 2015, 1:09 PM - 3:28 PM EDT Att: 6,708 - Overcast - 86 F</p>											
79 Daniel Álvarez, R OBP: 0.384, SLG: 0.613 86 Julio Borbon, L OBP: 0.500, SLG: 0.625	K			3B 38 1B 27 3B		L7		F8		3	1	1	0	0	1	0												
38 Jimmy Paredes, S OBP: 0.400, SLG: 0.632	G3			1B 27 3B		G5-3		F7		4	1	1	0	0	0	0												
27 Delmon Young, R OBP: 0.341, SLG: 0.500 85 Mike Yastrzemski, L (7.9)	F8			3B 14 SF8		K		K		3	1	1	2	0	1	0												
14 Nolan Reimold, R OBP: 0.425, SLG: 0.438 86 Glynn Davis, R OBP: 1.000, SLG: 1.000	G3-1			SF8		G4-3				2	0	0	1	0	0	0												
60 Ryan Lavanway, R OBP: 0.259, SLG: 0.260	K			K		G5-3				3	0	0	0	0	2	0												
Christian Walker, R OBP: 0.133, SLG: 0.143 3 Ryan Flaherty, L OBP: 0.351, SLG: 0.394			L7			K		K		2	0	0	0	0	1	0												
57 Jayson Nix, R OBP: 0.306, SLG: 0.455 91 Osvaldo Martínez, R OBP: 0.375, SLG: 0.429			G6-3			F7		HR		3	1	1	1	0	0	0												
1 Paul Janish, R OBP: 0.222, SLG: 0.222 41 Chris Parmelee, L OBP: 0.355, SLG: 0.208			K			K		B6-3		2	0	0	0	0	2	0												
Inning Stats	R: 0 E: 0 K: 1 S: 5	H: 0 LOB: 0 BB: 0 P: 5	R: 0 E: 0 K: 1 S: 5	H: 0 LOB: 0 BB: 0 P: 5	R: 0 E: 0 K: 1 S: 5	H: 0 LOB: 0 BB: 0 P: 5	R: 3 E: 0 K: 1 S: 8	H: 3 LOB: 0 BB: 0 P: 8	R: 0 E: 0 K: 0 S: 3	H: 0 LOB: 0 BB: 0 P: 3	R: 0 E: 0 K: 1 S: 5	H: 0 LOB: 0 BB: 0 P: 5	R: 1 E: 0 K: 1 S: 6	H: 1 LOB: 0 BB: 0 P: 6	R: 0 E: 0 K: 1 S: 5	H: 0 LOB: 0 BB: 0 P: 5		1B: 2 2B: 0 3B: 1 HR: 1	SF: 1 SAC: 0 DP: 0 HBP: 0	WP: 0 PA: 31 PB: 0 SB: 0 CS: 0								
PITCHER	IP	WLS	BF	H	R	ER	SO	BB	IBB	HBP	BLK	WP	HR	S	P	ERA		WHIP										
14 David Price, L ERA: 4.26	(1.1)		6.2	23	3	3	3	7	0	0	0	0	0	0	37	37		4.05	0.450									
60 Angel Nesbitt, R ERA: 3.0	(7.1)	0.2	2	0	0	0	1	0	0	0	0	0	0	4	4	0.00	0.000											
36 Joe Nathan, R ERA: 5.79	(8.1)	0.2	W	3	1	1	1	0	0	0	0	0	1	3	3	13.50	1.500											
38 Joaquin Soria, R ERA:	(9.1)	1.0	S	3	0	0	0	1	0	0	0	0	0	5	5	0.00	0.000											

Batter	1	2	3	4	5	6	7	8	9	AB	R	H	RBI	BB	SO	LOB	BOTTOM											
20 Rajai Davis, R OBP: 0.373, SLG: 0.455 64 Xavier Avery, L OBP: 0.308, SLG: 0.292	3B 24 SF9 1B					K		K		2	2	1	0	1	1	0	<p>Baltimore Orioles @ Detroit Tigers Joker Marchant Stadium, Lakeland, FL Thu Mar 26 2015, 1:09 PM - 3:28 PM EDT Att: 6,708 - Overcast - 86 F</p>											
3 Ian Kinsler, R OBP: 0.442, SLG: 0.730 81 Josh Wilson, R OBP: 0.341, SLG: 0.229	G6-4-3 1B		G5-3			G5-3		F8		3	0	1	0	0	0	1												
24 Miguel Cabrera, R OBP: 0.417, SLG: 0.700 26 Hernán Pérez, R OBP: 0.353, SLG: 0.356	SF9		1B			HR		41 HR 1B		2	1	2	3	0	0	0												
41 Victor Martínez, S OBP: 0.200, SLG: 0.500	G6-4-3 1-2		G6-3			E4 28 G1-4-3		HR		4	1	1	2	0	0	2												
28 J.D. Martínez, R OBP: 0.429, SLG: 0.735 18 Tyler Collins, L OBP: 0.356, SLG: 0.410	1B 9 G3		G5-3			G1-4-3		K		3	0	1	0	0	0	1												
52 Yoenis Cespedes, R OBP: 0.302, SLG: 0.571 73 Jason Krizan, L OBP: 0.292, SLG: 0.476	F9		K			HR				3	1	1	1	0	1	1												
13 Alex Avila, L OBP: 0.353, SLG: 0.393 79 Manny Piña, R OBP: 0.417, SLG: 0.333	G3		K			K		HR		3	0	0	0	0	2	1												
9 Nick Castellanos, R OBP: 0.391, SLG: 0.439 76 Jeffrey Marte, R OBP: 0.270, SLG: 0.412	1B		G4-3			K		K		0	0	0	0	0	0	0												
1 Jose Iglesias, R OBP: 0.135, SLG: 0.114 17 Andrew Romine, S OBP: 0.244, SLG: 0.175	F8		K			K		K		2	0	0	0	0	1	0												
Inning Stats	R: 1 E: 0 K: 0 S: 3	H: 1 LOB: 0 BB: 1 P: 7	R: 0 E: 0 K: 0 S: 4	H: 2 LOB: 2 BB: 0 P: 4	R: 1 E: 0 K: 0 S: 5	H: 2 LOB: 1 BB: 0 P: 5	R: 0 E: 0 K: 2 S: 7	H: 0 LOB: 0 BB: 0 P: 7	R: 0 E: 1 K: 0 S: 4	H: 1 LOB: 0 BB: 0 P: 4	R: 1 E: 0 K: 3 S: 10	H: 1 LOB: 0 BB: 0 P: 10	R: 2 E: 0 K: 2 S: 10	H: 2 LOB: 0 BB: 0 P: 11	1B: 5 2B: 0 3B: 1 HR: 3	SF: 1 SAC: 0 DP: 2 HBP: 0		WP: 0 PA: 32 PB: 0 SB: 0 CS: 0										
PITCHER	IP	WLS	BF	H	R	ER	SO	BB	IBB	HBP	BLK	WP	HR	S	P	ERA		WHIP										
30 Chris Tillman, R ERA: 2.38	(1.1)		5.1	20	5	2	2	4	1	0	0	0	0	27	31	3.38		1.125										
29 Tommy Hunter, R ERA: 8.1	(6.1)	1.2	B	7	2	2	2	3	0	0	0	0	2	13	13	10.80	1.200											
39 Kevin Gausman, R ERA: 4.5	(8.1)	1.0	L	5	2	2	2	2	0	0	0	0	1	10	11	18.00	2.000											

Batter	1	2	3	4	5	6	7	8	9	AB	R	H	RBI	BB	SO	LOB	TOP		
12 Anthony Gose, L (1, 8) OBP: 0.407, SLG: 0.551										2	0	1	1	0	1	1	Detroit Tigers @ Toronto Blue Jays Florida Auto Exchange Stadium, Dunedin, FL Fri Mar 27 2015, 1:06 PM - 2:39 PM EDT Att: 4,833 - Cloudy - 76 F		
13 Alex Avila, L (1, 3) OBP: 0.324, SLG: 0.355										3	0	0	0	0	3				
28 J.D. Martinez, R (1, 9) OBP: 0.431, SLG: 0.720										1	0	0	0	1	0				
18 Tyler Collins, L (1, 7) OBP: 0.340, SLG: 0.390										2	0	0	0	0	2				
9 Nick Castellanos, R (1, 5) OBP: 0.375, SLG: 0.419										2	0	0	0	0	0				
73 Jason Krizan, L (1, 10) OBP: 0.269, SLG: 0.435										2	0	0	0	0	1				
34 James McCann, R (1, 2) OBP: 0.412, SLG: 0.438										2	0	0	0	0	2				
26 Hernán Pérez, R (1, 4) OBP: 0.358, SLG: 0.362										2	1	1	0	0	0				
17 Andrew Romine, S (1, 6) OBP: 0.277, SLG: 0.238										2	0	2	0	0	0				
Inning Stats	R: 0 E: 0 K: 1 S: 6	H: 1 LOB: 1 BB: 0 P: 6	R: 0 E: 0 K: 1 S: 5	H: 0 LOB: 0 BB: 0 P: 5	R: 1 E: 0 K: 1 S: 7	H: 2 LOB: 2 BB: 1 P: 11	R: 0 E: 0 K: 2 S: 7	H: 0 LOB: 0 BB: 0 P: 7	R: 0 E: 0 K: 1 S: 6	H: 1 LOB: 1 BB: 0 P: 6						1B: 3 2B: 1 3B: 0 HR: 0	SF: 0 SAC: 1 DP: 0 HBP: 0	WP: 0 PB: 0 SB: 0 CS: 0	PA: 20
PITCHER 36 Drew Hutchison, R (1, 1) ERA: 1.8	IP: 5.0 WLS: W BF: 20 H: 4 R: 1 ER: 1 SO: 6 BB: 1 IBB: 0 HBP: 0 BLK: 0 WP: 0 HR: 0 S: 31 P: 35 ERA: 1.80 WHIP: 1.000																PITCHER		

Batter	1	2	3	4	5	6	7	8	9	AB	R	H	RBI	BB	SO	LOB	BOTTOM		
7 José Reyes, S (1, 6) OBP: 0.366, SLG: 0.615										3	0	1	0	0	0	0	Detroit Tigers @ Toronto Blue Jays Florida Auto Exchange Stadium, Dunedin, FL Fri Mar 27 2015, 1:06 PM - 2:39 PM EDT Att: 4,833 - Cloudy - 76 F		
29 Devon Travis, R (5, FR) OBP: 0.392, SLG: 0.468										0	0	0	0	0	0				
55 Russell Martin, R (1, 2) OBP: 0.302, SLG: 0.316										3	0	0	0	0	2				
19 José Bautista, R (1, 9) OBP: 0.432, SLG: 0.806										2	1	1	1	0	0				
10 Edwin Encarnación, R (1, 10)										2	0	0	0	0	0				
20 Josh Donaldson, R (1, 5) OBP: 0.395, SLG: 0.553										2	0	0	0	0	1				
45 Dalton Pompey, S (1, 8) OBP: 0.388, SLG: 0.565										2	2	2	1	0	0				
14 Justin Smoak, S (1, 3) OBP: 0.326, SLG: 0.447										2	1	1	2	0	0				
11 Kevin Pillar, R (1, 7) OBP: 0.314, SLG: 0.515										1	0	0	0	1	0				
17 Ryan Goins, L (1, 4) OBP: 0.378, SLG: 0.462										1	0	0	0	1	0				
Inning Stats	R: 0 E: 0 K: 1 S: 5	H: 0 LOB: 0 BB: 0 P: 5	R: 1 E: 0 K: 1 S: 7	H: 1 LOB: 0 BB: 0 P: 10	R: 0 E: 0 K: 0 S: 3	H: 0 LOB: 0 BB: 1 P: 7	R: 1 E: 0 K: 1 S: 6	H: 1 LOB: 0 BB: 0 P: 7	R: 2 E: 1 K: 0 S: 6	H: 3 LOB: 2 BB: 1 P: 13						1B: 2 2B: 0 3B: 0 HR: 3	SF: 0 SAC: 0 DP: 0 HBP: 0	WP: 0 PB: 0 SB: 0 CS: 1	PA: 20
PITCHER 35 Justin Verlander, R (1, 1) ERA: 5.83 56 Kyle Ryan, L (3, 1) ERA: 5.91 43 Bruce Rondón, R (5, 1) ERA: 5.68	IP: 2.2 WLS: L BF: 5 H: 1 R: 1 ER: 1 SO: 1 BB: 0 IBB: 0 HBP: 0 BLK: 0 WP: 0 HR: 1 S: 7 P: 8 ERA: 6.75 WHIP: 0.750	IP: 0.1 WLS: 6 BF: 3 H: 2 R: 2 ER: 2 SO: 0 BB: 1 IBB: 0 HBP: 0 BLK: 0 WP: 0 HR: 1 S: 6 P: 13 ERA: 54.00 WHIP: 12.000																PITCHER	

AB	18
R	1
H	4
RBI	1
BB	1
SO	6
LOB	8



Batter	1	2	3	4	5	6	7	8	9	AB	R	H	RBI	BB	SO	LOB	TOP																				
19 Jon Jay, L OBP: 0.294, SLG: 0.313 91 Stephen Piscotty, R OBP: 0.289, SLG: 0.310	0-3 K		4-0 16 BB 15 1B BB		0-0 1B			0-3 K2-3		2	1	1	0	1	1	0																					
16 Kolten Wong, L OBP: 0.256, SLG: 0.206 87 Jacob Wilson, R OBP: 0.353, SLG: 0.531 98 C.J. McElroy, R OBP: 0.344, SLG: 0.231 65 Dean Anna, L OBP: 0.308, SLG: 0.250	0-3 K		4-0 15 1B 32 E BB		0-0 G4-3			4-0 15 CS BB		2	1	0	0	1	1	0																					
15 Randal Grichuk, R OBP: 0.362, SLG: 0.585	4-0 BB		0-0 32 E 1B		0-3 K			0-3 K2-3		3	1	1	1	1	2	1																					
32 Matt Adams, L OBP: 0.295, SLG: 0.400 59 Xavier Scruggs, R OBP: 0.344, SLG: 0.231 7 Robelys Reyes, S	0-3 K		0-0 E8 27 1B 1-H 3-H		0-3 K			0-0 38 G6-4-3 1B		3	0	0	0	0	2	1																					
27 Jhonny Peralta, R OBP: 0.405, SLG: 0.424 38 Pete Kozma, R OBP: 0.462, SLG: 0.459		0-0 G6-3	0-0 E8 27 1B 1-H 3-H		0-0 K			0-0 38 G6-4-3 1B		3	0	2	0	0	0	0																					
12 Mark Reynolds, R OBP: 0.205, SLG: 0.323 72 Ed Easley, R OBP: 0.200, SLG: 0.200	0-3 K		0-0 G6-3		0-1 F7			0-0 G6-4-3 1B		3	0	0	0	0	1	3																					
55 Scott Moore, L OBP: 0.231, SLG: 0.368		0-0 G5-3			0-3 K					3	0	0	0	0	1	0																					
48 Tony Cruz, R OBP: 0.400, SLG: 0.435 68 Ty Kelly, S OBP: 0.333, SLG: 0.294			0-0 F7		0-3 K					2	0	0	0	0	0	0																					
8 Peter Bourjos, R OBP: 0.233, SLG: 0.237			0-0 P6		0-3 K					3	0	0	0	0	1	0																					
Inning Stats	R: 0 E: 0 K: 3 S: 9	H: 0 LOB: 1 BB: 1 P: 13	R: 0 E: 0 K: 1 S: 5	H: 0 LOB: 0 BB: 0 P: 5	R: 3 E: 1 K: 0 S: 6	H: 2 LOB: 2 BB: 2 P: 14	R: 0 E: 0 K: 1 S: 5	H: 0 LOB: 0 BB: 0 P: 5	R: 0 E: 0 K: 1 S: 6	H: 1 LOB: 1 BB: 0 P: 6	R: 0 E: 0 K: 2 S: 7	H: 0 LOB: 0 BB: 0 P: 7	R: 0 E: 0 K: 2 S: 6	H: 0 LOB: 1 BB: 1 P: 10	R: 0 E: 0 K: 0 S: 3	H: 1 LOB: 1 BB: 0 P: 3	1B: 5 2B: 0 3B: 0 HR: 0	SF: 0 SAC: 0 DP: 1 HBP: 0	WP: 0 PB: 0 SB: 0 CS: 2	PA: 33																	
PITCHER	IP	WLS	BF	H	R	ER	SO	BB	IBB	HBP	BLK	WP	HR	S	P	ERA	WHIP	PITCHER			IP	WLS	BF	H	R	ER	SO	BB	IBB	HBP	BLK	WP	HR	S	P	ERA	WHIP
61 Shane Greene, R ERA: 3.95	5.0		21	3	3	1	6	3	0	0	0	0	0	30	42	1.80	1.200	41 Paul Voelker, R ERA:			1.0	S	3	1	0	0	0	0	0	0	0	3	3	0.00	0.000		
56 Kyle Ryan, L ERA: 5.73	0.1		1	0	0	0	1	0	0	0	0	0	0	3	3	0.00	0.000	61 Whit Mayberry, R ERA:			0.2		2	1	0	0	0	0	0	0	0	3	3	0.00	1.500		
62 Al Albuquerque, R ERA: 3.86	1.0		3	0	0	0	2	0	0	0	0	0	0	7	7	0.00	0.000	46 Ian Krol, L ERA: 3.86			1.0	W	3	0	0	0	2	1	0	0	0	6	10	0.00	1.000		

St. Louis Cardinals @ Detroit Tigers
Joker Marchant Stadium, Lakeland, FL
Sat Mar 28 2015, 1:07 PM - 3:44 PM EDT
Att: 9,653 - Partly Cloudy - 62 F

AB 29
R 3
H 5
RBI 1
BB 4
SO 11
LOB 7



Batter	1	2	3	4	5	6	7	8	9	AB	R	H	RBI	BB	SO	LOB	BOTTOM																				
12 Anthony Gose, L OBP: 0.379, SLG: 0.509	0-0 G6-3		0-0 F8		0-0 F8			0-3 K		4	0	0	0	0	1	2																					
3 Ian Kinsler, R OBP: 0.447, SLG: 0.707	0-0 24 HR 1B		0-0 F8		0-3 K			0-0 74 2B 1B		4	2	2	0	0	1	2																					
24 Miguel Cabrera, R OBP: 0.400, SLG: 0.846 74 Jordan Lennerton, L OBP: 0.356, SLG: 0.351	2-2 1-H HR		0-0 G6-3		0-2 K			0-0 41 G3 1-H 2B		3	1	1	2	0	1	0																					
41 Victor Martinez, S OBP: 0.143, SLG: 0.357	0-3 K		0-0 G3-1		0-3 K			0-0 G3		4	0	0	0	0	2	1																					
28 J.D. Martinez, R OBP: 0.452, SLG: 0.717	0-0 52 FC6-4 1B		0-0 1B		0-0 G6-3			4-0 BB		3	0	2	0	1	0	0																					
52 Yoenis Cespedes, R OBP: 0.283, SLG: 0.533 18 Tyler Collins, L OBP: 0.333, SLG: 0.381	0-0 FC6-4		0-0 F9		0-0 F8			0-0 F7		3	0	0	0	0	2	2																					
13 Alex Avila, L OBP: 0.325, SLG: 0.441 79 Manny Pina, R OBP: 0.385, SLG: 0.300		0-3 K		0-3 K				0-3 HR		3	1	1	1	0	2	0																					
9 Nick Castellanos, R OBP: 0.373, SLG: 0.413		0-0 1B		0-0 F7				0-0 F8		3	0	1	0	0	0	0																					
1 Jose Iglesias, R OBP: 0.150, SLG: 0.132		0-0 1B		0-0 F8				0-0 F7		3	0	1	0	0	0	0																					
Inning Stats	R: 2 E: 0 K: 1 S: 10	H: 3 LOB: 1 BB: 0 P: 12	R: 0 E: 0 K: 1 S: 7	H: 2 LOB: 2 BB: 0 P: 7	R: 0 E: 0 K: 0 S: 4	H: 1 LOB: 1 BB: 0 P: 4	R: 0 E: 0 K: 1 S: 5	H: 0 LOB: 0 BB: 0 P: 5	R: 0 E: 0 K: 2 S: 7	H: 0 LOB: 0 BB: 0 P: 7	R: 1 E: 0 K: 1 S: 6	H: 1 LOB: 0 BB: 0 P: 6	R: 1 E: 0 K: 1 S: 7	H: 2 LOB: 2 BB: 1 P: 11	1B: 6 2B: 1 3B: 0 HR: 2	SF: 0 SAC: 0 DP: 0 HBP: 0	WP: 0 PB: 0 SB: 0 CS: 0	PA: 34																			
PITCHER	IP	WLS	BF	H	R	ER	SO	BB	IBB	HBP	BLK	WP	HR	S	P	ERA	WHIP	PITCHER			IP	WLS	BF	H	R	ER	SO	BB	IBB	HBP	BLK	WP	HR	S	P	ERA	WHIP
31 Lance Lynn, R ERA: 4.5	5.0		21	6	2	2	5	0	0	0	0	0	0	11	11	4.50	0.500	73 Mitch Harris, R ERA: 2.08			2.0	B	7	1	1	1	2	0	0	0	0	1	11	11	4.50	0.500	
33 Carlos Villanueva, R ERA: 4.91	1.0		6	2	1	1	1	1	0	0	0	0	0	7	11	9.00	3.000	9 Carlos Villanueva, R ERA: 4.91			1.0	L	6	2	1	1	1	1	0	0	0	7	11	9.00	3.000		

St. Louis Cardinals @ Detroit Tigers
Joker Marchant Stadium, Lakeland, FL
Sat Mar 28 2015, 1:07 PM - 3:44 PM EDT
Att: 9,653 - Partly Cloudy - 62 F

AB 33
R 4
H 9
RBI 4
BB 1
SO 8
LOB 11



Batter	1	2	3	4	5	6	7	8	9	AB	R	H	RBI	BB	SO	LOB	TOP					
20 Rajai Davis, R OBP: 0.357, SLG: 0.429	F9		F7		K		E6		G1-6-3	5	0	1	0	0	1	0	Detroit Tigers @ Philadelphia Phillies Bright House Field, Clearwater, FL Sun Mar 29 2015, 1:09 PM - 3:48 PM EDT Sunny - 68 F					
18 Tyler Collins, L OBP: 0.321, SLG: 0.426	K			HR	G4-3		K		G1-6-3	5	1	1	1	0	2	3						
24 Miguel Cabrera, R OBP: 0.368, SLG: 0.706	G5-3			52 HR		K	P1			4	1	1	0	0	1	1						
80 Aaron Westlake, L OBP: 0.317, SLG: 0.333				1B						0	0	0	0	0	0	0						
52 Yoenis Cespedes, R OBP: 0.300, SLG: 0.592	K			HR		E6				4	2	2	2	0	1	0						
64 Xavier Avery, L OBP: 0.308, SLG: 0.292				HR		76 34 1B				0	0	0	0	0	0	0						
34 James McCann, R OBP: 0.421, SLG: 0.429	F8			BB		76 FC5-4				3	0	1	0	1	0	1						
50 Bryan Holaday, R OBP: 0.250, SLG: 0.320				BB		76 1B				0	0	0	0	0	0	0						
76 Jefry Marte, R OBP: 0.293, SLG: 0.405	BB			FC5-4		1B				3	0	1	1	1	0	3						
26 Hernán Pérez, R OBP: 0.333, SLG: 0.333	FC6-4			F9		1B				4	0	0	0	0	1	6						
Dixon Machado, R OBP: 0.320, SLG: 0.348				F9		K				0	0	0	0	0	0	0						
81 Josh Wilson, R OBP: 0.318, SLG: 0.211			G6-3		K		P4			3	0	0	0	0	1	3						
73 Jason Krizan, L OBP: 0.236, SLG: 0.458										1	0	1	0	0	0	0						
19 Anibal Sánchez, R OBP: 0.224, SLG: 0.182			B1-3				B1-3			3	0	0	0	0	0	0						
65 Blaine Hardy, L OBP: 0.275, SLG: 0.147										0	0	0	0	0	0	0						
60 Angel Nesbitt, R OBP: 0.227, SLG: 0.372										0	0	0	0	0	0	0						
19 Connor Harrell, R OBP: 0.294, SLG: 0.380										1	0	0	0	0	1	1						
José Vázquez, R OBP: 0.206, SLG: 0.285										0	0	0	0	0	0	0						
Inning Stats	R: 0 E: 0 K: 1 S: 5	H: 0 LOB: 0 BB: 0 P: 5	R: 0 E: 0 K: 1 S: 5	H: 0 LOB: 1 BB: 1 P: 9	R: 0 E: 0 K: 0 S: 3	H: 0 LOB: 0 BB: 0 P: 3	R: 3 E: 0 K: 1 S: 11	H: 3 LOB: 1 BB: 1 P: 17	R: 0 E: 0 K: 1 S: 5	H: 0 LOB: 0 BB: 0 P: 5	R: 1 E: 1 K: 2 S: 10	H: 2 LOB: 2 BB: 0 P: 10	R: 0 E: 1 K: 1 S: 6	H: 0 LOB: 1 BB: 0 P: 6	R: 0 E: 0 K: 0 S: 4	H: 1 LOB: 2 BB: 0 P: 4	R: 0 E: 0 K: 1 S: 6	H: 2 LOB: 1 BB: 0 P: 6	1B: 6 2B: 0 3B: 0 HR: 2	SF: 0 SAC: 0 DP: 1 HBP: 0	WP: 0 PB: 0 SB: 0 CS: 0	PA: 38
PITCHER	IP WLS BF H R ER SO BB IBB HBP BLK WP HR S P ERA WHIP																					
34 Aaron Harang, R ERA: 3.48	5.1 24 5 4 3 5 2 0 0 0 0 0 2 35 45 5.06 1.312																					
46 Jeanmar Gómez, R ERA: 0.87	1.2 6 0 0 0 2 0 0 0 0 0 0 0 10 10 0.00 0.000																					
58 Jonathan Papelbon, R ERA: 1.29	1.0 4 1 0 0 0 0 0 0 0 0 0 0 4 4 0.00 1.000																					
30 Justin De Fratus, R ERA: 5.4	1.0 4 2 0 0 1 0 0 0 0 0 0 0 6 6 0.00 2.000																					

Batter	1	2	3	4	5	6	7	8	9	AB	R	H	RBI	BB	SO	LOB	BOTTOM					
2 Ben Revere, L OBP: 0.224, SLG: 0.182	26 HR		K		L5		F7		F9	2	1	1	0	0	1	0	Detroit Tigers @ Philadelphia Phillies Bright House Field, Clearwater, FL Sun Mar 29 2015, 1:09 PM - 3:48 PM EDT Sunny - 68 F					
24 Grady Sizemore, L OBP: 0.275, SLG: 0.147										3	0	0	0	0	0	3						
68 Russ Canzler, R OBP: 0.333, SLG: 0.447	F7		G3-1			HR				3	1	1	1	0	0	1						
4 Andrés Blanco, S OBP: 0.227, SLG: 0.372										1	0	0	0	0	0	0						
26 Chase Utley, L OBP: 0.483, SLG: 0.731				HR						2	2	2	3	1	0	0						
16 César Hernández, S OBP: 0.235, SLG: 0.200				HR		6 G2-3				1	0	1	0	0	0	0						
6 Ryan Howard, L OBP: 0.203, SLG: 0.379										3	0	0	0	0	2	1						
18 Darin Ruf, R OBP: 0.294, SLG: 0.380	K			K		G2-3				1	0	1	0	0	0	0						
51 Carlos Ruiz, R OBP: 0.262, SLG: 0.275				K						3	0	0	0	0	1	1						
76 René García, R OBP: 0.294, SLG: 0.380	F8			K		F8				1	0	0	0	0	0	2						
37 Odiel Herrera, L OBP: 0.356, SLG: 0.339			K		K		K			4	0	0	0	0	3	3						
3 Jeff Francoeur, R OBP: 0.206, SLG: 0.285			K							4	0	1	0	0	2	0						
13 Freddy Galvis, S OBP: 0.281, SLG: 0.268			G6-3							3	0	1	0	1	0	1						
34 Aaron Harang, R ERA: 3.48										1	0	0	0	0	1	0						
46 Jeanmar Gómez, R ERA: 0.87										0	0	0	0	0	0	0						
71 Cory Phelps, S ERA: 4.32										0	0	0	0	0	0	0						
58 Jonathan Papelbon, R ERA: 1.29										0	0	0	0	0	0	0						
30 Justin De Fratus, S ERA: 5.4										0	0	0	0	0	0	0						
17 Brian Bopuisevic, L OBP: 0.371, SLG: 0.598										1	0	0	0	0	1	1						
Inning Stats	R: 2 E: 0 K: 1 S: 9	H: 2 LOB: 0 BB: 0 P: 9	R: 0 E: 0 K: 2 S: 7	H: 0 LOB: 0 BB: 0 P: 7	R: 0 E: 0 K: 2 S: 7	H: 0 LOB: 0 BB: 0 P: 7	R: 1 E: 0 K: 3 S: 10	H: 1 LOB: 0 BB: 0 P: 10	R: 0 E: 0 K: 0 S: 4	H: 1 LOB: 1 BB: 0 P: 4	R: 1 E: 0 K: 1 S: 7	H: 1 LOB: 1 BB: 1 P: 12	R: 0 E: 0 K: 1 S: 5	H: 1 LOB: 1 BB: 1 P: 9	R: 0 E: 0 K: 0 S: 5	H: 2 LOB: 2 BB: 0 P: 5	R: 0 E: 0 K: 1 S: 5	H: 0 LOB: 1 BB: 1 P: 9	1B: 5 2B: 0 3B: 0 HR: 3	SF: 0 SAC: 1 DP: 0 HBP: 0	WP: 0 PB: 0 SB: 1 CS: 0	PA: 37
PITCHER	IP WLS BF H R ER SO BB IBB HBP BLK WP HR S P ERA WHIP																					
19 Anibal Sánchez, R ERA: 1.13	6.1 25 5 4 4 10 1 0 0 0 0 0 0 3 47 5.68 0.947																					
65 Blaine Hardy, L ERA: 4.32	0.2 3 1 0 0 0 1 0 0 0 0 0 0 2 6 0.00 3.000																					
60 Angel Nesbitt, R ERA: 2.7	1.0 5 2 0 0 0 0 0 0 0 0 0 0 5 5 0.00 2.000																					
José Vázquez, R ERA: 1.13	1.0 4 0 0 0 1 1 0 0 0 0 0 0 5 9 0.00 1.000																					

Batter	1	2	3	4	5	6	7	8	9	AB	R	H	RBI	BB	SO	LOB	TOP																		
26 Todd Cunningham, S (1, 8) OBP: 0.428, SLG: 0.375 (6, 9)										4	0	3	0	1	1	1	Atlanta Braves @ Detroit Tigers Joker Marchant Stadium, Lakeland, FL Mon Mar 30 2015, 1:06 PM - 3:49 PM EDT Att: 6,536 - Sunny - 73 F																		
8 Jace Peterson, L (1, 4) OBP: 0.444, SLG: 0.426 (1, 4)										5	2	3	0	0	0	2																			
22 Nick Markakis, L (1, 10) OBP: 0.323, SLG: 0.188 1 Alberto Callaspo, S (8, PH) OBP: 0.250, SLG: 0.241 (8, 10)										3	0	0	0	0	0	4																			
5 Freddie Freeman, L (1, 3) OBP: 0.431, SLG: 0.551 11 Phil Gosselin, R (6, 7) OBP: 0.326, SLG: 0.283 (7, 5)										2	0	0	1	0	0	0																			
7 Jonny Gomes, R (1, 7) OBP: 0.281, SLG: 0.280 98 Joe Benson, R (6, PR) OBP: 0.400, SLG: 0.167 (6, 8)										1	0	0	0	2	1	0																			
24 Kelly Johnson, L (1, 9) OBP: 0.404, SLG: 0.511 (6, 3)										3	0	1	0	1	0	1																			
23 Chris Johnson, R (1, 5) OBP: 0.297, SLG: 0.422 4 Eric Young Jr., S (7, 7) OBP: 0.394, SLG: 0.444 (7, 7)										3	0	0	0	0	0	2																			
27 Christian Bethancourt, R (1, 2) OBP: 0.297, SLG: 0.556 25 Jesus Flores, R (7, 2) OBP: 0.160, SLG: 0.160 (7, 2)										3	1	1	1	0	0	0																			
19 Andrelton Simmons, R (1, 6) OBP: 0.395, SLG: 0.571 61 Pedro Ciriaco, R (7, 6) OBP: 0.377, SLG: 0.510 (7, 6)										3	0	1	0	0	0	0																			
Inning Stats	R: 0 E: 0 K: 0 S: 3	H: 1 LOB: 0 BB: 0 P: 3	R: 0 E: 0 K: 0 S: 3	H: 0 LOB: 1 BB: 1 P: 7	R: 0 E: 0 K: 0 S: 4	H: 1 LOB: 2 BB: 1 P: 8	R: 0 E: 0 K: 1 S: 5	H: 0 LOB: 0 BB: 0 P: 5	R: 0 E: 0 K: 1 S: 6	H: 1 LOB: 1 BB: 0 P: 6	R: 1 E: 0 K: 0 S: 4	H: 1 LOB: 1 BB: 1 P: 10	R: 1 E: 0 K: 0 S: 6	H: 2 LOB: 0 BB: 0 P: 8	R: 2 E: 0 K: 0 S: 7	H: 4 LOB: 2 BB: 1 P: 11		R: 0 E: 0 K: 0 S: 4	H: 1 LOB: 1 BB: 0 P: 4	1B: 8 2B: 2 3B: 0 HR: 1	SF: 2 SAC: 0 DP: 2 HBP: 0	WP: 1 PB: 0 SB: 0 CS: 2	PA: 39												
PITCHER	IP WLS BF H R ER SO BB IBB HBP BLK WP HR S P ERA WHIP																																		
31 Alfredo Simon, R (1, 1) ERA: 3.58	6.0	24	5	2	2	2	3	0	0	1	0	0	26	40	3.00	1.333																			
60 Angel Nesbitt, R (7, 1) ERA: 3.27	1.0	B	3	1	0	0	0	0	0	0	0	1	5	7	0.00	1.000																			
44 Joba Chamberlain, R (8, 1) ERA: 9.22	0.2	L	6	4	2	2	0	1	0	0	0	1	6	10	27.00	7.500																			
44 Melvin Mercedes, R (8, 1) ERA:	0.1		1	0	0	0	0	0	0	0	0	0	1	1	0.00	0.000																			
36 Joe Nathan, R (9, 1) ERA: 5.23	1.0		4	1	0	0	0	0	0	0	0	0	4	4	0.00	1.000																			

AB	32
R	4
H	11
RBI	4
BB	4
SO	2
LOB	12



Batter	1	2	3	4	5	6	7	8	9	AB	R	H	RBI	BB	SO	LOB	BOTTOM																		
12 Anthony Gose, L (1, 8) OBP: 0.371, SLG: 0.491 17 Jeff McVaney, R (8, 8) OBP: 0.667, SLG: 0.500 (8, 8)										4	1	1	0	0	2	0	Atlanta Braves @ Detroit Tigers Joker Marchant Stadium, Lakeland, FL Mon Mar 30 2015, 1:06 PM - 3:49 PM EDT Att: 6,536 - Sunny - 73 F																		
3 Ian Kinsler, R (1, 4) OBP: 0.471, SLG: 0.705 9 Joey Pankake, R (8, 4) OBP: 0.667, SLG: 1.667 (8, 4)										3	0	2	1	1	0	1																			
24 Miguel Cabrera, R (1, 3) OBP: 0.391, SLG: 0.700 26 Hernán Pérez, R (9, 3) OBP: 0.333, SLG: 0.333 (9, 3)										3	0	1	0	1	0	1																			
41 Victor Martinez, S (1, 10) OBP: 0.111, SLG: 0.278 (1, 10)										4	0	0	0	0	0	4																			
28 J.D. Martinez, R (1, 9) OBP: 0.431, SLG: 0.679 17 Andrew Romine, S (8, 9) OBP: 0.271, SLG: 0.233 (8, 9)										3	0	0	0	0	0	0																			
52 Yoenis Cespedes, R (1, 7) OBP: 0.321, SLG: 0.654 28 Raph Rhymes, R (7, 7) (7, 7)										3	1	2	1	0	0	0																			
13 Alex Avila, L (1, 2) OBP: 0.295, SLG: 0.395 (1, 2)										4	0	0	0	0	1	1																			
9 Nick Castellanos, R (1, 5) OBP: 0.345, SLG: 0.380 (1, 5)										4	0	0	0	0	1	1																			
1 Jose Iglesias, R (1, 6) OBP: 0.140, SLG: 0.122 81 Josh Wilson, R (8, 6) OBP: 0.318, SLG: 0.211 (8, 6)										3	0	0	0	0	0	0																			
Inning Stats	R: 1 E: 0 K: 0 S: 6	H: 2 LOB: 0 BB: 0 P: 6	R: 0 E: 0 K: 0 S: 4	H: 1 LOB: 0 BB: 0 P: 4	R: 0 E: 0 K: 1 S: 6	H: 1 LOB: 1 BB: 1 P: 10	R: 1 E: 0 K: 1 S: 8	H: 1 LOB: 0 BB: 0 P: 10	R: 0 E: 0 K: 0 S: 3	H: 0 LOB: 0 BB: 0 P: 3	R: 0 E: 0 K: 1 S: 6	H: 0 LOB: 1 BB: 0 P: 6	R: 0 E: 0 K: 0 S: 3	H: 0 LOB: 0 BB: 0 P: 3	R: 0 E: 0 K: 1 S: 5	H: 0 LOB: 0 BB: 0 P: 5		1B: 4 2B: 1 3B: 0 HR: 1	SF: 0 SAC: 0 DP: 0 HBP: 0	WP: 0 PB: 0 SB: 1 CS: 1	PA: 35														
PITCHER	IP WLS BF H R ER SO BB IBB HBP BLK WP HR S P ERA WHIP																																		
48 Mike Folynewicz, R (1, 1) ERA: 6.35	3.2	16	5	2	2	2	1	0	0	0	0	0	23	29	4.91	1.636																			
53 Jim Johnson, R (4, 1) ERA: 1.69	0.1		1	0	0	0	0	0	0	0	0	1	1	0.00	0.000																				
37 Eric Stults, L (5, 1) ERA: 1.69	5.0	W	18	1	0	0	3	1	0	0	0	0	23	27	0.00	0.400																			


AB	33
R	2
H	6
RBI	2
BB	2
SO	5
LOB	8



Batter	1	2	3	4	5	6	7	8	9	AB	R	H	RBI	BB	SO	LOB	TOP										
20 Rajai Davis, R OBP: 0.339, SLG: 0.400 28 Raph Rhymes, R (7, 7)	F8		G4-3		K		P4		K	4	0	0	0	0	1	0											
3 Ian Kinsler, R OBP: 0.448, SLG: 0.680 34 Harold Castro, L OBP: 0.400, SLG: 0.600	G3		G6-3		3B		K		K	4	0	1	0	0	1	0											
41 Victor Martinez, S OBP: 0.169, SLG: 0.280 Grayson Greiner, R OBP: 0.667, SLG: 1.000 (7, PH) (7, 10)	1B				G5-3		2B		1B	3	0	2	0	0	0	1											
28 J.D. Martinez, R OBP: 0.435, SLG: 0.661 33 Ross Kivett, R OBP: 0.500, SLG: 0.333	G4-3				1B		K		K	3	1	1	0	1	1	2											
9 Nick Castellanos, R OBP: 0.311, SLG: 0.345 22 Wade Gaynor, R OBP: 0.444, SLG: 0.714			G5-3		K		F9		G5-3	3	0	0	0	0	1	3											
34 James McCann, R OBP: 0.419, SLG: 0.450	L4				1B		2B		G5-3	4	0	2	1	0	0	0											
26 Hernán Pérez, R OBP: 0.333, SLG: 0.667 29 Dominic Ficoiello, S OBP: 0.333, SLG: 0.667	1B				K		K		WP 1B 2B	3	0	1	0	0	2	4											
17 Andrew Romine, S OBP: 0.288, SLG: 0.239 Dixon Machado, R OBP: 0.346, SLG: 0.375	G4-3				FC6-4		BB		71 WP 1B	2	0	0	0	1	0	4											
12 Anthony Gose, L OBP: 0.353, SLG: 0.460 71 Jiwan James, S (7, 8)			K				G5-3		P6	3	0	0	0	0	2	2											
Inning Stats	R: 0 E: 0 K: 0 S: 4	H: 1 LOB: 1 BB: 0 P: 4	R: 0 E: 0 K: 0 S: 4	H: 1 LOB: 1 BB: 0 P: 4	R: 0 E: 0 K: 1 S: 5	H: 0 LOB: 0 BB: 0 P: 5	R: 0 E: 0 K: 2 S: 10	H: 3 LOB: 3 BB: 0 P: 10	R: 0 E: 0 K: 1 S: 6	H: 1 LOB: 2 BB: 0 P: 6	R: 1 E: 0 K: 2 S: 8	H: 1 LOB: 2 BB: 2 P: 17	R: 0 E: 0 K: 2 S: 8	H: 1 LOB: 1 BB: 0 P: 8	R: 1 E: 0 K: 0 S: 5	H: 2 LOB: 1 BB: 0 P: 7	R: 0 E: 0 K: 3 S: 10	H: 1 LOB: 1 BB: 0 P: 10	1B: 7 2B: 3 3B: 1 HR: 0	SF: 0 SAC: 0 DP: 0 HBP: 0	WP: 3 PB: 0 SB: 0 CS: 0	PA: 40					
PITCHER	IP	WLS	BF	H	R	ER	SO	BB	IBB	HBP	BLK	WP	HR	S	P	ERA	WHIP										
60 Dallas Keuchel, L ERA: 1.8	5.2	W	25	7	1	1	5	1	0	0	0	1	0	34	39	1.59	1.412										
50 Chad Qualls, R ERA:	0.1	H	2	0	0	0	1	1	0	0	0	0	0	3	7	0.00	3.000										
89 Gonzalo Sanudo, R ERA:	1.0	H	4	1	0	0	2	0	0	0	0	0	0	8	8	0.00	1.000										
82 Tyson Perez, R ERA: 3.0	1.0	H	5	2	1	1	0	0	0	0	0	2	0	5	7	9.00	2.000										
37 Fat Neshek, R ERA: 1.29	1.0	S	4	1	0	0	3	0	0	0	0	0	0	10	10	0.00	1.000										

Detroit Tigers @ Houston Astros
Osceola County Stadium, Kissimmee, FL
Wed Apr 01 2015, 1:07 PM - 3:59 PM EDT
Att: 3,075 - Partly Cloudy - 81 F

AB 38
R 2
H 11
RBI 2
BB 2
SO 11
LOB 18



Batter	1	2	3	4	5	6	7	8	9	AB	R	H	RBI	BB	SO	LOB	BOTTOM										
2 Jonathan Villar, S OBP: 0.358, SLG: 0.468 (6, 7)	1B 2B				G5-3		K			4	1	2	0	0	1	0											
4 George Springer, R OBP: 0.397, SLG: 0.580	CI 1B 23 G6-3				F8		2B			3	1	1	0	0	0	1											
Evan Gattis, R OBP: 0.457, SLG: 0.625 Matt Duffy, R OBP: 0.400, SLG: 0.625 (5, PR) (6, 3)	1B 6 2B 23 G6-3				K		F7			3	1	2	1	0	1	0											
23 Chris Carter, R OBP: 0.340, SLG: 0.500 92 Ruben Sosa, S (8, PR) (9, 10)	G6-3				K		F9		6 F 15 S BB	3	0	0	1	1	1	2											
15 Jason Castro, L OBP: 0.341, SLG: 0.564	K				BB		G3-1		K	3	0	0	0	1	2	2											
6 Jake Marisnick, R OBP: 0.404, SLG: 0.550	2B				F8		2B		P3	4	0	2	1	0	0	3											
Colin Moran, L OBP: 0.417, SLG: 0.364 Nolan Fontana, L OBP: 0.214, SLG: 0.083	K				K		K		F7	2	0	0	0	0	2	1											
9 Marwin Gonzalez, S OBP: 0.234, SLG: 0.289 (6, 6)			G6-3		B1-3		F9			3	0	0	0	0	0	1											
Gregorio Petit, R OBP: 0.375, SLG: 0.414 (6, 5)	G6-3				G1-3		K			3	0	0	0	0	1	0											
Inning Stats	R: 3 E: 1 K: 2 S: 11	H: 3 LOB: 1 BB: 0 P: 11	R: 0 E: 0 K: 0 S: 4	H: 1 LOB: 1 BB: 0 P: 4	R: 0 E: 0 K: 2 S: 7	H: 0 LOB: 1 BB: 1 P: 11	R: 0 E: 0 K: 1 S: 5	H: 0 LOB: 0 BB: 0 P: 5	R: 0 E: 0 K: 0 S: 4	H: 1 LOB: 1 BB: 0 P: 4	R: 0 E: 0 K: 1 S: 6	H: 1 LOB: 1 BB: 0 P: 6	R: 0 E: 0 K: 2 S: 8	H: 1 LOB: 1 BB: 0 P: 8	R: 0 E: 1 K: 1 S: 5	H: 0 LOB: 2 BB: 1 P: 10	1B: 3 2B: 4 3B: 0 HR: 0	SF: 0 SAC: 0 DP: 0 HBP: 0	WP: 0 PB: 0 SB: 2 CS: 0	PA: 34							
PITCHER	IP	WLS	BF	H	R	ER	SO	BB	IBB	HBP	BLK	WP	HR	S	P	ERA	WHIP										
56 Kyle Ryan, L ERA: 6.23	2.0	L	11	4	3	2	2	0	0	0	0	0	0	15	15	9.00	2.000										
36 Joe Nathan, R ERA: 4.79	1.0		4	0	0	0	2	1	0	0	0	0	0	7	11	0.00	1.000										
32 Tom Gorzelanny, L ERA: 7.04	1.2		5	0	0	0	1	0	0	0	0	0	0	7	7	0.00	0.000										
61 Guido Knudson, R ERA:	0.1		2	1	0	0	0	0	0	0	0	0	0	2	2	0.00	3.000										
62 Al Alburquerque, R ERA: 3.38	1.0		4	1	0	0	1	0	0	0	0	0	0	6	6	0.00	1.000										
65 Blaine Hardy, L ERA: 3.86	1.0		4	1	0	0	2	1	0	0	0	0	0	5	10	0.00	1.000										
41 Paul Voelker, R ERA:	1.0		4	0	0	0	1	1	0	0	0	0	0	5	10	0.00	1.000										

Detroit Tigers @ Houston Astros
Osceola County Stadium, Kissimmee, FL
Wed Apr 01 2015, 1:07 PM - 3:59 PM EDT
Att: 3,075 - Partly Cloudy - 81 F

AB 31
R 3
H 7
RBI 3
BB 2
SO 9
LOB 14



Batter	1	2	3	4	5	6	7	8	9	AB	R	H	RBI	BB	SO	LOB	TOP
39 Kevin Kiermaier, L (1.10) OBP: 0.412, SLG: 0.543 Joey Butler, R (7, PH) OBP: 0.326, SLG: 0.487 Jake DePew, R (8, PH) (8, 10)	0-0 L4-6 28 20 1B	0-0 1-H 3B			0-3 K		0-3 K	0-0 G1-4-3		3	0	2	1	0	1	0	
20 Steven Souza Jr., R (1.9) OBP: 0.231, SLG: 0.289 48 Alexander Simon, S (5.7) OBP: 0.500, SLG: 0.500	0-0 21 3 5 HR 1B	0-3 K			0-0 P3			0-0 27 1B 1B	0-3 K	3	1	1	0	0	1	1	
28 John Jaso, L (1.7) OBP: 0.327, SLG: 0.273 27 Thomas Milone, L (5.9) OBP: 0.500, SLG: 0.500	0-0 L4-6	0-0 F8			0-0 G3-1			0-0 23 BB 1B	0-0 L6	3	0	0	0	0	0	3	
3 Evan Longoria, R (1.5) OBP: 0.327, SLG: 0.490 23 Cameron Seltzer, L (6.3) SAFE 1 BB BB	4-0 21 5 HR BB		0-3 K		0-0 G2-3			4-0 53 65 1B BB	0-0 G3-1	2	1	0	0	1	1	0	
21 James Loney, L (1.3) OBP: 0.273, SLG: 0.358 Boog Powell, L (6.8) OBP: 0.455, SLG: 0.500	4-0 5 HR BB		0-0 G1-3		0-0 G3-1			0-0 65 1B 53 BB		2	1	0	0	1	0	0	
5 Brandon Guyer, R (1.8) OBP: 0.414, SLG: 0.571 53 Coty Blanchard, R (6.5) SAFE 1 BB BB	2-2 5 HR BB		0-0 G6-3		0-0 F8			1-2 2-H 3-H 1B	4-0 65 1B	3	1	1	4	0	0	0	
1 Tim Beckham, R (1.4) OBP: 0.286, SLG: 0.321 65 Alec Sole, L (7.6) OBP: 1.000, SLG: 1.000	0-3 K		0-0 G6-3		0-0 G6-3			1-2 2-3 3-H 1B	0-0 SF9	1	1	1	1	0	0	0	
83 Jake Elmore, R (1.6) OBP: 0.298, SLG: 0.162 59 Thomas Coyle, L (5.4) OBP: 0.333, SLG: 0.333		0-0 39 3B 1B		0-0 G5-3			0-0 F7	1-3 2-H 3-H 1B	0-0 G1-4-3 1B	2	1	1	0	0	0	0	
60 Bobby Wilson, R (1.2) OBP: 0.226, SLG: 0.111 Mayo Acosta, R (7.2) OBP: 0.091, SLG: 0.100		0-0 P3		0-3 K			4-0 BB	0-0 SF9	0-0 3-H	2	0	0	0	1	1	1	
Inning Stats	R: 4 E: 1 K: 1 S: 9	H: 3 LOB: 2 BB: 2 P: 19	R: 1 E: 0 K: 1 S: 7	H: 2 LOB: 1 BB: 0 P: 7	R: 0 E: 0 K: 1 S: 5	H: 0 LOB: 0 BB: 0 P: 5	R: 0 E: 0 K: 1 S: 5	H: 0 LOB: 0 BB: 0 P: 5	R: 0 E: 0 K: 0 S: 3	H: 0 LOB: 1 BB: 1 P: 9	R: 6 E: 0 K: 0 S: 7	H: 5 LOB: 2 BB: 2 P: 15	R: 0 E: 0 K: 1 S: 5	H: 0 LOB: 0 BB: 0 P: 5	1B: 8 2B: 1 3B: 1 HR: 1	SF: 1 SAC: 0 DP: 2 HBP: 0	WP: 0 PA: 40 PB: 0 SB: 0 CS: 0
PITCHER	IP WLS BF H R ER SO BB IBB HBP BLK WP HR S P ERA WHIP	19 Anibal Sánchez, R (1.1) ERA: 5.1	36 Joakim Soria, R (6.1) ERA: 1.1	36 Joe Nathan, R (7.1) ERA: 0.1	62 Al Alburquerque, R (8.1) ERA: 9.72	61 Whit Mayberry, R (8.1) ERA: 0.2	61 Guido Knudson, R (9.1) ERA: 1.0	IP WLS BF H R ER SO BB IBB HBP BLK WP HR S P ERA WHIP	61 Guido Knudson, R (9.1) ERA: 1.0	IP WLS BF H R ER SO BB IBB HBP BLK WP HR S P ERA WHIP	61 Guido Knudson, R (9.1) ERA: 1.0	IP WLS BF H R ER SO BB IBB HBP BLK WP HR S P ERA WHIP	61 Guido Knudson, R (9.1) ERA: 1.0	IP WLS BF H R ER SO BB IBB HBP BLK WP HR S P ERA WHIP	61 Guido Knudson, R (9.1) ERA: 1.0	IP WLS BF H R ER SO BB IBB HBP BLK WP HR S P ERA WHIP	61 Guido Knudson, R (9.1) ERA: 1.0

Tampa Bay Rays @ Detroit Tigers
Joker Marchant Stadium, Lakeland, FL
Fri Apr 03 2015, 1:07 PM - 4:09 PM EDT
Att: 7,751 - Partly Cloudy - 82 F

AB 34
R 11
H 10
RBI 11
BB 5
SO 7
LOB 7





Batter	1	2	3	4	5	6	7	8	9	AB	R	H	RBI	BB	SO	LOB	BOTTOM		
20 Rajai Davis, R (1.8) OBP: 0.323, SLG: 0.379 12 Anthony Gose, L (6.8) OBP: 0.361, SLG: 0.455	0-0 G4-3		0-0 G6-3		0-0 G1-3		0-0 F7			3	0	0	0	0	0	1			
3 Ian Kinsler, R (1.4) OBP: 0.475, SLG: 0.736 81 Josh Wilson, R (5, PR) OBP: 0.311, SLG: 0.205	0-0 24 HR 1B		0-0 24 2B		0-0 13 2B			0-3 K		3	2	3	1	0	0	0			
24 Miguel Cabrera, R (1.3) OBP: 0.406, SLG: 0.741 13 Alex Avila, L (5, PH) OBP: 0.314, SLG: 0.395 71 Jiwan James, S (8.7)	2-2 HR		0-0 2B		0-0 2B			0-3 K		2	1	2	3	0	0	0			
41 Victor Martinez, S (1.10) OBP: 0.152, SLG: 0.219 9 Joey Pankake, R (8, PR) OBP: 0.697, SLG: 1.687	0-0 G1-3		0-0 F7		0-0 G4-3			4-0 BB		3	0	0	0	1	0	2			
28 J.D. Martinez, R (1.9) OBP: 0.413, SLG: 0.615 Wynton Bernard, R (7.9) OBP: 0.391, SLG: 0.450	0-0 G5-3		0-0 F9		0-0 F8			0-3 K		3	0	0	0	0	0	0			
52 Yoenis Cespedes, R (1.7) OBP: 0.328, SLG: 0.650 17 Andrew Romine, S (6.7) OBP: 0.296, SLG: 0.250		0-0 34 G5-4-3 1B		0-0 G6-3		0-3 K		0-0 26 G5-4-3 1B		2	0	1	0	0	0	0			
34 James McCann, R (1.2) OBP: 0.383, SLG: 0.409		0-0 G5-4-3		0-0 F9		0-0 G6-3		0-0 F8		4	0	0	0	0	0	2			
9 Nick Castellanos, R (1.5) OBP: 0.303, SLG: 0.333 26 Hernán Pérez, R (6.5) OBP: 0.308, SLG: 0.305		0-0 F9		0-0 G4-3		0-0 G5-3		0-0 G5-4-3		2	0	0	0	0	0	0			
1 Jose Iglesias, R (1.6) OBP: 0.154, SLG: 0.140			0-0 G6-3		0-0 20 G1-3 2B			0-0 G1-3		3	1	1	0	0	0	0			
Inning Stats	R: 2 E: 0 K: 0 S: 7	H: 2 LOB: 0 BB: 0 P: 9	R: 0 E: 0 K: 0 S: 3	H: 1 LOB: 0 BB: 0 P: 3	R: 1 E: 0 K: 0 S: 5	H: 2 LOB: 1 BB: 0 P: 5	R: 0 E: 0 K: 0 S: 3	H: 0 LOB: 0 BB: 0 P: 3	R: 2 E: 0 K: 0 S: 6	H: 3 LOB: 1 BB: 0 P: 6	R: 0 E: 0 K: 1 S: 5	H: 0 LOB: 0 BB: 0 P: 5	R: 0 E: 0 K: 0 S: 3	H: 0 LOB: 1 BB: 1 P: 13	R: 0 E: 0 K: 0 S: 3	H: 1 LOB: 0 BB: 0 P: 3	1B: 4 2B: 4 3B: 0 HR: 1	SF: 0 SAC: 0 DP: 2 HBP: 0	WP: 0 PA: 35 PB: 0 SB: 0 CS: 0
PITCHER	IP WLS BF H R ER SO BB IBB HBP BLK WP HR S P ERA WHIP	23 Jake Odorizzi, R (1.1) ERA: 4.26	50 Grant Balfour, R (5.1) ERA: 5.4	40 Kevin Jepsen, R (6.1) ERA: 4.32	26 Brad Boxberger, R (7.1) ERA: 2.0	38 Jeff Beliveau, L (7.1) ERA: 2.7	43 Ernesto Frieri, R (8.1) ERA: 3.24	53 Brad Schreiber, R (9.1) ERA: 1.0	IP WLS BF H R ER SO BB IBB HBP BLK WP HR S P ERA WHIP	43 Ernesto Frieri, R (8.1) ERA: 3.24	IP WLS BF H R ER SO BB IBB HBP BLK WP HR S P ERA WHIP	43 Ernesto Frieri, R (8.1) ERA: 3.24	IP WLS BF H R ER SO BB IBB HBP BLK WP HR S P ERA WHIP	43 Ernesto Frieri, R (8.1) ERA: 3.24	IP WLS BF H R ER SO BB IBB HBP BLK WP HR S P ERA WHIP	43 Ernesto Frieri, R (8.1) ERA: 3.24	IP WLS BF H R ER SO BB IBB HBP BLK WP HR S P ERA WHIP		

Tampa Bay Rays @ Detroit Tigers
Joker Marchant Stadium, Lakeland, FL
Fri Apr 03 2015, 1:07 PM - 4:09 PM EDT
Att: 7,751 - Partly Cloudy - 82 F

AB 34
R 5
H 9
RBI 5
BB 1
SO 4
LOB 7



Batter	1	2	3	4	5	6	7	8	9	AB	R	H	RBI	BB	SO	LOB	TOP										
20 Rajai Davis, R OBP: 0.313, SLG: 0.367 12 Anthony Gose, L OBP: 0.356, SLG: 0.448 28 Raph Rhymes, R (7.9)	G6-3		K			K			G6-3	2	0	0	0	0	1	0	Detroit Tigers @ Tampa Bay Rays Tropicana Field, St. Petersburg, FL Sat Apr 04 2015, 12:34 PM - 2:59 PM EDT Att: 8,934 - Dome - 72 F livebaseballscorecards.com AB 30 R 1 H 4 RBI 1 BB 0 SO 12 LOB 6 										
3 Ian Kinsler, R OBP: 0.460, SLG: 0.709 26 Hernán Pérez, R OBP: 0.299, SLG: 0.295	G6-3			L6		K			F9	2	0	0	0	0	0	0											
24 Miguel Cabrera, R OBP: 0.412, SLG: 0.724 59 Dean Green, L (4, PR)	K								G4-3	2	0	1	0	0	1	0											
41 Victor Martínez, S OBP: 0.167, SLG: 0.314		HR								3	1	1	1	0	0	1											
28 J.D. Martínez, R OBP: 0.403, SLG: 0.597 33 Ross Ketvett, R OBP: 0.400, SLG: 0.250	K									2	0	0	0	0	2	1											
52 Yoenis Céspedes, R OBP: 0.323, SLG: 0.639 39 Ben Verlander, R OBP: 0.286, SLG: 0.286	F7									1	0	0	0	0	0	0											
13 Alex Avila, L OBP: 0.388, SLG: 0.386 34 James McCann, R OBP: 0.388, SLG: 0.435 Grayson Greiner, R OBP: 0.667, SLG: 1.000	K									1	0	0	0	0	1	0											
9 Nick Castellanos, R OBP: 0.299, SLG: 0.328 17 Andrew Romine, S OBP: 0.286, SLG: 0.240	K									1	0	0	0	0	1	0											
1 Jose Iglesias, R OBP: 0.167, SLG: 0.154 67 David Gonzalez, S (6, PR)	P4									2	0	1	0	0	0	0											
										1	0	0	0	0	0	1											
Inning Stats	R: 0 E: 0 K: 1 S: 7	H: 0 LOB: 0 BB: 0 P: 10	R: 1 E: 0 K: 2 S: 13	H: 1 LOB: 0 BB: 0 P: 22	R: 0 E: 0 K: 2 S: 9	H: 0 LOB: 0 BB: 0 P: 11	R: 0 E: 0 K: 1 S: 11	H: 1 LOB: 1 BB: 0 P: 16	R: 0 E: 0 K: 2 S: 10	H: 0 LOB: 0 BB: 0 P: 12	R: 0 E: 0 K: 2 S: 13	H: 1 LOB: 1 BB: 0 P: 18	R: 0 E: 0 K: 1 S: 9	H: 1 LOB: 1 BB: 0 P: 10	R: 0 E: 0 K: 0 S: 7	H: 0 LOB: 0 BB: 0 P: 11		1B: 2 2B: 1 HR: 1	SF: 0 SAC: 0 DP: 0 HBP: 0	WP: 0 PB: 0 SB: 0 CS: 1	PA: 30						
PITCHER	IP	WLS	BF	H	R	ER	SO	BB	IBB	HBP	BLK	WP	HR	S	P	ERA		WHIP									
35 Matt Andriese, R ERA: 2.21	1.0		3	0	0	0	1	0	0	0	0	0	0	7	10	0.00	0.000										
30 Erasmo Ramírez, R ERA: 5.4	3.2	L	13	2	1	1	6	0	0	0	0	0	1	40	58	2.46	0.545										
Brandon Gomes, R ERA: 0.63	2.0		6	1	0	0	4	0	0	0	0	0	0	24	30	0.00	0.500										
Jordan Norberto, L ERA: 3.55	1.1		5	1	0	0	1	0	0	0	0	0	0	10	14	0.00	0.750										
Jhan Martínez, R ERA: 3.09	1.0		3	0	0	0	0	0	0	0	0	0	0	7	11	0.00	0.000										

Batter	1	2	3	4	5	6	7	8	9	AB	R	H	RBI	BB	SO	LOB	BOTTOM											
28 John Jaso, L OBP: 0.315, SLG: 0.261 5 Brandon Guyer, R OBP: 0.419, SLG: 0.567	G4-3			K		F9			G5-3	2	0	0	0	0	1	0	Detroit Tigers @ Tampa Bay Rays Tropicana Field, St. Petersburg, FL Sat Apr 04 2015, 12:34 PM - 2:59 PM EDT Att: 8,934 - Dome - 72 F livebaseballscorecards.com AB 28 R 0 H 2 RBI 0 BB 3 SO 6 LOB 10 											
20 Steven Souza Jr., R OBP: 0.203, SLG: 0.259 1 Tim Beckham, R OBP: 0.310, SLG: 0.321	G1-3			G6-3					G5-3	2	0	0	0	0	0	0												
13 Asdrúbal Cabrera, S OBP: 0.236, SLG: 0.212 19 Juniel Quevedo, S Mayo Acosta, R OBP: 0.083, SLG: 0.091	G4-3			K					G5-3	2	0	0	0	0	1	0												
3 Evan Longoria, R OBP: 0.310, SLG: 0.471 23 Cameron Seitzer, L	L7								G3-1	2	0	0	0	0	1	0												
21 James Loney, L OBP: 0.263, SLG: 0.345 45 Leonardo Reginatto, R OBP: 0.667, SLG: 1.167	G4-3									1	0	0	0	0	1	0												
8 Desmond Jennings, R OBP: 0.471, SLG: 0.565 7 David DeJesus, L OBP: 0.349, SLG: 0.514 51 Hector Guevara, R	G4-3									2	0	1	0	0	0	0												
11 Logan Forsythe, R OBP: 0.275, SLG: 0.521 61 Marty Gantt, R	G5-3									2	0	0	0	0	0	1												
44 René Rivera, R OBP: 0.179, SLG: 0.385 60 Bobby Wilson, R OBP: 0.219, SLG: 0.107	P6									2	0	0	0	0	1	0												
39 Kevin Kiermaier, L OBP: 0.396, SLG: 0.521 11 Zac Law, R	G4-3									1	0	0	0	0	1	0												
Inning Stats	R: 0 E: 0 K: 0 S: 5	H: 0 LOB: 0 BB: 0 P: 7	R: 0 E: 0 K: 0 S: 5	H: 0 LOB: 0 BB: 0 P: 9	R: 0 E: 0 K: 0 S: 7	H: 0 LOB: 0 BB: 0 P: 11	R: 0 E: 0 K: 2 S: 9	H: 0 LOB: 0 BB: 0 P: 11	R: 0 E: 0 K: 1 S: 11	H: 1 LOB: 1 BB: 0 P: 12	R: 0 E: 0 K: 1 S: 7	H: 0 LOB: 0 BB: 0 P: 12	R: 0 E: 0 K: 0 S: 9	H: 0 LOB: 0 BB: 1 P: 14	R: 0 E: 0 K: 1 S: 13	H: 0 LOB: 2 BB: 1 P: 22		R: 0 E: 0 K: 1 S: 10	H: 1 LOB: 2 BB: 1 P: 17	1B: 2 2B: 0 3B: 0 HR: 0	SF: 0 SAC: 0 DP: 1 HBP: 0	WP: 0 PB: 0 SB: 1 CS: 0	PA: 31					
PITCHER	IP	WLS	BF	H	R	ER	SO	BB	IBB	HBP	BLK	WP	HR	S	P	ERA		WHIP										
31 Alfredo Simon, R ERA: 4.55	5.0		16	1	0	0	3	0	0	0	0	0	0	37	50	0.00		0.200										
44 Joba Chamberlain, R ERA: 6.52	0.2	H	2	0	0	0	1	0	0	0	0	0	0	5	8	0.00	0.000											
46 Ian Krol, L ERA: 3.73	0.1	H	1	0	0	0	0	0	0	0	0	0	0	2	4	0.00	0.000											
60 Angel Nesbitt, R ERA: 2.7	0.1	H	2	0	0	0	0	1	0	0	0	0	0	4	8	0.00	3.000											
44 Melvin Mercedes, R ERA: 1.0	0.2	H	1	0	0	0	0	0	0	0	0	0	0	5	6	0.00	0.000											
PITCHER	IP	WLS	BF	H	R	ER	SO	BB	IBB	HBP	BLK	WP	HR	S	P	ERA	WHIP											
Rafael Dolis, R ERA: 6.1	1.0		4	0	0	0	1	1	0	0	0	0	0	13	22	0.00	1.000											
José Vázquez, R ERA: 1.0	1.0	S	5	1	0	0	1	1	0	0	0	0	0	10	17	0.00	2.000											

Batter	1	2	3	4	5	6	7	8	9	AB	R	H	RBI	BB	SO	LOB	TOP								
39 Danny Santana, S (1,6) C FF 92 93 94 95 96 97 98 99 B FF 92 93 94 95 96 97 98 99 S CU 80	1-3 K		0-2 F8			0-0 G3		0-1 F7		4	0	0	0	0	1	0									
2 Brian Dozier, R (1,4) OBP: 0.091, SLG: 0.091 C FF 94 95 96 97 98 99 B FF 94 95 96 97 98 99 S CU 89	0-3 K			0-2 F8		3-2 F9			1-0 F9	4	0	0	0	0	1	0									
7 Joe Mauer, L (1,3) OBP: 0.364, SLG: 0.300 C FF 94 95 96 97 98 99 X SI 94	0-1 G5-3			1-1 P6				4-1 BB	0-1 1B	3	1	1	0	1	0	0									
48 Tori Hunter, R (1,9) OBP: 0.091, SLG: 0.091 B FF 91 92 93 94 95 96 97 98 99 S SI 91 92 93 94 95 96 97 98 99 X SI 92	2-1 F8			0-2 1B				1-2 P4	2-1 F9	4	0	1	0	0	0	2									
19 Kennys Vargas, S (1,10) OBP: 0.300, SLG: 0.333 C SI 92 93 94 95 96 97 98 99 B FF 94 95 96 97 98 99 F CH 86 87 88 89 90 91 92 C FF 94	1-3 K			0-0 1B				0-1 E7	0-0 G5-3	4	0	1	0	0	1	2									
24 Trevor Plouffe, R (1,5) OBP: 0.200, SLG: 0.111 S SI 92 93 94 95 96 97 98 99 B SI 92 93 94 95 96 97 98 99 X SI 86	1-1 1B			1-0 G5-3				1-3 K		3	0	1	0	0	1	1									
5 Eduardo Escobar, S (1,7) OBP: 0.200, SLG: 0.200 F SL 85 86 87 88 89 90 91 92 B FF 92 93 94 95 96 97 98 99 X CH 84	1-1 F8			1-1 1B				0-1 F8		3	0	1	0	0	0	2									
12 Chris Herrmann, L (1,2) OBP: 0.111, SLG: 0.111 C SI 92 93 94 95 96 97 98 99 T SI 91 92 93 94 95 96 97 98 99 FF 93	0-2 K			0-0 G6-4-3				1-2 G5-3		0	0	0	0	0	0	0									
8 Kurt Suzuki, R (3,PH) OBP: 0.111, SLG: 0.111 C SI 92 93 94 95 96 97 98 99 T SI 91 92 93 94 95 96 97 98 99 FF 93	0-2 K			1-2 G6-4-3				0-0 G5-3		3	0	0	0	0	1	1									
1 Jordan Schafer, L (1,8) OBP: 0.250, SLG: 0.375 C SI 92 93 94 95 96 97 98 99 X CH 85	0-1 G5-3			1-1 P5				0-0 F8		3	0	0	0	0	0	0									
Inning Stats	R: 0 E: 0 K: 2 S: 8	H: 0 LOB: 0 BB: 0 P: 9	R: 0 E: 0 K: 1 S: 10	H: 1 LOB: 1 BB: 0 P: 15	R: 0 E: 0 K: 1 S: 10	H: 0 LOB: 0 BB: 0 P: 10	R: 0 E: 0 K: 0 S: 10	H: 1 LOB: 1 BB: 0 P: 11	R: 0 E: 0 K: 0 S: 4	H: 0 LOB: 0 BB: 0 P: 6	R: 0 E: 0 K: 0 S: 6	H: 0 LOB: 0 BB: 0 P: 10	R: 1 E: 1 K: 1 S: 11	H: 1 LOB: 1 BB: 1 P: 17	R: 0 E: 0 K: 0 S: 6	H: 0 LOB: 0 BB: 0 P: 7	R: 0 E: 0 K: 0 S: 6	H: 1 LOB: 1 BB: 0 P: 9	1B: 4 2B: 1 3B: 0 HR: 0	SF: 0 SAC: 0 DP: 1 HBP: 0	WP: 0 PB: 0 SB: 0 CS: 0	PA: 32			
PITCHER	IP WLS BF ERA WHIP	WLS BF ERA WHIP	IP WLS BF ERA WHIP	IP WLS BF ERA WHIP	IP WLS BF ERA WHIP	IP WLS BF ERA WHIP	IP WLS BF ERA WHIP	IP WLS BF ERA WHIP	IP WLS BF ERA WHIP	IP WLS BF ERA WHIP	IP WLS BF ERA WHIP	IP WLS BF ERA WHIP	IP WLS BF ERA WHIP	IP WLS BF ERA WHIP	IP WLS BF ERA WHIP	IP WLS BF ERA WHIP	IP WLS BF ERA WHIP	IP WLS BF ERA WHIP	IP WLS BF ERA WHIP	IP WLS BF ERA WHIP	IP WLS BF ERA WHIP	IP WLS BF ERA WHIP	IP WLS BF ERA WHIP	IP WLS BF ERA WHIP	
61 Shane Greene, R (1,1) ERA: 0.00	8.0 W 28	4 1 0 0 5	1 0 0 0 0	0 0 0 0 0	0 0 0 0 0	0 0 0 0 0	0 0 6 9 0.00 1.000																		
32 Tom Gorzelanny, L (9,1) ERA: 0.00	1.0 4 1 0 0 0	0 0 0 0 0	0 0 0 0 0	0 0 0 0 0	0 0 0 0 0	0 0 0 0 0	0 0 6 9 0.00 1.000																		

Minnesota Twins @ Detroit Tigers
Comerica Park, Detroit, MI
Thu Apr 09 2015, 4:45 PM - 7:27 PM EDT
Att: 26,782 - Drizzzie - 59 F

AB 31
R 1
H 5
RBI 0
BB 1
SO 5
LOB 8



Batter	1	2	3	4	5	6	7	8	9	AB	R	H	RBI	BB	SO	LOB	BOTTOM								
12 Anthony Gose, L (1,8) OBP: 0.245, SLG: 0.909 F FF 92 93 94 95 96 97 98 99 B SI 92 93 94 95 96 97 98 99 X FF 92	1-1 24 F8 28 1B 2B			1-0 3 E 41 G6-4-3 3 S 1B				3-3 K		5	3	3	0	0	2	1									
3 Ian Kinsler, R (1,4) OBP: 0.429, SLG: 0.455 F FF 94 95 96 97 98 99 B SI 94 95 96 97 98 99 D SL 86 87 88 89 90 91 92 B FF 94 95 96 97 98 99 B SI 94	4-1 28 1B 41 BB 52 1B BB			4-2 41 G6-4-3 24 BB 28 HR BB			0-3 K		3	2	0	0	2	1	2										
24 Miguel Cabrera, R (1,3) OBP: 0.357, SLG: 0.273 C SI 94 95 96 97 98 99 X FF 94	0-1 F8			4-2 41 G6-4-3 BB			0-1 F9		0-0 F9	3	0	0	0	2	0	2									
41 Victor Martinez, S (1,10) OBP: 0.385, SLG: 0.200 B SI 91 92 93 94 95 96 97 98 99 S SI 87 88 89 90 91 92 93 94 95 96 97 98 99 1 SAFE B SI 94	4-1 52 1B 28 1B BB			1-2 G6-4-3 BB			2-2 F7		2-2 F8	3	0	1	1	1	0	2									
28 J.D. Martinez, R (1,9) OBP: 0.308, SLG: 0.846 S SL 86 87 88 89 90 91 92 X SI 94	0-1 52 1B 1B			1-2 HR			2-2 F8			4	1	2	3	0	0	2									
52 Yoenis Cespedes, R (1,7) OBP: 0.385, SLG: 0.615 C SI 94 95 96 97 98 99 X SI 92	0-1 1B			0-2 F7				2-2 F8		4	0	2	1	0	0	0									
9 Nick Castellanos, R (1,5) OBP: 0.231, SLG: 0.300 B SI 86 87 88 89 90 91 92 93 94 95 96 97 98 99 F FF 94 95 96 97 98 99 X SL 85	1-1 F8			1-1 L7			0-1 13 1B 3B			3	1	1	0	1	0	4									
13 Alex Avila, L (1,2) OBP: 0.636, SLG: 0.875 F FF 93 94 95 96 97 98 99 B FF 92 93 94 95 96 97 98 99 B SI 86 87 88 89 90 91 92 93 94 95 96 97 98 99 X SI 92	2-2 G4-3			0-0 F8			2-0 1B			4	0	1	1	0	0	5									
1 Jose Iglesias, R (1,6) OBP: 0.583, SLG: 0.636 C CU 92 93 94 95 96 97 98 99 B SI 84 85 86 87 88 89 90 91 92 93 94 95 96 97 98 99 X CH 85	1-2 L7			1-1 G4-3			3-H L5			4	0	0	0	0	0	3									
Inning Stats	R: 2 E: 0 K: 0 S: 15	H: 3 LOB: 3 BB: 2 P: 27	R: 1 E: 0 K: 0 S: 20	H: 2 LOB: 2 BB: 1 P: 33	R: 0 E: 0 K: 0 S: 7	H: 1 LOB: 1 BB: 0 P: 10	R: 3 E: 0 K: 0 S: 12	H: 2 LOB: 0 BB: 2 P: 22	R: 1 E: 0 K: 1 S: 12	H: 2 LOB: 1 BB: 0 P: 16	R: 0 E: 0 K: 0 S: 8	H: 0 LOB: 0 BB: 0 P: 12	R: 0 E: 0 K: 0 S: 11	H: 0 LOB: 1 BB: 1 P: 18	R: 0 E: 0 K: 2 S: 8	H: 0 LOB: 0 BB: 0 P: 11	R: 0 E: 0 K: 2 S: 8	H: 0 LOB: 0 BB: 0 P: 11	1B: 7 2B: 1 3B: 1 HR: 1	SF: 0 SAC: 0 DP: 1 HBP: 0	WP: 0 PB: 0 SB: 1 CS: 0	PA: 39			
PITCHER	IP WLS BF ERA WHIP	IP WLS BF ERA WHIP	IP WLS BF ERA WHIP	IP WLS BF ERA WHIP	IP WLS BF ERA WHIP	IP WLS BF ERA WHIP	IP WLS BF ERA WHIP	IP WLS BF ERA WHIP	IP WLS BF ERA WHIP	IP WLS BF ERA WHIP	IP WLS BF ERA WHIP	IP WLS BF ERA WHIP	IP WLS BF ERA WHIP	IP WLS BF ERA WHIP	IP WLS BF ERA WHIP	IP WLS BF ERA WHIP	IP WLS BF ERA WHIP	IP WLS BF ERA WHIP	IP WLS BF ERA WHIP	IP WLS BF ERA WHIP	IP WLS BF ERA WHIP	IP WLS BF ERA WHIP	IP WLS BF ERA WHIP	IP WLS BF ERA WHIP	
44 Kyle Gibson, R (1,1) ERA: 14.73	3.2 L 23	6 2 1 1 1	0 0 0 0 0	0 0 0 0 0	0 0 0 0 0	0 0 15 19 6.75 1.500																			
36 Blaine Boyer, R (4,1) ERA: 7.71	1.1 6 2 1 1 1	0 0 0 0 0	0 0 0 0 0	0 0 0 0 0	0 0 0 0 0	0 0 8 12 0.00 0.000																			
50 Casey Fien, R (6,1) ERA: 7.71	1.0 4 0 0 0 0	1 0 0 0 0 0	0 0 0 0 0	0 0 0 0 0	0 0 0 0 0	0 0 11 18 0.00 1.000																			
52 Brian Duensing, L (7,1) ERA: 7.71	1.0 3 0 0 0 0	2 0 0 0 2	0 0 0 0 0	0 0 0 0 0	0 0 0 0 0	0 0 8 11 0.00 0.000																			
15 Glen Perkins, L (8,1) ERA: 7.71	1.0 3 0 0 0 0	2 0 0 0 2	0 0 0 0 0	0 0 0 0 0	0 0 0 0 0	0 0 8 11 0.00 0.000																			

Minnesota Twins @ Detroit Tigers
Comerica Park, Detroit, MI
Thu Apr 09 2015, 4:45 PM - 7:27 PM EDT
Att: 26,782 - Drizzzie - 59 F

AB 33
R 7
H 10
RBI 6
BB 6
SO 3
LOB 21



Batter	1	2	3	4	5	6	7	8	9	AB	R	H	RBI	BB	SO	LOB	TOP	
20 Rajai Davis, R OBP: 0.455, SLG: 0.143										3	2	1	0	2	1	1	Detroit Tigers @ Cleveland Indians Progressive Field, Cleveland, OH Sun Apr 12 2015, 1:12 PM - 4:24 PM EDT Att: 19,555 - Sunny - 60 F	
3 Ian Kinsler, R OBP: 0.500, SLG: 0.560										3	2	1	0	2	0	1		
24 Miguel Cabrera, R OBP: 0.586, SLG: 0.840										4	3	4	4	1	0	0		
41 Victor Martinez, S OBP: 0.444, SLG: 0.286										2	0	0	0	2	0	2		
28 J.D. Martinez, R OBP: 0.288, SLG: 0.643										5	1	3	3	0	2	2		
52 Yoenis Cespedes, R OBP: 0.211, SLG: 0.500										5	0	0	0	0	2	4		
9 Nick Castellanos, R 17 Andrew Romine, S OBP: 0.800, SLG: 0.500										5	0	1	0	0	2	4		
34 James McCann, R OBP: 0.333, SLG: 0.250											5	0	0	0	0	3		
1 Jose Iglesias, R OBP: 0.550, SLG: 0.579										4	0	1	0	0	0	0		
Inning Stats	R: 3 E: 0 K: 2 S: 22	H: 3 LOB: 2 BB: 1 P: 35	R: 3 E: 0 K: 0 S: 16	H: 3 LOB: 2 BB: 2 P: 33	R: 0 E: 0 K: 0 S: 7	H: 0 LOB: 1 BB: 1 P: 12	R: 1 E: 0 K: 1 S: 8	H: 1 LOB: 0 BB: 0 P: 11	R: 0 E: 0 K: 2 S: 11	H: 0 LOB: 0 BB: 0 P: 6	R: 0 E: 0 K: 0 S: 9	H: 1 LOB: 2 BB: 0 P: 20	R: 1 E: 0 K: 2 S: 12	H: 1 LOB: 0 BB: 0 P: 14	1B: 6 2B: 2 3B: 0 HR: 3	SF: 0 SAC: 0 DP: 1 HBP: 1		WP: 0 PA: 44 PB: 0 SB: 4 CS: 0
PITCHER	IP WLS BF H R ER SO BB IBB HBP BLK WP HR S P ERA WHIP	IP WLS BF H R ER SO BB IBB HBP BLK WP HR S P ERA WHIP	IP WLS BF H R ER SO BB IBB HBP BLK WP HR S P ERA WHIP	IP WLS BF H R ER SO BB IBB HBP BLK WP HR S P ERA WHIP	IP WLS BF H R ER SO BB IBB HBP BLK WP HR S P ERA WHIP	IP WLS BF H R ER SO BB IBB HBP BLK WP HR S P ERA WHIP	IP WLS BF H R ER SO BB IBB HBP BLK WP HR S P ERA WHIP	IP WLS BF H R ER SO BB IBB HBP BLK WP HR S P ERA WHIP	IP WLS BF H R ER SO BB IBB HBP BLK WP HR S P ERA WHIP	IP WLS BF H R ER SO BB IBB HBP BLK WP HR S P ERA WHIP	IP WLS BF H R ER SO BB IBB HBP BLK WP HR S P ERA WHIP	IP WLS BF H R ER SO BB IBB HBP BLK WP HR S P ERA WHIP	IP WLS BF H R ER SO BB IBB HBP BLK WP HR S P ERA WHIP	IP WLS BF H R ER SO BB IBB HBP BLK WP HR S P ERA WHIP	IP WLS BF H R ER SO BB IBB HBP BLK WP HR S P ERA WHIP	IP WLS BF H R ER SO BB IBB HBP BLK WP HR S P ERA WHIP		
58 TJ House, L ERA: 40.5	1.1	14	6	6	6	2	3	0	1	0	0	0	0	1	33	63	40.50	6.750
49 Austin Adams, R ERA: 3.39	2.2	11	2	1	1	1	1	0	0	0	0	0	0	1	24	34	3.38	1.125
38 Shaun Marcum, R ERA: 1.8	5.0	19	3	1	1	4	1	2	0	0	0	0	0	1	41	69	1.80	0.800

AB	36
R	8
H	11
RBI	7
BB	7
SO	7
LOB	17



Batter	1	2	3	4	5	6	7	8	9	AB	R	H	RBI	BB	SO	LOB	BOTTOM				
24 Michael Bourn, L OBP: 0.286, SLG: 0.269										4	1	1	0	1	2	1	Detroit Tigers @ Cleveland Indians Progressive Field, Cleveland, OH Sun Apr 12 2015, 1:12 PM - 4:24 PM EDT Att: 19,555 - Sunny - 60 F				
4 Mike Aviles, R OBP: 0.297, SLG: 0.429										5	0	0	0	0	5						
22 Jason Kipnis, L OBP: 0.296, SLG: 0.385											5	0	1	0	0	2		1			
41 Carlos Santana, S OBP: 0.481, SLG: 0.524											5	1	2	1	0	1		2			
40 Jerry Sands, R OBP: 0.444, SLG: 0.667											5	0	1	0	0	1		3			
44 Brandon Moss, L OBP: 0.300, SLG: 0.188										2	2	1	0	2	0	2					
9 Ryan Raburn, R OBP: 0.167, SLG: 0.273										4	1	2	2	0	0	3					
8 Lonnie Chisenhall, L OBP: 0.250, SLG: 0.167											3	0	1	1	0	2					
55 Roberto Pérez, R OBP: 0.250, SLG: 0.714										3	0	0	1	0	0	3					
Inning Stats	R: 1 E: 0 K: 1 S: 13	H: 2 LOB: 1 BB: 0 P: 21	R: 0 E: 0 K: 0 S: 11	H: 1 LOB: 3 BB: 2 P: 27	R: 2 E: 0 K: 1 S: 11	H: 3 LOB: 1 BB: 0 P: 19	R: 0 E: 0 K: 1 S: 7	H: 0 LOB: 0 BB: 0 P: 11	R: 0 E: 0 K: 1 S: 12	H: 2 LOB: 2 BB: 0 P: 19	R: 0 E: 0 K: 1 S: 10	H: 0 LOB: 1 BB: 0 P: 21	R: 0 E: 0 K: 1 S: 7	H: 0 LOB: 0 BB: 0 P: 10	R: 2 E: 0 K: 0 S: 8	H: 1 LOB: 1 BB: 1 P: 13		R: 0 E: 1 K: 1 S: 9	H: 0 LOB: 1 BB: 0 P: 12	1B: 7 2B: 2 3B: 0 HR: 0	SF: 1 SAC: 0 DP: 0 HBP: 1
PITCHER	IP WLS BF H R ER SO BB IBB HBP BLK WP HR S P ERA WHIP	IP WLS BF H R ER SO BB IBB HBP BLK WP HR S P ERA WHIP	IP WLS BF H R ER SO BB IBB HBP BLK WP HR S P ERA WHIP	IP WLS BF H R ER SO BB IBB HBP BLK WP HR S P ERA WHIP	IP WLS BF H R ER SO BB IBB HBP BLK WP HR S P ERA WHIP	IP WLS BF H R ER SO BB IBB HBP BLK WP HR S P ERA WHIP	IP WLS BF H R ER SO BB IBB HBP BLK WP HR S P ERA WHIP	IP WLS BF H R ER SO BB IBB HBP BLK WP HR S P ERA WHIP	IP WLS BF H R ER SO BB IBB HBP BLK WP HR S P ERA WHIP	IP WLS BF H R ER SO BB IBB HBP BLK WP HR S P ERA WHIP	IP WLS BF H R ER SO BB IBB HBP BLK WP HR S P ERA WHIP	IP WLS BF H R ER SO BB IBB HBP BLK WP HR S P ERA WHIP	IP WLS BF H R ER SO BB IBB HBP BLK WP HR S P ERA WHIP	IP WLS BF H R ER SO BB IBB HBP BLK WP HR S P ERA WHIP	IP WLS BF H R ER SO BB IBB HBP BLK WP HR S P ERA WHIP	IP WLS BF H R ER SO BB IBB HBP BLK WP HR S P ERA WHIP					
53 Kyle Lohstein, L ERA: 5.4	5.0	25	3	3	3	2	0	0	0	0	0	0	0	17	31	0.00	0.000				
60 Angel Nesbitt, R ERA: 9.0	2.0	7	0	0	0	2	0	0	1	0	0	0	0	8	13	18.00	2.000				
65 Blaine Hardy, L ERA: 9.0	1.0	5	1	2	2	0	1	0	0	0	0	0	0	9	12	0.00	0.000				
38 Joaquin Soria, R ERA: 3.38	1.0	4	0	0	0	1	0	0	0	0	0	0	0	9	12	0.00	0.000				

AB	36
R	5
H	9
RBI	5
BB	3
SO	6
LOB	22



Batter	1	2	3	4	5	6	7	8	9	AB	R	H	RBI	BB	SO	LOB	TOP										
12 Anthony Gose, L (1,8) OBP: 0.391, SLG: 0.696	G6-3		K					K		3	0	0	0	0	2	0	Detroit Tigers @ Pittsburgh Pirates PNC Park, Pittsburgh, PA Mon Apr 13 2015, 1:40 PM - 4:10 PM EDT Att: 39,933 - Partly Cloudy - 76 F										
26 Hernán Pérez, R (8,PH) OBP: 0.471, SLG: 0.552	K									1	0	0	0	1	0												
46 Ian Krol, L (8,1)										0	0	0	0	0	0												
3 Ian Kinsler, R (1,4) OBP: 0.471, SLG: 0.552	K									4	1	1	0	0	2	0											
24 Miguel Cabrera, R (1,3) OBP: 0.576, SLG: 0.828	F8									4	2	2	1	0	1	0											
28 J.D. Martinez, R (1,9) OBP: 0.313, SLG: 0.710	K									3	1	1	2	1	1	0											
52 Yoenis Cespedes, R (1,7) OBP: 0.344, SLG: 0.500	G1-3									4	0	2	0	0	0	0											
9 Nick Castellanos, R (1,5) OBP: 0.281, SLG: 0.407	1B									4	0	1	0	0	0	3											
13 Alex Avila, L (1,2) OBP: 0.476, SLG: 0.467	G4-3									2	0	0	0	1	0	2											
41 Victor Martinez, S (8,PH) OBP: 0.429, SLG: 0.273										1	0	0	0	0	1	0											
1 Jose Iglesias, R (1,6) OBP: 0.478, SLG: 0.500	G4-3									3	0	0	0	0	0	1											
19 Anibal Sánchez, R (1,1)										2	0	0	0	0	2	0											
62 AJ Alburquerque, R (7,1)										0	0	0	0	0	0	0											
20 Rajai Davis, R (8,PH) OBP: 0.417, SLG: 0.125										1	0	0	0	0	1	0											
Inning Stats	R: 0 E: 0 K: 1 S: 9	H: 0 LOB: 0 BB: 0 P: 13	R: 0 E: 0 K: 1 S: 10	H: 1 LOB: 1 BB: 0 P: 17	R: 0 E: 0 K: 2 S: 8	H: 0 LOB: 0 BB: 0 P: 9	R: 0 E: 0 K: 2 S: 11	H: 0 LOB: 0 BB: 0 P: 15	R: 0 E: 0 K: 0 S: 6	H: 0 LOB: 1 BB: 1 P: 12	R: 0 E: 0 K: 2 S: 7	H: 0 LOB: 0 BB: 0 P: 10	R: 1 E: 0 K: 0 S: 15	H: 2 LOB: 1 BB: 1 P: 21	R: 0 E: 0 K: 2 S: 8	H: 0 LOB: 0 BB: 0 P: 10	R: 3 E: 0 K: 1 S: 14	H: 4 LOB: 0 BB: 0 P: 18	1B: 4 2B: 2 3B: 0 HR: 1	SF: 0 SAC: 0 DP: 2 HBP: 0	WP: 0 PB: 0 SB: 0 CS: 0	PA: 34					
PITCHER	IP	WLS	BF	H	R	ER	SO	BB	IBB	HBP	BLK	WP	HR	S	P	ERA	WHIP										
45 Gerrit Cole, R (1,1) ERA: 3.27	6.0	W	23	3	1	1	8	2	0	0	0	0	0	63	94	1.50	0.833										
48 Jared Hughes, R (7,1) ERA: 1.8	1.0	H	2	0	0	0	0	0	0	0	0	0	0	3	3	0.00	0.000										
44 Tony Watson, L (8,1) ERA: 5.4	1.0		3	0	0	0	2	0	0	0	0	0	0	8	10	0.00	0.000										
35 Mark Melancon, R (9,1) ERA: 9.0	1.0		6	4	3	3	1	0	0	0	0	0	1	14	18	27.00	4.000										

Batter	1	2	3	4	5	6	7	8	9	AB	R	H	RBI	BB	SO	LOB	BOTTOM										
5 Josh Harrison, R (1,5) OBP: 0.333, SLG: 0.391	HR									4	2	2	1	0	0	0	Detroit Tigers @ Pittsburgh Pirates PNC Park, Pittsburgh, PA Mon Apr 13 2015, 1:40 PM - 4:10 PM EDT Att: 39,933 - Partly Cloudy - 76 F										
25 Gregory Polanco, L (1,9) OBP: 0.286, SLG: 0.333	F7									4	0	1	0	0	2	0											
22 Andrew McCutchen, R (1,8) OBP: 0.286, SLG: 0.456	K									3	0	1	1	0	2	0											
18 Neil Walker, S (1,4) OBP: 0.267, SLG: 0.464	1B									4	0	1	0	0	0	2											
6 Starling Marte, R (1,7) OBP: 0.172, SLG: 0.269	K									4	0	0	0	0	2	3											
24 Pedro Alvarez, L (1,3) OBP: 0.333, SLG: 0.739	K									3	1	1	1	0	1	0											
44 Tony Watson, L (8,1)										0	0	0	0	0	0	0											
27 Jung Ho Kang, R (8,PH) OBP: 0.111, SLG: 0.111										1	0	0	0	0	0	1											
35 Mark Melancon, R (9,1)										0	0	0	0	0	0	0											
29 Francisco Cervelli, R (1,2) OBP: 0.421, SLG: 0.471	L9									3	1	1	0	0	1	0											
10 Jordy Mercer, R (1,6) OBP: 0.375, SLG: 0.300	1B									2	0	1	0	0	0	0											
45 Gerrit Cole, R (1,1) ERA: 3.46	K									2	0	0	0	0	2	1											
48 Jared Hughes, R (7,1) ERA: 3.89	K									0	0	0	0	0	0	0											
12 Corey Hart, R (7,PH) OBP: 0.500, SLG: 1.000										1	1	1	2	0	0	0											
3 Sean Rodriguez, R (8,3) OBP: 0.333, SLG: 0.333	K									0	0	0	0	0	0	0											
Inning Stats	R: 1 E: 0 K: 2 S: 11	H: 2 LOB: 1 BB: 0 P: 16	R: 0 E: 0 K: 2 S: 12	H: 1 LOB: 0 BB: 0 P: 16	R: 1 E: 0 K: 0 S: 12	H: 2 LOB: 1 BB: 0 P: 16	R: 0 E: 0 K: 1 S: 9	H: 0 LOB: 0 BB: 0 P: 13	R: 0 E: 0 K: 2 S: 8	H: 0 LOB: 0 BB: 0 P: 13	R: 0 E: 0 K: 2 S: 12	H: 0 LOB: 0 BB: 0 P: 16	R: 3 E: 0 K: 1 S: 10	H: 3 LOB: 0 BB: 0 P: 14	R: 0 E: 0 K: 0 S: 11	H: 1 LOB: 1 BB: 0 P: 13	1B: 5 2B: 1 3B: 0 HR: 3	SF: 1 SAC: 1 DP: 0 HBP: 0	WP: 0 PB: 0 SB: 0 CS: 0	PA: 33							
PITCHER	IP	WLS	BF	H	R	ER	SO	BB	IBB	HBP	BLK	WP	HR	S	P	ERA	WHIP										
19 Anibal Sánchez, R (1,1) ERA: 3.46	6.1	L	27	5	5	5	9	0	0	0	0	0	0	68	95	7.11	1.263										
62 AJ Alburquerque, R (7,1) ERA: 3.89	0.2		2	0	0	0	1	0	0	0	0	0	0	6	9	0.00	0.000										
46 Ian Krol, L (8,1) ERA: 3.86	1.0		4	1	0	0	0	0	0	0	0	0	0	11	13	0.00	1.000										

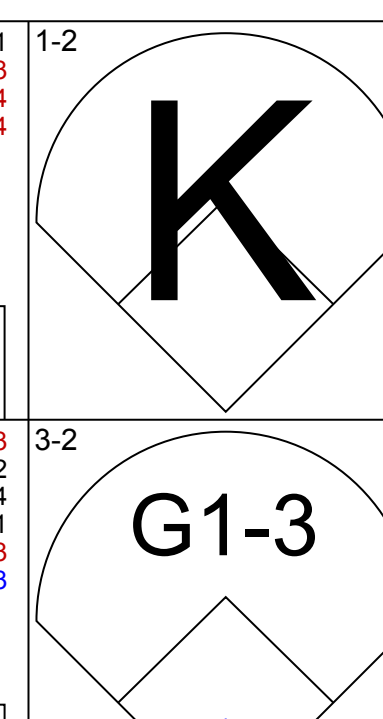
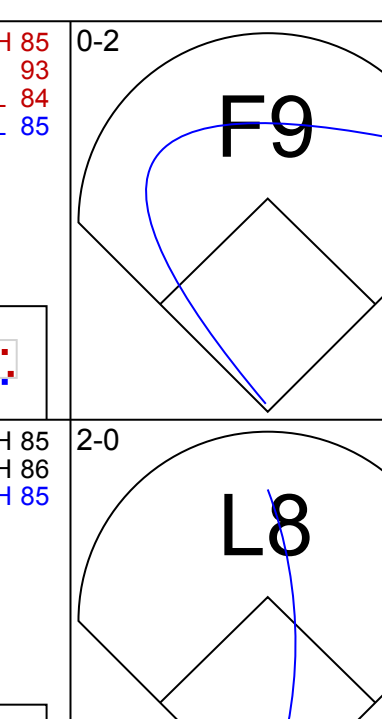
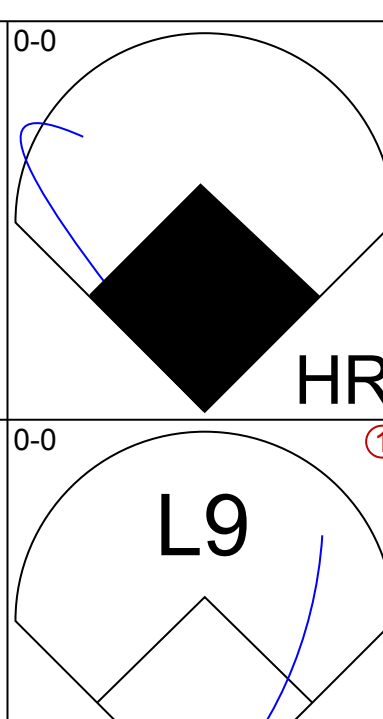
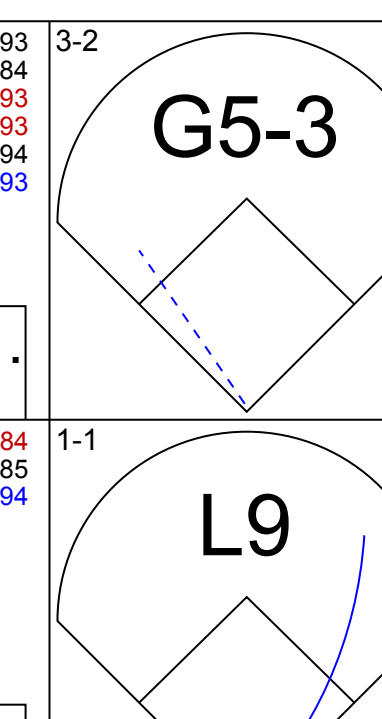
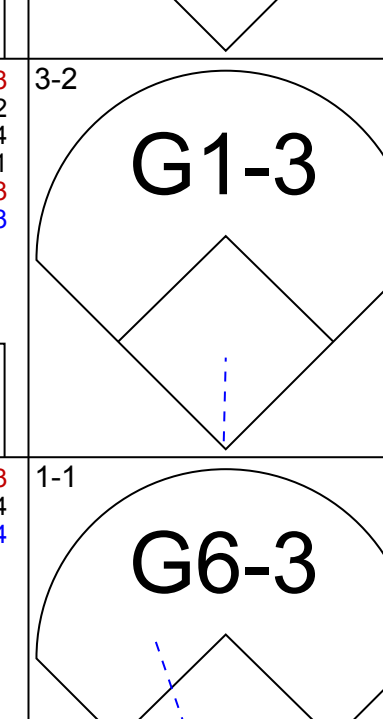
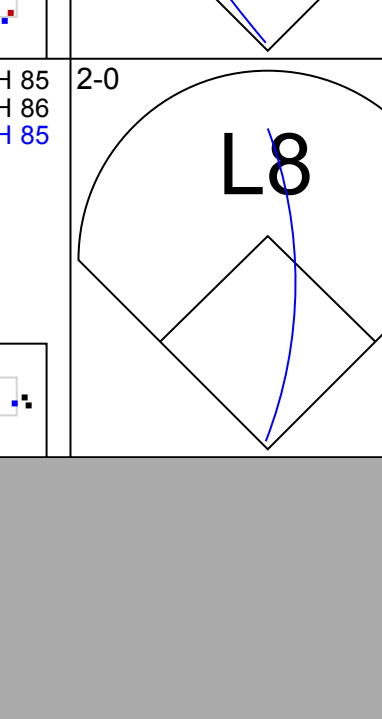
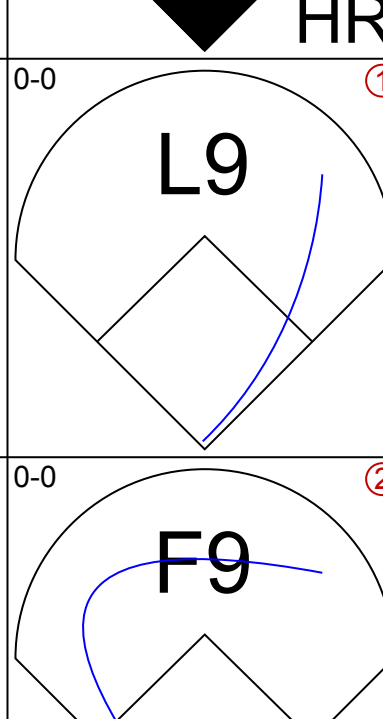
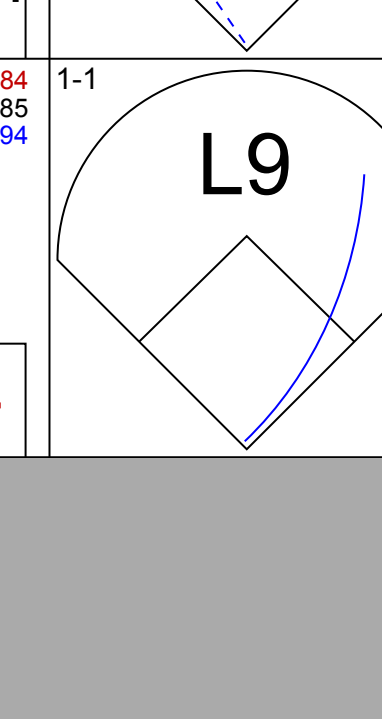
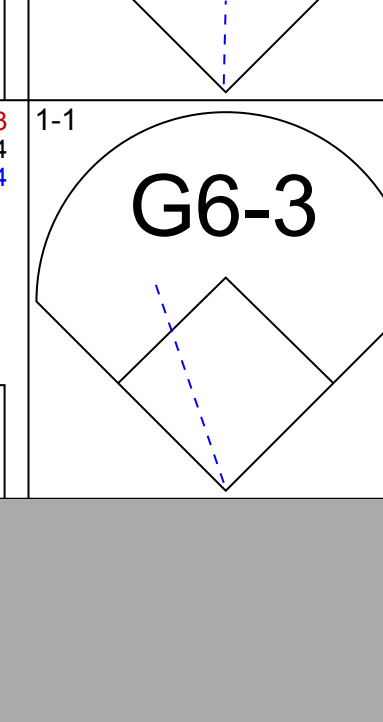
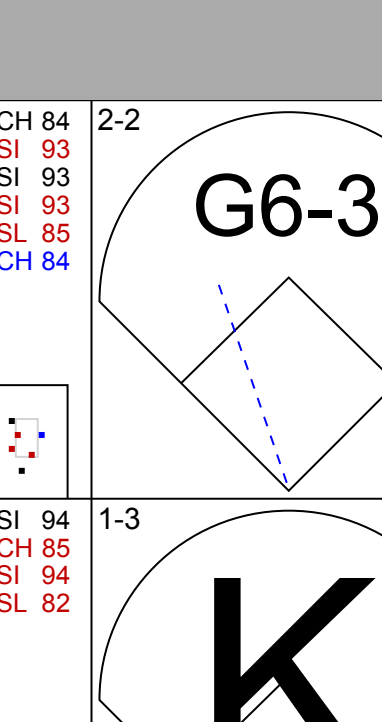
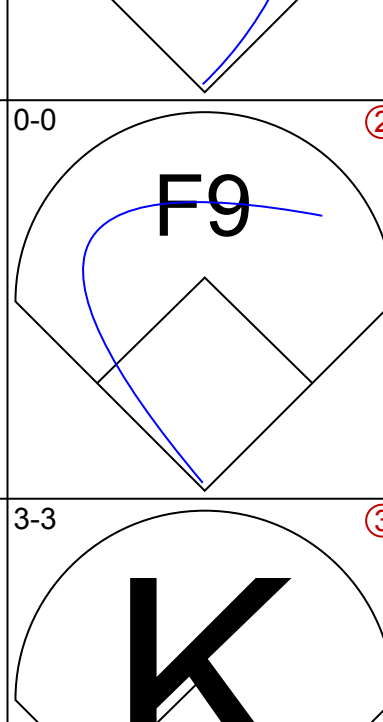
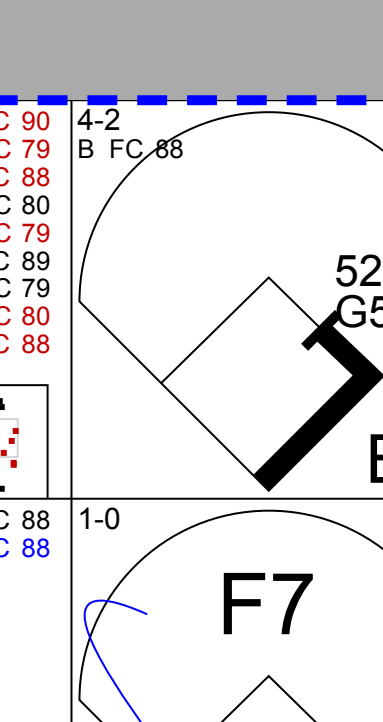
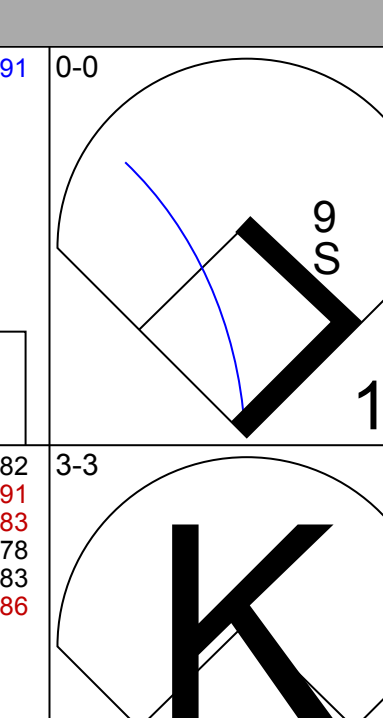
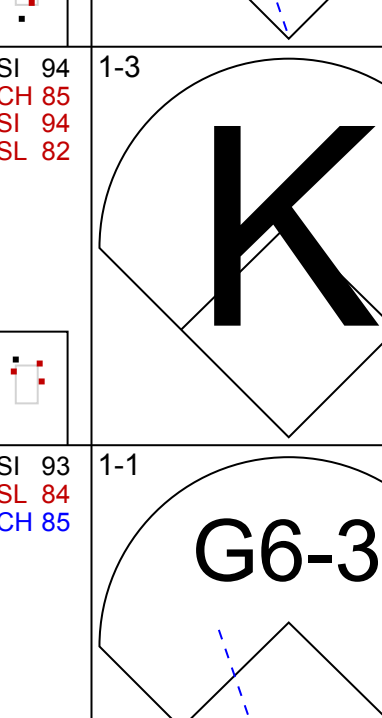

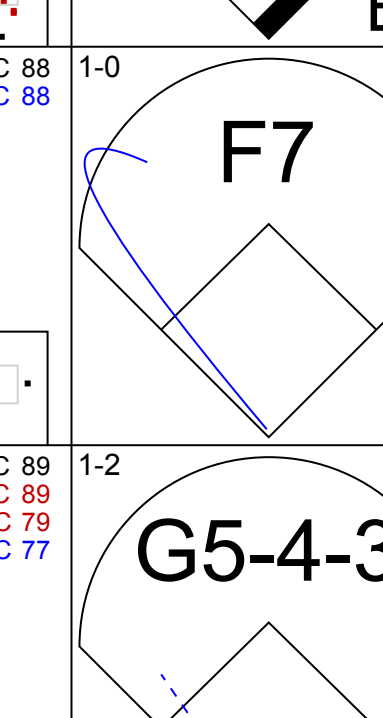
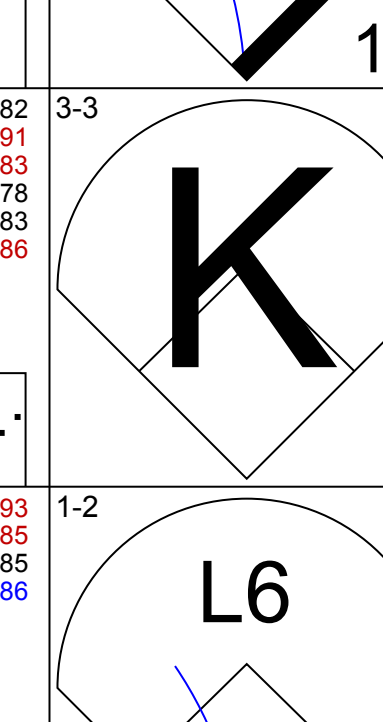
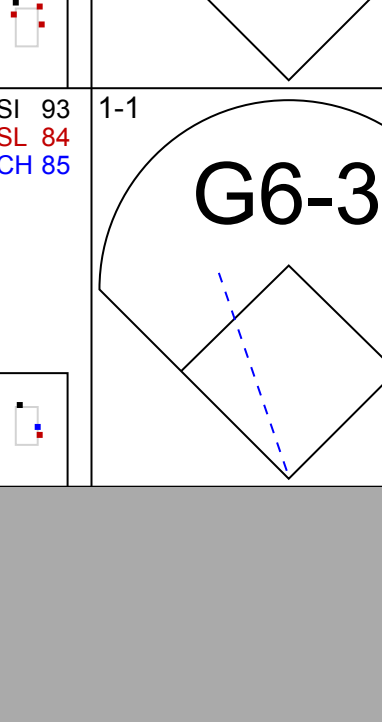
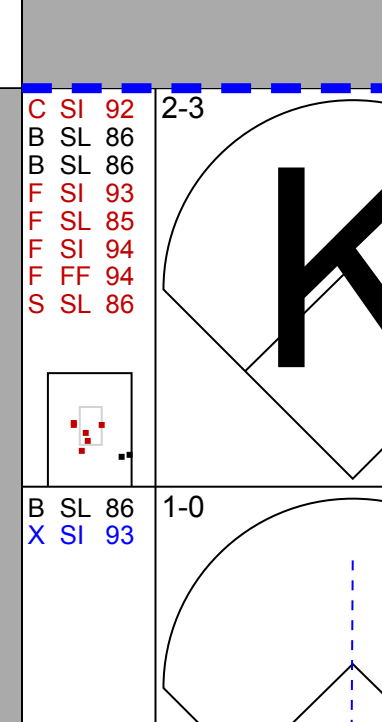
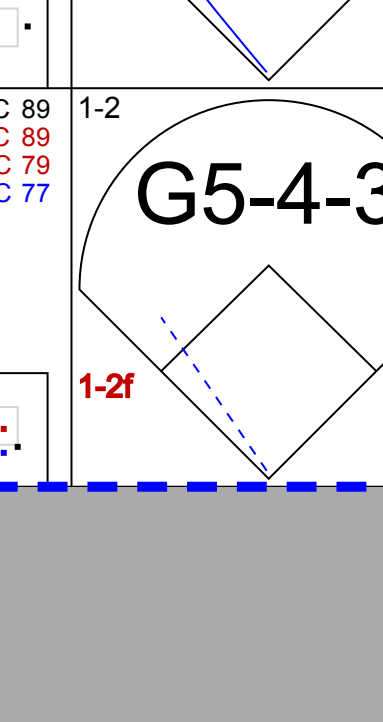
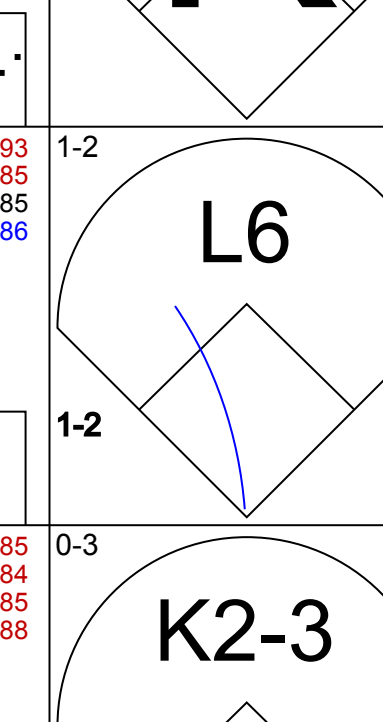
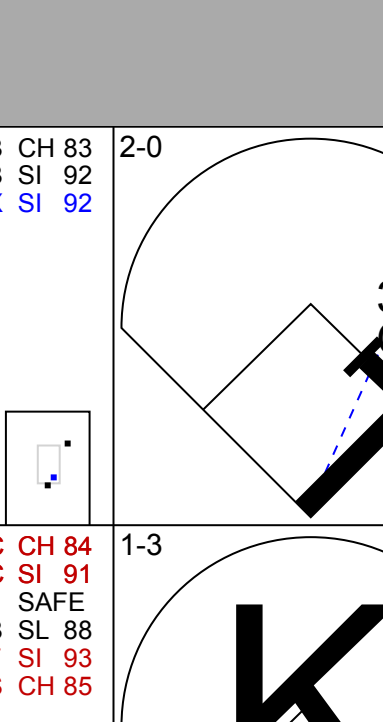
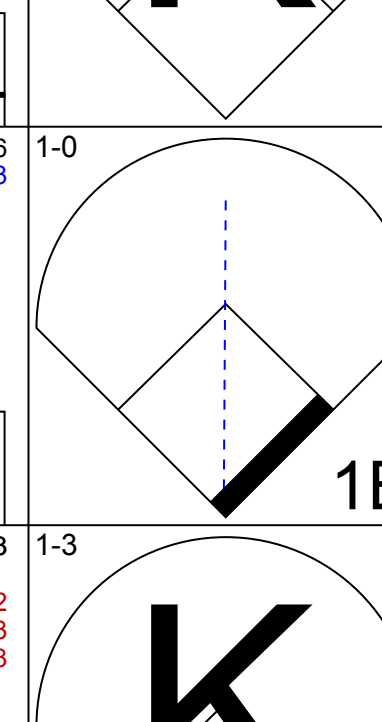
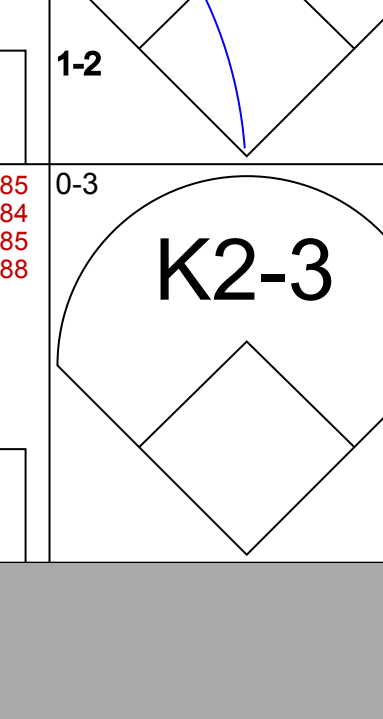
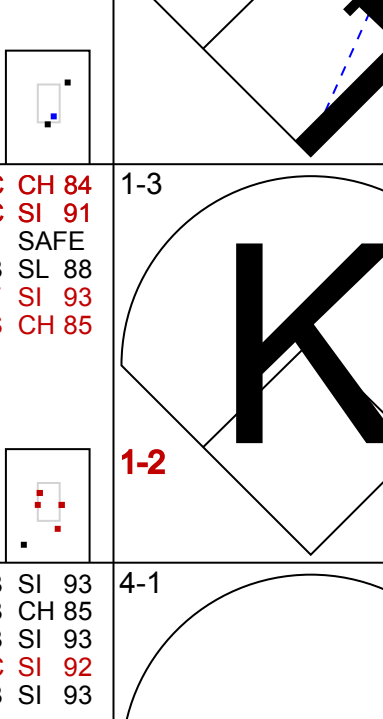
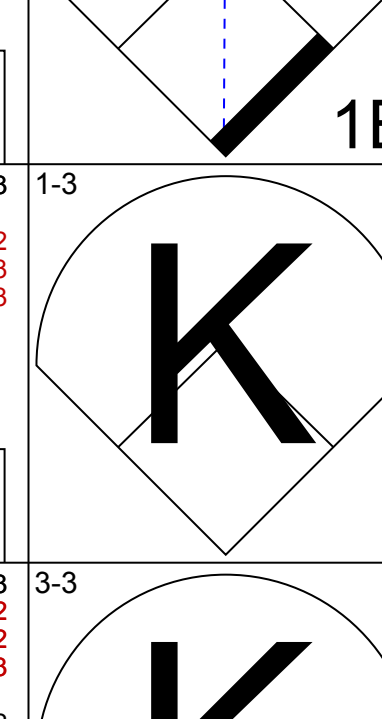
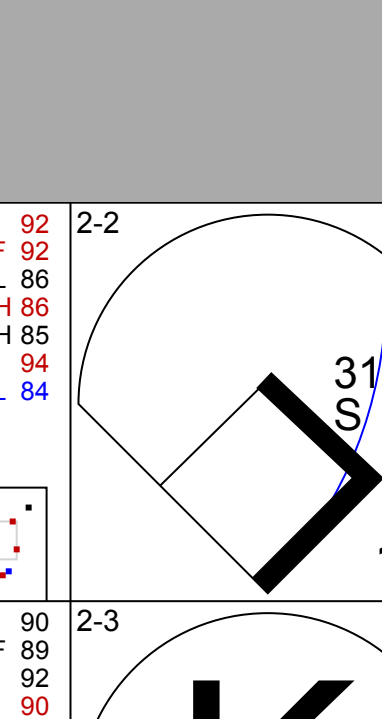
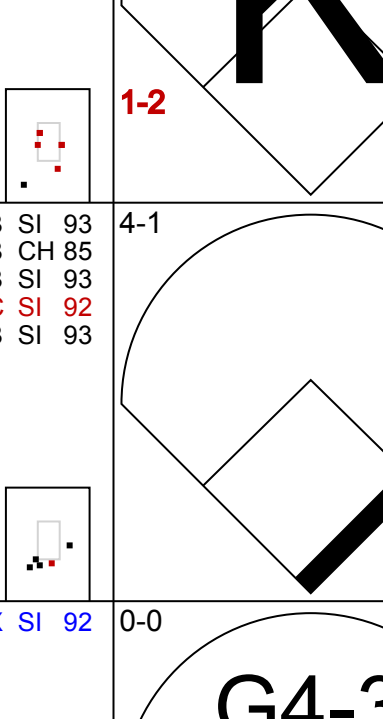
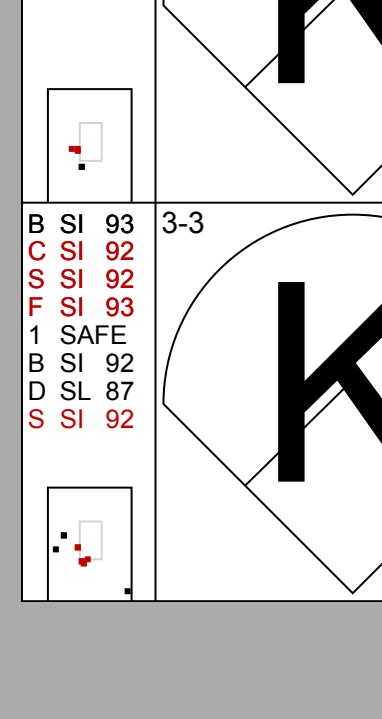
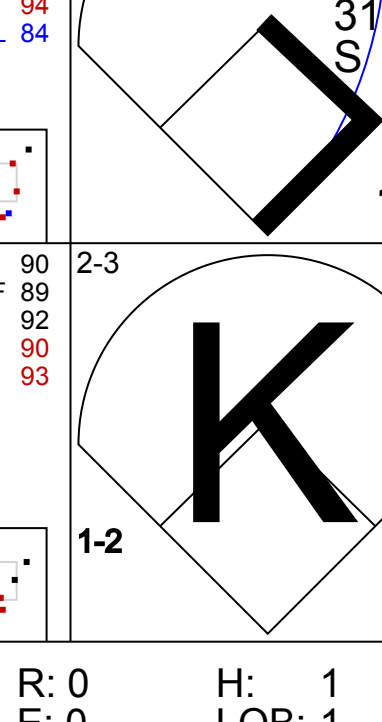

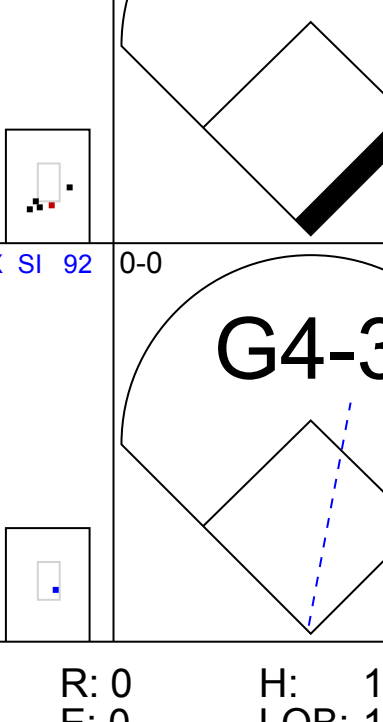
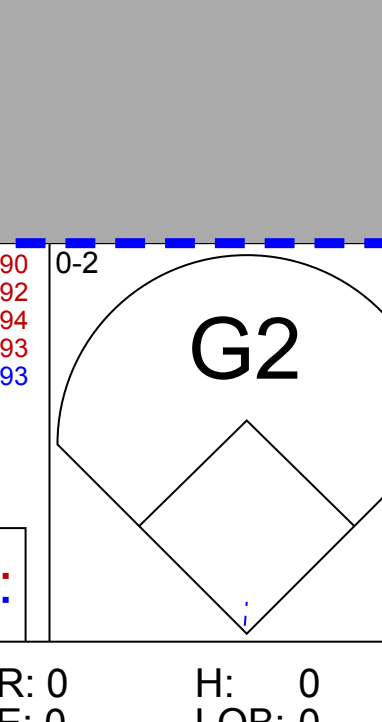
AB 32
R 4
H 7
RBI 3
BB 2
SO 11
LOB 6

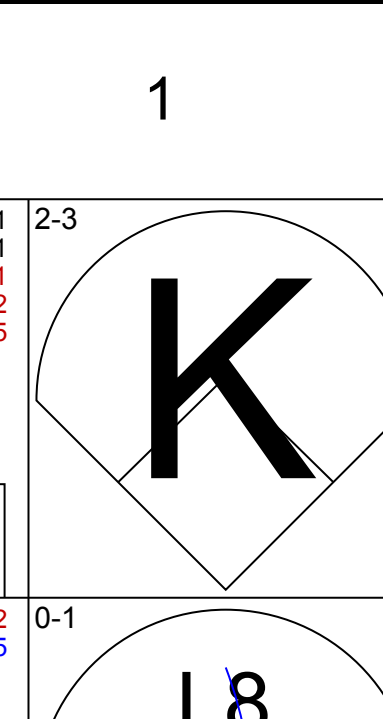
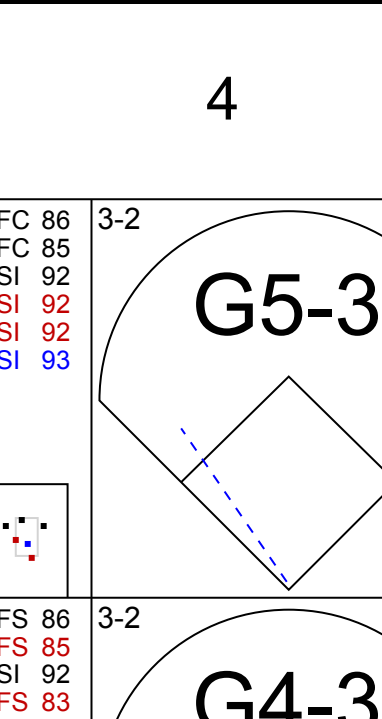
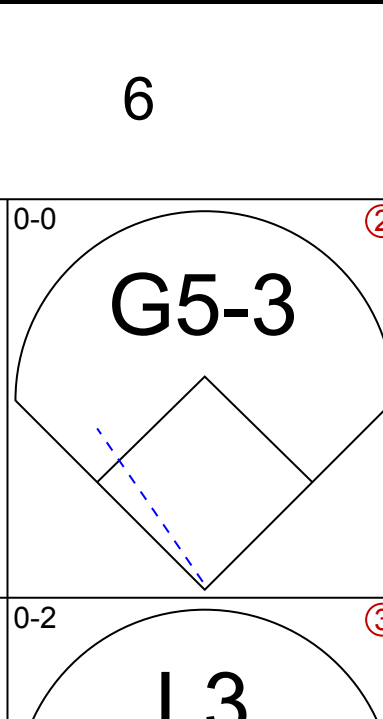
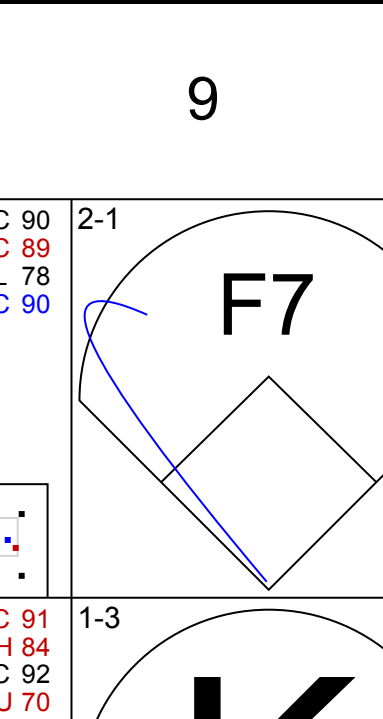
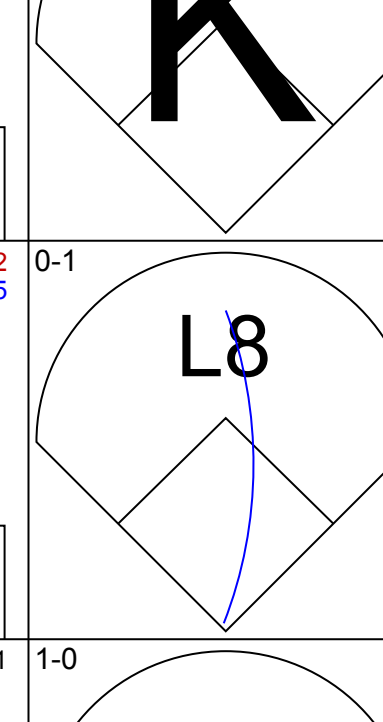
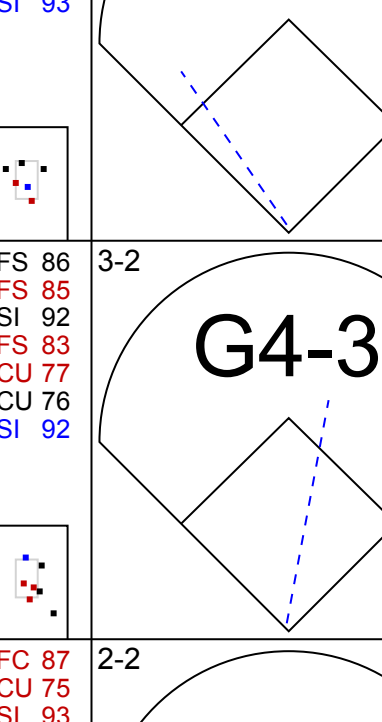
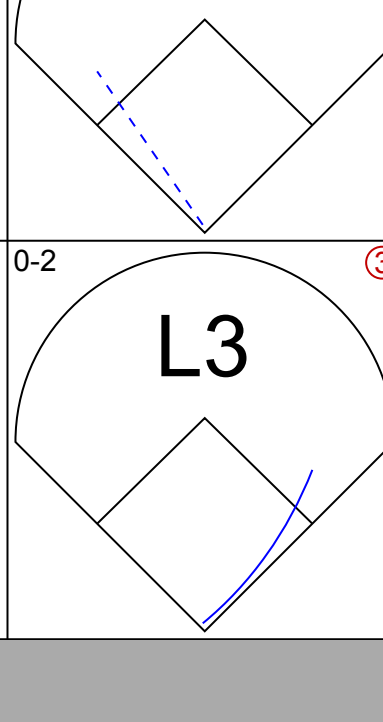
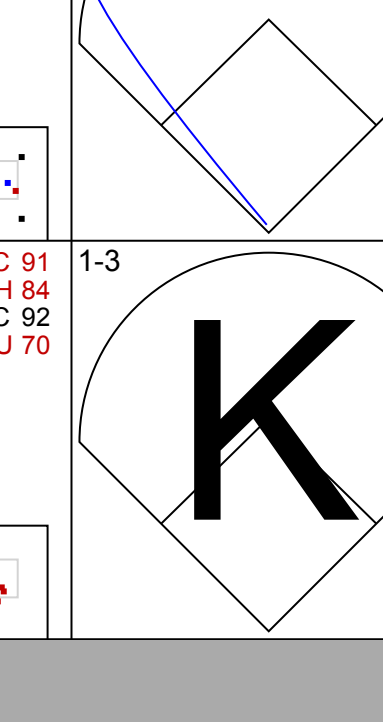


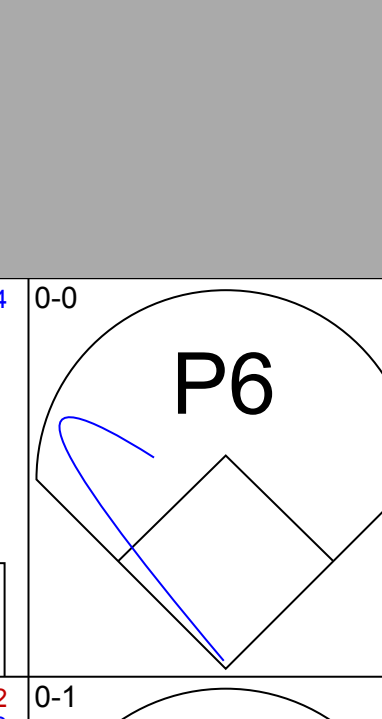
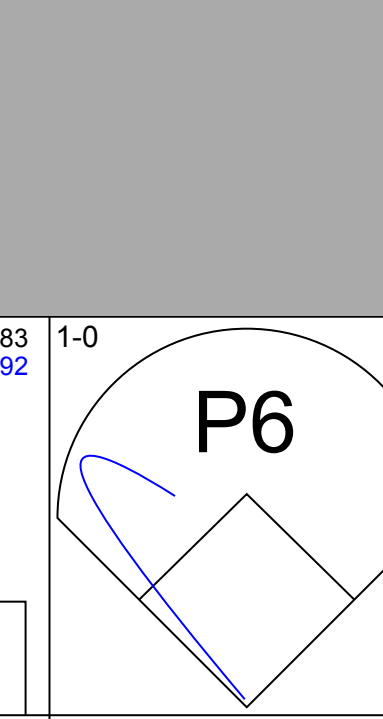


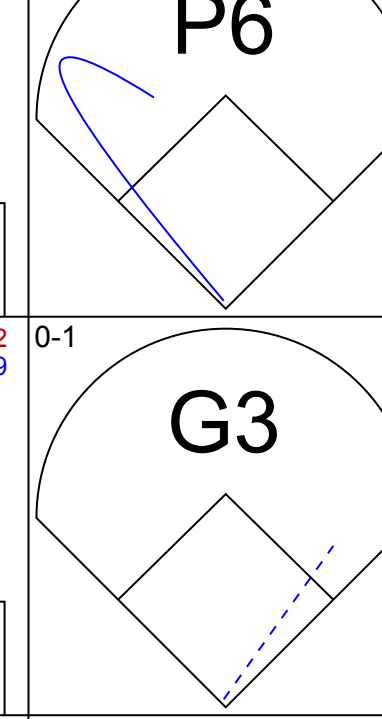
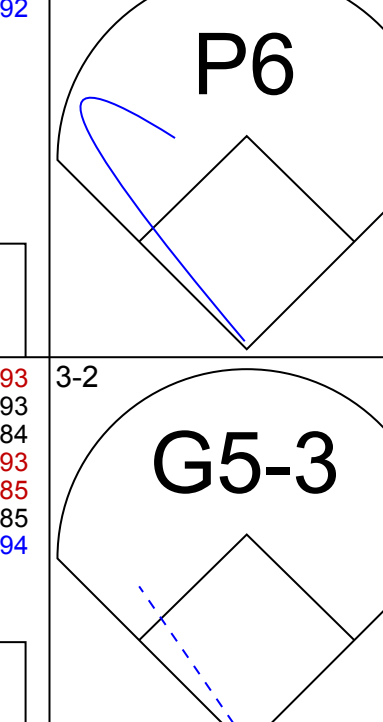

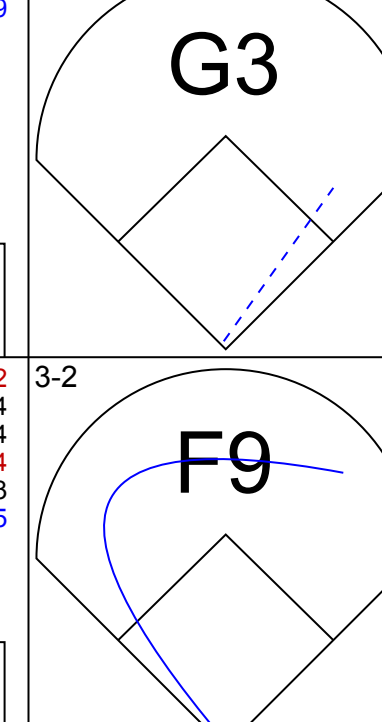
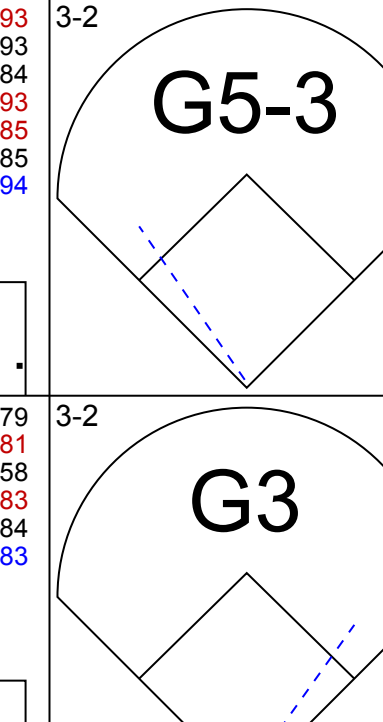
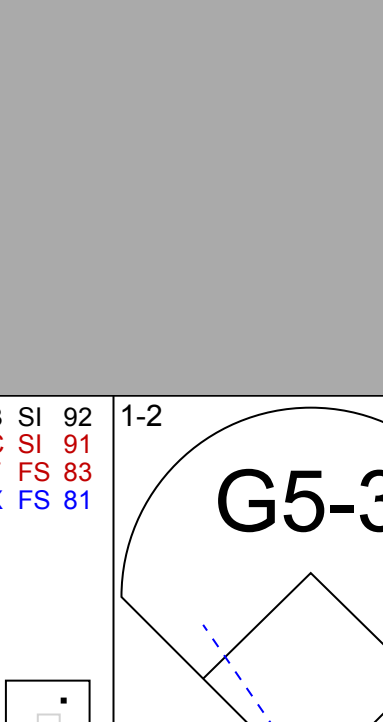
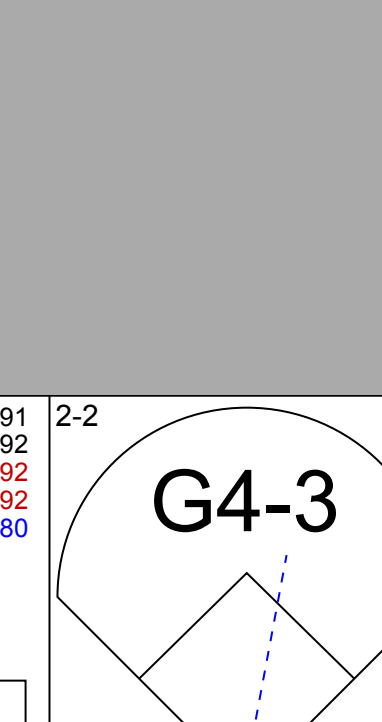
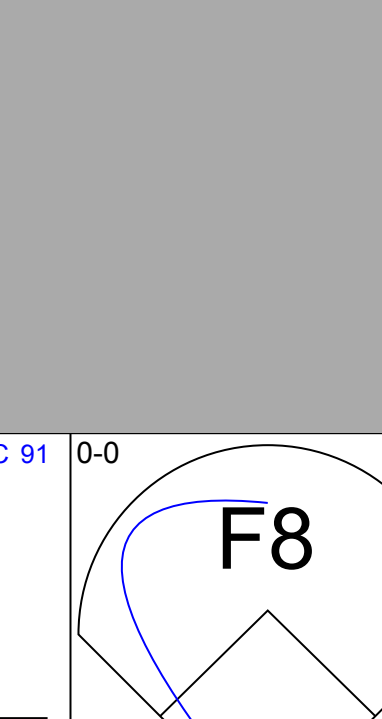
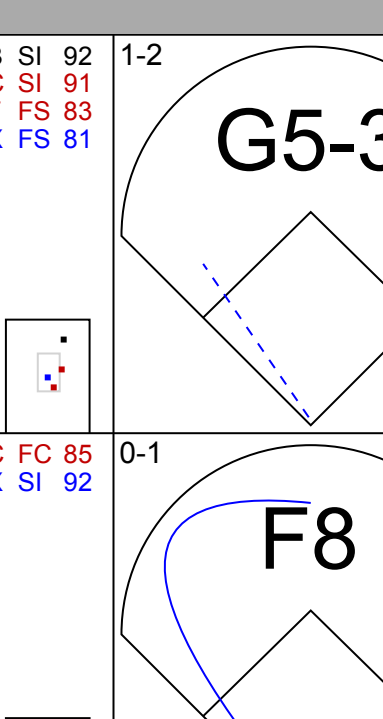
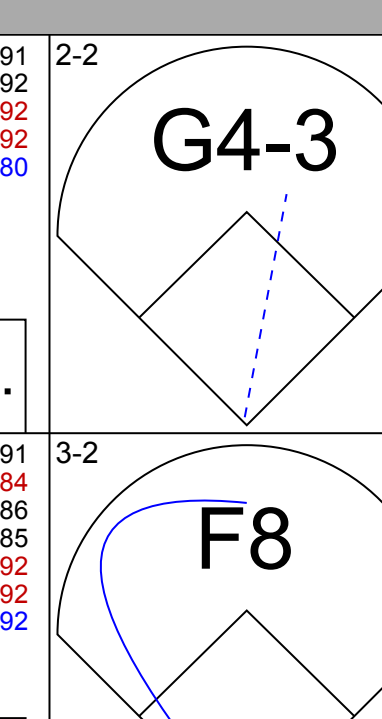
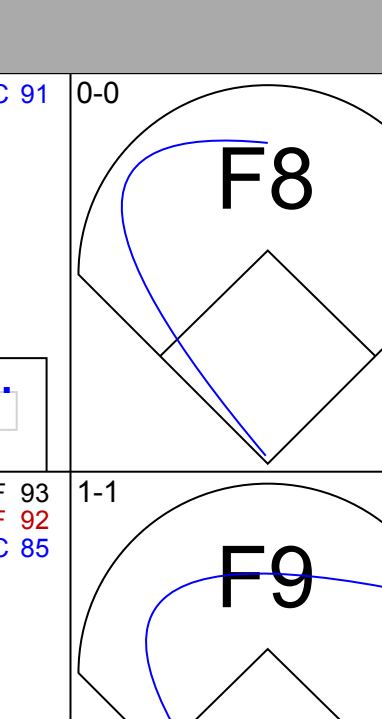
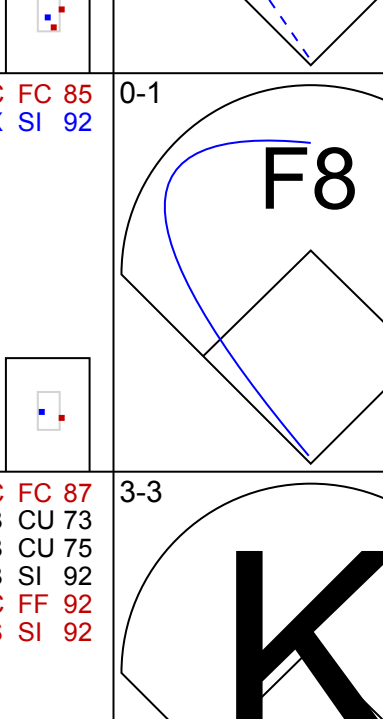
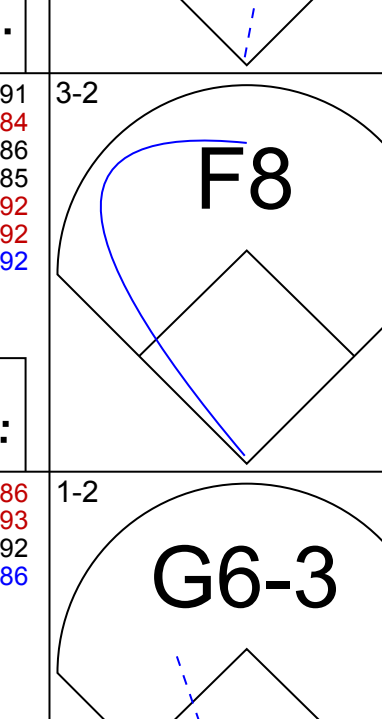
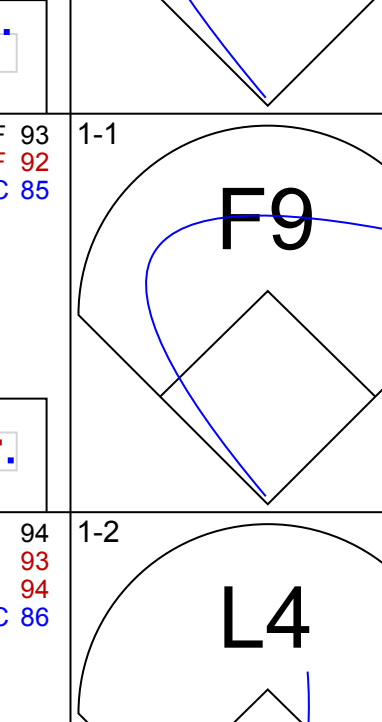
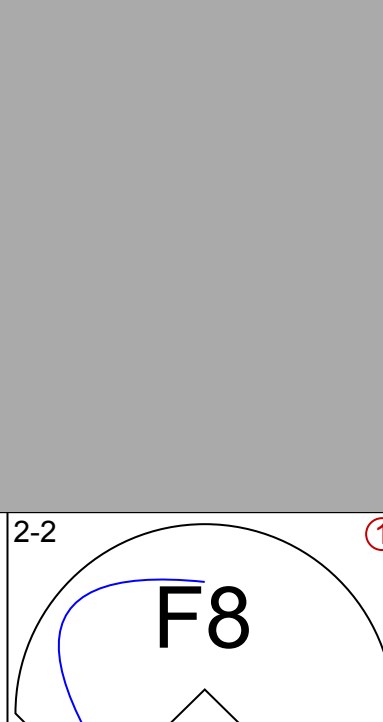
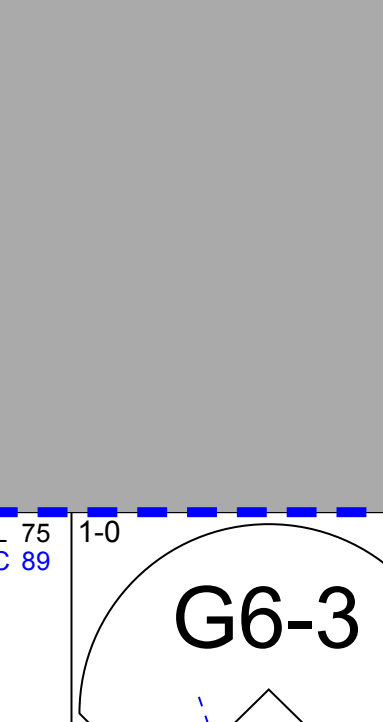


AB 31
R 5
H 9
RBI 5
BB 0
SO 10
LOB 7



WP: 0
PB: 0
SB: 0
CS: 0

Batter	1	2	3	4	5	6	7	8	9	AB	R	H	RBI	BB	SO	LOB	TOP									
20 Rajai Davis, R OBP: 0.429, SLG: 0.438										4	1	1	1	0	1	1	<p>Detroit Tigers @ Pittsburgh Pirates PNC Park, Pittsburgh, PA Wed Apr 15 2015, 7:07 PM - 9:58 PM EDT Att: 19,509 - Cloudy - 64 F</p>									
3 Ian Kinsler, R OBP: 0.395, SLG: 0.447										4	0	0	0	0	0	1										
24 Miguel Cabrera, R OBP: 0.500, SLG: 0.676										3	0	0	0	1	0	0										
28 J.D. Martinez, R OBP: 0.300, SLG: 0.615										4	0	1	0	0	2	1										
52 Yoenis Cespedes, R OBP: 0.325, SLG: 0.462										4	0	0	0	0	2	2										
9 Nick Castellanos, R OBP: 0.308, SLG: 0.412 17 Andrew Romine, S OBP: 0.800, SLG: 0.500										3	0	2	0	0	0	1										
34 James McCann, R OBP: 0.250, SLG: 0.182										3	0	0	0	0	3	3										
1 Jose Iglesias, R OBP: 0.533, SLG: 0.556										2	0	1	0	1	1	1										
31 Alfredo Simon, R 38 Joaquin Soria, R										3	0	0	0	0	1	2										
										0	0	0	0	0	0	0										
Inning Stats	R: 0 E: 0 K: 1 S: 8	H: 0 LOB: 0 BB: 0 P: 13	R: 0 E: 0 K: 2 S: 11	H: 1 LOB: 1 BB: 0 P: 15	R: 0 E: 0 K: 1 S: 13	H: 1 LOB: 1 BB: 0 P: 19	R: 0 E: 0 K: 1 S: 9	H: 0 LOB: 0 BB: 0 P: 13	R: 0 E: 0 K: 1 S: 7	H: 1 LOB: 1 BB: 1 P: 14	R: 1 E: 0 K: 1 S: 8	H: 1 LOB: 0 BB: 0 P: 11	R: 0 E: 0 K: 3 S: 14	H: 1 LOB: 1 BB: 0 P: 21	R: 0 E: 0 K: 0 S: 10	H: 0 LOB: 0 BB: 0 P: 14	R: 0 E: 0 K: 0 S: 10	H: 0 LOB: 0 BB: 1 P: 16	1B: 4 2B: 0 3B: 0 HR: 1	SF: 0 SAC: 0 DP: 1 HBP: 0	WP: 0 PB: 0 SB: 2 CS: 1	PA: 32				
PITCHER	IP	WLS	BF	H	R	ER	SO	BB	IBB	HBP	BLK	WP	HR	S	P	ERA	WHIP									
47 Francisco Liriano, L ERA: 2.08	(1, 1)	6.0	L	22	4	1	7	1	0	0	0	0	0	1	56	85	1.50	0.833								
48 Jared Hughes, R ERA: 1.5	(7, 1)	1.0		4	1	0	3	0	0	0	0	0	0	0	14	21	0.00	1.000								
44 Tony Watson, L ERA: 4.5	(8, 1)	1.0		3	0	0	0	0	0	0	0	0	0	0	10	14	0.00	0.000								
35 Mark Melancon, R ERA: 6.75	(9, 1)	1.0		3	0	0	0	1	0	0	0	0	0	0	10	16	0.00	1.000								

Batter	1	2	3	4	5	6	7	8	9	AB	R	H	RBI	BB	SO	LOB	BOTTOM								
5 Josh Harrison, R OBP: 0.286, SLG: 0.323										4	0	0	0	0	1	0	<p>Detroit Tigers @ Pittsburgh Pirates PNC Park, Pittsburgh, PA Wed Apr 15 2015, 7:07 PM - 9:58 PM EDT Att: 19,509 - Cloudy - 64 F</p>								
25 Gregory Polanco, L OBP: 0.222, SLG: 0.257									4	0	0	0	0	1	0										
22 Andrew McCutchen, R OBP: 0.294, SLG: 0.414										2	0	1	0	0	0	0									
18 Neil Walker, S OBP: 0.250, SLG: 0.412										3	0	1	0	0	0	0									
6 Starling Marte, R OBP: 0.156, SLG: 0.241										3	0	0	0	0	2	2									
24 Pedro Alvarez, L OBP: 0.300, SLG: 0.621										3	0	0	0	0	0	0									
29 Francisco Cervelli, R OBP: 0.360, SLG: 0.391										3	0	0	0	0	0	0									
10 Jordy Mercer, R OBP: 0.300, SLG: 0.231										3	0	0	0	0	1	0									
47 Francisco Liriano, L 15 Andrew Lamb, L 48 Jared Hughes, R 44 Tony Watson, L 35 Mark Melancon, R 12 Corey Hart, R										1	0	0	0	0	0	0									
										1	0	0	0	0	0	0									
										0	0	0	0	0	0	0									
										0	0	0	0	0	0	0									
										0	0	0	0	0	0	0									
										1	0	0	0	0	0	0									
Inning Stats	R: 0 E: 0 K: 1 S: 6	H: 0 LOB: 0 BB: 0 P: 12	R: 0 E: 0 K: 0 S: 8	H: 0 LOB: 0 BB: 0 P: 15	R: 0 E: 0 K: 0 S: 6	H: 0 LOB: 0 BB: 0 P: 8	R: 0 E: 0 K: 0 S: 15	H: 2 LOB: 2 BB: 0 P: 26	R: 0 E: 0 K: 1 S: 8	H: 0 LOB: 0 BB: 0 P: 12	R: 0 E: 0 K: 0 S: 8	H: 0 LOB: 0 BB: 0 P: 10	R: 0 E: 0 K: 0 S: 6	H: 0 LOB: 0 BB: 0 P: 9	R: 0 E: 0 K: 0 S: 10	H: 0 LOB: 0 BB: 0 P: 16	R: 0 E: 0 K: 1 S: 6	H: 0 LOB: 0 BB: 0 P: 10	1B: 2 2B: 0 3B: 0 HR: 0	SF: 0 SAC: 0 DP: 0 HBP: 1	WP: 0 PB: 0 SB: 0 CS: 1	PA: 30			
PITCHER	IP	WLS	BF	H	R	ER	SO	BB	IBB	HBP	BLK	WP	HR	S	P	ERA	WHIP								
31 Alfredo Simon, R ERA: 2.03	(1, 1)	8.0	W	26	2	0	2	0	0	1	0	0	0	67	108	0.00	0.250								
38 Joaquin Soria, R ERA: 1.93	(9, 1)	1.0	S	3	0	0	1	0	0	0	0	0	0	6	10	0.00	0.000								

Batter	1	2	3	4	5	6	7	8	9	AB	R	H	RBI	BB	SO	LOB	TOP										
1 Adam Eaton, L (1.8) OBP: 0.158, SLG: 0.211	B1-3 		FC5-4 1B 		G5-3 			1B 		4	0	2	0	0	0	1	<p>Chicago White Sox @ Detroit Tigers Comerica Park, Detroit, MI Fri Apr 17 2015, 1:09 PM - 3:43 PM EDT Att: 33,084 - Sunny - 64 F</p>										
53 Melky Cabrera, S (1.7) OBP: 0.162, SLG: 0.162	F9 		FC5-4 1-2 		G6-3 			K 		4	0	0	0	0	1	2											
79 José Abreu, R (1.3) OBP: 0.270, SLG: 0.441	G4-3 		K 		G6-3 			G5-3 		4	0	0	0	0	1	1											
26 Avisail García, R (1.9) OBP: 0.400, SLG: 0.519		HR 		G4-3 				G4-3 		4	1	1	1	0	1	0											
25 Adam LaRoche, L (1.10) OBP: 0.343, SLG: 0.429		F8 		G4-3 				F9 		3	0	0	0	1	0	0											
10 Alexei Ramirez, R (1.6) OBP: 0.188, SLG: 0.200		F9 		K 				BB 		3	0	0	0	0	1	1											
15 Gordon Beckham, R (1.5) OBP: 0.385, SLG: 0.583		BB 						G1-6-3 		2	0	0	0	1	1	1											
58 Geovany Soto, R (1.2) OBP: 0.273, SLG: 0.545		K 						K 		3	0	1	0	0	2	1											
64 Emilio Bonifácio, S (1.4) OBP: 0.273, SLG: 0.558				B1-3 				K 		3	0	0	0	0	2	1											
Inning Stats	R: 0 E: 0 K: 0 S: 6	H: 0 LOB: 0 BB: 0 P: 8	R: 1 E: 0 K: 1 S: 11	H: 1 LOB: 1 BB: 1 P: 21	R: 0 E: 0 K: 1 S: 10	H: 1 LOB: 1 BB: 0 P: 17	R: 0 E: 0 K: 1 S: 9	H: 0 LOB: 0 BB: 0 P: 10	R: 0 E: 0 K: 2 S: 14	H: 1 LOB: 1 BB: 0 P: 19	R: 0 E: 0 K: 1 S: 7	H: 0 LOB: 0 BB: 0 P: 12	R: 0 E: 0 K: 0 S: 6	H: 0 LOB: 1 BB: 1 P: 10	R: 0 E: 0 K: 3 S: 10	H: 1 LOB: 1 BB: 0 P: 11	R: 0 E: 0 K: 0 S: 5	H: 0 LOB: 0 BB: 0 P: 10	1B: 3 2B: 0 3B: 0 HR: 1	SF: 0 SAC: 0 DP: 1 HBP: 0	WP: 0 PB: 0 SB: 0 CS: 0	PA: 32					
PITCHER	IP	WLS	BF	H	R	ER	SO	BB	IBB	HBP	BLK	WP	HR	S	P	ERA	WHIP										
14 David Price, L (1.1) ERA: 0.4	8.0		29	4	1	1	9	2	0	0	0	0	0	73	108	1.12	0.750										
38 Joakim Soria, R (9.1) ERA: 1.99	1.0	W	3	0	0	0	0	0	0	0	0	0	0	5	10	0.00	0.000										

Batter	1	2	3	4	5	6	7	8	9	AB	R	H	RBI	BB	SO	LOB	BOTTOM										
12 Anthony Gose, L (1.8) OBP: 0.407, SLG: 0.667	FC3-6 1B 		FC5-2 3 FC5-2 1-3 		24 1B 			G4-3 		4	0	2	0	0	0	2	<p>Chicago White Sox @ Detroit Tigers Comerica Park, Detroit, MI Fri Apr 17 2015, 1:09 PM - 3:43 PM EDT Att: 33,084 - Sunny - 64 F</p>										
3 Ian Kinsler, R (1.4) OBP: 0.382, SLG: 0.405	FC3-6 24 2B 1-2 		FC5-2 24 G5-4-3 1-2 		L9 			G4-3 		4	0	0	0	0	0	5											
24 Miguel Cabrera, R (1.3) OBP: 0.500, SLG: 0.683	2B 		G5-4-3 3-H 1-2 		1B 			K 		4	0	2	0	0	1	2											
28 J.D. Martinez, R (1.9) OBP: 0.273, SLG: 0.558	P3 				P6 			K 		4	0	0	0	0	1	4											
52 Yoenis Cespedes, R (1.10) OBP: 0.318, SLG: 0.512	G6-3 				HR 			K 		4	1	1	1	0	2	2											
9 Nick Castellanos, R (1.5) OBP: 0.328, SLG: 0.447					1B 			K 		4	0	2	0	0	2	0											
17 Andrew Romine, S (9. PR) OBP: 0.800, SLG: 0.500								K 		0	1	0	0	0	0	0											
13 Alex Avila, L (1.2) OBP: 0.393, SLG: 0.333					F8 			L6 		3	0	0	0	0	1	1											
1 Jose Iglesias, R (1.6) OBP: 0.529, SLG: 0.581	L8 				G5-3 			G4-3 12 G4-3 2B 		4	0	2	1	0	0	1											
20 Rajai Davis, R (1.7) OBP: 0.417, SLG: 0.421					12 E 3 FC5-2 1B 			G5-3 		3	0	1	0	0	0	1											
Inning Stats	R: 0 E: 0 K: 0 S: 12	H: 2 LOB: 2 BB: 0 P: 15	R: 0 E: 0 K: 2 S: 11	H: 0 LOB: 0 BB: 0 P: 16	R: 0 E: 1 K: 0 S: 10	H: 1 LOB: 1 BB: 0 P: 13	R: 0 E: 0 K: 0 S: 10	H: 2 LOB: 1 BB: 0 P: 16	R: 0 E: 0 K: 1 S: 11	H: 2 LOB: 2 BB: 0 P: 12	R: 0 E: 0 K: 2 S: 12	H: 0 LOB: 0 BB: 0 P: 17	R: 0 E: 0 K: 0 S: 7	H: 1 LOB: 1 BB: 0 P: 8	R: 0 E: 0 K: 2 S: 7	H: 0 LOB: 0 BB: 0 P: 9	R: 1 E: 0 K: 0 S: 7	H: 2 LOB: 2 BB: 0 P: 7	1B: 6 2B: 3 3B: 0 HR: 1	SF: 0 SAC: 1 DP: 1 HBP: 0	WP: 0 PB: 0 SB: 0 CS: 0	PA: 35					
PITCHER	IP	WLS	BF	H	R	ER	SO	BB	IBB	HBP	BLK	WP	HR	S	P	ERA	WHIP										
29 Jeff Samardzija, R (1.1) ERA: 4.29	8.0		32	8	1	1	7	0	0	0	0	0	0	80	106	1.12	1.000										
33 Zach Duke, L (9.1) ERA: 4.15	0.1	L	3	2	1	1	0	0	0	0	0	0	0	7	7	27.00	6.000										

Batter	1	2	3	4	5	6	7	8	9	AB	R	H	RBI	BB	SO	LOB	TOP										
1 Adam Eaton, L OBP: 0.174, SLG: 0.182 64 Emilio Bonifacio, S										2	0	0	0	1	0	1	Chicago White Sox @ Detroit Tigers Comerica Park, Detroit, MI Sun Apr 19 2015, 1:10 PM - 3:55 PM EDT Att: 30,357 - Partly Cloudy - 54 F										
53 Melky Cabrera, S OBP: 0.281, SLG: 0.283 20 JB Shuck, L										4	1	2	0	0	0	1											
79 Jose Abreu, R OBP: 0.304, SLG: 0.581 15 Gordon Beckham, R										3	0	1	1	0	0	2											
25 Adam LaRoche, L OBP: 0.364, SLG: 0.541										4	0	1	0	0	1	2											
26 Avisail Garcia, R OBP: 0.359, SLG: 0.429										3	0	0	0	1	2	2											
12 Conor Gillaspie, L OBP: 0.250, SLG: 0.333										4	0	0	0	0	0	2											
10 Alexei Ramirez, R OBP: 0.250, SLG: 0.235										1	0	0	0	2	0	0											
21 Tyler Flowers, R OBP: 0.333, SLG: 0.522										3	0	0	0	0	0	2											
7 Micah Johnson, L OBP: 0.321, SLG: 0.250										3	0	1	0	0	1	0											
Inning Stats	R: 0 E: 0 K: 0 S: 10	H: 0 LOB: 0 BB: 1 P: 17	R: 0 E: 0 K: 0 S: 8	H: 1 LOB: 0 BB: 0 P: 10	R: 0 E: 0 K: 0 S: 10	H: 1 LOB: 1 BB: 0 P: 16	R: 0 E: 0 K: 1 S: 6	H: 1 LOB: 1 BB: 0 P: 6	R: 0 E: 0 K: 1 S: 11	H: 0 LOB: 1 BB: 1 P: 16	R: 1 E: 0 K: 1 S: 14	H: 2 LOB: 1 BB: 2 P: 22	R: 0 E: 0 K: 0 S: 6	H: 0 LOB: 1 BB: 2 P: 15	R: 0 E: 0 K: 1 S: 10	H: 0 LOB: 0 BB: 1 P: 11	R: 0 E: 0 K: 1 S: 13	H: 1 LOB: 1 BB: 0 P: 18	1B: 4 2B: 2 3B: 1 HR: 0	SF: 0 SAC: 0 DP: 4 HBP: 0	WP: 0 PB: 0 SB: 1 CS: 0	PA: 33					
PITCHER	IP	WLS	BF	H	R	ER	SO	BB	IBB	HBP	BLK	WP	HR	S	P	ERA	WHIP										
61 Shane Greene, R ERA: 0.39	7.0	W	26	5	1	1	3	4	0	0	0	0	0	65	102	1.29	1.286										
46 Ian Krol, L ERA: 2.7	1.0		3	0	0	0	1	0	0	0	0	0	0	10	11	0.00	0.000										
60 Angel Nesbitt, R ERA:	1.0		4	1	0	0	1	0	0	0	0	0	0	13	18	0.00	1.000										

Batter	1	2	3	4	5	6	7	8	9	AB	R	H	RBI	BB	SO	LOB	BOTTOM										
20 Rajai Davis, R OBP: 0.364, SLG: 0.393										5	0	1	1	0	0	2	Chicago White Sox @ Detroit Tigers Comerica Park, Detroit, MI Sun Apr 19 2015, 1:10 PM - 3:55 PM EDT Att: 30,357 - Partly Cloudy - 54 F										
3 Ian Kinsler, R OBP: 0.352, SLG: 0.408										4	1	2	0	0	0	2											
24 Miguel Cabrera, R OBP: 0.491, SLG: 0.660										4	1	1	0	0	2	2											
41 Victor Martinez, S OBP: 0.429, SLG: 0.345 13 Alex Avila, L OBP: 0.400, SLG: 0.318										3	3	3	1	0	0	0											
28 J.D. Martinez, R OBP: 0.269, SLG: 0.560										3	1	0	0	1	0	2											
52 Yoenis Cespedes, R OBP: 0.314, SLG: 0.600										4	2	2	6	0	1	1											
9 Nick Castellanos, R OBP: 0.354, SLG: 0.476										3	0	1	1	1	0	0											
34 James McCann, R OBP: 0.200, SLG: 0.263										4	1	1	0	0	1	2											
1 Jose Iglesias, R OBP: 0.476, SLG: 0.538										4	0	1	0	0	1	2											
Inning Stats	R: 4 E: 0 K: 1 S: 23	H: 3 LOB: 0 BB: 1 P: 42	R: 1 E: 0 K: 0 S: 11	H: 2 LOB: 0 BB: 0 P: 16	R: 2 E: 0 K: 0 S: 13	H: 2 LOB: 0 BB: 0 P: 19	R: 0 E: 0 K: 0 S: 5	H: 1 LOB: 1 BB: 0 P: 11	R: 2 E: 0 K: 0 S: 13	H: 3 LOB: 1 BB: 0 P: 19	R: 0 E: 0 K: 2 S: 9	H: 1 LOB: 0 BB: 0 P: 11	R: 0 E: 0 K: 1 S: 7	H: 0 LOB: 0 BB: 0 P: 9	R: 0 E: 0 K: 1 S: 10	H: 0 LOB: 1 BB: 1 P: 17	R: 0 E: 0 K: 1 S: 10	H: 0 LOB: 1 BB: 1 P: 17	1B: 4 2B: 5 3B: 1 HR: 2	SF: 0 SAC: 0 DP: 0 HBP: 0	WP: 0 PB: 0 SB: 0 CS: 1	PA: 37					
PITCHER	IP	WLS	BF	H	R	ER	SO	BB	IBB	HBP	BLK	WP	HR	S	P	ERA	WHIP										
62 Jose Quintana, L ERA: 8.4	4.0	L	22	10	9	9	9	1	0	0	0	0	2	56	93	20.25	2.750										
34 Matt Albers, R ERA: 1.59	2.0		8	2	0	0	2	0	0	0	0	0	0	18	25	0.00	1.000										
51 Kyle Drabek, R ERA: 5.06	2.0		7	0	0	0	2	1	0	0	0	0	0	17	26	0.00	0.500										

Batter	1	2	3	4	5	6	7	8	9	AB	R	H	RBI	BB	SO	LOB	TOP			
22 Jacoby Ellsbury, L OBP: 0.356, SLG: 0.302	G3		G3					G4-6-3		4	0	1	0	0	0	2				
11 Brett Gardner, L OBP: 0.390, SLG: 0.400	P5								G4-3	4	0	1	0	0	0	1				
13 Alex Rodriguez, R OBP: 0.412, SLG: 0.643	K2-3		G5-3						F8	4	0	0	0	0	1	1				
25 Mark Teixeira, S OBP: 0.302, SLG: 0.548		HR							F8	4	1	1	1	0	1	0				
36 Carlos Beltrán, S OBP: 0.222, SLG: 0.268	K		G4-3						K	3	0	0	0	0	2	0				
34 Brian McCann, L OBP: 0.317, SLG: 0.457			G3						K2-3	3	0	1	0	0	1	0				
12 Chase Headley, S OBP: 0.315, SLG: 0.400									K	3	0	2	0	0	1	1				
14 Stephen Drew, L OBP: 0.267, SLG: 0.421									K	2	0	0	0	0	1	2				
18 Didi Gregorius, L OBP: 0.233, SLG: 0.200			G5-3						G1-3	3	0	1	0	0	0	0				
Inning Stats	R: 0 E: 0 K: 1 S: 6	H: 0 LOB: 0 BB: 0 P: 11	R: 1 E: 0 K: 3 S: 15	H: 2 LOB: 1 BB: 0 P: 22	R: 0 E: 0 K: 0 S: 9	H: 1 LOB: 1 BB: 0 P: 17	R: 0 E: 0 K: 1 S: 10	H: 0 LOB: 0 BB: 0 P: 13	R: 0 E: 0 K: 0 S: 7	H: 1 LOB: 0 BB: 0 P: 14	R: 0 E: 0 K: 2 S: 8	H: 0 LOB: 0 BB: 0 P: 14	R: 0 E: 0 K: 0 S: 11	H: 2 LOB: 1 BB: 0 P: 13	R: 0 E: 0 K: 0 S: 7	H: 0 LOB: 0 BB: 0 P: 13	1B: 5 2B: 1 3B: 0 HR: 1	SF: 0 SAC: 1 DP: 2 HBP: 0	WP: 0 PB: 0 SB: 1 CS: 1	PA: 31
PITCHER	IP	WLS	BF	H	R	ER	SO	BB	IBB	HBP	BLK	WP	HR	S	P	ERA	WHIP			
31 Alfredo Simon, R ERA: 1.74	7.1	W	27	7	1	1	7	0	0	0	0	0	1	70	109	1.23	0.955			
44 Joba Chamberlain, R ERA: 1.35	0.2	H	1	0	0	0	0	0	0	0	0	0	0	2	2	0.00	0.000			
38 Joakim Soria, R ERA: 1.35	1.0	S	3	0	0	0	0	0	0	0	0	0	0	7	13	0.00	0.000			

New York Yankees @ Detroit Tigers
Comerica Park, Detroit, MI
Mon Apr 20 2015, 7:09 PM - 9:29 PM EDT
Att: 27,540 - Overcast - 52 F

AB 30
R 1
H 7
RBI 1
BB 0
SO 7
LOB 7



Batter	1	2	3	4	5	6	7	8	9	AB	R	H	RBI	BB	SO	LOB	BOTTOM			
20 Rajai Davis, R OBP: 0.351, SLG: 0.375	P6			K				K		5	1	1	0	0	2	3				
3 Ian Kinsler, R OBP: 0.362, SLG: 0.415										4	0	2	0	0	0	3				
24 Miguel Cabrera, R OBP: 0.464, SLG: 0.620	G5-4-3			G5-4-3						3	0	0	0	0	0	3				
41 Victor Martinez, S OBP: 0.421, SLG: 0.323		L7								2	1	0	0	1	0	0				
28 J.D. Martinez, R OBP: 0.273, SLG: 0.547		K								3	0	1	1	0	1	0				
52 Yoenis Cespedes, R OBP: 0.315, SLG: 0.585		F8								3	0	1	1	0	1	0				
9 Nick Castellanos, R OBP: 0.373, SLG: 0.477				K						2	0	1	0	1	1	0				
17 Andrew Romine, S OBP: 0.633, SLG: 0.667										0	0	0	0	0	0	0				
34 James McCann, R OBP: 0.182, SLG: 0.238				F9						2	0	0	0	0	0	1				
1 Jose Iglesias, R OBP: 0.489, SLG: 0.537										2	0	1	0	1	0	0				
Inning Stats	R: 0 E: 0 K: 0 S: 7	H: 1 LOB: 0 BB: 0 P: 8	R: 0 E: 0 K: 1 S: 8	H: 0 LOB: 0 BB: 0 P: 13	R: 0 E: 0 K: 1 S: 11	H: 1 LOB: 0 BB: 0 P: 18	R: 0 E: 0 K: 1 S: 6	H: 1 LOB: 0 BB: 0 P: 9	R: 0 E: 0 K: 0 S: 6	H: 0 LOB: 0 BB: 1 P: 11	R: 0 E: 0 K: 0 S: 6	H: 0 LOB: 0 BB: 1 P: 10	R: 2 E: 0 K: 0 S: 9	H: 3 LOB: 2 BB: 1 P: 15	R: 0 E: 0 K: 1 S: 9	H: 1 LOB: 2 BB: 1 P: 14	1B: 7 2B: 0 3B: 0 HR: 0	SF: 0 SAC: 1 DP: 3 HBP: 0	WP: 0 PB: 0 SB: 0 CS: 1	PA: 30
PITCHER	IP	WLS	BF	H	R	ER	SO	BB	IBB	HBP	BLK	WP	HR	S	P	ERA	WHIP			
52 CC Sabathia, L ERA: 4.35	8.0	L	30	7	2	2	5	2	1	0	0	0	0	62	98	2.25	1.125			

New York Yankees @ Detroit Tigers
Comerica Park, Detroit, MI
Mon Apr 20 2015, 7:09 PM - 9:29 PM EDT
Att: 27,540 - Overcast - 52 F

AB 26
R 2
H 7
RBI 2
BB 3
SO 5
LOB 10



Batter	1	2	3	4	5	6	7	8	9	AB	R	H	RBI	BB	SO	LOB	TOP					
22 Jacoby Ellsbury, L (1, 8) OBP: 0.344, SLG: 0.281	L3	G4-3			F7		BB	P6		4	1	0	0	1	0	4						
11 Brett Gardner, L (1, 7) OBP: 0.413, SLG: 0.410	BB		K		K		1B		1B	4	2	2	0	1	2	0						
13 Alex Rodriguez, R (1, 10) OBP: 0.411, SLG: 0.600	F8		P4				BB		F7	3	0	0	0	2	0	2						
25 Mark Teixeira, S (1, 3) OBP: 0.328, SLG: 0.556	2B						BB			3	0	1	1	2	1	2						
34 Brian McCann, L (1, 2) OBP: 0.283, SLG: 0.400	G6-3		B1-3				BB		E5	5	0	0	0	0	0	6						
24 Chris Young, R (1, 9) OBP: 0.342, SLG: 0.844		BB			1B		HR		BB	3	1	3	1	2	0	0						
12 Chase Headley, S (1, 5) OBP: 0.305, SLG: 0.370	FC4-6		G5-4-3				P4		P4	4	0	0	0	1	0	4						
14 Stephen Drew, L (1, 6) OBP: 0.286, SLG: 0.500		1B			L9		HR		F4	4	1	2	1	0	0	2						
31 Gregorio Petit, R (1, 4) OBP: 0.150, SLG: 0.111		P4			K		G1-3		K	4	0	0	0	0	2	4						
Inning Stats	R: 1 E: 0 K: 0 S: 11	H: 1 LOB: 1 BB: 1 P: 20	R: 0 E: 0 K: 0 S: 15	H: 1 LOB: 2 BB: 1 P: 24	R: 0 E: 0 K: 1 S: 8	H: 0 LOB: 1 BB: 1 P: 16	R: 0 E: 0 K: 0 S: 9	H: 1 LOB: 0 BB: 0 P: 13	R: 0 E: 0 K: 2 S: 10	H: 0 LOB: 0 BB: 0 P: 14	R: 0 E: 0 K: 0 S: 4	H: 0 LOB: 0 BB: 1 P: 9	R: 3 E: 0 K: 0 S: 16	H: 3 LOB: 3 BB: 3 P: 41	R: 0 E: 0 K: 1 S: 11	H: 1 LOB: 2 BB: 1 P: 20	R: 1 E: 0 K: 1 S: 14	H: 1 LOB: 1 BB: 1 P: 20	1B: 4 2B: 2 3B: 0 HR: 2	SF: 0 SAC: 0 DP: 2 HBP: 0	WP: 1 PB: 0 SB: 3 CS: 0	PA: 43
PITCHER	IP	WLS	BF	H	R	ER	SO	BB	IBB	HBP	BLK	WP	HR	S	P	ERA	WHIP					
53 Kyle Lobstein, L (1, 1) ERA: 3.27	6.0	L	23	3	1	1	3	4	0	0	0	0	0	57	96	1.50	1.167					
46 Ian Krol, L (7, 1) ERA: 7.35	0.1		3	2	2	2	0	0	0	0	0	0	2	8	16	54.00	6.000					
32 Tom Gorzelanny, L (7, 1) ERA: 2.25	0.1		3	1	0	0	0	1	0	0	0	0	0	5	14	0.00	6.000					
62 AJ Albuquerque, R (7, 1) ERA: 2.7	0.0		2	0	1	1	0	2	0	0	0	1	0	1	9	∞	∞					
65 Blaine Hardy, L (7, 1) ERA: 8.1	2.1		12	2	1	0	2	2	0	0	0	0	0	27	42	0.00	1.714					

New York Yankees @ Detroit Tigers
Comerica Park, Detroit, MI
Tue Apr 21 2015, 7:10 PM - 10:32 PM EDT
Att: 27,031 - Partly Cloudy - 50 F

AB 34
R 5
H 8
RBI 3
BB 9
SO 5
LOB 24



Batter	1	2	3	4	5	6	7	8	9	AB	R	H	RBI	BB	SO	LOB	BOTTOM					
12 Anthony Gose, L (1, 8) OBP: 0.406, SLG: 0.625	G6-4-3		FC3-2-5			G6-4-3		K		4	0	2	0	0	1	3						
3 Ian Kinsler, R (1, 4) OBP: 0.338, SLG: 0.386	G6-4-3		L4			G6-4-3		K		4	0	0	0	0	1	5						
24 Miguel Cabrera, R (1, 3) OBP: 0.450, SLG: 0.593	F7				1B	G5-3			K	4	0	1	0	0	1	0						
41 Victor Martinez, S (1, 10) OBP: 0.405, SLG: 0.294		G6-3			BB		K		K	3	0	0	0	1	2	0						
28 J.D. Martinez, R (1, 9) OBP: 0.305, SLG: 0.579					K		BB		BB	4	2	3	0	0	1	2						
52 Yoenis Cespedes, R (1, 7) OBP: 0.310, SLG: 0.589		L1-3			G6-4-3		SF8		BB	3	0	1	1	0	0	3						
9 Nick Castellanos, R (1, 5) OBP: 0.352, SLG: 0.465							F9		BB	3	0	1	0	1	1	0						
13 Alex Avila, L (1, 2) OBP: 0.424, SLG: 0.400									BB	3	0	2	0	0	1	0						
20 Rajai Davis, R (9, PH) OBP: 0.368, SLG: 0.375									BB	0	0	0	1	1	0	0						
1 Jose Iglesias, R (1, 6) OBP: 0.449, SLG: 0.489		FC4-6			G6-3			P3	K	4	0	0	0	0	1	6						
Inning Stats	R: 0 E: 0 K: 0 S: 8	H: 1 LOB: 0 BB: 0 P: 9	R: 0 E: 0 K: 0 S: 4	H: 1 LOB: 0 BB: 0 P: 6	R: 0 E: 0 K: 0 S: 10	H: 2 LOB: 2 BB: 0 P: 17	R: 0 E: 0 K: 1 S: 13	H: 1 LOB: 1 BB: 1 P: 21	R: 0 E: 0 K: 2 S: 8	H: 0 LOB: 0 BB: 0 P: 12	R: 0 E: 0 K: 0 S: 5	H: 1 LOB: 0 BB: 0 P: 6	R: 1 E: 0 K: 1 S: 11	H: 1 LOB: 0 BB: 0 P: 15	R: 0 E: 0 K: 2 S: 12	H: 1 LOB: 0 BB: 0 P: 18	R: 1 E: 0 K: 3 S: 16	H: 2 LOB: 3 BB: 2 P: 32	1B: 7 2B: 4 3B: 0 HR: 0	SF: 1 SAC: 0 DP: 4 HBP: 0	WP: 1 PB: 0 SB: 0 CS: 0	PA: 36
PITCHER	IP	WLS	BF	H	R	ER	SO	BB	IBB	HBP	BLK	WP	HR	S	P	ERA	WHIP					
30 Nathan Eovaldi, R (1, 1) ERA: 3.12	7.0	W	26	8	1	1	4	1	0	0	0	0	0	64	94	1.29	1.286					
68 Delin Betances, R (8, 1) ERA: 4.26	1.0	H	3	0	0	0	2	0	0	0	0	0	0	7	10	0.00	0.000					
57 Chris Martin, R (9, 1) ERA: 4.26	0.2		4	2	1	1	2	0	0	0	0	0	0	9	16	13.50	3.000					
48 Andrew Miller, L (9, 1) ERA: 4.26	0.1	S	3	0	0	0	1	2	0	0	0	0	0	7	16	0.00	6.000					

New York Yankees @ Detroit Tigers
Comerica Park, Detroit, MI
Tue Apr 21 2015, 7:10 PM - 10:32 PM EDT
Att: 27,031 - Partly Cloudy - 50 F

AB 32
R 2
H 10
RBI 2
BB 3
SO 9
LOB 19



Batter	1	2	3	4	5	6	7	8	9	AB	R	H	RBI	BB	SO	LOB	TOP					
22 Jacoby Ellsbury, L (1, 8) OBP: 0.384, SLG: 0.317										2	2	1	0	2	0	0						
11 Brett Gardner, L (1, 7) OBP: 0.388, SLG: 0.381										3	0	0	0	0	0	3						
36 Carlos Beltrán, S (1, 10) OBP: 0.241, SLG: 0.306										3	0	0	0	1	3	3						
34 Brian McCann, L (1, 2) OBP: 0.273, SLG: 0.367										4	0	0	1	0	0	1						
12 Chase Headley, S (1, 5) OBP: 0.309, SLG: 0.387										3	0	0	0	1	3	1						
24 Chris Young, R (1, 9) OBP: 0.426, SLG: 0.762										4	0	1	0	0	2	1						
33 Garrett Jones, L (1, 3) OBP: 0.281, SLG: 0.364										3	0	0	0	0	1	2						
31 Gregorio Petit, R (7, 4) OBP: 0.280, SLG: 0.286										1	0	1	0	0	0	0						
14 Stephen Drew, L (1, 4) (7, 6) OBP: 0.283, SLG: 0.467										3	0	0	0	1	1	1						
18 Didi Gregorius, L (1, 6) OBP: 0.260, SLG: 0.222										1	0	0	0	1	0	0						
25 Mark Teixeira, S (7, PH) (7, 3) OBP: 0.323, SLG: 0.569										2	0	0	0	0	1	3						
Inning Stats	R: 0 E: 0 K: 1 S: 7	H: 0 LOB: 0 BB: 0 P: 12	R: 0 E: 0 K: 1 S: 10	H: 1 LOB: 1 BB: 0 P: 16	R: 0 E: 0 K: 1 S: 13	H: 0 LOB: 0 BB: 2 P: 23	R: 0 E: 0 K: 2 S: 10	H: 0 LOB: 0 BB: 0 P: 16	R: 0 E: 0 K: 1 S: 9	H: 0 LOB: 0 BB: 0 P: 11	R: 1 E: 0 K: 1 S: 13	H: 0 LOB: 0 BB: 1 P: 23	R: 0 E: 0 K: 2 S: 10	H: 0 LOB: 2 BB: 2 P: 25	R: 1 E: 0 K: 1 S: 9	H: 1 LOB: 1 BB: 1 P: 15	R: 0 E: 0 K: 1 S: 8	H: 1 LOB: 1 BB: 0 P: 12	1B: 1 2B: 2 HR: 0	SF: 0 SAC: 1 DP: 0 HBP: 0	WP: 1 PB: 0 SB: 2 CS: 0	PA: 36
PITCHER	IP	WLS	BF	H	R	ER	SO	BB	IBB	HBP	BLK	WP	HR	S	P	ERA	WHIP					
19 Anibal Sánchez, R (1, 1) ERA: 5.96	6.1		24	1	1	1	8	4	0	0	1	0	0	66	111	1.42	0.789					
32 Tom Gorzelanny, L (7, 1) ERA: 2.7	1.2	L	8	1	1	1	2	1	1	0	0	1	0	15	30	5.40	1.200					
44 Joba Chamberlain, R (9, 1) ERA:	1.0		4	1	0	0	1	0	0	0	0	0	0	8	12	0.00	1.000					

New York Yankees @ Detroit Tigers
Comerica Park, Detroit, MI
Thu Apr 23 2015, 1:10 PM - 4:10 PM EDT
Att: 27,754 - Cloudy - 33 F

AB 29
R 2
H 3
RBI 1
BB 6
SO 11
LOB 15



Batter	1	2	3	4	5	6	7	8	9	AB	R	H	RBI	BB	SO	LOB	BOTTOM					
12 Anthony Gose, L (1, 8) OBP: 0.366, SLG: 0.550										4	1	1	0	0	2	0						
3 Ian Kinsler, R (1, 4) OBP: 0.300, SLG: 0.338										4	0	0	0	0	1	1						
24 Miguel Cabrera, R (1, 3) OBP: 0.441, SLG: 0.550										3	0	0	0	1	1	0						
41 Victor Martinez, S (1, 10) OBP: 0.367, SLG: 0.256										3	0	0	1	0	0	0						
28 J.D. Martinez, R (1, 9) OBP: 0.313, SLG: 0.578										4	0	2	0	0	2	1						
52 Yoenis Cespedes, R (1, 7) OBP: 0.328, SLG: 0.574										2	0	0	0	1	1	1						
13 Alex Avila, L (1, 2) OBP: 0.385, SLG: 0.355										2	0	0	0	0	1	0						
34 James McCann, R (7, PH) (8, 2) OBP: 0.174, SLG: 0.227										1	0	0	0	0	0	2						
9 Nick Castellanos, R (1, 5) OBP: 0.339, SLG: 0.407										3	0	0	0	0	1	2						
26 Hernán Pérez, R (1, 6) OBP: 0.111, SLG: 0.111										3	0	0	0	0	1	0						
Inning Stats	R: 1 E: 0 K: 1 S: 11	H: 1 LOB: 1 BB: 1 P: 23	R: 0 E: 0 K: 2 S: 8	H: 0 LOB: 0 BB: 0 P: 11	R: 0 E: 0 K: 1 S: 6	H: 0 LOB: 0 BB: 0 P: 8	R: 0 E: 0 K: 1 S: 11	H: 1 LOB: 1 BB: 0 P: 14	R: 0 E: 0 K: 0 S: 8	H: 0 LOB: 0 BB: 0 P: 12	R: 0 E: 0 K: 1 S: 11	H: 0 LOB: 0 BB: 0 P: 17	R: 0 E: 0 K: 0 S: 10	H: 1 LOB: 2 BB: 1 P: 18	R: 0 E: 0 K: 2 S: 8	H: 0 LOB: 0 BB: 0 P: 12	R: 0 E: 0 K: 2 S: 7	H: 0 LOB: 0 BB: 0 P: 8	1B: 0 2B: 3 HR: 0	SF: 1 SAC: 0 DP: 0 HBP: 0	WP: 0 PB: 0 SB: 0 CS: 0	PA: 32
PITCHER	IP	WLS	BF	H	R	ER	SO	BB	IBB	HBP	BLK	WP	HR	S	P	ERA	WHIP					
19 Masahiro Tanaka, R (1, 1) ERA: 3.22	6.1		24	3	1	1	6	2	0	0	0	0	0	60	94	1.42	0.789					
41 Justin Wilson, L (7, 1) ERA: 5.06	0.1		1	0	0	0	0	0	0	0	0	0	0	2	3	0.00	0.000					
68 Dellin Betances, R (7, 1) ERA:	1.1	W	4	0	0	0	2	0	0	0	0	0	0	11	18	0.00	0.000					
48 Andrew Miller, L (9, 1) ERA:	1.0	S	3	0	0	0	2	0	0	0	0	0	0	7	8	0.00	0.000					

New York Yankees @ Detroit Tigers
Comerica Park, Detroit, MI
Thu Apr 23 2015, 1:10 PM - 4:10 PM EDT
Att: 27,754 - Cloudy - 33 F

AB 29
R 1
H 3
RBI 1
BB 2
SO 10
LOB 7



Batter	1	2	3	4	5	6	7	8	9	AB	R	H	RBI	BB	SO	LOB	TOP			
3 Ian Kinsler, R OBP: 0.360, SLG: 0.375	F8	G6-4-3			G6-4-3	L7			G5-3	5	0	1	0	0	0	3	Detroit Tigers @ Minnesota Twins Target Field, Minneapolis, MN Mon Apr 27 2015, 7:13 PM - 10:29 PM CDT Att: 18,054 - Clear - 69 F			
1 Jose Iglesias, R OBP: 0.448, SLG: 0.540	HR	P4			G6-4-3				K	5	1	3	1	0	1	0				
24 Miguel Cabrera, R OBP: 0.465, SLG: 0.589	F9				G6-4-3					3	0	1	0	1	0	2				
41 Victor Martinez, S OBP: 0.379, SLG: 0.269	HR	G5-4-3			G6-4-3					3	1	1	0	1	0	3				
28 J.D. Martinez, R OBP: 0.313, SLG: 0.532	HR				FC6-4					3	1	2	0	1	0	2				
52 Yoenis Cespedes, R OBP: 0.325, SLG: 0.566	HR				K					4	1	2	3	0	1	2				
13 Alex Avila, L OBP: 0.340, SLG: 0.275	K				G6-3					3	0	0	0	1	1	1				
26 Hernán Pérez, R OBP: 0.143, SLG: 0.143					G6-3					4	1	1	0	0	0	2				
12 Anthony Gose, L OBP: 0.380, SLG: 0.489					P4					2	0	0	0	2	0	0				
Inning Stats	R: 4 H: 3 E: 0 K: 1 S: 16	L: 3 LOB: 0 BB: 1 P: 27	R: 1 H: 1 E: 0 K: 0 S: 8	L: 1 LOB: 0 BB: 1 P: 18	R: 0 H: 2 E: 0 K: 1 S: 13	L: 2 LOB: 0 BB: 0 P: 20	R: 0 H: 0 E: 0 K: 0 S: 8	L: 0 LOB: 0 BB: 0 P: 12	R: 0 H: 2 E: 0 K: 0 S: 8	L: 2 LOB: 2 BB: 1 P: 16	R: 0 H: 1 E: 0 K: 0 S: 10	L: 1 LOB: 1 BB: 1 P: 18	R: 0 H: 1 E: 0 K: 0 S: 10	L: 1 LOB: 1 BB: 1 P: 15	R: 0 H: 0 E: 0 K: 1 S: 5	L: 0 LOB: 0 BB: 0 P: 8	1B: 7 2B: 2 3B: 1 HR: 2	SF: 0 SAC: 0 DP: 4 HBP: 0	WP: 1 PB: 0 SB: 1 CS: 2	PA: 39
PITCHER	IP WLS BF H R ER SO BB IBB HBP BLK WP HR S P ERA WHIP	IP WLS BF H R ER SO BB IBB HBP BLK WP HR S P ERA WHIP	IP WLS BF H R ER SO BB IBB HBP BLK WP HR S P ERA WHIP	IP WLS BF H R ER SO BB IBB HBP BLK WP HR S P ERA WHIP	IP WLS BF H R ER SO BB IBB HBP BLK WP HR S P ERA WHIP	IP WLS BF H R ER SO BB IBB HBP BLK WP HR S P ERA WHIP	IP WLS BF H R ER SO BB IBB HBP BLK WP HR S P ERA WHIP	IP WLS BF H R ER SO BB IBB HBP BLK WP HR S P ERA WHIP	IP WLS BF H R ER SO BB IBB HBP BLK WP HR S P ERA WHIP	IP WLS BF H R ER SO BB IBB HBP BLK WP HR S P ERA WHIP	IP WLS BF H R ER SO BB IBB HBP BLK WP HR S P ERA WHIP	IP WLS BF H R ER SO BB IBB HBP BLK WP HR S P ERA WHIP	IP WLS BF H R ER SO BB IBB HBP BLK WP HR S P ERA WHIP	IP WLS BF H R ER SO BB IBB HBP BLK WP HR S P ERA WHIP	IP WLS BF H R ER SO BB IBB HBP BLK WP HR S P ERA WHIP	IP WLS BF H R ER SO BB IBB HBP BLK WP HR S P ERA WHIP	IP WLS BF H R ER SO BB IBB HBP BLK WP HR S P ERA WHIP			
33 Tommy Milone, L ERA: 4.76	4.0	L	20	8	5	5	2	2	0	0	0	0	0	0	0	0	11.25	2.500		
22 Tim Stauffer, R ERA: 5.0	2.0		10	2	0	0	0	2	1	0	0	0	0	0	0	0	0.00	2.000		
36 Blaine Boyer, R ERA: 3.86	3.0		8	1	0	0	1	1	0	0	0	0	0	0	0	0	0.00	0.667		

Batter	1	2	3	4	5	6	7	8	9	AB	R	H	RBI	BB	SO	LOB	BOTTOM					
2 Brian Dozier, R OBP: 0.294, SLG: 0.329	K				SF9				K	4	1	1	1	0	2	4	Detroit Tigers @ Minnesota Twins Target Field, Minneapolis, MN Mon Apr 27 2015, 7:13 PM - 10:29 PM CDT Att: 18,054 - Clear - 69 F					
48 Toni Hunter, R OBP: 0.257, SLG: 0.323	K				G6-3				G5-3	5	0	0	0	0	2	3						
7 Joe Mauer, L OBP: 0.386, SLG: 0.380	F8				G6-3					4	1	1	0	0	0	1						
24 Trevor Plouffe, R OBP: 0.311, SLG: 0.373	HR				G5-3					4	0	1	1	0	1	1						
9 Eduardo Núñez, R OBP: 0.450, SLG: 0.632	G4-3				K					4	0	0	0	0	1	2						
8 Kurt Suzuki, R OBP: 0.305, SLG: 0.327	L9				BB					3	0	1	1	1	0	0						
21 Shane Robinson, R ERA: 3.48										2	0	0	0	1	1	1						
5 Eduardo Escobar, S OBP: 0.186, SLG: 0.244	BB				K					1	0	0	0	0	0	1						
1 Jordan Schafer, L OBP: 0.209, SLG: 0.238					G3-1					4	1	3	0	0	0	1						
39 Danny Santana, S OBP: 0.242, SLG: 0.277	K									3	1	2	1	0	1	2						
Inning Stats	R: 1 H: 2 E: 0 K: 1 S: 12	L: 2 LOB: 1 BB: 0 P: 17	R: 0 H: 1 E: 0 K: 2 S: 15	L: 1 LOB: 2 BB: 1 P: 22	R: 0 H: 0 E: 0 K: 1 S: 8	L: 0 LOB: 0 BB: 0 P: 15	R: 0 H: 0 E: 0 K: 2 S: 12	L: 0 LOB: 1 BB: 1 P: 24	R: 1 H: 1 E: 0 K: 0 S: 9	L: 1 LOB: 0 BB: 0 P: 14	R: 0 H: 0 E: 0 K: 1 S: 6	L: 0 LOB: 0 BB: 0 P: 11	R: 1 H: 2 E: 0 K: 0 S: 8	L: 2 LOB: 1 BB: 0 P: 9	R: 1 H: 2 E: 0 K: 0 S: 10	L: 2 LOB: 1 BB: 0 P: 17	R: 0 H: 1 E: 0 K: 1 S: 11	L: 1 LOB: 1 BB: 0 P: 16	1B: 5 2B: 4 3B: 0 HR: 0	SF: 1 SAC: 1 DP: 0 HBP: 0	WP: 0 PB: 1 SB: 0 CS: 0	PA: 38
PITCHER	IP WLS BF H R ER SO BB IBB HBP BLK WP HR S P ERA WHIP	IP WLS BF H R ER SO BB IBB HBP BLK WP HR S P ERA WHIP	IP WLS BF H R ER SO BB IBB HBP BLK WP HR S P ERA WHIP	IP WLS BF H R ER SO BB IBB HBP BLK WP HR S P ERA WHIP	IP WLS BF H R ER SO BB IBB HBP BLK WP HR S P ERA WHIP	IP WLS BF H R ER SO BB IBB HBP BLK WP HR S P ERA WHIP	IP WLS BF H R ER SO BB IBB HBP BLK WP HR S P ERA WHIP	IP WLS BF H R ER SO BB IBB HBP BLK WP HR S P ERA WHIP	IP WLS BF H R ER SO BB IBB HBP BLK WP HR S P ERA WHIP	IP WLS BF H R ER SO BB IBB HBP BLK WP HR S P ERA WHIP	IP WLS BF H R ER SO BB IBB HBP BLK WP HR S P ERA WHIP	IP WLS BF H R ER SO BB IBB HBP BLK WP HR S P ERA WHIP	IP WLS BF H R ER SO BB IBB HBP BLK WP HR S P ERA WHIP	IP WLS BF H R ER SO BB IBB HBP BLK WP HR S P ERA WHIP	IP WLS BF H R ER SO BB IBB HBP BLK WP HR S P ERA WHIP	IP WLS BF H R ER SO BB IBB HBP BLK WP HR S P ERA WHIP						
14 David Price, L ERA: 3.48	6.1	W	27	6	3	3	7	2	0	0	0	0	0	0	0	0	4.26	1.263				
30 Alex Wilson, R ERA: 2.45	0.2	H	2	0	0	0	0	0	0	0	0	0	0	0	0	0	0.00	0.000				
44 Joba Chamberlain, R ERA: 1.65	1.0	H	5	2	1	1	0	0	0	0	0	0	0	0	0	0	9.00	2.000				
38 Joakim Soria, R ERA: 1.86	1.0	S	4	1	0	0	1	0	0	0	0	0	0	0	0	0	0.00	1.000				

Batter	1	2	3	4	5	6	7	8	9	AB	R	H	RBI	BB	SO	LOB	TOP			
12 Anthony Gose, L (1, 8) OBP: 0.352, SLG: 0.471	G6-3		1B		K			G4-3		4	0	1	1	0	1	0	Detroit Tigers @ Minnesota Twins Target Field, Minneapolis, MN Tue Apr 28 2015, 7:12 PM - 9:51 PM CDT Att: 18,169 - Partly Cloudy - 64 F			
3 Ian Kinsler, R (1, 4) OBP: 0.344, SLG: 0.357	G5-3		G6-3		F8			F8		4	0	0	0	0	0	1				
24 Miguel Cabrera, R (1, 3) OBP: 0.444, SLG: 0.539	P3				K			L8		4	0	0	0	0	1	0				
41 Victor Martinez, S (1, 10) OBP: 0.357, SLG: 0.250		K			F9			L7		4	0	0	0	0	1	0				
28 J.D. Martinez, R (1, 9) OBP: 0.310, SLG: 0.530		K			52 2B			F8		4	1	1	0	0	2	0				
52 Yoenis Cespedes, R (1, 7) OBP: 0.325, SLG: 0.570		K			2B			F9		3	0	1	1	0	1	0				
13 Alex Avila, L (1, 2) OBP: 0.358, SLG: 0.268					FC6			K		1	1	0	0	2	1	0				
9 Nick Castellanos, R (1, 5) OBP: 0.286, SLG: 0.377					FC6			F9		3	0	0	0	0	0	3				
1 Jose Iglesias, R (1, 6) OBP: 0.431, SLG: 0.515					G4-6-3			F9		3	0	0	0	0	0	2				
Inning Stats	R: 0 E: 0 K: 0 S: 7	H: 0 LOB: 0 BB: 0 P: 12	R: 0 E: 0 K: 3 S: 11	H: 0 LOB: 0 BB: 0 P: 16	R: 1 E: 0 K: 0 S: 9	H: 1 LOB: 1 BB: 1 P: 17	R: 1 E: 0 K: 1 S: 18	H: 2 LOB: 2 BB: 1 P: 31	R: 0 E: 0 K: 1 S: 9	H: 0 LOB: 0 BB: 0 P: 11	R: 0 E: 0 K: 1 S: 7	H: 0 LOB: 0 BB: 0 P: 11	R: 0 E: 0 K: 0 S: 6	H: 0 LOB: 0 BB: 0 P: 9	R: 0 E: 0 K: 0 S: 8	H: 0 LOB: 0 BB: 0 P: 10		1B: 1 2B: 2 3B: 0 HR: 0	SF: 0 SAC: 0 DP: 1 HBP: 0	WP: 0 PB: 0 SB: 1 CS: 0
PITCHER	IP WLS BF H R ER SO BB IBB HBP BLK WP HR S P ERA WHIP																			
37 Mike Pelfrey, R (1, 1) ERA: 2.25	7.0 W 26 3 2 1 7 2 0 0 0 0 0 0 69 109 1.29 0.714																			
50 Casey Fien, R (8, 1) ERA: 1.53	1.0 H 3 0 0 0 0 0 0 0 0 0 0 6 9 0.00 0.000																			
15 Glen Perkins, L (9, 1) ERA: 1.0	1.0 S 3 0 0 0 0 0 0 0 0 0 0 8 10 0.00 0.000																			

Batter	1	2	3	4	5	6	7	8	9	AB	R	H	RBI	BB	SO	LOB	BOTTOM			
39 Danny Santana, S (1, 6) OBP: 0.271, SLG: 0.304	K		1B		1B			1B		4	0	3	1	0	1	0	Detroit Tigers @ Minnesota Twins Target Field, Minneapolis, MN Tue Apr 28 2015, 7:12 PM - 9:51 PM CDT Att: 18,169 - Partly Cloudy - 64 F			
48 Toni Hunter, R (1, 9) OBP: 0.243, SLG: 0.304	K		G4-3		G1-3			F9		4	0	0	0	0	1	3				
7 Joe Mauer, L (1, 3) OBP: 0.368, SLG: 0.360	G4-3				L7			G3-1		4	0	0	0	0	1	0				
24 Trevor Plouffe, R (1, 5) OBP: 0.308, SLG: 0.366		P3			P4			K		4	0	1	0	0	1	0				
9 Eduardo Nunez, R (1, 10) OBP: 0.458, SLG: 0.591		G1-4-3			L7			5 2B		3	1	1	0	1	0	0				
5 Eduardo Escobar, S (1, 4) OBP: 0.191, SLG: 0.267		L8			G4-3			8 1B		4	1	1	1	0	0	2				
31 Oswaldo Arcia, L (1, 7) ERA: 7.04					G6-3			39 1B		3	1	2	0	0	1	1				
21 Shane Robinson, R (8, 7) OBP: 0.378, SLG: 0.353					SH5-3			K		1	0	0	0	0	0	2				
8 Kurt Suzuki, R (1, 2) OBP: 0.328, SLG: 0.352					SH5-3			39 1B		2	0	2	1	0	0	0				
1 Jordan Schafer, L (1, 8) OBP: 0.196, SLG: 0.222					G6-3			K		3	0	0	0	0	1	4				
Inning Stats	R: 0 E: 0 K: 2 S: 8	H: 0 LOB: 0 BB: 0 P: 9	R: 0 E: 0 K: 0 S: 8	H: 0 LOB: 0 BB: 0 P: 13	R: 1 E: 0 K: 0 S: 8	H: 2 LOB: 1 BB: 0 P: 11	R: 0 E: 0 K: 1 S: 8	H: 0 LOB: 0 BB: 0 P: 13	R: 0 E: 0 K: 0 S: 12	H: 3 LOB: 2 BB: 0 P: 16	R: 0 E: 0 K: 1 S: 8	H: 0 LOB: 0 BB: 0 P: 11	R: 2 E: 0 K: 2 S: 22	H: 4 LOB: 2 BB: 0 P: 32	R: 0 E: 0 K: 0 S: 14	H: 1 LOB: 1 BB: 1 P: 27	1B: 9 2B: 1 3B: 0 HR: 0	SF: 0 SAC: 1 DP: 0 HBP: 0	WP: 1 PB: 0 SB: 1 CS: 0	PA: 34
PITCHER	IP WLS BF H R ER SO BB IBB HBP BLK WP HR S P ERA WHIP																			
19 Anibal Sanchez, R (1, 1) ERA: 5.46	7.0 L 29 9 3 3 6 0 0 0 0 0 0 2 74 105 3.86 1.286																			
65 Blaine Hardy, L (8, 1) ERA: 7.04	0.1 1 0 0 0 0 0 0 0 0 0 0 2 4 0.00 0.000																			
62 Al Alburquerque, R (8, 1) ERA: 10.29	0.2 4 1 0 0 0 1 0 0 0 0 1 0 12 23 0.00 3.000																			

AB	30
R	2
H	3
RBI	2
BB	2
SO	7
LOB	6



AB	32
R	3
H	10
RBI	3
BB	1
SO	6
LOB	12



Batter	1	2	3	4	5	6	7	8	9	AB	R	H	RBI	BB	SO	LOB	TOP	
20 Rajai Davis, R OBP: 0.397, SLG: 0.420	L8		G5-3			K				4	0	1	1	0	1	0	Detroit Tigers @ Kansas City Royals Kauffman Stadium, Kansas City, MO Thu Apr 30 2015, 7:11 PM - 10:12 PM CDT Att: 28,405 - Clear - 73 F	
3 Ian Kinsler, R OBP: 0.343, SLG: 0.359	L9		P3			F9				3	0	0	0	1	0			
24 Miguel Cabrera, R OBP: 0.465, SLG: 0.627	41 BB					41 WP				2	0	1	0	2	1			
41 Victor Martinez, S OBP: 0.342, SLG: 0.246	1B					F8				4	0	2	0	0	0	3		
28 J.D. Martinez, R OBP: 0.292, SLG: 0.522	K					G5-3				4	0	0	0	0	3	7		
52 Yoenis Cespedes, R OBP: 0.315, SLG: 0.545	K					P3				4	0	0	0	0	2	1		
9 Nick Castellanos, R OBP: 0.294, SLG: 0.390	34 G4-6-3					K				4	0	1	0	0	2	0		
34 James McCann, R OBP: 0.278, SLG: 0.429	G4-6-3					1 G5-4-3				4	0	1	0	0	1	1		
1 Jose Iglesias, R OBP: 0.427, SLG: 0.536	G6-3					G5-4-3				3	1	1	0	0	0	1		
						20 BB												
Inning Stats	R: 0 H: 1 E: 0 K: 1 S: 13	H: 1 LOB: 2 BB: 1 P: 20	R: 0 H: 0 E: 0 K: 1 S: 9	H: 0 LOB: 0 BB: 0 P: 12	R: 0 H: 0 E: 0 K: 0 S: 7	H: 0 LOB: 1 BB: 1 P: 17	R: 0 H: 1 E: 0 K: 1 S: 7	H: 2 LOB: 2 BB: 0 P: 18	R: 0 H: 0 E: 0 K: 2 S: 10	H: 0 LOB: 0 BB: 0 P: 14	R: 1 H: 2 E: 0 K: 2 S: 12	H: 2 LOB: 2 BB: 1 P: 21	R: 0 H: 0 E: 0 K: 1 S: 6	H: 0 LOB: 0 BB: 0 P: 10	1B: 6 2B: 0 3B: 1 HR: 0	SF: 0 SAC: 0 DP: 2 HBP: 0	WP: 1 PB: 0 SB: 0 CS: 0	PA: 35
PITCHER	IP WLS BF H R ER SO BB IBB HBP BLK WP HR S P ERA WHIP																	
41 Danny Duffy, L ERA: 3.45	(1, 1) 7.0 W 28 7 1 1 7 2 0 0 0 0 1 0 67 101 1.29 1.286																	
54 Jason Frasier, R ERA: 4.5	(8, 1) 1.0 4 0 0 0 2 1 0 0 0 0 0 0 9 18 0.00 1.000																	
27 Brandon Finnegan, L ERA: 4.5	(9, 1) 1.0 3 0 0 0 1 0 0 0 0 0 0 0 6 10 0.00 0.000																	

Batter	1	2	3	4	5	6	7	8	9	AB	R	H	RBI	BB	SO	LOB	BOTTOM	
4 Alex Gordon, L OBP: 0.425, SLG: 0.500	K		8 BB			L3				4	1	2	2	1	1	2	Detroit Tigers @ Kansas City Royals Kauffman Stadium, Kansas City, MO Thu Apr 30 2015, 7:11 PM - 10:12 PM CDT Att: 28,405 - Clear - 73 F	
8 Mike Moustakas, L OBP: 0.420, SLG: 0.522	35 BB		35 HR			G3				5	1	2	1	0	1	4		
6 Lorenzo Cain, R OBP: 0.404, SLG: 0.476	K		K			L9				5	1	1	0	0	3	2		
35 Eric Hosmer, L OBP: 0.404, SLG: 0.488	BB		HR			K				4	1	1	2	1	3	1		
25 Kendrys Morales, S OBP: 0.364, SLG: 0.469	G3-1		G6-3			F8				4	1	1	1	0	0	2		
13 Salvador Perez, R OBP: 0.337, SLG: 0.488	F8		4 BB			L9				4	1	2	1	0	0	0		
14 Omar Infante, R OBP: 0.282, SLG: 0.359	F8		K			G5-3				4	0	1	0	0	1	2		
1 Jarrod Dyson, L OBP: 0.286, SLG: 0.259	B1-3		4 BB			4 BB				4	1	3	0	0	0	0		
24 Christian Colón, R OBP: 0.333, SLG: 0.300	G1-3		K			FC5-4				4	1	1	1	0	1	4		
						4 BB												
Inning Stats	R: 0 H: 1 E: 0 K: 2 S: 10	H: 0 LOB: 0 BB: 0 P: 19	R: 3 H: 3 E: 0 K: 1 S: 15	H: 3 LOB: 0 BB: 0 P: 24	R: 0 H: 2 E: 0 K: 2 S: 12	H: 2 LOB: 3 BB: 1 P: 19	R: 5 H: 6 E: 0 K: 2 S: 24	H: 6 LOB: 1 BB: 0 P: 34	R: 0 H: 0 E: 0 K: 1 S: 7	H: 0 LOB: 0 BB: 0 P: 9	R: 0 H: 2 E: 0 K: 0 S: 11	H: 2 LOB: 2 BB: 0 P: 17	R: 0 H: 0 E: 0 K: 2 S: 10	H: 0 LOB: 0 BB: 0 P: 15	1B: 10 2B: 3 3B: 0 HR: 1	SF: 0 SAC: 0 DP: 0 HBP: 0	WP: 0 PB: 0 SB: 2 CS: 0	PA: 40
PITCHER	IP WLS BF H R ER SO BB IBB HBP BLK WP HR S P ERA WHIP																	
31 Alfredo Simon, R ERA: 3.13	(1, 1) 4.1 L 24 9 6 6 6 2 0 0 0 0 0 0 0 20 26 12.46 2.538																	
30 Alex Wilson, R ERA: 5.06	(5, 1) 1.2 8 3 2 2 2 0 0 0 0 0 0 0 11 17 0.00 2.000																	
62 Alburquerque, R ERA: 9.0	(7, 1) 1.0 5 2 0 0 0 0 0 0 0 0 0 0 11 17 0.00 2.000																	
60 Angel Nesbitt, R ERA: 3.12	(8, 1) 1.0 3 0 0 0 2 0 0 0 0 0 0 0 10 15 0.00 0.000																	

livebaseballscores.com

livebaseballscores.com



Batter	1	2	3	4	5	6	7	8	9	AB	R	H	RBI	BB	SO	LOB	TOP					
12 Anthony Gose, L (1, 8) OBP: 0.333, SLG: 0.444	G3		F8		G4-3		G4-3			4	0	0	0	0	0	1	Detroit Tigers @ Kansas City Royals Kauffman Stadium, Kansas City, MO Sun May 03 2015, 1:11 PM - 3:49 PM CDT Att: 38,326 - Partly Cloudy - 77 F					
3 Ian Kinsler, R (1, 4) OBP: 0.351, SLG: 0.353	G6-3		G6-4-3		24 HR		K			4	1	1	0	0	1	1						
24 Miguel Cabrera, R (1, 3) OBP: 0.459, SLG: 0.624					28 FC5		K			4	1	3	2	0	1	0						
41 Victor Martinez, S (1, 10) OBP: 0.330, SLG: 0.227	F7				52 1B		K			3	1	1	0	1	0	1						
28 J.D. Martinez, R (1, 9) OBP: 0.269, SLG: 0.480	F9				FC5		K			4	1	0	0	0	2	3						
52 Yoenis Cespedes, R (1, 7) OBP: 0.327, SLG: 0.550					13 1B		G6-3			4	2	2	0	0	0	1						
13 Alex Avila, L (1, 2) OBP: 0.354, SLG: 0.269					9 1B		F8			4	0	2	3	0	0	0						
9 Nick Castellanos, R (1, 5) OBP: 0.289, SLG: 0.375					F9					4	0	1	0	0	1	2						
26 Hernán Pérez, R (9, 5) OBP: 0.143, SLG: 0.143	L8-3				F9					0	0	0	0	0	0	0						
1 Jose Iglesias, R (1, 6) OBP: 0.400, SLG: 0.494					G6-3		F7			2	0	1	0	0	0	1						
17 Andrew Romine, S (6, PH) OBP: 0.643, SLG: 0.545										2	0	0	0	0	0	1						
Inning Stats	R: 0 E: 0 K: 0 S: 7	H: 1 LOB: 1 BB: 0 P: 10	R: 1 E: 0 K: 0 S: 10	H: 2 LOB: 0 BB: 0 P: 16	R: 0 E: 0 K: 0 S: 5	H: 1 LOB: 0 BB: 0 P: 9	R: 3 E: 1 K: 0 S: 16	H: 4 LOB: 1 BB: 0 P: 23	R: 2 E: 0 K: 1 S: 11	H: 2 LOB: 0 BB: 0 P: 16	R: 0 E: 0 K: 0 S: 9	H: 1 LOB: 1 BB: 0 P: 11	R: 0 E: 0 K: 2 S: 8	H: 0 LOB: 0 BB: 0 P: 12	R: 0 E: 0 K: 1 S: 4	H: 0 LOB: 0 BB: 1 P: 9	R: 0 E: 0 K: 1 S: 9	H: 0 LOB: 0 BB: 0 P: 11	1B: 8 2B: 4 3B: 0 HR: 1	SF: 0 SAC: 0 DP: 3 HBP: 0	WP: 0 PB: 0 SB: 0 CS: 0	PA: 36
PITCHER	IP WLS BF H R ER SO BB IBB HBP BLK WP HR S P ERA WHIP	IP WLS BF H R ER SO BB IBB HBP BLK WP HR S P ERA WHIP	IP WLS BF H R ER SO BB IBB HBP BLK WP HR S P ERA WHIP	IP WLS BF H R ER SO BB IBB HBP BLK WP HR S P ERA WHIP	IP WLS BF H R ER SO BB IBB HBP BLK WP HR S P ERA WHIP	IP WLS BF H R ER SO BB IBB HBP BLK WP HR S P ERA WHIP	IP WLS BF H R ER SO BB IBB HBP BLK WP HR S P ERA WHIP	IP WLS BF H R ER SO BB IBB HBP BLK WP HR S P ERA WHIP	IP WLS BF H R ER SO BB IBB HBP BLK WP HR S P ERA WHIP	IP WLS BF H R ER SO BB IBB HBP BLK WP HR S P ERA WHIP	IP WLS BF H R ER SO BB IBB HBP BLK WP HR S P ERA WHIP	IP WLS BF H R ER SO BB IBB HBP BLK WP HR S P ERA WHIP	IP WLS BF H R ER SO BB IBB HBP BLK WP HR S P ERA WHIP	IP WLS BF H R ER SO BB IBB HBP BLK WP HR S P ERA WHIP	IP WLS BF H R ER SO BB IBB HBP BLK WP HR S P ERA WHIP	IP WLS BF H R ER SO BB IBB HBP BLK WP HR S P ERA WHIP						
11 Jeremy Guthrie, R (1, 1) ERA: 6.52	6.0	L	27	11	6	6	1	0	0	0	0	0	0	0	0	0	9.00	1.833				
27 Brandon Finnegan, L (7, 1) ERA: 2.25	2.0		6	0	0	0	3	1	0	0	0	0	0	0	0	0	0.00	0.500				
40 Kelvin Herrera, R (9, 1) ERA: 1.74	1.0	S	3	0	0	0	1	0	0	0	0	0	0	0	0	0	0.00	0.000				

Batter	1	2	3	4	5	6	7	8	9	AB	R	H	RBI	BB	SO	LOB	BOTTOM					
4 Alex Gordon, L (1, 7) OBP: 0.380, SLG: 0.449	P3				F7					4	1	1	0	0	0	1	Detroit Tigers @ Kansas City Royals Kauffman Stadium, Kansas City, MO Sun May 03 2015, 1:11 PM - 3:49 PM CDT Att: 38,326 - Partly Cloudy - 77 F					
8 Mike Moustakas, L (1, 5) OBP: 0.384, SLG: 0.471	G5-3				G4-3		K			4	0	0	1	0	1	1						
25 Kendrys Morales, S (1, 10) OBP: 0.364, SLG: 0.480					P6					3	1	1	1	1	1	0						
35 Eric Hosmer, L (1, 3) OBP: 0.396, SLG: 0.490										4	1	1	0	0	2	1						
13 Salvador Perez, R (1, 2) OBP: 0.337, SLG: 0.474					G1-3					2	0	0	0	0	0	0						
19 Erik Kratz, R (7, 2)	G6-3									1	0	0	1	0	0	0						
14 Omar Infante, R (1, 4) OBP: 0.283, SLG: 0.329					F8					4	0	1	1	0	0	0						
16 Paulo Orlando, R (1, 9) OBP: 0.297, SLG: 0.433					L7					4	0	1	0	0	0	1						
1 Jarrod Dyson, L (1, 8) OBP: 0.258, SLG: 0.233					P4					3	0	0	0	0	1	1						
24 Christian Colón, R (1, 6) OBP: 0.333, SLG: 0.333					F8					3	1	1	0	0	0	1						
Inning Stats	R: 0 E: 0 K: 1 S: 9	H: 0 LOB: 0 BB: 0 P: 10	R: 0 E: 0 K: 0 S: 10	H: 0 LOB: 0 BB: 0 P: 15	R: 0 E: 0 K: 0 S: 8	H: 0 LOB: 0 BB: 0 P: 14	R: 0 E: 0 K: 0 S: 4	H: 0 LOB: 0 BB: 0 P: 6	R: 0 E: 0 K: 1 S: 7	H: 0 LOB: 0 BB: 0 P: 9	R: 0 E: 0 K: 0 S: 13	H: 1 LOB: 1 BB: 0 P: 18	R: 2 E: 0 K: 1 S: 15	H: 2 LOB: 1 BB: 1 P: 24	R: 2 E: 0 K: 2 S: 15	H: 3 LOB: 1 BB: 0 P: 21	R: 0 E: 0 K: 0 S: 13	H: 0 LOB: 0 BB: 0 P: 15	1B: 4 2B: 2 3B: 0 HR: 0	SF: 1 SAC: 0 DP: 0 HBP: 0	WP: 0 PB: 0 SB: 0 CS: 0	PA: 34
PITCHER	IP WLS BF H R ER SO BB IBB HBP BLK WP HR S P ERA WHIP	IP WLS BF H R ER SO BB IBB HBP BLK WP HR S P ERA WHIP	IP WLS BF H R ER SO BB IBB HBP BLK WP HR S P ERA WHIP	IP WLS BF H R ER SO BB IBB HBP BLK WP HR S P ERA WHIP	IP WLS BF H R ER SO BB IBB HBP BLK WP HR S P ERA WHIP	IP WLS BF H R ER SO BB IBB HBP BLK WP HR S P ERA WHIP	IP WLS BF H R ER SO BB IBB HBP BLK WP HR S P ERA WHIP	IP WLS BF H R ER SO BB IBB HBP BLK WP HR S P ERA WHIP	IP WLS BF H R ER SO BB IBB HBP BLK WP HR S P ERA WHIP	IP WLS BF H R ER SO BB IBB HBP BLK WP HR S P ERA WHIP	IP WLS BF H R ER SO BB IBB HBP BLK WP HR S P ERA WHIP	IP WLS BF H R ER SO BB IBB HBP BLK WP HR S P ERA WHIP	IP WLS BF H R ER SO BB IBB HBP BLK WP HR S P ERA WHIP	IP WLS BF H R ER SO BB IBB HBP BLK WP HR S P ERA WHIP	IP WLS BF H R ER SO BB IBB HBP BLK WP HR S P ERA WHIP	IP WLS BF H R ER SO BB IBB HBP BLK WP HR S P ERA WHIP						
19 Anibal Sánchez, R (1, 1) ERA: 5.11	7.1	W	27	4	3	3	4	0	0	0	0	0	0	0	0	0	3.68	0.682				
32 Tom Gorzelanny, L (8, 1) ERA: 2.7	0.2		4	2	1	1	1	0	0	0	0	0	0	0	0	0	13.50	3.000				
3B Joaquin Soria, R (9, 1) ERA: 1.54	1.0	S	3	0	0	0	0	0	0	0	0	0	0	0	0	0	0.00	0.000				

Batter	1	2	3	4	5	6	7	8	9	AB	R	H	RBI	BB	SO	LOB	TOP											
12 Anthony Gose, L (1, 8) OBP: 0.343, SLG: 0.448										4	1	2	0	0	2	2	Detroit Tigers @ Chicago White Sox U.S. Cellular Field, Chicago, IL Tue May 05 2015, 8:11 PM - 10:48 PM EDT Att: 16,351 - Overcast - 53 F											
3 Ian Kinsler, R (1, 4) OBP: 0.356, SLG: 0.358										4	0	2	1	0	0	2												
24 Miguel Cabrera, R (1, 3) OBP: 0.443, SLG: 0.598										4	0	0	0	0	1	3												
41 Victor Martinez, S (1, 10) OBP: 0.316, SLG: 0.215									4	0	0	0	0	0	0	0												
28 J.D. Martinez, R (1, 9) OBP: 0.259, SLG: 0.462									4	0	0	0	0	0	3	0												
52 Yoenis Cespedes, R (1, 7) OBP: 0.324, SLG: 0.534									3	0	0	0	1	1	0	0												
13 Alex Avila, L (1, 2) OBP: 0.362, SLG: 0.339									4	1	2	1	0	0	2	0												
9 Nick Castellanos, R (1, 5) OBP: 0.277, SLG: 0.359									4	0	0	0	0	1	2	0												
17 Andrew Romine, S (1, 6) OBP: 0.588, SLG: 0.500									3	0	1	0	0	0	0	1												
20 Rajai Davis, R (9, PH) OBP: 0.381, SLG: 0.389									1	0	0	0	0	0	0	1												
Inning Stats	R: 1 E: 0 K: 0 S: 7	H: 2 LOB: 0 BB: 0 P: 9	R: 1 E: 1 K: 1 S: 10	H: 1 LOB: 1 BB: 0 P: 17	R: 0 E: 0 K: 1 S: 10	H: 0 LOB: 0 BB: 0 P: 15	R: 0 E: 0 K: 1 S: 9	H: 0 LOB: 1 BB: 1 P: 17	R: 0 E: 0 K: 1 S: 14	H: 2 LOB: 2 BB: 0 P: 15	R: 0 E: 0 K: 1 S: 10	H: 0 LOB: 0 BB: 0 P: 16	R: 0 E: 0 K: 2 S: 11	H: 2 LOB: 2 BB: 0 P: 16	R: 0 E: 0 K: 1 S: 6	H: 0 LOB: 0 BB: 0 P: 9	R: 0 E: 1 K: 0 S: 10	H: 0 LOB: 1 BB: 0 P: 13	1B: 6 2B: 2 3B: 0 HR: 1	SF: 0 SAC: 0 DP: 1 HBP: 0	WP: 1 PB: 0 SB: 0 CS: 0	PA: 36						
PITCHER	IP	WLS	BF	H	R	ER	SO	BB	IBB	HBP	BLK	WP	HR	S	P	ERA	WHIP	PITCHER										
29 Jeff Samardzija, R (1, 1) ERA: 4.38	7.0	W	29	7	2	2	7	1	0	0	0	0	0	1	71	105	2.57	1.143										
33 Zach Duke, L (8, 1) ERA: 1.54	1.0	H	3	0	0	0	1	0	0	0	0	0	0	6	9	0.00	0.000											
30 David Robertson, R (9, 1) ERA:	1.0	S	4	0	0	0	0	0	0	0	0	1	0	10	13	0.00	0.000											

Batter	1	2	3	4	5	6	7	8	9	AB	R	H	RBI	BB	SO	LOB	BOTTOM										
1 Adam Eaton, L (1, 8) OBP: 0.241, SLG: 0.268										4	1	1	0	0	0	2	Detroit Tigers @ Chicago White Sox U.S. Cellular Field, Chicago, IL Tue May 05 2015, 8:11 PM - 10:48 PM EDT Att: 16,351 - Overcast - 53 F										
53 Melky Cabrera, S (1, 7) OBP: 0.337, SLG: 0.303										2	1	0	0	2	0	0											
79 José Abreu, R (1, 3) OBP: 0.330, SLG: 0.517									3	1	1	1	1	1	0	0											
25 Adam LaRoche, L (1, 10) OBP: 0.319, SLG: 0.346									2	0	0	1	2	0	2	0											
26 Avisail García, R (1, 9) OBP: 0.364, SLG: 0.410									4	1	0	1	0	0	5	0											
12 Conor Gillaspie, L (1, 5) OBP: 0.274, SLG: 0.373										3	0	2	2	0	0	0											
15 Gordon Beckham, R (7, 5) OBP: 0.414, SLG: 0.458										0	0	0	0	0	0	0											
10 Alexei Ramirez, R (1, 6) OBP: 0.239, SLG: 0.294									3	0	0	0	0	2	2	0											
58 Geovany Soto, R (1, 2) OBP: 0.182, SLG: 0.250									3	0	1	0	0	0	0	0											
7 Micah Johnson, L (1, 4) OBP: 0.318, SLG: 0.267										3	1	1	0	0	0	1											
Inning Stats	R: 1 E: 0 K: 0 S: 7	H: 2 LOB: 1 BB: 1 P: 15	R: 0 E: 0 K: 1 S: 7	H: 1 LOB: 0 BB: 0 P: 12	R: 4 E: 0 K: 1 S: 16	H: 2 LOB: 1 BB: 3 P: 33	R: 0 E: 0 K: 0 S: 5	H: 1 LOB: 0 BB: 0 P: 6	R: 0 E: 0 K: 0 S: 12	H: 0 LOB: 0 BB: 1 P: 18	R: 0 E: 0 K: 0 S: 8	H: 0 LOB: 0 BB: 0 P: 11	R: 0 E: 0 K: 0 S: 6	H: 0 LOB: 0 BB: 0 P: 9	R: 0 E: 0 K: 1 S: 6	H: 0 LOB: 0 BB: 0 P: 11	R: 0 E: 0 K: 1 S: 6	H: 0 LOB: 0 BB: 0 P: 11	1B: 4 2B: 2 3B: 1 HR: 0	SF: 0 SAC: 0 DP: 3 HBP: 0	WP: 0 PB: 0 SB: 0 CS: 1	PA: 32					
PITCHER	IP	WLS	BF	H	R	ER	SO	BB	IBB	HBP	BLK	WP	HR	S	P	ERA	WHIP	PITCHER									
61 Shane Greene, R (1, 1) ERA: 5.56	2.2	L	15	5	5	5	1	4	0	0	0	0	0	27	57	16.88	3.375										
30 Alex Wilson, R (3, 1) ERA: 3.12	3.1		11	1	0	0	1	1	0	0	0	0	0	28	38	0.00	0.600										
65 Blaine Hardy, L (7, 1) ERA: 5.4	1.0		3	0	0	0	0	0	0	0	0	0	0	6	9	0.00	0.000										
60 Angel Nesbitt, R (8, 1) ERA: 2.79	1.0		3	0	0	0	1	0	0	0	0	0	0	6	11	0.00	0.000										

Batter	1	2	3	4	5	6	7	8	9	AB	R	H	RBI	BB	SO	LOB	TOP						
20 Rajai Davis, R OBP: 0.388, SLG: 0.448										4	2	2	1	0	0	2							
3 Ian Kinsler, R OBP: 0.366, SLG: 0.352										2	0	0	0	3	1	1							
24 Miguel Cabrera, R OBP: 0.450, SLG: 0.590										3	1	1	1	2	1	5							
41 Victor Martinez, S OBP: 0.320, SLG: 0.265										4	1	2	4	0	0	2							
52 Yoenis Cespedes, R OBP: 0.319, SLG: 0.519										5	0	1	0	0	2	4							
28 J.D. Martinez, R OBP: 0.274, SLG: 0.453										2	1	0	0	3	2	0							
9 Nick Castellanos, R OBP: 0.274, SLG: 0.551										5	0	1	0	0	3	4	AB 34						
17 Andrew Romine, S OBP: 0.588, SLG: 0.500										0	0	0	0	0	0	0	R 6						
34 James McCann, R OBP: 0.317, SLG: 0.450										5	0	3	0	0	2	3	H 11						
1 Jose Iglesias, R OBP: 0.400, SLG: 0.482										4	1	1	0	0	0	4	RBI 6						
Inning Stats	R: 1 E: 0 K: 1 S: 12	H: 1 LOB: 1 BB: 1 P: 23	R: 0 E: 0 K: 2 S: 12	H: 1 LOB: 1 BB: 0 P: 12	R: 2 E: 0 K: 0 S: 15	H: 1 LOB: 0 BB: 1 P: 23	R: 0 E: 0 K: 1 S: 9	H: 0 LOB: 0 BB: 1 P: 16	R: 1 E: 0 K: 1 S: 16	H: 2 LOB: 1 BB: 2 P: 30	R: 0 E: 0 K: 2 S: 13	H: 1 LOB: 2 BB: 1 P: 23	R: 1 E: 0 K: 2 S: 13	H: 2 LOB: 2 BB: 0 P: 21	R: 0 E: 0 K: 1 S: 8	H: 2 LOB: 2 BB: 0 P: 11	1B: 8 2B: 1 3B: 1 HR: 1	SF: 1 SAC: 1 DP: 1 HBP: 1	WP: 2 PB: 0 SB: 0 CS: 0	PA: 45			
PITCHER	IP: 5.1 WLS: 8 BF: 27 ERA: 5.93	WLS: 1 BF: 8 ERA: 4.91	WLS: 6 BF: 10 ERA: 7.88	WLS: 4 BF: 2 ERA:	IP: 5.1 WLS: 7 BF: 5 ERA: 5.93	IP: 6.1 WLS: 1.2 BF: 8 ERA: 5.93	IP: 6.1 WLS: 1.0 BF: 6 ERA: 7.88	IP: 9.1 WLS: 1.0 BF: 4 ERA:	IP: 5.1 WLS: 1.2 BF: 8 ERA: 5.93	IP: 6.1 WLS: 1.0 BF: 6 ERA: 7.88	IP: 9.1 WLS: 1.0 BF: 4 ERA:	IP: 5.1 WLS: 1.2 BF: 8 ERA: 5.93	IP: 6.1 WLS: 1.0 BF: 6 ERA: 7.88	IP: 9.1 WLS: 1.0 BF: 4 ERA:	IP: 5.1 WLS: 1.2 BF: 8 ERA: 5.93	IP: 6.1 WLS: 1.0 BF: 6 ERA: 7.88	IP: 9.1 WLS: 1.0 BF: 4 ERA:	IP: 5.1 WLS: 1.2 BF: 8 ERA: 5.93	IP: 6.1 WLS: 1.0 BF: 6 ERA: 7.88	IP: 9.1 WLS: 1.0 BF: 4 ERA:	IP: 5.1 WLS: 1.2 BF: 8 ERA: 5.93	IP: 6.1 WLS: 1.0 BF: 6 ERA: 7.88	IP: 9.1 WLS: 1.0 BF: 4 ERA:

Detroit Tigers @ Chicago White Sox
 U.S. Cellular Field, Chicago, IL
 Wed May 06 2015, 8:11 PM - 11:51 PM EDT
 Att. 18,268 - Clear - 61 F

AB	34
R	6
H	11
RBI	6
BB	8
SO	11
LOB	25



Batter	1	2	3	4	5	6	7	8	9	AB	R	H	RBI	BB	SO	LOB	BOTTOM							
1 Adam Eaton, L OBP: 0.250, SLG: 0.267										4	1	1	0	1	1	2								
53 Melky Cabrera, S OBP: 0.340, SLG: 0.337										3	1	1	4	1	0	2								
79 José Abreu, R OBP: 0.333, SLG: 0.511										5	2	2	0	0	2									
25 Adam LaRoche, L OBP: 0.333, SLG: 0.354										4	0	2	0	1	1									
26 Avisail García, R OBP: 0.366, SLG: 0.402										4	0	1	1	1	1	3								
12 Conor Gillaspie, L OBP: 0.288, SLG: 0.419										3	1	1	1	1	0	1								
15 Gordon Beckham, R8, FH OBP: 0.400, SLG: 0.440										1	0	0	0	0	0	2								
10 Alexei Ramirez, R OBP: 0.239, SLG: 0.282										4	0	1	0	0	0	2								
21 Tyler Flowers, R OBP: 0.231, SLG: 0.300										4	0	0	0	0	0	1								
7 Micah Johnson, L OBP: 0.343, SLG: 0.313										4	2	3	0	0	0	1								
Inning Stats	R: 0 E: 0 K: 1 S: 12	H: 0 LOB: 2 BB: 2 P: 25	R: 1 E: 0 K: 0 S: 9	H: 2 LOB: 0 BB: 0 P: 18	R: 1 E: 0 K: 0 S: 17	H: 1 LOB: 1 BB: 2 P: 31	R: 1 E: 0 K: 0 S: 9	H: 2 LOB: 0 BB: 0 P: 11	R: 0 E: 0 K: 1 S: 10	H: 0 LOB: 0 BB: 1 P: 18	R: 0 E: 0 K: 1 S: 11	H: 1 LOB: 1 BB: 1 P: 22	R: 0 E: 0 K: 0 S: 12	H: 1 LOB: 1 BB: 0 P: 19	R: 4 E: 0 K: 0 S: 21	H: 5 LOB: 2 BB: 0 P: 35	1B: 9 2B: 1 3B: 0 HR: 2	SF: 1 SAC: 0 DP: 0 HBP: 0	WP: 1 PB: 0 SB: 1 CS: 0	PA: 42				
PITCHER	IP: 5.0 WLS: 4 BF: 24 ERA: 8.31	IP: 6.2 WLS: 2 BF: 3 ERA: 2.61	IP: 7.1 WLS: 0.2 BF: 2 ERA: 2.61	IP: 8.1 WLS: 0.2 BF: 5 ERA: 1.35	IP: 5.0 WLS: 0.2 BF: 4 ERA: 8.31	IP: 6.2 WLS: 1 BF: 3 ERA: 2.61	IP: 7.1 WLS: 0.2 BF: 2 ERA: 2.61	IP: 8.1 WLS: 0.2 BF: 5 ERA: 1.35	IP: 5.0 WLS: 0.2 BF: 4 ERA: 8.31	IP: 6.2 WLS: 1 BF: 3 ERA: 2.61	IP: 7.1 WLS: 0.2 BF: 2 ERA: 2.61	IP: 8.1 WLS: 0.2 BF: 5 ERA: 1.35	IP: 5.0 WLS: 0.2 BF: 4 ERA: 8.31	IP: 6.2 WLS: 1 BF: 3 ERA: 2.61	IP: 7.1 WLS: 0.2 BF: 2 ERA: 2.61	IP: 8.1 WLS: 0.2 BF: 5 ERA: 1.35	IP: 5.0 WLS: 0.2 BF: 4 ERA: 8.31	IP: 6.2 WLS: 1 BF: 3 ERA: 2.61	IP: 7.1 WLS: 0.2 BF: 2 ERA: 2.61	IP: 8.1 WLS: 0.2 BF: 5 ERA: 1.35	IP: 5.0 WLS: 0.2 BF: 4 ERA: 8.31	IP: 6.2 WLS: 1 BF: 3 ERA: 2.61	IP: 7.1 WLS: 0.2 BF: 2 ERA: 2.61	IP: 8.1 WLS: 0.2 BF: 5 ERA: 1.35

Detroit Tigers @ Chicago White Sox
 U.S. Cellular Field, Chicago, IL
 Wed May 06 2015, 8:11 PM - 11:51 PM EDT
 Att. 18,268 - Clear - 61 F

AB	36
R	7
H	12
RBI	6
BB	5
SO	3
LOB	17



Batter	1	2	3	4	5	6	7	8	9	10	AB	R	H	RBI	BB	SO	LOB											
2 Brian Dozier, R OBP: 0.322, SLG: 0.430	(1,4) P3		(0,3) K			(0,1) 1B		(0,0) L9		(3,3) K	5	0	1	0	0	2	2											
48 Tori Hunter, R OBP: 0.320, SLG: 0.466	(1,9) K		(1,1) P2			(0,1) F9		(1,1) SF8			3	0	0	1	0	1	1											
7 Joe Mauer, L OBP: 0.350, SLG: 0.365	(1,3) K			(2,2) G4-3		(0,1) L8		(1,1) 1B			4	0	1	0	0	1	1											
24 Trevor Plouffe, R OBP: 0.354, SLG: 0.441		(4,2) BB		(3,2) L9		(1,2) G5-3		(1,3) K			3	0	0	0	1	1	2											
8 Kurt Suzuki, R OBP: 0.300, SLG: 0.333	(1,2) 2B		(2,0) F9				(1,1) L7		(1,0) G6-3		4	0	1	0	0	0	0											
19 Kennys Vargas, S OBP: 0.308, SLG: 0.371	(1,10) K		(2,2) G4-3			(1,0) 1B		(2,3) K			4	0	2	0	0	2	2											
5 Eduardo Escobar, S OBP: 0.267, SLG: 0.365	(1,7) K		(3,3) K			(0,0) FC7-4		(1,3) K			4	0	0	0	0	2	4											
32 Aaron Hicks, S OBP: 0.250, SLG: 0.250	(1,8) K		(2,3) K			(1,1) F7		(1,1) F7		(1,2) 1B	4	0	1	0	0	1	4											
39 Danny Santana, S OBP: 0.267, SLG: 0.333	(1,6) G6-3		(2,1) G4-3			(2,1) 3B		(1,0) B1			4	1	1	0	0	0	2											
Inning Stats	R: 0 E: 0 K: 2 S: 9	H: 0 LOB: 0 BB: 0 P: 11	R: 0 E: 0 K: 3 S: 17	H: 1 LOB: 2 BB: 1 P: 29	R: 0 E: 0 K: 1 S: 7	H: 0 LOB: 0 BB: 0 P: 10	R: 0 E: 0 K: 0 S: 8	H: 0 LOB: 0 BB: 0 P: 15	R: 0 E: 0 K: 0 S: 8	H: 1 LOB: 1 BB: 0 P: 11	R: 0 E: 0 K: 0 S: 9	H: 1 LOB: 1 BB: 0 P: 10	R: 0 E: 0 K: 0 S: 9	H: 1 LOB: 1 BB: 0 P: 9	R: 1 E: 0 K: 1 S: 10	H: 2 LOB: 1 BB: 0 P: 15	R: 0 E: 0 K: 2 S: 9	H: 0 LOB: 0 BB: 0 P: 13	R: 0 E: 0 K: 1 S: 8	H: 1 LOB: 1 BB: 0 P: 13	1B: 4 2B: 3 3B: 1 HR: 0	SF: 1 SAC: 0 DP: 1 HBP: 0	WP: 0 PB: 0 SB: 1 CS: 1	PA: 37				
PITCHER	IP	WLS	BF	H	R	ER	SO	BB	IBB	HBP	BLK	WP	HR	S	P	ERA	WHIP											
31 Alfredo Simon, R ERA: 3.05	(1,1) 7.2		30	6	1	1	6	1	0	0	0	0	0	0	3	4	1.17	0.913										
44 Joba Chamberlain, R ERA: 1.13	(8,1) 0.1		1	0	0	0	1	0	0	0	0	0	0	0	3	4	0.00	0.000										
38 Joakim Soria, R ERA: 1.13	(9,1) 1.0		3	0	0	0	2	0	0	0	0	0	0	9	13	0.00	0.000											
60 Angel Nesbitt, R ERA: 2.7	(10,1) 1.0	W	3	1	0	0	1	0	0	0	0	0	0	8	13	0.00	1.000											

Minnesota Twins @ Detroit Tigers
Comerica Park, Detroit, MI
Tue May 12 2015, 7:09 PM - 10:04 PM EDT
Att: 26,177 - Cloudy - 53 F

livebaseballscorecards.com

AB	35
R	1
H	7
RBI	1
BB	1
SO	10
LOB	18




Batter	1	2	3	4	5	6	7	8	9	10	AB	R	H	RBI	BB	SO	LOB										
12 Anthony Gose, L OBP: 0.371, SLG: 0.476	(1,8) L7		(3,2) 1B		(2,2) G3-6-1		(0,0) SH1-4		(1,0) 2B		4	1	2	0	0	0	1										
3 Ian Kinsler, R OBP: 0.381, SLG: 0.385	(1,4) 2B		(2,1) L7		(0,0) P4		(2,2) G1-3		(0,1) 1B		5	0	2	1	0	0	2										
24 Miguel Cabrera, R OBP: 0.426, SLG: 0.521	(1,3) G4-3		(1,1) F8			(1,3) K		(4,0) IBB			3	0	0	0	1	1	2										
41 Victor Martinez, S OBP: 0.331, SLG: 0.294	(1,10) F8		(3,2) G4-3		(1,0) G4-3		(0,1) FC6				4	0	0	0	0	0	3										
28 J.D. Martinez, R OBP: 0.293, SLG: 0.455	(1,9) F9		(0,0) HR		(2,3) K		(2,0) F9				4	1	1	1	0	1	0										
52 Yoenis Cespedes, R (1,7)	(1,7) G5-3		(2,2) 1B		(1,3) K		(1,0) G4-3		(2,0) 2B		4	0	2	0	0	1	0										
9 Nick Castellano, R OBP: 0.272, SLG: 0.360	(1,5) L8		(1,0) 1B		(1,3) K		(0,1) G4-3				3	0	1	0	0	1	1										
17 Andrew Romine, S OBP: 0.420, SLG: 0.369	(8,5) 2B		(2,1) K		(1,3) K		(0,1) G4-3				0	0	0	0	0	0	0										
20 Rajai Davis, R OBP: 0.383, SLG: 0.405	(9,PH) K		(0,1) K		(0,1) K		(0,1) L9				1	0	0	0	0	0	1										
26 Hernán Pérez, R OBP: 0.105, SLG: 0.105	(10,5) 2B		(0,1) K		(0,3) K		(2,0) L9				0	0	0	0	0	0	0										
34 James McCann, R OBP: 0.281, SLG: 0.375	(1,2) K		(2,3) G6-3		(0,1) G6-3		(0,1) L9				4	0	0	0	0	2	3										
1 Jose Iglesias, R OBP: 0.404, SLG: 0.477	(1,6) G5-3		(0,0) HBP		(1,0) G6-3		(0,1) G6-3				3	0	1	0	0	0	0										
Inning Stats	R: 0 E: 0 K: 0 S: 14	H: 1 LOB: 1 BB: 0 P: 19	R: 0 E: 0 K: 1 S: 13	H: 1 LOB: 1 BB: 0 P: 18	R: 0 E: 0 K: 0 S: 9	H: 1 LOB: 1 BB: 0 P: 14	R: 1 E: 0 K: 0 S: 14	H: 2 LOB: 1 BB: 0 P: 20	R: 0 E: 0 K: 0 S: 4	H: 0 LOB: 0 BB: 0 P: 7	R: 0 E: 0 K: 2 S: 8	H: 0 LOB: 0 BB: 0 P: 12	R: 0 E: 0 K: 3 S: 13	H: 0 LOB: 0 BB: 0 P: 15	R: 0 E: 0 K: 0 S: 8	H: 1 LOB: 2 BB: 1 P: 14	R: 0 E: 0 K: 0 S: 5	H: 1 LOB: 1 BB: 0 P: 10	R: 1 E: 0 K: 0 S: 6	H: 2 LOB: 1 BB: 0 P: 8	1B: 4 2B: 4 3B: 0 HR: 1	SF: 0 SAC: 1 DP: 1 HBP: 1	WP: 0 PB: 0 SB: 0 CS: 0	PA: 38			
PITCHER	IP	WLS	BF	H	R	ER	SO	BB	IBB	HBP	BLK	WP	HR	S	P	ERA	WHIP										
44 Kyle Gibson, R ERA: 2.7	(1,1) 7.0		26	5	1	1	6	0	0	0	0	0	0	1	75	1.29	0.714										
36 Blaine Boyer, R ERA: 2.76	(8,1) 2.0		9	2	0	0	0	0	1	0	0	0	0	13	24	0.00	1.000										
57 Ryan Pressly, R ERA: 3.88	(10,1) 0.1	L	3	2	1	1	0	0	0	0	0	0	0	6	8	27.00	6.000										

Minnesota Twins @ Detroit Tigers
Comerica Park, Detroit, MI
Tue May 12 2015, 7:09 PM - 10:04 PM EDT
Att: 26,177 - Cloudy - 53 F

livebaseballscorecards.com

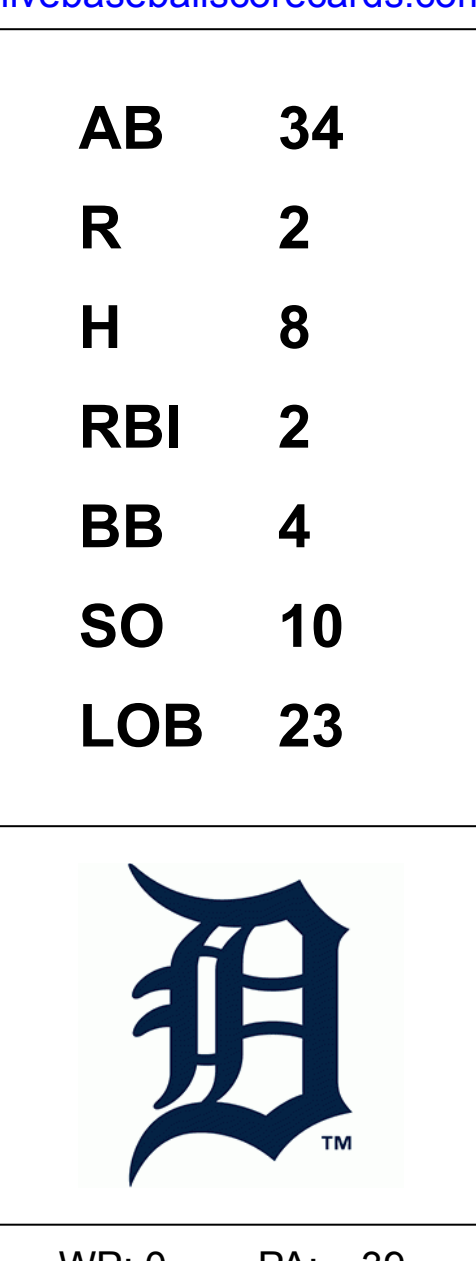
AB	35
R	2
H	9
RBI	2
BB	1
SO	6
LOB	13



Batter	1	2	3	4	5	6	7	8	9	AB R H RBI BB SO LOB	TOP											
2 Brian Dozier, R OBP: 0.331, SLG: 0.451										5 0 3 0 0 0 3	Minnesota Twins @ Detroit Tigers Comerica Park, Detroit, MI Wed May 13 2015, 7:09 PM - 10:15 PM EDT Att: 27,163 - Cloudy - 55 F											
48 Toni Hunter, R OBP: 0.331, SLG: 0.488										3 2 1 1 2 1 2												
7 Joe Mauer, L OBP: 0.345, SLG: 0.374										5 1 1 3 0 1 3												
24 Trevor Plouffe, R OBP: 0.351, SLG: 0.452										4 1 1 1 0 0 1												
8 Kurt Suzuki, R OBP: 0.317, SLG: 0.355										3 0 2 1 1 0 0												
20 Eddie Rosario, L OBP: 0.268, SLG: 0.348										4 0 0 0 0 2 3												
5 Eduardo Escobar, S OBP: 0.266, SLG: 0.360										4 0 1 0 0 1 1												
32 Aaron Hicks, S OBP: 0.375, SLG: 0.500										4 1 2 0 0 0 1												
39 Danny Santana, S OBP: 0.266, SLG: 0.331										4 1 1 0 0 1 1												
Inning Stats	R: 1 H: 2 E: 0 K: 0 S: 7	H: 2 LOB: 0 BB: 0 P: 13	R: 0 H: 0 E: 0 K: 1 S: 11	H: 0 LOB: 0 BB: 0 P: 16	R: 5 H: 5 E: 0 K: 2 S: 19	H: 5 LOB: 1 BB: 1 P: 37	R: 0 H: 1 E: 0 K: 0 S: 7	H: 1 LOB: 1 BB: 0 P: 11	R: 0 H: 0 E: 0 K: 1 S: 9	H: 0 LOB: 1 BB: 1 P: 13		R: 0 H: 1 E: 0 K: 0 S: 6	H: 1 LOB: 0 BB: 0 P: 8	R: 0 H: 1 E: 0 K: 0 S: 8	H: 1 LOB: 0 BB: 0 P: 16	R: 0 H: 1 E: 0 K: 0 S: 8	H: 1 LOB: 0 BB: 0 P: 8	R: 0 H: 1 E: 0 K: 1 S: 10	H: 1 LOB: 2 BB: 1 P: 19	1B: 6 2B: 2 3B: 3 HR: 1	SF: 0 SAC: 0 DP: 2 HBP: 0	WP: 0 PB: 0 SB: 0 CS: 0
PITCHER	IP WLS BF H R ER SO BB IBB HBP BLK WP HR S P ERA WHIP											IP WLS BF H R ER SO BB IBB HBP BLK WP HR S P ERA WHIP										
53 Kyle Lobstein, L ERA: 4.33	2.1 L 14 7 6 6 1 1 0 0 0 0 0 1 28 53 23.14 3.429																					
30 Alex Wilson, R ERA: 2.08	3.2 13 2 0 0 3 1 0 0 0 0 0 0 31 45 0.00 0.818																					
62 Al Alburquerque, R ERA: 6.75	1.0 5 2 0 0 1 0 0 0 0 0 0 0 7 17 0.00 2.000																					
65 Blaine Hardy, L ERA: 4.38	1.0 2 0 0 0 0 0 0 0 0 0 0 0 7 7 0.00 0.000																					
32 Tom Gorzelanny, L ERA: 2.31	1.0 5 1 0 0 1 1 0 0 0 0 0 0 10 19 0.00 2.000																					

Batter	1	2	3	4	5	6	7	8	9	AB R H RBI BB SO LOB	BOTTOM											
12 Anthony Gose, L OBP: 0.366, SLG: 0.460										3 0 0 0 1 2 2	Minnesota Twins @ Detroit Tigers Comerica Park, Detroit, MI Wed May 13 2015, 7:09 PM - 10:15 PM EDT Att: 27,163 - Cloudy - 55 F											
26 Hernán Pérez, R OBP: 0.100, SLG: 0.100										1 0 0 0 0 1 0												
3 Ian Kinsler, R OBP: 0.375, SLG: 0.378										5 1 1 0 0 1 3												
24 Miguel Cabrera, R OBP: 0.432, SLG: 0.517										3 1 1 0 2 1 0												
41 Victor Martinez, S OBP: 0.320, SLG: 0.283										4 0 0 0 0 3 6												
28 J.D. Martinez, R OBP: 0.304, SLG: 0.463										2 0 2 0 0 0 0												
20 Rajai Davis, R OBP: 0.355, SLG: 0.394										2 0 0 0 0 0 5												
52 Yoenis Cespedes, R OBP: 0.297, SLG: 0.473										3 0 0 1 0 2 2												
9 Nick Castellanos, R OBP: 0.279, SLG: 0.364										4 0 2 1 0 0 1												
34 James McCann, R OBP: 0.262, SLG: 0.350										4 0 0 0 0 0 3												
1 Jose Iglesias, R OBP: 0.418, SLG: 0.483										3 0 2 0 1 0 1												
Inning Stats	R: 0 H: 0 E: 0 K: 1 S: 13	H: 1 LOB: 1 BB: 0 P: 23	R: 0 H: 1 E: 0 K: 2 S: 9	H: 1 LOB: 0 BB: 0 P: 14	R: 0 H: 1 E: 0 K: 3 S: 15	H: 1 LOB: 1 BB: 1 P: 19	R: 0 H: 0 E: 0 K: 0 S: 9	H: 0 LOB: 1 BB: 1 P: 21	R: 2 H: 2 E: 1 K: 1 S: 17	H: 2 LOB: 2 BB: 1 P: 27	R: 0 H: 2 E: 0 K: 1 S: 15	H: 2 LOB: 3 BB: 1 P: 25	R: 0 H: 1 E: 0 K: 1 S: 9	H: 1 LOB: 0 BB: 0 P: 13	R: 0 H: 0 E: 0 K: 1 S: 6	H: 0 LOB: 0 BB: 0 P: 10	1B: 8 2B: 0 3B: 0 HR: 0	SF: 1 SAC: 0 DP: 1 HBP: 0	WP: 0 PB: 0 SB: 0 CS: 0	PA: 39		
PITCHER	IP WLS BF H R ER SO BB IBB HBP BLK WP HR S P ERA WHIP											IP WLS BF H R ER SO BB IBB HBP BLK WP HR S P ERA WHIP										
47 Ricky Nolasco, R ERA: 6.38	5.1 W 23 4 2 0 7 3 0 0 0 0 0 0 9 16 0.00 4.500																					
64 Aaron Thompson, L ERA: 2.11	0.2 5 2 0 0 0 1 0 0 0 0 0 0 9 18 0.00 4.500																					
59 Michael Tonkin, R ERA: 3.6	1.0 H 4 1 0 0 1 0 0 0 0 0 0 0 10 14 0.00 1.000																					
52 Brian Duensing, L ERA: 4.26	0.1 2 1 0 0 1 0 0 0 0 0 0 0 6 9 0.00 3.000																					
36 Blaine Boyer, R ERA: 2.65	0.2 2 0 0 0 0 0 0 0 0 0 0 0 3 4 0.00 0.000																					

AB	36
R	6
H	12
RBI	6
BB	3
SO	6
LOB	15



livebaseballscores.com

Batter	1	2	3	4	5	6	7	8	9	AB	R	H	RBI	BB	SO	LOB	TOP					
12 Anthony Gose, L OBP: 0.400, SLG: 0.520										6	1	3	1	0	2	1						
3 Ian Kinsler, R OBP: 0.370, SLG: 0.392										3	1	0	1	1	1	3						
24 Miguel Cabrera, R OBP: 0.442, SLG: 0.592										5	2	3	2	0	1	0						
28 J.D. Martinez, R OBP: 0.317, SLG: 0.485										5	2	2	1	0	1	2						
52 Yoanis Cespedes, R OBP: 0.297, SLG: 0.493										5	2	3	3	0	1	0						
9 Nick Castellanos, R OBP: 0.297, SLG: 0.392										4	0	1	0	0	2	0						
32 Tom Gorzelanny, R										0	0	0	0	0	0	0						
26 Hernán Pérez, R OBP: 0.091, SLG: 0.091										1	0	0	0	0	1	1						
34 James McCann, R OBP: 0.303, SLG: 0.406										4	2	3	1	1	0	2						
1 Jose Iglesias, R OBP: 0.417, SLG: 0.469										4	0	2	1	1	0	3						
41 Shane Greene, R										2	0	0	0	0	2	2						
65 Brian Hardy, L										6	0	0	0	0	0	0						
20 Angel Nesbitt, R										6	0	0	0	0	0	0						
17 Andrew Romo, S										1	0	0	0	0	1	2						
44 Joba Chamberlain, R										6	0	0	0	0	0	0						
30 Bryan Horwitz, R										6	0	0	0	0	0	0						
62 Al Alburquerque, R										6	0	0	0	0	0	0						
Inning Stats	R: 0 E: 0 K: 1 S: 10	H: 0 LOB: 0 BB: 0 P: 17	R: 1 E: 0 K: 1 S: 12	H: 1 LOB: 1 BB: 1 P: 19	R: 0 E: 0 K: 2 S: 15	H: 2 LOB: 2 BB: 0 P: 21	R: 0 E: 0 K: 3 S: 13	H: 1 LOB: 2 BB: 1 P: 21	R: 1 E: 0 K: 1 S: 12	H: 1 LOB: 0 BB: 0 P: 21	R: 0 E: 0 K: 0 S: 6	H: 2 LOB: 1 BB: 0 P: 8	R: 3 E: 0 K: 1 S: 15	H: 2 LOB: 1 BB: 1 P: 23	R: 1 E: 0 K: 2 S: 20	H: 3 LOB: 2 BB: 0 P: 27	R: 4 E: 0 K: 1 S: 23	H: 5 LOB: 1 BB: 0 P: 35	1B: 10 2B: 3 3B: 1 HR: 3	SF: 1 SAC: 0 DP: 1 HBP: 0	WP: 0 PB: 0 SB: 1 CS: 0	PA: 46
PITCHER	IP	WLS	BF	H	R	ER	SO	BB	IBB	HBP	BLK	WP	HR	S	P	ERA	WHIP					
18 Carlos Martinez, R ERA: 4.75	5.0	L	24	7	2	2	8	2	0	0	0	0	1	65	103	3.60	1.800					
37 Matt Belesle, R ERA: 2.93	1.0		2	0	0	0	0	0	0	0	0	0	0	3	4	0.00	0.000					
40 Mitch Harris, R ERA: 3.72	1.0		6	2	3	3	1	1	0	0	0	0	2	15	23	27.00	3.000					
63 Miguel Socolovich, R ERA: 1.59	1.0		6	3	1	1	2	0	0	0	0	0	0	20	27	9.00	3.000					
43 Seth Maness, R ERA: 5.52	1.0		8	5	4	4	1	0	0	0	0	0	0	23	35	36.00	5.000					

Detroit Tigers @ St. Louis Cardinals
 Busch Stadium, St. Louis, MO
 Fri May 15 2015, 7:16 PM - 10:39 PM CDT
 Att: 45,601 - Cloudy - 74 F

AB	42
R	10
H	17
RBI	10
BB	3
SO	12
LOB	17



Batter	1	2	3	4	5	6	7	8	9	AB	R	H	RBI	BB	SO	LOB	BOTTOM					
8 Peter Bourjos, R OBP: 0.333, SLG: 0.396										5	0	0	0	0	1	0						
13 Matt Carpenter, L OBP: 0.394, SLG: 0.616										4	1	2	0	0	0	0						
7 Matt Holliday, R OBP: 0.451, SLG: 0.470										5	0	1	0	0	0	3						
27 Jhonny Peralta, R OBP: 0.352, SLG: 0.481										3	1	1	2	2	2	1						
12 Mark Reynolds, R OBP: 0.337, SLG: 0.419										5	0	1	0	0	2	3						
16 Kolten Wong, L OBP: 0.370, SLG: 0.480										3	1	1	0	0	1	1						
4 Yadier Molina, R OBP: 0.328, SLG: 0.339										3	0	1	0	1	0	2						
22 Jason Heyward, L OBP: 0.305, SLG: 0.369										3	1	2	2	1	1	1						
18 Carlos Martinez, R ERA: 4.21	5.0	W	23	5	2	2	0	1	0	0	0	0	0	0	0	0						
37 Matt Belesle, R ERA: 4.05	1.0	H	4	0	0	0	2	1	0	0	0	0	0	0	0	0						
60 Angel Nesbitt, R ERA: 3.72	1.0		5	2	2	2	1	0	0	0	0	0	1	14	23	18.00	2.000					
32 Tom Gorzelanny, L ERA: 3.75	0.1		3	2	2	2	0	0	0	0	0	0	1	6	10	54.00	6.000					
44 Joba Chamberlain, R ERA: 1.04	0.2	H	2	0	0	0	1	0	0	0	0	0	0	6	11	0.00	0.000					
Inning Stats	R: 0 E: 0 K: 0 S: 7	H: 1 LOB: 0 BB: 0 P: 11	R: 0 E: 0 K: 2 S: 10	H: 2 LOB: 3 BB: 0 P: 16	R: 0 E: 0 K: 1 S: 10	H: 0 LOB: 1 BB: 0 P: 12	R: 0 E: 1 K: 0 S: 5	H: 1 LOB: 2 BB: 1 P: 12	R: 0 E: 0 K: 1 S: 13	H: 1 LOB: 0 BB: 1 P: 23	R: 0 E: 0 K: 2 S: 12	H: 0 LOB: 1 BB: 1 P: 20	R: 2 E: 0 K: 1 S: 14	H: 2 LOB: 0 BB: 0 P: 23	R: 2 E: 0 K: 1 S: 12	H: 2 LOB: 0 BB: 0 P: 21	R: 0 E: 0 K: 0 S: 9	H: 0 LOB: 1 BB: 1 P: 16	1B: 6 2B: 2 3B: 0 HR: 2	SF: 0 SAC: 0 DP: 1 HBP: 2	WP: 0 PB: 0 SB: 0 CS: 0	PA: 41
PITCHER	IP	WLS	BF	H	R	ER	SO	BB	IBB	HBP	BLK	WP	HR	S	P	ERA	WHIP					
61 Shane Greene, R ERA: 4.21	5.0		23	5	2	2	0	1	0	0	0	0	0	45	74	0.00	1.200					
62 Al Alburquerque, R ERA: 5.68	1.0		4	0	0	0	0	0	0	0	0	0	1	14	23	18.00	2.000					

Detroit Tigers @ St. Louis Cardinals
 Busch Stadium, St. Louis, MO
 Fri May 15 2015, 7:16 PM - 10:39 PM CDT
 Att: 45,601 - Cloudy - 74 F

AB	35
R	4
H	9
RBI	4
BB	4
SO	8
LOB	17



Batter	1	2	3	4	5	6	7	8	9	AB	R	H	RBI	BB	SO	LOB	TOP				
27 Carlos Gómez, R OBP: 0.301, SLG: 0.516										5	1	3	2	0	2	0					
28 Gerardo Parra, L OBP: 0.353, SLG: 0.532										3	2	2	0	2	1	1					
8 Ryan Braun, R OBP: 0.327, SLG: 0.481										5	1	2	4	0	0	3					
24 Adam Lind, L OBP: 0.387, SLG: 0.543										5	1	2	1	0	2	2					
16 Aramis Ramirez, R OBP: 0.279, SLG: 0.453										4	1	1	1	0	1	0					
3 Elian Herrera, S OBP: 0.282, SLG: 0.455										0	0	0	0	0	0	0					
18 Khris Davis, R OBP: 0.312, SLG: 0.371										4	0	0	0	0	1	0					
10 Luis Sardinas, S OBP: 0.429, SLG: 0.571										4	1	2	0	0	0	0					
5 Héctor Gómez, R OBP: 0.240, SLG: 0.411										4	1	1	0	0	1	2					
12 Martín Maldonado, R OBP: 0.204, SLG: 0.220										4	0	0	0	0	0	2					
Inning Stats	R: 0 E: 0 K: 1 S: 4	H: 0 LOB: 0 BB: 1 P: 10	R: 0 E: 0 K: 1 S: 6	H: 0 LOB: 0 BB: 7 P: 7	R: 6 E: 0 K: 0 S: 19	H: 5 LOB: 0 BB: 1 P: 35	R: 1 E: 0 K: 1 S: 13	H: 2 LOB: 1 BB: 0 P: 19	R: 0 E: 0 K: 1 S: 5	H: 0 LOB: 0 BB: 0 P: 7	R: 0 E: 0 K: 0 S: 13	H: 2 LOB: 2 BB: 0 P: 18	R: 0 E: 0 K: 2 S: 10	H: 1 LOB: 1 BB: 0 P: 16	R: 1 E: 0 K: 1 S: 11	H: 3 LOB: 2 BB: 0 P: 17	1B: 6 2B: 3 3B: 1 HR: 3	SF: 0 SAC: 0 DP: 1 HBP: 0	WP: 0 PB: 0 SB: 1 CS: 0	PA: 40	
PITCHER	IP WLS BF H R ER SO BB IBB HBP BLK WP HR S P ERA WHIP	IP WLS BF H R ER SO BB IBB HBP BLK WP HR S P ERA WHIP	IP WLS BF H R ER SO BB IBB HBP BLK WP HR S P ERA WHIP	IP WLS BF H R ER SO BB IBB HBP BLK WP HR S P ERA WHIP	IP WLS BF H R ER SO BB IBB HBP BLK WP HR S P ERA WHIP	IP WLS BF H R ER SO BB IBB HBP BLK WP HR S P ERA WHIP	IP WLS BF H R ER SO BB IBB HBP BLK WP HR S P ERA WHIP	IP WLS BF H R ER SO BB IBB HBP BLK WP HR S P ERA WHIP	IP WLS BF H R ER SO BB IBB HBP BLK WP HR S P ERA WHIP	IP WLS BF H R ER SO BB IBB HBP BLK WP HR S P ERA WHIP	IP WLS BF H R ER SO BB IBB HBP BLK WP HR S P ERA WHIP	IP WLS BF H R ER SO BB IBB HBP BLK WP HR S P ERA WHIP	IP WLS BF H R ER SO BB IBB HBP BLK WP HR S P ERA WHIP	IP WLS BF H R ER SO BB IBB HBP BLK WP HR S P ERA WHIP	IP WLS BF H R ER SO BB IBB HBP BLK WP HR S P ERA WHIP	IP WLS BF H R ER SO BB IBB HBP BLK WP HR S P ERA WHIP	IP WLS BF H R ER SO BB IBB HBP BLK WP HR S P ERA WHIP	IP WLS BF H R ER SO BB IBB HBP BLK WP HR S P ERA WHIP	IP WLS BF H R ER SO BB IBB HBP BLK WP HR S P ERA WHIP	IP WLS BF H R ER SO BB IBB HBP BLK WP HR S P ERA WHIP	IP WLS BF H R ER SO BB IBB HBP BLK WP HR S P ERA WHIP

Milwaukee Brewers @ Detroit Tigers
Comerica Park, Detroit, MI
Tue May 19 2015, 7:09 PM - 9:42 PM EDT
Att: 26,994 - Cloudy - 53 F

AB 38
R 8
H 13
RBI 8
BB 2
SO 8
LOB 10



Batter	1	2	3	4	5	6	7	8	9	AB	R	H	RBI	BB	SO	LOB	BOTTOM				
12 Anthony Gose, L OBP: 0.364, SLG: 0.468										4	0	0	0	0	1	3					
3 Ian Kinsler, R OBP: 0.391, SLG: 0.404										2	1	0	0	2	1	1					
24 Miguel Cabrera, R OBP: 0.434, SLG: 0.600										4	0	1	0	0	0	3					
28 J.D. Martinez, R OBP: 0.333, SLG: 0.479										3	0	1	1	0	0	1					
52 Yoenis Cespedes, R OBP: 0.290, SLG: 0.468										4	0	0	0	0	2	4					
18 Tyler Collins, L OBP: 0.500, SLG: 0.333										3	0	1	0	1	2	0					
9 Nick Castellanos, R OBP: 0.294, SLG: 0.366										4	0	0	0	0	0	2					
50 Bryan Holaday, R OBP: 0.300, SLG: 0.700										4	0	0	0	0	0	1					
1 Jose Iglesias, R OBP: 0.398, SLG: 0.438										2	0	0	0	1	0	0					
Inning Stats	R: 1 E: 0 K: 1 S: 11	H: 1 LOB: 1 BB: 1 P: 20	R: 0 E: 0 K: 1 S: 7	H: 1 LOB: 2 BB: 1 P: 15	R: 0 E: 0 K: 0 S: 8	H: 0 LOB: 1 BB: 1 P: 15	R: 0 E: 0 K: 0 S: 9	H: 0 LOB: 0 BB: 1 P: 17	R: 0 E: 0 K: 1 S: 8	H: 0 LOB: 0 BB: 0 P: 9	R: 0 E: 0 K: 1 S: 8	H: 0 LOB: 0 BB: 0 P: 10	R: 0 E: 0 K: 0 S: 8	H: 1 LOB: 2 BB: 0 P: 13	R: 0 E: 0 K: 1 S: 5	H: 0 LOB: 0 BB: 0 P: 9	1B: 3 2B: 0 3B: 0 HR: 0	SF: 0 SAC: 0 DP: 1 HBP: 1	WP: 0 PB: 0 SB: 1 CS: 0	PA: 35	
PITCHER	IP WLS BF H R ER SO BB IBB HBP BLK WP HR S P ERA WHIP	IP WLS BF H R ER SO BB IBB HBP BLK WP HR S P ERA WHIP	IP WLS BF H R ER SO BB IBB HBP BLK WP HR S P ERA WHIP	IP WLS BF H R ER SO BB IBB HBP BLK WP HR S P ERA WHIP	IP WLS BF H R ER SO BB IBB HBP BLK WP HR S P ERA WHIP	IP WLS BF H R ER SO BB IBB HBP BLK WP HR S P ERA WHIP	IP WLS BF H R ER SO BB IBB HBP BLK WP HR S P ERA WHIP	IP WLS BF H R ER SO BB IBB HBP BLK WP HR S P ERA WHIP	IP WLS BF H R ER SO BB IBB HBP BLK WP HR S P ERA WHIP	IP WLS BF H R ER SO BB IBB HBP BLK WP HR S P ERA WHIP	IP WLS BF H R ER SO BB IBB HBP BLK WP HR S P ERA WHIP	IP WLS BF H R ER SO BB IBB HBP BLK WP HR S P ERA WHIP	IP WLS BF H R ER SO BB IBB HBP BLK WP HR S P ERA WHIP	IP WLS BF H R ER SO BB IBB HBP BLK WP HR S P ERA WHIP	IP WLS BF H R ER SO BB IBB HBP BLK WP HR S P ERA WHIP	IP WLS BF H R ER SO BB IBB HBP BLK WP HR S P ERA WHIP	IP WLS BF H R ER SO BB IBB HBP BLK WP HR S P ERA WHIP	IP WLS BF H R ER SO BB IBB HBP BLK WP HR S P ERA WHIP	IP WLS BF H R ER SO BB IBB HBP BLK WP HR S P ERA WHIP	IP WLS BF H R ER SO BB IBB HBP BLK WP HR S P ERA WHIP	IP WLS BF H R ER SO BB IBB HBP BLK WP HR S P ERA WHIP

Milwaukee Brewers @ Detroit Tigers
Comerica Park, Detroit, MI
Tue May 19 2015, 7:09 PM - 9:42 PM EDT
Att: 26,994 - Cloudy - 53 F

AB 30
R 1
H 3
RBI 1
BB 4
SO 6
LOB 15



Batter	1	2	3	4	5	6	7	8	9	AB	R	H	RBI	BB	SO	LOB	TOP										
27 Carlos Gómez, R OBP: 0.309, SLG: 0.511										3	0	1	0	0	1	0	Milwaukee Brewers @ Detroit Tigers Comerica Park, Detroit, MI Wed May 20 2015, 7:10 PM - 10:13 PM EDT Att: 27,716 - Partly Cloudy - 56 F										
28 Gerardo Parra, L OBP: 0.340, SLG: 0.510										4	0	0	0	0	1	2											
8 Ryan Braun, R OBP: 0.338, SLG: 0.504										2	1	1	1	2	0	0											
24 Adam Lind, L OBP: 0.377, SLG: 0.526										4	0	0	0	0	2	2											
16 Aramis Ramirez, R OBP: 0.278, SLG: 0.455										4	0	1	0	0	2	0											
18 Kris Davis, R OBP: 0.317, SLG: 0.370										3	1	1	0	1	0	1											
10 Luis Sardinas, S OBP: 0.389, SLG: 0.500										4	0	1	0	0	0	2											
3 Elian Herrera, S OBP: 0.280, SLG: 0.457										4	0	1	1	0	1	1											
12 Martín Maldonado, R OBP: 0.198, SLG: 0.213										3	0	0	0	0	0	2											
Inning Stats	R: 0 E: 0 K: 1 S: 6	H: 0 LOB: 0 BB: 0 P: 9	R: 0 E: 0 K: 2 S: 15	H: 1 LOB: 1 BB: 0 P: 21	R: 0 E: 0 K: 1 S: 16	H: 1 LOB: 0 BB: 0 P: 23	R: 1 E: 0 K: 0 S: 11	H: 1 LOB: 0 BB: 0 P: 15	R: 0 E: 0 K: 1 S: 8	H: 0 LOB: 0 BB: 0 P: 12	R: 0 E: 0 K: 0 S: 11	H: 0 LOB: 1 BB: 1 P: 16	R: 1 E: 0 K: 1 S: 11	H: 2 LOB: 1 BB: 1 P: 18	R: 0 E: 0 K: 1 S: 8	H: 0 LOB: 1 BB: 1 P: 13		R: 0 E: 0 K: 0 S: 15	H: 1 LOB: 1 BB: 0 P: 18	1B: 3 2B: 3 3B: 0 HR: 1	SF: 0 SAC: 0 DP: 1 HBP: 1	WP: 0 PB: 0 SB: 1 CS: 1	PA: 35				
PITCHER	IP	WLS	BF	H	R	ER	SO	BB	IBB	HBP	BLK	WP	HR	S	P	ERA	WHIP										
61 Shane Greene, R ERA: 4.05	(1, 1)	6.1	24	3	2	2	6	2	0	1	0	0	1	72	106	2.84	0.789										
60 Angel Nesbitt, R ERA: 3.24	(7, 1)	0.2	B	3	2	0	0	0	0	0	0	0	0	6	8	0.00	3.000										
44 Joba Chamberlain, R ERA: 1.59	(8, 1)	0.2		3	0	0	0	1	0	0	0	0	0	5	10	0.00	1.500										
65 Blaine Hardy, L ERA: 3.45	(8, 1)	0.1	W	1	0	0	1	0	0	0	0	0	0	3	3	0.00	0.000										
38 Joaquin Soria, R ERA: 1.0	(9, 1)	1.0	S	4	1	0	0	0	0	0	0	0	0	15	18	0.00	1.000										

Batter	1	2	3	4	5	6	7	8	9	AB	R	H	RBI	BB	SO	LOB	BOTTOM										
12 Anthony Gose, L OBP: 0.352, SLG: 0.452										4	0	0	0	0	1	0	Milwaukee Brewers @ Detroit Tigers Comerica Park, Detroit, MI Wed May 20 2015, 7:10 PM - 10:13 PM EDT Att: 27,716 - Partly Cloudy - 56 F										
3 Ian Kinsler, R OBP: 0.388, SLG: 0.406										4	0	1	0	0	1	0											
24 Miguel Cabrera, R OBP: 0.435, SLG: 0.595										3	0	1	0	1	1	0											
28 J.D. Martinez, R OBP: 0.337, SLG: 0.480										4	2	2	0	0	0	3											
52 Yoenis Cespedes, R OBP: 0.307, SLG: 0.484										3	2	3	0	1	0	0											
18 Tyler Collins, L OBP: 0.500, SLG: 0.333										3	1	1	0	1	0	1											
9 Nick Castellanos, R ERA: 9.22	(1, 5)	0.2								4	0	2	4	0	1	3											
17 Andrew Romine, S OBP: 0.414, SLG: 0.346	(9, 5)									0	0	0	0	0	0	0											
34 James McCann, R OBP: 0.317, SLG: 0.397	(1, 2)									3	0	0	0	1	2	3											
1 Jose Iglesias, R OBP: 0.386, SLG: 0.422	(1, 6)									4	0	0	0	0	1	3											
Inning Stats	R: 0 E: 0 K: 0 S: 8	H: 1 LOB: 1 BB: 0 P: 11	R: 1 E: 0 K: 1 S: 15	H: 2 LOB: 1 BB: 0 P: 19	R: 0 E: 0 K: 2 S: 9	H: 0 LOB: 0 BB: 0 P: 12	R: 1 E: 0 K: 0 S: 13	H: 3 LOB: 1 BB: 0 P: 19	R: 0 E: 0 K: 0 S: 13	H: 1 LOB: 2 BB: 1 P: 20	R: 0 E: 0 K: 1 S: 7	H: 0 LOB: 0 BB: 1 P: 15	R: 0 E: 0 K: 2 S: 9	H: 0 LOB: 0 BB: 0 P: 13	R: 3 E: 0 K: 1 S: 19	H: 3 LOB: 2 BB: 2 P: 31	R: 0 E: 0 K: 1 S: 15	H: 0 LOB: 0 BB: 0 P: 15	1B: 7 2B: 2 3B: 1 HR: 0	SF: 0 SAC: 0 DP: 1 HBP: 0	WP: 0 PB: 0 SB: 1 CS: 1	PA: 36					
PITCHER	IP	WLS	BF	H	R	ER	SO	BB	IBB	HBP	BLK	WP	HR	S	P	ERA	WHIP										
26 Kyle Lohse, R ERA: 5.53	(1, 1)	6.0	25	7	2	2	4	1	1	0	0	0	0	65	96	3.00	1.333										
21 Jeremy Jeffress, R ERA: 2.66	(7, 1)	1.0		3	0	0	2	0	0	0	0	0	0	9	13	0.00	0.000										
51 Jonathan Broxton, R ERA: 9.22	(8, 1)	0.2	L	6	3	3	0	1	0	0	0	0	0	16	24	40.50	6.000										
54 Michael Blazek, R ERA: 1.42	(8, 1)	0.1		2	0	0	1	1	0	0	0	0	0	3	7	0.00	3.000										

AB	31
R	2
H	6
RBI	2
BB	3
SO	7
LOB	10



Batter	1	2	3	4	5	6	7	8	9	10	11	AB	R	H	RBI	BB	SO	LOB	TOP					
27 Jose Altuve, R (1.4)	F8			4 BB 1B		K		G1-3		F8		5	0	1	0	0	1	0						
18 Luis Valbuena, L (1.5)	F8			K		K		2B 4 E 1B		P4		5	1	1	0	0	2	1						
4 George Springer, R (1.9)	K			BB				E9 3B 1B		K		4	1	2	0	1	2	0						
Evan Gattis, R (1.10)		K		K				G6-3		F8		5	1	1	1	0	2	3						
23 Chris Carter, R (1.3)		P3		K				F9		F9		5	0	0	0	0	1	4						
28 Colby Rasmus, L (1.7)	K							K		G5-3		5	0	1	0	0	2	1						
2 Jonathan Villar, S (1.6)			P5					E6 16 1B		HR		3	1	1	1	0	0	0						
20 Preston Tucker, L (9. PH)				L9				1B				1	1	1	1	0	0	0						
9 Marwin Gonzalez, S (9.6)								1B				1	0	0	0	0	1	1						
16 Hank Conger, L (1.2)				F9						G3-1		4	0	1	1	0	1	0						
6 Jake Marisnick, R (1.8)								G5-3		G3		4	0	0	0	0	2	1						
Inning Stats	R: 0 E: 0 K: 1 S: 7	H: 0 LOB: 0 BB: 0 P: 12	R: 0 E: 0 K: 2 S: 9	H: 0 LOB: 0 BB: 0 P: 11	R: 0 E: 0 K: 2 S: 8	H: 0 LOB: 0 BB: 0 P: 12	R: 0 E: 0 K: 3 S: 15	H: 1 LOB: 2 BB: 1 P: 20	R: 0 E: 0 K: 3 S: 12	H: 0 LOB: 0 BB: 0 P: 19	R: 3 E: 1 K: 1 S: 13	H: 4 LOB: 1 BB: 0 P: 17	R: 1 E: 1 K: 0 S: 11	H: 2 LOB: 1 BB: 0 P: 15	R: 1 E: 0 K: 0 S: 10	H: 1 LOB: 0 BB: 0 P: 13	R: 0 E: 0 K: 1 S: 8	H: 0 LOB: 0 BB: 0 P: 11	R: 0 E: 0 K: 1 S: 10	H: 1 LOB: 1 BB: 0 P: 13	1B: 5 2B: 2 3B: 1 HR: 1	SF: 0 SAC: 0 DP: 0 HBP: 0	WP: 0 PB: 0 SB: 0 CS: 0	PA: 43
PITCHER	14 David Price, L (1.1)	60 Angel Nesbitt, R (7.1)	65 Blaine Hardy, L (8.1)	44 Joba Chamberlain, R (8.1)	38 Joakim Soria, R (9.1)	30 Alex Wilson, R (10.1)																		
IP	6.2	0.2	0.0	0.2	1.0	2.0																		
WLS	26	H		H	B	W																		
BF	26	2	0	3	4	7																		
H	5	0	0	1	1	1																		
R	3	0	0	1	1	0																		
ER	2	0	0	0	0	0																		
SO	12	0	0	0	0	0																		
BB	1	0	0	0	0	0																		
IBB	0	0	0	0	0	0																		
HBP	0	0	0	0	0	0																		
BLK	0	0	0	0	0	0																		
WP	0	0	0	0	0	0																		
HR	0	0	0	0	0	0																		
S	69	2	2	8	10	13																		
P	100	0.00	0.000	0.000	1.500	9.000																		
ERA	2.70	0.00	0.00	0.00	0.00	1.5																		
WHIP	0.900	0.000	0.000	1.500	1.000	0.500																		

Houston Astros @ Detroit Tigers
Comerica Park, Detroit, MI
Thu May 21 2015, 1:10 PM - 4:49 PM EDT
Att: 33,193 - Cloudy - 59 F

livebaseballscores.com

AB 42
R 5
H 9
RBI 4
BB 1
SO 14
LOB 11



Batter	1	2	3	4	5	6	7	8	9	10	11	AB	R	H	RBI	BB	SO	LOB	BOTTOM							
12 Anthony Gose, L (1.8)	G5-3			1B				K				5	0	3	0	0	1	0								
3 Ian Kinsler, R (1.4)	1B		F7		FC4-6 24 1B		G5-3			K		5	0	1	1	0	1	4								
24 Miguel Cabrera, R (1.3)	1B			G6-3						K		4	0	2	1	1	1	1								
28 J.D. Martinez, R (1.10)	G6-4-3			K				BB				5	0	0	0	0	2	5								
52 Yoenis Cespedes, R (1.7)				9 HR				20 2B				3	2	3	0	2	0	0								
9 Nick Castellanos, R (1.5)				BB				9 WF				4	1	1	2	0	0	3								
1 Jose Iglesias, R (9.6)								20 FC6-4 BB				1	0	0	0	0	0	1								
20 Rajai Davis, R (1.9)				HR								5	0	1	1	0	0	2								
34 James McCann, R (1.2)				G6-3				17 S				5	2	2	1	0	1	2								
17 Andrew Romine, S (1.6)				G1-3				L8				3	1	0	0	0	1	2								
18 Tyler Collins, L (9. PH)				K				FC6 12 FC4-6 1B				1	0	0	0	0	1	0								
26 Hernán Pérez, R (10.5)								F7				0	0	0	0	0	0	0								
Inning Stats	R: 0 E: 0 K: 0 S: 7	H: 2 LOB: 1 BB: 0 P: 12	R: 0 E: 0 K: 0 S: 8	H: 1 LOB: 0 BB: 0 P: 12	R: 0 E: 0 K: 1 S: 12	H: 1 LOB: 1 BB: 1 P: 18	R: 2 E: 0 K: 1 S: 12	H: 1 LOB: 0 BB: 0 P: 19	R: 2 E: 1 K: 0 S: 16	H: 3 LOB: 1 BB: 0 P: 23	R: 1 E: 0 K: 0 S: 11	H: 2 LOB: 1 BB: 0 P: 21	R: 0 E: 0 K: 2 S: 9	H: 0 LOB: 1 BB: 1 P: 17	R: 0 E: 0 K: 1 S: 9	H: 1 LOB: 1 BB: 0 P: 13	R: 0 E: 0 K: 3 S: 15	H: 0 LOB: 1 BB: 0 P: 19	R: 0 E: 0 K: 0 S: 7	H: 0 LOB: 1 BB: 1 P: 13	R: 1 E: 0 K: 0 S: 3	H: 1 LOB: 0 BB: 0 P: 3	1B: 9 2B: 3 3B: 0 HR: 2	SF: 0 SAC: 0 DP: 3 HBP: 0	WP: 1 PB: 0 SB: 2 CS: 0	PA: 44
PITCHER	46 Scott Feldman, R (1.1)	54 Joe Thatcher, L (7.1)	56 Jake Buchanan, R (7.1)	35 Josh Fields, R (9.1)	36 Will Harris, R (9.1)	29 Tony Sipp, L (11.1)																				
IP	6.0	0.1	1.2	0.1	1.2	0.0																				
WLS	27	1	7	1	6	L																				
BF	27	0	7	1	6	1																				
H	10	0	1	0	0	1																				
R	5	0	1	0	0	1																				
ER	4	0	0	0	0	1																				
SO	2	0	2	0	0	0																				
BB	1	0	1	0	0	0																				
IBB	0	0	0	0	0	0																				
HBP	0	0	0	0	0	0																				
BLK	0	0	0	0	0	0																				
WP	0	0	1	0	0	0																				
HR	1	0	0	0	0	0																				
S	66	3	15	9	13	0																				
P	105	0.00	1.200	0.000	3.000	0.600																				
ERA	6.00	0.00	1.200	0.000	3.000	1.06																				
WHIP	1.833	0.000	1.200	0.000	3.000	0.600																				

Houston Astros @ Detroit Tigers
Comerica Park, Detroit, MI
Thu May 21 2015, 1:10 PM - 4:49 PM EDT
Att: 33,193 - Cloudy - 59 F

livebaseballscores.com

AB 41
R 6
H 13
RBI 6
BB 3
SO 8
LOB 20



Batter	1	2	3	4	5	6	7	8	9	AB	R	H	RBI	BB	SO	LOB	TOP										
27 Jose Altuve, R OBP: 0.345, SLG: 0.428	G6-3		SF8		L8		K			3	0	0	1	0	1	0	Houston Astros @ Detroit Tigers Comerica Park, Detroit, MI Sat May 23 2015, 4:09 PM - 6:52 PM EDT Att: 40,153 - Sunny - 71 F										
2 Jonathan Villar, S OBP: 0.311, SLG: 0.304	G4-6-3 1B		K		K		K			4	0	2	0	0	2	0											
4 George Springer, R OBP: 0.335, SLG: 0.407	G4-6-3			F8	CS	G6-3	K			4	0	0	0	0	1	1											
Evan Gattis, R OBP: 0.215, SLG: 0.393		F9		P6		P3		K		4	0	0	0	0	1	0											
20 Preston Tucker, L OBP: 0.390, SLG: 0.486	G5-3			BB		BB		F8		3	1	1	0	1	0	0											
28 Colby Rasmus, L OBP: 0.297, SLG: 0.516				BB		BB		F8		0	0	0	0	0	0	0											
23 Chris Carter, R OBP: 0.277, SLG: 0.329	FC4-6 1B			BB		BB		K		3	1	2	0	1	1	0											
15 Jason Castro, L OBP: 0.304, SLG: 0.420	FC4-6			BB		BB		K		3	0	1	1	1	1	1											
9 Marwin Gonzalez, S OBP: 0.253, SLG: 0.411			SF8		FC6-4			F9		4	1	2	1	0	0	3											
6 Jake Marisnick, R OBP: 0.316, SLG: 0.421	G4-3		G4-3		G6-3		L4			4	0	0	0	0	1	3											
Inning Stats	R: 0 E: 0 K: 0 S: 4	H: 1 LOB: 0 BB: 0 P: 8	R: 0 E: 0 K: 0 S: 8	H: 1 LOB: 1 BB: 0 P: 13	R: 1 E: 0 K: 1 S: 6	H: 1 LOB: 0 BB: 0 P: 8	R: 0 E: 0 K: 0 S: 10	H: 0 LOB: 3 BB: 3 P: 25	R: 0 E: 0 K: 0 S: 16	H: 1 LOB: 2 BB: 0 P: 7	R: 2 E: 1 K: 0 S: 16	H: 4 LOB: 2 BB: 0 P: 25	R: 0 E: 0 K: 3 S: 9	H: 0 LOB: 0 BB: 0 P: 13	R: 0 E: 0 K: 2 S: 9	H: 0 LOB: 0 BB: 0 P: 12	R: 0 E: 0 K: 2 S: 13	H: 0 LOB: 0 BB: 0 P: 17	1B: 7 2B: 1 3B: 0 HR: 0	SF: 1 SAC: 0 DP: 1 HBP: 0	WP: 0 PB: 0 SB: 0 CS: 1	PA: 37					
PITCHER	IP	WLS	BF	H	R	ER	SO	BB	IBB	HBP	BLK	WP	HR	S	P	ERA	WHIP										
53 Kyle Lobstein, L ERA: 4.34	5.2	L	25	7	3	3	1	3	0	0	0	0	0	41	76	4.76	1.765										
62 Al Alburquerque, R ERA: 4.41	1.2		6	1	0	0	4	0	0	0	0	0	0	19	26	0.00	0.600										
32 Tom Gorzelanny, L ERA: 3.0	0.2		2	0	0	0	1	0	0	0	0	0	0	6	9	0.00	0.000										
65 Blaine Hardy, L ERA: 3.24	1.0		3	0	0	0	2	0	0	0	0	0	0	13	17	0.00	0.000										

Batter	1	2	3	4	5	6	7	8	9	AB	R	H	RBI	BB	SO	LOB	BOTTOM										
12 Anthony Gose, L OBP: 0.366, SLG: 0.472	L7				E4			F7		3	0	1	2	0	0	1	Houston Astros @ Detroit Tigers Comerica Park, Detroit, MI Sat May 23 2015, 4:09 PM - 6:52 PM EDT Att: 40,153 - Sunny - 71 F										
20 Rajai Davis, R OBP: 0.356, SLG: 0.433			2B		G5-4-3			P3		1	0	0	0	0	0	0											
3 Ian Kinsler, R OBP: 0.367, SLG: 0.382	K		L8		G5-4-3			P3		4	0	0	0	0	1	3											
24 Miguel Cabrera, R OBP: 0.447, SLG: 0.595	1B						K	G6-3		3	0	1	0	1	1	0											
28 J.D. Martinez, R OBP: 0.335, SLG: 0.481	K		G1-3				1B			4	0	1	0	0	2	3											
52 Yoenis Cespedes, R OBP: 0.318, SLG: 0.488			E5		K		F9			4	0	0	0	0	2	1											
9 Nick Castellanos, R OBP: 0.281, SLG: 0.386	G5-4-3				K		K	G6-3		4	0	0	0	0	2	2											
18 Tyler Collins, L OBP: 0.333, SLG: 0.200	G3-1				F8			F8		3	0	0	0	0	0	0											
34 James McCann, R OBP: 0.330, SLG: 0.444				P4				K		3	1	1	0	0	1	0											
1 Jose Iglesias, R OBP: 0.388, SLG: 0.423								K		2	1	2	0	0	0	0											
26 Hernán Pérez, R OBP: 0.083, SLG: 0.083			1B					K		1	0	0	0	0	1	0											
Inning Stats	R: 0 E: 0 K: 2 S: 10	H: 1 LOB: 1 BB: 0 P: 13	R: 0 E: 1 K: 0 S: 12	H: 0 LOB: 0 BB: 0 P: 18	R: 1 E: 0 K: 0 S: 10	H: 2 LOB: 1 BB: 1 P: 18	R: 0 E: 0 K: 2 S: 8	H: 0 LOB: 0 BB: 0 P: 14	R: 1 E: 1 K: 0 S: 12	H: 2 LOB: 1 BB: 0 P: 18	R: 0 E: 0 K: 2 S: 10	H: 1 LOB: 1 BB: 0 P: 19	R: 0 E: 0 K: 2 S: 8	H: 0 LOB: 0 BB: 0 P: 12	R: 0 E: 0 K: 0 S: 9	H: 0 LOB: 0 BB: 0 P: 10	R: 0 E: 0 K: 2 S: 11	H: 0 LOB: 0 BB: 0 P: 17	1B: 4 2B: 2 3B: 1 HR: 0	SF: 0 SAC: 0 DP: 1 HBP: 0	WP: 1 PB: 0 SB: 0 CS: 0	PA: 33					
PITCHER	IP	WLS	BF	H	R	ER	SO	BB	IBB	HBP	BLK	WP	HR	S	P	ERA	WHIP										
43 Lance McCullers Jr., R ERA: 2.93	6.0	W	24	6	2	2	6	0	1	0	0	0	0	8	12	0.00	0.000										
36 Will Harris, R ERA: 0.4	1.0	H	3	0	0	0	2	0	0	0	0	0	0	1	2	0.00	0.000										
54 Joe Thatcher, L ERA: 3.12	0.1	H	1	0	0	0	0	0	0	0	0	0	0	1	2	0.00	0.000										
37 Pat Neshek, R ERA: 2.7	0.2	H	2	0	0	0	0	0	0	0	0	0	0	8	8	0.00	0.000										
44 Luke Gregerson, R ERA: 3.88	1.0	S	3	0	0	0	2	0	0	0	0	0	0	11	17	0.00	0.000										

AB	32
R	3
H	8
RBI	3
BB	3
SO	8
LOB	8



AB	32
R	2
H	6
RBI	2
BB	1
SO	10
LOB	10



Batter	1	2	3	4	5	6	7	8	9	AB	R	H	RBI	BB	SO	LOB	TOP						
4 George Springer, R OBP: 0.339, SLG: 0.406										3	1	1	0	1	2	1	Houston Astros @ Detroit Tigers Comerica Park, Detroit, MI Sun May 24 2015, 1:09 PM - 4:30 PM EDT Att: 36,449 - Partly Cloudy - 75 F						
9 Marvin Gonzalez, S OBP: 0.271, SLG: 0.421										5	2	3	1	0	1	2							
18 Luis Valbuena, L OBP: 0.263, SLG: 0.423										5	0	0	0	0	2	5							
Evan Gattis, R OBP: 0.233, SLG: 0.435										4	3	3	3	1	0	0							
28 Colby Rasmus, L OBP: 0.294, SLG: 0.500										4	0	0	0	1	2	4							
23 Chris Carter, R OBP: 0.281, SLG: 0.327										4	1	1	0	1	2	1							
15 Jason Castro, L OBP: 0.300, SLG: 0.410										5	0	1	2	0	3	2							
2 Jonathan Villar, S OBP: 0.303, SLG: 0.295										5	1	1	0	0	2	2							
6 Jake Marisnick, R OBP: 0.319, SLG: 0.430										2	0	1	0	0	1	0							
20 Preston Tucker, L OBP: 0.419, SLG: 0.595										2	2	2	3	0	0	0							
Inning Stats	R: 3 E: 0 K: 1 S: 15	H: 3 LOB: 1 BB: 1 P: 26	R: 0 E: 0 K: 2 S: 11	H: 1 LOB: 0 BB: 0 P: 15	R: 0 E: 0 K: 0 S: 5	H: 0 LOB: 0 BB: 0 P: 8	R: 0 E: 0 K: 3 S: 9	H: 0 LOB: 1 BB: 1 P: 15	R: 0 E: 0 K: 3 S: 11	H: 0 LOB: 1 BB: 1 P: 21	R: 4 E: 0 K: 3 S: 23	H: 4 LOB: 0 BB: 0 P: 37	R: 2 E: 0 K: 2 S: 17	H: 3 LOB: 2 BB: 1 P: 26	R: 1 E: 0 K: 0 S: 9	H: 2 LOB: 2 BB: 1 P: 17	R: 0 E: 0 K: 1 S: 7	H: 0 LOB: 0 BB: 0 P: 11	1B: 9 2B: 1 3B: 1 HR: 2	SF: 0 SAC: 1 DP: 0 HBP: 0	WP: 1 PB: 0 SB: 2 CS: 0	PA: 44	
PITCHER	IP: 5.2 ERA: 6.12	WLS: 2 L: 4	BF: 27 L: 4	H: 8 R: 2	R: 7 ER: 2	SO: 11 BB: 0	BB: 2 IBB: 0	HBP: 0 BLK: 0	WP: 1 HR: 0	S: 70 P: 115	ERA: 11.12 WHIP: 1.765	PITCHER	IP: 1.0	WLS: 3	BF: 3	H: 0 R: 0	R: 0 ER: 0	SO: 1 BB: 0	BB: 0 IBB: 0	HBP: 0 BLK: 0	WP: 0 HR: 0	S: 7 P: 11	ERA: 0.00 WHIP: 0.000
19 Anibal Sanchez, R ERA: 6.12	6.1	2	4	2	2	2	0	0	0	0	0	0	0	11	16	27.00	3.000						
30 Alex Wilson, R ERA: 2.41	0.2	L	4	2	2	2	0	0	0	0	0	0	0	3	3	0.00	0.000						
32 Tom Gorzelanny, L ERA: 2.93	0.1	1	0	0	0	1	0	0	0	0	0	0	0	12	21	13.50	6.000						
60 Angel Nesbitt, R ERA: 3.5	0.2	6	3	1	1	0	1	0	0	0	0	0	0	4	10	0.00	0.000						
65 Blaine Hardy, L ERA: 3.12	0.2	3	0	0	0	0	0	1	0	0	0	0	0	0	0	0.00	0.000						
Batter	1	2	3	4	5	6	7	8	9	AB	R	H	RBI	BB	SO	LOB	BOTTOM						
12 Anthony Gose, L OBP: 0.374, SLG: 0.481										4	0	2	1	1	0	2	Houston Astros @ Detroit Tigers Comerica Park, Detroit, MI Sun May 24 2015, 1:09 PM - 4:30 PM EDT Att: 36,449 - Partly Cloudy - 75 F						
3 Ian Kinsler, R OBP: 0.363, SLG: 0.373										4	1	0	0	1	2	2							
24 Miguel Cabrera, R OBP: 0.446, SLG: 0.613										5	2	2	1	0	1	0							
28 J.D. Martinez, R OBP: 0.337, SLG: 0.488										4	0	2	1	0	2	0							
52 Yoenis Cespedes, R OBP: 0.321, SLG: 0.491										5	2	2	1	0	2	2							
9 Nick Castellanos, R OBP: 0.290, SLG: 0.395										4	1	2	1	1	0	1							
20 Rajai Davis, R OBP: 0.352, SLG: 0.426										4	1	1	0	0	0	2							
50 Bryan Holaday, R OBP: 0.308, SLG: 0.692										3	0	1	3	0	1	0							
18 Tyler Collins, L OBP: 0.208, SLG: 0.182										1	0	0	0	0	0	1							
34 James McCann, R OBP: 0.330, SLG: 0.444										0	0	0	0	0	0	0							
17 Andrew Romine, S OBP: 0.389, SLG: 0.333										4	1	2	0	0	1	1							
Inning Stats	R: 5 E: 0 K: 1 S: 19	H: 4 LOB: 1 BB: 3 P: 38	R: 0 E: 0 K: 0 S: 6	H: 1 LOB: 0 BB: 0 P: 8	R: 0 E: 0 K: 1 S: 8	H: 0 LOB: 0 BB: 0 P: 10	R: 1 E: 0 K: 2 S: 11	H: 2 LOB: 1 BB: 0 P: 16	R: 1 E: 0 K: 1 S: 15	H: 2 LOB: 1 BB: 0 P: 23	R: 0 E: 0 K: 0 S: 6	H: 0 LOB: 0 BB: 0 P: 9	R: 0 E: 0 K: 2 S: 10	H: 1 LOB: 1 BB: 0 P: 15	R: 0 E: 0 K: 0 S: 10	H: 2 LOB: 2 BB: 0 P: 18	R: 1 E: 0 K: 2 S: 14	H: 2 LOB: 1 BB: 0 P: 18	1B: 7 2B: 6 3B: 0 HR: 1	SF: 1 SAC: 0 DP: 1 HBP: 0	WP: 1 PB: 0 SB: 0 CS: 1	PA: 42	
PITCHER	IP: 5.0 ERA: 4.77	WLS: 3 W: 3	BF: 25 W: 3	H: 9 R: 0	R: 7 ER: 0	SO: 9 BB: 0	BB: 3 IBB: 0	HBP: 0 BLK: 0	WP: 1 HR: 0	S: 59 P: 95	ERA: 12.60 WHIP: 2.400	PITCHER	IP: 1.0	WLS: 0	BF: 3	H: 0 R: 0	R: 0 ER: 0	SO: 1 BB: 0	BB: 0 IBB: 0	HBP: 0 BLK: 0	WP: 0 HR: 0	S: 7 P: 11	ERA: 0.00 WHIP: 0.000
56 Roberto Hernandez, R ERA: 4.77	1.0	W	3	0	0	0	0	0	0	0	0	0	0	6	9	0.00	0.000						
35 Josh Fields, R ERA: 0.87	1.0	H	4	1	0	2	0	0	0	0	0	0	0	10	15	0.00	1.000						
50 Chad Qualls, R ERA: 4.15	1.0	H	5	2	0	0	0	0	0	0	0	0	0	10	18	0.00	2.000						
44 Luke Gregerson, R ERA: 4.12	1.0	S	5	2	1	1	0	0	0	0	0	0	0	14	18	9.00	2.000						

Batter	1	2	3	4	5	6	7	8	9	AB	R	H	RBI	BB	SO	LOB	TOP					
12 Anthony Gose, L (1, 8) OBP: 0.371, SLG: 0.474	G4-3		F7			K				4	0	1	0	0	1	0						
3 Ian Kinsler, R (1, 4) OBP: 0.356, SLG: 0.365	G6-3			P4		E5				4	0	0	0	0	1	1						
28 J.D. Martinez, R (1, 10) OBP: 0.330, SLG: 0.476	L9			F9		L8				4	0	0	0	0	1	1						
52 Yoenis Cespedes, R (1, 7) OBP: 0.319, SLG: 0.483		E5		G4-3						3	0	0	0	1	0	0						
18 Tyler Collins, L (1, 9) OBP: 0.353, SLG: 0.267		G6-4-3				F7				4	0	2	0	0	0	2						
9 Nick Castellanos, R (1, 5) OBP: 0.289, SLG: 0.392						E6				4	0	1	0	0	0	3						
34 James McCann, R (1, 2) OBP: 0.320, SLG: 0.430						G6-3				3	0	0	0	0	0	4						
26 Hernán Pérez, R (1, 3) OBP: 0.074, SLG: 0.074						G5-3				3	0	0	0	0	2	1						
49 Dixon Machado, R (1, 6) OBP: 0.341, SLG: 0.376						G4-3				3	0	0	0	0	0	1						
Inning Stats	R: 0 H: 0 K: 0 S: 8	H: 0 LOB: 0 BB: 0 P: 13	R: 0 H: 1 K: 0 S: 11	H: 1 LOB: 1 BB: 0 P: 15	R: 0 H: 0 K: 1 S: 7	H: 0 LOB: 0 BB: 0 P: 10	R: 0 H: 0 K: 0 S: 5	H: 0 LOB: 0 BB: 0 P: 8	R: 0 H: 1 K: 0 S: 7	H: 1 LOB: 1 BB: 0 P: 11	R: 0 H: 0 K: 1 S: 6	H: 0 LOB: 1 BB: 0 P: 10	R: 0 H: 0 K: 0 S: 10	H: 0 LOB: 1 BB: 1 P: 19	R: 0 H: 1 K: 2 S: 12	H: 1 LOB: 1 BB: 0 P: 13	R: 0 H: 1 K: 1 S: 10	H: 1 LOB: 1 BB: 0 P: 13	1B: 4 2B: 0 3B: 0 HR: 0	SF: 0 SAC: 0 DP: 3 HBP: 0	WP: 1 PB: 0 SB: 0 CS: 0	PA: 33
PITCHER 32 Jesse Hahn, R (1, 1) ERA: 3.69	IP: 9.0 WLS: W BF: 33 H: 4 R: 0 ER: 0 SO: 5 BB: 1 IBB: 0 HBP: 0 BLK: 0 WP: 1 HR: 0 S: 76 P: 112 ERA: 0.00 WHIP: 0.556															PITCHER						

Detroit Tigers @ Oakland Athletics
 O.co Coliseum, Oakland, CA
 Mon May 25 2015, 4:10 PM - 6:49 PM EDT
 Att: 25,380 - Overcast - 59 F

AB	32
R	0
H	4
RBI	0
BB	1
SO	5
LOB	13

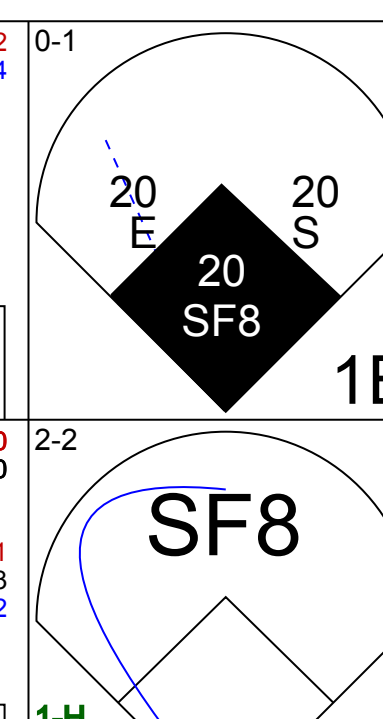
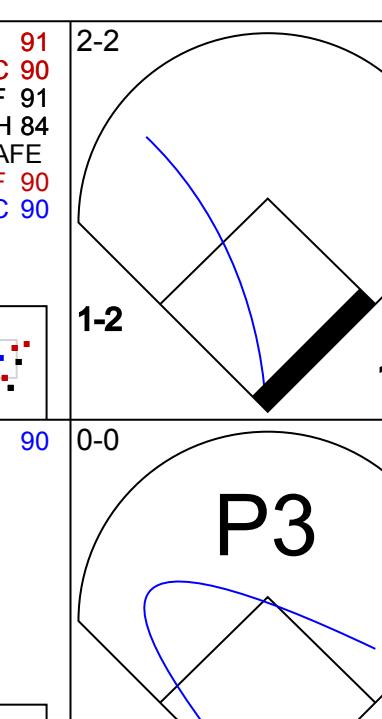
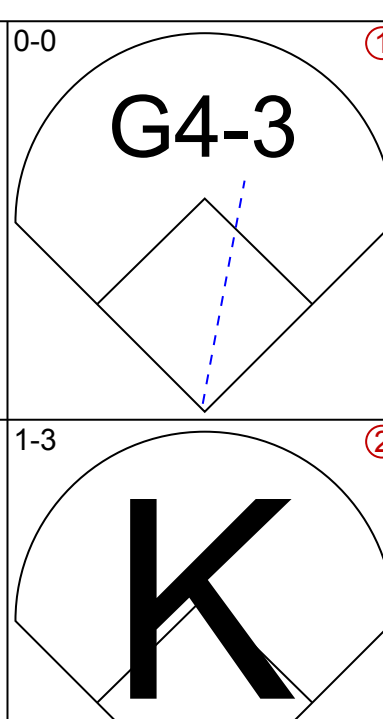
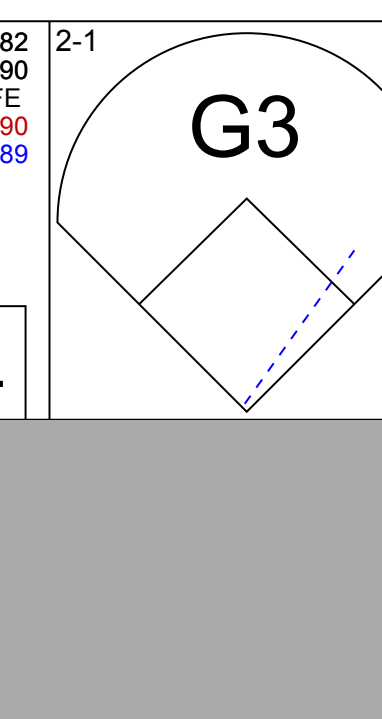
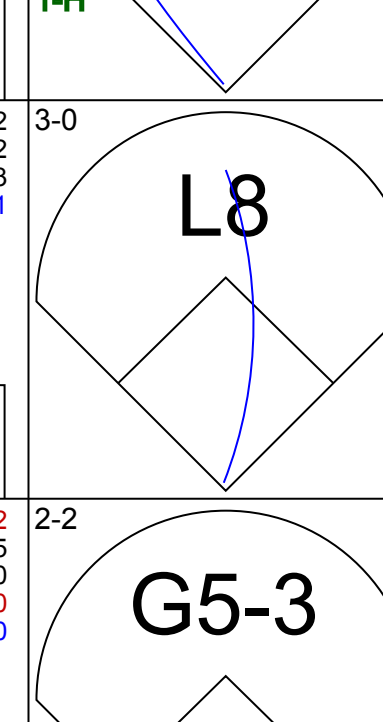
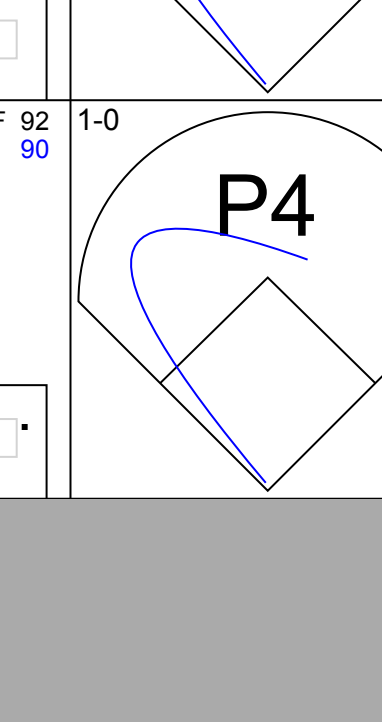
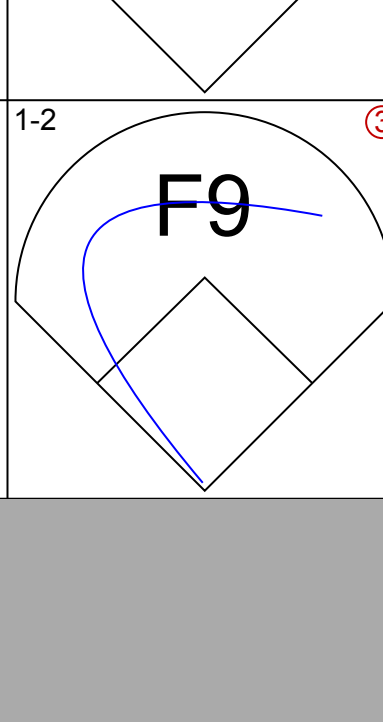








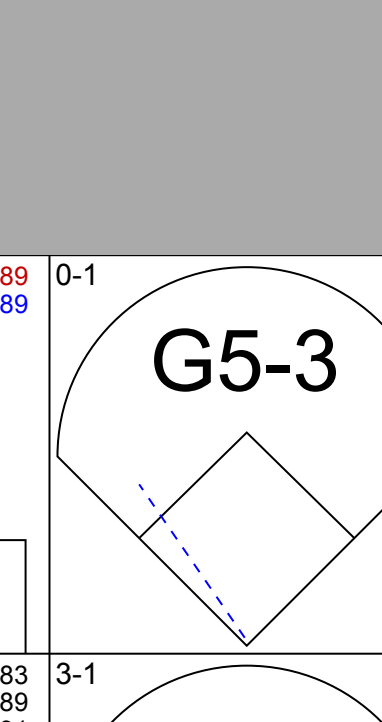

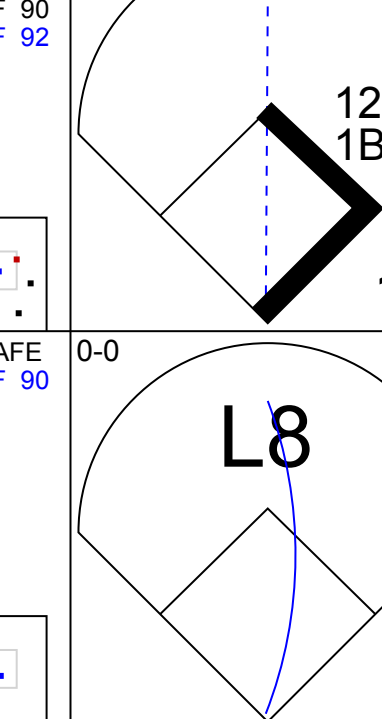

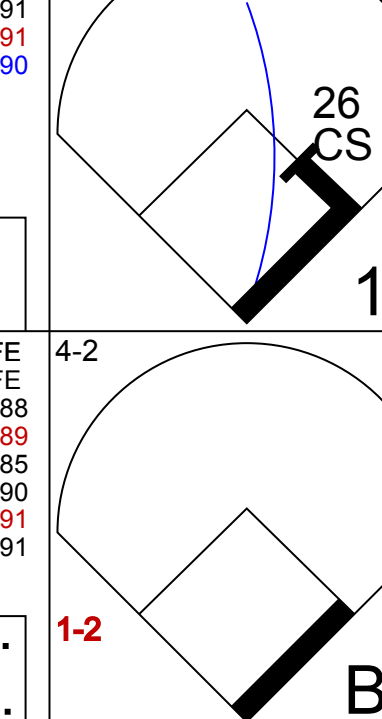
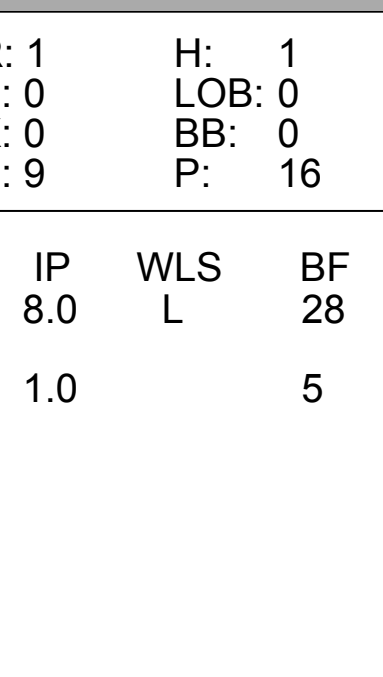
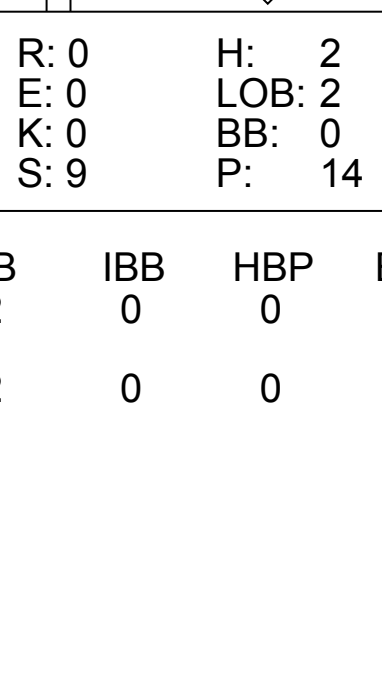
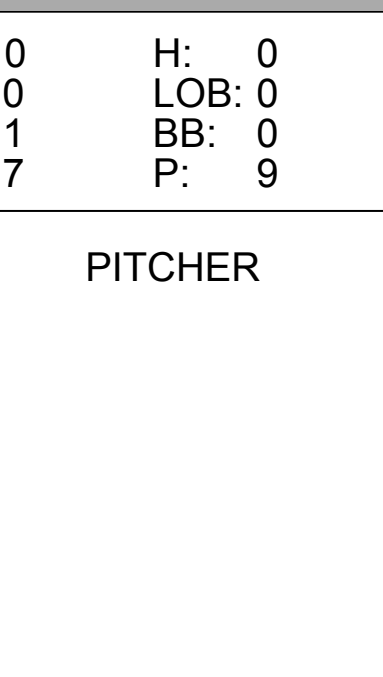
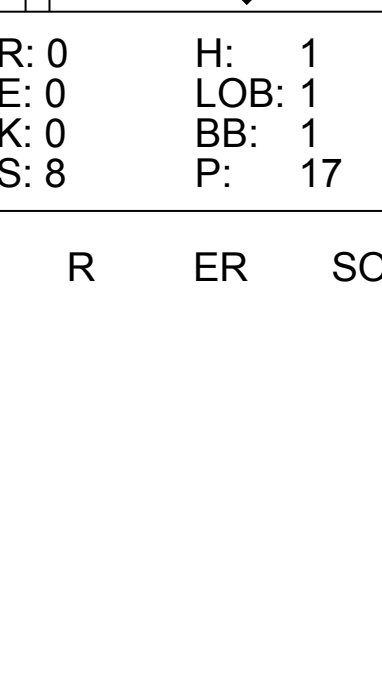
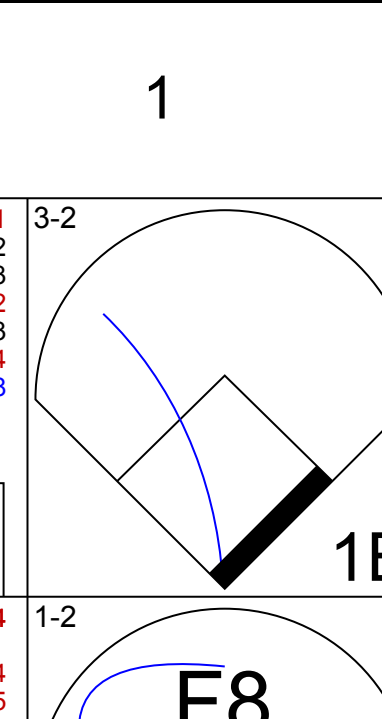
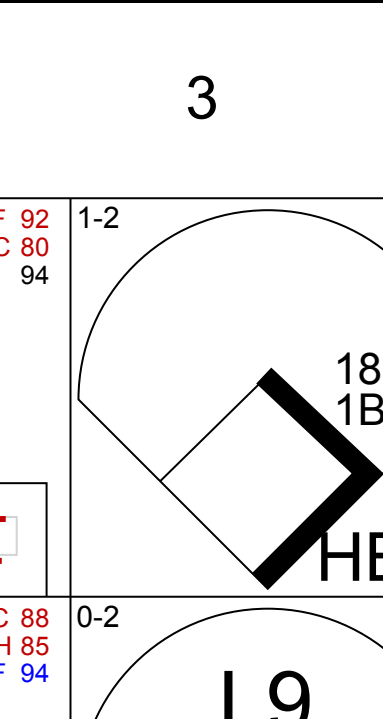


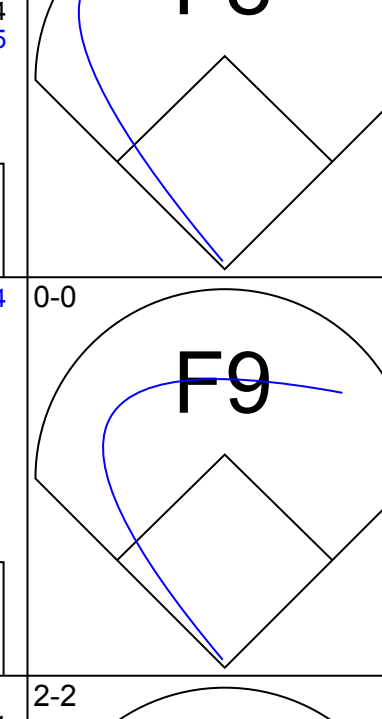
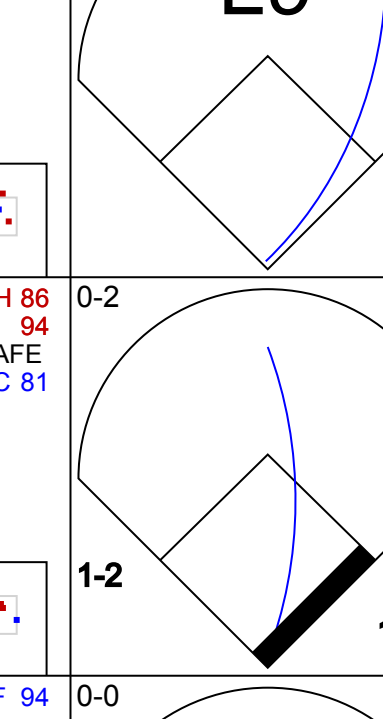

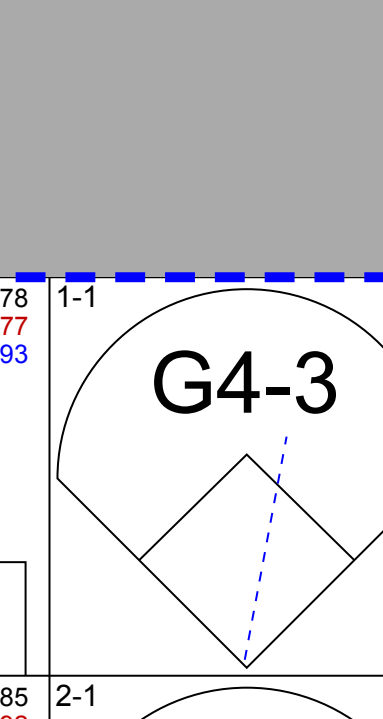
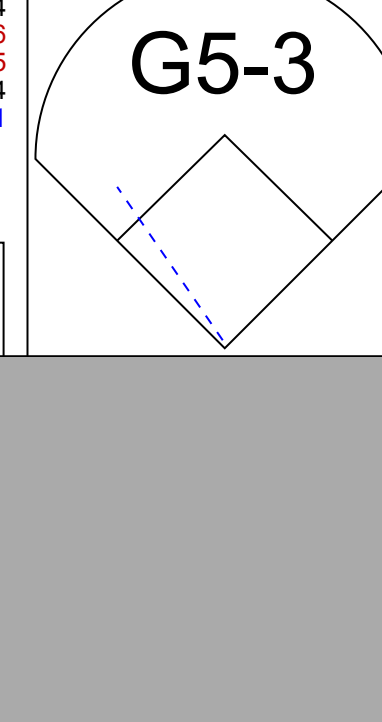
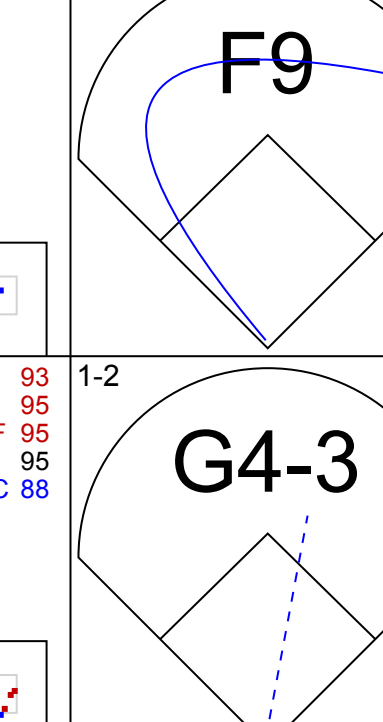

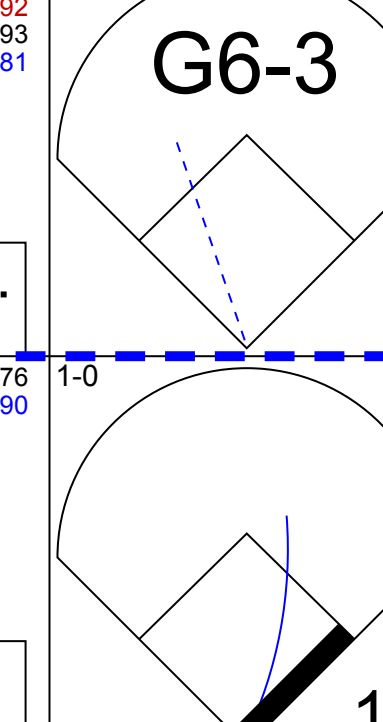


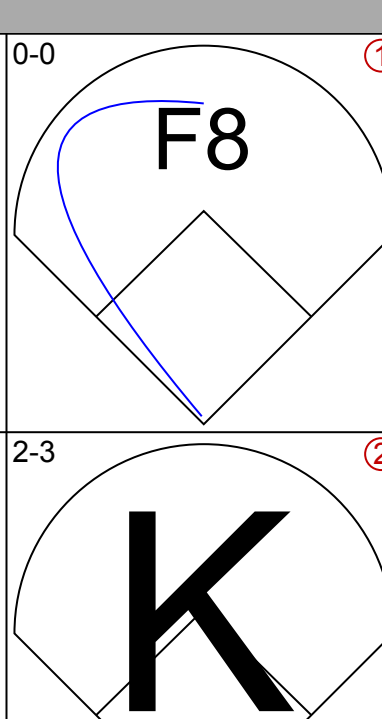
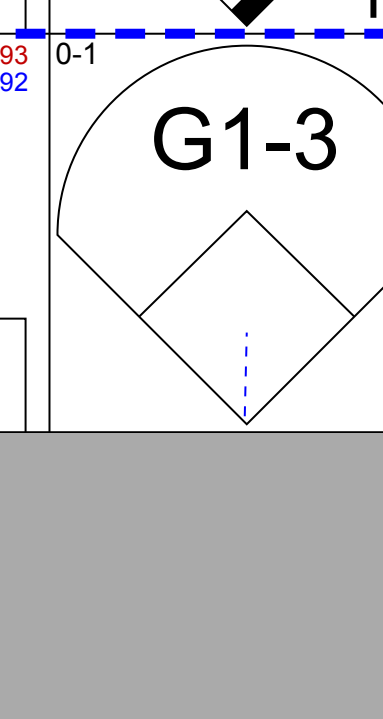


Batter	1	2	3	4	5	6	7	8	9	AB	R	H	RBI	BB	SO	LOB	BOTTOM			
1 Billy Burns, S (1, 8) OBP: 0.341, SLG: 0.376	L7		G6-3			F7				4	0	0	0	0	0	2				
10 Marcus Semien, R (1, 6) OBP: 0.337, SLG: 0.459	F9					K				4	1	1	0	0	1	0				
22 Josh Reddick, L (1, 9) OBP: 0.382, SLG: 0.536	G4-3									4	1	2	0	0	0	0				
21 Stephen Vogt, L (1, 2) OBP: 0.410, SLG: 0.598										3	0	1	0	1	0	3				
16 Billy Butler, R (1, 10) OBP: 0.323, SLG: 0.383										4	1	2	1	0	0	2				
50 Max Muncy, L (1, 5) OBP: 0.333, SLG: 0.465										3	1	1	1	0	1	1				
12 Andy Parrino, S (7, 5) OBP: 0.304, SLG: 0.413										1	0	0	0	0	1	2				
20 Mark Canha, R (1, 3) OBP: 0.304, SLG: 0.413										3	0	1	1	0	1	3				
23 Sam Fuld, L (1, 7) OBP: 0.277, SLG: 0.295										4	0	1	1	0	1	3				
28 Eric Sogard, L (1, 4) OBP: 0.290, SLG: 0.309										3	0	0	0	0	1	3				
Inning Stats	R: 0 H: 0 K: 0 S: 7	H: 1 LOB: 0 BB: 0 P: 12	R: 0 H: 1 K: 2 S: 15	H: 1 LOB: 0 BB: 0 P: 22	R: 0 H: 0 K: 0 S: 7	H: 0 LOB: 0 BB: 0 P: 9	R: 0 H: 1 K: 1 S: 8	H: 1 LOB: 0 BB: 0 P: 11	R: 0 H: 1 K: 1 S: 12	H: 1 LOB: 2 BB: 0 P: 19	R: 4 H: 5 K: 0 S: 14	H: 5 LOB: 1 BB: 0 P: 20	R: 0 H: 0 K: 0 S: 7	H: 0 LOB: 0 BB: 0 P: 10	R: 0 H: 1 K: 2 S: 10	H: 1 LOB: 2 BB: 1 P: 17	1B: 6 2B: 2 3B: 1 HR: 0	SF: 1 SAC: 0 DP: 0 HBP: 0	WP: 0 PB: 0 SB: 0 CS: 0	PA: 35
PITCHER 61 Shane Greene, R (1, 1) ERA: 4.27	IP: 5.2 WLS: L BF: 26 H: 8 R: 4 ER: 4 SO: 0 BB: 0 IBB: 0 HBP: 0 BLK: 0 WP: 0 HR: 0 S: 61 P: 89 ERA: 6.35 WHIP: 1.412															PITCHER				
65 Blaine Hardy, L (6, 1) ERA: 2.69	IP: 1.1 WLS: L BF: 5 H: 0 R: 0 ER: 0 SO: 0 BB: 1 IBB: 0 HBP: 0 BLK: 0 WP: 0 HR: 0 S: 9 P: 18 ERA: 0.00 WHIP: 0.750															PITCHER				
30 Alex Wilson, R (8, 1) ERA: 2.29	IP: 1.0 WLS: L BF: 4 H: 1 R: 0 ER: 0 SO: 2 BB: 0 IBB: 0 HBP: 0 BLK: 0 WP: 0 HR: 0 S: 10 P: 13 ERA: 0.00 WHIP: 1.000															PITCHER				

Detroit Tigers @ Oakland Athletics
 O.co Coliseum, Oakland, CA
 Mon May 25 2015, 4:10 PM - 6:49 PM EDT
 Att: 25,380 - Overcast - 59 F

AB	33
R	4
H	9
RBI	4
BB	1
SO	6
LOB	19

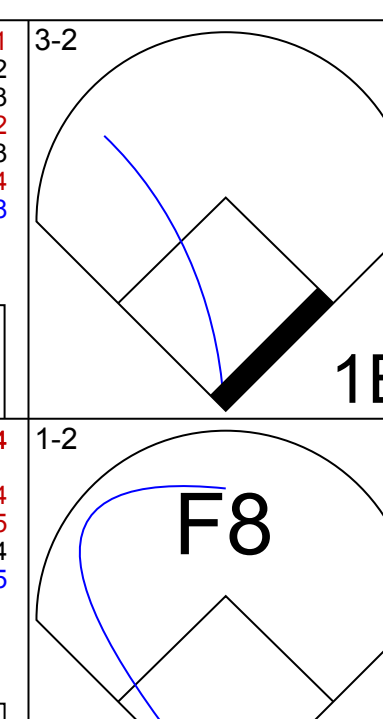
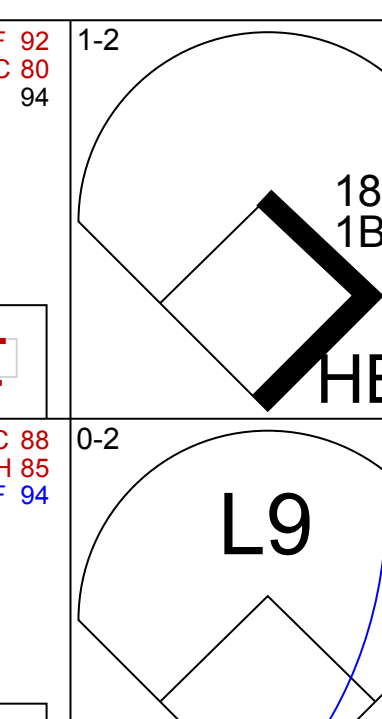
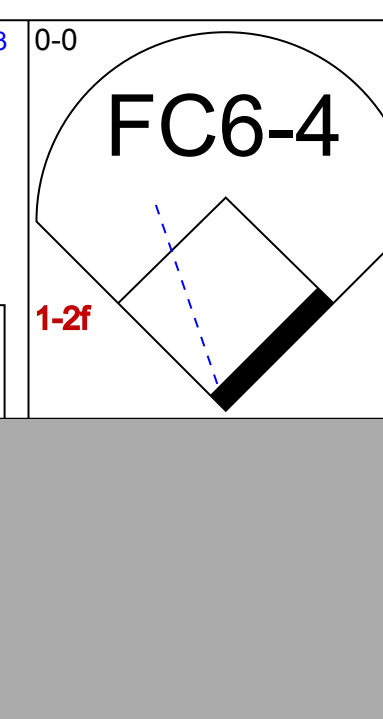
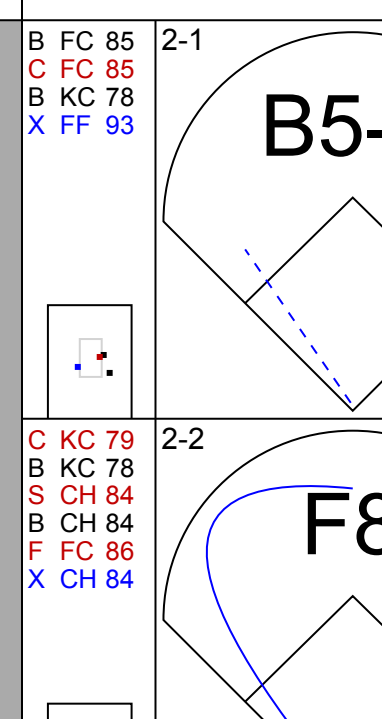
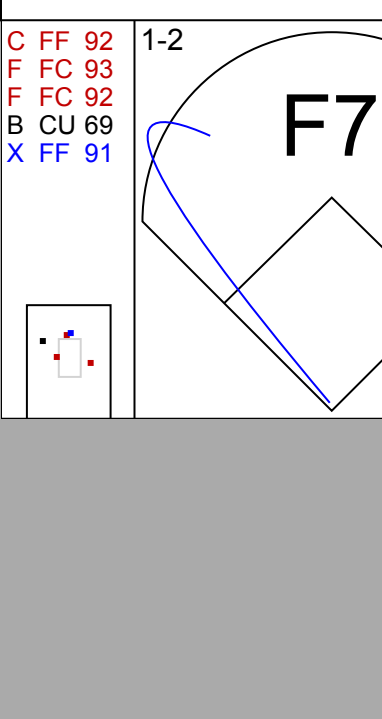
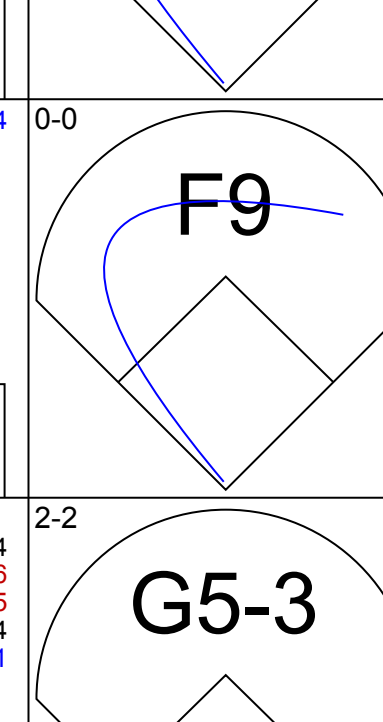
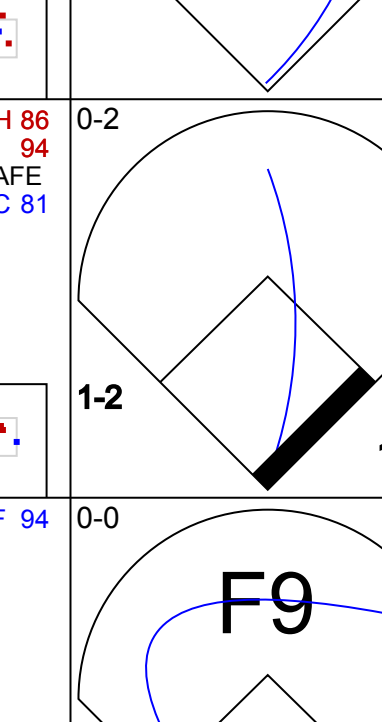
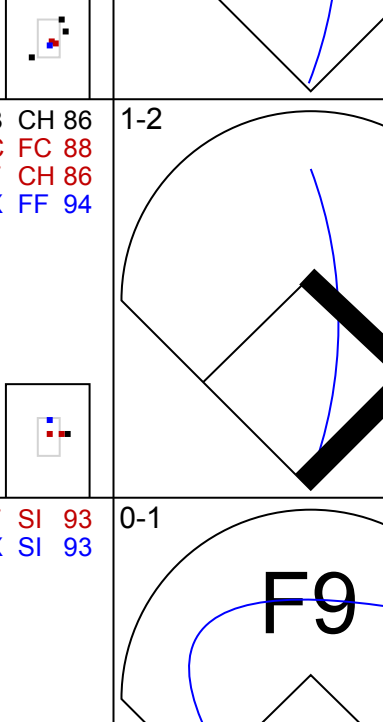



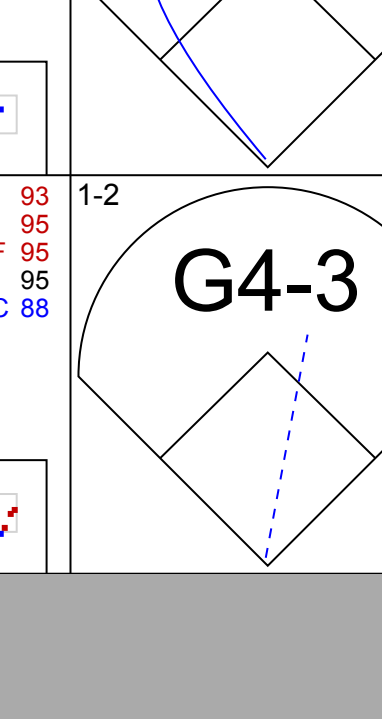
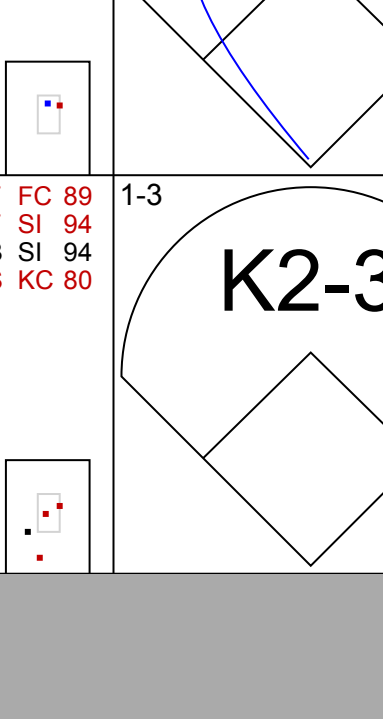






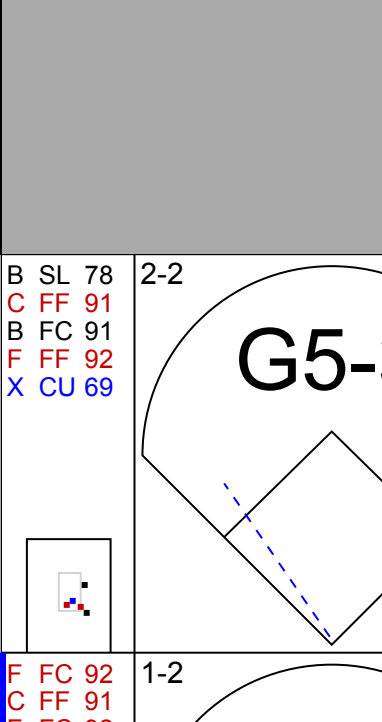



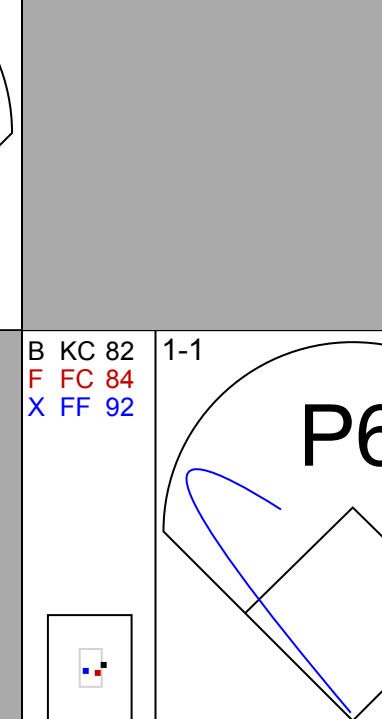
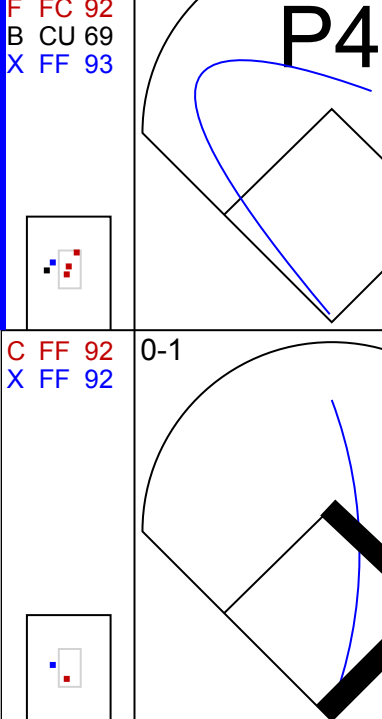
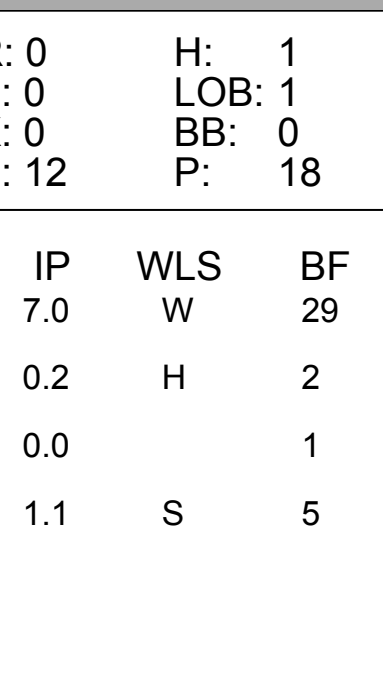
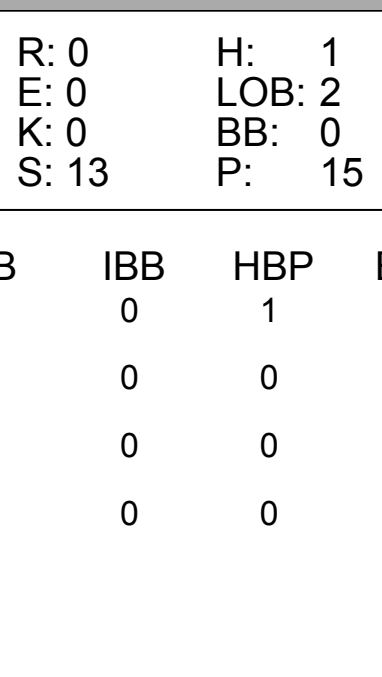
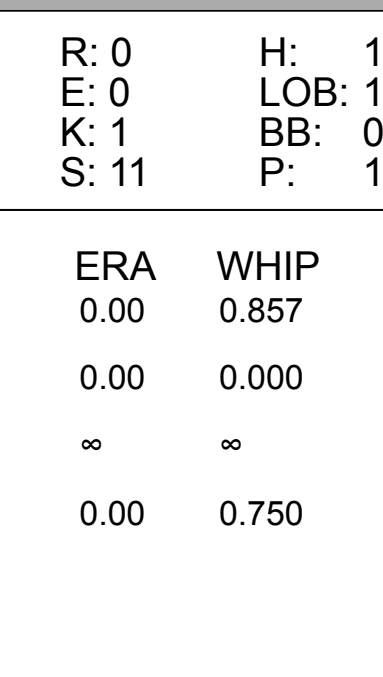
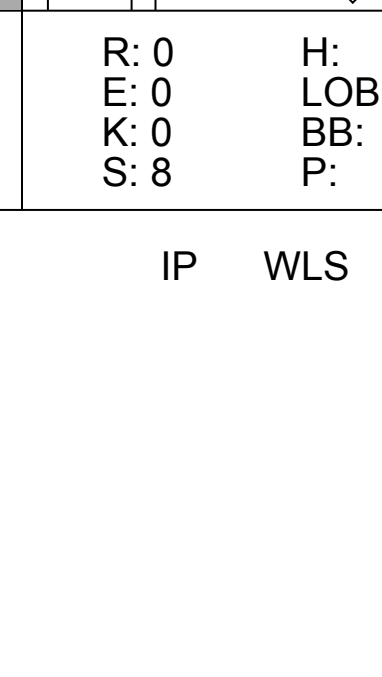
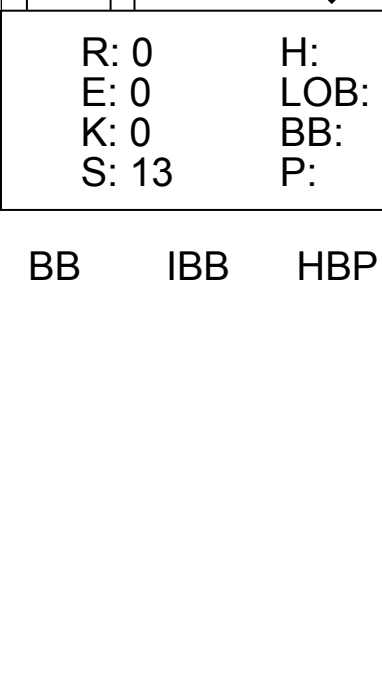


Batter	1	2	3	4	5	6	7	8	9	AB	R	H	RBI	BB	SO	LOB	TOP										
12 Anthony Gose, L (1,8) OBP: 0.374, SLG: 0.475											4	1	2	0	0	0	1										
20 Rajai Davis, R (1,10) OBP: 0.349, SLG: 0.417											2	0	0	1	1	1	2										
24 Miguel Cabrera, R (1,3) OBP: 0.442, SLG: 0.605											4	0	1	0	0	0	2										
28 J.D. Martinez, R (1,9) OBP: 0.328, SLG: 0.468											3	0	0	0	1	1	0										
52 Yoenis Cespedes, R (1,7) OBP: 0.323, SLG: 0.480											3	0	1	0	1	0	2										
9 Nick Castellanos, R (1,5) OBP: 0.284, SLG: 0.385											3	0	0	0	0	1	2										
49 Dixon Machado, R (7,6)											1	0	0	0	0	0	2										
34 James McCann, R (1,2) OBP: 0.310, SLG: 0.417											3	0	0	0	0	1	1										
17 Andrew Romine, S (1,6) OBP: 0.410, SLG: 0.361											3	0	2	0	0	0	0										
26 Hernán Pérez, R (1,4) OBP: 0.100, SLG: 0.069											2	0	0	0	1	0	1										
Inning Stats	R: 1 E: 0 K: 0 S: 9	H: 1 LOB: 0 BB: 0 P: 16	R: 0 E: 0 K: 0 S: 3	H: 0 LOB: 0 BB: 1 P: 9	R: 0 E: 0 K: 0 S: 9	H: 2 LOB: 2 BB: 0 P: 14	R: 0 E: 0 K: 0 S: 9	H: 0 LOB: 0 BB: 0 P: 14	R: 0 E: 0 K: 1 S: 9	H: 0 LOB: 0 BB: 0 P: 12	R: 0 E: 0 K: 1 S: 7	H: 0 LOB: 0 BB: 0 P: 9	R: 0 E: 0 K: 2 S: 9	H: 1 LOB: 0 BB: 0 P: 15	R: 0 E: 0 K: 0 S: 8	H: 1 LOB: 1 BB: 1 P: 17	R: 0 E: 0 K: 0 S: 12	H: 1 LOB: 2 BB: 2 P: 24	1B: 6 2B: 0 3B: 0 HR: 0	SF: 1 SAC: 0 DP: 1 HBP: 0	WP: 0 PB: 0 SB: 1 CS: 3	PA: 33					
PITCHER	IP	WLS	BF	H	R	ER	SO	BB	IBB	HBP	BLK	WP	HR	S	P	ERA	WHIP										
30 Jesse Chavez, R (1,1) ERA: 2.44	8.0	L	28	5	1	0	4	2	0	0	0	0	0	63	106	0.00	0.875										
36 Tyler Clippard, R (9,1) ERA: 2.25	1.0		5	1	0	0	0	2	0	0	0	0	0	12	24	0.00	3.000										

Detroit Tigers @ Oakland Athletics
 O.co Coliseum, Oakland, CA
 Tue May 26 2015, 10:08 PM - 1:05 AM EDT
 Att: 22,758 - Partly Cloudy - 56 F

AB 28
R 1
H 6
RBI 1
BB 4
SO 4
LOB 13



Batter	1	2	3	4	5	6	7	8	9	AB	R	H	RBI	BB	SO	LOB	BOTTOM										
1 Billy Burns, S (1,8) OBP: 0.344, SLG: 0.371																	4	0	1	0	0	0	3				
10 Marcus Semien, R (1,6) OBP: 0.330, SLG: 0.449																	4	0	0	0	0	0	2				
18 Ben Zobrist, S (1,4) OBP: 0.317, SLG: 0.426																	4	0	2	0	0	0	1				
16 Billy Butler, R (1,10) OBP: 0.317, SLG: 0.374																	4	0	0	0	0	0	4				
21 Stephen Vogt, L (1,3) OBP: 0.413, SLG: 0.595																	4	0	2	0	0	1	3				
20 Mark Canha, R (1,7) OBP: 0.304, SLG: 0.411																	3	0	1	0	0	0	1				
15 Brett Lawrie, R (1,5) OBP: 0.303, SLG: 0.355																	4	0	0	0	0	1	2				
19 Josh Phegley, R (1,2) OBP: 0.296, SLG: 0.313																	2	0	0	0	1	0	2				
50 Max Muncy, L (9,PH) OBP: 0.327, SLG: 0.455																	1	0	0	0	0	0	0				
23 Sam Fuld, L (1,9) OBP: 0.277, SLG: 0.302																	4	0	1	0	0	1	4				
Inning Stats	R: 0 E: 0 K: 0 S: 12	H: 1 LOB: 1 BB: 0 P: 18	R: 0 E: 1 K: 0 S: 15	H: 1 LOB: 2 BB: 0 P: 22	R: 0 E: 0 K: 0 S: 13	H: 1 LOB: 2 BB: 0 P: 15	R: 0 E: 0 K: 1 S: 8	H: 1 LOB: 1 BB: 0 P: 13	R: 0 E: 0 K: 1 S: 11	H: 0 LOB: 0 BB: 0 P: 16	R: 0 E: 0 K: 1 S: 8	H: 0 LOB: 0 BB: 0 P: 12	R: 0 E: 0 K: 0 S: 8	H: 0 LOB: 0 BB: 0 P: 13	R: 0 E: 0 K: 0 S: 7	H: 1 LOB: 1 BB: 0 P: 11	R: 0 E: 0 K: 0 S: 13	H: 1 LOB: 1 BB: 0 P: 17	1B: 5 2B: 2 3B: 0 HR: 0	SF: 0 SAC: 0 DP: 0 HBP: 1	WP: 0 PB: 1 SB: 0 CS: 0	PA: 37					
PITCHER	IP	WLS	BF	H	R	ER	SO	BB	IBB	HBP	BLK	WP	HR	S	P	ERA	WHIP										
14 David Price, L (1,1) ERA: 2.97	7.0	W	29	7	0	0	3	1	0	1	0	0	0	75	109	0.00	0.857										
44 Joba Chamberlain, R (8,1) ERA: 1.32	0.2	H	2	0	0	0	0	0	0	0	0	0	0	4	7	0.00	0.000										
32 Tom Gorzelanny, L (8,1) ERA: 2.93	0.0		1	1	0	0	0	0	0	0	0	0	0	1	2	∞	∞										
38 Joakim Soria, R (8,1) ERA: 1.33	1.1	S	5	1	0	0	0	0	0	0	0	0	0	15	19	0.00	0.750										

Detroit Tigers @ Oakland Athletics
 O.co Coliseum, Oakland, CA
 Tue May 26 2015, 10:08 PM - 1:05 AM EDT
 Att: 22,758 - Partly Cloudy - 56 F

AB 35
R 0
H 7
RBI 0
BB 1
SO 3
LOB 23



Batter	1	2	3	4	5	6	7	8	9	AB	R	H	RBI	BB	SO	LOB	TOP										
20 Rajai Davis, R OBP: 0.342, SLG: 0.406	G1-3		B3-4		K		F9		K	5	0	1	0	0	1	1											
3 Ian Kinsler, R OBP: 0.352, SLG: 0.366	K		L7		52 HR		F8		K	5	1	1	0	0	2	2											
24 Miguel Cabrera, R OBP: 0.436, SLG: 0.591	K		K		52 HR		K		G6-3	4	1	0	0	1	3	2											
52 Yoenis Cespedes, R (1, 7) OBP: 0.332, SLG: 0.500			28 FC5-4		50 CS		K			3	1	2	3	1	1	0											
28 J.D. Martinez, R (1, 10) OBP: 0.321, SLG: 0.458	FC5-4		L6		K		G6-3			4	0	0	0	0	1	2											
9 Nick Castellanos, R (1, 5) 17 Andrew Romine, S (8, PR)	49 BB		50 BB		K		K		50 FC4-6	3	0	2	0	1	1	0											
50 Bryan Holaday, R (1, 2) OBP: 0.294, SLG: 0.588	K		49 BB		F9		FC4-6			4	0	1	0	0	1	3											
49 Dixon Machado, R (1, 6) OBP: 0.250, SLG: 0.143			FC5-4						K	3	0	1	0	1	1	2											
12 Anthony Gose, L (1, 8) OBP: 0.377, SLG: 0.472	G5-3				20 CS		K		20 BB	3	0	1	0	1	1	4											
Inning Stats	R: 0 E: 0 K: 2 S: 11	H: 0 LOB: 0 BB: 0 P: 15	R: 0 E: 0 K: 1 S: 11	H: 0 LOB: 3 BB: 3 P: 24	R: 0 E: 0 K: 1 S: 6	H: 3 LOB: 0 BB: 0 P: 19	R: 3 E: 0 K: 2 S: 16	H: 2 LOB: 0 BB: 2 P: 31	R: 0 E: 0 K: 2 S: 9	H: 1 LOB: 1 BB: 0 P: 14	R: 0 E: 0 K: 1 S: 11	H: 0 LOB: 0 BB: 0 P: 14	R: 0 E: 0 K: 1 S: 15	H: 1 LOB: 2 BB: 0 P: 22	R: 0 E: 0 K: 2 S: 18	H: 2 LOB: 2 BB: 0 P: 26	1B: 7 2B: 2 HR: 1	SF: 0 SAC: 0 DP: 1 HBP: 0	WP: 0 PB: 0 SB: 0 CS: 2	PA: 39							
PITCHER	IP	WLS	BF	H	R	ER	SO	BB	IBB	HBP	BLK	WP	HR	S	P	ERA	WHIP										
26 Scott Kazmir, L (1, 1) ERA: 2.92	3.0		12	0	0	0	4	3	0	0	0	0	0	28	47	0.00	1.000										
61 Dan Otero, R (4, 1) ERA: 4.88	2.0	L	11	5	3	3	2	1	1	0	0	0	1	29	50	13.50	3.000										
62 Sean Doolittle, L (6, 1) ERA: 4.88	1.0		4	1	0	0	2	0	0	0	0	0	0	9	14	0.00	1.000										
33 Fernando Rodriguez Jr., R (7, 1) ERA: 5.73	2.0		7	1	0	0	2	0	0	0	0	0	0	26	36	0.00	0.500										
58 Evan Scribner, R (9, 1) ERA: 2.33	1.0		5	2	0	0	2	0	0	0	0	0	0	18	26	0.00	2.000										

Detroit Tigers @ Oakland Athletics
 O.co Coliseum, Oakland, CA
 Wed May 27 2015, 3:38 PM - 6:43 PM EDT
 Att: 20,387 - Partly Cloudy - 56 F

AB 34
R 3
H 9
RBI 3
BB 5
SO 12
LOB 16



Batter	1	2	3	4	5	6	7	8	9	AB	R	H	RBI	BB	SO	LOB	BOTTOM										
1 Billy Burns, S (1, 8) OBP: 0.350, SLG: 0.380	G4-3		G6-3		18 BB		F7		2B	3	0	1	0	1	0	0											
22 Josh Reddick, L (1, 9) OBP: 0.383, SLG: 0.526	21 BB		18 BB		18 BB		F7		P5	2	0	0	0	2	0	3											
18 Ben Zobrist, S (1, 4) OBP: 0.313, SLG: 0.414	F7		21 BB		1B		G4-6-3		P2	4	0	1	0	0	0	4											
21 Stephen Vogt, L (1, 2) OBP: 0.415, SLG: 0.607	PO		G4-3		G4-6-3		20 SF8		20 BB	4	1	2	0	0	0	2											
12 Andy Parrino, S (9, PR)	PO		G4-3		G4-6-3		K		F7	0	0	0	0	0	0	0											
16 Billy Butler, R (1, 10) OBP: 0.316, SLG: 0.368	G6-3		G6-3		20 FC5-4		K		F7	3	0	0	0	1	1	2											
50 Max Muncy, L (1, 3) OBP: 0.321, SLG: 0.444	K		G6-3		20 FC5-4		K		F7	1	0	0	0	0	1	0											
20 Mark Canha, R (5, PH) OBP: 0.305, SLG: 0.408	K		K		15 G4-3		SF8		BB	1	0	0	1	1	0	1											
15 Brett Lawrie, R (1, 5) OBP: 0.297, SLG: 0.347	G1-3		G1-3		G4-3		K		K	4	0	0	0	0	2	3											
23 Sam Fuld, L (1, 7) OBP: 0.273, SLG: 0.297	L7		L7		L8		K		K	2	0	0	0	0	0	1											
10 Marcus Semien, R (8, PH) OBP: 0.332, SLG: 0.460	L7		L7		L8		K		K	2	1	1	0	0	1	2											
28 Eric Sogard, L (1, 6) OBP: 0.291, SLG: 0.309	L7		L7		L8		1 BB		G4-3	3	0	1	1	0	0	0											
Inning Stats	R: 0 E: 0 K: 0 S: 9	H: 0 LOB: 1 BB: 1 P: 15	R: 0 E: 0 K: 1 S: 12	H: 0 LOB: 0 BB: 0 P: 16	R: 0 E: 0 K: 0 S: 8	H: 1 LOB: 1 BB: 1 P: 17	R: 0 E: 0 K: 0 S: 10	H: 0 LOB: 1 BB: 1 P: 14	R: 1 E: 0 K: 2 S: 13	H: 1 LOB: 0 BB: 0 P: 19	R: 0 E: 0 K: 0 S: 9	H: 2 LOB: 1 BB: 0 P: 15	R: 0 E: 0 K: 2 S: 13	H: 1 LOB: 2 BB: 1 P: 19	1B: 3 2B: 1 HR: 0	SF: 1 SAC: 0 DP: 2 HBP: 0	WP: 0 PB: 0 SB: 0 CS: 0	PA: 36									
PITCHER	IP	WLS	BF	H	R	ER	SO	BB	IBB	HBP	BLK	WP	HR	S	P	ERA	WHIP										
30 Alex Wilson, R (1, 1) ERA: 1.99	3.0		9	0	0	0	1	1	0	0	0	0	0	27	48	0.00	2.000										
56 Kyle Ryan, L (4, 1) ERA: 3.0	3.0	W	13	3	1	1	0	3	0	0	0	0	0	11	16	0.00	0.000										
62 Al Alburquerque, R (7, 1) ERA: 3.93	1.0	H	3	0	0	0	2	0	0	0	0	0	0	6	9	13.50	3.000										
65 Blaine Hardy, L (8, 1) ERA: 3.26	0.2	H	4	2	1	1	0	0	0	0	0	0	0	3	6	0.00	0.000										
44 Joba Chamberlain, R (8, 1) ERA: 1.29	0.1	H	1	0	0	0	0	0	0	0	0	0	0	3	6	0.00	0.000										

Detroit Tigers @ Oakland Athletics
 O.co Coliseum, Oakland, CA
 Wed May 27 2015, 3:38 PM - 6:43 PM EDT
 Att: 20,387 - Partly Cloudy - 56 F

AB 29
R 2
H 6
RBI 2
BB 5
SO 5
LOB 18



Batter	1	2	3	4	5	6	7	8	9	AB	R	H	RBI	BB	SO	LOB	TOP										
20 Rajai Davis, R OBP: 0.350, SLG: 0.398										3	0	1	0	1	1	0	Detroit Tigers @ Los Angeles Angels Angel Stadium of Anaheim, Anaheim, CA Fri May 29 2015, 7:08 PM - 9:54 PM PDT Att: 41,901 - Partly Cloudy - 72 F										
3 Ian Kinsler, R OBP: 0.350, SLG: 0.356										4	0	0	0	0	0	3											
24 Miguel Cabrera, R OBP: 0.441, SLG: 0.583										2	0	1	0	2	0	0											
52 Yoenis Cespedes, R OBP: 0.319, SLG: 0.479										4	0	0	0	0	2	5											
28 J.D. Martinez, R OBP: 0.324, SLG: 0.451										4	0	1	0	0	1	1											
34 James McCann, R OBP: 0.318, SLG: 0.412										2	0	0	0	1	1	1											
12 Anthony Gose, L OBP: 0.365, SLG: 0.456										1	0	0	0	0	0	0											
9 Nick Castellanos, R OBP: 0.282, SLG: 0.372										4	0	0	0	0	2	3											
26 Hernán Pérez, R OBP: 0.088, SLG: 0.061										3	0	0	0	0	1	1											
1 Jose Iglesias, R OBP: 0.390, SLG: 0.426										3	0	1	0	0	1	0											
Inning Stats	R: 0 H: 0 E: 0 K: 2 S: 11	H: 0 LOB: 1 BB: 1 P: 19	R: 0 H: 0 E: 0 K: 1 S: 9	H: 0 LOB: 0 BB: 0 P: 11	R: 0 H: 0 E: 0 K: 0 S: 5	H: 0 LOB: 0 BB: 0 P: 8	R: 0 H: 0 E: 0 K: 0 S: 9	H: 0 LOB: 0 BB: 0 P: 13	R: 0 H: 0 E: 0 K: 1 S: 10	H: 1 LOB: 1 BB: 0 P: 13	R: 0 H: 0 E: 0 K: 1 S: 7	H: 0 LOB: 0 BB: 1 P: 15	R: 0 H: 1 E: 0 K: 1 S: 15	H: 2 LOB: 2 BB: 1 P: 24	R: 0 H: 2 E: 0 K: 2 S: 16	H: 0 LOB: 0 BB: 0 P: 10	1B: 4 2B: 0 3B: 0 HR: 0	SF: 0 SAC: 0 DP: 0 HBP: 0	WP: 0 PB: 0 SB: 2 CS: 1	PA: 34							
PITCHER	IP	WLS	BF	H	R	ER	SO	BB	IBB	HBP	BLK	WP	HR	S	P	ERA	WHIP										
53 Héctor Santiago, L ERA: 2.18	7.1	W	27	3	0	0	7	3	0	0	0	0	0	73	112	0.00	0.818										
68 Cam Bedrosian, R ERA: 5.05	0.1	H	3	1	0	0	0	0	1	0	0	0	0	6	12	0.00	3.000										
16 Huston Street, R ERA: 2.25	1.1	S	4	0	0	0	2	0	0	0	0	0	0	10	14	0.00	0.000										

Batter	1	2	3	4	5	6	7	8	9	AB	R	H	RBI	BB	SO	LOB	BOTTOM										
12 Johnny Giavotella, R OBP: 0.325, SLG: 0.340										3	0	0	0	1	1	1	Detroit Tigers @ Los Angeles Angels Angel Stadium of Anaheim, Anaheim, CA Fri May 29 2015, 7:08 PM - 9:54 PM PDT Att: 41,901 - Partly Cloudy - 72 F										
27 Mike Trout, R OBP: 0.381, SLG: 0.536										4	0	1	0	0	1	1											
5 Albert Pujols, R OBP: 0.304, SLG: 0.460										4	2	3	1	0	0	0											
10 Grant Green, R OBP: 0.231, SLG: 0.231										0	0	0	0	0	0	0											
56 Kole Calhoun, L OBP: 0.335, SLG: 0.408										4	0	1	0	0	0	1											
6 David Freese, R OBP: 0.276, SLG: 0.417										3	0	1	0	1	1	1											
20 Matt Joyce, L OBP: 0.257, SLG: 0.307										3	0	0	1	0	0	3											
17 Chris Iannetta, R OBP: 0.256, SLG: 0.298										3	0	0	0	0	2	4											
22 Kirk Nieuwenhuis, L OBP: 0.159, SLG: 0.171										3	0	1	0	0	2	0											
8 Taylor Featherston, R OBP: 0.100, SLG: 0.037										3	0	0	0	0	2	1											
Inning Stats	R: 0 H: 0 E: 0 K: 0 S: 11	H: 0 LOB: 0 BB: 0 P: 14	R: 0 H: 0 E: 0 K: 1 S: 8	H: 0 LOB: 0 BB: 0 P: 13	R: 0 H: 1 E: 0 K: 2 S: 11	H: 1 LOB: 2 BB: 0 P: 16	R: 1 H: 3 E: 1 K: 0 S: 16	H: 3 LOB: 2 BB: 1 P: 28	R: 0 H: 0 E: 0 K: 3 S: 10	H: 0 LOB: 1 BB: 1 P: 15	R: 1 H: 2 E: 0 K: 1 S: 13	H: 2 LOB: 1 BB: 0 P: 21	R: 0 H: 0 E: 0 K: 2 S: 9	H: 0 LOB: 0 BB: 0 P: 10	R: 0 H: 1 E: 0 K: 0 S: 12	H: 1 LOB: 1 BB: 0 P: 16	1B: 4 2B: 2 3B: 0 HR: 1	SF: 0 SAC: 0 DP: 1 HBP: 0	WP: 0 PB: 0 SB: 0 CS: 1	PA: 32							
PITCHER	IP	WLS	BF	H	R	ER	SO	BB	IBB	HBP	BLK	WP	HR	S	P	ERA	WHIP										
19 Anibal Sánchez, R ERA: 5.75	7.0	L	28	6	2	2	9	2	0	0	0	0	0	12	17	2.57	1.143										
60 Angel Nesbitt, R ERA: 3.54	1.0		4	1	0	0	0	0	0	0	0	0	0	12	16	0.00	1.000										

AB	30
R	0
H	4
RBI	0
BB	4
SO	9
LOB	14



AB	30
R	2
H	7
RBI	2
BB	2
SO	9
LOB	12



Batter	1	2	3	4	5	6	7	8	9	AB	R	H	RBI	BB	SO	LOB	TOP								
12 Anthony Gose, L (1.8) OBP: 0.360, SLG: 0.447	F7		G5-3 3 2B		G5-3		G1-3		G6-3	5	1	1	0	0	0	2									
3 Ian Kinsler, R (1.4) OBP: 0.347, SLG: 0.367	F8		G5-3		L6		K		HR	5	1	1	1	0	1	4									
24 Miguel Cabrera, R (1.3) OBP: 0.440, SLG: 0.583	1B		2B		G3				F9	5	0	2	1	0	0	0									
52 Yoenis Cespedes, R (1.7) OBP: 0.322, SLG: 0.495		HR	G1-3				L7		2B 18 G6-3 1B	4	2	2	1	0	0	1									
28 J.D. Martinez, R (1.9) OBP: 0.332, SLG: 0.468	E7 1B				18 9 SF9 2B		G1-3		34 2B 2B	4	2	3	0	0	0	0									
18 Tyler Collins, L (1.10) OBP: 0.333, SLG: 0.263	K				1 S 1B		G1-3		G6-3	4	0	1	1	0	1	2									
34 James McCann, R (1.2) OBP: 0.324, SLG: 0.419	F7				2-3 1B				G6-3 2B	3	0	1	1	0	1	3									
9 Nick Castellanos, R (1.5) OBP: 0.276, SLG: 0.366	K				SF9		F8		G4-3	3	0	0	1	0	1	3									
1 Jose Iglesias, R (1.6) OBP: 0.393, SLG: 0.429					3 G5-3 12 1B 1B		L8		L7	4	0	2	0	0	0	1									
Inning Stats	R: 0 E: 0 K: 0 S: 7	H: 1 LOB: 1 BB: 0 P: 11	R: 1 E: 1 K: 2 S: 13	H: 2 LOB: 1 BB: 0 P: 18	R: 1 E: 0 K: 0 S: 16	H: 3 LOB: 1 BB: 0 P: 21	R: 1 E: 0 K: 1 S: 11	H: 2 LOB: 1 BB: 0 P: 14	R: 0 E: 0 K: 0 S: 5	H: 0 LOB: 0 BB: 0 P: 6	R: 0 E: 0 K: 0 S: 12	H: 0 LOB: 0 BB: 0 P: 16	R: 0 E: 0 K: 1 S: 12	H: 1 LOB: 2 BB: 0 P: 18	R: 2 E: 0 K: 0 S: 10	H: 3 LOB: 1 BB: 0 P: 14	R: 1 E: 0 K: 0 S: 12	H: 1 LOB: 0 BB: 0 P: 18	1B: 7 2B: 4 3B: 0 HR: 2	SF: 1 SAC: 0 DP: 1 HBP: 1	WP: 0 PB: 0 SB: 1 CS: 0	PA: 39			
PITCHER	IP	WLS	BF	H	R	ER	SO	BB	IBB	HBP	BLK	WP	HR	S	P	ERA	WHIP								
36 Jered Weaver, R (1.1) ERA: 4.08	6.1	W	27	9	3	3	3	0	0	1	0	0	1	70	96	4.26	1.421								
37 Cesar Ramos, L (7.1) ERA: 2.13	0.1	H	1	0	0	0	0	0	0	0	0	0	0	3	5	0.00	0.000								
59 Fernando Salas, R (7.1) ERA: 4.35	1.0	H	6	3	2	2	1	0	0	0	0	0	0	12	15	18.00	3.000								
38 Joe Smith, R (8.1) ERA: 3.74	0.1	H	1	0	0	0	0	0	0	0	0	0	0	1	2	0.00	0.000								
16 Huston Street, R (9.1) ERA: 2.57	1.0	S	4	1	1	1	0	0	0	0	0	0	1	12	18	9.00	1.000								

Detroit Tigers @ Los Angeles Angels
Angel Stadium of Anaheim, Anaheim, CA
Sat May 30 2015, 7:09 PM - 9:57 PM PDT
Att: 40,369 - Partly Cloudy - 70 F

AB	37
R	6
H	13
RBI	6
BB	0
SO	4
LOB	16

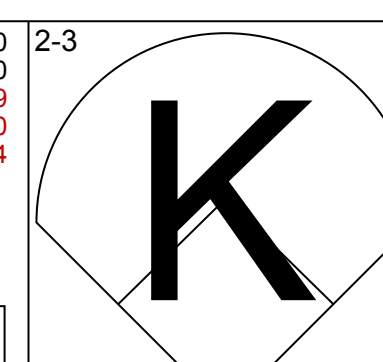
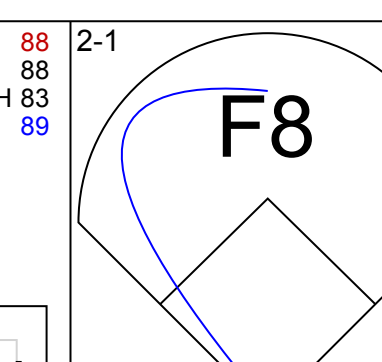
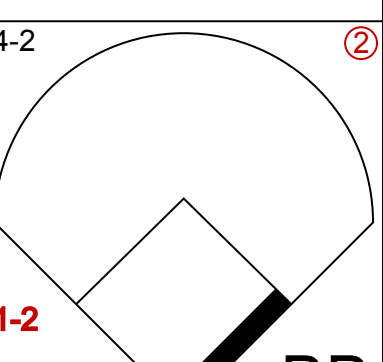
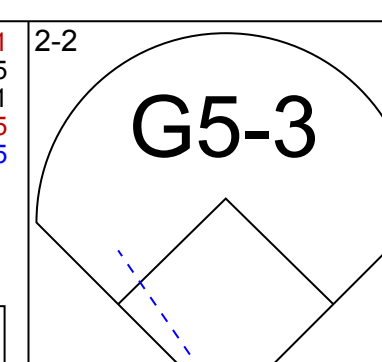
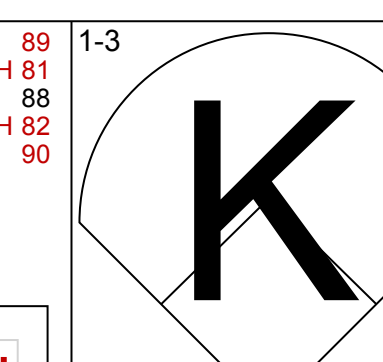
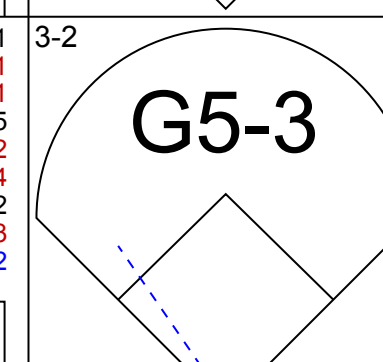
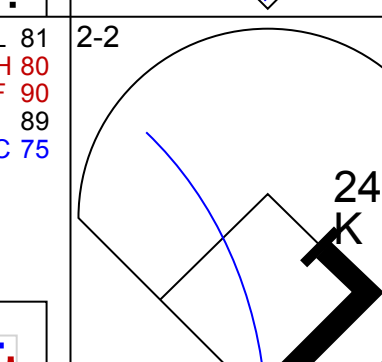
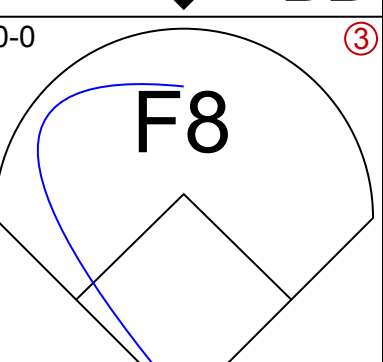
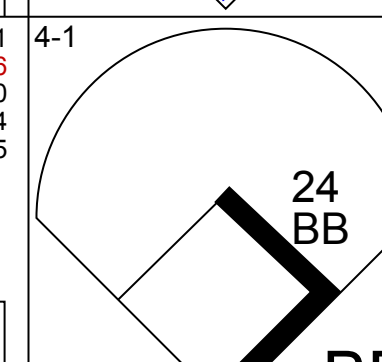
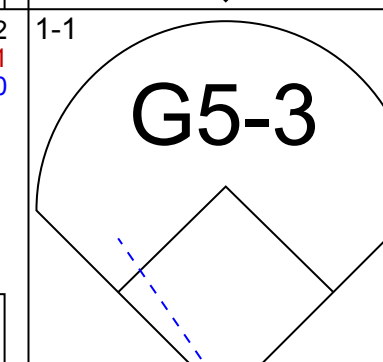
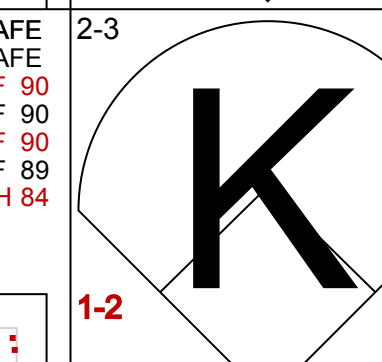

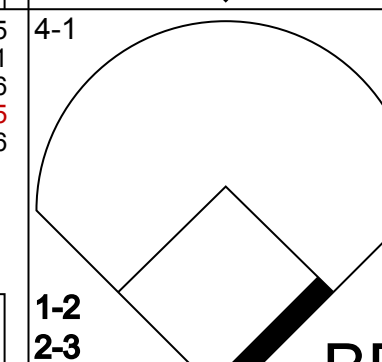



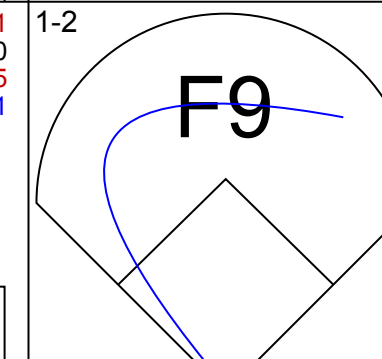














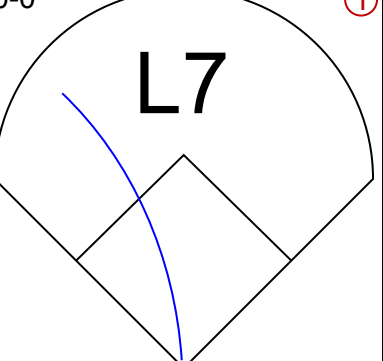
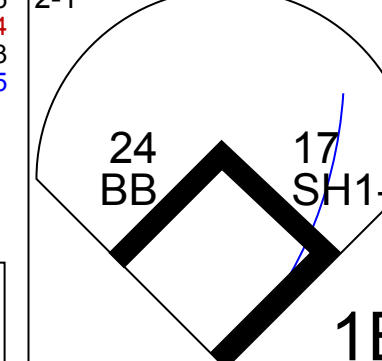
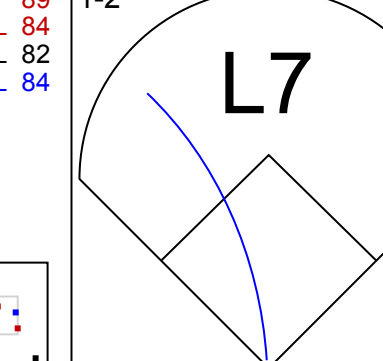


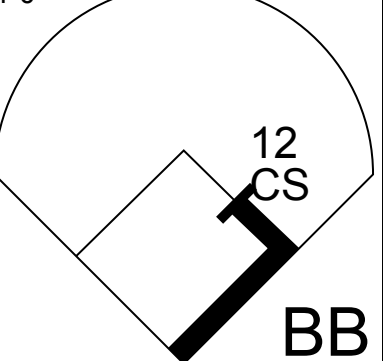
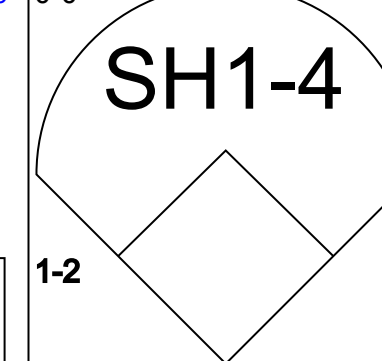


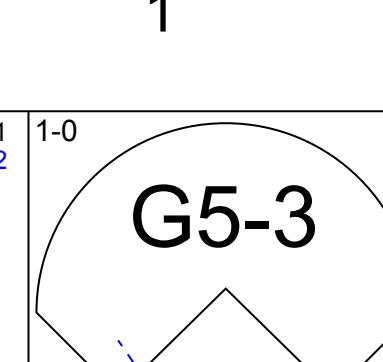
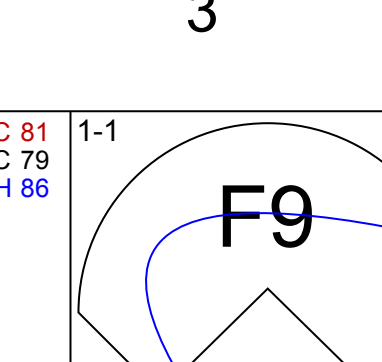
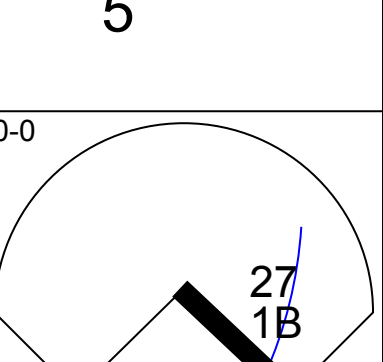
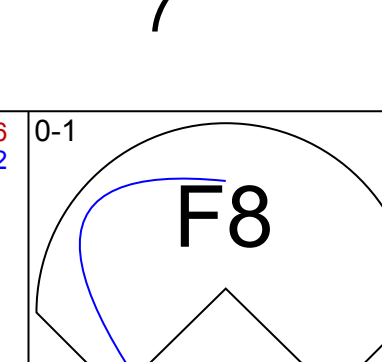

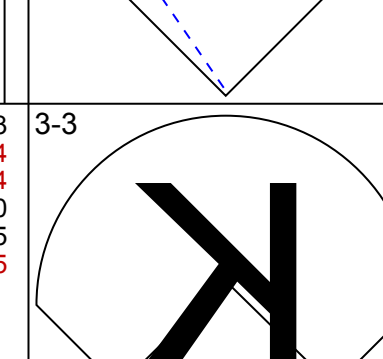
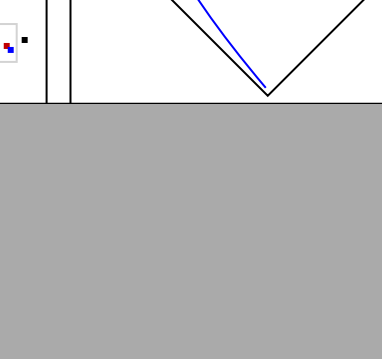
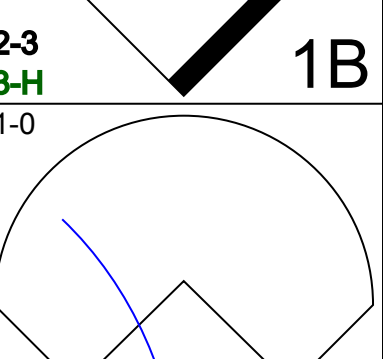
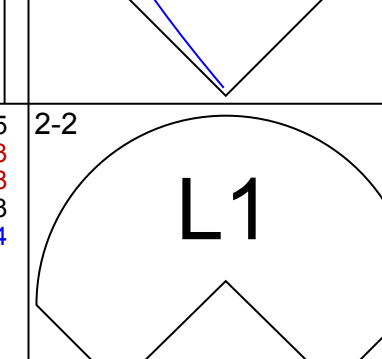
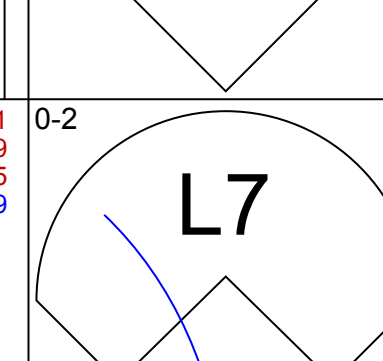

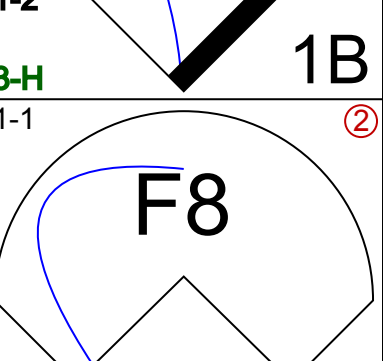
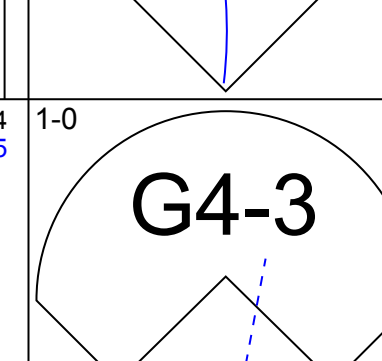
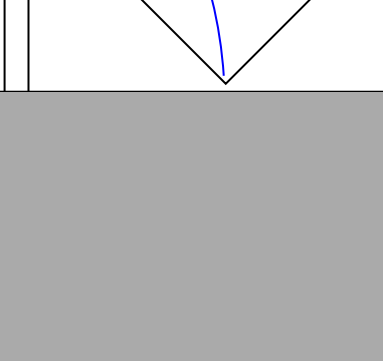

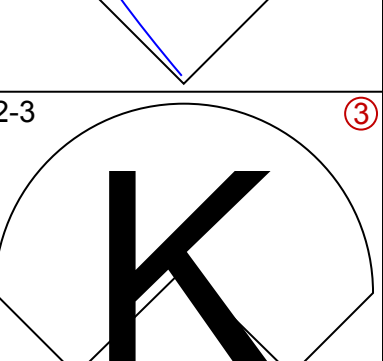
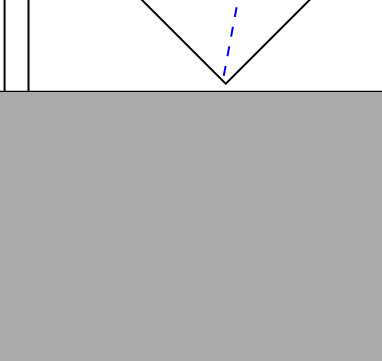






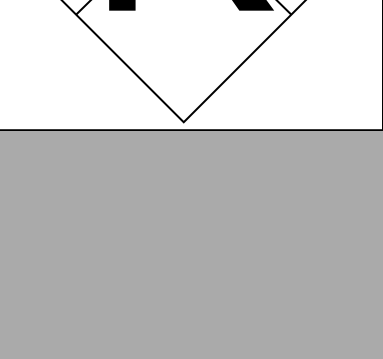







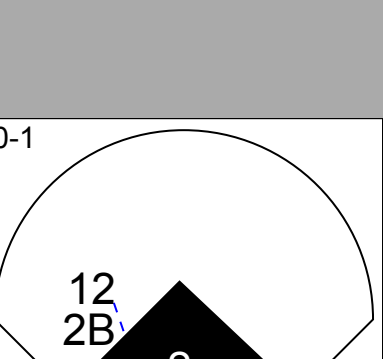



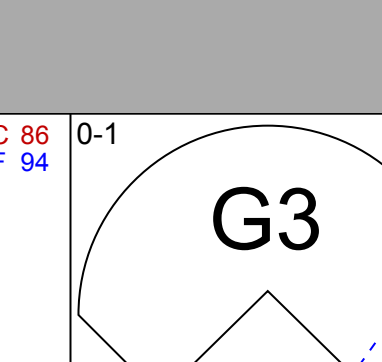
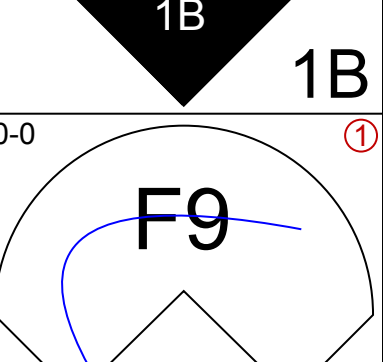

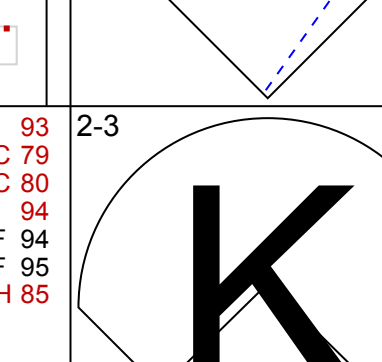
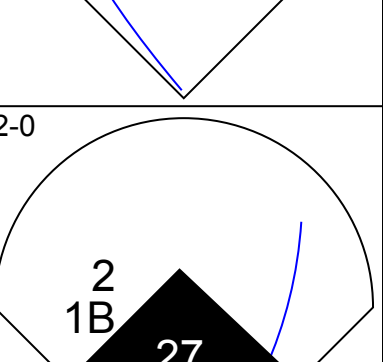

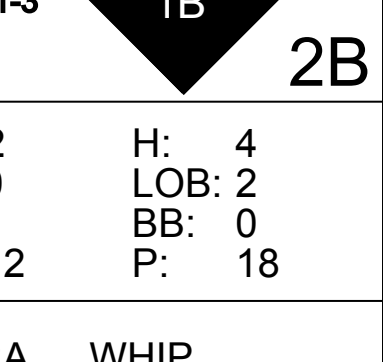


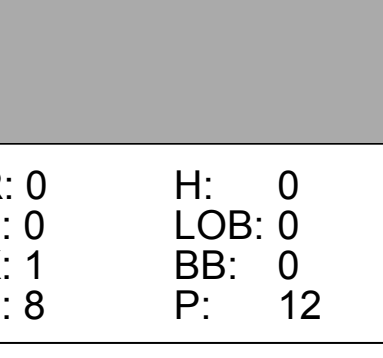
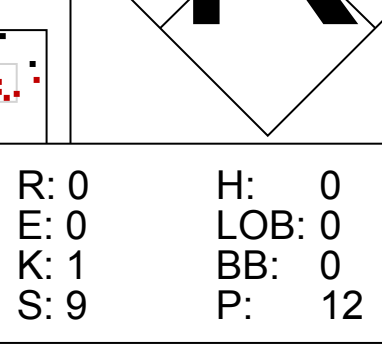
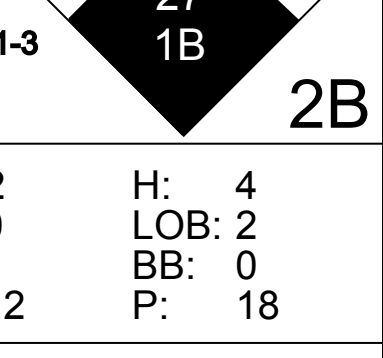
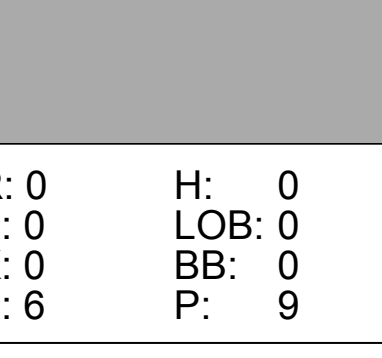
Batter	1	2	3	4	5	6	7	8	9	AB	R	H	RBI	BB	SO	LOB	BOTTOM								
12 Johnny Givotella, R (1.4) OBP: 0.323, SLG: 0.344	G6-3		L8		F8					4	0	1	0	0	0	1									
27 Mike Trout, R (1.8) OBP: 0.383, SLG: 0.548	HR		5 HR BB		G6-3		L9			3	2	1	1	1	0	1									
5 Albert Pujols, R (1.10) OBP: 0.303, SLG: 0.472	P5		HR		G4-3				G4-3	4	1	1	3	0	0	0									
56 Kole Calhoun, L (1.9) OBP: 0.333, SLG: 0.421	HR		G6-3		F8				K	4	1	1	1	0	1	0									
6 David Freese, R (1.5) OBP: 0.275, SLG: 0.413	P3		G6-3		G4-3				20 BB 2B 1B	4	1	1	0	0	0	0									
20 Matt Joyce, L (1.7) OBP: 0.263, SLG: 0.329			HR		G3-1		K		58 2B BB	3	1	1	1	1	1	0									
22 Kirk Nieuwenhuis, L (8.PR) OBP: 0.199, SLG: 0.171			HR				K		1-2 BB	0	0	0	0	0	0	0									
58 Carlos Pérez, R (1.2) OBP: 0.300, SLG: 0.479	HR		F9		K		K		1-3 2-H 2B	4	1	2	2	0	1	0									
19 Efrén Navarro, L (1.3) OBP: 0.292, SLG: 0.273			27 BB 5 HR 1B		G4-3		F7		IBB	3	1	1	0	1	0	0									
10 Grant Green, R (1.8) OBP: 0.200, SLG: 0.200			HR		G6-3		K		K	2	0	0	0	0	1	1									
8 Taylor Featherston, R (7.6) OBP: 0.094, SLG: 0.034									K	2	0	0	0	0	2	3									
Inning Stats	R: 2 E: 0 K: 0 S: 12	H: 2 LOB: 0 BB: 0 P: 17	R: 5 E: 0 K: 1 S: 22	H: 4 LOB: 0 BB: 1 P: 32	R: 0 E: 0 K: 0 S: 9	H: 0 LOB: 0 BB: 0 P: 12	R: 0 E: 0 K: 0 S: 11	H: 0 LOB: 0 BB: 0 P: 12	R: 0 E: 0 K: 2 S: 8	H: 0 LOB: 0 BB: 0 P: 11	R: 0 E: 0 K: 1 S: 8	H: 1 LOB: 1 BB: 0 P: 12	R: 1 E: 0 K: 2 S: 15	H: 2 LOB: 3 BB: 2 P: 27	R: 1 E: 0 K: 2 S: 15	H: 2 LOB: 2 BB: 0 P: 14	1B: 2 2B: 2 3B: 0 HR: 5	SF: 0 SAC: 0 DP: 0 HBP: 0	WP: 0 PB: 0 SB: 0 CS: 0	PA: 36					
PITCHER	IP	WLS	BF	H	R	ER	SO	BB	IBB	HBP	BLK	WP	HR	S	P	ERA	WHIP								
61 Shane Greene, R (1.1) ERA: 5.19	1.2	L	12	6	7	7	1	1	0	0	0	0	5	31	46	37.80	4.200								
30 Alex Wilson, R (2.1) ERA: 1.71	3.2		11	0	0	0	0	0	0	0	0	0	0	31	40	0.00	0.000								
65 Blaine Hardy, L (6.1) ERA: 3.0	1.2		6	1	0	0	3	0	0	0	0	0	0	14	21	0.00	0.600								
62 AJ Alburquerque, R (8.1) ERA: 3.98	1.0		7	2	1	1	2	1	1	0	0	0	0	15	27	9.00	3.000								

Detroit Tigers @ Los Angeles Angels
Angel Stadium of Anaheim, Anaheim, CA
Sat May 30 2015, 7:09 PM - 9:57 PM PDT
Att: 40,369 - Partly Cloudy - 70 F

AB	33
R	8
H	9
RBI	8
BB	3
SO	6
LOB	6



Batter	1	2	3	4	5	6	7	8	9	AB	R	H	RBI	BB	SO	LOB	TOP					
12 Anthony Gose, L (1, 8) OBP: 0.355, SLG: 0.436										4	0	0	0	1	2	1	Detroit Tigers @ Los Angeles Angels Angel Stadium of Anaheim, Anaheim, CA Sun May 31 2015, 5:10 PM - 8:27 PM PDT Att: 37,143 - Sunny - 72 F					
3 Ian Kinsler, R (1, 4) OBP: 0.350, SLG: 0.367										3	0	1	0	1	0	1						
24 Miguel Cabrera, R (1, 3) OBP: 0.441, SLG: 0.579										3	1	1	0	1	1	1						
52 Yoenis Cespedes, R (1, 7) OBP: 0.316, SLG: 0.485										4	0	0	0	0	2	3						
28 J.D. Martinez, R (1, 9) OBP: 0.335, SLG: 0.466										3	1	1	0	1	0	1						
18 Tyler Collins, L (1, 10) OBP: 0.220, SLG: 0.304										4	0	1	0	0	1	2						
34 James McCann, R (1, 2) OBP: 0.313, SLG: 0.407										3	0	0	1	0	0	2						
1 Jose Iglesias, R (1, 6) OBP: 0.396, SLG: 0.426										3	0	1	0	1	0	0						
17 Andrew Romine, S (1, 5) OBP: 0.405, SLG: 0.342										1	0	0	0	1	1	2						
9 Nick Castellanos, R (9, PH) OBP: 0.275, SLG: 0.354										1	0	0	0	0	0	0						
Inning Stats	R: 0 E: 0 K: 1 S: 11	H: 0 LOB: 0 BB: 0 P: 17	R: 1 E: 0 K: 2 S: 11	H: 2 LOB: 2 BB: 1 P: 18	R: 0 E: 0 K: 1 S: 8	H: 0 LOB: 0 BB: 0 P: 14	R: 0 E: 0 K: 1 S: 11	H: 0 LOB: 1 BB: 2 P: 18	R: 0 E: 0 K: 0 S: 6	H: 0 LOB: 1 BB: 2 P: 13	R: 1 E: 0 K: 0 S: 16	H: 1 LOB: 1 BB: 0 P: 22	R: 0 E: 0 K: 0 S: 11	H: 1 LOB: 3 BB: 2 P: 24	R: 0 E: 0 K: 1 S: 10	H: 0 LOB: 0 BB: 0 P: 14	R: 0 E: 0 K: 1 S: 8	H: 0 LOB: 0 BB: 0 P: 11	1B: 4 2B: 1 3B: 0 HR: 0	SF: 1 SAC: 1 DP: 0 HBP: 0	WP: 0 PB: 1 SB: 0 CS: 1	PA: 37
PITCHER	IP	WLS	BF	H	R	ER	SO	BB	IBB	HBP	BLK	WP	HR	S	P	ERA	WHIP					
52 Matt Shoemaker, R (1, 1) ERA: 5.08	5.1		23	4	2	1	5	3	1	0	0	0	0	0	57	93	1.69	1.312				
37 Cesar Ramos, L (6, 1) ERA: 2.09	0.1		1	0	0	0	0	0	0	0	0	0	0	3	5	0.00	0.000					
68 Cam Bedrosian, R (6, 1) ERA: 4.05	1.1		7	1	0	0	0	2	0	0	0	0	0	14	28	0.00	2.250					
38 Joe Smith, R (8, 1) ERA: 3.57	1.0	W	3	0	0	0	1	0	0	0	0	0	0	10	14	0.00	0.000					
16 Huston Street, R (9, 1) ERA: 2.45	1.0	S	3	0	0	0	1	0	0	0	0	0	0	8	11	0.00	0.000					

Batter	1	2	3	4	5	6	7	8	9	AB	R	H	RBI	BB	SO	LOB	BOTTOM					
2 Erick Aybar, S (1, 6) OBP: 0.315, SLG: 0.324										5	0	1	1	0	0	2	Detroit Tigers @ Los Angeles Angels Angel Stadium of Anaheim, Anaheim, CA Sun May 31 2015, 5:10 PM - 8:27 PM PDT Att: 37,143 - Sunny - 72 F					
27 Mike Trout, R (1, 8) OBP: 0.381, SLG: 0.542										4	0	1	1	0	1	0						
5 Albert Pujols, R (1, 10) OBP: 0.296, SLG: 0.462										4	0	0	0	0	0	2						
6 David Freese, R (1, 5) OBP: 0.279, SLG: 0.412										3	0	1	0	1	1	2						
22 Kirk Nieuwenhuis, L (8, PR) OBP: 0.199, SLG: 0.171										0	1	0	0	0	0	0						
17 Chris Iannetta, R (1, 2) OBP: 0.264, SLG: 0.299										3	1	1	0	1	1	1						
56 Kole Calhoun, L (1, 9) OBP: 0.333, SLG: 0.417										2	0	0	0	1	0	3						
10 Grant Green, R (1, 3) OBP: 0.222, SLG: 0.222										3	1	1	0	1	2	2						
19 Efran Navarro, L (9, 3) OBP: 0.292, SLG: 0.273										0	0	0	0	0	0	0						
57 Alfredo Marte, R (1, 7) OBP: 0.250, SLG: 0.250										3	0	1	0	0	0	1						
58 Carlos Pérez, R (8, PH) OBP: 0.294, SLG: 0.469										1	0	0	0	0	0	3						
8 Taylor Featherston, R (9, 5) OBP: 0.094, SLG: 0.054										0	0	0	0	0	0	0						
12 Johnny Giavotella, R (1, 4) OBP: 0.327, SLG: 0.355										4	1	2	2	0	1	2						
Inning Stats	R: 0 E: 0 K: 1 S: 8	H: 0 LOB: 0 BB: 0 P: 12	R: 0 E: 0 K: 2 S: 11	H: 0 LOB: 1 BB: 1 P: 20	R: 0 E: 0 K: 1 S: 9	H: 0 LOB: 0 BB: 0 P: 12	R: 0 E: 0 K: 0 S: 10	H: 2 LOB: 2 BB: 0 P: 12	R: 2 E: 0 K: 1 S: 12	H: 4 LOB: 2 BB: 0 P: 18	R: 0 E: 0 K: 1 S: 9	H: 1 LOB: 2 BB: 1 P: 16	R: 0 E: 0 K: 0 S: 6	H: 0 LOB: 0 BB: 0 P: 9	R: 2 E: 1 K: 0 S: 11	H: 1 LOB: 2 BB: 2 P: 25	R: 0 E: 0 K: 0 S: 8	H: 0 LOB: 0 BB: 0 P: 11	1B: 7 2B: 1 3B: 0 HR: 0	SF: 0 SAC: 1 DP: 0 HBP: 0	WP: 0 PB: 0 SB: 0 CS: 0	PA: 37
PITCHER	IP	WLS	BF	H	R	ER	SO	BB	IBB	HBP	BLK	WP	HR	S	P	ERA	WHIP					
14 David Price, L (1, 1) ERA: 2.91	7.2	L	35	7	4	2	6	3	1	0	0	0	0	73	121	2.35	1.304					
44 Joba Chamberlain, R (8, 1) ERA: 1.26	0.1		2	1	0	0	0	0	0	0	0	0	0	3	3	0.00	3.000					

AB	29
R	2
H	5
RBI	1
BB	6
SO	7
LOB	13

AB	32
R	4
H	8
RBI	4
BB	4
SO	6
LOB	18

Batter	1	2	3	4	5	6	7	8	9	AB	R	H	RBI	BB	SO	LOB	TOP										
1 Billy Burns, S OBP: 0.375, SLG: 0.445										4	0	1	3	0	0	1											
18 Ben Zobrist, S OBP: 0.310, SLG: 0.403										3	0	0	0	2	0	1											
21 Stephen Vogt, L OBP: 0.400, SLG: 0.583										3	0	0	1	1	1	1											
16 Billy Butler, R OBP: 0.307, SLG: 0.363										5	1	1	0	0	0	4											
22 Josh Reddick, L OBP: 0.379, SLG: 0.511										4	1	2	1	0	0	1											
15 Brett Lawrie, R OBP: 0.307, SLG: 0.390										4	1	2	1	0	0	1											
10 Marcus Semien, R OBP: 0.319, SLG: 0.432										4	0	0	0	0	0	3											
12 Andy Parrino, S										0	0	0	0	0	0	0											
20 Mark Canha, R OBP: 0.312, SLG: 0.393										2	2	1	0	1	0	1											
28 Eric Sogard, L OBP: 0.277, SLG: 0.289										3	1	0	0	1	0	2											
Inning Stats	R: 0 E: 0 K: 0 S: 7	H: 0 LOB: 1 BB: 1 P: 14	R: 3 E: 0 K: 0 S: 16	H: 2 LOB: 1 BB: 2 P: 28	R: 1 E: 0 K: 0 S: 6	H: 1 LOB: 0 BB: 0 P: 11	R: 0 E: 0 K: 0 S: 8	H: 1 LOB: 1 BB: 0 P: 11	R: 0 E: 0 K: 1 S: 9	H: 0 LOB: 0 BB: 1 P: 18	R: 0 E: 0 K: 0 S: 5	H: 0 LOB: 0 BB: 0 P: 10	R: 1 E: 0 K: 0 S: 8	H: 2 LOB: 1 BB: 0 P: 13	R: 1 E: 0 K: 0 S: 8	H: 0 LOB: 2 BB: 1 P: 19	1B: 2 2B: 3 3B: 1 HR: 1	SF: 1 SAC: 0 DP: 1 HBP: 2	WP: 0 PB: 0 SB: 0 CS: 0	PA: 40							
PITCHER	IP	WLS	BF	H	R	ER	SO	BB	IBB	HBP	BLK	WP	HR	S	P	ERA	WHIP										
19 Anibal Sánchez, R ERA: 5.69	7.0	L	29	5	4	4	1	4	0	0	0	0	1	60	104	5.14	1.286										
32 Tom Gorzelanny, L ERA: 5.29	1.0		5	2	1	1	0	0	0	0	0	0	0	8	13	9.00	2.000										
60 Angel Nesbitt, R ERA: 4.22	0.1		4	0	1	1	0	1	0	2	0	0	0	5	14	27.00	3.000										
30 Alex Wilson, R ERA: 1.67	0.2		2	0	0	0	0	0	0	0	0	0	0	3	5	0.00	0.000										

Oakland Athletics @ Detroit Tigers
Comerica Park, Detroit, MI
Wed Jun 03 2015, 7:08 PM - 9:48 PM EDT
Att: 30,718 - Clear - 70 F

AB 32
R 6
H 7
RBI 6
BB 5
SO 1
LOB 15



Batter	1	2	3	4	5	6	7	8	9	AB	R	H	RBI	BB	SO	LOB	BOTTOM										
12 Anthony Gose, L OBP: 0.337, SLG: 0.412										4	0	0	0	0	2	0											
1 Jose Iglesias, R OBP: 0.382, SLG: 0.410										4	1	1	0	0	1	0											
24 Miguel Cabrera, R OBP: 0.439, SLG: 0.576										4	0	2	1	0	1	0											
52 Yoenis Cespedes, R OBP: 0.318, SLG: 0.481										4	0	1	0	0	0	2											
3 Ian Kinsler, R OBP: 0.338, SLG: 0.353										4	0	0	0	0	0	4											
28 J.D. Martinez, R OBP: 0.323, SLG: 0.447										4	0	0	0	0	1	4											
18 Tyler Collins, L OBP: 0.313, SLG: 0.276										3	0	0	0	0	2	1											
9 Nick Castellanos, R OBP: 0.285, SLG: 0.365										2	0	0	0	1	1	0											
34 James McCann, R OBP: 0.314, SLG: 0.412										3	0	0	0	0	0	1											
Inning Stats	R: 0 E: 0 K: 1 S: 9	H: 0 LOB: 0 BB: 0 P: 14	R: 0 E: 1 K: 1 S: 13	H: 0 LOB: 0 BB: 0 P: 18	R: 0 E: 0 K: 1 S: 10	H: 1 LOB: 1 BB: 0 P: 15	R: 0 E: 0 K: 1 S: 12	H: 0 LOB: 0 BB: 0 P: 18	R: 0 E: 0 K: 2 S: 7	H: 0 LOB: 0 BB: 0 P: 10	R: 0 E: 0 K: 2 S: 7	H: 0 LOB: 0 BB: 0 P: 10	R: 1 E: 1 K: 1 S: 15	H: 2 LOB: 2 BB: 0 P: 20	1B: 3 2B: 1 3B: 0 HR: 0	SF: 0 SAC: 0 DP: 1 HBP: 0	WP: 0 PB: 0 SB: 0 CS: 0	PA: 33									
PITCHER	IP	WLS	BF	H	R	ER	SO	BB	IBB	HBP	BLK	WP	HR	S	P	ERA	WHIP										
54 Sonny Gray, R ERA: 1.65	8.0	W	27	2	0	0	7	1	0	0	0	0	0	73	108	0.00	0.375										
33 Fernando Rodriguez Jr., R ERA: 5.68	1.0		6	2	1	1	1	0	0	0	0	0	0	15	20	9.00	2.000										

Oakland Athletics @ Detroit Tigers
Comerica Park, Detroit, MI
Wed Jun 03 2015, 7:08 PM - 9:48 PM EDT
Att: 30,718 - Clear - 70 F

AB 32
R 1
H 4
RBI 1
BB 1
SO 8
LOB 12



Batter	1	2	3	4	5	6	7	8	9	AB	R	H	RBI	BB	SO	LOB	TOP						
1 Billy Burns, S OBP: 0.368, SLG: 0.435	G4-3	L6				G5-3		K		5	1	1	0	0	1	2							
18 Ben Zobrist, S OBP: 0.304, SLG: 0.383 12 Andy Parrino, S OBP: 0.314, SLG: 0.370	P3	L9			P5			F7		4	1	0	0	1	0	2							
21 Stephen Vogt, L OBP: 0.405, SLG: 0.579 50 Max Muncy, L OBP: 0.323, SLG: 0.415								K		3	2	1	0	2	2	1							
16 Billy Butler, R OBP: 0.314, SLG: 0.370	K							F9		4	0	2	2	1	1	1							
22 Josh Reddick, L OBP: 0.376, SLG: 0.506										4	1	1	0	0	0	4							
15 Brett Lawrie, R OBP: 0.311, SLG: 0.397										4	1	2	1	0	0	2							
28 Eric Sogard, L OBP: 0.282, SLG: 0.294										4	1	2	1	0	1	3							
19 Josh Phegley, R OBP: 0.333, SLG: 0.400										4	0	1	2	0	0	2							
23 Sam Fuld, L OBP: 0.260, SLG: 0.281										4	0	0	0	0	1	3							
Inning Stats	R: 0 E: 0 K: 1 S: 9	H: 1 LOB: 1 BB: 0 P: 10	R: 3 E: 1 K: 1 S: 15	H: 3 LOB: 1 BB: 0 P: 23	R: 1 E: 0 K: 0 S: 9	H: 1 LOB: 0 BB: 1 P: 17	R: 0 E: 0 K: 0 S: 4	H: 1 LOB: 0 BB: 0 P: 10	R: 2 E: 1 K: 0 S: 16	H: 2 LOB: 1 BB: 1 P: 28	R: 0 E: 0 K: 0 S: 10	H: 1 LOB: 2 BB: 0 P: 12	R: 1 E: 0 K: 2 S: 15	H: 1 LOB: 2 BB: 2 P: 25	R: 0 E: 0 K: 1 S: 9	H: 0 LOB: 0 BB: 0 P: 15	R: 0 E: 0 K: 1 S: 8	H: 0 LOB: 0 BB: 0 P: 12	1B: 7 2B: 3 3B: 1 HR: 0	SF: 0 SAC: 0 DP: 2 HBP: 0	WP: 2 PB: 0 SB: 1 CS: 0	PA: 40	
PITCHER	IP WLS BF H R ER SO BB IBB HBP BLK WP HR S P ERA WHIP	IP WLS BF H R ER SO BB IBB HBP BLK WP HR S P ERA WHIP	IP WLS BF H R ER SO BB IBB HBP BLK WP HR S P ERA WHIP	IP WLS BF H R ER SO BB IBB HBP BLK WP HR S P ERA WHIP	IP WLS BF H R ER SO BB IBB HBP BLK WP HR S P ERA WHIP	IP WLS BF H R ER SO BB IBB HBP BLK WP HR S P ERA WHIP	IP WLS BF H R ER SO BB IBB HBP BLK WP HR S P ERA WHIP	IP WLS BF H R ER SO BB IBB HBP BLK WP HR S P ERA WHIP	IP WLS BF H R ER SO BB IBB HBP BLK WP HR S P ERA WHIP	IP WLS BF H R ER SO BB IBB HBP BLK WP HR S P ERA WHIP	IP WLS BF H R ER SO BB IBB HBP BLK WP HR S P ERA WHIP	IP WLS BF H R ER SO BB IBB HBP BLK WP HR S P ERA WHIP	IP WLS BF H R ER SO BB IBB HBP BLK WP HR S P ERA WHIP	IP WLS BF H R ER SO BB IBB HBP BLK WP HR S P ERA WHIP	IP WLS BF H R ER SO BB IBB HBP BLK WP HR S P ERA WHIP	IP WLS BF H R ER SO BB IBB HBP BLK WP HR S P ERA WHIP	IP WLS BF H R ER SO BB IBB HBP BLK WP HR S P ERA WHIP	IP WLS BF H R ER SO BB IBB HBP BLK WP HR S P ERA WHIP	IP WLS BF H R ER SO BB IBB HBP BLK WP HR S P ERA WHIP	IP WLS BF H R ER SO BB IBB HBP BLK WP HR S P ERA WHIP	IP WLS BF H R ER SO BB IBB HBP BLK WP HR S P ERA WHIP	IP WLS BF H R ER SO BB IBB HBP BLK WP HR S P ERA WHIP	IP WLS BF H R ER SO BB IBB HBP BLK WP HR S P ERA WHIP

Oakland Athletics @ Detroit Tigers
Comerica Park, Detroit, MI
Thu Jun 04 2015, 1:08 PM - 4:14 PM EDT
Att: 37,411 - Partly Cloudy - 73 F

AB	36
R	7
H	10
RBI	6
BB	4
SO	6
LOB	20



Batter	1	2	3	4	5	6	7	8	9	AB	R	H	RBI	BB	SO	LOB	BOTTOM							
12 Anthony Gose, L OBP: 0.335, SLG: 0.408	F7		G4-6-3					G5-3		4	1	1	0	0	0	1								
1 Jose Iglesias, R OBP: 0.379, SLG: 0.405	P1							G1-3		4	0	1	0	0	0	0								
24 Miguel Cabrera, R OBP: 0.435, SLG: 0.589	G6-3							K		4	0	1	1	0	1	0								
52 Yoenis Cespedes, R OBP: 0.317, SLG: 0.478 Daniel Fields, L OBP: 0.333, SLG: 0.667								K		1	0	0	0	0	1	0								
3 Ian Kinsler, R OBP: 0.345, SLG: 0.357								3B		3	1	1	0	0	0	0								
28 J.D. Martinez, R OBP: 0.321, SLG: 0.443								HR		3	1	2	1	1	0	0								
18 Tyler Collins, L OBP: 0.306, SLG: 0.364								HR		4	1	1	0	0	1	2								
9 Nick Castellanos, R OBP: 0.284, SLG: 0.363										4	0	1	0	0	0	1								
50 Bryan Holaday, R OBP: 0.250, SLG: 0.500 34 James McCann, R OBP: 0.311, SLG: 0.409										3	0	0	0	0	0	1								
Inning Stats	R: 0 E: 0 K: 0 S: 8	H: 0 LOB: 0 BB: 0 P: 12	R: 0 E: 0 K: 1 S: 12	H: 0 LOB: 1 BB: 1 P: 20	R: 0 E: 0 K: 0 S: 10	H: 1 LOB: 0 BB: 0 P: 15	R: 0 E: 0 K: 1 S: 8	H: 0 LOB: 0 BB: 0 P: 11	R: 0 E: 0 K: 0 S: 3	H: 0 LOB: 0 BB: 0 P: 6	R: 1 E: 0 K: 1 S: 14	H: 3 LOB: 2 BB: 0 P: 24	R: 0 E: 0 K: 2 S: 10	H: 1 LOB: 1 BB: 0 P: 16	R: 0 E: 0 K: 0 S: 9	H: 0 LOB: 0 BB: 0 P: 14	R: 4 E: 0 K: 1 S: 19	H: 4 LOB: 0 BB: 0 P: 26	1B: 7 2B: 1 3B: 0 HR: 1	SF: 0 SAC: 0 DP: 1 HBP: 0	WP: 1 PB: 0 SB: 0 CS: 0	PA: 36		
PITCHER	IP WLS BF H R ER SO BB IBB HBP BLK WP HR S P ERA WHIP	IP WLS BF H R ER SO BB IBB HBP BLK WP HR S P ERA WHIP	IP WLS BF H R ER SO BB IBB HBP BLK WP HR S P ERA WHIP	IP WLS BF H R ER SO BB IBB HBP BLK WP HR S P ERA WHIP	IP WLS BF H R ER SO BB IBB HBP BLK WP HR S P ERA WHIP	IP WLS BF H R ER SO BB IBB HBP BLK WP HR S P ERA WHIP	IP WLS BF H R ER SO BB IBB HBP BLK WP HR S P ERA WHIP	IP WLS BF H R ER SO BB IBB HBP BLK WP HR S P ERA WHIP	IP WLS BF H R ER SO BB IBB HBP BLK WP HR S P ERA WHIP	IP WLS BF H R ER SO BB IBB HBP BLK WP HR S P ERA WHIP	IP WLS BF H R ER SO BB IBB HBP BLK WP HR S P ERA WHIP	IP WLS BF H R ER SO BB IBB HBP BLK WP HR S P ERA WHIP	IP WLS BF H R ER SO BB IBB HBP BLK WP HR S P ERA WHIP	IP WLS BF H R ER SO BB IBB HBP BLK WP HR S P ERA WHIP	IP WLS BF H R ER SO BB IBB HBP BLK WP HR S P ERA WHIP	IP WLS BF H R ER SO BB IBB HBP BLK WP HR S P ERA WHIP	IP WLS BF H R ER SO BB IBB HBP BLK WP HR S P ERA WHIP	IP WLS BF H R ER SO BB IBB HBP BLK WP HR S P ERA WHIP	IP WLS BF H R ER SO BB IBB HBP BLK WP HR S P ERA WHIP	IP WLS BF H R ER SO BB IBB HBP BLK WP HR S P ERA WHIP	IP WLS BF H R ER SO BB IBB HBP BLK WP HR S P ERA WHIP	IP WLS BF H R ER SO BB IBB HBP BLK WP HR S P ERA WHIP	IP WLS BF H R ER SO BB IBB HBP BLK WP HR S P ERA WHIP	IP WLS BF H R ER SO BB IBB HBP BLK WP HR S P ERA WHIP

Oakland Athletics @ Detroit Tigers
Comerica Park, Detroit, MI
Thu Jun 04 2015, 1:08 PM - 4:14 PM EDT
Att: 37,411 - Partly Cloudy - 73 F

AB	35
R	5
H	9
RBI	5
BB	1
SO	6
LOB	9



Batter	1	2	3	4	5	6	7	8	9	10	11	AB	R	H	RBI	BB	SO	LOB	TOP			
20 Rajai Davis, R OBP: 0.344, SLG: 0.407	G1-3		3B		G4-6-3		FC4-6			G4-3		5	0	1	0	0	0	3				
3 Ian Kinsler, R OBP: 0.342, SLG: 0.353	G5-3		G5-3			1B	F7			F8		5	0	1	0	0	0	3				
24 Miguel Cabrera, R OBP: 0.430, SLG: 0.558	G1-3			P4		BB		K			L4	4	0	0	0	1	1	0				
52 Yoenis Cespedes, R (1.7) OBP: 0.319, SLG: 0.481		1B		2B		G3		K			G6-3	5	1	2	0	0	1	1				
28 J.D. Martinez, R OBP: 0.319, SLG: 0.438		K		K				K			K	5	1	1	0	0	4	2				
9 Nick Castellanos, R OBP: 0.288, SLG: 0.382		F9										3	1	1	1	1	1	1				
34 James McCann, R OBP: 0.304, SLG: 0.398		K										3	0	0	0	0	3	2				
39 Josh Wilson, R OBP: 0.250, SLG: 0.250				F7		G6-3						4	0	1	2	0	1	0				
1 Jose Iglesias, R OBP: 0.362, SLG: 0.408			G5-3									4	0	2	0	0	0	0				
Inning Stats	R: 0 E: 0 K: 0 S: 7	H: 0 LOB: 0 BB: 0 P: 10	R: 0 E: 0 K: 0 S: 12	H: 1 LOB: 1 BB: 0 P: 16	R: 0 E: 0 K: 0 S: 7	H: 1 LOB: 1 BB: 0 P: 7	R: 1 E: 0 K: 2 S: 12	H: 2 LOB: 1 BB: 0 P: 20	R: 0 E: 0 K: 0 S: 4	H: 1 LOB: 0 BB: 0 P: 5	R: 2 E: 0 K: 0 S: 6	H: 3 LOB: 2 BB: 1 P: 22	R: 0 E: 0 K: 3 S: 9	H: 0 LOB: 0 BB: 0 P: 11	R: 0 E: 0 K: 3 S: 9	H: 0 LOB: 0 BB: 0 P: 12	R: 0 E: 0 K: 1 S: 7	H: 0 LOB: 0 BB: 0 P: 14	1B: 7 2B: 1 3B: 1 HR: 0	SF: 0 SAC: 1 DP: 2 HBP: 0	WP: 0 PB: 0 SB: 0 CS: 1	PA: 41
PITCHER	IP ERA WLS BF H R ER SO BB IBB HBP BLK WP HR S P ERA WHIP	62 Jose Quintana, L ERA: 4.26	57 Zach Putnam, R ERA: 4.08	30 David Robertson, R ERA: 2.25	52 Jake Petricka, R ERA: 4.0	PITCHER																

Detroit Tigers @ Chicago White Sox
U.S. Cellular Field, Chicago, IL
Fri Jun 05 2015, 8:12 PM - 11:19 PM EDT
Att: 24,761 - Party Cloudy - 55 F

livebaseballscorecards.com

AB 38
R 3
H 9
RBI 3
BB 2
SO 11
LOB 12




Batter	1	2	3	4	5	6	7	8	9	10	11	AB	R	H	RBI	BB	SO	LOB	BOTTOM					
1 Adam Eaton, L OBP: 0.297, SLG: 0.356	K		G6-3			G6-3		G4-3				5	1	1	0	0	1	1						
10 Alexei Ramirez, R OBP: 0.292, SLG: 0.317	1B		BB			L5		G6-3				4	1	2	0	1	0	1						
79 José Abreu, R OBP: 0.341, SLG: 0.487	2B		FC6-4			G6-3						4	0	1	1	1	1	1						
26 Avisail García, R OBP: 0.350, SLG: 0.429	K					G6-3						4	1	1	2	0	1	1						
25 Adam LaRoche, L OBP: 0.362, SLG: 0.405	F8					F7		HR				4	1	1	1	0	0	1						
53 Melky Cabrera, S OBP: 0.267, SLG: 0.283		G1-3				K						4	0	0	0	0	2	0						
15 Gordon Beckham, R (1.5) OBP: 0.330, SLG: 0.406		F9				P4		G4-3				4	0	0	0	0	0	0						
21 Tyler Flowers, R OBP: 0.242, SLG: 0.331												2	0	0	0	0	0	0						
20 JB Shuck, L (8. PH) OBP: 0.339, SLG: 0.291												1	0	1	0	0	0	0						
58 Geovany Soto, R OBP: 0.253, SLG: 0.338												1	0	0	0	0	0	0						
5 Yolmer Sánchez, S OBP: 0.203, SLG: 0.203			L8			G3						3	0	0	0	0	0	0						
Inning Stats	R: 1 E: 0 K: 2 S: 15	H: 2 LOB: 1 BB: 0 P: 21	R: 0 E: 0 K: 0 S: 9	H: 0 LOB: 0 BB: 0 P: 13	R: 0 E: 0 K: 0 S: 11	H: 0 LOB: 1 BB: 1 P: 18	R: 0 E: 0 K: 1 S: 7	H: 0 LOB: 0 BB: 0 P: 9	R: 0 E: 0 K: 0 S: 9	H: 0 LOB: 0 BB: 0 P: 13	R: 1 E: 0 K: 1 S: 12	H: 1 LOB: 0 BB: 0 P: 16	R: 0 E: 0 K: 0 S: 8	H: 1 LOB: 1 BB: 0 P: 10	R: 0 E: 0 K: 1 S: 10	H: 0 LOB: 0 BB: 0 P: 13	R: 0 E: 0 K: 0 S: 9	H: 0 LOB: 0 BB: 0 P: 13	R: 1 E: 0 K: 0 S: 8	H: 2 LOB: 3 BB: 1 P: 17	1B: 4 2B: 1 3B: 0 HR: 2	SF: 0 SAC: 1 DP: 0 HBP: 1	WP: 0 PB: 0 SB: 0 CS: 0	PA: 40
PITCHER	IP ERA WLS BF H R ER SO BB IBB HBP BLK WP HR S P ERA WHIP	56 Kyle Ryan, L ERA: 2.7	44 Joba Chamberlain, R ERA: 1.15	65 Blaine Hardy, L ERA: 2.74	38 Joakim Soria, R ERA: 1.52	30 Alex Wilson, R ERA: 1.93	PITCHER																	

Detroit Tigers @ Chicago White Sox
U.S. Cellular Field, Chicago, IL
Fri Jun 05 2015, 8:12 PM - 11:19 PM EDT
Att: 24,761 - Party Cloudy - 55 F

livebaseballscorecards.com


AB 36
R 4
H 7
RBI 4
BB 2
SO 5
LOB 5




Batter	1	2	3	4	5	6	7	8	9	AB	R	H	RBI	BB	SO	LOB	TOP			
22 Jason Kipnis, L (1,4) OBP: 0.408, SLG: 0.506	G3-1		G4-6-3			K			G3	4	0	1	0	0	1	1	Cleveland Indians @ Detroit Tigers Comerica Park, Detroit, MI Fri Jun 12 2015, 7:09 PM - 9:33 PM EDT Att: 35,379 - Cloudy - 74 F			
41 Carlos Santana, S (1,3) OBP: 0.368, SLG: 0.368	K		G4-6-3			G6-4-3			G5-3	4	0	0	0	0	1	3				
23 Michael Brantley, L (1,8) OBP: 0.383, SLG: 0.465				F7					G5-3	4	0	2	0	0	0	0				
9 Ryan Raburn, R (1,7) OBP: 0.356, SLG: 0.516				F9						3	0	0	0	0	1	2				
33 Nick Swisher, S (1,10) OBP: 0.261, SLG: 0.297		P4								3	0	0	0	0	0	1				
10 Yan Gomes, R (1,2) OBP: 0.234, SLG: 0.324						K				3	0	0	0	0	2	1				
44 Brandon Moss, L (1,9) OBP: 0.329, SLG: 0.482										3	0	1	0	0	2	0				
39 Gio Urshela, R (1,5) OBP: 0.273, SLG: 0.545						K				3	0	1	0	0	1	1				
4 Mike Aviles, R (1,6) OBP: 0.344, SLG: 0.405						G6-4-3				3	0	2	0	0	0	1				
Inning Stats	R: 0 H: 1 E: 0 K: 1 S: 10	H: 1 LOB: 1 BB: 0 P: 10	R: 0 H: 0 E: 0 K: 2 S: 7	H: 0 LOB: 0 BB: 0 P: 11	R: 0 H: 2 E: 0 K: 1 S: 10	H: 1 LOB: 1 BB: 0 P: 14	R: 0 H: 0 E: 0 K: 0 S: 6	H: 0 LOB: 0 BB: 0 P: 10	R: 0 H: 1 E: 0 K: 1 S: 5	H: 1 LOB: 0 BB: 0 P: 5	R: 0 H: 1 E: 0 K: 1 S: 9	H: 1 LOB: 1 BB: 0 P: 15	R: 0 H: 1 E: 0 K: 1 S: 8	H: 1 LOB: 0 BB: 0 P: 12	R: 0 H: 0 E: 0 K: 0 S: 6	H: 0 LOB: 0 BB: 0 P: 8		1B: 6 2B: 1 3B: 0 HR: 0	SF: 0 SAC: 0 DP: 4 HBP: 0	WP: 0 PB: 0 SB: 0 CS: 0
PITCHER 14 David Price, L (1,1) ERA: 2.44	IP: 9.0 WLS: W BF: 30 H: 7 R: 0 ER: 0 SO: 8 BB: 0 IBB: 0 HBP: 0 BLK: 0 WP: 0 HR: 0 S: 67 P: 93 ERA: 0.00 WHIP: 0.778																			

Batter	1	2	3	4	5	6	7	8	9	AB	R	H	RBI	BB	SO	LOB	BOTTOM			
20 Rajai Davis, R (1,10) OBP: 0.345, SLG: 0.423	G1-3-2		F8			24 HR			G5-3	4	1	2	0	0	0	0	Cleveland Indians @ Detroit Tigers Comerica Park, Detroit, MI Fri Jun 12 2015, 7:09 PM - 9:33 PM EDT Att: 35,379 - Cloudy - 74 F			
3 Ian Kinsler, R (1,4) OBP: 0.350, SLG: 0.370	F7			G5-3		K			24 2B	4	1	1	0	0	1	3				
24 Miguel Cabrera, R (1,3) OBP: 0.436, SLG: 0.577	G1-3-2			K		HR			2B	3	1	2	4	1	1	0				
52 Yoenis Cespedes, R (1,7) OBP: 0.337, SLG: 0.507	G1-3-2					K			G6-3	4	0	1	0	0	1	3				
18 Tyler Collins, L (1,9) OBP: 0.348, SLG: 0.488		F7								3	0	0	0	0	1	1				
28 J.D. Martinez, R (8,PH) OBP: 0.320, SLG: 0.444		F7				K				0	0	0	0	1	0	0				
9 Nick Castellanos, R (1,5) OBP: 0.277, SLG: 0.343										3	0	0	0	0	1	0				
17 Andrew Romine, S (8,5) OBP: 0.386, SLG: 0.325		K				F9			G6-3	1	0	0	0	0	0	2				
34 James McCann, R (1,2) OBP: 0.301, SLG: 0.412		G5-3				L7				3	0	1	0	0	0	0				
1 Jose Iglesias, R (1,6) OBP: 0.377, SLG: 0.406									G6-3	3	0	1	0	0	0	1				
12 Anthony Gose, L (1,8) OBP: 0.326, SLG: 0.394						CS				3	1	1	0	0	1	1				
Inning Stats	R: 0 H: 1 E: 0 K: 0 S: 10	H: 1 LOB: 1 BB: 1 P: 19	R: 0 H: 0 E: 0 K: 1 S: 6	H: 0 LOB: 0 BB: 0 P: 9	R: 0 H: 0 E: 0 K: 0 S: 8	H: 0 LOB: 0 BB: 0 P: 11	R: 0 H: 1 E: 0 K: 1 S: 13	H: 1 LOB: 1 BB: 0 P: 20	R: 0 H: 1 E: 0 K: 0 S: 12	H: 1 LOB: 0 BB: 0 P: 17	R: 3 H: 3 E: 0 K: 3 S: 14	H: 3 LOB: 0 BB: 0 P: 19	R: 0 H: 1 E: 0 K: 1 S: 8	H: 1 LOB: 1 BB: 0 P: 11	R: 1 H: 2 E: 0 K: 0 S: 10	H: 2 LOB: 2 BB: 1 P: 16	1B: 6 2B: 2 3B: 1 HR: 1	SF: 0 SAC: 0 DP: 1 HBP: 0	WP: 0 PB: 0 SB: 1 CS: 1	PA: 34
PITCHER 31 Danny Salazar, R (1,1) ERA: 3.54 20 C.C. Lee, R (8,1) ERA: 13.5 50 Nick Hagadone, L (8,1) ERA: 3.68	IP: 7.0 WLS: L BF: 27 H: 7 R: 3 ER: 1 SO: 3 BB: 0 IBB: 0 HBP: 0 BLK: 0 WP: 0 HR: 1 S: 71 P: 106 ERA: 3.86 WHIP: 1.143																			

AB 30
R 0
H 7
RBI 0
BB 0
SO 8
LOB 10



AB 31
R 4
H 9
RBI 4
BB 2
SO 6
LOB 11



livebaseballscores.com

livebaseballscores.com

Batter	1	2	3	4	5	6	7	8	9	AB	R	H	RBI	BB	SO	LOB	TOP								
22 Jason Kipnis, L OBP: 0.404, SLG: 0.502	G4-3		G4-3		SF7		1B		P5	4	0	1	1	0	0	0	Cleveland Indians @ Detroit Tigers Comerica Park, Detroit, MI Sat Jun 13 2015, 4:10 PM - 7:43 PM EDT Att: 41,620 - Cloudy - 65 F								
41 Carlos Santana, S OBP: 0.369, SLG: 0.381	K			HR	L9		K		23 WP BB	4	1	1	1	1	2	4									
23 Michael Brantley, L OBP: 0.394, SLG: 0.460	F8		F7			7 3B 1B	F8			4	1	1	0	1	0	2									
44 Brandon Moss, L OBP: 0.322, SLG: 0.471		K2-3		F9		L9		K	F7	5	0	0	0	0	2	3									
7 David Murphy, L OBP: 0.381, SLG: 0.492			L8				10 SF7 3B		10 2B HBP	3	2	2	1	0	0	0									
10 Yan Gomes, R OBP: 0.235, SLG: 0.338	L6			F8		SF7		L7-4 2B		3	0	1	2	0	0	1									
39 Gio Urshela, R OBP: 0.333, SLG: 0.462	FC4-6				G1-3					2	1	0	0	2	0	1									
24 Michael Bourn, L OBP: 0.318, SLG: 0.304			F7				22 1B 1B	L7-4 2B		4	0	2	0	0	0	2									
4 Mike Aviles, R OBP: 0.341, SLG: 0.395	F8						P1		G6-3	3	0	0	0	1	0	1									
Inning Stats	R: 0 E: 0 K: 1 S: 8	H: 0 LOB: 0 BB: 0 P: 14	R: 0 E: 0 K: 1 S: 14	H: 1 LOB: 1 BB: 0 P: 18	R: 0 E: 0 K: 0 S: 8	H: 0 LOB: 0 BB: 0 P: 13	R: 1 E: 0 K: 0 S: 10	H: 1 LOB: 0 BB: 0 P: 14	R: 1 E: 0 K: 0 S: 15	H: 1 LOB: 2 BB: 2 P: 28	R: 2 E: 0 K: 0 S: 7	H: 2 LOB: 0 BB: 0 P: 9	R: 0 E: 0 K: 1 S: 12	H: 2 LOB: 1 BB: 0 P: 18	R: 1 E: 0 K: 1 S: 11	H: 1 LOB: 1 BB: 1 P: 20		R: 0 E: 0 K: 0 S: 8	H: 0 LOB: 2 BB: 2 P: 23	1B: 5 2B: 2 3B: 1 HR: 1	SF: 2 SAC: 0 DP: 1 HBP: 1	WP: 1 PB: 0 SB: 0 CS: 0	PA: 40		
PITCHER	IP	WLS	BF	H	R	ER	SO	BB	IBB	HBP	BLK	WP	HR	S	P	ERA	WHIP								
35 Justin Verlander, R ERA: 3.6	(1.1)	5.0		20	3	2	2	2	0	0	0	0	1	55	87	3.60	1.000								
65 Blaine Hardy, L ERA: 3.33	(6.1)	0.1	L	3	2	2	0	0	0	0	0	0	0	4	5	54.00	6.000								
30 Alex Wilson, R ERA: 1.8	(6.1)	1.0		4	1	0	0	0	0	0	0	0	0	9	12	0.00	1.000								
46 Ian Krol, L ERA: 5.4	(7.1)	1.0		5	1	1	2	0	0	1	0	0	0	9	16	9.00	1.000								
62 Al Alburquerque, R ERA: 3.55	(8.1)	1.1		6	1	0	0	2	0	0	0	0	0	15	30	0.00	2.250								
32 Tom Gorzelanny, L ERA: 6.38	(9.1)	0.1		2	0	0	0	0	1	0	0	0	0	0	7	0.00	0.000								

AB	32
R	5
H	8
RBI	5
BB	5
SO	4
LOB	14



Batter	1	2	3	4	5	6	7	8	9	AB	R	H	RBI	BB	SO	LOB	BOTTOM								
20 Rajai Davis, R OBP: 0.347, SLG: 0.444	24 1B 3B	K					F8		K	5	1	2	1	0	2	3	Cleveland Indians @ Detroit Tigers Comerica Park, Detroit, MI Sat Jun 13 2015, 4:10 PM - 7:43 PM EDT Att: 41,620 - Cloudy - 65 F								
3 Ian Kinsler, R OBP: 0.343, SLG: 0.363	P6		F7		G5-3		P4		K	5	0	0	0	0	1	2									
24 Miguel Cabrera, R OBP: 0.439, SLG: 0.575	28 BB 52 1B		K			E5 52 1B 52 1B FC6-4			52 1B BB	4	0	2	1	1	1	0									
52 Yoenis Cespedes, R OBP: 0.343, SLG: 0.509	28 BB 1B				FC6-4		F8			5	1	3	0	0	0	2									
28 J.D. Martinez, R OBP: 0.325, SLG: 0.463					P2					4	1	2	2	1	0	3									
9 Nick Castellanos, R OBP: 0.272, SLG: 0.336	K		G5-3		F8					4	0	0	0	0	2	5									
34 James McCann, R OBP: 0.293, SLG: 0.400	K					K		F7		4	0	0	0	0	3	3									
1 Jose Iglesias, R OBP: 0.385, SLG: 0.410					20 CS 1B				12 1B 1B	3	1	2	0	0	1	0									
12 Anthony Gose, L OBP: 0.325, SLG: 0.391	F7									4	0	1	0	0	2	2									
Inning Stats	R: 1 E: 0 K: 2 S: 19	H: 3 LOB: 3 BB: 1 P: 25	R: 0 E: 0 K: 1 S: 9	H: 1 LOB: 1 BB: 0 P: 11	R: 1 E: 0 K: 1 S: 9	H: 2 LOB: 1 BB: 0 P: 13	R: 1 E: 0 K: 2 S: 20	H: 1 LOB: 1 BB: 0 P: 27	R: 0 E: 0 K: 0 S: 9	H: 0 LOB: 1 BB: 0 P: 14	R: 0 E: 0 K: 3 S: 11	H: 0 LOB: 0 BB: 0 P: 13	R: 0 E: 0 K: 0 S: 11	H: 1 LOB: 1 BB: 0 P: 14	R: 1 E: 0 K: 2 S: 15	H: 3 LOB: 2 BB: 0 P: 22		R: 0 E: 0 K: 1 S: 7	H: 1 LOB: 1 BB: 1 P: 13	1B: 8 2B: 3 3B: 1 HR: 1	SF: 0 SAC: 0 DP: 2 HBP: 1	WP: 0 PB: 0 SB: 1 CS: 1	PA: 41		
PITCHER	IP	WLS	BF	H	R	ER	SO	BB	IBB	HBP	BLK	WP	HR	S	P	ERA	WHIP								
59 Carlos Carrasco, R ERA: 4.38	(1.1)	5.2	W	26	7	3	3	8	1	0	0	0	0	73	99	4.76	1.412								
35 Marc Rzepczynski, L ERA: 3.14	(6.1)	0.1	H	1	0	0	0	1	0	0	0	0	0	4	4	0.00	0.000								
27 Bryan Shaw, R ERA: 2.53	(7.1)	1.2	H	8	3	1	1	1	0	0	0	0	1	22	31	5.40	1.800								
37 Cody Allen, R ERA: 4.39	(8.1)	1.1	S	6	2	0	0	2	1	0	0	0	0	11	18	0.00	2.250								



Batter	1	2	3	4	5	6	7	8	9	AB	R	H	RBI	BB	SO	LOB	TOP	
22 Jason Kipnis, L (1,4) OBP: 0.408, SLG: 0.504										3	0	2	0	1	0	1	Cleveland Indians @ Detroit Tigers Comerica Park, Detroit, MI Sun Jun 14 2015, 1:09 PM - 5:45 PM EDT Att: 36,994 - Overcast - 74 F	
41 Carlos Santana, S (1,3) OBP: 0.383, SLG: 0.374										4	0	0	0	0	1	5		
23 Michael Brantley, L (1,7) OBP: 0.377, SLG: 0.451										4	0	0	0	0	0	3		
44 Brandon Moss, L (1,9) OBP: 0.325, SLG: 0.486										4	1	2	1	0	1	1		
7 David Murphy, L (1,10) OBP: 0.375, SLG: 0.484											2	0	0	0	0	1		
12 Francisco Lindor, S (7,PH) OBP: 0.500, SLG: 0.500											4	0	0	0	0	2		1
39 Gio Urshela, R (1,5) OBP: 0.333, SLG: 0.438										3	0	1	0	0	0	0		
6 Zach Walters, S (9,PH) OBP: 0.154, SLG: 0.154										3	0	0	0	0	0	1		
24 Michael Bourn, L (1,8) OBP: 0.314, SLG: 0.299										4	0	1	0	0	1	4		
9 Ryan Raburn, R (9,PH) OBP: 0.362, SLG: 0.516										1	3	7	0	0	0	0		
4 Mike Aviles, R (1,6) OBP: 0.338, SLG: 0.390										0	0	0	0	0	0	0		
Inning Stats	R: 0 H: 1 E: 0 K: 1 S: 6	H: 1 LOB: 0 BB: 0 P: 11	R: 0 H: 0 E: 0 K: 1 S: 8	H: 1 LOB: 0 BB: 0 P: 14	R: 0 H: 0 E: 0 K: 1 S: 15	H: 0 LOB: 0 BB: 0 P: 18	R: 0 H: 0 E: 1 K: 0 S: 6	H: 1 LOB: 1 BB: 0 P: 14	R: 0 H: 1 E: 0 K: 2 S: 12	H: 0 LOB: 0 BB: 0 P: 8	R: 0 H: 1 E: 1 K: 0 S: 12	H: 2 LOB: 3 BB: 0 P: 19	R: 1 H: 3 E: 0 K: 0 S: 13	H: 3 LOB: 3 BB: 0 P: 25	1B: 7 2B: 0 3B: 0 HR: 1	SF: 0 SAC: 0 DP: 1 HBP: 1	WP: 0 PA: 37 PB: 0 SB: 0 CS: 1	
PITCHER	IP	WLS	BF	H	R	ER	SO	BB	IBB	HBP	BLK	WP	HR	S	P	ERA	WHIP	
31 Alfredo Simon, R (1,1) ERA: 2.58	5.0	W	17	3	0	0	5	1	0	0	0	0	0	47	75	0.00	0.800	
65 Blaine Hardy, L (6,1) ERA: 3.09	2.0	H	7	1	0	0	2	0	0	0	0	0	0	16	20	0.00	0.500	
30 Alex Wilson, R (8,1) ERA: 1.74	1.0		5	1	0	0	0	0	0	0	0	0	0	12	19	0.00	1.000	
38 Joaquin Soria, R (9,1) ERA: 1.78	0.2		5	3	1	1	0	0	0	0	0	0	1	11	19	13.50	4.500	
32 Tom Gorzelanny, L (9,1) ERA: 6.27	0.1		2	0	0	0	0	0	0	1	0	0	0	2	6	0.00	0.000	
Batter	1	2	3	4	5	6	7	8	9	AB	R	H	RBI	BB	SO	LOB	BOTTOM	
12 Anthony Gose, L (1,8) OBP: 0.323, SLG: 0.385										3	1	0	0	1	2	2	Cleveland Indians @ Detroit Tigers Comerica Park, Detroit, MI Sun Jun 14 2015, 1:09 PM - 5:45 PM EDT Att: 36,994 - Overcast - 74 F	
3 Ian Kinsler, R (1,4) OBP: 0.346, SLG: 0.362										3	1	1	1	1	0	0		
24 Miguel Cabrera, R (1,3) OBP: 0.444, SLG: 0.592										4	3	3	1	0	0	1		
52 Yoenis Cespedes, R (1,7) OBP: 0.341, SLG: 0.504										4	1	1	0	0	1	3		
28 J.D. Martinez, R (1,9) OBP: 0.328, SLG: 0.476										4	1	2	3	0	0	0		
18 Tyler Collins, L (1,10) OBP: 0.320, SLG: 0.447										4	1	0	1	0	1	2		
50 Bryan Holaday, R (1,2) OBP: 0.269, SLG: 0.500										4	0	2	2	0	0	0		
17 Andrew Romine, S (1,5) OBP: 0.354, SLG: 0.295											4	0	0	0	1	2		
1 Jose Iglesias, R (1,6) OBP: 0.384, SLG: 0.409										3	0	1	0	0	0	0		
Inning Stats	R: 1 H: 1 E: 0 K: 1 S: 9	H: 1 LOB: 1 BB: 1 P: 17	R: 0 H: 0 E: 0 K: 0 S: 8	H: 0 LOB: 0 BB: 0 P: 10	R: 0 H: 0 E: 0 K: 0 S: 10	H: 0 LOB: 0 BB: 0 P: 16	R: 1 H: 1 E: 0 K: 0 S: 8	H: 1 LOB: 0 BB: 0 P: 10	R: 0 H: 2 E: 0 K: 1 S: 12	H: 2 LOB: 0 BB: 1 P: 31	R: 0 H: 0 E: 0 K: 2 S: 9	H: 0 LOB: 0 BB: 0 P: 13	R: 3 H: 4 E: 0 K: 0 S: 12	H: 4 LOB: 1 BB: 0 P: 15	1B: 7 2B: 2 3B: 0 HR: 2	SF: 0 SAC: 0 DP: 1 HBP: 0		WP: 0 PA: 35 PB: 0 SB: 1 CS: 1
PITCHER	IP	WLS	BF	H	R	ER	SO	BB	IBB	HBP	BLK	WP	HR	S	P	ERA	WHIP	
28 Corey Kluber, R (1,1) ERA: 3.54	5.0	L	19	4	2	2	2	1	0	0	0	0	1	47	69	3.60	1.000	
48 Scott Atchison, R (6,1) ERA: 7.31	0.1		4	2	3	3	0	1	0	0	0	0	1	13	20	81.00	9.000	
50 Nick Hagadone, L (6,1) ERA: 3.42	1.2		5	0	0	0	3	0	0	0	0	0	0	17	24	0.00	0.000	
54 Ryan Webb, R (8,1) ERA: 2.41	1.0		7	4	3	3	0	0	0	0	0	0	0	12	15	27.00	4.000	

Batter	1	2	3	4	5	6	7	8	9	AB	R	H	RBI	BB	SO	LOB	TOP								
4 Brandon Phillips, R OBP: 0.336, SLG: 0.369										4	0	0	0	0	1	0									
55 Skip Schumaker, L OBP: 0.301, SLG: 0.315										3	0	0	0	0	1	0									
19 Joey Votto, L OBP: 0.393, SLG: 0.554										3	0	1	0	0	0	0									
3 Ivan De Jesus Jr., R OBP: 0.318, SLG: 0.667										0	0	0	0	0	0	0									
21 Todd Frazier, R OBP: 0.357, SLG: 0.599										3	0	1	0	0	1	1									
15 Chris Dominguez, R OBP: 0.320, SLG: 0.389										3	0	0	0	0	0	1									
7 Eugenio Suárez, R OBP: 0.238, SLG: 0.316										3	0	0	0	0	1	1									
16 Tucker Barnhart, L OBP: 0.266, SLG: 0.362										3	0	0	0	0	1	1									
27 Brennan Boesch, L OBP: 0.169, SLG: 0.143										3	0	0	0	0	1	0									
6 Billy Hamilton, S OBP: 0.263, SLG: 0.305										3	0	0	0	0	1	0									
Inning Stats	R: 0 E: 0 K: 1 S: 6	H: 0 LOB: 0 BB: 0 P: 12	R: 0 E: 0 K: 0 S: 8	H: 1 LOB: 1 BB: 0 P: 11	R: 0 E: 0 K: 0 S: 10	H: 0 LOB: 0 BB: 0 P: 14	R: 0 E: 0 K: 1 S: 8	H: 1 LOB: 1 BB: 0 P: 13	R: 0 E: 0 K: 1 S: 7	H: 0 LOB: 0 BB: 0 P: 11	R: 0 E: 0 K: 2 S: 9	H: 0 LOB: 0 BB: 0 P: 12	R: 0 E: 0 K: 1 S: 11	H: 0 LOB: 0 BB: 0 P: 19	R: 0 E: 0 K: 1 S: 8	H: 0 LOB: 0 BB: 0 P: 12	R: 0 E: 0 K: 0 S: 6	H: 0 LOB: 0 BB: 0 P: 8	1B: 2 2B: 1 3B: 0 HR: 0	SF: 0 SAC: 0 DP: 1 HBP: 0	WP: 0 PB: 0 SB: 1 CS: 1	PA: 28			
PITCHER 19 Anibal Sánchez, R ERA: 4.65	IP: 9.0 WLS: W BF: 28	H: 2 R: 0 ER: 0 SO: 7	BB: 0 IBB: 0 HBP: 0 BLK: 0	WP: 0 HR: 0 S: 73 P: 112	ERA: 0.00 WHIP: 0.222																				

Cincinnati Reds @ Detroit Tigers
Comerica Park, Detroit, MI
Mon Jun 15 2015, 7:10 PM - 9:45 PM EDT
Att: 29,884 - Overcast - 75 F

AB	28
R	0
H	2
RBI	0
BB	0
SO	7
LOB	4



Batter	1	2	3	4	5	6	7	8	9	AB	R	H	RBI	BB	SO	LOB	BOTTOM										
12 Anthony Gose, L OBP: 0.325, SLG: 0.382										4	1	1	0	1	0	1											
3 Ian Kinsler, R OBP: 0.348, SLG: 0.362										3	2	1	0	1	2	1											
24 Miguel Cabrera, R OBP: 0.444, SLG: 0.595										4	1	2	2	0	0	1											
52 Yoenis Cespedes, R OBP: 0.344, SLG: 0.508										4	1	2	1	0	0	2											
28 J.D. Martinez, R OBP: 0.331, SLG: 0.489										4	1	2	2	0	0	2											
34 James McCann, R OBP: 0.285, SLG: 0.389										4	0	0	0	0	1	3											
9 Nick Castellanos, R OBP: 0.272, SLG: 0.339										4	0	1	0	0	0	0											
1 Jose Iglesias, R OBP: 0.392, SLG: 0.413										3	0	2	0	1	1	0											
20 Rajai Davis, R OBP: 0.338, SLG: 0.432										4	0	0	0	0	1	4											
Inning Stats	R: 0 E: 0 K: 1 S: 8	H: 1 LOB: 1 BB: 0 P: 12	R: 0 E: 0 K: 1 S: 9	H: 0 LOB: 0 BB: 0 P: 15	R: 0 E: 0 K: 0 S: 7	H: 1 LOB: 0 BB: 0 P: 9	R: 1 E: 1 K: 1 S: 15	H: 2 LOB: 1 BB: 0 P: 21	R: 0 E: 0 K: 2 S: 8	H: 0 LOB: 0 BB: 0 P: 13	R: 4 E: 0 K: 0 S: 15	H: 3 LOB: 2 BB: 3 P: 32	R: 1 E: 0 K: 0 S: 13	H: 3 LOB: 2 BB: 0 P: 17	R: 0 E: 0 K: 0 S: 8	H: 1 LOB: 1 BB: 0 P: 11	1B: 7 2B: 3 3B: 0 HR: 1	SF: 0 SAC: 0 DP: 0 HBP: 0	WP: 0 PB: 0 SB: 2 CS: 1	PA: 37							
PITCHER 46 Jon Moscot, R ERA: 4.63	IP: 0.2 WLS: L	BF: 12	H: 3 R: 1 ER: 0 SO: 2	BB: 0 IBB: 0 HBP: 0 BLK: 0	WP: 0 HR: 0 S: 5 P: 7	ERA: 0.00 WHIP: 0.900																					
62 Pedro Villarreal, R ERA: 4.5	IP: 3.1	WLS: L	BF: 12	H: 3 R: 1 ER: 0 SO: 2	BB: 0 IBB: 0 HBP: 0 BLK: 0	WP: 0 HR: 0 S: 34 P: 50	ERA: 0.00 WHIP: 0.900																				
58 Nate Adcock, R ERA: 9.0	IP: 2.0	WLS: L	BF: 12	H: 4 R: 4 ER: 4 SO: 2	BB: 3 IBB: 0 HBP: 0 BLK: 0	WP: 0 HR: 1 S: 23 P: 45	ERA: 18.00 WHIP: 3.000																				
25 Burke Badenhop, R ERA: 6.38	IP: 2.0	WLS: L	BF: 10	H: 4 R: 1 ER: 1 SO: 0	BB: 0 IBB: 0 HBP: 0 BLK: 0	WP: 0 HR: 0 S: 21 P: 28	ERA: 4.50 WHIP: 2.000																				

Cincinnati Reds @ Detroit Tigers
Comerica Park, Detroit, MI
Mon Jun 15 2015, 7:10 PM - 9:45 PM EDT
Att: 29,884 - Overcast - 75 F

AB	34
R	6
H	11
RBI	5
BB	3
SO	5
LOB	14



Batter	1	2	3	4	5	6	7	8	9	AB	R	H	RBI	BB	SO	LOB	TOP										
4 Brandon Phillips, R OBP: 0.339, SLG: 0.371	G6-3			L9						4	0	2	0	0	0	0	Cincinnati Reds @ Detroit Tigers Comerica Park, Detroit, MI Tue Jun 16 2015, 7:10 PM - 10:05 PM EDT Att: 33,774 - Partly Cloudy - 82 F										
3 Ivan De Jesus Jr., R OBP: 0.308, SLG: 0.660	K			L8						4	0	1	0	0	2	1											
19 Joey Volto, L OBP: 0.396, SLG: 0.547	F9			K						3	0	0	0	1	1												
21 Todd Frazier, R OBP: 0.359, SLG: 0.622		F8								4	2	2	2	0	1	3											
32 Jay Bruce, L OBP: 0.327, SLG: 0.407										3	2	2	1	1	0	3											
29 Brayan Peña, S OBP: 0.360, SLG: 0.333										3	0	0	0	0	0	1											
15 Chris Dominguez, R (1.9)										4	1	1	0	0	1	1											
6 Billy Hamilton, S (1.8)										4	0	1	1	0	0	0											
17 Kristopher Negrón, R (1.6)										4	0	0	0	0	1	1											
Inning Stats	R: 0 E: 0 K: 1 S: 7	H: 0 LOB: 0 BB: 0 P: 12	R: 0 E: 0 K: 0 S: 5	H: 1 LOB: 0 BB: 0 P: 6	R: 0 E: 0 K: 0 S: 7	H: 0 LOB: 0 BB: 0 P: 7	R: 0 E: 0 K: 1 S: 8	H: 0 LOB: 0 BB: 0 P: 13	R: 2 E: 0 K: 1 S: 14	H: 2 LOB: 0 BB: 0 P: 23	R: 0 E: 0 K: 1 S: 10	H: 1 LOB: 1 BB: 0 P: 15	R: 2 E: 0 K: 0 S: 7	H: 2 LOB: 0 BB: 1 P: 12	R: 0 E: 0 K: 2 S: 12	H: 2 LOB: 3 BB: 1 P: 20		R: 1 E: 1 K: 0 S: 8	H: 1 LOB: 0 BB: 0 P: 14	1B: 5 2B: 1 3B: 0 HR: 3	SF: 0 SAC: 1 DP: 1 HBP: 0	WP: 0 PB: 0 SB: 0 CS: 1	PA: 37				
PITCHER	IP	WLS	BF	H	R	ER	SO	BB	IBB	HBP	BLK	WP	HR	S	P	ERA	WHIP										
56 Kyle Ryan, L (1.1)	6.1	L	24	5	4	4	4	1	0	0	0	0	3	55	84	5.68	0.947										
30 Alex Wilson, R (7.1)	1.0		5	3	0	0	1	0	0	0	0	0	0	8	11	0.00	3.000										
46 Ian Krol, L (8.1)	0.0		1	0	0	0	0	1	0	0	0	0	0	2	6	∞	∞										
62 AJ Alburquerque, R (8.1)	0.2		2	0	0	0	1	0	0	0	0	0	0	5	7	0.00	0.000										
44 Joba Chamberlain, R (9.1)	1.0		4	1	1	0	0	0	0	0	0	0	0	8	14	0.00	1.000										

AB	33
R	5
H	9
RBI	4
BB	2
SO	6
LOB	11



Batter	1	2	3	4	5	6	7	8	9	AB	R	H	RBI	BB	SO	LOB	BOTTOM										
12 Anthony Gose, L (1.8)										4	1	2	0	0	0	1	Cincinnati Reds @ Detroit Tigers Comerica Park, Detroit, MI Tue Jun 16 2015, 7:10 PM - 10:05 PM EDT Att: 33,774 - Partly Cloudy - 82 F										
3 Ian Kinsler, R (1.4)										4	0	0	0	0	0	4											
24 Miguel Cabrera, R (1.3)										2	0	1	1	2	0	0											
52 Yoenis Cespedes, R (1.7)										4	0	1	1	0	0	3											
28 J.D. Martinez, R (1.9)										4	0	1	0	0	1	1											
18 Tyler Collins, L (1.10)										3	0	0	0	0	0	1											
20 Rajai Davis, R (9, PH)										1	0	0	0	0	1	0											
9 Nick Castellanos, R (1.5)										4	0	1	0	0	1	1											
34 James McCann, R (1.2)										3	1	1	0	1	1	1											
1 Jose Iglesias, R (1.6)										2	0	0	0	0	0	1											
Inning Stats	R: 1 E: 0 K: 0 S: 12	H: 2 LOB: 1 BB: 0 P: 20	R: 0 E: 0 K: 0 S: 10	H: 0 LOB: 1 BB: 1 P: 19	R: 0 E: 0 K: 0 S: 9	H: 1 LOB: 1 BB: 1 P: 17	R: 0 E: 0 K: 1 S: 6	H: 0 LOB: 0 BB: 0 P: 10	R: 1 E: 0 K: 0 S: 13	H: 2 LOB: 2 BB: 1 P: 22	R: 0 E: 0 K: 0 S: 9	H: 1 LOB: 0 BB: 0 P: 12	R: 0 E: 0 K: 0 S: 6	H: 0 LOB: 0 BB: 0 P: 9	R: 0 E: 0 K: 0 S: 11	H: 0 LOB: 0 BB: 0 P: 19	R: 0 E: 0 K: 3 S: 13	H: 1 LOB: 1 BB: 0 P: 17	1B: 6 2B: 1 3B: 0 HR: 0	SF: 0 SAC: 1 DP: 2 HBP: 0	WP: 0 PB: 0 SB: 0 CS: 0	PA: 35					
PITCHER	IP	WLS	BF	H	R	ER	SO	BB	IBB	HBP	BLK	WP	HR	S	P	ERA	WHIP										
50 Michael Lorenzen, R (1.1)	6.0	W	25	6	2	1	1	2	1	0	0	0	0	59	100	1.50	1.333										
41 Ryan Mattheus, R (7.1)	1.0	H	3	0	0	0	0	0	0	0	0	0	0	6	9	0.00	0.000										
60 J.J. Hoover, R (8.1)	1.0	H	3	0	0	0	0	0	0	0	0	0	0	11	19	0.00	0.000										
54 Aroldis Chapman, L (9.1)	1.0	S	4	1	0	0	3	0	0	0	0	0	0	13	17	0.00	1.000										



Batter	1	2	3	4	5	6	7	8	9	AB	R	H	RBI	BB	SO	LOB	TOP			
12 Anthony Gose, L (1, 8) OBP: 0.323, SLG: 0.380										4	0	1	0	0	0	2	Detroit Tigers @ New York Yankees Yankee Stadium, Bronx, NY Fri Jun 19 2015, 7:09 PM - 9:59 PM EDT Att: 44,588 - Partly Cloudy - 81 F			
3 Ian Kinsler, R (1, 4) OBP: 0.341, SLG: 0.355										4	0	1	0	0	2	1				
24 Miguel Cabrera, R (1, 3) OBP: 0.447, SLG: 0.597										4	0	2	0	0	2	1				
41 Victor Martinez, S (1, 10) OBP: 0.306, SLG: 0.270										4	1	1	0	0	0	2				
52 Yoenis Cespedes, R (1, 7) OBP: 0.333, SLG: 0.492										4	1	1	0	0	0	2				
28 J.D. Martinez, R (1, 9) OBP: 0.326, SLG: 0.474										4	0	1	0	0	1	3				
9 Nick Castellanos, R (1, 5) OBP: 0.289, SLG: 0.330										2	0	0	0	0	0	1				
50 Bryan Holaday, R (1, 2) OBP: 0.267, SLG: 0.467										3	0	1	2	0	0	0				
1 Jose Iglesias, R (1, 6) OBP: 0.377, SLG: 0.397										3	0	0	0	0	2	2				
Inning Stats	R: 0 E: 0 K: 2 S: 7	H: 1 LOB: 0 BB: 0 P: 9	R: 2 E: 0 K: 2 S: 15	H: 3 LOB: 2 BB: 0 P: 24	R: 0 E: 0 K: 1 S: 10	H: 0 LOB: 0 BB: 0 P: 14	R: 0 E: 0 K: 0 S: 10	H: 0 LOB: 0 BB: 0 P: 15	R: 0 E: 0 K: 0 S: 10	H: 2 LOB: 1 BB: 0 P: 14	R: 0 E: 0 K: 0 S: 5	H: 1 LOB: 0 BB: 0 P: 7	R: 0 E: 0 K: 2 S: 9	H: 0 LOB: 0 BB: 0 P: 11	R: 0 E: 0 K: 0 S: 8	H: 1 LOB: 1 BB: 0 P: 12		1B: 7 2B: 1 3B: 0 HR: 0	SF: 0 SAC: 0 DP: 1 HBP: 1	WP: 1 PB: 0 SB: 0 CS: 1
PITCHER	IP WLS BF H R ER SO BB IBB HBP BLK WP HR S P ERA WHIP																			
43 Adam Warren, R (1, 1) ERA: 3.62	8.0 W 29 7 2 2 7 0 0 1 0 1 0 74 110 2.25 0.875																			
57 Branden Pinder, R (9, 1) ERA: 1.93	1.0 4 1 0 0 0 0 0 0 0 0 0 8 12 0.00 1.000																			

Batter	1	2	3	4	5	6	7	8	9	AB	R	H	RBI	BB	SO	LOB	BOTTOM			
11 Brett Gardner, L (1, 7) OBP: 0.350, SLG: 0.443										5	2	4	3	0	0	2	Detroit Tigers @ New York Yankees Yankee Stadium, Bronx, NY Fri Jun 19 2015, 7:09 PM - 9:59 PM EDT Att: 44,588 - Partly Cloudy - 81 F			
12 Chase Headley, S (1, 5) OBP: 0.299, SLG: 0.365										5	1	1	0	0	1	2				
13 Alex Rodriguez, R (1, 10) OBP: 0.382, SLG: 0.514										4	1	1	1	0	0	1				
25 Mark Teixeira, S (1, 3) OBP: 0.363, SLG: 0.564										4	0	1	1	0	0	0				
36 Carlos Beltrán, S (1, 9) OBP: 0.288, SLG: 0.396										3	0	0	0	1	0	0				
18 Didi Gregorius, L (1, 6) OBP: 0.287, SLG: 0.318										3	1	1	1	1	0	2				
14 Stephen Drew, L (1, 4) OBP: 0.242, SLG: 0.356										4	0	2	0	0	0	0				
66 John Ryan Murphy, R (1, 2) OBP: 0.302, SLG: 0.368										4	0	1	0	0	0	2				
80 Mason Williams, L (1, 8) OBP: 0.318, SLG: 0.571										2	1	1	0	0	0	2				
24 Chris Young, R (6, 8) OBP: 0.278, SLG: 0.452										2	1	1	0	0	1	0				
Inning Stats	R: 1 E: 0 K: 0 S: 8	H: 2 LOB: 0 BB: 0 P: 13	R: 1 E: 0 K: 0 S: 13	H: 3 LOB: 2 BB: 0 P: 22	R: 0 E: 0 K: 0 S: 11	H: 0 LOB: 0 BB: 0 P: 16	R: 0 E: 0 K: 0 S: 6	H: 0 LOB: 0 BB: 0 P: 8	R: 2 E: 0 K: 1 S: 15	H: 2 LOB: 0 BB: 0 P: 21	R: 0 E: 0 K: 0 S: 11	H: 1 LOB: 2 BB: 1 P: 19	R: 2 E: 0 K: 1 S: 17	H: 3 LOB: 1 BB: 1 P: 27	R: 1 E: 0 K: 0 S: 7	H: 2 LOB: 1 BB: 0 P: 8	1B: 9 2B: 1 3B: 0 HR: 3	SF: 0 SAC: 0 DP: 0 HBP: 0	WP: 1 PB: 0 SB: 0 CS: 0	PA: 38
PITCHER	IP WLS BF H R ER SO BB IBB HBP BLK WP HR S P ERA WHIP																			
35 Justin Verlander, R (1, 1) ERA: 6.17	6.2 L 30 6 6 6 2 1 0 0 0 0 0 3 77 8.10 1.650																			
32 Tom Szwarzlany, L (7, 1) ERA: 6.3	1.1 8 3 1 1 0 1 0 0 0 0 0 0 11 17 6.75 3.000																			



Batter	1	2	3	4	5	6	7	8	9	AB	R	H	RBI	BB	SO	LOB	TOP
12 Anthony Gose, L (1,8) OBP: 0.317, SLG: 0.373	G4-3		L6			G4-3		K		4	0	0	0	0	1	0	<p>Detroit Tigers @ New York Yankees Yankee Stadium, Bronx, NY Sat Jun 20 2015, 8:10 PM - 10:26 PM EDT Att: 48,092 - Cloudy - 67 F</p>
3 Ian Kinsler, R (1,4) OBP: 0.339, SLG: 0.352 9 Nick Castellanos, R (5,5) OBP: 0.287, SLG: 0.328	K			K		K		P4		2	0	0	0	0	2	0	
24 Miguel Cabrera, R (1,3) OBP: 0.444, SLG: 0.592 20 Rajai Davis, R (5,7) OBP: 0.342, SLG: 0.448	G6-3			G6-3				L4		2	0	0	0	0	0	0	
41 Victor Martinez, S (1,10) OBP: 0.307, SLG: 0.265 50 Bryan Holaday, R (8,3) OBP: 0.256, SLG: 0.452		P5		G5-3				BB		2	0	0	0	1	0	0	
52 Yoenis Cespedes, R (1,7) OBP: 0.335, SLG: 0.492 39 Josh Wilson, R (5,4) OBP: 0.438, SLG: 0.500		1B		F8		FC5-4		1B		2	0	1	0	0	0	0	
28 J.D. Martinez, R (1,9) OBP: 0.293, SLG: 0.478		L7		F8		FC5-4		1B		4	1	2	1	0	0	1	
34 James McCann, R (1,2) OBP: 0.293, SLG: 0.381		K				2B		1B		4	0	2	1	0	1	3	
17 Andrew Romine, S (1,5) OBP: 0.315, SLG: 0.260			L7		G3			F8		4	0	0	0	0	1	4	
1 Jose Iglesias, R (1,6) OBP: 0.372, SLG: 0.391			G4-3			G6-3		G6-3		3	0	0	0	0	0	1	
Inning Stats	R: 0 E: 0 K: 1 S: 9	H: 0 LOB: 0 BB: 0 P: 16	R: 0 E: 0 K: 1 S: 12	H: 1 LOB: 1 BB: 0 P: 19	R: 0 E: 0 K: 0 S: 8	H: 0 LOB: 0 BB: 0 P: 14	R: 0 E: 0 K: 1 S: 10	H: 0 LOB: 0 BB: 0 P: 11	R: 0 E: 0 K: 1 S: 8	H: 0 LOB: 1 BB: 0 P: 13	R: 0 E: 0 K: 1 S: 9	H: 0 LOB: 2 BB: 0 P: 12	R: 0 E: 0 K: 1 S: 12	H: 2 LOB: 2 BB: 0 P: 17	1B: 5 2B: 2 3B: 0 HR: 0	SF: 0 SAC: 0 DP: 0 HBP: 0	
PITCHER	IP WLS BF H R ER SO BB IBB HBP BLK WP HR S P ERA WHIP																
30 Nathan Eovaldi, R (1,1) ERA: 4.95	6.0 W 22 3 2 2 4 1 0 0 0 0 0 59 93 3.00 0.667																
65 Bryan Mitchell, R (7,1) ERA: 3.0	3.0 S 13 4 1 1 2 0 0 0 0 1 0 34 51 3.00 1.333																
65 Bryan Mitchell, R (8,1) ERA: 3.0	3.0 S 13 4 1 1 2 0 0 0 0 1 0 34 51 3.00 1.333																

Batter	1	2	3	4	5	6	7	8	9	AB	R	H	RBI	BB	SO	LOB	BOTTOM		
11 Brett Gardner, L (1,8) OBP: 0.353, SLG: 0.456	FC5	2B	13 HR	G4-6-3		P5		F8		6	2	3	0	0	0	2	<p>Detroit Tigers @ New York Yankees Yankee Stadium, Bronx, NY Sat Jun 20 2015, 8:10 PM - 10:26 PM EDT Att: 48,092 - Cloudy - 67 F</p>		
12 Chase Headley, S (1,5) OBP: 0.305, SLG: 0.367 17 Brendan Ryan, R (8,PH) OBP: 0.364, SLG: 0.500	K	2B	13 HR			F7		1B		4	2	2	1	1	1	1			
13 Alex Rodriguez, R (1,10) OBP: 0.396, SLG: 0.559 66 John Ryan Murphy, R (8,2) OBP: 0.297, SLG: 0.362	FC5	SF8	HR			1B		G5-4-3		3	2	2	5	1	0	0			
25 Mark Teixeira, S (1,3) OBP: 0.365, SLG: 0.559 33 Garrett Jones, L (6,3) OBP: 0.297, SLG: 0.383	K		G5-3			1B		G4-3		2	1	0	0	2	1	1			
34 Brian McCann, L (1,2) OBP: 0.336, SLG: 0.460		BB		K		1B		BB		4	0	1	1	1	2	3			
36 Carlos Beltran, S (1,9) OBP: 0.300, SLG: 0.429 65 Bryan Mitchell, L (8,1) OBP: 0.287, SLG: 0.328	L7		HR			1B		BB		3	2	2	3	1	0	2			
18 Didi Gregorius, L (1,6) OBP: 0.290, SLG: 0.335		HR	F8			G4-3		FC3-6		5	2	2	2	0	0	3			
14 Stephen Drew, L (1,4) OBP: 0.246, SLG: 0.357		1B	G6-3			P6		K		5	1	2	0	0	1	3			
24 Chris Young, R (1,7) OBP: 0.289, SLG: 0.479	F8		1B			F9		HR		5	2	3	2	0	0	3			
Inning Stats	R: 1 E: 1 K: 2 S: 20	H: 1 LOB: 2 BB: 1 P: 34	R: 2 E: 0 K: 0 S: 17	H: 3 LOB: 3 BB: 2 P: 31	R: 5 E: 0 K: 0 S: 16	H: 5 LOB: 0 BB: 0 P: 25	R: 2 E: 0 K: 1 S: 13	H: 4 LOB: 1 BB: 0 P: 18	R: 3 E: 0 K: 0 S: 17	H: 3 LOB: 2 BB: 1 P: 32	R: 0 E: 0 K: 2 S: 5	H: 0 LOB: 1 BB: 1 P: 9	R: 0 E: 0 K: 2 S: 7	H: 0 LOB: 1 BB: 1 P: 14	R: 1 E: 0 K: 0 S: 9	H: 2 LOB: 0 BB: 0 P: 16		1B: 11 2B: 1 3B: 1 HR: 5	SF: 1 SAC: 0 DP: 2 HBP: 1
PITCHER	IP WLS BF H R ER SO BB IBB HBP BLK WP HR S P ERA WHIP																		
31 Alfredo Simon, R (1,1) ERA: 3.29	2.2 L 20 8 7 7 2 3 0 0 0 0 0 2 49 85 23.62 4.125																		
46 Ian Krol, L (3,1) ERA: 8.85	1.1 8 5 3 3 1 0 0 0 0 0 2 17 23 20.25 3.750																		
32 Tom Gorzelanny, L (5,1) ERA: 7.29	1.0 8 3 3 3 0 1 0 1 0 0 0 17 32 27.00 4.000																		
30 Alex Wilson, R (6,1) ERA: 1.8	1.0 4 0 0 0 0 1 0 0 0 0 0 5 9 0.00 1.000																		
62 Al Alburquerque, R (7,1) ERA: 3.1	1.0 4 0 0 0 2 1 0 0 0 0 0 7 14 0.00 1.000																		

AB	34
R	3
H	7
RBI	2
BB	1
SO	6
LOB	11



AB	40
R	14
H	18
RBI	14
BB	6
SO	5
LOB	20




Batter	1	2	3	4	5	6	7	8	9	AB	R	H	RBI	BB	SO	LOB	TOP														
20 Rajai Davis, R OBP: 0.341, SLG: 0.439										5	1	1	0	1	0	4	<p>Detroit Tigers @ New York Yankees Yankee Stadium, Bronx, NY Sun Jun 21 2015, 1:10 PM - 4:10 PM EDT Att: 38,691 - Partly Cloudy - 81 F</p>														
3 Ian Kinsler, R OBP: 0.336, SLG: 0.346 9 Nick Castellanos, R OBP: 0.267, SLG: 0.328										5	0	0	0	1	1	4															
24 Miguel Cabrera, R OBP: 0.450, SLG: 0.593 39 Josh Wilson, R OBP: 0.412, SLG: 0.471										3	2	2	0	2	0	1															
41 Victor Martinez, S OBP: 0.315, SLG: 0.301										6	2	3	4	0	0	4															
52 Yoenis Cespedes, R OBP: 0.332, SLG: 0.487 12 Anthony Gose, L OBP: 0.317, SLG: 0.373										5	2	1	1	0	1	3															
28 J.D. Martinez, R OBP: 0.333, SLG: 0.516										5	3	3	6	0	1	0															
50 Bryan Holaday, R OBP: 0.278, SLG: 0.444										5	0	2	0	0	3	0															
17 Andrew Romine, S OBP: 0.339, SLG: 0.333										4	1	2	1	1	2	2															
1 Jose Iglesias, R OBP: 0.377, SLG: 0.390										3	1	1	0	2	0	2															
Inning Stats	R: 4 E: 1 K: 2 S: 16	H: 3 LOB: 0 BB: 0 P: 22	R: 2 E: 0 K: 0 S: 12	H: 3 LOB: 2 BB: 1 P: 20	R: 0 E: 0 K: 2 S: 14	H: 1 LOB: 2 BB: 1 P: 21	R: 0 E: 0 K: 1 S: 12	H: 1 LOB: 1 BB: 0 P: 12	R: 1 E: 0 K: 1 S: 11	H: 2 LOB: 1 BB: 0 P: 15	R: 5 E: 0 K: 1 S: 18	H: 4 LOB: 1 BB: 2 P: 32	R: 0 E: 0 K: 0 S: 6	H: 1 LOB: 0 BB: 1 P: 12	R: 0 E: 0 K: 1 S: 12	H: 1 LOB: 1 BB: 0 P: 16		R: 0 E: 0 K: 1 S: 15	H: 0 LOB: 2 BB: 2 P: 28	1B: 10 2B: 0 3B: 0 HR: 5	SF: 0 SAC: 0 DP: 1 HBP: 0	WP: 0 PB: 0 SB: 0 CS: 0	PA: 49								
PITCHER	IP WLS BF	H R ER SO	BB IBB HBP BLK	WP HR S P	ERA WHIP	PITCHER										IP WLS BF	H R ER SO	BB IBB HBP BLK	WP HR S P	ERA WHIP											
19 Masahiro Tanaka, R ERA: 3.17	5.0	10	7	5	6	2	0	0	0	0	3	65	90	9.00	2.400																
65 Danny Burawa, R ERA: 54.0	0.2	3	4	4	1	1	0	0	0	0	1	13	22	54.00	6.000																
Jose De Paula, L ERA: 2.7	3.1	2	1	1	2	4	0	0	0	0	1	38	66	2.70	1.800																

Batter	1	2	3	4	5	6	7	8	9	AB	R	H	RBI	BB	SO	LOB	BOTTOM													
11 Brett Gardner, L OBP: 0.349, SLG: 0.451 31 Ramón Flores, L OBP: 0.250, SLG: 0.286										3	0	0	0	0	1	3	<p>Detroit Tigers @ New York Yankees Yankee Stadium, Bronx, NY Sun Jun 21 2015, 1:10 PM - 4:10 PM EDT Att: 38,691 - Partly Cloudy - 81 F</p>													
18 Didi Gregorius, L OBP: 0.285, SLG: 0.333										4	0	1	0	0	1	0														
13 Alex Rodriguez, R OBP: 0.384, SLG: 0.524										4	0	1	0	0	1	1														
25 Mark Teixeira, S OBP: 0.364, SLG: 0.556 66 John Ryan Murphy, R OBP: 0.292, SLG: 0.356										3	0	1	0	0	0	0														
34 Brian McCann, L OBP: 0.339, SLG: 0.475										4	1	2	1	0	1	1														
33 Garrett Jones, L OBP: 0.275, SLG: 0.365										4	0	0	0	0	1	3														
24 Chris Young, R OBP: 0.288, SLG: 0.472										4	1	1	0	0	1	0														
14 Stephen Drew, L OBP: 0.254, SLG: 0.390										3	2	2	2	1	0	0														
17 Brendan Ryan, R OBP: 0.400, SLG: 0.462										3	0	1	1	1	0	0														
Inning Stats	R: 0 E: 0 K: 2 S: 10	H: 0 LOB: 0 BB: 0 P: 11	R: 2 E: 0 K: 0 S: 14	H: 3 LOB: 2 BB: 1 P: 26	R: 0 E: 0 K: 1 S: 16	H: 2 LOB: 0 BB: 0 P: 27	R: 0 E: 0 K: 0 S: 7	H: 0 LOB: 1 BB: 1 P: 13	R: 0 E: 0 K: 0 S: 6	H: 1 LOB: 0 BB: 0 P: 8	R: 0 E: 0 K: 2 S: 10	H: 0 LOB: 0 BB: 0 P: 14	R: 1 E: 0 K: 0 S: 5	H: 1 LOB: 0 BB: 0 P: 7	R: 0 E: 0 K: 1 S: 10	H: 1 LOB: 1 BB: 0 P: 16		R: 0 E: 0 K: 0 S: 7	H: 1 LOB: 0 BB: 0 P: 10	1B: 6 2B: 0 3B: 0 HR: 3	SF: 0 SAC: 0 DP: 1 HBP: 0	WP: 0 PB: 0 SB: 1 CS: 0	PA: 37							
PITCHER	IP WLS BF	H R ER SO	BB IBB HBP BLK	WP HR S P	ERA WHIP	PITCHER										IP WLS BF	H R ER SO	BB IBB HBP BLK	WP HR S P	ERA WHIP										
19 Anibal Sánchez, R ERA: 4.99	7.0	29	7	3	3	5	0	0	0	0	2	68	106	3.86	1.286															
65 Elaine Hardy, L ERA: 2.53	1.0	4	1	0	0	1	0	0	0	0	0	10	16	0.00	1.000															
3B Joakim Soria, R ERA: 2.7	1.0	4	1	1	1	0	0	0	0	0	1	7	10	9.00	1.000															

Batter	1	2	3	4	5	6	7	8	9	AB	R	H	RBI	BB	SO	LOB	TOP			
12 Anthony Gose, L OBP: 0.314, SLG: 0.369	L7	F7		24 BB 41 1B	L6			F7		5	1	1	0	0	0	2				
3 Ian Kinsler, R OBP: 0.340, SLG: 0.348	24 1B 52 2B	FC6-4		24 BB 41 1B				L8		4	2	2	1	1	0	1				
24 Miguel Cabrera, R OBP: 0.456, SLG: 0.593	52 2B			41 1B 52 SF7						3	1	2	1	2	0	1				
41 Victor Martinez, S OBP: 0.311, SLG: 0.297	L6	K		41 1B 52 SF7				L4		5	0	1	2	0	1	5				
52 Yoenis Cespedes, R OBP: 0.340, SLG: 0.508										3	2	3	3	0	0	0				
28 J.D. Martinez, R OBP: 0.331, SLG: 0.508	34 FC6-4 IBB									4	0	0	0	1	2	3				
34 James McCann, R OBP: 0.296, SLG: 0.384	FC6-4									4	0	1	0	1	1	4				
17 Andrew Romine, S OBP: 0.328, SLG: 0.345										4	1	1	1	0	2	2				
1 Jose Iglesias, R OBP: 0.378, SLG: 0.390										5	1	2	0	0	0	3				
Inning Stats	R: 1 H: 3 E: 0 K: 0 S: 12	L: 3 LOB: 3 BB: 1 P: 24	R: 1 H: 2 E: 0 K: 1 S: 18	H: 2 LOB: 2 BB: 1 P: 29	R: 1 H: 1 E: 0 K: 2 S: 9	LOB: 0 BB: 0 P: 12	R: 4 H: 3 E: 0 K: 1 S: 16	H: 3 LOB: 1 BB: 2 P: 34	R: 0 H: 0 E: 0 K: 0 S: 5	H: 1 LOB: 0 BB: 0 P: 8	R: 0 H: 0 E: 0 K: 2 S: 14	H: 0 LOB: 2 BB: 1 P: 23	R: 0 H: 1 E: 0 K: 0 S: 8	H: 1 LOB: 1 BB: 0 P: 10	R: 1 H: 2 E: 0 K: 0 S: 16	H: 2 LOB: 1 BB: 0 P: 22	1B: 9 2B: 3 HR: 1	SF: 2 SAC: 0 DP: 1 HBP: 1	WP: 0 PB: 0 SB: 0 CS: 0	PA: 45
PITCHER	IP WLS BF H R ER SO	IP WLS BF H R ER SO	IP WLS BF H R ER SO	IP WLS BF H R ER SO	IP WLS BF H R ER SO	IP WLS BF H R ER SO	IP WLS BF H R ER SO	IP WLS BF H R ER SO	IP WLS BF H R ER SO	IP WLS BF H R ER SO	IP WLS BF H R ER SO	IP WLS BF H R ER SO	IP WLS BF H R ER SO	IP WLS BF H R ER SO	IP WLS BF H R ER SO	IP WLS BF H R ER SO	ERA WHIP	ERA WHIP		
47 Trevor Bauer, R ERA: 3.86	3.0 L 22 9 7 7 3	3.0 9 1 0 0 1 0	3.0 9 1 0 0 1 0	3.0 5 0 0 0 2 1	3.0 5 2 1 1 0	3.0 9 7 7 3 3	3.0 9 7 7 3 3	3.0 9 7 7 3 3	3.0 9 7 7 3 3	3.0 9 7 7 3 3	3.0 9 7 7 3 3	3.0 9 7 7 3 3	3.0 9 7 7 3 3	3.0 9 7 7 3 3	3.0 9 7 7 3 3	3.0 9 7 7 3 3	21.00 4.000	21.00 4.000		
53 Jeff Manship, R ERA: 2.19	4.1 3.0 9 1 0 0 1	4.1 3.0 9 1 0 0 1	4.1 3.0 9 1 0 0 1	4.1 3.0 9 1 0 0 1	4.1 3.0 9 1 0 0 1	4.1 3.0 9 1 0 0 1	4.1 3.0 9 1 0 0 1	4.1 3.0 9 1 0 0 1	4.1 3.0 9 1 0 0 1	4.1 3.0 9 1 0 0 1	4.1 3.0 9 1 0 0 1	4.1 3.0 9 1 0 0 1	4.1 3.0 9 1 0 0 1	4.1 3.0 9 1 0 0 1	4.1 3.0 9 1 0 0 1	4.1 3.0 9 1 0 0 1	0.00 0.333	0.00 0.333		
27 Bryan Shaw, R ERA: 2.19	7.1 1.0 5 0 0 0 2	7.1 1.0 5 0 0 0 2	7.1 1.0 5 0 0 0 2	7.1 1.0 5 0 0 0 2	7.1 1.0 5 0 0 0 2	7.1 1.0 5 0 0 0 2	7.1 1.0 5 0 0 0 2	7.1 1.0 5 0 0 0 2	7.1 1.0 5 0 0 0 2	7.1 1.0 5 0 0 0 2	7.1 1.0 5 0 0 0 2	7.1 1.0 5 0 0 0 2	7.1 1.0 5 0 0 0 2	7.1 1.0 5 0 0 0 2	7.1 1.0 5 0 0 0 2	7.1 1.0 5 0 0 0 2	0.00 1.000	0.00 1.000		
54 Ryan Webb, R ERA: 2.38	8.1 1.0 4 1 0 0 0	8.1 1.0 4 1 0 0 0	8.1 1.0 4 1 0 0 0	8.1 1.0 4 1 0 0 0	8.1 1.0 4 1 0 0 0	8.1 1.0 4 1 0 0 0	8.1 1.0 4 1 0 0 0	8.1 1.0 4 1 0 0 0	8.1 1.0 4 1 0 0 0	8.1 1.0 4 1 0 0 0	8.1 1.0 4 1 0 0 0	8.1 1.0 4 1 0 0 0	8.1 1.0 4 1 0 0 0	8.1 1.0 4 1 0 0 0	8.1 1.0 4 1 0 0 0	8.1 1.0 4 1 0 0 0	0.00 1.000	0.00 1.000		
48 Scott Atchison, R ERA: 6.86	9.1 1.0 5 2 1 1 0	9.1 1.0 5 2 1 1 0	9.1 1.0 5 2 1 1 0	9.1 1.0 5 2 1 1 0	9.1 1.0 5 2 1 1 0	9.1 1.0 5 2 1 1 0	9.1 1.0 5 2 1 1 0	9.1 1.0 5 2 1 1 0	9.1 1.0 5 2 1 1 0	9.1 1.0 5 2 1 1 0	9.1 1.0 5 2 1 1 0	9.1 1.0 5 2 1 1 0	9.1 1.0 5 2 1 1 0	9.1 1.0 5 2 1 1 0	9.1 1.0 5 2 1 1 0	9.1 1.0 5 2 1 1 0	9.00 2.000	9.00 2.000		

Detroit Tigers @ Cleveland Indians
Progressive Field, Cleveland, OH
Mon Jun 22 2015, 7:22 PM - 10:47 PM EDT
Att: 15,746 - Cloudy - 74 F


AB 37
R 8
H 13
RBI 8
BB 5
SO 6
LOB 21



Batter	1	2	3	4	5	6	7	8	9	AB	R	H	RBI	BB	SO	LOB	BOTTOM			
22 Jason Kipnis, L OBP: 0.422, SLG: 0.511	G1-3			L9						5	1	2	2	0	0	3				
12 Francisco Lindor, S OBP: 0.233, SLG: 0.233	9 FC5-4 1B									3	0	1	0	0	1	1				
23 Michael Brantley, L OBP: 0.371, SLG: 0.437	P5									4	0	1	1	0	1	1				
9 Ryan Raburn, R OBP: 0.360, SLG: 0.490	FC5-4									3	0	0	0	0	0	2				
7 David Murphy, L OBP: 0.392, SLG: 0.486	FC5-4									1	1	1	1	0	0	0				
41 Carlos Santana, S OBP: 0.355, SLG: 0.369	G6-3									4	0	1	0	0	0	0				
4 Mike Aviles, R OBP: 0.320, SLG: 0.365	G4-3									4	0	0	0	0	1	1				
44 Brandon Moss, L OBP: 0.307, SLG: 0.437	F8									4	0	0	0	0	0	1				
39 Gio Urshela, R OBP: 0.325, SLG: 0.333										3	1	1	0	1	0	0				
55 Roberto Pérez, R OBP: 0.346, SLG: 0.400										3	2	2	1	1	0	1				
Inning Stats	R: 0 H: 1 E: 0 K: 0 S: 11	L: 1 LOB: 1 BB: 0 P: 16	R: 0 H: 0 E: 0 K: 0 S: 5	H: 0 LOB: 0 BB: 0 P: 9	R: 3 H: 3 E: 0 K: 0 S: 11	H: 3 LOB: 0 BB: 1 P: 17	R: 0 H: 2 E: 0 K: 0 S: 10	H: 2 LOB: 3 BB: 1 P: 21	R: 0 H: 0 E: 0 K: 1 S: 9	H: 0 LOB: 0 BB: 0 P: 9	R: 0 H: 1 E: 1 K: 1 S: 15	H: 1 LOB: 1 BB: 0 P: 17	R: 1 H: 1 E: 0 K: 1 S: 12	H: 1 LOB: 0 BB: 0 P: 20	R: 1 H: 1 E: 0 K: 0 S: 8	H: 1 LOB: 0 BB: 0 P: 12	1B: 5 2B: 2 HR: 2	SF: 0 SAC: 1 DP: 2 HBP: 0	WP: 0 PB: 0 SB: 0 CS: 0	PA: 37
PITCHER	IP WLS BF H R ER SO	IP WLS BF H R ER SO	IP WLS BF H R ER SO	IP WLS BF H R ER SO	IP WLS BF H R ER SO	IP WLS BF H R ER SO	IP WLS BF H R ER SO	IP WLS BF H R ER SO	IP WLS BF H R ER SO	IP WLS BF H R ER SO	IP WLS BF H R ER SO	IP WLS BF H R ER SO	IP WLS BF H R ER SO	IP WLS BF H R ER SO	IP WLS BF H R ER SO	IP WLS BF H R ER SO	ERA WHIP	ERA WHIP		
56 Kyle Ryan, L ERA: 3.91	3.2 W 7 0 0 0 1	3.2 W 7 0 0 0 1	3.2 W 7 0 0 0 1	3.2 W 7 0 0 0 1	3.2 W 7 0 0 0 1	3.2 W 7 0 0 0 1	3.2 W 7 0 0 0 1	3.2 W 7 0 0 0 1	3.2 W 7 0 0 0 1	3.2 W 7 0 0 0 1	3.2 W 7 0 0 0 1	3.2 W 7 0 0 0 1	3.2 W 7 0 0 0 1	3.2 W 7 0 0 0 1	3.2 W 7 0 0 0 1	3.2 W 7 0 0 0 1	0.00 0.000	0.00 0.000		
65 Blaine Hardy, L ERA: 2.61	4.1 1.0 4 1 0 0 1	4.1 1.0 4 1 0 0 1	4.1 1.0 4 1 0 0 1	4.1 1.0 4 1 0 0 1	4.1 1.0 4 1 0 0 1	4.1 1.0 4 1 0 0 1	4.1 1.0 4 1 0 0 1	4.1 1.0 4 1 0 0 1	4.1 1.0 4 1 0 0 1	4.1 1.0 4 1 0 0 1	4.1 1.0 4 1 0 0 1	4.1 1.0 4 1 0 0 1	4.1 1.0 4 1 0 0 1	4.1 1.0 4 1 0 0 1	4.1 1.0 4 1 0 0 1	4.1 1.0 4 1 0 0 1	0.00 1.000	0.00 1.000		
30 Alex Wilson, R ERA: 1.75	7.1 1.0 4 1 1 1 1	7.1 1.0 4 1 1 1 1	7.1 1.0 4 1 1 1 1	7.1 1.0 4 1 1 1 1	7.1 1.0 4 1 1 1 1	7.1 1.0 4 1 1 1 1	7.1 1.0 4 1 1 1 1	7.1 1.0 4 1 1 1 1	7.1 1.0 4 1 1 1 1	7.1 1.0 4 1 1 1 1	7.1 1.0 4 1 1 1 1	7.1 1.0 4 1 1 1 1	7.1 1.0 4 1 1 1 1	7.1 1.0 4 1 1 1 1	7.1 1.0 4 1 1 1 1	7.1 1.0 4 1 1 1 1	7.1 1.0 4 1 1 1 1	9.00 1.000	9.00 1.000	
44 Joba Chamberlain, R ERA: 1.93	8.1 1.0 4 1 1 1 0	8.1 1.0 4 1 1 1 0	8.1 1.0 4 1 1 1 0	8.1 1.0 4 1 1 1 0	8.1 1.0 4 1 1 1 0	8.1 1.0 4 1 1 1 0	8.1 1.0 4 1 1 1 0	8.1 1.0 4 1 1 1 0	8.1 1.0 4 1 1 1 0	8.1 1.0 4 1 1 1 0	8.1 1.0 4 1 1 1 0	8.1 1.0 4 1 1 1 0	8.1 1.0 4 1 1 1 0	8.1 1.0 4 1 1 1 0	8.1 1.0 4 1 1 1 0	8.1 1.0 4 1 1 1 0	8.1 1.0 4 1 1 1 0	9.00 1.000	9.00 1.000	
36 Joakim Soria, R ERA: 2.93	9.1 1.0 4 1 1 1 0	9.1 1.0 4 1 1 1 0	9.1 1.0 4 1 1 1 0	9.1 1.0 4 1 1 1 0	9.1 1.0 4 1 1 1 0	9.1 1.0 4 1 1 1 0	9.1 1.0 4 1 1 1 0	9.1 1.0 4 1 1 1 0	9.1 1.0 4 1 1 1 0	9.1 1.0 4 1 1 1 0	9.1 1.0 4 1 1 1 0	9.1 1.0 4 1 1 1 0	9.1 1.0 4 1 1 1 0	9.1 1.0 4 1 1 1 0	9.1 1.0 4 1 1 1 0	9.1 1.0 4 1 1 1 0	9.1 1.0 4 1 1 1 0	9.00 1.000	9.00 1.000	

Detroit Tigers @ Cleveland Indians
Progressive Field, Cleveland, OH
Mon Jun 22 2015, 7:22 PM - 10:47 PM EDT
Att: 15,746 - Cloudy - 74 F

AB 34
R 5
H 9
RBI 5
BB 2
SO 3
LOB 10



Batter	1	2	3	4	5	6	7	8	9	AB	R	H	RBI	BB	SO	LOB	TOP					
20 Rajai Davis, R OBP: 0.349, SLG: 0.437										3	1	1	0	2	2	0	Detroit Tigers @ Cleveland Indians Progressive Field, Cleveland, OH Tue Jun 23 2015, 7:13 PM - 10:40 PM EDT Att: 19,156 - Clear - 74 F					
3 Ian Kinsler, R OBP: 0.338, SLG: 0.343										4	1	0	0	1	1	2						
24 Miguel Cabrera, R OBP: 0.455, SLG: 0.590										5	1	2	0	0	2	3						
41 Victor Martinez, S OBP: 0.316, SLG: 0.311										4	1	2	1	0	0	2						
52 Yoenis Cespedes, R OBP: 0.339, SLG: 0.504										4	1	1	2	0	1	2						
9 Nick Castellanos, R OBP: 0.296, SLG: 0.331										4	0	1	2	0	2	2						
34 James McCann, R OBP: 0.289, SLG: 0.374										4	0	0	0	0	3	2						
17 Andrew Romine, S OBP: 0.338, SLG: 0.419										4	2	2	1	0	1	1						
12 Anthony Gose, L OBP: 0.309, SLG: 0.362										4	0	0	0	0	2	1						
Inning Stats	R: 0 E: 0 K: 1 S: 10	H: 1 LOB: 1 BB: 0 P: 18	R: 0 E: 0 K: 1 S: 10	H: 0 LOB: 0 BB: 0 P: 17	R: 1 E: 0 K: 2 S: 11	H: 1 LOB: 1 BB: 1 P: 15	R: 0 E: 0 K: 3 S: 13	H: 1 LOB: 1 BB: 0 P: 21	R: 6 E: 1 K: 2 S: 19	H: 4 LOB: 1 BB: 2 P: 38	R: 0 E: 0 K: 2 S: 10	H: 0 LOB: 0 BB: 0 P: 12	R: 0 E: 0 K: 0 S: 10	H: 1 LOB: 0 BB: 0 P: 11	R: 0 E: 0 K: 2 S: 11	H: 0 LOB: 0 BB: 0 P: 17	R: 0 E: 0 K: 1 S: 9	H: 1 LOB: 0 BB: 0 P: 13	1B: 5 2B: 3 3B: 0 HR: 1	SF: 0 SAC: 0 DP: 1 HBP: 0	WP: 0 PB: 0 SB: 0 CS: 0	PA: 39
PITCHER	IP	WLS	BF	H	R	ER	SO	BB	IBB	HBP	BLK	WP	HR	S	P	ERA	WHIP					
31 Danny Salazar, R ERA: 4.06	4.1	L	23	6	7	6	8	3	0	0	0	0	1	56	99	12.46	2.077					
34 Zach McAllister, R ERA: 3.29	1.2		6	1	0	0	3	0	0	0	0	0	0	17	22	0.00	0.600					
49 Austin Adams, R ERA: 2.13	1.1		5	1	0	0	1	0	0	0	0	0	0	14	18	0.00	0.750					
50 Nick Hagadone, L ERA: 4.26	1.2		5	1	0	0	2	0	0	0	0	0	0	16	23	0.00	0.600					

Batter	1	2	3	4	5	6	7	8	9	AB	R	H	RBI	BB	SO	LOB	BOTTOM					
22 Jason Kipnis, L OBP: 0.428, SLG: 0.523										5	0	4	1	0	1	0	Detroit Tigers @ Cleveland Indians Progressive Field, Cleveland, OH Tue Jun 23 2015, 7:13 PM - 10:40 PM EDT Att: 19,156 - Clear - 74 F					
12 Francisco Lindor, S OBP: 0.290, SLG: 0.296										4	0	0	1	0	0	4						
23 Michael Brantley, L OBP: 0.366, SLG: 0.430										4	0	0	0	0	1	2						
9 Ryan Raburn, R OBP: 0.364, SLG: 0.500										4	0	2	0	0	1	0						
41 Carlos Santana, S OBP: 0.354, SLG: 0.367										4	0	1	0	0	1	3						
4 Mike Aviles, R OBP: 0.320, SLG: 0.364										3	0	1	0	0	0	1						
7 David Murphy, L OBP: 0.366, SLG: 0.489										1	1	1	0	0	0	0						
44 Brandon Moss, L OBP: 0.306, SLG: 0.434										4	1	1	0	0	2	2						
39 Gio Urshela, R OBP: 0.318, SLG: 0.325										4	0	1	0	0	0	4						
55 Roberto Pérez, R OBP: 0.343, SLG: 0.404										4	1	1	0	0	2	3						
Inning Stats	R: 0 E: 0 K: 1 S: 11	H: 2 LOB: 2 BB: 0 P: 14	R: 0 E: 0 K: 1 S: 10	H: 0 LOB: 0 BB: 0 P: 15	R: 1 E: 0 K: 0 S: 11	H: 2 LOB: 0 BB: 0 P: 15	R: 0 E: 0 K: 2 S: 19	H: 2 LOB: 2 BB: 0 P: 32	R: 0 E: 0 K: 2 S: 9	H: 0 LOB: 0 BB: 0 P: 11	R: 0 E: 0 K: 0 S: 8	H: 1 LOB: 1 BB: 0 P: 11	R: 0 E: 0 K: 1 S: 14	H: 2 LOB: 0 BB: 0 P: 20	R: 0 E: 0 K: 1 S: 6	H: 0 LOB: 0 BB: 0 P: 11	R: 2 E: 1 K: 0 S: 21	H: 3 LOB: 1 BB: 0 P: 28	1B: 8 2B: 4 3B: 0 HR: 0	SF: 1 SAC: 0 DP: 2 HBP: 0	WP: 0 PB: 0 SB: 0 CS: 0	PA: 38
PITCHER	IP	WLS	BF	H	R	ER	SO	BB	IBB	HBP	BLK	WP	HR	S	P	ERA	WHIP					
14 David Price, L ERA: 2.42	6.2	W	28	9	1	1	7	0	0	0	0	0	0	80	114	1.35	1.350					
62 Al Alburquerque, R ERA: 3.07	0.1		1	0	0	0	0	0	0	0	0	0	0	2	4	0.00	0.000					
32 Tom Gorzelanny, L ERA: 6.95	1.0		3	0	0	0	1	0	0	0	0	0	0	6	11	0.00	0.000					
30 Alex Wilson, R ERA: 1.7	1.0		6	3	2	0	0	0	0	0	0	0	0	21	28	0.00	3.000					

AB 36
R 7
H 9
RBI 6
BB 3
SO 14
LOB 15




AB 37
R 3
H 12
RBI 2
BB 0
SO 8
LOB 19



Batter	1	2	3	4	5	6	7	8	9	AB	R	H	RBI	BB	SO	LOB	TOP																								
20 Rajai Davis, R OBP: 0.347, SLG: 0.432	G5-3		G6-4-3					G5-3		4	0	1	0	0	0	2																									
3 Ian Kinsler, R OBP: 0.333, SLG: 0.338	G5-3			K2-3		F8			K	4	0	0	0	0	2	1																									
41 Victor Martinez, S OBP: 0.308, SLG: 0.301	F9			F8				G3		4	0	0	0	0	0	0																									
52 Yoenis Cespedes, R (1, 7) OBP: 0.338, SLG: 0.504		K								4	1	1	0	0	3	0																									
28 J.D. Martinez, R OBP: 0.331, SLG: 0.517	G6-3					P4				3	1	1	2	0	0	0																									
9 Nick Castellanos, R OBP: 0.287, SLG: 0.331						L4				3	0	1	0	0	1	0																									
17 Andrew Romine, S OBP: 0.338, SLG: 0.431						G4-3				3	0	1	0	0	0	1																									
50 Bryan Holaday, R OBP: 0.256, SLG: 0.410										3	0	0	0	0	2	1																									
1 Jose Iglesias, R OBP: 0.377, SLG: 0.386						G4-3				2	0	0	0	1	1	0																									
Inning Stats	R: 0 E: 0 K: 0 S: 9	H: 0 LOB: 0 BB: 0 P: 13	R: 0 E: 0 K: 2 S: 10	H: 0 LOB: 0 BB: 0 P: 13	R: 0 E: 0 K: 1 S: 14	H: 1 LOB: 1 BB: 1 P: 21	R: 0 E: 0 K: 2 S: 7	H: 0 LOB: 0 BB: 0 P: 10	R: 0 E: 0 K: 0 S: 4	H: 2 LOB: 1 BB: 0 P: 5	R: 0 E: 0 K: 1 S: 11	H: 1 LOB: 1 BB: 0 P: 14	R: 2 E: 0 K: 0 S: 14	H: 3 LOB: 0 BB: 0 P: 18	R: 0 E: 0 K: 1 S: 8	H: 0 LOB: 0 BB: 0 P: 11	R: 0 E: 0 K: 2 S: 13	H: 0 LOB: 0 BB: 0 P: 16	1B: 2 2B: 2 HR: 1	SF: 0 SAC: 0 DP: 2 HBP: 0	WP: 0 PB: 0 SB: 1 CS: 0	PA: 31																			
PITCHER	IP	WLS	BF	H	R	ER	SO	BB	IBB	HBP	BLK	WP	HR	S	P	ERA	WHIP	PITCHER				IP	WLS	BF	H	R	ER	SO	BB	IBB	HBP	BLK	WP	HR	S	P	ERA	WHIP			
59 Carlos Carrasco, R ERA: 4.16	8.0	W	28	5	2	2	7	1	0	0	0	0	1	77	105	2.25	0.750					0	0	13	16	0.00	0.000														
37 Cody Allen, R ERA: 3.77	1.0		3	0	0	0	2	0	0	0	0	0	0	13	16	0.00	0.000																								

Detroit Tigers @ Cleveland Indians
Progressive Field, Cleveland, OH
Wed Jun 24 2015, 12:13 PM - 3:17 PM EDT
Att: 20,780 - Partly Cloudy - 74 F


AB 30
R 2
H 5
RBI 2
BB 1
SO 9
LOB 5



Batter	1	2	3	4	5	6	7	8	9	AB	R	H	RBI	BB	SO	LOB	BOTTOM																								
22 Jason Kipnis, L OBP: 0.431, SLG: 0.521	G4-3									3	2	1	0	2	1	0																									
12 Francisco Lindor, S OBP: 0.275, SLG: 0.304										3	1	2	2	2	0	1																									
23 Michael Brantley, L OBP: 0.370, SLG: 0.435	L9									4	1	2	1	1	0	4																									
7 David Murphy, L OBP: 0.369, SLG: 0.486										3	1	1	0	1	2	1																									
9 Ryan Raburn, R OBP: 0.370, SLG: 0.514										1	0	1	1	0	0	0																									
41 Carlos Santana, S OBP: 0.358, SLG: 0.374										4	1	2	2	1	1	3																									
44 Brandon Moss, L OBP: 0.307, SLG: 0.438										5	1	2	0	0	2	4																									
10 Yan Gomes, R OBP: 0.214, SLG: 0.296										5	1	1	2	0	2	4																									
24 Michael Bourn, L OBP: 0.308, SLG: 0.284										3	0	0	0	1	2	1																									
39 Gio Urshela, R OBP: 0.313, SLG: 0.318										4	0	1	0	0	1	2																									
Inning Stats	R: 0 E: 0 K: 1 S: 12	H: 0 LOB: 2 BB: 2 P: 23	R: 0 E: 0 K: 3 S: 13	H: 0 LOB: 0 BB: 0 P: 20	R: 3 E: 0 K: 1 S: 17	H: 5 LOB: 1 BB: 0 P: 22	R: 0 E: 0 K: 0 S: 4	H: 0 LOB: 0 BB: 0 P: 7	R: 1 E: 0 K: 2 S: 15	H: 2 LOB: 1 BB: 0 P: 22	R: 1 E: 0 K: 1 S: 18	H: 2 LOB: 3 BB: 2 P: 32	R: 2 E: 0 K: 1 S: 17	H: 3 LOB: 1 BB: 1 P: 26	R: 1 E: 0 K: 2 S: 12	H: 1 LOB: 3 BB: 3 P: 32	1B: 8 2B: 5 3B: 0 HR: 1	SF: 0 SAC: 0 DP: 1 HBP: 0	WP: 1 PB: 0 SB: 0 CS: 0	PA: 43																					
PITCHER	IP	WLS	BF	H	R	ER	SO	BB	IBB	HBP	BLK	WP	HR	S	P	ERA	WHIP	PITCHER				IP	WLS	BF	H	R	ER	SO	BB	IBB	HBP	BLK	WP	HR	S	P	ERA	WHIP			
45 Buck Farmer, R ERA: 10.45	0.1		4	1	0	0	1	2	0	0	0	0	0	9	21	0.00	9.000					0	0	3	6	0.00	0.000														
32 Tom Gorzelanny, L ERA: 6.85	0.1		4	2	2	2	1	0	0	0	0	0	0	8	12	27.00	3.000																								
56 Kyle Ryan, L ERA: 4.56	0.2		3	1	0	0	0	1	0	0	0	0	0	11	16	0.00	3.000																								
62 AJ Burqueque, R ERA: 3.0	0.2		6	1	1	1	1	2	1	0	0	0	0	9	26	13.50	4.500																								
65 Blaine Hardy, L ERA: 2.84																																									

Detroit Tigers @ Cleveland Indians
Progressive Field, Cleveland, OH
Wed Jun 24 2015, 12:13 PM - 3:17 PM EDT
Att: 20,780 - Partly Cloudy - 74 F

AB 35
R 8
H 13
RBI 8
BB 8
SO 11
LOB 20



Batter	1	2	3	4	5	6	7	8	9	10	AB	R	H	RBI	BB	SO	LOB	TOP				
1 Adam Eaton, L OBP: 0.321, SLG: 0.375											4	2	2	1	1	0	2					
15 Gordon Beckham, R OBP: 0.288, SLG: 0.353											4	0	0	0	1	0	4					
79 José Abreu, R OBP: 0.343, SLG: 0.485											4	1	0	0	1	4	3					
25 Adam LaRoche, L OBP: 0.344, SLG: 0.403											5	0	1	2	0	2	2					
53 Melky Cabrera, S OBP: 0.292, SLG: 0.291											3	2	1	0	2	0	1					
26 Avisail García, R OBP: 0.214, SLG: 0.384											4	2	1	1	0	1	1					
12 Conor Gillaspie, L OBP: 0.263, SLG: 0.384											3	0	0	0	0	0	1					
10 Alexei Ramirez, R OBP: 0.243, SLG: 0.293											2	0	1	0	0	1	2					
21 Tyler Flowers, R OBP: 0.263, SLG: 0.329											5	0	2	3	0	1	1					
20 JB Shuck, L OBP: 0.291, SLG: 0.396											5	0	2	3	0	1	1					
5 Yolmer Sánchez, S OBP: 0.214, SLG: 0.229											5	0	2	3	0	1	1					
Inning Stats	R: 1 E: 0 K: 1 S: 9	H: 1 LOB: 0 BB: 0 P: 14	R: 2 E: 0 K: 0 S: 11	H: 4 LOB: 2 BB: 0 P: 17	R: 0 E: 0 K: 1 S: 10	H: 0 LOB: 0 BB: 0 P: 15	R: 0 E: 0 K: 1 S: 6	H: 0 LOB: 0 BB: 0 P: 9	R: 2 E: 0 K: 0 S: 13	H: 1 LOB: 1 BB: 2 P: 28	R: 0 E: 0 K: 3 S: 11	H: 0 LOB: 2 BB: 1 P: 17	R: 0 E: 0 K: 1 S: 16	H: 1 LOB: 1 BB: 0 P: 14	R: 0 E: 0 K: 1 S: 16	H: 1 LOB: 0 BB: 0 P: 30	R: 3 E: 0 K: 1 S: 18	H: 2 LOB: 1 BB: 1 P: 30	1B: 5 2B: 3 3B: 1 HR: 1	SF: 0 SAC: 1 DP: 1 HBP: 1	WP: 1 PB: 0 SB: 0 CS: 0	PA: 46
PITCHER	IP WLS BF H R ER SO BB IBB HBP BLK WP HR S P ERA WHIP	31 Alfredo Simon, R ERA: 3.57	43 Bruce Rondón, R ERA: 2.78	65 Blaine Hardy, L ERA: 2.78	30 Alex Wilson, R ERA: 1.69	36 Joakim Soria, R ERA: 2.83	PITCHER	IP WLS BF H R ER SO BB IBB HBP BLK WP HR S P ERA WHIP	44 Joba Chamberlain, R ERA: 3.15													

Chicago White Sox @ Detroit Tigers
Comerica Park, Detroit, MI
Thu Jun 25 2015, 1:09 PM - 5:01 PM EDT
Att: 40,355 - Overcast - 70 F

AB 39
R 8
H 10
RBI 8
BB 5
SO 9
LOB 18



Batter	1	2	3	4	5	6	7	8	9	10	AB	R	H	RBI	BB	SO	LOB	BOTTOM				
20 Rajai Davis, R OBP: 0.348, SLG: 0.431											5	1	2	0	0	1	4					
50 Bryan Holaday, R OBP: 0.275, SLG: 0.425											6	1	1	2	0	1	6					
3 Ian Kinsler, R OBP: 0.330, SLG: 0.345											6	1	1	2	0	1	6					
24 Miguel Cabrera, R OBP: 0.453, SLG: 0.582											5	0	1	0	1	2	2					
41 Victor Martínez, S OBP: 0.323, SLG: 0.321											4	1	3	0	1	0	1					
39 Josh Wilson, R OBP: 0.389, SLG: 0.444											1	0	0	0	0	1	3					
52 Yoenis Cespedes, R OBP: 0.326, SLG: 0.458											5	0	1	0	0	2	3					
28 J.D. Martinez, R OBP: 0.329, SLG: 0.522											5	1	1	2	0	2	2					
9 Nick Castellanos, R OBP: 0.274, SLG: 0.347											3	0	2	0	1	1	0					
17 Andrew Romine, S OBP: 0.347, SLG: 0.438											1	2	1	0	0	0	0					
34 James McCann, R OBP: 0.290, SLG: 0.370											2	0	0	0	1	1	2					
12 Anthony Gose, L OBP: 0.310, SLG: 0.361											1	1	0	0	1	1	1					
1 Jose Iglesias, R OBP: 0.382, SLG: 0.393											4	0	3	1	0	0	1					
Inning Stats	R: 2 E: 0 K: 1 S: 8	H: 3 LOB: 0 BB: 0 P: 10	R: 0 E: 0 K: 1 S: 14	H: 1 LOB: 2 BB: 1 P: 24	R: 0 E: 0 K: 2 S: 12	H: 1 LOB: 2 BB: 1 P: 24	R: 0 E: 1 K: 1 S: 13	H: 1 LOB: 2 BB: 0 P: 18	R: 2 E: 0 K: 2 S: 16	H: 2 LOB: 1 BB: 1 P: 28	R: 0 E: 0 K: 1 S: 8	H: 1 LOB: 0 BB: 0 P: 12	R: 1 E: 0 K: 2 S: 11	H: 1 LOB: 1 BB: 0 P: 16	R: 0 E: 0 K: 0 S: 8	H: 1 LOB: 1 BB: 0 P: 15	R: 2 E: 0 K: 2 S: 18	H: 3 LOB: 3 BB: 2 P: 31	1B: 11 2B: 2 3B: 1 HR: 2	SF: 1 SAC: 0 DP: 3 HBP: 0	WP: 1 PB: 0 SB: 0 CS: 0	PA: 49
PITCHER	IP WLS BF H R ER SO BB IBB HBP BLK WP HR S P ERA WHIP	55 Carlos Rodón, L ERA: 4.07	52 Jake Petricka, R ERA: 3.2	57 Zach Putnam, R ERA: 3.65	33 Zach Duke, L ERA: 3.3	30 David Robertson, R ERA: 2.84	PITCHER	IP WLS BF H R ER SO BB IBB HBP BLK WP HR S P ERA WHIP														

Chicago White Sox @ Detroit Tigers
Comerica Park, Detroit, MI
Thu Jun 25 2015, 1:09 PM - 5:01 PM EDT
Att: 40,355 - Overcast - 70 F

AB 43
R 7
H 16
RBI 7
BB 5
SO 12
LOB 25



Batter	1	2	3	4	5	6	7	8	9	AB	R	H	RBI	BB	SO	LOB	TOP					
1 Adam Eaton, L (1, 8) OBP: 0.319, SLG: 0.383										5	1	1	1	0	2	2						
10 Alexei Ramirez, R (1, 6) OBP: 0.243, SLG: 0.290										3	0	0	0	1	0	0						
79 José Abreu, R (1, 3) OBP: 0.341, SLG: 0.493										4	1	1	1	0	1	1						
25 Adam LaRoche, L (1, 10) OBP: 0.343, SLG: 0.405										4	1	1	0	0	1	1						
53 Melky Cabrera, S (1, 7) OBP: 0.291, SLG: 0.297										4	0	1	1	0	1	1						
26 Avisail García, R (1, 9) OBP: 0.260, SLG: 0.379										4	0	2	0	0	1	1						
12 Conor Gillaspie, L (1, 5) 15 Gordon Beckham, R (7, 5) OBP: 0.286, SLG: 0.350										2	0	0	0	1	1	2	AB 35 R 4 H 8 RBI 4 BB 2 SO 9 LOB 14					
21 Tyler Flowers, R (1, 2) 20 JB Shuck, L (9, PH) OBP: 0.264, SLG: 0.349 OBP: 0.350, SLG: 0.310										3	1	1	1	0	1	2						
5 Yolmer Sánchez, S (1, 4) OBP: 0.208, SLG: 0.221										4	0	0	0	0	0	3						
Inning Stats	R: 1 E: 0 K: 1 S: 16	H: 1 LOB: 1 BB: 1 P: 26	R: 0 E: 0 K: 2 S: 11	H: 1 LOB: 1 BB: 0 P: 13	R: 1 E: 0 K: 1 S: 10	H: 1 LOB: 0 BB: 1 P: 14	R: 0 E: 0 K: 1 S: 7	H: 0 LOB: 1 BB: 1 P: 15	R: 0 E: 0 K: 1 S: 8	H: 0 LOB: 0 BB: 0 P: 11	R: 1 E: 0 K: 1 S: 10	H: 2 LOB: 1 BB: 0 P: 17	R: 1 E: 0 K: 0 S: 7	H: 1 LOB: 0 BB: 0 P: 10	R: 0 E: 0 K: 1 S: 8	H: 0 LOB: 0 BB: 0 P: 13	R: 0 E: 0 K: 1 S: 15	H: 2 LOB: 2 BB: 0 P: 18	1B: 2 2B: 2 3B: 1 HR: 3	SF: 0 SAC: 0 DP: 0 HBP: 0	WP: 0 PB: 0 SB: 1 CS: 0	PA: 37
PITCHER	IP WLS BF H R ER SO BB IBB HBP BLK WP HR S P ERA WHIP																					
19 Anibal Sánchez, R (1, 1) ERA: 4.63	7.0		29	6	4	4	7	2	0	0	0	0	0	0	0	3	69	106	5.14	1.143		
43 Bruce Rondón, R (8, 1) ERA:	1.0	W	3	0	0	0	1	0	0	0	0	0	0	0	0	8	13	0.00	0.000			
38 Joakim Soria, R (9, 1) ERA: 2.73	1.0	S	5	2	0	0	1	0	0	0	0	0	0	0	15	18	0.00	2.000				

Chicago White Sox @ Detroit Tigers
Comerica Park, Detroit, MI
Fri Jun 26 2015, 7:09 PM - 10:02 PM EDT
Att: 38,455 - Cloudy - 73 F

livebaseballscores.com



Batter	1	2	3	4	5	6	7	8	9	AB	R	H	RBI	BB	SO	LOB	BOTTOM				
20 Rajai Davis, R (1, 8) OBP: 0.346, SLG: 0.445										4	1	1	1	0	0	2					
12 Anthony Gose, L (9, 8) OBP: 0.310, SLG: 0.361										0	0	0	0	0	0	0					
3 Ian Kinsler, R (1, 4) OBP: 0.332, SLG: 0.347										4	1	2	0	0	0	0					
24 Miguel Cabrera, R (1, 3) OBP: 0.457, SLG: 0.596										4	0	3	1	0	0	1					
41 Victor Martínez, S (1, 10) OBP: 0.321, SLG: 0.319										4	1	1	0	0	1	3					
52 Yoenis Céspedes, R (1, 7) OBP: 0.334, SLG: 0.502										4	0	1	1	0	1	2					
28 J.D. Martínez, R (1, 9) OBP: 0.331, SLG: 0.533										4	2	2	1	0	1	1					
9 Nick Castellanos, R (1, 5) 17 Andrew Romine, S (9, 5) OBP: 0.279, SLG: 0.349 OBP: 0.347, SLG: 0.439										4	0	2	0	0	0	0	AB 36 R 5 H 14 RBI 5 BB 0 SO 5 LOB 14				
50 Bryan Holaday, R (1, 2) OBP: 0.273, SLG: 0.409										4	0	1	0	0	2	3					
1 Jose Iglesias, R (1, 6) OBP: 0.380, SLG: 0.390										4	0	1	1	0	0	2					
Inning Stats	R: 1 E: 0 K: 0 S: 16	H: 2 LOB: 1 BB: 0 P: 23	R: 0 E: 0 K: 0 S: 9	H: 1 LOB: 0 BB: 0 P: 13	R: 0 E: 0 K: 1 S: 11	H: 1 LOB: 1 BB: 0 P: 15	R: 1 E: 0 K: 1 S: 13	H: 3 LOB: 2 BB: 0 P: 17	R: 1 E: 0 K: 1 S: 10	H: 3 LOB: 1 BB: 0 P: 13	R: 0 E: 0 K: 0 S: 7	H: 1 LOB: 0 BB: 0 P: 12	R: 1 E: 0 K: 1 S: 11	H: 2 LOB: 1 BB: 0 P: 16	R: 1 E: 0 K: 1 S: 9	H: 1 LOB: 0 BB: 0 P: 13	1B: 8 2B: 4 3B: 1 HR: 2	SF: 0 SAC: 0 DP: 2 HBP: 0	WP: 0 PB: 0 SB: 0 CS: 0	PA: 36	
PITCHER	IP WLS BF H R ER SO BB IBB HBP BLK WP HR S P ERA WHIP																				
62 Jose Quintana, L (1, 1) ERA: 3.95	6.0		27	11	3	3	3	0	0	0	0	0	0	0	0	0	1	11	16	9.00	2.000
52 Jake Patrick, R (7, 1) ERA: 3.42	1.0	B	5	2	1	1	1	0	0	0	0	0	0	0	0	0	0	0	0	0	0
33 Zach Duke, L (8, 1) ERA: 3.52	0.2	L	3	1	1	1	1	0	0	0	0	0	0	0	0	0	1	8	11	13.50	1.500
40 Daniel Webb, R (8, 1) ERA:	0.1		1	0	0	0	0	0	0	0	0	0	0	0	0	0	0	1	2	0.00	0.000

Chicago White Sox @ Detroit Tigers
Comerica Park, Detroit, MI
Fri Jun 26 2015, 7:09 PM - 10:02 PM EDT
Att: 38,455 - Cloudy - 73 F

livebaseballscores.com



Batter	1	2	3	4	5	6	7	8	9	AB	R	H	RBI	BB	SO	LOB	TOP					
1 Adam Eaton, L (1.8) OBP: 0.318, SLG: 0.388	G6-3		F7			26 1B	P6			4	1	1	0	0	0	1						
79 José Abreu, R (1.10) OBP: 0.343, SLG: 0.495	P3			E7		53 1B	25 SF7	K		3	2	1	0	0	1	0						
26 Avisail García, R (1.9) OBP: 0.319, SLG: 0.393				SF7		10 FC6-4	53 1B	F7		3	0	2	2	0	0	0						
53 Melky Cabrera, S (1.7) OBP: 0.297, SLG: 0.314	F8			HR		10 FC6-4				4	1	3	1	0	0	1						
25 Adam LaRoche, L (1.3) OBP: 0.338, SLG: 0.400	G1-3			K			SF7	K		3	0	0	1	0	2	1						
10 Alexei Ramirez, R (1.6) OBP: 0.240, SLG: 0.286	F8			G6-3			FC6-4			4	0	0	0	0	0	2						
15 Gordon Beckham, R (1.5) OBP: 0.278, SLG: 0.340							G4-3			4	0	0	0	0	2	2						
58 Geovany Soto, R (1.2) OBP: 0.289, SLG: 0.390							G4-3			4	0	1	0	0	1	0						
64 Emilio Bonifácio, S (1.4) 5 Yolmer Sánchez, S (7.4)								FC1-4		3	0	0	0	0	2	1						
										0	0	0	0	0	0	0						
Inning Stats	R: 0 E: 0 K: 0 S: 11	H: 1 LOB: 1 BB: 0 P: 16	R: 0 E: 0 K: 1 S: 7	H: 0 LOB: 0 BB: 0 P: 11	R: 0 E: 0 K: 2 S: 9	H: 0 LOB: 0 BB: 0 P: 14	R: 2 E: 1 K: 1 S: 16	H: 2 LOB: 0 BB: 0 P: 24	R: 0 E: 0 K: 1 S: 6	H: 0 LOB: 0 BB: 0 P: 8	R: 2 E: 0 K: 0 S: 20	H: 3 LOB: 2 BB: 0 P: 26	R: 0 E: 0 K: 0 S: 9	H: 1 LOB: 0 BB: 0 P: 12	R: 0 E: 0 K: 2 S: 14	H: 1 LOB: 0 BB: 0 P: 22	R: 0 E: 0 K: 1 S: 10	H: 0 LOB: 0 BB: 0 P: 16	1B: 5 2B: 1 3B: 1 HR: 1	SF: 2 SAC: 0 DP: 0 HBP: 1	WP: 0 PB: 0 SB: 0 CS: 1	PA: 35
PITCHER	IP ERA WHIP	WLS 2.62	BF 25	H 6	R 4	ER 4	SO 5	BB 0	IBB 0	HBP 1	BLK 0	WP 0	HR 1	S 69	P 99	ERA 6.00	WHIP 1.000					
14 David Price, L (1.1) ERA: 2.62	6.0	25	6	4	4	5	0	0	0	0	0	0	1	69	99	6.00	1.000					
30 Alex Wilson, R (7.1) ERA: 1.92	1.2	5	1	0	0	1	0	0	0	0	0	0	0	17	24	0.00	0.600					
32 Tom Gorzelanny, L (8.1) ERA: 6.75	0.1	2	1	0	0	1	0	0	0	0	0	0	6	10	0.00	3.000						
38 Joaquin Soria, R (9.1) ERA: 2.84	1.0	W	3	0	0	0	1	0	0	0	0	0	0	10	16	0.00	0.000					

Chicago White Sox @ Detroit Tigers
Comerica Park, Detroit, MI
Sun Jun 28 2015, 1:10 PM - 4:09 PM EDT
Att: 39,455 - Partly Cloudy - 69 F

AB	32
R	4
H	8
RBI	4
BB	0
SO	8
LOB	8



Batter	1	2	3	4	5	6	7	8	9	AB	R	H	RBI	BB	SO	LOB	BOTTOM						
12 Anthony Gose, L (1.8) OBP: 0.314, SLG: 0.360	L8		G3			3 1B		41 2B		3	1	1	0	1	0	1							
3 Ian Kinsler, R (1.4) OBP: 0.334, SLG: 0.347	G5-3		K				1B	41 2B		3	1	1	1	0	1	1							
24 Miguel Cabrera, R (1.3) OBP: 0.454, SLG: 0.589				G5-3		F9		K		3	0	0	0	1	1	5							
41 Victor Martinez, S (1.10) OBP: 0.320, SLG: 0.324	L7			P6		F7				4	0	1	3	0	0	3							
52 Yoenis Cespedes, R (1.7) OBP: 0.330, SLG: 0.495	P3			F9			F8	K		4	0	0	0	0	1	1							
28 J.D. Martinez, R (1.9) OBP: 0.327, SLG: 0.525								P3		4	0	0	0	0	2	1							
9 Nick Castellanos, R (1.5) OBP: 0.274, SLG: 0.344				G4-3		L9		G6-3		4	0	0	0	0	1	0							
34 James McCann, R (1.2) OBP: 0.294, SLG: 0.391				G6-3		G6-3				4	2	2	1	0	0	0							
1 Jose Iglesias, R (1.6) OBP: 0.384, SLG: 0.392						F9				2	1	1	0	1	0	0							
Inning Stats	R: 0 E: 0 K: 0 S: 7	H: 0 LOB: 1 BB: 1 P: 12	R: 0 E: 0 K: 1 S: 7	H: 0 LOB: 0 BB: 0 P: 11	R: 0 E: 0 K: 1 S: 11	H: 1 LOB: 1 BB: 0 P: 15	R: 0 E: 0 K: 0 S: 7	H: 0 LOB: 0 BB: 0 P: 12	R: 0 E: 0 K: 1 S: 5	H: 0 LOB: 0 BB: 0 P: 7	R: 0 E: 0 K: 0 S: 8	H: 1 LOB: 2 BB: 1 P: 16	R: 0 E: 0 K: 0 S: 9	H: 0 LOB: 0 BB: 0 P: 13	R: 4 E: 0 K: 2 S: 22	H: 3 LOB: 1 BB: 1 P: 33	R: 1 E: 0 K: 1 S: 6	H: 1 LOB: 0 BB: 0 P: 8	1B: 4 2B: 1 3B: 0 HR: 1	SF: 0 SAC: 0 DP: 0 HBP: 1	WP: 0 PB: 0 SB: 0 CS: 0	PA: 35	
PITCHER	IP ERA WHIP	WLS 7.1	BF 31	H 5	R 4	ER 4	SO 4	BB 3	IBB 0	HBP 1	BLK 0	WP 0	HR 0	S 70	P 110	ERA 4.91	WHIP 1.091						
29 Jeff Samardzija, R (1.1) ERA: 4.56	7.1	31	5	4	4	4	4	3	0	1	0	0	0	70	110	4.91	1.091						
57 Zach Putnam, R (8.1) ERA: 3.86	1.0	L	4	1	1	1	2	0	0	0	0	0	0	1	12	17	9.00	1.000					

Chicago White Sox @ Detroit Tigers
Comerica Park, Detroit, MI
Sun Jun 28 2015, 1:10 PM - 4:09 PM EDT
Att: 39,455 - Partly Cloudy - 69 F

AB	31
R	5
H	6
RBI	5
BB	3
SO	6
LOB	12



Batter	1	2	3	4	5	6	7	8	9	10	11	12	13	14	AB	R	H	RBI	BB	SO	LOB	TOP				
25 Gregory Polanco, L OBP: 0.299, SLG: 0.335 5 Josh Harrison, R OBP: 0.311, SLG: 0.379 (14, 4)															5	0	1	1	0	0	0					
18 Neil Walker, S OBP: 0.331, SLG: 0.380 64 Deolis Guerra, R (14, 1)															6	0	2	1	2	3	2					
22 Andrew McCutchen, R OBP: 0.389, SLG: 0.485 (1, 8)															5	0	2	1	3	2	5					
6 Starling Marte, R OBP: 0.326, SLG: 0.451 (1, 7)															6	1	1	0	0	4	6					
27 Jung Ho Kang, R OBP: 0.341, SLG: 0.374 (1, 5)															6	0	1	0	1	1	4					
24 Pedro Alvarez, L OBP: 0.321, SLG: 0.439 3 Sean Rodriguez, R OBP: 0.267, SLG: 0.394 (7, 3P)															2	1	1	0	1	0	3					
29 Francisco Cervelli, R OBP: 0.371, SLG: 0.395 (1, 10)															7	0	1	1	0	2	6					
10 Jordy Mercer, R OBP: 0.288, SLG: 0.320 (1, 6)															5	1	1	1	1	1	2					
19 Chris Stewart, R OBP: 0.318, SLG: 0.335 51 Gorkys Hernandez, R (14, PR)															7	1	3	0	0	1	3					
Inning Stats	R: 0 E: 0 K: 0 S: 14	H: 1 LOB: 3 BB: 3 P: 28	R: 1 E: 0 K: 0 S: 7	H: 2 LOB: 1 BB: 1 P: 16	R: 2 E: 1 K: 0 S: 9	H: 2 LOB: 2 BB: 0 P: 21	R: 0 E: 0 K: 1 S: 15	H: 1 LOB: 2 BB: 0 P: 21	R: 0 E: 0 K: 2 S: 13	H: 0 LOB: 2 BB: 2 P: 25	R: 1 E: 0 K: 1 S: 16	H: 2 LOB: 2 BB: 1 P: 19	R: 0 E: 0 K: 2 S: 10	H: 1 LOB: 1 BB: 0 P: 15	R: 0 E: 0 K: 1 S: 14	H: 1 LOB: 1 BB: 0 P: 19	R: 0 E: 0 K: 1 S: 11	H: 1 LOB: 1 BB: 0 P: 15	R: 1 E: 0 K: 2 S: 14	H: 2 LOB: 2 BB: 0 P: 21	1B: 10 2B: 3 3B: 1 HR: 0	SF: 2 SAC: 1 DP: 1 HBP: 3	WP: 0 PB: 0 SB: 1 CS: 0	PA: 66		
PITCHER	IP 6.0	WLS 30	BF 6	H 3	ER 2	SO 3	BB 5	IBB 0	HBP 2	BLK 0	WP 0	HR 0	S 61	P 103	ERA 3.00	WHIP 1.833										
35 Justin Verlander, R ERA: 5.09 62 Al Alburquerque, R ERA: 3.18 65 Blaine Hardy, L ERA: 2.76 44 Joba Chamberlain, R ERA: 3.1 38 Joakim Soria, R ERA: 2.56	(1, 1)	(7, 1)	(8, 1)	(8, 1)	(9, 1)	(10, 1)	(11, 1)	(11, 1)	(14, 1)	(10, 1)	(11, 1)	(14, 1)	(10, 1)	(11, 1)	(11, 1)	(14, 1)	(10, 1)	(11, 1)	(11, 1)	(14, 1)	(10, 1)	(11, 1)	(11, 1)	(14, 1)		
PITCHER	IP 1.0	WLS 4	BF 4	H 0	ER 0	SO 2	BB 0	IBB 0	HBP 0	BLK 0	WP 0	HR 0	S 10	P 16	ERA 0.00	WHIP 1.000										
43 Bruce Rondon, R ERA: 1.7 30 Alex Wilson, R ERA: 1.7 32 Tom Gorzelanny, L ERA: 6.56	(10, 1)	(11, 1)	(14, 1)	(10, 1)	(11, 1)	(14, 1)	(10, 1)	(11, 1)	(14, 1)	(10, 1)	(11, 1)	(14, 1)	(10, 1)	(11, 1)	(11, 1)	(14, 1)	(10, 1)	(11, 1)	(11, 1)	(14, 1)	(10, 1)	(11, 1)	(11, 1)	(14, 1)		

Pittsburgh Pirates @ Detroit Tigers
Comerica Park, Detroit, MI
Tue Jun 30 2015, 7:10 PM - 12:47 AM EDT
Att: 33,899 - Cloudy - 69 F

AB: 52
R: 5
H: 14
RBI: 5
BB: 8
SO: 15
LOB: 32



Batter	1	2	3	4	5	6	7	8	9	10	11	12	13	14	AB	R	H	RBI	BB	SO	LOB	BOTTOM				
12 Anthony Gose, L OBP: 0.311, SLG: 0.357 20 Rajai Davis, R OBP: 0.348, SLG: 0.446 (12, 8)															5	0	1	0	0	2	3					
3 Ian Kinsler, R OBP: 0.333, SLG: 0.349 (1, 4)															7	0	2	1	0	1	4					
24 Miguel Cabrera, R OBP: 0.453, SLG: 0.584 (1, 3)															6	0	2	0	1	1	2					
41 Victor Martinez, S OBP: 0.324, SLG: 0.331 (1, 10)															6	1	2	0	0	1	5					
52 Yoenis Cespedes, R OBP: 0.324, SLG: 0.465 (1, 7)															6	0	0	0	0	2	4					
28 J.D. Martinez, R OBP: 0.330, SLG: 0.535 (1, 9)															6	2	3	2	0	3	1					
9 Nick Castellanos, R OBP: 0.289, SLG: 0.349 17 Andrew Romine, S OBP: 0.342, SLG: 0.433 (11, 9)															5	0	3	0	0	1	2					
34 James McCann, R OBP: 0.301, SLG: 0.400 (1, 2)															6	1	3	1	0	2	3					
1 Jose Iglesias, R OBP: 0.374, SLG: 0.381 (1, 6)															6	0	0	0	0	1	4					
Inning Stats	R: 0 E: 0 K: 0 S: 7	H: 0 LOB: 0 BB: 0 P: 12	R: 0 E: 0 K: 1 S: 12	H: 2 LOB: 2 BB: 0 P: 20	R: 0 E: 0 K: 0 S: 9	H: 0 LOB: 0 BB: 0 P: 11	R: 0 E: 0 K: 3 S: 13	H: 2 LOB: 1 BB: 0 P: 21	R: 1 E: 0 K: 1 S: 15	H: 2 LOB: 0 BB: 0 P: 20	R: 2 E: 0 K: 2 S: 11	H: 2 LOB: 1 BB: 1 P: 20	R: 0 E: 0 K: 2 S: 14	H: 1 LOB: 1 BB: 0 P: 22	R: 0 E: 0 K: 1 S: 10	H: 1 LOB: 1 BB: 0 P: 22	R: 0 E: 0 K: 1 S: 11	H: 0 LOB: 0 BB: 0 P: 13	R: 0 E: 0 K: 1 S: 11	H: 1 LOB: 1 BB: 0 P: 18	R: 0 E: 0 K: 1 S: 8	H: 2 LOB: 1 BB: 0 P: 11	1B: 13 2B: 3 3B: 0 HR: 1	SF: 0 SAC: 0 DP: 2 HBP: 1	WP: 1 PB: 0 SB: 1 CS: 0	PA: 58
PITCHER	IP 6.2	WLS 29	BF 9	H 2	ER 2	SO 6	BB 0	IBB 0	HBP 0	BLK 0	WP 0	HR 0	S 66	P 107	ERA 2.70	WHIP 1.350										
45 Gerrit Cole, R ERA: 2.2 48 Jared Hughes, R ERA: 2.65 44 Tony Watson, L ERA: 3.34 37 Arquimedes Caminero, R ERA: 1.67 35 Mark Melancon, R ERA: 1.67	(1, 1)	(7, 1)	(8, 1)	(9, 1)	(10, 1)	(11, 1)	(12, 1)	(14, 1)	(11, 1)	(12, 1)	(14, 1)	(11, 1)	(12, 1)	(14, 1)	(11, 1)	(12, 1)	(14, 1)	(11, 1)	(12, 1)	(14, 1)	(11, 1)	(12, 1)	(14, 1)	(11, 1)	(12, 1)	(14, 1)
PITCHER	IP 1.0	WLS 4	BF 1	H 0	ER 0	SO 2	BB 0	IBB 0	HBP 0	BLK 0	WP 0	HR 0	S 10	P 17	ERA 0.00	WHIP 1.000										
59 Antonio Bastardo, L ERA: 3.13 64 Deolis Guerra, R ERA: 1.7 64 Deolis Guerra, R ERA: 1.7	(11, 1)	(12, 1)	(14, 1)	(11, 1)	(12, 1)	(14, 1)	(11, 1)	(12, 1)	(14, 1)	(11, 1)	(12, 1)	(14, 1)	(11, 1)	(12, 1)	(11, 1)	(12, 1)	(14, 1)	(11, 1)	(12, 1)	(14, 1)	(11, 1)	(12, 1)	(14, 1)	(11, 1)	(12, 1)	(14, 1)

Pittsburgh Pirates @ Detroit Tigers
Comerica Park, Detroit, MI
Tue Jun 30 2015, 7:10 PM - 12:47 AM EDT
Att: 33,899 - Cloudy - 69 F

AB: 56
R: 4
H: 17
RBI: 4
BB: 1
SO: 16
LOB: 28



Batter	1	2	3	4	5	6	7	8	9	AB	R	H	RBI	BB	SO	LOB	TOP					
7 José Reyes, S OBP: 0.303, SLG: 0.385	G1-3		L8				FC6-4		G4-3	5	0	2	0	0	0	2						
20 Josh Donaldson, R OBP: 0.352, SLG: 0.529	K		L8				P4		K	4	0	0	0	0	2	2						
19 José Bautista, R OBP: 0.394, SLG: 0.510			L8					L8		3	0	1	0	1	0	1						
10 Edwin Encarnación, R OBP: 0.324, SLG: 0.464	G4-3								G5-3	4	0	1	0	0	0	2						
23 Danny Valencia, R OBP: 0.345, SLG: 0.549										4	1	1	0	0	1	2						
55 Russell Martin, R OBP: 0.348, SLG: 0.481										4	0	0	0	0	1	2						
15 Chris Colabelo, R OBP: 0.374, SLG: 0.505										4	1	2	2	0	2	0						
11 Kevin Pillar, R OBP: 0.311, SLG: 0.412										4	1	1	1	0	2	1						
29 Devon Travis, R OBP: 0.343, SLG: 0.494										4	0	2	0	0	0	0						
Inning Stats	R: 0 E: 0 K: 1 S: 8	H: 0 LOB: 1 BB: 1 P: 14	R: 0 E: 0 K: 3 S: 14	H: 1 LOB: 1 BB: 0 P: 18	R: 0 E: 0 K: 0 S: 11	H: 1 LOB: 1 BB: 0 P: 17	R: 0 E: 0 K: 0 S: 7	H: 1 LOB: 0 BB: 0 P: 9	R: 1 E: 0 K: 1 S: 11	H: 3 LOB: 1 BB: 0 P: 17	R: 0 E: 0 K: 0 S: 13	H: 1 LOB: 1 BB: 0 P: 17	R: 0 E: 0 K: 2 S: 15	H: 1 LOB: 0 BB: 0 P: 22	R: 0 E: 0 K: 1 S: 7	H: 0 LOB: 0 BB: 0 P: 9	R: 2 E: 1 K: 0 S: 11	H: 2 LOB: 1 BB: 0 P: 18	1B: 6 2B: 2 3B: 0 HR: 2	SF: 0 SAC: 0 DP: 1 HBP: 0	WP: 0 PB: 0 SB: 0 CS: 0	PA: 37
PITCHER	IP	WLS	BF	H	R	ER	SO	BB	IBB	HBP	BLK	WP	HR	S	P	ERA	WHIP					
14 David Price, L ERA: 2.54	7.0	W	28	8	1	1	7	1	0	0	0	0	1	79	114	1.29	1.286					
62 Al Alburquerque, R ERA: 3.12	1.0		3	0	0	0	1	0	0	0	0	0	0	7	9	0.00	0.000					
26 Jeff Ferrell, R ERA: 18.0	1.0		6	2	2	2	0	0	0	0	0	0	1	11	18	18.00	2.000					

Toronto Blue Jays @ Detroit Tigers
Comerica Park, Detroit, MI
Sat Jul 04 2015, 1:09 PM - 4:19 PM EDT
Att: 37,214 - Sunny - 75 F

AB 36
R 3
H 10
RBI 3
BB 1
SO 8
LOB 12



Batter	1	2	3	4	5	6	7	8	9	AB	R	H	RBI	BB	SO	LOB	BOTTOM					
3 Ian Kinsler, R OBP: 0.339, SLG: 0.356	52 2B 41 G3									4	1	3	2	0	1	2						
52 Yoenis Cespedes, R OBP: 0.281, SLG: 0.481										5	1	3	1	0	0	2						
41 Victor Martinez, S OBP: 0.323, SLG: 0.337										5	0	1	1	0	0	4						
28 J.D. Martinez, R OBP: 0.338, SLG: 0.555										3	1	1	2	1	1	2						
13 Alex Avila, L OBP: 0.358, SLG: 0.308										3	0	1	0	1	1	0						
9 Nick Castellanos, R OBP: 0.281, SLG: 0.348										3	1	1	0	1	0	3						
1 Jose Iglesias, R OBP: 0.372, SLG: 0.382										0	1	0	0	0	0	0						
34 James McCann, R OBP: 0.304, SLG: 0.426										4	0	1	1	0	1	4						
39 Josh Wilson, R OBP: 0.435, SLG: 0.429										2	1	1	0	0	0	0						
12 Anthony Gose, L OBP: 0.317, SLG: 0.359										4	2	1	0	0	0	4						
Inning Stats	R: 4 E: 0 K: 0 S: 21	H: 4 LOB: 2 BB: 0 P: 30	R: 0 E: 0 K: 0 S: 8	H: 1 LOB: 0 BB: 0 P: 13	R: 0 E: 0 K: 0 S: 15	H: 1 LOB: 1 BB: 1 P: 26	R: 1 E: 0 K: 1 S: 14	H: 4 LOB: 2 BB: 0 P: 21	R: 0 E: 0 K: 0 S: 5	H: 1 LOB: 1 BB: 0 P: 13	R: 0 E: 0 K: 2 S: 8	H: 0 LOB: 0 BB: 0 P: 13	R: 0 E: 0 K: 1 S: 24	H: 2 LOB: 2 BB: 1 P: 39	1B: 9 2B: 2 3B: 1 HR: 1	SF: 0 SAC: 0 DP: 3 HBP: 3	WP: 1 PB: 1 SB: 1 CS: 1	PA: 39				
PITCHER	IP	WLS	BF	H	R	ER	SO	BB	IBB	HBP	BLK	WP	HR	S	P	ERA	WHIP					
43 R.A. Dickey, R ERA: 5.02	5.2	L	28	11	5	5	1	2	0	2	0	0	0	10	17	0.00	0.000					
52 Ryan Tepera, R ERA: 2.35	1.1		4	0	0	0	2	0	0	0	0	0	0	10	17	0.00	0.000					
50 Steve Delabar, R ERA: 3.32	0.1		6	2	3	2	1	1	0	1	0	1	0	22	36	54.00	9.000					
27 Brett Cecil, L ERA: 5.0	0.2		1	0	0	0	0	0	0	0	0	0	0	2	3	0.00	0.000					

Toronto Blue Jays @ Detroit Tigers
Comerica Park, Detroit, MI
Sat Jul 04 2015, 1:09 PM - 4:19 PM EDT
Att: 37,214 - Sunny - 75 F

AB 33
R 8
H 13
RBI 7
BB 3
SO 4
LOB 21



Batter	1	2	3	4	5	6	7	8	9	AB	R	H	RBI	BB	SO	LOB	TOP										
3 Ian Kinsler, R OBP: 0.332, SLG: 0.354	F7		F7		G5-4-3	G6-4-3	F9			5	0	0	0	0	0	5											
52 Yoenis Cespedes, R (1.7) OBP: 0.322, SLG: 0.486	G1-3		K			HR		F8		5	2	2	1	0	1	0											
41 Victor Martinez, S (1.10) OBP: 0.332, SLG: 0.363	F8				HR					5	3	4	1	0	0	0											
28 J.D. Martinez, R (1.9) OBP: 0.344, SLG: 0.573		G6-3			HR					5	3	3	2	0	0	1											
13 Alex Avila, L (1.2) OBP: 0.360, SLG: 0.306		K			F7					4	2	1	0	1	2	1											
9 Nick Castellanos, R (1.5) OBP: 0.289, SLG: 0.385			HR							5	2	4	4	0	0	0											
12 Anthony Gose, L (1.8) OBP: 0.319, SLG: 0.380					G4-3					5	0	2	0	0	2	4											
17 Andrew Romine, S (1.3) OBP: 0.358, SLG: 0.440		G1-3								5	0	2	2	0	2	1											
1 Jose Iglesias, R (1.6) OBP: 0.372, SLG: 0.383			G1-3							3	0	1	2	0	0	2											
Inning Stats	R: 0 E: 0 K: 0 S: 8	H: 0 LOB: 0 BB: 0 P: 13	R: 1 E: 0 K: 1 S: 11	H: 2 LOB: 1 BB: 0 P: 18	R: 0 E: 0 K: 1 S: 9	H: 0 LOB: 0 BB: 0 P: 12	R: 2 E: 0 K: 0 S: 7	H: 3 LOB: 0 BB: 0 P: 9	R: 0 E: 0 K: 1 S: 7	H: 1 LOB: 0 BB: 0 P: 10	R: 5 E: 0 K: 0 S: 17	H: 6 LOB: 1 BB: 1 P: 25	R: 4 E: 0 K: 1 S: 23	H: 6 LOB: 2 BB: 0 P: 33	R: 0 E: 0 K: 1 S: 10	H: 1 LOB: 1 BB: 0 P: 12	R: 0 E: 0 K: 2 S: 7	H: 0 LOB: 0 BB: 0 P: 10	1B: 14 2B: 0 3B: 1 HR: 4	SF: 1 SAC: 0 DP: 3 HBP: 0	WP: 0 PB: 0 CS: 0	PA: 44					
PITCHER	IP	WLS	BF	H	R	ER	SO	BB	IBB	HBP	BLK	WP	HR	S	P	ERA	WHIP										
18 Hisashi Iwakuma, R (1.1) ERA: 7.17	5.0		21	8	5	5	3	0	0	0	0	0	4	47	68	9.00	1.600										
53 Mayckol Guaipe, R (6.1) ERA: 11.37	0.0	L	3	2	1	1	0	1	0	0	0	0	0	2	7	∞	∞										
59 David Rollins, L (6.1) ERA: 18.0	1.0		9	7	6	6	0	0	0	0	0	0	0	25	32	54.00	7.000										
97 Joe Beimel, L (7.1) ERA: 2.84	2.0		8	2	0	0	2	0	0	0	0	0	0	18	25	0.00	1.000										
39 Carson Smith, R (9.1) ERA: 1.91	1.0		3	0	0	0	2	0	0	0	0	0	0	7	10	0.00	0.000										

Detroit Tigers @ Seattle Mariners
Safeco Field, Seattle, WA
Mon Jul 06 2015, 7:12 PM - 10:27 PM PDT
Att: 22,580 - Partly Cloudy - 79 F

AB 42
R 12
H 19
RBI 12
BB 1
SO 7
LOB 14



Batter	1	2	3	4	5	6	7	8	9	AB	R	H	RBI	BB	SO	LOB	BOTTOM										
16 Austin Jackson, R (1.8) OBP: 0.298, SLG: 0.352	G6-3			G4-3						4	0	1	0	1	1	1											
15 Kyle Seager, L (1.5) OBP: 0.310, SLG: 0.425	BB									4	0	0	0	1	2	2											
22 Robinson Cano, L (1.4) OBP: 0.291, SLG: 0.365	BB									4	1	2	0	0	0	1											
1 Chris Taylor, R (9.4) OBP: 0.214, SLG: 0.200	1B									0	0	0	0	0	0	0											
23 Nelson Cruz, R (1.10) OBP: 0.360, SLG: 0.547	K									4	0	0	0	0	3	4											
7 Seth Smith, L (1.9) OBP: 0.329, SLG: 0.458	K									3	2	1	0	1	2	2											
20 Logan Morrison, L (1.3) OBP: 0.308, SLG: 0.392		G5-3		L7		HR				4	1	1	3	0	0	1											
13 Dustin Ackley, L (1.7) OBP: 0.270, SLG: 0.354		F7								3	1	1	1	0	0	0											
35 Mark Trumbo, R (6.7) OBP: 0.263, SLG: 0.409										1	0	1	0	0	0	0											
5 Brad Miller, L (1.6) OBP: 0.320, SLG: 0.419										4	0	2	1	0	0	1											
3 Mike Zunino, R (1.2) OBP: 0.225, SLG: 0.302		G6-3								4	0	0	0	0	2	2											
Inning Stats	R: 0 E: 0 K: 2 S: 10	H: 1 LOB: 2 BB: 1 P: 19	R: 0 E: 0 K: 0 S: 8	H: 1 LOB: 1 BB: 0 P: 12	R: 0 E: 0 K: 1 S: 10	H: 0 LOB: 1 BB: 1 P: 21	R: 2 E: 0 K: 1 S: 18	H: 2 LOB: 1 BB: 1 P: 29	R: 3 E: 0 K: 0 S: 13	H: 3 LOB: 0 BB: 0 P: 19	R: 0 E: 0 K: 1 S: 9	H: 1 LOB: 1 BB: 0 P: 13	R: 0 E: 0 K: 2 S: 8	H: 0 LOB: 0 BB: 0 P: 11	R: 0 E: 0 K: 0 S: 8	H: 1 LOB: 0 BB: 0 P: 13	R: 0 E: 0 K: 3 S: 11	H: 0 LOB: 0 BB: 0 P: 16	1B: 6 2B: 1 3B: 1 HR: 1	SF: 0 SAC: 0 DP: 1 HBP: 0	WP: 1 PB: 0 CS: 0	PA: 38					
PITCHER	IP	WLS	BF	H	R	ER	SO	BB	IBB	HBP	BLK	WP	HR	S	P	ERA	WHIP										
31 Alfredo Simon, R (1.1) ERA: 4.18	5.2	W	28	8	5	5	4	3	0	0	0	0	0	11	15	0.00	0.000										
65 Blaine Hardy, L (6.1) ERA: 2.59	1.1	H	4	0	0	0	3	0	0	0	0	0	0	8	13	0.00	1.000										
46 Ian Krol, L (8.1) ERA: 7.84	1.0		3	1	0	0	0	0	0	0	0	0	0	11	16	0.00	0.000										
43 Bruce Rondón, R (9.1) ERA: 8.31	1.0		3	0	0	0	3	0	0	0	0	0	0	11	16	0.00	0.000										

Detroit Tigers @ Seattle Mariners
Safeco Field, Seattle, WA
Mon Jul 06 2015, 7:12 PM - 10:27 PM PDT
Att: 22,580 - Partly Cloudy - 79 F

AB 35
R 5
H 9
RBI 5
BB 3
SO 10
LOB 14




Batter	1	2	3	4	5	6	7	8	9	10	11	AB	R	H	RBI	BB	SO	LOB	TOP					
3 Ian Kinsler, R OBP: 0.331, SLG: 0.352												5	0	1	0	0	1	2						
52 Yoenis Cespedes, R OBP: 0.320, SLG: 0.492												5	1	1	1	0	1	3						
41 Victor Martinez, S OBP: 0.333, SLG: 0.369																								
17 Andrew Romine, S OBP: 0.359, SLG: 0.440												5	0	2	0	0	1	0						
28 J.D. Martinez, R OBP: 0.345, SLG: 0.572												4	1	1	0	1	1	1						
13 Alex Avila, L OBP: 0.362, SLG: 0.342												4	2	1	2	1	2	3						
9 Nick Castellanos, R OBP: 0.286, SLG: 0.373												5	1	1	2	0	3	2						
57 Marc Krauss, L OBP: 0.192, SLG: 0.327												4	1	1	1	0	3	0						
20 Rajai Davis, R OBP: 0.337, SLG: 0.438												1	0	0	0	0	1	3						
55 Jefry Marte, R OBP: 0.318, SLG: 0.382												4	0	1	0	0	1	0						
1 Jose Iglesias, R OBP: 0.370, SLG: 0.378												3	0	0	0	0	1	1						
Inning Stats	R: 0 E: 0 K: 1 S: 7	H: 1 LOB: 0 BB: 0 P: 10	R: 3 E: 0 K: 0 S: 13	H: 2 LOB: 0 BB: 1 P: 22	R: 0 E: 0 K: 1 S: 8	H: 0 LOB: 0 BB: 0 P: 11	R: 2 E: 0 K: 1 S: 14	H: 2 LOB: 0 BB: 0 P: 23	R: 0 E: 0 K: 0 S: 10	H: 0 LOB: 0 BB: 0 P: 17	R: 0 E: 0 K: 3 S: 9	H: 0 LOB: 0 BB: 0 P: 14	R: 1 E: 0 K: 1 S: 12	H: 1 LOB: 0 BB: 0 P: 13	R: 0 E: 0 K: 3 S: 9	H: 0 LOB: 0 BB: 0 P: 12	R: 0 E: 1 K: 2 S: 14	H: 1 LOB: 2 BB: 0 P: 24	R: 0 E: 0 K: 3 S: 13	H: 1 LOB: 3 BB: 1 P: 20	1B: 2 2B: 4 3B: 0 HR: 4	SF: 0 SAC: 0 DP: 1 HBP: 1	WP: 0 PB: 0 SB: 1 CS: 1	PA: 43
PITCHER	IP WLS BF H R ER SO BB IBB HBP BLK WP HR S P ERA WHIP	44 Taijuan Walker, R ERA: 4.53	57 Mark Lowe, R ERA: 0.69	56 Fernando Rodney, R ERA: 5.29	39 Carson Smith, R ERA: 1.8	41 Charlie Furbush, L ERA: 2.08	PITCHER	IP WLS BF H R ER SO BB IBB HBP BLK WP HR S P ERA WHIP	44 Taijuan Walker, R ERA: 4.53	57 Mark Lowe, R ERA: 0.69	56 Fernando Rodney, R ERA: 5.29	39 Carson Smith, R ERA: 1.8	41 Charlie Furbush, L ERA: 2.08	44 Taijuan Walker, R ERA: 4.53	57 Mark Lowe, R ERA: 0.69	56 Fernando Rodney, R ERA: 5.29	39 Carson Smith, R ERA: 1.8	41 Charlie Furbush, L ERA: 2.08	44 Taijuan Walker, R ERA: 4.53	57 Mark Lowe, R ERA: 0.69	56 Fernando Rodney, R ERA: 5.29	39 Carson Smith, R ERA: 1.8	41 Charlie Furbush, L ERA: 2.08	

Detroit Tigers @ Seattle Mariners
Safeco Field, Seattle, WA
Tue Jul 07 2015, 7:11 PM - 10:54 PM PDT
Att: 21,782 - Party Cloudy - 73 F

livebaseballscores.com

AB 40
R 6
H 9
RBI 6
BB 2
SO 15
LOB 15




Batter	1	2	3	4	5	6	7	8	9	10	11	AB	R	H	RBI	BB	SO	LOB	BOTTOM							
16 Austin Jackson, R OBP: 0.300, SLG: 0.363												4	2	1	4	1	2	1								
30 Franklin Gutierrez, R OBP: 0.273, SLG: 0.476												6	1	2	1	0	1	4								
22 Robinson Cano, L OBP: 0.292, SLG: 0.373												6	1	2	2	0	0	2								
23 Nelson Cruz, R OBP: 0.364, SLG: 0.550												4	0	2	0	1	2	0								
15 Kyle Seager, L OBP: 0.308, SLG: 0.422												5	0	1	0	0	1	3								
35 Mark Trumbo, R OBP: 0.266, SLG: 0.410												4	0	2	0	0	1	2								
13 Dustin Ackley, L OBP: 0.274, SLG: 0.354												0	0	0	0	1	0	0								
20 Logan Morrison, L OBP: 0.306, SLG: 0.387												4	1	0	0	1	0	4								
3 Mike Zunino, R OBP: 0.225, SLG: 0.300												5	1	1	0	0	1	3								
1 Chris Taylor, R OBP: 0.233, SLG: 0.235												3	1	2	0	0	1	0								
7 Seth Smith, L OBP: 0.332, SLG: 0.460												1	0	1	0	0	0	0								
5 Brad Miller, L OBP: 0.332, SLG: 0.421												1	0	1	0	0	0	0								
Inning Stats	R: 0 E: 0 K: 1 S: 6	H: 0 LOB: 0 BB: 0 P: 7	R: 0 E: 0 K: 1 S: 6	H: 1 LOB: 0 BB: 0 P: 7	R: 5 E: 0 K: 1 S: 18	H: 5 LOB: 1 BB: 1 P: 31	R: 0 E: 0 K: 0 S: 11	H: 1 LOB: 2 BB: 1 P: 18	R: 1 E: 0 K: 0 S: 16	H: 3 LOB: 1 BB: 0 P: 22	R: 0 E: 0 K: 2 S: 8	H: 0 LOB: 0 BB: 0 P: 15	R: 0 E: 0 K: 1 S: 7	H: 0 LOB: 0 BB: 0 P: 11	R: 0 E: 0 K: 1 S: 14	H: 1 LOB: 1 BB: 0 P: 19	R: 0 E: 0 K: 1 S: 12	H: 1 LOB: 2 BB: 0 P: 17	R: 0 E: 0 K: 1 S: 6	H: 0 LOB: 2 BB: 2 P: 18	R: 1 E: 0 K: 0 S: 11	H: 3 LOB: 2 BB: 0 P: 16	1B: 10 2B: 2 3B: 0 HR: 3	SF: 0 SAC: 1 DP: 2 HBP: 0	WP: 0 PB: 0 SB: 0 CS: 0	PA: 48
PITCHER	IP WLS BF H R ER SO BB IBB HBP BLK WP HR S P ERA WHIP	56 Kyle Ryan, L ERA: 5.64	30 Alex Wilson, R ERA: 2.15	62 Al Alburquerque, R ERA: 2.95	65 Blaine Hardy, L ERA: 2.52	43 Bruce Rondón, R ERA: 6.75	PITCHER	IP WLS BF H R ER SO BB IBB HBP BLK WP HR S P ERA WHIP	46 Ian Krol, L ERA: 7.71	56 Kyle Ryan, L ERA: 5.64	30 Alex Wilson, R ERA: 2.15	62 Al Alburquerque, R ERA: 2.95	65 Blaine Hardy, L ERA: 2.52	43 Bruce Rondón, R ERA: 6.75	46 Ian Krol, L ERA: 7.71	56 Kyle Ryan, L ERA: 5.64	30 Alex Wilson, R ERA: 2.15	62 Al Alburquerque, R ERA: 2.95	65 Blaine Hardy, L ERA: 2.52	43 Bruce Rondón, R ERA: 6.75	46 Ian Krol, L ERA: 7.71	56 Kyle Ryan, L ERA: 5.64	30 Alex Wilson, R ERA: 2.15	62 Al Alburquerque, R ERA: 2.95	65 Blaine Hardy, L ERA: 2.52	43 Bruce Rondón, R ERA: 6.75

Detroit Tigers @ Seattle Mariners
Safeco Field, Seattle, WA
Tue Jul 07 2015, 7:11 PM - 10:54 PM PDT
Att: 21,782 - Party Cloudy - 73 F

livebaseballscores.com

AB 43
R 7
H 15
RBI 7
BB 4
SO 9
LOB 19



Batter	1	2	3	4	5	6	7	8	9	AB	R	H	RBI	BB	SO	LOB	TOP																					
20 Rajai Davis, R OBP: 0.333, SLG: 0.432 12 Anthony Gose, L OBP: 0.318, SLG: 0.382	F8	G6-3				CS	F9		K	5	0	1	0	0	1	1																						
52 Yoenis Cespedes, R OBP: 0.318, SLG: 0.488	G5-3		F8	L6					K	5	1	1	0	0	1	2																						
41 Victor Martinez, S OBP: 0.341, SLG: 0.379	G6-3									3	0	2	0	1	0	0																						
28 J.D. Martinez, R OBP: 0.350, SLG: 0.572				F8						2	1	1	0	1	0	1																						
9 Nick Castellanos, R OBP: 0.288, SLG: 0.372 3 Ian Kinsler, R OBP: 0.331, SLG: 0.352				L9						3	1	1	2	0	1	3																						
34 James McCann, R OBP: 0.312, SLG: 0.426										4	0	1	0	0	1	3																						
55 Jefry Marte, R OBP: 0.297, SLG: 0.360 57 Marc Krauss, L OBP: 0.192, SLG: 0.327										4	2	2	2	0	0	1																						
17 Andrew Romine, S OBP: 0.341, SLG: 0.418										4	0	0	0	0	3	1																						
1 Jose Iglesias, R OBP: 0.376, SLG: 0.386										3	0	2	1	1	0	0																						
Inning Stats	R: 0 E: 0 K: 0 S: 9	H: 0 LOB: 0 BB: 0 P: 16	R: 3 E: 0 K: 2 S: 24	H: 4 LOB: 1 BB: 0 P: 36	R: 0 E: 0 K: 0 S: 11	H: 1 LOB: 1 BB: 0 P: 16	R: 1 E: 0 K: 1 S: 14	H: 2 LOB: 2 BB: 1 P: 25	R: 0 E: 0 K: 1 S: 7	H: 0 LOB: 1 BB: 2 P: 18	R: 0 E: 0 K: 0 S: 9	H: 1 LOB: 1 BB: 0 P: 12	R: 1 E: 0 K: 0 S: 12	H: 2 LOB: 1 BB: 0 P: 19	R: 0 E: 0 K: 1 S: 7	H: 1 LOB: 0 BB: 0 P: 11	R: 0 E: 0 K: 2 S: 12	H: 0 LOB: 0 BB: 0 P: 16	1B: 7 2B: 5 3B: 0 HR: 1	SF: 1 SAC: 0 DP: 3 HBP: 1	WP: 1 PB: 1 CS: 0	PA: 39																
PITCHER	IP	WLS	BF	H	R	ER	SO	BB	IBB	HBP	BLK	WP	HR	S	P	ERA	WHIP	PITCHER				IP	WLS	BF	H	R	ER	SO	BB	IBB	HBP	BLK	WP	HR	S	P	ERA	WHIP
33 J.A. Happ, L ERA: 4.14	4.0		22	7	4	4	3	3	0	0	0	1	1	60	103	9.00	2.500					4.0		22	7	4	4	3	3	0	0	0	1	1	60	103	9.00	2.500
57 Mark Lowe, R ERA: 0.67	1.0		2	0	0	0	1	0	0	0	0	0	0	5	8	0.00	0.000					1.0		2	0	0	0	1	0	0	0	0	5	8	0.00	0.000		
53 Mayckol Guaipe, R ERA: 8.31	2.0	L	8	3	1	1	0	0	0	1	0	0	0	21	31	4.50	1.500					2.0	L	8	3	1	1	0	0	0	0	1	0	21	31	4.50	1.500	
59 David Rollins, L ERA: 9.0	2.0		6	1	0	0	3	0	0	0	0	0	0	19	27	0.00	0.500					2.0		6	1	0	0	3	0	0	0	0	19	27	0.00	0.500		

Detroit Tigers @ Seattle Mariners
Safeco Field, Seattle, WA
Wed Jul 08 2015, 12:42 PM - 4:08 PM PDT
Att: 26,488 - Sunny - 67 F

AB 33
R 5
H 11
RBI 5
BB 3
SO 7
LOB 12



Batter	1	2	3	4	5	6	7	8	9	AB	R	H	RBI	BB	SO	LOB	BOTTOM																					
16 Austin Jackson, R OBP: 0.297, SLG: 0.360 20 Logan Morrison, L OBP: 0.304, SLG: 0.383	K	K		K		G4-3		L4-3		2	0	0	0	0	2	1																						
15 Kyle Seager, L OBP: 0.307, SLG: 0.421	F9			P6			L8		L7	5	1	1	0	0	0	2																						
22 Robinson Cano, L OBP: 0.291, SLG: 0.371										5	0	1	0	0	2	1																						
23 Nelson Cruz, R OBP: 0.367, SLG: 0.546 1 Chris Taylor, R OBP: 0.233, SLG: 0.235										2	0	0	1	3	0	1																						
7 Seth Smith, L OBP: 0.332, SLG: 0.456 30 Franklin Gutierrez, R OBP: 0.292, SLG: 0.455										2	0	0	0	1	1	2																						
35 Mark Trumbo, R OBP: 0.272, SLG: 0.417										1	0	0	0	1	1	1																						
13 Dustin Ackley, L OBP: 0.274, SLG: 0.370										4	1	1	2	0	1	5																						
5 Brad Miller, L OBP: 0.325, SLG: 0.418										2	0	0	0	2	1	1																						
2 Jesus Sucre, R OBP: 0.038, SLG: 0.038 3 Mike Zunino, R OBP: 0.228, SLG: 0.300										1	0	0	0	0	0	0																						
Inning Stats	R: 0 E: 1 K: 1 S: 13	H: 1 LOB: 2 BB: 0 P: 19	R: 1 E: 1 K: 2 S: 10	H: 1 LOB: 1 BB: 0 P: 16	R: 1 E: 0 K: 1 S: 8	H: 1 LOB: 0 BB: 0 P: 14	R: 2 E: 0 K: 1 S: 10	H: 2 LOB: 1 BB: 1 P: 20	R: 0 E: 0 K: 0 S: 8	H: 0 LOB: 2 BB: 2 P: 21	R: 0 E: 0 K: 0 S: 6	H: 0 LOB: 1 BB: 1 P: 10	R: 0 E: 0 K: 2 S: 17	H: 1 LOB: 2 BB: 1 P: 29	R: 0 E: 0 K: 1 S: 6	H: 0 LOB: 0 BB: 0 P: 9	R: 0 E: 0 K: 2 S: 11	H: 0 LOB: 2 BB: 2 P: 22	1B: 3 2B: 3 3B: 0 HR: 1	SF: 0 SAC: 2 DP: 1 HBP: 1	WP: 0 PB: 0 CS: 0	PA: 42																
PITCHER	IP	WLS	BF	H	R	ER	SO	BB	IBB	HBP	BLK	WP	HR	S	P	ERA	WHIP	PITCHER				IP	WLS	BF	H	R	ER	SO	BB	IBB	HBP	BLK	WP	HR	S	P	ERA	WHIP
19 Anibal Sanchez, R ERA: 4.63	6.1		31	5	0	0	6	5	0	0	0	0	0	5	7	0.00	0.000					6.1		31	5	0	0	6	5	0	0	0	0	5	7	0.00	0.000	
65 Blaine Hardy, L ERA: 2.5	0.1	H	1	0	0	0	1	0	0	0	0	0	0	5	7	0.00	0.000					0.1	H	1	0	0	0	1	0	0	0	0	5	7	0.00	0.000		
62 Al Alburquerque, R ERA: 2.84	1.1	H	5	1	0	0	1	0	0	1	0	0	0	11	18	0.00	0.750					1.1	H	5	1	0	0	1	0	0	1	0	11	18	0.00	0.750		
38 Joaquin Soria, R ERA: 2.41	1.0	S	5	0	0	0	2	2	0	0	0	0	0	11	22	0.00	2.000					1.0	S	5	0	0	0	2	2	0	0	0	11	22	0.00	2.000		

Detroit Tigers @ Seattle Mariners
Safeco Field, Seattle, WA
Wed Jul 08 2015, 12:42 PM - 4:08 PM PDT
Att: 26,488 - Sunny - 67 F

AB 32
R 4
H 6
RBI 3
BB 7
SO 10
LOB 21



Batter	1	2	3	4	5	6	7	8	9	AB	R	H	RBI	BB	SO	LOB	TOP					
3 Ian Kinsler, R OBP: 0.336, SLG: 0.373	P6	L8		52 HR BB					52 1B 2B	4	1	2	0	1	0	3	Detroit Tigers @ Minnesota Twins Target Field, Minneapolis, MN Fri Jul 10 2015, 7:11 PM - 10:33 PM CDT Att: 31,545 - Partly Cloudy - 83 F					
52 Yoenis Cespedes, R (1, 7) OBP: 0.324, SLG: 0.501	F8		41 HR 1B	1-H 2-H HR		K			2-3 1B	5	2	3	3	0	1							
41 Victor Martinez, S (1, 10)	1B		1-H HR	G5-3		G3-1			P4	5	1	2	2	0	0	3						
28 J.D. Martinez, R (1, 9)	L8		K	HR					P2	5	1	2	1	0	1	3						
13 Alex Avila, L (1, 2)		9 2B 1 FC3-2 BB	K	K					P5	4	0	0	0	1	2	3						
9 Nick Castellanos, R (1, 5)	FC3-2 2B		57 FC5-6 1B			K				4	0	2	0	0	1	1						
57 Marc Krauss, L (1, 3)	K		1-2 FC5-6			K				4	0	0	0	0	3	3						
12 Anthony Gose, L (1, 8)	1 FC3-2 BB		52 HR 1B			K				3	1	1	0	1	2	0						
1 Jose Iglesias, R (1, 6)	FC3-2		1-2 2-3 3-H			G5-3			G3	4	0	0	0	0	1	4						
Inning Stats	R: 0 E: 0 K: 0 S: 8	H: 1 LOB: 1 BB: 0 P: 14	R: 0 E: 0 K: 1 S: 12	H: 1 LOB: 3 BB: 2 P: 23	R: 2 E: 0 K: 2 S: 14	H: 3 LOB: 1 BB: 0 P: 20	R: 4 E: 0 K: 2 S: 15	H: 3 LOB: 0 BB: 1 P: 24	R: 0 E: 0 K: 3 S: 14	H: 0 LOB: 0 BB: 0 P: 18	R: 0 E: 0 K: 1 S: 11	H: 1 LOB: 1 BB: 0 P: 13	R: 0 E: 0 K: 0 S: 9	H: 0 LOB: 0 BB: 0 P: 13	R: 0 E: 0 K: 2 S: 10	H: 2 LOB: 2 BB: 0 P: 12		R: 0 E: 0 K: 0 S: 9	H: 2 LOB: 2 BB: 0 P: 12	1B: 6 2B: 3 3B: 0 HR: 3	SF: 0 SAC: 0 DP: 1 HBP: 0	WP: 0 PB: 0 SB: 1 CS: 0
PITCHER	IP WLS BF H R ER SO BB IBB HBP BLK WP HR S P ERA WHIP	IP WLS BF H R ER SO BB IBB HBP BLK WP HR S P ERA WHIP	IP WLS BF H R ER SO BB IBB HBP BLK WP HR S P ERA WHIP	IP WLS BF H R ER SO BB IBB HBP BLK WP HR S P ERA WHIP	IP WLS BF H R ER SO BB IBB HBP BLK WP HR S P ERA WHIP	IP WLS BF H R ER SO BB IBB HBP BLK WP HR S P ERA WHIP	IP WLS BF H R ER SO BB IBB HBP BLK WP HR S P ERA WHIP	IP WLS BF H R ER SO BB IBB HBP BLK WP HR S P ERA WHIP	IP WLS BF H R ER SO BB IBB HBP BLK WP HR S P ERA WHIP	IP WLS BF H R ER SO BB IBB HBP BLK WP HR S P ERA WHIP	IP WLS BF H R ER SO BB IBB HBP BLK WP HR S P ERA WHIP	IP WLS BF H R ER SO BB IBB HBP BLK WP HR S P ERA WHIP	IP WLS BF H R ER SO BB IBB HBP BLK WP HR S P ERA WHIP	IP WLS BF H R ER SO BB IBB HBP BLK WP HR S P ERA WHIP	IP WLS BF H R ER SO BB IBB HBP BLK WP HR S P ERA WHIP	IP WLS BF H R ER SO BB IBB HBP BLK WP HR S P ERA WHIP	IP WLS BF H R ER SO BB IBB HBP BLK WP HR S P ERA WHIP					
54 Ervin Santana, R (1, 1) ERA: 6.0	4.0	23	8	6	6	5	3	0	0	0	0	0	0	0	0	0	13.50	2.750				
62 J.R. Graham, R (5, 1) ERA: 2.55	3.0	10	2	0	0	4	0	0	0	0	0	0	0	0	0	0	0.00	0.667				
61 Ryan O'Rourke, L (8, 1) ERA:	1.0	3	0	0	0	2	0	0	0	0	0	0	0	0	0	0	0.00	0.000				
65 Trevor May, R (9, 1) ERA: 4.26	1.0	W 5	2	0	0	0	0	0	0	0	0	0	0	0	0	0	0.00	2.000				
Batter	1	2	3	4	5	6	7	8	9	AB	R	H	RBI	BB	SO	LOB	BOTTOM					
2 Brian Dozier, R (1, 4) OBP: 0.331, SLG: 0.521	L9		K			K			1B	5	1	2	4	0	2	1	Detroit Tigers @ Minnesota Twins Target Field, Minneapolis, MN Fri Jul 10 2015, 7:11 PM - 10:33 PM CDT Att: 31,545 - Partly Cloudy - 83 F					
48 Tori Hunter, R (1, 9)	P4		K			K			HR	4	0	0	0	0	2	3						
7 Joe Mauer, L (1, 3) OBP: 0.342, SLG: 0.392	G4-3				L7				2B	4	1	1	0	0	0	0						
22 Miguel Sanó, R (1, 10)		1B			24 G5-4-3 BB				2B	3	1	2	0	1	1	0						
24 Trevor Plouffe, R (1, 5)	K				G5-4-3				K	4	0	0	0	0	2	4						
20 Eddie Rosario, L (1, 7) OBP: 0.297, SLG: 0.398	F9					F8			1B	4	2	2	1	0	0	1						
32 Aaron Hicks, S (1, 8) OBP: 0.308, SLG: 0.356	F8					P6			BB	3	1	0	0	1	0	2						
8 Kurt Suzuki, R (1, 2) OBP: 0.292, SLG: 0.314						P6			1B	3	0	2	1	0	0	0						
21 Shane Robinson, R (9, PR) OBP: 0.236, SLG: 0.304						P6			1B	0	1	0	0	0	0	0						
39 Danny Santana, S (1, 6) OBP: 0.235, SLG: 0.286	FC3-6 2 S					F7			1B	4	1	1	2	0	0	3						
Inning Stats	R: 0 E: 0 K: 0 S: 6	H: 0 LOB: 0 BB: 0 P: 8	R: 0 E: 0 K: 1 S: 8	H: 1 LOB: 1 BB: 0 P: 15	R: 0 E: 0 K: 2 S: 9	H: 1 LOB: 1 BB: 0 P: 15	R: 0 E: 0 K: 0 S: 7	H: 0 LOB: 0 BB: 1 P: 14	R: 0 E: 0 K: 0 S: 7	H: 0 LOB: 0 BB: 0 P: 12	R: 0 E: 0 K: 2 S: 12	H: 0 LOB: 0 BB: 0 P: 18	R: 0 E: 0 K: 1 S: 9	H: 0 LOB: 0 BB: 0 P: 13	R: 1 E: 0 K: 0 S: 17	H: 3 LOB: 2 BB: 0 P: 22	R: 0 E: 0 K: 1 S: 18	H: 5 LOB: 1 BB: 1 P: 33	1B: 8 2B: 1 3B: 0 HR: 1	SF: 0 SAC: 0 DP: 1 HBP: 1	WP: 0 PB: 0 SB: 2 CS: 0	PA: 37
PITCHER	IP WLS BF H R ER SO BB IBB HBP BLK WP HR S P ERA WHIP	IP WLS BF H R ER SO BB IBB HBP BLK WP HR S P ERA WHIP	IP WLS BF H R ER SO BB IBB HBP BLK WP HR S P ERA WHIP	IP WLS BF H R ER SO BB IBB HBP BLK WP HR S P ERA WHIP	IP WLS BF H R ER SO BB IBB HBP BLK WP HR S P ERA WHIP	IP WLS BF H R ER SO BB IBB HBP BLK WP HR S P ERA WHIP	IP WLS BF H R ER SO BB IBB HBP BLK WP HR S P ERA WHIP	IP WLS BF H R ER SO BB IBB HBP BLK WP HR S P ERA WHIP	IP WLS BF H R ER SO BB IBB HBP BLK WP HR S P ERA WHIP	IP WLS BF H R ER SO BB IBB HBP BLK WP HR S P ERA WHIP	IP WLS BF H R ER SO BB IBB HBP BLK WP HR S P ERA WHIP	IP WLS BF H R ER SO BB IBB HBP BLK WP HR S P ERA WHIP	IP WLS BF H R ER SO BB IBB HBP BLK WP HR S P ERA WHIP	IP WLS BF H R ER SO BB IBB HBP BLK WP HR S P ERA WHIP	IP WLS BF H R ER SO BB IBB HBP BLK WP HR S P ERA WHIP	IP WLS BF H R ER SO BB IBB HBP BLK WP HR S P ERA WHIP						
35 Justin Verlander, R (1, 1) ERA: 5.34	7.2	28	5	1	1	6	1	0	0	0	0	0	0	0	0	0	1.17	0.783				
43 Bruce Rondon, R (8, 1) ERA: 10.5	0.2	5	3	3	3	1	0	0	0	0	0	11	19	40.50	4.500							
38 Joaquin Soria, R (9, 1) ERA: 9.38	0.0	L 4	2	4	4	0	1	0	1	0	0	1	8	15	**	**						

Batter	1	2	3	4	5	6	7	8	9	AB	R	H	RBI	BB	SO	LOB	TOP					
3 Ian Kinsler, R OBP: 0.334, SLG: 0.370 (1, 4)										5	0	1	0	0	1	1						
52 Yoenis Cespedes, R (1, 7) OBP: 0.325, SLG: 0.503										5	0	2	1	0	1	2						
41 Victor Martinez, S (1, 10) OBP: 0.286, SLG: 0.857										3	1	1	1	0	1	2						
28 J.D. Martinez, R (1, 9) OBP: 0.346, SLG: 0.567										4	1	1	0	0	1	3						
57 Marc Krauss, L (1, 3) OBP: 0.175, SLG: 0.283										4	0	0	0	0	1	1						
9 Nick Castellanos, R (1, 5) OBP: 0.290, SLG: 0.377										3	1	1	0	1	1	0						
34 James McCann, R (1, 2) OBP: 0.320, SLG: 0.430										3	0	2	2	1	1	1						
1 Jose Iglesias, R (1, 6) OBP: 0.368, SLG: 0.377										4	0	1	0	0	0	3						
20 Rajai Davis, R (1, 8) OBP: 0.337, SLG: 0.439										4	2	2	0	0	0	2						
Inning Stats	R: 0 E: 0 K: 1 S: 10	H: 1 LOB: 1 BB: 0 P: 14	R: 0 E: 0 K: 0 S: 9	H: 1 LOB: 0 BB: 0 P: 9	R: 0 E: 0 K: 0 S: 7	H: 0 LOB: 0 BB: 0 P: 12	R: 3 E: 0 K: 0 S: 11	H: 4 LOB: 0 BB: 0 P: 18	R: 1 E: 0 K: 2 S: 13	H: 2 LOB: 1 BB: 0 P: 21	R: 0 E: 0 K: 1 S: 11	H: 0 LOB: 1 BB: 1 P: 15	R: 1 E: 0 K: 1 S: 15	H: 2 LOB: 1 BB: 0 P: 21	R: 0 E: 0 K: 2 S: 16	H: 1 LOB: 2 BB: 1 P: 25	R: 0 E: 0 K: 1 S: 7	H: 0 LOB: 0 BB: 0 P: 8	1B: 7 2B: 3 3B: 0 HR: 1	SF: 0 SAC: 0 DP: 1 HBP: 0	WP: 0 PB: 0 SB: 0 CS: 0	PA: 39
PITCHER	IP WLS BF H R ER SO BB IBB HBP BLK WP HR S P ERA WHIP																					
45 Phil Hughes, R (1, 1) ERA: 4.32	5.0 W 22 8 4 4 3 0 0 0 0 0 0 1 50 74 7.20 1.600																					
36 Blaine Boyer, R (6, 1) ERA: 2.75	1.0 H 6 2 1 1 1 1 0 0 0 0 0 0 19 26 9.00 3.000																					
52 Brian Duensing, L (7, 1) ERA: 5.64	1.1 4 0 0 0 2 2 0 0 0 0 0 0 10 15 0.00 0.000																					
50 Casey Fien, R (8, 1) ERA: 4.13	0.2 4 1 0 0 1 1 0 0 0 0 0 0 13 20 0.00 3.000																					
15 Glen Perkins, L (9, 1) ERA: 1.21	1.0 3 0 0 0 1 0 0 0 0 0 0 0 7 8 0.00 0.000																					

Detroit Tigers @ Minnesota Twins
 Target Field, Minneapolis, MN
 Sat Jul 11 2015, 3:07 PM - 6:32 PM CDT
 Att: 32,365 - Overcast - 81 F

AB	37
R	5
H	11
RBI	5
BB	2
SO	8
LOB	16



Batter	1	2	3	4	5	6	7	8	9	AB	R	H	RBI	BB	SO	LOB	BOTTOM					
2 Brian Dozier, R (1, 4) OBP: 0.332, SLG: 0.517										4	1	1	0	0	1	2						
48 Torii Hunter, R (1, 9) OBP: 0.313, SLG: 0.449										5	1	2	2	0	0	3						
7 Joe Mauer, L (1, 3) OBP: 0.340, SLG: 0.392										5	1	1	0	0	0	1						
22 Miguel Sanó, R (1, 10) OBP: 0.512, SLG: 0.606										4	0	1	1	1	3	1						
24 Trevor Plouffe, R (1, 5) OBP: 0.321, SLG: 0.442										4	2	3	0	0	1	0						
20 Eddie Rosario, L (1, 7) OBP: 0.307, SLG: 0.405										4	2	3	0	0	0	2						
32 Aaron Hicks, S (1, 8) OBP: 0.321, SLG: 0.380										3	1	2	2	1	1	1						
8 Kurt Suzuki, R (1, 2) OBP: 0.291, SLG: 0.313										4	1	1	2	0	2	2						
39 Danny Santana, S (1, 6) OBP: 0.239, SLG: 0.295										4	0	2	2	0	1	1						
Inning Stats	R: 0 E: 0 K: 1 S: 7	H: 1 LOB: 1 BB: 0 P: 11	R: 3 E: 0 K: 0 S: 10	H: 5 LOB: 1 BB: 0 P: 18	R: 4 E: 0 K: 0 S: 21	H: 6 LOB: 2 BB: 0 P: 30	R: 0 E: 0 K: 2 S: 9	H: 0 LOB: 0 BB: 0 P: 14	R: 0 E: 0 K: 2 S: 10	H: 1 LOB: 0 BB: 0 P: 19	R: 2 E: 0 K: 0 S: 15	H: 2 LOB: 2 BB: 1 P: 26	R: 0 E: 0 K: 3 S: 13	H: 0 LOB: 1 BB: 1 P: 19	R: 0 E: 0 K: 1 S: 10	H: 1 LOB: 0 BB: 0 P: 15	R: 0 E: 0 K: 1 S: 7	H: 0 LOB: 0 BB: 0 P: 8	1B: 11 2B: 4 3B: 1 HR: 1	SF: 0 SAC: 0 DP: 2 HBP: 1	WP: 1 PB: 0 SB: 1 CS: 1	PA: 40
PITCHER	IP WLS BF H R ER SO BB IBB HBP BLK WP HR S P ERA WHIP																					
31 Alfredo Simon, R (1, 1) ERA: 4.53	2.1 L 16 10 7 5 1 0 0 0 0 0 1 39 66 5.40 1.800																					
45 Buck Farmer, R (3, 1) ERA: 9.22	3.1 5 2 2 4 1 0 1 0 0 0 0 1 39 66 5.40 1.800																					
46 Ian Krol, L (6, 1) ERA: 7.11	1.0 4 0 0 0 2 1 0 0 0 0 0 0 13 20 0.00 1.000																					
30 Alex Wilson, R (7, 1) ERA: 2.14	0.1 1 0 0 0 1 0 0 0 0 0 1 0 3 4 0.00 0.000																					
39 Neftali Feliz, R (8, 1) ERA: 4.35	1.0 3 1 0 0 1 0 0 0 0 0 0 0 10 15 0.00 1.000																					

Detroit Tigers @ Minnesota Twins
 Target Field, Minneapolis, MN
 Sat Jul 11 2015, 3:07 PM - 6:32 PM CDT
 Att: 32,365 - Overcast - 81 F

AB	37
R	9
H	16
RBI	9
BB	2
SO	9
LOB	13



Batter	1	2	3	4	5	6	7	8	9	AB	R	H	RBI	BB	SO	LOB	TOP					
3 Ian Kinsler, R OBP: 0.339, SLG: 0.375										4	0	3	0	0	1	0	Detroit Tigers @ Minnesota Twins Target Field, Minneapolis, MN Sun Jul 12 2015, 1:14 PM - 3:57 PM CDT Att: 27,936 - Overcast - 83 F					
52 Yoenis Cespedes, R OBP: 0.322, SLG: 0.489										3	0	0	0	0	1	2						
20 Rajai Davis, R OBP: 0.335, SLG: 0.436										1	0	0	0	0	0	1						
41 Victor Martinez, S OBP: 0.335, SLG: 0.403										4	0	1	0	0	0	1						
28 J.D. Martinez, R OBP: 0.347, SLG: 0.565										3	1	1	0	1	1	1						
13 Alex Avila, L OBP: 0.346, SLG: 0.310										3	0	0	0	1	2	2						
9 Nick Castellanos, R OBP: 0.287, SLG: 0.372										4	0	0	0	0	0	4						
57 Marc Krauss, L OBP: 0.167, SLG: 0.270										3	0	0	1	0	1	2						
12 Anthony Gose, L OBP: 0.325, SLG: 0.388										3	0	1	0	0	0	1						
1 Jose Iglesias, R OBP: 0.364, SLG: 0.373										3	0	0	0	0	0	1						
Inning Stats	R: 0 E: 0 K: 0 S: 13	H: 1 LOB: 0 BB: 0 P: 17	R: 1 E: 1 K: 1 S: 12	H: 1 LOB: 1 BB: 0 P: 17	R: 0 E: 0 K: 2 S: 10	H: 0 LOB: 0 BB: 0 P: 15	R: 0 E: 0 K: 2 S: 8	H: 0 LOB: 0 BB: 0 P: 13	R: 0 E: 0 K: 0 S: 9	H: 1 LOB: 1 BB: 0 P: 12	R: 0 E: 0 K: 0 S: 5	H: 0 LOB: 1 BB: 0 P: 5	R: 0 E: 0 K: 1 S: 9	H: 0 LOB: 1 BB: 2 P: 20	R: 0 E: 0 K: 0 S: 12	H: 1 LOB: 1 BB: 0 P: 15	R: 0 E: 0 K: 0 S: 7	H: 1 LOB: 1 BB: 0 P: 9	1B: 5 2B: 1 3B: 0 HR: 0	SF: 0 SAC: 0 DP: 3 HBP: 0	WP: 0 PB: 0 SB: 0 CS: 0	PA: 33
PITCHER	IP WLS BF H R ER SO BB IBB HBP BLK WP HR S P ERA WHIP	7.0 W 25 4 1 0 6 2 0 0 0 0 0 66 99 0.00 0.857	2.0 8 2 0 0 0 0 0 0 0 0 0 0 19 24 0.00 1.000	PITCHER																		

AB	31
R	1
H	6
RBI	1
BB	2
SO	6
LOB	15



Batter	1	2	3	4	5	6	7	8	9	AB	R	H	RBI	BB	SO	LOB	BOTTOM					
2 Brian Dozier, R OBP: 0.328, SLG: 0.513										3	0	0	1	0	0	2	Detroit Tigers @ Minnesota Twins Target Field, Minneapolis, MN Sun Jul 12 2015, 1:14 PM - 3:57 PM CDT Att: 27,936 - Overcast - 83 F					
5 Eduardo Escobar, S OBP: 0.285, SLG: 0.403										0	0	0	0	0	0	0						
48 Tori Hunter, R OBP: 0.312, SLG: 0.444										3	1	0	0	1	1	0						
7 Joe Mauer, L OBP: 0.336, SLG: 0.387										4	0	0	0	0	1	1						
22 Miguel Sanó, R OBP: 0.489, SLG: 0.649										4	1	1	2	0	2	0						
24 Trevor Plouffe, R OBP: 0.320, SLG: 0.449										4	1	1	1	0	0	0						
20 Eddie Rosario, L OBP: 0.310, SLG: 0.418										4	1	2	0	0	1	0						
32 Aaron Hicks, S OBP: 0.333, SLG: 0.387										3	1	2	1	1	0	0						
26 Eric Fryer, R OBP: 0.625, SLG: 0.667										3	1	1	0	1	0	2						
39 Danny Santana, S OBP: 0.245, SLG: 0.313										3	1	2	2	0	1	0						
Inning Stats	R: 2 E: 0 K: 0 S: 11	H: 1 LOB: 0 BB: 1 P: 19	R: 0 E: 0 K: 0 S: 10	H: 1 LOB: 2 BB: 2 P: 20	R: 0 E: 0 K: 1 S: 6	H: 0 LOB: 0 BB: 0 P: 8	R: 4 E: 0 K: 0 S: 19	H: 4 LOB: 0 BB: 0 P: 25	R: 1 E: 0 K: 1 S: 14	H: 3 LOB: 2 BB: 0 P: 21	R: 0 E: 0 K: 2 S: 11	H: 0 LOB: 0 BB: 0 P: 16	R: 0 E: 0 K: 1 S: 9	H: 0 LOB: 0 BB: 0 P: 15	R: 0 E: 0 K: 1 S: 8	H: 0 LOB: 0 BB: 0 P: 12	R: 0 E: 0 K: 1 S: 8	H: 0 LOB: 0 BB: 0 P: 12	1B: 4 2B: 1 3B: 2 HR: 2	SF: 1 SAC: 0 DP: 0 HBP: 0	WP: 0 PB: 0 SB: 0 CS: 1	PA: 35
PITCHER	IP WLS BF H R ER SO BB IBB HBP BLK WP HR S P ERA WHIP	4.2 L 23 2 0 0 1 3 0 0 0 0 0 10 14 0.00 3.000	0.2 4 2 0 0 1 0 0 0 0 0 0 6 9 0.00 0.000	1.0 3 0 0 0 1 0 0 0 0 0 0 9 15 0.00 0.000	1.0 3 0 0 0 1 0 0 0 0 0 0 8 12 0.00 0.000	PITCHER																

AB	31
R	7
H	9
RBI	7
BB	3
SO	6
LOB	5



Batter	1	2	3	4	5	6	7	8	9	AB R H RBI BB SO LOB	TOP										
13 Manny Machado, R OBP: 0.366, SLG: 0.525	G6-3		1B				BB		BB	2 1 1 0 3 0 0	Baltimore Orioles @ Detroit Tigers Comerica Park, Detroit, MI Fri Jul 17 2015, 7:09 PM - 10:03 PM EDT Att: 36,378 - Partly Cloudy - 85 F										
38 Jimmy Paredes, S OBP: 0.330, SLG: 0.470	K		K	L9			BB		K	5 0 1 0 0 3 5											
10 Adam Jones, R OBP: 0.327, SLG: 0.489	F9		F9				P4		1B	5 0 2 0 0 0 3											
19 Chris Davis, L OBP: 0.317, SLG: 0.465		1B	F9		L4-3		E4		K	5 1 1 1 0 1 5											
32 Matt Wieters, S OBP: 0.298, SLG: 0.477	1B			1B			K		G5-3	5 1 2 0 0 2 4											
2 J.J. Hardy, R OBP: 0.259, SLG: 0.329	P4		FC4-6				F9		FC6-4	4 0 1 0 0 0 4											
23 Travis Snider, L OBP: 0.324, SLG: 0.368	P5		BB				P5		G6-3	3 0 0 0 1 0 2											
6 Jonathan Schoop, R OBP: 0.315, SLG: 0.608	1B		P2				2B		G5-3	4 0 2 1 0 0 3											
41 Chris Parmelee, L OBP: 0.262, SLG: 0.475	F9		FC4-6				F7		F7	4 0 0 1 0 0 5											
Inning Stats	R: 0 E: 0 K: 1 S: 7	H: 0 LOB: 0 BB: 0 P: 11	R: 1 E: 0 K: 0 S: 15	H: 3 LOB: 2 BB: 0 P: 24	R: 0 E: 0 K: 1 S: 12	H: 1 LOB: 1 BB: 0 P: 17	R: 1 E: 0 K: 0 S: 12	H: 2 LOB: 3 BB: 2 P: 25	R: 0 E: 0 K: 1 S: 6	H: 1 LOB: 0 BB: 0 P: 10	R: 0 E: 0 K: 0 S: 8	H: 1 LOB: 1 BB: 0 P: 12	R: 1 E: 1 K: 1 S: 15	H: 1 LOB: 2 BB: 1 P: 24	R: 0 E: 0 K: 0 S: 9	H: 0 LOB: 0 BB: 0 P: 10	R: 0 E: 0 K: 2 S: 19	H: 1 LOB: 2 BB: 1 P: 29	1B: 8 2B: 3 3B: 0 HR: 0	SF: 0 SAC: 0 DP: 1 HBP: 0	WP: 0 PA: 41 PB: 0 SB: 0 CS: 0
PITCHER	IP WLS BF H R ER SO BB IBB HBP BLK WP HR S P ERA WHIP											IP WLS BF H R ER SO BB IBB HBP BLK WP HR S P ERA WHIP									
19 Anibal Sánchez, R ERA: 4.55	6.0 W 27 8 2 2 3 2 0 0 0 0 0 60 99 3.00 1.667																				
62 Al Alburquerque, R ERA: 3.0	0.1 3 1 1 1 0 1 0 0 0 0 0 7 13 27.00 6.000																				
65 Blaine Hardy, L ERA: 2.38	7.1 1.0 4 0 0 0 1 0 0 0 0 0 11 15 0.00 0.000																				
39 Neftali Feliz, R ERA: 4.22	8.1 0.2 2 0 0 0 0 0 0 0 0 0 6 6 0.00 0.000																				
38 Joskim Soria, R ERA: 3.28	9.1 1.0 5 1 0 0 2 1 0 0 0 0 0 19 29 0.00 2.000																				

Batter	1	2	3	4	5	6	7	8	9	AB R H RBI BB SO LOB	BOTTOM								
3 Ian Kinsler, R OBP: 0.340, SLG: 0.374	FC3-6		L9				BB			3 0 1 0 1 1 1	Baltimore Orioles @ Detroit Tigers Comerica Park, Detroit, MI Fri Jul 17 2015, 7:09 PM - 10:03 PM EDT Att: 36,378 - Partly Cloudy - 85 F								
52 Yoenis Cespedes, R OBP: 0.319, SLG: 0.493	FC3-6		G5-3		G5-3		G5-3			4 1 0 0 0 0 3									
41 Victor Martinez, S OBP: 0.333, SLG: 0.414	HR		K		F8		F7			4 1 1 2 0 1 0									
28 J.D. Martinez, R OBP: 0.346, SLG: 0.571	K		K		HR		F9			4 1 1 1 0 2 0									
9 Nick Castellanos, R OBP: 0.286, SLG: 0.368	F7		G6-3							3 0 0 0 1 1 0									
17 Andrew Romine, S OBP: 0.337, SLG: 0.413					BB		K			0 0 0 0 0 0 0									
13 Alex Avila, L OBP: 0.342, SLG: 0.308	L9		1B		L8		K			4 1 1 0 0 1 1									
34 James McCann, R OBP: 0.319, SLG: 0.426	G4-3		1B		G6-3		G6-3			4 1 1 0 0 0 0									
1 Jose Iglesias, R OBP: 0.366, SLG: 0.384	HBP		HR		G6-3		G6-3			3 2 1 3 0 0 0									
12 Anthony Gose, L OBP: 0.328, SLG: 0.399	2B		K		2B					3 0 2 1 0 1 0									
Inning Stats	R: 2 E: 0 K: 1 S: 12	H: 2 LOB: 0 BB: 0 P: 19	R: 1 E: 0 K: 1 S: 12	H: 1 LOB: 0 BB: 0 P: 18	R: 0 E: 0 K: 2 S: 7	H: 0 LOB: 0 BB: 0 P: 10	R: 3 E: 0 K: 1 S: 12	H: 3 LOB: 0 BB: 0 P: 23	R: 1 E: 0 K: 0 S: 12	H: 1 LOB: 2 BB: 1 P: 22	R: 0 E: 0 K: 0 S: 9	H: 1 LOB: 0 BB: 0 P: 15	R: 0 E: 0 K: 1 S: 6	H: 0 LOB: 0 BB: 0 P: 10	R: 0 E: 0 K: 1 S: 6	H: 0 LOB: 0 BB: 0 P: 10	1B: 3 2B: 2 3B: 0 HR: 3	SF: 0 SAC: 0 DP: 0 HBP: 1	WP: 1 PA: 35 PB: 0 SB: 1 CS: 0
PITCHER	IP WLS BF H R ER SO BB IBB HBP BLK WP HR S P ERA WHIP											IP WLS BF H R ER SO BB IBB HBP BLK WP HR S P ERA WHIP							
31 Ubaldo Jiménez, R ERA: 3.29	4.2 L 22 7 7 7 0 0 0 0 0 0 0 3 50 82 13.50 1.500																		
25 Bud Norris, R ERA: 6.82	0.1 2 0 0 0 0 1 0 0 0 0 0 5 10 0.00 3.000																		
29 Tommy Hunter, R ERA: 4.08	1.0 5 1 0 0 0 1 0 0 0 0 1 0 9 15 0.00 2.000																		
35 Brad Brach, R ERA: 3.02	1.0 3 0 0 0 1 0 0 0 0 0 0 6 10 0.00 0.000																		
17 Brian Matusz, L ERA: 2.2	1.0 3 0 0 0 1 0 0 0 0 0 0 6 10 0.00 0.000																		

AB	37
R	3
H	10
RBI	3
BB	4
SO	6
LOB	31



AB	32
R	7
H	8
RBI	7
BB	2
SO	7
LOB	5



Batter	1	2	3	4	5	6	7	8	9	AB R H RBI BB SO LOB	TOP											
13 Manny Machado, R (1,5) OBP: 0.370, SLG: 0.536										4 1 2 1 1 0 0	<p>Baltimore Orioles @ Detroit Tigers Comerica Park, Detroit, MI Sat Jul 18 2015, 7:11 PM - 10:05 PM EDT Att: 40,033 - Partly Cloudy - 88 F</p> <p>livebaseballscores.com</p> <p>AB 37 R 3 H 10 RBI 3 BB 1 SO 13 LOB 17</p>											
28 Steve Pearce, R (1,3) OBP: 0.290, SLG: 0.392										5 0 1 0 0 2 3												
10 Adam Jones, R (1,8) OBP: 0.329, SLG: 0.492										4 0 2 0 0 0 1												
32 Matt Wieters, S (1,10)										4 0 0 0 0 3 3												
19 Chris Davis, L (1,9) OBP: 0.316, SLG: 0.462										4 0 1 0 0 2 1												
2 J.J. Hardy, R (1,6) OBP: 0.299, SLG: 0.327										4 1 1 0 0 2 2												
6 Jonathan Schoop, R (1,4) OBP: 0.328, SLG: 0.618										4 1 2 0 0 1 3												
14 Nolan Reimold, R (1,7) OBP: 0.309, SLG: 0.408										3 0 0 0 0 2 2												
38 Jimmy Paredes, S (9,PH) OBP: 0.291, SLG: 0.468										1 0 0 0 0 0 2												
9 David Lough, L (9,7) OBP: 0.288, SLG: 0.349										0 0 0 0 0 0 0												
36 Caleb Joseph, R (1,2) OBP: 0.316, SLG: 0.389										4 0 1 2 0 1 0												
Inning Stats	R: 0 H: 1 E: 0 K: 2 S: 16	H: 1 LOB: 1 BB: 1 P: 22	R: 0 H: 1 E: 0 K: 3 S: 10	H: 1 LOB: 1 BB: 0 P: 17	R: 1 H: 2 E: 0 K: 2 S: 18	H: 2 LOB: 0 BB: 0 P: 27	R: 0 H: 1 E: 0 K: 3 S: 11	H: 1 LOB: 1 BB: 0 P: 14	R: 0 H: 0 E: 0 K: 0 S: 5	H: 0 LOB: 0 BB: 0 P: 7	R: 0 H: 1 E: 1 K: 2 S: 13	H: 1 LOB: 2 BB: 0 P: 17	R: 0 H: 0 E: 0 K: 0 S: 6	H: 0 LOB: 0 BB: 0 P: 9	R: 0 H: 0 E: 0 K: 0 S: 6	H: 0 LOB: 0 BB: 0 P: 8	R: 2 H: 4 E: 0 K: 1 S: 18	H: 4 LOB: 2 BB: 0 P: 22	1B: 6 2B: 3 HR: 1	SF: 0 SAC: 0 DP: 0 HBP: 0	WP: 0 PA: 38 PB: 0 SB: 0 CS: 1	
PITCHER	IP WLS BF H R ER SO BB IBB HBP BLK WP HR S P ERA WHIP											IP WLS BF H R ER SO BB IBB HBP BLK WP HR S P ERA WHIP										
14 David Price, L (1,1) ERA: 2.32	7.0 L 28 6 1 1 12 1 0 0 0 0 0 1 79 113 1.29 1.000																					
30 Alex Wilson, R (8,1) ERA: 2.09	1.0 3 0 0 0 0 0 0 0 0 0 0 0 6 8 0.00 0.000																					
46 Ian Krol, L (9,1) ERA: 6.59	0.1 1 0 0 0 0 0 0 0 0 0 0 0 1 1 0.00 0.000																					
43 Bruce Rondón, R (9,1) ERA: 10.57	0.2 6 4 2 2 1 0 0 0 0 0 0 0 0 17 21 27.00 6.000																					

Batter	1	2	3	4	5	6	7	8	9	AB R H RBI BB SO LOB	BOTTOM											
3 Ian Kinsler, R (1,4) OBP: 0.339, SLG: 0.373										4 0 1 0 0 1 0	<p>Baltimore Orioles @ Detroit Tigers Comerica Park, Detroit, MI Sat Jul 18 2015, 7:11 PM - 10:05 PM EDT Att: 40,033 - Partly Cloudy - 88 F</p> <p>livebaseballscores.com</p> <p>AB 28 R 0 H 1 RBI 0 BB 1 SO 10 LOB 5</p>											
52 Yoenis Cespedes, R (1,7) OBP: 0.316, SLG: 0.487										4 0 0 0 0 1 1												
41 Victor Martinez, S (1,10) OBP: 0.333, SLG: 0.410										2 0 0 0 1 1 0												
28 J.D. Martinez, R (1,9) OBP: 0.343, SLG: 0.565										3 0 0 0 0 2 2												
9 Nick Castellanos, R (1,5) OBP: 0.284, SLG: 0.365										3 0 0 0 0 1 2												
13 Alex Avila, L (1,3) OBP: 0.333, SLG: 0.298										3 0 0 0 0 1 0												
34 James McCann, R (1,2) OBP: 0.315, SLG: 0.420										3 0 0 0 0 1 0												
1 Jose Iglesias, R (1,6) OBP: 0.362, SLG: 0.379										3 0 0 0 0 0 0												
12 Anthony Gose, L (1,8) OBP: 0.326, SLG: 0.396										2 0 0 0 0 1 0												
20 Rajai Davis, R (9,PH) OBP: 0.333, SLG: 0.434										1 0 0 0 0 1 0												
Inning Stats	R: 0 H: 1 E: 0 K: 0 S: 12	H: 0 LOB: 0 BB: 0 P: 12	R: 0 H: 0 E: 0 K: 1 S: 12	H: 0 LOB: 0 BB: 0 P: 17	R: 0 H: 0 E: 0 K: 2 S: 8	H: 0 LOB: 0 BB: 0 P: 12	R: 0 H: 0 E: 0 K: 1 S: 7	H: 0 LOB: 0 BB: 0 P: 10	R: 0 H: 0 E: 0 K: 1 S: 8	H: 0 LOB: 0 BB: 0 P: 11	R: 0 H: 0 E: 0 K: 2 S: 7	H: 0 LOB: 0 BB: 0 P: 11	R: 0 H: 0 E: 0 K: 0 S: 8	H: 0 LOB: 0 BB: 0 P: 12	R: 0 H: 0 E: 0 K: 2 S: 9	H: 0 LOB: 0 BB: 0 P: 13	1B: 1 2B: 0 3B: 0 HR: 0	SF: 0 SAC: 0 DP: 0 HBP: 0	WP: 1 PA: 29 PB: 0 SB: 0 CS: 0			
PITCHER	IP WLS BF H R ER SO BB IBB HBP BLK WP HR S P ERA WHIP											IP WLS BF H R ER SO BB IBB HBP BLK WP HR S P ERA WHIP										
30 Chris Tillman, R (1,1) ERA: 4.96	8.0 W 26 1 0 0 8 1 0 0 0 0 0 0 70 106 0.00 0.250																					
53 Zack Britton, L (9,1) ERA: 1.67	1.0 S 3 0 0 0 2 0 0 0 0 0 0 0 9 13 0.00 0.000																					

Batter	1	2	3	4	5	6	7	8	9	AB	R	H	RBI	BB	SO	LOB	TOP			
5 Brad Miller, L (1,6) OBP: 0.311, SLG: 0.397	F7	F7		FC6-4		F8			L7	5	0	0	0	0	0	5				
15 Kyle Seager, L (1,5) OBP: 0.324, SLG: 0.446	G4-3	G1			L9		G6-3		G4-3	5	0	0	0	0	0	2				
23 Nelson Cruz, R (1,9) OBP: 0.369, SLG: 0.529						F9		G5-3	K	4	0	0	0	1	2	0				
22 Robinson Canó, L (1,4) OBP: 0.294, SLG: 0.393	G3			L5						4	1	2	1	0	0	1				
7 Seth Smith, L (1,7) OBP: 0.335, SLG: 0.465		2B		F7		F7				4	1	1	0	0	1	1				
16 Austin Jackson, R (1,8) OBP: 0.299, SLG: 0.353		G5-3			G6-3					4	1	2	0	0	0	1				
35 Mark Trumbo, R (1,10) OBP: 0.280, SLG: 0.419										3	1	0	0	1	3	2				
20 Logan Morrison, L (1,3) OBP: 0.299, SLG: 0.378										3	0	1	0	1	1	2				
3 Mike Zunino, R (1,2) OBP: 0.226, SLG: 0.293										3	0	2	3	1	0	1				
Inning Stats	R: 0 E: 0 K: 0 S: 9	H: 0 LOB: 1 BB: 1 P: 14	R: 2 E: 0 K: 0 S: 17	H: 3 LOB: 2 BB: 1 P: 31	R: 0 E: 0 K: 1 S: 5	H: 0 LOB: 0 BB: 0 P: 7	R: 0 E: 0 K: 1 S: 11	H: 0 LOB: 2 BB: 2 P: 20	R: 1 E: 0 K: 0 S: 7	H: 1 LOB: 0 BB: 0 P: 12	R: 1 E: 0 K: 1 S: 13	H: 2 LOB: 1 BB: 0 P: 18	R: 0 E: 0 K: 2 S: 11	H: 1 LOB: 1 BB: 0 P: 13	R: 0 E: 0 K: 1 S: 9	H: 0 LOB: 0 BB: 0 P: 13	1B: 5 2B: 2 3B: 0 HR: 1	SF: 0 SAC: 0 DP: 0 HBP: 0	WP: 2 PB: 0 SB: 2 CS: 0	PA: 39
PITCHER	IP WLS BF H R ER SO BB IBB HBP BLK WP HR S P ERA WHIP																			
31 Alfredo Simon, R (1,1) ERA: 4.63	5.2	27	6	4	4	3	4	0	0	0	0	2	1	61	101	6.35	1.765			
65 Blaine Hardy, L (6,1) ERA: 2.3	1.1	5	1	0	0	1	0	0	0	0	0	0	0	13	18	0.00	0.750			
62 Al Burqueque, R (8,1) ERA: 3.29	1.0	W	4	1	0	2	0	0	0	0	0	0	0	11	13	0.00	1.000			
38 Joaquin Soria, R (9,1) ERA: 3.19	1.0	S	3	0	0	1	0	0	0	0	0	0	0	9	13	0.00	0.000			

Seattle Mariners @ Detroit Tigers
Comerica Park, Detroit, MI
Mon Jul 20 2015, 7:09 PM - 10:02 PM EDT
Att: 34,353 - Cloudy - 85 F

AB 35
R 4
H 8
RBI 4
BB 4
SO 7
LOB 15



Batter	1	2	3	4	5	6	7	8	9	AB	R	H	RBI	BB	SO	LOB	BOTTOM			
20 Rajai Davis, R (1,8) OBP: 0.325, SLG: 0.423	G4-3		G6-3					G1-4-3		4	0	0	0	0	1	2				
57 Marc Krauss, L (9,3) OBP: 0.169, SLG: 0.265										0	0	0	0	0	0	0				
3 Ian Kinsler, R (1,4) OBP: 0.339, SLG: 0.389			G6-3			L9				4	2	2	3	0	0	0				
52 Yoenis Cespedes, R (1,7) OBP: 0.314, SLG: 0.482										4	0	0	0	0	0	0				
41 Victor Martinez, S (1,10) OBP: 0.331, SLG: 0.405										3	0	0	0	0	0	0				
28 J.D. Martinez, R (1,9) OBP: 0.344, SLG: 0.560										2	1	1	0	1	0	0				
55 Jeffy Marte, R (1,3) OBP: 0.308, SLG: 0.583										3	0	0	0	0	0	2				
12 Anthony Gose, L (9,8) OBP: 0.324, SLG: 0.392										0	0	0	0	0	0	0				
9 Nick Castellanos, R (1,5) OBP: 0.294, SLG: 0.562										2	1	0	0	1	1	0				
17 Andrew Romine, S (9,5) OBP: 0.344, SLG: 0.410										0	0	0	0	0	0	0				
34 James McCann, R (1,2) OBP: 0.321, SLG: 0.431										2	0	2	2	0	0	0				
13 Alex Avila, L (8,PH) OBP: 0.333, SLG: 0.293										1	0	0	0	0	1	0				
1 Jose Iglesias, R (1,6) OBP: 0.371, SLG: 0.396										3	1	1	0	0	0	2				
Inning Stats	R: 1 E: 0 K: 0 S: 8	H: 1 LOB: 0 BB: 0 P: 9	R: 2 E: 0 K: 0 S: 10	H: 1 LOB: 0 BB: 2 P: 20	R: 0 E: 0 K: 0 S: 6	H: 0 LOB: 0 BB: 0 P: 11	R: 0 E: 0 K: 2 S: 9	H: 1 LOB: 0 BB: 0 P: 11	R: 0 E: 0 K: 0 S: 6	H: 0 LOB: 0 BB: 0 P: 10	R: 0 E: 0 K: 0 S: 7	H: 0 LOB: 0 BB: 0 P: 12	R: 2 E: 0 K: 1 S: 12	H: 2 LOB: 0 BB: 0 P: 19	R: 0 E: 0 K: 1 S: 9	H: 0 LOB: 0 BB: 0 P: 13	1B: 2 2B: 3 3B: 0 HR: 2	SF: 0 SAC: 0 DP: 2 HBP: 0	WP: 0 PB: 0 SB: 0 CS: 0	PA: 30
PITCHER	IP WLS BF H R ER SO BB IBB HBP BLK WP HR S P ERA WHIP																			
33 J.A. Happ, L (1,1) ERA: 4.12	7.0	25	4	3	3	2	2	0	0	0	0	0	1	55	87	3.86	0.857			
57 Mark Lowe, R (8,1) ERA: 1.2	1.0	L	5	2	2	2	1	0	0	0	0	0	1	12	19	18.00	2.000			

Seattle Mariners @ Detroit Tigers
Comerica Park, Detroit, MI
Mon Jul 20 2015, 7:09 PM - 10:02 PM EDT
Att: 34,353 - Cloudy - 85 F

AB 28
R 5
H 6
RBI 5
BB 2
SO 3
LOB 6



Batter	1	2	3	4	5	6	7	8	9	AB	R	H	RBI	BB	SO	LOB	TOP					
16 Austin Jackson, R OBP: 0.300, SLG: 0.353	G6-3	G6-3	L8	L8	L8	23 1B		22 1B	K	6	1	2	1	0	1	1						
15 Kyle Seager, L OBP: 0.327, SLG: 0.445	23 1B	F8			P6	F8		7 1B		5	2	2	0	1	0	2						
23 Nelson Cruz, R OBP: 0.369, SLG: 0.533	7 2B				G4-3	G6-3		F6	F8	5	2	1	1	0	0	6						
22 Robinson Canó, L OBP: 0.300, SLG: 0.400	7 2B	13 SF8			5 FC4-6			30 HR		4	2	3	1	1	0	0						
7 Seth Smith, L OBP: 0.339, SLG: 0.468	5 1B				F8			30 HR		3	2	1	1	2	1	1						
13 Dustin Ackley, L OBP: 0.276, SLG: 0.359 35 Matt Wieters, R OBP: 0.282, SLG: 0.421 1 Chris Taylor, R OBP: 0.226, SLG: 0.227 30 Franklin Gutierrez, R OBP: 0.316, SLG: 0.528	SF8				L8			5 BB		2	0	0	1	0	0	3						
5 Brad Miller, L OBP: 0.313, SLG: 0.395	2-H				FC4-6			1-H 2-H 3-H		4	0	1	1	1	1	1						
20 Logan Morrison, L OBP: 0.298, SLG: 0.375	K				F8			G3-1	G4-3	5	1	1	0	0	1	3						
3 Mike Zunino, R OBP: 0.229, SLG: 0.296	P2				F9			16 1B	15 HBP	4	0	1	0	0	1	0						
Inning Stats	R: 4 E: 0 K: 1 S: 16	H: 4 LOB: 1 BB: 0 P: 26	R: 0 E: 0 K: 0 S: 9	H: 0 LOB: 0 BB: 0 P: 11	R: 1 E: 0 K: 0 S: 14	H: 1 LOB: 1 BB: 1 P: 25	R: 0 E: 0 K: 0 S: 7	H: 0 LOB: 0 BB: 0 P: 11	R: 0 E: 0 K: 0 S: 7	H: 1 LOB: 2 BB: 1 P: 14	R: 1 E: 0 K: 0 S: 14	H: 3 LOB: 2 BB: 0 P: 18	R: 0 E: 0 K: 1 S: 12	H: 1 LOB: 2 BB: 1 P: 21	R: 5 E: 0 K: 2 S: 20	H: 4 LOB: 0 BB: 1 P: 33	R: 0 E: 0 K: 1 S: 8	H: 0 LOB: 2 BB: 1 P: 16	1B: 9 2B: 3 3B: 0 HR: 2	SF: 1 SAC: 0 DP: 0 HBP: 2	WP: 1 PB: 0 SB: 1 CS: 0	PA: 48
PITCHER	IP WLS BF H R ER SO BB IBB HBP BLK WP HR S P ERA WHIP	61 Shane Greene, R ERA: 6.52	65 Blaine Hardy, L ERA: 2.45	62 Al Alburquerque, R ERA: 3.27	46 Ian Krol, L ERA: 5.97	43 Bruce Rondón, R ERA: 9.0	PITCHER	IP WLS BF H R ER SO BB IBB HBP BLK WP HR S P ERA WHIP	39 Neftali Feliz, R ERA: 5.79	30 Alex Wilson, R ERA: 1.99	61 Shane Greene, R ERA: 6.52	65 Blaine Hardy, L ERA: 2.45	62 Al Alburquerque, R ERA: 3.27	46 Ian Krol, L ERA: 5.97	43 Bruce Rondón, R ERA: 9.0	39 Neftali Feliz, R ERA: 5.79	30 Alex Wilson, R ERA: 1.99					
Batter	1	2	3	4	5	6	7	8	9	AB	R	H	RBI	BB	SO	LOB	BOTTOM					
3 Ian Kinsler, R OBP: 0.340, SLG: 0.392	K		L9					52 WP		5	2	2	0	0	1	3						
52 Yoenis Cespedes, R OBP: 0.315, SLG: 0.488	F8		L8					41 G6-3		4	1	1	2	1	1	0						
41 Victor Martinez, S OBP: 0.332, SLG: 0.402	F7							28 HR		4	1	1	0	0	0	1						
28 J.D. Martinez, R OBP: 0.345, SLG: 0.566	E5 13 1B							13 BB	9 1B	5	3	2	2	0	1	1						
57 Marc Krauss, L OBP: 0.178, SLG: 0.271	K									2	0	1	0	0	1	1						
55 Jefry Marte, R OBP: 0.250, SLG: 0.467	K									3	0	0	0	0	2	1						
9 Nick Castellanos, R OBP: 0.292, SLG: 0.377	13 E									4	2	3	1	1	1	1						
13 Alex Avila, L OBP: 0.344, SLG: 0.294	E8									3	0	1	1	2	1	1						
17 Andrew Romine, S OBP: 0.337, SLG: 0.398	L6									5	0	1	1	0	0	4						
12 Anthony Gose, L OBP: 0.324, SLG: 0.390	F8									2	0	0	1	1	1	2						
20 Rajai Davis, R OBP: 0.324, SLG: 0.421	F8									1	0	0	0	0	1	0						
Inning Stats	R: 0 E: 0 K: 1 S: 8	H: 0 LOB: 0 BB: 0 P: 13	R: 1 E: 2 K: 1 S: 13	H: 2 LOB: 0 BB: 0 P: 16	R: 2 E: 0 K: 1 S: 13	H: 2 LOB: 1 BB: 0 P: 21	R: 0 E: 0 K: 1 S: 8	H: 0 LOB: 0 BB: 0 P: 14	R: 4 E: 0 K: 1 S: 23	H: 5 LOB: 3 BB: 2 P: 41	R: 0 E: 0 K: 1 S: 11	H: 0 LOB: 0 BB: 1 P: 17	R: 1 E: 0 K: 1 S: 11	H: 1 LOB: 0 BB: 1 P: 23	R: 1 E: 0 K: 2 S: 16	H: 2 LOB: 1 BB: 0 P: 23	R: 0 E: 0 K: 1 S: 10	H: 0 LOB: 1 BB: 1 P: 16	1B: 8 2B: 1 3B: 0 HR: 3	SF: 0 SAC: 0 DP: 1 HBP: 1	WP: 2 PB: 0 SB: 0 CS: 1	PA: 45
PITCHER	IP WLS BF H R ER SO BB IBB HBP BLK WP HR S P ERA WHIP	44 Taijuan Walker, R ERA: 5.06	59 David Rollins, L ERA: 13.5	54 Tom Wilhelmson, R ERA: 4.61	97 Joe Beimel, L ERA: 2.89	56 Fernando Rodney, R ERA: 5.73	PITCHER	IP WLS BF H R ER SO BB IBB HBP BLK WP HR S P ERA WHIP	39 Carson Smith, R ERA: 1.86	44 Taijuan Walker, R ERA: 5.06	59 David Rollins, L ERA: 13.5	54 Tom Wilhelmson, R ERA: 4.61	97 Joe Beimel, L ERA: 2.89	56 Fernando Rodney, R ERA: 5.73	39 Carson Smith, R ERA: 1.86							

Seattle Mariners @ Detroit Tigers
Comerica Park, Detroit, MI
Tue Jul 21 2015, 7:09 PM - 11:03 PM EDT
Att: 34,088 - Partly Cloudy - 80 F

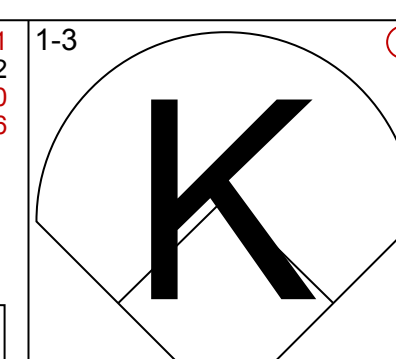
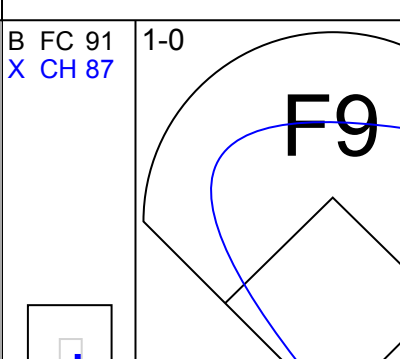
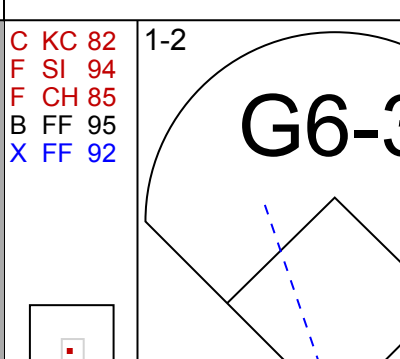
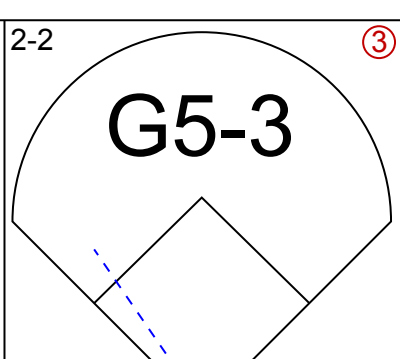
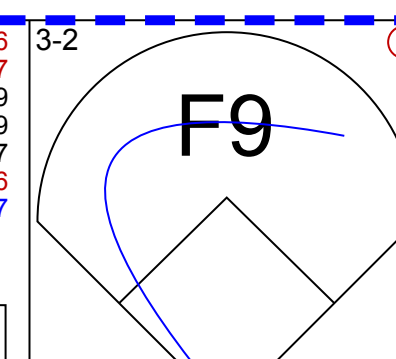
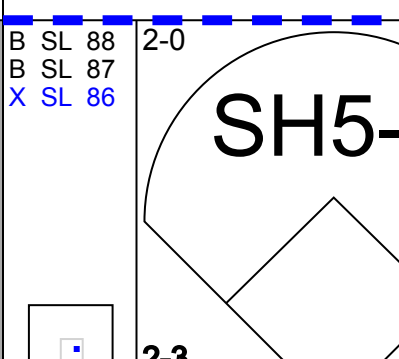
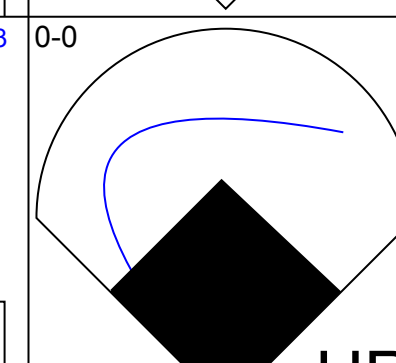
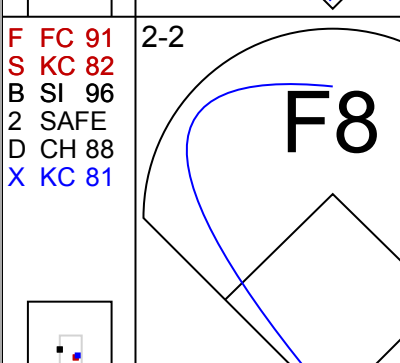
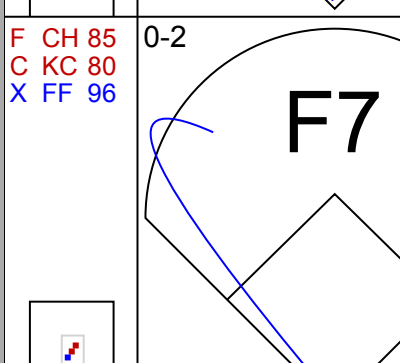
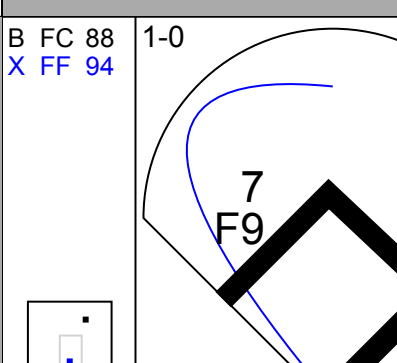
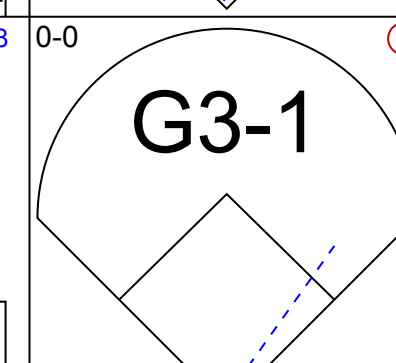
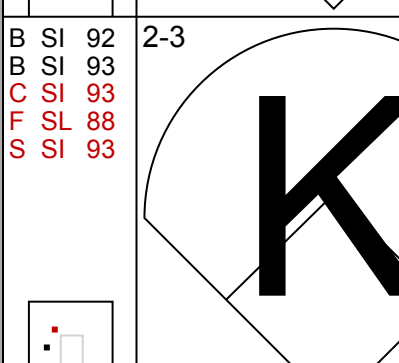
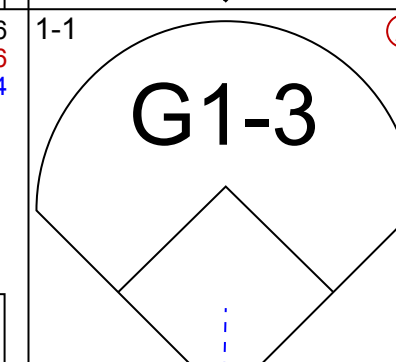
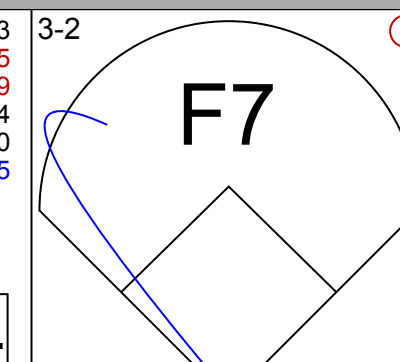

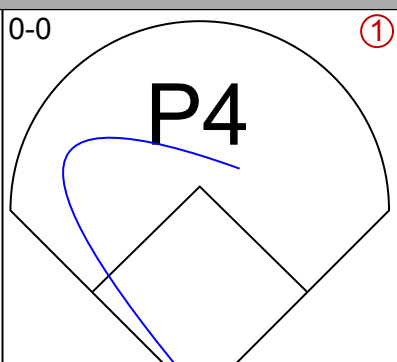
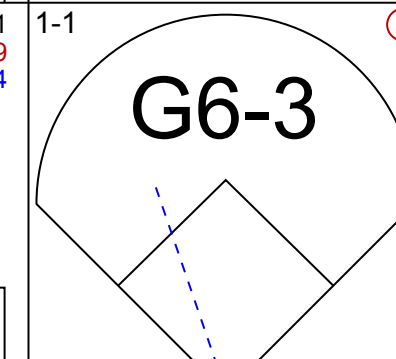
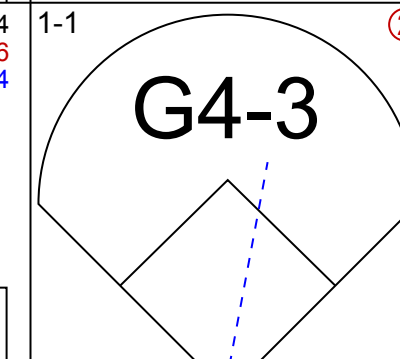
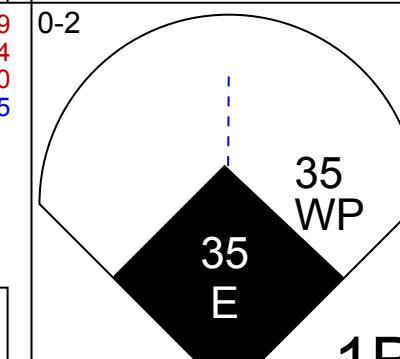
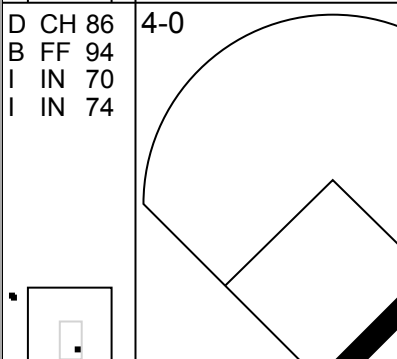
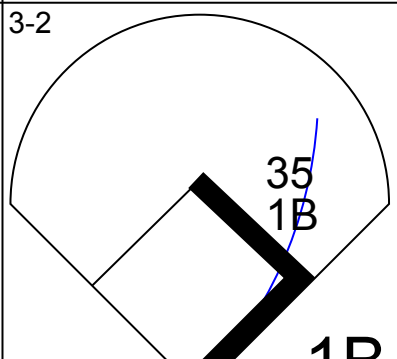
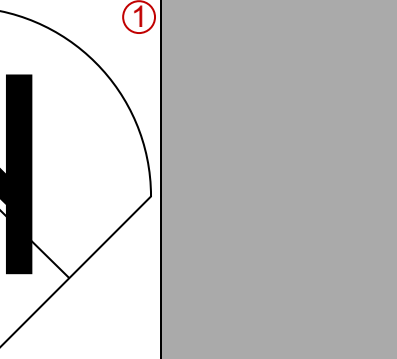
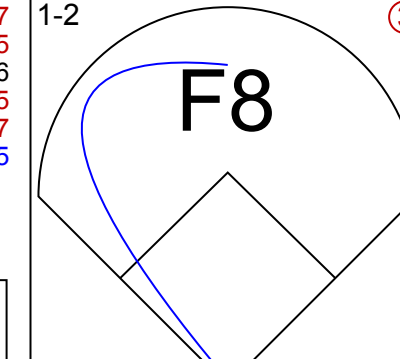
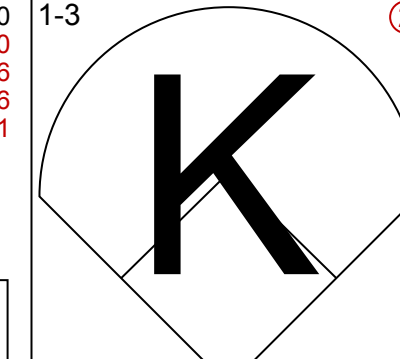

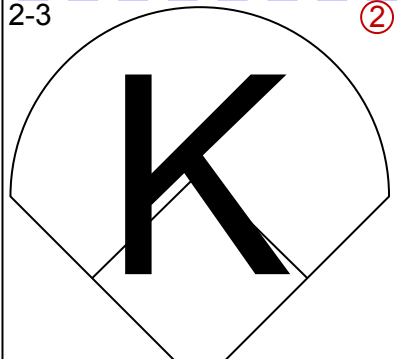

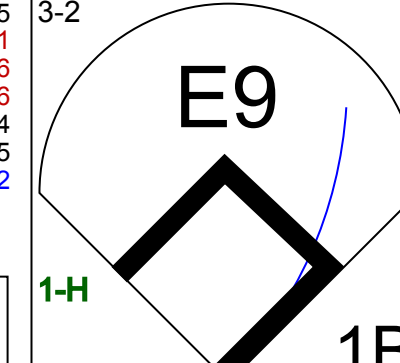

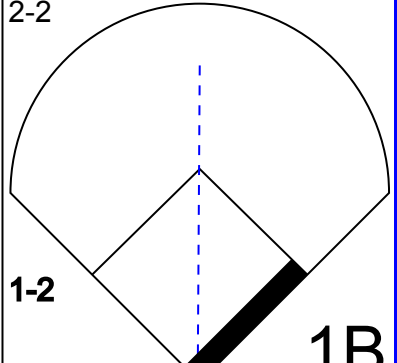
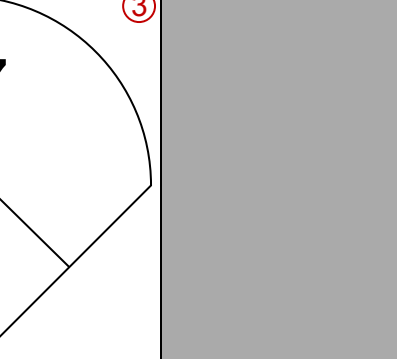
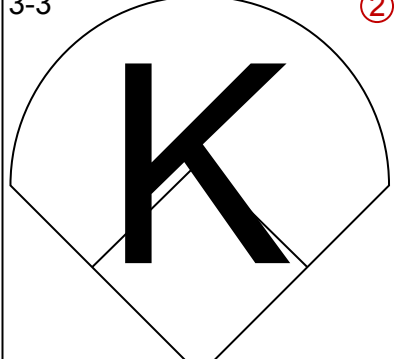
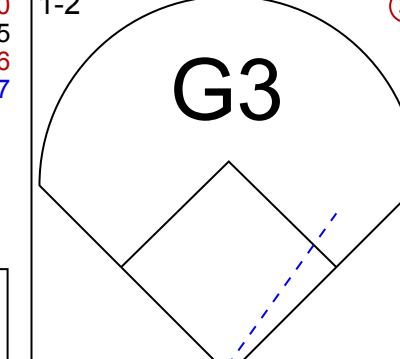
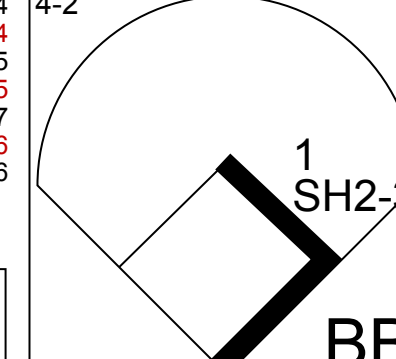
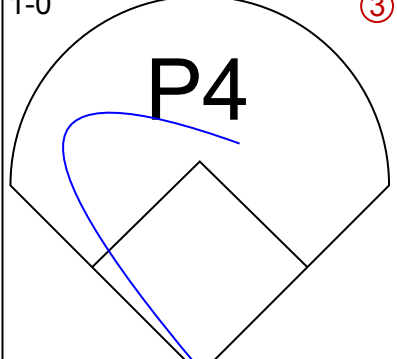
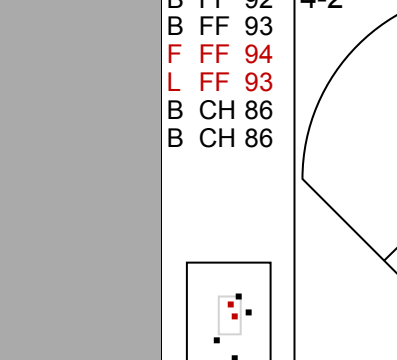
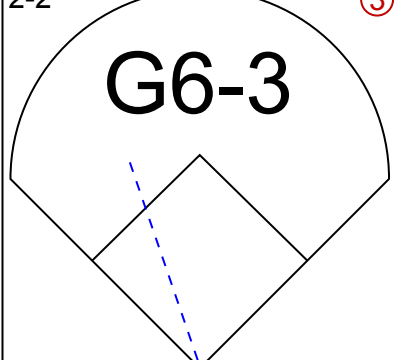

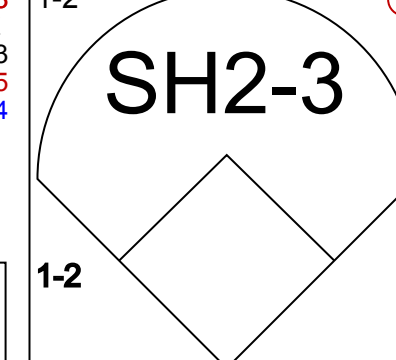

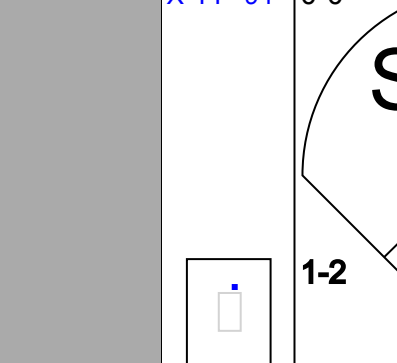


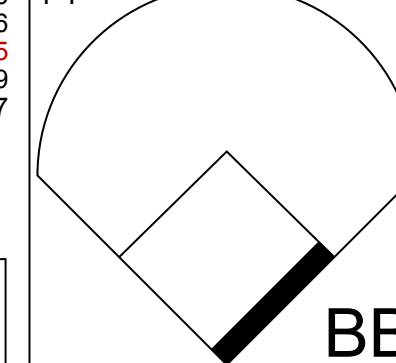

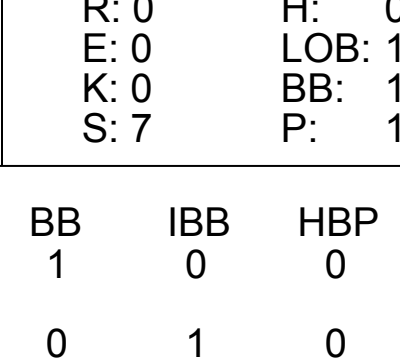
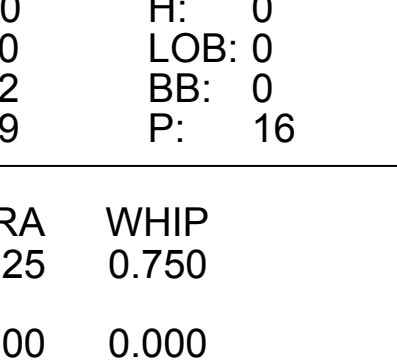
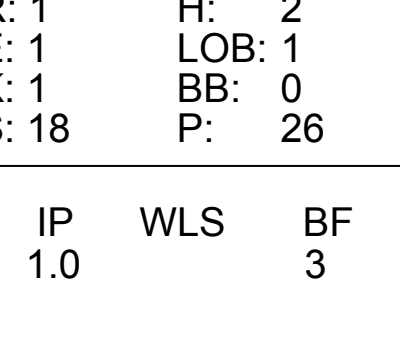
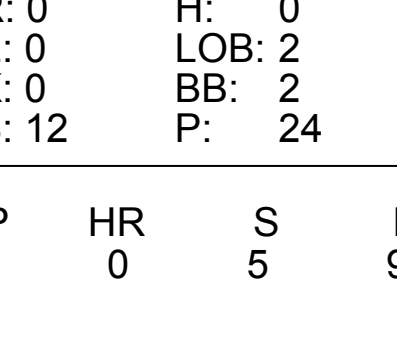
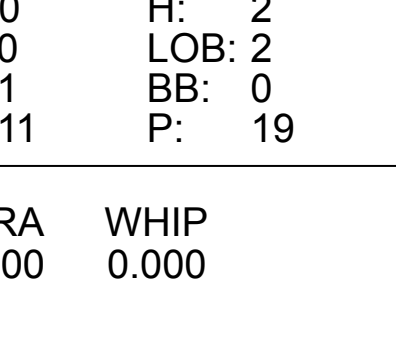




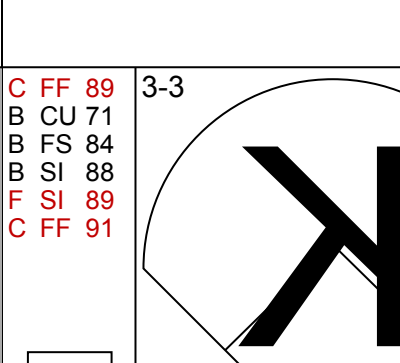
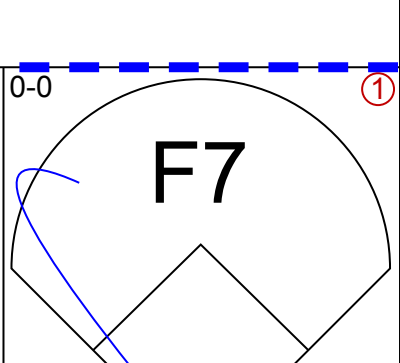
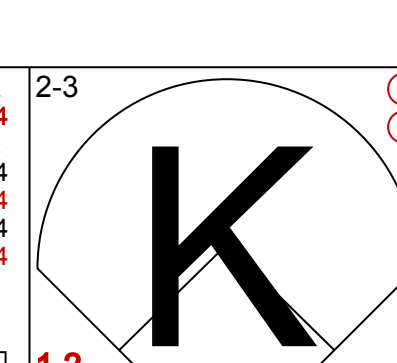

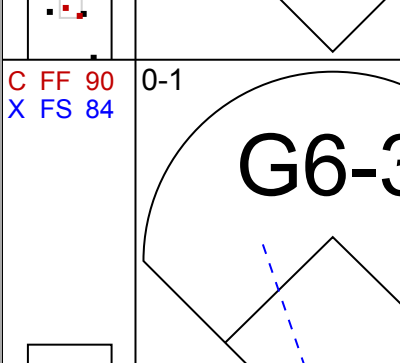
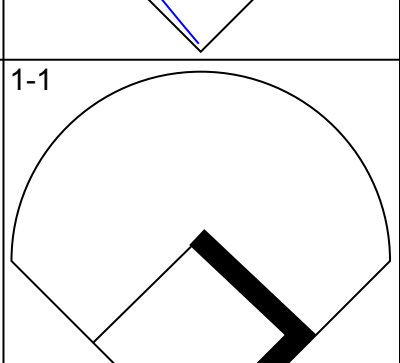
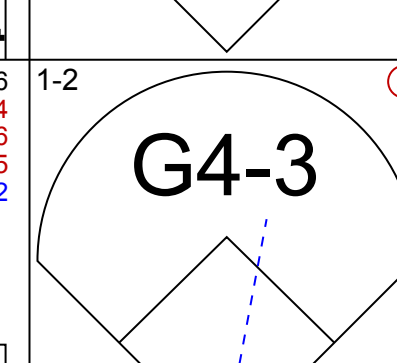

AB 40
R 11
H 14
RBI 10
BB 5
SO 5
LOB 17



Seattle Mariners @ Detroit Tigers
Comerica Park, Detroit, MI
Tue Jul 21 2015, 7:09 PM - 11:03 PM EDT
Att: 34,088 - Partly Cloudy - 80 F


AB 38
R 9
H 12
RBI 8
BB 5
SO 10
LOB 15

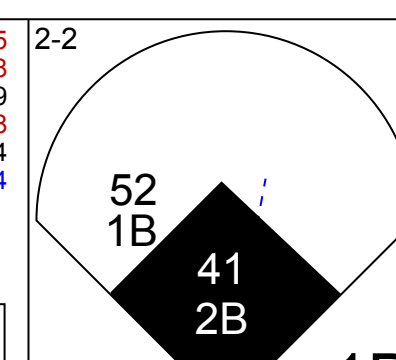
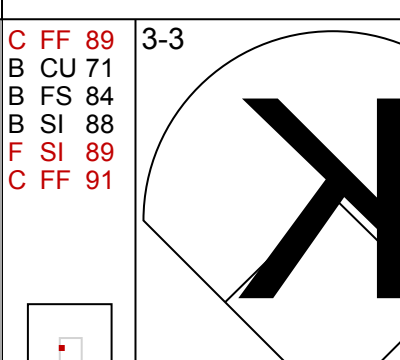
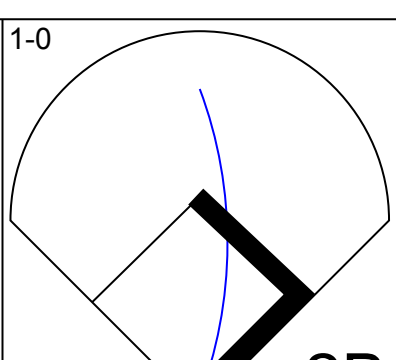
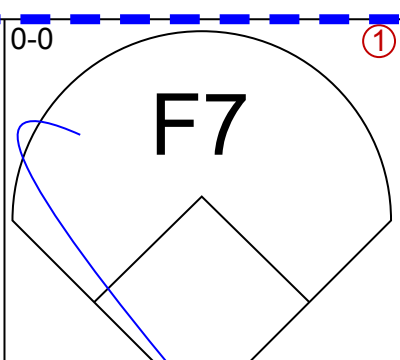
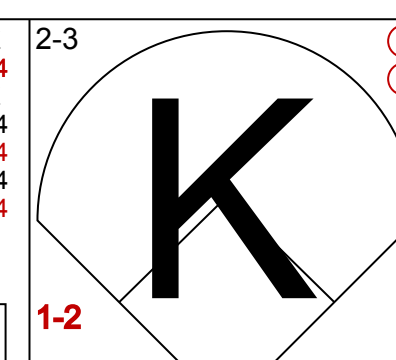
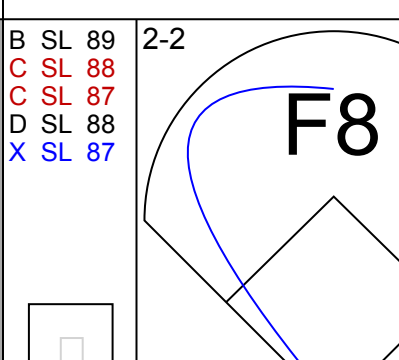
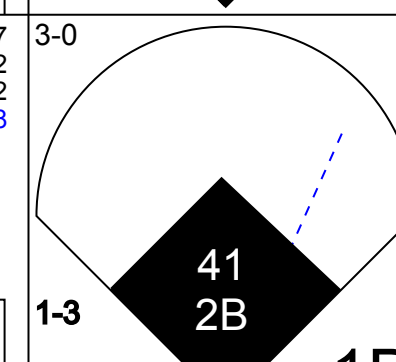
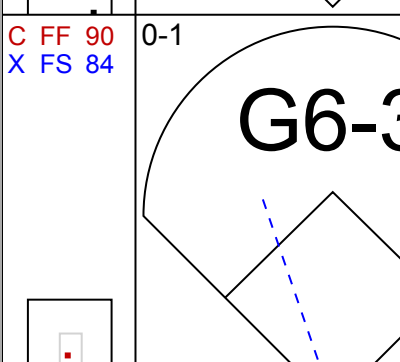
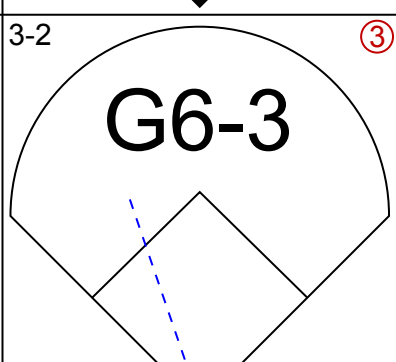
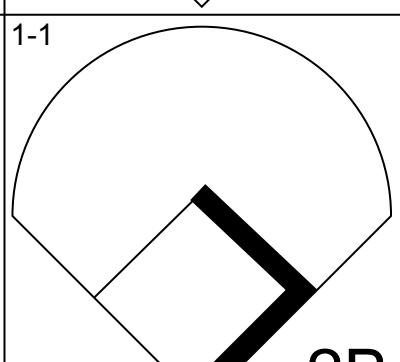
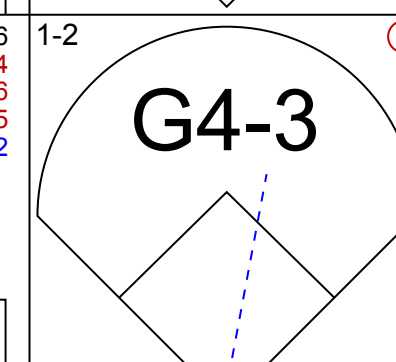
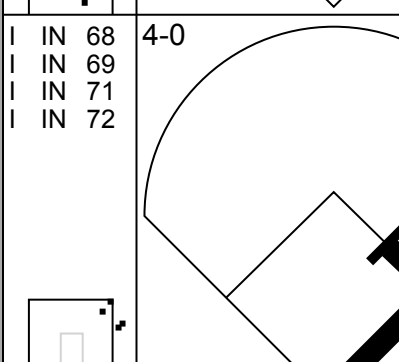
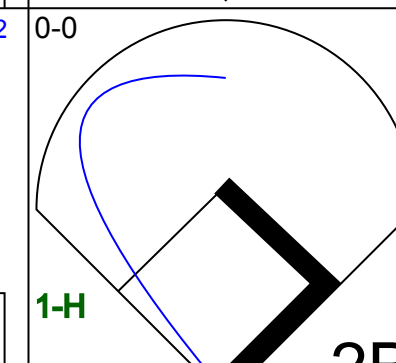
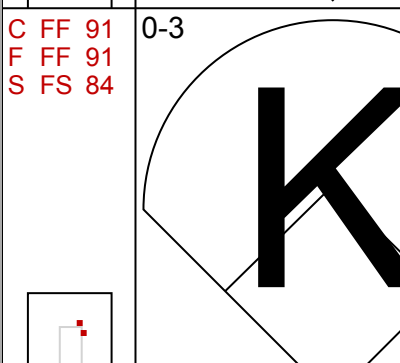
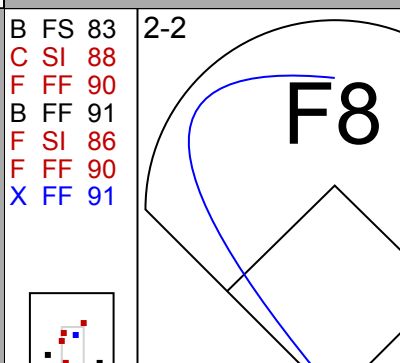
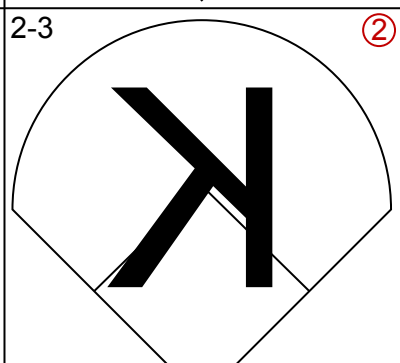

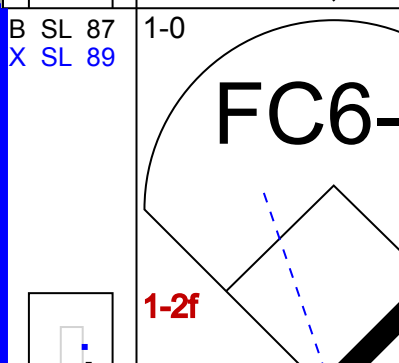
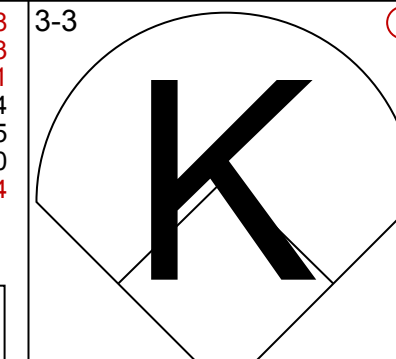

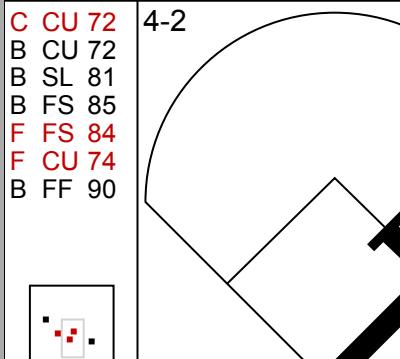
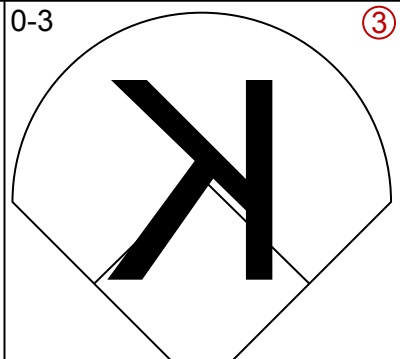


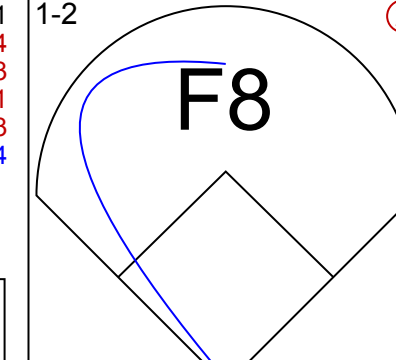

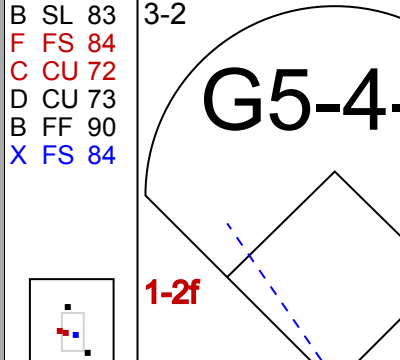


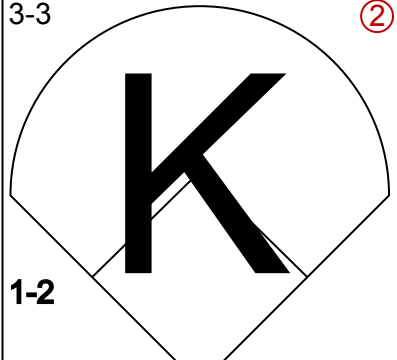
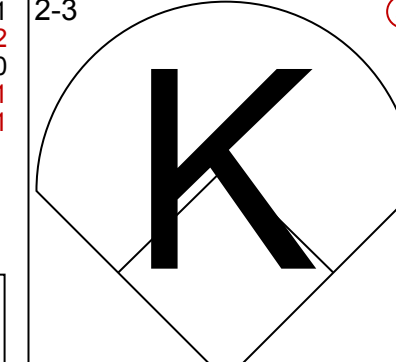




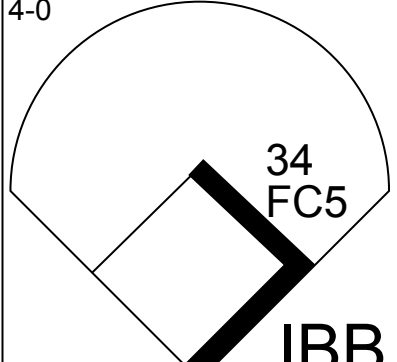





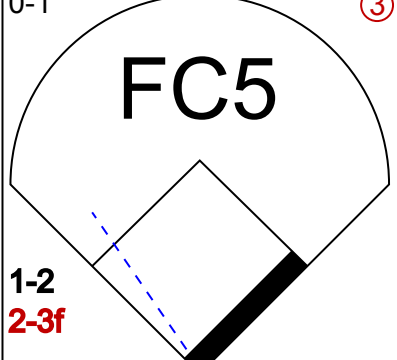


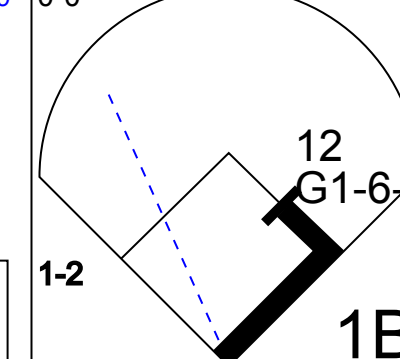





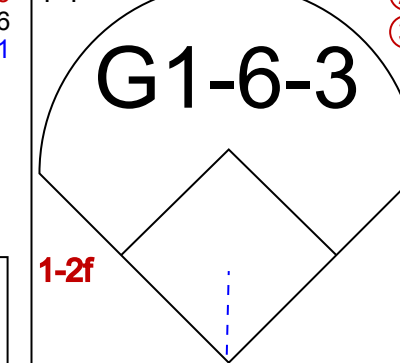

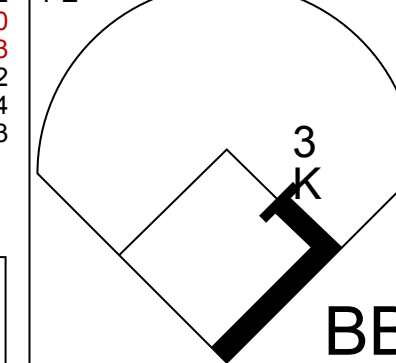

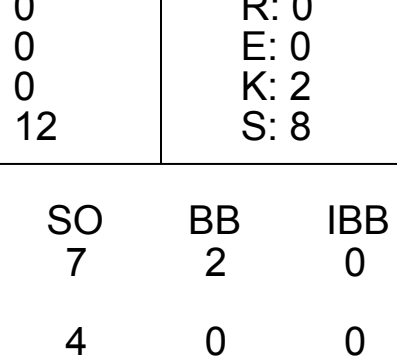
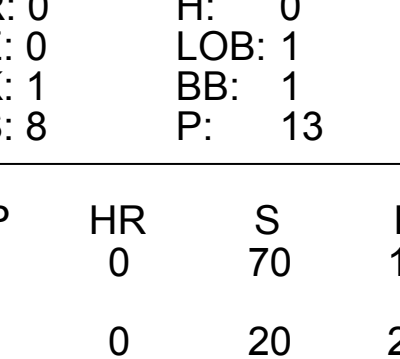
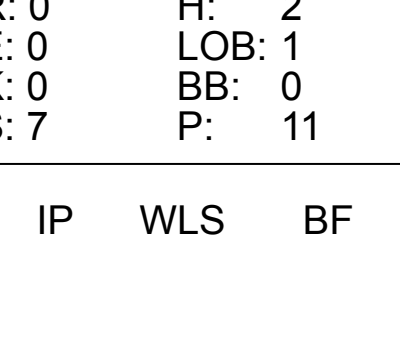
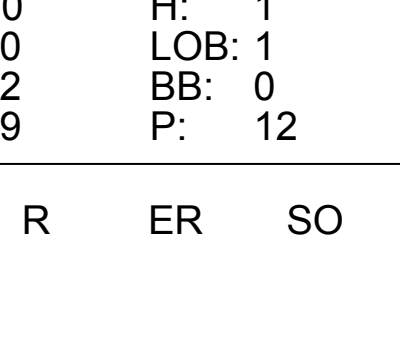
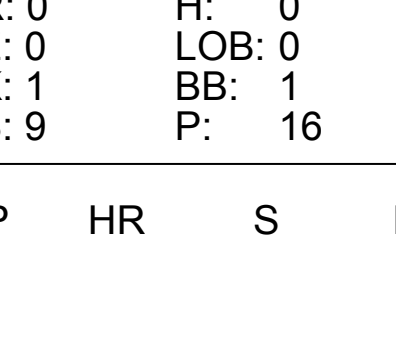
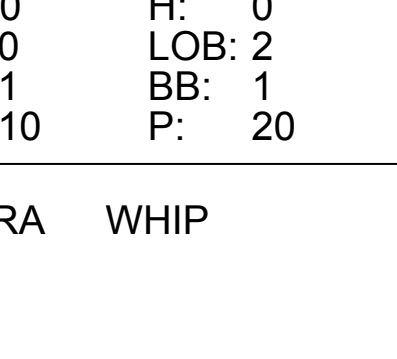

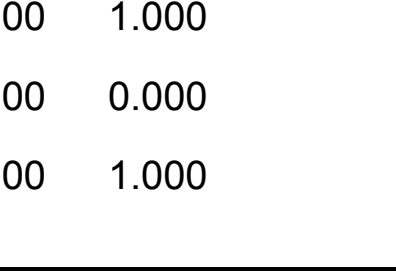






Batter	1	2	3	4	5	6	7	8	9	10	11	12	AB	R	H	RBI	BB	SO	LOB	TOP									
16 Austin Jackson, R OBP: 0.300, SLG: 0.352													5	0	0	0	0	1	3										
15 Kyle Seager, L OBP: 0.328, SLG: 0.457													6	1	2	1	0	1	4										
23 Nelson Cruz, R OBP: 0.369, SLG: 0.547													6	0	1	0	0	0	2										
22 Robinson Cano, L OBP: 0.303, SLG: 0.399													4	1	2	0	1	0	0										
30 Franklin Gutierrez, R OBP: 0.310, SLG: 0.487													3	0	0	0	0	2	1										
7 Seth Smith, L OBP: 0.343, SLG: 0.470													2	0	0	0	0	1	3										
35 Mark Trumbo, R OBP: 0.281, SLG: 0.415													5	0	2	1	0	2	2										
13 Dustin Ackley, L OBP: 0.266, SLG: 0.359													0	0	0	0	0	0	0										
20 Logan Morrison, L OBP: 0.296, SLG: 0.370													4	0	0	0	1	1	3										
1 Chris Taylor, R OBP: 0.238, SLG: 0.231													3	1	1	0	1	1	0										
2 Jesus Suarez, R OBP: 0.036, SLG: 0.036													2	0	0	0	0	1	0										
5 Brad Miller, L OBP: 0.314, SLG: 0.391													0	0	0	0	1	0	0										
3 Mike Zunino, R OBP: 0.232, SLG: 0.301													1	0	1	1	0	0	0										
Inning Stats	R: 1 E: 0 K: 1 S: 8	H: 1 LOB: 0 BB: 11	R: 0 E: 0 K: 1 S: 6	H: 0 LOB: 0 BB: 8	R: 0 E: 0 K: 0 S: 7	H: 0 LOB: 1 BB: 14	R: 0 E: 0 K: 2 S: 9	H: 1 LOB: 0 BB: 12	R: 0 E: 0 K: 2 S: 9	H: 0 LOB: 0 BB: 16	R: 1 E: 1 K: 1 S: 18	H: 2 LOB: 1 BB: 26	R: 0 E: 0 K: 1 S: 8	H: 0 LOB: 2 BB: 14	R: 0 E: 0 K: 1 S: 9	H: 1 LOB: 2 BB: 18	R: 0 E: 0 K: 1 S: 12	H: 0 LOB: 2 BB: 24	R: 0 E: 0 K: 1 S: 11	H: 2 LOB: 2 BB: 19	R: 1 E: 0 K: 1 S: 10	H: 2 LOB: 1 BB: 17	1B: 6 2B: 2 3B: 0 HR: 1	SF: 0 SAC: 3 DP: 0 HBP: 0	WP: 1 PB: 0 SB: 0 CS: 0	PA: 48			
PITCHER	IP WLS BF H R ER SO BB IBB HBP BLK WP HR S P ERA WHIP	14 David Price, L ERA: 3.0	38 Joakim Soria, R ERA: 3.0	39 Neftali Feliz, R ERA: 3.7	43 Bruce Rondón, R ERA: 8.1	46 Ian Krol, L ERA: 6.19	PITCHER	IP WLS BF H R ER SO BB IBB HBP BLK WP HR S P ERA WHIP	30 Alex Wilson, R ERA: 1.94	18 Hisashi Iwakuma, R ERA: 4.5	57 Mark Lowe, R ERA: 1.13	39 Carson Smith, R ERA: 1.32	56 Fernando Rodney, R ERA: 5.59	54 Tom Wilhelmson, R ERA: 4.45	18 Hisashi Iwakuma, R ERA: 4.5	57 Mark Lowe, R ERA: 1.13	39 Carson Smith, R ERA: 1.32	56 Fernando Rodney, R ERA: 5.59	54 Tom Wilhelmson, R ERA: 4.45	18 Hisashi Iwakuma, R ERA: 4.5	57 Mark Lowe, R ERA: 1.13	39 Carson Smith, R ERA: 1.32	56 Fernando Rodney, R ERA: 5.59	54 Tom Wilhelmson, R ERA: 4.45	18 Hisashi Iwakuma, R ERA: 4.5	57 Mark Lowe, R ERA: 1.13	39 Carson Smith, R ERA: 1.32	56 Fernando Rodney, R ERA: 5.59	54 Tom Wilhelmson, R ERA: 4.45

Seattle Mariners @ Detroit Tigers
Comerica Park, Detroit, MI
Thu Jul 23 2015, 1:09 PM - 5:41 PM EDT
Att. 40,225 - Sunny - 78 F


AB 41
R 3
H 9
RBI 3
BB 4
SO 10
LOB 18



Batter	1	2	3	4	5	6	7	8	9	10	11	12	AB	R	H	RBI	BB	SO	LOB	BOTTOM								
3 Ian Kinsler, R OBP: 0.345, SLG: 0.404													6	1	2	0	0	2	2									
52 Yoenis Cespedes, R OBP: 0.322, SLG: 0.488													5	1	2	0	1	0	1									
41 Victor Martinez, S OBP: 0.331, SLG: 0.399													4	0	1	2	0	2	1									
55 Jeffy Marte, R OBP: 0.238, SLG: 0.400													1	0	0	0	0	0	2									
28 J.D. Martinez, R OBP: 0.341, SLG: 0.553													4	0	0	0	1	3	3									
9 Nick Castellanos, R OBP: 0.295, SLG: 0.384													4	0	0	0	1	2	3									
57 Marc Krauss, L OBP: 0.182, SLG: 0.270													4	0	1	0	0	1	2									
20 Rajai Davis, R OBP: 0.321, SLG: 0.412													4	0	0	0	0	0	0									
17 Andrew Romine, S OBP: 0.344, SLG: 0.398													0	0	0	0	1	0	0									
34 James McCann, R OBP: 0.326, SLG: 0.436													5	0	2	0	0	0	3									
1 Jose Iglesias, R OBP: 0.373, SLG: 0.404													5	0	2	0	0	2	1									
12 Anthony Gose, L OBP: 0.323, SLG: 0.385													3	0	0	0	1	1	2									
Inning Stats	R: 2 E: 0 K: 2 S: 18	H: 3 LOB: 1 BB: 29	R: 0 E: 0 K: 1 S: 7	H: 0 LOB: 0 BB: 12	R: 0 E: 0 K: 2 S: 8	H: 0 LOB: 1 BB: 11	R: 0 E: 0 K: 1 S: 11	H: 0 LOB: 1 BB: 13	R: 0 E: 0 K: 2 S: 9	H: 2 LOB: 0 BB: 0	R: 0 E: 0 K: 1 S: 11	H: 1 LOB: 1 BB: 12	R: 0 E: 0 K: 1 S: 9	H: 0 LOB: 0 BB: 16	R: 0 E: 0 K: 1 S: 10	H: 0 LOB: 2 BB: 20	R: 0 E: 0 K: 1 S: 10	H: 0 LOB: 2 BB: 20	R: 0 E: 0 K: 0 S: 8	H: 1 LOB: 2 BB: 17	1B: 7 2B: 3 3B: 0 HR: 0	SF: 0 SAC: 1 DP: 2 HBP: 1	WP: 1 PB: 0 SB: 0 CS: 1	PA: 48				
PITCHER	IP WLS BF H R ER SO BB IBB HBP BLK WP HR S P ERA WHIP	18 Hisashi Iwakuma, R ERA: 4.5	57 Mark Lowe, R ERA: 1.13	39 Carson Smith, R ERA: 1.32	56 Fernando Rodney, R ERA: 5.59	54 Tom Wilhelmson, R ERA: 4.45	PITCHER	IP WLS BF H R ER SO BB IBB HBP BLK WP HR S P ERA WHIP	18 Hisashi Iwakuma, R ERA: 4.5	57 Mark Lowe, R ERA: 1.13	39 Carson Smith, R ERA: 1.32	56 Fernando Rodney, R ERA: 5.59	54 Tom Wilhelmson, R ERA: 4.45	18 Hisashi Iwakuma, R ERA: 4.5	57 Mark Lowe, R ERA: 1.13	39 Carson Smith, R ERA: 1.32	56 Fernando Rodney, R ERA: 5.59	54 Tom Wilhelmson, R ERA: 4.45	18 Hisashi Iwakuma, R ERA: 4.5	57 Mark Lowe, R ERA: 1.13	39 Carson Smith, R ERA: 1.32	56 Fernando Rodney, R ERA: 5.59	54 Tom Wilhelmson, R ERA: 4.45	18 Hisashi Iwakuma, R ERA: 4.5	57 Mark Lowe, R ERA: 1.13	39 Carson Smith, R ERA: 1.32	56 Fernando Rodney, R ERA: 5.59	54 Tom Wilhelmson, R ERA: 4.45

Seattle Mariners @ Detroit Tigers
Comerica Park, Detroit, MI
Thu Jul 23 2015, 1:09 PM - 5:41 PM EDT
Att. 40,225 - Sunny - 78 F

AB 41
R 2
H 10
RBI 2
BB 5
SO 13
LOB 20



Batter	1	2	3	4	5	6	7	8	9	10	11	AB	R	H	RBI	BB	SO	LOB	TOP					
3 Ian Kinsler, R OBP: 0.348, SLG: 0.412	F9		41 S 1B			F8		3B			41 CS 52 WP 1B	5	0	3	1	0	0	0						
52 Yoenis Cespedes, R OBP: 0.320, SLG: 0.483	G6-3		L9			K		K			1B	4	0	0	0	1	2	2						
41 Victor Martinez, S OBP: 0.325, SLG: 0.391	K		F9			F7					BB	5	0	0	0	0	2	3						
28 J.D. Martinez, R OBP: 0.343, SLG: 0.553		13 WVP 1B				9 CS 65-4-3 1B		K			F7	4	0	2	0	0	1	0						
9 Nick Castellanos, R OBP: 0.292, SLG: 0.379		F8				G5-4-3		F9			K	4	0	0	0	0	1	2						
13 Alex Avila, L OBP: 0.341, SLG: 0.292		K				L7					K	4	0	1	0	0	2	1						
57 Marc Krauss, L OBP: 0.173, SLG: 0.256		P6						F8			G4-3	4	0	0	0	0	1	2						
1 Jose Iglesias, R OBP: 0.371, SLG: 0.406						L9		F8			F9	4	1	1	0	0	0	0						
12 Anthony Gose, L OBP: 0.318, SLG: 0.380						G4-3		F9			K	4	0	0	0	0	2	1						
Inning Stats	R: 0 E: 0 K: 1 S: 9	H: 0 LOB: 0 BB: 0 P: 14	R: 0 E: 0 K: 1 S: 11	H: 1 LOB: 1 BB: 0 P: 20	R: 1 E: 0 K: 0 S: 10	H: 2 LOB: 1 BB: 0 P: 18	R: 0 E: 0 K: 0 S: 10	H: 1 LOB: 0 BB: 0 P: 13	R: 0 E: 0 K: 2 S: 9	H: 0 LOB: 0 BB: 0 P: 12	R: 0 E: 0 K: 1 S: 12	H: 1 LOB: 1 BB: 0 P: 15	R: 0 E: 0 K: 1 S: 13	H: 1 LOB: 1 BB: 0 P: 22	R: 0 E: 0 K: 1 S: 7	H: 0 LOB: 0 BB: 0 P: 11	R: 0 E: 0 K: 1 S: 11	H: 0 LOB: 0 BB: 0 P: 18	R: 0 E: 0 K: 2 S: 11	H: 1 LOB: 2 BB: 1 P: 19	1B: 5 2B: 2 3B: 1 HR: 0	SF: 0 SAC: 0 DP: 2 HBP: 0	WP: 2 PB: 0 SB: 1 CS: 1	PA: 39
PITCHER	IP ERA WLS BF H R ER SO BB IBB HBP BLK WP HR S P ERA WHIP	IP ERA WLS BF H R ER SO BB IBB HBP BLK WP HR S P ERA WHIP																						

Detroit Tigers @ Boston Red Sox
Fenway Park, Boston, MA
Fri Jul 24 2015, 7:12 PM - 10:51 PM EDT
Att: 37,650 - Cloudy - 69 F

livebaseballscorecards.com

AB 38
R 1
H 7
RBI 1
BB 1
SO 11
LOB 11



Batter	1	2	3	4	5	6	7	8	9	10	11	AB	R	H	RBI	BB	SO	LOB	BOTTOM							
50 Mookie Betts, R OBP: 0.318, SLG: 0.442	L9		K			L9		P3			26 SH1-3 1B BB	4	1	0	0	1	1	2								
26 Brock Holt, L OBP: 0.368, SLG: 0.398	G3-1		1B			F9		P5			SH1-3	4	0	1	1	0	0	0								
2 Xander Bogaerts, R OBP: 0.341, SLG: 0.414	K		F8			G6-4-3 1B					13 G1-3 1B	5	0	3	1	0	1	2								
Pablo Sandoval, S OBP: 0.300, SLG: 0.370		K				P5		G6-4-3			F7	4	0	0	0	0	1	2								
13 Hanley Ramirez, R OBP: 0.309, SLG: 0.466		G6-3				12 1B		P6			G1-3	4	0	1	0	0	0	1								
12 Mike Napoli, R OBP: 0.361, SLG: 0.375		L7				31 G4-6-3 1B		F7			L1	4	0	1	0	0	0	1								
31 Alejandro De Aza, L OBP: 0.311, SLG: 0.438						F7		G4-6-3			K	4	0	1	0	0	1	2								
18 Shane Victorino, S OBP: 0.327, SLG: 0.301						10 1B 26 1B 1B		F7			G5-3	4	1	1	0	0	0	1								
10 Ryan Hanigan, R OBP: 0.351, SLG: 0.284						26 1B 1B		F8			G6-3	4	0	1	0	0	1	0								
Inning Stats	R: 0 E: 0 K: 1 S: 13	H: 0 LOB: 0 BB: 0 P: 15	R: 0 E: 0 K: 1 S: 9	H: 0 LOB: 0 BB: 0 P: 13	R: 1 E: 0 K: 1 S: 21	H: 3 LOB: 2 BB: 0 P: 29	R: 0 E: 0 K: 0 S: 8	H: 2 LOB: 1 BB: 0 P: 10	R: 0 E: 0 K: 0 S: 8	H: 0 LOB: 0 BB: 0 P: 13	R: 0 E: 0 K: 0 S: 7	H: 1 LOB: 1 BB: 0 P: 8	R: 0 E: 0 K: 0 S: 7	H: 1 LOB: 1 BB: 0 P: 11	R: 0 E: 0 K: 0 S: 6	H: 0 LOB: 0 BB: 0 P: 12	R: 0 E: 0 K: 0 S: 9	H: 0 LOB: 0 BB: 0 P: 12	R: 0 E: 0 K: 2 S: 8	H: 0 LOB: 0 BB: 0 P: 9	R: 1 E: 0 K: 0 S: 8	H: 1 LOB: 1 BB: 1 P: 14	1B: 9 2B: 0 3B: 0 HR: 0	SF: 0 SAC: 1 DP: 2 HBP: 0	WP: 0 PB: 0 SB: 0 CS: 0	PA: 39
PITCHER	IP ERA WLS BF H R ER SO BB IBB HBP BLK WP HR S P ERA WHIP	IP ERA WLS BF H R ER SO BB IBB HBP BLK WP HR S P ERA WHIP																								

Detroit Tigers @ Boston Red Sox
Fenway Park, Boston, MA
Fri Jul 24 2015, 7:12 PM - 10:51 PM EDT
Att: 37,650 - Cloudy - 69 F

livebaseballscorecards.com

AB 37
R 2
H 9
RBI 2
BB 1
SO 5
LOB 11



Batter	1	2	3	4	5	6	7	8	9	AB	R	H	RBI	BB	SO	LOB	TOP										
20 Rajai Davis, R OBP: 0.318, SLG: 0.407 12 Anthony Gose, L OBP: 0.318, SLG: 0.380										5	0	1	0	0	1	2	Detroit Tigers @ Boston Red Sox Fenway Park, Boston, MA Sat Jul 25 2015, 4:06 PM - 7:02 PM EDT Att: 37,296 - Cloudy - 68 F										
3 Ian Kinsler, R OBP: 0.347, SLG: 0.408										4	0	0	0	1	2	1											
52 Yoenis Cespedes, R OBP: 0.319, SLG: 0.488										4	1	1	1	0	0	2											
41 Victor Martinez, S OBP: 0.327, SLG: 0.390										3	1	1	0	1	0	0											
28 J.D. Martinez, R OBP: 0.347, SLG: 0.554										3	2	0	1	0	3												
9 Nick Castellanos, R OBP: 0.294, SLG: 0.393 17 Andrew Romine, S OBP: 0.344, SLG: 0.395										4	1	2	3	0	0	2											
13 Alex Avila, L OBP: 0.331, SLG: 0.282										4	0	0	0	0	2	3											
34 James McCann, R OBP: 0.325, SLG: 0.433										4	0	1	1	0	0	3											
1 Jose Iglesias, R OBP: 0.370, SLG: 0.407										4	0	1	0	0	1	2											
Inning Stats	R: 1 E: 0 K: 1 S: 10	H: 1 LOB: 0 BB: 0 P: 17	R: 0 E: 0 K: 1 S: 12	H: 0 LOB: 1 BB: 1 P: 21	R: 0 E: 0 K: 0 S: 6	H: 0 LOB: 0 BB: 0 P: 8	R: 2 E: 0 K: 1 S: 11	H: 3 LOB: 3 BB: 2 P: 13	R: 0 E: 0 K: 1 S: 15	H: 1 LOB: 1 BB: 2 P: 30	R: 1 E: 0 K: 0 S: 10	H: 2 LOB: 1 BB: 0 P: 17	R: 0 E: 0 K: 1 S: 5	H: 0 LOB: 0 BB: 0 P: 7	R: 0 E: 0 K: 0 S: 11	H: 1 LOB: 1 BB: 0 P: 15		R: 0 E: 0 K: 1 S: 6	H: 1 LOB: 0 BB: 0 P: 9	1B: 5 2B: 3 3B: 0 HR: 2	SF: 0 SAC: 0 DP: 2 HBP: 0	WP: 0 PB: 4 SB: 0 CS: 0	PA: 38				
PITCHER	IP	WLS	BF	H	R	ER	SO	BB	IBB	HBP	BLK	WP	HR	S	P	ERA	WHIP										
35 Steven Wright, R ERA: 4.78	4.1	L	20	5	4	2	4	2	0	0	0	0	1	47	74	4.15	1.615										
66 Noé Ramirez, R ERA: 5.4	1.2		8	2	1	1	0	1	0	0	0	0	1	17	32	5.40	1.800										
63 Justin Masterson, R ERA: 5.64	2.0		7	1	0	0	1	0	0	0	0	0	0	16	22	0.00	0.500										
32 Craig Breslow, L ERA: 3.75	1.0		3	1	0	0	1	0	0	0	0	0	0	6	9	0.00	1.000										

Batter	1	2	3	4	5	6	7	8	9	AB	R	H	RBI	BB	SO	LOB	BOTTOM										
50 Mookie Betts, R OBP: 0.317, SLG: 0.440										4	0	1	1	0	0	0	Detroit Tigers @ Boston Red Sox Fenway Park, Boston, MA Sat Jul 25 2015, 4:06 PM - 7:02 PM EDT Att: 37,296 - Cloudy - 68 F										
26 Brock Holt, L OBP: 0.361, SLG: 0.392										4	0	0	0	0	1	1											
2 Xander Bogaerts, R OBP: 0.340, SLG: 0.412										4	0	1	0	0	2	0											
34 David Ortiz, L OBP: 0.325, SLG: 0.444										3	0	1	0	1	0	1											
13 Hanley Ramirez, R OBP: 0.311, SLG: 0.466										4	0	2	0	0	0	1											
Pablo Sandoval, S OBP: 0.299, SLG: 0.366										3	0	0	0	1	0	2											
12 Mike Napoli, R OBP: 0.301, SLG: 0.372										2	0	0	0	1	1	4											
31 Alejandro De Aza, L OBP: 0.308, SLG: 0.434 18 Shane Victorino, S OBP: 0.324, SLG: 0.298										2	0	0	0	0	1	0											
23 Blake Swihart, S OBP: 0.280, SLG: 0.331										3	1	1	0	0	1	0											
Inning Stats	R: 0 E: 0 K: 0 S: 5	H: 1 LOB: 0 BB: 0 P: 6	R: 0 E: 0 K: 1 S: 9	H: 2 LOB: 1 BB: 0 P: 14	R: 0 E: 0 K: 0 S: 5	H: 0 LOB: 0 BB: 0 P: 11	R: 0 E: 0 K: 1 S: 9	H: 1 LOB: 3 BB: 2 P: 22	R: 1 E: 0 K: 1 S: 10	H: 1 LOB: 0 BB: 0 P: 17	R: 0 E: 0 K: 1 S: 8	H: 0 LOB: 0 BB: 0 P: 11	R: 0 E: 0 K: 0 S: 11	H: 0 LOB: 1 BB: 1 P: 16	R: 0 E: 0 K: 2 S: 9	H: 0 LOB: 0 BB: 0 P: 11		R: 0 E: 0 K: 0 S: 13	H: 1 LOB: 1 BB: 0 P: 20	1B: 4 2B: 1 3B: 1 HR: 0	SF: 0 SAC: 0 DP: 2 HBP: 0	WP: 0 PB: 0 SB: 0 CS: 0	PA: 33				
PITCHER	IP	WLS	BF	H	R	ER	SO	BB	IBB	HBP	BLK	WP	HR	S	P	ERA	WHIP										
31 Alfredo Simon, R ERA: 4.46	6.0	W	23	5	1	1	4	2	0	0	0	0	0	46	81	1.50	1.167										
46 Ian Krol, L ERA: 6.06	0.1		2	0	0	0	0	1	0	0	0	0	0	9	13	0.00	3.000										
30 Alex Wilson, R ERA: 1.88	1.2		4	0	0	0	2	0	0	0	0	0	0	11	14	0.00	0.000										
38 Joakim Soria, R ERA: 2.93	1.0		4	1	0	0	0	0	0	0	0	0	0	13	20	0.00	1.000										

AB 35
R 5
H 9
RBI 5
BB 3
SO 6
LOB 18



AB 30
R 1
H 6
RBI 1
BB 3
SO 6
LOB 10



Batter	1	2	3	4	5	6	7	8	9	AB	R	H	RBI	BB	SO	LOB	TOP										
3 Ian Kinsler, R (1.4) OBP: 0.343, SLG: 0.403	F7			G5-3		F9		52 WP 52 1B		4	1	1	0	0	0	0											
52 Yoenis Cespedes, R (1.7) OBP: 0.319, SLG: 0.492	F8			G4-3			HR	1B		4	1	2	2	0	0	0											
41 Victor Martinez, S (1.10) OBP: 0.332, SLG: 0.389	G4-3			1B			28 FC6-4 1B	K		4	0	2	0	0	0	1											
28 J.D. Martinez, R (1.9) OBP: 0.342, SLG: 0.544	F7			P3			FC6-4 13 BB 1-2	K		4	0	0	0	0	0	1											
9 Nick Castellanos, R (1.5) OBP: 0.291, SLG: 0.395	G6-3			F9			K	K		4	0	0	0	0	0	2											
13 Alex Avila, L (1.2) OBP: 0.336, SLG: 0.277	G1-3			K						2	0	0	0	0	2	1											
1 Jose Iglesias, R (1.6) OBP: 0.362, SLG: 0.397	G5-3			K			BB	F7		4	0	0	0	0	0	1											
17 Andrew Romine, S (1.3) OBP: 0.333, SLG: 0.385	K			G1-6-3				G5-3		2	0	0	0	0	0	1											
20 Rajai Davis, R (8,PH) OBP: 0.311, SLG: 0.397	K			G1-3				K		1	0	0	0	0	0	0											
12 Anthony Gose, L (1.8) OBP: 0.319, SLG: 0.377	L7									2	0	0	0	0	0	0											
55 Jefry Marte, R (8,PH) OBP: 0.200, SLG: 0.333										1	0	0	0	0	0	1											
Inning Stats	R: 0 E: 0 K: 0 S: 6	H: 0 LOB: 0 BB: 0 P: 10	R: 0 E: 0 K: 0 S: 6	H: 0 LOB: 0 BB: 0 P: 9	R: 0 E: 0 K: 1 S: 10	H: 0 LOB: 0 BB: 0 P: 12	R: 0 E: 0 K: 0 S: 5	H: 1 LOB: 1 BB: 0 P: 9	R: 0 E: 0 K: 2 S: 8	H: 0 LOB: 0 BB: 0 P: 12	R: 0 E: 0 K: 0 S: 10	H: 0 LOB: 0 BB: 0 P: 14	R: 1 E: 0 K: 1 S: 13	H: 2 LOB: 2 BB: 1 P: 23	R: 1 E: 0 K: 2 S: 21	H: 2 LOB: 1 BB: 0 P: 31	R: 0 E: 0 K: 2 S: 11	H: 0 LOB: 1 BB: 1 P: 17	1B: 4 2B: 0 3B: 0 HR: 1	SF: 0 SAC: 0 DP: 0 HBP: 0	WP: 1 PB: 0 SB: 0 CS: 0	PA: 34					
PITCHER	IP	WLS	BF	H	R	ER	SO	BB	IBB	HBP	BLK	WP	HR	S	P	ERA	WHIP										
51 Nate Karns, R (1.1) ERA: 3.37	6.0	W	21	3	1	1	3	0	0	0	0	0	1	49	71	1.50	0.500										
40 Kevin Jepsen, R (7.1) ERA: 2.51	1.0	H	4	0	0	0	1	1	0	0	0	0	0	9	18	0.00	1.000										
57 Jake McGee, L (8.1) ERA: 1.46	1.0	H	5	2	1	1	2	0	0	0	0	1	0	21	31	9.00	2.000										
26 Brad Boxberger, R (9.1) ERA: 3.1	1.0	S	4	0	0	0	2	1	0	0	0	0	0	11	17	0.00	1.000										

Detroit Tigers @ Tampa Bay Rays
 Tropicana Field, St. Petersburg, FL
 Mon Jul 27 2015, 7:11 PM - 10:16 PM EDT
 Att: 13,348 - Dome - 72 F

AB	32
R	2
H	5
RBI	2
BB	2
SO	8
LOB	7



Batter	1	2	3	4	5	6	7	8	9	AB	R	H	RBI	BB	SO	LOB	BOTTOM										
28 John Jaso, L (1.10) OBP: 0.397, SLG: 0.480	G3 3 WP 11 CS BB			G1-3		F8		K		2	0	0	0	1	0	0											
9 Joey Butler, R (7.10) OBP: 0.342, SLG: 0.431	G3			G6-3		F9		K		2	0	0	0	0	2	2											
David DeJesus, L (1.7) OBP: 0.323, SLG: 0.375	G3			G6-3						3	1	1	0	0	0	1											
5 Brandon Guyer, R (7.8) OBP: 0.353, SLG: 0.377	BB			G6-3						1	0	0	0	0	0	2											
3 Evan Longoria, R (1.5) OBP: 0.337, SLG: 0.413	BB			P3						3	0	2	0	1	0	1											
21 James Loney, L (1.3) OBP: 0.308, SLG: 0.337	F9			K						4	0	1	0	0	1	4											
11 Logan Forsythe, R (1.4) OBP: 0.370, SLG: 0.444	CS			K						4	0	2	1	0	1	1											
20 Steven Souza Jr., R (1.9) OBP: 0.296, SLG: 0.399	L5			K						3	2	1	0	1	1	3											
39 Kevin Kiermaier, L (1.8) OBP: 0.294, SLG: 0.411	F7			K						3	0	1	1	0	1	1											
10 Jake Elmore, R (7.7) OBP: 0.263, SLG: 0.284	F7			K						0	0	0	0	0	0	0											
1 Tim Beckham, R (1.6) OBP: 0.298, SLG: 0.448	P4			K						4	0	1	0	0	2	3											
19 Curt Casali, R (1.2) OBP: 0.314, SLG: 0.652	HR			K						4	2	3	3	0	1	1											
Inning Stats	R: 0 E: 0 K: 0 S: 11	H: 0 LOB: 1 BB: 2 P: 24	R: 0 E: 0 K: 0 S: 11	H: 1 LOB: 1 BB: 0 P: 19	R: 1 E: 0 K: 1 S: 10	H: 2 LOB: 1 BB: 0 P: 16	R: 1 E: 0 K: 3 S: 14	H: 2 LOB: 1 BB: 0 P: 25	R: 1 E: 0 K: 1 S: 16	H: 3 LOB: 2 BB: 0 P: 22	R: 0 E: 0 K: 2 S: 14	H: 2 LOB: 2 BB: 0 P: 21	R: 0 E: 0 K: 0 S: 9	H: 1 LOB: 0 BB: 0 P: 13	R: 2 E: 0 K: 2 S: 13	H: 1 LOB: 1 BB: 1 P: 22	1B: 6 2B: 4 3B: 0 HR: 2	SF: 0 SAC: 1 DP: 1 HBP: 0	WP: 1 PB: 0 SB: 0 CS: 1	PA: 38							
PITCHER	IP	WLS	BF	H	R	ER	SO	BB	IBB	HBP	BLK	WP	HR	S	P	ERA	WHIP										
19 Anibal Sanchez, R (1.1) ERA: 4.61	5.1	L	25	8	3	3	6	2	0	0	0	0	1	67	113	5.06	1.875										
62 Al Alburquerque, R (6.1) ERA: 3.19	0.0		2	2	0	0	0	0	0	0	0	0	0	4	6												
46 Ian Krol, L (6.1) ERA: 5.5	0.2		2	0	0	0	1	0	0	0	0	0	0	5	8	0.00	0.000										
30 Alex Wilson, R (7.1) ERA: 1.84	1.0		3	1	0	0	0	0	0	0	0	0	0	9	13	0.00	1.000										
43 Bruce Rondón, R (8.1) ERA: 8.25	1.0		5	1	2	2	2	1	0	0	0	0	1	13	22	18.00	2.000										

Detroit Tigers @ Tampa Bay Rays
 Tropicana Field, St. Petersburg, FL
 Mon Jul 27 2015, 7:11 PM - 10:16 PM EDT
 Att: 13,348 - Dome - 72 F

AB	33
R	5
H	12
RBI	5
BB	3
SO	9
LOB	19



Batter	1	2	3	4	5	6	7	8	9	AB	R	H	RBI	BB	SO	LOB	TOP								
3 Ian Kinsler, R OBP: 0.343, SLG: 0.402										4	0	1	0	0	2	0	<p>Detroit Tigers @ Tampa Bay Rays Tropicana Field, St. Petersburg, FL Tue Jul 28 2015, 7:11 PM - 10:19 PM EDT Att: 16,326 - Dome - 72 F</p>								
52 Yoenis Cespedes, R (1, 7) OBP: 0.321, SLG: 0.500										4	1	2	1	0	0	0									
41 Victor Martinez, S (1, 10) OBP: 0.331, SLG: 0.386										4	0	1	0	0	1	2									
28 J.D. Martinez, R (1, 9) OBP: 0.344, SLG: 0.549										4	0	2	0	0	2	1									
9 Nick Castellanos, R (1, 5) OBP: 0.293, SLG: 0.395										3	0	1	0	1	0	1									
34 James McCann, R (1, 2) OBP: 0.319, SLG: 0.428										4	0	0	0	0	1	4									
13 Alex Avila, L (1, 3) OBP: 0.333, SLG: 0.284										4	1	1	0	0	1	3									
1 Jose Iglesias, R (1, 6) OBP: 0.360, SLG: 0.395										4	0	1	1	0	2	0									
12 Anthony Gose, L (1, 8) OBP: 0.314, SLG: 0.371										4	0	0	0	0	1	1									
Inning Stats	R: 0 E: 0 K: 1 S: 14	H: 0 LOB: 0 BB: 0 P: 19	R: 0 E: 0 K: 0 S: 6	H: 1 LOB: 1 BB: 0 P: 10	R: 0 E: 0 K: 3 S: 10	H: 0 LOB: 0 BB: 0 P: 13	R: 1 E: 0 K: 3 S: 14	H: 3 LOB: 2 BB: 0 P: 20	R: 0 E: 0 K: 0 S: 11	H: 2 LOB: 2 BB: 0 P: 19	R: 0 E: 0 K: 1 S: 12	H: 0 LOB: 0 BB: 1 P: 20	R: 0 E: 0 K: 1 S: 12	H: 0 LOB: 0 BB: 0 P: 17	R: 0 E: 0 K: 1 S: 13	H: 1 LOB: 1 BB: 0 P: 17		R: 1 E: 0 K: 0 S: 9	H: 2 LOB: 1 BB: 0 P: 15	1B: 6 2B: 1 3B: 1 HR: 1	SF: 0 SAC: 0 DP: 1 HBP: 0	WP: 0 PB: 0 SB: 0 CS: 0	PA: 36		
PITCHER	IP WLS BF H R ER SO BB IBB HBP BLK WP HR S P ERA WHIP	IP WLS BF H R ER SO BB IBB HBP BLK WP HR S P ERA WHIP	IP WLS BF H R ER SO BB IBB HBP BLK WP HR S P ERA WHIP	IP WLS BF H R ER SO BB IBB HBP BLK WP HR S P ERA WHIP	IP WLS BF H R ER SO BB IBB HBP BLK WP HR S P ERA WHIP	IP WLS BF H R ER SO BB IBB HBP BLK WP HR S P ERA WHIP	IP WLS BF H R ER SO BB IBB HBP BLK WP HR S P ERA WHIP	IP WLS BF H R ER SO BB IBB HBP BLK WP HR S P ERA WHIP	IP WLS BF H R ER SO BB IBB HBP BLK WP HR S P ERA WHIP	IP WLS BF H R ER SO BB IBB HBP BLK WP HR S P ERA WHIP	IP WLS BF H R ER SO BB IBB HBP BLK WP HR S P ERA WHIP	IP WLS BF H R ER SO BB IBB HBP BLK WP HR S P ERA WHIP	IP WLS BF H R ER SO BB IBB HBP BLK WP HR S P ERA WHIP	IP WLS BF H R ER SO BB IBB HBP BLK WP HR S P ERA WHIP	IP WLS BF H R ER SO BB IBB HBP BLK WP HR S P ERA WHIP	IP WLS BF H R ER SO BB IBB HBP BLK WP HR S P ERA WHIP	IP WLS BF H R ER SO BB IBB HBP BLK WP HR S P ERA WHIP	IP WLS BF H R ER SO BB IBB HBP BLK WP HR S P ERA WHIP	IP WLS BF H R ER SO BB IBB HBP BLK WP HR S P ERA WHIP	IP WLS BF H R ER SO BB IBB HBP BLK WP HR S P ERA WHIP	IP WLS BF H R ER SO BB IBB HBP BLK WP HR S P ERA WHIP	IP WLS BF H R ER SO BB IBB HBP BLK WP HR S P ERA WHIP	IP WLS BF H R ER SO BB IBB HBP BLK WP HR S P ERA WHIP	IP WLS BF H R ER SO BB IBB HBP BLK WP HR S P ERA WHIP	IP WLS BF H R ER SO BB IBB HBP BLK WP HR S P ERA WHIP
23 Jake Odorizzi, R (1, 1) ERA: 2.76	6.0	W	24	6	1	1	8	1	0	0	0	0	0	0	0	0	1.50	1.167							
31 Xavier Cedeño, L (7, 1) ERA: 2.75	1.0		3	0	0	0	1	0	0	0	0	0	0	0	0	12	0.00	0.000							
54 Steve Geltz, R (8, 1) ERA: 3.21	1.0		4	1	0	0	1	0	0	0	0	0	0	0	13	17	0.00	1.000							
47 Brandon Gomes, R (9, 1) ERA: 4.46	1.0		5	2	1	1	0	0	0	0	0	0	0	0	9	15	9.00	2.000							

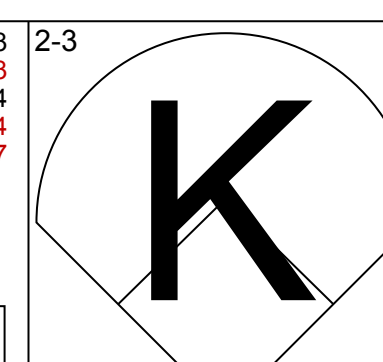
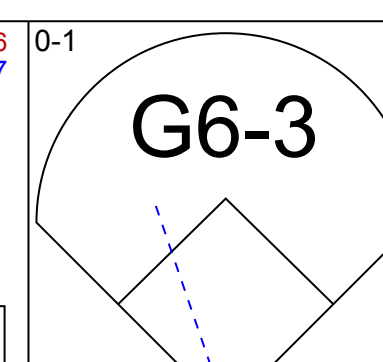
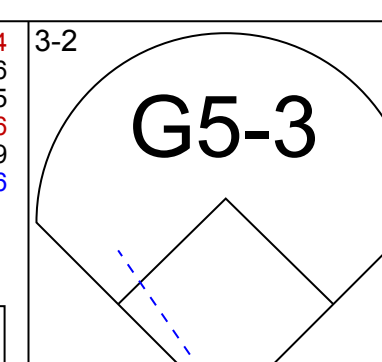
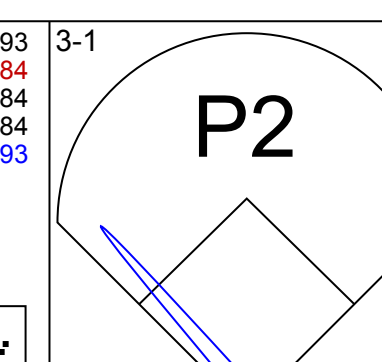
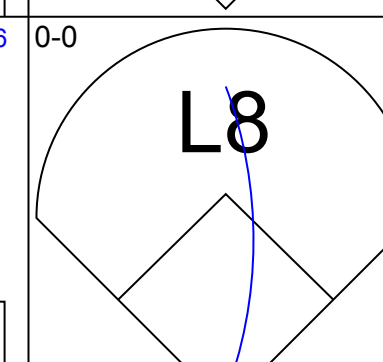
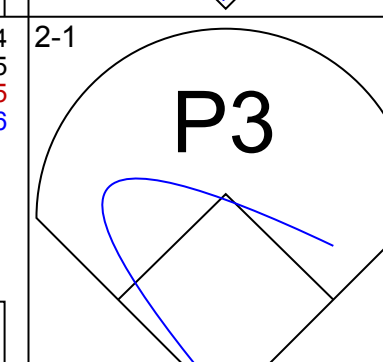
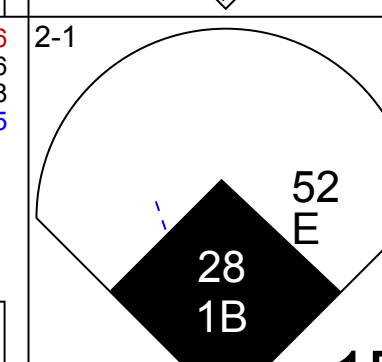
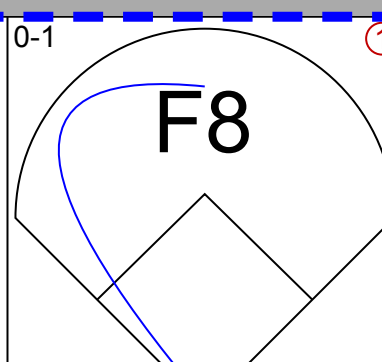
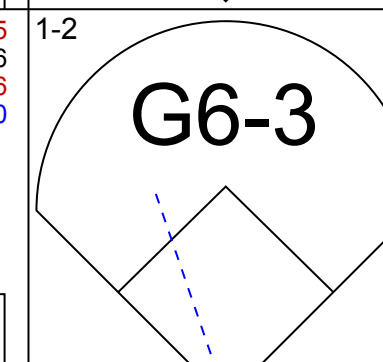
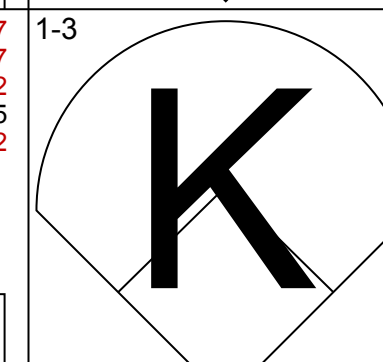
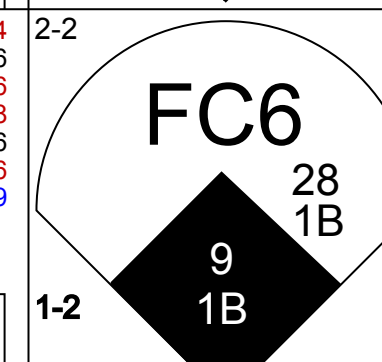
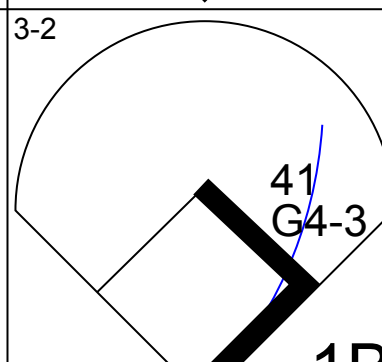

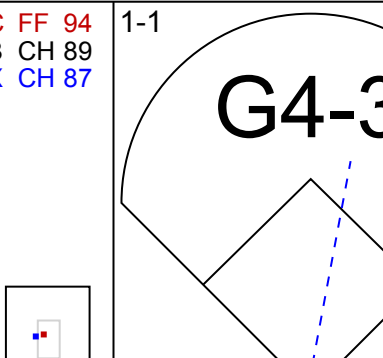
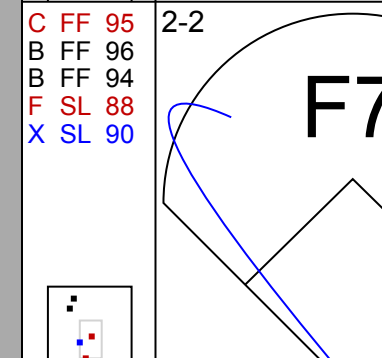
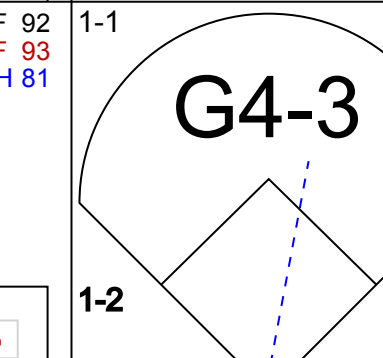

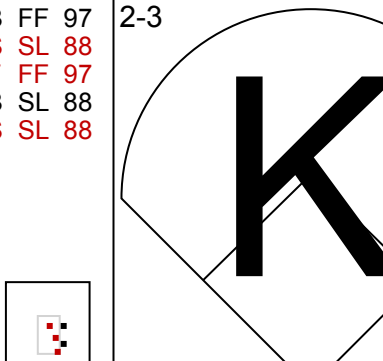
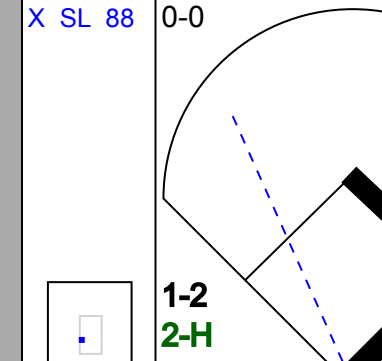
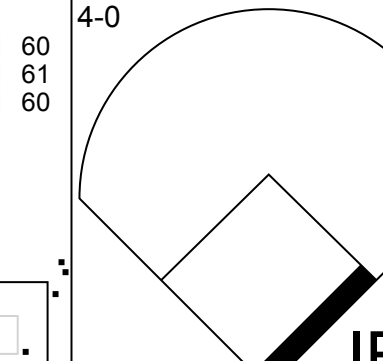

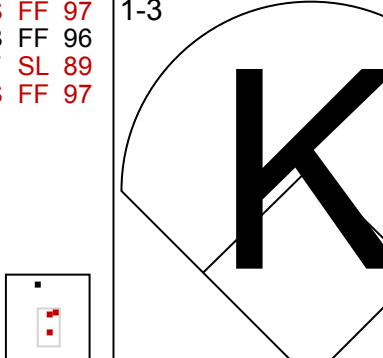
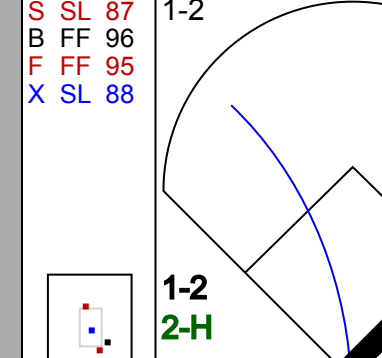
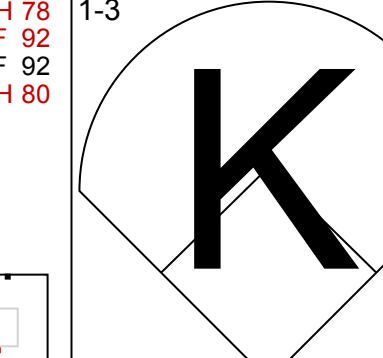

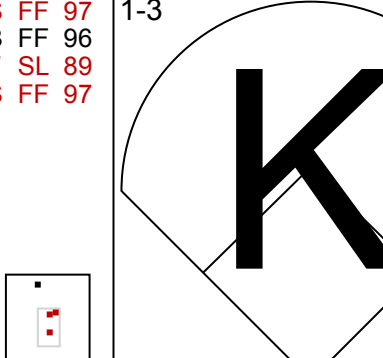
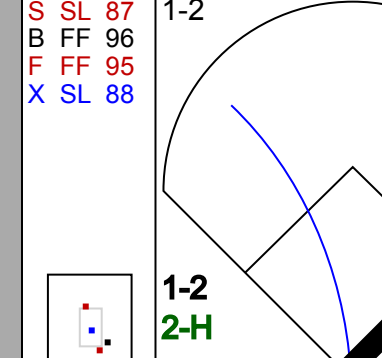
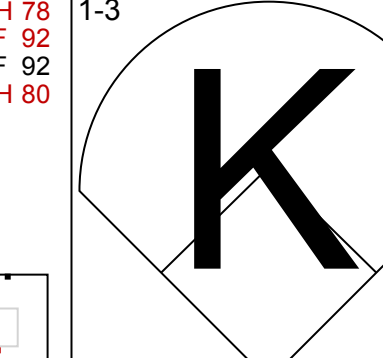
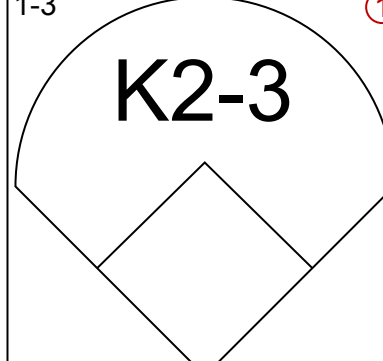
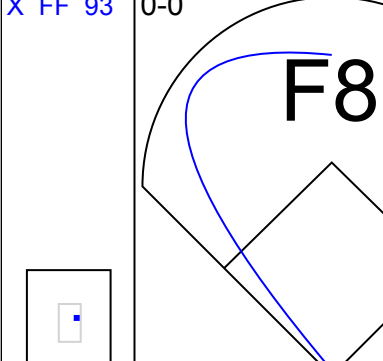
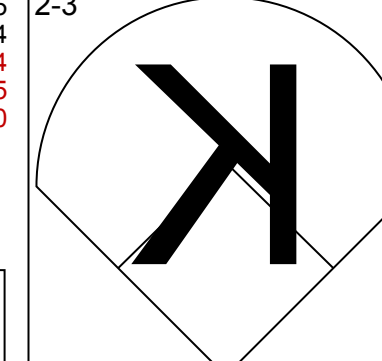
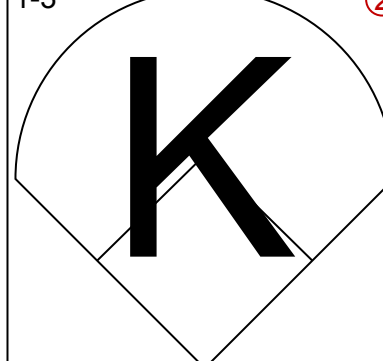
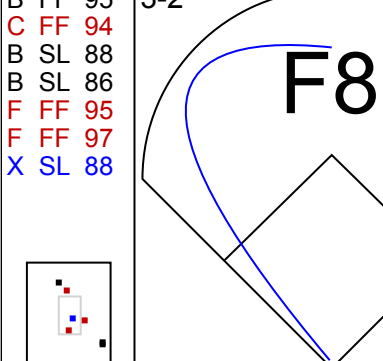
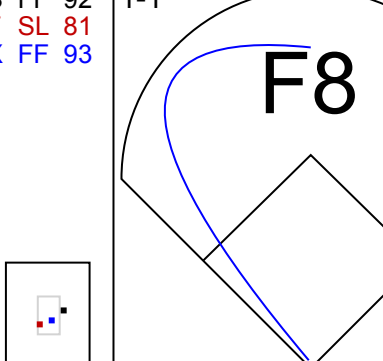
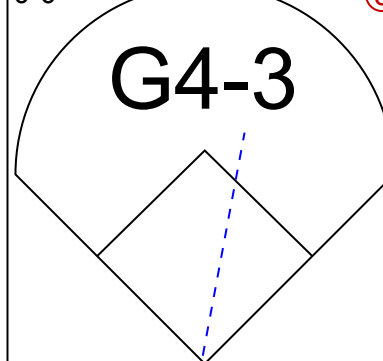
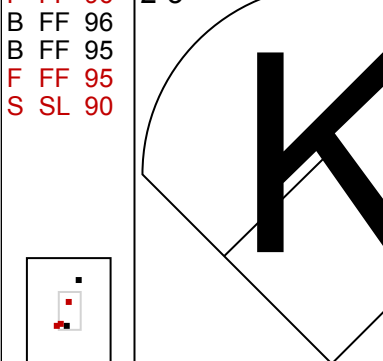
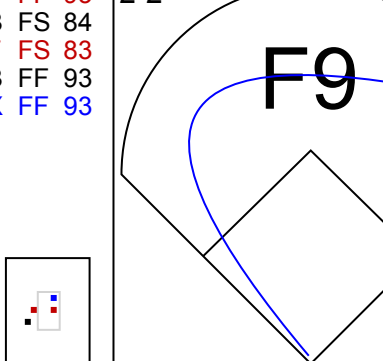
Batter	1	2	3	4	5	6	7	8	9	AB	R	H	RBI	BB	SO	LOB	BOTTOM								
5 Brandon Guyer, R (1, 7) OBP: 0.345, SLG: 0.367										5	0	0	0	0	3	2	<p>Detroit Tigers @ Tampa Bay Rays Tropicana Field, St. Petersburg, FL Tue Jul 28 2015, 7:11 PM - 10:19 PM EDT Att: 16,326 - Dome - 72 F</p>								
9 Joey Butler, R (1, 10) OBP: 0.346, SLG: 0.429										1	0	0	0	2	0	0									
28 John Jaso, L (7, PH) OBP: 0.390, SLG: 0.471										1	0	0	0	0	0	0									
3 Evan Longoria, R (1, 5) OBP: 0.337, SLG: 0.420										4	1	1	1	0	0	2									
11 Logan Forsythe, R (1, 3) OBP: 0.369, SLG: 0.440										3	1	0	0	1	0	1									
20 Steven Souza Jr., R (1, 9) OBP: 0.299, SLG: 0.404										4	2	2	0	0	1	0									
13 Asdrubal Cabrera, S (1, 6) OBP: 0.280, SLG: 0.364										4	3	3	1	0	0	0									
19 Curt Casali, R (1, 2) OBP: 0.345, SLG: 0.780										4	2	3	3	0	1	3									
1 Tim Beckham, R (1, 4) OBP: 0.304, SLG: 0.467										4	1	2	4	0	1	0									
39 Kevin Kiermaier, L (1, 8) OBP: 0.280, SLG: 0.407										3	0	0	1	0	1	2									
Inning Stats	R: 0 E: 0 K: 0 S: 9	H: 0 LOB: 1 BB: 1 P: 16	R: 1 E: 0 K: 1 S: 20	H: 3 LOB: 2 BB: 0 P: 26	R: 0 E: 0 K: 0 S: 4	H: 0 LOB: 0 BB: 0 P: 5	R: 3 E: 0 K: 1 S: 19	H: 3 LOB: 0 BB: 0 P: 27	R: 0 E: 0 K: 0 S: 7	H: 0 LOB: 0 BB: 1 P: 16	R: 1 E: 0 K: 2 S: 12	H: 1 LOB: 0 BB: 0 P: 18	R: 0 E: 0 K: 1 S: 7	H: 0 LOB: 0 BB: 0 P: 12	R: 5 E: 0 K: 2 S: 24	H: 4 LOB: 0 BB: 1 P: 35	1B: 4 2B: 3 3B: 1 HR: 3	SF: 1 SAC: 0 DP: 1 HBP: 0	WP: 0 PB: 0 SB: 0 CS: 0	PA: 37					
PITCHER	IP WLS BF H R ER SO BB IBB HBP BLK WP HR S P ERA WHIP	IP WLS BF H R ER SO BB IBB HBP BLK WP HR S P ERA WHIP	IP WLS BF H R ER SO BB IBB HBP BLK WP HR S P ERA WHIP	IP WLS BF H R ER SO BB IBB HBP BLK WP HR S P ERA WHIP	IP WLS BF H R ER SO BB IBB HBP BLK WP HR S P ERA WHIP	IP WLS BF H R ER SO BB IBB HBP BLK WP HR S P ERA WHIP	IP WLS BF H R ER SO BB IBB HBP BLK WP HR S P ERA WHIP	IP WLS BF H R ER SO BB IBB HBP BLK WP HR S P ERA WHIP	IP WLS BF H R ER SO BB IBB HBP BLK WP HR S P ERA WHIP	IP WLS BF H R ER SO BB IBB HBP BLK WP HR S P ERA WHIP	IP WLS BF H R ER SO BB IBB HBP BLK WP HR S P ERA WHIP	IP WLS BF H R ER SO BB IBB HBP BLK WP HR S P ERA WHIP	IP WLS BF H R ER SO BB IBB HBP BLK WP HR S P ERA WHIP	IP WLS BF H R ER SO BB IBB HBP BLK WP HR S P ERA WHIP	IP WLS BF H R ER SO BB IBB HBP BLK WP HR S P ERA WHIP	IP WLS BF H R ER SO BB IBB HBP BLK WP HR S P ERA WHIP	IP WLS BF H R ER SO BB IBB HBP BLK WP HR S P ERA WHIP	IP WLS BF H R ER SO BB IBB HBP BLK WP HR S P ERA WHIP	IP WLS BF H R ER SO BB IBB HBP BLK WP HR S P ERA WHIP	IP WLS BF H R ER SO BB IBB HBP BLK WP HR S P ERA WHIP	IP WLS BF H R ER SO BB IBB HBP BLK WP HR S P ERA WHIP	IP WLS BF H R ER SO BB IBB HBP BLK WP HR S P ERA WHIP	IP WLS BF H R ER SO BB IBB HBP BLK WP HR S P ERA WHIP	IP WLS BF H R ER SO BB IBB HBP BLK WP HR S P ERA WHIP	IP WLS BF H R ER SO BB IBB HBP BLK WP HR S P ERA WHIP
14 David Price, L (1, 1) ERA: 2.53	6.0	L	26	7	5	5	4	2	0	0	0	0	0	0	0	7	7.50	1.500							
62 Al Alburquerque, R (7, 1) ERA: 3.12	1.0		3	0	0	0	1	0	0	0	0	0	0	0	7	12	0.00	0.000							
39 Neftali Feliz, R (8, 1) ERA: 8.28	0.1		6	4	5	5	1	1	0	0	0	0	0	1	18	27	135.00	15.000							
65 Blaine Hardy, L (8, 1) ERA: 2.56	0.2		2	0	0	0	1	0	0	0	0	0	0	6	8	0.00	0.000								

AB	35
R	2
H	9
RBI	2
BB	1
SO	10
LOB	12



AB	33
R	10
H	11
RBI	10
BB	3
SO	7
LOB	10

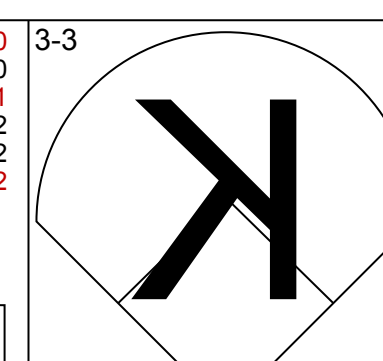
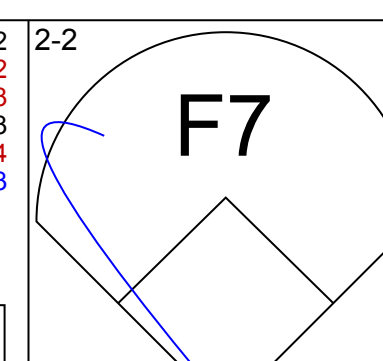
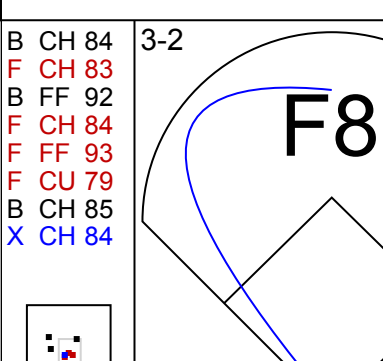
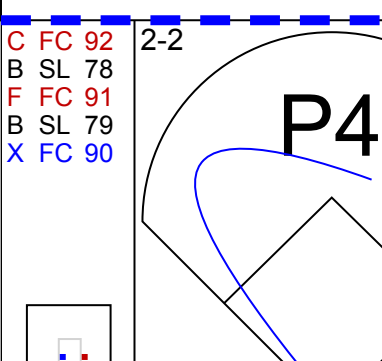
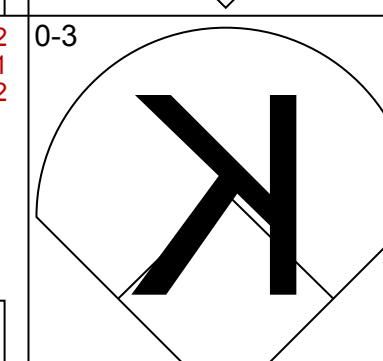
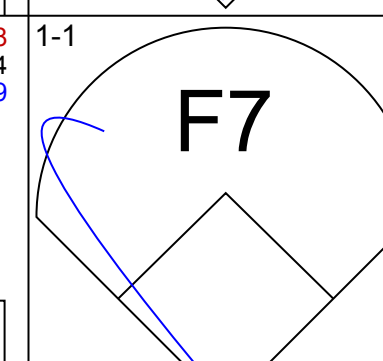
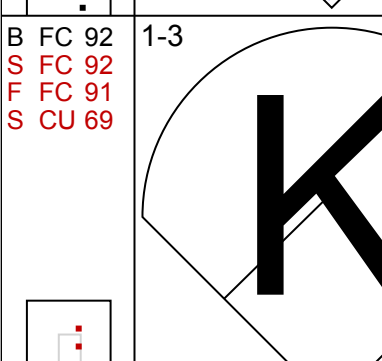
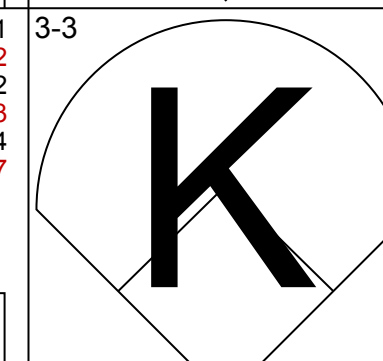
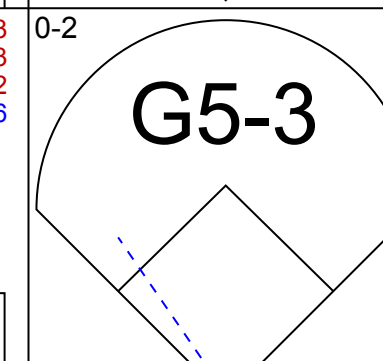
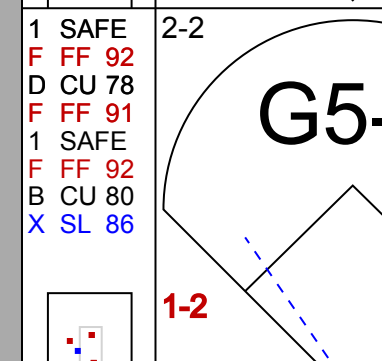
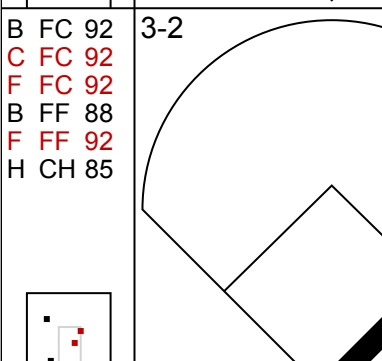


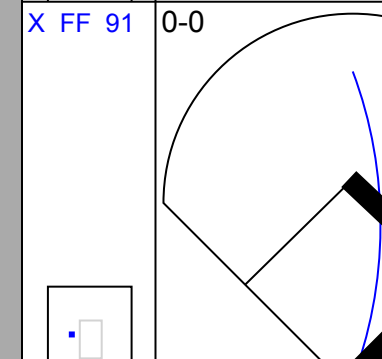
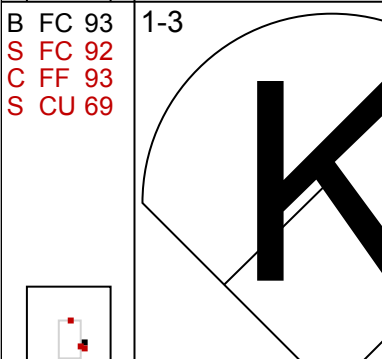


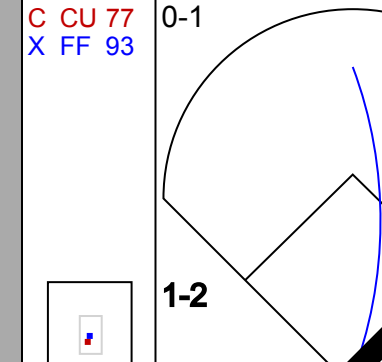



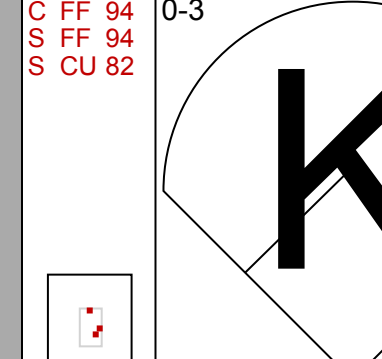









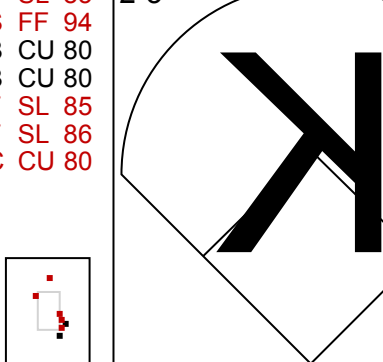
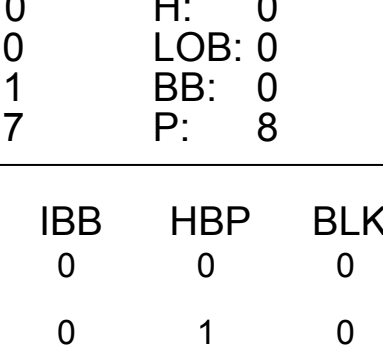
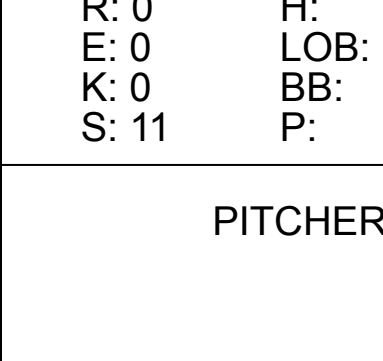
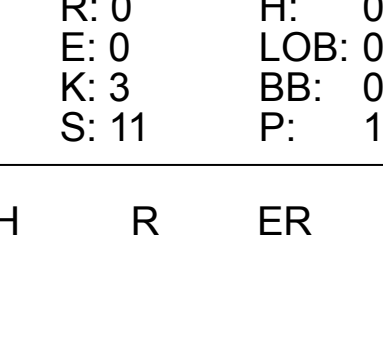
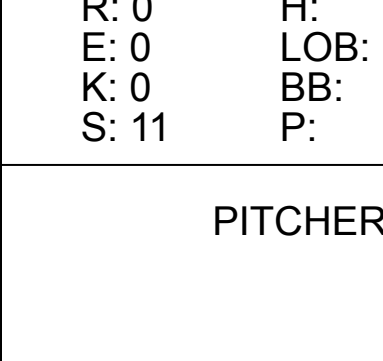












Batter	1	2	3	4	5	6	7	8	9	AB	R	H	RBI	BB	SO	LOB	TOP					
3 Ian Kinsler, R OBP: 0.339, SLG: 0.398											4	0	0	0	0	1	0					
1 Jose Iglesias, R OBP: 0.359, SLG: 0.393											4	1	1	0	0	0	0					
52 Yoenis Cespedes, R (1, 7) OBP: 0.320, SLG: 0.497											4	1	1	0	0	1	1					
41 Victor Martinez, S (1, 10) OBP: 0.326, SLG: 0.380											4	0	0	0	0	1	3					
28 J.D. Martinez, R (1, 9) OBP: 0.345, SLG: 0.548											3	0	1	1	1	2	0					
9 Nick Castellanos, R (1, 5) OBP: 0.293, SLG: 0.394											3	0	1	1	0	2	0					
17 Andrew Romine, S (8, 5) OBP: 0.330, SLG: 0.380											1	0	0	0	0	1	2					
13 Alex Avila, L (1, 3) OBP: 0.326, SLG: 0.277											3	0	0	0	0	2	2					
34 James McCann, R (1, 2) OBP: 0.315, SLG: 0.422											3	0	0	0	0	1	0					
12 Anthony Gose, L (1, 8) OBP: 0.311, SLG: 0.367											3	0	0	0	0	1	0					
Inning Stats	R: 0 E: 0 K: 1 S: 7	H: 0 LOB: 0 BB: 0 P: 10	R: 0 E: 0 K: 3 S: 9	H: 0 LOB: 0 BB: 0 P: 14	R: 0 E: 0 K: 2 S: 7	H: 0 LOB: 0 BB: 0 P: 9	R: 0 E: 0 K: 1 S: 8	H: 0 LOB: 0 BB: 0 P: 11	R: 0 E: 0 K: 2 S: 8	H: 0 LOB: 0 BB: 0 P: 12	R: 0 E: 0 K: 1 S: 8	H: 0 LOB: 0 BB: 0 P: 13	R: 2 E: 1 K: 1 S: 20	H: 3 LOB: 2 BB: 0 P: 32	R: 0 E: 0 K: 0 S: 7	H: 0 LOB: 0 BB: 0 P: 13	R: 0 E: 0 K: 1 S: 12	H: 1 LOB: 2 BB: 1 P: 21	1B: 4 2B: 0 3B: 0 HR: 0	SF: 0 SAC: 0 DP: 0 HBP: 0	WP: 0 PB: 0 SB: 0 CS: 0	PA: 33
PITCHER	IP	WLS	BF	H	R	ER	SO	BB	IBB	HBP	BLK	WP	HR	S	P	ERA	WHIP					
22 Chris Archer, R (1, 1) ERA: 2.54	7.0	L	25	3	2	0	11	0	0	0	0	0	0	67	101	0.00	0.429					
54 Steve Geltz, R (8, 1) ERA: 3.14	1.0		3	0	0	0	0	0	0	0	0	0	0	7	13	0.00	0.000					
26 Brad Boxberger, R (9, 1) ERA: 3.02	1.0		5	1	0	0	1	0	1	0	0	0	0	12	21	0.00	1.000					

Detroit Tigers @ Tampa Bay Rays
 Tropicana Field, St. Petersburg, FL
 Wed Jul 29 2015, 12:12 PM - 2:49 PM EDT
 Att: 28,057 - Dome - 72 F

AB	32
R	2
H	4
RBI	2
BB	1
SO	12
LOB	8



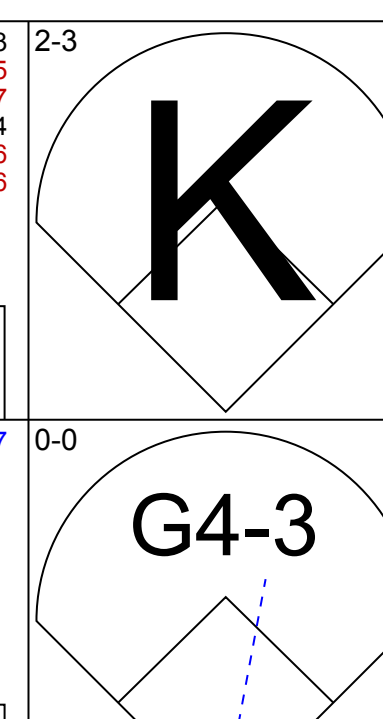
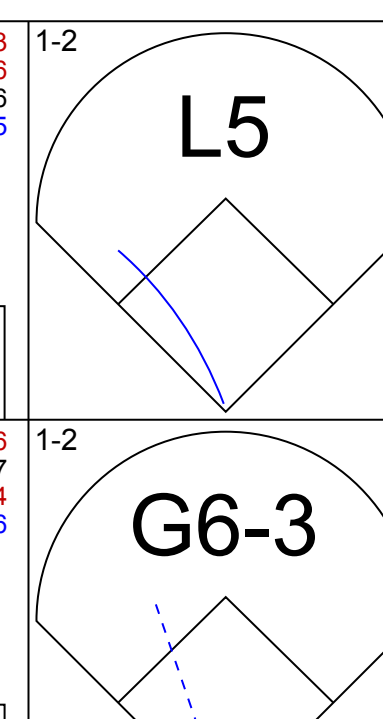
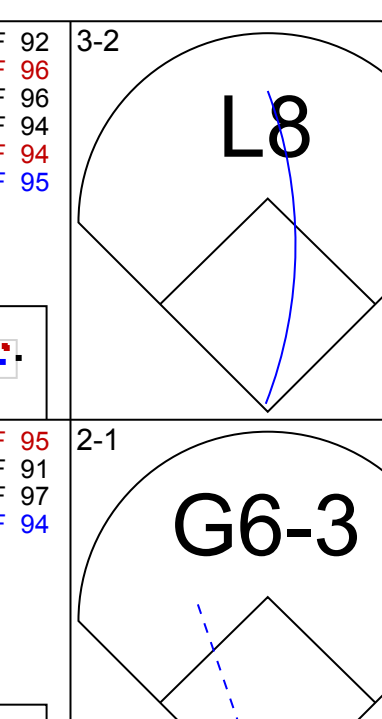
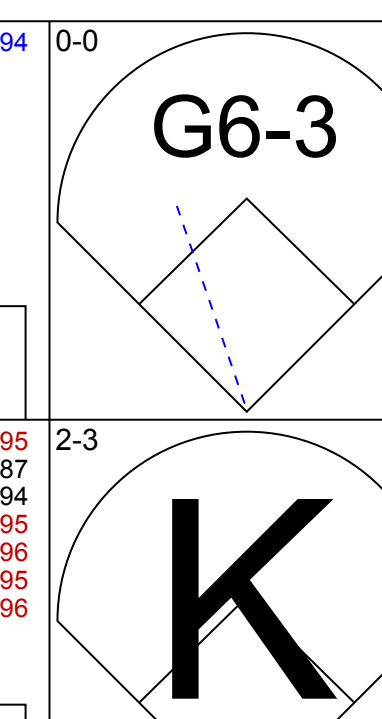
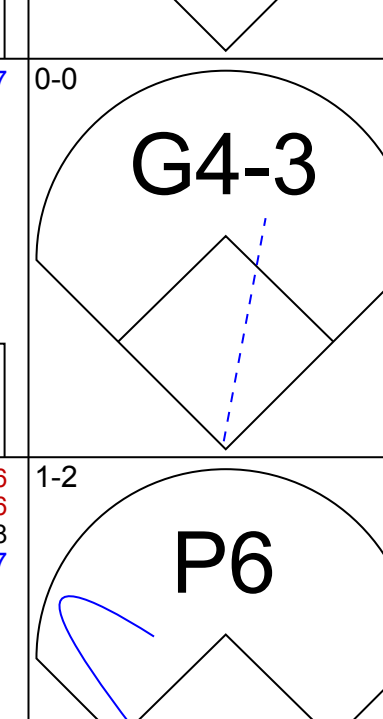
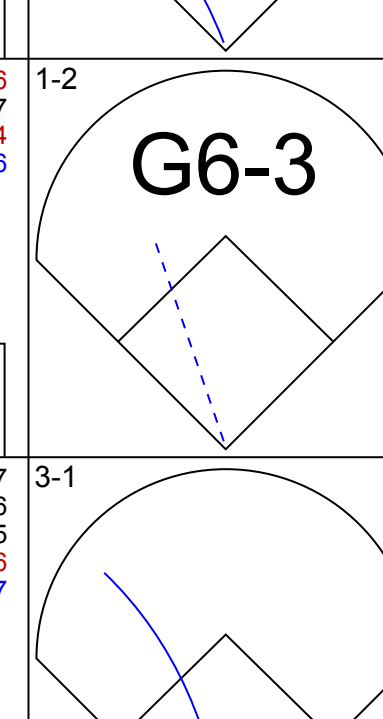
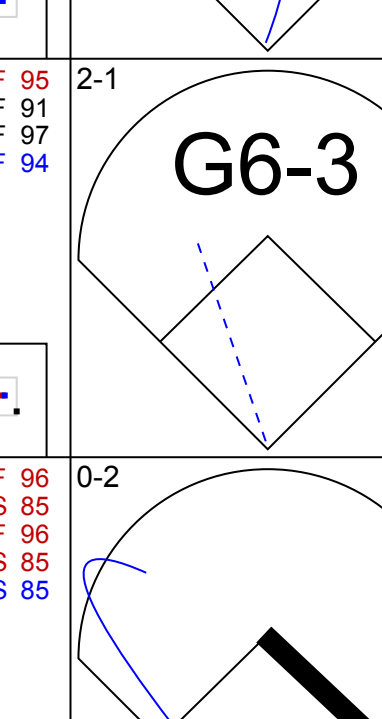
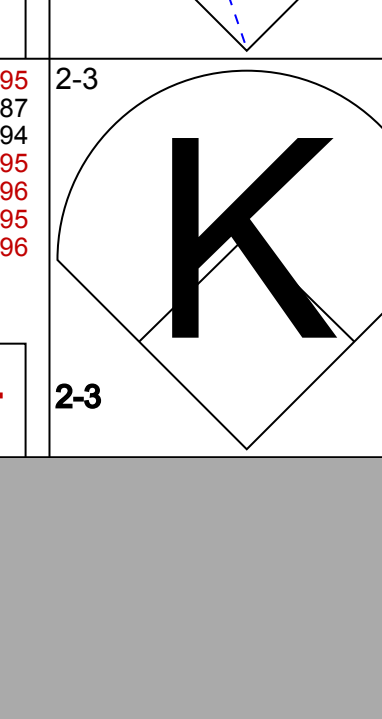
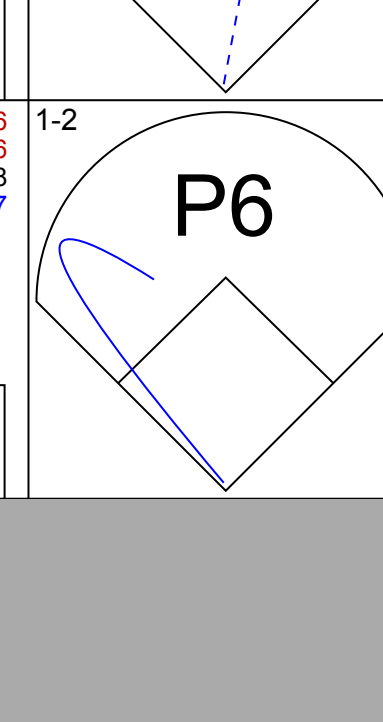
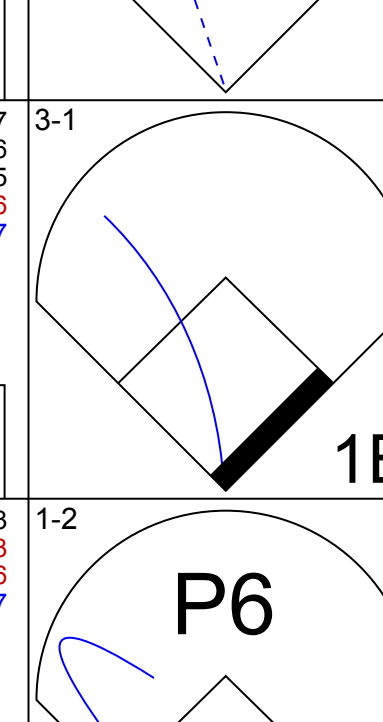
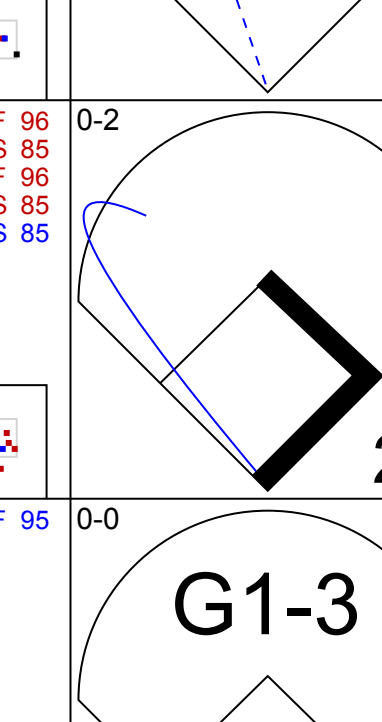

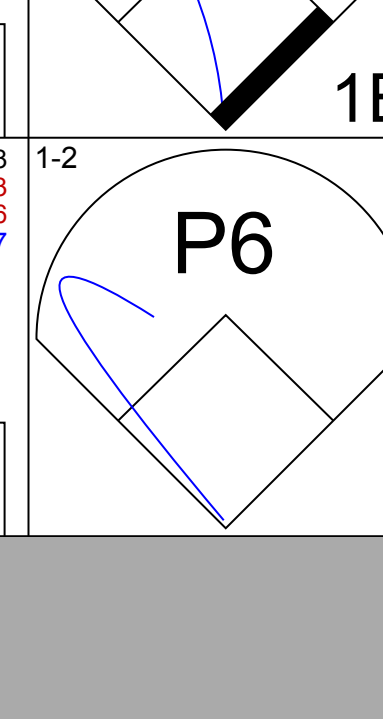
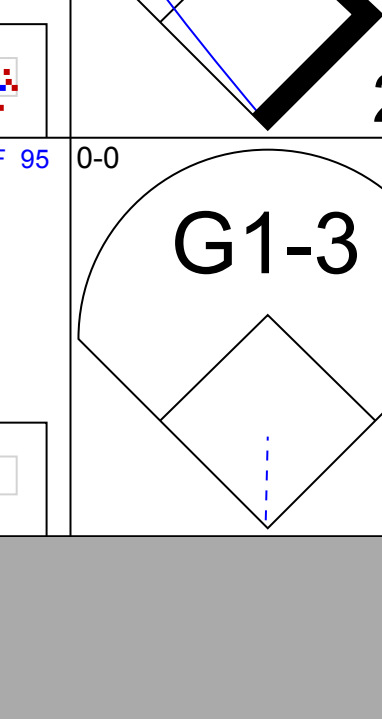



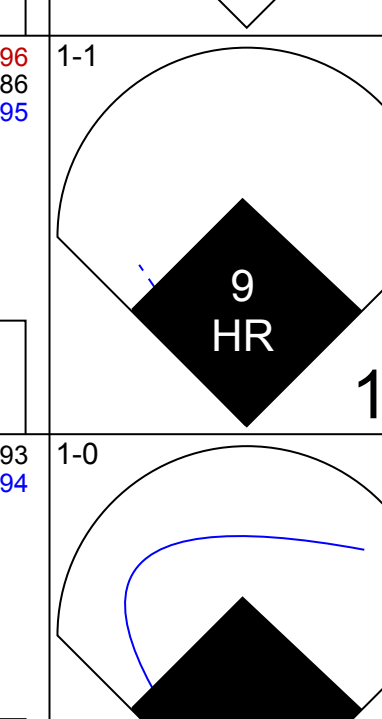
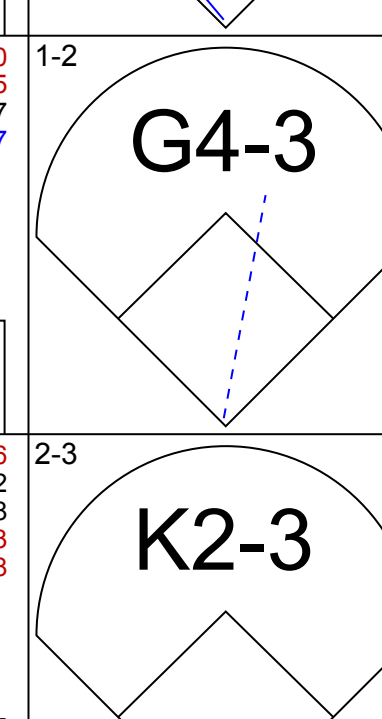
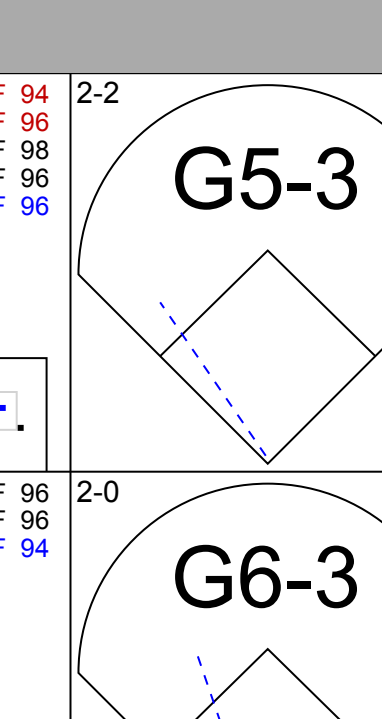
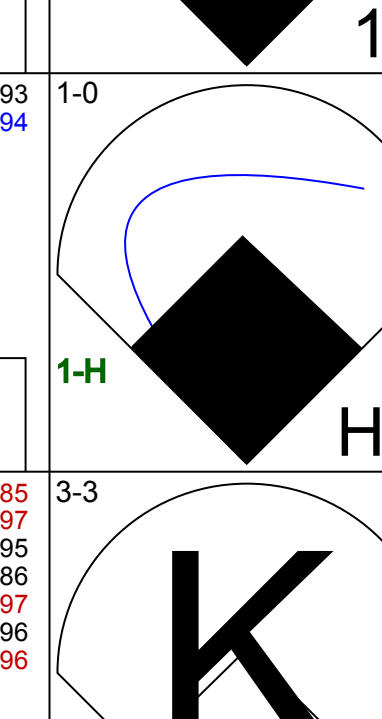
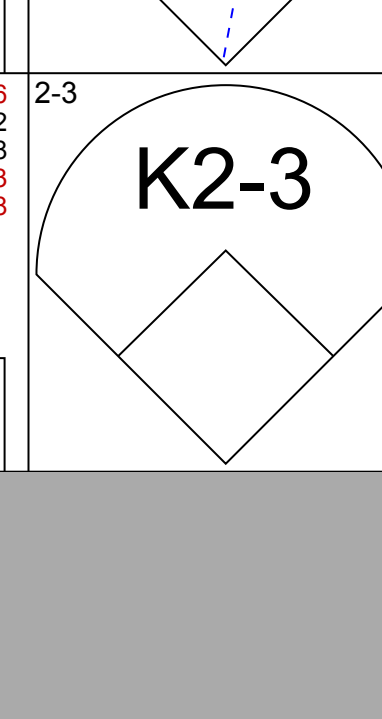

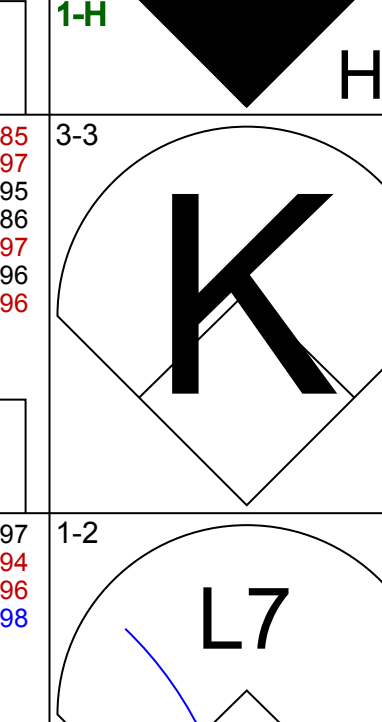
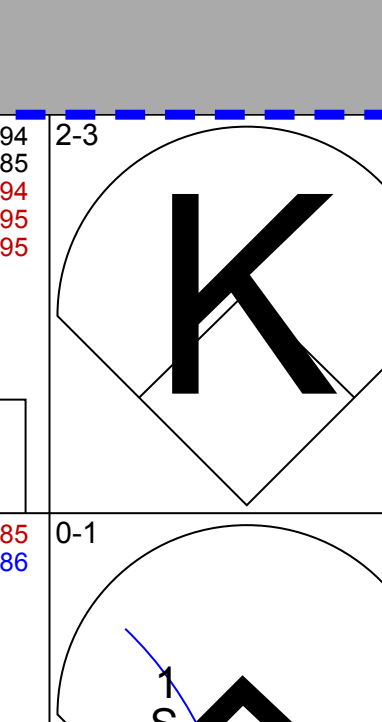

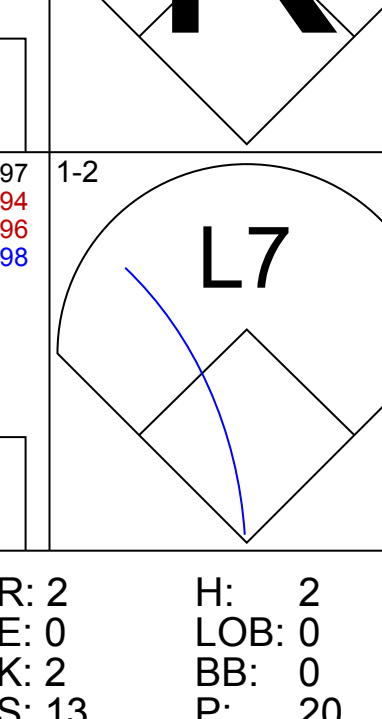
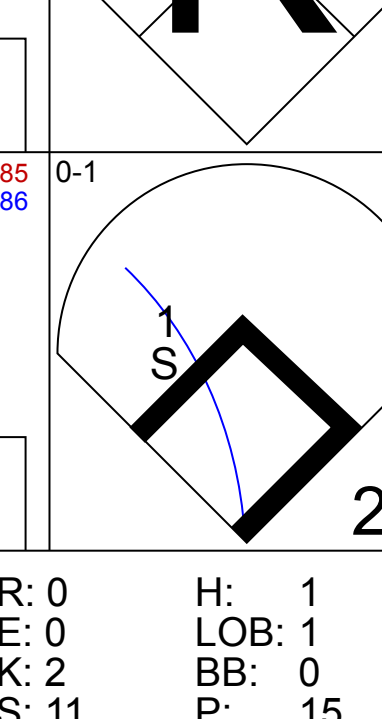
Batter	1	2	3	4	5	6	7	8	9	AB	R	H	RBI	BB	SO	LOB	BOTTOM					
28 John Jaso, L (1, 7) OBP: 0.371, SLG: 0.444											3	0	0	0	0	1	0					
5 Brandon Guyer, R (7, 7) OBP: 0.344, SLG: 0.365											4	0	1	0	0	2	0					
20 Steven Souza Jr., R (1, 9) OBP: 0.288, SLG: 0.462											4	0	1	0	0	2	0					
3 Evan Longoria, R (1, 5) OBP: 0.336, SLG: 0.416											3	0	0	0	0	1	1					
21 James Loney, L (1, 3) OBP: 0.308, SLG: 0.337											3	0	1	0	0	0	0					
1 Tim Beckham, R (7, PR) OBP: 0.301, SLG: 0.463											1	0	0	0	0	1	1					
11 Logan Forsythe, R (1, 4) OBP: 0.369, SLG: 0.439											3	0	1	0	0	1	0					
13 Asdrubal Cabrera, S (1, 6) OBP: 0.281, SLG: 0.373											3	1	1	1	0	1	2					
19 Curt Casali, R (1, 10) OBP: 0.328, SLG: 0.736											3	0	0	0	0	2	0					
39 Kevin Kiermaier, L (1, 8) OBP: 0.278, SLG: 0.403											3	0	0	0	0	1	0					
44 René Rivera, R (1, 2) OBP: 0.209, SLG: 0.286											2	0	0	0	0	1	0					
9 Joey Butler, R (8, PH) OBP: 0.345, SLG: 0.427											1	0	0	0	0	1	0					
46 Bobby Wilson, R (9, 2) OBP: 0.203, SLG: 0.145											0	0	0	0	0	0	0					
Inning Stats	R: 0 E: 0 K: 3 S: 9	H: 0 LOB: 0 BB: 0 P: 15	R: 0 E: 0 K: 1 S: 6	H: 0 LOB: 0 BB: 0 P: 9	R: 0 E: 0 K: 1 S: 7	H: 0 LOB: 0 BB: 0 P: 8	R: 0 E: 0 K: 0 S: 10	H: 0 LOB: 0 BB: 0 P: 13	R: 1 E: 0 K: 1 S: 8	H: 1 LOB: 0 BB: 0 P: 14	R: 0 E: 0 K: 0 S: 11	H: 0 LOB: 0 BB: 0 P: 17	R: 0 E: 0 K: 1 S: 11	H: 3 LOB: 2 BB: 0 P: 14	R: 0 E: 0 K: 3 S: 11	H: 0 LOB: 0 BB: 0 P: 17	R: 0 E: 0 K: 2 S: 12	H: 0 LOB: 1 BB: 0 P: 19	1B: 3 2B: 0 3B: 0 HR: 1	SF: 0 SAC: 0 DP: 0 HBP: 1	WP: 0 PB: 0 SB: 0 CS: 1	PA: 31
PITCHER	IP	WLS	BF	H	R	ER	SO	BB	IBB	HBP	BLK	WP	HR	S	P	ERA	WHIP					
35 Justin Verlander, R (1, 1) ERA: 4.88	8.0	W	27	4	1	1	10	0	0	0	0	0	0	73	107	1.12	0.500					
Joakim Soria, R (9, 1) ERA: 2.85	1.0	S	4	0	0	0	2	0	0	1	0	0	0	12	19	0.00	0.000					

Detroit Tigers @ Tampa Bay Rays
 Tropicana Field, St. Petersburg, FL
 Wed Jul 29 2015, 12:12 PM - 2:49 PM EDT
 Att: 28,057 - Dome - 72 F

AB	30
R	1
H	4
RBI	1
BB	0
SO	12
LOB	4



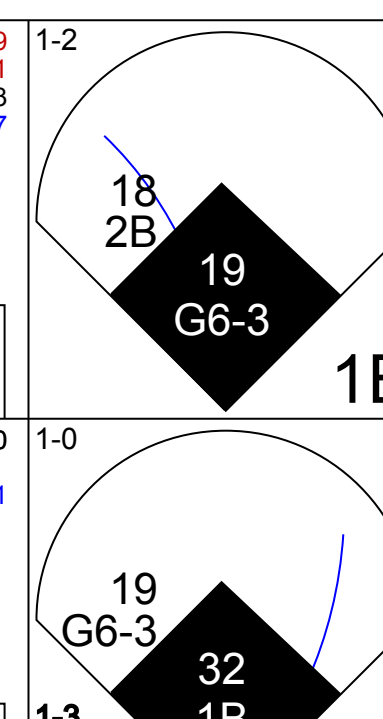
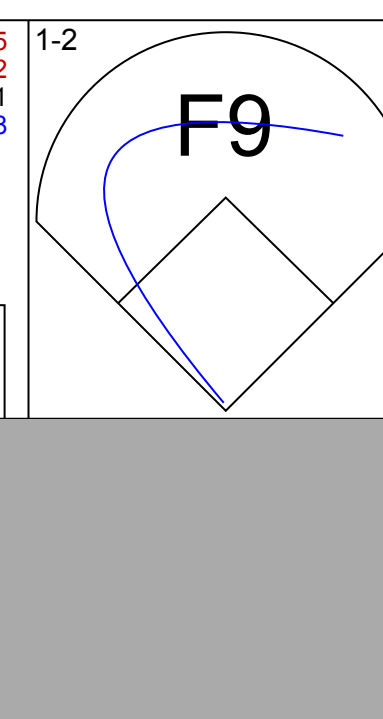
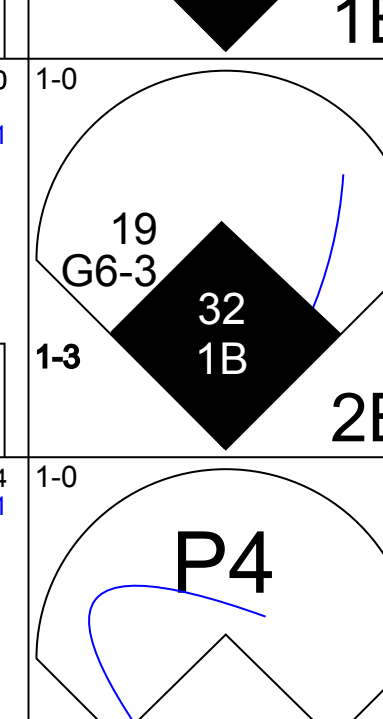
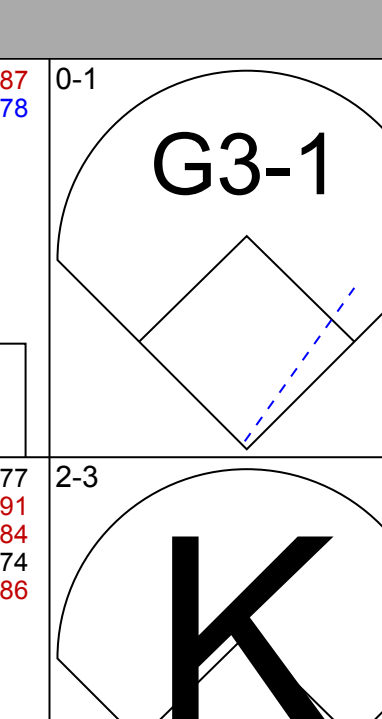
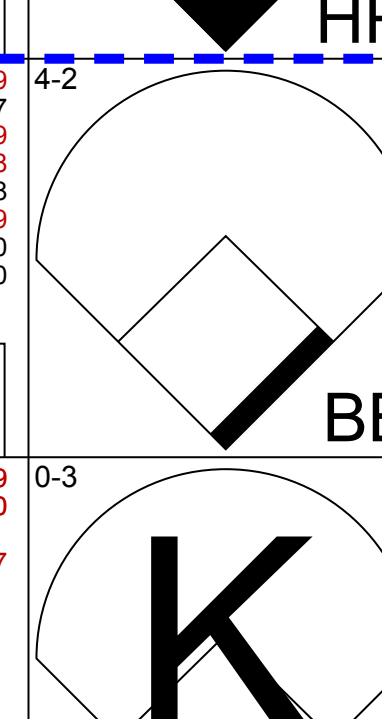
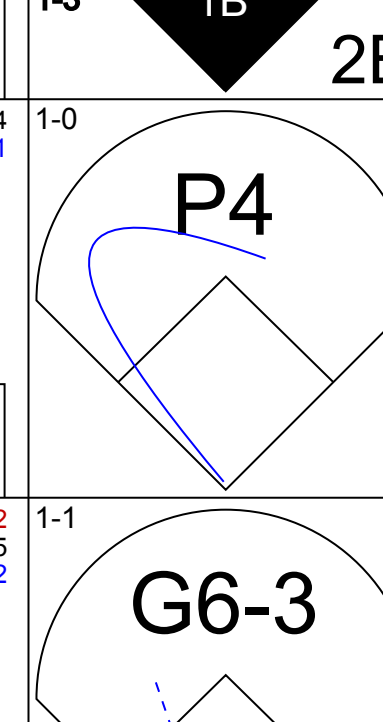
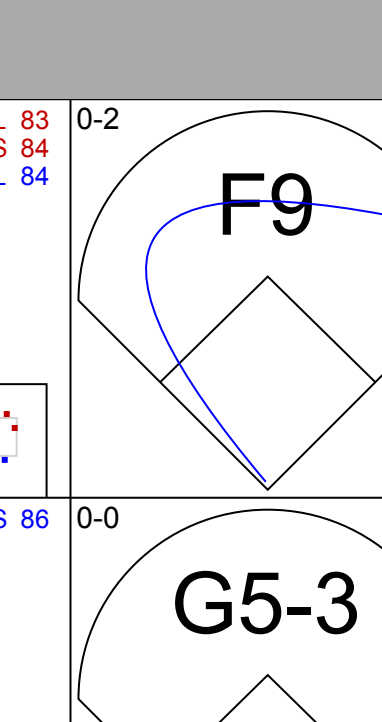
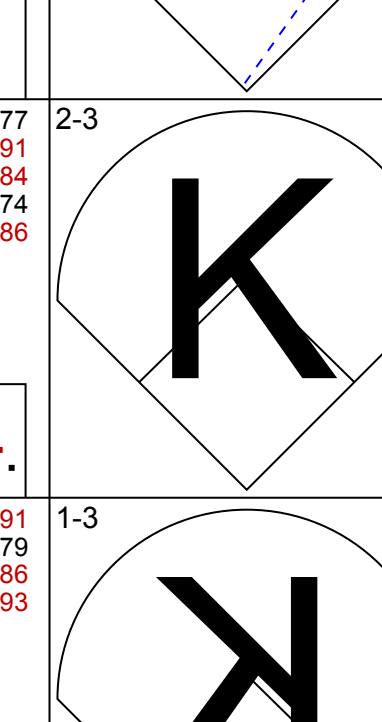
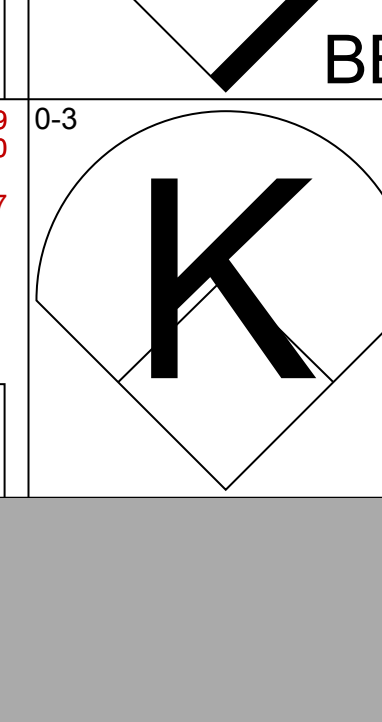
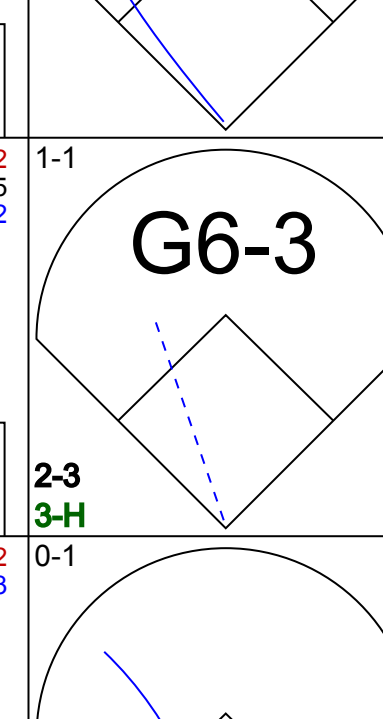
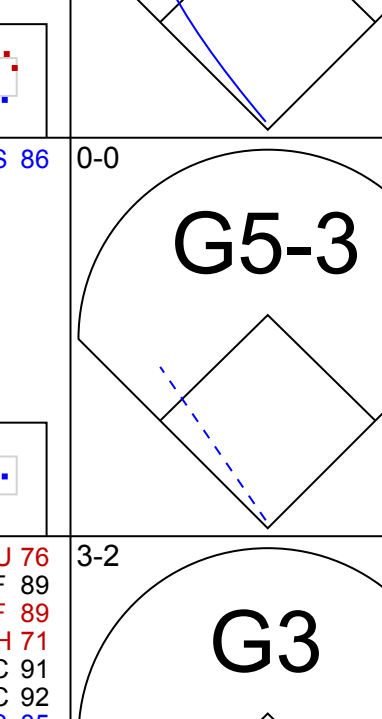
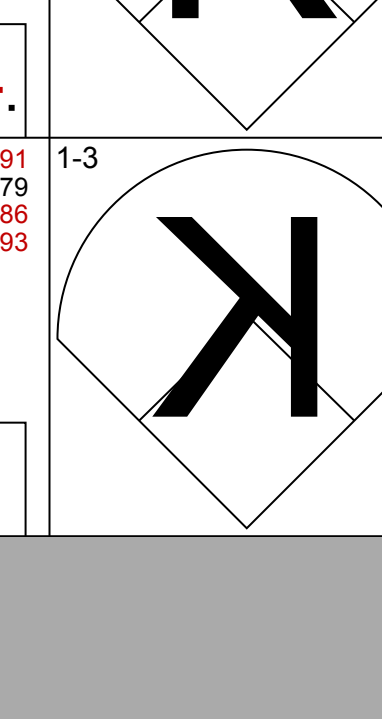
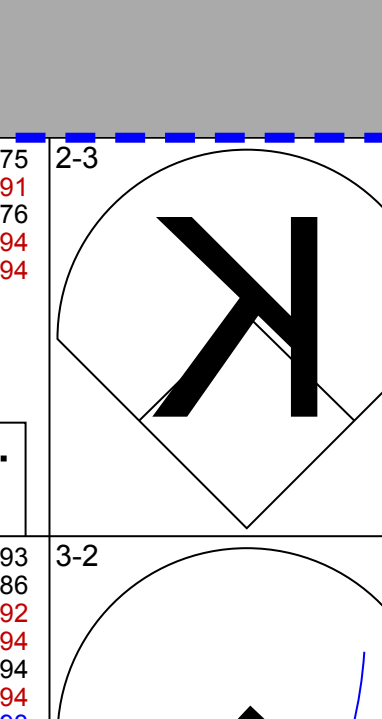
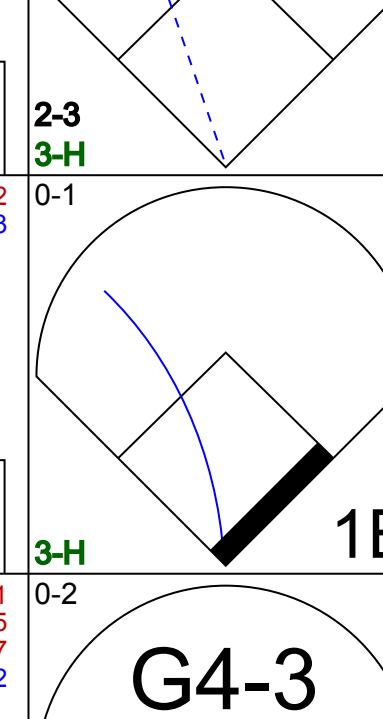
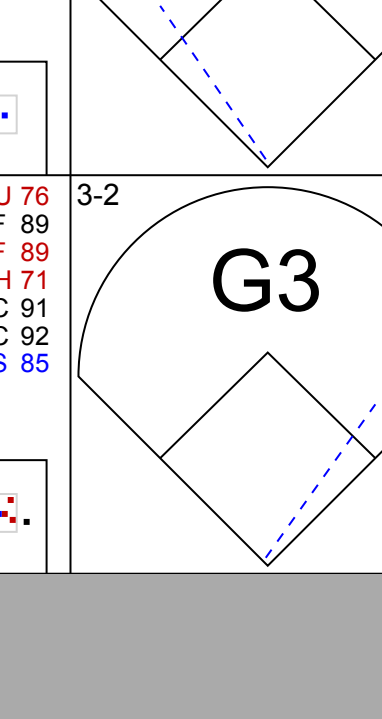
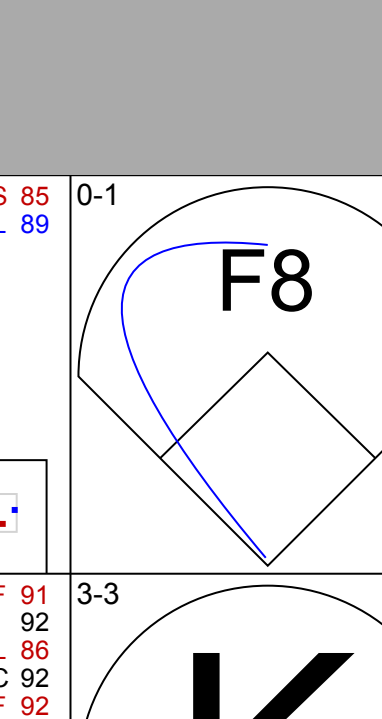
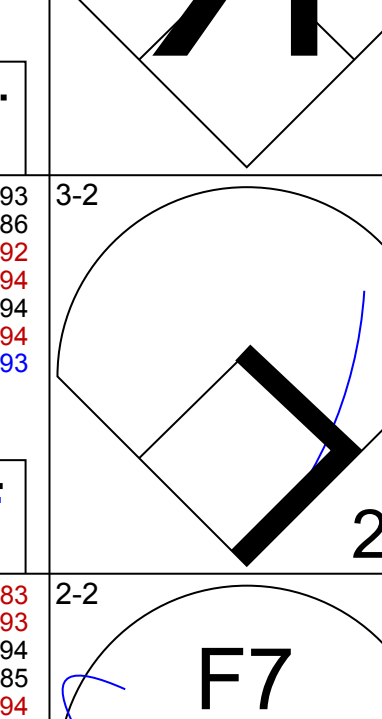
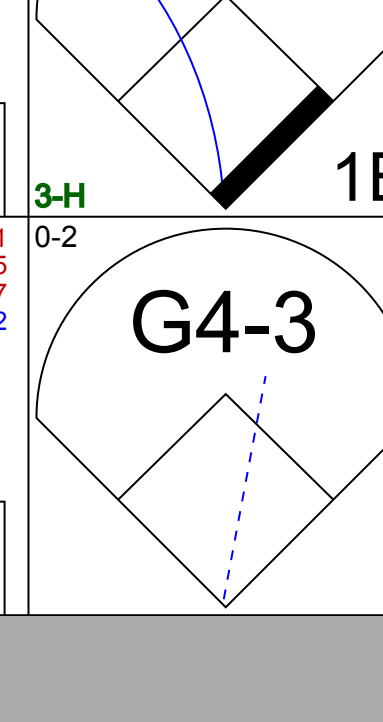

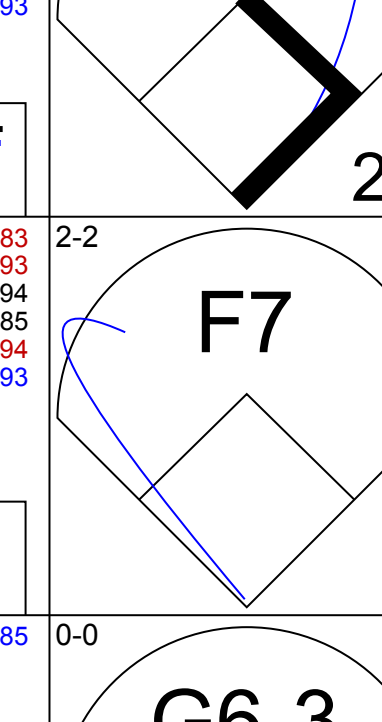
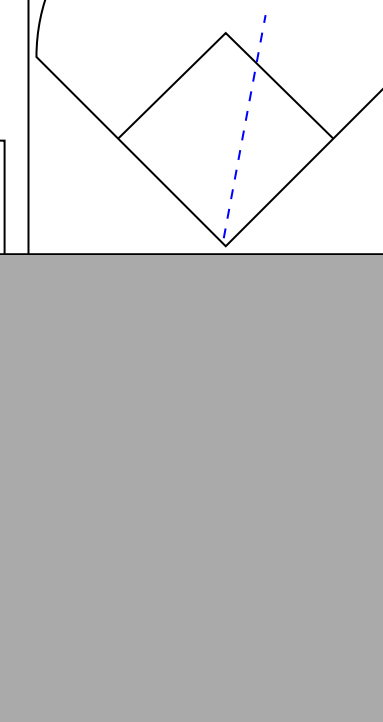
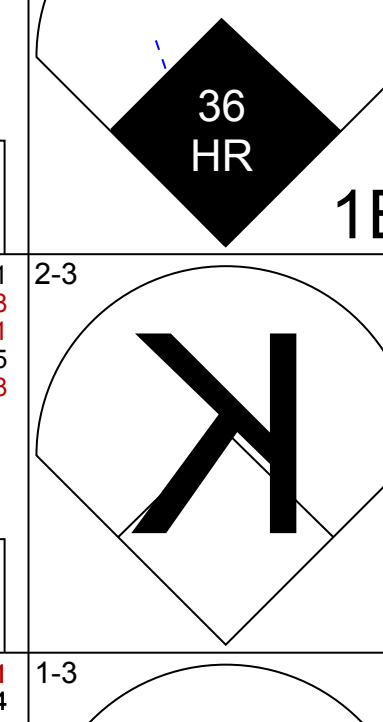
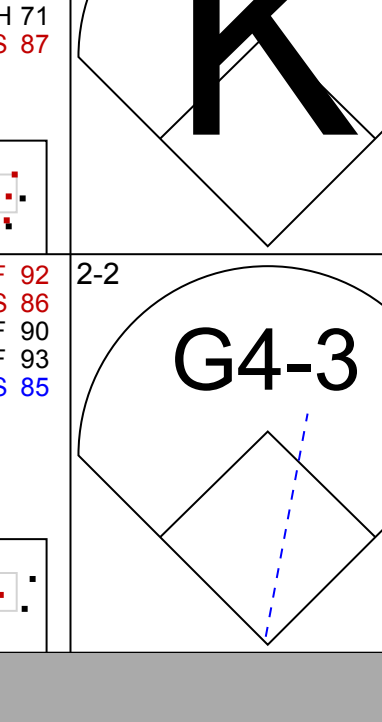
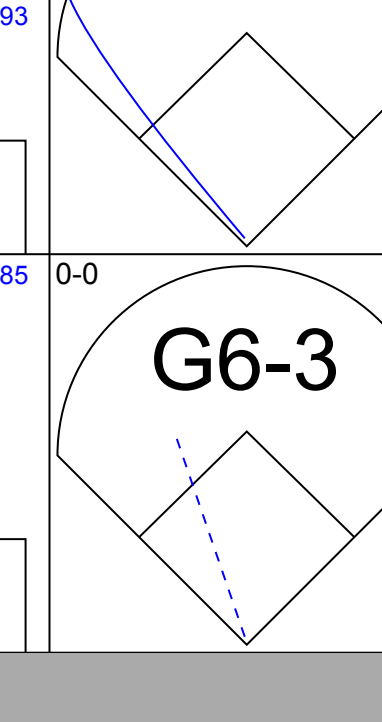

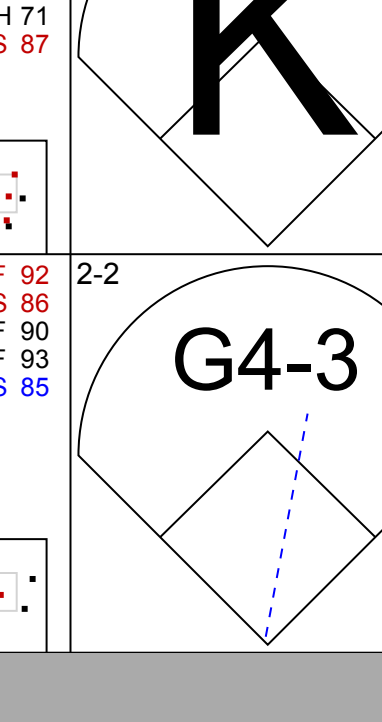
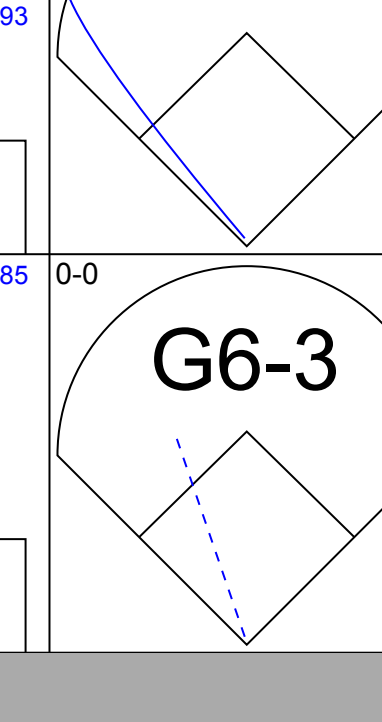

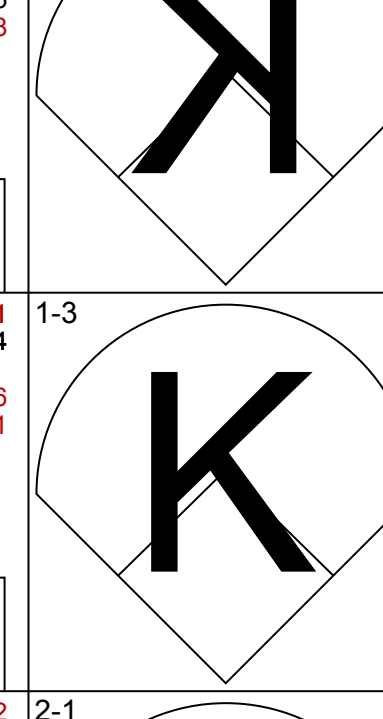
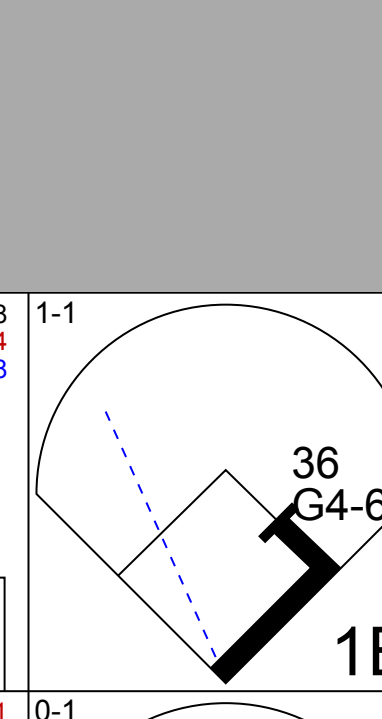

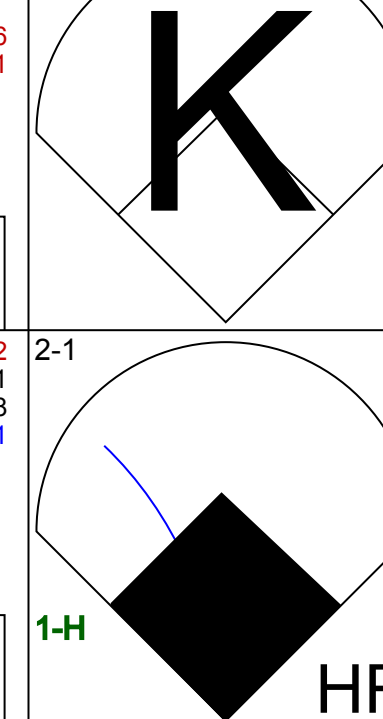

Batter	1	2	3	4	5	6	7	8	9	AB	R	H	RBI	BB	SO	LOB	TOP					
20 Rajai Davis, R OBP: 0.316, SLG: 0.413		G5-3								5	1	2	0	0	0	3						
1 Jose Iglesias, R OBP: 0.322, SLG: 0.400										5	0	2	0	0	1	1						
3 Ian Kinsler, R OBP: 0.347, SLG: 0.407										5	2	4	1	0	0	0						
41 Victor Martinez, S 18 Tyler Collins, L OBP: 0.275, SLG: 0.490										5	0	1	1	0	1	4						
28 J.D. Martinez, R OBP: 0.347, SLG: 0.556										4	1	1	2	1	2	3						
9 Nick Castellanos, R OBP: 0.292, SLG: 0.387										4	0	0	0	0	4	2						
34 James McCann, R OBP: 0.320, SLG: 0.436										4	2	2	1	0	2	0						
55 Jefry Marte, R OBP: 0.276, SLG: 0.536										4	1	3	2	0	1	0						
12 Anthony Gose, L OBP: 0.310, SLG: 0.369										4	0	1	0	0	1	2						
Inning Stats	R: 1 H: 3 E: 0 K: 1 S: 13	H: 3 LOB: 1 BB: 0 P: 19	R: 1 H: 2 E: 0 K: 2 S: 10	H: 2 LOB: 1 BB: 0 P: 16	R: 2 H: 2 E: 0 K: 3 S: 18	H: 2 LOB: 0 BB: 0 P: 25	R: 2 H: 3 E: 0 K: 0 S: 9	H: 3 LOB: 0 BB: 0 P: 14	R: 0 H: 1 E: 0 K: 1 S: 10	H: 1 LOB: 1 BB: 0 P: 14	R: 0 H: 1 E: 0 K: 1 S: 9	H: 1 LOB: 1 BB: 0 P: 13	R: 1 H: 2 E: 0 K: 1 S: 15	H: 2 LOB: 1 BB: 1 P: 24	R: 0 H: 1 E: 0 K: 2 S: 12	H: 1 LOB: 1 BB: 0 P: 16	R: 0 H: 1 E: 0 K: 1 S: 8	H: 1 LOB: 1 BB: 0 P: 14	1B: 9 2B: 4 3B: 0 HR: 3	SF: 0 SAC: 0 DP: 1 HBP: 0	WP: 0 PB: 0 SB: 0 CS: 1	PA: 41
PITCHER	IP: 3.1 WLS: 0 BF: 19 ERA: 3.24	WLS: 0 BF: 19 ERA: 3.24	H: 10 R: 6 ER: 6 SO: 6	H: 6 R: 0 ER: 0 SO: 0	H: 6 R: 0 ER: 0 SO: 0	H: 6 R: 0 ER: 0 SO: 0	H: 6 R: 0 ER: 0 SO: 0	H: 6 R: 0 ER: 0 SO: 0	H: 6 R: 0 ER: 0 SO: 0	H: 6 R: 0 ER: 0 SO: 0	H: 6 R: 0 ER: 0 SO: 0	H: 6 R: 0 ER: 0 SO: 0	H: 6 R: 0 ER: 0 SO: 0	H: 6 R: 0 ER: 0 SO: 0	H: 6 R: 0 ER: 0 SO: 0	H: 6 R: 0 ER: 0 SO: 0	H: 6 R: 0 ER: 0 SO: 0	H: 6 R: 0 ER: 0 SO: 0	BB: 0 IBB: 0 HBP: 0 BLK: 0	WP: 0 HR: 0 S: 8 P: 14	ERA: 0.00 WHIP: 1.000	
16 Wei-Yin Chen, L ERA: 3.24	IP: 3.1 WLS: 0 BF: 19 ERA: 3.24	IP: 3.1 WLS: 0 BF: 19 ERA: 3.24	H: 10 R: 6 ER: 6 SO: 6	H: 6 R: 0 ER: 0 SO: 0	H: 6 R: 0 ER: 0 SO: 0	H: 6 R: 0 ER: 0 SO: 0	H: 6 R: 0 ER: 0 SO: 0	H: 6 R: 0 ER: 0 SO: 0	H: 6 R: 0 ER: 0 SO: 0	H: 6 R: 0 ER: 0 SO: 0	H: 6 R: 0 ER: 0 SO: 0	H: 6 R: 0 ER: 0 SO: 0	H: 6 R: 0 ER: 0 SO: 0	H: 6 R: 0 ER: 0 SO: 0	H: 6 R: 0 ER: 0 SO: 0	H: 6 R: 0 ER: 0 SO: 0	H: 6 R: 0 ER: 0 SO: 0	H: 6 R: 0 ER: 0 SO: 0	BB: 0 IBB: 0 HBP: 0 BLK: 0	WP: 0 HR: 0 S: 8 P: 14	ERA: 0.00 WHIP: 1.000	
59 Mike Wright Jr., R ERA: 4.99	IP: 4.1 WLS: 1 BF: 20 ERA: 4.99	IP: 4.1 WLS: 1 BF: 20 ERA: 4.99	H: 10 R: 6 ER: 6 SO: 6	H: 6 R: 0 ER: 0 SO: 0	H: 6 R: 0 ER: 0 SO: 0	H: 6 R: 0 ER: 0 SO: 0	H: 6 R: 0 ER: 0 SO: 0	H: 6 R: 0 ER: 0 SO: 0	H: 6 R: 0 ER: 0 SO: 0	H: 6 R: 0 ER: 0 SO: 0	H: 6 R: 0 ER: 0 SO: 0	H: 6 R: 0 ER: 0 SO: 0	H: 6 R: 0 ER: 0 SO: 0	H: 6 R: 0 ER: 0 SO: 0	H: 6 R: 0 ER: 0 SO: 0	H: 6 R: 0 ER: 0 SO: 0	H: 6 R: 0 ER: 0 SO: 0	H: 6 R: 0 ER: 0 SO: 0	BB: 0 IBB: 0 HBP: 0 BLK: 0	WP: 0 HR: 0 S: 8 P: 14	ERA: 0.00 WHIP: 1.000	
60 Mychal Givens, R ERA: 2.43	IP: 5.1 WLS: 1 BF: 21 ERA: 2.43	IP: 5.1 WLS: 1 BF: 21 ERA: 2.43	H: 10 R: 6 ER: 6 SO: 6	H: 6 R: 0 ER: 0 SO: 0	H: 6 R: 0 ER: 0 SO: 0	H: 6 R: 0 ER: 0 SO: 0	H: 6 R: 0 ER: 0 SO: 0	H: 6 R: 0 ER: 0 SO: 0	H: 6 R: 0 ER: 0 SO: 0	H: 6 R: 0 ER: 0 SO: 0	H: 6 R: 0 ER: 0 SO: 0	H: 6 R: 0 ER: 0 SO: 0	H: 6 R: 0 ER: 0 SO: 0	H: 6 R: 0 ER: 0 SO: 0	H: 6 R: 0 ER: 0 SO: 0	H: 6 R: 0 ER: 0 SO: 0	H: 6 R: 0 ER: 0 SO: 0	H: 6 R: 0 ER: 0 SO: 0	BB: 0 IBB: 0 HBP: 0 BLK: 0	WP: 0 HR: 0 S: 8 P: 14	ERA: 0.00 WHIP: 1.000	
65 Chaz Roe, R ERA: 2.43	IP: 7.1 WLS: 1 BF: 22 ERA: 2.43	IP: 7.1 WLS: 1 BF: 22 ERA: 2.43	H: 10 R: 6 ER: 6 SO: 6	H: 6 R: 0 ER: 0 SO: 0	H: 6 R: 0 ER: 0 SO: 0	H: 6 R: 0 ER: 0 SO: 0	H: 6 R: 0 ER: 0 SO: 0	H: 6 R: 0 ER: 0 SO: 0	H: 6 R: 0 ER: 0 SO: 0	H: 6 R: 0 ER: 0 SO: 0	H: 6 R: 0 ER: 0 SO: 0	H: 6 R: 0 ER: 0 SO: 0	H: 6 R: 0 ER: 0 SO: 0	H: 6 R: 0 ER: 0 SO: 0	H: 6 R: 0 ER: 0 SO: 0	H: 6 R: 0 ER: 0 SO: 0	H: 6 R: 0 ER: 0 SO: 0	H: 6 R: 0 ER: 0 SO: 0	BB: 0 IBB: 0 HBP: 0 BLK: 0	WP: 0 HR: 0 S: 8 P: 14	ERA: 0.00 WHIP: 1.000	
56 Darren O'Day, R ERA: 1.35	IP: 7.1 WLS: 1 BF: 22 ERA: 1.35	IP: 7.1 WLS: 1 BF: 22 ERA: 1.35	H: 10 R: 6 ER: 6 SO: 6	H: 6 R: 0 ER: 0 SO: 0	H: 6 R: 0 ER: 0 SO: 0	H: 6 R: 0 ER: 0 SO: 0	H: 6 R: 0 ER: 0 SO: 0	H: 6 R: 0 ER: 0 SO: 0	H: 6 R: 0 ER: 0 SO: 0	H: 6 R: 0 ER: 0 SO: 0	H: 6 R: 0 ER: 0 SO: 0	H: 6 R: 0 ER: 0 SO: 0	H: 6 R: 0 ER: 0 SO: 0	H: 6 R: 0 ER: 0 SO: 0	H: 6 R: 0 ER: 0 SO: 0	H: 6 R: 0 ER: 0 SO: 0	H: 6 R: 0 ER: 0 SO: 0	H: 6 R: 0 ER: 0 SO: 0	BB: 0 IBB: 0 HBP: 0 BLK: 0	WP: 0 HR: 0 S: 8 P: 14	ERA: 0.00 WHIP: 1.000	
PITCHER	IP: 1.0 WLS: 0 BF: 4 ERA: 1.71	IP: 1.0 WLS: 0 BF: 4 ERA: 1.71	H: 10 R: 6 ER: 6 SO: 6	H: 6 R: 0 ER: 0 SO: 0	H: 6 R: 0 ER: 0 SO: 0	H: 6 R: 0 ER: 0 SO: 0	H: 6 R: 0 ER: 0 SO: 0	H: 6 R: 0 ER: 0 SO: 0	H: 6 R: 0 ER: 0 SO: 0	H: 6 R: 0 ER: 0 SO: 0	H: 6 R: 0 ER: 0 SO: 0	H: 6 R: 0 ER: 0 SO: 0	H: 6 R: 0 ER: 0 SO: 0	H: 6 R: 0 ER: 0 SO: 0	H: 6 R: 0 ER: 0 SO: 0	H: 6 R: 0 ER: 0 SO: 0	H: 6 R: 0 ER: 0 SO: 0	H: 6 R: 0 ER: 0 SO: 0	BB: 0 IBB: 0 HBP: 0 BLK: 0	WP: 0 HR: 0 S: 8 P: 14	ERA: 0.00 WHIP: 1.000	
53 Zack Britton, L ERA: 1.71	IP: 1.0 WLS: 0 BF: 4 ERA: 1.71	IP: 1.0 WLS: 0 BF: 4 ERA: 1.71	H: 10 R: 6 ER: 6 SO: 6	H: 6 R: 0 ER: 0 SO: 0	H: 6 R: 0 ER: 0 SO: 0	H: 6 R: 0 ER: 0 SO: 0	H: 6 R: 0 ER: 0 SO: 0	H: 6 R: 0 ER: 0 SO: 0	H: 6 R: 0 ER: 0 SO: 0	H: 6 R: 0 ER: 0 SO: 0	H: 6 R: 0 ER: 0 SO: 0	H: 6 R: 0 ER: 0 SO: 0	H: 6 R: 0 ER: 0 SO: 0	H: 6 R: 0 ER: 0 SO: 0	H: 6 R: 0 ER: 0 SO: 0	H: 6 R: 0 ER: 0 SO: 0	H: 6 R: 0 ER: 0 SO: 0	H: 6 R: 0 ER: 0 SO: 0	BB: 0 IBB: 0 HBP: 0 BLK: 0	WP: 0 HR: 0 S: 8 P: 14	ERA: 0.00 WHIP: 1.000	
Batter	1	2	3	4	5	6	7	8	9	AB	R	H	RBI	BB	SO	LOB	BOTTOM					
13 Manny Machado, R OBP: 0.364, SLG: 0.518										3	2	2	2	1	0	0						
38 Jimmy Paredes, S OBP: 0.325, SLG: 0.448										4	2	2	0	1	0	1						
10 Adam Jones, R OBP: 0.333, SLG: 0.499										5	1	3	3	0	1	2						
19 Chris Davis, L OBP: 0.328, SLG: 0.501										4	1	2	1	0	1	2						
32 Matt Wieters, S OBP: 0.295, SLG: 0.452										3	1	1	0	1	1	4						
2 J.J. Hardy, R OBP: 0.270, SLG: 0.350										4	0	1	0	0	0	2						
3 Ryan Flaherty, L OBP: 0.289, SLG: 0.344										4	0	0	0	0	1	2						
6 Jonathan Schoop, R OBP: 0.295, SLG: 0.522										4	0	0	0	0	0	3						
9 David Lough, L OBP: 0.256, SLG: 0.336										3	1	0	0	1	1	0						
Inning Stats	R: 0 H: 1 E: 0 K: 1 S: 11	H: 0 LOB: 0 BB: 0 P: 12	R: 0 H: 2 E: 0 K: 0 S: 7	H: 2 LOB: 1 BB: 0 P: 10	R: 1 H: 1 E: 1 K: 0 S: 10	H: 1 LOB: 1 BB: 0 P: 16	R: 4 H: 4 E: 1 K: 1 S: 18	H: 4 LOB: 2 BB: 2 P: 30	R: 3 H: 3 E: 0 K: 1 S: 16	H: 3 LOB: 1 BB: 2 P: 32	R: 0 H: 0 E: 0 K: 1 S: 8	H: 0 LOB: 0 BB: 0 P: 12	R: 0 H: 0 E: 0 K: 1 S: 8	H: 0 LOB: 0 BB: 0 P: 11	1B: 8 2B: 1 3B: 0 HR: 2	SF: 0 SAC: 0 DP: 1 HBP: 1	WP: 0 PB: 0 SB: 0 CS: 1	PA: 39				
PITCHER	IP: 4.1 WLS: 2 BF: 21 ERA: 8.5	IP: 4.1 WLS: 2 BF: 21 ERA: 8.5	H: 10 R: 6 ER: 6 SO: 6	H: 6 R: 0 ER: 0 SO: 0	H: 6 R: 0 ER: 0 SO: 0	H: 6 R: 0 ER: 0 SO: 0	H: 6 R: 0 ER: 0 SO: 0	H: 6 R: 0 ER: 0 SO: 0	H: 6 R: 0 ER: 0 SO: 0	H: 6 R: 0 ER: 0 SO: 0	H: 6 R: 0 ER: 0 SO: 0	H: 6 R: 0 ER: 0 SO: 0	H: 6 R: 0 ER: 0 SO: 0	H: 6 R: 0 ER: 0 SO: 0	H: 6 R: 0 ER: 0 SO: 0	H: 6 R: 0 ER: 0 SO: 0	H: 6 R: 0 ER: 0 SO: 0	H: 6 R: 0 ER: 0 SO: 0	BB: 0 IBB: 0 HBP: 0 BLK: 0	WP: 0 HR: 2 S: 8 P: 11	ERA: 6.23 WHIP: 1.615	
45 Buck Farmer, R ERA: 8.5	IP: 4.1 WLS: 2 BF: 21 ERA: 8.5	IP: 4.1 WLS: 2 BF: 21 ERA: 8.5	H: 10 R: 6 ER: 6 SO: 6	H: 6 R: 0 ER: 0 SO: 0	H: 6 R: 0 ER: 0 SO: 0	H: 6 R: 0 ER: 0 SO: 0	H: 6 R: 0 ER: 0 SO: 0	H: 6 R: 0 ER: 0 SO: 0	H: 6 R: 0 ER: 0 SO: 0	H: 6 R: 0 ER: 0 SO: 0	H: 6 R: 0 ER: 0 SO: 0	H: 6 R: 0 ER: 0 SO: 0	H: 6 R: 0 ER: 0 SO: 0	H: 6 R: 0 ER: 0 SO: 0	H: 6 R: 0 ER: 0 SO: 0	H: 6 R: 0 ER: 0 SO: 0	H: 6 R: 0 ER: 0 SO: 0	H: 6 R: 0 ER: 0 SO: 0	BB: 0 IBB: 0 HBP: 0 BLK: 0	WP: 0 HR: 2 S: 8 P: 11	ERA: 6.23 WHIP: 1.615	
46 Ian Krol, L ERA: 5.79	IP: 5.1 WLS: 1 BF: 21 ERA: 5.79	IP: 5.1 WLS: 1 BF: 21 ERA: 5.79	H: 10 R: 6 ER: 6 SO: 6	H: 6 R: 0 ER: 0 SO: 0	H: 6 R: 0 ER: 0 SO: 0	H: 6 R: 0 ER: 0 SO: 0	H: 6 R: 0 ER: 0 SO: 0	H: 6 R: 0 ER: 0 SO: 0	H: 6 R: 0 ER: 0 SO: 0	H: 6 R: 0 ER: 0 SO: 0	H: 6 R: 0 ER: 0 SO: 0	H: 6 R: 0 ER: 0 SO: 0	H: 6 R: 0 ER: 0 SO: 0	H: 6 R: 0 ER: 0 SO: 0	H: 6 R: 0 ER: 0 SO: 0	H: 6 R: 0 ER: 0 SO: 0	H: 6 R: 0 ER: 0 SO: 0	H: 6 R: 0 ER: 0 SO: 0	BB: 0 IBB: 0 HBP: 0 BLK: 0	WP: 0 HR: 0 S: 8 P: 11	ERA: 6.23 WHIP: 1.615	
58																						

Batter	1	2	3	4	5	6	7	8	9	AB	R	H	RBI	BB	SO	LOB	TOP								
12 Anthony Gose, L (1, 8) OBP: 0.306, SLG: 0.364										4	0	0	0	0	1	1									
1 Jose Iglesias, R (1, 6) OBP: 0.359, SLG: 0.395										4	0	0	0	0	1	1									
3 Ian Kinsler, R (1, 4) OBP: 0.351, SLG: 0.413										4	0	3	0	0	0	0									
41 Victor Martinez, S (1, 10) OBP: 0.318, SLG: 0.366										4	0	0	0	0	1	3									
28 J.D. Martinez, R (1, 9) OBP: 0.346, SLG: 0.554										1	0	0	0	0	1	0									
18 Tyler Collins, L (3, 9) OBP: 0.298, SLG: 0.463										3	0	0	0	0	1	0									
34 James McCann, R (1, 2) OBP: 0.320, SLG: 0.435										3	1	1	0	0	0	0									
9 Nick Castellanos, R (1, 5) OBP: 0.293, SLG: 0.395										3	1	1	2	0	1	0									
13 Alex Avila, L (1, 3) OBP: 0.318, SLG: 0.268										3	0	0	0	0	2	0									
20 Rajai Davis, R (1, 7) OBP: 0.317, SLG: 0.416										3	0	1	0	0	0	0									
Inning Stats	R: 0 E: 0 K: 1 S: 8	H: 0 LOB: 0 BB: 0 P: 11	R: 0 E: 0 K: 2 S: 9	H: 0 LOB: 0 BB: 0 P: 14	R: 0 E: 0 K: 0 S: 6	H: 0 LOB: 0 BB: 0 P: 13	R: 0 E: 0 K: 0 S: 11	H: 1 LOB: 1 BB: 0 P: 17	R: 2 E: 0 K: 2 S: 13	H: 2 LOB: 0 BB: 0 P: 20	R: 0 E: 0 K: 0 S: 11	H: 1 LOB: 1 BB: 0 P: 16	R: 0 E: 0 K: 1 S: 10	H: 0 LOB: 0 BB: 0 P: 15	R: 0 E: 0 K: 2 S: 11	H: 1 LOB: 1 BB: 0 P: 15	R: 0 E: 0 K: 0 S: 7	H: 1 LOB: 0 BB: 0 P: 11	1B: 3 2B: 2 HR: 1	SF: 0 SAC: 0 HBP: 0	WP: 0 PB: 0 SB: 1 CS: 0	PA: 32			
PITCHER	IP	WLS	BF	H	R	ER	SO	BB	IBB	HBP	BLK	WP	HR	S	P	ERA	WHIP								
39 Kevin Gausman, R (1, 1) ERA: 3.97	7.0	W	25	4	2	2	6	0	0	0	0	0	1	68	106	2.57	0.571								
35 Brad Brach, R (8, 1) ERA: 2.72	2.0		7	2	0	0	2	0	0	0	0	0	0	18	26	0.00	1.000								

Detroit Tigers @ Baltimore Orioles
 Oriole Park at Camden Yards, Baltimore, MD
 Sat Aug 01 2015, 7:08 PM - 9:43 PM EDT
 Att: 45,968 - Clear - 88 F

AB	32
R	2
H	6
RBI	2
BB	0
SO	8
LOB	5



Batter	1	2	3	4	5	6	7	8	9	AB	R	H	RBI	BB	SO	LOB	BOTTOM								
13 Manny Machado, R (1, 5) OBP: 0.365, SLG: 0.525										4	2	2	1	0	0	1									
18 Gerardo Parra, L (1, 7) OBP: 0.370, SLG: 0.518										3	1	1	0	1	0	1									
10 Adam Jones, R (1, 8) OBP: 0.330, SLG: 0.493										4	0	0	0	0	2	3									
19 Chris Davis, L (1, 9) OBP: 0.325, SLG: 0.496										4	0	0	1	0	2	1									
32 Matt Wieters, S (1, 3) OBP: 0.301, SLG: 0.461										4	0	2	1	0	0	0									
3 Ryan Flaherty, L (8, PR) OBP: 0.289, SLG: 0.344										0	0	0	0	0	0	0									
2 J.J. Hardy, R (1, 6) OBP: 0.270, SLG: 0.348										4	1	1	0	0	1	2									
38 Jimmy Paredes, S (1, 10) OBP: 0.324, SLG: 0.449										4	1	1	0	0	1	2									
6 Jonathan Schoop, R (1, 4) OBP: 0.296, SLG: 0.516										3	0	1	0	0	1	2									
36 Caleb Joseph, R (1, 2) OBP: 0.322, SLG: 0.409										3	1	2	3	0	0	1									
Inning Stats	R: 2 E: 0 K: 0 S: 13	H: 3 LOB: 1 BB: 0 P: 17	R: 1 E: 0 K: 0 S: 10	H: 2 LOB: 1 BB: 0 P: 14	R: 0 E: 0 K: 0 S: 8	H: 0 LOB: 0 BB: 0 P: 11	R: 2 E: 0 K: 2 S: 13	H: 2 LOB: 0 BB: 0 P: 20	R: 0 E: 0 K: 1 S: 9	H: 0 LOB: 0 BB: 0 P: 14	R: 1 E: 0 K: 1 S: 12	H: 2 LOB: 1 BB: 1 P: 19	R: 0 E: 0 K: 1 S: 12	H: 1 LOB: 1 BB: 0 P: 19	R: 0 E: 0 K: 1 S: 12	H: 1 LOB: 1 BB: 0 P: 19	1B: 5 2B: 3 3B: 0 HR: 2	SF: 0 SAC: 0 HBP: 0	WP: 0 PB: 0 SB: 1 CS: 0	PA: 34					
PITCHER	IP	WLS	BF	H	R	ER	SO	BB	IBB	HBP	BLK	WP	HR	S	P	ERA	WHIP								
19 Anibal Sanchez, R (1, 1) ERA: 4.77	6.2	L	28	6	6	6	5	0	0	0	0	0	0	7	11	0.00	3.000								
65 Blaine Hardy, L (7, 1) ERA: 2.54	0.1		2	0	0	0	1	1	0	0	0	0	0	7	11	0.00	3.000								
46 Ian Krol, L (8, 1) ERA: 5.49	1.0		4	1	0	0	1	0	0	0	0	0	0	12	19	0.00	1.000								

Detroit Tigers @ Baltimore Orioles
 Oriole Park at Camden Yards, Baltimore, MD
 Sat Aug 01 2015, 7:08 PM - 9:43 PM EDT
 Att: 45,968 - Clear - 88 F

AB	33
R	6
H	10
RBI	6
BB	1
SO	7
LOB	13



Batter	1	2	3	4	5	6	7	8	9	AB	R	H	RBI	BB	SO	LOB	TOP					
12 Anthony Gose, L (1, 8) OBP: 0.309, SLG: 0.366	F8		K		1 S 3B 1B		1 WP 1 L8-2 1B			4	1	2	1	0	1	0	Detroit Tigers @ Baltimore Orioles Oriole Park at Camden Yards, Baltimore, MD Sun Aug 02 2015, 1:36 PM - 4:08 PM EDT Att: 33,381 - Cloudy - 85 F					
1 Jose Iglesias, R (1, 6) OBP: 0.390, SLG: 0.403	41 F8 28 HR 1B		G5-3		1 SAFE 1 PO 3B 1B		1 L8-2 1H			4	2	2	1	0	0	1						
3 Ian Kinsler, R (1, 4) OBP: 0.354, SLG: 0.415	41 F8 28 HR BB		G5-3		3H 1B					3	1	2	1	1	0	0						
41 Victor Martinez, S (1, 10) OBP: 0.314, SLG: 0.360	F8			G4-3	F7			L7		4	0	0	0	0	0	4						
28 J.D. Martinez, R (1, 9) OBP: 0.347, SLG: 0.561	HR		G5-3		34 G1-3 1B			K		4	1	2	3	0	1	1						
34 James McCann, R (1, 2) OBP: 0.315, SLG: 0.427	G5-3			P3	G1-3			L3		4	0	0	0	0	0	2						
9 Nick Castellanos, R (1, 5) OBP: 0.290, SLG: 0.391		G5-3			G5-3	G6-3			F9	4	0	0	0	0	0	1						
17 Andrew Romine, S (9, 5) OBP: 0.330, SLG: 0.379										0	0	0	0	0	0	0						
13 Alex Avila, L (1, 3) OBP: 0.309, SLG: 0.260		G4-3			K	F8			K	4	0	0	0	0	2	1						
20 Rajai Davis, R (1, 7) OBP: 0.316, SLG: 0.418		G6-3			E9 12 1B 2B			L7		4	1	1	0	0	1	0						
Inning Stats	R: 3 E: 0 K: 0 S: 14	H: 2 LOB: 0 BB: 1 P: 25	R: 0 E: 0 K: 0 S: 8	H: 0 LOB: 0 BB: 0 P: 15	R: 0 E: 0 K: 1 S: 10	H: 0 LOB: 0 BB: 0 P: 14	R: 0 E: 0 K: 0 S: 5	H: 0 LOB: 0 BB: 0 P: 9	R: 3 E: 1 K: 1 S: 17	H: 4 LOB: 1 BB: 0 P: 26	R: 0 E: 0 K: 0 S: 13	H: 1 LOB: 1 BB: 0 P: 20	R: 0 E: 0 K: 0 S: 3	H: 1 LOB: 0 BB: 0 P: 5	R: 0 E: 0 K: 1 S: 12	H: 0 LOB: 1 BB: 0 P: 20	R: 0 E: 0 K: 2 S: 10	H: 0 LOB: 0 BB: 0 P: 14	1B: 6 2B: 2 3B: 1 HR: 1	SF: 0 SAC: 0 DP: 1 HBP: 0	WP: 2 PB: 0 SB: 2 CS: 0	PA: 36
PITCHER	IP WLS BF H R ER SO BB IBB HBP BLK WP HR S P ERA WHIP	IP WLS BF H R ER SO BB IBB HBP BLK WP HR S P ERA WHIP															IP WLS BF H R ER SO BB IBB HBP BLK WP HR S P ERA WHIP					
31 Ubaldo Jiménez, R (1, 1) ERA: 4.04	4.2 L 21 6 6 6 2 1 0 0 0 0 1 53 88 11.57 1.500																					
57 Jorge Rondón, R (5, 1) ERA: 20.77	3.1 12 3 0 0 1 0 0 0 0 1 0 29 46 0.00 0.900																					
17 Brian Matusz, L (9, 1) ERA: 2.48	1.0 3 0 0 0 2 0 0 0 0 0 0 10 14 0.00 0.000																					

Batter	1	2	3	4	5	6	7	8	9	AB	R	H	RBI	BB	SO	LOB	BOTTOM					
13 Manny Machado, R (1, 5) OBP: 0.362, SLG: 0.520	K		F9			P6			G5-3	4	0	0	0	0	1	1	Detroit Tigers @ Baltimore Orioles Oriole Park at Camden Yards, Baltimore, MD Sun Aug 02 2015, 1:36 PM - 4:08 PM EDT Att: 33,381 - Cloudy - 85 F					
18 Gerardo Parra, L (1, 7) OBP: 0.396, SLG: 0.512	K		G3			P6			G3-1	4	0	0	0	0	1	1						
10 Adam Jones, R (1, 8) OBP: 0.327, SLG: 0.488	G5-3				F8				G6-3	4	0	0	0	0	0	0						
19 Chris Davis, L (1, 3) OBP: 0.327, SLG: 0.504		32 1B BB			HR			F9		2	1	1	1	1	0	0						
32 Matt Wieters, S (1, 2) OBP: 0.302, SLG: 0.458		38 G4-6-3 1B			G5-3			P6		3	0	1	0	0	0	0						
2 J.J. Hardy, R (1, 6) OBP: 0.297, SLG: 0.344	B1				F9			G2-3		3	0	0	0	0	0	2						
38 Jimmy Paredes, S (1, 10) OBP: 0.321, SLG: 0.444		G4-6-3			K				K	3	0	0	0	0	2	2						
6 Jonathan Schoop, R (1, 4) OBP: 0.307, SLG: 0.521					G6-3				G6-4-3 1B	3	0	2	0	0	0	0						
14 Nolan Reimold, R (1, 9) OBP: 0.325, SLG: 0.384			FC3-6 1B		K				G6-4-3	3	0	0	0	0	1	2						
Inning Stats	R: 0 E: 0 K: 2 S: 7	H: 0 LOB: 0 BB: 0 P: 10	R: 0 E: 0 K: 0 S: 6	H: 1 LOB: 1 BB: 1 P: 11	R: 0 E: 0 K: 0 S: 6	H: 1 LOB: 0 BB: 0 P: 9	R: 1 E: 0 K: 0 S: 10	H: 1 LOB: 0 BB: 0 P: 14	R: 0 E: 0 K: 2 S: 8	H: 0 LOB: 0 BB: 0 P: 16	R: 0 E: 0 K: 0 S: 4	H: 0 LOB: 0 BB: 0 P: 7	R: 0 E: 0 K: 0 S: 5	H: 0 LOB: 0 BB: 0 P: 12	R: 0 E: 0 K: 1 S: 5	H: 1 LOB: 0 BB: 0 P: 7	R: 0 E: 0 K: 0 S: 10	H: 0 LOB: 0 BB: 0 P: 13	1B: 3 2B: 0 3B: 0 HR: 1	SF: 0 SAC: 0 DP: 2 HBP: 0	WP: 0 PB: 0 SB: 0 CS: 0	PA: 30
PITCHER	IP WLS BF H R ER SO BB IBB HBP BLK WP HR S P ERA WHIP	IP WLS BF H R ER SO BB IBB HBP BLK WP HR S P ERA WHIP															IP WLS BF H R ER SO BB IBB HBP BLK WP HR S P ERA WHIP					
44 Daniel Norris, L (1, 1) ERA: 3.23	7.1 W 26 4 1 1 1 5 1 0 0 0 0 1 50 84 1.23 0.682																					
43 Bruce Rondón, R (8, 1) ERA: 7.24	0.2 1 0 0 0 0 0 0 0 0 0 0 1 2 0.00 0.000																					
30 Alex Wilson, R (9, 1) ERA: 1.76	1.0 3 0 0 0 0 0 0 0 0 0 0 10 13 0.00 0.000																					



Batter	1	2	3	4	5	6	7	8	9	AB	R	H	RBI	BB	SO	LOB	TOP										
2 Alcides Escobar, R OBP: 0.315, SLG: 0.344	F9		F7		SH1-3		G4-3		L4	4	0	0	0	0	0	2	Kansas City Royals @ Detroit Tigers Comerica Park, Detroit, MI Tue Aug 04 2015, 7:09 PM - 9:49 PM EDT Att: 35,039 - Partly Cloudy - 79 F										
18 Ben Zobrist, S OBP: 0.353, SLG: 0.476	P5		F7		SF9		1B		F8	4	0	1	1	0	0	2											
6 Lorenzo Cain, R OBP: 0.366, SLG: 0.496	F9		G5-3		F8		K		FC6-4	5	0	0	0	0	1	3											
35 Eric Hosmer, L OBP: 0.373, SLG: 0.477		13 1B			P5		G4-3			4	2	2	0	0	0	1											
25 Kendrys Morales, S OBP: 0.340, SLG: 0.448		P5			K				F8	4	1	1	0	0	1	2											
8 Mike Moustakas, L OBP: 0.343, SLG: 0.418					K				F8	4	0	1	0	0	2	2											
13 Salvador Perez, R OBP: 0.262, SLG: 0.425					K				L7	4	1	3	3	0	0	0											
15 Alex Rios, R OBP: 0.278, SLG: 0.317					P5				14 1B	4	0	2	1	0	1	2											
14 Omar Infante, R OBP: 0.244, SLG: 0.320	F7				SH1-3		F8		6 FC6-4	4	1	2	0	0	0	4											
Inning Stats	R: 0 E: 0 K: 0 S: 8	H: 0 LOB: 0 BB: 0 P: 12	R: 1 E: 0 K: 1 S: 14	H: 3 LOB: 2 BB: 0 P: 17	R: 0 E: 0 K: 0 S: 6	H: 0 LOB: 0 BB: 0 P: 10	R: 2 E: 0 K: 2 S: 11	H: 2 LOB: 0 BB: 0 P: 18	R: 1 E: 0 K: 0 S: 7	H: 1 LOB: 0 BB: 0 P: 11	R: 1 E: 0 K: 1 S: 16	H: 3 LOB: 2 BB: 0 P: 25	R: 0 E: 0 K: 1 S: 10	H: 1 LOB: 1 BB: 0 P: 13	R: 0 E: 0 K: 0 S: 7	H: 0 LOB: 0 BB: 0 P: 12	S: 11	R: 0 E: 0 K: 0 S: 11	H: 2 LOB: 2 BB: 0 P: 14	1B: 9 2B: 2 HR: 1	SF: 1 SAC: 1 DP: 0 HBP: 0	WP: 0 PB: 0 SB: 0 CS: 0	PA: 39				
PITCHER	IP	WLS	BF	H	R	ER	SO	BB	IBB	HBP	BLK	WP	HR	S	P	ERA	WHIP										
35 Justin Verlander, R ERA: 5.05	7.0	L	31	10	5	5	5	0	0	0	0	0	1	72	106	6.43	1.429										
65 Blaine Hardy, L ERA: 2.49	1.0		3	0	0	0	0	0	0	0	0	0	0	7	12	0.00	0.000										
62 Al Alburquerque, R ERA: 3.2	1.0		5	2	0	0	0	0	0	0	0	0	0	11	14	0.00	2.000										

Batter	1	2	3	4	5	6	7	8	9	AB	R	H	RBI	BB	SO	LOB	BOTTOM										
20 Rajai Davis, R OBP: 0.310, SLG: 0.410	G5-3				P4		L5			4	0	0	0	0	1	4	Kansas City Royals @ Detroit Tigers Comerica Park, Detroit, MI Tue Aug 04 2015, 7:09 PM - 9:49 PM EDT Att: 35,039 - Partly Cloudy - 79 F										
1 Jose Iglesias, R OBP: 0.359, SLG: 0.401	F8				1B		G4-3		G6-3	4	0	1	0	0	0	0											
3 Ian Kinsler, R OBP: 0.354, SLG: 0.412	L5				L7				G1-3	3	1	0	0	1	0	1											
41 Victor Martinez, S OBP: 0.313, SLG: 0.359					P5				F7	4	0	1	1	0	0	1											
28 J.D. Martinez, R OBP: 0.346, SLG: 0.557					G5-3				F9	3	0	0	0	1	0	1											
34 James McCann, R OBP: 0.310, SLG: 0.420					K				F9	4	0	0	0	0	1	2											
9 Nick Castellanos, R OBP: 0.294, SLG: 0.401									F8	4	0	3	0	0	0	0											
55 Jefry Marte, R OBP: 0.313, SLG: 0.517					F8					1	0	0	0	2	0	1											
12 Anthony Gose, L OBP: 0.306, SLG: 0.362					G5-4-3				FC5-4-2	3	0	0	0	0	0	6											
Inning Stats	R: 0 E: 0 K: 0 S: 4	H: 0 LOB: 0 BB: 0 P: 8	R: 0 E: 0 K: 1 S: 10	H: 0 LOB: 0 BB: 0 P: 12	R: 0 E: 0 K: 0 S: 6	H: 1 LOB: 0 BB: 0 P: 10	R: 0 E: 0 K: 1 S: 7	H: 1 LOB: 1 BB: 0 P: 10	R: 0 E: 0 K: 0 S: 14	H: 1 LOB: 3 BB: 2 P: 22	R: 1 E: 0 K: 0 S: 10	H: 1 LOB: 1 BB: 1 P: 19	R: 0 E: 0 K: 0 S: 12	H: 1 LOB: 1 BB: 1 P: 19	R: 0 E: 0 K: 0 S: 8	H: 0 LOB: 0 BB: 0 P: 12	S: 8	R: 0 E: 0 K: 0 S: 8	H: 0 LOB: 0 BB: 0 P: 12	1B: 4 2B: 1 3B: 1 HR: 0	SF: 0 SAC: 0 DP: 2 HBP: 0	WP: 0 PB: 0 SB: 1 CS: 0	PA: 34				
PITCHER	IP	WLS	BF	H	R	ER	SO	BB	IBB	HBP	BLK	WP	HR	S	P	ERA	WHIP										
41 Danny Duffy, L ERA: 4.04	7.0		28	5	1	1	2	4	0	0	0	0	0	63	100	1.29	1.286										
46 Ryan Madson, R ERA: 2.23	1.0		3	0	0	0	0	0	0	0	0	0	0	8	12	0.00	0.000										
44 Luke Hochevar, R ERA: 3.86	1.0		3	0	0	0	0	0	0	0	0	0	0	8	12	0.00	0.000										

Batter	1	2	3	4	5	6	7	8	9	AB	R	H	RBI	BB	SO	LOB	TOP			
2 Alcides Escobar, R OBP: 0.313, SLG: 0.342	G2	L7			K		1B		G5-3	5	1	1	0	0	1	2	Kansas City Royals @ Detroit Tigers Comerica Park, Detroit, MI Thu Aug 06 2015, 1:09 PM - 4:34 PM EDT Att: 38,919 - Cloudy - 72 F			
18 Ben Zobrist, S OBP: 0.349, SLG: 0.466	K	G3-1			L8		BB		F8	4	0	0	0	1	1	2				
6 Lorenzo Cain, R OBP: 0.360, SLG: 0.486	G5-3				K2-3		L9		L1-3	5	0	1	0	0	1	2				
35 Eric Hosmer, L OBP: 0.379, SLG: 0.477					G3-1		BB		BB	2	2	1	0	3	0	0				
25 Kendrys Morales, S OBP: 0.347, SLG: 0.460					K		BB		BB	4	1	3	2	1	1	0				
8 Mike Moustakas, L OBP: 0.340, SLG: 0.415					BB		BB		BB	4	1	0	0	1	0	6				
15 Alex Rios, R OBP: 0.282, SLG: 0.313					F8		BB		K	2	0	0	1	2	1	0				
14 Omar Infante, R OBP: 0.242, SLG: 0.316					K		P5		K2-3	4	0	1	2	0	2	3				
9 Drew Butera, R OBP: 0.197, SLG: 0.243					K		HR		P5	4	1	1	1	0	1	2				
Inning Stats	R: 0 E: 0 K: 1 S: 7	H: 0 LOB: 0 BB: 0 P: 11	R: 3 E: 0 K: 0 S: 16	H: 3 LOB: 2 BB: 2 P: 27	R: 0 E: 0 K: 2 S: 10	H: 0 LOB: 0 BB: 0 P: 12	R: 0 E: 0 K: 1 S: 11	H: 0 LOB: 0 BB: 0 P: 17	R: 0 E: 0 K: 2 S: 8	H: 1 LOB: 3 BB: 2 P: 21	R: 3 E: 0 K: 0 S: 14	H: 3 LOB: 1 BB: 2 P: 26	R: 0 E: 0 K: 2 S: 7	H: 0 LOB: 0 BB: 0 P: 10	R: 0 E: 0 K: 0 S: 16	H: 1 LOB: 3 BB: 2 P: 29	1B: 6 2B: 2 3B: 0 HR: 1	SF: 0 SAC: 0 DP: 1 HBP: 0	WP: 0 PB: 0 SB: 1 CS: 0	PA: 42
PITCHER	IP WLS BF H R ER SO	IP WLS BF H R ER SO	IP WLS BF H R ER SO	IP WLS BF H R ER SO	IP WLS BF H R ER SO	IP WLS BF H R ER SO	IP WLS BF H R ER SO	IP WLS BF H R ER SO	IP WLS BF H R ER SO	IP WLS BF H R ER SO	IP WLS BF H R ER SO	IP WLS BF H R ER SO	IP WLS BF H R ER SO	IP WLS BF H R ER SO	IP WLS BF H R ER SO	IP WLS BF H R ER SO	ERA WHIP	ERA WHIP		
19 Anibal Sánchez, R ERA: 4.82	6.0	2.0	7.1	7.1	8.1	9.1														
39 Nefthali Feliz, R ERA: 7.51	0.2	1.0	0.1	0.1	1.0	1.0														
65 Blaine Hardy, L ERA: 2.63	0.1	0.1	1.0	1.0	1.0	1.0														
43 Bruce Rondón, R ERA: 6.32	1.0	0.1	1.0	1.0	1.0	1.0														
30 Alex Wilson, R ERA: 1.72	1.0	0.1	1.0	1.0	1.0	1.0														

Batter	1	2	3	4	5	6	7	8	9	AB	R	H	RBI	BB	SO	LOB	BOTTOM			
12 Anthony Gose, L OBP: 0.310, SLG: 0.369	CS		K		FC5-4		BB		K	4	0	2	0	1	2	4	Kansas City Royals @ Detroit Tigers Comerica Park, Detroit, MI Thu Aug 06 2015, 1:09 PM - 4:34 PM EDT Att: 38,919 - Cloudy - 72 F			
1 Jose Iglesias, R OBP: 0.356, SLG: 0.396	G6-3		FC6-4		K		L9		3 HR	5	1	2	0	0	1	4				
3 Ian Kinsler, R OBP: 0.353, SLG: 0.422			FC6-4		41 HR		L7		HR	5	3	2	3	0	0	3				
41 Victor Martínez, S OBP: 0.311, SLG: 0.377	F8		HR		HR		K		K	4	2	2	5	0	1	1				
28 J.D. Martínez, R OBP: 0.348, SLG: 0.554			G5-3		BB		K		K	3	0	1	0	1	1	0				
18 Tyler Collins, L OBP: 0.297, SLG: 0.459			L9		G1-3		K		K	4	0	1	0	0	1	3				
9 Nick Castellanos, R OBP: 0.292, SLG: 0.394			G6-4-3		K		F9		G1-3	4	0	0	0	0	1	1				
13 Alex Avila, L OBP: 0.321, SLG: 0.277			G3-1		G3-1		F9		K2-3	3	1	2	0	1	0	0				
20 Rajai Davis, R OBP: 0.310, SLG: 0.410			FC6-4		BB		BB		BB	0	0	0	0	0	0	0		0		
34 James McCann, R OBP: 0.310, SLG: 0.419			FC6-4		BB		BB		BB	0	0	0	0	0	0	0	0			
17 Andrew Romine, S OBP: 0.327, SLG: 0.367			FC6-4		BB		F9		K2-3	3	1	0	0	1	1	2				
Inning Stats	R: 0 E: 0 K: 0 S: 10	H: 2 LOB: 1 BB: 0 P: 15	R: 0 E: 0 K: 0 S: 8	H: 1 LOB: 0 BB: 0 P: 10	R: 4 E: 0 K: 1 S: 20	H: 3 LOB: 1 BB: 2 P: 36	R: 0 E: 0 K: 1 S: 10	H: 0 LOB: 0 BB: 0 P: 14	R: 2 E: 0 K: 1 S: 13	H: 2 LOB: 1 BB: 1 P: 22	R: 0 E: 0 K: 3 S: 19	H: 0 LOB: 1 BB: 0 P: 25	R: 0 E: 0 K: 2 S: 14	H: 1 LOB: 2 BB: 0 P: 21	R: 2 E: 0 K: 0 S: 2	H: 2 LOB: 0 BB: 0 P: 4	1B: 8 2B: 1 3B: 0 HR: 3	SF: 0 SAC: 0 DP: 1 HBP: 0	WP: 0 PB: 1 SB: 1 CS: 1	PA: 39
PITCHER	IP WLS BF H R ER SO	IP WLS BF H R ER SO	IP WLS BF H R ER SO	IP WLS BF H R ER SO	IP WLS BF H R ER SO	IP WLS BF H R ER SO	IP WLS BF H R ER SO	IP WLS BF H R ER SO	IP WLS BF H R ER SO	IP WLS BF H R ER SO	IP WLS BF H R ER SO	IP WLS BF H R ER SO	IP WLS BF H R ER SO	IP WLS BF H R ER SO	IP WLS BF H R ER SO	IP WLS BF H R ER SO	ERA WHIP	ERA WHIP		
30 Yordano Ventura, R ERA: 2.42	5.0	0.2	0.1	0.1	1.0	1.0														
45 Franklin Morales, L ERA: 2.42	0.2	1.0	0.1	0.1	1.0	1.0														
39 Kris Medlen, R ERA: 5.4	0.1	1.0	1.0	1.0	1.0	1.0														
40 Kelvin Herrera, R ERA: 2.05	1.0	1.0	1.0	1.0	1.0	1.0														
17 Wade Davis, R ERA: 0.59	1.0	1.0	1.0	1.0	1.0	1.0														

AB	34
R	6
H	8
RBI	6
BB	8
SO	8
LOB	17



AB	35
R	8
H	12
RBI	8
BB	4
SO	8
LOB	18



Batter	1	2	3	4	5	6	7	8	9	AB	R	H	RBI	BB	SO	LOB	TOP								
26 Brock Holt, L OBP: 0.347, SLG: 0.374	G4-3		FC4-6 1B		L7		P5	G4-3		5	0	1	0	0	0	6	Boston Red Sox @ Detroit Tigers Comerica Park, Detroit, MI Sat Aug 08 2015, 7:09 PM - 10:20 PM EDT Att: 42,098 - Cloudy - 72 F								
38 Rusney Castillo, R OBP: 0.308, SLG: 0.357	F9		FC4-6		K		2 1B	K		5	1	1	2	0	2	3									
2 Xander Bogaerts, R OBP: 0.340, SLG: 0.405	G5-3		F9			G5-3	34 1B	F8		5	0	1	0	0	0	1									
34 David Ortiz, L OBP: 0.338, SLG: 0.485		G3 47 SF8		G3-1		HR				4	2	3	3	1	0	0									
16 Deven Marrero, R OBP: 0.143, SLG: 0.143										0	0	0	0	0	0	0									
Pablo Sandoval, S OBP: 0.305, SLG: 0.383	G3			G3		G6-3		K		5	0	0	0	0	2	4									
47 Travis Shaw, L OBP: 0.243, SLG: 0.531	SF8			G4-3		G3-1		K		3	0	0	1	0	1	0									
31 Alejandro De Aza, L OBP: 0.326, SLG: 0.442	F8									3	1	2	0	1	0	0									
23 Blake Swihart, S OBP: 0.287, SLG: 0.341			FC4-6 1B				2 1B	FC6-4 25 BB		4	2	3	0	0	0	1									
25 Jackie Bradley Jr., L OBP: 0.254, SLG: 0.172	G4-3				P5		F9			3	0	0	0	1	0	5									
Inning Stats	R: 0 E: 0 K: 0 S: 10	H: 0 LOB: 0 BB: 0 P: 15	R: 1 E: 0 K: 0 S: 7	H: 1 LOB: 0 BB: 0 P: 13	R: 1 E: 0 K: 0 S: 11	H: 2 LOB: 1 BB: 0 P: 19	R: 0 E: 0 K: 0 S: 4	H: 0 LOB: 0 BB: 0 P: 5	R: 0 E: 0 K: 1 S: 9	H: 1 LOB: 2 BB: 1 P: 15	R: 1 E: 0 K: 0 S: 10	H: 1 LOB: 0 BB: 0 P: 14	R: 3 E: 0 K: 1 S: 22	H: 5 LOB: 2 BB: 0 P: 29	R: 0 E: 0 K: 1 S: 19	H: 1 LOB: 2 BB: 1 P: 33	R: 0 E: 0 K: 2 S: 11	H: 0 LOB: 1 BB: 1 P: 21	1B: 9 2B: 1 3B: 0 HR: 1	SF: 1 SAC: 0 DP: 0 HBP: 0	WP: 0 PB: 0 SB: 0 CS: 0	PA: 41			
PITCHER	IP WLS BF ERA WHIP	WLS BF ERA WHIP	H R ER SO BB IBB HBP BLK WP HR S P ERA WHIP	H R ER SO BB IBB HBP BLK WP HR S P ERA WHIP	H R ER SO BB IBB HBP BLK WP HR S P ERA WHIP	H R ER SO BB IBB HBP BLK WP HR S P ERA WHIP	H R ER SO BB IBB HBP BLK WP HR S P ERA WHIP	H R ER SO BB IBB HBP BLK WP HR S P ERA WHIP	H R ER SO BB IBB HBP BLK WP HR S P ERA WHIP	H R ER SO BB IBB HBP BLK WP HR S P ERA WHIP	H R ER SO BB IBB HBP BLK WP HR S P ERA WHIP	H R ER SO BB IBB HBP BLK WP HR S P ERA WHIP	H R ER SO BB IBB HBP BLK WP HR S P ERA WHIP	H R ER SO BB IBB HBP BLK WP HR S P ERA WHIP	H R ER SO BB IBB HBP BLK WP HR S P ERA WHIP	H R ER SO BB IBB HBP BLK WP HR S P ERA WHIP	H R ER SO BB IBB HBP BLK WP HR S P ERA WHIP	H R ER SO BB IBB HBP BLK WP HR S P ERA WHIP	H R ER SO BB IBB HBP BLK WP HR S P ERA WHIP	H R ER SO BB IBB HBP BLK WP HR S P ERA WHIP	H R ER SO BB IBB HBP BLK WP HR S P ERA WHIP	H R ER SO BB IBB HBP BLK WP HR S P ERA WHIP	H R ER SO BB IBB HBP BLK WP HR S P ERA WHIP	H R ER SO BB IBB HBP BLK WP HR S P ERA WHIP	H R ER SO BB IBB HBP BLK WP HR S P ERA WHIP

AB	37
R	6
H	11
RBI	6
BB	3
SO	5
LOB	20



Batter	1	2	3	4	5	6	7	8	9	AB	R	H	RBI	BB	SO	LOB	BOTTOM								
20 Rajai Davis, R OBP: 0.306, SLG: 0.415	K		K		HR		F9	K		5	1	1	2	0	3	4	Boston Red Sox @ Detroit Tigers Comerica Park, Detroit, MI Sat Aug 08 2015, 7:09 PM - 10:20 PM EDT Att: 42,098 - Cloudy - 72 F								
1 Jose Iglesias, R OBP: 0.350, SLG: 0.388	F9		F9		B1-3		F9			4	0	1	0	0	0	2									
3 Ian Kinsler, R OBP: 0.359, SLG: 0.426	G6-3									4	2	3	0	0	0	1									
41 Victor Martinez, S OBP: 0.310, SLG: 0.384	G3-1					L5				4	1	1	2	0	1	2									
28 J.D. Martinez, R OBP: 0.350, SLG: 0.565	F9				L8					4	1	1	1	0	1	1									
9 Nick Castellanos, R OBP: 0.293, SLG: 0.395										3	1	1	0	1	2	1									
17 Andrew Romine, S OBP: 0.327, SLG: 0.367	K									0	0	0	0	0	0	0									
34 James McCann, R OBP: 0.320, SLG: 0.434										4	0	3	1	0	0	0									
55 Jefry Marte, R OBP: 0.316, SLG: 0.471										4	0	1	0	0	0	4									
13 Alex Avila, L OBP: 0.325, SLG: 0.273	G1-3									0	0	0	0	0	0	0									
12 Anthony Gose, L OBP: 0.307, SLG: 0.361										3	1	0	0	1	2	4									
Inning Stats	R: 0 E: 0 K: 1 S: 11	H: 1 LOB: 0 BB: 0 P: 15	R: 0 E: 0 K: 1 S: 9	H: 0 LOB: 0 BB: 0 P: 13	R: 0 E: 0 K: 1 S: 10	H: 1 LOB: 1 BB: 1 P: 14	R: 0 E: 0 K: 2 S: 10	H: 1 LOB: 0 BB: 0 P: 14	R: 2 E: 0 K: 0 S: 9	H: 2 LOB: 0 BB: 0 P: 12	R: 3 E: 0 K: 1 S: 21	H: 4 LOB: 1 BB: 0 P: 32	R: 2 E: 0 K: 1 S: 13	H: 2 LOB: 0 BB: 0 P: 19	R: 0 E: 0 K: 2 S: 14	H: 1 LOB: 2 BB: 1 P: 23	R: 0 E: 0 K: 2 S: 14	H: 0 LOB: 1 BB: 1 P: 23	1B: 8 2B: 2 3B: 0 HR: 2	SF: 0 SAC: 0 DP: 0 HBP: 0	WP: 1 PB: 0 SB: 0 CS: 1	PA: 37			
PITCHER	IP WLS BF ERA WHIP	WLS BF ERA WHIP	H R ER SO BB IBB HBP BLK WP HR S P ERA WHIP	H R ER SO BB IBB HBP BLK WP HR S P ERA WHIP	H R ER SO BB IBB HBP BLK WP HR S P ERA WHIP	H R ER SO BB IBB HBP BLK WP HR S P ERA WHIP	H R ER SO BB IBB HBP BLK WP HR S P ERA WHIP	H R ER SO BB IBB HBP BLK WP HR S P ERA WHIP	H R ER SO BB IBB HBP BLK WP HR S P ERA WHIP	H R ER SO BB IBB HBP BLK WP HR S P ERA WHIP	H R ER SO BB IBB HBP BLK WP HR S P ERA WHIP	H R ER SO BB IBB HBP BLK WP HR S P ERA WHIP	H R ER SO BB IBB HBP BLK WP HR S P ERA WHIP	H R ER SO BB IBB HBP BLK WP HR S P ERA WHIP	H R ER SO BB IBB HBP BLK WP HR S P ERA WHIP	H R ER SO BB IBB HBP BLK WP HR S P ERA WHIP	H R ER SO BB IBB HBP BLK WP HR S P ERA WHIP	H R ER SO BB IBB HBP BLK WP HR S P ERA WHIP	H R ER SO BB IBB HBP BLK WP HR S P ERA WHIP	H R ER SO BB IBB HBP BLK WP HR S P ERA WHIP	H R ER SO BB IBB HBP BLK WP HR S P ERA WHIP	H R ER SO BB IBB HBP BLK WP HR S P ERA WHIP	H R ER SO BB IBB HBP BLK WP HR S P ERA WHIP	H R ER SO BB IBB HBP BLK WP HR S P ERA WHIP	H R ER SO BB IBB HBP BLK WP HR S P ERA WHIP



Batter	1	2	3	4	5	6	7	8	9	AB	R	H	RBI	BB	SO	LOB	TOP					
12 Anthony Gose, L (1,8) OBP: 0.306, SLG: 0.356										4	0	1	0	0	1	1						
18 Tyler Collins, L (1,7) OBP: 0.286, SLG: 0.433										4	0	0	0	0	0	1						
3 Ian Kinsler, R (1,4) OBP: 0.357, SLG: 0.427										4	0	0	0	0	2	1						
41 Victor Martinez, S (1,10) OBP: 0.305, SLG: 0.377										4	0	0	0	0	1	0						
28 J.D. Martinez, R (1,9) OBP: 0.349, SLG: 0.561										3	0	1	0	0	1	0						
9 Nick Castellanos, R (1,5) OBP: 0.293, SLG: 0.389										3	0	0	0	0	0	1						
55 Jefry Marte, R (1,3) OBP: 0.333, SLG: 0.537										3	0	2	0	0	0	1						
13 Alex Avila, L (1,2) OBP: 0.319, SLG: 0.267										3	0	0	0	0	2	2						
17 Andrew Romine, S (1,6) OBP: 0.318, SLG: 0.356										3	0	0	0	0	1	1						
Inning Stats	R: 0 E: 0 K: 2 S: 9	H: 0 LOB: 0 BB: 0 P: 12	R: 0 E: 0 K: 1 S: 8	H: 1 LOB: 1 BB: 0 P: 12	R: 0 E: 0 K: 0 S: 7	H: 0 LOB: 0 BB: 0 P: 8	R: 0 E: 0 K: 0 S: 4	H: 0 LOB: 0 BB: 0 P: 6	R: 0 E: 0 K: 1 S: 13	H: 1 LOB: 1 BB: 0 P: 23	R: 0 E: 0 K: 0 S: 13	H: 1 LOB: 1 BB: 0 P: 17	R: 0 E: 0 K: 1 S: 10	H: 0 LOB: 0 BB: 0 P: 11	R: 0 E: 0 K: 2 S: 13	H: 1 LOB: 1 BB: 0 P: 17	R: 0 E: 0 K: 1 S: 9	H: 0 LOB: 0 BB: 0 P: 10	1B: 3 2B: 1 HR: 0	SF: 0 SAC: 0 DP: 0 HBP: 0	WP: 0 PB: 0 SB: 0 CS: 0	PA: 31
PITCHER 47 Johnny Cueto, R (1,1) ERA: 2.53	IP: 9.0 WLS: W BF: 31 H: 4 R: 0 ER: 0 SO: 8 BB: 0 IBB: 0 HBP: 0 BLK: 0 WP: 0 HR: 0 S: 86 P: 116 ERA: 0.00 WHIP: 0.444															PITCHER						

Detroit Tigers @ Kansas City Royals
 Kauffman Stadium, Kansas City, MO
 Mon Aug 10 2015, 7:11 PM - 9:53 PM CDT
 Att: 36,672 - Clear - 84 F

AB 31
 R 0
 H 4
 RBI 0
 BB 0
 SO 8
 LOB 8

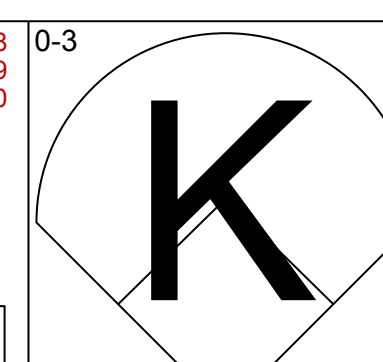
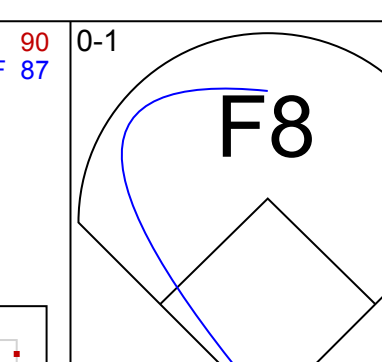
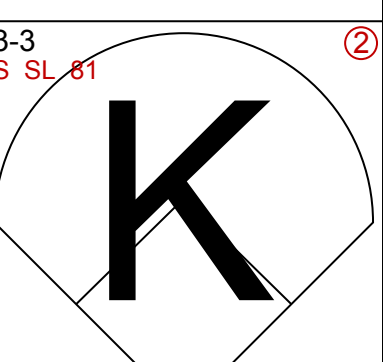
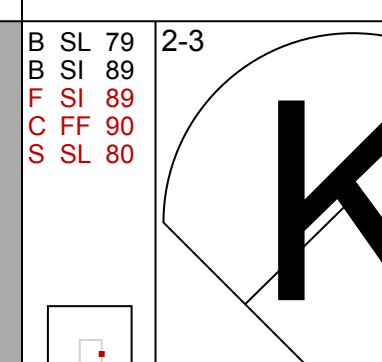
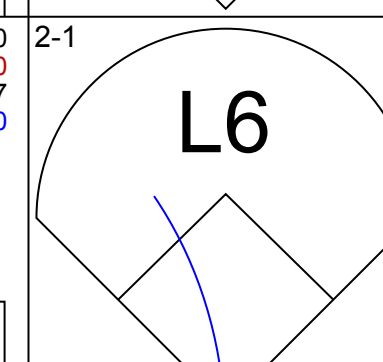
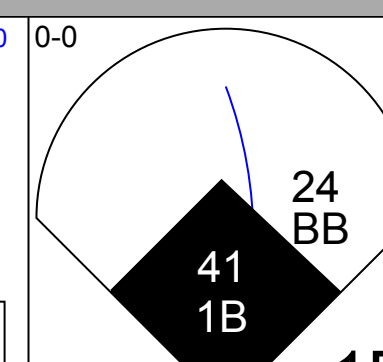
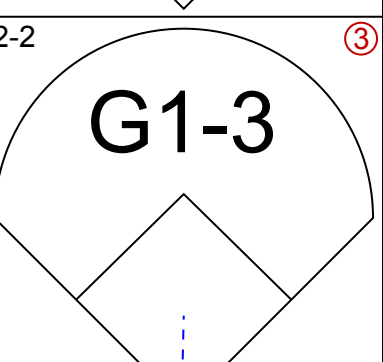
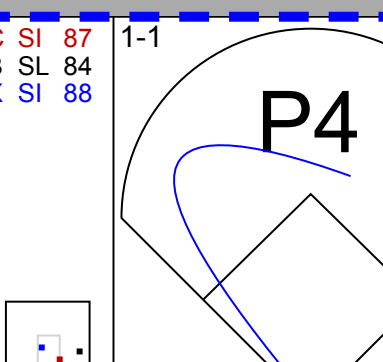
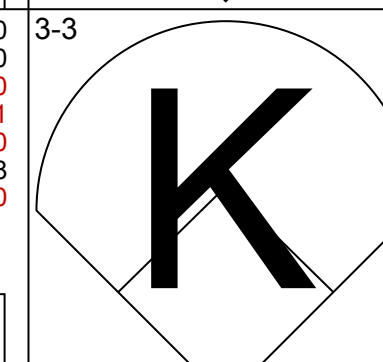
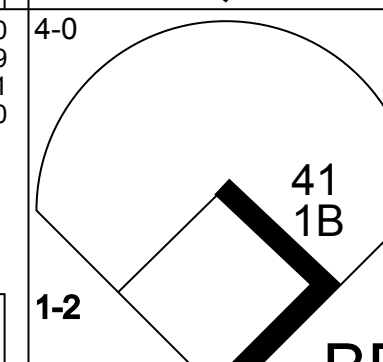
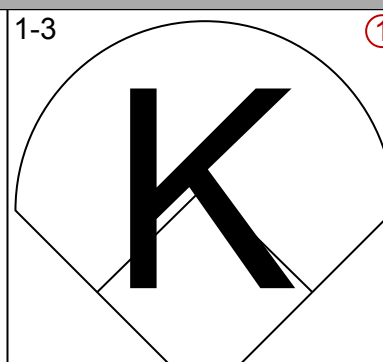
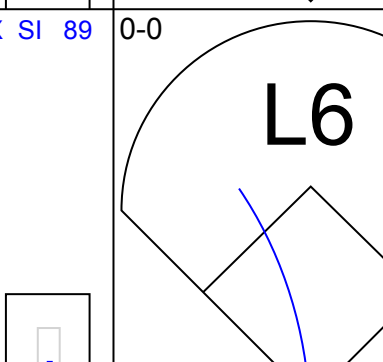
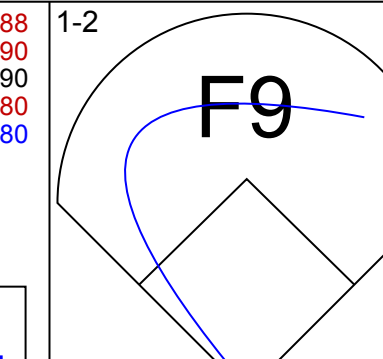
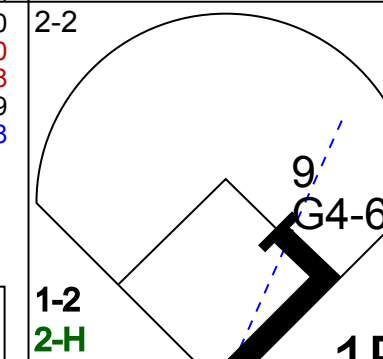
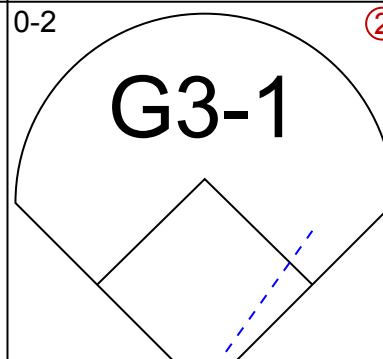
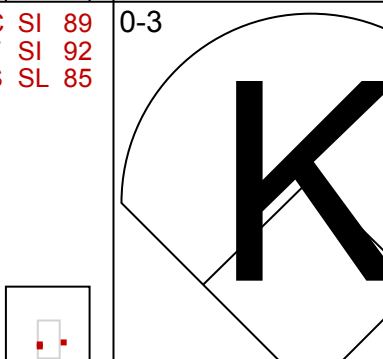
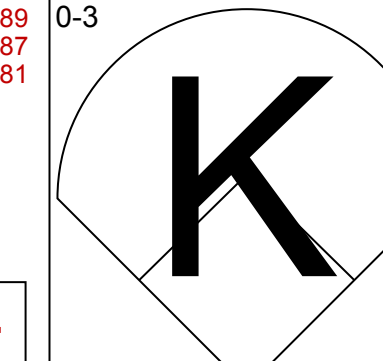
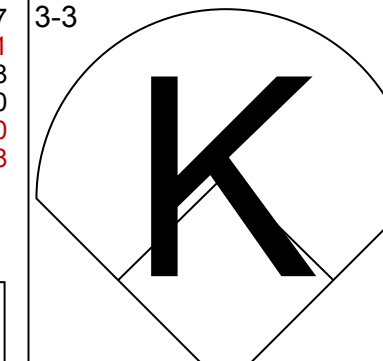
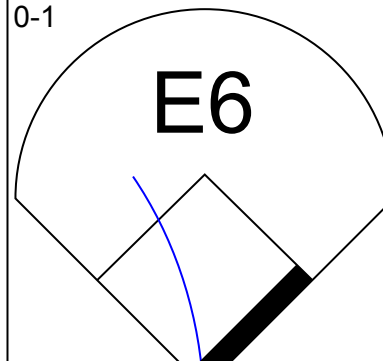
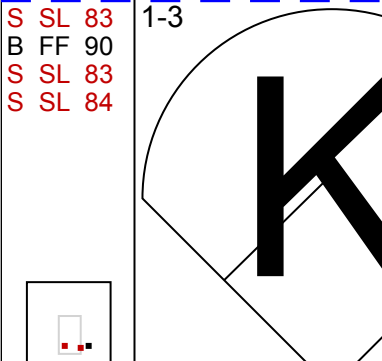
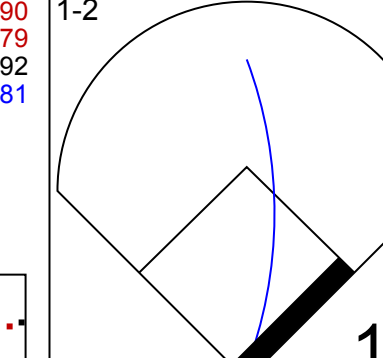
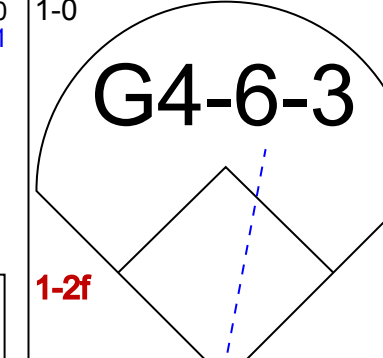
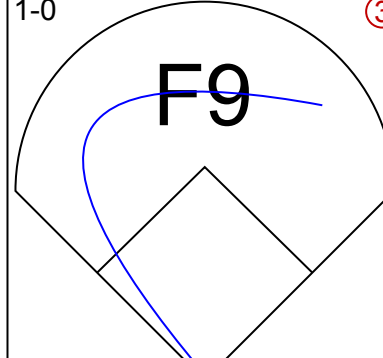
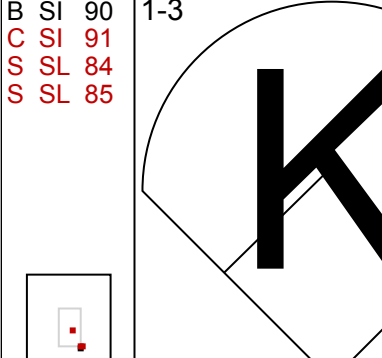
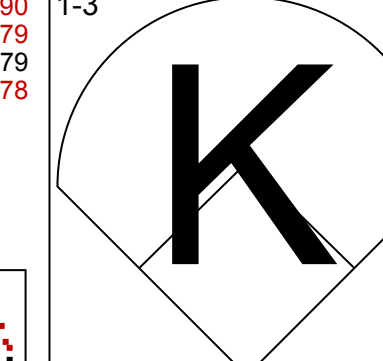
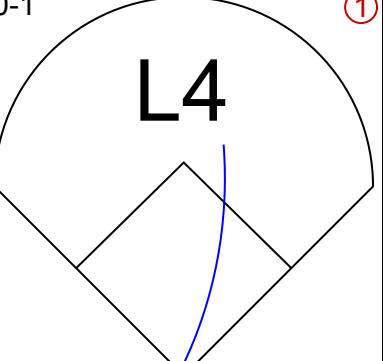
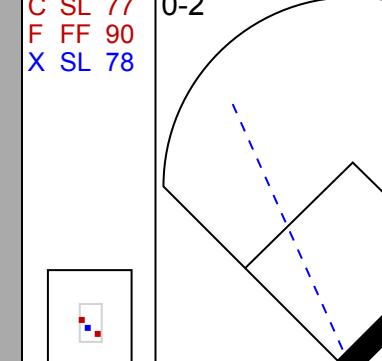
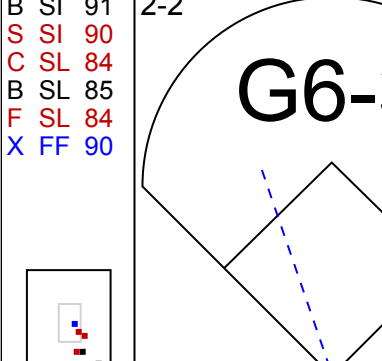
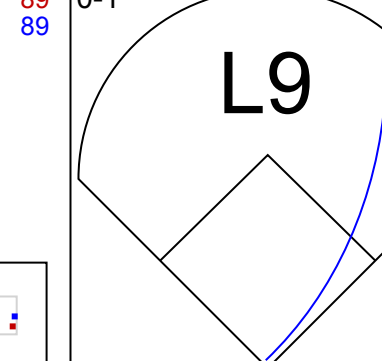
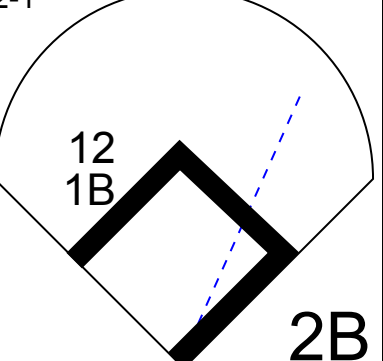
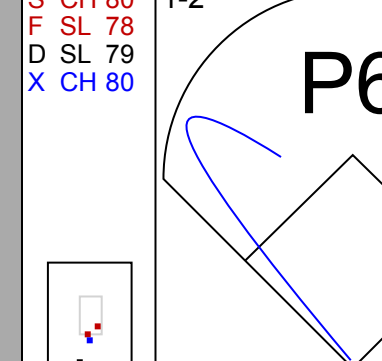
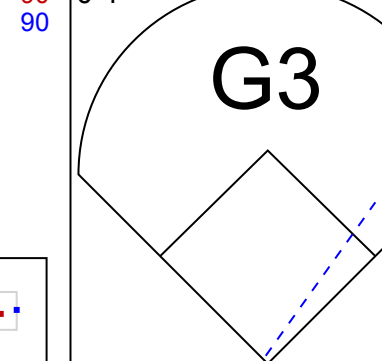
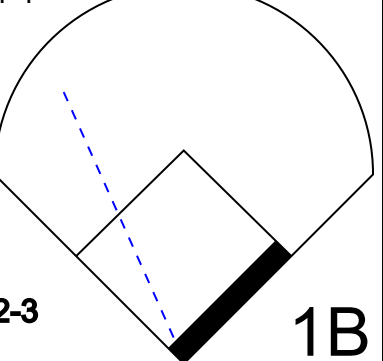
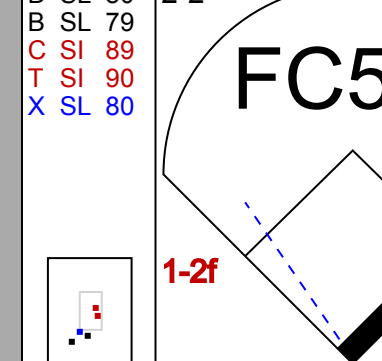
Batter	1	2	3	4	5	6	7	8	9	AB	R	H	RBI	BB	SO	LOB	BOTTOM			
2 Alcides Escobar, R (1,6) OBP: 0.318, SLG: 0.342										4	1	2	0	0	1	0				
18 Ben Zobrist, S (1,7) OBP: 0.381, SLG: 0.469										3	1	3	0	1	0	0				
1 Jarrod Dyson, L (7, PR) (8,7) OBP: 0.325, SLG: 0.389										0	1	0	0	0	0	0				
6 Lorenzo Cain, R (1,8) OBP: 0.365, SLG: 0.496										4	1	2	2	0	1	2				
35 Eric Hosmer, L (1,3) OBP: 0.377, SLG: 0.474										4	0	2	1	0	1	2				
25 Kendrys Morales, S (1,10) OBP: 0.348, SLG: 0.467										4	0	2	1	0	0	4				
8 Mike Moustakas, L (1,5) OBP: 0.335, SLG: 0.405										4	0	0	0	0	0	2				
13 Salvador Perez, R (1,2) OBP: 0.265, SLG: 0.420										3	0	1	0	1	1	1				
15 Alex Rios, R (1,9) OBP: 0.281, SLG: 0.318										4	0	0	0	0	3	3				
14 Omar Infante, R (1,4) OBP: 0.236, SLG: 0.305										3	0	0	0	0	1	1				
Inning Stats	R: 3 E: 0 K: 2 S: 21	H: 4 LOB: 1 BB: 0 P: 33	R: 0 E: 0 K: 2 S: 10	H: 0 LOB: 0 BB: 0 P: 15	R: 0 E: 0 K: 1 S: 9	H: 2 LOB: 1 BB: 0 P: 16	R: 0 E: 0 K: 1 S: 8	H: 1 LOB: 1 BB: 0 P: 11	R: 0 E: 0 K: 0 S: 11	H: 1 LOB: 1 BB: 1 P: 20	R: 0 E: 0 K: 0 S: 7	H: 1 LOB: 3 BB: 1 P: 14	R: 1 E: 0 K: 0 S: 16	H: 3 LOB: 3 BB: 0 P: 24	R: 0 E: 0 K: 1 S: 10	H: 0 LOB: 0 BB: 0 P: 13	1B: 9 2B: 3 3B: 0 HR: 0	SF: 0 SAC: 0 DP: 2 HBP: 0	WP: 0 PB: 0 SB: 0 CS: 0	PA: 35
PITCHER 48 Matthew Boyd, L (1,1) ERA: 7.11	IP: 5.1 WLS: L BF: 24 H: 9 R: 3 ER: 3 SO: 6 BB: 1 IBB: 0 HBP: 0 BLK: 0 WP: 0 HR: 0 S: 61 P: 98 ERA: 5.06 WHIP: 1.875															PITCHER				
45 Buck Farmer, R (6,1) ERA: 5.18	1.1 6 2 1 1 0 1 0 0 0 0 0 13 23 6.75 2.250																			
56 Kyle Ryan, L (7,1) ERA: 5.94	1.1 5 1 0 0 1 0 0 0 0 0 0 18 25 0.00 0.750																			

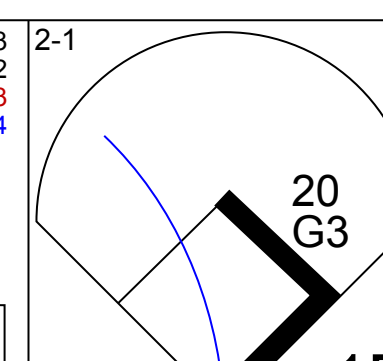
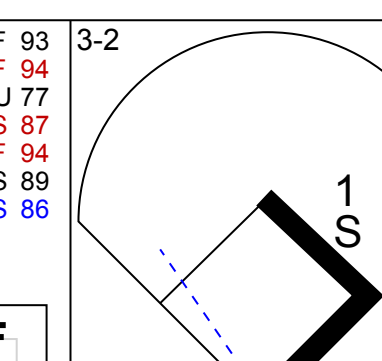
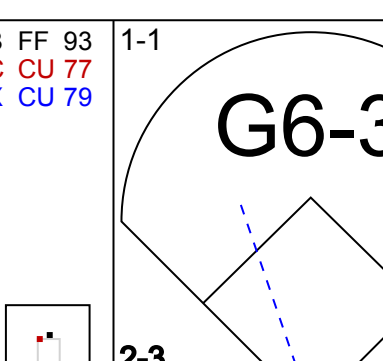
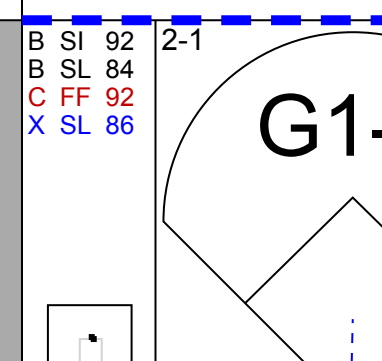
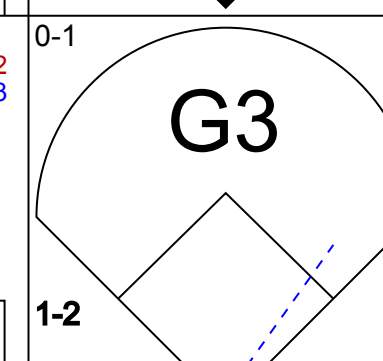
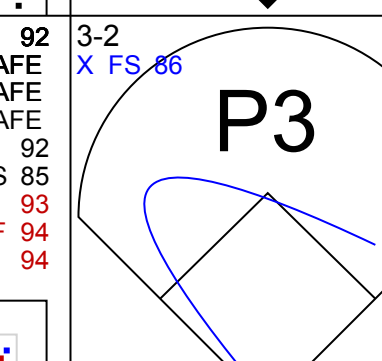
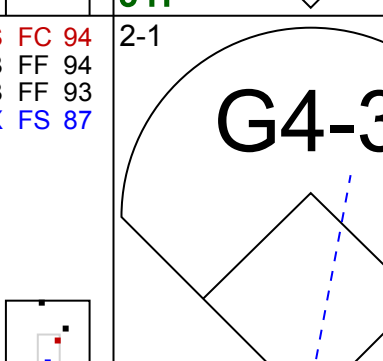
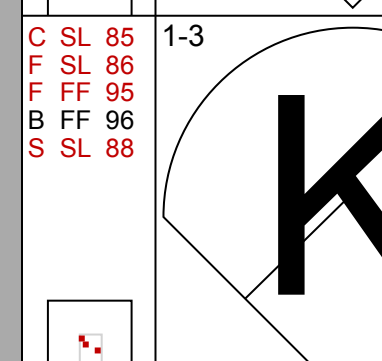
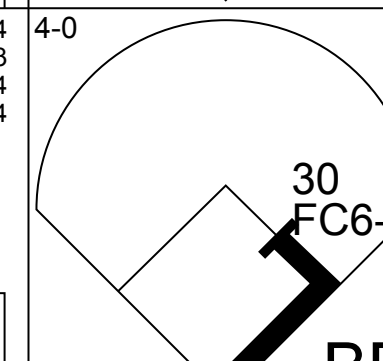
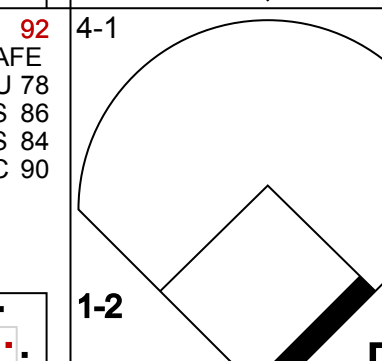
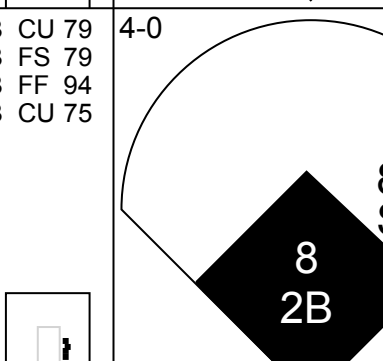
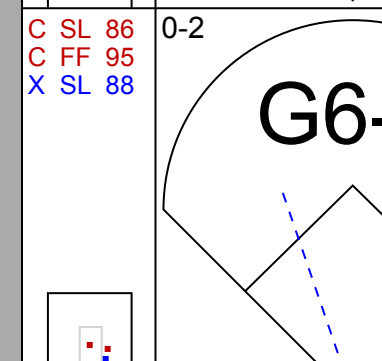
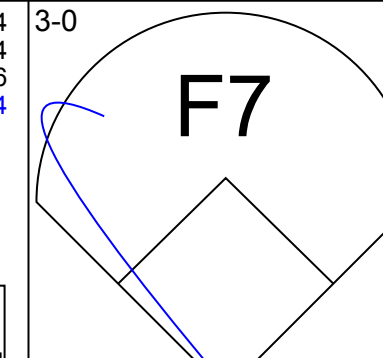
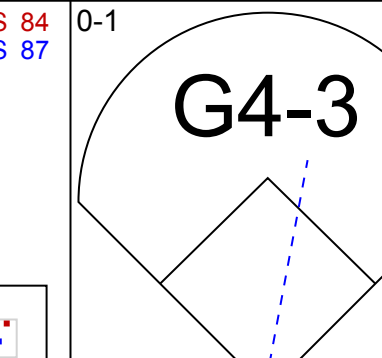
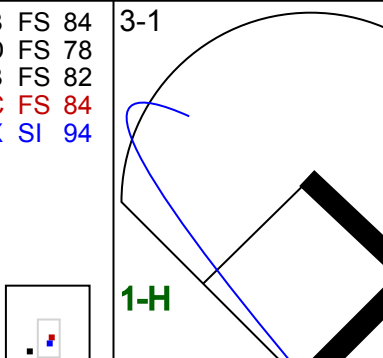
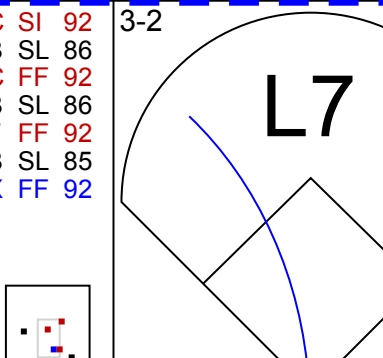
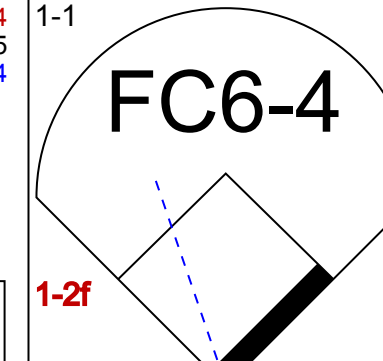
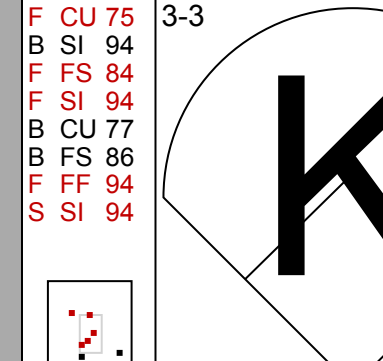
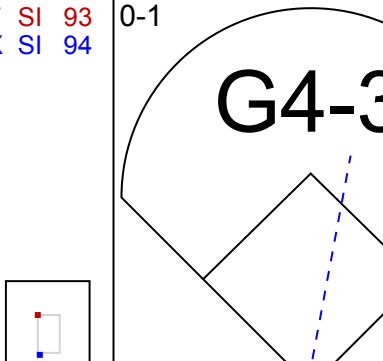
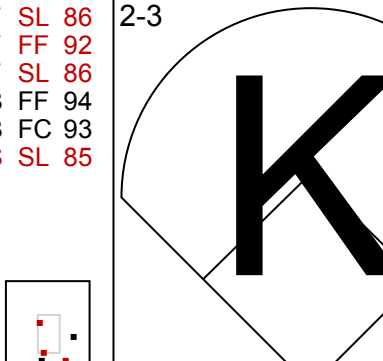
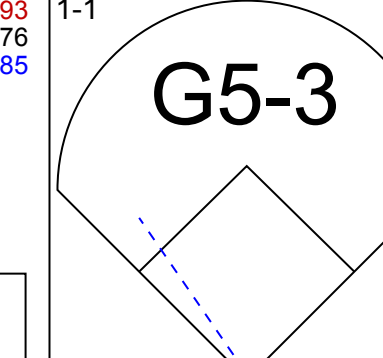
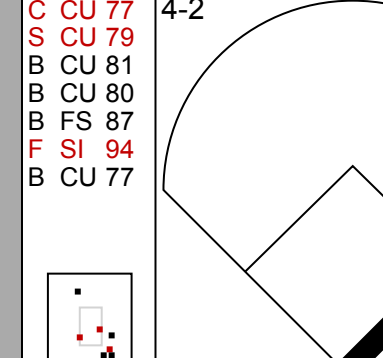
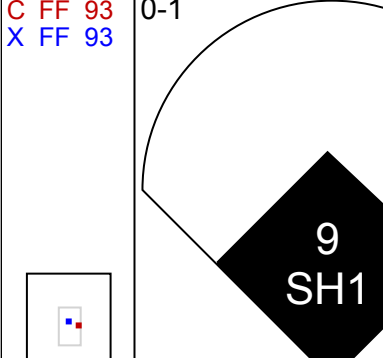
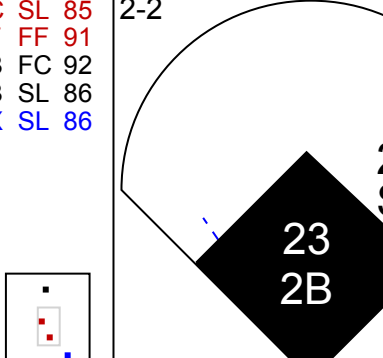
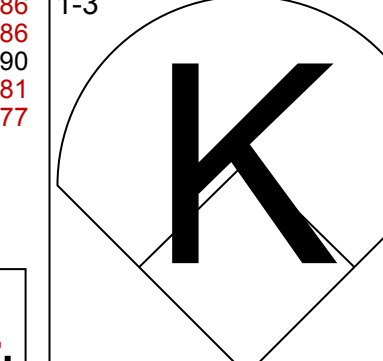
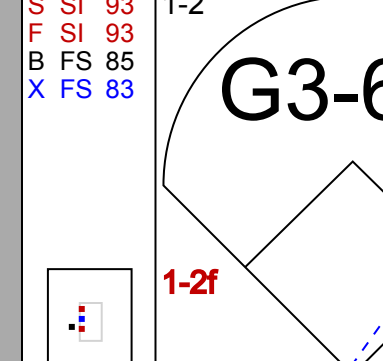
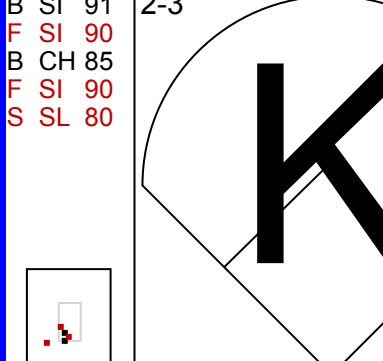
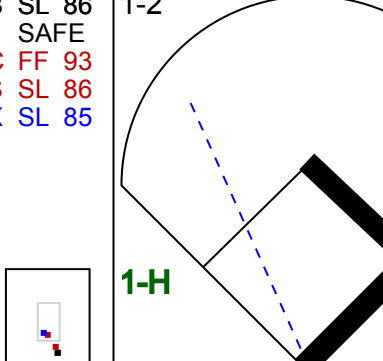
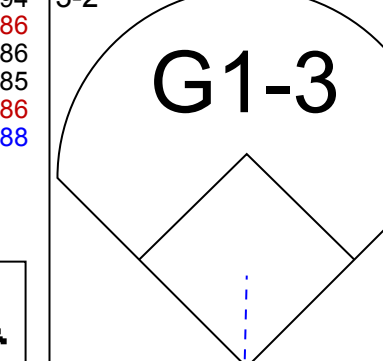
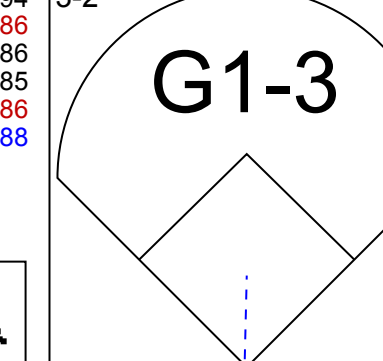
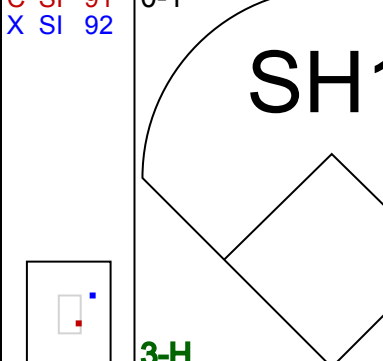
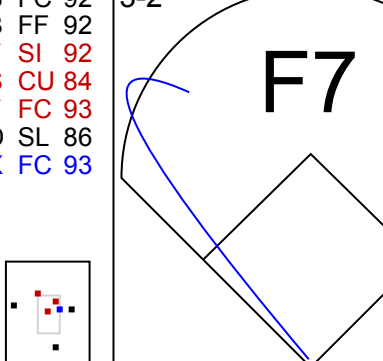


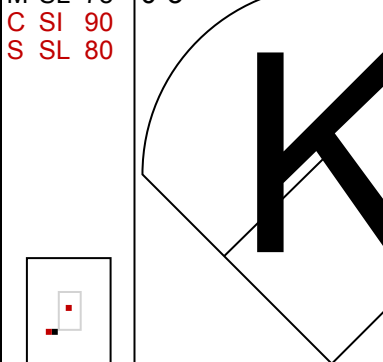

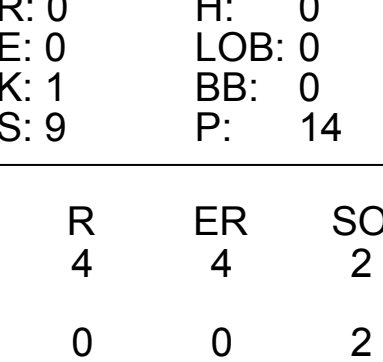
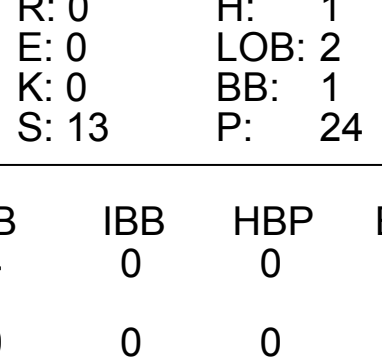
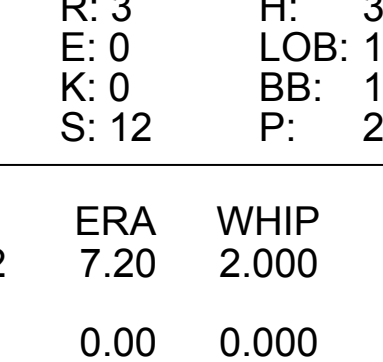
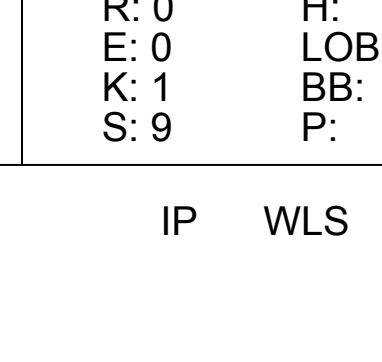



Detroit Tigers @ Kansas City Royals
 Kauffman Stadium, Kansas City, MO
 Mon Aug 10 2015, 7:11 PM - 9:53 PM CDT
 Att: 36,672 - Clear - 84 F

AB 33
 R 4
 H 12
 RBI 4
 BB 2
 SO 7
 LOB 15

Batter	1	2	3	4	5	6	7	8	9	AB	R	H	RBI	BB	SO	LOB	TOP			
12 Anthony Gose, L (1, 8) OBP: 0.306, SLG: 0.354 20 Rajai Davis, R (7, PH) OBP: 0.303, SLG: 0.408										2	0	0	1	2	0		Detroit Tigers @ Kansas City Royals Kauffman Stadium, Kansas City, MO Tue Aug 11 2015, 7:12 PM - 10:12 PM CDT Att: 34,068 - Partly Cloudy - 83 F			
1 Jose Iglesias, R (1, 6) OBP: 0.356, SLG: 0.424										3	0	0	0	1	0					
3 Ian Kinsler, R (1, 4) OBP: 0.356, SLG: 0.424										3	0	0	0	1	2					
41 Victor Martinez, S (1, 10) OBP: 0.304, SLG: 0.373										3	0	0	0	1	3					
28 J.D. Martinez, R (1, 9) OBP: 0.351, SLG: 0.559										2	0	0	0	2	1	0				
18 Tyler Collins, L (1, 7) OBP: 0.297, SLG: 0.429										3	0	1	0	1	2	2				
34 James McCann, R (1, 2) OBP: 0.314, SLG: 0.422										4	0	0	0	0	0	5				
55 Jefry Marte, R (1, 3) OBP: 0.347, SLG: 0.578										4	1	2	0	0	2	3				
17 Andrew Romine, S (1, 5) OBP: 0.316, SLG: 0.352										4	0	1	0	0	2	3				
Inning Stats	R: 0 H: 0 E: 0 K: 1 S: 7	H: 0 LOB: 0 BB: 0 P: 11	R: 0 H: 0 E: 1 K: 1 S: 15	H: 0 LOB: 3 BB: 2 P: 25	R: 0 H: 0 E: 0 K: 2 S: 10	H: 0 LOB: 2 BB: 1 P: 19	R: 0 H: 2 E: 0 K: 1 S: 9	H: 0 LOB: 2 BB: 0 P: 12	R: 0 H: 0 E: 0 K: 2 S: 12	H: 0 LOB: 2 BB: 2 P: 21	R: 1 H: 2 E: 0 K: 0 S: 7	H: 2 LOB: 1 BB: 1 P: 13	R: 0 H: 0 E: 0 K: 1 S: 8	H: 0 LOB: 0 BB: 0 P: 11	R: 0 H: 0 E: 0 K: 2 S: 9	H: 0 LOB: 0 BB: 0 P: 11		1B: 2 2B: 2 HR: 0	SF: 1 SAC: 0 DP: 0 HBP: 0	WP: 0 PB: 0 SB: 0 CS: 0
PITCHER	IP WLS BF H R ER SO	IP WLS BF H R ER SO	IP WLS BF H R ER SO	IP WLS BF H R ER SO	IP WLS BF H R ER SO	IP WLS BF H R ER SO	IP WLS BF H R ER SO	IP WLS BF H R ER SO	IP WLS BF H R ER SO	IP WLS BF H R ER SO	IP WLS BF H R ER SO	IP WLS BF H R ER SO	IP WLS BF H R ER SO	IP WLS BF H R ER SO	IP WLS BF H R ER SO	IP WLS BF H R ER SO	ERA WHIP	ERA WHIP	ERA WHIP	
30 Yordano Ventura, R (1, 1) ERA: 4.97	6.0 W 25 2 0 0 8	6.0 W 25 2 0 0 8	6.0 W 25 2 0 0 8	6.0 W 25 2 0 0 8	6.0 W 25 2 0 0 8	6.0 W 25 2 0 0 8	6.0 W 25 2 0 0 8	6.0 W 25 2 0 0 8	6.0 W 25 2 0 0 8	6.0 W 25 2 0 0 8	6.0 W 25 2 0 0 8	6.0 W 25 2 0 0 8	6.0 W 25 2 0 0 8	6.0 W 25 2 0 0 8	6.0 W 25 2 0 0 8	6.0 W 25 2 0 0 8	0.00 1.333	0.00 1.333	0.00 1.333	
45 Franklin Morales, L (7, 1) ERA: 2.58	0.1 S 8 0 0 0 3	0.1 S 8 0 0 0 3	0.1 S 8 0 0 0 3	0.1 S 8 0 0 0 3	0.1 S 8 0 0 0 3	0.1 S 8 0 0 0 3	0.1 S 8 0 0 0 3	0.1 S 8 0 0 0 3	0.1 S 8 0 0 0 3	0.1 S 8 0 0 0 3	0.1 S 8 0 0 0 3	0.1 S 8 0 0 0 3	0.1 S 8 0 0 0 3	0.1 S 8 0 0 0 3	0.1 S 8 0 0 0 3	0.1 S 8 0 0 0 3	0.00 0.000	0.00 0.000	0.00 0.000	
44 Luke Hochevar, R (7, 1) ERA: 3.41	2.2 S 8 0 0 0 3	2.2 S 8 0 0 0 3	2.2 S 8 0 0 0 3	2.2 S 8 0 0 0 3	2.2 S 8 0 0 0 3	2.2 S 8 0 0 0 3	2.2 S 8 0 0 0 3	2.2 S 8 0 0 0 3	2.2 S 8 0 0 0 3	2.2 S 8 0 0 0 3	2.2 S 8 0 0 0 3	2.2 S 8 0 0 0 3	2.2 S 8 0 0 0 3	2.2 S 8 0 0 0 3	2.2 S 8 0 0 0 3	2.2 S 8 0 0 0 3	0.00 0.000	0.00 0.000	0.00 0.000	

Batter	1	2	3	4	5	6	7	8	9	AB	R	H	RBI	BB	SO	LOB	BOTTOM			
2 Alcides Escobar, R (1, 6) OBP: 0.315, SLG: 0.339										4	0	0	0	0	0	1	Detroit Tigers @ Kansas City Royals Kauffman Stadium, Kansas City, MO Tue Aug 11 2015, 7:12 PM - 10:12 PM CDT Att: 34,068 - Partly Cloudy - 83 F			
18 Ben Zobrist, S (1, 4) OBP: 0.356, SLG: 0.462										4	0	0	0	0	0	1				
6 Lorenzo Cain, R (1, 8) OBP: 0.371, SLG: 0.512										4	2	4	1	0	0	0				
35 Eric Hosmer, L (1, 3) OBP: 0.376, SLG: 0.479										4	2	1	2	0	1	1				
25 Kendrys Morales, S (1, 10) OBP: 0.347, SLG: 0.464										3	1	0	0	1	1	1				
8 Mike Moustakas, L (1, 5) OBP: 0.336, SLG: 0.414										4	1	2	3	0	0	0				
13 Salvador Perez, R (1, 2) ERA: 7.45										3	0	1	0	0	1	0				
9 Drew Butera, R (8, 2) OBP: 0.208, SLG: 0.243										0	0	0	0	1	0	0				
16 Paulo Orlando, R (1, 9) OBP: 0.269, SLG: 0.413										4	0	1	0	0	2	3				
1 Jarrod Dyson, L (1, 7) OBP: 0.319, SLG: 0.381										3	0	0	0	0	3	2				
Inning Stats	R: 2 H: 2 E: 0 K: 0 S: 10	H: 2 LOB: 0 BB: 0 P: 14	R: 0 H: 1 E: 0 K: 2 S: 14	H: 1 LOB: 1 BB: 0 P: 22	R: 0 H: 1 E: 0 K: 1 S: 10	H: 1 LOB: 1 BB: 0 P: 19	R: 0 H: 0 E: 0 K: 0 S: 8	H: 0 LOB: 0 BB: 0 P: 11	R: 0 H: 1 E: 0 K: 1 S: 12	H: 1 LOB: 1 BB: 0 P: 20	R: 3 H: 2 E: 0 K: 2 S: 14	H: 2 LOB: 0 BB: 1 P: 28	R: 0 H: 0 E: 0 K: 1 S: 8	H: 0 LOB: 0 BB: 0 P: 12	R: 1 H: 2 E: 1 K: 1 S: 15	H: 2 LOB: 2 BB: 1 P: 26	1B: 4 2B: 2 3B: 0 HR: 3	SF: 0 SAC: 0 DP: 0 HBP: 0	WP: 0 PB: 0 SB: 1 CS: 0	PA: 35
PITCHER	IP WLS BF H R ER SO	IP WLS BF H R ER SO	IP WLS BF H R ER SO	IP WLS BF H R ER SO	IP WLS BF H R ER SO	IP WLS BF H R ER SO	IP WLS BF H R ER SO	IP WLS BF H R ER SO	IP WLS BF H R ER SO	IP WLS BF H R ER SO	IP WLS BF H R ER SO	IP WLS BF H R ER SO	IP WLS BF H R ER SO	IP WLS BF H R ER SO	IP WLS BF H R ER SO	IP WLS BF H R ER SO	ERA WHIP	ERA WHIP	ERA WHIP	
19 Anibal Sanchez, R (1, 1) ERA: 4.95	5.1 L 24 7 5 5 4	5.1 L 24 7 5 5 4	5.1 L 24 7 5 5 4	5.1 L 24 7 5 5 4	5.1 L 24 7 5 5 4	5.1 L 24 7 5 5 4	5.1 L 24 7 5 5 4	5.1 L 24 7 5 5 4	5.1 L 24 7 5 5 4	5.1 L 24 7 5 5 4	5.1 L 24 7 5 5 4	5.1 L 24 7 5 5 4	5.1 L 24 7 5 5 4	5.1 L 24 7 5 5 4	5.1 L 24 7 5 5 4	5.1 L 24 7 5 5 4	0.00 1.500	0.00 1.500	0.00 1.500	
39 Nefthali Feliz, R (6, 1) ERA: 7.45	0.2 2 0 0 0 2	0.2 2 0 0 0 2	0.2 2 0 0 0 2	0.2 2 0 0 0 2	0.2 2 0 0 0 2	0.2 2 0 0 0 2	0.2 2 0 0 0 2	0.2 2 0 0 0 2	0.2 2 0 0 0 2	0.2 2 0 0 0 2	0.2 2 0 0 0 2	0.2 2 0 0 0 2	0.2 2 0 0 0 2	0.2 2 0 0 0 2	0.2 2 0 0 0 2	0.2 2 0 0 0 2	0.00 0.000	0.00 0.000	0.00 0.000	
62 Al Alburquerque, R (7, 1) ERA: 2.98	1.0 3 0 0 0 1	1.0 3 0 0 0 1	1.0 3 0 0 0 1	1.0 3 0 0 0 1	1.0 3 0 0 0 1	1.0 3 0 0 0 1	1.0 3 0 0 0 1	1.0 3 0 0 0 1	1.0 3 0 0 0 1	1.0 3 0 0 0 1	1.0 3 0 0 0 1	1.0 3 0 0 0 1	1.0 3 0 0 0 1	1.0 3 0 0 0 1	1.0 3 0 0 0 1	1.0 3 0 0 0 1	0.00 0.000	0.00 0.000	0.00 0.000	
32 Tom Gorzelanny, L (8, 1) ERA: 6.39	1.0 6 2 1 0 1	1.0 6 2 1 0 1	1.0 6 2 1 0 1	1.0 6 2 1 0 1	1.0 6 2 1 0 1	1.0 6 2 1 0 1	1.0 6 2 1 0 1	1.0 6 2 1 0 1	1.0 6 2 1 0 1	1.0 6 2 1 0 1	1.0 6 2 1 0 1	1.0 6 2 1 0 1	1.0 6 2 1 0 1	1.0 6 2 1 0 1	1.0 6 2 1 0 1	1.0 6 2 1 0 1	0.00 3.000	0.00 3.000	0.00 3.000	

Batter	1	2	3	4	5	6	7	8	9	AB	R	H	RBI	BB	SO	LOB	TOP						
20 Rajai Davis, R OBP: 0.298, SLG: 0.402										4	0	0	0	0	3	3	Detroit Tigers @ Houston Astros Minute Maid Park, Houston, TX Fri Aug 14, 2015, 7:12 PM - 10:21 PM CDT Att: 33,212 - Roof Closed - 73 F						
3 Ian Kinsler, R OBP: 0.356, SLG: 0.425										4	1	1	0	0	0	2							
24 Miguel Cabrera, R OBP: 0.454, SLG: 0.571										3	0	0	0	1	2	0							
41 Victor Martinez, S OBP: 0.305, SLG: 0.376										4	0	1	1	0	1	0							
28 J.D. Martinez, R OBP: 0.346, SLG: 0.549										4	0	0	0	0	3	2							
9 Nick Castellanos, R OBP: 0.295, SLG: 0.389										4	0	1	0	0	1	3							
34 James McCann, R OBP: 0.312, SLG: 0.417										4	0	1	0	0	1	1							
1 Jose Iglesias, R OBP: 0.346, SLG: 0.383										3	0	1	0	0	0	1							
12 Anthony Gose, L OBP: 0.308, SLG: 0.353										3	0	1	0	0	0	1							
Inning Stats	R: 0 E: 0 K: 2 S: 9	H: 0 LOB: 0 BB: 0 P: 14	R: 0 E: 0 K: 2 S: 13	H: 1 LOB: 1 BB: 0 P: 16	R: 0 E: 0 K: 0 S: 6	H: 0 LOB: 0 BB: 0 P: 6	R: 1 E: 0 K: 1 S: 8	H: 2 LOB: 1 BB: 1 P: 18	R: 0 E: 0 K: 1 S: 15	H: 0 LOB: 1 BB: 0 P: 23	R: 0 E: 1 K: 1 S: 9	H: 0 LOB: 1 BB: 0 P: 11	R: 0 E: 0 K: 1 S: 12	H: 1 LOB: 0 BB: 0 P: 17	R: 0 E: 0 K: 1 S: 6	H: 0 LOB: 0 BB: 0 P: 7		R: 0 E: 0 K: 2 S: 10	H: 0 LOB: 0 BB: 0 P: 14	1B: 5 2B: 1 3B: 0 HR: 0	SF: 0 SAC: 0 DP: 1 HBP: 0	WP: 0 PB: 0 CS: 0	PA: 34
PITCHER	IP	WLS	BF	H	R	ER	SO	BB	IBB	HBP	BLK	WP	HR	S	P	ERA		WHIP					
60 Dallas Keuchel, L ERA: 2.36	7.0	W	28	6	1	1	8	1	0	0	0	0	0	72	105	1.29		1.000					
37 Pat Neshek, R ERA: 2.7	1.0	H	3	0	0	0	1	0	0	0	0	0	0	6	7	0.00	0.000						
44 Luke Gregerson, R ERA: 3.27	1.0		3	0	0	0	2	0	0	0	0	0	0	10	14	0.00	0.000						

Batter	1	2	3	4	5	6	7	8	9	AB	R	H	RBI	BB	SO	LOB	BOTTOM				
27 Jose Altuve, R OBP: 0.345, SLG: 0.409										4	0	2	1	0	0	1	Detroit Tigers @ Houston Astros Minute Maid Park, Houston, TX Fri Aug 14, 2015, 7:12 PM - 10:21 PM CDT Att: 33,212 - Roof Closed - 73 F				
20 Preston Tucker, L OBP: 0.270, SLG: 0.454										4	0	0	0	0	1	3					
1 Carlos Correa, R OBP: 0.348, SLG: 0.538										1	1	0	0	3	0	0					
8 Jed Lowrie, S OBP: 0.392, SLG: 0.505										4	0	1	2	0	0	4					
30 Carlos Gómez, R OBP: 0.316, SLG: 0.407										4	0	0	0	0	2	3					
Evan Gattis, R OBP: 0.270, SLG: 0.441										2	0	1	0	1	0	0					
6 Jake Marisnick, R OBP: 0.262, SLG: 0.355										1	2	1	0	0	0	0					
18 Luis Valbuena, L OBP: 0.295, SLG: 0.428										2	0	0	0	0	1	1					
23 Chris Carter, R OBP: 0.298, SLG: 0.379										2	0	1	1	0	1	1					
9 Marwin Gonzalez, S OBP: 0.299, SLG: 0.412										3	1	1	1	0	0	1					
15 Jason Castro, L OBP: 0.276, SLG: 0.383										3	1	1	0	0	1	1					
Inning Stats	R: 0 E: 0 K: 0 S: 7	H: 1 LOB: 2 BB: 1 P: 17	R: 0 E: 0 K: 1 S: 9	H: 0 LOB: 0 BB: 0 P: 14	R: 0 E: 0 K: 1 S: 11	H: 0 LOB: 1 BB: 1 P: 19	R: 3 E: 0 K: 0 S: 12	H: 3 LOB: 1 BB: 1 P: 26	R: 1 E: 0 K: 2 S: 10	H: 1 LOB: 0 BB: 0 P: 12	R: 0 E: 0 K: 1 S: 9	H: 0 LOB: 0 BB: 0 P: 12	R: 1 E: 0 K: 1 S: 18	H: 2 LOB: 1 BB: 0 P: 29	R: 1 E: 0 K: 1 S: 6	H: 0 LOB: 0 BB: 0 P: 12		1B: 4 2B: 3 3B: 1 HR: 0	SF: 0 SAC: 1 DP: 1 HBP: 0	WP: 0 PB: 0 CS: 0	PA: 35
PITCHER	IP	WLS	BF	H	R	ER	SO	BB	IBB	HBP	BLK	WP	HR	S	P	ERA	WHIP				
31 Alfredo Simon, R ERA: 4.84	5.0	L	24	4	4	4	2	4	0	0	0	0	0	8	10	0.00	2.000				
32 Tom Gorzelanny, L ERA: 6.15	1.0		3	0	0	0	2	0	0	0	0	0	0	9	12	0.00	0.000				
62 Al Alburquerque, R ERA: 2.92	1.0		3	0	0	0	1	0	0	0	0	0	0	18	29	9.00	2.000				
30 Alex Wilson, R ERA: 1.84	1.0		5	2	1	1	1	0	0	0	0	0	0	18	29	9.00	2.000				

AB 33
R 1
H 6
RBI 1
BB 1
SO 11
LOB 13



AB 30
R 5
H 8
RBI 5
BB 4
SO 6
LOB 15



Batter	1	2	3	4	5	6	7	8	9	AB	R	H	RBI	BB	SO	LOB	TOP				
3 Ian Kinsler, R OBP: 0.352, SLG: 0.418 17 Andrew Romine, S OBP: 0.310, SLG: 0.346	P5	K			L5		G6-3		K	4	0	0	0	0	1	1					
1 Jose Iglesias, R OBP: 0.344, SLG: 0.379	E3				L9		K		G6-3	4	1	0	0	1	1	1					
24 Miguel Cabrera, R OBP: 0.461, SLG: 0.585	41 WP 41 G6-3 2B				G6-3		HR			3	2	2	3	2	0	0					
41 Victor Martinez, S OBP: 0.302, SLG: 0.374	G6-3				G3		G3		K	5	0	1	1	0	1	3					
28 J.D. Martinez, R OBP: 0.348, SLG: 0.546	18 2B 1B				K		F9		E5	4	1	2	0	0	1	3					
18 Tyler Collins, L OBP: 0.322, SLG: 0.458					G6-3		1B		1B	4	0	3	1	0	0	2					
55 Jefry Marte, R OBP: 0.316, SLG: 0.500	K				K		K		K	4	0	0	0	0	4	5					
13 Alex Avila, L OBP: 0.311, SLG: 0.259		K			G4-3		K		K	4	0	0	0	0	3	3					
12 Anthony Gose, L OBP: 0.347, SLG: 0.347	F8				G3		G6-3 24 HR 1B		K	4	1	1	0	0	1	1					
Inning Stats	R: 2 H: 3 E: 0 K: 1 S: 26	H: 3 LOB: 2 BB: 0 P: 37	R: 0 H: 0 E: 0 K: 2 S: 8	H: 0 LOB: 0 BB: 0 P: 13	R: 0 H: 0 E: 0 K: 1 S: 9	H: 0 LOB: 2 BB: 2 P: 20	R: 0 H: 0 E: 0 K: 1 S: 8	H: 0 LOB: 0 BB: 0 P: 11	R: 0 H: 2 E: 0 K: 2 S: 11	H: 2 LOB: 2 BB: 0 P: 17	R: 2 H: 2 E: 0 K: 1 S: 13	H: 2 LOB: 1 BB: 0 P: 18	R: 1 H: 2 E: 1 K: 3 S: 14	H: 2 LOB: 1 BB: 0 P: 22	R: 0 H: 0 E: 0 K: 2 S: 11	H: 0 LOB: 1 BB: 1 P: 18	1B: 6 2B: 2 3B: 0 HR: 1	SF: 0 SAC: 0 DP: 0 HBP: 0	WP: 1 PB: 0 SB: 1 CS: 0	PA: 40	
PITCHER	IP	WLS	BF	H	R	ER	SO	BB	IBB	HBP	BLK	WP	HR	S	P	ERA	WHIP				
54 Mike Fiers, R ERA: 3.87	5.1		24	5	2	0	5	2	0	0	0	1	0	61	96	0.00	1.312				
35 Josh Fields, R ERA: 2.27	0.2	H	2	0	0	0	2	0	0	0	0	0	0	6	7	0.00	0.000				
50 Chad Qualls, R ERA: 4.1	1.0	H	5	2	2	2	1	0	0	0	0	0	1	13	18	18.00	2.000				
36 Will Harris, R ERA: 1.57	2.0	W	9	2	1	0	5	1	0	0	0	0	0	25	40	0.00	1.500				

Detroit Tigers @ Houston Astros
 Minute Maid Park, Houston, TX
 Sun Aug 16 2015, 1:13 PM - 4:38 PM CDT
 Att: 29,969 - Roof Closed - 73 F

AB	37
R	5
H	9
RBI	5
BB	3
SO	13
LOB	19



Batter	1	2	3	4	5	6	7	8	9	AB	R	H	RBI	BB	SO	LOB	BOTTOM				
27 Jose Altuve, R OBP: 0.346, SLG: 0.409	F8	9 3B 1B			F7		9 BB 1B		1B	5	1	3	1	0	0	0					
9 Marwin Gonzalez, S OBP: 0.307, SLG: 0.424	FC5-4 1 BB 1B	1 BB 3B			G5-3		1 BB G1-6-3			3	1	2	2	1	0	0					
1 Carlos Correa, R OBP: 0.359, SLG: 0.537	FC5-4 BB	1B			K		G1-6-3			3	0	1	1	1	1	2					
Evan Gattis, R OBP: 0.265, SLG: 0.433	FC5-4 2-3	P3			K		K		L4	4	0	0	0	0	1	3					
30 Carlos Gómez, R OBP: 0.309, SLG: 0.396	P6				F7				G6-3	4	0	0	0	0	0	2					
28 Colby Rasmus, L OBP: 0.311, SLG: 0.475		HR			HR		K		P6	4	2	2	2	0	1	0					
23 Chris Carter, R OBP: 0.298, SLG: 0.375		27 1B 9 WP 3B BB			G5-3		G6-3		F8	3	1	0	0	1	0	0					
16 Hank Conger, L OBP: 0.338, SLG: 0.463	K				K		G4-3		G4-3	3	0	0	0	1	1	1					
6 Jake Marisnick, R OBP: 0.262, SLG: 0.361	G1-3				CS		K		L4	4	1	1	0	0	1	1					
Inning Stats	R: 0 H: 1 E: 0 K: 0 S: 14	H: 4 LOB: 1 BB: 1 P: 25	R: 4 H: 4 E: 0 K: 1 S: 14	H: 4 LOB: 1 BB: 1 P: 25	R: 1 H: 1 E: 0 K: 0 S: 8	H: 1 LOB: 0 BB: 1 P: 17	R: 0 H: 0 E: 0 K: 1 S: 13	H: 0 LOB: 0 BB: 0 P: 17	R: 0 H: 0 E: 0 K: 2 S: 11	H: 0 LOB: 0 BB: 0 P: 16	R: 0 H: 1 E: 0 K: 1 S: 7	H: 1 LOB: 1 BB: 1 P: 13	R: 0 H: 0 E: 0 K: 0 S: 6	H: 0 LOB: 0 BB: 0 P: 10	R: 1 H: 2 E: 0 K: 0 S: 8	H: 2 LOB: 1 BB: 0 P: 14	1B: 5 2B: 0 3B: 2 HR: 2	SF: 0 SAC: 0 DP: 1 HBP: 0	WP: 1 PB: 0 SB: 0 CS: 1	PA: 38	
PITCHER	IP	WLS	BF	H	R	ER	SO	BB	IBB	HBP	BLK	WP	HR	S	P	ERA	WHIP				
48 Matthew Boyd, L ERA: 7.5	5.0		23	6	5	5	4	3	0	0	0	1	2	60	97	9.00	1.800				
45 Buck Farmer, R ERA: 7.1	1.1		6	1	0	0	1	1	0	0	0	0	0	14	23	0.00	1.500				
62 Al Alburquerque, R ERA: 2.79	1.1		3	0	0	0	0	0	0	0	0	0	0	6	7	0.00	0.000				
32 Tom Gorzelanny, L ERA: 6.28	1.0	L	4	1	1	1	0	0	0	0	0	0	0	8	17	9.00	1.000				
30 Alex Wilson, R ERA: 1.83	0.0		1	1	0	0	0	0	0	0	0	0	0	1	1	∞	∞				

Detroit Tigers @ Houston Astros
 Minute Maid Park, Houston, TX
 Sun Aug 16 2015, 1:13 PM - 4:38 PM CDT
 Att: 29,969 - Roof Closed - 73 F

AB	33
R	6
H	9
RBI	6
BB	4
SO	5
LOB	9




Batter	1	2	3	4	5	6	7	8	9	AB	R	H	RBI	BB	SO	LOB	TOP					
20 Rajai Davis, R (1, 7) OBP: 0.303, SLG: 0.414										4	1	2	1	0	2	0	Detroit Tigers @ Chicago Cubs Wrigley Field, Chicago, IL Wed Aug 19 2015, 7:08 PM - 10:55 PM CDT Att: 40,310 - Cloudy - 68 F					
54 Drew VerHagen, R (7, 1)										0	0	0	0	0	0	0						
41 Victor Martinez, S (8, PH) OBP: 0.306, SLG: 0.379										1	0	1	1	0	0	0						
48 Matthew Boyd, L (8, 1)										0	0	0	0	0	0	0						
39 Neftali Feliz, R (8, 1)										0	0	0	0	0	0	0						
3 Ian Kinsler, R (1, 4) OBP: 0.357, SLG: 0.435										5	1	2	1	0	1	4						
24 Miguel Cabrera, R (1, 3) OBP: 0.462, SLG: 0.586										5	2	3	1	1	0	1						
28 J.D. Martinez, R (1, 9) OBP: 0.350, SLG: 0.558										5	2	2	2	1	2	3						
9 Nick Castellanos, R (1, 5) OBP: 0.299, SLG: 0.409										5	2	4	5	0	0	2						
17 Andrew Romine, S (8, PH) OBP: 0.309, SLG: 0.343										1	1	0	0	0	0	0						
34 James McCann, R (1, 2) OBP: 0.306, SLG: 0.402										6	0	1	0	0	2	4						
1 Jose Iglesias, R (1, 6) OBP: 0.350, SLG: 0.387										6	1	2	0	0	2	2						
12 Anthony Gose, L (1, 8) OBP: 0.310, SLG: 0.368										5	3	2	1	0	1	2						
44 Daniel Norris, L (1, 1) OBP: 0.266, SLG: 2.000										2	1	1	2	1	1	0						
32 Tom Gorzelanny, R (5, 1)										0	0	0	0	0	0	0						
62 Al Alburquerque, R (5, 1)										0	0	0	0	0	0	0						
18 Tyler Collins, L (7, PH) OBP: 0.326, SLG: 0.466										1	1	1	1	0	0	0						
Inning Stats	R: 0 E: 0 K: 2 S: 10	H: 1 LOB: 1 BB: 0 P: 15	R: 3 E: 0 K: 2 S: 13	H: 3 LOB: 0 BB: 0 P: 18	R: 4 E: 1 K: 0 S: 17	H: 4 LOB: 3 BB: 3 P: 36	R: 0 E: 0 K: 1 S: 12	H: 1 LOB: 1 BB: 0 P: 18	R: 0 E: 0 K: 2 S: 9	H: 0 LOB: 0 BB: 0 P: 12	R: 1 E: 0 K: 1 S: 8	H: 3 LOB: 2 BB: 0 P: 13	R: 2 E: 0 K: 1 S: 12	H: 3 LOB: 2 BB: 0 P: 20	R: 3 E: 0 K: 2 S: 21	H: 4 LOB: 1 BB: 0 P: 31	R: 2 E: 0 K: 0 S: 11	H: 2 LOB: 0 BB: 0 P: 16	1B: 9 2B: 6 3B: 1 HR: 5	SF: 1 SAC: 1 DP: 0 HBP: 0	WP: 0 PB: 0 SB: 2 CS: 0	PA: 52
PITCHER	IP WLS BF H R ER SO BB IBB HBP BLK WP HR S P ERA WHIP																					
34 Jon Lester, L (1, 1) ERA: 3.58	2.2 L 18 7 7 7 4 3 0 0 0 0 0 3 34 62 23.62 3.750																					
33 Clayton Richard, L (3, 1) ERA: 3.59	3.1 15 5 1 1 4 0 0 0 0 0 1 35 50 2.70 1.500																					
30 Jason Motte, R (7, 1) ERA: 4.08	1.0 7 3 2 2 1 0 0 0 1 0 0 12 20 18.00 3.000																					
40 James Russell, L (8, 1) ERA: 4.6	1.2 11 6 5 5 2 0 0 0 0 0 1 30 45 27.00 3.600																					
15 Chris Denorfia, R (9, 1) ERA:	0.1 1 0 0 0 0 0 0 0 0 0 0 2 2 0.00 0.000																					

Batter	1	2	3	4	5	6	7	8	9	AB	R	H	RBI	BB	SO	LOB	BOTTOM					
24 Dexter Fowler, S (1, 8) OBP: 0.348, SLG: 0.417										5	1	3	2	0	1	0	Detroit Tigers @ Chicago Cubs Wrigley Field, Chicago, IL Wed Aug 19 2015, 7:08 PM - 10:55 PM CDT Att: 40,310 - Cloudy - 68 F					
12 Kyle Schwarber, L (1, 7) OBP: 0.407, SLG: 0.613										3	2	1	1	2	1	1						
17 Kris Bryant, R (1, 5) OBP: 0.367, SLG: 0.461										4	2	4	2	1	0	0						
44 Anthony Rizzo, L (1, 3) OBP: 0.401, SLG: 0.533										5	0	0	0	0	0	6						
68 Jorge Soler, R (1, 9) OBP: 0.320, SLG: 0.379										4	0	0	1	0	1	6						
13 Starlin Castro, R (1, 4) OBP: 0.273, SLG: 0.306										4	1	1	0	0	0	1						
40 James Russell, L (8, 1)										0	0	0	0	0	0	0						
15 Chris Denorfia, R (9, 1) OBP: 0.304, SLG: 0.353										1	0	0	0	0	1	0						
3 David Ross, R (1, 2) OBP: 0.266, SLG: 0.267										2	0	0	0	0	2	0						
8 Chris Coghlan, L (6, PH) OBP: 0.336, SLG: 0.442										2	1	1	1	0	0	0						
34 Jon Lester, L (1, 1) OBP: 0.023, SLG: 0.023										0	0	0	0	0	0	0						
33 Clayton Richard, L (3, 1) ERA: 5.07										2	0	0	0	0	0	0						
47 Miguel Montero, L (6, PH) OBP: 0.336, SLG: 0.390										1	0	0	0	1	0	0						
22 Addison Russell, R (1, 6) OBP: 0.303, SLG: 0.371										3	0	0	0	0	1	1						
30 Jason Motte, R (7, 1) ERA: 5.07										0	0	0	0	0	0	0						
19 Jonathan Herrera, S (8, 6) OBP: 0.299, SLG: 0.330										1	1	1	0	0	0	0						
Inning Stats	R: 0 E: 0 K: 2 S: 12	H: 1 LOB: 1 BB: 0 P: 19	R: 0 E: 0 K: 1 S: 9	H: 0 LOB: 0 BB: 0 P: 11	R: 3 E: 1 K: 2 S: 18	H: 2 LOB: 1 BB: 1 P: 29	R: 0 E: 0 K: 1 S: 10	H: 0 LOB: 0 BB: 0 P: 13	R: 0 E: 0 K: 0 S: 15	H: 1 LOB: 3 BB: 2 P: 30	R: 2 E: 0 K: 0 S: 11	H: 2 LOB: 1 BB: 1 P: 20	R: 1 E: 1 K: 0 S: 12	H: 2 LOB: 1 BB: 0 P: 18	R: 1 E: 0 K: 0 S: 17	H: 2 LOB: 1 BB: 0 P: 25	R: 1 E: 0 K: 1 S: 7	H: 1 LOB: 0 BB: 0 P: 10	1B: 3 2B: 3 3B: 2 HR: 3	SF: 1 SAC: 0 DP: 2 HBP: 0	WP: 0 PB: 0 SB: 0 CS: 0	PA: 42
PITCHER	IP WLS BF H R ER SO BB IBB HBP BLK WP HR S P ERA WHIP																					
44 Daniel Norris, L (1, 1) ERA: 4.43	4.1 19 4 3 3 6 1 0 0 0 0 0 7 79 6.23 1.154																					
32 Tom Gorzelanny, L (5, 1) ERA: 5.07	0.1 3 0 0 0 0 2 0 0 0 0 0 7 17 0.00 6.000																					
62 Al Alburquerque, R (5, 1) ERA: 3.04	1.1 6 2 2 2 0 1 0 0 0 0 0 15 26 13.50 2.250																					
54 Drew VerHagen, R (7, 1) ERA: 13.5	1.0 5 2 1 1 0 0 0 0 0 0 1 12 18 9.00 2.000																					
48 Matthew Boyd, L (8, 1) ERA: 7.66	0.2 3 1 1 1 0 0 0 0 0 0 0 12 18 13.50 1.500																					

Batter	1	2	3	4	5	6	7	8	9	AB	R	H	RBI	BB	SO	LOB	TOP			
7 Delino DeShields, R OBP: 0.352, SLG: 0.372	G6-3		K			F7			G5-3	4	0	0	0	0	1	0				
17 Shin-Soo Choo, L OBP: 0.338, SLG: 0.428	F8			F7		BB			E3	3	0	0	0	1	0	0				
84 Prince Fielder, L OBP: 0.387, SLG: 0.486	G3			P2		G3-6-3			L4	4	0	0	0	0	0	2				
29 Adrian Beltré, R OBP: 0.307, SLG: 0.411		G5-3		L8					G6-3	4	0	0	0	0	0	1				
18 Mitch Moreland, L OBP: 0.341, SLG: 0.501		E4		G3						3	0	0	0	0	0	0				
1 Elvis Andrus, R OBP: 0.300, SLG: 0.345	L7			K						3	0	0	0	0	1	1				
12 Rougned Odor, L OBP: 0.332, SLG: 0.457									L8	3	0	1	0	0	1	1				
30 Will Venable, L OBP: 0.318, SLG: 0.375			G4-3						F7	2	0	0	0	1	0	0				
38 Chris Gimenez, R OBP: 0.273, SLG: 0.531			K						P5	3	0	0	0	0	2	2				
Inning Stats	R: 0 E: 0 K: 0 S: 7	H: 0 LOB: 0 BB: 0 P: 11	R: 0 E: 1 K: 1 S: 11	H: 0 LOB: 1 BB: 0 P: 19	R: 0 E: 0 K: 2 S: 9	H: 0 LOB: 0 BB: 0 P: 12	R: 0 E: 0 K: 0 S: 6	H: 1 LOB: 2 BB: 1 P: 10	R: 0 E: 0 K: 0 S: 7	H: 0 LOB: 0 BB: 0 P: 14	R: 0 E: 0 K: 0 S: 8	H: 0 LOB: 0 BB: 0 P: 11	R: 0 E: 0 K: 0 S: 6	H: 0 LOB: 0 BB: 0 P: 9	R: 0 E: 1 K: 0 S: 7	H: 0 LOB: 1 BB: 0 P: 12	1B: 0 2B: 1 3B: 0 HR: 0	SF: 0 SAC: 0 DP: 1 HBP: 0	WP: 0 PB: 0 SB: 0 CS: 0	PA: 31
PITCHER 31 Alfredo Simon, R ERA: 4.52	IP: 9.0 W: 1 L: 0 S: 31	WLS: 0 BF: 31 H: 1 R: 0 ER: 0 SO: 5	BB: 2 IBB: 0 HBP: 0 BLK: 0	WP: 0 HR: 0 S: 72 P: 116	ERA: 0.00 WHIP: 0.333															

Texas Rangers @ Detroit Tigers
Comerica Park, Detroit, MI
Thu Aug 20 2015, 7:09 PM - 9:55 PM EDT
Att: 33,727 - Cloudy - 70 F


AB 29
R 0
H 1
RBI 0
BB 2
SO 5
LOB 7



Batter	1	2	3	4	5	6	7	8	9	AB	R	H	RBI	BB	SO	LOB	BOTTOM			
20 Rajai Davis, R OBP: 0.302, SLG: 0.415	P4	G6-3		K						4	1	1	0	0	1	0				
3 Ian Kinsler, R OBP: 0.356, SLG: 0.438	G5-3		P4							4	1	1	0	0	0	1				
24 Miguel Cabrera, R OBP: 0.468, SLG: 0.589	BB		BB							2	2	2	1	2	0	0				
41 Victor Martinez, S OBP: 0.308, SLG: 0.385	BB		BB							3	0	2	1	0	1	1				
28 J.D. Martinez, R OBP: 0.352, SLG: 0.555	BB		BB							2	0	0	0	2	0	2				
9 Nick Castellanos, R OBP: 0.301, SLG: 0.409			SF9							2	0	1	2	1	0	0				
17 Andrew Romine, S OBP: 0.308, SLG: 0.343										0	0	0	0	0	0	0				
34 James McCann, R OBP: 0.303, SLG: 0.398	G4-3		FC5-4							3	0	0	0	0	1	5				
1 Jose Iglesias, R OBP: 0.346, SLG: 0.383	F8									4	0	0	0	0	0	1				
12 Anthony Gose, L OBP: 0.308, SLG: 0.365	K									3	0	0	0	0	3	1				
Inning Stats	R: 1 E: 0 K: 0 S: 20	H: 2 LOB: 3 BB: 2 P: 36	R: 0 E: 0 K: 1 S: 6	H: 0 LOB: 0 BB: 0 P: 9	R: 1 E: 0 K: 0 S: 14	H: 2 LOB: 2 BB: 1 P: 27	R: 0 E: 0 K: 2 S: 12	H: 0 LOB: 0 BB: 0 P: 15	R: 1 E: 0 K: 1 S: 8	H: 2 LOB: 0 BB: 0 P: 10	R: 0 E: 0 K: 1 S: 12	H: 0 LOB: 1 BB: 1 P: 20	R: 1 E: 0 K: 0 S: 7	H: 1 LOB: 1 BB: 1 P: 17	R: 0 E: 0 K: 1 S: 7	H: 0 LOB: 0 BB: 0 P: 10	1B: 4 2B: 2 3B: 1 HR: 0	SF: 2 SAC: 1 DP: 1 HBP: 0	WP: 0 PB: 0 SB: 0 CS: 0	PA: 35
PITCHER 33 Martin Pérez, L ERA: 5.3	IP: 5.0 W: 0 L: 1 S: 23	WLS: 0 BF: 23 H: 6 R: 3 ER: 3 SO: 4	BB: 3 IBB: 0 HBP: 0 BLK: 0	WP: 0 HR: 0 S: 60 P: 97	ERA: 5.40 WHIP: 1.800															
44 Spencer Patton, R ERA: 7.23	IP: 1.0 W: 0 L: 0 S: 4	WLS: 0 BF: 4 H: 0 R: 0 ER: 0 SO: 1	BB: 1 IBB: 0 HBP: 0 BLK: 0	WP: 0 HR: 0 S: 12 P: 20	ERA: 0.00 WHIP: 1.000															
63 Anthony Bass, R ERA: 4.76	IP: 2.0 W: 1 L: 1 S: 8	WLS: 1 BF: 11 H: 1 R: 1 ER: 1 SO: 1	BB: 0 IBB: 1 HBP: 0 BLK: 0	WP: 0 HR: 0 S: 14 P: 27	ERA: 4.50 WHIP: 0.500															

Texas Rangers @ Detroit Tigers
Comerica Park, Detroit, MI
Thu Aug 20 2015, 7:09 PM - 9:55 PM EDT
Att: 33,727 - Cloudy - 70 F

AB 27
R 4
H 7
RBI 4
BB 5
SO 6
LOB 11



Batter	1	2	3	4	5	6	7	8	9	AB	R	H	RBI	BB	SO	LOB	TOP										
7 Delino DeShields, R OBP: 0.353, SLG: 0.371										4	1	1	0	0	3	1	Texas Rangers @ Detroit Tigers Comerica Park, Detroit, MI Fri Aug 21 2015, 7:10 PM - 10:17 PM EDT Att: 34,718 - Partly Cloudy - 77 F										
17 Shin-Soo Choo, L OBP: 0.337, SLG: 0.425										3	0	0	0	1	3	2											
20 Ryan Strausborger, R OBP: 0.323, SLG: 0.393										0	0	0	0	0	0	0											
84 Prince Fielder, L OBP: 0.386, SLG: 0.485										3	0	1	1	0	0	1											
68 Hanser Alberto, R OBP: 0.267, SLG: 0.301										0	0	0	0	0	0	0											
29 Adrián Beltré, R OBP: 0.305, SLG: 0.407										4	0	0	0	0	0	2											
18 Mitch Moreland, L OBP: 0.338, SLG: 0.496										4	0	0	0	0	1	1											
1 Elvis Andrus, R OBP: 0.302, SLG: 0.349										3	1	2	0	0	1	0											
12 Rougned Odor, L OBP: 0.329, SLG: 0.453										3	0	0	0	0	0	2											
30 Will Venable, L OBP: 0.318, SLG: 0.378										3	0	1	1	0	1	0											
8 Bobby Wilson, R OBP: 0.250, SLG: 0.226										2	0	0	0	1	1	1											
Inning Stats	R: 0 E: 0 K: 1 S: 8	H: 0 LOB: 1 BB: 1 P: 16	R: 1 E: 1 K: 2 S: 19	H: 2 LOB: 1 BB: 0 P: 26	R: 1 E: 1 K: 1 S: 9	H: 1 LOB: 0 BB: 0 P: 13	R: 0 E: 0 K: 1 S: 9	H: 0 LOB: 0 BB: 0 P: 15	R: 0 E: 0 K: 2 S: 12	H: 0 LOB: 0 BB: 0 P: 20	R: 0 E: 0 K: 1 S: 8	H: 0 LOB: 0 BB: 0 P: 12	R: 0 E: 0 K: 0 S: 5	H: 1 LOB: 0 BB: 0 P: 8	R: 0 E: 0 K: 2 S: 16	H: 0 LOB: 1 BB: 0 P: 24	R: 0 E: 0 K: 0 S: 6	H: 1 LOB: 1 BB: 0 P: 8	1B: 3 2B: 3 3B: 0 HR: 0	SF: 1 SAC: 0 DP: 2 HBP: 0	WP: 1 PB: 0 SB: 0 CS: 0	PA: 32					
PITCHER	IP	WLS	BF	H	R	ER	SO	BB	IBB	HBP	BLK	WP	HR	S	P	ERA	WHIP										
35 Justin Verlander, R ERA: 3.86	7.0	L	25	4	2	1	8	1	0	0	0	0	0	70	110	1.29	0.714										
32 Tom Gorzelanny, L ERA: 5.9	0.1		1	0	0	0	0	0	0	0	0	0	0	3	4	0.00	0.000										
62 Al Alburquerque, R ERA: 3.02	0.1		2	0	0	0	1	1	0	0	0	1	0	9	14	0.00	3.000										
65 Blaine Hardy, L ERA: 2.55	0.1		2	1	0	0	1	0	0	0	0	0	0	5	7	0.00	3.000										
39 Neftalí Feliz, R ERA: 7.02	1.0		2	0	0	0	0	0	0	0	0	0	0	5	7	0.00	0.000										

Batter	1	2	3	4	5	6	7	8	9	AB	R	H	RBI	BB	SO	LOB	BOTTOM										
3 Ian Kinsler, R OBP: 0.355, SLG: 0.436										4	0	1	0	0	0	1	Texas Rangers @ Detroit Tigers Comerica Park, Detroit, MI Fri Aug 21 2015, 7:10 PM - 10:17 PM EDT Att: 34,718 - Partly Cloudy - 77 F										
18 Tyler Collins, L OBP: 0.313, SLG: 0.446										4	0	0	0	0	3												
24 Miguel Cabrera, R OBP: 0.471, SLG: 0.601										4	0	3	0	0	0												
41 Victor Martinez, S OBP: 0.305, SLG: 0.380										4	0	0	0	0	1	3											
28 J.D. Martinez, R OBP: 0.351, SLG: 0.552										4	0	1	0	0	1	2											
9 Nick Castellanos, R OBP: 0.300, SLG: 0.408										4	0	1	0	0	1	2											
13 Alex Avila, L OBP: 0.318, SLG: 0.262										2	0	1	0	1	1	0											
1 Jose Iglesias, R OBP: 0.344, SLG: 0.380										3	0	0	0	0	2												
12 Anthony Gose, L OBP: 0.308, SLG: 0.363										2	0	0	0	0	1	1											
Inning Stats	R: 0 E: 0 K: 0 S: 9	H: 0 LOB: 0 BB: 0 P: 12	R: 0 E: 0 K: 0 S: 6	H: 0 LOB: 0 BB: 0 P: 11	R: 0 E: 0 K: 0 S: 9	H: 2 LOB: 2 BB: 0 P: 14	R: 0 E: 0 K: 0 S: 9	H: 2 LOB: 0 BB: 0 P: 13	R: 0 E: 1 K: 2 S: 10	H: 0 LOB: 1 BB: 0 P: 13	R: 0 E: 0 K: 0 S: 10	H: 1 LOB: 0 BB: 0 P: 13	R: 0 E: 0 K: 0 S: 10	H: 1 LOB: 1 BB: 1 P: 21	R: 0 E: 0 K: 0 S: 8	H: 0 LOB: 0 BB: 0 P: 8	R: 0 E: 0 K: 3 S: 12	H: 1 LOB: 1 BB: 0 P: 17	1B: 4 2B: 4 3B: 0 HR: 0	SF: 0 SAC: 0 DP: 3 HBP: 1	WP: 0 PB: 0 SB: 0 CS: 0	PA: 33					
PITCHER	IP	WLS	BF	H	R	ER	SO	BB	IBB	HBP	BLK	WP	HR	S	P	ERA	WHIP										
48 Colby Lewis, R ERA: 4.29	7.0	W	26	6	0	0	2	1	0	1	0	0	0	63	97	0.00	1.000										
50 Keone Kela, R ERA: 2.5	1.0	H	3	0	0	0	0	0	0	0	0	0	0	8	8	0.00	0.000										
37 Shawn Tolleson, R ERA: 2.6	1.0	S	4	1	0	0	3	0	0	0	0	0	0	12	17	0.00	1.000										

Texas Rangers @ Detroit Tigers
Comerica Park, Detroit, MI
Fri Aug 21 2015, 7:10 PM - 10:17 PM EDT
Att: 34,718 - Partly Cloudy - 77 F

AB	29
R	2
H	5
RBI	2
BB	2
SO	10
LOB	10



Texas Rangers @ Detroit Tigers
Comerica Park, Detroit, MI
Fri Aug 21 2015, 7:10 PM - 10:17 PM EDT
Att: 34,718 - Partly Cloudy - 77 F

AB	31
R	0
H	7
RBI	0
BB	1
SO	5
LOB	14



Batter	1	2	3	4	5	6	7	8	9	AB	R	H	RBI	BB	SO	LOB	TOP				
7 Delino DeShields, R OBP: 0.351, SLG: 0.369	G5-3		1B		G5-3		K			4	1	1	0	0	1	0					
17 Shin-Soo Choo, L OBP: 0.336, SLG: 0.423	G5-3		1B		G1-3		K			4	1	1	0	0	1	0					
84 Prince Fielder, L OBP: 0.385, SLG: 0.483	G3-1		1B		F8			F7		4	1	1	1	0	0	0					
29 Adrián Beltré, R OBP: 0.309, SLG: 0.410		1B	1B		1B			P3		4	1	3	1	0	0	0					
25 Mike Napoli, R OBP: 0.311, SLG: 0.392	K		1B		F8			G6-3		4	0	1	1	0	1	2					
1 Elvis Andrus, R OBP: 0.302, SLG: 0.348	1B		G4-3		G4-3			K		4	0	1	1	0	1	1					
12 Rougned Odor, L OBP: 0.331, SLG: 0.463	1B		F8		F8			HR		4	1	2	1	0	0	1					
8 Bobby Wilson, R OBP: 0.240, SLG: 0.216	L9		G5-3		K			F7		4	0	0	0	0	1	2					
20 Ryan Strausborger, R OBP: 0.286, SLG: 0.344	F9		K		G5-3			K		4	0	0	0	0	2	0					
Inning Stats	R: 0 E: 0 K: 0 S: 6	H: 0 LOB: 0 BB: 0 P: 9	R: 0 E: 0 K: 1 S: 11	H: 3 LOB: 2 BB: 0 P: 18	R: 4 E: 0 K: 0 S: 25	H: 5 LOB: 1 BB: 0 P: 39	R: 0 E: 0 K: 1 S: 10	H: 0 LOB: 0 BB: 0 P: 15	R: 0 E: 0 K: 1 S: 7	H: 0 LOB: 0 BB: 0 P: 9	R: 0 E: 0 K: 2 S: 7	H: 0 LOB: 0 BB: 0 P: 12	R: 0 E: 0 K: 0 S: 9	H: 0 LOB: 0 BB: 0 P: 13	R: 1 E: 0 K: 2 S: 11	H: 1 LOB: 0 BB: 0 P: 17	1B: 9 2B: 0 3B: 0 HR: 1	SF: 0 SAC: 0 DP: 0 HBP: 0	WP: 0 PB: 0 SB: 0 CS: 0	PA: 36	
PITCHER	IP	WLS	BF	H	R	ER	SO	BB	IBB	HBP	BLK	WP	HR	S	P	ERA	WHIP				
52 Randy Wolf, L ERA: 3.86	7.0	L	29	9	4	3	5	0	0	0	0	0	0	74	113	3.86	1.286				
54 Drew VerHagen, R ERA: 9.0	1.0		3	0	0	0	0	0	0	0	0	0	0	9	13	0.00	0.000				
38 Guido Knudson, R ERA: 9.0	1.0		4	1	1	1	2	0	0	0	0	0	1	11	17	9.00	1.000				

Texas Rangers @ Detroit Tigers
Comerica Park, Detroit, MI
Sat Aug 22 2015, 7:09 PM - 10:03 PM EDT
Att: 39,082 - Clear - 77 F

AB 36
R 5
H 10
RBI 5
BB 0
SO 7
LOB 6



Batter	1	2	3	4	5	6	7	8	9	AB	R	H	RBI	BB	SO	LOB	BOTTOM					
3 Ian Kinsler, R OBP: 0.356, SLG: 0.444	G5-3		G5-3		G3		F9		HR	5	1	2	3	0	0	1						
18 Tyler Collins, L OBP: 0.297, SLG: 0.423	G3-1		K		G3		G5-3		K	5	0	0	0	0	2	2						
24 Miguel Cabrera, R OBP: 0.472, SLG: 0.603	2B		1B		G5-3			G1-3		4	0	2	0	0	0	1						
41 Victor Martinez, S OBP: 0.304, SLG: 0.378	F7		P5					G3		4	0	1	0	0	0	2						
28 J.D. Martinez, R OBP: 0.350, SLG: 0.550		FC1-6			K		G4-6-3		K	4	0	1	0	0	2	1						
9 Nick Castellanos, R OBP: 0.302, SLG: 0.414		FC1-6			K				G4-3	4	0	2	0	0	1	0						
34 James McCann, R OBP: 0.302, SLG: 0.394	F8		BB		FC6-4		G4-3		K	3	0	0	0	1	1	3						
1 Jose Iglesias, R OBP: 0.345, SLG: 0.381	FC1-6		FC6-4						20 1B 3 HR	4	1	2	0	0	0	3						
12 Anthony Gose, L OBP: 0.306, SLG: 0.361	B2-3								3 HR	2	0	0	0	0	1	2						
20 Rajai Davis, R OBP: 0.303, SLG: 0.416					K				3 HR	2	1	1	0	0	1	1						
Inning Stats	R: 0 E: 0 K: 0 S: 14	H: 1 LOB: 1 BB: 0 P: 18	R: 0 E: 0 K: 0 S: 12	H: 2 LOB: 2 BB: 0 P: 20	R: 0 E: 0 K: 1 S: 10	H: 1 LOB: 0 BB: 0 P: 16	R: 0 E: 0 K: 2 S: 10	H: 0 LOB: 1 BB: 1 P: 20	R: 0 E: 0 K: 1 S: 9	H: 1 LOB: 1 BB: 0 P: 13	R: 0 E: 0 K: 0 S: 7	H: 2 LOB: 1 BB: 0 P: 10	R: 0 E: 0 K: 1 S: 12	H: 1 LOB: 0 BB: 0 P: 16	R: 0 E: 0 K: 1 S: 8	H: 0 LOB: 0 BB: 0 P: 10	R: 3 E: 0 K: 2 S: 13	H: 3 LOB: 0 BB: 0 P: 20	1B: 7 2B: 2 3B: 1 HR: 1	SF: 0 SAC: 0 DP: 1 HBP: 0	WP: 0 PB: 0 SB: 0 CS: 0	PA: 38
PITCHER	IP	WLS	BF	H	R	ER	SO	BB	IBB	HBP	BLK	WP	HR	S	P	ERA	WHIP					
49 Yovani Gallardo, R ERA: 3.25	6.0	W	26	8	0	0	4	1	0	0	0	0	0	11	15	0.00	1.500					
41 Jake Diekmann, L ERA: 4.41	1.0		3	0	0	0	1	0	0	0	0	0	0	11	15	0.00	0.000					
47 Sam Dyson, R ERA: 3.4	1.2		7	2	2	2	2	0	0	0	0	0	0	17	24	10.80	1.200					
37 Shawn Tolleson, R ERA: 2.75	0.1		2	1	1	1	1	0	0	0	0	0	1	4	6	27.00	3.000					

Texas Rangers @ Detroit Tigers
Comerica Park, Detroit, MI
Sat Aug 22 2015, 7:09 PM - 10:03 PM EDT
Att: 39,082 - Clear - 77 F

AB 37
R 3
H 11
RBI 3
BB 1
SO 8
LOB 16



Batter	1	2	3	4	5	6	7	8	9	AB	R	H	RBI	BB	SO	LOB	TOP										
7 Delino DeShields, R OBP: 0.349, SLG: 0.363										5	0	0	0	0	2	3											
17 Shin-Soo Choo, L OBP: 0.340, SLG: 0.422										1	1	0	0	2	0	0											
29 Adrian Beltré, R OBP: 0.307, SLG: 0.408										2	0	0	0	0	1	1											
1 Elvis Andrus, R OBP: 0.302, SLG: 0.349										2	1	1	0	0	0	2											
18 Mitch Moreland, L OBP: 0.337, SLG: 0.496										4	0	1	2	0	0	1											
25 Mike Napoli, R OBP: 0.313, SLG: 0.402										4	1	2	1	0	0	1											
12 Rougned Odor, L OBP: 0.330, SLG: 0.464										4	0	1	0	0	0	2											
20 Ryan Strausborger, R OBP: 0.282, SLG: 0.314										3	0	0	0	1	1	3											
38 Chris Gimenez, R OBP: 0.324, SLG: 0.629										3	1	2	1	1	0	0											
68 Hanser Alberto, R OBP: 0.253, SLG: 0.286										4	0	0	0	0	1	3											
Inning Stats	R: 0 H: 0 K: 2 S: 10	H: 0 LOB: 1 BB: 1 P: 21	R: 0 H: 1 K: 0 S: 6	H: 1 LOB: 0 BB: 0 P: 10	R: 1 H: 1 K: 0 S: 9	H: 1 LOB: 0 BB: 0 P: 17	R: 0 H: 0 K: 0 S: 7	H: 0 LOB: 0 BB: 0 P: 10	R: 0 H: 1 K: 0 S: 13	H: 1 LOB: 2 BB: 1 P: 21	R: 2 H: 2 K: 1 S: 16	H: 2 LOB: 1 BB: 0 P: 20	R: 0 H: 1 K: 0 S: 8	H: 1 LOB: 2 BB: 1 P: 17	R: 1 H: 1 K: 0 S: 9	H: 1 LOB: 0 BB: 1 P: 21	R: 0 H: 0 K: 2 S: 9	H: 0 LOB: 0 BB: 0 P: 13	1B: 3 2B: 2 3B: 0 HR: 2	SF: 0 SAC: 0 DP: 1 HBP: 1	WP: 0 PB: 0 SB: 0 CS: 1	PA: 38					
PITCHER	IP	WLS	BF	H	R	ER	SO	BB	IBB	HBP	BLK	WP	HR	S	P	ERA	WHIP										
48 Matthew Boyd, L ERA: 7.04	6.0	L	25	5	3	3	3	2	0	1	0	0	1	61	99	4.50	1.167										
54 Drew VerHagen, R ERA: 6.75	1.0		5	1	0	0	0	0	1	0	0	0	0	8	17	0.00	1.000										
65 Blaine Hardy, L ERA: 2.68	0.2		4	1	1	1	0	1	0	0	0	0	1	8	17	13.50	3.000										
30 Alex Wilson, R ERA: 1.79	0.1		0	0	0	0	0	0	0	0	0	0	0	1	4	0.00	0.000										
43 Bruce Rondón, R ERA: 5.66	1.0		3	0	0	0	2	0	0	0	0	0	0	9	13	0.00	0.000										

Texas Rangers @ Detroit Tigers
Comerica Park, Detroit, MI
Sun Aug 23 2015, 1:10 PM - 4:10 PM EDT
Att: 39,317 - Sunny - 79 F

AB 32
R 4
H 7
RBI 4
BB 4
SO 5
LOB 16



Batter	1	2	3	4	5	6	7	8	9	AB	R	H	RBI	BB	SO	LOB	BOTTOM										
20 Rajai Davis, R OBP: 0.298, SLG: 0.408										5	0	0	0	0	1	4											
3 Ian Kinsler, R OBP: 0.354, SLG: 0.441										5	1	1	0	0	0	4											
24 Miguel Cabrera, R OBP: 0.472, SLG: 0.601										4	0	2	0	0	1	0											
41 Victor Martinez, S OBP: 0.304, SLG: 0.377										4	0	1	0	0	0	2											
28 J.D. Martinez, R OBP: 0.349, SLG: 0.547										4	0	1	0	0	1	2											
9 Nick Castellanos, R OBP: 0.302, SLG: 0.411										3	0	0	0	1	1	2											
34 James McCann, R OBP: 0.301, SLG: 0.399										4	1	1	0	0	0	2											
1 Jose Iglesias, R OBP: 0.347, SLG: 0.380										3	0	1	1	1	0	0											
18 Tyler Collins, L OBP: 0.305, SLG: 0.426										4	0	2	0	0	0	0											
Inning Stats	R: 1 H: 3 K: 1 S: 16	H: 3 LOB: 2 BB: 0 P: 23	R: 0 H: 1 K: 0 S: 9	H: 1 LOB: 1 BB: 1 P: 16	R: 0 H: 0 K: 0 S: 6	H: 0 LOB: 0 BB: 0 P: 11	R: 1 H: 3 K: 1 S: 13	H: 3 LOB: 2 BB: 0 P: 19	R: 0 H: 0 K: 0 S: 5	H: 0 LOB: 0 BB: 0 P: 7	R: 0 H: 1 K: 2 S: 14	H: 1 LOB: 0 BB: 0 P: 22	R: 0 H: 0 K: 0 S: 4	H: 0 LOB: 0 BB: 0 P: 6	R: 0 H: 0 K: 0 S: 7	H: 0 LOB: 0 BB: 0 P: 11	1B: 8 2B: 0 3B: 1 HR: 0	SF: 0 SAC: 0 DP: 0 HBP: 0	WP: 0 PB: 0 SB: 0 CS: 0	PA: 38							
PITCHER	IP	WLS	BF	H	R	ER	SO	BB	IBB	HBP	BLK	WP	HR	S	P	ERA	WHIP										
35 Cole Hamels, L ERA: 3.82	6.0		28	8	2	2	2	2	0	0	0	0	0	62	96	3.00	1.667										
50 Keone Kela, R ERA: 2.84	1.0	H	4	1	0	0	2	0	0	0	0	0	0	14	22	0.00	1.000										
47 Sam Dyson, R ERA: 3.34	1.0	H	3	0	0	0	0	0	0	0	0	0	0	4	6	0.00	0.000										
37 Shawn Tolleson, R ERA: 2.7	1.0	S	3	0	0	0	0	0	0	0	0	0	0	7	11	0.00	0.000										

Texas Rangers @ Detroit Tigers
Comerica Park, Detroit, MI
Sun Aug 23 2015, 1:10 PM - 4:10 PM EDT
Att: 39,317 - Sunny - 79 F

AB 36
R 2
H 9
RBI 1
BB 2
SO 4
LOB 16



Batter	1	2	3	4	5	6	7	8	9	AB	R	H	RBI	BB	SO	LOB	TOP			
12 Anthony Gose, L (1,8) OBP: 0.305, SLG: 0.358										5	0	1	0	0	0	0	Detroit Tigers @ Cincinnati Reds Great American Ball Park, Cincinnati, OH Mon Aug 24 2015, 7:11 PM - 10:33 PM EDT Att: 30,150 - Clear - 72 F			
3 Ian Kinsler, R (1,4) OBP: 0.360, SLG: 0.445										3	2	3	0	2	0	0				
24 Miguel Cabrera, R (1,3) OBP: 0.471, SLG: 0.601										5	1	2	1	0	0	3				
28 J.D. Martinez, R (1,9) OBP: 0.350, SLG: 0.554										5	1	2	3	0	3	3				
18 Tyler Collins, L (1,7) OBP: 0.294, SLG: 0.410										4	0	0	0	0	0	1				
38 Guido Knudson, R (7,1)										0	0	0	0	0	0	0				
1 Jose Iglesias, R (9,PH) OBP: 0.348, SLG: 0.380										0	0	0	0	1	0	0				
9 Nick Castellanos, R (1,5) OBP: 0.303, SLG: 0.416										4	1	1	1	1	0	2				
13 Alex Avila, L (1,2) OBP: 0.328, SLG: 0.266										2	0	1	0	2	0	2				
17 Andrew Romine, S (1,6) OBP: 0.306, SLG: 0.348										4	0	1	0	0	1	2				
45 Buck Farmer, L (1,1) OBP: 0.250, SLG: 0.250										3	0	0	0	0	3	2				
62 AJ Albuquerque, R (6,1)										0	0	0	0	0	0	0				
32 Tom Gorzelanny, R (6,1)										0	0	0	0	0	0	0				
39 Neftali Feliz, R (6,1)										0	0	0	0	0	0	0				
20 Rajai Davis, R (7,7) OBP: 0.297, SLG: 0.406										1	0	0	0	0	0	0				
Inning Stats	R: 4 E: 0 K: 1 S: 27	H: 6 LOB: 2 BB: 0 P: 45	R: 0 E: 0 K: 1 S: 16	H: 1 LOB: 1 BB: 1 P: 23	R: 0 E: 0 K: 1 S: 9	H: 0 LOB: 1 BB: 1 P: 18	R: 1 E: 0 K: 2 S: 11	H: 2 LOB: 1 BB: 0 P: 14	R: 0 E: 0 K: 0 S: 5	H: 1 LOB: 1 BB: 0 P: 12	R: 0 E: 0 K: 0 S: 9	H: 1 LOB: 1 BB: 1 P: 14	R: 0 E: 0 K: 0 S: 13	H: 0 LOB: 2 BB: 0 P: 21	R: 0 E: 0 K: 1 S: 9	H: 0 LOB: 2 BB: 2 P: 22	1B: 6 2B: 3 3B: 0 HR: 2	SF: 0 SAC: 0 DP: 1 HBP: 0	WP: 0 PB: 0 SB: 0 CS: 1	PA: 42
PITCHER	IP WLS BF H R ER SO BB IBB HBP BLK WP HR S P ERA WHIP																			
48 Keyvius Sampson, R (1,1) ERA: 5.55	4.0		22	9	5	5	5	2	0	0	0	0	0	0	0	2	63	100	11.25	2.750
51 Collin Balester, R (5,1) ERA:	2.0	W	8	1	0	0	1	1	0	0	0	0	0	0	0	13	22	0.00	1.000	
25 Burke Badenhop, R (7,1) ERA: 3.66	1.0		4	1	0	0	1	0	0	0	0	0	0	0	9	14	0.00	2.000		
60 J.J. Hoover, R (8,1) ERA: 1.81	1.0		3	0	0	0	0	0	0	0	0	0	0	0	13	21	0.00	0.000		
54 Aroldis Chapman, L (9,1) ERA: 1.78	1.0		5	0	0	0	1	2	0	0	0	0	0	9	22	0.00	2.000			
Batter	1	2	3	4	5	6	7	8	9	AB	R	H	RBI	BB	SO	LOB	BOTTOM			
55 Skip Schumaker, L (1,7) OBP: 0.290, SLG: 0.289										4	1	1	2	1	0	0	Detroit Tigers @ Cincinnati Reds Great American Ball Park, Cincinnati, OH Mon Aug 24 2015, 7:11 PM - 10:33 PM EDT Att: 30,150 - Clear - 72 F			
7 Eugenio Suárez, R (1,6) OBP: 0.343, SLG: 0.498										5	3	3	3	0	0	1				
19 Joey Votto, L (1,3) OBP: 0.446, SLG: 0.553										2	3	1	2	3	0	0				
4 Brandon Phillips, R (1,4) OBP: 0.322, SLG: 0.390										5	1	2	4	0	0	1				
21 Todd Frazier, R (1,5) OBP: 0.311, SLG: 0.519										5	1	1	0	0	2	1				
32 Jay Bruce, L (1,9) OBP: 0.310, SLG: 0.445										4	1	1	1	0	0	0				
30 Jason Bourgeois, R (1,8) OBP: 0.290, SLG: 0.313										3	1	1	0	1	0	0				
16 Tucker Barnhart, L (1,2) OBP: 0.346, SLG: 0.362										3	1	1	0	1	1	1				
48 Keyvius Sampson, R (1,1) ERA: 7.8	5.1		22	3	3	3	3	3	0	0	0	0	0	0	0	5		11	∞	∞
62 AJ Albuquerque, R (6,1) ERA: 3.52	0.0	L	3	2	1	1	0	1	0	0	0	0	0	0	0	1		5	∞	∞
32 Tom Gorzelanny, L (6,1) ERA: 6.21	0.0		1	0	0	0	0	1	0	0	0	0	0	0	0	1	5	∞	∞	
39 Neftali Feliz, R (6,1) ERA: 7.88	0.2	B	6	3	6	6	1	0	1	0	0	0	0	0	0	12	26	81.00	4.500	
38 Guido Knudson, R (7,1) ERA: 9.0	2.0		9	3	2	2	1	0	0	0	0	0	0	0	1	31	43	9.00	1.500	
Inning Stats	R: 0 E: 0 K: 0 S: 10	H: 0 LOB: 1 BB: 0 P: 19	R: 0 E: 0 K: 0 S: 7	H: 0 LOB: 0 BB: 0 P: 9	R: 0 E: 0 K: 2 S: 12	H: 0 LOB: 1 BB: 1 P: 21	R: 0 E: 0 K: 1 S: 7	H: 0 LOB: 0 BB: 0 P: 10	R: 0 E: 0 K: 0 S: 7	H: 1 LOB: 1 BB: 0 P: 9	R: 10 E: 0 K: 1 S: 26	H: 7 LOB: 1 BB: 4 P: 58	R: 0 E: 0 K: 0 S: 12	H: 1 LOB: 1 BB: 0 P: 19	R: 2 E: 0 K: 1 S: 19	H: 2 LOB: 0 BB: 0 P: 24	1B: 4 2B: 3 3B: 1 HR: 3	SF: 0 SAC: 0 DP: 0 HBP: 0	WP: 0 PB: 0 SB: 2 CS: 0	PA: 41
PITCHER	IP WLS BF H R ER SO BB IBB HBP BLK WP HR S P ERA WHIP																			
45 Buck Farmer, R (1,1) ERA: 7.8	5.1		22	3	3	3	3	3	0	0	0	0	0	0	0	5	11	∞	∞	
62 AJ Albuquerque, R (6,1) ERA: 3.52	0.0	L	3	2	1	1	0	1	0	0	0	0	0	0	0	1	5	∞	∞	
32 Tom Gorzelanny, L (6,1) ERA: 6.21	0.0		1	0	0	0	0	1	0	0	0	0	0	0	0	1	5	∞	∞	
39 Neftali Feliz, R (6,1) ERA: 7.88	0.2	B	6	3	6	6	1	0	1	0	0	0	0	0	0	12	26	81.00	4.500	
38 Guido Knudson, R (7,1) ERA: 9.0	2.0		9	3	2	2	1	0	0	0	0	0	0	0	1	31	43	9.00	1.500	

Batter	1	2	3	4	5	6	7	8	9	AB	R	H	RBI	BB	SO	LOB	TOP					
56 Kole Calhoun, L (1,9) OBP: 0.324, SLG: 0.437										4	0	0	0	0	2	1	Los Angeles Angels @ Detroit Tigers Comerica Park, Detroit, MI Wed Aug 26 2015, 7:10 PM - 9:57 PM EDT Att: 31,938 - Cloudy - 67 F					
27 Mike Trout, R (1,8) OBP: 0.392, SLG: 0.579										3	0	0	0	0	1	0						
5 Albert Pujols, R (1,3) OBP: 0.309, SLG: 0.502										3	0	0	0	0	1	0						
19 David Murphy, L (1,7) OBP: 0.333, SLG: 0.433										2	0	0	0	1	0	0						
2 Erick Aybar, S (1,6) OBP: 0.308, SLG: 0.333										3	0	0	0	0	0	1						
24 C.J. Cron, R (1,10) OBP: 0.304, SLG: 0.441										3	0	0	0	0	1	0						
17 Chris Iannetta, R (1,2) OBP: 0.291, SLG: 0.325										3	0	1	0	0	1	0						
41 Kaleb Cowart, S (1,5) OBP: 0.231, SLG: 0.304										2	0	0	0	1	2	1						
32 Ryan Jackson, R (1,4) OBP: 0.302, SLG: 0.337										2	0	0	0	0	1	1						
3 David DeJesus, L (9,PH) OBP: 0.302, SLG: 0.337										1	0	0	0	0	0	1						
Inning Stats	R: 0 H: 0 E: 0 K: 1 S: 6	H: 0 LOB: 0 BB: 0 P: 10	R: 0 H: 0 E: 0 K: 1 S: 9	H: 0 LOB: 0 BB: 0 P: 13	R: 0 H: 0 E: 0 K: 1 S: 10	H: 0 LOB: 0 BB: 0 P: 15	R: 0 H: 0 E: 0 K: 0 S: 6	H: 0 LOB: 0 BB: 0 P: 9	R: 0 H: 0 E: 0 K: 0 S: 7	H: 0 LOB: 0 BB: 0 P: 8	R: 0 H: 0 E: 0 K: 2 S: 9	H: 0 LOB: 0 BB: 0 P: 14	R: 0 H: 0 E: 0 K: 3 S: 10	H: 0 LOB: 0 BB: 0 P: 16	R: 0 H: 0 E: 0 K: 0 S: 8	H: 0 LOB: 0 BB: 0 P: 15	R: 0 H: 1 E: 0 K: 1 S: 9	H: 1 LOB: 1 BB: 0 P: 12	1B: 0 2B: 0 3B: 0 HR: 0	SF: 0 SAC: 0 DP: 2 HBP: 0	WP: 0 PB: 0 SB: 0 CS: 0	PA: 28
PITCHER 35 Justin Verlander, R (1,1) ERA: 3.45	IP: 9.0 WLS: W BF: 28	H: 1 R: 0 ER: 0 SO: 9	BB: 2 IBB: 0 HBP: 0 BLK: 0	WP: 0 HR: 0 S: 74 P: 112	ERA: 0.00 WHIP: 0.333	PITCHER										IP: 9.0 WLS: W BF: 28	H: 1 R: 0 ER: 0 SO: 9	BB: 2 IBB: 0 HBP: 0 BLK: 0	WP: 0 HR: 0 S: 74 P: 112	ERA: 0.00 WHIP: 0.333		

Batter	1	2	3	4	5	6	7	8	9	AB	R	H	RBI	BB	SO	LOB	BOTTOM			
20 Rajai Davis, R (1,7) OBP: 0.299, SLG: 0.404										4	1	1	0	1	1	2	Los Angeles Angels @ Detroit Tigers Comerica Park, Detroit, MI Wed Aug 26 2015, 7:10 PM - 9:57 PM EDT Att: 31,938 - Cloudy - 67 F			
3 Ian Kinsler, R (1,4) OBP: 0.359, SLG: 0.447										4	0	1	0	0	0	2				
24 Miguel Cabrera, R (1,3) OBP: 0.473, SLG: 0.611										3	1	1	2	1	1	1				
41 Victor Martinez, S (1,10) OBP: 0.299, SLG: 0.370										4	1	1	0	0	1	3				
28 J.D. Martinez, R (1,9) OBP: 0.353, SLG: 0.564										4	1	2	2	0	1	0				
9 Nick Castellanos, R (1,5) OBP: 0.303, SLG: 0.424										4	1	1	1	0	1	1				
17 Andrew Romine, S (9,5) OBP: 0.304, SLG: 0.339										0	0	0	0	0	0	0				
34 James McCann, R (1,2) OBP: 0.302, SLG: 0.405										3	0	0	0	0	0	1				
1 Jose Iglesias, R (1,6) OBP: 0.351, SLG: 0.378										2	0	0	0	2	0	1				
12 Anthony Gose, L (1,8) OBP: 0.306, SLG: 0.357										3	0	0	0	1	0	2				
Inning Stats	R: 0 H: 1 E: 0 K: 1 S: 15	H: 1 LOB: 1 BB: 0 P: 22	R: 1 H: 1 E: 0 K: 1 S: 10	H: 1 LOB: 1 BB: 1 P: 16	R: 0 H: 0 E: 1 K: 1 S: 9	H: 0 LOB: 2 BB: 1 P: 19	R: 0 H: 1 E: 0 K: 0 S: 17	H: 1 LOB: 2 BB: 1 P: 28	R: 4 H: 4 E: 0 K: 1 S: 20	H: 4 LOB: 0 BB: 0 P: 31	R: 0 H: 0 E: 0 K: 0 S: 7	H: 0 LOB: 1 BB: 1 P: 16	R: 0 H: 0 E: 0 K: 1 S: 7	H: 0 LOB: 0 BB: 0 P: 11	R: 0 H: 0 E: 0 K: 0 S: 13	H: 0 LOB: 2 BB: 1 P: 22	1B: 2 2B: 1 3B: 1 HR: 3	SF: 0 SAC: 0 DP: 0 HBP: 1	WP: 0 PB: 0 SB: 1 CS: 1	PA: 38
PITCHER 53 Héctor Santiago, L (1,1) ERA: 3.13	IP: 4.1 WLS: L BF: 23	H: 7 R: 5 ER: 3 SO: 3	BB: 2 IBB: 1 HBP: 0 BLK: 0	WP: 0 HR: 3 S: 64 P: 105	ERA: 10.38 WHIP: 2.077	PITCHER										IP: 4.1 WLS: L BF: 23	H: 7 R: 5 ER: 3 SO: 3	BB: 2 IBB: 1 HBP: 0 BLK: 0	WP: 0 HR: 3 S: 64 P: 105	ERA: 10.38 WHIP: 2.077
68 Cam Bedrosian, R (5,1) ERA: 5.79	IP: 1.2 WLS: W BF: 6	H: 0 R: 0 ER: 0 SO: 1	BB: 1 IBB: 0 HBP: 0 BLK: 0	WP: 0 HR: 0 S: 14 P: 27	ERA: 0.00 WHIP: 0.600	PITCHER										IP: 1.2 WLS: W BF: 6	H: 0 R: 0 ER: 0 SO: 1	BB: 1 IBB: 0 HBP: 0 BLK: 0	WP: 0 HR: 0 S: 14 P: 27	ERA: 0.00 WHIP: 0.600
51 Drew Rucinski, R (7,1) ERA: 7.71	IP: 2.0 WLS: W BF: 8	H: 0 R: 0 ER: 0 SO: 1	BB: 1 IBB: 0 HBP: 1 BLK: 0	WP: 0 HR: 0 S: 20 P: 33	ERA: 0.00 WHIP: 0.500	PITCHER										IP: 2.0 WLS: W BF: 8	H: 0 R: 0 ER: 0 SO: 1	BB: 1 IBB: 0 HBP: 1 BLK: 0	WP: 0 HR: 0 S: 20 P: 33	ERA: 0.00 WHIP: 0.500

Los Angeles Angels @ Detroit Tigers
Comerica Park, Detroit, MI
Wed Aug 26 2015, 7:10 PM - 9:57 PM EDT
Att: 31,938 - Cloudy - 67 F

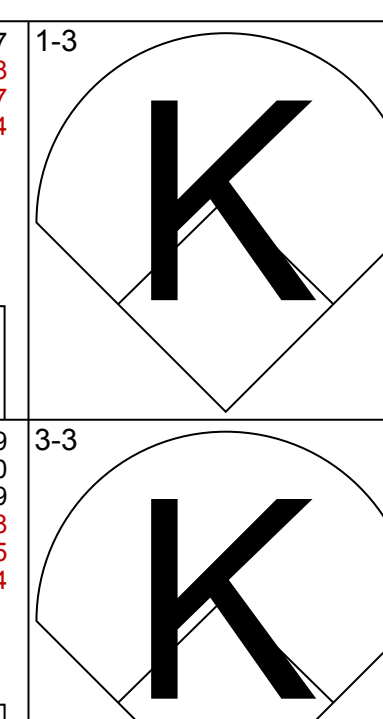
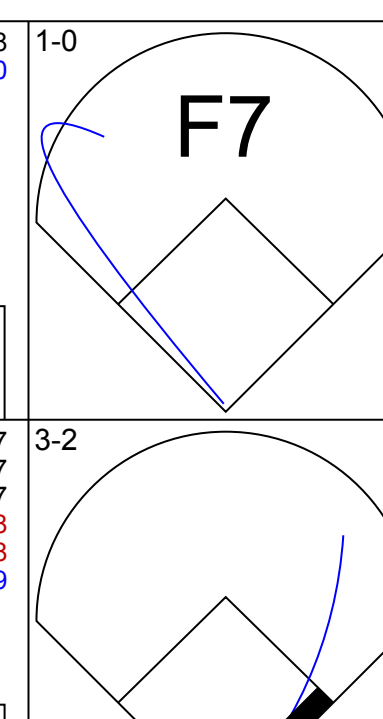
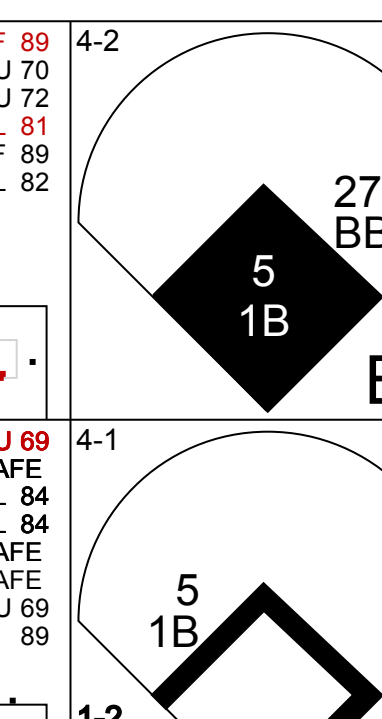
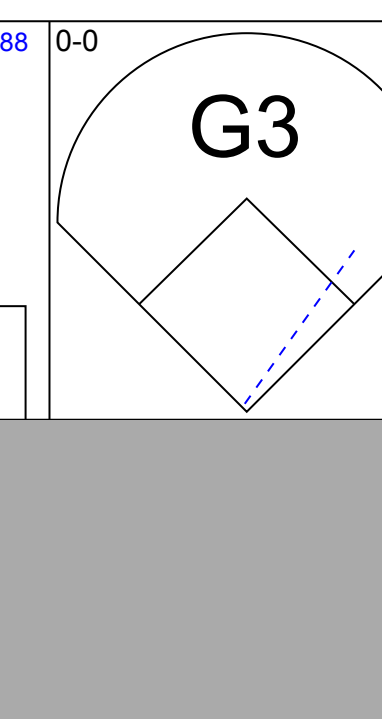
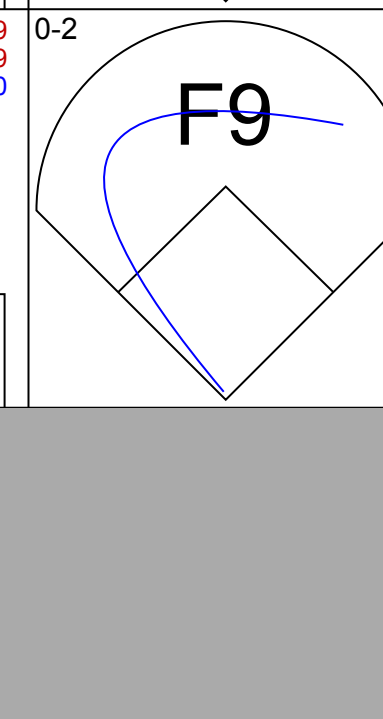
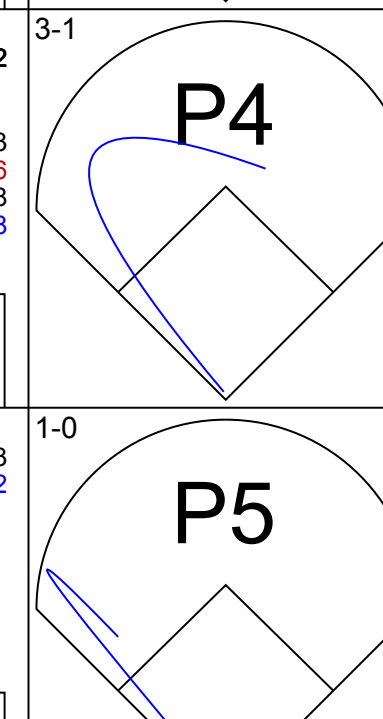
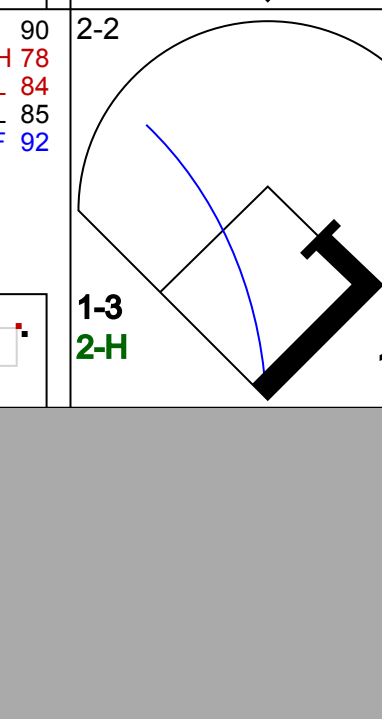
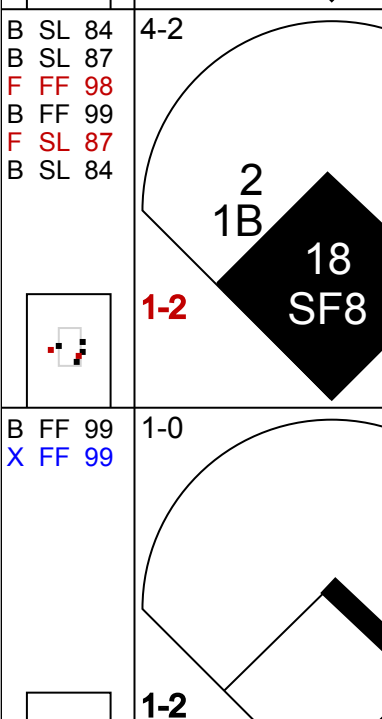



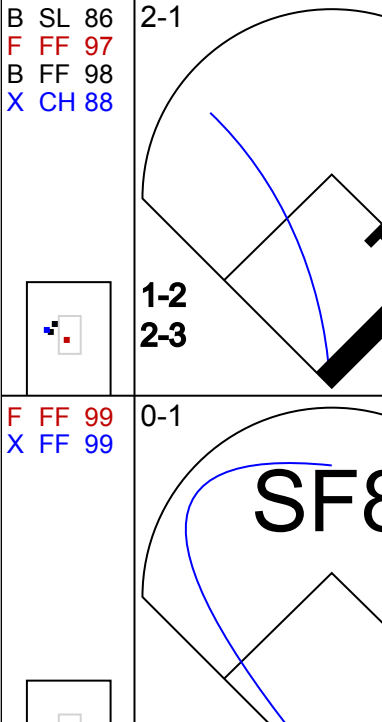
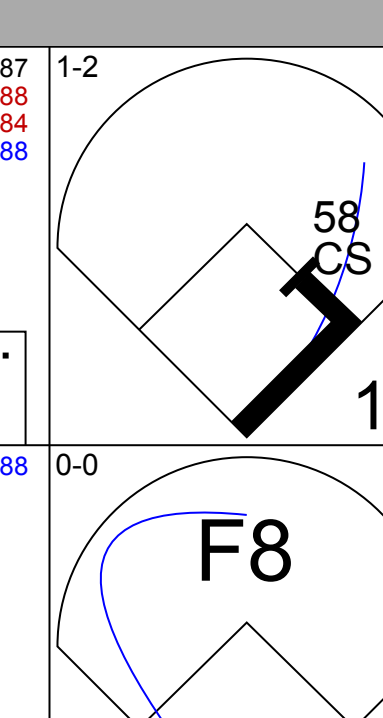
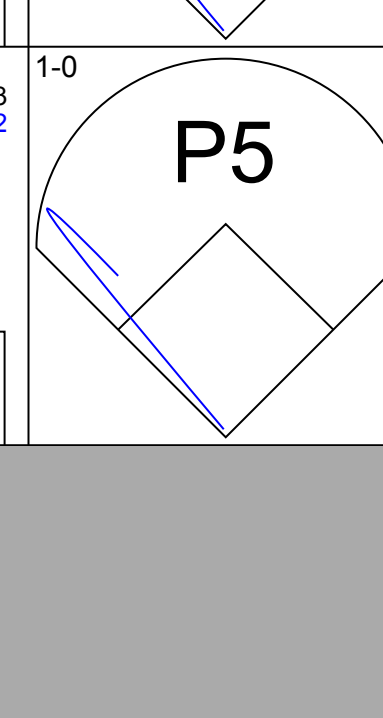
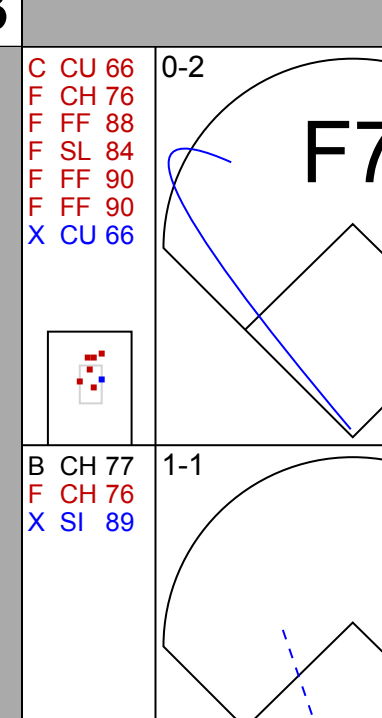
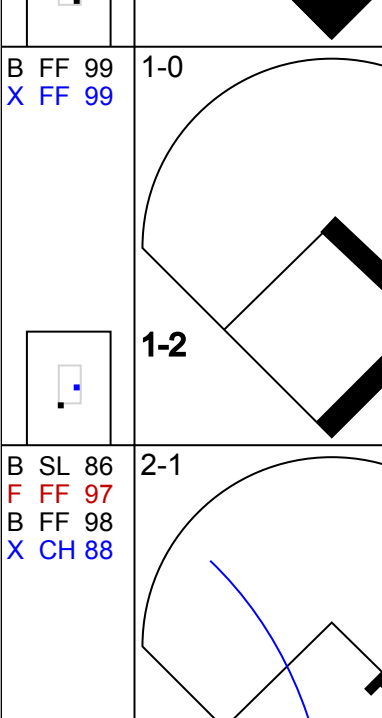

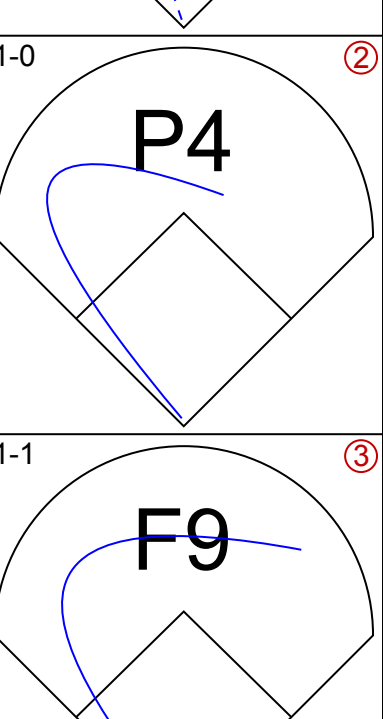
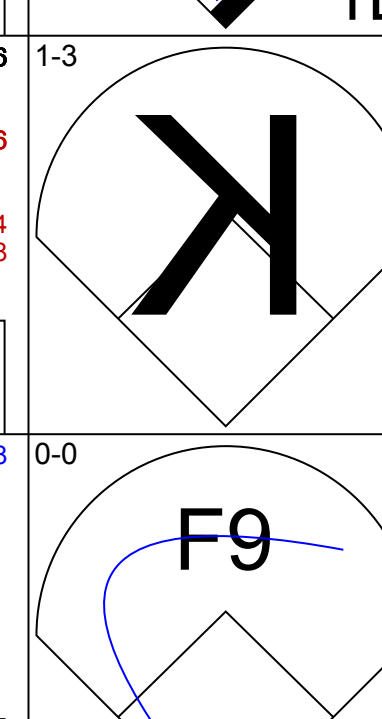
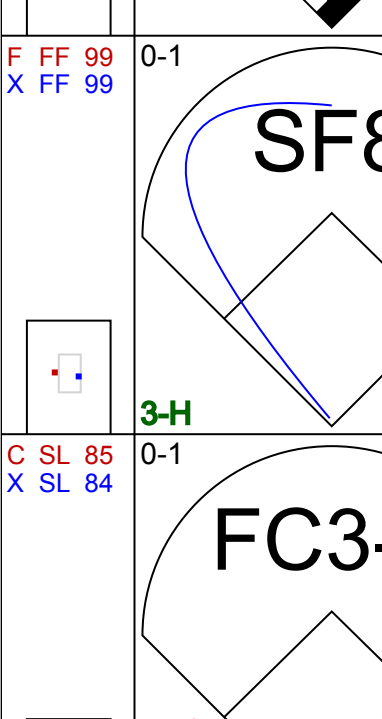




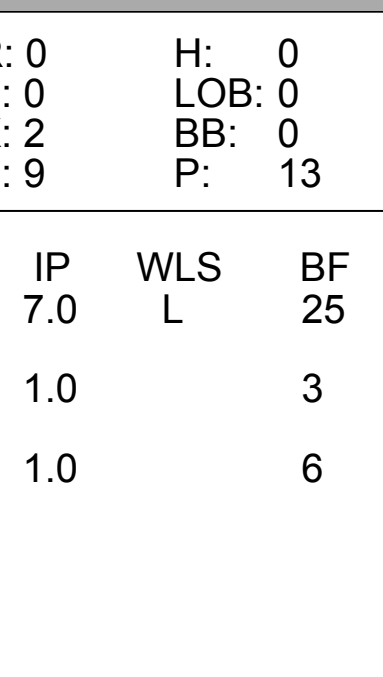
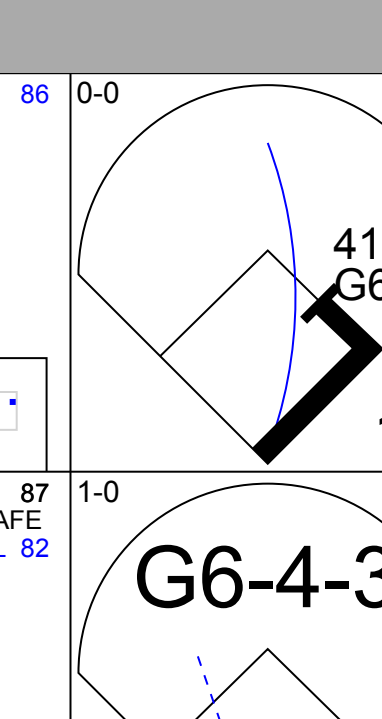
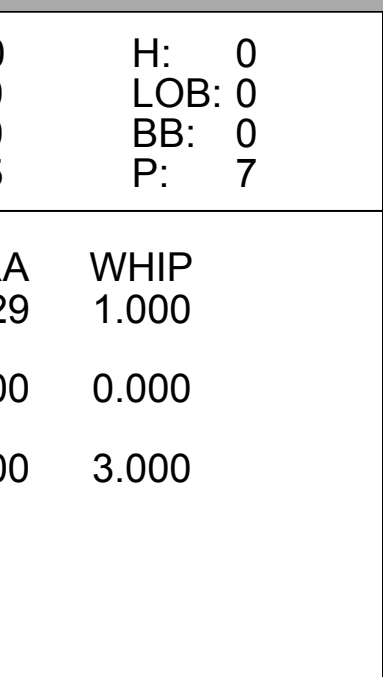
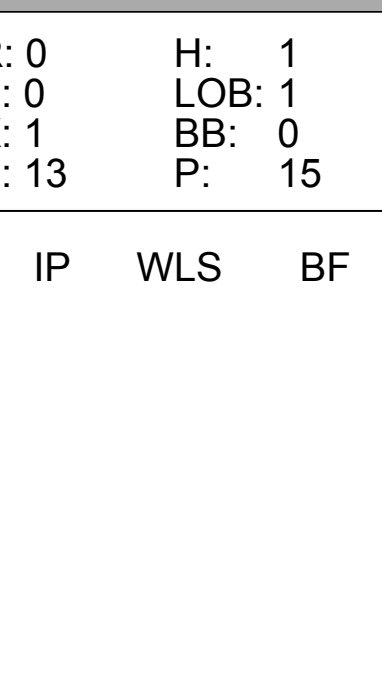
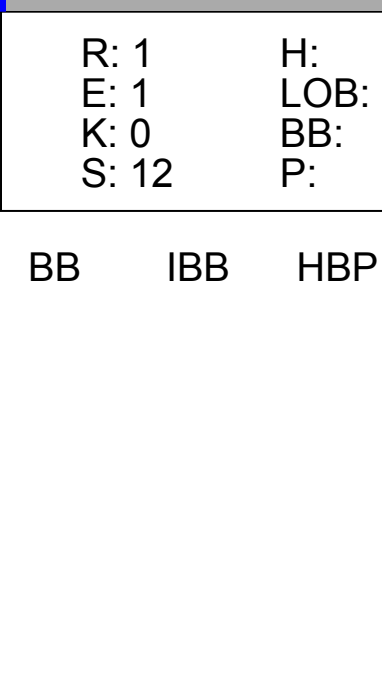
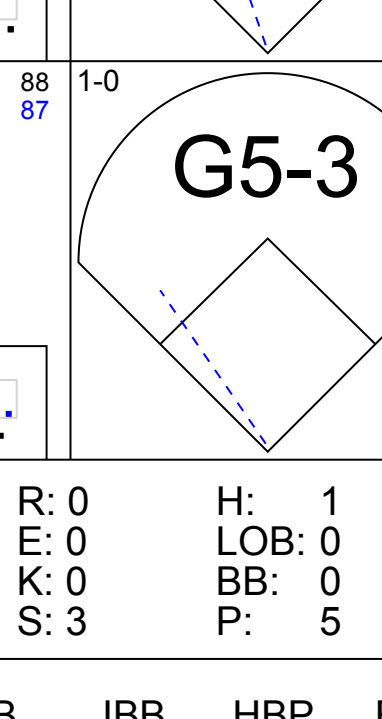
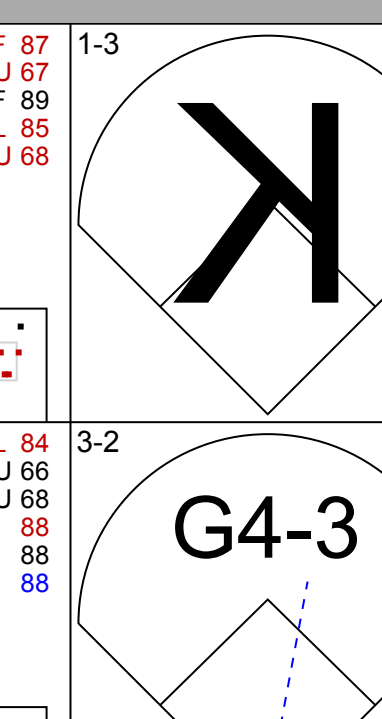
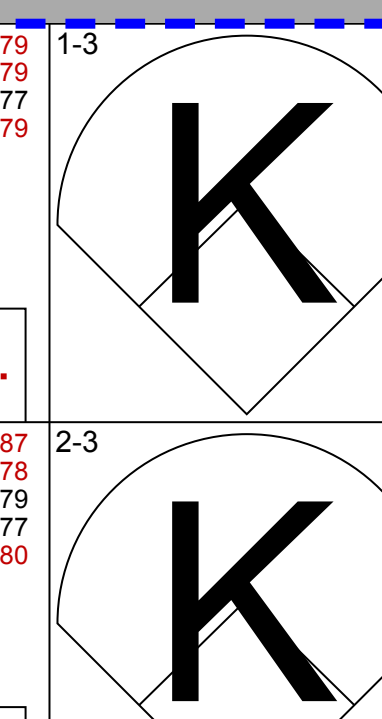

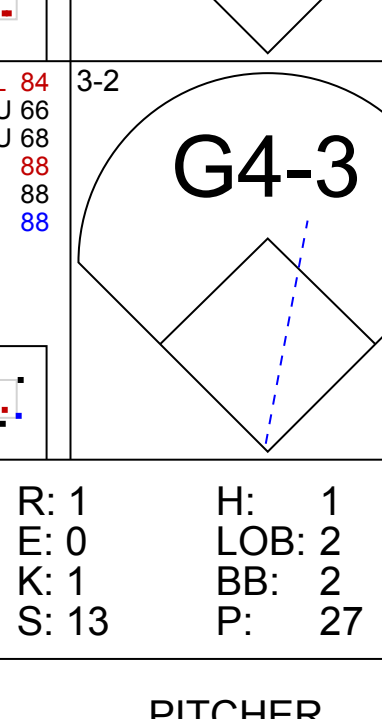
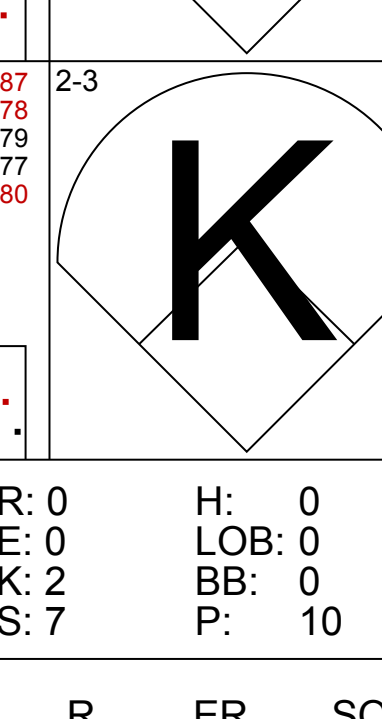
AB	26
R	0
H	1
RBI	0
BB	2
SO	9
LOB	5



Los Angeles Angels @ Detroit Tigers
Comerica Park, Detroit, MI
Wed Aug 26 2015, 7:10 PM - 9:57 PM EDT
Att: 31,938 - Cloudy - 67 F

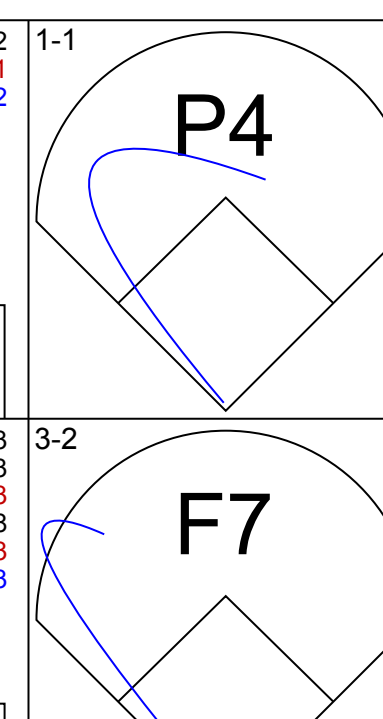
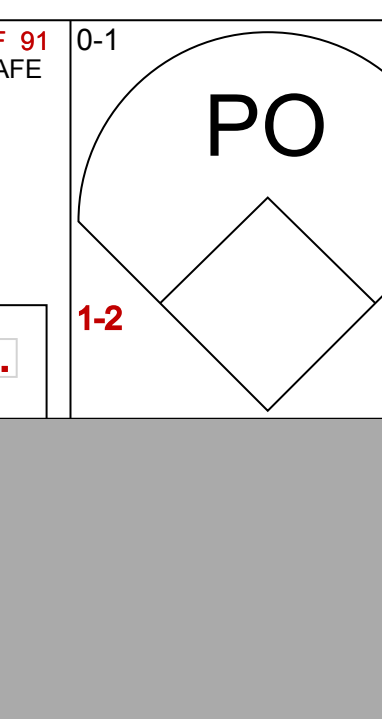
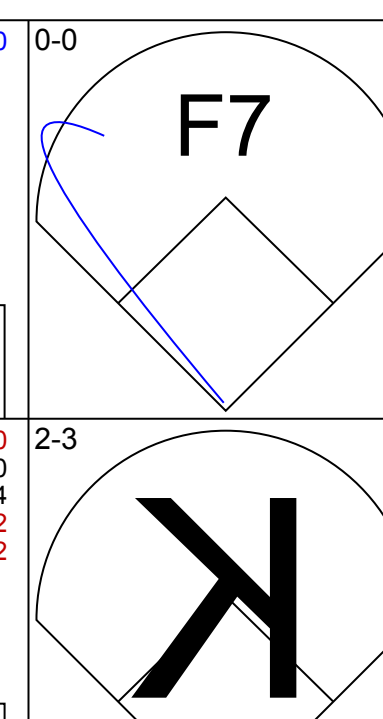
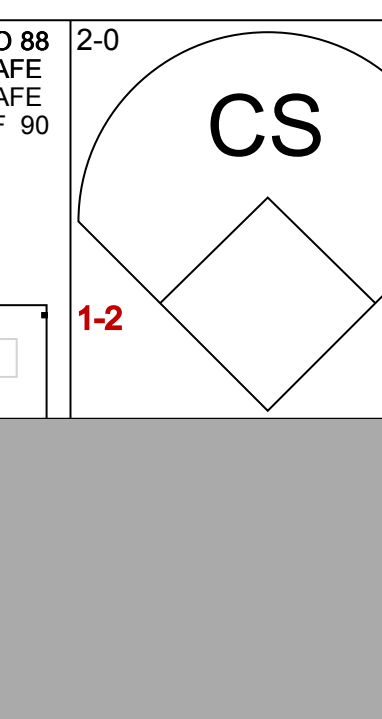
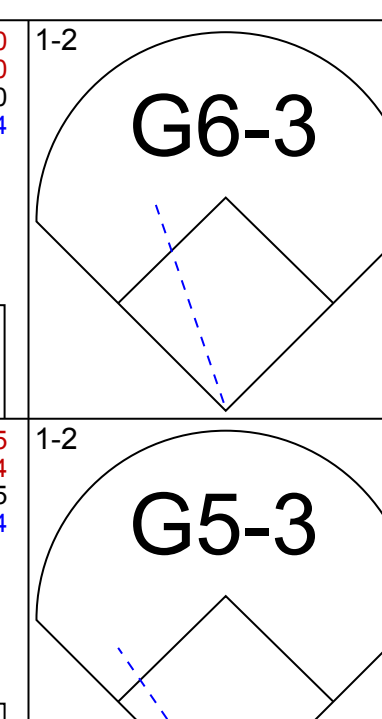
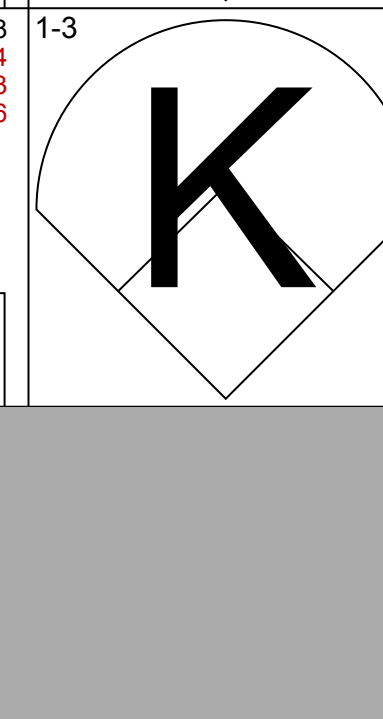
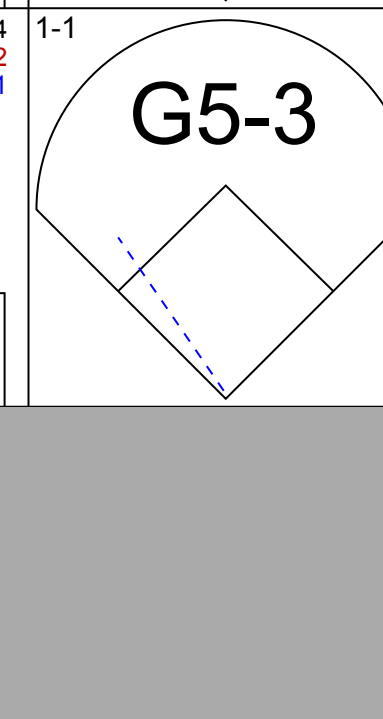

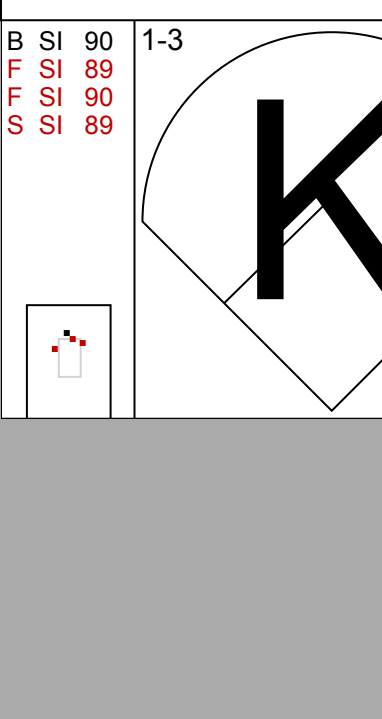



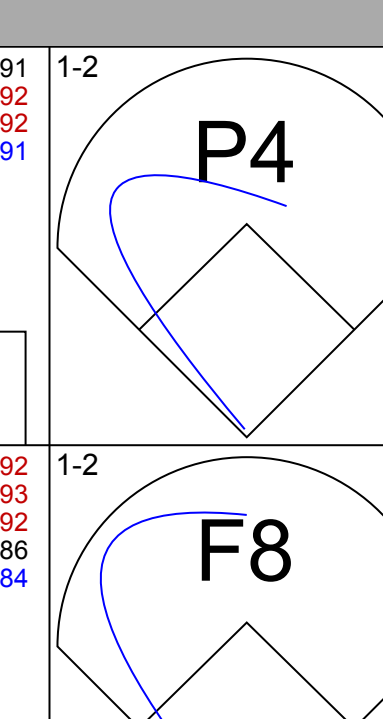
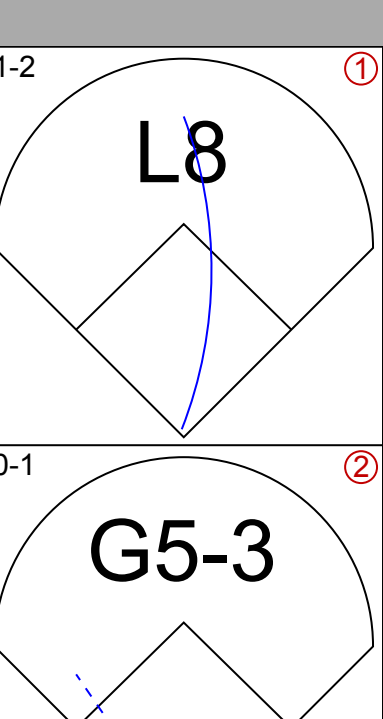
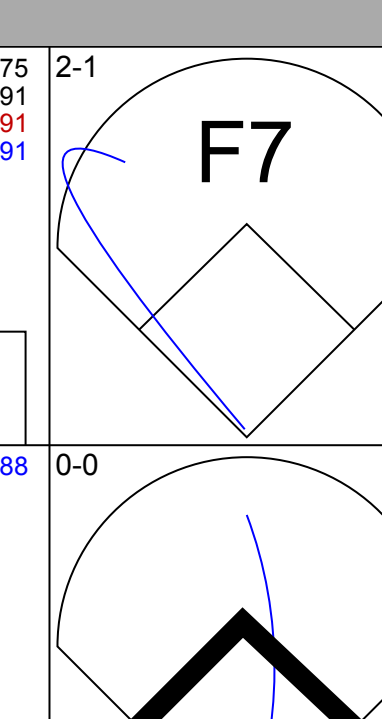
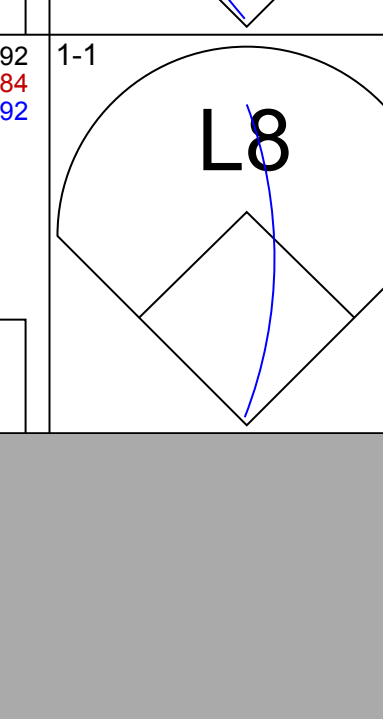
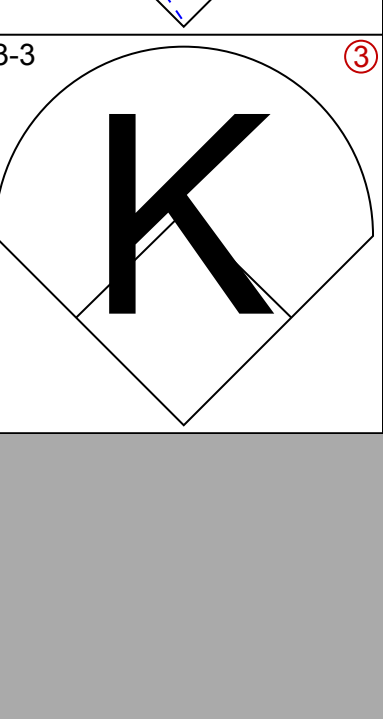
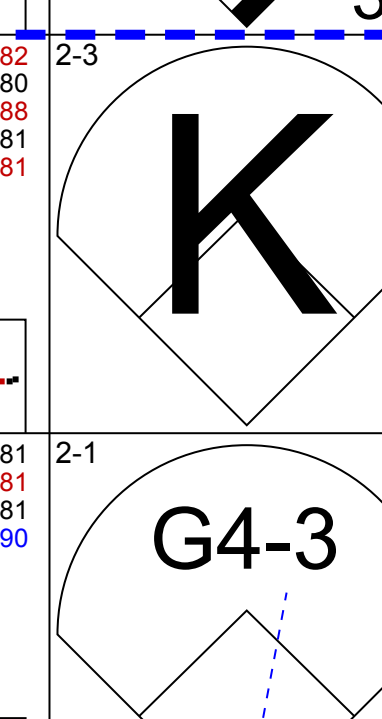



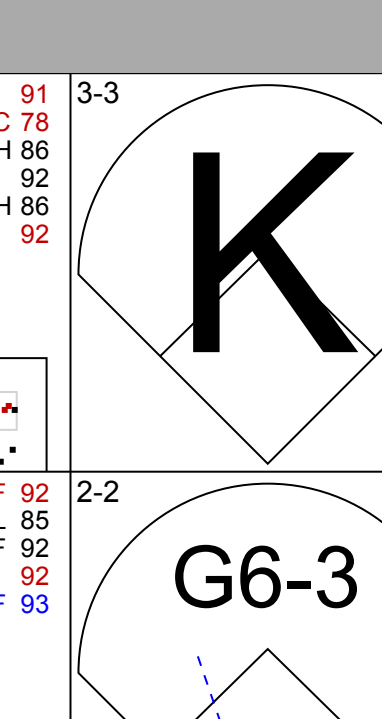
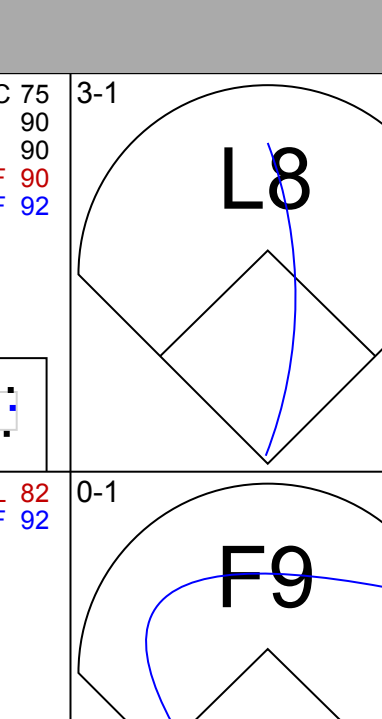
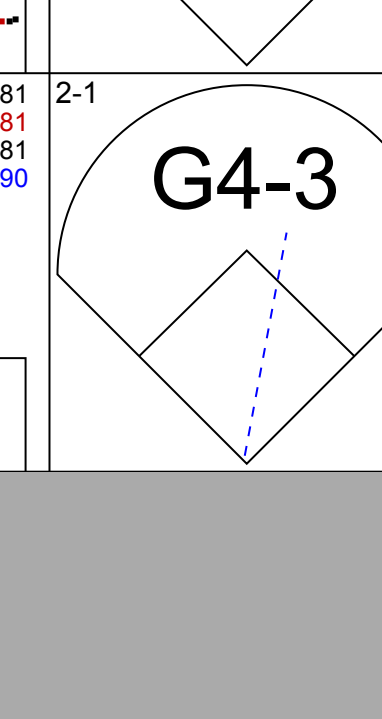
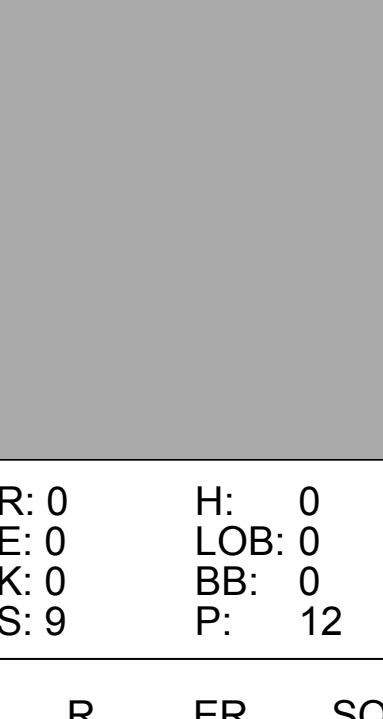
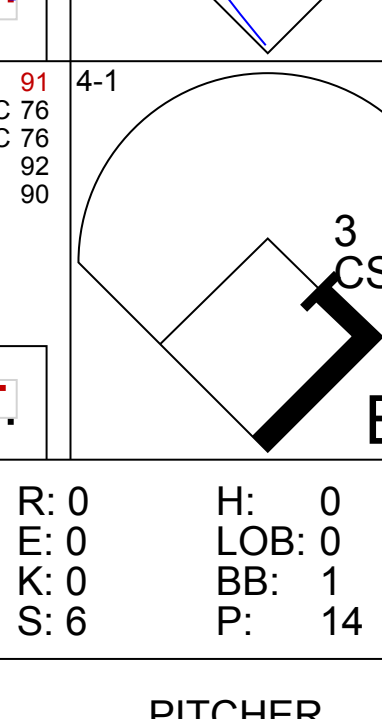
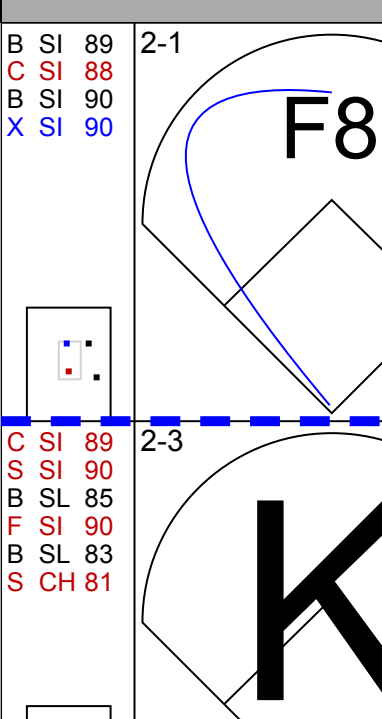
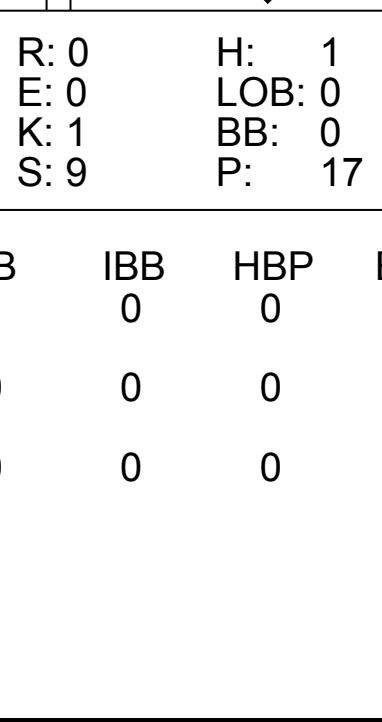
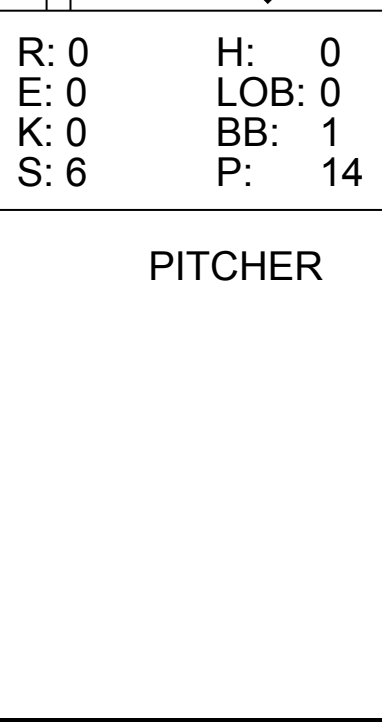
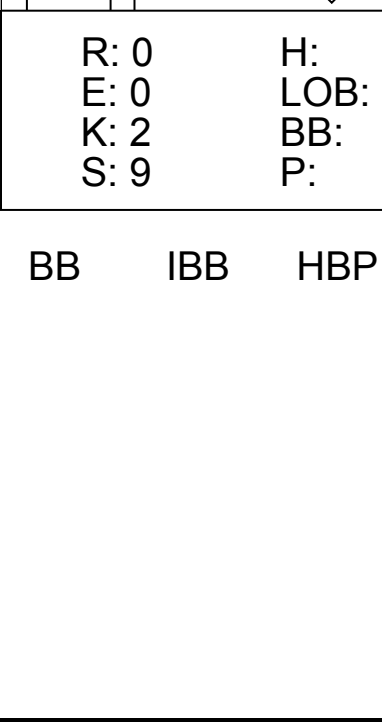
AB	31
R	5
H	7
RBI	5
BB	5
SO	5
LOB	13

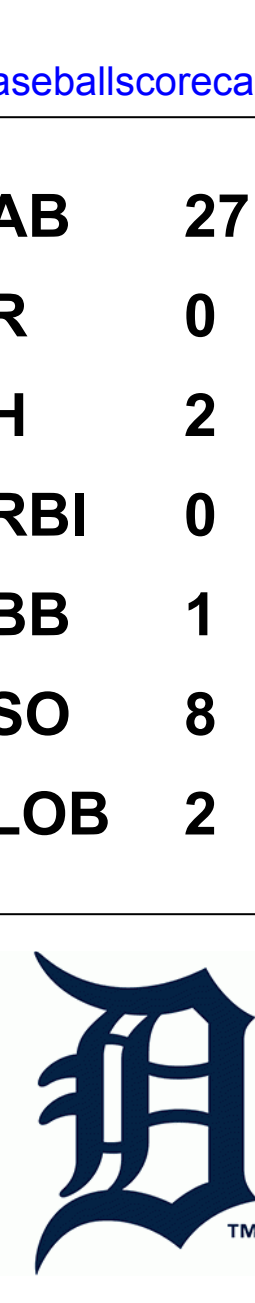


Batter	1	2	3	4	5	6	7	8	9	AB	R	H	RBI	BB	SO	LOB	TOP							
56 Kole Calhoun, L (1,9) OBP: 0.324, SLG: 0.435										3	1	0	0	1	1	0	Los Angeles Angels @ Detroit Tigers Comerica Park, Detroit, MI Thu Aug 27 2015, 1:09 PM - 3:47 PM EDT Att: 36,198 - Overcast - 63 F							
27 Mike Trout, R (1,8) OBP: 0.392, SLG: 0.577										3	0	1	0	1	1	0								
5 Albert Pujols, R (1,10) OBP: 0.311, SLG: 0.501										3	1	1	1	1	0	1								
24 C.J. Cron, R (1,3) OBP: 0.307, SLG: 0.442											4	0	2	0	0	0		1						
2 Erick Aybar, S (1,6) OBP: 0.310, SLG: 0.334											4	0	2	0	0	0		1						
18 Shane Victorino, S (1,7) OBP: 0.301, SLG: 0.293											3	0	0	1	0	2		2						
58 Carlos Pérez, R (1,2) OBP: 0.263, SLG: 0.320											4	0	1	0	0	0		3						
41 Kaleb Cowart, S (1,5) OBP: 0.207, SLG: 0.269											3	0	0	0	0	2	1							
10 Grant Green, R (1,4) OBP: 0.242, SLG: 0.219											3	0	0	0	0	1	0							
32 Ryan Jackson, R (8,4)											0	0	0	0	0	0	0							
Inning Stats	R: 0 E: 0 K: 2 S: 9	H: 0 LOB: 0 BB: 0 P: 13	R: 0 E: 0 K: 1 S: 9	H: 1 LOB: 0 BB: 0 P: 16	R: 0 E: 0 K: 0 S: 3	H: 1 LOB: 0 BB: 0 P: 5	R: 0 E: 0 K: 0 S: 7	H: 1 LOB: 1 BB: 0 P: 15	R: 0 E: 0 K: 1 S: 5	H: 0 LOB: 0 BB: 0 P: 7	R: 1 E: 0 K: 1 S: 13	H: 1 LOB: 2 BB: 2 P: 27	R: 0 E: 0 K: 1 S: 13	H: 1 LOB: 1 BB: 0 P: 15	R: 0 E: 0 K: 2 S: 7	H: 0 LOB: 0 BB: 0 P: 10	R: 1 E: 1 K: 0 S: 12	H: 2 LOB: 2 BB: 1 P: 20	1B: 7 2B: 0 3B: 0 HR: 0	SF: 1 SAC: 0 DP: 1 HBP: 0	WP: 0 PB: 0 SB: 0 CS: 2	PA: 35		
PITCHER	IP WLS BF H R ER SO BB IBB HBP BLK WP HR S P ERA WHIP	IP WLS BF H R ER SO BB IBB HBP BLK WP HR S P ERA WHIP	IP WLS BF H R ER SO BB IBB HBP BLK WP HR S P ERA WHIP	IP WLS BF H R ER SO BB IBB HBP BLK WP HR S P ERA WHIP	IP WLS BF H R ER SO BB IBB HBP BLK WP HR S P ERA WHIP	IP WLS BF H R ER SO BB IBB HBP BLK WP HR S P ERA WHIP	IP WLS BF H R ER SO BB IBB HBP BLK WP HR S P ERA WHIP	IP WLS BF H R ER SO BB IBB HBP BLK WP HR S P ERA WHIP	IP WLS BF H R ER SO BB IBB HBP BLK WP HR S P ERA WHIP	IP WLS BF H R ER SO BB IBB HBP BLK WP HR S P ERA WHIP	IP WLS BF H R ER SO BB IBB HBP BLK WP HR S P ERA WHIP	IP WLS BF H R ER SO BB IBB HBP BLK WP HR S P ERA WHIP	IP WLS BF H R ER SO BB IBB HBP BLK WP HR S P ERA WHIP	IP WLS BF H R ER SO BB IBB HBP BLK WP HR S P ERA WHIP	IP WLS BF H R ER SO BB IBB HBP BLK WP HR S P ERA WHIP	IP WLS BF H R ER SO BB IBB HBP BLK WP HR S P ERA WHIP	IP WLS BF H R ER SO BB IBB HBP BLK WP HR S P ERA WHIP	IP WLS BF H R ER SO BB IBB HBP BLK WP HR S P ERA WHIP	IP WLS BF H R ER SO BB IBB HBP BLK WP HR S P ERA WHIP	IP WLS BF H R ER SO BB IBB HBP BLK WP HR S P ERA WHIP	IP WLS BF H R ER SO BB IBB HBP BLK WP HR S P ERA WHIP	IP WLS BF H R ER SO BB IBB HBP BLK WP HR S P ERA WHIP	IP WLS BF H R ER SO BB IBB HBP BLK WP HR S P ERA WHIP	IP WLS BF H R ER SO BB IBB HBP BLK WP HR S P ERA WHIP

AB	30
R	2
H	7
RBI	2
BB	3
SO	7
LOB	9



Batter	1	2	3	4	5	6	7	8	9	AB	R	H	RBI	BB	SO	LOB	BOTTOM							
3 Ian Kinsler, R (1,4) OBP: 0.317, SLG: 0.444										4	0	0	0	0	1	0	Los Angeles Angels @ Detroit Tigers Comerica Park, Detroit, MI Thu Aug 27 2015, 1:09 PM - 3:47 PM EDT Att: 36,198 - Overcast - 63 F							
18 Tyler Collins, L (1,7) OBP: 0.282, SLG: 0.389											3	0	0	0	1	0								
24 Miguel Cabrera, R (1,3) OBP: 0.469, SLG: 0.606											3	0	0	0	2	0								
41 Victor Martinez, S (1,10) OBP: 0.297, SLG: 0.367											3	0	0	0	0	0								
28 J.D. Martinez, R (1,9) OBP: 0.353, SLG: 0.567											3	0	1	0	0	0								
9 Nick Castellanos, R (1,5) OBP: 0.301, SLG: 0.421											3	0	0	0	2	1								
13 Alex Avila, L (1,2) OBP: 0.322, SLG: 0.260											3	0	0	0	1	1								
1 Jose Iglesias, R (1,6) OBP: 0.349, SLG: 0.375											3	0	0	0	0	0								
12 Anthony Gose, L (1,8) OBP: 0.308, SLG: 0.358											2	0	1	0	1	1	0							
Inning Stats	R: 0 E: 0 K: 1 S: 8	H: 0 LOB: 0 BB: 0 P: 13	R: 0 E: 0 K: 0 S: 9	H: 0 LOB: 0 BB: 0 P: 12	R: 0 E: 0 K: 1 S: 9	H: 1 LOB: 0 BB: 0 P: 17	R: 0 E: 0 K: 1 S: 6	H: 0 LOB: 0 BB: 0 P: 9	R: 0 E: 0 K: 1 S: 9	H: 0 LOB: 0 BB: 0 P: 13	R: 0 E: 0 K: 0 S: 6	H: 0 LOB: 0 BB: 1 P: 14	R: 0 E: 0 K: 1 S: 9	H: 0 LOB: 0 BB: 0 P: 13	R: 0 E: 0 K: 1 S: 8	H: 1 LOB: 1 BB: 0 P: 14	R: 0 E: 0 K: 2 S: 9	H: 0 LOB: 0 BB: 0 P: 14	1B: 1 2B: 0 3B: 1 HR: 0	SF: 0 SAC: 0 DP: 0 HBP: 0	WP: 0 PB: 0 SB: 0 CS: 1	PA: 30		
PITCHER	IP WLS BF H R ER SO BB IBB HBP BLK WP HR S P ERA WHIP	IP WLS BF H R ER SO BB IBB HBP BLK WP HR S P ERA WHIP	IP WLS BF H R ER SO BB IBB HBP BLK WP HR S P ERA WHIP	IP WLS BF H R ER SO BB IBB HBP BLK WP HR S P ERA WHIP	IP WLS BF H R ER SO BB IBB HBP BLK WP HR S P ERA WHIP	IP WLS BF H R ER SO BB IBB HBP BLK WP HR S P ERA WHIP	IP WLS BF H R ER SO BB IBB HBP BLK WP HR S P ERA WHIP	IP WLS BF H R ER SO BB IBB HBP BLK WP HR S P ERA WHIP	IP WLS BF H R ER SO BB IBB HBP BLK WP HR S P ERA WHIP	IP WLS BF H R ER SO BB IBB HBP BLK WP HR S P ERA WHIP	IP WLS BF H R ER SO BB IBB HBP BLK WP HR S P ERA WHIP	IP WLS BF H R ER SO BB IBB HBP BLK WP HR S P ERA WHIP	IP WLS BF H R ER SO BB IBB HBP BLK WP HR S P ERA WHIP	IP WLS BF H R ER SO BB IBB HBP BLK WP HR S P ERA WHIP	IP WLS BF H R ER SO BB IBB HBP BLK WP HR S P ERA WHIP	IP WLS BF H R ER SO BB IBB HBP BLK WP HR S P ERA WHIP	IP WLS BF H R ER SO BB IBB HBP BLK WP HR S P ERA WHIP	IP WLS BF H R ER SO BB IBB HBP BLK WP HR S P ERA WHIP	IP WLS BF H R ER SO BB IBB HBP BLK WP HR S P ERA WHIP	IP WLS BF H R ER SO BB IBB HBP BLK WP HR S P ERA WHIP	IP WLS BF H R ER SO BB IBB HBP BLK WP HR S P ERA WHIP	IP WLS BF H R ER SO BB IBB HBP BLK WP HR S P ERA WHIP	IP WLS BF H R ER SO BB IBB HBP BLK WP HR S P ERA WHIP	IP WLS BF H R ER SO BB IBB HBP BLK WP HR S P ERA WHIP



Batter	1	2	3	4	5	6	7	8	9	AB	R	H	RBI	BB	SO	LOB	TOP											
20 Rajai Davis, R OBP: 0.295, SLG: 0.398			L4			G5-3	K			4	0	0	0	0	2	0	Detroit Tigers @ Toronto Blue Jays Rogers Centre, Toronto, ON Fri Aug 28 2015, 7:09 PM - 9:33 PM EDT Att: 46,518 - Cloudy - 68 F											
3 Ian Kinsler, R OBP: 0.358, SLG: 0.450			G5-3			41 1B	G6-3			4	1	2	1	0	0	0												
24 Miguel Cabrera, R OBP: 0.467, SLG: 0.601			K			K	G4-3			4	0	1	0	0	2	1												
41 Victor Martinez, S OBP: 0.296, SLG: 0.365						G4-3	1B			4	0	1	0	0	0	1												
28 J.D. Martinez, R OBP: 0.350, SLG: 0.562						F8	F9			4	0	0	0	0	1	3												
9 Nick Castellanos, R OBP: 0.299, SLG: 0.417		G6-3				F8	K			4	0	0	0	0	2	0												
34 James McCann, R OBP: 0.302, SLG: 0.403						G4-3	K2-3			4	0	1	0	0	2	0												
1 Jose Iglesias, R OBP: 0.349, SLG: 0.373						L9	12 HR			2	1	0	0	1	0	1												
12 Anthony Gose, L OBP: 0.308, SLG: 0.366						K	HR			3	1	1	2	0	1	1												
Inning Stats	R: 1 H: 2 E: 0 K: 1 S: 8	H: 2 LOB: 1 BB: 0 P: 10	R: 0 H: 1 E: 0 K: 0 S: 7	H: 1 LOB: 1 BB: 0 P: 11	R: 0 H: 0 E: 0 K: 1 S: 7	H: 0 LOB: 0 BB: 0 P: 12	R: 0 H: 0 E: 0 K: 0 S: 6	H: 0 LOB: 0 BB: 0 P: 9	R: 0 H: 0 E: 0 K: 1 S: 9	H: 0 LOB: 0 BB: 0 P: 14	R: 0 H: 2 E: 0 K: 1 S: 14	H: 2 LOB: 2 BB: 0 P: 21	R: 2 H: 1 E: 0 K: 3 S: 12	H: 1 LOB: 0 BB: 1 P: 20	R: 0 H: 0 E: 0 K: 0 S: 4	H: 0 LOB: 0 BB: 0 P: 5		R: 0 H: 0 E: 0 K: 3 S: 9	H: 0 LOB: 0 BB: 0 P: 12	1B: 4 2B: 0 3B: 0 HR: 2	SF: 0 SAC: 0 DP: 0 HBP: 0	WP: 0 PB: 0 SB: 0 CS: 0	PA: 34					
PITCHER	IP	WLS	BF	H	R	ER	SO	BB	IBB	HBP	BLK	WP	HR	S	P	ERA		WHIP										
43 R.A. Dickey, R ERA: 4.25	6.2	W	27	6	3	3	6	1	0	0	0	0	2	60	94	4.05		1.050										
57 Mark Lowe, R ERA: 1.55	0.1	H	1	0	0	0	1	0	0	0	0	0	0	3	3	0.00	0.000											
41 Aaron Sanchez, R ERA: 3.12	1.0	H	3	0	0	0	0	0	0	0	0	0	0	4	5	0.00	0.000											
54 Roberto Osuna, R ERA: 1.87	1.0	S	3	0	0	0	3	0	0	0	0	0	0	9	12	0.00	0.000											

Batter	1	2	3	4	5	6	7	8	9	AB	R	H	RBI	BB	SO	LOB	BOTTOM										
2 Troy Tulowitzki, R OBP: 0.343, SLG: 0.449				L7			10 BB			3	1	1	1	1	1	1	Detroit Tigers @ Toronto Blue Jays Rogers Centre, Toronto, ON Fri Aug 28 2015, 7:09 PM - 9:33 PM EDT Att: 46,518 - Cloudy - 68 F										
20 Josh Donaldson, R OBP: 0.397, SLG: 0.577					L7		K			4	1	1	1	0	1	1											
19 José Bautista, R OBP: 0.365, SLG: 0.529			L7				10 BB			3	2	2	1	1	0	0											
10 Edwin Encarnación, R OBP: 0.356, SLG: 0.516					K					2	0	1	1	2	1	0											
15 Chris Colabello, R OBP: 0.368, SLG: 0.524							K			4	0	0	0	0	2	5											
13 Justin Smoak, S OBP: 0.282, SLG: 0.445							K			0	0	0	0	0	0	0											
11 Kevin Pillar, R OBP: 0.300, SLG: 0.371		P4		17 BB	22 G4-6-3		F9			4	1	2	0	0	0	0											
7 Ben Revere, L OBP: 0.339, SLG: 0.365				22 G4-6-3	17 BB		F7			3	0	1	0	1	0	1											
17 Ryan Goins, L OBP: 0.310, SLG: 0.337					22 G4-6-3		K			4	0	1	0	0	2	2											
22 Josh Thole, L OBP: 0.294, SLG: 0.290										2	0	0	0	0	0	2											
30 Dioner Navarro, S OBP: 0.286, SLG: 0.324							K			2	0	0	0	0	1	1											
Inning Stats	R: 1 H: 1 E: 0 K: 1 S: 13	H: 1 LOB: 1 BB: 1 P: 23	R: 0 H: 1 E: 0 K: 0 S: 6	H: 1 LOB: 0 BB: 0 P: 6	R: 2 H: 2 E: 0 K: 0 S: 16	H: 2 LOB: 1 BB: 1 P: 27	R: 1 H: 2 E: 0 K: 0 S: 9	H: 2 LOB: 1 BB: 1 P: 14	R: 1 H: 1 E: 0 K: 2 S: 9	H: 1 LOB: 0 BB: 0 P: 14	R: 0 H: 0 E: 0 K: 1 S: 7	H: 0 LOB: 0 BB: 0 P: 9	R: 0 H: 1 E: 0 K: 3 S: 14	H: 1 LOB: 3 BB: 2 P: 27	R: 0 H: 1 E: 0 K: 1 S: 10	H: 1 LOB: 0 BB: 0 P: 12		1B: 5 2B: 1 3B: 0 HR: 3	SF: 0 SAC: 0 DP: 2 HBP: 0	WP: 0 PB: 0 SB: 1 CS: 0	PA: 36						
PITCHER	IP	WLS	BF	H	R	ER	SO	BB	IBB	HBP	BLK	WP	HR	S	P	ERA	WHIP										
48 Matthew Boyd, L ERA: 7.12	6.0	L	26	7	5	5	4	3	0	0	0	0	0	14	27	7.50	1.667										
54 Drew VerHagen, R ERA: 3.52	1.0		6	1	0	0	3	2	0	0	0	0	0	14	27	0.00	3.000										
39 Neftali Feliz, R ERA: 7.46	1.0		4	1	0	0	1	0	0	0	0	0	0	10	12	0.00	1.000										

AB	33
R	3
H	6
RBI	3
BB	1
SO	10
LOB	7



AB	31
R	5
H	9
RBI	4
BB	5
SO	8
LOB	13



Batter	1	2	3	4	5	6	7	8	9	AB	R	H	RBI	BB	SO	LOB	TOP					
12 Anthony Gose, L OBP: 0.310, SLG: 0.365	P5		K					FC4-6 BB		3	0	1	0	1	1	2	Detroit Tigers @ Toronto Blue Jays Rogers Centre, Toronto, ON Sat Aug 29 2015, 1:09 PM - 4:33 PM EDT Att: 46,444 - Cloudy - 65 F					
3 Ian Kinsler, R OBP: 0.358, SLG: 0.449 17 Andrew Romine, S OBP: 0.302, SLG: 0.336	1B		G6-3			FC6-4		FC4-6		3	0	1	1	0	0	3						
24 Miguel Cabrera, R OBP: 0.463, SLG: 0.594	F8		G3			K		K		4	0	0	0	0	2	3						
41 Victor Martinez, S OBP: 0.293, SLG: 0.361 13 Alex Avila, L OBP: 0.322, SLG: 0.260	L7				G4-3	G4-3		K		4	0	0	0	0	1	2						
9 Nick Castellanos, R OBP: 0.299, SLG: 0.416		18 CS			K	K		K		4	0	1	0	0	3	0						
18 Tyler Collins, L OBP: 0.273, SLG: 0.376		K			F9			G4-3		4	0	0	0	0	1	1						
34 James McCann, R OBP: 0.301, SLG: 0.401						K		K		4	0	1	0	0	2	0						
1 Jose Iglesias, R OBP: 0.350, SLG: 0.375								L8		4	1	2	0	0	0	2						
20 Rajai Davis, R OBP: 0.295, SLG: 0.397			20 1B 3 G6-3					FC4 1B		4	1	2	0	0	0	2						
										3	0	1	0	0	0	2						
Inning Stats	R: 0 E: 0 K: 10 S: 10	H: 1 LOB: 1 BB: 0 P: 13	R: 0 E: 0 K: 15 S: 15	H: 1 LOB: 0 BB: 20 P: 20	R: 1 E: 0 K: 13 S: 13	H: 2 LOB: 1 BB: 0 P: 19	R: 0 E: 0 K: 11 S: 7	H: 0 LOB: 0 BB: 0 P: 10	R: 0 E: 0 K: 2 S: 9	H: 2 LOB: 2 BB: 0 P: 18	R: 0 E: 0 K: 2 S: 9	H: 0 LOB: 1 BB: 0 P: 10	R: 0 E: 0 K: 2 S: 15	H: 0 LOB: 1 BB: 21 P: 21	R: 0 E: 0 K: 11 S: 11	H: 1 LOB: 0 BB: 0 P: 14	1B: 7 2B: 1 3B: 0 HR: 0	SF: 0 SAC: 0 DP: 1 HBP: 0	WP: 1 PB: 0 SB: 0 CS: 1	PA: 35		
PITCHER	IP WLS BF H R ER SO BB IBB HBP BLK WP HR S P ERA WHIP	IP WLS BF H R ER SO BB IBB HBP BLK WP HR S P ERA WHIP	IP WLS BF H R ER SO BB IBB HBP BLK WP HR S P ERA WHIP	IP WLS BF H R ER SO BB IBB HBP BLK WP HR S P ERA WHIP	IP WLS BF H R ER SO BB IBB HBP BLK WP HR S P ERA WHIP	IP WLS BF H R ER SO BB IBB HBP BLK WP HR S P ERA WHIP	IP WLS BF H R ER SO BB IBB HBP BLK WP HR S P ERA WHIP	IP WLS BF H R ER SO BB IBB HBP BLK WP HR S P ERA WHIP	IP WLS BF H R ER SO BB IBB HBP BLK WP HR S P ERA WHIP	IP WLS BF H R ER SO BB IBB HBP BLK WP HR S P ERA WHIP	IP WLS BF H R ER SO BB IBB HBP BLK WP HR S P ERA WHIP	IP WLS BF H R ER SO BB IBB HBP BLK WP HR S P ERA WHIP	IP WLS BF H R ER SO BB IBB HBP BLK WP HR S P ERA WHIP	IP WLS BF H R ER SO BB IBB HBP BLK WP HR S P ERA WHIP	IP WLS BF H R ER SO BB IBB HBP BLK WP HR S P ERA WHIP	IP WLS BF H R ER SO BB IBB HBP BLK WP HR S P ERA WHIP	IP WLS BF H R ER SO BB IBB HBP BLK WP HR S P ERA WHIP					
36 Drew Hutchison, R ERA: 4.87	7.0	W	27	6	1	1	7	0	0	0	0	0	0	0	0	0	1	0	76	105	1.29	0.857
31 Liam Hendriks, R ERA: 2.67	1.0		4	0	0	0	2	1	0	0	0	0	0	0	0	0	0	0	15	21	0.00	1.000
47 Bo Schultz, R ERA: 2.54	1.0		4	1	0	0	1	0	0	0	0	0	0	0	0	0	0	0	11	14	0.00	1.000

Batter	1	2	3	4	5	6	7	8	9	AB	R	H	RBI	BB	SO	LOB	BOTTOM					
2 Troy Tulowitzki, R OBP: 0.343, SLG: 0.446	K							K		5	1	1	0	1	4	2	Detroit Tigers @ Toronto Blue Jays Rogers Centre, Toronto, ON Sat Aug 29 2015, 1:09 PM - 4:33 PM EDT Att: 46,444 - Cloudy - 65 F					
20 Josh Donaldson, R ERA: 2.67 9 Cliff Pennington, S OBP: 0.300, SLG: 0.281	10 HR BB		P3			SF8		K		4	2	3	2	0	0	2						
19 José Bautista, R OBP: 0.390, SLG: 0.525 3 Ezequiel Carrera, L OBP: 0.327, SLG: 0.373	10 HR BB		F7			P2		L8		3	2	0	0	2	0	3						
10 Edwin Encarnación, R OBP: 0.358, SLG: 0.538	HR		E9 7 1B			G5-3		K		5	4	3	9	0	0	0						
13 Justin Smoak, S OBP: 0.297, SLG: 0.459	55 FC6-5 2B		55 G6-4-3 BB			7 1B BB		HR		2	1	2	0	3	0	0						
55 Russell Martin, R OBP: 0.330, SLG: 0.434	FC6-5 CS		G6-4-3			K		HR		4	1	1	2	1	1	4						
7 Ben Revere, L OBP: 0.344, SLG: 0.372	CS		11 E 1B			FC6-4 1B		F8		5	1	4	1	0	0	2						
11 Kevin Pillar, R OBP: 0.299, SLG: 0.369			P4			G6-3		K		5	0	1	0	0	1	4						
17 Ryan Goins, L OBP: 0.315, SLG: 0.342			2 1B			20 SF8 1B		G5-3		5	2	3	1	0	0	2						
										5	1	4	1	0	0	2						
Inning Stats	R: 3 E: 0 K: 1 S: 17	H: 3 LOB: 1 BB: 1 P: 27	R: 1 E: 0 K: 0 S: 11	H: 3 LOB: 2 BB: 0 P: 16	R: 1 E: 2 K: 0 S: 15	H: 1 LOB: 1 BB: 1 P: 23	R: 1 E: 0 K: 1 S: 12	H: 1 LOB: 0 BB: 0 P: 18	R: 0 E: 0 K: 1 S: 14	H: 1 LOB: 2 BB: 0 P: 23	R: 3 E: 0 K: 1 S: 13	H: 4 LOB: 2 BB: 1 P: 21	R: 6 E: 0 K: 1 S: 24	H: 5 LOB: 3 BB: 3 P: 46	R: 0 E: 0 K: 2 S: 7	H: 0 LOB: 0 BB: 0 P: 10	1B: 10 2B: 4 3B: 0 HR: 4	SF: 1 SAC: 0 DP: 1 HBP: 0	WP: 1 PB: 0 SB: 1 CS: 1	PA: 49		
PITCHER	IP WLS BF H R ER SO BB IBB HBP BLK WP HR S P ERA WHIP	IP WLS BF H R ER SO BB IBB HBP BLK WP HR S P ERA WHIP	IP WLS BF H R ER SO BB IBB HBP BLK WP HR S P ERA WHIP	IP WLS BF H R ER SO BB IBB HBP BLK WP HR S P ERA WHIP	IP WLS BF H R ER SO BB IBB HBP BLK WP HR S P ERA WHIP	IP WLS BF H R ER SO BB IBB HBP BLK WP HR S P ERA WHIP	IP WLS BF H R ER SO BB IBB HBP BLK WP HR S P ERA WHIP	IP WLS BF H R ER SO BB IBB HBP BLK WP HR S P ERA WHIP	IP WLS BF H R ER SO BB IBB HBP BLK WP HR S P ERA WHIP	IP WLS BF H R ER SO BB IBB HBP BLK WP HR S P ERA WHIP	IP WLS BF H R ER SO BB IBB HBP BLK WP HR S P ERA WHIP	IP WLS BF H R ER SO BB IBB HBP BLK WP HR S P ERA WHIP	IP WLS BF H R ER SO BB IBB HBP BLK WP HR S P ERA WHIP	IP WLS BF H R ER SO BB IBB HBP BLK WP HR S P ERA WHIP	IP WLS BF H R ER SO BB IBB HBP BLK WP HR S P ERA WHIP	IP WLS BF H R ER SO BB IBB HBP BLK WP HR S P ERA WHIP	IP WLS BF H R ER SO BB IBB HBP BLK WP HR S P ERA WHIP					
45 Buck Farmer, R ERA: 8.21	4.0	L	21	8	6	5	2	2	0	0	0	0	0	0	0	0	1	1	55	84	11.25	2.500
38 Guido Knudson, R ERA: 11.57	1.2		12	5	3	3	2	1	1	0	0	0	0	0	0	0	1	1	25	42	16.20	3.600
32 Tom Gorzelanny, L ERA: 6.9	1.0		6	1	3	3	1	2	0	0	0	0	0	0	0	0	0	0	14	27	27.00	3.000
30 Alex Wilson, R ERA: 2.18	0.1		6	4	3	3	0	1	0	0	0	0	0	0	0	0	0	2	12	21	81.00	15.000
39 Neftali Feliz, R ERA: 7.25	1.0		3	0	0	0	2	0	0	0	0	0	0	0	0	0	0	0	7	10	0.00	0.000

Batter	1	2	3	4	5	6	7	8	9	AB	R	H	RBI	BB	SO	LOB	TOP											
20 Rajai Davis, R OBP: 0.294, SLG: 0.399			L3			G6-3		L8		4	1	1	0	0	1	0	Detroit Tigers @ Toronto Blue Jays Rogers Centre, Toronto, ON Sun Aug 30 2015, 1:08 PM - 3:45 PM EDT Att: 46,625 - Partly Cloudy - 73 F											
3 Ian Kinsler, R OBP: 0.357, SLG: 0.447			F7			L5		G4-3		3	0	0	0	1	0	1												
24 Miguel Cabrera, R OBP: 0.460, SLG: 0.589			P4			G5-3		G5-3		3	0	0	1	1	0	1												
28 J.D. Martinez, R OBP: 0.350, SLG: 0.559			G6-3			G5-3		G6-3		4	0	1	0	0	0	1												
41 Victor Martinez, S OBP: 0.295, SLG: 0.361			F9			G5-3		G4-3		3	1	1	0	1	0	2												
9 Nick Castellanos, R OBP: 0.302, SLG: 0.423			F9			G6-3		G4-3		4	0	3	0	0	0	1												
34 James McCann, R OBP: 0.297, SLG: 0.396			F8			G6-3		G6-3		4	0	0	1	0	1	3												
1 Jose Iglesias, R OBP: 0.349, SLG: 0.373			G6-3			G6-3		L9		4	0	1	0	0	0	3												
12 Anthony Gose, L OBP: 0.307, SLG: 0.361			L4			G3-6-4-5		G6-3		4	0	0	0	0	0	3												
Inning Stats	R: 0 E: 0 K: 1 S: 9	H: 0 LOB: 1 BB: 1 P: 15	R: 0 E: 0 K: 0 S: 11	H: 1 LOB: 1 BB: 0 P: 17	R: 0 E: 0 K: 0 S: 8	H: 0 LOB: 0 BB: 0 P: 9	R: 0 E: 0 K: 0 S: 9	H: 1 LOB: 0 BB: 0 P: 14	R: 0 E: 0 K: 1 S: 9	H: 1 LOB: 0 BB: 0 P: 12	R: 1 E: 1 K: 0 S: 9	H: 1 LOB: 0 BB: 0 P: 11	R: 1 E: 0 K: 0 S: 10	H: 1 LOB: 1 BB: 1 P: 17	R: 0 E: 0 K: 0 S: 9	H: 1 LOB: 2 BB: 1 P: 17		R: 0 E: 0 K: 0 S: 9	H: 1 LOB: 1 BB: 0 P: 15	1B: 4 2B: 3 3B: 0 HR: 0	SF: 0 SAC: 0 DP: 1 HBP: 0	WP: 0 PB: 0 SB: 0 CS: 0	PA: 36					
PITCHER	IP	WLS	BF	H	R	ER	SO	BB	IBB	HBP	BLK	WP	HR	S	P	ERA		WHIP										
56 Mark Buehrle, L ERA: 3.53	6.0	W	24	5	2	1	2	2	0	0	0	0	0	61	89	1.50		1.167										
57 Mark Lowe, R ERA: 1.51	1.0		3	0	0	0	0	0	0	0	0	0	0	4	6	0.00	0.000											
41 Aaron Sanchez, R ERA: 3.09	1.0		5	1	0	0	0	1	0	0	0	0	0	9	17	0.00	2.000											
47 Bo Schultz, R ERA: 2.48	1.0		4	1	0	0	0	0	0	0	0	0	0	9	15	0.00	1.000											

Batter	1	2	3	4	5	6	7	8	9	AB	R	H	RBI	BB	SO	LOB	BOTTOM											
7 Ben Revere, L OBP: 0.342, SLG: 0.369						G6-3		K		4	0	0	0	1	1	1	Detroit Tigers @ Toronto Blue Jays Rogers Centre, Toronto, ON Sun Aug 30 2015, 1:08 PM - 3:45 PM EDT Att: 46,625 - Partly Cloudy - 73 F											
20 Josh Donaldson, R OBP: 0.365, SLG: 0.564			G6-3		L1-3		K			5	1	2	2	0	1	2												
19 José Bautista, R OBP: 0.364, SLG: 0.522			F7			G6-3		K		5	0	1	0	0	1	1												
10 Edwin Encarnación, R OBP: 0.361, SLG: 0.546			L9			L9		K		3	1	2	1	0	0	0												
2 Troy Tulowitzki, R OBP: 0.342, SLG: 0.446			K			K		L9		4	1	1	0	0	2	3												
13 Justin Smoak, S OBP: 0.292, SLG: 0.451			F7			G4-3		G6-3		4	0	0	0	0	0	2												
55 Russell Martin, R OBP: 0.334, SLG: 0.444			11 HR			HR		G6-3		3	3	2	2	1	0	0												
11 Kevin Pillar, R OBP: 0.302, SLG: 0.377			HR			7 BB		G4-3		3	2	2	2	1	0	0												
17 Ryan Goins, L OBP: 0.314, SLG: 0.344			F8			F8		K		4	1	1	2	0	1	1												
Inning Stats	R: 2 E: 0 K: 1 S: 13	H: 2 LOB: 0 BB: 0 P: 25	R: 2 E: 0 K: 0 S: 20	H: 1 LOB: 0 BB: 1 P: 29	R: 0 E: 0 K: 0 S: 6	H: 0 LOB: 0 BB: 0 P: 7	R: 2 E: 0 K: 0 S: 16	H: 3 LOB: 2 BB: 1 P: 24	R: 0 E: 0 K: 1 S: 11	H: 0 LOB: 1 BB: 0 P: 19	R: 0 E: 0 K: 1 S: 6	H: 0 LOB: 0 BB: 0 P: 9	R: 0 E: 0 K: 1 S: 12	H: 2 LOB: 2 BB: 0 P: 18	R: 3 E: 0 K: 2 S: 15	H: 3 LOB: 1 BB: 1 P: 26		1B: 5 2B: 2 3B: 0 HR: 4	SF: 0 SAC: 0 DP: 0 HBP: 1	WP: 1 PB: 0 SB: 0 CS: 0	PA: 39							
PITCHER	IP	WLS	BF	H	R	ER	SO	BB	IBB	HBP	BLK	WP	HR	S	P	ERA		WHIP										
31 Alfredo Simon, R ERA: 5.09	5.0	L	24	6	6	6	2	2	0	0	0	0	0	18	27	0.00		1.600										
54 Drew VerHagen, R ERA: 2.79	2.0		8	2	0	0	2	0	0	0	0	0	0	12	21	40.50	6.000											
43 Bruce Rondón, R ERA: 6.85	0.2		6	3	3	3	1	1	0	0	0	0	0	3	5	0.00	0.000											
65 Blaine Hardy, L ERA: 2.59	0.1		1	0	0	0	1	0	0	0	0	1	0	3	5	0.00	0.000											

AB	33
R	2
H	7
RBI	2
BB	3
SO	2
LOB	15



AB	35
R	9
H	11
RBI	9
BB	3
SO	6
LOB	10



Batter	1	2	3	4	5	6	7	8	9	AB	R	H	RBI	BB	SO	LOB	TOP																		
12 Anthony Gose, L (1,8) OBP: 0.314, SLG: 0.376										4	1	2	1	1	2	0	<p>DETROIT TIGERS @ KANSAS CITY ROYALS Kauffman Stadium, Kansas City, MO Thu Sep 03 2015, 7:11 PM - 11:08 PM CDT Att: 29,409 - Clear - 87 F</p>																		
3 Ian Kinsler, R (1,4) OBP: 0.358, SLG: 0.452										4	1	2	0	0	2																				
50 Bryan Holaday, R (8,PH) OBP: 0.260, SLG: 0.380										1	0	0	0	0	0																				
24 Miguel Cabrera, R (1,3) OBP: 0.360, SLG: 0.587										4	1	2	0	0	2																				
13 Alex Avila, L (6,PH) OBP: 0.315, SLG: 0.253										1	0	0	0	0	1	0																			
28 J.D. Martinez, R (1,9) OBP: 0.346, SLG: 0.553										4	1	0	0	0	1	5																			
20 Rajai Davis, R (8,9) OBP: 0.292, SLG: 0.396										1	0	0	0	0	1	0																			
41 Victor Martinez, S (1,10) OBP: 0.293, SLG: 0.353										4	1	1	0	1	1	3																			
9 Nick Castellanos, R (1,5) OBP: 0.306, SLG: 0.426										4	1	3	3	1	0	1																			
18 Tyler Collins, L (1,7) OBP: 0.293, SLG: 0.411										5	1	3	1	0	2	3																			
34 James McCann, R (1,2) OBP: 0.292, SLG: 0.388										5	0	1	2	0	1	5																			
1 Jose Iglesias, R (1,6) OBP: 0.347, SLG: 0.370										1	0	0	0	0	0	0																			
17 Andrew Romine, S (3,PH) OBP: 0.292, SLG: 0.325										3	0	0	0	0	1	4																			
Inning Stats	R: 3 E: 0 K: 2 S: 24	H: 4 LOB: 1 BB: 0 P: 38	R: 0 E: 0 K: 0 S: 7	H: 0 LOB: 1 BB: 1 P: 14	R: 3 E: 0 K: 1 S: 19	H: 4 LOB: 1 BB: 0 P: 26	R: 0 E: 0 K: 1 S: 10	H: 1 LOB: 1 BB: 0 P: 17	R: 0 E: 0 K: 1 S: 14	H: 1 LOB: 1 BB: 1 P: 26	R: 0 E: 0 K: 1 S: 8	H: 1 LOB: 1 BB: 0 P: 10	R: 1 E: 0 K: 0 S: 9	H: 2 LOB: 1 BB: 0 P: 12	R: 0 E: 0 K: 2 S: 9	H: 0 LOB: 0 BB: 0 P: 10	R: 0 E: 1 K: 2 S: 15	H: 1 LOB: 2 BB: 1 P: 21	1B: 8 2B: 5 3B: 0 HR: 1	SF: 0 SAC: 0 DP: 0 HBP: 0	WP: 1 PB: 0 SB: 2 CS: 0	PA: 44													
PITCHER	IP WLS BF H R ER SO BB IBB HBP BLK WP HR S P ERA WHIP																	PITCHER	IP WLS BF H R ER SO BB IBB HBP BLK WP HR S P ERA WHIP																
36 Edinson Volquez, R (1,1) ERA: 3.53	3.0	W	18	8	6	6	3	1	0	0	0	0	0	0	1	50	78	18.00	3.000																
32 Chris Young, R (4,1) ERA: 3.13	2.0	W	9	2	0	0	2	1	0	0	0	0	0	0	0	24	43	0.00	1.500																
44 Luke Hochevar, R (6,1) ERA: 3.35	2.0	H	9	3	1	1	1	0	0	0	0	0	0	1	0	17	22	4.50	1.500																
17 Wade Davis, R (8,1) ERA: 0.97	1.0		3	0	0	0	2	0	0	0	0	0	0	0	9	10	0.00	0.000																	
50 Miguel Almonte, R (9,1) ERA: 6.0	1.0		5	1	0	0	2	1	0	0	0	0	0	0	15	21	0.00	2.000																	

Batter	1	2	3	4	5	6	7	8	9	AB	R	H	RBI	BB	SO	LOB	BOTTOM																		
18 Ben Zobrist, S (1,4) OBP: 0.378, SLG: 0.473										6	3	4	2	0	0	1	<p>DETROIT TIGERS @ KANSAS CITY ROYALS Kauffman Stadium, Kansas City, MO Thu Sep 03 2015, 7:11 PM - 11:08 PM CDT Att: 29,409 - Clear - 87 F</p>																		
6 Lorenzo Cain, R (1,8) OBP: 0.371, SLG: 0.497										4	3	2	3	1	0	0																			
0 Terrance Gore, R (8,PH) OBP: 0.260, SLG: 0.380										1	0	0	0	0	0	1																			
35 Eric Hosmer, L (1,3) OBP: 0.374, SLG: 0.469										4	1	3	1	1	0	0																			
25 Kendrys Morales, S (1,10) OBP: 0.358, SLG: 0.476										5	3	4	4	0	0	1																			
31 Jonny Gomes, R (1,9) OBP: 0.332, SLG: 0.378										4	0	2	1	0	1	3																			
1 Jarrod Dyson, L (6,PR) OBP: 0.316, SLG: 0.371										1	0	0	0	0	1	1																			
4 Alex Gordon, L (1,7) OBP: 0.394, SLG: 0.460										2	0	0	1	1	0	2																			
16 Paulo Orlando, R (7,7) OBP: 0.273, SLG: 0.448										1	1	1	2	0	0	0																			
13 Salvador Perez, R (1,2) OBP: 0.275, SLG: 0.422										5	0	1	1	0	1	4																			
9 Drew Butera, R (8,2) OBP: 0.240, SLG: 0.261										0	0	0	0	0	0	0																			
19 Cheslor Cuthbert, R (1,5) OBP: 0.371, SLG: 0.484										3	2	1	0	2	0	2																			
24 Christian Colón, R (1,6) OBP: 0.308, SLG: 0.298										5	2	2	0	0	0	1																			
Inning Stats	R: 2 E: 0 K: 0 S: 21	H: 3 LOB: 2 BB: 2 P: 38	R: 4 E: 0 K: 1 S: 20	H: 5 LOB: 1 BB: 0 P: 31	R: 0 E: 0 K: 1 S: 14	H: 0 LOB: 1 BB: 1 P: 21	R: 2 E: 0 K: 0 S: 11	H: 4 LOB: 2 BB: 0 P: 17	R: 0 E: 0 K: 0 S: 4	H: 0 LOB: 0 BB: 0 P: 7	R: 1 E: 0 K: 0 S: 8	H: 2 LOB: 2 BB: 0 P: 15	R: 6 E: 0 K: 1 S: 19	H: 5 LOB: 0 BB: 2 P: 36	R: 0 E: 0 K: 0 S: 10	H: 1 LOB: 1 BB: 0 P: 13	1B: 16 2B: 2 3B: 0 HR: 2	SF: 1 SAC: 0 DP: 1 HBP: 0	WP: 1 PB: 0 SB: 0 CS: 0	PA: 47															
PITCHER	IP WLS BF H R ER SO BB IBB HBP BLK WP HR S P ERA WHIP																	PITCHER	IP WLS BF H R ER SO BB IBB HBP BLK WP HR S P ERA WHIP																
48 Matthew Boyd, L (1,1) ERA: 8.36	1.0	L	11	7	6	6	0	2	0	0	0	0	0	1	0	30	50	54.00	9.000																
56 Kyle Ryan, L (2,1) ERA: 5.92	4.2	L	22	7	3	3	2	1	0	0	0	1	0	46	76	5.79	1.714																		
62 Al Alburquerque, R (6,1) ERA: 4.17	0.1		5	2	4	4	0	2	0	0	0	0	0	0	10	23	108.00	12.000																	
32 Tom Gorzelanny, L (7,1) ERA: 7.03	1.0		5	3	2	2	1	0	0	0	0	0	1	11	16	18.00	3.000																		
54 Drew VerHagen, R (8,1) ERA: 2.53	1.0		4	1	0	0	0	0	0	0	0	0	0	10	13	0.00	1.000																		

DETROIT TIGERS @ KANSAS CITY ROYALS
 Kauffman Stadium, Kansas City, MO
 Thu Sep 03 2015, 7:11 PM - 11:08 PM CDT
 Att: 29,409 - Clear - 87 F



Batter	1	2	3	4	5	6	7	8	9	AB	R	H	RBI	BB	SO	LOB	TOP								
22 Jason Kipnis, L (1,4) OBP: 0.395, SLG: 0.460										3	0	0	0	1	2	1									
12 Francisco Lindor, S (1,6) OBP: 0.346, SLG: 0.436										3	0	0	0	1	0	2									
23 Michael Brantley, L (1,7) OBP: 0.392, SLG: 0.487										4	0	1	0	0	0	3									
41 Carlos Santana, S (1,10) OBP: 0.356, SLG: 0.391										2	0	0	0	2	1	1									
8 Lonnie Chisenhall, L (1,9) OBP: 0.301, SLG: 0.395										4	0	0	0	0	1	3									
40 Jerry Sands, R (1,3) OBP: 0.283, SLG: 0.388										4	0	1	0	0	0	1									
35 Abraham Almonte, S (1,8) OBP: 0.304, SLG: 0.413										3	0	0	0	0	1	1									
55 Roberto Pérez, R (1,2) OBP: 0.337, SLG: 0.363										3	0	0	0	0	1	1									
39 Gio Urshela, R (1,5) OBP: 0.275, SLG: 0.319										2	0	0	0	0	1	0									
1 Michael Martínez, S (8,5) OBP: 1.000, SLG: 1.000										1	0	1	0	0	0	0									
Inning Stats	R: 0 E: 0 K: 1 S: 9	H: 0 LOB: 1 BB: 1 P: 19	R: 0 E: 0 K: 1 S: 9	H: 0 LOB: 0 BB: 0 P: 11	R: 0 E: 0 K: 1 S: 8	H: 0 LOB: 1 BB: 1 P: 18	R: 0 E: 0 K: 0 S: 15	H: 0 LOB: 0 BB: 1 P: 23	R: 0 E: 0 K: 1 S: 9	H: 0 LOB: 0 BB: 0 P: 12	R: 0 E: 0 K: 0 S: 8	H: 1 LOB: 2 BB: 1 P: 16	R: 0 E: 0 K: 1 S: 10	H: 1 LOB: 0 BB: 0 P: 13	R: 0 E: 1 K: 1 S: 6	H: 1 LOB: 1 BB: 0 P: 7	R: 0 E: 0 K: 1 S: 9	H: 0 LOB: 0 BB: 0 P: 14	1B: 2 2B: 2 3B: 0 HR: 0	SF: 0 SAC: 0 DP: 2 HBP: 0	WP: 0 PB: 0 SB: 1 CS: 0	PA: 33			
PITCHER	IP	WLS	BF	H	R	ER	SO	BB	IBB	HBP	BLK	WP	HR	S	P	ERA	WHIP								
31 Alfredo Simon, R (1,1) ERA: 4.86	7.0	W	26	2	0	0	5	4	0	0	0	0	0	68	112	0.00	0.857								
30 Alex Wilson, R (8,1) ERA: 2.27	1.0		4	1	0	0	1	0	0	0	0	0	0	6	7	0.00	1.000								
43 Bruce Rondón, R (9,1) ERA: 6.29	1.0		3	0	0	0	1	0	0	0	0	0	0	9	14	0.00	0.000								

Cleveland Indians @ Detroit Tigers
Comerica Park, Detroit, MI
Sat Sep 05 2015, 7:10 PM - 10:01 PM EDT
Att: 28,949 - Clear - 83 F

AB	29
R	0
H	3
RBI	0
BB	4
SO	7
LOB	13



Batter	1	2	3	4	5	6	7	8	9	AB	R	H	RBI	BB	SO	LOB	BOTTOM								
20 Rajai Davis, R (1,8) OBP: 0.291, SLG: 0.399										5	1	1	1	0	0	1									
3 Ian Kinsler, R (1,4) OBP: 0.357, SLG: 0.449										4	0	2	1	0	0	0									
24 Miguel Cabrera, R (1,3) OBP: 0.456, SLG: 0.579										3	1	0	0	1	0	2									
28 J.D. Martinez, R (1,9) OBP: 0.349, SLG: 0.556										3	1	1	2	0	2	0									
41 Victor Martínez, S (1,10) OBP: 0.293, SLG: 0.351										4	0	2	0	0	0	0									
9 Nick Castellanos, R (1,5) OBP: 0.304, SLG: 0.422										4	1	1	0	0	1	3									
18 Tyler Collins, L (1,7) OBP: 0.293, SLG: 0.426										4	1	2	1	0	0	1									
34 James McCann, R (1,2) OBP: 0.295, SLG: 0.389										4	0	2	1	0	1	0									
17 Andrew Romine, S (1,6) OBP: 0.291, SLG: 0.317										3	1	0	0	1	0	3									
Inning Stats	R: 0 E: 1 K: 0 S: 13	H: 3 LOB: 2 BB: 0 P: 19	R: 1 E: 0 K: 1 S: 15	H: 3 LOB: 0 BB: 0 P: 26	R: 2 E: 0 K: 0 S: 9	H: 2 LOB: 0 BB: 1 P: 19	R: 3 E: 1 K: 0 S: 11	H: 4 LOB: 1 BB: 0 P: 16	R: 0 E: 0 K: 2 S: 15	H: 1 LOB: 1 BB: 0 P: 23	R: 0 E: 0 K: 1 S: 6	H: 0 LOB: 0 BB: 0 P: 6	R: 0 E: 0 K: 0 S: 10	H: 1 LOB: 2 BB: 0 P: 16	R: 0 E: 0 K: 0 S: 8	H: 0 LOB: 1 BB: 1 P: 18	1B: 8 2B: 0 3B: 1 HR: 2	SF: 0 SAC: 0 DP: 1 HBP: 1	WP: 0 PB: 0 SB: 0 CS: 1	PA: 37					
PITCHER	IP	WLS	BF	H	R	ER	SO	BB	IBB	HBP	BLK	WP	HR	S	P	ERA	WHIP								
31 Danny Salazar, R (1,1) ERA: 3.54	3.2	L	19	8	6	6	1	1	0	0	0	0	0	17	26	0.00	2.455								
53 Jeff Manship, R (4,1) ERA: 1.27	1.0		5	2	0	0	2	0	0	0	0	0	0	17	26	0.00	2.000								
65 Giovanni Soto, L (5,1) ERA:	0.1		1	0	0	0	0	0	0	0	0	0	0	1	1	0.00	0.000								
51 Shawn Armstrong, R (6,1) ERA:	1.0		3	0	0	0	1	0	0	0	0	0	0	6	6	0.00	0.000								
26 Gavin Floyd, R (7,1) ERA:	2.0		9	1	0	0	0	1	0	1	0	0	0	18	34	0.00	1.000								

Cleveland Indians @ Detroit Tigers
Comerica Park, Detroit, MI
Sat Sep 05 2015, 7:10 PM - 10:01 PM EDT
Att: 28,949 - Clear - 83 F

AB	34
R	6
H	11
RBI	6
BB	2
SO	4
LOB	10



Batter	1	2	3	4	5	6	7	8	9	AB	R	H	RBI	BB	SO	LOB	TOP											
22 Jason Kipnis, L (1,4) OBP: 0.385, SLG: 0.458	F8		F9			12 3B			K	4	1	1	0	1	1	1	Cleveland Indians @ Detroit Tigers Comerica Park, Detroit, MI Sun Sep 06 2015, 1:10 PM - 3:59 PM EDT Att: 28,964 - Sunny - 86 F											
12 Francisco Lindor, S (1,6) OBP: 0.345, SLG: 0.440	F9			F9		41 1B			F8	4	1	1	2	0	0	1												
23 Michael Brantley, L (1,10) OBP: 0.389, SLG: 0.483	F7			P4					F8	4	0	0	0	0	0	1												
41 Carlos Santana, S (1,3) OBP: 0.356, SLG: 0.390	K			P2					P6	4	0	1	1	0	1	0												
8 Lonnie Chisenhall, L (1,9) OBP: 0.301, SLG: 0.391									F9	3	0	0	0	1	2	1												
10 Yan Gomes, R (1,2) OBP: 0.284, SLG: 0.381									K	4	0	1	0	0	0	1												
35 Abraham Almonte, S (1,8) OBP: 0.309, SLG: 0.429									F8	4	1	2	0	0	1	3												
11 José Ramírez, S (1,5) OBP: 0.272, SLG: 0.270									K	4	0	0	0	0	0	2												
1 Michael Martínez, S (1,7) OBP: 0.800, SLG: 0.800									F8	4	1	3	1	0	1	0												
Inning Stats	R: 0 E: 0 K: 0 S: 6	H: 0 LOB: 0 BB: 0 P: 9	R: 0 E: 0 K: 2 S: 12	H: 0 LOB: 1 BB: 1 P: 19	R: 0 E: 0 K: 1 S: 8	H: 0 LOB: 0 BB: 0 P: 13	R: 0 E: 0 K: 0 S: 10	H: 1 LOB: 1 BB: 0 P: 16	R: 3 E: 0 K: 0 S: 19	H: 5 LOB: 2 BB: 0 P: 27	R: 0 E: 0 K: 0 S: 6	H: 1 LOB: 1 BB: 1 P: 10	R: 0 E: 0 K: 1 S: 9	H: 0 LOB: 0 BB: 0 P: 11	R: 1 E: 0 K: 1 S: 14	H: 2 LOB: 1 BB: 0 P: 17		1B: 7 2B: 0 3B: 2 HR: 0	SF: 0 SAC: 0 DP: 0 HBP: 0	WP: 1 PB: 0 SB: 0 CS: 1	PA: 37							
PITCHER	IP	WLS	BF	H	R	ER	SO	BB	IBB	HBP	BLK	WP	HR	S	P	ERA	WHIP											
35 Justin Verlander, R (1,1) ERA: 3.43	7.0	L	29	7	3	3	4	2	0	0	0	0	0	72	107	3.86	1.286											
32 Tom Gorzelanny, L (8,1) ERA: 6.82	1.0		3	0	0	0	1	0	0	0	0	0	0	9	11	0.00	0.000											
39 Neftali Feliz, R (9,1) ERA: 7.23	1.0		5	2	1	1	1	0	0	0	0	0	1	0	14	17	9.00	2.000										

Batter	1	2	3	4	5	6	7	8	9	AB	R	H	RBI	BB	SO	LOB	BOTTOM										
12 Anthony Gose, L (1,8) OBP: 0.313, SLG: 0.372	G5-3			G6-4-3		G5-3			G6-3	3	0	0	0	1	0	0	Cleveland Indians @ Detroit Tigers Comerica Park, Detroit, MI Sun Sep 06 2015, 1:10 PM - 3:59 PM EDT Att: 28,964 - Sunny - 86 F										
49 Dixon Machado, R (1,6) OBP: 0.287, SLG: 0.286	L4			G6-4-3		G4-3			L8	4	0	1	0	0	0	0											
24 Miguel Cabrera, R (1,10) OBP: 0.452, SLG: 0.572	G5-3			G6-4-3		G5-3			F9	4	0	0	0	0	0	2											
28 J.D. Martinez, R (1,9) OBP: 0.347, SLG: 0.553	F8			L8		L8			L8	3	0	0	0	0	0	1											
41 Victor Martinez, S (1,3) OBP: 0.293, SLG: 0.353	G5-3					G6-3			G6-3	3	0	1	0	0	0	0											
9 Nick Castellanos, R (1,5) OBP: 0.304, SLG: 0.420	K								F8	2	0	0	0	1	1	0											
18 Tyler Collins, L (1,7) OBP: 0.294, SLG: 0.424	G4-3					K				3	0	1	0	0	1	2											
34 James McCann, R (1,2) OBP: 0.292, SLG: 0.386	F8					G4-6-3			K	3	0	0	0	0	1	3											
17 Andrew Romine, S (1,4) OBP: 0.287, SLG: 0.312	K					L7			F7	2	0	0	0	0	1	0											
3 Ian Kinsler, R (8,PH) OBP: 0.356, SLG: 0.449										1	0	0	0	0	0	1											
Inning Stats	R: 0 E: 0 K: 0 S: 9	H: 0 LOB: 0 BB: 0 P: 12	R: 0 E: 0 K: 1 S: 12	H: 0 LOB: 0 BB: 0 P: 17	R: 0 E: 0 K: 1 S: 6	H: 0 LOB: 0 BB: 0 P: 11	R: 0 E: 0 K: 0 S: 5	H: 1 LOB: 1 BB: 1 P: 11	R: 0 E: 0 K: 0 S: 9	H: 0 LOB: 0 BB: 0 P: 12	R: 0 E: 0 K: 0 S: 5	H: 0 LOB: 0 BB: 0 P: 8	R: 0 E: 0 K: 1 S: 12	H: 1 LOB: 1 BB: 0 P: 17	R: 0 E: 0 K: 0 S: 6	H: 0 LOB: 0 BB: 0 P: 10	1B: 2 2B: 1 3B: 0 HR: 0	SF: 0 SAC: 0 DP: 2 HBP: 0	WP: 0 PB: 0 SB: 0 CS: 0	PA: 30							
PITCHER	IP	WLS	BF	H	R	ER	SO	BB	IBB	HBP	BLK	WP	HR	S	P	ERA	WHIP										
56 Cody Anderson, R (1,1) ERA: 3.72	7.0	W	23	2	0	0	0	2	0	0	0	0	0	58	92	0.00	0.571										
27 Bryan Shaw, R (8,1) ERA: 2.61	1.0	H	4	1	0	0	1	0	0	0	0	0	0	12	17	0.00	1.000										
37 Cody Allen, R (9,1) ERA: 3.47	1.0		3	0	0	0	0	0	0	0	0	0	0	6	10	0.00	0.000										

AB	35
R	4
H	9
RBI	4
BB	2
SO	6
LOB	10

AB	28
R	0
H	3
RBI	0
BB	2
SO	4
LOB	9

Batter	1	2	3	4	5	6	7	8	9	AB	R	H	RBI	BB	SO	LOB	TOP		
5 Brandon Guyer, R OBP: 0.365, SLG: 0.407 (7, 9)	G5-3		G5-3				G5-3		F7	4	1	1	0	0	0	0			
7 Daniel Nava, S OBP: 0.307, SLG: 0.240 (9, PH)										1	0	0	0	0	0	1			
27 Mikie Mahtook, R OBP: 0.313, SLG: 0.488 (1, 9)	G4-3						G6-3			3	1	2	1	0	0	0			
24 Grady Sizemore, L OBP: 0.283, SLG: 0.357 (7, PH)										2	0	1	0	0	0	0			
3 Evan Longoria, R OBP: 0.335, SLG: 0.437 (1, 10)										4	1	3	2	1	0	0			
11 Logan Forsythe, R OBP: 0.361, SLG: 0.448 (1, 4)										5	0	0	0	0	2	6			
13 Asdrúbal Cabrera, S OBP: 0.320, SLG: 0.423 (1, 6)										4	0	2	0	0	1	2			
36 Richie Shaffer, R OBP: 0.406, SLG: 0.538 (1, 5)										4	0	1	0	0	1	2			
21 James Loney, L OBP: 0.312, SLG: 0.352 (1, 3)										3	0	0	0	0	0	2			
1 Tim Beckham, R OBP: 0.286, SLG: 0.462 (8, PH)										1	0	0	0	0	1	1			
39 Kevin Kiermaier, L OBP: 0.296, SLG: 0.420 (1, 8)										4	0	1	0	0	0	0			
40 J.P. Arencibia, R OBP: 0.333, SLG: 0.769 (1, 2)										3	1	1	1	0	0	1			
28 John Jaso, L OBP: 0.377, SLG: 0.428 (9, PH)										0	0	0	0	1	0	0			
Inning Stats	R: 0 H: 1 E: 0 K: 1 S: 9	H: 1 LOB: 1 BB: 0 P: 15	R: 0 H: 0 E: 0 K: 1 S: 7	H: 0 LOB: 0 BB: 0 P: 11	R: 0 H: 0 E: 0 K: 0 S: 9	H: 0 LOB: 0 BB: 0 P: 15	R: 2 H: 3 E: 0 K: 1 S: 15	H: 3 LOB: 1 BB: 0 P: 21	R: 2 H: 4 E: 0 K: 0 S: 12	H: 2 LOB: 2 BB: 0 P: 14	R: 0 H: 0 E: 0 K: 0 S: 10	H: 0 LOB: 0 BB: 0 P: 10	R: 0 H: 1 E: 0 K: 2 S: 12	H: 1 LOB: 1 BB: 0 P: 17	R: 0 H: 1 E: 0 K: 0 S: 11	H: 1 LOB: 3 BB: 2 P: 23	1B: 8 2B: 2 3B: 0 HR: 2	SF: 0 SAC: 0 DP: 1 HBP: 0	WP: 0 PA: 40 PB: 0 SB: 0 CS: 0
PITCHER	IP WLS BF H R ER SO BB IBB HBP BLK WP HR S P ERA WHIP	IP WLS BF H R ER SO BB IBB HBP BLK WP HR S P ERA WHIP	IP WLS BF H R ER SO BB IBB HBP BLK WP HR S P ERA WHIP	IP WLS BF H R ER SO BB IBB HBP BLK WP HR S P ERA WHIP	IP WLS BF H R ER SO BB IBB HBP BLK WP HR S P ERA WHIP	IP WLS BF H R ER SO BB IBB HBP BLK WP HR S P ERA WHIP	IP WLS BF H R ER SO BB IBB HBP BLK WP HR S P ERA WHIP	IP WLS BF H R ER SO BB IBB HBP BLK WP HR S P ERA WHIP	IP WLS BF H R ER SO BB IBB HBP BLK WP HR S P ERA WHIP	IP WLS BF H R ER SO BB IBB HBP BLK WP HR S P ERA WHIP	IP WLS BF H R ER SO BB IBB HBP BLK WP HR S P ERA WHIP	IP WLS BF H R ER SO BB IBB HBP BLK WP HR S P ERA WHIP	IP WLS BF H R ER SO BB IBB HBP BLK WP HR S P ERA WHIP	IP WLS BF H R ER SO BB IBB HBP BLK WP HR S P ERA WHIP	IP WLS BF H R ER SO BB IBB HBP BLK WP HR S P ERA WHIP	IP WLS BF H R ER SO BB IBB HBP BLK WP HR S P ERA WHIP	IP WLS BF H R ER SO BB IBB HBP BLK WP HR S P ERA WHIP	IP WLS BF H R ER SO BB IBB HBP BLK WP HR S P ERA WHIP	

Tampa Bay Rays @ Detroit Tigers
Comerica Park, Detroit, MI
Mon Sep 07 2015, 1:10 PM - 4:04 PM EDT
Att: 27,958 - Partly Cloudy - 85 F

AB	38
R	4
H	12
RBI	4
BB	2
SO	5
LOB	15



Batter	1	2	3	4	5	6	7	8	9	AB	R	H	RBI	BB	SO	LOB	BOTTOM		
20 Rajai Davis, R OBP: 0.294, SLG: 0.422 (1, 7)	P4									4	2	2	3	0	0	2			
3 Ian Kinsler, R OBP: 0.357, SLG: 0.451 (1, 4)										4	0	2	0	0	0	2			
24 Miguel Cabrera, R OBP: 0.450, SLG: 0.587 (1, 3)										3	0	0	0	1	0	1			
28 J.D. Martinez, R OBP: 0.344, SLG: 0.549 (1, 9)										4	0	0	0	0	2	3			
9 Nick Castellanos, R OBP: 0.304, SLG: 0.421 (1, 10)										4	1	1	0	0	1	0			
34 James McCann, R OBP: 0.297, SLG: 0.399 (1, 2)										4	1	3	2	0	1	0			
49 Dixon Machado, R OBP: 0.263, SLG: 0.278 (1, 6)										4	0	1	0	0	0	1			
17 Andrew Romine, S OBP: 0.286, SLG: 0.310 (1, 5)										4	0	1	0	0	0	3			
12 Anthony Gose, L OBP: 0.315, SLG: 0.375 (1, 8)										2	1	1	0	1	0	0			
Inning Stats	R: 0 H: 1 E: 0 K: 1 S: 12	H: 1 LOB: 1 BB: 0 P: 15	R: 0 H: 1 E: 0 K: 1 S: 12	H: 1 LOB: 0 BB: 0 P: 16	R: 2 H: 2 E: 0 K: 1 S: 11	H: 2 LOB: 0 BB: 0 P: 14	R: 2 H: 3 E: 0 K: 0 S: 17	H: 3 LOB: 2 BB: 1 P: 28	R: 0 H: 0 E: 0 K: 0 S: 6	H: 0 LOB: 0 BB: 0 P: 12	R: 0 H: 0 E: 0 K: 1 S: 9	H: 0 LOB: 0 BB: 0 P: 12	R: 1 H: 2 E: 0 K: 0 S: 7	H: 2 LOB: 1 BB: 1 P: 14	R: 0 H: 2 E: 1 K: 0 S: 11	H: 2 LOB: 1 BB: 0 P: 18	1B: 5 2B: 3 3B: 0 HR: 3	SF: 0 SAC: 0 DP: 1 HBP: 0	WP: 1 PA: 35 PB: 0 SB: 1 CS: 2
PITCHER	IP WLS BF H R ER SO BB IBB HBP BLK WP HR S P ERA WHIP	IP WLS BF H R ER SO BB IBB HBP BLK WP HR S P ERA WHIP	IP WLS BF H R ER SO BB IBB HBP BLK WP HR S P ERA WHIP	IP WLS BF H R ER SO BB IBB HBP BLK WP HR S P ERA WHIP	IP WLS BF H R ER SO BB IBB HBP BLK WP HR S P ERA WHIP	IP WLS BF H R ER SO BB IBB HBP BLK WP HR S P ERA WHIP	IP WLS BF H R ER SO BB IBB HBP BLK WP HR S P ERA WHIP	IP WLS BF H R ER SO BB IBB HBP BLK WP HR S P ERA WHIP	IP WLS BF H R ER SO BB IBB HBP BLK WP HR S P ERA WHIP	IP WLS BF H R ER SO BB IBB HBP BLK WP HR S P ERA WHIP	IP WLS BF H R ER SO BB IBB HBP BLK WP HR S P ERA WHIP	IP WLS BF H R ER SO BB IBB HBP BLK WP HR S P ERA WHIP	IP WLS BF H R ER SO BB IBB HBP BLK WP HR S P ERA WHIP	IP WLS BF H R ER SO BB IBB HBP BLK WP HR S P ERA WHIP	IP WLS BF H R ER SO BB IBB HBP BLK WP HR S P ERA WHIP	IP WLS BF H R ER SO BB IBB HBP BLK WP HR S P ERA WHIP	IP WLS BF H R ER SO BB IBB HBP BLK WP HR S P ERA WHIP	IP WLS BF H R ER SO BB IBB HBP BLK WP HR S P ERA WHIP	

Tampa Bay Rays @ Detroit Tigers
Comerica Park, Detroit, MI
Mon Sep 07 2015, 1:10 PM - 4:04 PM EDT
Att: 27,958 - Partly Cloudy - 85 F

AB	33
R	5
H	11
RBI	5
BB	2
SO	4
LOB	12



Batter	1	2	3	4	5	6	7	8	9	10	11	12	13	AB	R	H	RBI	BB	SO	LOB	TOP									
5 Brandon Guyer, R OBP: 0.360, SLG: 0.404 24 Grady Sizemore, L (6, PH) OBP: 0.283, SLG: 0.396 (6, 7)	F8		CS	P3		FC2-5 3 1B	F8		F6		G6-3			2	0	0	0	0	0	0	4	1	1	1	0	0	3			
27 Mikie Mahtook, R OBP: 0.214, SLG: 0.322 7 Daniel Nava, S OBP: 0.314, SLG: 0.244 (7, 9)	K			3 SF7 3B		FC2-5 11 1B	FC5 3 1B		FC6-2 11 3 SF		K			3	2	1	0	0	1	2	2	0	1	1	1	1	0			
3 Evan Longoria, R OBP: 0.395, SLG: 0.437 (1, 5)	K			SF7		FC5-2 13 1B	FC5		SF					4	0	2	3	0	1	0	4	0	2	3	0	1	0			
11 Logan Forsythe, R OBP: 0.361, SLG: 0.445 (1, 4)				F8		FC5-2 13 1B	FC5		FC6-2					5	1	1	1	1	0	5	5	1	1	1	1	0	5			
13 Asdrubal Cabrera, S OBP: 0.316, SLG: 0.419 (1, 6)						G5-3	FC5-2 1 1B		F8		K2-3			6	0	1	0	0	1	6	6	0	1	0	0	1	6			
1 Tim Beckham, R OBP: 0.287, SLG: 0.460 28 John Jaso, L OBP: 0.372, SLG: 0.421 (8, 10)						K	K		G3-1		K			3	0	1	1	0	1	1	2	0	0	0	0	1	0			
9 Joey Butler, R OBP: 0.323, SLG: 0.393 (12, 10)						F7	K		L7		G6-3			1	0	0	0	0	0	1	1	0	0	0	0	0	1			
36 Richie Shaffer, R OBP: 0.368, SLG: 0.469 (1, 3)														6	0	1	0	0	2	2	6	0	1	0	0	2	2			
39 Kevin Kiermaier, L OBP: 0.296, SLG: 0.419 (1, 8)														4	2	1	0	2	1	1	4	2	1	0	2	1	1			
40 J.P. Arencibia, R OBP: 0.367, SLG: 0.793 44 René Rivera, R OBP: 0.214, SLG: 0.280 21 James Loney, L OBP: 0.314, SLG: 0.354 2 Nick Franklin, S OBP: 0.205, SLG: 0.250 46 Luke Maile, R (9, 2)														3	1	2	0	0	1	1	3	1	2	0	0	1	1			
Inning Stats	R: 0 E: 0 K: 1 P: 11	H: 0 LOB: 0 BB: 0	R: 0 E: 0 K: 0 S: 4	H: 0 LOB: 0 BB: 1 P: 10	R: 0 E: 0 K: 2 S: 7	H: 1 LOB: 0 BB: 0 P: 8	R: 1 E: 0 K: 0 S: 7	H: 1 LOB: 0 BB: 0 P: 13	R: 0 E: 0 K: 1 S: 11	H: 0 LOB: 0 BB: 0 P: 16	R: 4 E: 0 K: 1 S: 21	H: 5 LOB: 2 BB: 1 P: 32	R: 1 E: 0 K: 1 S: 14	H: 3 LOB: 2 BB: 0 P: 25	R: 0 E: 0 K: 0 S: 8	H: 0 LOB: 0 BB: 0 P: 11	R: 1 E: 1 K: 1 S: 18	H: 1 LOB: 3 BB: 2 P: 30	R: 0 E: 0 K: 1 S: 5	H: 0 LOB: 0 BB: 0 P: 7	R: 0 E: 0 K: 0 S: 8	H: 0 LOB: 0 BB: 0 P: 11	R: 0 E: 0 K: 0 S: 10	H: 1 LOB: 1 BB: 0 P: 16	R: 0 E: 0 K: 0 S: 10	H: 1 LOB: 0 BB: 0 P: 12	1B: 11 2B: 2 3B: 1 HR: 0	SF: 2 SAC: 0 DP: 2 HBP: 0	W/P: 0 PB: 0 SB: 0 CS: 1	PA: 55
PITCHER	IP: 5.0 WLS: 18 BF: 3 H: 3 R: 3 ER: 3 SO: 5 BB: 2 IBB: 0 HBP: 0 BLK: 0 WP: 0 HR: 0 S: 43 P: 72 ERA: 5.40 WHIP: 1.000	48 Matthew Boyd, L ERA: 5.02	62 Aïtoursouquet, R ERA: 4.36	32 Tom Gorzelanny, L ERA: 5.62	39 Neftali Feliz, R ERA: 7.41	65 Blaine Hardy, L ERA: 2.53	30 Alex Wilson, R ERA: 2.2	43 Alberto Rondón, R ERA: 6.23	46 Ian Krol, L ERA: 6.65	54 Drew VerHagen, R ERA: 1.76	56 Kyle Ryan, L ERA: 9.72	IP: 1.1 WLS: 5 BF: 1 H: 0 R: 0 ER: 0 SO: 0 BB: 0 IBB: 0 HBP: 0 BLK: 0 WP: 0 HR: 0 S: 12 P: 18 ERA: 0.00 WHIP: 0.750	IP: 1.0 WLS: 7 BF: 1 H: 1 R: 1 ER: 1 SO: 2 BB: 0 IBB: 0 HBP: 0 BLK: 0 WP: 0 HR: 0 S: 18 P: 30 ERA: 0.00 WHIP: 3.000	IP: 0.1 WLS: 1 BF: 0 H: 0 R: 0 ER: 0 SO: 0 BB: 0 IBB: 0 HBP: 0 BLK: 0 WP: 0 HR: 0 S: 4 P: 4 ERA: 0.00 WHIP: 0.000	IP: 2.1 WLS: 8 BF: 1 H: 0 R: 0 ER: 0 SO: 2 BB: 0 IBB: 0 HBP: 0 BLK: 0 WP: 0 HR: 0 S: 19 P: 29 ERA: 0.00 WHIP: 0.429	IP: 1.1 WLS: 4 BF: 1 H: 0 R: 0 ER: 0 SO: 0 BB: 0 IBB: 0 HBP: 0 BLK: 0 WP: 0 HR: 0 S: 11 P: 13 ERA: 0.00 WHIP: 0.750														

Tampa Bay Rays @ Detroit Tigers
Comerica Park, Detroit, MI
Tue Sep 08 2015, 7:08 PM - 12:37 AM EDT
Att. 26,526 - Cloudy - 86 F

AB 48
R 7
H 13
RBI 7
BB 4
SO 11
LOB 22



Batter	1	2	3	4	5	6	7	8	9	10	11	12	13	AB	R	H	RBI	BB	SO	LOB	BOTTOM									
12 Anthony Gose, L OBP: 0.316, SLG: 0.374 (1, 8)	F7		K			24 1B 28 BB	3 WP		F7		G4-3			6	2	2	0	0	1	2	6	2	2	0	0	1	2			
3 Ian Kinsler, R OBP: 0.355, SLG: 0.448 (1, 4)	K		G6-3			28 BB 34 HBP	24 1B		P4		F8			6	1	1	0	0	1	2	6	1	1	0	0	1	2			
24 Miguel Cabrera, R OBP: 0.491, SLG: 0.585 (1, 3)	28 FC5-4 1B		K			34 HBP 17 1B	28 BB		F8					5	1	2	0	1	2	0	5	1	2	0	1	2	0			
26 J.D. Martinez, R OBP: 0.344, SLG: 0.351 (1, 9)	FC5-4			G6-3		17 HBP 34 HBP	17 1B		HR		K			5	2	1	2	1	2	2	5	2	1	2	1	2	2			
9 Nick Castellanos, R OBP: 0.304, SLG: 0.419 (1, 10)				K		17 1B 34 HBP	17 1B				K			6	0	2	0	0	3	3	6	0	2	0	0	3	3			
34 James McCann, R OBP: 0.301, SLG: 0.399 (1, 2)				G6-3		17 1B 34 HBP	17 1B		P3		FC5			5	1	2	1	0	0	3	5	1	2	1	0	0	3			
49 Dixon Machado, R OBP: 0.236, SLG: 0.250 18 Tyler Collins, L OBP: 0.292, SLG: 0.421 40 Josh Wilson, R OBP: 0.417, SLG: 0.409 55 Jeffrey Marte, R OBP: 0.310, SLG: 0.491 (11, 5)				G5-3		12 2-3 3-H	12 2-3 3-H		K		K			2	0	0	0	0	1	1	2	0	0	0	0	1	1			
17 Andrew Romine, S OBP: 0.290, SLG: 0.313 (7, 6)				K		12 2-3 3-H	12 2-3 3-H		K		K			5	0	2	2	0	2	1	5	0	2	2	0	2	1			
20 Rajai Davis, R OBP: 0.294, SLG: 0.432 (1, 7)						12 2-3 3-H	12 2-3 3-H		K		K			5	1	2	2	0	3	1	5	1	2	2	0	3	1			
Inning Stats	R: 0 E: 0 K: 1 P: 9	H: 1 LOB: 1 BB: 0	R: 0 E: 0 K: 2 S: 10	H: 1 LOB: 1 BB: 0	R: 1 E: 0 K: 2 S: 13	H: 1 LOB: 0 BB: 0 P: 13	R: 0 E: 0 K: 3 S: 11	H: 0 LOB: 0 BB: 0 P: 13	R: 0 E: 0 K: 3 S: 11	H: 0 LOB: 0 BB: 0 P: 13	R: 4 E: 0 K: 2 S: 20	H: 4 LOB: 2 BB: 1 P: 30	R: 1 E: 0 K: 1 S: 8	H: 1 LOB: 0 BB: 0 P: 12	R: 1 E: 0 K: 1 S: 9	H: 2 LOB: 0 BB: 0 P: 14	R: 0 E: 0 K: 1 S: 18	H: 1 LOB: 1 BB: 0 P: 18	R: 0 E: 0 K: 2 S: 14	H: 1 LOB: 2 BB: 1 P: 27	R: 0 E: 0 K: 0 S: 11	H: 1 LOB: 1 BB: 0 P: 14	R: 0 E: 0 K: 2 S: 8	H: 0 LOB: 0 BB: 0 P: 11	R: 1 E: 1 K: 0 S: 6	H: 1 LOB: 1 BB: 0 P: 7	1B: 12 2B: 0 3B: 0 HR: 2	SF: 1 SAC: 2 DP: 0 HBP: 1	W/P: 3 PB: 0 SB: 0 CS: 1	PA: 54
PITCHER	IP: 5.0 WLS: 21 BF: 6 H: 4 R: 4 ER: 4 SO: 9 BB: 0 IBB: 0 HBP: 0 BLK: 0 WP: 0 HR: 1 S: 58 P: 79 ERA: 7.20 WHIP: 1.200	30 Erasmo Ramirez, R ERA: 3.96	35 Matt Andriese, R ERA: 4.53	37 Alex Colomé, R ERA: 3.59	51 Nate Karns, R ERA: 3.67	47 Brandon Gomes, R ERA: 3.51	59 Andrew Bellatti, R ERA: 1.32	IP: 1.2 WLS: 7 BF: 1 H: 1 R: 1 ER: 0 SO: 2 BB: 0 IBB: 0 HBP: 0 BLK: 0 WP: 0 HR: 0 S: 14 P: 18 ERA: 0.00 WHIP: 0.600																						

Tampa Bay Rays @ Detroit Tigers
Comerica Park, Detroit, MI
Tue Sep 08 2015, 7:08 PM - 12:37 AM EDT
Att. 26,526 - Cloudy - 86 F

AB 48
R 8
H 14
RBI 7
BB 2
SO 18
LOB 20



Batter	1	2	3	4	5	6	7	8	9	AB	R	H	RBI	BB	SO	LOB	TOP							
20 Rajai Davis, R OBP: 0.296, SLG: 0.429											4	0	1	0	1	0	2							
3 Ian Kinsler, R OBP: 0.352, SLG: 0.443										5	0	1	1	0	0	3								
24 Miguel Cabrera, R OBP: 0.449, SLG: 0.563										5	0	1	0	0	1	0								
28 J.D. Martinez, R OBP: 0.342, SLG: 0.545										4	1	1	0	0	1	2								
41 Victor Martinez, S OBP: 0.292, SLG: 0.352										4	1	1	0	0	0	2								
9 Nick Castellanos, R OBP: 0.302, SLG: 0.417										4	0	1	1	0	1	0								
34 James McCann, R OBP: 0.306, SLG: 0.401										3	2	2	0	1	1	2								
17 Andrew Romine, S OBP: 0.302, SLG: 0.326										4	1	3	1	0	1	1								
12 Anthony Gose, L OBP: 0.318, SLG: 0.378										3	0	1	1	1	1	3								
Inning Stats	R: 0 E: 0 K: 0 S: 11	H: 1 LOB: 2 BB: 1 P: 16	R: 1 E: 0 K: 0 S: 15	H: 2 LOB: 1 BB: 1 P: 22	R: 0 E: 0 K: 0 S: 9	H: 0 LOB: 0 BB: 0 P: 11	R: 0 E: 0 K: 1 S: 6	H: 0 LOB: 0 BB: 0 P: 9	R: 0 E: 0 K: 1 S: 7	H: 2 LOB: 2 BB: 0 P: 11	R: 0 E: 0 K: 1 S: 11	H: 0 LOB: 0 BB: 0 P: 12	R: 2 E: 0 K: 0 S: 11	H: 3 LOB: 2 BB: 1 P: 19	R: 2 E: 0 K: 2 S: 17	H: 4 LOB: 2 BB: 0 P: 26	R: 0 E: 0 K: 1 S: 8	H: 0 LOB: 0 BB: 0 P: 10	1B: 11 2B: 1 3B: 0 HR: 0	SF: 0 SAC: 0 DP: 0 HBP: 0	WP: 1 PB: 0 SB: 0 CS: 0	PA: 39		
PITCHER	IP WLS BF H R ER SO BB IBB HBP BLK WP HR S P ERA WHIP	IP WLS BF H R ER SO BB IBB HBP BLK WP HR S P ERA WHIP	IP WLS BF H R ER SO BB IBB HBP BLK WP HR S P ERA WHIP	IP WLS BF H R ER SO BB IBB HBP BLK WP HR S P ERA WHIP	IP WLS BF H R ER SO BB IBB HBP BLK WP HR S P ERA WHIP	IP WLS BF H R ER SO BB IBB HBP BLK WP HR S P ERA WHIP	IP WLS BF H R ER SO BB IBB HBP BLK WP HR S P ERA WHIP	IP WLS BF H R ER SO BB IBB HBP BLK WP HR S P ERA WHIP	IP WLS BF H R ER SO BB IBB HBP BLK WP HR S P ERA WHIP	IP WLS BF H R ER SO BB IBB HBP BLK WP HR S P ERA WHIP	IP WLS BF H R ER SO BB IBB HBP BLK WP HR S P ERA WHIP	IP WLS BF H R ER SO BB IBB HBP BLK WP HR S P ERA WHIP	IP WLS BF H R ER SO BB IBB HBP BLK WP HR S P ERA WHIP	IP WLS BF H R ER SO BB IBB HBP BLK WP HR S P ERA WHIP	IP WLS BF H R ER SO BB IBB HBP BLK WP HR S P ERA WHIP	IP WLS BF H R ER SO BB IBB HBP BLK WP HR S P ERA WHIP	IP WLS BF H R ER SO BB IBB HBP BLK WP HR S P ERA WHIP	IP WLS BF H R ER SO BB IBB HBP BLK WP HR S P ERA WHIP	IP WLS BF H R ER SO BB IBB HBP BLK WP HR S P ERA WHIP	IP WLS BF H R ER SO BB IBB HBP BLK WP HR S P ERA WHIP	IP WLS BF H R ER SO BB IBB HBP BLK WP HR S P ERA WHIP	IP WLS BF H R ER SO BB IBB HBP BLK WP HR S P ERA WHIP	IP WLS BF H R ER SO BB IBB HBP BLK WP HR S P ERA WHIP	IP WLS BF H R ER SO BB IBB HBP BLK WP HR S P ERA WHIP


Detroit Tigers @ Cleveland Indians
 Progressive Field, Cleveland, OH
 Thu Sep 10 2015, 7:14 PM - 10:22 PM EDT
 Att. 11,166 - Clear - 73 F


AB 36
 R 5
 H 12
 RBI 4
 BB 3
 SO 6
 LOB 15

Batter	1	2	3	4	5	6	7	8	9	AB	R	H	RBI	BB	SO	LOB	BOTTOM							
22 Jason Kipnis, L OBP: 0.378, SLG: 0.450										4	0	0	0	1	2	3								
12 Francisco Lindor, S OBP: 0.345, SLG: 0.454										3	1	0	0	1	1	1								
23 Michael Brantley, L OBP: 0.389, SLG: 0.499										5	2	2	3	0	0	3								
41 Carlos Santana, S OBP: 0.357, SLG: 0.385										4	0	1	0	1	0	2								
8 Lonnie Chisenhall, L OBP: 0.295, SLG: 0.382										4	1	1	0	0	1	3								
35 Abraham Almonte, S OBP: 0.310, SLG: 0.440										4	2	2	1	0	1	1								
10 Yan Gomes, R OBP: 0.258, SLG: 0.370										4	0	1	1	0	0	1								
11 José Ramírez, S OBP: 0.277, SLG: 0.301										3	1	1	0	1	0	1								
39 Gio Urshela, R OBP: 0.276, SLG: 0.324										3	0	2	2	0	0	0								
Inning Stats	R: 0 E: 0 K: 2 S: 14	H: 1 LOB: 0 BB: 0 P: 18	R: 0 E: 0 K: 1 S: 7	H: 0 LOB: 0 BB: 0 P: 10	R: 0 E: 0 K: 0 S: 6	H: 1 LOB: 2 BB: 1 P: 10	R: 1 E: 0 K: 1 S: 12	H: 2 LOB: 2 BB: 0 P: 19	R: 0 E: 0 K: 0 S: 7	H: 0 LOB: 1 BB: 1 P: 12	R: 2 E: 0 K: 1 S: 11	H: 2 LOB: 1 BB: 1 P: 18	R: 2 E: 0 K: 0 S: 9	H: 3 LOB: 0 BB: 0 P: 12	R: 2 E: 0 K: 0 S: 11	H: 1 LOB: 0 BB: 1 P: 20	R: 0 E: 0 K: 0 S: 8	H: 0 LOB: 0 BB: 0 P: 10	1B: 4 2B: 3 3B: 0 HR: 3	SF: 0 SAC: 1 DP: 0 HBP: 1	WP: 1 PB: 0 SB: 2 CS: 0	PA: 40		
PITCHER	IP WLS BF H R ER SO BB IBB HBP BLK WP HR S P ERA WHIP	IP WLS BF H R ER SO BB IBB HBP BLK WP HR S P ERA WHIP	IP WLS BF H R ER SO BB IBB HBP BLK WP HR S P ERA WHIP	IP WLS BF H R ER SO BB IBB HBP BLK WP HR S P ERA WHIP	IP WLS BF H R ER SO BB IBB HBP BLK WP HR S P ERA WHIP	IP WLS BF H R ER SO BB IBB HBP BLK WP HR S P ERA WHIP	IP WLS BF H R ER SO BB IBB HBP BLK WP HR S P ERA WHIP	IP WLS BF H R ER SO BB IBB HBP BLK WP HR S P ERA WHIP	IP WLS BF H R ER SO BB IBB HBP BLK WP HR S P ERA WHIP	IP WLS BF H R ER SO BB IBB HBP BLK WP HR S P ERA WHIP	IP WLS BF H R ER SO BB IBB HBP BLK WP HR S P ERA WHIP	IP WLS BF H R ER SO BB IBB HBP BLK WP HR S P ERA WHIP	IP WLS BF H R ER SO BB IBB HBP BLK WP HR S P ERA WHIP	IP WLS BF H R ER SO BB IBB HBP BLK WP HR S P ERA WHIP	IP WLS BF H R ER SO BB IBB HBP BLK WP HR S P ERA WHIP	IP WLS BF H R ER SO BB IBB HBP BLK WP HR S P ERA WHIP	IP WLS BF H R ER SO BB IBB HBP BLK WP HR S P ERA WHIP	IP WLS BF H R ER SO BB IBB HBP BLK WP HR S P ERA WHIP	IP WLS BF H R ER SO BB IBB HBP BLK WP HR S P ERA WHIP	IP WLS BF H R ER SO BB IBB HBP BLK WP HR S P ERA WHIP	IP WLS BF H R ER SO BB IBB HBP BLK WP HR S P ERA WHIP	IP WLS BF H R ER SO BB IBB HBP BLK WP HR S P ERA WHIP	IP WLS BF H R ER SO BB IBB HBP BLK WP HR S P ERA WHIP	IP WLS BF H R ER SO BB IBB HBP BLK WP HR S P ERA WHIP

Detroit Tigers @ Cleveland Indians
 Progressive Field, Cleveland, OH
 Thu Sep 10 2015, 7:14 PM - 10:22 PM EDT
 Att. 11,166 - Clear - 73 F

AB 34
 R 7
 H 10
 RBI 7
 BB 4
 SO 5
 LOB 15

Batter	1	2	3	4	5	6	7	8	9	AB R H RBI BB SO LOB	TOP																								
											Detroit Tigers @ Cleveland Indians Progressive Field, Cleveland, OH Sat Sep 12 2015, 7:10 PM EDT livebaseballscorecards.com																								
		AB 0 R 0 H 0 RBI 0 BB 0 SO 0 LOB 0																																	
																																			
Inning Stats											1B: 0 SF: 0 WP: 0 PA: 0 2B: 0 SAC: 0 FB: 0 3B: 0 DP: 0 SB: 0 HR: 0 HBP: 0 CS: 0																								
PITCHER	IP	WLS	BF	H	R	ER	SO	BB	IBB	HBP	BLK	WP	HR	S	P	ERA	WHIP	PITCHER	IP	WLS	BF	H	R	ER	SO	BB	IBB	HBP	BLK	WP	HR	S	P	ERA	WHIP

Batter	1	2	3	4	5	6	7	8	9	AB R H RBI BB SO LOB	BOTTOM																								
											Detroit Tigers @ Cleveland Indians Progressive Field, Cleveland, OH Sat Sep 12 2015, 7:10 PM EDT livebaseballscorecards.com																								
		AB 0 R 0 H 0 RBI 0 BB 0 SO 0 LOB 0																																	
																																			
Inning Stats											1B: 0 SF: 0 WP: 0 PA: 0 2B: 0 SAC: 0 FB: 0 3B: 0 DP: 0 SB: 0 HR: 0 HBP: 0 CS: 0																								
PITCHER	IP	WLS	BF	H	R	ER	SO	BB	IBB	HBP	BLK	WP	HR	S	P	ERA	WHIP	PITCHER	IP	WLS	BF	H	R	ER	SO	BB	IBB	HBP	BLK	WP	HR	S	P	ERA	WHIP

Batter	1	2	3	4	5	6	7	8	9	AB	R	H	RBI	BB	SO	LOB	TOP						
12 Anthony Gose, L OBP: 0.319, SLG: 0.379										4	1	1	0	1	2	5							
3 Ian Kinsler, R OBP: 0.353, SLG: 0.443										5	0	2	1	0	0	0							
24 Miguel Cabrera, R OBP: 0.447, SLG: 0.557										4	0	0	0	1	0	3							
28 J.D. Martinez, R OBP: 0.343, SLG: 0.547										4	1	2	0	0	1	1							
41 Victor Martinez, S OBP: 0.290, SLG: 0.349										4	0	0	0	0	0	3							
9 Nick Castellanos, R OBP: 0.299, SLG: 0.414										3	0	0	1	0	1	0							
33 Steven Moya, L OBP: 0.600, SLG: 1.000										3	0	2	0	1	1	0							
34 James McCann, R OBP: 0.308, SLG: 0.401										3	0	1	0	1	0	1							
49 Dixon Machado, R OBP: 0.250, SLG: 0.231										3	0	0	0	1	2	3							
Inning Stats	R: 1 E: 0 K: 0 S: 12	H: 3 LOB: 1 BB: 0 P: 15	R: 0 E: 0 K: 1 S: 17	H: 2 LOB: 2 BB: 0 P: 23	R: 0 E: 0 K: 0 S: 9	H: 0 LOB: 1 BB: 1 P: 16	R: 0 E: 0 K: 1 S: 7	H: 1 LOB: 0 BB: 0 P: 9	R: 0 E: 0 K: 1 S: 12	H: 0 LOB: 0 BB: 0 P: 20	R: 1 E: 0 K: 1 S: 20	H: 1 LOB: 3 BB: 3 P: 38	R: 0 E: 0 K: 1 S: 7	H: 0 LOB: 0 BB: 0 P: 10	R: 0 E: 0 K: 2 S: 10	H: 0 LOB: 0 BB: 0 P: 15	R: 0 E: 0 K: 0 S: 8	H: 1 LOB: 2 BB: 1 P: 17	1B: 5 2B: 2 3B: 1 HR: 0	SF: 1 SAC: 0 DP: 1 HBP: 0	WP: 0 PB: 0 SB: 0 CS: 0	PA: 39	
PITCHER	IP WLS BF H R ER SO BB IBB HBP BLK WP HR S P ERA WHIP	5.2 W 24 7 2 2 3 1 0 0 0 0 0 0 64 93 3.18 1.412	6.1 0.0 3 0 0 0 0 3 0 0 0 0 0 0 7 19 ∞ ∞	6.1 1.1 H 4 0 0 0 2 0 0 0 0 0 0 13 19 0.00 0.000	8.1 1.0 3 0 0 0 2 0 0 0 0 0 0 10 15 0.00 0.000	9.1 1.0 5 1 0 0 0 1 0 0 0 0 0 0 8 17 0.00 2.000																	

Detroit Tigers @ Cleveland Indians
Progressive Field, Cleveland, OH
Sun Sep 13, 2015, 1:11 PM - 4:30 PM EDT
Partly Cloudy - 63 F

AB 33
R 2
H 8
RBI 2
BB 5
SO 7
LOB 16



Batter	1	2	3	4	5	6	7	8	9	AB	R	H	RBI	BB	SO	LOB	BOTTOM				
22 Jason Kipnis, L OBP: 0.376, SLG: 0.446										5	0	0	0	0	1	6					
12 Francisco Lindor, S OBP: 0.347, SLG: 0.458										4	0	2	2	0	0	0					
23 Michael Brantley, L OBP: 0.387, SLG: 0.486										3	1	0	0	1	0	2					
41 Carlos Santana, S OBP: 0.356, SLG: 0.384										4	1	1	0	0	2	0					
8 Lonnie Chisenhall, L OBP: 0.295, SLG: 0.379										2	1	0	0	1	1	0					
40 Jerry Sands, R OBP: 0.292, SLG: 0.382										1	0	1	1	0	0	0					
10 Yan Gomes, R OBP: 0.261, SLG: 0.373										3	2	1	0	0	1	0					
35 Abraham Almonte, S OBP: 0.320, SLG: 0.444										3	2	2	0	1	1	0					
30 Chris Johnson, R OBP: 0.293, SLG: 0.352										4	0	3	2	0	0	0					
11 José Ramírez, S OBP: 0.280, SLG: 0.308										4	0	2	1	0	0	5					
Inning Stats	R: 0 E: 0 K: 0 S: 7	H: 0 LOB: 0 BB: 0 P: 9	R: 0 E: 0 K: 1 S: 8	H: 0 LOB: 0 BB: 0 P: 13	R: 0 E: 0 K: 2 S: 14	H: 1 LOB: 1 BB: 0 P: 17	R: 0 E: 0 K: 1 S: 8	H: 0 LOB: 0 BB: 0 P: 13	R: 3 E: 0 K: 0 S: 20	H: 3 LOB: 2 BB: 2 P: 34	R: 1 E: 0 K: 1 S: 20	H: 2 LOB: 2 BB: 0 P: 28	R: 2 E: 1 K: 0 S: 10	H: 3 LOB: 1 BB: 1 P: 17	R: 1 E: 0 K: 1 S: 9	H: 3 LOB: 1 BB: 0 P: 13	1B: 9 2B: 3 3B: 0 HR: 0	SF: 0 SAC: 0 DP: 1 HBP: 1	WP: 0 PB: 0 SB: 2 CS: 0	PA: 37	
PITCHER	IP WLS BF H R ER SO BB IBB HBP BLK WP HR S P ERA WHIP	6.0 L 27 6 4 4 4 2 0 1 0 0 0 0 7 13 6.00 1.333	7.1 0.2 4 2 2 1 0 1 0 0 0 0 0 0 7 13 13.50 4.500	7.1 0.2 5 4 1 1 1 0 0 0 0 0 0 0 11 16 13.50 6.000	8.1 0.2 1 0 0 0 0 0 0 0 0 0 0 0 1 1 0.00 0.000																

Detroit Tigers @ Cleveland Indians
Progressive Field, Cleveland, OH
Sun Sep 13, 2015, 1:11 PM - 4:30 PM EDT
Partly Cloudy - 63 F

AB 33
R 7
H 12
RBI 6
BB 3
SO 6
LOB 13



Batter	1	2	3	4	5	6	7	8	9	AB R H RBI BB SO LOB	TOP											
12 Anthony Gose, L (1,8) OBP: 0.322, SLG: 0.380										4 0 2 0 1 1 2	<p>Detroit Tigers @ Minnesota Twins Target Field, Minneapolis, MN Mon Sep 14 2015, 7:12 PM - 10:07 PM CDT Att: 17,833 - Partly Cloudy - 82 F</p> <p>livebaseballscores.com</p> <p>AB 35 R 1 H 8 RBI 1 BB 3 SO 11 LOB 16</p>											
3 Ian Kinsler, R (1,4) OBP: 0.350, SLG: 0.439										5 0 0 0 0 0 5												
24 Miguel Cabrera, R (1,3) OBP: 0.442, SLG: 0.547										2 0 0 0 2 0 0												
28 J.D. Martinez, R (1,9) OBP: 0.346, SLG: 0.549										4 0 2 0 0 1 2												
41 Victor Martinez, S (1,10) OBP: 0.291, SLG: 0.347										4 0 1 0 0 1 4												
9 Nick Castellanos, R (1,5)										4 0 1 0 0 2 1												
33 Steven Moya, L (1,7)										4 0 0 0 0 4 2												
34 James McCann, R (1,2)										4 1 1 0 0 1 0												
17 Andrew Romine, S (1,6)										4 0 1 1 0 1 0												
Inning Stats	R: 0 E: 0 K: 0 S: 10	H: 1 LOB: 2 P: 21	R: 0 E: 0 K: 3 S: 9	H: 0 LOB: 0 BB: 0 P: 12	R: 0 E: 0 K: 0 S: 7	H: 0 LOB: 0 BB: 0 P: 9	R: 0 E: 0 K: 0 S: 5	H: 1 LOB: 1 BB: 0 P: 8	R: 0 E: 0 K: 2 S: 14	H: 2 LOB: 2 BB: 0 P: 17	R: 0 E: 0 K: 1 S: 15	H: 2 LOB: 2 BB: 0 P: 19	R: 1 E: 0 K: 1 S: 12	H: 2 LOB: 2 BB: 1 P: 22	R: 0 E: 0 K: 2 S: 9	H: 0 LOB: 0 BB: 0 P: 13	R: 0 E: 0 K: 1 S: 11	H: 1 LOB: 1 BB: 0 P: 17	1B: 5 2B: 2 3B: 1 HR: 0	SF: 0 SAC: 0 DP: 1 HBP: 0	WP: 1 PB: 0 SB: 0 CS: 0	PA: 38
PITCHER	IP WLS BF H R ER SO BB IBB HBP BLK WP HR S P ERA WHIP																					
56 Tyler Duffey, R (1,1) ERA: 3.72	6.1 W 28 7 1 1 7 2 0 0 0 0 1 0 65 96 1.42 1.421																					
50 Casey Fien, R (7,1) ERA: 3.51	1.2 6 0 0 0 3 1 0 0 0 0 0 0 16 25 0.00 0.600																					
55 Neal Cotts, L (9,1) ERA: 3.57	1.0 4 1 0 0 1 0 0 0 0 0 0 0 11 17 0.00 1.000																					

Batter	1	2	3	4	5	6	7	8	9	AB R H RBI BB SO LOB	BOTTOM									
32 Aaron Hicks, S (1,7) OBP: 0.321, SLG: 0.410										5 1 2 0 0 1 1	<p>Detroit Tigers @ Minnesota Twins Target Field, Minneapolis, MN Mon Sep 14 2015, 7:12 PM - 10:07 PM CDT Att: 17,833 - Partly Cloudy - 82 F</p> <p>livebaseballscores.com</p> <p>AB 35 R 7 H 13 RBI 7 BB 4 SO 5 LOB 18</p>									
2 Brian Dozier, R (1,4) OBP: 0.314, SLG: 0.460										3 1 0 0 2 0 3										
7 Joe Mauer, L (1,3) OBP: 0.341, SLG: 0.378										5 2 3 0 0 0 1										
22 Miguel Sanó, R (1,10) OBP: 0.389, SLG: 0.567										3 1 1 1 1 1 2										
24 Trevor Plouffe, R (1,5) OBP: 0.313, SLG: 0.445										3 1 1 2 1 0 0										
48 Torii Hunter, R (1,9) OBP: 0.295, SLG: 0.408										4 0 2 1 0 1 3										
21 Shane Robinson, R (9,7) OBP: 0.305, SLG: 0.329										0 0 0 0 0 0 0										
5 Eduardo Escobar, S (1,6) OBP: 0.310, SLG: 0.457										4 1 2 2 0 1 3										
8 Kurt Suzuki, R (1,2) OBP: 0.293, SLG: 0.320										4 0 1 1 0 1 3										
25 Byron Buxton, R (1,8) OBP: 0.231, SLG: 0.252										4 0 1 0 0 0 2										
Inning Stats	R: 4 E: 0 K: 1 S: 24	H: 5 LOB: 2 BB: 1 P: 39	R: 2 E: 0 K: 2 S: 21	H: 3 LOB: 3 BB: 2 P: 34	R: 0 E: 0 K: 0 S: 15	H: 1 LOB: 1 BB: 1 P: 24	R: 1 E: 0 K: 1 S: 13	H: 1 LOB: 0 BB: 0 P: 16	R: 0 E: 0 K: 0 S: 4	H: 0 LOB: 0 BB: 0 P: 5	R: 0 E: 0 K: 1 S: 8	H: 0 LOB: 0 BB: 0 P: 11	R: 0 E: 0 K: 0 S: 6	H: 1 LOB: 0 BB: 0 P: 10	R: 0 E: 0 K: 0 S: 9	H: 1 LOB: 1 BB: 0 P: 15	1B: 10 2B: 2 3B: 0 HR: 1	SF: 0 SAC: 0 DP: 2 HBP: 0	WP: 0 PB: 0 SB: 0 CS: 0	PA: 39
PITCHER	IP WLS BF H R ER SO BB IBB HBP BLK WP HR S P ERA WHIP																			
53 Kyle Lobstein, L (1,1) ERA: 6.1	1.1 L 13 7 6 6 2 2 0 0 0 0 0 1 36 59 40.50 6.750																			
56 Kyle Ryan, L (2,1) ERA: 5.32	4.2 19 4 1 1 3 2 0 0 0 0 0 1 49 70 1.93 1.286																			
26 Jeff Ferrell, R (7,1) ERA: 11.12	1.0 3 1 0 0 0 0 0 0 0 0 0 0 6 10 0.00 1.000																			
43 Bruce Rondón, R (8,1) ERA: 6.0	1.0 4 1 0 0 0 0 0 0 0 0 0 0 9 15 0.00 1.000																			

Batter	1	2	3	4	5	6	7	8	9	AB	R	H	RBI	BB	SO	LOB	TOP			
12 Anthony Gose, L (1, 8) OBP: 0.321, SLG: 0.378										5	0	1	1	0	2	1	Detroit Tigers @ Minnesota Twins Target Field, Minneapolis, MN Tue Sep 15 2015, 7:12 PM - 10:40 PM CDT Att: 22,963 - Partly Cloudy - 83 F			
3 Ian Kinsler, R (1, 4) OBP: 0.348, SLG: 0.437										5	1	1	0	0	0	3				
24 Miguel Cabrera, R (1, 3) OBP: 0.438, SLG: 0.541										4	0	0	0	0	0	2				
28 J.D. Martinez, R (1, 9) OBP: 0.347, SLG: 0.550										3	2	1	0	1	1	0				
41 Victor Martinez, S (1, 10) OBP: 0.295, SLG: 0.351										4	0	3	2	0	0	0				
9 Nick Castellanos, R (1, 5) OBP: 0.301, SLG: 0.417										4	0	1	1	0	1	2				
40 Josh Wilson, R (8, 5) OBP: 0.370, SLG: 0.380										0	0	0	0	0	0	0				
18 Tyler Collins, L (1, 7) OBP: 0.306, SLG: 0.409										2	1	0	0	2	2	0				
34 James McCann, R (1, 2) OBP: 0.312, SLG: 0.411										4	1	3	0	0	0	0				
17 Andrew Romine, S (1, 6) OBP: 0.298, SLG: 0.322										3	0	0	1	0	0	3				
Inning Stats	R: 2 H: 3 E: 0 K: 1 S: 13	WLS: 3 BF: 1 LOB: 23	R: 1 H: 2 E: 0 K: 1 S: 11	H: 2 R: 1 LOB: 1 BB: 0 P: 15	R: 0 H: 1 E: 0 K: 2 S: 19	H: 1 R: 0 LOB: 0 BB: 0 P: 27	R: 0 H: 0 E: 0 K: 1 S: 8	H: 0 R: 0 LOB: 0 BB: 0 P: 9	R: 0 H: 0 E: 1 K: 0 S: 16	H: 3 R: 0 LOB: 2 BB: 1 P: 25	R: 0 H: 0 E: 0 K: 1 S: 8	H: 0 R: 0 LOB: 0 BB: 0 P: 11	R: 0 H: 0 E: 0 K: 0 S: 9	H: 0 R: 0 LOB: 0 BB: 0 P: 15	R: 0 H: 1 E: 0 K: 0 S: 13	H: 1 R: 0 LOB: 1 BB: 1 P: 20	1B: 8 2B: 2 3B: 0 HR: 0	SF: 0 SAC: 1 DP: 2 HBP: 0	WP: 0 PB: 0 SB: 1 CS: 0	PA: 38
PITCHER	IP: 3.0 WLS: L BF: 15 ERA: 4.58	H: 6 R: 3 ER: 3 SO: 4	BB: 1 IBB: 0 HBP: 0 BLK: 0	WP: 0 HR: 0 S: 43 P: 65	ERA: 9.00 WHIP: 2.333	PITCHER	IP: 0.1 WLS: 1 BF: 1 ERA: 2.34	H: 0 R: 0 ER: 0 SO: 0	BB: 0 IBB: 0 HBP: 0 BLK: 0	WP: 0 HR: 0 S: 5 P: 6	ERA: 0.00 WHIP: 0.000	45 Phil Hughes, R (1, 1) ERA: 4.58	58 A.J. Achter, R (4, 1) ERA: 5.59	36 Blaine Boyer, R (6, 1) ERA: 2.45	65 Trevor May, R (8, 1) ERA: 4.14	61 Ryan O'Rourke, L (9, 1) ERA: 6.75	49 Kevin Jepsen, R (9, 1) ERA: 2.34			
Batter	1	2	3	4	5	6	7	8	9	AB	R	H	RBI	BB	SO	LOB	BOTTOM			
32 Aaron Hicks, S (1, 9) OBP: 0.322, SLG: 0.410										5	1	2	0	0	1	3	Detroit Tigers @ Minnesota Twins Target Field, Minneapolis, MN Tue Sep 15 2015, 7:12 PM - 10:40 PM CDT Att: 22,963 - Partly Cloudy - 83 F			
2 Brian Dozier, R (1, 4) OBP: 0.313, SLG: 0.456										4	1	0	0	1	1	3				
7 Joe Mauer, L (1, 3) OBP: 0.343, SLG: 0.380										3	0	1	1	2	0	0				
9 Eduardo Nunez, R (9, PR) OBP: 0.306, SLG: 0.429										0	0	0	0	0	0	0				
22 Miguel Sanó, R (1, 10) OBP: 0.389, SLG: 0.561										4	0	1	2	0	2	3				
24 Trevor Plouffe, R (1, 5) OBP: 0.312, SLG: 0.443										4	0	1	0	0	0	2				
20 Eddie Rosario, L (1, 7) OBP: 0.286, SLG: 0.441										4	1	1	0	0	0	2				
5 Eduardo Escobar, S (1, 6) OBP: 0.310, SLG: 0.458										4	0	1	0	0	0	1				
8 Kurt Suzuki, R (1, 2) OBP: 0.296, SLG: 0.321										2	0	1	1	0	1	1				
19 Kennys Vargas, S (8, PH) OBP: 0.280, SLG: 0.365										1	0	0	0	0	0	0				
12 Chris Herrmann, L (9, 2) OBP: 0.214, SLG: 0.292										0	0	0	0	0	0	0				
25 Byron Buxton, R (1, 8) OBP: 0.242, SLG: 0.272										3	1	2	0	0	0	1				
39 Danny Santana, S (8, PH) OBP: 0.238, SLG: 0.294										1	0	0	0	0	0	0				
Inning Stats	R: 0 H: 1 E: 0 K: 0 S: 5	WLS: 1 BF: 1 LOB: 12	R: 1 H: 3 E: 0 K: 1 S: 15	H: 3 R: 1 LOB: 0 BB: 0 P: 23	R: 0 H: 1 E: 0 K: 0 S: 7	H: 1 R: 0 LOB: 2 BB: 0 P: 10	R: 0 H: 0 E: 0 K: 0 S: 10	H: 0 R: 0 LOB: 0 BB: 0 P: 14	R: 0 H: 1 E: 0 K: 1 S: 9	H: 1 R: 0 LOB: 1 BB: 0 P: 11	R: 2 H: 3 E: 0 K: 1 S: 16	H: 3 R: 0 LOB: 1 BB: 1 P: 26	R: 0 H: 0 E: 0 K: 0 S: 9	H: 0 R: 0 LOB: 0 BB: 0 P: 16	R: 1 H: 1 E: 0 K: 1 S: 13	H: 1 R: 0 LOB: 1 BB: 1 P: 20	1B: 6 2B: 3 3B: 1 HR: 0	SF: 0 SAC: 0 DP: 2 HBP: 2	WP: 0 PB: 0 SB: 0 CS: 0	PA: 40
PITCHER	IP: 6.1 WLS: W BF: 29 ERA: 4.91	H: 8 R: 3 ER: 3 SO: 4	BB: 1 IBB: 0 HBP: 0 BLK: 0	WP: 0 HR: 0 S: 69 P: 102	ERA: 4.26 WHIP: 1.421	PITCHER	IP: 0.0 WLS: 0 BF: 1 ERA: 0.00	H: 0 R: 0 ER: 0 SO: 0	BB: 0 IBB: 0 HBP: 0 BLK: 0	WP: 0 HR: 0 S: 7 P: 10	ERA: 0.00 WHIP: 1.500	54 Drew VerHagen, R (7, 1) ERA: 1.5	30 Alex Wilson, R (8, 1) ERA: 2.15	43 Bruce Rondón, R (9, 1) ERA: 6.11	31 Alfredo Simon, R (1, 1) ERA: 4.91	65 Blaine Hardy, L (7, 1) ERA: 2.51	39 Danny Santana, S (8, PH) ERA: 2.94	31 Alfredo Simon, R (1, 1) ERA: 4.91		

Batter	1	2	3	4	5	6	7	8	9	10	11	12	AB	R	H	RBI	BB	SO	LOB	TOP	
12 Anthony Gose, L (1,8) OBP: 0.322, SLG: 0.377 24 Miguel Cabrera, R (R,PH) OBP: 0.438, SLG: 0.540 20 Rajai Davis, R (R,8) OBP: 0.286, SLG: 0.426														1	1	0	0	2	0	1	1
3 Ian Kinsler, R (1,4) OBP: 0.348, SLG: 0.436														6	1	2	1	0	0	3	
28 J.D. Martinez, R (1,9) OBP: 0.347, SLG: 0.553														6	2	2	2	0	2	2	
41 Victor Martinez, S (1,10) OBP: 0.294, SLG: 0.350 33 Steven Moya, L (R,PR) OBP: 0.273, SLG: 0.400														4	0	1	0	0	1	2	
18 Tyler Collins, L (1,7) OBP: 0.309, SLG: 0.416														5	1	2	2	0	1	0	
55 Jeff Marts, R (1,5) OBP: 0.329, SLG: 0.467														4	0	2	2	1	1	1	
34 James McCann, R (1,2) OBP: 0.308, SLG: 0.406														5	0	0	0	0	2	3	
13 Alex Avila, L (1,3) OBP: 0.325, SLG: 0.261														4	0	1	0	1	1	1	
17 Andrew Romine, S (1,6) OBP: 0.307, SLG: 0.351														5	1	3	0	0	3		
Inning Stats	R: 2 E: 0 K: 2 S: 16	H: 2 LOB: 1 BB: 1 P: 28	R: 0 E: 0 K: 0 S: 9	H: 1 LOB: 0 BB: 0 P: 16	R: 0 E: 0 K: 0 S: 6	H: 0 LOB: 0 BB: 0 P: 7	R: 0 E: 0 K: 0 S: 6	H: 0 LOB: 0 BB: 1 P: 15	R: 0 E: 0 K: 1 S: 9	H: 1 LOB: 1 BB: 1 P: 14	R: 2 E: 0 K: 1 S: 16	H: 1 LOB: 1 BB: 0 P: 9	R: 0 E: 0 K: 0 S: 8	H: 3 LOB: 0 BB: 0 P: 15	1B: 11 2B: 1 3B: 0 HR: 1	SF: 0 SAC: 0 DP: 4 HBP: 0	WP: 0 PB: 0 SB: 2 CS: 0	PA: 49			
PITCHER	IP 7.0	WLS 0	BF 26	H 4	R 2	ER 2	SO 5	BB 0	IBB 0	HBP 0	BLK 0	WP 0	HR 0	S 62	P 109	ERA 2.57	WHIP 1.143				
54 Ervin Santana, R (1,1) ERA: 4.55	1.0	H	4	1	0	0	1	0	0	0	0	0	0	9	14	0.00	1.000				
50 Casey Fien, R (R,1) ERA: 3.45	1.0	B	6	4	2	2	1	0	0	0	0	0	0	16	25	18.00	4.000				
49 Kevin Jepsen, R (R,1) ERA: 2.59	1.0		4	1	0	0	1	0	0	0	0	0	0	7	9	0.00	1.000				
36 Blaine Boyer, R (R,1) ERA: 2.41	1.0		3	0	0	0	0	0	0	0	0	0	0	8	11	0.00	0.000				
55 Neal Cotts, L (11,1) ERA: 3.51																					

Detroit Tigers @ Minnesota Twins
Target Field, Minneapolis, MN
Wed Sep 16 2015, 8:07 PM - 12:24 AM CDT
Att. 22,509 - Overcast - 79 F

AB 45
R 7
H 13
RBI 7
BB 4
SO 10
LOB 19



Batter	1	2	3	4	5	6	7	8	9	10	11	12	AB	R	H	RBI	BB	SO	LOB	BOTTOM
32 Aaron Hicks, S (1,8) OBP: 0.322, SLG: 0.404														4	0	0	0	2	1	0
2 Brian Dozier, R (1,4) OBP: 0.312, SLG: 0.453														6	0	1	0	0	1	2
7 Joe Mauer, L (1,3) OBP: 0.342, SLG: 0.377														4	1	0	0	1	2	2
22 Miguel Sanó, R (1,10) OBP: 0.295, SLG: 0.511 9 Eduardo Núñez, R (R,PR) OBP: 0.304, SLG: 0.427														3	1	2	0	1	0	0
24 Trevor Plouffe, R (1,5) OBP: 0.312, SLG: 0.444 21 Shane Robinson, R (R,PR) OBP: 0.303, SLG: 0.355														4	0	1	1	0	1	3
48 Torii Hunter, R (1,9) OBP: 0.295, SLG: 0.408 25 Byron Buxton, R (R,8) OBP: 0.240, SLG: 0.270														3	0	1	1	0	1	0
20 Eddie Rosario, L (1,7) OBP: 0.291, SLG: 0.450 36 Blaine Boyer, R (10,1) ERA: 4.4														0	0	0	0	0	0	0
55 Neal Cotts, L (11,1) OBP: 0.288, SLG: 0.363 12 Chris Herrmann, L (1,2) OBP: 0.210, SLG: 0.286 39 Danny Santana, S (7,PH) OBP: 0.238, SLG: 0.282 8 Kurt Suzuki, R (R,2) OBP: 0.294, SLG: 0.319														2	0	0	0	0	1	0
5 Eduardo Escobar, S (1,6) OBP: 0.300, SLG: 0.451														5	0	0	0	0	5	
Inning Stats	R: 0 E: 0 K: 1 S: 8	H: 0 LOB: 0 BB: 0 P: 13	R: 1 E: 0 K: 1 S: 7	H: 1 LOB: 0 BB: 0 P: 14	R: 0 E: 0 K: 1 S: 7	H: 1 LOB: 1 BB: 0 P: 11	R: 0 E: 0 K: 0 S: 6	H: 0 LOB: 0 BB: 0 P: 11	R: 2 E: 0 K: 1 S: 16	H: 3 LOB: 1 BB: 1 P: 28	R: 0 E: 0 K: 0 S: 7	H: 0 LOB: 3 BB: 2 P: 12	R: 1 E: 0 K: 1 S: 13	H: 1 LOB: 2 BB: 1 P: 26	R: 0 E: 0 K: 0 S: 8	H: 0 LOB: 0 BB: 0 P: 19	1B: 3 2B: 4 3B: 0 HR: 1	SF: 0 SAC: 1 DP: 2 HBP: 0	WP: 0 PB: 1 SB: 1 CS: 0	PA: 47
PITCHER	IP 3.2	WLS 1	BF 12	H 1	R 0	ER 1	SO 4	BB 0	IBB 0	HBP 0	BLK 0	WP 0	HR 0	S 17	P 47	ERA 2.46	WHIP 0.273			
44 Daniel Norris, L (1,1) ERA: 4.28	1.1		5	1	0	0	0	0	0	0	0	0	0	11	15	0.00	0.750			
62 Al Alburquerque, R (R,1) ERA: 4.4	1.1	B	7	2	2	2	1	1	0	0	0	0	0	18	31	13.50	2.250			
54 Drew VerHagen, R (R,1) ERA: 2.33	0.0		1	1	0	0	0	0	0	0	0	0	0	2	3	∞	∞			
65 Blaine Hardy, L (7,1) ERA: 2.81	0.2		2	0	0	0	0	0	0	0	0	0	0	5	9	0.00	0.000			
PITCHER	IP 1.0	WLS 0	BF 6	H 3	R 0	ER 0	SO 1	BB 0	IBB 0	HBP 0	BLK 0	WP 0	HR 0	S 17	P 27	ERA 5.86	WHIP 0.273			
39 Nefthali Feliz, R (R,1) ERA: 5.86	1.0	B	3	1	1	0	0	0	0	0	0	0	0	13	27	0.00	2.000			
43 Bruce Rondón, R (R,1) ERA: 5.9	0.0		2	1	0	0	0	0	0	0	0	0	0	9	16	∞	∞			
58 José Valdéz, R (10,1) ERA: 2.04	3.0	W	9	0	0	0	2	1	0	0	0	0	0	23	39	0.00	0.333			
46 Ian Krol, L (10,1) ERA: 5.68																				

Detroit Tigers @ Minnesota Twins
Target Field, Minneapolis, MN
Wed Sep 16 2015, 8:07 PM - 12:24 AM CDT
Att. 22,509 - Overcast - 79 F

AB 41
R 4
H 7
RBI 4
BB 5
SO 8
LOB 21



Batter	1	2	3	4	5	6	7	8	9	10	11	AB	R	H	RBI	BB	SO	LOB	TOP						
4 Alex Gordon, L OBP: 0.381, SLG: 0.441	(1, 7) C FF 92 2-2 B CU 73 F FF 91 T FF 91		(2, 3) C SL 92 2-3 C SL 90 C CU 69 B FF 90 S SL 79			(1, 4) X SL 77 0-0 C SL 97 F FF 97 D SL 97 D CU 79 B SL 98 B SL 93			(2, 3) C FF 96 3-3 D SL 94 1 SAFE F FF 98 B SL 92 B SL 82 C CH 86 F FF 98				4	0	0	0	1	3	1						
18 Ben Zobrist, S OBP: 0.368, SLG: 0.459	(1, 4) C FF 91 0-2 F FF 91 X SL 79			(2, 2) B FF 89 2-2 C SL 77 B CH 76 F FF 90 X FF 90		(1, 1) F FF 88 1-1 B CU 70 X CH 77	(2, 3) C SL 88 0-3 F FF 94 F FF 94 S CU 80		(0, 1) F FF 97 0-1 X SL 88				5	0	1	0	0	1	4						
6 Lorenzo Cain, R OBP: 0.363, SLG: 0.485	(1, 8) B FF 91 2-3 C FF 91 B FF 90 C CH 78			(4, 2) B CH 76 4-2 F FF 88 1 SAFE F SL 81 F CH 76 F FF 90 1 SAFE		(1, 0) B CH 76 1-0 X CH 79		(1, 1) B FF 94 1-1 F SL 94 X FF 96					4	0	0	0	1	1	0						
35 Eric Hosmer, L OBP: 0.367, SLG: 0.454	(1, 3) B SL 78 1-0 X FF 95			(0, 1) F SL 80 0-1 X FF 87		(2, 2) C CU 78 2-2 B CH 78 F FF 87 F FC 84 X FF 89		(2, 2) F FF 94 2-2 B FC 86 B FF 96 C CH 87 X FF 96					5	2	3	1	0	0	1						
25 Kendrys Morales, S OBP: 0.350, SLG: 0.466	(1, 10) X FF 90 0-0			(1, 3) T SAFE 3-2 F SL 81 1 SAFE C CH 78 B CU 70 F SL 81 B FF 91 X CH 80		(2, 0) B FC 86 2-0 D CU 78 X CH 80		(1, 0) B FF 96 1-0 X FF 94					5	1	1	1	0	1	3						
8 Mike Moustakas, L OBP: 0.342, SLG: 0.461	(1, 5) B FF 89 3-3 F FF 91 F FF 92 B CU 72 C SL 78			(1, 0) B CH 78 1-0 B FF 87 X CH 77		(2, 2) D CU 77 2-2 S SL 83 C CH 77 S FF 94 B FF 89 X CH 79		(2, 2) B FF 90 2-2 S SL 83 S FF 94 X FF 94					5	1	2	1	0	1	1						
31 Jonny Gomes, R OBP: 0.325, SLG: 0.362	(1, 9) B CH 78 3-3 C CH 78 B CH 79 F FF 89 F SL 80 C FF 89			(3, 1) B CH 78 3-1 B CH 77 B CH 78 C FF 88 X FF 88		(2, 0) B CH 78 2-0 B FF 90 X CH 77							2	0	0	0	1	1	0						
1 Jarrod Dyson, L OBP: 0.313, SLG: 0.380	(7, PR) C FF 91 3-3 F FF 91 F FF 92 F SL 80 C SL 78			(2, 2) C FF 91 2-2 F FF 90 B FF 93 F FF 91 X SL 79		(2, 3) B FF 88 2-3 F FF 87 F FF 91 C CU 72							2	1	0	0	0	0	1						
13 Salvador Perez, R OBP: 0.277, SLG: 0.423	(1, 2) B FF 89 3-3 F FF 91 F FF 92 C SL 78			(3, 1) B FF 89 3-1 B CH 77 B CH 78 C FF 88 X FF 88		(2, 0) B CH 78 2-0 B FF 90 X CH 77							4	0	0	0	1	1	0						
24 Christian Colon, R OBP: 0.316, SLG: 0.358	(1, 6) C FF 91 2-2 F FF 90 B FF 93 F FF 91 X SL 79			(2, 2) C FF 91 2-2 F FF 90 B FF 93 F FF 91 X SL 79		(2, 3) B FF 88 2-3 F FF 87 F FF 91 C CU 72							4	0	2	1	0	1	0						
Inning Stats	R: 0 E: 0 K: 2 S: 9	H: 0 LOB: 0 BB: 0 P: 13	R: 1 E: 0 K: 2 S: 11	H: 1 LOB: 0 BB: 0 P: 18	R: 0 E: 0 K: 1 S: 10	H: 0 LOB: 0 BB: 0 P: 17	R: 0 E: 0 K: 0 S: 14	H: 1 LOB: 1 BB: 1 P: 23	R: 1 E: 0 K: 1 S: 7	H: 1 LOB: 0 BB: 0 P: 12	R: 0 E: 0 K: 0 S: 4	H: 0 LOB: 0 BB: 0 P: 6	R: 2 E: 0 K: 1 S: 17	H: 2 LOB: 3 BB: 3 P: 37	R: 1 E: 0 K: 0 S: 14	H: 2 LOB: 1 BB: 0 P: 20	R: 0 E: 0 K: 1 S: 12	H: 1 LOB: 1 BB: 0 P: 16	R: 0 E: 0 K: 1 S: 8	H: 0 LOB: 0 BB: 0 P: 11	1B: 5 2B: 2 3B: 0 HR: 3	SF: 0 SAC: 0 DP: 1 HBP: 0	WP: 2 PB: 0 SB: 2 CS: 2	PA: 44	
PITCHER	48 Matthew Boyd, L ERA: 7.4	IP: 6.0 WLS: 21	WLS: 3 BF: 3	H: 3 R: 2 ER: 2 SO: 6	R: 2 ER: 2 SO: 6	BB: 0 IBB: 0 HBP: 0 BLK: 0	WP: 1 HR: 2 S: 55 P: 89	ERA: 3.00 WHIP: 0.667	39 Neftali Feliz, R ERA: 6.39	IP: 1.0 WLS: 4	H: 1 R: 0 ER: 0 SO: 1	BB: 0 IBB: 0 HBP: 0 BLK: 0	WP: 0 HR: 0 S: 12 P: 16	ERA: 0.00 WHIP: 1.000	32 Tom Gorzelanny, L ERA: 6.38	IP: 2.0 WLS: 6	H: 1 R: 0 ER: 0 SO: 2	BB: 0 IBB: 0 HBP: 0 BLK: 0	WP: 0 HR: 0 S: 15 P: 23	ERA: 0.00 WHIP: 0.500					

Kansas City Royals @ Detroit Tigers
Comerica Park, Detroit, MI
Sat Sep 19 2015, 7:10 PM - 11:15 PM EDT
Att. 36,007 - Partly Cloudy - 68 F

livebaseballscorecards.com

AB 40
R 5
H 9
RBI 4
BB 4
SO 10
LOB 11



Batter	1	2	3	4	5	6	7	8	9	10	11	AB	R	H	RBI	BB	SO	LOB	BOTTOM																			
12 Anthony Gose, L OBP: 0.324, SLG: 0.377	(1, 8) F SL 82 3-3 B CH 82 B SL 93 B SL 93 S FF 94		(0, 0) X KC 80 0-0	(2, 1) C KC 83 2-1 B CH 83 X CH 85		(2, 2) B KC 83 2-2 C KC 80 B CH 82 X KC 82			(3, 3) T SAFE 3-3 C FF 91 B CU 74 B SL 89 B SL 89 C CH 87 1 SAFE C SL 94		(0, 0) X CH 90 0-0		6	1	1	0	0	2	5																			
3 Ian Kinsler, R OBP: 0.353, SLG: 0.443	(1, 4) B FF 94 4-1 F FF 94 B KC 93 B FF 93		(3, 2) B KC 82 3-2 B FF 94 C CH 84 1 SAFE C KC 81 C KC 82		(1, 1) F SL 92 1-1 B CH 84 X KC 82			(1, 0) B FF 87 1-0 X FF 88					5	1	2	1	1	0	2																			
24 Miguel Cabrera, R OBP: 0.442, SLG: 0.543	(1, 3) C KC 81 1-1 B KC 81 X SL 84		(0, 1) F CH 86 0-1 X KC 84		(0, 0) X SL 95 0-0			(4, 0) B SL 82 4-0 B SL 83 B FF 87		(1, 1) T SAFE 1-1 S FC 88 W FF 83			3	2	2	2	1	0	1																			
28 J.D. Martinez, R OBP: 0.347, SLG: 0.549	(1, 9) F SL 93 1-3 C KC 82 B CH 84 S CH 84		(2, 1) F KC 81 2-1 B CH 87 B CH 85 X CH 85		(1, 1) B SL 95 1-1 B KC 83 X CH 85			(3, 0) D SL 81 3-0 B FF 86 F FF 87 X FF 86		(2, 2) C KC 78 2-2 F FC 88 B KC 97 B KC 78 X FC 89			5	0	1	0	0	1	4																			
41 Victor Martinez, S OBP: 0.298, SLG: 0.361	(1, 10) X SL 95 0-0			(2, 1) C SI 92 4-2 B KC 82 B SL 93 B KC 80 S CH 84 F SL 92 B CH 84		(1, 1) B KC 83 1-1 X KC 82 X SL 95			(3, 1) C FF 89 3-1 D SL 82 F FF 87 X FF 87		(4, 2) B FF 94 4-2 B FF 94 C FF 94 F FF 94 B KC 78 B KC 95			2	1	2	3	2	0	0																		
9 Nick Castellanos, R OBP: 0.305, SLG: 0.414	(1, 5) B KC 81 3-2 S CH 82 B SL 93 B FF 95 T CH 85			(2, 2) C SI 95 2-2 D CH 86 B SL 91 B SL 96 F CH 86 X KC 84		(4, 2) B KC 83 4-2 F FC 88 D CH 87 F CH 85 F CH 85 B KC 84			(0, 3) C SL 82 0-3 F SL 81				3	0	0	0	1	2	2																			
17 Andrew Romine, S OBP: 0.302, SLG: 0.325	(8, 5) B KC 80 3-2 B CH 84 X CH 83			(0, 0) X CH 84 0-0		(1, 3) S FF 95 1-3 S CH 85 F FF 94 S FF 94							1	0	0	0	0	3																				
18 Tyler Collins, L OBP: 0.310, SLG: 0.404	(1, 7) B KC 80 2-0 B CH 84 X CH 83					(2, 0) B FF 93 2-0 H SL 88							3	0	1	0	0	1	3																			
20 Rajai Davis, R OBP: 0.297, SLG: 0.424	(8, PH) (9, 7)			(1, 2) X SL 92 0-0		(4, 2) B FF 94 4-2 C KC 82 B KC 81 D CH 84 B KC 81							1	0	0	0	1	0																				
13 Alex Avila, L OBP: 0.332, SLG: 0.268	(1, 2) X SL 92 0-0			(2, 2) B FF 94 2-2 C KC 82 B KC 81 D CH 84 B KC 81		(1, 1) B KC 83 1-1 X KC 82 X SL 94							3	1	1	0	2	1	1																			
49 Dixon Machado, R OBP: 0.297, SLG: 0.314	(1, 6) C KC 81 0-3 C KC 83 S CH 85			(1, 1) B SI 94 1-1 S CH 84 X SL 94		(2, 0) C KC 82 2-0 C KC 84 X SL 95							5	0	1	0	0	2	5																			
Inning Stats	R: 0 E: 0 K: 1 S: 6	H: 0 LOB: 0 BB: 1 P: 14	R: 0 E: 0 K: 2 S: 9	H: 1 LOB: 1 BB: 0 P: 15	R: 2 E: 0 K: 1 S: 12	H: 3 LOB: 1 BB: 1 P: 17	R: 0 E: 0 K: 0 S: 14	H: 1 LOB: 3 BB: 2 P: 27	R: 1 E: 0 K: 1 S: 16	H: 2 LOB: 2 BB: 1 P: 24	R: 0 E: 0 K: 1 S: 10	H: 0 LOB: 0 BB: 0 P: 15	R: 2 E: 0 K: 1 S: 7	H: 1 LOB: 0 BB: 0 P: 18	R: 0 E: 0 K: 1 S: 6	H: 1 LOB: 1 BB: 0 P: 14	R: 0 E: 0 K: 0 S: 11	H: 2 LOB: 2 BB: 1 P: 19	R: 0 E: 0 K: 2 S: 9	H: 0 LOB: 1 BB: 1 P: 15	R: 1 E: 0 K: 0 S: 3	H: 1 LOB: 0 BB: 0 P: 4	1B: 6 2B: 4 3B: 0 HR: 2	SF: 1 SAC: 0 DP: 3 HBP: 2	WP: 0 PB: 0 SB: 2 CS: 0	PA: 47												
PITCHER	36 Edinson Vólquez, R ERA: 3.62	IP: 6.0 WLS: 5	WLS: 5 BF: 28	H: 7 R: 3 ER: 3 SO: 6	R: 3 ER: 3 SO: 6	BB: 4 IBB: 0 HBP: 0 BLK: 0	WP: 0 HR: 0 S: 67 P: 112	ERA: 4.50 WHIP: 1.833	PITCHER	IP: 1.0 WLS: 1	H: 1 R: 0 ER: 0 SO: 1	BB: 0 IBB: 0 HBP: 0 BLK: 0	WP: 0 HR: 0 S: 12 P: 16	ERA: 0.00 WHIP: 1.000	32 Chris Young, R ERA: 3.29	IP: 1.0 WLS: 4	H: 1 R: 0 ER: 0 SO: 1	BB: 0 IBB: 0 HBP: 0 BLK: 0	WP: 0 HR: 0 S: 11 P: 19	ERA: 0.00 WHIP: 2.000	45 Franklin Morales, L ERA: 2.85	IP: 1.0 WLS: 5	H: 1 R: 0 ER: 0 SO: 1	BB: 0 IBB: 0 HBP: 0 BLK: 0	WP: 0 HR: 0 S: 11 P: 19	ERA: 0.00 WHIP: 2.000	44 Luke Hochevar, R ERA: 3.65	IP: 1.0 WLS: 5	H: 1 R: 1 ER: 1 SO: 2	BB: 0 IBB: 0 HBP: 0 BLK: 0	WP: 0 HR: 0 S: 12 P: 19	ERA: 9.00 WHIP: 2.000	50 Miguel Almonte, R ERA: 5.4	IP: 1.0 WLS: 5	H: 1 R: 1 ER: 1 SO: 2	BB: 0 IBB: 0 HBP: 0 BLK: 0	WP: 0 HR: 0 S: 12 P: 19	ERA: 9.00 WHIP: 2.000

Kansas City Royals @ Detroit Tigers
Comerica Park, Detroit, MI
Sat Sep 19 2015, 7:10 PM - 11:15 PM EDT
Att. 36,007 - Partly Cloudy - 68 F

livebaseballscorecards.com


AB 37
R 6
H 11
RBI 6
BB 7
SO 10
LOB 26



Batter	1	2	3	4	5	6	7	8	9	AB	R	H	RBI	BB	SO	LOB	TOP					
18 Ben Zobrist, S OBP: 0.370, SLG: 0.463										5	1	3	1	1	0	1						
6 Lorenzo Cain, R OBP: 0.361, SLG: 0.481										6	0	1	0	0	4	6						
35 Eric Hosmer, L OBP: 0.365, SLG: 0.452										5	0	1	1	0	1	4						
25 Kendrys Morales, S OBP: 0.355, SLG: 0.490										4	5	4	3	1	0	0						
8 Mike Moustakas, L OBP: 0.342, SLG: 0.459										4	0	1	0	1	0	0						
15 Alex Rios, R OBP: 0.299, SLG: 0.367										5	1	2	1	0	0	1						
16 Paulo Orlando, R OBP: 0.274, SLG: 0.460										5	2	2	2	0	2	3						
24 Christian Colón, R OBP: 0.340, SLG: 0.344										5	1	4	1	0	0	0						
9 Drew Butera, R OBP: 0.262, SLG: 0.278										2	0	1	0	2	0	2						
Inning Stats	R: 2 E: 0 K: 1 S: 15	H: 4 LOB: 2 BB: 1 P: 26	R: 0 E: 0 K: 1 S: 13	H: 2 LOB: 2 BB: 1 P: 22	R: 3 E: 0 K: 0 S: 17	H: 4 LOB: 1 BB: 1 P: 30	R: 1 E: 0 K: 1 S: 11	H: 1 LOB: 0 BB: 0 P: 14	R: 2 E: 0 K: 0 S: 13	H: 3 LOB: 2 BB: 1 P: 26	R: 1 E: 0 K: 0 S: 11	H: 2 LOB: 2 BB: 1 P: 24	R: 0 E: 0 K: 2 S: 9	H: 0 LOB: 0 BB: 0 P: 13	R: 1 E: 0 K: 1 S: 9	H: 1 LOB: 0 BB: 0 P: 11	R: 0 E: 0 K: 1 S: 14	H: 2 LOB: 2 BB: 0 P: 16	1B: 10 2B: 4 HR: 4	SF: 1 SAC: 1 DP: 0 HBP: 0	WP: 2 PB: 0 SB: 0 CS: 1	PA: 48
PITCHER	IP WLS BF H R ER SO BB IBB HBP BLK WP HR S P ERA WHIP	4.1 L 26 13 8 8 3 3 0 0 0 0 3 62 102 16.61 3.692	5.1 1.2 10 3 1 1 0 2 0 0 0 2 0 18 40 5.40 3.000	7.1 2.0 7 1 1 1 3 0 0 0 0 1 18 24 4.50 0.500	9.1 1.0 5 2 0 0 1 0 0 0 0 0 14 16 0.00 2.000	PITCHER																
31 Alfredo Simon, R ERA: 5.21																						
58 José Vázquez, R ERA: 3.39																						
26 Jeff Ferrell, R ERA: 9.39																						
62 Al Alburquerque, R ERA: 4.47																						

Kansas City Royals @ Detroit Tigers
 Comerica Park, Detroit, MI
 Sun Sep 20 2015, 1:09 PM - 4:31 PM EDT
 Att: 32,788 - Partly Cloudy - 65 F

AB 41
R 10
H 19
RBI 9
BB 5
SO 7
LOB 17



Batter	1	2	3	4	5	6	7	8	9	AB	R	H	RBI	BB	SO	LOB	BOTTOM
12 Anthony Gose, L OBP: 0.326, SLG: 0.376										3	1	1	0	2	1	2	
17 Andrew Romine, S OBP: 0.299, SLG: 0.321										5	1	1	0	0	2	4	
24 Miguel Cabrera, R OBP: 0.441, SLG: 0.540										4	1	1	1	0	0	4	
28 J.D. Martinez, R OBP: 0.345, SLG: 0.545										4	0	0	0	0	1	4	
41 Victor Martinez, S OBP: 0.301, SLG: 0.361										2	0	1	1	1	0	0	
55 Jefry Marte, R OBP: 0.306, SLG: 0.431										1	0	0	0	0	0	0	
9 Nick Castellanos, R OBP: 0.300, SLG: 0.413										4	0	1	1	0	2	1	
18 Tyler Collins, L OBP: 0.303, SLG: 0.394										4	0	0	0	0	1	3	
34 James McCann, R OBP: 0.306, SLG: 0.401										4	0	1	0	0	0	1	
49 Dixon Machado, R OBP: 0.293, SLG: 0.308																	

Batter	1	2	3	4	5	6	7	8	9	AB	R	H	RBI	BB	SO	LOB	TOP										
7 Micah Johnson, L (1,4) OBP: 0.306, SLG: 0.270	G6-3		K		G3-1		K2-3			4	0	0	0	0	2	0	<p>Chicago White Sox @ Detroit Tigers</p> <p>Comerica Park, Detroit, MI</p> <p>Mon Sep 21 2015, 7:09 PM - 10:01 PM EDT</p> <p>Att: 28,499 - Clear - 71 F</p>										
18 Tyler Saladino, R (1,6) OBP: 0.278, SLG: 0.344	G1-3		79 WP 2B				K			3	1	1	0	1	1	0											
79 José Abreu, R (1,10) OBP: 0.353, SLG: 0.517	G1-3		2B		K					4	0	1	1	0	1	1											
28 Trave Thompson, R (1,7) OBP: 0.395, SLG: 0.646		26 SF9 3B	G6-3			24 G4-3 2B		G5-3		4	1	2	0	0	0	1											
26 Avisail García, R (1,9) OBP: 0.313, SLG: 0.370	SF9			G5-3		24 G4-3 BB		G5-3		2	0	0	1	1	0	0											
24 Mike Olt, R (1,3) OBP: 0.283, SLG: 0.319	K			P3		G4-3		G5-3		4	0	0	0	0	1	2											
15 Gordon Beckham, R (1,5) OBP: 0.270, SLG: 0.320								F9		2	1	1	1	2	0	0											
36 Rob Brantly, L (1,2) OBP: 0.231, SLG: 0.348	F7			G4-3		F9		G3		4	0	0	0	0	0	3											
28 Leury García, S (1,8) OBP: 0.214, SLG: 0.154			G6-3		K		G4-3			3	0	0	0	0	1	0											
Inning Stats	R: 0 E: 0 K: 0 S: 6	H: 0 LOB: 0 BB: 0 P: 8	R: 2 E: 0 K: 1 S: 11	H: 2 LOB: 0 BB: 0 P: 16	R: 1 E: 0 K: 1 S: 11	H: 2 LOB: 1 BB: 0 P: 21	R: 0 E: 0 K: 0 S: 9	H: 0 LOB: 1 BB: 1 P: 17	R: 0 E: 0 K: 2 S: 10	H: 1 LOB: 2 BB: 1 P: 17	R: 0 E: 0 K: 2 S: 10	H: 0 LOB: 0 BB: 0 P: 13	R: 0 E: 0 K: 0 S: 8	H: 0 LOB: 0 BB: 0 P: 13	R: 0 E: 0 K: 0 S: 9	H: 0 LOB: 0 BB: 0 P: 15	1B: 0 2B: 2 3B: 2 HR: 1	SF: 1 SAC: 0 DP: 1 HBP: 0	WP: 1 PB: 0 SB: 0 CS: 0	PA: 35							
PITCHER	IP	WLS	BF	H	R	ER	SO	BB	IBB	HBP	BLK	WP	HR	S	P	ERA	WHIP										
52 Randy Wolf, L (1,1) ERA: 5.63	7.0	L	29	5	3	3	6	3	1	0	0	1	1	63	110	3.86	1.143										
30 Alex Wilson, R (8,1) ERA: 2.22	1.0		3	0	0	0	0	0	0	0	0	0	0	8	13	0.00	0.000										
43 Bruce Rondón, R (9,1) ERA: 5.81	1.0		3	0	0	0	0	0	0	0	0	0	0	9	15	0.00	0.000										

Batter	1	2	3	4	5	6	7	8	9	AB	R	H	RBI	BB	SO	LOB	BOTTOM										
20 Rajai Davis, R (1,8) OBP: 0.299, SLG: 0.423	K		24 CS 1B				G6-3			3	0	1	0	1	1	2	<p>Chicago White Sox @ Detroit Tigers</p> <p>Comerica Park, Detroit, MI</p> <p>Mon Sep 21 2015, 7:09 PM - 10:01 PM EDT</p> <p>Att: 28,499 - Clear - 71 F</p>										
3 Ian Kinsler, R (1,10) OBP: 0.348, SLG: 0.438	P4		SF8		K			G2		3	0	0	1	0	1	1											
24 Miguel Cabrera, R (1,3) OBP: 0.439, SLG: 0.537	K		CS		9 2B 1B	G5-3		K		4	0	1	0	0	2	1											
28 J.D. Martinez, R (1,9) OBP: 0.341, SLG: 0.538	L8			F9		K		K		4	0	0	0	0	2	1											
18 Tyler Collins, L (1,7) OBP: 0.291, SLG: 0.378	G3			K		L7		G3-1		4	0	0	0	0	1	1											
9 Nick Castellanos, R (1,5) OBP: 0.301, SLG: 0.415										4	0	2	0	0	2	0											
12 Anthony Gose, L (9, PR) OBP: 0.324, SLG: 0.373	K									0	0	0	0	0	0	0											
13 Alex Avila, L (1,2) OBP: 0.342, SLG: 0.291										1	1	1	1	2	0	0											
55 Jefry Marte, R (7, PR) OBP: 0.293, SLG: 0.412							17 G4-3 40 SH3-4 BB		K	0	0	0	0	0	0	0											
34 James McCann, R (8,2) OBP: 0.305, SLG: 0.400									K	1	0	0	0	0	1	1											
40 Josh Wilson, R (1,4) OBP: 0.345, SLG: 0.333									K	2	0	0	0	0	2	3											
41 Victor Martínez, S (9, PH) OBP: 0.300, SLG: 0.360									K	1	0	0	0	0	1	1											
17 Andrew Romine, S (1,6) OBP: 0.300, SLG: 0.321										3	1	1	0	0	0	2											
Inning Stats	R: 0 E: 0 K: 2 S: 9	H: 0 LOB: 0 BB: 0 P: 16	R: 0 E: 0 K: 1 S: 11	H: 0 LOB: 0 BB: 0 P: 16	R: 2 E: 0 K: 1 S: 14	H: 3 LOB: 0 BB: 0 P: 22	R: 0 E: 0 K: 2 S: 15	H: 2 LOB: 3 BB: 1 P: 28	R: 0 E: 0 K: 1 S: 12	H: 0 LOB: 1 BB: 1 P: 19	R: 0 E: 0 K: 2 S: 8	H: 0 LOB: 0 BB: 0 P: 13	R: 0 E: 0 K: 0 S: 7	H: 0 LOB: 2 BB: 1 P: 12	R: 0 E: 0 K: 2 S: 8	H: 1 LOB: 1 BB: 0 P: 16	1B: 4 2B: 1 3B: 0 HR: 1	SF: 1 SAC: 1 DP: 0 HBP: 0	WP: 0 PB: 0 SB: 0 CS: 1	PA: 36							
PITCHER	IP	WLS	BF	H	R	ER	SO	BB	IBB	HBP	BLK	WP	HR	S	P	ERA	WHIP										
45 Erik Johnson, R (1,1) ERA: 3.52	6.0	W	24	5	2	2	9	2	0	0	0	0	0	69	114	3.00	1.167										
43 Dan Jennings, L (7,1) ERA: 4.24	0.0		1	0	0	0	0	1	0	0	0	0	0	3	7	∞	∞										
65 Nate Jones, R (7,1) ERA: 3.44	2.0	H	6	0	0	0	2	0	0	0	0	0	0	12	16	0.00	0.000										
30 David Robertson, R (9,1) ERA: 3.34	1.0	S	4	1	0	0	2	0	0	0	0	0	0	11	16	0.00	1.000										

Batter	1	2	3	4	5	6	7	8	9	10	AB	R	H	RBI	BB	SO	LOB	TOP				
1 Adam Eaton, L OBP: 0.354, SLG: 0.425	G6-3			K			FC6-4 HBP				3	0	1	1	0	1	0	Chicago White Sox @ Detroit Tigers Comerica Park, Detroit, MI Tue Sep 22 2015, 7:10 PM - 10:03 PM EDT Att: 27,829 - Clear - 72 F				
79 José Abreu, R OBP: 0.350, SLG: 0.514	G3			K			F9				4	0	0	0	0	2	2					
28 Trayce Thompson, R OBP: 0.378, SLG: 0.614	P3			G5-3			F9				4	0	0	0	0	0	1					
53 Melky Cabrera, S OBP: 0.316, SLG: 0.393		K			K		FC6-4				4	0	0	0	0	2	1					
26 Avisail Garcia, R OBP: 0.311, SLG: 0.368	G6-3			G4-3							4	0	0	0	0	1	0					
10 Alexei Ramirez, R OBP: 0.284, SLG: 0.395	L9			F9							3	0	0	0	0	0	0					
5 Yolmer Sánchez, S OBP: 0.274, SLG: 0.346				G4-3			K2-3				3	0	0	0	0	1	0					
21 Tyler Flowers, R OBP: 0.281, SLG: 0.346				G4-3							2	0	0	0	0	1	0					
20 JB Shuck, L OBP: 0.351, SLG: 0.356				G4-3			K				1	0	0	0	0	0	0					
58 Geovany Soto, R OBP: 0.307, SLG: 0.420				K							0	0	0	0	0	0	0					
18 Tyler Saladino, R OBP: 0.280, SLG: 0.353				L8			K				3	1	1	0	0	1	0					
Inning Stats	R: 0 E: 0 K: 0 S: 11	H: 0 LOB: 0 BB: 0 P: 19	R: 0 E: 0 K: 1 S: 8	H: 0 LOB: 0 BB: 0 P: 10	R: 0 E: 0 K: 0 S: 7	H: 0 LOB: 0 BB: 0 P: 9	R: 0 E: 0 K: 2 S: 8	H: 0 LOB: 0 BB: 0 P: 12	R: 0 E: 0 K: 1 S: 7	H: 0 LOB: 0 BB: 0 P: 13	R: 0 E: 0 K: 0 S: 11	H: 0 LOB: 1 BB: 0 P: 17	R: 0 E: 0 K: 0 S: 9	H: 0 LOB: 1 BB: 0 P: 12	R: 1 E: 0 K: 1 S: 11	H: 2 LOB: 0 BB: 0 P: 17	R: 0 E: 0 K: 1 S: 8	H: 0 LOB: 0 BB: 0 P: 12	1B: 1 2B: 0 3B: 1 HR: 0	SF: 0 SAC: 0 DP: 0 HBP: 1	WP: 0 PB: 0 SB: 0 CS: 1	PA: 32
PITCHER	IP	WLS	BF	H	R	ER	SO	BB	IBB	HBP	BLK	WP	HR	S	P	ERA	WHIP					
44 Daniel Norris, L ERA: 3.88	5.0		15	0	0	0	4	0	0	0	0	0	0	41	63	0.00	0.000					
45 Buck Farmer, R ERA: 7.51	1.0		3	0	0	2	0	0	0	0	0	0	0	11	17	0.00	0.000					
46 Ian Kroi, L ERA: 5.4	1.0		4	0	0	0	0	0	0	1	0	0	0	9	10	0.00	0.000					
54 Drew VerHagen, R ERA: 2.42	1.0	H	3	0	0	1	0	0	0	0	0	0	0	8	12	0.00	0.000					
39 Neftali Feliz, R ERA: 6.45	1.0	B	4	2	1	1	1	0	0	0	0	0	0	11	17	9.00	2.000					
PITCHER	IP	WLS	BF	H	R	ER	SO	BB	IBB	HBP	BLK	WP	HR	S	P	ERA	WHIP					
65 Blaine Hardy, L ERA: 2.88	10.1		3	0	0	0	1	0	0	0	0	0	0	8	12	0.00	0.000					

Chicago White Sox @ Detroit Tigers
Comerica Park, Detroit, MI
Tue Sep 22 2015, 7:10 PM - 10:03 PM EDT
Att: 27,829 - Clear - 72 F


AB 31
R 1
H 2
RBI 1
BB 0
SO 9
LOB 4



Batter	1	2	3	4	5	6	7	8	9	10	AB	R	H	RBI	BB	SO	LOB	BOTTOM						
20 Rajai Davis, R OBP: 0.301, SLG: 0.429	24 1B			K							5	0	2	1	0	2	1	Chicago White Sox @ Detroit Tigers Comerica Park, Detroit, MI Tue Sep 22 2015, 7:10 PM - 10:03 PM EDT Att: 27,829 - Clear - 72 F						
3 Ian Kinsler, R OBP: 0.347, SLG: 0.435	F9			G4-3							4	0	0	0	0	1	2							
24 Miguel Cabrera, R OBP: 0.437, SLG: 0.534	41 G4-6-3 1B			F9							4	0	1	0	0	0	0							
41 Victor Martinez, S OBP: 0.298, SLG: 0.357	G4-6-3			P4							4	0	0	0	0	0	2							
28 J.D. Martinez, R OBP: 0.342, SLG: 0.538	9 G6-4-3 1B			K							4	1	2	0	0	1	0							
9 Nick Castellanos, R OBP: 0.303, SLG: 0.417				G6-4-3							3	0	2	0	0	0	1							
17 Andrew Romine, S OBP: 0.298, SLG: 0.320				34 L4-3 1B							1	0	0	0	0	0	0							
34 James McCann, R OBP: 0.305, SLG: 0.398				L4-3							4	0	1	1	0	0	1							
49 Dixon Machado, R OBP: 0.271, SLG: 0.267				G6-3							3	0	0	0	1	0	2							
12 Anthony Gose, L OBP: 0.325, SLG: 0.373				20 WP 1B							3	1	1	0	1	2	3							
Inning Stats	R: 0 E: 0 K: 0 S: 11	H: 2 LOB: 1 BB: 0 P: 13	R: 0 E: 0 K: 0 S: 6	H: 1 LOB: 0 BB: 0 P: 10	R: 0 E: 0 K: 1 S: 12	H: 1 LOB: 1 BB: 0 P: 17	R: 0 E: 0 K: 1 S: 9	H: 0 LOB: 0 BB: 0 P: 14	R: 0 E: 0 K: 1 S: 10	H: 1 LOB: 1 BB: 0 P: 19	R: 0 E: 0 K: 1 S: 6	H: 0 LOB: 0 BB: 0 P: 8	R: 1 E: 0 K: 1 S: 17	H: 3 LOB: 2 BB: 0 P: 29	R: 0 E: 0 K: 1 S: 6	H: 0 LOB: 0 BB: 0 P: 6	R: 0 E: 0 K: 0 S: 11	H: 0 LOB: 0 BB: 0 P: 16	R: 1 E: 0 K: 0 S: 11	H: 1 LOB: 1 BB: 1 P: 22	1B: 8 2B: 1 3B: 1 HR: 0	SF: 0 SAC: 0 DP: 3 HBP: 0	WP: 1 PB: 0 SB: 0 CS: 0	PA: 37
PITCHER	IP	WLS	BF	H	R	ER	SO	BB	IBB	HBP	BLK	WP	HR	S	P	ERA	WHIP							
62 Jose Quintana, L ERA: 3.38	7.0		27	8	1	1	5	1	0	0	0	1	0	71	110	1.29	1.286							
52 Jake Petricka, R ERA: 3.73	2.2		8	0	0	1	0	0	0	0	0	0	0	24	33	0.00	0.000							
33 Zach Duke, L ERA: 3.63	0.0	L	2	1	1	1	0	1	0	0	0	0	0	4	11									
PITCHER	IP	WLS	BF	H	R	ER	SO	BB	IBB	HBP	BLK	WP	HR	S	P	ERA	WHIP							
65 Blaine Hardy, L ERA: 2.88	10.1		3	0	0	0	1	0	0	0	0	0	0	8	12	0.00	0.000							

Chicago White Sox @ Detroit Tigers
Comerica Park, Detroit, MI
Tue Sep 22 2015, 7:10 PM - 10:03 PM EDT
Att: 27,829 - Clear - 72 F

AB 35
R 2
H 9
RBI 2
BB 2
SO 6
LOB 12



Batter	1	2	3	4	5	6	7	8	9	AB	R	H	RBI	BB	SO	LOB	TOP					
1 Adam Eaton, L (1, 10) OBP: 0.353, SLG: 0.423	F8			G4-3		F9		53 2B BB		3	1	0	0	1	0	0	Chicago White Sox @ Detroit Tigers Comerica Park, Detroit, MI Wed Sep 23 2015, 1:11 PM - 4:06 PM EDT Att: 31,889 - Sunny - 70 F					
79 José Abreu, R (1, 3) OBP: 0.350, SLG: 0.511	28 1B-3-1 BB			K		K		F8		3	0	0	0	1	2	1						
28 Trayce Thompson, R (1, 8) OBP: 0.372, SLG: 0.593	L8-3-1			53 HR BB				K		3	1	0	0	1	1	2						
53 Melky Cabrera, S (1, 7) OBP: 0.319, SLG: 0.402		P6		1-H HR				10 2B		4	2	3	3	0	0	0						
26 Avisail García, R (1, 9) OBP: 0.310, SLG: 0.367	G6-3			L7				10 2B		4	0	1	0	0	0	1						
10 Alexei Ramirez, R (1, 6) OBP: 0.284, SLG: 0.357	G5-3			F7				G5-3		4	0	1	1	0	0	0						
5 Yolmer Sánchez, S (1, 4) OBP: 0.272, SLG: 0.343			K					L7		4	0	0	0	0	3	2						
24 Mike Olt, R (1, 5) OBP: 0.269, SLG: 0.324								L8		2	0	1	0	0	1	0						
15 Gordon Beckham, R (5, 5) OBP: 0.272, SLG: 0.319				58 CS 1B						1	0	0	0	1	0	0						
58 Geovany Soto, R (1, 2) OBP: 0.302, SLG: 0.413			G5-3							3	0	0	0	0	2	4						
Inning Stats	R: 0 E: 0 K: 0 S: 12	H: 0 LOB: 0 BB: 1 P: 18	R: 0 E: 0 K: 0 S: 8	H: 0 LOB: 0 BB: 0 P: 11	R: 0 E: 0 K: 1 S: 9	H: 1 LOB: 0 BB: 0 P: 12	R: 2 E: 0 K: 1 S: 14	H: 1 LOB: 0 BB: 1 P: 26	R: 0 E: 0 K: 2 S: 9	H: 0 LOB: 0 BB: 0 P: 13	R: 0 E: 0 K: 2 S: 7	H: 0 LOB: 0 BB: 0 P: 8	R: 1 E: 0 K: 2 S: 14	H: 3 LOB: 3 BB: 1 P: 24	R: 1 E: 0 K: 1 S: 8	H: 1 LOB: 1 BB: 1 P: 18	R: 0 E: 0 K: 0 S: 7	H: 0 LOB: 0 BB: 0 P: 10	1B: 3 2B: 3 HR: 1	SF: 0 SAC: 0 HBP: 0	WP: 0 PB: 0 SB: 0 CS: 1	PA: 35
PITCHER	IP WLS BF H R ER SO BB IBB HBP BLK WP HR S P ERA WHIP																					
35 Justin Verlander, R (1, 1) ERA: 3.48	7.0 W 27 5 3 3 8 3 0 0 0 0 0 1 73 112 3.86 1.143																					
65 Blaine Hardy, L (8, 1) ERA: 3.0	0.2 4 1 1 1 1 1 0 0 0 0 0 0 7 16 13.50 3.000																					
54 Drew VerHagen, R (8, 1) ERA: 2.28	0.1 H 1 0 0 0 0 0 0 0 0 0 0 1 2 0.00 0.000																					
39 Neftali Feliz, R (9, 1) ERA: 6.31	1.0 S 3 0 0 0 0 0 0 0 0 0 0 0 7 10 0.00 0.000																					

Batter	1	2	3	4	5	6	7	8	9	AB	R	H	RBI	BB	SO	LOB	BOTTOM			
12 Anthony Gose, L (1, 8) OBP: 0.323, SLG: 0.369	G1-3		G4-3	G4-3		K		K		4	0	0	0	0	1	2	Chicago White Sox @ Detroit Tigers Comerica Park, Detroit, MI Wed Sep 23 2015, 1:11 PM - 4:06 PM EDT Att: 31,889 - Sunny - 70 F			
20 Rajai Davis, R (1, 7) OBP: 0.306, SLG: 0.440	41 HR 1B		41 E 28 2B 3B	3B		K		K		4	3	3	0	0	1	1				
3 Ian Kinsler, R (1, 4) OBP: 0.348, SLG: 0.436	K		28 2B 1B	1B		F9				4	1	2	1	0	1	1				
41 Victor Martinez, S (1, 10) OBP: 0.299, SLG: 0.364	1-H HR		28 2B 9 1B IBB	G6-3		K		K		3	2	1	2	1	1	1				
28 J.D. Martinez, R (1, 9) OBP: 0.343, SLG: 0.539			9 1B 13 G6-3 2B			L8				3	1	1	2	1	0	0				
9 Nick Castellanos, R (1, 5) OBP: 0.303, SLG: 0.416	P4		1-3 2-H 13 G6-3 1B			G5-3				4	0	1	1	0	1	1				
17 Andrew Romine, S (9, 5) OBP: 0.296, SLG: 0.320			2-3 3-H					K		0	0	0	0	0	0	0				
13 Alex Avila, L (1, 3) OBP: 0.340, SLG: 0.286		K	G6-3			K		34 G4-6-3 BB		3	0	0	1	1	2	1				
34 James McCann, R (1, 2) OBP: 0.302, SLG: 0.394	L7		P6			F9		G4-6-3		4	0	0	0	0	0	2				
49 Dixon Machado, R (1, 6) OBP: 0.294, SLG: 0.277			K					12 WP BB		2	0	1	0	1	1	0				
Inning Stats	R: 2 E: 0 K: 1 S: 13	H: 2 LOB: 1 BB: 1 P: 21	R: 0 E: 0 K: 2 S: 12	H: 0 LOB: 0 BB: 0 P: 17	R: 4 E: 1 K: 0 S: 20	H: 4 LOB: 1 BB: 1 P: 34	R: 1 E: 0 K: 0 S: 11	H: 3 LOB: 1 BB: 0 P: 15	R: 0 E: 0 K: 1 S: 8	H: 0 LOB: 0 BB: 0 P: 14	R: 0 E: 0 K: 2 S: 10	H: 0 LOB: 1 BB: 1 P: 17	R: 0 E: 0 K: 1 S: 7	H: 0 LOB: 0 BB: 0 P: 12	R: 0 E: 0 K: 1 S: 6	H: 0 LOB: 0 BB: 1 P: 12	1B: 6 2B: 1 3B: 1 HR: 1	SF: 0 SAC: 0 DP: 2 HBP: 0	WP: 1 PB: 0 SB: 0 CS: 0	PA: 35
PITCHER	IP WLS BF H R ER SO BB IBB HBP BLK WP HR S P ERA WHIP																			
60 Frankie Montas, R (1, 1) ERA: 5.73	3.0 L 17 6 6 6 3 1 1 0 0 0 0 0 0 19 29 4.50 1.500																			
Scott Carroll, R (4, 1) ERA: 3.66	2.0 8 3 1 1 1 0 0 0 0 0 0 0 19 29 4.50 1.500																			
40 Daniel Webb, R (6, 1) ERA: 5.02	1.0 4 0 0 0 2 1 0 0 0 0 1 0 10 17 0.00 1.000																			
57 Zach Putnam, R (7, 1) ERA: 3.91	1.0 3 0 0 0 1 0 0 0 0 0 0 0 7 12 0.00 0.000																			
43 Dan Jennings, L (8, 1) ERA: 4.15	1.0 3 0 0 0 1 1 0 0 0 0 0 0 6 12 0.00 1.000																			

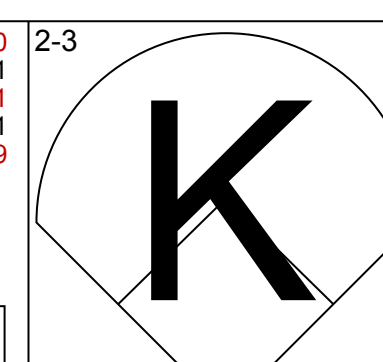
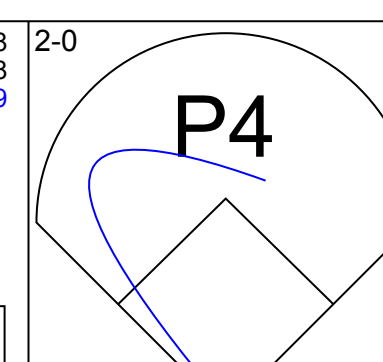
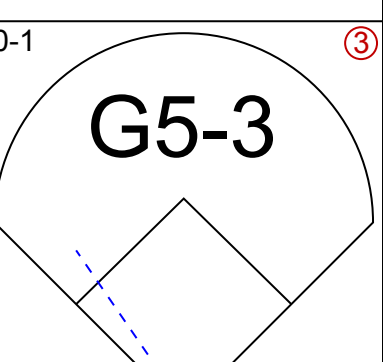
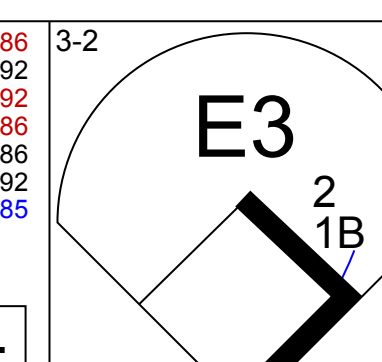
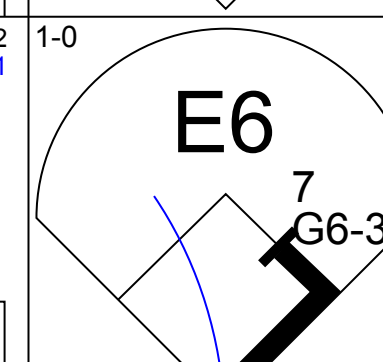
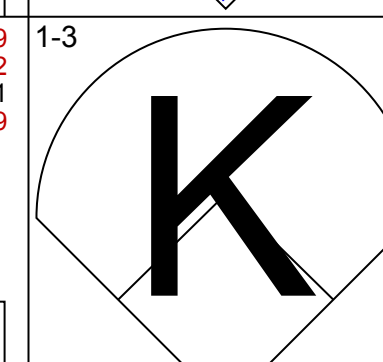
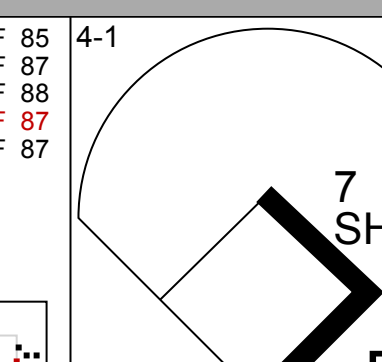
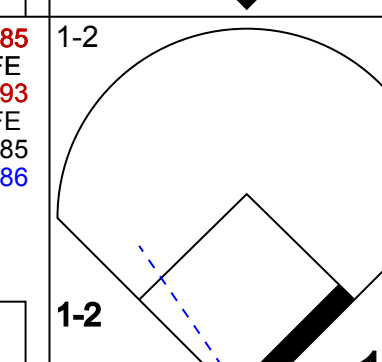
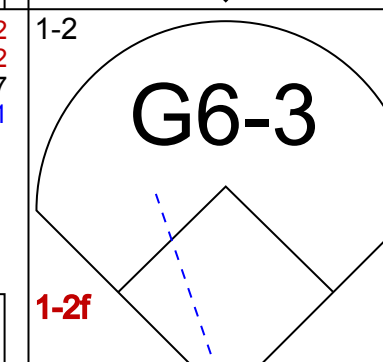
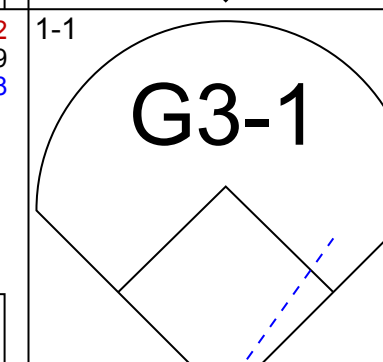
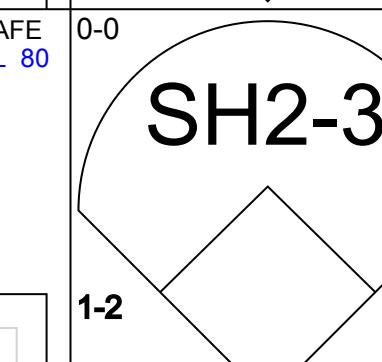
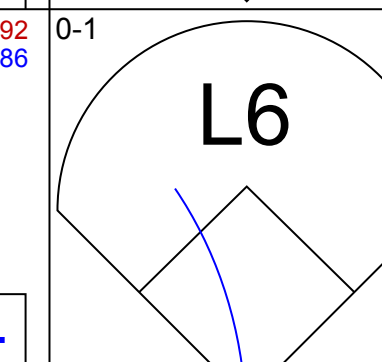
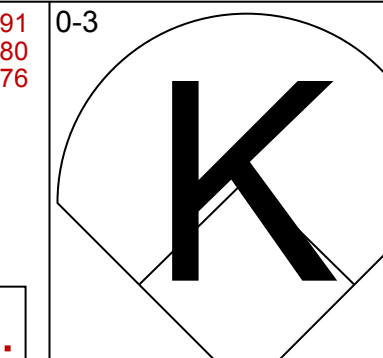
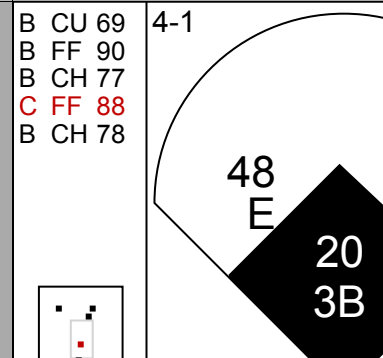
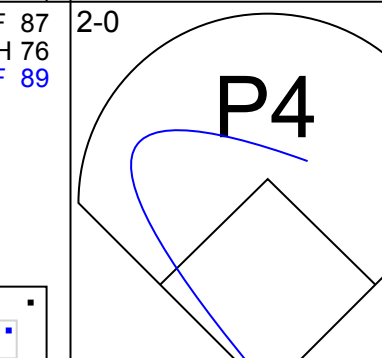
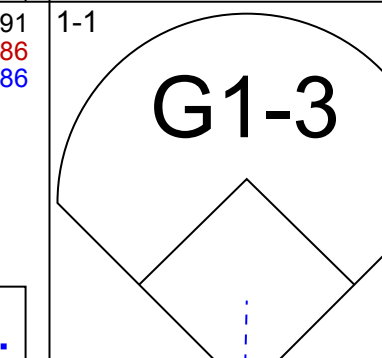
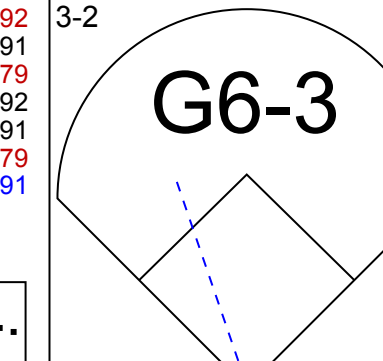
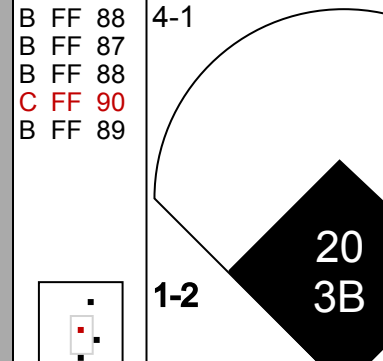
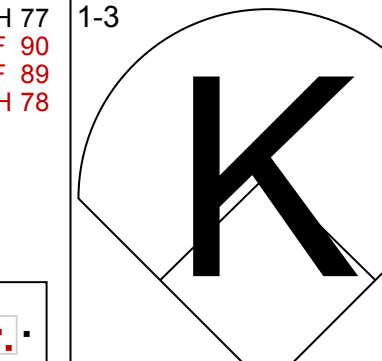
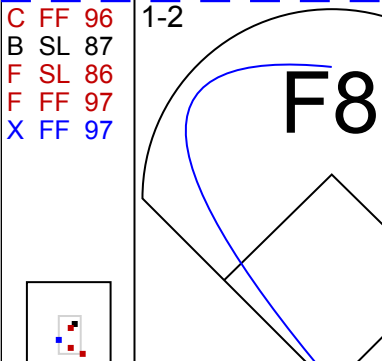
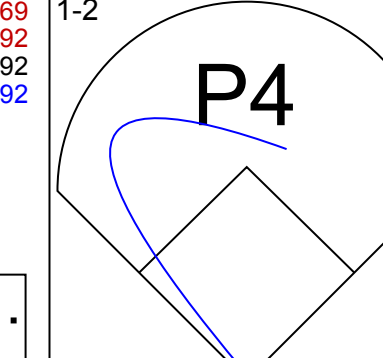
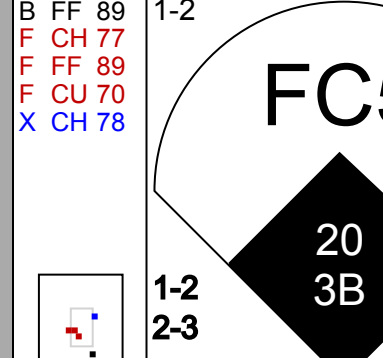
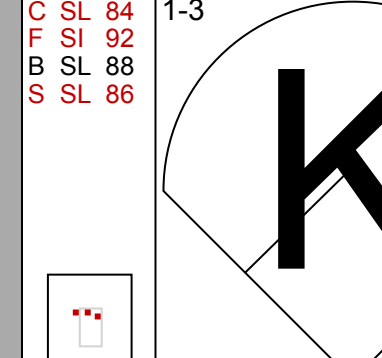
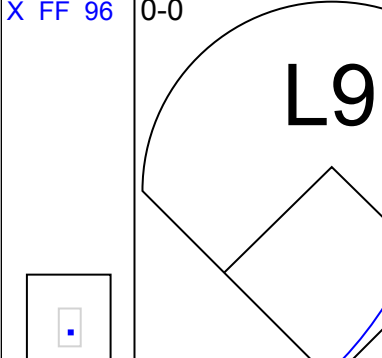
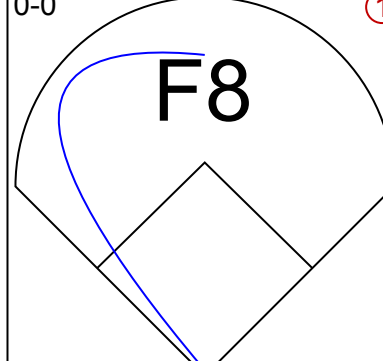

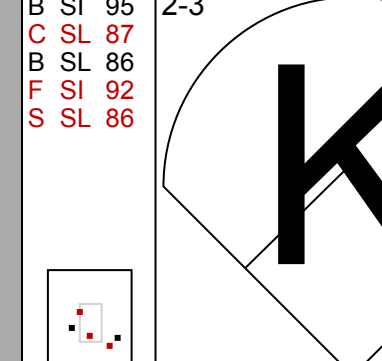
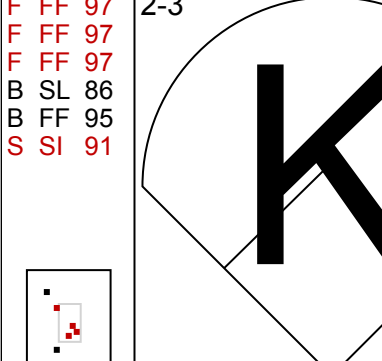

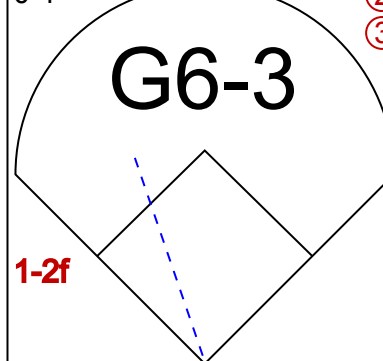
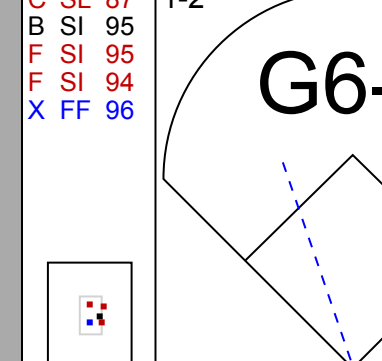
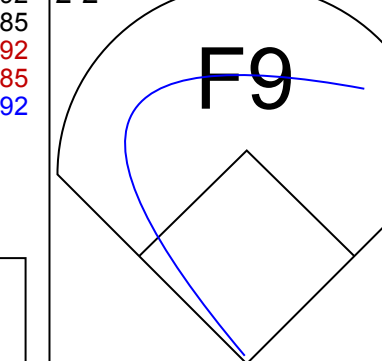
AB	31
R	4
H	6
RBI	4
BB	4
SO	9
LOB	10



AB	31
R	7
H	9
RBI	7
BB	4
SO	8
LOB	9

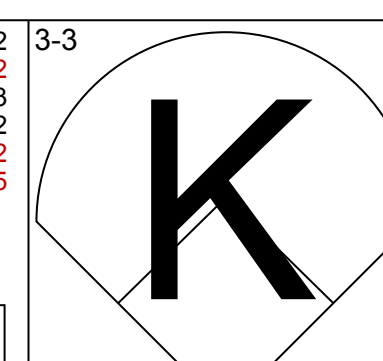
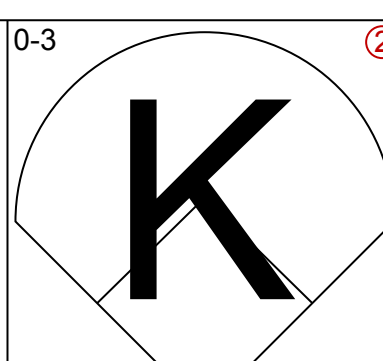
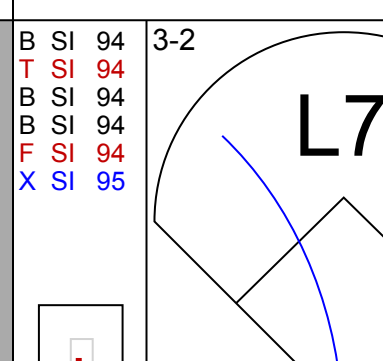
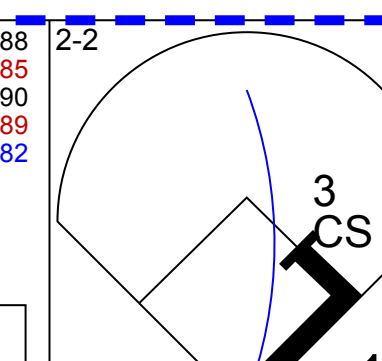
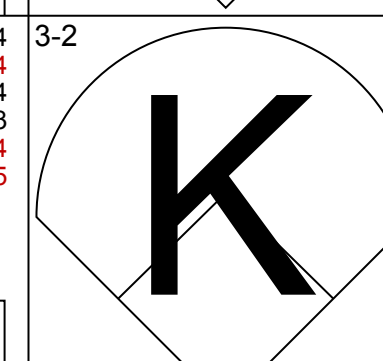
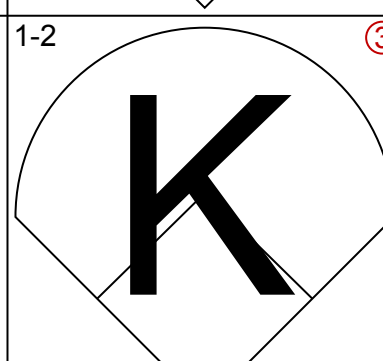
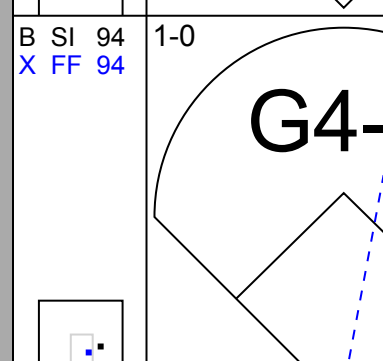
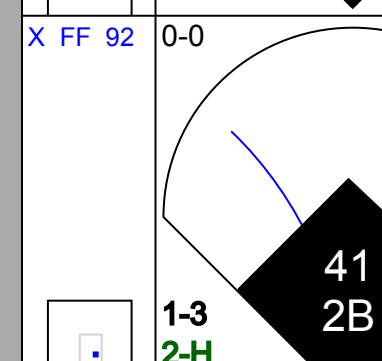
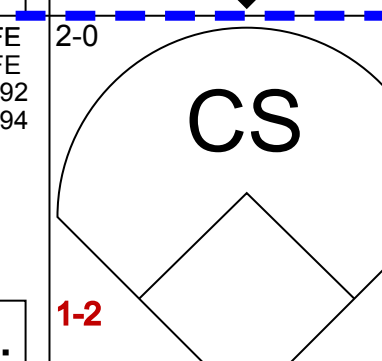
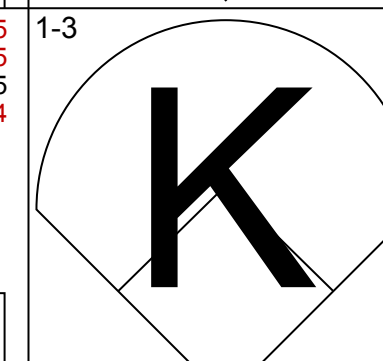
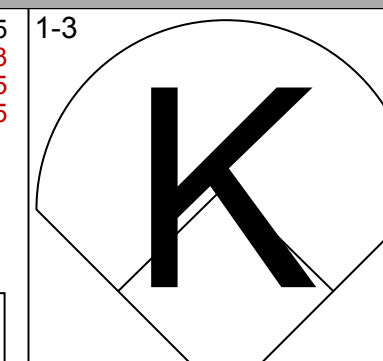
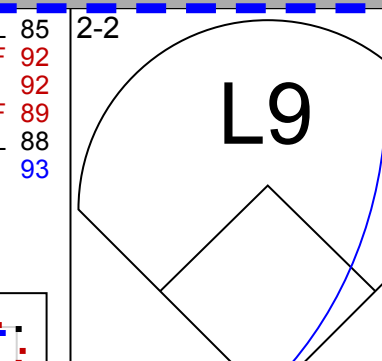

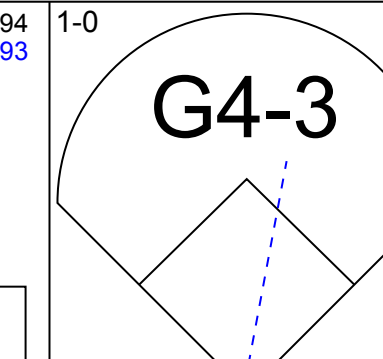
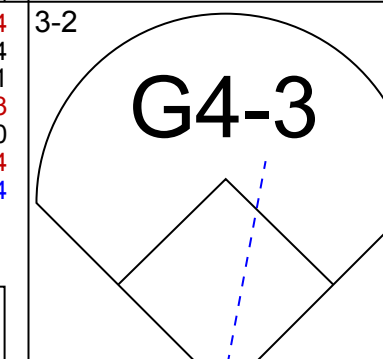
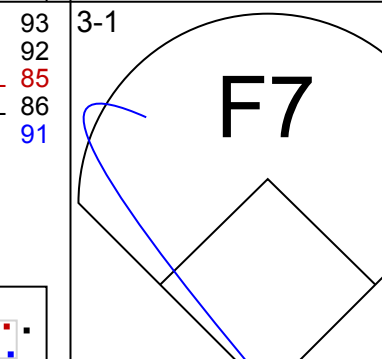

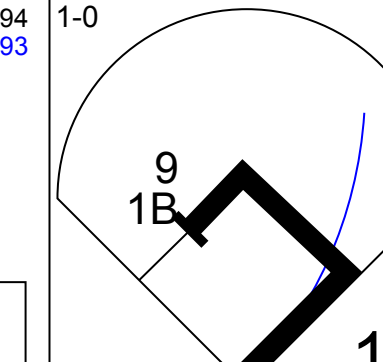
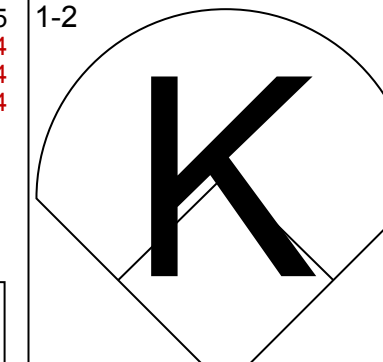
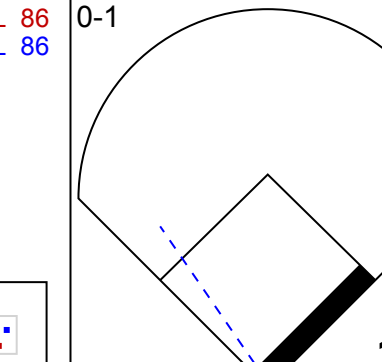

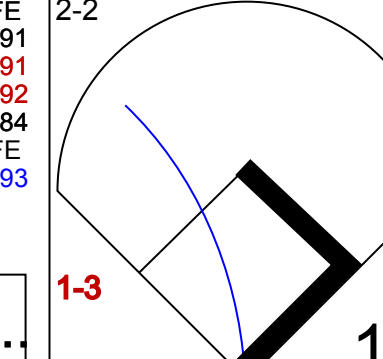
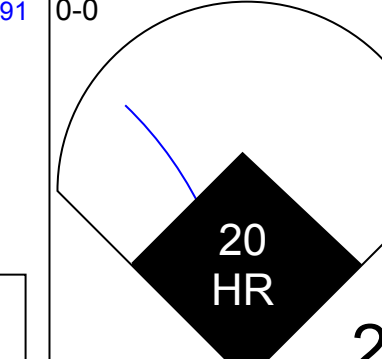
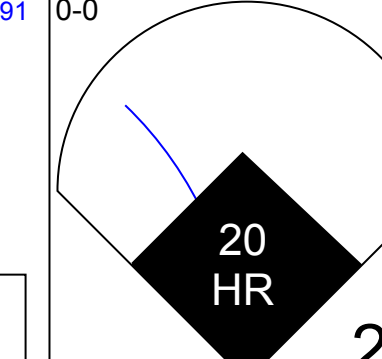

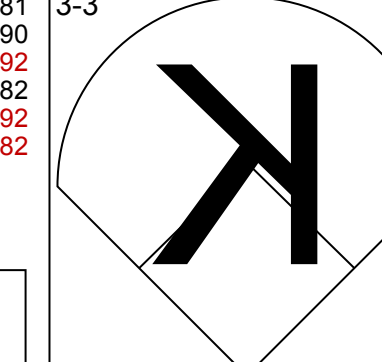
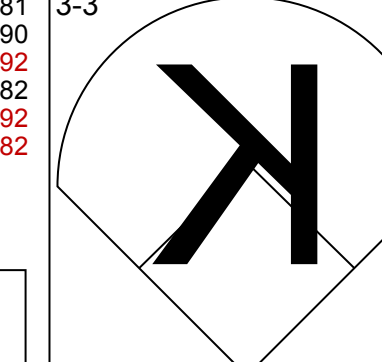


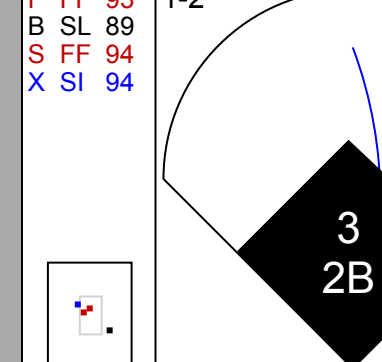
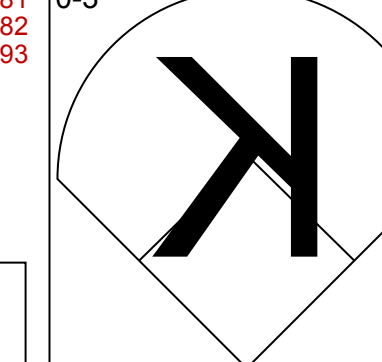
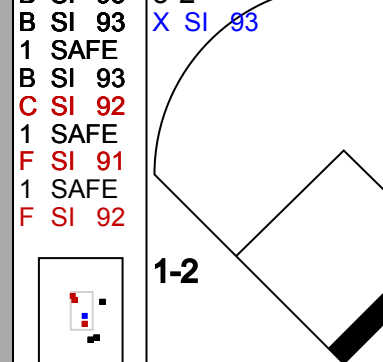
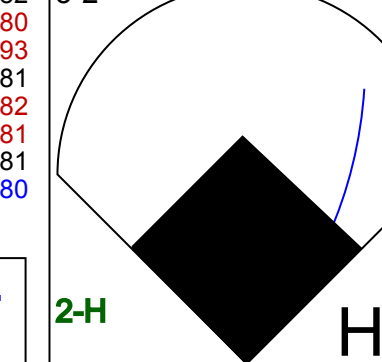
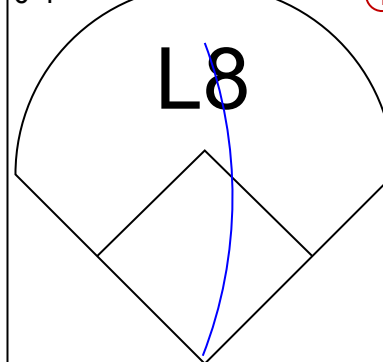
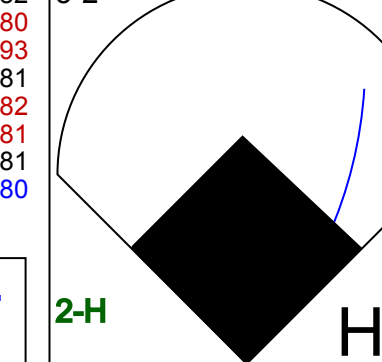
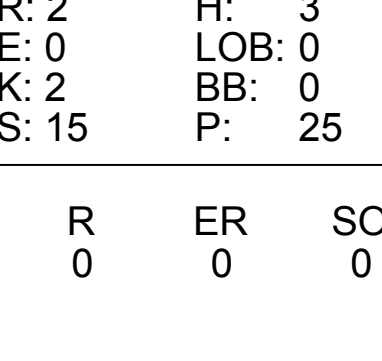
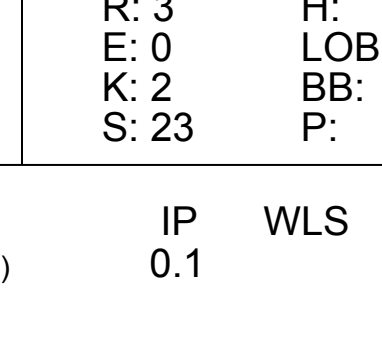
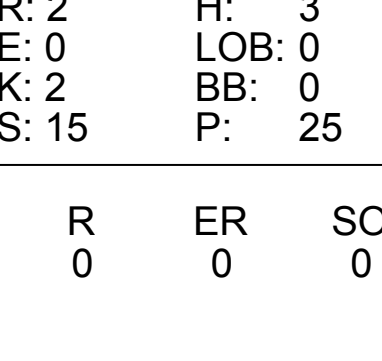




WP	1
PB	0
SB	0
CS	0

Batter	1	2	3	4	5	6	7	8	9	AB	R	H	RBI	BB	SO	LOB	TOP								
32 Aaron Hicks, S OBP: 0.321, SLG: 0.409										4	0	0	0	0	1	0	Minnesota Twins @ Detroit Tigers Comerica Park, Detroit, MI Fri Sep 25 2015, 7:10 PM - 10:24 PM EDT Att: 31,153 - Cloudy - 75 F								
2 Brian Dozier, R OBP: 0.314, SLG: 0.457										3	0	1	0	1	1	0									
7 Joe Mauer, L OBP: 0.339, SLG: 0.375										3	0	0	0	0	0	3									
22 Miguel Sanó, R OBP: 0.395, SLG: 0.551										3	1	0	0	1	1	3									
24 Trevor Plouffe, R OBP: 0.310, SLG: 0.439										3	1	0	0	1	1	1									
48 Tori Hunter, R OBP: 0.297, SLG: 0.418										4	1	0	0	0	1	2									
20 Eddie Rosario, L OBP: 0.289, SLG: 0.462										4	1	1	3	0	2	0									
8 Kurt Suzuki, R OBP: 0.297, SLG: 0.316										2	0	0	0	1	0	1									
5 Eduardo Escobar, S OBP: 0.307, SLG: 0.445										2	0	0	1	0	0	1									
Inning Stats	R: 0 E: 1 K: 1 S: 7	H: 0 LOB: 0 BB: 0 P: 11	R: 0 E: 0 K: 1 S: 10	H: 0 LOB: 0 BB: 0 P: 14	R: 0 E: 0 K: 0 S: 4	H: 0 LOB: 0 BB: 0 P: 8	R: 0 E: 0 K: 1 S: 6	H: 0 LOB: 0 BB: 0 P: 10	R: 4 E: 1 K: 0 S: 14	H: 1 LOB: 2 BB: 2 P: 25	R: 0 E: 0 K: 1 S: 6	H: 0 LOB: 1 BB: 0 P: 13	R: 0 E: 0 K: 2 S: 10	H: 0 LOB: 0 BB: 0 P: 14	R: 0 E: 0 K: 0 S: 14	H: 1 LOB: 2 BB: 0 P: 21		R: 0 E: 0 K: 1 S: 9	H: 0 LOB: 0 BB: 0 P: 12	1B: 1 2B: 0 3B: 1 HR: 0	SF: 1 SAC: 1 DP: 2 HBP: 0	WP: 0 PB: 0 SB: 0 CS: 0	PA: 34		
PITCHER	IP	WLS	BF	H	R	ER	SO	BB	IBB	HBP	BLK	WP	HR	S	P	ERA	WHIP								
48 Matthew Boyd, L ERA: 6.91	6.0		23	1	4	2	4	4	0	0	0	0	0	47	81	3.00	0.833								
62 Al Alburquerque, R ERA: 4.33	1.0		3	0	0	0	2	0	0	0	0	0	0	10	14	0.00	0.000								
30 Alex Wilson, R ERA: 2.19	1.0	W	5	1	0	0	2	0	0	0	0	0	0	14	21	0.00	1.000								
39 Nefthali Feliz, R ERA: 6.17	1.0	S	3	0	0	0	1	0	0	0	0	0	0	9	12	0.00	0.000								

AB	28
R	4
H	2
RBI	4
BB	4
SO	7
LOB	11



Batter	1	2	3	4	5	6	7	8	9	AB	R	H	RBI	BB	SO	LOB	BOTTOM								
12 Anthony Gose, L OBP: 0.323, SLG: 0.368										4	1	1	0	1	2	3	Minnesota Twins @ Detroit Tigers Comerica Park, Detroit, MI Fri Sep 25 2015, 7:10 PM - 10:24 PM EDT Att: 31,153 - Cloudy - 75 F								
3 Ian Kinsler, R OBP: 0.347, SLG: 0.436										4	1	1	1	0	2	3									
24 Miguel Cabrera, R OBP: 0.436, SLG: 0.530										3	0	0	0	1	2	0									
41 Victor Martinez, S OBP: 0.299, SLG: 0.365										4	0	1	2	0	0	0									
28 J.D. Martinez, R OBP: 0.344, SLG: 0.539										4	0	2	0	0	2	2									
9 Nick Castellanos, R OBP: 0.306, SLG: 0.422										4	2	3	0	0	1	1									
40 Josh Wilson, R OBP: 0.345, SLG: 0.333										0	0	0	0	0	0	0									
34 James McCann, R OBP: 0.301, SLG: 0.393										4	0	1	0	0	2	2									
17 Andrew Romine, S OBP: 0.302, SLG: 0.324										1	0	1	0	0	0	0									
49 Dixon Machado, R OBP: 0.236, SLG: 0.280										3	1	1	1	0	1	2									
20 Rajai Davis, R OBP: 0.308, SLG: 0.450										4	1	2	2	0	0	2									
Inning Stats	R: 0 E: 0 K: 3 S: 9	H: 2 LOB: 1 BB: 0 P: 16	R: 0 E: 0 K: 0 S: 8	H: 2 LOB: 0 BB: 0 P: 14	R: 0 E: 0 K: 2 S: 11	H: 1 LOB: 1 BB: 0 P: 15	R: 0 E: 0 K: 2 S: 10	H: 0 LOB: 0 BB: 0 P: 15	R: 1 E: 0 K: 0 S: 17	H: 3 LOB: 2 BB: 0 P: 25	R: 0 E: 0 K: 1 S: 11	H: 1 LOB: 1 BB: 0 P: 16	R: 3 E: 0 K: 2 S: 23	H: 3 LOB: 2 BB: 2 P: 38	R: 2 E: 0 K: 2 S: 15	H: 3 LOB: 0 BB: 0 P: 25	1B: 8 2B: 4 3B: 0 HR: 1	SF: 0 SAC: 0 DP: 0 HBP: 0	WP: 0 PB: 0 SB: 0 CS: 1	PA: 38					
PITCHER	IP	WLS	BF	H	R	ER	SO	BB	IBB	HBP	BLK	WP	HR	S	P	ERA	WHIP								
37 Mike Pelfrey, R ERA: 4.09	5.0		20	6	1	1	7	0	0	0	0	0	0	11	16	0.00	1.000								
36 Blaine Boyer, R ERA: 2.3	1.0	H	4	1	0	0	1	0	0	0	0	0	0	11	16	0.00	1.000								
50 Casey Fien, R ERA: 3.67	0.2	H	5	2	3	3	1	1	0	0	0	0	0	19	28	40.50	4.500								
15 Glen Perkins, L ERA: 3.29	1.0	L	7	3	2	2	3	1	0	0	0	0	1	16	28	18.00	4.000								
55 Neal Cotts, L ERA: 3.45	0.0		1	1	0	0	0	0	0	0	0	0	0	3	5	∞	∞								
PITCHER	IP	WLS	BF	H	R	ER	SO	BB	IBB	HBP	BLK	WP	HR	S	P	ERA	WHIP								
59 Michael Tonkin, R ERA: 4.42	0.1		0	0	0	0	0	0	0	0	0	0	0	2	2	0.00	0.000								



Batter	1	2	3	4	5	6	7	8	9	AB	R	H	RBI	BB	SO	LOB	TOP				
2 Brian Dozier, R OBP: 0.314, SLG: 0.457										4	1	1	1	0	0	2					
7 Joe Mauer, L OBP: 0.340, SLG: 0.376										4	0	2	0	0	0	0					
22 Miguel Sanó, R OBP: 0.393, SLG: 0.546										4	0	1	1	0	1	2					
24 Trevor Plouffe, R OBP: 0.308, SLG: 0.436										4	0	0	0	0	2	4					
20 Eddie Rosario, L OBP: 0.286, SLG: 0.458											4	0	0	0	0	2					
48 Toni Hunter, R OBP: 0.296, SLG: 0.415										3	1	0	0	1	0	0					
25 Byron Buxton, R OBP: 0.236, SLG: 0.265										4	1	1	0	0	2	0					
32 Aaron Hicks, S OBP: 0.321, SLG: 0.407										4	1	3	1	0	0	0					
8 Kurt Suzuki, R OBP: 0.301, SLG: 0.321										4	2	2	3	0	0	2					
5 Eduardo Escobar, S OBP: 0.309, SLG: 0.459										1B: 7	SF: 1	WP: 0	PA: 37								
Inning Stats	R: 1 H: 2 E: 1 K: 0 S: 11	H: 2 LOB: 1 BB: 0 P: 18	R: 0 H: 0 E: 0 K: 0 S: 5	H: 0 LOB: 0 BB: 0 P: 8	R: 1 H: 2 E: 0 K: 1 S: 10	H: 2 LOB: 1 BB: 0 P: 14	R: 0 H: 0 E: 0 K: 1 S: 7	H: 0 LOB: 0 BB: 0 P: 13	R: 0 H: 1 E: 0 K: 0 S: 10	H: 1 LOB: 0 BB: 0 P: 14	R: 0 H: 0 E: 0 K: 0 S: 8	H: 0 LOB: 0 BB: 0 P: 10	R: 2 H: 2 E: 0 K: 0 S: 13	H: 2 LOB: 1 BB: 1 P: 20	R: 0 H: 1 E: 0 K: 2 S: 11	H: 1 LOB: 1 BB: 0 P: 14	R: 2 H: 2 E: 0 K: 1 S: 10	H: 2 LOB: 0 BB: 0 P: 17	1B: 7 2B: 1 3B: 1 HR: 1	SF: 1 SAC: 0 DP: 2 HBP: 0	WP: 0 PB: 0 SB: 2 CS: 0
PITCHER	IP WLS BF H R ER SO BB IBB HBP BLK WP HR S P ERA WHIP	8.0 L 32 8 4 4 4 1 0 0 0 0 0 75 111 4.50 1.125	1.0 5 2 2 2 1 0 0 0 0 0 1 10 17 18.00 2.000																		

Minnesota Twins @ Detroit Tigers
Comerica Park, Detroit, MI
Sat Sep 26 2015, 7:10 PM - 10:10 PM EDT
Att: 32,753 - Partly Cloudy - 70 F

AB	35
R	6
H	10
RBI	6
BB	1
SO	5
LOB	12



Batter	1	2	3	4	5	6	7	8	9	AB	R	H	RBI	BB	SO	LOB	BOTTOM				
12 Anthony Gose, L OBP: 0.320, SLG: 0.364										5	0	0	0	0	2	1					
3 Ian Kinsler, R OBP: 0.348, SLG: 0.437										4	0	2	0	0	0	0					
24 Miguel Cabrera, R OBP: 0.436, SLG: 0.530										4	1	2	0	0	1	2					
41 Victor Martinez, S OBP: 0.301, SLG: 0.366										4	0	2	0	0	0	2					
28 J.D. Martinez, R OBP: 0.345, SLG: 0.539										3	1	1	0	1	1	3					
9 Nick Castellanos, R OBP: 0.308, SLG: 0.424										4	0	2	1	0	0	3					
34 James McCann, R OBP: 0.300, SLG: 0.391										4	0	1	1	0	0	2					
49 Dixon Machado, R OBP: 0.286, SLG: 0.269										4	0	1	1	0	0	2					
18 Tyler Collins, L OBP: 0.230, SLG: 0.376										2	0	0	0	0	2	2					
20 Rajai Davis, R OBP: 0.308, SLG: 0.448										4	0	1	0	0	1	2					
Inning Stats	R: 0 H: 1 E: 0 K: 0 S: 8	H: 1 LOB: 0 BB: 0 P: 12	R: 0 H: 2 E: 0 K: 1 S: 15	H: 2 LOB: 0 BB: 0 P: 23	R: 0 H: 0 E: 0 K: 1 S: 10	H: 0 LOB: 0 BB: 0 P: 16	R: 2 H: 4 E: 0 K: 0 S: 15	H: 4 LOB: 2 BB: 0 P: 22	R: 0 H: 1 E: 0 K: 1 S: 15	H: 1 LOB: 1 BB: 0 P: 23	R: 0 H: 0 E: 0 K: 0 S: 11	H: 0 LOB: 0 BB: 1 P: 16	R: 0 H: 0 E: 0 K: 1 S: 7	H: 0 LOB: 0 BB: 0 P: 9	R: 0 H: 2 E: 0 K: 2 S: 15	H: 2 LOB: 2 BB: 0 P: 23	R: 0 H: 1 E: 0 K: 1 S: 9	H: 1 LOB: 2 BB: 0 P: 11	1B: 9 2B: 2 3B: 0 HR: 0	SF: 0 SAC: 1 DP: 2 HBP: 0	WP: 0 PB: 0 SB: 0 CS: 0
PITCHER	IP WLS BF H R ER SO BB IBB HBP BLK WP HR S P ERA WHIP	6.0 W 25 8 2 2 3 1 0 0 0 0 0 74 112 3.00 1.500	1.0 H 3 0 0 0 1 0 0 0 0 0 7 9 0.00 0.000	1.0 H 5 2 0 0 2 0 0 0 0 0 15 23 0.00 2.000	1.0 4 1 0 0 1 0 0 0 0 0 9 11 0.00 1.000																

Minnesota Twins @ Detroit Tigers
Comerica Park, Detroit, MI
Sat Sep 26 2015, 7:10 PM - 10:10 PM EDT
Att: 32,753 - Partly Cloudy - 70 F

AB	35
R	2
H	11
RBI	2
BB	1
SO	7
LOB	17



Batter	1	2	3	4	5	6	7	8	9	AB	R	H	RBI	BB	SO	LOB	TOP					
2 Brian Dozier, R OBP: 0.314, SLG: 0.459	 C SI 88 B SI 89 F SI 90 S SI 91 X SI 92 C CU 88 B CU 89 F CU 90 S CU 91 X CU 92	 F SI 90 B SI 91 S SI 92 X SI 93 C CU 90 B CU 91 F CU 92 S CU 93 X CU 94	 B SI 88 F SI 89 S SI 90 X SI 91 C CU 88 B CU 89 F CU 90 S CU 91 X CU 92			 S CH 80 F CH 81 B CH 82 X CH 83 C FF 88 B FF 89 F FF 90 S FF 91 X FF 92		 C FF 96 B FF 97 F FF 98 S FF 99 X FF 99		5	1	2	2	0	1	0						
32 Aaron Hicks, S OBP: 0.324, SLG: 0.408	 B FF 88 F FF 89 S FF 90 X FF 91 C CU 88 B CU 89 F CU 90 S CU 91 X CU 92	 C SI 81 B SI 82 F SI 83 S SI 84 X SI 85 C CU 81 B CU 82 F CU 83 S CU 84 X CU 85		 B FC 87 F FC 88 S FC 89 X FC 90 C CU 87 B CU 88 F CU 89 S CU 90 X CU 91		 C FF 88 B FF 89 F FF 90 S FF 91 X FF 92		 C SI 90 B SI 91 F SI 92 S SI 93 X SI 94 C CU 90 B CU 91 F CU 92 S CU 93 X CU 94		4	1	2	1	1	1	1						
7 Joe Mauer, L OBP: 0.339, SLG: 0.373	 1 SAFE B SI 87 F SI 88 S SI 89 X SI 90 C CU 87 B CU 88 F CU 89 S CU 90 X CU 91	 C FF 88 B FF 89 F FF 90 S FF 91 X FF 92		 1 SAFE B SI 87 F SI 88 S SI 89 X SI 90 C CU 87 B CU 88 F CU 89 S CU 90 X CU 91		 C FF 88 B FF 89 F FF 90 S FF 91 X FF 92		 C SI 90 B SI 91 F SI 92 S SI 93 X SI 94 C CU 90 B CU 91 F CU 92 S CU 93 X CU 94		4	0	0	0	1	1	3						
22 Miguel Sanó, R OBP: 0.390, SLG: 0.547	 B FF 88 F FF 89 S FF 90 X FF 91 C CU 88 B CU 89 F CU 90 S CU 91 X CU 92	 B SI 90 F SI 91 S SI 92 X SI 93 C CU 90 B CU 91 F CU 92 S CU 93 X CU 94		 S CH 83 F CH 84 B CH 85 X CH 86 C FF 88 B FF 89 F FF 90 S FF 91 X FF 92		 B FF 93 F FF 94 S FF 95 X FF 96 C CU 93 B CU 94 F CU 95 S CU 96 X CU 97		 S CH 84 B CH 85 F CH 86 S CH 87 X CH 88 C CU 84 B CU 85 F CU 86 S CU 87 X CU 88		5	0	1	0	0	3	3						
48 Tori Hunter, R OBP: 0.296, SLG: 0.414	 C SI 88 B SI 89 F SI 90 S SI 91 X SI 92	 C CU 70 B CU 71 F CU 72 S CU 73 X CU 74			 C FF 88 B FF 89 F FF 90 S FF 91 X FF 92		 X FF 94		 B SI 91 F SI 92 S SI 93 X SI 94 C CU 91 B CU 92 F CU 93 S CU 94 X CU 95	4	0	1	1	0	0	2						
67 Max Kepler, L (9, PH)										1	0	0	0	0	1							
9 Eduardo Núñez, R OBP: 0.316, SLG: 0.425		 C SI 88 B SI 89 F SI 90 S SI 91 X SI 92				 X FF 88		 C CH 81 X FF 94		3	1	2	0	0	0	0						
5 Eduardo Escobar, S OBP: 0.308, SLG: 0.455		 C SI 88 B SI 89 F SI 90 S SI 91 X SI 92				 B FF 88 F FC 89 S FC 90 X FC 91 C CU 88 B CU 89 F CU 90 S CU 91 X CU 92		 B FF 96 F FF 97 S FF 98 X FF 99 C CU 96 B CU 97 F CU 98 S CU 99 X CU 99		3	1	0	0	1	0	3						
8 Kurt Suzuki, R OBP: 0.301, SLG: 0.320		 C FF 88 B FF 89 F FF 90 S FF 91 X FF 92		 C FC 87 B FC 88 F FC 89 S FC 90 X FC 91		 C FF 87 B FF 88 F FF 89 S FF 90 X FF 91		 C SI 85 B SI 86 F SI 87 S SI 88 X SI 89 C CU 85 B CU 86 F CU 87 S CU 88 X CU 89		4	1	1	1	0	0	2						
25 Byron Buxton, R OBP: 0.244, SLG: 0.306		 C CU 69 X CU 69		 C FF 88 B FF 89 F FF 90 S FF 91 X FF 92		 B FF 88 X FC 82		 B FF 97 X FF 96		4	2	2	2	0	1	2						
Inning Stats	R: 0 E: 0 K: 2 S: 15	H: 1 LOB: 2 BB: 1 P: 24	R: 6 E: 1 K: 1 S: 29	H: 6 LOB: 2 BB: 0 P: 35	R: 0 E: 0 K: 1 S: 9	H: 0 LOB: 0 BB: 0 P: 15	R: 0 E: 0 K: 1 S: 8	H: 1 LOB: 0 BB: 0 P: 15	R: 0 E: 0 K: 0 S: 9	H: 1 LOB: 2 BB: 1 P: 14	R: 0 E: 0 K: 1 S: 6	H: 0 LOB: 0 BB: 1 P: 11	R: 0 E: 0 K: 1 S: 6	H: 0 LOB: 0 BB: 0 P: 7	R: 1 E: 0 K: 0 S: 11	H: 1 LOB: 0 BB: 0 P: 20	R: 0 E: 0 K: 1 S: 11	H: 1 LOB: 1 BB: 0 P: 19	1B: 7 2B: 3 3B: 1 HR: 1	SF: 0 SAC: 0 DP: 2 HBP: 1	WP: 0 PB: 0 SB: 1 CS: 0	PA: 41
PITCHER	IP WLS BF H R ER SO BB IBB HBP BLK WP HR S P ERA WHIP	IP WLS BF H R ER SO BB IBB HBP BLK WP HR S P ERA WHIP																				
52 Randy Wolf, L ERA: 6.42	(1, 1)	1.2	L	14	7	6	4	3	1	0	0	0	0	0	0	38	50	21.60	4.800			
56 Kyle Ryan, L ERA: 4.55	(2, 1)	4.1		16	2	0	0	3	2	0	1	0	0	0	0	38	64	0.00	0.923			
26 Jeff Ferrell, R ERA: 8.31	(7, 1)	1.0		3	0	0	0	1	0	0	0	0	0	0	6	7	0.00	0.000				
58 José Vázquez, R ERA: 4.0	(8, 1)	1.0		4	1	1	1	0	0	0	0	0	0	1	11	20	9.00	1.000				
32 Tom Gorzelanny, L ERA: 6.21	(9, 1)	1.0		4	1	0	0	1	0	0	0	0	0	0	11	19	0.00	1.000				

Minnesota Twins @ Detroit Tigers
Comerica Park, Detroit, MI
Sun Sep 27 2015, 1:11 PM - 4:05 PM EDT
Att: 33,517 - Partly Cloudy - 69 F

AB 37
R 7
H 11
RBI 7
BB 3
SO 8
LOB 17





Batter	1	2	3	4	5	6	7	8	9	AB	R	H	RBI	BB	SO	LOB	BOTTOM					
20 Rajai Davis, R OBP: 0.307, SLG: 0.445	 C FF 91 B FF 92 F FF 93 S FF 94 X FF 95		 B FF 90 F FF 91 S FF 92 X FF 93 C CU 90 B CU 91 F CU 92 S CU 93 X CU 94			 S SI 82 F SI 83 B SI 84 X SI 85 C CU 82 B CU 83 F CU 84 S CU 85 X CU 86		 S SI 82 F SI 83 B SI 84 X SI 85 C CU 82 B CU 83 F CU 84 S CU 85 X CU 86		4	0	1	0	0	2	1						
3 Ian Kinsler, R OBP: 0.346, SLG: 0.434	 B FF 91 F FF 92 S FF 93 X FF 94		 C SI 80 B SI 81 F SI 82 S SI 83 X SI 84		 B FF 90 F FF 91 S FF 92 X FF 93			 C SI 93 B SI 94 F SI 95 S SI 96 X SI 97		3	0	0	0	0	0	1						
49 Dixon Machado, R OBP: 0.281, SLG: 0.264	 C FF 92 B FF 93 F FF 94 S FF 95 X FF 96		 B FF 89 F FF 90 S FF 91 X FF 92 C CU 89 B CU 90 F CU 91 S CU 92 X CU 93		 D FF 89 B FF 90 F FF 91 S FF 92 X FF 93		 X SI 93		 C SI 94 B SI 95 F SI 96 S SI 97 X SI 98	1	0	1	0	2	0	0						
24 Miguel Cabrera, R OBP: 0.440, SLG: 0.531	 C FF 92 B FF 93 F FF 94 S FF 95 X FF 96		 B SI 93 F SI 94 S SI 95 X SI 96 C CU 93 B CU 94 F CU 95 S CU 96 X CU 97		 D FF 89 B FF 90 F FF 91 S FF 92 X FF 93		 B SI 84 F SI 85 S SI 86 X SI 87 C CU 84 B CU 85 F CU 86 S CU 87 X CU 88		 X SI 93	1	0	0	0	0	0	0						
50 Bryan Holaday, R OBP: 0.241, SLG: 0.362	 C FF 92 B FF 93 F FF 94 S FF 95 X FF 96					 D FF 89 B FF 90 F FF 91 S FF 92 X FF 93		 B SI 84 F SI 85 S SI 86 X SI 87 C CU 84 B CU 85 F CU 86 S CU 87 X CU 88		3	0	0	0	0	4							
41 Victor Martínez, S OBP: 0.299, SLG: 0.364	 B FF 90 F FF 91 S FF 92 X FF 93 C CU 90 B CU 91 F CU 92 S CU 93 X CU 94					 D FF 89 B FF 90 F FF 91 S FF 92 X FF 93		 X SI 93		1	0	0	0	0	0							
55 Jefry Marte, R OBP: 0.299, SLG: 0.406	 C FF 92 B FF 93 F FF 94 S FF 95 X FF 96					 D FF 89 B FF 90 F FF 91 S FF 92 X FF 93		 X SI 93		1	0	0	0	0	0							
28 J.D. Martínez, R OBP: 0.343, SLG: 0.536	 B FF 94 F FF 95 S FF 96 X FF 97 C CU 94 B CU 95 F CU 96 S CU 97 X CU 98					 F FF 92 X SL 85		 B SI 84 F SI 85 S SI 86 X SI 87 C CU 84 B CU 85 F CU 86 S CU 87 X CU 88		3	0	0	0	1	2							
33 Steven Moya, L OBP: 0.200, SLG: 0.286	 B FF 94 F FF 95 S FF 96 X FF 97 C CU 94 B CU 95 F CU 96 S CU 97 X CU 98					 F FF 92 X SL 85		 B SI 94 F SI 95 S SI 96 X SI 97 C CU 94 B CU 95 F CU 96 S CU 97 X CU 98		1	0	0	0	1	0							
9 Nick Castellanos, R OBP: 0.305, SLG: 0.421		 C FF 89 B FF 90 F FF 91 S FF 92 X FF 93				 X FF 93		 B FF 89 F FF 90 S FF 91 X FF 92 C CU 89 B CU 90 F CU 91 S CU 92 X CU 93		4	0	0	0	0	0							
18 Tyler Collins, L OBP: 0.299, SLG: 0.395		 B FF 90 F FF 91 S FF 92 X FF 93 C CU 90 B CU 91 F CU 92 S CU 93 X CU 94				 B FF 92 X FF 90		 X FF 92		4	1	3	0	0	1	0						
13 Alex Avila, L OBP: 0.343, SLG: 0.292		 C FF 93 B FF 94 F FF 95 S FF 96 X FF 97				 C SI 80 B SI 81 F SI 82 S SI 83 X SI 84 C CU 80 B CU 81 F CU 82 S CU 83 X CU 84		 D CH 83 X FF 91		3	0	1	0	1	0	2						
40 Josh Wilson, R OBP: 0.333, SLG: 0.355		 C FF 93 B FF 94 F FF 95 S FF 96 X FF 97				 X FF 89		 X FF 93		4	0	1	1	0	1	3						
Inning Stats	R: 0 E: 0 K: 1 S: 12	H: 2 LOB: 0 BB: 0 P: 19	R: 0 E: 0 K: 2 S: 13	H: 1 LOB: 0 BB: 0 P: 21	R: 0 E: 0 K: 0 S: 12	H: 0 LOB: 1 BB: 1 P: 20	R: 0 E: 0 K: 0 S: 8	H: 1 LOB: 1 BB: 0 P: 12	R: 0 E: 0 K: 1 S: 5	H: 0 LOB: 0 BB: 0 P: 6	R: 0 E: 0 K: 0 S: 5	H: 0 LOB: 0 BB: 1 P: 12	R: 1 E: 0 K: 1 S: 8	H: 2 LOB: 1 BB: 0 P: 14	R: 0 E: 0 K: 0 S: 6	H: 0 LOB: 0 BB: 0 P: 7	R: 0 E: 0 K: 1 S: 13	H: 1 LOB: 2 BB: 1 P: 23	1B: 3 2B: 4 3B: 0 HR: 0	SF: 0 SAC: 0 DP: 1 HBP: 0	WP: 0 PB: 0 SB: 0 CS: 0	PA: 36
PITCHER	IP WLS BF H R ER SO BB IBB HBP BLK WP HR S P ERA WHIP	IP WLS BF H R ER SO BB IBB HBP BLK WP HR S P ERA WHIP																				
54 Ervin Santana, R ERA: 4.1	(1, 1)	7.0	W	28	6	1	1	5	2	0	0	0	0	0	63	104	1.29	1.143				
59 Michael Tonkin, R ERA: 3.98	(8, 1)	2.0		8	1	0	0	1	1	0	0	0	0	19	30	0.00	1.000					

Minnesota Twins @ Detroit Tigers
Comerica Park, Detroit, MI
Sun Sep 27 2015, 1:11 PM - 4:05 PM EDT
Att: 33,517 - Partly Cloudy - 69 F

AB 33
R 1
H 7
RBI 1
BB 3
SO 6
LOB 13



Batter	1	2	3	4	5	6	7	8	9	AB R H RBI BB SO LOB	TOP											
12 Anthony Gose, L (1.8) OBP: 0.320, SLG: 0.365	G3		K		18 HR	33 S 28 FC6-4	K		L7	5 2 1 0 1 2 5	<p>Detroit Tigers @ Texas Rangers Globe Life Park in Arlington, Arlington, TX Mon Sep 28 2015, 8:08 PM - 11:45 PM EDT Att: 27,847 - Partly Cloudy - 87 F</p> <p>AB 38 R 7 H 12 RBI 7 BB 6 SO 6 LOB 23</p> 											
18 Tyler Collins, L (1.7) OBP: 0.302, SLG: 0.409	G6-3		HBP		HR	F7	F7			4 1 1 3 0 0 3												
24 Miguel Cabrera, R (1.3) OBP: 0.439, SLG: 0.528	K				L9	28 FC6-4 33 E		G6-3		4 0 1 1 1 1 0												
41 Victor Martinez, S (1.10) 33 Steven Moya, L (6, PH) OBP: 0.235, SLG: 0.267			L8		9 2B 34 1B	28 FC6-4		K		3 1 2 0 0 0 3 1 0 0 0 1 1 0												
28 J.D. Martinez, R (1.9) OBP: 0.342, SLG: 0.533	G6-4-3		L8		9 2B 34 1B	28 FC6-4		K		4 0 0 1 1 1 4												
9 Nick Castellanos, R (1.5) OBP: 0.306, SLG: 0.423	L7				34 1B	28 FC6-4		FC6-4		5 1 2 0 0 0 3												
34 James McCann, R (1.2) OBP: 0.299, SLG: 0.389			K		L8	49 FC5 17 HBP		G6-3		5 0 1 2 0 1 1												
17 Andrew Romine, S (1.4) OBP: 0.316, SLG: 0.329			L7		L7	49 FC5 BB		L4		3 1 2 0 1 0 1												
49 Dixon Machado, R (1.6) OBP: 0.306, SLG: 0.281			24 BB 12 S		18 HR	FC5		G5-3		4 1 2 0 1 0 3												
Inning Stats	R: 0 E: 0 K: 1 S: 7	H: 0 LOB: 0 BB: 0 P: 9	R: 0 E: 0 K: 0 S: 9	H: 1 LOB: 0 BB: 0 P: 15	R: 1 E: 0 K: 2 S: 19	H: 2 LOB: 3 BB: 1 P: 30	R: 0 E: 0 K: 0 S: 5	H: 1 LOB: 1 BB: 0 P: 10	R: 5 E: 0 K: 1 S: 24	H: 6 LOB: 2 BB: 0 P: 38		R: 1 E: 0 K: 0 S: 13	H: 1 LOB: 2 BB: 1 P: 25	R: 0 E: 0 K: 1 S: 13	H: 1 LOB: 2 BB: 1 P: 22	R: 0 E: 0 K: 1 S: 14	H: 0 LOB: 1 BB: 1 P: 21	R: 0 E: 0 K: 0 S: 6	H: 0 LOB: 1 BB: 1 P: 11	1B: 9 2B: 2 HR: 1	SF: 0 SAC: 0 DP: 1 HBP: 2	WP: 0 PB: 0 SB: 3 CS: 0
PITCHER	IP WLS BF H R ER SO BB IBB HBP BLK WP HR S P ERA WHIP											PITCHER	IP WLS BF H R ER SO BB IBB HBP BLK WP HR S P ERA WHIP									
48 Colby Lewis, R (1.1) ERA: 4.53	4.2 L 25 10 6 6 4 1 0 1 0 0 0 1 61 96 11.57 2.357																					
63 Anthony Bass, R (5.1) ERA: 4.5	1.1 8 1 1 1 0 2 0 0 1 0 0 0 16 31 6.75 2.250																					
52 Tanner Scheppers, R (7.1) ERA: 5.63	1.0 5 1 0 0 1 1 0 0 0 0 0 0 13 22 0.00 2.000																					
53 Luke Jackson, R (8.1) ERA: 4.26	1.0 4 0 0 0 1 1 0 0 0 0 0 0 14 21 0.00 1.000																					
22 Nick Martinez, R (9.1) ERA: 3.96	1.0 4 0 0 0 0 1 0 0 0 0 0 0 6 11 0.00 1.000																					

Batter	1	2	3	4	5	6	7	8	9	AB R H RBI BB SO LOB	BOTTOM											
7 Delino DeShields, R (1.8) OBP: 0.338, SLG: 0.371	F9		F8		L9		K		84 1B BB	3 0 0 0 0 0 0	<p>Detroit Tigers @ Texas Rangers Globe Life Park in Arlington, Arlington, TX Mon Sep 28 2015, 8:08 PM - 11:45 PM EDT Att: 27,847 - Partly Cloudy - 87 F</p> <p>AB 36 R 4 H 10 RBI 4 BB 4 SO 7 LOB 19</p> 											
2 Leonys Martin, L (7.8) OBP: 0.284, SLG: 0.313	G4-3		K		G3-1		84 G4-3 84 WP		84 1B BB	4 0 1 0 1 1 0												
25 Mike Napoli, R (9, PH) OBP: 0.322, SLG: 0.408							84 G4-3		29 G6-4-3 1B	4 1 3 4 1 0 1												
15 Drew Stubbs, R (9, PR) OBP: 0.284, SLG: 0.392							G4-3		G6-4-3 1B	0 0 0 0 0 0 0												
17 Shin-Soo Choo, L (1.9) OBP: 0.375, SLG: 0.456	G4-3		K		G3-1		G4-3		G6-4-3 1B	4 0 0 0 0 0 0												
84 Prince Fielder, L (1.10) OBP: 0.379, SLG: 0.471							G4-3		G6-4-3 1B	5 0 1 0 0 1 5												
20 Ryan Strausborger, R (9, PR) OBP: 0.240, SLG: 0.267	BB						F9		G6-4-3 1B	4 0 1 0 0 2 0												
29 Adrian Beltré, R (1.5) OBP: 0.325, SLG: 0.433	P4						F9		G6-4-3 1B	3 0 1 0 1 0 0												
18 Mitch Moreland, L (1.3) OBP: 0.332, SLG: 0.491	P6						K		K	4 0 1 0 0 2 0												
32 Josh Hamilton, L (1.7) OBP: 0.297, SLG: 0.416	G3						1B		G3-1	3 0 1 0 1 0 0												
1 Elvis Andrus, R (1.6) OBP: 0.309, SLG: 0.357							P4		G5-3	4 0 1 0 0 0 4												
12 Rougned Odor, L (1.4) OBP: 0.323, SLG: 0.469	P5						P6		G4-3	4 0 0 0 0 1 5												
38 Chris Gimenez, R (1.2) OBP: 0.340, SLG: 0.522									17 BB 84 G4-3	3 1 1 0 0 1 3												
61 Robinson Chirinos, R (8.2) OBP: 0.323, SLG: 0.450									17 BB 84 1B	1 1 1 0 0 0 0												
Inning Stats	R: 0 E: 0 K: 0 S: 9	H: 0 LOB: 1 BB: 1 P: 16	R: 0 E: 0 K: 0 S: 9	H: 1 LOB: 0 BB: 0 P: 14	R: 0 E: 0 K: 1 S: 10	H: 0 LOB: 0 BB: 0 P: 16	R: 1 E: 0 K: 2 S: 18	H: 3 LOB: 3 BB: 1 P: 29	R: 0 E: 0 K: 1 S: 11	H: 1 LOB: 1 BB: 0 P: 17	R: 0 E: 0 K: 1 S: 11	H: 1 LOB: 1 BB: 0 P: 15	R: 1 E: 0 K: 1 S: 10	H: 2 LOB: 2 BB: 0 P: 15	R: 0 E: 0 K: 1 S: 8	H: 0 LOB: 0 BB: 0 P: 10	R: 2 E: 0 K: 0 S: 20	H: 2 LOB: 2 BB: 2 P: 35	1B: 7 2B: 2 HR: 1	SF: 0 SAC: 0 DP: 1 HBP: 0	WP: 1 PB: 0 SB: 0 CS: 0	PA: 40
PITCHER	IP WLS BF H R ER SO BB IBB HBP BLK WP HR S P ERA WHIP											PITCHER	IP WLS BF H R ER SO BB IBB HBP BLK WP HR S P ERA WHIP									
35 Justin Verlander, R (1.1) ERA: 3.38	6.0 W 26 6 1 1 5 2 0 0 0 0 1 0 10 15 9.00 2.000																					
65 Blaine Hardy, L (7.1) ERA: 3.1	1.0 5 2 1 1 1 0 0 0 0 0 0 0 8 10 0.00 0.000																					
32 Tom Gorzelanny, L (8.1) ERA: 6.05	1.0 3 0 0 0 1 0 0 0 0 0 0 0 8 10 0.00 0.000																					
46 Ian Krol, L (9.1) ERA: 6.0	0.1 4 1 2 2 0 2 0 0 0 0 0 0 8 19 54.00 9.000																					
39 Nathail Feliz, R (9.1) ERA: 6.08	0.2 S 2 1 0 0 0 0 0 0 0 0 0 0 12 16 0.00 1.500																					

Batter	1	2	3	4	5	6	7	8	9	AB	R	H	RBI	BB	SO	LOB	TOP										
12 Anthony Gose, L (1.8) OBP: 0.319, SLG: 0.363										4	0	0	0	0	2	3											
20 Rajai Davis, R (1.7) OBP: 0.308, SLG: 0.445										4	0	2	0	0	1	0											
3 Ian Kinsler, R (1.4) OBP: 0.345, SLG: 0.431										4	1	2	0	0	1	1											
28 J.D. Martinez, R (1.10) OBP: 0.346, SLG: 0.540										4	1	3	0	0	1	1											
18 Tyler Collins, L (1.9) OBP: 0.305, SLG: 0.409										4	0	1	2	0	1	4											
9 Nick Castellanos, R (1.5) OBP: 0.307, SLG: 0.425										4	0	2	0	0	0	3											
13 Alex Avila, L (1.3) OBP: 0.344, SLG: 0.291										3	0	1	0	1	0	2											
34 James McCann, R (1.2) OBP: 0.299, SLG: 0.387										4	0	1	0	0	1	3											
17 Andrew Romine, S (1.6) OBP: 0.309, SLG: 0.318										4	0	0	0	0	2	4											
Inning Stats	R: 2 H: 3 E: 0 K: 2 S: 11	H: 3 LOB: 0 BB: 0 P: 22	R: 0 H: 1 E: 0 K: 0 S: 4	H: 1 LOB: 0 BB: 0 P: 6	R: 0 H: 1 E: 0 K: 1 S: 12	H: 1 LOB: 0 BB: 0 P: 18	R: 0 H: 1 E: 0 K: 1 S: 9	H: 1 LOB: 1 BB: 1 P: 10	R: 0 H: 1 E: 0 K: 0 S: 13	H: 2 LOB: 2 BB: 1 P: 22	R: 0 H: 1 E: 0 K: 0 S: 11	H: 1 LOB: 1 BB: 0 P: 16	R: 0 H: 1 E: 0 K: 2 S: 9	H: 1 LOB: 1 BB: 0 P: 11	R: 0 H: 1 E: 0 K: 2 S: 8	H: 1 LOB: 1 BB: 0 P: 11	1B: 9 2B: 3 HR: 0	SF: 0 SAC: 0 DP: 2 HBP: 0	WP: 0 PB: 0 SB: 0 CS: 2	PA: 38							
PITCHER	IP	WLS	BF	H	R	ER	SO	BB	IBB	HBP	BLK	WP	HR	S	P	ERA	WHIP										
49 Yovani Gallardo, R (1.1) ERA: 3.42	5.1	W	22	9	2	2	5	1	0	0	0	0	0	54	90	3.38	1.875										
56 Andrew Faulkner, L (6.1) ERA: 2.89	0.1	H	1	0	0	0	0	0	0	0	0	0	0	3	4	0.00	0.000										
51 Ross Ohlendorf, R (6.1) ERA: 2.45	1.1	H	5	1	0	0	0	0	0	0	0	0	0	15	23	0.00	0.750										
47 Sam Dyson, R (8.1) ERA: 2.74	1.0		4	1	0	0	2	0	0	0	0	0	0	9	11	0.00	1.000										
37 Shawn Tolleson, R (9.1) ERA: 2.69	1.0		4	1	0	0	2	0	0	0	0	0	0	8	11	0.00	1.000										

Detroit Tigers @ Texas Rangers
Globe Life Park in Arlington, Arlington, TX
Wed Sep 30 2015, 8:11 PM - 11:22 PM EDT
Att: 28,633 - Clear - 89 F

AB 35
R 2
H 12
RBI 2
BB 1
SO 9
LOB 21

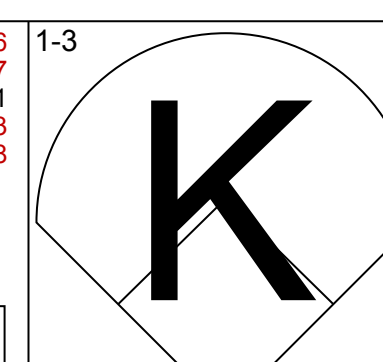
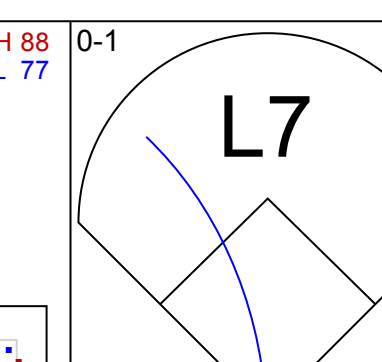
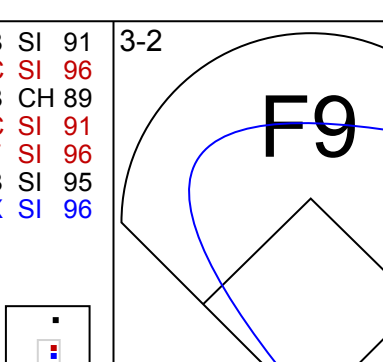
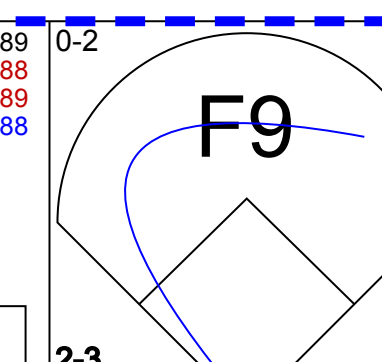
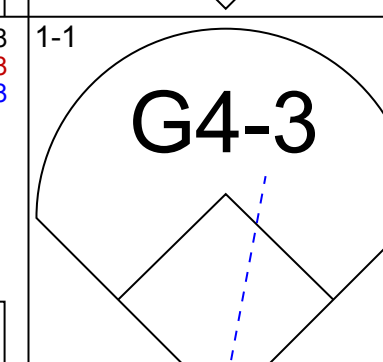
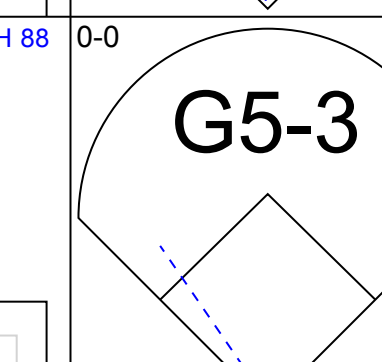

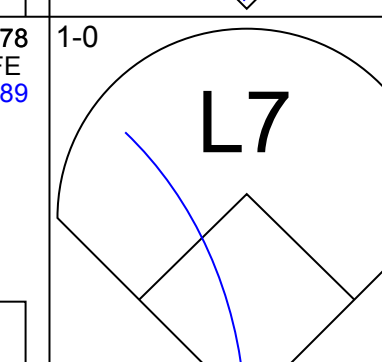
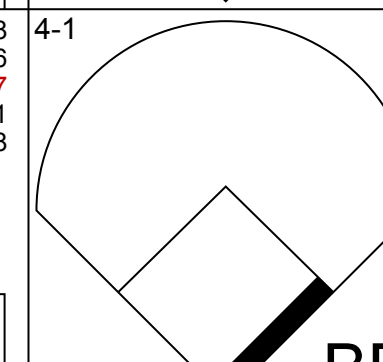
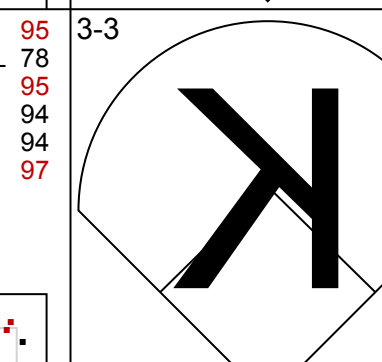

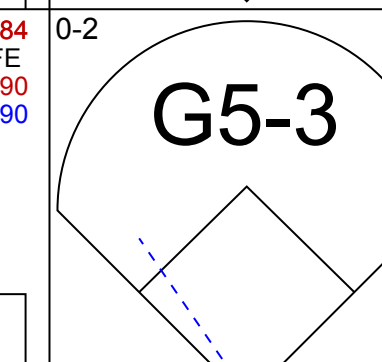
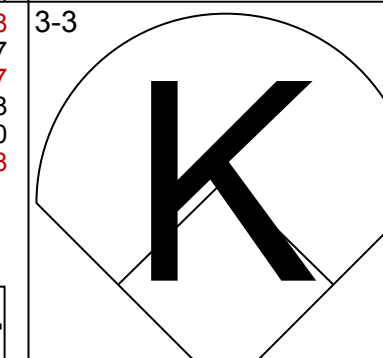













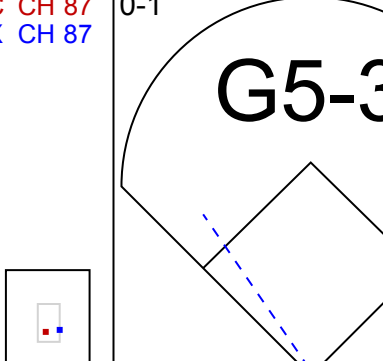


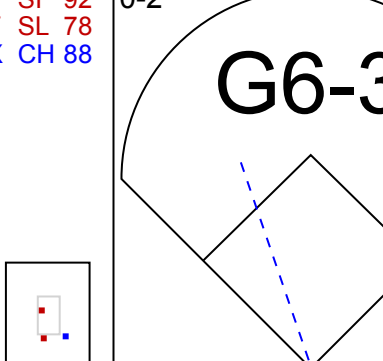
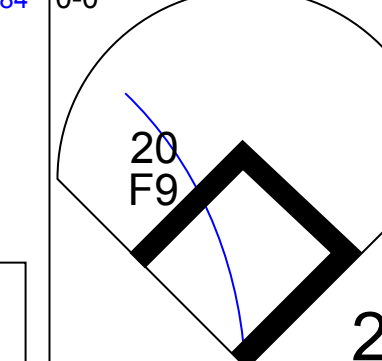


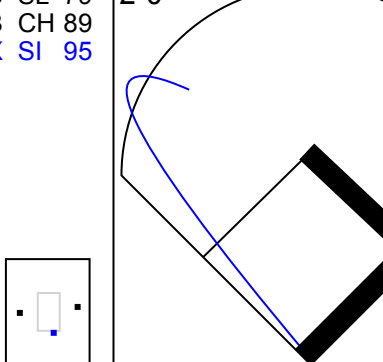
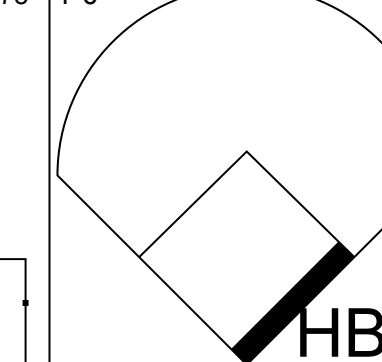


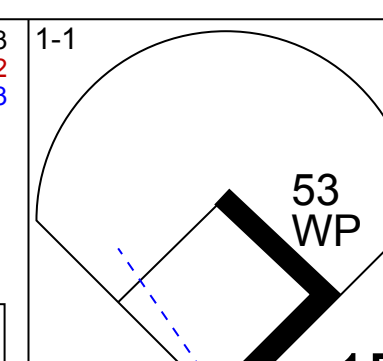
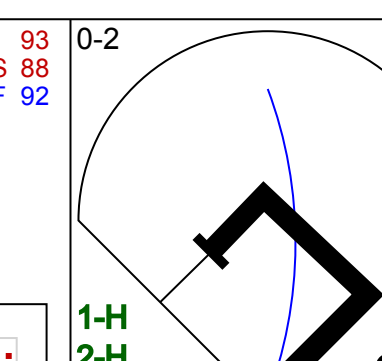

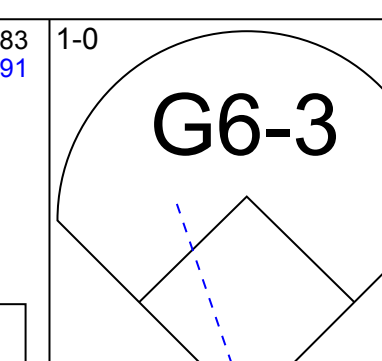
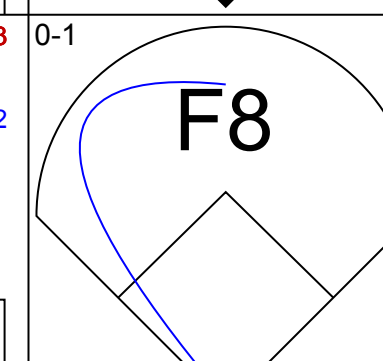
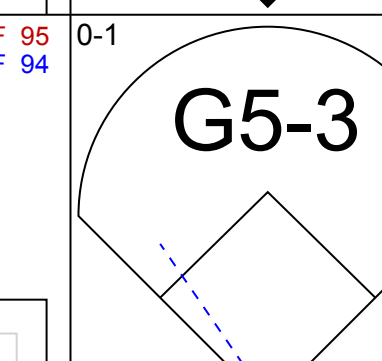

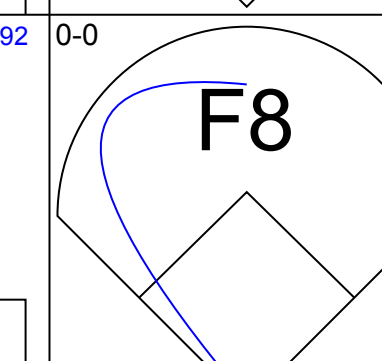
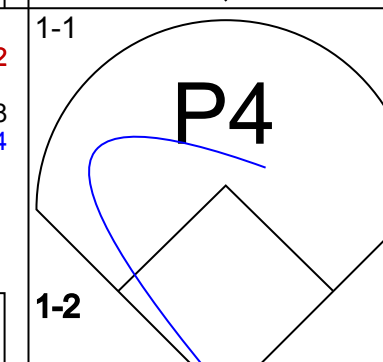
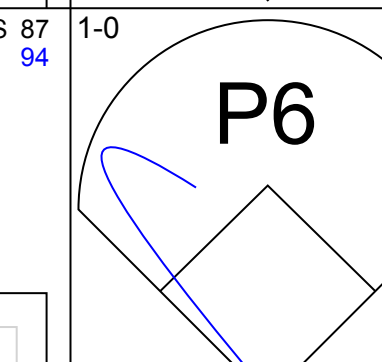

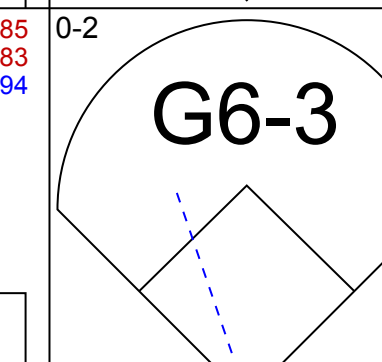
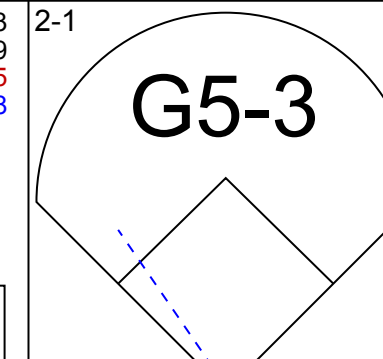












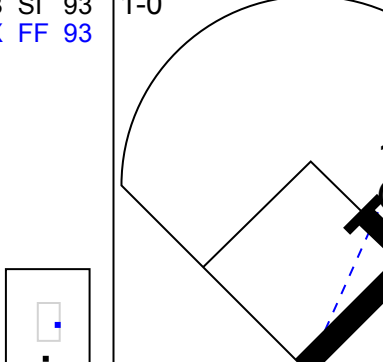


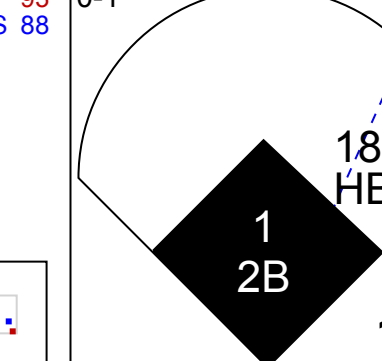
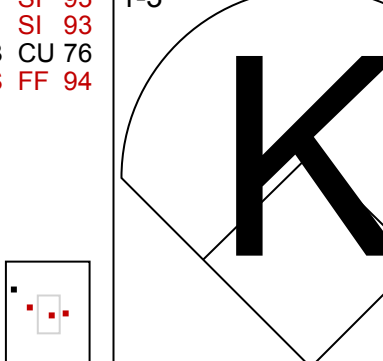


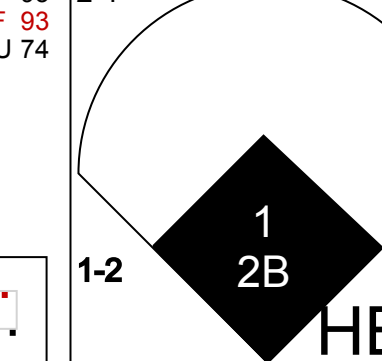
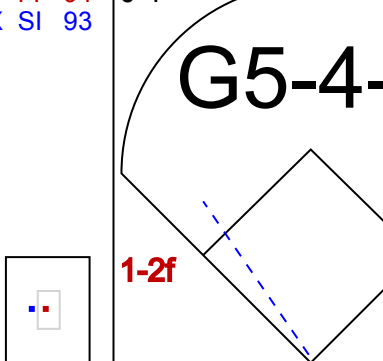

Batter	1	2	3	4	5	6	7	8	9	AB	R	H	RBI	BB	SO	LOB	BOTTOM										
7 Delino DeShields, R (1.8) OBP: 0.338, SLG: 0.372										3	0	1	0	1	1	0											
15 Drew Stubbs, R (8.8) OBP: 0.291, SLG: 0.388										0	0	0	0	0	0	0											
17 Shin-Soo Choo, L (1.9) OBP: 0.374, SLG: 0.461										4	1	1	0	0	1	2											
29 Adrián Beltré, R (1.5) OBP: 0.329, SLG: 0.444										4	2	2	2	0	0	1											
84 Prince Fielder, L (1.10) OBP: 0.382, SLG: 0.472										4	1	2	1	0	0	0											
25 Mike Napoli, R (1.7) OBP: 0.324, SLG: 0.415										1	1	1	2	1	0	0											
30 Will Venable, L (4.7) OBP: 0.320, SLG: 0.351										2	0	0	0	0	0	1											
18 Mitch Moreland, L (1.3) OBP: 0.333, SLG: 0.488										3	0	1	0	1	0	0											
1 Elvis Andrus, R (1.6) OBP: 0.307, SLG: 0.353										4	0	0	0	0	2												
12 Rougned Odor, L (1.4) OBP: 0.322, SLG: 0.470										3	0	0	0	0	1	0											
61 Robinson Chirinos, R (1.2) OBP: 0.323, SLG: 0.442										3	1	1	1	0	0	0											
Inning Stats	R: 2 H: 2 E: 0 K: 1 S: 12	H: 2 LOB: 1 BB: 1 P: 23	R: 0 H: 0 E: 0 K: 1 S: 11	H: 0 LOB: 0 BB: 0 P: 18	R: 4 H: 5 E: 0 K: 0 S: 18	H: 5 LOB: 1 BB: 0 P: 30	R: 0 H: 0 E: 0 K: 0 S: 9	H: 0 LOB: 1 BB: 1 P: 18	R: 0 H: 1 E: 0 K: 0 S: 6	H: 0 LOB: 0 BB: 0 P: 11	R: 0 H: 0 E: 0 K: 0 S: 7	H: 0 LOB: 0 BB: 0 P: 12	R: 0 H: 1 E: 0 K: 1 S: 10	H: 1 LOB: 1 BB: 0 P: 17	R: 0 H: 0 E: 0 K: 0 S: 7	H: 0 LOB: 1 BB: 1 P: 12	1B: 5 2B: 1 3B: 0 HR: 3	SF: 0 SAC: 0 DP: 0 HBP: 0	WP: 1 PB: 0 SB: 0 CS: 1	PA: 35							
PITCHER	IP	WLS	BF	H	R	ER	SO	BB	IBB	HBP	BLK	WP	HR	S	P	ERA	WHIP										
48 Matthew Boyd, L (1.1) ERA: 7.53	2.2	L	15	7	6	6	2	1	0	0	0	0	0	3	39	6	3.000										
26 Jeff Ferrell, R (3.1) ERA: 5.97	1.2		7	1	0	0	0	1	0	0	0	0	0	15	25	0.00	1.200										
53 Kyle Lobstein, L (5.1) ERA: 5.94	3.2		13	1	0	0	1	1	0	0	0	1	0	26	47	0.00	0.545										

Detroit Tigers @ Texas Rangers
Globe Life Park in Arlington, Arlington, TX
Wed Sep 30 2015, 8:11 PM - 11:22 PM EDT
Att: 28,633 - Clear - 89 F

AB 31
R 6
H 9
RBI 6
BB 3
SO 3
LOB 6



Batter	1	2	3	4	5	6	7	8	9	AB	R	H	RBI	BB	SO	LOB	TOP					
20 Rajai Davis, R OBP: 0.304, SLG: 0.440										4	0	0	0	0	1	3	<p>Detroit Tigers @ Chicago White Sox U.S. Cellular Field, Chicago, IL Fri Oct 02 2015, 8:11 PM - 10:22 PM EDT Att: 18,030 - Cloudy - 57 F</p>					
17 Andrew Romine, S OBP: 0.303, SLG: 0.311										4	0	0	0	0	1	2						
28 J.D. Martinez, R OBP: 0.345, SLG: 0.537										3	0	0	0	1	2	2						
9 Nick Castellanos, R OBP: 0.305, SLG: 0.421										4	0	0	0	0	2	1						
55 Jeffry Marte, R OBP: 0.286, SLG: 0.429										4	1	1	1	0	1	0						
34 James McCann, R OBP: 0.296, SLG: 0.383										4	0	0	0	0	2	0						
49 Dixon Machado, R OBP: 0.309, SLG: 0.302										3	0	1	0	0	0	0						
40 Josh Wilson, R OBP: 0.361, SLG: 0.412										3	0	2	0	0	0	0						
12 Anthony Gose, L OBP: 0.321, SLG: 0.366										2	0	1	0	0	0	2						
Inning Stats	R: 0 H: 0 E: 0 K: 2 S: 10	H: 0 LOB: 1 BB: 1 P: 19	R: 1 H: 3 E: 0 K: 1 S: 8	H: 3 LOB: 1 BB: 0 P: 14	R: 0 H: 0 E: 0 K: 1 S: 6	H: 0 LOB: 0 BB: 0 P: 9	R: 0 H: 0 E: 0 K: 1 S: 10	H: 0 LOB: 0 BB: 0 P: 14	R: 0 H: 1 E: 0 K: 0 S: 10	H: 1 LOB: 1 BB: 0 P: 15	R: 0 H: 0 E: 0 K: 2 S: 7	H: 0 LOB: 0 BB: 0 P: 10	R: 0 H: 0 E: 0 K: 0 S: 8	H: 0 LOB: 0 BB: 0 P: 12	R: 0 H: 1 E: 0 K: 0 S: 9	H: 1 LOB: 2 BB: 0 P: 11		R: 0 H: 0 E: 0 K: 2 S: 9	H: 0 LOB: 0 BB: 0 P: 13	1B: 2 2B: 2 3B: 0 HR: 1	SF: 0 SAC: 0 DP: 1 HBP: 1	WP: 0 PB: 1 SB: 0 CS: 0
PITCHER	IP WLS BF H R ER SO BB IBB HBP BLK WP HR S P ERA WHIP																					
49 Chris Sale, L ERA: 3.41	7.0 W 27 5 1 1 7 1 0 1 0 0 1 60 95 1.29 0.857																					
34 Matt Albers, R ERA: 1.21	1.0 H 3 0 0 0 0 0 0 0 0 0 0 8 9 0.00 0.000																					
30 David Robertson, R ERA: 3.41	1.0 S 3 0 0 0 2 0 0 0 0 0 0 0 9 13 0.00 0.000																					

Batter	1	2	3	4	5	6	7	8	9	AB	R	H	RBI	BB	SO	LOB	BOTTOM			
1 Adam Eaton, L OBP: 0.361, SLG: 0.431										3	0	2	2	0	0	0	<p>Detroit Tigers @ Chicago White Sox U.S. Cellular Field, Chicago, IL Fri Oct 02 2015, 8:11 PM - 10:22 PM EDT Att: 18,030 - Cloudy - 57 F</p>			
10 Alexei Ramirez, R OBP: 0.287, SLG: 0.358										4	0	1	0	0	0	1				
53 Melky Cabrera, S OBP: 0.315, SLG: 0.394										4	0	0	0	0	0	3				
28 Trayce Thompson, R OBP: 0.362, SLG: 0.534										3	0	0	0	0	0	3				
20 JB Shuck, L OBP: 0.344, SLG: 0.348										3	0	0	0	0	0	2				
25 Adam LaRoche, L OBP: 0.293, SLG: 0.340										3	0	0	0	0	0	0				
21 Tyler Flowers, R OBP: 0.295, SLG: 0.356										2	0	1	0	1	0	0				
5 Yolmer Sánchez, S OBP: 0.270, SLG: 0.331										3	1	1	0	0	1	2				
18 Tyler Saladino, R OBP: 0.268, SLG: 0.333										2	1	0	0	0	0	2				
Inning Stats	R: 0 H: 1 E: 0 K: 0 S: 8	H: 1 LOB: 1 BB: 0 P: 12	R: 0 H: 0 E: 0 K: 0 S: 7	H: 0 LOB: 0 BB: 0 P: 12	R: 2 H: 2 E: 0 K: 0 S: 9	H: 2 LOB: 0 BB: 0 P: 12	R: 0 H: 0 E: 0 K: 0 S: 5	H: 0 LOB: 0 BB: 0 P: 9	R: 0 H: 1 E: 0 K: 0 S: 13	H: 1 LOB: 2 BB: 0 P: 20	R: 0 H: 0 E: 0 K: 0 S: 10	H: 0 LOB: 1 BB: 1 P: 15	R: 0 H: 0 E: 0 K: 0 S: 5	H: 0 LOB: 0 BB: 0 P: 6	R: 0 H: 0 E: 0 K: 0 S: 5	H: 0 LOB: 0 BB: 0 P: 6		1B: 4 2B: 1 3B: 0 HR: 0	SF: 0 SAC: 0 DP: 1 HBP: 2	WP: 2 PB: 0 SB: 0 CS: 0
PITCHER	IP WLS BF H R ER SO BB IBB HBP BLK WP HR S P ERA WHIP																			
31 Alfredo Simon, R ERA: 5.05	8.0 L 30 5 2 2 1 1 0 0 2 0 2 63 94 2.25 0.750																			

Batter	1	2	3	4	5	6	7	8	9	AB	R	H	RBI	BB	SO	LOB	TOP										
12 Anthony Gose, L (1, 8) OBP: 0.320, SLG: 0.363										4	1	0	0	1	4	2											
3 Ian Kinsler, R (1, 4) OBP: 0.342, SLG: 0.428										5	0	0	0	0	1	2											
24 Miguel Cabrera, R (1, 3) OBP: 0.300, SLG: 0.534										4	1	3	2	0	0	0											
17 Andrew Romine, S (8, PR) OBP: 0.303, SLG: 0.311										4	0	1	0	0	1	2											
28 J.D. Martinez, R (1, 10) OBP: 0.345, SLG: 0.537										2	0	1	0	2	0	1											
18 Tyler Collins, L (1, 7) OBP: 0.313, SLG: 0.410										2	0	1	0	2	0	1											
9 Nick Castellanos, R (1, 5) OBP: 0.303, SLG: 0.418										4	0	0	0	0	1	5											
33 Steven Moya, L (1, 9) OBP: 0.314, SLG: 0.333										3	0	2	0	0	0	0											
20 Rajai Davis, R (9, PH) OBP: 0.306, SLG: 0.440										2	0	0	0	0	0	2											
49 Dixon Machado, R (1, 6) OBP: 0.300, SLG: 0.292										2	0	0	0	0	0	2											
13 Alex Avila, L (1, 2) OBP: 0.339, SLG: 0.287										3	0	0	0	0	0	1											
34 James McCann, R (9, PH) OBP: 0.298, SLG: 0.388										1	0	1	1	0	0	0											
Inning Stats	R: 0 E: 0 K: 2 S: 15	H: 1 LOB: 1 BB: 0 P: 24	R: 0 E: 0 K: 0 S: 10	H: 1 LOB: 1 BB: 1 P: 18	R: 0 E: 0 K: 1 S: 7	H: 0 LOB: 0 BB: 0 P: 10	R: 0 E: 0 K: 0 S: 7	H: 1 LOB: 1 BB: 0 P: 12	R: 0 E: 0 K: 0 S: 5	H: 0 LOB: 0 BB: 0 P: 5	R: 2 E: 0 K: 1 S: 10	H: 1 LOB: 1 BB: 0 P: 21	R: 0 E: 0 K: 1 S: 6	H: 1 LOB: 1 BB: 0 P: 11	R: 0 E: 0 K: 0 S: 9	H: 2 LOB: 2 BB: 0 P: 15	R: 1 E: 0 K: 2 S: 10	H: 1 LOB: 1 BB: 1 P: 16	1B: 5 2B: 2 3B: 0 HR: 1	SF: 0 SAC: 2 DP: 1 HBP: 0	WP: 1 PB: 1 SB: 0 CS: 0	PA: 38					
PITCHER	IP	WLS	BF	H	R	ER	SO	BB	IBB	HBP	BLK	WP	HR	S	P	ERA	WHIP										
45 Erik Johnson, R (1, 1) ERA: 3.34	6.1		26	5	2	2	4	3	0	0	0	0	1	56	93	2.84	1.263										
33 Zach Duke, L (7, 1) ERA: 3.41	0.2		2	0	0	0	1	0	0	0	0	0	0	4	8	0.00	0.000										
52 Jake Petricka, R (8, 1) ERA: 3.63	1.0		5	2	0	0	0	0	0	0	0	1	0	9	15	0.00	2.000										
43 Dan Jennings, L (9, 1) ERA: 4.07	0.2		4	1	1	1	1	1	0	0	0	0	0	7	12	13.50	3.000										
65 Nate Jones, R (9, 1) ERA: 3.32	0.1	W	1	0	0	0	1	0	0	0	0	0	0	3	4	0.00	0.000										

Detroit Tigers @ Chicago White Sox
 U.S. Cellular Field, Chicago, IL
 Sat Oct 03 2015, 7:10 PM - 10:25 PM EDT
 Att: 17,772 - Overcast - 48 F

AB	32
R	3
H	8
RBI	3
BB	4
SO	7
LOB	15



Batter	1	2	3	4	5	6	7	8	9	AB	R	H	RBI	BB	SO	LOB	BOTTOM										
1 Adam Eaton, L (1, 8) OBP: 0.361, SLG: 0.431										5	1	2	0	0	1	4											
79 José Abreu, R (1, 3) OBP: 0.347, SLG: 0.502										4	0	0	0	1	2	4											
53 Melky Cabrera, S (1, 10) OBP: 0.314, SLG: 0.394										4	0	1	1	0	2	0											
28 Leury García, S (8, PR) OBP: 0.267, SLG: 0.214										1	0	1	1	0	0	0											
28 Trayce Thompson, R (1, 7) OBP: 0.359, SLG: 0.521										3	1	0	0	1	1	2											
10 Alexei Ramirez, R (1, 6) OBP: 0.287, SLG: 0.359										4	0	1	1	0	1	3											
36 Rob Brantly, L (1, 2) OBP: 0.382, SLG: 0.267										4	0	0	0	0	1	3											
26 Avisail García, R (1, 9) OBP: 0.308, SLG: 0.365										3	1	2	0	1	0	0											
24 Mike Olt, R (1, 5) OBP: 0.263, SLG: 0.330										3	0	0	0	0	1	3											
18 Tyler Saladino, R (9, PH) OBP: 0.297, SLG: 0.332										1	1	1	1	0	0	0											
5 Yolmer Sánchez, S (1, 4) OBP: 0.270, SLG: 0.329										2	0	0	0	1	1	2											
20 JB Shuck, L (9, PH) OBP: 0.348, SLG: 0.360										1	1	1	1	0	0	0											
Inning Stats	R: 1 E: 0 K: 2 S: 18	H: 2 LOB: 1 BB: 0 P: 29	R: 0 E: 1 K: 1 S: 9	H: 0 LOB: 1 BB: 0 P: 13	R: 0 E: 0 K: 2 S: 9	H: 1 LOB: 0 BB: 0 P: 14	R: 0 E: 0 K: 0 S: 6	H: 0 LOB: 0 BB: 0 P: 8	R: 0 E: 0 K: 2 S: 13	H: 1 LOB: 1 BB: 0 P: 23	R: 1 E: 0 K: 2 S: 20	H: 1 LOB: 2 BB: 1 P: 34	R: 0 E: 0 K: 1 S: 9	H: 1 LOB: 2 BB: 1 P: 17	R: 0 E: 1 K: 0 S: 12	H: 0 LOB: 2 BB: 0 P: 17	R: 0 E: 0 K: 0 S: 11	H: 2 LOB: 2 BB: 2 P: 22	1B: 5 2B: 3 3B: 0 HR: 0	SF: 0 SAC: 0 DP: 1 HBP: 0	WP: 2 PB: 0 SB: 2 CS: 0	PA: 39					
PITCHER	IP	WLS	BF	H	R	ER	SO	BB	IBB	HBP	BLK	WP	HR	S	P	ERA	WHIP										
35 Justin Verlander, R (1, 1) ERA: 3.38	6.0		24	5	2	2	9	1	0	0	0	1	0	75	121	3.00	1.000										
54 Drew VerHagen, R (7, 1) ERA: 2.05	2.0		9	1	0	0	1	1	0	0	0	1	0	21	34	0.00	1.000										
39 Neftali Feliz, R (9, 1) ERA: 6.36	0.2	L	6	2	2	2	0	1	1	0	0	0	0	11	22	27.00	4.500										

Detroit Tigers @ Chicago White Sox
 U.S. Cellular Field, Chicago, IL
 Sat Oct 03 2015, 7:10 PM - 10:25 PM EDT
 Att: 17,772 - Overcast - 48 F

AB	35
R	4
H	8
RBI	4
BB	4
SO	10
LOB	22



Batter	1	2	3	4	5	6	7	8	9	AB	R	H	RBI	BB	SO	LOB	TOP				
12 Anthony Gose, L (1,8) OBP: 0.321, SLG: 0.367										5	2	2	0	0	2	4	<p>Detroit Tigers @ Chicago White Sox U.S. Cellular Field, Chicago, IL Sun Oct 04 2015, 3:11 PM - 5:56 PM EDT Att: 19,800 - Overcast - 56 F</p>				
49 Dixon Machado, R (1,6) OBP: 0.307, SLG: 0.279										3	1	0	0	2	1	4					
28 J.D. Martinez, R (1,10) OBP: 0.344, SLG: 0.535										2	1	0	1	1	1	1					
34 James McCann, R (9,PH) OBP: 0.297, SLG: 0.387										1	0	0	0	0	0	0					
18 Tyler Collins, L (1,7) OBP: 0.316, SLG: 0.417										4	0	1	3	1	2	1					
9 Nick Castellanos, R (1,5) OBP: 0.303, SLG: 0.419										4	0	1	1	0	1	1					
17 Andrew Romine, S (8,5) OBP: 0.307, SLG: 0.315										1	0	1	0	0	0	0					
33 Steven Moya, L (1,9) OBP: 0.280, SLG: 0.273										4	0	0	0	1	0	1					
55 Jefry Marte, R (1,3) OBP: 0.284, SLG: 0.413										3	1	0	0	1	1	3					
50 Bryan Holaday, R (1,2) OBP: 0.292, SLG: 0.453										3	1	2	0	1	1	0					
40 Josh Wilson, R (1,4) OBP: 0.350, SLG: 0.395										4	0	1	1	0	1	2					
Inning Stats	R: 1 E: 0 K: 2 S: 15	H: 2 LOB: 3 BB: 2 P: 30	R: 0 E: 0 K: 1 S: 8	H: 0 LOB: 1 BB: 1 P: 16	R: 0 E: 0 K: 3 S: 10	H: 0 LOB: 0 BB: 0 P: 16	R: 0 E: 0 K: 1 S: 10	H: 1 LOB: 1 BB: 1 P: 15	R: 0 E: 0 K: 0 S: 4	H: 0 LOB: 0 BB: 0 P: 7	R: 3 E: 0 K: 1 S: 11	H: 2 LOB: 1 BB: 2 P: 23	R: 1 E: 0 K: 1 S: 19	H: 2 LOB: 2 BB: 1 P: 28	R: 0 E: 0 K: 1 S: 10	H: 1 LOB: 0 BB: 0 P: 12	1B: 5 2B: 1 3B: 2 HR: 0	SF: 1 SAC: 0 DP: 0 HBP: 0	WP: 0 PB: 0 SB: 0 CS: 0	PA: 42	
PITCHER	IP WLS BF H R ER SO BB IBB HBP BLK WP HR S P ERA WHIP	IP WLS BF H R ER SO BB IBB HBP BLK WP HR S P ERA WHIP	IP WLS BF H R ER SO BB IBB HBP BLK WP HR S P ERA WHIP	IP WLS BF H R ER SO BB IBB HBP BLK WP HR S P ERA WHIP	IP WLS BF H R ER SO BB IBB HBP BLK WP HR S P ERA WHIP	IP WLS BF H R ER SO BB IBB HBP BLK WP HR S P ERA WHIP	IP WLS BF H R ER SO BB IBB HBP BLK WP HR S P ERA WHIP	IP WLS BF H R ER SO BB IBB HBP BLK WP HR S P ERA WHIP	IP WLS BF H R ER SO BB IBB HBP BLK WP HR S P ERA WHIP	IP WLS BF H R ER SO BB IBB HBP BLK WP HR S P ERA WHIP	IP WLS BF H R ER SO BB IBB HBP BLK WP HR S P ERA WHIP	IP WLS BF H R ER SO BB IBB HBP BLK WP HR S P ERA WHIP	IP WLS BF H R ER SO BB IBB HBP BLK WP HR S P ERA WHIP	IP WLS BF H R ER SO BB IBB HBP BLK WP HR S P ERA WHIP	IP WLS BF H R ER SO BB IBB HBP BLK WP HR S P ERA WHIP	IP WLS BF H R ER SO BB IBB HBP BLK WP HR S P ERA WHIP	IP WLS BF H R ER SO BB IBB HBP BLK WP HR S P ERA WHIP	IP WLS BF H R ER SO BB IBB HBP BLK WP HR S P ERA WHIP	IP WLS BF H R ER SO BB IBB HBP BLK WP HR S P ERA WHIP	IP WLS BF H R ER SO BB IBB HBP BLK WP HR S P ERA WHIP	IP WLS BF H R ER SO BB IBB HBP BLK WP HR S P ERA WHIP
60 Frankie Montas, R (1,1) ERA: 4.8	4.0 L	17 1	2 1	1 1	7 1	3 0	0 0	0 0	0 0	0 0	43 13	22 9.00	2.25 2.000	1.250							
57 Zach Putnam, R (5,1) ERA: 4.07	1.0 5	1 1	1 1	1 0	0 0	1 0	0 0	0 0	0 0	0 0	4 7	0.00 0.000	0.000								
43 Dan Jennings, L (6,1) ERA: 3.99	1.0 3	0 0	0 0	0 0	0 0	0 0	0 0	0 0	0 0	0 0	13 23	27.00 4.000	4.000								
40 Daniel Webb, R (7,1) ERA: 6.3	1.0 7	2 3	3 3	1 2	2 0	0 0	0 0	0 0	0 0	0 0	29 40	4.50 2.000	2.000								
Scott Carroll, R (8,1) ERA: 3.44	2.0 10	3 1	1 1	2 2	1 0	0 0	0 0	0 0	0 0	0 0	29 40	4.50 2.000	2.000								

Batter	1	2	3	4	5	6	7	8	9	AB	R	H	RBI	BB	SO	LOB	BOTTOM					
18 Tyler Saladino, R (1,6) OBP: 0.267, SLG: 0.335										4	0	1	0	0	0	0	<p>Detroit Tigers @ Chicago White Sox U.S. Cellular Field, Chicago, IL Sun Oct 04 2015, 3:11 PM - 5:56 PM EDT Att: 19,800 - Overcast - 56 F</p>					
20 JB Shuck, L (1,7) OBP: 0.340, SLG: 0.350										4	0	0	0	0	1	1						
28 Trayce Thompson, R (1,8) OBP: 0.363, SLG: 0.533										3	0	1	0	1	0	0						
26 Avisail Garcia, R (1,9) OBP: 0.309, SLG: 0.365										3	0	1	0	1	0	2						
10 Alexei Ramirez, R (1,10) OBP: 0.285, SLG: 0.357										4	0	0	0	0	0	4						
24 Mike Olt, R (1,3) OBP: 0.255, SLG: 0.319										3	0	0	0	0	0	1						
36 Rob Brantly, L (1,2) OBP: 0.167, SLG: 0.242										3	0	0	0	0	0	1						
15 Gordon Beckham, R (1,5) OBP: 0.275, SLG: 0.332										3	0	0	0	0	2	0						
5 Yolmer Sánchez, S (1,4) OBP: 0.268, SLG: 0.326										3	0	0	0	0	1	0						
Inning Stats	R: 0 E: 0 K: 0 S: 8	H: 0 LOB: 0 BB: 0 P: 15	R: 0 E: 0 K: 0 S: 11	H: 0 LOB: 1 BB: 0 P: 17	R: 0 E: 0 K: 1 S: 8	H: 0 LOB: 0 BB: 0 P: 13	R: 0 E: 0 K: 1 S: 8	H: 1 LOB: 1 BB: 1 P: 16	R: 0 E: 0 K: 1 S: 7	H: 0 LOB: 0 BB: 0 P: 10	R: 0 E: 0 K: 1 S: 10	H: 1 LOB: 2 BB: 1 P: 18	R: 0 E: 0 K: 0 S: 5	H: 0 LOB: 0 BB: 0 P: 9	R: 0 E: 0 K: 0 S: 8	H: 0 LOB: 0 BB: 0 P: 11		R: 0 E: 0 K: 0 S: 9	H: 1 LOB: 1 BB: 0 P: 14	1B: 1 2B: 1 3B: 1 HR: 0	SF: 0 SAC: 0 DP: 1 HBP: 0	WP: 0 PB: 0 SB: 0 CS: 0
PITCHER	IP WLS BF H R ER SO BB IBB HBP BLK WP HR S P ERA WHIP	IP WLS BF H R ER SO BB IBB HBP BLK WP HR S P ERA WHIP	IP WLS BF H R ER SO BB IBB HBP BLK WP HR S P ERA WHIP	IP WLS BF H R ER SO BB IBB HBP BLK WP HR S P ERA WHIP	IP WLS BF H R ER SO BB IBB HBP BLK WP HR S P ERA WHIP	IP WLS BF H R ER SO BB IBB HBP BLK WP HR S P ERA WHIP	IP WLS BF H R ER SO BB IBB HBP BLK WP HR S P ERA WHIP	IP WLS BF H R ER SO BB IBB HBP BLK WP HR S P ERA WHIP	IP WLS BF H R ER SO BB IBB HBP BLK WP HR S P ERA WHIP	IP WLS BF H R ER SO BB IBB HBP BLK WP HR S P ERA WHIP	IP WLS BF H R ER SO BB IBB HBP BLK WP HR S P ERA WHIP	IP WLS BF H R ER SO BB IBB HBP BLK WP HR S P ERA WHIP	IP WLS BF H R ER SO BB IBB HBP BLK WP HR S P ERA WHIP	IP WLS BF H R ER SO BB IBB HBP BLK WP HR S P ERA WHIP	IP WLS BF H R ER SO BB IBB HBP BLK WP HR S P ERA WHIP	IP WLS BF H R ER SO BB IBB HBP BLK WP HR S P ERA WHIP	IP WLS BF H R ER SO BB IBB HBP BLK WP HR S P ERA WHIP	IP WLS BF H R ER SO BB IBB HBP BLK WP HR S P ERA WHIP	IP WLS BF H R ER SO BB IBB HBP BLK WP HR S P ERA WHIP	IP WLS BF H R ER SO BB IBB HBP BLK WP HR S P ERA WHIP	IP WLS BF H R ER SO BB IBB HBP BLK WP HR S P ERA WHIP	
44 Daniel Norris, L (1,1) ERA: 3.75	5.0 W	17 1	0 0	0 0	3 1	0 0	0 0	0 0	0 0	0 0	42 10	18 0.00	0.400	2.000								
52 Randy Wolf, L (6,1) ERA: 5.23	1.0 H	5 1	0 0	0 0	1 1	0 0	0 0	0 0	0 0	0 0	10 5	9.00 0.00	0.000	0.000								
26 Jeff Ferrell, R (7,1) ERA: 6.35	1.0 3	0 0	0 0	0 0	0 0	0 0	0 0	0 0	0 0	0 0	8 11	0.00 0.000	0.000									
46 Ian Krol, L (8,1) ERA: 5.79	1.0 3	0 0	0 0	0 0	0 0	0 0	0 0	0 0	0 0	0 0	8 11	0.00 0.000	0.000									
50 Kyle Ryan, L (9,1) ERA: 4.47	1.0 4	1 0	0 0	0 0	0 0	0 0	0 0	0 0	0 0	0 0	9 14	0.00 1.000	1.000									

livebaseballscorecards.com

AB 34
R 6
H 8
RBI 6
BB 7
SO 10
LOB 17

livebaseballscorecards.com

AB 30
R 0
H 3
RBI 0
BB 2
SO 4
LOB 9