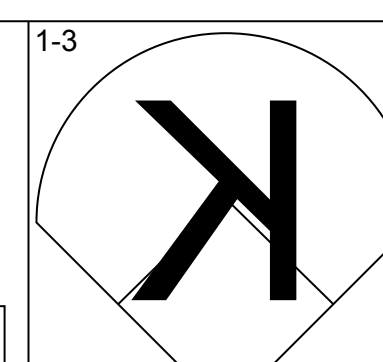
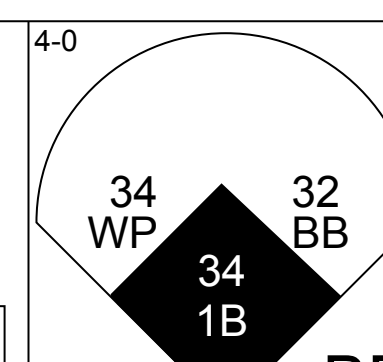
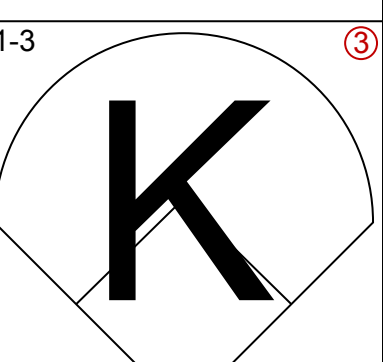
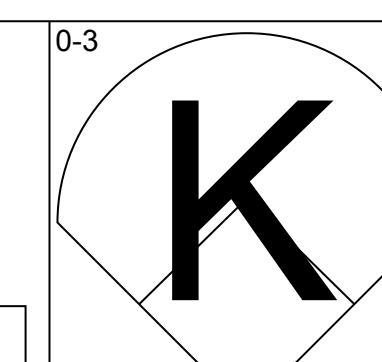
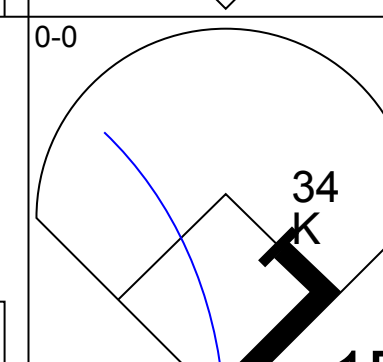
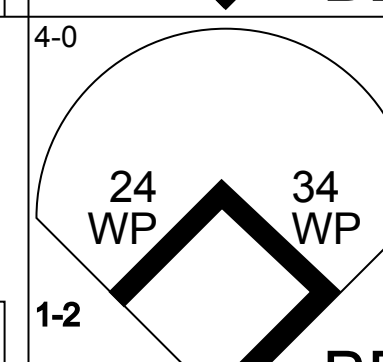
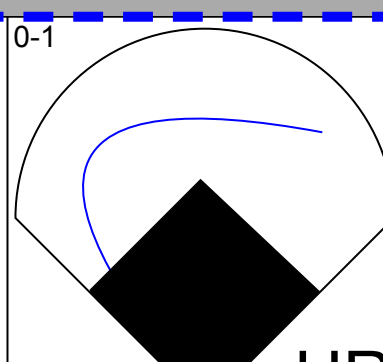
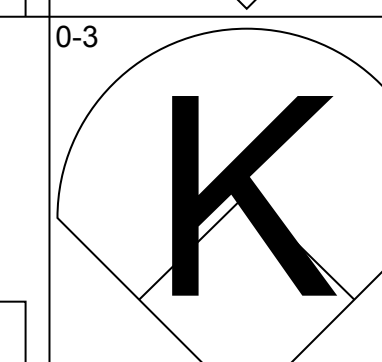
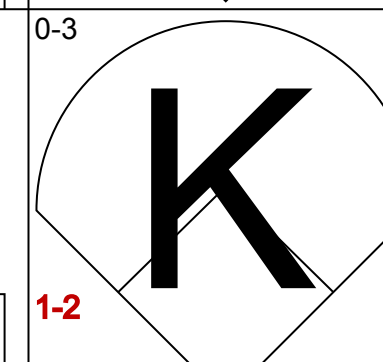
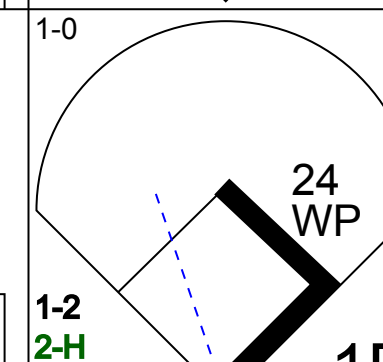
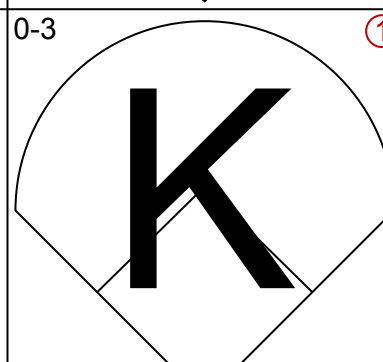
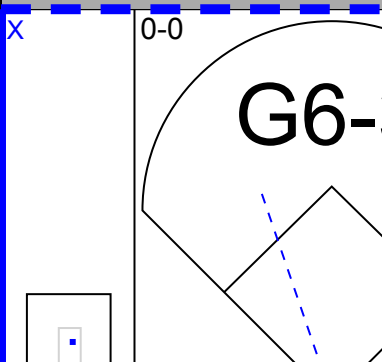
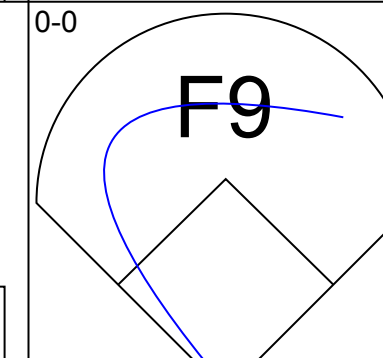
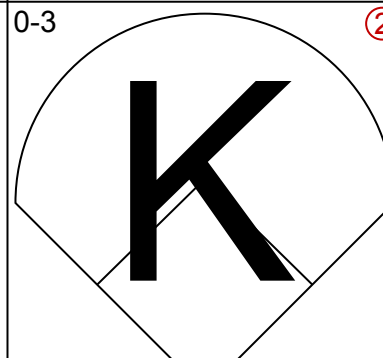
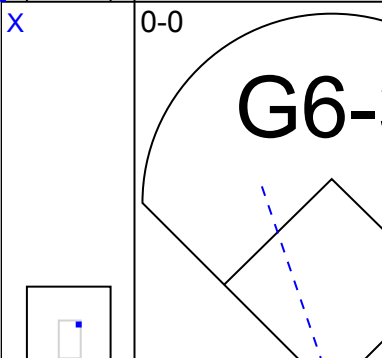
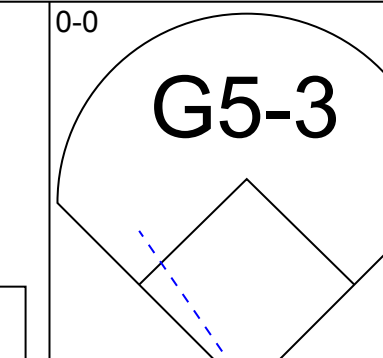
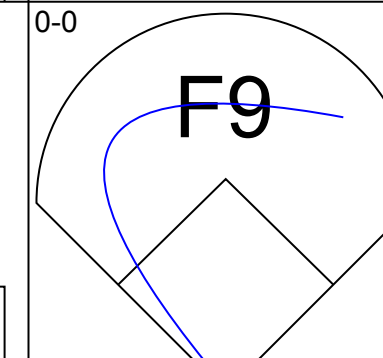
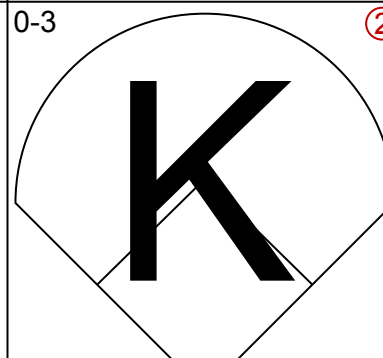
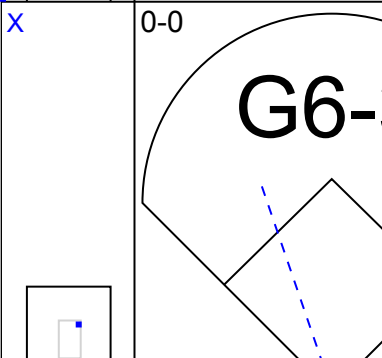
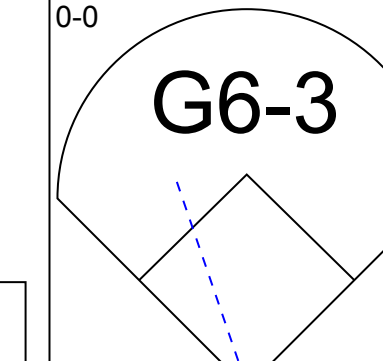
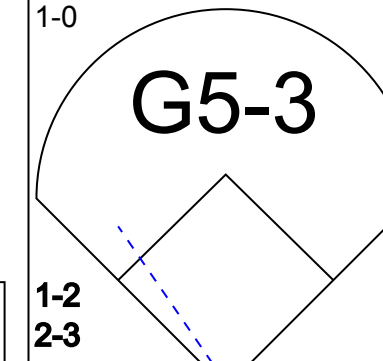
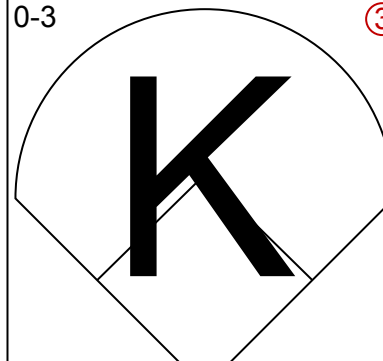
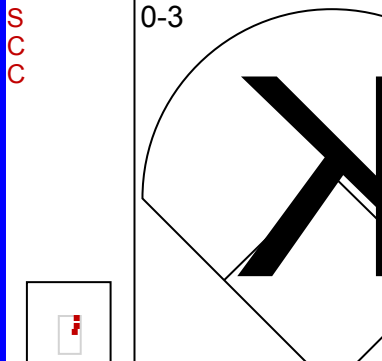
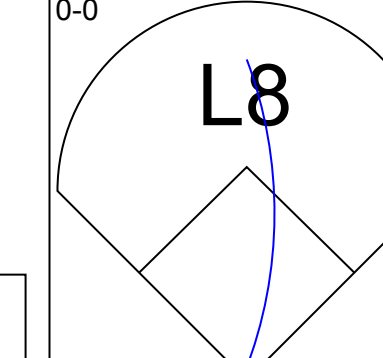
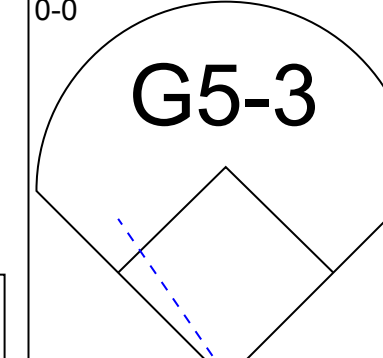

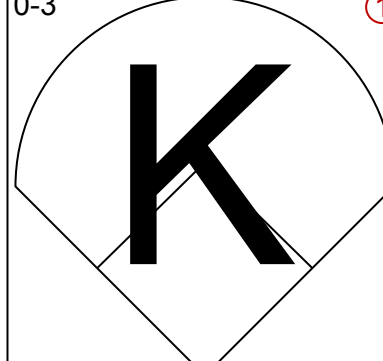
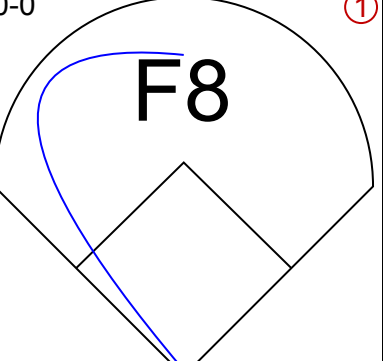

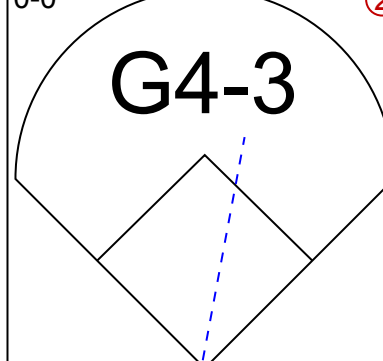
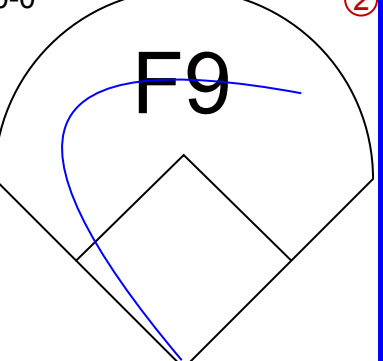
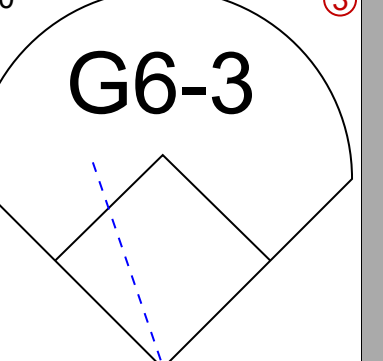

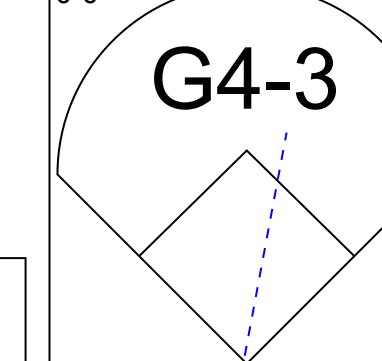
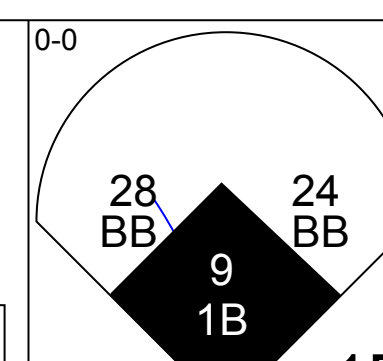
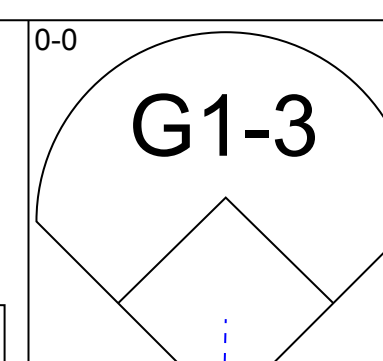
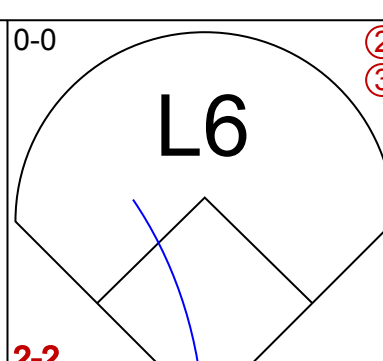
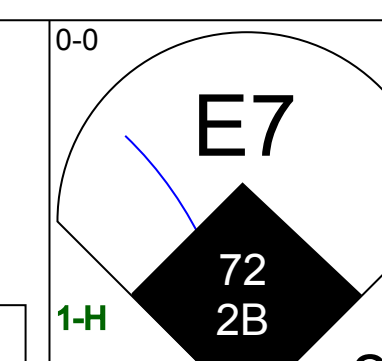
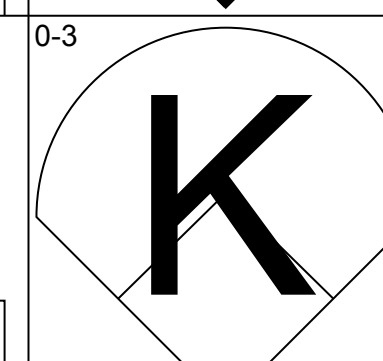
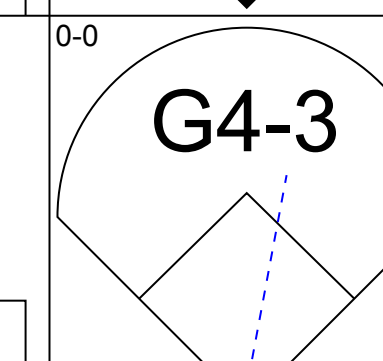

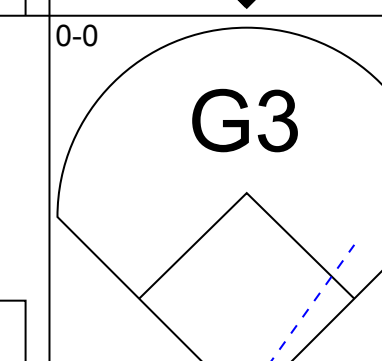
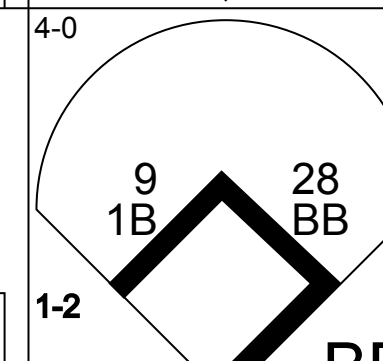

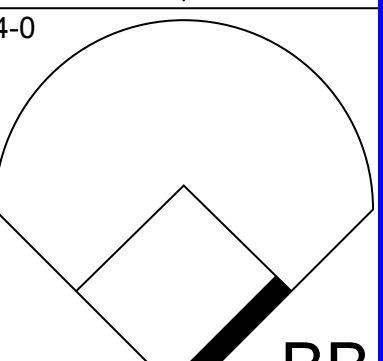
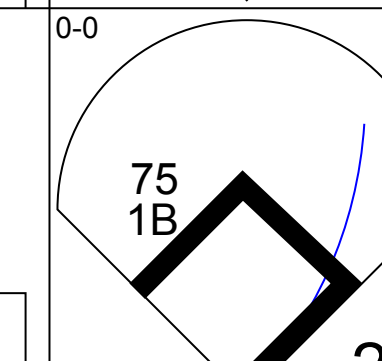
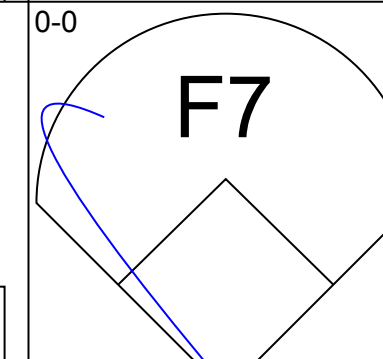
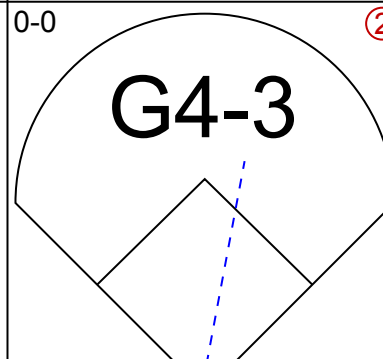
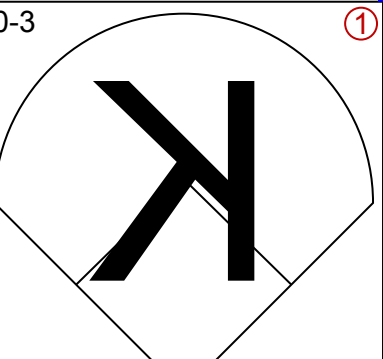
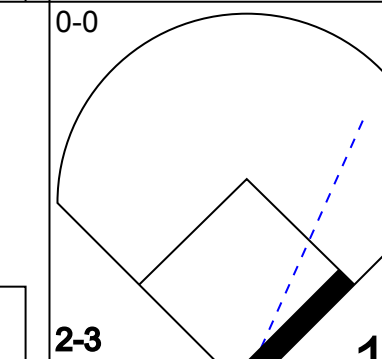
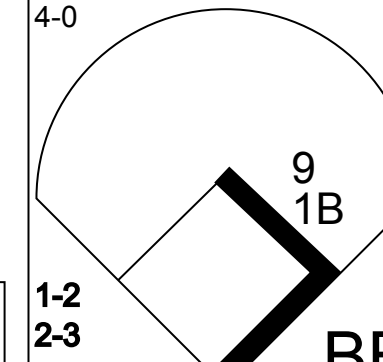
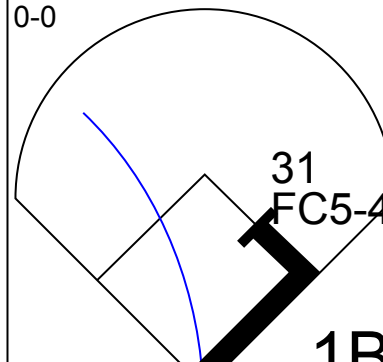
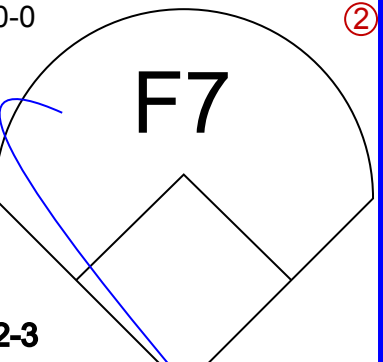
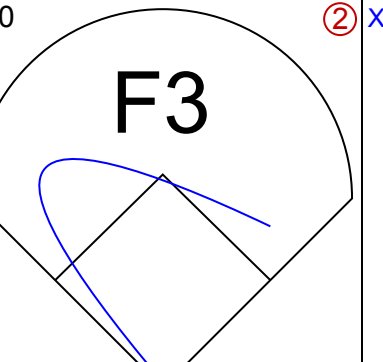
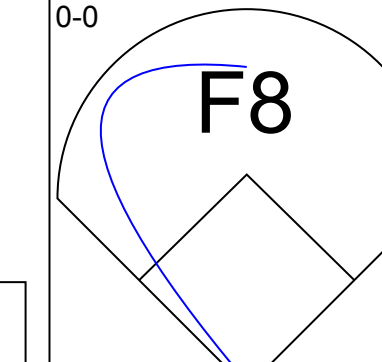
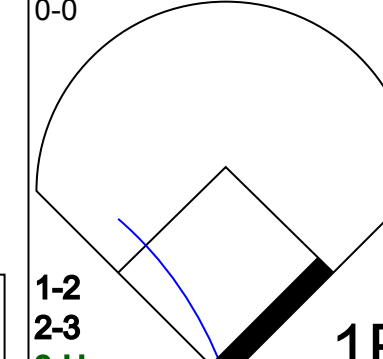
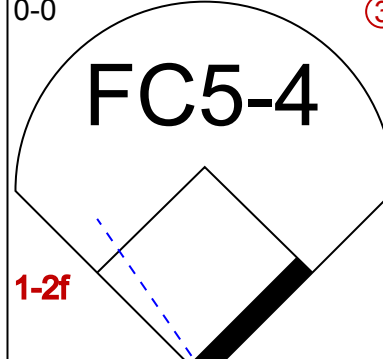
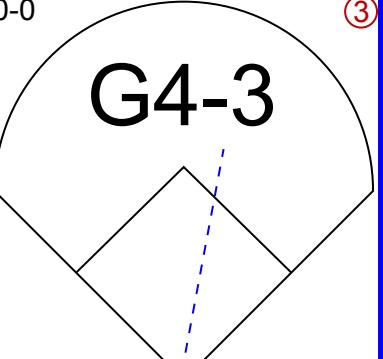
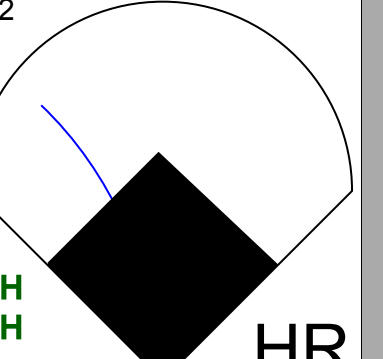

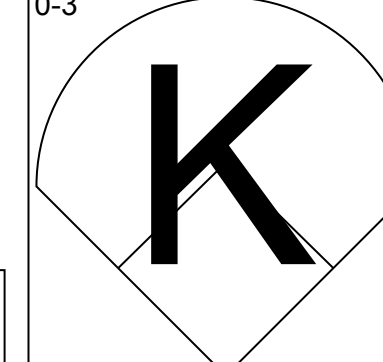


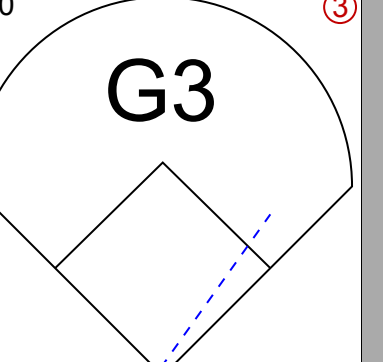

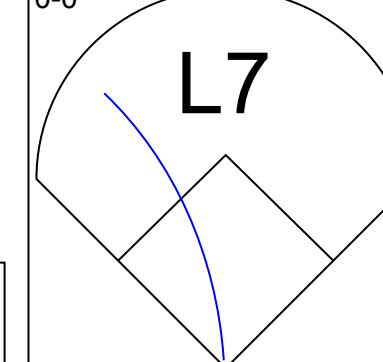
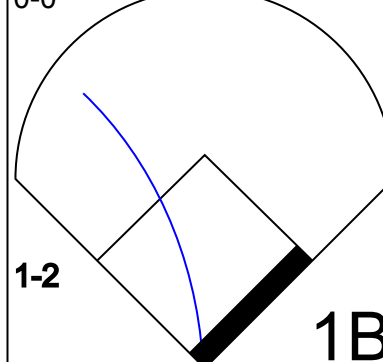
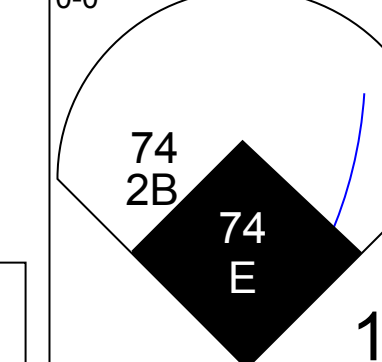
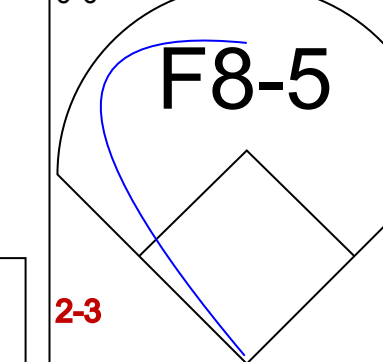
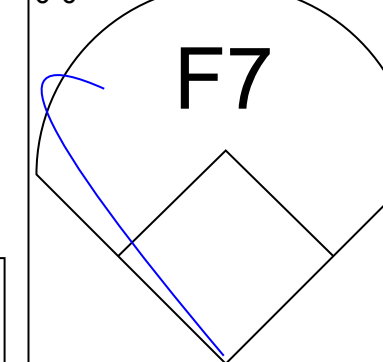
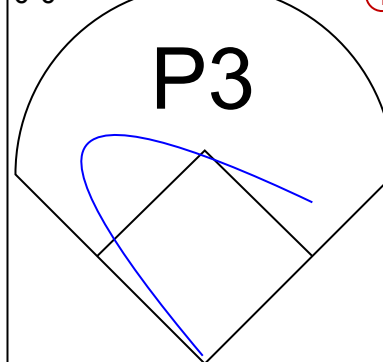
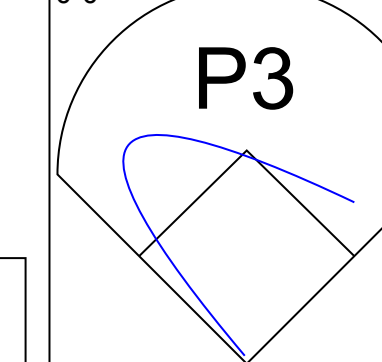
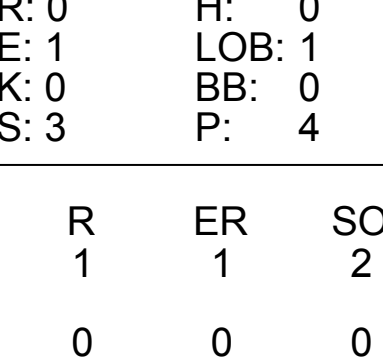
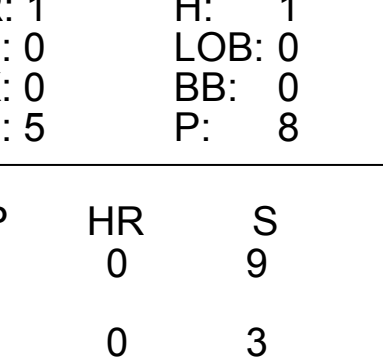
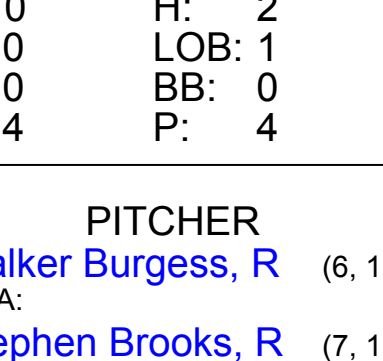
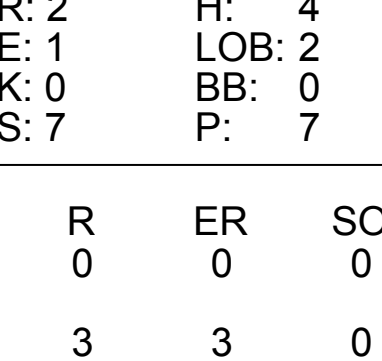


Detroit Tigers - 2016

Batter	1	2	3	4	5	6	7	8	9	AB	R	H	RBI	BB	SO	LOB	TOP															
32 Logan Browning, L J.P. DeBoyer, R Zach Richardson, L										2	1	0	0	1	2	1	Florida Southern Mocs @ Detroit Tigers Joker Marchant Stadium, Lakeland, FL Mon Feb 29 2016, 1:04 PM - 3:33 PM EST Att: 3,190 - Partly Cloudy - 73 F															
32 Sam Machonis, S CBP: 0.750, SLG: 1.667										3	1	2	1	1	1	0																
34 Mitch Reeves, R 10 David Lugo, L										2	0	1	1	0	1	1																
41 Vincent Leto, L										1	0	0	0	0	0	0																
Jason Sierra, R 1 Ryan Frost, L										2	0	0	0	0	0	2																
24 Dominic Brugnoli, R Tommy Georgevich, R										3	0	0	0	0	1	2																
6 Shawn Sanders, R										3	0	0	0	0	0	2																
19 Walker Burgess, S Scottie Withrow, R										1	0	0	0	0	1	0																
30 Garrett Conner, R 10 Evan Barnes, R Kevin Fuller, L										2	0	0	0	0	0	0																
2 Pablo Juan Cabrera, R 47 Paul Bretton, R										1	0	0	0	1	1	0																
Inning Stats	R: 0 K: 2 S: 7	H: 1 LOB: 0 BB: 0 P: 8	R: 0 K: 0 S: 3	H: 0 LOB: 0 BB: 0 P: 3	R: 0 K: 2 S: 7	H: 0 LOB: 0 BB: 0 P: 7	R: 1 K: 0 S: 4	H: 1 LOB: 2 BB: 2 P: 14	R: 0 K: 1 S: 5	H: 0 LOB: 1 BB: 1 P: 10	R: 1 K: 3 S: 11	H: 1 LOB: 0 BB: 0 P: 11	R: 0 K: 1 S: 5	H: 0 LOB: 0 BB: 0 P: 5	R: 0 K: 1 S: 5	H: 0 LOB: 0 BB: 0 P: 5	1B: 2 2B: 0 3B: 0 HR: 1	SF: 0 SAC: 0 DP: 0 HBP: 0	WP: 2 PB: 0 SB: 0 CS: 0	PA: 32												
PITCHER	IP WLS BF H R ER SO BB IBB HBP BLK WP HR S P ERA WHIP																															
82 Kevin Ziomke, L ERA: 5.4	2.0	6	1	0	0	2	0	0	0	0	0	0	0	10	20	0.00	0.500															
53 Jairo Labourt, L ERA: 5.4	1.2	8	1	1	1	2	2	0	0	0	0	2	0	10	20	5.40	1.800															
68 Lendy Castillo, R ERA: 9.0	1.1	5	0	0	0	1	1	0	0	0	0	0	0	6	11	0.00	0.750															
77 Joe Jiménez, R ERA: 9.0	1.0	4	1	1	1	3	0	0	0	0	0	0	1	11	11	9.00	1.000															
66 Drake Britton, L ERA: 9.0	1.0	3	0	0	0	1	0	0	0	0	0	0	0	5	5	0.00	0.000															

Batter	1	2	3	4	5	6	7	8	9	AB	R	H	RBI	BB	SO	LOB	BOTTOM															
3 Ian Kinsler, R OBP: 1.000, SLG: 1.000 14 Mike Aviles, R										1	1	1	0	0	0	0	Florida Southern Mocs @ Detroit Tigers Joker Marchant Stadium, Lakeland, FL Mon Feb 29 2016, 1:04 PM - 3:33 PM EST Att: 3,190 - Partly Cloudy - 73 F															
74 Tommy Field, R OBP: 0.500, SLG: 1.000										2	1	1	0	0	0	2																
8 Justin Upton, R 18 Tyler Collins, L 73 Jason Krizan, L										1	0	0	0	0	1	1																
24 Miguel Cabrera, R 64 John Mayberry Jr., R 72 Dominic Ficoziello, S										0	0	0	0	1	0	0																
41 Victor Martinez, S 4 Cameron Maybin, R										1	0	0	0	0	0	2																
75 Mike Gerber, L 28 J.D. Martinez, R 62 Nate Schierholz, L 33 Steven Moya, L										1	1	1	0	1	0	0																
9 Nick Castellanos, R 31 Casey McGehee, R 79 JaCoby Jones, R										1	0	1	1	0	0	0																
39 Jarrod Saltalamacchia 71 Austin Green, R 81 Kade Szczygiel, R										1	0	0	0	0	1	3																
1 Jose Iglesias, R 17 Andrew Romine, S 49 Dixon Machado, R										1	0	0	0	0	0	0																
12 Anthony Gose, L 63 Wrynton Bernard, R										2	0	0	0	0	0	1																
Inning Stats	R: 1 K: 2 S: 9	H: 2 LOB: 3 BB: 2 P: 17	R: 0 K: 0 S: 3	H: 0 LOB: 1 BB: 0 P: 4	R: 0 K: 1 S: 6	H: 1 LOB: 1 BB: 0 P: 6	R: 1 K: 0 S: 5	H: 1 LOB: 0 BB: 0 P: 8	R: 0 K: 1 S: 6	H: 1 LOB: 2 BB: 1 P: 10	R: 3 K: 0 S: 7	H: 2 LOB: 0 BB: 1 P: 14	R: 2 K: 0 S: 7	H: 4 LOB: 2 BB: 0 P: 7	1B: 8 2B: 5 3B: 0 HR: 2	SF: 0 SAC: 0 DP: 2 HBP: 1	WP: 1 PB: 0 SB: 0 CS: 0	PA: 41														
PITCHER	IP WLS BF H R ER SO BB IBB HBP BLK WP HR S P ERA WHIP																															
23 Brady Arenson, L ERA: 9.0	1.0	7	2	1	1	2	2	0	0	0	0	0	0	3	4	0.00	0.000															
Craig Savage, R	1.0	4	0	0	0	0	0	0	0	0	0	0	0	6	6	0.00	1.000															
13 Mitch McCarthy, R 38 Alex Marzilli, R A.J. Smith, L	1.0	4	1	1	1	0	0	0	0	0	0	0	1	5	8	9.00	1.000															
19 Walker Burgess, R 37 Stephen Brooks, R 18 Chase Pilato, R	1.0	6	2	3	3	0	1	0	0	0	0	0	0	7	7	18.00	4.000															

Batter	1	2	3	4	5	6	7	8	9	AB	R	H	RBI	BB	SO	LOB	TOP				
3 Ian Kinsler, R (1,4) 74 Tommy Field, R (4,4)	G6-3	L9		HR				F9		3	1	1	1	0	0	0					
12 Anthony Gose, L (1,8) 31 José Azocar, R (5,8)	G6-3							K		3	0	1	0	0	1	0					
8 Justin Upton, R (1,7) 73 Jason Krizan, L (5,7)	K	K		F9						3	0	0	0	0	2	1					
28 J.D. Martinez, R (1,9) 33 Steven Moya, L (5,9)		K		70 1B						3	1	1	0	0	2	0					
64 John Mayberry Jr., R (1,3) 17 Will Allen, R (5,3)										3	1	1	0	0	1	1					
4 Cameron Maybin, R (1,10) 70 Miguel Gonzalez, R(3, PH) 95 Connor Harrell, R (9, PH)										0	1	0	0	0	0	0					
31 Casey McGehee, R (1,5) 84 Zac Shepherd, R (6,5)										2	1	1	0	1	0	0					
14 Mike Aviles, R (1,6) 49 Dixon Machado, R (6,6)										2	1	0	1	1	0	1					
50 Bryan Holaday, R (1,2) 71 Austin Green, R (6,2)										3	1	2	4	0	0	0					
Inning Stats	R: 0 E: 0 K: 1 S: 5	H: 0 LOB: 0 BB: 0 P: 5	R: 5 E: 0 K: 2 S: 12	H: 3 LOB: 1 BB: 2 P: 24	R: 1 E: 0 K: 1 S: 7	H: 3 LOB: 1 BB: 0 P: 7	R: 1 E: 0 K: 1 S: 8	H: 1 LOB: 0 BB: 0 P: 10	R: 0 E: 0 K: 1 S: 5	H: 0 LOB: 0 BB: 1 P: 5	R: 0 E: 0 K: 1 S: 6	H: 1 LOB: 2 BB: 1 P: 10	R: 0 E: 0 K: 1 S: 5	H: 0 LOB: 1 BB: 0 P: 6	R: 2 E: 0 K: 0 S: 6	H: 3 LOB: 0 BB: 0 P: 6	1B: 5 2B: 5 3B: 1 HR: 3	SF: 0 SAC: 0 DP: 2 HBP: 3	WP: 0 PB: 0 SB: 1 CS: 0	PA: 43	
PITCHER	IP WLS BF H R ER SO BB IBB HBP BLK WP HR S P ERA WHIP	IP WLS BF H R ER SO BB IBB HBP BLK WP HR S P ERA WHIP	IP WLS BF H R ER SO BB IBB HBP BLK WP HR S P ERA WHIP	IP WLS BF H R ER SO BB IBB HBP BLK WP HR S P ERA WHIP	IP WLS BF H R ER SO BB IBB HBP BLK WP HR S P ERA WHIP	IP WLS BF H R ER SO BB IBB HBP BLK WP HR S P ERA WHIP	IP WLS BF H R ER SO BB IBB HBP BLK WP HR S P ERA WHIP	IP WLS BF H R ER SO BB IBB HBP BLK WP HR S P ERA WHIP	IP WLS BF H R ER SO BB IBB HBP BLK WP HR S P ERA WHIP	IP WLS BF H R ER SO BB IBB HBP BLK WP HR S P ERA WHIP	IP WLS BF H R ER SO BB IBB HBP BLK WP HR S P ERA WHIP	IP WLS BF H R ER SO BB IBB HBP BLK WP HR S P ERA WHIP	IP WLS BF H R ER SO BB IBB HBP BLK WP HR S P ERA WHIP	IP WLS BF H R ER SO BB IBB HBP BLK WP HR S P ERA WHIP	IP WLS BF H R ER SO BB IBB HBP BLK WP HR S P ERA WHIP	IP WLS BF H R ER SO BB IBB HBP BLK WP HR S P ERA WHIP	IP WLS BF H R ER SO BB IBB HBP BLK WP HR S P ERA WHIP	IP WLS BF H R ER SO BB IBB HBP BLK WP HR S P ERA WHIP	IP WLS BF H R ER SO BB IBB HBP BLK WP HR S P ERA WHIP	IP WLS BF H R ER SO BB IBB HBP BLK WP HR S P ERA WHIP	IP WLS BF H R ER SO BB IBB HBP BLK WP HR S P ERA WHIP

Detroit Tigers @ New York Yankees
George M. Steinbrenner Field, Tampa, FL
Wed Mar 02 2016, 1:07 PM - 4:14 PM EST
Att: 9,023 - Cloudy - 77 F

AB	36
R	9
H	12
RBI	9
BB	4
SO	9
LOB	12



Batter	1	2	3	4	5	6	7	8	9	AB	R	H	RBI	BB	SO	LOB	BOTTOM					
18 Didi Gregorius, L (1,6) 93 Jorge Mateo, R (6,6)	F7			G3	G4-3	K2-3				3	0	0	1	0	0	1						
14 Starlin Castro, R (1,4) 17 Ronald Torreyes, R (5, PR)	G6-3									3	1	2	1	0	0	0						
34 Brian McCann, L (1,2) 43 Austin Romine, R (4, PR) 94 Tyler Wade, L (9, PR)	F7									2	0	1	0	0	0	0						
25 Mark Teixeira, S (1,3) 24 Chris Parmelee, L (4, PR)	G5-3									3	2	2	1	0	0	1						
31 Aaron Hicks, S (1,8) 95 Dustin Fowler, L (6,8)	G6-3									2	0	1	1	0	0	0						
29 Dustin Ackley, L (1,10) 86 Kyle Higashioka, R (6, PH)	G3									2	0	1	2	0	0	0						
99 Aaron Judge, R (1,9) 79 César Puello, R (6,9)										2	0	0	0	0	1	2						
82 Ben Gamel, L (1,7) 98 Lane Adams, R (6,7)										1	1	0	0	1	1	0						
26 Donovan Solano, R (1,5) 97 Delbinson Romero, R (6,5)										2	1	1	0	0	0	0						
Inning Stats	R: 0 E: 0 K: 0 S: 3	H: 0 LOB: 0 BB: 0 P: 3	R: 0 E: 0 K: 0 S: 3	H: 0 LOB: 0 BB: 0 P: 3	R: 0 E: 0 K: 2 S: 7	H: 0 LOB: 0 BB: 0 P: 7	R: 3 E: 0 K: 0 S: 6	H: 4 LOB: 2 BB: 1 P: 10	R: 2 E: 0 K: 0 S: 5	H: 2 LOB: 2 BB: 1 P: 10	R: 2 E: 0 K: 2 S: 10	H: 3 LOB: 1 BB: 0 P: 12	R: 1 E: 0 K: 0 S: 5	H: 2 LOB: 1 BB: 0 P: 5	R: 0 E: 0 K: 1 S: 5	H: 0 LOB: 0 BB: 0 P: 5	R: 2 E: 1 K: 1 S: 7	H: 2 LOB: 1 BB: 0 P: 7	1B: 6 2B: 6 3B: 1 HR: 0	SF: 0 SAC: 0 DP: 0 HBP: 0	WP: 3 PB: 0 SB: 0 CS: 0	PA: 41
PITCHER	IP WLS BF H R ER SO BB IBB HBP BLK WP HR S P ERA WHIP	IP WLS BF H R ER SO BB IBB HBP BLK WP HR S P ERA WHIP	IP WLS BF H R ER SO BB IBB HBP BLK WP HR S P ERA WHIP	IP WLS BF H R ER SO BB IBB HBP BLK WP HR S P ERA WHIP	IP WLS BF H R ER SO BB IBB HBP BLK WP HR S P ERA WHIP	IP WLS BF H R ER SO BB IBB HBP BLK WP HR S P ERA WHIP	IP WLS BF H R ER SO BB IBB HBP BLK WP HR S P ERA WHIP	IP WLS BF H R ER SO BB IBB HBP BLK WP HR S P ERA WHIP	IP WLS BF H R ER SO BB IBB HBP BLK WP HR S P ERA WHIP	IP WLS BF H R ER SO BB IBB HBP BLK WP HR S P ERA WHIP	IP WLS BF H R ER SO BB IBB HBP BLK WP HR S P ERA WHIP	IP WLS BF H R ER SO BB IBB HBP BLK WP HR S P ERA WHIP	IP WLS BF H R ER SO BB IBB HBP BLK WP HR S P ERA WHIP	IP WLS BF H R ER SO BB IBB HBP BLK WP HR S P ERA WHIP	IP WLS BF H R ER SO BB IBB HBP BLK WP HR S P ERA WHIP	IP WLS BF H R ER SO BB IBB HBP BLK WP HR S P ERA WHIP	IP WLS BF H R ER SO BB IBB HBP BLK WP HR S P ERA WHIP	IP WLS BF H R ER SO BB IBB HBP BLK WP HR S P ERA WHIP	IP WLS BF H R ER SO BB IBB HBP BLK WP HR S P ERA WHIP	IP WLS BF H R ER SO BB IBB HBP BLK WP HR S P ERA WHIP	IP WLS BF H R ER SO BB IBB HBP BLK WP HR S P ERA WHIP	

Detroit Tigers @ New York Yankees
George M. Steinbrenner Field, Tampa, FL
Wed Mar 02 2016, 1:07 PM - 4:14 PM EST
Att: 9,023 - Cloudy - 77 F

AB	39
R	10
H	13
RBI	9
BB	2
SO	6
LOB	12



Batter	1	2	3	4	5	6	7	8	9	AB	R	H	RBI	BB	SO	LOB	TOP						
1 Jose Iglesias, R (1,6) OBP: 0.200, SLG: 0.300 49 Dixon Machado, R (6,6) OBP: 0.500, SLG: 0.400										3	0	1	0	0	1	0	<p>Detroit Tigers @ Washington Nationals Space Coast Stadium, Viera, FL Sat Mar 05 2016, 1:07 PM - 3:45 PM EST Att: 6,984 - Partly Cloudy - 73 F</p> <p>livebaseballscorecards.com</p> <p>AB 35 R 4 H 9 RBI 4 BB 4 SO 9 LOB 20</p>						
14 Mike Aviles, R (1,4) OBP: 0.200, SLG: 0.111 74 Tommy Field, R (6,4)										3	0	1	0	0	0	2							
41 Victor Martinez, S (1,10) OBP: 0.417, SLG: 0.917 75 Mike Gerber, L (8,10) (8,10)										3	0	1	0	0	1	1							
28 J.D. Martinez, R (1,9) OBP: 0.100, SLG: 0.300 33 Steven Moya, R (6,9) OBP: 0.400, SLG: 1.000										3	0	0	0	0	2	2							
9 Nick Castellanos, R (1,5) OBP: 0.200, SLG: 0.200 31 Casey McGehee, R (6,5) OBP: 0.500, SLG: 0.500										3	1	1	0	0	1	0							
18 Tyler Collins, L (1,7) 73 Jason Krizan, L (6,7) OBP: 0.600, SLG: 0.667										1	1	0	0	2	1	1							
64 John Mayberry Jr., R (1,3) 72 Dominic Ficoiello, S (6,3) OBP: 0.250, SLG: 0.375										3	0	0	0	0	1	3							
50 Bryan Holaday, R (1,2) 71 Austin Green, R (6,2)										3	2	2	4	0	0	0							
63 Winton Bernard, R (1,8) 31 José Azocar, R (6,8)										2	0	1	0	0	0	0							
Inning Stats	R: 0 E: 0 K: 3 S: 10	H: 1 LOB: 1 BB: 0 P: 10	R: 2 E: 0 K: 2 S: 8	H: 1 LOB: 0 BB: 1 P: 12	R: 0 E: 0 K: 0 S: 4	H: 1 LOB: 1 BB: 0 P: 4	R: 2 E: 0 K: 1 S: 10	H: 4 LOB: 2 BB: 0 P: 12	R: 0 E: 0 K: 1 S: 5	H: 0 LOB: 0 BB: 0 P: 5	R: 0 E: 0 K: 0 S: 3	H: 0 LOB: 0 BB: 0 P: 7	R: 0 E: 0 K: 0 S: 3	H: 0 LOB: 3 BB: 2 P: 3	R: 0 E: 0 K: 2 S: 8	H: 1 LOB: 3 BB: 2 P: 16		R: 0 E: 0 K: 0 S: 4	H: 1 LOB: 1 BB: 0 P: 4	1B: 7 2B: 0 3B: 0 HR: 2	SF: 0 SAC: 0 DP: 0 HBP: 0	WP: 1 PB: 0 SB: 0 CS: 1	PA: 39
PITCHER	IP WLS BF H R ER SO BB IBB HBP BLK WP HR S P ERA WHIP	<p>37 Stephen Strasburg, R (1,1) ERA: 9.0 27 Shawn Kelley, R (3,1) ERA: 18.0 43 A.J. Cole, R (4,1) ERA: 18.0 66 Wander Suero, R (5,1) ERA: 18.0 55 Taylor Hill, R (6,1) ERA: 18.0</p> <p>36 Sammy Solis, L (8,1) ERA: 18.0 53 Rafael Martin, R (9,1) ERA: 18.0</p>																					

Batter	1	2	3	4	5	6	7	8	9	AB	R	H	RBI	BB	SO	LOB	BOTTOM				
9 Ben Revere, L (1,8) OBP: 0.750, SLG: 1.500 48 Brian Goodwin, L (5,8) (5,8)										2	1	1	2	0	0	0	<p>Detroit Tigers @ Washington Nationals Space Coast Stadium, Viera, FL Sat Mar 05 2016, 1:07 PM - 3:45 PM EST Att: 6,984 - Partly Cloudy - 73 F</p> <p>livebaseballscorecards.com</p> <p>AB 31 R 8 H 9 RBI 8 BB 4 SO 10 LOB 7</p>				
8 Danny Espinosa, S (1,6) 68 Jason Martinson, R (5,6) (5,6)										2	0	0	0	0	2	0					
34 Bryce Harper, L (1,9) OBP: 0.250, SLG: 0.250 22 Logan Schafer, L (6,9) OBP: 0.143, SLG: 0.143										2	0	0	0	0	1	0					
28 Jayson Werth, R (1,10) 60 Brian Jeroloman, L (6,10) (7,10)										2	0	0	0	0	0	0					
20 Daniel Murphy, L (1,4) 16 Scott Sizemore, R (6,4) OBP: 0.625, SLG: 1.500										2	0	0	0	0	0	0					
6 Anthony Rendon, R (1,5) 63 Matt Skole, L (6,5) OBP: 0.286, SLG: 0.714										2	0	0	0	0	1	0					
21 Matthew den Dekker, L (1,7) 4 Tony Campana, L (6,7) OBP: 0.286, SLG: 0.167										2	0	1	0	0	0	0					
32 Tyler Moore, R (1,3) OBP: 0.167, SLG: 0.333 2 Brendan Ryan, R (6,3) OBP: 0.444, SLG: 0.667										2	1	1	1	0	0	0					
29 Pedro Severino, R (1,2) 64 Spencer Kieboom, R (6,2) OBP: 0.500, SLG: 0.500										2	0	1	0	0	1	0					
Inning Stats	R: 0 E: 0 K: 1 S: 5	H: 0 LOB: 0 BB: 0 P: 5	R: 0 E: 0 K: 0 S: 3	H: 0 LOB: 0 BB: 0 P: 3	R: 2 E: 0 K: 2 S: 9	H: 2 LOB: 0 BB: 0 P: 11	R: 0 E: 0 K: 1 S: 5	H: 0 LOB: 0 BB: 0 P: 5	R: 2 E: 1 K: 2 S: 9	H: 2 LOB: 1 BB: 1 P: 14	R: 1 E: 0 K: 1 S: 6	H: 1 LOB: 0 BB: 0 P: 6	R: 1 E: 0 K: 1 S: 7	H: 3 LOB: 3 BB: 2 P: 15	R: 2 E: 0 K: 2 S: 10	H: 1 LOB: 0 BB: 1 P: 16		1B: 4 2B: 1 3B: 1 HR: 3	SF: 1 SAC: 0 DP: 0 HBP: 0	WP: 1 PB: 0 SB: 0 CS: 0	PA: 36
PITCHER	IP WLS BF H R ER SO BB IBB HBP BLK WP HR S P ERA WHIP	<p>27 Jordan Zimmermann, R (1,1) ERA: 3.86 43 Bruce Rondón, R (3,1) ERA: 3.86 26 Jeff Ferrell, R (5,1) ERA: 4.5 58 José Vázquez, R (6,1) ERA: 13.5 53 Jairo Labourt, L (7,1) ERA: 9.0</p> <p>82 Kevin Ziomek, L (8,1) ERA: 18.0</p>																			

Batter	1	2	3	4	5	6	7	8	9	AB	R	H	RBI	BB	SO	LOB	TOP								
12 Anthony Gose, L (1, 8) OBP: 0.467, SLG: 0.583 63 Wynton Bernard, R (7, PH) OBP: 0.273, SLG: 0.200										3	1	1	0	0	2	0									
31 Casey McGhee, R (1, 3) OBP: 0.500, SLG: 0.455 72 Dominic Ficoiello, S (7, 3) OBP: 0.300, SLG: 0.400										2	1	1	1	1	0	0									
9 Nick Castellanos, R (1, 5) OBP: 0.167, SLG: 0.167 79 JaCoby Jones, R (4, 5) OBP: 0.125, SLG: 0.500										2	0	0	0	0	0	1									
39 Jarrod Saltalamacchia, R (1, 2) OBP: 0.556, SLG: 1.125 80 Raffy Lopez, L (6, 2) OBP: 0.667, SLG: 0.500										3	0	1	0	0	1	2									
18 Tyler Collins, L (1, 7) OBP: 0.500, SLG: 0.300 73 Jason Krizan, L (7, 7) OBP: 0.625, SLG: 0.500										2	0	1	0	1	1	1									
34 James McCann, R (1, 10) OBP: 0.333, SLG: 0.417 33 Steven Moya, L (8, PH) OBP: 0.375, SLG: 1.125										3	0	1	1	0	0	3									
62 Nate Schierholtz, L (1, 9) OBP: 0.222, SLG: 0.135 75 Mike Gerber, L (7, 9) OBP: 0.333, SLG: 0.400										3	0	0	0	0	0	3									
49 Dixon Machado, R (1, 6) OBP: 0.333, SLG: 0.250 87 Jordany Valdespin, L (7, 5) OBP: 0.667, SLG: 0.500										3	0	0	0	0	1	0									
17 Andrew Romine, S (1, 4) OBP: 0.455, SLG: 0.143 74 Tommy Field, R (7, 4) OBP: 0.333, SLG: 0.333										3	0	1	0	0	0	0									
Inning Stats	R: 1 E: 0 K: 1 S: 8	H: 3 LOB: 2 BB: 0 P: 8	R: 0 E: 0 K: 0 S: 4	H: 1 LOB: 0 BB: 0 P: 4	R: 0 E: 0 K: 1 S: 5	H: 0 LOB: 0 BB: 0 P: 5	R: 0 E: 0 K: 1 S: 6	H: 1 LOB: 1 BB: 0 P: 6	R: 0 E: 0 K: 2 S: 7	H: 0 LOB: 0 BB: 0 P: 7	R: 1 E: 0 K: 0 S: 4	H: 1 LOB: 2 BB: 2 P: 12	R: 0 E: 0 K: 1 S: 5	H: 0 LOB: 0 BB: 0 P: 5	R: 0 E: 0 K: 0 S: 4	H: 1 LOB: 2 BB: 1 P: 7	R: 1 E: 0 K: 0 S: 5	H: 2 LOB: 1 BB: 0 P: 5	1B: 7 2B: 1 3B: 1 HR: 0	SF: 0 SAC: 0 DP: 0 HBP: 0	WP: 1 PB: 1 SB: 0 CS: 1	PA: 39			
PITCHER	IP WLS BF H R ER SO BB IBB HBP BLK WP HR S P ERA WHIP	IP WLS BF H R ER SO BB IBB HBP BLK WP HR S P ERA WHIP	IP WLS BF H R ER SO BB IBB HBP BLK WP HR S P ERA WHIP	IP WLS BF H R ER SO BB IBB HBP BLK WP HR S P ERA WHIP	IP WLS BF H R ER SO BB IBB HBP BLK WP HR S P ERA WHIP	IP WLS BF H R ER SO BB IBB HBP BLK WP HR S P ERA WHIP	IP WLS BF H R ER SO BB IBB HBP BLK WP HR S P ERA WHIP	IP WLS BF H R ER SO BB IBB HBP BLK WP HR S P ERA WHIP	IP WLS BF H R ER SO BB IBB HBP BLK WP HR S P ERA WHIP	IP WLS BF H R ER SO BB IBB HBP BLK WP HR S P ERA WHIP	IP WLS BF H R ER SO BB IBB HBP BLK WP HR S P ERA WHIP	IP WLS BF H R ER SO BB IBB HBP BLK WP HR S P ERA WHIP	IP WLS BF H R ER SO BB IBB HBP BLK WP HR S P ERA WHIP	IP WLS BF H R ER SO BB IBB HBP BLK WP HR S P ERA WHIP	IP WLS BF H R ER SO BB IBB HBP BLK WP HR S P ERA WHIP	IP WLS BF H R ER SO BB IBB HBP BLK WP HR S P ERA WHIP	IP WLS BF H R ER SO BB IBB HBP BLK WP HR S P ERA WHIP	IP WLS BF H R ER SO BB IBB HBP BLK WP HR S P ERA WHIP	IP WLS BF H R ER SO BB IBB HBP BLK WP HR S P ERA WHIP	IP WLS BF H R ER SO BB IBB HBP BLK WP HR S P ERA WHIP	IP WLS BF H R ER SO BB IBB HBP BLK WP HR S P ERA WHIP	IP WLS BF H R ER SO BB IBB HBP BLK WP HR S P ERA WHIP	IP WLS BF H R ER SO BB IBB HBP BLK WP HR S P ERA WHIP	IP WLS BF H R ER SO BB IBB HBP BLK WP HR S P ERA WHIP	IP WLS BF H R ER SO BB IBB HBP BLK WP HR S P ERA WHIP

Detroit Tigers @ New York Mets
 Tradition Field, Port St. Lucie, FL
 Mon Mar 07 2016, 1:13 PM - 3:54 PM EST
 Att: 6,104 - Partly Cloudy - 75 F

AB 35
R 3
H 9
RBI 2
BB 3
SO 6
LOB 18



Batter	1	2	3	4	5	6	7	8	9	AB	R	H	RBI	BB	SO	LOB	BOTTOM								
16 Alejandro De Aza, L (1, 8) OBP: 0.500, SLG: 0.556 87 John Mora, L (6, 8) OBP: 0.333, SLG: 0.333										2	1	1	0	1	1	0									
13 Adriúbal Cabrera, S (1, 6) OBP: 0.125, SLG: 0.125 89 Amed Rosario, R (6, 6) OBP: 1.000, SLG: 1.000										3	0	1	2	0	1	1									
52 Yoenis Cespedes, R (1, 10) OBP: 0.333, SLG: 0.250 88 Jayce Boyd, R (7, PH) OBP: 0.333, SLG: 0.333										3	0	1	1	0	0	2									
21 Lucas Duda, L (1, 3) OBP: 0.375, SLG: 0.750 74 Dominic Smith, L (6, 3) OBP: 0.400, SLG: 0.333										3	1	2	2	0	0	2									
20 Neil Walker, S (1, 4) OBP: 0.375, SLG: 0.875 80 L.J. Mazzilli, R (6, 4) OBP: 0.333, SLG: 0.333										3	1	1	1	0	0	2									
4 Wilmer Flores, R (1, 5) OBP: 0.333, SLG: 0.375 83 Jeff McNeil, L (7, 5) OBP: 0.333, SLG: 0.333										3	0	0	0	0	1	1									
7 Travis d'Arnaud, R (1, 2) OBP: 0.250, SLG: 0.143 19 Johnny Monell, L (7, 2) OBP: 0.500, SLG: 0.333										3	0	0	0	0	0	0									
29 Eric Campbell, R (1, 7) OBP: 0.545, SLG: 0.429 75 T.J. Rivera, R (7, 7) OBP: 0.333, SLG: 0.333										2	1	0	0	1	2	1									
92 Wuilmer Becerra, R (1, 9) OBP: 0.333, SLG: 0.333										4	1	0	0	0	0	3									
Inning Stats	R: 0 E: 0 K: 1 S: 5	H: 0 LOB: 0 BB: 0 P: 5	R: 0 E: 0 K: 0 S: 3	H: 1 LOB: 0 BB: 0 P: 3	R: 3 E: 1 K: 0 S: 5	H: 2 LOB: 1 BB: 2 P: 13	R: 1 E: 1 K: 1 S: 9	H: 1 LOB: 1 BB: 0 P: 9	R: 2 E: 0 K: 1 S: 8	H: 2 LOB: 1 BB: 0 P: 9	R: 0 E: 0 K: 2 S: 7	H: 0 LOB: 0 BB: 0 P: 7	R: 0 E: 0 K: 1 S: 6	H: 1 LOB: 2 BB: 1 P: 10	R: 1 E: 0 K: 0 S: 5	H: 2 LOB: 1 BB: 0 P: 5	1B: 7 2B: 0 3B: 0 HR: 2	SF: 0 SAC: 0 DP: 1 HBP: 0	WP: 3 PB: 0 SB: 0 CS: 0	PA: 37					
PITCHER	IP WLS BF H R ER SO BB IBB HBP BLK WP HR S P ERA WHIP	IP WLS BF H R ER SO BB IBB HBP BLK WP HR S P ERA WHIP	IP WLS BF H R ER SO BB IBB HBP BLK WP HR S P ERA WHIP	IP WLS BF H R ER SO BB IBB HBP BLK WP HR S P ERA WHIP	IP WLS BF H R ER SO BB IBB HBP BLK WP HR S P ERA WHIP	IP WLS BF H R ER SO BB IBB HBP BLK WP HR S P ERA WHIP	IP WLS BF H R ER SO BB IBB HBP BLK WP HR S P ERA WHIP	IP WLS BF H R ER SO BB IBB HBP BLK WP HR S P ERA WHIP	IP WLS BF H R ER SO BB IBB HBP BLK WP HR S P ERA WHIP	IP WLS BF H R ER SO BB IBB HBP BLK WP HR S P ERA WHIP	IP WLS BF H R ER SO BB IBB HBP BLK WP HR S P ERA WHIP	IP WLS BF H R ER SO BB IBB HBP BLK WP HR S P ERA WHIP	IP WLS BF H R ER SO BB IBB HBP BLK WP HR S P ERA WHIP	IP WLS BF H R ER SO BB IBB HBP BLK WP HR S P ERA WHIP	IP WLS BF H R ER SO BB IBB HBP BLK WP HR S P ERA WHIP	IP WLS BF H R ER SO BB IBB HBP BLK WP HR S P ERA WHIP	IP WLS BF H R ER SO BB IBB HBP BLK WP HR S P ERA WHIP	IP WLS BF H R ER SO BB IBB HBP BLK WP HR S P ERA WHIP	IP WLS BF H R ER SO BB IBB HBP BLK WP HR S P ERA WHIP	IP WLS BF H R ER SO BB IBB HBP BLK WP HR S P ERA WHIP	IP WLS BF H R ER SO BB IBB HBP BLK WP HR S P ERA WHIP	IP WLS BF H R ER SO BB IBB HBP BLK WP HR S P ERA WHIP	IP WLS BF H R ER SO BB IBB HBP BLK WP HR S P ERA WHIP	IP WLS BF H R ER SO BB IBB HBP BLK WP HR S P ERA WHIP	IP WLS BF H R ER SO BB IBB HBP BLK WP HR S P ERA WHIP

Detroit Tigers @ New York Mets
 Tradition Field, Port St. Lucie, FL
 Mon Mar 07 2016, 1:13 PM - 3:54 PM EST
 Att: 6,104 - Partly Cloudy - 75 F

AB 33
R 7
H 9
RBI 7
BB 3
SO 6
LOB 16



Batter	1	2	3	4	5	6	7	8	9	AB	R	H	RBI	BB	SO	LOB	TOP								
1 Jose Iglesias, R (1, 6) OBP: 0.400, SLG: 0.474 49 Dixon Machado, R (6, PR) OBP: 0.231, SLG: 0.167	0-0 62 E 18 S 1B	1-1 HBP		0-0 18 1B 1B		0-0 8 1B 2B	F9			3	0	3	0	0	0	0									
18 Tyler Collins, L (1, 7) OBP: 0.500, SLG: 0.571 33 Steven Moya, L (6, PH) OBP: 0.385, SLG: 0.833	0-3 K	0-0 G3-1		0-0 1-3 2-H 1B		0-3 K		0-0 P6		3	0	1	1	0	1	3									
8 Justin Upton, R (1, 10) OBP: 0.333, SLG: 0.143 73 Jason Krizan, L (6, PR) OBP: 0.571, SLG: 0.444	4-0 62 E BB		0-3 K	0-0 L3		0-0 2-3 1B		0-0 79 G6-4-3 1B		3	0	1	0	1	1	2									
9 Nick Castellanos, R (1, 5) OBP: 0.290, SLG: 0.663 79 Jacoby Jones, R (6, PH) OBP: 0.100, SLG: 0.400	0-3 K		0-0 34 HR 2B	0-3 K		0-3 K		0-0 G6-4-3 1-2 1B		3	1	1	0	0	2	3									
62 Nate Schierholtz, L (1, 9) OBP: 0.308, SLG: 0.667 75 Mike Gerber, R (6, PH) OBP: 0.333, SLG: 0.625	0-0 E3 1-2 2-3		0-3 K		0-0 64 FC1 3B			0-0 71 SF9 3B		3	1	1	0	0	1	3									
34 James McCann, R (1, 2) OBP: 0.333, SLG: 0.600 71 Austin Green, R (6, 2)	0-0 G6-3		1-2 2-H HR		0-0 F7		0-0 P3		0-0 SF9	3	1	1	2	0	0	4									
64 John Mayberry Jr., R (1, 3) OBP: 0.286, SLG: 0.357 72 Dominic Ficoletto, S (6, 3)		0-0 P2		0-0 2B		0-0 FC1		0-0 74 FC3-6 1B		3	0	1	1	0	0	0									
17 Andrew Romine, S (1, 4) OBP: 0.353, SLG: 0.154 74 Tommy Field, R (6, 4)		0-0 G3-1		0-3 K		0-3 K		0-0 FC3-6 31 1B 1-2 1B		3	0	0	0	0	2	2									
63 Winton Bernard, R (1, 8) OBP: 0.294, SLG: 0.250 31 José Azocar, R (6, 8)		0-0 1 S 1B		0-0 18 1B 1B		0-3 K		0-0 1-2 1B		3	1	2	0	0	1	1									
Inning Stats	R: 0 E: 1 K: 2 S: 9	H: 1 LOB: 3 BB: 1 P: 13	R: 0 E: 0 K: 0 S: 5	H: 1 LOB: 2 BB: 0 P: 6	R: 2 E: 0 K: 3 S: 14	H: 3 LOB: 1 BB: 0 P: 15	R: 1 E: 0 K: 1 S: 7	H: 3 LOB: 1 BB: 0 P: 7	R: 1 E: 0 K: 2 S: 9	H: 1 LOB: 1 BB: 0 P: 9	R: 0 E: 0 K: 3 S: 11	H: 2 LOB: 3 BB: 0 P: 11	R: 0 E: 0 K: 0 S: 5	H: 2 LOB: 2 BB: 0 P: 5	R: 0 E: 0 K: 0 S: 3	H: 1 LOB: 0 BB: 0 P: 3	R: 2 E: 0 K: 2 S: 9	H: 2 LOB: 0 BB: 0 P: 10	1B: 9 2B: 4 3B: 2 HR: 2	SF: 1 SAC: 0 DP: 2 HBP: 1	WP: 0 PB: 0 SB: 2 CS: 0	PA: 45			
PITCHER	IP WLS BF H R ER SO BB IBB HBP BLK WP HR S P ERA WHIP	2.2 15 4 2 2 4 1 0 1 0 0 1 24 30 6.75 1.875	1.1 7 4 1 1 2 0 0 0 0 0 0 11 11 6.75 3.000	1.0 B 5 1 1 2 0 0 0 0 0 0 9 9 9.00 1.000	1.1 6 2 0 0 3 0 0 0 0 0 0 12 12 0.00 1.500	1.2 H 7 3 0 0 0 0 0 0 0 0 7 7 0.00 1.800																			
PITCHER	IP WLS BF H R ER SO BB IBB HBP BLK WP HR S P ERA WHIP	1.0 B 5 2 2 2 0 0 0 0 0 0 1 9 10 18.00 2.000																							

Detroit Tigers @ Philadelphia Phillies
 Bright House Field, Clearwater, FL
 Thu Mar 10 2016, 1:09 PM - 4:30 PM EST
 Att: 7,787 - Sunny - 82 F

AB	42
R	6
H	16
RBI	6
BB	1
SO	13
LOB	29



Batter	1	2	3	4	5	6	7	8	9	AB	R	H	RBI	BB	SO	LOB	BOTTOM							
13 Freddy Galvis, S (1, 6) OBP: 0.261, SLG: 0.318 82 Taylor Featherston, R (4, 6) OBP: 0.316, SLG: 0.333 71 Roman Quinn, S (9, PR) OBP: 0.421, SLG: 0.750	0-0 37 G6-4-3 7 HR 2 BB 1B		0-3 K		0-0 G4-3		4-0 3 E 76 P4-2 BB		4-0 80 CS BB	2	1	1	0	0	1	1								
2 Tyler Goeddel, R (1, 7) OBP: 0.333, SLG: 0.333 3 David Lough, L (6, 7) OBP: 0.474, SLG: 0.357 80 Andrew Knapp, S (9, PH) OBP: 0.375, SLG: 0.571	4-0 BB	0-3 1 SAFE	0-3 K		0-3 K		4-0 24 HBP BB		0-0 F8 1-2 1B	2	0	0	0	1	2	1								
37 Odúbel Herrera, L (1, 8) OBP: 0.350, SLG: 0.600 24 Darnell Sweeney, S (4, PR) OBP: 0.286, SLG: 0.250	0-0 G6-4-3			0-0 7 HR 2B		0-0 76 E 2B		1-0 HBP		2	0	1	0	0	0	2								
7 Maikel Franco, R (1, 5) OBP: 0.435, SLG: 0.950 76 Angelys Nina, R (5, 5) OBP: 0.500, SLG: 0.333	1-1 3-H HR		0-2 2-H HR		0-0 E7		0-0 P4-2			2	2	2	4	0	0	0								
79 Nick Williams, L (1, 9) OBP: 0.300, SLG: 0.294	0-3 K2-3		0-0 G3		0-0 21 WP 2B				0-0 F9	4	0	1	0	0	1	1								
51 Carlos Ruiz, R (1, 2) OBP: 0.286, SLG: 0.211 83 Gabriel Lino, R (6, 2)		0-0 G5-3		0-0 G6-3		0-0 G5-3		0-0 G6-3		2	0	0	0	0	0	1								
78 Brock Stassi, L (1, 3) OBP: 0.391, SLG: 0.368		0-0 F7		0-0 1B		4-0 21 WP BB		0-3 K		3	0	1	0	1	1	0								
21 Ryan Jackson, R (1, 4) OBP: 0.474, SLG: 0.647		0-0 F9		0-3 K		2-3 K			3-1 HR	4	1	1	1	0	2	4								
6B Jorge Alfaro, R (1, 10) OBP: 0.308, SLG: 0.308			0-0 2 BB 1B		0-0 L8				0-0 F9	4	0	1	0	0	1	0								
Inning Stats	R: 2 E: 0 K: 1 S: 7	H: 2 LOB: 0 BB: 1 P: 12	R: 0 E: 0 K: 0 S: 3	H: 0 LOB: 0 BB: 0 P: 3	R: 0 E: 0 K: 2 S: 7	H: 1 LOB: 0 BB: 0 P: 7	R: 2 E: 0 K: 1 S: 10	H: 3 LOB: 2 BB: 0 P: 10	R: 0 E: 0 K: 1 S: 5	H: 0 LOB: 0 BB: 0 P: 5	R: 1 E: 1 K: 1 S: 7	H: 3 LOB: 2 BB: 1 P: 13	R: 0 E: 1 K: 1 S: 4	H: 0 LOB: 2 BB: 2 P: 13	R: 0 E: 0 K: 1 S: 5	H: 0 LOB: 0 BB: 0 P: 5	R: 1 E: 0 K: 0 S: 4	H: 1 LOB: 1 BB: 1 P: 11	1B: 4 2B: 4 3B: 0 HR: 3	SF: 0 SAC: 0 DP: 2 HBP: 1	WP: 1 PB: 0 SB: 0 CS: 1	PA: 38		
PITCHER	IP WLS BF H R ER SO BB IBB HBP BLK WP HR S P ERA WHIP	3.2 15 5 1 0 0 2 1 0 0 0 1 2 23 28 9.82 1.636	1.1 5 1 0 0 2 0 0 0 0 0 0 0 9 9 0.00 0.750	1.0 6 3 1 1 1 2 0 1 0 0 0 0 4 13 0.00 2.000	2.0 7 1 1 1 1 1 0 0 0 0 0 1 9 16 4.50 1.000																			

Detroit Tigers @ Philadelphia Phillies
 Bright House Field, Clearwater, FL
 Thu Mar 10 2016, 1:09 PM - 4:30 PM EST
 Att: 7,787 - Sunny - 82 F

AB	32
R	6
H	10
RBI	5
BB	5
SO	8
LOB	15



Batter	1	2	3	4	5	6	7	8	9	AB	R	H	RBI	BB	SO	LOB	TOP																				
3 Ian Kinsler, R OBP: 0.476, SLG: 0.889 74 Tommy Field, R OBP: 0.263, SLG: 0.375	0-0 G4-3 1B		0-0 F9		0-0 1-3 2-H 1B		4-0 BB		0-3 K	3	0	2	1	0	0	1																					
12 Anthony Gose, L OBP: 0.429, SLG: 0.556 63 Wynon Bernard, R OBP: 0.263, SLG: 0.222	0-3 K		1-0 2-H 2B		0-3 K		0-2 K		0-0 F9	3	0	1	1	0	2	3																					
24 Miguel Cabrera, R OBP: 0.421, SLG: 0.714 72 Dominic Fico, S OBP: 0.267, SLG: 0.333	0-0 G4-3 1-2		0-0 F9		0-3 K		0-0 F7			3	0	0	0	0	1	4																					
41 Victor Martinez, S OBP: 0.375, SLG: 0.652 75 Mike Gerber, L OBP: 0.300, SLG: 0.556		0-0 L3		0-0 G3-1	0-0 G4-3				0-0 G3-1	3	0	0	0	0	0	2																					
28 J.D. Martinez, R OBP: 0.273, SLG: 0.444 73 Jason Krizan, L OBP: 0.533, SLG: 0.400		0-0 F9		0-3 K		0-3 K			0-3 K	3	0	0	0	0	2	0																					
33 Steven Moya, L OBP: 0.438, SLG: 1.000 18 Tyler Collins, L OBP: 0.524, SLG: 0.733		0-0 G4-3		0-0 HR		0-0 1B			0-0 3B	3	1	2	1	0	0	0																					
31 Casey McGehee, R OBP: 0.429, SLG: 0.333 79 JaCoby Jones, R OBP: 0.162, SLG: 0.400			0-0 G5-3	0-0 F9		0-0 F9			4-0 BB	3	0	0	0	0	0	1																					
50 Bryan Holaday, R OBP: 0.643, SLG: 1.500 80 Raffy Lopez, L OBP: 0.500, SLG: 0.333			0-0 1 2B		0-0 1 1B	0-0 F8			0-0 G3	3	2	2	0	0	0	1																					
1 Jose Iglesias, R OBP: 0.455, SLG: 0.571 49 Dixon Machado, R OBP: 0.200, SLG: 0.143			0-0 12 WP 12 2B		0-0 3 1B				0-0 F9	2	1	2	1	0	0	0																					
Inning Stats	R: 0 E: 0 K: 1 S: 5	H: 1 LOB: 0 BB: 0 P: 5	R: 0 E: 0 K: 0 S: 3	H: 0 LOB: 0 BB: 0 P: 3	R: 2 E: 0 K: 0 S: 6	H: 3 LOB: 1 BB: 0 P: 7	R: 1 E: 0 K: 1 S: 6	H: 1 LOB: 0 BB: 0 P: 6	R: 1 E: 0 K: 2 S: 10	H: 3 LOB: 2 BB: 0 P: 10	R: 0 E: 0 K: 1 S: 6	H: 1 LOB: 1 BB: 0 P: 6	R: 0 E: 0 K: 1 S: 5	H: 0 LOB: 2 BB: 1 P: 9	R: 0 E: 0 K: 1 S: 6	H: 1 LOB: 2 BB: 1 P: 10	R: 0 E: 0 K: 1 S: 5	H: 0 LOB: 0 BB: 0 P: 5	1B: 5 2B: 3 3B: 1 HR: 1	SF: 0 SAC: 0 DP: 1 HBP: 0	WP: 1 PB: 0 SB: 0 CS: 0	PA: 38															
PITCHER	IP	WLS	BF	H	R	ER	SO	BB	IBB	HBP	BLK	WP	HR	S	P	ERA	WHIP	PITCHER	IP	WLS	BF	H	R	ER	SO	BB	IBB	HBP	BLK	WP	HR	S	P	ERA	WHIP		
46 Scott Feldman, R ERA: 3.6	3.0	W	12	4	2	2	1	0	0	0	0	1	0	14	15	6.00	1.333	71 David Paulino, R ERA: 27.0	1.0	3	3	0	0	0	1	0	0	0	0	0	5	5	0.00	0.000			
53 Ken Giles, R ERA: 12.0	1.0	H	4	1	1	1	1	0	0	0	0	0	1	6	6	9.00	1.000																				
29 Tony Sipp, L ERA: 6.0	1.0		6	3	1	1	2	0	0	0	0	0	0	10	10	9.00	3.000																				
63 Jordan Jankowski, R ERA:	1.0		4	1	0	0	1	0	0	0	0	0	0	6	6	0.00	1.000																				
41 Brad Peacock, R ERA: 4.81	2.0		9	1	0	0	2	2	0	0	0	0	0	11	19	0.00	1.500																				

Batter	1	2	3	4	5	6	7	8	9	AB	R	H	RBI	BB	SO	LOB	BOTTOM																			
27 Jose Altuve, R OBP: 0.389, SLG: 0.467 78 Tony Kemp, L OBP: 0.222, SLG: 0.250	4-0 F8 28 HR BB	4-0 1B BB		0-0 G5-3	4-0 16 E BB		0-0 F8			1	1	0	0	3	0	0																				
4 George Springer, R OBP: 0.444, SLG: 0.538 16 Eury Pérez, R OBP: 0.533, SLG: 0.417	4-0 F8 28 HR BB	0-0 SF9		1-0 1B HBP	0-0 1 2B 1B		0-0 F8			0	2	0	1	1	0	0																				
1 Carlos Correa, R OBP: 0.500, SLG: 0.643 26 Danny Worth, R OBP: 0.500, SLG: 0.375	0-0 F8	0-0 3-H 1B		0-0 28 1B 30 G6-3 1B	0-0 81 WP 1B 2B		0-0 G5-3			4	1	3	1	0	0	2																				
28 Colby Rasmus, L OBP: 0.600, SLG: 1.222 81 Joe Scifani, S OBP: 0.222, SLG: 0.125	0-1 HR	0-3 K		0-0 30 G6-3 1B	1-0 G3				0-0 G3-1	3	1	2	4	0	1	2																				
76 Nolan Fontana, L OBP: 0.333, SLG: 0.200	2-H 3-H HR			1-3 2-H 1B	2-3				0-0 L6	1	0	0	0	0	0	0																				
30 Carlos Gómez, R OBP: 0.417, SLG: 0.333 77 Andrew Applin, L OBP: 0.308, SLG: 0.385	4-0 BB		0-0 84 WP 84 1B 1B	0-0 G6-3	0-0 G5-3				0-0 L6	2	0	0	0	0	0	0																				
18 Luis Valbuena, L OBP: 0.375, SLG: 0.571 79 Colin Moran, L OBP: 0.538, SLG: 0.667	0-0 F8		1-3 K	0-0 F7	0-0 2B				0-0 2B	3	0	0	0	0	1	4																				
84 Tyler White, R OBP: 0.364, SLG: 0.591	0-3 K		1-0 2-H 1B		0-0 27 BB 16 1B 1B				0-0 G1-3	5	1	2	1	0	2	3																				
80 AJ Reed, L OBP: 0.389, SLG: 0.471 21 Jon Singleton, L OBP: 0.100, SLG: 0.300		0-0 15 G3 4 SF9 2B		0-3 K	0-3 K				0-0 P2	3	1	1	0	0	2	2																				
15 Jason Castro, L OBP: 0.273, SLG: 0.500 72 Tyler Heineman, S ERA: 8.31		0-0 G3		0-0 G3	0-0 F7				0-0 F7	3	0	0	0	0	0	3																				
Inning Stats	R: 3 E: 0 K: 1 S: 7	H: 1 LOB: 1 BB: 3 P: 19	R: 1 E: 0 K: 1 S: 7	H: 2 LOB: 1 BB: 1 P: 11	R: 1 E: 0 K: 2 S: 9	H: 2 LOB: 0 BB: 0 P: 11	R: 2 E: 0 K: 0 S: 5	H: 2 LOB: 2 BB: 0 P: 6	R: 3 E: 0 K: 1 S: 8	H: 3 LOB: 3 BB: 1 P: 13	R: 0 E: 0 K: 1 S: 6	H: 1 LOB: 1 BB: 0 P: 6	R: 0 E: 0 K: 0 S: 4	H: 1 LOB: 1 BB: 0 P: 4	R: 0 E: 0 K: 0 S: 4	H: 1 LOB: 1 BB: 0 P: 4	R: 0 E: 0 K: 0 S: 4	H: 1 LOB: 1 BB: 0 P: 4	1B: 8 2B: 4 3B: 0 HR: 1	SF: 1 SAC: 0 DP: 0 HBP: 1	WP: 2 PB: 1 SB: 0 CS: 0	PA: 43														
PITCHER	IP	WLS	BF	H	R	ER	SO	BB	IBB	HBP	BLK	WP	HR	S	P	ERA	WHIP	PITCHER	IP	WLS	BF	H	R	ER	SO	BB	IBB	HBP	BLK	WP	HR	S	P	ERA	WHIP	
32 Michael Fulmer, R ERA: 5.4	1.0	L	7	1	3	3	1	3	0	0	0	0	0	7	11	9.00	3.000	56 Kyle Ryan, L ERA: 1.8	6.1	1.0	4	1	0	0	0	0	0	0	0	0	6	6	0.00	1.000		
66 Drake Britton, L ERA: 3.89	1.0		6	2	1	1	1	1	0	0	0	0	0	7	11	9.00	3.000	60 Angel Nesbitt, R ERA: 1.8	7.1	1.0	4	1	0	0	0	0	0	0	0	0	4	4	0.00	1.000		
3B Justin Wilson, L ERA: 9.0	1.0		5	2	1	1	2	0	0	0	0	1	0	9	11	9.00	2.000	67 Logan Kensig, R ERA: 4.5	8.1	1.0	4	1	0	0	0	0	0	0	0	0	4	4	0.00	1.000		
21 Mark Lowe, R ERA: 9.0	1.0		6	2	2	2	0	0	0	1	0	0	0	5	6	18.00	2.000																			
43 Bruce Rondón, R ERA: 8.31	1.0		7	3	3	3	1	1	0	0	0	1	0	8	13	27.00	4.000																			

Detroit Tigers @ Houston Astros
Osceola County Stadium, Kissimmee, FL
Fri Mar 11 2016, 1:07 PM - 4:09 PM EST
Att: 4,237 - Partly Cloudy - 81 F

AB	36
R	4
H	10
RBI	4
BB	2
SO	8
LOB	16



Detroit Tigers @ Houston Astros
Osceola County Stadium, Kissimmee, FL
Fri Mar 11 2016, 1:07 PM - 4:09 PM EST
Att: 4,237 - Partly Cloudy - 81 F

AB	36
R	10
H	13
RBI	9
BB	5
SO	6
LOB	21



Batter	1	2	3	4	5	6	7	8	9	AB	R	H	RBI	BB	SO	LOB	TOP
5 Josh Harrison, R (1,4) OBP: 0.238, SLG: 0.222 24 Cole Figueroa, L (6,4) OBP: 0.316, SLG: 0.389	G6-3		G5-3		G6-3				K	3	0	1	0	0	0	0	Pittsburgh Pirates @ Detroit Tigers Joker Marchant Stadium, Lakeland, FL Sat Mar 12 2016, 1:08 PM - 3:49 PM EST Att: 8,926 - Cloudy - 82 F
10 Jordy Mercer, R (1,6) OBP: 0.278, SLG: 0.444 61 Gift Ngoepe, R (6,6) OBP: 0.286, SLG: 0.091	G5-3		G5-3		G6-3					3	0	0	0	0	0	2	
67 Matt Joyce, L (1,7) OBP: 0.279, SLG: 0.133 72 Harold Ramirez, R (6,7) OBP: 0.611, SLG: 0.706	K		F8						E6	3	0	0	0	0	2	2	
38 Michael Morse, R (1,9) OBP: 0.429, SLG: 0.500 60 Willy Garcia, R (6,9) OBP: 0.263, SLG: 0.294					G4-3				K2-3-2	2	0	1	0	1	0	0	
23 Jake Goebbert, L (1,3) OBP: 0.267, SLG: 0.167 55 Josh Bell, S (7,3) OBP: 0.333, SLG: 0.267			F8		K					3	0	0	0	0	2	2	
19 Chris Stewart, R (1,2) OBP: 0.394, SLG: 0.300 83 Jacob Stallings, R (6,2) OBP: 0.375, SLG: 0.167			F7						1B	1	0	1	0	0	0	0	
71 Max Moroff, S (1,5) OBP: 0.333, SLG: 0.333 34 Eric O'Flaherty, L (6,1) 77 Jorge Rondon, R (7,1) 46 Curtis Partch, R (8,1) 74 Dan Gamache, L (9,PH) OBP: 0.167, SLG: 0.118 17 Pedro Florimon, S (6,8) OBP: 0.313, SLG: 0.438	G6-3								1B	3	0	1	0	0	1	3	
49 Jeff Locke, L (1,1) 15 Jason Rogers, R (5,PH) 43 John Holdzkom, R (5,1) 77 Juan Diaz, L (6,5) OBP: 0.429, SLG: 0.417										0	0	0	0	1	0	0	
										1	0	0	0	0	0	0	
										2	0	1	0	0	1	1	
										2	0	1	0	0	1	1	
										0	0	0	0	1	0	0	
										1	0	0	0	0	0	0	
										2	0	1	0	0	1	1	
										0	0	0	0	1	0	0	
										1	0	0	0	0	0	0	
										2	0	0	0	0	2	2	
										0	0	0	0	1	0	0	
										1	0	0	0	0	0	0	
										2	0	1	0	0	1	1	
										0	0	0	0	1	0	0	
										1	0	0	0	0	0	0	
										2	0	1	0	0	1	1	
										0	0	0	0	1	0	0	
										1	0	0	0	0	0	0	
										2	0	0	0	0	2	2	
										0	0	0	0	1	0	0	
										1	0	0	0	0	0	0	
										2	0	1	0	0	1	1	
										0	0	0	0	1	0	0	
										1	0	0	0	0	0	0	
										2	0	1	0	0	1	1	
										0	0	0	0	1	0	0	
										1	0	0	0	0	0	0	
										2	0	1	0	0	1	1	
										0	0	0	0	1	0	0	
										1	0	0	0	0	0	0	
										2	0	1	0	0	1	1	
										0	0	0	0	1	0	0	
										1	0	0	0	0	0	0	
										2	0	1	0	0	1	1	
										0	0	0	0	1	0	0	
										1	0	0	0	0	0	0	
										2	0	1	0	0	1	1	
										0	0	0	0	1	0	0	
										1	0	0	0	0	0	0	
										2	0	1	0	0	1	1	
										0	0	0	0	1	0	0	
										1	0	0	0	0	0	0	
										2	0	1	0	0	1	1	
										0	0	0	0	1	0	0	
										1	0	0	0	0	0	0	
										2	0	1	0	0	1	1	
										0	0	0	0	1	0	0	
										1	0	0	0	0	0	0	
										2	0	1	0	0	1	1	
										0	0	0	0	1	0	0	
										1	0	0	0	0	0	0	
										2	0	1	0	0	1	1	
										0	0	0	0	1	0	0	
										1	0	0	0	0	0	0	
										2	0	1	0	0	1	1	
										0	0	0	0	1	0	0	
										1	0	0	0	0	0	0	
										2	0	1	0	0	1	1	
										0	0	0	0	1	0	0	
										1	0	0	0	0	0	0	
										2	0	1	0	0	1	1	
										0	0	0	0	1	0	0	
										1	0	0	0	0	0	0	
										2	0	1	0	0	1	1	
										0	0	0	0	1	0	0	
										1	0	0	0	0	0	0	
										2	0	1	0	0	1	1	
										0	0	0	0	1	0	0	
										1	0	0	0	0	0	0	
										2	0	1	0	0	1	1	
										0	0	0	0	1	0	0	
										1	0	0	0	0	0	0	
										2	0	1	0	0	1	1	
										0	0	0	0	1	0	0	
										1	0	0	0	0	0	0	
										2	0	1	0	0	1	1	
										0	0	0	0	1	0	0	
										1	0	0	0	0	0	0	
										2	0	1	0	0	1	1	
										0	0	0	0	1	0	0	
										1	0	0	0	0	0	0	
										2	0	1	0	0	1	1	
										0	0	0	0	1	0	0	
										1	0	0	0	0	0	0	
										2	0	1	0	0	1	1	
										0	0	0	0	1	0	0	
										1	0	0	0	0	0	0	
										2	0	1	0	0	1	1	
										0	0	0	0	1	0	0	
										1	0	0	0	0	0	0	
										2	0	1	0	0	1	1	
										0	0	0	0	1	0	0	
										1	0	0	0	0	0	0	
										2	0	1	0	0	1	1	
										0	0	0	0	1	0	0	
										1	0	0	0	0	0	0	
										2	0	1	0	0	1	1	
										0	0	0	0	1	0	0	
										1	0	0	0	0	0	0	
										2	0	1	0	0	1	1	
										0	0	0	0	1	0		

Batter	1	2	3	4	5	6	7	8	9	AB	R	H	RBI	BB	SO	LOB	TOP
12 Anthony Gose, L (1, 8) OBP: 0.435, SLG: 0.700 63 Winton Bernard, R (6, 8) OBP: 0.273, SLG: 0.238	1-2 		X 0-0 B2-3		X 0-0 SH1-3		X 0-0 L4		X 0-0 E4	2	1	1	1	0	0	0	Detroit Tigers @ Pittsburgh Pirates McKechnie Field, Bradenton, FL Sun Mar 13 2016, 1:10 PM - 4:06 PM EDT Att: 8,771 - Cloudy - 80 F
1 Jose Iglesias, R (1, 6) OBP: 0.400, SLG: 0.500 49 Dixon Machado, R (6, 6) OBP: 0.176, SLG: 0.125	0-0 L6		X 0-0 G6-3		X 0-0 FC5 9 1B 33 1B		X 0-0 G5-3		X 0-0 G6-3	3	1	0	0	0	0	1	
9 Nick Castellanos, R (1, 5) OBP: 0.250, SLG: 0.350 79 JaCoby Jones, R (6, 5) OBP: 0.250, SLG: 0.455	0-3 K			X 0-0 2B 33 HR	X 0-0 1B 33 1B			X 0-0 1B		3	1	2	0	0	1	0	
33 Steven Moya, L (1, 7) OBP: 0.474, SLG: 1.111 73 Jason Krizan, L (6, 7) OBP: 0.500, SLG: 0.364	0-0 P6			X 1-1 HR	X 0-0 1B			X 0-0 F8		3	1	2	3	0	0	0	
39 Jarrod Saltalamacchia, R (1, 2) OBP: 0.467, SLG: 1.000 50 Bryan Holaday, R (6, 2) OBP: 0.652, SLG: 1.400		X 0-0 G4-3		X 0-0 F8	X 0-0 F7			X 0-0 F8		3	0	0	0	0	0	2	
31 Casey McGehee, R (1, 10) OBP: 0.417, SLG: 0.500 80 Raffy Lopez, L (8, PH) OBP: 0.400, SLG: 0.250	2-2 HR		X 0-0 K		X 0-0 G6-3			X 0-0 G5-6-3		3	1	1	1	0	1	0	
62 Nate Schierholtz, L (1, 9) OBP: 0.373, SLG: 0.660 75 Mike Gerber, L (6, 9) OBP: 0.333, SLG: 0.545	0-0 G6-3		X 0-0 1B		X 0-0 F8			X 0-0 72 G4-3 1B		3	0	1	0	0	0	0	
64 John Mayberry Jr., R (1, 3) OBP: 0.286, SLG: 0.474 72 Dominie Ficoletto, S (6, 3) OBP: 0.222, SLG: 0.278	0-0 G5-3		X 0-0 K		X 0-0 K			X 0-0 G4-3		3	0	0	0	0	2	1	
17 Andrew Romine, S (1, 4) OBP: 0.381, SLG: 0.188 74 Tommy Field, R (7, 4) OBP: 0.286, SLG: 0.389			X 0-0 G6-3		X 4-0 1 FC5 12 SH1-3 BB			X 0-0 G6-3		2	0	0	0	1	0	0	
	R: 1 H: 1 E: 0 LOB: 0 K: 1 BB: 0 S: 8 P: 9	R: 1 H: 1 E: 0 LOB: 0 K: 0 BB: 0 S: 6 P: 8	R: 0 H: 0 E: 0 LOB: 0 K: 0 BB: 0 S: 3 P: 3	R: 2 H: 3 E: 0 LOB: 1 K: 2 BB: 0 S: 11 P: 12	R: 1 H: 2 E: 0 LOB: 2 K: 0 BB: 1 S: 5 P: 9	R: 0 H: 0 E: 0 LOB: 0 K: 1 BB: 0 S: 5 P: 5	R: 0 H: 0 E: 0 LOB: 0 K: 0 BB: 0 S: 3 P: 3	R: 0 H: 1 E: 0 LOB: 1 K: 0 BB: 0 S: 4 P: 4	R: 0 H: 2 E: 1 LOB: 2 K: 0 BB: 0 S: 5 P: 5	1B: 6 SF: 0 2B: 1 SAC: 1 3B: 0 DP: 1 HR: 3 HBP: 0	WP: 0 PA: 38 PB: 0 SB: 0 CS: 0						
PITCHER	IP WLS BF H R ER SO BB IBB HBP BLK WP HR S P ERA WHIP	IP WLS BF H R ER SO BB IBB HBP BLK WP HR S P ERA WHIP	IP WLS BF H R ER SO BB IBB HBP BLK WP HR S P ERA WHIP	IP WLS BF H R ER SO BB IBB HBP BLK WP HR S P ERA WHIP	IP WLS BF H R ER SO BB IBB HBP BLK WP HR S P ERA WHIP	IP WLS BF H R ER SO BB IBB HBP BLK WP HR S P ERA WHIP	IP WLS BF H R ER SO BB IBB HBP BLK WP HR S P ERA WHIP	IP WLS BF H R ER SO BB IBB HBP BLK WP HR S P ERA WHIP	IP WLS BF H R ER SO BB IBB HBP BLK WP HR S P ERA WHIP								
45 Gerrit Cole, R (1, 1) ERA: 9.0	2.0 8 2 2 2 1 0 0 0 0 0 0 2 14 17 9.00 1.000																
76 Jim Fuller, L (3, 1) ERA:	1.0 3 0 0 0 0 0 0 0 0 0 0 0 3 3 0.00 0.000																
44 Tony Watson, L (4, 1) ERA: 6.75	1.0 H 6 3 0 2 2 2 0 0 0 0 0 1 11 12 18.00 3.000																
52 Rob Scahill, R (5, 1) ERA: 5.4	2.0 9 2 1 1 1 1 0 0 0 0 0 0 10 14 4.50 1.500																
31 A.J. Schugel, R (7, 1) ERA: 1.8	1.0 W 3 0 0 0 0 0 0 0 0 0 0 0 3 3 0.00 0.000																
63 Guido Knudson, R (8, 1) ERA: 7.71	1.0 H 4 1 0 0 0 0 0 0 0 0 0 0 4 4 7.71 1.000																
76 Kelvin Marte, L (9, 1) ERA: 7.71	1.0 5 2 0 0 0 0 0 0 0 0 0 0 5 5 7.71 2.000																

Batter	1	2	3	4	5	6	7	8	9	AB	R	H	RBI	BB	SO	LOB	BOTTOM
5 Josh Harrison, R (1, 4) OBP: 0.292, SLG: 0.381 73 Adam Frazier, L (6, 4) OBP: 0.529, SLG: 0.667	0-0 2B		X 0-0 10 1B 22 1B	X 1-3 K			X 0-0 24 SH5-3 68 2B	X 1-3 K		3	1	2	0	0	1	1	Detroit Tigers @ Pittsburgh Pirates McKechnie Field, Bradenton, FL Sun Mar 13 2016, 1:10 PM - 4:06 PM EDT Att: 8,771 - Cloudy - 80 F
10 Jordy Mercer, R (1, 6) OBP: 0.286, SLG: 0.429 24 Cole Figueroa, L (6, 6) OBP: 0.350, SLG: 0.389	0-0 P3		X 0-0 22 1B 6 HR		X 0-0 G4-3		X 0-0 SH5-3	X 4-0 72 E BB		3	1	1	0	0	0	1	
22 Andrew McCutchen, R (1, 8) OBP: 0.230, SLG: 0.375 68 Danny Ortiz, L (6, 8) OBP: 0.200, SLG: 0.211	0-3 K		X 0-0 6 HR 1B		X 0-3 K		X 0-0 72 G4-3 2B	X 0-0 F8		3	1	1	1	0	2	1	
6 Starling Marte, R (1, 7) OBP: 0.500, SLG: 0.813 72 Harold Ramirez, R (6, 7) OBP: 0.600, SLG: 0.684	0-0 F8		X 1-2 3-H 6 HR 1B		X 0-0 K		X 0-0 G4-3	X 0-0 E6		3	1	2	3	0	0	1	
28 John Jaso, L (1, 3) OBP: 0.429, SLG: 0.273 55 Josh Bell, S (7, 3) OBP: 0.350, SLG: 0.250		X 0-0 G4-3	X 0-0 L4		X 0-0 F8		X 4-0 BB	X 0-0 F9		3	0	0	0	0	0	1	
25 Gregory Polanco, L (1, 9) OBP: 0.316, SLG: 0.235 60 Willy Garcia, R (7, 9) OBP: 0.250, SLG: 0.278	0-3 K		X 0-0 F7		X 0-0 F7		X 4-0 15 1B 32 1B BB	X 0-0 F7		2	1	0	0	1	1	0	
15 Jason Rogers, R (1, 5) OBP: 0.320, SLG: 0.273 59 Alen Hanson, S (6, PR) OBP: 0.556, SLG: 0.533 74 Dan Gamache, L (7, 5) OBP: 0.353, SLG: 0.154	4-0 BB		X 4-0 5 WP BB		X 4-0 BB		X 0-0 32 CS 1B	X 0-0 32 HR 1B		1	0	1	0	2	0	0	
32 Elias Diaz, R (1, 10) OBP: 0.500, SLG: 0.647	0-3 K		X 0-0 F7		X 0-0 F7		X 1-2 84 CS 1B	X 0-1 HR		4	1	2	3	0	1	2	
19 Chris Stewart, R (1, 2) OBP: 0.364, SLG: 0.300 84 Reese McGuire, L (3, 2) OBP: 0.182, SLG: 0.100			X 0-0 G3		X 0-0 F8		X 0-1 P5	X 0-0 72 1B 73 WP 72 E 1B		0	0	0	0	0	0	0	
	R: 0 H: 1 E: 0 LOB: 1 K: 1 BB: 0 S: 6 P: 6	R: 0 H: 0 E: 0 LOB: 1 K: 2 BB: 1 S: 7 P: 11	R: 4 H: 4 E: 0 LOB: 0 K: 0 BB: 0 S: 7 P: 7	R: 0 H: 0 E: 0 LOB: 1 K: 1 BB: 1 S: 5 P: 10	R: 0 H: 1 E: 0 LOB: 1 K: 1 BB: 0 S: 6 P: 6	R: 1 H: 2 E: 0 LOB: 1 K: 0 BB: 1 S: 4 P: 8	R: 1 H: 2 E: 0 LOB: 2 K: 0 BB: 1 S: 5 P: 9	R: 3 H: 4 E: 1 LOB: 2 K: 1 BB: 1 S: 10 P: 15	R: 0 H: 0 E: 0 LOB: 0 K: 0 BB: 0 S: 0 P: 0	1B: 8 SF: 0 2B: 4 SAC: 1 3B: 0 DP: 0 HR: 2 HBP: 0	WP: 2 PA: 41 PB: 0 SB: 0 CS: 2						
PITCHER	IP WLS BF H R ER SO BB IBB HBP BLK WP HR S P ERA WHIP	IP WLS BF H R ER SO BB IBB HBP BLK WP HR S P ERA WHIP	IP WLS BF H R ER SO BB IBB HBP BLK WP HR S P ERA WHIP	IP WLS BF H R ER SO BB IBB HBP BLK WP HR S P ERA WHIP	IP WLS BF H R ER SO BB IBB HBP BLK WP HR S P ERA WHIP	IP WLS BF H R ER SO BB IBB HBP BLK WP HR S P ERA WHIP	IP WLS BF H R ER SO BB IBB HBP BLK WP HR S P ERA WHIP	IP WLS BF H R ER SO BB IBB HBP BLK WP HR S P ERA WHIP	IP WLS BF H R ER SO BB IBB HBP BLK WP HR S P ERA WHIP								
48 Matthew Boyd, L (1, 1) ERA: 5.19	3.2 18 5 4 4 3 2 0 0 0 0 0 1 22 30 9.82 1.909																
89 Lucas Harrell, R (4, 1) ERA:	0.1 1 0 0 0 1 0 0 0 0 0 1 0 3 4 0.00 0.000																
54 Drew VerHagen, R (5, 1) ERA: 6.75	1.0 B 4 1 0 0 1 0 0 0 0 0 0 0 6 6 0.00 1.000																
36 Bobby Parnell, R (6, 1) ERA: 4.15	1.0 B 4 2 1 1 0 1 0 0 0 0 0 0 4 8 9.00 3.000																
65 Blaine Hardy, L (7, 1) ERA: 12.27	1.0 L 6 2 1 1 0 1 0 0 0 0 0 0 5 9 9.00 3.000																
76 Preston Guilmet, R (8, 1) ERA: 10.8	0.2 7 4 3 2 1 1 0 0 0 0 0 0 0 14 27.00 7.500																
99 Dustin Mollen, R (8, 1) ERA:	0.1 1 0 0 0 0 0 0 0 0 0 0 0 0 1 0.00 0.000																

AB	36
R	5
H	10
RBI	5
BB	1
SO	4
LOB	11



AB	35
R	9
H	14
RBI	8
BB	5
SO	6
LOB	17



Batter	1	2	3	4	5	6	7	8	9	AB	R	H	RBI	BB	SO	LOB	TOP										
3 Curtis Granderson, L (1.9) 73 Travis Taijeron, R (5.9) OBP: 0.273, SLG: 0.273 OBP: 0.440, SLG: 0.714	G3-1		P4		L3		K		K	3	0	0	0	0	0	0											
20 Neil Walker, S (1.4) 55 Ty Kelly, S (5.4) OBP: 0.283, SLG: 0.444 OBP: 0.308, SLG: 0.200	K		K		G3-1		K			3	0	0	0	0	2	0											
30 Michael Conforto, L (1.7) 29 Eric Campbell, R (5.7) OBP: 0.292, SLG: 0.236 OBP: 0.542, SLG: 0.375	K		E1		G1-3		K			3	0	0	0	0	1	0											
21 Lucas Duda, L (1.3) 61 Marc Krauss, L (6.3) OBP: 0.368, SLG: 0.471 OBP: 0.354, SLG: 0.316		K	K			F9		K		3	0	0	0	0	2	1											
4 Wilmer Flores, R (1.5) 75 T.J. Rivera, R (6, PR) OBP: 0.609, SLG: 0.722 OBP: 0.286, SLG: 0.333		2B			16 WP 16 SF8 2B	1B		G4-3		3	2	3	0	0	0	0											
16 Alejandro De Azs, L (1.8) 9 Roger Bernadina, L (6.8) OBP: 0.458, SLG: 0.571 OBP: 0.287, SLG: 0.308		F7			SF8	1B		F7		2	0	1	1	0	0	1											
26 Kevin Plawecki, R (1, 10) OBP: 0.364, SLG: 0.600		1B			K		P2			4	0	2	1	0	1	2											
19 Johnny Monell, L (1.2) 70 Nevin Ashley, R (6.2) OBP: 0.476, SLG: 0.471 OBP: 0.333, SLG: 0.273		1B			K		F9		P3	3	0	2	0	0	0	2											
15 Matt Reynolds, R (1.6) 72 Gavin Cecchini, R (7, PR) OBP: 0.263, SLG: 0.176 OBP: 0.375, SLG: 0.286		K			K				K	3	0	1	0	0	2	3											
Inning Stats	R: 0 E: 0 K: 2 S: 7	H: 0 LOB: 0 BB: 0 P: 7	R: 1 E: 0 K: 2 S: 10	H: 3 LOB: 2 BB: 0 P: 10	R: 0 E: 1 K: 2 S: 8	H: 0 LOB: 1 BB: 0 P: 8	R: 1 E: 0 K: 2 S: 9	H: 2 LOB: 1 BB: 0 P: 10	R: 0 E: 0 K: 0 S: 3	H: 2 LOB: 0 BB: 0 P: 5	R: 0 E: 0 K: 3 S: 10	H: 1 LOB: 2 BB: 0 P: 11	R: 0 E: 0 K: 1 S: 5	H: 0 LOB: 0 BB: 0 P: 5	R: 0 E: 0 K: 2 S: 8	H: 1 LOB: 1 BB: 0 P: 8	1B: 5 2B: 4 3B: 0 HR: 0	SF: 1 SAC: 0 DP: 0 HBP: 0	WP: 1 PB: 0 SB: 1 CS: 0	PA: 37							
PITCHER	IP	WLS	BF	H	R	ER	SO	BB	IBB	HBP	BLK	WP	HR	S	P	ERA	WHIP										
44 Daniel Norris, L (1.1) ERA: 6.0	2.0		9	3	1	1	4	0	0	0	0	0	0	17	17	4.50	1.500										
21 Mark Lowe, R (3.1) ERA: 6.75	1.0		4	0	0	0	2	0	0	0	0	0	0	8	8	9.00	0.000										
3B Justin Wilson, L (4.1) ERA: 9.0	1.0	W	5	2	1	1	2	0	0	0	0	0	1	9	10	9.00	2.000										
68 Lendy Castillo, R (5.1) ERA: 4.5	1.0	H	3	0	0	0	0	0	0	0	0	0	0	3	3	0.00	0.000										
61 Shane Greene, R (6.1) ERA: 3.12	4.0	S	16	4	0	0	6	0	0	0	0	0	0	28	29	0.00	1.000										

New York Mets @ Detroit Tigers
Joker Marchant Stadium, Lakeland, FL
Mon Mar 14 2016, 1:08 PM - 4:20 PM EDT
Att: 8,099 - Partly Cloudy - 81 F

AB	36
R	2
H	9
RBI	2
BB	0
SO	14
LOB	15



Batter	1	2	3	4	5	6	7	8	9	AB	R	H	RBI	BB	SO	LOB	BOTTOM										
3 Ian Kinsler, R (1.4) 14 Mike Aviles, R (5, PH) OBP: 0.444, SLG: 0.783 OBP: 0.238, SLG: 0.350	P6		41 BB 28 FC6-4 24 1B	SF8	FC5		HR			2	1	1	1	0	0	0											
8 Justin Upton, R (1.7) 64 John Mayberry Jr., R (6.7) OBP: 0.531, SLG: 0.158 OBP: 0.281, SLG: 0.429	K		F8	24 WP 1B		P4	F7			3	0	1	1	0	1	1											
24 Miguel Cabrera, R (1.3) 72 Dominic Ficoiello, S (6.3) OBP: 0.440, SLG: 0.632 OBP: 0.200, SLG: 0.250	F8		28 FC6-4 41 BB	G6-3		K	F9			3	0	1	0	0	0	1											
41 Victor Martinez, S (1, 10) 74 Tommy Field, R (5, PR) OBP: 0.367, SLG: 0.571 OBP: 0.286, SLG: 0.389		G4-3	28 FC6-4 BB		28 HR 1B			G5-3		2	0	1	0	1	0	0											
39 Jarrod Saltalamacchia, (6, PH) OBP: 0.471, SLG: 1.000			17 BB 34 E HBP	FC6-4	HR	K				2	1	1	3	0	0	2											
28 J.D. Martinez, R (1.9) 62 Nate Schierholtz, L (6.9) OBP: 0.321, SLG: 0.696 OBP: 0.333, SLG: 0.647		E6	1-2 2-3 BB	F9	HR			2B		2	1	1	0	0	1	1											
34 James McCann, R (1.2) 50 Bryan Holaday, R (6.2) OBP: 0.300, SLG: 0.500 OBP: 0.611, SLG: 1.412		E8		F9	14 FC5 1B			F8		3	0	1	0	0	0	3											
1 Jose Iglesias, R (1.6) 49 Dixon Machado, R (6.6) OBP: 0.429, SLG: 0.480 OBP: 0.158, SLG: 0.111		F4		12 SH5-4 3 SF8 BB	14 FC5 HBP			K		1	1	0	0	1	0	2											
17 Andrew Romine, S (1.5) 31 Casey McGehee, R (6.5) OBP: 0.417, SLG: 0.176 OBP: 0.440, SLG: 0.579			3 SF8 8 1B BB	F5				F8		1	1	0	0	2	0	2											
12 Anthony Gose, L (1.8) 79 JaCoby Jones, R (6.8) OBP: 0.400, SLG: 0.636 OBP: 0.308, SLG: 0.583		K		SH5-4				2B		2	0	0	0	0	2	5											
Inning Stats	R: 0 E: 0 K: 1 S: 5	H: 0 LOB: 0 BB: 0 P: 5	R: 0 E: 1 K: 1 S: 6	H: 0 LOB: 3 BB: 1 P: 11	R: 1 E: 0 K: 0 S: 5	H: 2 LOB: 1 BB: 1 P: 9	R: 2 E: 0 K: 0 S: 4	H: 1 LOB: 1 BB: 2 P: 13	R: 2 E: 1 K: 1 S: 10	H: 3 LOB: 2 BB: 0 P: 14	R: 0 E: 0 K: 2 S: 8	H: 1 LOB: 1 BB: 0 P: 8	R: 4 E: 0 K: 1 S: 11	H: 4 LOB: 0 BB: 0 P: 11	R: 0 E: 0 K: 1 S: 6	H: 1 LOB: 1 BB: 0 P: 6	1B: 5 2B: 4 3B: 1 HR: 2	SF: 1 SAC: 1 DP: 0 HBP: 2	WP: 2 PB: 0 SB: 1 CS: 0	PA: 43							
PITCHER	IP	WLS	BF	H	R	ER	SO	BB	IBB	HBP	BLK	WP	HR	S	P	ERA	WHIP										
67 Seth Lugo, R (1.1) ERA: 6.0	2.0		9	0	0	0	2	1	0	0	0	1	0	9	22	13.50	3.000										
65 Robert Gsellman, R (3.1) ERA: 4.15	1.0	L	12	3	3	3	0	3	0	0	0	1	0	9	22	13.50	3.000										
47 Hansel Robles, R (5.1) ERA: 4.15	1.0		7	3	2	2	1	0	0	1	0	0	1	10	14	18.00	3.000										
80 Zack Thornton, R (6.1) ERA: 4.15	1.0		4	1	0	0	2	0	0	0	0	0	0	8	8	0.00	1.000										
90 Raimy Lara, R (7.1) ERA: 54.0	0.2		6	4	4	4	1	0	0	0	0	0	1	10	10	54.00	6.000										

New York Mets @ Detroit Tigers
Joker Marchant Stadium, Lakeland, FL
Mon Mar 14 2016, 1:08 PM - 4:20 PM EDT
Att: 8,099 - Partly Cloudy - 81 F

AB	35
R	9
H	12
RBI	9
BB	4
SO	7
LOB	22



Batter	1	2	3	4	5	6	7	8	9	AB	R	H	RBI	BB	SO	LOB	TOP																		
11 Ender Inciarte, L (1, 10) OBP: 0.400, SLG: 0.593 72 Nate Freiman, R (9, PH) OBP: 0.269, SLG: 0.273	F8			G4-3		SF8		SF9	K	2	0	1	2	0	0	0																			
1 Erick Aybar, S (1, 6) OBP: 0.393, SLG: 0.519 80 Dansby Swanson, R (6, 6) OBP: 0.280, SLG: 0.417	F8			G4-3		F8		23 1B		3	0	0	0	0	0	1																			
23 Nick Swisher, S (1, 3) OBP: 0.321, SLG: 0.280	F8			K		F8				4	0	1	1	0	1	1																			
13 Adonis Garcia, R (1, 5) OBP: 0.296, SLG: 0.556 87 Ozzie Albies, S (7, 4) OBP: 0.357, SLG: 0.423		K		F8		G6-3		G3		3	0	0	0	0	1	1																			
25 Tyler Flowers, R (1, 2) OBP: 0.189, SLG: 0.375 85 Willians Astudillo, R (7, 2) OBP: 0.400, SLG: 0.520		K				F9		4 1B 63 1B 64 FC4-6		3	0	0	0	0	1	0																			
2 Michael Bourn, L (1, 7) OBP: 0.308, SLG: 0.250 74 Matt Tuiasosopo, R (7, PH) OBP: 0.357, SLG: 0.182		K				F7				2	0	0	0	0	2	1																			
18 Jeff Francoeur, R (1, 9) OBP: 0.357, SLG: 0.462 63 Mallex Smith, L (8, PR) OBP: 0.393, SLG: 0.808				K		G5-4-3		11 1B 7 1B 11 SF9	4 1B 64 FC4-6	3	0	1	0	0	1	1																			
7 Gordon Beckham, R (1, 4) OBP: 0.400, SLG: 0.211 4 Reid Brignac, L (8, 5) OBP: 0.455, SLG: 0.706				G4-3		64 2B 11 WP		80 2B	64 FC4-6	2	2	1	0	1	0	0																			
64 Emilio Bonifacio, S (1, 8) OBP: 0.385, SLG: 0.520				P5		11 WP 11 SF8			72 DI FC4-6	4	1	1	1	0	0	4																			
Inning Stats	R: 0 E: 0 K: 0 S: 3	H: 0 LOB: 0 BB: 0 P: 3	R: 0 E: 0 K: 3 S: 9	H: 0 LOB: 0 BB: 0 P: 9	R: 0 E: 0 K: 1 S: 5	H: 0 LOB: 1 BB: 0 P: 5	R: 0 E: 0 K: 1 S: 6	H: 1 LOB: 0 BB: 0 P: 6	R: 0 E: 1 K: 1 S: 5	H: 0 LOB: 0 BB: 1 P: 5	R: 2 E: 0 K: 0 S: 4	H: 1 LOB: 0 BB: 1 P: 9	R: 0 E: 0 K: 0 S: 3	H: 0 LOB: 0 BB: 0 P: 3	R: 3 E: 0 K: 0 S: 7	H: 4 LOB: 1 BB: 0 P: 8	R: 1 E: 0 K: 2 S: 10	H: 3 LOB: 2 BB: 0 P: 11	1B: 6 2B: 3 3B: 0 HR: 0	SF: 2 SAC: 0 DP: 1 HBP: 0	WP: 1 PB: 1 SB: 0 CS: 0	PA: 37													
PITCHER	IP	WLS	BF	H	R	ER	SO	BB	IBB	HBP	BLK	WP	HR	S	P	ERA	WHIP	PITCHER	IP	WLS	BF	H	R	ER	SO	BB	IBB	HBP	BLK	WP	HR	S	P	ERA	WHIP
35 Justin Verlander, R (1, 1) ERA: 3.00	4.0	W	13	1	0	0	5	0	0	0	0	0	0	23	23	0.00	0.250	58 José Valdez, R (9, 1) ERA: 8.44	1.0		6	3	1	1	2	0	0	0	0	0	10	11	9.00	3.000	
57 Francisco Rodríguez, R (6, 1) ERA: 10.13	1.0		3	0	0	0	1	0	0	0	0	0	0	5	5	0.00	0.000																		
43 Bruce Rondon, R (7, 1) ERA: 1.5	1.0		3	0	0	0	0	0	0	0	0	0	0	3	3	0.00	0.000																		
60 Angel Nesbitt, R (8, 1) ERA: 5.08	1.0		7	4	3	3	0	0	0	0	0	0	0	7	8	27.00	4.000																		

Atlanta Braves @ Detroit Tigers
Joker Marchant Stadium, Lakeland, FL
Tue Mar 15 2016, 1:08 PM - 4:04 PM EDT
Att: 7,247 - Partly Cloudy - 86 F

AB 34
R 6
H 9
RBI 5
BB 1
SO 8
LOB 13



Batter	1	2	3	4	5	6	7	8	9	AB	R	H	RBI	BB	SO	LOB	BOTTOM																		
3 Ian Kinsler, R (1, 4) OBP: 0.433, SLG: 0.769 74 Tommy Field, R (6, 4) OBP: 0.304, SLG: 0.368	8 WP	L7	FC5-4			8 G4-6-3	FC5-4			3	1	1	0	0	0	2																			
8 Justin Upton, R (1, 7) OBP: 0.463, SLG: 0.636 73 Jason Krizan, L (7, 7) OBP: 0.471, SLG: 0.333	39 1B 24 1B 9 SF9		24 1B 28 HR	L6		G4-6-3	P5			3	2	1	0	1	0	1																			
24 Miguel Cabrera, R (1, 3) OBP: 0.429, SLG: 0.842 31 Casey McGehee, R (7, 3) OBP: 0.423, SLG: 0.550	9 SF9 39 1B		28 HR			F9		G4-3		3	1	2	0	1	0	0																			
39 Jarrod Saltalamacchia, R (8, 10) OBP: 0.308, SLG: 0.500 75 Mike Carber, R (8, PH) OBP: 0.308, SLG: 0.500	9 SF9			K				G6-3		4	0	1	0	0	3	3																			
28 J.D. Martinez, R (1, 9) OBP: 0.323, SLG: 0.769 62 Nate Schierholz, L (7, 9) OBP: 0.350, SLG: 0.654	K		HR	F8				G3		3	1	1	3	0	1	4																			
9 Nick Castellanos, R (1, 5) OBP: 0.281, SLG: 0.384 79 JaCoby Jones, R (7, 5) OBP: 0.357, SLG: 0.583	SF9					G5-3		63 1B 34 HR		2	1	1	1	0	0	0																			
18 Tyler Collins, L (1, 8) OBP: 0.462, SLG: 0.600 63 Winton Bernard, R (7, 8) OBP: 0.304, SLG: 0.273	P6		14 1B			G6-3		34 HR		3	0	1	0	0	0	2																			
34 James McCann, R (1, 2) OBP: 0.333, SLG: 0.609 80 Rafay Lopez, L (8, 2) OBP: 0.400, SLG: 0.250		G6-3						34 HR		3	1	1	4	1	1	2																			
14 Mike Aviles, R (1, 6) OBP: 0.250, SLG: 0.348 17 Andrew Romine, S (7, 6) OBP: 0.440, SLG: 0.222		F9				G4-3		74 FC5-4		3	0	1	1	0	0	1																			
Inning Stats	R: 2 E: 1 K: 1 S: 8	H: 3 LOB: 2 BB: 1 P: 12	R: 0 E: 0 K: 0 S: 3	H: 0 LOB: 0 BB: 0 P: 3	R: 4 E: 0 K: 2 S: 13	H: 6 LOB: 2 BB: 0 P: 14	R: 0 E: 0 K: 1 S: 5	H: 0 LOB: 1 BB: 1 P: 9	R: 0 E: 0 K: 0 S: 2	H: 0 LOB: 0 BB: 0 P: 3	R: 4 E: 0 K: 1 S: 11	H: 4 LOB: 1 BB: 1 P: 18	R: 0 E: 0 K: 0 S: 3	H: 0 LOB: 0 BB: 0 P: 3	1B: 9 2B: 2 3B: 0 HR: 2	SF: 1 SAC: 0 DP: 1 HBP: 1	WP: 1 PB: 0 SB: 0 CS: 0	PA: 41																	
PITCHER	IP	WLS	BF	H	R	ER	SO	BB	IBB	HBP	BLK	WP	HR	S	P	ERA	WHIP	PITCHER	IP	WLS	BF	H	R	ER	SO	BB	IBB	HBP	BLK	WP	HR	S	P	ERA	WHIP
20 Bud Norris, R (1, 1) ERA: 7.88	3.0	L	19	9	6	6	3	1	0	0	0	0	0	5	9	0.00	1.000	54 Alex Torres, L (7, 1) ERA:	1.1		4	0	0	0	0	0	0	0	0	4	4	0.00	0.000		
36 José Ramírez, R (4, 1) ERA:	1.0		4	0	0	0	1	1	0	0	0	0	0	3	7	0.00	1.000																		
38 Aroldys Vizcaino, R (5, 1) ERA:	1.0		4	0	0	0	0	1	0	0	0	0	0	1	11	19	27.00	3.750																	
84 Lucas Sims, R (6, 1) ERA: 16.2	1.1		9	4	4	4	1	1	0	1	0	0	1	11	19	27.00	3.750																		
83 Zack Bird, R (7, 1) ERA:	0.1		1	0	0	0	0	0	0	0	0	0	0	1	1	0.00	0.000																		

Atlanta Braves @ Detroit Tigers
Joker Marchant Stadium, Lakeland, FL
Tue Mar 15 2016, 1:08 PM - 4:04 PM EDT
Att: 7,247 - Partly Cloudy - 86 F


AB 35
R 10
H 13
RBI 9
BB 4
SO 5
LOB 17



Batter	1	2	3	4	5	6	7	8	9	AB	R	H	RBI	BB	SO	LOB	TOP																		
12 Anthony Gose, L (1, 8) 63 Winton Bernard, R (6, 8)	B1-3		G3		L8		P2		90 HBP 74 1B 79 FC5-4 1-2	3	0	0	0	0	0	1																			
1 Jose Iglesias, R (1, 6) 49 Dixon Machado, R (6, 6)	F7		G5-3 1B		K		K		L4	3	0	1	0	0	1	1																			
3 Ian Kinsler, R (1, 4) 74 Tommy Field, R (6, 4)	F9		G5-3 1-2			HR			K 79 FC5-4 90 HBP 1-2 2-3	3	1	1	1	0	0	1																			
33 Steven Moya, L (1, 9) 90 Chad Huffman, R (6, 9)		F8	K			L9			K 89 1B 79 FC5-4 1-2 2-3 3-H	3	0	0	0	0	1	1																			
31 Casey McGehee, R (1, 5) 79 JaCoby Jones, R (6, 5)		G6-3			K				FC5-4 70 FC5 89 1B 1-2 2-3 3-H	3	0	1	0	0	1	0																			
75 Mike Gerber, L (1, 10) 89 Joey Pankake, R (8, PH) (8, 10)		HR			L3				K 1-2 2-3	3	1	1	1	0	0	1																			
64 John Mayberry Jr., R (1, 3) 72 Dominic Ficoletto, S (6, 3)		50 HR BB			K				K	2	1	0	0	1	1	1																			
50 Bryan Holaday, R (1, 2) 70 Miguel Gonzalez, R (7, 2)		HR					F8			3	1	2	2	0	0	0																			
18 Tyler Collins, L (1, 7) 73 Jason Krizan, L (7, 7)		K					F7		74 1B 90 HBP 63 1B	3	1	1	0	0	1	1																			
Inning Stats	R: 0 E: 0 K: 0 S: 3	H: 0 LOB: 0 BB: 0 P: 3	R: 3 E: 0 K: 1 S: 9	H: 2 LOB: 0 BB: 1 P: 17	R: 0 E: 0 K: 1 S: 6	H: 1 LOB: 1 BB: 0 P: 6	R: 0 E: 0 K: 2 S: 7	H: 0 LOB: 0 BB: 0 P: 7	R: 0 E: 0 K: 1 S: 6	H: 1 LOB: 1 BB: 0 P: 6	R: 1 E: 0 K: 0 S: 6	H: 2 LOB: 1 BB: 0 P: 6	R: 1 E: 0 K: 1 S: 6	H: 1 LOB: 0 BB: 0 P: 7	R: 0 E: 0 K: 2 S: 9	H: 2 LOB: 3 BB: 1 P: 13	R: 2 E: 0 K: 1 S: 8	H: 3 LOB: 2 BB: 0 P: 9	1B: 7 2B: 1 3B: 1 HR: 3	SF: 0 SAC: 0 DP: 0 HBP: 1	WP: 1 PB: 0 CS: 0	PA: 42													
PITCHER	IP	WLS	BF	H	R	ER	SO	BB	IBB	HBP	BLK	WP	HR	S	P	ERA	WHIP	PITCHER	IP	WLS	BF	H	R	ER	SO	BB	IBB	HBP	BLK	WP	HR	S	P	ERA	WHIP
41 Brad Peacock, R (1, 1) 65 James Hoyt, R (4, 1) 47 Dan Straily, R (5, 1) 64 César Valdez, R (8, 1)	3.0	L	13	3	0	0	2	1	0	0	0	0	2	18	26	9.00	1.333		1.0	3	0	0	0	2	0	0	0	0	0	0	7	7	0.00	0.000	
	3.0		13	4	2	2	2	0	0	0	0	1	1	18	19	6.00	1.333		2.0	13	5	2	2	3	1	0	1	0	0	0	17	22	9.00	3.000	

Detroit Tigers @ Houston Astros
Osceola County Stadium, Kissimmee, FL
Wed Mar 16, 2016, 1:07 PM - 4:15 PM EDT
Att. 4,644 - Partly Cloudy - 82 F


AB 39
R 7
H 12
RBI 6
BB 2
SO 9
LOB 20





Batter	1	2	3	4	5	6	7	8	9	AB	R	H	RBI	BB	SO	LOB	BOTTOM																		
27 Jose Altuve, R (1, 4) 76 Nolan Fontana, L (7, 4)	K		L8		G6-3		K		G3-1	3	0	0	0	0	1	0																			
4 George Springer, R (1, 9) 16 Eury Pérez, R (6, PR) (7, 9)	K		FC6-4 1B			1 S 21 2B			F8	3	0	2	0	0	1	0																			
1 Carlos Correa, R (1, 6) 26 Danny Worth, R (6, PR) (7, 6)	K		FC6-4 28 PO 1-2			21 2B BB			77 G4-6-3 BB	2	0	0	0	1	1	1																			
28 Colby Rasmus, L (1, 10) 80 AJ Reed, L (8, PH) (9, 10)		G4-3	PO		F7				K	3	0	0	0	0	1	2																			
30 Carlos Gómez, R (1, 8) 77 Andrew Applin, L (6, 8) (8, 7)		79 1B HBP				BB			L7	0	0	0	0	1	0	0																			
21 Jon Singleton, L (1, 3)			FC6-4						G4-6-3	0	1	0	0	1	0	0																			
79 Colin Moran, L (1, 5)		G4-3			F7				K	4	1	2	3	0	0	2																			
15 Jason Castro, L (1, 2) 74 Alfredo González, R (6, 2)									HR	4	0	1	0	0	1	3																			
6 Jake Marisnick, R (1, 7) 78 Tony Kemp, L (8, 8)									K	4	0	1	0	0	1	3																			
									78 FC3-6 BB	1	0	0	0	0	0	0																			
									FC3-6	3	0	0	0	0	0	4																			
Inning Stats	R: 0 E: 0 K: 3 S: 9	H: 0 LOB: 0 BB: 0 P: 9	R: 0 E: 0 K: 0 S: 4	H: 1 LOB: 3 BB: 0 P: 6	R: 0 E: 1 K: 0 S: 3	H: 1 LOB: 0 BB: 0 P: 3	R: 0 E: 0 K: 0 S: 3	H: 0 LOB: 1 BB: 1 P: 7	R: 0 E: 0 K: 0 S: 3	H: 0 LOB: 0 BB: 0 P: 3	R: 2 E: 0 K: 1 S: 7	H: 2 LOB: 1 BB: 1 P: 10	R: 0 E: 0 K: 1 S: 6	H: 1 LOB: 1 BB: 0 P: 6	R: 0 E: 0 K: 1 S: 4	H: 0 LOB: 0 BB: 1 P: 8	R: 1 E: 0 K: 1 S: 7	H: 1 LOB: 1 BB: 1 P: 14	1B: 4 2B: 1 3B: 0 HR: 1	SF: 0 SAC: 0 DP: 1 HBP: 2	WP: 0 PB: 0 SB: 1 CS: 0	PA: 38													
PITCHER	IP	WLS	BF	H	R	ER	SO	BB	IBB	HBP	BLK	WP	HR	S	P	ERA	WHIP	PITCHER	IP	WLS	BF	H	R	ER	SO	BB	IBB	HBP	BLK	WP	HR	S	P	ERA	WHIP
27 Jordan Zimmermann, R (1, 1) 54 Drew VerHagen, R (4, 1) 32 Michael Fulmer, R (5, 1) 65 Blaine Hardy, L (7, 1) 36 Bobby Parnell, R (8, 1)	3.0	W	12	2	0	0	3	0	0	0	0	0	0	3	7	0.00	1.000		1.0	H	4	0	0	0	1	1	0	0	0	0	1	7	14	9.00	2.000
	2.1	H	11	3	2	2	1	1	0	0	0	0	0	12	15	7.71	1.714		0.2	H	2	0	0	0	1	0	0	0	1	0	4	4	0.00	0.000	
	1.0	H	3	0	0	0	1	1	0	0	0	0	0	4	8	0.00	1.000																		

Detroit Tigers @ Houston Astros
Osceola County Stadium, Kissimmee, FL
Wed Mar 16, 2016, 1:07 PM - 4:15 PM EDT
Att. 4,644 - Partly Cloudy - 82 F

AB 31
R 3
H 6
RBI 3
BB 4
SO 7
LOB 20



Batter	1	2	3	4	5	6	7	8	9	AB R H RBI BB SO LOB	TOP																								
											<p>Detroit Tigers @ Miami Marlins Roger Dean Stadium, Jupiter, FL Sat Mar 19 2016, 1:05 PM EDT</p> <p>livebaseballscorecards.com</p> <p>AB 0 R 0 H 0 RBI 0 BB 0 SO 0 LOB 0</p> 																								
Inning Stats											1B: 0 SF: 0 WP: 0 PA: 0 2B: 0 SAC: 0 FB: 0 3B: 0 DP: 0 SB: 0 HR: 0 HBP: 0 CS: 0																								
PITCHER	IP	WLS	BF	H	R	ER	SO	BB	IBB	HBP	BLK	WP	HR	S	P	ERA	WHIP	PITCHER	IP	WLS	BF	H	R	ER	SO	BB	IBB	HBP	BLK	WP	HR	S	P	ERA	WHIP

Batter	1	2	3	4	5	6	7	8	9	AB R H RBI BB SO LOB	BOTTOM																								
											<p>Detroit Tigers @ Miami Marlins Roger Dean Stadium, Jupiter, FL Sat Mar 19 2016, 1:05 PM EDT</p> <p>livebaseballscorecards.com</p> <p>AB 0 R 0 H 0 RBI 0 BB 0 SO 0 LOB 0</p> 																								
Inning Stats											1B: 0 SF: 0 WP: 0 PA: 0 2B: 0 SAC: 0 FB: 0 3B: 0 DP: 0 SB: 0 HR: 0 HBP: 0 CS: 0																								
PITCHER	IP	WLS	BF	H	R	ER	SO	BB	IBB	HBP	BLK	WP	HR	S	P	ERA	WHIP	PITCHER	IP	WLS	BF	H	R	ER	SO	BB	IBB	HBP	BLK	WP	HR	S	P	ERA	WHIP

Batter	1	2	3	4	5	6	7	8	9	AB	R	H	RBI	BB	SO	LOB	TOP			
3 Ian Kinsler, R (1,4) 90 Kody Eaves, L (6,PH) (6,4)										2	2	1	0	0	0	0				
1 Jose Iglesias, R (1,6) 79 JaCoby Jones, R (7,PH) (7,6)										4	1	3	0	0	1	0				
24 Miguel Cabrera, R (1,3) 90 Chad Huffman, R (6,3) (6,3)										2	0	0	1	0	0	1				
33 Steven Moya, L (1,9) 39 Cam Gibson, L (6,9) (6,9)										3	1	1	0	0	1	1				
31 Casey McGehee, R (1,10) 84 Zac Shepherd, R (7,PH) (7,10)										2	1	1	1	1	0	0				
18 Tyler Collins, L (1,7) 17 Jeff McVane, R (6,7) (6,7)										3	1	1	2	0	1	2				
14 Mike Aviles, R (1,5) 80 Raffy Lopez, L (6,2) (6,2)										3	0	1	1	0	1	0				
50 Bryan Holaday, R (1,2) (6,5)										4	0	1	0	0	1	1				
63 Winton Bernard, R (1,8) 95 Connor Harrell, R (6,8) (6,8)										3	0	0	0	0	1	2				
Inning Stats	R: 5 E: 0 K: 0 S: 9	H: 6 LOB: 1 BB: 0 P: 10	R: 0 E: 0 K: 1 S: 5	H: 0 LOB: 0 BB: 0 P: 5	R: 0 E: 0 K: 1 S: 5	H: 0 LOB: 0 BB: 0 P: 5	R: 0 E: 0 K: 3 S: 9	H: 0 LOB: 0 BB: 0 P: 9	R: 1 E: 1 K: 1 S: 6	H: 1 LOB: 2 BB: 1 P: 12	R: 0 E: 0 K: 3 S: 10	H: 1 LOB: 2 BB: 0 P: 11	R: 0 E: 0 K: 0 S: 3	H: 1 LOB: 1 BB: 0 P: 3	R: 2 E: 0 K: 1 S: 7	H: 2 LOB: 1 BB: 0 P: 10	1B: 9 2B: 1 3B: 2 HR: 0	SF: 1 SAC: 0 DP: 1 HBP: 2	WP: 1 PB: 0 SB: 0 CS: 0	PA: 41
PITCHER	IP WLS BF H R ER SO BB IBB HBP BLK WP HR S P ERA WHIP																			
20 Bud Norris, R (1,1) ERA: 8.53	4.2 L 23 7 0 5 5 1 0 1 0 0 0 31 38 9.64 1.714																			
83 Hunter Cervena, L (6,1) ERA: 3.0	0.1 1 0 0 0 1 0 0 0 0 0 0 3 3 0.00 0.000																			
39 Jason Grilli, R (6,1) ERA: 9.0	1.0 4 1 0 0 1 0 0 0 0 0 0 6 6 0.00 1.000																			
38 Arodys Vizcaino, R (7,1) ERA: 7.11	1.0 4 1 0 0 3 0 0 0 0 1 0 10 11 0.00 1.000																			
60 Ryan Weber, R (8,1) ERA: 7.11	2.0 9 3 2 2 1 0 0 1 0 0 0 10 13 9.00 1.500																			

Detroit Tigers @ Atlanta Braves
Champion Stadium, Lake Buena Vista, FL
Sun Mar 20 2016, 1:08 PM - 3:44 PM EDT
Att: 8,574 - Partly Cloudy - 79 F

livebaseballscorecards.com

AB 37
R 8
H 12
RBI 7
BB 1
SO 11
LOB 13

Batter	1	2	3	4	5	6	7	8	9	AB	R	H	RBI	BB	SO	LOB	BOTTOM			
11 Ender Inciarte, L (1,8) OBP: 0.341, SLG: 0.500										4	0	0	0	0	0	0				
1 Erick Aybar, S (1,6) 85 Willians Astudillo, R (7,2) (7,2)										3	0	1	0	0	0	0				
5 Freddie Freeman, L (1,3) 89 Jacob Schrader, R (7,3) (7,3)										1	0	1	0	2	0	0				
22 Nick Markakis, L (1,9) 88 Jordy Lara, R (7,5) (7,5)										3	0	0	0	0	2	4				
15 A.J. Pierzynski, L (1,2) 38 Arodys Vizcaino, R (7,1) (7,1)										3	0	0	0	0	0	1				
4 Reid Brignac, L (1,4) OBP: 0.405, SLG: 0.517										3	0	0	0	1	1	0				
8 Jace Peterson, L (1,5) (7,6)										4	1	2	0	0	1	0				
2 Michael Bourn, L (1,7) 60 Ryan Weber, R (8,1) 85 Tanner Murphy, R (9,PH) (8,1)										3	0	1	1	0	1	2				
20 Bud Norris, R (1,1) 83 Hunter Cervena, L (6,1) 24 Kelly Johnson, L (5,PH) 39 Jason Grilli, R (6,1) 64 Emilio Bonifacio, S (7,9) (8,7)										1	0	0	0	0	0	1				
Inning Stats	R: 0 E: 0 K: 1 S: 5	H: 0 LOB: 1 BB: 0 P: 9	R: 1 E: 0 K: 0 S: 5	H: 2 LOB: 1 BB: 0 P: 5	R: 0 E: 0 K: 0 S: 3	H: 1 LOB: 1 BB: 1 P: 7	R: 0 E: 0 K: 2 S: 7	H: 0 LOB: 0 BB: 0 P: 7	R: 0 E: 0 K: 1 S: 5	H: 0 LOB: 0 BB: 0 P: 5	R: 0 E: 0 K: 1 S: 6	H: 1 LOB: 1 BB: 0 P: 6	R: 0 E: 0 K: 0 S: 3	H: 1 LOB: 1 BB: 1 P: 7	R: 1 E: 0 K: 0 S: 5	H: 2 LOB: 1 BB: 0 P: 5	1B: 4 2B: 2 3B: 1 HR: 0	SF: 0 SAC: 0 DP: 2 HBP: 0	WP: 0 PB: 0 SB: 0 CS: 0	PA: 35
PITCHER	IP WLS BF H R ER SO BB IBB HBP BLK WP HR S P ERA WHIP																			
61 Shane Greene, R (1,1) ERA: 2.63	5.0 W 19 3 1 1 4 2 0 0 0 0 0 25 33 1.80 1.000																			
43 Bruce Rondón, R (6,1) ERA: 7.36	1.0 4 1 0 0 1 0 0 0 0 0 0 6 6 0.00 1.000																			
36 Bobby Parnell, R (7,1) ERA: 2.45	1.0 4 1 0 0 0 1 0 0 0 0 0 3 7 0.00 2.000																			
45 Buck Farmer, R (8,1) ERA: 3.0	2.0 8 2 1 1 1 0 0 0 0 0 0 10 10 4.50 1.000																			

Detroit Tigers @ Atlanta Braves
Champion Stadium, Lake Buena Vista, FL
Sun Mar 20 2016, 1:08 PM - 3:44 PM EDT
Att: 8,574 - Partly Cloudy - 79 F

livebaseballscorecards.com

AB 32
R 2
H 7
RBI 2
BB 3
SO 6
LOB 11

Batter	1	2	3	4	5	6	7	8	9	AB	R	H	RBI	BB	SO	LOB	TOP
9 Ben Revere, L (1, 8) OBP: 0.345, SLG: 0.517	G1-3		P6		G1-3		G3-6-1		G6-3	3	0	0	0	0	0	0	Washington Nationals @ Detroit Tigers Joker Marchant Stadium, Lakeland, FL Sun Mar 20 2016, 1:06 PM - 4:10 PM EDT Att: 6,918 - Partly Cloudy - 79 F
3 Michael Taylor, R (6, 8) OBP: 0.515, SLG: 0.871							10 G3-6-1			1	0	1	1	0	0	0	
4 Tony Campana, L (9, PH) OBP: 0.391, SLG: 0.545							3-H			1	0	0	0	0	0	0	
20 Daniel Murphy, L (1, 4) OBP: 0.298, SLG: 0.333										3	1	2	0	0	0	0	
10 Stephen Drew, L (6, 4) OBP: 0.440, SLG: 0.429	34 HR		34 G5-3		F7					1	0	0	0	0	0	1	
16 Scott Sizemore, R (9, PH) OBP: 0.444, SLG: 0.875							1-2			0	0	0	0	1	0	0	
34 Bryce Harper, L (1, 9) OBP: 0.429, SLG: 0.625										3	2	2	3	0	0	1	
5 Reed Johnson, R (6, 9) OBP: 0.481, SLG: 0.409	1-H HR		G5-3		HR				K	2	0	0	0	0	1	1	
11 Ryan Zimmerman, R (1, 3) OBP: 0.278, SLG: 0.444										3	0	0	0	0	0	1	
25 Clint Robinson, L (6, 3) OBP: 0.310, SLG: 0.615	F8		G4-3		F9					1	1	1	1	0	0	0	
28 Jayson Werth, R (1, 7) OBP: 0.200, SLG: 0.292										3	0	0	0	0	2	0	
21 Matthew den Dekker, L (6, 7) OBP: 0.291, SLG: 0.357	K				K		G4-3		L4	1	0	0	0	0	0	0	
6 Anthony Rendon, R (1, 5) OBP: 0.308, SLG: 0.304										3	0	1	0	0	1	0	
2 Brendan Ryan, R (6, 5) OBP: 0.400, SLG: 0.600		G5-3								1	1	1	0	0	0	0	
40 Wilson Ramos, R (1, 2) OBP: 0.313, SLG: 0.563										3	0	1	0	0	1	1	
59 Jose Lobaton, S (6, 2) OBP: 0.429, SLG: 0.412										1	0	1	1	0	0	0	
23 Jhonatan Solano, R (8, 2) OBP: 0.529, SLG: 0.500										0	0	0	0	0	0	0	
8 Danny Espinosa, S (1, 6) OBP: 0.185, SLG: 0.240										1	0	0	0	0	0	1	
7 Trea Turner, R (6, 6) OBP: 0.294, SLG: 0.345										2	1	1	0	0	0	1	
32 Tyler Moore, R (1, 10) OBP: 0.200, SLG: 0.370										2	0	0	0	0	0	3	
14 Chris Heisey, R (7, PH) OBP: 0.324, SLG: 0.387	F7				P5					2	0	0	0	0	0	1	
Inning Stats	R: 2 E: 0 K: 1 S: 10	H: 2 LOB: 0 BB: 0 P: 13	R: 0 E: 0 K: 0 S: 4	H: 1 LOB: 1 BB: 0 P: 4	R: 0 E: 0 K: 0 S: 4	H: 1 LOB: 2 BB: 0 P: 4	R: 0 E: 0 K: 1 S: 6	H: 0 LOB: 0 BB: 0 P: 7	R: 1 E: 0 K: 0 S: 4	H: 2 LOB: 0 BB: 0 P: 5	R: 2 E: 0 K: 0 S: 7	H: 3 LOB: 1 BB: 0 P: 7	R: 0 E: 0 K: 1 S: 5	H: 0 LOB: 1 BB: 1 P: 9	1B: 5 2B: 3 3B: 0 HR: 3	SF: 0 SAC: 0 DP: 1 HBP: 1	WP: 0 PA: 39 PB: 0 SB: 1 CS: 0
PITCHER	IP WLS BF H R ER SO BB IBB HBP BLK WP HR S P ERA WHIP																
35 Justin Verlander, R (1, 1) ERA: 1.93	5.0	22	6	3	3	2	0	0	0	1	0	0	2	28	32	5.40	1.200
21 Mark Lowe, R (6, 1) ERA: 9.53	1.0	3	0	0	0	2	0	0	0	0	0	0	0	7	7	0.00	0.000
54 Drew VerHagen, R (7, 1) ERA: 8.1	1.2	9	5	3	3	0	0	0	0	0	0	0	1	10	11	16.20	3.000
99 Dustin Molleken, R (8, 1) ERA:	0.1	W	1	0	0	0	0	0	0	0	0	0	0	1	1	0.00	0.000
56 Kyle Ryan, L (9, 1) ERA: 1.13	1.0	S	4	0	0	0	1	1	0	0	0	0	0	5	9	0.00	1.000

Batter	1	2	3	4	5	6	7	8	9	AB	R	H	RBI	BB	SO	LOB	BOTTOM		
12 Anthony Gose, L (1, 8) OBP: 0.286, SLG: 0.438	F7									4	0	0	0	0	1	1	Washington Nationals @ Detroit Tigers Joker Marchant Stadium, Lakeland, FL Sun Mar 20 2016, 1:06 PM - 4:10 PM EDT Att: 6,918 - Partly Cloudy - 79 F		
31 José Azocar, R (8, 8) OBP: 0.143, SLG: 0.143										1	0	0	0	0	0	1			
34 James McCann, R (1, 2) OBP: 0.370, SLG: 0.854										3	1	2	0	0	0	1			
70 Miguel Gonzalez, R (7, 2) OBP: 0.333, SLG: 0.250										1	0	0	0	0	0	0			
8 Justin Upton, R (1, 7) OBP: 0.542, SLG: 0.207										3	0	0	0	0	1	2			
25 Christin Stewart, L (7, 7) OBP: 0.291, SLG: 0.357										0	1	0	0	0	0	0			
28 J.D. Martinez, R (1, 10) OBP: 0.325, SLG: 0.876										3	1	1	1	0	0	1			
75 Mike Gerber, L (8, PH) OBP: 0.353, SLG: 0.750										1	1	1	1	0	0	0			
9 Nick Castellanos, R (1, 5) OBP: 0.290, SLG: 0.345										2	1	1	0	1	1	0			
87 Jordany Valdespin, L (7, 5) OBP: 0.750, SLG: 0.987										1	1	1	0	0	0	0			
62 Nate Schierholtz, L (1, 9) OBP: 0.333, SLG: 0.692										3	0	1	1	0	0	1			
73 Jason Krizan, L (7, 9) OBP: 0.500, SLG: 0.357										0	1	0	0	1	0	0			
17 Andrew Romine, S (1, 4) OBP: 0.452, SLG: 0.333										3	0	2	1	0	0	1			
74 Tommy Field, R (7, 4) OBP: 0.296, SLG: 0.348										0	0	0	0	0	0	0			
64 John Mayberry Jr., R (1, 3) OBP: 0.206, SLG: 0.290										3	0	0	0	0	2	3			
72 Dominic Ficoletto, S (7, 3) OBP: 0.250, SLG: 0.333										1	0	1	2	0	0	0			
49 Dixon Machado, R (1, 6) OBP: 0.192, SLG: 0.160										3	0	1	0	0	0	1			
86 Argenis Diaz, R (8, 6) OBP: 0.291, SLG: 0.357										1	0	0	0	0	0	1			
Inning Stats	R: 0 E: 0 K: 1 S: 6	H: 1 LOB: 1 BB: 0 P: 6	R: 0 E: 0 K: 0 S: 3	H: 1 LOB: 0 BB: 0 P: 3	R: 0 E: 0 K: 1 S: 6	H: 1 LOB: 1 BB: 0 P: 6	R: 0 E: 0 K: 1 S: 5	H: 0 LOB: 0 BB: 0 P: 5	R: 0 E: 0 K: 1 S: 6	H: 1 LOB: 0 BB: 0 P: 6	R: 3 E: 0 K: 1 S: 9	H: 4 LOB: 2 BB: 1 P: 13	R: 0 E: 0 K: 0 S: 3	H: 0 LOB: 0 BB: 0 P: 3	R: 4 E: 1 K: 0 S: 6	H: 3 LOB: 1 BB: 1 P: 11	1B: 7 2B: 4 3B: 0 HR: 0	SF: 0 SAC: 1 DP: 1 HBP: 1	WP: 0 PA: 37 PB: 0 SB: 0 CS: 0
PITCHER	IP WLS BF H R ER SO BB IBB HBP BLK WP HR S P ERA WHIP																		
41 Joe Ross, R (1, 1) ERA: 2.79	1.0									0	0	0	0	0	0	0	0.00	2.000	
45 Blake Treinen, R (2, 1) ERA:	4.0	H	13	2	0	0	3	0	0	0	0	0	0	19	19	0.00	0.500		
18 Matt Belisle, R (6, 1) ERA: 8.1	0.2	H	6	3	3	3	0	1	0	0	0	0	0	5	9	40.50	6.000		
73 Felipe Vázquez, L (6, 1) ERA: 5.4	1.1	B	5	1	0	0	1	0	0	0	0	0	0	7	7	0.00	0.750		
72 Burke Badenhop, R (8, 1) ERA: 10.5	0.0	L	4	2	4	4	0	1	0	1	0	0	0	2	7	∞	∞		

AB	37
R	6
H	11
RBI	6
BB	1
SO	5
LOB	11



AB	33
R	7
H	11
RBI	6
BB	2
SO	5
LOB	13



Batter	1	2	3	4	5	6	7	8	9	AB	R	H	RBI	BB	SO	LOB	TOP										
12 Anthony Gose, L (1, 8) OBP: 0.238, SLG: 0.359 63 Wynton Bernard, R (6, 8) OBP: 0.300, SLG: 0.250	G6-3	F8		F9		G4-3			BB	4	0	0	0	0	0	3											
1 Jose Iglesias, R (1, 6) OBP: 0.465, SLG: 0.513 49 Dixon Machado, R (6, 6) OBP: 0.241, SLG: 0.214	F8		9 HBP 33 1B BB	1B			18 G4-3 1B		P5	2	0	1	1	1	0	0											
8 Justin Upton, R (1, 7) OBP: 0.333, SLG: 0.216 18 Tyler Collins, L (6, 7) OBP: 0.429, SLG: 0.600	K		F9	K			G4-3		F7	3	0	0	0	0	2	2											
28 J.D. Martinez, R (1, 9) OBP: 0.319, SLG: 0.610 87 Ross Kivett, R (6, 9)			33 2B 34 F 1B	K			G6-3			3	1	1	0	0	1	1											
33 Steven Moya, L (1, 10) OBP: 0.387, SLG: 0.800							G4-3			4	1	2	0	0	0	0											
9 Nick Castellanos, R (1, 5) OBP: 0.388, SLG: 0.500 31 Casey McGehee, R (6, 5) OBP: 0.405, SLG: 0.441										2	1	1	1	0	0	2											
34 James McCann, R (1, 2) OBP: 0.309, SLG: 0.606 50 Bryan Holaday, R (6, 2) OBP: 0.452, SLG: 1.000										1	0	0	0	0	1	0											
64 John Mayberry Jr., R (1, 3) OBP: 0.214, SLG: 0.263										3	0	1	0	1	1	0											
17 Andrew Romine, S (1, 4) OBP: 0.421, SLG: 0.300 74 Tommy Field, R (6, 4) OBP: 0.286, SLG: 0.333										3	1	1	0	0	1	2											
Inning Stats	R: 0 E: 0 K: 1 S: 5	H: 0 LOB: 0 BB: 0 P: 5	R: 2 E: 1 K: 1 S: 9	H: 4 LOB: 2 BB: 0 P: 9	R: 0 E: 0 K: 1 S: 6	H: 1 LOB: 3 BB: 1 P: 11	R: 1 E: 0 K: 1 S: 7	H: 2 LOB: 1 BB: 0 P: 8	R: 1 E: 0 K: 1 S: 8	H: 1 LOB: 0 BB: 0 P: 8	R: 0 E: 0 K: 1 S: 5	H: 0 LOB: 2 BB: 0 P: 5	R: 0 E: 0 K: 0 S: 3	H: 1 LOB: 0 BB: 0 P: 3	R: 0 E: 0 K: 1 S: 5	H: 0 LOB: 2 BB: 2 P: 13	1B: 7 2B: 1 3B: 0 HR: 1	SF: 0 SAC: 0 DP: 1 HBP: 1	WP: 1 PB: 0 SB: 0 CS: 0	PA: 39							
PITCHER	IP	WLS	BF	H	R	ER	SO	BB	IBB	HBP	BLK	WP	HR	S	P	ERA	WHIP										
43 R.A. Dickey, R (1, 1) ERA: 5.02	5.0		25	8	4	4	5	1	0	0	0	1	1	35	41	7.20	1.800										
68 Arnold Leon, R (6, 1) ERA:	2.0	W	6	1	0	0	1	0	0	0	0	0	0	8	8	0.00	0.500										
57 Chad Gironi, L (8, 1) ERA:	0.1	H	1	0	0	0	0	0	0	0	0	0	0	1	1	0.00	0.000										
52 Ryan Tepera, R (8, 1) ERA: 1.69	0.2	H	2	0	0	0	1	0	0	0	0	0	0	4	4	0.00	0.000										
32 David Aardsma, R (9, 1) ERA: 3.6	1.0	S	5	0	0	0	1	2	0	0	0	0	0	5	13	0.00	2.000										

Detroit Tigers @ Toronto Blue Jays
 Florida Auto Exchange Stadium, Dunedin, FL
 Thu Mar 24 2016, 1:08 PM - 4:15 PM EDT
 Att: 5,534 - Partly Cloudy - 77 F

AB	35
R	4
H	9
RBI	4
BB	3
SO	8
LOB	19





Batter	1	2	3	4	5	6	7	8	9	AB	R	H	RBI	BB	SO	LOB	BOTTOM											
11 Kevin Pillar, R (1, 8) OBP: 0.295, SLG: 0.357 3 Ezequiel Carrera, L (5, 8) OBP: 0.260, SLG: 0.333	18 S 18 CS 1B	18 BB 1B		F8		59 1B 1 2B BB		G4-6-3		3	1	2	2	0	0	1												
18 Darwin Barney, R (1, 6) OBP: 0.343, SLG: 0.355 59 Jon Berti, R (5, 4) OBP: 0.231, SLG: 0.385	K			G6-3		1 2B 1B		G5-3		2	0	0	0	1	1	1												
1 Andy Burns, R (1, 5) OBP: 0.455, SLG: 0.690	15 G5-4-3 1B	G5-3				G6-3				4	0	2	1	0	0	2												
15 Chris Colabello, R (1, 10) OBP: 0.349, SLG: 0.488 35 Casey Kotchman, L (5, PH) OBP: 0.240, SLG: 0.206	G5-4-3			L4		G3-1		P6		2	0	0	0	0	0	1												
14 Justin Smoak, S (1, 3) OBP: 0.462, SLG: 0.818 8 Jason Leblebjian, R (5, PR) (6, 6)				K		48 WP 1B		K		3	1	2	1	0	1	0												
48 Junior Lake, R (1, 7) OBP: 0.350, SLG: 0.371						K		P6		3	0	1	0	1	1	1												
13 Demonic Brown, L (1, 9) OBP: 0.333, SLG: 0.365 9 Darrell Ceciliani, L (7, PR) (8, 9)				L9				F7		4	1	2	0	0	0	1												
7 David Adams, R (1, 4) OBP: 0.462, SLG: 0.609										0	0	0	0	0	0	0												
22 Josh Thole, L (1, 2) OBP: 0.200, SLG: 0.316 76 Tony Sanchez, R (6, 2) OBP: 0.333, SLG: 0.357	K			F9						3	2	1	0	1	0	3												
Inning Stats	R: 1 E: 0 K: 1 S: 6	H: 2 LOB: 0 BB: 0 P: 6	R: 3 E: 0 K: 1 S: 9	H: 3 LOB: 2 BB: 2 P: 17	R: 0 E: 0 K: 1 S: 6	H: 1 LOB: 1 BB: 0 P: 6	R: 0 E: 0 K: 0 S: 4	H: 1 LOB: 1 BB: 0 P: 4	R: 0 E: 0 K: 1 S: 6	H: 1 LOB: 2 BB: 0 P: 7	R: 2 E: 0 K: 0 S: 5	H: 2 LOB: 2 BB: 2 P: 13	R: 0 E: 0 K: 1 S: 6	H: 1 LOB: 1 BB: 0 P: 6	R: 0 E: 0 K: 0 S: 3	H: 1 LOB: 0 BB: 0 P: 3	1B: 10 2B: 1 3B: 0 HR: 1	SF: 0 SAC: 0 DP: 2 HBP: 0	WP: 1 PB: 0 SB: 1 CS: 1	PA: 38								
PITCHER	IP	WLS	BF	H	R	ER	SO	BB	IBB	HBP	BLK	WP	HR	S	P	ERA	WHIP											
48 Matthew Boyd, L (1, 1) ERA: 4.24	1.2		18	7	4	3	3	2	0	0	0	1	1	0	8	9	0.00	0.600										
68 Lenny Castillo, R (4, 1) ERA: 2.35	0.2	L	5	1	2	2	0	2	0	0	0	0	0	3	11	27.00	4.500											
36 Bobby Parnell, R (6, 1) ERA: 9.72	0.1		2	1	0	0	0	0	0	0	0	0	0	2	2	0.00	3.000											
87 Paul Voelker, R (6, 1) ERA:	1.0		4	1	0	0	1	0	0	0	0	0	0	6	6	0.00	1.000											
54 Drew VerHagen, R (8, 1) ERA: 7.04	1.0																											

Detroit Tigers @ Toronto Blue Jays
 Florida Auto Exchange Stadium, Dunedin, FL
 Thu Mar 24 2016, 1:08 PM - 4:15 PM EDT
 Att: 5,534 - Partly Cloudy - 77 F

AB	34
R	6
H	12
RBI	5
BB	4
SO	5
LOB	17



Batter	1	2	3	4	5	6	7	8	9	AB R H RBI BB SO LOB	TOP																								
											<p>Atlanta Braves @ Detroit Tigers Joker Marchant Stadium, Lakeland, FL Fri Mar 25 2016, 1:05 PM EDT</p> <p>livebaseballscorecards.com</p> <p>AB 0 R 0 H 0 RBI 0 BB 0 SO 0 LOB 0</p> 																								
Inning Stats										1B: 0 SF: 0 WP: 0 PA: 0 2B: 0 SAC: 0 FB: 0 3B: 0 DP: 0 SB: 0 HR: 0 HBP: 0 CS: 0																									
PITCHER	IP	WLS	BF	H	R	ER	SO	BB	IBB	HBP	BLK	WP	HR	S	P	ERA	WHIP	PITCHER	IP	WLS	BF	H	R	ER	SO	BB	IBB	HBP	BLK	WP	HR	S	P	ERA	WHIP

Batter	1	2	3	4	5	6	7	8	9	AB R H RBI BB SO LOB	BOTTOM																								
											<p>Atlanta Braves @ Detroit Tigers Joker Marchant Stadium, Lakeland, FL Fri Mar 25 2016, 1:05 PM EDT</p> <p>livebaseballscorecards.com</p> <p>AB 0 R 0 H 0 RBI 0 BB 0 SO 0 LOB 0</p> 																								
Inning Stats										1B: 0 SF: 0 WP: 0 PA: 0 2B: 0 SAC: 0 FB: 0 3B: 0 DP: 0 SB: 0 HR: 0 HBP: 0 CS: 0																									
PITCHER	IP	WLS	BF	H	R	ER	SO	BB	IBB	HBP	BLK	WP	HR	S	P	ERA	WHIP	PITCHER	IP	WLS	BF	H	R	ER	SO	BB	IBB	HBP	BLK	WP	HR	S	P	ERA	WHIP

Batter	1	2	3	4	5	6	7	8	9	AB	R	H	RBI	BB	SO	LOB	TOP							
4 George Springer, R OBP: 0.412, SLG: 0.378 94 Teoscar Hernández, R OBP: 0.231, SLG: 0.615										3	0	0	0	3	1	3								
82 Alex Bregman, R OBP: 0.200, SLG: 0.091										6	0	1	1	0	2	7								
28 Colby Rasmus, L OBP: 0.361, SLG: 0.600 86 Derek Fisher, L OBP: 0.462, SLG: 0.800										2	0	1	0	2	0	0								
30 Carlos Gómez, R OBP: 0.400, SLG: 0.231 16 Eury Pérez, R OBP: 0.316, SLG: 0.188										4	0	0	0	0	2	3								
80 AJ Reed, L OBP: 0.333, SLG: 0.600										5	3	3	2	0	0	2								
15 Jason Castro, L OBP: 0.444, SLG: 0.600 73 Roberto Peña, R OBP: 0.214, SLG: 0.231										2	2	2	2	1	0	0								
21 Jon Singleton, L OBP: 0.196, SLG: 0.358										5	1	2	1	0	0	2								
83 J.D. Davis, R OBP: 0.500, SLG: 0.444 92 Nick Tanelu, R OBP: 1.000, SLG: 2.000										3	1	1	1	1	0	2								
91 Mott Hyde, R OBP: 0.400, SLG: 0.400										5	0	2	1	0	3	3								
Inning Stats	R: 0 E: 0 K: 1 S: 5	H: 0 LOB: 1 BB: 1 P: 9	R: 2 E: 0 K: 1 S: 9	H: 4 LOB: 2 BB: 0 P: 9	R: 2 E: 0 K: 0 S: 7	H: 2 LOB: 0 BB: 0 P: 9	R: 0 E: 0 K: 1 S: 5	H: 0 LOB: 1 BB: 1 P: 9	R: 0 E: 0 K: 1 S: 5	H: 1 LOB: 0 BB: 0 P: 5	R: 0 E: 0 K: 1 S: 5	H: 0 LOB: 3 BB: 3 P: 17	R: 4 E: 0 K: 2 S: 13	H: 5 LOB: 2 BB: 2 P: 23	R: 0 E: 0 K: 0 S: 3	H: 0 LOB: 1 BB: 1 P: 7	R: 0 E: 0 K: 2 S: 8	H: 1 LOB: 1 BB: 0 P: 9	1B: 9 2B: 1 3B: 0 HR: 3	SF: 0 SAC: 0 DP: 0 HBP: 0	WP: 1 PB: 0 SB: 0 CS: 1	PA: 47		
PITCHER	IP WLS BF H R ER SO BB IBB HBP BLK WP HR S P ERA WHIP	IP WLS BF H R ER SO BB IBB HBP BLK WP HR S P ERA WHIP	IP WLS BF H R ER SO BB IBB HBP BLK WP HR S P ERA WHIP	IP WLS BF H R ER SO BB IBB HBP BLK WP HR S P ERA WHIP	IP WLS BF H R ER SO BB IBB HBP BLK WP HR S P ERA WHIP	IP WLS BF H R ER SO BB IBB HBP BLK WP HR S P ERA WHIP	IP WLS BF H R ER SO BB IBB HBP BLK WP HR S P ERA WHIP	IP WLS BF H R ER SO BB IBB HBP BLK WP HR S P ERA WHIP	IP WLS BF H R ER SO BB IBB HBP BLK WP HR S P ERA WHIP	IP WLS BF H R ER SO BB IBB HBP BLK WP HR S P ERA WHIP	IP WLS BF H R ER SO BB IBB HBP BLK WP HR S P ERA WHIP	IP WLS BF H R ER SO BB IBB HBP BLK WP HR S P ERA WHIP	IP WLS BF H R ER SO BB IBB HBP BLK WP HR S P ERA WHIP	IP WLS BF H R ER SO BB IBB HBP BLK WP HR S P ERA WHIP	IP WLS BF H R ER SO BB IBB HBP BLK WP HR S P ERA WHIP	IP WLS BF H R ER SO BB IBB HBP BLK WP HR S P ERA WHIP	IP WLS BF H R ER SO BB IBB HBP BLK WP HR S P ERA WHIP	IP WLS BF H R ER SO BB IBB HBP BLK WP HR S P ERA WHIP	IP WLS BF H R ER SO BB IBB HBP BLK WP HR S P ERA WHIP	IP WLS BF H R ER SO BB IBB HBP BLK WP HR S P ERA WHIP	IP WLS BF H R ER SO BB IBB HBP BLK WP HR S P ERA WHIP	IP WLS BF H R ER SO BB IBB HBP BLK WP HR S P ERA WHIP	IP WLS BF H R ER SO BB IBB HBP BLK WP HR S P ERA WHIP	IP WLS BF H R ER SO BB IBB HBP BLK WP HR S P ERA WHIP

Houston Astros @ Detroit Tigers
Joker Marchant Stadium, Lakeland, FL
Sun Mar 27 2016, 1:08 PM - 4:09 PM EDT
Att: 6,133 - Partly Cloudy - 84 F

AB 39
R 8
H 13
RBI 8
BB 8
SO 9
LOB 27



Batter	1	2	3	4	5	6	7	8	9	AB	R	H	RBI	BB	SO	LOB	BOTTOM							
3 Ian Kinsler, R OBP: 0.327, SLG: 0.568 17 Andrew Romine, S OBP: 0.436, SLG: 0.323										3	0	0	0	0	1	0								
1 Jose Iglesias, R OBP: 0.408, SLG: 0.444 14 Mike Aviles, R OBP: 0.308, SLG: 0.405										3	0	0	0	0	0	0								
24 Miguel Cabrera, R OBP: 0.438, SLG: 0.595 64 John Mayberry Jr., R OBP: 0.213, SLG: 0.238										3	0	1	0	0	0	0								
28 J.D. Martinez, R OBP: 0.300, SLG: 0.568 62 Nate Schierholz, L OBP: 0.290, SLG: 0.600										3	0	0	0	0	0	1								
39 Jarrod Saltalamacchia, S OBP: 0.353, SLG: 0.581										4	1	2	0	0	1	0								
31 Casey McGehee, R OBP: 0.413, SLG: 0.447										4	1	2	0	0	0	1								
18 Tyler Collins, L OBP: 0.420, SLG: 0.651										4	0	0	1	0	1	2								
34 James McCann, R OBP: 0.368, SLG: 0.703										4	1	2	2	0	2	0								
12 Anthony Gose, L OBP: 0.244, SLG: 0.357 63 Winton Bernard, R OBP: 0.257, SLG: 0.212										3	0	1	0	0	1	2								
Inning Stats	R: 0 E: 0 K: 0 S: 3	H: 0 LOB: 0 BB: 0 P: 3	R: 1 E: 0 K: 0 S: 6	H: 3 LOB: 2 BB: 0 P: 6	R: 0 E: 0 K: 0 S: 4	H: 1 LOB: 1 BB: 0 P: 4	R: 0 E: 0 K: 0 S: 3	H: 1 LOB: 0 BB: 0 P: 3	R: 0 E: 0 K: 3 S: 9	H: 0 LOB: 0 BB: 0 P: 9	R: 0 E: 0 K: 0 S: 3	H: 0 LOB: 0 BB: 0 P: 3	R: 2 E: 0 K: 1 S: 11	H: 4 LOB: 2 BB: 0 P: 14	R: 0 E: 0 K: 0 S: 3	H: 0 LOB: 0 BB: 0 P: 3	R: 0 E: 0 K: 2 S: 7	H: 0 LOB: 0 BB: 0 P: 7	1B: 6 2B: 2 3B: 0 HR: 1	SF: 0 SAC: 0 DP: 1 HBP: 0	WP: 0 PB: 0 SB: 0 CS: 0	PA: 35		
PITCHER	IP WLS BF H R ER SO BB IBB HBP BLK WP HR S P ERA WHIP	IP WLS BF H R ER SO BB IBB HBP BLK WP HR S P ERA WHIP	IP WLS BF H R ER SO BB IBB HBP BLK WP HR S P ERA WHIP	IP WLS BF H R ER SO BB IBB HBP BLK WP HR S P ERA WHIP	IP WLS BF H R ER SO BB IBB HBP BLK WP HR S P ERA WHIP	IP WLS BF H R ER SO BB IBB HBP BLK WP HR S P ERA WHIP	IP WLS BF H R ER SO BB IBB HBP BLK WP HR S P ERA WHIP	IP WLS BF H R ER SO BB IBB HBP BLK WP HR S P ERA WHIP	IP WLS BF H R ER SO BB IBB HBP BLK WP HR S P ERA WHIP	IP WLS BF H R ER SO BB IBB HBP BLK WP HR S P ERA WHIP	IP WLS BF H R ER SO BB IBB HBP BLK WP HR S P ERA WHIP	IP WLS BF H R ER SO BB IBB HBP BLK WP HR S P ERA WHIP	IP WLS BF H R ER SO BB IBB HBP BLK WP HR S P ERA WHIP	IP WLS BF H R ER SO BB IBB HBP BLK WP HR S P ERA WHIP	IP WLS BF H R ER SO BB IBB HBP BLK WP HR S P ERA WHIP	IP WLS BF H R ER SO BB IBB HBP BLK WP HR S P ERA WHIP	IP WLS BF H R ER SO BB IBB HBP BLK WP HR S P ERA WHIP	IP WLS BF H R ER SO BB IBB HBP BLK WP HR S P ERA WHIP	IP WLS BF H R ER SO BB IBB HBP BLK WP HR S P ERA WHIP	IP WLS BF H R ER SO BB IBB HBP BLK WP HR S P ERA WHIP	IP WLS BF H R ER SO BB IBB HBP BLK WP HR S P ERA WHIP	IP WLS BF H R ER SO BB IBB HBP BLK WP HR S P ERA WHIP	IP WLS BF H R ER SO BB IBB HBP BLK WP HR S P ERA WHIP	IP WLS BF H R ER SO BB IBB HBP BLK WP HR S P ERA WHIP

Houston Astros @ Detroit Tigers
Joker Marchant Stadium, Lakeland, FL
Sun Mar 27 2016, 1:08 PM - 4:09 PM EDT
Att: 6,133 - Partly Cloudy - 84 F

AB 35
R 3
H 9
RBI 3
BB 0
SO 6
LOB 8



Batter	1	2	3	4	5	6	7	8	9	AB	R	H	RBI	BB	SO	LOB	TOP										
3 Ian Kinsler, R (1,4) OBP: 0.327, SLG: 0.617 17 Andrew Romine, S (6,4) OBP: 0.425, SLG: 0.313										3	1	1	1	0	1	2	<p>Detroit Tigers @ New York Yankees George M. Steinbrenner Field, Tampa, FL Mon Mar 28 2016, 6:37 PM - 9:04 PM EDT Att: 10,311 - Cloudy - 75 F</p>										
8 Justin Upton, R (1,7) OBP: 0.385, SLG: 0.600 18 Tyler Collins, L (6,7) OBP: 0.412, SLG: 0.636										3	1	1	1	0	1	2											
24 Miguel Cabrera, R (1,3) OBP: 0.286, SLG: 0.660 72 Dominic Fico, S (6,PR) OBP: 0.269, SLG: 0.346										3	0	2	0	0	0	0											
28 J.D. Martinez, R (1,9) OBP: 0.283, SLG: 0.532 62 Nate Schierholz, L (6,9) OBP: 0.281, SLG: 0.581										3	0	0	0	0	3	2											
9 Nick Castellanos, R (1,5) OBP: 0.333, SLG: 0.439 86 Argenis Diaz, R (6,5)										3	0	0	0	0	1	2											
34 James McCann, R (1,10) OBP: 0.341, SLG: 0.650										3	0	0	0	0	2	0											
14 Mike Aviles, R (1,6) 48 Gustavo Nunez, S (7,6) OBP: 0.333, SLG: 0.333										3	0	0	0	0	1	0											
39 Jarrod Saltalamacchia, S (1,2) OBP: 0.351, SLG: 0.559										3	0	1	0	0	0	0											
12 Anthony Gose, L (1,8) 63 Winton Bernard, R (8,8) OBP: 0.257, SLG: 0.212										2	0	0	0	1	1	0											
Inning Stats	R: 0 E: 0 K: 1 S: 5	H: 0 LOB: 0 BB: 0 P: 5	R: 0 E: 0 K: 2 S: 7	H: 0 LOB: 0 BB: 0 P: 7	R: 0 E: 0 K: 1 S: 6	H: 1 LOB: 2 BB: 1 P: 10	R: 0 E: 0 K: 1 S: 5	H: 1 LOB: 0 BB: 0 P: 5	R: 0 E: 0 K: 2 S: 7	H: 0 LOB: 0 BB: 0 P: 7	R: 2 E: 0 K: 3 S: 15	H: 3 LOB: 2 BB: 0 P: 16	R: 0 E: 0 K: 0 S: 3	H: 0 LOB: 0 BB: 0 P: 3	R: 0 E: 0 K: 1 S: 5	H: 1 LOB: 0 BB: 0 P: 3		1B: 4 2B: 0 3B: 0 HR: 2	SF: 0 SAC: 0 DP: 2 HBP: 0	WP: 1 PB: 0 SB: 0 CS: 0	PA: 32						
PITCHER	IP	WLS	BF	H	R	ER	SO	BB	IBB	HBP	BLK	WP	HR	S	P	ERA	WHIP										
85 Luis Cessa, R (1,1) ERA: 2.7	3.0		11	1	0	0	4	1	0	0	0	0	0	18	22	0.00	0.667										
26 Johnny Barbato, R (4,1) ERA: 1.56	1.0		3	1	0	0	1	0	0	0	0	0	0	5	7	0.00	1.000										
54 Aroldis Chapman, L (5,1) ERA: 3.38	1.0		3	0	0	0	2	0	0	0	0	0	0	7	7	0.00	0.000										
73 Nick Goody, R (6,1) ERA: 5.79	1.0		6	3	2	2	3	0	0	0	0	1	2	15	16	18.00	3.000										
45 Chasen Shreve, L (7,1) ERA:	1.0		3	0	0	0	0	0	0	0	0	0	0	3	3	0.00	0.000										

Batter	1	2	3	4	5	6	7	8	9	AB	R	H	RBI	BB	SO	LOB	BOTTOM										
22 Jacoby Ellsbury, L (1,8) OBP: 0.233, SLG: 0.310 96 Mark Payton, L (7,8) OBP: 0.400, SLG: 0.250										3	0	0	0	0	0	1	<p>Detroit Tigers @ New York Yankees George M. Steinbrenner Field, Tampa, FL Mon Mar 28 2016, 6:37 PM - 9:04 PM EDT Att: 10,311 - Cloudy - 75 F</p>										
11 Brett Gardner, L (1,7) OBP: 0.320, SLG: 0.500 62 Juan Silva, L (7,7) OBP: 0.333, SLG: 0.333										3	0	1	0	0	0	0											
34 Brian McCann, L (1,2) OBP: 0.378, SLG: 0.457 17 Carlos Corporan, S (5,2) OBP: 0.250, SLG: 0.231										2	0	0	0	0	0	1											
25 Mark Teixeira, S (1,3) OBP: 0.234, SLG: 0.238 29 Dustin Ackley, L (8,3) OBP: 0.325, SLG: 0.436										3	1	1	1	0	1	1											
13 Alex Rodriguez, R (1,10) OBP: 0.349, SLG: 0.359 70 Eddy Rodriguez, R (8,PH) OBP: 0.091, SLG: 0.162										3	0	1	0	0	1	0											
12 Chase Headley, S (1,5) OBP: 0.267, SLG: 0.310 73 Jose Rosario, R (8,5)										3	0	0	0	0	0	0											
14 Starlin Castro, R (1,4) OBP: 0.390, SLG: 0.615 27 Pete Kozma, R (7,4) OBP: 0.259, SLG: 0.280										2	0	1	0	0	0	0											
18 Didi Gregorius, L (1,6) OBP: 0.350, SLG: 0.378 17 Ronald Torreyes, R (7,6) OBP: 0.324, SLG: 0.364										2	0	0	0	0	0	1											
31 Aaron Hicks, S (1,9) OBP: 0.298, SLG: 0.476 79 César Puello, R (9,9) OBP: 0.375, SLG: 0.517										2	0	0	0	1	0	0											
Inning Stats	R: 0 E: 0 K: 1 S: 6	H: 1 LOB: 1 BB: 0 P: 6	R: 0 E: 0 K: 0 S: 4	H: 1 LOB: 0 BB: 0 P: 4	R: 0 E: 0 K: 0 S: 2	H: 0 LOB: 1 BB: 1 P: 6	R: 0 E: 0 K: 0 S: 4	H: 1 LOB: 1 BB: 0 P: 5	R: 0 E: 0 K: 0 S: 3	H: 0 LOB: 0 BB: 0 P: 3	R: 1 E: 0 K: 1 S: 7	H: 2 LOB: 1 BB: 0 P: 9	R: 2 E: 0 K: 1 S: 8	H: 3 LOB: 1 BB: 0 P: 8	1B: 6 2B: 1 3B: 0 HR: 1	SF: 0 SAC: 0 DP: 1 HBP: 0		WP: 1 PB: 0 SB: 0 CS: 0	PA: 32								
PITCHER	IP	WLS	BF	H	R	ER	SO	BB	IBB	HBP	BLK	WP	HR	S	P	ERA	WHIP										
45 Buck Farmer, R (1,1) ERA: 2.25	3.0		11	2	0	0	1	1	0	0	0	1	0	7	8	0.00	0.500										
56 Kyle Ryan, L (4,1) ERA: 2.45	2.0		7	1	0	0	0	0	0	0	0	0	1	10	12	4.50	1.000										
67 Logan Kensing, R (6,1) ERA: 3.24	2.0	H	8	2	1	1	1	0	0	0	0	0	1	8	8	18.00	3.000										
30 Adam Ravenelle, R (8,1) ERA: 27.0	1.0	L	6	3	2	2	1	0	0	0	0	0	0	8	8	18.00	3.000										

Batter	1	2	3	4	5	6	7	8	9	AB	R	H	RBI	BB	SO	LOB	TOP																		
																														Toronto Blue Jays @ Detroit Tigers Joker Marchant Stadium, Lakeland, FL Tue Mar 29 2016, 1:05 PM EDT livebaseballscorecards.com					
Inning Stats																																			
PITCHER	IP	WLS	BF	H	R	ER	SO	BB	IBB	HBP	BLK	WP	HR	S	P	ERA	WHIP	PITCHER	IP	WLS	BF	H	R	ER	SO	BB	IBB	HBP	BLK	WP	HR	S	P	ERA	WHIP

Toronto Blue Jays @ Detroit Tigers
 Joker Marchant Stadium, Lakeland, FL
 Tue Mar 29 2016, 1:05 PM EDT

AB 0
R 0
H 0
RBI 0
BB 0
SO 0
LOB 0



1B: 0 SF: 0 WP: 0 PA: 0
 2B: 0 SAC: 0 FB: 0
 3B: 0 DP: 0 SB: 0
 HR: 0 HBP: 0 CS: 0

Batter	1	2	3	4	5	6	7	8	9	AB	R	H	RBI	BB	SO	LOB	BOTTOM																		
Inning Stats																																			
PITCHER	IP	WLS	BF	H	R	ER	SO	BB	IBB	HBP	BLK	WP	HR	S	P	ERA	WHIP	PITCHER	IP	WLS	BF	H	R	ER	SO	BB	IBB	HBP	BLK	WP	HR	S	P	ERA	WHIP

Toronto Blue Jays @ Detroit Tigers
 Joker Marchant Stadium, Lakeland, FL
 Tue Mar 29 2016, 1:05 PM EDT

AB 0
R 0
H 0
RBI 0
BB 0
SO 0
LOB 0



1B: 0 SF: 0 WP: 0 PA: 0
 2B: 0 SAC: 0 FB: 0
 3B: 0 DP: 0 SB: 0
 HR: 0 HBP: 0 CS: 0

Batter	1	2	3	4	5	6	7	8	9	AB	R	H	RBI	BB	SO	LOB	TOP					
12 Anthony Gose, L (1, 8) 89 Jiwan James, S (6, 8)	P5	CS	G4-3					G3		3	1	1	0	0	0	0						
1 Jose Iglesias, R (1, 6) 86 Argenis Diaz, R (6, 6)	BB		K					G5-3		3	0	2	0	0	1	1						
8 Justin Upton, R (1, 7) 73 Jason Krizan, L (6, 7)	BB		BB					G6-3		2	0	1	0	1	1	1						
62 Nate Schierholtz, L (1, 9) OBP: 0.250, SLG: 0.514	K		F8					G4-3		4	0	0	0	0	1	3						
18 Tyler Collins, L (1, 10) OBP: 0.400, SLG: 0.596	G6-3							L8		3	0	0	0	1	0	2						
34 James McCann, R (1, 2) 70 Miguel Gonzalez, R (6, 2) OBP: 0.341, SLG: 0.698 OBP: 0.300, SLG: 0.222			HR					G6-4-3		3	1	1	1	0	0	1						
14 Mike Aviles, R (1, 4) 74 Tommy Field, R (7, 4) OBP: 0.286, SLG: 0.333			G6-3					K		3	0	1	0	0	1	0						
17 Andrew Romine, S (1, 3) 90 Chad Huffman, R (7, 3) OBP: 0.697, SLG: 1.000			CS					G5-3		2	0	0	0	1	0	1						
87 Jordany Valdespin, L (1, 5) 84 Zac Shepherd, R (7, 5)			L6					G4-3		2	0	0	0	0	0	1						
Inning Stats	R: 0 E: 0 K: 1 S: 6	H: 1 LOB: 2 BB: 1 P: 10	R: 1 E: 0 K: 0 S: 5	H: 1 LOB: 0 BB: 1 P: 12	R: 0 E: 0 K: 1 S: 6	H: 1 LOB: 1 BB: 0 P: 6	R: 0 E: 0 K: 1 S: 4	H: 0 LOB: 0 BB: 1 P: 8	R: 1 E: 1 K: 1 S: 7	H: 2 LOB: 1 BB: 0 P: 8	R: 0 E: 0 K: 0 S: 3	H: 0 LOB: 0 BB: 0 P: 3	R: 0 E: 0 K: 0 S: 3	H: 1 LOB: 0 BB: 0 P: 3	R: 0 E: 0 K: 0 S: 3	H: 0 LOB: 0 BB: 0 P: 3	R: 0 E: 0 K: 0 S: 3	H: 0 LOB: 0 BB: 0 P: 3	1B: 5 2B: 0 3B: 0 HR: 1	SF: 0 SAC: 0 DP: 2 HBP: 0	WP: 0 PB: 1 SB: 0 CS: 1	PA: 34
PITCHER	IP	WLS	BF	H	R	ER	SO	BB	IBB	HBP	BLK	WP	HR	S	P	ERA	WHIP					
30 Chris Tillman, R (1, 1) ERA: 7.24	4.0	L	16	3	1	1	3	3	0	0	0	0	0	1	21	36	2.25	1.500				
66 T.J. McFarland, L (5, 1) ERA: 5.56	3.0		11	3	1	0	1	0	0	0	0	0	0	13	14	0.00	1.000					
48 Vance Worley, R (8, 1) ERA: 4.3	1.0		3	0	0	0	0	0	0	0	0	0	0	3	3	0.00	0.000					
60 Mychal Givens, R (9, 1) ERA: 0.82	1.0		3	0	0	0	0	0	0	0	0	0	0	3	3	0.00	0.000					

Detroit Tigers @ Baltimore Orioles
Ed Smith Stadium, Sarasota, FL
Wed Mar 30, 2016, 6:08 PM - 8:42 PM EDT
Att: 8,163 - Partly Cloudy - 83 F

AB 30
R 2
H 6
RBI 1
BB 3
SO 4
LOB 9





Batter	1	2	3	4	5	6	7	8	9	AB	R	H	RBI	BB	SO	LOB	BOTTOM				
13 Manny Machado, R (1, 5) 3 Ryan Flaherty, L (7, 5) OBP: 0.333, SLG: 0.607 OBP: 0.462, SLG: 0.475	G4-3		K					F9		3	0	0	0	0	2	1					
32 Matt Wieters, S (1, 10) OBP: 0.280, SLG: 0.348	FC5-4		K					L3		4	0	2	0	0	1	1					
10 Adam Jones, R (1, 8) 70 Xavier Avery, L (8, 8) OBP: 0.314, SLG: 0.500 OBP: 0.432, SLG: 0.621	FC5-4		G4-3					G4-3		3	0	0	0	0	1	2					
19 Chris Davis, L (1, 3) 89 Garabaz Rosa, R (8, 4) OBP: 0.315, SLG: 0.348 OBP: 0.526, SLG: 0.556			K					K		2	0	1	0	1	1	1					
45 Mark Trumbo, R (1, 9) 23 Joey Rickard, R (8, 9) OBP: 0.322, SLG: 0.579 OBP: 0.471, SLG: 0.576			F8					K		3	0	0	0	0	2	3					
14 Nolan Reimold, R (1, 7) 15 Paul Janish, R (8, 6) OBP: 0.396, SLG: 0.481 OBP: 0.389, SLG: 0.404			CS					BB		0	1	0	0	1	1	1					
2 J.J. Hardy, R (1, 6) 18 Steve Tolleson, R (8, 5) OBP: 0.319, SLG: 0.556 OBP: 0.222, SLG: 0.244			K					G5-3		2	0	0	0	1	1	1					
6 Jonathan Schoop, R (1, 4) 91 Julio Borbon, L (8, 7) OBP: 0.371, SLG: 0.525 OBP: 0.333, SLG: 0.250			K					G5-3		3	0	0	0	0	1	1					
36 Caleb Joseph, R (1, 2) 27 Francisco Peña, R (9, 2) OBP: 0.333, SLG: 0.388 OBP: 0.321, SLG: 0.480			HBP					P3		2	0	0	0	0	0	0					
Inning Stats	R: 0 E: 0 K: 1 S: 6	H: 1 LOB: 0 BB: 0 P: 6	R: 0 E: 0 K: 1 S: 4	H: 0 LOB: 1 BB: 1 P: 8	R: 0 E: 0 K: 3 S: 9	H: 0 LOB: 0 BB: 0 P: 10	R: 0 E: 0 K: 2 S: 8	H: 1 LOB: 1 BB: 0 P: 8	R: 0 E: 0 K: 0 S: 3	H: 0 LOB: 0 BB: 0 P: 3	R: 0 E: 0 K: 3 S: 10	H: 1 LOB: 2 BB: 1 P: 14	R: 0 E: 0 K: 0 S: 3	H: 0 LOB: 0 BB: 0 P: 3	R: 0 E: 0 K: 0 S: 3	R: 1 E: 0 K: 1 S: 6	H: 1 LOB: 1 BB: 1 P: 11	1B: 4 2B: 1 3B: 0 HR: 0	SF: 0 SAC: 0 DP: 1 HBP: 1	WP: 0 PB: 0 SB: 0 CS: 1	PA: 34
PITCHER	IP	WLS	BF	H	R	ER	SO	BB	IBB	HBP	BLK	WP	HR	S	P	ERA	WHIP				
61 Shane Greene, R (1, 1) 38 Justin Wilson, L (6, 1) ERA: 8.59	5.2	W	21	3	0	0	9	1	0	0	0	0	0	3	7	0.00	3.000				
21 Mark Lowe, R (7, 1) 57 Francisco Rodriguez, R (8, 1) ERA: 6.64	1.0	H	3	0	0	0	0	0	0	0	0	0	0	3	3	0.00	0.000				
54 Drew VerHagen, R (9, 1) ERA: 6.52	1.0	S	5	1	1	1	1	1	0	0	0	0	0	6	11	9.00	2.000				

Detroit Tigers @ Baltimore Orioles
Ed Smith Stadium, Sarasota, FL
Wed Mar 30, 2016, 6:08 PM - 8:42 PM EDT
Att: 8,163 - Partly Cloudy - 83 F

AB 30
R 1
H 4
RBI 1
BB 3
SO 11
LOB 11



Batter	1	2	3	4	5	6	7	8	9	AB R H RBI BB SO LOB	TOP																								
											<p style="text-align: center;">Detroit Tigers @ Atlanta Braves Champion Stadium, Lake Buena Vista, FL Sat Apr 02 2016, 1:05 PM EDT</p> <p style="text-align: right;">livebaseballscorecards.com</p> <p>AB 0 R 0 H 0 RBI 0 BB 0 SO 0 LOB 0</p> 																								
Inning Stats										1B: 0 SF: 0 2B: 0 SAC: 0 3B: 0 DP: 0 HR: 0 HBP: 0	WP: 0 PA: 0 PB: 0 SB: 0 CS: 0																								
PITCHER	IP	WLS	BF	H	R	ER	SO	BB	IBB	HBP	BLK	WP	HR	S	P	ERA	WHIP	PITCHER	IP	WLS	BF	H	R	ER	SO	BB	IBB	HBP	BLK	WP	HR	S	P	ERA	WHIP

Batter	1	2	3	4	5	6	7	8	9	AB R H RBI BB SO LOB	BOTTOM																								
											<p style="text-align: center;">Detroit Tigers @ Atlanta Braves Champion Stadium, Lake Buena Vista, FL Sat Apr 02 2016, 1:05 PM EDT</p> <p style="text-align: right;">livebaseballscorecards.com</p> <p>AB 0 R 0 H 0 RBI 0 BB 0 SO 0 LOB 0</p> 																								
Inning Stats										1B: 0 SF: 0 2B: 0 SAC: 0 3B: 0 DP: 0 HR: 0 HBP: 0	WP: 0 PA: 0 PB: 0 SB: 0 CS: 0																								
PITCHER	IP	WLS	BF	H	R	ER	SO	BB	IBB	HBP	BLK	WP	HR	S	P	ERA	WHIP	PITCHER	IP	WLS	BF	H	R	ER	SO	BB	IBB	HBP	BLK	WP	HR	S	P	ERA	WHIP

Batter	1	2	3	4	5	6	7	8	9	10	11	AB	R	H	RBI	BB	SO	LOB	TOP						
3 Ian Kinsler, R OBP: 0.500, SLG: 1.000												6	2	3	4	0	0	1							
8 Justin Upton, R OBP: 0.333, SLG: 0.500												6	1	2	0	0	1	2							
24 Miguel Cabrera, R OBP: 0.200, SLG: 0.200												5	0	1	1	0	0	1							
28 J.D. Martinez, R OBP: 0.400, SLG: 0.500												4	0	1	0	1	0	3							
9 Nick Castellanos, R 17 Andrew Romine, S												3	0	0	1	0	1	2							
34 James McCann, R												5	0	0	0	0	2	4							
1 Jose Iglesias, R OBP: 0.400, SLG: 0.250												4	0	1	0	1	0	0							
12 Anthony Gose, L												4	3	2	1	1	1	1							
35 Justin Verlander, R 38 Justin Wilson, L 21 Mark Lowe, L 41 Victor Martinez, S 57 Francisco Rodriguez, R 54 Drew VerHagen, R 14 Mike Aviles, R 61 Shane Greene, R												3	1	1	0	0	0	1	1						
Inning Stats	R: 1 E: 0 K: 1 S: 10	H: 2 LOB: 1 BB: 0 P: 16	R: 3 E: 0 K: 2 S: 12	H: 3 LOB: 0 BB: 0 P: 16	R: 0 E: 0 K: 1 S: 10	H: 1 LOB: 1 BB: 0 P: 15	R: 0 E: 1 K: 1 S: 8	H: 1 LOB: 1 BB: 0 P: 10	R: 1 E: 0 K: 0 S: 11	H: 2 LOB: 1 BB: 0 P: 19	R: 0 E: 0 K: 1 S: 9	H: 0 LOB: 0 BB: 0 P: 12	R: 0 E: 0 K: 0 S: 7	H: 0 LOB: 0 BB: 0 P: 12	R: 2 E: 1 K: 0 S: 11	H: 2 LOB: 0 BB: 0 P: 19	R: 0 E: 0 K: 0 S: 12	H: 0 LOB: 3 BB: 3 P: 26	R: 1 E: 0 K: 1 S: 8	H: 1 LOB: 0 BB: 1 P: 13	1B: 7 2B: 2 3B: 0 HR: 3	SF: 1 SAC: 1 DP: 1 HBP: 0	WP: 0 PB: 0 SB: 0 CS: 1	PA: 47	
PITCHER	54 Wei-Yin Chen, L ERA: 9.0	36 Edwin Jackson, R ERA: 9.0	33 Dustin McGowan, R ERA: 9.0	35 David Phelps, R ERA: 18.0	57 Bryan Morris, R ERA: 18.0	44 AJ Ramos, R ERA: 9.0	17 Craig Breslow, L ERA: 9.0																		
Batter	9 Dee Strange-Gordon, L	13 Marcell Ozuna, R	21 Christian Yelich, L	27 Giancarlo Stanton, R	14 Martin Prado, R	41 Justin Bour, L	17 Craig Breslow, L	11 J.T. Realmuto, R	3 Adeiny Hechavarria, R	54 Wei-Yin Chen, R	36 Edwin Jackson, R	81 Jhonny Peralta, L	31 Dustin McGowan, R	12 Chris Johnson, R	35 David Phelps, R	57 Francisco Rodriguez, R	54 Drew VerHagen, R	44 AJ Ramos, R	10 Miguel Rivera, R						
Inning Stats	R: 0 E: 0 K: 1 S: 7	H: 0 LOB: 0 BB: 0 P: 9	R: 0 E: 0 K: 2 S: 11	H: 0 LOB: 1 BB: 1 P: 20	R: 0 E: 0 K: 1 S: 5	H: 0 LOB: 0 BB: 0 P: 7	R: 0 E: 0 K: 0 S: 6	H: 0 LOB: 0 BB: 0 P: 11	R: 0 E: 0 K: 0 S: 13	H: 1 LOB: 1 BB: 0 P: 17	R: 1 E: 0 K: 2 S: 11	H: 1 LOB: 0 BB: 0 P: 13	R: 3 E: 0 K: 0 S: 14	H: 4 LOB: 1 BB: 0 P: 19	R: 0 E: 0 K: 1 S: 10	H: 1 LOB: 2 BB: 1 P: 18	R: 0 E: 0 K: 0 S: 10	H: 0 LOB: 0 BB: 0 P: 15	1B: 4 2B: 4 3B: 1 HR: 1	SF: 2 SAC: 0 DP: 0 HBP: 0	WP: 0 PB: 0 SB: 0 CS: 0	PA: 46			
PITCHER	35 Justin Verlander, R ERA: 4.5	38 Justin Wilson, L ERA: 9.0	21 Mark Lowe, R ERA: 9.0	57 Francisco Rodriguez, R ERA: 27.0	54 Drew VerHagen, R ERA: 27.0	61 Shane Greene, R ERA: 11.1																			

Detroit Tigers @ Miami Marlins
Marlins Park, Miami, FL
Tue Apr 05 2016, 7:37 PM - 11:23 PM EDT
Att: 36,911 - Clear - 77 F

livebaseballscores.com

AB 41
R 8
H 12
RBI 8
BB 4
SO 6
LOB 15



Detroit Tigers @ Miami Marlins
Marlins Park, Miami, FL
Tue Apr 05 2016, 7:37 PM - 11:23 PM EDT
Att: 36,911 - Clear - 77 F

livebaseballscores.com


AB 41
R 7
H 10
RBI 7
BB 3
SO 10
LOB 17



Batter	1	2	3	4	5	6	7	8	9	AB	R	H	RBI	BB	SO	LOB	TOP										
3 Ian Kinsler, R OBP: 0.455, SLG: 0.727										5	1	2	0	0	2	0											
8 Justin Upton, R OBP: 0.273, SLG: 0.455										5	0	1	0	0	3	2											
24 Miguel Cabrera, R OBP: 0.400, SLG: 0.333										4	1	2	0	1	2	0											
28 J.D. Martinez, R OBP: 0.400, SLG: 0.375										4	1	1	0	1	1	4											
9 Nick Castellanos, R OBP: 0.111, SLG: 0.250										5	1	1	1	0	2	5											
39 Jarrod Saltalamacchia, R OBP: 0.430, SLG: 1.200										5	1	2	4	0	2	2											
1 Jose Iglesias, R OBP: 0.500, SLG: 0.375										4	1	2	0	1	1	2											
12 Anthony Gose, L OBP: 0.444, SLG: 0.750										4	0	1	0	0	1	2											
19 Anibal Sánchez, R 54 Drew VerHagen, R 38 Justin Wilson, L 41 Victor Martinez, S 21 Mark Lowe, L 67 Logan Kensing, R 57 Francisco Rodriguez, R										3	0	0	0	0	2	4											
Inning Stats	R: 0 E: 0 K: 3 S: 9	H: 0 LOB: 0 BB: 0 P: 14	R: 2 E: 0 K: 1 S: 14	H: 1 LOB: 0 BB: 1 P: 21	R: 0 E: 0 K: 3 S: 11	H: 0 LOB: 0 BB: 0 P: 15	R: 0 E: 0 K: 2 S: 9	H: 0 LOB: 0 BB: 0 P: 13	R: 0 E: 0 K: 2 S: 13	H: 1 LOB: 1 BB: 0 P: 20	R: 3 E: 0 K: 2 S: 27	H: 5 LOB: 3 BB: 1 P: 42	R: 0 E: 0 K: 1 S: 12	H: 1 LOB: 1 BB: 1 P: 24	R: 2 E: 0 K: 1 S: 14	H: 3 LOB: 1 BB: 0 P: 24	R: 0 E: 0 K: 1 S: 10	H: 2 LOB: 2 BB: 0 P: 17	1B: 8 2B: 3 3B: 0 HR: 2	SF: 0 SAC: 0 DP: 0 HBP: 0	WP: 1 PB: 0 SB: 0 CS: 0	PA: 43					
PITCHER	IP	WLS	BF	H	R	ER	SO	BB	IBB	HBP	BLK	WP	HR	S	P	ERA	WHIP										
José Fernández, R ERA: 7.94	5.2	L	23	5	5	5	13	1	0	0	0	0	1	72	106	7.94	1.059										
33 Dustin McGowan, R ERA:	0.1		4	2	0	0	0	1	0	0	0	0	0	11	19	0.00	9.000										
36 Edwin Jackson, R ERA:	1.0		5	1	0	0	1	0	1	0	0	0	0	12	24	0.00	1.000										
45 Chris Narveson, L ERA: 9.0	2.0		11	5	2	2	2	0	0	0	0	1	1	24	41	9.00	2.500										

Detroit Tigers @ Miami Marlins
Marlins Park, Miami, FL
Wed Apr 06 2016, 4:57 PM - 8:20 PM EDT
Att: 17,883 - Roof Closed - 71 F


AB	40
R	7
H	13
RBI	7
BB	3
SO	16
LOB	21



Batter	1	2	3	4	5	6	7	8	9	AB	R	H	RBI	BB	SO	LOB	BOTTOM										
9 Dee Strange-Gordon, L OBP: 0.545, SLG: 0.909										5	0	3	0	0	0	3											
13 Marcell Ozuna, R OBP: 0.200, SLG: 0.111										4	1	0	0	1	0	5											
21 Christian Yelich, L OBP: 0.400, SLG: 0.429										3	1	1	0	1	0	0											
27 Giancarlo Stanton, R OBP: 0.300, SLG: 0.625										4	0	1	1	0	1	4											
14 Martín Prado, R OBP: 0.333, SLG: 0.250										4	0	1	0	0	1	2											
41 Justin Bour, L OBP: 0.333, SLG: 0.375										4	0	1	1	0	2	2											
11 J.T. Realmuto, R OBP: 0.111, SLG: 0.222										4	0	0	0	0	1	2											
3 Adeiny Hechavarria, R OBP: 0.333, SLG: 0.571										3	1	2	0	1	0	0											
José Fernández, R 33 Dustin McGowan, R 36 Edwin Jackson, R 12 Chris Johnson, R 45 Chris Narveson, L 32 Derek Dietrich, L										0	0	0	0	1	0	0											
Inning Stats	R: 0 E: 0 K: 0 S: 9	H: 1 LOB: 1 BB: 0 P: 16	R: 0 E: 0 K: 1 S: 8	H: 1 LOB: 0 BB: 0 P: 12	R: 0 E: 0 K: 0 S: 9	H: 0 LOB: 0 BB: 0 P: 15	R: 0 E: 0 K: 1 S: 9	H: 0 LOB: 0 BB: 0 P: 16	R: 0 E: 0 K: 1 S: 10	H: 0 LOB: 2 BB: 2 P: 19	R: 2 E: 0 K: 0 S: 11	H: 2 LOB: 1 BB: 1 P: 20	R: 0 E: 0 K: 1 S: 10	H: 1 LOB: 1 BB: 0 P: 17	R: 0 E: 0 K: 0 S: 9	H: 1 LOB: 0 BB: 0 P: 16	R: 0 E: 0 K: 2 S: 18	H: 3 LOB: 3 BB: 1 P: 29	1B: 6 2B: 4 3B: 0 HR: 0	SF: 1 SAC: 0 DP: 1 HBP: 1	WP: 0 PB: 0 SB: 0 CS: 1	PA: 40					
PITCHER	IP	WLS	BF	H	R	ER	SO	BB	IBB	HBP	BLK	WP	HR	S	P	ERA	WHIP										
19 Anibal Sánchez, R ERA: 3.6	5.0	W	21	4	2	2	3	3	0	0	0	0	0	6	9	0.00	1.000										
54 Drew VerHagen, R ERA:	1.0		4	1	0	0	0	0	0	0	0	0	0	6	9	0.00	1.000										
38 Justin Wilson, L ERA:	1.0	H	4	1	0	0	1	0	0	0	0	0	0	9	16	0.00	1.000										
21 Mark Lowe, R ERA: 4.5	1.0		4	1	0	0	0	0	0	0	0	0	0	9	16	0.00	1.000										
67 Logan Kensing, R ERA: 13.5	0.2		5	3	1	1	1	0	0	0	0	0	0	11	17	13.50	4.500										
PITCHER	IP	WLS	BF	H	R	ER	SO	BB	IBB	HBP	BLK	WP	HR	S	P	ERA	WHIP										
57 Francisco Rodriguez, R ERA: 20.25	0.1	S	2	0	0	0	1	1	0	0	0	0	0	7	12	0.00	3.000										

Detroit Tigers @ Miami Marlins
Marlins Park, Miami, FL
Wed Apr 06 2016, 4:57 PM - 8:20 PM EDT
Att: 17,883 - Roof Closed - 71 F

AB	33
R	3
H	10
RBI	3
BB	4
SO	6
LOB	18



Batter	1	2	3	4	5	6	7	8	9	AB	R	H	RBI	BB	SO	LOB	TOP										
22 Jacoby Ellsbury, L (1, 8) OBP: 0.222, SLG: 0.333										4	0	1	0	0	1	1	New York Yankees @ Detroit Tigers Comerica Park, Detroit, MI Fri Apr 08 2016, 1:25 PM - 3:54 PM EDT Att: 45,049 - Partly Cloudy - 38 F										
11 Brett Gardner, L (1, 7) OBP: 0.467, SLG: 0.200										3	0	1	0	1	1	0											
14 Starlin Castro, R (1, 4) OBP: 0.438, SLG: 0.938										4	0	0	0	0	0	2											
25 Mark Teixeira, S (1, 10)										3	0	1	0	1	2	1											
29 Dustin Ackley, L (1, 3)										3	0	0	0	0	0	2											
36 Carlos Beltrán, S (9, PH) OBP: 0.231, SLG: 0.462										1	0	0	0	0	1	1											
12 Chase Headley, S (1, 5) OBP: 0.143, SLG: 0.083										2	0	0	0	1	1	1											
18 Didi Gregorius, L (1, 6) OBP: 0.400, SLG: 0.571										3	0	0	0	0	0	1											
31 Aaron Hicks, S (1, 9) OBP: 0.286, SLG: 0.167										3	0	0	0	0	1	0											
27 Austin Romine, R (1, 2)										2	0	0	0	1	0	0											
Inning Stats	R: 0 E: 0 K: 0 S: 9	H: 0 LOB: 0 BB: 1 P: 15	R: 0 E: 0 K: 1 S: 8	H: 0 LOB: 1 BB: 1 P: 16	R: 0 E: 0 K: 0 S: 8	H: 1 LOB: 0 BB: 0 P: 9	R: 0 E: 0 K: 0 S: 10	H: 1 LOB: 1 BB: 0 P: 15	R: 0 E: 0 K: 1 S: 9	H: 0 LOB: 0 BB: 0 P: 12	R: 0 E: 0 K: 1 S: 10	H: 0 LOB: 1 BB: 1 P: 18	R: 0 E: 0 K: 2 S: 9	H: 0 LOB: 1 BB: 1 P: 15	R: 0 E: 0 K: 2 S: 14	H: 1 LOB: 1 BB: 0 P: 18	1B: 3 2B: 0 3B: 0 HR: 0	SF: 0 SAC: 0 DP: 1 HBP: 0	WP: 1 PB: 0 SB: 0 CS: 1	PA: 33							
PITCHER	IP	WLS	BF	H	R	ER	SO	BB	IBB	HBP	BLK	WP	HR	S	P	ERA	WHIP										
27 Jordan Zimmermann, R (1, 1) ERA: 4.5	7.0	W	24	2	0	0	3	3	0	0	0	1	0	64	100	0.00	0.714										
38 Justin Wilson, L (8, 1) ERA: 4.5	1.0		4	0	0	0	2	1	0	0	0	0	0	9	15	0.00	1.000										
56 Kyle Ryan, L (9, 1) ERA: 4.5	1.0		4	1	0	0	2	0	0	0	0	0	0	14	18	0.00	1.000										

Batter	1	2	3	4	5	6	7	8	9	AB	R	H	RBI	BB	SO	LOB	BOTTOM										
3 Ian Kinsler, R (1, 4) OBP: 0.467, SLG: 0.733										4	1	2	0	0	0	5	New York Yankees @ Detroit Tigers Comerica Park, Detroit, MI Fri Apr 08 2016, 1:25 PM - 3:54 PM EDT Att: 45,049 - Partly Cloudy - 38 F										
8 Justin Upton, R (1, 7) OBP: 0.300, SLG: 0.333										4	0	0	0	0	3	2											
24 Miguel Cabrera, R (1, 3) OBP: 0.429, SLG: 0.615										4	1	2	2	0	1	1											
41 Victor Martinez, S (1, 10) OBP: 0.333, SLG: 1.333										4	0	0	0	0	1	1											
28 J.D. Martinez, R (1, 9) OBP: 0.429, SLG: 0.417										4	1	2	0	0	1	1											
9 Nick Castellanos, R (1, 5) OBP: 0.385, SLG: 0.500										4	1	4	0	0	0	0											
17 Andrew Romine, S (8, PR) (9, 5)										0	0	0	0	0	0	0											
34 James McCann, R (1, 2) OBP: 0.111, SLG: 0.111										4	0	1	0	0	2	4											
1 Jose Iglesias, R (1, 6) OBP: 0.500, SLG: 0.417										4	0	2	1	0	0	3											
12 Anthony Gose, L (1, 8) OBP: 0.308, SLG: 0.500										4	0	0	1	0	1	7											
Inning Stats	R: 1 E: 0 K: 2 S: 14	H: 2 LOB: 1 BB: 0 P: 19	R: 0 E: 0 K: 1 S: 9	H: 1 LOB: 0 BB: 0 P: 13	R: 0 E: 0 K: 1 S: 10	H: 1 LOB: 1 BB: 0 P: 14	R: 2 E: 0 K: 0 S: 20	H: 4 LOB: 2 BB: 0 P: 31	R: 0 E: 0 K: 1 S: 11	H: 0 LOB: 0 BB: 0 P: 15	R: 0 E: 0 K: 2 S: 13	H: 3 LOB: 3 BB: 0 P: 20	R: 1 E: 0 K: 2 S: 9	H: 1 LOB: 0 BB: 0 P: 18	R: 0 E: 0 K: 0 S: 11	H: 1 LOB: 2 BB: 0 P: 18	1B: 11 2B: 1 3B: 0 HR: 1	SF: 0 SAC: 0 DP: 1 HBP: 0	WP: 0 PB: 0 SB: 0 CS: 0	PA: 36							
PITCHER	IP	WLS	BF	H	R	ER	SO	BB	IBB	HBP	BLK	WP	HR	S	P	ERA	WHIP										
40 Luis Severino, R (1, 1) ERA: 5.4	5.0	L	24	10	3	3	5	0	0	0	0	0	0	66	95	5.40	2.000										
26 Johnny Barbatto, R (6, 1) ERA: 4.5	1.0		4	1	0	0	2	0	0	0	0	0	0	11	17	0.00	1.000										
85 Luis Cessa, R (7, 1) ERA: 4.5	2.0		8	2	1	1	2	0	0	0	0	0	1	20	36	4.50	1.000										

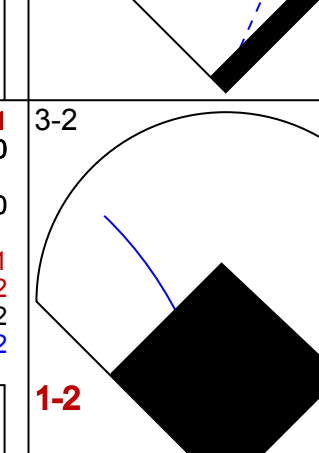
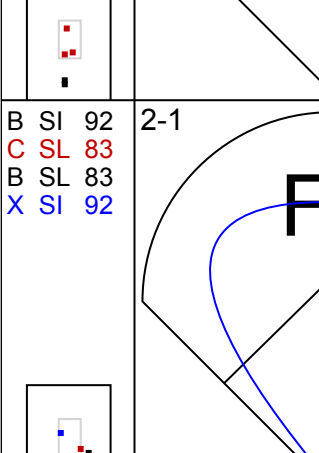
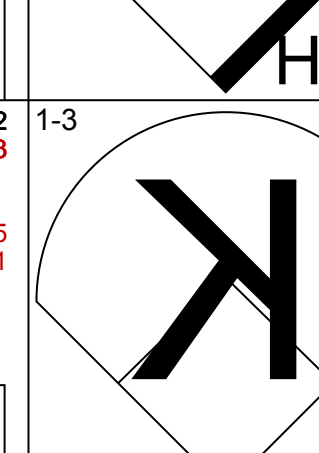
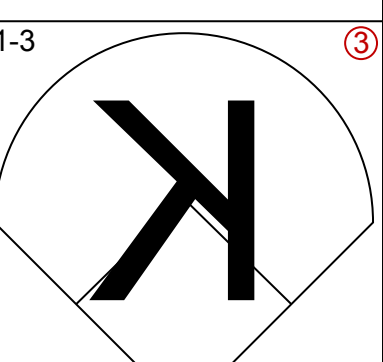

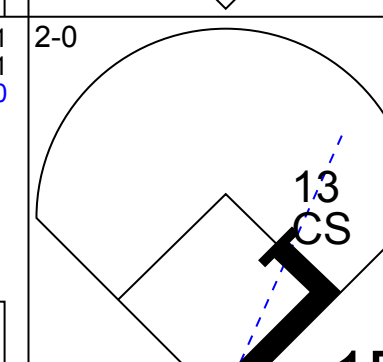

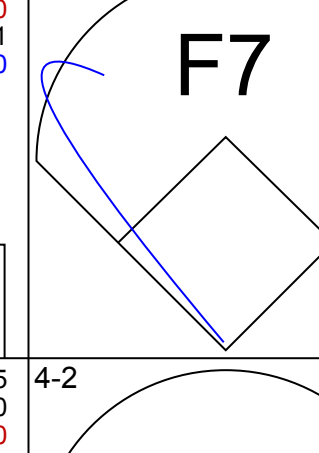
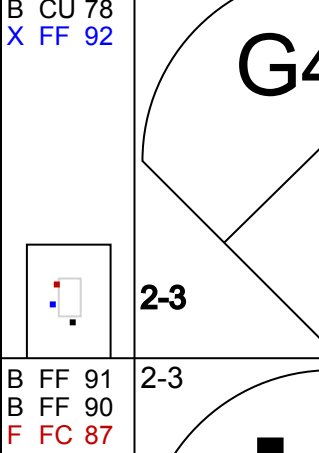

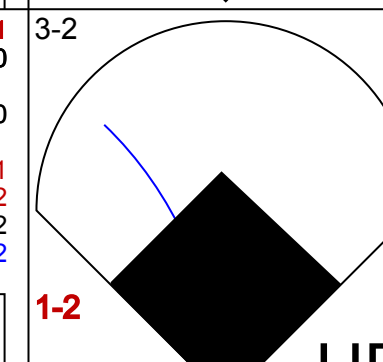

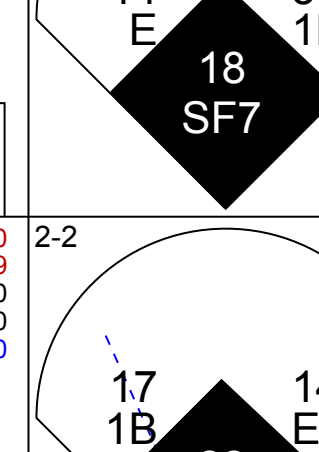
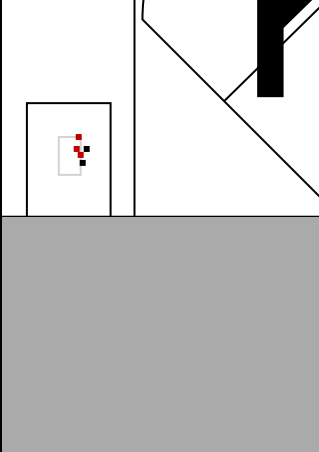

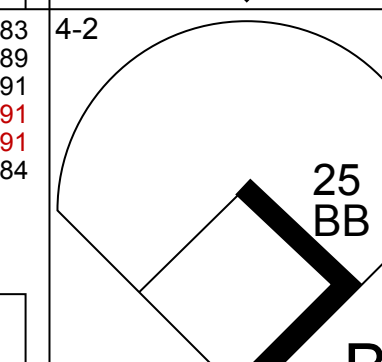
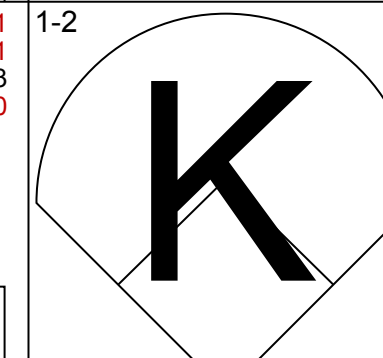
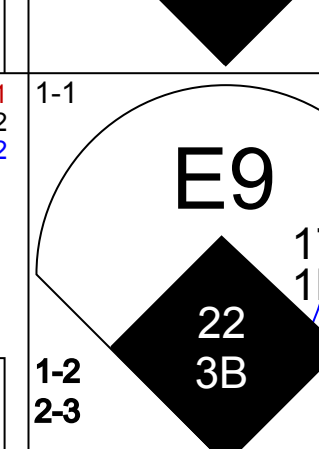
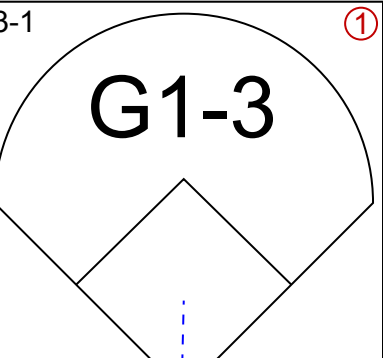
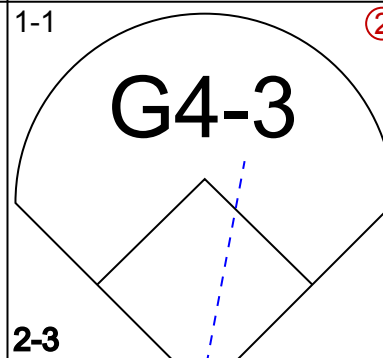
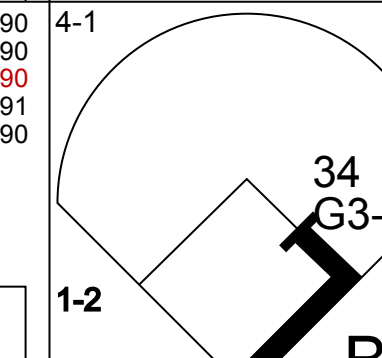
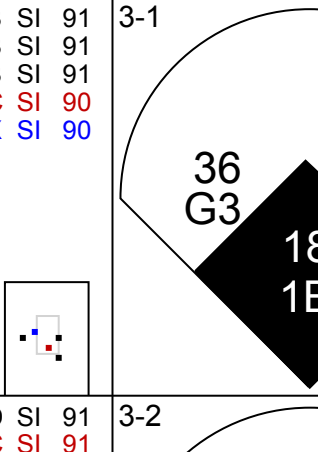

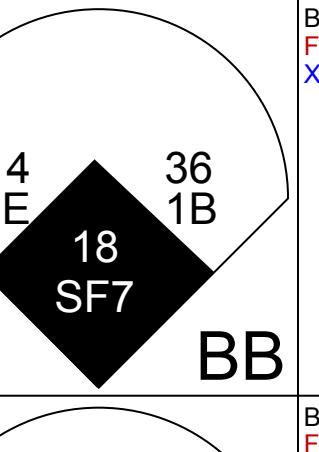
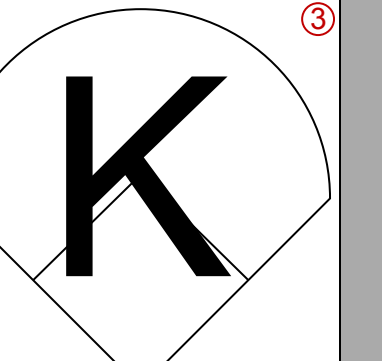
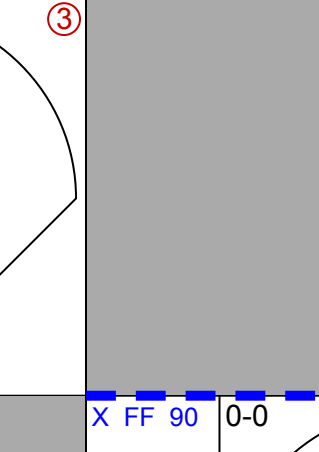
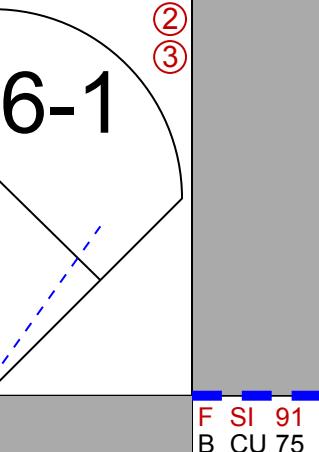

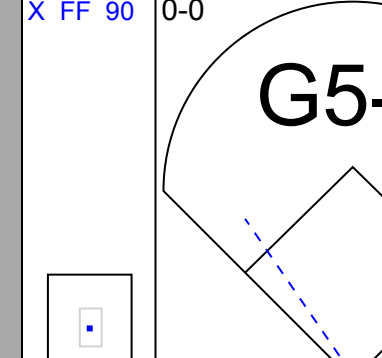
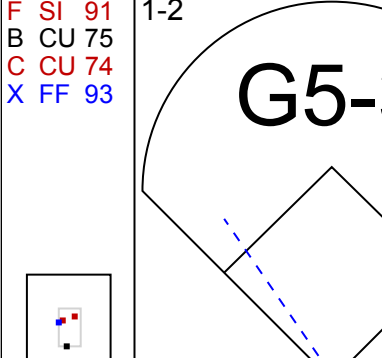
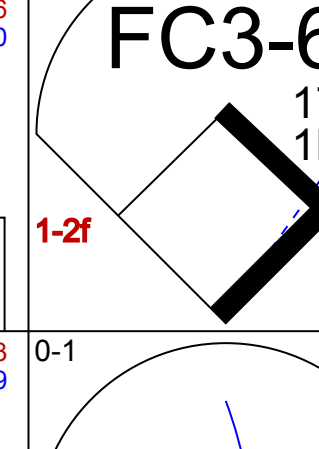
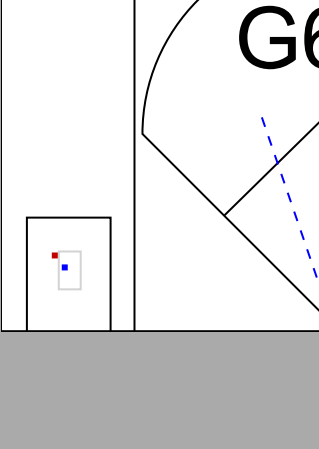
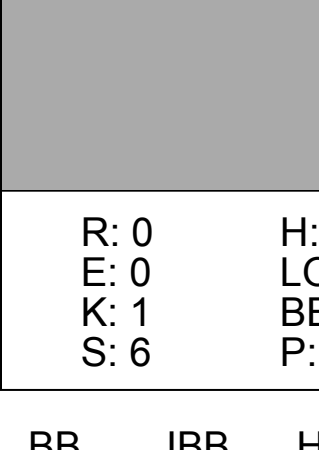
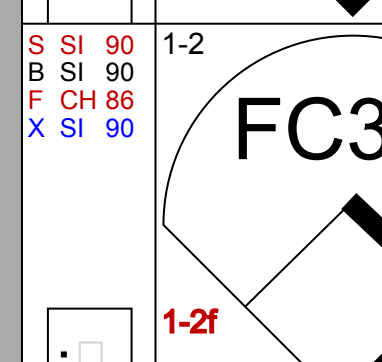
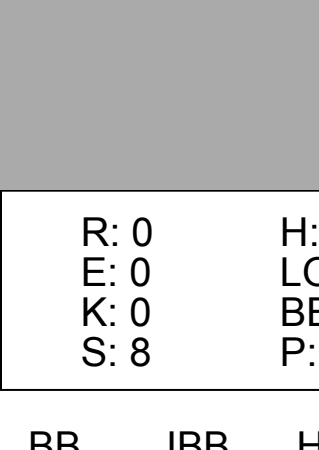

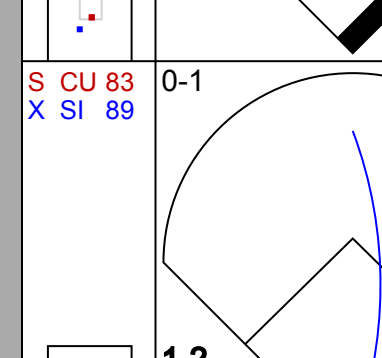



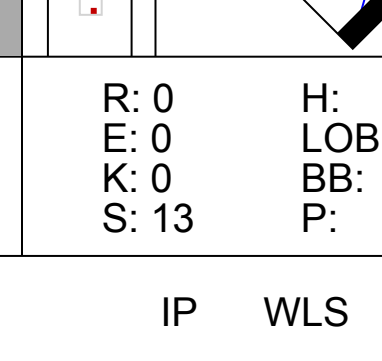
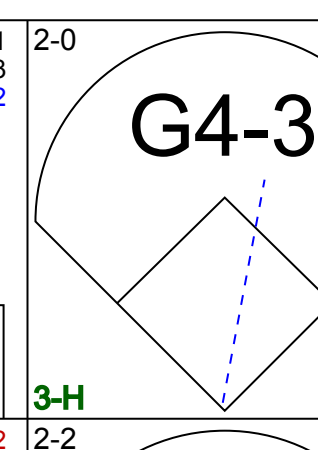
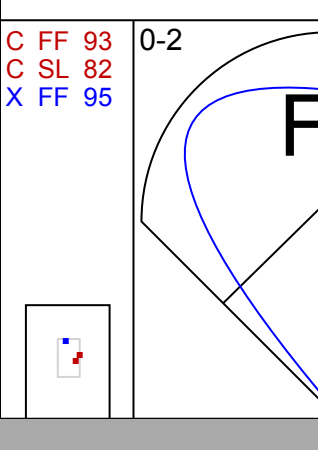
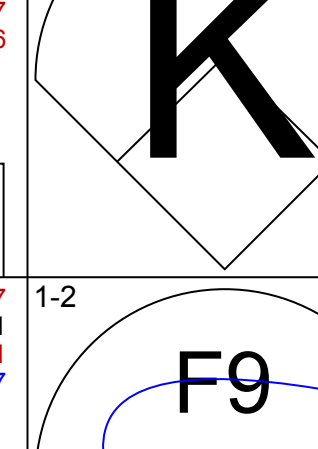

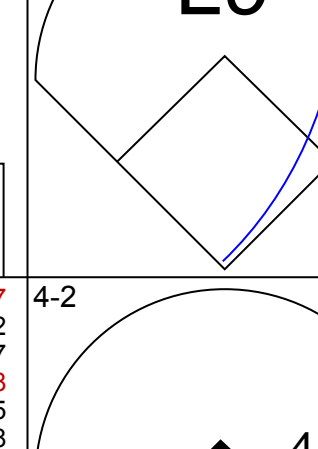
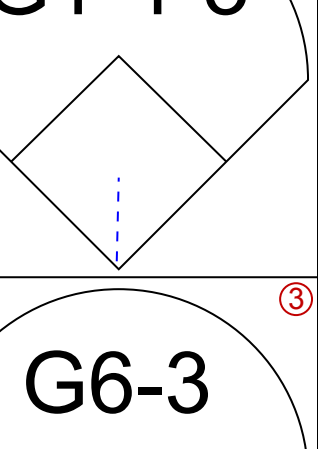
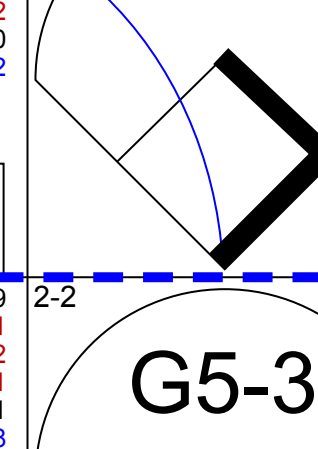
AB 28
R 0
H 3
RBI 0
BB 4
SO 7
LOB 9

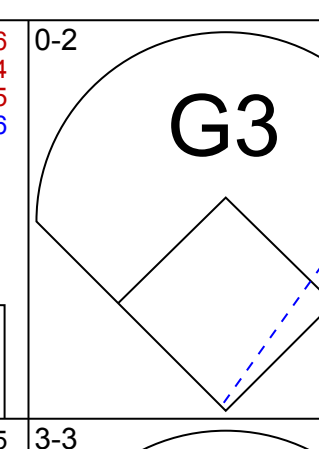
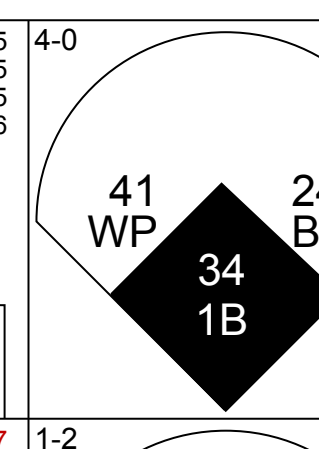
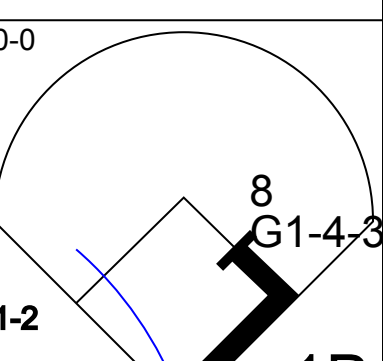
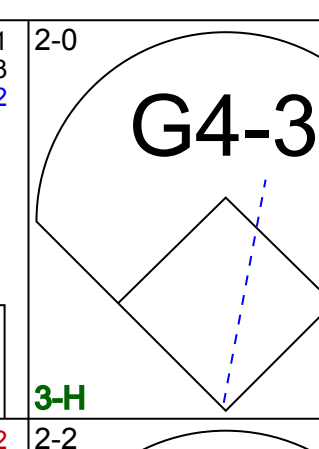
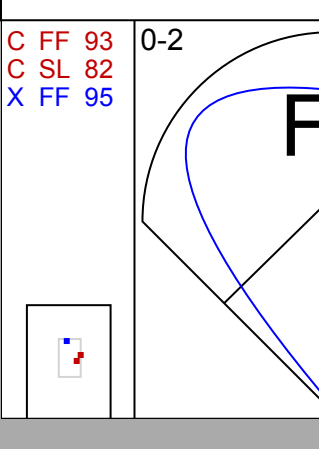
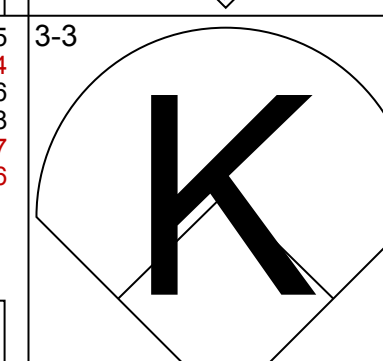

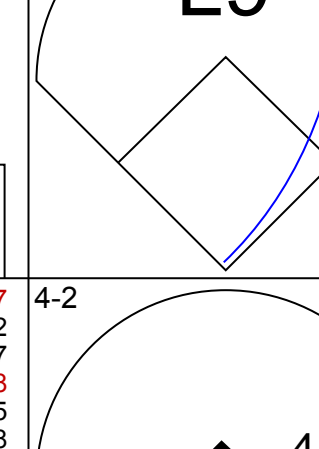
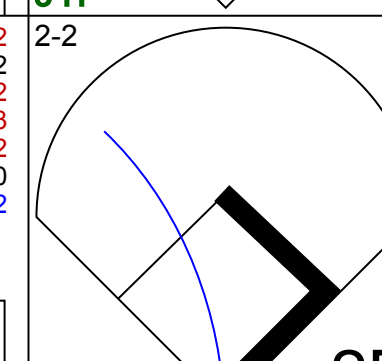
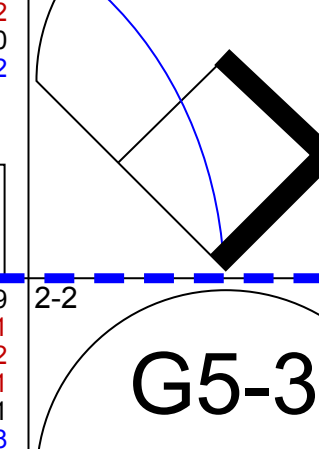
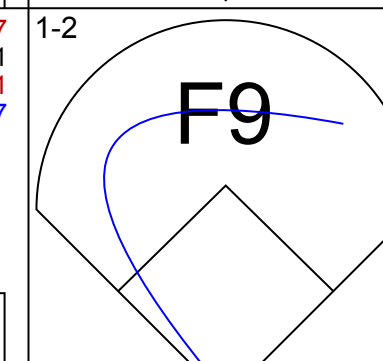

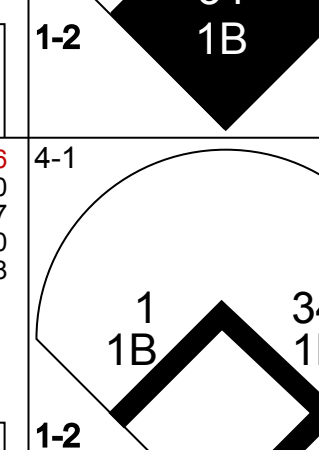
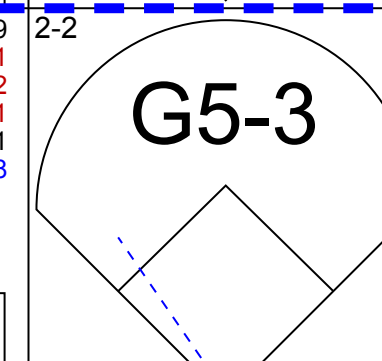
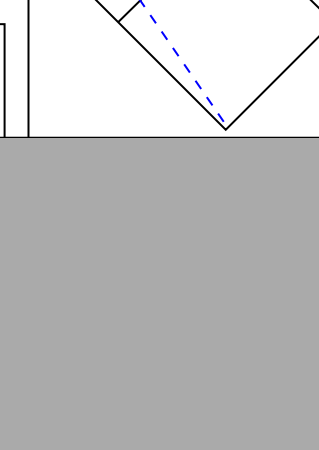
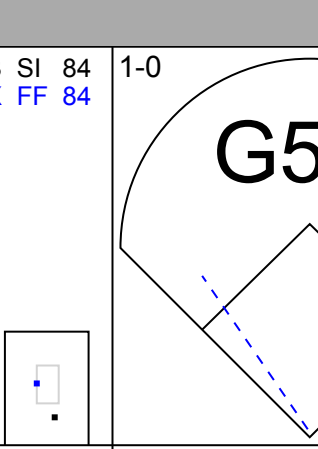
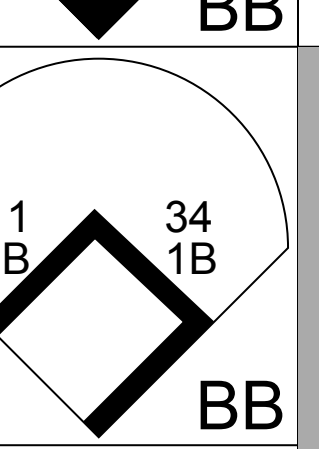
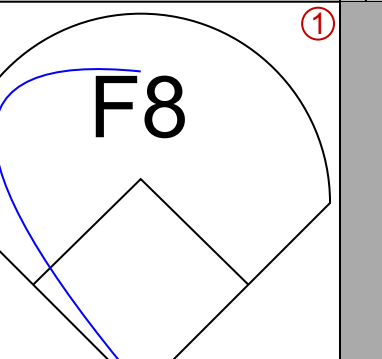


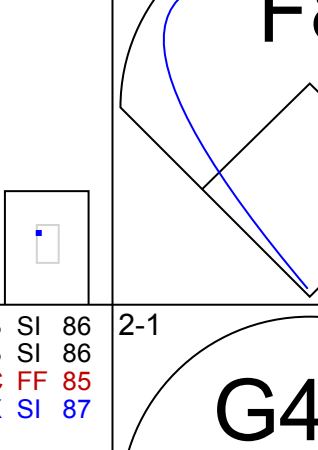
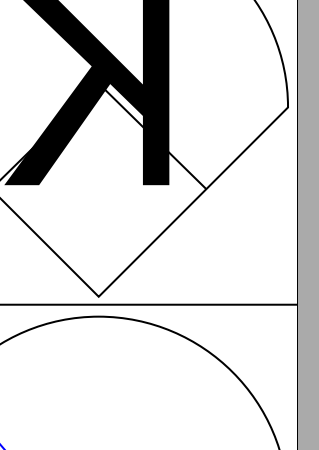
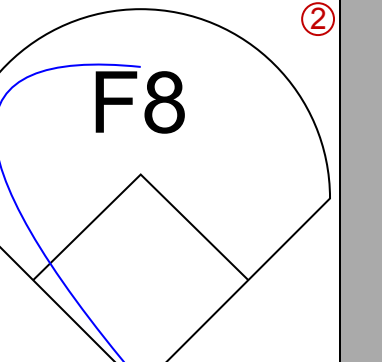


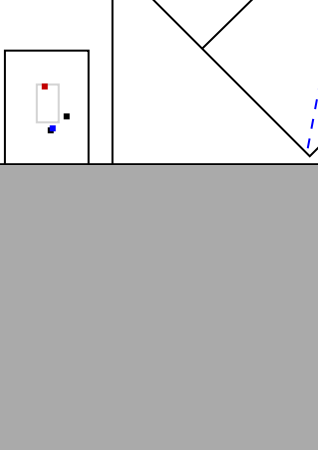
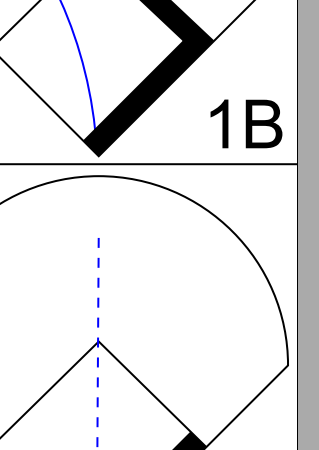
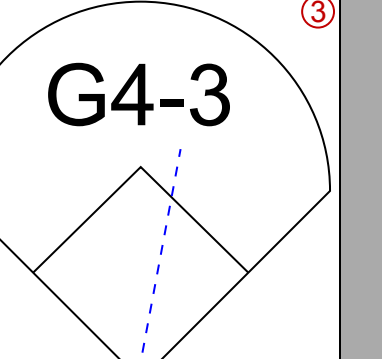
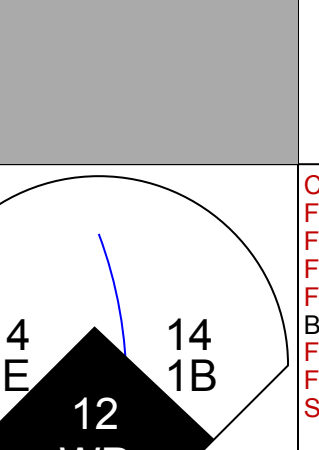

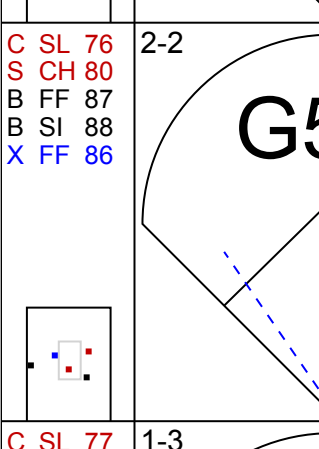
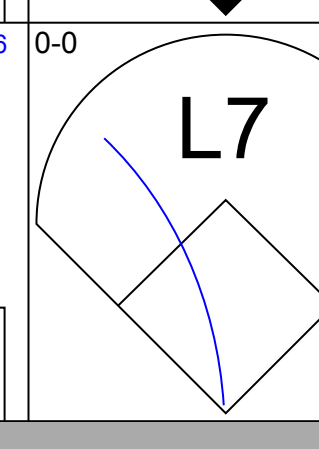
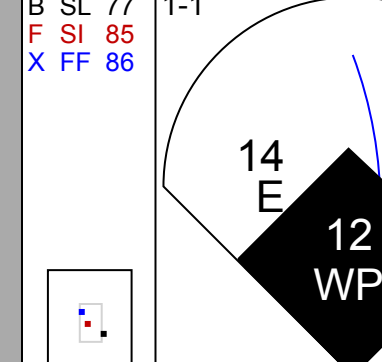
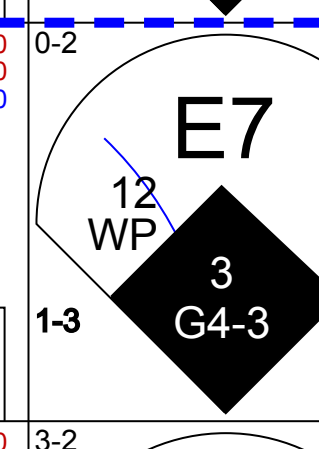
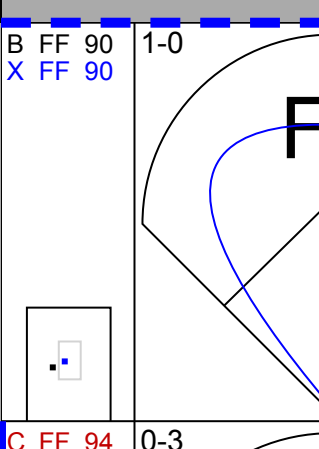
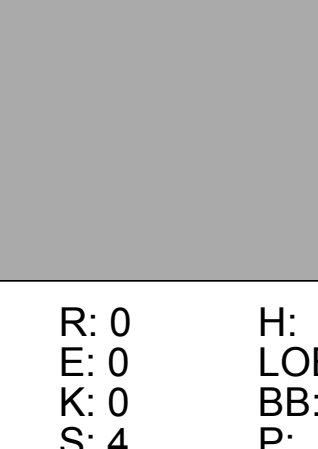
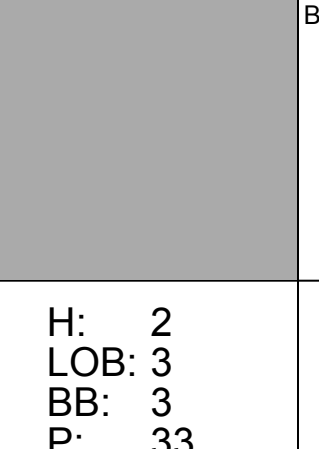
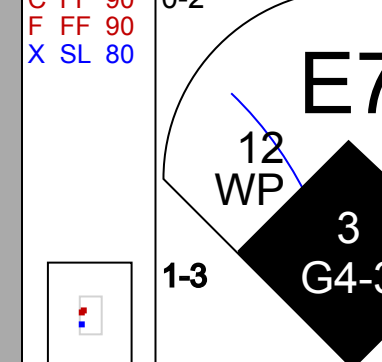
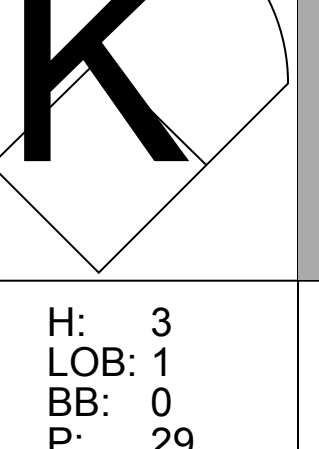
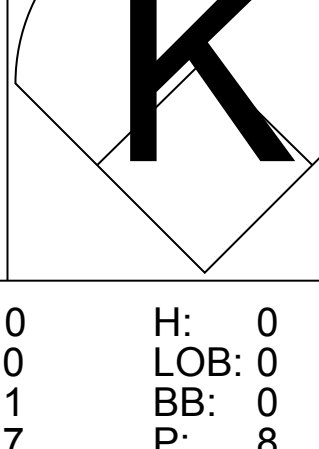

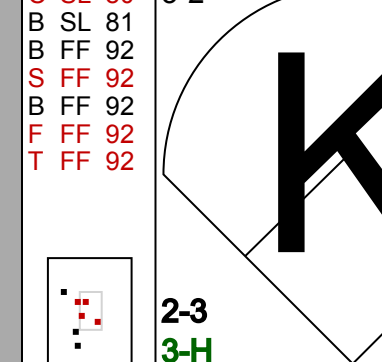



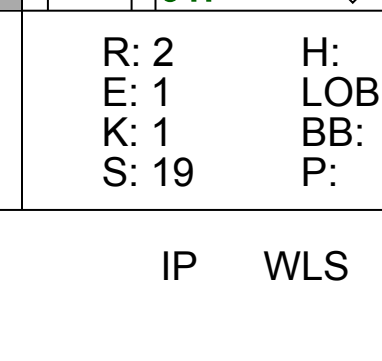




AB 36
R 4
H 13
RBI 4
SO 9
LOB 24



WP: 0
PB: 0
SB: 0
CS: 0

Batter	1	2	3	4	5	6	7	8	9	AB	R	H	RBI	BB	SO	LOB	TOP						
22 Jacoby Ellsbury, L (1, 8) OBP: 0.217, SLG: 0.391										5	0	1	3	0	2	4	<p>New York Yankees @ Detroit Tigers Comerica Park, Detroit, MI Sat Apr 09 2016, 1:11 PM - 4:30 PM EDT Att: 32,419 - Partly Cloudy - 31 F</p>						
11 Brett Gardner, L (1, 7) OBP: 0.500, SLG: 0.286										4	0	2	0	0	1	0							
13 Alex Rodriguez, R (1, 10) OBP: 0.389, SLG: 0.429										4	1	1	1	1	2	3							
25 Mark Teixeira, S (1, 3) OBP: 0.381, SLG: 0.611										4	0	0	0	1	1	1							
34 Brian McCann, L (1, 2) OBP: 0.556, SLG: 0.733										4	3	2	0	1	1	3							
36 Carlos Beltrán, S (1, 9) OBP: 0.294, SLG: 0.647										4	2	2	2	0	0	1							
31 Aaron Hicks, S (7, 9) OBP: 0.250, SLG: 0.143										4	1	1	0	1	0	3							
14 Starlin Castro, R (1, 4) OBP: 0.429, SLG: 0.800										4	0	1	2	0	0	2							
18 Didi Gregorius, L (1, 6) OBP: 0.350, SLG: 0.500										4	0	1	2	0	0	2							
17 Ronald Torreyes, R (1, 5) OBP: 0.800, SLG: 1.200										4	1	3	0	0	0	1							
Inning Stats	R: 1 E: 0 K: 2 S: 11	H: 2 LOB: 0 BB: 0 P: 18	R: 1 E: 0 K: 0 S: 11	H: 2 LOB: 1 BB: 0 P: 21	R: 0 E: 0 K: 1 S: 6	H: 0 LOB: 0 BB: 0 P: 11	R: 4 E: 1 K: 1 S: 15	H: 3 LOB: 2 BB: 1 P: 29	R: 2 E: 0 K: 1 S: 17	H: 3 LOB: 2 BB: 1 P: 28	R: 0 E: 0 K: 2 S: 10	H: 1 LOB: 1 BB: 0 P: 17	R: 0 E: 0 K: 0 S: 13	H: 2 LOB: 0 BB: 0 P: 17	R: 0 E: 0 K: 0 S: 7	H: 0 LOB: 1 BB: 2 P: 16	R: 0 E: 0 K: 0 S: 8	H: 0 LOB: 0 BB: 0 P: 12	1B: 10 2B: 0 3B: 1 HR: 2	SF: 1 SAC: 0 DP: 1 HBP: 1	WP: 2 PB: 0 SB: 1 CS: 1	PA: 44	
PITCHER	IP WLS BF H R ER SO BB IBB HBP BLK WP HR S P ERA WHIP	IP WLS BF H R ER SO BB IBB HBP BLK WP HR S P ERA WHIP	IP WLS BF H R ER SO BB IBB HBP BLK WP HR S P ERA WHIP	IP WLS BF H R ER SO BB IBB HBP BLK WP HR S P ERA WHIP	IP WLS BF H R ER SO BB IBB HBP BLK WP HR S P ERA WHIP	IP WLS BF H R ER SO BB IBB HBP BLK WP HR S P ERA WHIP	IP WLS BF H R ER SO BB IBB HBP BLK WP HR S P ERA WHIP	IP WLS BF H R ER SO BB IBB HBP BLK WP HR S P ERA WHIP	IP WLS BF H R ER SO BB IBB HBP BLK WP HR S P ERA WHIP	IP WLS BF H R ER SO BB IBB HBP BLK WP HR S P ERA WHIP	IP WLS BF H R ER SO BB IBB HBP BLK WP HR S P ERA WHIP	IP WLS BF H R ER SO BB IBB HBP BLK WP HR S P ERA WHIP	IP WLS BF H R ER SO BB IBB HBP BLK WP HR S P ERA WHIP	IP WLS BF H R ER SO BB IBB HBP BLK WP HR S P ERA WHIP	IP WLS BF H R ER SO BB IBB HBP BLK WP HR S P ERA WHIP	IP WLS BF H R ER SO BB IBB HBP BLK WP HR S P ERA WHIP	IP WLS BF H R ER SO BB IBB HBP BLK WP HR S P ERA WHIP	IP WLS BF H R ER SO BB IBB HBP BLK WP HR S P ERA WHIP	IP WLS BF H R ER SO BB IBB HBP BLK WP HR S P ERA WHIP	IP WLS BF H R ER SO BB IBB HBP BLK WP HR S P ERA WHIP	IP WLS BF H R ER SO BB IBB HBP BLK WP HR S P ERA WHIP	IP WLS BF H R ER SO BB IBB HBP BLK WP HR S P ERA WHIP	IP WLS BF H R ER SO BB IBB HBP BLK WP HR S P ERA WHIP
37 Mike Pelfrey, R (1, 1) ERA: 4.91	3.2	L	19	7	6	2	3	1	0	0	0	0	1	1	40	74	4.91	2.182					
45 Buck Farmer, R (4, 1) ERA: 7.71	2.1		13	4	2	2	4	1	0	1	0	0	1	1	30	50	7.71	2.143					
67 Logan Kensing, R (7, 1) ERA: 3.38	2.0		9	2	0	0	4	2	0	0	0	0	0	0	20	33	0.00	2.000					
54 Drew VerHagen, R (9, 1) ERA:	1.0		3	0	0	0	0	0	0	0	0	0	0	0	8	12	0.00	0.000					

Batter	1	2	3	4	5	6	7	8	9	AB	R	H	RBI	BB	SO	LOB	BOTTOM						
3 Ian Kinsler, R (1, 4) OBP: 0.450, SLG: 0.632										4	1	1	1	1	0	0	<p>New York Yankees @ Detroit Tigers Comerica Park, Detroit, MI Sat Apr 09 2016, 1:11 PM - 4:30 PM EDT Att: 32,419 - Partly Cloudy - 31 F</p>						
8 Justin Upton, R (1, 7) OBP: 0.211, SLG: 0.368										4	0	1	0	0	1	3							
24 Miguel Cabrera, R (1, 3) OBP: 0.389, SLG: 0.500										3	1	0	0	1	0	2							
41 Victor Martinez, S (1, 10) OBP: 0.300, SLG: 0.889										3	0	0	0	1	1	0							
28 J.D. Martinez, R (1, 9) OBP: 0.389, SLG: 0.375										4	0	1	0	0	1	3							
34 James McCann, R (1, 2) OBP: 0.154, SLG: 0.154										4	0	1	2	0	1	1							
1 Jose Iglesias, R (1, 6) OBP: 0.500, SLG: 0.438										4	1	2	0	0	1	1							
14 Mike Aviles, R (1, 5) OBP: 0.250, SLG: 0.250										4	1	1	0	0	0	3							
12 Anthony Gose, L (1, 8) OBP: 0.313, SLG: 0.429										2	0	0	0	1	2	1							
9 Nick Castellanos, R (9, PH) OBP: 0.357, SLG: 0.462										1	0	0	0	0	1	0							
Inning Stats	R: 0 E: 0 K: 1 S: 10	H: 0 LOB: 0 BB: 0 P: 14	R: 0 E: 0 K: 0 S: 4	H: 0 LOB: 0 BB: 0 P: 7	R: 0 E: 0 K: 1 S: 9	H: 0 LOB: 0 BB: 0 P: 13	R: 2 E: 0 K: 1 S: 15	H: 2 LOB: 3 BB: 3 P: 33	R: 0 E: 0 K: 0 S: 6	H: 1 LOB: 1 BB: 1 P: 11	R: 0 E: 0 K: 0 S: 6	H: 0 LOB: 0 BB: 0 P: 9	R: 2 E: 1 K: 1 S: 19	H: 3 LOB: 1 BB: 0 P: 29	R: 0 E: 0 K: 3 S: 18	H: 1 LOB: 1 BB: 0 P: 26	R: 0 E: 0 K: 1 S: 7	H: 0 LOB: 0 BB: 0 P: 8	1B: 6 2B: 1 3B: 0 HR: 0	SF: 0 SAC: 0 DP: 1 HBP: 0	WP: 2 PB: 0 SB: 0 CS: 0	PA: 37	
PITCHER	IP WLS BF H R ER SO BB IBB HBP BLK WP HR S P ERA WHIP	IP WLS BF H R ER SO BB IBB HBP BLK WP HR S P ERA WHIP	IP WLS BF H R ER SO BB IBB HBP BLK WP HR S P ERA WHIP	IP WLS BF H R ER SO BB IBB HBP BLK WP HR S P ERA WHIP	IP WLS BF H R ER SO BB IBB HBP BLK WP HR S P ERA WHIP	IP WLS BF H R ER SO BB IBB HBP BLK WP HR S P ERA WHIP	IP WLS BF H R ER SO BB IBB HBP BLK WP HR S P ERA WHIP	IP WLS BF H R ER SO BB IBB HBP BLK WP HR S P ERA WHIP	IP WLS BF H R ER SO BB IBB HBP BLK WP HR S P ERA WHIP	IP WLS BF H R ER SO BB IBB HBP BLK WP HR S P ERA WHIP	IP WLS BF H R ER SO BB IBB HBP BLK WP HR S P ERA WHIP	IP WLS BF H R ER SO BB IBB HBP BLK WP HR S P ERA WHIP	IP WLS BF H R ER SO BB IBB HBP BLK WP HR S P ERA WHIP	IP WLS BF H R ER SO BB IBB HBP BLK WP HR S P ERA WHIP	IP WLS BF H R ER SO BB IBB HBP BLK WP HR S P ERA WHIP	IP WLS BF H R ER SO BB IBB HBP BLK WP HR S P ERA WHIP	IP WLS BF H R ER SO BB IBB HBP BLK WP HR S P ERA WHIP	IP WLS BF H R ER SO BB IBB HBP BLK WP HR S P ERA WHIP	IP WLS BF H R ER SO BB IBB HBP BLK WP HR S P ERA WHIP	IP WLS BF H R ER SO BB IBB HBP BLK WP HR S P ERA WHIP	IP WLS BF H R ER SO BB IBB HBP BLK WP HR S P ERA WHIP	IP WLS BF H R ER SO BB IBB HBP BLK WP HR S P ERA WHIP	IP WLS BF H R ER SO BB IBB HBP BLK WP HR S P ERA WHIP
52 CC Sabathia, L (1, 1) ERA: 4.5	6.0	W	25	4	3	3	3	4	0	0	0	0	1	0	13	20	13.50	3.000					
39 Kirby Yates, R (7, 1) ERA: 5.4	0.2		4	2	1	1	1	0	0	0	0	0	0	0	4	6	0.00	0.000					
45 Chasen Shreve, L (7, 1) ERA:	0.1		1	0	0	0	0	0	0	0	0	0	0	0	4	6	0.00	1.000					
68 Dellin Betances, R (8, 1) ERA:	1.0		4	1	0	0	3	0	0	0	0	0	0	0	18	26	0.00	1.000					
48 Andrew Miller, L (9, 1) ERA:	1.0		3	0	0	0	1	0	0	0	0	0	0	7	8	0.00	0.000						

AB	38
R	8
H	13
RBI	8
BB	4
SO	7
LOB	18



AB	33
R	4
H	7
RBI	3
BB	4
SO	8
LOB	14

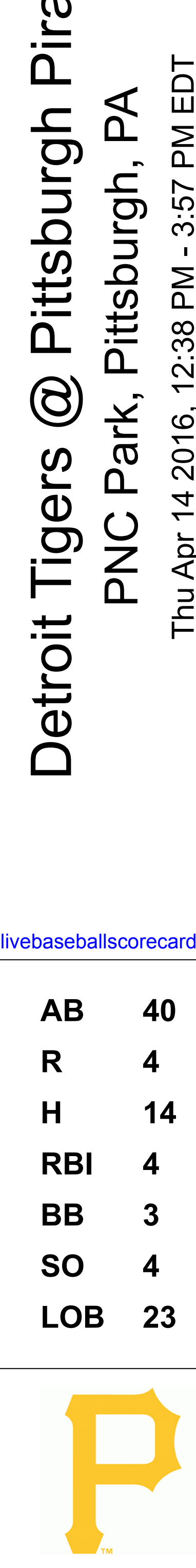
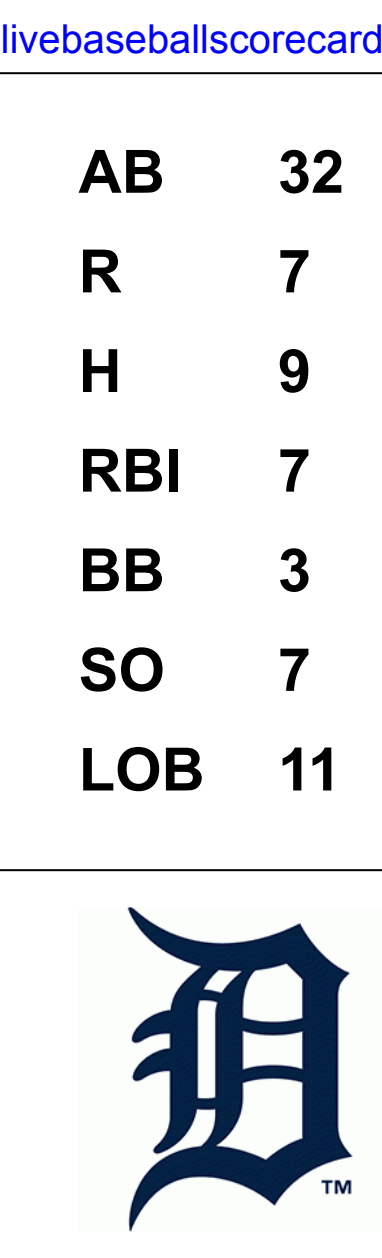


Batter	1	2	3	4	5	6	7	8	9	AB R H RBI BB SO LOB	TOP										
3 Ian Kinsler, R OBP: 0.382, SLG: 0.677										4 1 1 2 0 1 1	Detroit Tigers @ Pittsburgh Pirates PNC Park, Pittsburgh, PA Wed Apr 13 2016, 7:08 PM - 10:25 PM EDT Att: 21,175 - Partly Cloudy - 54 F										
8 Justin Upton, R OBP: 0.333, SLG: 0.650										5 0 1 0 0 2 3											
24 Miguel Cabrera, R OBP: 0.406, SLG: 0.423										4 1 1 0 1 1 2											
28 J.D. Martinez, R OBP: 0.500, SLG: 0.655										4 1 2 1 1 0 0											
9 Nick Castellanos, R OBP: 0.259, SLG: 0.423 17 Andrew Romine, S										4 1 1 0 0 1 2 1 0 0 0 0 1 3											
39 Jarrod Saltalamacchia, R										4 1 1 4 0 1 2											
1 Jose Iglesias, R OBP: 0.414, SLG: 0.320										2 1 0 0 2 0 0											
12 Anthony Gose, L OBP: 0.360, SLG: 0.409										4 1 2 0 0 2 1											
61 Shane Greene, R 18 Tyler Collins, L 38 Justin Wilson, L 21 Mark Lowe, L 41 Victor Martinez, S 57 Francisco Rodriguez, R										2 0 0 0 0 0 0 1 0 1 0 1 0 0 0 0 0 0 0 0											
Inning Stats	R: 0 H: 0 E: 0 K: 2 S: 8	H: 0 LOB: 0 BB: 0 P: 15	R: 0 H: 0 E: 0 K: 2 S: 9	H: 0 LOB: 0 BB: 0 P: 13	R: 0 H: 1 E: 0 K: 0 S: 10	H: 1 LOB: 0 BB: 0 P: 15	R: 1 H: 3 E: 0 K: 0 S: 8	H: 3 LOB: 2 BB: 0 P: 15	R: 0 H: 0 E: 0 K: 1 S: 6	H: 0 LOB: 0 BB: 0 P: 8		R: 4 H: 3 E: 0 K: 2 S: 18	H: 3 LOB: 1 BB: 2 P: 30	R: 0 H: 1 E: 0 K: 1 S: 12	H: 1 LOB: 1 BB: 0 P: 19	R: 0 H: 0 E: 0 K: 0 S: 9	H: 0 LOB: 0 BB: 0 P: 15	R: 2 H: 2 E: 0 K: 1 S: 21	H: 2 LOB: 3 BB: 3 P: 40	1B: 6 2B: 2 3B: 0 HR: 2	SF: 1 SAC: 0 DP: 0 HBP: 0
PITCHER	IP WLS BF H R ER SO BB IBB HBP BLK WP HR S P ERA WHIP											IP WLS BF H R ER SO BB IBB HBP BLK WP HR S P ERA WHIP									
14 Ryan Vogelsong, R ERA: 2.57	5.0 18 4 1 1 5 0 0 0 0 0 1 41 66 1.80 0.800											5.0 18 4 1 1 5 0 0 0 0 0 1 41 66 1.80 0.800									
37 Arquemedes Caminero, R ERA: 9.0	0.2 L 7 3 4 4 1 2 0 0 0 0 0 1 15 27 54.00 7.500											0.2 L 7 3 4 4 1 2 0 0 0 0 0 1 15 27 54.00 7.500									
31 A.J. Schugel, R ERA:	6.1 2.1 8 1 0 0 2 0 0 0 0 0 0 24 37 0.00 0.429											6.1 2.1 8 1 0 0 2 0 0 0 0 0 0 24 37 0.00 0.429									
26 Cory Luebke, L ERA: 8.1	0.2 6 1 2 2 0 3 0 0 0 0 0 0 15 30 27.00 6.000											0.2 6 1 2 2 0 3 0 0 0 0 0 0 15 30 27.00 6.000									
30 Neftali Feliz, R ERA:	0.1 2 1 0 0 1 0 0 0 0 0 0 0 6 10 0.00 3.000											0.1 2 1 0 0 1 0 0 0 0 0 0 0 6 10 0.00 3.000									

Batter	1	2	3	4	5	6	7	8	9	AB R H RBI BB SO LOB	BOTTOM										
28 John Jaso, L OBP: 0.361, SLG: 0.469										4 1 1 0 0 0 1	Detroit Tigers @ Pittsburgh Pirates PNC Park, Pittsburgh, PA Wed Apr 13 2016, 7:08 PM - 10:25 PM EDT Att: 21,175 - Partly Cloudy - 54 F										
22 Andrew McCutchen, R OBP: 0.366, SLG: 0.543										4 0 1 1 0 3 1											
23 David Freese, R OBP: 0.361, SLG: 0.303										3 1 2 0 1 0 1											
6 Starling Marte, R OBP: 0.375, SLG: 0.528										3 0 0 0 1 2 3											
29 Francisco Cervelli, R OBP: 0.486, SLG: 0.481										2 0 0 1 2 0 1											
25 Gregory Polanco, L OBP: 0.482, SLG: 0.464										4 0 0 1 0 1 3											
5 Josh Harrison, R OBP: 0.283, SLG: 0.278										4 0 0 0 0 2 2											
10 Jordy Mercer, R OBP: 0.324, SLG: 0.267										3 0 0 0 0 1 0											
14 Ryan Vogelsong, R 24 Cole Figueroa, L 37 Arquemedes Caminero, R 31 A.J. Schugel, R 3 Sean Rodriguez, R 26 Cory Luebke, R 30 Neftali Feliz, R										1 0 0 0 0 1 0 1 0 1 0 0 0 1 0 0 0 0 0 0 0 0 0 0 0 0 0 0 0											
Inning Stats	R: 2 H: 2 E: 0 K: 2 S: 20	H: 2 LOB: 2 BB: 2 P: 35	R: 0 H: 0 E: 0 K: 2 S: 7	H: 0 LOB: 0 BB: 0 P: 10	R: 0 H: 0 E: 0 K: 1 S: 8	H: 0 LOB: 1 BB: 1 P: 13	R: 0 H: 0 E: 0 K: 0 S: 7	H: 0 LOB: 0 BB: 0 P: 13	R: 0 H: 0 E: 0 K: 0 S: 5	H: 0 LOB: 0 BB: 0 P: 6		R: 0 H: 1 E: 0 K: 2 S: 13	H: 1 LOB: 0 BB: 0 P: 20	R: 0 H: 0 E: 0 K: 2 S: 9	H: 0 LOB: 0 BB: 0 P: 12	R: 1 H: 1 E: 0 K: 1 S: 14	H: 1 LOB: 1 BB: 1 P: 25	R: 0 H: 0 E: 0 K: 0 S: 3	H: 0 LOB: 0 BB: 1 P: 8	1B: 3 2B: 2 3B: 0 HR: 0	SF: 0 SAC: 0 DP: 2 HBP: 0
PITCHER	IP WLS BF H R ER SO BB IBB HBP BLK WP HR S P ERA WHIP											IP WLS BF H R ER SO BB IBB HBP BLK WP HR S P ERA WHIP									
61 Shane Greene, R ERA: 2.57	6.0 W 23 3 2 2 7 3 0 0 0 0 0 0 9 12 3.00 1.000											6.0 W 23 3 2 2 7 3 0 0 0 0 0 0 9 12 3.00 1.000									
38 Justin Wilson, L ERA:	1.0 H 3 0 0 0 2 0 0 0 0 0 0 0 9 12 0.00 0.000											1.0 H 3 0 0 0 2 0 0 0 0 0 0 0 9 12 0.00 0.000									
21 Mark Lowe, R ERA: 4.5	1.0 H 5 1 1 1 1 1 0 0 0 0 0 0 14 25 9.00 2.000											1.0 H 5 1 1 1 1 1 0 0 0 0 0 0 14 25 9.00 2.000									
57 Francisco Rodriguez, R ERA: 8.1	1.0 3 0 0 0 0 1 0 0 0 0 0 0 3 8 0.00 1.000											1.0 3 0 0 0 0 1 0 0 0 0 0 0 3 8 0.00 1.000									

Batter	1	2	3	4	5	6	7	8	9	AB	R	H	RBI	BB	SO	LOB	TOP					
3 Ian Kinsler, R OBP: 0.385, SLG: 0.639										5	1	2	0	0	1	3	<p>Detroit Tigers @ Pittsburgh Pirates PNC Park, Pittsburgh, PA Thu Apr 14 2016, 12:38 PM - 3:57 PM EDT Att: 18,751 - Sunny - 61 F</p>					
8 Justin Upton, R OBP: 0.316, SLG: 0.459										5	1	1	0	0	1	4						
24 Miguel Cabrera, R OBP: 0.389, SLG: 0.379										3	1	0	0	1	2	2						
28 J.D. Martinez, R OBP: 0.500, SLG: 0.633										1	2	0	1	2	1	0						
9 Nick Castellanos, R OBP: 0.323, SLG: 0.600										4	2	3	4	0	0	0						
1 Jose Iglesias, R OBP: 0.414, SLG: 0.320										0	0	0	0	0	0	0						
18 Tyler Collins, L OBP: 0.250, SLG: 0.375										4	0	1	1	0	0	0						
12 Anthony Gose, L OBP: 0.360, SLG: 0.409										0	0	0	0	0	0	0						
46 Bobby Wilson, R										3	0	0	1	0	0	0						
17 Andrew Romine, S OBP: 0.333, SLG: 0.200										4	0	1	0	0	1	1						
27 Jordan Zimmermann, R OBP: 0.260, SLG: 0.593										2	0	1	0	0	1	0						
41 Victor Martinez, S OBP: 0.428, SLG: 0.700										1	0	0	0	0	0	1						
54 Drew VerHagen, R ERA: 18.0										0	0	0	0	0	0	0						
21 Mark Lowe, L ERA: 5.06										0	0	0	0	0	0	0						
14 Mike Aviles, R ERA: 6.23										0	0	0	0	0	0	0						
57 Francisco Rodriguez, R ERA: 7.5										0	0	0	0	0	0	0						
Inning Stats	R: 0 E: 0 K: 2 S: 7	H: 0 LOB: 0 BB: 0 P: 8	R: 0 E: 0 K: 1 S: 11	H: 0 LOB: 0 BB: 0 P: 13	R: 0 E: 0 K: 1 S: 6	H: 0 LOB: 0 BB: 0 P: 13	R: 2 E: 1 K: 1 S: 16	H: 2 LOB: 1 BB: 1 P: 27	R: 0 E: 0 K: 0 S: 4	H: 0 LOB: 0 BB: 0 P: 7	R: 0 E: 0 K: 0 S: 9	H: 2 LOB: 1 BB: 0 P: 15	R: 2 E: 0 K: 1 S: 12	H: 2 LOB: 1 BB: 1 P: 18	R: 3 E: 0 K: 0 S: 11	H: 2 LOB: 0 BB: 1 P: 18	R: 0 E: 0 K: 1 S: 10	H: 1 LOB: 2 BB: 0 P: 19	1B: 6 2B: 2 3B: 0 HR: 1	SF: 2 SAC: 0 DP: 1 HBP: 1	WP: 0 PA: 38 PB: 0 SB: 1 CS: 0	
PITCHER	IP WLS BF H R ER SO BB IBB HBP BLK WP HR S P ERA WHIP	IP WLS BF H R ER SO BB IBB HBP BLK WP HR S P ERA WHIP	IP WLS BF H R ER SO BB IBB HBP BLK WP HR S P ERA WHIP	IP WLS BF H R ER SO BB IBB HBP BLK WP HR S P ERA WHIP	IP WLS BF H R ER SO BB IBB HBP BLK WP HR S P ERA WHIP	IP WLS BF H R ER SO BB IBB HBP BLK WP HR S P ERA WHIP	IP WLS BF H R ER SO BB IBB HBP BLK WP HR S P ERA WHIP	IP WLS BF H R ER SO BB IBB HBP BLK WP HR S P ERA WHIP	IP WLS BF H R ER SO BB IBB HBP BLK WP HR S P ERA WHIP	IP WLS BF H R ER SO BB IBB HBP BLK WP HR S P ERA WHIP	IP WLS BF H R ER SO BB IBB HBP BLK WP HR S P ERA WHIP	IP WLS BF H R ER SO BB IBB HBP BLK WP HR S P ERA WHIP	IP WLS BF H R ER SO BB IBB HBP BLK WP HR S P ERA WHIP	IP WLS BF H R ER SO BB IBB HBP BLK WP HR S P ERA WHIP	IP WLS BF H R ER SO BB IBB HBP BLK WP HR S P ERA WHIP	IP WLS BF H R ER SO BB IBB HBP BLK WP HR S P ERA WHIP	IP WLS BF H R ER SO BB IBB HBP BLK WP HR S P ERA WHIP	IP WLS BF H R ER SO BB IBB HBP BLK WP HR S P ERA WHIP	IP WLS BF H R ER SO BB IBB HBP BLK WP HR S P ERA WHIP	IP WLS BF H R ER SO BB IBB HBP BLK WP HR S P ERA WHIP	IP WLS BF H R ER SO BB IBB HBP BLK WP HR S P ERA WHIP	IP WLS BF H R ER SO BB IBB HBP BLK WP HR S P ERA WHIP
45 Gerrit Cole, R ERA: 4.22	6.0 L 21 4 2 2 5 1 0 0 0 0 0 0 53 83 3.00 0.833																					
52 Rob Scallion, R ERA: 18.0	1.0 6 2 2 2 1 1 0 0 0 0 0 0 12 18 18.00 3.000																					
44 Tony Watson, L ERA: 5.06	1.0 6 2 3 3 0 0 0 0 0 0 0 1 11 18 27.00 2.000																					
37 Arquemedes Caminero, R ERA: 7.5	1.0 5 1 0 0 1 0 0 0 1 0 0 0 10 19 0.00 1.000																					

Batter	1	2	3	4	5	6	7	8	9	AB	R	H	RBI	BB	SO	LOB	BOTTOM					
28 John Jaso, L OBP: 0.390, SLG: 0.514										5	1	3	0	0	1	0	<p>Detroit Tigers @ Pittsburgh Pirates PNC Park, Pittsburgh, PA Thu Apr 14 2016, 12:38 PM - 3:57 PM EDT Att: 18,751 - Sunny - 61 F</p>					
22 Andrew McCutchen, R OBP: 0.391, SLG: 0.369										3	1	1	0	2	1	2						
23 David Freese, R OBP: 0.390, SLG: 0.368										5	0	3	1	0	0	3						
6 Starling Marte, R OBP: 0.378, SLG: 0.512										5	1	2	1	0	0	5						
25 Gregory Polanco, L OBP: 0.455, SLG: 0.438										4	1	1	0	1	0	5						
5 Josh Harrison, R OBP: 0.279, SLG: 0.293										5	0	2	1	0	0	3						
10 Jordy Mercer, R OBP: 0.308, SLG: 0.257										5	0	1	1	0	1	1						
19 Chris Stewart, R OBP: 0.250, SLG: 0.625										4	0	0	0	0	0	3						
45 Gerrit Cole, R ERA: 4.22	6.0 W 27 6 0 0 0 2 0 0 0 0 0 0 13 27 0.00 1.333																					
54 Drew VerHagen, R ERA: 5.06	0.2 7 5 3 3 0 1 0 0 0 0 0 0 13 27 40.50 9.000																					
21 Mark Lowe, R ERA: 5.06	1.1 H 6 3 1 1 0 0 0 0 0 0 0 0 13 22 6.75 2.250																					
57 Francisco Rodriguez, R ERA: 6.23	1.0 S 3 0 0 0 0 0 0 0 0 0 0 0 17 22 0.00 0.000																					
Inning Stats	R: 0 E: 0 K: 2 S: 16	H: 2 LOB: 3 BB: 1 P: 22	R: 0 E: 0 K: 1 S: 11	H: 0 LOB: 0 BB: 0 P: 16	R: 0 E: 0 K: 0 S: 14	H: 0 LOB: 0 BB: 1 P: 24	R: 0 E: 0 K: 0 S: 9	H: 0 LOB: 0 BB: 0 P: 13	R: 0 E: 0 K: 0 S: 9	H: 3 LOB: 3 BB: 0 P: 16	R: 0 E: 0 K: 1 S: 13	H: 1 LOB: 1 BB: 0 P: 16	R: 3 E: 0 K: 0 S: 17	H: 5 LOB: 2 BB: 1 P: 33	R: 1 E: 0 K: 0 S: 9	H: 3 LOB: 1 BB: 0 P: 16	R: 0 E: 0 K: 0 S: 17	H: 0 LOB: 0 BB: 0 P: 22	1B: 11 2B: 3 3B: 0 HR: 0	SF: 0 SAC: 0 DP: 1 HBP: 0	WP: 0 PA: 43 PB: 0 SB: 1 CS: 0	
PITCHER	IP WLS BF H R ER SO BB IBB HBP BLK WP HR S P ERA WHIP	IP WLS BF H R ER SO BB IBB HBP BLK WP HR S P ERA WHIP	IP WLS BF H R ER SO BB IBB HBP BLK WP HR S P ERA WHIP	IP WLS BF H R ER SO BB IBB HBP BLK WP HR S P ERA WHIP	IP WLS BF H R ER SO BB IBB HBP BLK WP HR S P ERA WHIP	IP WLS BF H R ER SO BB IBB HBP BLK WP HR S P ERA WHIP	IP WLS BF H R ER SO BB IBB HBP BLK WP HR S P ERA WHIP	IP WLS BF H R ER SO BB IBB HBP BLK WP HR S P ERA WHIP	IP WLS BF H R ER SO BB IBB HBP BLK WP HR S P ERA WHIP	IP WLS BF H R ER SO BB IBB HBP BLK WP HR S P ERA WHIP	IP WLS BF H R ER SO BB IBB HBP BLK WP HR S P ERA WHIP	IP WLS BF H R ER SO BB IBB HBP BLK WP HR S P ERA WHIP	IP WLS BF H R ER SO BB IBB HBP BLK WP HR S P ERA WHIP	IP WLS BF H R ER SO BB IBB HBP BLK WP HR S P ERA WHIP	IP WLS BF H R ER SO BB IBB HBP BLK WP HR S P ERA WHIP	IP WLS BF H R ER SO BB IBB HBP BLK WP HR S P ERA WHIP	IP WLS BF H R ER SO BB IBB HBP BLK WP HR S P ERA WHIP	IP WLS BF H R ER SO BB IBB HBP BLK WP HR S P ERA WHIP	IP WLS BF H R ER SO BB IBB HBP BLK WP HR S P ERA WHIP	IP WLS BF H R ER SO BB IBB HBP BLK WP HR S P ERA WHIP	IP WLS BF H R ER SO BB IBB HBP BLK WP HR S P ERA WHIP	
27 Jordan Zimmermann, R ERA: 4.22	6.0 W 27 6 0 0 0 2 0 0 0 0 0 0 13 27 0.00 1.333																					
54 Drew VerHagen, R ERA: 5.06	0.2 7 5 3 3 0 1 0 0 0 0 0 0 13 27 40.50 9.000																					
21 Mark Lowe, R ERA: 5.06	1.1 H 6 3 1 1 0 0 0 0 0 0 0 0 13 22 6.75 2.250																					
57 Francisco Rodriguez, R ERA: 6.23	1.0 S 3 0 0 0 0 0 0 0 0 0 0 0 17 22 0.00 0.000																					



Batter	1	2	3	4	5	6	7	8	9	AB	R	H	RBI	BB	SO	LOB	TOP										
3 Ian Kinsler, R OBP: 0.372, SLG: 0.600										4	0	1	0	0	1	1	Detroit Tigers @ Houston Astros Minute Maid Park, Houston, TX Fri Apr 15 2016, 7:11 PM - 9:45 PM CDT Att: 30,092 - Partly Cloudy - 76 F										
8 Justin Upton, R OBP: 0.310, SLG: 0.439										4	0	1	0	0	1	2											
24 Miguel Cabrera, R OBP: 0.375, SLG: 0.364										4	0	1	0	0	1	1											
41 Victor Martinez, S OBP: 0.360, SLG: 0.571										4	0	0	0	0	0	1											
28 J.D. Martinez, R OBP: 0.475, SLG: 0.588										4	0	1	0	0	0	0											
9 Nick Castellanos, R OBP: 0.324, SLG: 0.576										3	0	1	0	0	0	1											
39 Jarrod Saltalamacchia, R OBP: 0.263, SLG: 0.588										3	0	0	0	0	1	2											
12 Anthony Gose, L OBP: 0.321, SLG: 0.360										3	0	0	0	0	0	1											
1 Jose Iglesias, R OBP: 0.406, SLG: 0.296										2	0	0	0	1	0	0											
Inning Stats	R: 0 E: 0 K: 1 S: 8	H: 2 LOB: 1 BB: 0 P: 12	R: 0 E: 0 K: 1 S: 8	H: 1 LOB: 1 BB: 0 P: 10	R: 0 E: 0 K: 0 S: 10	H: 1 LOB: 1 BB: 0 P: 12	R: 0 E: 0 K: 0 S: 8	H: 0 LOB: 0 BB: 0 P: 11	R: 0 E: 0 K: 1 S: 12	H: 0 LOB: 0 BB: 0 P: 19	R: 0 E: 0 K: 1 S: 9	H: 1 LOB: 1 BB: 0 P: 15	R: 0 E: 0 K: 1 S: 11	H: 0 LOB: 1 BB: 1 P: 22	R: 0 E: 0 K: 0 S: 4	H: 0 LOB: 0 BB: 0 P: 5		1B: 5 2B: 0 3B: 0 HR: 0	SF: 0 SAC: 0 DP: 0 HBP: 0	WP: 0 PB: 0 SB: 0 CS: 0	PA: 32						
PITCHER	IP	WLS	BF	H	R	ER	SO	BB	IBB	HBP	BLK	WP	HR	S	P	ERA	WHIP										
60 Dallas Keuchel, L ERA: 2.18	8.0	W	29	5	0	0	4	1	0	0	0	0	0	72	108	0.00	0.750										
44 Luke Gregerson, R ERA:	1.0	S	3	0	0	0	0	0	0	0	0	0	0	4	5	0.00	0.000										

Batter	1	2	3	4	5	6	7	8	9	AB	R	H	RBI	BB	SO	LOB	BOTTOM										
27 Jose Altuve, R OBP: 0.380, SLG: 0.591										3	0	0	0	1	0	1	Detroit Tigers @ Houston Astros Minute Maid Park, Houston, TX Fri Apr 15 2016, 7:11 PM - 9:45 PM CDT Att: 30,092 - Partly Cloudy - 76 F										
4 George Springer, R OBP: 0.271, SLG: 0.318										4	1	1	0	0	1	4											
1 Carlos Correa, R OBP: 0.348, SLG: 0.548										3	0	0	0	1	0	3											
28 Colby Rasmus, L OBP: 0.465, SLG: 0.667										3	0	2	1	1	1	0											
13 Tyler White, R OBP: 0.488, SLG: 0.765										2	0	0	0	2	1	1											
11 Evan Gattis, R OBP: 0.125, SLG: 0.125										3	0	0	0	0	2	5											
30 Carlos Gómez, R OBP: 0.205, SLG: 0.263										3	0	0	0	0	0	5											
18 Luis Valbuena, L OBP: 0.286, SLG: 0.258										2	0	0	0	1	0	0											
15 Jason Castro, L OBP: 0.267, SLG: 0.333										3	0	2	0	0	1	0											
Inning Stats	R: 1 E: 0 K: 1 S: 14	H: 2 LOB: 3 BB: 2 P: 24	R: 0 E: 0 K: 1 S: 12	H: 1 LOB: 2 BB: 2 P: 24	R: 0 E: 0 K: 0 S: 8	H: 1 LOB: 1 BB: 1 P: 18	R: 0 E: 0 K: 0 S: 11	H: 1 LOB: 1 BB: 0 P: 19	R: 0 E: 0 K: 1 S: 6	H: 0 LOB: 0 BB: 1 P: 11	R: 0 E: 0 K: 1 S: 6	H: 0 LOB: 0 BB: 0 P: 8	R: 0 E: 0 K: 1 S: 7	H: 0 LOB: 0 BB: 0 P: 11	R: 0 E: 0 K: 2 S: 9	H: 0 LOB: 0 BB: 0 P: 15		1B: 5 2B: 0 3B: 0 HR: 0	SF: 0 SAC: 0 DP: 3 HBP: 0	WP: 0 PB: 0 SB: 1 CS: 0	PA: 32						
PITCHER	IP	WLS	BF	H	R	ER	SO	BB	IBB	HBP	BLK	WP	HR	S	P	ERA	WHIP										
37 Mike Pelfrey, R ERA: 2.79	6.0	L	26	5	1	1	3	6	0	0	0	0	0	57	104	1.50	1.833										
45 Buck Farmer, R ERA: 3.35	2.0		6	0	0	0	3	0	0	0	0	0	0	16	26	0.00	0.000										

AB	31
R	0
H	5
RBI	0
BB	1
SO	4
LOB	9



Batter	1	2	3	4	5	6	7	8	9	AB	R	H	RBI	BB	SO	LOB	TOP										
3 Ian Kinsler, R OBP: 0.354, SLG: 0.556	G6-3		F8		F8	K		1B		5	0	1	0	0	1	3											
8 Justin Upton, R OBP: 0.277, SLG: 0.391	K		F9		E3 2B	K		K		5	0	0	0	0	3	4											
24 Miguel Cabrera, R OBP: 0.400, SLG: 0.421	F9		1B		2B			G1-3		5	1	3	0	0	0	0											
41 Victor Martinez, S OBP: 0.367, SLG: 0.615		2B	G4-3		P5			F7		5	1	2	1	0	0	4											
28 J.D. Martinez, R OBP: 0.444, SLG: 0.538	K				K			F8		5	0	1	0	0	3	4											
9 Nick Castellanos, R OBP: 0.359, SLG: 0.605 17 Andrew Romine, S OBP: 0.333, SLG: 0.200	2B		1B		1B			K		5	1	3	1	0	2	2											
39 Jarrod Saltalamacchia, R OBP: 0.292, SLG: 0.727	2B				K			HR		5	1	2	2	0	1	2											
12 Anthony Gose, L OBP: 0.313, SLG: 0.345	K				K			G4-3		4	0	1	0	0	2	2											
1 Jose Iglesias, R OBP: 0.444, SLG: 0.367			1B					FC5-4 1B		3	1	2	0	1	0	1											
Inning Stats	R: 0 H: 0 E: 0 K: 1 S: 10	H: 0 LOB: 0 BB: 0 P: 13	R: 1 H: 3 E: 0 K: 2 S: 15	H: 3 LOB: 1 BB: 0 P: 18	R: 0 H: 2 E: 0 K: 0 S: 12	H: 2 LOB: 2 BB: 0 P: 20	R: 0 H: 1 E: 0 K: 3 S: 12	H: 1 LOB: 1 BB: 0 P: 16	R: 1 H: 2 E: 1 K: 1 S: 11	H: 2 LOB: 1 BB: 0 P: 16	R: 2 H: 2 E: 0 K: 2 S: 19	H: 2 LOB: 1 BB: 1 P: 30	R: 0 H: 1 E: 0 K: 1 S: 8	H: 1 LOB: 1 BB: 0 P: 13	R: 0 H: 2 E: 0 K: 1 S: 13	H: 2 LOB: 1 BB: 0 P: 18	R: 1 H: 2 E: 0 K: 1 S: 12	H: 2 LOB: 1 BB: 0 P: 19	1B: 8 2B: 6 3B: 0 HR: 1	SF: 0 SAC: 0 DP: 0 HBP: 0	WP: 1 PB: 0 SB: 1 CS: 0	PA: 43					
PITCHER	IP	WLS	BF	H	R	ER	SO	BB	IBB	HBP	BLK	WP	HR	S	P	ERA	WHIP										
31 Collin McHugh, R ERA: 6.39	5.1	L	26	10	4	4	7	0	0	0	0	0	1	70	98	6.75	1.875										
37 Pat Neshek, R ERA: 2.7	0.2		3	0	0	0	2	1	0	0	0	0	0	9	15	0.00	1.500										
53 Ken Giles, R ERA: 9.64	1.0		4	1	0	0	1	0	0	0	0	1	0	8	13	0.00	1.000										
36 Will Harris, R ERA: 1.42	1.0		5	2	0	0	1	0	0	0	0	0	0	13	18	0.00	2.000										
35 Josh Fields, R ERA: 8.53	1.0		5	2	1	1	1	0	0	0	0	0	0	12	19	9.00	2.000										

Detroit Tigers @ Houston Astros
Minute Maid Park, Houston, TX
Sat Apr 16 2016, 6:12 PM - 9:27 PM CDT
Att: 30,013 - Roof Closed - 73 F

AB 42
R 5
H 15
RBI 4
BB 1
SO 12
LOB 22



Batter	1	2	3	4	5	6	7	8	9	AB	R	H	RBI	BB	SO	LOB	BOTTOM										
27 Jose Altuve, R OBP: 0.389, SLG: 0.574	4 HR		1B		G5-3			K		3	1	1	0	1	1	0											
4 George Springer, R OBP: 0.308, SLG: 0.417	HR		1B		1B			G6-3		4	1	3	2	0	0	0											
1 Carlos Correa, R OBP: 0.340, SLG: 0.511	K		BB		F9			G6-3		3	0	0	0	1	1	1											
28 Colby Rasmus, L OBP: 0.426, SLG: 0.595	K		BB		K			K		4	0	0	0	0	3	3											
13 Tyler White, R OBP: 0.467, SLG: 0.789	HR		K		K			F9		4	1	1	1	0	1	2											
20 Preston Tucker, L OBP: 0.321, SLG: 0.615	P5				G1-3			G3-1		4	0	1	0	0	0	0											
30 Carlos Gómez, R OBP: 0.209, SLG: 0.262	G5-3		1B		G5-4-3			F9		4	0	1	0	0	0	1											
18 Luis Valbuena, L OBP: 0.270, SLG: 0.242 9 Marwin González, S OBP: 0.188, SLG: 0.133	K		K		K			G4-6-3 1B		2	0	0	0	0	2	1											
15 Jason Castro, L OBP: 0.242, SLG: 0.300	K		K		K			G4-6-3		3	0	0	0	0	2	2											
Inning Stats	R: 3 H: 3 E: 0 K: 2 S: 15	H: 0 LOB: 0 BB: 0 P: 21	R: 0 H: 0 E: 0 K: 2 S: 9	H: 0 LOB: 0 BB: 0 P: 13	R: 0 H: 1 E: 0 K: 1 S: 14	H: 1 LOB: 2 BB: 2 P: 29	R: 0 H: 1 E: 0 K: 2 S: 11	H: 1 LOB: 1 BB: 0 P: 19	R: 0 H: 1 E: 0 K: 0 S: 7	H: 1 LOB: 0 BB: 0 P: 9	R: 0 H: 1 E: 0 K: 1 S: 6	H: 1 LOB: 0 BB: 0 P: 8	R: 0 H: 0 E: 0 K: 1 S: 6	H: 0 LOB: 0 BB: 0 P: 9	R: 0 H: 0 E: 0 K: 0 S: 6	H: 0 LOB: 0 BB: 0 P: 11	1B: 6 2B: 0 3B: 0 HR: 2	SF: 0 SAC: 0 DP: 2 HBP: 0	WP: 0 PB: 0 SB: 1 CS: 0	PA: 34							
PITCHER	IP	WLS	BF	H	R	ER	SO	BB	IBB	HBP	BLK	WP	HR	S	P	ERA	WHIP										
35 Justin Verlander, R ERA: 7.16	6.0	W	25	7	3	3	8	2	0	0	0	0	0	6	10	4.50	1.500										
38 Justin Wilson, L ERA:	1.0	H	3	1	0	0	1	0	0	0	0	0	0	6	8	0.00	1.000										
21 Mark Lowe, R ERA: 4.26	1.0	H	3	0	0	0	1	0	0	0	0	0	0	6	9	0.00	0.000										
57 Francisco Rodríguez, R ERA: 5.06	1.0	S	3	0	0	0	0	0	0	0	0	0	0	6	11	0.00	0.000										

Detroit Tigers @ Houston Astros
Minute Maid Park, Houston, TX
Sat Apr 16 2016, 6:12 PM - 9:27 PM CDT
Att: 30,013 - Roof Closed - 73 F

AB 32
R 3
H 8
RBI 3
BB 2
SO 10
LOB 10



Batter	1	2	3	4	5	6	7	8	9	AB	R	H	RBI	BB	SO	LOB	TOP										
3 Ian Kinsler, R OBP: 0.358, SLG: 0.600	F8		1B		HR		L7		G4-3	5	1	2	2	0	0	1	Detroit Tigers @ Houston Astros Minute Maid Park, Houston, TX Sun Apr 17 2016, 1:10 PM - 4:22 PM CDT Att: 30,657 - Roof Closed - 73 F										
8 Justin Upton, R OBP: 0.285, SLG: 0.360 18 Tyler Collins, L OBP: 0.250, SLG: 0.375	G5-3		K		G5-3		K			4	0	0	0	0	2	3											
24 Miguel Cabrera, R OBP: 0.367, SLG: 0.381	L8			G6-3	L8				K	4	0	0	0	0	1	0											
41 Victor Martinez, S OBP: 0.353, SLG: 0.567	G1-3			1B	G4-3				K	4	0	1	0	0	1	0											
28 J.D. Martinez, R OBP: 0.429, SLG: 0.581	K			FC4					E5	4	1	1	1	0	1	1											
9 Nick Castellanos, R OBP: 0.349, SLG: 0.571	F7			K					1B	4	0	1	0	0	2	1											
39 Jarrod Saltalamacchia, R OBP: 0.321, SLG: 0.898				1B	HR				G4-3	4	1	2	1	0	1	2											
12 Anthony Gose, L OBP: 0.306, SLG: 0.313			K		G3				G4-3	3	0	0	0	1	1	1											
1 Jose Iglesias, R OBP: 0.425, SLG: 0.353	L5				1B				K	4	1	1	0	0	1	2											
Inning Stats	R: 0 H: 0 E: 0 K: 0 S: 7	H: 0 LOB: 0 BB: 0 P: 11	R: 0 H: 0 E: 0 K: 1 S: 10	H: 0 LOB: 0 BB: 0 P: 15	R: 0 H: 2 E: 0 K: 2 S: 13	H: 2 LOB: 2 BB: 0 P: 20	R: 0 H: 1 E: 0 K: 1 S: 7	H: 1 LOB: 1 BB: 0 P: 10	R: 3 H: 3 E: 0 K: 0 S: 14	H: 3 LOB: 0 BB: 0 P: 20	R: 1 H: 1 E: 0 K: 2 S: 13	H: 1 LOB: 0 BB: 0 P: 22	R: 0 H: 0 E: 0 K: 1 S: 14	H: 0 LOB: 1 BB: 1 P: 19	R: 0 H: 1 E: 1 K: 2 S: 11	H: 1 LOB: 2 BB: 0 P: 16		R: 0 H: 0 E: 0 K: 1 S: 6	H: 0 LOB: 0 BB: 0 P: 9	1B: 5 2B: 0 3B: 0 HR: 3	SF: 0 SAC: 0 DP: 0 HBP: 0	WP: 0 PB: 0 SB: 0 CS: 0	PA: 37				
PITCHER	IP	WLS	BF	H	R	ER	SO	BB	IBB	HBP	BLK	WP	HR	S	P	ERA	WHIP										
54 Mike Fiers, R ERA: 6.48	5.2	W	24	7	4	4	5	0	0	0	0	0	3	61	92	6.35	1.235										
29 Tony Sipp, L ERA: 5.79	0.1	H	2	0	0	0	1	1	0	0	0	0	0	10	17	0.00	3.000										
37 Pat Neshek, R ERA: 2.08	1.0	H	3	0	0	0	1	0	0	0	0	0	0	7	8	0.00	0.000										
53 Ken Giles, R ERA: 7.94	1.0	H	5	1	0	0	2	0	0	0	0	0	0	11	16	0.00	1.000										
44 Luke Gregerson, R ERA:	1.0	S	3	0	0	0	1	0	0	0	0	0	0	6	9	0.00	0.000										
Batter	1	2	3	4	5	6	7	8	9	AB	R	H	RBI	BB	SO	LOB	BOTTOM										
27 Jose Altuve, R OBP: 0.397, SLG: 0.627	HR	P4		1B		K				4	1	2	3	0	1	1	Detroit Tigers @ Houston Astros Minute Maid Park, Houston, TX Sun Apr 17 2016, 1:10 PM - 4:22 PM CDT Att: 30,657 - Roof Closed - 73 F										
4 George Springer, R OBP: 0.321, SLG: 0.481	1B		HR		K		F8			4	2	2	1	0	1	1											
28 Colby Rasmus, L OBP: 0.431, SLG: 0.564	1B		HR		BB		G3-1			2	0	0	0	2	1	0											
13 Tyler White, R OBP: 0.429, SLG: 0.714	P3		K		BB		F9			4	0	0	0	0	1	3											
11 Evan Gattis, R OBP: 0.167, SLG: 0.167	F9		K		1B		F7			4	0	1	0	0	1	2											
18 Luis Valbuena, L OBP: 0.288, SLG: 0.243	K			P4	K		1B			4	0	1	0	0	2	3											
9 Marwin Gonzalez, S OBP: 0.250, SLG: 0.263		2B		1B	K		F8			4	1	2	0	0	1	3											
23 Erik Kratz, R OBP: 0.125, SLG: 0.125	G1-3			F8			L8			4	0	0	0	0	0	3											
6 Jake Marisnick, R OBP: 0.125, SLG: 0.125	K			E3			K			3	1	1	0	0	2	1											
Inning Stats	R: 2 H: 2 E: 0 K: 1 S: 13	H: 2 LOB: 1 BB: 1 P: 25	R: 0 H: 1 E: 0 K: 1 S: 12	H: 1 LOB: 0 BB: 0 P: 18	R: 1 H: 1 E: 1 K: 3 S: 10	H: 1 LOB: 0 BB: 0 P: 15	R: 2 H: 3 E: 0 K: 1 S: 16	H: 3 LOB: 1 BB: 0 P: 21	R: 0 H: 0 E: 0 K: 2 S: 10	H: 0 LOB: 0 BB: 0 P: 13	R: 0 H: 0 E: 0 K: 0 S: 5	H: 0 LOB: 0 BB: 0 P: 9	R: 0 H: 1 E: 0 K: 0 S: 11	H: 1 LOB: 1 BB: 0 P: 18	R: 0 H: 0 E: 0 K: 0 S: 6	H: 0 LOB: 0 BB: 0 P: 9		1B: 6 2B: 1 3B: 0 HR: 2	SF: 0 SAC: 0 DP: 0 HBP: 0	WP: 2 PB: 0 SB: 0 CS: 0	PA: 35						
PITCHER	IP	WLS	BF	H	R	ER	SO	BB	IBB	HBP	BLK	WP	HR	S	P	ERA	WHIP										
19 Anibal Sanchez, R ERA: 4.6	5.0	L	25	8	5	4	8	2	0	0	0	0	2	68	110	7.20	2.000										
30 Alex Wilson, R ERA:	1.1		4	0	0	0	2	0	0	0	0	0	0	12	16	0.00	0.000										
56 Kyle Ryan, L ERA:	1.0		4	1	0	0	0	0	0	0	0	0	0	10	17	0.00	1.000										
54 Drew VerHagen, R ERA: 4.5	0.2		2	0	0	0	0	0	0	0	0	0	0	4	7	0.00	0.000										


Batter	1	2	3	4	5	6	7	8	9	AB	R	H	RBI	BB	SO	LOB	TOP					
3 Ian Kinsler, R OBP: 0.362, SLG: 0.582										5	1	2	0	0	0	2	Detroit Tigers @ Kansas City Royals Kauffman Stadium, Kansas City, MO Tue Apr 19 2016, 6:16 PM - 9:23 PM CDT Att: 26,889 - Cloudy - 67 F					
8 Justin Upton, R OBP: 0.358, SLG: 0.358										3	1	1	0	2	2	0						
24 Miguel Cabrera, R OBP: 0.383, SLG: 0.383										5	0	1	2	0	4	6						
41 Victor Martinez, S OBP: 0.222, SLG: 0.529										4	1	1	1	0	0	4						
17 Andrew Romine, S OBP: 0.333, SLG: 0.200										0	0	0	0	0	0	0						
28 J.D. Martinez, R OBP: 0.444, SLG: 0.565										3	1	1	0	2	0	3						
39 Jarrod Saltalamacchia, R OBP: 0.384, SLG: 0.887										4	1	2	3	1	2	1						
14 Mike Aviles, R OBP: 0.125, SLG: 0.125										4	0	0	0	0	1	5						
18 Tyler Collins, L OBP: 0.222, SLG: 0.333										1	0	0	0	0	0	0						
12 Anthony Gose, L OBP: 0.317, SLG: 0.306										4	0	1	0	1	2	1						
1 Jose Iglesias, R OBP: 0.400, SLG: 0.333										5	1	1	0	0	0	2						
Inning Stats	R: 0 E: 0 K: 2 S: 9	H: 0 LOB: 0 BB: 0 P: 12	R: 0 E: 0 K: 1 S: 11	H: 1 LOB: 1 BB: 0 P: 19	R: 0 E: 1 K: 1 S: 15	H: 2 LOB: 3 BB: 0 P: 24	R: 0 E: 0 K: 1 S: 9	H: 0 LOB: 1 BB: 1 P: 15	R: 2 E: 0 K: 0 S: 13	H: 3 LOB: 3 BB: 2 P: 28	R: 0 E: 0 K: 1 S: 9	H: 0 LOB: 0 BB: 0 P: 14	R: 3 E: 0 K: 2 S: 17	H: 2 LOB: 0 BB: 1 P: 29	R: 1 E: 0 K: 2 S: 14	H: 2 LOB: 3 BB: 1 P: 26	R: 0 E: 0 K: 1 S: 9	H: 0 LOB: 1 BB: 1 P: 17	1B: 8 2B: 1 3B: 0 HR: 1	SF: 0 SAC: 0 DP: 0 HBP: 1	WP: 0 PB: 0 SB: 0 CS: 0	PA: 45
PITCHER	IP: 5.0 WLS: W BF: 25 ERA: 2.81	H: 6 R: 2 ER: 2 SO: 5	BB: 3 IBB: 0 HBP: 0 BLK: 0	WP: 0 HR: 0 S: 57 P: 98	ERA: 3.60 WHIP: 1.800	IP: 1.0 WLS: S BF: 4 ERA: 0.00	H: 0 R: 0 ER: 0 SO: 1	BB: 1 IBB: 0 HBP: 0 BLK: 0	WP: 0 HR: 0 S: 9 P: 17	ERA: 0.00 WHIP: 1.000												
30 Yordano Ventura, R ERA: 2.81	44 Luke Hochevar, R ERA: 3.0	41 Danny Duffy, L ERA: 6.14	48 Joaquin Soria, R ERA: 7.71	40 Kelvin Herrera, R ERA:	17 Wade Davis, R ERA:																	

Batter	1	2	3	4	5	6	7	8	9	AB	R	H	RBI	BB	SO	LOB	BOTTOM			
2 Alcides Escobar, R OBP: 0.262, SLG: 0.317										5	0	1	2	0	2	1	Detroit Tigers @ Kansas City Royals Kauffman Stadium, Kansas City, MO Tue Apr 19 2016, 6:16 PM - 9:23 PM CDT Att: 26,889 - Cloudy - 67 F			
8 Mike Moustakas, L OBP: 0.276, SLG: 0.520										4	0	1	0	0	0	1				
6 Lorenzo Cain, R OBP: 0.327, SLG: 0.340										3	0	0	0	1	1					
35 Eric Hosmer, L OBP: 0.345, SLG: 0.462										4	1	1	0	0	0	2				
25 Kendrys Morales, S OBP: 0.321, SLG: 0.457										2	3	2	0	1	0	0				
4 Alex Gordon, L OBP: 0.267, SLG: 0.267										2	2	0	0	2	1	3				
13 Salvador Perez, R OBP: 0.283, SLG: 0.512										4	1	2	5	0	1	2				
14 Omar Infante, R OBP: 0.302, SLG: 0.390										4	0	0	0	0	0	3				
1 Jarrod Dyson, L OBP: 0.500, SLG: 0.500										4	1	2	1	0	0	0				
Inning Stats	R: 0 E: 0 K: 1 S: 11	H: 1 LOB: 1 BB: 0 P: 16	R: 3 E: 0 K: 0 S: 19	H: 2 LOB: 1 BB: 2 P: 35	R: 2 E: 0 K: 0 S: 8	H: 2 LOB: 1 BB: 2 P: 17	R: 0 E: 0 K: 0 S: 7	H: 0 LOB: 0 BB: 0 P: 8	R: 3 E: 0 K: 2 S: 13	H: 2 LOB: 0 BB: 0 P: 21	R: 0 E: 0 K: 1 S: 11	H: 0 LOB: 0 BB: 0 P: 16	R: 0 E: 0 K: 0 S: 7	H: 1 LOB: 1 BB: 0 P: 11	R: 0 E: 0 K: 1 S: 12	H: 1 LOB: 1 BB: 0 P: 17		1B: 5 2B: 3 3B: 0 HR: 1	SF: 0 SAC: 0 DP: 1 HBP: 1	WP: 0 PB: 0 SB: 0 CS: 0
PITCHER	IP: 4.1 WLS: L BF: 23 ERA: 7.15	H: 6 R: 1 ER: 1 SO: 2	BB: 4 IBB: 0 HBP: 0 BLK: 0	WP: 0 HR: 0 S: 50 P: 85	ERA: 14.54 WHIP: 2.308	IP: 1.2 WLS: L BF: 6 ERA: 5.40	H: 1 R: 1 ER: 1 SO: 2	BB: 0 IBB: 0 HBP: 0 BLK: 0	WP: 0 HR: 1 S: 19 P: 28	ERA: 5.40 WHIP: 0.600										
61 Shane Greene, R ERA: 7.15	65 Blaine Hardy, L ERA: 5.4	56 Kyle Ryan, L ERA:	54 Drew VerHagen, R ERA: 3.86																	

Batter	1	2	3	4	5	6	7	8	9	AB	R	H	RBI	BB	SO	LOB	TOP					
3 Ian Kinsler, R OBP: 0.391, SLG: 0.593										4	1	2	2	0	1	3						
8 Justin Upton, R OBP: 0.279, SLG: 0.345										5	0	1	0	0	2	5						
24 Miguel Cabrera, R OBP: 0.339, SLG: 0.365										5	0	1	0	0	0	2						
41 Victor Martinez, S OBP: 0.349, SLG: 0.500										4	0	1	1	0	0	0						
28 J.D. Martinez, R OBP: 0.431, SLG: 0.531										3	0	0	0	0	1	2						
9 Nick Castellanos, R OBP: 0.330, SLG: 0.543										4	0	1	0	0	1	1						
17 Andrew Romine, S OBP: 0.333, SLG: 0.290										0	0	0	0	0	0	0						
39 Jarrod Saltalamacchia, R OBP: 0.405, SLG: 0.875										2	2	1	0	2	1	0						
12 Anthony Gose, L OBP: 0.289, SLG: 0.275										4	0	0	0	0	2	4						
1 Jose Iglesias, R OBP: 0.408, SLG: 0.349										4	0	2	0	0	0	1						
Inning Stats	R: 0 E: 0 K: 1 S: 5	H: 0 LOB: 0 BB: 0 P: 7	R: 0 E: 0 K: 1 S: 8	H: 0 LOB: 0 BB: 0 P: 14	R: 1 E: 0 K: 1 S: 9	H: 2 LOB: 1 BB: 1 P: 17	R: 0 E: 0 K: 0 S: 8	H: 0 LOB: 0 BB: 0 P: 12	R: 0 E: 0 K: 3 S: 11	H: 0 LOB: 0 BB: 0 P: 16	R: 1 E: 0 K: 1 S: 11	H: 2 LOB: 3 BB: 0 P: 15	R: 0 E: 0 K: 1 S: 14	H: 2 LOB: 1 BB: 1 P: 23	R: 0 E: 0 K: 0 S: 14	H: 0 LOB: 1 BB: 0 P: 20	R: 1 E: 0 K: 0 S: 12	H: 3 LOB: 2 BB: 0 P: 18	1B: 7 2B: 2 3B: 0 HR: 0	SF: 0 SAC: 0 DP: 0 HBP: 2	WP: 0 PB: 0 SB: 0 CS: 0	PA: 39
PITCHER	IP	WLS	BF	H	R	ER	SO	BB	IBB	HBP	BLK	WP	HR	S	P	ERA	WHIP					
31 Ian Kennedy, R ERA: 1.35	6.1	L	27	6	2	2	7	2	0	1	0	0	0	61	97	2.84	1.263					
44 Luke Hochevar, R ERA: 2.7	0.2		2	0	0	0	1	0	0	0	0	0	0	5	7	0.00	0.000					
48 Joakim Soria, R ERA: 6.75	1.0		4	0	0	0	0	0	0	1	0	0	0	14	20	0.00	0.000					
67 Chien-Ming Wang, R ERA: 4.15	1.0		6	3	1	1	0	0	0	0	0	0	0	12	18	9.00	3.000					

Detroit Tigers @ Kansas City Royals
Kauffman Stadium, Kansas City, MO
Wed Apr 20 2016, 6:16 PM - 9:24 PM CDT
Att: 28,928 - Partly Cloudy - 68 F


AB 35
R 3
H 9
RBI 3
BB 2
SO 8
LOB 18



Batter	1	2	3	4	5	6	7	8	9	AB	R	H	RBI	BB	SO	LOB	BOTTOM					
2 Alcides Escobar, R OBP: 0.258, SLG: 0.297										4	0	0	0	1	1	2						
8 Mike Moustakas, L OBP: 0.286, SLG: 0.509										5	0	2	0	0	1	2						
6 Lorenzo Cain, R OBP: 0.322, SLG: 0.333										4	0	1	0	0	2	1						
35 Eric Hosmer, L OBP: 0.339, SLG: 0.446										4	0	1	0	0	2	1						
25 Kendrys Morales, S OBP: 0.298, SLG: 0.420										4	0	0	0	0	1	3						
4 Alex Gordon, L OBP: 0.339, SLG: 0.347										4	1	2	1	0	1	1						
13 Salvador Perez, R OBP: 0.340, SLG: 0.530										3	1	3	1	1	0	0						
14 Omar Infante, R OBP: 0.298, SLG: 0.378										4	0	1	0	0	2	4						
1 Jarrod Dyson, L OBP: 0.375, SLG: 0.286										3	0	0	0	1	0	4						
Inning Stats	R: 0 E: 0 K: 2 S: 8	H: 1 LOB: 0 BB: 0 P: 11	R: 0 E: 0 K: 3 S: 17	H: 1 LOB: 2 BB: 1 P: 29	R: 0 E: 0 K: 0 S: 9	H: 1 LOB: 0 BB: 0 P: 10	R: 0 E: 0 K: 2 S: 10	H: 0 LOB: 0 BB: 0 P: 15	R: 0 E: 0 K: 1 S: 11	H: 2 LOB: 1 BB: 0 P: 12	R: 0 E: 1 K: 0 S: 14	H: 1 LOB: 2 BB: 0 P: 20	R: 0 E: 0 K: 0 S: 9	H: 2 LOB: 2 BB: 0 P: 14	R: 0 E: 0 K: 1 S: 10	H: 1 LOB: 0 BB: 0 P: 13	R: 2 E: 0 K: 1 S: 13	H: 2 LOB: 2 BB: 2 P: 29	1B: 7 2B: 2 3B: 0 HR: 2	SF: 0 SAC: 0 DP: 2 HBP: 0	WP: 0 PB: 0 SB: 2 CS: 1	PA: 39
PITCHER	IP	WLS	BF	H	R	ER	SO	BB	IBB	HBP	BLK	WP	HR	S	P	ERA	WHIP					
27 Jordan Zimmermann, R ERA: 3.86	6.1	W	26	7	0	0	0	1	0	0	0	0	0	75	105	0.00	1.263					
21 Mark Lowe, R ERA: 3.86	0.2	H	2	0	0	0	0	0	0	0	0	0	0	3	6	0.00	0.000					
38 Justin Wilson, L ERA: 7.11	1.0	H	3	1	0	0	1	0	0	0	0	0	0	10	13	0.00	1.000					
57 Francisco Rodriguez, R ERA: 7.11	1.0	S	7	2	2	2	1	2	0	0	0	0	2	13	29	18.00	4.000					

Detroit Tigers @ Kansas City Royals
Kauffman Stadium, Kansas City, MO
Wed Apr 20 2016, 6:16 PM - 9:24 PM CDT
Att: 28,928 - Partly Cloudy - 68 F

AB 35
R 2
H 10
RBI 2
BB 3
SO 10
LOB 18




Batter	1	2	3	4	5	6	7	8	9	AB	R	H	RBI	BB	SO	LOB	TOP											
3 Ian Kinsler, R OBP: 0.388, SLG: 0.603	P5		1B		2B			K		4	0	2	0	0	1	0	Detroit Tigers @ Kansas City Royals Kauffman Stadium, Kansas City, MO Thu Apr 21 2016, 6:15 PM - 9:07 PM CDT Att: 30,763 - Partly Cloudy - 66 F											
8 Justin Upton, R OBP: 0.282, SLG: 0.323	P4			F7	G6-3			K		4	0	0	0	0	1													
24 Miguel Cabrera, R OBP: 0.317, SLG: 0.339	G3-1			G6-3		G6-3		F9		4	0	0	0	0	0													
41 Victor Martinez, S OBP: 0.340, SLG: 0.476		G4-3		1B		G6-3		G6-3		4	0	1	0	0	0													
28 J.D. Martinez, R OBP: 0.403, SLG: 0.491	K			FC6		G6-3		F9		4	0	0	0	0	1													
9 Nick Castellanos, R OBP: 0.353, SLG: 0.531	K			BB				F9		3	0	1	0	1	1	0												
39 Jarrod Saltalamacchia, R OBP: 0.375, SLG: 0.890			F7	K				F8		3	0	0	0	0	1	4												
18 Tyler Collins, L OBP: 0.167, SLG: 0.250			F7					K		3	0	0	0	0	2	1												
1 Jose Iglesias, R OBP: 0.404, SLG: 0.348			1B					G4-3		3	0	1	0	0	0	1												
Inning Stats	R: 0 E: 0 K: 0 S: 6	H: 0 LOB: 0 BB: 10 P: 10	R: 0 E: 0 K: 2 S: 9	H: 0 LOB: 0 BB: 12 P: 12	R: 0 E: 0 K: 0 S: 9	H: 2 LOB: 2 BB: 0 P: 17	R: 0 E: 0 K: 1 S: 12	H: 1 LOB: 3 BB: 1 P: 22	R: 0 E: 0 K: 1 S: 11	H: 1 LOB: 1 BB: 0 P: 16	R: 0 E: 0 K: 0 S: 8	H: 0 LOB: 0 BB: 0 P: 13	R: 0 E: 0 K: 1 S: 18	H: 1 LOB: 1 BB: 0 P: 22	R: 0 E: 0 K: 2 S: 10	H: 0 LOB: 0 BB: 0 P: 12		R: 0 E: 0 K: 0 S: 5	H: 0 LOB: 0 BB: 0 P: 6	1B: 4 2B: 1 3B: 0 HR: 0	SF: 0 SAC: 0 DP: 0 HBP: 0	WP: 0 PB: 0 SB: 0 CS: 0	PA: 33					
PITCHER	IP	WLS	BF	H	R	ER	SO	BB	IBB	HBP	BLK	WP	HR	S	P	ERA	WHIP											
36 Edinson Volquez, R ERA: 1.09	7.0	W	27	5	0	0	5	1	0	0	0	0	0	0	73	112	0.00	0.857										
40 Kelvin Herrera, R ERA:	1.0		3	0	0	0	2	0	0	0	0	0	0	10	12	0.00	0.000											
41 Danny Duffy, L ERA: 5.4	1.0		3	0	0	0	0	0	0	0	0	0	0	5	6	0.00	0.000											

Batter	1	2	3	4	5	6	7	8	9	AB	R	H	RBI	BB	SO	LOB	BOTTOM											
2 Alcides Escobar, R OBP: 0.271, SLG: 0.328	1B	1B		SF7		G5-4-3				3	1	2	1	0	0	1	Detroit Tigers @ Kansas City Royals Kauffman Stadium, Kansas City, MO Thu Apr 21 2016, 6:15 PM - 9:07 PM CDT Att: 30,763 - Partly Cloudy - 66 F											
8 Mike Moustakas, L OBP: 0.317, SLG: 0.559	1B	1B		HR		F8				3	1	2	1	1	0	0												
6 Lorenzo Cain, R OBP: 0.333, SLG: 0.333	1B	G6-4-3		BB		G5-3				3	1	1	1	1	0	3												
35 Eric Hosmer, L OBP: 0.349, SLG: 0.441	L6			BB	1B	G4-3				3	0	1	0	1	0	2												
25 Kendrys Morales, S OBP: 0.311, SLG: 0.426	1B		F8	G3						4	0	2	0	0	0	2												
4 Alex Gordon, L OBP: 0.333, SLG: 0.327	BB		K		G4-3			F7		3	0	0	0	1	1	2												
13 Salvador Perez, R OBP: 0.315, SLG: 0.580	G4-3		G4-3		K			K		4	0	0	0	0	2	4												
14 Omar Infante, R OBP: 0.294, SLG: 0.388	G5-3			SH1-4	2B	P4		F8		4	1	1	0	0	0	0												
1 Jarrod Dyson, L OBP: 0.455, SLG: 0.333	BB		SH1-4			G5-4-3		L1		2	0	1	0	1	0	0												
Inning Stats	R: 1 E: 0 K: 0 S: 17	H: 4 LOB: 3 BB: 1 P: 28	R: 0 E: 0 K: 0 S: 9	H: 1 LOB: 2 BB: 2 P: 20	R: 0 E: 0 K: 1 S: 13	H: 0 LOB: 1 BB: 1 P: 23	R: 3 E: 0 K: 0 S: 12	H: 3 LOB: 1 BB: 1 P: 23	R: 0 E: 0 K: 1 S: 8	H: 0 LOB: 0 BB: 0 P: 10	R: 0 E: 0 K: 0 S: 6	H: 1 LOB: 0 BB: 0 P: 7	R: 0 E: 0 K: 0 S: 6	H: 1 LOB: 1 BB: 0 P: 10	R: 0 E: 0 K: 1 S: 7	H: 0 LOB: 0 BB: 0 P: 13		1B: 7 2B: 3 3B: 0 HR: 1	SF: 1 SAC: 1 DP: 3 HBP: 0	WP: 0 PB: 0 SB: 5 CS: 0	PA: 36							
PITCHER	IP	WLS	BF	H	R	ER	SO	BB	IBB	HBP	BLK	WP	HR	S	P	ERA	WHIP											
37 Mike Pelfrey, R ERA: 3.88	5.0	L	26	8	4	3	2	5	0	0	0	0	0	1	59	104	5.40	2.600										
56 Kyle Ryan, L ERA:	2.0		7	2	0	0	0	0	0	0	0	0	0	12	17	0.00	1.000											
30 Alex Wilson, R ERA:	1.0		3	0	0	0	1	0	0	0	0	0	0	7	13	0.00	0.000											

AB	32
R	0
H	5
RBI	0
BB	1
SO	7
LOB	8



AB	29
R	4
H	10
RBI	3
BB	5
SO	3
LOB	14

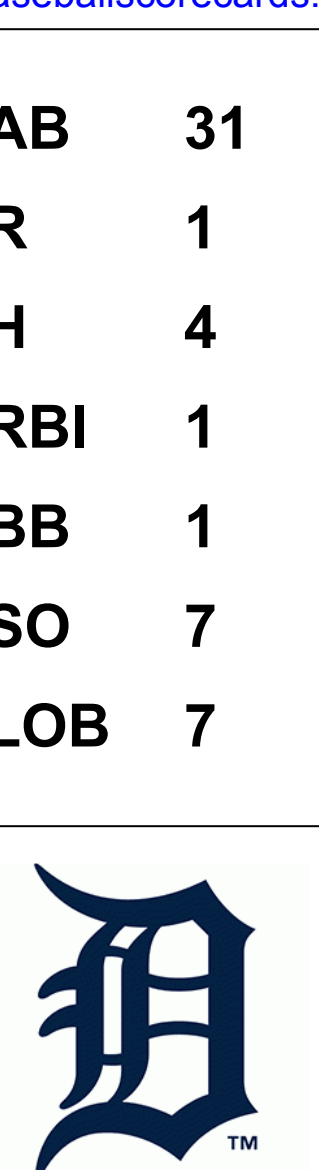


Batter	1	2	3	4	5	6	7	8	9	AB	R	H	RBI	BB	SO	LOB	TOP				
41 Carlos Santana, S OBP: 0.305, SLG: 0.440										4	1	2	1	0	0	1	Cleveland Indians @ Detroit Tigers Comerica Park, Detroit, MI Fri Apr 22 2016, 7:13 PM - 9:57 PM EDT Att: 25,086 - Cloudy - 55 F				
22 Jason Kipnis, L OBP: 0.317, SLG: 0.396										4	0	1	0	0	0	2					
12 Francisco Lindor, S OBP: 0.356, SLG: 0.497										3	0	1	0	1	1						
26 Mike Napoli, R OBP: 0.291, SLG: 0.490										4	0	0	0	0	4	3					
10 Yan Gomes, R OBP: 0.213, SLG: 0.311										4	0	0	0	0	3	3					
6 Marlon Byrd, R OBP: 0.345, SLG: 0.444										3	1	1	1	1	0	0					
20 Rajai Davis, R OBP: 0.308, SLG: 0.458										0	0	0	0	0	0	0					
8 Lonnie Chisenhall, L OBP: 0.091, SLG: 0.091										4	0	0	0	0	1	1					
4 Juan Uribe, R OBP: 0.295, SLG: 0.243										4	0	0	0	0	2	0					
30 Tyler Naquin, L OBP: 0.320, SLG: 0.320										3	0	1	0	0	1	0					
Inning Stats	R: 1 H: 1 E: 0 K: 2 S: 14	H: 1 LOB: 1 BB: 1 P: 24	R: 0 H: 0 E: 0 K: 1 S: 8	H: 0 LOB: 0 BB: 0 P: 15	R: 0 H: 1 E: 0 K: 2 S: 11	H: 1 LOB: 1 BB: 0 P: 22	R: 0 H: 0 E: 0 K: 2 S: 12	H: 0 LOB: 1 BB: 1 P: 19	R: 0 H: 1 E: 0 K: 1 S: 10	H: 1 LOB: 1 BB: 0 P: 16	R: 1 H: 1 E: 0 K: 1 S: 9	H: 1 LOB: 0 BB: 0 P: 11	R: 0 H: 2 E: 0 K: 2 S: 20	H: 2 LOB: 2 BB: 0 P: 28	R: 0 H: 0 E: 0 K: 0 S: 8	H: 0 LOB: 0 BB: 0 P: 13	1B: 3 2B: 1 3B: 0 HR: 2	SF: 0 SAC: 0 DP: 0 HBP: 0	WP: 1 PB: 0 SB: 0 CS: 0	PA: 35	
PITCHER	IP WLS BF H R ER SO BB IBB HBP BLK WP HR S P ERA WHIP	IP WLS BF H R ER SO BB IBB HBP BLK WP HR S P ERA WHIP	IP WLS BF H R ER SO BB IBB HBP BLK WP HR S P ERA WHIP	IP WLS BF H R ER SO BB IBB HBP BLK WP HR S P ERA WHIP	IP WLS BF H R ER SO BB IBB HBP BLK WP HR S P ERA WHIP	IP WLS BF H R ER SO BB IBB HBP BLK WP HR S P ERA WHIP	IP WLS BF H R ER SO BB IBB HBP BLK WP HR S P ERA WHIP	IP WLS BF H R ER SO BB IBB HBP BLK WP HR S P ERA WHIP	IP WLS BF H R ER SO BB IBB HBP BLK WP HR S P ERA WHIP	IP WLS BF H R ER SO BB IBB HBP BLK WP HR S P ERA WHIP	IP WLS BF H R ER SO BB IBB HBP BLK WP HR S P ERA WHIP	IP WLS BF H R ER SO BB IBB HBP BLK WP HR S P ERA WHIP	IP WLS BF H R ER SO BB IBB HBP BLK WP HR S P ERA WHIP	IP WLS BF H R ER SO BB IBB HBP BLK WP HR S P ERA WHIP	IP WLS BF H R ER SO BB IBB HBP BLK WP HR S P ERA WHIP	IP WLS BF H R ER SO BB IBB HBP BLK WP HR S P ERA WHIP	IP WLS BF H R ER SO BB IBB HBP BLK WP HR S P ERA WHIP	IP WLS BF H R ER SO BB IBB HBP BLK WP HR S P ERA WHIP	IP WLS BF H R ER SO BB IBB HBP BLK WP HR S P ERA WHIP	IP WLS BF H R ER SO BB IBB HBP BLK WP HR S P ERA WHIP	IP WLS BF H R ER SO BB IBB HBP BLK WP HR S P ERA WHIP

AB	33
R	2
H	6
RBI	2
BB	2
SO	12
LOB	11



Batter	1	2	3	4	5	6	7	8	9	AB	R	H	RBI	BB	SO	LOB	BOTTOM				
3 Ian Kinsler, R OBP: 0.380, SLG: 0.582										4	1	1	0	0	2	0	Cleveland Indians @ Detroit Tigers Comerica Park, Detroit, MI Fri Apr 22 2016, 7:13 PM - 9:57 PM EDT Att: 25,086 - Cloudy - 55 F				
8 Justin Upton, R OBP: 0.281, SLG: 0.333										4	0	1	1	0	2	0					
24 Miguel Cabrera, R OBP: 0.313, SLG: 0.322										3	0	0	0	1	0	0					
41 Victor Martinez, S OBP: 0.333, SLG: 0.478										4	0	1	0	0	0	2					
28 J.D. Martinez, R OBP: 0.379, SLG: 0.456										4	0	0	0	0	0	1					
9 Nick Castellanos, R OBP: 0.352, SLG: 0.519										3	0	1	0	0	1	1					
18 Tyler Collins, L OBP: 0.133, SLG: 0.200										3	0	0	0	0	0	2					
46 Bobby Wilson, R										2	0	0	0	0	1	0					
39 Jarrod Saltalamacchia, R OBP: 0.366, SLG: 0.778										1	0	0	0	0	1	1					
1 Jose Iglesias, R OBP: 0.382, SLG: 0.327										3	0	0	0	0	0	0					
Inning Stats	R: 0 H: 0 E: 0 K: 0 S: 10	H: 1 LOB: 0 BB: 0 P: 15	R: 0 H: 0 E: 0 K: 1 S: 9	H: 1 LOB: 0 BB: 0 P: 15	R: 0 H: 0 E: 0 K: 2 S: 8	H: 0 LOB: 0 BB: 0 P: 13	R: 0 H: 0 E: 0 K: 1 S: 7	H: 0 LOB: 0 BB: 0 P: 10	R: 0 H: 2 E: 0 K: 0 S: 9	H: 2 LOB: 2 BB: 1 P: 15	R: 0 H: 1 E: 0 K: 1 S: 9	H: 1 LOB: 1 BB: 0 P: 13	R: 0 H: 0 E: 0 K: 2 S: 7	H: 0 LOB: 0 BB: 0 P: 11	R: 0 H: 0 E: 0 K: 0 S: 6	H: 0 LOB: 0 BB: 0 P: 11	1B: 2 2B: 2 3B: 0 HR: 0	SF: 0 SAC: 0 DP: 0 HBP: 0	WP: 1 PB: 0 SB: 0 CS: 0	PA: 32	
PITCHER	IP WLS BF H R ER SO BB IBB HBP BLK WP HR S P ERA WHIP	IP WLS BF H R ER SO BB IBB HBP BLK WP HR S P ERA WHIP	IP WLS BF H R ER SO BB IBB HBP BLK WP HR S P ERA WHIP	IP WLS BF H R ER SO BB IBB HBP BLK WP HR S P ERA WHIP	IP WLS BF H R ER SO BB IBB HBP BLK WP HR S P ERA WHIP	IP WLS BF H R ER SO BB IBB HBP BLK WP HR S P ERA WHIP	IP WLS BF H R ER SO BB IBB HBP BLK WP HR S P ERA WHIP	IP WLS BF H R ER SO BB IBB HBP BLK WP HR S P ERA WHIP	IP WLS BF H R ER SO BB IBB HBP BLK WP HR S P ERA WHIP	IP WLS BF H R ER SO BB IBB HBP BLK WP HR S P ERA WHIP	IP WLS BF H R ER SO BB IBB HBP BLK WP HR S P ERA WHIP	IP WLS BF H R ER SO BB IBB HBP BLK WP HR S P ERA WHIP	IP WLS BF H R ER SO BB IBB HBP BLK WP HR S P ERA WHIP	IP WLS BF H R ER SO BB IBB HBP BLK WP HR S P ERA WHIP	IP WLS BF H R ER SO BB IBB HBP BLK WP HR S P ERA WHIP	IP WLS BF H R ER SO BB IBB HBP BLK WP HR S P ERA WHIP	IP WLS BF H R ER SO BB IBB HBP BLK WP HR S P ERA WHIP	IP WLS BF H R ER SO BB IBB HBP BLK WP HR S P ERA WHIP	IP WLS BF H R ER SO BB IBB HBP BLK WP HR S P ERA WHIP	IP WLS BF H R ER SO BB IBB HBP BLK WP HR S P ERA WHIP	IP WLS BF H R ER SO BB IBB HBP BLK WP HR S P ERA WHIP



Batter	1	2	3	4	5	6	7	8	9	AB	R	H	RBI	BB	SO	LOB	TOP			
41 Carlos Santana, S OBP: 0.313, SLG: 0.455										5	0	2	1	0	0	0	Cleveland Indians @ Detroit Tigers Comerica Park, Detroit, MI Sat Apr 23 2016, 1:10 PM - 3:51 PM EDT Att: 31,163 - Sunny - 51 F			
22 Jason Kipnis, L OBP: 0.336, SLG: 0.404										4	1	2	0	1	0	1				
12 Francisco Lindor, S OBP: 0.359, SLG: 0.397										4	2	1	0	1	1	3				
26 Mike Napoli, R OBP: 0.300, SLG: 0.482										5	2	2	0	0	1	3				
10 Yan Gomes, R OBP: 0.250, SLG: 0.420										5	3	3	5	0	0	0				
11 José Ramírez, S OBP: 0.287, SLG: 0.386										5	0	1	1	0	0	1				
8 Lonnie Chisenhall, L OBP: 0.125, SLG: 0.250										5	1	1	0	0	0	2				
20 Rajai Davis, R OBP: 0.321, SLG: 0.481										4	0	2	2	0	0	0				
30 Tyler Naquin, L OBP: 0.310, SLG: 0.345										4	1	1	0	0	1	1				
Inning Stats	R: 3 H: 3 E: 0 K: 1 S: 20	H: 3 LOB: 1 BB: 1 P: 32	R: 0 H: 1 E: 0 K: 1 S: 9	H: 1 LOB: 1 BB: 0 P: 11	R: 5 H: 7 E: 0 K: 0 S: 16	H: 7 LOB: 2 BB: 1 P: 29	R: 0 H: 0 E: 0 K: 0 S: 5	H: 0 LOB: 0 BB: 0 P: 8	R: 0 H: 0 E: 0 K: 0 S: 4	H: 0 LOB: 0 BB: 0 P: 8	R: 2 H: 3 E: 0 K: 0 S: 14	H: 3 LOB: 1 BB: 0 P: 20	R: 0 H: 1 E: 0 K: 1 S: 14	H: 1 LOB: 1 BB: 0 P: 24	R: 0 H: 0 E: 0 K: 0 S: 9	H: 0 LOB: 0 BB: 0 P: 16		1B: 9 2B: 4 3B: 1 HR: 1	SF: 0 SAC: 0 DP: 0 HBP: 0	WP: 0 PB: 0 SB: 3 CS: 1
PITCHER	IP WLS BF H R ER SO BB IBB HBP BLK WP HR S P ERA WHIP																			
19 Anibal Sánchez, R ERA: 7.0	2.1 L 17 9 8 7 2 1 0 0 0 0 0 1 40 60 27.00 4.286																			
56 Kyle Ryan, L ERA: 2.79	3.2 15 4 2 2 0 1 0 0 0 0 0 29 49 4.91 1.364																			
30 Alex Wilson, R ERA:	1.2 7 2 0 0 1 0 0 0 0 0 0 0 21 31 0.00 1.200																			
65 Blaine Hardy, L ERA: 3.0	1.1 4 0 0 0 0 0 0 0 0 0 0 0 12 22 0.00 0.000																			

Batter	1	2	3	4	5	6	7	8	9	AB	R	H	RBI	BB	SO	LOB	BOTTOM					
3 Ian Kinsler, R OBP: 0.365, SLG: 0.557										3	0	0	0	0	1	1	Cleveland Indians @ Detroit Tigers Comerica Park, Detroit, MI Sat Apr 23 2016, 1:10 PM - 3:51 PM EDT Att: 31,163 - Sunny - 51 F					
14 Mike Aviles, R OBP: 0.200, SLG: 0.111										1	0	0	0	0	0	0						
8 Justin Upton, R OBP: 0.250, SLG: 0.319										3	0	0	0	0	3	0						
18 Tyler Collins, L OBP: 0.125, SLG: 0.188										1	0	0	0	1	0	0						
24 Miguel Cabrera, R OBP: 0.300, SLG: 0.396										3	0	0	0	0	0	0						
46 Bobby Wilson, R										0	0	0	0	0	0	0						
41 Victor Martinez, S OBP: 0.315, SLG: 0.449										3	0	0	0	0	1	0						
28 J.D. Martinez, R OBP: 0.377, SLG: 0.450										3	0	1	0	0	2	0						
9 Nick Castellanos, R OBP: 0.333, SLG: 0.491										3	0	0	0	0	1	1						
39 Jarrod Saltalamacchia, R OBP: 0.364, SLG: 0.821										3	1	1	1	0	1	0						
17 Andrew Romine, S OBP: 0.222, SLG: 0.125										3	0	0	0	0	0	0						
12 Anthony Gose, L OBP: 0.271, SLG: 0.256										3	0	0	0	0	2	1						
Inning Stats	R: 0 H: 0 E: 0 K: 2 S: 12	H: 0 LOB: 0 BB: 0 P: 19	R: 0 H: 1 E: 0 K: 0 S: 4	H: 1 LOB: 0 BB: 0 P: 9	R: 0 H: 0 E: 1 K: 1 S: 8	H: 0 LOB: 1 BB: 0 P: 12	R: 0 H: 0 E: 0 K: 2 S: 8	H: 0 LOB: 0 BB: 0 P: 13	R: 1 H: 1 E: 0 K: 2 S: 10	H: 1 LOB: 0 BB: 0 P: 14	R: 0 H: 0 E: 0 K: 2 S: 9	H: 0 LOB: 0 BB: 0 P: 14	R: 0 H: 0 E: 0 K: 1 S: 7	H: 0 LOB: 0 BB: 0 P: 11	R: 0 H: 0 E: 0 K: 0 S: 6	H: 0 LOB: 0 BB: 0 P: 8	R: 0 H: 0 E: 0 K: 2 S: 12	H: 0 LOB: 0 BB: 0 P: 18	1B: 1 2B: 0 3B: 0 HR: 1	SF: 0 SAC: 0 DP: 1 HBP: 0	WP: 0 PB: 0 SB: 0 CS: 0	PA: 29
PITCHER	IP WLS BF H R ER SO BB IBB HBP BLK WP HR S P ERA WHIP																					
28 Corey Kluber, R ERA: 4.67	8.0 W 26 2 1 1 10 0 0 0 0 0 0 1 64 100 1.12 0.250																					
61 Dan Otero, R ERA:	1.0 3 0 0 0 2 0 0 0 0 0 0 0 12 18 0.00 0.000																					

Batter	1	2	3	4	5	6	7	8	9	AB	R	H	RBI	BB	SO	LOB	TOP	
41 Carlos Santana, S OBP: 0.290, SLG: 0.417										5	0	0	0	0	1	4		
22 Jason Kipnis, L OBP: 0.345, SLG: 0.403										5	1	2	0	0	1	0		
12 Francisco Lindor, S OBP: 0.391, SLG: 0.419										4	2	3	0	1	0	0		
26 Mike Napoli, R OBP: 0.292, SLG: 0.450										4	0	0	0	1	2	6		
11 José Ramírez, S OBP: 0.280, SLG: 0.408										5	2	2	2	0	0	4		
6 Marlon Byrd, R OBP: 0.353, SLG: 0.462										3	1	2	2	1	0	0		
8 Lonnie Chisenhall, L OBP: 0.125, SLG: 0.250										0	0	0	0	0	0	0		
4 Juan Uribe, R OBP: 0.321, SLG: 0.244										4	0	1	1	0	0	3		
20 Rajai Davis, R OBP: 0.321, SLG: 0.481										0	0	0	0	0	0	0		
30 Tyler Naquin, L OBP: 0.303, SLG: 0.394										4	0	1	1	0	1	2		
55 Roberto Pérez, R OBP: 0.328, SLG: 0.472										1	0	0	0	3	0	0		
Inning Stats	R: 0 H: 2 E: 0 K: 1 S: 17	H: 0 LOB: 0 BB: 0 P: 9	R: 0 H: 0 E: 0 K: 0 S: 7	R: 3 H: 3 E: 0 K: 1 S: 15	R: 3 H: 5 E: 0 K: 0 S: 17	R: 0 H: 0 E: 0 K: 0 S: 6	R: 0 H: 1 E: 0 K: 1 S: 11	R: 0 H: 0 E: 0 K: 0 S: 9	R: 0 H: 0 E: 0 K: 1 S: 6	1B: 9 2B: 2 3B: 1 HR: 0	SF: 0 SAC: 0 DP: 2 HBP: 0	WP: 0 PB: 0 SB: 0 CS: 1	PA: 42					
PITCHER	IP WLS BF H R ER SO BB IBB HBP BLK WP HR S P ERA WHIP	IP WLS BF H R ER SO BB IBB HBP BLK WP HR S P ERA WHIP																
61 Shane Greene, R ERA: 6.28	3.0 L 12 2 1 1 2 2 0 0 0 0 0 0 31 52 3.00 1.333	1.1 12 7 5 5 1 1 0 0 0 0 0 0 22 36 33.75 6.000	4.2 17 2 0 0 2 3 0 0 0 0 0 0 41 69 0.00 1.071															

Cleveland Indians @ Detroit Tigers
Comerica Park, Detroit, MI
Sun Apr 24 2016, 1:11 PM - 4:30 PM EDT
Att: 31,947 - Sunny - 57 F

AB	35
R	6
H	11
RBI	6
BB	6
SO	5
LOB	19



Batter	1	2	3	4	5	6	7	8	9	AB	R	H	RBI	BB	SO	LOB	BOTTOM	
3 Ian Kinsler, R OBP: 0.354, SLG: 0.533										5	1	1	0	0	2	1		
1 Jose Iglesias, R OBP: 0.373, SLG: 0.321										4	1	1	0	0	1	1		
41 Victor Martinez, S OBP: 0.328, SLG: 0.472										4	1	2	1	0	1	0		
28 J.D. Martinez, R OBP: 0.384, SLG: 0.453										4	0	2	0	0	1	3		
9 Nick Castellanos, R OBP: 0.344, SLG: 0.483										3	0	1	2	1	0	2		
39 Jarrod Saltalamacchia, R OBP: 0.354, SLG: 0.782										3	0	0	0	1	2	2		
14 Mike Aviles, R OBP: 0.154, SLG: 0.083										3	0	0	0	0	2	0		
24 Miguel Cabrera, R OBP: 0.296, SLG: 0.302										2	0	0	0	2	0	0		
18 Tyler Collins, L OBP: 0.125, SLG: 0.188										3	0	0	0	0	2	2		
17 Andrew Romine, S OBP: 0.308, SLG: 0.100										1	0	0	0	0	0	0		
12 Anthony Gose, L OBP: 0.255, SLG: 0.239										1	0	0	0	0	0	0		
8 Justin Upton, R OBP: 0.247, SLG: 0.314										1	0	0	0	0	0	0		
Inning Stats	R: 0 H: 0 E: 0 K: 1 S: 6	H: 1 LOB: 1 BB: 0 P: 10	R: 0 H: 0 E: 0 K: 1 S: 6	R: 2 H: 3 E: 0 K: 2 S: 14	R: 0 H: 0 E: 0 K: 1 S: 13	R: 0 H: 1 E: 0 K: 0 S: 14	R: 0 H: 0 E: 0 K: 2 S: 8	R: 1 H: 2 E: 0 K: 2 S: 16	R: 0 H: 0 E: 0 K: 1 S: 10	1B: 6 2B: 2 3B: 0 HR: 0	SF: 0 SAC: 0 DP: 1 HBP: 0	WP: 0 PB: 0 SB: 0 CS: 1	PA: 37					
PITCHER	IP WLS BF H R ER SO BB IBB HBP BLK WP HR S P ERA WHIP	IP WLS BF H R ER SO BB IBB HBP BLK WP HR S P ERA WHIP																
59 Carlos Carrasco, R ERA: 2.45	2.2 W 15 4 2 2 4 1 0 0 0 0 0 0 44 64 5.40 1.500	3.1 15 4 2 2 4 1 0 0 0 0 0 0 44 64 5.40 1.500	3.1 15 4 2 2 4 1 0 0 0 0 0 0 44 64 5.40 1.500															

Cleveland Indians @ Detroit Tigers
Comerica Park, Detroit, MI
Sun Apr 24 2016, 1:11 PM - 4:30 PM EDT
Att: 31,947 - Sunny - 57 F

AB	33
R	3
H	7
RBI	3
BB	4
SO	11
LOB	14



Batter	1	2	3	4	5	6	7	8	9	AB	R	H	RBI	BB	SO	LOB	TOP										
1 Billy Burns, S OBP: 0.310, SLG: 0.358	G4-3		P5		G6-3		1B			4	0	1	0	0	0	0	Oakland Athletics @ Detroit Tigers Comerica Park, Detroit, MI Tue Apr 26 2016, 7:10 PM - 9:48 PM EDT Att: 22,256 - Cloudy - 47 F										
3 Chris Coghlan, L OBP: 0.222, SLG: 0.407	G6-3		F7		F7		K			4	0	0	0	0	1												
22 Josh Reddick, L OBP: 0.366, SLG: 0.500	1B		1B		L8		1B			4	1	3	0	0	0												
8 Jed Lowrie, S OBP: 0.333, SLG: 0.329	F7		1B		F8		G5-4-3			4	1	1	1	0	0	2											
21 Stephen Vogt, L OBP: 0.282, SLG: 0.418	F8		1B		F7		G6-3			4	1	1	0	0	0												
4 Coco Crisp, S OBP: 0.292, SLG: 0.389	F8		SF7		L8		G3-1			3	0	0	1	0	0	0											
2 Khris Davis, R OBP: 0.270, SLG: 0.319	1B		K		K		K			4	0	2	1	0	2	0											
17 Yonder Alonso, L OBP: 0.194, SLG: 0.200	G1-3		G3-6		G3-6		10 HR			4	1	1	0	0	1	2											
10 Marcus Semien, R OBP: 0.270, SLG: 0.439	G6-3		G4-3		G4-3		HR			3	1	1	2	0	0	0											
Inning Stats	R: 0 H: 1 E: 0 K: 0 S: 8	H: 1 LOB: 1 BB: 0 P: 14	R: 0 H: 0 E: 0 K: 0 S: 10	H: 1 LOB: 1 BB: 0 P: 14	R: 0 H: 0 E: 0 K: 0 S: 7	H: 0 LOB: 0 BB: 0 P: 13	R: 3 H: 4 E: 0 K: 0 S: 13	H: 4 LOB: 0 BB: 0 P: 20	R: 0 H: 0 E: 0 K: 0 S: 6	H: 0 LOB: 0 BB: 0 P: 9	R: 0 H: 0 E: 0 K: 0 S: 11	H: 0 LOB: 0 BB: 0 P: 15	R: 2 H: 3 E: 0 K: 2 S: 13	H: 3 LOB: 1 BB: 0 P: 19	R: 0 H: 1 E: 0 K: 0 S: 5	H: 1 LOB: 0 BB: 0 P: 5		R: 0 H: 0 E: 0 K: 2 S: 10	H: 0 LOB: 0 BB: 0 P: 15	1B: 8 2B: 1 3B: 0 HR: 1	SF: 1 SAC: 0 DP: 2 HBP: 0	WP: 0 PB: 0 SB: 1 CS: 0	PA: 35				
PITCHER	IP	WLS	BF	H	R	ER	SO	BB	IBB	HBP	BLK	WP	HR	S	P	ERA	WHIP										
37 Mike Pelfrey, R ERA: 4.64	6.2	L	28	9	5	5	1	0	0	0	0	0	1	65	100	6.75	1.350										
56 Kyle Ryan, L ERA: 2.45	1.1		4	1	0	0	1	0	0	0	0	0	0	8	9	0.00	0.750										
30 Alex Wilson, R ERA:	1.0		3	0	0	0	2	0	0	0	0	0	0	10	15	0.00	0.000										

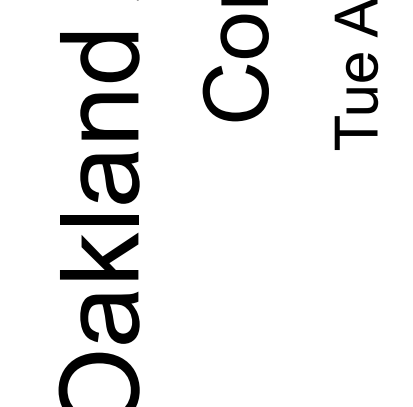
Batter	1	2	3	4	5	6	7	8	9	AB	R	H	RBI	BB	SO	LOB	BOTTOM										
3 Ian Kinsler, R OBP: 0.361, SLG: 0.532	41 1B		K		F8		8 WP			4	1	2	0	0	1	0	Oakland Athletics @ Detroit Tigers Comerica Park, Detroit, MI Tue Apr 26 2016, 7:10 PM - 9:48 PM EDT Att: 22,256 - Cloudy - 47 F										
8 Justin Upton, R OBP: 0.295, SLG: 0.299	K		G6-3		L5		L5			4	0	0	0	0	1	2											
24 Miguel Cabrera, R OBP: 0.329, SLG: 0.437	K		28 G6-4-3		K		K			4	0	1	0	0	3	2											
41 Victor Martinez, S OBP: 0.348, SLG: 0.541	1B		F9		P6		1B			4	0	2	1	0	0	1											
28 J.D. Martinez, R OBP: 0.346, SLG: 0.403	K		G6-4-3		G5-3		G6-3			4	0	0	0	0	1	4											
9 Nick Castellanos, R OBP: 0.338, SLG: 0.462	G5-3		F9		K		K			3	0	0	0	0	1	0											
39 Jarrod Saltalamacchia, R OBP: 0.327, SLG: 0.667	K		F9		F9		K			3	0	0	0	0	2	0											
12 Anthony Gose, L OBP: 0.259, SLG: 0.245	G4-3		G4-3		L7		L7			3	0	1	0	0	0	0											
1 Jose Iglesias, R OBP: 0.343, SLG: 0.295	K		F9		F9		K			3	0	0	0	0	2	1											
Inning Stats	R: 0 H: 2 E: 0 K: 3 S: 15	H: 2 LOB: 2 BB: 0 P: 26	R: 0 H: 0 E: 0 K: 1 S: 9	H: 0 LOB: 0 BB: 0 P: 12	R: 0 H: 0 E: 0 K: 2 S: 7	H: 0 LOB: 0 BB: 0 P: 10	R: 0 H: 1 E: 0 K: 0 S: 8	H: 1 LOB: 0 BB: 0 P: 11	R: 0 H: 1 E: 0 K: 0 S: 8	H: 1 LOB: 1 BB: 0 P: 17	R: 0 H: 0 E: 0 K: 1 S: 11	H: 0 LOB: 0 BB: 0 P: 16	R: 0 H: 0 E: 0 K: 1 S: 8	H: 0 LOB: 0 BB: 0 P: 14	R: 0 H: 0 E: 0 K: 2 S: 11	H: 0 LOB: 0 BB: 0 P: 16		R: 1 H: 2 E: 0 K: 1 S: 17	H: 2 LOB: 1 BB: 0 P: 28	1B: 5 2B: 1 3B: 0 HR: 0	SF: 0 SAC: 0 DP: 1 HBP: 0	WP: 1 PB: 0 SB: 0 CS: 0	PA: 32				
PITCHER	IP	WLS	BF	H	R	ER	SO	BB	IBB	HBP	BLK	WP	HR	S	P	ERA	WHIP										
18 Rich Hill, L ERA: 2.42	7.0	W	24	4	0	0	8	0	0	0	0	0	0	66	106	0.00	0.571										
62 Sean Doolittle, L ERA: 4.0	1.0		3	0	0	0	2	0	0	0	0	0	0	11	16	0.00	0.000										
John Axford, R ERA: 0.82	1.0		5	2	1	1	1	0	0	0	0	1	0	17	28	9.00	2.000										

AB 34
R 5
H 10
RBI 5
BB 0
SO 4
LOB 5



WP: 0
PB: 0
SB: 1
CS: 0

AB 32
R 1
H 6
RBI 1
BB 0
SO 11
LOB 10



WP: 1
PB: 0
SB: 0
CS: 0

Batter	1	2	3	4	5	6	7	8	9	AB	R	H	RBI	BB	SO	LOB	TOP					
4 Coco Crisp, S OBP: 0.299, SLG: 0.379	G3																					
3 Chris Coghlan, L OBP: 0.212, SLG: 0.387	F9																					
20 Mark Canha, R OBP: 0.167, SLG: 0.483			K																			
22 Josh Reddick, L OBP: 0.349, SLG: 0.474	P6		F8																			
2 Khris Davis, R OBP: 0.341, SLG: 0.397		P3																				
8 Jed Lowrie, S OBP: 0.341, SLG: 0.351		K																				
16 Billy Butler, R OBP: 0.250, SLG: 0.355		K																				
17 Yonder Alonso, L OBP: 0.197, SLG: 0.190																						
19 Josh Phegley, R OBP: 0.375, SLG: 0.391			F9																			
10 Marcus Semien, R OBP: 0.269, SLG: 0.429																						
Inning Stats	R: 0 E: 0 K: 0 S: 7	H: 0 LOB: 0 BB: 0 P: 10	R: 0 E: 0 K: 2 S: 10	H: 0 LOB: 0 BB: 0 P: 17	R: 0 E: 0 K: 1 S: 13	H: 1 LOB: 3 BB: 2 P: 28	R: 1 E: 0 K: 1 S: 10	H: 1 LOB: 0 BB: 0 P: 16	R: 0 E: 0 K: 1 S: 6	H: 0 LOB: 0 BB: 0 P: 10	R: 0 E: 0 K: 1 S: 7	H: 0 LOB: 0 BB: 0 P: 11	R: 2 E: 0 K: 2 S: 15	H: 4 LOB: 2 BB: 0 P: 22	R: 1 E: 0 K: 0 S: 13	H: 2 LOB: 1 BB: 0 P: 21	R: 0 E: 0 K: 2 S: 9	H: 0 LOB: 0 BB: 0 P: 12	1B: 4 2B: 2 3B: 1 HR: 1	SF: 0 SAC: 0 DP: 0 HBP: 0	WP: 0 PB: 0 SB: 0 CS: 0	PA: 37
PITCHER	IP	WLS	BF	H	R	ER	SO	BB	IBB	HBP	BLK	WP	HR	S	P	ERA	WHIP					
35 Justin Verlander, R ERA: 5.48	6.1	W	26	5	3	3	6	2	0	0	0	0	1	59	102	4.26	1.105					
30 Alex Wilson, R ERA:	0.1		2	1	0	0	1	0	0	0	0	0	0	6	9	0.00	3.000					
38 Justin Wilson, L ERA:	0.2		2	0	0	0	1	0	0	0	0	0	0	5	6	0.00	0.000					
54 Drew VerHagen, R ERA: 8.1	0.2		4	2	1	1	0	0	0	0	0	0	0	11	18	13.50	3.000					
57 Francisco Rodríguez, R ERA: 6.14	1.0		3	0	0	0	2	0	0	0	0	0	0	9	12	0.00	0.000					

Oakland Athletics @ Detroit Tigers
Comerica Park, Detroit, MI
Wed Apr 27 2016, 7:11 PM - 10:33 PM EDT
Att: 22,636 - Partly Cloudy - 55 F

AB	35
R	4
H	8
RBI	4
BB	2
SO	10
LOB	14



Batter	1	2	3	4	5	6	7	8	9	AB	R	H	RBI	BB	SO	LOB	BOTTOM					
3 Ian Kinsler, R OBP: 0.364, SLG: 0.518	K2-3																					
28 J.D. Martinez, R OBP: 0.360, SLG: 0.467																						
24 Miguel Cabrera, R OBP: 0.345, SLG: 0.453																						
41 Victor Martinez, S OBP: 0.380, SLG: 0.587																						
8 Justin Upton, R OBP: 0.221, SLG: 0.280																						
9 Nick Castellanos, R OBP: 0.333, SLG: 0.478																						
1 Jose Iglesias, R OBP: 0.366, SLG: 0.313																						
46 Bobby Wilson, R OBP: 0.221, SLG: 0.280																						
12 Anthony Gose, L OBP: 0.241, SLG: 0.226																						
Inning Stats	R: 0 E: 0 K: 2 S: 15	H: 0 LOB: 2 BB: 1 P: 25	R: 4 E: 0 K: 0 S: 21	H: 2 LOB: 1 BB: 3 P: 40	R: 0 E: 0 K: 1 S: 12	H: 1 LOB: 0 BB: 0 P: 20	R: 1 E: 0 K: 1 S: 15	H: 1 LOB: 2 BB: 1 P: 23	R: 0 E: 0 K: 3 S: 11	H: 1 LOB: 1 BB: 0 P: 11	R: 3 E: 0 K: 2 S: 19	H: 3 LOB: 0 BB: 0 P: 32	R: 0 E: 0 K: 0 S: 5	H: 0 LOB: 0 BB: 1 P: 10	R: 1 E: 0 K: 1 S: 9	H: 1 LOB: 1 BB: 1 P: 16	1B: 4 2B: 2 3B: 1 HR: 2	SF: 1 SAC: 0 DP: 1 HBP: 1	WP: 2 PB: 0 SB: 1 CS: 0	PA: 41		
PITCHER	IP	WLS	BF	H	R	ER	SO	BB	IBB	HBP	BLK	WP	HR	S	P	ERA	WHIP					
54 Sonny Gray, R ERA: 3.81	2.0	L	13	2	4	4	2	4	0	1	0	0	0	1	36	18.00	3.000					
66 Ryan Dull, R ERA: 2.13	2.0		10	2	1	0	2	0	1	0	0	0	0	27	43	0.00	1.000					
31 Liam Hendriks, R ERA: 9.26	2.0		10	4	3	3	5	0	0	0	0	0	1	30	43	13.50	2.000					
35 Marc Rzepczynski, L ERA: 1.0	2.0		8	1	1	1	1	2	0	0	0	2	0	14	26	4.50	1.500					

Oakland Athletics @ Detroit Tigers
Comerica Park, Detroit, MI
Wed Apr 27 2016, 7:11 PM - 10:33 PM EDT
Att: 22,636 - Partly Cloudy - 55 F

AB	32
R	9
H	9
RBI	8
BB	7
SO	10
LOB	17



Batter	1	2	3	4	5	6	7	8	9	AB	R	H	RBI	BB	SO	LOB	TOP										
1 Billy Burns, S OBP: 0.316, SLG: 0.366	L3		BB		G3	P4			2B	4	2	1	0	1	0	2	Oakland Athletics @ Detroit Tigers Comerica Park, Detroit, MI Thu Apr 28 2016, 1:11 PM - 4:15 PM EDT Att: 26,200 - Overcast - 45 F										
8 Jed Lowrie, S OBP: 0.365, SLG: 0.375	K		BB		2B				BB	3	0	2	0	2	1	0											
22 Josh Reddick, L OBP: 0.352, SLG: 0.463	G4-3		1B		BB				K	4	0	1	1	1	1	3											
2 Khris Davis, R OBP: 0.277, SLG: 0.385		P6	P3		K				1B	5	0	1	1	0	1	4											
21 Stephen Vogt, L OBP: 0.299, SLG: 0.451		BB		HR	K				F7	4	1	1	1	1	1	4											
20 Mark Canha, R OBP: 0.247, SLG: 0.424	K			K					F7	4	0	0	0	0	2	1											
3 Chris Coghlan, L OBP: 0.229, SLG: 0.375	K			K					BB	2	0	0	0	2	2	1											
17 Yonder Alonso, L OBP: 0.203, SLG: 0.185									BB	2	0	0	0	1	1	1											
16 Billy Butler, R OBP: 0.242, SLG: 0.344									K	1	0	0	0	0	1	1											
10 Marcus Semien, R OBP: 0.268, SLG: 0.411									G1-3	3	0	0	0	1	1	1											
Inning Stats	R: 0 E: 0 K: 1 S: 8	H: 0 LOB: 0 BB: 0 P: 13	R: 0 E: 0 K: 2 S: 10	H: 0 LOB: 1 BB: 1 P: 17	R: 1 E: 0 K: 1 S: 11	H: 1 LOB: 2 BB: 2 P: 22	R: 1 E: 0 K: 2 S: 12	H: 1 LOB: 1 BB: 1 P: 20	R: 0 E: 0 K: 2 S: 13	H: 1 LOB: 2 BB: 2 P: 22	R: 0 E: 0 K: 1 S: 11	H: 0 LOB: 2 BB: 1 P: 22	R: 0 E: 0 K: 0 S: 7	H: 1 LOB: 0 BB: 0 P: 9	R: 0 E: 0 K: 1 S: 9	H: 0 LOB: 1 BB: 1 P: 14	R: 1 E: 0 K: 1 S: 14	H: 2 LOB: 2 BB: 1 P: 23	1B: 3 2B: 2 3B: 0 HR: 1	SF: 0 SAC: 0 DP: 1 HBP: 0	WP: 0 PA: 41 PB: 1 SB: 3 CS: 0						
PITCHER	IP	WLS	BF	H	R	ER	SO	BB	IBB	HBP	BLK	WP	HR	S	P	ERA	WHIP										
19 Anibal Sánchez, R ERA: 6.08	5.2	W	27	3	2	2	9	7	0	0	0	0	1	63	114	3.18	1.765										
56 Kyle Ryan, L ERA: 2.19	1.1		4	1	0	0	0	0	0	0	0	0	0	9	11	0.00	0.750										
65 Blaine Hardy, L ERA: 3.38	1.2		9	2	1	1	2	2	0	0	0	0	0	20	33	5.40	2.400										
57 Francisco Rodríguez, R ERA: 5.87	0.1	S	1	0	0	0	0	0	0	0	0	0	0	3	4	0.00	0.000										

AB	32
R	3
H	6
RBI	3
BB	9
SO	11
LOB	18



Batter	1	2	3	4	5	6	7	8	9	AB	R	H	RBI	BB	SO	LOB	BOTTOM										
3 Ian Kinsler, R OBP: 0.376, SLG: 0.529	1B		2B	BB	L8			L5		4	2	2	1	1	0	1	Oakland Athletics @ Detroit Tigers Comerica Park, Detroit, MI Thu Apr 28 2016, 1:11 PM - 4:15 PM EDT Att: 26,200 - Overcast - 45 F										
28 J.D. Martinez, R OBP: 0.374, SLG: 0.462	G5-4-3		BB	1B				G4-3		3	1	1	0	2	0	1											
24 Miguel Cabrera, R OBP: 0.348, SLG: 0.450	1B		BB	F7				L9		5	1	2	1	0	0	3											
41 Victor Martinez, S OBP: 0.360, SLG: 0.552	K		1B	K				P5		4	0	0	0	0	2	5											
8 Justin Upton, R OBP: 0.222, SLG: 0.279		K	F8		L9					4	0	1	1	0	1	2											
9 Nick Castellanos, R OBP: 0.355, SLG: 0.514			BB	1B						3	0	2	1	1	1	2											
39 Jarrod Saltalamacchia, R OBP: 0.322, SLG: 0.673			BB	BB						4	0	1	0	0	2	3											
1 Jose Iglesias, R OBP: 0.360, SLG: 0.299	L6		BB	HR	G5-3			G4-3		3	1	0	0	1	0	3											
12 Anthony Gose, L OBP: 0.258, SLG: 0.316			BB	HR	K			K		4	2	2	2	0	2	2											
Inning Stats	R: 0 E: 0 K: 1 S: 10	H: 2 LOB: 1 BB: 0 P: 16	R: 0 E: 0 K: 2 S: 11	H: 1 LOB: 0 BB: 0 P: 14	R: 4 E: 0 K: 1 S: 21	H: 4 LOB: 1 BB: 1 P: 39	R: 3 E: 0 K: 2 S: 15	H: 3 LOB: 2 BB: 2 P: 31	R: 0 E: 0 K: 1 S: 8	H: 1 LOB: 1 BB: 0 P: 12	R: 0 E: 0 K: 0 S: 10	H: 0 LOB: 1 BB: 1 P: 19	R: 0 E: 0 K: 1 S: 10	H: 0 LOB: 1 BB: 1 P: 14	R: 0 E: 0 K: 0 S: 5	H: 0 LOB: 0 BB: 0 P: 11		1B: 5 2B: 4 3B: 1 HR: 1	SF: 0 SAC: 0 DP: 1 HBP: 0	WP: 1 PA: 39 PB: 0 SB: 0 CS: 0							
PITCHER	IP	WLS	BF	H	R	ER	SO	BB	IBB	HBP	BLK	WP	HR	S	P	ERA	WHIP										
40 Chris Bassitt, R ERA: 6.11	3.2	L	23	10	7	7	5	3	0	0	0	0	1	54	94	17.18	3.545										
33 Fernando Rodriguez Jr., R ERA: 1.2	2.1		9	1	0	0	2	1	0	0	0	1	0	21	37	0.00	0.857										
62 Sean Doolittle, L ERA: 3.6	1.0		4	0	0	0	1	1	0	0	0	0	0	10	14	0.00	1.000										
44 Ryan Madson, R ERA: 1.69	1.0		3	0	0	0	0	0	0	0	0	0	0	5	11	0.00	0.000										

AB	34
R	7
H	11
RBI	6
BB	5
SO	8
LOB	22



Batter	1	2	3	4	5	6	7	8	9	AB	R	H	RBI	BB	SO	LOB	TOP										
3 Ian Kinsler, R OBP: 0.373, SLG: 0.500	P5		E5			P3	FC3-6			4	0	0	0	0	0	2	Detroit Tigers @ Minnesota Twins Target Field, Minneapolis, MN Sat Apr 30 2016, 1:11 PM - 4:02 PM CDT Att: 31,109 - Partly Cloudy - 57 F										
28 J.D. Martinez, R OBP: 0.360, SLG: 0.442	E5		L4			K		8 WP BB		3	1	0	0	1	1												
24 Miguel Cabrera, R OBP: 0.337, SLG: 0.472	F9		F8			41 2B		L7		4	1	1	0	0	2												
41 Victor Martinez, S OBP: 0.393, SLG: 0.645	8 HR					2B		K		4	1	2	1	0	2												
8 Justin Upton, R OBP: 0.242, SLG: 0.326	2B					2B		K		4	1	1	3	0	1	2											
9 Nick Castellanos, R OBP: 0.376, SLG: 0.563	K					2B				4	0	2	0	0	2												
17 Andrew Romine, S OBP: 0.308, SLG: 0.100	K					1B				0	0	0	0	0	0												
39 Jarrod Saltalamacchia, R OBP: 0.352, SLG: 0.625	P6					K				4	0	0	0	0	3	2											
12 Anthony Gose, L OBP: 0.296, SLG: 0.317	G1-6-3 HBP					G6-3				2	0	0	0	1	1	2											
1 Jose Iglesias, R OBP: 0.342, SLG: 0.282	G1-6-3					G5-3				4	0	0	0	0	1	5											
Inning Stats	R: 3 H: 2 E: 1 K: 1 S: 16	H: 2 LOB: 0 BB: 0 P: 21	R: 0 H: 0 E: 0 K: 0 S: 7	H: 0 LOB: 0 BB: 0 P: 11	R: 0 H: 0 E: 1 K: 0 S: 7	H: 0 LOB: 0 BB: 0 P: 10	R: 0 H: 0 E: 0 K: 2 S: 10	H: 0 LOB: 0 BB: 0 P: 15	R: 0 H: 0 E: 0 K: 1 S: 13	H: 0 LOB: 0 BB: 0 P: 19	R: 1 H: 2 E: 0 K: 2 S: 13	H: 2 LOB: 1 BB: 0 P: 21	R: 0 H: 1 E: 0 K: 1 S: 12	H: 1 LOB: 2 BB: 1 P: 21	R: 0 H: 0 E: 0 K: 1 S: 10	H: 0 LOB: 1 BB: 1 P: 17	R: 0 H: 1 E: 0 K: 3 S: 12	H: 1 LOB: 2 BB: 0 P: 15	1B: 2 2B: 4 3B: 0 HR: 1	SF: 0 SAC: 0 DP: 2 HBP: 1	WP: 1 PB: 0 SB: 1 CS: 0	PA: 36					
PITCHER	IP	WLS	BF	H	R	ER	SO	BB	IBB	HBP	BLK	WP	HR	S	P	ERA	WHIP										
56 Tyler Duffey, R ERA: 1.74	6.1	L	25	5	4	1	7	0	0	1	0	0	1	73	106	1.42	0.789										
61 Ryan O'Rourke, L ERA: 1.29	0.0		1	0	0	0	0	1	0	0	0	0	0	1	5	∞	∞										
65 Trevor May, R ERA: 2.57	1.2		6	0	0	0	1	1	0	0	0	1	0	14	24	0.00	0.600										
59 Michael Tonkin, R ERA: 1.5	1.0		4	1	0	0	3	0	0	0	0	0	0	12	15	0.00	1.000										

Batter	1	2	3	4	5	6	7	8	9	AB	R	H	RBI	BB	SO	LOB	BOTTOM										
39 Danny Santana, S OBP: 0.333, SLG: 0.375	B3		K			K		2 CS BB		3	0	0	0	1	2	1	Detroit Tigers @ Minnesota Twins Target Field, Minneapolis, MN Sat Apr 30 2016, 1:11 PM - 4:02 PM CDT Att: 31,109 - Partly Cloudy - 57 F										
2 Brian Dozier, R OBP: 0.276, SLG: 0.340	F7		G5-3			K		K		4	0	0	0	0	2	2											
7 Joe Mauer, L OBP: 0.453, SLG: 0.440	1B					G3		G3-1		4	0	2	0	0	0	0											
22 Miguel Sanó, R OBP: 0.356, SLG: 0.388	K					F9		K		4	0	0	0	0	3	2											
52 ByungHo Park, R OBP: 0.288, SLG: 0.561			K			HR		F9		4	1	1	1	0	1	1											
5 Eduardo Escobar, S OBP: 0.299, SLG: 0.317						1B		P5		4	0	3	0	0	0	1											
9 Eduardo Núñez, R OBP: 0.415, SLG: 0.441	P4					F9		1B		4	0	1	0	0	1	3											
20 Eddie Rosario, L OBP: 0.231, SLG: 0.347	G4-3					F7		G4-6-3		3	0	0	0	0	0	2											
12 John Ryan Murphy, R OBP: 0.111, SLG: 0.114	L4					E9		K		3	0	0	0	0	1	0											
Inning Stats	R: 0 H: 1 E: 0 K: 1 S: 8	H: 1 LOB: 1 BB: 0 P: 13	R: 0 H: 1 E: 0 K: 1 S: 13	H: 1 LOB: 1 BB: 0 P: 17	R: 0 H: 0 E: 0 K: 1 S: 8	H: 0 LOB: 0 BB: 0 P: 12	R: 1 H: 2 E: 0 K: 0 S: 12	H: 2 LOB: 1 BB: 0 P: 17	R: 0 H: 1 E: 0 K: 1 S: 11	H: 1 LOB: 1 BB: 0 P: 15	R: 0 H: 1 E: 0 K: 1 S: 7	H: 1 LOB: 0 BB: 0 P: 12	R: 0 H: 0 E: 0 K: 1 S: 7	H: 0 LOB: 0 BB: 1 P: 14	R: 0 H: 1 E: 0 K: 2 S: 13	H: 1 LOB: 1 BB: 0 P: 21		1B: 6 2B: 1 3B: 0 HR: 1	SF: 0 SAC: 0 DP: 2 HBP: 0	WP: 0 PB: 0 SB: 0 CS: 1	PA: 34						
PITCHER	IP	WLS	BF	H	R	ER	SO	BB	IBB	HBP	BLK	WP	HR	S	P	ERA	WHIP										
27 Jordan Zimmermann, R ERA: 0.55	7.0	W	27	6	1	1	7	0	0	0	0	0	0	70	103	1.29	0.857										
21 Mark Lowe, R ERA: 3.12	1.0	H	3	0	0	0	1	1	0	0	0	0	0	7	14	0.00	1.000										
57 Francisco Rodriguez, R ERA: 5.19	1.0	S	4	1	0	0	2	0	0	0	0	0	0	13	21	0.00	1.000										


AB	33
R	4
H	6
RBI	4
BB	2
SO	11
LOB	17



Batter	1	2	3	4	5	6	7	8	9	AB	R	H	RBI	BB	SO	LOB	TOP		
3 Ian Kinsler, R OBP: 0.355, SLG: 0.475	L9		P4		F8		F8		L4	5	0	0	0	0	0	2			
28 J.D. Martinez, R OBP: 0.352, SLG: 0.429	F8		K			P2			F9	5	0	1	0	0	1	1			
24 Miguel Cabrera, R OBP: 0.330, SLG: 0.457	G1-3					K			G4-3	5	0	1	0	0	2	2			
41 Victor Martinez, S OBP: 0.409, SLG: 0.663 17 Andrew Romine, S OBP: 0.308, SLG: 0.100																			
8 Justin Upton, R OBP: 0.262, SLG: 0.343																			
9 Nick Castellanos, R OBP: 0.371, SLG: 0.590 14 Mike Aviles, R OBP: 0.273, SLG: 0.200																			
39 Jarrod Saltalamacchia, R OBP: 0.313, SLG: 0.633																			
12 Anthony Gose, L OBP: 0.298, SLG: 0.343																			
1 Jose Iglesias, R OBP: 0.349, SLG: 0.293																			
Inning Stats	R: 0 H: 0 E: 0 K: 0 S: 7	H: 0 LOB: 0 BB: 0 P: 8	R: 1 H: 2 E: 0 K: 1 S: 15	H: 2 LOB: 1 BB: 0 P: 23	R: 0 H: 0 E: 0 K: 1 S: 11	H: 0 LOB: 0 BB: 0 P: 15	R: 0 H: 1 E: 0 K: 1 S: 11	H: 1 LOB: 0 BB: 0 P: 16	R: 3 H: 4 E: 0 K: 2 S: 18	H: 4 LOB: 1 BB: 0 P: 25	R: 0 H: 1 E: 0 K: 2 S: 12	H: 1 LOB: 1 BB: 0 P: 17	R: 1 H: 3 E: 0 K: 1 S: 15	H: 3 LOB: 1 BB: 0 P: 18	R: 0 H: 1 E: 0 K: 0 S: 8	H: 1 LOB: 1 BB: 0 P: 11	1B: 10 2B: 3 HR: 1	SF: 1 SAC: 0 DP: 1 HBP: 0	WP: 0 PA: 39 ERA: 0.00 WHIP: 1.00
PITCHER	IP WLS BF H R ER SO BB IBB HBP BLK WP HR S P ERA WHIP																		
47 Ricky Nolasco, R ERA: 4.05	5.2	24	8	5	5	4	0	0	0	0	0	0	0	0	1	71	104	7.94	1.412
58 Fernando Abad, L ERA: 2.4	0.1	2	1	0	0	1	0	0	0	0	0	0	0	0	0	5	5	0.00	3.000
65 Trevor May, R ERA: 3.52	1.0	4	1	0	0	2	0	0	0	0	0	0	0	0	12	17	0.00	1.000	
57 Ryan Pressly, R ERA: 4.22	1.0	L 5	3	1	1	1	0	0	0	0	0	0	0	0	15	18	9.00	3.000	
49 Kevin Jepsen, R ERA: 4.22	1.0	4	1	0	0	0	0	0	0	0	0	0	0	0	8	11	0.00	1.000	
Batter	1	2	3	4	5	6	7	8	9	AB <th>R</th> <th>H</th> <th>RBI</th> <th>BB</th> <th>SO</th> <th>LOB</th> <th>BOTTOM</th>	R	H	RBI	BB	SO	LOB	BOTTOM		
39 Danny Santana, S OBP: 0.316, SLG: 0.351	K									5	0	1	0	0	2	1			
2 Brian Dozier, R OBP: 0.273, SLG: 0.327	G6-3									4	1	0	0	1	0	1			
7 Joe Mauer, L OBP: 0.459, SLG: 0.461																			
22 Miguel Sanó, R OBP: 0.377, SLG: 0.427																			
52 ByungHo Park, R OBP: 0.299, SLG: 0.551																			
31 Oswaldo Arcia, L OBP: 0.309, SLG: 0.431																			
5 Eduardo Escobar, S OBP: 0.297, SLG: 0.314																			
8 Kurt Suzuki, R OBP: 0.263, SLG: 0.314																			
20 Eddie Rosario, L OBP: 0.220, SLG: 0.329																			
Inning Stats	R: 2 H: 3 E: 0 K: 1 S: 18	H: 1 LOB: 1 BB: 0 P: 14	R: 0 H: 2 E: 0 K: 2 S: 15	H: 2 LOB: 2 BB: 0 P: 22	R: 0 H: 0 E: 0 K: 0 S: 11	H: 0 LOB: 0 BB: 0 P: 13	R: 3 H: 3 E: 0 K: 1 S: 19	H: 3 LOB: 2 BB: 2 P: 36	R: 0 H: 0 E: 0 K: 0 S: 5	H: 0 LOB: 0 BB: 0 P: 11	R: 0 H: 0 E: 0 K: 0 S: 6	H: 0 LOB: 0 BB: 0 P: 8	R: 0 H: 1 E: 0 K: 1 S: 12	H: 1 LOB: 1 BB: 0 P: 19	R: 0 H: 1 E: 0 K: 0 S: 9	H: 1 LOB: 1 BB: 0 P: 14	1B: 8 2B: 3 HR: 0	SF: 1 SAC: 1 DP: 0 HBP: 0	WP: 0 PA: 40 ERA: 0.00 WHIP: 1.000
PITCHER	IP WLS BF H R ER SO BB IBB HBP BLK WP HR S P ERA WHIP																		
37 Mike Pelfrey, R ERA: 5.68	4.0	23	8	5	5	3	0	0	0	0	0	0	0	0	8	10	0.00	3.000	
56 Kyle Ryan, L ERA: 2.13	0.1	2	1	0	0	1	0	0	0	0	0	0	0	0	10	19	0.00	0.000	
30 Alex Wilson, R ERA: 2.79	1.2	5	0	0	0	0	0	0	0	0	0	0	0	6	8	0.00	0.000		
21 Mark Lowe, R ERA: 2.79	1.0	W 3	0	0	0	0	0	0	0	0	0	0	0	12	19	0.00	1.000		
38 Justin Wilson, L ERA: 2.79	1.0	H 4	1	0	0	1	0	0	0	0	0	0	0	12	19	0.00	1.000		


Detroit Tigers @ Minnesota Twins
Target Field, Minneapolis, MN
Sun May 01 2016, 1:12 PM - 4:44 PM CDT
Att: 24,749 - Partly Cloudy - 58 F

AB 38
R 6
H 14
RBI 6
BB 0
SO 8
LOB 11



Detroit Tigers @ Minnesota Twins
Target Field, Minneapolis, MN
Sun May 01 2016, 1:12 PM - 4:44 PM CDT
Att: 24,749 - Partly Cloudy - 58 F

AB 35
R 5
H 11
RBI 5
BB 3
SO 5
LOB 16



AB 38
R 6
H 14
RBI 6
BB 0
SO 8
LOB 11

Batter	1	2	3	4	5	6	7	8	9	AB	R	H	RBI	BB	SO	LOB	TOP					
3 Ian Kinsler, R OBP: 0.357, SLG: 0.500	1-1 FC5-4 1B		0-1 L8		2-2 HR		2-1 G5-3		3-3 K	5	1	2	2	0	1	1	Detroit Tigers @ Cleveland Indians Progressive Field, Cleveland, OH Tue May 03 2016, 6:11 PM - 9:22 PM EDT Att: 11,022 - Clear - 52 F					
28 J.D. Martinez, R OBP: 0.345, SLG: 0.417	0-0 FC5-4 1B		1-3 K		0-3 K		2-3 K		1-2 1B	5	0	1	0	0	3	2						
24 Miguel Cabrera, R OBP: 0.343, SLG: 0.459	2-1 1B		1-2 L9		2-1 1B		4-2 BB		0-3 K	4	1	2	0	1	1	2						
41 Victor Martinez, S OBP: 0.402, SLG: 0.643	3-1 F9-2 3H			0-2 L4	2-2 1B			0-0 L9		4	0	1	0	0	0	3						
8 Justin Upton, R OBP: 0.271, SLG: 0.350		3-2 G6-3		1-0 1B	1-0 F7			1-1 1B		4	0	2	0	0	0	2						
9 Nick Castellanos, R OBP: 0.376, SLG: 0.596		1-1 G6-3		1-1 1B	3-2 F8			1-2 1B		4	0	2	1	0	0	0						
34 James McCann, R OBP: 0.158, SLG: 0.111		1-2 HBP		2-2 L8	2-3 K			1-3 K		3	0	0	0	0	2	3						
12 Anthony Gose, L OBP: 0.250, SLG: 0.343			2-3 K		3-1 3 HR 1B			1-2 G6-3		3	1	1	0	0	2	1						
30 Jarrod Saltalamacchia, (R,PH) OBP: 0.309, SLG: 0.623						3-2 K				3	1	0	0	0	0	2						
17 Andrew Romine, S OBP: 0.309, SLG: 0.100										0	0	0	0	0	0	0						
1 Jose Iglesias, R OBP: 0.345, SLG: 0.291				2-1 L8 1B		2-1 F7		2-2 G4-3		2-3 K	4	0	1	0	0	1	1					
Inning Stats	R: 0 E: 0 K: 0 S: 7	H: 2 LOB: 1 BB: 0 P: 13	R: 0 E: 0 K: 1 S: 11	H: 0 LOB: 1 BB: 0 P: 18	R: 0 E: 0 K: 1 S: 10	H: 1 LOB: 1 BB: 0 P: 14	R: 0 E: 0 K: 0 S: 11	H: 2 LOB: 1 BB: 0 P: 15	R: 2 E: 0 K: 1 S: 16	H: 4 LOB: 2 BB: 0 P: 28	R: 0 E: 0 K: 2 S: 9	H: 0 LOB: 0 BB: 0 P: 17	R: 0 E: 0 K: 1 S: 8	H: 0 LOB: 0 BB: 0 P: 14	R: 1 E: 0 K: 1 S: 18	H: 2 LOB: 2 BB: 1 P: 26	R: 0 E: 0 K: 3 S: 12	H: 1 LOB: 1 BB: 0 P: 18	1B: 11 2B: 1 3B: 0 HR: 1	SF: 0 SAC: 0 DP: 1 HBP: 1	WP: 0 PB: 0 SB: 0 CS: 0	PA: 39
PITCHER	IP WLS BF H R ER SO BB IBB HBP BLK WP HR S P ERA WHIP	IP WLS BF H R ER SO BB IBB HBP BLK WP HR S P ERA WHIP																				
43 Josh Tomlin, R ERA: 3.13	6.0 W 26 9 2 2 5 0 0 1 0 0 1 64 105 3.00 1.500																					
48 Tommy Hunter, R ERA: 4.5	1.0 3 0 0 0 1 0 0 0 0 0 0 8 14 0.00 0.000																					
34 Zach McAllister, R ERA: 1.8	0.1 4 2 1 1 0 1 0 0 0 0 0 12 18 27.00 9.000																					
27 Bryan Shaw, R ERA: 9.0	0.2 H 2 0 0 0 1 0 0 0 0 0 6 8 0.00 0.000																					
37 Cody Allen, R ERA: 6.35	1.0 4 1 0 0 3 0 0 0 0 0 0 12 18 0.00 1.000																					

Batter	1	2	3	4	5	6	7	8	9	AB	R	H	RBI	BB	SO	LOB	BOTTOM			
41 Carlos Santana, S OBP: 0.340, SLG: 0.463	2-2 F7	1-2 L8			4-0 12 HR BB	4-2 22 1B BB				2	1	0	0	2	0	0	Detroit Tigers @ Cleveland Indians Progressive Field, Cleveland, OH Tue May 03 2016, 6:11 PM - 9:22 PM EDT Att: 11,022 - Clear - 52 F			
22 Jason Kipnis, L OBP: 0.324, SLG: 0.429	4-2 12 1B BB		1-1 F7		2-1 12 HR 1B	0-1 12 G4-6-3 1B				3	2	2	0	1	0	0				
12 Francisco Lindor, S OBP: 0.360, SLG: 0.436	1-0 26 2B 1B		2-2 23 1B 2B		3-1 HR	0-0 G4-6-3				4	3	3	3	0	0	3				
23 Michael Brantley, L OBP: 0.174, SLG: 0.190	2-2 L8		0-1 26 WP 1B		0-1 L9		0-0 G3-1			4	0	1	1	0	0	2				
26 Mike Napoli, R OBP: 0.273, SLG: 0.420	2-2 10 1B 2B		3-0 G1-3		4-2 10 G6-3 BB		2-3 K			3	1	1	2	1	1	1				
10 Yan Gomes, R OBP: 0.211, SLG: 0.356	1-2 1B		0-1 F8		0-0 G6-3		1-3 K			4	0	1	1	0	1	2				
6 Marlon Byrd, R ERA: 6.45	3-3 K				0-0 L7	0-0 G6-3				4	0	0	0	0	1	2				
8 Lonnie Chisenhall, L OBP: 0.200, SLG: 0.320								1-1 F9		0	0	0	0	0	0	0				
11 José Ramírez, S OBP: 0.324, SLG: 0.400		0-2 30 G4-6-3 1B		0-2 G6-3		0-0 F7		2-3 K		4	0	1	0	0	1	0				
30 Tyler Naquin, L OBP: 0.346, SLG: 0.451		1-1 G4-6-3		0-2 K		1-2 22 1B 41 BB 1B		2-2 L7		3	0	1	0	0	1	1				
20 Rajai Davis, R OBP: 0.314, SLG: 0.439										1	0	0	0	0	0	0				
Inning Stats	R: 3 E: 0 K: 1 S: 23	H: 3 LOB: 1 BB: 1 P: 38	R: 0 E: 0 K: 0 S: 9	H: 1 LOB: 0 BB: 0 P: 10	R: 1 E: 0 K: 0 S: 12	H: 2 LOB: 1 BB: 0 P: 18	R: 0 E: 0 K: 1 S: 7	H: 0 LOB: 0 BB: 0 P: 7	R: 3 E: 0 K: 0 S: 11	H: 2 LOB: 1 BB: 2 P: 24	R: 0 E: 0 K: 0 S: 9	H: 2 LOB: 2 BB: 1 P: 14	R: 0 E: 0 K: 2 S: 8	H: 0 LOB: 0 BB: 0 P: 11	R: 0 E: 0 K: 1 S: 10	H: 0 LOB: 0 BB: 0 P: 15	1B: 7 2B: 2 3B: 0 HR: 1	SF: 0 SAC: 0 DP: 2 HBP: 0	WP: 1 PB: 0 SB: 0 CS: 0	PA: 36
PITCHER	IP WLS BF H R ER SO BB IBB HBP BLK WP HR S P ERA WHIP	IP WLS BF H R ER SO BB IBB HBP BLK WP HR S P ERA WHIP																		
35 Justin Verlander, R ERA: 2.16	5.0 L 25 8 7 7 2 3 0 0 0 0 1 62 97 12.60 2.200																			
45 Buck Farmer, R ERA: 2.16	2.0 8 2 0 0 2 1 0 0 0 0 0 17 25 0.00 1.500																			
65 Blaine Hardy, L ERA: 2.84	1.0 3 0 0 0 1 0 0 0 0 0 0 10 15 0.00 0.000																			

AB	37
R	3
H	12
RBI	3
BB	1
SO	10
LOB	17



AB	32
R	7
H	10
RBI	7
BB	4
SO	5
LOB	11



Batter	1	2	3	4	5	6	7	8	9	AB	R	H	RBI	BB	SO	LOB	TOP					
3 Ian Kinsler, R OBP: 0.345, SLG: 0.481	G1-3	K			G6-3			K		4	0	0	0	0	2	3	Detroit Tigers @ Cleveland Indians Progressive Field, Cleveland, OH Wed May 04 2016, 6:12 PM - 8:29 PM EDT Att: 8,766 - Overcast - 54 F					
28 J.D. Martinez, R OBP: 0.333, SLG: 0.400	G5-3		F8		K			G6-3		4	0	0	0	0	1	0						
24 Miguel Cabrera, R OBP: 0.339, SLG: 0.451	1B		K			G5-3			F9	4	0	1	0	0	1	0						
41 Victor Martinez, S OBP: 0.396, SLG: 0.625	G3		F8			1B	G6-4-3		L7	4	0	1	0	0	0	1						
8 Justin Upton, R OBP: 0.270, SLG: 0.355		G4-3			2B		G6-4-3		K	4	0	1	0	0	1	1						
9 Nick Castellanos, R OBP: 0.385, SLG: 0.589		1B			1B		G6-3			3	0	2	0	0	0	0						
34 James McCann, R OBP: 0.182, SLG: 0.100		1B			1B		G6-3			2	0	0	0	1	0	2						
12 Anthony Gose, L OBP: 0.296, SLG: 0.333		BB					G6-3			2	0	0	0	1	1	1						
1 Jose Iglesias, R OBP: 0.333, SLG: 0.280	FC3-2						G6-3			3	0	0	0	0	1	3						
Inning Stats	R: 0 E: 0 K: 1 S: 14	H: 1 LOB: 1 BB: 0 P: 15	R: 0 E: 0 K: 1 S: 10	H: 1 LOB: 3 BB: 2 P: 21	R: 0 E: 0 K: 1 S: 7	H: 0 LOB: 0 BB: 0 P: 10	R: 0 E: 0 K: 1 S: 7	H: 2 LOB: 1 BB: 0 P: 10	R: 0 E: 0 K: 2 S: 8	H: 0 LOB: 0 BB: 0 P: 8	R: 0 E: 0 K: 0 S: 5	H: 1 LOB: 0 BB: 0 P: 10	R: 0 E: 0 K: 0 S: 10	H: 0 LOB: 0 BB: 0 P: 15	R: 0 E: 0 K: 1 S: 8	H: 0 LOB: 0 BB: 0 P: 11	R: 0 E: 0 K: 1 S: 8	H: 0 LOB: 0 BB: 0 P: 11	1B: 4 2B: 1 3B: 0 HR: 0	SF: 0 SAC: 0 DP: 2 HBP: 0	WP: 0 PB: 0 SB: 0 CS: 0	PA: 32
PITCHER 28 Corey Kluber, R ERA: 3.35	IP: 9.0 WLS: W BF: 32 H: 5 R: 0 ER: 0 SO: 7 BB: 2 IBB: 0 HBP: 0 BLK: 0 WP: 0 HR: 0 S: 77 P: 111 ERA: 0.00 WHIP: 0.778															PITCHER						

Batter	1	2	3	4	5	6	7	8	9	AB	R	H	RBI	BB	SO	LOB	BOTTOM					
41 Carlos Santana, S OBP: 0.357, SLG: 0.463	BB			1B	K			1B		2	1	1	0	2	1	0	Detroit Tigers @ Cleveland Indians Progressive Field, Cleveland, OH Wed May 04 2016, 6:12 PM - 8:29 PM EDT Att: 8,766 - Overcast - 54 F					
22 Jason Kipnis, L OBP: 0.311, SLG: 0.411	K			BB	G3			G4-6-3		4	0	0	0	0	2	3						
12 Francisco Lindor, S OBP: 0.375, SLG: 0.424	G5-4-3			HBP		G3		G5-3		3	1	0	0	0	0	1						
23 Michael Brantley, L OBP: 0.192, SLG: 0.208		G3-1		1B		P5				3	1	1	1	0	0	0						
26 Mike Napoli, R OBP: 0.275, SLG: 0.429		P4		2B		K				3	1	1	1	0	1	0						
10 Yan Gomes, R OBP: 0.215, SLG: 0.368		F8		2B				G1-3		3	0	1	1	0	0	0						
8 Lonnie Chisenhall, L OBP: 0.214, SLG: 0.321			G3		F9			1B		3	0	1	0	0	0	1						
4 Juan Uribe, R OBP: 0.308, SLG: 0.309			K		G6-3			BB		2	0	0	0	1	1	1						
30 Tyler Naquin, L OBP: 0.327, SLG: 0.426			K					G4-3		3	0	0	0	0	2	2						
Inning Stats	R: 0 E: 0 K: 1 S: 5	H: 0 LOB: 0 BB: 1 P: 10	R: 0 E: 0 K: 0 S: 6	H: 0 LOB: 0 BB: 0 P: 11	R: 0 E: 0 K: 2 S: 9	H: 0 LOB: 0 BB: 0 P: 16	R: 4 E: 0 K: 1 S: 16	H: 3 LOB: 1 BB: 1 P: 26	R: 0 E: 0 K: 2 S: 9	H: 0 LOB: 0 BB: 0 P: 11	R: 0 E: 0 K: 1 S: 10	H: 0 LOB: 0 BB: 0 P: 13	R: 0 E: 0 K: 0 S: 8	H: 1 LOB: 1 BB: 1 P: 16	R: 0 E: 0 K: 0 S: 6	H: 1 LOB: 0 BB: 0 P: 12	R: 0 E: 0 K: 0 S: 6	H: 1 LOB: 0 BB: 0 P: 12	1B: 3 2B: 2 3B: 0 HR: 0	SF: 0 SAC: 0 DP: 3 HBP: 1	WP: 1 PB: 0 SB: 0 CS: 0	PA: 30
PITCHER 19 Anibal Sanchez, R ERA: 5.87 56 Kyle Ryan, L ERA: 1.99	IP: 7.0 WLS: L BF: 27 H: 4 R: 4 ER: 0 SO: 7 BB: 3 IBB: 0 HBP: 1 BLK: 0 WP: 1 HR: 0 S: 63 P: 103 ERA: 5.14 WHIP: 1.000															PITCHER						

Batter	1	2	3	4	5	6	7	8	9	AB	R	H	RBI	BB	SO	LOB	TOP								
3 Ian Kinsler, R OBP: 0.333, SLG: 0.464	G4-3		G5-3		L8			L4		4	0	0	0	0	0	0	Detroit Tigers @ Cleveland Indians Progressive Field, Cleveland, OH Thu May 05 2016, 6:10 PM - 9:04 PM EDT Att: 10,350 - Partly Cloudy - 54 F								
28 J.D. Martinez, R OBP: 0.322, SLG: 0.385	E5		G6-3		G6-3			G6-3		4	0	0	0	0	0										
24 Miguel Cabrera, R OBP: 0.345, SLG: 0.442					G6-3			F9		2	1	0	0	2	0										
41 Victor Martinez, S OBP: 0.390, SLG: 0.609	L8				G3			G1-3		4	0	1	0	0	2										
8 Justin Upton, R OBP: 0.270, SLG: 0.360	L9				FC6-4			K		4	1	1	0	0	1	4									
9 Nick Castellanos, R OBP: 0.390, SLG: 0.628	F9				HR			2B		4	2	2	3	0	0	1									
39 Jarrod Saltalamacchia, R OBP: 0.359, SLG: 0.690	K				K			1B		4	0	1	1	0	2	0									
14 Mike Aviles, R OBP: 0.231, SLG: 0.167	K				G4-3			K		4	0	0	0	0	3	1									
17 Andrew Romine, S OBP: 0.250, SLG: 0.077					G5-3			K2-3		3	0	0	0	0	2	0									
Inning Stats	R: 0 H: 0 E: 1 K: 0 S: 6	H: 0 LOB: 2 BB: 1 P: 16	R: 0 H: 0 E: 0 K: 2 S: 9	H: 0 LOB: 0 BB: 0 P: 12	R: 0 H: 0 E: 0 K: 0 S: 7	H: 0 LOB: 0 BB: 0 P: 9	R: 3 H: 2 E: 0 K: 1 S: 19	H: 2 LOB: 0 BB: 1 P: 33	R: 0 H: 0 E: 0 K: 1 S: 14	H: 0 LOB: 0 BB: 0 P: 23	R: 0 H: 1 E: 0 K: 0 S: 10	H: 1 LOB: 1 BB: 0 P: 16	R: 0 H: 0 E: 0 K: 2 S: 8	H: 0 LOB: 0 BB: 0 P: 11	R: 0 H: 0 E: 0 K: 0 S: 7	H: 0 LOB: 0 BB: 0 P: 10	R: 1 H: 2 E: 0 K: 2 S: 14	H: 2 LOB: 1 BB: 0 P: 19	1B: 2 2B: 2 3B: 0 HR: 1	SF: 0 SAC: 0 DP: 0 HBP: 0	WP: 0 PB: 0 SB: 0 CS: 0	PA: 35			
PITCHER	IP	WLS	BF	H	R	ER	SO	BB	IBB	HBP	BLK	WP	HR	S	P	ERA	WHIP								
47 Trevor Bauer, R ERA: 5.14	5.2	W	23	3	3	3	4	2	0	0	0	0	1	63	106	4.76	0.882								
53 Jeff Manship, R ERA: 1.64	0.1	H	1	0	0	0	0	0	0	0	0	0	0	2	3	0.00	0.000								
34 Zach McAllister, R ERA: 8.19	1.0	H	3	0	0	0	2	0	0	0	0	0	0	8	11	0.00	0.000								
27 Bryan Shaw, R ERA: 8.19	1.0	H	3	0	0	0	0	0	0	0	0	0	0	7	10	0.00	0.000								
62 Joba Chamberlain, R ERA: 1.13	1.0		5	2	1	1	2	0	0	0	0	0	0	14	19	9.00	2.000								

Batter	1	2	3	4	5	6	7	8	9	AB	R	H	RBI	BB	SO	LOB	BOTTOM								
20 Rajai Davis, R OBP: 0.320, SLG: 0.429	K		P4					K		4	1	1	2	1	2	1	Detroit Tigers @ Cleveland Indians Progressive Field, Cleveland, OH Thu May 05 2016, 6:10 PM - 9:04 PM EDT Att: 10,350 - Partly Cloudy - 54 F								
22 Jason Kipnis, L OBP: 0.315, SLG: 0.410	K							FC4		5	2	2	0	0	1	3									
12 Francisco Lindor, S OBP: 0.367, SLG: 0.412	K							F4		5	1	1	0	0	1	5									
23 Michael Brantley, L OBP: 0.290, SLG: 0.345	K							F8		5	1	4	3	0	0	0									
26 Mike Napoli, R OBP: 0.281, SLG: 0.461	K							G1-3		5	1	2	3	0	0	3									
41 Carlos Santana, S OBP: 0.353, SLG: 0.465	K							P5		4	0	1	0	0	1	2									
4 Juan Uribe, R OBP: 0.333, SLG: 0.328								F9		3	0	2	0	1	0	2									
11 José Ramírez, S OBP: 0.324, SLG: 0.400								K		0	1	0	0	0	0	0									
8 Lonnie Chisenhall, L OBP: 0.250, SLG: 0.344	K							K		4	1	2	0	0	1	3									
3B Chris Gimenez, R OBP: 0.500, SLG: 1.333	K							L9		3	1	1	1	1	1	3									
Inning Stats	R: 4 H: 5 E: 0 K: 3 S: 20	H: 5 LOB: 2 BB: 1 P: 34	R: 0 H: 0 E: 0 K: 1 S: 7	H: 0 LOB: 0 BB: 0 P: 9	R: 0 H: 1 E: 0 K: 0 S: 7	H: 1 LOB: 0 BB: 0 P: 11	R: 1 H: 2 E: 0 K: 0 S: 12	H: 2 LOB: 1 BB: 1 P: 17	R: 0 H: 2 E: 0 K: 2 S: 11	H: 2 LOB: 2 BB: 0 P: 21	R: 0 H: 2 E: 0 K: 1 S: 10	H: 2 LOB: 0 BB: 0 P: 15	R: 0 H: 0 E: 0 K: 0 S: 7	H: 0 LOB: 0 BB: 0 P: 14	R: 4 H: 4 E: 1 K: 0 S: 17	H: 4 LOB: 2 BB: 1 P: 25	1B: 12 2B: 2 3B: 0 HR: 2	SF: 0 SAC: 0 DP: 2 HBP: 0	WP: 0 PB: 0 SB: 0 CS: 0	PA: 41					
PITCHER	IP	WLS	BF	H	R	ER	SO	BB	IBB	HBP	BLK	WP	HR	S	P	ERA	WHIP								
32 Michael Fulmer, R ERA: 6.3	5.0	L	25	10	5	5	6	2	0	0	0	0	0	17	29	9.00	2.400								
54 Drew VerHagen, R ERA: 6.23	2.0		8	2	0	0	1	0	0	0	0	0	0	7	12	∞	∞								
30 Alex Wilson, R ERA: 2.25	0.0		4	3	4	2	0	1	0	0	0	0	0	10	13	0.00	1.000								
65 Blaine Hardy, L ERA: 2.45	1.0		4	1	0	0	0	0	0	0	0	0	0	10	13	0.00	1.000								

AB 33
R 4
H 5
RBI 4
BB 2
SO 8
LOB 8



AB 38
R 9
H 16
RBI 9
BB 3
SO 7
LOB 22



Batter	1	2	3	4	5	6	7	8	9	AB	R	H	RBI	BB	SO	LOB	TOP	
12 Rounqend Odor, L OBP: 0.325, SLG: 0.517										5	2	2	1	0	1	1	Texas Rangers @ Detroit Tigers Comerica Park, Detroit, MI Sat May 07 2016, 1:11 PM - 4:24 PM EDT Att: 35,551 - Overcast - 68 F	
30 Nomar Mazara, L OBP: 0.377, SLG: 0.484										5	2	2	2	0	0	1		
29 Adrián Beltré, R OBP: 0.323, SLG: 0.474										4	2	2	4	0	0	0		
84 Prince Fielder, L OBP: 0.244, SLG: 0.293										4	0	0	0	0	1	0		
20 Ian Desmond, R OBP: 0.320, SLG: 0.385										3	1	1	0	0	1	0		
18 Mitch Moreland, L OBP: 0.315, SLG: 0.450										4	1	2	2	0	0	1		
1 Elvis Andrus, R OBP: 0.318, SLG: 0.410										4	0	0	0	0	1	1		
8 Bryan Holaday, R OBP: 0.255, SLG: 0.239										4	1	1	0	0	0	1		
3 Delino DeShields, R OBP: 0.299, SLG: 0.284										2	1	0	1	1	0	1		
15 Drew Stubbs, R OBP: 0.310, SLG: 0.316										0	0	0	0	0	0	0		
Inning Stats	R: 2 H: 2 E: 0 K: 1 S: 14	H: 2 LOB: 0 BB: 0 P: 24	R: 0 H: 1 E: 0 K: 1 S: 9	H: 1 LOB: 1 BB: 0 P: 16	R: 0 H: 0 E: 0 K: 1 S: 7	H: 0 LOB: 0 BB: 0 P: 10	R: 0 H: 1 E: 0 K: 0 S: 6	H: 1 LOB: 0 BB: 0 P: 9	R: 0 H: 0 E: 0 K: 1 S: 6	H: 0 LOB: 0 BB: 0 P: 9	R: 0 H: 0 E: 0 K: 1 S: 6	H: 0 LOB: 0 BB: 0 P: 9	R: 0 H: 1 E: 0 K: 0 S: 10	H: 1 LOB: 0 BB: 0 P: 15	1B: 3 2B: 1 3B: 1 HR: 5	SF: 1 SAC: 0 DP: 1 HBP: 1	WP: 0 PB: 0 SB: 1 CS: 0	PA: 38
PITCHER	IP WLS BF H R ER SO BB IBB HBP BLK WP HR S P ERA WHIP	5.0 L 21 7 5 5 3 0 0 0 0 0 3 54 84 9.00 1.400	6.1 L 3 1 2 2 0 0 0 1 0 0 1 8 11 54.00 3.000	6.1 L 3 0 1 1 0 0 0 0 0 0 6 12 13.50 1.500	7.1 L 4 1 1 1 0 0 0 0 0 1 9 12 9.00 1.000	8.1 L 3 0 0 0 1 0 0 0 0 0 6 9 0.00 0.000	9.1 L 4 1 1 1 0 0 0 0 0 1 10 15 9.00 1.000	3.38	PITCHER	IP WLS BF H R ER SO BB IBB HBP BLK WP HR S P ERA WHIP	1.0 S 4 1 1 1 0 0 0 0 0 1 8 11 9.00 1.400	6.1 L 3 0 1 1 0 0 0 0 0 6 12 13.50 1.500	7.1 L 4 1 1 1 0 0 0 0 0 1 9 12 9.00 1.000	8.1 L 3 0 0 0 1 0 0 0 0 0 6 9 0.00 0.000	9.1 L 4 1 1 1 0 0 0 0 0 1 10 15 9.00 1.000	3.38		

Batter	1	2	3	4	5	6	7	8	9	AB	R	H	RBI	BB	SO	LOB	BOTTOM					
3 Ian Kinsler, R OBP: 0.349, SLG: 0.500										4	1	2	2	1	0	0	Texas Rangers @ Detroit Tigers Comerica Park, Detroit, MI Sat May 07 2016, 1:11 PM - 4:24 PM EDT Att: 35,551 - Overcast - 68 F					
28 J.D. Martinez, R OBP: 0.309, SLG: 0.387										5	0	0	0	0	1	3						
24 Miguel Cabrera, R OBP: 0.360, SLG: 0.446										5	1	4	0	0	0	0						
41 Victor Martinez, S OBP: 0.376, SLG: 0.570										4	1	1	0	1	1	3						
8 Justin Upton, R OBP: 0.268, SLG: 0.342										3	0	0	0	2	3	2						
9 Nick Castellanos, R OBP: 0.389, SLG: 0.604										4	0	2	2	1	1	1						
39 Jarrod Saltalamacchia, R OBP: 0.308, SLG: 0.565										3	1	0	0	2	1	5						
12 Anthony Gose, L OBP: 0.307, SLG: 0.359										4	1	2	1	1	1	5						
1 Jose Iglesias, R OBP: 0.313, SLG: 0.261										3	0	0	0	1	4							
Inning Stats	R: 0 H: 1 E: 0 K: 1 S: 13	H: 1 LOB: 1 BB: 0 P: 18	R: 1 H: 1 E: 0 K: 1 S: 7	H: 1 LOB: 1 BB: 1 P: 12	R: 2 H: 2 E: 0 K: 1 S: 14	H: 2 LOB: 2 BB: 2 P: 26	R: 2 H: 2 E: 0 K: 0 S: 10	H: 2 LOB: 1 BB: 1 P: 21	R: 0 H: 0 E: 0 K: 1 S: 17	H: 0 LOB: 0 BB: 2 P: 29	R: 0 H: 0 E: 0 K: 0 S: 10	H: 0 LOB: 0 BB: 1 P: 17	R: 0 H: 1 E: 0 K: 2 S: 8	H: 1 LOB: 0 BB: 0 P: 10	R: 0 H: 2 E: 0 K: 0 S: 5	H: 2 LOB: 0 BB: 0 P: 6		R: 0 H: 2 E: 0 K: 3 S: 17	H: 2 LOB: 3 BB: 1 P: 28	1B: 9 2B: 0 3B: 1 HR: 1	SF: 0 SAC: 1 DP: 2 HBP: 0	WP: 0 PB: 0 SB: 0 CS: 0
PITCHER	IP WLS BF H R ER SO BB IBB HBP BLK WP HR S P ERA WHIP	2.2 W 12 4 3 3 2 3 0 0 0 0 1 30 54 7.71 2.143	2.1 W 12 2 2 2 2 3 0 0 0 0 0 1 30 54 7.71 2.143	1.0 H 3 0 0 0 0 0 0 0 0 0 0 10 17 0.00 1.000	1.0 H 4 1 0 0 2 0 0 0 0 0 0 8 10 0.00 1.000	1.2 H 9 4 0 0 2 1 0 0 0 0 0 0 17 26 0.00 3.000	5.56	PITCHER	IP WLS BF H R ER SO BB IBB HBP BLK WP HR S P ERA WHIP	0.1 S 1 0 0 0 1 0 0 0 0 0 0 1 5 8 0.00 0.000	6.1 L 3 0 1 1 0 0 0 0 0 6 12 13.50 1.500	7.1 L 4 1 1 1 0 0 0 0 0 1 9 12 9.00 1.000	8.1 L 3 0 0 0 1 0 0 0 0 0 6 9 0.00 0.000	9.1 L 4 1 1 1 0 0 0 0 0 1 10 15 9.00 1.000	3.38							

Batter	1	2	3	4	5	6	7	8	9	AB	R	H	RBI	BB	SO	LOB	TOP			
3 Ian Kinsler, R OBP: 0.340, SLG: 0.478	G5-3		2B		F8	P6		K		5	0	1	0	0	1	3				
28 J.D. Martinez, R OBP: 0.299, SLG: 0.369	K		L9		P4			K		5	0	0	0	0	3	2				
41 Victor Martinez, S OBP: 0.395, SLG: 0.565	1B			9 HR		FC6-4 34 BB		1B		5	2	4	0	0	0	0				
9 Nick Castellanos, R OBP: 0.405, SLG: 0.640	F7			1B		FC6-4 34 BB		1B		3	1	1	2	2	1	1				
8 Justin Upton, R OBP: 0.259, SLG: 0.315	G5-3			K		FC6-4 12 1B 17 FC4-6		F4		4	1	0	0	0	1	4				
34 James McCann, R OBP: 0.194, SLG: 0.121	G5-3			G6-3		FC6-4 17 1B 24 1B		BB		3	1	1	1	1	0	0				
12 Anthony Gose, L OBP: 0.296, SLG: 0.352	G6-3			G4-3		1B		P4		4	0	1	0	0	0	3				
17 Andrew Romine, S OBP: 0.250, SLG: 0.063			L9			FC4-6 24 1B		K		3	0	0	1	1	1	2				
32 Michael Fulmer, R 24 Miguel Cabrera, R 54 Drew VerHagen, R 38 Justin Wilson, L 14 Mike Aviles, R 30 Alex Wilson, R 57 Francisco Rodriguez, R			K			1B		L9		2	0	0	0	0	0	2	1			
Inning Stats	R: 0 H: 1 E: 0 K: 1 S: 9	H: 1 LOB: 0 P: 12	R: 0 H: 0 E: 0 K: 0 S: 5	H: 0 LOB: 0 BB: 11	R: 0 H: 1 E: 0 K: 1 S: 9	H: 1 LOB: 1 BB: 11	R: 2 H: 2 E: 0 K: 1 S: 14	H: 2 LOB: 0 BB: 23	R: 0 H: 0 E: 0 K: 1 S: 6	H: 0 LOB: 1 BB: 1 P: 13	R: 3 H: 4 E: 0 K: 0 S: 18	H: 4 LOB: 2 BB: 1 P: 27	R: 0 H: 1 E: 0 K: 2 S: 12	H: 1 LOB: 3 BB: 2 P: 24	R: 0 H: 0 E: 0 K: 2 S: 9	H: 0 LOB: 0 BB: 0 P: 22	1B: 7 2B: 1 3B: 0 HR: 1	SF: 0 SAC: 0 DP: 0 HBP: 0	WP: 0 PB: 0 SB: 0 CS: 0	PA: 40
PITCHER	IP WLS BF H R ER SO BB IBB HBP BLK WP HR S P ERA WHIP																			
41 Joe Ross, R ERA: 2.29	6.0 L 28 8 5 5 4 2 0 0 0 0 0 1 61 97 7.50 1.667																			
36 Sammy Solis, L ERA: 4.05	2.0 9 1 0 0 3 2 0 0 0 0 0 0 21 33 0.00 1.500																			
27 Shawn Kelley, R ERA:	1.0 3 0 0 0 2 0 0 0 0 0 0 0 18 22 0.00 0.000																			

Detroit Tigers @ Washington Nationals
Nationals Park, Washington, DC
Tue May 10 2016, 7:07 PM - 10:21 PM EDT
Att: 24,476 - Partly Cloudy - 63 F

AB	36
R	5
H	9
RBI	5
BB	4
SO	9
LOB	16



Batter	1	2	3	4	5	6	7	8	9	AB	R	H	RBI	BB	SO	LOB	BOTTOM					
9 Ben Revere, L OBP: 0.179, SLG: 0.240	G4-3	G3			G4-3	G4-3			G4-3	5	0	0	0	0	0	4						
6 Anthony Rendon, R OBP: 0.293, SLG: 0.308	F8		34 FC6-4 1B		K		G5-3		2B	5	0	2	0	0	1	0						
34 Bryce Harper, L OBP: 0.433, SLG: 0.602	K		FC6-4 11 G6-4-3		11 HR BB		K		IBB	3	1	0	0	2	2	1						
11 Ryan Zimmerman, R OBP: 0.288, SLG: 0.383		G6-3	G6-4-3		HR		HR		K	5	2	2	3	0	1	3						
20 Daniel Murphy, L OBP: 0.439, SLG: 0.650		40 BB 8 1B 28 1B		F8		1B		K		5	1	2	0	0	1	2						
28 Jayson Werth, R OBP: 0.267, SLG: 0.426		8 1B 40 BB		K		K		P3		4	0	1	0	0	2	1						
40 Wilson Ramos, R OBP: 0.407, SLG: 0.558		8 1B		2B		BB		25 2B 1B		2	0	2	0	2	0	0						
8 Danny Espinosa, S OBP: 0.320, SLG: 0.284		1B		IBB		K		F8		3	0	1	1	1	1	2						
41 Joe Ross, R OBP: 0.375, SLG: 0.308		K		K		L8		2B		2	0	0	0	0	2	5						
10 Stephen Drew, L OBP: 0.162, SLG: 0.250				K						1	0	0	0	0	0	1						
36 Sammy Solis, R ERA: 3.38										0	0	0	0	0	0	0						
25 Clint Robinson, L OBP: 0.303, SLG: 0.464										0	0	0	0	0	0	0						
27 Shawn Kelley, R ERA: 2.38										0	0	0	0	0	0	0						
Inning Stats	R: 0 H: 0 E: 0 K: 1 S: 12	H: 0 LOB: 0 BB: 0 P: 18	R: 1 H: 3 E: 0 K: 1 S: 17	H: 3 LOB: 3 BB: 1 P: 26	R: 0 H: 1 E: 0 K: 0 S: 4	H: 1 LOB: 0 BB: 0 P: 9	R: 0 H: 1 E: 0 K: 2 S: 14	H: 1 LOB: 2 BB: 1 P: 21	R: 2 H: 2 E: 0 K: 2 S: 13	H: 2 LOB: 1 BB: 1 P: 22	R: 0 H: 0 E: 0 K: 1 S: 9	H: 0 LOB: 1 BB: 1 P: 16	R: 1 H: 1 E: 0 K: 2 S: 16	H: 1 LOB: 0 BB: 0 P: 27	R: 0 H: 2 E: 0 K: 0 S: 9	H: 2 LOB: 2 BB: 0 P: 14	R: 0 H: 1 E: 0 K: 1 S: 9	H: 1 LOB: 2 BB: 1 P: 20	1B: 6 2B: 3 3B: 0 HR: 2	SF: 0 SAC: 0 DP: 1 HBP: 0	WP: 0 PB: 0 SB: 0 CS: 0	PA: 41
PITCHER	IP WLS BF H R ER SO BB IBB HBP BLK WP HR S P ERA WHIP																					
32 Michael Fulmer, R ERA: 6.0	5.0 W 24 7 3 3 3 6 2 1 0 0 0 0 1 60 96 5.40 1.800																					
54 Drew VerHagen, R ERA: 5.74	1.2 H 7 1 1 1 2 1 0 0 0 0 0 1 22 38 5.40 1.200																					
38 Justin Wilson, L ERA: 3.38	0.1 H 1 0 0 0 1 0 0 0 0 0 0 0 3 5 0.00 0.000																					
30 Alex Wilson, R ERA: 2.38	1.0 H 4 2 0 0 0 0 0 0 0 0 0 0 9 14 0.00 2.000																					
57 Francisco Rodriguez, R ERA: 4.63	1.0 S 5 1 0 0 1 0 1 0 0 0 0 0 9 20 0.00 1.000																					

Detroit Tigers @ Washington Nationals
Nationals Park, Washington, DC
Tue May 10 2016, 7:07 PM - 10:21 PM EDT
Att: 24,476 - Partly Cloudy - 63 F

AB	36
R	4
H	11
RBI	4
BB	5
SO	10
LOB	19



Batter	1	2	3	4	5	6	7	8	9	AB	R	H	RBI	BB	SO	LOB	TOP								
3 Ian Kinsler, R OBP: 0.331, SLG: 0.464										4	0	0	0	0	3	0									
28 J.D. Martinez, R OBP: 0.298, SLG: 0.389										4	1	1	1	0	3	0									
24 Miguel Cabrera, R OBP: 0.360, SLG: 0.440										4	0	0	0	0	3	0									
41 Victor Martinez, S OBP: 0.407, SLG: 0.571 17 Andrew Romine, S OBP: 0.250, SLG: 0.083										4	0	3	0	0	0	0									
8 Justin Upton, R OBP: 0.259, SLG: 0.321										4	0	1	0	0	2	2									
34 James McCann, R OBP: 0.175, SLG: 0.108										4	0	0	0	0	3	4									
12 Anthony Gose, L OBP: 0.287, SLG: 0.341										3	0	0	0	0	3	3									
1 Jose Iglesias, R OBP: 0.308, SLG: 0.296										3	1	1	1	0	1	0									
27 Jordan Zimmermann, R (1, 1) OBP: 0.250, SLG: 0.250 39 Jarrod Saltalamacchia, (6 PH) OBP: 0.256, SLG: 0.342 56 Kyle Ryan, L (8, 1) 21 Mark Lowe, L (8, 1)										2	0	0	0	0	1	0									
										1	0	0	0	0	1	0									
										0	0	0	0	0	0	0									
										0	0	0	0	0	0	0									
Inning Stats	R: 0 E: 0 K: 2 S: 10	H: 0 LOB: 0 BB: 0 P: 13	R: 0 E: 0 K: 3 S: 12	H: 1 LOB: 1 BB: 0 P: 13	R: 1 E: 0 K: 3 S: 11	H: 1 LOB: 0 BB: 0 P: 15	R: 0 E: 0 K: 1 S: 9	H: 0 LOB: 0 BB: 0 P: 12	R: 0 E: 0 K: 2 S: 9	H: 0 LOB: 0 BB: 0 P: 11	R: 0 E: 0 K: 2 S: 11	H: 0 LOB: 0 BB: 0 P: 13	R: 0 E: 0 K: 2 S: 13	H: 2 LOB: 2 BB: 0 P: 16	R: 0 E: 0 K: 3 S: 10	H: 0 LOB: 0 BB: 0 P: 13	R: 1 E: 0 K: 2 S: 11	H: 2 LOB: 1 BB: 0 P: 13	1B: 3 2B: 1 3B: 0 HR: 2	SF: 0 SAC: 0 DP: 0 HBP: 0	WP: 0 PB: 0 SB: 0 CS: 0	PA: 33			
PITCHER	IP	WLS	BF	H	R	ER	SO	BB	IBB	HBP	BLK	WP	HR	S	P	ERA	WHIP								
31 Max Scherzer, R ERA: 4.15	9.0	W	33	6	2	2	20	0	0	0	0	0	2	96	119	2.00	0.667								

Detroit Tigers @ Washington Nationals
Nationals Park, Washington, DC
Wed May 11 2016, 7:07 PM - 9:45 PM EDT
Att: 35,695 - Cloudy - 61 F

AB	33
R	2
H	6
RBI	2
BB	0
SO	20
LOB	9



Batter	1	2	3	4	5	6	7	8	9	AB	R	H	RBI	BB	SO	LOB	BOTTOM								
9 Ben Revere, L OBP: 0.156, SLG: 0.207										4	0	0	0	0	0	0									
6 Anthony Rendon, R OBP: 0.298, SLG: 0.321										4	2	2	0	0	1	0									
34 Bryce Harper, L OBP: 0.441, SLG: 0.604										3	0	2	0	1	1	0									
20 Daniel Murphy, L OBP: 0.449, SLG: 0.661										4	0	3	2	0	0	0									
11 Ryan Zimmerman, R (1, 3)										2	0	1	0	2	0	2									
28 Jayson Werth, R OBP: 0.258, SLG: 0.411 3 Michael Taylor, R OBP: 0.219, SLG: 0.296										4	0	0	0	0	0	5									
40 Wilson Ramos, R OBP: 0.404, SLG: 0.545										0	0	0	0	0	0	0									
8 Danny Espinosa, S OBP: 0.320, SLG: 0.314										3	1	1	1	0	0	1									
31 Max Scherzer, R OBP: 0.278, SLG: 0.333										3	0	0	0	0	0	1									
Inning Stats	R: 1 E: 0 K: 0 S: 12	H: 3 LOB: 1 BB: 0 P: 19	R: 0 E: 0 K: 0 S: 8	H: 0 LOB: 1 BB: 1 P: 13	R: 0 E: 0 K: 1 S: 9	H: 0 LOB: 0 BB: 0 P: 14	R: 0 E: 0 K: 1 S: 8	H: 1 LOB: 1 BB: 0 P: 11	R: 0 E: 0 K: 0 S: 7	H: 0 LOB: 0 BB: 0 P: 11	R: 1 E: 0 K: 0 S: 18	H: 2 LOB: 1 BB: 2 P: 30	R: 1 E: 0 K: 1 S: 8	H: 1 LOB: 0 BB: 0 P: 8	R: 0 E: 0 K: 1 S: 15	H: 2 LOB: 2 BB: 1 P: 23	1B: 6 2B: 2 3B: 0 HR: 1	SF: 0 SAC: 0 DP: 2 HBP: 0	WP: 0 PB: 0 SB: 1 CS: 1	PA: 33					
PITCHER	IP	WLS	BF	H	R	ER	SO	BB	IBB	HBP	BLK	WP	HR	S	P	ERA	WHIP								
27 Jordan Zimmermann, R (1, 1) ERA: 1.5 56 Kyle Ryan, L ERA: 2.93 21 Mark Lowe, R ERA: 7.5	7.0	L	28	7	3	3	3	3	0	0	0	0	0	10	106	3.86	1.429								
	0.2		3	2	0	0	1	0	0	0	0	0	0	10	13	0.00	3.000								
	0.1		2	0	0	0	0	1	0	0	0	0	0	5	10	0.00	3.000								

Detroit Tigers @ Washington Nationals
Nationals Park, Washington, DC
Wed May 11 2016, 7:07 PM - 9:45 PM EDT
Att: 35,695 - Cloudy - 61 F

AB	29
R	3
H	9
RBI	3
BB	4
SO	4
LOB	10



Batter	1	2	3	4	5	6	7	8	9	AB	R	H	RBI	BB	SO	LOB	TOP										
3 Ian Kinsler, R OBP: 0.338, SLG: 0.459										4	0	1	0	0	0	1											
28 J.D. Martinez, R OBP: 0.307, SLG: 0.391										4	0	1	0	0	2	2											
24 Miguel Cabrera, R OBP: 0.358, SLG: 0.424										3	0	0	0	1	1	3											
41 Victor Martinez, S OBP: 0.417, SLG: 0.567										4	0	1	0	0	1	1											
9 Nick Castellanos, R OBP: 0.385, SLG: 0.608										4	0	1	0	0	0	2											
8 Justin Upton, R OBP: 0.250, SLG: 0.314										4	0	0	0	0	3	1											
33 Steven Moya, L OBP: 0.429, SLG: 0.571										3	0	1	0	0	1	1											
34 James McCann, R OBP: 0.186, SLG: 0.103										2	0	0	0	1	0	1											
1 Jose Iglesias, R OBP: 0.307, SLG: 0.295										3	0	1	0	0	0	2											
Inning Stats	R: 0 E: 0 K: 0 S: 16	H: 2 LOB: 2 BB: 0 P: 21	R: 0 E: 0 K: 1 S: 9	H: 1 LOB: 1 BB: 1 P: 17	R: 0 E: 0 K: 2 S: 10	H: 1 LOB: 1 BB: 0 P: 14	R: 0 E: 0 K: 2 S: 7	H: 0 LOB: 0 BB: 0 P: 10	R: 0 E: 0 K: 0 S: 6	H: 0 LOB: 0 BB: 0 P: 8	R: 0 E: 0 K: 0 S: 9	H: 0 LOB: 1 BB: 1 P: 18	R: 0 E: 0 K: 2 S: 13	H: 1 LOB: 1 BB: 0 P: 19	R: 0 E: 0 K: 1 S: 10	H: 1 LOB: 0 BB: 0 P: 10	R: 0 E: 0 K: 0 S: 7	H: 0 LOB: 0 BB: 0 P: 8	1B: 4 2B: 2 3B: 0 HR: 0	SF: 0 SAC: 0 DP: 1 HBP: 0	WP: 0 PB: 0 SB: 0 CS: 0	PA: 33					
PITCHER	IP	WLS	BF	H	R	ER	SO	BB	IBB	HBP	BLK	WP	HR	S	P	ERA	WHIP										
30 Chris Tillman, R ERA: 2.58	7.0	W	27	5	0	0	7	2	0	0	0	0	0	70	107	0.00	1.000										
56 Darren O'Day, R ERA: 1.88	1.0	H	4	1	0	0	1	0	0	0	0	0	0	10	10	0.00	1.000										
53 Zack Britton, L ERA: 1.76	1.0	S	3	0	0	0	0	0	0	0	0	0	0	7	8	0.00	0.000										

Detroit Tigers @ Baltimore Orioles
Oriole Park at Camden Yards, Baltimore, MD
Fri May 13 2016, 7:09 PM - 9:46 PM EDT
Att: 30,488 - Clear - 75 F

AB 31
R 0
H 6
RBI 0
BB 2
SO 8
LOB 14



Batter	1	2	3	4	5	6	7	8	9	AB	R	H	RBI	BB	SO	LOB	BOTTOM										
23 Joey Rickard, R OBP: 0.321, SLG: 0.391										3	0	0	0	0	0	1											
13 Manny Machado, R OBP: 0.405, SLG: 0.671										4	0	0	0	0	2	1											
10 Adam Jones, R OBP: 0.303, SLG: 0.389										3	1	2	1	0	0	0											
19 Chris Davis, L OBP: 0.361, SLG: 0.516										2	0	1	0	1	1	0											
45 Mark Trumbo, R OBP: 0.361, SLG: 0.602										3	0	0	0	0	2	3											
32 Matt Wieters, S OBP: 0.294, SLG: 0.295										3	0	1	0	0	1	1											
24 Pedro Alvarez, L OBP: 0.326, SLG: 0.361										2	0	0	0	1	1	1											
6 Jonathan Schoop, R OBP: 0.272, SLG: 0.438										3	0	0	0	0	0	2											
3 Ryan Flaherty, L OBP: 0.279, SLG: 0.211										3	0	0	0	0	1	1											
Inning Stats	R: 0 E: 0 K: 0 S: 11	H: 1 LOB: 2 BB: 1 P: 15	R: 0 E: 0 K: 1 S: 11	H: 0 LOB: 0 BB: 0 P: 16	R: 0 E: 0 K: 1 S: 6	H: 0 LOB: 0 BB: 0 P: 12	R: 0 E: 0 K: 2 S: 10	H: 1 LOB: 1 BB: 0 P: 13	R: 0 E: 0 K: 0 S: 11	H: 0 LOB: 1 BB: 1 P: 19	R: 1 E: 0 K: 3 S: 10	H: 1 LOB: 0 BB: 0 P: 15	R: 0 E: 0 K: 0 S: 9	H: 1 LOB: 0 BB: 0 P: 11	R: 0 E: 0 K: 1 S: 7	H: 0 LOB: 0 BB: 0 P: 11	1B: 3 2B: 0 3B: 0 HR: 1	SF: 0 SAC: 0 DP: 1 HBP: 1	WP: 0 PB: 0 SB: 0 CS: 1	PA: 29							
PITCHER	IP	WLS	BF	H	R	ER	SO	BB	IBB	HBP	BLK	WP	HR	S	P	ERA	WHIP										
35 Justin Verlander, R ERA: 4.71	8.0	L	29	4	1	1	8	2	0	1	0	0	1	75	112	1.12	0.750										

Detroit Tigers @ Baltimore Orioles
Oriole Park at Camden Yards, Baltimore, MD
Fri May 13 2016, 7:09 PM - 9:46 PM EDT
Att: 30,488 - Clear - 75 F

AB 26
R 1
H 4
RBI 1
BB 2
SO 8
LOB 10



Batter	1	2	3	4	5	6	7	8	9	AB	R	H	RBI	BB	SO	LOB	TOP										
3 Ian Kinsler, R OBP: 0.342, SLG: 0.463	G6-3		28 BB			F9		41 1B		3	1	1	0	1	0	0	Detroit Tigers @ Baltimore Orioles Oriole Park at Camden Yards, Baltimore, MD Sat May 14 2016, 7:08 PM - 9:51 PM EDT Att: 32,174 - Partly Cloudy - 62 F										
28 J.D. Martinez, R OBP: 0.312, SLG: 0.385	K		24 G4-6-3			24 HR		K		2	1	0	0	1	2	1											
24 Miguel Cabrera, R OBP: 0.362, SLG: 0.444			G4-6-3			HR		P3		3	1	1	2	1	0	4											
41 Victor Martinez, S OBP: 0.419, SLG: 0.573	F7					2B		2H 1B		4	0	2	1	0	1	1											
9 Nick Castellanos, R OBP: 0.373, SLG: 0.589		G5-3				F7		G5-3		4	0	0	0	0	1	2											
8 Justin Upton, R OBP: 0.243, SLG: 0.306	K					K		F9		4	0	0	0	0	2	1											
33 Steven Moya, L OBP: 0.273, SLG: 0.364		L9				G6-3		G4-3		4	0	0	0	0	1	0											
34 James McCann, R OBP: 0.191, SLG: 0.116			28 BB 3 BB			G5-3		P6		4	0	1	0	0	1	0											
1 Jose Iglesias, R OBP: 0.299, SLG: 0.287			K			L9		F8		3	0	0	0	0	1	1											
Inning Stats	R: 0 E: 0 K: 1 S: 10	H: 0 LOB: 1 BB: 1 P: 17	R: 0 E: 0 K: 1 S: 5	H: 0 LOB: 0 BB: 0 P: 9	R: 0 E: 0 K: 1 S: 12	H: 1 LOB: 2 BB: 2 P: 25	R: 0 E: 0 K: 2 S: 13	H: 0 LOB: 0 BB: 0 P: 19	R: 0 E: 0 K: 0 S: 6	H: 0 LOB: 0 BB: 0 P: 7	R: 2 E: 0 K: 1 S: 15	H: 2 LOB: 1 BB: 0 P: 21	R: 0 E: 0 K: 0 S: 6	H: 0 LOB: 0 BB: 0 P: 10	R: 1 E: 0 K: 1 S: 12	H: 2 LOB: 1 BB: 0 P: 13	R: 0 E: 0 K: 2 S: 7	H: 0 LOB: 0 BB: 0 P: 9	1B: 2 2B: 2 3B: 0 HR: 1	SF: 0 SAC: 0 DP: 1 HBP: 1	WP: 0 PB: 0 SB: 0 CS: 0	PA: 35					
PITCHER	IP	WLS	BF	H	R	ER	SO	BB	IBB	HBP	BLK	WP	HR	S	P	ERA	WHIP										
59 Mike Wright Jr., R ERA: 5.2	7.0	W	27	3	2	2	6	3	0	1	0	0	1	67	108	2.57	0.857										
35 Brad Brach, R ERA: 1.35	2.0	S	8	2	1	1	3	0	0	0	0	0	0	19	22	4.50	1.000										

Batter	1	2	3	4	5	6	7	8	9	AB	R	H	RBI	BB	SO	LOB	BOTTOM										
23 Joey Rickard, R OBP: 0.317, SLG: 0.383	P4		F9			P5		1B		5	0	1	0	0	0	1	Detroit Tigers @ Baltimore Orioles Oriole Park at Camden Yards, Baltimore, MD Sat May 14 2016, 7:08 PM - 9:51 PM EDT Att: 32,174 - Partly Cloudy - 62 F										
13 Manny Machado, R OBP: 0.392, SLG: 0.645	P5		K			G4-3		G1-3		5	0	0	0	0	2	1											
10 Adam Jones, R OBP: 0.317, SLG: 0.431			P4			45 2B		HR		3	2	2	1	1	0	0											
19 Chris Davis, L OBP: 0.364, SLG: 0.512	K					F9		3 1B 45 1B		3	1	1	0	1	1	2											
45 Mark Trumbo, R OBP: 0.365, SLG: 0.606		K				L8		32 HR		4	2	2	1	0	1	1											
32 Matt Wieters, S OBP: 0.292, SLG: 0.329	G4-3					G5-4-3		6 HR		4	1	1	2	0	1	3											
24 Pedro Alvarez, L OBP: 0.326, SLG: 0.360						P4		6 HR		3	0	1	0	0	0	0											
3 Ryan Flaherty, L OBP: 0.295, SLG: 0.231						P6		1B		1	1	1	0	0	0	0											
6 Jonathan Schoop, R OBP: 0.287, SLG: 0.492		E4				25 G3-1 25 BLK		HR		3	2	2	5	1	0	1											
25 Hyun Soo Kim, L OBP: 0.467, SLG: 0.444		G1-3				G3-1		F8		4	0	0	0	0	0	3											
Inning Stats	R: 0 E: 0 K: 1 S: 11	H: 0 LOB: 1 BB: 1 P: 16	R: 0 E: 1 K: 1 S: 11	H: 1 LOB: 2 BB: 0 P: 16	R: 0 E: 0 K: 1 S: 7	H: 0 LOB: 0 BB: 0 P: 10	R: 0 E: 0 K: 0 S: 6	H: 1 LOB: 0 BB: 0 P: 8	R: 0 E: 0 K: 0 S: 7	H: 0 LOB: 1 BB: 1 P: 13	R: 3 E: 0 K: 1 S: 14	H: 3 LOB: 0 BB: 0 P: 21	R: 1 E: 0 K: 0 S: 10	H: 1 LOB: 0 BB: 0 P: 18	R: 5 E: 0 K: 1 S: 16	H: 5 LOB: 1 BB: 1 P: 27	R: 5 E: 0 K: 1 S: 16	H: 5 LOB: 1 BB: 1 P: 27	1B: 5 2B: 2 3B: 0 HR: 4	SF: 0 SAC: 0 DP: 1 HBP: 0	WP: 0 PB: 0 SB: 0 CS: 0	PA: 38					
PITCHER	IP	WLS	BF	H	R	ER	SO	BB	IBB	HBP	BLK	WP	HR	S	P	ERA	WHIP										
19 Anibal Sanchez, R ERA: 5.91	6.0	L	26	6	4	4	4	2	0	0	1	0	1	14	26	6.00	1.333										
54 Drew VerHagen, R ERA: 6.88	1.0		6	2	3	3	0	1	0	0	0	0	1	14	26	27.00	3.000										
21 Mark Lowe, R ERA: 8.76	0.1		3	2	2	2	1	0	0	0	0	0	1	7	11	54.00	6.000										
53 Warwick Saupold, R ERA:	0.2		3	1	0	0	0	0	0	0	0	0	0	4	6	0.00	1.500										



Batter	1	2	3	4	5	6	7	8	9	AB	R	H	RBI	BB	SO	LOB	TOP										
3 Ian Kinsler, R OBP: 0.349, SLG: 0.490										4	2	2	1	0	1	0	Detroit Tigers @ Baltimore Orioles Oriole Park at Camden Yards, Baltimore, MD Sun May 15 2016, 1:39 PM - 5:16 PM EDT Att: 37,890 - Partly Cloudy - 54 F										
28 J.D. Martinez, R OBP: 0.321, SLG: 0.410										4	1	2	1	1	1	1											
24 Miguel Cabrera, R OBP: 0.363, SLG: 0.464										5	1	2	2	0	0	4											
41 Victor Martinez, S OBP: 0.411, SLG: 0.555										4	0	0	0	1	0	2											
9 Nick Castellanos, R OBP: 0.374, SLG: 0.586											4	0	1	0	1	1		2									
17 Andrew Romine, S OBP: 0.259, SLG: 0.063											0	0	0	0	0	0											
8 Justin Upton, R OBP: 0.255, SLG: 0.318										4	2	2	0	1	1	1											
33 Steven Moya, L OBP: 0.400, SLG: 0.667										4	0	3	1	0	0	1											
1 Jose Iglesias, R OBP: 0.297, SLG: 0.284										1	0	0	0	0	0	0											
34 James McCann, R OBP: 0.192, SLG: 0.125										5	0	1	1	0	2	6											
14 Mike Aviles, R OBP: 0.194, SLG: 0.121										3	0	0	0	0	1	5											
39 Jarrod Saltalamacchia, (6,PH) OBP: 0.259, SLG: 0.264										1	0	0	0	0	1	0											
12 Anthony Gose, L OBP: 0.287, SLG: 0.341										0	0	0	0	0	0	0											
Inning Stats	R: 1 E: 0 K: 0 S: 7	H: 2 LOB: 1 BB: 0 P: 12	R: 1 E: 0 K: 0 S: 11	H: 2 LOB: 3 BB: 1 P: 24	R: 0 E: 0 K: 0 S: 13	H: 2 LOB: 0 BB: 1 P: 24	R: 1 E: 0 K: 1 S: 12	H: 2 LOB: 0 BB: 0 P: 12	R: 1 E: 0 K: 1 S: 18	H: 2 LOB: 1 BB: 0 P: 26	R: 0 E: 0 K: 1 S: 8	H: 0 LOB: 0 BB: 1 P: 11	R: 0 E: 0 K: 2 S: 12	H: 1 LOB: 2 BB: 1 P: 22	R: 2 E: 0 K: 3 S: 13	H: 2 LOB: 1 BB: 1 P: 25	R: 0 E: 0 K: 1 S: 9	H: 0 LOB: 0 BB: 0 P: 10	1B: 5 2B: 4 3B: 1 HR: 3	SF: 0 SAC: 0 DP: 1 HBP: 1	WP: 0 PB: 0 SB: 0 CS: 0	PA: 44					
PITCHER	IP	WLS	BF	H	R	ER	SO	BB	IBB	HBP	BLK	WP	HR	S	P	ERA	WHIP	PITCHER									
39 Kevin Gausman, R ERA: 3.0	5.0		27	10	4	4	1	2	0	1	0	0	1	61	98	7.20	2.400										
60 Mychal Givens, R ERA: 2.25	2.0	H	8	1	0	0	3	1	0	0	0	0	0	20	33	0.00	1.000										
56 Darren O'Day, R ERA: 3.0	0.2	L	5	2	2	2	1	0	0	0	0	0	2	10	19	27.00	4.500										
37 Dylan Bundy, R ERA: 2.03	1.1		4	0	0	0	2	0	0	0	0	0	0	12	16	0.00	0.000										

Batter	1	2	3	4	5	6	7	8	9	AB	R	H	RBI	BB	SO	LOB	BOTTOM										
23 Joey Rickard, R OBP: 0.320, SLG: 0.380										4	1	1	0	1	3	2	Detroit Tigers @ Baltimore Orioles Oriole Park at Camden Yards, Baltimore, MD Sun May 15 2016, 1:39 PM - 5:16 PM EDT Att: 37,890 - Partly Cloudy - 54 F										
13 Manny Machado, R OBP: 0.387, SLG: 0.653										5	1	1	2	0	1	3											
10 Adam Jones, R OBP: 0.328, SLG: 0.442											4	1	2	1	1	0											
19 Chris Davis, L OBP: 0.368, SLG: 0.504										2	1	0	0	2	1	1											
45 Mark Trumbo, R OBP: 0.362, SLG: 0.593										3	0	0	0	1	1	3											
6 Jonathan Schoop, R OBP: 0.293, SLG: 0.492											4	0	2	2	0	1											
24 Pedro Alvarez, L OBP: 0.315, SLG: 0.346										3	0	0	0	0	1	5											
3 Ryan Flaherty, L OBP: 0.289, SLG: 0.225											1	0	0	0	0	0											
14 Nolan Reimold, R OBP: 0.389, SLG: 0.580										4	0	1	0	0	3	0											
36 Caleb Joseph, R OBP: 0.291, SLG: 0.260										3	1	0	0	0	1	1											
32 Matt Wieters, S OBP: 0.289, SLG: 0.325										1	0	0	0	0	0	0											
Inning Stats	R: 3 E: 0 K: 0 S: 13	H: 3 LOB: 1 BB: 2 P: 27	R: 0 E: 0 K: 3 S: 12	H: 1 LOB: 0 BB: 0 P: 21	R: 0 E: 0 K: 1 S: 10	H: 0 LOB: 0 BB: 0 P: 16	R: 0 E: 0 K: 1 S: 8	H: 0 LOB: 0 BB: 0 P: 12	R: 2 E: 1 K: 3 S: 23	H: 2 LOB: 3 BB: 2 P: 42	R: 0 E: 0 K: 1 S: 8	H: 0 LOB: 1 BB: 1 P: 14	R: 0 E: 0 K: 1 S: 7	H: 1 LOB: 0 BB: 0 P: 13	R: 0 E: 0 K: 1 S: 7	H: 0 LOB: 0 BB: 0 P: 13	R: 0 E: 0 K: 1 S: 10	H: 0 LOB: 0 BB: 0 P: 15	1B: 5 2B: 1 3B: 0 HR: 1	SF: 0 SAC: 0 DP: 1 HBP: 0	WP: 0 PB: 1 SB: 1 CS: 0	PA: 39					
PITCHER	IP	WLS	BF	H	R	ER	SO	BB	IBB	HBP	BLK	WP	HR	S	P	ERA	WHIP	PITCHER									
32 Michael Fulmer, R ERA: 6.52	4.1		21	5	5	4	6	3	0	0	0	0	0	55	98	8.31	1.846										
53 Warwick Saupold, R ERA:	2.2	W	12	2	0	0	4	2	0	0	0	0	0	26	47	0.00	1.500										
30 Alex Wilson, R ERA: 4.26	1.0	H	3	0	0	0	1	0	0	0	0	0	0	7	13	0.00	0.000										
57 Francisco Rodriguez, R ERA: 4.26	1.0	S	3	0	0	0	1	0	0	0	0	0	0	10	15	0.00	0.000										



Batter	1	2	3	4	5	6	7	8	9	AB	R	H	RBI	BB	SO	LOB	TOP								
7 Joe Mauer, L (1, 3) OBP: 0.392, SLG: 0.359	L7		K	K		G4-3			G6-3	5	0	0	0	0	2	2									
9 Eduardo Núñez, R (1, 6) OBP: 0.375, SLG: 0.471	1B		G3	1B					G5-3	5	0	2	1	0	0	0									
22 Miguel Sanó, R (1, 9) OBP: 0.331, SLG: 0.412	K			E4					K	5	1	2	2	0	3	1									
52 ByungHo Park, R (1, 10) OBP: 0.339, SLG: 0.578	G5-3		G5-3	1B					K	4	1	1	0	0	1	3									
24 Trevor Plouffe, R (1, 5) OBP: 0.299, SLG: 0.451	K			1B		F8			E9	4	1	1	0	0	1	0									
2 Brian Dozier, R (1, 4) OBP: 0.306, SLG: 0.359	1B		G4-3	K					K	4	0	1	0	0	2	2									
20 Eddie Rosario, L (1, 7) (8, 8)	FC1-6			K					K	4	2	1	0	0	2	1									
8 Kurt Suzuki, R (1, 2) OBP: 0.263, SLG: 0.319	HR			1B		G6-3			B1-3	4	2	2	2	0	0	0									
39 Danny Santana, S (1, 8) OBP: 0.268, SLG: 0.338				HR					K	3	1	1	1	0	0	0									
31 Oswaldo Arcia, L (8, PH) (8, 7)	G3			1B		G6-3			K	1	0	0	0	0	1	0									
Inning Stats	R: 0 E: 0 K: 1 S: 9	H: 1 LOB: 1 BB: 0 P: 15	R: 2 E: 0 K: 1 S: 14	H: 2 LOB: 0 BB: 0 P: 17	R: 1 E: 0 K: 1 S: 9	H: 1 LOB: 0 BB: 0 P: 13	R: 4 E: 1 K: 2 S: 25	H: 6 LOB: 2 BB: 0 P: 31	R: 0 E: 0 K: 2 S: 8	H: 0 LOB: 0 BB: 0 P: 9	R: 0 E: 0 K: 0 S: 6	H: 0 LOB: 0 BB: 0 P: 8	R: 1 E: 1 K: 2 S: 13	H: 1 LOB: 1 BB: 0 P: 16	R: 0 E: 0 K: 2 S: 11	H: 0 LOB: 0 BB: 0 P: 15	R: 0 E: 0 K: 1 S: 8	H: 0 LOB: 0 BB: 0 P: 10	1B: 7 2B: 2 HR: 2	SF: 0 SAC: 0 DP: 0 HBP: 0	WP: 0 PB: 0 SB: 2 CS: 0	PA: 39			
PITCHER	IP	WLS	BF	H	R	ER	SO	BB	IBB	HBP	BLK	WP	HR	S	P	ERA	WHIP								
27 Jordan Zimmermann, R (1, 1) ERA: 2.45	7.0	W	33	11	8	7	9	0	0	0	0	0	2	84	109	9.00	1.571								
38 Justin Wilson, L (8, 1) ERA: 4.2	1.0	H	3	0	0	0	2	0	0	0	0	0	0	11	15	0.00	0.000								
57 Francisco Rodriguez, R (9, 1) ERA: 3.95	1.0	S	3	0	0	0	1	0	0	0	0	0	0	8	10	0.00	0.000								

Minnesota Twins @ Detroit Tigers
Comerica Park, Detroit, MI
Mon May 16 2016, 7:11 PM - 9:58 PM EDT
Att: 25,925 - Cloudy - 60 F

AB	39
R	8
H	11
RBI	6
BB	0
SO	12
LOB	9



Batter	1	2	3	4	5	6	7	8	9	AB	R	H	RBI	BB	SO	LOB	BOTTOM								
3 Ian Kinsler, R (1, 4) OBP: 0.397, SLG: 0.519	HR					F7			L5-3	5	2	3	2	0	0	2									
28 J.D. Martinez, R (1, 9) OBP: 0.335, SLG: 0.448	2B								HR	4	2	3	2	1	0	1									
24 Miguel Cabrera, R (1, 3) OBP: 0.364, SLG: 0.458	2B					G6-3			L9	4	1	1	0	1	0	1									
41 Victor Martinez, S (1, 10) OBP: 0.397, SLG: 0.534	G3					L7			F7	5	0	0	0	0	0	4									
9 Nick Castellanos, R (1, 5) OBP: 0.378, SLG: 0.608	F8									4	2	2	2	0	1	0									
17 Andrew Romine, S (9, 5) OBP: 0.250, SLG: 0.063	1B									0	0	0	0	0	0	0									
8 Justin Upton, R (1, 7) OBP: 0.255, SLG: 0.316	K								HR	4	0	1	0	0	2	2									
4 Cameron Maybin, R (1, 8) OBP: 1.000, SLG: 1.000	2B								SH1-3	2	1	2	0	1	0	0									
39 Jarrod Saltalamacchia, 3B (1, 2) OBP: 0.308, SLG: 0.556	2B								L9	3	1	1	1	1	1	2									
1 Jose Iglesias, R (1, 6) OBP: 0.295, SLG: 0.292	2B								G5-3	4	1	1	3	0	1	3									
Inning Stats	R: 8 E: 0 K: 1 S: 27	H: 6 LOB: 2 BB: 4 P: 53	R: 0 E: 0 K: 2 S: 13	H: 1 LOB: 1 BB: 0 P: 21	R: 0 E: 0 K: 1 S: 12	H: 1 LOB: 0 BB: 0 P: 15	R: 0 E: 0 K: 1 S: 10	H: 0 LOB: 0 BB: 0 P: 11	R: 0 E: 0 K: 0 S: 9	H: 2 LOB: 2 BB: 0 P: 15	R: 0 E: 0 K: 0 S: 6	H: 1 LOB: 0 BB: 0 P: 7	R: 1 E: 0 K: 0 S: 11	H: 2 LOB: 1 BB: 0 P: 14	R: 1 E: 0 K: 0 S: 6	H: 1 LOB: 0 BB: 0 P: 10	R: 1 E: 0 K: 0 S: 8	H: 1 LOB: 0 BB: 0 P: 10	1B: 8 2B: 3 3B: 0 HR: 3	SF: 0 SAC: 1 DP: 2 HBP: 0	WP: 0 PB: 0 SB: 1 CS: 0	PA: 40			
PITCHER	IP	WLS	BF	H	R	ER	SO	BB	IBB	HBP	BLK	WP	HR	S	P	ERA	WHIP								
17 José Berrios, R (1, 1) ERA: 10.2	0.2	L	24	10	2	2	4	0	0	0	0	0	1	66	91	3.38	1.875								
64 Pat Dean, L (1, 1) ERA: 4.5	5.1	L	24	10	2	2	4	0	0	0	0	0	1	66	91	3.38	1.875								
57 Ryan Pressly, R (7, 1) ERA: 5.16	2.0	7	1	1	1	1	0	0	0	0	0	0	1	10	16	4.50	0.500								

Minnesota Twins @ Detroit Tigers
Comerica Park, Detroit, MI
Mon May 16 2016, 7:11 PM - 9:58 PM EDT
Att: 25,925 - Cloudy - 60 F

AB	35
R	10
H	14
RBI	10
BB	4
SO	5
LOB	15



Batter	1	2	3	4	5	6	7	8	9	AB	R	H	RBI	BB	SO	LOB	TOP					
7 Joe Mauer, L (1,3) OBP: 0.389, SLG: 0.378										4	1	1	1	0	2	1	Minnesota Twins @ Detroit Tigers Comerica Park, Detroit, MI Tue May 17 2016, 7:12 PM - 10:05 PM EDT Att: 27,652 - Partly Cloudy - 57 F					
11 Jorge Polanco, S (1,6) OBP: 0.385, SLG: 0.500										3	0	1	0	1	1	0						
22 Miguel Sanó, R (1,9) OBP: 0.342, SLG: 0.435										2	1	1	1	2	0	2						
52 ByungHo Park, R (1,10) OBP: 0.328, SLG: 0.558										4	0	0	0	0	2	5						
24 Trevor Plouffe, R (1,5) OBP: 0.308, SLG: 0.453										4	0	2	0	0	0	2						
2 Brian Dozier, R (1,4) OBP: 0.304, SLG: 0.356										4	0	1	0	0	0	3						
20 Eddie Rosario, L (1,7) OBP: 0.216, SLG: 0.313										4	0	0	0	0	1	3						
37 Juan Centeno, L (1,2) OBP: 0.400, SLG: 0.632										4	0	0	0	0	1	1						
39 Danny Santana, S (1,8) OBP: 0.267, SLG: 0.333										4	0	1	0	0	0	0						
Inning Stats	R: 0 H: 0 E: 0 K: 2 S: 9	H: 0 LOB: 1 BB: 1 P: 19	R: 0 H: 1 E: 0 K: 0 S: 6	H: 1 LOB: 1 BB: 0 P: 13	R: 0 H: 2 E: 0 K: 0 S: 15	H: 2 LOB: 2 BB: 0 P: 21	R: 0 H: 0 E: 0 K: 0 S: 6	H: 0 LOB: 0 BB: 0 P: 8	R: 1 H: 1 E: 0 K: 1 S: 9	H: 1 LOB: 0 BB: 0 P: 15	R: 1 H: 3 E: 0 K: 1 S: 14	H: 3 LOB: 1 BB: 2 P: 25	R: 0 H: 0 E: 0 K: 1 S: 9	H: 0 LOB: 2 BB: 2 P: 13	R: 0 H: 0 E: 0 K: 1 S: 15	H: 0 LOB: 2 BB: 2 P: 28	R: 0 H: 0 E: 0 K: 2 S: 9	H: 0 LOB: 2 BB: 0 P: 14	1B: 5 2B: 0 3B: 0 HR: 2	SF: 0 SAC: 0 DP: 1 HBP: 0	WP: 1 PB: 0 SB: 1 CS: 0	PA: 36
PITCHER	IP WLS BF H R ER SO BB IBB HBP BLK WP HR S P ERA WHIP	5.1 W 4 0 0 2 3 1 0 0 0 1 2 56 96 3.38 1.500	6.1 W 4 0 0 1 0 0 0 0 0 0 12 28 0.00 0.000	8.1 W 5 0 0 1 2 0 0 0 0 0 15 28 0.00 2.000	9.1 W 3 0 0 2 0 0 0 0 0 0 9 14 0.00 0.000	PITCHER										IP WLS BF H R ER SO BB IBB HBP BLK WP HR S P ERA WHIP	5.1 W 4 0 0 2 3 1 0 0 0 1 2 56 96 3.38 1.500					

Batter	1	2	3	4	5	6	7	8	9	AB	R	H	RBI	BB	SO	LOB	BOTTOM	
3 Ian Kinsler, R (1,4) OBP: 0.354, SLG: 0.531										4	1	1	2	0	0	0	Minnesota Twins @ Detroit Tigers Comerica Park, Detroit, MI Tue May 17 2016, 7:12 PM - 10:05 PM EDT Att: 27,652 - Partly Cloudy - 57 F	
28 J.D. Martinez, R (1,9) OBP: 0.339, SLG: 0.469										4	1	2	1	0	0	0		
24 Miguel Cabrera, R (1,3) OBP: 0.367, SLG: 0.473										4	1	2	0	0	0	1		
41 Victor Martinez, S (1,10) OBP: 0.387, SLG: 0.522										3	0	0	1	0	0	2		
9 Nick Castellanos, R (1,5) OBP: 0.374, SLG: 0.596										4	1	1	0	0	0	0		
8 Justin Upton, R (1,7) OBP: 0.285, SLG: 0.321										4	1	1	0	0	0	0		
4 Cameron Maybin, R (1,8) OBP: 0.714, SLG: 0.667										4	1	2	1	0	0	0		
34 James McCann, R (1,2) OBP: 0.182, SLG: 0.118										3	0	0	0	0	2	3		
1 Jose Iglesias, R (1,6) OBP: 0.296, SLG: 0.293										3	1	1	2	0	0	0		
Inning Stats	R: 0 H: 1 E: 0 K: 0 S: 10	H: 1 LOB: 0 BB: 0 P: 14	R: 0 H: 1 E: 0 K: 1 S: 8	H: 1 LOB: 0 BB: 0 P: 13	R: 0 H: 0 E: 0 K: 0 S: 11	H: 0 LOB: 0 BB: 0 P: 14	R: 0 H: 0 E: 0 K: 0 S: 7	H: 0 LOB: 0 BB: 0 P: 11	R: 0 H: 0 E: 0 K: 0 S: 6	H: 0 LOB: 0 BB: 0 P: 9	R: 7 H: 8 E: 0 K: 1 S: 23	H: 8 LOB: 1 BB: 0 P: 34	R: 0 H: 0 E: 0 K: 0 S: 6	H: 0 LOB: 0 BB: 0 P: 10	1B: 6 2B: 1 3B: 1 HR: 2	SF: 1 SAC: 0 DP: 0 HBP: 0	WP: 0 PB: 0 SB: 1 CS: 0	PA: 34
PITCHER	IP WLS BF H R ER SO BB IBB HBP BLK WP HR S P ERA WHIP	6.1 L 4 3 1 1 1 0 0 0 0 0 2 8 9 27.00 9.000	7.1 L 4 3 1 1 1 0 0 0 0 0 10 18 27.00 9.000	7.1 L 4 4 5 5 0 0 0 0 0 2 8 9 27.00 9.000	7.1 L 4 0 0 0 0 0 0 0 0 0 8 12 0.00 0.000	PITCHER										IP WLS BF H R ER SO BB IBB HBP BLK WP HR S P ERA WHIP	6.1 L 4 3 1 1 1 0 0 0 0 0 2 8 9 27.00 9.000	

Batter	1	2	3	4	5	6	7	8	9	AB	R	H	RBI	BB	SO	LOB	TOP					
7 Joe Mauer, L (1, 10) OBP: 0.393, SLG: 0.367										4	0	0	0	1	2	3						
9 Eduardo Núñez, R (1, 6) OBP: 0.379, SLG: 0.481										4	1	2	0	0	0	1						
22 Miguel Sanó, R (1, 9) OBP: 0.333, SLG: 0.423										4	0	0	0	0	2	4						
52 ByungHo Park, R (1, 3) OBP: 0.218, SLG: 0.333										3	1	0	0	1	1							
24 Trevor Plouffe, R (1, 5) OBP: 0.316, SLG: 0.456										4	1	2	2	0	1	0						
2 Brian Dozier, R (1, 4) OBP: 0.303, SLG: 0.348										3	0	0	0	1	1	2						
20 Eddie Rosario, L (1, 7) 21 Darin Mastroianni, R (7, 7)										3	0	1	0	0	2	1						
8 Kurt Suzuki, R (1, 2) 11 Jorge Polanco, S (9, PH) OBP: 0.277, SLG: 0.333 OBP: 0.370, SLG: 0.476										3	0	2	0	0	0	0						
39 Danny Santana, S (1, 8) OBP: 0.256, SLG: 0.322										3	0	0	1	0	2	1						
Inning Stats	R: 0 H: 0 K: 2 S: 12	H: 0 LOB: 1 BB: 1 P: 19	R: 0 H: 0 K: 1 S: 7	H: 0 LOB: 0 BB: 0 P: 8	R: 0 H: 2 K: 2 S: 12	H: 2 LOB: 2 BB: 0 P: 16	R: 0 H: 0 K: 2 S: 11	H: 0 LOB: 1 BB: 1 P: 19	R: 0 H: 0 K: 0 S: 9	H: 0 LOB: 0 BB: 0 P: 12	R: 0 H: 3 K: 1 S: 14	H: 3 LOB: 2 BB: 0 P: 19	R: 2 H: 2 K: 1 S: 15	H: 2 LOB: 1 BB: 1 P: 25	R: 0 H: 0 K: 0 S: 9	H: 0 LOB: 0 BB: 0 P: 14	1B: 6 2B: 1 3B: 0 HR: 0	SF: 1 SAC: 0 DP: 0 HBP: 0	WP: 2 PB: 0 SB: 1 CS: 0	PA: 37		
PITCHER	IP WLS BF H R ER SO BB IBB HBP BLK WP HR S P ERA WHIP	IP WLS BF H R ER SO BB IBB HBP BLK WP HR S P ERA WHIP	IP WLS BF H R ER SO BB IBB HBP BLK WP HR S P ERA WHIP	IP WLS BF H R ER SO BB IBB HBP BLK WP HR S P ERA WHIP	IP WLS BF H R ER SO BB IBB HBP BLK WP HR S P ERA WHIP	IP WLS BF H R ER SO BB IBB HBP BLK WP HR S P ERA WHIP	IP WLS BF H R ER SO BB IBB HBP BLK WP HR S P ERA WHIP	IP WLS BF H R ER SO BB IBB HBP BLK WP HR S P ERA WHIP	IP WLS BF H R ER SO BB IBB HBP BLK WP HR S P ERA WHIP	IP WLS BF H R ER SO BB IBB HBP BLK WP HR S P ERA WHIP	IP WLS BF H R ER SO BB IBB HBP BLK WP HR S P ERA WHIP	IP WLS BF H R ER SO BB IBB HBP BLK WP HR S P ERA WHIP	IP WLS BF H R ER SO BB IBB HBP BLK WP HR S P ERA WHIP	IP WLS BF H R ER SO BB IBB HBP BLK WP HR S P ERA WHIP	IP WLS BF H R ER SO BB IBB HBP BLK WP HR S P ERA WHIP	IP WLS BF H R ER SO BB IBB HBP BLK WP HR S P ERA WHIP	IP WLS BF H R ER SO BB IBB HBP BLK WP HR S P ERA WHIP	IP WLS BF H R ER SO BB IBB HBP BLK WP HR S P ERA WHIP	IP WLS BF H R ER SO BB IBB HBP BLK WP HR S P ERA WHIP	IP WLS BF H R ER SO BB IBB HBP BLK WP HR S P ERA WHIP	IP WLS BF H R ER SO BB IBB HBP BLK WP HR S P ERA WHIP	IP WLS BF H R ER SO BB IBB HBP BLK WP HR S P ERA WHIP

Minnesota Twins @ Detroit Tigers
Comerica Park, Detroit, MI
Wed May 18 2016, 1:13 PM - 4:07 PM EDT
Att: 29,035 - Sunny - 62 F

AB 33
R 3
H 7
RBI 3
BB 3
SO 11
LOB 14



Batter	1	2	3	4	5	6	7	8	9	AB	R	H	RBI	BB	SO	LOB	BOTTOM					
3 Ian Kinsler, R (1, 4) OBP: 0.367, SLG: 0.554										4	2	3	2	0	0	0						
28 J.D. Martinez, R (1, 9) OBP: 0.343, SLG: 0.483										4	1	2	1	0	1	1						
24 Miguel Cabrera, R (1, 3) OBP: 0.371, SLG: 0.477										3	1	2	1	0	0	1						
9 Nick Castellanos, R (1, 5) 17 Andrew Romine, S (9, 5) OBP: 0.377, SLG: 0.600 OBP: 0.250, SLG: 0.063										4	1	2	0	0	1	2						
8 Justin Upton, R (1, 7) OBP: 0.260, SLG: 0.325										4	0	2	1	0	1	3						
33 Steven Moya, L (1, 10) OBP: 0.368, SLG: 0.579										4	0	1	1	0	2	3						
4 Cameron Maybin, R (1, 8) OBP: 0.636, SLG: 0.556										3	1	1	0	1	1	3						
39 Jarrod Saltalamacchia, S (1, 2) OBP: 0.295, SLG: 0.529										4	0	0	0	0	2	2						
1 Jose Iglesias, R (1, 6) OBP: 0.287, SLG: 0.283										4	0	0	0	1	2							
Inning Stats	R: 1 H: 2 K: 2 S: 13	H: 2 LOB: 1 BB: 0 P: 20	R: 0 H: 0 K: 3 S: 13	H: 0 LOB: 1 BB: 1 P: 24	R: 2 H: 3 K: 1 S: 16	H: 3 LOB: 0 BB: 0 P: 21	R: 1 H: 2 K: 0 S: 12	H: 2 LOB: 1 BB: 0 P: 19	R: 0 H: 2 K: 0 S: 11	H: 2 LOB: 2 BB: 0 P: 17	R: 1 H: 1 K: 1 S: 14	H: 1 LOB: 0 BB: 0 P: 21	R: 1 H: 3 K: 1 S: 11	H: 3 LOB: 1 BB: 0 P: 17	R: 0 H: 0 K: 1 S: 8	H: 0 LOB: 0 BB: 0 P: 12	1B: 10 2B: 1 3B: 1 HR: 1	SF: 1 SAC: 0 DP: 1 HBP: 1	WP: 1 PB: 0 SB: 1 CS: 1	PA: 38		
PITCHER	IP WLS BF H R ER SO BB IBB HBP BLK WP HR S P ERA WHIP	IP WLS BF H R ER SO BB IBB HBP BLK WP HR S P ERA WHIP	IP WLS BF H R ER SO BB IBB HBP BLK WP HR S P ERA WHIP	IP WLS BF H R ER SO BB IBB HBP BLK WP HR S P ERA WHIP	IP WLS BF H R ER SO BB IBB HBP BLK WP HR S P ERA WHIP	IP WLS BF H R ER SO BB IBB HBP BLK WP HR S P ERA WHIP	IP WLS BF H R ER SO BB IBB HBP BLK WP HR S P ERA WHIP	IP WLS BF H R ER SO BB IBB HBP BLK WP HR S P ERA WHIP	IP WLS BF H R ER SO BB IBB HBP BLK WP HR S P ERA WHIP	IP WLS BF H R ER SO BB IBB HBP BLK WP HR S P ERA WHIP	IP WLS BF H R ER SO BB IBB HBP BLK WP HR S P ERA WHIP	IP WLS BF H R ER SO BB IBB HBP BLK WP HR S P ERA WHIP	IP WLS BF H R ER SO BB IBB HBP BLK WP HR S P ERA WHIP	IP WLS BF H R ER SO BB IBB HBP BLK WP HR S P ERA WHIP	IP WLS BF H R ER SO BB IBB HBP BLK WP HR S P ERA WHIP	IP WLS BF H R ER SO BB IBB HBP BLK WP HR S P ERA WHIP	IP WLS BF H R ER SO BB IBB HBP BLK WP HR S P ERA WHIP	IP WLS BF H R ER SO BB IBB HBP BLK WP HR S P ERA WHIP	IP WLS BF H R ER SO BB IBB HBP BLK WP HR S P ERA WHIP	IP WLS BF H R ER SO BB IBB HBP BLK WP HR S P ERA WHIP	IP WLS BF H R ER SO BB IBB HBP BLK WP HR S P ERA WHIP	IP WLS BF H R ER SO BB IBB HBP BLK WP HR S P ERA WHIP

Minnesota Twins @ Detroit Tigers
Comerica Park, Detroit, MI
Wed May 18 2016, 1:13 PM - 4:07 PM EDT
Att: 29,035 - Sunny - 62 F

AB 34
R 6
H 13
RBI 6
BB 1
SO 9
LOB 17



Batter	1	2	3	4	5	6	7	8	9	AB	R	H	RBI	BB	SO	LOB	TOP								
5 Brandon Guyer, R OBP: 0.402, SLG: 0.516										4	1	2	0	0	2	0	Tampa Bay Rays @ Detroit Tigers Comerica Park, Detroit, MI Sat May 21 2016, 4:11 PM - 7:08 PM EDT Att: 32,316 - Cloudy - 69 F								
13 Brad Miller, L OBP: 0.286, SLG: 0.434										4	1	2	2	0	1	1									
3 Evan Longoria, R OBP: 0.303, SLG: 0.485										4	1	1	1	0	3	2									
28 Steve Pearce, R OBP: 0.400, SLG: 0.573										3	0	1	0	1	0	1									
10 Corey Dickerson, L OBP: 0.238, SLG: 0.455										4	0	0	0	0	2	3									
20 Steven Souza Jr., R OBP: 0.327, SLG: 0.514										4	0	0	0	0	3	0									
7 Logan Morrison, L OBP: 0.274, SLG: 0.222										3	0	0	0	1	2	0									
38 Taylor Motter, R OBP: 0.273, SLG: 0.500										0	0	0	0	0	0	0									
39 Kevin Kiermaier, L OBP: 0.307, SLG: 0.447										2	0	0	0	0	0	0									
8 Desmond Jennings, R OBP: 0.263, SLG: 0.304										2	0	0	0	0	1	1									
19 Curt Casali, R OBP: 0.244, SLG: 0.410										3	1	0	0	1	1	1									
Inning Stats	R: 0 E: 0 K: 2 S: 11	H: 1 LOB: 2 BB: 1 P: 22	R: 0 E: 0 K: 2 S: 7	H: 0 LOB: 0 BB: 0 P: 12	R: 0 E: 0 K: 2 S: 9	H: 1 LOB: 1 BB: 0 P: 12	R: 0 E: 0 K: 0 S: 4	H: 0 LOB: 0 BB: 0 P: 4	R: 0 E: 0 K: 2 S: 10	H: 0 LOB: 0 BB: 0 P: 15	R: 1 E: 0 K: 2 S: 15	H: 2 LOB: 0 BB: 0 P: 22	R: 0 E: 0 K: 1 S: 13	H: 0 LOB: 0 BB: 0 P: 19	R: 3 E: 0 K: 2 S: 16	H: 2 LOB: 1 BB: 1 P: 27	R: 0 E: 0 K: 2 S: 8	H: 0 LOB: 1 BB: 1 P: 14	1B: 2 2B: 2 HR: 1	SF: 0 SAC: 0 DP: 0 HBP: 0	WP: 0 PB: 1 SB: 0 CS: 1	PA: 37			
PITCHER	IP WLS BF H R ER SO BB IBB HBP BLK WP HR S P ERA WHIP	7.0 W 25 4 1 1 11 1 0 0 0 0 1 69 106 1.29 0.714	1.0 S 4 0 0 0 2 1 0 0 0 0 0 0 16 27 18.00 3.000	1.0 S 4 0 0 0 2 1 0 0 0 0 0 0 14 0.00 1.000																					

Batter	1	2	3	4	5	6	7	8	9	AB	R	H	RBI	BB	SO	LOB	BOTTOM							
3 Ian Kinsler, R OBP: 0.365, SLG: 0.540										3	1	1	0	1	1	1	Tampa Bay Rays @ Detroit Tigers Comerica Park, Detroit, MI Sat May 21 2016, 4:11 PM - 7:08 PM EDT Att: 32,316 - Cloudy - 69 F							
28 J.D. Martinez, R OBP: 0.331, SLG: 0.481										4	1	1	2	0	2	1								
24 Miguel Cabrera, R OBP: 0.374, SLG: 0.509										3	0	0	0	1	0	0								
41 Victor Martinez, S OBP: 0.384, SLG: 0.507										3	0	0	0	1	0	1								
9 Nick Castellanos, R OBP: 0.365, SLG: 0.574										4	0	1	0	0	1	1								
17 Andrew Romine, S OBP: 0.250, SLG: 0.063										0	0	0	0	0	0	0								
8 Justin Upton, R OBP: 0.286, SLG: 0.319										4	0	0	0	0	2	3								
4 Cameron Maybin, R OBP: 0.684, SLG: 0.824										4	2	3	1	0	1	0								
34 James McCann, R OBP: 0.210, SLG: 0.207										3	1	2	2	0	0	0								
1 Jose Iglesias, R OBP: 0.272, SLG: 0.268										3	0	0	0	0	1	2								
Inning Stats	R: 0 E: 0 K: 1 S: 7	H: 0 LOB: 0 BB: 0 P: 10	R: 0 E: 0 K: 1 S: 10	H: 0 LOB: 0 BB: 0 P: 13	R: 1 E: 0 K: 1 S: 14	H: 2 LOB: 1 BB: 0 P: 21	R: 0 E: 0 K: 0 S: 14	H: 0 LOB: 1 BB: 1 P: 24	R: 0 E: 0 K: 0 S: 9	H: 2 LOB: 1 BB: 0 P: 12	R: 0 E: 0 K: 1 S: 10	H: 1 LOB: 2 BB: 1 P: 19	R: 4 E: 0 K: 1 S: 16	H: 3 LOB: 0 BB: 1 P: 33	R: 0 E: 0 K: 3 S: 11	H: 0 LOB: 0 BB: 0 P: 18	1B: 5 2B: 0 3B: 0 HR: 3	SF: 0 SAC: 0 DP: 0 HBP: 0	WP: 1 PB: 0 SB: 1 CS: 1	PA: 34				
PITCHER	IP WLS BF H R ER SO BB IBB HBP BLK WP HR S P ERA WHIP	6.1 L 27 7 3 3 3 2 0 0 0 0 1 1 8 20 27.00 3.000	1.0 S 3 0 0 0 3 0 0 0 0 0 0 0 11 18 0.00 0.000																					

AB 33
R 4
H 6
RBI 3
BB 3
SO 15
LOB 9



AB 31
R 5
H 8
RBI 5
SO 8
LOB 9



Batter	1	2	3	4	5	6	7	8	9	AB	R	H	RBI	BB	SO	LOB	TOP															
37 Odiel Herrera, L (1, 8) OBP: 0.445, SLG: 0.456										4	0	3	1	0	0	1	Philadelphia Phillies @ Detroit Tigers Comerica Park, Detroit, MI Mon May 23 2016, 7:17 PM - 10:20 PM EDT Att: 26,400 - Clear - 76 F															
3 David Lough, L (7, 9) OBP: 0.319, SLG: 0.305										4	0	0	1	0	1	3																
16 César Hernández, S (1, 4) OBP: 0.301, SLG: 0.395										4	0	0	1	0	1	3																
7 Maikel Franco, R (1, 5) OBP: 0.300, SLG: 0.448										3	1	2	1	1	0	1																
6 Ryan Howard, L (1, 10) OBP: 0.226, SLG: 0.369										4	0	0	0	0	2	3																
19 Tommy Joseph, R (1, 3) OBP: 0.333, SLG: 0.650										4	1	2	1	0	1	0																
29 Cameron Rupp, R (1, 2) OBP: 0.304, SLG: 0.434										4	0	2	0	0	0	1																
13 Freddy Galvis, S (1, 6) OBP: 0.289, SLG: 0.377										4	0	1	0	0	0	3																
2 Tyler Goeddel, R (1, 7) OBP: 0.305, SLG: 0.392										4	2	2	0	0	2	2																
17 Peter Bourjos, R (1, 9) OBP: 0.230, SLG: 0.281										3	0	0	0	0	1	2																
4 Andrés Blanco, S (9, PH) OBP: 0.339, SLG: 0.472										1	0	0	0	0	1	0																
Inning Stats	R: 0 E: 0 K: 0 S: 16	H: 2 LOB: 1 BB: 0 P: 21	R: 0 E: 0 K: 0 S: 7	H: 1 LOB: 1 BB: 0 P: 11	R: 1 E: 0 K: 0 S: 6	H: 2 LOB: 0 BB: 0 P: 9	R: 1 E: 0 K: 0 S: 13	H: 2 LOB: 1 BB: 0 P: 16	R: 1 E: 0 K: 2 S: 13	H: 2 LOB: 1 BB: 0 P: 19	R: 0 E: 0 K: 2 S: 9	H: 0 LOB: 2 BB: 1 P: 12	R: 0 E: 0 K: 2 S: 8	H: 1 LOB: 1 BB: 0 P: 13	R: 0 E: 0 K: 2 S: 8	H: 0 LOB: 0 BB: 0 P: 13	1B: 9 2B: 1 3B: 0 HR: 2	SF: 1 SAC: 0 DP: 2 HBP: 0	WP: 2 PB: 0 SB: 0 CS: 0	PA: 38												
PITCHER	IP WLS BF H R ER SO BB IBB HBP BLK WP HR S P ERA WHIP																															
37 Mike Pelfrey, R (1, 1) ERA: 5.55	6.0	26	11	4	4	3	0	0	0	0	0	2	67	94	6.00	1.833																
38 Justin Wilson, L (7, 1) ERA: 4.5	1.0	5	0	0	0	2	0	1	0	0	1	0	13	19	0.00	0.000																
21 Mark Lowe, R (8, 1) ERA: 6.61	1.0	4	1	0	0	2	0	0	0	0	1	0	9	12	0.00	1.000																
57 Francisco Rodríguez, R (9, 1) ERA: 3.24	1.0	3	0	0	0	2	0	0	0	0	0	0	8	13	0.00	0.000																

Batter	1	2	3	4	5	6	7	8	9	AB	R	H	RBI	BB	SO	LOB	BOTTOM																	
3 Ian Kinsler, R (1, 4) OBP: 0.354, SLG: 0.519										4	0	0	0	0	1	2	Philadelphia Phillies @ Detroit Tigers Comerica Park, Detroit, MI Mon May 23 2016, 7:17 PM - 10:20 PM EDT Att: 26,400 - Clear - 76 F																	
28 J.D. Martinez, R (1, 9) OBP: 0.332, SLG: 0.497										4	1	1	1	0	0	0																		
24 Miguel Cabrera, R (1, 3) OBP: 0.401, SLG: 0.588										3	3	3	2	1	0	0																		
41 Victor Martinez, S (1, 10) OBP: 0.393, SLG: 0.529										4	0	3	1	0	0	0																		
9 Nick Castellanos, R (1, 5) OBP: 0.375, SLG: 0.609										3	1	2	1	1	0	1																		
17 Andrew Romine, S (9, 5) OBP: 0.250, SLG: 0.200										0	0	0	0	0	0	0																		
33 Steven Moya, L (1, 7) OBP: 0.308, SLG: 0.462										4	0	1	0	0	2	4																		
14 Mike Aviles, R (8, 7) OBP: 0.194, SLG: 0.121										0	0	0	0	0	0	0																		
4 Cameron Maybin, R (1, 8) OBP: 0.630, SLG: 0.708										4	0	2	0	0	0	0																		
34 James McCann, R (1, 2) OBP: 0.197, SLG: 0.194										4	0	0	0	0	1	3																		
1 Jose Iglesias, R (1, 6) OBP: 0.270, SLG: 0.265										4	0	0	0	0	1	2																		
Inning Stats	R: 0 E: 0 K: 2 S: 17	H: 1 LOB: 3 BB: 2 P: 30	R: 0 E: 0 K: 0 S: 9	H: 1 LOB: 0 BB: 0 P: 15	R: 1 E: 0 K: 0 S: 11	H: 3 LOB: 2 BB: 0 P: 17	R: 0 E: 1 K: 0 S: 16	H: 2 LOB: 0 BB: 0 P: 25	R: 3 E: 0 K: 1 S: 13	H: 3 LOB: 0 BB: 0 P: 22	R: 0 E: 0 K: 0 S: 7	H: 0 LOB: 0 BB: 0 P: 8	R: 1 E: 0 K: 0 S: 9	H: 2 LOB: 1 BB: 0 P: 14	R: 0 E: 0 K: 2 S: 10	H: 0 LOB: 0 BB: 0 P: 15	1B: 6 2B: 2 3B: 0 HR: 4	SF: 0 SAC: 0 DP: 1 HBP: 0	WP: 1 PB: 0 SB: 0 CS: 0	PA: 36														
PITCHER	IP WLS BF H R ER SO BB IBB HBP BLK WP HR S P ERA WHIP																																	
28 Vince Velasquez, R (1, 1) ERA: 2.75	4.0	21	9	3	3	2	0	0	0	0	0	0	0	0	0	0	6.75	2.750																
60 Cotton Murray, R (5, 1) ERA: 1.74	3.0	12	3	2	2	1	0	0	0	0	1	1	24	36	6.00	1.000																		
3B Andrew Bailey, R (8, 1) ERA: 3.27	1.0	3	0	0	0	2	0	0	0	0	0	0	10	15	0.00	0.000																		

AB	36
R	4
H	12
RBI	4
BB	1
SO	9
LOB	16



Batter	1	2	3	4	5	6	7	8	9	AB	R	H	RBI	BB	SO	LOB	TOP			
37 Odúbel Herrera, L (1, 8) OBP: 0.440, SLG: 0.461	F8	G3		HR			K	FC4-6		4	1	1	3	1	1	1	Philadelphia Phillies @ Detroit Tigers Comerica Park, Detroit, MI Wed May 25 2016, 1:11 PM - 4:22 PM EDT Att: 31,187 - Sunny - 82 F			
13 Freddy Galvis, S (1, 6) OBP: 0.272, SLG: 0.386	K		K	P6			K	FC4-6		5	1	1	0	0	2	2				
7 Maikel Franco, R (1, 5) OBP: 0.303, SLG: 0.445 16 César Hernández, S (7, 4) OBP: 0.299, SLG: 0.299			G6-3		L7		K		K	4	0	2	0	0	0	0				
19 Tommy Joseph, R (1, 3) OBP: 0.300, SLG: 0.556	1B						K		K	1	0	0	0	0	1	0				
6 Ryan Howard, L (1, 10) OBP: 0.226, SLG: 0.359							K		K	4	0	1	1	0	1	1				
29 Cameron Rupp, R (1, 2) OBP: 0.292, SLG: 0.437							K		G4-3	5	1	1	0	0	2	2				
4 Andrés Blanco, S (1, 4) OBP: 0.365, SLG: 0.500 (7, 5)							K			4	1	1	0	0	0	1				
2 Tyler Goeddel, R (1, 7) OBP: 0.292, SLG: 0.372							K			3	2	2	1	1	0	0				
17 Peter Bourjos, R (1, 9) OBP: 0.233, SLG: 0.305							K			4	1	1	0	0	1	4				
							K			4	1	2	2	0	2	3				
Inning Stats	R: 0 E: 0 K: 1 S: 10	H: 1 LOB: 1 BB: 0 P: 14	R: 2 E: 0 K: 0 S: 13	H: 3 LOB: 1 BB: 0 P: 20	R: 0 E: 0 K: 2 S: 10	H: 1 LOB: 1 BB: 0 P: 15	R: 3 E: 2 K: 1 S: 18	H: 2 LOB: 0 BB: 0 P: 26	R: 0 E: 0 K: 0 S: 4	H: 0 LOB: 0 BB: 1 P: 10	R: 2 E: 1 K: 1 S: 13	H: 3 LOB: 1 BB: 0 P: 18	R: 1 E: 0 K: 2 S: 10	H: 2 LOB: 2 BB: 1 P: 15	R: 0 E: 0 K: 2 S: 10	H: 0 LOB: 0 BB: 0 P: 13	1B: 8 2B: 2 3B: 0 HR: 2	SF: 1 SAC: 0 DP: 0 HBP: 0	WP: 0 PB: 0 SB: 3 CS: 1	PA: 41
PITCHER	IP WLS BF H R ER SO BB IBB HBP BLK WP HR S P ERA WHIP	6.0 L 27 8 6 3 5 1 0 0 0 0 2 65 98 4.50 1.500	0.1 2 1 0 0 1 0 0 0 0 0 0 6 8 0.00 3.000	1.2 9 3 2 2 2 0 1 0 0 0 14 22 10.80 1.800	1.0 3 0 0 0 2 0 0 0 0 0 10 13 0.00 0.000	PITCHER										IP WLS BF H R ER SO BB IBB HBP BLK WP HR S P ERA WHIP				

Batter	1	2	3	4	5	6	7	8	9	AB	R	H	RBI	BB	SO	LOB	BOTTOM					
4 Cameron Maybin, R (1, 8) OBP: 0.583, SLG: 0.636	K		G1-3		28 1B		24 1B		G6-3	5	2	2	1	0	1	1	Philadelphia Phillies @ Detroit Tigers Comerica Park, Detroit, MI Wed May 25 2016, 1:11 PM - 4:22 PM EDT Att: 31,187 - Sunny - 82 F					
28 J.D. Martinez, R (1, 9) OBP: 0.337, SLG: 0.494	K		K		41 1B		24 1B		F9	4	0	1	1	1	2	1						
24 Miguel Cabrera, R (1, 10) OBP: 0.393, SLG: 0.575	K		G1-3		41 1B		BB		L6	5	0	1	1	0	1	3						
41 Victor Martínez, S (1, 3) OBP: 0.389, SLG: 0.519			G5-3		K		K			4	0	1	1	0	2	2						
9 Nick Castellanos, R (1, 5) OBP: 0.366, SLG: 0.589			F9		1B		K			4	0	0	0	0	2	4						
33 Steven Moya, L (1, 7) OBP: 0.303, SLG: 0.469					F8					3	0	1	0	1	0	0						
34 James McCann, R (1, 2) OBP: 0.200, SLG: 0.197							G4-3		3B	4	0	1	0	0	1	2						
14 Mike Aviles, R (1, 4) OBP: 0.209, SLG: 0.175							G4-3		K	4	0	1	0	0	1	2						
1 Jose Iglesias, R (1, 6) OBP: 0.264, SLG: 0.259									P3	4	2	1	0	0	0	2						
									G6-3	4	1	1	1	0	0	2						
Inning Stats	R: 0 E: 0 K: 3 S: 9	H: 0 LOB: 0 BB: 0 P: 13	R: 0 E: 0 K: 0 S: 8	H: 0 LOB: 1 BB: 1 P: 15	R: 1 E: 0 K: 1 S: 12	H: 2 LOB: 1 BB: 0 P: 16	R: 0 E: 0 K: 1 S: 9	H: 0 LOB: 0 BB: 0 P: 13	R: 3 E: 1 K: 1 S: 18	H: 4 LOB: 2 BB: 0 P: 28	R: 0 E: 0 K: 0 S: 4	H: 0 LOB: 0 BB: 0 P: 7	R: 1 E: 0 K: 2 S: 16	H: 2 LOB: 1 BB: 1 P: 26	R: 0 E: 0 K: 1 S: 8	H: 1 LOB: 1 BB: 0 P: 12	R: 0 E: 0 K: 0 S: 7	H: 0 LOB: 0 BB: 0 P: 10	1B: 7 2B: 1 3B: 1 HR: 0	SF: 0 SAC: 0 DP: 0 HBP: 0	WP: 1 PB: 0 SB: 0 CS: 0	PA: 39
PITCHER	IP WLS BF H R ER SO BB IBB HBP BLK WP HR S P ERA WHIP	6.0 W 26 6 4 2 6 1 0 0 0 1 0 9 15 27.00 9.000	0.1 H 4 2 1 1 0 1 0 0 0 1 0 9 15 27.00 9.000	1.2 H 6 1 0 0 3 0 0 0 0 0 15 23 0.00 0.600	1.0 S 3 0 0 0 0 0 0 0 0 0 7 10 0.00 0.000	PITCHER										IP WLS BF H R ER SO BB IBB HBP BLK WP HR S P ERA WHIP						

Batter	1	2	3	4	5	6	7	8	9	AB	R	H	RBI	BB	SO	LOB	TOP							
3 Ian Kinsler, R OBP: 0.360, SLG: 0.537	L8		3B		2B		FC6-5 24 BB		1B	5	1	3	0	0	0	1								
28 J.D. Martinez, R OBP: 0.333, SLG: 0.497	K		K		F9		P3		3B	5	0	1	1	0	2	3								
24 Miguel Cabrera, R OBP: 0.393, SLG: 0.565	F8		G3		IBB		BB		G5-3	3	0	0	0	2	0	2								
41 Victor Martinez, S OBP: 0.385, SLG: 0.512		1B		G6-3	P3-2		F9			4	0	1	0	0	0	4								
9 Nick Castellanos, R OBP: 0.369, SLG: 0.605		1B		F9					G6-3	4	1	2	1	0	0	0								
17 Andrew Romine, S OBP: 0.250, SLG: 0.200		1B					HR			0	0	0	0	0	0	0								
8 Justin Upton, R OBP: 0.289, SLG: 0.318	K			4 2B			P3		K	4	1	1	0	0	2	2								
4 Cameron Maybin, R OBP: 0.275, SLG: 0.639	P3			34 1B			1 CS		G4-3	3	1	1	1	1	0	2								
34 James McCann, R OBP: 0.203, SLG: 0.200	K						F9		F8	4	0	1	1	0	1	3								
1 Jose Iglesias, R OBP: 0.263, SLG: 0.266	F8			F9			CS		G6-3	4	0	1	0	0	0	1								
Inning Stats	R: 0 E: 0 K: 1 S: 7	H: 0 LOB: 0 BB: 0 P: 11	R: 0 E: 0 K: 2 S: 14	H: 2 LOB: 2 BB: 0 P: 20	R: 0 E: 0 K: 1 S: 8	H: 1 LOB: 1 BB: 0 P: 11	R: 2 E: 0 K: 0 S: 18	H: 3 LOB: 1 BB: 0 P: 23	R: 0 E: 0 K: 0 S: 5	H: 1 LOB: 1 BB: 1 P: 12	R: 1 E: 0 K: 0 S: 7	H: 1 LOB: 0 BB: 1 P: 13	R: 0 E: 0 K: 0 S: 11	H: 1 LOB: 2 BB: 1 P: 19	R: 0 E: 0 K: 1 S: 9	H: 0 LOB: 0 BB: 0 P: 13	R: 1 E: 0 K: 0 S: 7	H: 2 LOB: 1 BB: 0 P: 12	1B: 5 2B: 4 3B: 2 HR: 1	SF: 0 SAC: 0 DP: 1 HBP: 0	WP: 0 PB: 0 SB: 0 CS: 1	PA: 40		
PITCHER	IP	WLS	BF	H	R	ER	SO	BB	IBB	HBP	BLK	WP	HR	S	P	ERA	WHIP							
55 Sean Manaea, L ERA: 7.03	6.0	L	27	9	3	3	4	1	1	0	0	0	1	62	93	4.50	1.667							
66 Ryan Dull, R ERA: 3.16	1.0		4	0	0	0	1	0	0	0	0	0	0	8	16	0.00	1.000							
33 Fernando Rodriguez Jr., R ERA: 2.1	1.0		3	0	0	0	1	0	0	0	0	0	0	9	13	0.00	0.000							
60 Andrew Triggs, R ERA: 7.07	1.0		5	2	1	1	0	0	0	0	0	0	0	7	12	9.00	2.000							

Detroit Tigers @ Oakland Athletics
Oakland Coliseum, Oakland, CA
Fri May 27 2016, 7:07 PM - 9:47 PM PDT
Att: 22,498 - Partly Cloudy - 69 F

AB	36
R	4
H	11
RBI	4
BB	3
SO	5
LOB	18



Batter	1	2	3	4	5	6	7	8	9	AB	R	H	RBI	BB	SO	LOB	BOTTOM							
4 Coco Crisp, S OBP: 0.304, SLG: 0.431	P6		G3-1			F9				4	0	1	0	0	0	1								
1 Billy Burns, S OBP: 0.306, SLG: 0.329	G5-3			G3		G4-3				3	0	0	0	0	0	1								
16 Billy Butler, R OBP: 0.233, SLG: 0.271										1	0	0	0	0	1	2								
5 Jake Smolinski, R OBP: 0.167, SLG: 0.167										0	0	0	0	0	0	0								
21 Stephen Vogt, L OBP: 0.290, SLG: 0.384	G5-3			L9			G6-3			4	0	1	0	0	0	0								
26 Danny Valencia, R OBP: 0.322, SLG: 0.487		G6-3		K			G6-3		FC5-4 8 DI 3B	4	1	0	0	0	1	1								
8 Jed Lowrie, S OBP: 0.351, SLG: 0.366	L7				G4-1					3	0	1	1	0	0	0								
2 Kris Davis, R OBP: 0.264, SLG: 0.500					L7		HBP			4	0	1	0	0	2	2								
17 Yonder Alonso, L OBP: 0.273, SLG: 0.294	P5				G4-3					4	0	0	0	0	0	2								
10 Marcus Semien, R OBP: 0.294, SLG: 0.424			P6			G5-3				3	0	0	0	0	1	0								
3 Chris Coghlan, L OBP: 0.233, SLG: 0.301			G1							2	0	1	0	1	0	0								
Inning Stats	R: 0 E: 0 K: 0 S: 7	H: 0 LOB: 0 BB: 0 P: 10	R: 0 E: 0 K: 0 S: 7	H: 1 LOB: 0 BB: 0 P: 11	R: 0 E: 0 K: 0 S: 8	H: 0 LOB: 0 BB: 0 P: 14	R: 0 E: 0 K: 1 S: 9	H: 0 LOB: 0 BB: 0 P: 13	R: 0 E: 0 K: 0 S: 8	H: 0 LOB: 1 BB: 1 P: 13	R: 0 E: 0 K: 1 S: 10	H: 0 LOB: 1 BB: 0 P: 16	R: 0 E: 0 K: 2 S: 14	H: 2 LOB: 2 BB: 0 P: 20	R: 1 E: 0 K: 1 S: 10	H: 2 LOB: 1 BB: 0 P: 17	1B: 3 2B: 1 3B: 1 HR: 0	SF: 0 SAC: 0 DP: 0 HBP: 1	WP: 0 PB: 0 SB: 0 CS: 0	PA: 34				
PITCHER	IP	WLS	BF	H	R	ER	SO	BB	IBB	HBP	BLK	WP	HR	S	P	ERA	WHIP							
32 Michael Fulmer, R ERA: 3.97	7.2	W	28	3	0	0	3	1	0	1	0	0	0	68	103	0.00	0.522							
38 Justin Wilson, L ERA: 4.42	0.1	H	1	0	0	0	1	0	0	0	0	0	0	3	5	0.00	0.000							
57 Francisco Rodriguez, R ERA: 3.86	1.0		5	2	1	1	1	0	0	0	0	0	0	10	17	9.00	2.000							

Detroit Tigers @ Oakland Athletics
Oakland Coliseum, Oakland, CA
Fri May 27 2016, 7:07 PM - 9:47 PM PDT
Att: 22,498 - Partly Cloudy - 69 F

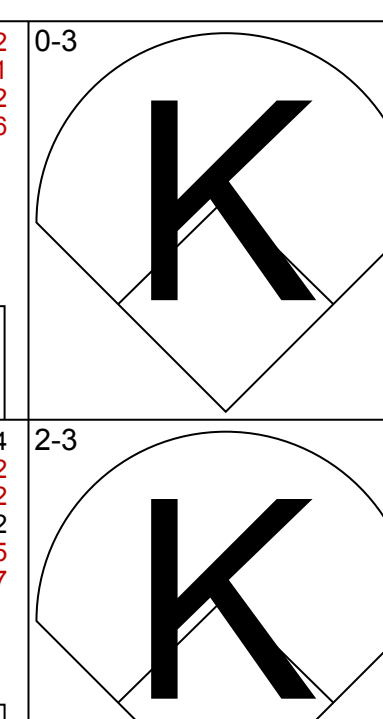
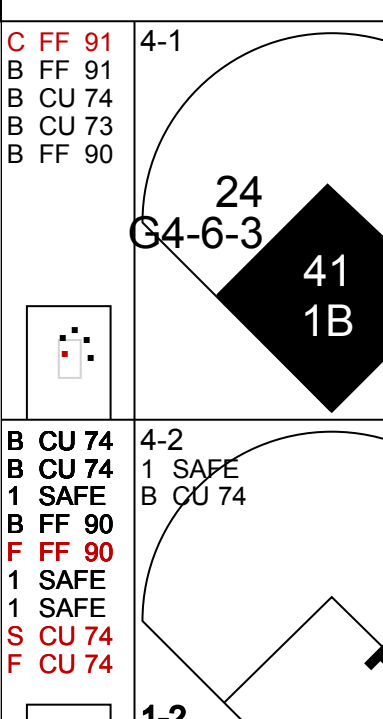
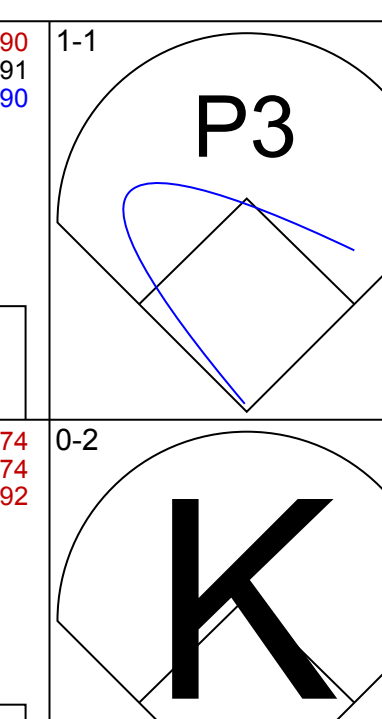
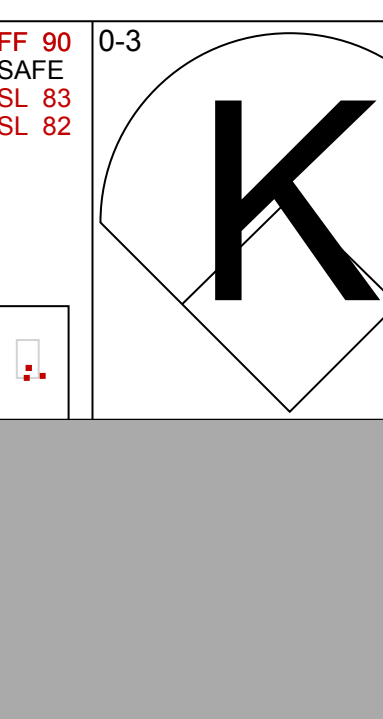
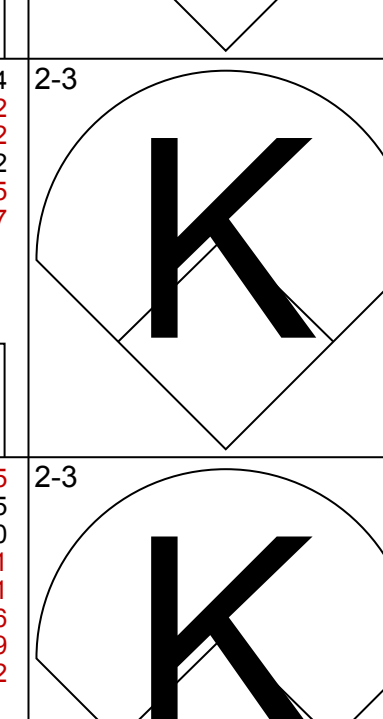
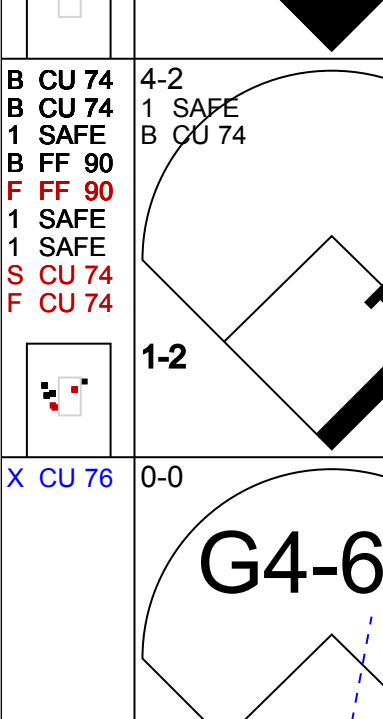

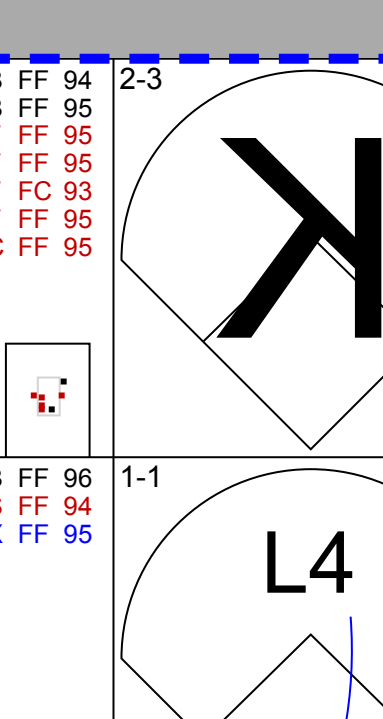

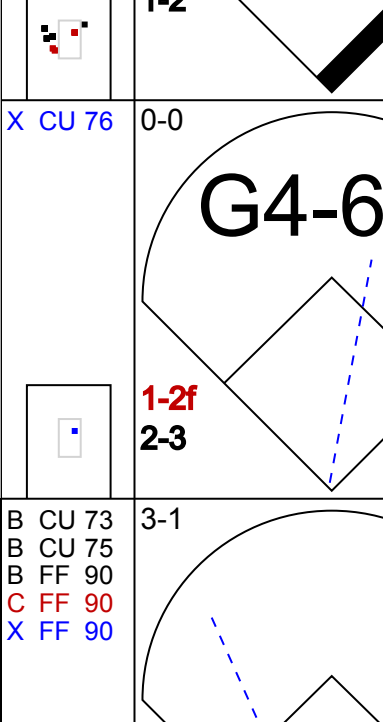
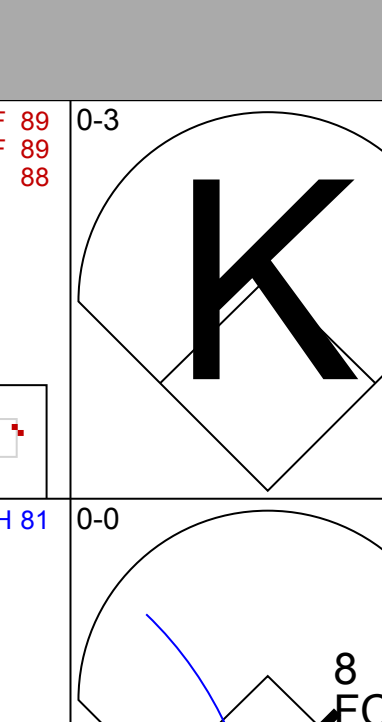
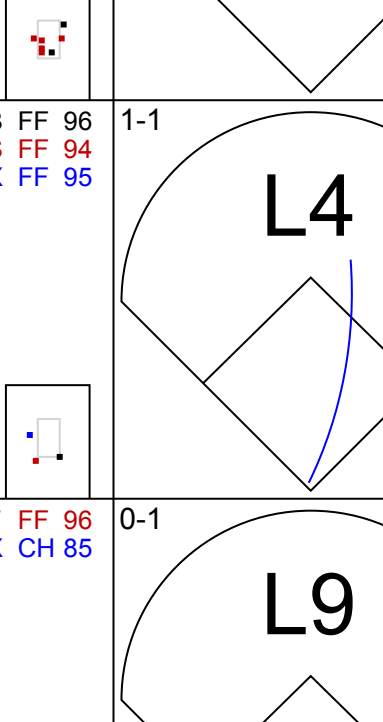
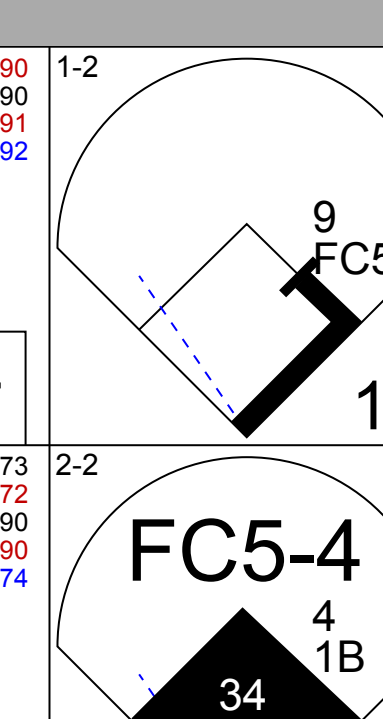
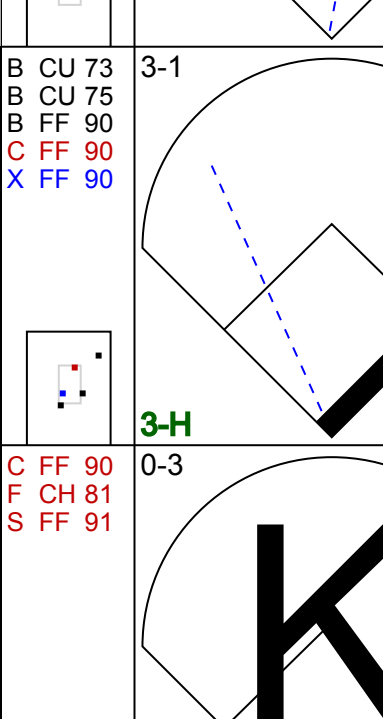
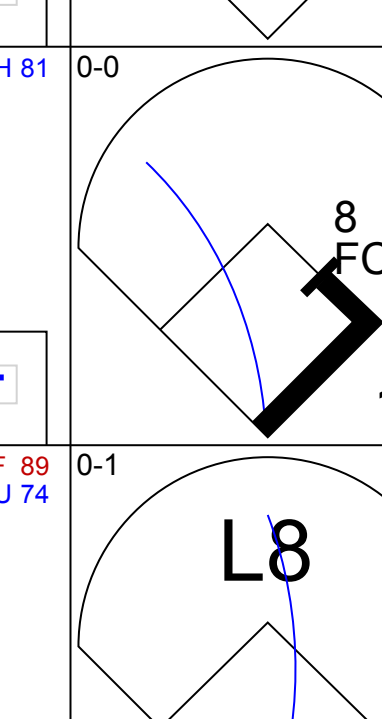
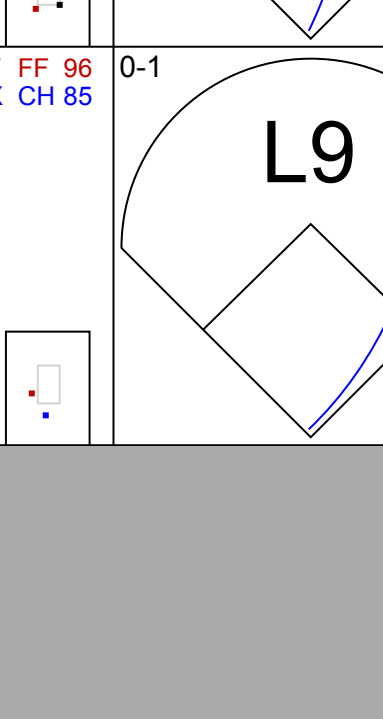
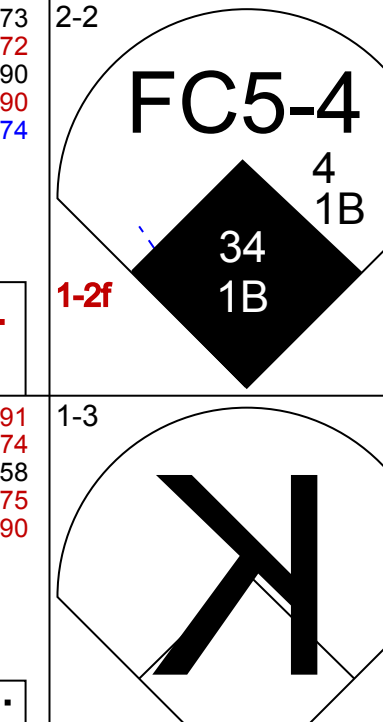
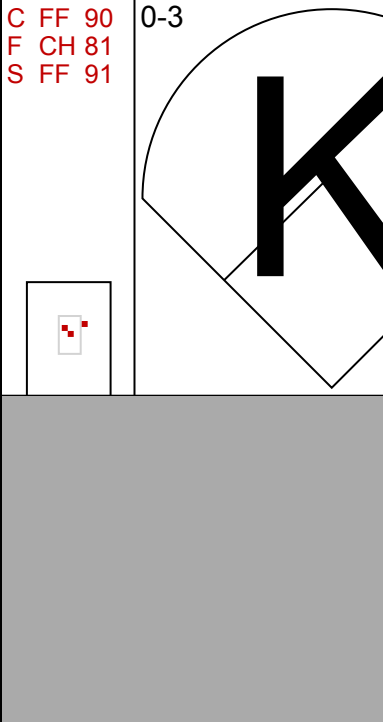
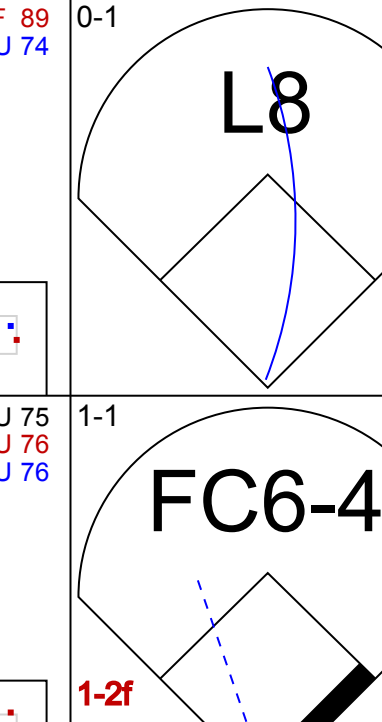
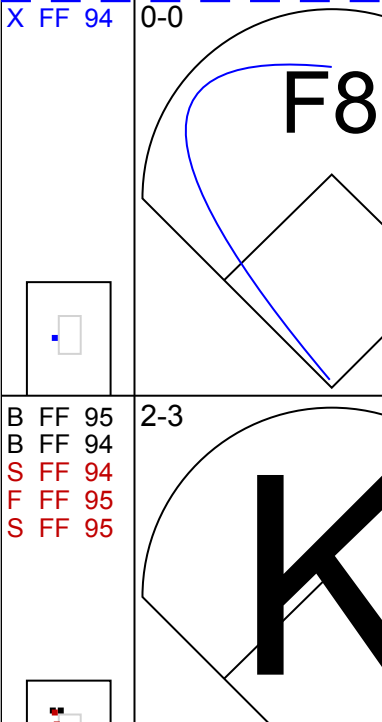

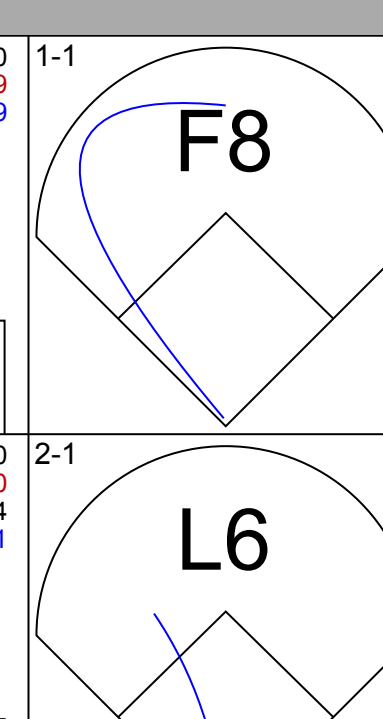
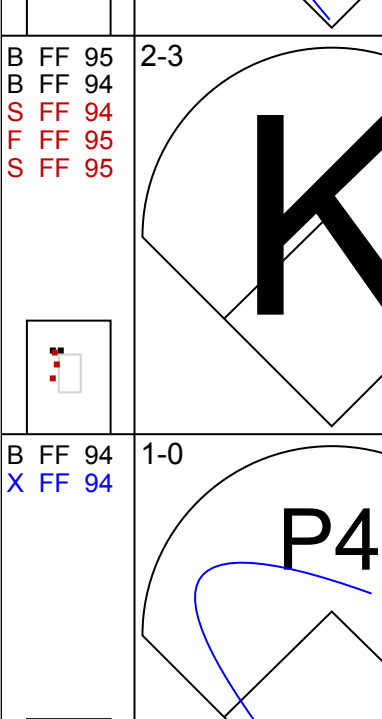
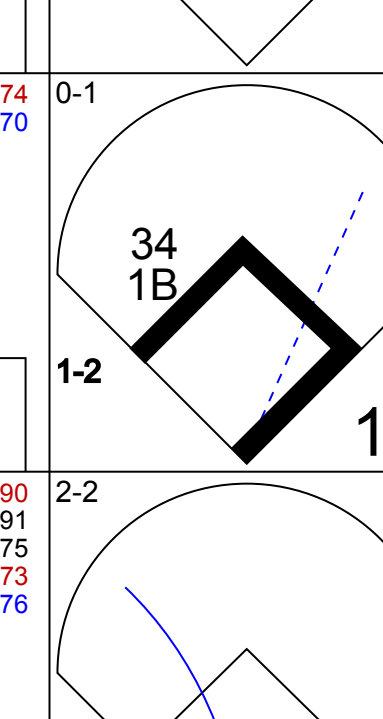
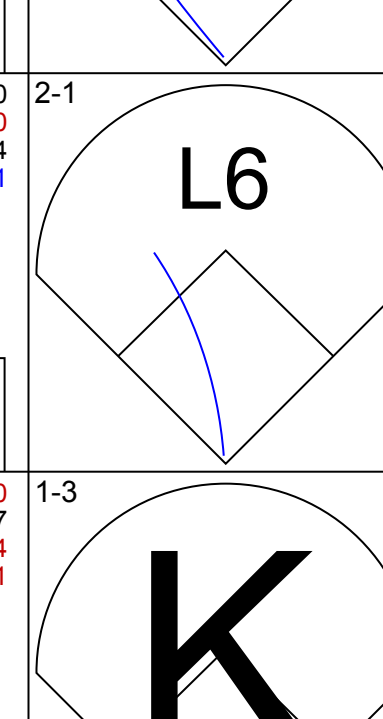
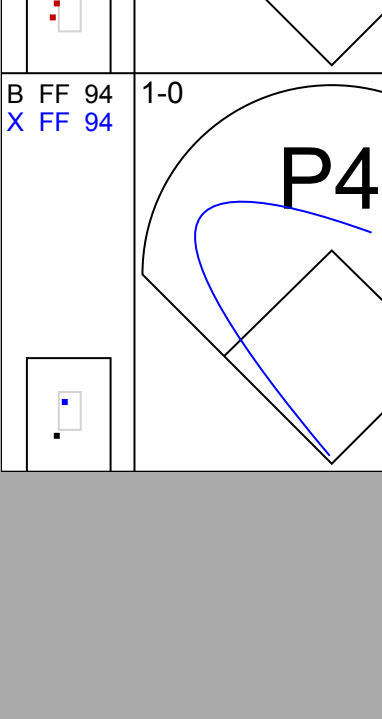
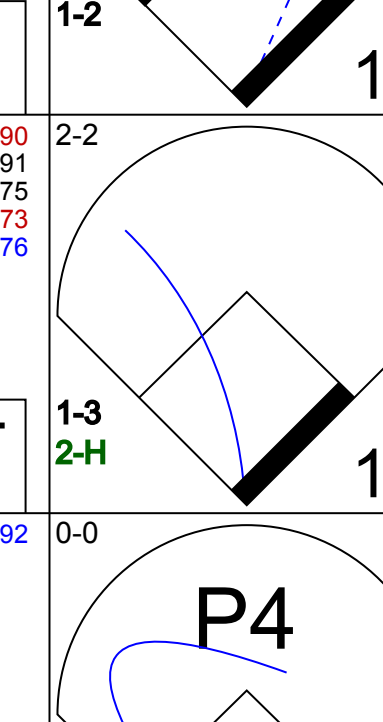
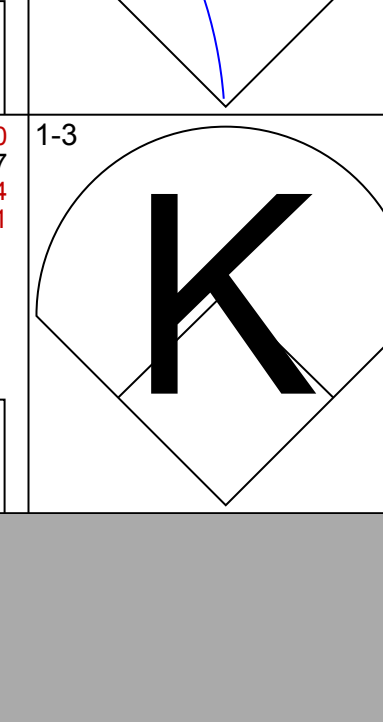
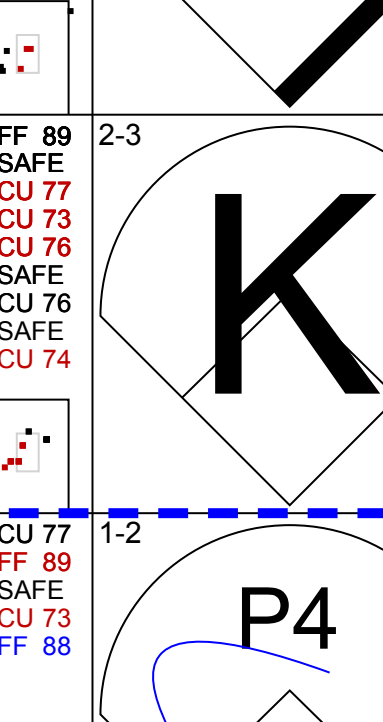
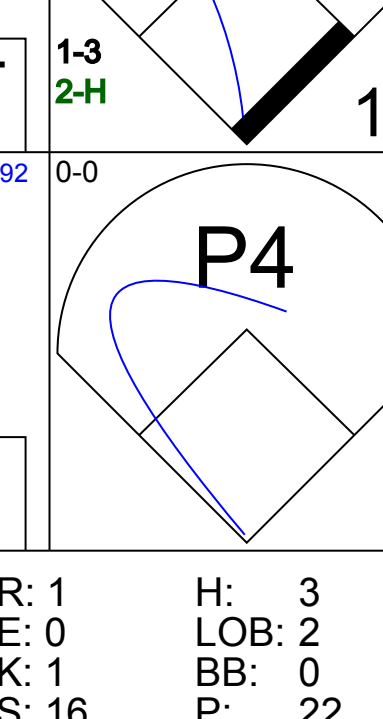
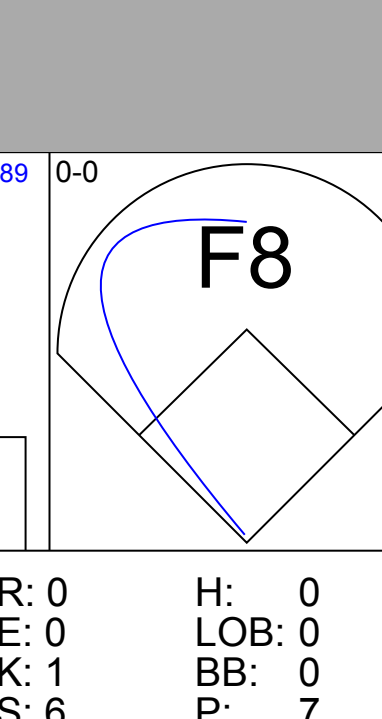
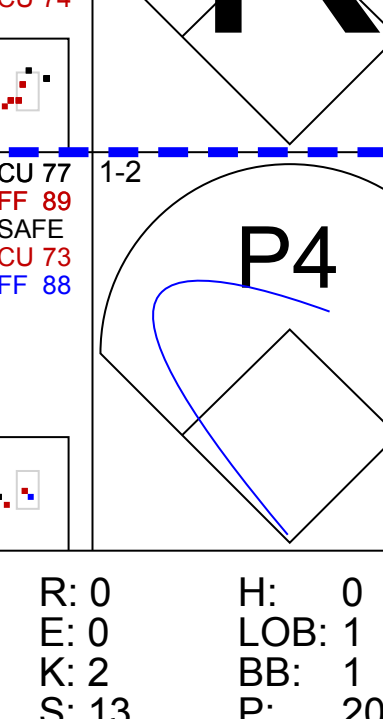
AB	32
R	1
H	5
RBI	1
BB	1
SO	5
LOB	9



Batter	1	2	3	4	5	6	7	8	9	AB	R	H	RBI	BB	SO	LOB	TOP					
3 Ian Kinsler, R OBP: 0.367, SLG: 0.539 14 Mike Aviles, R OBP: 0.209, SLG: 0.175										3	0	2	0	1	0	1	Detroit Tigers @ Oakland Athletics Oakland Coliseum, Oakland, CA Sat May 28 2016, 1:09 PM - 4:04 PM PDT Att: 24,154 - Partly Cloudy - 77 F					
28 J.D. Martinez, R OBP: 0.332, SLG: 0.489										3	0	0	0	1	1	4						
24 Miguel Cabrera, R OBP: 0.392, SLG: 0.559 17 Andrew Romine, S OBP: 0.240, SLG: 0.190										2	1	0	0	1	0	1						
41 Victor Martinez, S OBP: 0.390, SLG: 0.533 34 James McCann, R OBP: 0.200, SLG: 0.197										3	1	2	2	0	0	0						
9 Nick Castellanos, R OBP: 0.361, SLG: 0.591										4	0	0	0	0	3	2						
8 Justin Upton, R OBP: 0.289, SLG: 0.322										4	1	1	0	0	0	0						
4 Cameron Maybin, R OBP: 0.253, SLG: 0.575										4	0	0	0	0	1	1						
39 Jarrod Saltalamacchia, R OBP: 0.283, SLG: 0.479										3	0	0	0	1	1	0						
1 Jose Iglesias, R OBP: 0.265, SLG: 0.274										3	0	1	0	0	0	2						
Inning Stats	R: 0 E: 0 K: 0 S: 5	H: 1 LOB: 0 BB: 0 P: 9	R: 0 E: 0 K: 1 S: 8	H: 0 LOB: 0 BB: 0 P: 12	R: 0 E: 0 K: 1 S: 8	H: 0 LOB: 0 BB: 0 P: 12	R: 0 E: 0 K: 1 S: 11	H: 2 LOB: 2 BB: 1 P: 19	R: 1 E: 0 K: 2 S: 11	H: 1 LOB: 2 BB: 2 P: 25	R: 2 E: 0 K: 0 S: 7	H: 1 LOB: 0 BB: 0 P: 18	R: 0 E: 0 K: 2 S: 10	H: 0 LOB: 0 BB: 0 P: 13	R: 0 E: 0 K: 0 S: 5	H: 0 LOB: 0 BB: 0 P: 7		1B: 3 2B: 2 3B: 0 HR: 1	SF: 0 SAC: 0 DP: 1 HBP: 0	WP: 1 PB: 1 SB: 2 CS: 0	PA: 35	
PITCHER	IP WLS BF H R ER SO BB IBB HBP BLK WP HR S P ERA WHIP	6.0 W 25 4 1 0 3 5 4 0 0 0 0 1 1 50 95 4.50 1.500	1.0 4 1 0 0 0 0 0 0 0 0 0 0 0 10 14 0.00 1.000	1.0 3 0 0 0 2 0 0 0 0 0 0 0 0 10 13 0.00 0.000	1.0 3 0 0 0 0 0 0 0 0 0 0 0 0 5 7 0.00 0.000																	

Batter	1	2	3	4	5	6	7	8	9	AB	R	H	RBI	BB	SO	LOB	BOTTOM				
4 Coco Crisp, S OBP: 0.307, SLG: 0.430 3 Chris Coghlan, L OBP: 0.233, SLG: 0.301										5	0	2	2	0	2	1	Detroit Tigers @ Oakland Athletics Oakland Coliseum, Oakland, CA Sat May 28 2016, 1:09 PM - 4:04 PM PDT Att: 24,154 - Partly Cloudy - 77 F				
1 Billy Burns, S OBP: 0.298, SLG: 0.320										5	0	0	0	0	1	2					
8 Jed Lowrie, S OBP: 0.348, SLG: 0.362 25 Tyler Ladenford, R OBP: 0.095, SLG: 0.050										4	1	1	0	0	1	1					
26 Danny Valencia, R OBP: 0.341, SLG: 0.521										4	3	3	1	1	1	0					
2 Khris Davis, R OBP: 0.267, SLG: 0.520										5	2	2	3	0	1	1					
16 Billy Butler, R OBP: 0.250, SLG: 0.329 17 Yonder Alonso, L OBP: 0.271, SLG: 0.292										3	1	2	3	0	0	0					
19 Josh Phegley, R OBP: 0.349, SLG: 0.390									4	2	3	0	0	0	0						
10 Marcus Semien, R OBP: 0.298, SLG: 0.432									4	1	2	1	0	0	1						
5 Jake Smolinski, R OBP: 0.227, SLG: 0.381									3	1	2	2	0	1	2						
Inning Stats	R: 0 E: 0 K: 3 S: 10	H: 3 LOB: 2 BB: 0 P: 12	R: 1 E: 0 K: 2 S: 17	H: 3 LOB: 0 BB: 0 P: 28	R: 0 E: 0 K: 1 S: 8	H: 0 LOB: 0 BB: 0 P: 10	R: 1 E: 0 K: 1 S: 14	H: 1 LOB: 0 BB: 0 P: 23	R: 1 E: 0 K: 0 S: 14	H: 2 LOB: 1 BB: 0 P: 21	R: 5 E: 0 K: 0 S: 16	H: 6 LOB: 1 BB: 0 P: 21	R: 4 E: 0 K: 0 S: 14	H: 5 LOB: 1 BB: 0 P: 19	R: 0 E: 0 K: 0 S: 6	H: 0 LOB: 1 BB: 1 P: 13		1B: 9 2B: 4 3B: 1 HR: 3	SF: 1 SAC: 0 DP: 1 HBP: 0	WP: 0 PB: 0 SB: 0 CS: 0	PA: 41
PITCHER	IP WLS BF H R ER SO BB IBB HBP BLK WP HR S P ERA WHIP	5.0 L 6 5 5 5 0 0 0 0 0 0 0 0 0 12 15 135.00 15.000	0.1 2 1 0 0 0 0 0 0 0 0 0 0 0 4 6 0.00 1.500	0.2 7 5 4 4 0 0 0 0 0 0 0 1 13 17 54.00 7.500	1.1 5 0 0 0 0 1 0 0 0 0 0 0 7 15 0.00 0.750																

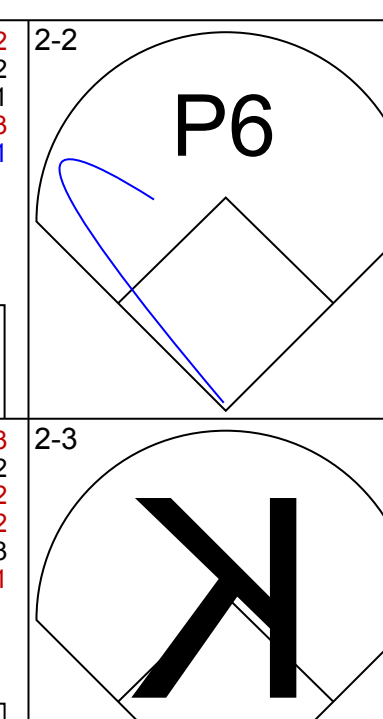
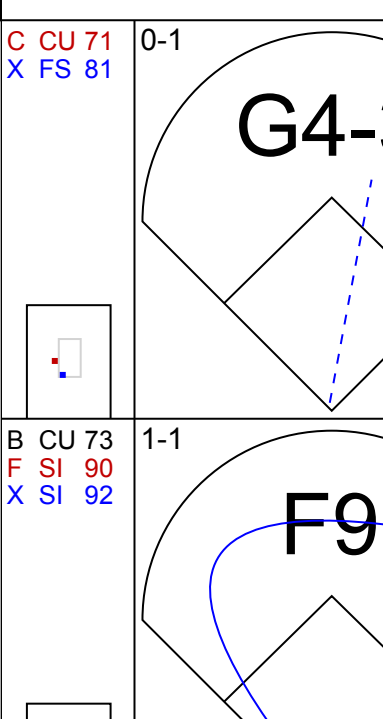
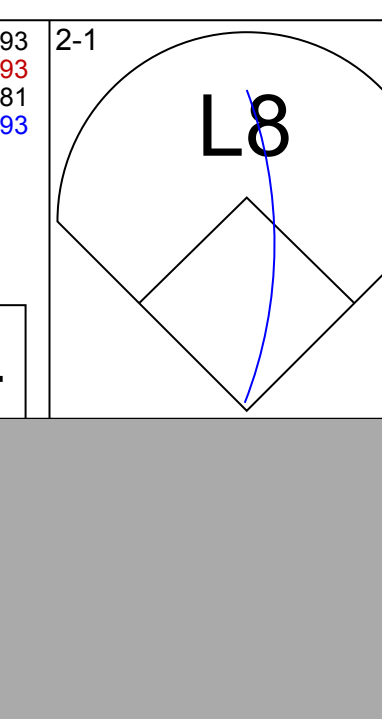
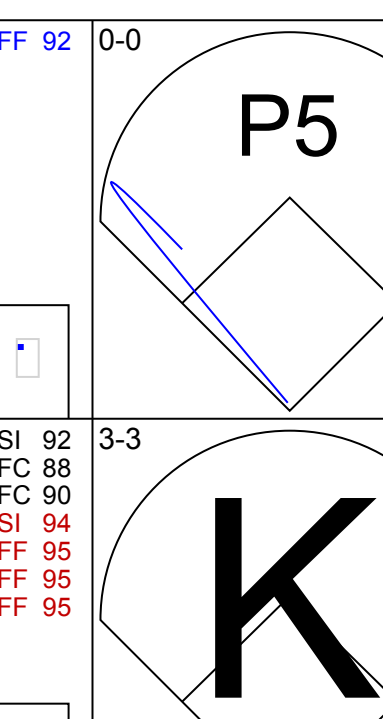
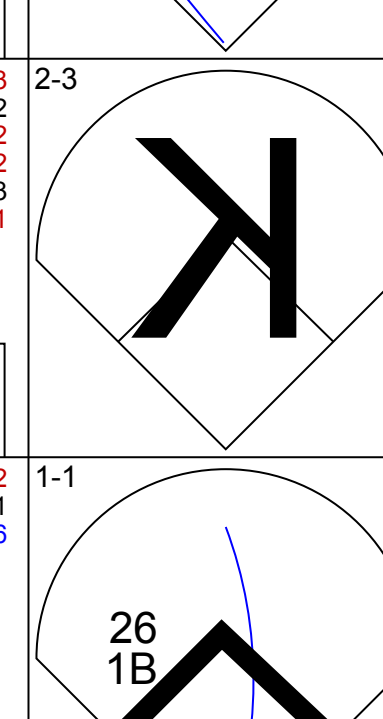
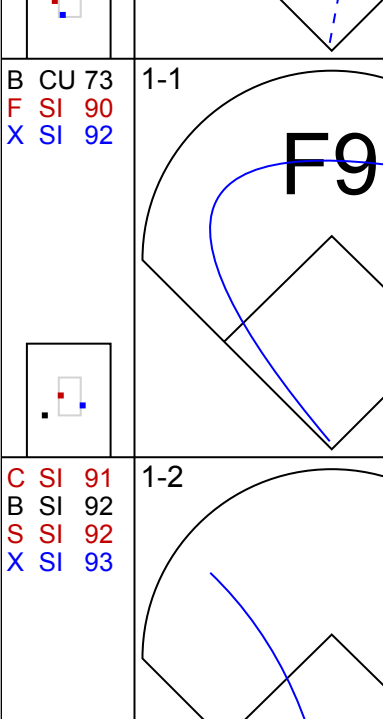
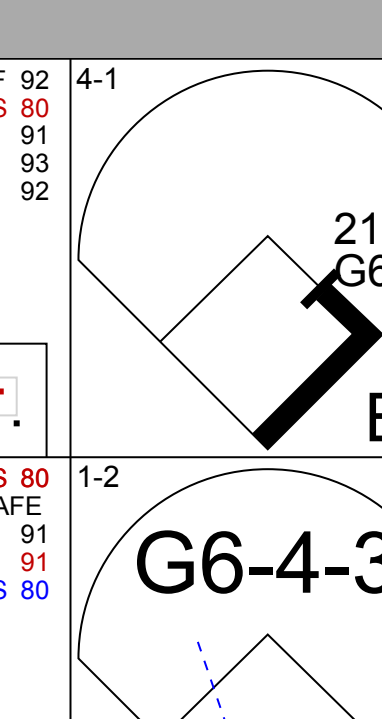

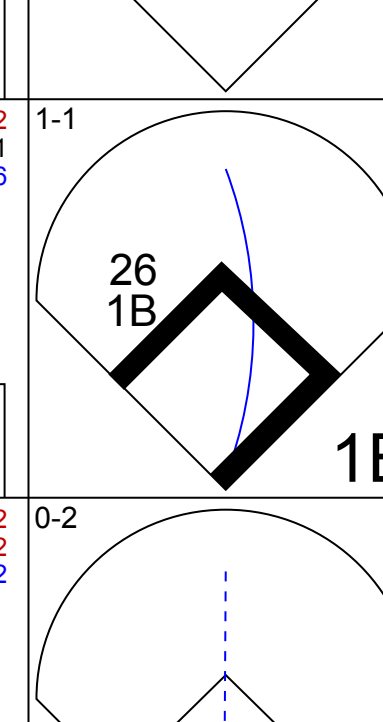
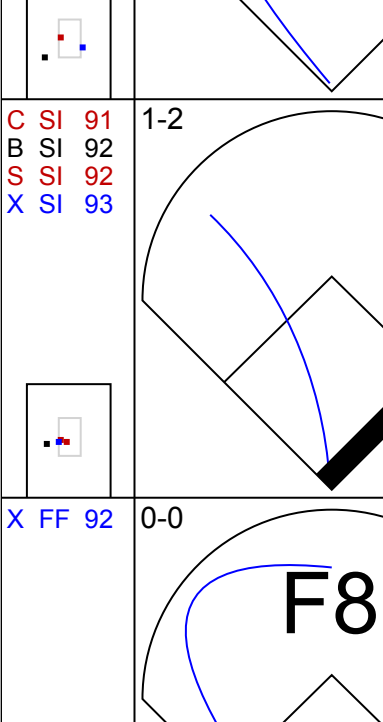
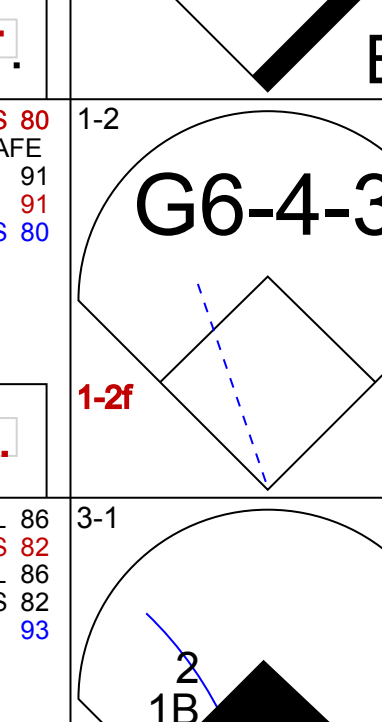
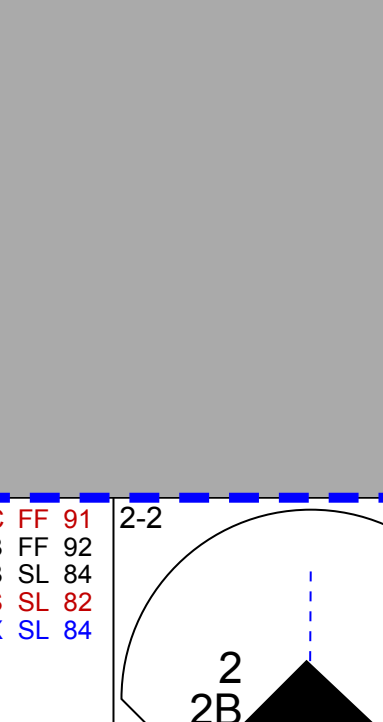
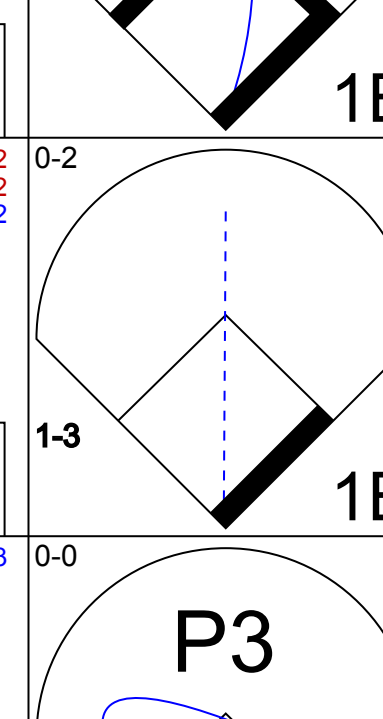
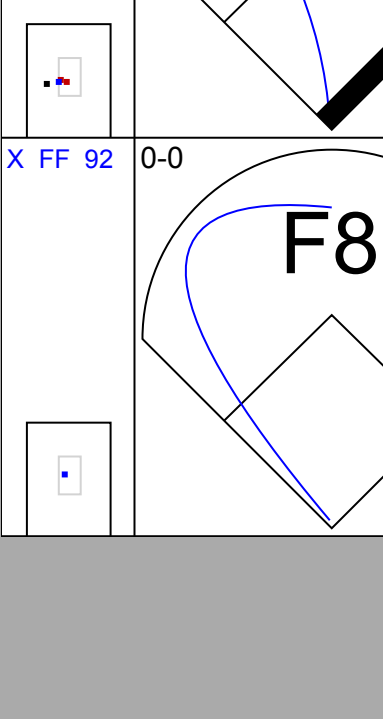
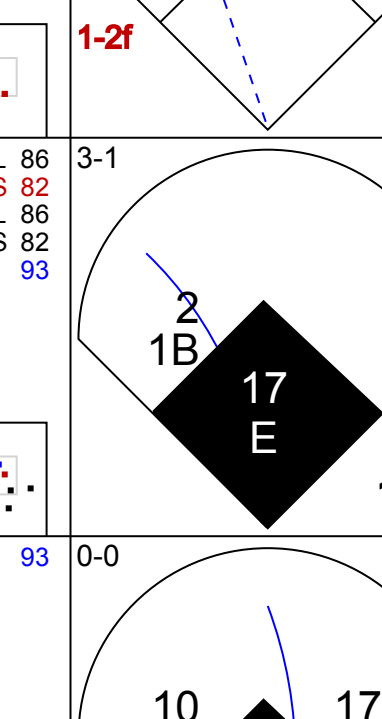
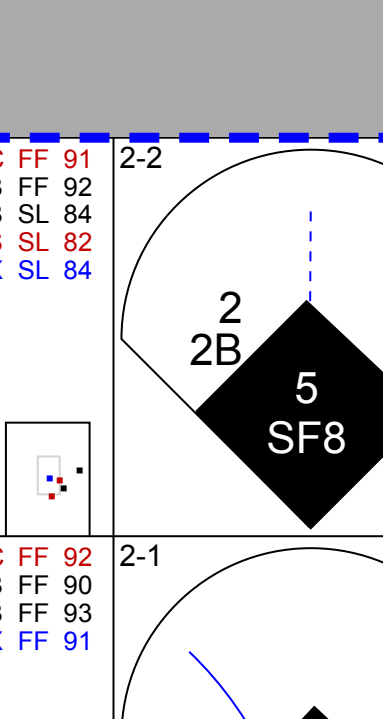
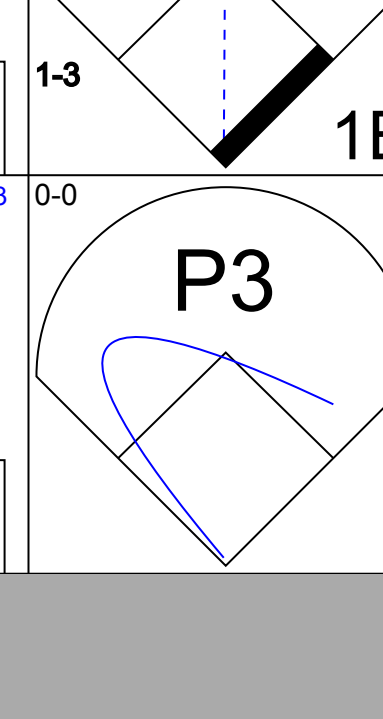
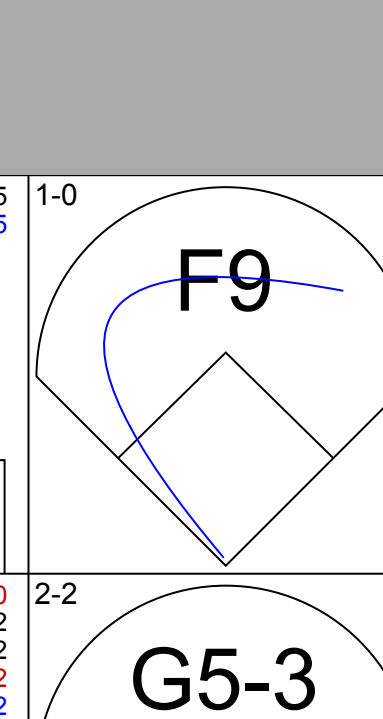
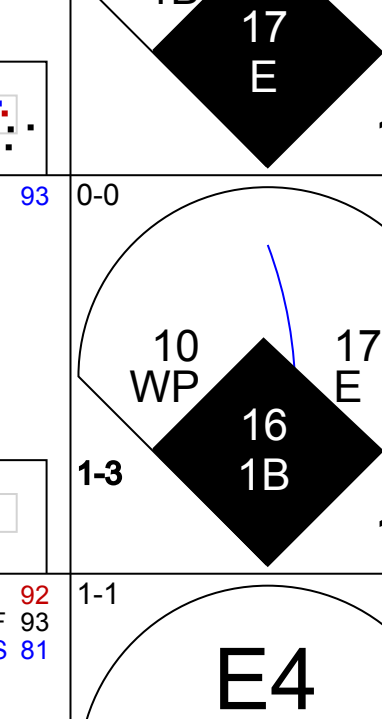
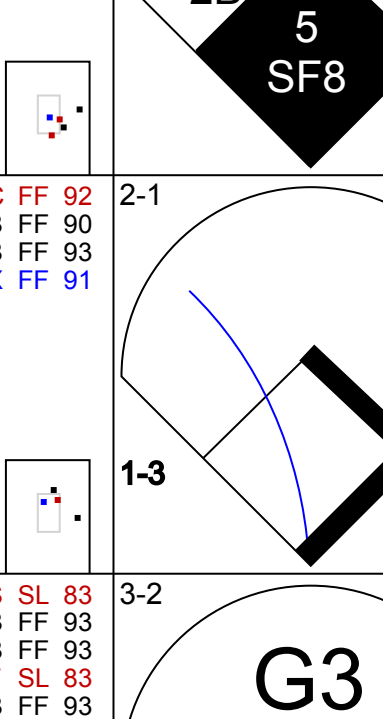
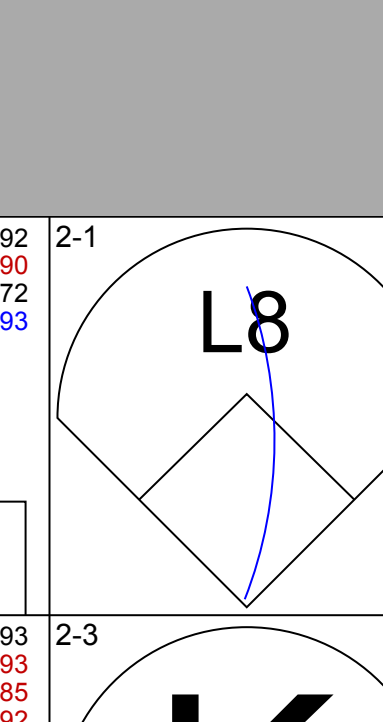
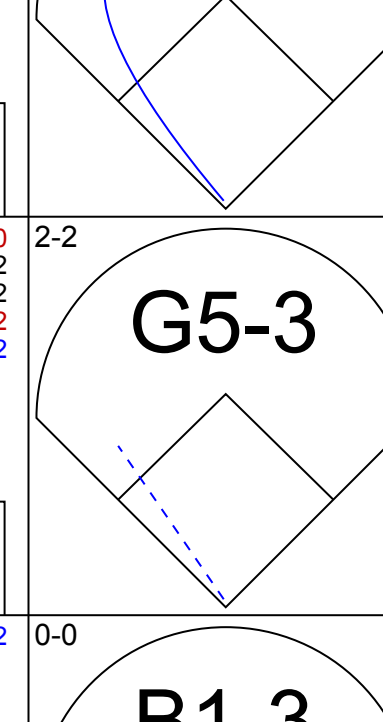
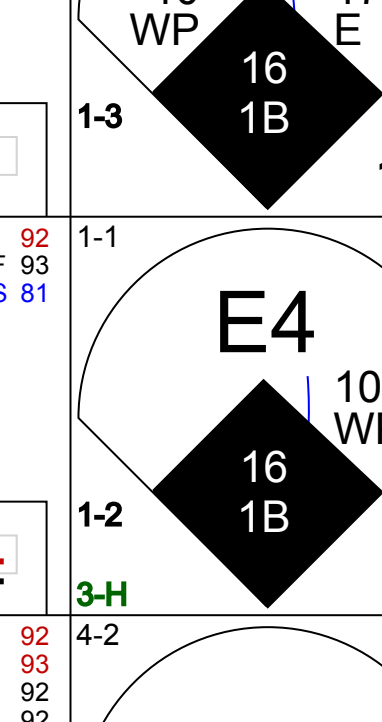
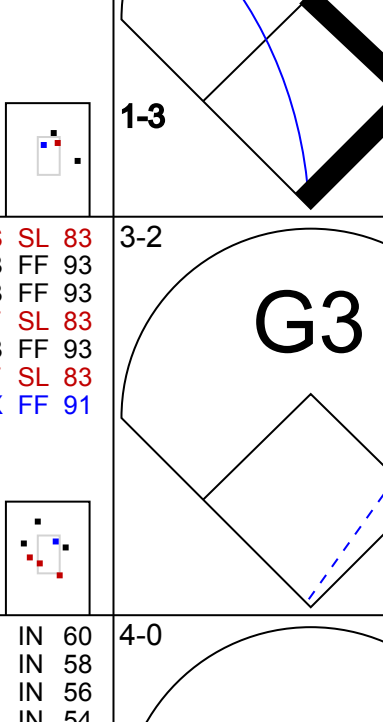
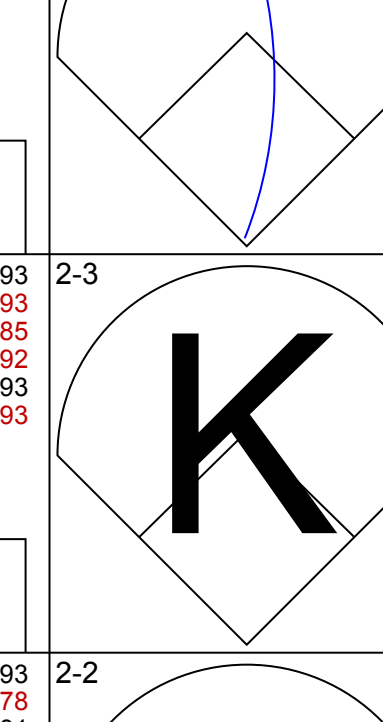
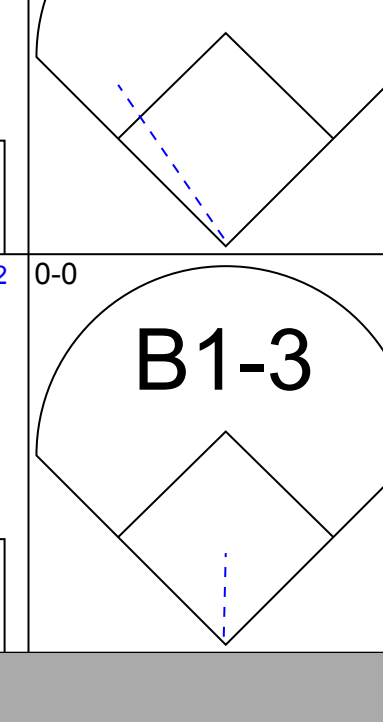
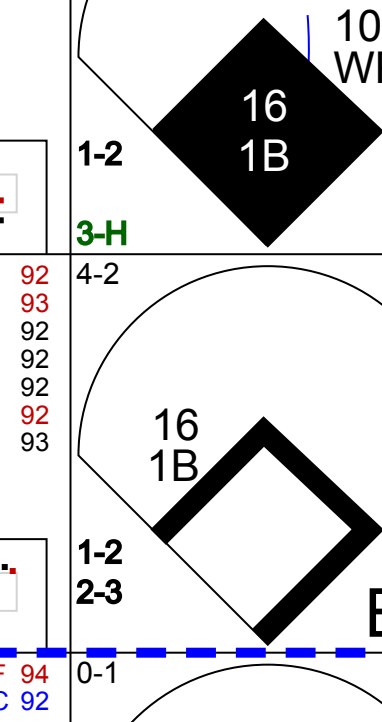
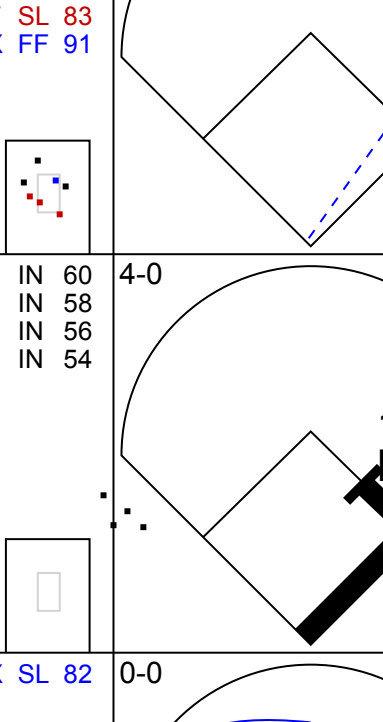
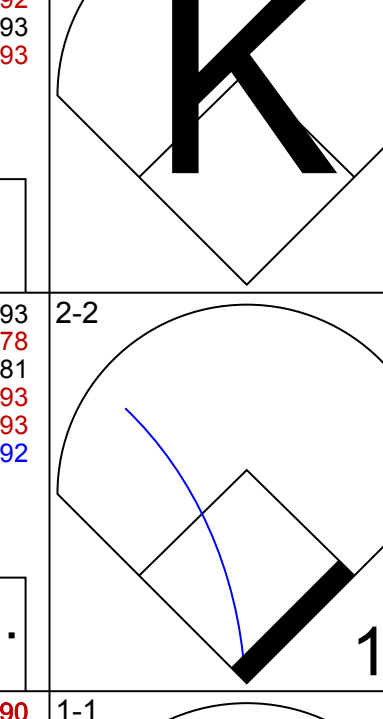
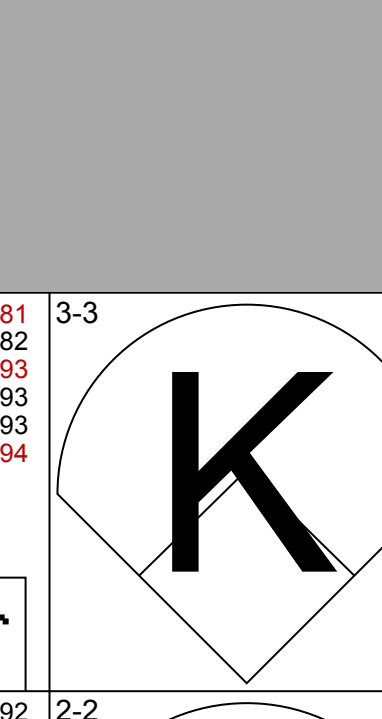
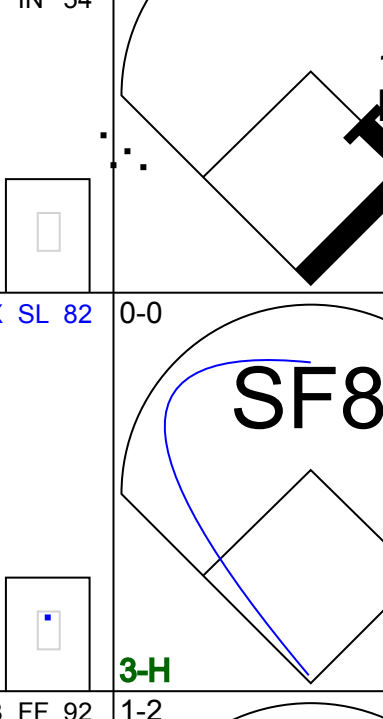
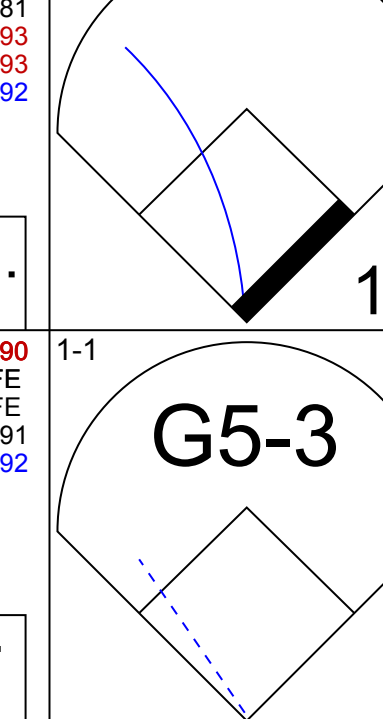
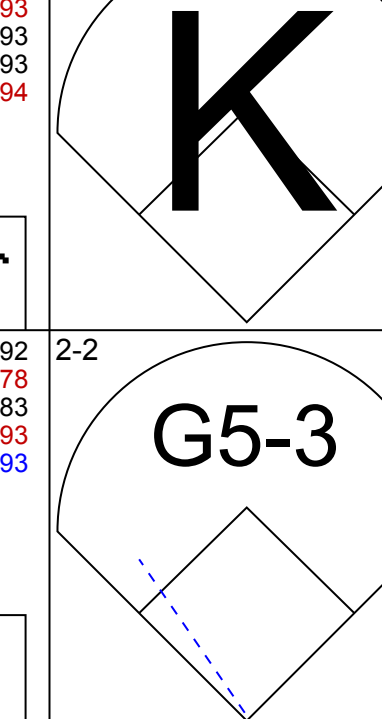
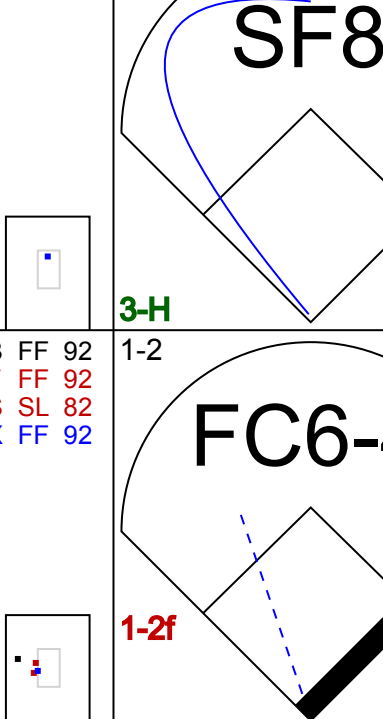
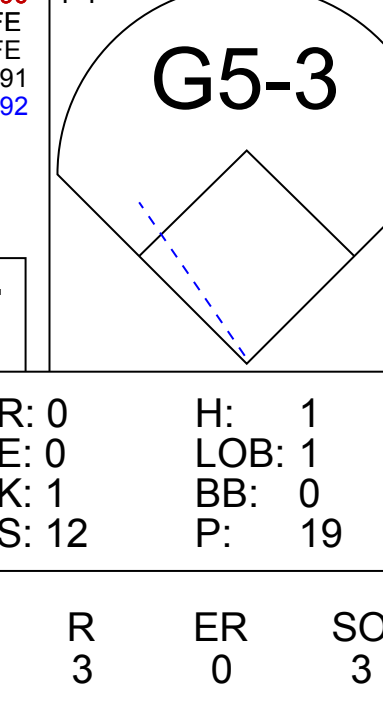
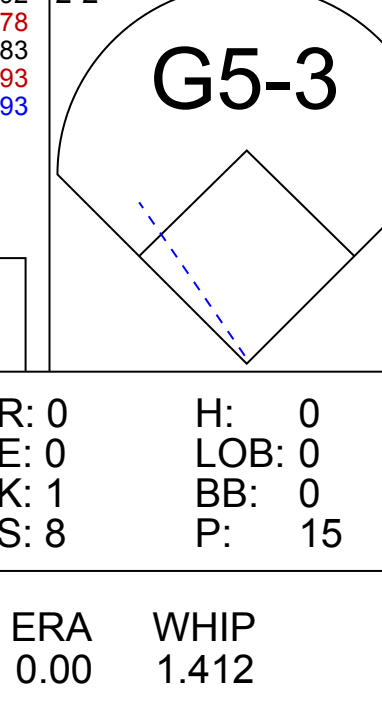
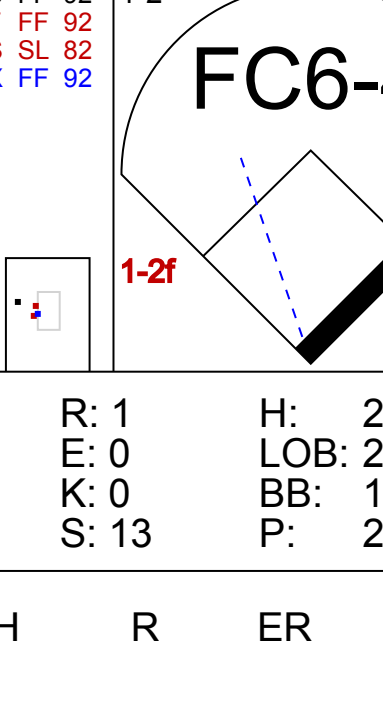
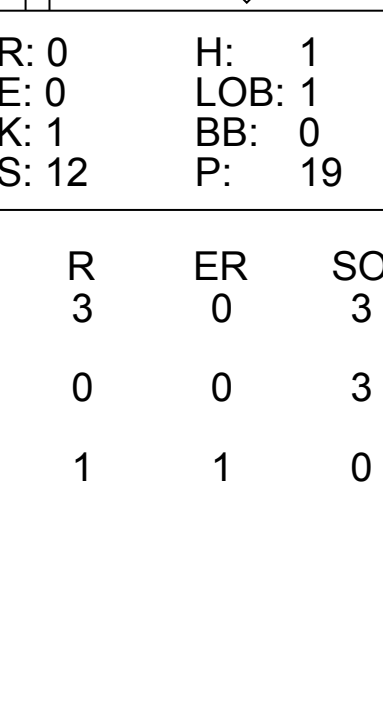
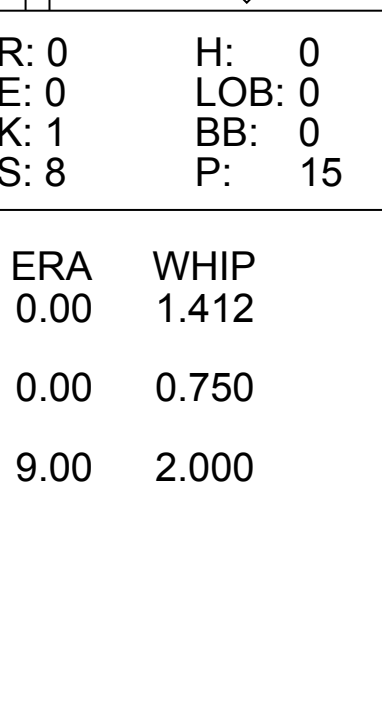
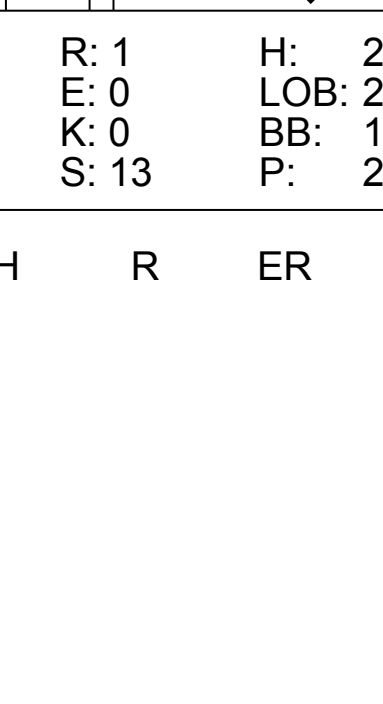


Batter	1	2	3	4	5	6	7	8	9	AB	R	H	RBI	BB	SO	LOB	TOP					
3 Ian Kinsler, R OBP: 0.365, SLG: 0.531										3	1	0	0	1	2	1						
28 J.D. Martinez, R OBP: 0.330, SLG: 0.481										3	0	0	0	1	3	0						
24 Miguel Cabrera, R OBP: 0.365, SLG: 0.546										4	0	0	0	0	2	2						
41 Victor Martinez, S OBP: 0.398, SLG: 0.538										4	0	3	1	0	0	0						
9 Nick Castellanos, R OBP: 0.353, SLG: 0.577										4	1	0	0	0	1	3						
8 Justin Upton, R OBP: 0.283, SLG: 0.315										4	0	0	0	0	2	2						
4 Cameron Maybin, R OBP: 0.521, SLG: 0.558										3	0	1	0	1	0	0						
34 James McCann, R OBP: 0.205, SLG: 0.203										3	0	1	1	0	2	1						
1 Jose Iglesias, R OBP: 0.259, SLG: 0.268										3	0	0	0	0	0	3						
Inning Stats	R: 0 E: 0 K: 3 S: 14	H: 0 LOB: 0 BB: 0 P: 18	R: 1 E: 0 K: 1 S: 16	H: 3 LOB: 2 BB: 0 P: 22	R: 1 E: 0 K: 1 S: 10	H: 1 LOB: 1 BB: 2 P: 21	R: 0 E: 0 K: 1 S: 7	H: 0 LOB: 0 BB: 0 P: 11	R: 0 E: 0 K: 1 S: 8	H: 1 LOB: 1 BB: 0 P: 9	R: 0 E: 0 K: 2 S: 13	H: 0 LOB: 1 BB: 1 P: 20	R: 0 E: 0 K: 1 S: 9	H: 0 LOB: 0 BB: 0 P: 12	R: 0 E: 0 K: 1 S: 5	H: 0 LOB: 0 BB: 0 P: 8	1B: 5 2B: 0 3B: 0 HR: 0	SF: 0 SAC: 0 DP: 1 HBP: 0	WP: 0 PB: 0 SB: 0 CS: 0	PA: 34		
PITCHER	IP: 6.1 WLS: W BF: 26 ERA: 2.25	WLS: H BF: 2 ERA: 3.09	H: 5 R: 2 ER: 2 SO: 9	R: 2 ER: 0 SO: 1	H: 2 R: 0 ER: 0 SO: 1	R: 0 H: 0 ER: 0 SO: 1	H: 0 R: 0 ER: 0 SO: 1	H: 0 R: 0 ER: 0 SO: 1	H: 0 R: 0 ER: 0 SO: 1	H: 0 R: 0 ER: 0 SO: 1	H: 0 R: 0 ER: 0 SO: 1	H: 0 R: 0 ER: 0 SO: 1	H: 0 R: 0 ER: 0 SO: 1	H: 0 R: 0 ER: 0 SO: 1	H: 0 R: 0 ER: 0 SO: 1	H: 0 R: 0 ER: 0 SO: 1	WP: 0 HR: 0 S: 6	ERA: 2.84 WHIP: 1.263				
18 Rich Hill, L ERA: 2.25	6.1	W	26	5	2	2	9	3	0	0	0	0	0	0	0	0	0	0	6	7	0.00	0.000
66 Ryan Dull, R ERA: 3.09	0.2	H	2	0	0	0	1	0	0	0	0	0	0	0	0	0	0	0	9	12	0.00	0.000
44 Ryan Madson, R ERA: 2.53	1.0	S	3	0	0	0	1	0	0	0	0	0	0	0	0	0	0	0	5	8	0.00	0.000
62 Sean Doolittle, L ERA: 3.1	1.0	S	3	0	0	0	1	0	0	0	0	0	0	0	0	0	0	0	5	8	0.00	0.000

Detroit Tigers @ Oakland Athletics
 Oakland Coliseum, Oakland, CA
 Sun May 29 2016, 1:09 PM - 3:55 PM PDT
 Att: 20,522 - Sunny - 70 F

AB	31
R	2
H	5
RBI	2
BB	3
SO	12
LOB	12

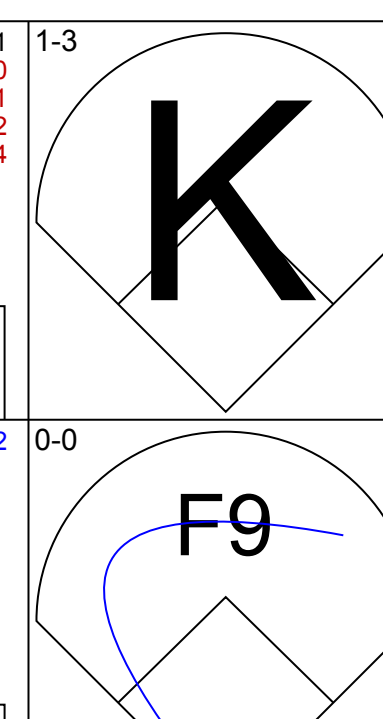
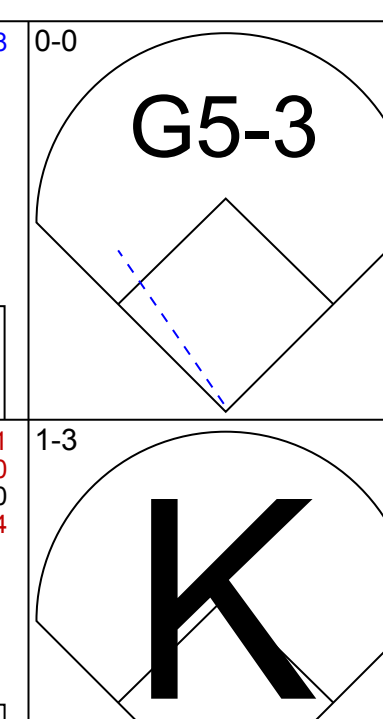
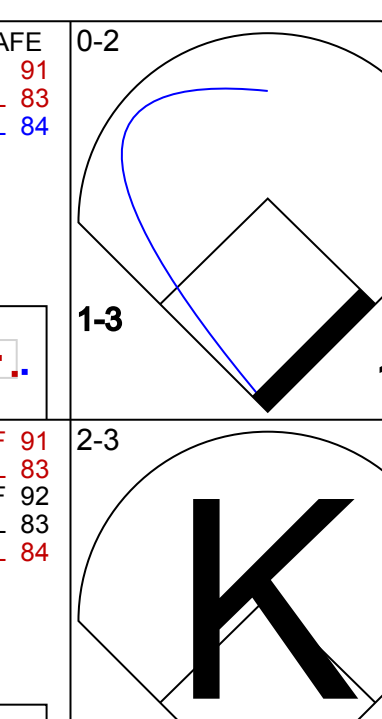
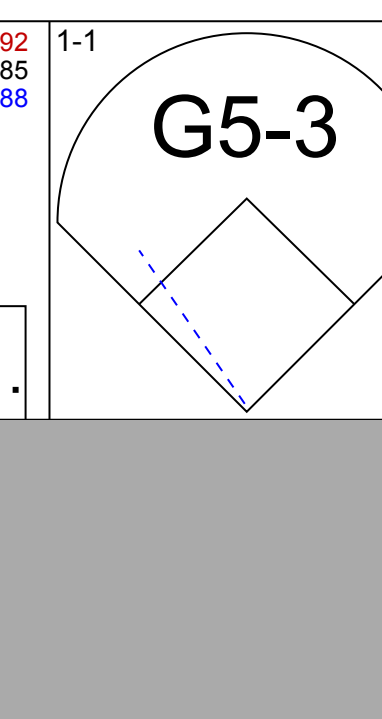
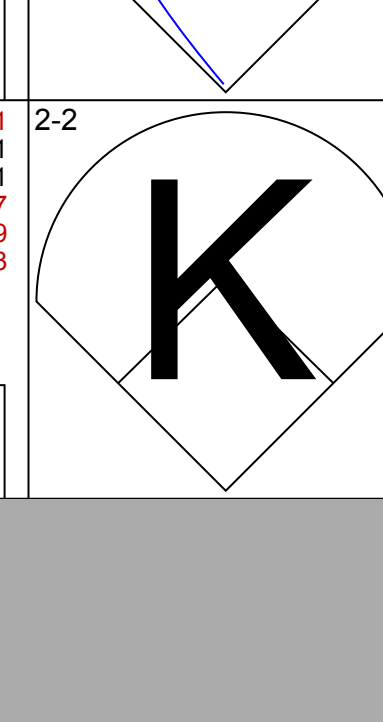
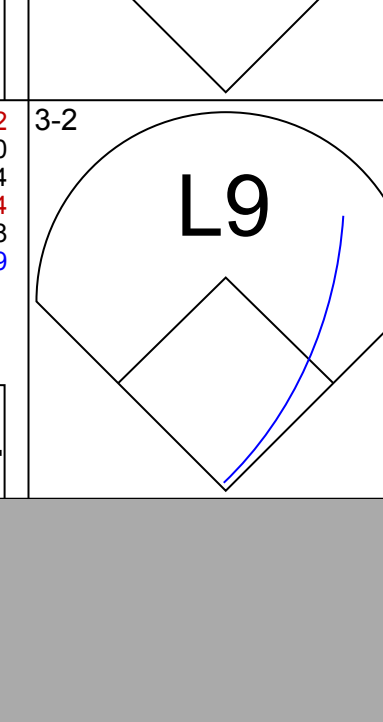

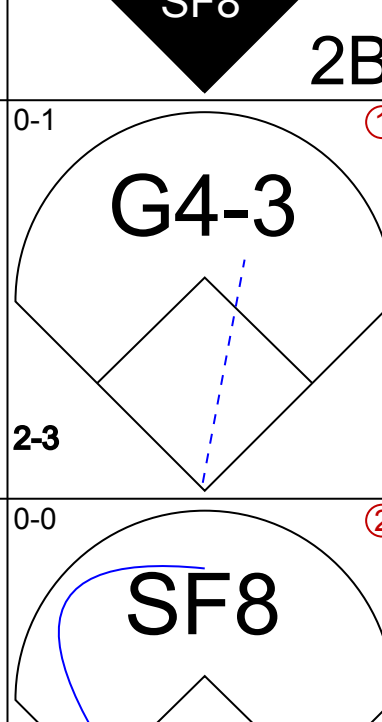


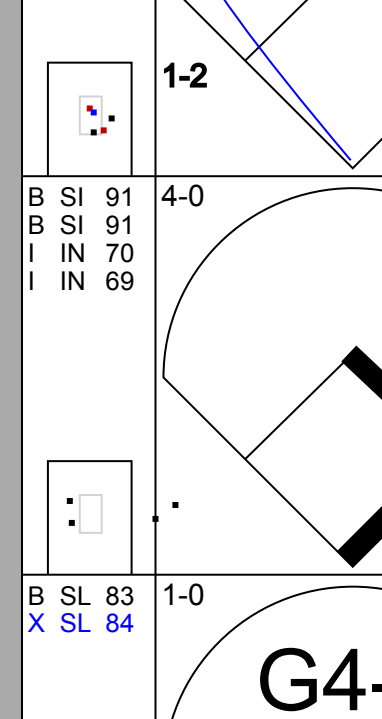
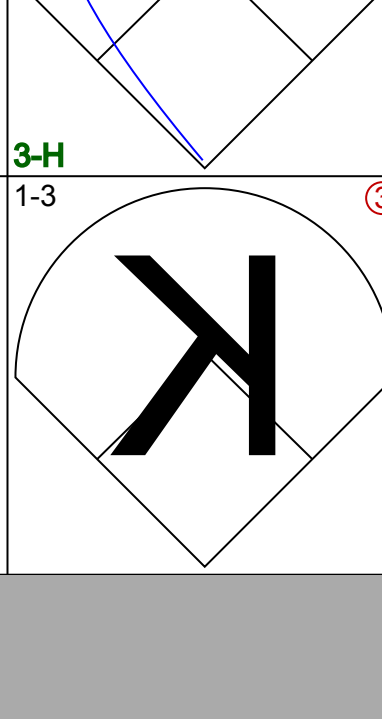
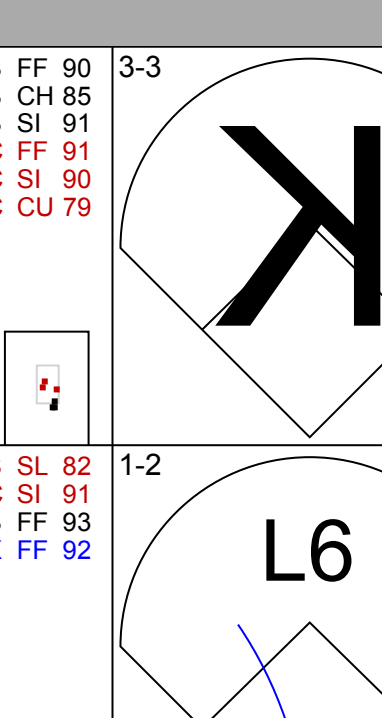
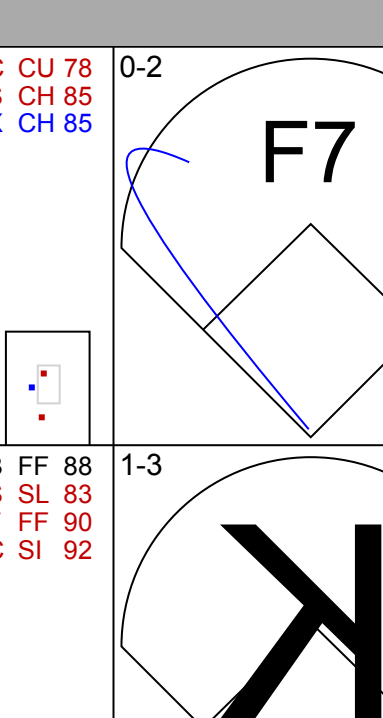
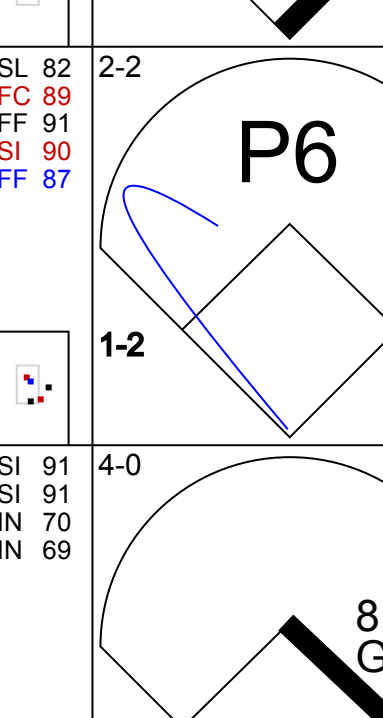
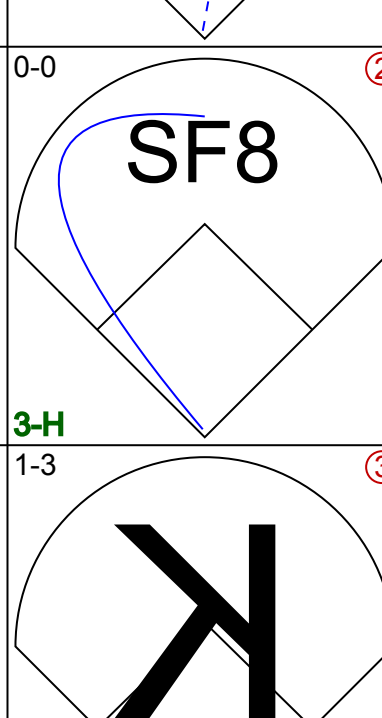
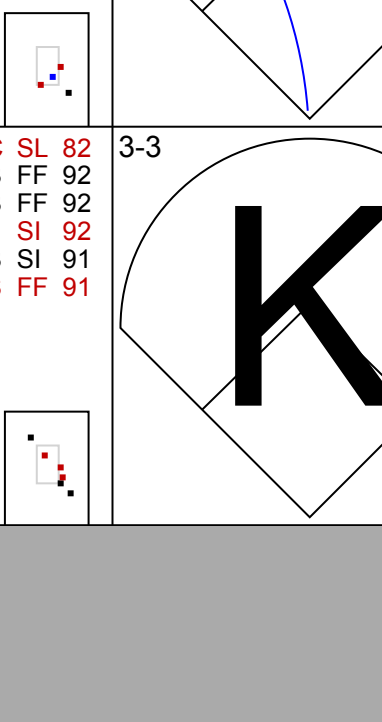
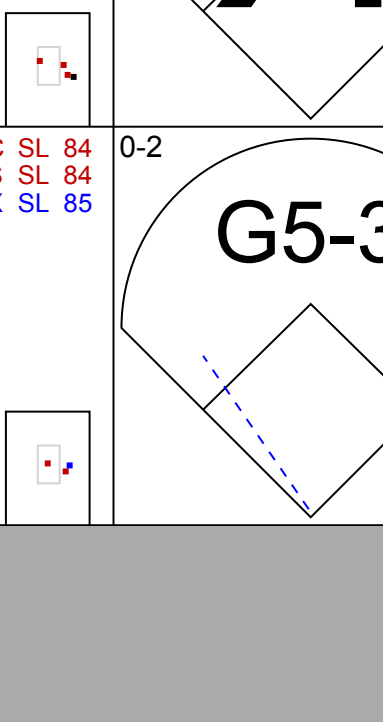
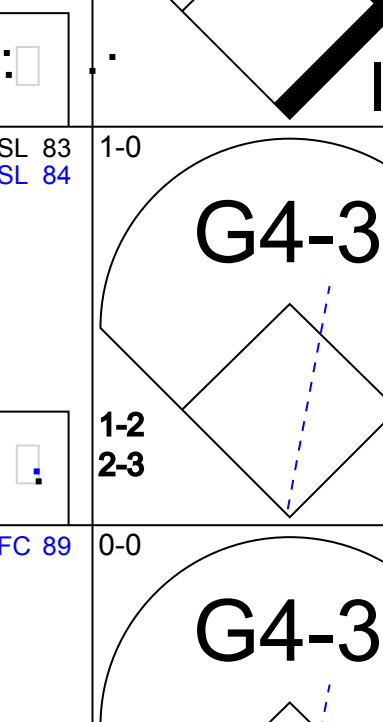



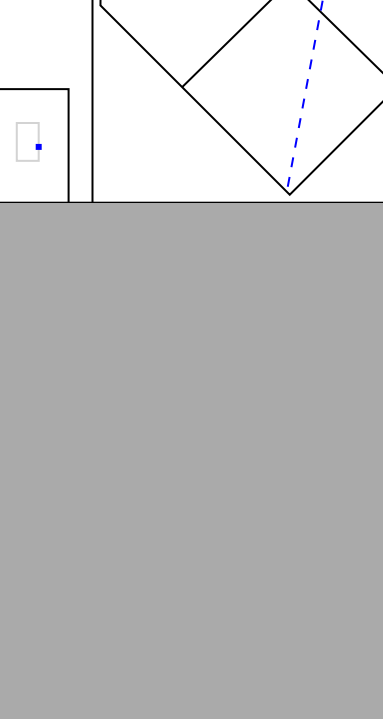
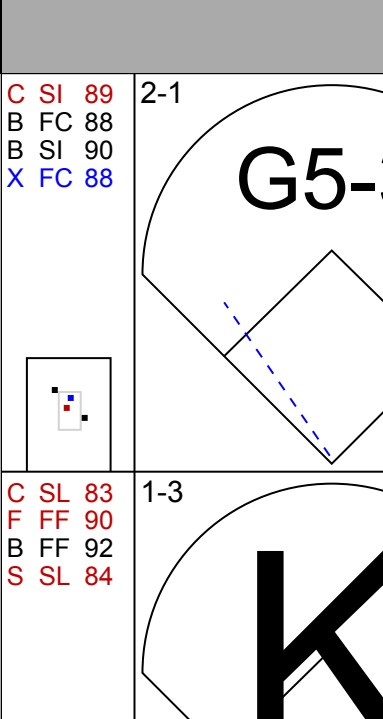
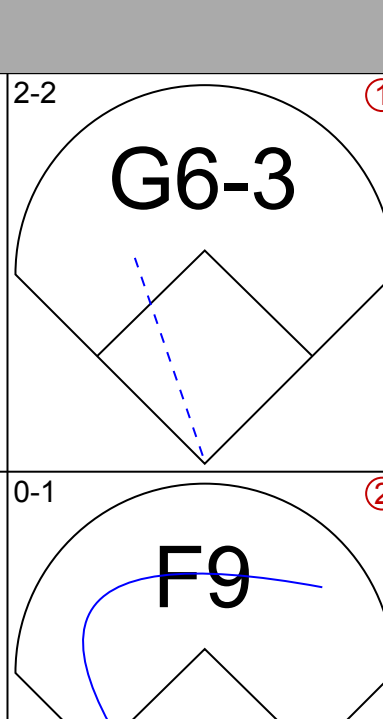
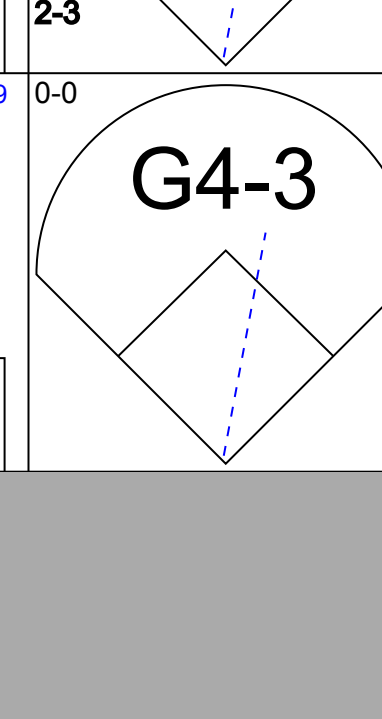
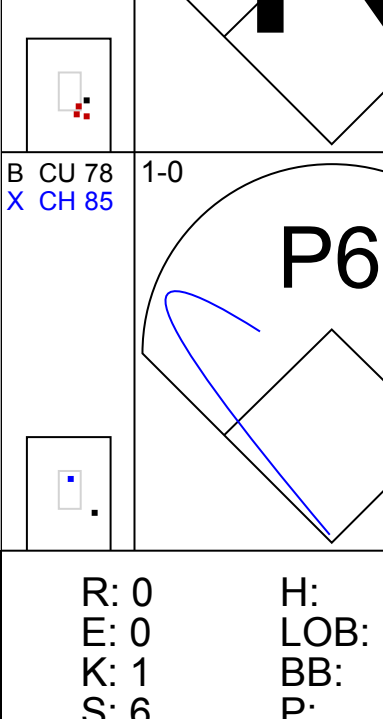
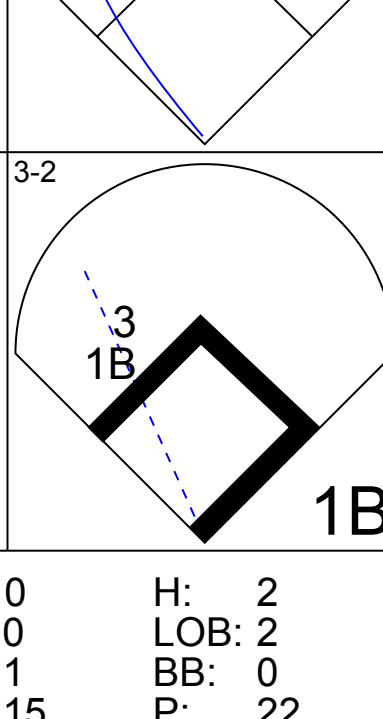
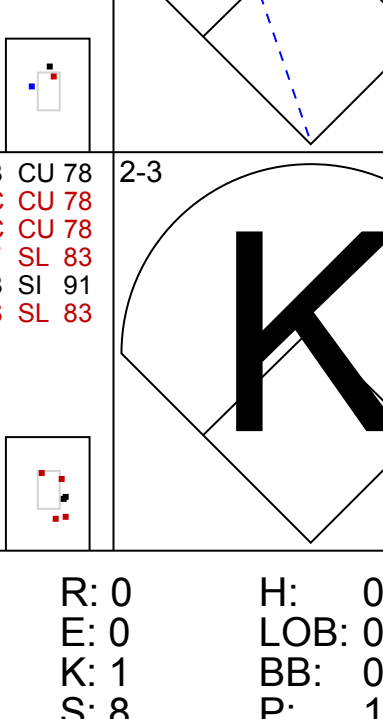
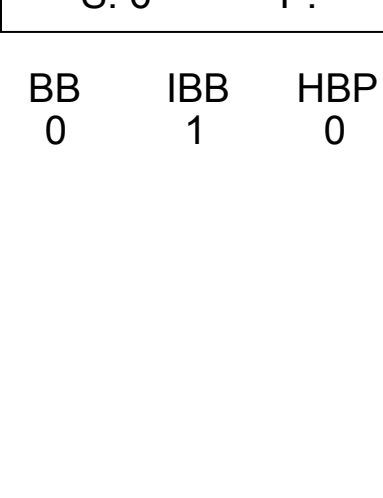




Batter	1	2	3	4	5	6	7	8	9	AB	R	H	RBI	BB	SO	LOB	BOTTOM					
4 Coco Crisp, S OBP: 0.299, SLG: 0.418										4	0	0	0	0	0	0						
8 Jed Lowrie, S OBP: 0.345, SLG: 0.354										3	0	0	0	1	2	0						
21 Stephen Vogt, L OBP: 0.295, SLG: 0.387										4	0	2	0	0	1	1						
26 Danny Valencia, R OBP: 0.354, SLG: 0.528										4	2	3	0	0	0	1						
2 Khris Davis, R OBP: 0.272, SLG: 0.525										4	1	2	0	0	0	2						
17 Yonder Alonso, L OBP: 0.264, SLG: 0.284										4	1	0	0	0	0	3						
10 Marcus Semien, R OBP: 0.303, SLG: 0.427										2	0	0	0	2	1	0						
3 Chris Coghlan, L OBP: 0.236, SLG: 0.304										2	0	1	0	0	1	0						
16 Billy Butler, R OBP: 0.350, SLG: 0.338										1	0	1	2	0	0	0						
5 Jake Smolinski, R OBP: 0.217, SLG: 0.381										0	0	0	1	0	0	0						
1 Billy Burns, S OBP: 0.292, SLG: 0.313										4	0	0	0	0	1	5						
Inning Stats	R: 0 E: 0 K: 1 S: 13	H: 2 LOB: 2 BB: 0 P: 18	R: 0 E: 0 K: 1 S: 12	H: 1 LOB: 1 BB: 0 P: 19	R: 0 E: 0 K: 0 S: 8	H: 0 LOB: 0 BB: 0 P: 10	R: 0 E: 0 K: 0 S: 5	H: 0 LOB: 0 BB: 0 P: 8	R: 0 E: 0 K: 2 S: 11	H: 3 LOB: 2 BB: 2 P: 30	R: 0 E: 0 K: 2 S: 11	H: 0 LOB: 0 BB: 0 P: 16	R: 1 E: 0 K: 0 S: 13	H: 2 LOB: 2 BB: 1 P: 25	R: 1 E: 0 K: 0 S: 13	H: 2 LOB: 2 BB: 1 P: 25	1B: 8 2B: 1 3B: 0 HR: 0	SF: 1 SAC: 0 DP: 1 HBP: 0	WP: 1 PB: 0 SB: 0 CS: 0	PA: 36		
PITCHER	IP: 5.2 WLS: L BF: 25 ERA: 4.96	WLS: B BF: 5 ERA: 4.12	H: 6 R: 3 ER: 0 SO: 3	R: 1 ER: 0 SO: 3	H: 3 R: 0 ER: 0 SO: 3	H: 0 R: 0 ER: 0 SO: 3	H: 0 R: 0 ER: 0 SO: 3	H: 0 R: 0 ER: 0 SO: 3	H: 0 R: 0 ER: 0 SO: 3	H: 3 R: 1 ER: 1 SO: 17	H: 3 R: 1 ER: 1 SO: 17	H: 0 R: 0 ER: 0 SO: 11	H: 0 R: 0 ER: 0 SO: 16	H: 0 R: 0 ER: 0 SO: 13	H: 2 R: 0 ER: 0 SO: 13	H: 2 R: 0 ER: 0 SO: 13	WP: 0 HR: 0 S: 17	ERA: 0.00 WHIP: 1.412				
37 Mike Pelfrey, R ERA: 4.96	5.2	L	25	6	3	0	3	2	0	0	0	0	0	0	0	0	0	0	16	21	0.00	0.750
38 Justin Wilson, L ERA: 4.12	1.1	B	5	1	0	0	3	0	0	0	0	0	0	0	0	0	0	0	13	25	9.00	2.000
21 Mark Lowe, R ERA: 6.75	1.0	6	2	1	1	0	0	0	0	0	0	0	0	0	0	0	0	0	13	25	9.00	2.000

Detroit Tigers @ Oakland Athletics
 Oakland Coliseum, Oakland, CA
 Sun May 29 2016, 1:09 PM - 3:55 PM PDT
 Att: 20,522 - Sunny - 70 F

AB	32
R	4
H	9
RBI	3
BB	3
SO	6
LOB	12

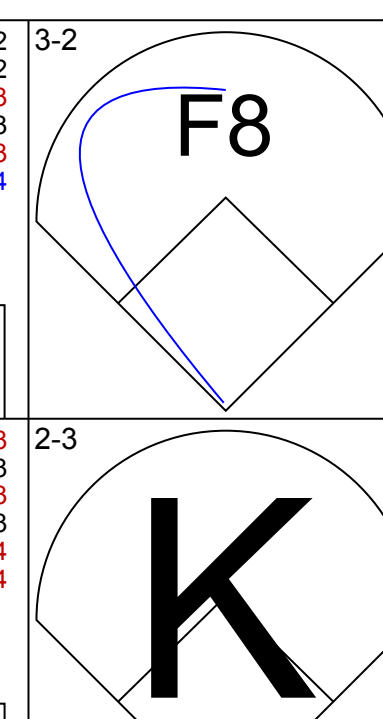
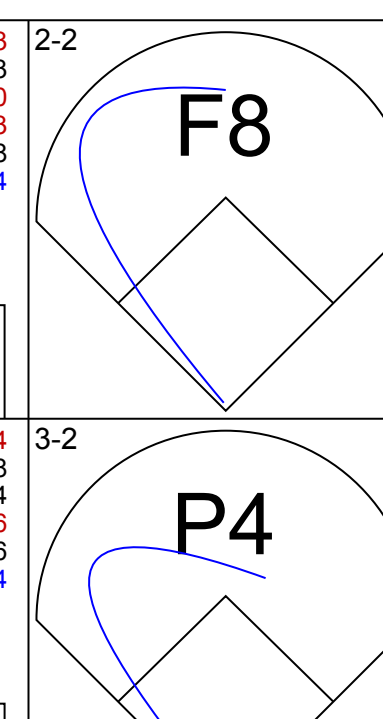
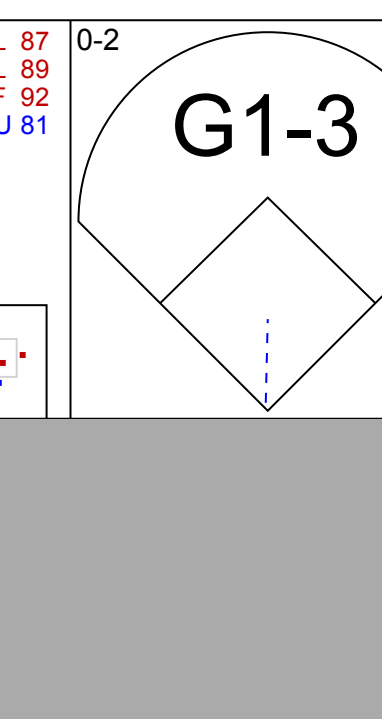
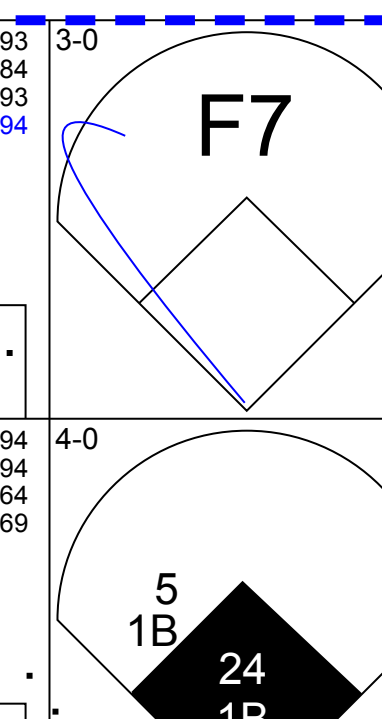
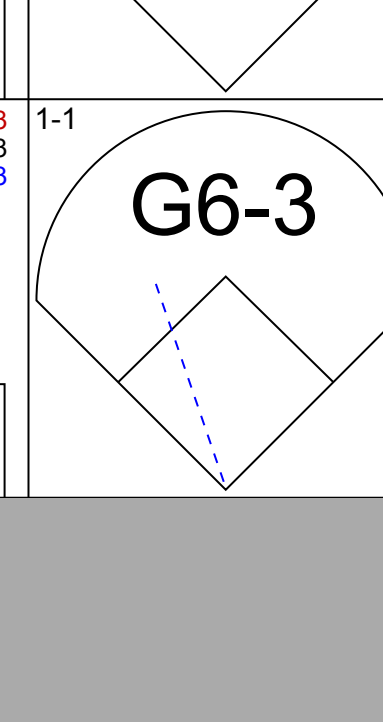
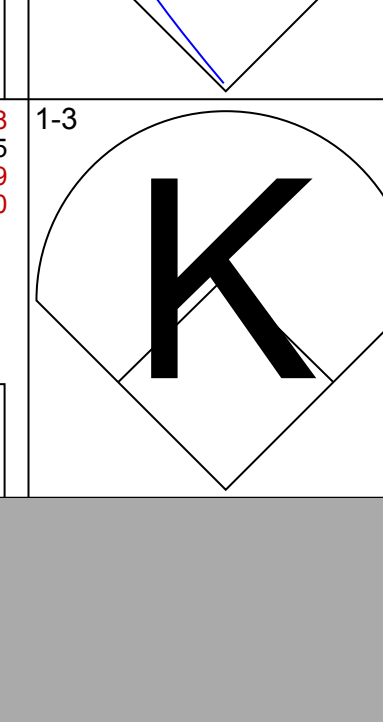

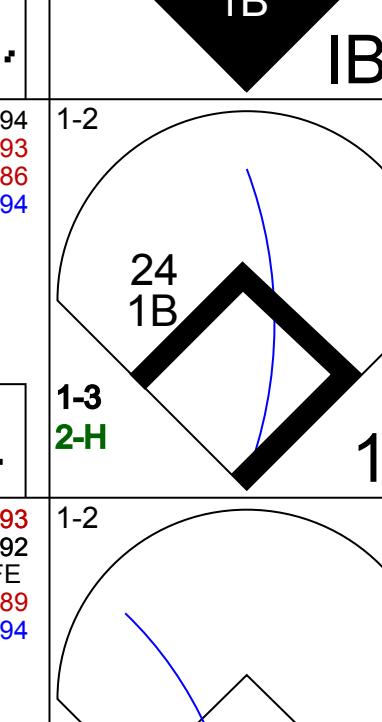



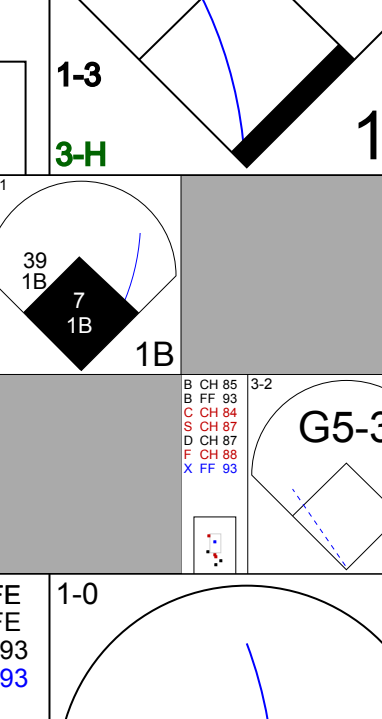
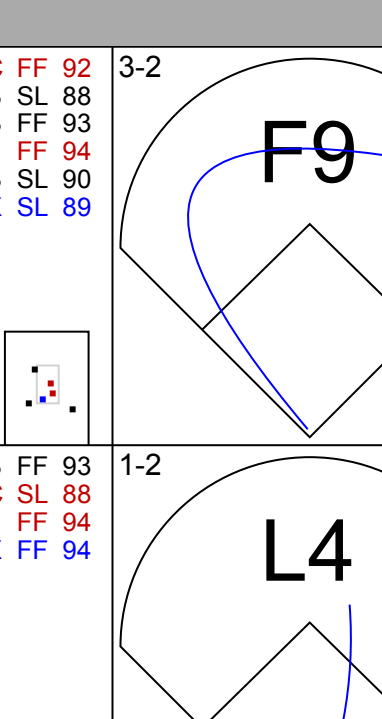
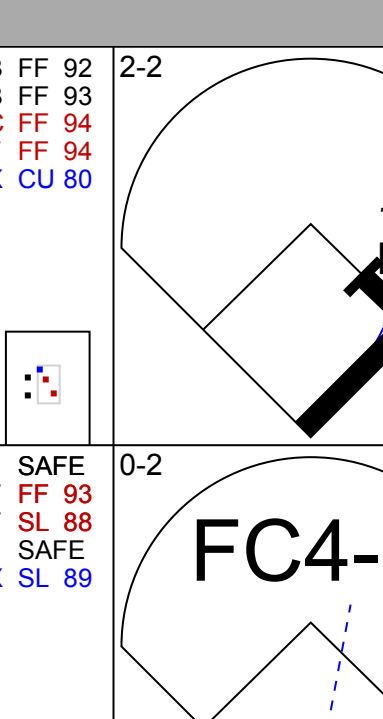
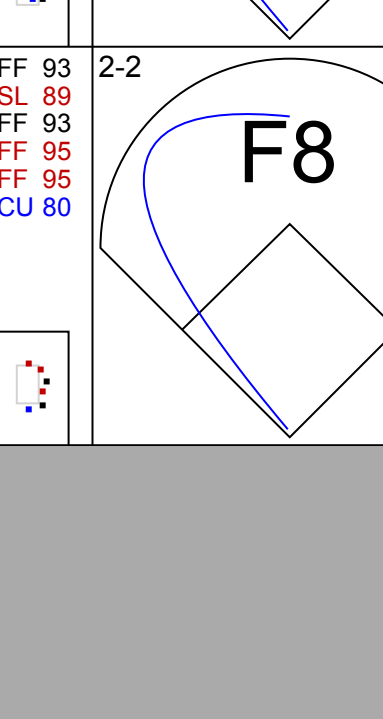
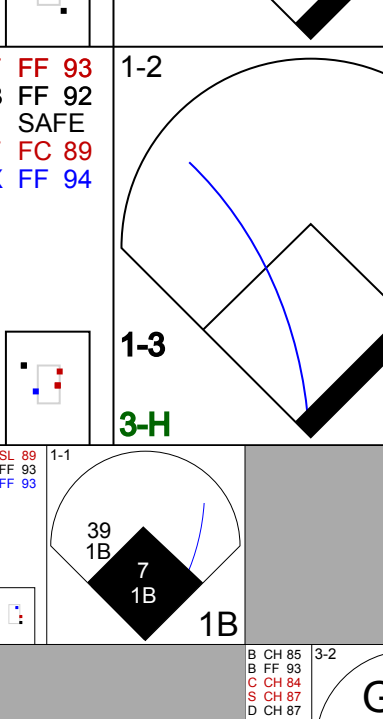
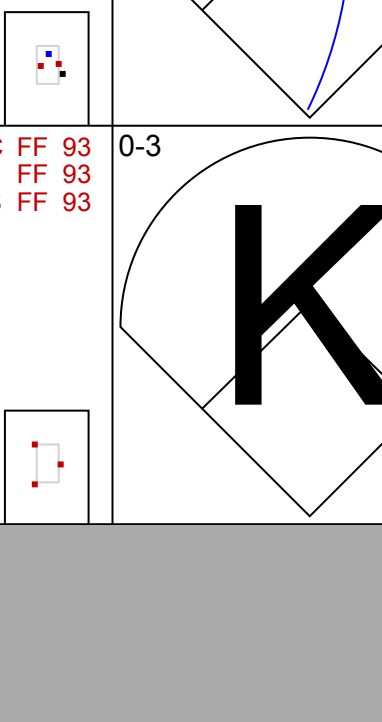
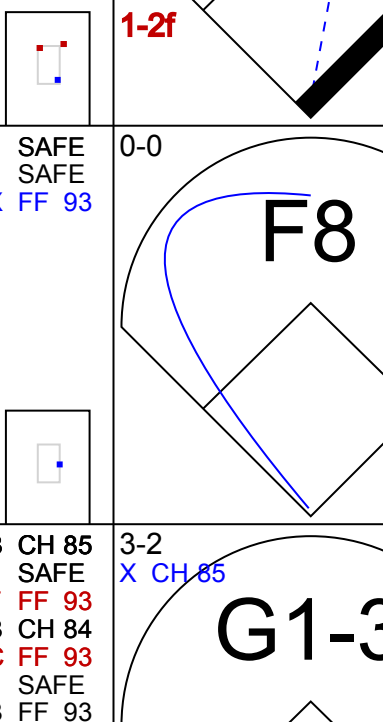

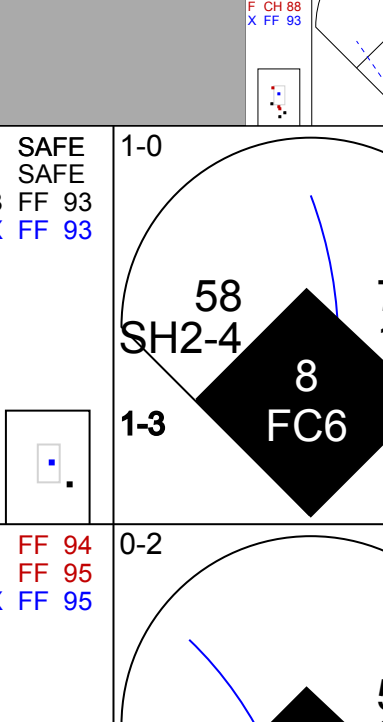

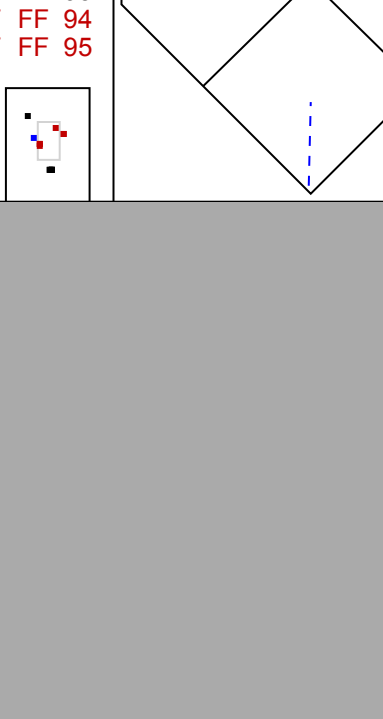

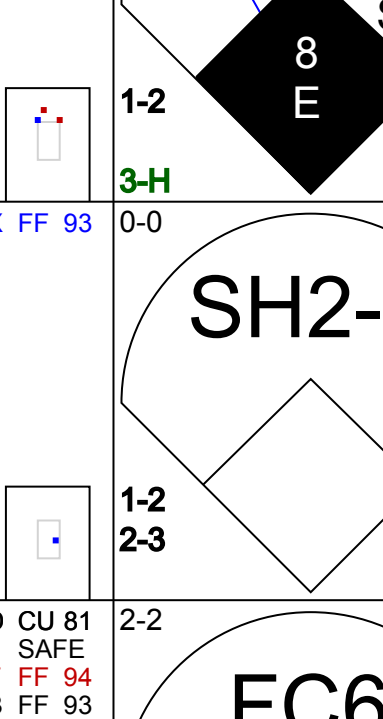
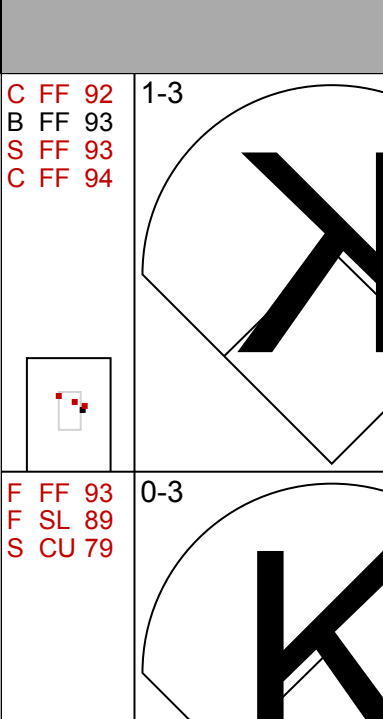
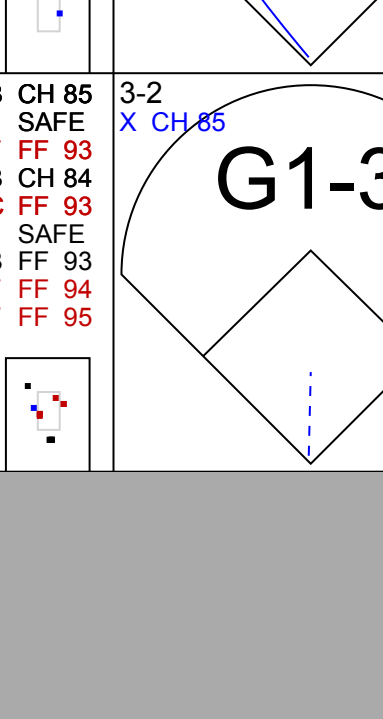

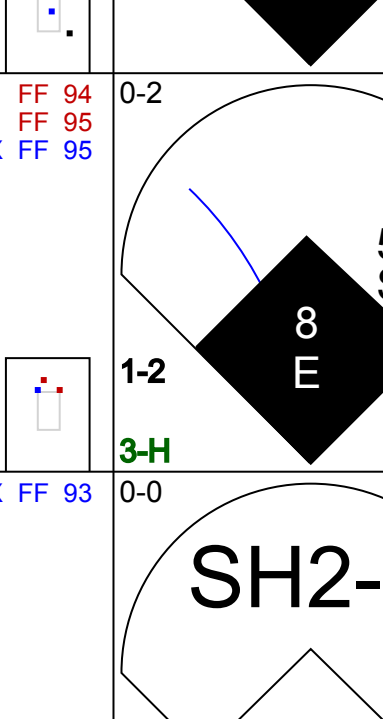
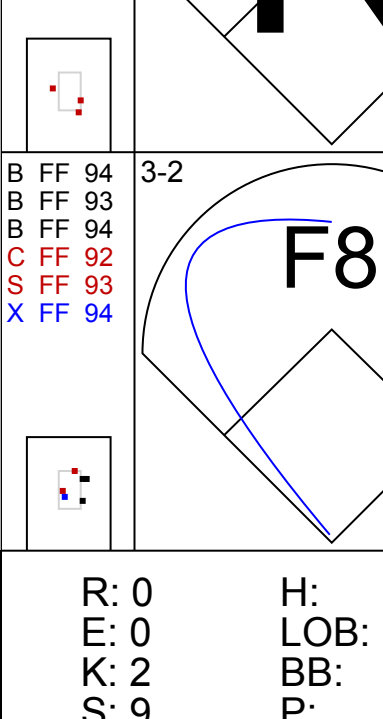
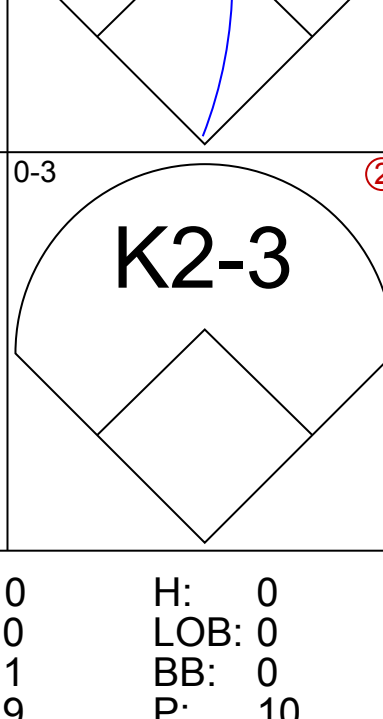
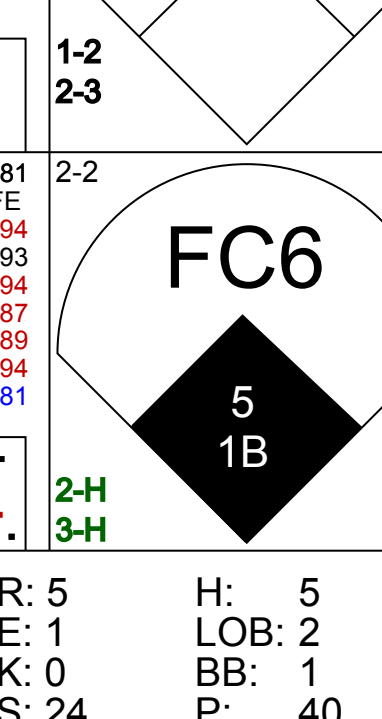





Batter	1	2	3	4	5	6	7	8	9	AB	R	H	RBI	BB	SO	LOB	TOP				
3 Ian Kinsler, R OBP: 0.363, SLG: 0.525										4	0	1	0	0	1	0					
28 J.D. Martinez, R OBP: 0.329, SLG: 0.482										4	1	1	0	0	2	2					
24 Miguel Cabrera, R OBP: 0.382, SLG: 0.540										4	0	1	0	0	1	1					
41 Victor Martinez, S OBP: 0.389, SLG: 0.529										3	0	0	1	0	1	1					
9 Nick Castellanos, R OBP: 0.351, SLG: 0.567										3	0	0	0	1	2	0					
8 Justin Upton, R OBP: 0.299, SLG: 0.309										3	0	0	0	0	1	2					
4 Cameron Maybin, R OBP: 0.390, SLG: 0.522										3	0	0	0	0	0	2					
34 James McCann, R OBP: 0.198, SLG: 0.195										3	0	0	0	0	1	0					
17 Andrew Romine, S OBP: 0.250, SLG: 0.208										3	0	1	0	0	1	0					
Inning Stats	R: 0 H: 0 E: 0 K: 2 S: 9	H: 0 LOB: 0 BB: 0 P: 12	R: 0 H: 0 E: 0 K: 2 S: 9	H: 0 LOB: 0 BB: 0 P: 16	R: 0 H: 0 E: 0 K: 1 S: 6	H: 0 LOB: 0 BB: 0 P: 10	R: 0 H: 0 E: 0 K: 1 S: 7	H: 0 LOB: 0 BB: 0 P: 11	R: 0 H: 0 E: 0 K: 1 S: 9	H: 0 LOB: 0 BB: 0 P: 10	R: 0 H: 2 E: 0 K: 1 S: 15	H: 2 LOB: 2 BB: 0 P: 22	R: 0 H: 1 E: 0 K: 0 S: 6	H: 1 LOB: 2 BB: 1 P: 13	R: 0 H: 0 E: 0 K: 1 S: 8	H: 0 LOB: 0 BB: 0 P: 12	R: 1 H: 1 E: 0 K: 1 S: 7	H: 1 LOB: 0 BB: 0 P: 8	1B: 3 2B: 1 3B: 0 HR: 0	SF: 1 SAC: 0 DP: 0 HBP: 0	WP: 0 PA: 32 PB: 0 SB: 0 CS: 0
PITCHER 49 Jhoulys Chacin, R ERA: 4.42	IP: 9.0 WLS: W BF: 32 H: 4 R: 1 ER: 1 SO: 10 BB: 0 IBB: 1 HBP: 0 BLK: 1 WP: 0 HR: 0 S: 76 P: 114 ERA: 1.00 WHIP: 0.444											PITCHER	IP: 9.0 WLS: W BF: 32 H: 4 R: 1 ER: 1 SO: 10 BB: 0 IBB: 1 HBP: 0 BLK: 1 WP: 0 HR: 0 S: 76 P: 114 ERA: 1.00 WHIP: 0.444								

Detroit Tigers @ Los Angeles Angels
Angel Stadium of Anaheim, Anaheim, CA
Mon May 30 2016, 6:09 PM - 8:54 PM PDT
Att: 38,541 - Clear - 71 F

AB	30
R	1
H	4
RBI	1
BB	1
SO	10
LOB	8



Batter	1	2	3	4	5	6	7	8	9	AB	R	H	RBI	BB	SO	LOB	BOTTOM				
56 Kole Calhoun, L OBP: 0.366, SLG: 0.417										4	0	0	0	0	0	1					
27 Mike Trout, R OBP: 0.411, SLG: 0.556										3	1	0	0	1	2	0					
5 Albert Pujols, R OBP: 0.306, SLG: 0.423										4	0	1	1	0	1	0					
24 C.J. Cron, R OBP: 0.304, SLG: 0.353										4	0	2	1	0	0	0					
12 Johnny Giavotella, R OBP: 0.307, SLG: 0.388										4	1	1	0	0	0	3					
39 Rafael Ortega, L OBP: 0.293, SLG: 0.319										3	1	1	0	0	1	1					
7 Cliff Pennington, S OBP: 0.317, SLG: 0.370										3	1	1	1	0	1	1					
58 Carlos Pérez, R OBP: 0.246, SLG: 0.305										2	0	0	0	0	1	0					
8 Gregorio Petit, R OBP: 0.268, SLG: 0.283										3	1	0	1	0	1	0					
Inning Stats	R: 0 H: 0 E: 0 K: 1 S: 9	H: 0 LOB: 0 BB: 0 P: 15	R: 0 H: 0 E: 0 K: 1 S: 9	H: 0 LOB: 0 BB: 0 P: 13	R: 0 H: 0 E: 0 K: 2 S: 9	H: 0 LOB: 0 BB: 0 P: 13	R: 0 H: 0 E: 0 K: 1 S: 10	H: 0 LOB: 0 BB: 0 P: 16	R: 0 H: 0 E: 0 K: 1 S: 12	H: 1 LOB: 1 BB: 0 P: 17	R: 0 H: 0 E: 0 K: 1 S: 9	H: 0 LOB: 0 BB: 0 P: 10	R: 0 H: 0 E: 0 K: 1 S: 10	H: 0 LOB: 0 BB: 0 P: 15	R: 5 H: 5 E: 1 K: 1 S: 24	H: 5 LOB: 2 BB: 1 P: 40	R: 1 H: 1 E: 0 K: 1 S: 7	H: 1 LOB: 0 BB: 0 P: 8	1B: 6 2B: 0 3B: 0 HR: 0	SF: 0 SAC: 1 DP: 0 HBP: 0	WP: 0 PA: 32 PB: 0 SB: 0 CS: 0
PITCHER 35 Justin Verlander, R ERA: 4.11	IP: 7.1 WLS: L BF: 27 H: 4 R: 4 ER: 4 SO: 7 BB: 0 IBB: 0 HBP: 0 BLK: 0 WP: 0 HR: 0 S: 81 P: 116 ERA: 4.91 WHIP: 0.545											PITCHER	IP: 0.2 WLS: L BF: 5 H: 2 R: 1 ER: 1 SO: 0 BB: 0 IBB: 0 HBP: 0 BLK: 0 WP: 0 HR: 0 S: 11 P: 23 ERA: 13.50 WHIP: 3.000								

Detroit Tigers @ Los Angeles Angels
Angel Stadium of Anaheim, Anaheim, CA
Mon May 30 2016, 6:09 PM - 8:54 PM PDT
Att: 38,541 - Clear - 71 F


AB	30
R	5
H	6
RBI	4
BB	1
SO	7
LOB	6

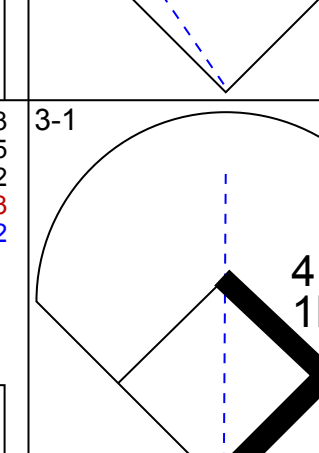
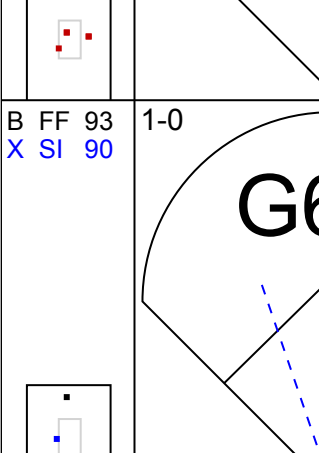
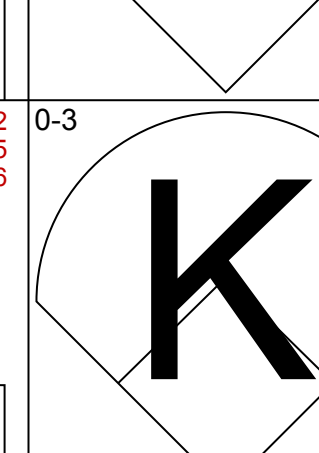
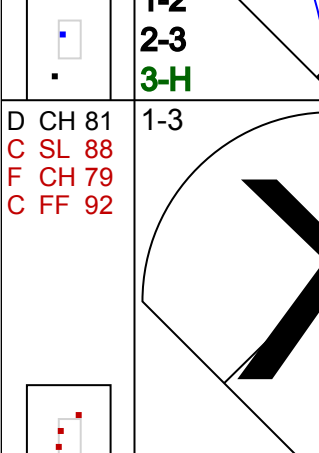
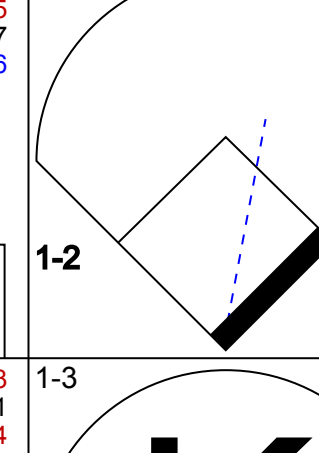


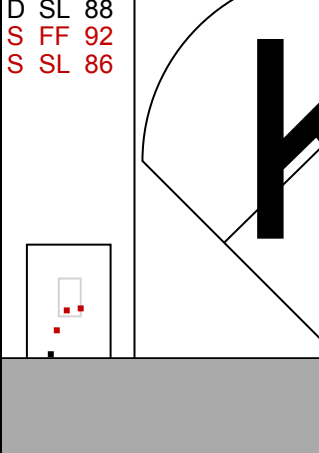
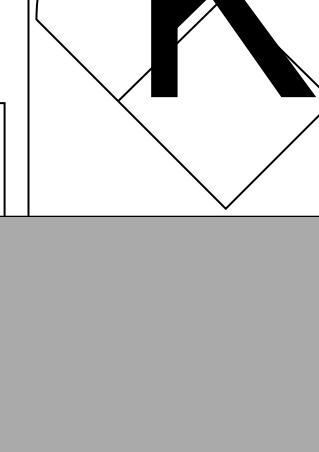




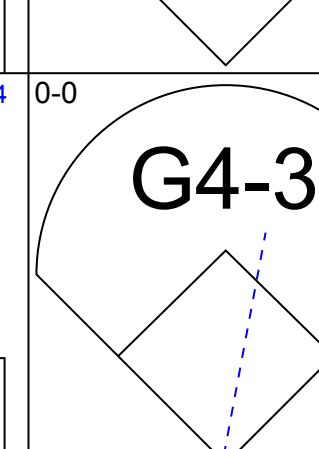

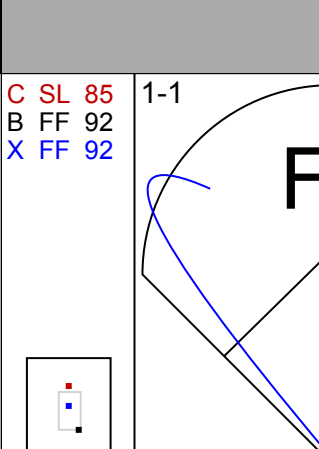


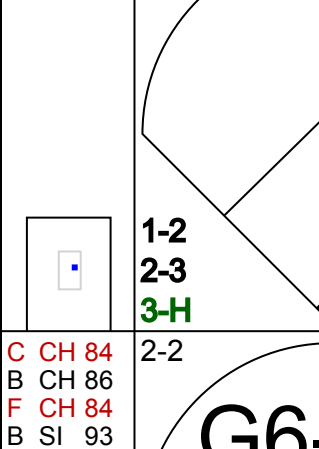
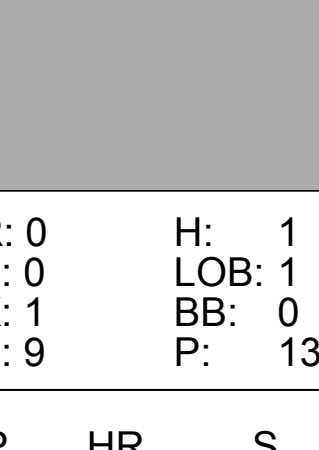
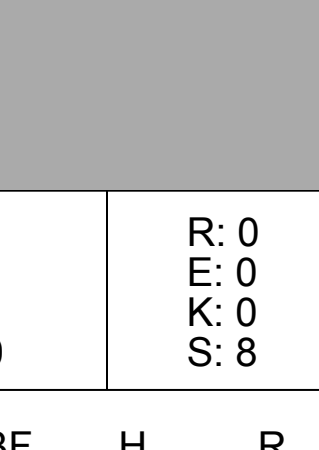
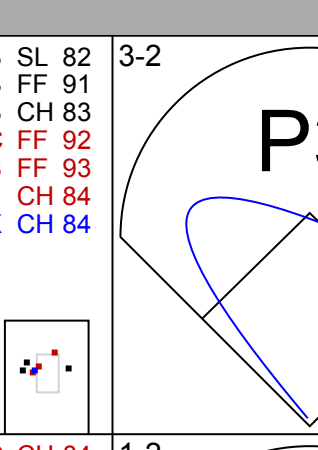



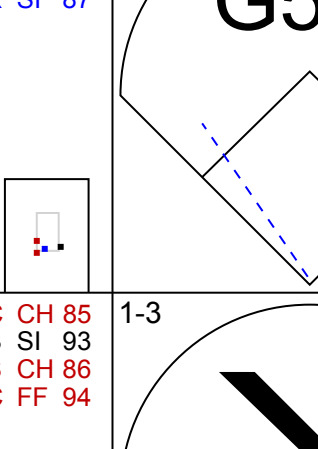
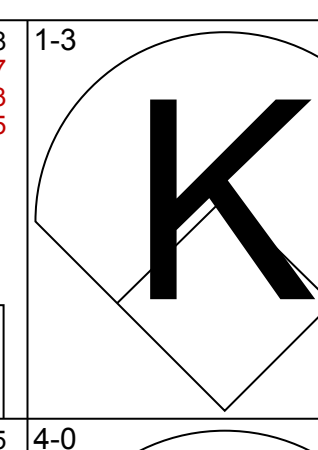
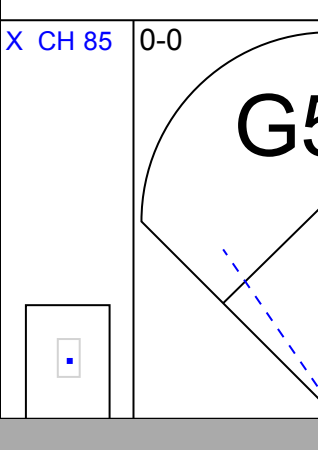
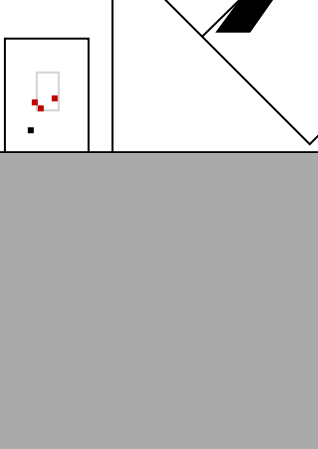
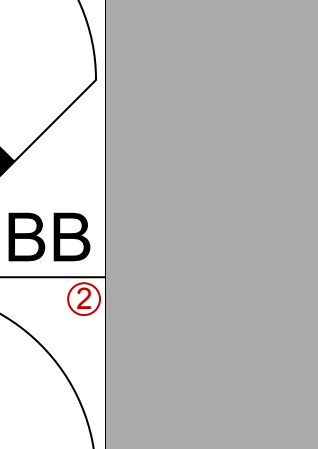

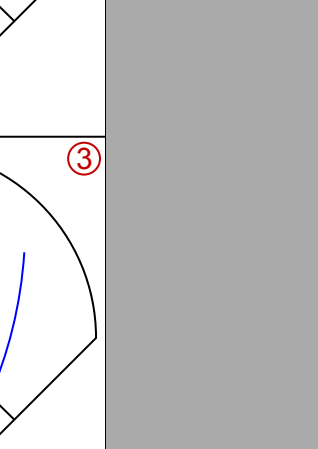

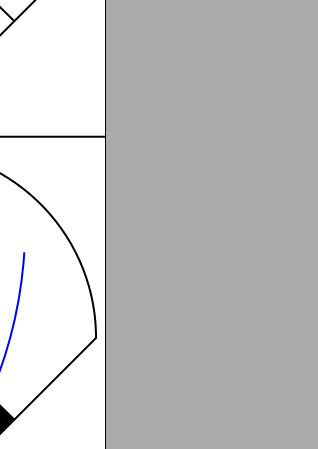


Batter	1	2	3	4	5	6	7	8	9	AB	R	H	RBI	BB	SO	LOB	TOP										
3 Ian Kinsler, R OBP: 0.364, SLG: 0.537										5	2	2	4	0	1	0	Detroit Tigers @ Los Angeles Angels Angel Stadium of Anaheim, Anaheim, CA Tue May 31 2016, 7:09 PM - 10:26 PM PDT Att: 35,125 - Clear - 69 F										
28 J.D. Martinez, R OBP: 0.327, SLG: 0.492										4	1	1	2	0	0	0											
24 Miguel Cabrera, R OBP: 0.380, SLG: 0.550										4	1	1	1	0	0	0											
41 Victor Martinez, S OBP: 0.387, SLG: 0.539										4	1	1	1	0	1	0											
9 Nick Castellanos, R OBP: 0.349, SLG: 0.566										4	0	1	0	0	3	0											
8 Justin Upton, R OBP: 0.284, SLG: 0.326										3	2	1	1	1	1	1											
4 Cameron Maybin, R 17 Andrew Romine, S OBP: 0.241, SLG: 0.200										3	0	1	0	0	1	1											
34 James McCann, R OBP: 0.200, SLG: 0.188										3	1	0	0	1	2	1											
1 Jose Iglesias, R OBP: 0.259, SLG: 0.263										3	1	0	0	1	0	0											
Inning Stats	R: 1 E: 0 K: 1 S: 13	H: 1 LOB: 0 BB: 0 P: 19	R: 1 E: 0 K: 2 S: 13	H: 2 LOB: 0 BB: 0 P: 20	R: 0 E: 0 K: 0 S: 6	H: 0 LOB: 0 BB: 0 P: 8	R: 0 E: 0 K: 1 S: 7	H: 0 LOB: 0 BB: 0 P: 9	R: 0 E: 0 K: 2 S: 8	H: 0 LOB: 0 BB: 0 P: 10	R: 2 E: 0 K: 1 S: 9	H: 2 LOB: 0 BB: 0 P: 17	R: 4 E: 0 K: 2 S: 28	H: 1 LOB: 0 BB: 3 P: 47	R: 1 E: 0 K: 1 S: 17	H: 2 LOB: 1 BB: 0 P: 23		R: 0 E: 0 K: 0 S: 8	H: 0 LOB: 0 BB: 0 P: 12	1B: 2 2B: 1 3B: 0 HR: 5	SF: 0 SAC: 0 DP: 0 HBP: 0	WP: 0 PB: 0 SB: 0 CS: 1	PA: 37				
PITCHER	IP	WLS	BF	H	R	ER	SO	BB	IBB	HBP	BLK	WP	HR	S	P	ERA	WHIP										
53 Héctor Santiago, L ERA: 4.96	6.2		26	5	6	6	9	2	0	0	0	0	3	70	107	8.10	1.050										
68 Cam Bedrosian, R ERA: 2.2	0.0		2	1	2	2	0	1	0	0	0	0	1	7	14	∞	∞										
59 Fernando Salas, R ERA: 2.45	1.1	B	6	2	1	1	1	0	0	0	0	0	1	24	32	6.75	1.500										
16 Huston Street, R ERA: 1.04	1.0	W	3	0	0	0	0	0	0	0	0	0	0	8	12	0.00	0.000										

Batter	1	2	3	4	5	6	7	8	9	AB	R	H	RBI	BB	SO	LOB	BOTTOM										
56 Kole Calhoun, L OBP: 0.376, SLG: 0.429										4	3	3	1	1	0	0	Detroit Tigers @ Los Angeles Angels Angel Stadium of Anaheim, Anaheim, CA Tue May 31 2016, 7:09 PM - 10:26 PM PDT Att: 35,125 - Clear - 69 F										
27 Mike Trout, R OBP: 0.419, SLG: 0.573										3	2	2	3	2	0	0											
5 Albert Pujols, R OBP: 0.313, SLG: 0.422										3	0	1	0	1	0	4											
17 Shane Robinson, R OBP: 0.320, SLG: 0.190										0	1	0	0	0	0	0											
24 C.J. Cron, R OBP: 0.307, SLG: 0.394										4	2	2	5	0	0	1											
19 Jeffry Marte, R OBP: 0.600, SLG: 1.200										4	1	4	2	0	0	0											
39 Rafael Ortega, L OBP: 0.282, SLG: 0.306										4	0	0	0	0	1	4											
7 Cliff Pennington, S 12 Johnny Giavotella, R OBP: 0.307, SLG: 0.388										4	1	3	0	0	0	0											
58 Carlos Pérez, R OBP: 0.246, SLG: 0.312										4	1	1	0	0	0	4											
8 Gregorio Petit, R OBP: 0.267, SLG: 0.281										4	0	1	0	0	3	1											
Inning Stats	R: 2 E: 0 K: 0 S: 15	H: 3 LOB: 1 BB: 1 P: 25	R: 3 E: 0 K: 0 S: 15	H: 4 LOB: 1 BB: 1 P: 29	R: 1 E: 0 K: 0 S: 6	H: 1 LOB: 0 BB: 0 P: 10	R: 3 E: 0 K: 1 S: 13	H: 3 LOB: 2 BB: 1 P: 21	R: 0 E: 0 K: 1 S: 6	H: 1 LOB: 0 BB: 0 P: 9	R: 0 E: 0 K: 0 S: 8	H: 2 LOB: 1 BB: 0 P: 14	R: 0 E: 0 K: 1 S: 7	H: 2 LOB: 2 BB: 0 P: 12	R: 0 E: 0 K: 1 S: 9	H: 0 LOB: 0 BB: 0 P: 14	R: 2 E: 0 K: 0 S: 3	H: 1 LOB: 1 BB: 1 P: 8	1B: 10 2B: 4 3B: 0 HR: 4	SF: 1 SAC: 0 DP: 4 HBP: 1	WP: 0 PB: 0 SB: 0 CS: 0	PA: 40					
PITCHER	IP	WLS	BF	H	R	ER	SO	BB	IBB	HBP	BLK	WP	HR	S	P	ERA	WHIP										
19 Anibal Sánchez, R ERA: 6.67	3.0		16	6	6	6	0	2	0	0	0	0	3	36	64	18.00	3.333										
53 Warwick Saupold, R ERA: 10.8	2.0		12	5	3	3	2	1	0	1	0	0	0	21	34	13.50	3.000										
30 Alex Wilson, R ERA: 5.49	2.0		7	3	0	0	1	0	0	0	0	0	0	13	22	0.00	1.500										
38 Justin Wilson, L ERA: 3.92	1.0		3	0	0	0	1	0	0	0	0	0	0	9	14	0.00	0.000										
21 Mark Lowe, R ERA: 7.79	0.0	L	2	1	2	2	0	1	0	0	0	0	1	3	8	∞	∞										

AB	34
R	9
H	8
RBI	9
BB	3
SO	10
LOB	4

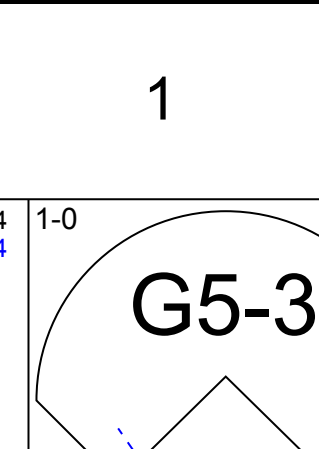
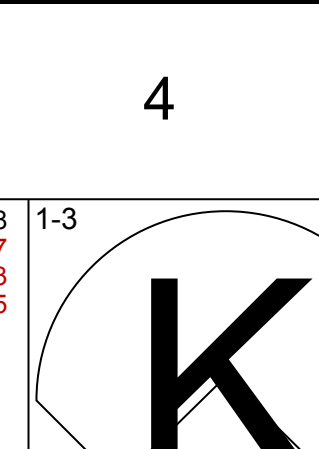
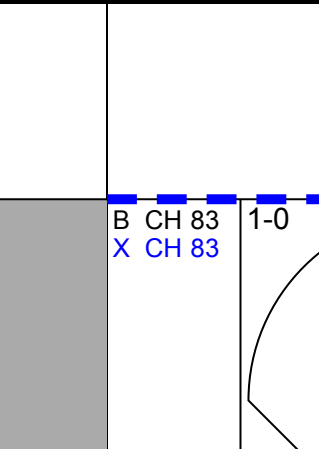
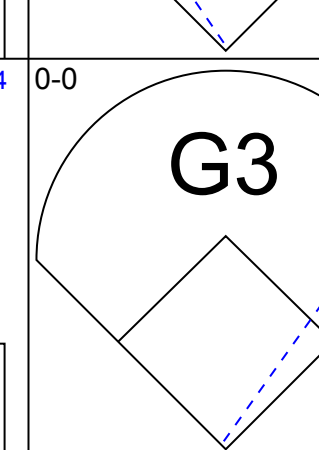
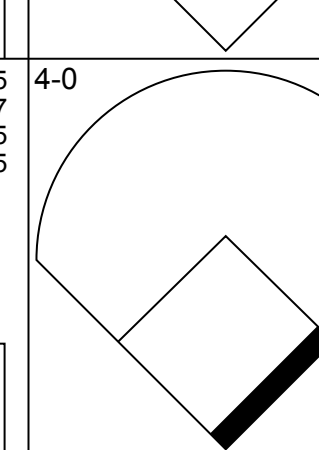
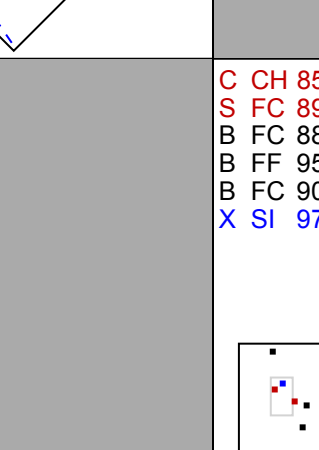
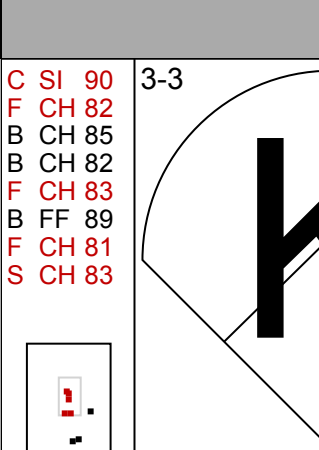
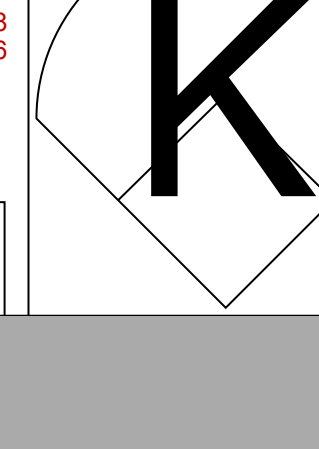
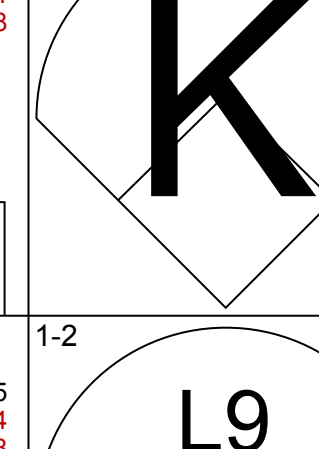
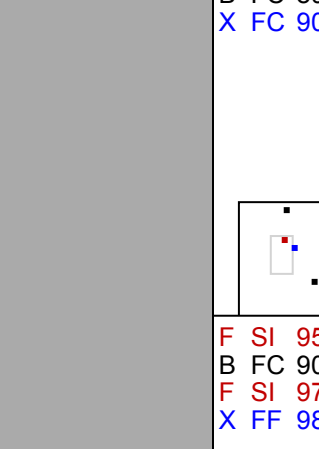
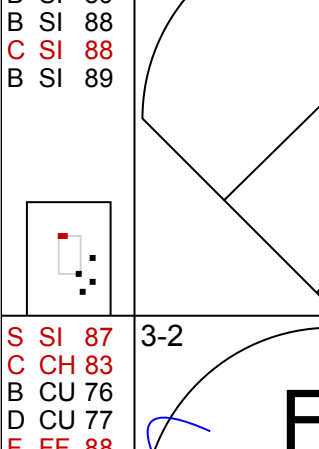
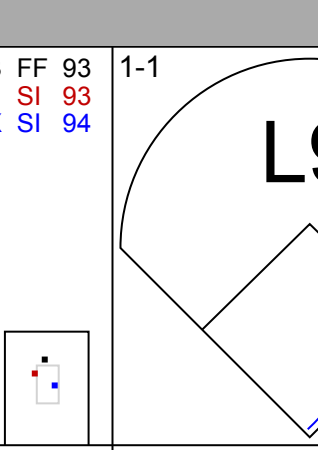
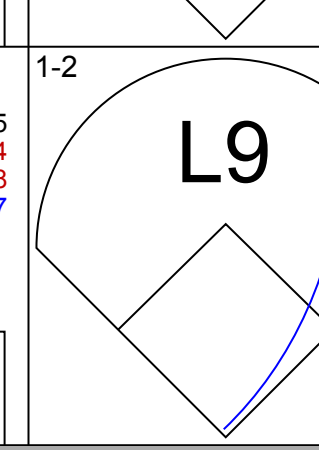

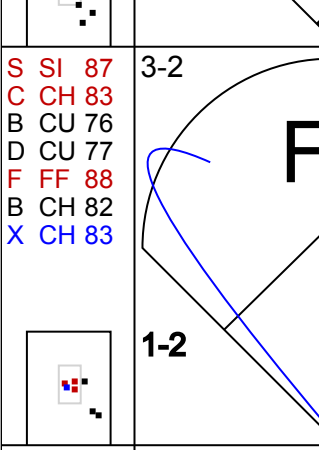
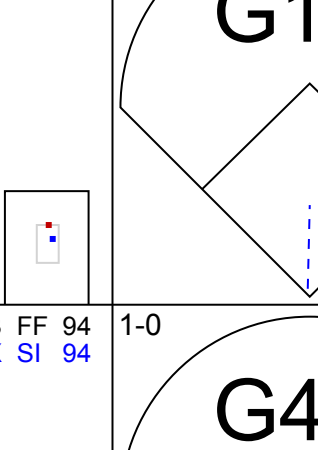
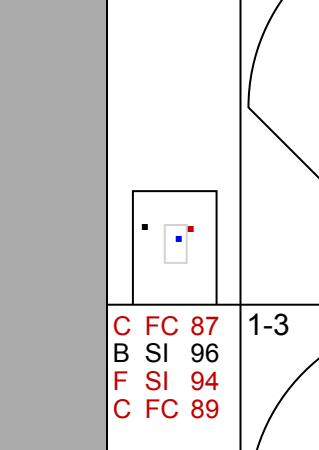
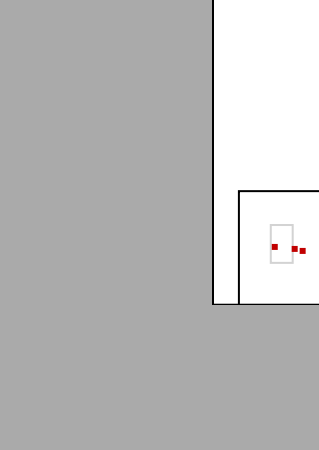
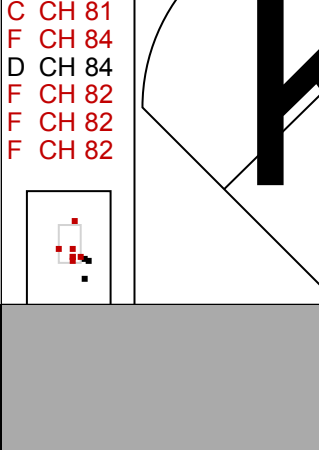
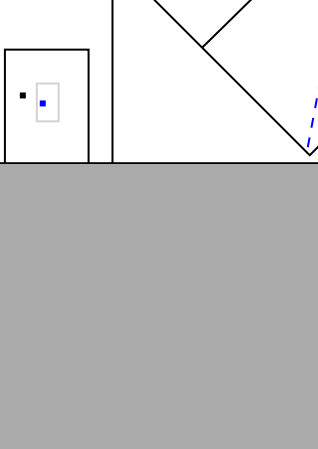
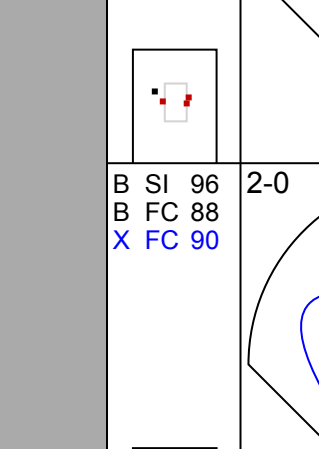
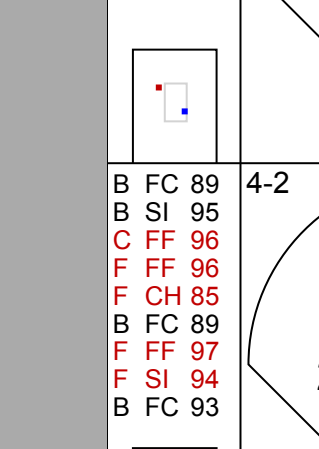
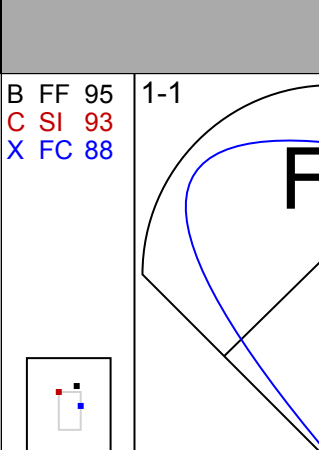
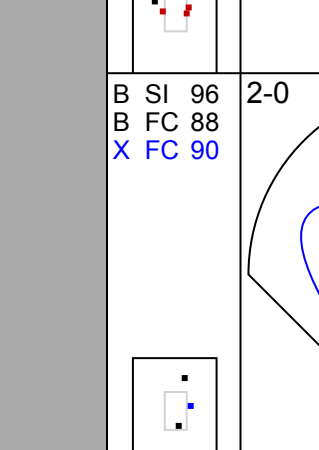
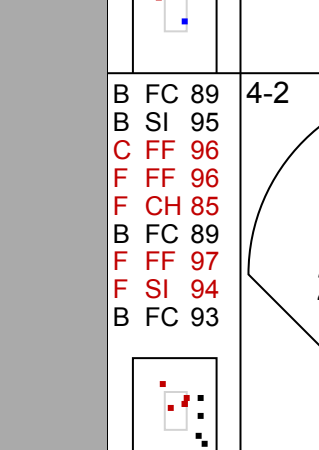
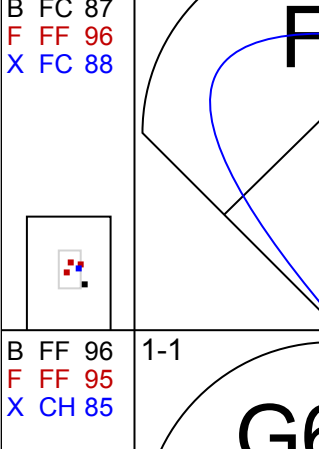
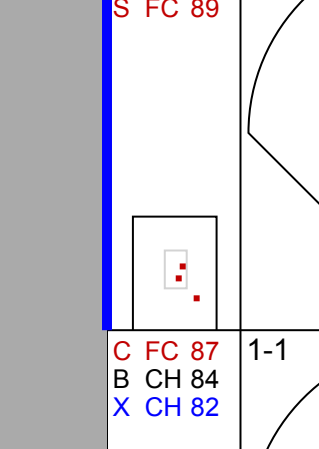
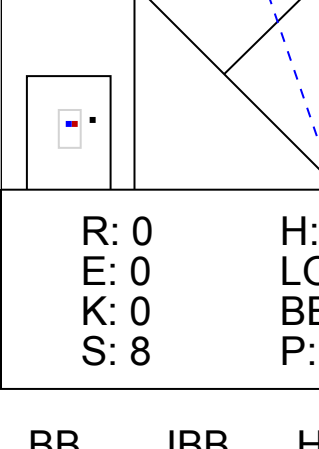
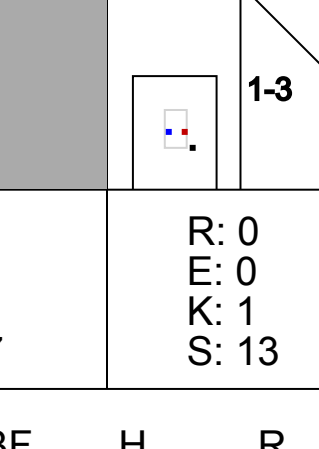





Batter	1	2	3	4	5	6	7	8	9	AB	R	H	RBI	BB	SO	LOB	TOP					
3 Ian Kinsler, R OBP: 0.364, SLG: 0.531										4	0	1	1	1	1	1						
28 J.D. Martinez, R OBP: 0.320, SLG: 0.480										5	0	0	1	0	3	4						
24 Miguel Cabrera, R OBP: 0.376, SLG: 0.541										5	0	1	0	0	2	5						
41 Victor Martinez, S OBP: 0.387, SLG: 0.541										5	1	2	0	0	1	3						
9 Nick Castellanos, R OBP: 0.357, SLG: 0.570										4	0	3	0	0	1	2						
17 Andrew Romine, S OBP: 0.241, SLG: 0.200										0	0	0	0	0	0	0						
8 Justin Upton, R OBP: 0.259, SLG: 0.319										4	0	0	0	0	1	4						
4 Cameron Maybin, R OBP: 0.466, SLG: 0.491										4	0	1	0	0	0	1						
39 Jarrod Saltalamacchia, R OBP: 0.291, SLG: 0.474										3	1	1	1	1	1	0						
1 Jose Iglesias, R OBP: 0.271, SLG: 0.277										3	1	2	0	1	0	3						
Inning Stats	R: 0 E: 0 K: 2 S: 12	H: 2 LOB: 2 BB: 0 P: 19	R: 0 E: 0 K: 1 S: 10	H: 0 LOB: 0 BB: 0 P: 15	R: 0 E: 0 K: 1 S: 10	H: 1 LOB: 1 BB: 0 P: 12	R: 0 E: 0 K: 1 S: 9	H: 1 LOB: 1 BB: 0 P: 13	R: 1 E: 0 K: 1 S: 13	H: 2 LOB: 1 BB: 0 P: 18	R: 1 E: 0 K: 0 S: 13	H: 4 LOB: 2 BB: 0 P: 20	R: 0 E: 0 K: 2 S: 8	H: 0 LOB: 0 BB: 0 P: 10	R: 0 E: 0 K: 0 S: 8	H: 1 LOB: 0 BB: 0 P: 12	R: 1 E: 1 K: 2 S: 13	H: 0 LOB: 3 BB: 3 P: 29	1B: 9 2B: 2 3B: 0 HR: 0	SF: 0 SAC: 0 DP: 2 HBP: 0	WP: 0 PB: 0 SB: 1 CS: 0	PA: 40
PITCHER	IP	WLS	BF	H	R	ER	SO	BB	IBB	HBP	BLK	WP	HR	S	P	ERA	WHIP					
52 Matt Shoemaker, R ERA: 5.5	7.0	L	30	10	2	2	8	0	0	0	0	0	0	75	107	2.57	1.429					
40 Javy Guerra, R ERA: 8.31	1.1		6	1	1	1	0	2	0	0	0	0	0	14	27	6.75	2.250					
48 Jose Alvarez, L ERA: 4.05	0.2		4	0	0	0	2	1	0	0	0	0	0	7	14	0.00	1.500					

Detroit Tigers @ Los Angeles Angels
Angel Stadium of Anaheim, Anaheim, CA
Wed Jun 01 2016, 4:09 PM - 7:03 PM PDT
Att: 35,053 - Sunny - 74 F

AB	37
R	3
H	11
RBI	3
BB	3
SO	10
LOB	23



Batter	1	2	3	4	5	6	7	8	9	AB	R	H	RBI	BB	SO	LOB	BOTTOM					
12 Johnny Giavotella, R OBP: 0.299, SLG: 0.377										4	0	0	0	0	1	2						
56 Kole Calhoun, L OBP: 0.374, SLG: 0.423										3	0	0	0	1	1	0						
27 Mike Trout, R OBP: 0.416, SLG: 0.564										3	0	0	0	1	2	1						
24 C.J. Cron, R OBP: 0.306, SLG: 0.390										4	0	1	0	0	0	2						
19 Jefry Marte, R OBP: 0.429, SLG: 0.857										4	0	0	0	0	2	2						
39 Rafael Ortega, L OBP: 0.274, SLG: 0.297										3	0	0	0	0	1	0						
58 Carlos Pérez, R OBP: 0.248, SLG: 0.306										2	0	0	0	1	0	0						
17 Shane Robinson, R OBP: 0.296, SLG: 0.174										2	0	0	0	0	1	0						
5 Albert Pujols, R OBP: 0.311, SLG: 0.420										1	0	0	0	0	1	1						
23 Brendan Ryan, R OBP: 0.270, SLG: 0.300										3	0	1	0	0	1	0						
Inning Stats	R: 0 E: 0 K: 1 S: 5	H: 0 LOB: 0 BB: 0 P: 8	R: 0 E: 0 K: 0 S: 5	H: 0 LOB: 0 BB: 0 P: 7	R: 0 E: 0 K: 0 S: 8	H: 0 LOB: 0 BB: 0 P: 11	R: 0 E: 0 K: 2 S: 9	H: 0 LOB: 1 BB: 1 P: 16	R: 0 E: 0 K: 1 S: 6	H: 0 LOB: 0 BB: 0 P: 10	R: 0 E: 0 K: 2 S: 11	H: 0 LOB: 0 BB: 0 P: 16	R: 0 E: 0 K: 1 S: 11	H: 1 LOB: 1 BB: 0 P: 17	R: 0 E: 0 K: 1 S: 13	H: 1 LOB: 2 BB: 1 P: 19	R: 0 E: 0 K: 2 S: 18	H: 0 LOB: 1 BB: 1 P: 31	1B: 1 2B: 1 3B: 0 HR: 0	SF: 0 SAC: 0 DP: 0 HBP: 0	WP: 0 PB: 0 SB: 1 CS: 0	PA: 32
PITCHER	IP	WLS	BF	H	R	ER	SO	BB	IBB	HBP	BLK	WP	HR	S	P	ERA	WHIP					
32 Michael Fulmer, R ERA: 3.24	7.2	W	27	2	0	0	8	2	0	0	0	0	0	67	102	0.00	0.522					
57 Francisco Rodriguez, R ERA: 3.6	1.1	S	5	0	0	0	2	1	0	0	0	0	0	19	33	0.00	0.750					

Detroit Tigers @ Los Angeles Angels
Angel Stadium of Anaheim, Anaheim, CA
Wed Jun 01 2016, 4:09 PM - 7:03 PM PDT
Att: 35,053 - Sunny - 74 F


AB	29
R	0
H	2
RBI	0
BB	3
SO	10
LOB	8



Batter	1	2	3	4	5	6	7	8	9	AB	R	H	RBI	BB	SO	LOB	TOP										
22 Jacoby Ellsbury, L (1, 8) OBP: 0.342, SLG: 0.425	G4-3			F7		SF8				3	0	1	3	0	0	0	New York Yankees @ Detroit Tigers Comerica Park, Detroit, MI Thu Jun 02 2016, 7:41 PM - 10:36 PM EDT Att: 28,213 - Partly Cloudy - 80 F										
14 Starlin Castro, R (1, 6) OBP: 0.285, SLG: 0.408	G6-3			G5-3						4	0	1	0	0	0	1											
36 Carlos Beltrán, S (1, 9) OBP: 0.302, SLG: 0.524 11 Brett Gardner, L (7, 7) OBP: 0.342, SLG: 0.335	P2			L5						4	0	1	0	0	0	1											
25 Mark Teixeira, S (1, 3) OBP: 0.273, SLG: 0.265	G6-3			G5-3		K				4	0	0	0	0	1	2											
13 Alex Rodriguez, R (1, 10) OBP: 0.240, SLG: 0.406	F7			K						4	0	1	0	0	2	0											
12 Chase Headley, S (1, 5) OBP: 0.314, SLG: 0.311	G4-3			BB						3	1	1	0	1	1	0											
27 Austin Romine, R (1, 2) OBP: 0.317, SLG: 0.431	G6-3			FC4-6						4	1	0	0	0	0	3											
38 Rob Refsnyder, R (1, 4) OBP: 0.400, SLG: 0.700 18 Didi Gregorius, L (8, 6) OBP: 0.287, SLG: 0.367	G5-3			K						3	2	2	1	0	0	0											
31 Aaron Hicks, S (1, 7) OBP: 0.262, SLG: 0.287	K			K						4	1	1	1	0	1	1											
Inning Stats	R: 0 E: 0 K: 0 S: 6	H: 0 LOB: 0 BB: 0 P: 8	R: 0 E: 0 K: 0 S: 5	H: 0 LOB: 0 BB: 0 P: 6	R: 0 E: 0 K: 1 S: 10	H: 0 LOB: 0 BB: 0 P: 13	R: 0 E: 0 K: 0 S: 8	H: 0 LOB: 0 BB: 0 P: 11	R: 0 E: 0 K: 1 S: 9	H: 0 LOB: 1 BB: 1 P: 14	R: 1 E: 0 K: 1 S: 14	H: 3 LOB: 2 BB: 0 P: 18	R: 4 E: 0 K: 0 S: 11	H: 5 LOB: 1 BB: 0 P: 14	R: 0 E: 0 K: 2 S: 9	H: 0 LOB: 0 BB: 0 P: 11		R: 0 E: 0 K: 1 S: 7	H: 0 LOB: 0 BB: 0 P: 11	1B: 6 2B: 1 3B: 1 HR: 0	SF: 1 SAC: 0 DP: 0 HBP: 0	WP: 0 PB: 0 SB: 0 CS: 0	PA: 36				
PITCHER	IP	WLS	BF	H	R	ER	SO	BB	IBB	HBP	BLK	WP	HR	S	P	ERA	WHIP										
48 Matthew Boyd, L (1, 1) ERA: 3.94	6.1	L	26	6	4	4	3	1	0	0	0	0	0	58	79	5.68	1.105										
36 Bobby Parnell, R (7, 1) ERA:	0.0		1	1	0	0	0	0	0	0	0	0	0	1	1	∞	∞										
56 Kyle Ryan, L (7, 1) ERA: 3.1	0.2		3	1	1	1	0	0	0	0	0	0	0	4	4	13.50	1.500										
45 Buck Farmer, R (8, 1) ERA: 2.19	2.0		6	0	0	0	3	0	0	0	0	0	0	16	22	0.00	0.000										

Batter	1	2	3	4	5	6	7	8	9	AB	R	H	RBI	BB	SO	LOB	BOTTOM										
4 Cameron Maybin, R (1, 8) OBP: 0.460, SLG: 0.483	K			K						5	0	2	0	0	2	1	New York Yankees @ Detroit Tigers Comerica Park, Detroit, MI Thu Jun 02 2016, 7:41 PM - 10:36 PM EDT Att: 28,213 - Partly Cloudy - 80 F										
28 J.D. Martinez, R (1, 9) OBP: 0.317, SLG: 0.478	2B			K						5	0	1	0	0	2	5											
24 Miguel Cabrera, R (1, 3) OBP: 0.385, SLG: 0.550	G4-6-3			K						4	2	3	0	1	0	1											
41 Victor Martinez, S (1, 10) OBP: 0.379, SLG: 0.529	G4-6-3			G4-3						4	0	0	0	0	1	5											
9 Nick Castellanos, R (1, 5) OBP: 0.350, SLG: 0.558	K			K						4	0	0	0	0	4	3											
8 Justin Upton, R (1, 7) OBP: 0.283, SLG: 0.319	K			K						3	0	1	1	1	1	1											
39 Jarrod Saltalamacchia, R (1, 2) ERA: 6.41 3 Ian Kinsler, R (8, PH) OBP: 0.367, SLG: 0.538 34 James McCann, R (9, 2) OBP: 0.200, SLG: 0.188	G3			K						2	1	0	0	1	1	1											
14 Mike Aviles, R (1, 4) OBP: 0.234, SLG: 0.227	G6-3			G6-3						4	1	2	1	0	0	0											
1 Jose Iglesias, R (1, 6) OBP: 0.276, SLG: 0.278	K			K						3	0	1	0	1	2	1											
Inning Stats	R: 0 E: 0 K: 1 S: 11	H: 2 LOB: 1 BB: 0 P: 15	R: 0 E: 0 K: 2 S: 9	H: 0 LOB: 0 BB: 0 P: 13	R: 0 E: 0 K: 1 S: 12	H: 2 LOB: 1 BB: 0 P: 19	R: 1 E: 0 K: 2 S: 13	H: 2 LOB: 1 BB: 0 P: 19	R: 0 E: 0 K: 1 S: 9	H: 0 LOB: 1 BB: 0 P: 16	R: 0 E: 0 K: 1 S: 13	H: 1 LOB: 1 BB: 0 P: 18	R: 1 E: 0 K: 3 S: 12	H: 1 LOB: 1 BB: 1 P: 21	R: 1 E: 0 K: 2 S: 13	H: 1 LOB: 2 BB: 2 P: 24		R: 1 E: 0 K: 0 S: 10	H: 2 LOB: 1 BB: 1 P: 16	1B: 7 2B: 4 3B: 0 HR: 0	SF: 0 SAC: 0 DP: 2 HBP: 0	WP: 3 PB: 0 SB: 0 CS: 1	PA: 39				
PITCHER	IP	WLS	BF	H	R	ER	SO	BB	IBB	HBP	BLK	WP	HR	S	P	ERA	WHIP										
35 Michael Pineda, R (1, 1) ERA: 6.41	5.2		23	7	1	1	8	0	0	0	0	1	0	65	96	1.59	1.235										
68 Dettin Betances, R (6, 1) ERA: 2.81	1.1	W	6	1	1	1	3	1	0	0	0	1	0	14	25	6.75	1.500										
48 Andrew Miller, L (8, 1) ERA: 1.25	1.0	H	5	1	1	1	2	2	0	0	0	0	0	13	24	9.00	3.000										
54 Aroldis Chapman, L (9, 1) ERA: 2.61	1.0	S	5	2	1	1	0	1	0	0	0	1	0	10	16	9.00	3.000										

AB 34
R 5
H 8
RBI 5
BB 1
SO 6
LOB 8




AB 35
R 4
H 11
RBI 3
BB 4
SO 13
LOB 18



Batter	1	2	3	4	5	6	7	8	9	AB	R	H	RBI	BB	SO	LOB	TOP				
1 Adam Eaton, L (1,9) OBP: 0.354, SLG: 0.380	F9		G4-3		F8		G6-4-3 BB		G6-3	4	0	0	0	1	0	1					
18 Tyler Saladino, R (1,6) OBP: 0.296, SLG: 0.397	G6-3		P3		L1-4-3		G6-4-3			4	0	0	0	0	0	2					
21 Todd Frazier, R (1,5) OBP: 0.313, SLG: 0.493	K		G6-3				79 2B BB		K	3	1	0	0	1	2	0					
79 José Abreu, R (1,3) OBP: 0.304, SLG: 0.381		G4-3			20 FC1-6-4 1B				K	4	0	2	1	0	1	0					
20 JB Shuck, L (1,8) OBP: 0.227, SLG: 0.150		15 26 1B			FC1-6-4 15 FC5-4 1B		G6-3		G6-3	4	1	1	0	0	0	2					
15 Brett Lawrie, R (1,4) OBP: 0.342, SLG: 0.422		26 1B			FC5-4 1B		BB		F9	3	0	1	0	1	0	1					
7 Jimmy Rollins, S (1,10)		P4			K		BB			3	1	0	0	1	2	5					
26 Avisail García, R (1,7) OBP: 0.305, SLG: 0.395		1B							G5-3	4	0	1	1	0	0	1					
31 Alex Avila, L (1,2) OBP: 0.325, SLG: 0.271		1B							G5-3	3	0	1	0	0	1	2					
41 Jerry Sands, R (9,PH) OBP: 0.281, SLG: 0.296		G4-3					2B			1	0	1	1	0	0	0					
Inning Stats	R: 0 E: 0 K: 1 S: 9	H: 0 LOB: 0 BB: 0 P: 15	R: 1 E: 0 K: 0 S: 12	H: 3 LOB: 2 BB: 0 P: 15	R: 0 E: 0 K: 0 S: 9	H: 0 LOB: 0 BB: 0 P: 11	R: 0 E: 0 K: 1 S: 10	H: 1 LOB: 1 BB: 0 P: 14	R: 0 E: 0 K: 1 S: 10	H: 0 LOB: 0 BB: 0 P: 16	R: 1 E: 0 K: 1 S: 16	H: 1 LOB: 2 BB: 2 P: 29	R: 0 E: 0 K: 0 S: 9	H: 0 LOB: 0 BB: 0 P: 15	R: 1 E: 0 K: 0 S: 11	H: 1 LOB: 1 BB: 1 P: 17	1B: 5 2B: 2 3B: 0 HR: 0	SF: 0 SAC: 0 DP: 1 HBP: 0	WP: 0 PB: 0 SB: 0 CS: 0	PA: 37	
PITCHER	IP	WLS	BF	H	R	ER	SO	BB	IBB	HBP	BLK	WP	HR	S	P	ERA	WHIP				
27 Jordan Zimmermann, R (1,1) ERA: 2.98	5.2	W	24	5	2	2	3	2	0	0	0	0	0	62	93	3.18	1.235				
30 Alex Wilson, R (6,1) ERA: 5.14	1.1	H	5	1	0	0	1	1	0	0	0	0	0	13	23	0.00	1.500				
38 Justin Wilson, L (8,1) ERA: 3.74	1.0		3	0	0	0	2	0	0	0	0	0	0	10	15	0.00	0.000				
36 Bobby Parnell, R (9,1) ERA: 18.0	1.0		5	1	1	1	0	1	0	0	0	0	0	11	17	9.00	2.000				

Chicago White Sox @ Detroit Tigers
Comerica Park, Detroit, MI
Fri Jun 03 2016, 7:11 PM - 10:32 PM EDT
Att: 31,184 - Partly Cloudy - 79 F


AB 33
R 3
H 7
RBI 3
BB 4
SO 6
LOB 14



Batter	1	2	3	4	5	6	7	8	9	AB	R	H	RBI	BB	SO	LOB	BOTTOM				
3 Ian Kinsler, R (1,4) OBP: 0.372, SLG: 0.538	K				F7		4 1B BB		17 BB 41 G6-3 BB	4	2	2	2	1	1	0					
4 Cameron Maybin, R (1,8) OBP: 0.456, SLG: 0.468	K				F8		24 1B 41 1B		41 G6-3 17 BB 28 BB	4	2	1	0	1	1	1					
24 Miguel Cabrera, R (1,3) OBP: 0.387, SLG: 0.547					P2		28 1B 41 1B		41 G6-3 BB	3	0	1	1	1	1	0					
17 Andrew Romine, S (7,PR) OBP: 0.267, SLG: 0.200							3-H		41 G6-3 BB	0	0	0	1	1	0	0					
41 Victor Martinez, S (1,10) OBP: 0.385, SLG: 0.552							3-H		41 G6-3 BB	5	1	3	2	0	0	2					
28 J.D. Martinez, R (1,9) OBP: 0.323, SLG: 0.478							2-H		28 1B 41 1B	4	1	2	1	1	1	2					
8 Justin Upton, R (1,7) OBP: 0.282, SLG: 0.316					F7		14 G4-3 1B		41 G6-3 BB	5	0	1	0	0	1	5					
14 Mike Aviles, R (1,5) OBP: 0.235, SLG: 0.213							3-H		41 G6-3 BB	3	0	0	0	1	0	4					
34 James McCann, R (1,2) OBP: 0.225, SLG: 0.274							3-H		41 G6-3 BB	4	2	3	2	0	1	0					
1 Jose Iglesias, R (1,6) OBP: 0.282, SLG: 0.286							3-H		41 G6-3 BB	3	2	1	0	1	0	0					
Inning Stats	R: 0 E: 0 K: 3 S: 17	H: 1 LOB: 2 BB: 1 P: 27	R: 2 E: 0 K: 0 S: 10	H: 4 LOB: 1 BB: 0 P: 14	R: 1 E: 0 K: 1 S: 11	H: 1 LOB: 0 BB: 0 P: 16	R: 0 E: 0 K: 1 S: 9	H: 0 LOB: 0 BB: 0 P: 13	R: 0 E: 0 K: 0 S: 6	H: 0 LOB: 0 BB: 0 P: 8	R: 1 E: 0 K: 0 S: 10	H: 1 LOB: 2 BB: 2 P: 23	R: 2 E: 0 K: 1 S: 25	H: 4 LOB: 3 BB: 1 P: 38	R: 4 E: 0 K: 0 S: 10	H: 3 LOB: 1 BB: 3 P: 28	1B: 9 2B: 2 3B: 1 HR: 2	SF: 0 SAC: 0 DP: 2 HBP: 0	WP: 1 PB: 0 SB: 1 CS: 0	PA: 42	
PITCHER	IP	WLS	BF	H	R	ER	SO	BB	IBB	HBP	BLK	WP	HR	S	P	ERA	WHIP				
55 Carlos Rodón, L (1,1) ERA: 4.41	6.0	L	26	7	4	4	4	3	0	0	0	1	0	63	101	6.00	1.667				
48 Tommy Kahnle, R (7,1) ERA: 6.23	1.0		8	4	2	2	1	1	0	0	0	0	0	25	38	18.00	5.000				
64 Matt Purke, L (8,1) ERA: 5.4	1.0		8	3	4	4	0	3	0	0	0	0	0	10	28	36.00	6.000				

Chicago White Sox @ Detroit Tigers
Comerica Park, Detroit, MI
Fri Jun 03 2016, 7:11 PM - 10:32 PM EDT
Att: 31,184 - Partly Cloudy - 79 F

AB 35
R 10
H 14
RBI 9
BB 7
SO 6
LOB 14



Batter	1	2	3	4	5	6	7	8	9	AB	R	H	RBI	BB	SO	LOB	TOP			
1 Adam Eaton, L (1,9) OBP: 0.359, SLG: 0.399 (8,8)										5	2	3	2	0	0	0	Chicago White Sox @ Detroit Tigers Comerica Park, Detroit, MI Sat Jun 04 2016, 4:10 PM - 7:19 PM EDT Att: 32,916 - Cloudy - 77 F			
18 Tyler Saladino, R (1,6) OBP: 0.291, SLG: 0.386										5	0	1	1	0	2	1				
21 Todd Frazier, R (1,5) OBP: 0.316, SLG: 0.490										3	0	1	1	1	2	0				
79 José Abreu, R (1,3) OBP: 0.307, SLG: 0.384										4	0	2	0	0	0	2				
20 JB Shuck, L (1,8) OBP: 0.200, SLG: 0.130 (8,PH)										3	0	0	0	0	0	2				
41 Jerry Sands, R (8,7)										1	0	0	0	0	0	1				
15 Brett Lawrie, R (1,4) OBP: 0.336, SLG: 0.414										4	0	0	0	0	1	0				
7 Jimmy Rollins, S (1,10) OBP: 0.289, SLG: 0.326										3	1	1	0	1	1	0				
36 Jason Coats, R (1,7)										1	0	0	0	1	0	1				
26 Avisail García, R (7,7) (8,9)										1	1	1	0	0	0	0				
27 Dioner Navarro, S (1,2) OBP: 0.266, SLG: 0.348										4	0	0	0	0	1	4				
Inning Stats	R: 1 E: 0 K: 0 S: 11	H: 3 LOB: 1 BB: 0 P: 17	R: 0 E: 0 K: 1 S: 11	H: 0 LOB: 1 BB: 1 P: 20	R: 1 E: 0 K: 1 S: 12	H: 2 LOB: 1 BB: 0 P: 20	R: 0 E: 0 K: 0 S: 8	H: 0 LOB: 1 BB: 0 P: 10	R: 0 E: 0 K: 1 S: 9	H: 0 LOB: 1 BB: 1 P: 16	R: 0 E: 0 K: 0 S: 8	H: 0 LOB: 0 BB: 0 P: 11	R: 0 E: 0 K: 1 S: 7	H: 1 LOB: 0 BB: 0 P: 9	R: 2 E: 0 K: 1 S: 15	H: 3 LOB: 1 BB: 0 P: 23	1B: 7 2B: 1 3B: 1 HR: 0	SF: 0 SAC: 0 DP: 1 HBP: 1	WP: 0 PB: 0 SB: 0 CS: 0	PA: 38
PITCHER	IP WLS BF H R ER SO BB IBB HBP BLK WP HR S P ERA WHIP	6.0 W 26 5 2 2 3 3 0 1 0 0 0 59 96 3.00 1.333	1.0 H 3 0 0 0 2 0 0 0 0 0 0 7 9 0.00 1.000	0.2 S 5 3 2 2 1 0 0 0 0 0 0 12 19 27.00 4.500	0.1 S 1 0 0 0 0 0 0 0 0 0 0 3 4 0.00 0.000															

Batter	1	2	3	4	5	6	7	8	9	AB	R	H	RBI	BB	SO	LOB	BOTTOM			
3 Ian Kinsler, R (1,4) OBP: 0.364, SLG: 0.525										5	0	0	0	0	1	5	Chicago White Sox @ Detroit Tigers Comerica Park, Detroit, MI Sat Jun 04 2016, 4:10 PM - 7:19 PM EDT Att: 32,916 - Cloudy - 77 F			
4 Cameron Maybin, R (1,8) OBP: 0.466, SLG: 0.478										5	1	3	2	0	0	2				
24 Miguel Cabrera, R (1,3) OBP: 0.383, SLG: 0.538										5	0	1	0	0	0	3				
41 Victor Martínez, S (1,10) OBP: 0.392, SLG: 0.554										3	1	2	0	1	0	1				
28 J.D. Martínez, R (1,9) OBP: 0.326, SLG: 0.500										3	2	2	3	0	0	1				
9 Nick Castellanos, R (1,5) OBP: 0.348, SLG: 0.549										3	0	0	0	1	0	3				
17 Andrew Romine, S (8,9)										0	1	0	0	0	0	0				
34 James McCann, R (1,2) OBP: 0.228, SLG: 0.267										2	0	0	0	1	1	0				
14 Mike Aviles, R (1,7) OBP: 0.241, SLG: 0.220										3	1	1	1	0	0	1				
1 Jose Iglesias, R (1,6) OBP: 0.287, SLG: 0.297										4	1	2	1	0	0	1				
Inning Stats	R: 1 E: 0 K: 0 S: 20	H: 2 LOB: 2 BB: 1 P: 32	R: 0 E: 0 K: 1 S: 8	H: 0 LOB: 0 BB: 0 P: 10	R: 0 E: 0 K: 0 S: 12	H: 0 LOB: 0 BB: 0 P: 17	R: 0 E: 0 K: 0 S: 5	H: 1 LOB: 0 BB: 0 P: 11	R: 0 E: 0 K: 0 S: 13	H: 2 LOB: 2 BB: 0 P: 17	R: 2 E: 0 K: 0 S: 6	H: 2 LOB: 1 BB: 1 P: 13	R: 1 E: 0 K: 0 S: 10	H: 2 LOB: 1 BB: 0 P: 20	R: 3 E: 1 K: 0 S: 16	H: 2 LOB: 2 BB: 1 P: 27	1B: 8 2B: 2 3B: 0 HR: 1	SF: 1 SAC: 2 DP: 1 HBP: 0	WP: 0 PB: 0 SB: 0 CS: 0	PA: 39
PITCHER	IP WLS BF H R ER SO BB IBB HBP BLK WP HR S P ERA WHIP	6.1 L 29 9 4 4 2 2 0 0 0 0 0 19 35 13.50 2.250	0.1 1 0 0 0 0 0 0 0 0 0 0 1 1 0.00 0.000																	


Batter	1	2	3	4	5	6	7	8	9	AB	R	H	RBI	BB	SO	LOB	TOP										
1 Adam Eaton, L OBP: 0.353, SLG: 0.392										4	0	0	0	0	0	3	Chicago White Sox @ Detroit Tigers Comerica Park, Detroit, MI Sun Jun 05 2016, 1:21 PM - 4:26 PM EDT Att: 29,086 - Cloudy - 70 F										
36 Jason Coats, R (1.7)										4	0	0	0	0	3	2											
79 José Abreu, R OBP: 0.306, SLG: 0.395										4	1	1	1	0	1	2											
21 Todd Frazier, R OBP: 0.315, SLG: 0.500										4	1	1	1	0	2	0											
15 Brett Lawrie, R OBP: 0.337, SLG: 0.406										4	0	0	0	0	1	0											
26 Avisail García, R OBP: 0.302, SLG: 0.389										4	0	0	0	0	2	0											
7 Jimmy Rollins, S (1, 10)										3	0	1	0	0	0	0											
31 Alex Avila, L OBP: 0.337, SLG: 0.278										2	0	1	0	1	0	1											
18 Tyler Saladino, R OBP: 0.283, SLG: 0.395										3	0	1	0	0	1	2											
Inning Stats	R: 1 E: 0 K: 2 S: 16	H: 1 LOB: 0 BB: 0 P: 20	R: 0 E: 0 K: 1 S: 6	H: 0 LOB: 0 BB: 0 P: 7	R: 0 E: 0 K: 2 S: 12	H: 1 LOB: 2 BB: 1 P: 20	R: 0 E: 0 K: 2 S: 9	H: 0 LOB: 0 BB: 0 P: 12	R: 0 E: 0 K: 0 S: 9	H: 1 LOB: 1 BB: 0 P: 15	R: 1 E: 0 K: 0 S: 14	H: 1 LOB: 1 BB: 0 P: 17	R: 0 E: 0 K: 1 S: 10	H: 1 LOB: 1 BB: 0 P: 13	R: 0 E: 0 K: 1 S: 11	H: 0 LOB: 0 BB: 0 P: 15		R: 0 E: 0 K: 1 S: 6	H: 0 LOB: 0 BB: 0 P: 9	1B: 1 2B: 2 3B: 0 HR: 2	SF: 0 SAC: 0 DP: 0 HBP: 0	WP: 0 PB: 0 SB: 0 CS: 0	PA: 33				
PITCHER	IP	WLS	BF	H	R	ER	SO	BB	IBB	HBP	BLK	WP	HR	S	P	ERA	WHIP										
35 Justin Verlander, R ERA: 3.97	7.0	W	27	5	2	2	8	1	0	0	0	0	2	76	104	2.57	0.857										
61 Shane Greene, R ERA: 5.51	1.0	H	3	0	0	0	1	0	0	0	0	0	0	11	15	0.00	0.000										
57 Francisco Rodriguez, R ERA: 0.38	1.0	S	3	0	0	0	1	0	0	0	0	0	0	6	9	0.00	0.000										

Batter	1	2	3	4	5	6	7	8	9	AB	R	H	RBI	BB	SO	LOB	BOTTOM										
3 Ian Kinsler, R OBP: 0.365, SLG: 0.523										5	1	2	0	0	1	2	Chicago White Sox @ Detroit Tigers Comerica Park, Detroit, MI Sun Jun 05 2016, 1:21 PM - 4:26 PM EDT Att: 29,086 - Cloudy - 70 F										
4 Cameron Maybin, R OBP: 0.474, SLG: 0.486										3	2	1	0	2	0	2											
24 Miguel Cabrera, R OBP: 0.383, SLG: 0.538										4	1	1	1	1	2	3											
41 Victor Martinez, S OBP: 0.394, SLG: 0.553										4	0	2	0	0	1	4											
28 J.D. Martinez, R OBP: 0.329, SLG: 0.498										3	1	1	1	1	0	1											
9 Nick Castellanos, R OBP: 0.346, SLG: 0.543										4	0	1	1	0	1	3											
17 Andrew Romine, S OBP: 0.287, SLG: 0.200										0	0	0	0	0	0	0											
8 Justin Upton, R OBP: 0.286, SLG: 0.325										4	0	2	2	0	1	3											
34 James McCann, R OBP: 0.229, SLG: 0.267										4	0	1	0	0	0	5											
1 Jose Iglesias, R OBP: 0.287, SLG: 0.298										3	0	1	0	0	2	0											
Inning Stats	R: 0 E: 0 K: 0 S: 5	H: 1 LOB: 0 BB: 0 P: 10	R: 0 E: 0 K: 1 S: 16	H: 2 LOB: 2 BB: 0 P: 24	R: 1 E: 0 K: 2 S: 13	H: 1 LOB: 1 BB: 1 P: 24	R: 0 E: 0 K: 0 S: 9	H: 1 LOB: 0 BB: 0 P: 15	R: 4 E: 0 K: 1 S: 18	H: 4 LOB: 2 BB: 2 P: 35	R: 0 E: 0 K: 1 S: 12	H: 1 LOB: 1 BB: 0 P: 18	R: 0 E: 0 K: 1 S: 8	H: 1 LOB: 1 BB: 0 P: 11	R: 0 E: 0 K: 2 S: 9	H: 1 LOB: 2 BB: 1 P: 19	1B: 9 2B: 3 3B: 0 HR: 0	SF: 0 SAC: 1 DP: 1 HBP: 0	WP: 0 PB: 0 SB: 1 CS: 0	PA: 39							
PITCHER	IP	WLS	BF	H	R	ER	SO	BB	IBB	HBP	BLK	WP	HR	S	P	ERA	WHIP										
62 Jose Quintana, L ERA: 2.88	4.2	L	25	9	5	5	4	2	1	0	0	0	0	57	103	9.64	2.357										
58 Miguel González, R ERA: 3.53	1.1		5	1	0	0	1	0	0	0	0	0	0	16	23	0.00	0.750										
43 Dan Jennings, L ERA: 2.16	2.0		9	2	0	0	3	1	0	0	0	0	0	17	30	0.00	1.500										

Batter	1	2	3	4	5	6	7	8	9	AB	R	H	RBI	BB	SO	LOB	TOP											
19 José Bautista, R OBP: 0.362, SLG: 0.469 3 Ezequiel Carrera, L OBP: 0.422, SLG: 0.475										2	0	0	0	1	1	2												
20 Josh Donaldson, R OBP: 0.396, SLG: 0.495 28 Matt Dominguez, R (7.5)										2	0	0	0	1	1	1												
10 Edwin Encarnación, R OBP: 0.377, SLG: 0.462 17 Ryan Goins, L OBP: 0.212, SLG: 0.288										3	0	0	0	0	1	3												
21 Michael Saunders, L OBP: 0.369, SLG: 0.526										3	0	1	0	1	1	0												
14 Justin Smoak, S OBP: 0.369, SLG: 0.414										3	0	0	0	1	1	1												
55 Russell Martin, R OBP: 0.280, SLG: 0.281 22 Josh Thole, L OBP: 0.212, SLG: 0.191										3	0	0	0	0	0	1												
29 Devon Travis, R OBP: 0.227, SLG: 0.268										3	0	0	0	0	0	1												
11 Kevin Pillar, R OBP: 0.263, SLG: 0.342										3	0	0	0	0	1	0												
18 Darwin Barney, R OBP: 0.385, SLG: 0.475										3	0	2	0	0	0	0												
Inning Stats	R: 0 E: 0 K: 1 S: 7	H: 0 LOB: 0 BB: 1 P: 11	R: 0 E: 0 K: 0 S: 9	H: 0 LOB: 1 BB: 1 P: 16	R: 0 E: 0 K: 0 S: 11	H: 1 LOB: 2 BB: 1 P: 21	R: 0 E: 0 K: 1 S: 7	H: 0 LOB: 0 BB: 0 P: 13	R: 0 E: 0 K: 1 S: 9	H: 1 LOB: 1 BB: 0 P: 13	R: 0 E: 0 K: 2 S: 10	H: 0 LOB: 0 BB: 0 P: 14	R: 0 E: 0 K: 0 S: 8	H: 0 LOB: 0 BB: 0 P: 13	R: 0 E: 0 K: 1 S: 6	H: 0 LOB: 0 BB: 0 P: 12	R: 0 E: 0 K: 0 S: 13	H: 1 LOB: 2 BB: 1 P: 21	1B: 2 2B: 0 3B: 1 HR: 0	SF: 0 SAC: 0 DP: 1 HBP: 0	WP: 0 PB: 0 SB: 0 CS: 0	PA: 33						
PITCHER	IP	WLS	BF	H	R	ER	SO	BB	IBB	HBP	BLK	WP	HR	S	P	ERA	WHIP											
32 Michael Fulmer, R ERA: 2.83	(1.1)	6.0	W	22	2	0	0	5	3	0	0	0	0	0	8	88	0.00	0.833										
30 Alex Wilson, R ERA: 4.91	(7.1)	1.0		3	0	0	0	0	0	0	0	0	0	8	13	0.00	0.000											
19 Anibal Sánchez, R ERA: 6.55	(8.1)	1.0		3	0	0	0	1	0	0	0	0	0	6	12	0.00	0.000											
65 Blaine Hardy, L ERA: 2.16	(9.1)	1.0		5	1	0	0	0	1	0	0	0	0	13	21	0.00	2.000											

Toronto Blue Jays @ Detroit Tigers
Comerica Park, Detroit, MI
Mon Jun 06 2016, 7:11 PM - 10:07 PM EDT
Att: 29,771 - Cloudy - 75 F


AB 29
R 0
H 3
RBI 0
BB 4
SO 6
LOB 11



Batter	1	2	3	4	5	6	7	8	9	AB	R	H	RBI	BB	SO	LOB	BOTTOM											
3 Ian Kinsler, R OBP: 0.366, SLG: 0.520 14 Mike Aviles, R OBP: 0.241, SLG: 0.220										5	2	2	1	0	1	2												
4 Cameron Maybin, R OBP: 0.482, SLG: 0.486										4	0	2	0	1	0	0												
24 Miguel Cabrera, R OBP: 0.391, SLG: 0.532 17 Andrew Romine, S OBP: 0.290, SLG: 0.231										4	0	1	1	0	1	2												
41 Victor Martinez, S OBP: 0.391, SLG: 0.545 30 Jarrod Saltalamacchia, R OBP: 0.298, SLG: 0.465										3	0	0	0	1	1	1												
28 J.D. Martinez, R OBP: 0.331, SLG: 0.500										5	0	2	2	0	0	3												
9 Nick Castellanos, R OBP: 0.347, SLG: 0.550										5	3	2	0	0	1	2												
8 Justin Upton, R OBP: 0.274, SLG: 0.343										4	3	2	3	1	1	1												
34 James McCann, R OBP: 0.240, SLG: 0.319										4	1	2	3	0	2	1												
1 Jose Iglesias, R OBP: 0.286, SLG: 0.297										4	0	1	0	0	0	1												
Inning Stats	R: 0 E: 0 K: 1 S: 5	H: 0 LOB: 1 BB: 1 P: 11	R: 4 E: 0 K: 0 S: 21	H: 4 LOB: 1 BB: 1 P: 37	R: 2 E: 0 K: 1 S: 11	H: 2 LOB: 0 BB: 0 P: 19	R: 0 E: 0 K: 0 S: 10	H: 0 LOB: 0 BB: 0 P: 10	R: 0 E: 0 K: 1 S: 8	H: 0 LOB: 0 BB: 0 P: 14	R: 3 E: 1 K: 1 S: 18	H: 5 LOB: 3 BB: 1 P: 30	R: 0 E: 0 K: 3 S: 16	H: 2 LOB: 2 BB: 0 P: 23	R: 2 E: 0 K: 0 S: 12	H: 2 LOB: 1 BB: 1 P: 22	1B: 10 2B: 2 3B: 1 HR: 2	SF: 0 SAC: 0 DP: 0 HBP: 0	WP: 3 PB: 1 SB: 1 CS: 0	PA: 43								
PITCHER	IP	WLS	BF	H	R	ER	SO	BB	IBB	HBP	BLK	WP	HR	S	P	ERA	WHIP											
33 J.A. Happ, L ERA: 3.57	(1.1)	5.0	L	23	6	6	3	1	2	0	0	1	2	55	91	10.80	1.600											
39 Gavin Floyd, R ERA: 4.57	(6.1)	0.2		8	5	3	3	1	1	0	0	0	2	0	17	29	40.50	9.000										
31 Joe Blaginski, R ERA: 1.23	(6.1)	0.1		1	0	0	0	0	0	0	0	0	0	1	1	0.00	0.000											
37 Jason Grilli, R ERA: 4.82	(7.1)	1.0		5	2	0	0	3	0	0	0	0	0	16	23	0.00	2.000											
45 Drew Storen, R ERA: 6.98	(8.1)	1.0		6	2	2	2	0	1	0	0	0	0	12	22	18.00	3.000											

Toronto Blue Jays @ Detroit Tigers
Comerica Park, Detroit, MI
Mon Jun 06 2016, 7:11 PM - 10:07 PM EDT
Att: 29,771 - Cloudy - 75 F


AB 39
R 11
H 15
RBI 10
BB 4
SO 7
LOB 13



Batter	1	2	3	4	5	6	7	8	9	AB	R	H	RBI	BB	SO	LOB	TOP								
19 José Bautista, R OBP: 0.360, SLG: 0.468	F7		20 HR		K		20 G4-3		K	5	1	2	0	0	2	0									
20 Josh Donaldson, R OBP: 0.367, SLG: 0.518	10 G6-3		HR		11 3B		G4-3			4	3	3	3	0	0	1									
10 Edwin Encarnación, R OBP: 0.314, SLG: 0.446	G6-3		P3		11 3B		G6-3		G6-3	3	1	0	0	1	0	2									
14 Justin Smoak, S OBP: 0.367, SLG: 0.431	HR		11 1B		K		G6-3			4	1	2	2	0	1	3									
11 Kevin Pillar, R OBP: 0.279, SLG: 0.373	P3		3 G3-6-2		1-H				18 CS	3	0	2	2	1	0	0									
3 Ezequiel Carrera, L OBP: 0.361, SLG: 0.438	K		G3-6-2		F8				F8	4	0	0	0	0	1	4									
18 Darwin Barney, R OBP: 0.368, SLG: 0.450	F9		P5		G6-3				G6-3	4	0	0	0	0	0	1									
17 Ryan Goins, L OBP: 0.206, SLG: 0.279	F8		G4-3		F8				G1-3	4	0	0	0	0	0	0									
22 Josh Thole, L OBP: 0.214, SLG: 0.180			G3		K				F8	3	1	0	0	1	1	0									
Inning Stats	R: 2 H: 2 E: 0 K: 0 S: 10	WLS: 2 BF: 0 LOB: 0 P: 18	R: 0 H: 0 E: 0 K: 1 S: 8	ER: 0 LOB: 0 P: 11	R: 3 H: 4 E: 0 K: 0 S: 19	IBB: 1 HBP: 1 LOB: 1 P: 30	R: 0 H: 0 E: 0 K: 0 S: 11	HR: 0 S: 15	R: 2 H: 2 E: 0 K: 2 S: 16	WHIP: 2.143	R: 0 H: 0 E: 0 K: 1 S: 9	LOB: 0 P: 13	R: 0 H: 1 E: 0 K: 0 S: 7	LOB: 1 P: 9	R: 0 H: 0 E: 0 K: 0 S: 8	LOB: 0 P: 16	R: 0 H: 0 E: 0 K: 1 S: 7	LOB: 0 P: 7	1B: 2 2B: 4 3B: 2 HR: 2	SF: 0 SAC: 0 DP: 1 HBP: 0	WP: 0 PB: 0 SB: 0 CS: 1	PA: 37			
PITCHER	IP	WLS	BF	H	R	ER	SO	BB	IBB	HBP	BLK	WP	HR	S	P	ERA	WHIP								
27 Jordan Zimmermann, R ERA: 3.3	4.2	L	23	8	7	7	3	2	0	0	0	0	2	63	100	13.50	2.143								
19 Anibal Sánchez, R ERA: 6.3	2.1		8	1	0	0	1	0	0	0	0	0	0	17	23	0.00	0.429								
21 Mark Lowe, R ERA: 8.05	1.0		3	0	0	0	0	1	0	0	0	0	0	8	16	0.00	1.000								
65 Blaine Hardy, L ERA: 1.86	1.0		3	0	0	0	1	0	0	0	0	0	0	7	7	0.00	0.000								

Toronto Blue Jays @ Detroit Tigers
Comerica Park, Detroit, MI
Wed Jun 08 2016, 1:10 PM - 4:06 PM EDT
Att: 36,036 - Sunny - 61 F

AB 34
R 7
H 9
RBI 7
BB 3
SO 5
LOB 11



Batter	1	2	3	4	5	6	7	8	9	AB	R	H	RBI	BB	SO	LOB	BOTTOM								
3 Ian Kinsler, R OBP: 0.367, SLG: 0.515	P3		BB		L5		K		K	4	0	0	0	1	2	1									
14 Mike Aviles, R OBP: 0.255, SLG: 0.241	9 HR		F8		24 1B		G6-4-3			4	1	2	0	0	0	3									
24 Miguel Cabrera, R OBP: 0.377, SLG: 0.527	F9		G5-3		1B				F7	4	0	1	0	0	0	1									
9 Nick Castellanos, R OBP: 0.348, SLG: 0.555	HR		28 G6-4-3		G5-3				28 HBP	3	1	2	2	1	0	2									
28 J.D. Martinez, R OBP: 0.332, SLG: 0.493	1B		G6-4-3		8 G6-3		8 WP		34 FC6-4	3	0	2	0	0	0	1									
8 Justin Upton, R OBP: 0.273, SLG: 0.344	P4		F7		G6-3				F9	4	0	0	0	0	0	4									
34 James McCann, R OBP: 0.231, SLG: 0.306	G6-3		F9		K				FC6-4	4	0	0	0	0	1	3									
17 Andrew Romine, S OBP: 0.263, SLG: 0.212	1B		F9		K				G1-3	4	0	1	0	0	1	1									
1 Jose Iglesias, R OBP: 0.292, SLG: 0.298	3 BB		K2-3		14 G6-4-3				G6-3	3	0	1	0	1	1	0									
Inning Stats	R: 2 H: 3 E: 0 K: 0 S: 14	WLS: 3 BF: 24 LOB: 1 P: 21	R: 0 H: 2 E: 0 K: 0 S: 10	ER: 2 LOB: 2 P: 20	R: 0 H: 1 E: 0 K: 0 S: 12	IBB: 0 HBP: 0 LOB: 0 P: 18	R: 0 H: 0 E: 0 K: 0 S: 3	HR: 0 S: 4	R: 0 H: 2 E: 0 K: 1 S: 15	WHIP: 1.875	R: 0 H: 1 E: 0 K: 2 S: 11	LOB: 1 P: 19	R: 0 H: 0 E: 0 K: 1 S: 8	LOB: 0 P: 13	R: 0 H: 0 E: 0 K: 0 S: 12	LOB: 2 P: 22	R: 0 H: 0 E: 0 K: 1 S: 8	LOB: 0 P: 13	1B: 8 2B: 0 3B: 0 HR: 1	SF: 0 SAC: 0 DP: 2 HBP: 1	WP: 1 PB: 0 SB: 0 CS: 0	PA: 37			
PITCHER	IP	WLS	BF	H	R	ER	SO	BB	IBB	HBP	BLK	WP	HR	S	P	ERA	WHIP								
43 R.A. Dickey, R ERA: 4.15	5.1	W	24	9	2	2	1	1	0	0	0	0	1	57	97	3.38	1.875								
30 Jesse Chavez, R ERA: 2.95	1.2		5	0	0	0	3	1	0	0	0	0	0	16	25	0.00	0.600								
45 Drew Storen, R ERA: 6.64	1.0		5	0	0	0	0	1	0	1	0	0	0	12	22	0.00	1.000								
62 Aaron Loup, L ERA: 6.75	0.2		2	0	0	0	0	0	0	0	0	0	0	5	8	0.00	0.000								
39 Gavin Floyd, R ERA: 4.88	0.1		1	0	0	0	1	0	0	0	0	0	0	3	5	0.00	0.000								

Toronto Blue Jays @ Detroit Tigers
Comerica Park, Detroit, MI
Wed Jun 08 2016, 1:10 PM - 4:06 PM EDT
Att: 36,036 - Sunny - 61 F

AB 33
R 2
H 9
RBI 2
BB 3
SO 5
LOB 16




Batter	1	2	3	4	5	6	7	8	9	AB	R	H	RBI	BB	SO	LOB	TOP			
3 Ian Kinsler, R OBP: 0.365, SLG: 0.510										4	0	1	0	0	2	1	<p>Detroit Tigers @ New York Yankees Yankee Stadium, Bronx, NY Fri Jun 10 2016, 7:14 PM - 9:57 PM EDT Att. 40,011 - Clear - 75 F</p>			
4 Cameron Maybin, R OBP: 0.471, SLG: 0.474										4	0	1	0	0	1	1				
24 Miguel Cabrera, R OBP: 0.371, SLG: 0.518										4	0	0	0	0	1	3				
41 Victor Martinez, S OBP: 0.386, SLG: 0.531										4	0	1	0	0	2	0				
9 Nick Castellanos, R OBP: 0.342, SLG: 0.545										4	0	0	0	0	1	1				
28 J.D. Martinez, R OBP: 0.338, SLG: 0.496										3	0	2	0	1	0	0				
8 Justin Upton, R OBP: 0.273, SLG: 0.340										3	0	0	0	1	0	3				
34 James McCann, R OBP: 0.224, SLG: 0.297										3	0	0	0	0	0	4				
1 Jose Iglesias, R OBP: 0.292, SLG: 0.298										3	0	1	0	0	0	0				
Inning Stats	R: 0 H: 0 E: 0 K: 2 S: 14	H: 0 LOB: 0 BB: 0 P: 20	R: 0 H: 2 E: 0 K: 1 S: 15	H: 2 LOB: 2 BB: 0 P: 25	R: 0 H: 1 E: 0 K: 0 S: 7	H: 1 LOB: 1 BB: 0 P: 13	R: 0 H: 0 E: 0 K: 1 S: 10	H: 0 LOB: 2 BB: 2 P: 20	R: 0 H: 2 E: 1 K: 0 S: 8	H: 2 LOB: 1 BB: 0 P: 10	R: 0 H: 0 E: 0 K: 0 S: 7	H: 0 LOB: 0 BB: 0 P: 10	R: 0 H: 0 E: 0 K: 2 S: 10	H: 0 LOB: 0 BB: 0 P: 11	R: 0 H: 1 E: 0 K: 1 S: 10	H: 1 LOB: 1 BB: 0 P: 12		1B: 6 2B: 1 3B: 0 HR: 0	SF: 0 SAC: 0 DP: 1 HBP: 0	WP: 0 PB: 0 SB: 0 CS: 0
PITCHER	IP WLS BF H R ER SO BB IBB HBP BLK WP HR S P ERA WHIP																			
52 CC Sabathia, L ERA: 2.28	(1, 1) 7.0 W 27 5 0 0 4 2 0 0 0 0 0 0 67 108 0.00 1.000																			
68 Dellin Betances, R ERA: 3.23	(8, 1) 1.0 3 0 0 0 2 0 0 0 0 0 0 0 10 11 0.00 0.000																			
43 Anthony Swarzak, R ERA:	(9, 1) 1.0 4 1 0 0 1 0 0 0 0 0 0 0 10 12 0.00 1.000																			

Batter	1	2	3	4	5	6	7	8	9	AB	R	H	RBI	BB	SO	LOB	BOTTOM			
22 Jacoby Ellsbury, L OBP: 0.352, SLG: 0.436										3	0	0	0	1	0	2	<p>Detroit Tigers @ New York Yankees Yankee Stadium, Bronx, NY Fri Jun 10 2016, 7:14 PM - 9:57 PM EDT Att. 40,011 - Clear - 75 F</p>			
11 Brett Gardner, L OBP: 0.375, SLG: 0.382										3	2	1	0	1	0	1				
36 Carlos Beltrán, S OBP: 0.319, SLG: 0.571										4	1	2	1	0	0	0				
13 Alex Rodriguez, R OBP: 0.266, SLG: 0.419										3	1	0	0	1	0	1				
34 Brian McCann, L OBP: 0.330, SLG: 0.411										3	0	1	1	1	0	0				
14 Starlin Castro, R OBP: 0.292, SLG: 0.428										4	0	1	0	0	1	4				
18 Didi Gregorius, L OBP: 0.296, SLG: 0.376										3	0	2	2	0	0	0				
12 Chase Headley, S OBP: 0.313, SLG: 0.324										2	0	0	0	1	0	0				
38 Rob Refsnyder, R OBP: 0.233, SLG: 0.333										3	0	0	0	0	1	3				
Inning Stats	R: 3 H: 3 E: 0 K: 1 S: 15	H: 3 LOB: 2 BB: 2 P: 26	R: 0 H: 0 E: 0 K: 0 S: 7	H: 0 LOB: 0 BB: 0 P: 12	R: 1 H: 1 E: 1 K: 0 S: 8	H: 1 LOB: 0 BB: 1 P: 13	R: 0 H: 2 E: 0 K: 0 S: 11	H: 2 LOB: 2 BB: 1 P: 20	R: 0 H: 0 E: 0 K: 0 S: 9	H: 0 LOB: 0 BB: 0 P: 13	R: 0 H: 0 E: 0 K: 0 S: 8	H: 0 LOB: 0 BB: 0 P: 12	R: 0 H: 0 E: 0 K: 1 S: 10	H: 0 LOB: 1 BB: 1 P: 18	R: 0 H: 1 E: 0 K: 0 S: 9	H: 1 LOB: 1 BB: 0 P: 16		1B: 6 2B: 1 3B: 0 HR: 0	SF: 0 SAC: 0 DP: 2 HBP: 0	WP: 0 PB: 0 SB: 0 CS: 0
PITCHER	IP WLS BF H R ER SO BB IBB HBP BLK WP HR S P ERA WHIP																			
37 Mike Pelfrey, R ERA: 4.68	(1, 1) 6.2 L 28 6 4 3 2 5 0 0 0 0 0 0 67 111 4.05 1.650																			
65 Blaine Hardy, L ERA: 1.64	(7, 1) 1.1 5 1 0 0 0 0 0 0 0 0 0 0 10 19 0.00 0.750																			

Batter	1	2	3	4	5	6	7	8	9	AB	R	H	RBI	BB	SO	LOB	TOP										
3 Ian Kinsler, R OBP: 0.370, SLG: 0.527										4	1	2	5	0	0	1											
4 Cameron Maybin, R OBP: 0.446, SLG: 0.446										5	0	0	0	0	0	3											
24 Miguel Cabrera, R OBP: 0.365, SLG: 0.509										4	0	0	0	0	0	2											
41 Victor Martinez, S OBP: 0.384, SLG: 0.524										3	0	0	0	1	2	0											
28 J.D. Martinez, R OBP: 0.341, SLG: 0.496										4	0	2	0	0	1	2											
9 Nick Castellanos, R OBP: 0.341, SLG: 0.553										4	1	1	1	0	2	2											
8 Justin Upton, R OBP: 0.272, SLG: 0.338										4	1	1	0	0	1	1											
34 James McCann, R OBP: 0.234, SLG: 0.305									4	1	2	0	0	1	1												
1 Jose Iglesias, R OBP: 0.296, SLG: 0.303									4	2	2	0	0	0	1												
Inning Stats	R: 0 E: 0 K: 1 S: 12	H: 0 LOB: 2 BB: 1 P: 21	R: 1 E: 0 K: 0 S: 13	H: 1 LOB: 0 BB: 0 P: 16	R: 0 E: 0 K: 0 S: 8	H: 0 LOB: 0 BB: 0 P: 10	R: 0 E: 0 K: 1 S: 9	H: 1 LOB: 0 BB: 0 P: 12	R: 3 E: 0 K: 1 S: 12	H: 3 LOB: 0 BB: 0 P: 15	R: 0 E: 0 K: 1 S: 9	H: 0 LOB: 0 BB: 0 P: 12	R: 2 E: 0 K: 0 S: 17	H: 3 LOB: 1 BB: 0 P: 25	R: 0 E: 0 K: 3 S: 11	H: 1 LOB: 1 BB: 0 P: 16	R: 0 E: 0 K: 0 S: 7	H: 1 LOB: 1 BB: 0 P: 12	1B: 7 2B: 2 3B: 0 HR: 2	SF: 0 SAC: 0 DP: 1 HBP: 1	WP: 0 PB: 0 SB: 1 CS: 0	PA: 38					
PITCHER	IP	WLS	BF	H	R	ER	SO	BB	IBB	HBP	BLK	WP	HR	S	P	ERA	WHIP										
19 Masahiro Tanaka, R ERA: 3.08	6.1	L	26	6	5	5	4	1	0	1	0	0	2	67	92	7.11	1.105										
39 Kirby Yates, R ERA: 3.5	0.2		4	2	1	1	0	0	0	0	0	0	0	13	19	13.50	3.000										
41 Nick Goody, R ERA: 4.32	1.0		4	1	0	0	3	0	0	0	0	0	0	11	16	0.00	1.000										
50 Richard Bleier, L ERA:	1.0		4	1	0	0	0	0	0	0	0	0	0	7	12	0.00	1.000										

Detroit Tigers @ New York Yankees
 Yankee Stadium, Bronx, NY
 Sat Jun 11 2016, 7:21 PM - 10:38 PM EDT
 Att: 38,050 - Partly Cloudy - 83 F


AB 36
 R 6
 H 10
 RBI 6
 BB 1
 SO 7
 LOB 13



Batter	1	2	3	4	5	6	7	8	9	AB	R	H	RBI	BB	SO	LOB	BOTTOM										
22 Jacoby Ellsbury, L OBP: 0.350, SLG: 0.429										3	0	0	0	1	0	1											
11 Brett Gardner, L OBP: 0.377, SLG: 0.379										4	0	1	0	0	1	2											
36 Carlos Beltrán, S OBP: 0.314, SLG: 0.561										4	0	0	0	0	1	3											
13 Alex Rodriguez, R OBP: 0.259, SLG: 0.406										4	0	0	0	0	1	0											
34 Brian McCann, L OBP: 0.328, SLG: 0.404										3	0	0	0	1	0	0											
14 Starlin Castro, R OBP: 0.291, SLG: 0.425										4	0	1	0	0	1	0											
18 Didi Gregorius, L OBP: 0.300, SLG: 0.380										3	0	1	0	1	1	0											
12 Chase Headley, S OBP: 0.312, SLG: 0.333										4	1	1	0	0	1	4											
38 Rob Refsnyder, R OBP: 0.273, SLG: 0.367										3	0	2	1	0	1	0											
Inning Stats	R: 0 E: 0 K: 0 S: 10	H: 1 LOB: 0 BB: 0 P: 13	R: 0 E: 0 K: 1 S: 8	H: 0 LOB: 0 BB: 0 P: 11	R: 1 E: 0 K: 0 S: 17	H: 2 LOB: 2 BB: 1 P: 28	R: 0 E: 0 K: 1 S: 7	H: 0 LOB: 0 BB: 0 P: 9	R: 0 E: 0 K: 2 S: 14	H: 0 LOB: 0 BB: 0 P: 17	R: 0 E: 0 K: 1 S: 9	H: 1 LOB: 1 BB: 0 P: 15	R: 0 E: 0 K: 1 S: 7	H: 0 LOB: 0 BB: 0 P: 10	R: 0 E: 1 K: 0 S: 9	H: 1 LOB: 3 BB: 2 P: 19	1B: 4 2B: 1 3B: 1 HR: 0	SF: 0 SAC: 0 DP: 1 HBP: 0	WP: 0 PB: 0 SB: 0 CS: 0	PA: 35							
PITCHER	IP	WLS	BF	H	R	ER	SO	BB	IBB	HBP	BLK	WP	HR	S	P	ERA	WHIP										
35 Justin Verlander, R ERA: 3.77	6.2	W	25	5	1	1	5	1	0	0	0	0	0	6	7	0.00	0.000										
61 Shane Greene, R ERA: 5.3	0.2		2	0	0	0	2	0	0	0	0	0	0	4	6	0.00	0.000										
38 Justin Wilson, L ERA: 3.33	0.2		2	0	0	0	0	0	0	0	0	0	0	4	6	0.00	0.000										
30 Alex Wilson, R ERA: 4.76	0.2		5	1	0	0	0	2	0	0	0	0	0	6	16	0.00	4.500										
57 Francisco Rodríguez, R ERA: 3.32	0.1	S	1	0	0	0	0	0	0	0	0	0	0	3	3	0.00	0.000										

Detroit Tigers @ New York Yankees
 Yankee Stadium, Bronx, NY
 Sat Jun 11 2016, 7:21 PM - 10:38 PM EDT
 Att: 38,050 - Partly Cloudy - 83 F

AB 32
 R 1
 H 6
 RBI 1
 BB 3
 SO 7
 LOB 10



Batter	1	2	3	4	5	6	7	8	9	AB R H RBI BB SO LOB	TOP											
3 Ian Kinsler, R OBP: 0.370, SLG: 0.534	G5-3		B1				4 1B 41 G4-1 BB		G6-3	4 2 1 2 1 0 1	Detroit Tigers @ New York Yankees Yankee Stadium, Bronx, NY Sun Jun 12 2016, 2:09 PM - 5:05 PM EDT Att: 47,474 - Sunny - 82 F											
4 Cameron Maybin, R OBP: 0.433, SLG: 0.432	G3-1		G5-3			28 S 41 G4-1 1B	1-H HR	F9	5 0 1 0 0 1 1													
24 Miguel Cabrera, R OBP: 0.367, SLG: 0.513								K	4 1 2 0 0 2 2													
41 Victor Martinez, S OBP: 0.381, SLG: 0.519								K	4 0 1 1 0 0 2													
28 J.D. Martinez, R OBP: 0.343, SLG: 0.500								K	4 0 2 0 0 2 1													
9 Nick Castellanos, R OBP: 0.335, SLG: 0.545									3 0 0 1 0 2 1													
17 Andrew Romine, S OBP: 0.263, SLG: 0.212									0 0 0 0 0 0 0													
8 Justin Upton, R OBP: 0.272, SLG: 0.336									4 0 1 0 0 2 1													
39 Jarrod Saltalamacchia, R OBP: 0.295, SLG: 0.438									3 0 0 0 1 2 4													
14 Mike Aviles, R OBP: 0.258, SLG: 0.241									4 1 1 0 0 1 4													
Inning Stats	R: 0 H: 1 E: 0 K: 0 S: 13	H: 1 LOB: 1 BB: 0 P: 18	R: 0 H: 0 E: 0 K: 3 S: 10	H: 0 LOB: 0 BB: 0 P: 13	R: 0 H: 0 E: 0 K: 0 S: 11	H: 0 LOB: 1 BB: 1 P: 20	R: 1 H: 4 E: 0 K: 1 S: 15	H: 4 LOB: 3 BB: 0 P: 24	R: 1 H: 1 E: 0 K: 2 S: 17	H: 1 LOB: 1 BB: 1 P: 25	R: 0 H: 0 E: 0 K: 2 S: 9	H: 0 LOB: 0 BB: 0 P: 14	R: 2 H: 2 E: 0 K: 1 S: 13	H: 2 LOB: 0 BB: 0 P: 18	R: 0 H: 1 E: 0 K: 2 S: 12	H: 1 LOB: 1 BB: 0 P: 15	R: 0 H: 0 E: 0 K: 1 S: 8	H: 0 LOB: 0 BB: 0 P: 9	1B: 6 2B: 2 HR: 1	SF: 1 SAC: 0 DP: 0 HBP: 0	WP: 0 PB: 0 SB: 1 CS: 0	PA: 38
PITCHER	IP WLS BF H R ER SO BB IBB HBP BLK WP HR S P ERA WHIP											PITCHER	IP WLS BF H R ER SO BB IBB HBP BLK WP HR S P ERA WHIP									
35 Michael Pineda, R ERA: 5.88	6.0 L 26 6 2 2 8 2 0 0 0 0 0 0 75 114 3.00 1.333																					
43 Anthony Swarzak, R ERA: 4.91	1.0 5 2 2 2 1 0 0 0 0 0 0 1 13 18 18.00 2.000																					
41 Nick Goody, R ERA: 4.08	1.0 4 1 0 0 2 0 0 0 0 0 0 0 12 15 0.00 1.000																					
57 Chad Green, R ERA: 7.2	1.0 3 0 0 0 1 0 0 0 0 0 0 0 8 9 0.00 0.000																					
Inning Stats	R: 0 H: 0 E: 0 K: 1 S: 7	H: 0 LOB: 0 BB: 0 P: 11	R: 0 H: 0 E: 0 K: 0 S: 9	H: 0 LOB: 1 BB: 1 P: 14	R: 0 H: 1 E: 0 K: 1 S: 8	H: 1 LOB: 0 BB: 0 P: 12	R: 0 H: 0 E: 0 K: 1 S: 9	H: 0 LOB: 1 BB: 0 P: 16	R: 0 H: 1 E: 0 K: 0 S: 16	H: 1 LOB: 2 BB: 2 P: 29	R: 0 H: 0 E: 0 K: 0 S: 6	H: 0 LOB: 0 BB: 0 P: 9	R: 0 H: 0 E: 0 K: 2 S: 10	H: 0 LOB: 0 BB: 0 P: 15	R: 1 H: 2 E: 0 K: 1 S: 11	H: 2 LOB: 2 BB: 1 P: 18	R: 0 H: 0 E: 0 K: 3 S: 10	H: 0 LOB: 0 BB: 0 P: 12	1B: 2 2B: 2 HR: 0	SF: 0 SAC: 0 DP: 0 HBP: 1	WP: 0 PB: 0 SB: 0 CS: 0	PA: 36
PITCHER	IP WLS BF H R ER SO BB IBB HBP BLK WP HR S P ERA WHIP											PITCHER	IP WLS BF H R ER SO BB IBB HBP BLK WP HR S P ERA WHIP									
32 Michael Fulmer, R ERA: 2.52	6.0 W 24 2 0 0 3 3 0 1 0 0 0 0 0 55 91 0.00 0.833																					
61 Shane Greene, R ERA: 5.03	1.0 3 0 0 0 2 0 0 0 0 0 0 0 10 15 0.00 0.000																					
38 Justin Wilson, L ERA: 3.55	1.0 6 2 1 1 1 1 0 0 0 0 0 0 11 18 9.00 3.000																					
57 Francisco Rodriguez, R ERA: 3.18	1.0 S 3 0 0 0 3 0 0 0 0 0 0 0 10 12 0.00 0.000																					
Inning Stats	R: 0 H: 0 E: 0 K: 1 S: 7	H: 0 LOB: 0 BB: 0 P: 11	R: 0 H: 0 E: 0 K: 0 S: 9	H: 0 LOB: 1 BB: 1 P: 14	R: 0 H: 1 E: 0 K: 1 S: 8	H: 1 LOB: 0 BB: 0 P: 12	R: 0 H: 0 E: 0 K: 1 S: 9	H: 0 LOB: 1 BB: 0 P: 16	R: 0 H: 1 E: 0 K: 0 S: 16	H: 1 LOB: 2 BB: 2 P: 29	R: 0 H: 0 E: 0 K: 0 S: 6	H: 0 LOB: 0 BB: 0 P: 9	R: 0 H: 0 E: 0 K: 2 S: 10	H: 0 LOB: 0 BB: 0 P: 15	R: 1 H: 2 E: 0 K: 1 S: 11	H: 2 LOB: 2 BB: 1 P: 18	R: 0 H: 0 E: 0 K: 3 S: 10	H: 0 LOB: 0 BB: 0 P: 12	1B: 2 2B: 2 HR: 0	SF: 0 SAC: 0 DP: 0 HBP: 1	WP: 0 PB: 0 SB: 0 CS: 0	PA: 36
PITCHER	IP WLS BF H R ER SO BB IBB HBP BLK WP HR S P ERA WHIP											PITCHER	IP WLS BF H R ER SO BB IBB HBP BLK WP HR S P ERA WHIP									
22 Jacoby Ellsbury, L OBP: 0.353, SLG: 0.428	L8		P5				11 BB BB		36 BB 12 1B 1B	3 1 1 0 1 0 1	Detroit Tigers @ New York Yankees Yankee Stadium, Bronx, NY Sun Jun 12 2016, 2:09 PM - 5:05 PM EDT Att: 47,474 - Sunny - 82 F											
11 Brett Gardner, L OBP: 0.374, SLG: 0.374	G4-3		K						K	3 0 0 0 1 2 2												
36 Carlos Beltrán, S OBP: 0.313, SLG: 0.554									K	3 0 0 0 1 2 3												
14 Starlin Castro, R OBP: 0.286, SLG: 0.418									12 1B BB	4 0 0 0 0 0 2												
12 Chase Headley, S OBP: 0.316, SLG: 0.333									L4	3 0 1 1 0 0 0												
18 Didi Gregorius, L OBP: 0.295, SLG: 0.374									F7	3 0 0 0 1 0 3												
27 Austin Romine, R OBP: 0.303, SLG: 0.452									F9	4 0 1 0 0 1 1												
31 Aaron Hicks, S OBP: 0.265, SLG: 0.311									12 1B BB	4 0 0 0 0 0 2												
38 Rob Refsnyder, R OBP: 0.250, SLG: 0.333									L4	3 0 1 1 0 0 0												
34 Brian McCann, L OBP: 0.326, SLG: 0.401									L8	3 0 0 0 1 0 3												
Inning Stats	R: 0 H: 0 E: 0 K: 1 S: 7	H: 0 LOB: 0 BB: 0 P: 11	R: 0 H: 0 E: 0 K: 0 S: 9	H: 0 LOB: 1 BB: 1 P: 14	R: 0 H: 1 E: 0 K: 1 S: 8	H: 1 LOB: 0 BB: 0 P: 12	R: 0 H: 0 E: 0 K: 1 S: 9	H: 0 LOB: 1 BB: 0 P: 16	R: 0 H: 1 E: 0 K: 0 S: 16	H: 1 LOB: 2 BB: 2 P: 29	R: 0 H: 0 E: 0 K: 0 S: 6	H: 0 LOB: 0 BB: 0 P: 9	R: 0 H: 0 E: 0 K: 2 S: 10	H: 0 LOB: 0 BB: 0 P: 15	R: 1 H: 2 E: 0 K: 1 S: 11	H: 2 LOB: 2 BB: 1 P: 18	R: 0 H: 0 E: 0 K: 3 S: 10	H: 0 LOB: 0 BB: 0 P: 12	1B: 2 2B: 2 HR: 0	SF: 0 SAC: 0 DP: 0 HBP: 1	WP: 0 PB: 0 SB: 0 CS: 0	PA: 36
PITCHER	IP WLS BF H R ER SO BB IBB HBP BLK WP HR S P ERA WHIP											PITCHER	IP WLS BF H R ER SO BB IBB HBP BLK WP HR S P ERA WHIP									
32 Michael Fulmer, R ERA: 2.52	6.0 W 24 2 0 0 3 3 0 1 0 0 0 0 0 55 91 0.00 0.833																					
61 Shane Greene, R ERA: 5.03	1.0 3 0 0 0 2 0 0 0 0 0 0 0 10 15 0.00 0.000																					
38 Justin Wilson, L ERA: 3.55	1.0 6 2 1 1 1 1 0 0 0 0 0 0 11 18 9.00 3.000																					
57 Francisco Rodriguez, R ERA: 3.18	1.0 S 3 0 0 0 3 0 0 0 0 0 0 0 10 12 0.00 0.000																					

Batter	1	2	3	4	5	6	7	8	9	AB	R	H	RBI	BB	SO	LOB	TOP					
3 Ian Kinsler, R OBP: 0.367, SLG: 0.543	G5-3	K	K		K		K		1B	6	1	1	0	0	4	5						
1 Jose Iglesias, R OBP: 0.314, SLG: 0.313	2B		BB		G3				1B	4	2	2	1	2	0	1						
24 Miguel Cabrera, R OBP: 0.379, SLG: 0.524	1B		BB		IBB				1B	5	2	4	1	1	0	1						
9 Nick Castellanos, R OBP: 0.329, SLG: 0.526	K		G5-3		K				L3	5	1	0	0	1	3	6						
28 J.D. Martinez, R OBP: 0.361, SLG: 0.526	2B	2B	IBB		2B				BB	3	3	3	1	2	0	0						
8 Justin Upton, R OBP: 0.284, SLG: 0.351	2B	2B	IBB		3B				F7	4	2	2	4	1	0	2						
34 James McCann, R OBP: 0.224, SLG: 0.294	G6-3		SF9		G6-3				F8	4	0	0	2	0	1	3						
14 Mike Aviles, R OBP: 0.254, SLG: 0.239	1B		1B		G4-3				1B	4	0	2	1	0	1	1						
4 Cameron Maybin, R OBP: 0.436, SLG: 0.432	1B		1B						1B	1	0	1	0	0	0	0						
17 Andrew Romine, S OBP: 0.279, SLG: 0.216	FC5-4		BB		1B				G5-4-3	4	0	1	1	1	0	2						
Inning Stats	R: 1 H: 2 E: 0 K: 1 S: 14	H: 2 R: 3 ER: 0 LOB: 1 P: 19	R: 2 H: 3 E: 0 K: 1 S: 15	H: 3 R: 7 ER: 0 LOB: 1 P: 21	R: 3 H: 2 E: 0 K: 1 S: 21	H: 2 R: 3 ER: 0 LOB: 3 P: 43	R: 4 H: 3 E: 0 K: 0 S: 14	H: 3 R: 0 ER: 0 LOB: 0 P: 29	R: 0 H: 1 E: 0 K: 2 S: 12	H: 1 R: 0 ER: 0 LOB: 1 P: 17	R: 0 H: 0 E: 0 K: 1 S: 7	H: 0 R: 0 ER: 0 LOB: 1 P: 14	R: 0 H: 4 E: 0 K: 0 S: 16	H: 4 R: 2 ER: 0 LOB: 2 P: 21	1B: 7 2B: 7 3B: 2 HR: 0	SF: 1 SAC: 0 DP: 1 HBP: 0	WP: 2 PB: 0 SB: 1 CS: 0	PA: 49				
PITCHER	IP WLS BF H R ER SO BB IBB HBP BLK WP HR S P ERA WHIP	IP WLS BF H R ER SO BB IBB HBP BLK WP HR S P ERA WHIP	IP WLS BF H R ER SO BB IBB HBP BLK WP HR S P ERA WHIP	IP WLS BF H R ER SO BB IBB HBP BLK WP HR S P ERA WHIP	IP WLS BF H R ER SO BB IBB HBP BLK WP HR S P ERA WHIP	IP WLS BF H R ER SO BB IBB HBP BLK WP HR S P ERA WHIP	IP WLS BF H R ER SO BB IBB HBP BLK WP HR S P ERA WHIP	IP WLS BF H R ER SO BB IBB HBP BLK WP HR S P ERA WHIP	IP WLS BF H R ER SO BB IBB HBP BLK WP HR S P ERA WHIP	IP WLS BF H R ER SO BB IBB HBP BLK WP HR S P ERA WHIP	IP WLS BF H R ER SO BB IBB HBP BLK WP HR S P ERA WHIP	IP WLS BF H R ER SO BB IBB HBP BLK WP HR S P ERA WHIP	IP WLS BF H R ER SO BB IBB HBP BLK WP HR S P ERA WHIP	IP WLS BF H R ER SO BB IBB HBP BLK WP HR S P ERA WHIP	IP WLS BF H R ER SO BB IBB HBP BLK WP HR S P ERA WHIP	IP WLS BF H R ER SO BB IBB HBP BLK WP HR S P ERA WHIP	IP WLS BF H R ER SO BB IBB HBP BLK WP HR S P ERA WHIP	IP WLS BF H R ER SO BB IBB HBP BLK WP HR S P ERA WHIP				
58 Miguel González, R ERA: 4.74	3.1	L	21	8	7	7	3	3	1	0	0	0	0	2	0	33	63	18.90	3.300			
64 Matt Purke, L ERA: 4.97	2.2		14	4	3	3	4	1	1	0	0	2	0	0	16	31	63	10.12	1.875			
66 Michael Ynoa, R ERA:	2.0		8	0	0	0	2	2	0	0	0	0	0	0	16	31	63	0.00	1.000			
43 Dan Jennings, L ERA: 2.1	1.0		6	4	1	1	0	0	0	0	0	0	0	0	16	21	9.00	4.000				
Batter	1	2	3	4	5	6	7	8	9	AB	R	H	RBI	BB	SO	LOB	BOTTOM					
12 Tim Anderson, R OBP: 0.250, SLG: 0.400	2B		E9		P4		P3		G6-3	5	1	2	0	0	0	1						
1 Adam Eaton, L OBP: 0.359, SLG: 0.391	1B		FC1-2				G4-3		K	5	2	2	0	0	1	1						
79 José Abreu, R OBP: 0.322, SLG: 0.427	1B		G6-3		SF9				1B	3	0	1	1	0	0	2						
53 Melky Cabrera, S OBP: 0.346, SLG: 0.423	SF9		G1-3		G6-3				L7	3	0	0	1	0	0	1						
15 Brett Lawrie, R OBP: 0.312, SLG: 0.396	F9		G1-3		P2				FC6-4	4	0	0	0	0	0	1						
31 Alex Avila, L OBP: 0.347, SLG: 0.353	G6-3		26B		K				K	3	1	0	0	1	2	1						
26 Avisail García, R OBP: 0.305, SLG: 0.378	K		20E		20CS				F7	4	1	2	0	0	1	0						
20 JB Shuck, L OBP: 0.250, SLG: 0.244	F9		E5		K				1B	4	2	2	1	0	1	1						
18 Tyler Saladino, R OBP: 0.282, SLG: 0.412	L4		L4		F7				HR	4	1	2	4	0	0	0						
Inning Stats	R: 2 H: 2 E: 1 K: 0 S: 9	H: 2 R: 0 ER: 0 LOB: 0 P: 14	R: 0 H: 0 E: 0 K: 1 S: 7	H: 0 R: 6 ER: 0 LOB: 0 P: 12	R: 0 H: 1 E: 1 K: 0 S: 10	H: 1 R: 4 ER: 1 LOB: 1 P: 15	R: 3 H: 3 E: 1 K: 0 S: 14	H: 3 R: 0 ER: 0 LOB: 1 P: 24	R: 1 H: 1 E: 0 K: 0 S: 9	H: 1 R: 0 ER: 0 LOB: 0 P: 15	R: 0 H: 1 E: 0 K: 2 S: 11	H: 1 R: 0 ER: 0 LOB: 1 P: 17	R: 0 H: 0 E: 0 K: 0 S: 7	H: 0 R: 0 ER: 0 LOB: 0 P: 10	R: 0 H: 1 E: 0 K: 1 S: 12	H: 1 R: 0 ER: 0 LOB: 1 P: 16	R: 2 H: 2 E: 0 K: 1 S: 13	H: 2 R: 4 ER: 0 LOB: 0 P: 17	1B: 6 2B: 4 3B: 1 HR: 1	SF: 2 SAC: 0 DP: 1 HBP: 0	WP: 0 PB: 0 SB: 0 CS: 1	PA: 38
PITCHER	IP WLS BF H R ER SO BB IBB HBP BLK WP HR S P ERA WHIP	IP WLS BF H R ER SO BB IBB HBP BLK WP HR S P ERA WHIP	IP WLS BF H R ER SO BB IBB HBP BLK WP HR S P ERA WHIP	IP WLS BF H R ER SO BB IBB HBP BLK WP HR S P ERA WHIP	IP WLS BF H R ER SO BB IBB HBP BLK WP HR S P ERA WHIP	IP WLS BF H R ER SO BB IBB HBP BLK WP HR S P ERA WHIP	IP WLS BF H R ER SO BB IBB HBP BLK WP HR S P ERA WHIP	IP WLS BF H R ER SO BB IBB HBP BLK WP HR S P ERA WHIP	IP WLS BF H R ER SO BB IBB HBP BLK WP HR S P ERA WHIP	IP WLS BF H R ER SO BB IBB HBP BLK WP HR S P ERA WHIP	IP WLS BF H R ER SO BB IBB HBP BLK WP HR S P ERA WHIP	IP WLS BF H R ER SO BB IBB HBP BLK WP HR S P ERA WHIP	IP WLS BF H R ER SO BB IBB HBP BLK WP HR S P ERA WHIP	IP WLS BF H R ER SO BB IBB HBP BLK WP HR S P ERA WHIP	IP WLS BF H R ER SO BB IBB HBP BLK WP HR S P ERA WHIP	IP WLS BF H R ER SO BB IBB HBP BLK WP HR S P ERA WHIP	IP WLS BF H R ER SO BB IBB HBP BLK WP HR S P ERA WHIP	IP WLS BF H R ER SO BB IBB HBP BLK WP HR S P ERA WHIP				
27 Jordan Zimmermann, R ERA: 3.46	7.0	W	29	8	6	4	3	1	0	0	0	0	0	0	67	107	5.14	1.286				
30 Alex Wilson, R ERA: 4.26	1.0		4	1	0	0	1	0	0	0	0	0	0	12	16	0.00	1.000					
21 Mark Lowe, R ERA: 6.56	1.0		5	2	2	2	1	0	0	0	0	0	0	1	13	17	18.00	2.000				

Detroit Tigers @ Chicago White Sox
U.S. Cellular Field, Chicago, IL
Tue Jun 14 2016, 8:11 PM - 11:58 PM EDT
Att. 17,403 - Rain - 84 F

AB 40
R 11
H 16
RBI 11
BB 8
SO 9
LOB 21



Detroit Tigers @ Chicago White Sox
U.S. Cellular Field, Chicago, IL
Tue Jun 14 2016, 8:11 PM - 11:58 PM EDT
Att. 17,403 - Rain - 84 F

AB 35
R 8
H 11
RBI 7
BB 1
SO 5
LOB 8



Batter	1	2	3	4	5	6	7	8	9	AB	R	H	RBI	BB	SO	LOB	TOP				
3 Ian Kinsler, R OBP: 0.369, SLG: 0.544	G5-3		G5-3 4 1B 2B		FC6-4 4 HBP		K			3	1	1	0	0	1	0	Detroit Tigers @ Chicago White Sox U.S. Cellular Field, Chicago, IL Wed Jun 15 2016, 8:11 PM - 10:59 PM EDT Att: 20,292 - Partly Cloudy - 91 F				
4 Cameron Maybin, R OBP: 0.422, SLG: 0.414	G3-1		G5-3		FC6-4 1-2			F9		4	0	0	0	0	0	2					
24 Miguel Cabrera, R OBP: 0.377, SLG: 0.518	L9							F9		3	0	0	0	1	1	1					
9 Nick Castellanos, R OBP: 0.328, SLG: 0.521		F8							K	4	0	1	1	0	1	0					
28 J.D. Martinez, R OBP: 0.359, SLG: 0.522		G5-3							K	4	0	1	0	0	2	2					
8 Justin Upton, R OBP: 0.323, SLG: 0.349										4	0	1	0	0	3	1					
34 James McCann, R OBP: 0.227, SLG: 0.304										4	0	1	0	0	3	1					
41 Victor Martinez, S OBP: 0.382, SLG: 0.516										3	0	1	0	0	1	1					
14 Mike Aviles, R OBP: 0.267, SLG: 0.254										1	0	0	0	0	0	1					
1 Jose Iglesias, R OBP: 0.313, SLG: 0.327										4	1	1	2	0	0	2					
Inning Stats	R: 0 E: 0 K: 0 S: 7	H: 0 LOB: 0 BB: 0 P: 10	R: 0 E: 0 K: 1 S: 10	H: 0 LOB: 0 BB: 0 P: 15	R: 3 E: 0 K: 1 S: 24	H: 5 LOB: 2 BB: 1 P: 35	R: 0 E: 0 K: 1 S: 6	H: 0 LOB: 0 BB: 0 P: 10	R: 0 E: 0 K: 2 S: 12	H: 1 LOB: 1 BB: 0 P: 17	R: 0 E: 0 K: 1 S: 9	H: 0 LOB: 0 BB: 0 P: 15	R: 0 E: 0 K: 1 S: 7	H: 0 LOB: 0 BB: 0 P: 9	R: 0 E: 0 K: 1 S: 12	H: 2 LOB: 2 BB: 0 P: 17	1B: 5 2B: 2 3B: 0 HR: 1	SF: 0 SAC: 0 DP: 0 HBP: 1	WP: 1 PB: 0 SB: 0 CS: 0	PA: 36	
PITCHER	IP	WLS	BF	H	R	ER	SO	BB	IBB	HBP	BLK	WP	HR	S	P	ERA	WHIP				
49 Chris Sale, L ERA: 2.94	7.0	W	28	6	3	3	7	0	1	1	0	0	1	78	119	3.86	0.857				
65 Nate Jones, R ERA: 2.79	1.0	H	3	0	0	0	1	0	0	0	0	0	0	7	9	0.00	0.000				
30 David Robertson, R ERA: 3.71	1.0	S	5	2	0	0	1	0	0	0	0	1	0	12	17	0.00	2.000				

Batter	1	2	3	4	5	6	7	8	9	AB	R	H	RBI	BB	SO	LOB	BOTTOM				
12 Tim Anderson, R OBP: 0.320, SLG: 0.520	G4-3 79 FC6-4 53 SF8 1 HBP		G4-3					L4		5	3	3	0	0	0	1	Detroit Tigers @ Chicago White Sox U.S. Cellular Field, Chicago, IL Wed Jun 15 2016, 8:11 PM - 10:59 PM EDT Att: 20,292 - Partly Cloudy - 91 F				
1 Adam Eaton, L OBP: 0.363, SLG: 0.397								G3		4	0	2	1	0	0	1					
79 José Abreu, R OBP: 0.321, SLG: 0.422										3	0	0	0	1	0	3					
53 Melky Cabrera, S OBP: 0.345, SLG: 0.426										3	0	1	1	0	1	4					
21 Todd Frazier, R OBP: 0.304, SLG: 0.464										1	1	0	1	1	0	1					
27 Dioner Navarro, S OBP: 0.276, SLG: 0.351										3	0	1	0	1	0	4					
15 Brett Lawrie, R OBP: 0.307, SLG: 0.389										4	0	0	1	0	0	2					
26 Avisail Garcia, R OBP: 0.309, SLG: 0.378										3	1	1	0	1	1	2					
20 JB Shuck, L OBP: 0.250, SLG: 0.289										4	0	1	1	0	0	3					
Inning Stats	R: 1 E: 0 K: 0 S: 13	H: 1 LOB: 1 BB: 0 P: 19	R: 0 E: 0 K: 0 S: 5	H: 0 LOB: 1 BB: 1 P: 11	R: 0 E: 0 K: 0 S: 10	H: 1 LOB: 1 BB: 0 P: 13	R: 1 E: 0 K: 1 S: 12	H: 1 LOB: 1 BB: 1 P: 20	R: 1 E: 0 K: 0 S: 8	H: 2 LOB: 2 BB: 0 P: 15	R: 0 E: 0 K: 0 S: 7	H: 1 LOB: 0 BB: 0 P: 10	R: 1 E: 0 K: 1 S: 8	H: 2 LOB: 1 BB: 1 P: 15	R: 1 E: 0 K: 0 S: 9	H: 1 LOB: 1 BB: 1 P: 13		1B: 4 2B: 3 3B: 2 HR: 0	SF: 2 SAC: 0 DP: 1 HBP: 2	WP: 0 PB: 0 SB: 0 CS: 0	PA: 38
PITCHER	IP	WLS	BF	H	R	ER	SO	BB	IBB	HBP	BLK	WP	HR	S	P	ERA	WHIP				
37 Mike Pelfrey, R ERA: 4.79	6.0	L	28	7	4	4	1	2	0	2	0	0	0	57	90	6.00	1.500				
65 Blaine Hardy, L ERA: 1.59	0.1		3	1	0	0	1	0	1	0	0	0	0	4	9	0.00	3.000				
19 Anibal Sánchez, R ERA: 6.14	0.2		2	0	0	0	0	0	0	0	0	0	0	2	4	0.00	0.000				
45 Buck Farmer, R ERA: 2.7	1.0		5	1	1	1	0	1	0	0	0	0	0	9	13	9.00	2.000				

Batter	1	2	3	4	5	6	7	8	9	AB	R	H	RBI	BB	SO	LOB	TOP										
3 Ian Kinsler, R OBP: 0.366, SLG: 0.538										5	0	1	1	0	1	2											
1 Jose Iglesias, R OBP: 0.315, SLG: 0.328										5	1	2	0	0	0	2											
24 Miguel Cabrera, R OBP: 0.374, SLG: 0.524										5	1	1	2	0	1	4											
41 Victor Martinez, S OBP: 0.387, SLG: 0.559										5	3	3	3	0	1	0											
28 J.D. Martinez, R OBP: 0.358, SLG: 0.520										1	0	0	0	0	1	0											
17 Andrew Romine, S OBP: 0.298, SLG: 0.244										4	1	2	0	0	0												
9 Nick Castellanos, R OBP: 0.329, SLG: 0.529										4	2	1	1	1	1												
8 Justin Upton, R OBP: 0.282, SLG: 0.346										5	1	1	1	0	2	1											
34 James McCann, R OBP: 0.244, SLG: 0.336										1	1	1	2	2	0												
14 Mike Aviles, R OBP: 0.266, SLG: 0.253										4	0	1	0	0	0	2											
Inning Stats	R: 0 E: 0 K: 1 S: 6	H: 0 LOB: 0 BB: 0 P: 8	R: 1 E: 0 K: 2 S: 10	H: 1 LOB: 0 BB: 0 P: 15	R: 0 E: 0 K: 1 S: 11	H: 1 LOB: 2 BB: 1 P: 22	R: 2 E: 0 K: 0 S: 19	H: 2 LOB: 1 BB: 1 P: 31	R: 0 E: 0 K: 1 S: 7	H: 1 LOB: 1 BB: 0 P: 14	R: 3 E: 0 K: 1 S: 15	H: 3 LOB: 0 BB: 0 P: 20	R: 3 E: 0 K: 0 S: 16	H: 4 LOB: 2 BB: 1 P: 25	R: 1 E: 0 K: 1 S: 9	H: 1 LOB: 0 BB: 0 P: 12	1B: 7 2B: 0 3B: 0 HR: 6	SF: 1 SAC: 0 DP: 0 HBP: 0	WP: 0 PB: 0 SB: 0 CS: 0	PA: 43							
PITCHER	IP	WLS	BF	H	R	ER	SO	BB	IBB	HBP	BLK	WP	HR	S	P	ERA	WHIP										
41 Danny Duffy, L ERA: 3.17	5.0		21	4	3	3	4	2	0	0	0	0	3	53	88	5.40	1.200										
48 Joakim Soria, R ERA: 3.13	1.0	H	4	1	0	0	1	0	0	0	0	0	0	7	14	0.00	1.000										
44 Luke Hochevar, R ERA: 3.21	1.0	L	6	3	3	3	1	0	0	0	0	0	2	15	20	27.00	3.000										
47 Peter Moylan, R ERA: 3.55	1.0		8	4	3	3	0	1	0	0	0	0	0	16	25	27.00	5.000										
67 Chen-Ming Wang, R ERA: 3.2	1.0		4	1	1	1	1	0	0	0	0	0	1	9	12	9.00	1.000										
Batter	1	2	3	4	5	6	7	8	9	AB	R	H	RBI	BB	SO	LOB	BOTTOM										
15 Whit Merrifield, R OBP: 0.336, SLG: 0.486										5	1	1	0	0	2	1											
2 Alcides Escobar, R OBP: 0.287, SLG: 0.289										5	1	1	0	0	1	0											
35 Eric Hosmer, L OBP: 0.369, SLG: 0.516										3	0	0	1	0	2	1											
6 Lorenzo Cain, R OBP: 0.340, SLG: 0.421										4	0	2	1	0	0	1											
13 Salvador Perez, R OBP: 0.324, SLG: 0.531										3	0	1	0	0	1	1											
25 Kendrys Morales, S OBP: 0.288, SLG: 0.335										4	0	1	0	0	1	3											
16 Paulo Orlando, R OBP: 0.361, SLG: 0.431										4	1	2	0	0	0	2											
19 Cheslor Cuthbert, R OBP: 0.305, SLG: 0.395										3	0	0	0	1	2	4											
12 Brett Eibner, R OBP: 0.500, SLG: 0.824										4	1	2	2	0	0	2											
Inning Stats	R: 2 E: 0 K: 0 S: 12	H: 3 LOB: 1 BB: 0 P: 16	R: 1 E: 0 K: 1 S: 9	H: 2 LOB: 0 BB: 0 P: 16	R: 0 E: 0 K: 2 S: 9	H: 1 LOB: 0 BB: 0 P: 13	R: 0 E: 0 K: 2 S: 10	H: 0 LOB: 1 BB: 0 P: 16	R: 1 E: 0 K: 1 S: 8	H: 1 LOB: 1 BB: 0 P: 13	R: 0 E: 0 K: 0 S: 13	H: 1 LOB: 2 BB: 1 P: 21	R: 0 E: 0 K: 1 S: 7	H: 0 LOB: 0 BB: 0 P: 9	R: 0 E: 0 K: 1 S: 11	H: 2 LOB: 2 BB: 0 P: 14	R: 0 E: 0 K: 1 S: 10	H: 0 LOB: 0 BB: 0 P: 15	1B: 6 2B: 2 3B: 1 HR: 1	SF: 0 SAC: 0 DP: 1 HBP: 2	WP: 0 PB: 0 SB: 0 CS: 1	PA: 39					
PITCHER	IP	WLS	BF	H	R	ER	SO	BB	IBB	HBP	BLK	WP	HR	S	P	ERA	WHIP										
35 Justin Verlander, R ERA: 3.87	7.0	W	30	4	4	4	7	1	0	2	0	0	1	68	104	5.14	1.286										
61 Shane Greene, R ERA: 4.57	1.0		5	2	0	0	1	0	0	0	0	0	0	11	14	0.00	2.000										
30 Alex Wilson, R ERA: 4.1	1.0		3	0	0	0	1	0	0	0	0	0	0	10	15	0.00	0.000										

Detroit Tigers @ Kansas City Royals
Kauffman Stadium, Kansas City, MO
Thu Jun 16 2016, 7:15 PM - 10:30 PM CDT
Att: 33,568 - Clear - 93 F

AB	39
R	10
H	13
RBI	10
BB	3
SO	7
LOB	12



Detroit Tigers @ Kansas City Royals
Kauffman Stadium, Kansas City, MO
Thu Jun 16 2016, 7:15 PM - 10:30 PM CDT
Att: 33,568 - Clear - 93 F

AB	35
R	4
H	10
RBI	4
BB	1
SO	9
LOB	15



Batter	1	2	3	4	5	6	7	8	9	AB	R	H	RBI	BB	SO	LOB	TOP										
3 Ian Kinsler, R OBP: 0.361, SLG: 0.530										4	0	0	0	0	0	1											
1 Jose Iglesias, R OBP: 0.386, SLG: 0.322										4	0	0	0	0	0	1											
24 Miguel Cabrera, R OBP: 0.379, SLG: 0.539										4	1	3	1	0	0	0											
41 Victor Martinez, S OBP: 0.293, SLG: 0.250										3	0	1	0	0	0	2											
9 Nick Castellanos, R OBP: 0.332, SLG: 0.529										4	1	2	0	0	2	1											
8 Justin Upton, R OBP: 0.281, SLG: 0.357										4	1	1	2	0	2	2											
33 Steven Moya, L OBP: 0.297, SLG: 0.444										4	0	1	0	0	0	2											
34 James McCann, R OBP: 0.244, SLG: 0.333										4	0	1	0	0	0	3											
17 Andrew Romine, S OBP: 0.294, SLG: 0.244										4	0	1	0	0	2	1											
Inning Stats	R: 0 E: 0 K: 0 S: 10	H: 1 LOB: 1 BB: 0 P: 18	R: 0 E: 0 K: 2 S: 11	H: 1 LOB: 1 BB: 0 P: 14	R: 0 E: 0 K: 0 S: 8	H: 1 LOB: 0 BB: 0 P: 11	R: 0 E: 0 K: 1 S: 11	H: 2 LOB: 1 BB: 0 P: 17	R: 0 E: 0 K: 1 S: 12	H: 0 LOB: 0 BB: 0 P: 17	R: 0 E: 0 K: 0 S: 8	H: 0 LOB: 0 BB: 0 P: 14	R: 0 E: 0 K: 1 S: 17	H: 1 LOB: 2 BB: 0 P: 26	R: 0 E: 0 K: 0 S: 9	H: 0 LOB: 0 BB: 0 P: 10	R: 3 E: 0 K: 1 S: 15	H: 4 LOB: 1 BB: 0 P: 24	1B: 8 2B: 0 3B: 0 HR: 2	SF: 0 SAC: 0 DP: 2 HBP: 0	WP: 1 PB: 0 SB: 0 CS: 0	PA: 36					
PITCHER	IP	WLS	BF	H	R	ER	SO	BB	IBB	HBP	BLK	WP	HR	S	P	ERA	WHIP										
30 Yordano Ventura, R ERA: 4.54	6.1	W	24	6	0	0	5	0	0	0	0	0	0	66	101	0.00	0.947										
40 Kelvin Herrera, R ERA: 1.55	1.2	H	5	0	0	0	0	0	0	0	0	1	0	20	26	0.00	0.000										
53 Dillon Gee, R ERA: 4.5	1.0		7	4	3	3	1	0	0	0	0	0	2	15	24	27.00	4.000										

Detroit Tigers @ Kansas City Royals
Kauffman Stadium, Kansas City, MO
Fri Jun 17 2016, 7:16 PM - 10:32 PM CDT
Att: 37,746 - Clear - 91 F

AB 36
R 3
H 10
RBI 3
BB 0
SO 6
LOB 13

Batter	1	2	3	4	5	6	7	8	9	AB	R	H	RBI	BB	SO	LOB	BOTTOM										
15 Whit Merrifield, R OBP: 0.339, SLG: 0.482										5	1	2	0	0	0	1											
2 Alcides Escobar, R OBP: 0.287, SLG: 0.286										3	1	0	0	1	0	2											
35 Eric Hosmer, L OBP: 0.373, SLG: 0.516										4	2	2	3	1	0	0											
6 Lorenzo Cain, R OBP: 0.337, SLG: 0.417										5	1	1	0	0	0	5											
24 Christian Colon, R OBP: 0.344, SLG: 0.322										0	0	0	0	0	0	0											
13 Salvador Perez, R OBP: 0.326, SLG: 0.546										5	2	2	3	0	1	2											
9 Drew Butera, R OBP: 0.353, SLG: 0.553										0	0	0	0	0	0	0											
25 Kendrys Morales, S OBP: 0.283, SLG: 0.354										2	1	2	3	3	0	0											
16 Paulo Orlando, R OBP: 0.369, SLG: 0.440										4	0	2	1	1	2	1											
12 Brett Eibner, R OBP: 0.409, SLG: 0.667										4	0	0	0	0	3	7											
1 Jarrod Dyson, L OBP: 0.316, SLG: 0.310										0	0	0	0	0	0	0											
19 Cheslor Cuthbert, R OBP: 0.319, SLG: 0.406										4	2	3	0	0	1	0											
Inning Stats	R: 0 E: 0 K: 0 S: 8	H: 0 LOB: 0 BB: 0 P: 12	R: 0 E: 0 K: 2 S: 12	H: 2 LOB: 2 BB: 0 P: 16	R: 0 E: 0 K: 0 S: 14	H: 2 LOB: 2 BB: 1 P: 25	R: 0 E: 0 K: 2 S: 9	H: 0 LOB: 1 BB: 1 P: 16	R: 0 E: 0 K: 1 S: 11	H: 0 LOB: 0 BB: 0 P: 14	R: 1 E: 0 K: 1 S: 12	H: 1 LOB: 2 BB: 2 P: 22	R: 4 E: 0 K: 0 S: 19	H: 4 LOB: 2 BB: 2 P: 37	R: 5 E: 0 K: 1 S: 18	H: 5 LOB: 0 BB: 0 P: 22	1B: 10 2B: 2 3B: 0 HR: 2	SF: 0 SAC: 1 DP: 1 HBP: 0	WP: 0 PB: 0 SB: 1 CS: 0	PA: 43							
PITCHER	IP	WLS	BF	H	R	ER	SO	BB	IBB	HBP	BLK	WP	HR	S	P	ERA	WHIP										
32 Michael Fulmer, L ERA: 2.43	5.2	L	25	5	1	1	5	4	0	0	0	0	0	63	100	1.59	1.588										
61 Shane Greene, R ERA: 5.64	0.2		5	2	3	3	1	1	0	0	0	0	0	12	22	40.50	4.500										
21 Mark Lowe, R ERA: 8.71	0.2		5	2	1	1	0	1	0	0	0	0	0	10	20	13.50	4.500										
65 Blaine Hardy, L ERA: 5.11	1.0		8	5	5	5	1	0	0	0	0	0	1	18	22	45.00	5.000										

Detroit Tigers @ Kansas City Royals
Kauffman Stadium, Kansas City, MO
Fri Jun 17 2016, 7:16 PM - 10:32 PM CDT
Att: 37,746 - Clear - 91 F

AB 36
R 10
H 14
RBI 10
BB 6
SO 7
LOB 18

Batter	1	2	3	4	5	6	7	8	9	AB	R	H	RBI	BB	SO	LOB	TOP							
3 Ian Kinsler, R OBP: 0.360, SLG: 0.526 Casey McGehee, R (9, FH)										4	1	1	0	0	1	1								
4 Cameron Maybin, R OBP: 0.416, SLG: 0.406										4	1	1	0	0	1	1								
24 Miguel Cabrera, R OBP: 0.381, SLG: 0.540										3	0	2	1	0	0	0								
41 Victor Martinez, S OBP: 0.380, SLG: 0.546										4	0	0	0	0	1	3								
9 Nick Castellanos, R OBP: 0.338, SLG: 0.534										3	1	2	0	0	0	0								
8 Justin Upton, R OBP: 0.288, SLG: 0.372										3	1	2	3	1	0	0								
33 Steven Moya, L OBP: 0.293, SLG: 0.450										4	1	1	0	0	2	4								
39 Jarrod Saltalamacchia, R OBP: 0.295, SLG: 0.421										4	0	0	0	0	3	1								
1 Jose Iglesias, R OBP: 0.308, SLG: 0.321										4	0	1	1	0	0	0								
Inning Stats	R: 2 E: 0 K: 2 S: 17	H: 3 LOB: 2 BB: 0 P: 25	R: 0 E: 0 K: 1 S: 5	H: 0 LOB: 0 BB: 0 P: 7	R: 0 E: 0 K: 0 S: 8	H: 0 LOB: 0 BB: 0 P: 11	R: 0 E: 0 K: 1 S: 7	H: 0 LOB: 0 BB: 0 P: 7	R: 0 E: 0 K: 0 S: 11	H: 1 LOB: 1 BB: 0 P: 15	R: 3 E: 0 K: 1 S: 12	H: 4 LOB: 1 BB: 0 P: 17	R: 0 E: 0 K: 0 S: 11	H: 2 LOB: 2 BB: 1 P: 19	R: 0 E: 0 K: 1 S: 6	H: 0 LOB: 0 BB: 0 P: 7	1B: 7 2B: 2 3B: 0 HR: 1	SF: 1 SAC: 0 DP: 2 HBP: 1	WP: 0 PB: 0 SB: 1 CS: 0	PA: 37				
PITCHER	IP: 6.1 WLS: W BF: 27 ERA: 4.12	IP: 0.2 WLS: H BF: 2 ERA: 3.14	IP: 1.0 WLS: 5 BF: 2 ERA: 3.03	IP: 1.0 WLS: 3 BF: 0 ERA: 1.07	IP: 6.1 WLS: W BF: 27 ERA: 4.12	IP: 0.2 WLS: H BF: 2 ERA: 3.14	IP: 1.0 WLS: 5 BF: 2 ERA: 3.03	IP: 1.0 WLS: 3 BF: 0 ERA: 1.07	IP: 6.1 WLS: W BF: 27 ERA: 4.12	IP: 0.2 WLS: H BF: 2 ERA: 3.14	IP: 1.0 WLS: 5 BF: 2 ERA: 3.03	IP: 1.0 WLS: 3 BF: 0 ERA: 1.07	IP: 6.1 WLS: W BF: 27 ERA: 4.12	IP: 0.2 WLS: H BF: 2 ERA: 3.14	IP: 1.0 WLS: 5 BF: 2 ERA: 3.03	IP: 1.0 WLS: 3 BF: 0 ERA: 1.07	IP: 6.1 WLS: W BF: 27 ERA: 4.12	IP: 0.2 WLS: H BF: 2 ERA: 3.14	IP: 1.0 WLS: 5 BF: 2 ERA: 3.03	IP: 1.0 WLS: 3 BF: 0 ERA: 1.07	IP: 6.1 WLS: W BF: 27 ERA: 4.12	IP: 0.2 WLS: H BF: 2 ERA: 3.14	IP: 1.0 WLS: 5 BF: 2 ERA: 3.03	IP: 1.0 WLS: 3 BF: 0 ERA: 1.07

Detroit Tigers @ Kansas City Royals
 Kauffman Stadium, Kansas City, MO
 Sat Jun 18 2016, 7:17 PM - 10:31 PM CDT
 Att: 38,480 - Clear - 86 F

AB	34
R	5
H	10
RBI	5
BB	1
SO	8
LOB	10



Batter	1	2	3	4	5	6	7	8	9	AB	R	H	RBI	BB	SO	LOB	BOTTOM								
15 Whit Merrifield, R OBP: 0.356, SLG: 0.496										5	1	3	4	1	0	0									
2 Alcides Escobar, R OBP: 0.389, SLG: 0.288 24 Christian Colón, R (8, FH)										5	1	2	1	0	0	2									
35 Eric Hosmer, L OBP: 0.377, SLG: 0.520										4	2	2	0	1	0	0									
6 Lorenzo Cain, R OBP: 0.338, SLG: 0.420										5	2	2	1	0	0	2									
13 Salvador Perez, R OBP: 0.385, SLG: 0.550 9 Drew Butera, R (9, 2)										4	3	3	0	1	1	0									
25 Kendrys Morales, S OBP: 0.293, SLG: 0.372										5	4	4	5	0	0	1									
16 Paulo Orlando, R OBP: 0.383, SLG: 0.459										5	1	4	2	0	0	1									
12 Brett Eibner, R OBP: 0.385, SLG: 0.640 1 Jarrod Dyson, L OBP: 0.323, SLG: 0.310										4	2	1	1	0	2	4									
19 Cheslor Cuthbert, R OBP: 0.307, SLG: 0.391									5	0	0	1	0	0	7										
Inning Stats	R: 0 E: 0 K: 0 S: 10	H: 0 LOB: 0 BB: 0 P: 11	R: 4 E: 1 K: 0 S: 24	H: 5 LOB: 1 BB: 0 P: 31	R: 0 E: 0 K: 1 S: 6	H: 0 LOB: 0 BB: 0 P: 8	R: 3 E: 0 K: 0 S: 11	H: 4 LOB: 1 BB: 0 P: 17	R: 0 E: 0 K: 0 S: 14	H: 1 LOB: 1 BB: 1 P: 20	R: 1 E: 0 K: 1 S: 16	H: 2 LOB: 1 BB: 0 P: 24	R: 3 E: 0 K: 1 S: 13	H: 3 LOB: 1 BB: 1 P: 26	R: 5 E: 0 K: 0 S: 20	H: 6 LOB: 3 BB: 2 P: 34	1B: 14 2B: 7 3B: 0 HR: 0	SF: 0 SAC: 0 DP: 1 HBP: 0	WP: 1 PB: 0 SB: 2 CS: 0	PA: 47					
PITCHER	IP: 3.2 WLS: L BF: 19 ERA: 6.44	IP: 2.1 WLS: 10 BF: 4 ERA: 8.09	IP: 0.0 WLS: 1 BF: 1 ERA: 5.84	IP: 1.0 WLS: 6 BF: 2 ERA: 4.61	IP: 0.1 WLS: 7 BF: 6 ERA: 10.71	IP: 3.2 WLS: L BF: 19 ERA: 6.44	IP: 2.1 WLS: 10 BF: 4 ERA: 8.09	IP: 0.0 WLS: 1 BF: 1 ERA: 5.84	IP: 1.0 WLS: 6 BF: 2 ERA: 4.61	IP: 0.1 WLS: 7 BF: 6 ERA: 10.71	IP: 3.2 WLS: L BF: 19 ERA: 6.44	IP: 2.1 WLS: 10 BF: 4 ERA: 8.09	IP: 0.0 WLS: 1 BF: 1 ERA: 5.84	IP: 1.0 WLS: 6 BF: 2 ERA: 4.61	IP: 0.1 WLS: 7 BF: 6 ERA: 10.71	IP: 3.2 WLS: L BF: 19 ERA: 6.44	IP: 2.1 WLS: 10 BF: 4 ERA: 8.09	IP: 0.0 WLS: 1 BF: 1 ERA: 5.84	IP: 1.0 WLS: 6 BF: 2 ERA: 4.61	IP: 0.1 WLS: 7 BF: 6 ERA: 10.71	IP: 3.2 WLS: L BF: 19 ERA: 6.44	IP: 2.1 WLS: 10 BF: 4 ERA: 8.09	IP: 0.0 WLS: 1 BF: 1 ERA: 5.84	IP: 1.0 WLS: 6 BF: 2 ERA: 4.61	IP: 0.1 WLS: 7 BF: 6 ERA: 10.71

Detroit Tigers @ Kansas City Royals
 Kauffman Stadium, Kansas City, MO
 Sat Jun 18 2016, 7:17 PM - 10:31 PM CDT
 Att: 38,480 - Clear - 86 F


AB	43
R	16
H	21
RBI	15
BB	4
SO	3
LOB	20



Batter	1	2	3	4	5	6	7	8	9	10	AB	R	H	RBI	BB	SO	LOB								
4 Ketel Marte, S OBP: 0.303, SLG: 0.365	P3		G6-3		G5-3					G5-3	4	0	0	0	1	0	2								
21 Franklin Gutierrez, R OBP: 0.326, SLG: 0.492				F8						FC4-2	3	0	1	0	0	1	0								
7 Seth Smith, L OBP: 0.366, SLG: 0.401	K						L3				2	0	0	0	0	0	2								
22 Robinson Canó, L OBP: 0.353, SLG: 0.551					F7					K	5	0	1	0	0	2	3								
23 Nelson Cruz, R OBP: 0.368, SLG: 0.526	P4			HR						K	4	2	2	2	0	1	1								
10 Dae-Ho Lee, R OBP: 0.319, SLG: 0.519		G4-3			G4-3					G1-3	4	0	0	0	0	1	0								
15 Kyle Seager, L OBP: 0.341, SLG: 0.496						P4	F8			G4-3	4	0	0	0	0	1	0								
33 Chris Iannetta, R OBP: 0.336, SLG: 0.404											3	1	1	1	1	1	0								
12 Leonys Martin, L OBP: 0.324, SLG: 0.456			G3							G4-6-3	4	1	1	1	0	0	1								
36 Shawn O'Malley, S OBP: 0.232, SLG: 0.296			F8								4	0	2	0	0	1	0								
Inning Stats	R: 0 E: 0 K: 1 S: 12	H: 1 LOB: 1 BB: 0 P: 18	R: 0 E: 0 K: 2 S: 7	H: 0 LOB: 0 BB: 0 P: 10	R: 0 E: 0 K: 2 S: 6	H: 0 LOB: 0 BB: 0 P: 12	R: 1 E: 0 K: 2 S: 13	H: 1 LOB: 0 BB: 0 P: 19	R: 2 E: 0 K: 0 S: 14	H: 4 LOB: 2 BB: 0 P: 20	R: 1 E: 0 K: 1 S: 7	H: 1 LOB: 0 BB: 1 P: 10	R: 0 E: 0 K: 1 S: 8	H: 0 LOB: 1 BB: 1 P: 18	R: 0 E: 0 K: 0 S: 8	H: 0 LOB: 0 BB: 0 P: 13	R: 0 E: 0 K: 0 S: 4	H: 0 LOB: 0 BB: 0 P: 14	R: 0 E: 1 K: 1 S: 11	H: 1 LOB: 1 BB: 0 P: 15	1B: 2 2B: 2 3B: 0 HR: 4	SF: 0 SAC: 0 DP: 1 HBP: 0	WP: 0 PB: 0 SB: 0 CS: 0	PA: 39	
PITCHER	IP	WLS	BF	H	R	ER	SO	BB	IBB	HBP	BLK	WP	HR	S	P	ERA	WHIP								
44 Daniel Norris, L ERA: 4.5	5.0		21	6	3	3	5	0	0	0	0	0	3	52	79	5.40	1.200								
43 Bruce Rondon, R ERA: 1.93	1.2	B	7	1	1	1	1	1	0	0	0	0	1	14	25	5.40	1.200								
30 Alex Wilson, R ERA: 4.11	1.1		4	0	0	0	1	0	0	0	0	0	0	9	16	0.00	0.000								
61 Shane Greene, R ERA: 4.97	1.0		3	0	0	0	1	0	0	0	0	0	0	4	14	0.00	1.000								
56 Kyle Ryan, L ERA: 2.84	1.0	W	4	1	0	0	1	0	0	0	0	0	0	11	15	0.00	1.000								

Seattle Mariners @ Detroit Tigers
Comerica Park, Detroit, MI
Thu Jun 23 2016, 1:11 PM - 4:34 PM EDT
Att: 35,767 - Cloudy - 71 F


AB 37
R 4
H 8
RBI 4
BB 2
SO 8
LOB 9



Batter	1	2	3	4	5	6	7	8	9	10	AB	R	H	RBI	BB	SO	LOB								
3 Ian Kinsler, R OBP: 0.353, SLG: 0.502	F9					G5-3				G4-3	5	0	1	0	1	0	3								
1 Jose Iglesias, R OBP: 0.317, SLG: 0.332				B3							4	0	1	0	1	0	2								
24 Miguel Cabrera, R OBP: 0.379, SLG: 0.538											5	0	0	0	0	2	5								
9 Nick Castellanos, R OBP: 0.334, SLG: 0.519											4	1	0	0	1	0	2								
8 Justin Upton, R OBP: 0.296, SLG: 0.390											3	1	1	1	1	0	0								
33 Steven Moya, L OBP: 0.356, SLG: 0.625											3	1	1	1	2	2	2								
4 Cameron Maybin, R (10, PR) OBP: 0.398, SLG: 0.397											0	1	0	0	0	0	0								
34 James McCann, R OBP: 0.248, SLG: 0.346											4	1	1	2	0	3	2								
41 Victor Martinez, S (10, PH) OBP: 0.374, SLG: 0.524											1	0	1	0	0	0	0								
14 Mike Aviles, R (10, PR) OBP: 0.261, SLG: 0.250											0	0	0	0	0	0	0								
39 Jarrod Saltalamacchia, 3L (3) OBP: 0.312, SLG: 0.417											3	0	1	0	2	1	0								
17 Andrew Romine, S OBP: 0.281, SLG: 0.235											5	0	1	0	0	3	6								
Inning Stats	R: 0 E: 0 K: 0 S: 6	H: 0 LOB: 0 BB: 0 P: 9	R: 2 E: 0 K: 1 S: 18	H: 3 LOB: 1 BB: 1 P: 30	R: 0 E: 0 K: 1 S: 5	H: 0 LOB: 1 BB: 1 P: 13	R: 2 E: 0 K: 2 S: 19	H: 3 LOB: 3 BB: 2 P: 33	R: 0 E: 0 K: 2 S: 9	H: 0 LOB: 1 BB: 0 P: 13	R: 0 E: 0 K: 1 S: 7	H: 1 LOB: 1 BB: 0 P: 12	R: 0 E: 0 K: 1 S: 14	H: 0 LOB: 1 BB: 1 P: 21	R: 0 E: 0 K: 0 S: 11	H: 0 LOB: 1 BB: 1 P: 18	R: 0 E: 1 K: 1 S: 10	H: 1 LOB: 3 BB: 2 P: 21	1B: 5 2B: 3 3B: 0 HR: 1	SF: 0 SAC: 0 DP: 1 HBP: 1	WP: 1 PB: 0 SB: 2 CS: 0	PA: 46			
PITCHER	IP	WLS	BF	H	R	ER	SO	BB	IBB	HBP	BLK	WP	HR	S	P	ERA	WHIP								
25 Adrian Sampson, R ERA: 7.71	0.0			0	0	0	0	0	0	0	0	0	0	0	0	0.00	0.000								
38 Vidal Nuño, L ERA: 2.9	3.1		16	4	4	4	2	3	0	0	1	0	1	38	68	10.80	2.100								
39 Edwin Diaz, R ERA: 1.88	1.2		9	2	0	0	4	1	0	1	0	0	0	19	30	0.00	1.800								
54 Tom Wilhelmson, R ERA: 10.07	1.0		4	1	0	0	0	0	0	0	0	0	0	7	12	0.00	1.000								
50 Nick Vincent, R ERA: 3.15	1.0		4	0	0	0	1	1	0	0	0	0	0	14	21	0.00	1.000								

Seattle Mariners @ Detroit Tigers
Comerica Park, Detroit, MI
Thu Jun 23 2016, 1:11 PM - 4:34 PM EDT
Att: 35,767 - Cloudy - 71 F

AB 37
R 5
H 8
RBI 4
BB 8
SO 11
LOB 22



Batter	1	2	3	4	5	6	7	8	9	AB	R	H	RBI	BB	SO	LOB	TOP							
41 Carlos Santana, S (1, 10) OBP: 0.334, SLG: 0.457										5	1	2	1	0	1	2								
22 Jason Kipnis, L (1, 4) OBP: 0.325, SLG: 0.439										5	0	2	3	0	0	2								
12 Francisco Lindor, S (1, 6) OBP: 0.364, SLG: 0.449										4	0	0	0	0	1	2								
26 Mike Napoli, R (1, 3) OBP: 0.308, SLG: 0.463										4	0	2	0	0	2	0								
11 José Ramírez, S (1, 7) (8, 5)										4	1	1	0	0	0	1								
4 Jhonny Peralta, R (1, 5) 1 Michael Martínez, S (8, 7) OBP: 0.327, SLG: 0.431										3	1	0	0	0	0	1								
8 Lonnie Chisenhall, L (1, 9) OBP: 0.343, SLG: 0.416										4	1	1	2	0	1	0								
38 Chris Gimenez, R (1, 2) OBP: 0.258, SLG: 0.317										4	2	2	1	0	0	0								
20 Rajai Davis, R (1, 8) OBP: 0.335, SLG: 0.420										4	1	2	0	0	0	1								
Inning Stats	R: 0 E: 0 K: 1 S: 7	H: 0 LOB: 0 BB: 0 P: 11	R: 0 E: 0 K: 0 S: 10	H: 1 LOB: 0 BB: 0 P: 17	R: 2 E: 0 K: 1 S: 18	H: 3 LOB: 1 BB: 0 P: 24	R: 5 E: 0 K: 1 S: 24	H: 5 LOB: 1 BB: 0 P: 39	R: 0 E: 0 K: 0 S: 15	H: 2 LOB: 2 BB: 0 P: 22	R: 0 E: 0 K: 1 S: 5	H: 0 LOB: 0 BB: 0 P: 9	R: 0 E: 0 K: 1 S: 7	H: 0 LOB: 0 BB: 0 P: 9	R: 0 E: 0 K: 0 S: 6	H: 0 LOB: 0 BB: 0 P: 7	1B: 7 2B: 1 3B: 4 HR: 0	SF: 0 SAC: 0 DP: 1 HBP: 1	WP: 0 PB: 0 SB: 0 CS: 0	PA: 38				
PITCHER	IP: 3.2 WLS: L BF: 20 ERA: 3.81	IP: 4.1 WLS: 15 BF: 15 ERA: 4.91	IP: 1.0 WLS: 3 BF: 3 ERA: 10.23	IP: 3.2 WLS: L BF: 20 ERA: 3.81	IP: 4.1 WLS: 15 BF: 15 ERA: 4.91	IP: 1.0 WLS: 3 BF: 3 ERA: 10.23	IP: 3.2 WLS: L BF: 20 ERA: 3.81	IP: 4.1 WLS: 15 BF: 15 ERA: 4.91	IP: 1.0 WLS: 3 BF: 3 ERA: 10.23	IP: 3.2 WLS: L BF: 20 ERA: 3.81	IP: 4.1 WLS: 15 BF: 15 ERA: 4.91	IP: 1.0 WLS: 3 BF: 3 ERA: 10.23	IP: 3.2 WLS: L BF: 20 ERA: 3.81	IP: 4.1 WLS: 15 BF: 15 ERA: 4.91	IP: 1.0 WLS: 3 BF: 3 ERA: 10.23	IP: 3.2 WLS: L BF: 20 ERA: 3.81	IP: 4.1 WLS: 15 BF: 15 ERA: 4.91	IP: 1.0 WLS: 3 BF: 3 ERA: 10.23	IP: 3.2 WLS: L BF: 20 ERA: 3.81	IP: 4.1 WLS: 15 BF: 15 ERA: 4.91	IP: 1.0 WLS: 3 BF: 3 ERA: 10.23	IP: 3.2 WLS: L BF: 20 ERA: 3.81	IP: 4.1 WLS: 15 BF: 15 ERA: 4.91	IP: 1.0 WLS: 3 BF: 3 ERA: 10.23

Cleveland Indians @ Detroit Tigers
Comerica Park, Detroit, MI
Fri Jun 24 2016, 7:11 PM - 10:13 PM EDT
Att: 37,886 - Clear - 82 F

AB 37
R 7
H 12
RBI 7
BB 0
SO 5
LOB 9



Batter	1	2	3	4	5	6	7	8	9	AB	R	H	RBI	BB	SO	LOB	BOTTOM							
3 Ian Kinsler, R (1, 4) OBP: 0.357, SLG: 0.502										4	1	2	1	1	0	0								
4 Cameron Maybin, R (1, 8) OBP: 0.413, SLG: 0.408										4	0	3	2	1	0	1								
24 Miguel Cabrera, R (1, 3) OBP: 0.373, SLG: 0.530										4	0	0	1	0	0	5								
41 Victor Martinez, S (1, 10) OBP: 0.369, SLG: 0.516										4	0	0	0	0	0	2								
9 Nick Castellanos, R (1, 5) OBP: 0.305, SLG: 0.511										4	0	0	0	0	0	0								
8 Justin Upton, R (1, 7) OBP: 0.288, SLG: 0.389										3	0	1	0	1	1	0								
33 Steven Moya, L (1, 9) OBP: 0.288, SLG: 0.610										3	1	1	0	1	1	2								
14 Mike Aviles, R (9, 9) OBP: 0.261, SLG: 0.250										0	0	0	0	0	0	0								
34 James McCann, R (1, 2) OBP: 0.255, SLG: 0.350										4	1	2	0	0	1	1								
17 Andrew Romine, S (1, 6) OBP: 0.279, SLG: 0.222										3	2	0	0	1	2	2								
Inning Stats	R: 0 E: 0 K: 0 S: 7	H: 0 LOB: 1 BB: 2 P: 18	R: 0 E: 0 K: 1 S: 8	H: 0 LOB: 1 BB: 1 P: 16	R: 0 E: 0 K: 1 S: 9	H: 1 LOB: 1 BB: 0 P: 16	R: 0 E: 0 K: 0 S: 4	H: 0 LOB: 0 BB: 0 P: 6	R: 3 E: 1 K: 0 S: 20	H: 3 LOB: 1 BB: 1 P: 28	R: 0 E: 0 K: 1 S: 13	H: 1 LOB: 2 BB: 1 P: 21	R: 0 E: 0 K: 1 S: 8	H: 1 LOB: 1 BB: 0 P: 13	R: 0 E: 0 K: 1 S: 10	H: 1 LOB: 1 BB: 0 P: 18	R: 2 E: 1 K: 1 S: 13	H: 2 LOB: 0 BB: 0 P: 17	1B: 9 2B: 1 3B: 0 HR: 0	SF: 1 SAC: 0 DP: 3 HBP: 0	WP: 1 PB: 0 SB: 1 CS: 0	PA: 39		
PITCHER	IP: 5.2 WLS: W BF: 25 ERA: 2.4	IP: 1.1 WLS: 5 BF: 2 ERA: 0.93	IP: 1.0 WLS: 4 BF: 1 ERA: 4.97	IP: 1.0 WLS: 5 BF: 2 ERA: 3.13	IP: 5.2 WLS: W BF: 25 ERA: 2.4	IP: 1.1 WLS: 5 BF: 2 ERA: 0.93	IP: 1.0 WLS: 4 BF: 1 ERA: 4.97	IP: 1.0 WLS: 5 BF: 2 ERA: 3.13	IP: 5.2 WLS: W BF: 25 ERA: 2.4	IP: 1.1 WLS: 5 BF: 2 ERA: 0.93	IP: 1.0 WLS: 4 BF: 1 ERA: 4.97	IP: 1.0 WLS: 5 BF: 2 ERA: 3.13	IP: 5.2 WLS: W BF: 25 ERA: 2.4	IP: 1.1 WLS: 5 BF: 2 ERA: 0.93	IP: 1.0 WLS: 4 BF: 1 ERA: 4.97	IP: 1.0 WLS: 5 BF: 2 ERA: 3.13	IP: 5.2 WLS: W BF: 25 ERA: 2.4	IP: 1.1 WLS: 5 BF: 2 ERA: 0.93	IP: 1.0 WLS: 4 BF: 1 ERA: 4.97	IP: 1.0 WLS: 5 BF: 2 ERA: 3.13	IP: 5.2 WLS: W BF: 25 ERA: 2.4	IP: 1.1 WLS: 5 BF: 2 ERA: 0.93	IP: 1.0 WLS: 4 BF: 1 ERA: 4.97	IP: 1.0 WLS: 5 BF: 2 ERA: 3.13

Cleveland Indians @ Detroit Tigers
Comerica Park, Detroit, MI
Fri Jun 24 2016, 7:11 PM - 10:13 PM EDT
Att: 37,886 - Clear - 82 F

AB 33
R 5
H 9
RBI 4
BB 5
SO 5
LOB 13



Batter	1	2	3	4	5	6	7	8	9	AB	R	H	RBI	BB	SO	LOB	TOP			
51 Ichiro Suzuki, L (1,9) OBP: 0.418, SLG: 0.380	P5	G3		BB		21 1B		1B		4	0	2	0	1	0	2	Miami Marlins @ Detroit Tigers Comerica Park, Detroit, MI Tue Jun 28 2016, 7:12 PM - 10:11 PM EDT Att: 30,808 - Overcast - 67 F			
14 Martín Prado, R (1,5) OBP: 0.354, SLG: 0.399	E5	G6-4-3	G5-3	G6-3		F8		SF7		4	0	0	1	0	0	4				
21 Christian Yelich, L (1,7) OBP: 0.399, SLG: 0.477	G6-4-3		G3		E7	27 E		L7		5	1	2	1	0	0	2				
13 Marcell Ozuna, R (1,8) OBP: 0.375, SLG: 0.570		27 HR	27 1B		P6			G5-3		5	1	2	0	0	0	4				
27 Giancarlo Stanton, R (1,10) OBP: 0.324, SLG: 0.460		HR			E9	41 G5-3		K		5	1	3	3	0	1	0				
41 Justin Bour, L (1,3) OBP: 0.342, SLG: 0.522		11 1B	32 1B		G5-3			G6-3		5	0	1	0	0	1	3				
32 Derek Dietrich, L (1,4) OBP: 0.392, SLG: 0.448		G3-2-3			G3-1			1B		4	0	2	0	1	1	1				
11 J.T. Realmuto, R (1,2) OBP: 0.327, SLG: 0.413		G3-2-3			G6-3			G3-1		5	0	1	0	0	0	2				
3 Adeiny Hechavarria, R (1,6) OBP: 0.277, SLG: 0.333		G3-2-3			G3-1			G5-3		4	2	3	0	0	0	3				
		51 BB			21 1B			51 1B		4	2	3	0	0	0	3				
Inning Stats	R: 0 E: 1 K: 0 S: 9	H: 0 LOB: 0 BB: 0 P: 11	R: 2 E: 0 K: 0 S: 14	H: 5 LOB: 2 BB: 0 P: 23	R: 0 E: 0 K: 0 S: 9	H: 2 LOB: 2 BB: 1 P: 16	R: 0 E: 0 K: 0 S: 10	H: 1 LOB: 2 BB: 1 P: 20	R: 1 E: 2 K: 1 S: 12	H: 3 LOB: 2 BB: 0 P: 16	R: 0 E: 0 K: 0 S: 12	H: 1 LOB: 1 BB: 0 P: 18	R: 1 E: 0 K: 0 S: 9	H: 2 LOB: 1 BB: 0 P: 15	R: 0 E: 0 K: 1 S: 7	H: 0 LOB: 1 BB: 1 P: 12	1B: 14 2B: 1 3B: 0 HR: 1	SF: 1 SAC: 0 DP: 2 HBP: 0	WP: 0 PB: 0 SB: 0 CS: 0	PA: 44
PITCHER	IP WLS BF H R ER SO	IP WLS BF H R ER SO	IP WLS BF H R ER SO	IP WLS BF H R ER SO	IP WLS BF H R ER SO	IP WLS BF H R ER SO	IP WLS BF H R ER SO	IP WLS BF H R ER SO	IP WLS BF H R ER SO	IP WLS BF H R ER SO	IP WLS BF H R ER SO	IP WLS BF H R ER SO	IP WLS BF H R ER SO	IP WLS BF H R ER SO	IP WLS BF H R ER SO	IP WLS BF H R ER SO	ERA WHIP	ERA WHIP	ERA WHIP	
37 Mike Pelfrey, R (1,1) ERA: 5.02	5.1	W	28	12	4	4	1	1	0	0	0	0	0	0	0	0	0	6.75	2.438	
43 Bruce Rondón, R (6,1) ERA: 1.29	1.0	H	4	1	0	0	1	0	0	0	0	0	0	0	0	0	0	10.00	1.000	
38 Justin Wilson, L (7,1) ERA: 3.3	0.2	H	3	1	0	0	0	0	0	0	0	0	0	0	0	0	0	9.00	1.500	
61 Shane Greene, R (8,1) ERA: 5.27	1.0	H	5	2	1	1	0	0	0	0	0	0	0	0	0	0	0	9.00	2.000	
57 Francisco Rodríguez, R (9,1) ERA: 3.25	1.0	S	4	0	0	0	1	1	0	0	0	0	0	0	0	0	0	0.00	1.000	

AB	41
R	5
H	16
RBI	5
BB	2
SO	3
LOB	21



Batter	1	2	3	4	5	6	7	8	9	AB	R	H	RBI	BB	SO	LOB	BOTTOM			
3 Ian Kinsler, R (1,4) OBP: 0.347, SLG: 0.489	K		K		24 HR	P4				4	1	1	0	0	2	1	Miami Marlins @ Detroit Tigers Comerica Park, Detroit, MI Tue Jun 28 2016, 7:12 PM - 10:11 PM EDT Att: 30,808 - Overcast - 67 F			
4 Cameron Maybin, R (1,8) OBP: 0.407, SLG: 0.404	K		1B		24 HR	BB		G5-3		3	1	1	0	1	1	0				
24 Miguel Cabrera, R (1,3) OBP: 0.368, SLG: 0.529	K		K		HR			L8		4	1	1	3	0	2	2				
41 Victor Martínez, S (1,10) OBP: 0.367, SLG: 0.530		K			L7	9 HR		1B		4	1	2	0	0	1	0				
9 Nick Castellanos, R (1,5) OBP: 0.337, SLG: 0.526					F9			1B		4	1	3	2	0	0	0				
8 Justin Upton, R (1,7) OBP: 0.288, SLG: 0.374					P6	P4		L5		4	0	0	0	0	1	3				
34 James McCann, R (1,2) OBP: 0.244, SLG: 0.333					K	K		K		4	0	0	0	0	4	1				
14 Mike Aviles, R (1,9) OBP: 0.255, SLG: 0.269					F7	P3		K		3	1	0	0	1	1	0				
1 Jose Iglesias, R (1,6) OBP: 0.317, SLG: 0.345					4 1B	HR		F9		3	1	1	2	1	0	0				
					HR	HR				3	1	1	2	1	0	0				
Inning Stats	R: 0 E: 0 K: 3 S: 10	H: 0 LOB: 0 BB: 0 P: 13	R: 0 E: 0 K: 3 S: 11	H: 1 LOB: 1 BB: 0 P: 16	R: 0 E: 0 K: 2 S: 12	H: 1 LOB: 2 BB: 1 P: 20	R: 0 E: 0 K: 0 S: 14	H: 0 LOB: 0 BB: 0 P: 17	R: 7 E: 0 K: 2 S: 23	H: 5 LOB: 0 BB: 2 P: 43	R: 0 E: 0 K: 0 S: 10	H: 0 LOB: 2 BB: 0 P: 13	R: 0 E: 0 K: 0 S: 9	H: 2 LOB: 0 BB: 0 P: 16	R: 0 E: 0 K: 2 S: 8	H: 0 LOB: 0 BB: 0 P: 12	1B: 4 2B: 1 3B: 1 HR: 3	SF: 0 SAC: 0 DP: 0 HBP: 0	WP: 0 PB: 0 SB: 0 CS: 0	PA: 36
PITCHER	IP WLS BF H R ER SO	IP WLS BF H R ER SO	IP WLS BF H R ER SO	IP WLS BF H R ER SO	IP WLS BF H R ER SO	IP WLS BF H R ER SO	IP WLS BF H R ER SO	IP WLS BF H R ER SO	IP WLS BF H R ER SO	IP WLS BF H R ER SO	IP WLS BF H R ER SO	IP WLS BF H R ER SO	IP WLS BF H R ER SO	IP WLS BF H R ER SO	IP WLS BF H R ER SO	IP WLS BF H R ER SO	ERA WHIP	ERA WHIP	ERA WHIP	
61 Adam Conley, L (1,1) ERA: 3.9	4.1	L	21	5	5	5	0	3	0	0	0	0	0	0	0	0	0	10.38	1.846	
64 Nick Wittgren, R (5,1) ERA: 3.66	0.2		4	2	2	2	1	0	0	0	0	0	0	0	0	0	0	27.00	3.000	
49 Brian Ellington, R (6,1) ERA: 0.87	2.0		8	2	0	0	0	0	0	0	0	0	0	0	0	0	0	0.00	1.000	
33 Dustin McGowan, R (8,1) ERA: 2.86	1.0		3	0	0	0	2	0	0	0	0	0	0	0	0	0	0	0.00	0.000	



Batter	1	2	3	4	5	6	7	8	9	AB	R	H	RBI	BB	SO	LOB	TOP					
51 Ichiro Suzuki, L (1,10)										5	0	2	1	0	1	2	Miami Marlins @ Detroit Tigers Comerica Park, Detroit, MI Wed Jun 29 2016, 1:11 PM - 4:23 PM EDT Att: 31,760 - Sunny - 73 F					
14 Martin Prado, R (1,5)										5	1	4	0	0	0	1						
21 Christian Yelich, L (1,7)										5	0	2	0	0	3	5						
13 Marcell Ozuna, R (1,8)										5	0	1	0	0	2	3						
27 Giancarlo Stanton, R (1,9)										5	0	0	0	0	1	5						
12 Chris Johnson, R (1,3)										5	0	2	1	0	0	1						
32 Derek Dietrich, L (1,4)										3	1	1	0	1	2	3						
3 Adeiny Hechavarria, R (1,6)										4	1	1	1	0	2	1						
6 Jeff Mathis, R (1,2)										4	0	1	0	0	2	2						
Inning Stats	R: 0 H: 2 K: 3 S: 15	H: 2 LOB: 0 P: 26	R: 2 H: 3 K: 2 S: 17	H: 3 LOB: 2 P: 31	R: 0 H: 1 K: 2 S: 12	LOB: 1 P: 19	R: 0 H: 1 K: 1 S: 8	LOB: 1 P: 12	R: 0 H: 1 K: 0 S: 9	LOB: 1 P: 12	R: 0 H: 1 K: 2 S: 11	LOB: 1 P: 15	R: 1 H: 3 K: 2 S: 14	LOB: 2 P: 22	R: 0 H: 2 K: 1 S: 14	LOB: 2 P: 18	R: 0 H: 0 K: 0 S: 3	LOB: 0 P: 5	1B: 13 2B: 0 3B: 1 HR: 0	SF: 0 SAC: 0 DP: 0 HBP: 0	WP: 0 PB: 0 SB: 0 CS: 0	PA: 42
PITCHER	IP WLS BF H R ER SO BB IBB HBP BLK WP HR S P ERA WHIP																					
44 Daniel Norris, L (1,1)	5.0 W 24 8 2 2 8 1 0 0 0 0 0 0 61 100 3.60 1.800																					
30 Alex Wilson, R (6,1)	1.2 9 4 1 1 3 0 0 0 0 0 0 0 21 30 5.40 2.400																					
56 Kyle Ryan, L (7,1)	1.1 6 2 0 0 2 0 0 0 0 0 0 0 18 25 0.00 1.500																					
19 Anibal Sánchez, R (9,1)	1.0 3 0 0 0 0 0 0 0 0 0 0 0 3 5 0.00 0.000																					

Batter	1	2	3	4	5	6	7	8	9	AB	R	H	RBI	BB	SO	LOB	BOTTOM					
3 Ian Kinsler, R (1,4)										4	3	2	0	1	1	1	Miami Marlins @ Detroit Tigers Comerica Park, Detroit, MI Wed Jun 29 2016, 1:11 PM - 4:23 PM EDT Att: 31,760 - Sunny - 73 F					
4 Cameron Maybin, R (1,8)										5	2	2	1	0	1	1						
24 Miguel Cabrera, R (1,3)										4	2	3	3	0	0	0						
17 Andrew Romine, S (6,PR)										0	0	0	0	0	0	0						
41 Victor Martinez, S (1,10)										5	1	2	2	0	2	2						
9 Nick Castellanos, R (1,5)										4	0	1	0	1	2	2						
8 Justin Upton, R (1,7)										5	0	1	1	0	0	4						
33 Steven Moya, L (1,9)										4	1	1	1	0	1	3						
14 Mike Aviles, R (8,9)										0	0	0	0	0	0	0						
39 Jarrod Saltalamacchia, R (1,2)										3	1	3	2	0	0	0						
1 Jose Iglesias, R (1,6)										4	0	0	0	0	0	4						
Inning Stats	R: 4 H: 4 K: 1 S: 25	H: 4 LOB: 1 P: 46	R: 1 H: 3 K: 1 S: 19	H: 3 LOB: 0 P: 26	R: 0 H: 1 K: 0 S: 11	LOB: 1 P: 18	R: 1 H: 2 K: 2 S: 13	LOB: 1 P: 21	R: 2 H: 2 K: 1 S: 16	LOB: 0 P: 25	R: 0 H: 0 K: 2 S: 8	LOB: 0 P: 13	R: 0 H: 1 K: 0 S: 10	LOB: 1 P: 15	R: 2 H: 2 K: 0 S: 13	LOB: 1 P: 21	R: 0 H: 0 K: 0 S: 3	LOB: 0 P: 5	1B: 9 2B: 3 3B: 0 HR: 3	SF: 1 SAC: 0 DP: 0 HBP: 1	WP: 0 PB: 0 SB: 0 CS: 0	PA: 42
PITCHER	IP WLS BF H R ER SO BB IBB HBP BLK WP HR S P ERA WHIP																					
34 Tom Koehler, R (1,1)	3.0 L 19 8 5 5 2 1 0 0 1 0 0 0 55 90 15.00 3.000																					
33 Dustin McGowan, R (4,1)	2.0 10 4 3 3 3 0 0 0 0 0 0 3 29 46 13.50 2.000																					
64 Nick Wittgren, R (6,1)	1.0 3 0 0 0 0 2 0 0 0 0 0 0 8 13 0.00 0.000																					
43 Jo-Jo Reyes, L (7,1)	2.0 10 3 2 2 0 1 0 0 0 0 0 0 23 36 9.00 2.000																					

Batter	1	2	3	4	5	6	7	8	9	AB	R	H	RBI	BB	SO	LOB	TOP								
3 Ian Kinsler, R OBP: 0.351, SLG: 0.489										4	1	1	2	1	2	1	<p>Detroit Tigers @ Tampa Bay Rays Tropicana Field, St. Petersburg, FL Thu Jun 30 2016, 7:11 PM - 10:35 PM EDT Att: 10,729 - Dome - 72 F</p> <p>livebaseballscorecards.com</p>								
4 Cameron Maybin, R OBP: 0.413, SLG: 0.428										4	1	3	4	0	1	0									
24 Miguel Cabrera, R OBP: 0.372, SLG: 0.536										5	1	1	0	0	1	4									
41 Victor Martinez, S OBP: 0.368, SLG: 0.524										4	1	1	1	1	1	2									
9 Nick Castellanos, R OBP: 0.340, SLG: 0.521										3	1	1	0	1	0	1									
34 James McCann, R OBP: 0.244, SLG: 0.353										0	0	0	0	0	0	0									
8 Justin Upton, R OBP: 0.286, SLG: 0.369										4	1	1	1	0	1	2									
33 Steven Moya, L OBP: 0.327, SLG: 0.606										3	0	0	1	0	1	2									
14 Mike Aviles, R OBP: 0.255, SLG: 0.269										0	0	0	0	0	0	0									
39 Jarrod Saltalamacchia, S OBP: 0.279, SLG: 0.222										3	1	1	1	1	0	0									
17 Andrew Romine, S OBP: 0.279, SLG: 0.222										0	1	0	0	0	0	0									
1 Jose Iglesias, R OBP: 0.318, SLG: 0.347										3	2	2	0	1	0	0									
Inning Stats	R: 0 E: 0 K: 1 S: 6	H: 1 LOB: 0 BB: 0 P: 8	R: 0 E: 0 K: 2 S: 17	H: 0 LOB: 1 BB: 1 P: 29	R: 0 E: 0 K: 1 S: 13	H: 0 LOB: 0 BB: 0 P: 18	R: 0 E: 0 K: 3 S: 13	H: 0 LOB: 0 BB: 0 P: 20	R: 0 E: 0 K: 0 S: 9	H: 0 LOB: 0 BB: 1 P: 15	R: 2 E: 0 K: 0 S: 13	H: 2 LOB: 0 BB: 1 P: 22	R: 0 E: 0 K: 0 S: 7	H: 0 LOB: 0 BB: 0 P: 12	R: 0 E: 0 K: 0 S: 9	H: 1 LOB: 0 BB: 0 P: 11	R: 8 E: 0 K: 0 S: 24	H: 7 LOB: 2 BB: 2 P: 41	1B: 9 2B: 3 3B: 0 HR: 0	SF: 2 SAC: 0 DP: 3 HBP: 0	WP: 1 PB: 0 SB: 1 CS: 0	PA: 40			
PITCHER	IP	WLS	BF	H	R	ER	SO	BB	IBB	HBP	BLK	WP	HR	S	P	ERA	WHIP								
23 Jake Odorizzi, R ERA: 3.91	5.0		19	3	2	2	7	3	0	0	0	1	0	68	108	3.60	1.200								
35 Matt Andriese, R ERA: 2.51	3.0	H	9	1	0	0	0	0	0	0	0	0	0	19	27	0.00	0.333								
52 Ryan Garton, R ERA: 5.91	0.0		4	4	4	4	0	0	0	0	0	0	0	10	13	∞	∞								
30 Erasmo Ramirez, R ERA: 4.35	0.1	L	6	3	4	4	0	2	0	0	0	0	0	8	20	108.00	15.000								
43 Danny Farquhar, R ERA: 5.0	0.2		2	0	0	0	0	0	0	0	0	0	0	6	8	0.00	0.000								

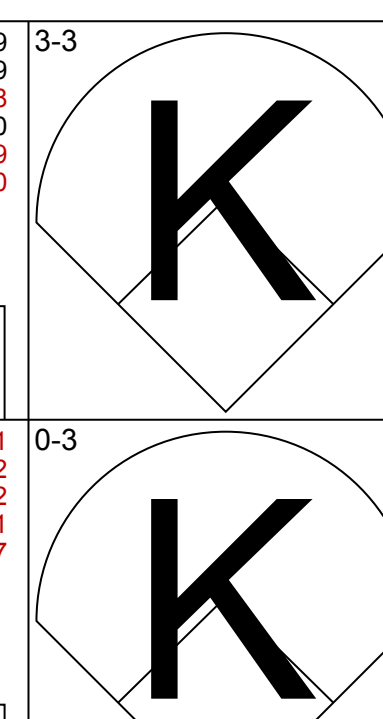
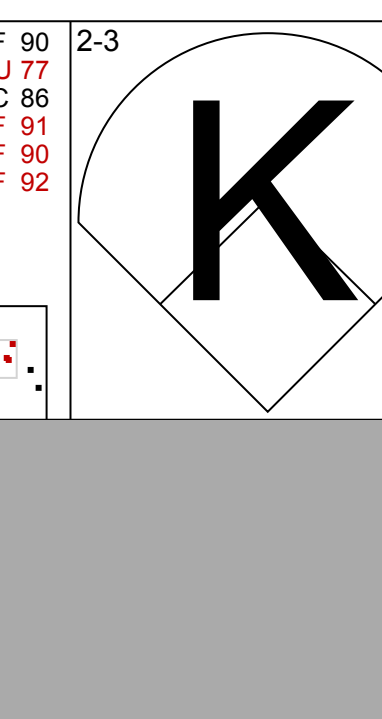
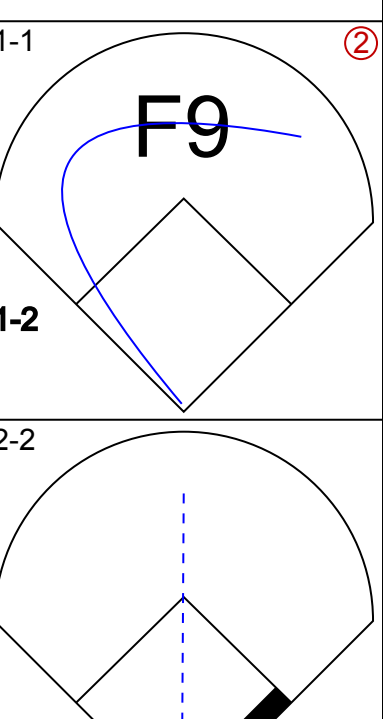
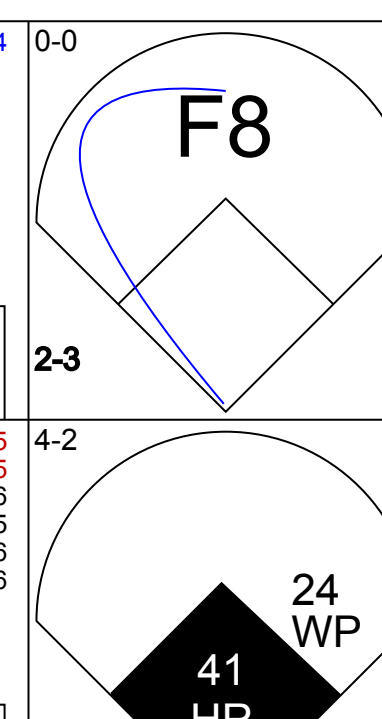
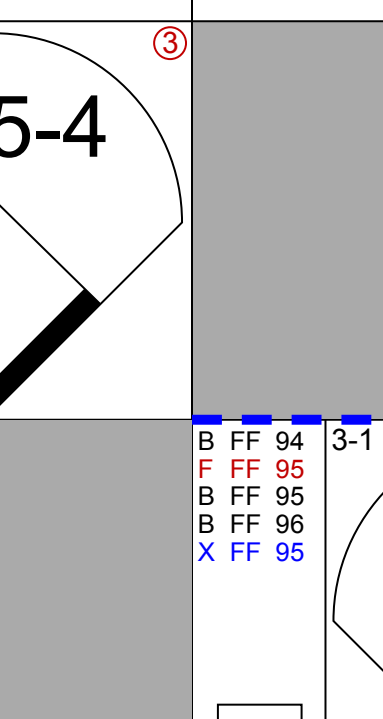
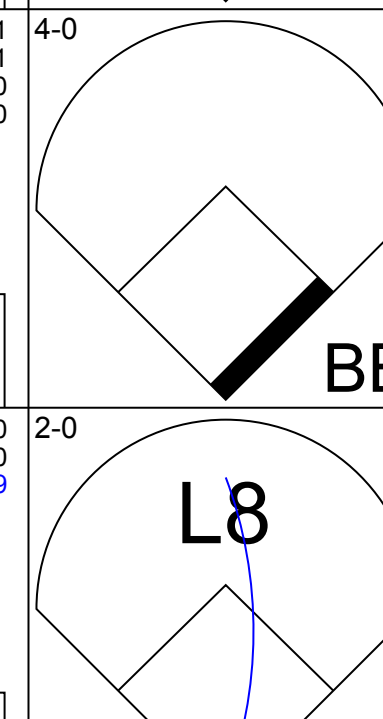
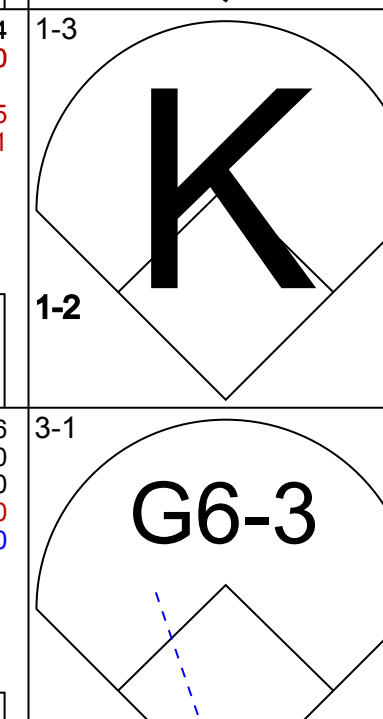
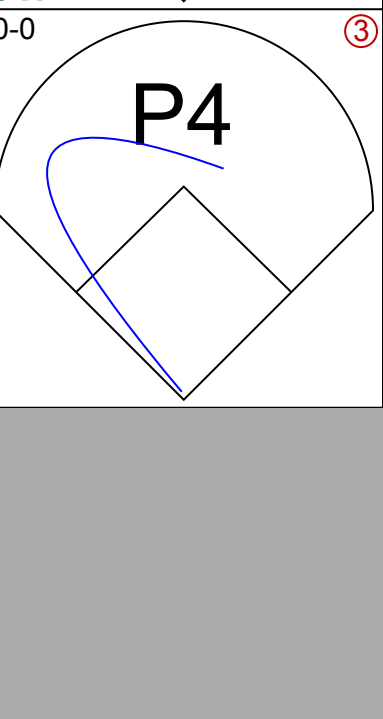
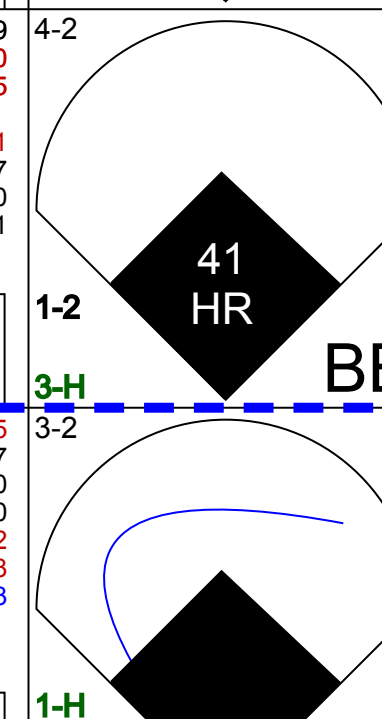
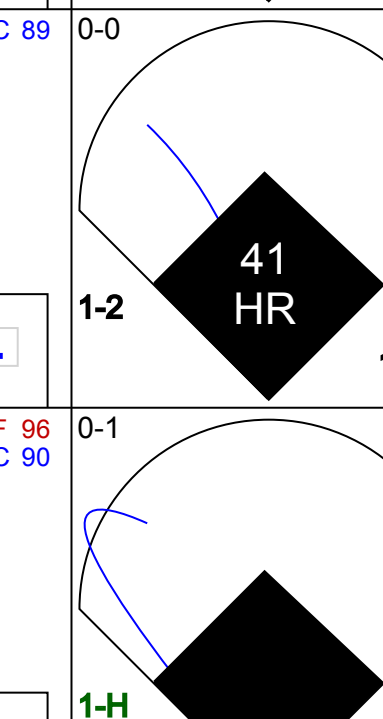

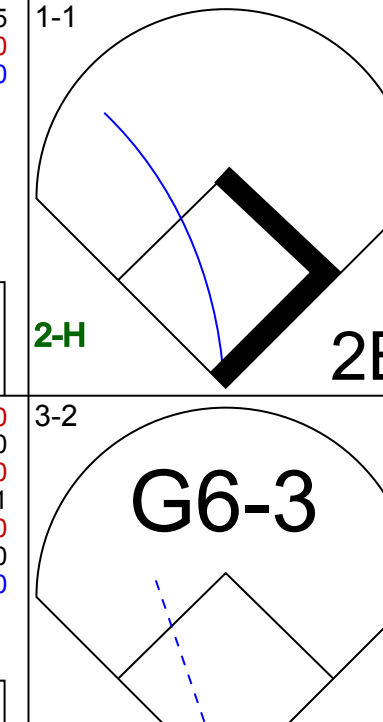

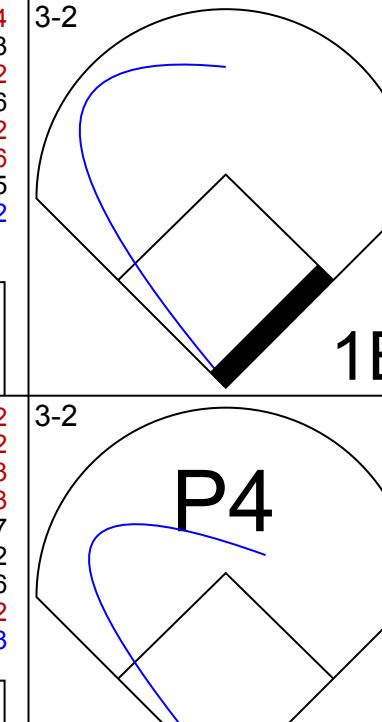
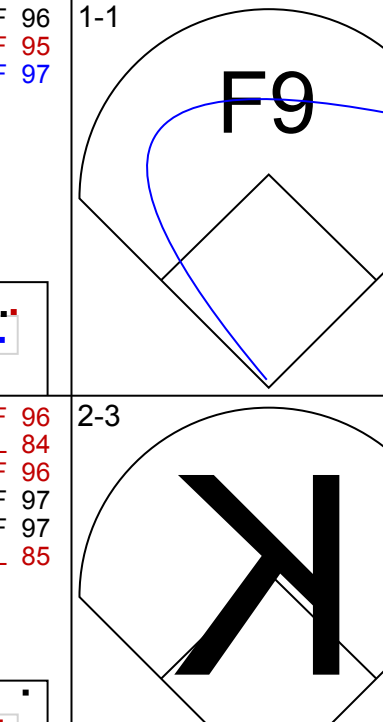


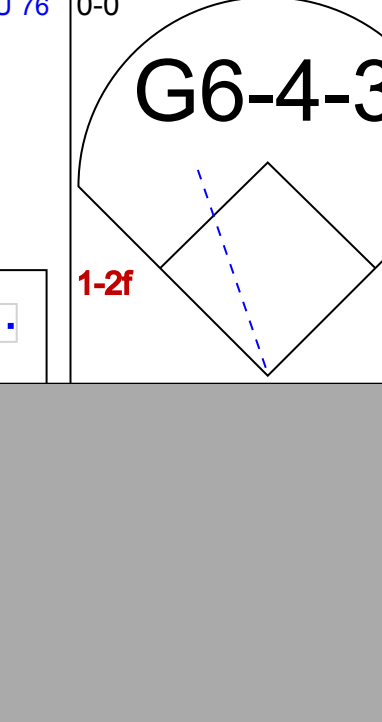
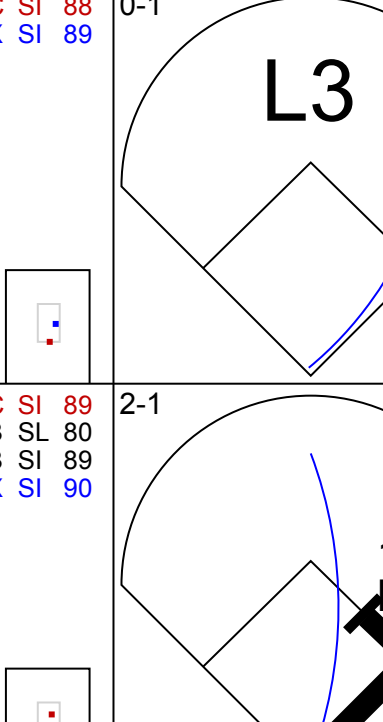
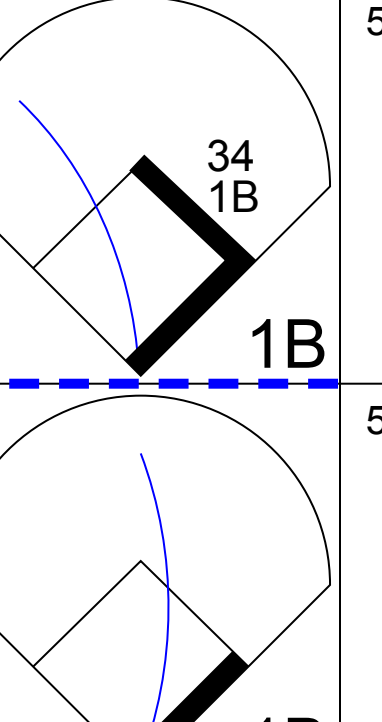
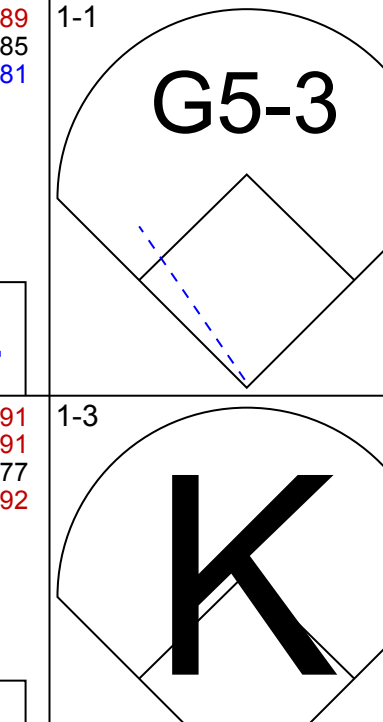
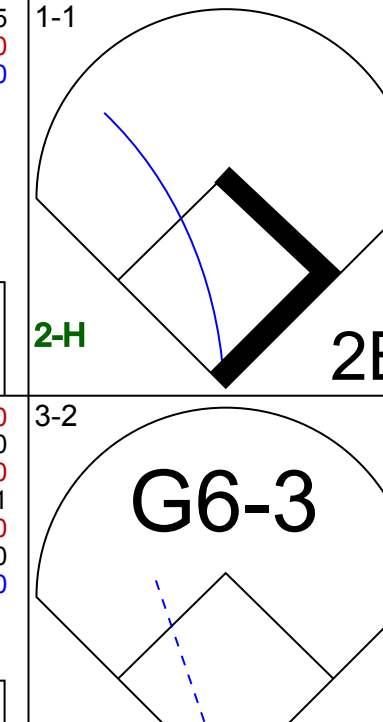
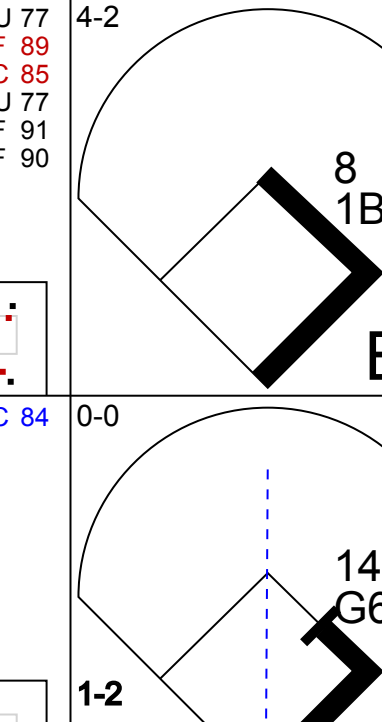
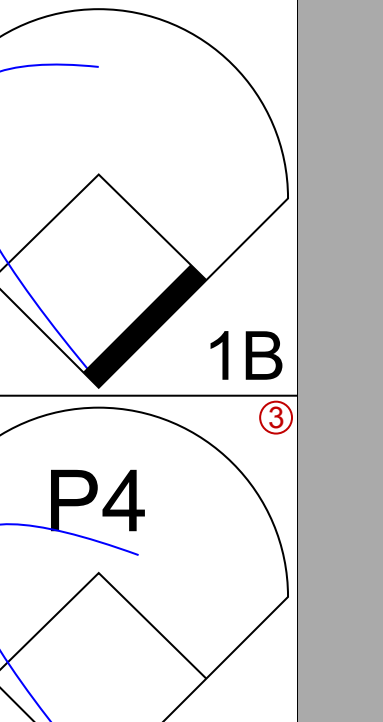
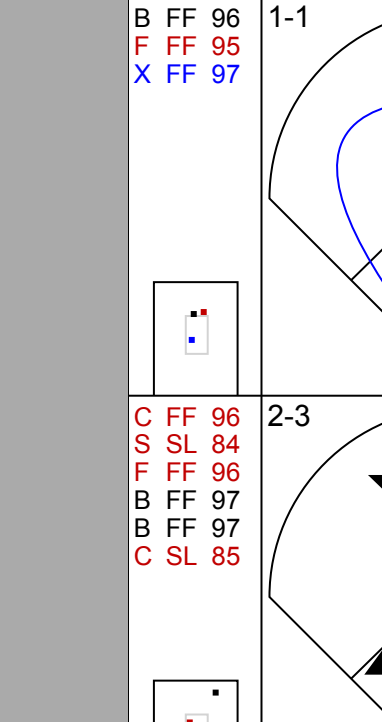
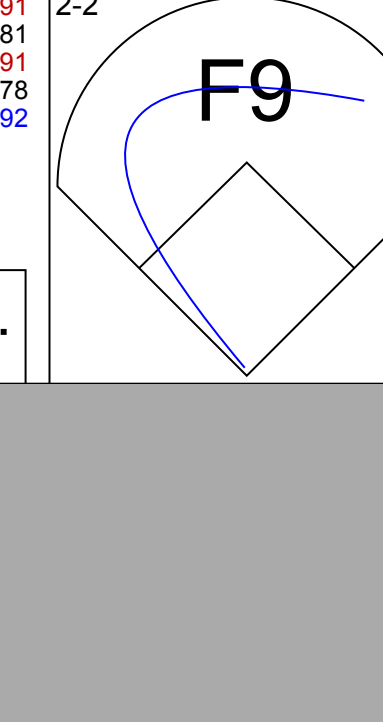

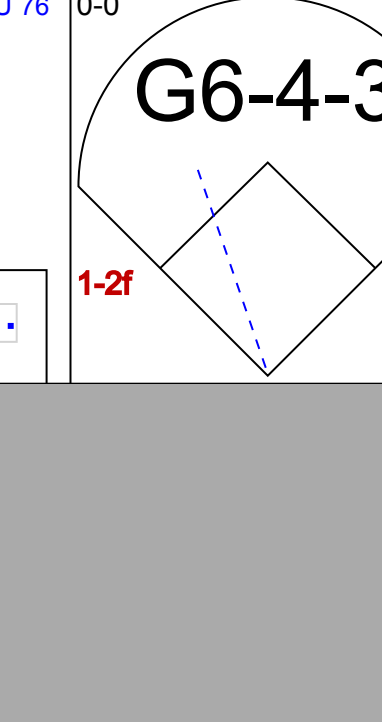
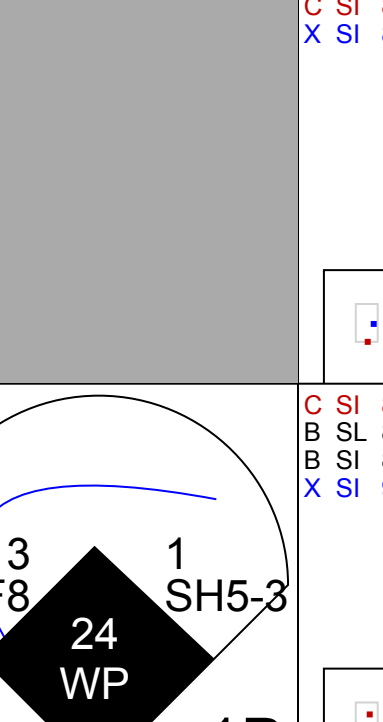
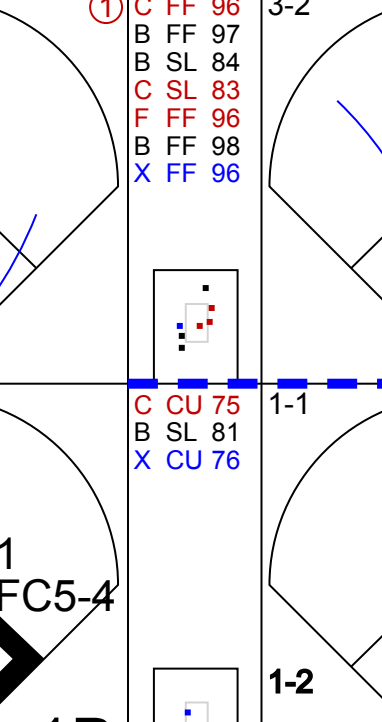

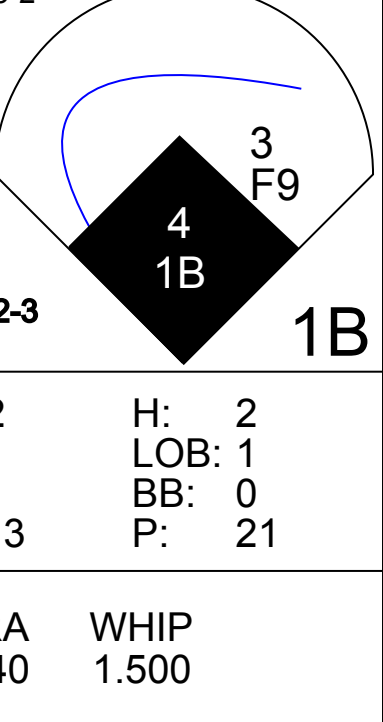
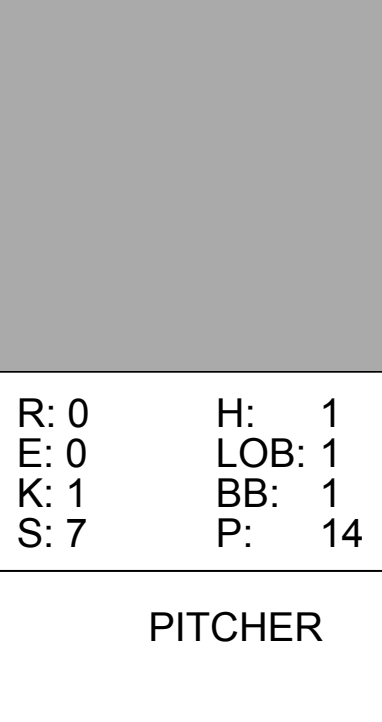
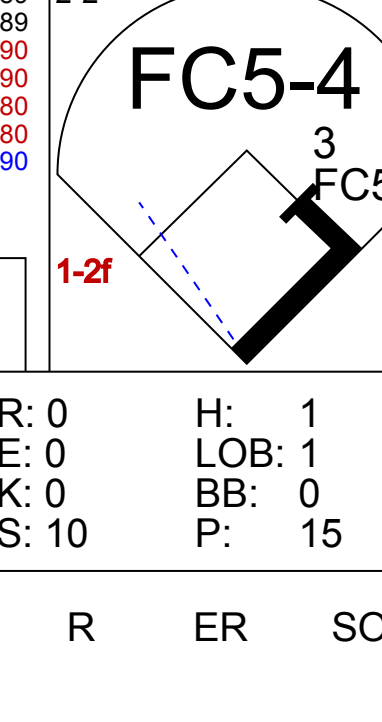
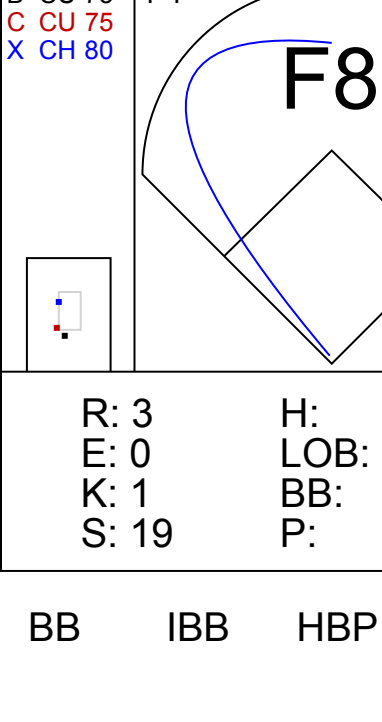
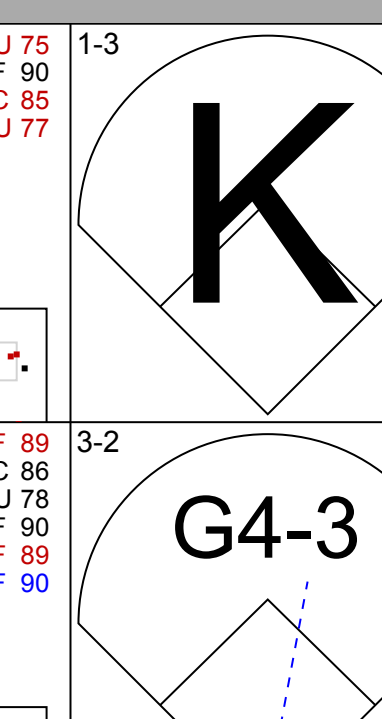
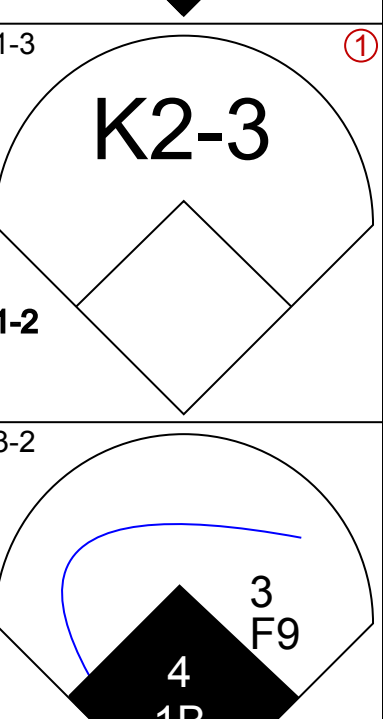
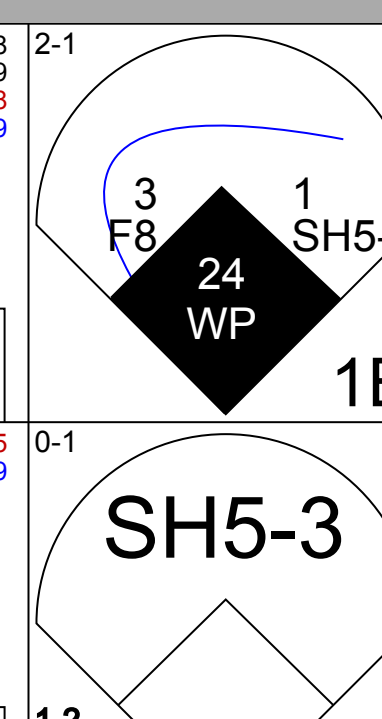
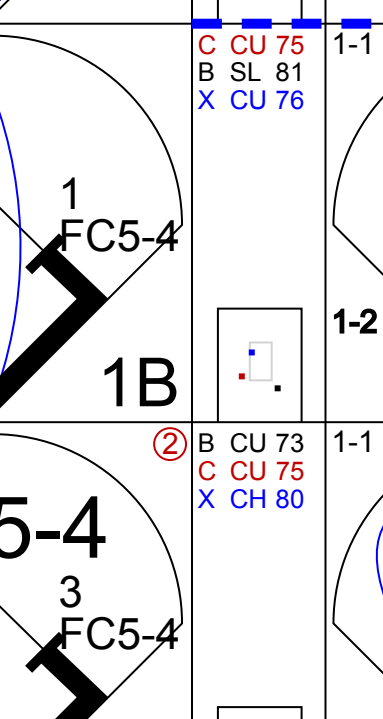
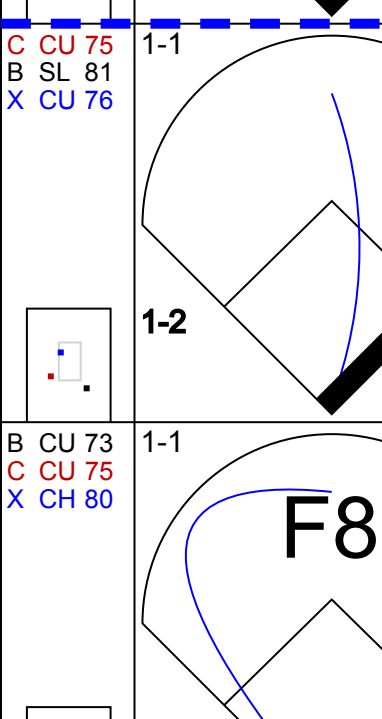
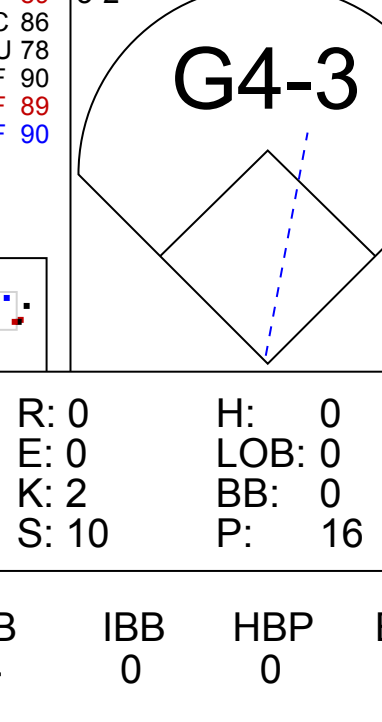
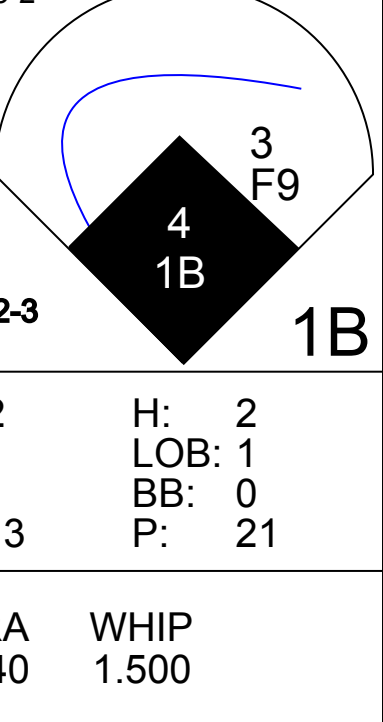
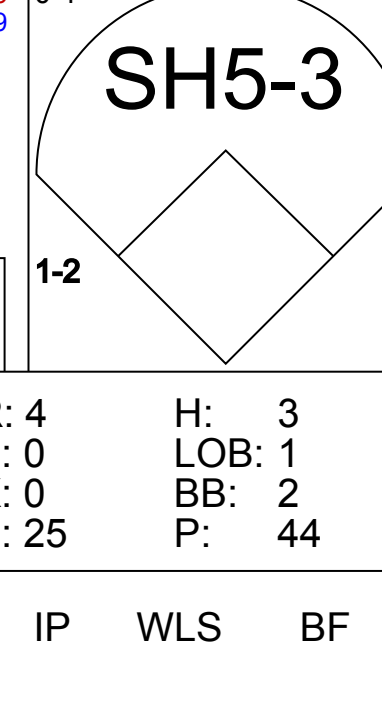
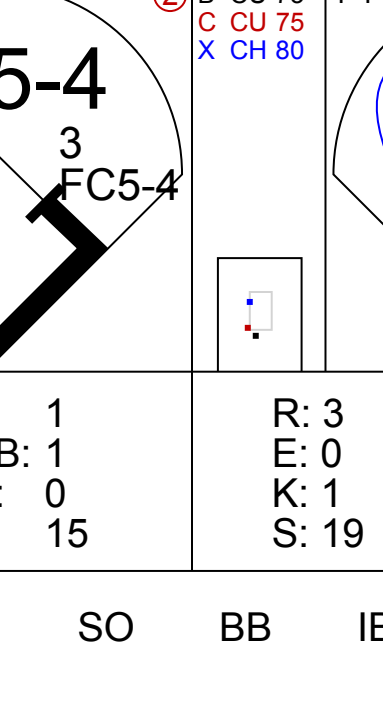
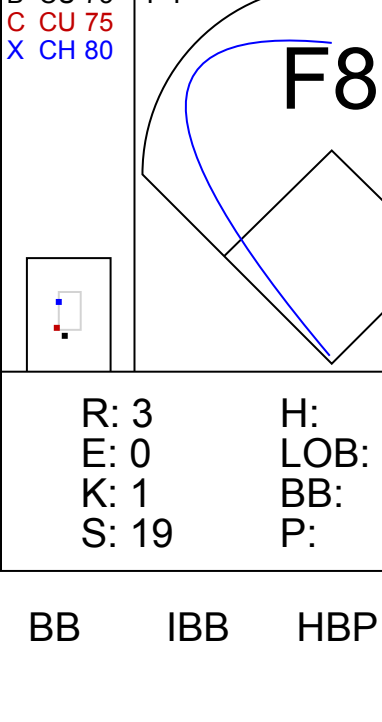
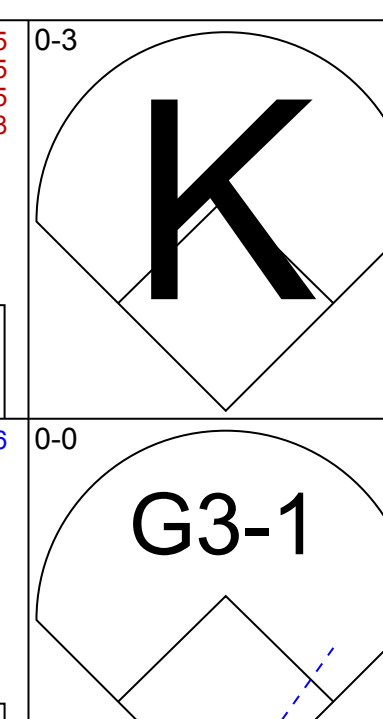
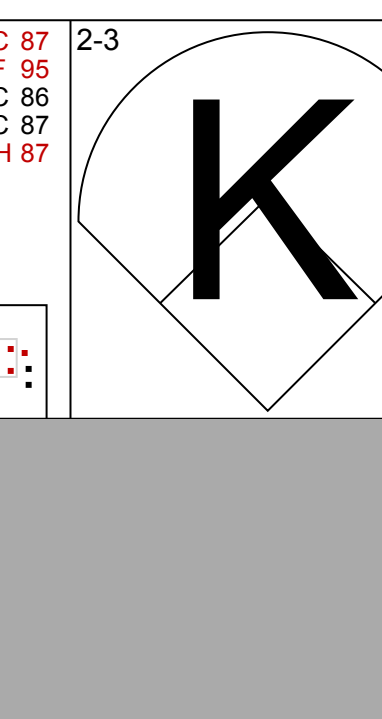
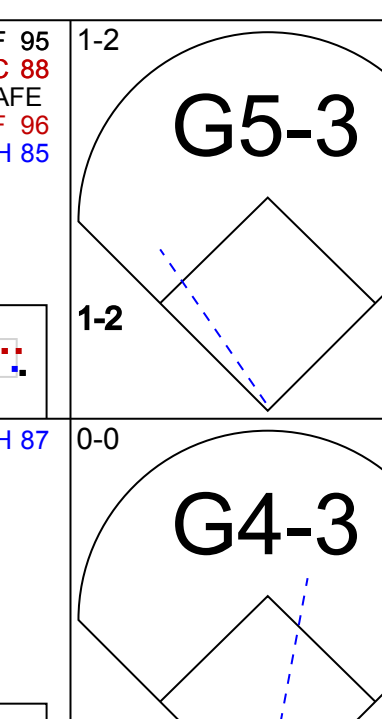
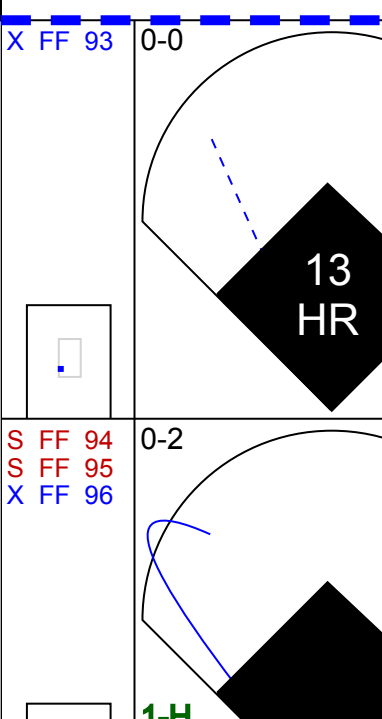
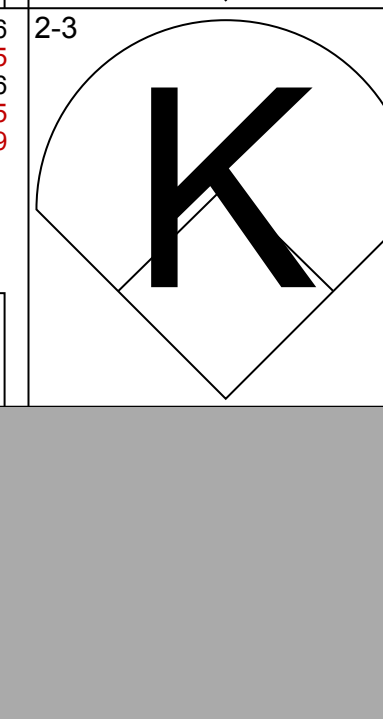
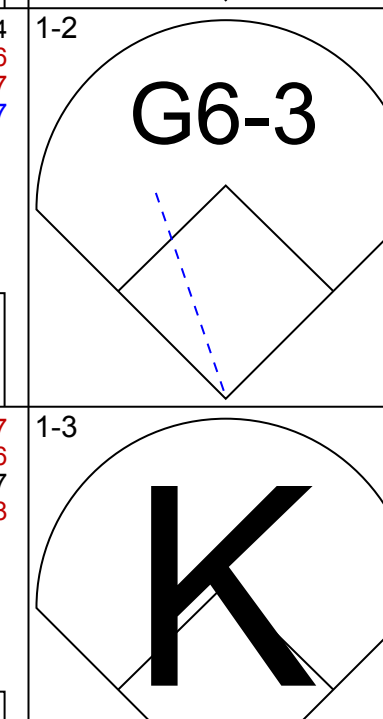

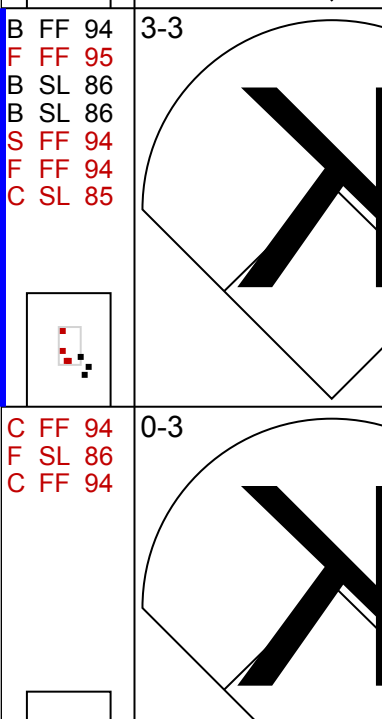


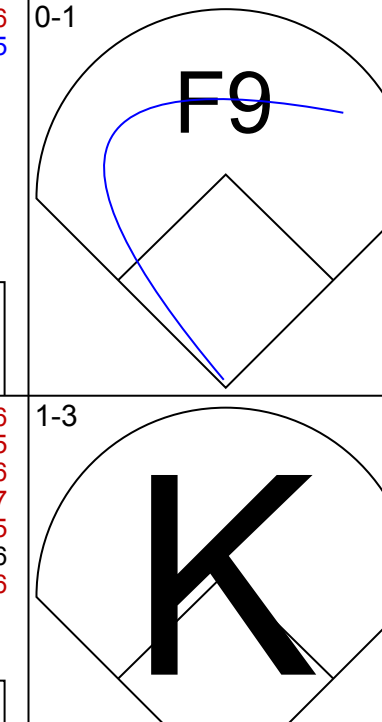
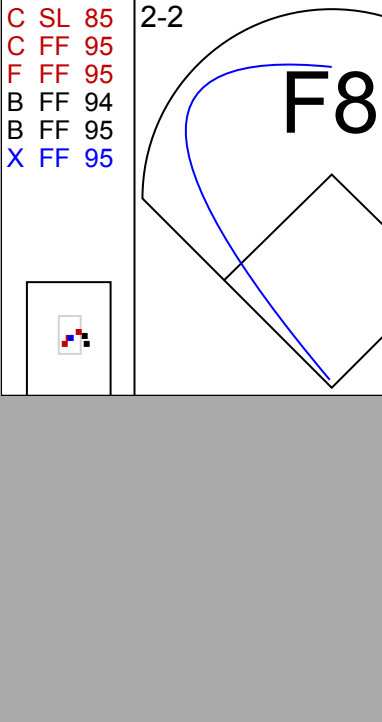
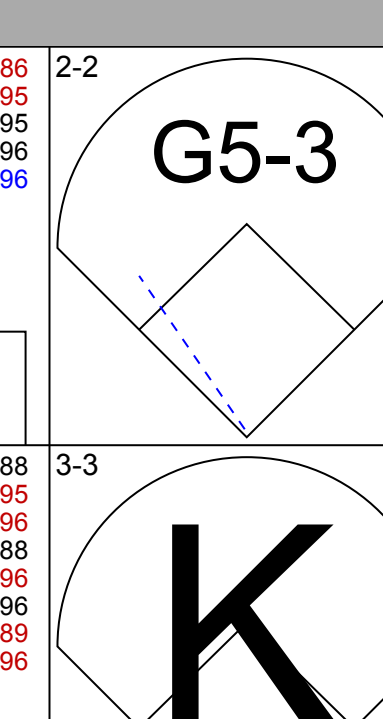
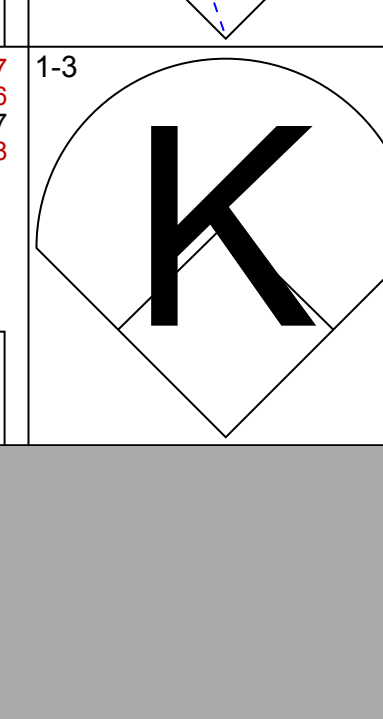
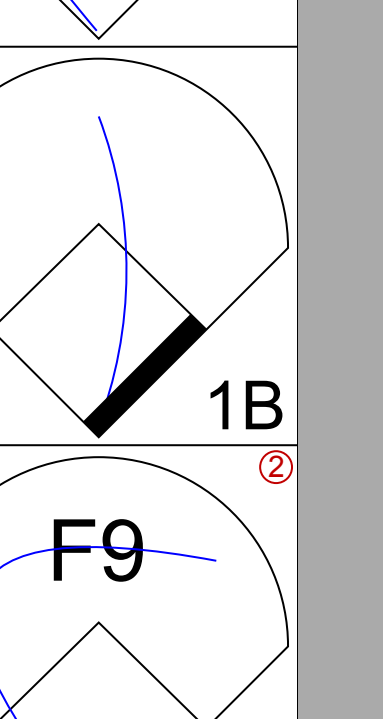
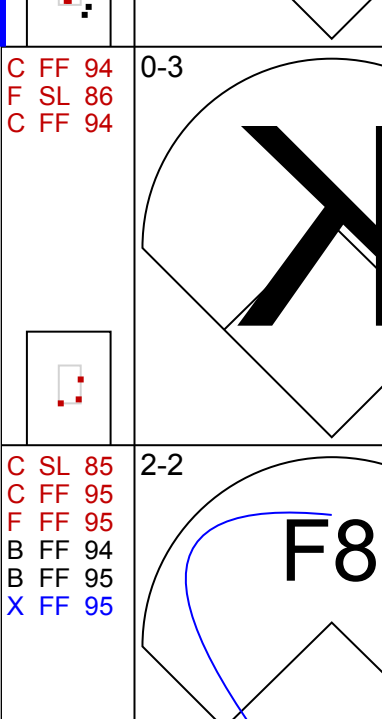
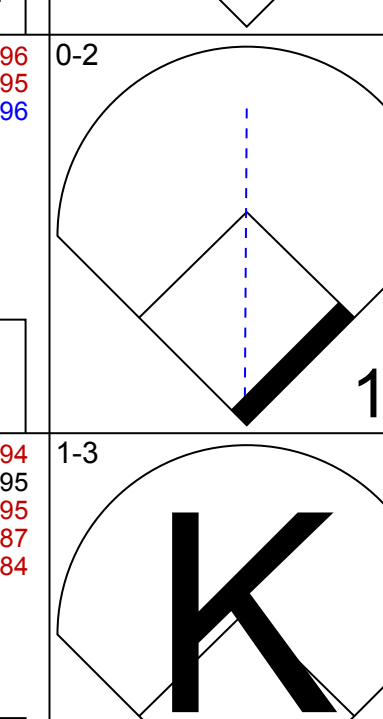
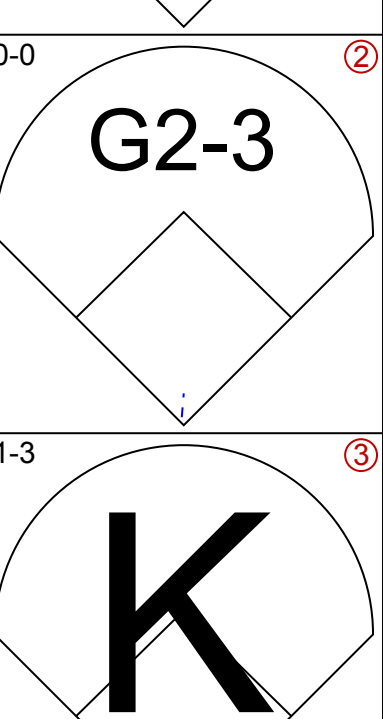






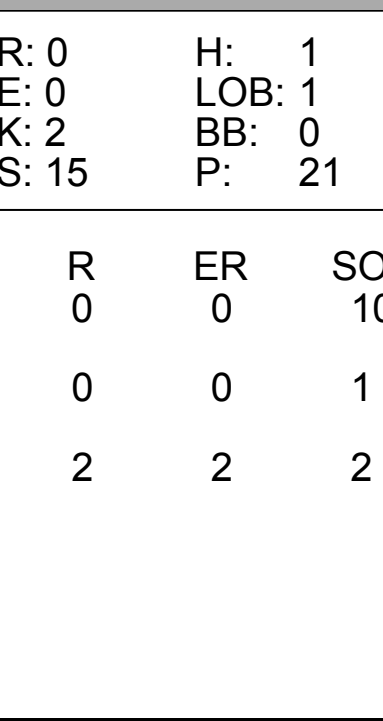
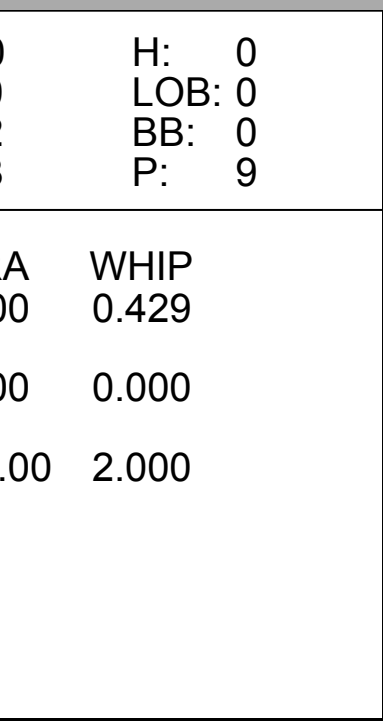
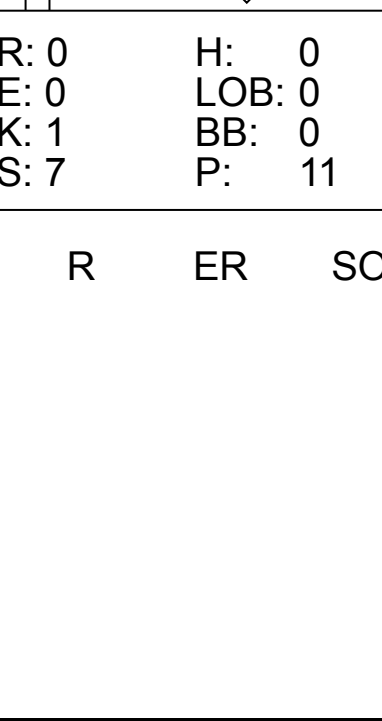
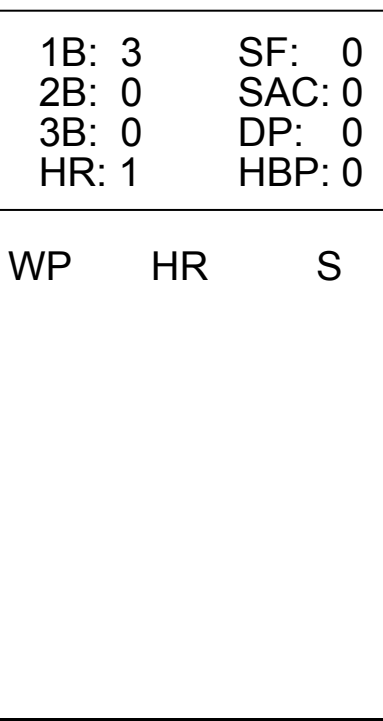
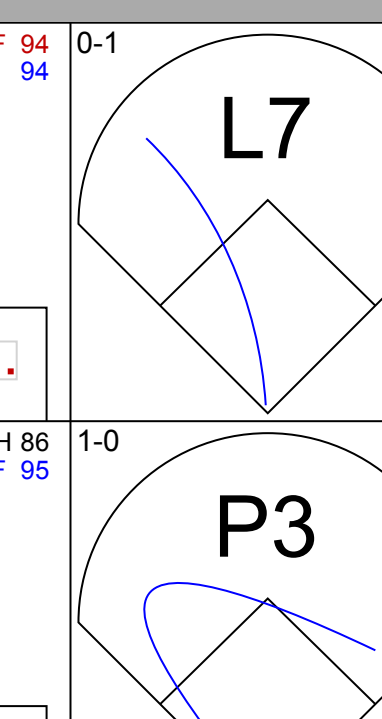
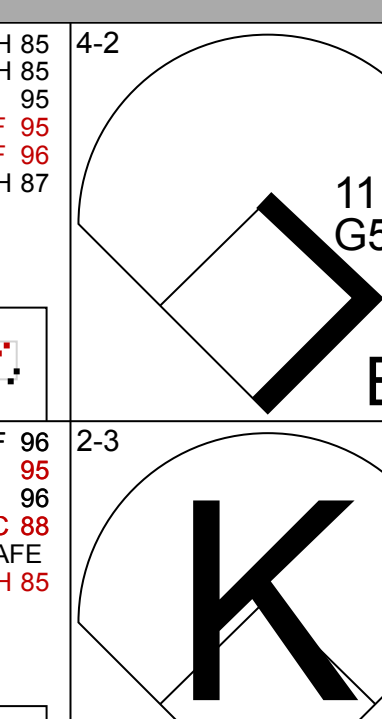
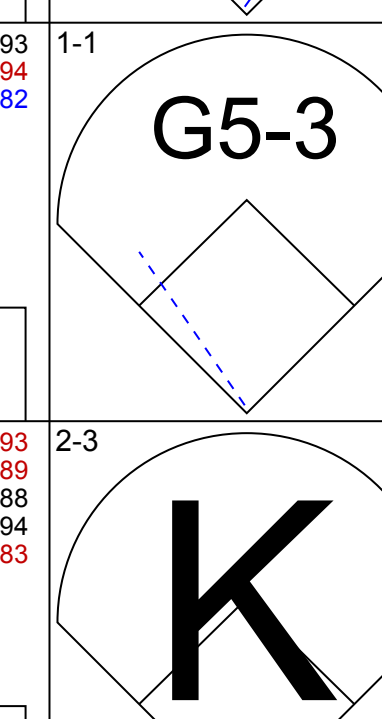
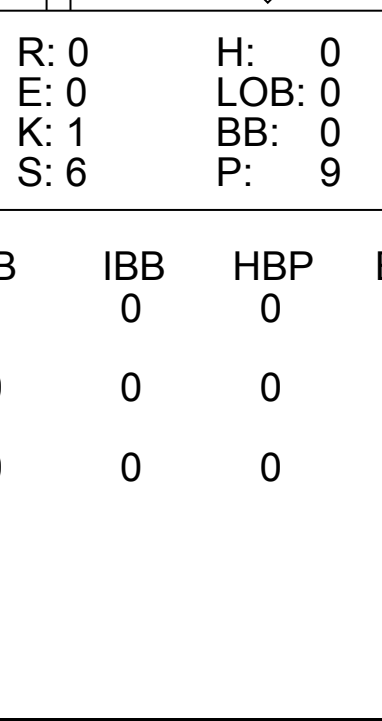
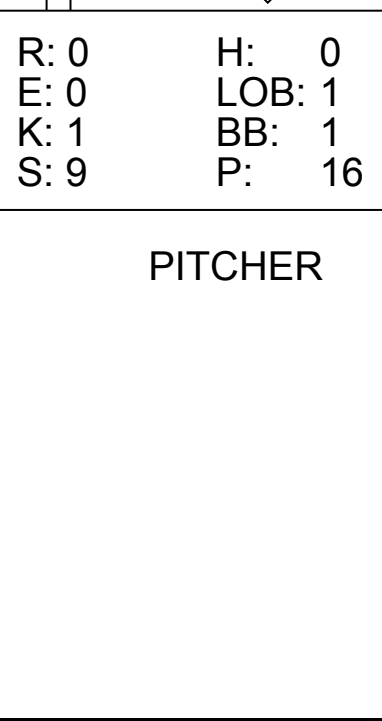
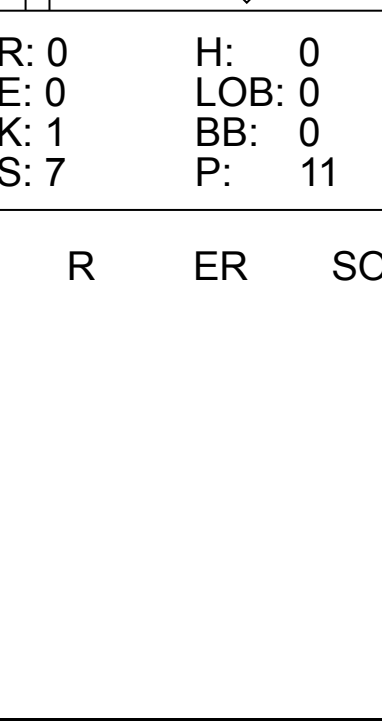
Batter	1	2	3	4	5	6	7	8	9	AB	R	H	RBI	BB	SO	LOB	BOTTOM								
11 Logan Forsythe, R OBP: 0.372, SLG: 0.503										5	1	3	1	0	0	0	<p>Detroit Tigers @ Tampa Bay Rays Tropicana Field, St. Petersburg, FL Thu Jun 30 2016, 7:11 PM - 10:35 PM EDT Att: 10,729 - Dome - 72 F</p> <p>livebaseballscorecards.com</p>								
13 Brad Miller, L OBP: 0.300, SLG: 0.448										5	0	0	0	0	2	3									
3 Evan Longoria, R OBP: 0.336, SLG: 0.538										4	1	3	0	1	0	1									
7 Logan Morrison, L OBP: 0.316, SLG: 0.372										3	1	0	1	1	0	2									
5 Brandon Guyer, R OBP: 0.364, SLG: 0.490										5	1	1	1	0	0	3									
10 Corey Dickerson, L OBP: 0.283, SLG: 0.451										4	1	2	0	0	2	0									
8 Desmond Jennings, R OBP: 0.296, SLG: 0.552										1	0	1	0	0	0	0									
2 Nick Franklin, S OBP: 0.348, SLG: 0.500										3	0	1	3	0	0	1									
9 Oswaldo Arcia, L OBP: 0.316, SLG: 0.431										4	1	2	0	0	1	1									
24 Hank Conger, L OBP: 0.284, SLG: 0.337										4	1	1	1	0	0	2									
Inning Stats	R: 1 E: 1 K: 0 S: 14	H: 1 LOB: 1 BB: 1 P: 25	R: 0 E: 0 K: 1 S: 13	H: 2 LOB: 0 BB: 0 P: 18	R: 4 E: 0 K: 2 S: 19	H: 4 LOB: 1 BB: 1 P: 25	R: 0 E: 0 K: 0 S: 10	H: 1 LOB: 1 BB: 0 P: 16	R: 0 E: 0 K: 0 S: 8	H: 0 LOB: 0 BB: 0 P: 13	R: 0 E: 0 K: 0 S: 6	H: 0 LOB: 0 BB: 0 P: 10	R: 0 E: 0 K: 0 S: 9	H: 1 LOB: 1 BB: 0 P: 13	R: 2 E: 0 K: 2 S: 18	H: 3 LOB: 1 BB: 0 P: 27	R: 0 E: 0 K: 0 S: 5	H: 1 LOB: 0 BB: 0 P: 7	1B: 8 2B: 6 3B: 0 HR: 0	SF: 1 SAC: 0 DP: 2 HBP: 0	WP: 3 PB: 0 SB: 1 CS: 0	PA: 41			
PITCHER	IP	WLS	BF	H	R	ER	SO	BB	IBB	HBP	BLK	WP	HR	S	P	ERA	WHIP								
27 Jordan Zimmermann, R ERA: 3.95	6.0		28	5	4	3	2	2	0	0	0	2	0	70	107	6.00	1.833								
19 Anibal Sanchez, R ERA: 6.05	2.0	W	10	4	2	2	2	0	0	0	0	1	0	27	40	9.00	2.000								
57 Francisco Rodriguez, R ERA: 5.14	1.0	S	3	1	0	0	0	0	0	0	0	0	0	5	7	0.00	1.000								

AB 33
R 10
H 11
RBI 10
BB 5
SO 7
LOB 12



AB 38
R 7
H 14
RBI 7
BB 2
SO 5
LOB 13



Batter	1	2	3	4	5	6	7	8	9	AB	R	H	RBI	BB	SO	LOB	TOP					
3 Ian Kinsler, R (1,4) <small>OBP: 0.346, SLG: 0.481</small> 17 Andrew Romine, S (9,4) <small>OBP: 0.279, SLG: 0.222</small>											5	0	0	0	0	2	4					
4 Cameron Maybin, R (1,8) <small>OBP: 0.424, SLG: 0.436</small>											4	3	3	2	1	1	0					
24 Miguel Cabrera, R (1,3) 39 Jarrod Saltalamacchia, 3B (9,3) <small>OBP: 0.327, SLG: 0.450</small>											3	2	1	0	2	1	2					
41 Victor Martinez, S (1,10) <small>OBP: 0.369, SLG: 0.543</small>											5	2	2	6	0	1	2					
9 Nick Castellanos, R (1,5) <small>OBP: 0.344, SLG: 0.524</small>											4	0	2	1	1	0	0					
8 Justin Upton, R (1,7) <small>OBP: 0.284, SLG: 0.366</small> 33 Steven Moya, L (9,9) <small>OBP: 0.338, SLG: 0.606</small>											5	0	1	0	0	2	2					
14 Mike Aviles, R (1,9) <small>OBP: 0.252, SLG: 0.265</small>											5	1	1	0	0	0	2					
34 James McCann, R (1,2) <small>OBP: 0.255, SLG: 0.342</small>											5	1	3	0	0	2	1					
1 Jose Iglesias, R (1,6) <small>OBP: 0.317, SLG: 0.345</small>											4	1	1	0	0	0	3					
Inning Stats	R: 0 E: 0 K: 2 S: 9	H: 0 LOB: 1 BB: 1 P: 18	R: 0 E: 0 K: 1 S: 8	H: 0 LOB: 0 BB: 0 P: 12	R: 0 E: 0 K: 2 S: 10	H: 0 LOB: 0 BB: 0 P: 16	R: 1 E: 0 K: 1 S: 12	H: 2 LOB: 1 BB: 0 P: 21	R: 2 E: 1 K: 1 S: 13	H: 2 LOB: 1 BB: 0 P: 21	R: 0 E: 0 K: 1 S: 7	H: 1 LOB: 1 BB: 1 P: 14	R: 4 E: 0 K: 0 S: 25	H: 3 LOB: 1 BB: 2 P: 44	R: 0 E: 0 K: 0 S: 10	H: 1 LOB: 1 BB: 0 P: 15	R: 3 E: 0 K: 1 S: 19	H: 5 LOB: 2 BB: 0 P: 30	1B: 11 2B: 1 3B: 0 HR: 2	SF: 0 SAC: 1 DP: 1 HBP: 0	WP: 1 PB: 0 CS: 0	PA: 45
PITCHER	IP WLS BF H R ER SO BB IBB HBP BLK WP HR S P ERA WHIP	IP WLS BF H R ER SO BB IBB HBP BLK WP HR S P ERA WHIP	IP WLS BF H R ER SO BB IBB HBP BLK WP HR S P ERA WHIP	IP WLS BF H R ER SO BB IBB HBP BLK WP HR S P ERA WHIP	IP WLS BF H R ER SO BB IBB HBP BLK WP HR S P ERA WHIP	IP WLS BF H R ER SO BB IBB HBP BLK WP HR S P ERA WHIP	IP WLS BF H R ER SO BB IBB HBP BLK WP HR S P ERA WHIP	IP WLS BF H R ER SO BB IBB HBP BLK WP HR S P ERA WHIP	IP WLS BF H R ER SO BB IBB HBP BLK WP HR S P ERA WHIP	IP WLS BF H R ER SO BB IBB HBP BLK WP HR S P ERA WHIP	IP WLS BF H R ER SO BB IBB HBP BLK WP HR S P ERA WHIP	IP WLS BF H R ER SO BB IBB HBP BLK WP HR S P ERA WHIP	IP WLS BF H R ER SO BB IBB HBP BLK WP HR S P ERA WHIP	IP WLS BF H R ER SO BB IBB HBP BLK WP HR S P ERA WHIP	IP WLS BF H R ER SO BB IBB HBP BLK WP HR S P ERA WHIP	IP WLS BF H R ER SO BB IBB HBP BLK WP HR S P ERA WHIP	IP WLS BF H R ER SO BB IBB HBP BLK WP HR S P ERA WHIP	IP WLS BF H R ER SO BB IBB HBP BLK WP HR S P ERA WHIP	IP WLS BF H R ER SO BB IBB HBP BLK WP HR S P ERA WHIP			
33 Drew Smyly, L (1,1) <small>ERA: 5.33</small> 43 Danny Farquhar, R (7,1) <small>ERA: 5.79</small> 51 Dana Eveland, L (8,1) <small>ERA: 7.71</small> 45 Enny Romero, L (9,1) <small>ERA: 5.14</small> 38 Taylor Motter, R (9,1) <small>ERA: 5.14</small>	6.2 L 30 6 6 4 8 4 0 0 0 1 0 69 122 5.40 1.500	0.1 3 2 1 1 0 0 0 0 0 0 0 1 15 24 27.00 6.000	1.0 4 1 0 0 0 0 0 0 0 0 0 0 15 24 40.50 6.000	0.2 6 4 3 3 1 0 0 0 0 0 0 1 15 24 40.50 6.000	0.1 2 1 0 0 0 0 0 0 0 0 0 0 4 6 0.00 3.000																	
11 Logan Forsythe, R (1,4) <small>OBP: 0.370, SLG: 0.497</small>											4	1	1	0	0	2	1					
13 Brad Miller, L (1,6) <small>OBP: 0.299, SLG: 0.457</small>											4	1	1	2	0	0	1					
3 Evan Longoria, R (1,5) 1 Tim Beckham, R (9,PH) <small>OBP: 0.248, SLG: 0.365</small>											3	0	0	0	0	1	0					
7 Logan Morrison, L (1,3) <small>OBP: 0.315, SLG: 0.370</small>											4	0	1	0	0	2	0					
5 Brandon Guyer, R (1,8) <small>OBP: 0.356, SLG: 0.478</small>											4	0	0	0	0	2	1					
10 Corey Dickerson, L (1,10) <small>OBP: 0.283, SLG: 0.449</small>											3	0	1	0	0	1	1					
2 Nick Franklin, S (1,7) <small>OBP: 0.308, SLG: 0.435</small>											3	0	0	0	0	2	1					
9 Oswaldo Arcia, L (1,9) <small>OBP: 0.317, SLG: 0.424</small>											2	0	0	0	1	0	0					
24 Hank Conger, L (1,2) <small>OBP: 0.277, SLG: 0.327</small>											3	0	0	0	0	2	1					
Inning Stats	R: 0 E: 0 K: 2 S: 8	H: 0 LOB: 0 BB: 0 P: 10	R: 0 E: 0 K: 2 S: 15	H: 1 LOB: 1 BB: 0 P: 21	R: 0 E: 0 K: 1 S: 6	H: 0 LOB: 0 BB: 0 P: 9	R: 0 E: 0 K: 1 S: 7	H: 0 LOB: 0 BB: 0 P: 10	R: 0 E: 0 K: 2 S: 8	H: 0 LOB: 0 BB: 0 P: 9	R: 0 E: 0 K: 1 S: 9	H: 0 LOB: 1 BB: 1 P: 16	R: 0 E: 0 K: 1 S: 13	H: 1 LOB: 1 BB: 0 P: 17	R: 0 E: 0 K: 1 S: 7	H: 0 LOB: 0 BB: 0 P: 11	R: 2 E: 0 K: 2 S: 15	H: 2 LOB: 0 BB: 0 P: 20	1B: 3 2B: 0 3B: 0 HR: 1	SF: 0 SAC: 0 DP: 0 HBP: 0	WP: 0 PB: 0 CS: 0	PA: 32
PITCHER	IP WLS BF H R ER SO BB IBB HBP BLK WP HR S P ERA WHIP	IP WLS BF H R ER SO BB IBB HBP BLK WP HR S P ERA WHIP	IP WLS BF H R ER SO BB IBB HBP BLK WP HR S P ERA WHIP	IP WLS BF H R ER SO BB IBB HBP BLK WP HR S P ERA WHIP	IP WLS BF H R ER SO BB IBB HBP BLK WP HR S P ERA WHIP	IP WLS BF H R ER SO BB IBB HBP BLK WP HR S P ERA WHIP	IP WLS BF H R ER SO BB IBB HBP BLK WP HR S P ERA WHIP	IP WLS BF H R ER SO BB IBB HBP BLK WP HR S P ERA WHIP	IP WLS BF H R ER SO BB IBB HBP BLK WP HR S P ERA WHIP	IP WLS BF H R ER SO BB IBB HBP BLK WP HR S P ERA WHIP	IP WLS BF H R ER SO BB IBB HBP BLK WP HR S P ERA WHIP	IP WLS BF H R ER SO BB IBB HBP BLK WP HR S P ERA WHIP	IP WLS BF H R ER SO BB IBB HBP BLK WP HR S P ERA WHIP	IP WLS BF H R ER SO BB IBB HBP BLK WP HR S P ERA WHIP	IP WLS BF H R ER SO BB IBB HBP BLK WP HR S P ERA WHIP	IP WLS BF H R ER SO BB IBB HBP BLK WP HR S P ERA WHIP	IP WLS BF H R ER SO BB IBB HBP BLK WP HR S P ERA WHIP	IP WLS BF H R ER SO BB IBB HBP BLK WP HR S P ERA WHIP	IP WLS BF H R ER SO BB IBB HBP BLK WP HR S P ERA WHIP			
32 Michael Fulmer, R (1,1) <small>ERA: 2.17</small> 61 Shane Greene, R (8,1) <small>ERA: 5.08</small> 21 Mark Lowe, R (9,1) <small>ERA: 10.44</small>	7.0 W 24 3 0 0 1 0 0 0 0 0 7 11 0.00 0.000	1.0 3 0 0 0 1 0 0 0 0 0 0 7 11 0.00 0.000	1.0 5 2 2 2 2 0 0 0 0 0 1 15 20 18.00 2.000																			

Detroit Tigers @ Tampa Bay Rays
 Tropicana Field, St. Petersburg, FL
 Fri Jul 01 2016, 7:12 PM - 10:17 PM EDT
 Att: 13,537 - Dome - 72 F

AB	40
R	10
H	14
RBI	9
BB	4
SO	9
LOB	16



Detroit Tigers @ Tampa Bay Rays
 Tropicana Field, St. Petersburg, FL
 Fri Jul 01 2016, 7:12 PM - 10:17 PM EDT
 Att: 13,537 - Dome - 72 F

AB	31
R	2
H	4
RBI	2
BB	1
SO	13
LOB	6




Batter	1	2	3	4	5	6	7	8	9	AB	R	H	RBI	BB	SO	LOB	TOP	
3 Ian Kinsler, R OBP: 0.348, SLG: 0.489	F9						F8			3	1	1	1	1	0	0	Detroit Tigers @ Tampa Bay Rays Tropicana Field, St. Petersburg, FL Sat Jul 02 2016, 4:11 PM - 7:03 PM EDT Att: 17,861 - Dome - 72 F	
4 Cameron Maybin, R OBP: 0.420, SLG: 0.428		G1-3					F8			3	0	0	0	1	0	3		
41 Victor Martinez, S OBP: 0.367, SLG: 0.539							F9			4	0	1	0	0	1	0		
9 Nick Castellanos, R OBP: 0.340, SLG: 0.517										4	0	0	0	0	1	1		
17 Andrew Romine, S OBP: 0.279, SLG: 0.222										0	0	0	0	0	0	0		
8 Justin Upton, R OBP: 0.284, SLG: 0.368										4	1	1	0	0	2	0		
39 Jarrod Saltalamacchia, R OBP: 0.325, SLG: 0.443										2	1	0	1	1	1	0		
14 Mike Aviles, R OBP: 0.262, SLG: 0.267										3	0	1	0	1	0	1		
34 James McCann, R OBP: 0.255, SLG: 0.336										3	0	0	0	1	1	3		
1 Jose Iglesias, R OBP: 0.316, SLG: 0.344										4	0	1	1	0	0	2		
Inning Stats	R: 0 E: 0 K: 0 S: 8	H: 1 LOB: 1 BB: 1 P: 16	R: 1 E: 0 K: 1 S: 15	H: 1 LOB: 3 BB: 3 P: 32	R: 0 E: 0 K: 1 S: 10	H: 0 LOB: 0 BB: 0 P: 15	R: 0 E: 1 K: 1 S: 9	H: 0 LOB: 1 BB: 0 P: 10	R: 1 E: 0 K: 0 S: 17	H: 2 LOB: 0 BB: 0 P: 27	R: 0 E: 0 K: 1 S: 7	H: 0 LOB: 0 BB: 0 P: 10	R: 0 E: 0 K: 1 S: 12	H: 0 LOB: 1 BB: 1 P: 21	1B: 3 2B: 1 3B: 0 HR: 1	SF: 1 SAC: 0 DP: 0 HBP: 0	WP: 1 PB: 0 SB: 1 CS: 2	PA: 37
PITCHER	IP	WLS	BF	H	R	ER	SO	BB	IBB	HBP	BLK	WP	HR	S	P	ERA	WHIP	
4 Blake Snell, L ERA: 3.86	5.1	L	24	4	3	3	4	4	0	0	0	1	1	61	101	5.06	1.500	
52 Ryan Garton, R ERA: 5.11	1.2		5	1	0	0	0	0	0	0	0	0	0	16	28	0.00	0.600	
31 Xavier Cedeño, L ERA: 3.58	1.1		4	0	0	0	2	0	0	0	0	0	0	10	15	0.00	0.000	
30 Erasmo Ramirez, R ERA: 4.3	0.2		3	0	0	0	0	1	0	0	0	0	0	9	16	0.00	1.500	

Batter	1	2	3	4	5	6	7	8	9	AB	R	H	RBI	BB	SO	LOB	BOTTOM			
11 Logan Forsythe, R OBP: 0.368, SLG: 0.493	G5-3									4	1	1	0	0	0	1	Detroit Tigers @ Tampa Bay Rays Tropicana Field, St. Petersburg, FL Sat Jul 02 2016, 4:11 PM - 7:03 PM EDT Att: 17,861 - Dome - 72 F			
13 Brad Miller, L OBP: 0.299, SLG: 0.457		K								4	1	1	0	0	2	1				
3 Evan Longoria, R OBP: 0.334, SLG: 0.531										3	0	1	1	0	1	0				
7 Logan Morrison, L OBP: 0.314, SLG: 0.367										2	0	0	1	1	1	0				
5 Brandon Guyer, R OBP: 0.353, SLG: 0.469										3	0	0	0	0	1	1				
20 Steven Souza Jr., R OBP: 0.315, SLG: 0.442										3	0	1	0	0	1	2				
10 Corey Dickerson, L OBP: 0.260, SLG: 0.443										3	0	0	0	0	0	0				
9 Oswaldo Arcia, L OBP: 0.310, SLG: 0.414										3	0	0	0	0	2	0				
19 Curt Casali, R OBP: 0.251, SLG: 0.325										3	0	1	0	0	1	0				
Inning Stats	R: 0 E: 0 K: 2 S: 12	H: 0 LOB: 0 BB: 0 P: 18	R: 0 E: 0 K: 1 S: 12	H: 1 LOB: 0 BB: 0 P: 17	R: 0 E: 0 K: 0 S: 6	H: 0 LOB: 0 BB: 0 P: 8	R: 1 E: 0 K: 1 S: 11	H: 1 LOB: 2 BB: 1 P: 22	R: 0 E: 0 K: 2 S: 9	H: 0 LOB: 0 BB: 0 P: 13	R: 1 E: 0 K: 1 S: 9	H: 2 LOB: 1 BB: 0 P: 13	R: 0 E: 0 K: 1 S: 10	H: 1 LOB: 0 BB: 0 P: 8	R: 0 E: 0 K: 0 S: 6	H: 0 LOB: 0 BB: 0 P: 10		1B: 4 2B: 1 3B: 0 HR: 0	SF: 2 SAC: 0 DP: 1 HBP: 1	WP: 0 PB: 0 SB: 0 CS: 0
PITCHER	IP	WLS	BF	H	R	ER	SO	BB	IBB	HBP	BLK	WP	HR	S	P	ERA	WHIP			
35 Justin Verlander, R ERA: 4.11	7.0		26	4	2	1	8	1	0	1	0	0	0	69	106	1.29	0.714			
38 Justin Wilson, L ERA: 3.19	1.0	H	3	1	0	0	1	0	0	0	0	0	0	6	8	0.00	1.000			
57 Francisco Rodriguez, R ERA: 3.03	1.0	S	3	0	0	0	0	0	0	0	0	0	0	6	10	0.00	0.000			

Batter	1	2	3	4	5	6	7	8	9	AB	R	H	RBI	BB	SO	LOB	TOP				
3 Ian Kinsler, R OBP: 0.352, SLG: 0.502	4-2 1B BB	1-3 K			2-3 K			0-1 41 FC3-4 2B	0-0 1-H HR	4	2	2	2	1	2	1					
1 Jose Iglesias, R OBP: 0.318, SLG: 0.345	3-2 24 BB 1B		1-2 G4-3			2-2 41 G3 24 WP 1B		1-2 L9	1-2 G1-3	5	0	2	0	0	0	1					
24 Miguel Cabrera, R OBP: 0.379, SLG: 0.531	4-2 1B		3-2 P3			3-3 K		0-0 41 FC3-4 IBB	4-0 BB	2	0	0	0	3	1	1					
41 Victor Martinez, S OBP: 0.362, SLG: 0.531	0-3 K		1-2 F8			0-1 G3		0-1 FC3-4 9 1B 8 2B	1-3 K	4	0	0	1	0	1	5					
4 Cameron Maybin, R OBP: 0.418, SLG: 0.425								1-2 2B		1	1	0	0	0	1	1					
9 Nick Castellanos, R OBP: 0.340, SLG: 0.513	1-2 K		1-3 K			3-2 HBP		0-1 8 2B 1B	1-3 F9	4	1	1	0	0	2	4					
8 Justin Upton, R OBP: 0.287, SLG: 0.373	1-3 K		2-2 33 CS 1B			1-0 L6		0-1 1B		4	0	2	2	0	1	5					
33 Steven Moya, L OBP: 0.324, SLG: 0.580			3-3 K			2-3 K		2-2 HBP		3	0	0	0	0	3	1					
14 Mike Aviles, R OBP: 0.269, SLG: 0.267			1-2 K							0	0	0	0	0	0	0					
34 James McCann, R OBP: 0.254, SLG: 0.329		4-0 BB			1-1 L4			2-2 F9	0-3 K	3	0	0	0	1	1	2					
17 Andrew Romine, S OBP: 0.277, SLG: 0.224		3-3 K			3-2 G3-1			2-3 K	0-1 3 HR 1B	4	1	1	0	0	2	1					
Inning Stats	R: 0 E: 0 K: 3 S: 16	H: 1 LOB: 3 BB: 2 P: 29	R: 0 E: 0 K: 3 S: 9	H: 0 LOB: 1 BB: 1 P: 20	R: 0 E: 0 K: 0 S: 10	H: 0 LOB: 0 BB: 0 P: 15	R: 0 E: 0 K: 2 S: 9	H: 1 LOB: 1 BB: 0 P: 14	R: 0 E: 0 K: 1 S: 14	H: 0 LOB: 2 BB: 0 P: 24	R: 0 E: 0 K: 2 S: 15	H: 0 LOB: 0 BB: 0 P: 21	R: 3 E: 0 K: 1 S: 16	H: 3 LOB: 2 BB: 1 P: 23	R: 2 E: 0 K: 1 S: 10	H: 2 LOB: 1 BB: 1 P: 16	1B: 5 2B: 3 HR: 1	SF: 0 SAC: 0 DP: 1 HBP: 2	WP: 1 PB: 0 SB: 0 CS: 1	PA: 41	
PITCHER	IP WLS BF H R ER SO BB IBB HBP BLK WP HR S P ERA WHIP	IP WLS BF H R ER SO BB IBB HBP BLK WP HR S P ERA WHIP	IP WLS BF H R ER SO BB IBB HBP BLK WP HR S P ERA WHIP	IP WLS BF H R ER SO BB IBB HBP BLK WP HR S P ERA WHIP	IP WLS BF H R ER SO BB IBB HBP BLK WP HR S P ERA WHIP	IP WLS BF H R ER SO BB IBB HBP BLK WP HR S P ERA WHIP	IP WLS BF H R ER SO BB IBB HBP BLK WP HR S P ERA WHIP	IP WLS BF H R ER SO BB IBB HBP BLK WP HR S P ERA WHIP	IP WLS BF H R ER SO BB IBB HBP BLK WP HR S P ERA WHIP	IP WLS BF H R ER SO BB IBB HBP BLK WP HR S P ERA WHIP	IP WLS BF H R ER SO BB IBB HBP BLK WP HR S P ERA WHIP	IP WLS BF H R ER SO BB IBB HBP BLK WP HR S P ERA WHIP	IP WLS BF H R ER SO BB IBB HBP BLK WP HR S P ERA WHIP	IP WLS BF H R ER SO BB IBB HBP BLK WP HR S P ERA WHIP	IP WLS BF H R ER SO BB IBB HBP BLK WP HR S P ERA WHIP	IP WLS BF H R ER SO BB IBB HBP BLK WP HR S P ERA WHIP	IP WLS BF H R ER SO BB IBB HBP BLK WP HR S P ERA WHIP	IP WLS BF H R ER SO BB IBB HBP BLK WP HR S P ERA WHIP	IP WLS BF H R ER SO BB IBB HBP BLK WP HR S P ERA WHIP	IP WLS BF H R ER SO BB IBB HBP BLK WP HR S P ERA WHIP	IP WLS BF H R ER SO BB IBB HBP BLK WP HR S P ERA WHIP

Detroit Tigers @ Tampa Bay Rays
Tropicana Field, St. Petersburg, FL
Sun Jul 03 2016, 1:12 PM - 4:21 PM EDT
Att: 13,126 - Dome - 72 F


AB 34
R 5
H 8
RBI 5
BB 5
SO 14
LOB 22

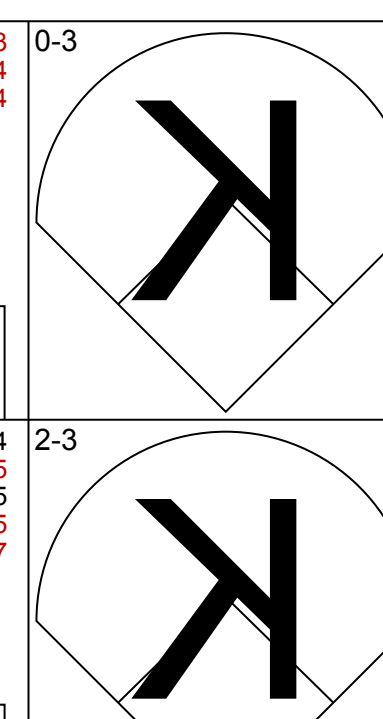
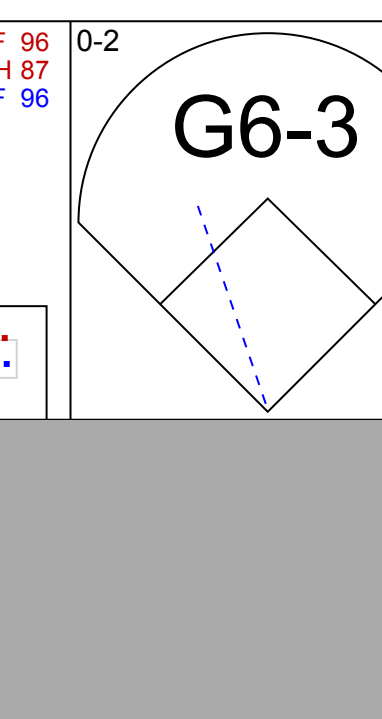
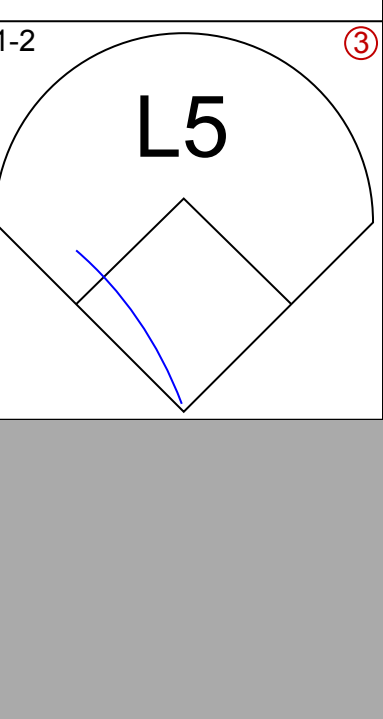
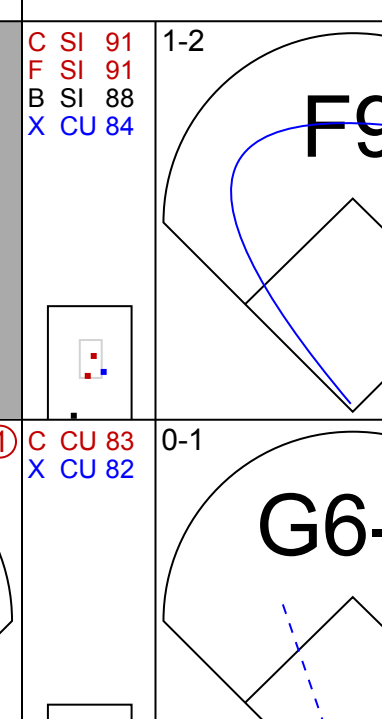
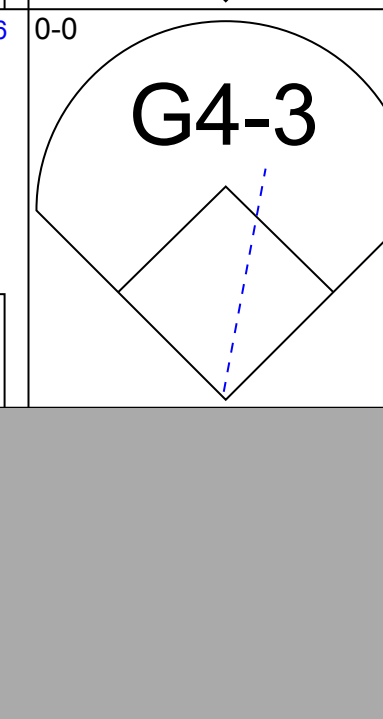
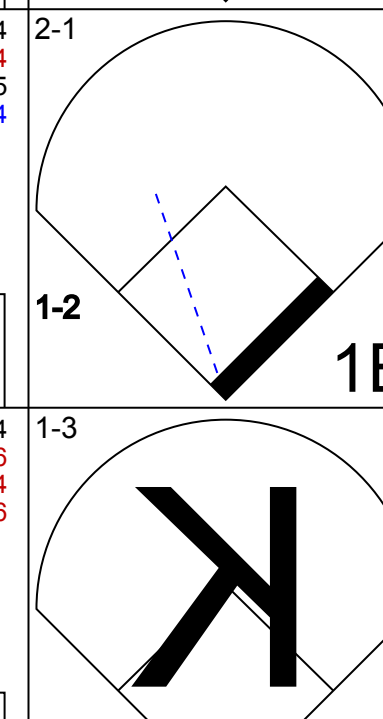
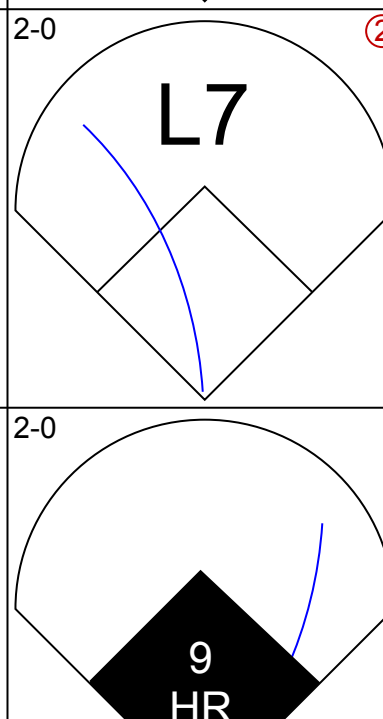


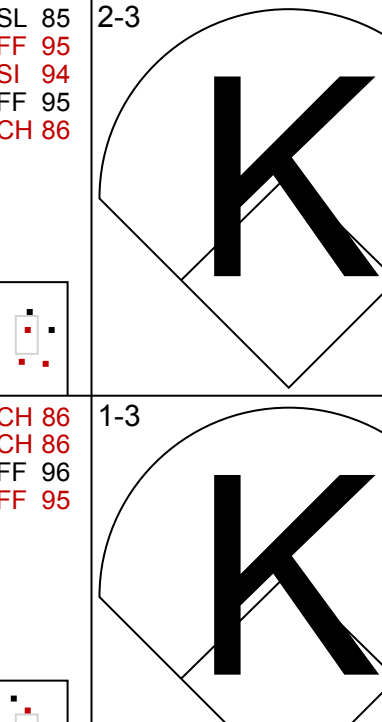
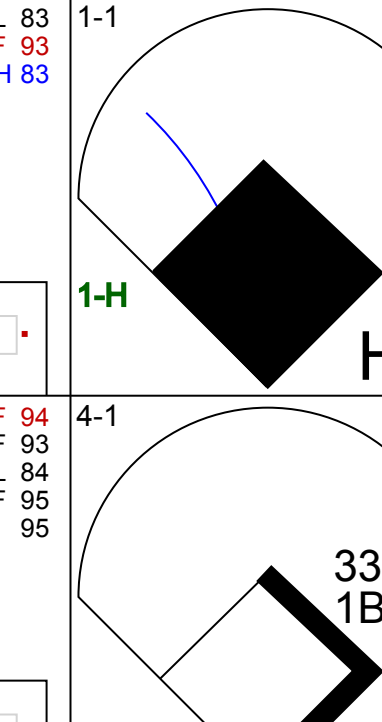
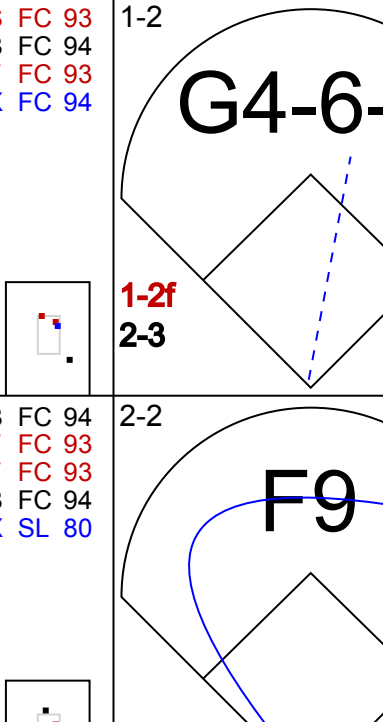
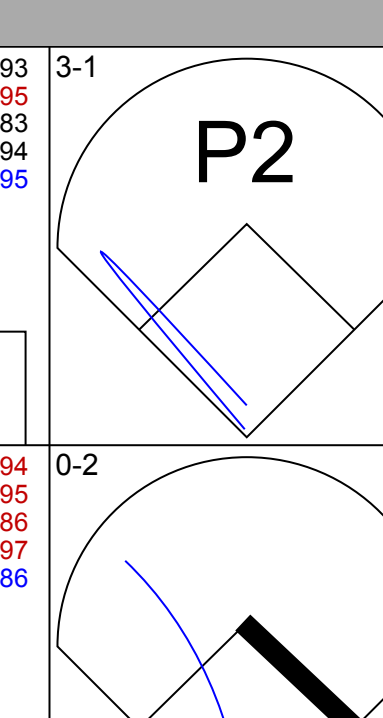
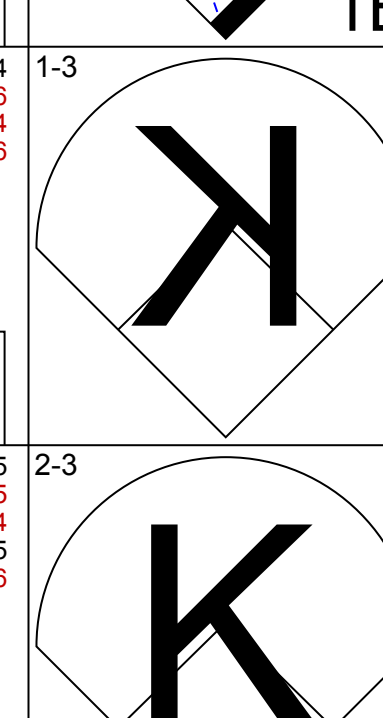
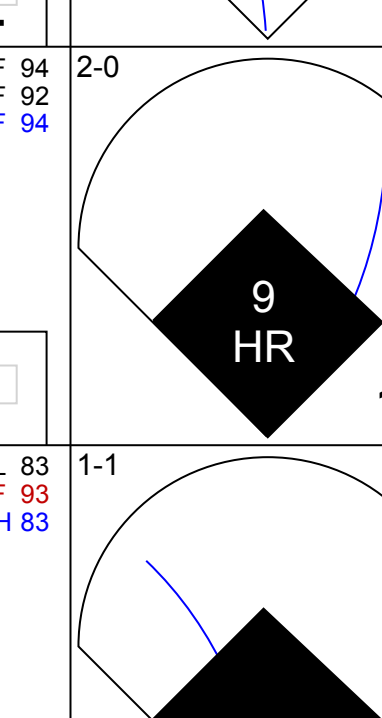
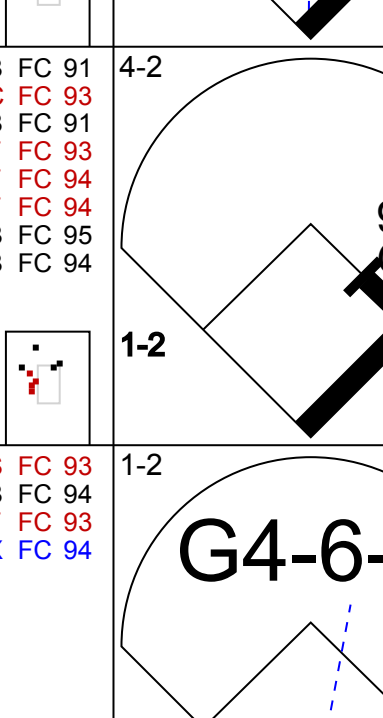
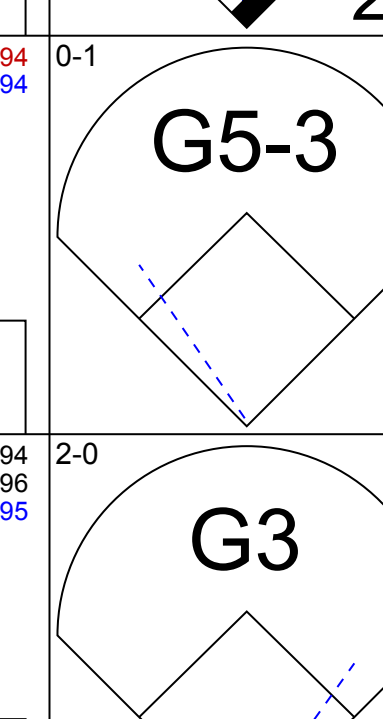
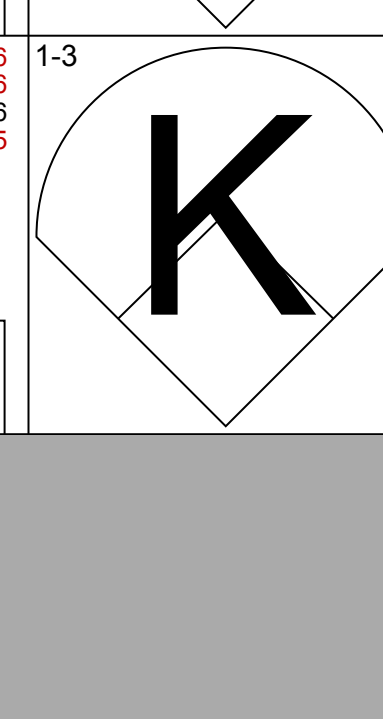
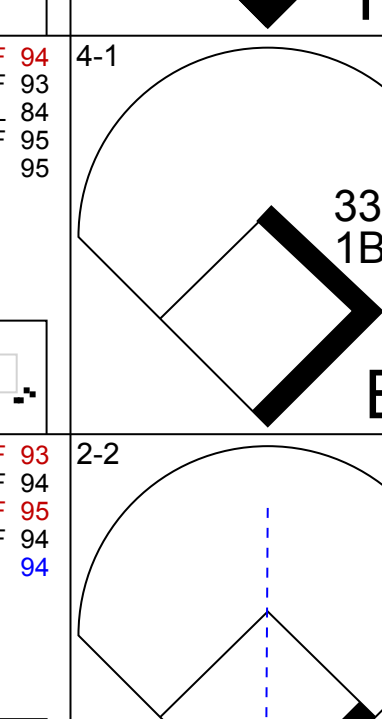
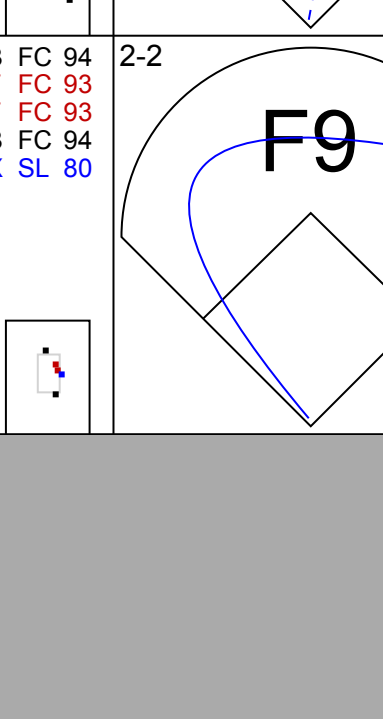


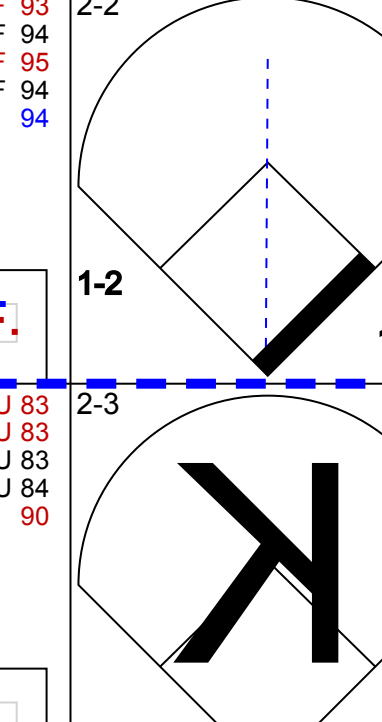


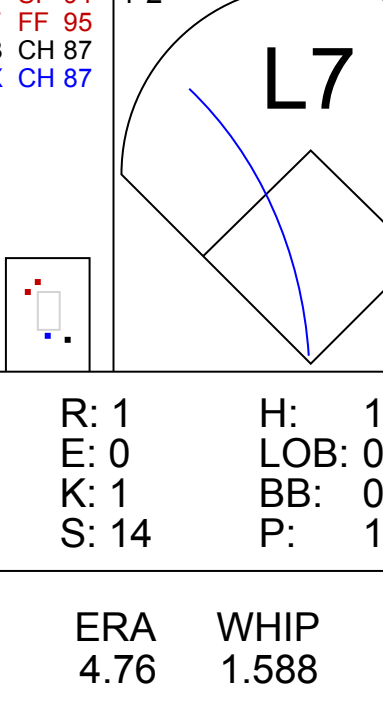
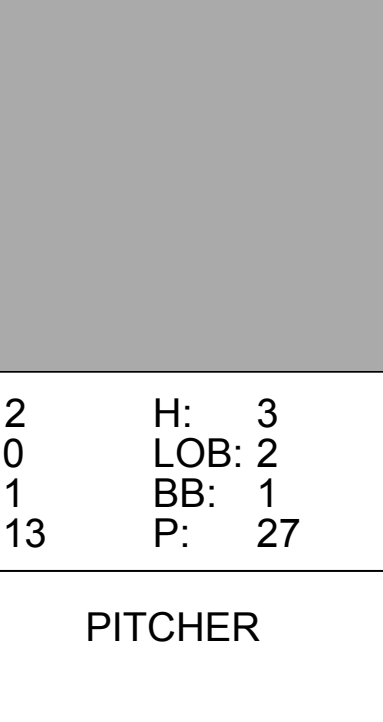
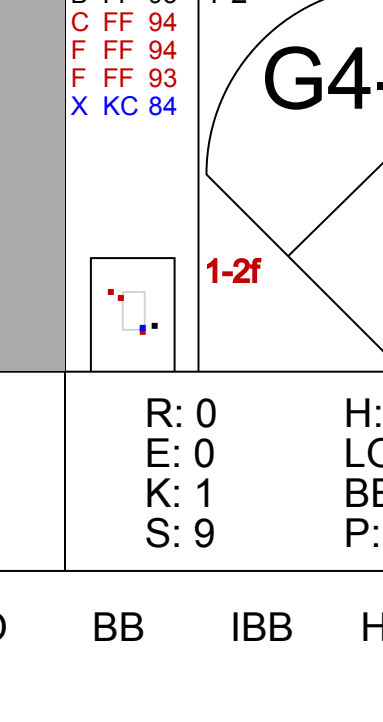
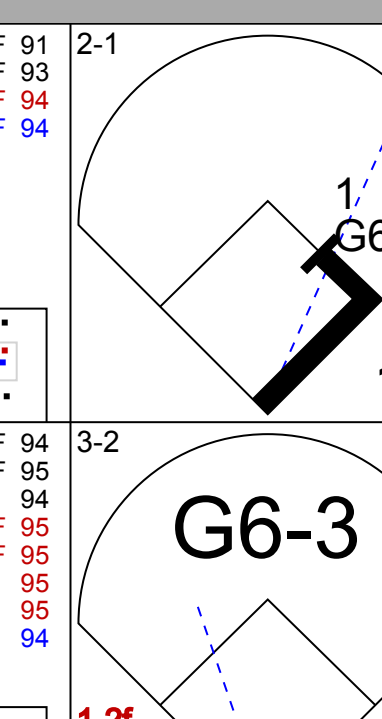
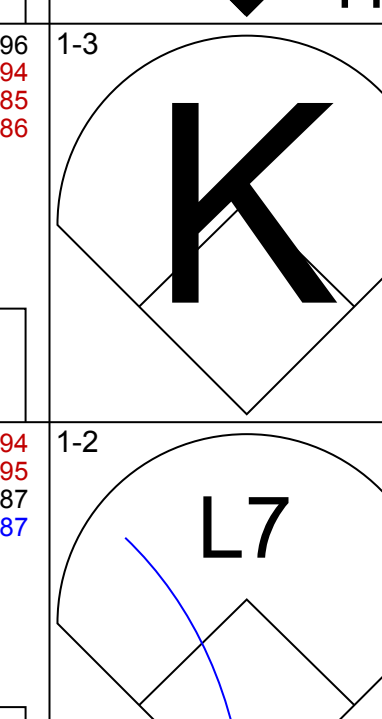
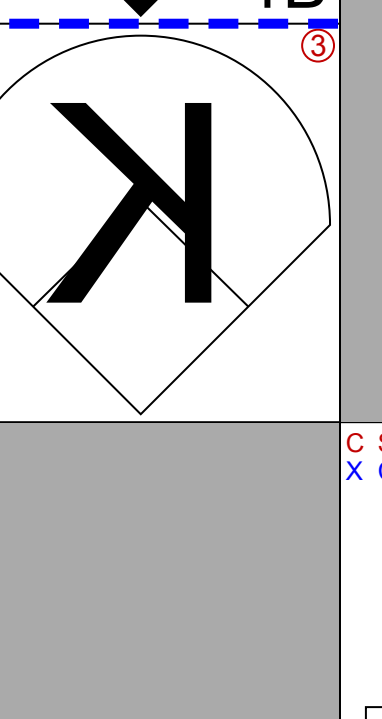
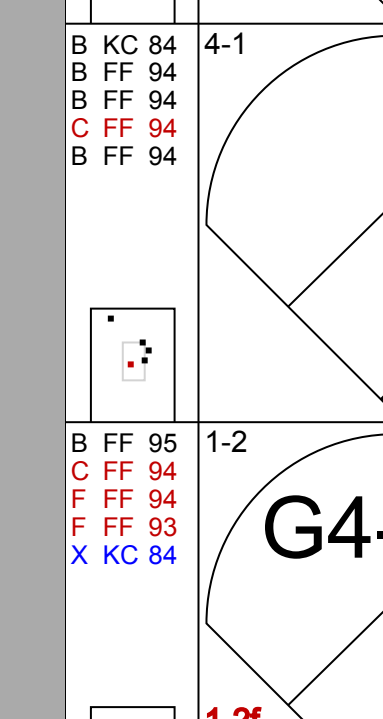
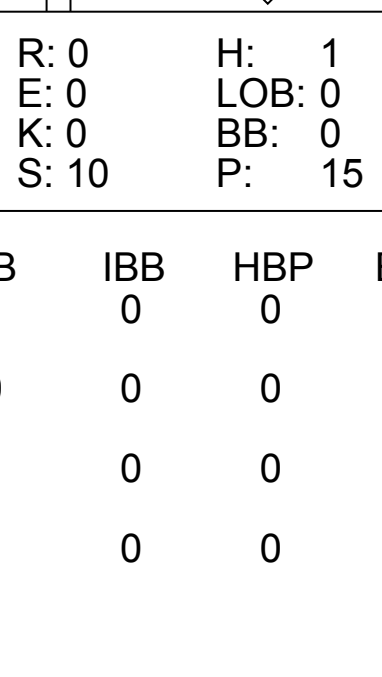
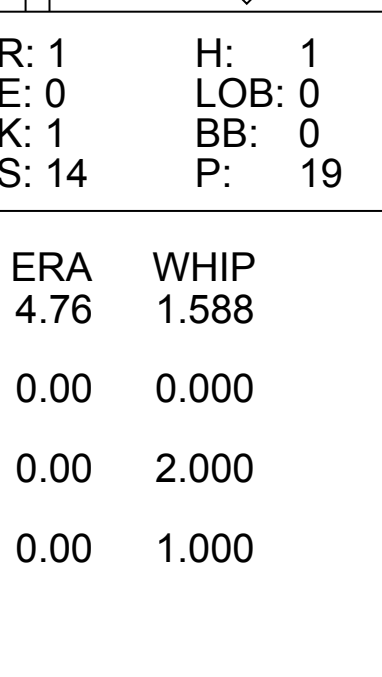
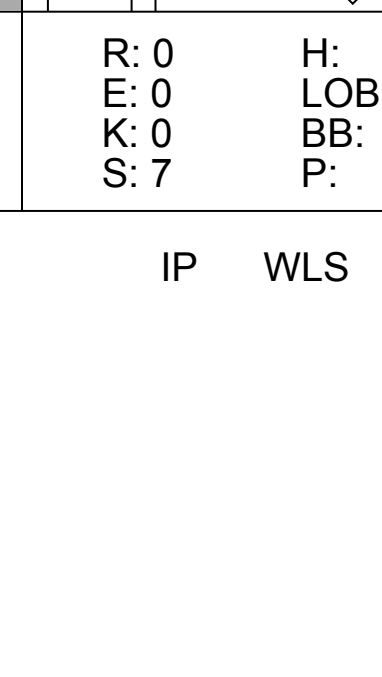
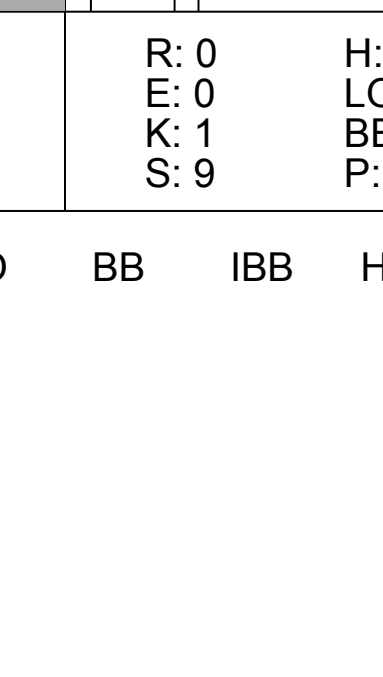


Batter	1	2	3	4	5	6	7	8	9	AB	R	H	RBI	BB	SO	LOB	BOTTOM				
11 Logan Forsythe, R OBP: 0.366, SLG: 0.488	1-1 G4-3		1-1 1B			0-0 G6-3		2-3 K		4	0	1	0	0	1	4					
13 Brad Miller, L OBP: 0.294, SLG: 0.450	1-3 K		1-0 G1-3			3-2 G4-3		0-0 F7		4	0	0	0	0	1	5					
3 Evan Longoria, R OBP: 0.330, SLG: 0.524	0-0 L9				1-1 G5-3			0-1 F7		4	0	0	0	0	0	0					
7 Logan Morrison, L OBP: 0.313, SLG: 0.365		0-0 F7			1-0 G6-3			1-3 K		4	0	1	0	0	1	0					
5 Brandon Guyer, R OBP: 0.356, SLG: 0.466		1-0 1B			4-0 BB			2-1 L9-3		3	0	1	0	1	1	1					
20 Steven Souza Jr., R OBP: 0.310, SLG: 0.434		1-3 K			1-3 K			0-3 K		4	0	0	0	0	2	2					
10 Corey Dickerson, L OBP: 0.284, SLG: 0.446		0-2 F7			0-1 G4-3			0-2 19 BB 2B		3	0	1	0	1	0	1					
2 Nick Franklin, S OBP: 0.333, SLG: 0.423			0-0 L5			1-1 19 2B 1B		4-1 19 BB BB		3	1	1	0	1	1	1					
19 Curt Casali, R OBP: 0.257, SLG: 0.331			3-2 G4-3			0-0 11 G6-3 1-H 2B		4-0 BB		3	0	1	1	1	1	1					
Inning Stats	R: 0 E: 0 K: 1 S: 6	H: 0 LOB: 0 BB: 0 P: 8	R: 0 E: 0 K: 1 S: 8	H: 1 LOB: 0 BB: 0 P: 10	R: 0 E: 0 K: 0 S: 8	H: 1 LOB: 1 BB: 0 P: 13	R: 0 E: 0 K: 1 S: 6	H: 0 LOB: 1 BB: 1 P: 13	R: 1 E: 0 K: 0 S: 9	H: 2 LOB: 1 BB: 0 P: 13	R: 0 E: 0 K: 0 S: 6	H: 1 LOB: 0 BB: 0 P: 9	R: 0 E: 0 K: 2 S: 8	H: 0 LOB: 0 BB: 0 P: 9	R: 0 E: 0 K: 2 S: 11	H: 0 LOB: 1 BB: 1 P: 19	1B: 4 2B: 3 HR: 0	SF: 0 SAC: 0 DP: 1 HBP: 0	WP: 0 PB: 0 SB: 0 CS: 0	PA: 36	
PITCHER	IP WLS BF H R ER SO BB IBB HBP BLK WP HR S P ERA WHIP	IP WLS BF H R ER SO BB IBB HBP BLK WP HR S P ERA WHIP	IP WLS BF H R ER SO BB IBB HBP BLK WP HR S P ERA WHIP	IP WLS BF H R ER SO BB IBB HBP BLK WP HR S P ERA WHIP	IP WLS BF H R ER SO BB IBB HBP BLK WP HR S P ERA WHIP	IP WLS BF H R ER SO BB IBB HBP BLK WP HR S P ERA WHIP	IP WLS BF H R ER SO BB IBB HBP BLK WP HR S P ERA WHIP	IP WLS BF H R ER SO BB IBB HBP BLK WP HR S P ERA WHIP	IP WLS BF H R ER SO BB IBB HBP BLK WP HR S P ERA WHIP	IP WLS BF H R ER SO BB IBB HBP BLK WP HR S P ERA WHIP	IP WLS BF H R ER SO BB IBB HBP BLK WP HR S P ERA WHIP	IP WLS BF H R ER SO BB IBB HBP BLK WP HR S P ERA WHIP	IP WLS BF H R ER SO BB IBB HBP BLK WP HR S P ERA WHIP	IP WLS BF H R ER SO BB IBB HBP BLK WP HR S P ERA WHIP	IP WLS BF H R ER SO BB IBB HBP BLK WP HR S P ERA WHIP	IP WLS BF H R ER SO BB IBB HBP BLK WP HR S P ERA WHIP	IP WLS BF H R ER SO BB IBB HBP BLK WP HR S P ERA WHIP	IP WLS BF H R ER SO BB IBB HBP BLK WP HR S P ERA WHIP	IP WLS BF H R ER SO BB IBB HBP BLK WP HR S P ERA WHIP	IP WLS BF H R ER SO BB IBB HBP BLK WP HR S P ERA WHIP	IP WLS BF H R ER SO BB IBB HBP BLK WP HR S P ERA WHIP

Detroit Tigers @ Tampa Bay Rays
Tropicana Field, St. Petersburg, FL
Sun Jul 03 2016, 1:12 PM - 4:21 PM EDT
Att: 13,126 - Dome - 72 F

AB 32
R 1
H 6
RBI 1
BB 4
SO 8
LOB 15

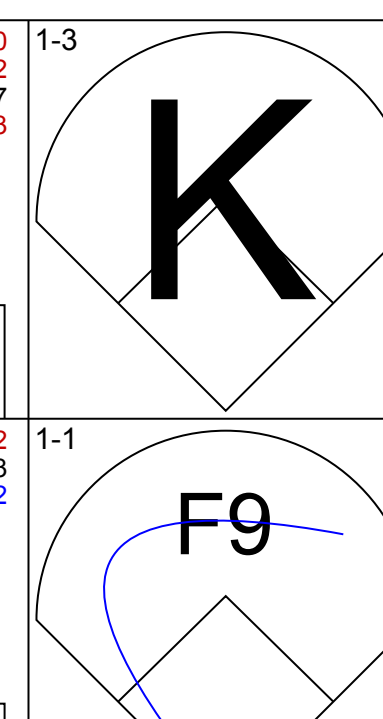
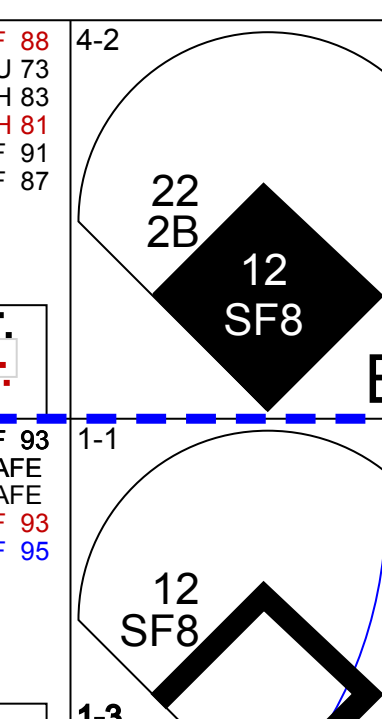
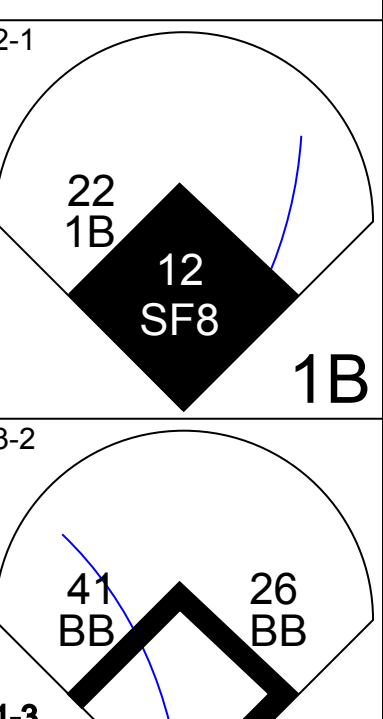
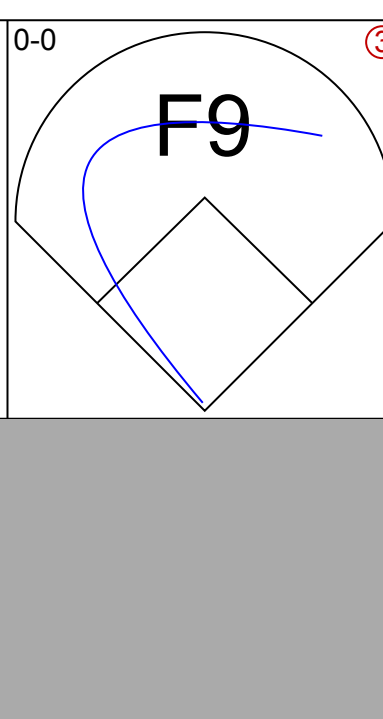
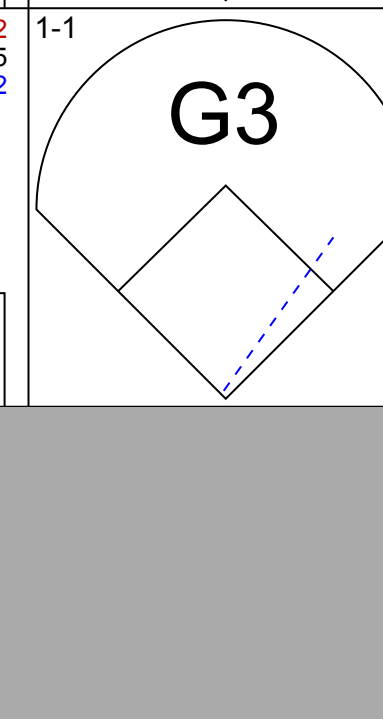
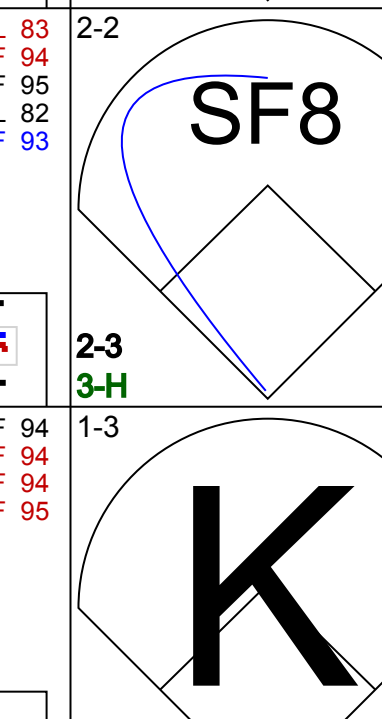
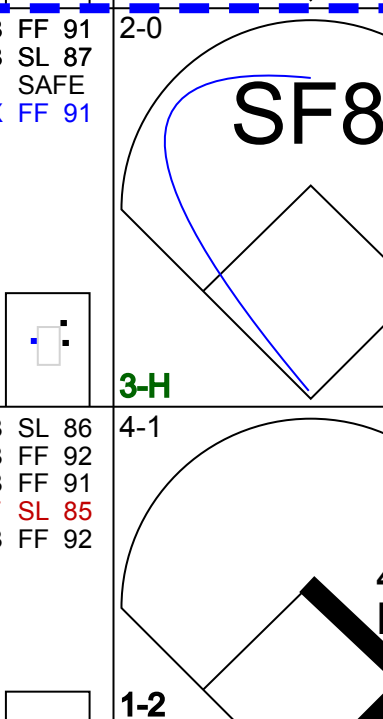
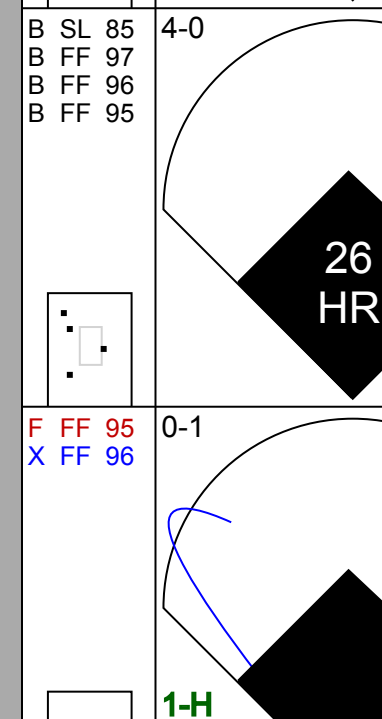

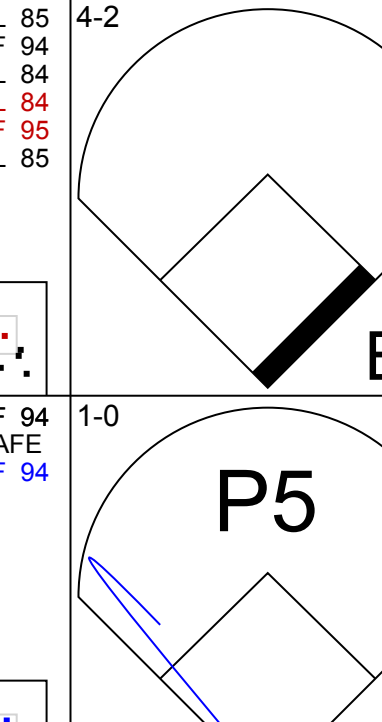
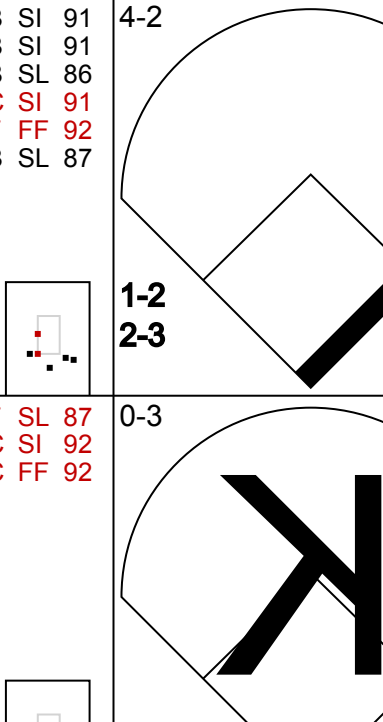
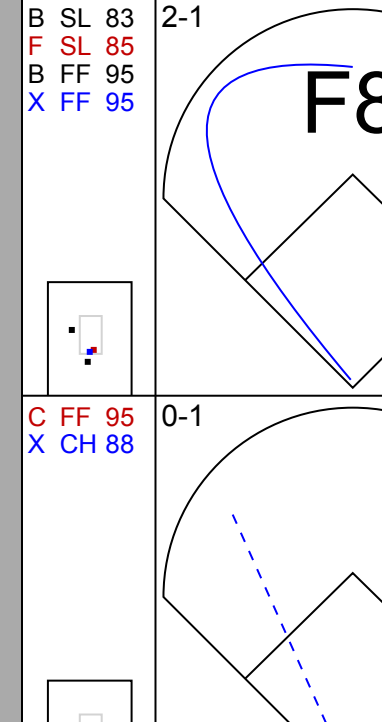
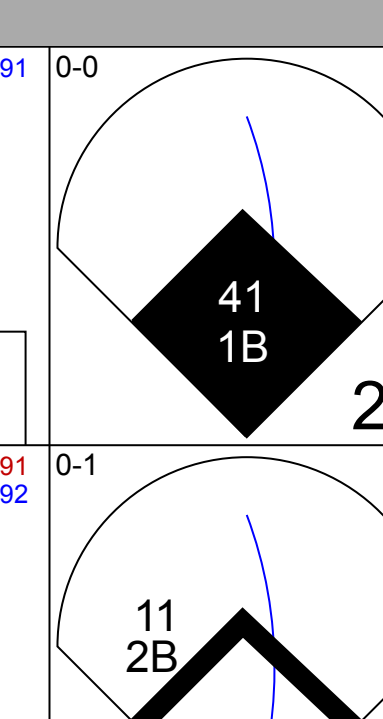
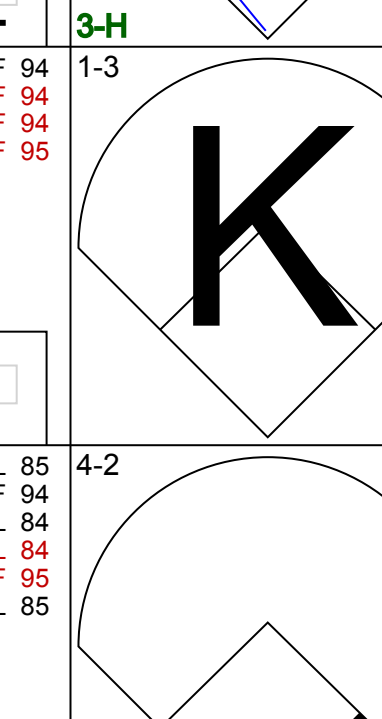
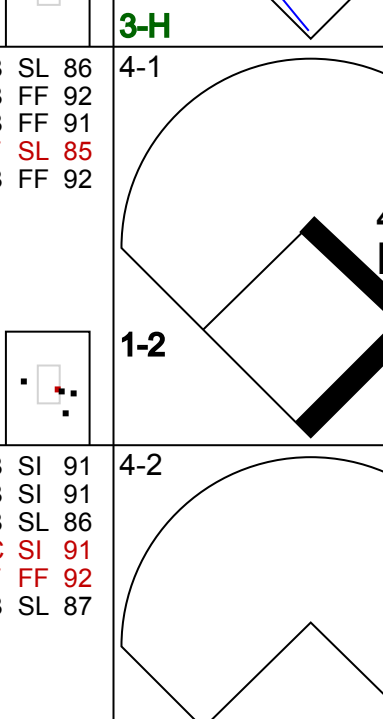
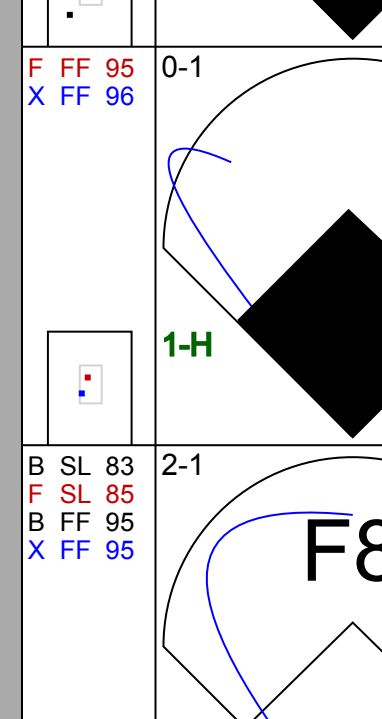
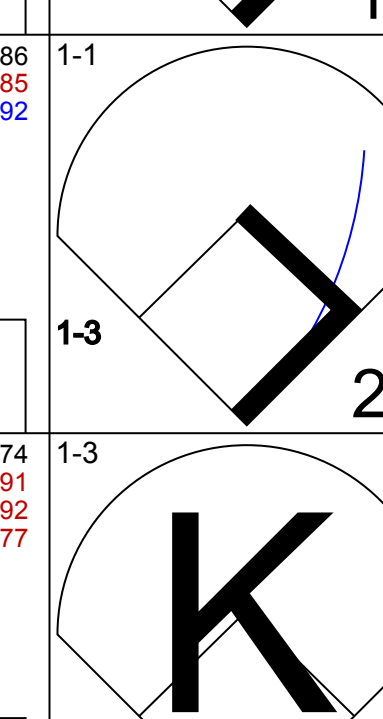
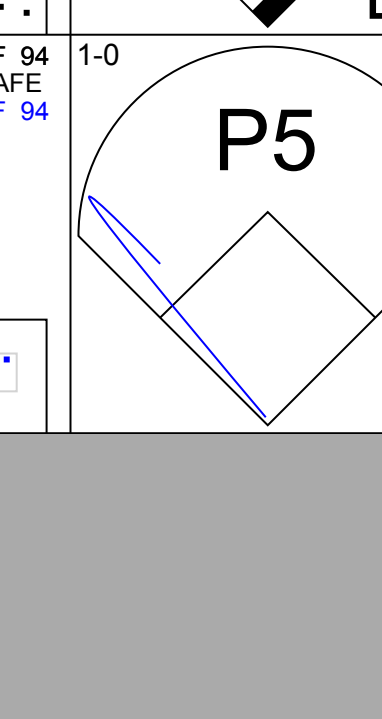
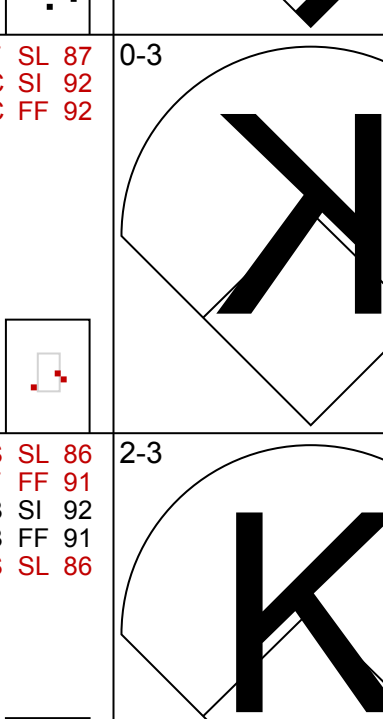
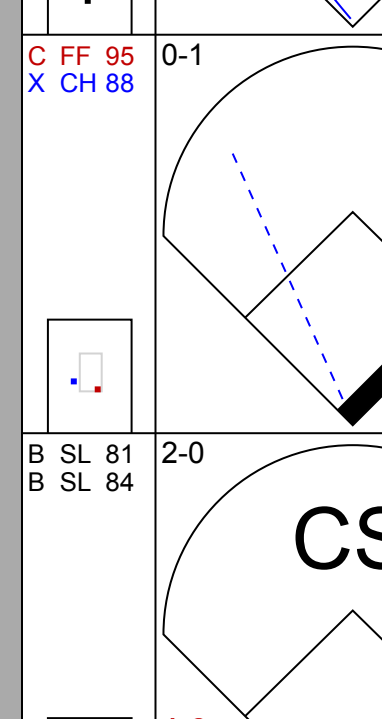
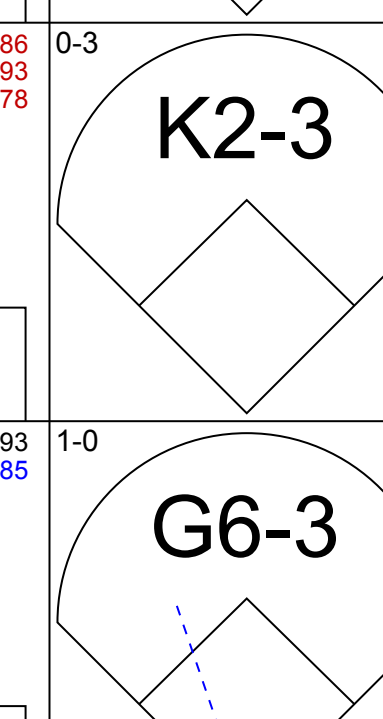



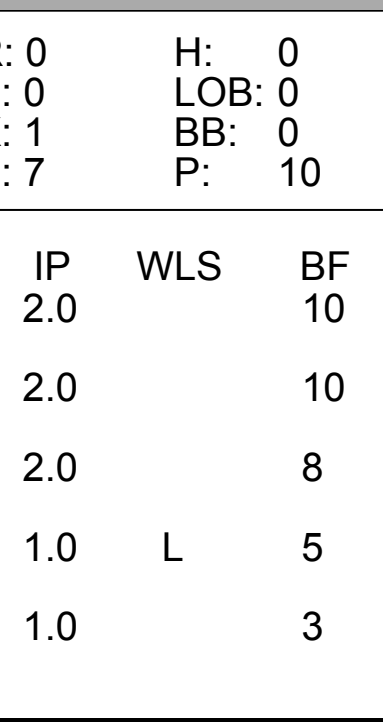
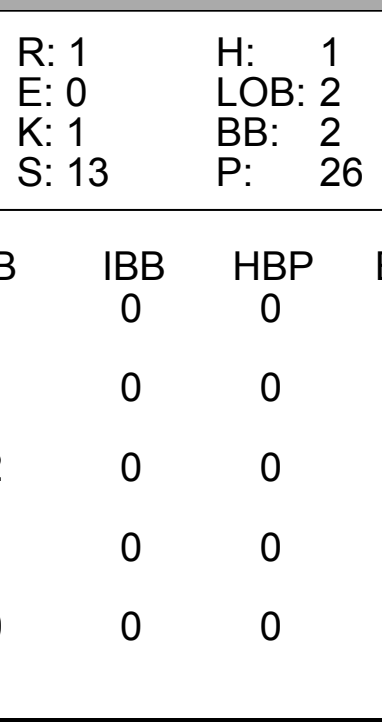
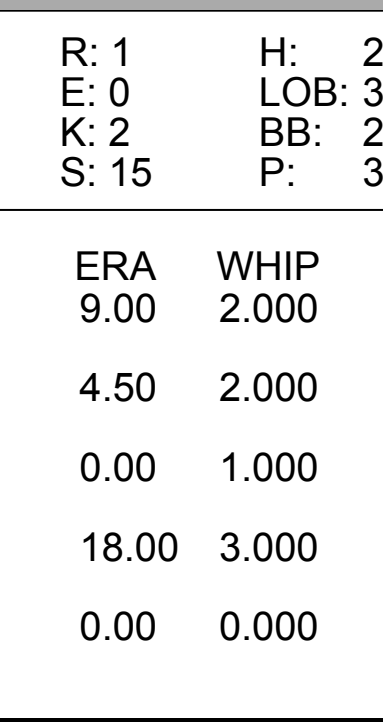
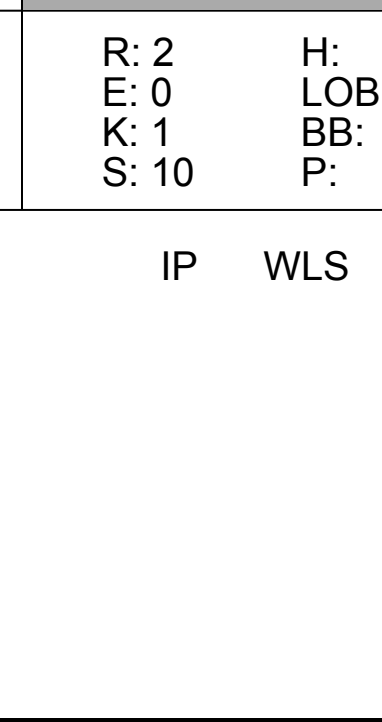
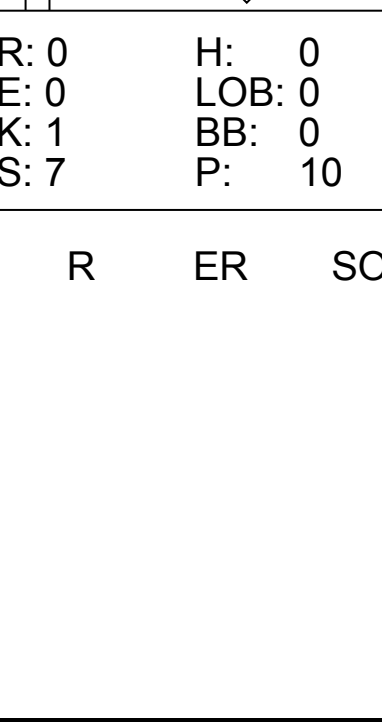
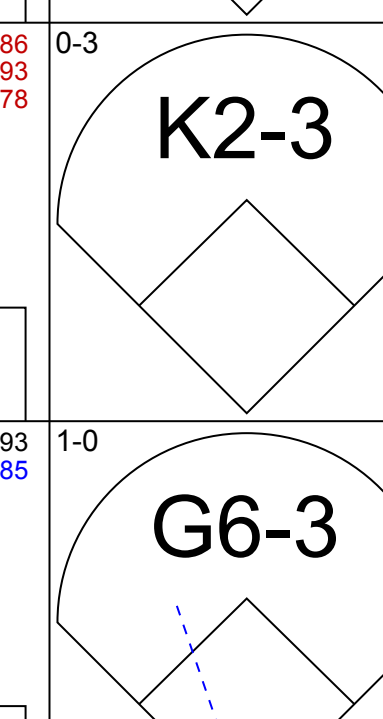

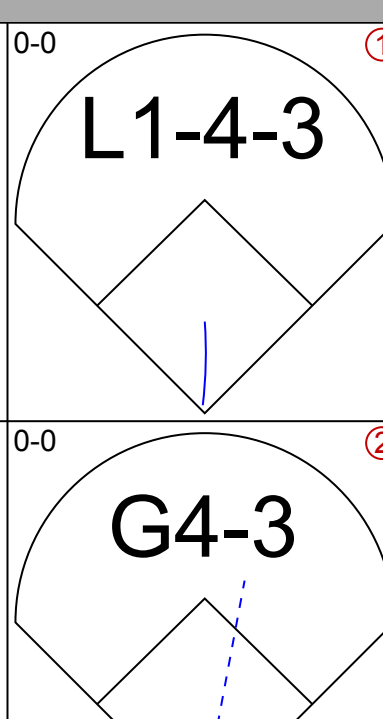
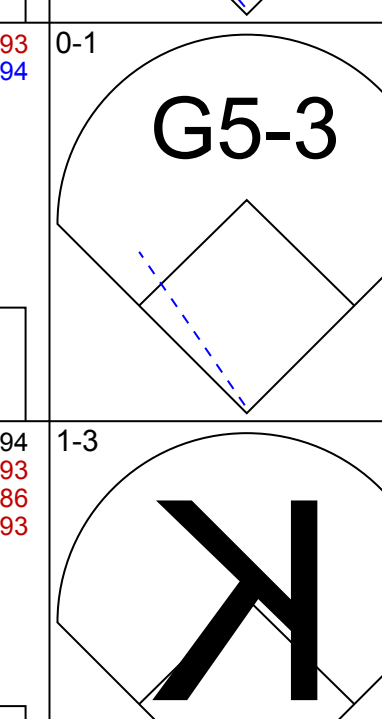
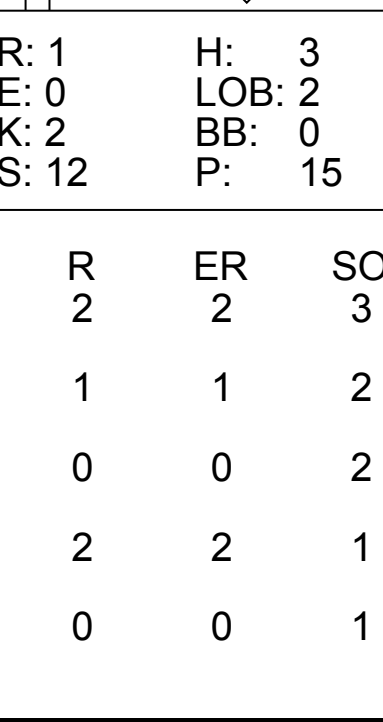
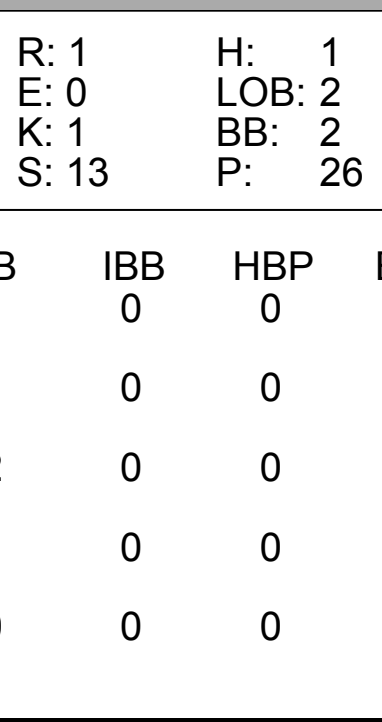
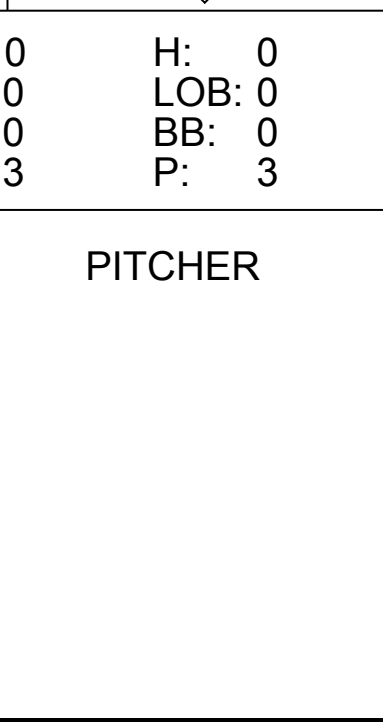
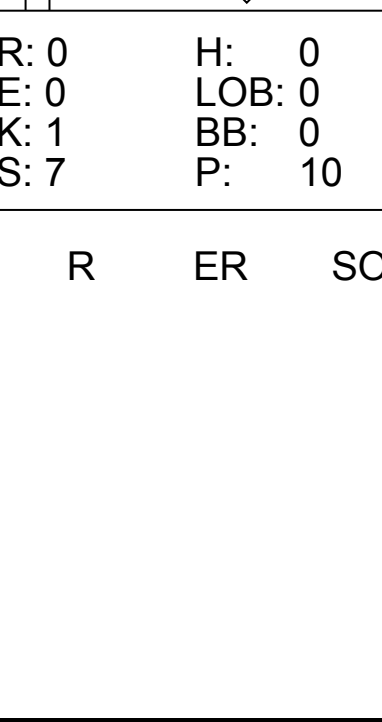
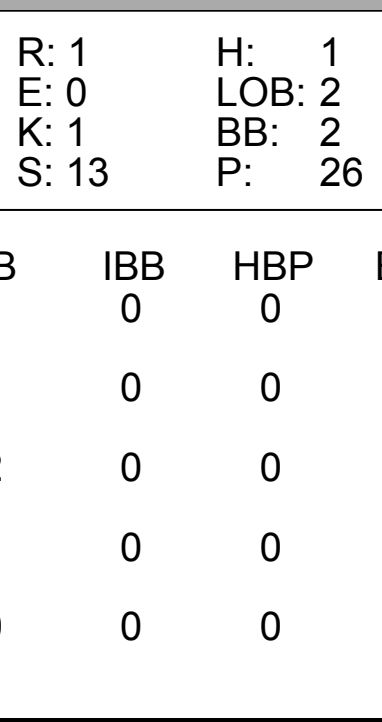
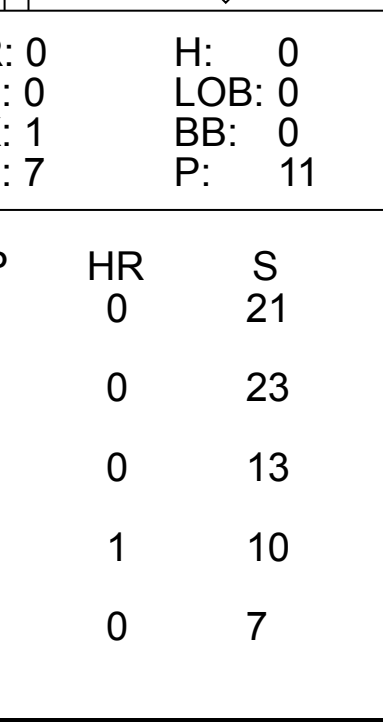
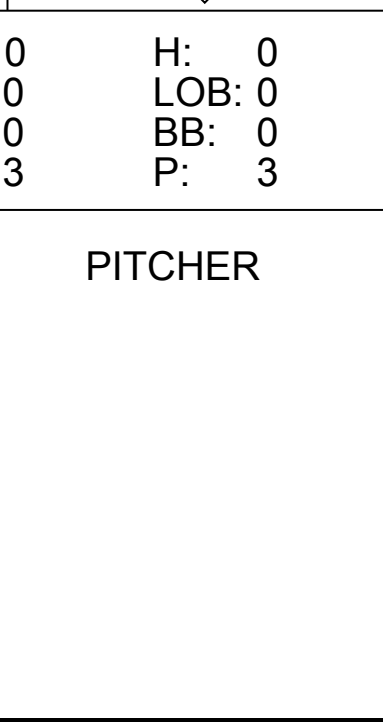
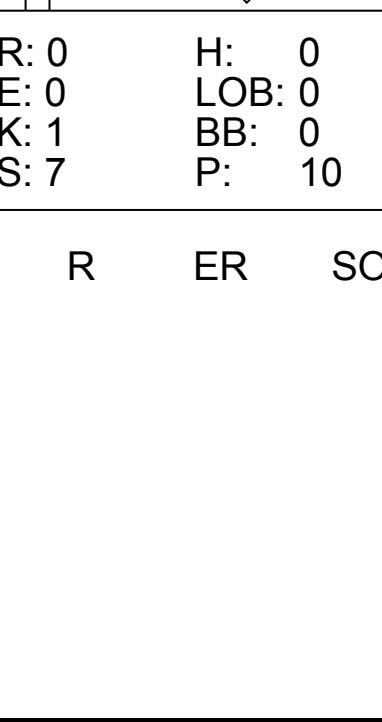


Batter	1	2	3	4	5	6	7	8	9	AB	R	H	RBI	BB	SO	LOB	TOP				
3 Ian Kinsler, R OBP: 0.348, SLG: 0.496										4	0	0	0	0	1	0					
4 Cameron Maybin, R OBP: 0.414, SLG: 0.420										4	0	1	0	0	1	0					
24 Miguel Cabrera, R OBP: 0.380, SLG: 0.530										4	0	2	0	0	0	0					
41 Victor Martinez, S OBP: 0.364, SLG: 0.529										3	1	1	0	1	1	2					
9 Nick Castellanos, R OBP: 0.342, SLG: 0.526										4	1	2	2	0	1	4					
8 Justin Upton, R OBP: 0.286, SLG: 0.369										3	0	0	0	1	1	4					
33 Steven Moya, L OBP: 0.333, SLG: 0.616										4	1	2	1	0	1	1					
34 James McCann, R OBP: 0.260, SLG: 0.329										3	0	1	0	1	2	2					
1 Jose Iglesias, R OBP: 0.313, SLG: 0.340										4	0	0	0	0	0	2					
Inning Stats	R: 0 E: 0 K: 2 S: 7	H: 0 LOB: 0 BB: 0 P: 9	R: 0 E: 0 K: 0 S: 10	H: 1 LOB: 1 BB: 0 P: 15	R: 0 E: 0 K: 0 S: 10	H: 1 LOB: 0 BB: 0 P: 15	R: 0 E: 0 K: 3 S: 13	H: 2 LOB: 2 BB: 0 P: 19	R: 1 E: 0 K: 1 S: 14	H: 1 LOB: 0 BB: 0 P: 19	R: 2 E: 0 K: 1 S: 13	H: 3 LOB: 2 BB: 1 P: 27	R: 0 E: 0 K: 0 S: 12	H: 1 LOB: 1 BB: 1 P: 20	R: 0 E: 0 K: 0 S: 9	H: 0 LOB: 0 BB: 1 P: 15	1B: 6 2B: 1 3B: 0 HR: 2	SF: 0 SAC: 0 DP: 3 HBP: 0	WP: 0 PB: 0 SB: 0 CS: 0	PA: 36	
PITCHER	IP	WLS	BF	H	R	ER	SO	BB	IBB	HBP	BLK	WP	HR	S	P	ERA	WHIP				
31 Danny Salazar, R ERA: 2.36	5.2		25	8	3	3	6	1	0	0	0	0	2	64	99	4.76	1.588				
53 Jeff Manship, R ERA: 2.22	1.1	W	4	0	0	0	1	0	0	0	0	0	0	10	13	0.00	0.000				
27 Bryan Shaw, R ERA: 4.41	1.0	H	4	1	0	0	0	1	0	0	0	0	0	12	20	0.00	2.000				
37 Cody Allen, R ERA: 3.03	1.0	S	3	0	0	0	1	1	0	0	0	0	0	9	15	0.00	1.000				

Detroit Tigers @ Cleveland Indians
Progressive Field, Cleveland, OH
 Mon Jul 04 2016, 9:32 PM - 12:49 AM EDT
 Att: 34,163 - Overcast - 70 F

AB 33
R 3
H 9
RBI 3
BB 3
SO 8
LOB 15



Batter	1	2	3	4	5	6	7	8	9	AB	R	H	RBI	BB	SO	LOB	BOTTOM				
20 Rajai Davis, R OBP: 0.332, SLG: 0.446										3	2	1	0	1	1	0					
22 Jason Kipnis, L OBP: 0.326, SLG: 0.443										4	0	2	0	0	1	0					
12 Francisco Lindor, S OBP: 0.355, SLG: 0.449										1	1	0	2	1	0	0					
26 Mike Napoli, R OBP: 0.308, SLG: 0.464										3	2	2	2	1	1	1					
41 Carlos Santana, S OBP: 0.346, SLG: 0.480										2	0	1	1	2	0	0					
11 José Ramírez, S OBP: 0.354, SLG: 0.428										4	0	2	0	0	1	5					
10 Yan Gomes, R OBP: 0.212, SLG: 0.339										4	0	0	0	0	2	5					
4 Juan Uribe, R OBP: 0.280, SLG: 0.369										3	0	0	0	0	1	2					
8 Lonnie Chisenhall, L OBP: 0.351, SLG: 0.466										1	0	0	0	0	0	0					
35 Abraham Almonte, S ERA: 10.04										4	0	0	0	0	2	2					
Inning Stats	R: 0 E: 0 K: 1 S: 7	H: 0 LOB: 0 BB: 0 P: 10	R: 1 E: 0 K: 2 S: 12	H: 3 LOB: 2 BB: 0 P: 15	R: 1 E: 0 K: 1 S: 13	H: 1 LOB: 2 BB: 2 P: 26	R: 0 E: 0 K: 1 S: 7	H: 0 LOB: 0 BB: 0 P: 11	R: 1 E: 0 K: 2 S: 15	H: 2 LOB: 3 BB: 2 P: 32	R: 0 E: 0 K: 0 S: 3	H: 0 LOB: 0 BB: 0 P: 3	R: 2 E: 0 K: 1 S: 10	H: 2 LOB: 1 BB: 1 P: 21	R: 0 E: 0 K: 1 S: 7	H: 0 LOB: 0 BB: 0 P: 10	1B: 4 2B: 3 3B: 0 HR: 1	SF: 2 SAC: 0 DP: 0 HBP: 0	WP: 0 PB: 0 SB: 0 CS: 1	PA: 37	
PITCHER	IP	WLS	BF	H	R	ER	SO	BB	IBB	HBP	BLK	WP	HR	S	P	ERA	WHIP				
44 Daniel Norris, L ERA: 4.85	2.0		10	3	2	2	3	1	0	0	0	0	0	21	31	9.00	2.000				
50 Dustin Moleken, R ERA: 4.5	2.0		10	3	1	1	2	1	0	0	0	0	0	23	41	4.50	2.000				
30 Alex Wilson, R ERA: 3.72	2.0		8	0	0	0	2	2	0	0	0	0	0	13	25	0.00	1.000				
43 Bruce Rondón, R ERA: 3.12	1.0	L	5	2	2	2	1	1	0	0	0	0	1	10	21	18.00	3.000				
21 Mark Lowe, R ERA: 10.04	1.0		3	0	0	0	1	0	0	0	0	0	0	7	10	0.00	0.000				

Detroit Tigers @ Cleveland Indians
Progressive Field, Cleveland, OH
 Mon Jul 04 2016, 9:32 PM - 12:49 AM EDT
 Att: 34,163 - Overcast - 70 F

AB 29
R 5
H 8
RBI 5
BB 5
SO 9
LOB 15



Batter	1	2	3	4	5	6	7	8	9	AB	R	H	RBI	BB	SO	LOB	TOP										
3 Ian Kinstler, R OBP: 0.349, SLG: 0.493 39 Jarrod Saltalamacchia, R OBP: 0.359, SLG: 0.443	G6-3		G4-3			BB		BB		2	1	0	0	1	0	0	Detroit Tigers @ Cleveland Indians Progressive Field, Cleveland, OH Tue Jul 05 2016, 7:10 PM - 10:15 PM EDT Att: 19,448 - Clear - 82 F										
4 Cameron Maybin, R OBP: 0.404, SLG: 0.410	K		K			K		G6-3		4	0	0	0	0	3	2											
24 Miguel Cabrera, R OBP: 0.377, SLG: 0.525 17 Andrew Romine, S OBP: 0.273, SLG: 0.220	K			P6		G5-4-3		G1		3	0	0	0	0	1	1											
41 Victor Martinez, S OBP: 0.366, SLG: 0.527		P5		G4-3				BB		3	0	1	1	1	0	0											
8 Justin Upton, R OBP: 0.289, SLG: 0.371				G5-3				BB		4	0	2	0	0	0	1											
33 Steven Moya, L OBP: 0.329, SLG: 0.592				K				BB		3	0	0	0	1	3	3											
14 Mike Aviles, R OBP: 0.277, SLG: 0.269								K		3	0	1	0	1	0	2											
34 James McCann, R OBP: 0.256, SLG: 0.323								K		3	0	0	0	0	1	4											
1 Jose Iglesias, R OBP: 0.310, SLG: 0.336										3	0	0	0	0	0	2											
Inning Stats	R: 0 E: 0 K: 2 S: 8	H: 0 LOB: 0 BB: 0 P: 10	R: 0 E: 0 K: 1 S: 10	H: 2 LOB: 2 BB: 0 P: 16	R: 0 E: 0 K: 1 S: 9	H: 0 LOB: 0 BB: 0 P: 13	R: 0 E: 0 K: 0 S: 5	H: 0 LOB: 0 BB: 0 P: 6	R: 0 E: 0 K: 0 S: 9	H: 0 LOB: 2 BB: 2 P: 18	R: 1 E: 0 K: 1 S: 11	H: 1 LOB: 1 BB: 1 P: 19	R: 0 E: 0 K: 2 S: 9	H: 0 LOB: 0 BB: 0 P: 14	R: 0 E: 0 K: 0 S: 9	H: 0 LOB: 0 BB: 1 P: 14		R: 0 E: 0 K: 1 S: 16	H: 1 LOB: 2 BB: 1 P: 26	1B: 4 2B: 0 3B: 0 HR: 0	SF: 0 SAC: 0 DP: 2 HBP: 0	WP: 1 PB: 0 SB: 0 CS: 0	PA: 34				
PITCHER	IP	WLS	BF	H	R	ER	SO	BB	IBB	HBP	BLK	WP	HR	S	P	ERA	WHIP										
59 Carlos Carrasco, R ERA: 2.47	6.0	W	23	3	1	1	5	3	0	0	0	0	0	52	82	1.50	1.000										
61 Dan Otero, R ERA: 1.35	1.0		3	0	0	0	2	0	0	0	0	0	0	9	14	0.00	0.000										
52 Mike Clevinger, R ERA: 7.71	2.0		8	1	0	0	1	2	0	0	0	1	0	25	40	0.00	1.500										

Batter	1	2	3	4	5	6	7	8	9	AB	R	H	RBI	BB	SO	LOB	BOTTOM										
41 Carlos Santana, S OBP: 0.350, SLG: 0.489	P5		K			BB		HR		3	2	1	1	2	1	0	Detroit Tigers @ Cleveland Indians Progressive Field, Cleveland, OH Tue Jul 05 2016, 7:10 PM - 10:15 PM EDT Att: 19,448 - Clear - 82 F										
22 Jason Kipnis, L OBP: 0.327, SLG: 0.444	K		K			BB		BB		4	3	1	0	1	2	1											
12 Francisco Lindor, S OBP: 0.356, SLG: 0.450	F9		G1			BB		L9		4	1	1	1	1	0	1											
26 Mike Napoli, R OBP: 0.315, SLG: 0.466		K				BB		BB		3	2	2	1	2	1	0											
11 José Ramírez, S OBP: 0.355, SLG: 0.425		BB				BB		BB		4	2	1	2	1	0	5											
8 Lonnie Chisenhall, L OBP: 0.362, SLG: 0.465		BB				BB		BB		5	1	4	3	0	0	2											
20 Rajai Davis, R OBP: 0.333, SLG: 0.450		BB				BB		BB		4	0	2	2	0	1	3											
72 Tyler Naquin, L OBP: 0.373, SLG: 0.576								BB		4	1	1	2	0	2	3											
10 Yan Gomes, R OBP: 0.208, SLG: 0.333								BB		4	0	0	0	0	1	3											
Inning Stats	R: 0 E: 0 K: 1 S: 10	H: 0 LOB: 0 BB: 0 P: 16	R: 2 E: 0 K: 1 S: 9	H: 2 LOB: 1 BB: 1 P: 18	R: 0 E: 0 K: 2 S: 7	H: 0 LOB: 0 BB: 0 P: 13	R: 2 E: 0 K: 2 S: 17	H: 2 LOB: 1 BB: 1 P: 26	R: 3 E: 0 K: 1 S: 13	H: 2 LOB: 1 BB: 2 P: 28	R: 3 E: 0 K: 0 S: 18	H: 2 LOB: 2 BB: 3 P: 33	R: 0 E: 0 K: 1 S: 9	H: 1 LOB: 0 BB: 0 P: 11	R: 2 E: 0 K: 0 S: 18	H: 4 LOB: 2 BB: 0 P: 22		1B: 6 2B: 5 3B: 0 HR: 2	SF: 1 SAC: 0 DP: 1 HBP: 0	WP: 0 PB: 0 SB: 0 CS: 0	PA: 43						
PITCHER	IP	WLS	BF	H	R	ER	SO	BB	IBB	HBP	BLK	WP	HR	S	P	ERA	WHIP										
19 Anibal Sánchez, R ERA: 6.52	4.1	L	22	5	7	7	6	4	0	0	0	0	0	50	89	14.54	2.077										
45 Buck Farmer, R ERA: 3.94	2.2		14	4	3	3	2	3	0	0	0	0	1	33	56	10.12	2.625										
21 Mark Lowe, R ERA: 10.33	1.0		7	4	2	2	0	0	0	0	0	0	1	18	22	18.00	4.000										

AB 29
R 1
H 4
RBI 1
BB 5
SO 8
LOB 15

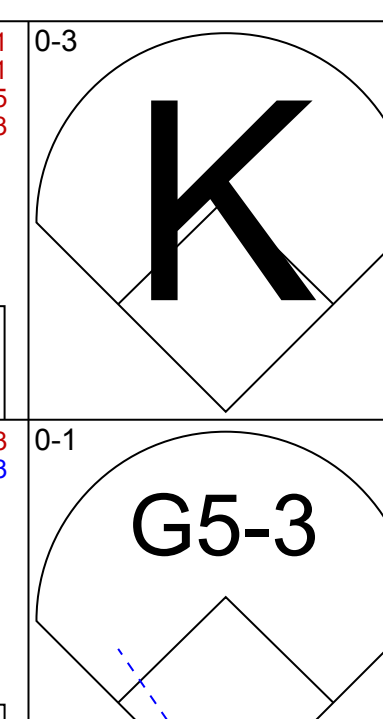
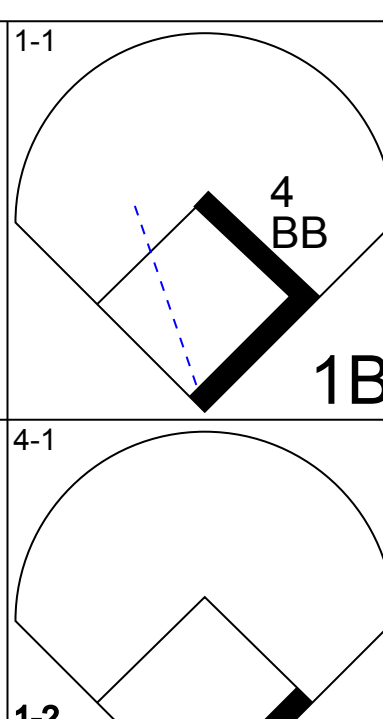
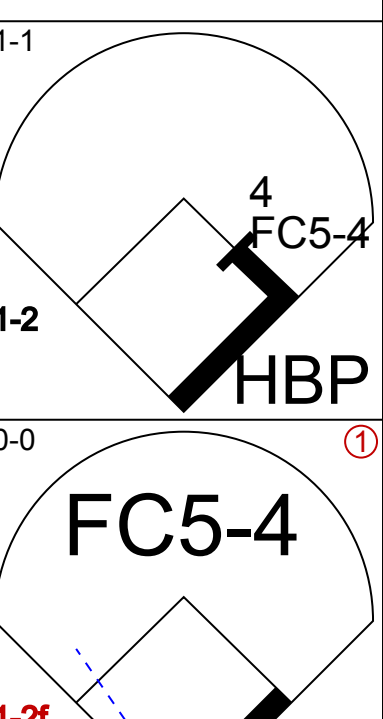
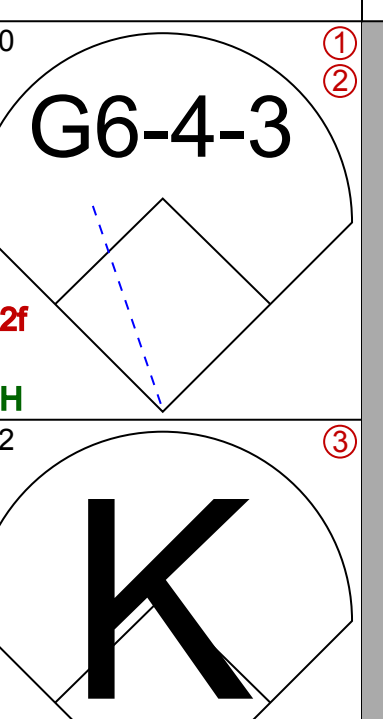
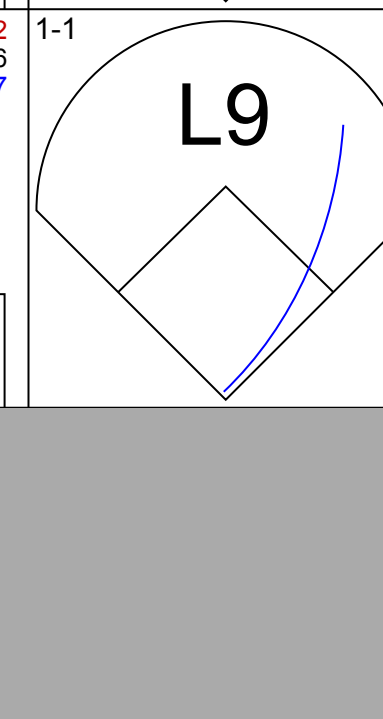
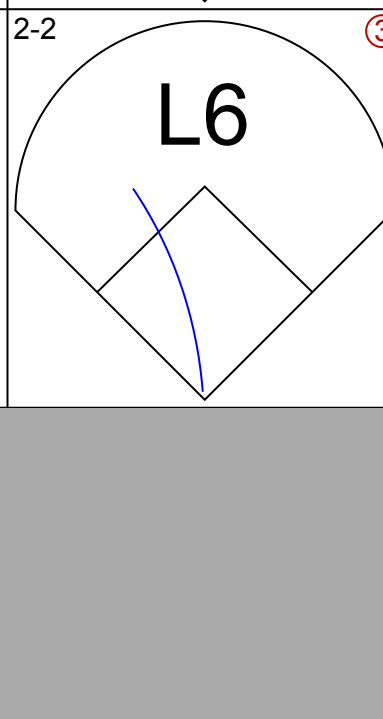
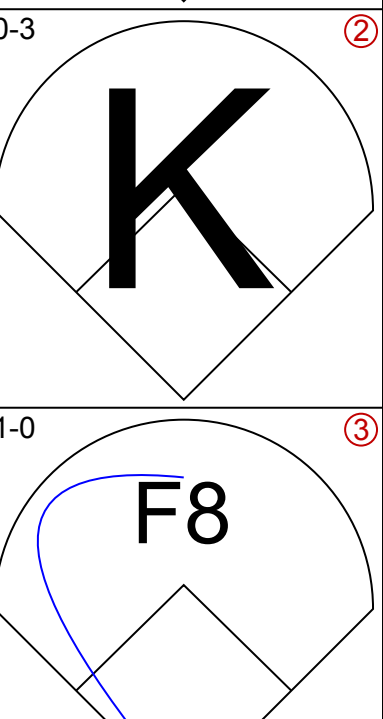




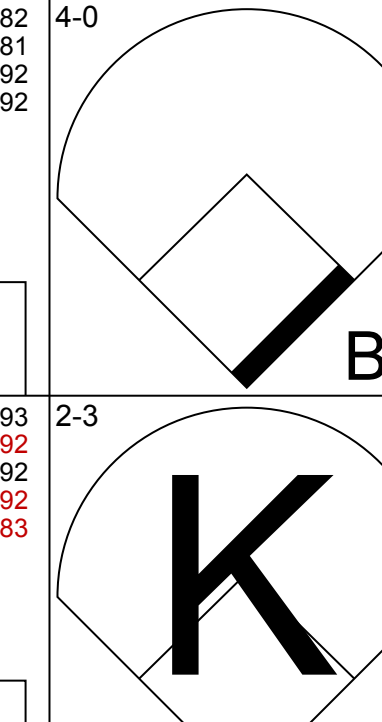
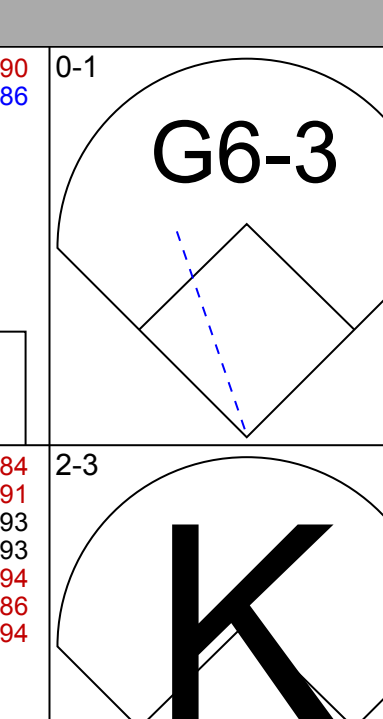
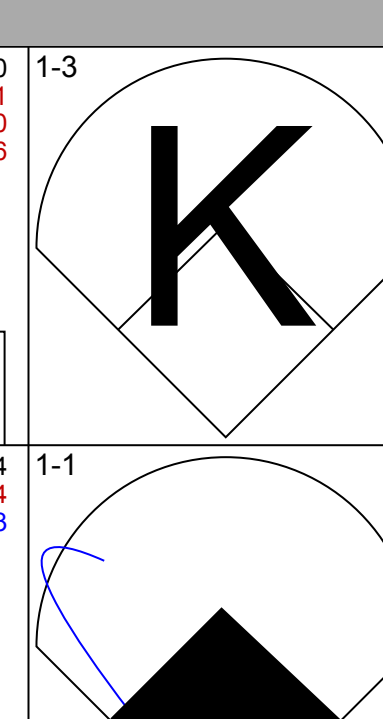
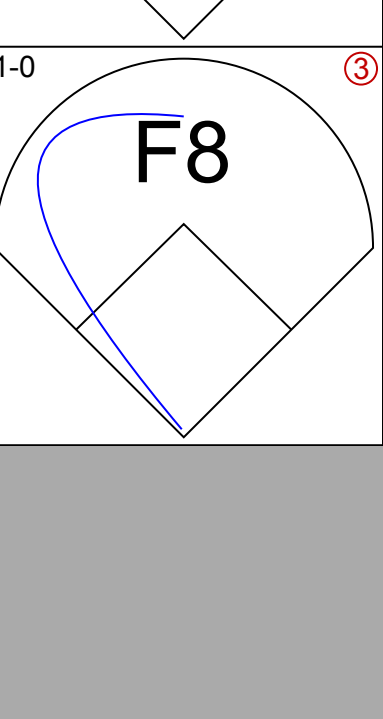
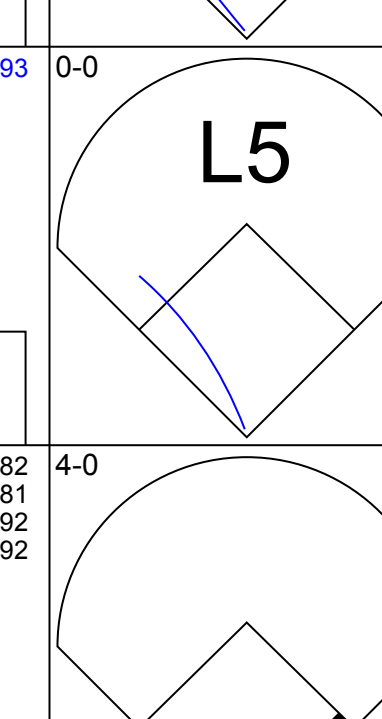
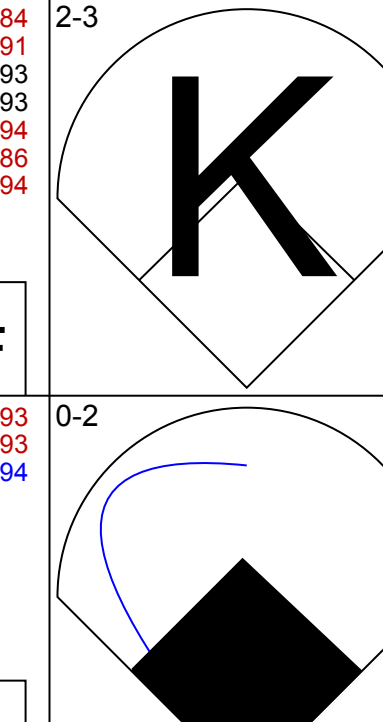
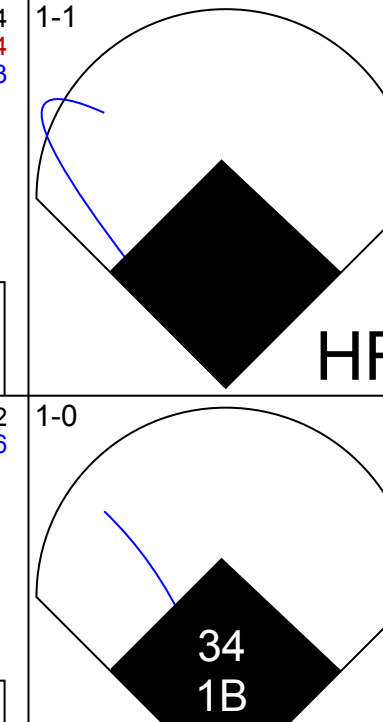
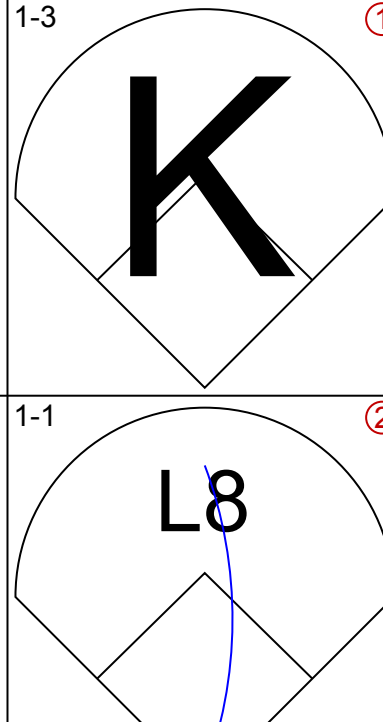
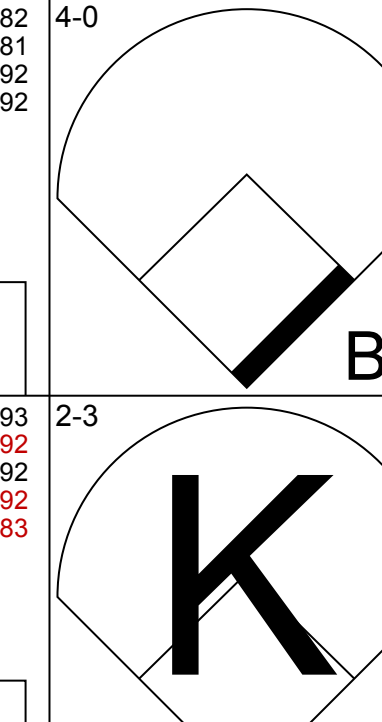
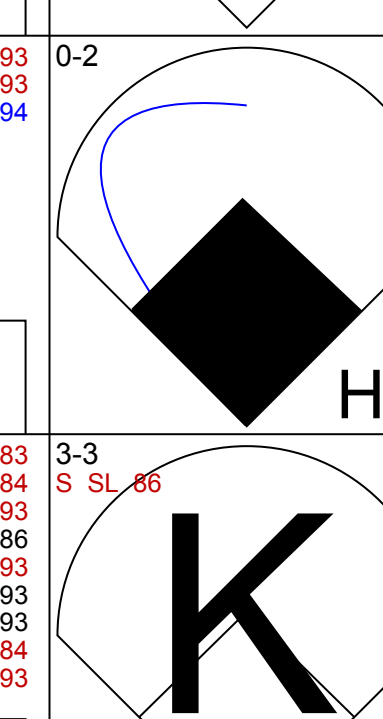
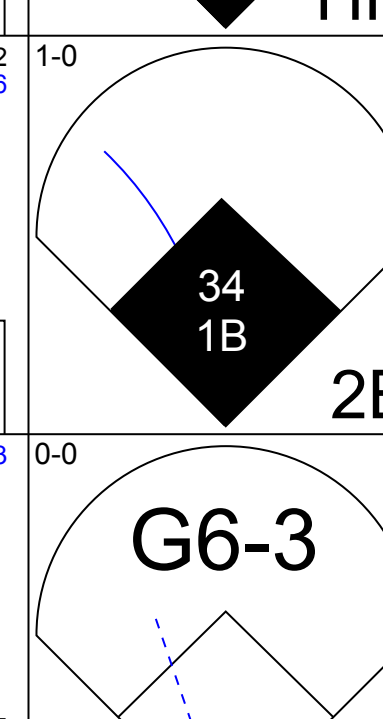
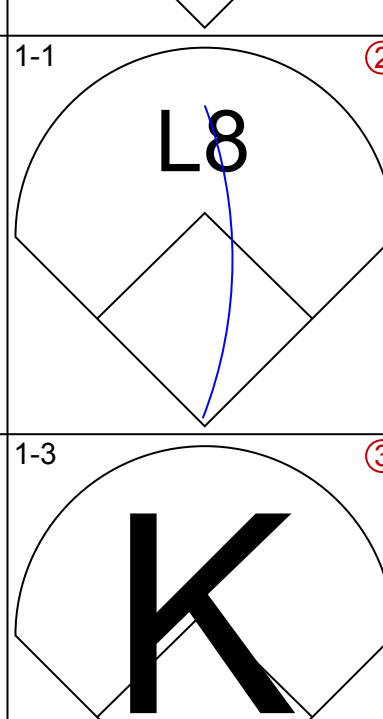
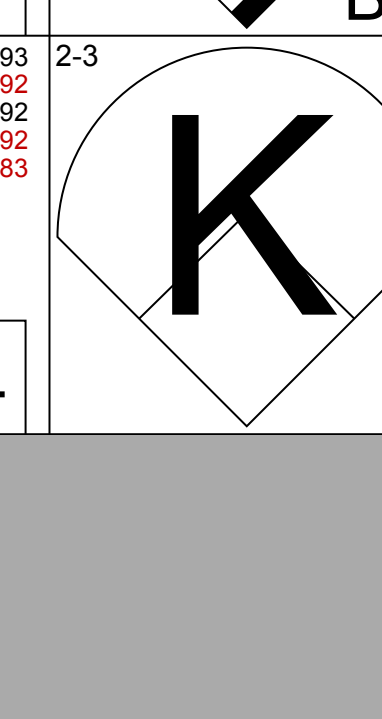
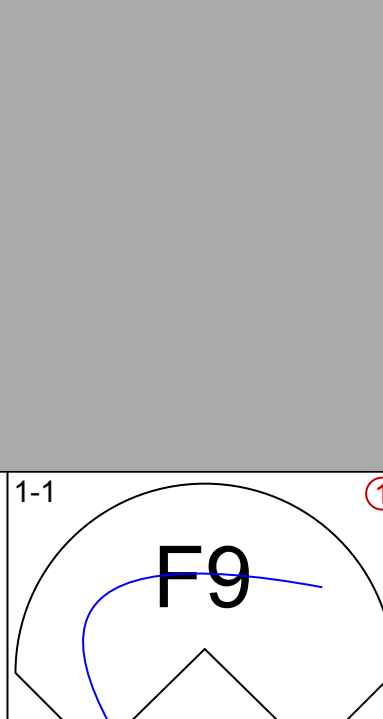
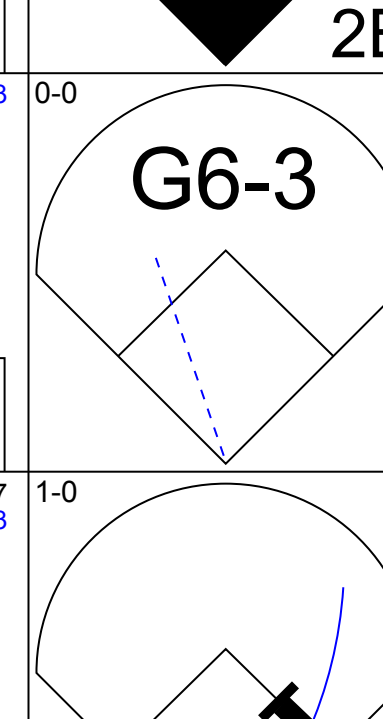
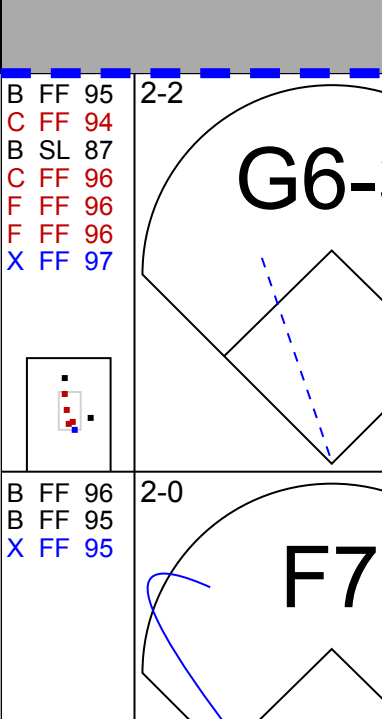
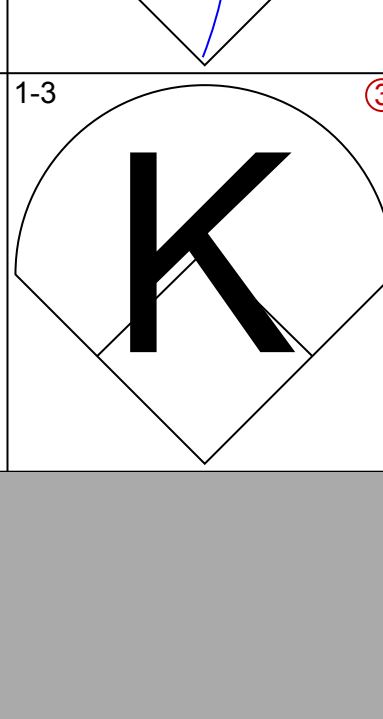
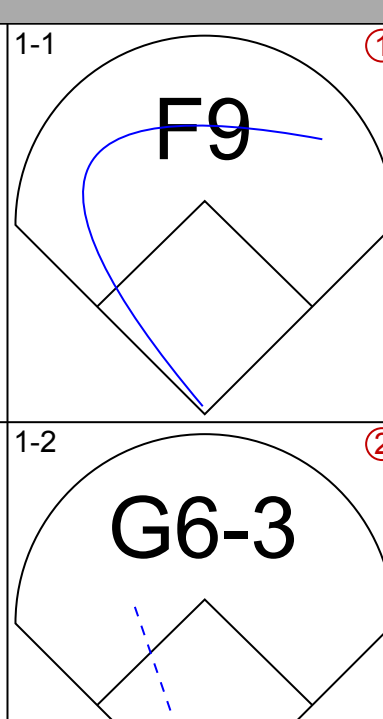
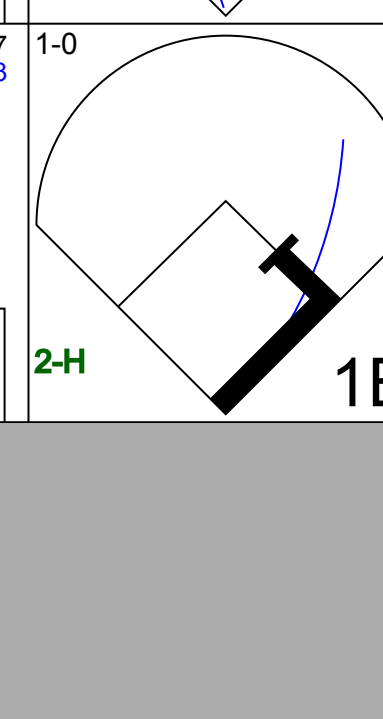
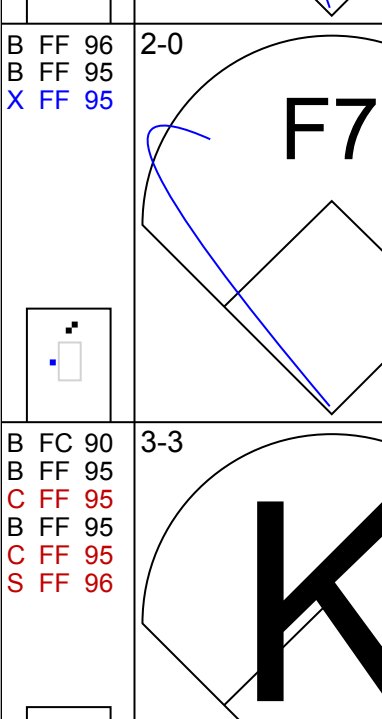
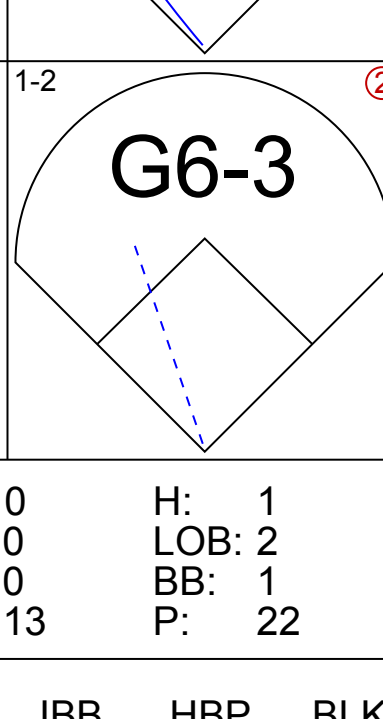
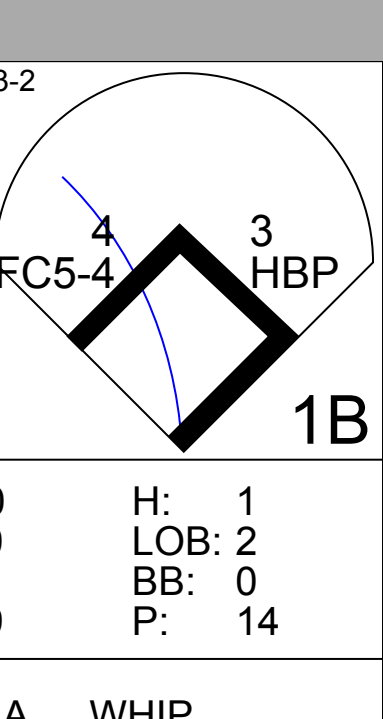
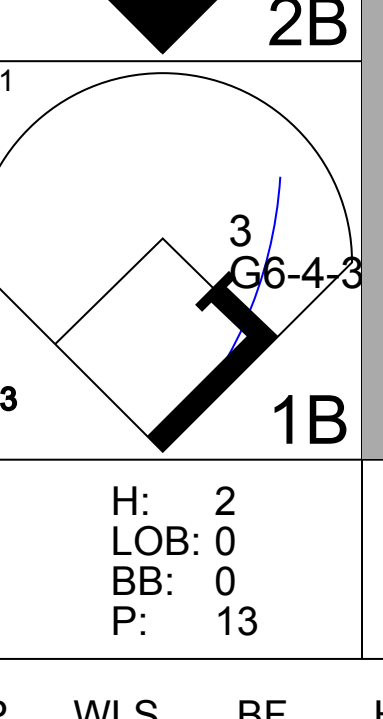
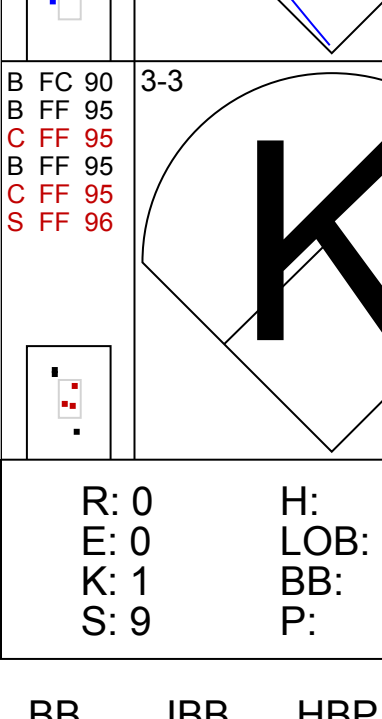


WP: 1
PB: 0
SB: 0
CS: 0

AB 35
R 12
H 13
RBI 12
BB 7
SO 8
LOB 18



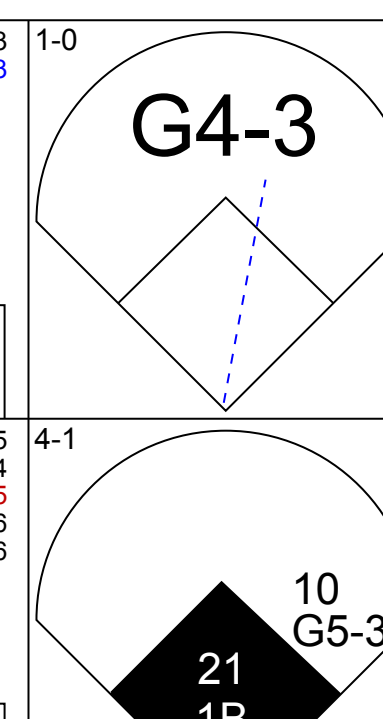
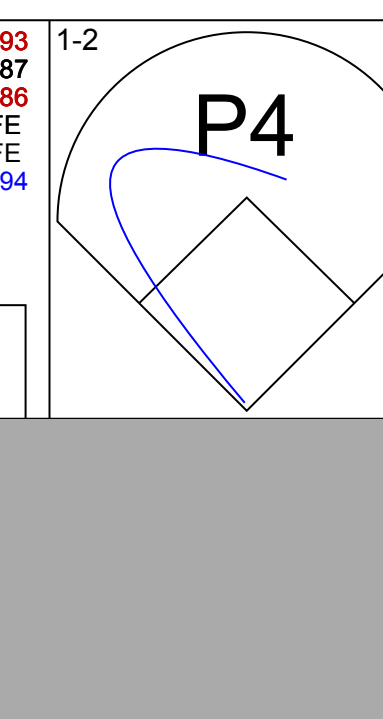
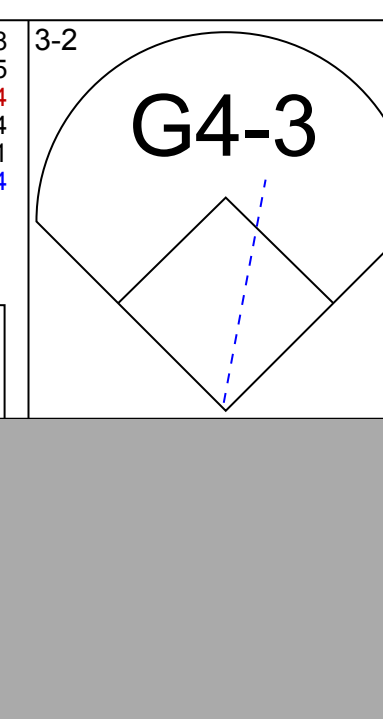
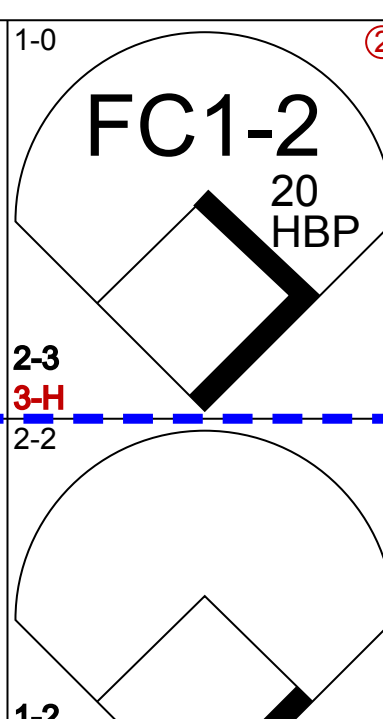
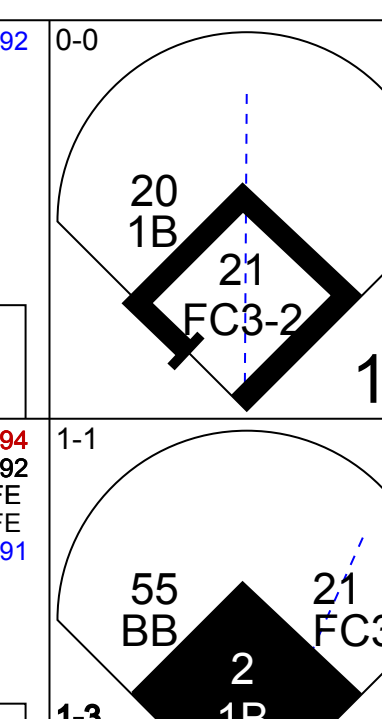
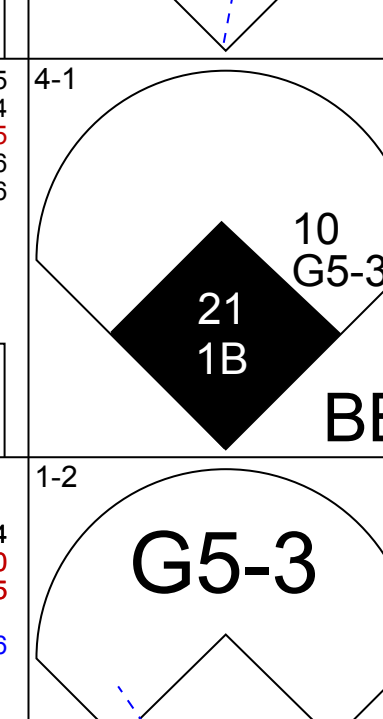
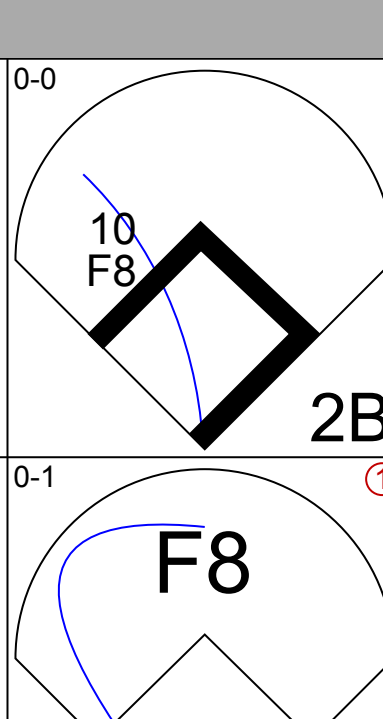
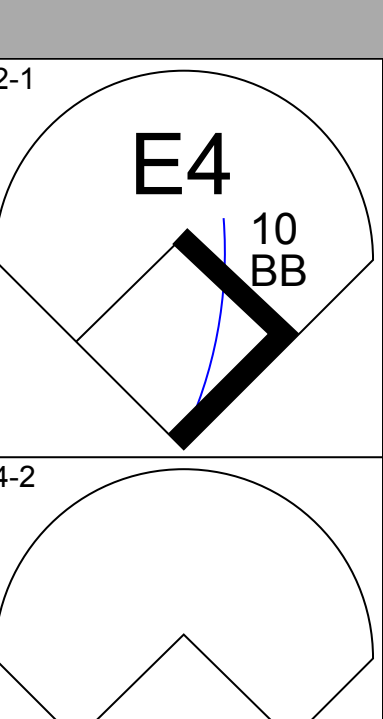
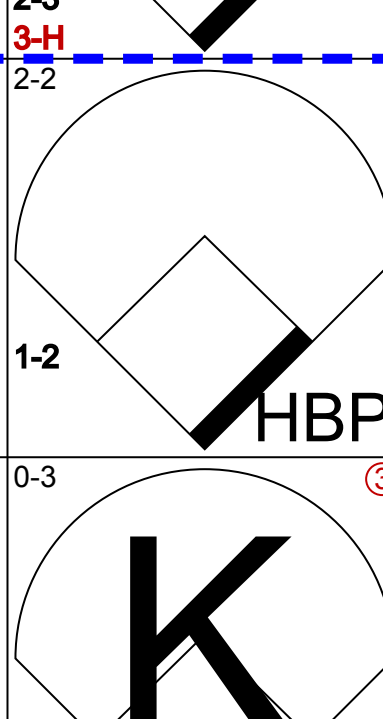
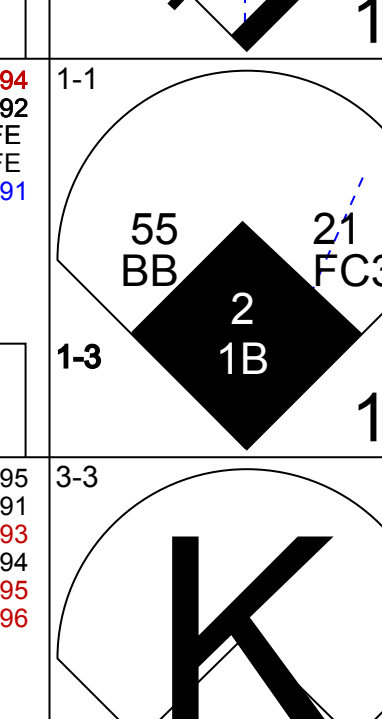
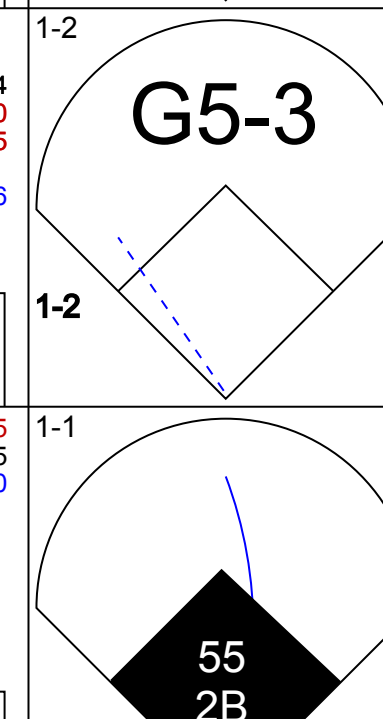
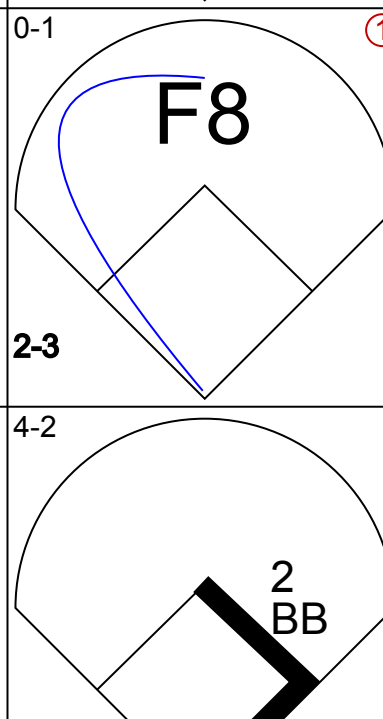
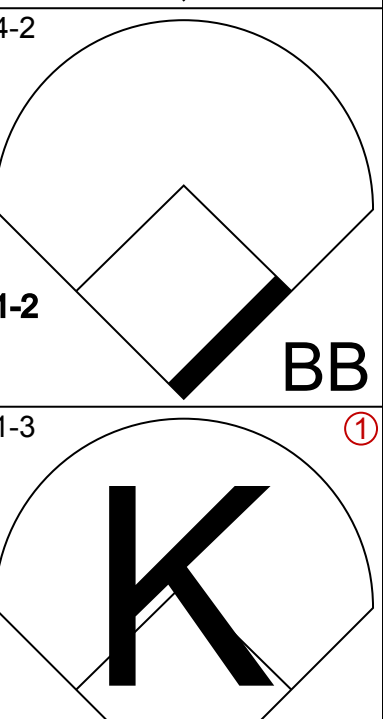

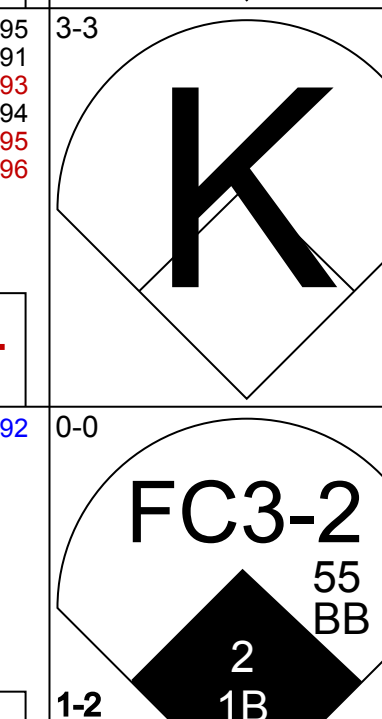
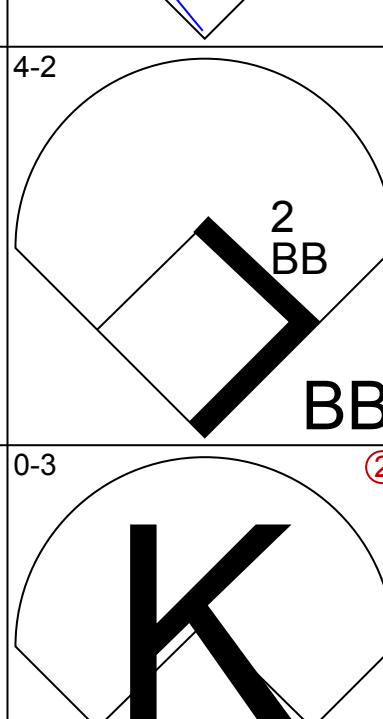
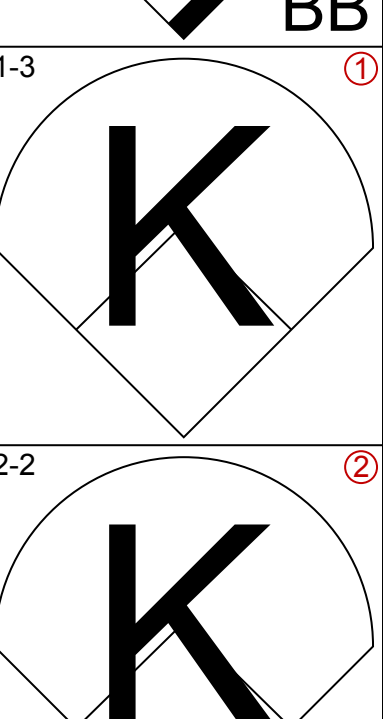

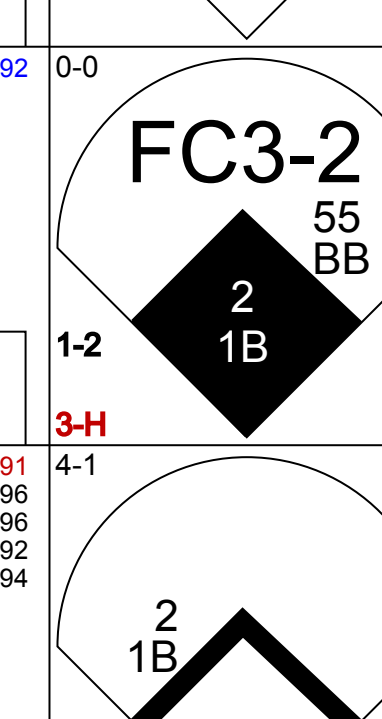
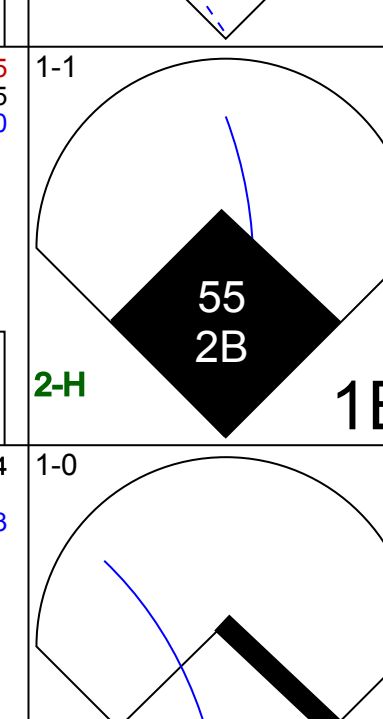
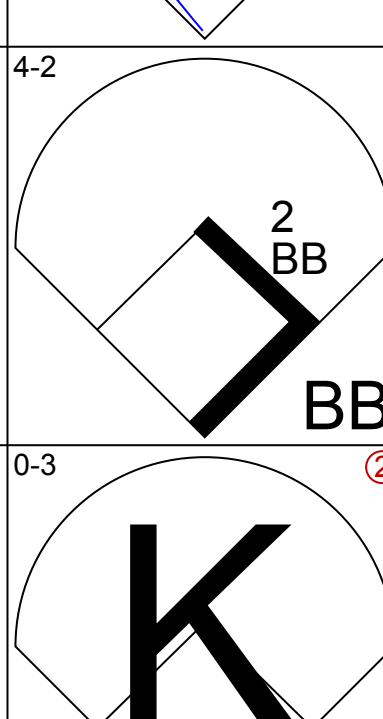
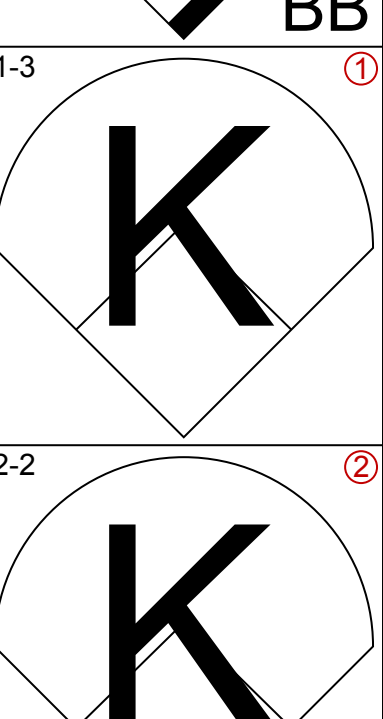

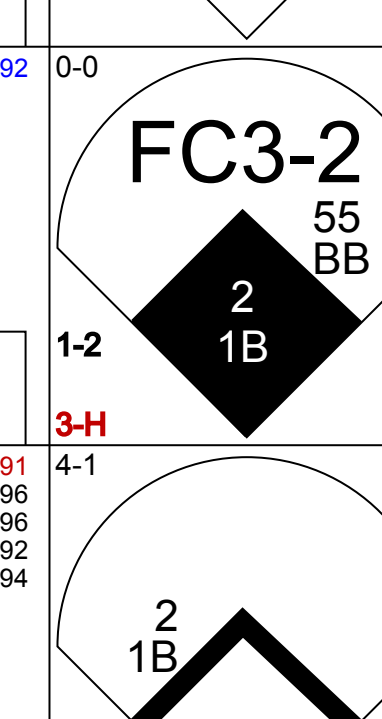
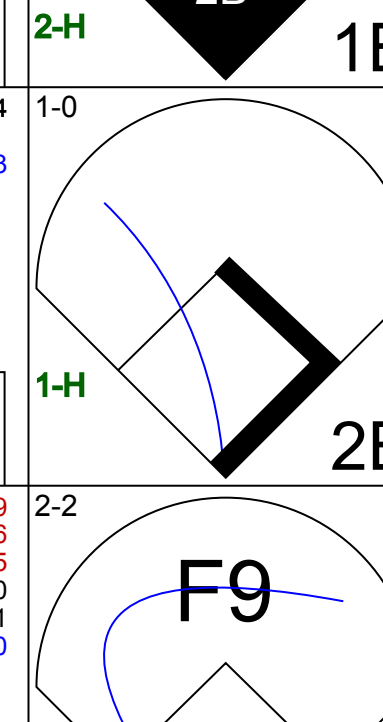
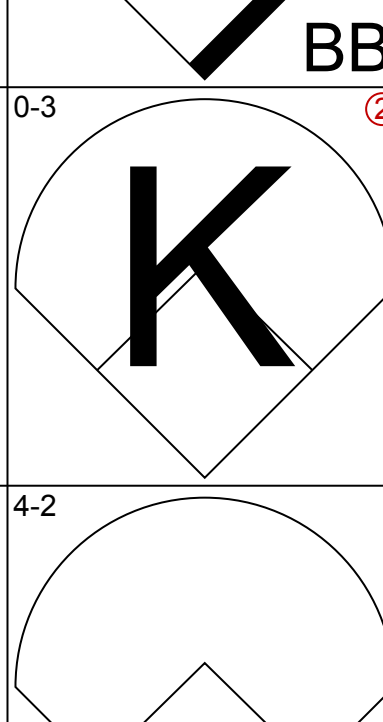
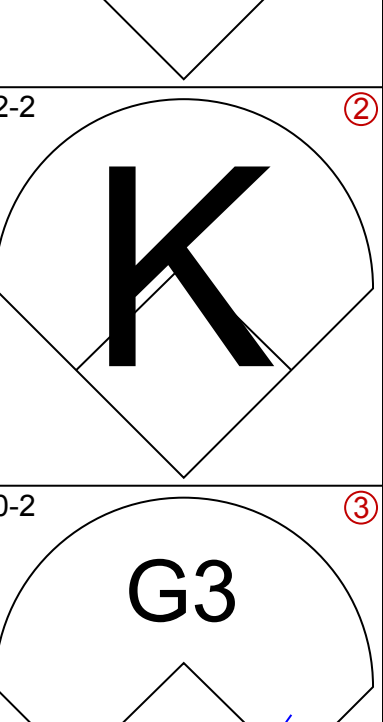

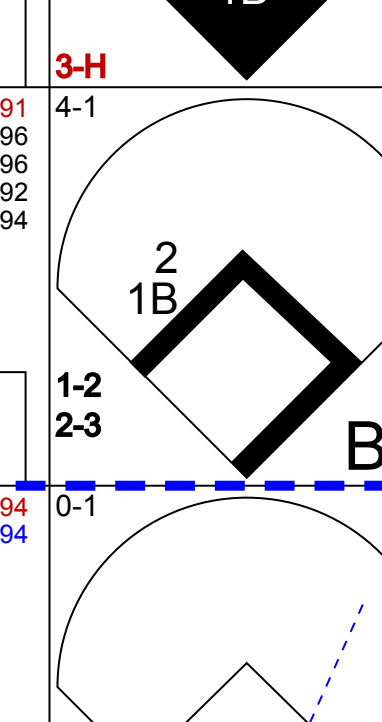
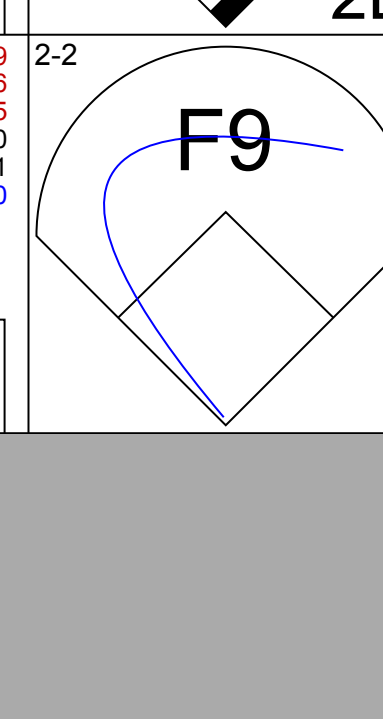
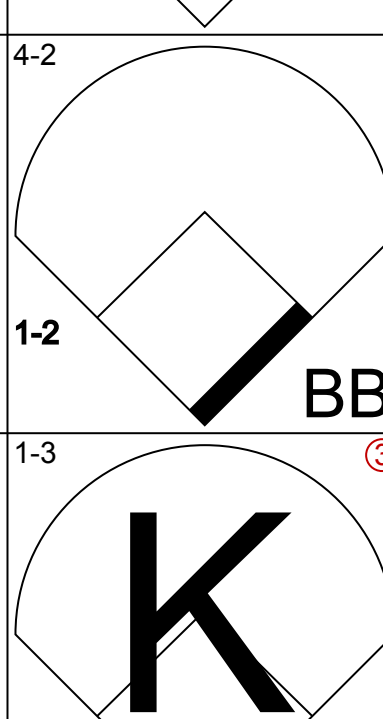
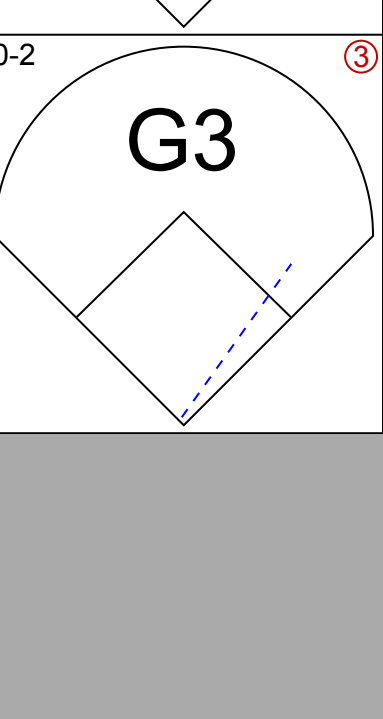
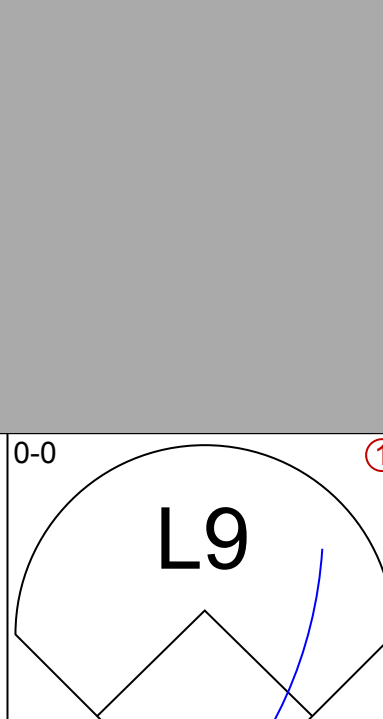
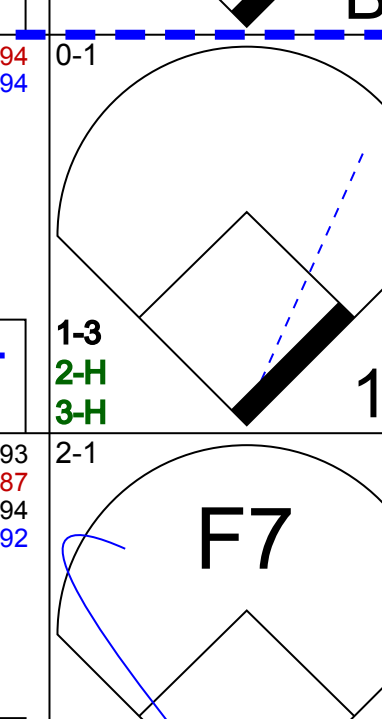
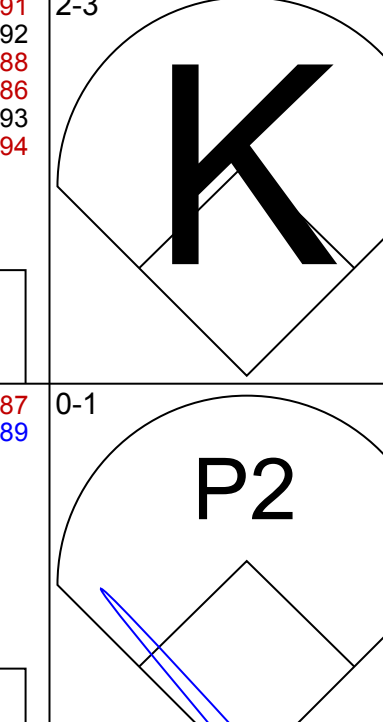

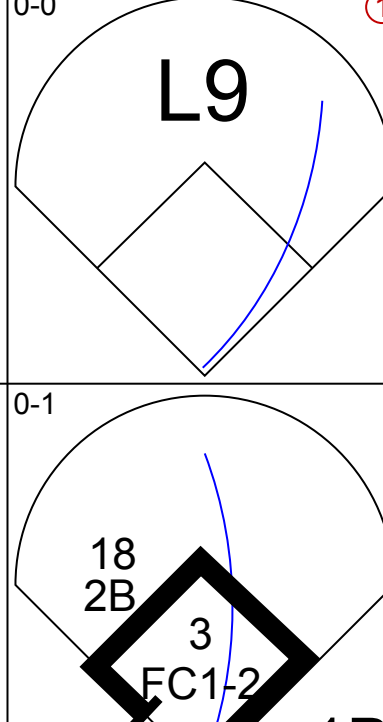
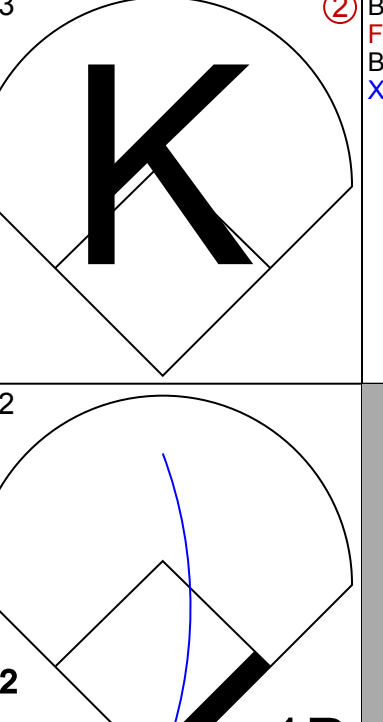
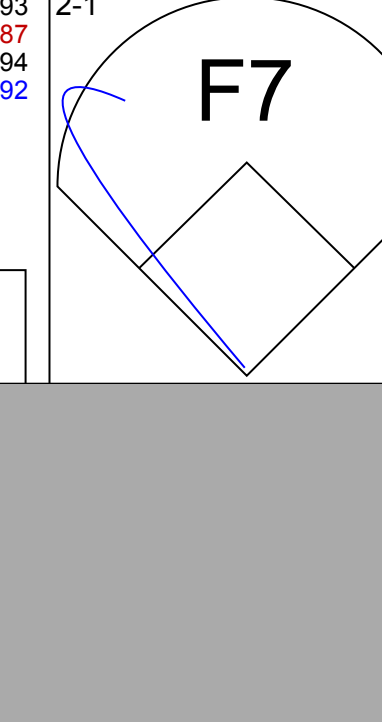
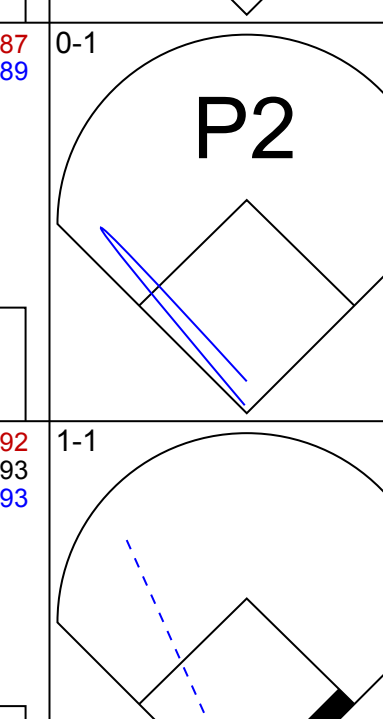
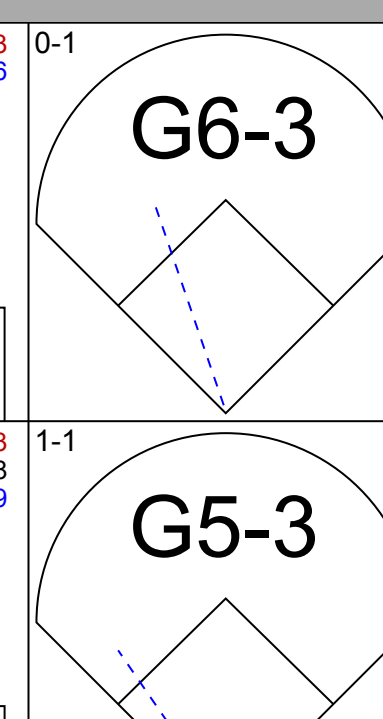
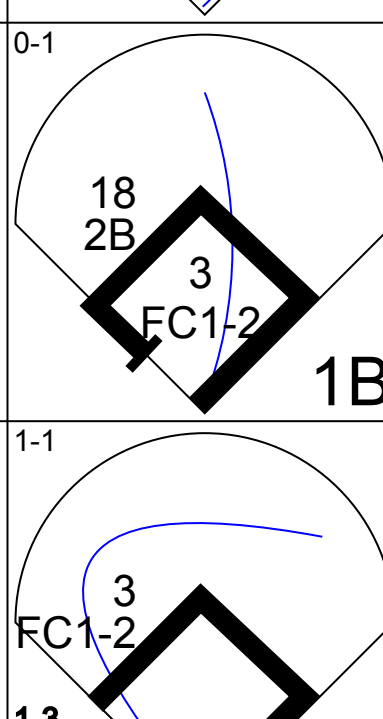
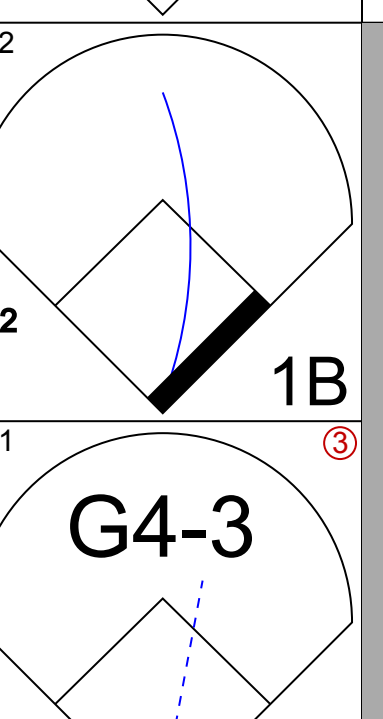

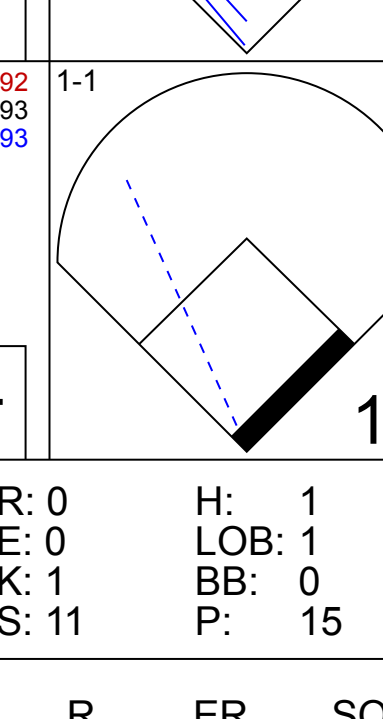
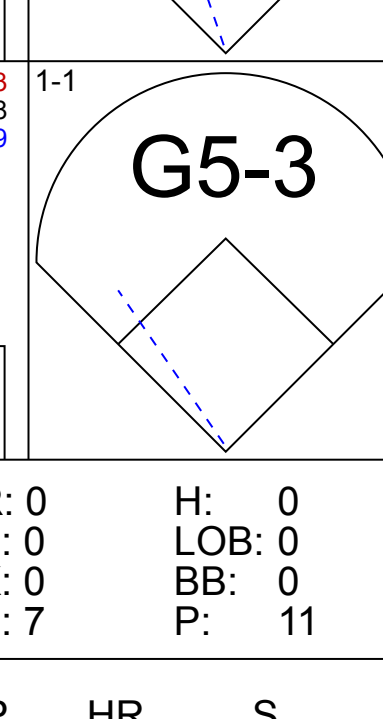
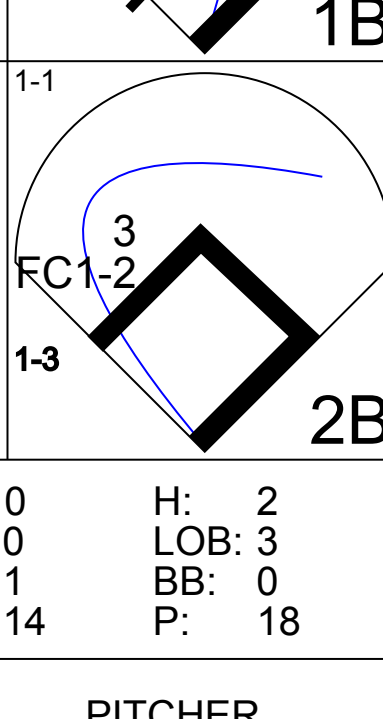
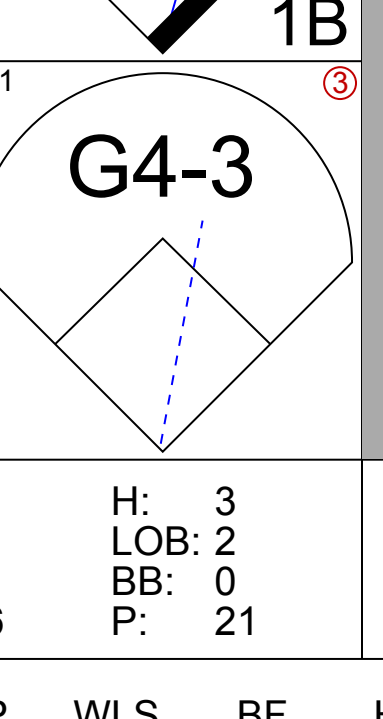
WP: 0
PB: 0
SB: 0
CS: 0

Batter	1	2	3	4	5	6	7	8	9	AB	R	H	RBI	BB	SO	LOB	TOP			
3 Ian Kinsler, R OBP: 0.354, SLG: 0.494										3	0	1	0	0	1	1				
4 Cameron Maybin, R OBP: 0.374, SLG: 0.423										3	0	0	0	1	1	2				
24 Miguel Cabrera, R OBP: 0.374, SLG: 0.517										4	0	0	0	0	1	4				
41 Victor Martinez, S OBP: 0.360, SLG: 0.520										4	0	0	0	0	1	2				
9 Nick Castellanos, R OBP: 0.348, SLG: 0.547										3	1	1	1	1	2	0				
8 Justin Upton, R OBP: 0.288, SLG: 0.382										4	2	2	1	0	1	1				
33 Steven Moya, L OBP: 0.315, SLG: 0.554										3	0	0	0	0	2	1				
14 Mike Aviles, R OBP: 0.272, SLG: 0.264										1	0	0	0	0	0	0				
34 James McCann, R OBP: 0.260, SLG: 0.331										4	1	2	1	0	0	0				
1 Jose Iglesias, R OBP: 0.308, SLG: 0.333										4	0	2	0	0	1	0				
Inning Stats	R: 0 E: 0 K: 1 S: 8	H: 0 LOB: 0 BB: 0 P: 9	R: 1 E: 0 K: 2 S: 17	H: 1 LOB: 0 BB: 0 P: 22	R: 0 E: 0 K: 0 S: 13	H: 1 LOB: 1 BB: 1 P: 22	R: 2 E: 0 K: 1 S: 8	H: 3 LOB: 1 BB: 0 P: 12	R: 0 E: 0 K: 2 S: 9	H: 0 LOB: 0 BB: 0 P: 11	R: 1 E: 0 K: 1 S: 9	H: 2 LOB: 0 BB: 0 P: 13	R: 0 E: 0 K: 1 S: 6	H: 0 LOB: 1 BB: 1 P: 14	R: 0 E: 0 K: 1 S: 9	H: 0 LOB: 0 BB: 0 P: 16	1B: 4 2B: 2 3B: 0 HR: 2	SF: 0 SAC: 0 DP: 1 HBP: 1	WP: 0 PB: 0 SB: 0 CS: 0	PA: 36
PITCHER	IP	WLS	BF	H	R	ER	SO	BB	IBB	HBP	BLK	WP	HR	S	P	ERA	WHIP			
36 Drew Hutchison, R ERA: 4.97	6.0		25	6	3	3	7	1	0	1	0	0	2	63	90	4.50	1.167			
27 Brett Cecil, L ERA: 5.27	1.0	W	4	2	1	1	1	0	0	0	0	0	0	9	13	9.00	2.000			
37 Jason Grilli, R ERA: 3.94	1.0	S	3	0	0	0	1	0	0	0	0	0	0	6	14	0.00	1.000			
54 Roberto Osuna, R ERA: 2.27	1.0		3	0	0	0	1	0	0	0	0	0	0	9	16	0.00	0.000			

Detroit Tigers @ Toronto Blue Jays
Rogers Centre, Toronto, ON
Thu Jul 07 2016, 7:09 PM - 10:26 PM EDT
Att: 46,283 - Cloudy - 81 F

AB 33
R 4
H 8
RBI 3
BB 2
SO 10
LOB 11

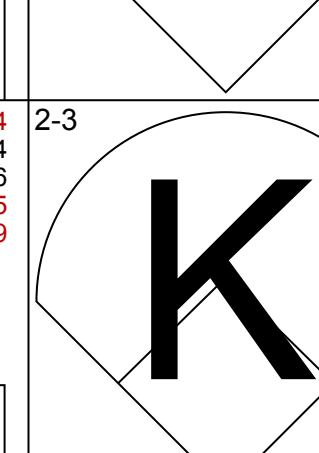

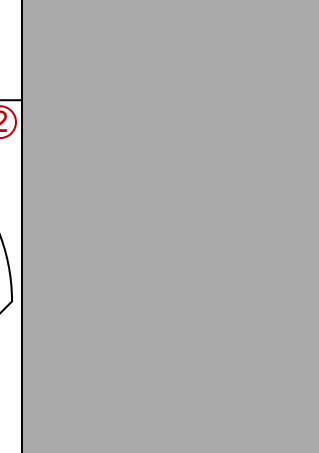


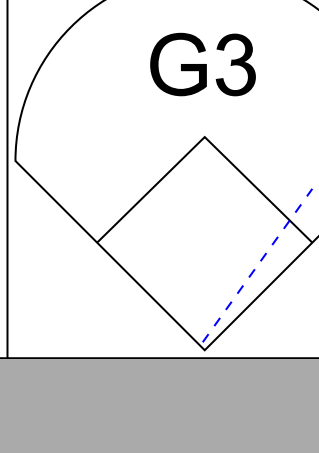
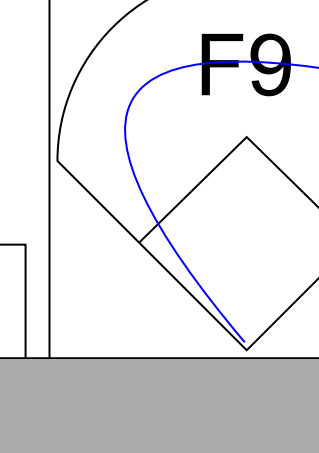




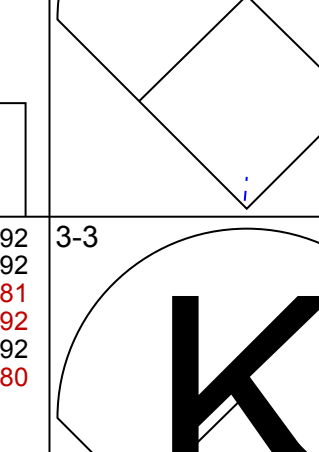
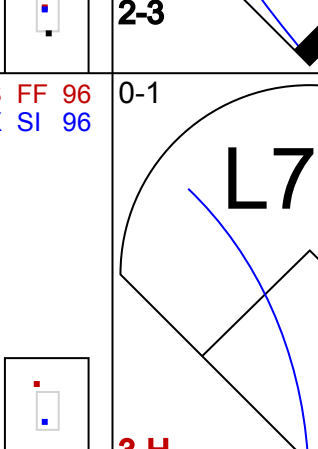



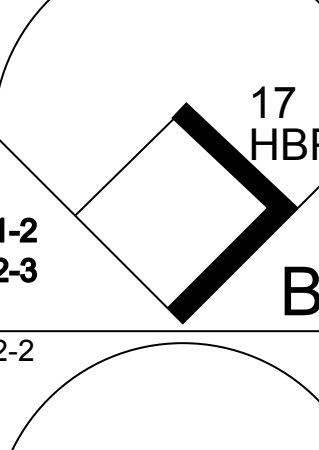
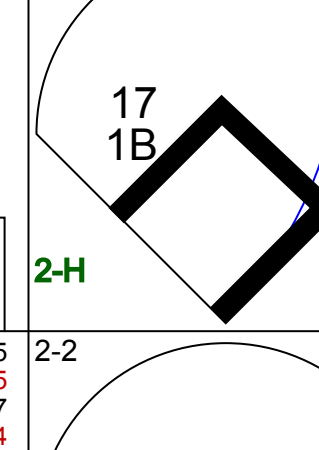


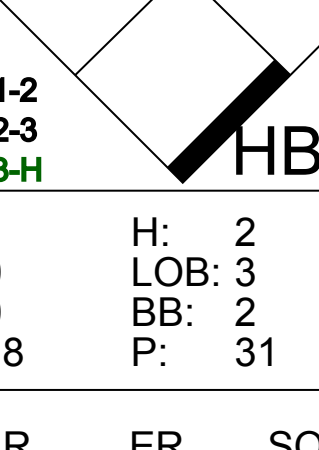
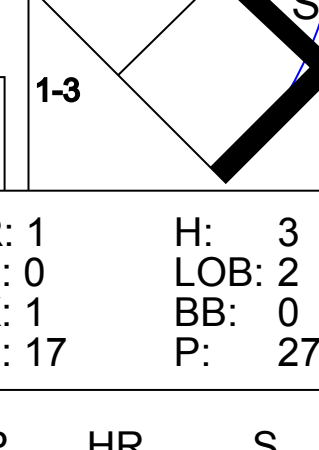
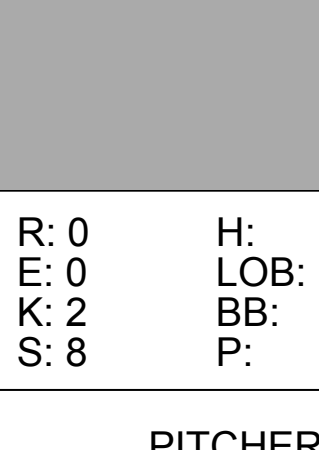
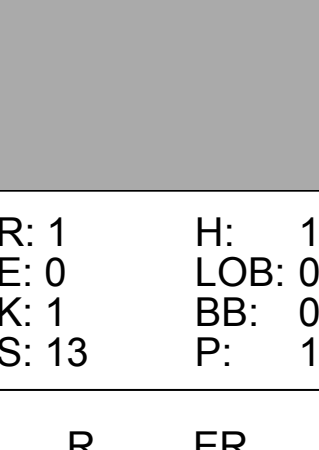






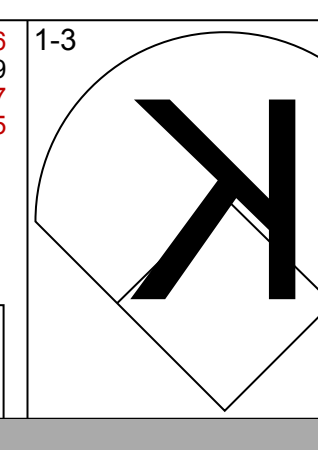







Batter	1	2	3	4	5	6	7	8	9	AB	R	H	RBI	BB	SO	LOB	BOTTOM			
3 Ezequiel Carrera, L OBP: 0.376, SLG: 0.406										5	0	1	0	0	0	3				
20 Josh Donaldson, R OBP: 0.418, SLG: 0.600										3	2	2	0	1	0	0				
10 Edwin Encarnación, R OBP: 0.357, SLG: 0.537										4	0	0	0	1	2	7				
21 Michael Saunders, L OBP: 0.372, SLG: 0.559										4	3	2	1	1	1	4				
48 Junior Lake, R OBP: 0.381, SLG: 0.529										0	0	0	0	0	0	0				
55 Russell Martin, R OBP: 0.313, SLG: 0.340										4	0	1	1	1	2	5				
2 Troy Tulowitzki, R OBP: 0.320, SLG: 0.466										4	0	2	3	1	0	3				
14 Justin Smoak, S OBP: 0.325, SLG: 0.490										5	0	0	0	0	3	6				
11 Kevin Pillar, R OBP: 0.290, SLG: 0.394										4	0	2	0	0	0	0				
18 Darwin Barney, R OBP: 0.349, SLG: 0.394										4	0	2	0	0	0	2				
Inning Stats	R: 2 E: 0 K: 0 S: 12	H: 2 LOB: 1 BB: 1 P: 22	R: 0 E: 0 K: 1 S: 11	H: 1 LOB: 0 BB: 0 P: 15	R: 0 E: 0 K: 2 S: 14	H: 0 LOB: 0 BB: 2 P: 23	R: 0 E: 0 K: 0 S: 7	H: 0 LOB: 0 BB: 0 P: 11	R: 0 E: 0 K: 2 S: 15	H: 2 LOB: 3 BB: 1 P: 24	R: 0 E: 0 K: 1 S: 14	H: 0 LOB: 0 BB: 0 P: 18	R: 1 E: 0 K: 1 S: 16	H: 3 LOB: 2 BB: 0 P: 21	R: 2 E: 0 K: 1 S: 12	H: 3 LOB: 2 BB: 1 P: 22	1B: 8 2B: 4 3B: 0 HR: 0	SF: 0 SAC: 0 DP: 0 HBP: 1	WP: 0 PB: 0 SB: 0 CS: 0	PA: 43
PITCHER	IP	WLS	BF	H	R	ER	SO	BB	IBB	HBP	BLK	WP	HR	S	P	ERA	WHIP			
35 Justin Verlander, R ERA: 4.07	5.2		28	6	2	2	5	4	0	0	0	0	0	65	103	3.18	1.765			
61 Shane Greene, R ERA: 4.94	0.2	H	5	2	1	1	1	0	0	1	0	0	0	16	22	13.50	3.000			
38 Justin Wilson, L ERA: 3.62	1.1	L	8	3	2	2	2	1	0	0	0	0	0	16	25	13.50	3.000			
30 Alex Wilson, R ERA: 3.68	0.1	B	2	1	0	0	0	0	0	0	0	0	0	4	6	0.00	3.000			

Detroit Tigers @ Toronto Blue Jays
Rogers Centre, Toronto, ON
Thu Jul 07 2016, 7:09 PM - 10:26 PM EDT
Att: 46,283 - Cloudy - 81 F

AB 37
R 5
H 12
RBI 5
BB 5
SO 8
LOB 30

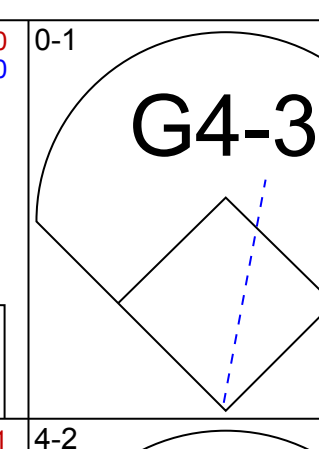
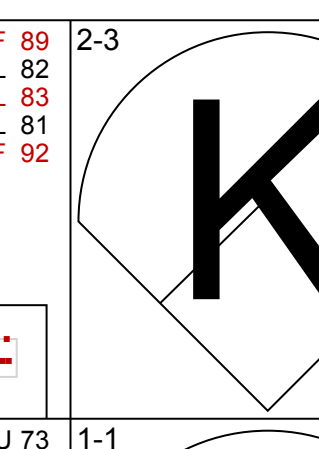
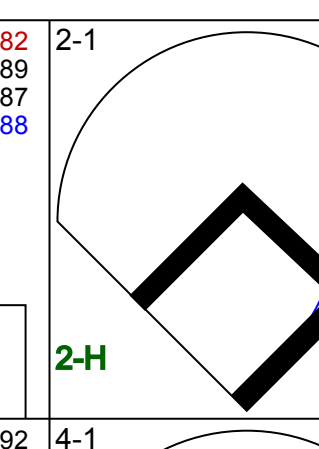
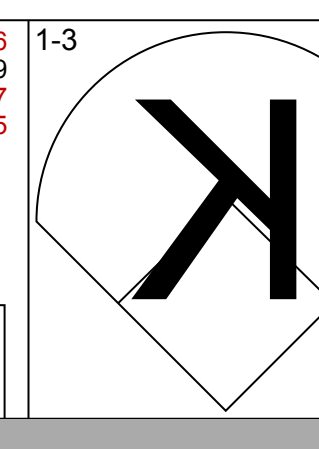
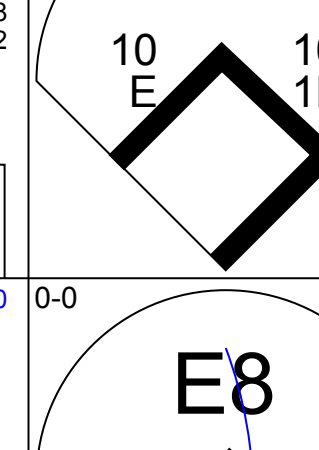
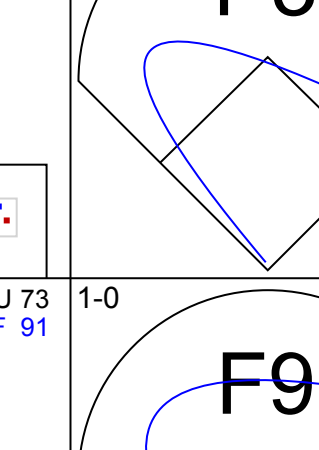
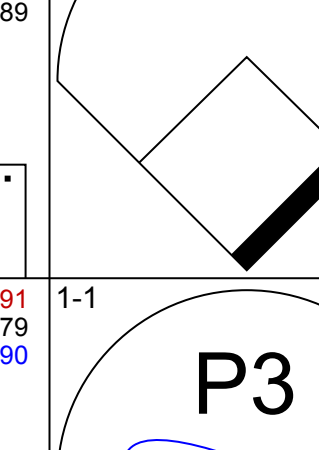
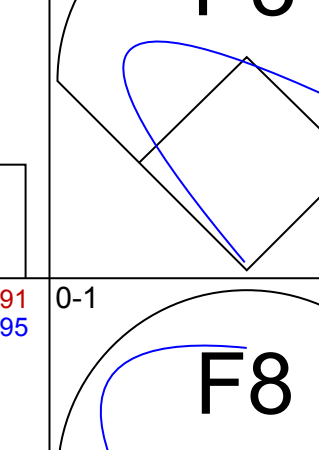
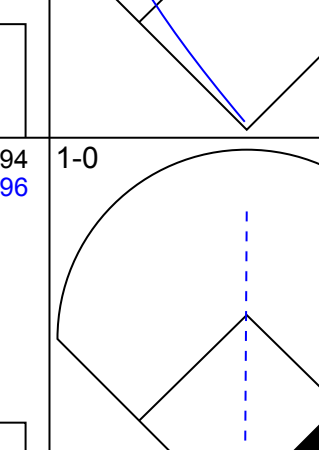
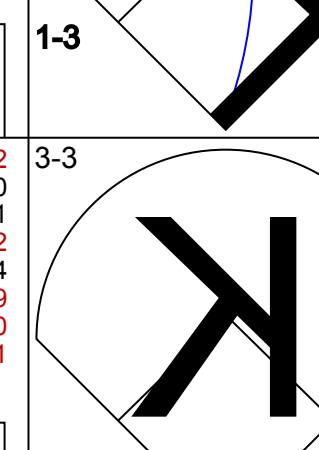
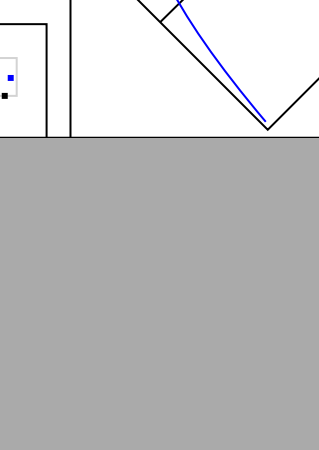
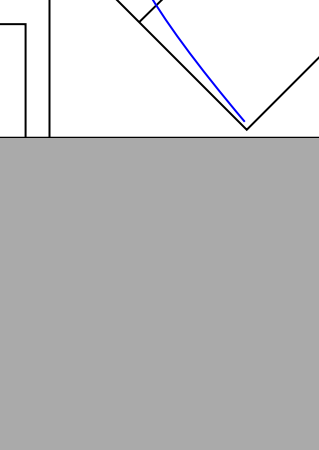
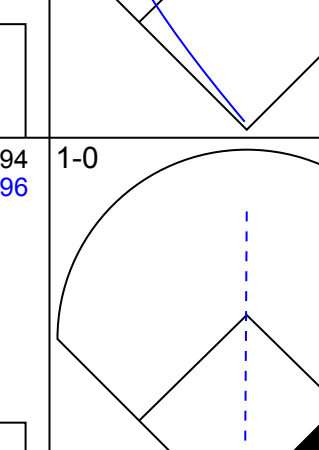
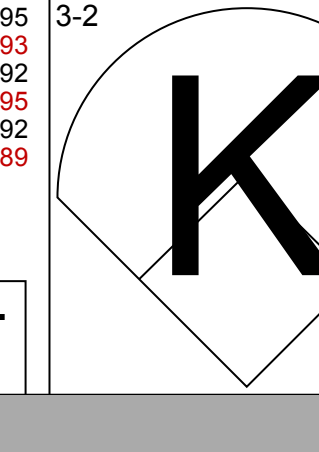
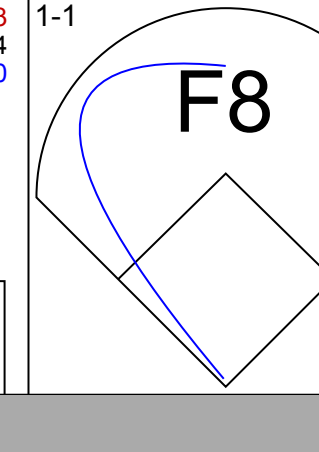
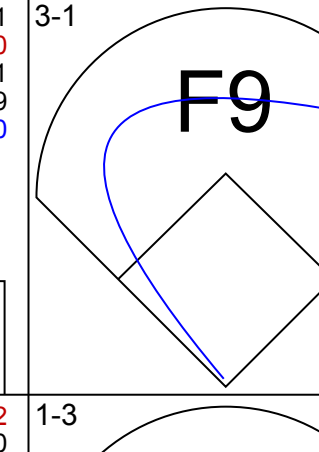
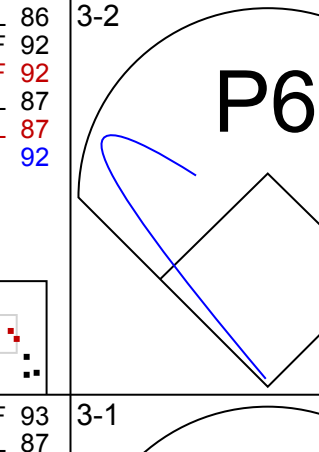
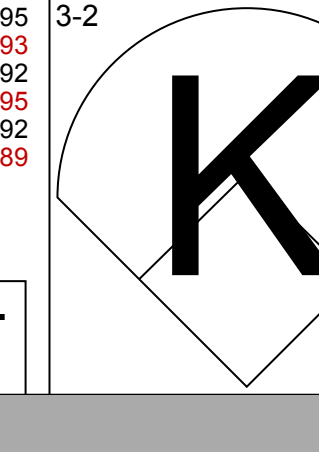

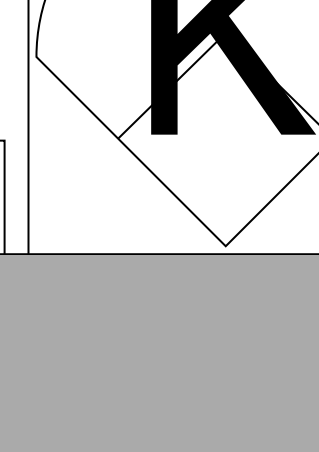
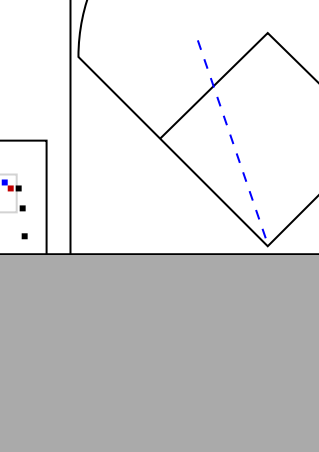

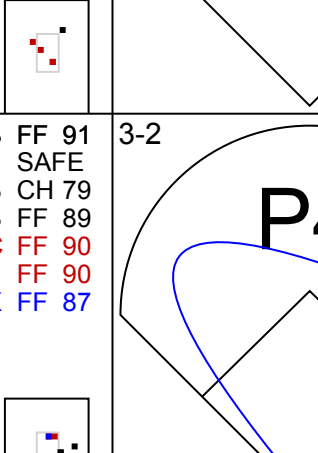



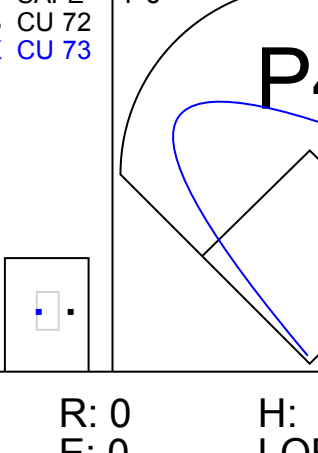
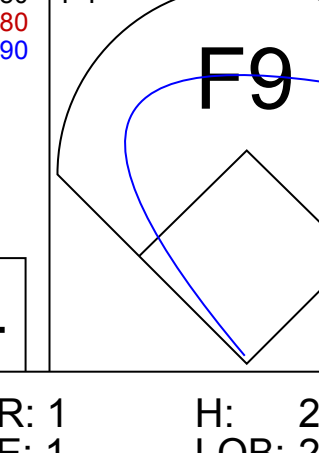
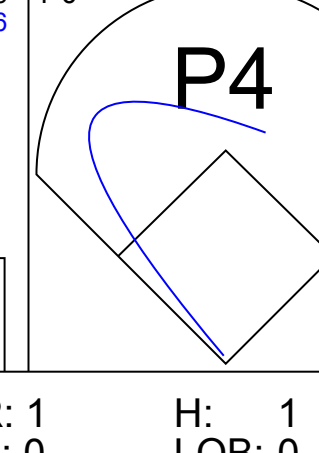

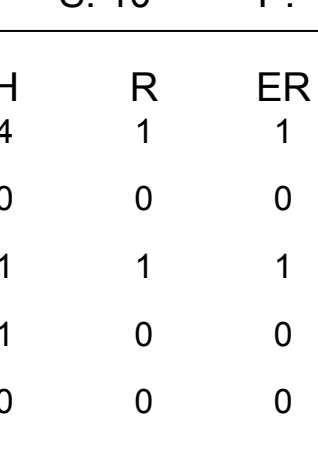
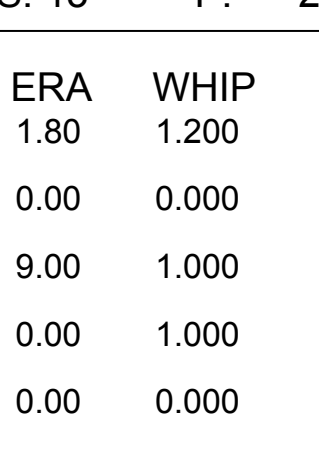




Batter	1	2	3	4	5	6	7	8	9	AB	R	H	RBI	BB	SO	LOB	TOP			
3 Ian Kinsler, R OBP: 0.349, SLG: 0.486 (1, 4)										4	0	0	0	0	1	6				
4 Cameron Maybin, R OBP: 0.395, SLG: 0.409 (1, 8)										4	0	0	0	0	2	1				
24 Miguel Cabrera, R OBP: 0.371, SLG: 0.511 (1, 3)										4	0	0	0	0	1	0				
41 Victor Martinez, S OBP: 0.357, SLG: 0.521 (1, 10)										3	1	1	1	1	0	0				
9 Nick Castellanos, R OBP: 0.346, SLG: 0.540 1 Jose Iglesias, R OBP: 0.309, SLG: 0.337 (1, 5) (9, 6)										4	1	1	0	0	0	0				
8 Justin Upton, R OBP: 0.290, SLG: 0.383 (1, 7)										4	1	2	0	0	2	0				
33 Steven Moya, L OBP: 0.304, SLG: 0.535 14 Mike Aviles, R OBP: 0.261, SLG: 0.252 (1, 9) (8, 9)										3	0	0	0	0	2	4	AB 33 R 3 H 7 RBI 3 BB 2 SO 9 LOB 11			
39 Jarrod Saltalamacchia, R OBP: 0.325, SLG: 0.428 (1, 2)										3	0	1	1	1	0	0				
17 Andrew Romine, S OBP: 0.310, SLG: 0.270 (1, 6) (9, 5)										3	0	2	1	0	0	0				
Inning Stats	R: 0 E: 0 K: 3 S: 10	H: 0 LOB: 0 BB: 0 P: 17	R: 1 E: 0 K: 0 S: 18	H: 2 LOB: 3 BB: 2 P: 31	R: 0 E: 0 K: 0 S: 8	H: 0 LOB: 0 BB: 0 P: 11	R: 1 E: 0 K: 1 S: 17	H: 3 LOB: 2 BB: 0 P: 27	R: 0 E: 0 K: 0 S: 5	H: 0 LOB: 0 BB: 0 P: 6	R: 0 E: 0 K: 2 S: 8	H: 1 LOB: 1 BB: 0 P: 14	R: 1 E: 0 K: 1 S: 13	H: 1 LOB: 0 BB: 0 P: 17	R: 0 E: 0 K: 1 S: 8	H: 0 LOB: 0 BB: 0 P: 11	1B: 4 2B: 3 HR: 1	SF: 0 SAC: 0 HBP: 1	WP: 0 PB: 1 SB: 2 CS: 0	PA: 36
PITCHER	IP WLS BF H R ER SO BB IBB HBP BLK WP HR S P ERA WHIP																			
41 Aaron Sanchez, R ERA: 2.97 (1, 1)	5.0	22	5	2	2	4	2	0	0	1	0	0	0	0	0	58	92	3.60	1.400	
31 Joe Blaginski, R ERA: 2.91 (6, 1)	2.0	7	1	0	0	3	0	0	0	0	0	0	0	0	16	27	0.00	0.500		
37 Jason Grilli, R ERA: 4.11 (8, 1)	1.0	L	4	1	1	1	0	0	0	0	0	0	1	13	17	9.00	1.000			
45 Drew Storen, R ERA: 5.63 (9, 1)	1.0	3	0	0	0	1	0	0	0	0	0	0	0	8	11	0.00	0.000			

Detroit Tigers @ Toronto Blue Jays
Rogers Centre, Toronto, ON
Sat Jul 09 2016, 1:10 PM - 3:57 PM EDT
Att: 47,684 - Partly Cloudy - 76 F

AB 33
R 3
H 7
RBI 3
BB 2
SO 9
LOB 11



Batter	1	2	3	4	5	6	7	8	9	AB	R	H	RBI	BB	SO	LOB	BOTTOM					
3 Ezequiel Carrera, L OBP: 0.374, SLG: 0.414 (1, 7) (8, 9)										4	0	1	1	0	2	0						
20 Josh Donaldson, R OBP: 0.416, SLG: 0.590 (1, 10)										2	0	0	0	2	0	0						
10 Edwin Encarnación, R OBP: 0.359, SLG: 0.541 (1, 3)										4	0	1	0	0	0	2						
55 Russell Martin, R OBP: 0.314, SLG: 0.341 (1, 2)										4	0	1	0	0	2	2						
2 Troy Tulowitzki, R OBP: 0.314, SLG: 0.455 (1, 6)										4	0	0	0	0	1	3						
11 Kevin Pillar, R OBP: 0.294, SLG: 0.398 (1, 8)										4	0	1	0	0	1	0						
48 Junior Lake, R ERA: 5.77 21 Michael Saunders, L OBP: 0.375, SLG: 0.557 (7, PH) (8, 7)										2	1	1	0	0	1	1	AB 33 R 2 H 6 RBI 2 BB 2 SO 9 LOB 12					
29 Devon Travis, R OBP: 0.299, SLG: 0.441 (1, 4)										4	1	1	1	0	1	2						
18 Darwin Barney, R OBP: 0.347, SLG: 0.396 (1, 5)										3	0	0	0	0	2							
Inning Stats	R: 0 E: 1 K: 1 S: 12	H: 1 LOB: 2 BB: 1 P: 20	R: 0 E: 0 K: 1 S: 10	H: 1 LOB: 1 BB: 0 P: 17	R: 0 E: 0 K: 1 S: 6	H: 0 LOB: 0 BB: 0 P: 10	R: 0 E: 0 K: 2 S: 8	H: 0 LOB: 0 BB: 0 P: 14	R: 1 E: 1 K: 1 S: 13	H: 2 LOB: 2 BB: 1 P: 25	R: 0 E: 0 K: 0 S: 7	H: 0 LOB: 0 BB: 0 P: 16	R: 1 E: 0 K: 1 S: 12	H: 1 LOB: 0 BB: 0 P: 18	R: 0 E: 0 K: 1 S: 8	H: 1 LOB: 1 BB: 0 P: 13	R: 0 E: 0 K: 1 S: 7	H: 0 LOB: 0 BB: 0 P: 10	1B: 4 2B: 0 3B: 1 HR: 1	SF: 0 SAC: 0 DP: 0 HBP: 0	WP: 0 PB: 0 SB: 0 CS: 0	PA: 35
PITCHER	IP WLS BF H R ER SO BB IBB HBP BLK WP HR S P ERA WHIP																					
48 Matthew Boyd, L ERA: 5.77 (1, 1)	5.0	21	4	1	1	6	2	0	0	0	0	0	0	0	49	86	1.80	1.200				
30 Alex Wilson, R ERA: 3.58 (6, 1)	1.0	H	3	0	0	0	0	0	0	0	0	0	0	7	16	0.00	0.000					
43 Bruce Rondón, R ERA: 3.72 (7, 1)	1.0	W	4	1	1	1	0	0	0	0	0	1	12	18	9.00	1.000						
38 Justin Wilson, L ERA: 3.51 (8, 1)	1.0	H	4	1	0	0	0	0	0	0	0	0	8	13	0.00	1.000						
57 Francisco Rodríguez, R ERA: 2.93 (9, 1)	1.0	S	3	0	0	0	0	0	0	0	0	0	7	10	0.00	0.000						

Detroit Tigers @ Toronto Blue Jays
Rogers Centre, Toronto, ON
Sat Jul 09 2016, 1:10 PM - 3:57 PM EDT
Att: 47,684 - Partly Cloudy - 76 F

AB 33
R 2
H 6
RBI 2
BB 2
SO 9
LOB 12



Batter	1	2	3	4	5	6	7	8	9	AB	R	H	RBI	BB	SO	LOB	TOP					
3 Ian Kinsler, R OBP: 0.348, SLG: 0.489										4	0	1	0	0	0	1	Detroit Tigers @ Toronto Blue Jays Rogers Centre, Toronto, ON Sun Jul 10 2016, 1:16 PM - 4:04 PM EDT Att: 47,747 - Partly Cloudy - 79 F					
4 Cameron Maybin, R OBP: 0.402, SLG: 0.413										3	0	2	0	1	0	0						
24 Miguel Cabrera, R OBP: 0.370, SLG: 0.507										4	0	1	0	0	2	3						
41 Victor Martinez, S OBP: 0.353, SLG: 0.514										4	0	0	0	0	1	2						
9 Nick Castellanos, R OBP: 0.342, SLG: 0.534										4	0	0	0	0	1	2						
8 Justin Upton, R OBP: 0.289, SLG: 0.381										4	0	1	0	0	1	0						
14 Mike Aviles, R OBP: 0.268, SLG: 0.272										3	1	1	0	1	1	0						
34 James McCann, R OBP: 0.259, SLG: 0.324										3	0	0	1	1	0	2						
1 Jose Iglesias, R OBP: 0.305, SLG: 0.332										4	0	0	0	0	0	3						
Inning Stats	R: 0 E: 0 K: 1 S: 9	H: 2 LOB: 2 BB: 0 P: 12	R: 0 E: 0 K: 1 S: 6	H: 0 LOB: 0 BB: 0 P: 10	R: 0 E: 0 K: 1 S: 10	H: 1 LOB: 1 BB: 0 P: 11	R: 0 E: 0 K: 0 S: 4	H: 0 LOB: 0 BB: 0 P: 6	R: 1 E: 0 K: 0 S: 14	H: 2 LOB: 2 BB: 1 P: 24	R: 0 E: 0 K: 2 S: 7	H: 0 LOB: 1 BB: 0 P: 11	R: 0 E: 0 K: 0 S: 10	H: 0 LOB: 1 BB: 0 P: 17	R: 0 E: 0 K: 1 S: 7	H: 0 LOB: 2 BB: 1 P: 18	1B: 4 2B: 0 3B: 2 HR: 0	SF: 0 SAC: 0 DP: 0 HBP: 0	WP: 0 PB: 0 SB: 1 CS: 0	PA: 36		
PITCHER	IP WLS BF H R ER SO BB IBB HBP BLK WP HR S P ERA WHIP	IP WLS BF H R ER SO BB IBB HBP BLK WP HR S P ERA WHIP	IP WLS BF H R ER SO BB IBB HBP BLK WP HR S P ERA WHIP	IP WLS BF H R ER SO BB IBB HBP BLK WP HR S P ERA WHIP	IP WLS BF H R ER SO BB IBB HBP BLK WP HR S P ERA WHIP	IP WLS BF H R ER SO BB IBB HBP BLK WP HR S P ERA WHIP	IP WLS BF H R ER SO BB IBB HBP BLK WP HR S P ERA WHIP	IP WLS BF H R ER SO BB IBB HBP BLK WP HR S P ERA WHIP	IP WLS BF H R ER SO BB IBB HBP BLK WP HR S P ERA WHIP	IP WLS BF H R ER SO BB IBB HBP BLK WP HR S P ERA WHIP	IP WLS BF H R ER SO BB IBB HBP BLK WP HR S P ERA WHIP	IP WLS BF H R ER SO BB IBB HBP BLK WP HR S P ERA WHIP	IP WLS BF H R ER SO BB IBB HBP BLK WP HR S P ERA WHIP	IP WLS BF H R ER SO BB IBB HBP BLK WP HR S P ERA WHIP	IP WLS BF H R ER SO BB IBB HBP BLK WP HR S P ERA WHIP	IP WLS BF H R ER SO BB IBB HBP BLK WP HR S P ERA WHIP	IP WLS BF H R ER SO BB IBB HBP BLK WP HR S P ERA WHIP	IP WLS BF H R ER SO BB IBB HBP BLK WP HR S P ERA WHIP	IP WLS BF H R ER SO BB IBB HBP BLK WP HR S P ERA WHIP	IP WLS BF H R ER SO BB IBB HBP BLK WP HR S P ERA WHIP	IP WLS BF H R ER SO BB IBB HBP BLK WP HR S P ERA WHIP	
43 R.A. Dickey, R ERA: 3.93	7.0	W	28	5	1	1	5	2	0	0	0	0	0	0	0	0	0	0	60	91	1.29	1.000
30 Jesse Chavez, R ERA: 3.41	0.2		2	0	0	0	1	0	0	0	0	0	0	0	0	0	0	0	5	6	0.00	0.000
27 Brett Cecil, L ERA: 5.14	0.1		1	0	0	0	0	0	0	0	0	0	0	0	0	0	0	0	2	4	0.00	0.000
47 Bo Schultz, R ERA: 2.35	1.0		5	1	0	0	0	1	0	0	0	0	0	0	0	0	0	0	13	18	0.00	2.000


Batter	1	2	3	4	5	6	7	8	9	AB	R	H	RBI	BB	SO	LOB	BOTTOM					
3 Ezequiel Carrera, L OBP: 0.370, SLG: 0.407										5	1	1	0	0	1	4	Detroit Tigers @ Toronto Blue Jays Rogers Centre, Toronto, ON Sun Jul 10 2016, 1:16 PM - 4:04 PM EDT Att: 47,747 - Partly Cloudy - 79 F					
20 Josh Donaldson, R OBP: 0.418, SLG: 0.598										4	1	2	3	1	2	0						
21 Michael Saunders, L OBP: 0.372, SLG: 0.551										5	0	1	1	0	1	1						
48 Junior Lake, R OBP: 0.391, SLG: 0.526										5	1	2	0	0	0	3						
2 Troy Tulowitzki, R OBP: 0.315, SLG: 0.453										5	1	3	0	0	0	3						
11 Kevin Pillar, R OBP: 0.299, SLG: 0.401										3	0	1	0	1	1	4						
29 Devon Travis, R OBP: 0.304, SLG: 0.439										3	0	1	0	1	1	4						
14 Justin Smoak, S OBP: 0.326, SLG: 0.401										3	0	1	0	1	1	2						
18 Darwin Barney, R OBP: 0.345, SLG: 0.392										4	1	1	0	0	2	5						
22 Josh Thole, L OBP: 0.239, SLG: 0.179										3	1	2	2	1	1	0						
Inning Stats	R: 0 E: 0 K: 1 S: 6	H: 3 LOB: 2 BB: 1 P: 33	R: 2 E: 0 K: 3 S: 21	H: 3 LOB: 2 BB: 1 P: 33	R: 0 E: 0 K: 0 S: 16	H: 3 LOB: 0 BB: 0 P: 25	R: 3 E: 0 K: 2 S: 16	H: 2 LOB: 0 BB: 1 P: 25	R: 0 E: 0 K: 1 S: 13	H: 1 LOB: 2 BB: 1 P: 20	R: 0 E: 0 K: 2 S: 9	H: 0 LOB: 0 BB: 0 P: 13	R: 0 E: 0 K: 0 S: 9	H: 2 LOB: 2 BB: 0 P: 13	R: 1 E: 0 K: 0 S: 18	H: 3 LOB: 3 BB: 1 P: 32	1B: 12 2B: 1 3B: 0 HR: 1	SF: 0 SAC: 0 DP: 1 HBP: 0	WP: 0 PB: 0 SB: 0 CS: 0	PA: 41		
PITCHER	IP WLS BF H R ER SO BB IBB HBP BLK WP HR S P ERA WHIP	IP WLS BF H R ER SO BB IBB HBP BLK WP HR S P ERA WHIP	IP WLS BF H R ER SO BB IBB HBP BLK WP HR S P ERA WHIP	IP WLS BF H R ER SO BB IBB HBP BLK WP HR S P ERA WHIP	IP WLS BF H R ER SO BB IBB HBP BLK WP HR S P ERA WHIP	IP WLS BF H R ER SO BB IBB HBP BLK WP HR S P ERA WHIP	IP WLS BF H R ER SO BB IBB HBP BLK WP HR S P ERA WHIP	IP WLS BF H R ER SO BB IBB HBP BLK WP HR S P ERA WHIP	IP WLS BF H R ER SO BB IBB HBP BLK WP HR S P ERA WHIP	IP WLS BF H R ER SO BB IBB HBP BLK WP HR S P ERA WHIP	IP WLS BF H R ER SO BB IBB HBP BLK WP HR S P ERA WHIP	IP WLS BF H R ER SO BB IBB HBP BLK WP HR S P ERA WHIP	IP WLS BF H R ER SO BB IBB HBP BLK WP HR S P ERA WHIP	IP WLS BF H R ER SO BB IBB HBP BLK WP HR S P ERA WHIP	IP WLS BF H R ER SO BB IBB HBP BLK WP HR S P ERA WHIP	IP WLS BF H R ER SO BB IBB HBP BLK WP HR S P ERA WHIP	IP WLS BF H R ER SO BB IBB HBP BLK WP HR S P ERA WHIP	IP WLS BF H R ER SO BB IBB HBP BLK WP HR S P ERA WHIP	IP WLS BF H R ER SO BB IBB HBP BLK WP HR S P ERA WHIP	IP WLS BF H R ER SO BB IBB HBP BLK WP HR S P ERA WHIP	IP WLS BF H R ER SO BB IBB HBP BLK WP HR S P ERA WHIP	
19 Anibal Sanchez, R ERA: 6.75	4.0	L	21	8	5	5	6	2	0	0	0	0	0	0	0	0	0	0	30	44	0.00	1.500
50 Dustin Mollen, R ERA: 1.53	2.2		12	3	0	0	3	1	0	0	0	0	0	0	0	0	0	0	15	29	13.50	4.500
56 Kyle Ryan, L ERA: 3.52	0.2		6	3	1	1	0	0	0	0	0	0	0	0	0	0	0	0	4	5	0.00	0.000
21 Mark Lowe, R ERA: 10.05	0.2		2	0	0	0	0	0	0	0	0	0	0	0	0	0	0	0	4	5	0.00	0.000

livebaseballscores.com



Batter	1	2	3	4	5	6	7	8	9	AB	R	H	RBI	BB	SO	LOB	TOP					
2 Alcides Escobar, R OBP: 0.287, SLG: 0.322	G3-1	4 BB 16 WP	1B		G6-3		F7			4	1	1	0	1	0	1	Kansas City Royals @ Detroit Tigers Comerica Park, Detroit, MI Sat Jul 16 2016, 7:11 PM - 10:26 PM EDT Att: 39,594 - Cloudy - 72 F					
35 Eric Hosmer, L OBP: 0.357, SLG: 0.475	13 BB 4 1B	2B	16 WP 4 BB		F8			G4-3		4	1	2	1	1	0	2						
25 Kendrys Morales, S OBP: 0.319, SLG: 0.446	4 1B 16 HBP	BB	L6		K			G4-3		4	1	0	0	1	1	3						
13 Salvador Perez, R OBP: 0.325, SLG: 0.505	16 HBP 19 1B	BB	F8					1B		3	1	2	0	2	0	2						
4 Alex Gordon, L OBP: 0.312, SLG: 0.343	19 1B 24 G6-3	1B	16 WP		L3		F8		K	4	1	1	1	1	1	3						
16 Paulo Orlando, R OBP: 0.342, SLG: 0.406	24 G6-3 19 1B	HBP	G1-3		G4-3				F8	4	0	1	1	0	0	3						
19 Cheslor Cuthbert, R OBP: 0.311, SLG: 0.437	24 G6-3 1B				K		G4-3		L7	5	1	2	1	0	1	2						
24 Christian Colón, R OBP: 0.323, SLG: 0.276	G6-3		2 BB		1 1B		K		G4-3	4	1	1	2	1	1	2						
1 Jarrod Dyson, L OBP: 0.326, SLG: 0.331	G4-3		F7		2 1B 35 1B		G3			4	1	1	1	0	0	3						
Inning Stats	R: 4 H: 3 E: 0 K: 0 S: 16	H: 3 LOB: 2 BB: 32	R: 1 H: 1 E: 0 K: 0 S: 16	H: 1 LOB: 2 BB: 30	R: 0 H: 0 E: 0 K: 1 S: 11	H: 0 LOB: 2 BB: 24	R: 0 H: 1 E: 0 K: 1 S: 10	H: 1 LOB: 1 BB: 0 P: 14	R: 3 H: 4 E: 0 K: 0 S: 18	H: 4 LOB: 0 BB: 0 P: 23	R: 0 H: 1 E: 0 K: 0 S: 9	H: 1 LOB: 1 BB: 0 P: 16	R: 0 H: 0 E: 0 K: 1 S: 9	H: 1 LOB: 1 BB: 0 P: 9	R: 0 H: 0 E: 0 K: 0 S: 8	H: 0 LOB: 0 BB: 12		1B: 9 2B: 2 3B: 0 HR: 0	SF: 0 SAC: 0 DP: 2 HBP: 1	WP: 2 PB: 0 SB: 1 CS: 0	PA: 44	
PITCHER	IP WLS BF H R ER SO BB IBB HBP BLK WP HR S P ERA WHIP	IP WLS BF H R ER SO BB IBB HBP BLK WP HR S P ERA WHIP	IP WLS BF H R ER SO BB IBB HBP BLK WP HR S P ERA WHIP	IP WLS BF H R ER SO BB IBB HBP BLK WP HR S P ERA WHIP	IP WLS BF H R ER SO BB IBB HBP BLK WP HR S P ERA WHIP	IP WLS BF H R ER SO BB IBB HBP BLK WP HR S P ERA WHIP	IP WLS BF H R ER SO BB IBB HBP BLK WP HR S P ERA WHIP	IP WLS BF H R ER SO BB IBB HBP BLK WP HR S P ERA WHIP	IP WLS BF H R ER SO BB IBB HBP BLK WP HR S P ERA WHIP	37 Mike Pelfrey, R ERA: 4.95	50 Dustin Mollen, R ERA: 3.95	56 Kyle Ryan, L ERA: 3.66	30 Alex Wilson, R ERA: 3.52	43 Bruce Rondón, R ERA: 3.38	61 Shane Greene, R ERA: 4.78	21 Mark Lowe, R ERA: 9.71	0.00 27.00 7.71 6.75 0.00 0.00	4.800 2.143 2.250 1.500 0.000	1.0 1.0	1.0 1.0	0.00 0.00	1.000 0.000
Batter	1	2	3	4	5	6	7	8	9	AB	R	H	RBI	BB	SO	LOB	BOTTOM					
3 Ian Kinsler, R OBP: 0.351, SLG: 0.508	4 1B	2B	HR		F8			L5		4	2	2	2	0	0	1	Kansas City Royals @ Detroit Tigers Comerica Park, Detroit, MI Sat Jul 16 2016, 7:11 PM - 10:26 PM EDT Att: 39,594 - Cloudy - 72 F					
4 Cameron Maybin, R OBP: 0.401, SLG: 0.409	24 G3-6-3 1B		L7			K		G4-3		4	0	1	1	0	1	0						
24 Miguel Cabrera, R OBP: 0.370, SLG: 0.506	G3-6-3		K			F8			1B	4	0	1	0	0	1	1						
41 Victor Martinez, S OBP: 0.348, SLG: 0.505	K				K		G5-3		G5-3	4	0	0	0	0	2	1						
9 Nick Castellanos, R OBP: 0.340, SLG: 0.525	G5-3		F8				14 1B 18 1B		K	4	1	1	0	0	1	0						
14 Mike Aviles, R OBP: 0.266, SLG: 0.269	G5-3		P6				18 1B		P4	4	0	1	0	0	0	0						
34 James McCann, R OBP: 0.249, SLG: 0.309	K				K		K		G5-3	4	0	0	0	0	3	2						
18 Tyler Collins, L OBP: 0.148, SLG: 0.296	F7				G4-3					3	0	1	1	0	0	0						
1 Jose Iglesias, R OBP: 0.312, SLG: 0.335	3 HR HBP						G6-3			1	1	0	0	1	0	2						
Inning Stats	R: 1 H: 2 E: 0 K: 1 S: 11	H: 2 LOB: 0 BB: 0 P: 15	R: 0 H: 0 E: 0 K: 1 S: 10	H: 0 LOB: 0 BB: 0 P: 14	R: 2 H: 1 E: 0 K: 1 S: 10	H: 1 LOB: 0 BB: 0 P: 16	R: 0 H: 0 E: 0 K: 1 S: 11	H: 0 LOB: 0 BB: 0 P: 15	R: 0 H: 0 E: 0 K: 1 S: 8	H: 0 LOB: 1 BB: 1 P: 15	R: 0 H: 0 E: 0 K: 1 S: 6	H: 0 LOB: 0 BB: 0 P: 9	R: 1 H: 3 E: 0 K: 1 S: 18	H: 3 LOB: 1 BB: 0 P: 26	R: 0 H: 1 E: 0 K: 0 S: 6	H: 1 LOB: 1 BB: 0 P: 9		R: 0 H: 0 E: 0 K: 1 S: 11	H: 0 LOB: 0 BB: 0 P: 16	1B: 5 2B: 1 3B: 0 HR: 1	SF: 0 SAC: 0 DP: 2 HBP: 1	WP: 0 PB: 0 SB: 0 CS: 0
PITCHER	IP WLS BF H R ER SO BB IBB HBP BLK WP HR S P ERA WHIP	IP WLS BF H R ER SO BB IBB HBP BLK WP HR S P ERA WHIP	IP WLS BF H R ER SO BB IBB HBP BLK WP HR S P ERA WHIP	IP WLS BF H R ER SO BB IBB HBP BLK WP HR S P ERA WHIP	IP WLS BF H R ER SO BB IBB HBP BLK WP HR S P ERA WHIP	IP WLS BF H R ER SO BB IBB HBP BLK WP HR S P ERA WHIP	IP WLS BF H R ER SO BB IBB HBP BLK WP HR S P ERA WHIP	IP WLS BF H R ER SO BB IBB HBP BLK WP HR S P ERA WHIP	IP WLS BF H R ER SO BB IBB HBP BLK WP HR S P ERA WHIP	41 Danny Duffy, L ERA: 3.27	47 Peter Moylan, R ERA: 2.74	17 Wade Davis, R ERA: 1.19	0.00 5.68 0.00 0.000	5.68 1.105 0.00 0.600	0.00 0.000	0.00 0.000	1.0 0.600					

AB 36
R 8
H 11
RBI 7
BB 7
SO 4
LOB 21




AB 32
R 4
H 7
RBI 4
BB 1
SO 8
LOB 7




Batter	1	2	3	4	5	6	7	8	9	AB	R	H	RBI	BB	SO	LOB	TOP					
2 Alcides Escobar, R OBP: 0.285, SLG: 0.319	G5-3		SH3		F9			F7		3	0	0	0	0	0	0	Kansas City Royals @ Detroit Tigers Comerica Park, Detroit, MI Sun Jul 17 2016, 1:10 PM - 3:32 PM EDT Att: 37,363 - Partly Cloudy - 77 F					
35 Eric Hosmer, L OBP: 0.356, SLG: 0.472	L6		25 1B		G4-3			K2-3		4	0	1	1	0	1	0						
25 Kendrys Morales, S OBP: 0.322, SLG: 0.446	K		1B				G3	1B		4	0	2	0	0	1	0						
13 Salvador Perez, R OBP: 0.321, SLG: 0.498		P4	K				G5-3	F8		4	0	0	0	0	1	3						
4 Alex Gordon, L OBP: 0.311, SLG: 0.341	G3-1		K				16 WP	G5-3		4	0	1	0	0	1	2						
16 Paulo Orlando, R OBP: 0.341, SLG: 0.403	19 2B				G4-3		G4-3	F8		4	1	1	0	0	0	1						
19 Cheslor Cuthbert, R OBP: 0.310, SLG: 0.436	1B				G6-3			K		4	0	1	1	0	2	0						
24 Christian Colón, R OBP: 0.313, SLG: 0.267	P6				G4-3		G3-1			3	0	0	0	0	0	1						
1 Jarrod Dyson, L OBP: 0.326, SLG: 0.327			2 SH3		G6-3		F7			2	1	0	0	1	0	0						
Inning Stats	R: 0 E: 0 K: 1 S: 7	H: 0 LOB: 0 BB: 0 P: 7	R: 1 E: 0 K: 0 S: 12	H: 2 LOB: 1 BB: 0 P: 14	R: 1 E: 0 K: 2 S: 12	H: 2 LOB: 2 BB: 1 P: 22	R: 0 E: 0 K: 0 S: 8	H: 0 LOB: 0 BB: 0 P: 9	R: 0 E: 0 K: 0 S: 9	H: 1 LOB: 1 BB: 0 P: 13	R: 0 E: 0 K: 1 S: 7	H: 0 LOB: 0 BB: 0 P: 11	R: 0 E: 0 K: 1 S: 6	H: 1 LOB: 1 BB: 0 P: 8	R: 0 E: 0 K: 1 S: 9	H: 0 LOB: 0 BB: 0 P: 14	1B: 5 2B: 1 3B: 0 HR: 0	SF: 0 SAC: 1 DP: 0 HBP: 0	WP: 1 PB: 0 SB: 0 CS: 0	PA: 34		
PITCHER	IP WLS BF H R ER SO BB IBB HBP BLK WP HR S P ERA WHIP	IP WLS BF H R ER SO BB IBB HBP BLK WP HR S P ERA WHIP	IP WLS BF H R ER SO BB IBB HBP BLK WP HR S P ERA WHIP	IP WLS BF H R ER SO BB IBB HBP BLK WP HR S P ERA WHIP	IP WLS BF H R ER SO BB IBB HBP BLK WP HR S P ERA WHIP	IP WLS BF H R ER SO BB IBB HBP BLK WP HR S P ERA WHIP	IP WLS BF H R ER SO BB IBB HBP BLK WP HR S P ERA WHIP	IP WLS BF H R ER SO BB IBB HBP BLK WP HR S P ERA WHIP	IP WLS BF H R ER SO BB IBB HBP BLK WP HR S P ERA WHIP	IP WLS BF H R ER SO BB IBB HBP BLK WP HR S P ERA WHIP	IP WLS BF H R ER SO BB IBB HBP BLK WP HR S P ERA WHIP	IP WLS BF H R ER SO BB IBB HBP BLK WP HR S P ERA WHIP	IP WLS BF H R ER SO BB IBB HBP BLK WP HR S P ERA WHIP	IP WLS BF H R ER SO BB IBB HBP BLK WP HR S P ERA WHIP	IP WLS BF H R ER SO BB IBB HBP BLK WP HR S P ERA WHIP	IP WLS BF H R ER SO BB IBB HBP BLK WP HR S P ERA WHIP	IP WLS BF H R ER SO BB IBB HBP BLK WP HR S P ERA WHIP	IP WLS BF H R ER SO BB IBB HBP BLK WP HR S P ERA WHIP	IP WLS BF H R ER SO BB IBB HBP BLK WP HR S P ERA WHIP	IP WLS BF H R ER SO BB IBB HBP BLK WP HR S P ERA WHIP	IP WLS BF H R ER SO BB IBB HBP BLK WP HR S P ERA WHIP	IP WLS BF H R ER SO BB IBB HBP BLK WP HR S P ERA WHIP
32 Michael Fulmer, R ERA: 2.15	8.0	31	6	2	2	5	1	0	0	0	0	0	0	0	0	0	2.25	0.875				
57 Francisco Rodríguez, R ERA: 2.76	1.0	W	3	0	0	0	1	0	0	0	0	0	0	0	0	0	0.00	0.000				

Batter	1	2	3	4	5	6	7	8	9	AB	R	H	RBI	BB	SO	LOB	BOTTOM					
3 Ian Kinsler, R OBP: 0.352, SLG: 0.508	P6		41 BLK		G4-3			G6-4-3		4	0	2	0	0	0	0	Kansas City Royals @ Detroit Tigers Comerica Park, Detroit, MI Sun Jul 17 2016, 1:10 PM - 3:32 PM EDT Att: 37,363 - Partly Cloudy - 77 F					
4 Cameron Maybin, R OBP: 0.403, SLG: 0.411	24 G4-3		41 BLK		K		G6-4-3			4	0	2	0	0	1	3						
24 Miguel Cabrera, R OBP: 0.366, SLG: 0.500	G4-3		K				G6-3	F9		4	0	0	0	0	1	4						
41 Victor Martínez, S OBP: 0.344, SLG: 0.498		K	K				G4-3	F7		4	0	0	0	0	2	2						
9 Nick Castellanos, R OBP: 0.344, SLG: 0.540		2B			G5-3			8 WP		4	1	3	0	0	0	0						
8 Justin Upton, R OBP: 0.286, SLG: 0.377		G6-3			E6		L4	K		4	0	0	0	0	1	2						
18 Tyler Collins, L OBP: 0.161, SLG: 0.290		G4-3			F7		F8			4	1	1	0	0	0	2						
39 Jarrod Saltalamacchia, R OBP: 0.329, SLG: 0.447			K		K			3 1B		3	1	1	2	1	2	1						
1 Jose Iglesias, R OBP: 0.315, SLG: 0.338			41 BLK		G6-3			HR		3	1	2	0	0	0	0						
Inning Stats	R: 0 E: 0 K: 0 S: 6	H: 1 LOB: 0 BB: 0 P: 7	R: 0 E: 0 K: 1 S: 10	H: 1 LOB: 0 BB: 0 P: 17	R: 1 E: 0 K: 3 S: 16	H: 3 LOB: 0 BB: 0 P: 22	R: 0 E: 1 K: 1 S: 9	H: 0 LOB: 1 BB: 0 P: 13	R: 0 E: 0 K: 1 S: 7	H: 0 LOB: 0 BB: 0 P: 10	R: 1 E: 0 K: 0 S: 8	H: 1 LOB: 0 BB: 0 P: 13	R: 0 E: 0 K: 0 S: 10	H: 2 LOB: 2 BB: 1 P: 20	R: 0 E: 0 K: 1 S: 15	H: 1 LOB: 1 BB: 0 P: 19	R: 2 E: 0 K: 0 S: 3	H: 2 LOB: 0 BB: 0 P: 4	1B: 7 2B: 2 3B: 1 HR: 1	SF: 0 SAC: 0 DP: 2 HBP: 0	WP: 1 PB: 0 SB: 1 CS: 0	PA: 35
PITCHER	IP WLS BF H R ER SO BB IBB HBP BLK WP HR S P ERA WHIP	IP WLS BF H R ER SO BB IBB HBP BLK WP HR S P ERA WHIP	IP WLS BF H R ER SO BB IBB HBP BLK WP HR S P ERA WHIP	IP WLS BF H R ER SO BB IBB HBP BLK WP HR S P ERA WHIP	IP WLS BF H R ER SO BB IBB HBP BLK WP HR S P ERA WHIP	IP WLS BF H R ER SO BB IBB HBP BLK WP HR S P ERA WHIP	IP WLS BF H R ER SO BB IBB HBP BLK WP HR S P ERA WHIP	IP WLS BF H R ER SO BB IBB HBP BLK WP HR S P ERA WHIP	IP WLS BF H R ER SO BB IBB HBP BLK WP HR S P ERA WHIP	IP WLS BF H R ER SO BB IBB HBP BLK WP HR S P ERA WHIP	IP WLS BF H R ER SO BB IBB HBP BLK WP HR S P ERA WHIP	IP WLS BF H R ER SO BB IBB HBP BLK WP HR S P ERA WHIP	IP WLS BF H R ER SO BB IBB HBP BLK WP HR S P ERA WHIP	IP WLS BF H R ER SO BB IBB HBP BLK WP HR S P ERA WHIP	IP WLS BF H R ER SO BB IBB HBP BLK WP HR S P ERA WHIP	IP WLS BF H R ER SO BB IBB HBP BLK WP HR S P ERA WHIP	IP WLS BF H R ER SO BB IBB HBP BLK WP HR S P ERA WHIP	IP WLS BF H R ER SO BB IBB HBP BLK WP HR S P ERA WHIP	IP WLS BF H R ER SO BB IBB HBP BLK WP HR S P ERA WHIP	IP WLS BF H R ER SO BB IBB HBP BLK WP HR S P ERA WHIP	IP WLS BF H R ER SO BB IBB HBP BLK WP HR S P ERA WHIP	IP WLS BF H R ER SO BB IBB HBP BLK WP HR S P ERA WHIP
30 Yorlando Ventura, R ERA: 4.97	7.0	29	8	2	2	6	1	0	0	0	0	0	0	0	0	0	2.57	1.286				
40 Kelvin Herrera, R ERA: 1.73	1.0	4	1	0	0	1	0	0	0	0	0	15	19	0.00	1.000							
4B Joakim Soria, R ERA: 3.6	0.0	L	2	2	2	0	0	0	0	0	1	3	4	∞	∞							

AB 32
R 2
H 6
RBI 2
BB 1
SO 6
LOB 7



AB 34
R 4
H 11
RBI 2
BB 1
SO 7
LOB 14



Batter	1	2	3	4	5	6	7	8	9	AB	R	H	RBI	BB	SO	LOB	TOP					
9 Eduardo Núñez, R (1, 6) OBP: 0.335, SLG: 0.468	L1-4-3		K		K			K		4	0	0	0	0	3	1						
7 Joe Mauer, L (1, 3) OBP: 0.369, SLG: 0.371	G4-3		G6-3			L1		G3		4	0	0	0	0	0	1						
22 Miguel Sano, R (1, 5) OBP: 0.347, SLG: 0.463	K									3	0	1	0	1	2	0						
39 Danny Santana, S (9, PR) OBP: 0.286, SLG: 0.351										0	0	0	0	0	0	0						
2 Brian Dozier, R (1, 4) OBP: 0.332, SLG: 0.454		K								4	0	0	0	0	3	2						
26 Max Kepler, L (1, 9) OBP: 0.306, SLG: 0.481		G4-3								3	0	1	0	0	0	0						
36 Robbie Grossman, 3B (1, 10) OBP: 0.242, SLG: 0.461										1	0	0	0	1	0	0						
20 Eddie Rosario, L (1, 7) OBP: 0.258, SLG: 0.382										3	0	0	0	0	1	3						
8 Kurt Suzuki, R (1, 2) OBP: 0.324, SLG: 0.430										3	0	1	0	0	0	0						
25 Byron Buxton, R (1, 8) OBP: 0.249, SLG: 0.344										3	0	0	0	0	1	1						
Inning Stats	R: 0 E: 0 K: 1 S: 13	H: 0 LOB: 0 BB: 0 P: 20	R: 0 E: 0 K: 2 S: 13	H: 0 LOB: 1 BB: 1 P: 21	R: 0 E: 0 K: 1 S: 14	H: 1 LOB: 0 BB: 0 P: 16	R: 0 E: 0 K: 0 S: 11	H: 2 LOB: 2 BB: 0 P: 18	R: 0 E: 0 K: 1 S: 8	H: 0 LOB: 0 BB: 0 P: 10	R: 0 E: 0 K: 2 S: 9	H: 0 LOB: 0 BB: 0 P: 16	R: 0 E: 0 K: 0 S: 8	H: 0 LOB: 0 BB: 0 P: 10	R: 0 E: 0 K: 2 S: 12	H: 0 LOB: 0 BB: 0 P: 13	R: 0 E: 0 K: 1 S: 7	H: 0 LOB: 1 BB: 1 P: 16	1B: 2 2B: 2 3B: 0 HR: 0	SF: 0 SAC: 0 DP: 2 HBP: 1	WP: 0 PB: 0 SB: 0 CS: 1	PA: 31
PITCHER	IP	WLS	BF	H	R	ER	SO	BB	IBB	HBP	BLK	WP	HR	S	P	ERA	WHIP					
48 Matthew Boyd, L (1, 1) ERA: 4.91	6.0	W	22	3	0	0	7	1	0	1	0	0	0	68	101	0.00	0.667					
38 Justin Wilson, L (7, 1) ERA: 3.31	1.0	H	3	0	0	0	0	0	0	0	0	0	0	8	10	0.00	0.000					
61 Shane Greene, R (8, 1) ERA: 4.64	1.0	H	3	0	0	0	2	0	0	0	0	0	0	12	13	0.00	0.000					
57 Francisco Rodríguez, R (9, 1) ERA: 2.67	1.0	S	3	0	0	0	1	1	0	0	0	0	0	7	16	0.00	1.000					

Minnesota Twins @ Detroit Tigers
Comerica Park, Detroit, MI
Mon Jul 18 2016, 7:12 PM - 9:36 PM EDT
Att: 29,290 - Partly Cloudy - 84 F

AB	28
R	0
H	3
RBI	0
BB	2
SO	10
LOB	8



Batter	1	2	3	4	5	6	7	8	9	AB	R	H	RBI	BB	SO	LOB	BOTTOM				
3 Ian Kinsler, R (1, 4) OBP: 0.349, SLG: 0.503	G6-3		F4		P3			F8		4	0	0	0	0	2						
4 Cameron Maybin, R (1, 8) OBP: 0.402, SLG: 0.406	L9		FC5-4 24 BB							2	0	0	0	1	2						
24 Miguel Cabrera, R (1, 3) OBP: 0.366, SLG: 0.497	F9									2	0	0	0	1	1						
41 Victor Martínez, S (1, 10) OBP: 0.341, SLG: 0.494										3	0	0	0	0	3						
9 Nick Castellanos, R (1, 5) OBP: 0.341, SLG: 0.535										3	0	0	0	0	1	0					
17 Andrew Romine, S (9, 5) OBP: 0.310, SLG: 0.210										0	0	0	0	0	0	0					
8 Justin Upton, R (1, 7) OBP: 0.289, SLG: 0.388										3	1	2	1	0	0	0					
14 Mike Aviles, R (1, 9) OBP: 0.260, SLG: 0.262										3	0	0	0	0	1	1					
39 Jarrod Saltalamacchia, 3B (1, 2) OBP: 0.329, SLG: 0.441										2	0	0	0	1	0	0					
1 Jose Iglesias, R (1, 6) OBP: 0.315, SLG: 0.338										3	0	1	0	0	0	0					
Inning Stats	R: 0 E: 0 K: 0 S: 9	H: 0 LOB: 0 BB: 0 P: 13	R: 1 E: 0 K: 0 S: 18	H: 1 LOB: 0 BB: 0 P: 26	R: 0 E: 0 K: 0 S: 6	H: 1 LOB: 0 BB: 0 P: 10	R: 0 E: 0 K: 0 S: 9	H: 0 LOB: 0 BB: 0 P: 12	R: 0 E: 0 K: 2 S: 11	H: 0 LOB: 0 BB: 1 P: 13	R: 0 E: 0 K: 0 S: 5	H: 0 LOB: 0 BB: 0 P: 12	R: 0 E: 0 K: 0 S: 5	H: 0 LOB: 0 BB: 0 P: 6	R: 0 E: 0 K: 0 S: 5	H: 0 LOB: 0 BB: 0 P: 6	1B: 2 2B: 0 3B: 0 HR: 1	SF: 0 SAC: 0 DP: 2 HBP: 0	WP: 0 PB: 0 SB: 0 CS: 0	PA: 28	
PITCHER	IP	WLS	BF	H	R	ER	SO	BB	IBB	HBP	BLK	WP	HR	S	P	ERA	WHIP				
47 Ricky Nolasco, R (1, 1) ERA: 5.02	6.0	L	22	3	1	1	0	3	0	0	0	0	0	60	100	1.50	1.000				
55 Taylor Rogers, L (7, 1) ERA: 2.99	2.0		6	0	0	0	2	0	0	0	0	0	0	16	19	0.00	0.000				

Minnesota Twins @ Detroit Tigers
Comerica Park, Detroit, MI
Mon Jul 18 2016, 7:12 PM - 9:36 PM EDT
Att: 29,290 - Partly Cloudy - 84 F

AB	25
R	1
H	3
RBI	1
BB	3
SO	2
LOB	9



Batter	1	2	3	4	5	6	7	8	9	AB	R	H	RBI	BB	SO	LOB	TOP					
9 Eduardo Núñez, R OBP: 0.336, SLG: 0.469										4	1	2	3	0	2	0	Minnesota Twins @ Detroit Tigers Comerica Park, Detroit, MI Tue Jul 19 2016, 7:11 PM - 10:05 PM EDT Att: 32,030 - Partly Cloudy - 80 F					
36 Robbie Grossman, S OBP: 0.419, SLG: 0.453										5	0	1	0	0	4	2						
7 Joe Mauer, L OBP: 0.370, SLG: 0.372										4	1	2	1	0	0	2						
2 Brian Dozier, R OBP: 0.332, SLG: 0.461										4	1	1	2	0	2	1						
22 Miguel Sanó, R OBP: 0.345, SLG: 0.464										4	0	1	0	0	2	1						
26 Max Kepler, L OBP: 0.304, SLG: 0.472										3	0	0	0	1	1	1						
19 Kennys Vargas, S OBP: 0.462, SLG: 0.813										3	1	0	0	1	1	2						
8 Kurt Suzuki, R OBP: 0.327, SLG: 0.431										4	2	2	0	0	0	2						
25 Byron Buxton, R OBP: 0.250, SLG: 0.344										3	0	1	0	0	1	0	Minnesota Twins BASEBALL CLUB					
Inning Stats	R: 0 E: 0 K: 1 S: 8	H: 1 LOB: 0 BB: 0 P: 11	R: 0 E: 0 K: 2 S: 9	H: 0 LOB: 0 BB: 0 P: 12	R: 1 E: 0 K: 1 S: 17	H: 3 LOB: 2 BB: 0 P: 22	R: 0 E: 0 K: 0 S: 10	H: 1 LOB: 2 BB: 1 P: 16	R: 0 E: 0 K: 3 S: 13	H: 1 LOB: 1 BB: 0 P: 19	R: 5 E: 0 K: 1 S: 23	H: 4 LOB: 0 BB: 1 P: 34	R: 0 E: 0 K: 0 S: 7	H: 0 LOB: 0 BB: 0 P: 14	R: 0 E: 0 K: 2 S: 9	H: 0 LOB: 0 BB: 0 P: 12		1B: 8 2B: 1 3B: 0 HR: 1	SF: 1 SAC: 1 DP: 0 HBP: 0	WP: 0 PB: 0 SB: 2 CS: 1	PA: 38	
PITCHER	IP WLS BF H R ER SO BB IBB HBP BLK WP HR S P ERA WHIP	6.0 L 26 7 3 3 10 2 0 0 0 0 0 69 100 4.50 1.500	7.1 0.2 5 3 3 3 1 0 0 0 0 0 1 17 24 40.50 4.500	7.1 0.1 1 0 0 0 0 0 0 0 0 0 3 3 0.00 0.000	8.1 1.0 3 0 0 0 0 0 0 0 0 0 7 14 0.00 0.000	9.1 1.0 3 0 0 0 2 0 0 0 0 0 9 12 0.00 0.000	PITCHER										IP WLS BF H R ER SO BB IBB HBP BLK WP HR S P ERA WHIP	6.0 L 26 7 3 3 10 2 0 0 0 0 0 69 100 4.50 1.500				
19 Anibal Sánchez, R ERA: 6.6	43 Bruce Rondón, R ERA: 5.56	30 Alex Wilson, R ERA: 3.49	56 Kyle Ryan, L ERA: 3.55	21 Mark Lowe, R ERA: 9.39											6.0 L 26 7 3 3 10 2 0 0 0 0 0 69 100 4.50 1.500							
3 Ian Kinsler, R OBP: 0.345, SLG: 0.497										4	0	0	0	0	1	1	Minnesota Twins @ Detroit Tigers Comerica Park, Detroit, MI Tue Jul 19 2016, 7:11 PM - 10:05 PM EDT Att: 32,030 - Partly Cloudy - 80 F					
4 Cameron Maybin, R OBP: 0.399, SLG: 0.403										4	1	1	0	0	0	1						
24 Miguel Cabrera, R OBP: 0.365, SLG: 0.494										4	1	1	0	0	0	1						
41 Victor Martínez, S OBP: 0.343, SLG: 0.492										3	0	1	1	1	0	1						
9 Nick Castellanos, R OBP: 0.338, SLG: 0.530										3	0	0	1	0	1	1						
8 Justin Upton, R OBP: 0.292, SLG: 0.388										3	0	1	0	1	0	1						
14 Mike Aviles, R OBP: 0.261, SLG: 0.264										3	0	1	0	0	1	1						
34 James McCann, R OBP: 0.249, SLG: 0.308										4	0	1	0	0	2	4						
1 Jose Iglesias, R OBP: 0.311, SLG: 0.333										4	0	0	0	0	1	5	Minnesota Twins @ Detroit Tigers Comerica Park, Detroit, MI Tue Jul 19 2016, 7:11 PM - 10:05 PM EDT Att: 32,030 - Partly Cloudy - 80 F					
Inning Stats	R: 0 E: 1 K: 0 S: 8	H: 0 LOB: 1 BB: 0 P: 11	R: 0 E: 0 K: 1 S: 6	H: 0 LOB: 0 BB: 0 P: 9	R: 0 E: 0 K: 1 S: 14	H: 1 LOB: 1 BB: 0 P: 19	R: 0 E: 0 K: 0 S: 6	H: 0 LOB: 0 BB: 0 P: 7	R: 0 E: 0 K: 0 S: 5	H: 0 LOB: 1 BB: 1 P: 10	R: 0 E: 0 K: 0 S: 7	H: 0 LOB: 0 BB: 0 P: 12	R: 0 E: 0 K: 1 S: 10	H: 0 LOB: 1 BB: 1 P: 18	R: 0 E: 0 K: 1 S: 9	H: 0 LOB: 0 BB: 0 P: 11		R: 2 E: 0 K: 2 S: 21	H: 5 LOB: 3 BB: 0 P: 28	1B: 6 2B: 0 3B: 0 HR: 0	SF: 1 SAC: 1 DP: 0 HBP: 0	WP: 0 PB: 0 SB: 0 CS: 0
PITCHER	IP WLS BF H R ER SO BB IBB HBP BLK WP HR S P ERA WHIP	8.1 W 32 4 2 0 2 0 0 0 0 0 0 109 16 0.00 3.000	2.2 0.2 4 2 0 0 2 0 0 0 0 0 0 12 16 0.00 3.000	PITCHER										IP WLS BF H R ER SO BB IBB HBP BLK WP HR S P ERA WHIP	8.1 W 32 4 2 0 2 0 0 0 0 0 0 109 16 0.00 3.000							
33 Tommy Milone, L ERA: 4.71	27 Brandon Kintzler, R ERA: 2.28											8.1 W 32 4 2 0 2 0 0 0 0 0 0 109 16 0.00 3.000										

Batter	1	2	3	4	5	6	7	8	9	AB	R	H	RBI	BB	SO	LOB	TOP								
9 Eduardo Núñez, R OBP: 0.335, SLG: 0.465	G1-3		G5-3			L4		BB		3	0	0	0	1	0	1									
7 Joe Mauer, L OBP: 0.369, SLG: 0.380	HR		G4-3			G4-3		G4-3		4	1	1	1	0	0	2									
22 Miguel Sanó, R OBP: 0.341, SLG: 0.456	G6-3					F7				4	0	0	0	0	2	0									
2 Brian Dozier, R OBP: 0.331, SLG: 0.457	F7									3	0	0	0	0	1	0									
26 Max Kepler, L OBP: 0.309, SLG: 0.488	F9									3	1	1	1	1	1	1									
19 Kennys Vargas, S OBP: 0.419, SLG: 0.722										3	0	0	0	0	1	0									
39 Danny Santana, S OBP: 0.286, SLG: 0.351										4	0	0	0	0	3	2									
20 Eddie Rosario, L OBP: 0.257, SLG: 0.398	L3									4	1	1	2	0	0	1									
8 Kurt Suzuki, R OBP: 0.326, SLG: 0.428										4	0	1	0	0	0	1									
25 Byron Buxton, R OBP: 0.246, SLG: 0.337										3	0	0	0	0	3	1									
Inning Stats	R: 1 H: 1 E: 0 K: 0 S: 12	H: 1 LOB: 0 BB: 0 P: 18	R: 0 H: 0 E: 0 K: 1 S: 10	H: 0 LOB: 0 BB: 0 P: 10	R: 0 H: 1 E: 0 K: 1 S: 13	H: 1 LOB: 1 BB: 0 P: 17	R: 0 H: 0 E: 0 K: 3 S: 12	H: 0 LOB: 1 BB: 1 P: 20	R: 0 H: 0 E: 0 K: 1 S: 8	H: 0 LOB: 0 BB: 0 P: 10	R: 0 H: 0 E: 0 K: 0 S: 5	H: 0 LOB: 1 BB: 0 P: 8	R: 0 H: 0 E: 0 K: 2 S: 11	H: 0 LOB: 1 BB: 0 P: 13	R: 0 H: 0 E: 0 K: 1 S: 10	H: 0 LOB: 1 BB: 1 P: 16	R: 3 H: 2 E: 1 K: 1 S: 18	H: 2 LOB: 1 BB: 0 P: 30	1B: 1 2B: 0 3B: 0 HR: 3	SF: 0 SAC: 0 DP: 0 HBP: 1	WP: 0 PB: 0 SB: 0 CS: 0	PA: 35			
PITCHER	IP	WLS	BF	H	R	ER	SO	BB	IBB	HBP	BLK	WP	HR	S	P	ERA	WHIP								
35 Justin Verlander, R ERA: 3.74	8.0		29	2	1	1	9	2	0	1	0	0	1	81	112	1.12	0.500								
57 Francisco Rodríguez, R ERA: 2.88	0.2	L	5	2	3	1	1	0	0	0	0	0	2	17	28	13.50	3.000								
61 Shane Greene, R ERA: 4.59	0.1		1	0	0	0	0	0	0	0	0	0	0	1	2	0.00	0.000								

Minnesota Twins @ Detroit Tigers
Comerica Park, Detroit, MI
Wed Jul 20 2016, 1:12 PM - 4:15 PM EDT
Att: 35,020 - Partly Cloudy - 75 F

AB 32
R 4
H 4
RBI 4
BB 2
SO 10
LOB 9

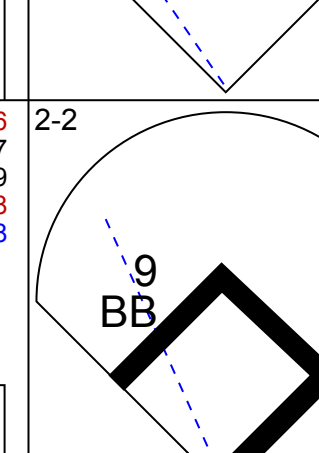
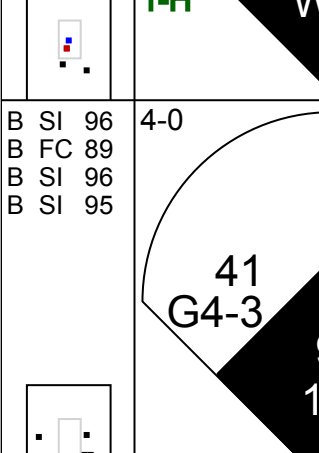
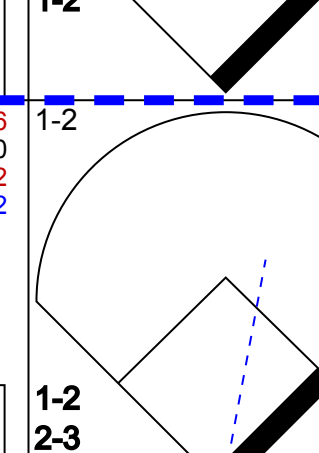
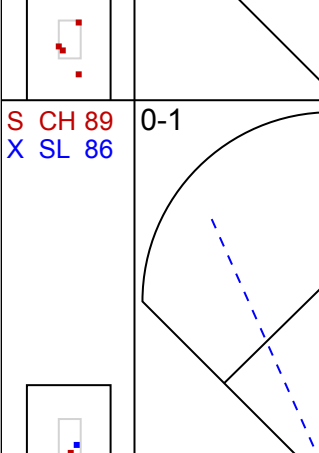
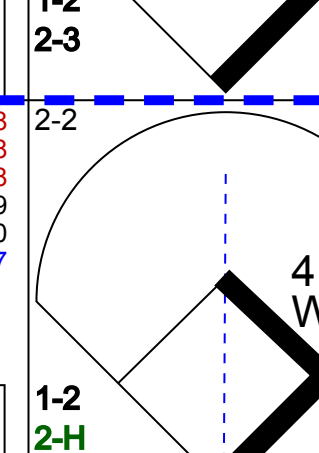

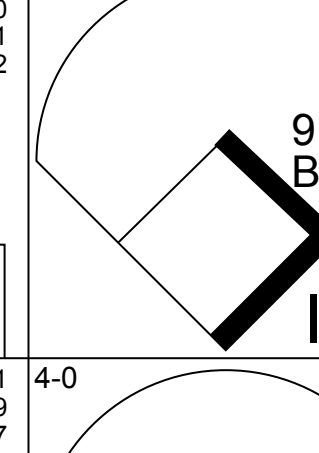
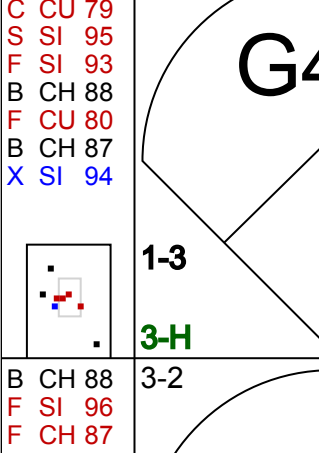
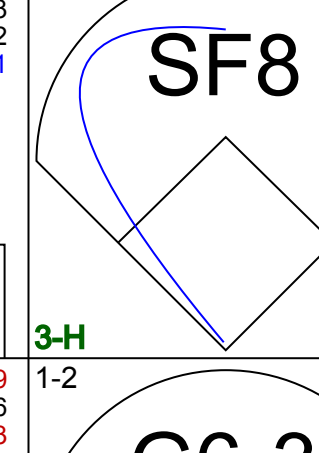
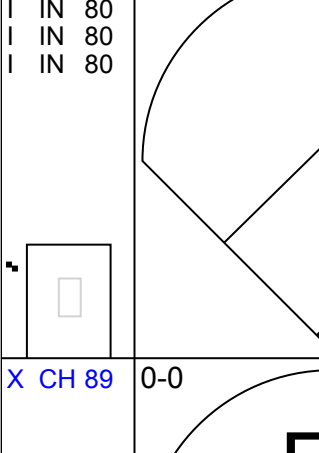
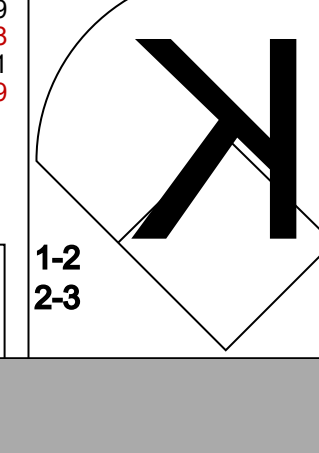

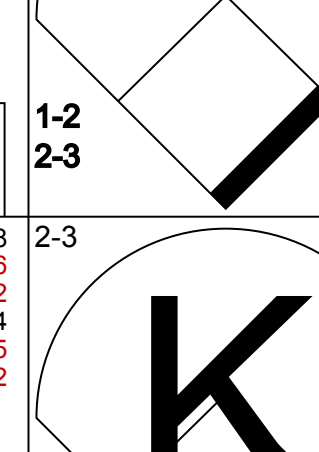
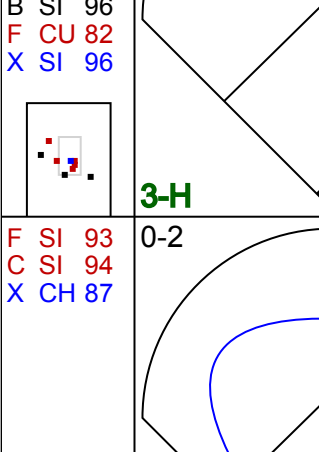
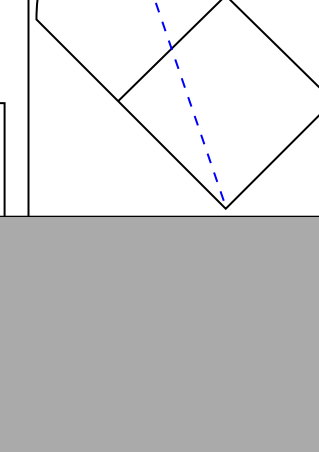
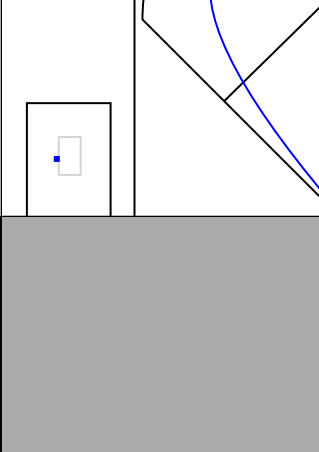
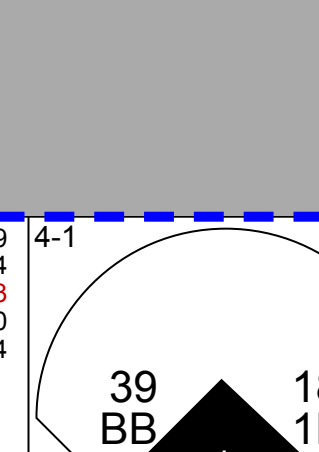

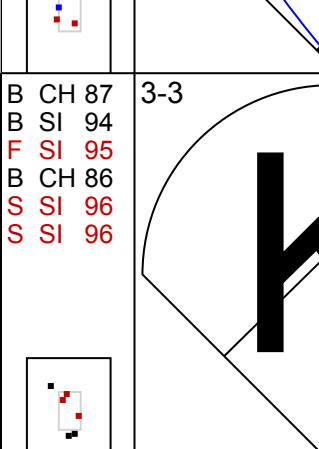


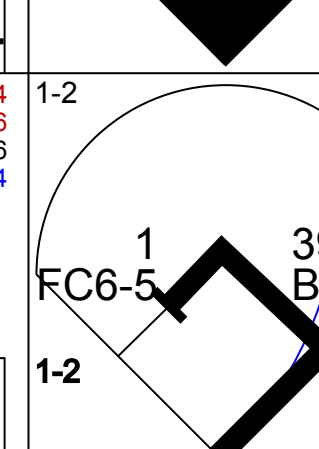

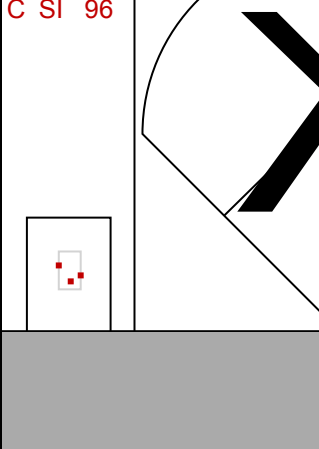
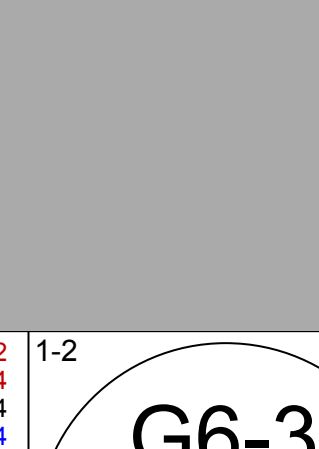

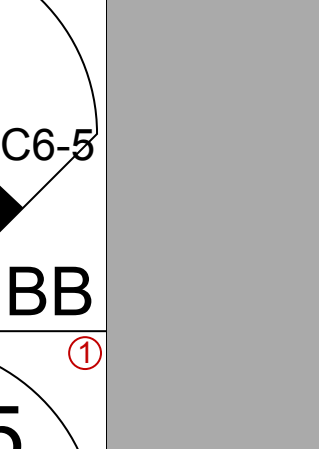
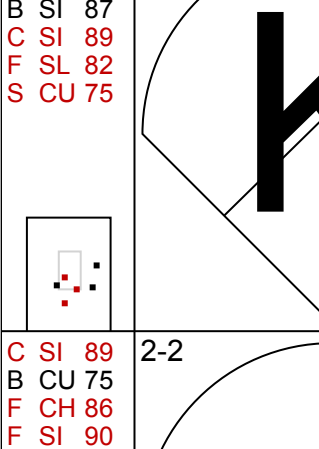
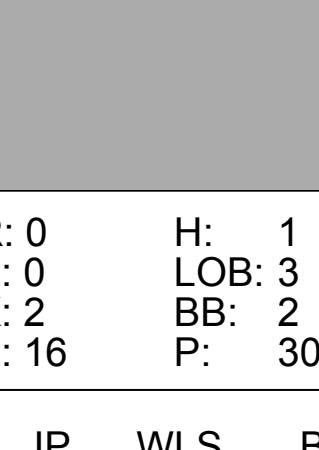
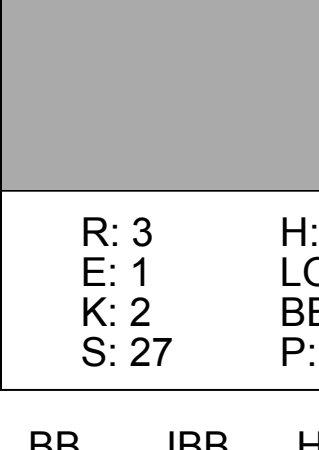
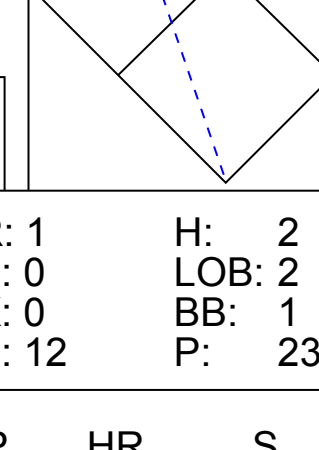
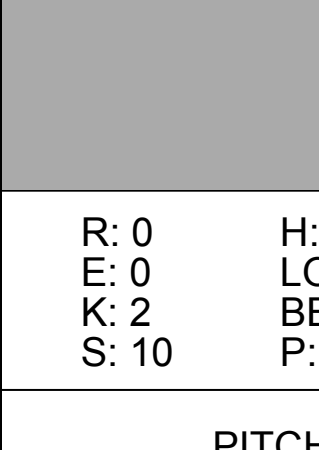
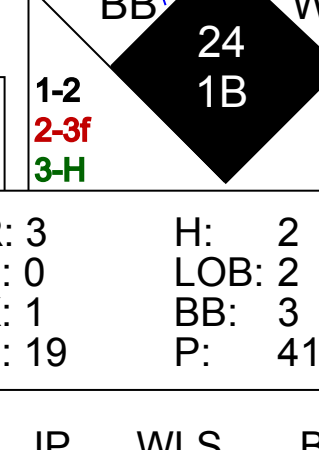
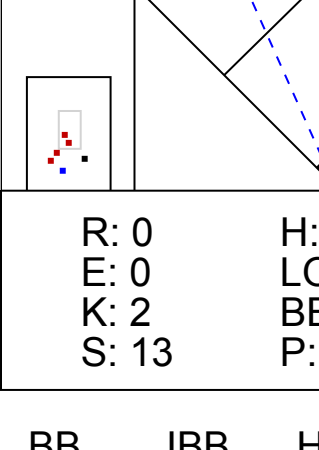
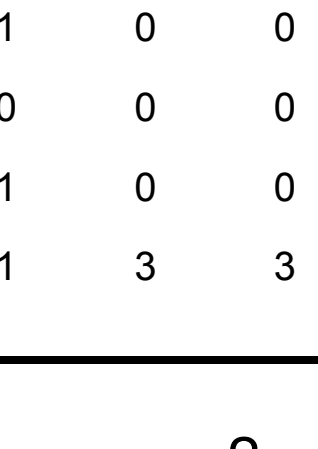
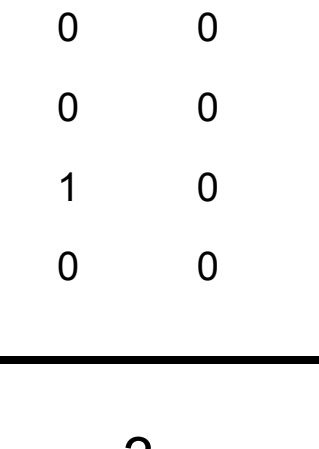
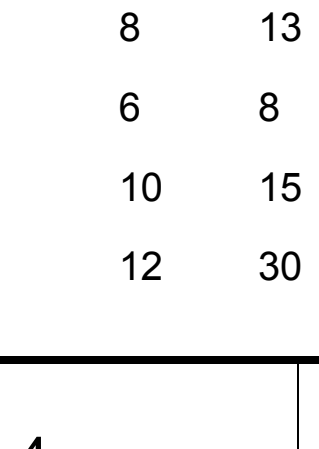




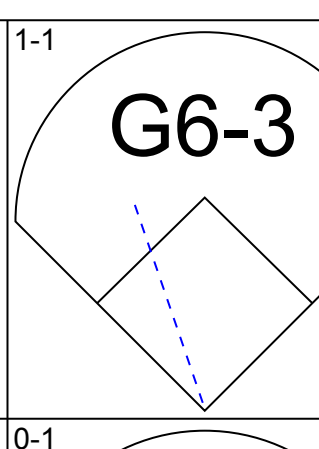

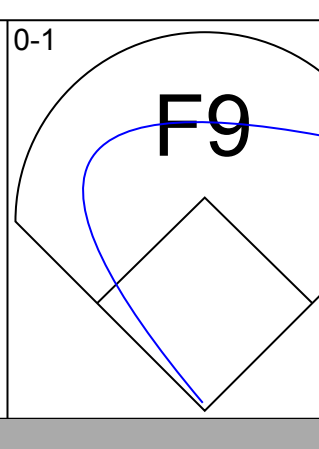

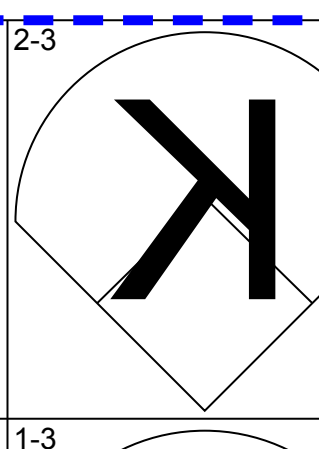
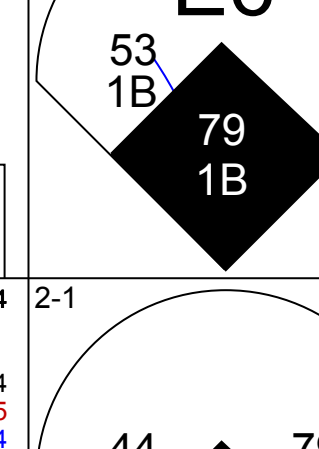
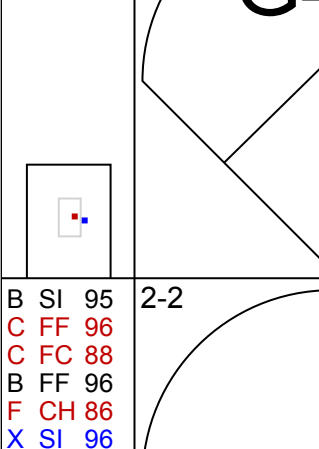


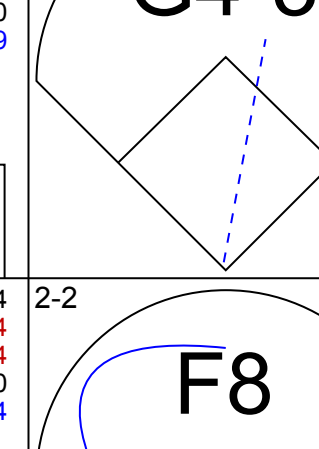
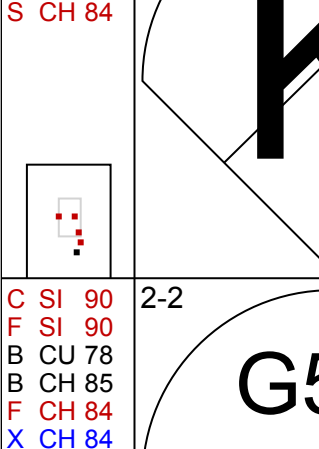
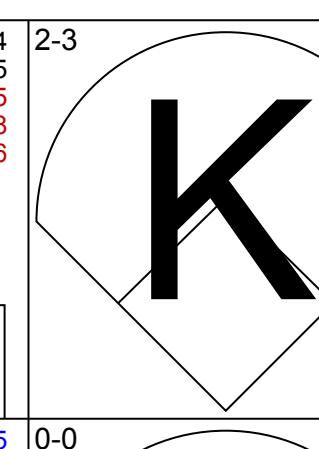
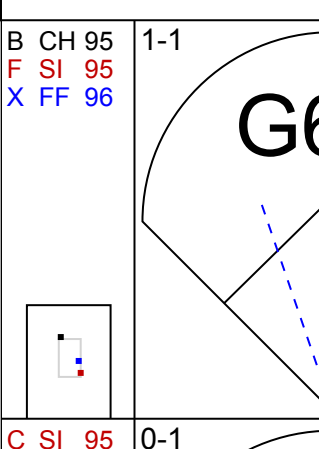

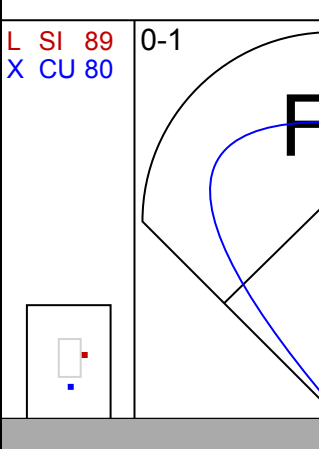
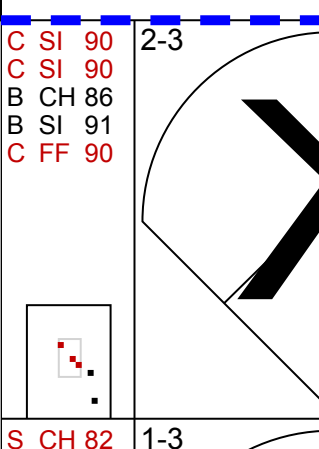
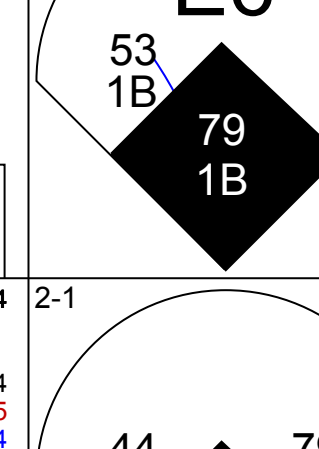
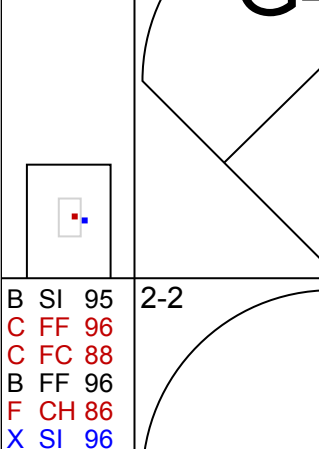


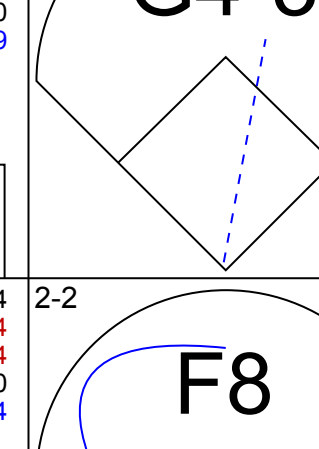
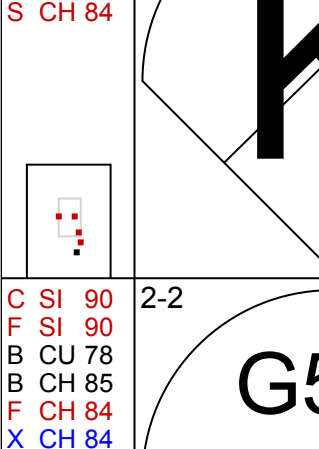
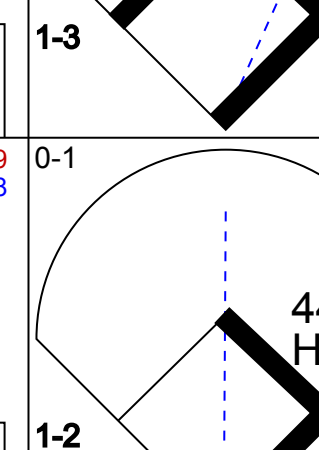
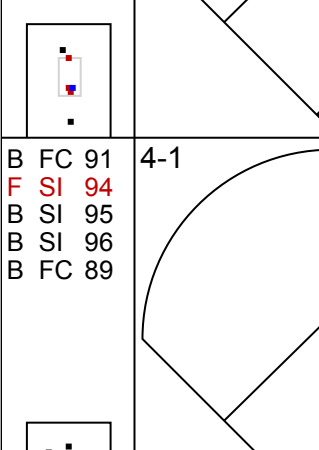


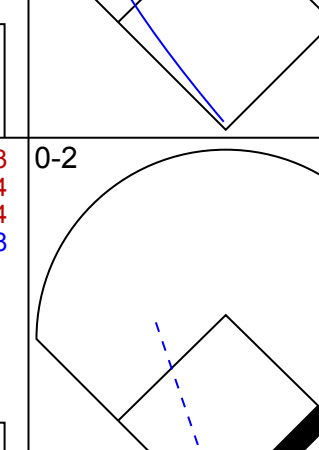
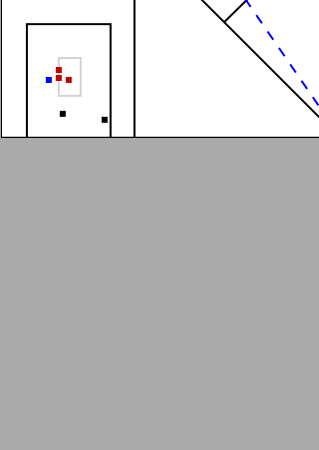
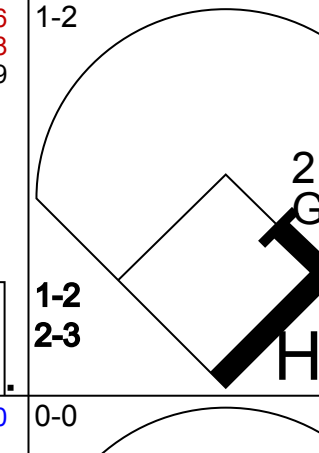
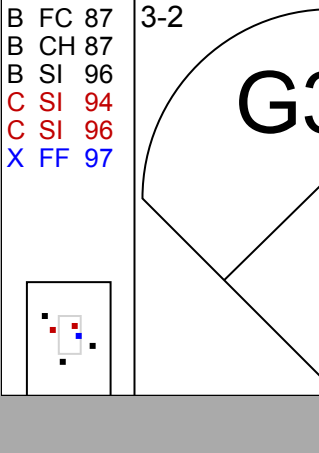


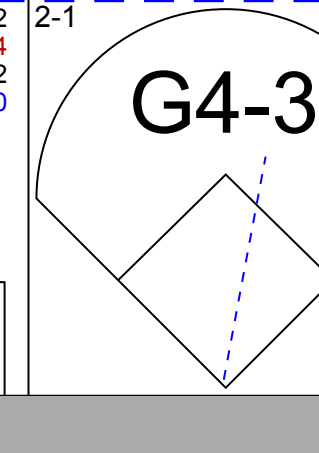
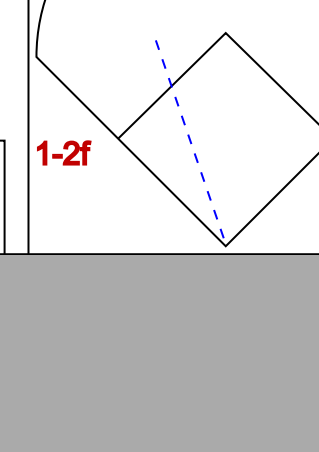

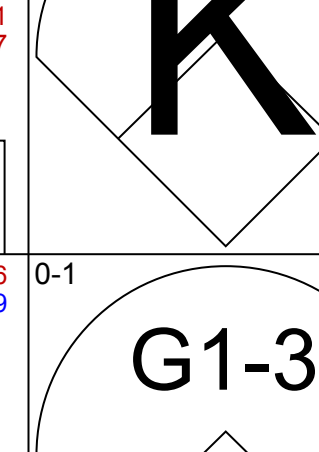
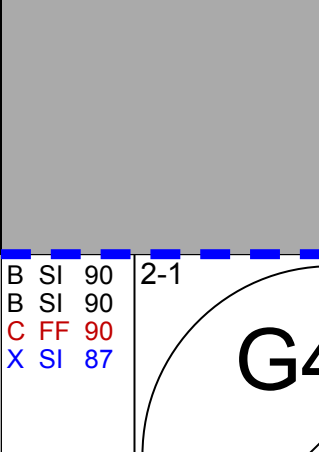



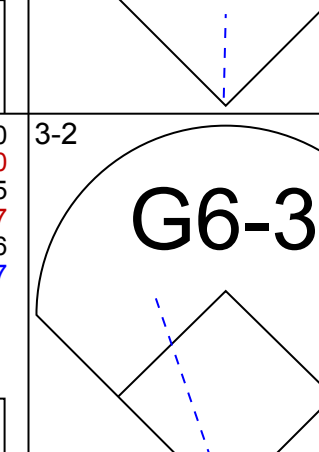
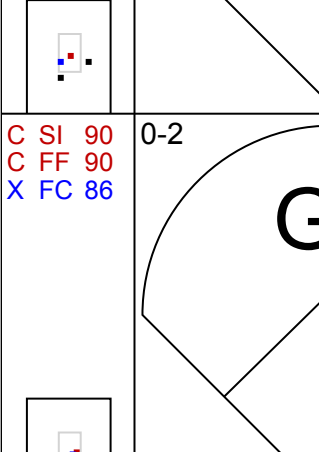


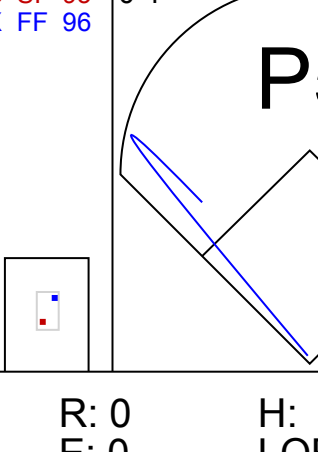

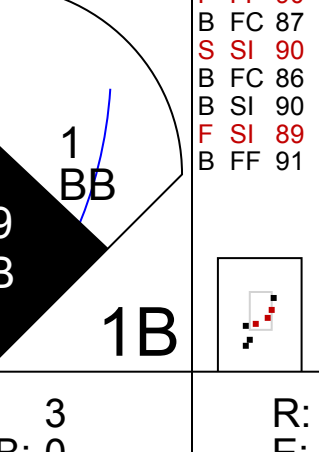
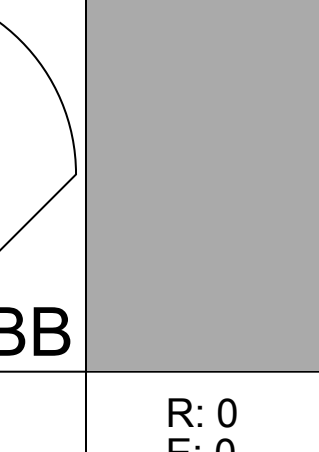

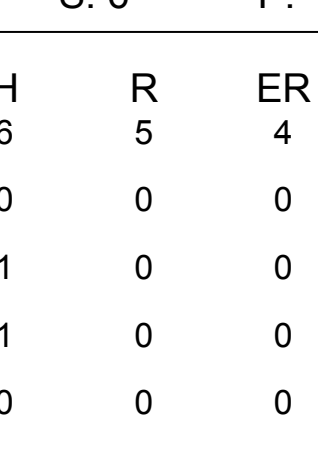
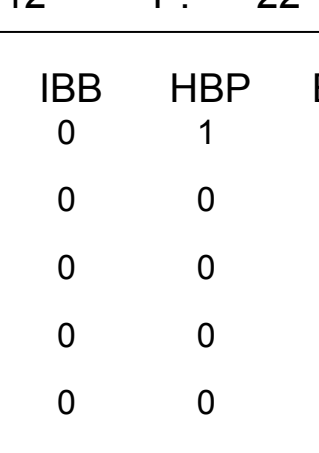





Batter	1	2	3	4	5	6	7	8	9	AB	R	H	RBI	BB	SO	LOB	BOTTOM								
3 Ian Kinsler, R OBP: 0.347, SLG: 0.505	HR		F9							4	1	2	1	0	1	1									
4 Cameron Maybin, R OBP: 0.392, SLG: 0.395	F8									4	0	0	0	0	0	3									
24 Miguel Cabrera, R OBP: 0.366, SLG: 0.494	G6-3									4	0	2	0	0	0	1									
41 Victor Martínez, S OBP: 0.339, SLG: 0.486	F7									4	0	0	0	0	1	3									
9 Nick Castellanos, R OBP: 0.337, SLG: 0.527	L6									4	0	1	0	0	0	1									
8 Justin Upton, R OBP: 0.291, SLG: 0.386	L7									4	0	1	0	0	1	1									
14 Mike Aviles, R OBP: 0.268, SLG: 0.279	G6-3									4	0	2	0	0	0	0									
34 James McCann, R OBP: 0.240, SLG: 0.303										3	0	0	0	0	0	2									
39 Jarrod Saltalamacchia, R OBP: 0.329, SLG: 0.438										1	0	0	0	0	1	2									
17 Andrew Romine, S OBP: 0.320, SLG: 0.273	L6									3	0	1	0	1	0	2									
Inning Stats	R: 1 H: 1 E: 0 K: 0 S: 8	H: 1 LOB: 0 BB: 0 P: 10	R: 0 H: 0 E: 0 K: 0 S: 6	H: 0 LOB: 0 BB: 0 P: 8	R: 0 H: 0 E: 0 K: 1 S: 7	H: 0 LOB: 0 BB: 0 P: 12	R: 0 H: 1 E: 0 K: 1 S: 14	H: 1 LOB: 1 BB: 0 P: 20	R: 0 H: 0 E: 0 K: 0 S: 10	H: 0 LOB: 0 BB: 0 P: 8	R: 0 H: 2 E: 0 K: 1 S: 14	H: 2 LOB: 2 BB: 0 P: 22	R: 0 H: 2 E: 0 K: 1 S: 17	H: 2 LOB: 2 BB: 0 P: 24	R: 0 H: 2 E: 0 K: 1 S: 15	H: 2 LOB: 2 BB: 0 P: 25	1B: 7 2B: 1 3B: 0 HR: 1	SF: 0 SAC: 0 DP: 1 HBP: 0	WP: 0 PB: 0 SB: 0 CS: 0	PA: 36					
PITCHER	IP	WLS	BF	H	R	ER	SO	BB	IBB	HBP	BLK	WP	HR	S	P	ERA	WHIP								
54 Ervin Santana, R ERA: 3.92	7.0		27	6	1	1	2	1	0	0	0	0	1	71	129	1.29	1.000								
57 Ryan Pressly, R ERA: 3.83	1.0	W	4	1	0	0	1	0	0	0	0	0	0	10	14	0.00	1.000								
27 Brandon Kintzler, R ERA: 2.2	1.0	S	5	2	0	0	1	0	0	0	0	0	0	15	25	0.00	2.000								

Minnesota Twins @ Detroit Tigers
Comerica Park, Detroit, MI
Wed Jul 20 2016, 1:12 PM - 4:15 PM EDT
Att: 35,020 - Partly Cloudy - 75 F

AB 35
R 1
H 9
RBI 1
BB 1
SO 4
LOB 16



Batter	1	2	3	4	5	6	7	8	9	AB	R	H	RBI	BB	SO	LOB	TOP							
3 Ian Kinsler, R OBP: 0.351, SLG: 0.512										5	3	1	0	0	3	3								
4 Cameron Maybin, R OBP: 0.388, SLG: 0.389										4	1	1	1	2	1	1								
24 Miguel Cabrera, R OBP: 0.376, SLG: 0.515										4	1	4	2	1	0	0								
41 Victor Martinez, S OBP: 0.342, SLG: 0.484										2	0	0	1	2	1	3								
9 Nick Castellanos, R OBP: 0.338, SLG: 0.522 17 Andrew Romine, S OBP: 0.320, SLG: 0.273										4	0	2	1	1	0	4								
8 Justin Upton, R OBP: 0.320, SLG: 0.381										4	1	1	0	1	1	4								
18 Tyler Collins, L OBP: 0.167, SLG: 0.278										5	0	1	0	0	2	2								
39 Jarrod Saltalamacchia, S OBP: 0.319, SLG: 0.417										4	0	0	0	1	3	2								
1 Jose Iglesias, R OBP: 0.310, SLG: 0.334										5	1	1	1	0	0	3								
Inning Stats	R: 0 E: 0 K: 2 S: 16	H: 1 LOB: 3 BB: 2 P: 30	R: 0 E: 0 K: 2 S: 8	H: 0 LOB: 0 BB: 0 P: 14	R: 3 E: 1 K: 2 S: 27	H: 3 LOB: 2 BB: 1 P: 46	R: 1 E: 0 K: 0 S: 12	H: 2 LOB: 2 BB: 1 P: 23	R: 0 E: 0 K: 0 S: 7	H: 0 LOB: 1 BB: 0 P: 9	R: 0 E: 0 K: 2 S: 10	H: 1 LOB: 2 BB: 1 P: 15	R: 3 E: 0 K: 1 S: 19	H: 2 LOB: 3 BB: 3 P: 41	R: 0 E: 0 K: 0 S: 5	H: 1 LOB: 0 BB: 0 P: 5	R: 0 E: 0 K: 2 S: 13	H: 1 LOB: 0 BB: 0 P: 20	1B: 7 2B: 4 3B: 0 HR: 0	SF: 1 SAC: 0 DP: 1 HBP: 1	WP: 3 PB: 0 SB: 1 CS: 0	PA: 47		
PITCHER	IP WLS BF H R ER SO BB IBB HBP BLK WP HR S P ERA WHIP	29 Jacob Turner, R ERA: 14.73	34 Matt Albers, R ERA: 5.03	43 Dan Jennings, L ERA: 1.74	48 Tommy Kahnle, R ERA: 3.88	51 Carson Fulmer, R ERA: 8.1	65 Nate Jones, R ERA: 2.51	33 Zach Duke, L ERA: 2.6	IP WLS BF H R ER SO BB IBB HBP BLK WP HR S P ERA WHIP	65 Nate Jones, R ERA: 2.51	33 Zach Duke, L ERA: 2.6	IP WLS BF H R ER SO BB IBB HBP BLK WP HR S P ERA WHIP	65 Nate Jones, R ERA: 2.51	33 Zach Duke, L ERA: 2.6	IP WLS BF H R ER SO BB IBB HBP BLK WP HR S P ERA WHIP	65 Nate Jones, R ERA: 2.51	33 Zach Duke, L ERA: 2.6	IP WLS BF H R ER SO BB IBB HBP BLK WP HR S P ERA WHIP	65 Nate Jones, R ERA: 2.51	33 Zach Duke, L ERA: 2.6	IP WLS BF H R ER SO BB IBB HBP BLK WP HR S P ERA WHIP	65 Nate Jones, R ERA: 2.51	33 Zach Duke, L ERA: 2.6	IP WLS BF H R ER SO BB IBB HBP BLK WP HR S P ERA WHIP
1 Adam Eaton, L OBP: 0.357, SLG: 0.397 26 Avisail Garcia, R OBP: 0.308, SLG: 0.331									3	0	0	0	1	1	1									
12 Tim Anderson, R OBP: 0.294, SLG: 0.444										5	2	0	0	0	1	2								
53 Melky Cabrera, S OBP: 0.349, SLG: 0.467										5	0	2	0	0	1	2								
79 José Abreu, R OBP: 0.330, SLG: 0.430										3	1	3	2	1	0	0								
44 Justin Morneau, L OBP: 0.409, SLG: 0.500										3	1	1	3	0	0	3								
21 Todd Frazier, R OBP: 0.301, SLG: 0.480										4	0	0	0	0	2	3								
20 JB Shuck, L OBP: 0.257, SLG: 0.364										4	0	0	0	0	0	0								
18 Tyler Saladino, R OBP: 0.303, SLG: 0.410										4	0	1	0	0	0	0								
38 Omar Narváez, L OBP: 0.500, SLG: 0.600 27 Dioner Navarro, S OBP: 0.253, SLG: 0.345										2	1	1	0	1	0	0								
Inning Stats	R: 1 E: 1 K: 1 S: 11	H: 2 LOB: 2 BB: 0 P: 16	R: 0 E: 0 K: 0 S: 6	H: 0 LOB: 0 BB: 0 P: 8	R: 0 E: 0 K: 0 S: 12	H: 1 LOB: 1 BB: 1 P: 22	R: 0 E: 0 K: 1 S: 9	H: 0 LOB: 0 BB: 0 P: 15	R: 4 E: 0 K: 2 S: 17	H: 3 LOB: 0 BB: 1 P: 25	R: 0 E: 0 K: 0 S: 10	H: 0 LOB: 1 BB: 1 P: 16	R: 0 E: 0 K: 0 S: 13	H: 1 LOB: 1 BB: 0 P: 19	R: 0 E: 0 K: 1 S: 11	H: 1 LOB: 0 BB: 0 P: 15	R: 0 E: 0 K: 2 S: 11	H: 0 LOB: 0 BB: 0 P: 16	1B: 5 2B: 2 3B: 0 HR: 1	SF: 0 SAC: 0 DP: 1 HBP: 1	WP: 0 PB: 0 SB: 0 CS: 0	PA: 39		
PITCHER	IP WLS BF H R ER SO BB IBB HBP BLK WP HR S P ERA WHIP	32 Michael Fulmer, R ERA: 2.4	56 Kyle Ryan, L ERA: 3.44	30 Alex Wilson, R ERA: 3.43	38 Justin Wilson, L ERA: 3.19	57 Francisco Rodriguez, R ERA: 2.8	IP WLS BF H R ER SO BB IBB HBP BLK WP HR S P ERA WHIP	32 Michael Fulmer, R ERA: 2.4	56 Kyle Ryan, L ERA: 3.44	30 Alex Wilson, R ERA: 3.43	38 Justin Wilson, L ERA: 3.19	57 Francisco Rodriguez, R ERA: 2.8	IP WLS BF H R ER SO BB IBB HBP BLK WP HR S P ERA WHIP	32 Michael Fulmer, R ERA: 2.4	56 Kyle Ryan, L ERA: 3.44	30 Alex Wilson, R ERA: 3.43	38 Justin Wilson, L ERA: 3.19	57 Francisco Rodriguez, R ERA: 2.8	IP WLS BF H R ER SO BB IBB HBP BLK WP HR S P ERA WHIP	32 Michael Fulmer, R ERA: 2.4	56 Kyle Ryan, L ERA: 3.44	30 Alex Wilson, R ERA: 3.43	38 Justin Wilson, L ERA: 3.19	57 Francisco Rodriguez, R ERA: 2.8

Detroit Tigers @ Chicago White Sox
U.S. Cellular Field, Chicago, IL
Fri Jul 22 2016, 8:11 PM - 11:45 PM EDT
Att: 22,611 - Clear - 89 F

AB 37
R 7
H 11
RBI 6
BB 8
SO 11
LOB 22



Detroit Tigers @ Chicago White Sox
U.S. Cellular Field, Chicago, IL
Fri Jul 22 2016, 8:11 PM - 11:45 PM EDT
Att: 22,611 - Clear - 89 F

AB 35
R 5
H 8
RBI 5
BB 3
SO 7
LOB 12



Batter	1	2	3	4	5	6	7	8	9	AB	R	H	RBI	BB	SO	LOB	TOP								
3 Ian Kinsler, R OBP: 0.351, SLG: 0.511	G6-3		K		K		F8		K	4	0	1	0	1	1	0	Detroit Tigers @ Chicago White Sox U.S. Cellular Field, Chicago, IL Sat Jul 23 2016, 7:22 PM - 2:28 PM EDT Att: 32,527 - Cloudy - 91 F								
4 Cameron Maybin, R OBP: 0.392, SLG: 0.392	1B		1B		BB				K	4	2	2	0	1	1	1									
24 Miguel Cabrera, R OBP: 0.373, SLG: 0.510	G6-3		K		K				K	4	0	0	1	0	3	5									
41 Victor Martinez, S OBP: 0.344, SLG: 0.482 17 Andrew Romine, S OBP: 0.320, SLG: 0.273	F7		L5						IBB	3	0	1	0	1	0	3									
9 Nick Castellanos, R OBP: 0.337, SLG: 0.519	K				G5-3				G4-6-3	4	0	1	1	0	1	1									
8 Justin Upton, R OBP: 0.390, SLG: 0.388	L6				K				1B	4	1	1	1	0	1	2									
14 Mike Aviles, R OBP: 0.294, SLG: 0.274 18 Tyler Collins, L OBP: 0.162, SLG: 0.270	G4-3				1B				F7	3	0	1	0	0	0	0									
39 Jarrod Saltalamacchia, R OBP: 0.312, SLG: 0.406			K		G6-3				K	4	0	0	0	0	3	1									
1 Jose Iglesias, R OBP: 0.309, SLG: 0.333	1B				G5-3				G4-3	4	0	1	0	0	0	0									
Inning Stats	R: 1 E: 0 K: 0 S: 8	H: 1 LOB: 0 BB: 0 P: 14	R: 0 E: 0 K: 1 S: 8	H: 0 LOB: 0 BB: 0 P: 11	R: 0 E: 0 K: 2 S: 18	H: 2 LOB: 3 BB: 1 P: 30	R: 0 E: 0 K: 1 S: 11	H: 1 LOB: 1 BB: 0 P: 17	R: 0 E: 0 K: 2 S: 13	H: 0 LOB: 1 BB: 1 P: 23	R: 1 E: 0 K: 0 S: 6	H: 2 LOB: 0 BB: 0 P: 10	R: 0 E: 0 K: 1 S: 6	H: 0 LOB: 2 BB: 0 P: 7	R: 1 E: 1 K: 2 S: 14	H: 1 LOB: 2 BB: 1 P: 21		R: 0 E: 0 K: 2 S: 10	H: 1 LOB: 0 BB: 0 P: 14	1B: 6 2B: 1 3B: 0 HR: 1	SF: 0 SAC: 0 DP: 1 HBP: 0	WP: 0 PB: 0 SB: 2 CS: 0	PA: 38		
PITCHER	IP	WLS	BF	H	R	ER	SO	BB	IBB	HBP	BLK	WP	HR	S	P	ERA	WHIP								
34 Matt Albers, R ERA: 4.75	2.0		7	1	1	0	1	0	0	0	0	0	0	16	25	0.00	0.500								
43 Dan Jennings, L ERA: 1.95	2.0		10	3	0	0	3	1	0	0	0	0	0	29	47	0.00	2.000								
48 Tommy Kahnle, R ERA: 3.86	2.0	H	8	2	1	1	2	1	0	0	0	0	1	19	33	4.50	1.500								
33 Zach Duke, L ERA: 2.72	1.0	H	3	0	0	0	1	0	0	0	0	0	0	6	7	0.00	0.000								
65 Nate Jones, R ERA: 2.47	0.2	B	5	1	1	0	1	0	1	0	0	0	0	11	17	0.00	1.500								

Batter	1	2	3	4	5	6	7	8	9	AB	R	H	RBI	BB	SO	LOB	BOTTOM								
1 Adam Eaton, L OBP: 0.357, SLG: 0.396	HBP		K		FC5-4		K		1B	4	0	1	1	0	2	2	Detroit Tigers @ Chicago White Sox U.S. Cellular Field, Chicago, IL Sat Jul 23 2016, 7:22 PM - 2:28 PM EDT Att: 32,527 - Cloudy - 91 F								
12 Tim Anderson, R OBP: 0.283, SLG: 0.439	G6-4-3		K		1B		K			4	0	1	0	0	2	2									
53 Melky Cabrera, S OBP: 0.348, SLG: 0.465	F9		1B		F8				K	4	0	1	0	0	1	2									
79 José Abreu, R OBP: 0.327, SLG: 0.425	F8		F8		G1-3				G4-3	4	0	0	0	0	3										
21 Todd Frazier, R OBP: 0.300, SLG: 0.476	E5		P4		F9				18 S	3	1	0	0	1	0	0									
18 Tyler Saladino, R OBP: 0.301, SLG: 0.405	27 S		K		F9				P3	4	1	1	0	0	1	1									
26 Avisail Garcia, R OBP: 0.310, SLG: 0.346	SF8		HR		K				20 G4-3	3	2	2	2	0	1	0									
27 Dioner Navarro, S OBP: 0.258, SLG: 0.350	2B		K						B5	3	0	1	1	0	1	1									
20 JB Shuck, L OBP: 0.257, SLG: 0.356	G4-3				HBP				G4-3	3	0	0	0	0	3										
Inning Stats	R: 0 E: 0 K: 0 S: 8	H: 0 LOB: 0 BB: 0 P: 12	R: 2 E: 1 K: 0 S: 15	H: 2 LOB: 1 BB: 0 P: 21	R: 0 E: 0 K: 2 S: 13	H: 1 LOB: 0 BB: 0 P: 19	R: 1 E: 0 K: 2 S: 10	H: 1 LOB: 0 BB: 0 P: 14	R: 0 E: 0 K: 1 S: 8	H: 0 LOB: 0 BB: 0 P: 14	R: 0 E: 0 K: 2 S: 9	H: 0 LOB: 1 BB: 0 P: 17	R: 0 E: 0 K: 1 S: 10	H: 0 LOB: 1 BB: 1 P: 18	R: 1 E: 0 K: 0 S: 9	H: 2 LOB: 1 BB: 0 P: 17		1B: 5 2B: 1 3B: 0 HR: 1	SF: 1 SAC: 0 DP: 1 HBP: 3	WP: 0 PB: 0 SB: 3 CS: 0	PA: 37				
PITCHER	IP	WLS	BF	H	R	ER	SO	BB	IBB	HBP	BLK	WP	HR	S	P	ERA	WHIP								
48 Matthew Boyd, L ERA: 4.63	4.1		20	5	3	1	4	0	0	2	0	0	0	11	18	2.08	1.154								
30 Alex Wilson, R ERA: 3.29	1.2		5	0	0	0	1	0	0	0	0	0	0	11	18	0.00	0.000								
43 Bruce Rondón, R ERA: 5.11	1.0		4	0	0	0	2	0	0	1	0	0	0	9	17	0.00	0.000								
61 Shane Greene, R ERA: 4.37	1.0		4	0	0	0	1	1	0	0	0	0	0	10	18	0.00	1.000								
38 Justin Wilson, L ERA: 3.38	0.2	L	4	2	1	1	0	0	0	0	0	0	0	9	17	13.50	3.000								

Batter	1	2	3	4	5	6	7	8	9	AB	R	H	RBI	BB	SO	LOB	TOP										
3 Ian Kinsler, R OBP: 0.349, SLG: 0.508	L5		F8			F8		FC6-4 1B	G6-3	5	0	1	0	0	0	0											
1 Jose Iglesias, R OBP: 0.308, SLG: 0.335	G5-3			L7				FC6-4 24 BB		4	0	1	0	0	0	1											
24 Miguel Cabrera, R OBP: 0.374, SLG: 0.507	K				BB					2	0	0	0	2	2	1											
41 Victor Martinez, S OBP: 0.343, SLG: 0.480				P3						4	0	1	0	0	1	3											
9 Nick Castellanos, R OBP: 0.336, SLG: 0.525				L7						4	1	1	1	0	1	2											
8 Justin Upton, R OBP: 0.289, SLG: 0.387	F9					F8				4	0	1	0	0	1	1											
14 Mike Aviles, R OBP: 0.257, SLG: 0.266	FC6-4					G6-3				4	0	0	0	0	1	2											
34 James McCann, R OBP: 0.242, SLG: 0.298				L8						3	0	0	0	0	1	0											
16 Tyler Collins, L OBP: 0.194, SLG: 0.368						K				1	1	1	1	0	0	0											
17 Andrew Romine, S OBP: 0.321, SLG: 0.319										3	1	1	1	0	0	0											
39 Jarrod Saltalamacchia, R OBP: 0.316, SLG: 0.429				G6-3						1	1	1	1	0	0	0											
Inning Stats	R: 0 E: 0 K: 1 S: 12	H: 0 LOB: 0 BB: 0 P: 18	R: 0 E: 0 K: 1 S: 9	H: 1 LOB: 1 BB: 0 P: 16	R: 0 E: 0 K: 0 S: 9	H: 0 LOB: 0 BB: 0 P: 15	R: 0 E: 0 K: 0 S: 14	H: 0 LOB: 1 BB: 0 P: 23	R: 0 E: 0 K: 1 S: 10	H: 0 LOB: 0 BB: 0 P: 15	R: 0 E: 0 K: 1 S: 12	H: 1 LOB: 1 BB: 0 P: 20	R: 0 E: 0 K: 1 S: 14	H: 1 LOB: 2 BB: 1 P: 23	R: 1 E: 0 K: 1 S: 15	H: 2 LOB: 2 BB: 0 P: 21	R: 3 E: 0 K: 1 S: 15	H: 3 LOB: 0 BB: 0 P: 21	1B: 3 2B: 1 3B: 0 HR: 4	SF: 0 SAC: 0 DP: 0 HBP: 0	WP: 0 PB: 0 SB: 0 CS: 0	PA: 37					
PITCHER	IP	WLS	BF	H	R	ER	SO	BB	IBB	HBP	BLK	WP	HR	S	P	ERA	WHIP										
62 Jose Quintana, L ERA: 2.97	6.2		24	3	0	0	4	1	0	0	0	0	0	72	117	0.00	0.600										
65 Nate Jones, R ERA: 2.5	1.1		7	2	1	1	2	1	0	0	0	0	1	17	29	6.75	2.250										
30 David Robertson, R ERA: 4.46	1.0	W	6	3	3	3	1	0	0	0	0	0	3	15	21	27.00	3.000										

Detroit Tigers @ Chicago White Sox
 U.S. Cellular Field, Chicago, IL
 Sun Jul 24 2016, 3:01 PM - 6:01 PM EDT
 Att: 30,281 - Sunny - 91°F

AB	35
R	4
H	8
RBI	4
BB	2
SO	7
LOB	10



Batter	1	2	3	4	5	6	7	8	9	AB	R	H	RBI	BB	SO	LOB	BOTTOM										
1 Adam Eaton, L OBP: 0.362, SLG: 0.406	G4-6-3 79 1B			G4-3						3	3	2	3	2	0	1											
12 Tim Anderson, R OBP: 0.288, SLG: 0.441										4	0	2	0	0	1	1											
53 Melky Cabrera, S OBP: 0.346, SLG: 0.461	G4-6-3									5	0	1	1	0	1	4											
79 José Abreu, R OBP: 0.331, SLG: 0.427	FC6 44 1B									3	0	2	1	1	0	0											
44 Justin Morneau, L OBP: 0.385, SLG: 0.455	FC6									4	0	1	0	0	1	3											
21 Todd Frazier, R OBP: 0.297, SLG: 0.471										4	0	0	0	0	2	2											
27 Dioner Navarro, S OBP: 0.262, SLG: 0.353										4	1	2	0	0	0	0											
20 JB Shuck, L OBP: 0.263, SLG: 0.360										4	1	2	0	0	1	1											
5 Yolmer Sánchez, S OBP: 0.189, SLG: 0.200										4	0	0	0	0	0	4											
Inning Stats	R: 1 E: 0 K: 0 S: 12	H: 3 LOB: 1 BB: 0 P: 18	R: 3 E: 0 K: 2 S: 16	H: 4 LOB: 1 BB: 0 P: 23	R: 0 E: 0 K: 0 S: 9	H: 0 LOB: 0 BB: 0 P: 10	R: 0 E: 0 K: 0 S: 9	H: 1 LOB: 1 BB: 0 P: 13	R: 0 E: 0 K: 2 S: 10	H: 2 LOB: 2 BB: 0 P: 15	R: 0 E: 0 K: 1 S: 8	H: 0 LOB: 0 BB: 0 P: 13	R: 0 E: 0 K: 1 S: 13	H: 0 LOB: 2 BB: 2 P: 25	R: 0 E: 0 K: 0 S: 9	H: 1 LOB: 1 BB: 0 P: 14	R: 1 E: 0 K: 0 S: 3	H: 1 LOB: 1 BB: 1 P: 7	1B: 11 2B: 0 3B: 0 HR: 1	SF: 0 SAC: 1 DP: 1 HBP: 0	WP: 0 PB: 0 SB: 1 CS: 0	PA: 39					
PITCHER	IP	WLS	BF	H	R	ER	SO	BB	IBB	HBP	BLK	WP	HR	S	P	ERA	WHIP										
19 Anibal Sánchez, R ERA: 6.56	6.0		27	10	4	4	5	0	0	0	0	0	0	64	92	6.00	1.667										
21 Mark Lowe, R ERA: 9.19	0.2		4	0	0	0	0	2	0	0	0	0	0	9	18	0.00	3.000										
56 Kyle Ryan, L ERA: 3.31	1.1		5	1	0	0	1	0	0	0	0	0	0	13	21	0.00	0.750										
43 Bruce Rondón, R ERA: 5.68	0.1	L	3	1	1	1	0	1	0	0	0	0	0	3	7	27.00	6.000										

Detroit Tigers @ Chicago White Sox
 U.S. Cellular Field, Chicago, IL
 Sun Jul 24 2016, 3:01 PM - 6:01 PM EDT
 Att: 30,281 - Sunny - 91°F

AB	35
R	5
H	12
RBI	5
BB	3
SO	6
LOB	16



Batter	1	2	3	4	5	6	7	8	9	AB	R	H	RBI	BB	SO	LOB	TOP					
3 Ian Kinsler, R OBP: 0.346, SLG: 0.502										4	0	0	0	0	1	2						
1 Jose Iglesias, R OBP: 0.311, SLG: 0.347										4	2	2	2	0	0	0						
24 Miguel Cabrera, R OBP: 0.377, SLG: 0.507										2	0	1	0	2	0	1						
41 Victor Martinez, S OBP: 0.342, SLG: 0.477										4	0	1	1	0	2	3						
9 Nick Castellanos, R OBP: 0.335, SLG: 0.524										4	0	1	0	0	2	2						
18 Tyler Collins, L OBP: 0.184, SLG: 0.368										0	0	0	0	0	0	0						
8 Justin Upton, R OBP: 0.328, SLG: 0.391										4	1	1	0	0	2	2						
14 Mike Aviles, R OBP: 0.250, SLG: 0.259										4	0	0	0	0	0	2						
34 James McCann, R OBP: 0.242, SLG: 0.297										4	0	1	1	0	1	1						
17 Andrew Romine, S OBP: 0.317, SLG: 0.315										4	1	1	0	0	0	1						
Inning Stats	R: 0 E: 0 K: 2 S: 13	H: 0 LOB: 1 BB: 1 P: 20	R: 0 E: 0 K: 2 S: 12	H: 1 LOB: 1 BB: 0 P: 19	R: 0 E: 0 K: 0 S: 10	H: 0 LOB: 0 BB: 0 P: 15	R: 0 E: 0 K: 1 S: 10	H: 1 LOB: 0 BB: 0 P: 14	R: 0 E: 0 K: 0 S: 5	H: 0 LOB: 0 BB: 0 P: 8	R: 2 E: 0 K: 2 S: 14	H: 2 LOB: 1 BB: 1 P: 23	R: 1 E: 0 K: 0 S: 13	H: 2 LOB: 1 BB: 0 P: 21	R: 1 E: 0 K: 1 S: 10	H: 2 LOB: 1 BB: 0 P: 12	R: 0 E: 0 K: 0 S: 6	H: 0 LOB: 0 BB: 0 P: 8	1B: 5 2B: 1 3B: 1 HR: 1	SF: 0 SAC: 0 DP: 1 HBP: 0	WP: 0 PB: 1 SB: 0 CS: 0	PA: 36
PITCHER	IP: 6.0 WLS: L BF: 23	H: 4 R: 2 ER: 2 SO: 7	BB: 2 IBB: 0 HBP: 0 BLK: 0	WP: 0 HR: 1 S: 64 P: 99	ERA: 2.84	WHIP: 1.000																
31 Drew Pomeranz, L ERA: 2.84	IP: 1.0 WLS: 5 BF: 2	H: 2 R: 1 ER: 1 SO: 0	BB: 0 IBB: 0 HBP: 0 BLK: 0	WP: 0 HR: 0 S: 13 P: 21	ERA: 8.45	WHIP: 2.000																
56 Joe Kelly, R ERA: 8.45	IP: 2.0 WLS: 8 BF: 2	H: 2 R: 1 ER: 1 SO: 1	BB: 0 IBB: 0 HBP: 0 BLK: 0	WP: 0 HR: 0 S: 16 P: 20	ERA: 6.06	WHIP: 1.000																
11 Clay Buchholz, R ERA: 6.06																						

Detroit Tigers @ Boston Red Sox
Fenway Park, Boston, MA
Mon Jul 25 2016, 7:12 PM - 10:38 PM EDT
Att: 37,479 - Cloudy - 85 F

AB 34
R 4
H 8
RBI 4
BB 2
SO 8
LOB 14



Batter	1	2	3	4	5	6	7	8	9	AB	R	H	RBI	BB	SO	LOB	BOTTOM					
50 Mookie Betts, R OBP: 0.342, SLG: 0.527										5	0	0	0	0	0	6						
15 Dustin Pedroia, R OBP: 0.372, SLG: 0.449										4	0	1	0	1	1	1						
2 Xander Bogaerts, R OBP: 0.386, SLG: 0.474										5	0	1	0	0	0	4						
34 David Ortiz, L OBP: 0.420, SLG: 0.664										5	1	1	0	0	1	3						
13 Hanley Ramirez, R OBP: 0.361, SLG: 0.456										4	0	1	0	0	1	1						
25 Jackie Bradley Jr., L OBP: 0.331, SLG: 0.548										3	1	2	0	1	0	0						
47 Travis Shaw, L OBP: 0.325, SLG: 0.464										3	0	1	1	0	2	2						
64 Bryce Brentz, R OBP: 0.314, SLG: 0.388										1	0	0	0	0	1	3						
3 Sandy León, S OBP: 0.442, SLG: 0.650										4	0	2	1	0	1	1						
12 Brock Holt, L OBP: 0.337, SLG: 0.410										3	0	1	0	1	1	4						
Inning Stats	R: 0 E: 0 K: 0 S: 13	H: 2 LOB: 1 BB: 0 P: 18	R: 1 E: 0 K: 2 S: 14	H: 2 LOB: 1 BB: 0 P: 24	R: 0 E: 0 K: 0 S: 14	H: 2 LOB: 2 BB: 0 P: 21	R: 0 E: 0 K: 2 S: 7	H: 0 LOB: 0 BB: 0 P: 10	R: 0 E: 0 K: 0 S: 12	H: 0 LOB: 1 BB: 1 P: 18	R: 0 E: 0 K: 1 S: 10	H: 1 LOB: 2 BB: 1 P: 19	R: 0 E: 0 K: 0 S: 10	H: 1 LOB: 2 BB: 1 P: 17	R: 1 E: 0 K: 2 S: 22	H: 4 LOB: 3 BB: 0 P: 32	R: 0 E: 0 K: 1 S: 11	H: 0 LOB: 0 BB: 0 P: 16	1B: 9 2B: 1 3B: 0 HR: 0	SF: 0 SAC: 0 DP: 0 HBP: 0	WP: 0 PB: 0 SB: 0 CS: 0	PA: 40
PITCHER	IP: 6.0 WLS: H BF: 25	H: 5 R: 1 ER: 0 SO: 5	BB: 1 IBB: 0 HBP: 0 BLK: 0	WP: 0 HR: 0 S: 70 P: 110	ERA: 1.50	WHIP: 1.167																
35 Justin Verlander, R ERA: 3.64	IP: 1.0 WLS: 5 BF: 1	H: 1 R: 0 ER: 0 SO: 0	BB: 0 IBB: 0 HBP: 0 BLK: 0	WP: 0 HR: 10 S: 17 P: 20	ERA: 4.25	WHIP: 2.000																
61 Shane Greene, R ERA: 4.25	IP: 0.2 WLS: H BF: 6	H: 4 R: 1 ER: 1 SO: 2	BB: 0 IBB: 0 HBP: 0 BLK: 0	WP: 0 HR: 20 S: 28 P: 30	ERA: 3.55	WHIP: 6.000																
38 Justin Wilson, L ERA: 3.55	IP: 1.1 WLS: S BF: 4	H: 0 R: 0 ER: 0 SO: 1	BB: 0 IBB: 0 HBP: 0 BLK: 0	WP: 0 HR: 13 S: 20 P: 20	ERA: 2.7	WHIP: 0.000																
57 Francisco Rodriguez, R ERA: 2.7																						

Detroit Tigers @ Boston Red Sox
Fenway Park, Boston, MA
Mon Jul 25 2016, 7:12 PM - 10:38 PM EDT
Att: 37,479 - Cloudy - 85 F


AB 37
R 2
H 10
RBI 2
BB 3
SO 8
LOB 25



Batter	1	2	3	4	5	6	7	8	9	AB	R	H	RBI	BB	SO	LOB	TOP										
3 Ian Kinsler, R OBP: 0.343, SLG: 0.495										5	1	1	0	0	1	2											
1 Jose Iglesias, R OBP: 0.313, SLG: 0.350										5	1	1	0	0	0	1											
24 Miguel Cabrera, R OBP: 0.382, SLG: 0.522										4	1	3	1	1	0	0											
41 Victor Martinez, S OBP: 0.351, SLG: 0.480										4	0	4	2	1	0	0											
9 Nick Castellanos, R OBP: 0.332, SLG: 0.515 17 Andrew Romine, S OBP: 0.317, SLG: 0.315										5	0	0	0	0	0	3	8										
8 Justin Upton, R OBP: 0.288, SLG: 0.388										4	0	0	0	0	2	5											
14 Mike Aviles, R OBP: 0.255, SLG: 0.263										4	0	1	0	0	0	0											
34 James McCann, R OBP: 0.247, SLG: 0.313										3	1	1	1	1	0	1											
18 Tyler Collins, L OBP: 0.213, SLG: 0.333										3	0	0	0	1	2	1											
Inning Stats	R: 0 H: 2 E: 0 K: 1 S: 14	H: 2 R: 0 ER: 0 LOB: 2 BB: 0 P: 18	R: 0 H: 1 E: 0 K: 1 S: 9	H: 1 R: 0 ER: 0 LOB: 0 BB: 0 P: 13	R: 2 H: 3 E: 0 K: 3 S: 15	H: 3 R: 0 ER: 0 LOB: 2 BB: 1 P: 26	R: 0 H: 0 E: 0 K: 1 S: 7	H: 0 R: 0 ER: 0 LOB: 1 BB: 1 P: 14	R: 0 H: 2 E: 0 K: 0 S: 12	H: 2 R: 0 ER: 0 LOB: 2 BB: 0 P: 17	R: 1 H: 1 E: 0 K: 0 S: 12	H: 1 R: 0 ER: 0 LOB: 1 BB: 1 P: 18	R: 0 H: 1 E: 0 K: 1 S: 9	H: 1 R: 0 ER: 0 LOB: 1 BB: 0 P: 16	R: 0 H: 0 E: 0 K: 0 S: 3	H: 0 R: 0 ER: 0 LOB: 0 BB: 0 P: 6	R: 1 H: 1 E: 0 K: 1 S: 14	H: 1 R: 0 ER: 0 LOB: 1 BB: 1 P: 23	1B: 8 2B: 1 3B: 0 HR: 2	SF: 0 SAC: 0 DP: 1 HBP: 0	WP: 0 PB: 0 SB: 0 CS: 0	PA: 41					
PITCHER	IP	WLS	BF	H	R	ER	SO	BB	IBB	HBP	BLK	WP	HR	S	P	ERA	WHIP										
52 Eduardo Rodriguez, L ERA: 6.51	5.1		27	9	3	3	6	2	1	0	0	0	1	65	101	5.06	2.062										
68 Matt Barnes, R ERA: 3.12	1.2		6	1	0	0	1	0	0	0	0	0	0	13	21	0.00	0.600										
11 Clay Buchholz, R ERA: 5.59	1.0		3	0	0	0	0	0	0	0	0	0	0	3	6	0.00	0.000										
29 Brad Ziegler, R ERA: 2.58	1.0	L	5	1	1	1	1	1	0	0	0	0	1	14	23	9.00	2.000										

Detroit Tigers @ Boston Red Sox
Fenway Park, Boston, MA
Wed Jul 27 2016, 1:38 PM - 4:32 PM EDT
Att: 37,842 - Sunny - 86 F


AB	37
R	4
H	11
RBI	4
BB	4
SO	8
LOB	18



Batter	1	2	3	4	5	6	7	8	9	AB	R	H	RBI	BB	SO	LOB	BOTTOM											
50 Mookie Betts, R OBP: 0.344, SLG: 0.534										4	0	1	1	0	1	2												
15 Dustin Pedroia, R OBP: 0.369, SLG: 0.451										4	1	1	1	0	1	1												
2 Xander Bogaerts, R OBP: 0.388, SLG: 0.478										4	1	1	1	0	1	1												
34 David Ortiz, L OBP: 0.413, SLG: 0.658										4	0	0	0	0	1	0												
25 Jackie Bradley Jr., L OBP: 0.381, SLG: 0.549										4	0	0	0	0	0	0												
18 Aaron Hill, R OBP: 0.345, SLG: 0.401										3	0	1	0	0	0	0												
47 Travis Shaw, L OBP: 0.327, SLG: 0.463										3	1	1	0	0	1	1												
3 Sandy León, S OBP: 0.435, SLG: 0.635										2	0	1	0	0	0	1												
12 Brock Holt, L OBP: 0.330, SLG: 0.399										3	0	1	0	0	0	2												
Inning Stats	R: 1 H: 1 E: 0 K: 1 S: 11	H: 1 R: 0 ER: 0 LOB: 0 BB: 0 P: 14	R: 0 H: 0 E: 0 K: 0 S: 12	H: 0 R: 0 ER: 0 LOB: 0 BB: 0 P: 15	R: 0 H: 1 E: 0 K: 0 S: 9	H: 1 R: 0 ER: 0 LOB: 0 BB: 0 P: 12	R: 0 H: 0 E: 1 K: 1 S: 7	H: 0 R: 0 ER: 0 LOB: 0 BB: 0 P: 10	R: 0 H: 1 E: 0 K: 0 S: 9	H: 1 R: 0 ER: 0 LOB: 0 BB: 0 P: 13	R: 0 H: 1 E: 0 K: 0 S: 6	H: 1 R: 0 ER: 0 LOB: 0 BB: 0 P: 9	R: 1 H: 1 E: 0 K: 0 S: 13	H: 1 R: 0 ER: 0 LOB: 0 BB: 0 P: 17	R: 1 H: 2 E: 0 K: 1 S: 9	H: 2 R: 0 ER: 0 LOB: 1 BB: 0 P: 14	R: 0 H: 0 E: 0 K: 1 S: 13	H: 0 R: 0 ER: 0 LOB: 0 BB: 0 P: 19	1B: 2 2B: 3 3B: 1 HR: 2	SF: 0 SAC: 1 DP: 3 HBP: 0	WP: 0 PB: 0 SB: 0 CS: 0	PA: 32						
PITCHER	IP	WLS	BF	H	R	ER	SO	BB	IBB	HBP	BLK	WP	HR	S	P	ERA	WHIP											
32 Michael Fulmer, R ERA: 2.5	7.2		28	7	3	3	3	0	0	0	0	0	0	0	0	0	3.52	0.913										
43 Bruce Rondón, R ERA: 5.14	0.1	W	1	0	0	0	1	0	0	0	0	0	0	4	6	0.00	0.000											
3B Justin Wilson, L ERA: 3.46	1.0	S	3	0	0	0	1	0	0	0	0	0	0	13	19	0.00	0.000											

Detroit Tigers @ Boston Red Sox
Fenway Park, Boston, MA
Wed Jul 27 2016, 1:38 PM - 4:32 PM EDT
Att: 37,842 - Sunny - 86 F

AB	31
R	3
H	7
RBI	3
BB	0
SO	5
LOB	8



Batter	1	2	3	4	5	6	7	8	9	AB	R	H	RBI	BB	SO	LOB	TOP					
4 George Springer, R OBP: 0.352, SLG: 0.470			G1-3			K				4	1	1	0	0	2	0	Houston Astros @ Detroit Tigers Comerica Park, Detroit, MI Sat Jul 30 2016, 7:12 PM - 9:59 PM EDT Att: 34,673 - Partly Cloudy - 76 F					
20 Preston Tucker, L OBP: 0.233, SLG: 0.350						G3-1				4	0	0	0	0	2	1						
27 Jose Altuve, R OBP: 0.424, SLG: 0.570						B1-3				3	1	2	0	1	0	0						
1 Carlos Correa, R OBP: 0.368, SLG: 0.471						F8				4	0	2	1	0	1	1						
28 Colby Rasmus, L OBP: 0.300, SLG: 0.373						K				4	0	0	1	0	2	4						
2 Alex Bregman, R						G5-3				4	0	0	0	0	1	2						
13 Tyler White, R OBP: 0.291, SLG: 0.372						F9				3	0	0	0	0	1	0						
15 Jason Castro, L OBP: 0.327, SLG: 0.378			G5-3			L3				3	0	0	0	0	0	0						
6 Jake Marisnick, R OBP: 0.265, SLG: 0.325						G6-3				2	0	0	0	0	1	0						
11 Evan Gattis, R OBP: 0.285, SLG: 0.458										1	0	0	0	0	1	0						
Inning Stats	R: 0 E: 0 K: 3 S: 16	H: 2 LOB: 2 BB: 0 P: 25	R: 0 E: 0 K: 1 S: 7	H: 0 LOB: 0 BB: 0 P: 10	R: 0 E: 0 K: 1 S: 7	H: 0 LOB: 0 BB: 0 P: 9	R: 0 E: 0 K: 1 S: 7	H: 0 LOB: 0 BB: 0 P: 8	R: 0 E: 0 K: 0 S: 7	H: 0 LOB: 0 BB: 0 P: 10	R: 0 E: 0 K: 2 S: 9	H: 0 LOB: 0 BB: 0 P: 13	R: 0 E: 0 K: 1 S: 10	H: 0 LOB: 1 BB: 1 P: 16	R: 0 E: 0 K: 1 S: 5	H: 0 LOB: 0 BB: 0 P: 6	R: 2 E: 0 K: 1 S: 15	H: 3 LOB: 1 BB: 0 P: 19	1B: 4 2B: 1 3B: 0 HR: 0	SF: 0 SAC: 0 DP: 0 HBP: 0	WP: 0 PB: 0 SB: 0 CS: 0	PA: 33
PITCHER	IP: 9.0 WLS: W BF: 33 H: 5 R: 2 ER: 2 SO: 11 BB: 1 IBB: 0 HBP: 0 BLK: 0 WP: 0 HR: 0 S: 83 P: 116 ERA: 2.00 WHIP: 0.667																					

AB	32
R	2
H	5
RBI	2
BB	1
SO	11
LOB	8



Batter	1	2	3	4	5	6	7	8	9	AB	R	H	RBI	BB	SO	LOB	BOTTOM					
3 Ian Kinsler, R OBP: 0.341, SLG: 0.490										4	0	0	0	0	3	0	Houston Astros @ Detroit Tigers Comerica Park, Detroit, MI Sat Jul 30 2016, 7:12 PM - 9:59 PM EDT Att: 34,673 - Partly Cloudy - 76 F					
4 Cameron Maybin, R OBP: 0.314, SLG: 0.398			P6							4	1	1	0	0	1	0						
24 Miguel Cabrera, R OBP: 0.378, SLG: 0.516			G6-3			E4				4	0	0	0	0	2	0						
41 Victor Martinez, S OBP: 0.352, SLG: 0.477						F7				3	0	0	0	1	0	1						
9 Nick Castellanos, R OBP: 0.335, SLG: 0.513						G1-4-3				3	0	1	0	0	1	0						
17 Andrew Romine, S OBP: 0.313, SLG: 0.311										0	0	0	0	0	0	0						
39 Jarrod Saltalamacchia, (6 PH) OBP: 0.320, SLG: 0.427										1	0	0	0	0	1	0						
8 Justin Upton, R OBP: 0.282, SLG: 0.396										3	1	1	0	1	1	2						
18 Tyler Collins, L OBP: 0.273, SLG: 0.462						P5				3	1	2	0	1	0	0						
34 James McCann, R OBP: 0.250, SLG: 0.330										4	0	1	1	0	2	4						
1 Jose Iglesias, R OBP: 0.312, SLG: 0.347						G1-3				4	0	1	1	0	0	2						
Inning Stats	R: 0 E: 0 K: 1 S: 10	H: 0 LOB: 0 BB: 0 P: 16	R: 0 E: 0 K: 0 S: 7	H: 2 LOB: 2 BB: 1 P: 14	R: 0 E: 0 K: 1 S: 6	H: 0 LOB: 0 BB: 0 P: 10	R: 0 E: 0 K: 0 S: 8	H: 0 LOB: 0 BB: 0 P: 12	R: 0 E: 0 K: 2 S: 12	H: 0 LOB: 0 BB: 0 P: 18	R: 1 E: 1 K: 1 S: 9	H: 1 LOB: 1 BB: 0 P: 14	R: 0 E: 0 K: 2 S: 17	H: 1 LOB: 2 BB: 1 P: 25	R: 0 E: 0 K: 3 S: 10	H: 0 LOB: 0 BB: 0 P: 12	R: 2 E: 1 K: 1 S: 16	H: 3 LOB: 2 BB: 1 P: 23	1B: 7 2B: 0 3B: 0 HR: 0	SF: 0 SAC: 0 DP: 1 HBP: 0	WP: 0 PB: 0 SB: 1 CS: 0	PA: 36
PITCHER	IP: 6.1 WLS: L BF: 25 H: 4 R: 1 ER: 0 SO: 6 BB: 2 IBB: 0 HBP: 0 BLK: 0 WP: 0 HR: 0 S: 63 P: 103 ERA: 0.00 WHIP: 0.947																					
54 Mike Fiers, R ERA: 4.42	0.2	2	0	0	0	1	0	0	0	0	0	6	6	0.00	0.000							
37 Fat Neshek, R ERA: 2.59	1.0	3	0	0	0	3	0	0	0	0	0	10	12	0.00	0.000							
53 Ken Giles, R ERA: 3.89	0.2	L	6	3	2	1	1	1	0	0	0	16	23	13.50	6.000							
36 Will Harris, R ERA: 1.9																						

AB	33
R	3
H	7
RBI	2
BB	3
SO	11
LOB	9



Batter	1	2	3	4	5	6	7	8	9	AB	R	H	RBI	BB	SO	LOB	TOP											
4 George Springer, R OBP: 0.357, SLG: 0.473										3	0	2	0	1	0	0	Houston Astros @ Detroit Tigers Comerica Park, Detroit, MI Sun Jul 31 2016, 1:10 PM - 4:09 PM EDT Att: 31,043 - Sunny - 78 F											
2 Alex Bregman, R OBP: 0.125, SLG: 0.045										5	0	1	0	0	1	4												
27 Jose Altuve, R OBP: 0.425, SLG: 0.568										2	0	0	0	1	0	1												
1 Carlos Correa, R OBP: 0.364, SLG: 0.466										4	0	0	0	0	1	7												
28 Colby Rasmus, L OBP: 0.299, SLG: 0.370										3	0	0	0	1	1	0												
11 Evan Gattis, R OBP: 0.232, SLG: 0.462										4	0	3	0	0	0	0												
20 Preston Tucker, L OBP: 0.225, SLG: 0.366										4	0	0	0	0	1	4												
13 Tyler White, R OBP: 0.290, SLG: 0.369										4	0	1	0	0	0	2												
15 Jason Castro, L OBP: 0.322, SLG: 0.371										4	0	0	0	0	3	1												
Inning Stats	R: 0 H: 1 E: 0 K: 0 S: 6	H: 1 LOB: 1 BB: 0 P: 8	R: 0 H: 0 E: 0 K: 1 S: 8	H: 0 LOB: 0 BB: 0 P: 16	R: 0 H: 2 E: 0 K: 1 S: 15	H: 2 LOB: 3 BB: 0 P: 25	R: 0 H: 1 E: 0 K: 1 S: 11	H: 1 LOB: 1 BB: 0 P: 19	R: 0 H: 0 E: 0 K: 1 S: 7	H: 0 LOB: 0 BB: 1 P: 14	R: 0 H: 1 E: 0 K: 2 S: 12	H: 1 LOB: 2 BB: 1 P: 21	R: 0 H: 1 E: 0 K: 0 S: 11	H: 1 LOB: 1 BB: 0 P: 15	R: 0 H: 0 E: 0 K: 1 S: 10	H: 0 LOB: 0 BB: 0 P: 15	1B: 6 2B: 1 3B: 0 HR: 0	SF: 0 SAC: 0 DP: 0 HBP: 2	WP: 1 PB: 0 SB: 0 CS: 1	PA: 39								
PITCHER	IP	WLS	BF	H	R	ER	SO	BB	IBB	HBP	BLK	WP	HR	S	P	ERA	WHIP											
37 Mike Pelfrey, R ERA: 4.76	(1, 1)	5.0	W	20	4	0	0	4	1	0	1	0	0	0	47	82	0.00	1.000										
30 Alex Wilson, R ERA: 3.07	(6, 1)	1.0		5	1	0	0	0	1	0	0	0	1	0	9	19	0.00	2.000										
43 Bruce Rondón, R ERA: 4.8	(7, 1)	1.0		6	1	0	0	2	1	0	1	0	0	0	12	21	0.00	2.000										
56 Kyle Ryan, L ERA: 3.44	(8, 1)	1.0		4	1	0	0	0	0	0	0	0	0	0	11	15	0.00	1.000										
21 Mark Lowe, R ERA: 8.55	(9, 1)	1.0		3	0	0	0	1	0	0	0	0	0	0	10	15	0.00	0.000										

Batter	1	2	3	4	5	6	7	8	9	AB	R	H	RBI	BB	SO	LOB	BOTTOM											
3 Ian Kinsler, R OBP: 0.341, SLG: 0.487										3	1	0	0	1	0	1	Houston Astros @ Detroit Tigers Comerica Park, Detroit, MI Sun Jul 31 2016, 1:10 PM - 4:09 PM EDT Att: 31,043 - Sunny - 78 F											
17 Andrew Romine, S OBP: 0.321, SLG: 0.311										0	0	0	0	1	0	0												
4 Cameron Maybin, R OBP: 0.394, SLG: 0.396										4	1	1	0	0	2	1												
24 Miguel Cabrera, R OBP: 0.391, SLG: 0.533										4	3	3	4	0	0	0												
39 Jarrod Saltalamacchia, R OBP: 0.320, SLG: 0.427										0	0	0	0	0	0	0												
41 Victor Martinez, S OBP: 0.353, SLG: 0.477										4	1	2	0	0	0	0												
9 Nick Castellanos, R OBP: 0.332, SLG: 0.508										4	0	0	0	0	2	3												
8 Justin Upton, R OBP: 0.284, SLG: 0.405										4	2	2	2	0	1	1												
18 Tyler Collins, L OBP: 0.273, SLG: 0.462										0	0	0	0	0	0	0												
14 Mike Aviles, R OBP: 0.259, SLG: 0.269										3	2	1	0	1	0	0												
34 James McCann, R OBP: 0.254, SLG: 0.345										3	1	1	4	1	0	1												
1 Jose Iglesias, R OBP: 0.308, SLG: 0.344										3	0	0	1	0	0	1												
Inning Stats	R: 6 H: 5 E: 0 K: 1 S: 17	H: 5 LOB: 2 BB: 2 P: 31	R: 0 H: 0 E: 0 K: 1 S: 7	H: 0 LOB: 0 BB: 0 P: 9	R: 0 H: 0 E: 0 K: 1 S: 7	H: 0 LOB: 0 BB: 0 P: 9	R: 0 H: 0 E: 0 K: 0 S: 7	H: 0 LOB: 1 BB: 1 P: 13	R: 1 H: 2 E: 0 K: 1 S: 13	H: 2 LOB: 1 BB: 0 P: 21	R: 0 H: 1 E: 0 K: 0 S: 16	H: 1 LOB: 0 BB: 0 P: 21	R: 3 H: 2 E: 0 K: 0 S: 9	H: 2 LOB: 0 BB: 0 P: 17	R: 0 H: 0 E: 0 K: 1 S: 11	H: 0 LOB: 1 BB: 1 P: 19	1B: 5 2B: 1 3B: 0 HR: 4	SF: 1 SAC: 0 DP: 0 HBP: 1	WP: 0 PB: 0 SB: 1 CS: 0	PA: 38								
PITCHER	IP	WLS	BF	H	R	ER	SO	BB	IBB	HBP	BLK	WP	HR	S	P	ERA	WHIP											
60 Dallas Keuchel, L ERA: 4.86	(1, 1)	5.0	L	24	7	7	4	0	0	0	0	0	0	2	51	83	12.60	2.000										
Scott Feldman, R ERA: 2.5	(6, 1)	2.0		10	3	4	4	0	0	0	1	0	0	2	25	38	18.00	1.500										
29 Tony Sipp, L ERA: 4.71	(8, 1)	1.0		4	0	0	0	1	1	0	0	0	0	0	11	19	0.00	1.000										

AB	33
R	0
H	7
RBI	0
BB	3
SO	7
LOB	19



AB	32
R	11
H	10
RBI	11
BB	4
SO	5
LOB	8



Batter	1	2	3	4	5	6	7	8	9	AB	R	H	RBI	BB	SO	LOB	TOP			
1 Adam Eaton, L OBP: 0.360, SLG: 0.407										2	0	1	0	3	0	1	Chicago White Sox @ Detroit Tigers Comerica Park, Detroit, MI Tue Aug 02 2016, 7:11 PM - 10:17 PM EDT Att: 30,316 - Clear - 83 F			
12 Tim Anderson, R OBP: 0.276, SLG: 0.406										5	0	0	0	0	1	7				
53 Melky Cabrera, S OBP: 0.355, SLG: 0.467										5	0	0	0	0	1	4				
79 José Abreu, R OBP: 0.324, SLG: 0.414										4	1	1	0	0	0	1				
44 Justin Morneau, L OBP: 0.333, SLG: 0.435										3	0	1	0	1	1	0				
21 Todd Frazier, R OBP: 0.299, SLG: 0.476										4	1	1	1	0	0	3				
27 Dioner Navarro, S OBP: 0.272, SLG: 0.354										4	1	2	1	0	1	0				
24 Charles Tilson, L OBP: 0.500, SLG: 0.500										2	0	1	0	0	0	2				
26 Avisail Garcia, R OBP: 0.308, SLG: 0.371										2	2	2	3	0	0	0				
18 Tyler Saladino, R OBP: 0.299, SLG: 0.392										4	0	2	0	0	1	1				
Inning Stats	R: 0 E: 0 K: 1 S: 11	H: 1 LOB: 1 BB: 0 P: 15	R: 0 E: 0 K: 1 S: 9	H: 0 LOB: 0 BB: 0 P: 12	R: 0 E: 0 K: 0 S: 7	H: 1 LOB: 1 BB: 1 P: 12	R: 1 E: 0 K: 0 S: 16	H: 2 LOB: 2 BB: 1 P: 24	R: 0 E: 0 K: 0 S: 6	H: 1 LOB: 0 BB: 0 P: 7	R: 2 E: 0 K: 0 S: 9	H: 3 LOB: 1 BB: 0 P: 11	R: 1 E: 0 K: 1 S: 9	H: 1 LOB: 0 BB: 0 P: 13	R: 1 E: 0 K: 2 S: 11	H: 1 LOB: 1 BB: 1 P: 22	1B: 7 2B: 1 3B: 0 HR: 3	SF: 0 SAC: 0 DP: 2 HBP: 0	WP: 0 PB: 0 SB: 2 CS: 2	PA: 39
PITCHER	IP WLS BF H R ER SO BB IBB HBP BLK WP HR S P ERA WHIP																			
19 Anibal Sánchez, R ERA: 6.26	(1, 1) 6.0 W 24 6 1 1 2 3 0 0 0 0 0 0 55 82 1.50 1.500																			
61 Shane Greene, R ERA: 4.5	(7, 1) 1.0 6 3 2 2 0 0 0 0 0 0 0 1 9 11 18.00 3.000																			
3B Justin Wilson, L ERA: 3.6	(8, 1) 1.0 4 1 1 1 1 0 0 0 0 0 0 1 9 13 9.00 1.000																			
21 Mark Lowe, R ERA: 8.57	(9, 1) 1.0 5 1 1 1 2 1 0 0 0 0 0 1 11 22 9.00 2.000																			

Batter	1	2	3	4	5	6	7	8	9	AB	R	H	RBI	BB	SO	LOB	BOTTOM			
3 Ian Kinsler, R OBP: 0.341, SLG: 0.486										5	1	2	2	0	0	0	Chicago White Sox @ Detroit Tigers Comerica Park, Detroit, MI Tue Aug 02 2016, 7:11 PM - 10:17 PM EDT Att: 30,316 - Clear - 83 F			
4 Cameron Maybin, R OBP: 0.398, SLG: 0.404										3	2	1	1	2	0	2				
24 Miguel Cabrera, R OBP: 0.384, SLG: 0.544										5	2	3	3	0	0	1				
41 Victor Martinez, S OBP: 0.356, SLG: 0.488										4	2	2	2	1	0	0				
8 Justin Upton, R OBP: 0.297, SLG: 0.406										4	1	2	0	0	1	2				
18 Tyler Collins, L OBP: 0.300, SLG: 0.455										3	1	1	0	2	0	3				
34 James McCann, R OBP: 0.253, SLG: 0.341										5	0	1	2	0	2	5				
17 Andrew Romine, S OBP: 0.326, SLG: 0.333										4	2	1	0	0	1	4				
1 Jose Iglesias, R OBP: 0.308, SLG: 0.342										2	0	0	1	0	0	0				
Inning Stats	R: 0 E: 0 K: 0 S: 9	H: 1 LOB: 2 BB: 1 P: 17	R: 0 E: 0 K: 0 S: 7	H: 1 LOB: 0 BB: 0 P: 11	R: 0 E: 0 K: 0 S: 11	H: 0 LOB: 1 BB: 1 P: 18	R: 0 E: 0 K: 1 S: 8	H: 0 LOB: 1 BB: 0 P: 14	R: 6 E: 0 K: 0 S: 24	H: 7 LOB: 1 BB: 0 P: 35	R: 2 E: 0 K: 0 S: 9	H: 1 LOB: 0 BB: 1 P: 17	R: 2 E: 0 K: 1 S: 16	H: 1 LOB: 2 BB: 1 P: 29	R: 1 E: 0 K: 2 S: 15	H: 2 LOB: 2 BB: 1 P: 26		1B: 7 2B: 2 3B: 2 HR: 2	SF: 1 SAC: 0 DP: 0 HBP: 3	WP: 0 PB: 0 SB: 1 CS: 1
PITCHER	IP WLS BF H R ER SO BB IBB HBP BLK WP HR S P ERA WHIP																			
25 James Shields, R ERA: 4.92	(1, 1) 5.0 L 26 9 6 6 1 0 2 0 0 0 0 0 1 9 95 10.80 2.200																			
34 Matt Albers, R ERA: 5.59	(6, 1) 1.0 5 1 2 2 0 1 0 0 0 0 0 1 9 17 18.00 2.000																			
66 Michael Ynoa, R ERA: 4.76	(7, 1) 1.0 7 1 2 2 1 1 0 2 0 0 0 0 16 29 18.00 2.000																			
51 Carson Fulmer, R ERA: 12.79	(8, 1) 1.0 6 2 1 1 2 1 0 0 0 0 0 1 15 26 9.00 3.000																			

Batter	1	2	3	4	5	6	7	8	9	AB	R	H	RBI	BB	SO	LOB	TOP					
3 Curtis Granderson, L (1, 10) OBP: 0.330, SLG: 0.434	F7		K		P3			K		4	0	0	0	0	2	0						
16 Alejandro De Aza, L (1, 8) OBP: 0.291, SLG: 0.307	F8		K			K		F7		4	0	0	0	0	2	0						
20 Neil Walker, S (1, 4) OBP: 0.328, SLG: 0.442	G1-3				K				19 G3 28 WP G3	4	1	2	0	0	1	0						
19 Jay Bruce, L (1, 9) OBP: 0.313, SLG: 0.551		44 PB 28 1B			55 HR			F8		3	1	1	0	1	0	2						
28 James Loney, L (1, 3) OBP: 0.336, SLG: 0.435		44 PB			L8			K		4	0	1	1	0	1	2						
55 Kelly Johnson, L (1, 5) OBP: 0.301, SLG: 0.381					K			K		4	1	1	2	0	1	2						
9 Brandon Nimmo, L (1, 7) OBP: 0.297, SLG: 0.288					K			K		3	0	0	0	0	2	2						
44 René Rivera, R (1, 2) OBP: 0.291, SLG: 0.362					L9			K		3	0	0	0	0	1	2						
15 Matt Reynolds, R (1, 6) OBP: 0.250, SLG: 0.431					K			P3		3	0	0	0	0	2	0						
Inning Stats	R: 0 E: 0 K: 0 S: 6	H: 0 LOB: 0 BB: 7 P: 7	R: 0 E: 0 K: 2 S: 17	H: 2 LOB: 2 BB: 23 P: 23	R: 0 E: 0 K: 3 S: 11	H: 0 LOB: 0 BB: 0 P: 15	R: 2 E: 0 K: 1 S: 9	H: 1 LOB: 0 BB: 1 P: 16	R: 0 E: 0 K: 1 S: 10	H: 0 LOB: 0 BB: 0 P: 16	R: 0 E: 0 K: 2 S: 21	H: 1 LOB: 1 BB: 0 P: 26	R: 0 E: 0 K: 2 S: 9	H: 0 LOB: 0 BB: 0 P: 13	R: 0 E: 0 K: 1 S: 7	H: 0 LOB: 0 BB: 0 P: 12	R: 1 E: 0 K: 0 S: 9	H: 1 LOB: 0 BB: 0 P: 12	1B: 4 2B: 0 3B: 0 HR: 1	SF: 0 SAC: 0 DP: 0 HBP: 0	WP: 1 PB: 1 SB: 0 CS: 0	PA: 33
PITCHER	IP	WLS	BF	H	R	ER	SO	BB	IBB	HBP	BLK	WP	HR	S	P	ERA	WHIP					
35 Justin Verlander, R (1, 1) ERA: 3.52	6.0	W	23	4	2	2	9	1	0	0	0	0	1	74	103	3.00	0.833					
61 Shane Greene, R (7, 1) ERA: 4.24	1.0	H	3	0	0	0	2	0	0	0	0	0	0	9	13	0.00	0.000					
38 Justin Wilson, L (8, 1) ERA: 3.51	1.0	H	3	0	0	0	1	0	0	0	0	0	0	7	12	0.00	0.000					
57 Francisco Rodríguez, R (9, 1) ERA: 2.72	1.0	S	4	1	1	1	0	0	0	0	0	1	0	9	12	9.00	1.000					

New York Mets @ Detroit Tigers
Comerica Park, Detroit, MI
Fri Aug 05 2016, 7:11 PM - 10:05 PM EDT
Att: 33,032 - Partly Cloudy - 84 F

AB 32
R 3
H 5
RBI 3
BB 1
SO 12
LOB 10



Batter	1	2	3	4	5	6	7	8	9	AB	R	H	RBI	BB	SO	LOB	BOTTOM					
3 Ian Kinsler, R (1, 4) OBP: 0.343, SLG: 0.491	24 S G6-3				K			L9		4	1	2	0	0	1	0						
18 Tyler Collins, L (1, 8) OBP: 0.279, SLG: 0.413	F7		L7		K			K		4	0	0	0	0	2	2						
24 Miguel Cabrera, R (1, 3) OBP: 0.384, SLG: 0.550	G5-3				G6-3					4	1	2	1	0	0	0						
41 Victor Martinez, S (1, 10) OBP: 0.357, SLG: 0.492	G3-1				41 HR					3	1	1	2	1	1	1						
28 J.D. Martinez, R (1, 9) OBP: 0.364, SLG: 0.540	P6				8 G4-6-3 34 1B			F7		4	1	2	0	0	0	1						
9 Nick Castellanos, R (1, 5) OBP: 0.328, SLG: 0.500	K				8 G4-6-3					3	0	0	0	1	2	3						
17 Andrew Romine, S (9, 5) OBP: 0.315, SLG: 0.321	K							F8		0	0	0	0	0	0	0						
8 Justin Upton, R (1, 7) OBP: 0.295, SLG: 0.401	K				G4-6-3					3	0	0	0	0	1	4						
34 James McCann, R (1, 2) OBP: 0.252, SLG: 0.338	K									3	0	1	1	0	2	2						
1 Jose Iglesias, R (1, 6) OBP: 0.302, SLG: 0.335	G1-3				G3			G5-3		3	0	0	0	0	0	1						
Inning Stats	R: 1 E: 0 K: 0 S: 14	H: 1 LOB: 0 BB: 0 P: 19	R: 0 E: 0 K: 2 S: 12	H: 0 LOB: 0 BB: 0 P: 16	R: 0 E: 0 K: 1 S: 10	H: 1 LOB: 1 BB: 0 P: 13	R: 3 E: 0 K: 0 S: 21	H: 4 LOB: 1 BB: 1 P: 30	R: 0 E: 0 K: 2 S: 7	H: 0 LOB: 0 BB: 0 P: 9	R: 0 E: 0 K: 2 S: 16	H: 1 LOB: 2 BB: 1 P: 25	R: 0 E: 0 K: 1 S: 6	H: 0 LOB: 0 BB: 0 P: 9	R: 0 E: 0 K: 1 S: 7	H: 1 LOB: 1 BB: 0 P: 10	1B: 6 2B: 1 3B: 0 HR: 1	SF: 0 SAC: 0 DP: 1 HBP: 0	WP: 0 PB: 0 SB: 2 CS: 0	PA: 33		
PITCHER	IP	WLS	BF	H	R	ER	SO	BB	IBB	HBP	BLK	WP	HR	S	P	ERA	WHIP					
34 Noah Syndergaard, R (1, 1) ERA: 2.94	6.0	L	26	7	4	4	7	2	0	0	0	0	0	80	112	6.00	1.500					
62 Erik Goeddel, R (7, 1) ERA: 3.13	2.0		7	1	0	0	2	0	0	0	0	0	0	13	19	0.00	0.500					

New York Mets @ Detroit Tigers
Comerica Park, Detroit, MI
Fri Aug 05 2016, 7:11 PM - 10:05 PM EDT
Att: 33,032 - Partly Cloudy - 84 F

AB 31
R 4
H 8
RBI 4
BB 2
SO 9
LOB 14



Batter	1	2	3	4	5	6	7	8	9	AB	R	H	RBI	BB	SO	LOB	TOP															
3 Curtis Granderson, L (1,9) OBP: 0.329, SLG: 0.437										4	0	1	0	0	2	0		New York Mets @ Detroit Tigers Comerica Park, Detroit, MI Sun Aug 07 2016, 1:11 PM - 4:00 PM EDT Att: 32,074 - Sunny - 80 F														
16 Alejandro De Aza, L (1,8) OBP: 0.294, SLG: 0.399										3	1	0	0	0	0	1																
20 Neil Walker, S (1,4) OBP: 0.330, SLG: 0.449										4	1	1	2	0	1	0																
19 Jay Bruce, L (1,10) OBP: 0.311, SLG: 0.551											4	0	0	0	0	2	0															
28 James Loney, L (1,3) OBP: 0.338, SLG: 0.435											4	0	1	0	0	1	0															
30 Michael Conforto, L (1,7) OBP: 0.301, SLG: 0.425												4	1	1	1	0	0		1													
18 Travis d'Arnaud, R (1,2) OBP: 0.283, SLG: 0.329										3	0	0	0	0	1	1																
55 Kelly Johnson, L (1,5) OBP: 0.301, SLG: 0.378										3	0	1	0	0	1	0																
15 Matt Reynolds, R (1,6) OBP: 0.227, SLG: 0.391										3	0	0	0	0	2	1																
Inning Stats	R: 0 E: 0 K: 1 S: 6	H: 0 LOB: 0 BB: 7	R: 0 E: 0 K: 1 S: 10	H: 1 LOB: 1 BB: 14	R: 0 E: 0 K: 1 S: 10	H: 1 LOB: 0 BB: 14	R: 0 E: 0 K: 1 S: 9	H: 0 LOB: 0 BB: 13	R: 0 E: 0 K: 2 S: 9	H: 0 LOB: 0 BB: 11	R: 1 E: 0 K: 1 S: 10	H: 1 LOB: 0 BB: 15	R: 0 E: 0 K: 1 S: 7	H: 0 LOB: 0 BB: 13	R: 2 E: 0 K: 0 S: 10	H: 1 LOB: 0 BB: 15	1B: 3 2B: 0 3B: 0 HR: 2		SF: 0 SAC: 0 DP: 0 HBP: 1	WP: 0 PA: 33 PB: 0 SB: 0 CS: 0												
PITCHER	IP WLS BF H R ER SO BB IBB HBP BLK WP HR S P ERA WHIP																															
19 Anibal Sánchez, R (1,1) ERA: 5.88	8.0	28	4	1	1	10	0	0	0	0	0	1	70	100	1.12	0.500																
57 Francisco Rodríguez, R (9,1) ERA: 3.07	0.1	L	3	1	2	2	0	0	1	0	0	1	5	8	54.00	3.000																
43 Bruce Rondón, R (9,1) ERA: 4.6	0.2		2	0	0	0	0	0	0	0	0	0	5	7	0.00	0.000																

AB	32
R	3
H	5
RBI	3
BB	0
SO	10
LOB	4



Batter	1	2	3	4	5	6	7	8	9	AB	R	H	RBI	BB	SO	LOB	BOTTOM																
18 Tyler Collins, L (1,8) OBP: 0.320, SLG: 0.456											3	0	1	0	0	1	0																
3 Ian Kinsler, R (7,PH) OBP: 0.346, SLG: 0.494												5	0	1	0	0	1	4															
1 Jose Iglesias, R (1,6) OBP: 0.300, SLG: 0.332										4	0	0	0	0	1	3																	
24 Miguel Cabrera, R (1,3) OBP: 0.382, SLG: 0.547										4	0	2	0	0	0	0																	
41 Victor Martinez, S (1,10) OBP: 0.358, SLG: 0.492											4	0	2	0	0	0	0																
28 J.D. Martinez, R (1,9) OBP: 0.368, SLG: 0.541											4	0	2	0	0	0	1																
8 Justin Upton, R (1,7) OBP: 0.297, SLG: 0.398											2	1	1	0	2	1	2																
31 Casey McGehee, R (1,5) OBP: 0.200, SLG: 0.290											4	0	1	0	0	0	4																
34 James McCann, R (1,2) OBP: 0.283, SLG: 0.335												2	0	0	0	1	1	0															
39 Jarrod Saltalamacchia, (6,PH) OBP: 0.320, SLG: 0.419											1	0	0	0	0	1	0																
17 Andrew Romine, S (1,4) OBP: 0.313, SLG: 0.318												4	0	1	0	0	1	0															
Inning Stats	R: 0 E: 1 K: 1 S: 8	H: 0 LOB: 0 BB: 11	R: 0 E: 0 K: 0 S: 13	H: 1 LOB: 1 BB: 23	R: 0 E: 1 K: 1 S: 11	H: 2 LOB: 2 BB: 11	R: 0 E: 0 K: 1 S: 18	H: 2 LOB: 1 BB: 24	R: 0 E: 0 K: 0 S: 8	H: 0 LOB: 0 BB: 12	R: 0 E: 0 K: 0 S: 5	H: 0 LOB: 0 BB: 6	R: 1 E: 0 K: 0 S: 14	H: 3 LOB: 3 BB: 22	R: 0 E: 0 K: 1 S: 9	H: 2 LOB: 2 BB: 19	1B: 10 2B: 1 3B: 0 HR: 0	SF: 0 SAC: 0 DP: 3 HBP: 0	WP: 1 PA: 38 PB: 0 SB: 0 CS: 0														
PITCHER	IP WLS BF H R ER SO BB IBB HBP BLK WP HR S P ERA WHIP																																
48 Jacob deGrom, R (1,1) ERA: 2.35	6.2	27	7	1	1	3	2	0	0	0	0	0	73	103	1.35	1.350																	
39 Jerry Blevins, L (7,1) ERA: 2.51	0.0	B	1	1	0	0	0	0	0	0	0	0	2	4	∞	∞																	
43 Addison Reed, R (7,1) ERA: 1.88	1.1	W	6	2	0	0	1	0	1	0	0	0	11	21	0.00	1.500																	
27 Jeury's Familia, R (9,1) ERA: 2.91	1.0	S	4	1	0	0	3	0	0	0	0	1	0	12	19	0.00	1.000																

AB	35
R	1
H	11
RBI	1
BB	3
SO	7
LOB	14



Batter	1	2	3	4	5	6	7	8	9	AB	R	H	RBI	BB	SO	LOB	TOP				
3 Ian Kinsler, R OBP: 0.348, SLG: 0.493										3	0	1	0	1	0	0					
18 Tyler Collins, L OBP: 0.304, SLG: 0.431										4	0	0	0	0	1	2					
24 Miguel Cabrera, R OBP: 0.381, SLG: 0.544										4	0	1	0	0	1	1					
41 Victor Martinez, S OBP: 0.357, SLG: 0.490										4	0	1	0	0	0	2					
28 J.D. Martinez, R OBP: 0.363, SLG: 0.533										4	0	0	0	0	2	3					
8 Justin Upton, R OBP: 0.297, SLG: 0.397										3	0	1	0	0	2	1					
31 Casey McGehee, R OBP: 0.250, SLG: 0.250										3	0	1	0	0	1	2					
39 Jarrod Saltalamacchia, 3B OBP: 0.316, SLG: 0.411										3	0	0	0	0	1	2					
1 Jose Iglesias, R OBP: 0.298, SLG: 0.330										3	0	0	0	0	0	1					
Inning Stats	R: 0 H: 1 E: 0 K: 1 S: 10	H: 1 LOB: 2 BB: 1 P: 20	R: 0 H: 1 E: 0 K: 1 S: 10	H: 1 LOB: 1 BB: 0 P: 13	R: 0 H: 1 E: 0 K: 0 S: 10	H: 1 LOB: 0 BB: 0 P: 17	R: 0 H: 1 E: 0 K: 3 S: 12	H: 1 LOB: 1 BB: 0 P: 16	R: 0 H: 0 E: 0 K: 1 S: 8	H: 0 LOB: 0 BB: 0 P: 8	R: 0 H: 1 E: 0 K: 2 S: 8	H: 1 LOB: 1 BB: 0 P: 11	R: 0 H: 0 E: 0 K: 0 S: 14	H: 0 LOB: 0 BB: 0 P: 18	R: 0 H: 0 E: 0 K: 0 S: 7	H: 0 LOB: 0 BB: 0 P: 8	1B: 5 2B: 0 3B: 0 HR: 0	SF: 0 SAC: 0 DP: 1 HBP: 0	WP: 0 PB: 0 SB: 0 CS: 0	PA: 32	
PITCHER	IP WLS BF H R ER SO BB IBB HBP BLK WP HR S P ERA WHIP	IP WLS BF H R ER SO BB IBB HBP BLK WP HR S P ERA WHIP	IP WLS BF H R ER SO BB IBB HBP BLK WP HR S P ERA WHIP	IP WLS BF H R ER SO BB IBB HBP BLK WP HR S P ERA WHIP	IP WLS BF H R ER SO BB IBB HBP BLK WP HR S P ERA WHIP	IP WLS BF H R ER SO BB IBB HBP BLK WP HR S P ERA WHIP	IP WLS BF H R ER SO BB IBB HBP BLK WP HR S P ERA WHIP	IP WLS BF H R ER SO BB IBB HBP BLK WP HR S P ERA WHIP	IP WLS BF H R ER SO BB IBB HBP BLK WP HR S P ERA WHIP	IP WLS BF H R ER SO BB IBB HBP BLK WP HR S P ERA WHIP	IP WLS BF H R ER SO BB IBB HBP BLK WP HR S P ERA WHIP	IP WLS BF H R ER SO BB IBB HBP BLK WP HR S P ERA WHIP	IP WLS BF H R ER SO BB IBB HBP BLK WP HR S P ERA WHIP	IP WLS BF H R ER SO BB IBB HBP BLK WP HR S P ERA WHIP	IP WLS BF H R ER SO BB IBB HBP BLK WP HR S P ERA WHIP	IP WLS BF H R ER SO BB IBB HBP BLK WP HR S P ERA WHIP	IP WLS BF H R ER SO BB IBB HBP BLK WP HR S P ERA WHIP	IP WLS BF H R ER SO BB IBB HBP BLK WP HR S P ERA WHIP	IP WLS BF H R ER SO BB IBB HBP BLK WP HR S P ERA WHIP	IP WLS BF H R ER SO BB IBB HBP BLK WP HR S P ERA WHIP	IP WLS BF H R ER SO BB IBB HBP BLK WP HR S P ERA WHIP

Detroit Tigers @ Seattle Mariners
Safeco Field, Seattle, WA
Mon Aug 08 2016, 7:12 PM - 9:40 PM PDT
Att: 20,002 - Cloudy - 70 F

AB	31
R	0
H	5
RBI	0
BB	1
SO	8
LOB	14



Batter	1	2	3	4	5	6	7	8	9	AB	R	H	RBI	BB	SO	LOB	BOTTOM				
8 Norichika Aoki, L OBP: 0.320, SLG: 0.328										4	1	1	0	0	1	1					
7 Seth Smith, L OBP: 0.300, SLG: 0.421										3	0	0	0	0	0	0					
5 Guillermo Heredia, R OBP: 0.364, SLG: 0.389										1	0	1	1	0	0	0					
22 Robinson Cano, L OBP: 0.349, SLG: 0.516										4	0	0	0	0	1	1					
23 Nelson Cruz, R OBP: 0.362, SLG: 0.525										3	1	2	0	0	1	0					
15 Kyle Seager, L OBP: 0.360, SLG: 0.506										3	1	1	1	0	0	1					
26 Adam Lind, L OBP: 0.270, SLG: 0.441										3	0	0	0	0	2	1					
12 Leonys Martin, L OBP: 0.314, SLG: 0.496										2	0	1	0	1	0	0					
3 Mike Zunino, R OBP: 0.411, SLG: 0.733										3	0	1	1	0	1	1					
6 Mike Freeman, L OBP: 0.235, SLG: 0.133										3	0	0	0	0	2	3					
Inning Stats	R: 0 H: 0 E: 0 K: 1 S: 9	H: 3 LOB: 1 BB: 1 P: 14	R: 2 H: 3 E: 0 K: 0 S: 11	H: 3 LOB: 1 BB: 1 P: 20	R: 0 H: 0 E: 0 K: 1 S: 11	H: 0 LOB: 0 BB: 0 P: 17	R: 0 H: 1 E: 0 K: 1 S: 7	H: 1 LOB: 0 BB: 0 P: 16	R: 0 H: 1 E: 0 K: 1 S: 10	H: 1 LOB: 1 BB: 0 P: 12	R: 0 H: 0 E: 0 K: 1 S: 9	H: 0 LOB: 0 BB: 0 P: 14	R: 0 H: 0 E: 0 K: 1 S: 9	H: 0 LOB: 0 BB: 0 P: 12	R: 1 H: 2 E: 0 K: 2 S: 12	H: 2 LOB: 1 BB: 0 P: 17	1B: 5 2B: 2 3B: 0 HR: 0	SF: 0 SAC: 0 DP: 2 HBP: 0	WP: 0 PB: 0 SB: 0 CS: 0	PA: 30	
PITCHER	IP WLS BF H R ER SO BB IBB HBP BLK WP HR S P ERA WHIP	IP WLS BF H R ER SO BB IBB HBP BLK WP HR S P ERA WHIP	IP WLS BF H R ER SO BB IBB HBP BLK WP HR S P ERA WHIP	IP WLS BF H R ER SO BB IBB HBP BLK WP HR S P ERA WHIP	IP WLS BF H R ER SO BB IBB HBP BLK WP HR S P ERA WHIP	IP WLS BF H R ER SO BB IBB HBP BLK WP HR S P ERA WHIP	IP WLS BF H R ER SO BB IBB HBP BLK WP HR S P ERA WHIP	IP WLS BF H R ER SO BB IBB HBP BLK WP HR S P ERA WHIP	IP WLS BF H R ER SO BB IBB HBP BLK WP HR S P ERA WHIP	IP WLS BF H R ER SO BB IBB HBP BLK WP HR S P ERA WHIP	IP WLS BF H R ER SO BB IBB HBP BLK WP HR S P ERA WHIP	IP WLS BF H R ER SO BB IBB HBP BLK WP HR S P ERA WHIP	IP WLS BF H R ER SO BB IBB HBP BLK WP HR S P ERA WHIP	IP WLS BF H R ER SO BB IBB HBP BLK WP HR S P ERA WHIP	IP WLS BF H R ER SO BB IBB HBP BLK WP HR S P ERA WHIP	IP WLS BF H R ER SO BB IBB HBP BLK WP HR S P ERA WHIP	IP WLS BF H R ER SO BB IBB HBP BLK WP HR S P ERA WHIP	IP WLS BF H R ER SO BB IBB HBP BLK WP HR S P ERA WHIP	IP WLS BF H R ER SO BB IBB HBP BLK WP HR S P ERA WHIP	IP WLS BF H R ER SO BB IBB HBP BLK WP HR S P ERA WHIP	IP WLS BF H R ER SO BB IBB HBP BLK WP HR S P ERA WHIP

Detroit Tigers @ Seattle Mariners
Safeco Field, Seattle, WA
Mon Aug 08 2016, 7:12 PM - 9:40 PM PDT
Att: 20,002 - Cloudy - 70 F

AB	29
R	3
H	7
RBI	3
BB	1
SO	8
LOB	8



Batter	1	2	3	4	5	6	7	8	9	AB	R	H	RBI	BB	SO	LOB	TOP										
3 Ian Kinsler, R OBP: 0.348, SLG: 0.489	G5-3			G3-1 BB		P5		P5		3	1	0	0	1	0	0	Detroit Tigers @ Seattle Mariners Safeco Field, Seattle, WA Wed Aug 10 2016, 7:12 PM - 10:16 PM PDT Att: 28,742 - Partly Cloudy - 73 F										
18 Tyler Collins, L OBP: 0.294, SLG: 0.410	L7			G3-1		K		P4		4	0	0	0	0	1												
24 Miguel Cabrera, R OBP: 0.383, SLG: 0.547	K			F9		41 BB BB		K		3	0	0	0	1	2	1											
41 Victor Martinez, S OBP: 0.362, SLG: 0.496		8 G5-4-3 1B		28 1B BB		BB		BB		2	0	2	0	2	0	0											
28 J.D. Martinez, R OBP: 0.363, SLG: 0.537	K			8 FC6-4 1B		K		F8		4	0	1	1	0	2	4											
8 Justin Upton, R OBP: 0.280, SLG: 0.386	G5-4-3			FC6-4		K		K		4	0	0	0	0	2	4											
31 Casey McGehee, R OBP: 0.278, SLG: 0.278										3	0	1	0	0	1	0											
34 James McCann, R OBP: 0.254, SLG: 0.330	G5-4-3			K		L7		L7		3	0	0	0	0	1	1											
14 Mike Aviles, R OBP: 0.249, SLG: 0.258										2	0	0	0	0	1	0											
1 Jose Iglesias, R OBP: 0.297, SLG: 0.328	G6-3			K		K		G6-3		1	0	0	0	0	0	0											
Inning Stats	R: 0 E: 0 K: 1 S: 10	H: 0 LOB: 0 BB: 0 P: 13	R: 0 E: 0 K: 1 S: 10	H: 1 LOB: 0 BB: 0 P: 13	R: 0 E: 0 K: 0 S: 5	H: 1 LOB: 0 BB: 0 P: 7	R: 1 E: 0 K: 0 S: 17	H: 1 LOB: 2 BB: 2 P: 29	R: 0 E: 0 K: 2 S: 9	H: 0 LOB: 0 BB: 0 P: 13	R: 0 E: 0 K: 2 S: 19	H: 0 LOB: 2 BB: 2 P: 28	R: 0 E: 0 K: 2 S: 9	H: 0 LOB: 0 BB: 0 P: 14	R: 0 E: 0 K: 0 S: 10	H: 0 LOB: 0 BB: 0 P: 13	R: 0 E: 0 K: 2 S: 11	H: 1 LOB: 1 BB: 0 P: 16	1B: 4 2B: 0 3B: 0 HR: 0	SF: 0 SAC: 0 DP: 2 HBP: 0	WP: 0 PB: 0 SB: 1 CS: 0	PA: 33					
PITCHER	IP	WLS	BF	H	R	ER	SO	BB	IBB	HBP	BLK	WP	HR	S	P	ERA	WHIP										
34 Félix Hernández, R ERA: 3.39	7.0		26	3	1	1	8	4	0	0	0	0	0	79	117	1.29	1.000										
48 Arquemedes Caminero, R ERA: 3.2	1.0	W	3	0	0	0	0	0	0	0	0	0	0	10	13	0.00	0.000										
50 Nick Vincent, R ERA: 3.29	1.0	S	4	1	0	0	2	0	0	0	0	0	0	11	16	0.00	1.000										

Batter	1	2	3	4	5	6	7	8	9	AB	R	H	RBI	BB	SO	LOB	BOTTOM										
8 Norichika Aoki, L OBP: 0.320, SLG: 0.326	L7	P3			22 F9 7 1B 1B		F7			4	0	1	0	0	0	2	Detroit Tigers @ Seattle Mariners Safeco Field, Seattle, WA Wed Aug 10 2016, 7:12 PM - 10:16 PM PDT Att: 28,742 - Partly Cloudy - 73 F										
7 Seth Smith, L OBP: 0.357, SLG: 0.417	K			G3		F7			4	0	1	0	0	0	1	1											
36 Shawn O'Malley, S OBP: 0.303, SLG: 0.345					23 G6-4-3 1B		F7		0	0	0	0	0	0	0	0											
22 Robinson Canó, L OBP: 0.352, SLG: 0.524	HR			23 1B 1B		F9		F9		4	1	2	1	0	0	2											
23 Nelson Cruz, R OBP: 0.368, SLG: 0.540	2B			G6-4-3		HR		HR		4	1	3	1	0	0	2											
15 Kyle Seager, L OBP: 0.362, SLG: 0.511	BB			P6		K		3 BB 12 1B 1B		3	1	1	0	1	1	2											
26 Adam Lind, L OBP: 0.285, SLG: 0.438	G3			P2		K		L9		4	0	0	0	0	1	5											
3 Mike Zunino, R OBP: 0.391, SLG: 0.667		P3		G4-3		K		12 1B BB		3	0	0	0	1	1	0											
12 Leonys Martin, L OBP: 0.311, SLG: 0.400	P6			K				1B		4	0	2	1	0	1	0											
4 Ketel Marte, S OBP: 0.295, SLG: 0.348	BB			K		F8		L7		3	0	0	0	1	1	3											
Inning Stats	R: 1 E: 0 K: 1 S: 12	H: 2 LOB: 2 BB: 1 P: 24	R: 0 E: 0 K: 0 S: 9	H: 0 LOB: 1 BB: 1 P: 14	R: 0 E: 0 K: 0 S: 15	H: 2 LOB: 2 BB: 0 P: 22	R: 0 E: 0 K: 2 S: 9	H: 0 LOB: 0 BB: 0 P: 13	R: 0 E: 0 K: 3 S: 11	H: 0 LOB: 0 BB: 0 P: 14	R: 0 E: 0 K: 0 S: 11	H: 1 LOB: 1 BB: 0 P: 15	R: 2 E: 0 K: 0 S: 12	H: 3 LOB: 2 BB: 1 P: 23	R: 0 E: 0 K: 0 S: 10	H: 0 LOB: 0 BB: 0 P: 13	1B: 7 2B: 1 3B: 0 HR: 2	SF: 0 SAC: 0 DP: 1 HBP: 0	WP: 0 PB: 0 SB: 0 CS: 0	PA: 36							
PITCHER	IP	WLS	BF	H	R	ER	SO	BB	IBB	HBP	BLK	WP	HR	S	P	ERA	WHIP										
35 Justin Verlander, R ERA: 3.42	7.0		29	7	1	1	6	2	0	0	0	0	1	81	121	1.29	1.286										
38 Justin Wilson, L ERA: 4.53	0.2	L	6	3	2	2	0	1	0	0	0	0	1	10	19	27.00	6.000										
56 Kyle Ryan, L ERA: 3.06	0.1		1	0	0	0	0	0	0	0	0	0	0	2	4	0.00	0.000										



Batter	1	2	3	4	5	6	7	8	9	AB	R	H	RBI	BB	SO	LOB	TOP										
3 Ian Kinsler, R OBP: 0.349, SLG: 0.489										4	1	1	0	0	0	1											
18 Tyler Collins, L OBP: 0.289, SLG: 0.434										5	1	1	2	0	1	1											
24 Miguel Cabrera, R OBP: 0.384, SLG: 0.549										4	0	2	0	0	0	1											
41 Victor Martinez, S OBP: 0.358, SLG: 0.491										4	0	0	0	0	3	3											
28 J.D. Martinez, R OBP: 0.368, SLG: 0.537										2	1	1	0	2	0	0											
8 Justin Upton, R OBP: 0.287, SLG: 0.383										4	0	0	0	0	1	3											
31 Casey McGehee, R OBP: 0.227, SLG: 0.227										4	1	0	0	0	0	3											
34 James McCann, R OBP: 0.258, SLG: 0.351										4	1	2	3	0	1	2											
17 Andrew Romine, S OBP: 0.298, SLG: 0.301										4	0	0	0	0	0	1											
Inning Stats	R: 0 H: 1 E: 0 K: 2 S: 14	H: 1 LOB: 1 BB: 0 P: 20	R: 1 H: 2 E: 0 K: 1 S: 18	H: 2 LOB: 1 BB: 1 P: 27	R: 0 H: 0 E: 0 K: 1 S: 7	H: 0 LOB: 1 BB: 0 P: 11	R: 0 H: 0 E: 0 K: 1 S: 9	H: 0 LOB: 0 BB: 1 P: 14	R: 0 H: 0 E: 0 K: 0 S: 4	H: 0 LOB: 0 BB: 0 P: 8	R: 0 H: 0 E: 0 K: 0 S: 7	H: 0 LOB: 0 BB: 0 P: 12	R: 4 H: 4 E: 1 K: 1 S: 20	H: 4 LOB: 1 BB: 0 P: 25	R: 0 H: 0 E: 0 K: 0 S: 7	H: 0 LOB: 1 BB: 1 P: 14	R: 0 H: 0 E: 1 K: 0 S: 5	H: 0 LOB: 0 BB: 0 P: 5	1B: 2 2B: 3 3B: 0 HR: 2	SF: 0 SAC: 0 DP: 1 HBP: 1	WP: 0 PB: 0 SB: 0 CS: 0	PA: 38					
PITCHER	IP	WLS	BF	H	R	ER	SO	BB	IBB	HBP	BLK	WP	HR	S	P	ERA	WHIP										
11 Yu Darvish, R ERA: 2.77	6.2	W	28	5	4	3	5	1	0	1	0	0	1	71	107	4.05	0.900										
43 Tony Barnett, R ERA: 2.09	0.1		3	2	1	0	1	0	0	0	0	0	1	8	10	0.00	6.000										
23 Jeremy Jeffress, R ERA: 2.49	1.0	H	4	0	0	0	0	1	0	0	0	0	0	7	14	0.00	1.000										
47 Sam Dyson, R ERA: 2.53	1.0	S	3	0	0	0	0	0	0	0	0	0	0	5	5	0.00	0.000										

Detroit Tigers @ Texas Rangers
Globe Life Park in Arlington, Arlington, TX
Fri Aug 12 2016, 10:49 PM - 1:47 AM EDT
Att: 31,190 - Cloudy - 80 F

AB 35
R 5
H 7
RBI 5
BB 2
SO 6
LOB 15



Batter	1	2	3	4	5	6	7	8	9	AB	R	H	RBI	BB	SO	LOB	BOTTOM										
17 Shin-Soo Choo, L OBP: 0.380, SLG: 0.439										4	0	1	0	1	1	0											
20 Ian Desmond, R OBP: 0.311, SLG: 0.485										5	1	2	0	0	2	2											
36 Carlos Beltrán, S OBP: 0.348, SLG: 0.551										4	3	2	1	1	0	2											
29 Adrian Beltré, R OBP: 0.336, SLG: 0.465										4	1	3	1	0	0	1											
12 Rougned Odor, L OBP: 0.301, SLG: 0.506										4	0	1	0	0	2	5											
25 Jonathan Lucroy, R OBP: 0.328, SLG: 0.518										4	2	3	5	0	0	0											
18 Mitch Moreland, L OBP: 0.318, SLG: 0.486										4	1	1	1	0	2	3											
30 Nomar Mazara, L OBP: 0.337, SLG: 0.422										4	0	0	0	0	0	3											
15 Drew Stubbs, R OBP: 0.328, SLG: 0.358										0	0	0	0	0	0	0											
1 Elvis Andrus, R OBP: 0.347, SLG: 0.410										4	0	0	0	0	0	3											
Inning Stats	R: 4 H: 4 E: 0 K: 2 S: 19	H: 4 LOB: 0 BB: 0 P: 28	R: 0 H: 0 E: 0 K: 0 S: 10	H: 0 LOB: 1 BB: 1 P: 14	R: 3 H: 2 E: 0 K: 1 S: 15	H: 2 LOB: 0 BB: 1 P: 24	R: 0 H: 0 E: 0 K: 1 S: 8	H: 0 LOB: 0 BB: 0 P: 12	R: 1 H: 4 E: 0 K: 0 S: 13	H: 4 LOB: 3 BB: 0 P: 19	R: 0 H: 2 E: 0 K: 1 S: 9	H: 2 LOB: 2 BB: 0 P: 16	R: 0 H: 0 E: 0 K: 1 S: 7	H: 0 LOB: 0 BB: 0 P: 11	R: 0 H: 1 E: 0 K: 1 S: 12	H: 1 LOB: 1 BB: 0 P: 17	1B: 8 2B: 1 3B: 0 HR: 4	SF: 0 SAC: 0 DP: 0 HBP: 0	WP: 0 PB: 0 SB: 0 CS: 0	PA: 39							
PITCHER	IP	WLS	BF	H	R	ER	SO	BB	IBB	HBP	BLK	WP	HR	S	P	ERA	WHIP										
19 Anibal Sánchez, R ERA: 6.31	4.0	L	22	4	3	8	4	2	0	0	0	0	0	23	38	0.00	1.333										
53 Warwick Saupold, R ERA: 7.45	3.0		13	4	0	0	2	0	0	0	0	0	0	12	17	0.00	1.000										
43 Bruce Rondón, R ERA: 4.32	1.0		4	1	0	0	1	0	0	0	0	0	0	0	0	0	0										

Detroit Tigers @ Texas Rangers
Globe Life Park in Arlington, Arlington, TX
Fri Aug 12 2016, 10:49 PM - 1:47 AM EDT
Att: 31,190 - Cloudy - 80 F

AB 37
R 8
H 13
RBI 8
BB 2
SO 7
LOB 19



Batter	1	2	3	4	5	6	7	8	9	AB	R	H	RBI	BB	SO	LOB	TOP										
3 Ian Kinsler, R OBP: 0.347, SLG: 0.488										5	0	1	0	0	2	5	<p>Detroit Tigers @ Texas Rangers Globe Life Park in Arlington, Arlington, TX Sat Aug 13 2016, 8:08 PM - 11:00 PM EDT Att: 37,792 - Partly Cloudy - 90 F</p>										
31 Casey McGehee, R OBP: 0.333, SLG: 0.370										5	1	4	1	0	0	1											
24 Miguel Cabrera, R OBP: 0.386, SLG: 0.548										4	0	2	0	1	1	1											
41 Victor Martinez, S OBP: 0.357, SLG: 0.488										5	0	1	1	0	0	5											
28 J.D. Martinez, R OBP: 0.368, SLG: 0.533										4	0	1	0	1	2	4											
8 Justin Upton, R OBP: 0.377, SLG: 0.381										5	0	1	0	0	1	4											
14 Mike Aviles, R OBP: 0.260, SLG: 0.271										3	0	2	0	1	0	3											
18 Tyler Collins, L OBP: 0.289, SLG: 0.434										0	0	0	0	0	0	0											
39 Jarrod Saltalamacchia, R OBP: 0.315, SLG: 0.403										3	0	1	0	1	0	2											
49 Dixon Machado, R OBP: 0.500, SLG: 0.333										3	1	1	0	1	2	2											
Inning Stats	R: 0 E: 0 K: 1 S: 9	H: 1 LOB: 1 BB: 0 P: 11	R: 0 E: 0 K: 0 S: 13	H: 2 LOB: 3 BB: 1 P: 24	R: 0 E: 0 K: 0 S: 12	H: 2 LOB: 2 BB: 0 P: 14	R: 0 E: 0 K: 1 S: 5	H: 2 LOB: 2 BB: 1 P: 13	R: 1 E: 0 K: 1 S: 10	H: 4 LOB: 2 BB: 0 P: 17	R: 1 E: 0 K: 0 S: 9	H: 2 LOB: 0 BB: 1 P: 17	R: 0 E: 0 K: 2 S: 10	H: 1 LOB: 0 BB: 0 P: 14	R: 0 E: 0 K: 2 S: 11	H: 0 LOB: 1 BB: 1 P: 18	R: 0 E: 0 K: 1 S: 9	H: 0 LOB: 1 BB: 1 P: 19	1B: 11 2B: 3 3B: 0 HR: 0	SF: 0 SAC: 0 DP: 1 HBP: 0	WP: 1 PB: 0 SB: 0 CS: 0	PA: 43					
PITCHER	IP	WLS	BF	H	R	ER	SO	BB	IBB	HBP	BLK	WP	HR	S	P	ERA	WHIP										
35 Cole Hamels, L ERA: 2.88	7.0	L	34	14	2	2	5	2	1	0	0	1	0	68	110	2.57	2.286										
50 Keone Kela, R ERA: 5.49	2.0		8	0	0	0	3	2	0	0	0	0	0	20	37	0.00	1.000										

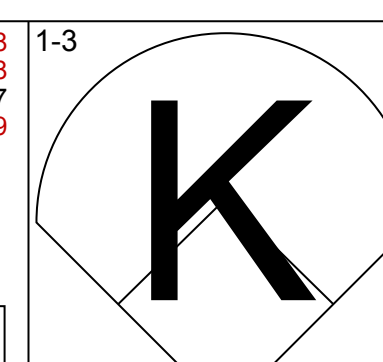
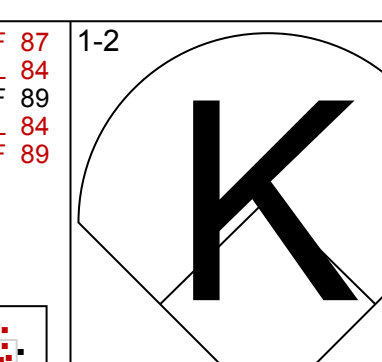
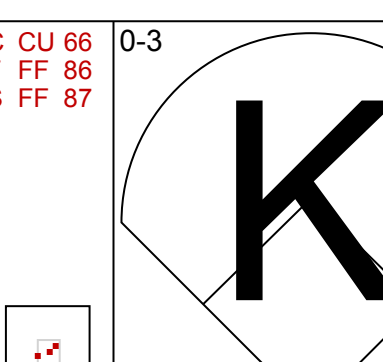
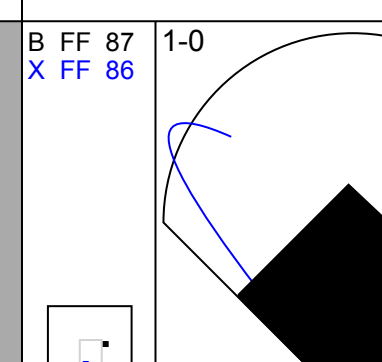
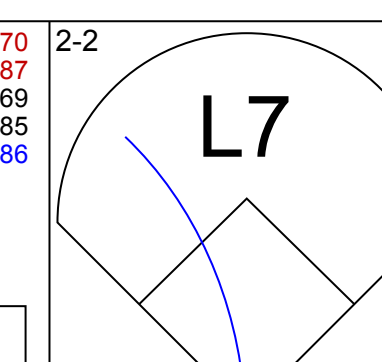
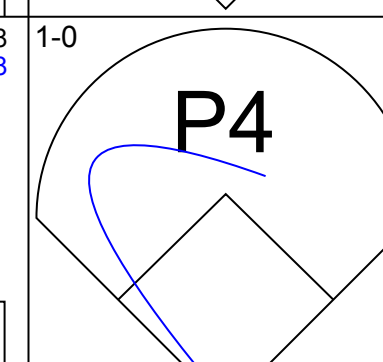
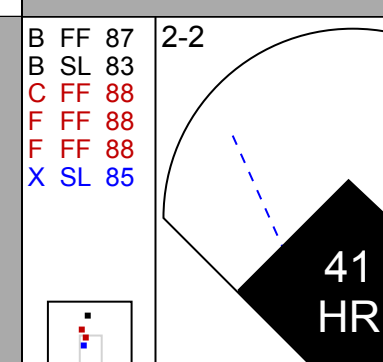
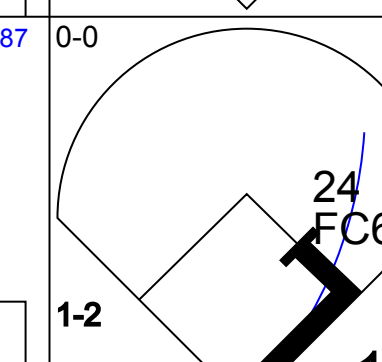
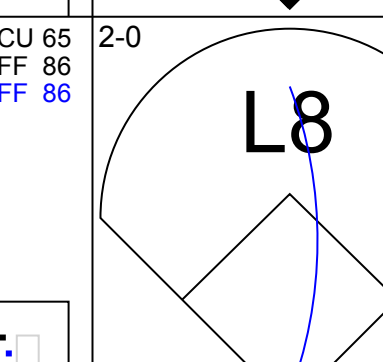
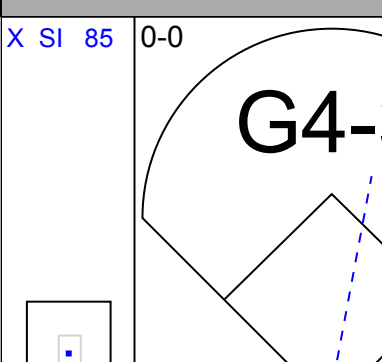
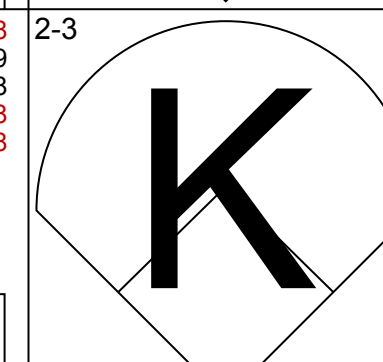
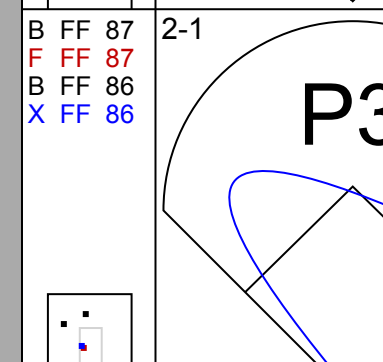
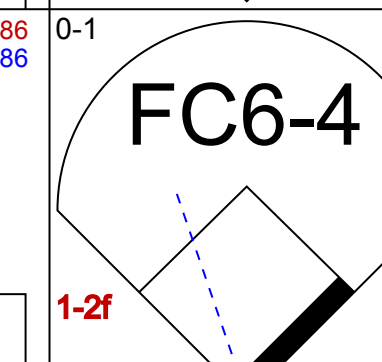
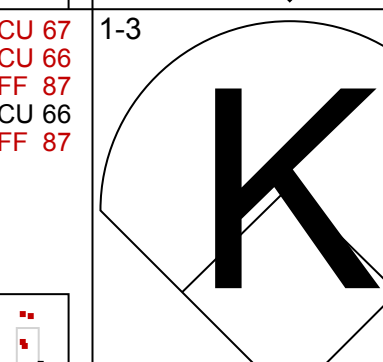
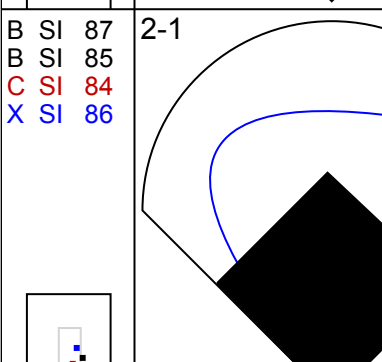
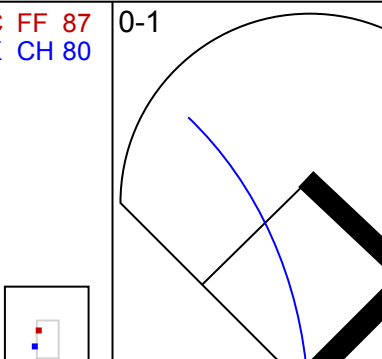
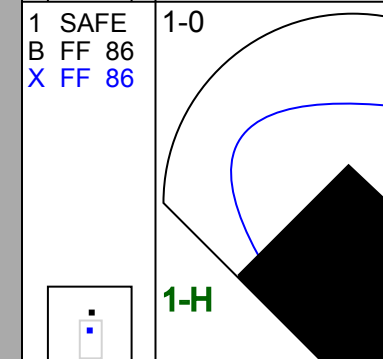
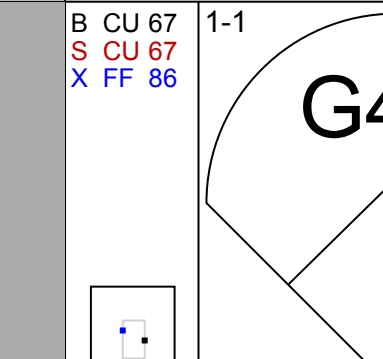
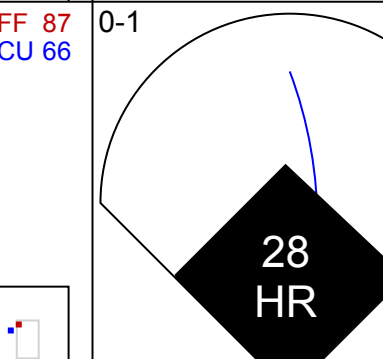
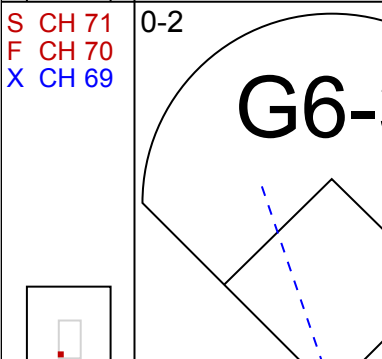
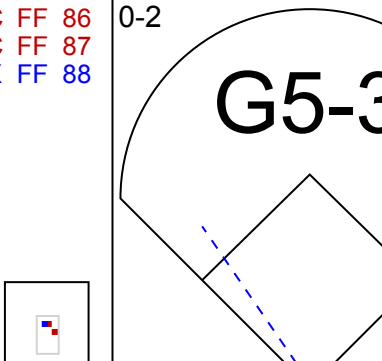
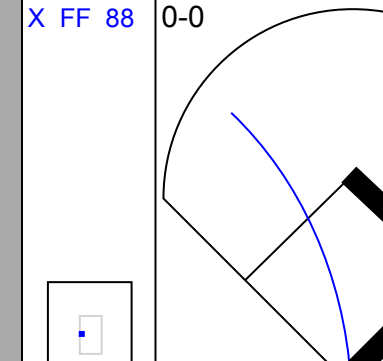
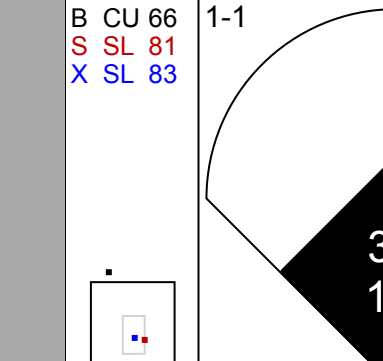
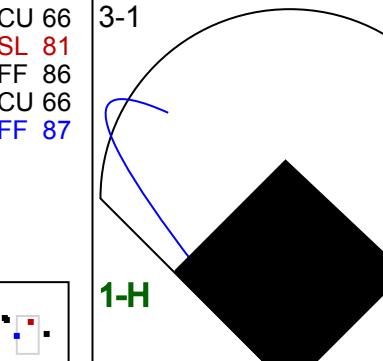
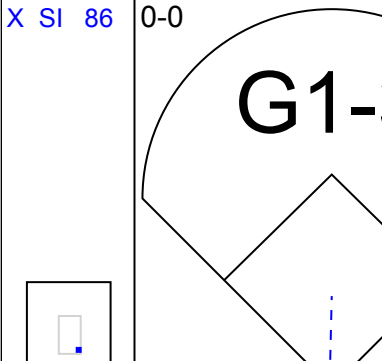
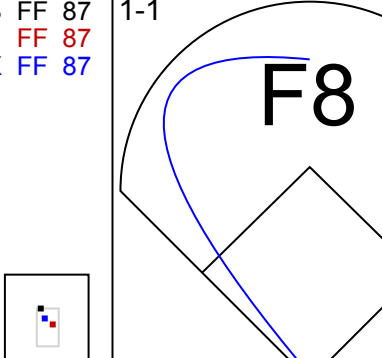
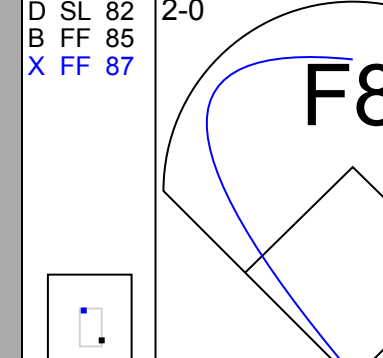
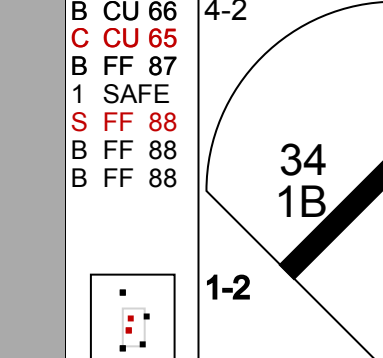
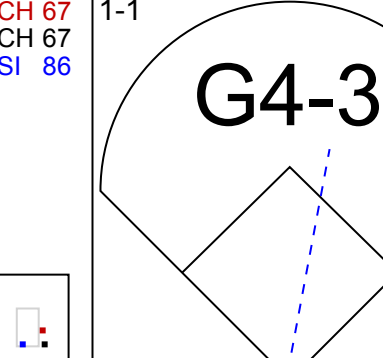
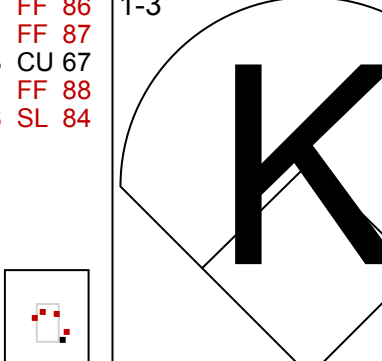
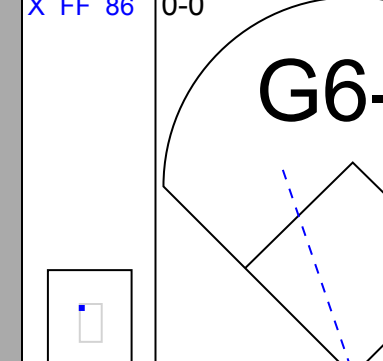
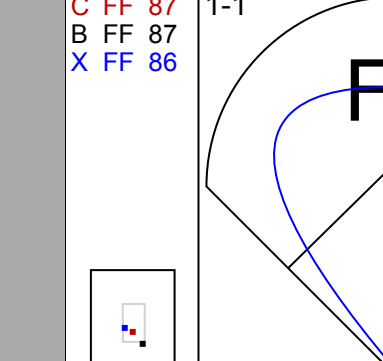
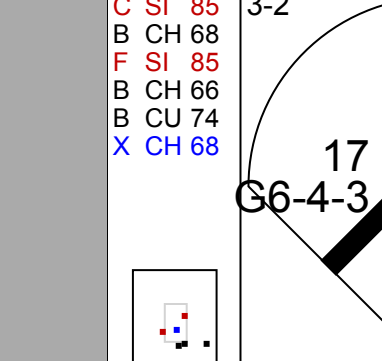
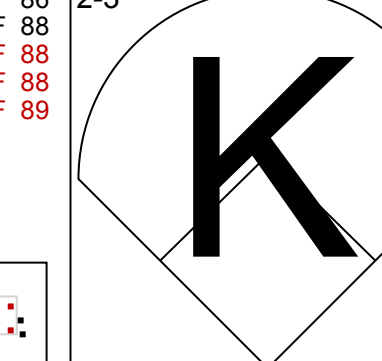
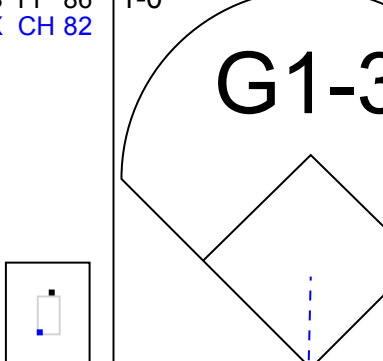

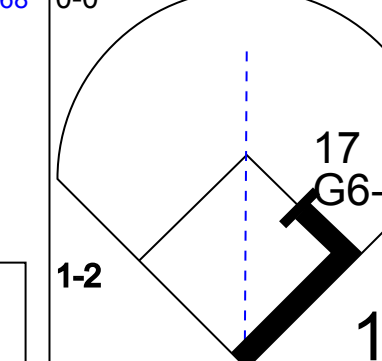
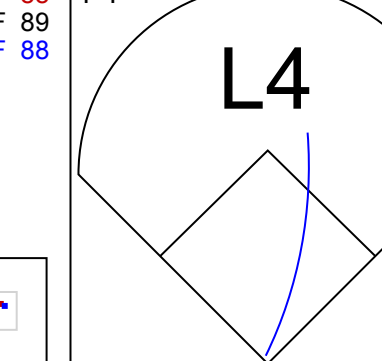
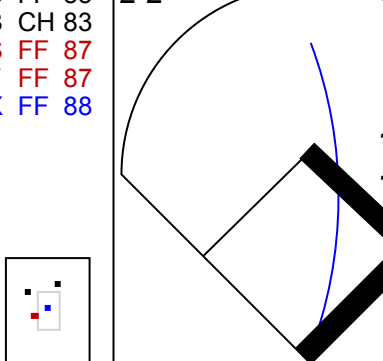

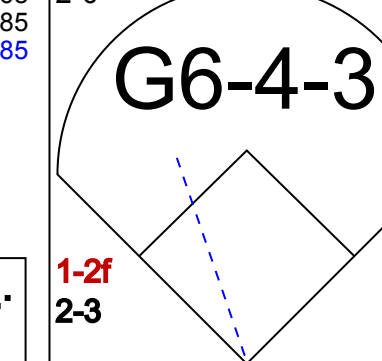
Batter	1	2	3	4	5	6	7	8	9	AB	R	H	RBI	BB	SO	LOB	BOTTOM										
17 Shin-Soo Choo, L OBP: 0.377, SLG: 0.431										3	0	0	0	1	0	1	<p>Detroit Tigers @ Texas Rangers Globe Life Park in Arlington, Arlington, TX Sat Aug 13 2016, 8:08 PM - 11:00 PM EDT Att: 37,792 - Partly Cloudy - 90 F</p>										
20 Ian Desmond, R OBP: 0.339, SLG: 0.481										4	0	0	0	0	2												
29 Adrián Beltré, R OBP: 0.338, SLG: 0.465										4	0	2	0	0	0	1											
36 Carlos Beltrán, S OBP: 0.344, SLG: 0.545										4	0	0	0	0	1	2											
12 Rougned Odor, L OBP: 0.298, SLG: 0.501										4	0	0	0	0	1	1											
25 Jonathan Lucroy, R OBP: 0.357, SLG: 0.515										2	0	0	0	1	1	0											
18 Mitch Moreland, L OBP: 0.318, SLG: 0.488										3	0	1	0	0	0	1											
19 Jurickson Profar, S OBP: 0.344, SLG: 0.402										2	0	0	0	1	0	1											
1 Elvis Andrus, R OBP: 0.345, SLG: 0.407										3	0	0	0	0	1	1											
Inning Stats	R: 0 E: 0 K: 0 S: 12	H: 1 LOB: 1 BB: 0 P: 16	R: 0 E: 0 K: 1 S: 9	H: 1 LOB: 0 BB: 0 P: 14	R: 0 E: 0 K: 0 S: 7	H: 0 LOB: 0 BB: 0 P: 10	R: 0 E: 0 K: 0 S: 9	H: 0 LOB: 0 BB: 0 P: 11	R: 0 E: 0 K: 0 S: 11	H: 0 LOB: 1 BB: 1 P: 17	R: 0 E: 0 K: 2 S: 11	H: 0 LOB: 1 BB: 1 P: 18	R: 0 E: 0 K: 1 S: 9	H: 0 LOB: 1 BB: 1 P: 17	R: 0 E: 0 K: 0 S: 8	H: 1 LOB: 0 BB: 0 P: 14		1B: 2 2B: 1 3B: 0 HR: 0	SF: 0 SAC: 0 DP: 1 HBP: 0	WP: 0 PB: 0 SB: 0 CS: 0	PA: 32						
PITCHER	IP	WLS	BF	H	R	ER	SO	BB	IBB	HBP	BLK	WP	HR	S	P	ERA	WHIP										
48 Matthew Boyd, L ERA: 4.16	7.0	W	25	2	0	0	3	2	0	0	0	0	0	68	99	0.00	0.571										
61 Shane Greene, R ERA: 4.04	1.0	H	4	0	0	0	1	1	0	0	0	0	0	9	17	0.00	1.000										
57 Francisco Rodriguez, R ERA: 3.16	1.0	S	3	1	0	0	0	0	0	0	0	0	0	8	14	0.00	1.000										

AB	37
R	2
H	14
RBI	2
BB	5
SO	8
LOB	27



AB	29
R	0
H	3
RBI	0
BB	3
SO	4
LOB	10

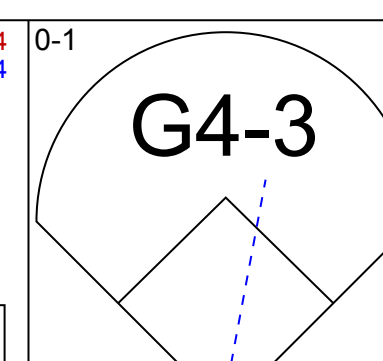
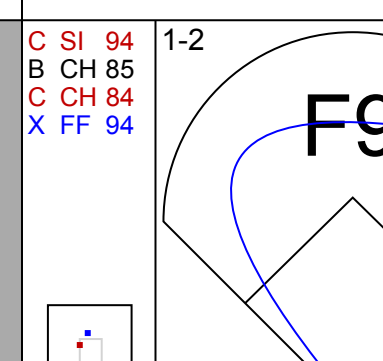
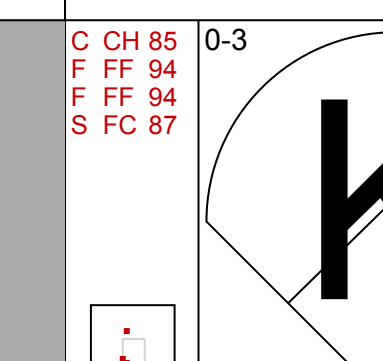
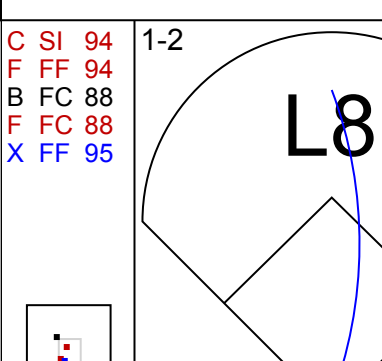
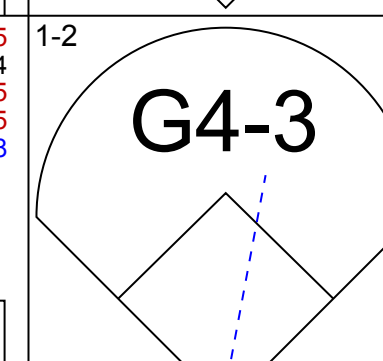
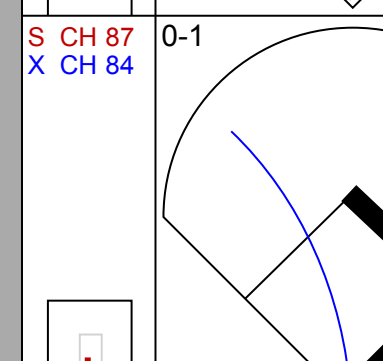
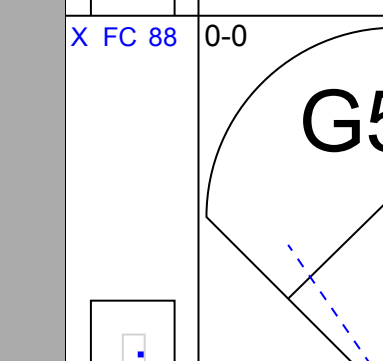
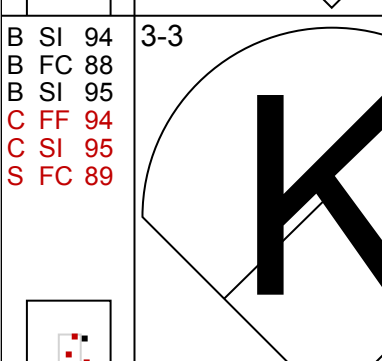
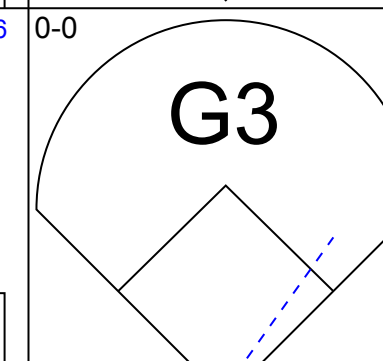
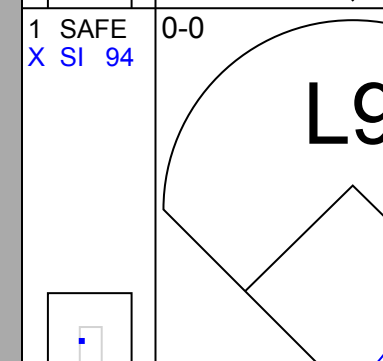
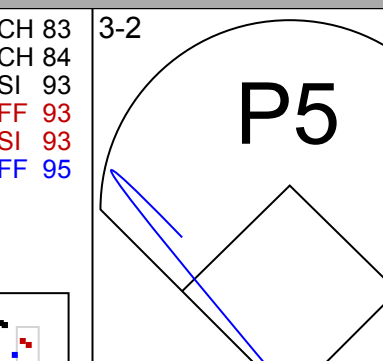
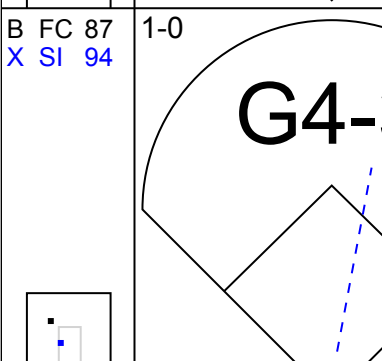
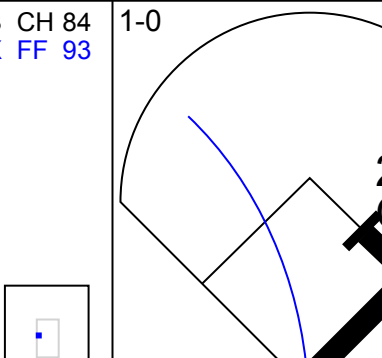
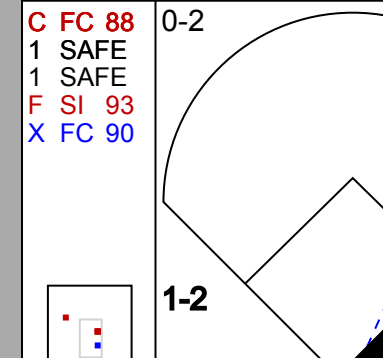

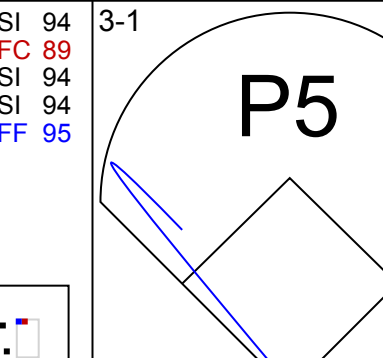
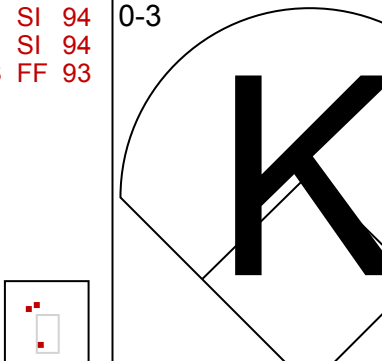


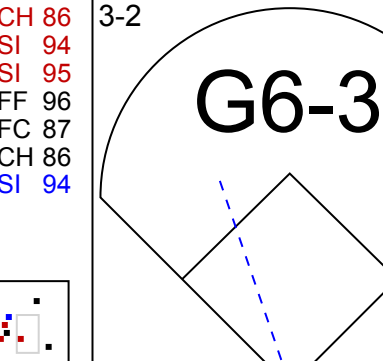
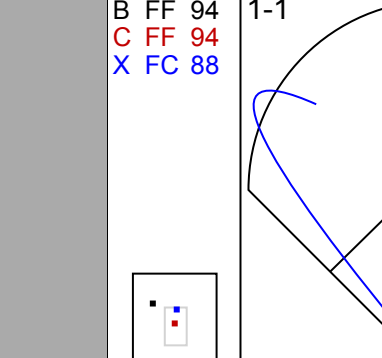
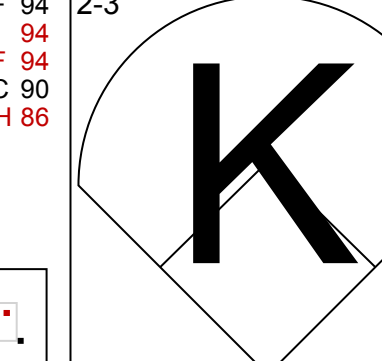
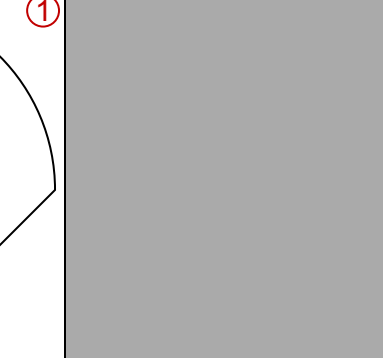
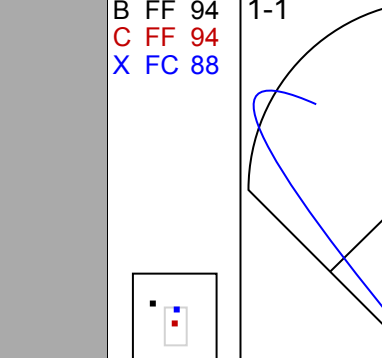
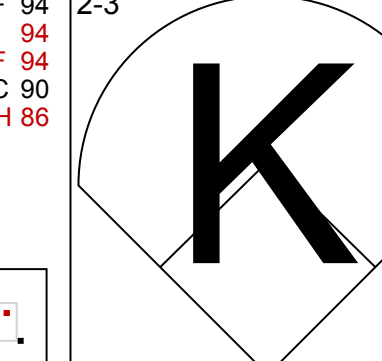
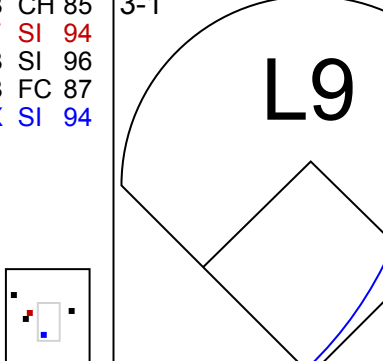

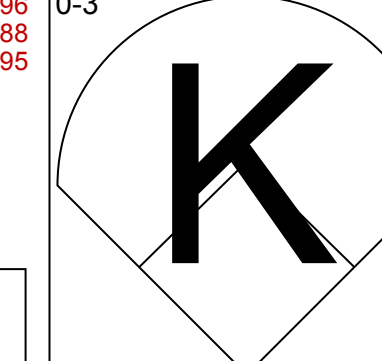
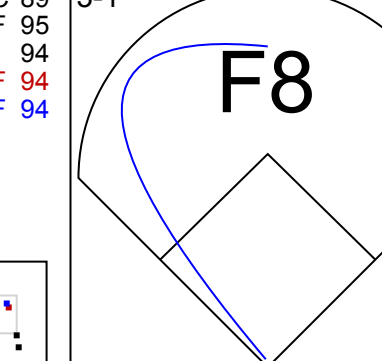
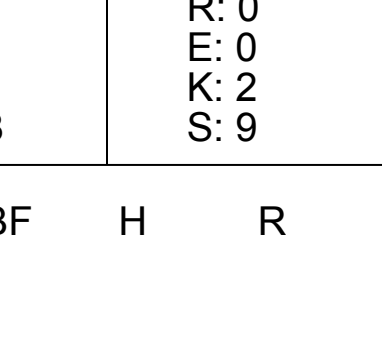

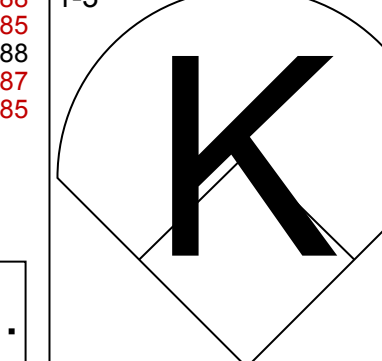
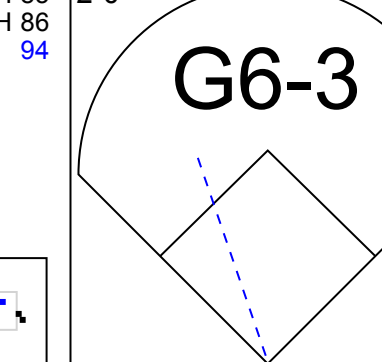


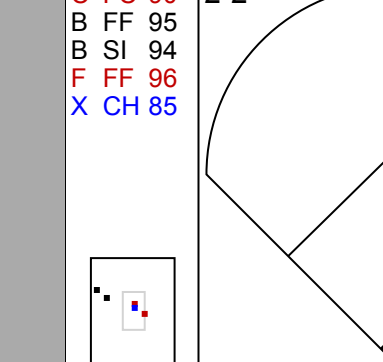


Batter	1	2	3	4	5	6	7	8	9	AB	R	H	RBI	BB	SO	LOB	TOP																		
3 Ian Kinsler, R OBP: 0.346, SLG: 0.492										5	1	1	1	0	3	2																			
18 Tyler Collins, L OBP: 0.295, SLG: 0.432										5	1	2	0	0	0	0																			
24 Miguel Cabrera, R OBP: 0.384, SLG: 0.551										5	1	1	1	0	2	3																			
41 Victor Martinez, S OBP: 0.359, SLG: 0.499										5	2	3	2	0	0	0																			
28 J.D. Martinez, R OBP: 0.372, SLG: 0.548										5	2	3	2	0	0	1																			
8 Justin Upton, R OBP: 0.286, SLG: 0.378										3	0	0	0	1	0	2																			
31 Casey McGehee, R OBP: 0.290, SLG: 0.323										4	0	0	0	0	1	4																			
34 James McCann, R OBP: 0.262, SLG: 0.353										4	0	2	1	0	1	0																			
17 Andrew Romine, S OBP: 0.296, SLG: 0.299										4	0	1	0	0	1	4																			
Inning Stats	R: 0 E: 0 K: 2 S: 7	H: 0 LOB: 0 BB: 0 P: 11	R: 0 E: 0 K: 1 S: 11	H: 1 LOB: 1 BB: 0 P: 13	R: 0 E: 0 K: 2 S: 9	H: 0 LOB: 0 BB: 0 P: 13	R: 2 E: 0 K: 0 S: 10	H: 3 LOB: 1 BB: 0 P: 17	R: 0 E: 0 K: 1 S: 10	H: 2 LOB: 2 BB: 0 P: 13	R: 1 E: 0 K: 1 S: 14	H: 2 LOB: 2 BB: 1 P: 22	R: 3 E: 0 K: 1 S: 12	H: 3 LOB: 0 BB: 0 P: 20	R: 0 E: 1 K: 0 S: 8	H: 1 LOB: 1 BB: 0 P: 15	R: 1 E: 0 K: 0 S: 7	H: 1 LOB: 0 BB: 0 P: 9	1B: 7 2B: 2 3B: 0 HR: 4	SF: 0 SAC: 0 DP: 1 HBP: 0	WP: 0 PB: 0 SB: 0 CS: 0	PA: 41													
PITCHER	IP 6.2	WLS L	BF 32	H 11	R 6	ER 6	SO 8	BB 1	IBB 0	HBP 0	BLK 0	WP 0	HR 3	S 71	P 106	ERA 8.10	WHIP 1.800	PITCHER	IP 2.1	WLS 9	BF 2	H 2	R 1	ER 1	SO 0	BB 0	IBB 0	HBP 0	BLK 0	WP 0	HR 1	S 17	P 27	ERA 3.86	WHIP 0.857

Detroit Tigers @ Texas Rangers
 Globe Life Park in Arlington, Arlington, TX
 Sun Aug 14 2016, 3:08 PM - 5:33 PM EDT
 Att: 35,458 - Cloudy - 86 F

AB	40
R	7
H	13
RBI	7
BB	1
SO	8
LOB	16



Batter	1	2	3	4	5	6	7	8	9	AB	R	H	RBI	BB	SO	LOB	BOTTOM																		
17 Shin-Soo Choo, L OBP: 0.369, SLG: 0.421										4	0	0	0	0	1	1																			
20 Ian Desmond, R OBP: 0.338, SLG: 0.479										4	0	1	0	0	1	1																			
36 Carlos Beltrán, S OBP: 0.341, SLG: 0.540										4	0	0	0	0	0	2																			
29 Adrián Beltré, R OBP: 0.340, SLG: 0.467										3	0	2	0	0	0	0																			
12 Rougned Odor, L OBP: 0.296, SLG: 0.498										3	0	0	0	0	2	3																			
25 Jonathan Lucroy, R OBP: 0.335, SLG: 0.511										3	0	0	0	0	2	1																			
18 Mitch Moreland, L OBP: 0.315, SLG: 0.484										3	0	0	0	0	2	0																			
19 Jurickson Profar, S OBP: 0.339, SLG: 0.396										3	0	0	0	0	1	0																			
30 Nomar Mazara, L OBP: 0.337, SLG: 0.422										3	0	1	0	0	0	0																			
Inning Stats	R: 0 E: 0 K: 0 S: 7	H: 0 LOB: 0 BB: 0 P: 8	R: 0 E: 0 K: 2 S: 7	H: 1 LOB: 0 BB: 0 P: 11	R: 0 E: 0 K: 1 S: 6	H: 0 LOB: 0 BB: 0 P: 13	R: 0 E: 0 K: 1 S: 13	H: 2 LOB: 0 BB: 0 P: 15	R: 0 E: 0 K: 1 S: 6	H: 0 LOB: 0 BB: 0 P: 11	R: 0 E: 0 K: 1 S: 7	H: 0 LOB: 0 BB: 0 P: 7	R: 0 E: 0 K: 0 S: 9	H: 0 LOB: 0 BB: 0 P: 18	R: 0 E: 0 K: 2 S: 9	H: 0 LOB: 0 BB: 0 P: 11	R: 0 E: 0 K: 1 S: 11	H: 1 LOB: 1 BB: 0 P: 18	1B: 4 2B: 1 3B: 0 HR: 0	SF: 0 SAC: 0 DP: 1 HBP: 0	WP: 0 PB: 0 SB: 0 CS: 1	PA: 30													
PITCHER	IP 9.0	WLS W	BF 30	H 4	R 0	ER 0	SO 9	BB 0	IBB 0	HBP 0	BLK 0	WP 0	HR 0	S 75	P 112	ERA 0.00	WHIP 0.444	PITCHER	IP 2.25	WLS 9	BF 4	H 4	R 0	ER 0	SO 9	BB 0	IBB 0	HBP 0	BLK 0	WP 0	HR 0	S 112	P 112	ERA 0.00	WHIP 0.444

Detroit Tigers @ Texas Rangers
 Globe Life Park in Arlington, Arlington, TX
 Sun Aug 14 2016, 3:08 PM - 5:33 PM EDT
 Att: 35,458 - Cloudy - 86 F

AB	30
R	0
H	4
RBI	0
BB	0
SO	9
LOB	8



Batter	1	2	3	4	5	6	7	8	9	AB	R	H	RBI	BB	SO	LOB	TOP		
16 Paulo Orlando, R OBP: 0.355, SLG: 0.443			F8		L5	G5-4-3		P4		4	1	0	0	1	0	3			
19 Cheslor Cuthbert, R OBP: 0.334, SLG: 0.454	E1		G4-3		G3-1		F7			4	0	2	0	1	0	0			
6 Lorenzo Cain, R OBP: 0.327, SLG: 0.399	F8				G3-1					3	0	2	1	2	0	2			
35 Eric Hosmer, L OBP: 0.327, SLG: 0.422	SF8				G3-1					4	0	0	1	0	1	6			
25 Kendrys Morales, S OBP: 0.314, SLG: 0.424	F8				P4	G4-3		PO	G3	4	0	0	0	0	0	3			
13 Salvador Perez, R OBP: 0.317, SLG: 0.451		G6-3			F8				K	4	0	0	0	0	1	0			
4 Alex Gordon, L OBP: 0.317, SLG: 0.341				G6-3					G4-3	3	1	2	0	1	0	0			
2 Alcides Escobar, R OBP: 0.289, SLG: 0.320										3	1	2	0	1	0	1			
27 Adalberto Mondesi, S OBP: 0.217, SLG: 0.254										3	0	1	1	0	0	3			
Inning Stats	R: 1 H: 1 E: 0 K: 0 S: 11	H: 1 BB: 1 P: 16	R: 0 H: 0 E: 0 K: 0 S: 8	H: 0 LOB: 1 BB: 1 P: 12	R: 0 H: 1 E: 0 K: 1 S: 10	H: 1 LOB: 1 BB: 0 P: 16	R: 0 H: 2 E: 0 K: 0 S: 11	H: 2 LOB: 2 BB: 1 P: 14	R: 0 H: 1 E: 0 K: 0 S: 11	H: 2 LOB: 1 BB: 1 P: 20	R: 0 H: 0 E: 0 K: 1 S: 6	H: 0 LOB: 0 BB: 0 P: 10	R: 1 H: 2 E: 0 K: 0 S: 12	H: 2 LOB: 2 BB: 1 P: 17	1B: 7 2B: 2 3B: 0 HR: 0	SF: 1 SAC: 1 DP: 1 HBP: 0	WP: 1 PA: 41 PB: 0 SB: 0 CS: 0		
PITCHER	IP WLS BF H R ER SO BB IBB HBP BLK WP HR S P ERA WHIP																		
44 Daniel Norris, L ERA: 3.47	5.1 L 26 6 2 1 1 4 0 0 0 0 1 0 55 88 1.69 1.875																		
30 Alex Wilson, R ERA: 2.7	1.2 5 1 0 0 0 1 0 0 0 0 0 0 12 22 0.00 1.200																		
43 Bruce Rondón, R ERA: 4.08	1.0 3 0 0 0 1 0 0 0 0 0 0 0 6 10 0.00 0.000																		
65 Blaine Hardy, L ERA: 4.96	1.0 6 2 1 1 0 1 0 0 0 0 0 0 12 17 9.00 3.000																		
Batter	1	2	3	4	5	6	7	8	9	AB	R	H	RBI	BB	SO	LOB	BOTTOM		
3 Ian Kinsler, R OBP: 0.343, SLG: 0.487	F9		F8			F7		F9		4	0	0	0	0	0	0			
18 Tyler Collins, L OBP: 0.293, SLG: 0.424	G4-3									4	0	1	0	0	2	0			
17 Andrew Romine, S OBP: 0.296, SLG: 0.299										0	0	0	0	0	0	0			
24 Miguel Cabrera, R OBP: 0.394, SLG: 0.550										1	0	0	0	1	0	0			
39 Jarrod Saltalamacchia, S OBP: 0.312, SLG: 0.399										2	0	0	0	0	1	1			
41 Victor Martinez, S OBP: 0.356, SLG: 0.494	FC6									4	0	0	0	0	1	2			
28 J.D. Martinez, R OBP: 0.373, SLG: 0.557										4	1	2	1	0	1	0			
8 Justin Upton, R OBP: 0.283, SLG: 0.374										4	0	0	0	0	1	2			
31 Casey McGehee, R OBP: 0.314, SLG: 0.343										4	0	2	0	0	0	1			
34 James McCann, R OBP: 0.263, SLG: 0.353										3	0	1	0	0	1	1			
49 Dixon Machado, R OBP: 0.333, SLG: 0.200										2	0	0	0	0	1	0			
Mike Aviles, R OBP: 0.258, SLG: 0.269										1	0	0	0	0	0	2			
Inning Stats	R: 0 H: 0 E: 0 K: 0 S: 9	H: 1 LOB: 1 BB: 1 P: 15	R: 0 H: 1 E: 0 K: 0 S: 9	H: 1 LOB: 0 BB: 0 P: 13	R: 0 H: 0 E: 0 K: 1 S: 10	H: 0 LOB: 0 BB: 0 P: 12	R: 0 H: 0 E: 0 K: 1 S: 10	H: 0 LOB: 0 BB: 0 P: 12	R: 0 H: 1 E: 0 K: 2 S: 12	H: 1 LOB: 1 BB: 0 P: 16	R: 1 H: 3 E: 0 K: 1 S: 15	H: 3 LOB: 2 BB: 0 P: 21	R: 0 H: 0 E: 1 K: 1 S: 8	H: 0 LOB: 1 BB: 0 P: 12	R: 0 H: 0 E: 0 K: 2 S: 7	H: 0 LOB: 0 BB: 0 P: 10	1B: 5 2B: 0 3B: 0 HR: 1	SF: 0 SAC: 0 DP: 2 HBP: 0	WP: 1 PA: 34 PB: 0 SB: 0 CS: 0
PITCHER	IP WLS BF H R ER SO BB IBB HBP BLK WP HR S P ERA WHIP																		
31 Ian Kennedy, R ERA: 3.78	6.2 W 25 5 1 1 1 0 0 0 0 0 0 7 95 1.35 0.900																		
47 Peter Moylan, R ERA: 3.72	0.1 H 2 1 0 0 0 0 0 0 0 0 0 7 10 0.00 3.000																		
48 Joakim Soria, R ERA: 4.06	1.0 H 4 0 0 0 1 0 0 0 0 0 0 8 12 0.00 0.000																		
40 Kelvin Herrera, R ERA: 2.05	1.0 S 3 0 0 0 2 0 0 0 0 1 0 7 10 0.00 0.000																		

Kansas City Royals @ Detroit Tigers
Comerica Park, Detroit, MI
Mon Aug 15 2016, 7:11 PM - 10:08 PM EDT
Att: 29,803 - Cloudy - 76 F

AB 32
R 3
H 9
RBI 3
BB 6
SO 2
LOB 18



Kansas City Royals @ Detroit Tigers
Comerica Park, Detroit, MI
Mon Aug 15 2016, 7:11 PM - 10:08 PM EDT
Att: 29,803 - Cloudy - 76 F

AB 33
R 1
H 6
RBI 1
BB 1
SO 8
LOB 9



Batter	1	2	3	4	5	6	7	8	9	AB	R	H	RBI	BB	SO	LOB	TOP										
16 Paulo Orlando, R OBP: 0.351, SLG: 0.438										4	0	0	0	0	3	3	Kansas City Royals @ Detroit Tigers Comerica Park, Detroit, MI Tue Aug 16 2016, 7:13 PM - 9:54 PM EDT Att: 28,663 - Partly Cloudy - 77 F										
19 Cheslor Cuthbert, R OBP: 0.330, SLG: 0.445										4	0	0	1	0	0	2											
6 Lorenzo Cain, R OBP: 0.326, SLG: 0.401										4	0	1	1	0	1	0											
35 Eric Hosmer, L OBP: 0.327, SLG: 0.427										4	1	1	1	0	0	2											
25 Kendrys Morales, S OBP: 0.313, SLG: 0.429										4	1	1	1	0	1	0											
13 Salvador Perez, R OBP: 0.288, SLG: 0.447										4	0	0	0	0	1	0											
4 Alex Gordon, L OBP: 0.316, SLG: 0.350										4	2	1	1	0	0	0											
2 Alcides Escobar, R OBP: 0.288, SLG: 0.320										4	0	1	0	0	0	0											
27 Adalberto Mondesi, S OBP: 0.238, SLG: 0.311										2	2	1	1	1	1	0											
Inning Stats	R: 0 E: 0 K: 1 S: 7	H: 0 LOB: 0 BB: 0 P: 10	R: 0 E: 0 K: 1 S: 10	H: 0 LOB: 0 BB: 0 P: 15	R: 1 E: 0 K: 1 S: 9	H: 1 LOB: 0 BB: 0 P: 12	R: 0 E: 0 K: 0 S: 8	H: 0 LOB: 0 BB: 0 P: 9	R: 1 E: 0 K: 1 S: 17	H: 1 LOB: 0 BB: 0 P: 23	R: 0 E: 0 K: 1 S: 6	H: 0 LOB: 0 BB: 0 P: 9	R: 1 E: 0 K: 1 S: 12	H: 1 LOB: 0 BB: 0 P: 15	R: 2 E: 1 K: 1 S: 16	H: 2 LOB: 2 BB: 1 P: 27		R: 1 E: 0 K: 0 S: 7	H: 1 LOB: 0 BB: 0 P: 10	1B: 1 2B: 1 3B: 0 HR: 4	SF: 0 SAC: 0 DP: 0 HBP: 0	WP: 0 PB: 0 SB: 0 CS: 0	PA: 35				
PITCHER	IP	WLS	BF	H	R	ER	SO	BB	IBB	HBP	BLK	WP	HR	S	P	ERA	WHIP										
35 Justin Verlander, R ERA: 3.44	7.0	L	27	4	5	3	6	1	0	0	0	0	3	78	112	3.86	0.714										
43 Bruce Rondon, R ERA: 3.93	0.2		3	1	0	0	1	0	0	0	0	0	0	6	7	0.00	1.500										
56 Kyle Ryan, L ERA: 3.02	0.1		1	0	0	0	0	0	0	0	0	0	0	1	1	0.00	0.000										
21 Mark Lowe, R ERA: 7.81	1.0		4	1	1	1	0	0	0	0	0	0	1	7	10	9.00	1.000										

AB	34
R	6
H	6
RBI	6
BB	1
SO	7
LOB	7



Batter	1	2	3	4	5	6	7	8	9	AB	R	H	RBI	BB	SO	LOB	BOTTOM										
3 Ian Kinsler, R OBP: 0.342, SLG: 0.484										3	0	0	0	1	1	1	Kansas City Royals @ Detroit Tigers Comerica Park, Detroit, MI Tue Aug 16 2016, 7:13 PM - 9:54 PM EDT Att: 28,663 - Partly Cloudy - 77 F										
31 Casey McGehee, R OBP: 0.282, SLG: 0.308										4	0	0	0	0	1	1											
41 Victor Martinez, S OBP: 0.355, SLG: 0.492										4	0	1	0	0	0	0											
28 J.D. Martinez, R OBP: 0.372, SLG: 0.556										4	0	1	0	0	0	1											
8 Justin Upton, R OBP: 0.281, SLG: 0.372										3	0	0	0	0	1	2											
34 James McCann, R OBP: 0.280, SLG: 0.349										3	0	0	0	0	1	2											
39 Jarrod Saltalamacchia, R OBP: 0.317, SLG: 0.416										2	1	1	1	1	0	1											
49 Dixon Machado, R OBP: 0.222, SLG: 0.125										3	0	0	0	0	1	1											
18 Tyler Collins, L OBP: 0.284, SLG: 0.411										3	0	0	0	0	2	1											
Inning Stats	R: 0 E: 0 K: 0 S: 8	H: 0 LOB: 0 BB: 0 P: 11	R: 0 E: 0 K: 1 S: 8	H: 1 LOB: 1 BB: 0 P: 11	R: 0 E: 0 K: 1 S: 10	H: 0 LOB: 0 BB: 0 P: 14	R: 0 E: 0 K: 0 S: 4	H: 0 LOB: 0 BB: 0 P: 5	R: 1 E: 0 K: 0 S: 12	H: 1 LOB: 0 BB: 0 P: 21	R: 0 E: 0 K: 1 S: 9	H: 0 LOB: 0 BB: 1 P: 16	R: 0 E: 0 K: 1 S: 7	H: 1 LOB: 1 BB: 0 P: 10	R: 0 E: 0 K: 2 S: 12	H: 0 LOB: 1 BB: 1 P: 20		R: 0 E: 0 K: 1 S: 5	H: 0 LOB: 0 BB: 0 P: 6	1B: 1 2B: 1 3B: 0 HR: 1	SF: 0 SAC: 0 DP: 0 HBP: 0	WP: 2 PB: 0 SB: 0 CS: 0	PA: 31				
PITCHER	IP	WLS	BF	H	R	ER	SO	BB	IBB	HBP	BLK	WP	HR	S	P	ERA	WHIP										
41 Danny Duffy, L ERA: 2.73	7.2	W	27	3	1	1	5	2	0	0	0	2	1	66	103	1.17	0.652										
48 Joakim Soria, R ERA: 4.03	0.1		1	0	0	0	1	0	0	0	0	0	0	4	5	0.00	0.000										
47 Peter Moylan, R ERA: 3.6	1.0		3	0	0	0	1	0	0	0	0	0	0	5	6	0.00	0.000										

AB	29
R	1
H	3
RBI	1
BB	2
SO	7
LOB	10



Batter	1	2	3	4	5	6	7	8	9	AB	R	H	RBI	BB	SO	LOB	TOP										
16 Paulo Orlando, R OBP: 0.347, SLG: 0.433	G3			K		G6-3		G4-3		4	0	0	0	0	1	1	Kansas City Royals @ Detroit Tigers Comerica Park, Detroit, MI Wed Aug 17 2016, 7:11 PM - 9:57 PM EDT Att: 28,790 - Overcast - 75 F										
19 Cheslor Cuthbert, R OBP: 0.327, SLG: 0.443	K			K		G6-3		K		4	0	0	0	0	3	0											
6 Lorenzo Cain, R OBP: 0.325, SLG: 0.399	K			F7		K		K		4	1	1	0	0	2	0											
35 Eric Hosmer, L OBP: 0.330, SLG: 0.438		G6-3								3	1	2	2	1	0	0											
25 Kendrys Morales, S OBP: 0.313, SLG: 0.430		G1								4	0	1	0	0	1	2											
1 Jarrod Dyson, L OBP: 0.324, SLG: 0.361										0	1	0	0	0	0	0											
4 Alex Gordon, L OBP: 0.321, SLG: 0.361										2	1	1	1	2	1	0											
2 Alcides Escobar, R OBP: 0.286, SLG: 0.317										4	0	0	0	0	1	3											
9 Drew Butera, R OBP: 0.330, SLG: 0.500										4	0	1	1	0	1	0											
27 Adalberto Mondesi, S OBP: 0.299, SLG: 0.338										4	0	1	0	0	0	3											
Inning Stats	R: 0 H: 0 E: 0 K: 2 S: 15	H: 0 LOB: 0 BB: 0 P: 22	R: 0 H: 0 E: 0 K: 1 S: 9	H: 0 LOB: 0 BB: 0 P: 14	R: 0 H: 0 E: 0 K: 0 S: 5	H: 0 LOB: 0 BB: 0 P: 7	R: 0 H: 0 E: 0 K: 2 S: 9	H: 0 LOB: 0 BB: 0 P: 17	R: 0 H: 0 E: 0 K: 1 S: 10	H: 0 LOB: 1 BB: 2 P: 20	R: 0 H: 0 E: 0 K: 1 S: 7	H: 0 LOB: 0 BB: 0 P: 8	R: 0 H: 1 E: 0 K: 1 S: 9	H: 1 LOB: 0 BB: 0 P: 12	R: 1 H: 2 E: 0 K: 0 S: 13	H: 2 LOB: 1 BB: 0 P: 16	R: 3 H: 4 E: 0 K: 2 S: 20	H: 4 LOB: 3 BB: 1 P: 33	1B: 2 2B: 2 HR: 2	SF: 0 SAC: 0 DP: 0 HBP: 0	WP: 0 PB: 0 SB: 0 CS: 1	PA: 36					
PITCHER	IP	WLS	BF	H	R	ER	SO	BB	IBB	HBP	BLK	WP	HR	S	P	ERA	WHIP										
19 Anibal Sánchez, R ERA: 5.94	7.0		23	1	0	0	8	2	0	0	0	0	0	64	100	0.00	0.429										
36 Justin Wilson, L ERA: 4.57	0.2	B	4	2	1	1	0	0	0	0	0	0	1	10	13	13.50	3.000										
61 Shane Greene, R ERA: 4.57	1.0	L	8	4	3	3	2	0	1	0	0	0	1	20	33	27.00	4.000										
21 Mark Lowe, R ERA: 7.75	0.1		1	0	0	0	0	0	0	0	0	0	0	3	3	0.00	0.000										
Batter	1	2	3	4	5	6	7	8	9	AB	R	H	RBI	BB	SO	LOB	BOTTOM										
3 Ian Kinsler, R OBP: 0.343, SLG: 0.481	K		L7							3	0	0	0	1	1	1	Kansas City Royals @ Detroit Tigers Comerica Park, Detroit, MI Wed Aug 17 2016, 7:11 PM - 9:57 PM EDT Att: 28,790 - Overcast - 75 F										
15 Erick Aybar, S OBP: 0.293, SLG: 0.311	L7									3	0	0	0	1	0	3											
24 Miguel Cabrera, R OBP: 0.361, SLG: 0.545	K		G4-3							4	0	0	0	0	1	6											
41 Victor Martinez, S OBP: 0.356, SLG: 0.499		HR								4	1	2	1	0	1	0											
28 J.D. Martinez, R OBP: 0.376, SLG: 0.559		L9								4	0	3	0	0	0	0											
18 Tyler Collins, L OBP: 0.286, SLG: 0.402										2	0	0	0	0	1	2											
8 Justin Upton, R OBP: 0.281, SLG: 0.371										1	0	0	0	0	1	1											
31 Casey McGehee, R OBP: 0.256, SLG: 0.279										4	0	0	0	0	0	5											
34 James McCann, R OBP: 0.287, SLG: 0.344										3	0	0	0	0	2	2											
39 Jarrod Saltalamacchia, (D PH) OBP: 0.315, SLG: 0.414										1	0	0	0	0	1	0											
17 Andrew Romine, S OBP: 0.297, SLG: 0.300										3	0	1	0	0	2	0											
Inning Stats	R: 0 H: 0 E: 0 K: 2 S: 11	H: 1 LOB: 0 BB: 0 P: 15	R: 1 H: 1 E: 0 K: 0 S: 10	H: 1 LOB: 0 BB: 0 P: 15	R: 0 H: 1 E: 1 K: 0 S: 9	H: 1 LOB: 2 BB: 1 P: 14	R: 0 H: 2 E: 0 K: 2 S: 10	H: 2 LOB: 2 BB: 0 P: 12	R: 0 H: 0 E: 0 K: 1 S: 11	H: 0 LOB: 1 BB: 1 P: 18	R: 0 H: 1 E: 0 K: 1 S: 9	H: 1 LOB: 0 BB: 0 P: 14	R: 0 H: 0 E: 1 K: 1 S: 9	H: 0 LOB: 2 BB: 0 P: 13	R: 0 H: 1 E: 0 K: 1 S: 12	H: 1 LOB: 1 BB: 0 P: 19	R: 0 H: 0 E: 0 K: 2 S: 8	H: 0 LOB: 0 BB: 0 P: 11	1B: 5 2B: 0 3B: 0 HR: 1	SF: 0 SAC: 1 DP: 2 HBP: 2	WP: 1 PB: 0 SB: 0 CS: 0	PA: 37					
PITCHER	IP	WLS	BF	H	R	ER	SO	BB	IBB	HBP	BLK	WP	HR	S	P	ERA	WHIP										
30 Yordano Ventura, R ERA: 4.46	6.1		28	5	1	1	7	2	0	0	0	0	0	66	96	1.42	1.105										
64 Matt Strahm, L ERA: 1.35	1.2	W	6	1	0	0	1	0	0	0	0	0	0	15	24	0.00	0.600										
40 Kelvin Herrera, R ERA: 2.01	1.0	S	3	0	0	0	2	0	0	0	0	0	0	8	11	0.00	0.000										

Batter	1	2	3	4	5	6	7	8	9	AB	R	H	RBI	BB	SO	LOB	TOP				
18 Aaron Hill, R OBP: 0.345, SLG: 0.393										3	0	1	0	1	1	0	Boston Red Sox @ Detroit Tigers Comerica Park, Detroit, MI Thu Aug 18 2016, 1:15 PM - 4:33 PM EDT Att: 34,649 - Partly Cloudy - 80 F				
34 David Ortiz, L OBP: 0.407, SLG: 0.620										1	0	1	0	0	0	0					
15 Dustin Pedroia, R OBP: 0.371, SLG: 0.449										0	0	0	0	0	0	0					
2 Xander Bogaerts, R OBP: 0.355, SLG: 0.448										5	1	1	0	0	1	5					
50 Mookie Betts, R OBP: 0.358, SLG: 0.570										5	1	2	0	0	0	6					
13 Hanley Ramirez, R OBP: 0.351, SLG: 0.457										3	0	2	1	1	1	1					
25 Jackie Bradley Jr., L OBP: 0.362, SLG: 0.518										4	0	0	0	0	0	7					
3 Sandy León, S OBP: 0.322, SLG: 0.654										3	1	1	1	1	0	0					
59 Bryan Holaday, R OBP: 0.273, SLG: 0.360										4	0	0	0	0	1	1					
16 Deven Marrero, R OBP: 0.111, SLG: 0.111										2	0	0	0	0	0	0					
47 Travis Shaw, L OBP: 0.319, SLG: 0.442										1	0	0	0	1	1	0					
12 Brock Holt, L OBP: 0.322, SLG: 0.389										0	0	0	0	0	0	0					
40 Andrew Benintendi, L OBP: 0.373, SLG: 0.404										4	0	1	0	0	1	1					
Inning Stats	R: 0 E: 0 K: 1 S: 14	H: 2 LOB: 2 BB: 0 P: 19	R: 0 E: 0 K: 0 S: 8	H: 0 LOB: 0 BB: 0 P: 12	R: 0 E: 0 K: 1 S: 11	H: 1 LOB: 3 BB: 2 P: 21	R: 1 E: 0 K: 1 S: 9	H: 1 LOB: 0 BB: 0 P: 15	R: 0 E: 0 K: 0 S: 16	H: 0 LOB: 0 BB: 0 P: 21	R: 0 E: 0 K: 1 S: 10	H: 0 LOB: 0 BB: 0 P: 15	R: 2 E: 0 K: 1 S: 17	H: 3 LOB: 1 BB: 1 P: 27	R: 0 E: 0 K: 0 S: 8	H: 1 LOB: 3 BB: 1 P: 15	1B: 8 2B: 0 3B: 0 HR: 1	SF: 0 SAC: 0 DP: 1 HBP: 0	WP: 1 PB: 0 SB: 0 CS: 0	PA: 39	
PITCHER	IP WLS BF H R ER SO BB IBB HBP BLK WP HR S P ERA WHIP	IP WLS BF H R ER SO BB IBB HBP BLK WP HR S P ERA WHIP	IP WLS BF H R ER SO BB IBB HBP BLK WP HR S P ERA WHIP	IP WLS BF H R ER SO BB IBB HBP BLK WP HR S P ERA WHIP	IP WLS BF H R ER SO BB IBB HBP BLK WP HR S P ERA WHIP	IP WLS BF H R ER SO BB IBB HBP BLK WP HR S P ERA WHIP	IP WLS BF H R ER SO BB IBB HBP BLK WP HR S P ERA WHIP	IP WLS BF H R ER SO BB IBB HBP BLK WP HR S P ERA WHIP	IP WLS BF H R ER SO BB IBB HBP BLK WP HR S P ERA WHIP	IP WLS BF H R ER SO BB IBB HBP BLK WP HR S P ERA WHIP	IP WLS BF H R ER SO BB IBB HBP BLK WP HR S P ERA WHIP	IP WLS BF H R ER SO BB IBB HBP BLK WP HR S P ERA WHIP	IP WLS BF H R ER SO BB IBB HBP BLK WP HR S P ERA WHIP	IP WLS BF H R ER SO BB IBB HBP BLK WP HR S P ERA WHIP	IP WLS BF H R ER SO BB IBB HBP BLK WP HR S P ERA WHIP	IP WLS BF H R ER SO BB IBB HBP BLK WP HR S P ERA WHIP	IP WLS BF H R ER SO BB IBB HBP BLK WP HR S P ERA WHIP	IP WLS BF H R ER SO BB IBB HBP BLK WP HR S P ERA WHIP	IP WLS BF H R ER SO BB IBB HBP BLK WP HR S P ERA WHIP	IP WLS BF H R ER SO BB IBB HBP BLK WP HR S P ERA WHIP	IP WLS BF H R ER SO BB IBB HBP BLK WP HR S P ERA WHIP

AB 35
R 3
H 9
RBI 2
BB 4
SO 6
LOB 21



Batter	1	2	3	4	5	6	7	8	9	AB	R	H	RBI	BB	SO	LOB	BOTTOM				
3 Ian Kinsler, R OBP: 0.342, SLG: 0.479										4	1	1	0	0	0	1	Boston Red Sox @ Detroit Tigers Comerica Park, Detroit, MI Thu Aug 18 2016, 1:15 PM - 4:33 PM EDT Att: 34,649 - Partly Cloudy - 80 F				
15 Erick Aybar, S OBP: 0.295, SLG: 0.316										4	1	2	0	0	0	1					
24 Miguel Cabrera, R OBP: 0.394, SLG: 0.546										3	0	2	1	0	0	1					
18 Tyler Collins, L OBP: 0.286, SLG: 0.402										0	0	0	0	0	0	0					
41 Victor Martinez, S OBP: 0.355, SLG: 0.496										4	0	1	1	0	0	2					
8 Justin Upton, R OBP: 0.291, SLG: 0.371										0	1	0	0	0	0	0					
28 J.D. Martinez, R OBP: 0.378, SLG: 0.557										3	1	1	0	1	1	1					
31 Casey McGehee, R OBP: 0.295, SLG: 0.277										4	0	1	0	0	1	4					
39 Jarrod Saltalamacchia, R OBP: 0.310, SLG: 0.407										3	0	0	1	0	1	3					
17 Andrew Romine, S OBP: 0.304, SLG: 0.301										3	0	1	1	1	1	0					
14 Alex Presley, L OBP: 0.271, SLG: 0.292										4	0	1	0	0	0	5					
Inning Stats	R: 0 E: 0 K: 0 S: 7	H: 1 LOB: 0 BB: 0 P: 10	R: 1 E: 0 K: 0 S: 14	H: 3 LOB: 2 BB: 0 P: 23	R: 0 E: 0 K: 0 S: 10	H: 1 LOB: 1 BB: 0 P: 17	R: 0 E: 0 K: 0 S: 5	H: 0 LOB: 0 BB: 0 P: 5	R: 0 E: 0 K: 1 S: 7	H: 1 LOB: 1 BB: 0 P: 11	R: 0 E: 0 K: 2 S: 9	H: 0 LOB: 1 BB: 0 P: 15	R: 0 E: 0 K: 0 S: 7	H: 0 LOB: 0 BB: 0 P: 10	R: 3 E: 0 K: 1 S: 19	H: 4 LOB: 3 BB: 2 P: 38	1B: 9 2B: 1 3B: 0 HR: 0	SF: 1 SAC: 0 DP: 1 HBP: 1	WP: 0 PB: 0 SB: 0 CS: 0	PA: 36	
PITCHER	IP WLS BF H R ER SO BB IBB HBP BLK WP HR S P ERA WHIP	IP WLS BF H R ER SO BB IBB HBP BLK WP HR S P ERA WHIP	IP WLS BF H R ER SO BB IBB HBP BLK WP HR S P ERA WHIP	IP WLS BF H R ER SO BB IBB HBP BLK WP HR S P ERA WHIP	IP WLS BF H R ER SO BB IBB HBP BLK WP HR S P ERA WHIP	IP WLS BF H R ER SO BB IBB HBP BLK WP HR S P ERA WHIP	IP WLS BF H R ER SO BB IBB HBP BLK WP HR S P ERA WHIP	IP WLS BF H R ER SO BB IBB HBP BLK WP HR S P ERA WHIP	IP WLS BF H R ER SO BB IBB HBP BLK WP HR S P ERA WHIP	IP WLS BF H R ER SO BB IBB HBP BLK WP HR S P ERA WHIP	IP WLS BF H R ER SO BB IBB HBP BLK WP HR S P ERA WHIP	IP WLS BF H R ER SO BB IBB HBP BLK WP HR S P ERA WHIP	IP WLS BF H R ER SO BB IBB HBP BLK WP HR S P ERA WHIP	IP WLS BF H R ER SO BB IBB HBP BLK WP HR S P ERA WHIP	IP WLS BF H R ER SO BB IBB HBP BLK WP HR S P ERA WHIP	IP WLS BF H R ER SO BB IBB HBP BLK WP HR S P ERA WHIP	IP WLS BF H R ER SO BB IBB HBP BLK WP HR S P ERA WHIP	IP WLS BF H R ER SO BB IBB HBP BLK WP HR S P ERA WHIP	IP WLS BF H R ER SO BB IBB HBP BLK WP HR S P ERA WHIP	IP WLS BF H R ER SO BB IBB HBP BLK WP HR S P ERA WHIP	IP WLS BF H R ER SO BB IBB HBP BLK WP HR S P ERA WHIP



Batter	1	2	3	4	5	6	7	8	9	AB	R	H	RBI	BB	SO	LOB	TOP										
15 Dustin Pedroia, R OBP: 0.370, SLG: 0.445	G1-3		BB			SF9	F9			2	0	0	1	1	0	0	Boston Red Sox @ Detroit Tigers Comerica Park, Detroit, MI Sun Aug 21 2016, 1:11 PM - 4:20 PM EDT Att: 31,032 - Partly Cloudy - 74 F										
2 Xander Bogaerts, R OBP: 0.394, SLG: 0.446	P6		L8			K		K		4	0	0	0	0	2	1											
34 David Ortiz, L OBP: 0.412, SLG: 0.635	2B			F8		K		G5-3		4	0	1	0	0	1	0											
50 Mookie Betts, R OBP: 0.355, SLG: 0.561	F8			K			G4-3	13 DI BB		3	0	0	0	1	1	1											
13 Hanley Ramirez, R OBP: 0.352, SLG: 0.458	P4			F8			25 1B	K		4	1	1	0	0	1	1											
25 Jackie Bradley Jr., L OBP: 0.357, SLG: 0.514	F8			P6			3 1B	K		4	1	1	0	0	1	0											
3 Sandy León, S OBP: 0.436, SLG: 0.648	1B			F7			47 FC3-6	F7		4	0	2	1	0	0	0											
47 Travis Shaw, L OBP: 0.320, SLG: 0.439	F8			K			40 HR	BB		3	1	0	1	1	1	1											
40 Andrew Benintendi, L OBP: 0.375, SLG: 0.492	K					15 SF9	HR	G4-3		4	2	2	2	0	1	1											
Inning Stats	R: 0 E: 0 K: 10 S: 10	H: 1 LOB: 1 BB: 0 P: 13	R: 0 E: 0 K: 10 S: 10	H: 1 LOB: 1 BB: 0 P: 17	R: 0 E: 0 K: 11 S: 10	H: 0 LOB: 1 BB: 1 P: 18	R: 0 E: 0 K: 11 S: 13	H: 0 LOB: 0 BB: 0 P: 16	R: 0 E: 0 K: 11 S: 12	H: 0 LOB: 0 BB: 0 P: 16	R: 1 E: 0 K: 2 S: 14	H: 1 LOB: 0 BB: 0 P: 18	R: 4 E: 0 K: 10 S: 16	H: 4 LOB: 0 BB: 0 P: 23	R: 0 E: 0 K: 2 S: 10	H: 0 LOB: 1 BB: 1 P: 17		R: 0 E: 0 K: 1 S: 7	H: 0 LOB: 1 BB: 1 P: 15	1B: 4 2B: 1 3B: 1 HR: 1	SF: 1 SAC: 0 DP: 0 HBP: 0	WP: 0 PB: 0 SB: 0 CS: 0	PA: 36				
PITCHER	IP	WLS	BF	H	R	ER	SO	BB	IBB	HBP	BLK	WP	HR	S	P	ERA	WHIP										
35 Justin Verlander, R ERA: 3.38	6.0	W	21	3	1	1	5	1	0	0	0	0	0	69	98	1.50	0.667										
61 Shane Greene, R ERA: 5.16	1.0		7	4	4	4	0	0	0	0	0	0	1	16	23	36.00	4.000										
38 Justin Wilson, L ERA: 4.37	1.0		4	0	0	0	2	1	0	0	0	0	0	10	17	0.00	1.000										
56 Kyle Ryan, L ERA: 2.89	1.0		4	0	0	0	1	1	0	0	0	0	0	7	15	0.00	1.000										

Batter	1	2	3	4	5	6	7	8	9	AB	R	H	RBI	BB	SO	LOB	BOTTOM										
3 Ian Kinsler, R OBP: 0.338, SLG: 0.470	24 CS BB		F8			F8		G3-1		4	0	0	0	1	1	6	Boston Red Sox @ Detroit Tigers Comerica Park, Detroit, MI Sun Aug 21 2016, 1:11 PM - 4:20 PM EDT Att: 31,032 - Partly Cloudy - 74 F										
4 Cameron Maybin, R OBP: 0.392, SLG: 0.396	K		K			F7		F7		4	0	1	2	0	2	3											
18 Tyler Collins, L OBP: 0.270, SLG: 0.379	K		K			1B				1	0	0	0	0	0	2											
24 Miguel Cabrera, R OBP: 0.380, SLG: 0.536	K		28 2B			28 2B		K		3	2	1	0	1	2	2											
28 J.D. Martinez, R OBP: 0.384, SLG: 0.581	K		8 HR			8 HR		F9		4	2	2	2	0	1	0											
8 Justin Upton, R OBP: 0.285, SLG: 0.389	K		8 HR			8 HR		L8		4	2	2	6	0	1	0											
31 Casey McGehee, R OBP: 0.276, SLG: 0.268	BB		P4			F8		K		3	0	0	0	1	1	0											
34 James McCann, R OBP: 0.264, SLG: 0.356	K		15 G4-6-3			G3-1		F8		3	1	1	0	1	1	1											
39 Jarrod Saltalamacchia, R OBP: 0.313, SLG: 0.402	28 2B		28 2B			K		15 1B		2	1	0	0	2	1	2											
17 Andrew Romine, S OBP: 0.292, SLG: 0.287	BB		P4			K		15 1B		0	0	0	0	0	0	0											
15 Erick Aybar, S OBP: 0.284, SLG: 0.316	G4-6-3		28 2B			G3-1		BB		4	2	3	0	0	0	1											
Inning Stats	R: 0 E: 0 K: 2 S: 7	H: 0 LOB: 1 BB: 1 P: 12	R: 0 E: 0 K: 3 S: 13	H: 0 LOB: 1 BB: 1 P: 22	R: 5 E: 0 K: 1 S: 16	H: 3 LOB: 0 BB: 2 P: 32	R: 0 E: 0 K: 0 S: 12	H: 0 LOB: 0 BB: 1 P: 19	R: 3 E: 0 K: 0 S: 8	H: 3 LOB: 0 BB: 0 P: 12	R: 2 E: 0 K: 2 S: 15	H: 3 LOB: 1 BB: 0 P: 21	R: 0 E: 0 K: 1 S: 7	H: 0 LOB: 0 BB: 0 P: 13	R: 0 E: 0 K: 1 S: 9	H: 1 LOB: 2 BB: 1 P: 17	1B: 5 2B: 4 3B: 0 HR: 2	SF: 0 SAC: 0 DP: 2 HBP: 0	WP: 0 PB: 0 SB: 0 CS: 1	PA: 38							
PITCHER	IP	WLS	BF	H	R	ER	SO	BB	IBB	HBP	BLK	WP	HR	S	P	ERA	WHIP										
60 Henry Owens, L ERA: 7.79	5.0	L	24	6	8	8	6	4	1	0	0	0	0	22	34	9.00	1.500										
36 Junichi Tazawa, R ERA: 4.79	2.0		9	3	2	2	3	0	0	0	0	0	0	9	17	0.00	2.000										
58 Fernando Abad, L ERA: 3.38	1.0		5	1	0	0	1	1	0	0	0	0	0	9	17	0.00	2.000										

AB	32
R	5
H	7
RBI	5
BB	3
SO	8
LOB	5



AB	32
R	10
H	10
RBI	10
BB	6
SO	10
LOB	17




Batter	1	2	3	4	5	6	7	8	9	AB	R	H	RBI	BB	SO	LOB	TOP																					
3 Ian Kinsler, R OBP: 0.335, SLG: 0.465	F9	F7			G5-3		G6-3	F9									5 0 0 0 0 0 5																					
15 Erick Aybar, S OBP: 0.295, SLG: 0.326	G4-3		L3					G6-3									5 1 2 2 0 0 1																					
24 Miguel Cabrera, R OBP: 0.382, SLG: 0.539	K				K												5 1 3 0 0 2 0																					
41 Victor Martinez, S OBP: 0.353, SLG: 0.497			P6														5 3 3 2 0 0 2																					
28 J.D. Martinez, R OBP: 0.385, SLG: 0.578	K	K															5 1 2 0 0 2 2																					
8 Justin Upton, R OBP: 0.288, SLG: 0.393																	3 1 2 0 1 1 1																					
31 Casey McGehee, R OBP: 0.258, SLG: 0.250		G6-3			L5		F8	L8									4 0 0 0 0 0 6																					
34 James McCann, R OBP: 0.267, SLG: 0.360					G6-4-3												3 0 1 0 1 0 3																					
4 Cameron Maybin, R OBP: 0.397, SLG: 0.397								G4-3									2 1 1 3 2 0 1																					
Inning Stats	R: 0 H: 0 E: 0 K: 1 S: 10	H: 0 LOB: 0 BB: 0 P: 16	R: 1 H: 2 E: 0 K: 1 S: 10	H: 2 LOB: 3 BB: 2 P: 25	R: 0 H: 1 E: 0 K: 1 S: 11	H: 1 LOB: 0 BB: 0 P: 18	R: 0 H: 1 E: 0 K: 0 S: 8	H: 1 LOB: 0 BB: 0 P: 13	R: 1 H: 1 E: 0 K: 1 S: 8	H: 1 LOB: 0 BB: 1 P: 17	R: 3 H: 3 E: 0 K: 0 S: 13	H: 3 LOB: 1 BB: 1 P: 21	R: 3 H: 4 E: 0 K: 1 S: 13	H: 4 LOB: 1 BB: 0 P: 23	R: 0 H: 1 E: 0 K: 0 S: 8	H: 1 LOB: 0 BB: 0 P: 13	R: 0 H: 1 E: 0 K: 0 S: 6	H: 1 LOB: 0 BB: 0 P: 10	1B: 9 2B: 3 3B: 0 HR: 2	SF: 0 SAC: 0 DP: 2 HBP: 0	WP: 3 PB: 0 SB: 1 CS: 0	PA: 41																
PITCHER	IP	WLS	BF	H	R	ER	SO	BB	IBB	HBP	BLK	WP	HR	S	P	ERA	WHIP	PITCHER	IP	WLS	BF	H	R	ER	SO	BB	IBB	HBP	BLK	WP	HR	S	P	ERA	WHIP			
44 Kyle Gibson, R ERA: 5.09	5.0	L	24	7	5	5	4	4	0	0	0	2	0	51	98	9.00	2.200																					
59 Michael Tonkin, R ERA: 4.21	1.1		7	4	3	3	0	0	0	0	0	1	2	16	24	20.25	3.000																					
53 Pat Light, R ERA: 18.9	0.2		3	1	0	0	1	0	0	0	0	0	0	6	11	0.00	1.500																					
60 JT Chargois, R ERA: 7.36	1.0		4	1	0	0	0	0	0	0	0	0	0	8	13	0.00	1.000																					
64 Pat Dean, L ERA: 5.49	1.0		3	1	0	0	0	0	0	0	0	0	0	6	10	0.00	1.000																					
Batter	1	2	3	4	5	6	7	8	9	AB	R	H	RBI	BB	SO	LOB	BOTTOM																					
2 Brian Dozier, R OBP: 0.341, SLG: 0.536	P4																4 2 2 1 0 0 0																					
11 Jorge Polanco, S OBP: 0.344, SLG: 0.440	L8																4 1 1 1 0 0 0																					
7 Joe Mauer, L OBP: 0.375, SLG: 0.404																	4 0 1 1 0 0 0																					
24 Trevor Plouffe, R OBP: 0.287, SLG: 0.388	P4																4 0 0 0 0 1 1																					
26 Max Kepler, L OBP: 0.333, SLG: 0.484																	4 0 1 0 0 1 0																					
22 Miguel Sanó, R OBP: 0.330, SLG: 0.468																	3 0 0 0 0 0 1																					
20 Eddie Rosario, L OBP: 0.294, SLG: 0.429																	3 0 0 0 0 0 1																					
37 Juan Centeno, L OBP: 0.310, SLG: 0.391																	3 0 0 0 0 0 1																					
39 Danny Santana, S OBP: 0.285, SLG: 0.333																	3 0 1 0 0 0 0																					
Inning Stats	R: 0 H: 1 E: 0 K: 0 S: 8	H: 1 LOB: 1 BB: 0 P: 15	R: 0 H: 1 E: 0 K: 0 S: 11	H: 1 LOB: 1 BB: 0 P: 18	R: 2 H: 2 E: 0 K: 1 S: 13	H: 2 LOB: 0 BB: 0 P: 18	R: 0 H: 0 E: 0 K: 1 S: 9	H: 0 LOB: 0 BB: 0 P: 14	R: 1 H: 2 E: 0 K: 0 S: 9	H: 2 LOB: 0 BB: 0 P: 12	R: 0 H: 0 E: 0 K: 0 S: 5	H: 0 LOB: 0 BB: 0 P: 7	R: 0 H: 0 E: 0 K: 0 S: 7	H: 0 LOB: 0 BB: 0 P: 10	R: 0 H: 0 E: 0 K: 0 S: 6	H: 0 LOB: 0 BB: 0 P: 10	R: 0 H: 0 E: 0 K: 0 S: 5	H: 0 LOB: 0 BB: 0 P: 8	1B: 4 2B: 0 3B: 1 HR: 1	SF: 0 SAC: 0 DP: 0 HBP: 0	WP: 0 PB: 0 SB: 1 CS: 0	PA: 32																
PITCHER	IP	WLS	BF	H	R	ER	SO	BB	IBB	HBP	BLK	WP	HR	S	P	ERA	WHIP	PITCHER	IP	WLS	BF	H	R	ER	SO	BB	IBB	HBP	BLK	WP	HR	S	P	ERA	WHIP			
19 Anibal Sánchez, R ERA: 5.83	7.0	W	26	6	3	3	2	0	0	0	0	0	0	62	94	3.86	0.857																					
30 Alex Wilson, R ERA: 2.53	1.0		3	0	0	0	0	0	0	0	0	0	0	6	10	0.00	0.000																					
56 Kyle Ryan, L ERA: 2.82	1.0		3	0	0	0	0	0	0	0	0	0	0	5	8	0.00	0.000																					

Detroit Tigers @ Minnesota Twins
Target Field, Minneapolis, MN
Tue Aug 23 2016, 7:11 PM - 9:55 PM CDT
Att: 24,379 - Overcast - 79 F

livebaseballscorecards.com


AB 37
R 8
H 14
RBI 7
BB 4
SO 5
LOB 21

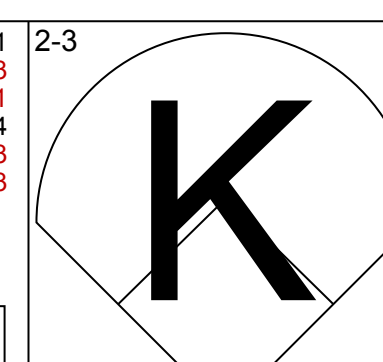
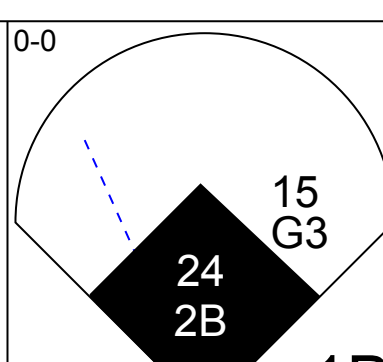
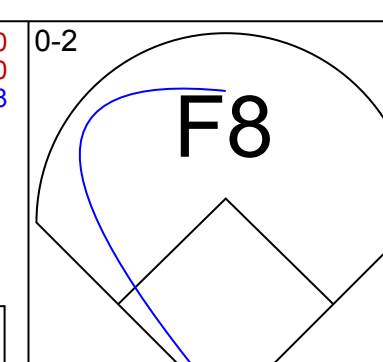
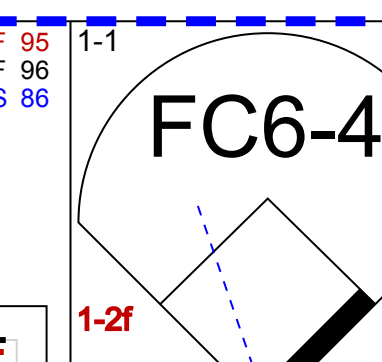
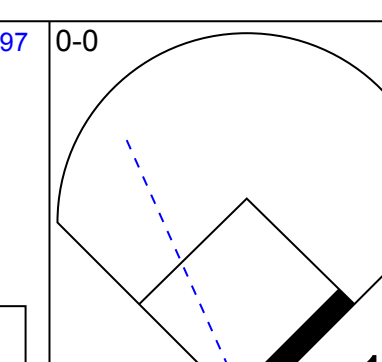
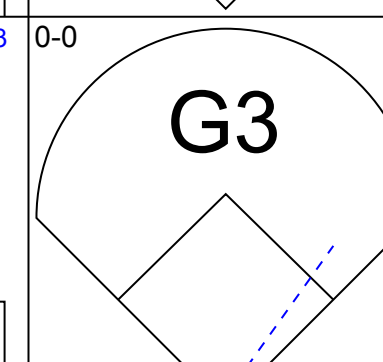
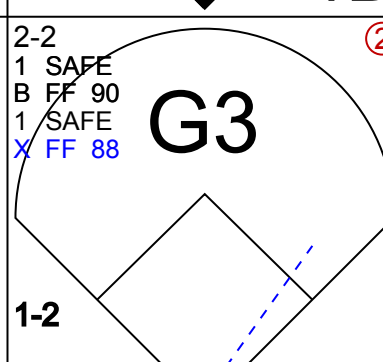
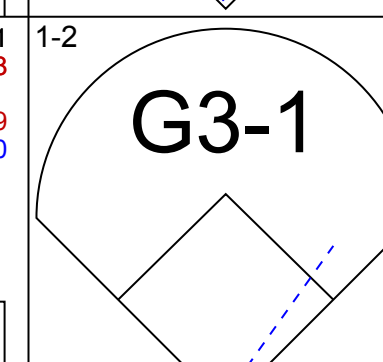
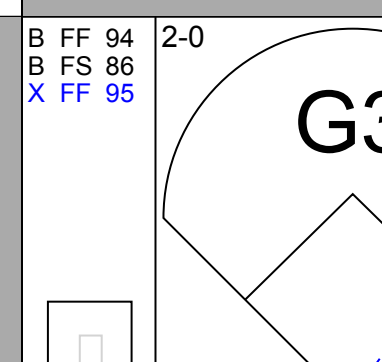
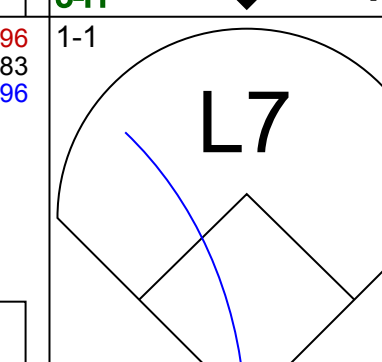
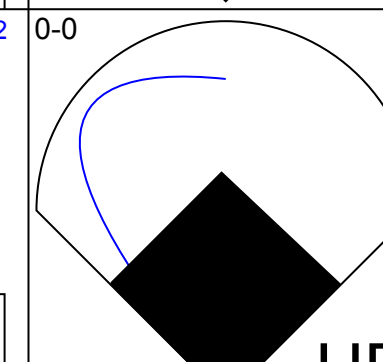
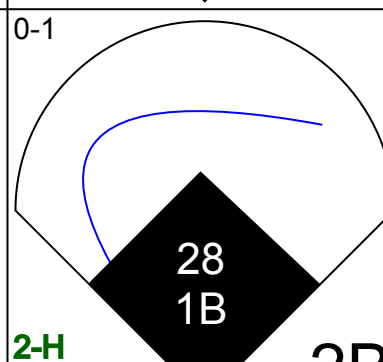
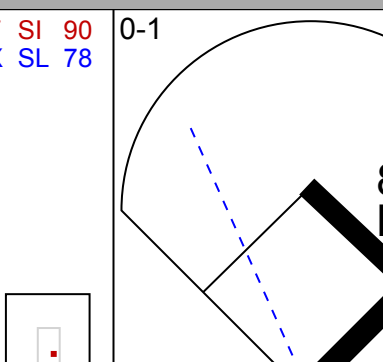
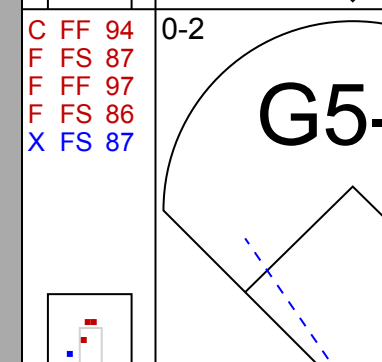
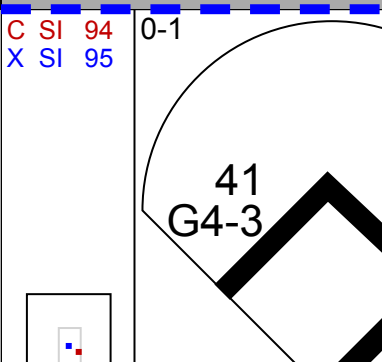
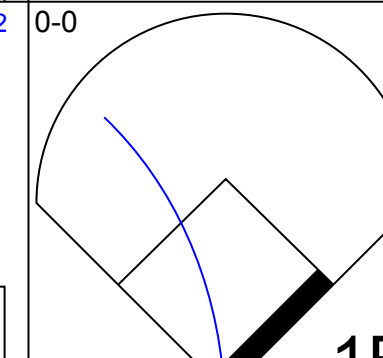
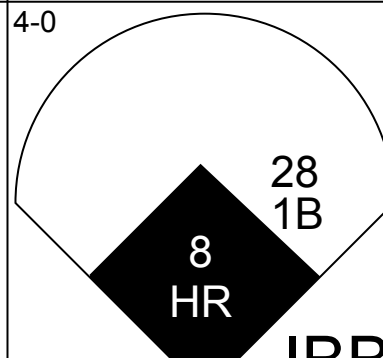

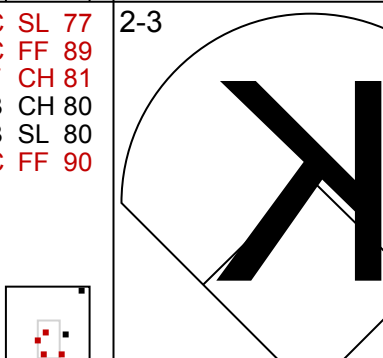
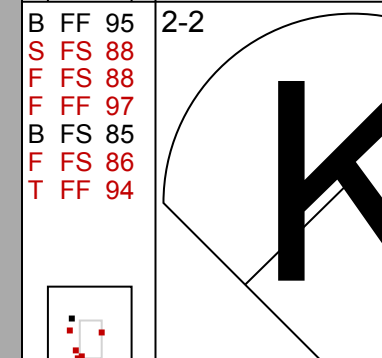
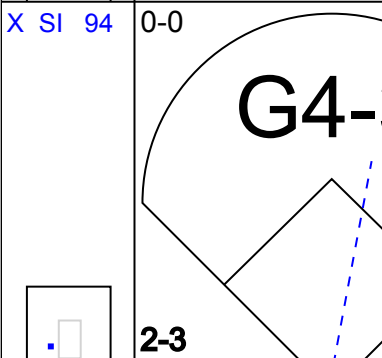
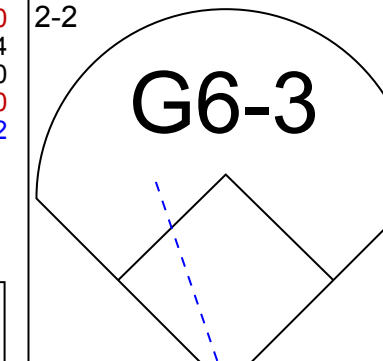
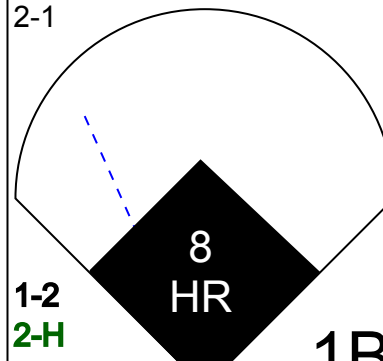

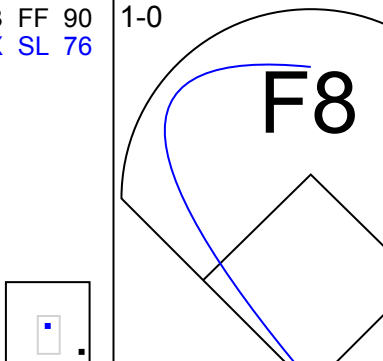
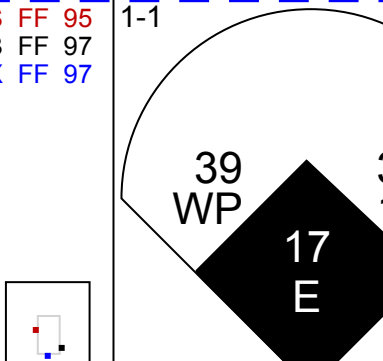
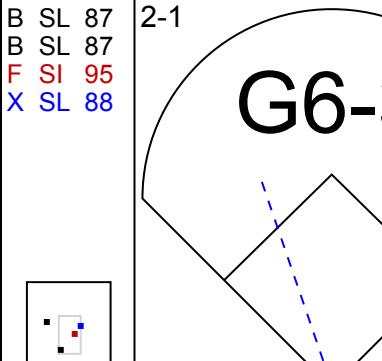
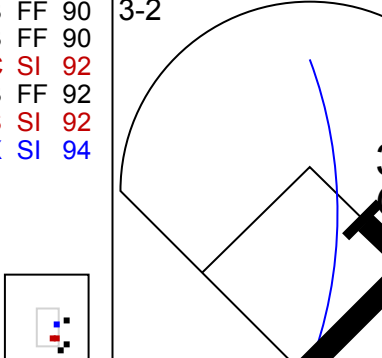
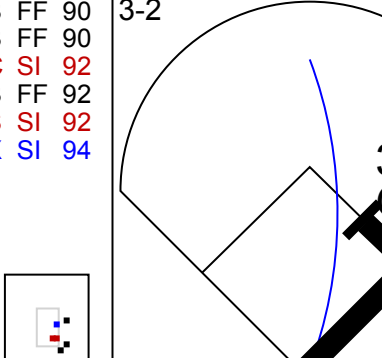
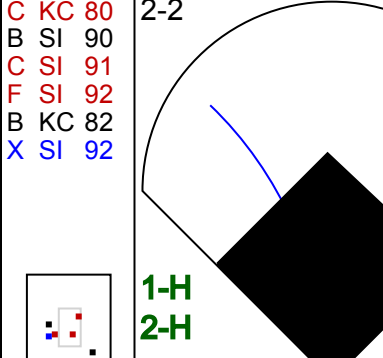

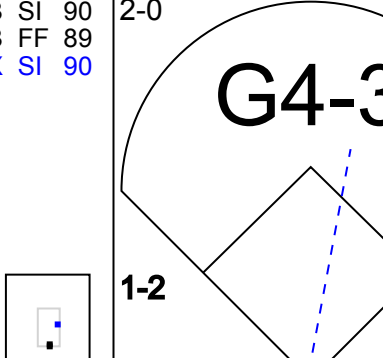
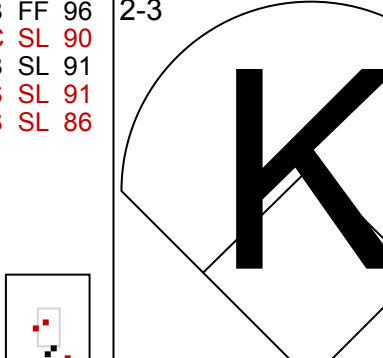
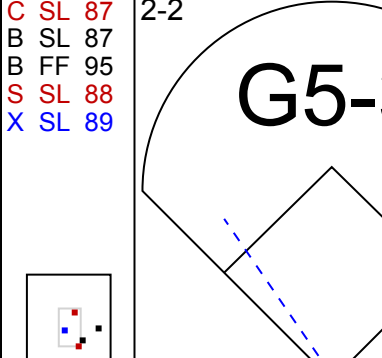
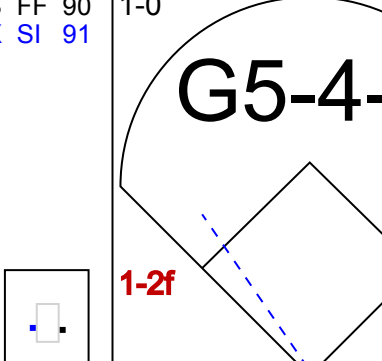
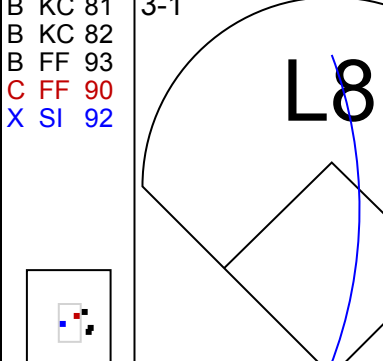

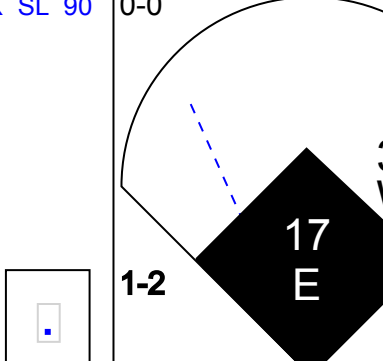
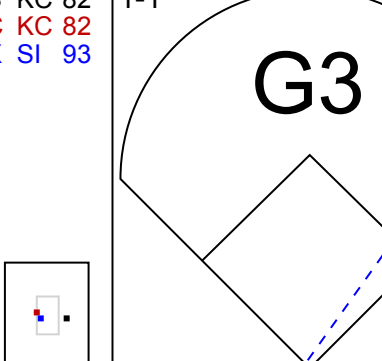
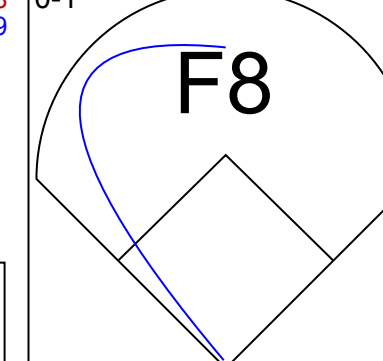

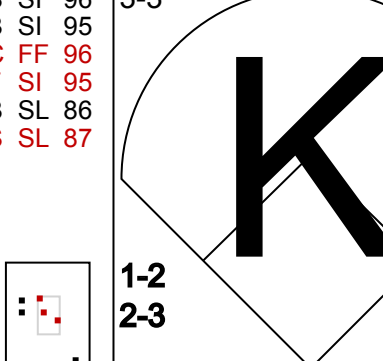
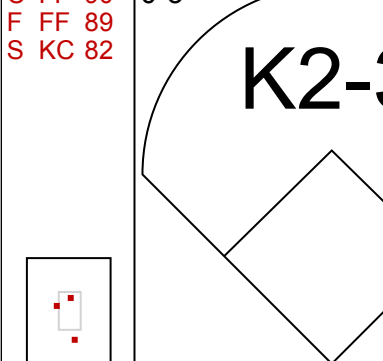
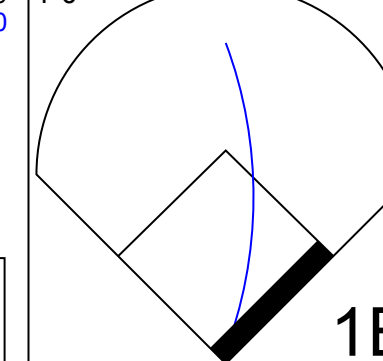

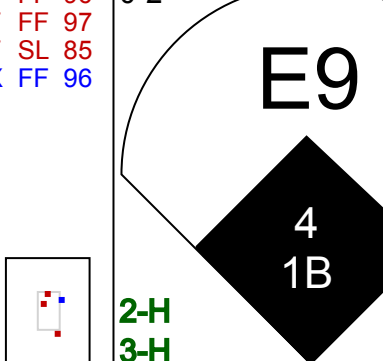


Detroit Tigers @ Minnesota Twins
Target Field, Minneapolis, MN
Tue Aug 23 2016, 7:11 PM - 9:55 PM CDT
Att: 24,379 - Overcast - 79 F

livebaseballscorecards.com


AB 32
R 3
H 6
RBI 3
BB 0
SO 2
LOB 4

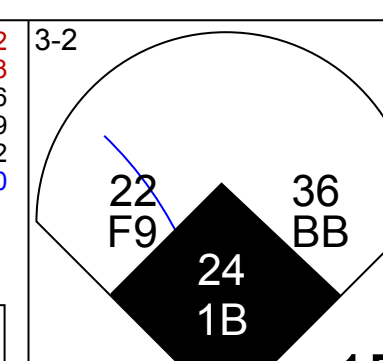
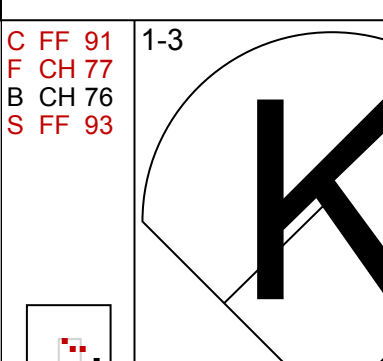
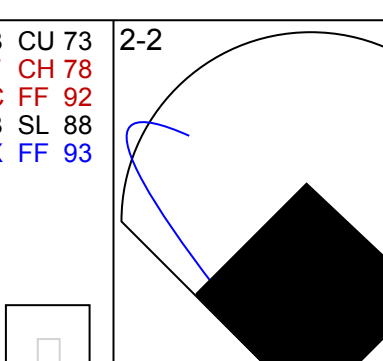
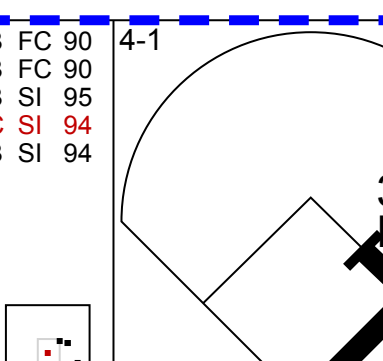
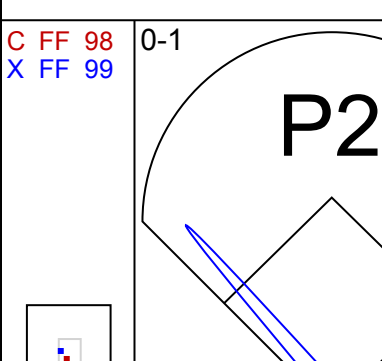
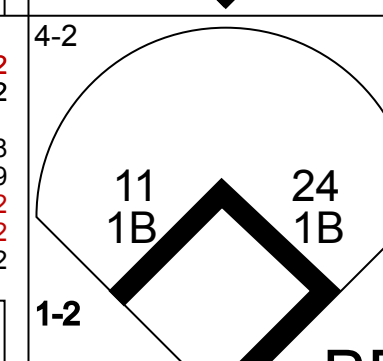
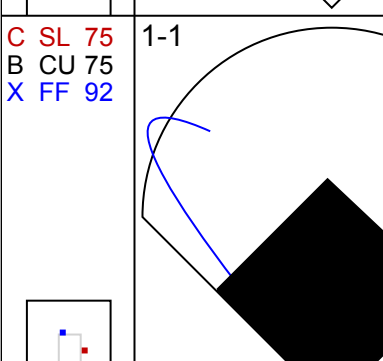
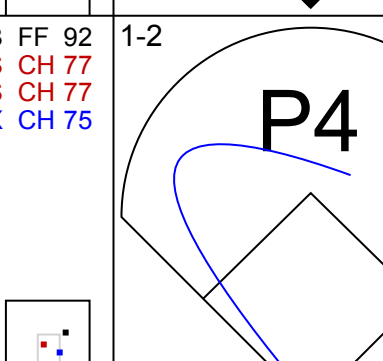
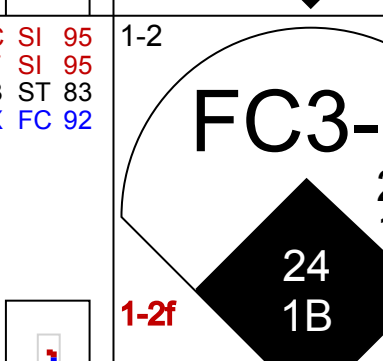
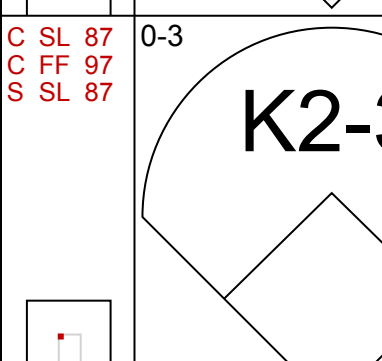
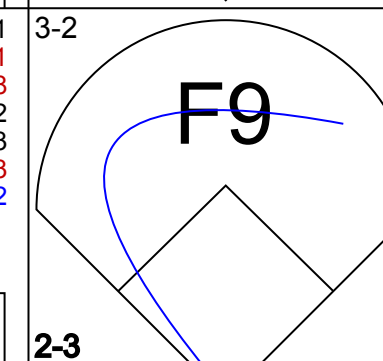
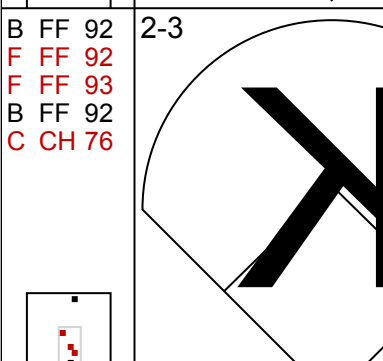

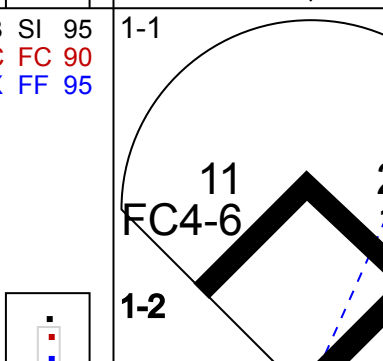
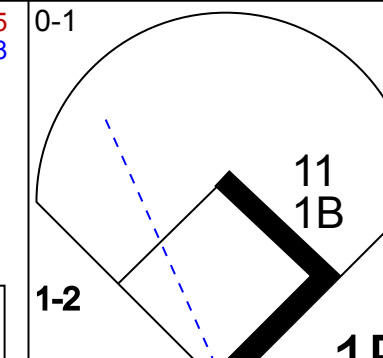
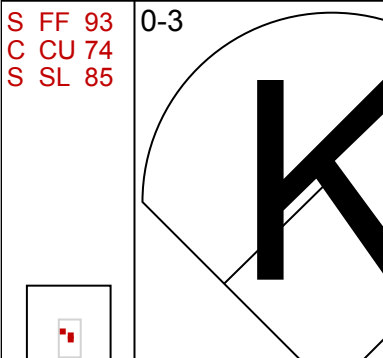

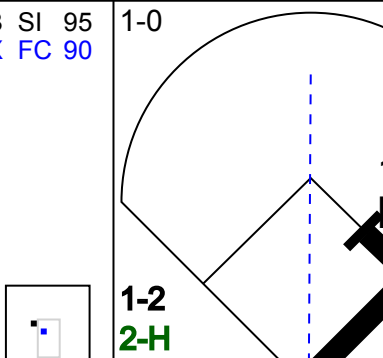
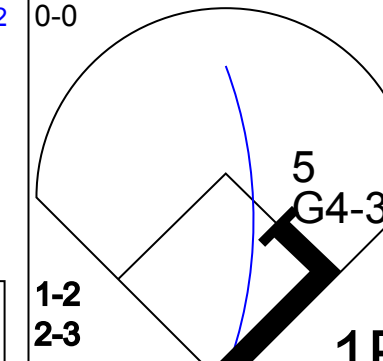
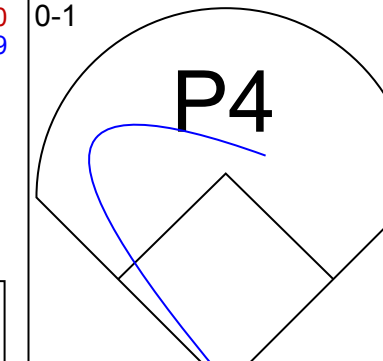

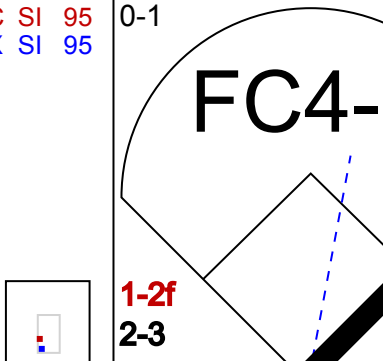
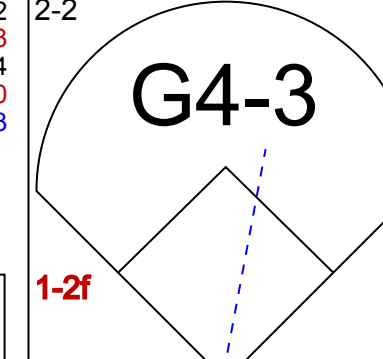
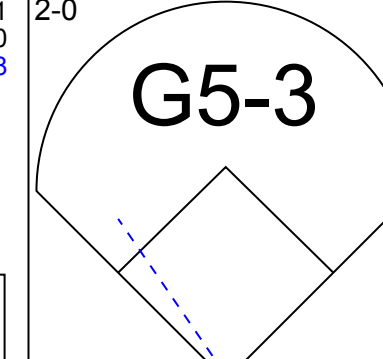
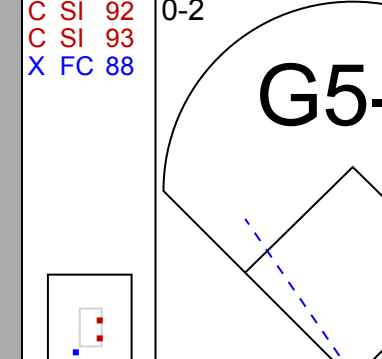
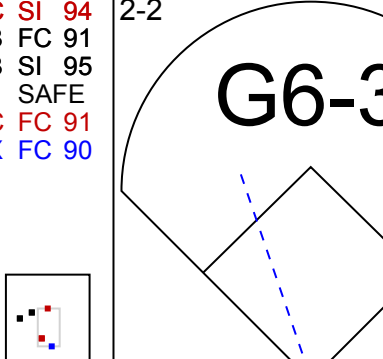

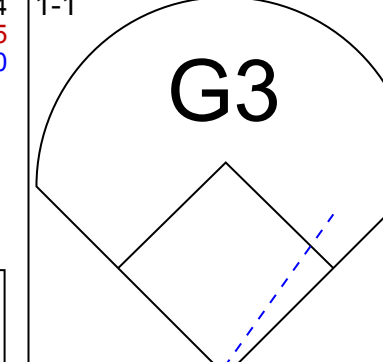
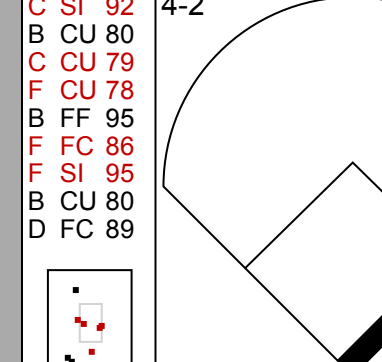
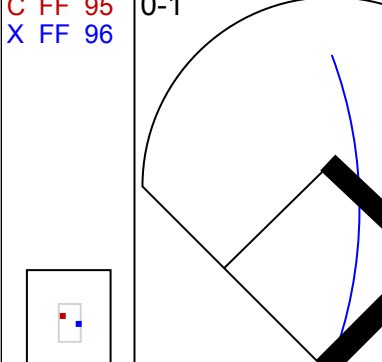

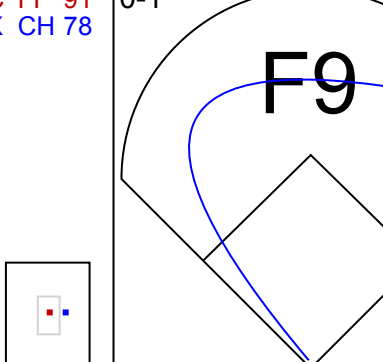
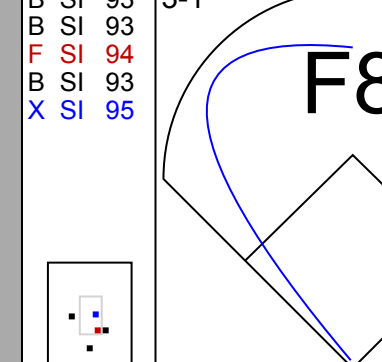
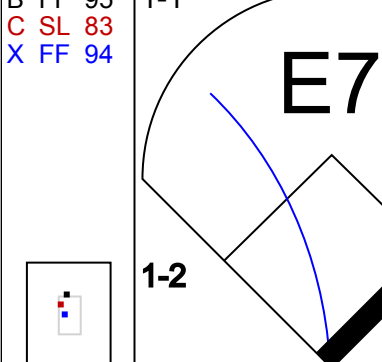

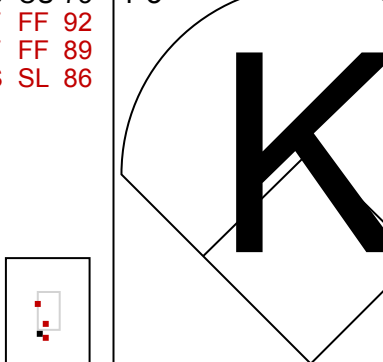
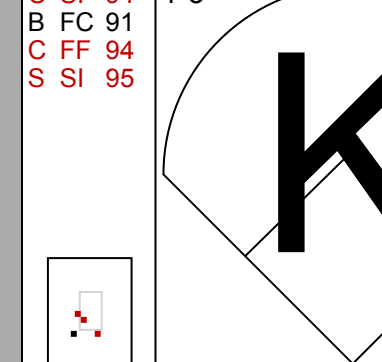
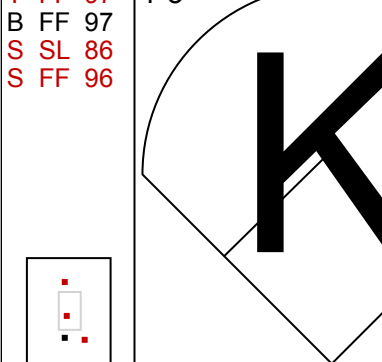


Batter	1	2	3	4	5	6	7	8	9	AB	R	H	RBI	BB	SO	LOB	TOP			
4 Cameron Maybin, R OBP: 0.397, SLG: 0.397										5	1	2	1	0	1	2				
15 Erick Aybar, S OBP: 0.291, SLG: 0.321										5	0	0	0	0	0	3				
24 Miguel Cabrera, R OBP: 0.386, SLG: 0.552										5	2	4	2	0	0	0				
41 Victor Martinez, S OBP: 0.353, SLG: 0.494										4	1	1	0	1	2	2				
28 J.D. Martinez, R OBP: 0.385, SLG: 0.576										5	2	2	1	0	0	3				
8 Justin Upton, R OBP: 0.329, SLG: 0.400										5	1	2	3	0	1	3				
31 Casey McGehee, R OBP: 0.258, SLG: 0.250										4	1	1	0	0	0	1				
39 Jarrod Saltalamacchia, S OBP: 0.308, SLG: 0.394										4	0	0	0	0	2	2				
17 Andrew Romine, S OBP: 0.306, SLG: 0.297										3	1	2	2	1	1	0				
Inning Stats	R: 1 H: 2 E: 0 K: 10 S: 10	H: 2 LOB: 1 BB: 0 P: 14	R: 0 H: 1 E: 0 K: 0 S: 6	H: 1 LOB: 0 BB: 11 P: 11	R: 5 H: 4 E: 0 K: 1 S: 19	H: 4 LOB: 0 BB: 1 P: 32	R: 0 H: 1 E: 0 K: 0 S: 9	H: 1 LOB: 1 BB: 0 P: 11	R: 0 H: 1 E: 0 K: 1 S: 13	H: 0 LOB: 1 BB: 1 P: 20	R: 0 H: 0 E: 0 K: 1 S: 13	H: 0 LOB: 0 BB: 1 P: 15	R: 3 H: 4 E: 1 K: 2 S: 16	H: 4 LOB: 1 BB: 0 P: 23	R: 0 H: 1 E: 0 K: 0 S: 8	H: 1 LOB: 0 BB: 0 P: 12	1B: 10 2B: 2 3B: 0 HR: 2	SF: 0 SAC: 0 DP: 1 HBP: 0	WP: 1 PB: 0 SB: 0 CS: 0	PA: 42
PITCHER	IP WLS BF H R ER SO BB IBB HBP BLK WP HR S P ERA WHIP																			
56 Tyler Duffey, R ERA: 6.24	(1, 1) 3.0 L 16 7 6 6 2 0 1 0 0 0 0 2 35 57 18.00 2.333																			
61 Ryan O'Rourke, L ERA: 2.77	(4, 1) 2.2 11 2 0 0 2 1 0 0 1 0 0 28 41 0.00 1.125																			
53 Pat Light, R ERA: 13.5	(6, 1) 1.1 4 0 0 0 1 0 0 0 0 0 0 13 18 0.00 0.000																			
57 Ryan Pressly, R ERA: 3.5	(8, 1) 1.0 7 4 3 2 2 0 0 0 0 0 1 0 16 23 18.00 4.000																			
60 JT Chargois, R ERA: 6.49	(9, 1) 1.0 4 1 0 0 0 0 0 0 0 0 0 0 8 12 0.00 1.000																			

Detroit Tigers @ Minnesota Twins
 Target Field, Minneapolis, MN
 Wed Aug 24 2016, 7:12 PM - 10:15 PM CDT
 Att: 24,309 - Overcast - 75 F


AB	40
R	9
H	14
RBI	9
BB	2
SO	7
LOB	16



Batter	1	2	3	4	5	6	7	8	9	AB	R	H	RBI	BB	SO	LOB	BOTTOM					
2 Brian Dozier, R OBP: 0.343, SLG: 0.543										4	2	2	1	1	1	2						
36 Robbie Grossman, S OBP: 0.380, SLG: 0.435										4	2	1	1	1	1	3						
22 Miguel Sanó, R OBP: 0.329, SLG: 0.466										4	0	1	0	0	2	2						
24 Trevor Plouffe, R OBP: 0.290, SLG: 0.390										4	0	2	2	0	1	0						
11 Jorge Polanco, S OBP: 0.341, SLG: 0.433										4	0	1	0	0	1	2						
5 Eduardo Escobar, S OBP: 0.290, SLG: 0.379										4	0	0	0	0	0	5						
26 Max Kepler, L OBP: 0.335, SLG: 0.482										3	0	1	0	1	1	0						
8 Kurt Suzuki, R OBP: 0.317, SLG: 0.422										4	0	0	0	0	0	2						
20 Eddie Rosario, L OBP: 0.290, SLG: 0.422										4	0	0	0	0	3	3						
Inning Stats	R: 1 H: 3 E: 0 K: 0 S: 16	H: 3 LOB: 2 BB: 1 P: 28	R: 0 H: 0 E: 0 K: 1 S: 11	H: 0 LOB: 0 BB: 0 P: 16	R: 1 H: 1 E: 0 K: 3 S: 11	H: 1 LOB: 0 BB: 0 P: 15	R: 0 H: 0 E: 0 K: 0 S: 5	H: 0 LOB: 0 BB: 0 P: 8	R: 1 H: 1 E: 0 K: 1 S: 11	H: 1 LOB: 0 BB: 0 P: 15	R: 0 H: 0 E: 0 K: 2 S: 11	H: 0 LOB: 0 BB: 1 P: 15	R: 0 H: 0 E: 0 K: 1 S: 13	H: 0 LOB: 1 BB: 1 P: 21	R: 1 H: 2 E: 1 K: 0 S: 12	H: 2 LOB: 2 BB: 1 P: 21	R: 0 H: 1 E: 0 K: 2 S: 12	H: 1 LOB: 2 BB: 0 P: 14	1B: 6 2B: 0 3B: 0 HR: 2	SF: 0 SAC: 0 DP: 1 HBP: 0	WP: 0 PB: 0 SB: 0 CS: 0	PA: 38
PITCHER	IP WLS BF H R ER SO BB IBB HBP BLK WP HR S P ERA WHIP																					
48 Matthew Boyd, L ERA: 3.98	(1, 1) 6.0 W 23 5 3 3 3 1 0 0 0 0 0 0 65 97 4.50 1.000																					
38 Justin Wilson, L ERA: 4.29	(7, 1) 1.0 H 4 0 0 0 1 1 0 0 0 0 0 0 13 21 0.00 1.000																					
61 Shane Greene, R ERA: 5.24	(8, 1) 1.0 6 2 1 1 0 1 0 0 0 0 0 0 12 21 9.00 3.000																					
43 Bruce Rondón, R ERA: 4.35	(9, 1) 1.0 5 1 0 0 2 0 0 0 0 0 0 0 12 14 0.00 1.000																					

Detroit Tigers @ Minnesota Twins
 Target Field, Minneapolis, MN
 Wed Aug 24 2016, 7:12 PM - 10:15 PM CDT
 Att: 24,309 - Overcast - 75 F

AB	35
R	4
H	8
RBI	4
BB	3
SO	10
LOB	19



Batter	1	2	3	4	5	6	7	8	9	AB	R	H	RBI	BB	SO	LOB	TOP					
3 Ian Kinsler, R OBP: 0.336, SLG: 0.465	L8			G6-3		HBP	F8			4	1	1	2	0	0	1	Detroit Tigers @ Minnesota Twins Target Field, Minneapolis, MN Thu Aug 25 2016, 12:11 PM - 2:59 PM CDT Att: 26,437 - Overcast - 72 F					
18 Tyler Collins, L OBP: 0.294, SLG: 0.371		F8						G4-3		2	1	0	0	3	0	1						
24 Miguel Cabrera, R OBP: 0.365, SLG: 0.549										3	0	0	0	1	0	4						
15 Erick Aybar, S OBP: 0.290, SLG: 0.321				L7				K		1	0	0	0	0	1	0						
41 Victor Martinez, S OBP: 0.358, SLG: 0.501	F7									4	1	3	2	1	0	2						
28 J.D. Martinez, R OBP: 0.380, SLG: 0.567										5	0	0	0	0	1	7						
8 Justin Upton, R OBP: 0.289, SLG: 0.396										4	1	0	0	1	2	2						
31 Casey McGehee, R OBP: 0.282, SLG: 0.265										4	1	2	0	0	1	1						
34 James McCann, R OBP: 0.277, SLG: 0.384										5	2	4	3	0	0	1						
17 Andrew Romine, S OBP: 0.302, SLG: 0.302										5	1	1	1	0	0	4						
Inning Stats	R: 0 E: 0 K: 1 S: 9	H: 0 LOB: 2 BB: 2 P: 19	R: 3 E: 1 K: 0 S: 13	H: 2 LOB: 1 BB: 1 P: 22	R: 3 E: 0 K: 0 S: 12	H: 3 LOB: 0 BB: 0 P: 21	R: 0 E: 0 K: 0 S: 10	H: 0 LOB: 2 BB: 2 P: 20	R: 0 E: 0 K: 2 S: 11	H: 1 LOB: 1 BB: 0 P: 15	R: 2 E: 0 K: 0 S: 13	H: 1 LOB: 1 BB: 1 P: 23	R: 0 E: 0 K: 1 S: 8	H: 1 LOB: 1 BB: 0 P: 9	R: 0 E: 0 K: 1 S: 8	H: 2 LOB: 1 BB: 0 P: 10	1B: 5 2B: 5 HR: 1	SF: 0 SAC: 0 DP: 2 HBP: 2	WP: 0 PB: 1 SB: 1 CS: 0	PA: 45		
PITCHER	IP	WLS	BF	H	R	ER	SO	BB	IBB	HBP	BLK	WP	HR	S	P	ERA	WHIP					
17 José Berrios, R ERA: 9.24	(1, 1)	5.0	L	27	6	6	5	3	5	0	0	0	0	1	55	97	9.00	2.200				
59 Michael Tonkin, R ERA: 4.43	(6, 1)	1.0		6	1	2	2	0	1	0	1	0	0	0	13	23	18.00	2.000				
55 Taylor Rogers, L ERA: 2.95	(7, 1)	1.0		4	1	0	0	0	0	0	1	0	0	0	6	9	0.00	1.000				
27 Brandon Kintzler, R ERA: 1.73	(8, 1)	1.0		4	1	0	0	1	0	0	0	0	0	8	10	0.00	1.000					
60 JT Chargois, R ERA: 5.78	(9, 1)	1.0		4	2	0	0	1	0	0	0	0	0	7	10	0.00	2.000					

Batter	1	2	3	4	5	6	7	8	9	AB	R	H	RBI	BB	SO	LOB	BOTTOM					
2 Brian Dozier, R OBP: 0.342, SLG: 0.541	G5-3							G6-3		5	1	1	0	0	2	0	Detroit Tigers @ Minnesota Twins Target Field, Minneapolis, MN Thu Aug 25 2016, 12:11 PM - 2:59 PM CDT Att: 26,437 - Overcast - 72 F					
11 Jorge Polanco, S OBP: 0.338, SLG: 0.444		G5-3								4	1	1	0	0	1	1						
36 Robbie Grossman, S OBP: 0.381, SLG: 0.436										4	0	2	2	0	0	0						
24 Trevor Plouffe, R OBP: 0.289, SLG: 0.385										3	1	0	0	1	1	2						
22 Miguel Sanó, R OBP: 0.331, SLG: 0.472										4	2	2	0	0	1	0						
26 Max Kepler, L OBP: 0.334, SLG: 0.482										4	0	1	2	0	0	1						
5 Eduardo Escobar, S OBP: 0.293, SLG: 0.381										4	0	2	1	0	0	1						
37 Juan Centeno, L OBP: 0.303, SLG: 0.382										3	0	0	0	0	1	2						
20 Eddie Rosario, L OBP: 0.299, SLG: 0.421										1	0	0	0	0	1	0						
39 Danny Santana, S OBP: 0.280, SLG: 0.328										4	0	0	0	0	0	1						
Inning Stats	R: 0 E: 0 K: 1 S: 10	H: 1 LOB: 1 BB: 0 P: 15	R: 0 E: 0 K: 0 S: 11	H: 1 LOB: 0 BB: 0 P: 20	R: 0 E: 0 K: 1 S: 9	H: 0 LOB: 0 BB: 0 P: 12	R: 0 E: 0 K: 1 S: 6	H: 0 LOB: 0 BB: 0 P: 7	R: 0 E: 0 K: 1 S: 7	H: 0 LOB: 0 BB: 0 P: 10	R: 1 E: 0 K: 1 S: 14	H: 2 LOB: 1 BB: 0 P: 23	R: 1 E: 0 K: 0 S: 9	H: 2 LOB: 1 BB: 0 P: 11	R: 3 E: 0 K: 0 S: 13	H: 3 LOB: 1 BB: 1 P: 26	R: 0 E: 0 K: 2 S: 8	H: 0 LOB: 0 BB: 0 P: 14	1B: 4 2B: 4 3B: 1 HR: 0	SF: 0 SAC: 0 DP: 0 HBP: 0	WP: 0 PB: 0 SB: 0 CS: 0	PA: 37
PITCHER	IP	WLS	BF	H	R	ER	SO	BB	IBB	HBP	BLK	WP	HR	S	P	ERA	WHIP					
44 Daniel Norris, L ERA: 3.63	(1, 1)	6.1	W	25	6	2	2	5	0	0	0	0	0	61	93	2.84	0.947					
56 Kyle Ryan, L ERA: 3.33	(7, 1)	1.1		7	2	3	3	0	1	0	0	0	0	12	21	20.25	2.250					
38 Justin Wilson, L ERA: 4.25	(8, 1)	0.1		2	1	0	0	0	0	0	0	0	0	6	10	0.00	3.000					
57 Francisco Rodríguez, R ERA: 3.02	(9, 1)	1.0	S	3	0	0	0	2	0	0	0	0	0	8	14	0.00	0.000					



Batter	1	2	3	4	5	6	7	8	9	AB	R	H	RBI	BB	SO	LOB	TOP										
56 Kole Calhoun, L OBP: 0.351, SLG: 0.411	G1-4-3		K			K		5 WP 1-H 2B		4	0	1	1	0	2	0	Los Angeles Angels @ Detroit Tigers Comerica Park, Detroit, MI Fri Aug 26 2016, 7:13 PM - 10:00 PM EDT Att: 31,357 - Clear - 82 F livebaseballscorecards.com										
27 Mike Trout, R OBP: 0.431, SLG: 0.551	F9		K			F8		5 WP BB		3	0	0	0	1	1	0											
5 Albert Pujols, R OBP: 0.321, SLG: 0.446	HR					L5		G6-3		4	1	1	1	0	1	2											
24 C.J. Cron, R OBP: 0.326, SLG: 0.452	1B					K		F8		4	0	1	0	0	2	0											
2 Andrelton Simmons, R OBP: 0.313, SLG: 0.337	G5-3					G4-3		G4-6-3 BB		2	0	0	0	2	0	1											
3 Nick Buss, L OBP: 0.234, SLG: 0.391	F8					P4		G3		4	0	0	0	0	0	2											
13 Jett Bandy, R OBP: 0.318, SLG: 0.474	G5-3					G6-3		P3		3	0	0	0	0	0	0											
22 Kaleb Cowart, S OBP: 0.240, SLG: 0.320	P6					K		56 2B 1B		3	1	1	0	0	1	0											
7 Cliff Pennington, S OBP: 0.285, SLG: 0.363			K			F7		K		3	0	0	0	0	2	1											
Inning Stats	R: 1 E: 0 K: 0 S: 17	H: 2 LOB: 1 BB: 0 P: 21	R: 0 E: 0 K: 0 S: 7	H: 0 LOB: 0 BB: 0 P: 8	R: 0 E: 0 K: 3 S: 9	H: 0 LOB: 0 BB: 0 P: 13	R: 0 E: 0 K: 2 S: 12	H: 0 LOB: 1 BB: 1 P: 18	R: 0 E: 0 K: 1 S: 7	H: 0 LOB: 0 BB: 0 P: 10	R: 0 E: 0 K: 1 S: 9	H: 0 LOB: 0 BB: 0 P: 15	R: 0 E: 0 K: 0 S: 6	H: 0 LOB: 0 BB: 0 P: 8	R: 1 E: 0 K: 1 S: 19	H: 2 LOB: 2 BB: 1 P: 27	R: 0 E: 0 K: 1 S: 9	H: 0 LOB: 0 BB: 1 P: 15	1B: 2 2B: 1 3B: 0 HR: 1	SF: 0 SAC: 0 DP: 1 HBP: 0	WP: 1 PB: 0 SB: 0 CS: 0	PA: 33					
PITCHER	IP	WLS	BF	H	R	ER	SO	BB	IBB	HBP	BLK	WP	HR	S	P	ERA	WHIP										
35 Justin Verlander, R ERA: 3.35	7.2	W	28	4	2	2	8	1	0	0	0	0	1	82	111	2.35	0.652										
57 Francisco Rodriguez, R ERA: 2.93	1.1	S	5	0	0	0	1	2	0	0	0	1	0	13	24	0.00	1.500										

Batter	1	2	3	4	5	6	7	8	9	AB	R	H	RBI	BB	SO	LOB	BOTTOM										
3 Ian Kinsler, R OBP: 0.333, SLG: 0.462	F8	L8				L9		L5		4	0	0	0	0	0	4	Los Angeles Angels @ Detroit Tigers Comerica Park, Detroit, MI Fri Aug 26 2016, 7:13 PM - 10:00 PM EDT Att: 31,357 - Clear - 82 F livebaseballscorecards.com										
4 Cameron Maybin, R OBP: 0.402, SLG: 0.419	K		G4-6-3 1B			2B		HR		4	1	3	1	0	1	0											
24 Miguel Cabrera, R OBP: 0.384, SLG: 0.545			F8			L8		K		3	0	0	0	1	1	3											
41 Victor Martinez, S OBP: 0.357, SLG: 0.501	L6		G4-6-3			2B		L8		4	1	1	0	0	0	2											
28 J.D. Martinez, R OBP: 0.381, SLG: 0.569	2B 31 FC6-2 1B		K			8 HR 2B		G5-3		4	1	2	1	0	1	0											
8 Justin Upton, R OBP: 0.280, SLG: 0.406			G4-3			HR		P3		4	1	2	2	0	0	0											
18 Tyler Collins, L OBP: 0.284, SLG: 0.371	15 BB 2B					HR		F8		0	0	0	0	0	0	0											
31 Casey McGehee, R OBP: 0.267, SLG: 0.250	FC6-2 15 BB		F7			G6-3				4	0	0	0	0	0	2											
34 James McCann, R OBP: 0.278, SLG: 0.384	3-H F6					G5-3				3	0	1	0	0	0	2											
15 Erick Aybar, S OBP: 0.293, SLG: 0.320	1-2 2-3 BB					15 CS 1B		F9		1	0	0	0	2	0	0											
Inning Stats	R: 0 E: 0 K: 1 S: 10	H: 0 LOB: 1 BB: 1 P: 17	R: 0 E: 0 K: 0 S: 16	H: 2 LOB: 3 BB: 1 P: 23	R: 0 E: 0 K: 0 S: 4	H: 1 LOB: 0 BB: 0 P: 6	R: 0 E: 0 K: 1 S: 8	H: 0 LOB: 0 BB: 0 P: 9	R: 0 E: 0 K: 0 S: 11	H: 2 LOB: 2 BB: 1 P: 20	R: 3 E: 0 K: 0 S: 10	H: 3 LOB: 0 BB: 0 P: 13	R: 1 E: 0 K: 1 S: 10	H: 1 LOB: 0 BB: 0 P: 15	R: 0 E: 0 K: 0 S: 6	H: 0 LOB: 0 BB: 0 P: 10	1B: 3 2B: 4 3B: 0 HR: 2	SF: 0 SAC: 0 DP: 1 HBP: 0	WP: 0 PB: 0 SB: 0 CS: 1	PA: 34							
PITCHER	IP	WLS	BF	H	R	ER	SO	BB	IBB	HBP	BLK	WP	HR	S	P	ERA	WHIP										
47 Ricky Nolasco, R ERA: 5.24	6.1	L	29	9	4	4	2	3	0	0	0	0	0	7	94	5.68	1.895										
64 Mike Morin, R ERA: 5.0	0.2		2	0	0	0	1	0	0	0	0	0	0	7	9	0.00	0.000										
60 A.J. Achter, R ERA: 3.55	1.0		3	0	0	0	0	0	0	0	0	0	0	6	10	0.00	0.000										

Batter	1	2	3	4	5	6	7	8	9	AB	R	H	RBI	BB	SO	LOB	TOP										
56 Kole Calhoun, L OBP: 0.349, SLG: 0.409	L4		F7	K			F8		K	5	1	1	0	0	2	3	Los Angeles Angels @ Detroit Tigers Comerica Park, Detroit, MI Sat Aug 27 2016, 7:12 PM - 10:27 PM EDT Att: 33,115 - Overcast - 72 F										
27 Mike Trout, R OBP: 0.432, SLG: 0.548	K		BB	K			HBP		BB	2	0	0	0	2	2												
5 Albert Pujols, R OBP: 0.320, SLG: 0.444	1B		F7		L8		L9-3		L7	5	0	1	0	0	0	5											
24 C.J. Cron, R OBP: 0.325, SLG: 0.449	P2		1B		L5				G5-3	4	0	1	1	0	0	1											
2 Andrelton Simmons, R OBP: 0.312, SLG: 0.336	F8		P5		L5				1B	4	0	1	0	0	0	2											
19 Jefry Marte, R OBP: 0.285, SLG: 0.436	K		P6				G4-3		K	3	0	0	0	0	1	2											
7 Cliff Pennington, S OBP: 0.282, SLG: 0.360										1	0	0	0	0	1	1											
3 Nick Buss, L OBP: 0.235, SLG: 0.400	P3				F8		F8			4	0	1	0	0	0	0											
58 Carlos Pérez, R OBP: 0.250, SLG: 0.338			HR				K		P2	3	1	1	0	0	1	2											
22 Kaleb Cowart, S OBP: 0.310, SLG: 0.500			HR				56 F8		K	3	1	2	2	0	1	0											
Inning Stats	R: 0 E: 0 K: 1 S: 11	H: 1 LOB: 1 BB: 0 P: 17	R: 0 E: 0 K: 1 S: 7	H: 0 LOB: 0 BB: 0 P: 11	R: 3 E: 0 K: 0 S: 15	H: 3 LOB: 2 BB: 1 P: 28	R: 0 E: 0 K: 2 S: 12	H: 1 LOB: 2 BB: 0 P: 20	R: 0 E: 0 K: 0 S: 11	H: 0 LOB: 0 BB: 0 P: 19	R: 0 E: 0 K: 1 S: 13	H: 1 LOB: 1 BB: 0 P: 17	R: 0 E: 0 K: 1 S: 11	H: 2 LOB: 2 BB: 0 P: 16	R: 0 E: 0 K: 2 S: 13	H: 0 LOB: 1 BB: 1 P: 22	1B: 5 2B: 3 HR: 1	SF: 0 SAC: 0 HBP: 3	WP: 0 PB: 0 SB: 0 CS: 0	PA: 39							
PITCHER	IP	WLS	BF	H	R	ER	SO	BB	IBB	HBP	BLK	WP	HR	S	P	ERA	WHIP										
32 Michael Fulmer, R ERA: 2.69	5.0	L	23	5	3	3	4	1	0	2	0	0	1	56	95	5.40	1.200										
56 Kyle Ryan, L ERA: 3.23	1.1		5	1	0	0	1	0	0	0	0	0	0	22	32	0.00	0.750										
30 Alex Wilson, R ERA: 2.75	1.2		7	2	0	0	1	0	0	1	0	0	0	13	20	0.00	1.200										
43 Bruce Rondón, R ERA: 4.15	1.0		4	0	0	0	2	1	0	0	0	0	0	13	22	0.00	1.000										

Batter	1	2	3	4	5	6	7	8	9	AB	R	H	RBI	BB	SO	LOB	BOTTOM										
3 Ian Kinsler, R OBP: 0.333, SLG: 0.466	HR	FC4			K		F9			4	1	1	1	0	1	2	Los Angeles Angels @ Detroit Tigers Comerica Park, Detroit, MI Sat Aug 27 2016, 7:12 PM - 10:27 PM EDT Att: 33,115 - Overcast - 72 F										
4 Cameron Maybin, R OBP: 0.400, SLG: 0.414	BB		K		K				G1-3	3	0	0	0	1	2	0											
24 Miguel Cabrera, R OBP: 0.385, SLG: 0.544	BB		K		F9				1B	3	1	1	0	1	1	0											
41 Victor Martinez, S OBP: 0.358, SLG: 0.502	1B		G4-3						1B	1	0	1	0	0	0	0											
18 Tyler Collins, L OBP: 0.294, SLG: 0.380	1B								1B	3	0	2	0	0	0	0											
28 J.D. Martinez, R OBP: 0.381, SLG: 0.567	F9								1B	3	0	1	0	0	1	3											
17 Andrew Romine, S OBP: 0.300, SLG: 0.299									1B	1	0	0	1	0	0	1											
8 Justin Upton, R OBP: 0.288, SLG: 0.403	FC6-4				K		G6-4-3		P4	4	0	0	0	0	1	5											
31 Casey McGehee, R OBP: 0.282, SLG: 0.267	1B				1B				G5-3	3	0	2	0	0	0	0											
15 Erick Aybar, S OBP: 0.293, SLG: 0.319					1B				K	1	0	0	0	0	1	0											
34 James McCann, R OBP: 0.274, SLG: 0.378	K				F8				G4-3	4	0	0	0	0	1	3											
1 Jose Iglesias, R OBP: 0.297, SLG: 0.326									G6-3	2	0	0	0	1	1	3											
39 Jarrod Saltalamacchia, (6 PH) OBP: 0.307, SLG: 0.392	FC5-4				K				K	1	0	0	0	0	1	0											
Inning Stats	R: 1 E: 0 K: 0 S: 21	H: 2 LOB: 2 BB: 2 P: 32	R: 0 E: 0 K: 1 S: 9	H: 1 LOB: 1 BB: 0 P: 15	R: 0 E: 0 K: 2 S: 8	H: 0 LOB: 0 BB: 0 P: 12	R: 0 E: 0 K: 2 S: 14	H: 2 LOB: 2 BB: 0 P: 22	R: 0 E: 0 K: 0 S: 8	H: 0 LOB: 0 BB: 1 P: 12	R: 0 E: 0 K: 1 S: 9	H: 1 LOB: 1 BB: 0 P: 14	R: 0 E: 0 K: 0 S: 8	H: 0 LOB: 1 BB: 1 P: 13	R: 1 E: 0 K: 0 S: 16	H: 2 LOB: 1 BB: 0 P: 22	R: 0 E: 0 K: 2 S: 9	H: 0 LOB: 0 BB: 0 P: 16	1B: 7 2B: 0 HR: 1	SF: 0 SAC: 0 HBP: 0	WP: 0 PB: 1 SB: 0 CS: 1	PA: 36					
PITCHER	IP	WLS	BF	H	R	ER	SO	BB	IBB	HBP	BLK	WP	HR	S	P	ERA	WHIP										
38 Brett Oberholtzer, L ERA: 5.16	3.0		13	3	1	1	3	2	0	0	0	0	0	38	59	3.00	1.667										
49 Jhoulys Chacin, R ERA: 5.42	4.0	W	15	3	0	0	5	1	0	0	0	0	0	39	61	0.00	1.000										
66 JC Ramirez, R ERA: 4.9	1.0	H	5	2	1	0	0	0	0	0	0	0	0	16	22	0.00	2.000										
59 Fernando Salas, R ERA: 4.55	1.0	S	3	0	0	0	2	0	0	0	0	0	0	9	16	0.00	0.000										

AB	34
R	3
H	8
RBI	3
BB	2
SO	8
LOB	18

AB	33
R	2
H	8
RBI	2
BB	3
SO	10
LOB	17



Batter	1	2	3	4	5	6	7	8	9	AB	R	H	RBI	BB	SO	LOB	TOP		
1 Adam Eaton, L (1,8) OBP: 0.357, SLG: 0.409	G6-3			F8			G6-3		G4-3	4	0	0	0	1	0	2	Chicago White Sox @ Detroit Tigers Comerica Park, Detroit, MI Mon Aug 29 2016, 7:10 PM - 10:30 PM EDT Att: 27,201 - Clear - 80 F		
12 Tim Anderson, R (1,6) OBP: 0.305, SLG: 0.438	53 1B		K		79 G6-4-3 53 BB		P3		L7	5	0	2	0	0	1	1			
53 Melky Cabrera, S (1,7) OBP: 0.344, SLG: 0.440	1B		K		79 G6-4-3		79 2B		F8	3	0	1	0	2	1	1			
79 José Abreu, R (1,3) OBP: 0.343, SLG: 0.457	K				44 FC4-6		G6-4-3			4	0	2	0	0	1	4			
21 Todd Frazier, R (1,5) OBP: 0.295, SLG: 0.448	F9		F7		1-2 2-3		G3			4	0	0	0	0	1	6			
44 Justin Morneau, L (1,10) OBP: 0.299, SLG: 0.477	G5-3		FC4-6		31 1B 26 1B 18 1B		G3-1		F7	4	1	0	0	0	1				
26 Avisail García, R (1,9) OBP: 0.312, SLG: 0.395	F9		31 1B 18 1B				K		G6-3	4	1	1	0	0	1	0			
31 Alex Avila, L (1,2) OBP: 0.369, SLG: 0.380	L7		18 1B				K			3	0	1	0	1	1	0			
18 Tyler Saladino, R (1,4) OBP: 0.302, SLG: 0.409	F9		1-2 2-H				HR		F9	4	1	2	3	0	0	1			
Inning Stats	R: 0 H: 2 E: 0 K: 1 S: 16	H: 0 LOB: 2 BB: 0 P: 21	R: 0 H: 0 E: 0 K: 0 S: 8	H: 0 LOB: 0 BB: 0 P: 12	R: 0 H: 0 E: 0 K: 2 S: 9	H: 0 LOB: 1 BB: 1 P: 16	R: 2 H: 4 E: 0 K: 0 S: 18	H: 4 LOB: 2 BB: 1 P: 30	R: 0 H: 1 E: 0 K: 0 S: 16	H: 0 LOB: 0 BB: 0 P: 13	R: 1 H: 2 E: 0 K: 1 S: 14	H: 2 LOB: 2 BB: 1 P: 23	R: 0 H: 0 E: 0 K: 0 S: 9	H: 0 LOB: 1 BB: 1 P: 17	R: 0 H: 0 E: 0 K: 0 S: 7	H: 0 LOB: 0 BB: 0 P: 9		1B: 7 2B: 1 3B: 0 HR: 1	SF: 0 SAC: 0 DP: 1 HBP: 0
PITCHER	IP WLS BF H R ER SO BB IBB HBP BLK WP HR S P ERA WHIP																		
48 Matthew Boyd, L (1,1) ERA: 4.0	4.0	21	7	2	2	3	2	0	0	0	0	0	0	62	94	4.50	2.250		
30 Alex Wilson, R (5,1) ERA: 2.78	2.2	9	1	1	1	2	1	0	0	0	0	1	22	37	3.38	0.750			
38 Justin Wilson, L (7,1) ERA: 4.14	1.1	W 6	1	0	0	1	1	0	0	0	0	0	15	24	0.00	1.500			
57 Francisco Rodríguez, R (9,1) ERA: 2.87	1.0	S 3	0	0	0	0	0	0	0	0	0	0	7	9	0.00	0.000			

Batter	1	2	3	4	5	6	7	8	9	AB	R	H	RBI	BB	SO	LOB	BOTTOM		
4 Cameron Maybin, R (1,8) OBP: 0.401, SLG: 0.416	3 1B-3									2	0	1	0	0	1	1	Chicago White Sox @ Detroit Tigers Comerica Park, Detroit, MI Mon Aug 29 2016, 7:10 PM - 10:30 PM EDT Att: 27,201 - Clear - 80 F		
18 Tyler Collins, L (5,FR) OBP: 0.292, SLG: 0.376	HBP				41 BB 3 BB		K			1	0	0	0	0	1	0			
3 Ian Kinsler, R (1,4) OBP: 0.333, SLG: 0.462	L5-3				41 BB					2	0	1	0	2	0	1			
24 Miguel Cabrera, R (1,3) OBP: 0.385, SLG: 0.543	41 BB				L7					2	0	0	1	1	0	3			
41 Victor Martínez, S (1,10) OBP: 0.357, SLG: 0.497	1B				G4-3					3	0	1	0	1	0	2			
28 J.D. Martínez, R (1,9) OBP: 0.378, SLG: 0.562	K				39 HR					3	1	1	0	1	2	5			
8 Justin Upton, R (1,7) OBP: 0.291, SLG: 0.408	G4-3				G5-3		HR			4	1	1	1	0	1	2			
39 Jarrod Saltalamacchia, 3B (2) OBP: 0.306, SLG: 0.404	G5-3				G3					4	1	1	2	0	1	1			
31 Casey McGehee, R (1,5) OBP: 0.267, SLG: 0.244	F8				K					4	0	0	0	0	2	1			
15 Erick Aybar, S (1,6) OBP: 0.282, SLG: 0.318	3 1B 24 SF7				G1-3		G3-1		G5-3	4	1	1	0	0	0	0			
Inning Stats	R: 0 H: 1 E: 0 K: 1 S: 7	H: 0 LOB: 2 BB: 1 P: 14	R: 0 H: 0 E: 0 K: 0 S: 6	H: 0 LOB: 0 BB: 0 P: 9	R: 1 H: 2 E: 0 K: 1 S: 10	H: 2 LOB: 1 BB: 0 P: 13	R: 0 H: 1 E: 1 K: 1 S: 10	H: 1 LOB: 1 BB: 0 P: 16	R: 0 H: 1 E: 0 K: 1 S: 14	H: 1 LOB: 3 BB: 2 P: 31	R: 1 H: 1 E: 0 K: 2 S: 10	H: 1 LOB: 0 BB: 0 P: 17	R: 0 H: 0 E: 0 K: 1 S: 9	H: 0 LOB: 1 BB: 1 P: 16	R: 2 H: 1 E: 0 K: 1 S: 9	H: 1 LOB: 0 BB: 0 P: 14	1B: 4 2B: 2 3B: 0 HR: 2	SF: 1 SAC: 0 DP: 1 HBP: 1	WP: 0 PA: 36 PB: 0 SB: 0 CS: 0
PITCHER	IP WLS BF H R ER SO BB IBB HBP BLK WP HR S P ERA WHIP																		
25 James Shields, R (1,1) ERA: 5.86	6.0	27	6	2	2	3	3	0	1	0	0	0	0	4	5	0.00	0.000		
43 Dan Jennings, L (7,1) ERA: 1.87	0.1	H 1	0	0	0	1	0	0	0	0	0	4	5	0.00	0.000				
48 Tommy Kahnle, R (7,1) ERA: 3.71	0.1	H 2	0	0	0	0	1	0	0	0	0	4	10	0.00	3.000				
54 Chris Beck, R (7,1) ERA: 5.84	0.1	H 1	0	0	0	0	0	0	0	0	0	1	1	0.00	0.000				
65 Nate Jones, R (8,1) ERA: 2.64	1.0	L 5	1	2	2	1	1	0	0	0	1	9	14	18.00	2.000				

Batter	1	2	3	4	5	6	7	8	9	AB	R	H	RBI	BB	SO	LOB	TOP						
1 Adam Eaton, L (1,8) OBP: 0.361, SLG: 0.412										3	1	2	1	2	0	1	Chicago White Sox @ Detroit Tigers Comerica Park, Detroit, MI Tue Aug 30 2016, 7:12 PM - 10:23 PM EDT Att: 27,121 - Cloudy - 80 F						
12 Tim Anderson, R (1,6) OBP: 0.303, SLG: 0.434										5	0	1	0	0	1	6							
53 Melky Cabrera, S (1,7) OBP: 0.341, SLG: 0.436										4	0	0	1	0	0	2							
20 JB Shuck, L (7,8) OBP: 0.253, SLG: 0.311										0	0	0	0	0	0	0							
79 José Abreu, R (1,3) OBP: 0.342, SLG: 0.455										4	0	1	0	0	1	2							
44 Justin Morneau, L (1,10) OBP: 0.298, SLG: 0.470										4	1	1	0	0	3	2							
21 Todd Frazier, R (1,5) OBP: 0.295, SLG: 0.452										4	1	1	2	0	1	1							
26 Avisail García, R (1,9) OBP: 0.311, SLG: 0.393										4	0	1	0	0	0	0							
38 Omar Narváez, L (1,2) OBP: 0.426, SLG: 0.378										3	1	1	0	1	0	0							
18 Tyler Saladino, R (1,4) OBP: 0.301, SLG: 0.410										4	0	1	0	0	1	2							
Inning Stats	R: 0 E: 0 K: 0 S: 14	H: 0 LOB: 1 BB: 1 P: 22	R: 3 E: 0 K: 1 S: 16	H: 3 LOB: 1 BB: 1 P: 26	R: 0 E: 0 K: 1 S: 11	H: 0 LOB: 0 BB: 0 P: 15	R: 0 E: 0 K: 0 S: 13	H: 2 LOB: 3 BB: 1 P: 22	R: 0 E: 0 K: 2 S: 15	H: 1 LOB: 0 BB: 0 P: 20	R: 0 E: 0 K: 1 S: 10	H: 0 LOB: 0 BB: 0 P: 15	R: 1 E: 0 K: 2 S: 12	H: 2 LOB: 1 BB: 0 P: 15	R: 0 E: 0 K: 0 S: 8	H: 0 LOB: 0 BB: 0 P: 12	R: 0 E: 0 K: 0 S: 7	H: 1 LOB: 0 BB: 0 P: 12	1B: 5 2B: 3 3B: 0 HR: 1	SF: 0 SAC: 0 DP: 1 HBP: 0	WP: 0 PB: 0 SB: 0 CS: 0	PA: 38	
PITCHER	IP WLS BF H R ER SO BB IBB HBP BLK WP HR S P ERA WHIP																						
44 Daniel Norris, L (1,1) ERA: 3.86	5.0		24	6	3	3	4	3	0	0	0	0	0	0	0	0	0	0	1	69	105	5.40	1.800
43 Bruce Rondón, R (6,1) ERA: 3.75	1.0	W	3	0	0	0	1	0	0	0	0	0	0	0	0	0	0	0	0	10	15	0.00	0.000
61 Shane Greene, R (7,1) ERA: 5.21	2.0	H	8	2	1	1	2	0	0	0	0	0	0	0	0	0	0	0	0	20	27	4.50	1.000
38 Justin Wilson, L (9,1) ERA: 4.06	1.0		3	1	0	0	0	0	0	0	0	0	0	0	0	0	0	0	0	7	12	0.00	1.000

Batter	1	2	3	4	5	6	7	8	9	AB	R	H	RBI	BB	SO	LOB	BOTTOM						
3 Ian Kinsler, R (1,4) OBP: 0.334, SLG: 0.468										5	1	2	4	0	1	0	Chicago White Sox @ Detroit Tigers Comerica Park, Detroit, MI Tue Aug 30 2016, 7:12 PM - 10:23 PM EDT Att: 27,121 - Cloudy - 80 F						
18 Tyler Collins, L (1,8) OBP: 0.304, SLG: 0.381										4	0	2	0	1	1	0							
24 Miguel Cabrera, R (1,3) OBP: 0.383, SLG: 0.540										5	0	1	0	0	0	3							
41 Victor Martínez, S (1,10) OBP: 0.353, SLG: 0.491										5	0	0	0	0	1	5							
28 J.D. Martínez, R (1,9) OBP: 0.384, SLG: 0.580										3	2	3	1	1	0	0							
8 Justin Upton, R (1,7) OBP: 0.291, SLG: 0.407										4	2	1	1	0	0	2							
39 Jarrod Saltalamacchia, R (1,2) OBP: 0.313, SLG: 0.402										1	2	0	0	3	0	1							
40 JaCoby Jones, R (1,5) OBP: 0.500, SLG: 0.750										4	1	2	2	0	0	3							
17 Andrew Romine, S (8,5) OBP: 0.300, SLG: 0.299										0	0	0	0	0	0	0							
1 Jose Iglesias, R (1,6) OBP: 0.295, SLG: 0.321										4	0	0	0	0	0	4							
Inning Stats	R: 0 E: 0 K: 0 S: 7	H: 0 LOB: 0 BB: 0 P: 10	R: 0 E: 0 K: 0 S: 13	H: 1 LOB: 2 BB: 1 P: 19	R: 0 E: 0 K: 1 S: 7	H: 0 LOB: 0 BB: 0 P: 11	R: 0 E: 0 K: 1 S: 15	H: 0 LOB: 1 BB: 1 P: 24	R: 2 E: 0 K: 0 S: 20	H: 3 LOB: 2 BB: 1 P: 28	R: 4 E: 0 K: 0 S: 20	H: 5 LOB: 2 BB: 1 P: 34	R: 2 E: 1 K: 0 S: 8	H: 2 LOB: 0 BB: 0 P: 11	R: 0 E: 0 K: 1 S: 17	H: 0 LOB: 1 BB: 1 P: 26	1B: 6 2B: 3 3B: 0 HR: 2	SF: 0 SAC: 0 DP: 1 HBP: 0	WP: 0 PB: 0 SB: 0 CS: 0	PA: 40			
PITCHER	IP WLS BF H R ER SO BB IBB HBP BLK WP HR S P ERA WHIP																						
45 Anthony Ranaudo, R (1,1) ERA: 8.76	5.0		23	5	3	3	2	3	0	0	0	0	0	0	0	0	0	0	1	68	100	5.40	1.600
34 Matt Albers, R (6,1) ERA: 6.19	0.1	L	4	2	1	1	0	1	0	0	0	0	0	0	0	0	0	0	0	9	19	27.00	9.000
29 Jacob Turner, R (6,1) ERA: 7.71	2.2		13	4	4	3	1	1	0	0	0	0	0	0	0	0	0	0	1	30	44	10.12	1.875

Batter	1	2	3	4	5	6	7	8	9	AB	R	H	RBI	BB	SO	LOB	TOP		
1 Adam Eaton, L (1,9) OBP: 0.358, SLG: 0.409										4	0	0	0	0	1	2			
12 Tim Anderson, R (1,6) OBP: 0.299, SLG: 0.428										4	0	0	0	0	1	0			
44 Justin Morneau, L (1,10) OBP: 0.299, SLG: 0.457										4	0	0	0	0	2	0			
79 José Abreu, R (1,3) OBP: 0.343, SLG: 0.462										4	1	2	1	0	0	0			
31 Alex Avila, L (1,2) OBP: 0.366, SLG: 0.398										4	1	1	1	0	3	1			
21 Todd Frazier, R (1,5) OBP: 0.293, SLG: 0.450										3	0	0	0	0	1	0			
26 Avisail García, R (1,7) OBP: 0.312, SLG: 0.391										2	0	0	0	1	1	0			
20 JB Shuck, L (1,8) OBP: 0.251, SLG: 0.308										2	0	0	0	0	1	0			
18 Tyler Saladino, R (1,4) OBP: 0.302, SLG: 0.414										3	0	1	0	0	0	1			
Inning Stats	R: 0 H: 0 E: 0 K: 2 S: 13	H: 0 LOB: 0 BB: 0 P: 16	R: 0 H: 0 E: 0 K: 2 S: 13	H: 0 LOB: 0 BB: 0 P: 15	R: 0 H: 1 E: 0 K: 2 S: 9	LOB: 1 BB: 0 P: 13	R: 2 H: 2 E: 0 K: 0 S: 11	H: 2 LOB: 0 BB: 0 P: 14	R: 0 H: 0 E: 0 K: 2 S: 14	H: 0 LOB: 0 BB: 0 P: 18	R: 0 H: 0 E: 0 K: 1 S: 14	H: 0 LOB: 0 BB: 0 P: 22	R: 0 H: 0 E: 0 K: 0 S: 9	H: 0 LOB: 1 BB: 0 P: 14	R: 0 H: 1 E: 0 K: 1 S: 9	LOB: 0 BB: 0 P: 12	1B: 1 2B: 1 HR: 2	SF: 0 SAC: 1 HBP: 0	WP: 1 PA: 32 PB: 0 SB: 0 CS: 0
PITCHER	IP: 7.0 WLS: 24 BF: 3 ERA: 3.3	WLS: 24 BF: 3 ERA: 3.3	H: 3 R: 2 ER: 2 SO: 9	H: 2 R: 2 ER: 2 SO: 9	H: 1 R: 0 ER: 0 SO: 9	H: 1 R: 0 ER: 0 SO: 9	H: 2 R: 2 ER: 0 SO: 113	H: 2 R: 0 ER: 0 SO: 14	H: 0 R: 9 ER: 0 SO: 12	H: 0 R: 9 ER: 0 SO: 12	H: 0 R: 9 ER: 0 SO: 12	H: 0 R: 9 ER: 0 SO: 12	H: 0 R: 9 ER: 0 SO: 12	H: 0 R: 9 ER: 0 SO: 12	H: 0 R: 9 ER: 0 SO: 12	H: 0 R: 9 ER: 0 SO: 12	ERA: 2.57 WHIP: 0.429	ERA: 2.57 WHIP: 0.429	ERA: 2.57 WHIP: 0.429
35 Justin Verlander, R (1,1) ERA: 3.3	1.0	4	0	0	0	0	0	0	0	0	0	0	0	0	0	0			
56 Kyle Ryan, L (8,1) ERA: 3.12	1.0	W	4	1	0	0	1	0	0	0	0	0	0	0	0	0			
57 Francisco Rodriguez, R (9,1) ERA: 2.81	1.0	W	4	1	0	0	1	0	0	0	0	0	0	0	0	0			

Chicago White Sox @ Detroit Tigers
Comerica Park, Detroit, MI
Wed Aug 31 2016, 1:14 PM - 3:56 PM EDT
Att: 32,465 - Cloudy - 78 F

livebaseballscorecards.com

AB 30
R 2
H 4
RBI 2
BB 1
SO 10
LOB 4

Batter	1	2	3	4	5	6	7	8	9	AB	R	H	RBI	BB	SO	LOB	BOTTOM				
3 Ian Kinsler, R (1,4) OBP: 0.335, SLG: 0.470										4	1	2	0	0	0	1					
1 Jose Iglesias, R (1,6) OBP: 0.297, SLG: 0.322									2	0	1	0	1	0	1						
41 Victor Martinez, S (1,10) OBP: 0.352, SLG: 0.489									4	0	1	0	0	2	4						
28 J.D. Martinez, R (1,9) OBP: 0.383, SLG: 0.576									4	0	1	1	0	0	1						
8 Justin Upton, R (1,7) OBP: 0.295, SLG: 0.407										2	0	1	0	2	1	0					
34 James McCann, R (1,2) OBP: 0.271, SLG: 0.369										3	0	0	0	1	0	3					
40 JaCoby Jones, R (1,8) OBP: 0.500, SLG: 0.875											4	2	2	0	0	1	2				
39 Jarrod Saltalamacchia, R (1,3) OBP: 0.308, SLG: 0.394										4	0	0	0	0	1	4					
17 Andrew Romine, S (1,5) OBP: 0.301, SLG: 0.300									3	0	1	1	0	1	0						
18 Tyler Collins, L (9,PH) OBP: 0.302, SLG: 0.381									0	0	0	1	0	0	0						
Inning Stats	R: 0 H: 2 E: 0 K: 0 S: 7	H: 2 LOB: 1 BB: 0 P: 10	R: 0 H: 1 E: 0 K: 0 S: 6	H: 1 LOB: 1 BB: 1 P: 11	R: 0 H: 1 E: 0 K: 0 S: 9	H: 1 LOB: 0 BB: 0 P: 16	R: 0 H: 0 E: 0 K: 0 S: 6	H: 0 LOB: 0 BB: 1 P: 13	R: 1 H: 2 E: 0 K: 1 S: 15	H: 2 LOB: 2 BB: 1 P: 21	R: 0 H: 0 E: 0 K: 1 S: 5	H: 0 LOB: 0 BB: 0 P: 5	R: 0 H: 0 E: 0 K: 3 S: 9	H: 0 LOB: 0 BB: 0 P: 12	R: 1 H: 2 E: 0 K: 1 S: 15	H: 2 LOB: 1 BB: 1 P: 23	R: 0 H: 1 E: 0 K: 0 S: 5	H: 1 LOB: 0 BB: 0 P: 7	1B: 6 2B: 3 HR: 0	SF: 1 SAC: 1 HBP: 0	WP: 0 PA: 36 PB: 0 SB: 1 CS: 0
PITCHER	IP: 8.0 WLS: 33 BF: 33 ERA: 3.1	IP: 8.0 WLS: 33 BF: 33 ERA: 3.1	H: 8 R: 2 ER: 2 SO: 6	H: 8 R: 2 ER: 2 SO: 6	H: 4 R: 0 ER: 0 SO: 4	H: 4 R: 0 ER: 0 SO: 4	H: 0 R: 0 ER: 0 SO: 0	H: 0 R: 0 ER: 0 SO: 0	H: 0 R: 5 ER: 0 SO: 7	H: 0 R: 5 ER: 0 SO: 7	H: 0 R: 5 ER: 0 SO: 7	H: 0 R: 5 ER: 0 SO: 7	H: 0 R: 5 ER: 0 SO: 7	H: 0 R: 5 ER: 0 SO: 7	H: 0 R: 5 ER: 0 SO: 7	H: 0 R: 5 ER: 0 SO: 7	ERA: 3.1 WHIP: 1.500	ERA: 3.1 WHIP: 1.500	ERA: 3.1 WHIP: 1.500		
49 Chris Sale, L (1,1) ERA: 3.1	0.2	L	3	1	1	1	0	0	0	0	0	0	0	0	0	0					
30 David Robertson, R (9,1) ERA: 3.79	0.2	L	3	1	1	1	0	0	0	0	0	0	0	0	0	0					

Chicago White Sox @ Detroit Tigers
Comerica Park, Detroit, MI
Wed Aug 31 2016, 1:14 PM - 3:56 PM EDT
Att: 32,465 - Cloudy - 78 F

livebaseballscorecards.com

AB 30
R 3
H 9
RBI 3
BB 4
SO 6
LOB 16

Batter	1	2	3	4	5	6	7	8	9	AB	R	H	RBI	BB	SO	LOB	TOP							
3 Ian Kinsler, R OBP: 0.336, SLG: 0.468										4	2	1	0	0	1	3								
1 Jose Iglesias, R OBP: 0.301, SLG: 0.328										5	2	3	0	0	1	0								
24 Miguel Cabrera, R OBP: 0.385, SLG: 0.547										5	2	3	4	0	0	1								
41 Victor Martinez, S OBP: 0.351, SLG: 0.485										4	0	0	0	1	2	2								
28 J.D. Martinez, R OBP: 0.381, SLG: 0.571										5	0	1	1	0	0	3								
8 Justin Upton, R OBP: 0.286, SLG: 0.414										4	1	2	2	0	1	1								
40 JaCoby Jones, R OBP: 0.333, SLG: 0.583										4	0	0	0	0	3	3								
34 James McCann, R OBP: 0.274, SLG: 0.371										4	0	2	0	0	1	0								
15 Erick Aybar, S OBP: 0.282, SLG: 0.317										4	0	1	0	0	0	1								
Inning Stats	R: 0 H: 1 E: 0 K: 1 S: 19	WLS: 1 BF: 0 P: 26	H: 1 R: 0 ER: 0 K: 1 S: 7	LOB: 1 BB: 0 P: 10	R: 3 H: 4 E: 0 K: 1 S: 18	H: 4 R: 1 LOB: 2 BB: 1 P: 24	R: 0 H: 0 E: 0 K: 1 S: 10	H: 0 R: 0 LOB: 0 BB: 0 P: 13	R: 0 H: 3 E: 0 K: 2 S: 12	H: 3 R: 0 LOB: 3 BB: 0 P: 16	R: 1 H: 1 E: 0 K: 0 S: 9	H: 1 R: 0 LOB: 0 BB: 0 P: 13	R: 0 H: 1 E: 0 K: 0 S: 8	H: 1 R: 0 LOB: 1 BB: 0 P: 11	R: 2 H: 2 E: 0 K: 1 S: 12	H: 2 R: 0 LOB: 0 BB: 0 P: 21	1B: 10 2B: 1 3B: 0 HR: 2	SF: 0 SAC: 0 DP: 1 HBP: 1	WP: 0 PA: 41 PB: 0 SB: 0 CS: 0					
PITCHER	IP: 5.2 ERA: 3.13	WLS: 27 BF: 27	H: 9 R: 4 ER: 4 K: 8	LOB: 1 BB: 0 SO: 8	BB: 1 IBB: 0 HBP: 0 BLK: 0	WP: 0 HR: 1 S: 73 P: 100	ERA: 6.35 WHIP: 1.765	PITCHER										IP: 5.2 ERA: 3.13	WLS: 27 BF: 27	H: 9 R: 4 ER: 4 K: 8	LOB: 1 BB: 0 SO: 8	BB: 1 IBB: 0 HBP: 0 BLK: 0	WP: 0 HR: 1 S: 73 P: 100	ERA: 6.35 WHIP: 1.765
41 Danny Duffy, L ERA: 3.13	(1, 1)	5.2	27	9	4	4	8	1	0	0	0	0	0	0	0	0	0	1	10	14	6.75	0.750		
47 Peter Moylan, R ERA: 3.5	(6, 1)	1.1	5	1	1	1	0	0	0	0	0	0	0	0	0	0	0	1	8	11	0.00	1.000		
53 Dillon Gee, R ERA: 4.33	(8, 1)	1.0	4	1	0	0	0	0	0	0	0	0	0	0	0	0	0	0	8	11	0.00	1.000		
17 Wade Davis, R ERA: 2.08	(9, 1)	1.0	L	5	2	2	2	1	0	0	0	1	0	0	0	0	0	0	12	21	18.00	2.000		

Detroit Tigers @ Kansas City Royals
Kauffman Stadium, Kansas City, MO
Fri Sep 02 2016, 7:18 PM - 10:43 PM CDT
Att: 25,008 - Clear - 73 F

livebaseballscores.com

AB 39
R 7
H 13
RBI 7
BB 1
SO 9
LOB 14

Batter	1	2	3	4	5	6	7	8	9	AB	R	H	RBI	BB	SO	LOB	BOTTOM							
16 Paulo Orlando, R OBP: 0.330, SLG: 0.403										5	1	2	2	0	1	2								
19 Cheslor Cuthbert, R OBP: 0.324, SLG: 0.432										5	0	1	0	0	1	4								
35 Eric Hosmer, L OBP: 0.336, SLG: 0.433										4	1	2	1	1	1	2								
25 Kendrys Morales, S OBP: 0.315, SLG: 0.436										5	1	1	1	0	2	3								
13 Salvador Perez, R OBP: 0.294, SLG: 0.459										4	0	0	0	0	0	2								
4 Alex Gordon, L OBP: 0.322, SLG: 0.384										4	0	1	2	0	2	0								
2 Alcides Escobar, R OBP: 0.296, SLG: 0.342										4	1	2	0	0	2									
1 Jarrod Dyson, L OBP: 0.321, SLG: 0.350										4	1	2	0	0	1									
27 Adalberto Mondesi, S OBP: 0.234, SLG: 0.279										3	1	0	0	0	1	1								
15 Whit Merrifield, R OBP: 0.303, SLG: 0.379										1	0	0	0	0	0	2								
Inning Stats	R: 0 H: 0 E: 0 K: 1 S: 9	H: 0 R: 0 LOB: 1 BB: 0 P: 16	R: 0 H: 1 E: 0 K: 0 S: 10	H: 1 R: 0 LOB: 0 BB: 0 P: 13	R: 3 H: 3 E: 1 K: 1 S: 20	H: 3 R: 0 LOB: 2 BB: 0 P: 32	R: 0 H: 1 E: 1 K: 1 S: 9	H: 1 R: 0 LOB: 2 BB: 0 P: 16	R: 0 H: 0 E: 0 K: 0 S: 7	H: 0 R: 0 LOB: 0 BB: 0 P: 13	R: 0 H: 0 E: 0 K: 0 S: 7	H: 0 R: 0 LOB: 0 BB: 0 P: 10	R: 1 H: 3 E: 0 K: 1 S: 18	H: 3 R: 0 LOB: 1 BB: 0 P: 26	R: 2 H: 3 E: 0 K: 1 S: 13	H: 3 R: 0 LOB: 1 BB: 0 P: 19	R: 0 H: 0 E: 0 K: 2 S: 11	H: 0 R: 0 LOB: 0 BB: 0 P: 14	1B: 11 2B: 0 3B: 0 HR: 0	SF: 0 SAC: 0 DP: 0 HBP: 1	WP: 0 PA: 42 PB: 0 SB: 2 CS: 1			
PITCHER	IP: 5.0 ERA: 5.7	WLS: 3 BF: 3	H: 5 R: 3 ER: 3 K: 0	LOB: 1 BB: 0 SO: 4	BB: 1 IBB: 0 HBP: 0 BLK: 0	WP: 0 HR: 0 S: 55 P: 100	ERA: 0.00 WHIP: 0.000	PITCHER										IP: 5.0 ERA: 5.7	WLS: 3 BF: 3	H: 5 R: 3 ER: 3 K: 0	LOB: 1 BB: 0 SO: 4	BB: 1 IBB: 0 HBP: 0 BLK: 0	WP: 0 HR: 0 S: 55 P: 100	ERA: 0.00 WHIP: 0.000
19 Anibal Sánchez, R ERA: 2.73	(1, 1)	5.0	3	0	0	0	0	1	0	0	0	0	0	0	0	0	0	7	10	0.00	0.000			
30 Alex Wilson, R ERA: 2.73	(6, 1)	1.0	H	3	0	0	0	0	0	0	0	0	0	0	0	0	0	7	10	0.00	0.000			
38 Justin Wilson, L ERA: 4.24	(7, 1)	0.0	3	3	1	1	0	0	0	0	0	0	0	0	0	0	0	7	9	∞	∞			
61 Shane Greene, R ERA: 5.4	(7, 1)	1.2	H	6	2	2	2	0	0	0	0	0	0	0	0	0	0	21	32	10.80	1.200			
57 Francisco Rodríguez, R ERA: 2.74	(8, 1)	1.1	W	5	1	0	0	2	0	0	0	0	0	0	0	0	0	14	18	0.00	0.750			

Detroit Tigers @ Kansas City Royals
Kauffman Stadium, Kansas City, MO
Fri Sep 02 2016, 7:18 PM - 10:43 PM CDT
Att: 25,008 - Clear - 73 F

livebaseballscores.com

AB 39
R 6
H 11
RBI 6
BB 1
SO 8
LOB 19

Batter	1	2	3	4	5	6	7	8	9	AB	R	H	RBI	BB	SO	LOB	TOP										
3 Ian Kinsler, R OBP: 0.336, SLG: 0.473	G5-3		F7			FC6-4			HR	5	1	2	1	0	0	2											
1 Jose Iglesias, R OBP: 0.302, SLG: 0.332	G6-4-3 1B		G4-3				P2		K	5	0	2	0	0	1	1											
24 Miguel Cabrera, R OBP: 0.397, SLG: 0.545	G6-4-3					K				3	0	1	0	2	1	2											
41 Victor Martinez, S OBP: 0.351, SLG: 0.482			F7							3	0	0	0	2	1	4											
28 J.D. Martinez, R OBP: 0.383, SLG: 0.571										3	1	1	0	2	2	2											
8 Justin Upton, R OBP: 0.294, SLG: 0.411	G4-3		G6-3			G6-3				4	0	0	0	0	0	6											
18 Tyler Collins, L OBP: 0.300, SLG: 0.376	K									4	0	1	0	0	1	2											
34 James McCann, R OBP: 0.273, SLG: 0.370	L9									4	0	1	1	0	0	3											
17 Andrew Romine, S OBP: 0.309, SLG: 0.303										2	0	1	0	1	0	1											
39 Jarrod Saltalamacchia, (6 PH) OBP: 0.307, SLG: 0.392										1	0	0	0	0	1	1											
40 Jacoby Jones, R OBP: 0.333, SLG: 0.583										0	0	0	0	0	0	0											
Inning Stats	R: 0 E: 0 K: 0 S: 6	H: 1 LOB: 0 BB: 0 P: 10	R: 0 E: 0 K: 1 S: 9	H: 0 LOB: 2 BB: 2 P: 21	R: 0 E: 0 K: 0 S: 10	H: 1 LOB: 2 BB: 1 P: 22	R: 1 E: 0 K: 0 S: 10	H: 2 LOB: 3 BB: 2 P: 15	R: 0 E: 0 K: 1 S: 10	H: 0 LOB: 1 BB: 1 P: 16	R: 0 E: 0 K: 1 S: 13	H: 0 LOB: 1 BB: 1 P: 19	R: 0 E: 0 K: 1 S: 12	H: 1 LOB: 1 BB: 0 P: 19	R: 1 E: 0 K: 3 S: 16	H: 2 LOB: 0 BB: 0 P: 21	1B: 6 2B: 2 3B: 0 HR: 1	SF: 0 SAC: 0 DP: 1 HBP: 0	WP: 1 PB: 0 SB: 0 CS: 1	PA: 41							
PITCHER	IP	WLS	BF	H	R	ER	SO	BB	IBB	HBP	BLK	WP	HR	S	P	ERA	WHIP										
30 Yordano Ventura, R ERA: 4.22	6.0	W	28	6	1	1	2	6	0	0	0	1	0	53	105	1.50	2.000										
48 Joakim Soria, R ERA: 3.7	1.0	H	4	0	0	0	1	1	0	0	0	0	0	13	19	0.00	1.000										
40 Kelvin Herrera, R ERA: 1.74	1.0	H	4	1	0	0	1	0	0	0	0	0	0	12	19	0.00	1.000										
62 Brooks Pounders, R ERA: 10.29	0.1	S	2	2	1	1	1	0	0	0	0	0	1	9	9	27.00	6.000										
17 Wade Davis, R ERA: 2.04	0.2	S	2	0	0	0	2	0	0	0	0	0	0	7	12	0.00	0.000										

Detroit Tigers @ Kansas City Royals
 Kauffman Stadium, Kansas City, MO
 Sat Sep 03 2016, 6:15 PM - 9:29 PM CDT
 Att: 39,757 - Clear - 77 F


AB 34
 R 2
 H 9
 RBI 2
 BB 7
 SO 7
 LOB 24



Batter	1	2	3	4	5	6	7	8	9	AB	R	H	RBI	BB	SO	LOB	BOTTOM										
1 Jarrod Dyson, L OBP: 0.319, SLG: 0.346	K		P6							5	0	1	0	0	1	3											
19 Cheslor Cuthbert, R OBP: 0.309, SLG: 0.436	G4-3									3	1	2	1	1	0	0											
35 Eric Hosmer, L OBP: 0.335, SLG: 0.438	G4-3									4	1	1	2	0	2	3											
25 Kendrys Morales, S OBP: 0.317, SLG: 0.435										3	0	1	0	1	0	0											
0 Terrance Gore, R (8, PR) (9, 10)										0	1	0	0	0	0	0											
13 Salvador Perez, R OBP: 0.294, SLG: 0.456										3	1	0	0	1	1	1											
4 Alex Gordon, L OBP: 0.321, SLG: 0.383										4	0	1	0	0	1	3											
14 Billy Burns, S OBP: 0.265, SLG: 0.297										0	0	0	0	0	0	0											
16 Paulo Orlando, R OBP: 0.332, SLG: 0.493										3	0	1	0	1	0	1											
2 Alcides Escobar, R OBP: 0.296, SLG: 0.341										4	0	1	2	0	1	2											
27 Adalberto Mondesi, S OBP: 0.235, SLG: 0.278										4	1	1	0	0	1	2											
Inning Stats	R: 0 E: 0 K: 1 S: 6	H: 0 LOB: 0 BB: 0 P: 7	R: 0 E: 0 K: 0 S: 10	H: 1 LOB: 1 BB: 0 P: 11	R: 0 E: 0 K: 1 S: 6	H: 0 LOB: 0 BB: 0 P: 9	R: 2 E: 0 K: 0 S: 15	H: 2 LOB: 0 BB: 0 P: 25	R: 1 E: 0 K: 1 S: 13	H: 3 LOB: 2 BB: 0 P: 15	R: 0 E: 0 K: 1 S: 10	H: 1 LOB: 1 BB: 1 P: 20	R: 0 E: 0 K: 2 S: 14	H: 0 LOB: 1 BB: 1 P: 23	R: 2 E: 0 K: 1 S: 13	H: 2 LOB: 3 BB: 2 P: 29	1B: 7 2B: 1 3B: 0 HR: 1	SF: 0 SAC: 0 DP: 0 HBP: 0	WP: 2 PB: 0 SB: 1 CS: 0	PA: 37							
PITCHER	IP	WLS	BF	H	R	ER	SO	BB	IBB	HBP	BLK	WP	HR	S	P	ERA	WHIP										
32 Michael Fulmer, R ERA: 2.77	6.0	L	26	7	3	3	4	1	0	0	0	0	0	14	23	0.00	1.000										
43 Bruce Rondón, R ERA: 3.6	1.0		4	0	0	0	2	1	0	0	0	0	0	7	15	0.00	6.000										
56 Kyle Ryan, L ERA: 3.47	0.1		3	1	2	2	1	0	1	0	0	1	0	5	12	54.00	3.000										
21 Mark Lowe, R ERA: 7.88	0.1		3	1	0	0	0	1	0	0	0	1	0	7	15	0.00	6.000										
46 Joe Mantiply, L ERA:	0.1		1	0	0	0	0	0	0	0	0	0	0	1	2	0.00	0.000										

Detroit Tigers @ Kansas City Royals
 Kauffman Stadium, Kansas City, MO
 Sat Sep 03 2016, 6:15 PM - 9:29 PM CDT
 Att: 39,757 - Clear - 77 F

AB 33
 R 5
 H 9
 RBI 5
 BB 4
 SO 7
 LOB 15



Batter	1	2	3	4	5	6	7	8	9	AB R H RBI BB SO LOB	TOP																
3 Ian Kinsler, R OBP: 0.340, SLG: 0.475										4 0 3 1 1 0 1	<p>Detroit Tigers @ Kansas City Royals Kauffman Stadium, Kansas City, MO Sun Sep 04 2016, 1:17 PM - 4:36 PM CDT Att: 34,616 - Partly Cloudy - 80 F</p> <p>AB 38 R 6 H 13 RBI 6 BB 1 SO 7 LOB 15</p>																
1 Jose Iglesias, R OBP: 0.299, SLG: 0.327										5 0 0 0 0 3 5																	
24 Miguel Cabrera, R OBP: 0.385, SLG: 0.542										5 1 1 0 0 1 2																	
41 Victor Martinez, S OBP: 0.349, SLG: 0.478										4 0 0 0 0 1 1																	
28 J.D. Martinez, R OBP: 0.384, SLG: 0.579										4 2 2 1 0 0 1																	
8 Justin Upton, R OBP: 0.325, SLG: 0.420										4 1 2 3 0 1 0																	
18 Tyler Collins, L OBP: 0.306, SLG: 0.388										4 1 2 0 0 0 1																	
34 James McCann, R OBP: 0.273, SLG: 0.368										4 0 1 0 0 1 2																	
17 Andrew Romine, S OBP: 0.314, SLG: 0.317										4 1 2 1 0 0 2																	
Inning Stats	R: 0 E: 0 K: 0 S: 10	H: 1 LOB: 0 BB: 0 P: 13	R: 1 E: 0 K: 0 S: 11	H: 2 LOB: 1 BB: 0 P: 16	R: 0 E: 0 K: 1 S: 9	H: 0 LOB: 1 BB: 1 P: 16	R: 1 E: 0 K: 0 S: 12	H: 1 LOB: 0 BB: 0 P: 17	R: 0 E: 0 K: 2 S: 12	H: 0 LOB: 0 BB: 0 P: 12	R: 2 E: 0 K: 1 S: 10	H: 3 LOB: 1 BB: 0 P: 18	R: 2 E: 0 K: 0 S: 15	H: 4 LOB: 2 BB: 0 P: 23	R: 0 E: 0 K: 2 S: 10	H: 1 LOB: 0 BB: 0 P: 12	1B: 8 2B: 3 3B: 0 HR: 2	SF: 0 SAC: 0 DP: 0 HBP: 0	WP: 0 PB: 1 SB: 1 CS: 1	PA: 39							
PITCHER	IP WLS BF H R ER SO BB IBB HBP BLK WP HR S P ERA WHIP											IP WLS BF H R ER SO BB IBB HBP BLK WP HR S P ERA WHIP															
36 Edinson Volquez, R ERA: 5.02	6.2	27	7	4	4	5	1	0	0	0	0	0	1	66	103	5.40	1.200										
47 Peter Moylan, R ERA: 3.57	0.1	2	1	0	0	0	0	0	0	0	0	0	0	4	7	0.00	3.000										
48 Joakim Soria, R ERA: 3.94	1.0	L	7	4	2	2	0	0	0	0	0	0	1	15	23	18.00	4.000										
32 Chris Young, R ERA: 6.04	1.0		3	1	0	0	2	0	0	0	0	0	0	10	12	0.00	1.000										

Batter	1	2	3	4	5	6	7	8	9	AB R H RBI BB SO LOB	BOTTOM																
16 Paulo Orlando, R OBP: 0.330, SLG: 0.403										5 0 1 1 0 0 1	<p>Detroit Tigers @ Kansas City Royals Kauffman Stadium, Kansas City, MO Sun Sep 04 2016, 1:17 PM - 4:36 PM CDT Att: 34,616 - Partly Cloudy - 80 F</p> <p>AB 32 R 5 H 7 RBI 5 BB 4 SO 8 LOB 11</p>																
19 Cheslor Cuthbert, R OBP: 0.325, SLG: 0.432										4 0 0 0 0 0 2																	
35 Eric Hosmer, L OBP: 0.335, SLG: 0.435										3 1 0 0 1 3 0																	
25 Kendrys Morales, S OBP: 0.318, SLG: 0.436										4 1 2 0 0 0 0																	
13 Salvador Perez, R OBP: 0.295, SLG: 0.454										2 1 0 0 2 1 1																	
0 Terrance Gore, R (8, PR)										0 0 0 0 0 0 0																	
9 Drew Butera, R OBP: 0.306, SLG: 0.457										3 0 1 1 0 0 1																	
15 Whit Merrifield, R OBP: 0.302, SLG: 0.379										4 1 2 1 0 1 3																	
2 Alcides Escobar, R OBP: 0.298, SLG: 0.350										4 1 1 2 0 1 2																	
1 Jarrod Dyson, L OBP: 0.318, SLG: 0.353										2 0 0 0 0 2 0																	
27 Adalberto Mondesi, S OBP: 0.231, SLG: 0.273										1 0 0 0 1 0 1																	
4 Alex Gordon, L OBP: 0.322, SLG: 0.382										1 0 0 0 1 0 1																	
Inning Stats	R: 0 E: 0 K: 1 S: 10	H: 0 LOB: 0 BB: 0 P: 13	R: 0 E: 0 K: 1 S: 6	H: 0 LOB: 0 BB: 0 P: 9	R: 1 E: 0 K: 2 S: 13	H: 1 LOB: 0 BB: 0 P: 20	R: 0 E: 0 K: 1 S: 11	H: 1 LOB: 1 BB: 0 P: 18	R: 0 E: 0 K: 1 S: 8	H: 0 LOB: 0 BB: 0 P: 11	R: 0 E: 0 K: 1 S: 12	H: 0 LOB: 0 BB: 0 P: 19	R: 4 E: 0 K: 0 S: 16	H: 3 LOB: 2 BB: 3 P: 32	R: 0 E: 0 K: 1 S: 12	H: 0 LOB: 2 BB: 1 P: 23	R: 0 E: 0 K: 0 S: 9	H: 1 LOB: 1 BB: 0 P: 14	1B: 3 2B: 2 3B: 1 HR: 1	SF: 1 SAC: 0 DP: 0 HBP: 0	WP: 0 PB: 0 SB: 1 CS: 1	PA: 38					
PITCHER	IP WLS BF H R ER SO BB IBB HBP BLK WP HR S P ERA WHIP											IP WLS BF H R ER SO BB IBB HBP BLK WP HR S P ERA WHIP															
44 Daniel Norris, L ERA: 3.84	6.0	22	4	3	3	7	1	0	0	0	0	0	0	12	23	27.00	4.500										
30 Alex Wilson, R ERA: 3.0	0.2	B	6	2	2	2	1	1	0	0	0	0	0	14	25	0.00	0.750										
61 Shane Greene, R ERA: 5.28	1.1	W	5	0	0	0	1	0	0	0	0	0	0	9	14	0.00	1.000										
57 Francisco Rodriguez, R ERA: 2.68	1.0	S	4	1	0	0	0	0	0	0	0	0	0	9	14	0.00	1.000										

Batter	1	2	3	4	5	6	7	8	9	AB	R	H	RBI	BB	SO	LOB	TOP
4 Cameron Maybin, R (1, 8) OBP: 0.392, SLG: 0.405	G5-3		L9-3		P6		K			4	0	1	0	0	1	3	
1 Jose Iglesias, R (1, 6) OBP: 0.295, SLG: 0.323	G6-3		L9-3			F8		L9		4	0	0	0	0	0	2	
24 Miguel Cabrera, R (1, 3) OBP: 0.388, SLG: 0.554	G6-3					F8		G3-1		4	0	1	0	0	0	0	
41 Victor Martinez, S (1, 10) OBP: 0.348, SLG: 0.474										4	0	1	0	0	2	0	
28 J.D. Martinez, R (1, 9) OBP: 0.383, SLG: 0.572										4	0	2	0	0	2	2	
8 Justin Upton, R (1, 7) OBP: 0.295, SLG: 0.423										4	0	1	0	0	2	4	
31 Casey McGehee, R (1, 5) 15 Erick Aybar, S (7, PH) OBP: 0.295, SLG: 0.317										3	0	1	0	0	0	3	AB 33
39 Jarrod Saltalamacchia, S (1, 2) OBP: 0.305, SLG: 0.385										0	0	0	0	0	1	0	R 0
17 Andrew Romine, S (1, 4) 40 Jacoby Jones, R (7, PH) 18 Tyler Collins, L (9, PH) OBP: 0.304, SLG: 0.385										3	0	0	0	1	0	2	H 7
										3	0	0	0	1	0	2	RBI 0
										1	0	0	0	0	0	0	BB 2
										1	0	0	0	0	1	3	SO 9
										1	0	0	0	0	1	2	LOB 21
										1	0	0	0	0	0	0	
										1	0	0	0	0	1	3	
										1	0	0	0	0	1	2	
										1	0	0	0	0	0	0	
										1	0	0	0	0	1	3	
										1	0	0	0	0	1	2	
										1	0	0	0	0	0	0	
										1	0	0	0	0	1	3	
										1	0	0	0	0	1	2	
										1	0	0	0	0	0	0	
										1	0	0	0	0	1	3	
										1	0	0	0	0	1	2	
										1	0	0	0	0	0	0	
										1	0	0	0	0	1	3	
										1	0	0	0	0	1	2	
										1	0	0	0	0	0	0	
										1	0	0	0	0	1	3	
										1	0	0	0	0	1	2	
										1	0	0	0	0	0	0	
										1	0	0	0	0	1	3	
										1	0	0	0	0	1	2	
										1	0	0	0	0	0	0	
										1	0	0	0	0	1	3	
										1	0	0	0	0	1	2	
										1	0	0	0	0	0	0	
										1	0	0	0	0	1	3	
										1	0	0	0	0	1	2	
										1	0	0	0	0	0	0	
										1	0	0	0	0	1	3	
										1	0	0	0	0	1	2	
										1	0	0	0	0	0	0	
										1	0	0	0	0	1	3	
										1	0	0	0	0	1	2	
										1	0	0	0	0	0	0	
										1	0	0	0	0	1	3	
										1	0	0	0	0	1	2	
										1	0	0	0	0	0	0	
										1	0	0	0	0	1	3	
										1	0	0	0	0	1	2	
										1	0	0	0	0	0	0	
										1	0	0	0	0	1	3	
										1	0	0	0	0	1	2	
										1	0	0	0	0	0	0	
										1	0	0	0	0	1	3	
										1	0	0	0	0	1	2	
										1	0	0	0	0	0	0	
										1	0	0	0	0	1	3	
										1	0	0	0	0	1	2	
										1	0	0	0	0	0	0	
										1	0	0	0	0	1	3	
										1	0	0	0	0	1	2	
										1	0	0	0	0	0	0	
										1	0	0	0	0	1	3	
										1	0	0	0	0	1	2	
										1	0	0	0	0	0	0	
										1	0	0	0	0	1	3	
										1	0	0	0	0	1	2	
										1	0	0	0	0	0	0	
										1	0	0	0	0	1	3	
										1	0	0	0	0	1	2	
										1	0	0	0	0	0	0	
										1	0	0	0	0	1	3	
										1	0	0	0	0	1	2	
										1	0	0	0	0	0	0	
										1	0	0	0	0	1	3	
										1	0	0	0	0	1	2	
										1	0	0	0	0	0	0	
										1	0	0	0	0	1	3	
										1	0	0	0	0	1	2	
										1	0	0	0	0	0	0	
										1	0	0	0	0	1	3	
										1	0	0	0	0	1	2	
										1	0	0	0	0	0	0	
										1	0	0	0	0	1	3	
										1	0	0	0	0	1	2	
										1	0	0	0	0	0	0	
										1	0	0	0	0	1	3	
										1	0	0	0	0	1	2	
										1	0	0	0	0	0	0	
										1	0	0	0	0	1	3	
										1	0	0	0	0	1	2	
										1	0	0	0	0	0	0	
										1	0	0	0	0	1	3	
										1	0	0	0	0	1	2	
										1	0	0	0	0	0	0	
										1	0	0	0	0	1	3	
										1	0	0	0	0	1	2	
										1	0	0	0	0	0	0	
										1	0	0	0	0	1	3	
										1	0	0	0	0	1	2	
										1	0	0	0	0	0	0	
										1	0	0	0	0	1	3	
										1	0	0	0	0	1	2	
				</													

Batter	1	2	3	4	5	6	7	8	9	AB	R	H	RBI	BB	SO	LOB	TOP										
3 Ian Kinsler, R OBP: 0.339, SLG: 0.473										4	0	1	0	0	0	2											
4 Cameron Maybin, R OBP: 0.387, SLG: 0.399										4	0	0	0	0	3	1											
24 Miguel Cabrera, R OBP: 0.389, SLG: 0.553										3	0	1	0	1	1	0											
41 Victor Martinez, S OBP: 0.349, SLG: 0.475										4	1	2	0	0	0	2											
28 J.D. Martinez, R OBP: 0.384, SLG: 0.570										3	1	1	0	1	1	0											
8 Justin Upton, R OBP: 0.288, SLG: 0.430										4	1	2	3	0	2	0											
34 James McCann, R OBP: 0.278, SLG: 0.368										3	1	1	0	1	1	2											
31 Casey McGehee, R OBP: 0.272, SLG: 0.250										3	0	1	0	0	1	1											
30 Jarrod Saltalamacchia, (R,PH) OBP: 0.304, SLG: 0.383										1	0	0	0	0	0	2											
1 Jose Iglesias, R OBP: 0.295, SLG: 0.325										3	0	1	1	0	0	0											
18 Tyler Collins, L OBP: 0.301, SLG: 0.382										1	0	0	0	0	1	2											
Inning Stats	R: 0 E: 0 K: 0 S: 6	H: 0 LOB: 0 BB: 0 P: 6	R: 3 E: 0 K: 0 S: 15	H: 4 LOB: 0 BB: 0 P: 22	R: 0 E: 0 K: 2 S: 12	H: 0 LOB: 0 BB: 0 P: 19	R: 0 E: 0 K: 1 S: 11	H: 1 LOB: 0 BB: 0 P: 14	R: 0 E: 0 K: 1 S: 8	H: 0 LOB: 0 BB: 0 P: 12	R: 0 E: 0 K: 1 S: 8	H: 1 LOB: 1 BB: 1 P: 17	R: 1 E: 0 K: 2 S: 15	H: 2 LOB: 2 BB: 1 P: 28	R: 0 E: 0 K: 1 S: 5	H: 1 LOB: 2 BB: 1 P: 9	R: 0 E: 0 K: 2 S: 10	H: 1 LOB: 2 BB: 1 P: 17	1B: 8 2B: 1 HR: 1	SF: 0 SAC: 0 HBP: 0	WP: 0 PB: 0 SB: 0 CS: 0	PA: 36					
PITCHER	IP	WLS	BF	H	R	ER	SO	BB	IBB	HBP	BLK	WP	HR	S	P	ERA	WHIP										
62 Jose Quintana, L ERA: 3.13	6.2		27	8	4	4	7	2	0	0	0	0	1	74	116	5.40	1.500										
54 Chris Beck, R ERA: 5.05	1.1	W	4	1	0	0	1	0	0	0	0	0	0	6	11	0.00	0.750										
30 David Robertson, R ERA: 3.68	1.0	S	5	1	0	0	2	1	0	0	0	0	0	10	17	0.00	2.000										

Detroit Tigers @ Chicago White Sox
U.S. Cellular Field, Chicago, IL
Wed Sep 07 2016, 2:50 PM - 6:08 PM EDT
Att: 13,078 - Cloudy - 90 F

AB 33
R 4
H 10
RBI 4
BB 3
SO 10
LOB 12



Batter	1	2	3	4	5	6	7	8	9	AB	R	H	RBI	BB	SO	LOB	BOTTOM										
1 Adam Eaton, L OBP: 0.359, SLG: 0.411										4	1	1	1	1	2												
12 Tim Anderson, R OBP: 0.305, SLG: 0.428										5	1	1	0	0	2	4											
53 Melky Cabrera, S OBP: 0.348, SLG: 0.444										4	0	2	2	1	0	0											
79 José Abreu, R OBP: 0.349, SLG: 0.482										4	1	3	1	0	0	3											
44 Justin Morneau, L OBP: 0.307, SLG: 0.445										4	0	2	1	0	0	2											
20 JB Shuck, L OBP: 0.250, SLG: 0.307										0	1	0	0	0	0	0											
21 Todd Frazier, R OBP: 0.297, SLG: 0.450										4	0	0	0	0	1	3											
26 Avisail García, R OBP: 0.306, SLG: 0.382										4	1	1	1	0	1	0											
38 Omar Narváez, L OBP: 0.449, SLG: 0.375										3	1	0	0	1	1	1											
18 Tyler Saladino, R OBP: 0.301, SLG: 0.401										4	1	3	1	0	0	0											
Inning Stats	R: 1 E: 0 K: 0 S: 10	H: 3 LOB: 1 BB: 0 P: 14	R: 0 E: 0 K: 1 S: 8	H: 0 LOB: 0 BB: 0 P: 15	R: 2 E: 0 K: 0 S: 11	H: 2 LOB: 1 BB: 1 P: 19	R: 0 E: 0 K: 2 S: 13	H: 1 LOB: 2 BB: 0 P: 18	R: 0 E: 0 K: 0 S: 11	H: 2 LOB: 2 BB: 0 P: 18	R: 0 E: 0 K: 1 S: 6	H: 0 LOB: 0 BB: 0 P: 7	R: 0 E: 0 K: 1 S: 8	H: 0 LOB: 0 BB: 0 P: 13	R: 4 E: 0 K: 1 S: 27	H: 5 LOB: 3 BB: 2 P: 46	R: 0 E: 0 K: 1 S: 10	H: 1 LOB: 2 BB: 1 P: 20	1B: 11 2B: 2 3B: 0 HR: 0	SF: 1 SAC: 0 DP: 0 HBP: 0	WP: 0 PB: 1 SB: 1 CS: 0	PA: 40					
PITCHER	IP	WLS	BF	H	R	ER	SO	BB	IBB	HBP	BLK	WP	HR	S	P	ERA	WHIP										
19 Anibal Sánchez, R ERA: 5.69	5.0		24	8	3	3	3	1	0	0	0	0	0	53	84	5.40	1.800										
43 Bruce Rondón, R ERA: 3.53	1.0		3	0	0	0	1	0	0	0	0	0	0	6	7	0.00	0.000										
30 Alex Wilson, R ERA: 2.9	1.0	H	3	0	0	0	1	0	0	0	0	0	0	8	13	0.00	0.000										
61 Shane Greene, R ERA: 5.75	0.1	L	4	3	4	4	0	0	0	0	0	0	0	10	14	108.00	9.000										
30 Justin Wilson, L ERA: 4.33	0.0		3	2	0	0	0	1	0	0	0	0	0	5	12	∞	∞										

Detroit Tigers @ Chicago White Sox
U.S. Cellular Field, Chicago, IL
Wed Sep 07 2016, 2:50 PM - 6:08 PM EDT
Att: 13,078 - Cloudy - 90 F

AB 36
R 7
H 13
RBI 7
BB 3
SO 6
LOB 15



Batter	1	2	3	4	5	6	7	8	9	AB	R	H	RBI	BB	SO	LOB	TOP																
10 Adam Jones, R (1, 8) OBP: 0.318, SLG: 0.459										3	1	2	1	1	0	0	<p>Baltimore Orioles @ Detroit Tigers Comerica Park, Detroit, MI Fri Sep 09 2016, 7:11 PM - 10:05 PM EDT Att: 32,140 - Partly Cloudy - 80 F</p> <p>livebaseballscorecards.com</p> <p>AB 31 R 3 H 5 RBI 3 BB 1 SO 7 LOB 9</p>																
6 Jonathan Schoop, R (1, 4) OBP: 0.308, SLG: 0.468										4	1	1	2	0	1	3																	
13 Manny Machado, R (1, 5) OBP: 0.355, SLG: 0.560										4	0	0	0	0	1	3																	
19 Chris Davis, L (1, 3) OBP: 0.340, SLG: 0.483										3	0	0	0	0	2	1																	
45 Mark Trumbo, R (1, 9) OBP: 0.317, SLG: 0.528										4	0	0	0	0	0	1																	
32 Matt Wieters, S (1, 2) OBP: 0.297, SLG: 0.388										4	0	0	0	0	0	0																	
24 Pedro Alvarez, L (1, 10) OBP: 0.320, SLG: 0.511										3	0	1	0	0	2	0																	
2 J.J. Hardy, R (1, 6) OBP: 0.295, SLG: 0.401										3	0	0	0	0	0	1																	
25 Hyun Soo Kim, L (1, 7) OBP: 0.385, SLG: 0.424										3	0	1	0	0	1	0																	
1 Michael Bourn, L (8, PR) OBP: 0.309, SLG: 0.373										0	1	0	0	0	0	0																	
Inning Stats	R: 0 E: 0 K: 0 S: 7	H: 0 LOB: 0 BB: 0 P: 10	R: 0 E: 0 K: 0 S: 6	H: 0 LOB: 0 BB: 0 P: 9	R: 0 E: 0 K: 1 S: 9	H: 0 LOB: 0 BB: 0 P: 14	R: 0 E: 0 K: 1 S: 13	H: 1 LOB: 1 BB: 0 P: 18	R: 0 E: 0 K: 2 S: 10	H: 1 LOB: 1 BB: 0 P: 19	R: 2 E: 0 K: 2 S: 13	H: 1 LOB: 0 BB: 1 P: 21	R: 0 E: 0 K: 1 S: 8	H: 0 LOB: 0 BB: 0 P: 12	R: 1 E: 0 K: 2 S: 11	H: 2 LOB: 2 BB: 0 P: 17	R: 0 E: 0 K: 0 S: 8	H: 0 LOB: 0 BB: 0 P: 15	1B: 2 2B: 2 3B: 0 HR: 1	SF: 0 SAC: 0 DP: 1 HBP: 1	WP: 0 PB: 0 SB: 0 CS: 0	PA: 33											
PITCHER	IP WLS BF H R ER SO BB IBB HBP BLK WP HR S P ERA WHIP																																
32 Michael Fulmer, R (1, 1) ERA: 2.76	7.0	25	3	2	2	5	1	0	1	0	0	0	1	66	103	2.57	0.571																
30 Alex Wilson, R (8, 1) ERA: 3.0	1.0	W	5	2	1	1	2	0	0	0	0	0	0	11	17	9.00	2.000																
57 Francisco Rodriguez, R (9, 1) ERA: 2.75	1.0	S	3	0	0	0	0	0	0	0	0	0	0	8	15	0.00	0.000																

Batter	1	2	3	4	5	6	7	8	9	AB	R	H	RBI	BB	SO	LOB	BOTTOM																
3 Ian Kinsler, R (1, 4) OBP: 0.341, SLG: 0.474										4	1	2	0	0	1	0	<p>Baltimore Orioles @ Detroit Tigers Comerica Park, Detroit, MI Fri Sep 09 2016, 7:11 PM - 10:05 PM EDT Att: 32,140 - Partly Cloudy - 80 F</p> <p>livebaseballscorecards.com</p> <p>AB 30 R 4 H 9 RBI 4 BB 3 SO 10 LOB 20</p>																
4 Cameron Maybin, R (1, 8) OBP: 0.388, SLG: 0.401										4	0	2	0	0	1	2																	
24 Miguel Cabrera, R (1, 3) OBP: 0.388, SLG: 0.549										3	0	0	0	1	3	3																	
41 Victor Martinez, S (1, 10) OBP: 0.349, SLG: 0.479										4	1	1	1	0	1	5																	
28 J.D. Martinez, R (1, 9) OBP: 0.390, SLG: 0.573										3	1	3	2	1	0	0																	
8 Justin Upton, R (1, 7) OBP: 0.285, SLG: 0.426										4	0	0	0	0	3	5																	
34 James McCann, R (1, 2) OBP: 0.278, SLG: 0.364										3	0	0	0	1	0	2																	
15 Erick Aybar, S (1, 5) OBP: 0.295, SLG: 0.320										3	0	1	1	0	1	1																	
17 Andrew Romine, S (9, 5) OBP: 0.305, SLG: 0.393										0	0	0	0	0	0	0																	
1 Jose Iglesias, R (1, 6) OBP: 0.295, SLG: 0.323										2	1	0	0	0	0	2																	
Inning Stats	R: 0 E: 0 K: 1 S: 7	H: 0 LOB: 0 BB: 0 P: 13	R: 1 E: 0 K: 0 S: 12	H: 2 LOB: 2 BB: 1 P: 21	R: 0 E: 0 K: 1 S: 12	H: 2 LOB: 1 BB: 0 P: 21	R: 0 E: 0 K: 1 S: 16	H: 1 LOB: 1 BB: 0 P: 20	R: 2 E: 0 K: 3 S: 17	H: 2 LOB: 2 BB: 1 P: 29	R: 0 E: 0 K: 1 S: 7	H: 0 LOB: 0 BB: 0 P: 10	R: 0 E: 0 K: 2 S: 13	H: 1 LOB: 0 BB: 0 P: 17	R: 1 E: 0 K: 1 S: 9	H: 1 LOB: 0 BB: 1 P: 16	R: 0 E: 0 K: 0 S: 8	H: 0 LOB: 0 BB: 0 P: 15	1B: 7 2B: 2 3B: 0 HR: 1	SF: 0 SAC: 0 DP: 2 HBP: 1	WP: 0 PB: 0 SB: 1 CS: 1	PA: 34											
PITCHER	IP WLS BF H R ER SO BB IBB HBP BLK WP HR S P ERA WHIP																																
39 Kevin Gausman, R (1, 1) ERA: 3.61	6.0	27	7	3	3	7	1	1	0	0	0	0	0	71	114	4.50	1.333																
60 Mychal Givens, R (7, 1) ERA: 3.55	1.0	3	1	0	0	2	0	0	0	0	0	13	17	0.00	1.000																		
35 Brad Brach, R (8, 1) ERA: 1.81	1.0	L	4	1	1	1	1	0	0	0	1	9	16	9.00	2.000																		

Batter	1	2	3	4	5	6	7	8	9	AB	R	H	RBI	BB	SO	LOB	TOP							
10 Adam Jones, R OBP: 0.322, SLG: 0.467 14 Nolan Reimold, R OBP: 0.306, SLG: 0.359										4	1	3	2	1	0	0	<p>Baltimore Orioles @ Detroit Tigers Comerica Park, Detroit, MI Sat Sep 10 2016, 7:22 PM - 10:26 PM EDT Att: 36,634 - Overcast - 71 F</p>							
6 Jonathan Schoop, R OBP: 0.305, SLG: 0.464										5	0	0	0	0	3	5								
13 Manny Machado, R OBP: 0.357, SLG: 0.558										3	2	1	0	2	0	1								
19 Chris Davis, L OBP: 0.341, SLG: 0.489 18 Drew Stubbs, R OBP: 0.347, SLG: 0.490										3	1	1	2	1	1	3								
45 Mark Trumbo, R OBP: 0.316, SLG: 0.528 1 Michael Bourn, L OBP: 0.309, SLG: 0.372										4	0	1	1	0	2	2								
28 Steve Pearce, R OBP: 0.378, SLG: 0.498										5	1	1	0	0	0	2								
24 Pedro Alvarez, L OBP: 0.321, SLG: 0.506										3	2	0	0	2	2	2								
32 Matt Wieters, S OBP: 0.301, SLG: 0.405										4	3	2	5	1	1	2								
2 J.J. Hardy, R OBP: 0.297, SLG: 0.402 3 Ryan Flaherty, L OBP: 0.300, SLG: 0.329										4	1	2	0	0	0	0								
Inning Stats	R: 3 H: 2 E: 0 K: 0 S: 12	H: 2 LOB: 0 BB: 1 P: 23	R: 3 H: 2 E: 0 K: 3 S: 20	H: 2 LOB: 2 BB: 3 P: 36	R: 1 H: 2 E: 0 K: 1 S: 15	H: 2 LOB: 2 BB: 1 P: 25	R: 1 H: 2 E: 0 K: 1 S: 13	H: 1 LOB: 1 BB: 1 P: 26	R: 0 H: 1 E: 0 K: 1 S: 10	H: 2 LOB: 0 BB: 1 P: 13	R: 3 H: 2 E: 0 K: 1 S: 15	H: 2 LOB: 0 BB: 2 P: 22	R: 0 H: 0 E: 0 K: 0 S: 9	H: 0 LOB: 0 BB: 0 P: 15	R: 0 H: 0 E: 0 K: 0 S: 8	H: 0 LOB: 0 BB: 0 P: 12		R: 0 H: 1 E: 0 K: 2 S: 9	H: 1 LOB: 1 BB: 0 P: 17	1B: 6 2B: 2 3B: 0 HR: 4	SF: 0 SAC: 0 DP: 0 HBP: 0	WP: 1 PB: 0 SB: 0 CS: 0	PA: 46	
PITCHER	IP: 1.0 WLS: 1 BF: 10 ERA: 4.94	WLS: 0 BF: 10 ERA: 4.91	H: 4 R: 1 ER: 1 SO: 4	H: 4 R: 1 ER: 1 SO: 4	BB: 3 IBB: 0 HBP: 0 BLK: 0	BB: 2 IBB: 0 HBP: 0 BLK: 0	WP: 0 HR: 3 S: 22 P: 42	ERA: 54.00 WHIP: 7.000	IP: 1.0 WLS: 1 BF: 4 ERA: 0.00	WLS: 0 BF: 4 ERA: 0.00	H: 1 R: 0 ER: 0 SO: 2	H: 0 R: 0 ER: 0 SO: 2	BB: 0 IBB: 0 HBP: 0 BLK: 0	BB: 0 IBB: 0 HBP: 0 BLK: 0	WP: 0 HR: 0 S: 9 P: 17	ERA: 0.00 WHIP: 1.000								

Batter	1	2	3	4	5	6	7	8	9	AB	R	H	RBI	BB	SO	LOB	BOTTOM						
3 Ian Kinsler, R OBP: 0.339, SLG: 0.471 17 Andrew Romine, S OBP: 0.309, SLG: 0.306										3	0	0	0	0	0	0	<p>Baltimore Orioles @ Detroit Tigers Comerica Park, Detroit, MI Sat Sep 10 2016, 7:22 PM - 10:26 PM EDT Att: 36,634 - Overcast - 71 F</p>						
4 Cameron Maybin, R OBP: 0.388, SLG: 0.400 40 JaCoby Jones, R OBP: 0.222, SLG: 0.389										3	1	1	0	0	1	0							
24 Miguel Cabrera, R OBP: 0.397, SLG: 0.547 55 John Hicks, R OBP: 0.500, SLG: 1.000										2	0	0	0	1	0	0							
41 Victor Martinez, S OBP: 0.349, SLG: 0.480 34 James McCann, R OBP: 0.290, SLG: 0.396										3	1	1	0	0	0	2							
28 J.D. Martinez, R OBP: 0.392, SLG: 0.574 33 Steven Moya, L OBP: 0.292, SLG: 0.511										3	0	2	1	0	0	0							
8 Justin Upton, R OBP: 0.286, SLG: 0.425 18 Tyler Collins, L OBP: 0.307, SLG: 0.387										2	0	0	0	1	0	2							
39 Jarrod Saltalamacchia, R OBP: 0.299, SLG: 0.376										4	0	0	0	0	2	5							
15 Erick Aybar, S OBP: 0.294, SLG: 0.318 31 Casey McGehee, R OBP: 0.266, SLG: 0.244										2	0	0	1	0	0	2							
1 Jose Iglesias, R OBP: 0.294, SLG: 0.322 49 Dixon Machado, R OBP: 0.333, SLG: 0.111										0	0	0	0	2	0	0							
Inning Stats	R: 1 H: 2 E: 0 K: 0 S: 13	H: 0 LOB: 2 BB: 1 P: 24	R: 0 H: 0 E: 0 K: 0 S: 7	H: 0 LOB: 0 BB: 0 P: 10	R: 0 H: 0 E: 0 K: 1 S: 6	H: 0 LOB: 0 BB: 0 P: 10	R: 1 H: 2 E: 0 K: 1 S: 15	H: 2 LOB: 2 BB: 1 P: 23	R: 0 H: 0 E: 0 K: 0 S: 7	H: 0 LOB: 0 BB: 0 P: 9	R: 0 H: 0 E: 0 K: 0 S: 9	H: 0 LOB: 0 BB: 0 P: 11	R: 0 H: 0 E: 0 K: 2 S: 11	H: 0 LOB: 1 BB: 1 P: 19	R: 1 H: 3 E: 0 K: 1 S: 15	H: 3 LOB: 2 BB: 0 P: 21		R: 0 H: 1 E: 0 K: 1 S: 15	H: 1 LOB: 2 BB: 1 P: 23	1B: 6 2B: 2 3B: 0 HR: 0	SF: 0 SAC: 0 DP: 0 HBP: 0	WP: 0 PB: 0 SB: 1 CS: 0	PA: 39
PITCHER	IP: 7.0 WLS: 7 BF: 28 ERA: 5.98	WLS: 2 BF: 6 ERA: 5.42	H: 4 R: 2 ER: 2 SO: 4	H: 2 R: 2 ER: 2 SO: 4	BB: 3 IBB: 0 HBP: 0 BLK: 0	BB: 0 IBB: 0 HBP: 0 BLK: 0	WP: 0 HR: 0 S: 15 P: 21	ERA: 9.00 WHIP: 3.000	IP: 1.0 WLS: 1 BF: 5 ERA: 0.64	WLS: 0 BF: 5 ERA: 0.64	H: 1 R: 0 ER: 0 SO: 1	H: 0 R: 0 ER: 0 SO: 1	BB: 1 IBB: 0 HBP: 0 BLK: 0	BB: 1 IBB: 0 HBP: 0 BLK: 0	WP: 0 HR: 0 S: 15 P: 23	ERA: 0.00 WHIP: 2.000							

Batter	1	2	3	4	5	6	7	8	9	AB	R	H	RBI	BB	SO	LOB	TOP										
10 Adam Jones, R OBP: 0.322, SLG: 0.466	G6-3		L7		1B		SH1-3 BB		G6-3	4	0	1	0	1	0	1	Baltimore Orioles @ Detroit Tigers Comerica Park, Detroit, MI Sun Sep 11 2016, 1:11 PM - 4:34 PM EDT Att: 33,069 - Sunny - 67 F										
1 Michael Bourn, L OBP: 0.311, SLG: 0.381	K		HR		BB		SH1-3			2	1	1	2	1	1	0											
13 Manny Machado, R OBP: 0.358, SLG: 0.561	3B		45 PO 19 BB		F4		F7			4	0	2	0	0	0	3											
19 Chris Davis, L OBP: 0.340, SLG: 0.486	K				K		K			3	0	0	0	1	3	4											
45 Mark Trumbo, R OBP: 0.314, SLG: 0.524	G6-3		PO		F8		F9			4	0	0	0	0	1	2											
6 Jonathan Schoop, R OBP: 0.355, SLG: 0.468	K		HR		K		G4-3			4	1	1	1	0	2	0											
25 Hyun Soo Kim, L OBP: 0.365, SLG: 0.421	P2		K		BB		F9			2	0	0	0	1	1	0											
18 Drew Stubbs, R OBP: 0.342, SLG: 0.394			K		BB		F9			1	0	0	0	0	0	0											
2 J.J. Hardy, R OBP: 0.302, SLG: 0.407			F8		2B		BB			3	0	2	0	1	0	0											
36 Caleb Joseph, R OBP: 0.229, SLG: 0.210	HR		2B		K		F8		G6-4-3	4	1	1	0	0	1	3											
Inning Stats	R: 0 H: 1 E: 0 K: 2 S: 9	H: 1 LOB: 1 BB: 0 P: 13	R: 0 H: 0 E: 0 K: 1 S: 7	H: 0 LOB: 0 BB: 0 P: 11	R: 2 H: 3 E: 0 K: 0 S: 19	H: 3 LOB: 1 BB: 1 P: 33	R: 1 H: 2 E: 0 K: 3 S: 15	H: 2 LOB: 1 BB: 0 P: 23	R: 0 H: 1 E: 0 K: 1 S: 15	H: 1 LOB: 2 BB: 2 P: 15	R: 0 H: 0 E: 0 K: 1 S: 7	H: 0 LOB: 1 BB: 2 P: 15	R: 0 H: 0 E: 0 K: 1 S: 10	H: 0 LOB: 1 BB: 1 P: 19	R: 0 H: 0 E: 0 K: 0 S: 7	H: 0 LOB: 0 BB: 0 P: 14	R: 0 H: 1 E: 0 K: 0 S: 8	H: 1 LOB: 0 BB: 0 P: 12	1B: 3 2B: 2 3B: 1 HR: 2	SF: 0 SAC: 1 DP: 1 HBP: 0	WP: 0 PB: 0 SB: 0 CS: 1	PA: 38					
PITCHER	IP	WLS	BF	H	R	ER	SO	BB	IBB	HBP	BLK	WP	HR	S	P	ERA	WHIP										
35 Justin Verlander, R ERA: 3.33	5.0	L	23	7	3	3	7	2	0	0	0	0	2	65	104	5.40	1.800										
43 Bruce Rondon, R ERA: 3.21	1.0		4	0	0	0	1	2	0	0	0	0	0	7	15	0.00	2.000										
61 Shane Greene, R ERA: 5.64	1.0		4	0	0	0	1	1	0	0	0	0	0	10	19	0.00	1.000										
38 Justin Wilson, L ERA: 4.25	1.0		3	0	0	0	0	0	0	0	0	0	0	7	14	0.00	0.000										
30 Alex Wilson, R ERA: 2.96	1.0		3	1	0	0	0	0	0	0	0	0	0	8	12	0.00	1.000										

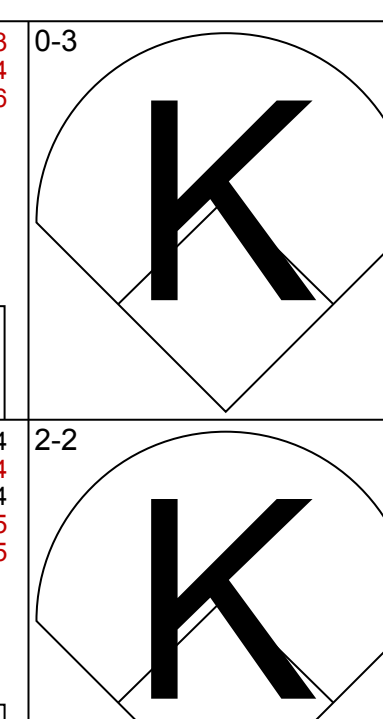
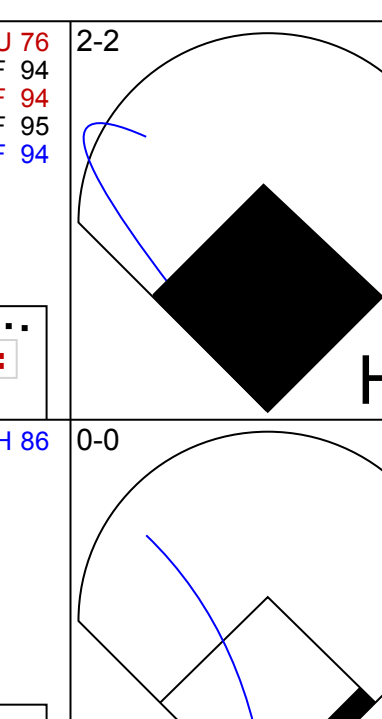
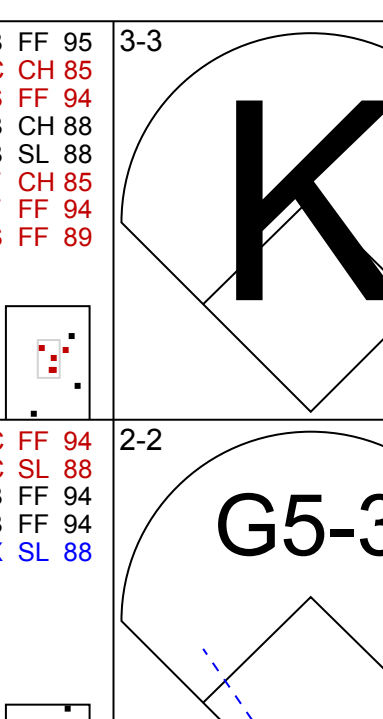
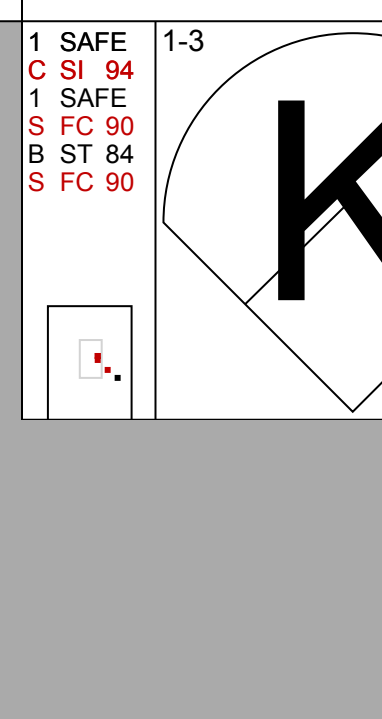
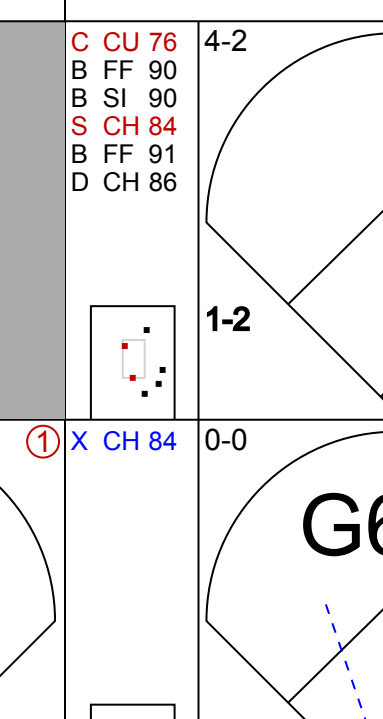
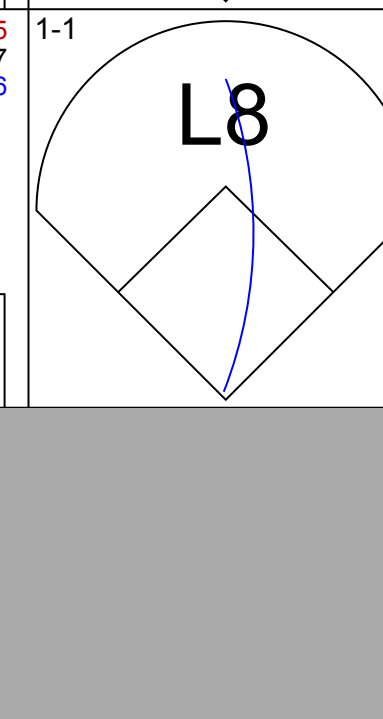
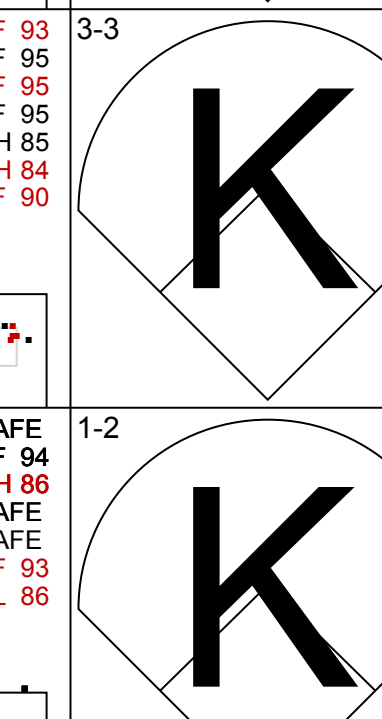

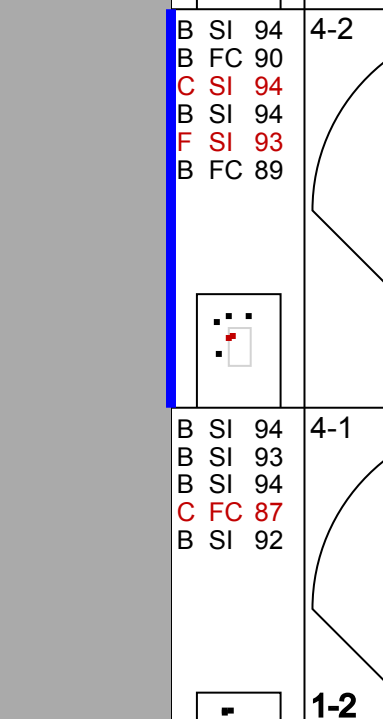
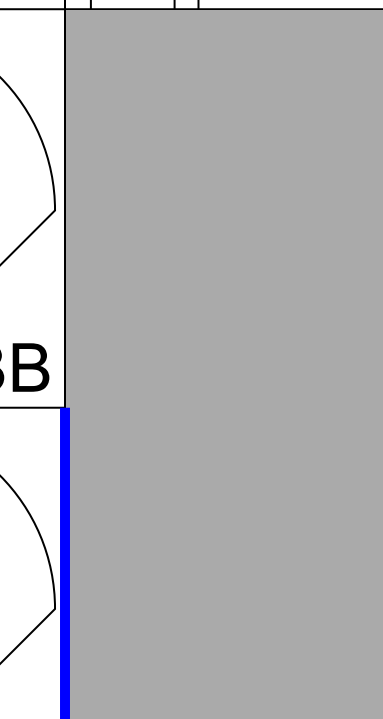



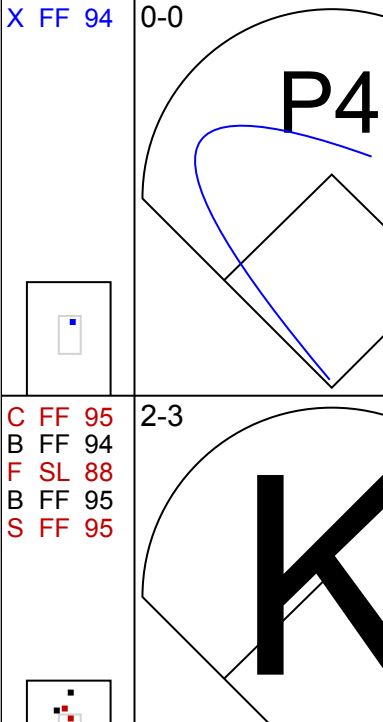
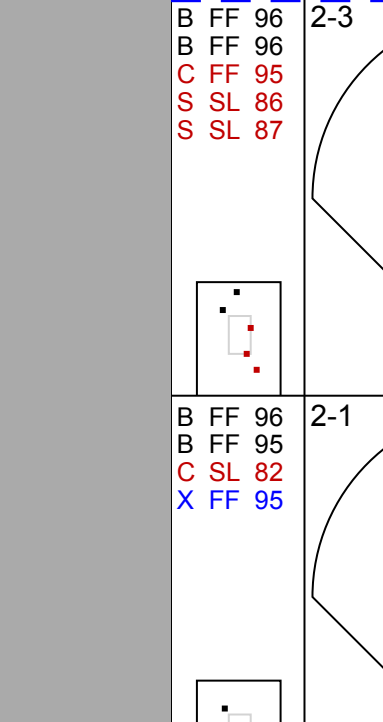
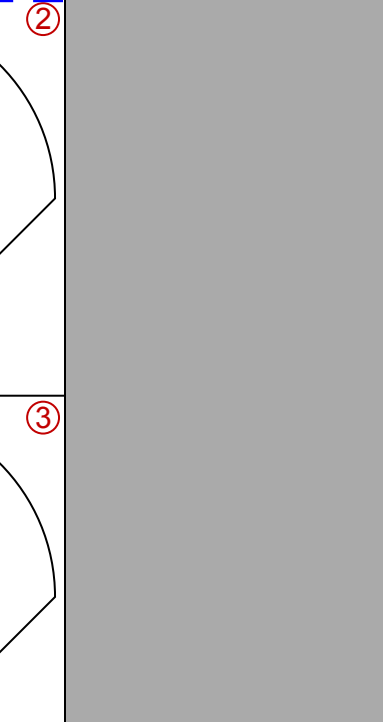
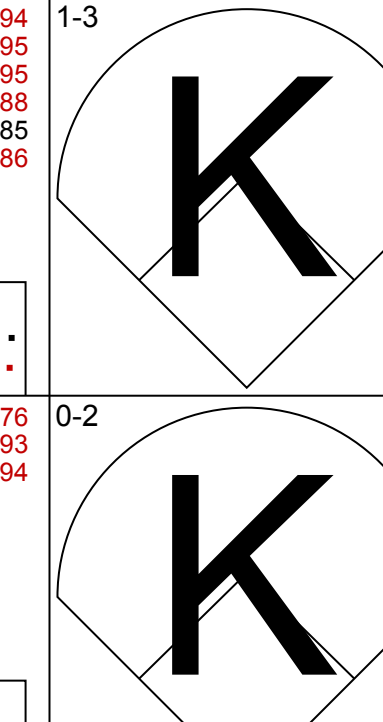


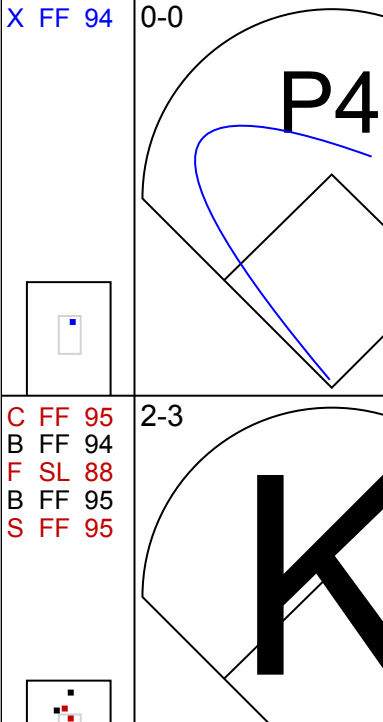
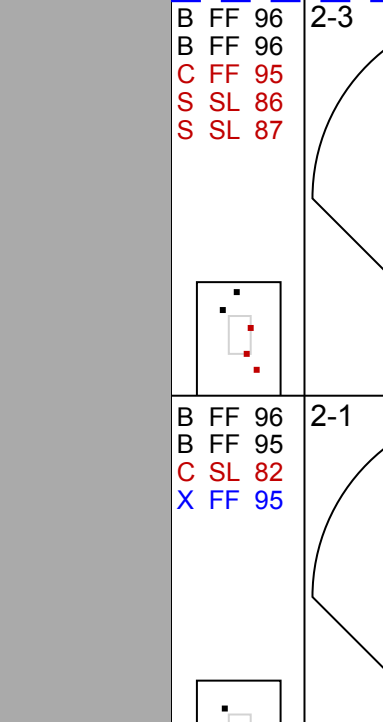
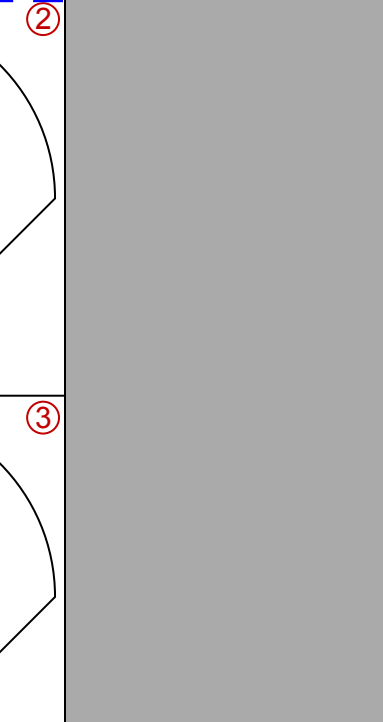



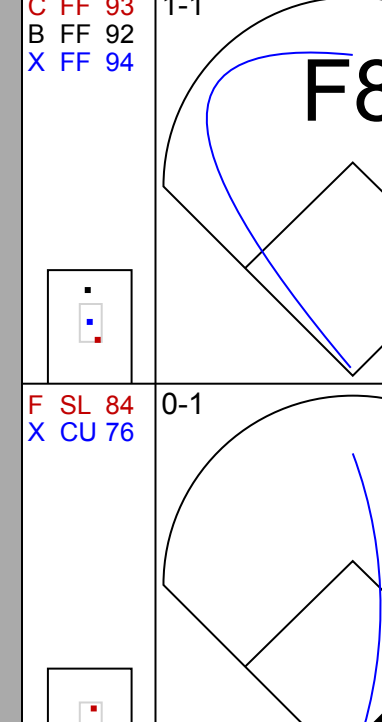
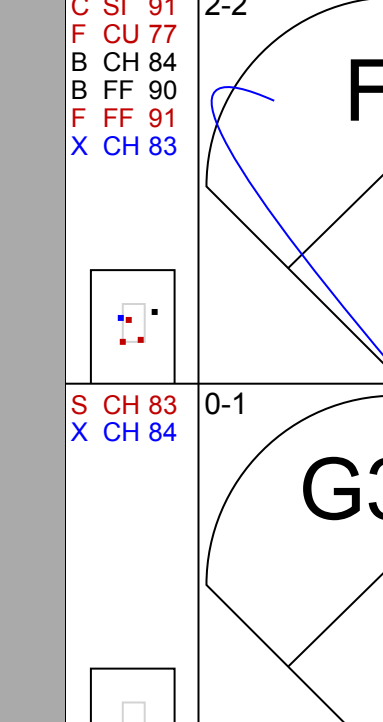
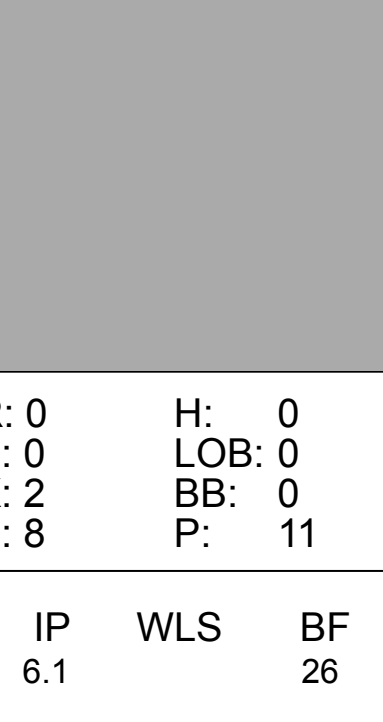
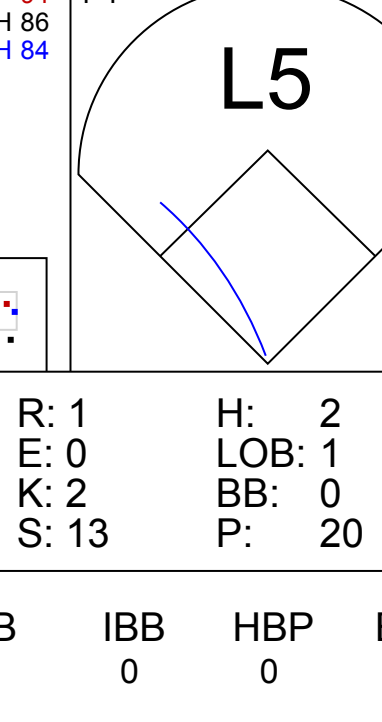
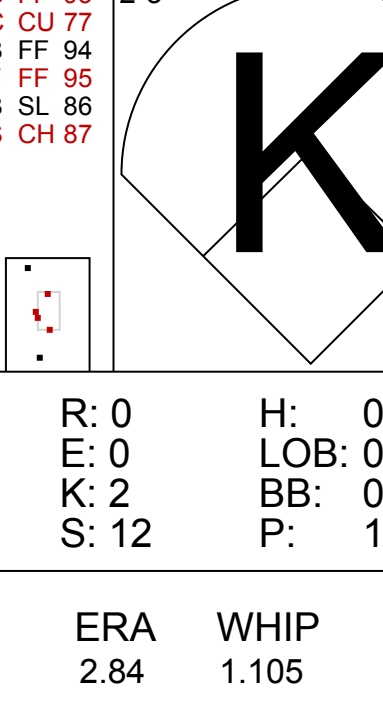
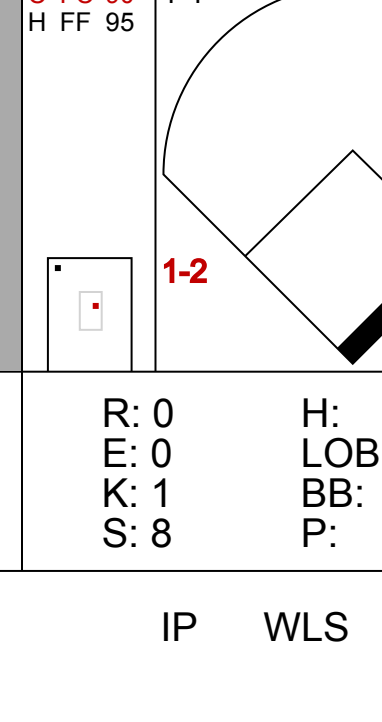
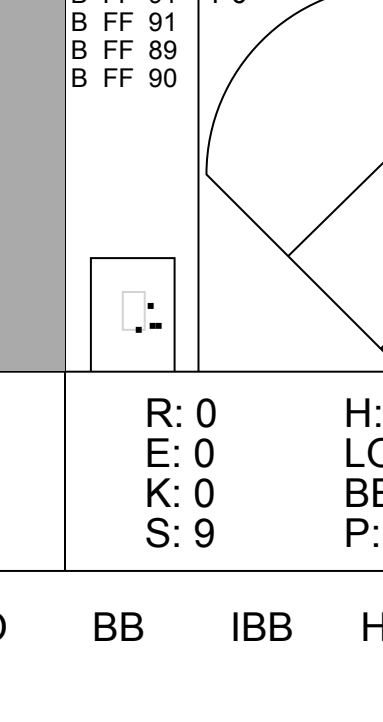
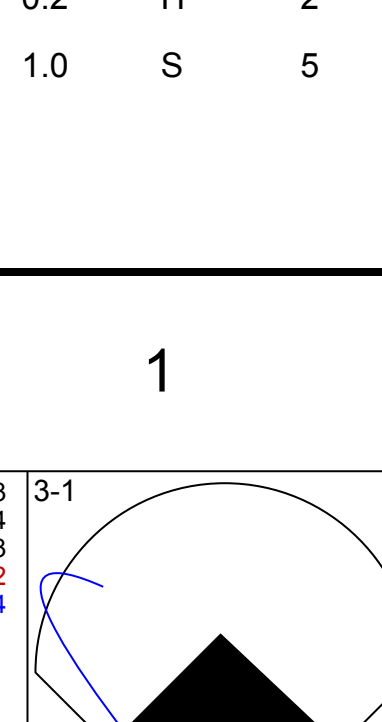
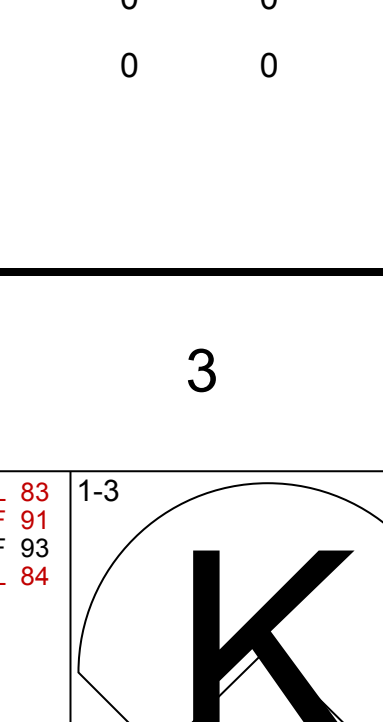
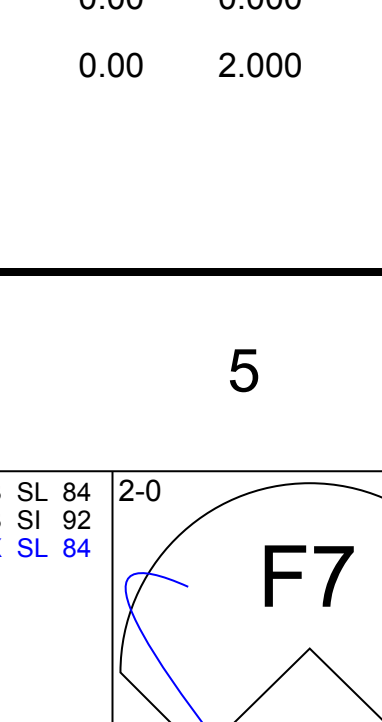
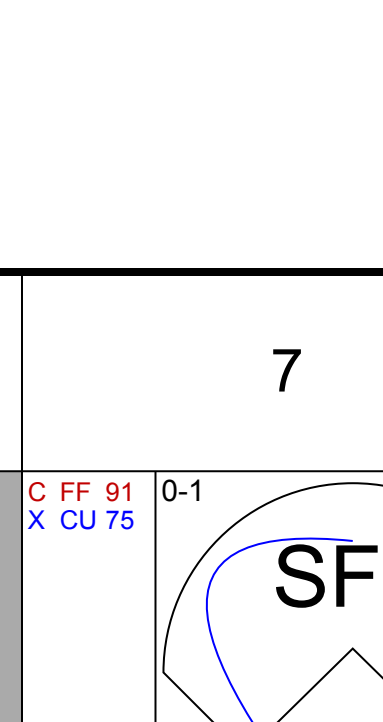
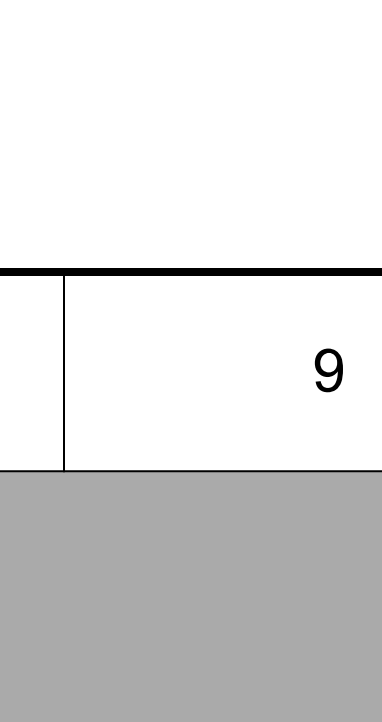
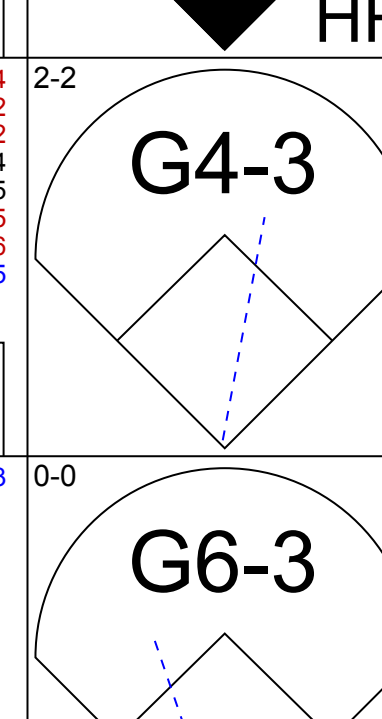
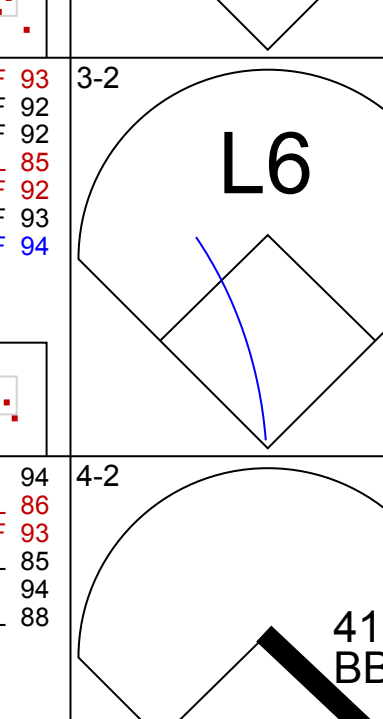
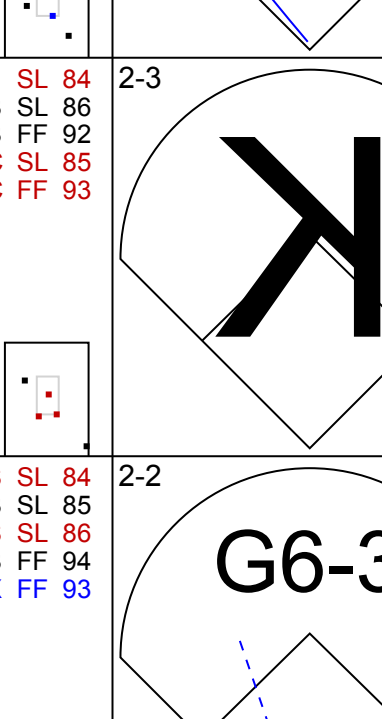
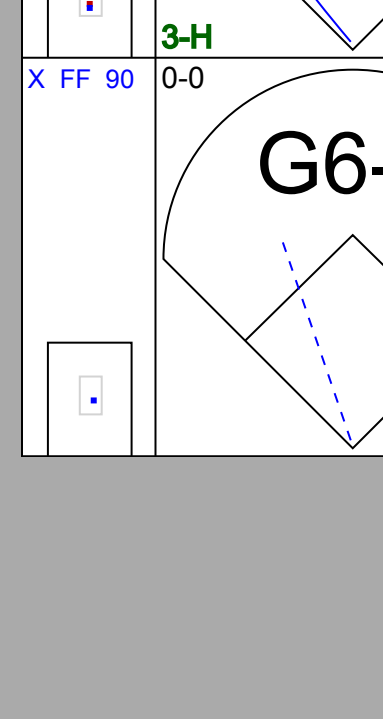

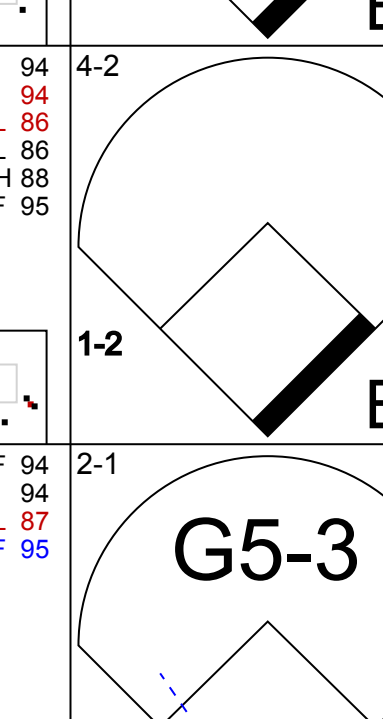


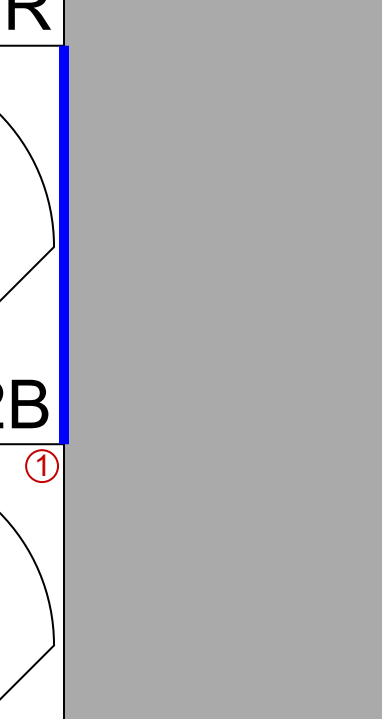
Batter	1	2	3	4	5	6	7	8	9	AB	R	H	RBI	BB	SO	LOB	BOTTOM										
3 Ian Kinsler, R OBP: 0.338, SLG: 0.469	P3		G5-3		1B				P4	4	0	1	1	0	0	2	Baltimore Orioles @ Detroit Tigers Comerica Park, Detroit, MI Sun Sep 11 2016, 1:11 PM - 4:34 PM EDT Att: 33,069 - Sunny - 67 F										
4 Cameron Maybin, R OBP: 0.385, SLG: 0.403	2B		F8		G4-3				BB	3	0	1	0	1	0	3											
24 Miguel Cabrera, R OBP: 0.385, SLG: 0.543	K		G5-3		P3				G6-4-3	4	0	0	0	0	1	3											
41 Victor Martinez, S OBP: 0.346, SLG: 0.476	G4-3		P5		K				G6-3	4	0	0	0	0	1	1											
28 J.D. Martinez, R OBP: 0.391, SLG: 0.570	G6-3		F9		L7				BB	3	0	0	0	1	0	0											
8 Justin Upton, R OBP: 0.297, SLG: 0.424	K		BB		K				1B	3	1	1	0	1	2	0											
34 James McCann, R OBP: 0.276, SLG: 0.361	F9		F8		P3				K	4	0	0	0	0	1	3											
15 Erick Aybar, S OBP: 0.294, SLG: 0.321			2B		K				G6-3	3	0	1	0	0	1	1											
31 Casey McGehee, R(9, PH) OBP: 0.293, SLG: 0.242			BB		K				G6-3	1	0	0	0	0	0	2											
1 Jose Iglesias, R OBP: 0.296, SLG: 0.323	L8		1B		BB				HBP	2	0	1	0	0	0	1											
Inning Stats	R: 0 H: 1 E: 0 K: 1 S: 9	H: 0 LOB: 0 BB: 0 P: 17	R: 0 H: 0 E: 0 K: 1 S: 15	H: 0 LOB: 0 BB: 0 P: 20	R: 0 H: 1 E: 0 K: 0 S: 9	H: 1 LOB: 0 BB: 0 P: 15	R: 0 H: 0 E: 0 K: 0 S: 9	H: 0 LOB: 0 BB: 0 P: 15	R: 0 H: 0 E: 0 K: 1 S: 11	H: 0 LOB: 0 BB: 0 P: 16	R: 0 H: 0 E: 0 K: 1 S: 10	H: 0 LOB: 0 BB: 0 P: 16	R: 0 H: 0 E: 0 K: 0 S: 8	H: 0 LOB: 1 BB: 1 P: 15	R: 0 H: 1 E: 0 K: 1 S: 9	H: 1 LOB: 2 BB: 1 P: 16	1B: 3 2B: 2 3B: 0 HR: 0	SF: 0 SAC: 0 DP: 1 HBP: 1	WP: 0 PB: 0 SB: 0 CS: 0	PA: 35							
PITCHER	IP	WLS	BF	H	R	ER	SO	BB	IBB	HBP	BLK	WP	HR	S	P	ERA	WHIP										
30 Chris Tillman, R ERA: 3.88	6.0	W	23	4	1	1	4	1	0	0	0	0	0	65	105	1.50	0.833										
35 Brad Brach, R ERA: 1.79	1.0	H	3	0	0	0	1	0	0	0	0	0	0	10	16	0.00	0.000										
60 Mychal Givens, R ERA: 3.49	1.0	H	4	0	0	0	0	1	0	1	0	0	0	8	15	0.00	1.000										
53 Zack Britton, L ERA: 0.63	1.0	S	5	1	0	0	1	1	0	0	0	0	0	9	16	0.00	2.000										

AB 31
R 3
H 8
RBI 3
BB 5
SO 9
LOB 13



AB 31
R 1
H 5
RBI 1
BB 3
SO 6
LOB 16

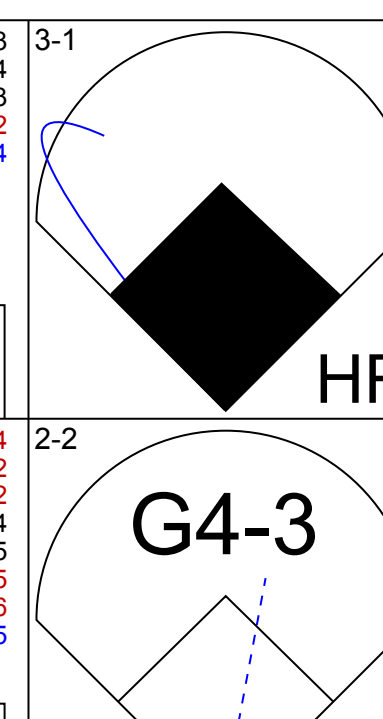
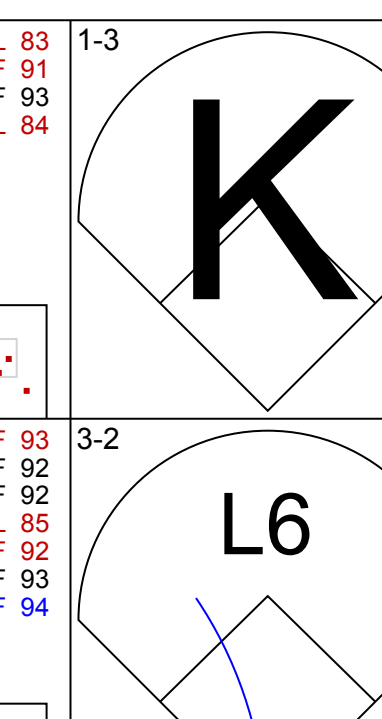
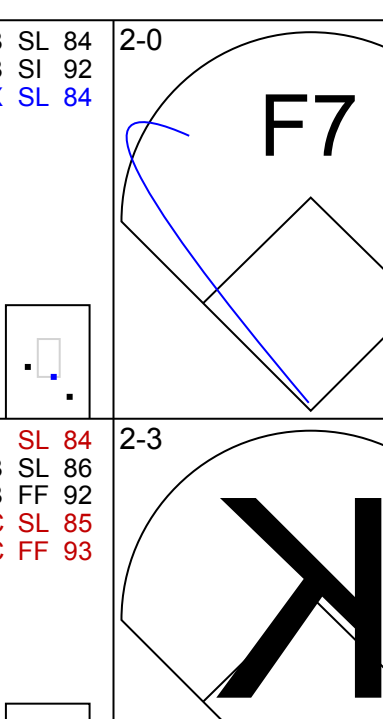
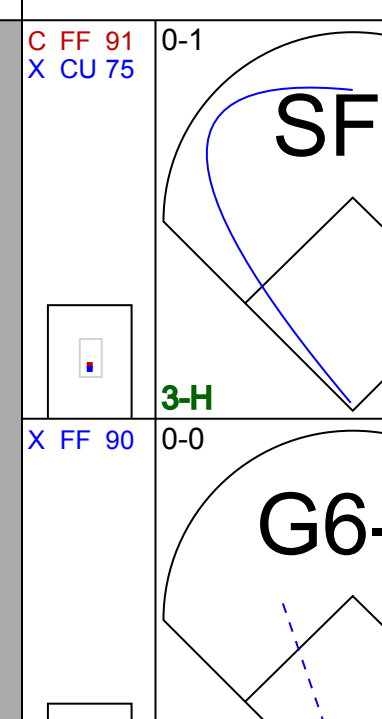
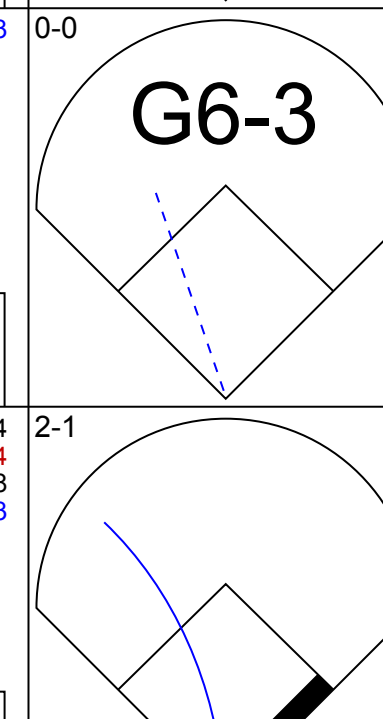
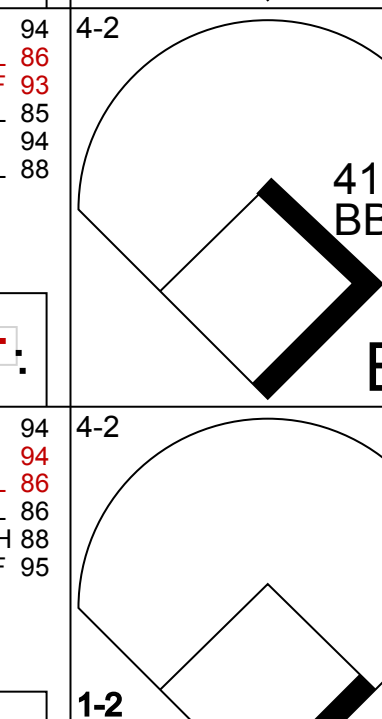
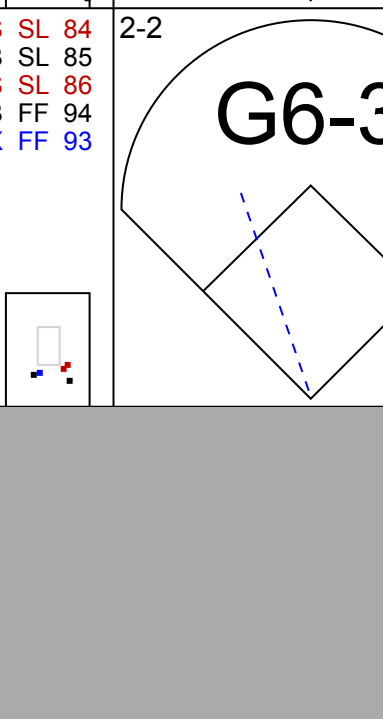

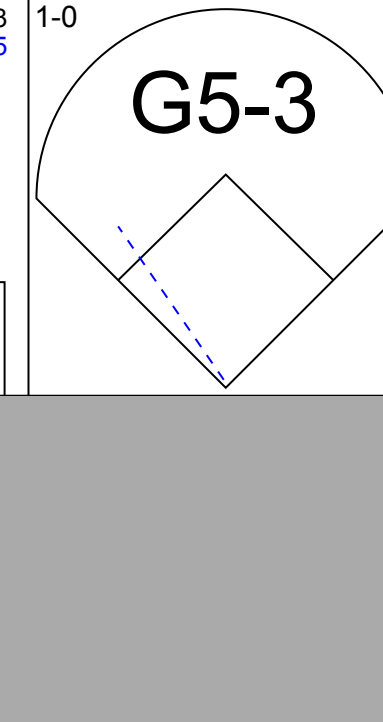
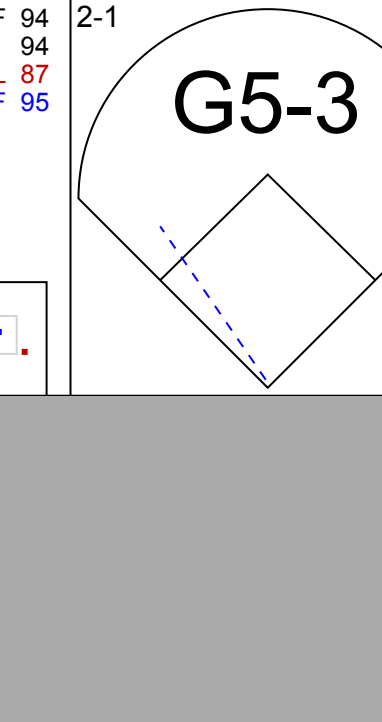

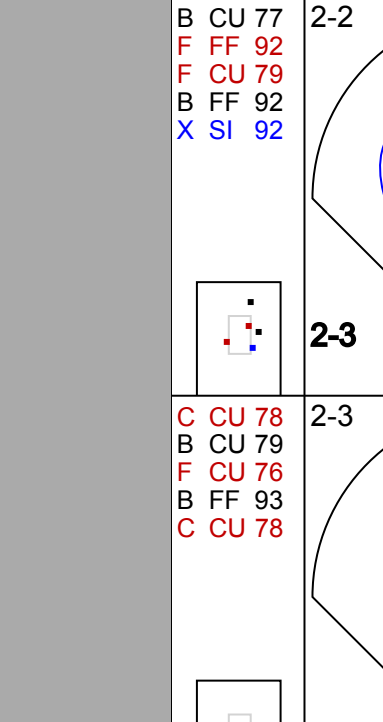



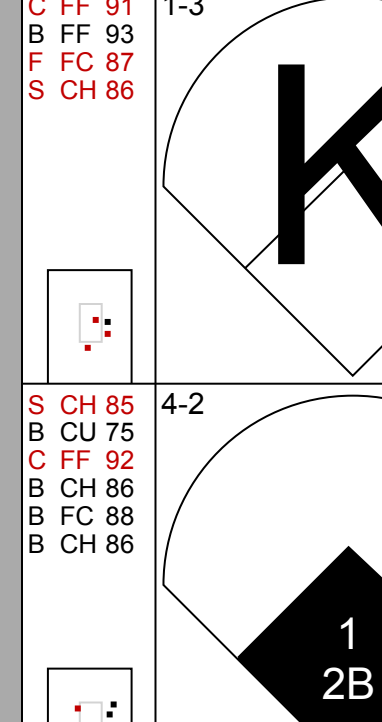


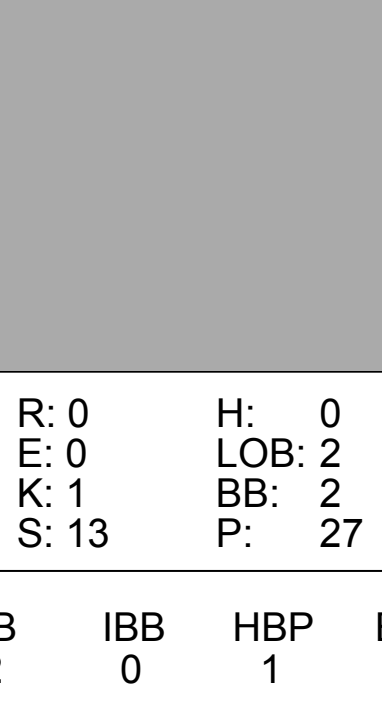
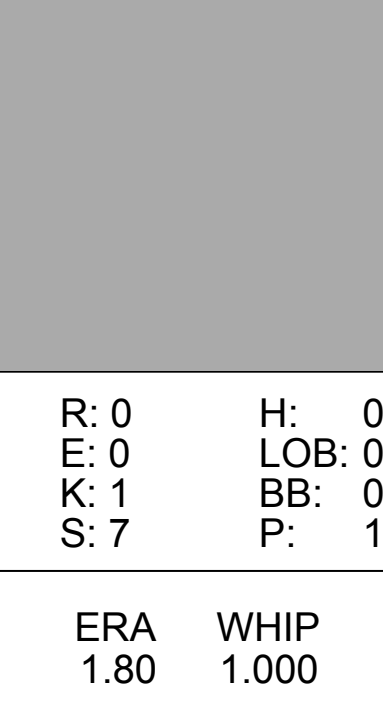
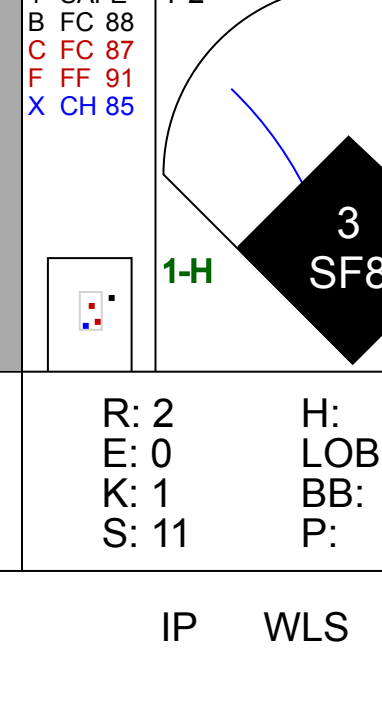







Batter	1	2	3	4	5	6	7	8	9	AB	R	H	RBI	BB	SO	LOB	TOP			
2 Brian Dozier, R OBP: 0.348, SLG: 0.574										4	1	1	1	1	3	1				
36 Robbie Grossman, S OBP: 0.385, SLG: 0.445										5	0	1	0	0	2	2				
22 Miguel Sano, R 11 Jorge Polanco, S OBP: 0.337, SLG: 0.412										3	0	0	0	0	2	1				
19 Kennys Vargas, S 30 James Beresford, L OBP: 0.290, SLG: 0.375										2	0	1	0	2	1	1				
8 Kurt Suzuki, R OBP: 0.313, SLG: 0.417										4	1	1	1	0	2	4				
26 Max Kepler, L OBP: 0.314, SLG: 0.442										4	0	0	0	0	2	4				
5 Eduardo Escobar, S OBP: 0.294, SLG: 0.366										3	0	0	0	1	0	0				
20 Eddie Rosario, L OBP: 0.291, SLG: 0.414										4	0	1	0	0	1	2				
25 Byron Buxton, R OBP: 0.279, SLG: 0.407										2	0	0	0	1	1	0				
Inning Stats	R: 0 E: 0 K: 2 S: 8	H: 0 LOB: 0 BB: 0 P: 11	R: 0 E: 0 K: 3 S: 15	H: 1 LOB: 2 BB: 1 P: 20	R: 1 E: 0 K: 2 S: 13	H: 2 LOB: 1 BB: 0 P: 20	R: 1 E: 0 K: 0 S: 9	H: 1 LOB: 0 BB: 0 P: 14	R: 0 E: 0 K: 2 S: 12	H: 0 LOB: 1 BB: 1 P: 17	R: 0 E: 0 K: 1 S: 8	H: 1 LOB: 0 BB: 0 P: 11	R: 0 E: 0 K: 2 S: 12	H: 0 LOB: 2 BB: 2 P: 27	R: 0 E: 0 K: 0 S: 9	H: 0 LOB: 2 BB: 2 P: 19	1B: 3 2B: 0 3B: 0 HR: 2	SF: 0 SAC: 0 DP: 0 HBP: 1	WP: 0 PB: 0 SB: 0 CS: 1	PA: 38
PITCHER	IP WLS BF H R ER SO	IP WLS BF H R ER SO	IP WLS BF H R ER SO	IP WLS BF H R ER SO	IP WLS BF H R ER SO	IP WLS BF H R ER SO	IP WLS BF H R ER SO	IP WLS BF H R ER SO	IP WLS BF H R ER SO	IP WLS BF H R ER SO	IP WLS BF H R ER SO	IP WLS BF H R ER SO	IP WLS BF H R ER SO	IP WLS BF H R ER SO	IP WLS BF H R ER SO	IP WLS BF H R ER SO	BB IBB HBP BLK	WP HR S P	ERA WHIP	ERA WHIP
44 Daniel Norris, L ERA: 3.81	6.1	26	5	2	2	11	2	0	0	0	0	0	0	2	70	106	2.84	1.105		
61 Shane Greene, R ERA: 5.53	1.0	W	5	0	0	2	2	0	1	0	0	0	0	0	11	24	0.00	2.000		
43 Bruce Rondón, R ERA: 3.14	0.2	H	2	0	0	1	0	0	0	0	0	5	9	0.00	0.000					
57 Francisco Rodríguez, R ERA: 2.7	1.0	S	5	0	0	0	2	0	0	0	0	0	0	9	19	0.00	2.000			

Minnesota Twins @ Detroit Tigers
Comerica Park, Detroit, MI
Mon Sep 12 2016, 7:11 PM - 10:14 PM EDT
Att: 28,093 - Clear - 73 F

AB 31
R 2
H 5
RBI 2
BB 6
SO 14
LOB 15



Batter	1	2	3	4	5	6	7	8	9	AB	R	H	RBI	BB	SO	LOB	BOTTOM			
3 Ian Kinsler, R OBP: 0.338, SLG: 0.474										3	1	1	2	0	1	0				
4 Cameron Maybin, R OBP: 0.384, SLG: 0.397										4	0	0	0	0	1	0				
24 Miguel Cabrera, R OBP: 0.386, SLG: 0.548										3	1	1	1	1	0	0				
41 Victor Martinez, S OBP: 0.349, SLG: 0.479										3	0	2	0	1	0	0				
40 Jacob Jones, R OBP: 0.222, SLG: 0.389										4	0	0	0	0	1	4				
28 J.D. Martinez, R OBP: 0.387, SLG: 0.564										1	0	0	0	0	0	0				
8 Justin Upton, R OBP: 0.297, SLG: 0.423										3	0	0	0	0	1	2				
18 Tyler Collins, L OBP: 0.300, SLG: 0.378										3	0	0	0	0	1	2				
34 James McCann, R OBP: 0.273, SLG: 0.357										4	0	0	0	0	3	2				
17 Andrew Romine, S OBP: 0.322, SLG: 0.319										1	1	1	0	1	0	0				
1 Jose Iglesias, R OBP: 0.297, SLG: 0.325										3	1	1	1	0	0	2				
Inning Stats	R: 1 E: 0 K: 0 S: 12	H: 2 LOB: 1 BB: 0 P: 20	R: 0 E: 0 K: 1 S: 10	H: 1 LOB: 1 BB: 0 P: 14	R: 0 E: 0 K: 1 S: 13	H: 0 LOB: 2 BB: 2 P: 27	R: 0 E: 0 K: 1 S: 14	H: 0 LOB: 1 BB: 0 P: 21	R: 0 E: 0 K: 1 S: 7	H: 0 LOB: 0 BB: 0 P: 13	R: 2 E: 0 K: 1 S: 11	H: 1 LOB: 0 BB: 1 P: 17	R: 1 E: 0 K: 0 S: 16	H: 2 LOB: 2 BB: 0 P: 28	R: 1 E: 0 K: 1 S: 16	H: 2 LOB: 2 BB: 0 P: 28	1B: 1 2B: 3 3B: 0 HR: 2	SF: 1 SAC: 0 DP: 0 HBP: 1	WP: 0 PB: 0 SB: 0 CS: 0	PA: 34
PITCHER	IP WLS BF H R ER SO	IP WLS BF H R ER SO	IP WLS BF H R ER SO	IP WLS BF H R ER SO	IP WLS BF H R ER SO	IP WLS BF H R ER SO	IP WLS BF H R ER SO	IP WLS BF H R ER SO	IP WLS BF H R ER SO	IP WLS BF H R ER SO	IP WLS BF H R ER SO	IP WLS BF H R ER SO	IP WLS BF H R ER SO	IP WLS BF H R ER SO	IP WLS BF H R ER SO	IP WLS BF H R ER SO	BB IBB HBP BLK	WP HR S P	ERA WHIP	ERA WHIP
54 Ervin Santana, R ERA: 3.53	5.0	21	3	1	1	4	0	0	0	0	0	0	0	6	9	0.00	0.000			
60 JT Chargois, R ERA: 5.19	1.0	H	3	0	0	1	0	0	0	0	0	6	9	0.00	0.000					
51 Alex Wimmers, R ERA: 7.56	1.0	L	5	1	2	2	1	0	0	0	0	11	17	18.00	2.000					
55 Taylor Rogers, L ERA: 3.83	0.2	4	2	1	1	1	1	0	0	0	0	1	13	22	13.50	3.000				
59 Michael Tonkin, R ERA: 4.87	0.1	1	0	0	0	0	0	0	0	0	0	3	6	0.00	0.000					

Minnesota Twins @ Detroit Tigers
Comerica Park, Detroit, MI
Mon Sep 12 2016, 7:11 PM - 10:14 PM EDT
Att: 28,093 - Clear - 73 F

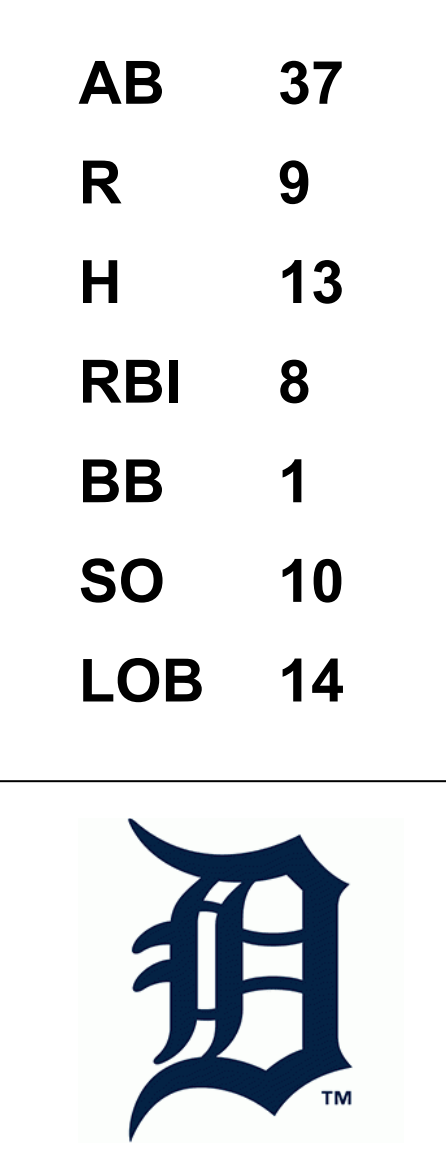
AB 29
R 4
H 6
RBI 4
BB 3
SO 7
LOB 10



Batter	1	2	3	4	5	6	7	8	9	AB	R	H	RBI	BB	SO	LOB	TOP										
2 Brian Dozier, R OBP: 0.353, SLG: 0.583										4	1	2	2	0	1	0	Minnesota Twins @ Detroit Tigers Comerica Park, Detroit, MI Wed Sep 14 2016, 7:12 PM - 10:04 PM EDT Att: 27,953 - Cloudy - 71 F										
11 Jorge Polanco, S OBP: 0.347, SLG: 0.438										4	1	1	0	0	1	1											
26 Max Kepler, L OBP: 0.316, SLG: 0.441										3	1	1	0	1	1	1											
19 Kennys Vargas, S OBP: 0.392, SLG: 0.563										4	1	1	1	0	2	2											
8 Kurt Suzuki, R OBP: 0.311, SLG: 0.422										4	1	1	3	0	0	1											
12 John Ryan Murphy, R OBP: 0.250, SLG: 0.214										0	0	0	0	0	0	0											
5 Eduardo Escobar, S OBP: 0.286, SLG: 0.356										4	0	0	0	0	0	0											
36 Robbie Grossman, S OBP: 0.381, SLG: 0.444										4	0	0	0	0	2	0											
32 Logan Schafer, L OBP: 0.361, SLG: 0.387										4	0	0	0	0	1	0											
25 Byron Buxton, R OBP: 0.275, SLG: 0.397										2	1	0	0	1	2	0											
Inning Stats	R: 0 E: 0 K: 3 S: 10	H: 0 LOB: 0 BB: 0 P: 13	R: 0 E: 0 K: 1 S: 6	H: 0 LOB: 0 BB: 0 P: 7	R: 0 E: 0 K: 1 S: 9	H: 0 LOB: 0 BB: 0 P: 12	R: 5 E: 0 K: 2 S: 17	H: 4 LOB: 0 BB: 1 P: 24	R: 1 E: 0 K: 0 S: 12	H: 1 LOB: 1 BB: 1 P: 23	R: 0 E: 0 K: 1 S: 8	H: 0 LOB: 0 BB: 0 P: 11	R: 0 E: 0 K: 1 S: 8	H: 0 LOB: 0 BB: 0 P: 10	R: 0 E: 0 K: 1 S: 9	H: 1 LOB: 1 BB: 0 P: 13	R: 0 E: 0 K: 0 S: 6	H: 0 LOB: 0 BB: 0 P: 11	1B: 3 2B: 1 3B: 0 HR: 2	SF: 0 SAC: 0 DP: 0 HBP: 0	WP: 0 PB: 0 SB: 0 CS: 0	PA: 35					
PITCHER	IP	WLS	BF	H	R	ER	SO	BB	IBB	HBP	BLK	WP	HR	S	P	ERA	WHIP										
19 Anibal Sánchez, R ERA: 5.9	4.0		19	5	6	6	7	2	0	0	0	0	2	47	65	13.50	1.750										
30 Alex Wilson, R ERA: 2.86	2.0		6	0	0	0	1	0	0	0	0	0	0	15	25	0.00	0.000										
61 Shane Greene, R ERA: 5.43	1.0	W	3	0	0	0	1	0	0	0	0	0	0	8	10	0.00	0.000										
43 Bruce Rondón, R ERA: 3.03	1.0	H	4	1	0	0	1	0	0	0	0	0	0	9	13	0.00	1.000										
57 Francisco Rodríguez, R ERA: 2.65	1.0	S	3	0	0	0	0	0	0	0	0	0	0	6	11	0.00	0.000										

Batter	1	2	3	4	5	6	7	8	9	AB	R	H	RBI	BB	SO	LOB	BOTTOM										
3 Ian Kinsler, R OBP: 0.339, SLG: 0.479										5	2	4	3	0	0	0	Minnesota Twins @ Detroit Tigers Comerica Park, Detroit, MI Wed Sep 14 2016, 7:12 PM - 10:04 PM EDT Att: 27,953 - Cloudy - 71 F										
4 Cameron Maybin, R OBP: 0.383, SLG: 0.409										5	1	2	2	0	2	4											
24 Miguel Cabrera, R OBP: 0.385, SLG: 0.550										5	1	2	2	0	1	2											
41 Victor Martínez, S OBP: 0.348, SLG: 0.476										4	0	1	0	0	2	2											
28 J.D. Martínez, R OBP: 0.380, SLG: 0.553										4	0	0	0	0	1	2											
8 Justin Upton, R OBP: 0.286, SLG: 0.421										3	1	0	0	1	2	1											
34 James McCann, R OBP: 0.273, SLG: 0.355										4	2	1	0	0	2	1											
17 Andrew Romine, S OBP: 0.323, SLG: 0.319										3	1	1	1	0	0	1											
1 Jose Iglesias, R OBP: 0.299, SLG: 0.325										4	1	2	0	0	0	1											
Inning Stats	R: 1 E: 0 K: 1 S: 16	H: 2 LOB: 1 BB: 0 P: 22	R: 1 E: 0 K: 2 S: 21	H: 3 LOB: 2 BB: 0 P: 29	R: 0 E: 0 K: 1 S: 8	H: 0 LOB: 0 BB: 0 P: 10	R: 4 E: 0 K: 0 S: 16	H: 4 LOB: 1 BB: 1 P: 30	R: 0 E: 0 K: 2 S: 9	H: 0 LOB: 0 BB: 0 P: 15	R: 0 E: 0 K: 0 S: 8	H: 0 LOB: 0 BB: 0 P: 11	R: 1 E: 0 K: 1 S: 13	H: 2 LOB: 1 BB: 0 P: 19	R: 2 E: 0 K: 3 S: 14	H: 2 LOB: 1 BB: 0 P: 20		1B: 8 2B: 2 3B: 2 HR: 1	SF: 0 SAC: 1 DP: 0 HBP: 0	WP: 1 PB: 1 SB: 0 CS: 0	PA: 39						
PITCHER	IP	WLS	BF	H	R	ER	SO	BB	IBB	HBP	BLK	WP	HR	S	P	ERA	WHIP										
21 Tyler Duffey, R ERA: 6.39	3.2		20	8	6	6	4	1	0	0	0	0	0	57	84	14.73	2.455										
60 JT Chargois, R ERA: 5.71	1.1		5	1	0	0	2	0	0	0	0	0	0	13	22	0.00	0.750										
53 Pat Light, R ERA: 11.77	1.0		3	0	0	0	0	0	0	0	0	0	0	8	11	0.00	0.000										
57 Ryan Pressly, R ERA: 3.72	1.0	L	5	2	1	1	1	0	0	0	0	0	1	13	19	9.00	2.000										
59 Michael Tonkin, R ERA: 4.8	1.0		6	2	2	0	3	0	0	0	0	1	0	14	20	0.00	2.000										

AB	33
R	6
H	6
RBI	6
BB	2
SO	10
LOB	5



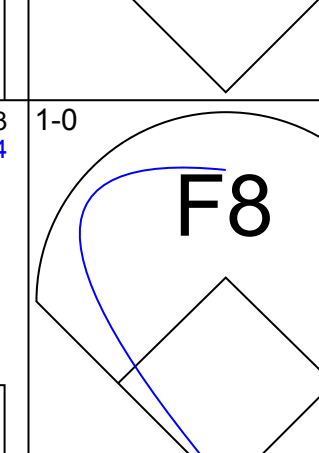
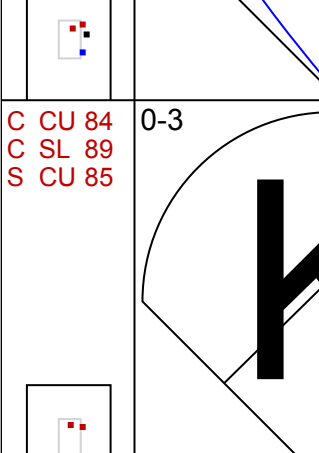
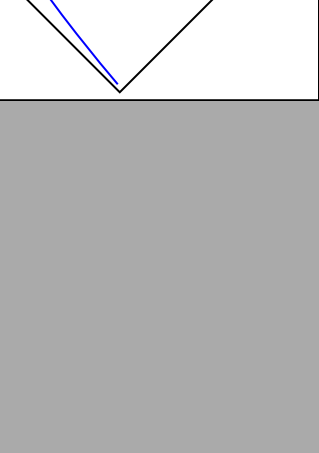
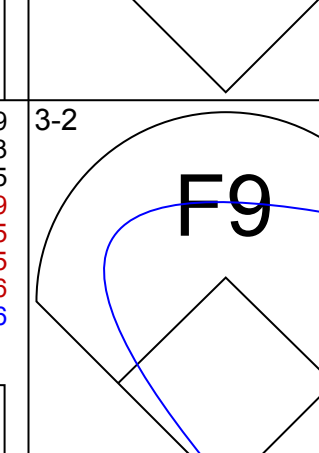














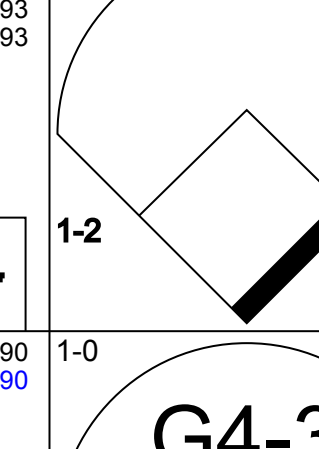
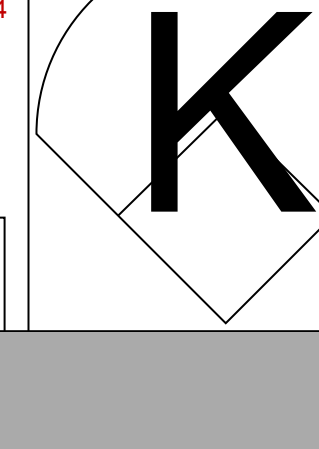
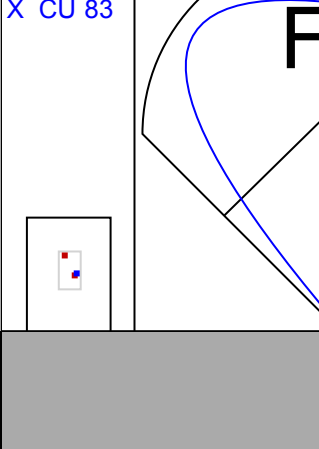

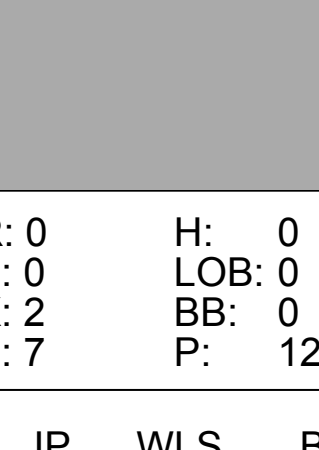
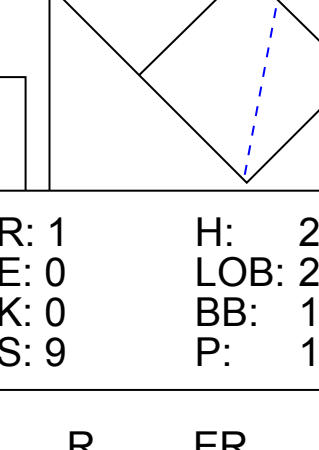
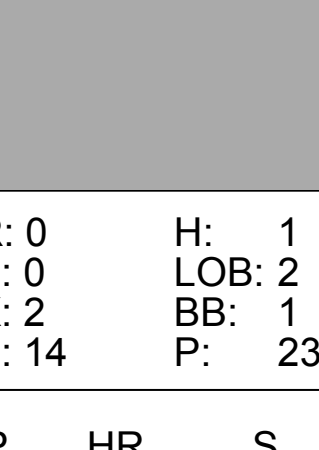
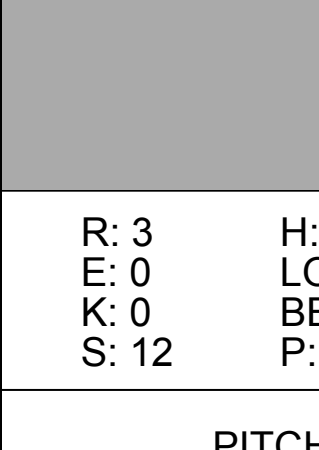
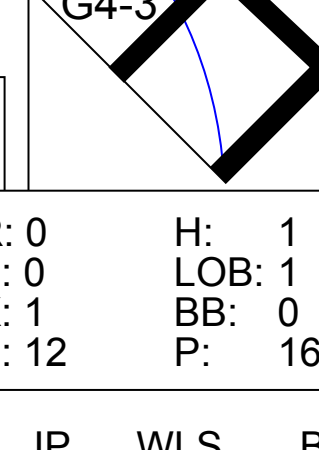
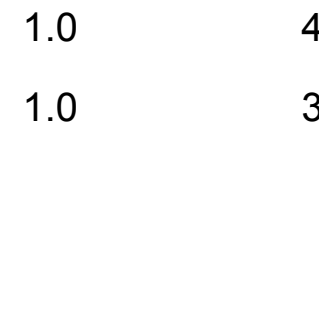




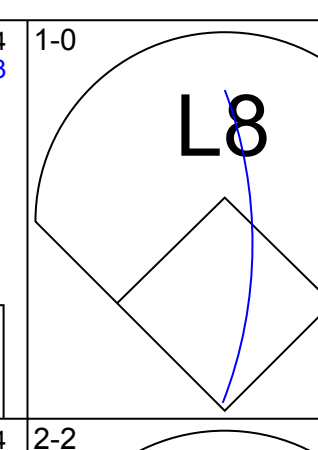
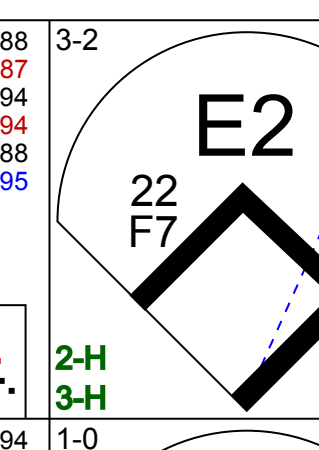
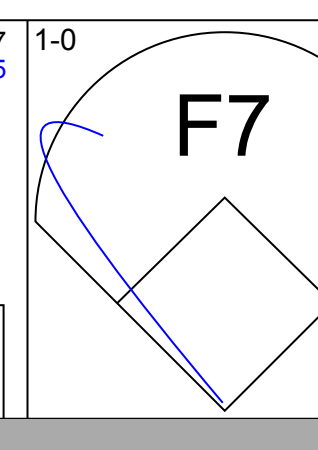
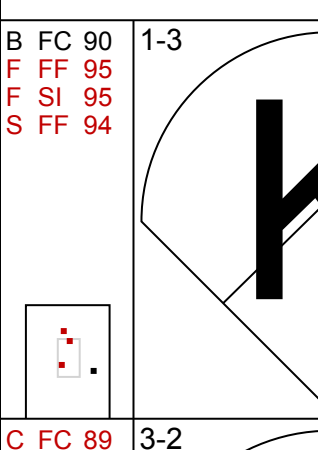
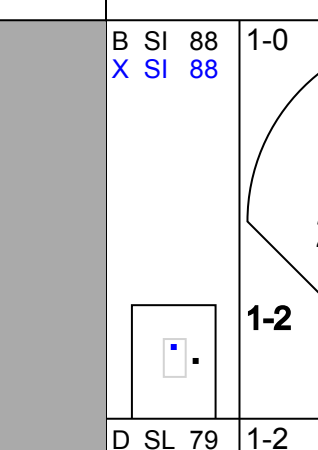
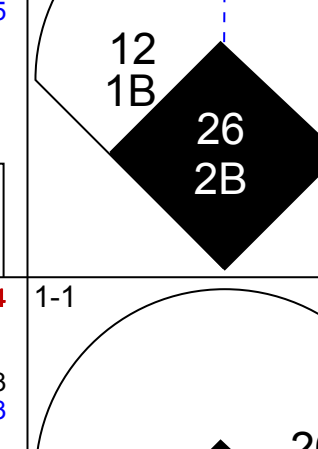
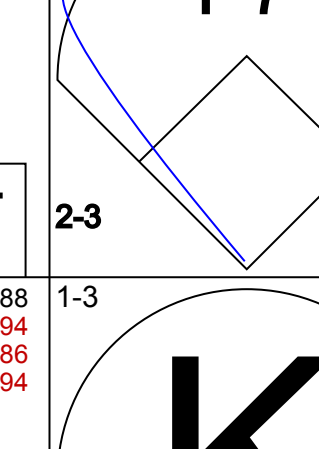

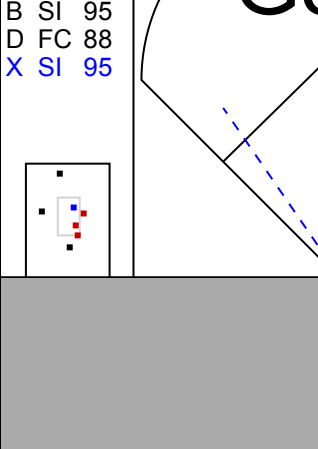
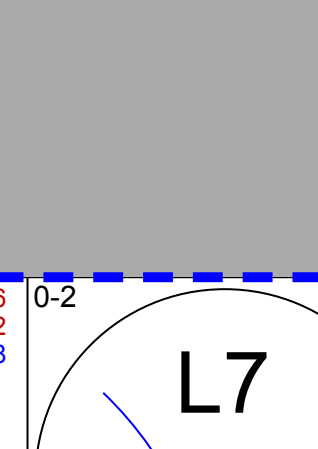
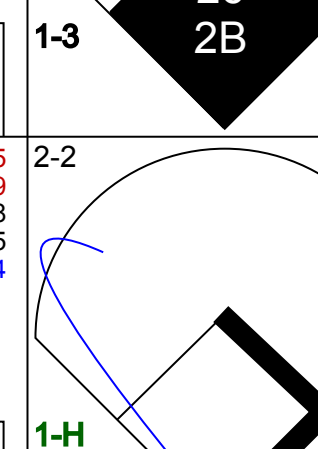
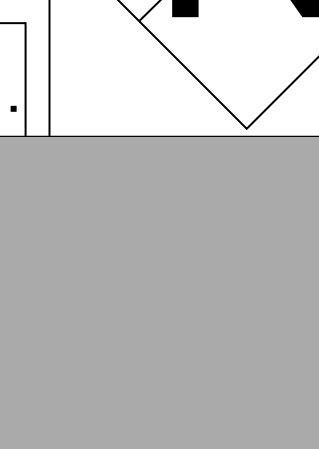


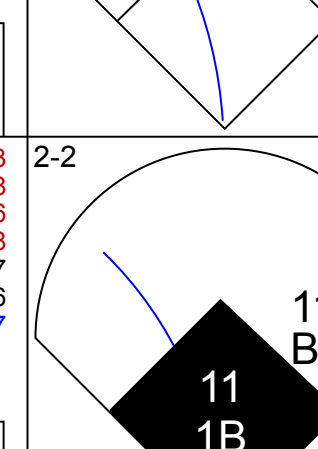
Batter	1	2	3	4	5	6	7	8	9	AB	R	H	RBI	BB	SO	LOB	TOP			
2 Brian Dozier, R OBP: 0.355, SLG: 0.582	G6-3								F7	3	0	1	2	2	0	1	Minnesota Twins @ Detroit Tigers Comerica Park, Detroit, MI Thu Sep 15 2016, 1:11 PM - 4:14 PM EDT Att: 26,932 - Partly Cloudy - 70 F			
11 Jorge Polanco, S OBP: 0.338, SLG: 0.426	K	F8			G1-4-3				G6-3	5	0	0	0	0	2	5				
7 Joe Mauer, L OBP: 0.365, SLG: 0.398	F7				G6-3				K	4	0	0	0	0	1	0				
19 Kennys Vargas, S OBP: 0.395, SLG: 0.570									K	4	1	2	0	0	1	0				
26 Max Kepler, L OBP: 0.317, SLG: 0.442									K	4	1	2	1	0	1	1				
5 Eduardo Escobar, S OBP: 0.285, SLG: 0.354									G5-3	4	1	1	1	0	0	2				
20 Eddie Rosario, L OBP: 0.297, SLG: 0.418									K	4	2	3	0	0	1	0				
37 Juan Centeno, L OBP: 0.284, SLG: 0.350									K	2	0	0	0	0	0	1				
25 Byron Buxton, R OBP: 0.279, SLG: 0.407									K	4	0	2	1	0	1	2				
Inning Stats	R: 0 H: 0 E: 0 K: 1 S: 11	H: 0 LOB: 0 BB: 0 P: 14	R: 4 H: 5 E: 1 K: 0 S: 18	H: 5 LOB: 1 BB: 0 P: 28	R: 0 H: 1 E: 0 K: 0 S: 9	H: 1 LOB: 0 BB: 0 P: 14	R: 0 H: 1 E: 0 K: 1 S: 7	H: 1 LOB: 0 BB: 0 P: 12	R: 0 H: 0 E: 0 K: 0 S: 4	H: 0 LOB: 0 BB: 1 P: 10	R: 0 H: 1 E: 0 K: 2 S: 12	H: 1 LOB: 2 BB: 1 P: 21	R: 0 H: 1 E: 0 K: 2 S: 13	H: 1 LOB: 1 BB: 0 P: 23	R: 1 H: 2 E: 0 K: 0 S: 12	H: 2 LOB: 1 BB: 0 P: 18	1B: 9 2B: 1 3B: 1 HR: 0	SF: 0 SAC: 2 DP: 2 HBP: 0	WP: 1 PB: 0 SB: 1 CS: 0	PA: 38
PITCHER	IP	WLS	BF	H	R	ER	SO	BB	IBB	HBP	BLK	WP	HR	S	P	ERA	WHIP			
37 Mike Pelfrey, R ERA: 5.0	1.2	L	10	5	4	4	1	0	0	0	0	0	0	25	36	21.60	3.000			
65 Blaine Hardy, L ERA: 4.15	3.1		11	2	0	0	1	1	0	0	0	0	0	24	42	0.00	0.900			
56 Kyle Ryan, L ERA: 3.27	2.0		8	1	0	0	3	0	1	0	0	0	0	18	29	0.00	0.500			
38 Justin Wilson, L ERA: 4.17	1.0		4	1	0	0	2	0	0	0	0	1	0	13	23	0.00	1.000			
46 Joe Mantiply, L ERA: 6.75	0.1		2	1	1	1	0	0	0	0	0	0	0	4	7	27.00	3.000			
21 Mark Lowe, R ERA: 7.29	0.2		3	1	0	0	0	0	0	0	0	0	0	8	11	0.00	1.500			

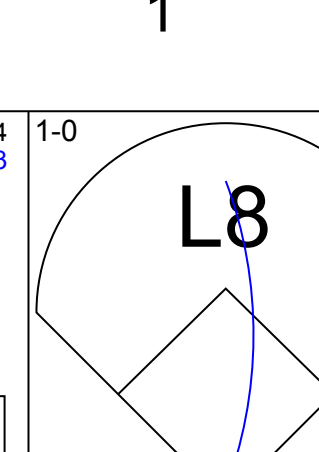
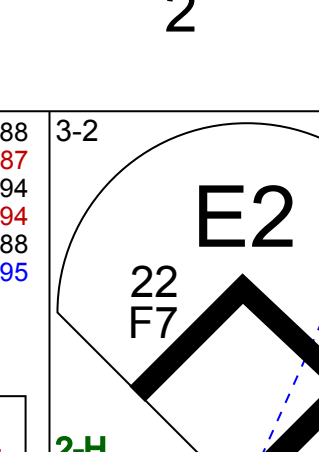
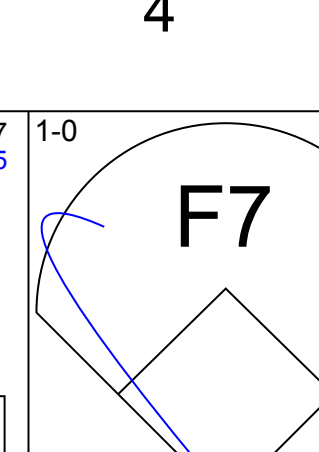
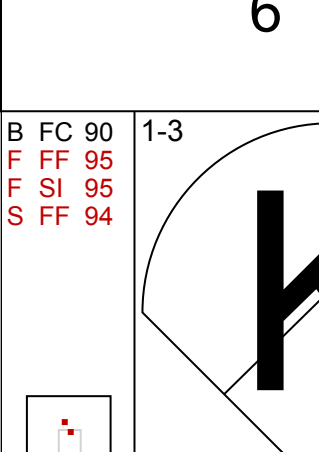
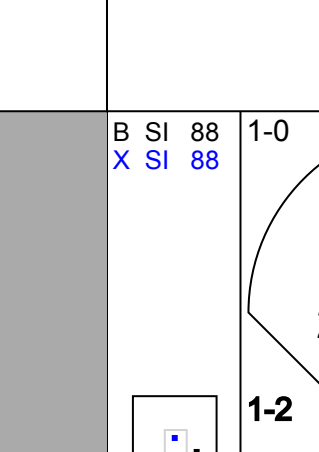
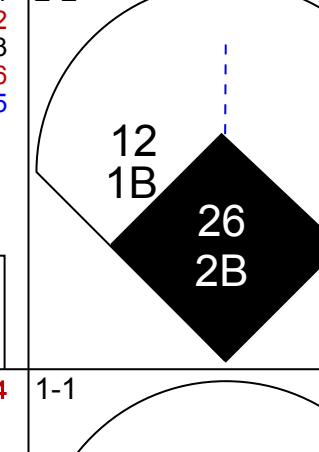
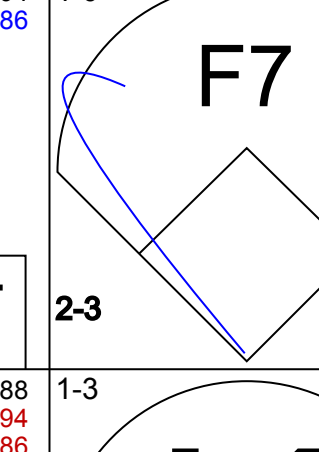
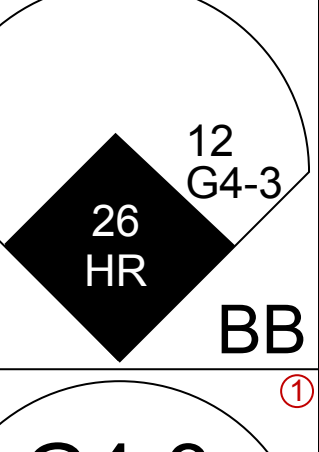
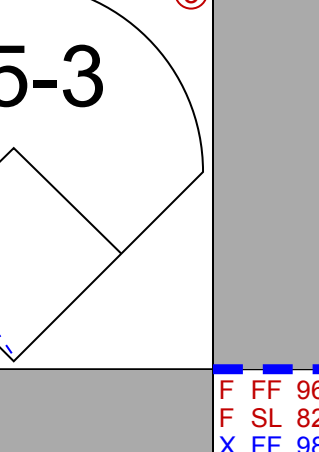
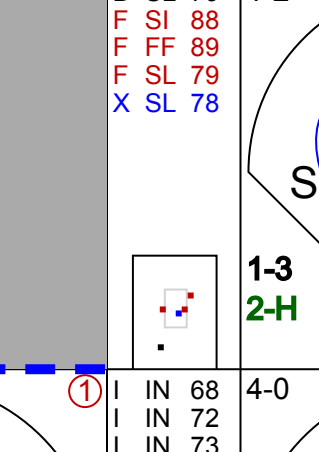
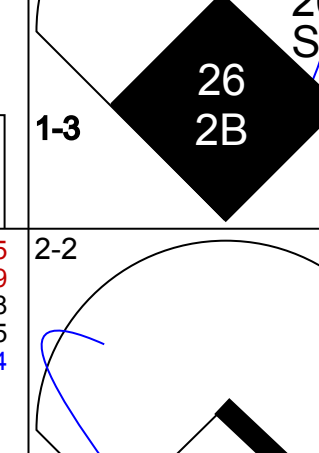
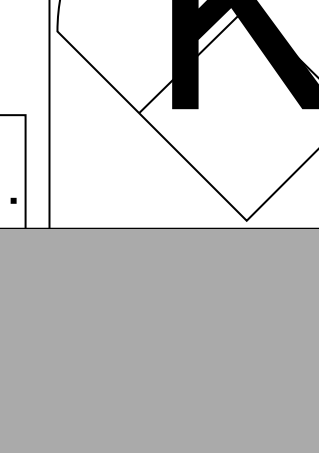


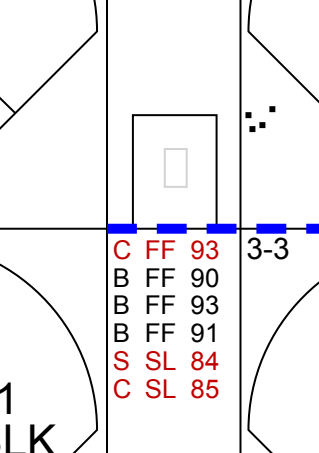
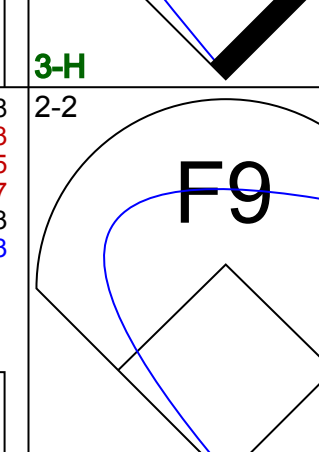


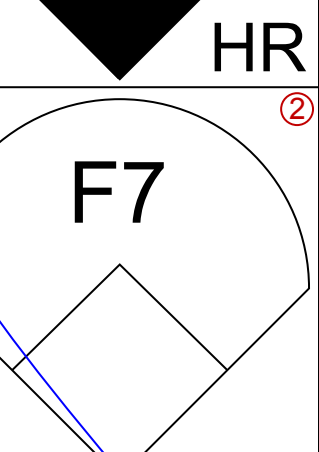
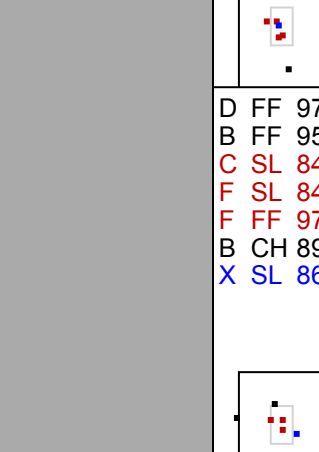
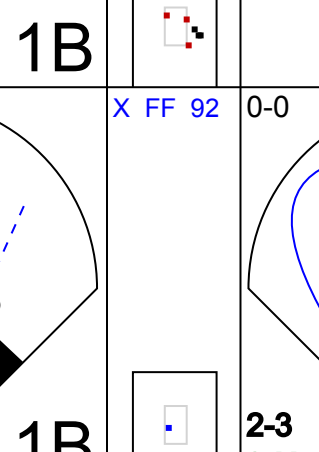
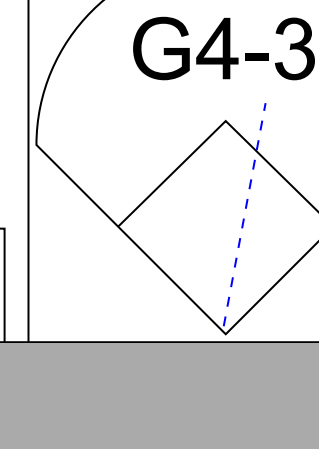
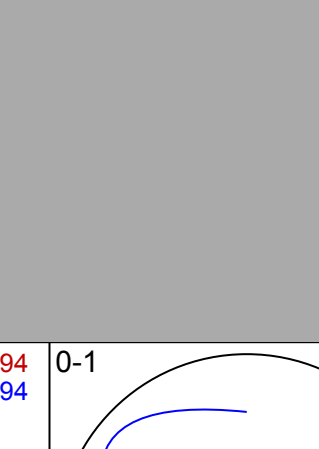

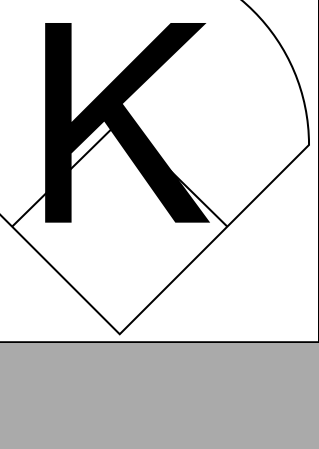
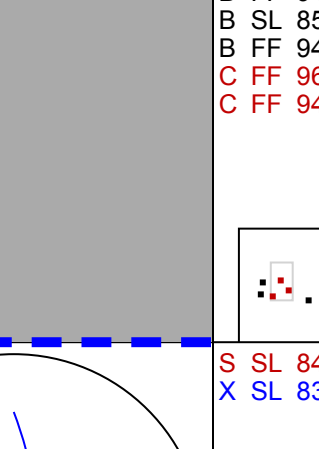
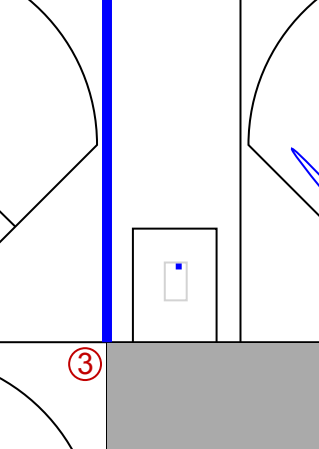

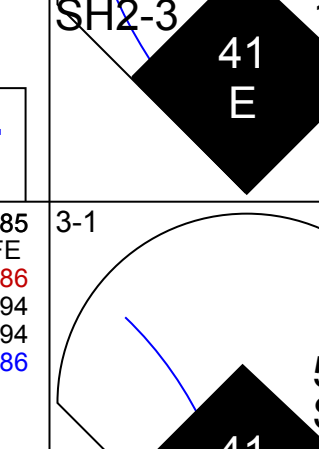
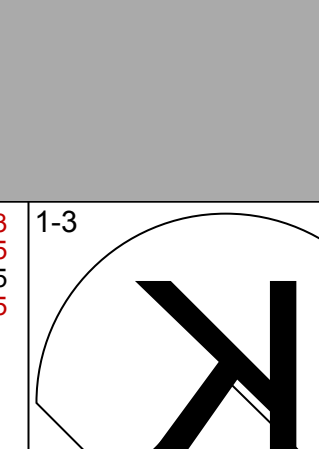

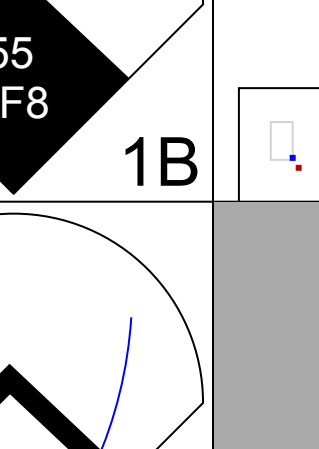
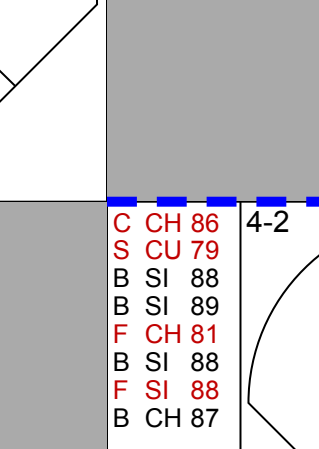

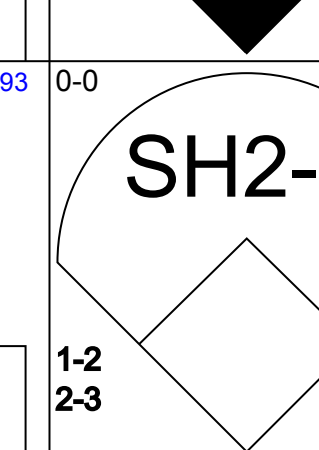
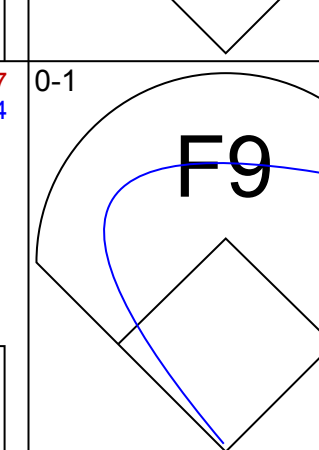

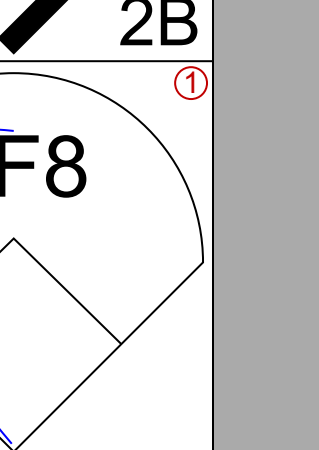
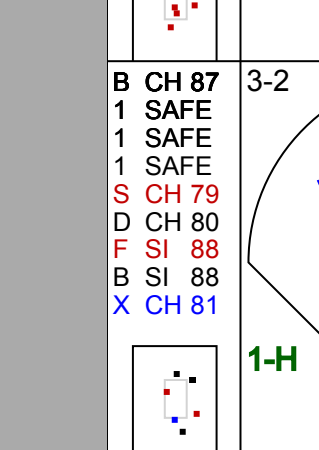
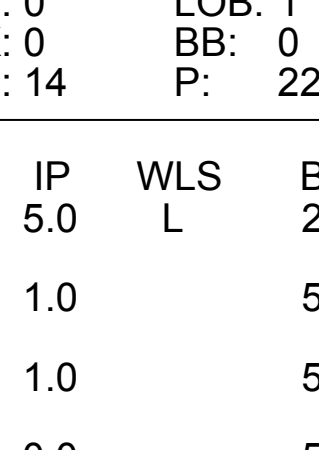

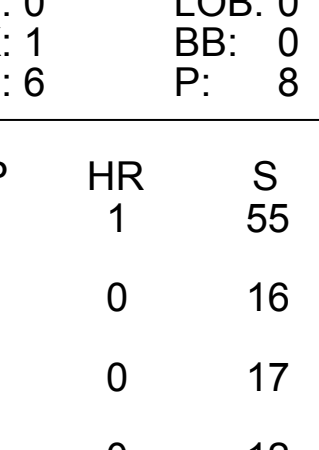
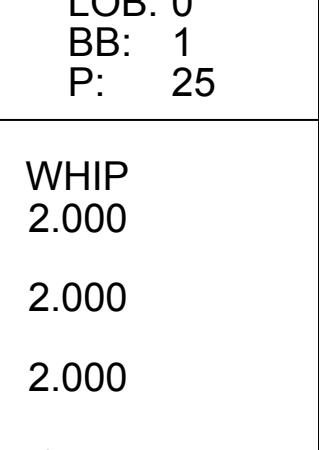
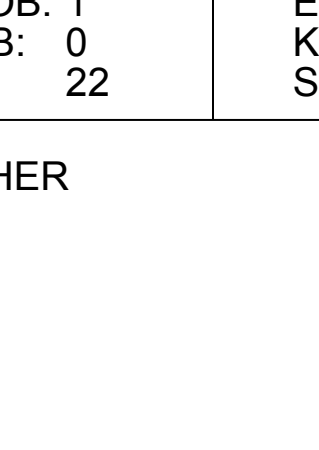
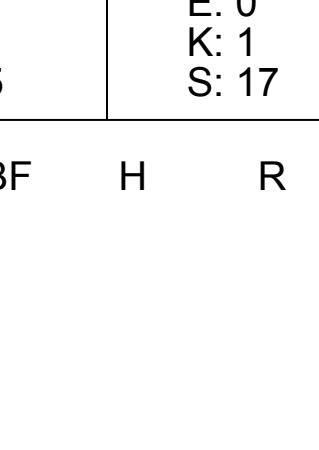






Batter	1	2	3	4	5	6	7	8	9	AB	R	H	RBI	BB	SO	LOB	BOTTOM					
3 Ian Kinsler, R OBP: 0.338, SLG: 0.476	L7								G6-4-3	4	0	0	0	1	1	4	Minnesota Twins @ Detroit Tigers Comerica Park, Detroit, MI Thu Sep 15 2016, 1:11 PM - 4:14 PM EDT Att: 26,932 - Partly Cloudy - 70 F					
1 Jose Iglesias, R OBP: 0.298, SLG: 0.325	F9									4	0	1	0	0	0	4						
24 Miguel Cabrera, R OBP: 0.382, SLG: 0.545	F8									4	0	0	0	0	0	3						
41 Victor Martinez, S OBP: 0.345, SLG: 0.472										4	0	0	0	0	0	0						
28 J.D. Martinez, R OBP: 0.381, SLG: 0.552										4	0	2	0	0	1	0						
8 Justin Upton, R OBP: 0.326, SLG: 0.418										3	1	0	0	1	0	1						
34 James McCann, R OBP: 0.276, SLG: 0.362										3	0	2	1	0	0	2						
4 Cameron Maybin, R OBP: 0.385, SLG: 0.411										1	0	1	0	0	0	0						
40 JaCoby Jones, R OBP: 0.250, SLG: 0.400										2	0	1	0	0	0	1						
18 Tyler Collins, L OBP: 0.338, SLG: 0.374										1	0	0	0	1	0	1						
17 Andrew Romine, S OBP: 0.327, SLG: 0.324										4	0	2	0	0	1	3						
Inning Stats	R: 0 H: 0 E: 0 K: 0 S: 8	H: 0 LOB: 0 BB: 0 P: 13	R: 0 H: 0 E: 0 K: 1 S: 7	H: 0 LOB: 0 BB: 0 P: 10	R: 0 H: 2 E: 0 K: 1 S: 9	H: 2 LOB: 2 BB: 0 P: 14	R: 0 H: 1 E: 0 K: 0 S: 12	H: 1 LOB: 1 BB: 1 P: 19	R: 0 H: 1 E: 0 K: 0 S: 17	H: 1 LOB: 2 BB: 1 P: 27	R: 1 H: 2 E: 0 K: 0 S: 18	H: 2 LOB: 0 BB: 1 P: 29	R: 0 H: 1 E: 0 K: 0 S: 9	H: 0 LOB: 0 BB: 0 P: 14	R: 0 H: 0 E: 0 K: 0 S: 8	H: 0 LOB: 0 BB: 0 P: 11	R: 0 H: 2 E: 0 K: 0 S: 11	H: 2 LOB: 1 BB: 0 P: 14	1B: 8 2B: 1 3B: 0 HR: 0	SF: 0 SAC: 0 DP: 2 HBP: 0	WP: 0 PB: 0 SB: 0 CS: 0	PA: 37
PITCHER	IP	WLS	BF	H	R	ER	SO	BB	IBB	HBP	BLK	WP	HR	S	P	ERA	WHIP					
66 Hector Santiago, L ERA: 4.65	5.2	W	25	6	1	1	3	2	0	0	0	0	0	67	103	1.59	1.412					
60 JT Chargois, R ERA: 5.6	0.1	H	2	0	0	0	0	1	0	0	0	0	0	4	9	0.00	3.000					
51 Alex Wimmers, R ERA: 6.1	2.0	H	6	1	0	0	0	0	0	0	0	0	0	17	25	0.00	0.500					
27 Brandon Kintzler, R ERA: 2.92	1.0		4	2	0	0	0	0	0	0	0	0	0	11	14	0.00	2.000					

AB	34
R	5
H	11
RBI	5
BB	2
SO	7
LOB	12

AB	34
R	1
H	9
RBI	1
BB	3
SO	3
LOB	19



Batter	1	2	3	4	5	6	7	8	9	AB	R	H	RBI	BB	SO	LOB	TOP							
3 Ian Kinsler, R OBP: 0.336, SLG: 0.472										4	0	0	0	0	2	1	Detroit Tigers @ Cleveland Indians Progressive Field, Cleveland, OH Fri Sep 16 2016, 7:13 PM - 10:41 PM EDT Att: 29,137 - Partly Cloudy - 75 F							
33 Steven Moya, L OBP: 0.289, SLG: 0.505										4	0	0	0	0	2	1								
4 Cameron Maybin, R OBP: 0.380, SLG: 0.405										4	0	0	0	0	2	1								
24 Miguel Cabrera, R OBP: 0.361, SLG: 0.542										3	1	0	0	1	1	1								
41 Victor Martinez, S OBP: 0.348, SLG: 0.472										2	1	1	0	1	0	0								
28 J.D. Martinez, R OBP: 0.378, SLG: 0.547										4	0	0	0	0	2	4								
8 Justin Upton, R OBP: 0.299, SLG: 0.431										3	2	2	4	1	1	1								
15 Erick Aybar, S OBP: 0.296, SLG: 0.321										4	0	1	0	0	0	3								
34 James McCann, R OBP: 0.276, SLG: 0.358										3	0	0	0	1	2	2								
17 Andrew Romine, S OBP: 0.325, SLG: 0.329										4	0	1	0	0	0	2								
Inning Stats	R: 0 E: 0 K: 2 S: 7	H: 0 LOB: 0 BB: 0 P: 12	R: 1 E: 0 K: 0 S: 9	H: 2 LOB: 1 BB: 1 P: 14	R: 0 E: 0 K: 2 S: 9	H: 0 LOB: 0 BB: 0 P: 11	R: 0 E: 0 K: 2 S: 14	H: 1 LOB: 2 BB: 1 P: 23	R: 0 E: 0 K: 0 S: 5	H: 0 LOB: 0 BB: 0 P: 7	R: 3 E: 0 K: 0 S: 12	H: 1 LOB: 1 BB: 0 P: 18	R: 0 E: 0 K: 1 S: 12	H: 1 LOB: 1 BB: 0 P: 16	R: 0 E: 0 K: 2 S: 11	H: 0 LOB: 1 BB: 1 P: 21	R: 0 E: 0 K: 2 S: 9	H: 0 LOB: 0 BB: 0 P: 12	1B: 2 2B: 1 3B: 0 HR: 2	SF: 0 SAC: 0 DP: 0 HBP: 1	WP: 0 PB: 0 SB: 0 CS: 0	PA: 37		
PITCHER	IP WLS BF H R ER SO BB IBB HBP BLK WP HR S P ERA WHIP	IP WLS BF H R ER SO BB IBB HBP BLK WP HR S P ERA WHIP	IP WLS BF H R ER SO BB IBB HBP BLK WP HR S P ERA WHIP	IP WLS BF H R ER SO BB IBB HBP BLK WP HR S P ERA WHIP	IP WLS BF H R ER SO BB IBB HBP BLK WP HR S P ERA WHIP	IP WLS BF H R ER SO BB IBB HBP BLK WP HR S P ERA WHIP	IP WLS BF H R ER SO BB IBB HBP BLK WP HR S P ERA WHIP	IP WLS BF H R ER SO BB IBB HBP BLK WP HR S P ERA WHIP	IP WLS BF H R ER SO BB IBB HBP BLK WP HR S P ERA WHIP	IP WLS BF H R ER SO BB IBB HBP BLK WP HR S P ERA WHIP	IP WLS BF H R ER SO BB IBB HBP BLK WP HR S P ERA WHIP	IP WLS BF H R ER SO BB IBB HBP BLK WP HR S P ERA WHIP	IP WLS BF H R ER SO BB IBB HBP BLK WP HR S P ERA WHIP	IP WLS BF H R ER SO BB IBB HBP BLK WP HR S P ERA WHIP	IP WLS BF H R ER SO BB IBB HBP BLK WP HR S P ERA WHIP	IP WLS BF H R ER SO BB IBB HBP BLK WP HR S P ERA WHIP	IP WLS BF H R ER SO BB IBB HBP BLK WP HR S P ERA WHIP	IP WLS BF H R ER SO BB IBB HBP BLK WP HR S P ERA WHIP	IP WLS BF H R ER SO BB IBB HBP BLK WP HR S P ERA WHIP	IP WLS BF H R ER SO BB IBB HBP BLK WP HR S P ERA WHIP	IP WLS BF H R ER SO BB IBB HBP BLK WP HR S P ERA WHIP	IP WLS BF H R ER SO BB IBB HBP BLK WP HR S P ERA WHIP	IP WLS BF H R ER SO BB IBB HBP BLK WP HR S P ERA WHIP	
28 Corey Kluber, R ERA: 3.12	7.0	W	30	5	4	4	7	3	0	1	0	0	0	0	0	0	0	0	0	2	68	101	5.14	1.143
24 Andrew Miller, L ERA: 1.54	1.0		4	0	0	0	2	1	0	0	0	0	0	0	0	0	0	0	0	0	11	21	0.00	1.000
61 Dan Otero, R ERA: 1.54	1.0		3	0	0	0	2	0	0	0	0	0	0	0	0	0	0	0	0	9	12	0.00	0.000	

Batter	1	2	3	4	5	6	7	8	9	AB	R	H	RBI	BB	SO	LOB	BOTTOM						
41 Carlos Santana, S OBP: 0.352, SLG: 0.469										5	1	2	2	0	1	1	Detroit Tigers @ Cleveland Indians Progressive Field, Cleveland, OH Fri Sep 16 2016, 7:13 PM - 10:41 PM EDT Att: 29,137 - Partly Cloudy - 75 F						
22 Jason Kipnis, L OBP: 0.346, SLG: 0.471										4	2	2	1	1	0	2							
12 Francisco Lindor, S OBP: 0.359, SLG: 0.446										4	1	1	0	1	1	2							
26 Mike Napoli, R OBP: 0.344, SLG: 0.496										4	2	3	4	1	1	3							
36 Jesús Aguilar, R										0	0	0	0	0	0	0							
11 José Ramírez, S OBP: 0.361, SLG: 0.455										3	0	1	2	1	0	1							
9 Erik González, R OBP: 0.182, SLG: 0.100										0	0	0	0	0	0	0							
4 Coco Crisp, S OBP: 0.299, SLG: 0.397										4	0	0	0	0	2	4							
1 Michael Martínez, S OBP: 0.286, SLG: 0.330										1	0	0	0	0	0	2							
72 Tyler Naquin, L OBP: 0.373, SLG: 0.543										4	2	2	0	0	0	2							
35 Abraham Almonte, S OBP: 0.301, SLG: 0.423										3	1	2	0	1	1	0							
20 Rajai Davis, R OBP: 0.314, SLG: 0.407										0	1	0	0	0	0	0							
55 Roberto Pérez, R OBP: 0.282, SLG: 0.291										2	1	1	2	0	0	0							
Inning Stats	R: 2 E: 0 K: 0 S: 14	H: 3 LOB: 1 BB: 0 P: 22	R: 2 E: 1 K: 1 S: 12	H: 3 LOB: 1 BB: 0 P: 20	R: 0 E: 0 K: 0 S: 11	H: 0 LOB: 1 BB: 2 P: 25	R: 0 E: 0 K: 1 S: 6	H: 0 LOB: 0 BB: 0 P: 8	R: 2 E: 0 K: 1 S: 12	H: 1 LOB: 1 BB: 1 P: 25	R: 1 E: 0 K: 1 S: 16	H: 2 LOB: 1 BB: 0 P: 22	R: 1 E: 0 K: 1 S: 17	H: 2 LOB: 1 BB: 0 P: 25	R: 3 E: 0 K: 1 S: 17	H: 3 LOB: 2 BB: 2 P: 33	R: 3 E: 0 K: 1 S: 17	H: 3 LOB: 2 BB: 2 P: 33	1B: 10 2B: 3 3B: 0 HR: 1	SF: 2 SAC: 1 DP: 1 HBP: 0	WP: 0 PB: 0 SB: 3 CS: 0	PA: 42	
PITCHER	IP WLS BF H R ER SO BB IBB HBP BLK WP HR S P ERA WHIP	IP WLS BF H R ER SO BB IBB HBP BLK WP HR S P ERA WHIP	IP WLS BF H R ER SO BB IBB HBP BLK WP HR S P ERA WHIP	IP WLS BF H R ER SO BB IBB HBP BLK WP HR S P ERA WHIP	IP WLS BF H R ER SO BB IBB HBP BLK WP HR S P ERA WHIP	IP WLS BF H R ER SO BB IBB HBP BLK WP HR S P ERA WHIP	IP WLS BF H R ER SO BB IBB HBP BLK WP HR S P ERA WHIP	IP WLS BF H R ER SO BB IBB HBP BLK WP HR S P ERA WHIP	IP WLS BF H R ER SO BB IBB HBP BLK WP HR S P ERA WHIP	IP WLS BF H R ER SO BB IBB HBP BLK WP HR S P ERA WHIP	IP WLS BF H R ER SO BB IBB HBP BLK WP HR S P ERA WHIP	IP WLS BF H R ER SO BB IBB HBP BLK WP HR S P ERA WHIP	IP WLS BF H R ER SO BB IBB HBP BLK WP HR S P ERA WHIP	IP WLS BF H R ER SO BB IBB HBP BLK WP HR S P ERA WHIP	IP WLS BF H R ER SO BB IBB HBP BLK WP HR S P ERA WHIP	IP WLS BF H R ER SO BB IBB HBP BLK WP HR S P ERA WHIP	IP WLS BF H R ER SO BB IBB HBP BLK WP HR S P ERA WHIP	IP WLS BF H R ER SO BB IBB HBP BLK WP HR S P ERA WHIP	IP WLS BF H R ER SO BB IBB HBP BLK WP HR S P ERA WHIP	IP WLS BF H R ER SO BB IBB HBP BLK WP HR S P ERA WHIP	IP WLS BF H R ER SO BB IBB HBP BLK WP HR S P ERA WHIP	IP WLS BF H R ER SO BB IBB HBP BLK WP HR S P ERA WHIP	IP WLS BF H R ER SO BB IBB HBP BLK WP HR S P ERA WHIP
32 Michael Fulmer, R ERA: 3.03	5.0	L	24	7	6	6	3	0	0	0	0	0	0	0	0	0	0	0	0	16	22	9.00	2.000
61 Shane Greene, R ERA: 5.5	1.0		5	2	1	1	1	0	0	0	0	0	0	0	0	0	0	0	0	17	25	9.00	2.000
43 Bruce Rondón, R ERA: 3.23	0.0		5	3	3	3	0	1	1	0	0	0	0	0	0	0	0	0	0	12	25	∞	∞
46 Joe Mantiply, L ERA: 16.88	1.0		3	0	0	0	1	0	0	0	0	0	0	0	0	0	0	0	0	5	8	0.00	0.000

Batter	1	2	3	4	5	6	7	8	9	10	AB	R	H	RBI	BB	SO	LOB	TOP								
3 Ian Kinsler, R OBP: 0.335, SLG: 0.471											4	0	1	0	0	0	1	Detroit Tigers @ Cleveland Indians Progressive Field, Cleveland, OH Sat Sep 17 2016, 4:21 PM - 8:13 PM EDT Att: 26,654 - Overcast - 79 F								
4 Cameron Maybin, R OBP: 0.375, SLG: 0.400											4	0	0	0	0	1	2									
24 Miguel Cabrera, R OBP: 0.384, SLG: 0.545											3	0	2	0	1	1	0									
41 Victor Martinez, S OBP: 0.347, SLG: 0.469											3	0	0	0	1	1	3									
28 J.D. Martinez, R OBP: 0.379, SLG: 0.545											3	0	1	0	1	0	2									
8 Justin Upton, R OBP: 0.297, SLG: 0.428											4	0	0	0	0	1	2									
39 Jarrod Saltalamacchia, S OBP: 0.295, SLG: 0.369											3	0	0	0	0	2	1									
31 Casey McGehee, R OBP: 0.290, SLG: 0.239											1	0	0	0	0	1	0									
17 Andrew Romine, S OBP: 0.319, SLG: 0.322											3	0	0	0	0	1	1									
34 James McCann, R OBP: 0.275, SLG: 0.357											1	0	0	0	0	1	0									
1 Jose Iglesias, R OBP: 0.298, SLG: 0.322											3	0	0	0	0	1	0									
Inning Stats	R: 0 E: 0 K: 0 S: 8	H: 2 LOB: 2 BB: 1 P: 18	R: 0 E: 0 K: 2 S: 10	H: 0 LOB: 0 BB: 0 P: 16	R: 0 E: 0 K: 1 S: 9	H: 0 LOB: 0 BB: 0 P: 14	R: 0 E: 0 K: 0 S: 7	H: 1 LOB: 0 BB: 0 P: 10	R: 0 E: 0 K: 0 S: 6	H: 0 LOB: 0 BB: 0 P: 10	R: 0 E: 0 K: 1 S: 8	H: 0 LOB: 2 BB: 1 P: 21	R: 0 E: 0 K: 2 S: 14	H: 0 LOB: 1 BB: 1 P: 21	R: 0 E: 0 K: 1 S: 9	H: 0 LOB: 0 BB: 0 P: 13	R: 0 E: 0 K: 1 S: 13	H: 1 LOB: 1 BB: 0 P: 22	R: 0 E: 0 K: 2 S: 9	H: 0 LOB: 0 BB: 0 P: 13	1B: 3 2B: 1 3B: 0 HR: 0	SF: 0 SAC: 0 DP: 2 HBP: 1	WP: 0 PB: 0 SB: 1 CS: 0	PA: 36		
PITCHER	IP WLS BF H R ER SO BB IBB HBP BLK WP HR S P ERA WHIP	59 Carlos Carrasco, R ERA: 3.32	53 Jeff Manship, R ERA: 3.35	57 Kyle Crockett, L ERA: 5.17	56 Cody Anderson, R ERA: 6.24	34 Zach McAllister, R ERA: 3.8	PITCHER	IP WLS BF H R ER SO BB IBB HBP BLK WP HR S P ERA WHIP	66 Perci Garner, R ERA: 3.68	27 Bryan Shaw, R ERA: 3.18	37 Cody Allen, R ERA: 2.61	24 Andrew Miller, L ERA: 1.59	59 Carlos Carrasco, R ERA: 3.32	53 Jeff Manship, R ERA: 3.35	57 Kyle Crockett, L ERA: 5.17	56 Cody Anderson, R ERA: 6.24	34 Zach McAllister, R ERA: 3.8	66 Perci Garner, R ERA: 3.68	27 Bryan Shaw, R ERA: 3.18	37 Cody Allen, R ERA: 2.61	24 Andrew Miller, L ERA: 1.59	59 Carlos Carrasco, R ERA: 3.32	53 Jeff Manship, R ERA: 3.35	57 Kyle Crockett, L ERA: 5.17	56 Cody Anderson, R ERA: 6.24	34 Zach McAllister, R ERA: 3.8

AB	32
R	0
H	4
RBI	0
BB	3
SO	10
LOB	12



Batter	1	2	3	4	5	6	7	8	9	10	AB	R	H	RBI	BB	SO	LOB	BOTTOM							
41 Carlos Santana, S OBP: 0.354, SLG: 0.467											2	0	0	0	3	1	0	Detroit Tigers @ Cleveland Indians Progressive Field, Cleveland, OH Sat Sep 17 2016, 4:21 PM - 8:13 PM EDT Att: 26,654 - Overcast - 79 F							
22 Jason Kipnis, L OBP: 0.347, SLG: 0.473											5	1	2	0	0	1	2								
12 Francisco Lindor, S OBP: 0.359, SLG: 0.443											3	0	0	0	2	1	3								
26 Mike Napoli, R OBP: 0.344, SLG: 0.493											3	0	0	0	2	3	5								
11 José Ramírez, S OBP: 0.361, SLG: 0.454											4	0	1	1	1	0	1								
4 Coco Crisp, S OBP: 0.297, SLG: 0.394											3	0	0	0	0	0	0								
72 Tyler Naquin, L OBP: 0.372, SLG: 0.539											4	0	1	0	0	3	2								
20 Rajai Davis, R OBP: 0.314, SLG: 0.407											0	0	0	0	0	0	0								
35 Abraham Almonte, S OBP: 0.299, SLG: 0.416											3	0	0	0	1	0	2								
55 Roberto Pérez, R OBP: 0.276, SLG: 0.285											3	0	0	0	0	1	0								
8 Lonnie Chisenhall, L OBP: 0.338, SLG: 0.458											0	0	0	0	0	0	0								
6 Brandon Guyer, R OBP: 0.369, SLG: 0.419											1	0	0	0	0	0	2								
38 Chris Gimenez, R OBP: 0.278, SLG: 0.341											0	0	0	0	0	0	0								
Inning Stats	R: 0 E: 0 K: 1 S: 10	H: 0 LOB: 0 BB: 0 P: 14	R: 0 E: 0 K: 1 S: 9	H: 0 LOB: 2 BB: 2 P: 17	R: 0 E: 0 K: 1 S: 9	H: 0 LOB: 2 BB: 2 P: 20	R: 0 E: 0 K: 1 S: 9	H: 0 LOB: 0 BB: 0 P: 12	R: 0 E: 0 K: 1 S: 8	H: 0 LOB: 0 BB: 0 P: 12	R: 0 E: 0 K: 1 S: 12	H: 1 LOB: 1 BB: 0 P: 17	R: 0 E: 0 K: 1 S: 11	H: 0 LOB: 0 BB: 0 P: 14	R: 0 E: 0 K: 3 S: 14	H: 1 LOB: 2 BB: 1 P: 25	R: 0 E: 0 K: 0 S: 11	H: 1 LOB: 3 BB: 1 P: 20	R: 1 E: 0 K: 0 S: 9	H: 1 LOB: 3 BB: 3 P: 23	1B: 3 2B: 1 3B: 0 HR: 0	SF: 0 SAC: 1 DP: 0 HBP: 0	WP: 1 PB: 0 SB: 4 CS: 0	PA: 41	
PITCHER	IP WLS BF H R ER SO BB IBB HBP BLK WP HR S P ERA WHIP	35 Justin Verlander, R ERA: 3.22	30 Alex Wilson, R ERA: 2.92	43 Bruce Rondon, R ERA: 3.16	36 Justin Wilson, L ERA: 4.28	35 Justin Verlander, R ERA: 3.22	30 Alex Wilson, R ERA: 2.92	43 Bruce Rondon, R ERA: 3.16	36 Justin Wilson, L ERA: 4.28	35 Justin Verlander, R ERA: 3.22	30 Alex Wilson, R ERA: 2.92	43 Bruce Rondon, R ERA: 3.16	36 Justin Wilson, L ERA: 4.28	35 Justin Verlander, R ERA: 3.22	30 Alex Wilson, R ERA: 2.92	43 Bruce Rondon, R ERA: 3.16	36 Justin Wilson, L ERA: 4.28	35 Justin Verlander, R ERA: 3.22	30 Alex Wilson, R ERA: 2.92	43 Bruce Rondon, R ERA: 3.16	36 Justin Wilson, L ERA: 4.28	35 Justin Verlander, R ERA: 3.22	30 Alex Wilson, R ERA: 2.92	43 Bruce Rondon, R ERA: 3.16	36 Justin Wilson, L ERA: 4.28


AB	31
R	1
H	4
RBI	1
BB	9
SO	10
LOB	17



Batter	1	2	3	4	5	6	7	8	9	AB	R	H	RBI	BB	SO	LOB	TOP										
3 Ian Kinsler, R OBP: 0.335, SLG: 0.469 17 Andrew Romine, S OBP: 0.315, SLG: 0.318	G5-3		HBP	P3		K2-3		L7		2	1	0	0	0	0	1											
4 Cameron Maybin, R OBP: 0.382, SLG: 0.403	1B		HBP	G6-4-3		1B			24 BB	3	2	2	0	2	0	1											
24 Miguel Cabrera, R OBP: 0.382, SLG: 0.545	G4-6-3		HBP						28 HR	2	2	1	0	2	0	0											
41 Victor Martinez, S OBP: 0.346, SLG: 0.466	G4-6-3		HBP	1B		G6-3			28 HR	4	0	0	1	0	1	6											
28 J.D. Martinez, R OBP: 0.381, SLG: 0.555										5	2	3	3	0	2	3											
8 Justin Upton, R OBP: 0.288, SLG: 0.432	L5		K						HR	4	1	1	2	1	1	4											
15 Erick Aybar, S OBP: 0.297, SLG: 0.322	1B		1B						15 G4-3	5	0	2	2	0	1	1											
34 James McCann, R OBP: 0.274, SLG: 0.358			G4-3							5	1	1	0	0	1	5											
1 Jose Iglesias, R OBP: 0.298, SLG: 0.322	L1									3	0	1	0	0	0	2											
Inning Stats	R: 0 H: 1 E: 0 K: 0 S: 5	H: 1 LOB: 1 BB: 0 P: 9	R: 0 H: 2 E: 0 K: 1 S: 12	H: 2 LOB: 2 BB: 0 P: 10	R: 3 H: 2 E: 0 K: 2 S: 16	H: 2 LOB: 1 BB: 1 P: 33	R: 0 H: 1 E: 0 K: 0 S: 5	H: 1 LOB: 0 BB: 0 P: 7	R: 2 H: 2 E: 0 K: 1 S: 14	H: 2 LOB: 0 BB: 0 P: 20	R: 1 H: 2 E: 0 K: 1 S: 18	H: 2 LOB: 2 BB: 1 P: 27	R: 0 H: 0 E: 0 K: 0 S: 7	H: 0 LOB: 0 BB: 0 P: 11	R: 0 H: 0 E: 0 K: 0 S: 7	H: 0 LOB: 0 BB: 0 P: 11	R: 3 H: 1 E: 0 K: 1 S: 14	H: 1 LOB: 1 BB: 3 P: 29	1B: 7 2B: 2 3B: 0 HR: 2	SF: 0 SAC: 1 DP: 2 HBP: 3	WP: 1 PB: 0 SB: 0 CS: 0	PA: 44					
PITCHER	IP	WLS	BF	H	R	ER	SO	BB	IBB	HBP	BLK	WP	HR	S	P	ERA	WHIP										
47 Trevor Bauer, R ERA: 4.24	5.2	L	30	10	6	6	5	2	0	3	0	1	1	65	101	9.53	2.118										
51 Shawn Armstrong, R ERA: 2.35	1.1		4	0	0	0	1	0	0	0	0	0	0	12	18	0.00	0.000										
34 Zach McAllister, R ERA: 3.72	1.0		3	0	0	0	0	0	0	0	0	0	0	7	11	0.00	0.000										
65 Joe Colón, R ERA: 5.87	0.1		4	1	3	3	1	2	0	0	0	0	1	6	14	81.00	9.000										
49 Austin Adams, R ERA: 7.41	0.2		3	0	0	0	0	1	0	0	0	0	0	8	15	0.00	1.500										

Detroit Tigers @ Cleveland Indians
Progressive Field, Cleveland, OH
Sun Sep 18 2016, 1:12 PM - 4:49 PM EDT
Att: 21,382 - Partly Cloudy - 75 F


AB 35
R 9
H 11
RBI 8
BB 5
SO 7
LOB 24



Batter	1	2	3	4	5	6	7	8	9	AB	R	H	RBI	BB	SO	LOB	BOTTOM										
20 Rajai Davis, R OBP: 0.314, SLG: 0.404	G5-3		F8							3	1	0	0	1	0	0											
22 Jason Kipnis, L OBP: 0.344, SLG: 0.469	F8		K							4	0	0	0	0	2	1											
12 Francisco Lindor, S OBP: 0.397, SLG: 0.441	L7		K							3	0	0	1	0	1	0											
26 Mike Napoli, R OBP: 0.342, SLG: 0.489										4	0	0	0	0	2	1											
41 Carlos Santana, S OBP: 0.355, SLG: 0.475										4	2	2	1	0	1	0											
11 José Ramírez, S OBP: 0.382, SLG: 0.454	L8									4	0	2	0	0	0	1											
6 Brandon Guyer, R OBP: 0.366, SLG: 0.418 8 Lonnie Chisenhall, L OBP: 0.296, SLG: 0.457	E8		1B							3	1	1	1	0	0	2											
35 Abraham Almonte, S OBP: 0.298, SLG: 0.412	1B									1	0	0	0	0	0	0											
38 Chris Gimenez, R OBP: 0.281, SLG: 0.343 4 Coco Crisp, S OBP: 0.296, SLG: 0.393 45 Adam Moore, R OBP: 0.296, SLG: 0.393	K									2	1	1	0	0	1	1											
Inning Stats	R: 0 H: 0 E: 0 K: 0 S: 8	H: 3 LOB: 1 BB: 0 P: 27	R: 2 H: 4 E: 1 K: 2 S: 16	H: 3 LOB: 1 BB: 0 P: 27	R: 0 H: 0 E: 0 K: 2 S: 8	H: 0 LOB: 0 BB: 0 P: 16	R: 0 H: 1 E: 0 K: 2 S: 10	H: 1 LOB: 1 BB: 0 P: 17	R: 2 H: 1 E: 1 K: 0 S: 14	H: 1 LOB: 1 BB: 1 P: 25	R: 1 H: 2 E: 0 K: 0 S: 12	H: 2 LOB: 0 BB: 0 P: 17	R: 0 H: 0 E: 0 K: 2 S: 9	H: 0 LOB: 0 BB: 0 P: 12	R: 0 H: 0 E: 0 K: 0 S: 8	H: 0 LOB: 0 BB: 0 P: 12	R: 0 H: 0 E: 0 K: 1 S: 7	H: 0 LOB: 0 BB: 0 P: 8	1B: 5 2B: 1 3B: 0 HR: 1	SF: 1 SAC: 0 DP: 0 HBP: 0	WP: 0 PB: 0 SB: 1 CS: 0	PA: 35					
PITCHER	IP	WLS	BF	H	R	ER	SO	BB	IBB	HBP	BLK	WP	HR	S	P	ERA	WHIP										
44 Daniel Norris, L ERA: 3.63	5.0		22	5	4	1	6	1	0	0	0	0	0	56	98	1.80	1.200										
30 Alex Wilson, R ERA: 2.91	1.0	H	4	2	1	1	0	0	0	0	0	0	1	12	17	9.00	2.000										
61 Shane Greene, R ERA: 5.34	1.2	H	5	0	0	0	2	0	0	0	0	0	0	15	21	0.00	0.000										
57 Francisco Rodríguez, R ERA: 2.59	1.1	S	4	0	0	0	1	0	0	0	0	0	0	9	11	0.00	0.000										

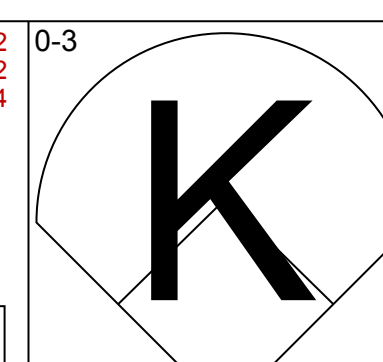
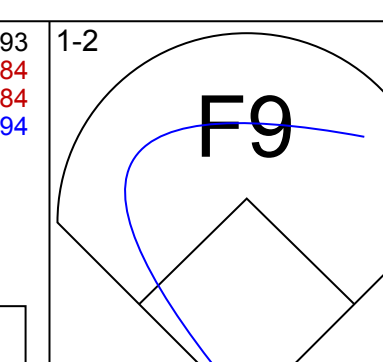
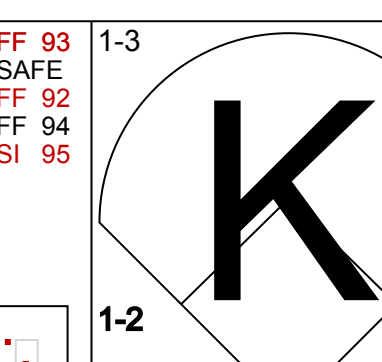
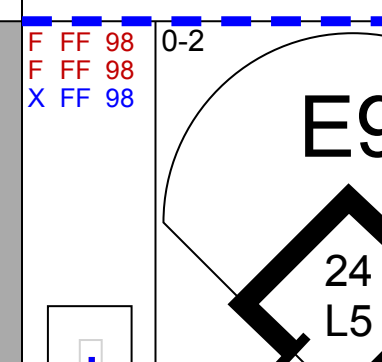
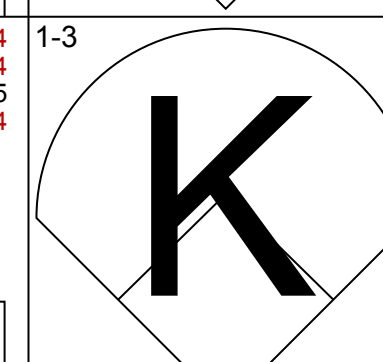
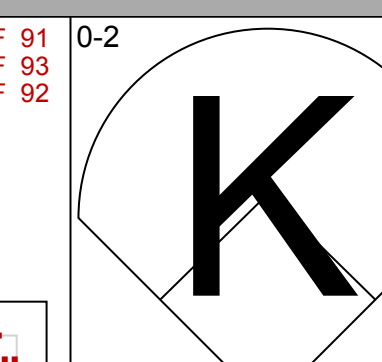
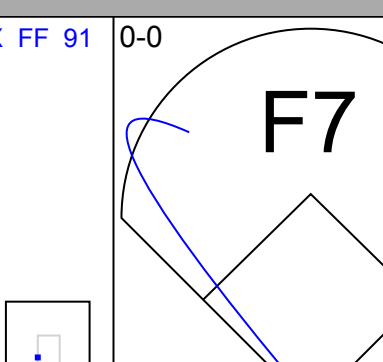
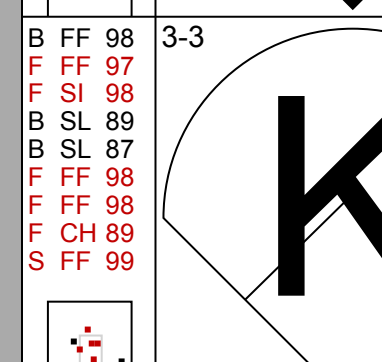
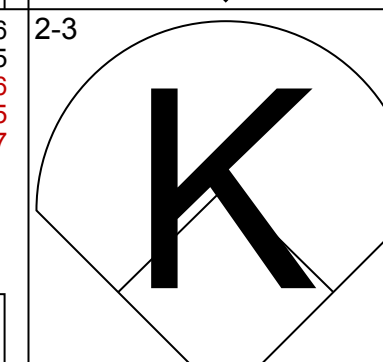
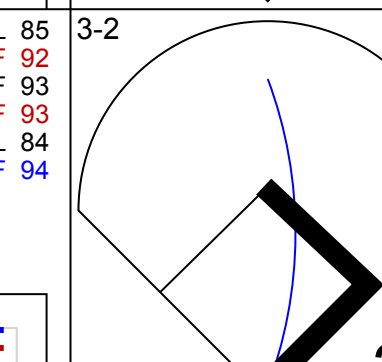
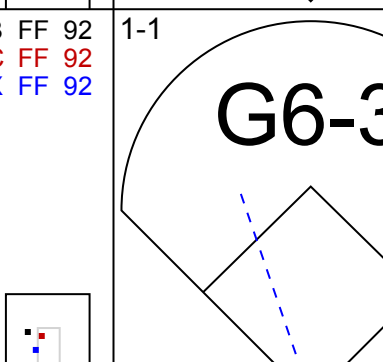
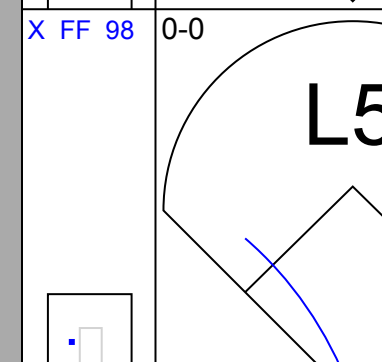
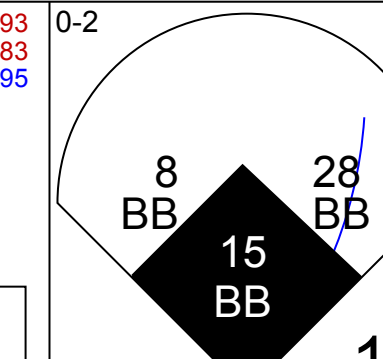

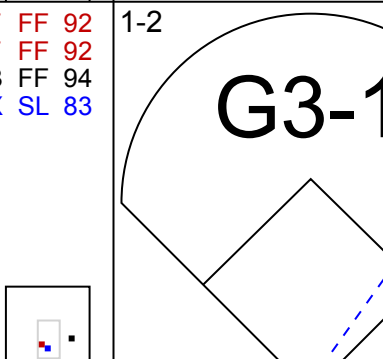

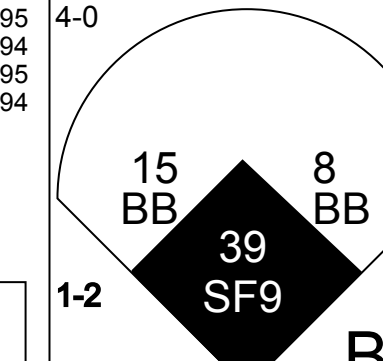
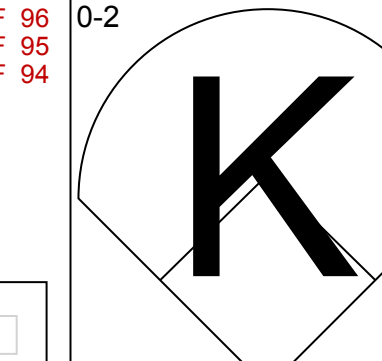


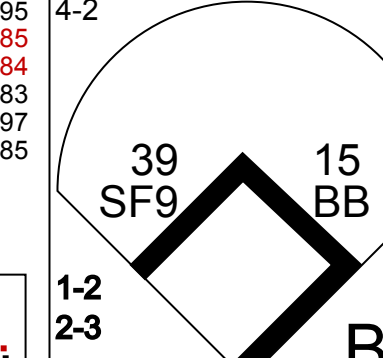
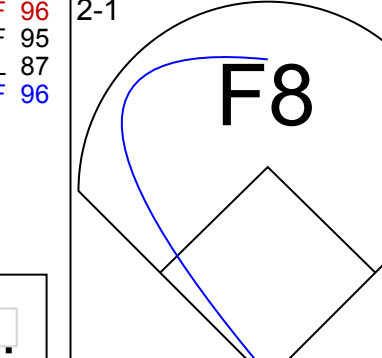


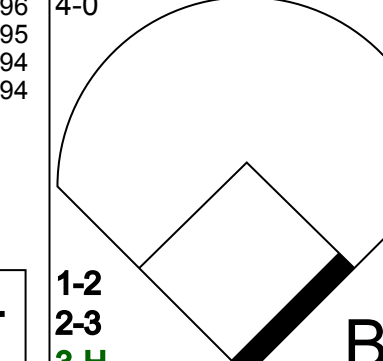
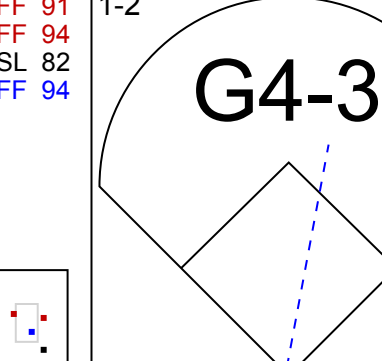


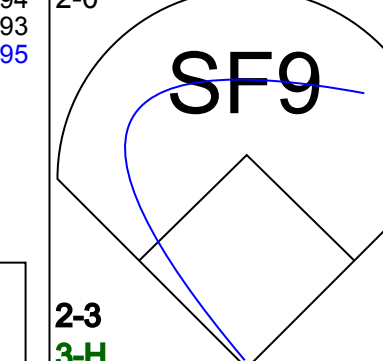
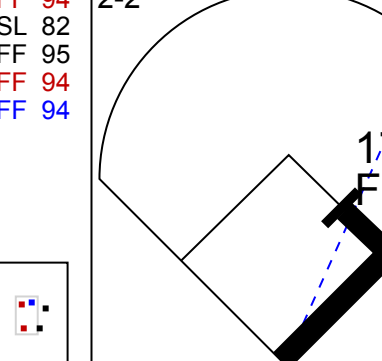


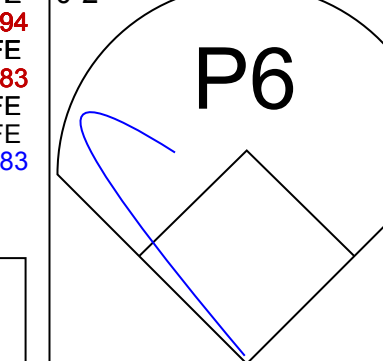
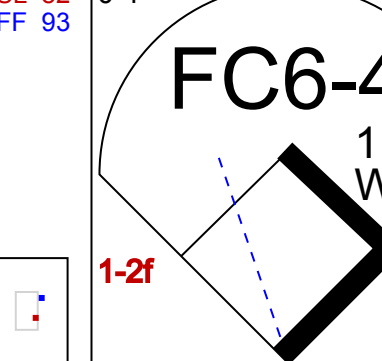


Detroit Tigers @ Cleveland Indians
Progressive Field, Cleveland, OH
Sun Sep 18 2016, 1:12 PM - 4:49 PM EDT
Att: 21,382 - Partly Cloudy - 75 F

AB 33
R 5
H 7
RBI 4
BB 1
SO 9
LOB 6




Batter	1	2	3	4	5	6	7	8	9	AB R H RBI BB SO LOB	TOP																	
4 Cameron Maybin, R OBP: 0.388, SLG: 0.415										4 2 2 0 1 0 1	<p>Detroit Tigers @ Minnesota Twins Target Field, Minneapolis, MN Thu Sep 22 2016, 1:11 PM - 4:19 PM CDT Att: 18,374 - Partly Cloudy - 66 F</p> <p>livebaseballscores.com</p> <p>AB 33 R 9 H 9 RBI 6 BB 7 SO 8 LOB 11</p>																	
1 Jose Iglesias, R OBP: 0.300, SLG: 0.323										3 0 2 1 1 0 1																		
24 Miguel Cabrera, R OBP: 0.386, SLG: 0.547										4 0 0 1 1 1 3																		
28 J.D. Martinez, R OBP: 0.382, SLG: 0.551										4 0 0 0 1 2 2																		
8 Justin Upton, R OBP: 0.300, SLG: 0.435										4 1 0 0 0 1 2																		
34 James McCann, R OBP: 0.271, SLG: 0.361										3 0 0 0 0 2 0																		
40 JaCoby Jones, R OBP: 0.222, SLG: 0.333										0 1 0 0 1 0 0																		
15 Erick Aybar, S OBP: 0.299, SLG: 0.322										3 0 0 0 0 2 0																		
39 Jarrod Saltalamacchia, C OBP: 0.291, SLG: 0.362										0 0 0 0 0 2 0																		
31 Casey McGehee, R OBP: 0.260, SLG: 0.239										1 1 1 3 0 0 0																		
41 Victor Martinez, S OBP: 0.347, SLG: 0.472										0 0 0 0 0 0 0																		
49 Dixon Machado, R OBP: 0.333, SLG: 0.111										0 0 0 0 0 0 0																		
17 Andrew Romine, S OBP: 0.324, SLG: 0.327										4 2 3 0 0 0 0																		
Inning Stats	R: 1 H: 2 E: 0 K: 0 S: 8	H: 2 LOB: 0 BB: 0 P: 13	R: 0 H: 0 E: 0 K: 2 S: 9	H: 0 LOB: 0 BB: 0 P: 16	R: 0 H: 1 E: 0 K: 1 S: 13	H: 1 LOB: 1 BB: 0 P: 19	R: 0 H: 0 E: 0 K: 1 S: 8	H: 0 LOB: 0 BB: 1 P: 12	R: 0 H: 1 E: 0 K: 1 S: 8	H: 1 LOB: 0 BB: 0 P: 8		R: 1 H: 1 E: 0 K: 0 S: 9	H: 1 LOB: 0 BB: 0 P: 17	R: 1 H: 1 E: 0 K: 1 S: 10	H: 1 LOB: 1 BB: 1 P: 18	R: 6 H: 3 E: 0 K: 1 S: 17	H: 3 LOB: 2 BB: 5 P: 44	1B: 6 2B: 1 3B: 0 HR: 2	SF: 1 SAC: 0 DP: 1 HBP: 0	WP: 3 PB: 0 SB: 1 CS: 1	PA: 42							
PITCHER	IP WLS BF H R ER SO BB IBB HBP BLK WP HR S P ERA WHIP											IP WLS BF H R ER SO BB IBB HBP BLK WP HR S P ERA WHIP																
64 Pat Dean, L ERA: 6.33	5.0	17	3	1	1	5	1	0	0	0		0	0	0	50	78	1.80	0.800										
51 Alex Wimmers, R ERA: 5.4	2.0	L 8	2	1	1	1	0	0	0	0		0	1	17	25	4.50	1.000											
62 Buddy Bosher, L ERA: 4.36	0.2	4	1	1	0	1	1	0	0	0	0	0	9	15	0.00	3.000												
53 Pat Light, R ERA: 12.6	0.2	5	0	3	3	0	2	1	0	0	1	0	5	20	40.50	3.000												
59 Michael Tonkin, R ERA: 5.17	0.2	7	3	3	3	1	2	0	0	0	1	1	13	27	40.50	7.500												

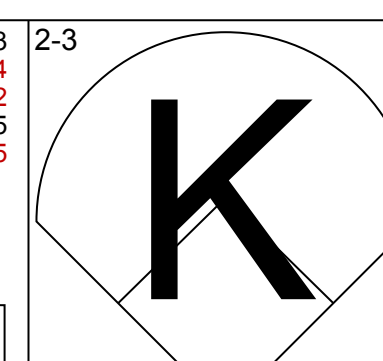
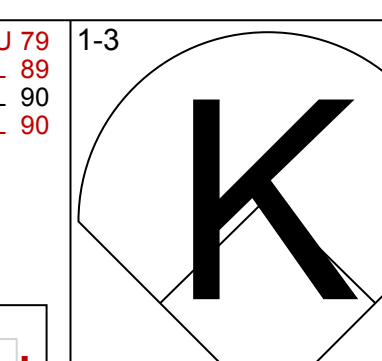
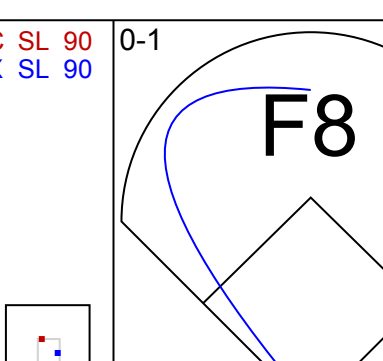
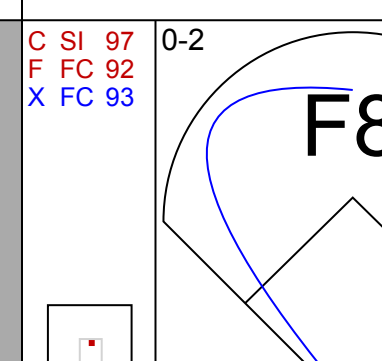
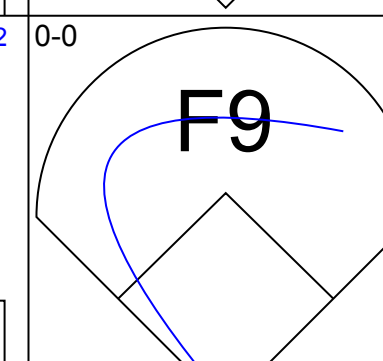
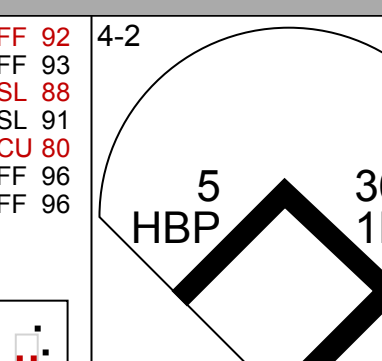
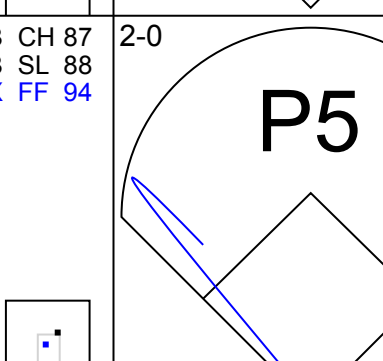

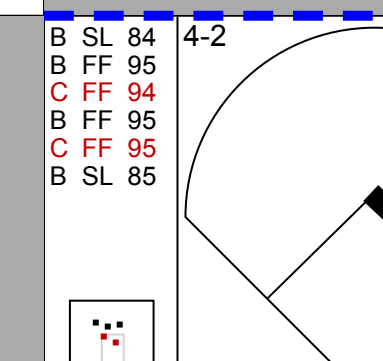
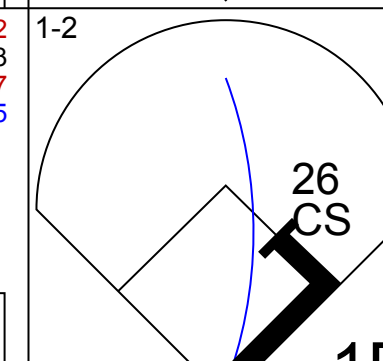
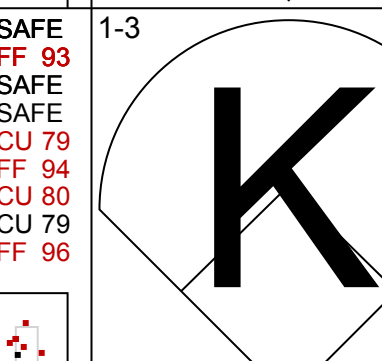


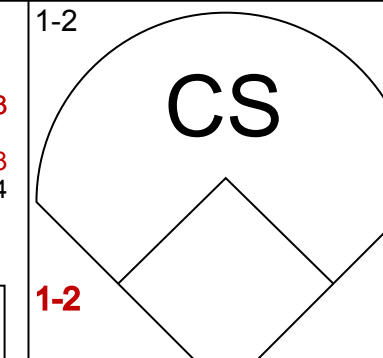
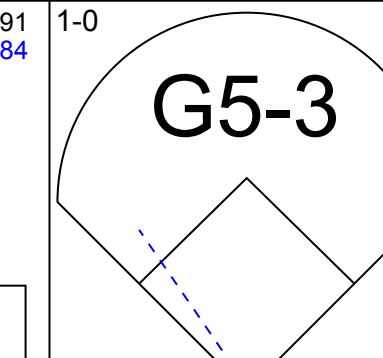
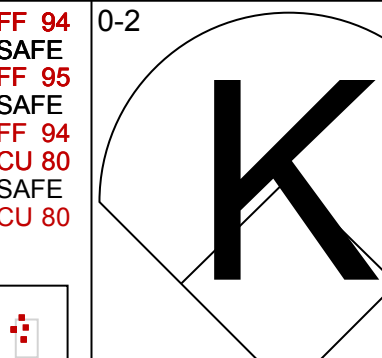


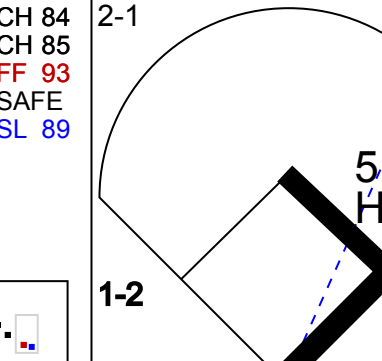


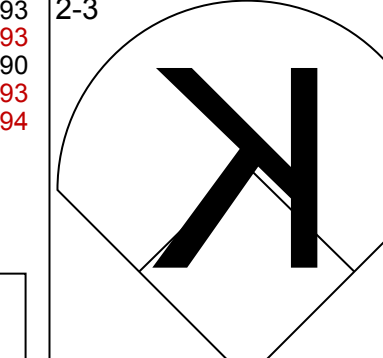
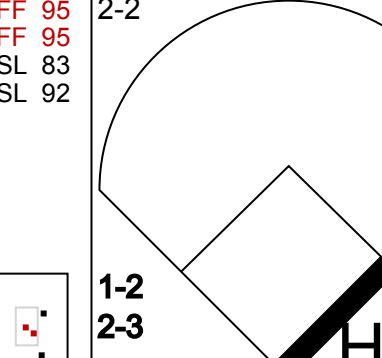




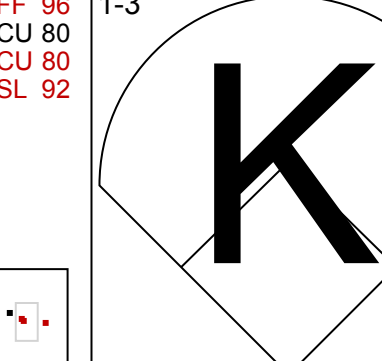

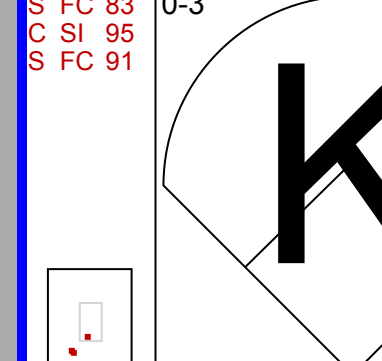
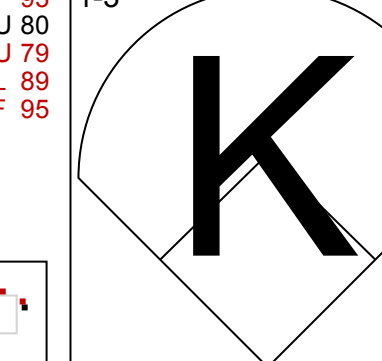

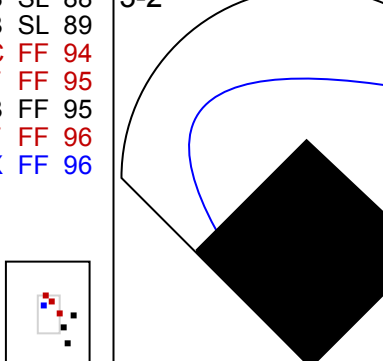
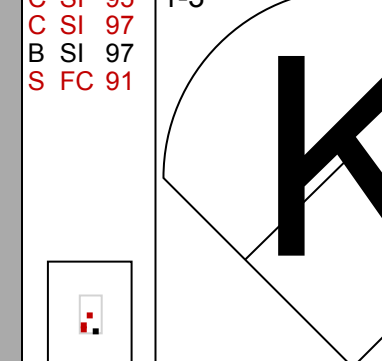

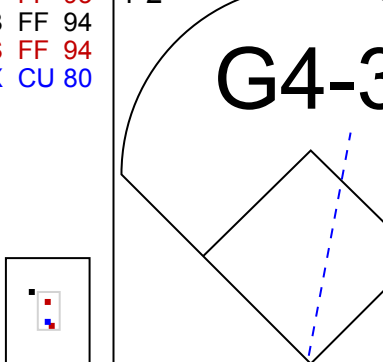
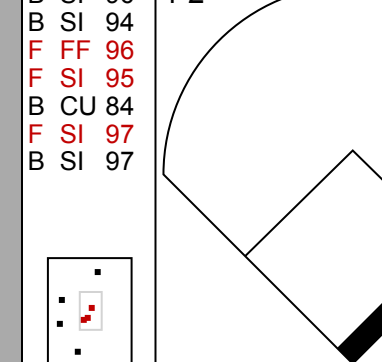
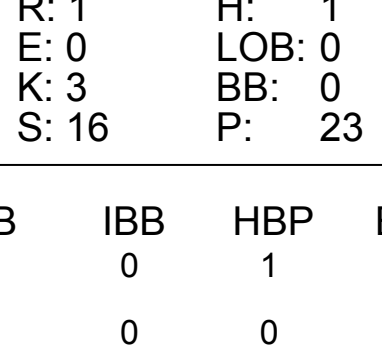
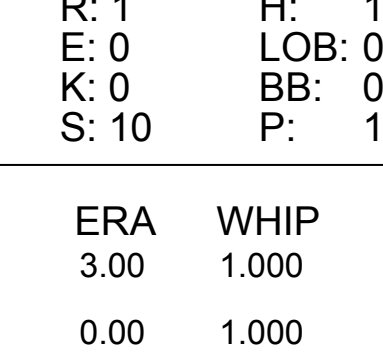
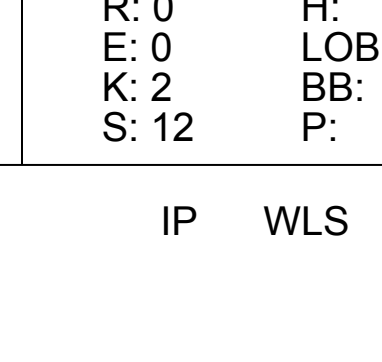
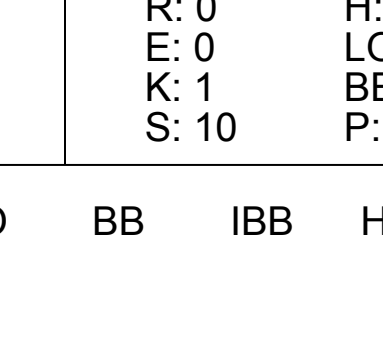



Batter	1	2	3	4	5	6	7	8	9	AB R H RBI BB SO LOB	BOTTOM																
2 Brian Dozier, R OBP: 0.352, SLG: 0.575										4 1 1 1 0 0 2	<p>Detroit Tigers @ Minnesota Twins Target Field, Minneapolis, MN Thu Sep 22 2016, 1:11 PM - 4:19 PM CDT Att: 18,374 - Partly Cloudy - 66 F</p> <p>livebaseballscores.com</p> <p>AB 31 R 2 H 5 RBI 2 BB 3 SO 8 LOB 12</p>																
11 Jorge Polanco, S OBP: 0.341, SLG: 0.426										4 0 2 1 0 0 1																	
26 Max Kepler, L OBP: 0.309, SLG: 0.425										4 0 0 0 0 0 2																	
22 Miguel Sanó, R OBP: 0.322, SLG: 0.459										4 0 1 0 0 3 2																	
19 Kennys Vargas, S OBP: 0.371, SLG: 0.542										4 0 0 0 0 2 1																	
8 Kurt Suzuki, R OBP: 0.367, SLG: 0.459										3 0 0 0 1 0 0																	
36 Robbie Grossman, S OBP: 0.291, SLG: 0.348										2 0 0 0 1 0 0																	
12 John Ryan Murphy, R OBP: 0.188, SLG: 0.203										1 0 0 0 0 1 0																	
32 Logan Schafer, L OBP: 0.326, SLG: 0.342										2 0 0 0 0 1 1																	
25 Byron Buxton, R OBP: 0.275, SLG: 0.403										2 1 1 0 1 1 0																	
Inning Stats	R: 1 H: 2 E: 0 K: 1 S: 9	H: 2 LOB: 1 BB: 0 P: 16	R: 0 H: 0 E: 1 K: 2 S: 14	H: 0 LOB: 1 BB: 0 P: 18	R: 0 H: 0 E: 0 K: 2 S: 15	H: 0 LOB: 0 BB: 1 P: 11	R: 0 H: 0 E: 0 K: 1 S: 15	H: 0 LOB: 0 BB: 0 P: 22	R: 0 H: 0 E: 0 K: 1 S: 8	H: 0 LOB: 0 BB: 0 P: 14		R: 0 H: 0 E: 0 K: 1 S: 9	H: 0 LOB: 0 BB: 0 P: 13	R: 0 H: 1 E: 0 K: 0 S: 13	H: 1 LOB: 3 BB: 2 P: 27	R: 1 H: 2 E: 0 K: 1 S: 10	H: 2 LOB: 1 BB: 0 P: 14	R: 0 H: 0 E: 0 K: 2 S: 10	H: 0 LOB: 0 BB: 0 P: 13	1B: 1 2B: 4 3B: 0 HR: 1	SF: 0 SAC: 0 DP: 1 HBP: 0	WP: 0 PB: 0 SB: 0 CS: 2	PA: 34				
PITCHER	IP WLS BF H R ER SO BB IBB HBP BLK WP HR S P ERA WHIP											IP WLS BF H R ER SO BB IBB HBP BLK WP HR S P ERA WHIP															
19 Anibal Sanchez, R ERA: 5.77	5.0	17	2	1	1	4	1	0	0	0		0	0	51	81	1.80	0.600										
30 Alex Wilson, R ERA: 2.94	1.2	W 7	1	0	0	1	1	0	0	0		0	0	19	32	0.00	1.200										
61 Shane Greene, R ERA: 5.37	1.1	H 7	2	1	1	1	1	0	0	0		0	0	13	22	6.75	2.250										
21 Mark Lowe, R ERA: 6.84	1.0	3	0	0	0	2	0	0	0	0		0	0	10	13	0.00	0.000										

Batter	1	2	3	4	5	6	7	8	9	AB	R	H	RBI	BB	SO	LOB	TOP					
1 Jose Iglesias, R (1, 6) OBP: 0.300, SLG: 0.325							 24 L5 2B			4	0	1	0	0	2	3						
18 Tyler Collins, L (1, 8) OBP: 0.300, SLG: 0.363										4	0	0	0	0	3	1						
24 Miguel Cabrera, R (1, 3) OBP: 0.385, SLG: 0.546										4	0	1	0	0	1	1						
41 Victor Martinez, S (1, 10) OBP: 0.348, SLG: 0.472										3	1	1	0	1	0	0						
28 J.D. Martinez, R (1, 9) OBP: 0.381, SLG: 0.547										3	1	0	0	1	2	2						
8 Justin Upton, R (1, 7) OBP: 0.301, SLG: 0.435										3	1	1	0	1	0	2						
15 Erick Aybar, S (1, 5) OBP: 0.300, SLG: 0.322										3	1	1	2	1	1	0						
39 Jarrod Saltalamacchia, S (1, 2) OBP: 0.290, SLG: 0.362										3	0	1	1	0	2	0						
17 Andrew Romine, S (1, 4) OBP: 0.317, SLG: 0.319										4	0	0	0	0	1	3						
Inning Stats	R: 0 E: 0 K: 3 S: 9	H: 0 LOB: 0 BB: 0 P: 12	R: 2 E: 0 K: 0 S: 12	H: 1 LOB: 2 BB: 3 P: 27	R: 0 E: 0 K: 2 S: 16	H: 1 LOB: 2 BB: 1 P: 25	R: 0 E: 0 K: 1 S: 11	H: 1 LOB: 0 BB: 0 P: 15	R: 0 E: 0 K: 0 S: 6	H: 0 LOB: 0 BB: 0 P: 8	R: 2 E: 1 K: 2 S: 10	H: 2 LOB: 0 BB: 0 P: 15	R: 0 E: 1 K: 1 S: 10	H: 1 LOB: 0 BB: 0 P: 13	R: 0 E: 0 K: 1 S: 8	H: 0 LOB: 0 BB: 0 P: 12	R: 0 E: 0 K: 2 S: 17	H: 0 LOB: 0 BB: 0 P: 22	1B: 4 2B: 3 HR: 0	SF: 1 SAC: 0 DP: 1 HBP: 0	WP: 2 PB: 1 SB: 0 CS: 0	PA: 36
PITCHER	IP	WLS	BF	H	R	ER	SO	BB	IBB	HBP	BLK	WP	HR	S	P	ERA	WHIP					
54 Ervin Santana, R (1, 1) ERA: 3.37	6.0	L	27	5	4	2	8	4	0	0	0	2	0	64	102	3.00	1.500					
60 JT Chargois, R (7, 1) ERA: 4.79	2.0		6	1	0	0	2	0	0	0	0	0	0	18	25	0.00	0.500					
55 Taylor Rogers, L (9, 1) ERA: 3.59	1.0		3	0	0	0	2	0	0	0	0	0	0	17	22	0.00	0.000					

Detroit Tigers @ Minnesota Twins
Target Field, Minneapolis, MN
Thu Sep 22 2016, 7:11 PM - 10:21 PM CDT
Att: 21,599 - Overcast - 64 F


AB 31
R 4
H 6
RBI 3
BB 4
SO 12
LOB 12



Batter	1	2	3	4	5	6	7	8	9	AB	R	H	RBI	BB	SO	LOB	BOTTOM					
2 Brian Dozier, R (1, 4) OBP: 0.350, SLG: 0.571										4	0	0	0	0	2	1						
32 Logan Schafer, L (1, 7) OBP: 0.340, SLG: 0.325										2	0	0	0	2	0	0						
11 Jorge Polanco, S (1, 6) OBP: 0.343, SLG: 0.425										3	0	1	0	1	2	2						
26 Max Kepler, L (1, 9) OBP: 0.307, SLG: 0.422										3	0	0	0	0	2	2						
19 Kennys Vargas, S (8, 3) OBP: 0.368, SLG: 0.537										1	0	0	0	0	1	1						
36 Robbie Grossman, S (1, 10) OBP: 0.386, SLG: 0.454										4	0	1	0	0	2	2						
5 Eduardo Escobar, S (1, 5) OBP: 0.274, SLG: 0.337										3	0	0	0	0	2	1						
37 Juan Centeno, L (1, 2) ERA: 3.21										2	1	1	1	0	1	3						
8 Kurt Suzuki, R (7, PH) OBP: 0.304, SLG: 0.408										2	0	0	0	0	1	0						
25 Byron Buxton, R (1, 8) OBP: 0.275, SLG: 0.412										4	1	1	1	0	3	0						
30 James Beresford, L (1, 3) OBP: 0.267, SLG: 0.286										2	0	0	0	1	1	0						
Inning Stats	R: 0 E: 0 K: 1 S: 9	H: 1 LOB: 0 BB: 0 P: 13	R: 0 E: 0 K: 1 S: 7	H: 0 LOB: 0 BB: 0 P: 13	R: 1 E: 0 K: 3 S: 16	H: 1 LOB: 0 BB: 0 P: 23	R: 0 E: 0 K: 3 S: 20	H: 1 LOB: 3 BB: 1 P: 30	R: 1 E: 0 K: 0 S: 10	H: 1 LOB: 0 BB: 0 P: 16	R: 0 E: 0 K: 3 S: 11	H: 0 LOB: 1 BB: 1 P: 20	R: 0 E: 0 K: 2 S: 12	H: 0 LOB: 1 BB: 1 P: 17	R: 0 E: 0 K: 3 S: 14	H: 0 LOB: 0 BB: 1 P: 24	R: 0 E: 0 K: 1 S: 10	H: 0 LOB: 0 BB: 0 P: 11	1B: 2 2B: 0 HR: 2	SF: 0 SAC: 0 DP: 0 HBP: 1	WP: 1 PB: 0 SB: 0 CS: 1	PA: 36
PITCHER	IP	WLS	BF	H	R	ER	SO	BB	IBB	HBP	BLK	WP	HR	S	P	ERA	WHIP					
35 Justin Verlander, R (1, 1) ERA: 4.2	6.0	W	24	4	2	2	10	2	0	1	0	0	0	73	115	3.00	1.000					
38 Justin Wilson, L (7, 1) ERA: 4.2	1.0	H	4	0	0	0	2	1	0	0	0	0	0	12	17	0.00	1.000					
43 Bruce Rondon, R (8, 1) ERA: 3.06	1.0	H	4	0	0	0	3	1	0	0	0	1	0	14	24	0.00	1.000					
57 Francisco Rodriguez, R (9, 1) ERA: 2.54	1.0	S	3	0	0	0	1	0	0	0	0	0	0	10	11	0.00	0.000					

Detroit Tigers @ Minnesota Twins
Target Field, Minneapolis, MN
Thu Sep 22 2016, 7:11 PM - 10:21 PM CDT
Att: 21,599 - Overcast - 64 F

AB 30
R 2
H 4
RBI 2
BB 4
SO 17
LOB 12



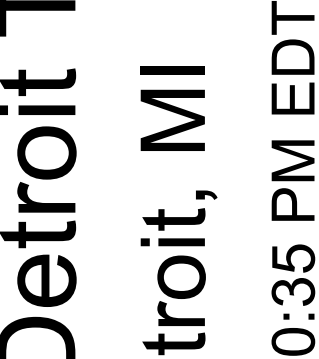
Batter	1	2	3	4	5	6	7	8	9	AB	R	H	RBI	BB	SO	LOB	TOP			
41 Carlos Santana, S (1, 10) OBP: 0.361, SLG: 0.488										4	1	1	0	1	1	1	Cleveland Indians @ Detroit Tigers Comerica Park, Detroit, MI Mon Sep 26 2016, 7:12 PM - 10:35 PM EDT Att: 24,981 - Partly Cloudy - 65 F			
22 Jason Kipnis, L (1, 4) OBP: 0.340, SLG: 0.467										5	1	1	1	0	1	5				
12 Francisco Lindor, S (1, 6) OBP: 0.355, SLG: 0.429										2	0	0	0	2	0	0				
26 Mike Napoli, R (1, 3) OBP: 0.338, SLG: 0.473										2	0	0	1	2	0	2				
11 José Ramírez, S (1, 5) OBP: 0.364, SLG: 0.465										5	1	0	0	0	0	3				
8 Lonnie Chisenhall, L (1, 9) OBP: 0.332, SLG: 0.442										5	0	0	0	0	0	3				
4 Coco Crisp, S (1, 7) 35 Abraham Almonte, S (8, 7) OBP: 0.303, SLG: 0.415										4	2	2	2	0	0	0				
72 Tyler Naquin, L (1, 8) 20 Rajai Davis, R (6, PH) OBP: 0.310, SLG: 0.396										1	0	0	0	1	0	0				
55 Roberto Pérez, R (1, 2) OBP: 0.276, SLG: 0.299										4	1	3	2	0	1	0				
Inning Stats	R: 0 E: 0 K: 1 S: 8	H: 0 LOB: 0 BB: 0 P: 11	R: 2 E: 0 K: 0 S: 18	H: 2 LOB: 3 BB: 3 P: 38	R: 0 E: 0 K: 0 S: 8	H: 0 LOB: 1 BB: 1 P: 14	R: 0 E: 0 K: 1 S: 7	H: 0 LOB: 0 BB: 0 P: 12	R: 2 E: 0 K: 0 S: 11	H: 2 LOB: 0 BB: 0 P: 16	R: 0 E: 0 K: 0 S: 5	H: 1 LOB: 1 BB: 1 P: 21	R: 2 E: 1 K: 0 S: 16	H: 3 LOB: 2 BB: 0 P: 24	R: 0 E: 0 K: 0 S: 8	H: 0 LOB: 1 BB: 1 P: 15		1B: 5 2B: 1 3B: 0 HR: 2	SF: 1 SAC: 1 DP: 0 HBP: 0	WP: 0 PB: 0 SB: 1 CS: 0
PITCHER	IP WLS BF H R ER SO BB IBB HBP BLK WP HR S P ERA WHIP																			
45 Buck Farmer, R (1, 1) ERA: 4.6	5.0 L 23 4 4 4 2 4 0 0 0 0 0 1 52 91 7.20 1.600																			
56 Kyle Ryan, L (6, 1) ERA: 3.21	1.0 3 0 0 0 0 0 0 0 0 0 0 0 5 7 0.00 0.000																			
38 Justin Wilson, L (7, 1) ERA: 4.21	1.0 5 1 1 1 1 1 0 0 0 0 0 0 1 13 21 0.00 2.000																			
30 Alex Wilson, R (8, 1) ERA: 2.92	1.0 7 3 2 1 0 0 0 0 0 0 0 0 0 16 24 9.00 3.000																			
43 Bruce Rondón, R (9, 1) ERA: 2.88	1.0 4 0 0 0 0 0 1 0 0 0 0 0 0 8 15 0.00 1.000																			

Batter	1	2	3	4	5	6	7	8	9	AB	R	H	RBI	BB	SO	LOB	BOTTOM					
3 Ian Kinsler, R (1, 4) OBP: 0.346, SLG: 0.477										5	2	3	0	0	0	0	Cleveland Indians @ Detroit Tigers Comerica Park, Detroit, MI Mon Sep 26 2016, 7:12 PM - 10:35 PM EDT Att: 24,981 - Partly Cloudy - 65 F					
4 Cameron Maybin, R (1, 8) OBP: 0.388, SLG: 0.423										5	0	0	0	0	2	3						
24 Miguel Cabrera, R (1, 3) OBP: 0.387, SLG: 0.540										4	0	2	2	0	1	1						
41 Victor Martinez, S (1, 10) OBP: 0.354, SLG: 0.482										4	1	1	0	0	1	2						
28 J.D. Martinez, R (1, 9) OBP: 0.380, SLG: 0.549										4	1	2	2	0	1	1						
8 Justin Upton, R (1, 7) OBP: 0.305, SLG: 0.450										3	0	0	0	1	2	0						
15 Erick Aybar, S (1, 5) OBP: 0.304, SLG: 0.320										3	0	1	0	1	1	0						
34 James McCann, R (1, 2) OBP: 0.270, SLG: 0.358										4	0	1	0	0	1	3						
1 Jose Iglesias, R (1, 6) OBP: 0.300, SLG: 0.327										3	0	0	0	0	1	5						
Inning Stats	R: 0 E: 0 K: 2 S: 8	H: 0 LOB: 0 BB: 0 P: 12	R: 2 E: 0 K: 1 S: 10	H: 2 LOB: 0 BB: 0 P: 13	R: 0 E: 0 K: 0 S: 7	H: 1 LOB: 1 BB: 0 P: 11	R: 0 E: 0 K: 0 S: 14	H: 2 LOB: 3 BB: 1 P: 24	R: 1 E: 0 K: 0 S: 8	H: 2 LOB: 0 BB: 0 P: 9	R: 0 E: 0 K: 2 S: 18	H: 1 LOB: 2 BB: 1 P: 28	R: 1 E: 0 K: 2 S: 16	H: 2 LOB: 1 BB: 0 P: 21	R: 0 E: 0 K: 2 S: 11	H: 0 LOB: 0 BB: 0 P: 12		R: 0 E: 0 K: 1 S: 12	H: 0 LOB: 0 BB: 0 P: 18	1B: 8 2B: 1 3B: 0 HR: 1	SF: 0 SAC: 0 DP: 1 HBP: 1	WP: 0 PB: 0 SB: 0 CS: 1
PITCHER	IP WLS BF H R ER SO BB IBB HBP BLK WP HR S P ERA WHIP																					
28 Corey Kluber, R (1, 1) ERA: 3.14	4.0 18 5 2 2 2 3 1 0 0 0 0 0 1 39 60 4.50 1.500																					
61 Dan Otero, R (5, 1) ERA: 1.57	1.1 5 2 1 1 0 0 0 0 0 0 0 0 9 12 6.75 1.500																					
27 Bryan Shaw, R (6, 1) ERA: 3.14	1.0 H 6 2 1 1 2 1 0 0 0 0 0 0 25 37 9.00 3.000																					
24 Andrew Miller, L (7, 1) ERA: 1.5	1.2 W 6 1 0 0 4 0 0 0 0 0 0 0 19 21 0.00 0.600																					
37 Cody Allen, R (9, 1) ERA: 2.63	1.0 S 3 0 0 0 1 0 0 0 0 0 0 0 0 12 18 0.00 0.000																					

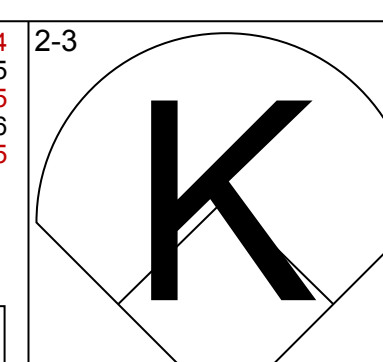
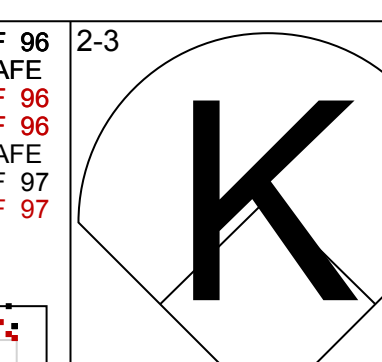
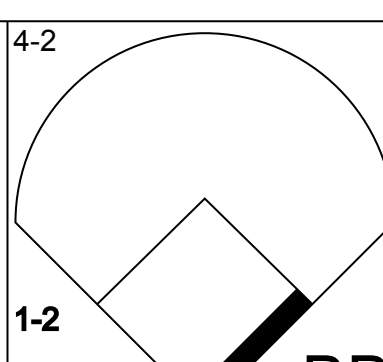
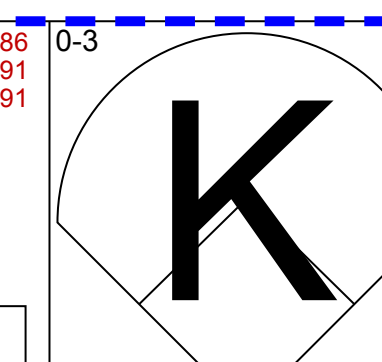
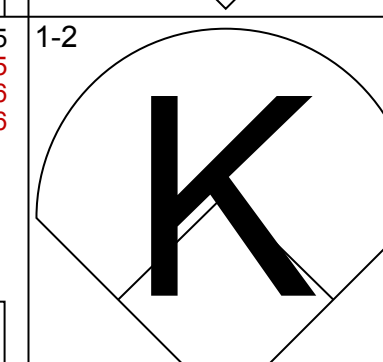
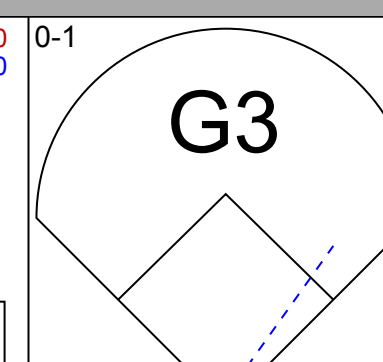
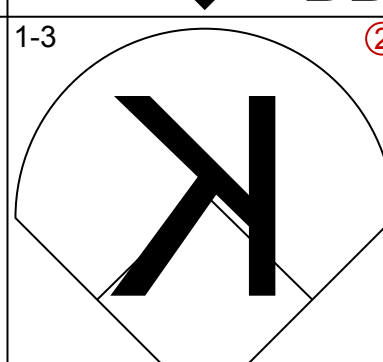
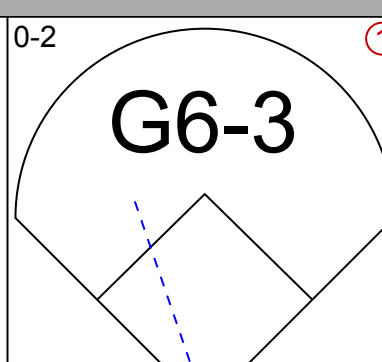
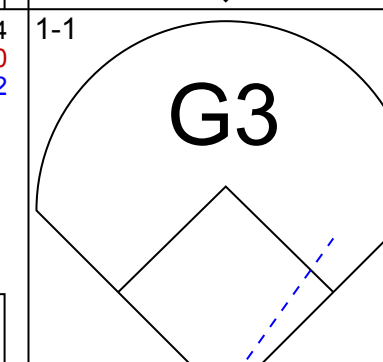
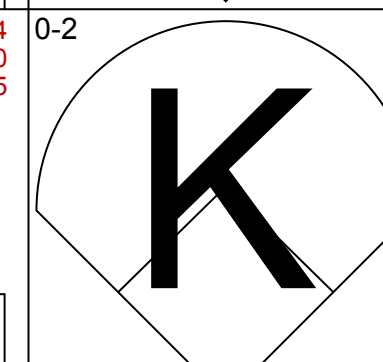
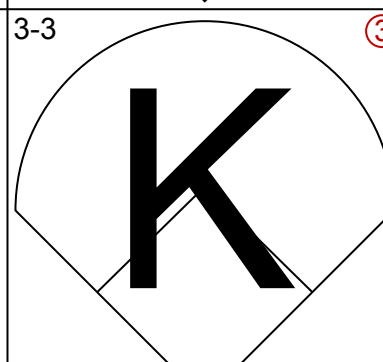
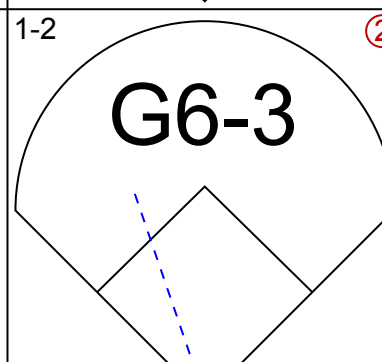
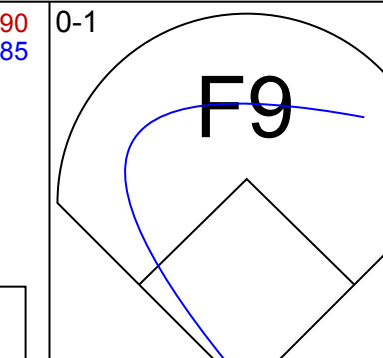
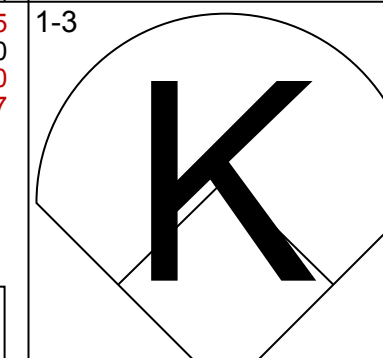
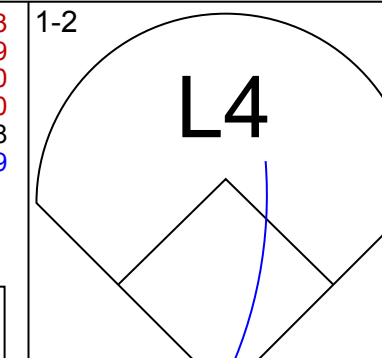
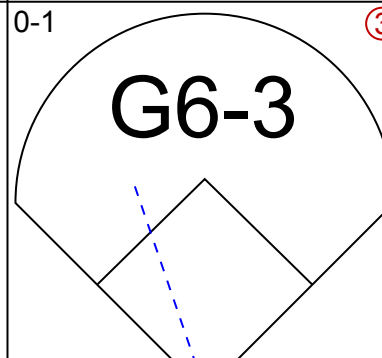
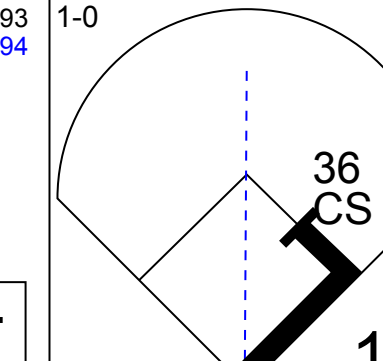
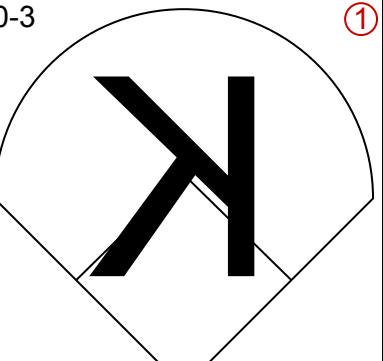
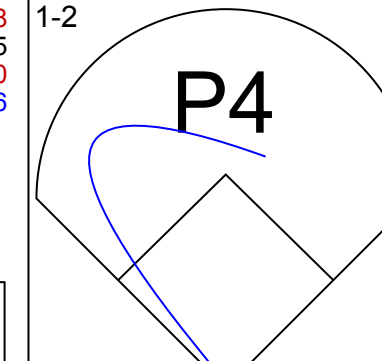
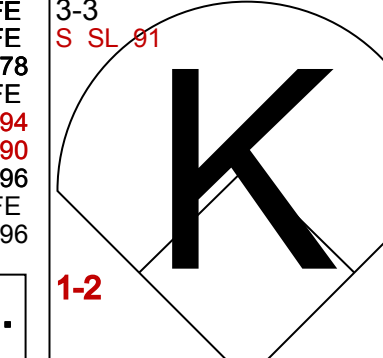
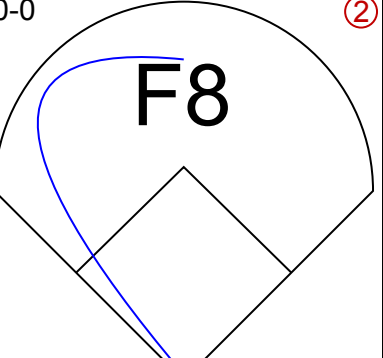
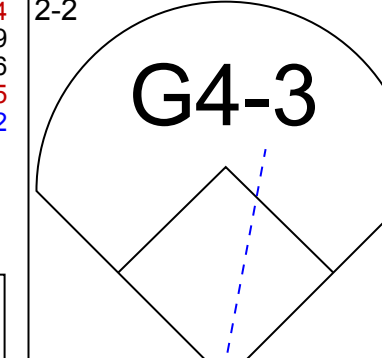
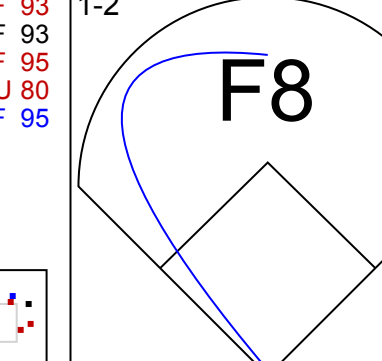
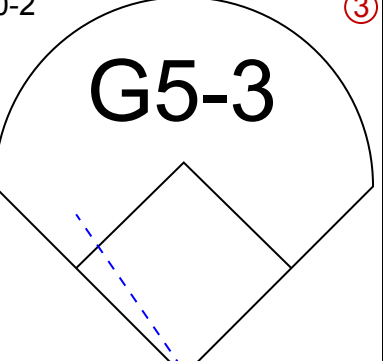
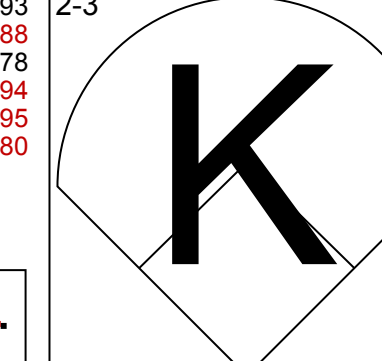
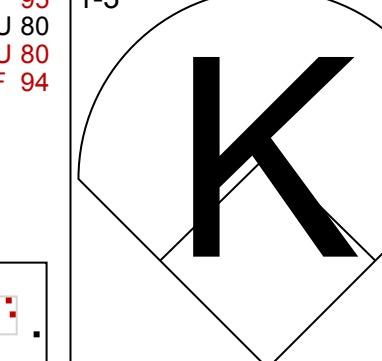
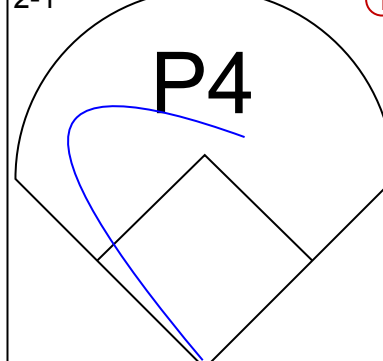
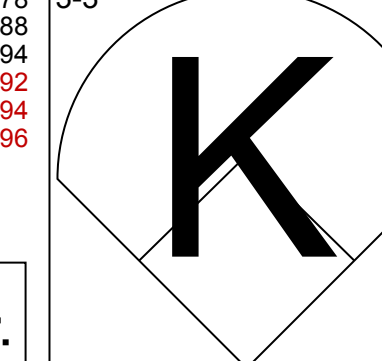
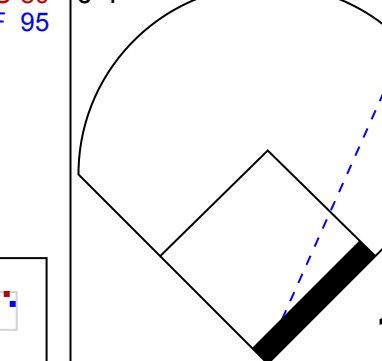
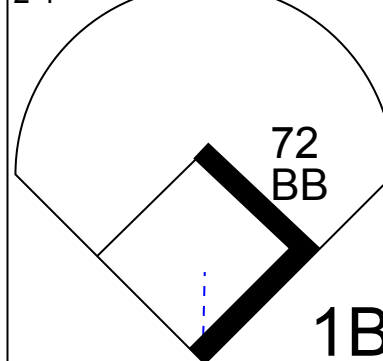
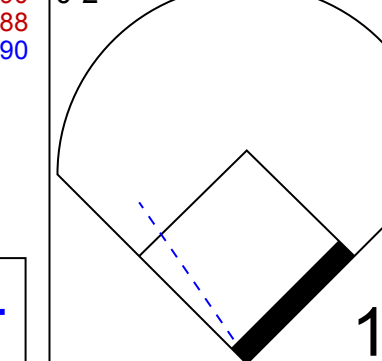
AB 34
R 7
H 8
RBI 6
BB 6
SO 3
LOB 14

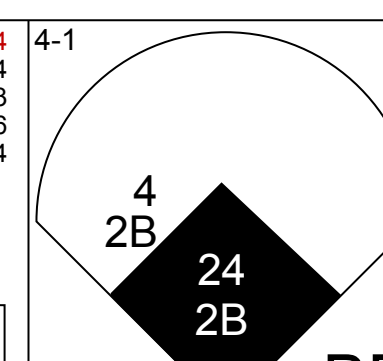
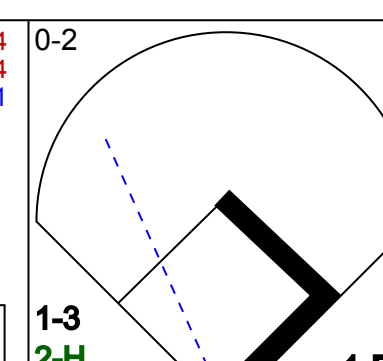
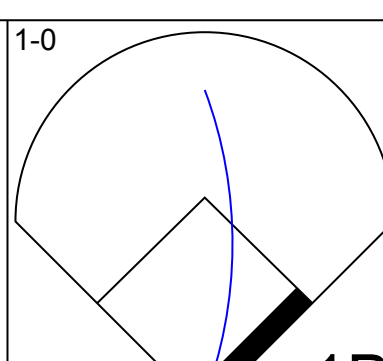
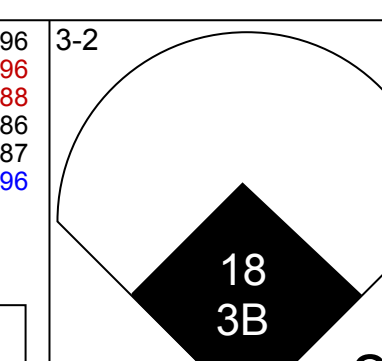
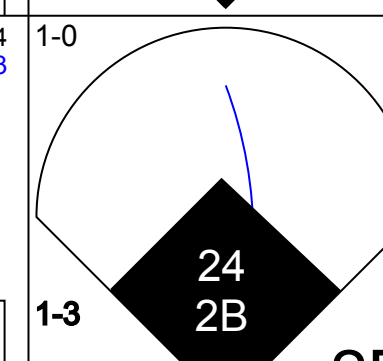
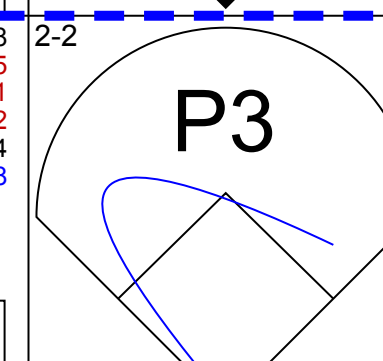
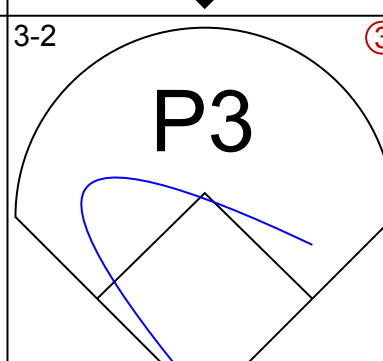
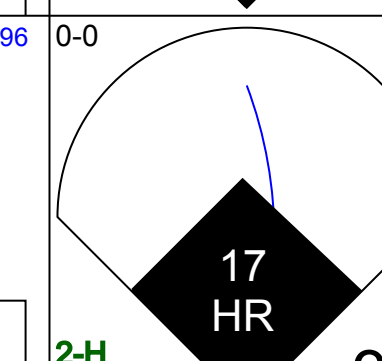
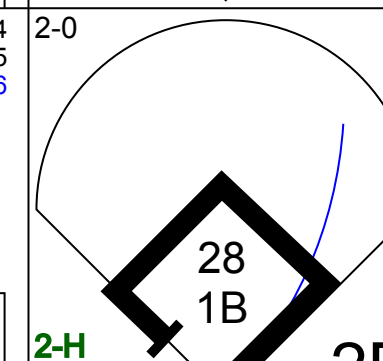
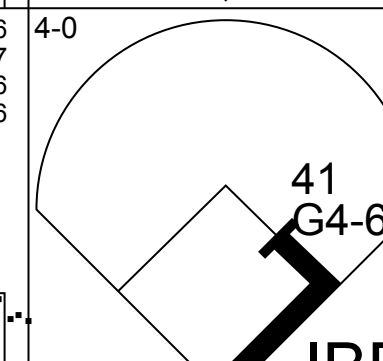

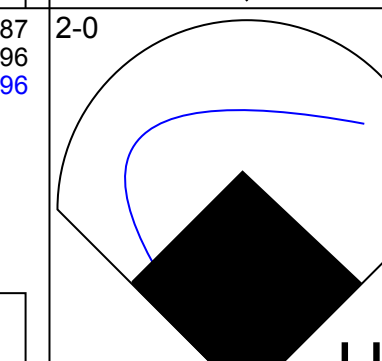
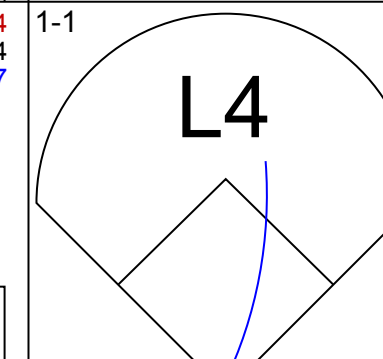
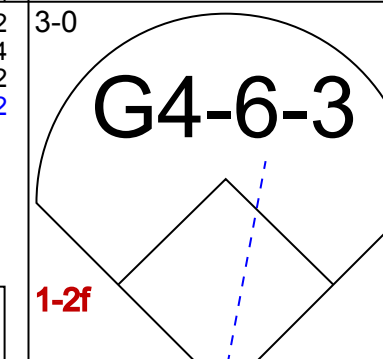

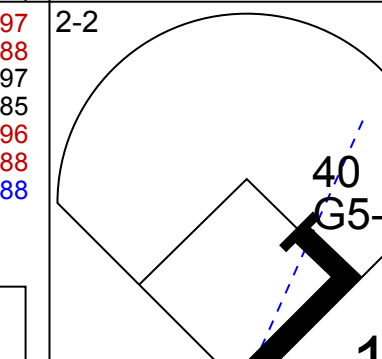
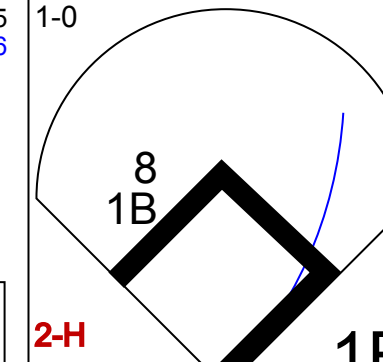


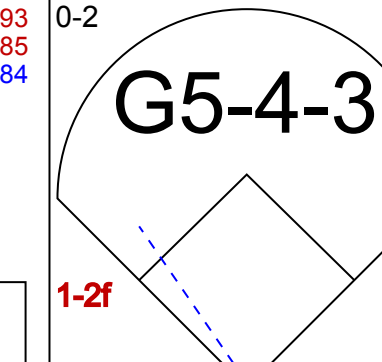
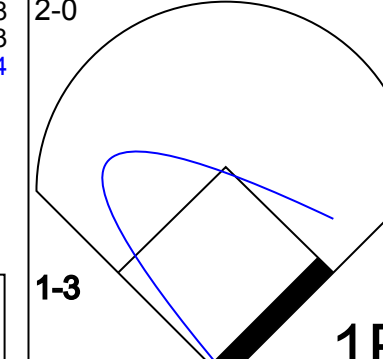



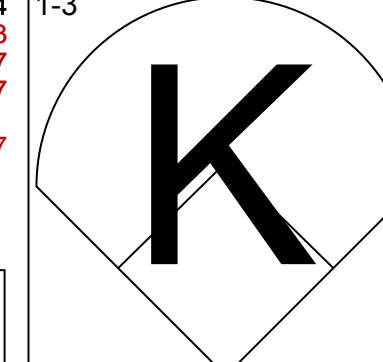




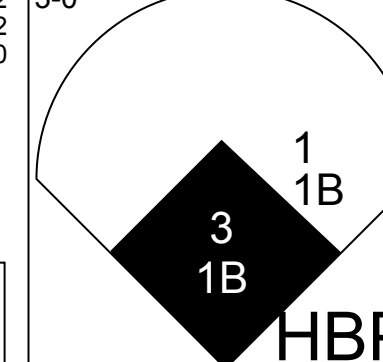
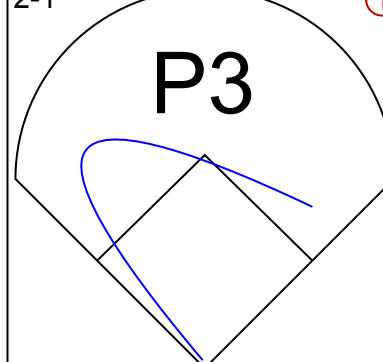




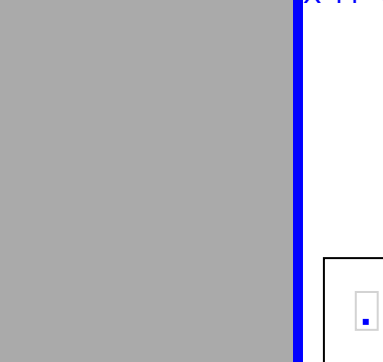
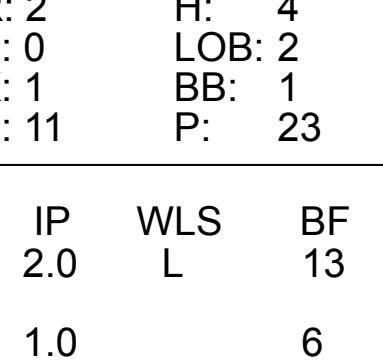
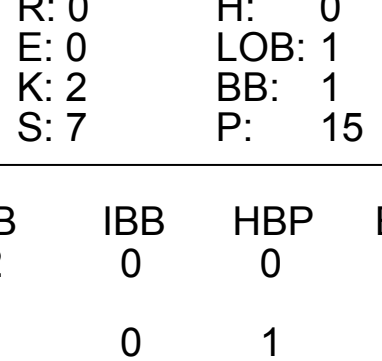
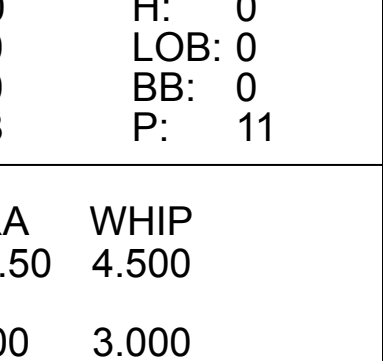
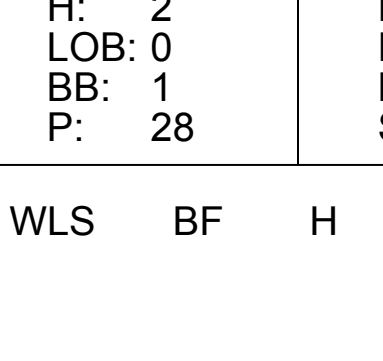


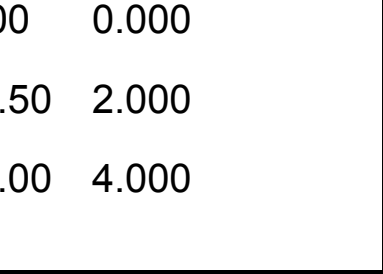



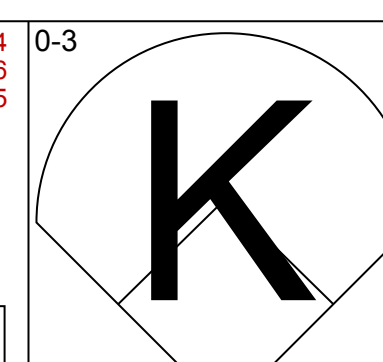
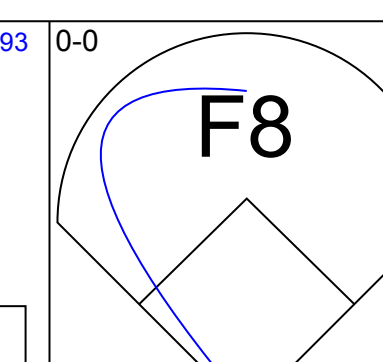
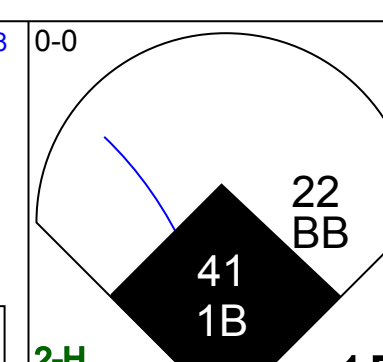
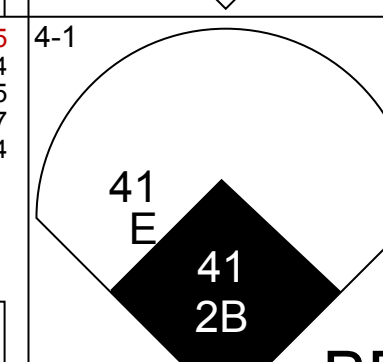
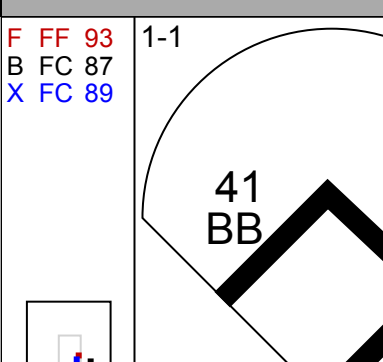
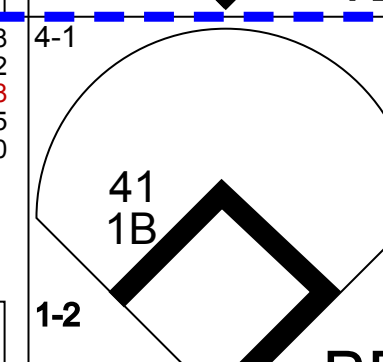
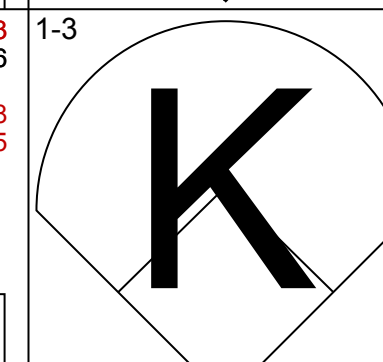
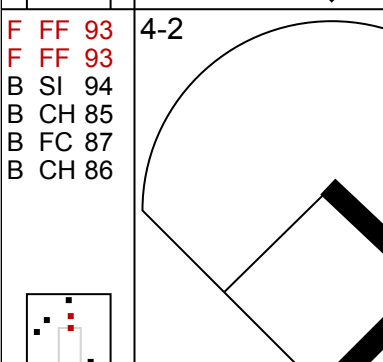
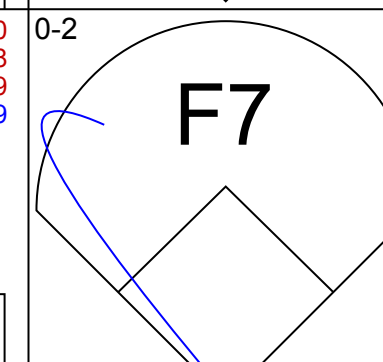
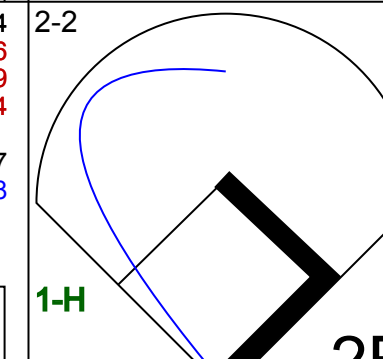
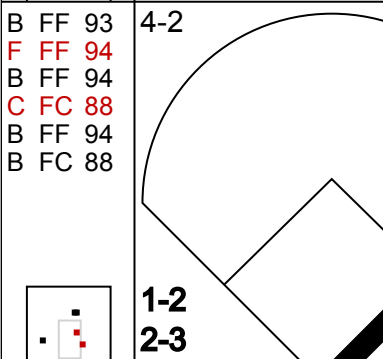
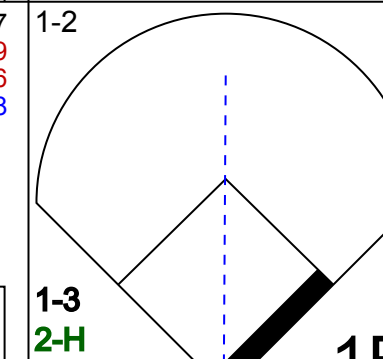
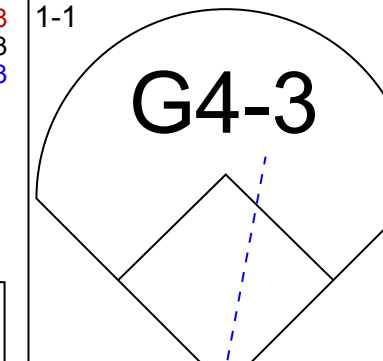
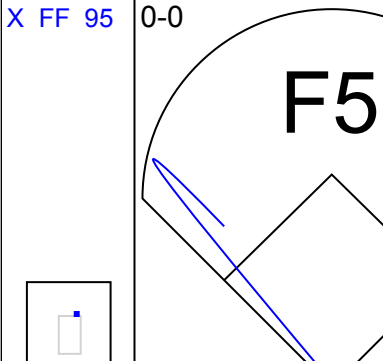
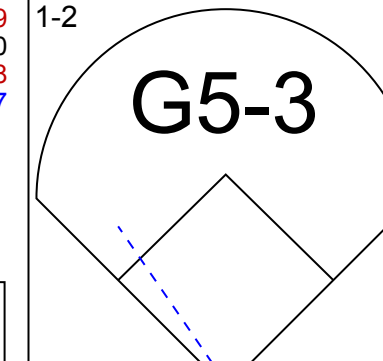
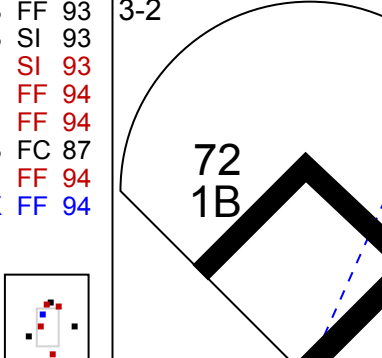
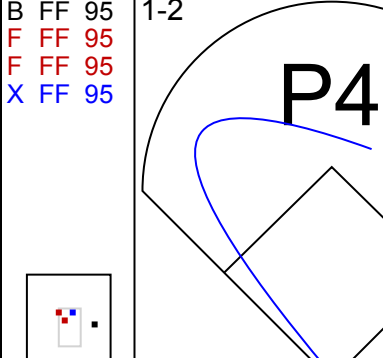


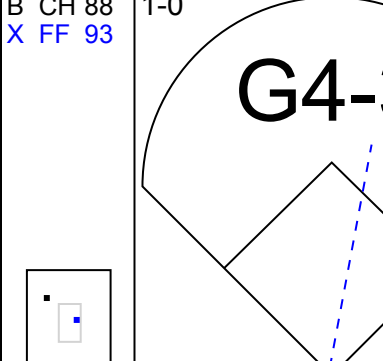



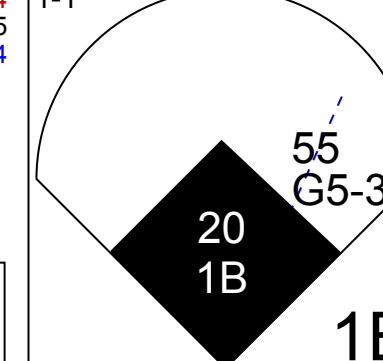


AB 35
R 4
H 10
RBI 4
BB 2
SO 10
LOB 15

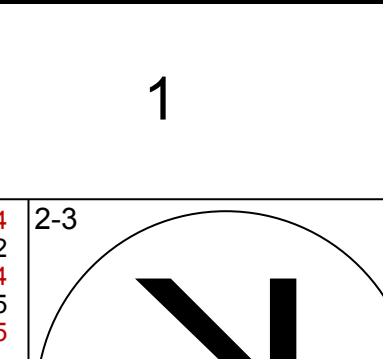
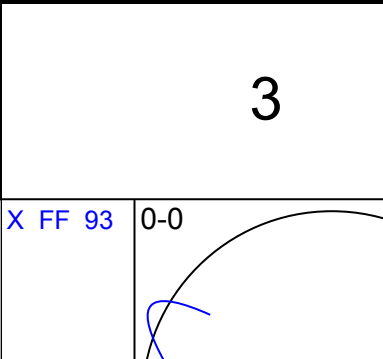

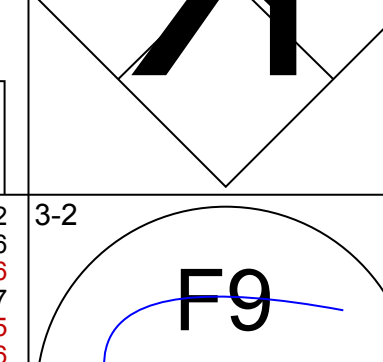
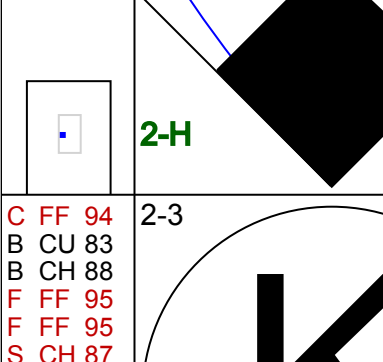

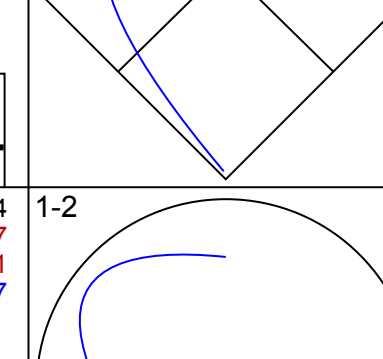
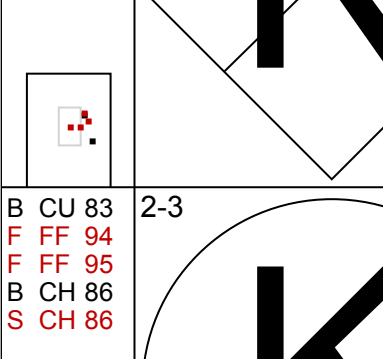

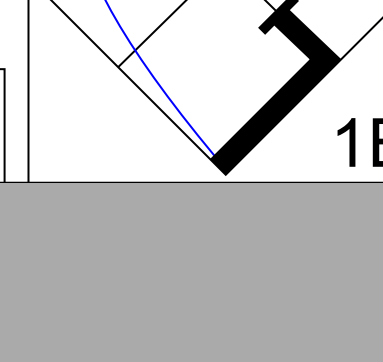
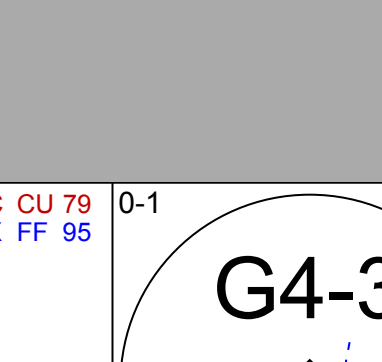
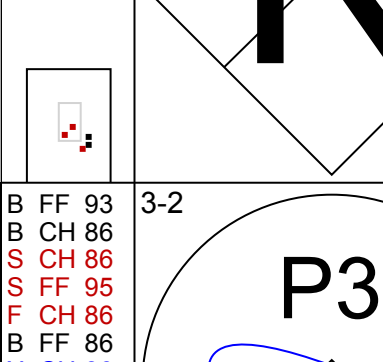


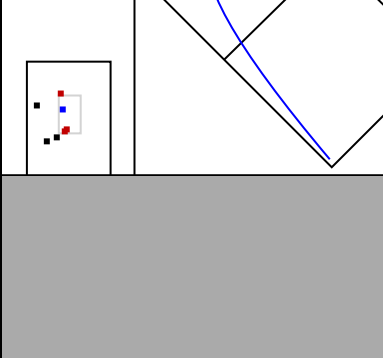
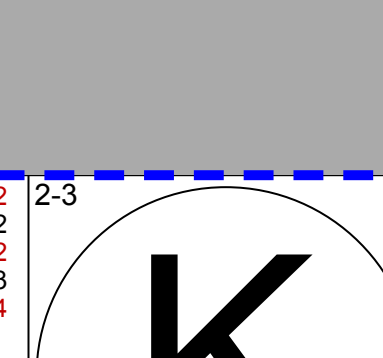

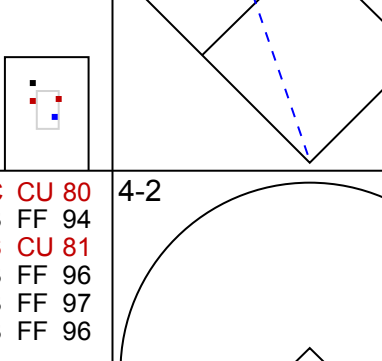

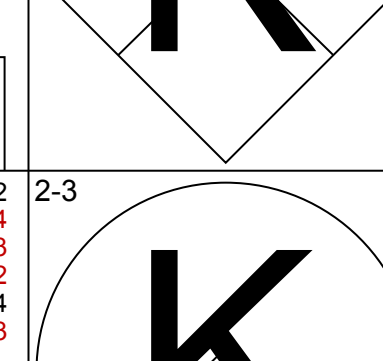
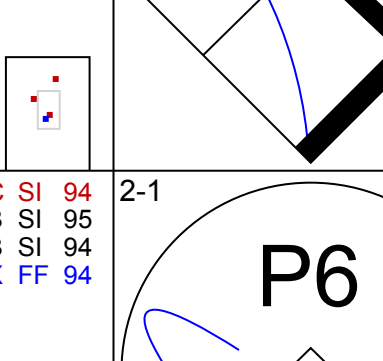


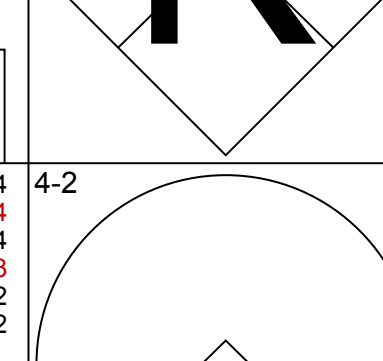
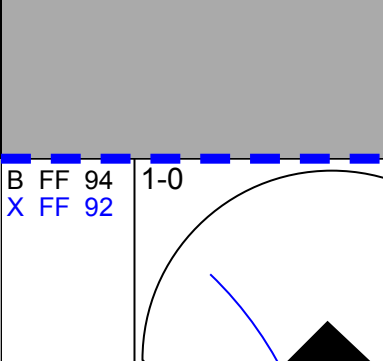
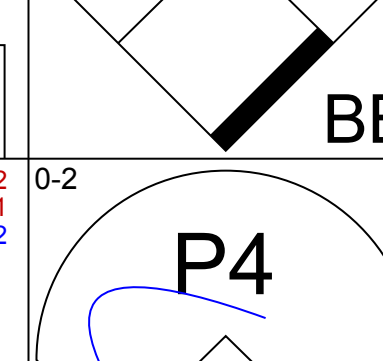

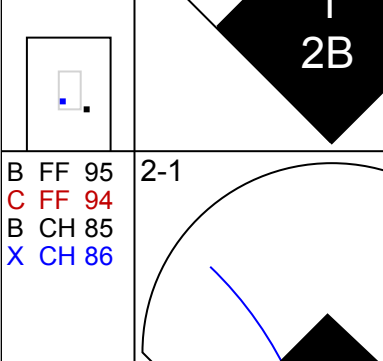
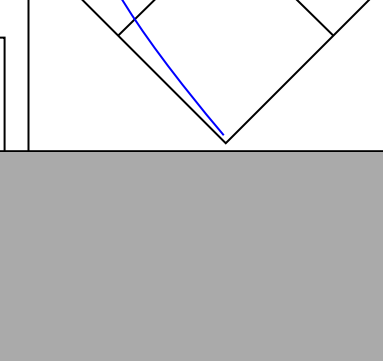


WP: 0
PB: 0
SB: 0
CS: 1


Batter	1	2	3	4	5	6	7	8	9	AB	R	H	RBI	BB	SO	LOB	TOP				
72 Tyler Naquin, L (1,8) OBP: 0.371, SLG: 0.521										3	0	0	0	1	3	2	Cleveland Indians @ Detroit Tigers Comerica Park, Detroit, MI Tue Sep 27 2016, 7:12 PM - 10:11 PM EDT Att: 25,696 - Partly Cloudy - 66 F				
1 Michael Martinez, S (1,4) OBP: 0.269, SLG: 0.310										4	0	0	0	0	2	2					
35 Abraham Almonte, S (1,9) OBP: 0.297, SLG: 0.406										4	0	0	0	0	2	2					
41 Carlos Santana, S (1,10) OBP: 0.359, SLG: 0.485										4	0	0	0	0	1	0					
6 Brandon Guyer, R (1,7) OBP: 0.370, SLG: 0.423										3	0	1	0	0	1	0					
36 Jesús Aguilar, R (1,3)										3	0	0	0	0	1	1					
38 Chris Gimenez, R (1,5) OBP: 0.272, SLG: 0.331										3	0	0	0	0	1	0					
45 Adam Moore, R (1,2)										3	0	0	0	0	2	0					
9 Erik González, R (1,6) OBP: 0.333, SLG: 0.286										3	0	3	0	0	0	0					
Inning Stats	R: 0 H: 0 E: 0 K: 2 S: 8	H: 0 LOB: 0 BB: 0 P: 12	R: 0 H: 1 E: 0 K: 1 S: 6	H: 1 LOB: 1 BB: 0 P: 10	R: 0 H: 1 E: 0 K: 2 S: 12	H: 1 LOB: 1 BB: 0 P: 16	R: 0 H: 0 E: 0 K: 2 S: 8	H: 0 LOB: 0 BB: 0 P: 9	R: 0 H: 1 E: 0 K: 1 S: 9	H: 1 LOB: 2 BB: 0 P: 9	R: 0 H: 0 E: 0 K: 0 S: 11	H: 0 LOB: 0 BB: 0 P: 15	R: 0 H: 1 E: 0 K: 3 S: 13	H: 1 LOB: 1 BB: 0 P: 18	R: 0 H: 0 E: 0 K: 0 S: 8	H: 0 LOB: 0 BB: 0 P: 9		1B: 4 2B: 1 3B: 0 HR: 0	SF: 0 SAC: 0 DP: 1 HBP: 0	WP: 0 PB: 0 SB: 0 CS: 1	PA: 31
PITCHER	IP WLS BF H R ER SO BB IBB HBP BLK WP HR S P ERA WHIP	IP WLS BF H R ER SO BB IBB HBP BLK WP HR S P ERA WHIP	IP WLS BF H R ER SO BB IBB HBP BLK WP HR S P ERA WHIP	IP WLS BF H R ER SO BB IBB HBP BLK WP HR S P ERA WHIP	IP WLS BF H R ER SO BB IBB HBP BLK WP HR S P ERA WHIP	IP WLS BF H R ER SO BB IBB HBP BLK WP HR S P ERA WHIP	IP WLS BF H R ER SO BB IBB HBP BLK WP HR S P ERA WHIP	IP WLS BF H R ER SO BB IBB HBP BLK WP HR S P ERA WHIP	IP WLS BF H R ER SO BB IBB HBP BLK WP HR S P ERA WHIP	IP WLS BF H R ER SO BB IBB HBP BLK WP HR S P ERA WHIP	IP WLS BF H R ER SO BB IBB HBP BLK WP HR S P ERA WHIP	IP WLS BF H R ER SO BB IBB HBP BLK WP HR S P ERA WHIP	IP WLS BF H R ER SO BB IBB HBP BLK WP HR S P ERA WHIP	IP WLS BF H R ER SO BB IBB HBP BLK WP HR S P ERA WHIP	IP WLS BF H R ER SO BB IBB HBP BLK WP HR S P ERA WHIP	IP WLS BF H R ER SO BB IBB HBP BLK WP HR S P ERA WHIP	IP WLS BF H R ER SO BB IBB HBP BLK WP HR S P ERA WHIP	IP WLS BF H R ER SO BB IBB HBP BLK WP HR S P ERA WHIP	IP WLS BF H R ER SO BB IBB HBP BLK WP HR S P ERA WHIP	IP WLS BF H R ER SO BB IBB HBP BLK WP HR S P ERA WHIP	IP WLS BF H R ER SO BB IBB HBP BLK WP HR S P ERA WHIP
35 Justin Verlander, R (1,1) ERA: 3.1	7.2	W	27	4	0	0	12	1	0	0	0	0	0	0	0	0	0.00	0.652			
56 Kyle Ryan, L (8,1) ERA: 3.13	1.1		4	0	0	0	1	0	0	0	0	0	0	0	0	0	0.00	0.000			

Batter	1	2	3	4	5	6	7	8	9	AB	R	H	RBI	BB	SO	LOB	BOTTOM				
3 Ian Kinsler, R (1,4) OBP: 0.349, SLG: 0.478										3	1	2	1	1	1	1	Cleveland Indians @ Detroit Tigers Comerica Park, Detroit, MI Tue Sep 27 2016, 7:12 PM - 10:11 PM EDT Att: 25,696 - Partly Cloudy - 66 F				
9 Nick Castellanos, R (8,PH) OBP: 0.333, SLG: 0.504										1	1	1	0	0	0	0					
4 Cameron Maybin, R (1,8) OBP: 0.388, SLG: 0.430										3	2	1	0	1	0	3					
18 Tyler Collins, L (8,PH) OBP: 0.305, SLG: 0.382										1	1	1	1	0	0	0					
24 Miguel Cabrera, R (1,3) OBP: 0.391, SLG: 0.549										3	2	3	5	1	0	0					
17 Andrew Romine, S (8,3) OBP: 0.304, SLG: 0.322										1	1	1	2	0	0	0					
41 Victor Martinez, S (1,10) OBP: 0.354, SLG: 0.480										4	0	1	0	0	0	5					
33 Steven Moya, L (8,PH) OBP: 0.293, SLG: 0.505										1	0	1	0	0	0	0					
28 J.D. Martinez, R (1,9) OBP: 0.381, SLG: 0.547										3	1	1	0	1	1	0					
40 Jacob Jones, R (8,PH) OBP: 0.214, SLG: 0.321										1	0	0	0	0	0	1					
8 Justin Upton, R (1,7) OBP: 0.308, SLG: 0.457										3	1	2	3	1	0	0					
31 Casey McGehee, R (9,3) OBP: 0.260, SLG: 0.239										0	0	0	0	0	0	0					
15 Erick Aybar, S (1,5) OBP: 0.302, SLG: 0.317										4	0	0	0	0	2	3					
34 James McCann, R (1,2) OBP: 0.273, SLG: 0.358										3	2	1	0	0	1	0					
1 Jose Iglesias, R (1,6) OBP: 0.300, SLG: 0.327										3	0	1	0	0	0	1					
49 Austin Machado, R (8,PH) OBP: 0.308, SLG: 0.100										1	0	0	0	0	0	0					
Inning Stats	R: 2 H: 4 E: 0 K: 1 S: 11	H: 3 LOB: 2 BB: 1 P: 23	R: 3 H: 3 E: 0 K: 1 S: 10	H: 3 LOB: 1 BB: 1 P: 20	R: 0 H: 0 E: 0 K: 2 S: 7	H: 0 LOB: 1 BB: 1 P: 15	R: 1 H: 2 E: 0 K: 0 S: 12	H: 2 LOB: 2 BB: 1 P: 26	R: 0 H: 1 E: 0 K: 0 S: 9	H: 1 LOB: 1 BB: 0 P: 17	R: 3 H: 2 E: 0 K: 1 S: 17	H: 2 LOB: 1 BB: 1 P: 28	R: 3 H: 4 E: 0 K: 0 S: 14	H: 4 LOB: 0 BB: 0 P: 21	R: 3 H: 0 E: 0 K: 0 S: 14	H: 0 LOB: 0 BB: 0 P: 21	1B: 9 2B: 4 3B: 1 HR: 3	SF: 0 SAC: 0 DP: 3 HBP: 1	WP: 0 PB: 0 SB: 0 CS: 1	PA: 41	
PITCHER	IP WLS BF H R ER SO BB IBB HBP BLK WP HR S P ERA WHIP	IP WLS BF H R ER SO BB IBB HBP BLK WP HR S P ERA WHIP	IP WLS BF H R ER SO BB IBB HBP BLK WP HR S P ERA WHIP	IP WLS BF H R ER SO BB IBB HBP BLK WP HR S P ERA WHIP	IP WLS BF H R ER SO BB IBB HBP BLK WP HR S P ERA WHIP	IP WLS BF H R ER SO BB IBB HBP BLK WP HR S P ERA WHIP	IP WLS BF H R ER SO BB IBB HBP BLK WP HR S P ERA WHIP	IP WLS BF H R ER SO BB IBB HBP BLK WP HR S P ERA WHIP	IP WLS BF H R ER SO BB IBB HBP BLK WP HR S P ERA WHIP	IP WLS BF H R ER SO BB IBB HBP BLK WP HR S P ERA WHIP	IP WLS BF H R ER SO BB IBB HBP BLK WP HR S P ERA WHIP	IP WLS BF H R ER SO BB IBB HBP BLK WP HR S P ERA WHIP	IP WLS BF H R ER SO BB IBB HBP BLK WP HR S P ERA WHIP	IP WLS BF H R ER SO BB IBB HBP BLK WP HR S P ERA WHIP	IP WLS BF H R ER SO BB IBB HBP BLK WP HR S P ERA WHIP	IP WLS BF H R ER SO BB IBB HBP BLK WP HR S P ERA WHIP	IP WLS BF H R ER SO BB IBB HBP BLK WP HR S P ERA WHIP	IP WLS BF H R ER SO BB IBB HBP BLK WP HR S P ERA WHIP	IP WLS BF H R ER SO BB IBB HBP BLK WP HR S P ERA WHIP	IP WLS BF H R ER SO BB IBB HBP BLK WP HR S P ERA WHIP	IP WLS BF H R ER SO BB IBB HBP BLK WP HR S P ERA WHIP
73 Mike Clevinger, R (1,1) ERA: 5.33	2.0	L	13	7	5	2	13	2	0	0	0	0	0	0	0	0	22.50	4.500			
66 Perci Garner, R (3,1) ERA: 4.92	1.0		6	2	1	1	2	1	0	1	0	0	0	0	0	0	9.00	3.000			
51 Shawn Armstrong, R (4,1) ERA: 2.53	2.0		6	0	0	0	0	0	1	0	0	0	0	0	0	0	0.00	0.000			
62 Adam Plutko, R (6,1) ERA: 7.36	2.0		10	3	3	3	1	1	0	0	0	0	0	1	26	45	13.50	2.000			
49 Austin Adams, R (8,1) ERA: 8.82	1.0		6	4	3	3	0	0	0	0	0	0	0	1	14	21	27.00	4.000			

Batter	1	2	3	4	5	6	7	8	9	AB	R	H	RBI	BB	SO	LOB	TOP
20 Rajai Davis, R OBP: 0.310, SLG: 0.396										3	1	1	1	0	1	2	Cleveland Indians @ Detroit Tigers Comerica Park, Detroit, MI Wed Sep 28 2016, 7:11 PM - 9:57 PM EDT Att: 26,934 - Drizzlie - 60 F
22 Jason Kipnis, L OBP: 0.343, SLG: 0.469										1	1	1	0	2	0	0	
12 Francisco Lindor, S OBP: 0.355, SLG: 0.426										2	0	0	0	1	1	3	
41 Carlos Santana, S OBP: 0.362, SLG: 0.489										2	0	2	2	1	0	0	
11 José Ramírez, S OBP: 0.363, SLG: 0.463										3	0	0	0	0	0	6	
8 Lonnie Chisenhall, L OBP: 0.334, SLG: 0.443										2	0	1	0	1	0	3	
4 Coco Crisp, S OBP: 0.303, SLG: 0.400										3	0	0	0	0	1	5	
72 Tyler Naquin, L OBP: 0.374, SLG: 0.522										3	1	2	0	0	0	1	
55 Roberto Pérez, R OBP: 0.273, SLG: 0.295										2	0	0	0	0	1	3	
Inning Stats	R: 1 E: 1 K: 2 S: 13	H: 1 LOB: 1 BB: 1 P: 21	R: 0 E: 0 K: 1 S: 16	H: 2 LOB: 2 BB: 0 P: 25	R: 0 E: 0 K: 0 S: 11	H: 1 LOB: 3 BB: 2 P: 22	R: 2 E: 0 K: 0 S: 17	H: 3 LOB: 2 BB: 1 P: 26	R: 0 E: 0 K: 1 S: 12	H: 0 LOB: 0 BB: 1 P: 20							
PITCHER	IP WLS BF H R ER SO BB IBB HBP BLK WP HR S P ERA WHIP																
32 Michael Fulmer, R ERA: 3.06	(1, 1) 3.1	WLS: 19	BF: 6	H: 3	R: 3	ER: 3	SO: 3	BB: 3	IBB: 0	HBP: 0	BLK: 0	WP: 0	HR: 0	S: 46	P: 77	ERA: 8.10	WHIP: 2.700
65 Blaine Hardy, L ERA: 3.51	(4, 1) 1.2	WLS: 7	BF: 7	H: 1	R: 0	ER: 0	SO: 1	BB: 2	IBB: 0	HBP: 0	BLK: 0	WP: 0	HR: 0	S: 23	P: 37	ERA: 0.00	WHIP: 1.800

Batter	1	2	3	4	5	6	7	8	9	AB	R	H	RBI	BB	SO	LOB	BOTTOM
3 Ian Kinsler, R OBP: 0.346, SLG: 0.482										3	2	1	2	0	1	1	Cleveland Indians @ Detroit Tigers Comerica Park, Detroit, MI Wed Sep 28 2016, 7:11 PM - 9:57 PM EDT Att: 26,934 - Drizzlie - 60 F
4 Cameron Maybin, R OBP: 0.388, SLG: 0.429										3	1	1	0	0	1	0	
24 Miguel Cabrera, R OBP: 0.392, SLG: 0.555										3	1	2	3	0	1	0	
41 Victor Martinez, S OBP: 0.352, SLG: 0.477										3	0	0	0	0	0	0	
28 J.D. Martinez, R OBP: 0.381, SLG: 0.548										3	0	1	0	0	1	0	
8 Justin Upton, R OBP: 0.308, SLG: 0.455										2	0	0	0	1	1	1	
9 Nick Castellanos, R OBP: 0.333, SLG: 0.503										1	0	0	0	1	0	1	
34 James McCann, R OBP: 0.274, SLG: 0.362										2	1	1	0	0	0	1	
1 Jose Iglesias, R OBP: 0.303, SLG: 0.333										2	1	2	1	0	0	0	
Inning Stats	R: 0 E: 0 K: 1 S: 10	H: 1 LOB: 1 BB: 0 P: 16	R: 0 E: 0 K: 0 S: 8	H: 0 LOB: 1 BB: 1 P: 14	R: 3 E: 0 K: 2 S: 15	H: 3 LOB: 0 BB: 0 P: 25	R: 0 E: 0 K: 2 S: 12	H: 0 LOB: 1 BB: 1 P: 20	R: 3 E: 0 K: 0 S: 15	H: 4 LOB: 1 BB: 0 P: 21							
PITCHER	IP WLS BF H R ER SO BB IBB HBP BLK WP HR S P ERA WHIP																
34 Zach McAllister, R ERA: 3.44	(1, 1) 2.0	WLS: 7	BF: 7	H: 1	R: 0	ER: 0	SO: 1	BB: 1	IBB: 0	HBP: 0	BLK: 0	WP: 0	HR: 0	S: 18	P: 30	ERA: 0.00	WHIP: 1.000
56 Cody Anderson, R ERA: 6.69	(3, 1) 1.0	WLS: 6	BF: 3	H: 3	R: 3	ER: 3	SO: 2	BB: 0	IBB: 0	HBP: 0	BLK: 0	WP: 0	HR: 1	S: 15	P: 25	ERA: 27.00	WHIP: 3.000
53 Jeff Manship, R ERA: 3.14	(4, 1) 1.0	WLS: 4	BF: 0	H: 0	R: 0	ER: 0	SO: 2	BB: 1	IBB: 0	HBP: 0	BLK: 0	WP: 0	HR: 0	S: 12	P: 20	ERA: 0.00	WHIP: 1.000
65 Joe Colón, R ERA: 7.2	(5, 1) 1.0	WLS: L	BF: 7	H: 4	R: 3	ER: 3	SO: 0	BB: 0	IBB: 0	HBP: 0	BLK: 0	WP: 0	HR: 1	S: 15	P: 21	ERA: 27.00	WHIP: 4.000

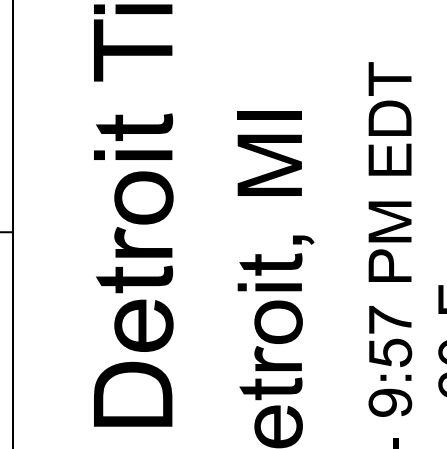
AB 21
R 3
H 7
RBI 3
BB 5
SO 4
LOB 23



WP: 0 PA: 26
PB: 0
SB: 1
CS: 0

1B: 5 SF: 0
2B: 2 SAC: 0
3B: 0 DP: 1
HR: 0 HBP: 0

AB 22
R 6
H 8
RBI 6
BB 2
SO 5
LOB 4

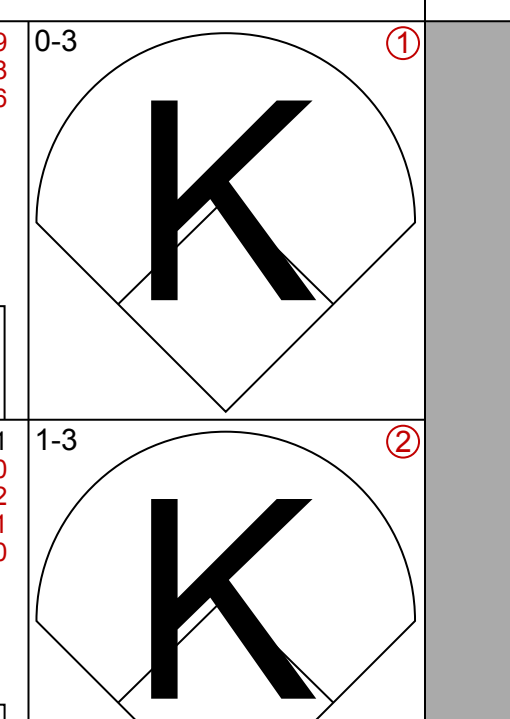
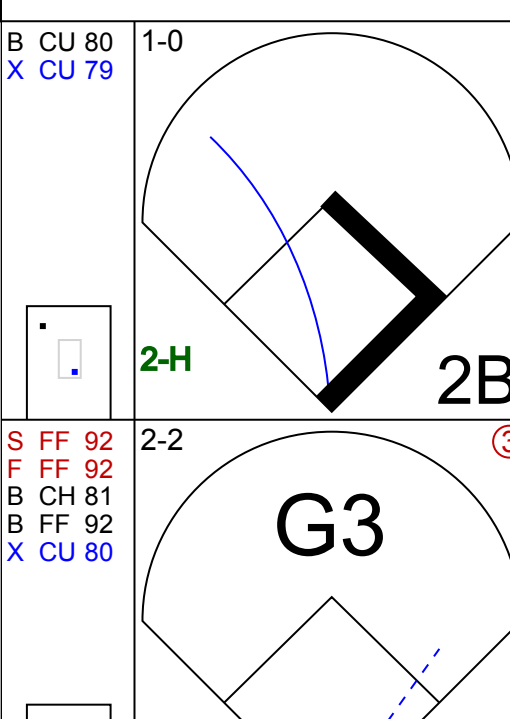
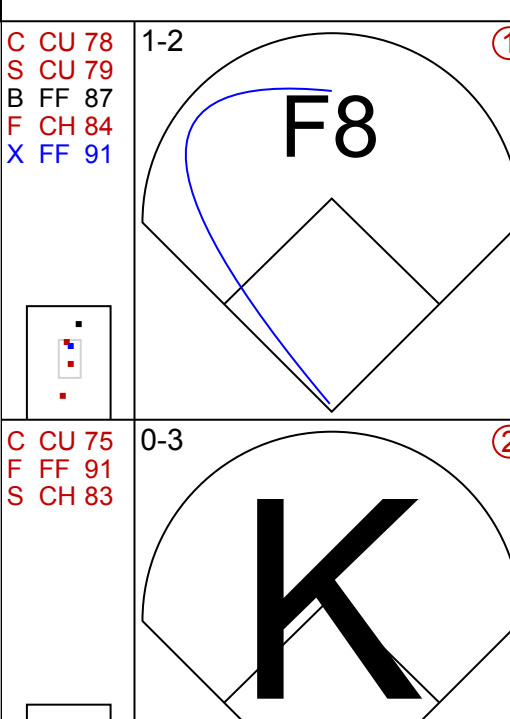
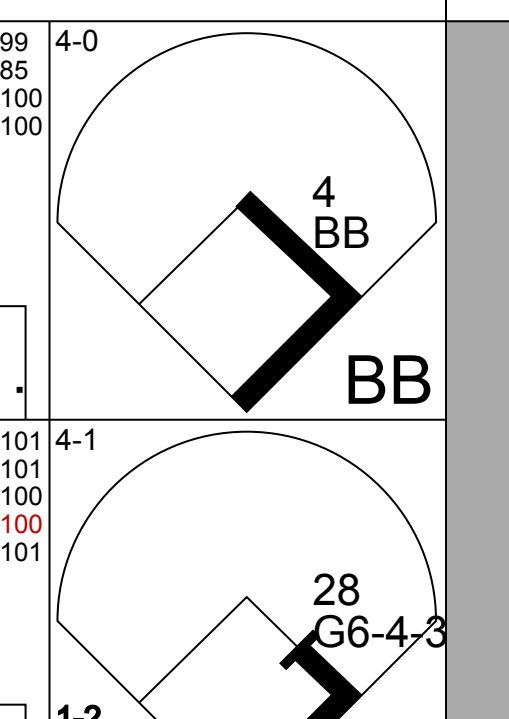
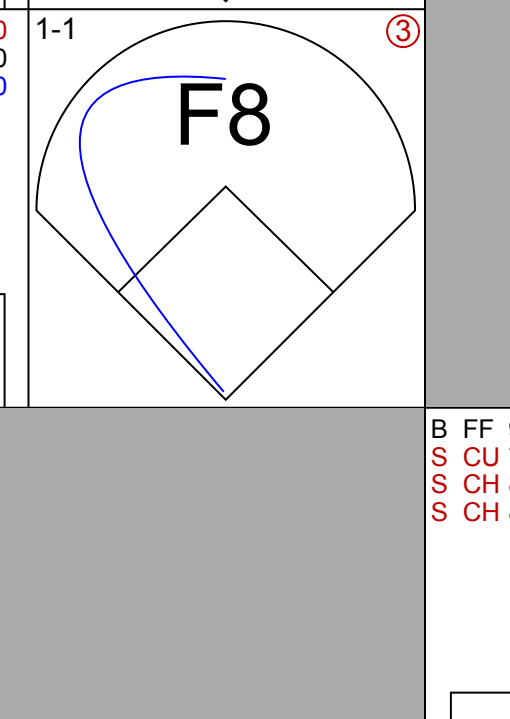

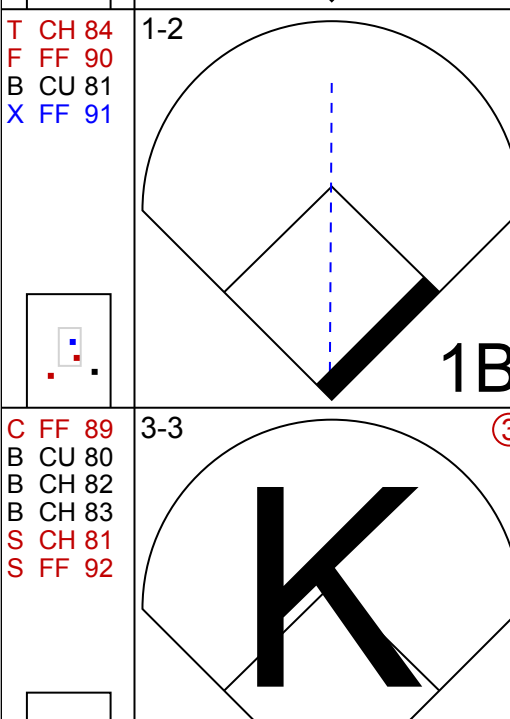
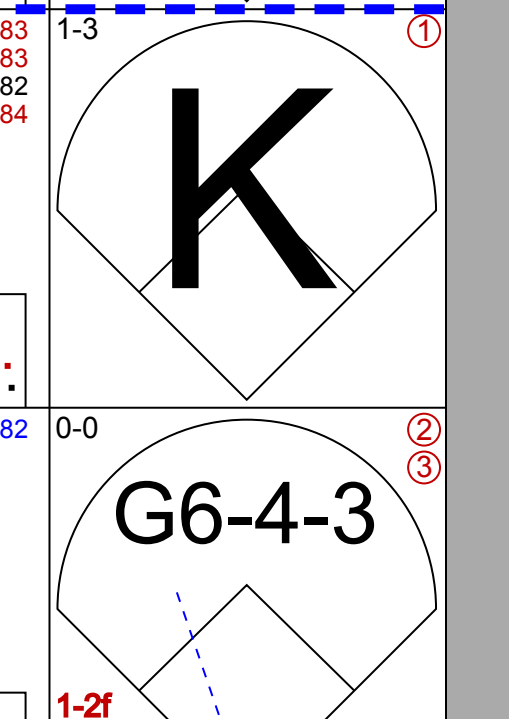
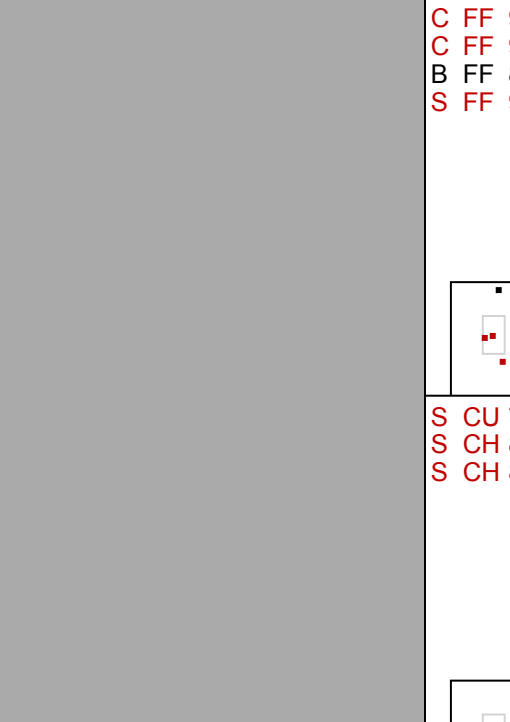


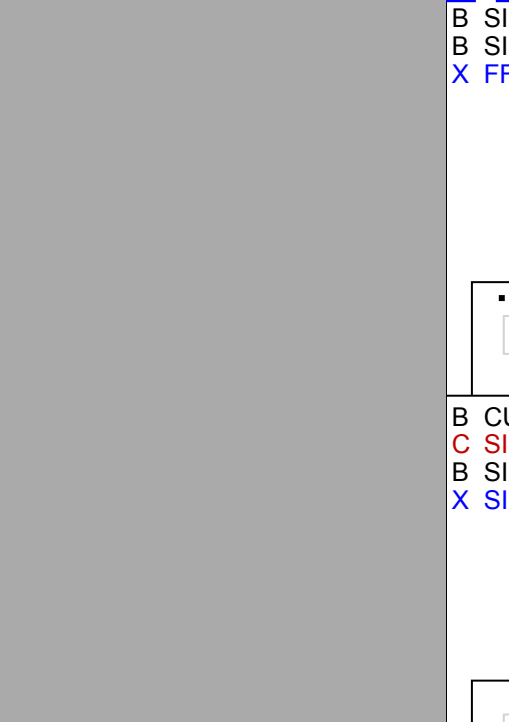
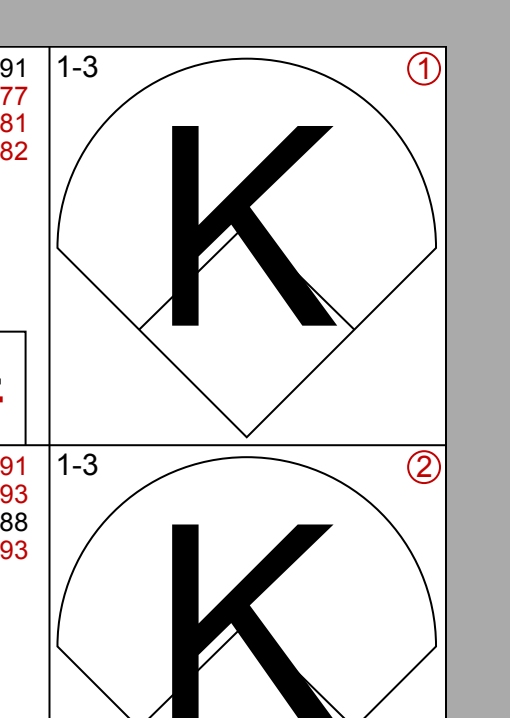
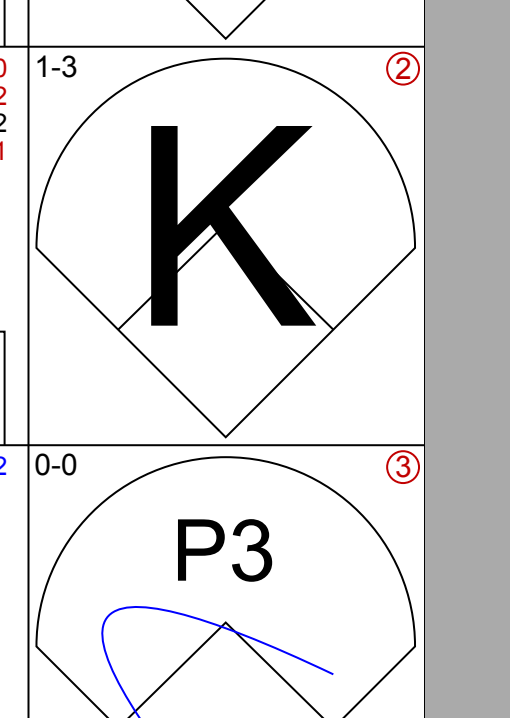
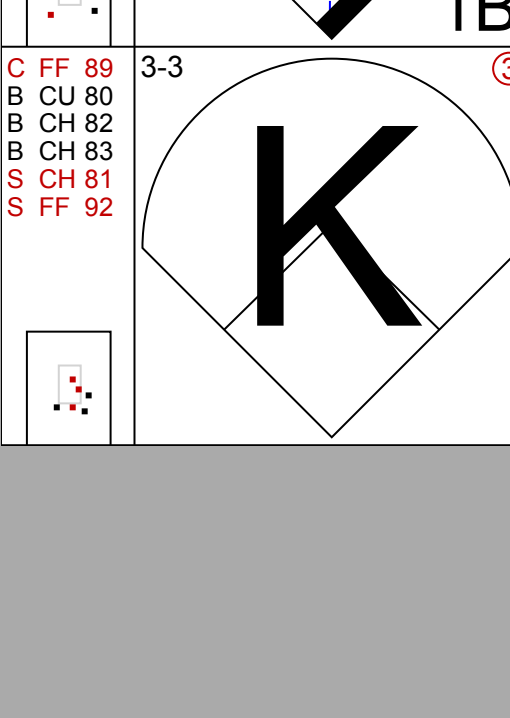
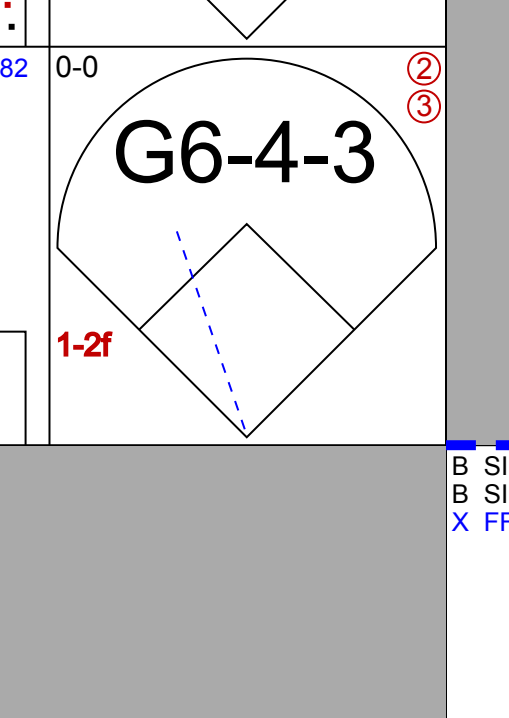
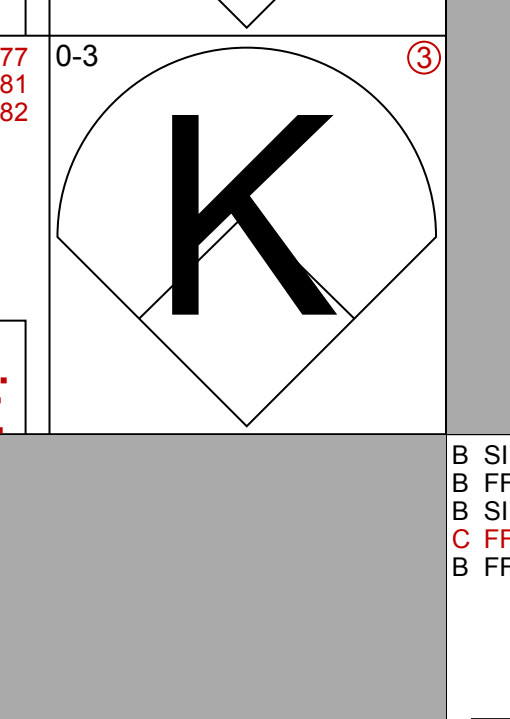
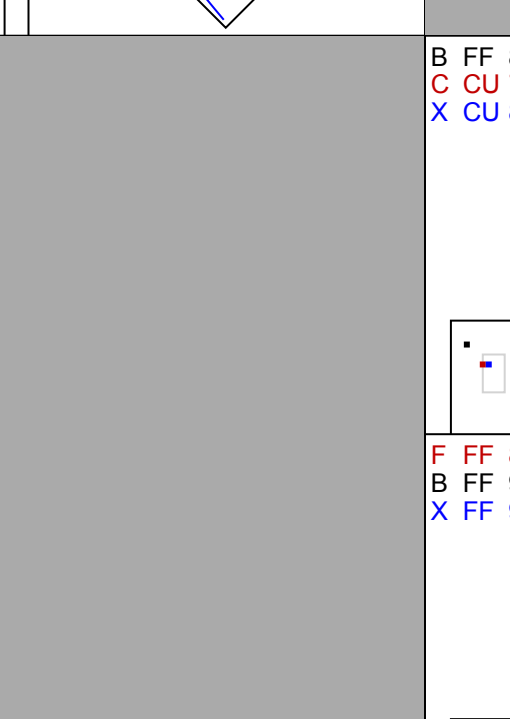
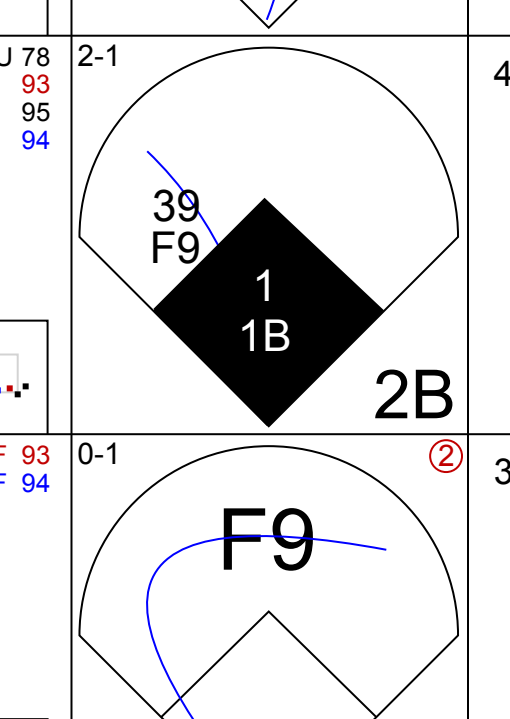

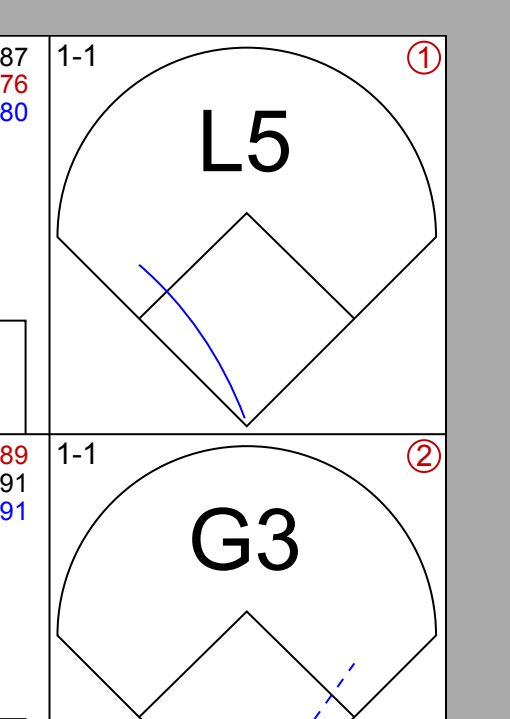
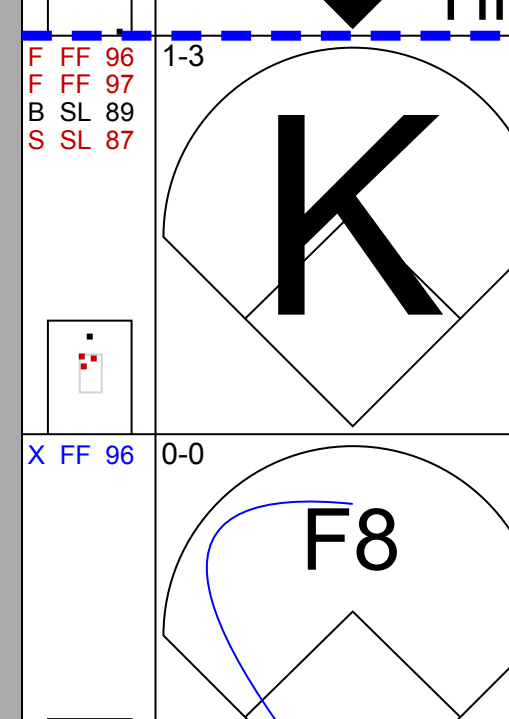
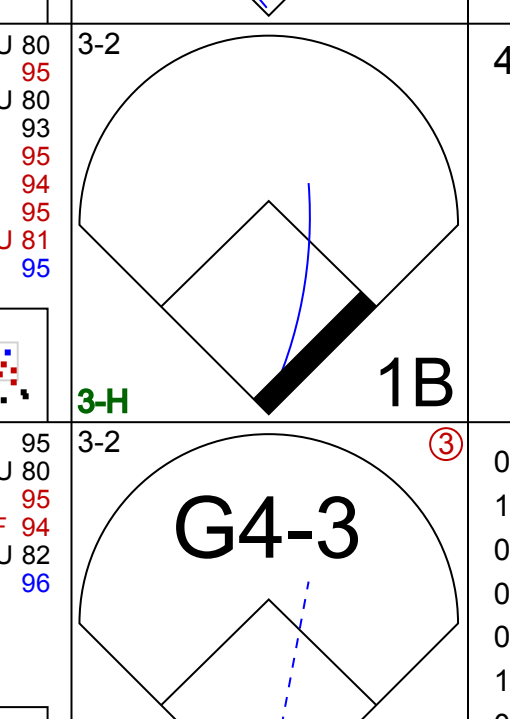
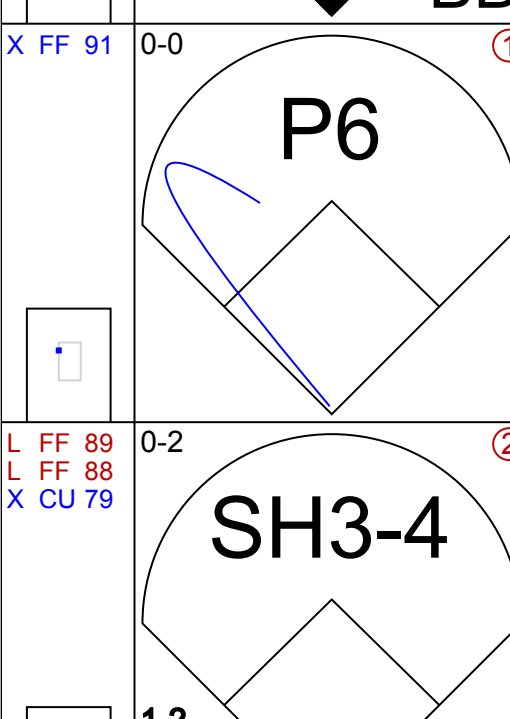
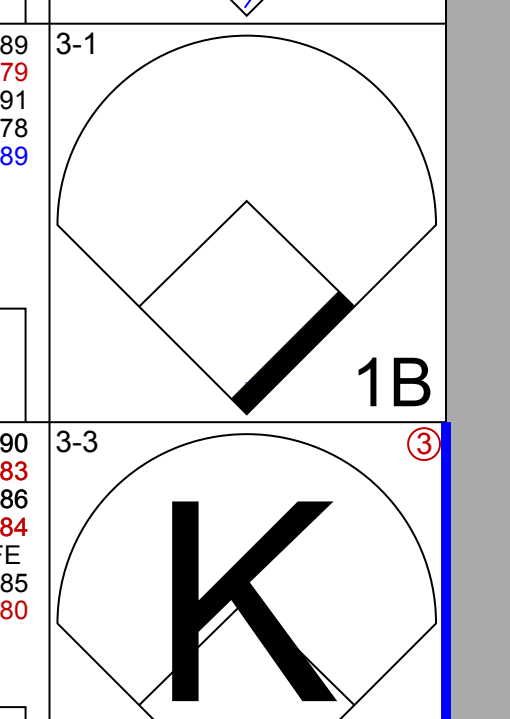
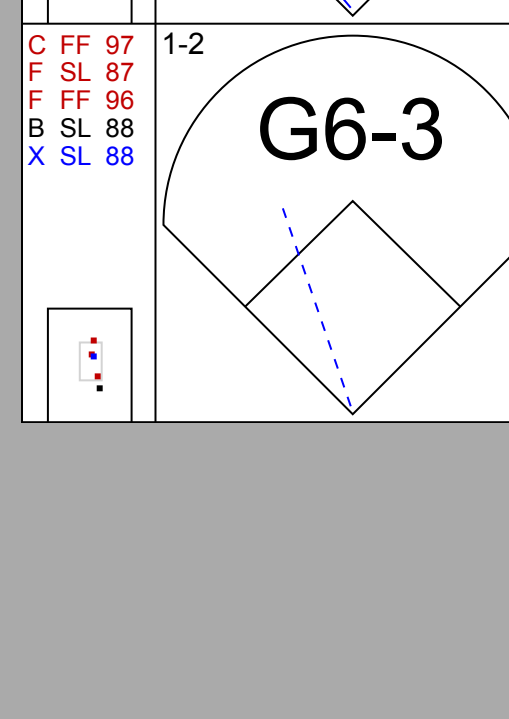
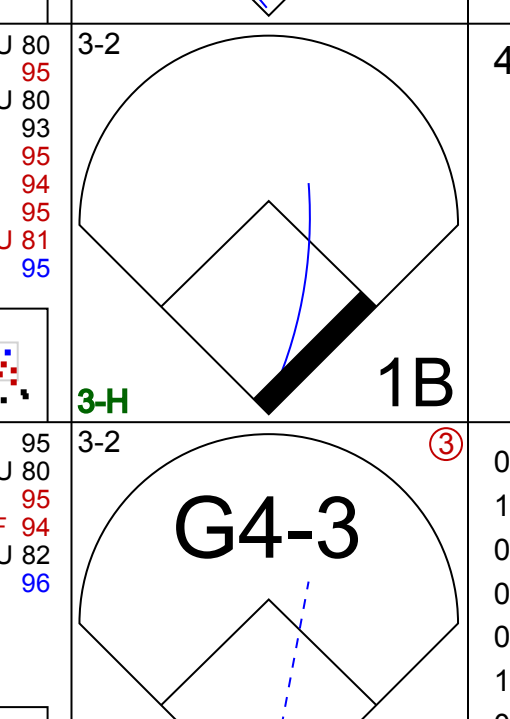
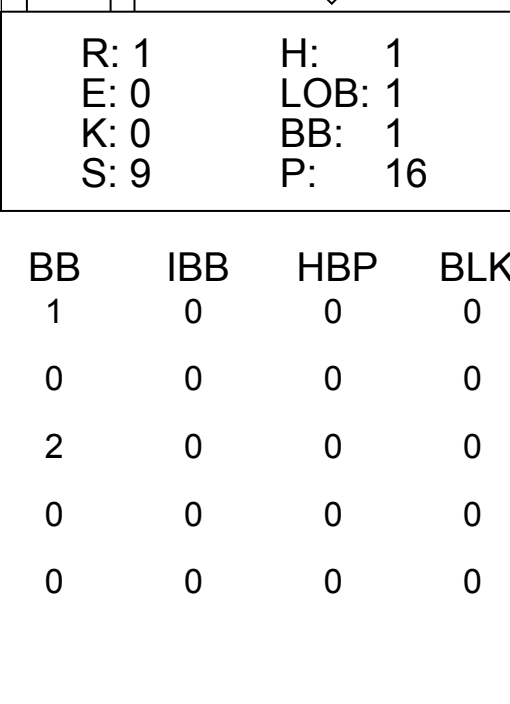
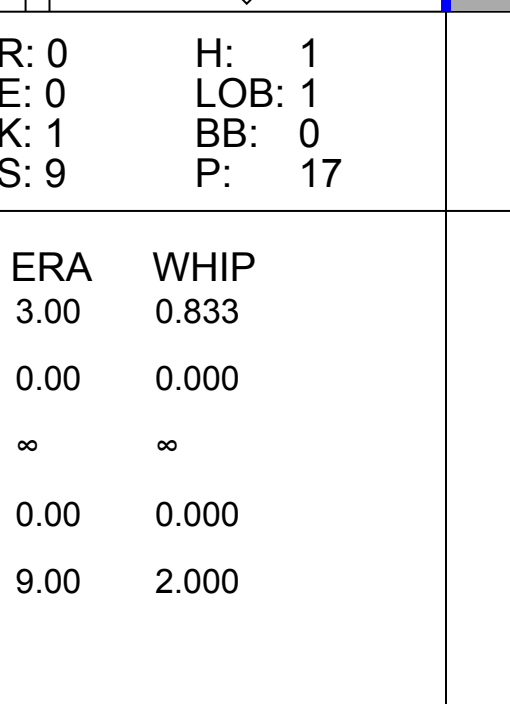
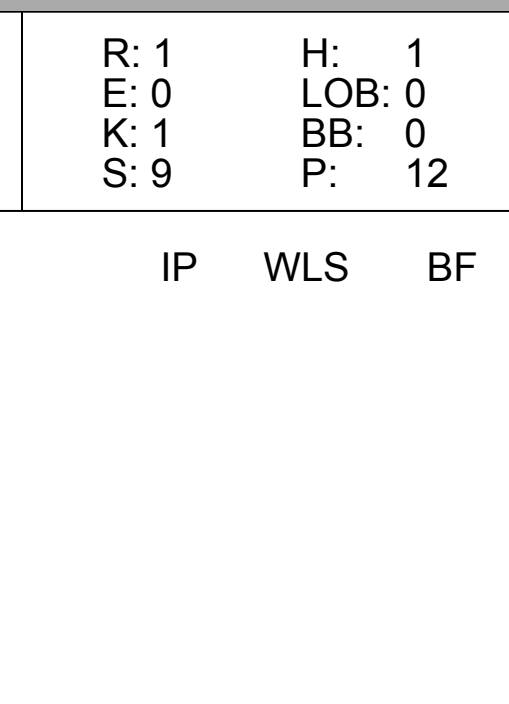
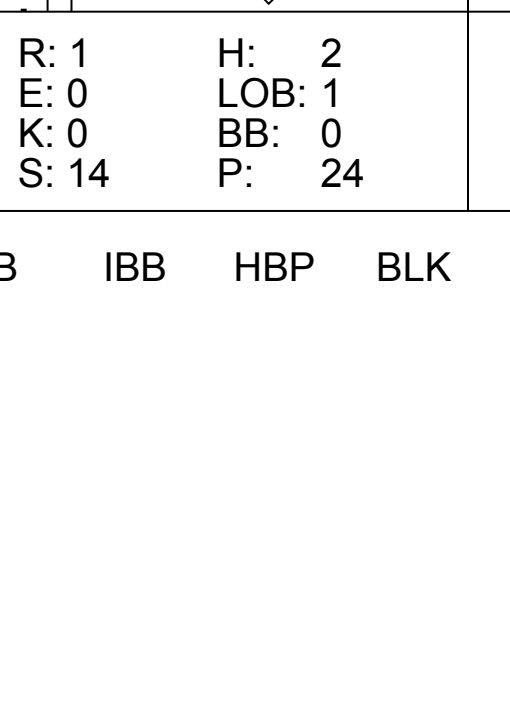
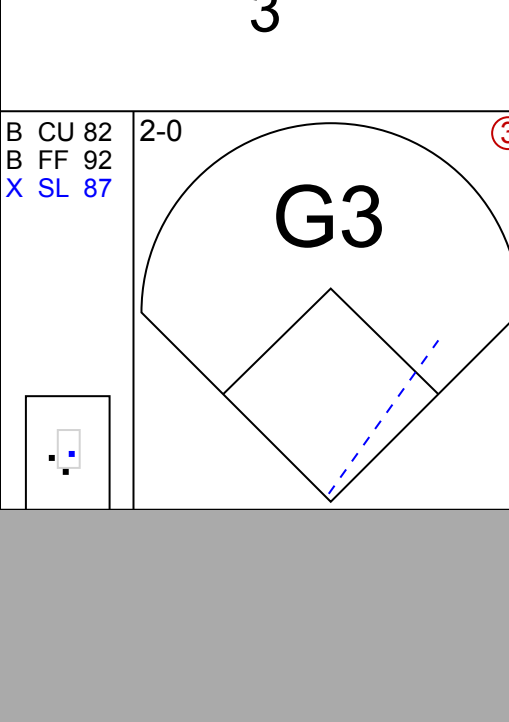
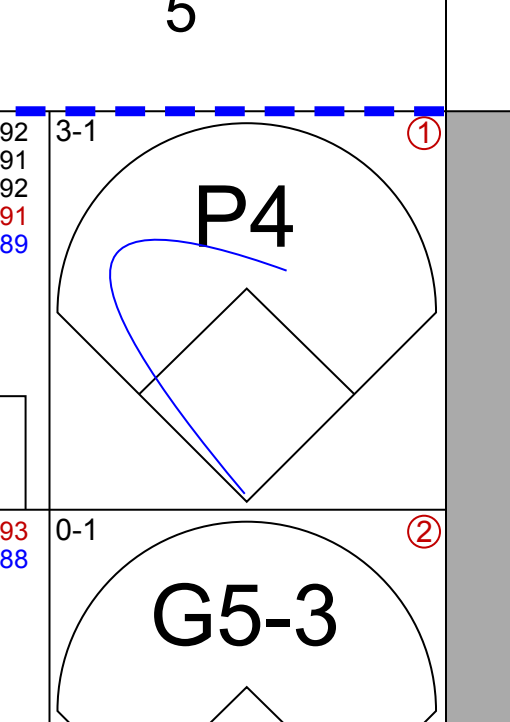
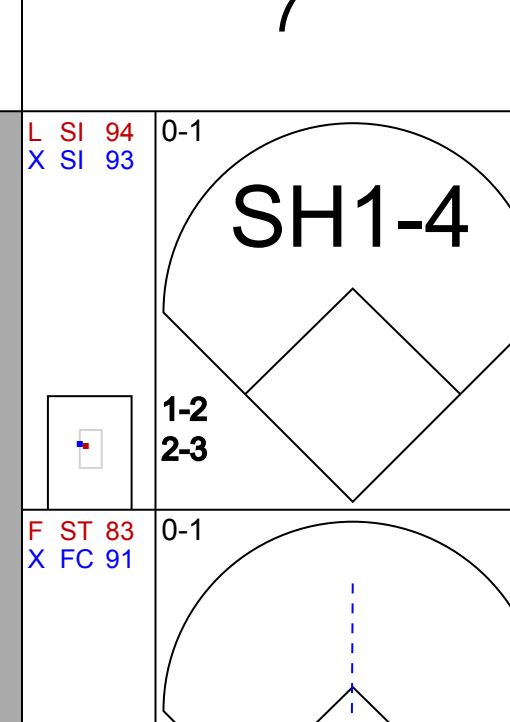



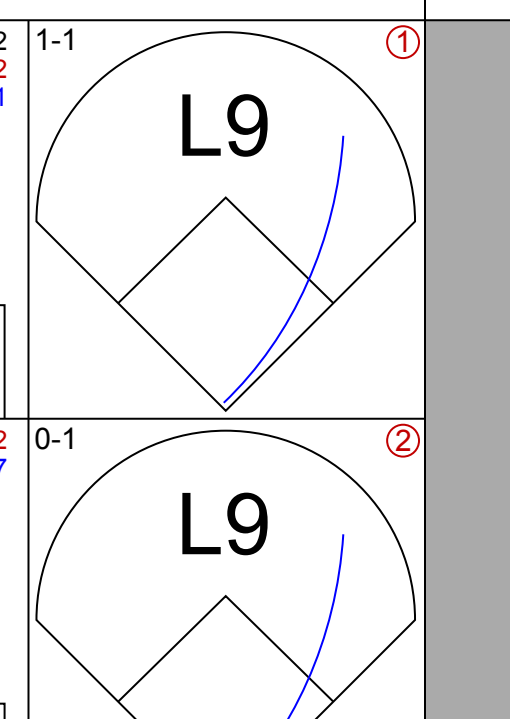
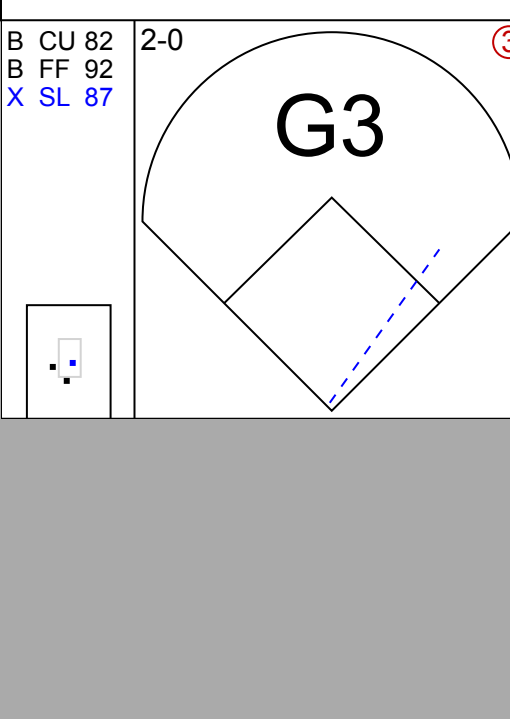
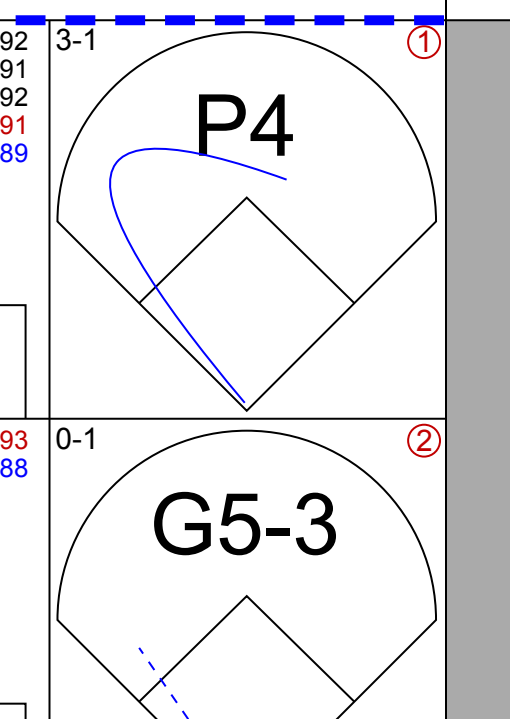
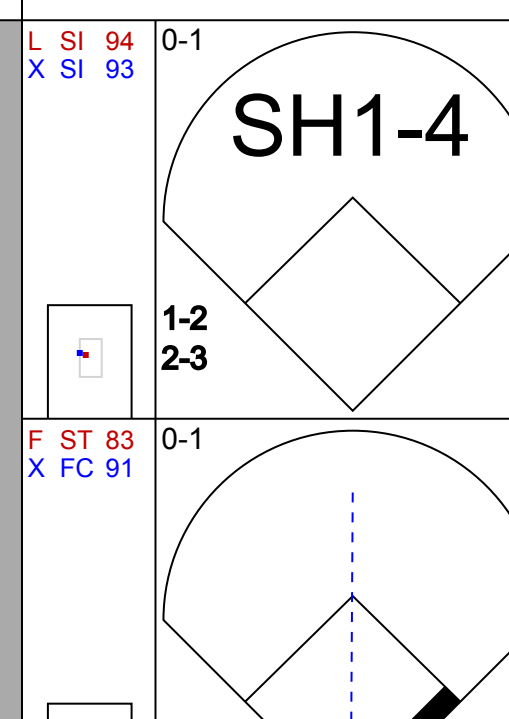
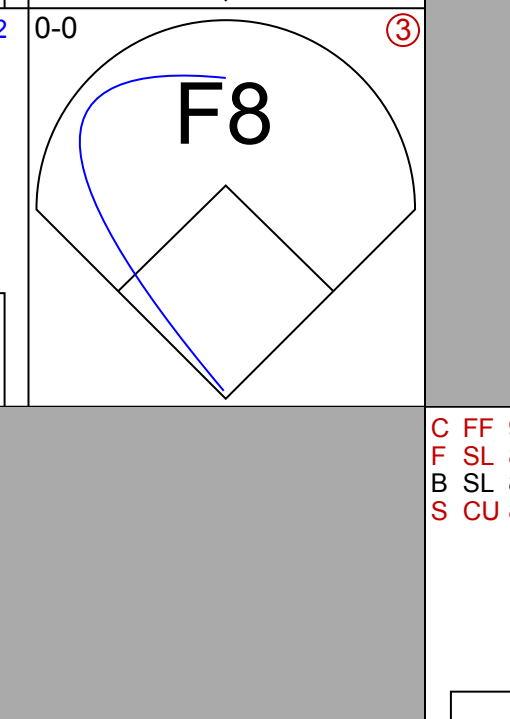
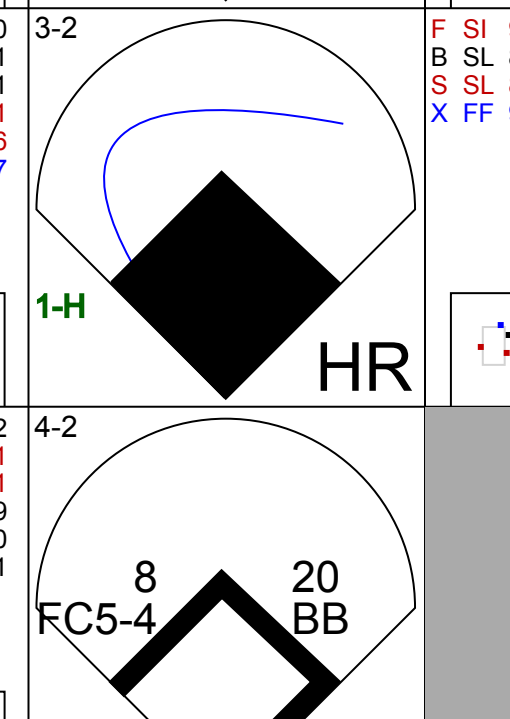
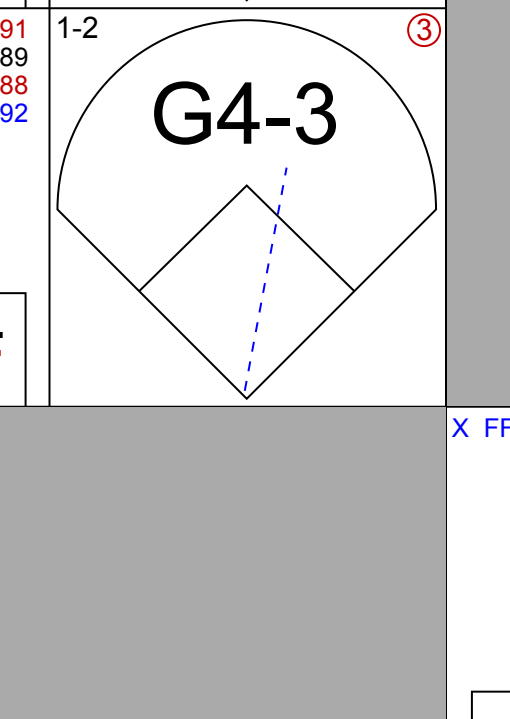
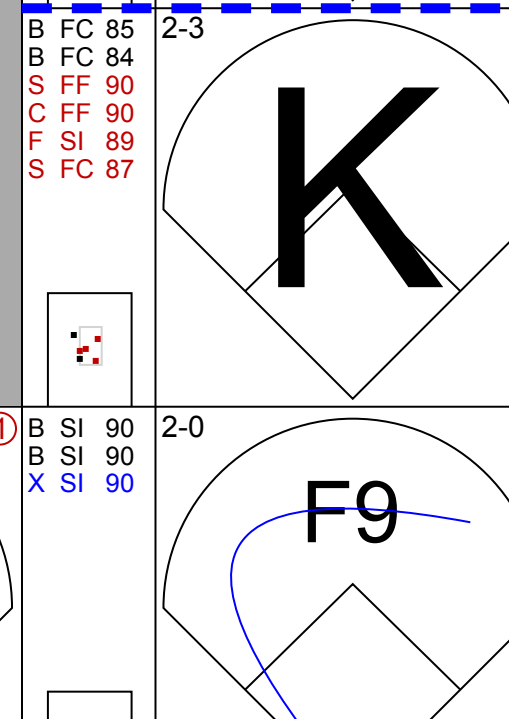

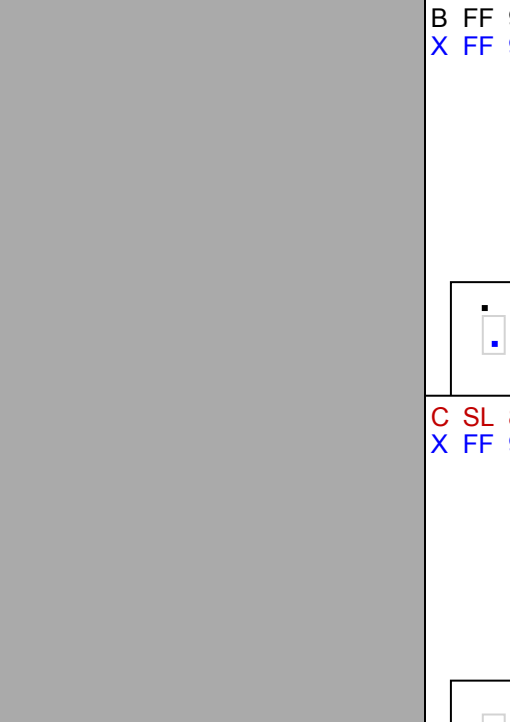
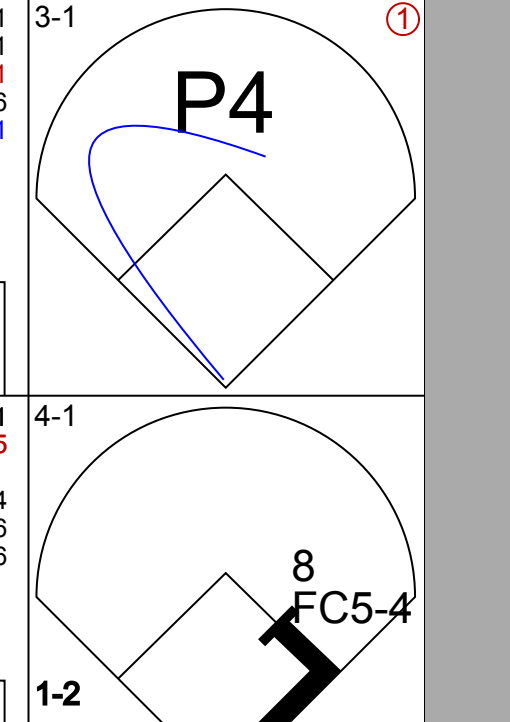
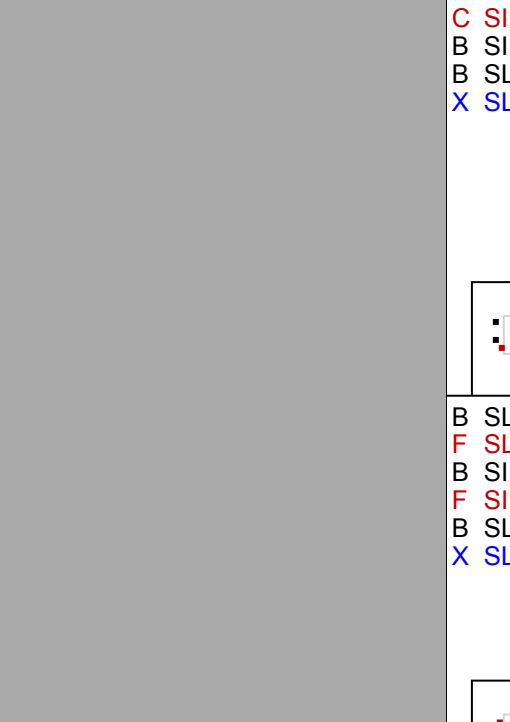

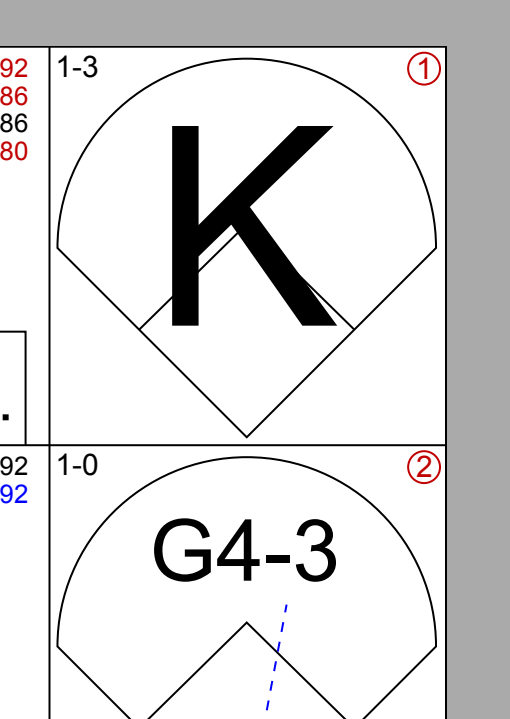
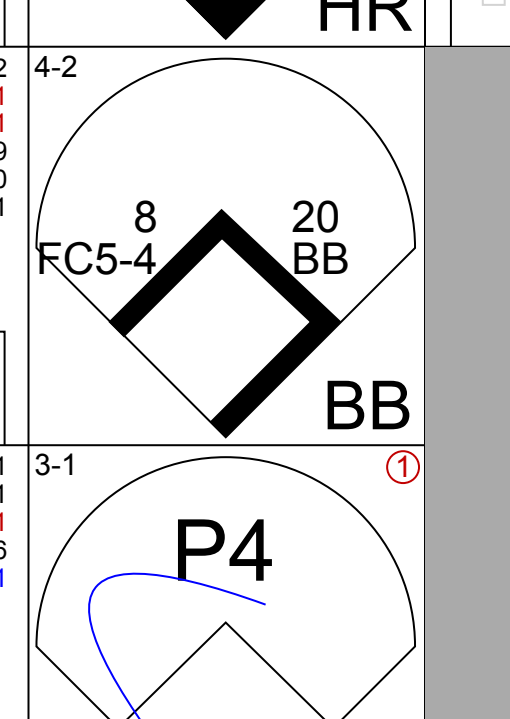
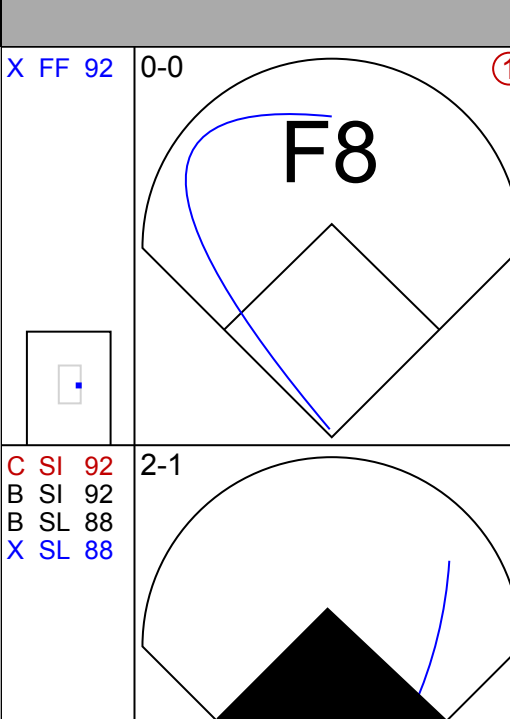
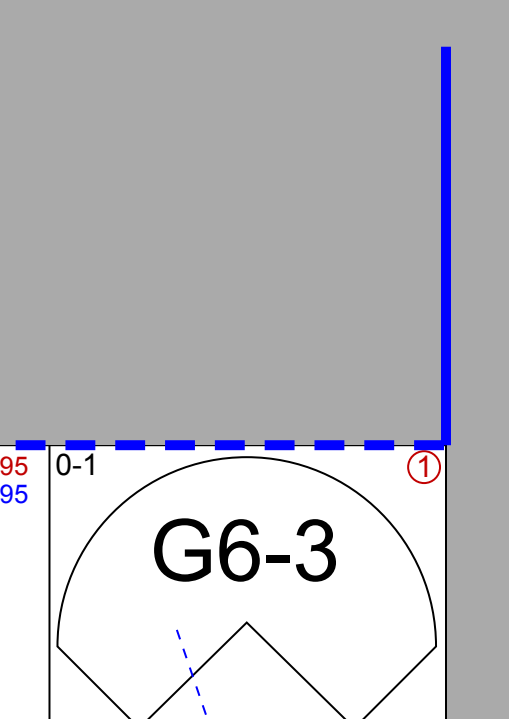
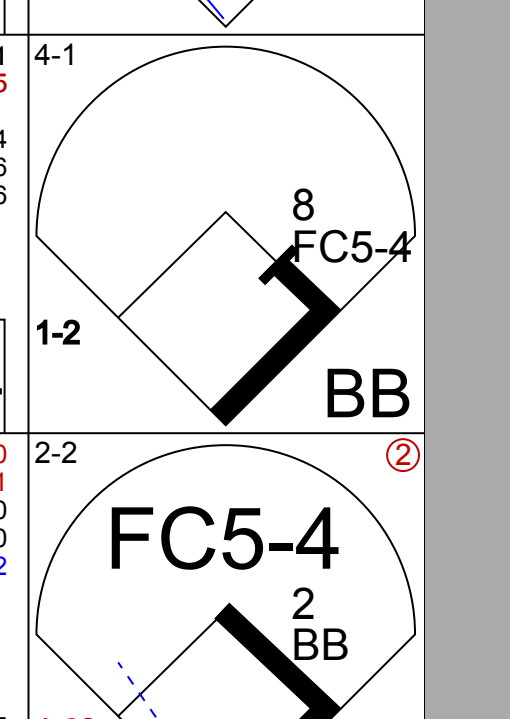
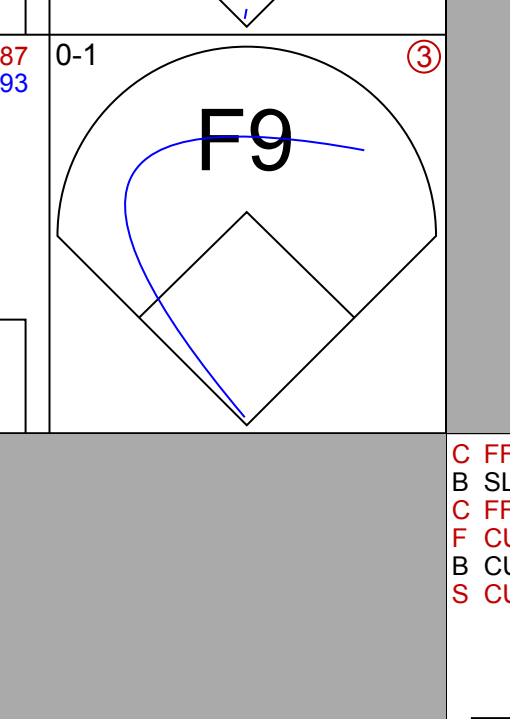
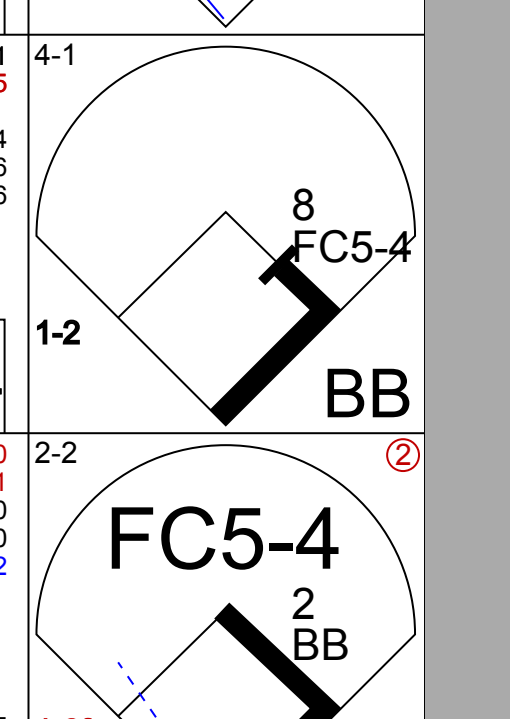
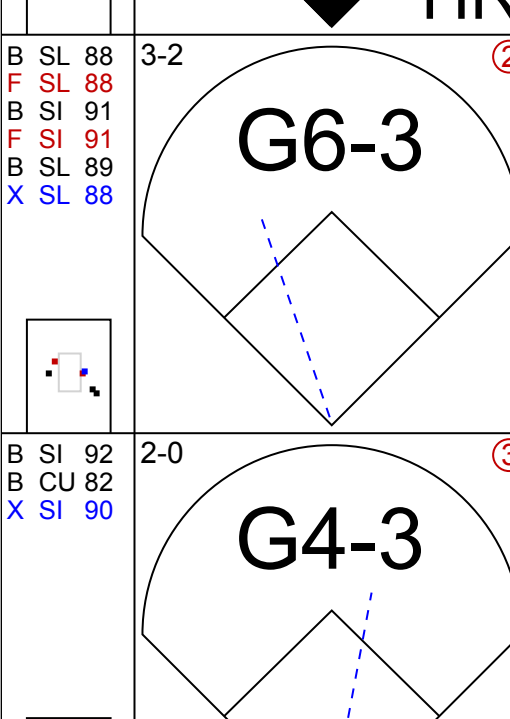
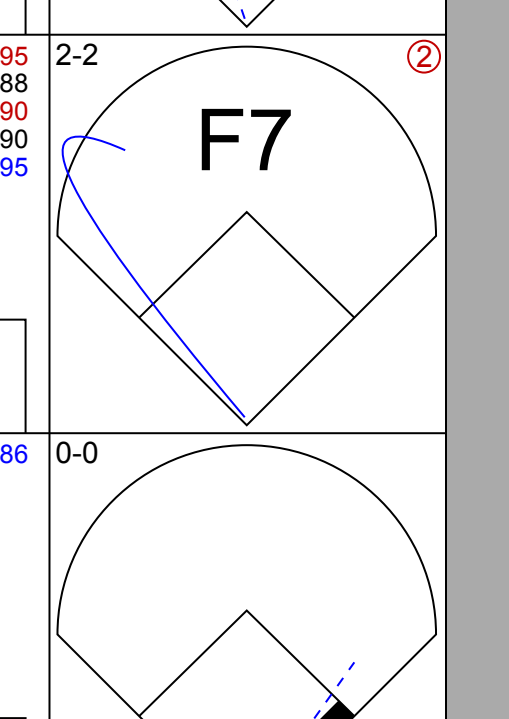

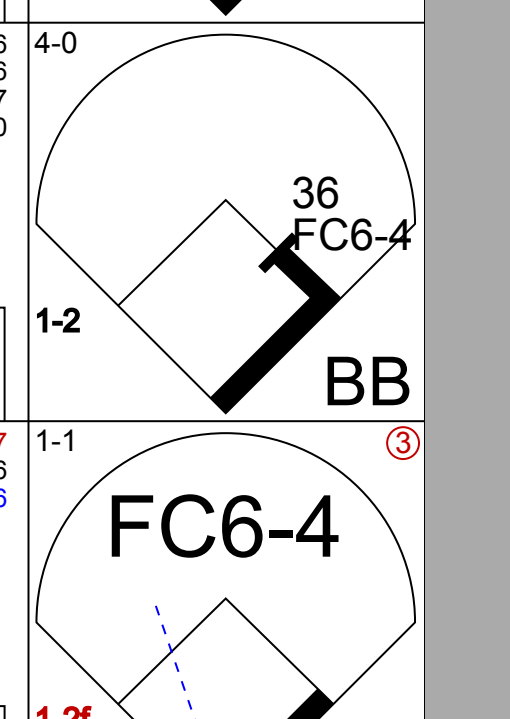

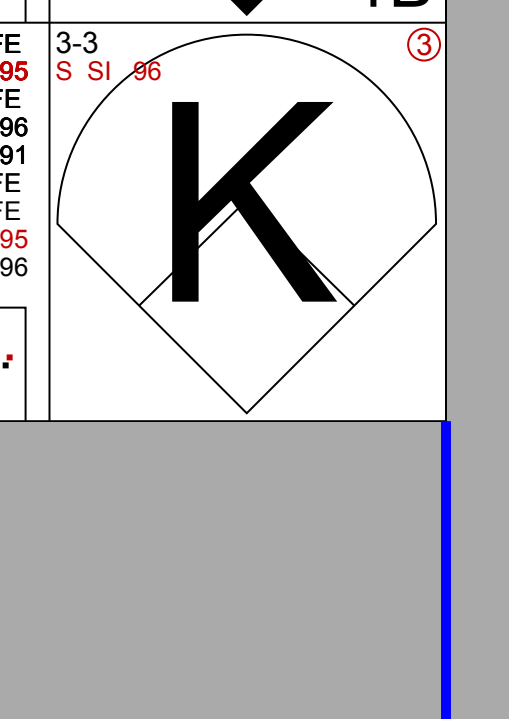
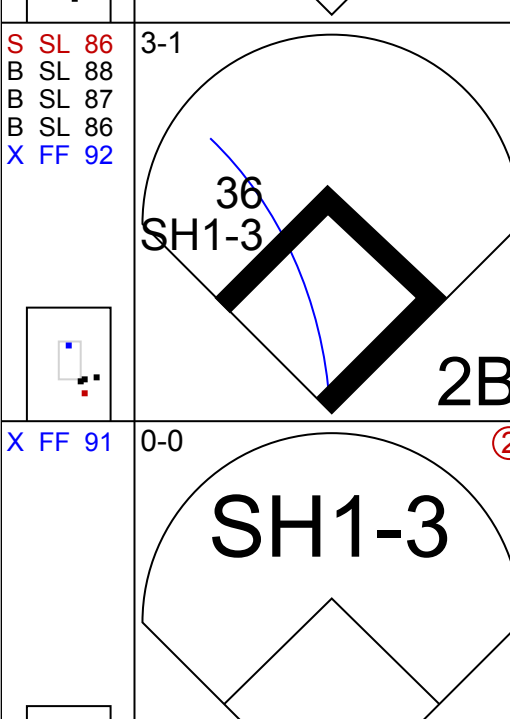
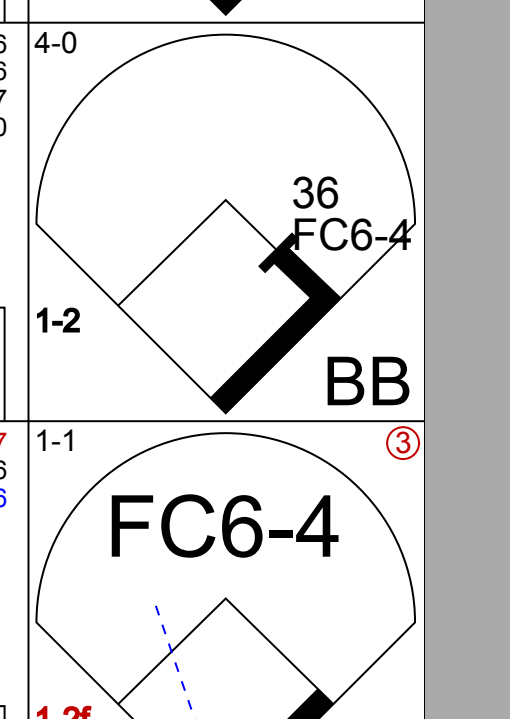


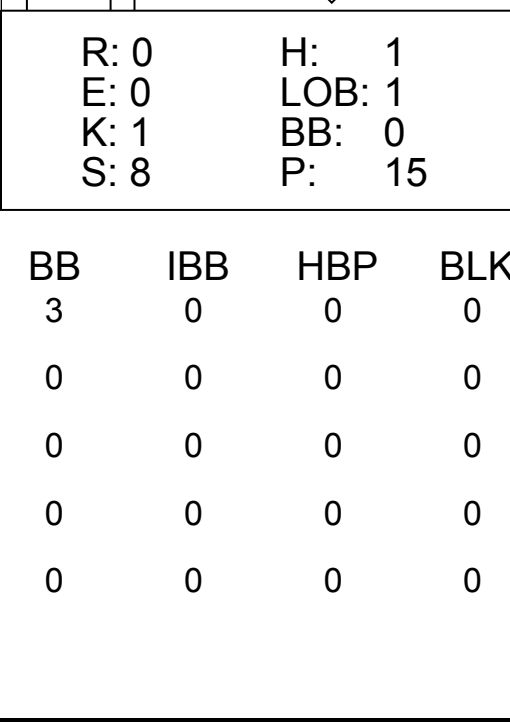
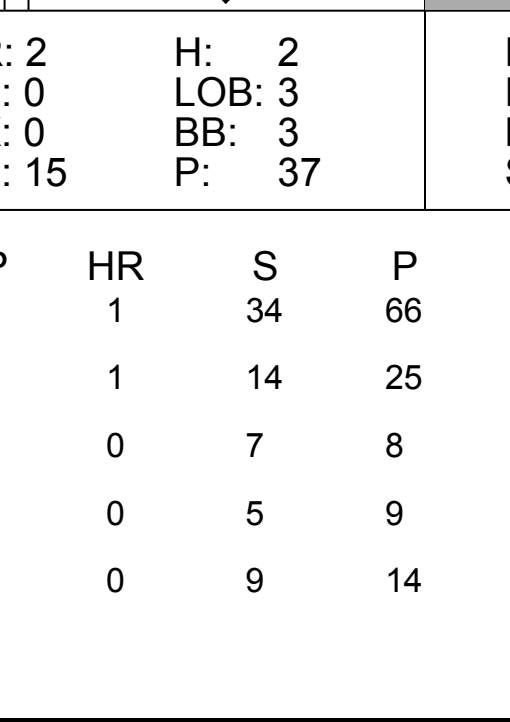
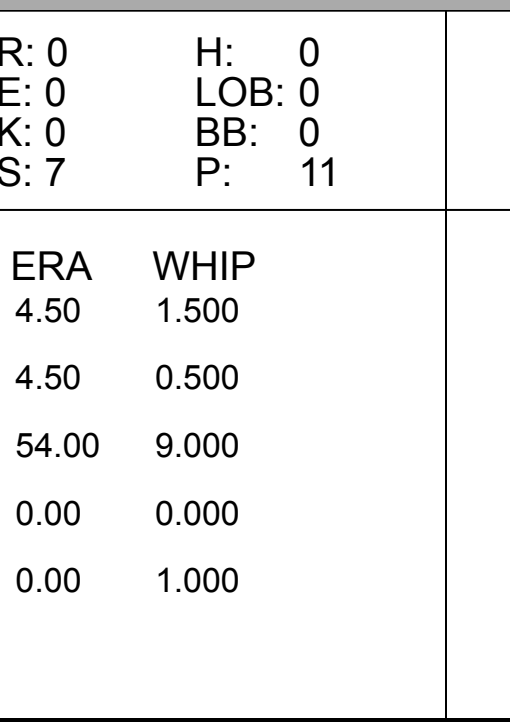
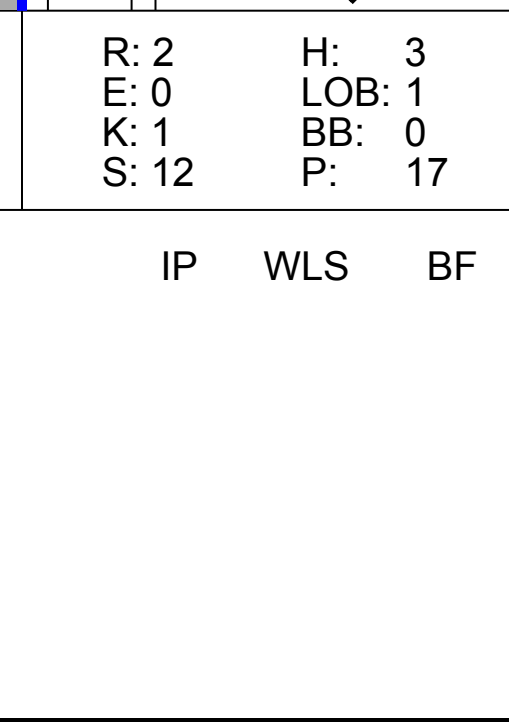
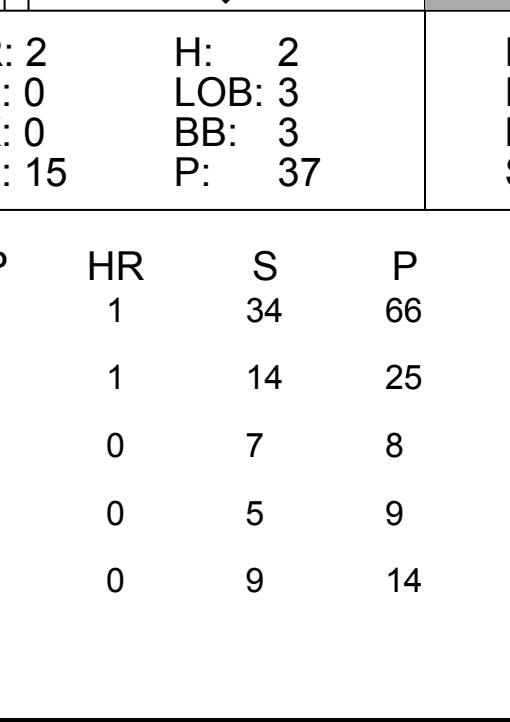
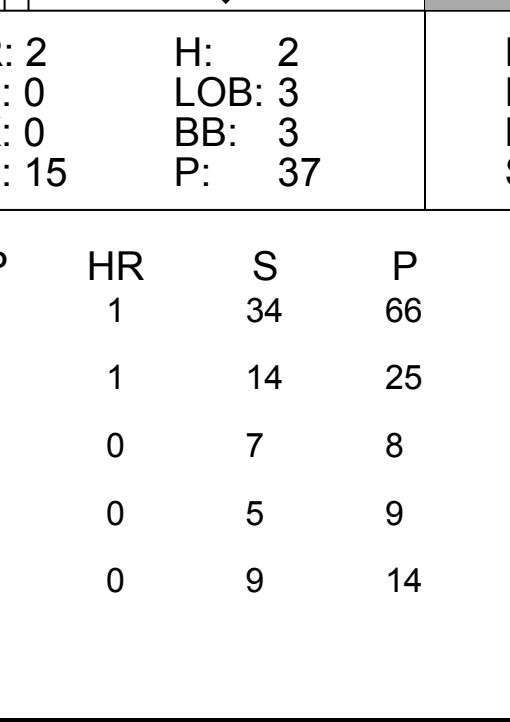
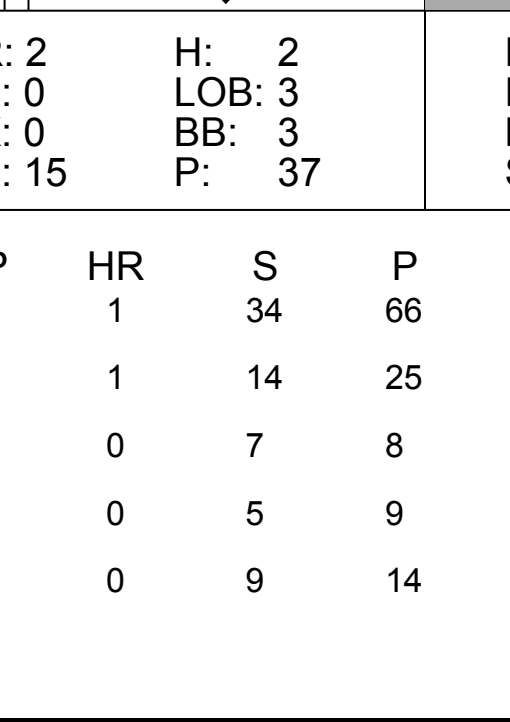
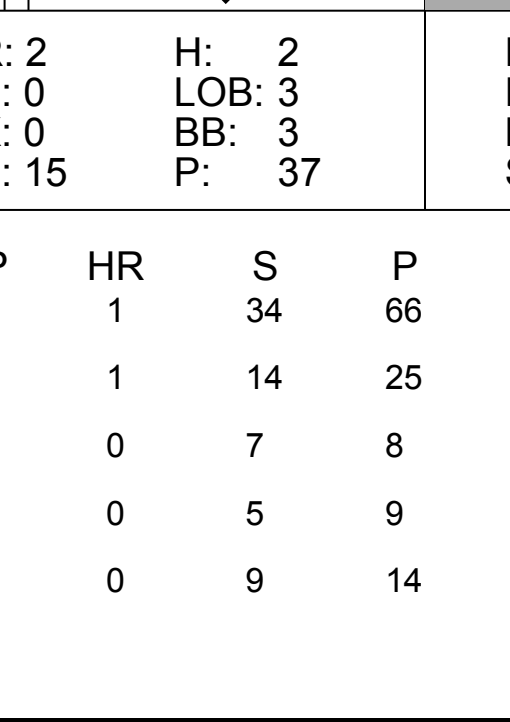
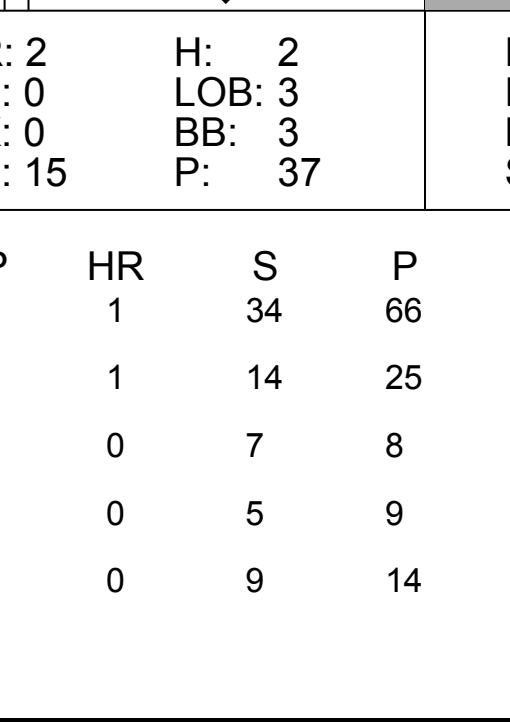
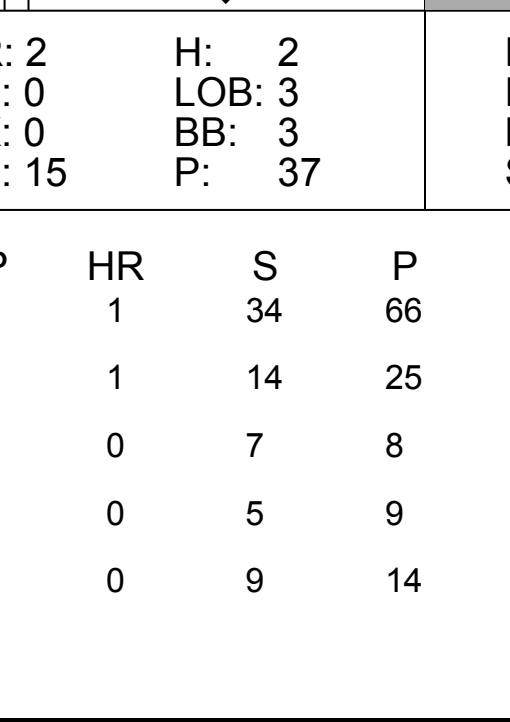
WP: 0 PA: 24
PB: 0
SB: 0
CS: 0

1B: 3 SF: 0
2B: 3 SAC: 0
3B: 0 DP: 0
HR: 2 HBP: 0

Batter	1	2	3	4	5	6	7	8	9	AB	R	H	RBI	BB	SO	LOB	TOP				
3 Ian Kinsler, R OBP: 0.349, SLG: 0.486	 HR	 K	 K	 K	 K	 K	 K	 K	 K	5	1	2	1	0	2	1	Detroit Tigers @ Atlanta Braves Turner Field, Atlanta, GA Fri Sep 30 2016, 7:38 PM - 10:57 PM EDT Att: 41,500 - Partly Cloudy - 69 F				
4 Cameron Maybin, R OBP: 0.388, SLG: 0.427	 HR	 K	 K	 K	 K	 HR	 K	 K	 K	4	1	1	0	0	0	2					
24 Miguel Cabrera, R OBP: 0.393, SLG: 0.566	 HR	 K	 HR	 K	 K	 K	 K	 K	 K	5	3	3	3	0	0	2					
28 J.D. Martinez, R OBP: 0.377, SLG: 0.542	 K	 K	 K	 K	 K	 K	 K	 K	 K	5	0	0	0	0	3	2					
8 Justin Upton, R OBP: 0.312, SLG: 0.464	 K	 K	 K	 K	 K	 K	 K	 K	 K	4	1	3	1	1	0	0					
9 Nick Castellanos, R OBP: 0.332, SLG: 0.499	 K	 K	 K	 K	 K	 K	 K	 K	 K	5	0	1	0	0	2	3					
17 Andrew Romine, S OBP: 0.304, SLG: 0.322	 K	 K	 K	 K	 K	 K	 K	 K	 K	4	0	1	1	0	0	3					
34 James McCann, R OBP: 0.274, SLG: 0.361	 K	 K	 K	 K	 K	 K	 K	 K	 K	3	0	0	0	1	1	2					
1 Jose Iglesias, R OBP: 0.303, SLG: 0.330	 K	 K	 K	 K	 K	 K	 K	 K	 K	2	0	0	0	1	0	3					
44 Daniel Norris, L	 K	 K	 K	 K	 K	 K	 K	 K	 K	0	0	0	0	1	0	3					
56 Kyle Ryan, L	 K	 K	 K	 K	 K	 K	 K	 K	 K	0	0	0	0	0	0	0					
15 Erick Aybar, S OBP: 0.311, SLG: 0.316	 K	 K	 K	 K	 K	 K	 K	 K	 K	0	0	0	0	0	0	0					
43 Bruce Rondón, R	 K	 K	 K	 K	 K	 K	 K	 K	 K	0	0	0	0	0	0	0					
57 Francisco Rodríguez, R	 K	 K	 K	 K	 K	 K	 K	 K	 K	0	0	0	0	0	0	0					
Inning Stats	R: 3 H: 4 E: 0 K: 1 S: 15	L: 25 LOB: 1 BB: 0 P: 22	R: 0 H: 0 E: 0 K: 1 S: 11	R: 0 H: 0 E: 0 K: 1 S: 11	R: 1 H: 2 E: 0 K: 0 S: 9	LOB: 2 BB: 1 P: 14	R: 0 H: 0 E: 0 K: 0 S: 9	R: 0 H: 0 E: 0 K: 0 S: 9	R: 1 H: 3 E: 0 K: 1 S: 16	LOB: 3 BB: 1 P: 28	R: 0 H: 0 E: 0 K: 2 S: 8	R: 0 H: 0 E: 0 K: 1 S: 12	R: 1 H: 1 E: 0 K: 1 S: 12	R: 0 H: 1 E: 0 K: 0 S: 7	R: 0 H: 0 E: 0 K: 2 S: 9	R: 0 H: 0 E: 0 K: 2 S: 9	1B: 6 2B: 1 3B: 0 HR: 4	SF: 0 SAC: 0 DP: 0 HBP: 1	WP: 0 PB: 0 SB: 0 CS: 0	PA: 42	
PITCHER	IP WLS BF H R ER SO BB IBB HBP BLK WP HR S P ERA WHIP	IP WLS BF H R ER SO BB IBB HBP BLK WP HR S P ERA WHIP	IP WLS BF H R ER SO BB IBB HBP BLK WP HR S P ERA WHIP	IP WLS BF H R ER SO BB IBB HBP BLK WP HR S P ERA WHIP	IP WLS BF H R ER SO BB IBB HBP BLK WP HR S P ERA WHIP	IP WLS BF H R ER SO BB IBB HBP BLK WP HR S P ERA WHIP	IP WLS BF H R ER SO BB IBB HBP BLK WP HR S P ERA WHIP	IP WLS BF H R ER SO BB IBB HBP BLK WP HR S P ERA WHIP	IP WLS BF H R ER SO BB IBB HBP BLK WP HR S P ERA WHIP	IP WLS BF H R ER SO BB IBB HBP BLK WP HR S P ERA WHIP	IP WLS BF H R ER SO BB IBB HBP BLK WP HR S P ERA WHIP	IP WLS BF H R ER SO BB IBB HBP BLK WP HR S P ERA WHIP	IP WLS BF H R ER SO BB IBB HBP BLK WP HR S P ERA WHIP	IP WLS BF H R ER SO BB IBB HBP BLK WP HR S P ERA WHIP	IP WLS BF H R ER SO BB IBB HBP BLK WP HR S P ERA WHIP	IP WLS BF H R ER SO BB IBB HBP BLK WP HR S P ERA WHIP	IP WLS BF H R ER SO BB IBB HBP BLK WP HR S P ERA WHIP	IP WLS BF H R ER SO BB IBB HBP BLK WP HR S P ERA WHIP	IP WLS BF H R ER SO BB IBB HBP BLK WP HR S P ERA WHIP	IP WLS BF H R ER SO BB IBB HBP BLK WP HR S P ERA WHIP	IP WLS BF H R ER SO BB IBB HBP BLK WP HR S P ERA WHIP
37 Matt Wisler, R ERA: 5.0	0.1	2	0	0	0	0	0	0	0	0	6	13	0.00	3.000							
60 Joel De La Cruz, R ERA: 4.89	2.0	8	1	1	1	3	0	0	1	20	30	4.50	0.500								
39 Brandon Cunniff, R ERA: 4.24	0.2	3	1	0	0	0	0	0	0	5	8	0.00	1.500								
61 Tyrell Jenkins, R ERA: 5.88	1.1	4	0	0	0	2	0	0	0	11	16	0.00	0.000								
52 John Gant, R ERA: 4.66																					

Batter	1	2	3	4	5	6	7	8	9	AB	R	H	RBI	BB	SO	LOB	BOTTOM
11 Ender Inciarte, L OBP: 0.353, SLG: 0.384	 K	 K	 K	 K	 K	 K	 K	 K	 K	4	0	0	0	0	0	1	Detroit Tigers @ Atlanta Braves Turner Field, Atlanta, GA Fri Sep 30 2016, 7:38 PM - 10:57 PM EDT Att: 41,500 - Partly Cloudy - 69 F
13 Adonis García, R OBP: 0.309, SLG: 0.405	 K	 K	 K	 K	 K	 K	 K	 K	 K	4	0	1	0	0	2	1	
5 Freddie Freeman, L OBP: 0.403, SLG: 0.569	 K	 K	 K	 K	 K	 K	 K	 K	 K	3	0	0	0	1	2	1	
27 Matt Kemp, R OBP: 0.305, SLG: 0.504	 K	 K	 K	 K	 K	 K	 K	 K	 K	4	1	1	1	0	1	2	
22 Nick Markakis, L OBP: 0.347, SLG: 0.395	 K	 K	 K	 K	 K	 K	 K	 K	 K	3	0	0	0	0	2	0	
25 Tyler Flowers, R OBP: 0.357, SLG: 0.421	 K	 K	 K	 K	 K	 K	 K	 K	 K	4	0	1	0	0	1	1	
2 Dansby Swanson, R OBP: 0.358, SLG: 0.439	 K	 K	 K	 K	 K	 K	 K	 K	 K	3	0	1	0	1	2	0	
14 Daniel Castro, R OBP: 0.241, SLG: 0.208	 K	 K	 K	 K	 K	 K	 K	 K	 K	4	0	0	0	0	1	3	
37 Matt Wisler, R ERA: 5.0																	
60 Joel De La Cruz, R ERA: 4.89																	
23 Chase Anderson, R ERA: 3.77, SLG: 0.396																	
39 Brandon Cunniff, R ERA: 4.24																	
19 Brandon Snyder, R OBP: 0.295, SLG: 0.195																	
61 Tyrell Jenkins, R ERA: 5.88																	
52 John Gant, R ERA: 4.66																	
17 Mallex Smith, L OBP: 0.314, SLG: 0.364																	
Inning Stats	R: 0 H: 0 E: 0 K: 2 S: 10	L: 27 LOB: 0 BB: 0 P: 13	R: 0 H: 2 E: 0 K: 0 S: 12	R: 0 H: 2 E: 0 K: 0 S: 12	R: 0 H: 1 E: 0 K: 0 S: 15	LOB: 2 BB: 1 P: 22	R: 0 H: 0 E: 0 K: 1 S: 8	R: 0 H: 0 E: 0 K: 3 S: 9	R: 1 H: 1 E: 0 K: 1 S: 14	LOB: 0 BB: 0 P: 20	R: 0 H: 0 E: 0 K: 1 S: 13	R: 1 H: 1 E: 0 K: 1 S: 13	R: 0 H: 1 E: 0 K: 3 S: 9	R: 0 H: 0 E: 0 K: 2 S: 15	R: 0 H: 0 E: 0 K: 3 S: 9	R: 0 H: 0 E: 0 K: 2 S: 15	1B: 4 2B: 0 3

Batter	1	2	3	4	5	6	7	8	9	AB	R	H	RBI	BB	SO	LOB	TOP																					
3 Ian Kinsler, R OBP: 0.350, SLG: 0.487										3	0	1	1	1	1	0	Detroit Tigers @ Atlanta Braves Turner Field, Atlanta, GA Sat Oct 01 2016, 7:11 PM - 10:01 PM EDT Att: 40,124 - Partly Cloudy - 73 F																					
4 Cameron Maybin, R OBP: 0.387, SLG: 0.423										3	0	0	0	1	2	1																						
24 Miguel Cabrera, R OBP: 0.393, SLG: 0.563										4	0	1	0	0	2	3																						
28 J.D. Martinez, R OBP: 0.374, SLG: 0.537										4	0	0	0	0	3	4																						
8 Justin Upton, R OBP: 0.312, SLG: 0.468										4	1	1	1	0	1	0																						
9 Nick Castellanos, R OBP: 0.331, SLG: 0.499										4	1	1	0	0	2	0																						
39 Jarrod Saltalamacchia, R OBP: 0.284, SLG: 0.346										3	1	0	0	1	0	1																						
1 Jose Iglesias, R OBP: 0.304, SLG: 0.332										4	0	2	1	0	0	1																						
27 Jordan Zimmermann, R ERA: 4.87										0	0	0	0	0	0	0																						
33 Steven Myers, L ERA: 7.95										1	0	0	0	0	1	1																						
30 Alex Wilson, R ERA: 2.96										0	0	0	0	0	0	0																						
61 Shane Greene, R ERA: 5.69										0	0	0	0	0	0	0																						
56 Kyle Ryan, L ERA: 3.07										0	0	0	0	0	0	0																						
15 Erick Aybar, S ERA: 3.20										0	0	0	0	0	0	0																						
38 Justin Wilson, L ERA: 3.11										0	0	0	0	0	0	1																						
41 Victor Martinez, S ERA: 3.11										1	0	0	0	0	0	0																						
Inning Stats	R: 0 E: 0 K: 2 S: 9	H: 0 LOB: 0 BB: 0 P: 11	R: 0 E: 0 K: 3 S: 9	H: 0 LOB: 0 BB: 0 P: 11	R: 1 E: 0 K: 0 S: 9	H: 1 LOB: 1 BB: 1 P: 16	R: 0 E: 0 K: 2 S: 7	H: 0 LOB: 0 BB: 0 P: 10	R: 0 E: 0 K: 1 S: 9	H: 1 LOB: 1 BB: 0 P: 17	R: 0 E: 0 K: 2 S: 13	H: 1 LOB: 1 BB: 0 P: 18	R: 1 E: 0 K: 1 S: 9	H: 1 LOB: 2 BB: 2 P: 12	R: 0 E: 0 K: 1 S: 7	H: 1 LOB: 2 BB: 2 P: 16	R: 1 E: 0 K: 0 S: 14	H: 2 LOB: 1 BB: 0 P: 24	1B: 3 2B: 3 3B: 0 HR: 1	SF: 0 SAC: 1 DP: 1 HBP: 0	WP: 0 PB: 0 SB: 0 CS: 0	PA: 36																
PITCHER	IP	WLS	BF	H	R	ER	SO	BB	IBB	HBP	BLK	WP	HR	S	P	ERA	WHIP	PITCHER				IP	WLS	BF	H	R	ER	SO	BB	IBB	HBP	BLK	WP	HR	S	P	ERA	WHIP
36 Aaron Blair, R ERA: 7.59	6.0	W	23	4	2	2	10	1	0	0	0	0	1	57	85	3.00	0.833					6.0	W	23	4	2	2	10	1	0	0	0	0	1	57	85	3.00	0.833
40 Jose Ramirez, R ERA: 3.69	1.0	H	3	0	0	0	1	0	0	0	0	0	0	8	10	0.00	0.000					1.0	H	3	0	0	0	1	0	0	0	0	0	8	10	0.00	0.000	
62 Mauricio Cabrera, R ERA: 2.82	0.0		3	1	0	0	0	2	0	0	0	0	0	3	11	∞	∞					0.0		3	1	0	0	0	2	0	0	0	0	3	11	∞	∞	
50 Chaz Roe, R ERA: 3.64	1.0	H	2	0	0	0	1	0	0	0	0	0	0	4	5	0.00	0.000					1.0	H	2	0	0	0	1	0	0	0	0	4	5	0.00	0.000		
53 Jim Johnson, R ERA: 3.11	1.0	S	5	2	1	1	0	0	0	0	0	0	0	14	24	9.00	2.000					1.0	S	5	2	1	1	0	0	0	0	0	14	24	9.00	2.000		

Batter	1	2	3	4	5	6	7	8	9	AB	R	H	RBI	BB	SO	LOB	BOTTOM																					
11 Ender Inciarte, L OBP: 0.351, SLG: 0.382										3	0	0	0	0	0	1	Detroit Tigers @ Atlanta Braves Turner Field, Atlanta, GA Sat Oct 01 2016, 7:11 PM - 10:01 PM EDT Att: 40,124 - Partly Cloudy - 73 F																					
13 Adonis Garcia, R OBP: 0.310, SLG: 0.405										4	1	2	2	0	0	0																						
5 Freddie Freeman, L OBP: 0.402, SLG: 0.572										4	1	1	2	0	1	1																						
27 Matt Kemp, R OBP: 0.305, SLG: 0.502										3	0	0	0	1	1	1																						
53 Jim Johnson, R ERA: 3.11										0	0	0	0	0	0	0																						
22 Nick Markakis, L OBP: 0.347, SLG: 0.399										4	1	1	1	0	0	1																						
20 Anthony Recker, R OBP: 0.394, SLG: 0.433										3	0	0	0	1	0	0																						
8 Jace Peterson, L OBP: 0.352, SLG: 0.369										4	0	1	0	0	1	2																						
2 Dansby Swanson, R OBP: 0.369, SLG: 0.452										3	1	2	0	1	1	1																						
36 Aaron Blair, R ERA: 7.59										1	0	0	0	0	0	3																						
40 Jose Ramirez, R ERA: 3.69										0	0	0	0	0	0	0																						
17 Mallex Smith, L ERA: 5.69										1	1	1	0	0	0	0																						
62 Mauricio Cabrera, R ERA: 2.82										0	0	0	0	0	0	0																						
50 Chaz Roe, R ERA: 3.64										0	0	0	0	0	0	0																						
64 Emilio Bonifacio, S ERA: 3.11										0	0	0	0	0	0	0																						
Inning Stats	R: 0 E: 0 K: 0 S: 5	H: 0 LOB: 0 BB: 0 P: 6	R: 0 E: 0 K: 1 S: 6	H: 0 LOB: 0 BB: 0 P: 8	R: 0 E: 0 K: 1 S: 8	H: 1 LOB: 1 BB: 0 P: 15	R: 2 E: 0 K: 0 S: 15	H: 2 LOB: 3 BB: 3 P: 37	R: 0 E: 0 K: 0 S: 7	H: 0 LOB: 0 BB: 0 P: 11	R: 1 E: 0 K: 0 S: 7	H: 1 LOB: 0 BB: 0 P: 14	R: 2 E: 0 K: 1 S: 12	H: 3 LOB: 1 BB: 0 P: 17	R: 0 E: 0 K: 1 S: 9	H: 1 LOB: 1 BB: 0 P: 14	1B: 5 2B: 1 3B: 0 HR: 2	SF: 0 SAC: 2 DP: 0 HBP: 0	WP: 0 PB: 0 SB: 0 CS: 0	PA: 35																		
PITCHER	IP	WLS	BF	H	R	ER	SO	BB	IBB	HBP	BLK	WP	HR	S	P	ERA	WHIP	PITCHER				IP	WLS	BF	H	R	ER	SO	BB	IBB	HBP	BLK	WP	HR	S	P	ERA	WHIP
27 Jordan Zimmermann, R ERA: 4.87	4.0	L	18	3	2	2	2	3	0	0	0	0	1	34	66	4.50	1.500					4.0	L	18	3	2	2	2	3	0	0	0	0	1	34	66	4.50	1.500
30 Alex Wilson, R ERA: 2.96	2.0		7	1	1	1	0	0	0	0	0	0	0	14	25	4.50	0.500					2.0		7	1	1	1	0	0	0	0	0	14	25	4.50	0.500		
61 Shane Greene, R ERA: 5.69	0.1		4	3	2	2	0	0	0	0	0	0	0	7	8	54.00	9.000					0.1		4	3	2	2	0	0	0	0	0	7	8	54.00	9.000		
56 Kyle Ryan, L ERA: 3.07	0.2		2	0	0	0	1	0	0	0	0	0	0	5	9	0.00	0.000					0.2		2	0	0	0	1	0	0	0	5	9	0.00	0.000			
38 Justin Wilson, L ERA: 3.11	1.0		4	1	0	0	1	0	0	0	0	0	0	9	14	0.00	1.000					1.0		4	1	0	0	1	0	0	0	9	14	0.00	1.000			

livebaseballscores.com



Batter	1	2	3	4	5	6	7	8	9	AB	R	H	RBI	BB	SO	LOB	TOP					
3 Ian Kinsler, R OBP: 0.348, SLG: 0.484										4	0	0	0	0	1	1	Detroit Tigers @ Atlanta Braves Turner Field, Atlanta, GA Sun Oct 02 2016, 3:15 PM - 6:00 PM EDT Att: 51,220 - Partly Cloudy - 80 F					
4 Cameron Maybin, R OBP: 0.383, SLG: 0.416										4	0	0	0	0	2	0						
24 Miguel Cabrera, R OBP: 0.393, SLG: 0.563 17 Andrew Romine, S OBP: 0.304, SLG: 0.322										4	0	2	0	0	1	0						
28 J.D. Martinez, R OBP: 0.373, SLG: 0.535										4	0	1	0	0	3	2						
8 Justin Upton, R OBP: 0.310, SLG: 0.465											4	0	0	0	3	2						
9 Nick Castellanos, R OBP: 0.331, SLG: 0.496										2	0	0	0	1	1	0						
34 James McCann, R OBP: 0.272, SLG: 0.358										3	0	0	0	0	2	2						
1 Jose Iglesias, R OBP: 0.306, SLG: 0.336											3	0	2	0	0	2						
35 Justin Verlander, R OBP: 0.290, SLG: 0.200 41 Victor Martinez, S OBP: 0.351, SLG: 0.476 43 Bruce Rondón, R OBP: 0.351, SLG: 0.476										2	0	0	0	0	1	1						
										1	0	0	0	0	1	1						
										0	0	0	0	0	0	0						
Inning Stats	R: 0 E: 0 K: 3 S: 13	H: 0 LOB: 0 BB: 0 P: 17	R: 0 E: 0 K: 2 S: 14	H: 1 LOB: 2 BB: 1 P: 22	R: 0 E: 0 K: 1 S: 6	H: 0 LOB: 0 BB: 0 P: 11	R: 0 E: 0 K: 1 S: 6	H: 0 LOB: 0 BB: 0 P: 9	R: 0 E: 0 K: 2 S: 12	H: 1 LOB: 1 BB: 0 P: 17	R: 0 E: 0 K: 1 S: 10	H: 1 LOB: 1 BB: 0 P: 13	R: 0 E: 0 K: 2 S: 8	H: 0 LOB: 0 BB: 0 P: 11	R: 0 E: 0 K: 1 S: 9	H: 1 LOB: 1 BB: 0 P: 12	R: 0 E: 0 K: 2 S: 13	H: 1 LOB: 1 BB: 0 P: 20	1B: 4 2B: 2 3B: 0 HR: 0	SF: 0 SAC: 0 DP: 1 HBP: 0	WP: 0 PB: 0 SB: 0 CS: 0	PA: 32
PITCHER	IP WLS BF H R ER SO BB IBB HBP BLK WP HR S P ERA WHIP																					
49 Julio Teheran, R ERA: 3.21	7.0 W 25 3 0 0 12 1 0 0 0 0 0 69 100 0.00 0.571																					
40 José Ramirez, R ERA: 3.58	1.0 H 3 1 0 0 1 0 0 0 0 0 0 9 12 0.00 1.000																					
53 Jim Johnson, R ERA: 3.06	1.0 S 4 1 0 0 2 0 0 0 0 0 0 13 20 0.00 1.000																					


Batter	1	2	3	4	5	6	7	8	9	AB	R	H	RBI	BB	SO	LOB	BOTTOM					
11 Ender Inciarte, L OBP: 0.351, SLG: 0.381										4	1	1	0	0	2	2	Detroit Tigers @ Atlanta Braves Turner Field, Atlanta, GA Sun Oct 02 2016, 3:15 PM - 6:00 PM EDT Att: 51,220 - Partly Cloudy - 80 F					
13 Adonis García, R OBP: 0.311, SLG: 0.406										4	0	2	0	0	1	1						
5 Freddie Freeman, L OBP: 0.400, SLG: 0.569										3	0	0	1	0	1	2						
27 Matt Kemp, R OBP: 0.304, SLG: 0.499										3	0	0	0	0	1	2						
22 Nick Markakis, L OBP: 0.346, SLG: 0.397										2	0	0	0	1	0	0						
25 Tyler Flowers, R OBP: 0.357, SLG: 0.420										3	0	1	0	0	1	2						
8 Jace Peterson, L OBP: 0.350, SLG: 0.366										3	0	0	0	0	2	1						
2 Dansby Swanson, R OBP: 0.361, SLG: 0.442										3	0	0	0	0	1	1						
49 Julio Teheran, R ERA: 3.04 17 Mallex Smith, L OBP: 0.316, SLG: 0.365 40 José Ramirez, R OBP: 0.351, SLG: 0.476 53 Jim Johnson, R ERA: 2.97										2	0	2	0	0	0	0						
										1	0	0	0	0	1	0						
										0	0	0	0	0	0	0						
										0	0	0	0	0	0	0						
Inning Stats	R: 1 E: 0 K: 0 S: 11	H: 2 LOB: 0 BB: 0 P: 17	R: 0 E: 0 K: 1 S: 11	H: 1 LOB: 1 BB: 0 P: 16	R: 0 E: 0 K: 1 S: 11	H: 1 LOB: 1 BB: 0 P: 12	R: 0 E: 0 K: 0 S: 6	H: 0 LOB: 0 BB: 0 P: 9	R: 0 E: 0 K: 3 S: 12	H: 1 LOB: 1 BB: 0 P: 13	R: 0 E: 0 K: 2 S: 14	H: 1 LOB: 2 BB: 1 P: 22	R: 0 E: 0 K: 1 S: 12	H: 0 LOB: 0 BB: 0 P: 16	R: 0 E: 0 K: 2 S: 9	H: 0 LOB: 0 BB: 0 P: 14	R: 0 E: 0 K: 2 S: 13	H: 0 LOB: 0 BB: 0 P: 20	1B: 6 2B: 0 3B: 0 HR: 0	SF: 1 SAC: 0 DP: 1 HBP: 0	WP: 0 PB: 0 SB: 1 CS: 0	PA: 30
PITCHER	IP WLS BF H R ER SO BB IBB HBP BLK WP HR S P ERA WHIP																					
35 Justin Verlander, R ERA: 2.97	7.0 L 27 3 0 0 0 2 0 0 0 0 0 77 105 0.00 0.857																					
43 Bruce Rondón, R ERA: 2.97	1.0 3 0 0 0 2 0 0 0 0 0 0 9 14 0.00 0.000																					


AB	31
R	0
H	5
RBI	0
BB	1
SO	15
LOB	11



AB	28
R	1
H	6
RBI	1
BB	1
SO	10
LOB	11



Batter	1	2	3	4	5	6	7	8	9	AB R H RBI BB SO LOB	TOP																								
											Cleveland Indians @ Detroit Tigers Comerica Park, Detroit, MI Mon Oct 03 2016, 1:10 PM EDT livebaseballscorecards.com																								
		AB 0 R 0 H 0 RBI 0 BB 0 SO 0 LOB 0																																	
																																			
Inning Stats											1B: 0 SF: 0 WP: 0 PA: 0 2B: 0 SAC: 0 FB: 0 3B: 0 DP: 0 SB: 0 HR: 0 HBP: 0 CS: 0																								
PITCHER	IP	WLS	BF	H	R	ER	SO	BB	IBB	HBP	BLK	WP	HR	S	P	ERA	WHIP	PITCHER	IP	WLS	BF	H	R	ER	SO	BB	IBB	HBP	BLK	WP	HR	S	P	ERA	WHIP

Batter	1	2	3	4	5	6	7	8	9	AB R H RBI BB SO LOB	BOTTOM																								
											Cleveland Indians @ Detroit Tigers Comerica Park, Detroit, MI Mon Oct 03 2016, 1:10 PM EDT livebaseballscorecards.com																								
		AB 0 R 0 H 0 RBI 0 BB 0 SO 0 LOB 0																																	
																																			
Inning Stats											1B: 0 SF: 0 WP: 0 PA: 0 2B: 0 SAC: 0 FB: 0 3B: 0 DP: 0 SB: 0 HR: 0 HBP: 0 CS: 0																								
PITCHER	IP	WLS	BF	H	R	ER	SO	BB	IBB	HBP	BLK	WP	HR	S	P	ERA	WHIP	PITCHER	IP	WLS	BF	H	R	ER	SO	BB	IBB	HBP	BLK	WP	HR	S	P	ERA	WHIP