

Detroit Tigers - 2018

Batter	1	2	3	4	5	6	7	8	9	AB	R	H	RBI	BB	SO	LOB	TOP			
12 Leonys Martin, L (1,8) 13 Mike Gerber, L (5,8) OBP: 0.333, SLG: 1.000										3	1	1	0	0	1	1	Detroit Tigers @ New York Yankees George M. Steinbrenner Field, Tampa, FL Fri Feb 23 2018, 1:07 PM - 4:12 PM EST Att: 10,129 - Partly Cloudy - 82 F			
9 Nick Castellanos, R (1,9) 22 Victor Reyes, S (4,9) OBP: 0.333, SLG: 0.333										2	0	0	0	0	0	1				
24 Miguel Cabrera, R (1,10) 80 Ronny Rodriguez, R (4, PR) (4,10)										2	0	1	0	0	0	1				
78 Chad Huffman, R (1,7) 37 James Adduci, L (5,7)										2	0	1	1	0	1	1				
46 Jeimer Candelario, S (1,5) 76 Niko Goodrum, S (6,5) (8,3)										3	0	0	0	0	2	2				
55 John Hicks, R (1,2) 28 Brayan Peña, S (5,2) 83 Arvicent Perez, R (8,2)										2	0	1	0	0	1	0				
74 Edwin Espinal, R (1,3) 70 Harold Castro, L (8,5)										3	0	0	0	0	1	2				
14 Alexi Amarista, L (1,4) (5,6)										4	0	0	0	0	0	1				
81 Pete Kozma, R (1,6) 18 Dawel Lugo, R (5,4) 40 Sergio Alcántara, S (9, PR)										1	0	0	0	1	0	0				
Inning Stats	R: 1 E: 0 K: 1 S: 7	H: 2 LOB: 1 BB: 0 P: 8	R: 0 E: 0 K: 1 S: 5	H: 0 LOB: 0 BB: 0 P: 5	R: 0 E: 0 K: 0 S: 3	H: 2 LOB: 3 BB: 0 P: 12	R: 0 E: 0 K: 1 S: 6	H: 1 LOB: 2 BB: 1 P: 10	R: 0 E: 0 K: 0 S: 3	H: 0 LOB: 0 BB: 0 P: 3	R: 0 E: 1 K: 0 S: 5	H: 1 LOB: 2 BB: 0 P: 5	R: 0 E: 0 K: 0 S: 3	H: 0 LOB: 1 BB: 1 P: 7	R: 0 E: 0 K: 2 S: 8	H: 0 LOB: 2 BB: 1 P: 12		1B: 5 2B: 1 3B: 0 HR: 0	SF: 0 SAC: 0 DP: 0 HBP: 0	WP: 3 PB: 0 SB: 0 CS: 0
PITCHER	IP WLS BF H R ER SO BB IBB HBP BLK WP HR S P ERA WHIP	IP WLS BF H R ER SO BB IBB HBP BLK WP HR S P ERA WHIP																		
85 Luis Cessa, R (1,1) ERA: 4.5	2.0 8 2 1 1 2 0 0 0 0 0 1 0 12 13 4.50 1.000																			
61 Ben Heller, R (3,1)	2.0 8 2 0 0 3 0 0 0 0 0 1 0 14 15 0.00 1.000																			
75 David Hale, R (5,1)	2.0 W 8 1 0 0 1 1 0 0 0 0 0 0 9 13 0.00 1.000																			
84 Brady Lail, R (7,1)	1.0 H 5 1 0 0 0 0 0 0 0 0 0 0 5 5 0.00 1.000																			
91 Cate Coshow, R (8,1)	1.0 H 4 0 0 0 0 1 0 0 0 0 0 0 3 7 0.00 1.000																			
62 Giovanni Gallegos, R (9,1) ERA:	1.0 S 5 0 0 0 2 1 0 0 0 0 1 0 8 12 0.00 1.000																			

Batter	1	2	3	4	5	6	7	8	9	AB	R	H	RBI	BB	SO	LOB	BOTTOM	
22 Jacoby Ellsbury, L (1,10) 80 Jorge Saez, R (5, PH) (6,10) OBP: 0.667, SLG: 0.667										1	0	0	0	1	1	0	Detroit Tigers @ New York Yankees George M. Steinbrenner Field, Tampa, FL Fri Feb 23 2018, 1:07 PM - 4:12 PM EST Att: 10,129 - Partly Cloudy - 82 F	
27 Giancarlo Stanton, R (1,9) 71 Billy McKinney, L (5,9)									1	0	0	0	1	0	2			
33 Greg Bird, L (1,3) 26 Tyler Austin, R (5,3)									2	0	0	0	0	1	2			
31 Aaron Hicks, S (1,8) 92 Estevan Florial, L (4, PR) (5,8)									1	0	0	0	1	0	1			
18 Didi Gregorius, L (1,6) 39 Tyler Wade, L (5,6) OBP: 1.000, SLG: 1.500									2	0	0	0	0	0	1			
81 Gleyber Torres, R (1,4) 12 Jace Peterson, L (6,4)									2	0	0	0	0	0	2			
28 Austin Romine, R (1,2) 38 Kyle Higashioka, R (5,2)									1	0	1	0	1	0	0			
67 Miguel Andujar, R (1,5) 14 Danny Espinosa, S (6,5)									2	0	0	0	0	1	3			
77 Clint Frazier, R (1,7) 70 Jake Cave, L (6,7) OBP: 0.500, SLG: 0.500										1	0	0	1	0	0			
Inning Stats	R: 0 E: 0 K: 2 S: 7	H: 0 LOB: 1 BB: 1 P: 11	R: 0 E: 0 K: 1 S: 6	H: 1 LOB: 1 BB: 0 P: 6	R: 0 E: 0 K: 0 S: 2	H: 0 LOB: 2 BB: 2 P: 10	R: 0 E: 0 K: 1 S: 6	H: 1 LOB: 2 BB: 1 P: 10	R: 3 E: 0 K: 2 S: 9	H: 2 LOB: 1 BB: 1 P: 14	R: 0 E: 0 K: 0 S: 4	H: 1 LOB: 1 BB: 0 P: 4	R: 0 E: 0 K: 2 S: 9	H: 1 LOB: 1 BB: 0 P: 9	1B: 4 2B: 2 3B: 0 HR: 0	SF: 0 SAC: 0 DP: 1 HBP: 1		WP: 1 PB: 0 SB: 2 CS: 0
PITCHER	IP WLS BF H R ER SO BB IBB HBP BLK WP HR S P ERA WHIP	IP WLS BF H R ER SO BB IBB HBP BLK WP HR S P ERA WHIP																
31 Ryan Carpenter, L (1,1) ERA:	2.0 8 1 0 0 3 1 0 0 0 0 0 0 13 17 0.00 1.000																	
51 Johnny Barbatto, R (3,1) ERA:	1.0 H 4 0 0 0 0 2 0 0 0 0 0 0 2 10 0.00 2.000																	
60 Gerson Moreno, R (4,1) ERA:	1.0 H 5 0 0 0 0 2 0 0 0 0 1 0 3 11 0.00 2.000																	
53 Warwick Saupold, R (5,1) ERA:	1.0 H 5 1 0 0 1 1 0 0 0 0 0 0 6 10 0.00 2.000																	
99 Austin Sodders, L (6,1) ERA: 27.0	1.0 L 7 2 3 3 2 1 0 1 1 0 0 0 9 14 27.00 3.000																	
71 Paul Voelker, R (7,1) ERA:	1.0 4 1 0 0 2 0 0 0 0 0 0 0 9 9 0.00 1.000																	
72 Mark Montgomery, R (8,1) ERA:	1.0 4 1 0 0 2 0 0 0 0 0 0 0 9 9 0.00 1.000																	

AB 35
R 1
H 6
RBI 1
BB 3
SO 8
LOB 19



AB 29
R 3
H 6
RBI 3
BB 7
SO 8
LOB 21



Batter	1	2	3	4	5	6	7	8	9	AB	R	H	RBI	BB	SO	LOB	TOP			
26 Adam Frazier, L (1,8) 17 Austin Meadows, L (6,8) OBP: 0.833, SLG: 1.600	F8						G4-3			1	0	0	0	2	0	0	Pittsburgh Pirates @ Detroit Tigers Publix Field at Joker Marchant Stadium, Lakeland, FL Sun Feb 25 2018, 1:08 PM - 4:35 PM EST Att: 4,729 - Partly Cloudy - 85 F livebaseballscorecards.com			
27 Todd Cunningham, S (1,7) 97 Logan Hill, R (6,7)	F9	G3					K	P6		3	0	0	0	0	1	3				
19 Colin Moran, L (1,5) 92 Alfredo Reyes, R (6,5) OBP: 0.500, SLG: 2.000	G3		K				P4	IHR	G6-3	3	0	0	0	0	1	1				
55 Josh Bell, S (1,10) 79 Jackson Williams, R (9,PH) 91 Bralin Jackson, R (9,PH) OBP: 0.500, SLG: 0.500		F9	L8				F9			3	0	0	0	1	0	0				
92 Bryce Brentz, R (1,9) 82 Michael Suchy, R (6,9)		K	F9				K2-3			3	0	0	0	0	2	2				
36 José Osuna, R (1,3) 83 Jerrick Suiter, R (6,3) OBP: 1.000, SLG: 2.000		E4					G1-3			3	1	0	0	0	0	0				
38 Max Moroff, S (1,6) 88 Cole Tucker, S (6,PH) OBP: 0.400, SLG: 0.500										2	1	2	0	0	0	0				
72 Kevin Kramer, L (1,4) 71 Kevin Newman, R (6,PH) OBP: 0.250, SLG: 0.250										2	1	1	3	0	1	1				
58 Jacob Stallings, R (1,2) 83 Christian Kelley, R (6,2)										2	0	0	0	1	0	2				
Inning Stats	R: 0 E: 0 K: 0 S: 3	H: 0 LOB: 0 BB: 3 P: 3	R: 3 E: 1 K: 1 S: 8	H: 2 LOB: 2 BB: 2 P: 16	R: 0 E: 0 K: 1 S: 5	H: 0 LOB: 0 BB: 0 P: 5	R: 0 E: 0 K: 1 S: 6	H: 1 LOB: 1 BB: 0 P: 6	R: 0 E: 0 K: 1 S: 7	H: 0 LOB: 2 BB: 2 P: 15	R: 1 E: 0 K: 1 S: 6	H: 1 LOB: 0 BB: 0 P: 6	R: 3 E: 0 K: 1 S: 7	H: 2 LOB: 1 BB: 2 P: 15	R: 1 E: 0 K: 2 S: 9	H: 2 LOB: 2 BB: 0 P: 9		1B: 3 2B: 3 3B: 1 HR: 2	SF: 0 SAC: 0 DP: 0 HBP: 0	WP: 0 PB: 0 SB: 2 CS: 0
PITCHER	IP	WLS	BF	H	R	ER	SO	BB	IBB	HBP	BLK	WP	HR	S	P	ERA	WHIP			
57 Artie Lewicki, R (1,1) ERA: 1.2	1.2		10	2	3	0	1	2	0	0	0	0	0	1	18	0.00	2.400			
88 Adam Ravenelle, R (2,1) ERA: 0.1	0.1	1	0	0	0	0	0	0	0	0	0	0	0	1	1	0.00	0.000			
64 Chad Bell, L (3,1) ERA: 2.0	2.0	7	1	0	0	2	0	0	0	0	0	0	0	11	11	0.00	0.500			
61 Shane Greene, R (5,1) ERA: 1.0	1.0	5	0	0	0	2	2	0	0	0	0	0	0	7	15	0.00	2.000			
54 Drew VerHagen, R (6,1) ERA: 1.0	1.0	4	1	0	0	1	0	0	0	0	0	0	0	6	7	0.00	1.000			
75 Alex Faedo, R (7,1) ERA: 9.0	1.0		4	1	1	1	1	0	0	0	0	0	0	6	6	9.00	1.000			
81 Kyle Funkhouser, R (8,1) ERA: 40.5	0.2	6	2	3	3	1	2	0	0	0	0	0	0	6	14	40.50	6.000			
83 Fernando Perez, R (8,1) ERA: 26	0.1	H	1	0	0	0	0	0	0	0	0	0	0	1	1	0.00	0.000			
26 Zac Reinger, R (9,1) ERA: 9.0	1.0	B	5	2	1	1	2	0	0	0	0	0	0	9	9	9.00	2.000			

Batter	1	2	3	4	5	6	7	8	9	AB	R	H	RBI	BB	SO	LOB	BOTTOM			
12 Leonys Martin, L (1,8) 94 Daz Cameron, R (6,8) OBP: 0.125, SLG: 0.125	B2-3		F8							3	0	0	0	0	0	0	Pittsburgh Pirates @ Detroit Tigers Publix Field at Joker Marchant Stadium, Lakeland, FL Sun Feb 25 2018, 1:08 PM - 4:35 PM EST Att: 4,729 - Partly Cloudy - 85 F livebaseballscorecards.com			
1 Jose Iglesias, R (1,6) 14 Alexi Amarista, L (6,6) OBP: 0.167, SLG: 0.500	G4-3		G4-3				K2-3			3	0	0	0	0	1	0				
24 Miguel Cabrera, R (1,3) 74 Edwin Espinal, R (6,3) OBP: 0.250, SLG: 0.571			G6-3				F9			2	0	0	0	0	1	0				
9 Nick Castellanos, R (1,9) 73 Jason Knizian, L (6,9) OBP: 0.333, SLG: 1.333										3	1	1	2	0	1	0				
41 Victor Martinez, S (1,10) 85 Austin Athmann, R (7,PH) OBP: 1.000, SLG: 1.000										2	1	1	1	0	0	0				
46 Jeimer Candelario, S (1,5) 82 Kody Eaves, L (6,5) OBP: 0.500, SLG: 0.500										3	1	1	1	0	0	0				
8 Mikie Mahtook, R (1,7) 96 Christian Stewart, L (6,7) OBP: 0.500, SLG: 0.500										1	0	1	0	0	0	0				
33 Derek Norris, R (1,2) 28 Brayan Peña, S (5,2) 17 Grayson Greiner, R (8,2)										2	0	0	1	0	0	4				
18 Dawel Lugo, R (1,4) 70 Harold Castro, L (8,4)										1	0	0	0	1	1	1				
Inning Stats	R: 0 E: 0 K: 1 S: 5	H: 0 LOB: 0 BB: 0 P: 5	R: 2 E: 0 K: 1 S: 8	H: 2 LOB: 1 BB: 0 P: 13	R: 0 E: 0 K: 0 S: 4	H: 0 LOB: 2 BB: 1 P: 8	R: 0 E: 0 K: 1 S: 5	H: 0 LOB: 0 BB: 0 P: 5	R: 0 E: 0 K: 0 S: 3	H: 0 LOB: 0 BB: 0 P: 3	R: 6 E: 1 K: 0 S: 13	H: 7 LOB: 2 BB: 1 P: 21	R: 0 E: 0 K: 0 S: 3	H: 0 LOB: 0 BB: 0 P: 3	R: 0 E: 0 K: 1 S: 5	H: 0 LOB: 0 BB: 0 P: 5		1B: 6 2B: 1 3B: 1 HR: 3	SF: 0 SAC: 0 DP: 1 HBP: 1	WP: 1 PB: 0 SB: 1 CS: 0
PITCHER	IP	WLS	BF	H	R	ER	SO	BB	IBB	HBP	BLK	WP	HR	S	P	ERA	WHIP			
24 Tyler Glasnow, R (1,1) ERA: 9.0	2.0		9	2	2	2	2	0	0	0	0	0	0	3	3	9.00	1.000			
53 Josh Smoker, L (3,1) ERA: 1.0	1.0	H	3	0	0	0	0	0	0	0	0	0	0	3	3	0.00	0.000			
31 A.J. Schugel, R (4,1) ERA: 0.1	0.1	H	3	1	0	0	0	1	0	0	0	0	0	2	6	0.00	6.000			
67 Tyler Jones, R (4,1) ERA: 0.2	0.2	H	2	1	0	0	0	0	0	0	0	0	0	2	2	0.00	1.500			
37 Edgar Santana, R (5,1) ERA: 1.0	1.0	H	3	0	0	0	1	0	0	0	0	0	0	5	5	0.00	0.000			
65 Casey Sadler, R (6,1) ERA: 60	1.0	H	3	0	0	0	0	0	0	0	0	0	0	3	3	0.00	0.000			
60 John Stilson, R (7,1) ERA: 47.25	0.2	B	7	4	5	0	1	0	0	0	0	0	0	1	8	13	67.50	7.500		
87 Tate Scioneaux, R (7,1) ERA: 27.5	0.1		4	3	1	1	0	0	0	0	0	0	0	1	5	8	27.00	9.000		
74 Damien Magnifico, R (8,1) ERA: 80	1.0		3	0	0	0	0	0	0	0	0	0	0	3	3	0.00	0.000			
80 Yeudis Garcia, R (9,1) ERA: 1.0	1.0		3	0	0	0	1	0	0	0	0	0	0	5	5	0.00	0.000			

Batter	1	2	3	4	5	6	7	8	9	AB	R	H	RBI	BB	SO	LOB	TOP								
12 Leovys Martin, L OBP: 0.333, SLG: 0.333 13 Mike Gerber, L OBP: 0.143, SLG: 0.286	0-0 46 1B	0-0 46 BB		0-0 G3-1		0-0 14 G1-3		0-3 K		4	1	3	1	0	0	0									
46 Jeimer Candelario, S OBP: 0.667, SLG: 1.250 14 Alexi Amarista, L OBP: 0.222, SLG: 0.444	0-0 55 G5-4-3	1-0 34 1B		0-0 34 G5-4-3		0-0 G1-3		0-0 G3		1	0	1	0	1	0	0									
34 James McCann, R OBP: 0.250, SLG: 0.250 17 Grayson Greiner, R (6, FH)	0-3 K	0-0 BB		0-0 G5-4-3		0-0 F8		0-0 F7		3	0	1	2	0	1	3									
89 Jake Rogers, R OBP: 0.500, SLG: 0.500	0-0 G5-4-3	0-3 K								0	0	0	0	0	0	0									
55 John Hicks, R OBP: 0.222, SLG: 0.125 72 Dominic Ficoletto, S OBP: 0.600, SLG: 0.667	0-0 G5-4-3									3	0	0	0	0	2	4									
76 Niko Goodrum, S OBP: 0.444, SLG: 0.778 40 Sergio Alcántara, S OBP: 0.500, SLG: 0.500										1	1	0	0	1	0	0									
21 JaCoby Jones, R OBP: 0.375, SLG: 0.375 37 James Adduci, L OBP: 0.750, SLG: 1.167										3	1	2	2	0	0	0									
80 Ronny Rodríguez, R (1, 10) 78 Chad Huffman, R (7, FH)										1	0	1	2	1	0	0									
73 Jason Krizan, L OBP: 0.500, SLG: 1.000 22 Victor Reyes, S OBP: 0.333, SLG: 0.250										1	1	0	0	1	0	1									
18 Dawel Lugo, R OBP: 0.444, SLG: 0.286										0	0	0	0	1	0	0									
Inning Stats	R: 0 E: 0 K: 1 S: 6	H: 2 LOB: 1 BB: 0 P: 6	R: 5 E: 0 K: 2 S: 12	H: 5 LOB: 2 BB: 2 P: 20	R: 0 E: 0 K: 0 S: 4	H: 1 LOB: 1 BB: 0 P: 4	R: 0 E: 0 K: 0 S: 3	H: 1 LOB: 0 BB: 0 P: 3	R: 1 E: 0 K: 1 S: 8	H: 2 LOB: 0 BB: 0 P: 8	R: 0 E: 0 K: 0 S: 4	H: 2 LOB: 1 BB: 0 P: 5	R: 2 E: 0 K: 0 S: 3	H: 1 LOB: 1 BB: 3 P: 16	R: 0 E: 0 K: 1 S: 5	H: 0 LOB: 0 BB: 0 P: 5	R: 0 E: 0 K: 0 S: 3	H: 1 LOB: 1 BB: 1 P: 7	1B: 12 2B: 3 3B: 0 HR: 0	SF: 0 SAC: 0 DP: 3 HBP: 1	WP: 1 PB: 0 SB: 1 CS: 2	PA: 43			
PITCHER	IP WLS BF H R ER SO BB IBB HBP BLK WP HR S P ERA WHIP	IP WLS BF H R ER SO BB IBB HBP BLK WP HR S P ERA WHIP	IP WLS BF H R ER SO BB IBB HBP BLK WP HR S P ERA WHIP	IP WLS BF H R ER SO BB IBB HBP BLK WP HR S P ERA WHIP	IP WLS BF H R ER SO BB IBB HBP BLK WP HR S P ERA WHIP	IP WLS BF H R ER SO BB IBB HBP BLK WP HR S P ERA WHIP	IP WLS BF H R ER SO BB IBB HBP BLK WP HR S P ERA WHIP	IP WLS BF H R ER SO BB IBB HBP BLK WP HR S P ERA WHIP	IP WLS BF H R ER SO BB IBB HBP BLK WP HR S P ERA WHIP	IP WLS BF H R ER SO BB IBB HBP BLK WP HR S P ERA WHIP	IP WLS BF H R ER SO BB IBB HBP BLK WP HR S P ERA WHIP	IP WLS BF H R ER SO BB IBB HBP BLK WP HR S P ERA WHIP	IP WLS BF H R ER SO BB IBB HBP BLK WP HR S P ERA WHIP	IP WLS BF H R ER SO BB IBB HBP BLK WP HR S P ERA WHIP	IP WLS BF H R ER SO BB IBB HBP BLK WP HR S P ERA WHIP	IP WLS BF H R ER SO BB IBB HBP BLK WP HR S P ERA WHIP	IP WLS BF H R ER SO BB IBB HBP BLK WP HR S P ERA WHIP	IP WLS BF H R ER SO BB IBB HBP BLK WP HR S P ERA WHIP	IP WLS BF H R ER SO BB IBB HBP BLK WP HR S P ERA WHIP	IP WLS BF H R ER SO BB IBB HBP BLK WP HR S P ERA WHIP	IP WLS BF H R ER SO BB IBB HBP BLK WP HR S P ERA WHIP	IP WLS BF H R ER SO BB IBB HBP BLK WP HR S P ERA WHIP	IP WLS BF H R ER SO BB IBB HBP BLK WP HR S P ERA WHIP	IP WLS BF H R ER SO BB IBB HBP BLK WP HR S P ERA WHIP	IP WLS BF H R ER SO BB IBB HBP BLK WP HR S P ERA WHIP

Detroit Tigers @ Baltimore Orioles
Ed Smith Stadium, Sarasota, FL
Mon Feb 26 2018, 1:07 PM - 6:13 PM EST
Att: 5,760 - Sunny - 80 F


AB	36
R	8
H	15
RBI	8
BB	6
SO	5
LOB	21



Batter	1	2	3	4	5	6	7	8	9	AB	R	H	RBI	BB	SO	LOB	BOTTOM								
28 Colby Rasmus, L (1, 9) 70 Cedric Mullins, L (6, 7)	0-3 K			0-0 P3		0-0 G3		0-3 K		3	0	0	0	0	1	1									
16 Trey Mancini, R OBP: 0.333, SLG: 0.571 29 Austin Wynns, R OBP: 0.333, SLG: 0.800	2-2 HR			0-0 G6-3		0-0 F9		4-0 BB		3	1	1	1	0	0	1									
13 Manny Machado, R OBP: 0.500, SLG: 0.571 3 Luis Sardinas, S OBP: 0.500, SLG: 0.600	0-0 F9			0-0 19 WP 6 HR 1B		0-0 F9		0-0 G1-3		3	1	1	0	0	0	0									
10 Adam Jones, R OBP: 0.250, SLG: 0.250 47 Alex Presley, L OBP: 0.600, SLG: 0.625	0-0 F9			0-0 L6		0-0 45 1B 45 E 1B		0-0 80 BB 1B		3	0	1	0	0	0	1									
19 Chris Davis, L OBP: 0.222, SLG: 0.125 17 Rubén Tejada, R OBP: 0.300, SLG: 0.222				4-0 6 HR BB		0-3 K		0-0 P3		2	1	0	0	1	1	1									
6 Jonathan Schoop, R OBP: 0.333, SLG: 0.833 76 Garabez Rosa, R (6, PR)				0-0 1H 2H HR		0-0 45 E 1B		0-3 K		3	1	2	3	0	0	0									
45 Mark Trumbo, R OBP: 0.375, SLG: 0.286 80 DJ Stewart, L OBP: 0.500, SLG: 0.429				0-3 K		0-0 E5		4-0 BB		3	0	1	0	0	2	0									
1 Tim Beckham, R OBP: 0.222, SLG: 0.222 78 Erick Salcedo, S OBP: 0.400, SLG: 0.600				0-0 K		1-3 2H 1B		0-0 BB		3	0	0	0	0	1	2									
15 Chance Sisco, L OBP: 0.571, SLG: 1.000 25 Anthony Santander, S OBP: 0.354, SLG: 0.455				0-0 G3-1		0-0 28 G3 1B		0-0 P5		2	0	1	0	0	0	0									
Inning Stats	R: 1 E: 0 K: 1 S: 8	H: 1 LOB: 0 BB: 0 P: 10	R: 0 E: 0 K: 1 S: 5	H: 0 LOB: 0 BB: 0 P: 5	R: 0 E: 0 K: 0 S: 3	H: 0 LOB: 0 BB: 0 P: 3	R: 3 E: 0 K: 1 S: 7	H: 2 LOB: 1 BB: 1 P: 11	R: 0 E: 0 K: 1 S: 6	H: 1 LOB: 1 BB: 0 P: 6	R: 1 E: 1 K: 1 S: 8	H: 3 LOB: 2 BB: 0 P: 8	R: 0 E: 0 K: 1 S: 5	H: 0 LOB: 1 BB: 1 P: 9	R: 0 E: 0 K: 1 S: 6	H: 1 LOB: 2 BB: 1 P: 10	R: 1 E: 1 K: 1 S: 7	H: 2 LOB: 2 BB: 1 P: 11	1B: 8 2B: 0 3B: 0 HR: 2	SF: 0 SAC: 0 DP: 0 HBP: 0	WP: 1 PB: 0 SB: 0 CS: 0	PA: 41			
PITCHER	IP WLS BF H R ER SO BB IBB HBP BLK WP HR S P ERA WHIP	IP WLS BF H R ER SO BB IBB HBP BLK WP HR S P ERA WHIP	IP WLS BF H R ER SO BB IBB HBP BLK WP HR S P ERA WHIP	IP WLS BF H R ER SO BB IBB HBP BLK WP HR S P ERA WHIP	IP WLS BF H R ER SO BB IBB HBP BLK WP HR S P ERA WHIP	IP WLS BF H R ER SO BB IBB HBP BLK WP HR S P ERA WHIP	IP WLS BF H R ER SO BB IBB HBP BLK WP HR S P ERA WHIP	IP WLS BF H R ER SO BB IBB HBP BLK WP HR S P ERA WHIP	IP WLS BF H R ER SO BB IBB HBP BLK WP HR S P ERA WHIP	IP WLS BF H R ER SO BB IBB HBP BLK WP HR S P ERA WHIP	IP WLS BF H R ER SO BB IBB HBP BLK WP HR S P ERA WHIP	IP WLS BF H R ER SO BB IBB HBP BLK WP HR S P ERA WHIP	IP WLS BF H R ER SO BB IBB HBP BLK WP HR S P ERA WHIP	IP WLS BF H R ER SO BB IBB HBP BLK WP HR S P ERA WHIP	IP WLS BF H R ER SO BB IBB HBP BLK WP HR S P ERA WHIP	IP WLS BF H R ER SO BB IBB HBP BLK WP HR S P ERA WHIP	IP WLS BF H R ER SO BB IBB HBP BLK WP HR S P ERA WHIP	IP WLS BF H R ER SO BB IBB HBP BLK WP HR S P ERA WHIP	IP WLS BF H R ER SO BB IBB HBP BLK WP HR S P ERA WHIP	IP WLS BF H R ER SO BB IBB HBP BLK WP HR S P ERA WHIP	IP WLS BF H R ER SO BB IBB HBP BLK WP HR S P ERA WHIP	IP WLS BF H R ER SO BB IBB HBP BLK WP HR S P ERA WHIP	IP WLS BF H R ER SO BB IBB HBP BLK WP HR S P ERA WHIP	IP WLS BF H R ER SO BB IBB HBP BLK WP HR S P ERA WHIP	IP WLS BF H R ER SO BB IBB HBP BLK WP HR S P ERA WHIP

Detroit Tigers @ Baltimore Orioles
Ed Smith Stadium, Sarasota, FL
Mon Feb 26 2018, 1:07 PM - 6:13 PM EST
Att: 5,760 - Sunny - 80 F

AB	37
R	6
H	10
RBI	5
BB	4
SO	8
LOB	17



Batter	1	2	3	4	5	6	7	8	9	AB	R	H	RBI	BB	SO	LOB	TOP					
49 Dixon Machado, R OBP: 0.250, SLG: 0.250 70 Harold Castro, L (4, 4)	0-0 1B 24 SF8	0-0 1B 1	0-0 F9		0-0 G3-4		4-0 74 BB 40 1B BB	0-3 K		3	2	2	0	0	0	0						
1 Jose Iglesias, R OBP: 0.375, SLG: 0.429 40 Sergio Alcántara, S OBP: 0.444, SLG: 0.429	0-0 1B 41 E	0-0 1B 24 1B	0-0 G4-3		0-0 F7		0-0 74 BB 1B	0-0 G5-3		3	2	2	2	0	0	0						
24 Miguel Cabrera, R OBP: 0.333, SLG: 0.375 74 Edwin Espinal, R OBP: 0.273, SLG: 0.444	0-0 3-H SF8	0-0 2-H 9 HBP 1B		0-3 K		0-0 F9	4-0 1-2 2-3 BB	0-0 G3		2	0	1	2	0	1	0						
9 Nick Castellanos, R OBP: 0.444, SLG: 1.000 37 James Adduci, L OBP: 0.545, SLG: 0.778	0-3 K	1-0 1-2 HBP		0-0 1B		0-3 K	0-3 K	0-0 G5-3		2	0	1	0	0	1	1						
41 Victor Martinez, S OBP: 0.444, SLG: 0.250 78 Chad Huffman, R OBP: 0.250, SLG: 0.625	0-0 2-H E6	0-0 G4-3		0-0 F9		0-1 HR	0-0 P3			3	0	0	0	0	0	3						
8 Mikie Mahtook, R OBP: 0.571, SLG: 0.500 76 Niko Goodrum, S OBP: 0.545, SLG: 1.091	0-3 K		0-0 80 E 33 HR 1B		0-0 P6		1-0 HR	0-0 89 S 82 PB 13 1B 1B		3	1	1	0	0	1	2						
80 Ronny Rodriguez, R OBP: 0.500, SLG: 0.333 82 Kody Eaves, L OBP: 0.500, SLG: 0.333		0-3 K	0-0 E3 33 HR		0-0 22 S 33 1B E4	4-0 BB	1-3 K			3	1	0	0	0	1	1						
33 Derek Norris, R OBP: 0.500, SLG: 1.000 89 Jake Rogers, R OBP: 0.250, SLG: 0.250		0-0 49 1B 1 2B 1B	1-2 1-H 2-H HR		0-0 22 S 1B	0-0 F7	0-3 K	0-3 2-3		3	2	3	3	0	0	0						
22 Victor Reyes, S OBP: 0.250, SLG: 0.182 13 Mike Gerber, L OBP: 0.333, SLG: 0.556	0-3 K	0-0 F7		0-0 F7		1-2 2-3 K	0-0 2B	0-0 3-H 1B		3	0	0	0	0	2	3						
Inning Stats	R: 2 E: 1 K: 2 S: 10	H: 2 LOB: 1 BB: 0 P: 10	R: 3 E: 0 K: 2 S: 11	H: 4 LOB: 2 BB: 0 P: 12	R: 3 E: 1 K: 0 S: 8	H: 2 LOB: 0 BB: 0 P: 9	R: 0 E: 0 K: 1 S: 6	H: 1 LOB: 1 BB: 0 P: 6	R: 0 E: 1 K: 1 S: 7	H: 1 LOB: 3 BB: 0 P: 7	R: 2 E: 0 K: 1 S: 8	H: 2 LOB: 1 BB: 2 P: 13	R: 0 E: 0 K: 1 S: 6	H: 2 LOB: 3 BB: 2 P: 14	R: 1 E: 0 K: 3 S: 11	H: 2 LOB: 1 BB: 0 P: 12	R: 0 E: 0 K: 0 S: 3	H: 0 LOB: 0 BB: 0 P: 3	1B: 11 2B: 2 3B: 0 HR: 3	SF: 1 SAC: 0 DP: 0 HBP: 1	WP: 0 PB: 1 SB: 3 CS: 0	PA: 49
PITCHER	IP ERA WHIP	WLS BF	H R ER SO	R LOB BB IBB HBP BLK	WP HR S P	ERA WHIP	PITCHER	IP ERA WHIP	WLS BF	H R ER SO	R LOB BB IBB HBP BLK	WP HR S P	ERA WHIP									
48 Jerad Eickhoff, R ERA: 13.5	1.1 L	8 3	3 2 2 3	0 0 0 0	0 0 0 0	13.50 2.250	72 José Taveras, R ERA: 13.5	1.1 L	10 4	2 2 1 3	3 0 0 0	0 2 10 23	13.50 5.250									
51 Ricardo Pinto, R ERA: 10.8	0.2	6 3	2 2 1	0 0 0	0 0 0	27.00 4.500	61 Edubray Ramos, R ERA: 11.57	1.1 L	5 1	1 1 1 3	0 0 0 0	0 0 11 12	6.75 0.750									
40 Tommy Hunter, R ERA: 18.0	1.0	6 2	3 2 0	0 0 0	0 1 8	18.00 2.000	78 Enyel De Los Santos, R ERA:	1.1 L	5 1	0 0 1	0 0 0	0 0 7 7	0.00 0.750									
53 Yackel Rios, R ERA:	1.0	4 1	0 0 1	0 0 0	0 0 6	0.00 1.000																
46 Adam Morgan, L ERA:	1.0	5 1	0 0 1	0 0 0	0 0 7	0.00 1.000																
Batter	1	2	3	4	5	6	7	8	9	AB	R	H	RBI	BB	SO	LOB	BOTTOM					
37 Odóbel Herrera, L (1, 10) 77 Dylan Cozens, L (4, PH) OBP: 0.300, SLG: 0.333 (5, 10)	4-0 16 G3 BB		0-3 K2-3	0-0 86 WP 67 1B 1B		0-3 K		0-3 K		1	0	0	0	1	1	1						
16 César Hernández, S OBP: 0.167, SLG: 0.167 67 Eliezer Álvarez, L (4, PH) OBP: 0.143, SLG: 0.143 (5, 4)	0-0 G3		0-0 G3	0-0 86 WP 1B		0-3 K		0-0 G4-3		2	0	0	0	0	2							
7 Maikel Franco, R OBP: 0.167, SLG: 0.667 4 Ryan Flaherty, L (4, PH) OBP: 0.250, SLG: 0.143 (5, 5)	0-0 G5-3			0-0 P4 K		0-0 L7		4-0 86 G6-4-3 BB		2	0	0	0	0	1							
17 Rhys Hoskins, R OBP: 0.375, SLG: 0.714 86 Nick Rickles, R (4, PH) OBP: 0.143, SLG: 0.143 (5, 3)	0-0 G6-3			0-0 HR F7		0-0 G5-3		0-0 G6-4-3		2	1	1	1	0	0	1						
2 J.P. Crawford, L OBP: 0.667, SLG: 0.600 73 Heiker Meneses, R OBP: 0.200, SLG: 0.200 (5, 6)		0-0 G4-3		0-0 19 E 1B		0-3 K		0-0 K		2	1	1	0	0	0	0						
19 Tommy Joseph, R OBP: 0.714, SLG: 1.000 (2, 9) (2, 7) (2, 7)		0-0 29 G6-3 1B		0-0 E6 29 WP 2B		0-0 G5-3		0-0 G4-3		2	1	2	1	0	0	0						
9 Adam Rosales, R OBP: 0.167, SLG: 0.500 (5, 7)				1-H 29 WP 2B						2	0	0	0	0	0	0						
29 Cameron Rupp, R (1, 2) 15 Andrew Knapp, S (5, 2)		0-0 G6-3		4-0 21 1B 24 HR BB		0-0 G4-3		4-0 76 HBP BB		1	1	0	0	1	0	1						
21 Collin Cowgill, R OBP: 0.500, SLG: 0.625 (2, 7) (2, 9) (2, 9)				3-H 24 HR 1B						2	1	2	0	0	0	0						
76 Jesmuel Valentin, S OBP: 0.375, SLG: 0.429 (5, 9)				1-2 24 HR 1B						1	0	1	0	0	0	0						
24 Roman Quinn, S OBP: 0.500, SLG: 1.000 18 Pedro Florimón, S (5, 8)				2-1 1-H 2-H HR						2	1	1	3	0	0	1						
Inning Stats	R: 0 E: 0 K: 0 S: 3	H: 0 LOB: 1 BB: 1 P: 7	R: 0 E: 0 K: 0 S: 3	H: 1 LOB: 0 BB: 0 P: 3	R: 0 E: 0 K: 1 S: 6	H: 1 LOB: 1 BB: 0 P: 6	R: 6 E: 1 K: 1 S: 15	H: 7 LOB: 2 BB: 1 P: 24	R: 0 E: 0 K: 1 S: 5	H: 0 LOB: 0 BB: 0 P: 5	R: 0 E: 0 K: 3 S: 10	H: 1 LOB: 1 BB: 0 P: 10	R: 0 E: 0 K: 1 S: 5	H: 0 LOB: 0 BB: 0 P: 5	R: 0 E: 0 K: 2 S: 7	H: 0 LOB: 2 BB: 1 P: 12	R: 0 E: 0 K: 0 S: 2	H: 0 LOB: 0 BB: 1 P: 6	1B: 5 2B: 3 3B: 0 HR: 2	SF: 0 SAC: 0 DP: 2 HBP: 1	WP: 2 PB: 0 SB: 0 CS: 0	PA: 40
PITCHER	IP ERA WHIP	WLS BF	H R ER SO	R LOB BB IBB HBP BLK	WP HR S P	ERA WHIP	PITCHER	IP ERA WHIP	WLS BF	H R ER SO	R LOB BB IBB HBP BLK	WP HR S P	ERA WHIP									
50 Mike Fiers, R ERA: 40.5	1.1 W	11 6	6 6 6 1	1 0 0 0	1 2 15 23	40.50 5.250	68 Daniel Stumpf, L ERA:	1.0 L	3 0	0 0 0	0 0 0	0 0 2 6	0.00 1.000									
58 Victor Alcántara, R ERA: 3.36	1.2 H	7 2	0 0 0 2	0 0 0 0	1 0 11 12	0.00 1.200																
54 Drew VerHagen, R ERA:	2.0	7 1	0 0 0 4	0 0 0 0	0 0 15 15	0.00 0.500																
71 Kevin Comer, R ERA:	1.0	5 0	0 0 0 2	1 0 1 0	0 0 7 12	0.00 1.000																

Detroit Tigers @ Philadelphia Phillies
 Spectrum Field, Clearwater, FL
 Tue Feb 27 2018, 1:11 PM - 4:47 PM EST
 Att: 4,365 - Partly Cloudy - 79 F

AB	44
R	11
H	16
RBI	10
BB	3
SO	11
LOB	26



Detroit Tigers @ Philadelphia Phillies
 Spectrum Field, Clearwater, FL
 Tue Feb 27 2018, 1:11 PM - 4:47 PM EST
 Att: 4,365 - Partly Cloudy - 79 F

AB	35
R	6
H	10
RBI	5
BB	4
SO	9
LOB	19



Batter	1	2	3	4	5	6	7	8	9	AB	R	H	RBI	BB	SO	LOB	TOP			
39 Kevin Kiermaier, L (1, 10) 77 Brandon Lowe, L (6, 10) OBP: 0.214, SLG: 0.214			G4-3	F7			F8			3	0	0	0	0	1	2	Tampa Bay Rays @ Detroit Tigers Publix Field at Joker Marchant Stadium, Lakeland, FL Sat Mar 03 2018, 1:06 PM - 4:26 PM EST Att: 6,482 - Sunny - 71 F			
28 Daniel Robertson, R (1, 9) 71 Justin Williams, L (5, 9) OBP: 0.400, SLG: 0.444								F7		2	1	1	0	1	1	2				
2 Denard Span, L (1, 7) 75 Joe McCarthy, L (5, 7) OBP: 0.400, SLG: 0.357 OBP: 0.417, SLG: 0.700	G4-3		K			G4-3		P6		3	1	1	0	0	1	2				
44 C.J. Cron, R (1, 3) 74 Peter Maris, L (5, 3) OBP: 0.400, SLG: 0.714 OBP: 0.250, SLG: 0.500	F8									2	1	1	1	1	0	1				
18 Joey Wendle, L (1, 4) 75 Vidal Brujan, S (5, 4) OBP: 0.400, SLG: 0.500		G6-3								2	0	1	1	0	0	0				
31 Adam Moore, R (1, 2) 80 Brett Sullivan, L (6, 2) OBP: 0.250, SLG: 0.500 OBP: 0.250, SLG: 0.143			F9			F9		G3-1		3	1	1	1	0	0	4				
1 Willy Adames, R (1, 6) 77 Andrew Velazquez, S (5, 6) OBP: 0.438, SLG: 0.714 OBP: 0.250, SLG: 0.143	G6-3		F8					G1-3		3	0	1	1	0	0	0				
21 Christian Arroyo, R (1, 5) 85 Kevin Plafie, R (5, 5) OBP: 0.533, SLG: 0.538 OBP: 0.500, SLG: 2.000						E6		G3-1		2	0	1	1	1	0	2				
7 Micah Johnson, L (1, 8) 74 Johnny Field, R (5, 8) OBP: 0.467, SLG: 0.500 OBP: 0.500, SLG: 0.625	K					G4-6-3				3	0	1	0	0	1	4				
Inning Stats	R: 0 H: 1 E: 0 K: 1 S: 6	H: 1 LOB: 1 P: 6	R: 1 H: 1 E: 0 K: 1 S: 6	H: 1 LOB: 1 P: 11	R: 2 H: 2 E: 0 K: 1 S: 7	H: 2 LOB: 1 P: 11	R: 0 H: 2 E: 0 K: 1 S: 7	H: 2 LOB: 3 P: 8	R: 2 H: 2 E: 1 K: 0 S: 5	H: 2 LOB: 1 P: 10	R: 0 H: 1 E: 0 K: 1 S: 6	H: 1 LOB: 1 P: 6	R: 0 H: 0 E: 0 K: 1 S: 5	H: 0 LOB: 0 P: 5	R: 0 H: 0 E: 0 K: 1 S: 5	H: 0 LOB: 0 P: 5		1B: 5 2B: 5 3B: 0 HR: 1	SF: 0 SAC: 0 DP: 1 HBP: 1	WP: 2 PB: 0 SB: 0 CS: 0
PITCHER	IP WLS BF H R ER SO BB IBB HBP BLK WP HR S P ERA WHIP	27 Jordan Zimmermann, R (1, 1) ERA: 5.75	1.1 2.2 13 3 3 3 3 2 0 0 0 0 0 1 1 17 26 10.12 1.875	57 Artie Lewicki, R (3, 1) ERA: 15.5	0.1 L 6 2 2 2 0 1 0 1 0 0 0 0 4 9 54.00 9.000	65 Gregory Soto, L (5, 1) ERA: 15.5	0.2 1 0 0 0 0 0 0 0 0 0 0 0 1 1 0.00 0.000	87 Louis Coleman, R (5, 1) ERA: 15.5	0.2 10 3 2 2 2 2 1 0 0 0 0 1 0 13 18 9.00 2.000	68 Daniel Stumpf, L (8, 1) ERA: 3.6	1.0 1.0 3 0 0 0 0 1 0 0 0 0 0 0 5 5 0.00 0.000	53 Warwick Saupold, R (9, 1) ERA: 3.6	1.0 3 0 0 0 0 1 0 0 0 0 0 0 5 5 0.00 0.000							

AB	38
R	7
H	11
RBI	7
BB	4
SO	8
LOB	21



Batter	1	2	3	4	5	6	7	8	9	AB	R	H	RBI	BB	SO	LOB	BOTTOM			
12 Leonys Martin, L (1, 8) 13 Mike Gerber, L (5, 8) OBP: 0.300, SLG: 0.263 OBP: 0.308, SLG: 0.417	F8			K				FC4-6		2	0	0	0	1	1	0	Tampa Bay Rays @ Detroit Tigers Publix Field at Joker Marchant Stadium, Lakeland, FL Sat Mar 03 2018, 1:06 PM - 4:26 PM EST Att: 6,482 - Sunny - 71 F			
8 Mikie Mahtook, R (1, 7) 73 Jason Krizan, L (5, 7) OBP: 0.500, SLG: 0.364 OBP: 0.333, SLG: 0.571	F7		G6-3			K		F8		2	1	0	0	1	0	3				
41 Victor Martinez, S (1, 10) 28 Brayan Peña, S (6, 10) OBP: 0.313, SLG: 0.667 OBP: 0.286, SLG: 0.286			G3-1			G4-3				2	2	1	2	1	0	0				
22 Victor Reyes, S (9, 10) 9 Nick Castellanos, R (1, 9) 78 Chad Huffman, R (5, 9) OBP: 0.267, SLG: 0.154 OBP: 0.471, SLG: 1.133 OBP: 0.214, SLG: 0.385										2	0	1	0	0	0	1				
34 James McCann, R (1, 2) 17 Grayson Greiner, R (6, 2) OBP: 0.200, SLG: 0.300 OBP: 0.429, SLG: 0.333	K					F8		G6-3		3	0	1	0	0	1	0				
46 Jeimer Candelario, S (1, 5) 82 Kody Eaves, L (6, 5) OBP: 0.471, SLG: 0.692 OBP: 0.500, SLG: 0.333			F7					K		1	0	0	0	2	0	0				
74 Edwin Espinal, R (1, 3) 37 James Adduci, L (6, 3) OBP: 0.294, SLG: 0.490 OBP: 0.438, SLG: 0.786										3	0	1	0	0	0	4				
40 Sergio Alcántara, S (1, 6) 81 Pete Kozma, R (6, 6) OBP: 0.375, SLG: 0.308										2	0	0	0	1	1	4				
14 Alexi Amarista, L (1, 4) 80 Ronny Rodríguez, R (7, 4) OBP: 0.133, SLG: 0.267 OBP: 0.278, SLG: 0.389	K									3	0	0	0	0	1	2				
Inning Stats	R: 2 H: 1 E: 0 K: 1 S: 8	H: 1 LOB: 0 P: 14	R: 0 H: 1 E: 0 K: 1 S: 6	H: 1 LOB: 2 P: 14	R: 0 H: 1 E: 0 K: 0 S: 4	H: 1 LOB: 2 P: 12	R: 2 H: 1 E: 0 K: 1 S: 8	H: 1 LOB: 0 P: 14	R: 0 H: 0 E: 0 K: 1 S: 5	H: 0 LOB: 1 P: 9	R: 0 H: 0 E: 0 K: 1 S: 5	H: 0 LOB: 0 P: 5	R: 0 H: 1 E: 0 K: 0 S: 4	H: 1 LOB: 1 P: 4	R: 0 H: 1 E: 0 K: 0 S: 3	H: 1 LOB: 1 P: 3		1B: 3 2B: 2 3B: 0 HR: 2	SF: 0 SAC: 0 DP: 1 HBP: 0	WP: 0 PB: 0 SB: 0 CS: 0
PITCHER	IP WLS BF H R ER SO BB IBB HBP BLK WP HR S P ERA WHIP	22 Chris Archer, R (1, 1) ERA: 5.4	1.1 0.2 3 0 0 0 1 1 0 0 0 0 0 4 8 0.00 1.500	60 Cotton Murray, R (2, 1) ERA: 5.4	1.0 H 6 1 0 0 0 2 0 0 0 0 0 4 12 0.00 3.000	19 Dustin McGowan, R (3, 1) ERA: 5.4	1.0 W 5 1 2 2 1 1 0 0 0 0 1 8 14 18.00 2.000	87 José De León, R (4, 1) ERA: 9.0	1.0 H 4 0 0 0 1 1 0 0 0 0 0 5 9 0.00 1.000	46 José Alvarado, L (6, 1) ERA: 13.50	1.0 H 4 0 0 0 1 0 0 0 0 0 4 8 0.00 1.500	61 Hunter Wood, R (7, 1) ERA: 13.50	1.0 H 3 0 0 0 1 0 0 0 0 0 4 12 0.00 3.000	56 Adam Kolarek, L (8, 1) ERA: 13.50	1.0 H 4 1 0 0 0 0 0 0 0 0 0 3 14 18.00 2.000	79 Ian Gibaut, R (9, 1) ERA: 13.50	1.0 S 3 1 0 0 0 0 0 0 0 0 0 3 3 0.00 1.000			

AB	32
R	4
H	6
RBI	4
BB	8
SO	6
LOB	17



Batter	1	2	3	4	5	6	7	8	9	AB	R	H	RBI	BB	SO	LOB				
49 Dixon Machado, R OBP: 0.250, SLG: 0.250 82 Kody Eaves, L OBP: 0.444, SLG: 0.286										3	1	1	0	0	1	0				
1 Jose Iglesias, R OBP: 0.438, SLG: 0.333 40 Sergio Alcántara, S OBP: 0.412, SLG: 0.357										3	1	1	0	0	0	1				
24 Miguel Cabrera, R OBP: 0.339, SLG: 0.438 72 Dominic Fiocciello, S OBP: 0.444, SLG: 0.571										3	0	1	0	0	0	1				
46 Jeimer Candelario, S OBP: 0.450, SLG: 0.750 76 Niko Goodrum, S OBP: 0.421, SLG: 0.941										3	0	1	1	0	0	2				
55 John Hicks, R OBP: 0.222, SLG: 0.353 89 Jake Rogers, R OBP: 0.167, SLG: 0.167										3	0	1	0	0	0	1				
37 James Adduci, L OBP: 0.500, SLG: 0.813 74 Edwin Espinal, R OBP: 0.278, SLG: 0.375										2	0	2	1	0	0	0				
81 Pete Kozma, R OBP: 0.444, SLG: 0.167										1	0	0	0	0	0	0				
21 JaCoby Jones, R OBP: 0.429, SLG: 0.538 13 Mike Gerber, L OBP: 0.286, SLG: 0.385										2	0	0	0	0	1	1				
18 Dawel Lugo, R OBP: 0.364, SLG: 0.222										1	0	0	0	0	0	1				
78 Chad Huffman, R OBP: 0.188, SLG: 0.333 80 Ronny Rodríguez, R OBP: 0.316, SLG: 0.421										2	0	0	0	0	0	1				
22 Victor Reyes, S OBP: 0.235, SLG: 0.133 70 Harold Castro, L OBP: 0.182, SLG: 0.100										2	0	0	0	0	0	0				
Inning Stats	R: 1 E: 0 K: 1 S: 8	H: 4 LOB: 2 BB: 0 P: 8	R: 0 E: 0 K: 0 S: 3	H: 0 LOB: 0 BB: 0 P: 3	R: 1 E: 0 K: 0 S: 5	H: 2 LOB: 1 BB: 0 P: 5	R: 0 E: 0 K: 1 S: 5	H: 1 LOB: 0 BB: 0 P: 5	R: 0 E: 0 K: 0 S: 3	H: 0 LOB: 0 BB: 0 P: 3	R: 0 E: 0 K: 0 S: 6	H: 1 LOB: 1 BB: 0 P: 6	R: 0 E: 0 K: 3 S: 10	H: 1 LOB: 1 BB: 0 P: 10	R: 0 E: 0 K: 0 S: 3	H: 1 LOB: 0 BB: 0 P: 3	1B: 9 2B: 0 3B: 1 HR: 0	SF: 0 SAC: 0 DP: 2 HBP: 0	WP: 0 PB: 0 SB: 0 CS: 0	PA: 34
PITCHER	IP: 3.0 WLS: W BF: 14 ERA: 3.6	H: 6 R: 2 ER: 2 SO: 1	BB: 0 IBB: 0 HBP: 0 BLK: 0	WP: 0 HR: 0 S: 16 P: 16	ERA: 6.00 WHIP: 2.000	PITCHER	IP: 1.0 WLS: W BF: 3 ERA: 4.5	H: 1 R: 0 ER: 0 SO: 0	BB: 0 IBB: 0 HBP: 0 BLK: 0	WP: 0 HR: 0 S: 3 P: 3	ERA: 0.00 WHIP: 1.000									

DETROIT TIGERS @ WASHINGTON NATIONALS
 Sun Mar 04 2018, 1:08 PM - 3:39 PM EST
 Att. 4,481 - Partly Cloudy - 73 F

TEAM Ballpark of the Palm Beaches, West Palm Beach, FL

livebaseballscorecards.com

AB	34
R	2
H	10
RBI	2
BB	0
SO	6
LOB	11

Batter	1	2	3	4	5	6	7	8	9	AB	R	H	RBI	BB	SO	LOB				
12 Howie Kendrick, R OBP: 0.500, SLG: 0.455 25 Juan Soto, L										3	2	2	0	0	0	0				
6 Anthony Rendon, R OBP: 0.333, SLG: 0.250 49 Moisés Sierra, R OBP: 0.471, SLG: 0.600										3	0	0	0	0	2	3				
34 Bryce Harper, L OBP: 0.364, SLG: 0.700 17 Drew Ward, L										3	2	2	3	0	1	0				
15 Matt Adams, L OBP: 0.571, SLG: 0.833 74 Taylor Gushue, S OBP: 0.091, SLG: 0.091										3	1	3	1	0	0	0				
32 Matt Wieters, S OBP: 0.500, SLG: 0.778 5 Adrián Sánchez, R OBP: 0.200, SLG: 0.214										2	0	1	1	1	1	1				
14 Miguel Montero, L OBP: 0.308, SLG: 0.200 9 Carter Kieboom, R OBP: 0.500, SLG: 1.000										2	0	0	0	1	1	1				
14 Víctor Robles, R OBP: 0.500, SLG: 0.500 13 Ian Sagdal, L										3	0	0	0	0	2	4				
45 Andrew Stevenson, L OBP: 0.320, SLG: 0.391 27 Blake Perkins, S										3	0	0	0	0	1	1				
19 Matt Reynolds, R OBP: 0.474, SLG: 0.231 17 Reid Brignac, L OBP: 0.412, SLG: 0.100										1	1	0	0	2	0	0				
Inning Stats	R: 0 E: 0 K: 1 S: 5	H: 2 LOB: 1 BB: 0 P: 9	R: 2 E: 0 K: 2 S: 11	H: 3 LOB: 3 BB: 2 P: 20	R: 3 E: 1 K: 2 S: 10	H: 3 LOB: 1 BB: 1 P: 14	R: 0 E: 0 K: 1 S: 5	H: 0 LOB: 0 BB: 0 P: 5	R: 0 E: 0 K: 1 S: 4	H: 0 LOB: 0 BB: 0 P: 8	R: 0 E: 0 K: 1 S: 5	H: 0 LOB: 0 BB: 0 P: 5	R: 0 E: 0 K: 1 S: 6	H: 1 LOB: 2 BB: 1 P: 10	R: 0 E: 0 K: 1 S: 6	H: 1 LOB: 1 BB: 1 P: 10	1B: 6 2B: 1 3B: 1 HR: 1	SF: 0 SAC: 0 DP: 0 HBP: 0	WP: 0 PB: 0 SB: 0 CS: 1	PA: 37
PITCHER	IP: 2.2 WLS: L BF: 15 ERA: 20.25	H: 5 R: 3 ER: 3 SO: 4	BB: 2 IBB: 0 HBP: 0 BLK: 0	WP: 0 HR: 1 S: 22 P: 31	ERA: 10.12 WHIP: 2.625	PITCHER	IP: 1.0 WLS: W BF: 5 ERA: 10.13	H: 1 R: 0 ER: 0 SO: 1	BB: 1 IBB: 0 HBP: 0 BLK: 0	WP: 0 HR: 0 S: 6 P: 10	ERA: 0.00 WHIP: 2.000									

DETROIT TIGERS @ WASHINGTON NATIONALS
 Sun Mar 04 2018, 1:08 PM - 3:39 PM EST
 Att. 4,481 - Partly Cloudy - 73 F

TEAM Ballpark of the Palm Beaches, West Palm Beach, FL

livebaseballscorecards.com

AB	32
R	6
H	9
RBI	5
BB	5
SO	11
LOB	15

Batter	1	2	3	4	5	6	7	8	9	AB	R	H	RBI	BB	SO	LOB	TOP										
23 Dalton Pompey, S OBP: 0.333, SLG: 0.357 83 Harold Ramirez, R OBP: 1.000, SLG: 2.000										4	2	2	0	0	0	0	Toronto Blue Jays @ Detroit Tigers Publix Field at Joker Marchant Stadium, Lakeland, FL Wed Mar 07 2018, 1:07 PM - 4:11 PM EST Att: 6,169 - Sunny - 75 F										
26 Yanervis Solarte, S OBP: 0.143, SLG: 0.250 77 Reese McGuire, L OBP: 0.444, SLG: 0.857										3	0	0	1	0	0	2											
20 Josh Donaldson, R OBP: 0.250, SLG: 0.250 49 Max Pentecost, R OBP: 0.250, SLG: 0.214										2	0	0	0	1	0	2											
14 Justin Smoak, S OBP: 0.211, SLG: 0.118 78 Nash Knight, S OBP: 0.500, SLG: 0.667										2	0	0	0	1	0	2											
11 Kevin Pillar, R OBP: 0.500, SLG: 0.765 30 Anthony Alford, R OBP: 0.263, SLG: 0.611										3	0	1	2	0	0	1											
37 Teoscar Hernández, R OBP: 0.263, SLG: 0.474 39 Jonathan Davis, R OBP: 0.182, SLG: 0.200										3	1	2	0	0	1	2											
9 Danny Jansen, R OBP: 0.333, SLG: 0.300 66 Tim Lopes, R OBP: 0.333, SLG: 0.462										3	0	1	1	0	0	1											
64 Jason Leblebician, R OBP: 0.360, SLG: 0.500 81 Gunnar Heidt, R OBP: 0.333, SLG: 0.462										3	0	0	0	0	1	2											
61 Gift Ngoepe, R OBP: 0.333, SLG: 0.313 89 Yeltsin Gudino, R OBP: 0.333, SLG: 0.313										3	0	0	0	0	2	2											
Inning Stats	R: 0 E: 0 K: 0 S: 4	H: 1 LOB: 1 BB: 0 P: 4	R: 1 E: 0 K: 1 S: 7	H: 2 LOB: 1 BB: 0 P: 9	R: 1 E: 1 K: 0 S: 4	H: 0 LOB: 1 BB: 1 P: 10	R: 0 E: 0 K: 1 S: 6	H: 1 LOB: 1 BB: 0 P: 6	R: 2 E: 0 K: 1 S: 7	H: 2 LOB: 2 BB: 1 P: 11	R: 0 E: 0 K: 1 S: 5	H: 0 LOB: 0 BB: 0 P: 5	R: 0 E: 0 K: 1 S: 5	H: 0 LOB: 0 BB: 0 P: 5	R: 1 E: 0 K: 1 S: 7	H: 2 LOB: 1 BB: 0 P: 7		R: 1 E: 0 K: 1 S: 7	H: 2 LOB: 1 BB: 0 P: 7	1B: 7 2B: 3 3B: 0 HR: 0	SF: 0 SAC: 0 DP: 0 HBP: 0	WP: 1 PB: 3 SB: 1 CS: 0	PA: 40				
PITCHER	IP	WLS	BF	H	R	ER	SO	BB	IBB	HBP	BLK	WP	HR	S	P	ERA	WHIP										
48 Matthew Boyd, L ERA: 5.63	3.0		14	3	2	1	1	1	0	0	0	1	0	15	23	3.00	1.333										
62 Sandy Baez, R ERA: 4.5	2.0	B	10	3	2	2	2	1	0	0	0	0	0	13	17	9.00	2.000										
67 Enrique Burgos, R ERA: 7.36	1.0		3	0	0	0	1	0	0	0	0	0	0	5	5	0.00	0.000										
53 Warwick Saupold, R ERA: 4.26	1.1	H	5	1	1	1	1	0	0	0	0	0	0	7	7	6.75	0.750										
64 Chad Bell, L ERA: 1.35	1.2	L	8	3	1	1	2	0	0	0	0	0	0	12	12	5.40	1.800										

Batter	1	2	3	4	5	6	7	8	9	AB	R	H	RBI	BB	SO	LOB	BOTTOM										
12 Leonys Martin, L OBP: 0.280, SLG: 0.250 21 JaCoby Jones, R OBP: 0.526, SLG: 0.533										2	1	1	0	0	1	2	Toronto Blue Jays @ Detroit Tigers Publix Field at Joker Marchant Stadium, Lakeland, FL Wed Mar 07 2018, 1:07 PM - 4:11 PM EST Att: 6,169 - Sunny - 75 F										
1 Jose Iglesias, R OBP: 0.409, SLG: 0.353 81 Pete Kozma, R OBP: 0.333, SLG: 0.100										2	0	1	1	0	0	1											
24 Miguel Cabrera, R OBP: 0.316, SLG: 0.368 74 Edwin Espinal, R OBP: 0.273, SLG: 0.350										1	0	0	1	0	0	0											
9 Nick Castellanos, R OBP: 0.435, SLG: 1.048 13 Mike Carbin, R OBP: 0.353, SLG: 0.357										3	1	1	2	0	0	0											
41 Victor Martinez, S OBP: 0.280, SLG: 0.625 37 James Adduci, L OBP: 0.476, SLG: 0.737										3	1	1	1	0	0	0											
76 Niko Goodrum, S OBP: 0.375, SLG: 0.773 14 Alexi Amarista, L OBP: 0.158, SLG: 0.222										2	0	0	0	0	0	0											
33 Derek Norris, R OBP: 0.455, SLG: 0.818 89 Jake Rogers, R OBP: 0.200, SLG: 0.200										2	0	0	0	0	1	0											
22 Victor Reyes, S OBP: 0.304, SLG: 0.286 73 Jason Krizan, L OBP: 0.286, SLG: 0.417										2	0	1	0	0	0	0											
80 Ronny Rodríguez, R OBP: 0.360, SLG: 0.435 82 Kody Eaves, L OBP: 0.462, SLG: 0.400										2	0	1	0	0	0	0											
Inning Stats	R: 1 E: 0 K: 0 S: 5	H: 1 LOB: 0 BB: 0 P: 5	R: 1 E: 0 K: 0 S: 4	H: 1 LOB: 0 BB: 0 P: 4	R: 1 E: 0 K: 0 S: 4	H: 1 LOB: 0 BB: 0 P: 4	R: 0 E: 0 K: 2 S: 8	H: 2 LOB: 3 BB: 0 P: 9	R: 2 E: 0 K: 1 S: 8	H: 2 LOB: 1 BB: 0 P: 9	R: 0 E: 0 K: 0 S: 3	H: 1 LOB: 1 BB: 1 P: 7	R: 0 E: 0 K: 2 S: 8	H: 1 LOB: 2 BB: 1 P: 12	R: 0 E: 0 K: 0 S: 3	H: 0 LOB: 0 BB: 0 P: 3		1B: 5 2B: 2 3B: 0 HR: 2	SF: 2 SAC: 1 DP: 1 HBP: 1	WP: 0 PB: 0 SB: 1 CS: 0	PA: 37						
PITCHER	IP	WLS	BF	H	R	ER	SO	BB	IBB	HBP	BLK	WP	HR	S	P	ERA	WHIP										
45 Thomas Pannone, L ERA: 7.5	3.0		12	3	3	3	0	0	0	0	0	0	0	11	12	0.00	1.000										
48 Deck McGuire, R ERA: 7.5	2.0		8	2	0	0	2	0	0	1	0	0	0	8	9	18.00	2.000										
57 Jon Harris, R ERA: 4.5	1.0	B	5	2	2	2	1	0	0	0	0	0	1	3	7	0.00	2.000										
67 José Manuel Fernández, L ERA: 4.5	1.0		4	1	0	0	0	1	0	0	0	0	0	3	7	0.00	2.000										
66 Andrew Case, R ERA: 4.5	1.0	W	5	1	0	0	2	1	0	0	0	0	0	8	12	0.00	2.000										

AB	38
R	6
H	10
RBI	6
BB	2
SO	7
LOB	19



AB	31
R	5
H	9
RBI	5
BB	2
SO	5
LOB	7



Batter	1	2	3	4	5	6	7	8	9	AB	R	H	RBI	BB	SO	LOB	TOP								
21 JaCoby Jones, R (1,8) 13 Mike Gerber, L (6,8) OBP: 0.500, SLG: 0.650 OBP: 0.409, SLG: 0.474	L4		1B		K			K	1B	3	0	1	0	0	1	0	Detroit Tigers @ Toronto Blue Jays Dunedin Stadium, Dunedin, FL Sat Mar 10 2018, 1:35 PM - 3:40 PM EST Att. 4,620 - Overcast - 66 F								
22 Victor Reyes, S (1,9) OBP: 0.258, SLG: 0.241	1B		G6-4-3			F7		F8	L9	5	0	1	0	0	0	3									
24 Miguel Cabrera, R (1,10) 17 Grayson Greiner, R (6, PR) OBP: 0.400, SLG: 0.250 (6, 10)	1B		G6-3			2B		BB	FC6-4	2	0	1	0	1	0	0									
55 John Hicks, R (1,2) 33 Derek Norris, R (6,2) OBP: 0.500, SLG: 0.833	F9				F9	2B		1B		3	0	1	1	0	0	2									
8 Mikie Mahtook, R (1,7) 80 Ronny Rodríguez, R (6,7) OBP: 0.346, SLG: 0.227 OBP: 0.385, SLG: 0.458	K				K	G5-3		1B		3	0	0	0	0	2	3									
37 James Adduci, L (1,3) 74 Edwin Espinal, R (7,3) OBP: 0.423, SLG: 0.667 OBP: 0.346, SLG: 0.500			G4-3			G4-3		2B		3	0	1	0	0	0	1									
70 Harold Castro, L (1,5) 80 Daniel Pinero, R (7,5) OBP: 0.500, SLG: 0.500			K2-3			G4-3		F9		1	0	0	0	0	0	2									
14 Alexi Amarista, L (1,4) 81 Pete Kozma, R (7,4) OBP: 0.192, SLG: 0.208 OBP: 0.316, SLG: 0.143			1B		K			F9	1B	3	0	1	0	0	1	0									
40 Sergio Alcántara, S (1,6) 99 A.J. Simcox, R (7,6)	F7				K			FC6-4		3	0	0	0	0	1	1									
Inning Stats	R: 0 E: 0 K: 1 S: 6	H: 1 LOB: 2 BB: 1 P: 10	R: 0 E: 0 K: 1 S: 6	H: 1 LOB: 1 BB: 0 P: 6	R: 0 E: 0 K: 0 S: 3	H: 1 LOB: 0 BB: 0 P: 3	R: 0 E: 0 K: 1 S: 6	H: 1 LOB: 1 BB: 0 P: 6	R: 0 E: 0 K: 3 S: 9	H: 0 LOB: 0 BB: 0 P: 9	R: 1 E: 0 K: 0 S: 5	H: 2 LOB: 1 BB: 0 P: 5	R: 0 E: 0 K: 0 S: 3	H: 0 LOB: 0 BB: 0 P: 3	R: 2 E: 0 K: 1 S: 8	H: 3 LOB: 2 BB: 1 P: 12		R: 0 E: 0 K: 0 S: 5	H: 2 LOB: 2 BB: 0 P: 5	1B: 7 2B: 4 3B: 0 HR: 0	SF: 0 SAC: 0 DP: 1 HBP: 0	WP: 0 PB: 0 SB: 0 CS: 0	PA: 39		
PITCHER	IP	WLS	BF	H	R	ER	SO	BB	IBB	HBP	BLK	WP	HR	S	P	ERA	WHIP								
57 Jaime García, L (1,1) ERA: 4.5	3.0	W	12	3	0	0	2	1	0	0	0	0	0	15	19	0.00	1.333								
51 Al Alburquerque, R (4,1) ERA: 1.93	1.0		4	1	0	0	1	0	0	0	0	0	0	6	6	0.00	1.000								
72 John Axford, R (5,1) ERA:	1.0		3	0	0	0	3	0	0	0	0	0	0	9	9	0.00	0.000								
59 Rhiner Cruz, R (6,1) ERA: 2.08	0.2		4	2	1	1	0	0	0	0	0	0	0	4	4	13.50	3.000								
73 Craig Breslow, L (6,1) ERA: 5.4	1.1		4	0	0	0	0	0	0	0	0	0	0	4	4	0.00	0.000								
47 Chris Rowley, R (8,1) ERA: 13.5	0.2		6	3	2	2	1	1	0	0	0	0	0	7	11	27.00	6.000								
46 Chad Gironi, L (8,1) ERA:	1.0	H	5	2	0	0	0	0	0	0	0	0	0	5	5	0.00	2.000								
68 Andrew Case, R (9,1) ERA: 4.15	0.1	S	1	0	0	0	0	0	0	0	0	0	0	1	1	0.00	0.000								

Batter	1	2	3	4	5	6	7	8	9	AB	R	H	RBI	BB	SO	LOB	BOTTOM								
18 Curtis Granderson, L (1,7) 27 Dwight Smith Jr., L (5,7) OBP: 0.500, SLG: 1.250 OBP: 0.333, SLG: 0.667 (7, 9)	HR	3B		K			SF9			3	1	2	1	0	1	1	Detroit Tigers @ Toronto Blue Jays Dunedin Stadium, Dunedin, FL Sat Mar 10 2018, 1:35 PM - 3:40 PM EST Att. 4,620 - Overcast - 66 F								
26 Yanervis Solarte, S (1,4) 61 Gift Ngoepe, R (6,6) OBP: 0.167, SLG: 0.227 OBP: 0.292, SLG: 0.283	BB	G1-3			F9	G6-3				2	1	0	0	1	0	1									
20 Josh Donaldson, R (1,5) 64 Jason Leblebjian, R (1, PR) OBP: 0.590, SLG: 0.273 OBP: 0.303, SLG: 0.433 (2, 5)	BB	K			F9			K		0	0	0	0	1	0	0									
8 Kendrys Morales, S (1,3) 88 Emilio Guerrero, R (6,3)	K				F8	F7		G5-3		3	0	0	0	0	1	2									
55 Russell Martin, R (1,10) 49 Max Pentecost, R (8, PH) OBP: 0.318, SLG: 0.737 OBP: 0.238, SLG: 0.167 (9, 10)	BB	G6-3				K		L7		2	1	0	0	1	1	0									
37 Teoscar Hernández, R (1,8) 43 Roemon Fields, L (7,8) OBP: 0.292, SLG: 0.583 OBP: 0.583, SLG: 0.857	HR				K			K		3	1	1	4	0	2	0									
30 Anthony Alford, R (1,9) 23 Dalton Pompey, S (7,7) OBP: 0.309, SLG: 0.720 OBP: 0.263, SLG: 0.278	G6-3				K	G6-3				3	0	0	0	0	1	1									
13 Lourdes Gurriel Jr., R (1,6) OBP: 0.333, SLG: 0.429 (6, 4)	F8				G6-3			1B		3	1	1	0	0	0	1									
21 Luke Maile, R (1,2) 9 Danny Jansen, R (8,2) OBP: 0.438, SLG: 0.250 OBP: 0.250, SLG: 0.300	G3				1B			L9		3	0	1	0	0	0	1									
Inning Stats	R: 5 E: 0 K: 1 S: 8	H: 2 LOB: 3 BB: 1 P: 23	R: 0 E: 0 K: 1 S: 6	H: 1 LOB: 0 BB: 0 P: 6	R: 0 E: 0 K: 1 S: 5	H: 0 LOB: 0 BB: 0 P: 5	R: 0 E: 0 K: 2 S: 8	H: 1 LOB: 0 BB: 0 P: 8	R: 0 E: 0 K: 0 S: 3	H: 0 LOB: 0 BB: 0 P: 3	R: 1 E: 0 K: 0 S: 4	H: 1 LOB: 0 BB: 0 P: 5	R: 0 E: 0 K: 1 S: 5	H: 0 LOB: 0 BB: 0 P: 5	1B: 2 2B: 0 3B: 1 HR: 2	SF: 1 SAC: 0 DP: 0 HBP: 0		WP: 2 PB: 0 SB: 0 CS: 0	PA: 32						
PITCHER	IP	WLS	BF	H	R	ER	SO	BB	IBB	HBP	BLK	WP	HR	S	P	ERA	WHIP								
50 Mike Fiers, R (1,1) ERA: 8.59	3.0	L	15	3	5	5	3	3	0	0	0	0	0	11	11	0.00	0.500								
45 Buck Farmer, R (4,1) ERA:	2.0		7	1	0	0	2	0	0	0	0	0	0	7	7	0.00	0.000								
71 Paul Voelker, R (6,1) ERA: 4.15	1.0		3	0	0	0	2	0	0	0	0	0	0	4	5	9.00	1.000								
54 Drew VerHagen, R (7,1) ERA: 5.06	1.0		4	1	1	1	0	0	0	0	0	1	0	4	5	9.00	1.000								
66 Eduardo Jiménez, R (8,1) ERA:	1.0		3	0	0	0	1	0	0	0	0	0	0	5	5	0.00	0.000								



Batter	1	2	3	4	5	6	7	8	9	AB	R	H	RBI	BB	SO	LOB	TOP							
11 Ender Inciarte, L (1, 8) 18 Lane Adams, R (5, 8) OBP: 0.385, SLG: 0.348 OBP: 0.167, SLG: 0.233										3	0	2	0	0	1	0	Atlanta Braves @ Detroit Tigers Publix Field at Joker Marchant Stadium, Lakeland, FL Sun Mar 11 2018, 1:08 PM - 3:58 PM EDT Att: 6,399 - Partly Cloudy - 73 F							
1 Ozzie Albies, S (1, 4) 8 Charlie Culberson, R (6, 4) OBP: 0.304, SLG: 0.343 OBP: 0.241, SLG: 0.429										3	0	1	0	0	1	1								
5 Freddie Freeman, L (1, 3) 12 Ryan Schimpf, L (5, 5) OBP: 0.304, SLG: 0.409 OBP: 0.417, SLG: 0.750										2	0	0	0	1	1	2								
24 Kurt Suzuki, R (1, 2) 69 Rob Brantly, L (7, 7) OBP: 0.467, SLG: 0.538 OBP: 0.417, SLG: 0.750										2	0	0	0	1	1	2								
82 Ronald Acuña Jr., R (1, 7) 20 Preston Tucker, L (6, 7) OBP: 0.528, SLG: 0.548 OBP: 0.450, SLG: 0.423										1	0	0	0	1	0	0								
14 Rio Ruiz, L (1, 5) OBP: 0.205, SLG: 0.316										4	0	1	0	0	1	2								
27 Christian Colón, R (1, 6) 96 Cleuluis Rondón, S (7, 6) OBP: 0.423, SLG: 0.590 OBP: 0.500, SLG: 1.000										2	1	1	0	1	0	2								
70 Jaff Decker, L (1, 9) 87 Dustin Peterson, R (6, 7) OBP: 0.241, SLG: 0.240 OBP: 0.350, SLG: 0.684										2	0	0	0	0	2	2								
83 Austin Riley, R (1, 10) 84 Alex Jackson, R (8, 7) OBP: 0.367, SLG: 0.542 OBP: 0.211, SLG: 0.278										2	0	0	0	1	1	0								
										1	0	1	0	0	0	0								
Inning Stats	R: 0 E: 0 K: 1 S: 5	H: 0 LOB: 0 BB: 0 P: 5	R: 0 E: 0 K: 0 S: 2	H: 0 LOB: 1 BB: 2 P: 10	R: 0 E: 0 K: 3 S: 11	H: 2 LOB: 2 BB: 0 P: 11	R: 0 E: 0 K: 2 S: 9	H: 2 LOB: 2 BB: 0 P: 9	R: 0 E: 0 K: 1 S: 6	H: 1 LOB: 2 BB: 1 P: 10	R: 2 E: 0 K: 1 S: 6	H: 1 LOB: 1 BB: 2 P: 14	R: 0 E: 0 K: 1 S: 6	H: 1 LOB: 1 BB: 0 P: 6	R: 1 E: 0 K: 1 S: 7	H: 3 LOB: 2 BB: 0 P: 7	R: 0 E: 0 K: 3 S: 9	H: 0 LOB: 0 BB: 0 P: 9	1B: 8 2B: 1 3B: 0 HR: 1	SF: 0 SAC: 0 DP: 1 HBP: 0	WP: 0 PB: 0 SB: 0 CS: 0	PA: 40		
PITCHER	IP WLS BF H R ER SO BB IBB HBP BLK WP HR S P ERA WHIP	3.0 W 12 2 0 0 4 2 0 0 0 0 0 0 18 26 0.00 1.333	2.0 10 3 0 0 3 1 0 0 0 0 0 0 15 19 0.00 2.000	1.0 6 1 2 2 1 2 0 0 0 0 0 1 6 14 18.00 3.000	2.0 9 4 1 1 2 0 0 0 0 0 0 0 13 13 4.50 2.000	1.0 S 3 0 0 0 3 0 0 0 0 0 0 0 9 9 0.00 0.000																		

Batter	1	2	3	4	5	6	7	8	9	AB	R	H	RBI	BB	SO	LOB	BOTTOM						
12 Leonys Martin, L (1, 8) 13 Mike Gerber, L (7, 8) OBP: 0.314, SLG: 0.394 OBP: 0.409, SLG: 0.474										3	2	1	1	1	1	1	Atlanta Braves @ Detroit Tigers Publix Field at Joker Marchant Stadium, Lakeland, FL Sun Mar 11 2018, 1:08 PM - 3:58 PM EDT Att: 6,399 - Partly Cloudy - 73 F						
1 Jose Iglesias, R (1, 6) 81 Pete Kozma, R (6, 6) OBP: 0.494, SLG: 0.381 OBP: 0.300, SLG: 0.133										1	2	1	0	1	0	0							
24 Miguel Cabrera, R (1, 3) 78 Chad Huffman, R (5, 7) OBP: 0.355, SLG: 0.444 OBP: 0.211, SLG: 0.389										3	0	2	3	0	0	1							
9 Nick Castellanos, R (1, 9) 80 Ronny Rodríguez, R (6, 9) OBP: 0.379, SLG: 0.852 OBP: 0.370, SLG: 0.440										3	0	0	0	0	2	3							
41 Victor Martínez, S (1, 10) 73 Jason Krizan, L (7, 7) OBP: 0.290, SLG: 0.655 OBP: 0.222, SLG: 0.313										3	1	1	1	0	0	3							
34 James McCann, R (1, 2) 89 Jake Rogers, R (6, 2) OBP: 0.283, SLG: 0.278 OBP: 0.273, SLG: 0.200										3	0	1	1	0	0	1							
46 Jeimer Candelario, S (1, 5) 70 Harold Castro, L (6, 5) OBP: 0.409, SLG: 0.630 OBP: 0.198, SLG: 0.111										3	0	1	0	0	0	2							
8 Mikie Mahtook, R (1, 7) 82 Kody Eaves, L (7, 5) OBP: 0.310, SLG: 0.200 OBP: 0.375, SLG: 0.308										3	0	0	0	0	0	1							
49 Dixon Machado, R (1, 4) 40 Sergio Alcántara, S (7, 6) OBP: 0.333, SLG: 0.423 OBP: 0.252, SLG: 0.238										3	1	2	0	0	0	0							
										1	0	0	0	0	2								
Inning Stats	R: 0 E: 0 K: 0 S: 2	H: 0 LOB: 1 BB: 1 P: 6	R: 1 E: 0 K: 1 S: 7	H: 2 LOB: 1 BB: 0 P: 9	R: 3 E: 0 K: 1 S: 8	H: 3 LOB: 1 BB: 1 P: 12	R: 0 E: 0 K: 1 S: 6	H: 1 LOB: 0 BB: 0 P: 6	R: 1 E: 0 K: 0 S: 5	H: 2 LOB: 2 BB: 0 P: 6	R: 1 E: 0 K: 0 S: 4	H: 1 LOB: 0 BB: 0 P: 4	R: 0 E: 0 K: 0 S: 3	H: 0 LOB: 0 BB: 0 P: 3	R: 0 E: 0 K: 1 S: 5	H: 1 LOB: 1 BB: 1 P: 9	R: 0 E: 0 K: 1 S: 5	H: 0 LOB: 0 BB: 0 P: 9	1B: 7 2B: 2 3B: 0 HR: 2	SF: 0 SAC: 0 DP: 2 HBP: 1	WP: 0 PB: 0 SB: 1 CS: 0	PA: 36	
PITCHER	IP WLS BF H R ER SO BB IBB HBP BLK WP HR S P ERA WHIP	3.0 L 15 5 4 4 4 2 0 0 1 0 0 0 11 12 4.50 1.500	1.0 4 1 1 1 0 0 0 0 0 0 0 0 4 4 9.00 1.000	1.0 3 0 0 0 0 0 0 0 0 0 0 0 3 3 0.00 0.000	1.0 4 1 0 0 1 1 0 0 0 0 0 0 5 9 0.00 2.000																		

AB	35
R	3
H	10
RBI	3
BB	5
SO	13
LOB	14




AB	32
R	6
H	10
RBI	6
BB	3
SO	4
LOB	16



Batter	1	2	3	4	5	6	7	8	9	AB	R	H	RBI	BB	SO	LOB	TOP					
12 Leonys Martin, L (1, 8) OBP: 0.316, SLG: 0.472 37 James Adduci, L (6, 7) OBP: 0.393, SLG: 0.615	G4-3		HR		K		K		L4	3	1	1	1	0	1	1						
14 Alexi Amarista, L (1, 4) OBP: 0.187, SLG: 0.179 70 Harold Castro, L (7, 4) OBP: 0.200, SLG: 0.158	F7		G3		P5				1B	3	0	0	0	0	0	1						
24 Miguel Cabrera, R (1, 3) OBP: 0.324, SLG: 0.490 78 Chad Huffman, R (5, 3) OBP: 0.190, SLG: 0.350	G6-3		G4-3		L8				K	3	0	0	0	0	0	1						
34 James McCann, R (1, 2) OBP: 0.273, SLG: 0.286 33 Derek Norris, R (6, 2) OBP: 0.462, SLG: 0.769		L3			FC5-4 22 BB 21				G6-3	3	0	1	0	0	0	0						
19 Jarrod Saltalamacchia, R (10) OBP: 0.250, SLG: 0.250		FC4-6 22 21 1B			P3				K	4	0	1	0	0	1	2						
21 JaCoby Jones, R (1, 7) OBP: 0.248, SLG: 0.692		FC4-6 22 1B			FC5-4 22 BB				G6-3	3	1	3	0	1	0	0						
22 Victor Reyes, S (1, 9) OBP: 0.250, SLG: 0.235		FC4-6 1-2 2-3			FC5-4 1-2 2-3				K	4	0	1	1	0	1	5						
80 Ronny Rodríguez, R (1, 5) OBP: 0.333, SLG: 0.393 82 Kody Eaves, L (7, PH) OBP: 0.389, SLG: 0.333		G5-3			F9				K2-3	2	0	0	0	0	0	4						
81 Pete Kozma, R (1, 6) OBP: 0.375, SLG: 0.176 91 Cole Peterson, L (7, PH) OBP: 0.389, SLG: 0.333					K				G6-3	1	0	0	0	1	1	0						
										2	0	0	0	0	1	2						
Inning Stats	R: 0 E: 0 K: 0 S: 3	H: 0 LOB: 0 BB: 0 P: 3	R: 0 E: 0 K: 0 S: 5	H: 2 LOB: 2 BB: 0 P: 5	R: 1 E: 0 K: 1 S: 6	H: 1 LOB: 0 BB: 0 P: 7	R: 0 E: 0 K: 0 S: 4	H: 1 LOB: 2 BB: 1 P: 8	R: 0 E: 0 K: 1 S: 5	H: 0 LOB: 1 BB: 1 P: 9	R: 0 E: 0 K: 1 S: 5	H: 1 LOB: 0 BB: 0 P: 5	R: 0 E: 0 K: 1 S: 6	H: 1 LOB: 1 BB: 0 P: 6	R: 1 E: 0 K: 2 S: 9	H: 2 LOB: 1 BB: 0 P: 10	1B: 8 2B: 0 3B: 0 HR: 1	SF: 0 SAC: 0 DP: 1 HBP: 0	WP: 1 PB: 0 SB: 1 CS: 0	PA: 37		
PITCHER	IP WLS BF H R ER SO BB IBB HBP BLK WP HR S P ERA WHIP	IP WLS BF H R ER SO BB IBB HBP BLK WP HR S P ERA WHIP	IP WLS BF H R ER SO BB IBB HBP BLK WP HR S P ERA WHIP	IP WLS BF H R ER SO BB IBB HBP BLK WP HR S P ERA WHIP	IP WLS BF H R ER SO BB IBB HBP BLK WP HR S P ERA WHIP	IP WLS BF H R ER SO BB IBB HBP BLK WP HR S P ERA WHIP	IP WLS BF H R ER SO BB IBB HBP BLK WP HR S P ERA WHIP	IP WLS BF H R ER SO BB IBB HBP BLK WP HR S P ERA WHIP	IP WLS BF H R ER SO BB IBB HBP BLK WP HR S P ERA WHIP	IP WLS BF H R ER SO BB IBB HBP BLK WP HR S P ERA WHIP	IP WLS BF H R ER SO BB IBB HBP BLK WP HR S P ERA WHIP	IP WLS BF H R ER SO BB IBB HBP BLK WP HR S P ERA WHIP	IP WLS BF H R ER SO BB IBB HBP BLK WP HR S P ERA WHIP	IP WLS BF H R ER SO BB IBB HBP BLK WP HR S P ERA WHIP	IP WLS BF H R ER SO BB IBB HBP BLK WP HR S P ERA WHIP	IP WLS BF H R ER SO BB IBB HBP BLK WP HR S P ERA WHIP	IP WLS BF H R ER SO BB IBB HBP BLK WP HR S P ERA WHIP	IP WLS BF H R ER SO BB IBB HBP BLK WP HR S P ERA WHIP	IP WLS BF H R ER SO BB IBB HBP BLK WP HR S P ERA WHIP	IP WLS BF H R ER SO BB IBB HBP BLK WP HR S P ERA WHIP	IP WLS BF H R ER SO BB IBB HBP BLK WP HR S P ERA WHIP	IP WLS BF H R ER SO BB IBB HBP BLK WP HR S P ERA WHIP

Detroit Tigers @ New York Yankees
George M. Steinbrenner Field, Tampa, FL
Tue Mar 13 2018, 1:06 PM - 3:56 PM EDT
Att: 9,969 - Sunny - 60 F


AB 35
R 2
H 9
RBI 2
BB 2
SO 8
LOB 20



Batter	1	2	3	4	5	6	7	8	9	AB	R	H	RBI	BB	SO	LOB	BOTTOM					
11 Brett Gardner, L (1, 7) OBP: 0.292, SLG: 0.227 25 Shane Robinson, R (7, 7) OBP: 0.292, SLG: 0.167	G3		G4-6-3			G3			FC5-4 94 CS	3	0	0	0	0	0	2						
99 Aaron Judge, R (1, 9) OBP: 0.318, SLG: 0.421 94 Jeff Hendrix, L (8, 9) OBP: 0.333, SLG: 0.300	F9				K				CS	3	0	0	0	0	2	0						
27 Giancarlo Stanton, R (1, 10) OBP: 0.310, SLG: 0.519 12 Jace Peterson, L (9, PH) OBP: 0.391, SLG: 0.125	L7				K				BB	3	0	0	0	0	2	0						
24 Gary Sánchez, R (1, 2) OBP: 0.400, SLG: 0.652 38 Kyle Higashioka, R (8, 2) OBP: 0.444, SLG: 0.467		G1			G5-3					3	0	0	0	0	1	0						
18 Didi Gregorius, L (1, 6) OBP: 0.286, SLG: 0.607 39 Tyler Wade, L (9, 6) OBP: 0.406, SLG: 0.407		G3							HR	3	1	1	1	0	1	0						
31 Aaron Hicks, S (1, 8) OBP: 0.455, SLG: 0.462 92 Estevan Florial, L (9, 8) OBP: 0.400, SLG: 0.571					G6-3				BB	3	1	1	0	0	1	0						
67 Miguel Andujar, R (1, 5) OBP: 0.270, SLG: 0.714					G3				1B	3	1	1	0	0	0	2						
41 Adam Lind, L (1, 3) OBP: 0.250, SLG: 0.200										2	0	1	0	1	1	0						
81 Gleyber Torres, R (1, 4) OBP: 0.250, SLG: 0.240										2	0	1	0	1	1	0						
Inning Stats	R: 0 E: 0 K: 0 S: 3	H: 0 LOB: 0 BB: 0 P: 3	R: 0 E: 0 K: 1 S: 5	H: 0 LOB: 0 BB: 0 P: 5	R: 0 E: 0 K: 0 S: 4	H: 2 LOB: 1 BB: 0 P: 4	R: 0 E: 0 K: 2 S: 7	H: 0 LOB: 0 BB: 0 P: 7	R: 0 E: 0 K: 1 S: 5	H: 0 LOB: 0 BB: 0 P: 5	R: 0 E: 0 K: 2 S: 7	H: 0 LOB: 0 BB: 0 P: 7	R: 0 E: 0 K: 3 S: 9	H: 0 LOB: 0 BB: 0 P: 9	R: 2 E: 0 K: 0 S: 5	H: 2 LOB: 1 BB: 2 P: 13	R: 0 E: 0 K: 2 S: 7	H: 0 LOB: 2 BB: 2 P: 17	1B: 3 2B: 0 3B: 0 HR: 1	SF: 0 SAC: 0 DP: 1 HBP: 0	WP: 0 PB: 0 SB: 0 CS: 1	PA: 34
PITCHER	IP WLS BF H R ER SO BB IBB HBP BLK WP HR S P ERA WHIP	IP WLS BF H R ER SO BB IBB HBP BLK WP HR S P ERA WHIP	IP WLS BF H R ER SO BB IBB HBP BLK WP HR S P ERA WHIP	IP WLS BF H R ER SO BB IBB HBP BLK WP HR S P ERA WHIP	IP WLS BF H R ER SO BB IBB HBP BLK WP HR S P ERA WHIP	IP WLS BF H R ER SO BB IBB HBP BLK WP HR S P ERA WHIP	IP WLS BF H R ER SO BB IBB HBP BLK WP HR S P ERA WHIP	IP WLS BF H R ER SO BB IBB HBP BLK WP HR S P ERA WHIP	IP WLS BF H R ER SO BB IBB HBP BLK WP HR S P ERA WHIP	IP WLS BF H R ER SO BB IBB HBP BLK WP HR S P ERA WHIP	IP WLS BF H R ER SO BB IBB HBP BLK WP HR S P ERA WHIP	IP WLS BF H R ER SO BB IBB HBP BLK WP HR S P ERA WHIP	IP WLS BF H R ER SO BB IBB HBP BLK WP HR S P ERA WHIP	IP WLS BF H R ER SO BB IBB HBP BLK WP HR S P ERA WHIP	IP WLS BF H R ER SO BB IBB HBP BLK WP HR S P ERA WHIP	IP WLS BF H R ER SO BB IBB HBP BLK WP HR S P ERA WHIP	IP WLS BF H R ER SO BB IBB HBP BLK WP HR S P ERA WHIP	IP WLS BF H R ER SO BB IBB HBP BLK WP HR S P ERA WHIP	IP WLS BF H R ER SO BB IBB HBP BLK WP HR S P ERA WHIP	IP WLS BF H R ER SO BB IBB HBP BLK WP HR S P ERA WHIP	IP WLS BF H R ER SO BB IBB HBP BLK WP HR S P ERA WHIP	IP WLS BF H R ER SO BB IBB HBP BLK WP HR S P ERA WHIP

Detroit Tigers @ New York Yankees
George M. Steinbrenner Field, Tampa, FL
Tue Mar 13 2018, 1:06 PM - 3:56 PM EDT
Att: 9,969 - Sunny - 60 F

AB 29
R 2
H 4
RBI 2
BB 4
SO 11
LOB 9



Batter	1	2	3	4	5	6	7	8	9	AB	R	H	RBI	BB	SO	LOB									
12 Leonys Martin, L (1,8) OBP: 0.317, SLG: 0.487 21 Jacoby Jones, R (7,8) OBP: 0.531, SLG: 0.667										3	0	1	0	0	1	0									
1 Jose Iglesias, R (1,6) OBP: 0.412, SLG: 0.333 76 Niko Goodrum, S (7,6) OBP: 0.360, SLG: 0.739										3	0	0	0	0	2	1									
24 Miguel Cabrera, R (1,3) OBP: 0.324, SLG: 0.375 78 Chad Huffman, R (7,3) OBP: 0.182, SLG: 0.333										2	0	0	0	1	0	0									
9 Nick Castellanos, R (1,9) OBP: 0.297, SLG: 0.697 22 Victor Reyes, S (7,9) OBP: 0.243, SLG: 0.229										3	0	0	0	0	1	1									
41 Victor Martinez, S (1,10) OBP: 0.297, SLG: 0.629 19 Jarrod Saltalamacchia, (6,PH) OBP: 0.250, SLG: 0.229										3	0	0	0	0	2	0									
34 James McCann, R (1,2) OBP: 0.250, SLG: 0.261 33 Derek Norris, R (7,2) OBP: 0.500, SLG: 0.769										2	0	0	0	0	0	0									
46 Jaimer Candelario, S (1,5) OBP: 0.351, SLG: 0.531 81 Pete Kozma, R (7,5) OBP: 0.360, SLG: 0.167										2	0	0	0	0	0	1									
8 Mikie Mahtook, R (1,7) OBP: 0.265, SLG: 0.167 37 James Adduci, L (7,7) OBP: 0.414, SLG: 0.630										2	0	0	0	0	0	0									
49 Dixon Machado, R (1,4) OBP: 0.344, SLG: 0.400 14 Alexi Amarista, L (7,4) OBP: 0.194, SLG: 0.207										2	0	0	0	0	1	0									
Inning Stats	R: 0 E: 0 K: 1 S: 5	H: 0 LOB: 1 BB: 1 P: 9	R: 0 E: 0 K: 1 S: 5	H: 0 LOB: 0 BB: 0 P: 5	R: 0 E: 0 K: 0 S: 3	H: 0 LOB: 0 BB: 0 P: 3	R: 0 E: 0 K: 2 S: 7	H: 0 LOB: 0 BB: 0 P: 7	R: 0 E: 0 K: 1 S: 5	H: 0 LOB: 0 BB: 0 P: 5	R: 0 E: 0 K: 2 S: 8	H: 1 LOB: 1 BB: 0 P: 8	R: 0 E: 0 K: 0 S: 3	H: 0 LOB: 0 BB: 0 P: 3	R: 1 E: 0 K: 2 S: 9	H: 2 LOB: 2 BB: 1 P: 13	R: 0 E: 0 K: 1 S: 5	H: 0 LOB: 0 BB: 0 P: 5	1B: 2 2B: 1 3B: 0 HR: 0	SF: 0 SAC: 0 DP: 0 HBP: 0	WP: 0 PB: 0 SB: 0 CS: 0	PA: 32			
PITCHER	IP	WLS	BF	H	R	ER	SO	BB	IBB	HBP	BLK	WP	HR	S	P	ERA	WHIP								
26 Mike Folynevicz, R (1,1) ERA: 6.0	5.0	W	16	0	0	0	5	1	0	0	0	0	0	25	29	0.00	0.200								
38 Arody Vizcaino, R (6,1) ERA: 6.0	1.0		4	1	0	0	2	0	0	0	0	0	0	8	8	0.00	1.000								
33 A.J. Minter, L (7,1) ERA: 6.0	1.0		3	0	0	0	0	0	0	0	0	0	0	3	3	0.00	0.000								
58 Dan Winkler, R (8,1) ERA: 7.71	1.0		6	2	1	1	2	1	0	0	0	0	0	9	13	9.00	3.000								
71 Josh Ravin, R (9,1) ERA: 5.4	1.0		3	0	0	0	1	0	0	0	0	0	0	5	5	0.00	0.000								

Detroit Tigers @ Atlanta Braves
 Stadium at the ESPN Wide World of Sports, Lake Buena Vista
 Thu Mar 15 2018, 1:09 PM - 3:34 PM EDT
 Att: 5,934 - Sunny - 65 F

AB 30
R 1
H 3
RBI 1
BB 2
SO 10
LOB 7

Batter	1	2	3	4	5	6	7	8	9	AB	R	H	RBI	BB	SO	LOB									
23 Danny Santana, S (1,8) OBP: 0.389, SLG: 0.600 95 Jared James, L (8,7)										4	2	2	2	0	0	1									
7 Dansby Swanson, R (1,6) OBP: 0.293, SLG: 0.361 33 A.J. Minter, L (7,1) ERA: 6.0										3	1	0	0	1	0	1									
58 Dan Winkler, R (8,1) ERA: 7.71 91 Daniel Lockhart, L (6,PH) ERA: 5.4										0	0	0	0	0	0	0									
5 Freddie Freeman, L (1,3) OBP: 0.362, SLG: 0.531 96 Carlos Franco, L (4,3) OBP: 0.364, SLG: 0.750										1	2	1	0	1	0	0									
25 Tyler Flowers, R (1,2) OBP: 0.278, SLG: 0.133 69 Rob Brantly, L (8,2) OBP: 0.429, SLG: 0.714										3	0	0	1	1	3	3									
82 Ronald Acuña Jr., R (1,7) OBP: 0.523, SLG: 0.694 70 Jaff Decker, L (6,7) OBP: 0.242, SLG: 0.241										2	1	1	3	0	0	1									
8 Charlie Culberson, R (1,5) OBP: 0.263, SLG: 0.400 12 Ryan Schimpf, L (6,5)										2	0	0	1	0	0	1									
73 Sean Kazmar Jr., R (1,4) OBP: 0.360, SLG: 0.235 27 Christian Colón, R (7,4) OBP: 0.433, SLG: 0.500										2	0	0	0	0	0	2									
18 Lane Adams, R (1,9) OBP: 0.216, SLG: 0.297 98 Xavier Avery, L (7,9) OBP: 0.182, SLG: 0.100										3	1	2	0	0	0	1									
26 Mike Folynevicz, R (1,1) ERA: 9.53 38 Arody Vizcaino, R (6,1) ERA: 2.57 14 Rio Ruiz, L (6,PH) OBP: 0.217, SLG: 0.311 89 Dylan Moore, R (7,6) OBP: 1.000, SLG: 4.000										1	0	0	0	0	1	0									
Inning Stats	R: 3 E: 0 K: 0 S: 4	H: 1 LOB: 1 BB: 3 P: 17	R: 0 E: 0 K: 0 S: 4	H: 1 LOB: 1 BB: 0 P: 4	R: 2 E: 0 K: 1 S: 8	H: 2 LOB: 1 BB: 0 P: 10	R: 0 E: 0 K: 1 S: 5	H: 0 LOB: 0 BB: 0 P: 5	R: 0 E: 0 K: 1 S: 6	H: 1 LOB: 1 BB: 0 P: 6	R: 2 E: 0 K: 0 S: 6	H: 2 LOB: 0 BB: 0 P: 6	R: 0 E: 0 K: 1 S: 5	H: 0 LOB: 2 BB: 2 P: 13	R: 1 E: 0 K: 1 S: 7	H: 1 LOB: 0 BB: 0 P: 7	R: 0 E: 0 K: 1 S: 5	H: 0 LOB: 0 BB: 0 P: 5	1B: 4 2B: 2 3B: 0 HR: 3	SF: 1 SAC: 1 DP: 1 HBP: 2	WP: 0 PB: 0 SB: 2 CS: 0	PA: 38			
PITCHER	IP	WLS	BF	H	R	ER	SO	BB	IBB	HBP	BLK	WP	HR	S	P	ERA	WHIP								
50 Mike Fiers, R (1,1) ERA: 9.53	4.0	L	20	4	5	5	2	3	0	2	0	0	0	6	6	0.00	1.750								
68 Daniel Stumpf, L (5,1) ERA: 2.57	1.0		4	1	0	0	1	0	0	0	0	0	0	6	6	0.00	1.000								
77 Joe Jiménez, R (6,1) ERA: 3.0	1.0		5	2	2	2	0	0	0	0	0	0	1	6	6	18.00	2.000								
51 Johnny Barbato, R (7,1) ERA: 2.35	1.0		5	0	0	0	1	2	0	0	0	0	0	5	13	0.00	2.000								
53 Wawiwok Saupold, R (8,1) ERA: 4.32	1.0		4	1	1	1	1	0	0	0	0	0	1	7	7	9.00	1.000								

Detroit Tigers @ Atlanta Braves
 Stadium at the ESPN Wide World of Sports, Lake Buena Vista
 Thu Mar 15 2018, 1:09 PM - 3:34 PM EDT
 Att: 5,934 - Sunny - 65 F

AB 29
R 8
H 8
RBI 8
BB 5
SO 5
LOB 14

Batter	1	2	3	4	5	6	7	8	9	AB	R	H	RBI	BB	SO	LOB	TOP			
14 Craig Gentry, R (1, 8) OBP: 0.343, SLG: 0.323 70 Cedric Mullins, L (7, 8) OBP: 0.308, SLG: 0.429										4	0	0	0	0	3	2	<p>Baltimore Orioles @ Detroit Tigers Publix Field at Joker Marchant Stadium, Lakeland, FL Mon Mar 19, 2018, 1:07 PM - 3:49 PM EDT Att: 6,027 - Overcast - 79 F</p> <p>livebaseballscores.com</p> <p>AB 37 R 4 H 11 RBI 4 BB 1 SO 10 LOB 15</p>			
47 Alex Presley, L (1, 7) OBP: 0.452, SLG: 0.447 84 Mike Yastrzemski, L (7, 7) OBP: 0.333, SLG: 0.200										4	1	2	0	0	0	0				
18 Austin Hays, R (1, 9) OBP: 0.257, SLG: 0.250										4	0	1	0	0	2	1				
2 Pedro Alvarez, L (1, 3) OBP: 0.327, SLG: 0.357 96 Adelin Rodriguez, R (8, 3) OBP: 0.250, SLG: 0.250										4	0	1	1	0	1	2				
25 Anthony Santander, S (1, 10) OBP: 0.321, SLG: 0.593 91 Ademar Rifaella, L (8, PH) OBP: 0.333, SLG: 0.333										3	0	0	0	0	0	3				
15 Chance Sisco, L (1, 2) OBP: 0.452, SLG: 0.714 27 Andrew Susac, R (6, PH) OBP: 0.556, SLG: 0.667										2	1	2	0	0	0	0				
3 Luis Sardinas, S (1, 6) OBP: 0.357, SLG: 0.357 Erick Salcedo, S (8, 4) OBP: 0.400, SLG: 0.500										4	0	1	1	0	1	2				
97 Jomar Reyes, R (1, 5) OBP: 0.222, SLG: 0.556										4	1	1	2	0	2	3				
12 Engelb Vielma, S (1, 4) OBP: 0.276, SLG: 0.240 82 Adrian Marin, R (9, PR) OBP: 0.333, SLG: 0.333										3	0	1	0	1	0	0				
										0	0	0	0	0	0	0				
Inning Stats	R: 0 E: 1 K: 2 S: 9	H: 2 LOB: 2 BB: 0 P: 9	R: 1 E: 0 K: 0 S: 4	H: 1 LOB: 0 BB: 0 P: 4	R: 1 E: 0 K: 0 S: 6	H: 2 LOB: 1 BB: 0 P: 6	R: 0 E: 0 K: 2 S: 8	H: 1 LOB: 2 BB: 1 P: 12	R: 0 E: 0 K: 1 S: 5	H: 0 LOB: 0 BB: 0 P: 5	R: 2 E: 0 K: 1 S: 7	H: 2 LOB: 0 BB: 0 P: 7	R: 0 E: 0 K: 2 S: 9	H: 2 LOB: 2 BB: 0 P: 9	R: 0 E: 0 K: 0 S: 3	H: 1 LOB: 1 BB: 0 P: 3	1B: 8 2B: 1 3B: 1 HR: 1	SF: 0 SAC: 0 DP: 1 HBP: 0	WP: 0 PA: 38 PB: 0 SB: 1 CS: 0	
PITCHER	IP WLS BF H R ER SO BB IBB HBP BLK WP HR S P ERA WHIP	5.0 L 22 6 2 2 5 1 0 0 0 0 0 1 7 7 3.60 1.400	1.0 5 2 2 2 1 0 0 0 0 0 0 1 7 7 18.00 2.000	1.0 3 0 0 0 2 0 0 0 0 0 0 0 7 7 0.00 0.000	1.0 5 2 0 0 2 0 0 0 0 0 0 9 9 0.00 2.000	1.0 3 1 0 0 0 0 0 0 0 0 0 3 3 0.00 1.000														

Batter	1	2	3	4	5	6	7	8	9	AB	R	H	RBI	BB	SO	LOB	BOTTOM			
12 Leonys Martin, L (1, 8) OBP: 0.340, SLG: 0.556 22 Victor Reyes, S (7, 8) OBP: 0.244, SLG: 0.214										2	0	1	0	0	0	1	<p>Baltimore Orioles @ Detroit Tigers Publix Field at Joker Marchant Stadium, Lakeland, FL Mon Mar 19, 2018, 1:07 PM - 3:49 PM EDT Att: 6,027 - Overcast - 79 F</p> <p>livebaseballscores.com</p> <p>AB 34 R 2 H 9 RBI 2 BB 1 SO 2 LOB 17</p>			
46 Jeimer Candelario, S (1, 5) OBP: 0.362, SLG: 0.595 80 Ronny Rodriguez, R (7, 5) OBP: 0.324, SLG: 0.375										3	0	2	1	0	0	1				
24 Miguel Cabrera, R (1, 3) OBP: 0.348, SLG: 0.488 14 Alexi Amarista, L (8, 6) OBP: 0.243, SLG: 0.314										3	0	0	0	0	0	4				
9 Nick Castellanos, R (1, 9) OBP: 0.318, SLG: 0.707 37 James Adduci, L (7, 9) OBP: 0.564, SLG: 0.548										3	0	0	0	0	0	3				
41 Victor Martinez, S (1, 10) OBP: 0.348, SLG: 0.659 81 Chad Sedio, L (8, PH) OBP: 1.000, SLG: 2.500										3	0	0	0	0	0	2				
34 James McCann, R (1, 2) OBP: 0.287, SLG: 0.222 33 Derek Norris, R (8, 2) OBP: 0.444, SLG: 0.647										2	0	0	0	1	0	0				
8 Mikelie Mahtook, R (1, 7) OBP: 0.233, SLG: 0.154 98 Cam Gibson, L (7, 7) OBP: 0.333, SLG: 0.333										3	0	1	0	0	0	1				
1 Jose Iglesias, R (1, 6) OBP: 0.372, SLG: 0.306 78 Chad Huffman, R (8, 3) OBP: 0.250, SLG: 0.320										3	0	0	0	0	0	1				
49 Dixon Machado, R (1, 4) OBP: 0.359, SLG: 0.459 76 Niko Goodrum, S (7, 4) OBP: 0.343, SLG: 0.688										2	1	2	0	0	0	0				
										2	0	0	0	0	1	1				
Inning Stats	R: 0 E: 0 K: 0 S: 5	H: 2 LOB: 2 BB: 0 P: 5	R: 0 E: 0 K: 0 S: 3	H: 0 LOB: 0 BB: 0 P: 3	R: 1 E: 0 K: 0 S: 5	H: 2 LOB: 1 BB: 0 P: 5	R: 0 E: 0 K: 0 S: 4	H: 1 LOB: 1 BB: 0 P: 4	R: 0 E: 0 K: 0 S: 4	H: 1 LOB: 1 BB: 0 P: 4	R: 0 E: 0 K: 0 S: 3	H: 0 LOB: 0 BB: 1 P: 7	R: 0 E: 0 K: 1 S: 7	H: 2 LOB: 1 BB: 0 P: 7	R: 0 E: 0 K: 1 S: 6	H: 1 LOB: 1 BB: 0 P: 6	1B: 6 2B: 3 3B: 0 HR: 0	SF: 0 SAC: 2 DP: 0 HBP: 0	WP: 0 PA: 37 PB: 0 SB: 0 CS: 0	
PITCHER	IP WLS BF H R ER SO BB IBB HBP BLK WP HR S P ERA WHIP	5.0 W 21 6 1 1 0 0 0 0 0 0 0 3 7 1.80 1.200	1.0 H 4 0 0 0 0 0 0 0 0 0 0 3 7 0.00 1.000	1.0 H 3 0 0 0 0 0 0 0 0 0 0 3 3 0.00 0.000	1.0 H 5 2 1 1 1 0 0 0 0 0 0 7 7 9.00 2.000	1.0 S 4 1 0 0 1 0 0 0 0 0 0 6 6 0.00 1.000														

Batter	1	2	3	4	5	6	7	8	9	AB	R	H	RBI	BB	SO	LOB	TOP						
39 Tyler Wade, L (1, 4) OBP: 0.438, SLG: 0.447 12 Jace Peterson, L (6, 4) OBP: 0.400, SLG: 0.143										3	1	2	0	0	0	1	New York Yankees @ Detroit Tigers Publix Field at Joker Marchant Stadium, Lakeland, FL Tue Mar 20 2018, 1:05 PM - 3:51 PM EDT Att: 7,268 - Cloudy - 79 F						
14 Neil Walker, S (1, 10) OBP: 0.571, SLG: 0.667 80 Jorge Saez, R (8, PH) OBP: 0.333, SLG: 0.471 (8, 10)										3	0	1	1	0	1	1							
33 Greg Bird, L (1, 3) OBP: 0.275, SLG: 0.250 96 Chris Gittens, R (6, 3) OBP: 0.400, SLG: 0.250										3	0	0	0	0	0	2							
29 Brandon Drury, R (1, 5) OBP: 0.362, SLG: 0.483 76 Angel Aguilar, R (6, 5) OBP: 0.500, SLG: 0.500										3	0	0	0	0	1	1							
71 Billy McKinney, L (1, 7) OBP: 0.381, SLG: 0.548 56 Trey Amburgey, R (7, 7) OBP: 0.400, SLG: 0.625										3	0	0	0	0	1	0							
Gleyber Torres, R (1, 6) OBP: 0.298, SLG: 0.286 66 Abiatel Avelino, R (7, 6) OBP: 0.455, SLG: 0.333										3	0	1	0	0	2	0							
36 Erik Kratz, R (1, 2) OBP: 0.455, SLG: 0.455 79 Francisco Diaz, S (7, 2) OBP: 0.286, SLG: 0.286										3	0	1	0	0	1	1							
25 Shane Robinson, R (1, 9) OBP: 0.303, SLG: 0.192 96 Alexander Palma, R (8, 9)										3	0	0	0	0	0	2							
Estevan Florial, L (1, 8) OBP: 0.303, SLG: 0.414 94 Jeff Hendrix, L (8, 8) OBP: 0.412, SLG: 0.400										3	0	0	0	0	2	1							
										1	0	0	0	0	0	3							
Inning Stats	R: 1 E: 0 K: 0 S: 4	H: 2 LOB: 0 BB: 0 P: 4	R: 0 E: 0 K: 0 S: 4	H: 1 LOB: 1 BB: 0 P: 4	R: 0 E: 0 K: 0 S: 4	H: 1 LOB: 1 BB: 0 P: 4	R: 0 E: 0 K: 2 S: 7	H: 0 LOB: 0 BB: 0 P: 7	R: 0 E: 0 K: 1 S: 6	H: 1 LOB: 1 BB: 0 P: 6	R: 0 E: 0 K: 2 S: 7	H: 0 LOB: 0 BB: 0 P: 7	R: 0 E: 0 K: 2 S: 7	H: 0 LOB: 0 BB: 0 P: 7	R: 2 E: 0 K: 1 S: 8	H: 3 LOB: 1 BB: 0 P: 8	R: 0 E: 0 K: 0 S: 2	H: 0 LOB: 2 BB: 1 P: 8	1B: 4 2B: 2 3B: 1 HR: 1	SF: 0 SAC: 0 DP: 2 HBP: 2	WP: 0 PB: 0 SB: 0 CS: 0	PA: 36	
PITCHER	IP WLS BF H R ER SO BB IBB HBP BLK WP HR S P ERA WHIP	3.0 W 12 4 1 1 0 0 0 0 0 0 0 7 12 3.00 1.333	1.0 H 3 0 0 0 2 0 0 0 0 0 0 5 5 0.00 0.000	0.2 G 3 1 0 0 1 0 0 0 0 0 0 8 8 0.00 0.000	1.1 4 0 0 0 2 0 0 0 0 0 0 7 7 0.00 0.000	1.0 3 0 0 0 2 0 0 0 0 0 0 7 7 0.00 0.000	1.0 6 3 2 2 1 0 0 0 0 0 0 5 5 1.00 1.000	1.0 5 0 0 0 0 1 0 2 0 0 0 0 2 8 0.00 1.000															

Batter	1	2	3	4	5	6	7	8	9	AB	R	H	RBI	BB	SO	LOB	BOTTOM					
12 Leonys Martin, L (1, 8) OBP: 0.380, SLG: 0.565 80 Ronny Rodríguez, R (6, 8) OBP: 0.333, SLG: 0.441										1	1	1	0	1	0	0	New York Yankees @ Detroit Tigers Publix Field at Joker Marchant Stadium, Lakeland, FL Tue Mar 20 2018, 1:05 PM - 3:51 PM EDT Att: 7,268 - Cloudy - 79 F					
46 Jeimer Candelario, S (1, 5) OBP: 0.571, SLG: 0.991 80 Daniel Pinero, R (6, PH) OBP: 0.200, SLG: 0.200 (7, 5)										3	1	1	0	1	1	3						
24 Miguel Cabrera, R (1, 3) OBP: 0.347, SLG: 0.477 78 Chad Huffman, R (6, 3) OBP: 0.267, SLG: 0.333										3	0	1	1	0	1	3						
9 Nick Castellanos, R (1, 9) OBP: 0.298, SLG: 0.674 37 James Adduci, L (6, 9) OBP: 0.343, SLG: 0.515										2	0	0	1	0	1	1						
41 Victor Martínez, S (1, 10) OBP: 0.347, SLG: 0.702 89 Luke Burch, L (7, PH) (8, 10)										3	1	1	1	0	0	1						
55 John Hicks, R (1, 2) ERA: 4.85 19 Jarrod Saltalamacchia, Jr. (7, 2) OBP: 0.273, SLG: 0.455										3	1	1	0	0	1	0						
22 Victor Reyes, S (1, 7) OBP: 0.292, SLG: 0.299 96 Christine Stewart, L (7, 7) OBP: 0.714, SLG: 1.000										3	1	3	1	0	0	0						
1 Jose Iglesias, R (1, 6) OBP: 0.370, SLG: 0.333 99 A.J. Simcox, R (7, 6)										3	1	1	0	0	1	2						
49 Dixon Machado, R (1, 4) OBP: 0.381, SLG: 0.475 81 Pete Kozma, R (7, 4) OBP: 0.379, SLG: 0.150										0	1	0	0	1	0	0						
										1	0	0	0	1	0	0						
Inning Stats	R: 2 E: 0 K: 0 S: 3	H: 1 LOB: 0 BB: 2 P: 11	R: 0 E: 0 K: 1 S: 6	H: 1 LOB: 1 BB: 0 P: 6	R: 0 E: 0 K: 2 S: 7	H: 0 LOB: 1 BB: 0 P: 9	R: 3 E: 0 K: 1 S: 10	H: 5 LOB: 2 BB: 0 P: 11	R: 1 E: 0 K: 1 S: 9	H: 2 LOB: 1 BB: 0 P: 11	R: 0 E: 0 K: 2 S: 9	H: 2 LOB: 2 BB: 0 P: 9	R: 0 E: 0 K: 2 S: 8	H: 1 LOB: 1 BB: 0 P: 8	R: 2 E: 0 K: 3 S: 11	H: 2 LOB: 1 BB: 1 P: 15	R: 0 E: 0 K: 0 S: 1	H: 0 LOB: 1 BB: 1 P: 8	1B: 8 2B: 4 3B: 1 HR: 1	SF: 1 SAC: 0 DP: 1 HBP: 1	WP: 0 PB: 1 SB: 2 CS: 0	PA: 41
PITCHER	IP WLS BF H R ER SO BB IBB HBP BLK WP HR S P ERA WHIP	1.2 L 8 2 2 2 1 2 0 0 0 0 0 0 12 15 10.80 2.400	1.2 9 3 3 3 2 0 0 0 1 0 0 0 12 15 16.20 1.800	1.2 9 4 1 1 2 0 0 0 0 0 0 1 15 17 5.40 2.400	1.0 5 2 0 0 2 0 0 0 0 0 0 0 9 9 0.00 2.000	1.0 4 1 0 0 2 0 0 0 0 0 0 0 8 8 0.00 1.000	0.1 4 2 2 2 1 0 0 0 0 0 0 0 2 6 54.00 9.000	0.2 2 0 0 0 2 0 0 0 0 0 0 0 6 6 0.00 0.000														



Batter	1	2	3	4	5	6	7	8	9	AB	R	H	RBI	BB	SO	LOB											
12 Leonys Martin, L (1,8) OBP: 0.389, SLG: 0.571 93 Troy Montgomery, L (7,8)	0-0 14 E 2B		0-3 K		0-3 K		4-0 81 BB BB			3	1	1	0	1	2	2											
14 Alexi Amarista, L (1,6) OBP: 0.225, SLG: 0.289 81 Pete Kozma, R (7, PH) OBP: 0.400, SLG: 0.150	0-0 E4 76 2B 2H		0-0 F7		0-0 FC5-4 41 WP		4-0 1-2 2-3 BB			3	0	0	0	0	0	2											
41 Victor Martinez, S (1, 10) OBP: 0.321, SLG: 0.647	0-0 P4		0-0 F7		1-0 L5		0-0 G4-3			4	0	0	0	0	0	6											
34 James McCann, R (1,2) OBP: 0.235, SLG: 0.194 33 Derek Norris, R (8,2) OBP: 0.444, SLG: 0.647	0-3 K			0-0 F9		0-0 E6 76 G4-6-3		0-3 K		4	0	0	0	0	2	1											
76 Niko Goodrum, S (1,5) OBP: 0.342, SLG: 0.686 93 Anthony Pereira, R (7,5)	0-0 1-3 2B		0-0 G6-3		0-0 G4-6-3		0-3 K			3	0	1	0	0	0	1											
8 Mikie Mahtook, R (1,7) OBP: 0.238, SLG: 0.238 98 Cam Gibson, L (7,7)	0-3 K		2-2 HR		0-0 F9		0-0 G5-3			3	1	1	1	0	1	2											
37 James Adduci, L (1,3) OBP: 0.316, SLG: 0.472 78 Chad Huffman, R (7,3) OBP: 0.258, SLG: 0.321		0-0 G4-3		0-0 F7			0-3 K		0-0 P4	3	0	0	0	0	1	0											
22 Victor Reyes, S (1,9) OBP: 0.294, SLG: 0.292 96 Herlis Rodriguez, L (8,9)		0-0 G3-1			0-0 14 FC5-4 80 1B		0-0 F7		0-0 F7	3	0	1	0	0	0	0											
80 Ronny Rodriguez, R (1,4) OBP: 0.333, SLG: 0.432 99 Alexis Garcia, S (7,4)		0-0 G5-3			0-0 14 FC5-4 1B		0-0 E6 81 BB 12 WP		0-0 G4-3	3	0	1	0	0	0	0											
Inning Stats	R: 1 E: 1 K: 2 S: 10	H: 2 LOB: 2 BB: 0 P: 10	R: 0 E: 0 K: 0 S: 3	H: 0 LOB: 0 BB: 0 P: 3	R: 0 E: 0 K: 1 S: 5	H: 0 LOB: 0 BB: 0 P: 5	R: 1 E: 0 K: 0 S: 6	H: 1 LOB: 0 BB: 0 P: 8	R: 0 E: 1 K: 0 S: 3	H: 0 LOB: 0 BB: 0 P: 3	R: 0 E: 0 K: 1 S: 6	H: 0 LOB: 0 BB: 2 P: 14	R: 0 E: 0 K: 2 S: 7	H: 0 LOB: 0 BB: 0 P: 7	R: 0 E: 0 K: 0 S: 3	H: 0 LOB: 0 BB: 0 P: 3	1B: 2 2B: 2 3B: 0 HR: 1	SF: 0 SAC: 0 DP: 1 HBP: 0	WP: 2 PB: 0 SB: 0 CS: 0	PA: 36							
PITCHER	IP	WLS	BF	H	R	ER	SO	BB	IBB	HBP	BLK	WP	HR	S	P	ERA	WHIP										
32 Brandon McCarthy, R (1,1) ERA: 1.42	6.0		24	5	2	1	4	0	0	0	0	1	1	34	37	1.50	0.833										
52 José Ramirez, R (7,1) ERA: 1.29	1.0	W	6	0	0	0	1	2	0	0	0	1	0	6	14	0.00	2.000										
30 Peter Moylan, R (8,1) ERA: 4.75	1.0	S	3	0	0	0	2	0	0	0	0	0	0	7	7	0.00	0.000										
38 Arodys Vizcaino, R (9,1) ERA: 4.5	1.0	S	3	0	0	0	0	0	0	0	0	0	0	3	3	0.00	0.000										

Detroit Tigers @ Atlanta Braves
Stadium at the ESPN Wide World of Sports, Lake Buena Vista
Wed Mar 21 2018, 6:05 PM - 8:47 PM EDT
Att. 6,233 - Clear - 67 F

livebaseballrecards.com

AB	34
R	2
H	5
RBI	1
BB	2
SO	7
LOB	14

Batter	1	2	3	4	5	6	7	8	9	AB	R	H	RBI	BB	SO	LOB											
11 Ender Inciarte, L (1,8) OBP: 0.341, SLG: 0.263 30 Peter Moylan, R (8,1) 38 Arodys Vizcaino, R (9,1)	0-0 F8	4-0 1 G6-4-3 BB		0-0 G4-3			0-0 G4-3			3	0	0	0	1	0	0											
1 Ozzie Albies, S (1,4) OBP: 0.382, SLG: 0.481 23 Danny Santana, S (7,4) OBP: 0.333, SLG: 0.488	0-0 24 BB 5 BB 1B	0-0 G6-4-3		0-0 G5-3			0-0 G6-3			3	0	1	0	0	0	2											
5 Freddie Freeman, L (1,3) OBP: 0.349, SLG: 0.442 8 Charlie Culberson, R (6,3) OBP: 0.220, SLG: 0.304	4-0 24 BB 1-2 BB		0-0 F7		0-0 G6-3		0-3 K			2	0	0	0	1	0	0											
24 Kurt Suzuki, R (1,2) OBP: 0.464, SLG: 0.542	4-0 1-2 2-3 BB		0-3 K		0-0 E5 22 FC5-4		0-0 F8			3	0	0	0	1	1	0											
22 Nick Markakis, L (1,9) OBP: 0.382, SLG: 0.394 18 Lane Adams, R (5, PR) OBP: 0.255, SLG: 0.370	0-3 K		0-0 20 2B 1B		0-0 FC5-4		4-0 20 S 20 E BB			3	1	1	0	0	1	4											
20 Preston Tucker, L (1,7) OBP: 0.480, SLG: 0.591	0-3 K		0-0 1H 2B		0-0 L8		1-0 E9 1B			4	0	2	2	0	1	4											
7 Dansby Swanson, R (1,6) OBP: 0.353, SLG: 0.419 52 José Ramirez, R (7,1) 94 Tyler Neslony, L (8,9)		4-0 14 2B BB	4-0 BB		0-0 G5-3		0-3 K			1	1	0	0	2	0	0											
14 Rio Ruiz, L (1,5) OBP: 0.254, SLG: 0.414 93 Luis Valenzuela, L (7,5)		0-0 32 SH1-4 1H 2B	0-0 F9		0-0 F7		0-0 G5-3			3	0	1	1	0	0	2											
32 Brandon McCarthy, R (1,1) 73 Sean Kazmar Jr., R (6, PH) OBP: 0.297, SLG: 0.192		0-0 SH1-4		0-3 K		0-3 K				1	0	0	0	0	1	0											
Inning Stats	R: 0 E: 0 K: 2 S: 8	H: 1 LOB: 3 BB: 2 P: 16	R: 1 E: 0 K: 0 S: 3	H: 1 LOB: 1 BB: 2 P: 11	R: 1 E: 0 K: 1 S: 7	H: 2 LOB: 1 BB: 1 P: 11	R: 0 E: 0 K: 1 S: 5	H: 0 LOB: 0 BB: 0 P: 5	R: 0 E: 2 K: 1 S: 5	H: 0 LOB: 1 BB: 0 P: 5	R: 0 E: 0 K: 1 S: 5	H: 0 LOB: 0 BB: 0 P: 5	R: 1 E: 1 K: 1 S: 6	H: 1 LOB: 1 BB: 1 P: 11	1B: 3 2B: 2 3B: 0 HR: 0	SF: 0 SAC: 1 DP: 1 HBP: 0	WP: 0 PB: 0 SB: 1 CS: 0	PA: 35									
PITCHER	IP	WLS	BF	H	R	ER	SO	BB	IBB	HBP	BLK	WP	HR	S	P	ERA	WHIP										
38 Francisco Liriano, L (1,1) ERA: 1.8	5.0		24	4	2	2	4	5	0	0	0	0	0	27	47	3.60	1.800										
64 Chad Bell, L (6,1) ERA: 1.17	1.0		3	0	0	0	1	0	0	0	0	0	0	5	5	0.00	0.000										
54 Drew VerHagen, R (7,1) ERA: 4.5	1.0	L	3	0	0	0	1	0	0	0	0	0	0	5	5	0.00	0.000										
53 Warwick Saupold, R (8,1) ERA: 6.1	1.0	L	5	1	1	1	1	1	0	0	0	0	0	6	11	9.00	2.000										

Detroit Tigers @ Atlanta Braves
Stadium at the ESPN Wide World of Sports, Lake Buena Vista
Wed Mar 21 2018, 6:05 PM - 8:47 PM EDT
Att. 6,233 - Clear - 67 F

livebaseballrecards.com

AB	28
R	3
H	5
RBI	3
BB	6
SO	7
LOB	14

Batter	1	2	3	4	5	6	7	8	9	AB	R	H	RBI	BB	SO	LOB	TOP						
21 JaCoby Jones, R OBP: 0.400, SLG: 0.475 98 Derek Hill, R										4	0	1	0	0	2	2							
46 Jeimer Candelario, S 85 Isaac Paredes, R										3	1	1	0	1	1	1							
24 Miguel Cabrera, R 76 Niko Goodrum, S										4	2	2	1	0	1	2							
9 Nick Castellanos, R 99 Dylan Rosa, R										4	0	1	1	0	1	2							
8 Mikie Mahtook, R 92 Jacob Robson, L										4	0	0	0	0	0	2							
55 John Hicks, R 94 Brady Policelli, R										4	1	2	1	0	0	0							
96 Christin Stewart, L										5	1	3	0	0	1	3							
1 Jose Iglesias, R 91 Cole Peterson, L										2	0	2	2	0	0	0							
49 Dixon Machado, R 92 Jose King, L										3	0	0	0	0	1	6							
Inning Stats	R: 1 E: 0 K: 2 S: 9	H: 1 LOB: 0 BB: 0 P: 11	R: 1 E: 0 K: 0 S: 5	H: 2 LOB: 1 BB: 0 P: 6	R: 0 E: 0 K: 3 S: 10	H: 1 LOB: 1 BB: 0 P: 10	R: 1 E: 0 K: 1 S: 8	H: 3 LOB: 2 BB: 0 P: 8	R: 2 E: 0 K: 0 S: 6	H: 3 LOB: 3 BB: 1 P: 12	R: 0 E: 0 K: 0 S: 5	H: 1 LOB: 1 BB: 0 P: 5	R: 0 E: 0 K: 0 S: 4	H: 1 LOB: 0 BB: 0 P: 4	R: 0 E: 0 K: 2 S: 7	H: 0 LOB: 1 BB: 0 P: 9	R: 1 E: 1 K: 2 S: 8	H: 1 LOB: 1 BB: 0 P: 9	1B: 10 2B: 2 3B: 0 HR: 1	SF: 0 SAC: 0 DP: 0 HBP: 3	WP: 1 PB: 0 SB: 3 CS: 0	PA: 44	
PITCHER	IP WLS BF H R ER SO BB IBB HBP BLK WP HR S P ERA WHIP	49 Jake Arrieta, R ERA: 9.0	2.0 L 9 3 2 2 2 0 0 0 0 0 1 1 14 17 9.00 1.500	93 Pat Neshek, R ERA: 4.5	1.0 4 1 0 0 3 0 0 0 0 0 0 0 8 8 9.00 3.000	50 Hector Neris, R ERA: 5.14	1.0 6 3 1 1 1 0 0 0 0 0 0 0 5 11 27.00 6.000	56 Zach Eflin, R ERA: 5.79	0.2 7 3 2 2 0 1 0 1 0 0 0 0 6 6 0.00 0.750	90 Trevor Bettencourt, R ERA:	1.1 5 1 0 0 0 0 0 0 0 0 0 0 6 6 0.00 0.750	88 Parker Frazier, R ERA:	7.1 1.1 6 1 0 0 1 0 0 0 1 0 0 0 7 8 0.00 0.750	47 Pedro Beato, R ERA: 5.14	8.1 0.2 3 0 1 1 1 0 0 1 0 0 0 4 6 13.50 0.000	97 Blake Quinn, R ERA:	9.1 0.2 3 1 0 0 2 0 0 0 0 0 0 7 7 0.00 1.500	97 Edgar Garcia, R ERA:	9.1 0.1 1 0 0 0 0 0 0 0 0 0 0 1 1 0.00 0.000				

Detroit Tigers @ Philadelphia Phillies
 Spectrum Field, Clearwater, FL
 Thu Mar 22 2018, 1:09 PM - 4:14 PM EDT
 Att: 8,156 - Sunny - 61 F

AB	40
R	6
H	13
RBI	6
BB	1
SO	10
LOB	23



Batter	1	2	3	4	5	6	7	8	9	AB	R	H	RBI	BB	SO	LOB	BOTTOM					
2 J.P. Crawford, L OBP: 0.267, SLG: 0.364										4	0	1	0	0	1	0						
37 Odúbel Herrera, L 21 Collin Cowgill, R										2	0	2	0	0	0	0						
76 Jesmuel Valentin, S										4	0	0	0	0	1	4						
80 Scott Kingery, R										4	0	1	0	0	2	1						
15 Andrew Knapp, S 29 Cameron Rupp, R										3	1	1	0	0	1	1						
5 Nick Williams, L 92 Emmanuel Marrero, S										3	0	0	0	0	1	2						
18 Pedro Florimón, S 95 Cord Sandberg, L										3	0	1	1	0	2	1						
9 Adam Rosales, R										1	0	0	0	0	0	0						
24 Roman Quinn, S										4	1	1	1	0	0	1						
										3	0	0	0	0	0	0						
Inning Stats	R: 0 E: 0 K: 1 S: 6	H: 1 LOB: 1 BB: 0 P: 6	R: 0 E: 0 K: 1 S: 5	H: 0 LOB: 0 BB: 0 P: 5	R: 0 E: 0 K: 0 S: 5	H: 2 LOB: 1 BB: 0 P: 5	R: 1 E: 0 K: 0 S: 5	H: 2 LOB: 1 BB: 0 P: 5	R: 0 E: 0 K: 2 S: 7	H: 0 LOB: 1 BB: 0 P: 9	R: 0 E: 0 K: 3 S: 10	H: 1 LOB: 1 BB: 0 P: 10	R: 1 E: 0 K: 0 S: 4	H: 1 LOB: 0 BB: 0 P: 5	R: 0 E: 0 K: 1 S: 5	H: 0 LOB: 0 BB: 0 P: 5	R: 0 E: 0 K: 0 S: 3	H: 0 LOB: 0 BB: 0 P: 3	1B: 4 2B: 2 3B: 0 HR: 1	SF: 0 SAC: 0 DP: 0 HBP: 1	WP: 1 PB: 0 SB: 0 CS: 0	PA: 35
PITCHER	IP WLS BF H R ER SO BB IBB HBP BLK WP HR S P ERA WHIP	48 Matthew Boyd, L ERA: 3.86	4.2 W 20 5 1 1 3 0 0 0 0 0 1 1 25 26 3.86 1.071	30 Alex Wilson, R ERA: 11.7	2.1 9 2 1 1 4 0 0 0 0 0 0 0 5 5 0.00 0.000	68 Daniel Stumpf, L ERA: 1.86	1.0 H 3 0 0 0 1 0 0 0 0 0 0 0 3 3 0.00 0.000	58 Victor Alcántara, R ERA: 3.86	1.0 3 0 0 0 0 0 0 0 0 0 0 0 3 3 0.00 0.000													

Detroit Tigers @ Philadelphia Phillies
 Spectrum Field, Clearwater, FL
 Thu Mar 22 2018, 1:09 PM - 4:14 PM EDT
 Att: 8,156 - Sunny - 61 F

AB	34
R	2
H	7
RBI	2
BB	0
SO	8
LOB	10



Batter	1	2	3	4	5	6	7	8	9	AB	R	H	RBI	BB	SO	LOB						
12 Leonys Martin, L OBP: 0.386, SLG: 0.549 94 Daz Cameron, R OBP: 0.600, SLG: 0.750	G6-3	L9					HBP	G6-3		2	1	0	0	0	0	3						
14 Alexi Amarista, L OBP: 0.227, SLG: 0.296 95 Israel De La Cruz, S	F7		F8				L9	P4		4	1	1	2	0	0	2						
41 Victor Martínez, S OBP: 0.399, SLG: 0.646 82 Gabriel Quintana, R OBP: 0.500, SLG: 1.000			F8				L9			3	1	2	0	0	0	0						
34 James McCann, R OBP: 0.263, SLG: 0.286 84 Joey Morgan, R	F8		G1-3							4	1	2	5	0	0	1						
76 Niko Goodrum, S OBP: 0.341, SLG: 0.700										4	1	1	1	1	2	0						
55 John Hicks, R OBP: 0.311, SLG: 0.591 99 A.J. Simcox, R										4	0	2	0	0	0	2						
21 JaCoby Jones, R OBP: 0.465, SLG: 0.485 98 Cam Gibson, L OBP: 0.286, SLG: 0.333										3	0	1	0	0	2	1						
22 Victor Reyes, S OBP: 0.296, SLG: 0.294 93 Troy Montgomery, L OBP: 0.333, SLG: 0.333										3	1	1	0	0	1	2						
80 Daniel Piner, R OBP: 0.400, SLG: 0.333										4	2	2	0	1	0	3						
Inning Stats	R: 0 E: 0 K: 0 S: 4	H: 1 LOB: 1 BB: 0 P: 4	R: 0 E: 0 K: 1 S: 7	H: 2 LOB: 3 BB: 1 P: 11	R: 0 E: 0 K: 0 S: 3	H: 0 LOB: 0 BB: 0 P: 3	R: 0 E: 0 K: 2 S: 7	H: 1 LOB: 0 BB: 0 P: 7	R: 3 E: 0 K: 1 S: 7	H: 3 LOB: 1 BB: 0 P: 8	R: 0 E: 0 K: 1 S: 5	H: 0 LOB: 0 BB: 0 P: 5	R: 7 E: 0 K: 1 S: 12	H: 7 LOB: 2 BB: 1 P: 16	R: 0 E: 0 K: 1 S: 6	H: 1 LOB: 1 BB: 0 P: 6	R: 1 E: 0 K: 0 S: 7	H: 2 LOB: 1 BB: 0 P: 9	1B: 9 2B: 7 3B: 0 HR: 1	SF: 0 SAC: 0 DP: 0 HBP: 1	WP: 0 PB: 0 SB: 1 CS: 0	PA: 45
PITCHER	IP WLS BF H R ER SO BB IBB HBP BLK WP HR S P ERA WHIP	IP WLS BF H R ER SO BB IBB HBP BLK WP HR S P ERA WHIP																				
64 Anibal Sánchez, R ERA: 7.62	5.0	22	7	3	3	4	1	0	0	0	0	0	0	0	28	33	5.40	1.600				
33 A.J. Minter, L ERA:	1.0	3	0	0	0	1	0	0	0	0	0	0	0	0	5	5	0.00	0.000				
45 Matt Wisler, R ERA: 8.1	0.0	L	7	6	7	7	0	1	0	0	0	0	0	0	6	10	∞	∞				
83 Wes Parsons, R ERA:	1.0	4	1	0	0	1	0	0	0	0	0	0	0	6	6	0.00	1.000					
39 Sam Freeman, L ERA:	1.0	4	1	0	0	1	0	0	0	0	0	0	0	6	6	0.00	1.000					

Detroit Tigers @ Atlanta Braves
 Stadium at the ESPN Wide World of Sports, Lake Buena Vista
 Fri Mar 23 2018, 1:07 PM - 3:56 PM EDT
 Att: 6,103 - Sunny - 66 F

AB 42
R 11
H 17
RBI 11
BB 2
SO 7
LOB 17



Batter	1	2	3	4	5	6	7	8	9	AB	R	H	RBI	BB	SO	LOB						
11 Ender Inciarte, L OBP: 0.354, SLG: 0.268 39 Sam Freeman, R										3	1	1	0	1	0	0						
82 Evan Phillips, R 94 Tyler Neslony, L										0	0	0	0	0	0	0						
1 Ozzie Albies, S OBP: 0.344, SLG: 0.450 23 Danny Santana, S OBP: 0.306, SLG: 0.447										3	0	0	0	0	0	3						
5 Freddie Freeman, L OBP: 0.391, SLG: 0.585 73 Sean Kazmar Jr., R OBP: 0.250, SLG: 0.179										2	2	2	2	1	0	0						
24 Kurt Suzuki, R OBP: 0.452, SLG: 0.500 Kade Scivicque, R										2	0	0	0	1	0	2						
22 Nick Markakis, L OBP: 0.351, SLG: 0.361 33 A.J. Minter, L										1	0	0	0	0	1	0						
62 Ezequiel Carrera, L OBP: 0.200, SLG: 0.200										3	0	0	0	0	0	2						
20 Preston Tucker, L OBP: 0.453, SLG: 0.565 45 Matt Wisler, R										0	0	0	0	0	0	0						
83 Wes Parsons, R 98 Xavier Avery, L OBP: 0.200, SLG: 0.077										0	0	0	0	0	0	0						
7 Dansby Swanson, R OBP: 0.327, SLG: 0.383 8 Charlie Culberson, R OBP: 0.236, SLG: 0.314										2	0	0	0	0	0	1						
14 Rio Ruiz, L OBP: 0.246, SLG: 0.381 96 Cleuts Rondon, S OBP: 0.384, SLG: 0.700										3	0	0	0	0	1	1						
64 Anibal Sánchez, R 18 Lane Adams, R OBP: 0.240, SLG: 0.347										2	0	0	0	0	1	1						
Inning Stats	R: 2 E: 1 K: 1 S: 8	H: 2 LOB: 1 BB: 0 P: 10	R: 0 E: 1 K: 1 S: 6	H: 0 LOB: 2 BB: 1 P: 10	R: 1 E: 0 K: 0 S: 4	H: 1 LOB: 1 BB: 2 P: 14	R: 0 E: 0 K: 1 S: 5	H: 0 LOB: 0 BB: 0 P: 5	R: 0 E: 0 K: 0 S: 3	H: 0 LOB: 1 BB: 1 P: 7	R: 0 E: 0 K: 0 S: 3	H: 0 LOB: 0 BB: 0 P: 3	R: 0 E: 0 K: 2 S: 7	H: 0 LOB: 0 BB: 0 P: 8	R: 0 E: 0 K: 1 S: 6	H: 1 LOB: 2 BB: 1 P: 10	1B: 2 2B: 1 3B: 0 HR: 1	SF: 0 SAC: 0 DP: 1 HBP: 0	WP: 1 PB: 0 SB: 1 CS: 0	PA: 37		
PITCHER	IP WLS BF H R ER SO BB IBB HBP BLK WP HR S P ERA WHIP	IP WLS BF H R ER SO BB IBB HBP BLK WP HR S P ERA WHIP																				
44 Daniel Norris, L ERA: 3.86	5.0	23	3	3	2	3	4	0	0	0	0	0	0	0	26	46	3.60	1.400				
61 Shane Greene, R ERA: 1.29	1.0	W	3	0	0	0	0	0	0	0	0	0	0	3	3	0.00	0.000					
45 Buck Farmer, R ERA:	1.0	3	0	0	0	0	0	0	0	0	0	0	0	3	3	0.00	0.000					
77 Joe Jiménez, R ERA: 3.0	1.0	3	0	0	0	2	0	0	0	0	0	0	0	7	8	0.00	0.000					
87 Louis Coleman, R ERA:	1.0	5	1	0	0	1	1	0	0	0	0	0	0	6	10	0.00	2.000					

Detroit Tigers @ Atlanta Braves
 Stadium at the ESPN Wide World of Sports, Lake Buena Vista
 Fri Mar 23 2018, 1:07 PM - 3:56 PM EDT
 Att: 6,103 - Sunny - 66 F

AB 32
R 3
H 4
RBI 2
BB 5
SO 6
LOB 17



Batter	1	2	3	4	5	6	7	8	9	AB	R	H	RBI	BB	SO	LOB	TOP						
2 J.P. Crawford, L (1, 6) OBP: 0.271, SLG: 0.362 98 Jonathan Guzmán, R (4, 6)										3 0 1 1 0 1 2 2 0 0 0 0 0 1													
80 Scott Kingery, R (1, 4) OBP: 0.415, SLG: 0.725 97 Damek Tomscha, R (7, 3) OBP: 1.000, SLG: 1.000										4 0 2 0 0 0 1 1 0 1 0 0 0 0													
29 Cameron Rupp, R (1, 2) OBP: 0.268, SLG: 0.297 30 Matt McBride, R (5, 2) OBP: 0.211, SLG: 0.278										3 0 0 0 0 2 1 2 0 0 0 0 0 2													
5 Nick Williams, L (1, 9) OBP: 0.265, SLG: 0.354 89 Zach Coppola, L (9, 9) OBP: 0.425, SLG: 0.290										5 1 2 0 0 2 3 0 0 0 0 0 0 0													
18 Pedro Florimón, S (1, 5) OBP: 0.408, SLG: 0.571										4 1 1 0 0 2 3 0 0 0 0 0 0 0													
76 Jesmuel Valerín, S (1, 3) OBP: 0.392, SLG: 0.614 91 Raul Rivas, S (7, 4)										3 1 2 0 1 1 2 0 0 0 0 0 0 0													
21 Collin Cowgill, R (1, 7) OBP: 0.205, SLG: 0.250										4 0 0 0 0 0 4 0 0 0 0 0 0 0													
15 Andrew Knapp, S (1, 10) OBP: 0.250, SLG: 0.393										4 0 1 1 0 2 1 0 0 0 0 0 0 0													
24 Roman Quinn, S (1, 8) OBP: 0.378, SLG: 0.342										4 1 2 1 0 0 2 0 0 0 0 0 0 0													
Inning Stats	R: 0 E: 0 K: 3 S: 10	H: 1 LOB: 1 BB: 0 P: 10	R: 1 E: 0 K: 0 S: 5	H: 2 LOB: 2 BB: 1 P: 10	R: 0 E: 0 K: 0 S: 4	H: 1 LOB: 1 BB: 0 P: 4	R: 2 E: 0 K: 1 S: 8	H: 3 LOB: 1 BB: 0 P: 8	R: 1 E: 0 K: 2 S: 9	H: 2 LOB: 1 BB: 0 P: 9	R: 0 E: 0 K: 0 S: 3	H: 0 LOB: 0 BB: 0 P: 3	R: 0 E: 0 K: 2 S: 8	H: 1 LOB: 2 BB: 0 P: 9	R: 0 E: 1 K: 1 S: 6	H: 1 LOB: 1 BB: 0 P: 7	R: 0 E: 0 K: 1 S: 6	H: 1 LOB: 1 BB: 0 P: 6	1B: 8 2B: 1 3B: 3 HR: 0	SF: 0 SAC: 0 DP: 0 HBP: 1	WP: 0 PB: 0 SB: 3 CS: 0	PA: 41	
PITCHER	IP WLS BF H R ER SO BB IBB HBP BLK WP HR S P ERA WHIP	IP WLS BF H R ER SO BB IBB HBP BLK WP HR S P ERA WHIP	IP WLS BF H R ER SO BB IBB HBP BLK WP HR S P ERA WHIP	IP WLS BF H R ER SO BB IBB HBP BLK WP HR S P ERA WHIP	IP WLS BF H R ER SO BB IBB HBP BLK WP HR S P ERA WHIP	IP WLS BF H R ER SO BB IBB HBP BLK WP HR S P ERA WHIP	IP WLS BF H R ER SO BB IBB HBP BLK WP HR S P ERA WHIP	IP WLS BF H R ER SO BB IBB HBP BLK WP HR S P ERA WHIP	IP WLS BF H R ER SO BB IBB HBP BLK WP HR S P ERA WHIP	IP WLS BF H R ER SO BB IBB HBP BLK WP HR S P ERA WHIP	IP WLS BF H R ER SO BB IBB HBP BLK WP HR S P ERA WHIP	IP WLS BF H R ER SO BB IBB HBP BLK WP HR S P ERA WHIP	IP WLS BF H R ER SO BB IBB HBP BLK WP HR S P ERA WHIP	IP WLS BF H R ER SO BB IBB HBP BLK WP HR S P ERA WHIP	IP WLS BF H R ER SO BB IBB HBP BLK WP HR S P ERA WHIP	IP WLS BF H R ER SO BB IBB HBP BLK WP HR S P ERA WHIP	IP WLS BF H R ER SO BB IBB HBP BLK WP HR S P ERA WHIP	IP WLS BF H R ER SO BB IBB HBP BLK WP HR S P ERA WHIP	IP WLS BF H R ER SO BB IBB HBP BLK WP HR S P ERA WHIP	IP WLS BF H R ER SO BB IBB HBP BLK WP HR S P ERA WHIP	IP WLS BF H R ER SO BB IBB HBP BLK WP HR S P ERA WHIP	IP WLS BF H R ER SO BB IBB HBP BLK WP HR S P ERA WHIP	IP WLS BF H R ER SO BB IBB HBP BLK WP HR S P ERA WHIP

Philadelphia Phillies @ Detroit Tigers
 Publix Field at Joker Marchant Stadium, Lakeland, FL
 Sat Mar 24 2018, 1:08 PM - 4:01 PM EDT
 Att: 6,922 - Sunny - 75 F

AB 39
 R 4
 H 12
 RBI 3
 BB 1
 SO 10
 LOB 22

Batter	1	2	3	4	5	6	7	8	9	AB	R	H	RBI	BB	SO	LOB	BOTTOM						
12 Leonys Martín, L (1, 8) OBP: 0.377, SLG: 0.519 98 Derek Hill, R (8, 8)										3 0 0 0 1 0 1 0 0 0 0 0 0 0													
46 Jeimer Candelario, S (1, 5) OBP: 0.357, SLG: 0.571 93 Anthony Pereira, R (8, 5)										2 0 1 0 1 0 0 1 0 0 0 0 0 0													
24 Miguel Cabrera, R (1, 3) OBP: 0.357, SLG: 0.529 88 Josh Lester, L (8, 3)										3 0 1 0 0 1 3 1 0 0 0 0 1 0													
9 Nick Castellanos, R (1, 9) OBP: 0.296, SLG: 0.620 99 Dylan Rosa, R (8, 9)										3 0 1 0 0 0 3 1 0 0 0 0 0 0													
41 Víctor Martínez, S (1, 10) OBP: 0.339, SLG: 0.625 55 John Hicks, R (9, PH) OBP: 0.326, SLG: 0.600										2 0 0 0 1 0 1 1 1 1 0 0 0 0													
34 James McCann, R (1, 2) OBP: 0.244, SLG: 0.263 85 Austin Athmann, R (8, 2) OBP: 0.333, SLG: 0.333										3 0 0 0 0 1 1 1 0 0 0 0 1 1													
8 Mikié Mahtook, R (1, 7) OBP: 0.208, SLG: 0.294 89 Luke Burch, L (8, 7)										3 0 0 0 0 0 2 1 0 0 0 0 0 1													
1 José Iglesias, R (1, 6) OBP: 0.385, SLG: 0.364 91 Cole Peterson, L (8, 6)										3 0 0 0 0 1 2 0 0 0 0 1 0 0													
49 Dixon Machado, R (1, 4) OBP: 0.354, SLG: 0.435 99 Alexis García, S (7, PR) (8, 4)										3 0 1 0 0 1 0 1 0 0 0 0 1 1													
Inning Stats	R: 0 E: 0 K: 0 S: 4	H: 1 LOB: 1 BB: 0 P: 5	R: 0 E: 0 K: 1 S: 5	H: 0 LOB: 1 BB: 1 P: 9	R: 0 E: 0 K: 2 S: 7	H: 0 LOB: 2 BB: 2 P: 16	R: 0 E: 1 K: 0 S: 4	H: 0 LOB: 1 BB: 0 P: 4	R: 0 E: 0 K: 0 S: 3	H: 1 LOB: 1 BB: 0 P: 4	R: 0 E: 0 K: 0 S: 3	H: 0 LOB: 0 BB: 0 P: 3	R: 0 E: 0 K: 1 S: 6	H: 1 LOB: 1 BB: 0 P: 6	R: 0 E: 0 K: 1 S: 5	H: 0 LOB: 0 BB: 0 P: 5	R: 1 E: 0 K: 2 S: 8	H: 1 LOB: 1 BB: 1 P: 12	1B: 5 2B: 0 3B: 0 HR: 0	SF: 0 SAC: 0 DP: 1 HBP: 0	WP: 3 PB: 0 SB: 2 CS: 0	PA: 36	
PITCHER	IP WLS BF H R ER SO BB IBB HBP BLK WP HR S P ERA WHIP	IP WLS BF H R ER SO BB IBB HBP BLK WP HR S P ERA WHIP	IP WLS BF H R ER SO BB IBB HBP BLK WP HR S P ERA WHIP	IP WLS BF H R ER SO BB IBB HBP BLK WP HR S P ERA WHIP	IP WLS BF H R ER SO BB IBB HBP BLK WP HR S P ERA WHIP	IP WLS BF H R ER SO BB IBB HBP BLK WP HR S P ERA WHIP	IP WLS BF H R ER SO BB IBB HBP BLK WP HR S P ERA WHIP	IP WLS BF H R ER SO BB IBB HBP BLK WP HR S P ERA WHIP	IP WLS BF H R ER SO BB IBB HBP BLK WP HR S P ERA WHIP	IP WLS BF H R ER SO BB IBB HBP BLK WP HR S P ERA WHIP	IP WLS BF H R ER SO BB IBB HBP BLK WP HR S P ERA WHIP	IP WLS BF H R ER SO BB IBB HBP BLK WP HR S P ERA WHIP	IP WLS BF H R ER SO BB IBB HBP BLK WP HR S P ERA WHIP	IP WLS BF H R ER SO BB IBB HBP BLK WP HR S P ERA WHIP	IP WLS BF H R ER SO BB IBB HBP BLK WP HR S P ERA WHIP	IP WLS BF H R ER SO BB IBB HBP BLK WP HR S P ERA WHIP	IP WLS BF H R ER SO BB IBB HBP BLK WP HR S P ERA WHIP	IP WLS BF H R ER SO BB IBB HBP BLK WP HR S P ERA WHIP	IP WLS BF H R ER SO BB IBB HBP BLK WP HR S P ERA WHIP	IP WLS BF H R ER SO BB IBB HBP BLK WP HR S P ERA WHIP	IP WLS BF H R ER SO BB IBB HBP BLK WP HR S P ERA WHIP	IP WLS BF H R ER SO BB IBB HBP BLK WP HR S P ERA WHIP	IP WLS BF H R ER SO BB IBB HBP BLK WP HR S P ERA WHIP

Philadelphia Phillies @ Detroit Tigers
 Publix Field at Joker Marchant Stadium, Lakeland, FL
 Sat Mar 24 2018, 1:08 PM - 4:01 PM EDT
 Att: 6,922 - Sunny - 75 F

AB 32
 R 1
 H 5
 RBI 0
 BB 4
 SO 7
 LOB 16

Batter	1	2	3	4	5	6	7	8	9	AB	R	H	RBI	BB	SO	LOB	TOP			
11 Ender Inciarte, L OBP: 0.358, SLG: 0.283 23 Danny Santana, S OBP: 0.302, SLG: 0.471	F8			5 CS 8 1B			G4-3		73 WP 3B	2	0	1	0	0	0	0	Atlanta Braves @ Detroit Tigers Publix Field at Joker Marchant Stadium, Lakeland, FL Sun Mar 25 20:18, 1:08 PM - 3:40 PM EDT Att: 6,555 - Sunny - 77 F livebaseballscorecards.com			
8 Charlie Cutberson, R OBP: 0.230, SLG: 0.298 91 Daniel Lockhart, L	P4			5 1B			G4-3		L6	3	0	1	0	0	0	0				
5 Freddie Freeman, L OBP: 0.392, SLG: 0.556 73 Sean Kazmar Jr., R OBP: 0.229, SLG: 0.161	L3			L3			F8		G5-3	2	0	0	0	0	0	2				
24 Kurt Suzuki, R OBP: 0.424, SLG: 0.464 Tyler Marlette, R OBP: 0.300, SLG: 0.222		F7					G5-3		G5-3	2	0	0	0	0	0	0				
22 Nick Markakis, L OBP: 0.333, SLG: 0.325 99 Michael Reed, R		G1-3					F7		G4-3	2	0	0	0	0	0	0				
18 Lane Adams, R OBP: 0.222, SLG: 0.321							F8		F8	3	0	0	0	0	1	0				
20 Preston Tucker, L OBP: 0.431, SLG: 0.539 62 Ezequiel Carrera, L OBP: 0.222, SLG: 0.222				K			F7		14 WP 96 1B 14 SF7 1B	2	0	0	0	1	0	0				
7 Dansby Swanson, R OBP: 0.333, SLG: 0.375 96 Cleuluis Rondon, S OBP: 0.417, SLG: 0.727				14 CS BB			G5-3		14 WP 23 3B 1B	1	0	0	0	1	0	0				
14 Rio Ruiz, L OBP: 0.225, SLG: 0.353				K			F7		SF7	2	0	0	1	0	1	1				
Inning Stats	R: 0 E: 0 K: 0 S: 3	H: 0 LOB: 0 BB: 0 P: 3	R: 0 E: 0 K: 1 S: 5	H: 0 LOB: 0 BB: 0 P: 5	R: 0 E: 0 K: 2 S: 6	H: 2 LOB: 1 BB: 1 P: 10	R: 0 E: 0 K: 0 S: 3	H: 0 LOB: 0 BB: 0 P: 4	R: 0 E: 0 K: 0 S: 3	H: 0 LOB: 0 BB: 0 P: 3	R: 0 E: 0 K: 0 S: 3	H: 0 LOB: 0 BB: 0 P: 3	R: 0 E: 0 K: 0 S: 3	H: 0 LOB: 0 BB: 0 P: 3	R: 3 E: 0 K: 0 S: 6	H: 3 LOB: 0 BB: 0 P: 8		1B: 4 2B: 2 3B: 1 HR: 0	SF: 1 SAC: 0 DP: 2 HBP: 0	WP: 2 PB: 0 CS: 0
PITCHER	IP WLS BF H R ER SO BB IBB HBP BLK WP HR S P ERA WHIP																			
32 Michael Fulmer, R ERA: 2.12 68 Daniel Stumpf, L ERA: 1.69 30 Alex Wilson, R ERA: 13.09	7.0 W 21 2 0 0 3 1 0 0 0 0 0 0 26 31 0.00 0.429	1.0 3 0 0 0 0 0 0 0 0 0 0 0 3 3 0.00 0.000	1.0 6 3 3 3 0 0 0 0 0 0 2 0 6 8 27.00 3.000																	

Batter	1	2	3	4	5	6	7	8	9	AB	R	H	RBI	BB	SO	LOB	BOTTOM				
12 Leonys Martin, L OBP: 0.400, SLG: 0.544 94 Daz Cameron, R OBP: 0.500, SLG: 0.750	24 BB 1B	46 2B		F9	46 BB BB		SF8			3	1	2	2	1	0	0	Atlanta Braves @ Detroit Tigers Publix Field at Joker Marchant Stadium, Lakeland, FL Sun Mar 25 20:18, 1:08 PM - 3:40 PM EDT Att: 6,555 - Sunny - 77 F livebaseballscorecards.com				
46 Jeimer Candelario, S OBP: 0.403, SLG: 0.977 80 Daniel Pinero, R OBP: 0.455, SLG: 0.333	K	24 1B		F8	76 1B BB		76 1B BB			3	1	1	2	1	1	1					
24 Miguel Cabrera, R OBP: 0.383, SLG: 0.593 76 Niko Goodrum, S OBP: 0.356, SLG: 0.707		41 1B			K					3	1	2	2	1	1	3					
9 Nick Castellanos, R OBP: 0.293, SLG: 0.593 22 Victor Reyes, S OBP: 0.291, SLG: 0.288	K	F8			HR		G6-3		G4-3	4	0	1	0	0	1	3					
41 Victor Martinez, S OBP: 0.317, SLG: 0.583 82 Gabriel Quintana, R OBP: 0.600, SLG: 1.000	K	L4-3		K			K		87 FC6-4 1B	4	0	0	0	0	3	4					
8 Mikie Mahtook, R OBP: 0.228, SLG: 0.226 96 Christin Stewart, L OBP: 0.619, SLG: 0.727		1 1B 49 1B 55 1B		K	55 G4-6-3 1B		F8		F7	4	1	2	0	0	1	0					
55 John Hicks, R OBP: 0.418, SLG: 0.571 87 Andres Sthormes, R		49 1B 12 2B 1 1B		K	G4-6-3		G5-3		FC6-4	4	1	1	0	0	1	1					
1 Jose Iglesias, R OBP: 0.418, SLG: 0.468 99 A.J. Simcox, R OBP: 0.167, SLG: 0.167		12 2B 49 1B			HR				K	3	2	3	1	0	0	0					
49 Dixon Machado, R OBP: 0.373, SLG: 0.438 81 Chad Sedio, L OBP: 1.000, SLG: 2.667		12 2B 46 2B		F9	46 BB 12 BB				94 SF8 3B	2	1	1	1	1	0	1					
Inning Stats	R: 0 E: 0 K: 3 S: 10	H: 1 LOB: 2 BB: 1 P: 14	R: 6 E: 0 K: 0 S: 9	H: 7 LOB: 0 BB: 0 P: 9	R: 0 E: 0 K: 2 S: 8	H: 1 LOB: 1 BB: 0 P: 8	R: 1 E: 0 K: 1 S: 8	H: 2 LOB: 1 BB: 0 P: 8	R: 1 E: 0 K: 1 S: 6	H: 2 LOB: 3 BB: 3 P: 18	R: 0 E: 0 K: 1 S: 5	H: 0 LOB: 0 BB: 0 P: 5	R: 2 E: 0 K: 0 S: 6	H: 3 LOB: 2 BB: 1 P: 10	R: 0 E: 0 K: 1 S: 6	H: 1 LOB: 1 BB: 0 P: 6		1B: 12 2B: 3 3B: 1 HR: 2	SF: 1 SAC: 0 DP: 2 HBP: 0	WP: 0 PB: 0 SB: 0 CS: 0	PA: 44
PITCHER	IP WLS BF H R ER SO BB IBB HBP BLK WP HR S P ERA WHIP																				
26 Mike Foltyniewicz, R ERA: 3.38 51 Shane Bieber, R ERA: 3.77 58 Dan Winkler, R ERA: 4.91 Aaron Blair, R ERA: 5.59 Phil Pileler, L ERA: 4.5	2.0 L 14 8 6 6 3 1 0 0 0 0 0 2 19 23 27.00 4.500	2.2 13 5 2 2 3 1 0 0 0 0 0 2 19 23 6.75 2.250	1.1 6 0 0 0 2 2 0 0 0 0 0 0 8 16 0.00 1.500	1.0 7 3 2 2 0 1 0 0 0 0 0 0 6 10 18.00 4.000	1.0 4 1 0 0 1 0 0 0 0 0 0 0 6 6 0.00 1.000																

Batter	1	2	3	4	5	6	7	8	9	AB	R	H	RBI	BB	SO	LOB	TOP					
26 Adam Frazier, L (1, 10) OBP: 0.455, SLG: 0.500										3	1	1	0	1	1	3	Pittsburgh Pirates @ Detroit Tigers Comerica Park, Detroit, MI Sun Apr 01 2018, 1:11 PM - 3:40 PM EDT Att: 14,868 - Sunny - 36 F					
5 Josh Harrison, R (1, 4) OBP: 0.394, SLG: 0.222										4	0	0	0	0	1	4						
25 Gregory Polanco, L (1, 9) OBP: 0.600, SLG: 1.125										3	0	1	1	1	1	0						
55 Josh Bell, S (1, 3) OBP: 0.455, SLG: 0.600										4	0	2	0	0	0	0						
12 Corey Dickerson, L (1, 7) OBP: 0.100, SLG: 0.100											4	0	0	0	0	3						
6 Starling Marte, R (1, 8) OBP: 0.444, SLG: 0.625										3	0	1	0	0	0	0						
29 Francisco Cervelli, R (1, 2) OBP: 0.222, SLG: 0.333										3	0	0	0	0	0	1						
19 Colin Moran, L (1, 5) OBP: 0.111, SLG: 0.222										3	0	1	0	0	0	1						
10 Jordy Mercer, R (1, 6) OBP: 0.333, SLG: 0.143										1	0	0	0	1	1							
Inning Stats	R: 1 H: 1 E: 0 K: 0 S: 5	H: 1 LOB: 0 BB: 1 P: 13	R: 0 H: 0 E: 0 K: 0 S: 6	H: 0 LOB: 0 BB: 0 P: 11	R: 0 H: 1 E: 0 K: 1 S: 6	H: 1 LOB: 1 BB: 0 P: 8	R: 0 H: 1 E: 0 K: 1 S: 8	H: 1 LOB: 0 BB: 0 P: 15	R: 0 H: 0 E: 0 K: 0 S: 9	H: 0 LOB: 0 BB: 0 P: 10	R: 0 H: 0 E: 0 K: 0 S: 6	H: 0 LOB: 0 BB: 1 P: 13	R: 0 H: 0 E: 0 K: 0 S: 5	H: 1 LOB: 1 BB: 0 P: 5	R: 0 H: 1 E: 0 K: 1 S: 11	H: 2 LOB: 2 BB: 1 P: 15		R: 0 H: 2 E: 0 K: 1 S: 12	H: 2 LOB: 2 BB: 1 P: 23	1B: 3 2B: 4 3B: 0 HR: 0	SF: 0 SAC: 0 DP: 3 HBP: 1	WP: 0 PB: 0 SB: 0 CS: 1
PITCHER	IP WLS BF H R ER SO BB IBB HBP BLK WP HR S P ERA WHIP	8.0 L 28 4 1 1 3 2 0 1 0 0 0 56 90 1.12 0.750	1.0 5 2 0 0 1 1 0 0 0 0 0 12 23 0.00 3.000																			

AB	28
R	1
H	6
RBI	1
BB	3
SO	4
LOB	13

Batter	1	2	3	4	5	6	7	8	9	AB	R	H	RBI	BB	SO	LOB	BOTTOM					
12 Leonys Martin, L (1, 8) OBP: 0.273, SLG: 0.222										3	0	0	0	1	0	0	Pittsburgh Pirates @ Detroit Tigers Comerica Park, Detroit, MI Sun Apr 01 2018, 1:11 PM - 3:40 PM EDT Att: 14,868 - Sunny - 36 F					
46 Jeimer Candelario, S (1, 5) OBP: 0.455, SLG: 0.143										3	0	0	0	1	0	2						
24 Miguel Cabrera, R (1, 3) OBP: 0.273, SLG: 0.300										4	0	0	0	0	1	1						
9 Nick Castellanos, R (1, 9) OBP: 0.545, SLG: 0.500										2	0	1	0	2	1	0						
41 Victor Martinez, S (1, 10) OBP: 0.333, SLG: 0.222										4	0	0	0	0	1	3						
55 John Hicks, R (1, 2) OBP: 0.200, SLG: 0.222										2	0	0	0	1	1	1						
8 Mikel Mahtook, R (1, 7) OBP: 0.200, SLG: 0.222										2	0	0	0	1	0	2						
1 Jose Iglesias, R (1, 6) OBP: 0.200, SLG: 0.222										3	0	0	0	0	0	3						
49 Dixon Machado, R (1, 4) OBP: 0.333, SLG: 0.556										3	0	1	0	0	1	1						
Inning Stats	R: 0 H: 0 E: 0 K: 0 S: 7	H: 0 LOB: 0 BB: 1 P: 15	R: 0 H: 0 E: 0 K: 0 S: 5	H: 0 LOB: 0 BB: 1 P: 11	R: 0 H: 0 E: 0 K: 1 S: 6	H: 0 LOB: 1 BB: 1 P: 13	R: 0 H: 0 E: 0 K: 0 S: 5	H: 0 LOB: 0 BB: 0 P: 7	R: 0 H: 0 E: 0 K: 0 S: 13	H: 0 LOB: 2 BB: 2 P: 28	R: 0 H: 0 E: 0 K: 0 S: 6	H: 0 LOB: 0 BB: 0 P: 11	R: 0 H: 1 E: 0 K: 1 S: 9	H: 1 LOB: 0 BB: 0 P: 11	R: 0 H: 1 E: 0 K: 0 S: 11	H: 1 LOB: 2 BB: 1 P: 17		R: 0 H: 0 E: 0 K: 3 S: 10	H: 0 LOB: 0 BB: 0 P: 14	1B: 1 2B: 2 3B: 0 HR: 0	SF: 0 SAC: 0 DP: 3 HBP: 0	WP: 0 PB: 0 SB: 0 CS: 1
PITCHER	IP WLS BF H R ER SO BB IBB HBP BLK WP HR S P ERA WHIP	6.0 W 20 4 1 0 0 1 5 0 0 0 0 0 9 11 0.00 0.833	1.0 H 4 1 0 0 1 0 0 0 0 0 0 0 9 11 0.00 1.000	1.0 H 5 1 0 0 0 1 0 0 0 0 0 0 11 17 0.00 2.000	1.0 S 3 0 0 0 3 0 0 0 0 0 0 10 14 0.00 0.000																	

AB	26
R	0
H	2
RBI	0
BB	6
SO	5
LOB	13

Batter	1	2	3	4	5	6	7	8	9	AB R H RBI BB SO LOB	TOP							
5 Josh Harrison, R OBP: 0.438, SLG: 0.643	1-1 55 1B		2-2 1-H HR		1-2 10 SF7 29 WP 2B		F9		1-1 P3	5 2 3 2 0 0 0	Pittsburgh Pirates @ Detroit Tigers Comerica Park, Detroit, MI Sun Apr 01 2018, 6:11 PM - 9:24 PM EDT Att: 18,438 - Cloudy - 40 F							
10 Jordy Mercer, R OBP: 0.214, SLG: 0.091	1-2 SAFE L7		2-1 F8		0-1 SF7		F9		3-2 F8	4 0 0 1 0 0 1								
6 Starling Marte, R OBP: 0.429, SLG: 0.750	1-3 K		0-1 HR		4-2 29 WP 29 1B 55 S BB		L8		3-1 P6	4 2 1 1 1 1 1								
55 Josh Bell, S OBP: 0.467, SLG: 0.538	3-2 1B		4-1 29 CS BB		3-3 K		K		2-3 K	3 0 1 0 1 2 2								
29 Francisco Cervelli, R OBP: 0.231, SLG: 0.308	2-1 F7		3-3 K		2-1 23 HR 1B		P3		1-2 P3	4 1 1 1 0 1 4								
23 David Freese, R OBP: 0.500, SLG: 1.250		1-2 G5-3		3-2 K		0-0 HR		0-1 32 FC6-4 1B		4 1 2 2 0 1 0								
25 Gregory Polanco, L OBP: 0.429, SLG: 0.750		3-3 K		2-3 K		2-2 P6		2-2 F9		4 0 0 0 0 2 1								
3 Sean Rodriguez, R OBP: 0.214, SLG: 0.091		3-2 L7		1-3 K		3-3 K		0-0 P1		4 0 0 0 0 2 1								
32 Elias Diaz, R OBP: 0.500, SLG: 0.500			0-1 5 HR 1B		1-2 5 2B 10 SF7 1B		K2-3		0-1 FC6-4	4 2 2 0 0 1 1								
Inning Stats	R: 0 H: 2 E: 0 K: 1 S: 14	H: 0 R: 0 ER: 0 LOB: 0 P: 18	R: 3 H: 3 E: 0 K: 1 S: 18	H: 3 R: 1 ER: 0 LOB: 1 P: 29	R: 0 H: 0 E: 0 K: 3 S: 10	H: 0 R: 0 ER: 0 LOB: 0 P: 16	R: 5 H: 4 E: 0 K: 1 S: 20	H: 4 R: 0 ER: 0 LOB: 0 P: 33	R: 0 H: 0 E: 0 K: 2 S: 7	H: 0 R: 0 ER: 0 LOB: 0 P: 13	R: 0 H: 1 E: 0 K: 0 S: 8	H: 1 R: 0 ER: 0 LOB: 1 P: 10	R: 0 H: 0 E: 0 K: 0 S: 8	H: 0 R: 0 ER: 0 LOB: 0 P: 15	1B: 6 2B: 2 3B: 0 HR: 3	SF: 1 SAC: 0 DP: 1 HBP: 0	WP: 2 PB: 0 SB: 1 CS: 1	PA: 39
PITCHER	IP WLS BF H R ER SO BB IBB HBP BLK WP HR S P ERA WHIP											IP WLS BF H R ER SO BB IBB HBP BLK WP HR S P ERA WHIP						
31 Ryan Carpenter, L ERA: 9.0	3.0		5 3 3 3	1 0 0 0	0 2 43 69	9.00 2.000												
45 Buck Farmer, R ERA: 22.5	2.0	L 11	4 5 5 4	1 0 0 0	1 1 30 49	22.50 2.500												
54 Drew VerHagen, R ERA: 9.0	2.0		7 0 0 3	0 0 0 0	1 0 18 31	0.00 0.000												
53 Warwick Saupold, R ERA: 9.0	1.0		4 1 0 0	0 0 0 0	0 0 8 10	0.00 1.000												
77 Jose Jiménez, R ERA: 9.0	1.0		3 0 0 0	0 0 0 0	0 0 8 15	0.00 0.000												

Batter	1	2	3	4	5	6	7	8	9	AB R H RBI BB SO LOB	BOTTOM									
49 Dixon Machado, R OBP: 0.286, SLG: 0.500	0-0 G6-3		3-1 F9		1-0 G6-3		1-3 K		2-2 24 2B 2B	5 1 1 1 0 1 0	Pittsburgh Pirates @ Detroit Tigers Comerica Park, Detroit, MI Sun Apr 01 2018, 6:11 PM - 9:24 PM EDT Att: 18,438 - Cloudy - 40 F									
46 Jeimer Candelario, S OBP: 0.375, SLG: 0.933	3-2 G6-3		1-2 G1-3		3-2 L9		0-0 3B		0-3 K	5 0 1 0 0 1 1										
24 Miguel Cabrera, R OBP: 0.438, SLG: 0.786	1-2 9 1B 2B		0-3 K		1-1 HR		4-2 9 FC6-4 BB		1-0 2B	4 2 3 2 1 1 0										
9 Nick Castellanos, R OBP: 0.500, SLG: 0.615	0-0 28 2B 1B			1-0 34 1B 3B		3-3 K		1-0 FC6-4		5 2 2 1 0 2 3										
28 Niko Goodrum, S OBP: 0.400, SLG: 0.600	2-2 2B		3-3 K		0-0 21 1B 1B		2-1 G4-3		2-2 F9	5 0 2 1 0 1 2										
34 James McCann, R OBP: 0.455, SLG: 0.444	0-0 F9		1-0 1B		1-0 P5		4-0 BB			3 0 1 1 1 0 2										
21 JaCoby Jones, R OBP: 0.571, SLG: 0.500		1-0 G6-3		0-3 K		0-0 1B		0-2 L9		4 0 1 0 0 1 2										
1 Jose Iglesias, R OBP: 0.143, SLG: 0.154		1-0 L9		1-2 G4-3		0-2 K		1-2 G6-3		4 0 0 0 0 1 4										
22 Victor Reyes, S OBP: 0.231, SLG: 0.250		2-2 L7			1-2 G6-3		3-3 K		0-0 49 2B 1B	1 0 0 0 0 0 0										
Inning Stats	R: 2 H: 3 E: 0 K: 0 S: 13	H: 0 R: 0 ER: 0 LOB: 0 P: 9	R: 0 H: 0 E: 0 K: 1 S: 8	H: 0 R: 1 ER: 0 LOB: 0 P: 12	R: 1 H: 2 E: 0 K: 2 S: 12	H: 2 R: 0 ER: 0 LOB: 1 P: 18	R: 0 H: 0 E: 0 K: 0 S: 9	H: 0 R: 0 ER: 0 LOB: 0 P: 14	R: 1 H: 3 E: 0 K: 2 S: 11	H: 3 R: 0 ER: 0 LOB: 2 P: 16	R: 0 H: 1 E: 0 K: 2 S: 12	H: 1 R: 0 ER: 0 LOB: 1 P: 21	R: 0 H: 0 E: 0 K: 0 S: 9	H: 0 R: 0 ER: 0 LOB: 1 P: 16	R: 2 H: 3 E: 0 K: 2 S: 16	H: 3 R: 0 ER: 0 LOB: 1 P: 23	1B: 5 2B: 4 3B: 0 HR: 1	SF: 0 SAC: 0 DP: 0 HBP: 0	WP: 0 PB: 0 SB: 0 CS: 0	PA: 41
PITCHER	IP WLS BF H R ER SO BB IBB HBP BLK WP HR S P ERA WHIP											IP WLS BF H R ER SO BB IBB HBP BLK WP HR S P ERA WHIP								
39 Chad Kuhl, R ERA: 6.35	5.2	W 25	8 4 4 4	0 0 0 0	0 0 3 3	0.00 0.000														
37 Edgar Santana, R ERA: 6.35	0.1	H 1	0 0 0 1	0 0 0 0	0 0 3 3	0.00 0.000														
24 Tyler Glasnow, R ERA: 18.0	2.0		9 1 0 2	2 0 0 0	0 0 21 37	0.00 1.500														
66 Dovydas Neverauskas, R ERA: 18.0	0.0		2 2 2 0	0 0 0 0	0 0 5 7	= =														
73 Felipe Vázquez, L ERA: 13.5	1.0	S 4	1 0 0 2	0 0 0 0	0 0 11 16	0.00 1.000														

Batter	1	2	3	4	5	6	7	8	9	AB R H RBI BB SO LOB	TOP									
25 Jon Jay, L OBP: 0.397, SLG: 0.250										3 0 0 0 1 1 0	Kansas City Royals @ Detroit Tigers Comerica Park, Detroit, MI Mon Apr 02 2018, 1:14 PM - 3:58 PM EDT Att: 15,476 - Sunny - 36 F									
15 Whit Merrifield, R OBP: 0.296, SLG: 0.167										4 0 1 0 0 0 1										
8 Mike Moustakas, L OBP: 0.308, SLG: 0.500										4 0 0 0 0 1 2										
21 Lucas Duda, L OBP: 0.273, SLG: 0.500										3 0 0 0 0 0 1										
19 Chester Culbert, R OBP: 0.556, SLG: 0.500										1 0 1 0 0 0 0										
16 Paulo Orlando, R OBP: 0.125, SLG: 0.125										4 0 1 0 0 0 1										
12 Jorge Soler, R OBP: 0.200, SLG: 0.333										3 0 0 0 1 1 2										
4 Alex Gordon, L OBP: 0.182, SLG: 0.273										3 0 0 0 0 1 2										
2 Alcides Escobar, R OBP: 0.273, SLG: 0.500									3 1 2 0 0 0 1											
9 Drew Butera, R OBP: 0.200, SLG: 0.333									2 0 0 1 0 0 1											
Inning Stats	R: 0 E: 0 K: 1 S: 10	H: 0 LOB: 1 BB: 1 P: 18	R: 0 E: 0 K: 0 S: 6	H: 1 LOB: 1 BB: 0 P: 10	R: 1 E: 0 K: 0 S: 10	H: 1 LOB: 0 BB: 0 P: 13	R: 0 E: 0 K: 0 S: 7	H: 0 LOB: 0 BB: 0 P: 12	R: 0 E: 0 K: 2 S: 9	H: 1 LOB: 1 BB: 0 P: 15	R: 0 E: 0 K: 0 S: 8	H: 1 LOB: 1 BB: 0 P: 14	R: 0 E: 0 K: 1 S: 8	H: 0 LOB: 0 BB: 0 P: 13	R: 0 E: 0 K: 0 S: 10	H: 1 LOB: 1 BB: 0 P: 19	1B: 3 2B: 2 3B: 1 HR: 0	SF: 1 SAC: 0 DP: 1 HBP: 0	WP: 1 PB: 0 SB: 0 CS: 1	PA: 33
PITCHER	IP WLS BF H R ER SO BB IBB HBP BLK WP HR S P ERA WHIP											PITCHER	IP WLS BF H R ER SO BB IBB HBP BLK WP HR S P ERA WHIP							
38 Francisco Lirio, L ERA: 1.35	(1, 1) 6.2 W 25 4 1 1 3 2 0 0 0 0 1 0 56 94 1.35 0.900																			
77 Joe Jimenez, R ERA:	(7, 1) 0.2 2 0 0 0 0 0 0 0 0 0 0 0 7 12 0.00 0.000																			
68 Daniel Stumpf, L ERA:	(8, 1) 0.2 2 0 0 0 0 1 0 0 0 0 0 0 5 7 0.00 0.000																			
53 Warwick Saupold, R ERA:	(9, 1) 1.0 4 1 0 0 0 0 0 0 0 0 0 0 0 10 19 0.00 1.000																			


Batter	1	2	3	4	5	6	7	8	9	AB R H RBI BB SO LOB	BOTTOM									
12 Leonys Martin, L OBP: 0.375, SLG: 0.308										4 1 2 0 1 1 0	Kansas City Royals @ Detroit Tigers Comerica Park, Detroit, MI Mon Apr 02 2018, 1:14 PM - 3:58 PM EDT Att: 15,476 - Sunny - 36 F									
46 Jeimer Candelario, S OBP: 0.333, SLG: 0.353										5 1 1 0 0 2 3										
24 Miguel Cabrera, R OBP: 0.450, SLG: 0.706										3 1 1 1 1 0 0										
9 Nick Castellanos, R OBP: 0.500, SLG: 0.706										4 2 2 1 0 0 2										
41 Victor Martinez, S OBP: 0.167, SLG: 0.273										3 0 2 3 0 0 2										
34 James McCann, R OBP: 0.400, SLG: 0.385										4 0 1 1 0 0 2										
8 Mookie Betts, R OBP: 0.235, SLG: 0.290										3 0 0 0 1 1 3										
28 Niko Goodrum, S OBP: 0.222, SLG: 0.333										4 0 0 0 0 1 4										
49 Dixon Machado, R OBP: 0.278, SLG: 0.444										4 1 1 0 0 1 0										
Inning Stats	R: 0 E: 0 K: 1 S: 12	H: 0 LOB: 0 BB: 0 P: 15	R: 0 E: 0 K: 0 S: 6	H: 1 LOB: 2 BB: 1 P: 9	R: 1 E: 0 K: 1 S: 15	H: 2 LOB: 2 BB: 1 P: 24	R: 0 E: 0 K: 1 S: 8	H: 0 LOB: 0 BB: 0 P: 11	R: 4 E: 1 K: 0 S: 20	H: 4 LOB: 2 BB: 1 P: 29		R: 0 E: 0 K: 0 S: 7	H: 0 LOB: 0 BB: 0 P: 12	R: 1 E: 0 K: 0 S: 18	H: 2 LOB: 1 BB: 0 P: 27	R: 0 E: 0 K: 3 S: 14	H: 1 LOB: 1 BB: 0 P: 16	1B: 7 2B: 2 3B: 1 HR: 0	SF: 1 SAC: 0 DP: 0 HBP: 0	WP: 0 PB: 0 SB: 0 CS: 0
PITCHER	IP WLS BF H R ER SO BB IBB HBP BLK WP HR S P ERA WHIP											PITCHER	IP WLS BF H R ER SO BB IBB HBP BLK WP HR S P ERA WHIP							
39 Jason Hammel, R ERA: 9.0	(1, 1) 5.0 L 26 7 0 0 0 0 1 2 0 0 0 0 0 7 88 9.00 1.600																			
56 Brad Keller, R ERA:	(6, 1) 1.0 3 0 0 0 0 0 0 0 0 0 0 0 7 12 0.00 0.000																			
51 Blaine Boyer, R ERA: 18.0	(7, 1) 1.0 5 2 1 1 0 0 0 0 0 0 0 0 18 27 9.00 2.000																			
40 Kelvin Herrera, R ERA:	(8, 1) 1.0 4 1 0 0 3 0 0 0 0 0 0 0 14 16 0.00 1.000																			


AB	30
R	1
H	5
RBI	1
BB	2
SO	4
LOB	11



AB	34
R	6
H	10
RBI	6
BB	3
SO	6
LOB	16



Batter	1	2	3	4	5	6	7	8	9	AB	R	H	RBI	BB	SO	LOB	TOP								
25 Jon Jay, L (1, 10) OBP: 0.389, SLG: 0.267	L9		P6			15 1B		BB		3	0	1	0	1	0	1	Kansas City Royals @ Detroit Tigers Comerica Park, Detroit, MI Tue Apr 03 2018, 1:11 PM - 3:28 PM EDT Att: 15,083 - Overcast - 40 F								
15 Whit Merrifield, R (1, 4) OBP: 0.276, SLG: 0.188	L9		F8			1B		F7		4	0	1	0	0	0	2									
8 Mike Moustakas, L (1, 5) OBP: 0.294, SLG: 0.438	G3-1					F9				4	0	1	0	0	0	2									
19 Cheslor Cuthbert, R (1, 3) OBP: 0.462, SLG: 0.500		16 12 SF7				F8				4	1	1	0	0	0	3									
16 Paulo Orlando, R (1, 8) OBP: 0.083, SLG: 0.083	L8					P6				4	0	0	0	0	0	1									
12 Jorge Soler, R (1, 9) OBP: 0.276, SLG: 0.188										2	0	0	1	0	0	0									
4 Alex Gordon, L (1, 7) OBP: 0.143, SLG: 0.214										3	0	0	0	0	1	0									
2 Alcides Escobar, R (1, 6) OBP: 0.286, SLG: 0.462										3	0	1	0	0	2	0									
36 Cam Gallagher, R (1, 2) OBP: 0.276, SLG: 0.188										3	0	0	0	0	0	1									
Inning Stats	R: 0 E: 0 K: 0 S: 7	H: 0 LOB: 0 BB: 0 P: 10	R: 1 E: 0 K: 0 S: 8	H: 1 LOB: 0 BB: 0 P: 15	R: 0 E: 0 K: 0 S: 14	H: 1 LOB: 1 BB: 0 P: 20	R: 0 E: 0 K: 0 S: 9	H: 0 LOB: 0 BB: 0 P: 16	R: 0 E: 0 K: 1 S: 7	H: 0 LOB: 0 BB: 0 P: 10	R: 0 E: 0 K: 1 S: 11	H: 2 LOB: 2 BB: 0 P: 17	R: 0 E: 0 K: 1 S: 9	H: 0 LOB: 0 BB: 0 P: 12	R: 0 E: 0 K: 1 S: 7	H: 0 LOB: 1 BB: 1 P: 13	R: 0 E: 0 K: 0 S: 6	H: 1 LOB: 0 BB: 0 P: 9	1B: 4 2B: 1 3B: 0 HR: 0	SF: 1 SAC: 0 DP: 1 HBP: 0	WP: 0 PB: 0 SB: 0 CS: 0	PA: 32			
PITCHER	IP	WLS	BF	H	R	ER	SO	BB	IBB	HBP	BLK	WP	HR	S	P	ERA	WHIP								
48 Matthew Boyd, L (1, 1) ERA: 1.5	6.0	L	22	4	1	1	1	0	0	0	0	0	0	56	88	1.50	0.667								
30 Alex Wilson, R (7, 1) ERA: 5.09	1.2		5	0	0	0	2	0	0	0	0	0	0	13	18	0.00	0.000								
68 Daniel Stumpf, L (8, 1) ERA: 6.00	0.1		3	1	0	0	0	1	0	0	0	0	0	5	10	0.00	6.000								
54 Drew VerHagen, R (9, 1) ERA: 6.0	1.0		2	0	0	0	0	0	0	0	0	0	0	4	6	0.00	0.000								

Batter	1	2	3	4	5	6	7	8	9	AB	R	H	RBI	BB	SO	LOB	BOTTOM								
12 Leonys Martin, L (1, 8) OBP: 0.300, SLG: 0.235	K		K			P6		F7		4	0	0	0	0	2	2	Kansas City Royals @ Detroit Tigers Comerica Park, Detroit, MI Tue Apr 03 2018, 1:11 PM - 3:28 PM EDT Att: 15,083 - Overcast - 40 F								
46 Jaimer Candelario, S (1, 5) OBP: 0.330, SLG: 0.333	G3					K				4	0	1	0	0	2	0									
24 Miguel Cabrera, R (1, 3) OBP: 0.375, SLG: 0.571	G6-3					G5-3				4	0	0	0	0	1	2									
9 Nick Castellanos, R (1, 9) OBP: 0.417, SLG: 0.571										4	0	0	0	0	2	0									
41 Victor Martinez, S (1, 10) OBP: 0.200, SLG: 0.286										3	0	1	0	0	0	1									
34 James McCann, R (1, 2) OBP: 0.333, SLG: 0.313										3	0	0	0	0	0	2									
8 Mikel Mahtook, R (1, 7) OBP: 0.250, SLG: 0.222										3	0	1	0	0	1	1									
1 Jose Iglesias, R (1, 6) OBP: 0.118, SLG: 0.125										3	0	0	0	0	0	1									
49 Dixon Machado, R (1, 4) OBP: 0.286, SLG: 0.400										2	0	0	0	1	0	1									
Inning Stats	R: 0 E: 0 K: 1 S: 7	H: 0 LOB: 0 BB: 0 P: 11	R: 0 E: 0 K: 1 S: 11	H: 1 LOB: 1 BB: 0 P: 14	R: 0 E: 0 K: 2 S: 15	H: 1 LOB: 2 BB: 1 P: 23	R: 0 E: 1 K: 0 S: 5	H: 0 LOB: 0 BB: 0 P: 7	R: 0 E: 0 K: 1 S: 8	H: 0 LOB: 0 BB: 0 P: 12	R: 0 E: 0 K: 1 S: 6	H: 0 LOB: 0 BB: 0 P: 7	R: 0 E: 0 K: 0 S: 8	H: 0 LOB: 0 BB: 0 P: 10	R: 0 E: 0 K: 0 S: 6	H: 1 LOB: 1 BB: 0 P: 9	R: 0 E: 0 K: 2 S: 8	H: 0 LOB: 0 BB: 0 P: 11	1B: 3 2B: 1 3B: 0 HR: 0	SF: 0 SAC: 0 DP: 1 HBP: 0	WP: 0 PB: 0 SB: 0 CS: 0	PA: 31			
PITCHER	IP	WLS	BF	H	R	ER	SO	BB	IBB	HBP	BLK	WP	HR	S	P	ERA	WHIP								
65 Jakob Junis, R (1, 1) ERA: 3.86	7.0	W	25	3	0	0	0	1	0	0	0	0	0	4	6	0.00	0.571								
52 Justin Grimm, R (8, 1) ERA: 3.86	1.0	H	3	0	0	0	0	0	0	0	0	0	0	4	6	0.00	0.000								
40 Kelvin Herrera, R (9, 1) ERA: 3.86	1.0	S	3	0	0	0	2	0	0	0	0	0	0	8	11	0.00	0.000								


Batter	1	2	3	4	5	6	7	8	9	AB	R	H	RBI	BB	SO	LOB	TOP										
12 Leonys Martin, L OBP: 0.343, SLG: 0.267	1-0 24 PB 46 S SF8 1B		1-0 1B		4-1 1-2 BB			1-0 F9		3	1	2	0	1	0	0	DETROIT TIGERS @ CHICAGO WHITE SOX Guaranteed Rate Field, Chicago, IL Sun Apr 08 2018, 1:13 PM - 3:51 PM CDT Att. 11,131 - Sunny - 36 F										
46 Jeimer Candelario, S OBP: 0.300, SLG: 0.299	0-3 K2-3		1-0 G4-3		0-1 G5-3			2-1 G3		4	0	0	0	0	1	3											
24 Miguel Cabrera, R OBP: 0.353, SLG: 0.483	2-0 SF8 2H			2-3 K			0-0 F8			3	0	0	1	0	2	0											
9 Nick Castellanos, R OBP: 0.395, SLG: 0.500	1-0 F8			2-2 F9			1-2 L1			4	0	0	0	0	1	0											
28 Niko Goodrum, S OBP: 0.333, SLG: 0.500	1-2 G4-3			4-2 BB			4-2 BB			2	0	0	0	2	1	0											
8 Mikie Mahtook, R OBP: 0.241, SLG: 0.200	1-3 K			4-2 BB			0-1 L7			3	0	0	0	1	2	1											
55 John Hicks, R (1, 2)				0-3 K						3	0	0	0	0	2	2											
1 Jose Iglesias, R OBP: 0.200, SLG: 0.115				0-0 G5-3			0-1 P6			3	0	0	0	0	0	0											
49 Dixon Machado, R OBP: 0.324, SLG: 0.469				1-2 P3			4-1 BB			2	0	0	0	1	0	0											
Inning Stats	R: 1 E: 0 K: 1 S: 7	H: 1 LOB: 0 BB: 0 P: 11	R: 0 E: 0 K: 2 S: 10	H: 0 LOB: 0 BB: 0 P: 12	R: 0 E: 0 K: 0 S: 6	H: 1 LOB: 1 BB: 0 P: 9	R: 0 E: 0 K: 2 S: 15	H: 0 LOB: 2 BB: 2 P: 27	R: 0 E: 0 K: 0 S: 6	H: 0 LOB: 1 BB: 2 P: 14	R: 0 E: 0 K: 0 S: 8	H: 0 LOB: 0 BB: 1 P: 13	R: 0 E: 0 K: 0 S: 3	H: 0 LOB: 0 BB: 0 P: 5	R: 0 E: 0 K: 1 S: 8	H: 0 LOB: 0 BB: 0 P: 12		R: 0 E: 0 K: 3 S: 9	H: 0 LOB: 0 BB: 0 P: 14	1B: 2 2B: 0 3B: 0 HR: 0	SF: 1 SAC: 0 DP: 0 HBP: 0	WP: 0 PB: 1 CS: 1	PA: 33				
PITCHER	IP	WLS	BF	H	R	ER	SO	BB	IBB	HBP	BLK	WP	HR	S	P	ERA	WHIP										
40 Reynaldo López, R ERA: 0.69	7.0	L	27	2	1	0	5	5	0	0	0	0	0	55	91	0.00	1.000										
70 Luis Avilán, L ERA: 3.39	0.2		2	0	0	0	0	0	0	0	0	0	0	3	6	0.00	0.000										
44 Bruce Rondón, R ERA:	1.1		4	0	0	0	4	0	0	0	0	0	0	14	20	0.00	0.000										

Batter	1	2	3	4	5	6	7	8	9	AB	R	H	RBI	BB	SO	LOB	BOTTOM										
10 Yoán Moncada, S OBP: 0.282, SLG: 0.324	1-2 L6		3-3 K		1-0 F8			0-3 K		4	0	0	0	0	2	1	DETROIT TIGERS @ CHICAGO WHITE SOX Guaranteed Rate Field, Chicago, IL Sun Apr 08 2018, 1:13 PM - 3:51 PM CDT Att. 11,131 - Sunny - 36 F										
26 Avisail García, R OBP: 0.351, SLG: 0.486	1-1 24 BB 79 HBP 1B		0-2 24 CS 1B				1-3 K			4	0	2	0	0	1	0											
79 José Abreu, R OBP: 0.333, SLG: 0.485	1-0 24 BB HBP		2-2 P4		0-2 F7					3	0	0	0	0	2												
24 Matt Davidson, R OBP: 0.400, SLG: 0.714	4-2 BB		3-3 K		2-3 K					3	0	0	0	1	3	1											
30 Nicky Delmonico, L OBP: 0.348, SLG: 0.263	0-2 L6			2-0 F9			4-0 BB			2	0	0	0	1	0	3											
21 Wellington Castillo, R OBP: 0.296, SLG: 0.538	3-2 G6-3			2-2 G6-3			2-2 G4-3			3	0	0	0	0	0	4											
28 Leury García, S OBP: 0.357, SLG: 0.333	2-1 F7			0-3 K2-3			1-1 L7			3	0	0	0	0	1	0											
7 Tim Anderson, R OBP: 0.364, SLG: 0.586	0-2 5 S 1B			1-2 F7			0-0 F8			3	0	1	0	0	0	0											
5 Yolmer Sánchez, S OBP: 0.387, SLG: 0.593	0-3 K			0-2 G3-1			3-2 K			3	0	0	0	0	2	1											
Inning Stats	R: 0 E: 0 K: 0 S: 14	H: 1 LOB: 3 BB: 1 P: 24	R: 0 E: 0 K: 2 S: 12	H: 1 LOB: 0 BB: 0 P: 17	R: 0 E: 0 K: 1 S: 11	H: 1 LOB: 1 BB: 0 P: 16	R: 0 E: 0 K: 1 S: 8	H: 0 LOB: 0 BB: 0 P: 12	R: 0 E: 0 K: 0 S: 7	H: 0 LOB: 0 BB: 0 P: 9	R: 0 E: 0 K: 2 S: 9	H: 0 LOB: 0 BB: 0 P: 12	R: 0 E: 0 K: 0 S: 6	H: 0 LOB: 1 BB: 1 P: 13	R: 0 E: 0 K: 2 S: 8	H: 0 LOB: 0 BB: 0 P: 11		R: 0 E: 1 K: 1 S: 11	H: 0 LOB: 0 BB: 0 P: 14	1B: 3 2B: 1 3B: 0 HR: 0	SF: 0 SAC: 0 DP: 3 HBP: 1	WP: 0 PB: 0 SB: 1 CS: 1	PA: 31				
PITCHER	IP	WLS	BF	H	R	ER	SO	BB	IBB	HBP	BLK	WP	HR	S	P	ERA	WHIP										
50 Mike Fiers, R ERA:	6.0	W	22	3	0	0	0	1	0	1	0	0	0	61	90	0.00	0.667										
30 Alex Wilson, R ERA: 4.7	0.2	H	2	0	0	0	0	1	0	0	0	0	0	4	10	0.00	1.500										
68 Daniel Stumpf, L ERA:	0.1	H	1	0	0	0	0	0	0	0	0	0	0	2	3	0.00	0.000										
77 Joe Jiménez, R ERA:	1.0	H	3	0	0	0	2	0	0	0	0	0	0	8	11	0.00	0.000										
61 Shane Greene, R ERA: 4.91	1.0	S	3	0	0	0	1	0	0	0	0	0	0	11	14	0.00	0.000										

AB	27
R	1
H	2
RBI	1
BB	5
SO	9
LOB	6



AB	28
R	0
H	3
RBI	0
BB	2
SO	9
LOB	12



Batter	1	2	3	4	5	6	7	8	9	AB	R	H	RBI	BB	SO	LOB	TOP				
12 Leonys Martin, L (1, 8) OBP: 0.342, SLG: 0.250 21 JaCoby Jones, R (9, FH) OBP: 0.538, SLG: 0.333	G6-3		P5			FC4-6 BB		G6-4-3 HBP		2	0	0	0	1	0	0					
46 Jeimer Candelario, S (1, 5) OBP: 0.273, SLG: 0.259	K			K		FC4-6 1-2		K		4	0	0	0	0	3	2					
24 Miguel Cabrera, R (1, 3) OBP: 0.316, SLG: 0.424	K			G4-3		L6		G6-4-3		4	0	0	0	0	1	2					
9 Nick Castellanos, R (1, 9) OBP: 0.390, SLG: 0.486		K						K		3	0	1	0	0	2	0					
41 Victor Martinez, S (1, 10) OBP: 0.357, SLG: 0.375								G3-1		3	0	1	0	0	1	1					
8 Mikie Mahtook, R (1, 7) OBP: 0.219, SLG: 0.179								F9		3	0	0	0	0	1	1					
34 James McCann, R (1, 2) OBP: 0.290, SLG: 0.222								K		3	0	0	0	0	3	1					
1 Jose Iglesias, R (1, 6) OBP: 0.182, SLG: 0.103				G4-3				G6-3		3	0	0	0	0	1	0					
49 Dixon Machado, R (1, 4) OBP: 0.297, SLG: 0.429								G5-3		3	0	0	0	0	2	0					
Inning Stats	R: 0 H: 0 E: 0 K: 2 S: 9	H: 0 LOB: 0 BB: 0 P: 13	R: 0 H: 1 E: 0 K: 2 S: 8	H: 1 LOB: 1 BB: 0 P: 11	R: 0 H: 0 E: 0 K: 1 S: 8	H: 0 LOB: 0 BB: 0 P: 9	R: 0 H: 1 E: 0 K: 2 S: 11	H: 1 LOB: 1 BB: 0 P: 14	R: 0 H: 0 E: 0 K: 3 S: 10	H: 0 LOB: 0 BB: 1 P: 15	R: 0 H: 0 E: 0 K: 1 S: 8	H: 0 LOB: 0 BB: 0 P: 12	R: 0 H: 0 E: 0 K: 2 S: 10	H: 0 LOB: 0 BB: 0 P: 13	R: 0 H: 0 E: 0 K: 1 S: 6	H: 0 LOB: 0 BB: 0 P: 9	1B: 2 2B: 0 3B: 0 HR: 0	SF: 0 SAC: 0 DP: 1 HBP: 1	WP: 0 PB: 0 SB: 0 CS: 0	PA: 30	
PITCHER	IP WLS BF H R ER SO BB IBB HBP BLK WP HR S P ERA WHIP	IP WLS BF H R ER SO BB IBB HBP BLK WP HR S P ERA WHIP	IP WLS BF H R ER SO BB IBB HBP BLK WP HR S P ERA WHIP	IP WLS BF H R ER SO BB IBB HBP BLK WP HR S P ERA WHIP	IP WLS BF H R ER SO BB IBB HBP BLK WP HR S P ERA WHIP	IP WLS BF H R ER SO BB IBB HBP BLK WP HR S P ERA WHIP	IP WLS BF H R ER SO BB IBB HBP BLK WP HR S P ERA WHIP	IP WLS BF H R ER SO BB IBB HBP BLK WP HR S P ERA WHIP	IP WLS BF H R ER SO BB IBB HBP BLK WP HR S P ERA WHIP	IP WLS BF H R ER SO BB IBB HBP BLK WP HR S P ERA WHIP	IP WLS BF H R ER SO BB IBB HBP BLK WP HR S P ERA WHIP	IP WLS BF H R ER SO BB IBB HBP BLK WP HR S P ERA WHIP	IP WLS BF H R ER SO BB IBB HBP BLK WP HR S P ERA WHIP	IP WLS BF H R ER SO BB IBB HBP BLK WP HR S P ERA WHIP	IP WLS BF H R ER SO BB IBB HBP BLK WP HR S P ERA WHIP	IP WLS BF H R ER SO BB IBB HBP BLK WP HR S P ERA WHIP	IP WLS BF H R ER SO BB IBB HBP BLK WP HR S P ERA WHIP	IP WLS BF H R ER SO BB IBB HBP BLK WP HR S P ERA WHIP	IP WLS BF H R ER SO BB IBB HBP BLK WP HR S P ERA WHIP	IP WLS BF H R ER SO BB IBB HBP BLK WP HR S P ERA WHIP	
28 Corey Kluber, R (1, 1) ERA: 1.57 24 Andrew Miller, L (9, 1) ERA:	8.0 W 27 2 0 0 13 1 0 0 0 0 0 6 103 0.00 0.375	1.0 S 3 0 0 0 1 0 0 1 0 0 0 6 9 0.00 0.000																			

Detroit Tigers @ Cleveland Indians
Progressive Field, Cleveland, OH
Mon Apr 09 2018, 6:12 PM - 8:50 PM EDT
Att: 9,843 - Clear - 33 F

AB 28
R 0
H 2
RBI 0
BB 1
SO 14
LOB 7



Batter	1	2	3	4	5	6	7	8	9	AB	R	H	RBI	BB	SO	LOB	BOTTOM				
12 Francisco Lindor, S (1, 6) OBP: 0.250, SLG: 0.200	F9			F8		K		K		4	0	0	0	0	2	1					
22 Jason Kipnis, L (1, 10) OBP: 0.214, SLG: 0.135	K							G4-3		3	0	0	0	1	2	0					
11 José Ramírez, S (1, 5) OBP: 0.256, SLG: 0.171	F9									2	0	1	0	2	0	0					
10 Edwin Encarnación, R (1, 3) OBP: 0.275, SLG: 0.429 17 Yonder Alonso, L (9, 3) OBP: 0.270, SLG: 0.394		F8						K		4	0	0	0	0	1	4					
6 Brandon Guyer, R (1, 9) OBP: 0.176, SLG: 0.294										0	0	0	0	0	0	0					
26 Rajai Davis, R (1, 7) OBP: 0.278, SLG: 0.353	F9									3	0	1	0	0	0	0					
7 Yan Gomes, R (1, 2) OBP: 0.259, SLG: 0.417										3	1	1	0	0	0	1					
4 Bradley Zimmer, L (1, 8) OBP: 0.233, SLG: 0.286										2	1	1	2	1	0	0					
9 Erik González, R (1, 4)										2	0	0	0	1	1	2					
Inning Stats	R: 0 H: 0 E: 0 K: 1 S: 7	H: 0 LOB: 0 BB: 0 P: 11	R: 0 H: 0 E: 0 K: 1 S: 8	H: 0 LOB: 0 BB: 0 P: 11	R: 0 H: 0 E: 0 K: 0 S: 6	H: 0 LOB: 0 BB: 0 P: 10	R: 0 H: 0 E: 0 K: 0 S: 8	H: 0 LOB: 1 BB: 2 P: 19	R: 2 H: 2 E: 0 K: 1 S: 12	H: 2 LOB: 1 BB: 1 P: 18	R: 0 H: 1 E: 0 K: 1 S: 18	H: 1 LOB: 1 BB: 0 P: 28	R: 0 H: 1 E: 0 K: 1 S: 10	H: 1 LOB: 1 BB: 1 P: 21	R: 0 H: 0 E: 0 K: 2 S: 11	H: 0 LOB: 1 BB: 1 P: 21	1B: 2 2B: 1 3B: 0 HR: 1	SF: 0 SAC: 0 DP: 1 HBP: 0	WP: 0 PB: 0 SB: 0 CS: 2	PA: 31	
PITCHER	IP WLS BF H R ER SO BB IBB HBP BLK WP HR S P ERA WHIP	IP WLS BF H R ER SO BB IBB HBP BLK WP HR S P ERA WHIP	IP WLS BF H R ER SO BB IBB HBP BLK WP HR S P ERA WHIP	IP WLS BF H R ER SO BB IBB HBP BLK WP HR S P ERA WHIP	IP WLS BF H R ER SO BB IBB HBP BLK WP HR S P ERA WHIP	IP WLS BF H R ER SO BB IBB HBP BLK WP HR S P ERA WHIP	IP WLS BF H R ER SO BB IBB HBP BLK WP HR S P ERA WHIP	IP WLS BF H R ER SO BB IBB HBP BLK WP HR S P ERA WHIP	IP WLS BF H R ER SO BB IBB HBP BLK WP HR S P ERA WHIP	IP WLS BF H R ER SO BB IBB HBP BLK WP HR S P ERA WHIP	IP WLS BF H R ER SO BB IBB HBP BLK WP HR S P ERA WHIP	IP WLS BF H R ER SO BB IBB HBP BLK WP HR S P ERA WHIP	IP WLS BF H R ER SO BB IBB HBP BLK WP HR S P ERA WHIP	IP WLS BF H R ER SO BB IBB HBP BLK WP HR S P ERA WHIP	IP WLS BF H R ER SO BB IBB HBP BLK WP HR S P ERA WHIP	IP WLS BF H R ER SO BB IBB HBP BLK WP HR S P ERA WHIP	IP WLS BF H R ER SO BB IBB HBP BLK WP HR S P ERA WHIP	IP WLS BF H R ER SO BB IBB HBP BLK WP HR S P ERA WHIP	IP WLS BF H R ER SO BB IBB HBP BLK WP HR S P ERA WHIP	IP WLS BF H R ER SO BB IBB HBP BLK WP HR S P ERA WHIP	
38 Francisco Liriano, L (1, 1) ERA: 2.13 45 Buck Farmer, R (7, 1) ERA: 16.88 54 Drew VerHagen, R (7, 1) ERA: 3.86	6.0 L 23 3 2 2 4 3 0 0 0 0 0 7 16 3.00 6.000	0.1 3 1 0 0 0 1 0 0 0 0 0 7 16 0.00 6.000	1.2 5 0 0 0 0 3 1 0 0 0 0 14 26 0.00 0.600																		

Detroit Tigers @ Cleveland Indians
Progressive Field, Cleveland, OH
Mon Apr 09 2018, 6:12 PM - 8:50 PM EDT
Att: 9,843 - Clear - 33 F

AB 26
R 2
H 4
RBI 2
BB 5
SO 7
LOB 9




Batter	1	2	3	4	5	6	7	8	9	AB	R	H	RBI	BB	SO	LOB	TOP					
12 Leonys Martin, L OBP: 0.356, SLG: 0.385										4	1	3	1	0	0	0	Detroit Tigers @ Cleveland Indians Progressive Field, Cleveland, OH Wed Apr 11 2018, 6:11 PM - 8:54 PM EDT Att: 10,872 - Cloudy - 54 F					
46 Jeimer Candelario, S OBP: 0.327, SLG: 0.359										3	0	0	0	1	1							
24 Miguel Cabrera, R OBP: 0.293, SLG: 0.366										4	0	0	0	0	0	2						
21 Jacoby Jones, R OBP: 0.500, SLG: 0.300										4	0	0	0	0	0	2						
9 Nick Castellanos, R OBP: 0.347, SLG: 0.409										4	0	0	0	0	0	2						
41 Victor Martinez, S OBP: 0.343, SLG: 0.310										2	0	0	0	1	0							
28 Niko Goodrum, S OBP: 0.280, SLG: 0.391										3	0	0	0	0	1							
34 James McCann, R OBP: 0.237, SLG: 0.176										3	0	0	0	0	1							
8 Mikie Mahtook, R OBP: 0.200, SLG: 0.161										3	0	0	0	0	1							
1 Jose Iglesias, R OBP: 0.167, SLG: 0.094										3	0	0	0	0	2							
Inning Stats	R: 0 E: 0 K: 0 S: 6	H: 1 LOB: 1 BB: 0 P: 6	R: 0 E: 0 K: 1 S: 8	H: 0 LOB: 0 BB: 0 P: 11	R: 0 E: 0 K: 1 S: 9	H: 1 LOB: 0 BB: 0 P: 15	R: 0 E: 0 K: 1 S: 10	H: 0 LOB: 0 BB: 0 P: 13	R: 0 E: 0 K: 1 S: 7	H: 0 LOB: 0 BB: 0 P: 8	R: 1 E: 0 K: 1 S: 9	H: 1 LOB: 0 BB: 0 P: 11	R: 0 E: 0 K: 0 S: 8	H: 0 LOB: 1 BB: 1 P: 14	R: 0 E: 0 K: 1 S: 10	H: 0 LOB: 2 BB: 0 P: 15	R: 0 E: 0 K: 0 S: 9	H: 0 LOB: 2 BB: 1 P: 17	1B: 1 2B: 1 3B: 0 HR: 1	SF: 0 SAC: 0 DP: 0 HBP: 0	WP: 0 PB: 0 SB: 0 CS: 1	PA: 32
PITCHER 59 Carlos Carrasco, R ERA: 3.48	IP: 9.0 WLS: W BF: 31 H: 3 R: 1 ER: 1 SO: 6 BB: 2 IBB: 0 HBP: 0 BLK: 0 WP: 0 HR: 1 S: 76 P: 110 ERA: 1.00 WHIP: 0.556																					

Batter	1	2	3	4	5	6	7	8	9	AB	R	H	RBI	BB	SO	LOB	BOTTOM					
12 Francisco Lindor, S OBP: 0.245, SLG: 0.224										5	0	2	1	0	0	1	Detroit Tigers @ Cleveland Indians Progressive Field, Cleveland, OH Wed Apr 11 2018, 6:11 PM - 8:54 PM EDT Att: 10,872 - Cloudy - 54 F					
22 Jason Kipnis, L OBP: 0.196, SLG: 0.152									5	1	1	0	0	2	4							
9 Enk González, R									0	0	0	0	0	0	0							
11 José Ramírez, S OBP: 0.300, SLG: 0.293										3	1	1	0	1	0	1						
23 Michael Brantley, L OBP: 0.316, SLG: 0.235									4	1	2	1	0	0	1							
10 Edwin Encarnación, R OBP: 0.255, SLG: 0.366										3	0	0	0	1	2	3						
17 Yonder Alonso, L OBP: 0.295, SLG: 0.368									2	1	1	2	2	0	0							
7 Yan Gomes, R OBP: 0.258, SLG: 0.393										4	1	1	0	0	2	4						
30 Tyler Naquin, L OBP: 0.316, SLG: 0.412									3	0	1	1	0	0	0							
6 Brandon Guyer, R OBP: 0.143, SLG: 0.228									1	0	0	0	0	0	0							
4 Bradley Zimmer, L OBP: 0.235, SLG: 0.281										4	0	1	0	0	0	2						
Inning Stats	R: 0 E: 0 K: 0 S: 10	H: 0 LOB: 1 BB: 1 P: 19	R: 0 E: 0 K: 2 S: 10	H: 0 LOB: 0 BB: 0 P: 16	R: 0 E: 0 K: 2 S: 6	H: 1 LOB: 1 BB: 0 P: 9	R: 0 E: 0 K: 2 S: 21	H: 6 LOB: 2 BB: 0 P: 32	R: 0 E: 0 K: 0 S: 7	H: 0 LOB: 0 BB: 2 P: 20	R: 0 E: 0 K: 0 S: 7	H: 0 LOB: 0 BB: 0 P: 9	R: 1 E: 0 K: 1 S: 11	H: 2 LOB: 2 BB: 1 P: 21	R: 0 E: 0 K: 1 S: 10	H: 1 LOB: 1 BB: 0 P: 14	R: 0 E: 0 K: 1 S: 10	H: 1 LOB: 1 BB: 0 P: 14	1B: 8 2B: 2 3B: 0 HR: 0	SF: 0 SAC: 0 DP: 0 HBP: 0	WP: 0 PB: 0 SB: 2 CS: 0	PA: 38
PITCHER 27 Jordan Zimmermann, R ERA: 8.18 44 Daniel Norris, L ERA: 7.11 54 Drew VerHagen, R ERA: 2.57 45 Buck Farmer, R ERA: 14.73 68 Daniel Stumpf, L ERA:	IP: 0.2 WLS: L BF: 17 H: 7 R: 4 ER: 4 SO: 3 BB: 1 IBB: 0 HBP: 0 BLK: 0 WP: 0 HR: 0 S: 39 P: 64 ERA: 12.00 WHIP: 2.667																					

Batter	1	2	3	4	5	6	7	8	9	AB	R	H	RBI	BB	SO	LOB	TOP										
11 Brett Gardner, L OBP: 0.381, SLG: 0.377	G4-3		F8														4 2 2 1 0 0 1										
99 Aaron Judge, R OBP: 0.470, SLG: 0.566	K		G6-4-3														4 1 1 1 1 1 2 3										
27 Giancarlo Stanton, R OBP: 0.319, SLG: 0.475	P2		FC6-5														5 0 0 0 0 0 2 5										
18 Didi Gregorius, L OBP: 0.433, SLG: 0.689		F8		G1-3	E4												3 0 0 1 1 0 0 0										
24 Gary Sánchez, R OBP: 0.157, SLG: 0.400				K	G5-3												5 1 1 0 0 0 2 4										
31 Aaron Hicks, S OBP: 0.042, SLG: 0.909																	3 2 2 3 2 0 0 0										
14 Neil Walker, S OBP: 0.204, SLG: 0.208																	5 0 0 0 0 0 2 3										
41 Miguel Andujar, R OBP: 0.176, SLG: 0.250																	4 2 2 0 0 0 0 0										
12 Tyler Wade, L OBP: 0.171, SLG: 0.156																	1 0 0 0 0 0 0 0										
74 Ronald Torreyes, R OBP: 0.429, SLG: 0.571																	4 0 3 1 0 0 0 1										
Inning Stats	R: 0 E: 0 K: 1 S: 7	H: 0 LOB: 0 BB: 0 P: 10	R: 2 E: 0 K: 0 S: 8	H: 2 LOB: 0 BB: 0 P: 8	R: 0 E: 0 K: 0 S: 11	H: 1 LOB: 1 BB: 0 P: 20	R: 0 E: 0 K: 2 S: 8	H: 0 LOB: 1 BB: 1 P: 17	R: 3 E: 1 K: 1 S: 15	H: 3 LOB: 1 BB: 0 P: 25	R: 1 E: 0 K: 1 S: 12	H: 3 LOB: 2 BB: 0 P: 20	R: 0 E: 0 K: 3 S: 11	H: 0 LOB: 2 BB: 2 P: 23	R: 2 E: 0 K: 0 S: 14	H: 2 LOB: 2 BB: 1 P: 21	R: 0 E: 0 K: 0 S: 4	H: 0 LOB: 0 BB: 0 P: 8	1B: 5 2B: 3 HR: 2	SF: 1 SAC: 0 HBP: 1	WP: 0 PB: 0 SB: 1 CS: 0	PA: 44					
PITCHER	IP	WLS	BF	H	R	ER	SO	BB	IBB	HBP	BLK	WP	HR	S	P	ERA	WHIP										
50 Mike Fiers, R ERA: 3.86	5.2	L	27	8	6	5	4	1	0	0	0	0	1	55	89	7.94	1.588										
45 Buck Farmer, R ERA: 10.8	1.1		7	1	0	0	4	2	0	0	0	0	0	17	34	0.00	2.250										
30 Alex Wilson, R ERA: 7.0	0.1		5	2	2	2	0	1	0	1	0	0	0	9	15	54.00	9.000										
54 Drew VerHagen, R ERA: 2.35	0.2		2	0	0	0	0	0	0	0	0	0	0	5	6	0.00	0.000										
61 Shane Greene, R ERA: 3.86	1.0		3	0	0	0	0	0	0	0	0	0	0	4	8	0.00	0.000										

New York Yankees @ Detroit Tigers
Comerica Park, Detroit, MI
Fri Apr 13, 2018, 7:11 PM - 10:38 PM EDT
Att: 21,363 - Cloudy - 53 F

AB 38
R 8
H 11
RBI 7
BB 4
SO 8
LOB 17



Batter	1	2	3	4	5	6	7	8	9	AB	R	H	RBI	BB	SO	LOB	BOTTOM										
12 Leonys Martin, L OBP: 0.352, SLG: 0.396	P5		F8														4 0 0 0 0 1 2										
28 Niko Goodrum, S OBP: 0.259, SLG: 0.360																	1 0 0 0 0 1 0										
46 Jeimer Candelario, S OBP: 0.250, SLG: 0.364	L7																5 1 1 1 0 3 0										
24 Miguel Cabrera, R OBP: 0.309, SLG: 0.367	F9																5 1 2 0 0 2 0										
9 Nick Castellanos, R OBP: 0.362, SLG: 0.415																	4 1 2 0 0 1 2										
41 Victor Martinez, S OBP: 0.341, SLG: 0.368																	4 1 2 1 0 0 2										
22 Victor Reyes, S OBP: 0.200, SLG: 0.200																	0 1 0 0 0 0 0										
34 James McCann, R OBP: 0.282, SLG: 0.297																	3 1 2 3 0 0 1										
21 JaCoby Jones, R OBP: 0.364, SLG: 0.176																	4 0 0 0 0 2 4										
1 Jose Iglesias, R OBP: 0.205, SLG: 0.154																	4 0 2 1 0 0 0										
49 Dixon Machado, R OBP: 0.265, SLG: 0.383																	4 0 1 0 0 1 2										
Inning Stats	R: 0 E: 0 K: 0 S: 11	H: 0 LOB: 0 BB: 0 P: 16	R: 0 E: 0 K: 0 S: 9	H: 1 LOB: 1 BB: 0 P: 14	R: 0 E: 0 K: 0 S: 8	H: 0 LOB: 0 BB: 0 P: 11	R: 0 E: 0 K: 1 S: 10	H: 1 LOB: 1 BB: 0 P: 14	R: 1 E: 0 K: 1 S: 11	H: 1 LOB: 0 BB: 0 P: 16	R: 0 E: 0 K: 2 S: 8	H: 0 LOB: 0 BB: 0 P: 11	R: 2 E: 1 K: 1 S: 20	H: 4 LOB: 2 BB: 0 P: 33	R: 3 E: 0 K: 3 S: 21	H: 5 LOB: 2 BB: 0 P: 29	R: 0 E: 0 K: 3 S: 10	H: 0 LOB: 0 BB: 0 P: 17	1B: 7 2B: 3 HR: 2	SF: 1 SAC: 0 HBP: 0	WP: 0 PB: 0 SB: 0 CS: 0	PA: 39					
PITCHER	IP	WLS	BF	H	R	ER	SO	BB	IBB	HBP	BLK	WP	HR	S	P	ERA	WHIP										
47 Jordan Montgomery, L ERA: 4.7	6.0	W	23	5	3	3	4	0	0	0	0	0	0	15	24	4.50	0.833										
30 David Robertson, R ERA: 4.15	1.0		5	2	0	0	1	0	0	0	0	0	0	18	24	40.50	7.500										
68 Dellin Betances, R ERA: 0.1	0.2		7	5	3	3	2	0	0	0	0	0	1	3	5	0.00	0.000										
57 Chad Green, R ERA: 2.45	0.1	H	1	0	0	0	1	0	0	0	0	0	0	0	0	0.00	0.000										
54 Aroldis Chapman, L ERA: 2.57	1.0	S	3	0	0	0	3	0	0	0	0	0	0	10	17	0.00	0.000										

New York Yankees @ Detroit Tigers
Comerica Park, Detroit, MI
Fri Apr 13, 2018, 7:11 PM - 10:38 PM EDT
Att: 21,363 - Cloudy - 53 F

AB 38
R 6
H 12
RBI 6
BB 0
SO 11
LOB 13



Batter	1	2	3	4	5	6	7	8	9	AB	R	H	RBI	BB	SO	LOB	TOP					
16 Trey Mancini, R OBP: 0.377, SLG: 0.418										4	1	2	1	0	2	1	Baltimore Orioles @ Detroit Tigers Comerica Park, Detroit, MI Tue Apr 17 2018, 6:42 PM - 9:25 PM EDT Att: 15,530 - Overcast - 37 F					
14 Craig Gentry, R OBP: 0.296, SLG: 0.240										3	1	0	0	0	2	1						
25 Anthony Santander, S OBP: 0.239, SLG: 0.326										1	0	0	0	0	1	1						
13 Manny Machado, R OBP: 0.397, SLG: 0.515										3	0	1	0	1	0	0						
10 Adam Jones, R OBP: 0.253, SLG: 0.375										4	0	2	1	0	1	0						
2 Danny Valencia, R OBP: 0.290, SLG: 0.280										2	0	0	0	1	2	2						
24 Pedro Alvarez, L OBP: 0.485, SLG: 0.640										1	0	1	0	0	0	0						
19 Chris Davis, L OBP: 0.234, SLG: 0.196										3	0	0	0	1	3	2						
1 Tim Beckham, R OBP: 0.211, SLG: 0.258										3	0	0	0	1	0	1						
3 Luis Sardinas, S										3	0	0	0	1	0	2						
36 Caleb Joseph, R OBP: 0.114, SLG: 0.147										3	0	0	0	0	1	1						
15 Chance Sisco, L OBP: 0.333, SLG: 0.367										1	0	0	0	0	0	0						
Inning Stats	R: 0 H: 2 E: 0 K: 3 S: 14	H: 2 LOB: 2 BB: 0 P: 21	R: 0 H: 0 E: 0 K: 1 S: 9	H: 0 LOB: 0 BB: 0 P: 14	R: 1 H: 1 E: 0 K: 2 S: 11	H: 1 LOB: 0 BB: 0 P: 18	R: 0 H: 0 E: 0 K: 1 S: 7	H: 0 LOB: 2 BB: 2 P: 21	R: 1 H: 2 E: 0 K: 0 S: 8	H: 2 LOB: 2 BB: 1 P: 14	R: 0 H: 0 E: 0 K: 1 S: 6	H: 0 LOB: 0 BB: 1 P: 13	R: 0 H: 0 E: 0 K: 2 S: 10	H: 0 LOB: 1 BB: 1 P: 17	R: 0 H: 1 E: 0 K: 2 S: 13	H: 1 LOB: 1 BB: 0 P: 20	R: 0 H: 0 E: 0 K: 0 S: 8	H: 0 LOB: 0 BB: 0 P: 12	1B: 5 2B: 0 3B: 0 HR: 1	SF: 0 SAC: 0 DP: 1 HBP: 0	WP: 0 PB: 0 SB: 0 CS: 0	PA: 36
PITCHER	IP WLS BF H R ER SO BB IBB HBP BLK WP HR S P ERA WHIP																					
38 Francisco Lirio, L ERA: 2.95	5.0 W 22 5 2 2 7 3 0 0 0 0 1 49 88 3.60 1.600																					
45 Buck Farmer, R ERA: 9.0	1.0 H 3 0 0 0 1 1 0 0 0 0 0 6 13 0.00 1.000																					
68 Daniel Stumpf, L ERA: 9.0	0.2 H 3 0 0 0 1 1 0 0 0 0 0 7 14 0.00 1.500																					
77 Joe Jiménez, R ERA: 3.18	1.1 H 5 1 0 0 3 0 0 0 0 0 0 16 23 0.00 0.750																					
61 Shane Greene, R ERA: 3.18	1.0 S 3 0 0 0 0 0 0 0 0 0 0 8 12 0.00 0.000																					

Batter	1	2	3	4	5	6	7	8	9	AB	R	H	RBI	BB	SO	LOB	BOTTOM			
12 Leonys Martin, L OBP: 0.362, SLG: 0.404										4	1	2	0	0	0	0	Baltimore Orioles @ Detroit Tigers Comerica Park, Detroit, MI Tue Apr 17 2018, 6:42 PM - 9:25 PM EDT Att: 15,530 - Overcast - 37 F			
46 Jeimer Candelario, S OBP: 0.303, SLG: 0.407										4	0	2	1	0	0	1				
24 Miguel Cabrera, R OBP: 0.322, SLG: 0.353										2	0	0	0	2	1	1				
21 Jacoby Jones, R OBP: 0.364, SLG: 0.176										0	0	0	0	0	0	0				
9 Nick Castellanos, R OBP: 0.371, SLG: 0.400										2	1	0	0	2	0	4				
41 Victor Martínez, S OBP: 0.375, SLG: 0.476										4	1	3	2	0	0	2				
22 Victor Reyes, S OBP: 0.200, SLG: 0.200										0	1	0	0	0	0	0				
28 Niko Goodrum, S OBP: 0.258, SLG: 0.321										3	0	0	0	1	3	1				
34 James McCann, R OBP: 0.261, SLG: 0.293										4	0	1	0	0	0	2				
1 Jose Iglesias, R OBP: 0.208, SLG: 0.186										4	0	1	0	0	1	5				
49 Dixon Machado, R OBP: 0.245, SLG: 0.353										4	0	0	0	0	2	3				
Inning Stats	R: 0 H: 0 E: 0 K: 0 S: 7	H: 0 LOB: 0 BB: 0 P: 11	R: 2 H: 2 E: 0 K: 2 S: 16	H: 2 LOB: 1 BB: 1 P: 27	R: 0 H: 1 E: 1 K: 1 S: 11	H: 1 LOB: 2 BB: 1 P: 20	R: 0 H: 0 E: 0 K: 1 S: 5	H: 0 LOB: 0 BB: 0 P: 7	R: 1 H: 2 E: 0 K: 0 S: 8	H: 2 LOB: 1 BB: 1 P: 16	R: 0 H: 2 E: 0 K: 1 S: 8	H: 2 LOB: 1 BB: 0 P: 12	R: 0 H: 1 E: 0 K: 0 S: 13	H: 1 LOB: 2 BB: 1 P: 23	R: 1 H: 1 E: 0 K: 2 S: 11	H: 1 LOB: 2 BB: 1 P: 21	1B: 6 2B: 1 3B: 1 HR: 1	SF: 0 SAC: 0 DP: 2 HBP: 0	WP: 1 PB: 0 SB: 0 CS: 0	PA: 36
PITCHER	IP WLS BF H R ER SO BB IBB HBP BLK WP HR S P ERA WHIP																			
54 Andrew Cashner, R ERA: 3.0	6.0 L 26 7 3 3 5 2 1 0 0 0 0 0 55 93 4.50 1.500																			
35 Brad Brach, R ERA: 2.35	1.0 5 1 0 0 0 1 0 0 0 0 0 13 23 0.00 2.000																			
60 Mychal Givens, R ERA: 6.52	1.0 5 1 1 1 2 1 0 0 0 0 1 0 11 21 9.00 2.000																			

Batter	1	2	3	4	5	6	7	8	9	AB	R	H	RBI	BB	SO	LOB	TOP																
16 Trey Mancini, R OBP: 0.366, SLG: 0.417										5	1	1	0	0	1	1	<p>Baltimore Orioles @ Detroit Tigers Comerica Park, Detroit, MI Wed Apr 18 2018, 1:12 PM - 3:56 PM EDT Att: 15,178 - Cloudy - 36 F</p> <p>livebaseballscorecards.com</p> <p>AB 33 R 5 H 7 RBI 5 BB 4 SO 10 LOB 12</p>																
14 Craig Gentry, R OBP: 0.313, SLG: 0.241										4	1	1	0	1	0	0																	
13 Manny Machado, R OBP: 0.202, SLG: 0.528										4	1	2	1	0	1	1																	
10 Adam Jones, R OBP: 0.241, SLG: 0.360										3	0	0	1	0	2	1																	
2 Danny Valencia, R OBP: 0.294, SLG: 0.393										3	1	1	1	0	0	1																	
24 Pedro Alvarez, L OBP: 0.471, SLG: 0.615										1	0	0	0	0	0	1																	
19 Chris Davis, L OBP: 0.250, SLG: 0.203										3	0	1	1	1	1	0																	
1 Tim Beckham, R OBP: 0.227, SLG: 0.250										2	0	0	0	2	1	2																	
36 Caleb Joseph, R OBP: 0.105, SLG: 0.135										3	0	0	0	0	1	3																	
3 Luis Sardinas, S OBP: 0.400, SLG: 1.000										1	1	1	1	0	0	0																	
12 Engelb Vielma, S OBP: 0.324, SLG: 0.355										3	0	0	0	0	2	2																	
15 Chance Sisco, L OBP: 0.324, SLG: 0.355										1	0	0	0	0	1	0																	
Inning Stats	R: 0 E: 0 K: 0 S: 8	H: 0 LOB: 0 BB: 0 P: 15	R: 1 E: 0 K: 2 S: 13	H: 1 LOB: 1 BB: 1 P: 22	R: 0 E: 0 K: 1 S: 9	H: 0 LOB: 1 BB: 1 P: 15	R: 0 E: 0 K: 1 S: 8	H: 0 LOB: 0 BB: 0 P: 10	R: 0 E: 0 K: 1 S: 11	H: 1 LOB: 1 BB: 1 P: 19	R: 0 E: 0 K: 2 S: 10	H: 0 LOB: 1 BB: 1 P: 17	R: 3 E: 0 K: 1 S: 16	H: 4 LOB: 1 BB: 0 P: 22	R: 1 E: 0 K: 2 S: 12	H: 1 LOB: 0 BB: 0 P: 19	1B: 3 2B: 2 3B: 0 HR: 2	SF: 1 SAC: 0 DP: 0 HBP: 0	WP: 1 PB: 0 SB: 0 CS: 0	PA: 38													
PITCHER	IP WLS BF H R ER SO BB IBB HBP BLK WP HR S P ERA WHIP																																
48 Matthew Boyd, L ERA: 1.4	6.1	24	2	1	1	6	3	0	0	0	0	1	1	58	95	1.42	0.789																
30 Alex Wilson, R ERA: 6.52	0.2	3	0	0	0	1	1	0	0	0	0	0	0	7	13	0.00	1.500																
68 Daniel Stumpf, L ERA: 3.86	0.0	2	2	2	2	0	0	0	0	0	0	0	0	6	6	∞	∞																
54 Drew VerHagen, R ERA: 3.12	1.0	5	2	1	1	1	0	0	0	0	0	0	0	10	16	9.00	2.000																
61 Shane Greene, R ERA: 4.05	1.0	4	1	1	1	2	0	0	0	0	0	0	1	12	19	9.00	1.000																

Batter	1	2	3	4	5	6	7	8	9	AB	R	H	RBI	BB	SO	LOB	BOTTOM																
12 Leonys Martin, L OBP: 0.339, SLG: 0.375										4	0	0	0	0	2	4	<p>Baltimore Orioles @ Detroit Tigers Comerica Park, Detroit, MI Wed Apr 18 2018, 1:12 PM - 3:56 PM EDT Att: 15,178 - Cloudy - 36 F</p> <p>livebaseballscorecards.com</p> <p>AB 36 R 6 H 13 RBI 6 BB 0 SO 7 LOB 16</p>																
46 Jaimer Candelario, S OBP: 0.314, SLG: 0.460										4	1	2	1	0	1	2																	
24 Miguel Cabrera, R OBP: 0.333, SLG: 0.436										4	1	2	1	0	1	0																	
9 Nick Castellanos, R OBP: 0.379, SLG: 0.424										4	1	2	0	0	0	2																	
41 Victor Martinez, S OBP: 0.365, SLG: 0.457										4	0	1	0	0	0	3																	
22 Victor Reyes, S OBP: 0.200, SLG: 0.200										0	1	0	0	0	0	0																	
55 John Hicks, R OBP: 0.214, SLG: 0.462										4	1	1	3	0	2	0																	
21 JaCoby Jones, R OBP: 0.385, SLG: 0.238										4	0	2	0	0	1	1																	
1 Jose Iglesias, R OBP: 0.212, SLG: 0.191										4	0	1	0	0	0	2																	
49 Dixon Machado, R OBP: 0.263, SLG: 0.418										4	1	2	1	0	0	2																	
Inning Stats	R: 0 E: 0 K: 0 S: 12	H: 2 LOB: 2 BB: 0 P: 19	R: 0 E: 0 K: 1 S: 10	H: 2 LOB: 0 BB: 0 P: 15	R: 1 E: 0 K: 0 S: 6	H: 1 LOB: 0 BB: 0 P: 11	R: 0 E: 0 K: 1 S: 10	H: 0 LOB: 0 BB: 0 P: 13	R: 0 E: 0 K: 1 S: 8	H: 0 LOB: 0 BB: 0 P: 12	R: 1 E: 0 K: 1 S: 12	H: 2 LOB: 0 BB: 0 P: 18	R: 0 E: 0 K: 1 S: 12	H: 2 LOB: 2 BB: 0 P: 18	R: 3 E: 0 K: 2 S: 13	H: 3 LOB: 1 BB: 0 P: 18	R: 1 E: 0 K: 0 S: 1	H: 1 LOB: 0 BB: 0 P: 2	1B: 7 2B: 2 3B: 0 HR: 4	SF: 0 SAC: 0 DP: 1 HBP: 0	WP: 0 PB: 0 SB: 0 CS: 0	PA: 36											
PITCHER	IP WLS BF H R ER SO BB IBB HBP BLK WP HR S P ERA WHIP																																
34 Kevin Gausman, R ERA: 5.57	6.0	26	9	2	2	4	0	0	0	0	0	0	0	2	3	0.00	0.000																
50 Miguel Castro, R ERA: 3.66	0.1	1	0	0	0	0	0	0	0	0	0	0	0	2	3	0.00	0.000																
48 Richard Bleier, L ERA: 0.71	0.2	2	0	0	0	1	0	0	0	0	0	0	0	4	6	0.00	0.000																
56 Darren O'Day, R ERA: 4.7	1.0	6	3	3	3	2	0	0	0	0	0	0	1	13	18	27.00	3.000																
38 Pedro Araujo, R ERA: 5.59	0.0	1	1	1	1	0	0	0	0	0	0	0	1	1	2	∞	∞																

Batter	1	2	3	4	5	6	7	8	9	10	AB	R	H	RBI	BB	SO	LOB	TOP	
25 Jon Jay, L OBP: 0.365, SLG: 0.328											5	0	1	1	0	1	0		
15 Whit Merrifield, R OBP: 0.365, SLG: 0.369											5	0	3	0	0	1	2		
8 Mike Moustakas, L OBP: 0.356, SLG: 0.648											5	1	1	1	0	2	3		
21 Lucas Duda, L OBP: 0.306, SLG: 0.404											5	0	1	0	0	1	3		
19 Cheslor Cuthbert, R OBP: 0.365, SLG: 0.295											5	0	3	0	0	0	1		
45 Abraham Almonte, S OBP: 0.154, SLG: 0.240											5	0	1	0	0	1	4		
1 Ryan Goins, L OBP: 0.269, SLG: 0.250											3	0	1	0	1	0	2		
2 Alcides Escobar, R OBP: 0.258, SLG: 0.305											4	1	0	0	0	0	2		
36 Cam Gallagher, R OBP: 0.240, SLG: 0.292											4	0	1	0	0	1	1		
Inning Stats	R: 0 E: 0 K: 2 S: 11	H: 1 LOB: 1 BB: 0 P: 15	R: 0 E: 0 K: 1 S: 5	H: 0 LOB: 0 BB: 0 P: 8	R: 0 E: 0 K: 0 S: 12	H: 1 LOB: 1 BB: 0 P: 7	R: 0 E: 0 K: 0 S: 7	H: 0 LOB: 1 BB: 1 P: 12	R: 1 E: 0 K: 0 S: 13	H: 3 LOB: 2 BB: 0 P: 17	R: 1 E: 0 K: 0 S: 15	H: 3 LOB: 1 BB: 0 P: 20	R: 0 E: 0 K: 1 S: 9	H: 2 LOB: 2 BB: 0 P: 24	R: 0 E: 0 K: 1 S: 16	H: 2 LOB: 2 BB: 0 P: 25	1B: 11 2B: 0 3B: 0 HR: 1	SF: 0 SAC: 0 DP: 1 HBP: 0	WP: 2 PA: 42
PITCHER	IP 7.0	WLS 29	H 8	R 2	ER 2	SO 4	BB 1	IBB 0	HBP 0	BLK 0	WP 1	HR 1	S 68	P 96	ERA 2.57	WHIP 1.286			
32 Michael Fulmer, R ERA: 3.47	(1, 1)																		
68 Daniel Stumpf, L ERA: 3.18	(8, 1)	1.0	5	2	0	0	1	0	0	0	0	0	12	24	0.00	2.000			
61 Shane Greene, R ERA: 3.52	(9, 1)	1.0	3	0	0	0	1	0	0	0	0	0	9	12	0.00	0.000			
77 Joe Jiménez, R ERA:	(10, 1)	1.0	5	2	0	0	1	0	0	0	0	1	0	16	25	0.00	2.000		

Kansas City Royals @ Detroit Tigers
Comerica Park, Detroit, MI
Fri Apr 20 2018, 1:12 PM - 3:57 PM EDT
Att. 15,406 - Sunny - 49 F

AB 41
R 2
H 12
RBI 2
BB 1
SO 7
LOB 18



Batter	1	2	3	4	5	6	7	8	9	10	AB	R	H	RBI	BB	SO	LOB	BOTTOM					
12 Leonys Martin, L OBP: 0.338, SLG: 0.446											4	0	0	0	0	1	0						
46 Jaimer Candelario, S OBP: 0.354, SLG: 0.521											4	0	1	0	0	0	0						
24 Miguel Cabrera, R OBP: 0.351, SLG: 0.452											2	0	0	0	2	1	1						
28 Niko Goodrum, S OBP: 0.258, SLG: 0.321											0	0	0	0	0	0	0						
9 Nick Castellanos, R OBP: 0.347, SLG: 0.397											4	0	1	0	0	0	2						
41 Victor Martinez, S OBP: 0.344, SLG: 0.436											4	0	0	0	0	0	3						
34 James McCann, R OBP: 0.273, SLG: 0.320											4	1	2	0	0	0	0						
21 JaCoby Jones, R OBP: 0.400, SLG: 0.433											4	2	2	2	0	1	1						
1 Jose Iglesias, R OBP: 0.233, SLG: 0.273											3	0	0	0	0	1	1						
49 Dixon Machado, R OBP: 0.262, SLG: 0.383											2	0	0	1	0	0	0						
Inning Stats	R: 0 E: 0 K: 2 S: 7	H: 0 LOB: 0 BB: 0 P: 12	R: 0 E: 0 K: 1 S: 8	H: 1 LOB: 1 BB: 0 P: 12	R: 0 E: 0 K: 0 S: 5	H: 0 LOB: 0 BB: 0 P: 8	R: 0 E: 0 K: 0 S: 8	H: 0 LOB: 1 BB: 1 P: 13	R: 2 E: 0 K: 0 S: 6	H: 2 LOB: 0 BB: 0 P: 10	R: 0 E: 0 K: 1 S: 10	H: 2 LOB: 1 BB: 0 P: 15	R: 0 E: 0 K: 1 S: 7	H: 0 LOB: 0 BB: 0 P: 10	R: 0 E: 0 K: 0 S: 5	H: 0 LOB: 1 BB: 0 P: 9	R: 0 E: 0 K: 0 S: 6	H: 1 LOB: 0 BB: 0 P: 12	R: 1 E: 0 K: 0 S: 6	H: 1 LOB: 0 BB: 0 P: 8	1B: 2 2B: 3 3B: 0 HR: 1	SF: 1 SAC: 0 DP: 1 HBP: 0	WP: 0 PA: 34
PITCHER	IP 9.0	WLS 32	H 5	R 2	ER 2	SO 4	BB 2	IBB 0	HBP 0	BLK 0	WP 0	HR 0	S 62	P 101	ERA 2.00	WHIP 0.778							
39 Jason Hammel, R ERA: 3.2	(1, 1)																						
56 Brad Keller, R ERA: 3.86	(10, 1)	0.1	L	2	1	1	0	0	0	0	0	0	1	6	8	27.00	3.000						

Kansas City Royals @ Detroit Tigers
Comerica Park, Detroit, MI
Fri Apr 20 2018, 1:12 PM - 3:57 PM EDT
Att. 15,406 - Sunny - 49 F

AB 31
R 3
H 6
RBI 3
BB 2
SO 4
LOB 8




Batter	1	2	3	4	5	6	7	8	9	AB R H RBI BB SO LOB	TOP																									
25 Jon Jay, L (1,7) OBP: 0.354, SLG: 0.309										4 0 0 0 1 2 5	Kansas City Royals @ Detroit Tigers Comerica Park, Detroit, MI Fri Apr 20 2018, 7:11 PM - 9:44 PM EDT Att: 17,194 - Clear - 55 F																									
15 Whit Merrifield, R (1,4) OBP: 0.354, SLG: 0.400										5 1 1 1 0 1 4																										
8 Mike Moustakas, L (1,5) OBP: 0.359, SLG: 0.627										4 0 1 0 1 0 1																										
21 Lucas Duda, L (1,3) OBP: 0.284, SLG: 0.371										5 0 0 0 0 3 5																										
12 Jorge Soler, R (1,9) OBP: 0.375, SLG: 0.404										2 0 1 0 2 1 0																										
19 Cheslor Cuthbert, R (1,10) OBP: 0.339, SLG: 0.271										4 0 0 0 0 2 3																										
16 Paulo Orlando, R (1,8) OBP: 0.227, SLG: 0.256										3 0 0 0 0 1 2																										
1 Ryan Goins, L (9,PH) OBP: 0.296, SLG: 0.280										1 1 1 0 0 0 0																										
36 Cam Gallagher, R (9,2) OBP: 0.240, SLG: 0.292										0 0 0 0 0 0 0																										
2 Alcides Escobar, R (1,6) OBP: 0.271, SLG: 0.306										3 1 1 0 1 0 2																										
9 Drew Butera, R (1,2) OBP: 0.233, SLG: 0.211										2 0 0 0 1 1 1																										
45 Abraham Almonte, R (9,PH) OBP: 0.185, SLG: 0.269										1 0 1 1 0 0 0																										
Inning Stats	R: 0 E: 0 K: 1 S: 6	H: 0 LOB: 1 BB: 1 P: 14	R: 0 E: 1 K: 2 S: 17	H: 0 LOB: 3 BB: 2 P: 28	R: 0 E: 0 K: 1 S: 14	H: 0 LOB: 0 BB: 0 P: 16	R: 0 E: 0 K: 0 S: 9	H: 1 LOB: 1 BB: 0 P: 14	R: 1 E: 0 K: 1 S: 13	H: 2 LOB: 1 BB: 0 P: 19	R: 0 E: 0 K: 1 S: 10	H: 0 LOB: 0 BB: 1 P: 16	R: 0 E: 0 K: 1 S: 10	H: 0 LOB: 1 BB: 1 P: 19	R: 0 E: 0 K: 2 S: 7	H: 0 LOB: 0 BB: 0 P: 11	R: 2 E: 1 K: 2 S: 20	H: 3 LOB: 3 BB: 1 P: 26	1B: 4 2B: 1 3B: 0 HR: 1	SF: 0 SAC: 0 DP: 1 HBP: 0	WP: 1 PB: 0 SB: 0 CS: 0	PA: 40														
PITCHER	IP WLS BF H R ER SO BB IBB HBP BLK WP HR S P ERA WHIP																																			
44 Daniel Norris, L (1,1) ERA: 4.91	4.2	21	3	1	1	5	3	0	0	0	0	0	1	55	85	1.93	1.286																			
45 Buck Farmer, R (5,1) ERA: 5.49	1.1	4	0	0	0	1	1	0	0	0	0	0	0	14	22	0.00	0.750																			
30 Alex Wilson, R (7,1) ERA: 5.4	2.0	7	0	0	0	3	1	0	0	0	1	0	0	17	30	0.00	0.500																			
61 Shane Greene, R (9,1) ERA: 4.15	1.0	L	8	3	2	1	2	0	1	0	0	0	0	20	26	9.00	3.000																			

Batter	1	2	3	4	5	6	7	8	9	AB R H RBI BB SO LOB	BOTTOM																									
49 Dixon Machado, R (1,4) OBP: 0.246, SLG: 0.359										4 0 0 0 0 0 1	Kansas City Royals @ Detroit Tigers Comerica Park, Detroit, MI Fri Apr 20 2018, 7:11 PM - 9:44 PM EDT Att: 17,194 - Clear - 55 F																									
46 Jeimer Candelario, S (1,5) OBP: 0.337, SLG: 0.493										4 0 0 0 0 0 1																										
9 Nick Castellanos, R (1,9) OBP: 0.329, SLG: 0.375										4 0 0 0 0 2 0																										
41 Victor Martinez, S (1,10) OBP: 0.338, SLG: 0.414										3 0 0 0 1 0 0																										
28 Niko Goodrum, S (1,3) OBP: 0.265, SLG: 0.355										3 1 1 0 0 0 1																										
24 Miguel Cabrera, R (9,PH) OBP: 0.370, SLG: 0.460										1 0 1 0 0 0 0																										
13 Mike Gerber, L (9,PR) OBP: 0.370, SLG: 0.460										0 0 0 0 0 0 0																										
55 John Hicks, R (1,2) OBP: 0.222, SLG: 0.412										4 0 1 0 0 0 2																										
21 JaCoby Jones, R (1,8) OBP: 0.395, SLG: 0.500										2 1 1 1 0 0 0																										
1 Jose Iglesias, R (1,6) OBP: 0.238, SLG: 0.276										3 0 1 1 0 2 1																										
22 Victor Reyes, S (1,7) OBP: 0.125, SLG: 0.125										3 0 0 0 0 0 1																										
Inning Stats	R: 0 E: 0 K: 1 S: 11	H: 0 LOB: 0 BB: 0 P: 16	R: 0 E: 0 K: 0 S: 6	H: 0 LOB: 0 BB: 0 P: 7	R: 1 E: 0 K: 0 S: 11	H: 2 LOB: 1 BB: 0 P: 16	R: 0 E: 0 K: 1 S: 11	H: 0 LOB: 1 BB: 1 P: 20	R: 0 E: 0 K: 1 S: 8	H: 0 LOB: 0 BB: 0 P: 9	R: 0 E: 0 K: 0 S: 4	H: 0 LOB: 0 BB: 0 P: 8	R: 1 E: 0 K: 1 S: 14	H: 2 LOB: 1 BB: 0 P: 19	R: 0 E: 0 K: 0 S: 7	H: 0 LOB: 0 BB: 0 P: 11	R: 0 E: 0 K: 0 S: 10	H: 1 LOB: 1 BB: 0 P: 14	1B: 3 2B: 1 3B: 1 HR: 0	SF: 1 SAC: 0 DP: 0 HBP: 0	WP: 0 PB: 1 SB: 1 CS: 0	PA: 33														
PITCHER	IP WLS BF H R ER SO BB IBB HBP BLK WP HR S P ERA WHIP																																			
65 Jakob Junis, R (1,1) ERA: 2.03	8.0	W	29	4	2	2	4	1	0	0	0	0	0	106	166	2.25	0.625																			
40 Kelvin Herrera, R (9,1) ERA:	1.0	S	4	1	0	0	0	0	0	0	0	0	0	10	14	0.00	1.000																			

AB	34
R	3
H	6
RBI	2
BB	6
SO	11
LOB	23

AB	31
R	2
H	5
RBI	2
BB	1
SO	4
LOB	7



Batter	1	2	3	4	5	6	7	8	9	AB	R	H	RBI	BB	SO	LOB	TOP										
25 Jon Jay, L OBP: 0.333, SLG: 0.288	G3	F7	FC3-6	G5-3	F7				F7	5	0	0	2	0	0	4	Kansas City Royals @ Detroit Tigers Comerica Park, Detroit, MI Sat Apr 21 2018, 1:11 PM - 4:15 PM EDT Att: 19,302 - Cloudy - 49 F										
15 Whit Merrifield, R OBP: 0.345, SLG: 0.392	1B		P2	SF8	F9				K	4	0	1	1	0	1												
8 Mike Moustakas, L OBP: 0.349, SLG: 0.600	L9		1B	G6-3	G6-3				G3	5	0	1	0	0	0	2											
21 Lucas Duda, L OBP: 0.282, SLG: 0.364	1B		F8	F8	F8				G4-3	4	0	1	0	0	0	1											
12 Jorge Soler, R OBP: 0.383, SLG: 0.420	G5-3		BB	L5	L5				2B	3	0	1	0	1	0	2											
19 Cheslor Cuthbert, R OBP: 0.333, SLG: 0.289		G6-4-3	F8	F8	F8				F8	4	1	1	0	0	0	3											
45 Abraham Almonte, S (1, 8) OBP: 0.258, SLG: 0.333		1B	1B	1B	1B				F7	4	2	3	0	0	0	0		AB 37 R 4 H 11 RBI 4 BB 1 SO 1 LOB 19									
2 Alcides Escobar, R OBP: 0.333, SLG: 0.333		G6-4-3	1B	1B	1B				G3	4	1	2	0	0	0	2											
9 Drew Butera, R OBP: 0.234, SLG: 0.214	1B		FC2	FC3-6	P4				G4-3	4	0	1	1	0	0	4											
Inning Stats	R: 0 H: 2 E: 0 K: 0 S: 8	H: 2 LOB: 2 BB: 0 P: 12	R: 1 H: 3 E: 0 K: 0 S: 12	LOB: 1 BB: 0 P: 14	R: 0 H: 1 E: 0 K: 0 S: 9	LOB: 2 BB: 1 P: 15	R: 2 H: 2 E: 1 K: 0 S: 11	H: 2 LOB: 1 BB: 0 P: 16	R: 0 H: 0 E: 0 K: 0 S: 7	H: 0 LOB: 0 BB: 0 P: 10	R: 1 H: 2 E: 0 K: 0 S: 13	H: 2 LOB: 1 BB: 0 P: 20	R: 0 H: 1 E: 0 K: 0 S: 6	H: 1 LOB: 0 BB: 0 P: 7	R: 0 H: 0 E: 0 K: 0 S: 6	H: 0 LOB: 0 BB: 0 P: 6			R: 0 H: 0 E: 0 K: 1 S: 8	H: 0 LOB: 0 BB: 0 P: 11	1B: 9 2B: 2 3B: 0 HR: 0	SF: 1 SAC: 0 DP: 1 HBP: 0	WP: 0 PA: 39 PB: 0 SB: 0 CS: 0				
PITCHER	IP	WLS	BF	H	R	ER	SO	BB	IBB	HBP	BLK	WP	HR	S	P	ERA	WHIP										
50 Mike Fiers, R ERA: 3.71	5.1	W	27	10	4	2	0	1	0	0	0	0	0	56	81	3.38	2.062										
68 Daniel Stumpf, L ERA: 2.57	1.1	H	5	1	0	0	0	0	0	0	0	0	0	9	12	0.00	0.750										
53 Warwick Saupold, R (7, 1) ERA:	2.1	S	7	0	0	0	1	0	0	0	0	0	0	15	18	0.00	0.000										

Batter	1	2	3	4	5	6	7	8	9	AB	R	H	RBI	BB	SO	LOB	BOTTOM										
12 Leonys Martin, L OBP: 0.351, SLG: 0.457	G3-1	F9	L7	L7	24 BB	46 BB	1B	FC3-6	FC3-6	5	2	2	1	1	0	4	Kansas City Royals @ Detroit Tigers Comerica Park, Detroit, MI Sat Apr 21 2018, 1:11 PM - 4:15 PM EDT Att: 19,302 - Cloudy - 49 F										
46 Jeimer Candelario, S (1, 5) OBP: 0.348, SLG: 0.489	G3-1		K2-3	24 BB	24 BB	BB				5	0	2	2	1	2	3											
24 Miguel Cabrera, R OBP: 0.392, SLG: 0.463	G4-3		9 HR	BB	BB	BB				4	2	2	3	2	0	3											
28 Niko Goodrum, S OBP: 0.265, SLG: 0.355	G4-3		BB	1B	BB	BB				0	0	0	0	0	0	0											
9 Nick Castellanos, R OBP: 0.345, SLG: 0.442	1B		HR	L4	F8	F8				5	1	3	3	0	0	5											
41 Victor Martinez, S (1, 10) OBP: 0.329, SLG: 0.403	G1-3		G5-3	G5-3	49 1B	1B	P4	SF7	SF7	4	1	1	1	0	0	1											
21 JaCoby Jones, R OBP: 0.372, SLG: 0.541	F7		E3	L9	L9	HR	K	K	K	5	1	1	1	0	1	2											
34 James McCann, R OBP: 0.300, SLG: 0.321	1B		BB	K	K	F7	F7			3	1	1	0	2	1	1											
1 Jose Iglesias, R OBP: 0.265, SLG: 0.302	L9		L9	L9	49 1B	46 BB	G6-3	G6-3		5	2	3	0	0	0	2											
49 Dixon Machado, R OBP: 0.270, SLG: 0.358	F8		G6-3	G6-3	46 BB	12 1B	BB	BB	BB	3	2	1	1	2	0	2											
Inning Stats	R: 1 H: 2 E: 0 K: 0 S: 11	H: 2 LOB: 1 BB: 0 P: 18	R: 0 H: 2 E: 0 K: 0 S: 9	H: 2 LOB: 0 BB: 0 P: 13	R: 2 H: 1 E: 1 K: 1 S: 19	LOB: 2 BB: 2 P: 36	R: 0 H: 2 E: 0 K: 0 S: 11	H: 2 LOB: 0 BB: 0 P: 16	R: 3 H: 4 E: 0 K: 1 S: 21	H: 4 LOB: 3 BB: 2 P: 35	R: 1 H: 1 E: 0 K: 0 S: 9	H: 1 LOB: 0 BB: 0 P: 14	R: 3 H: 2 E: 0 K: 2 S: 17	H: 2 LOB: 1 BB: 2 P: 31	R: 2 H: 2 E: 0 K: 0 S: 11	H: 2 LOB: 1 BB: 2 P: 23	1B: 12 2B: 2 3B: 0 HR: 2	SF: 1 SAC: 0 DP: 1 HBP: 0	WP: 1 PA: 48 PB: 0 SB: 0 CS: 0								
PITCHER	IP	WLS	BF	H	R	ER	SO	BB	IBB	HBP	BLK	WP	HR	S	P	ERA	WHIP										
41 Danny Duffy, L ERA: 5.26	4.2	L	27	10	6	6	2	2	0	0	0	0	0	4	12	11.57	2.571										
54 Tim Hill, L (5, 1)	0.0		3	1	0	0	0	2	0	0	0	0	0	4	12	∞	∞										
61 Kevin McCarthy, R ERA: 8.1	0.1		1	0	0	0	0	0	0	0	0	0	0	3	5	0.00	0.000										
51 Blaine Boyer, R ERA: 22.5	1.0		4	1	1	1	0	0	0	0	0	0	1	9	14	9.00	1.000										
52 Justin Grimm, R ERA: 21.86	0.1		5	2	3	3	1	2	0	0	0	1	0	10	22	81.00	12.000										
PITCHER	IP	WLS	BF	H	R	ER	SO	BB	IBB	HBP	BLK	WP	HR	S	P	ERA	WHIP										
64 Burch Smith, R (7, 1) ERA: 3.52	1.2		8	2	2	2	1	2	0	0	0	0	0	18	32	10.80	2.400										

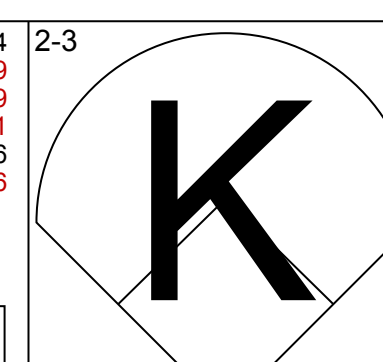
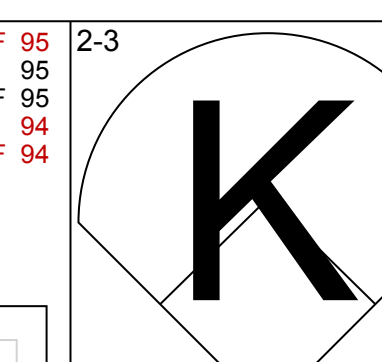
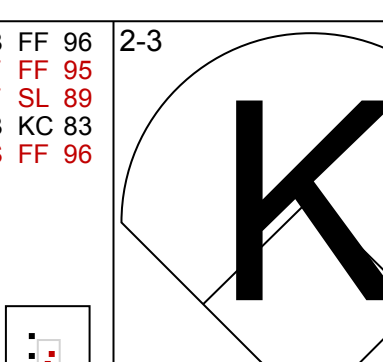
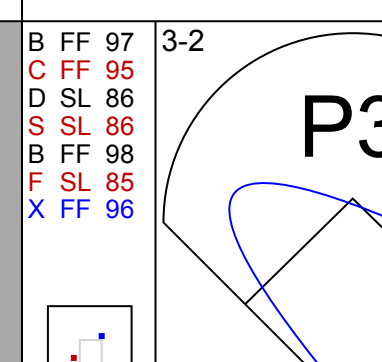
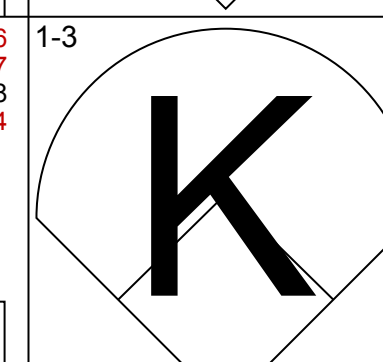
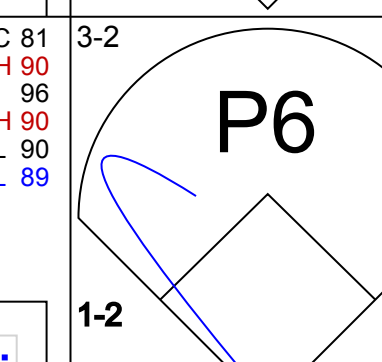
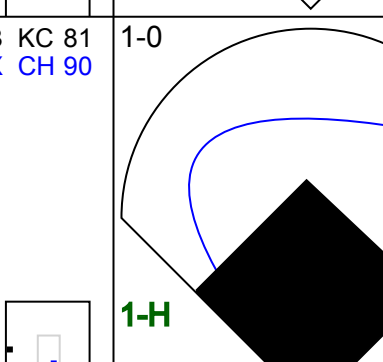
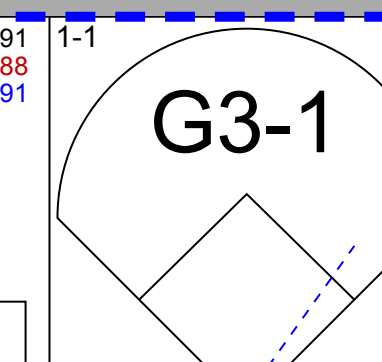
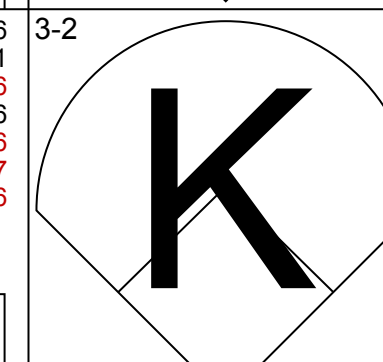
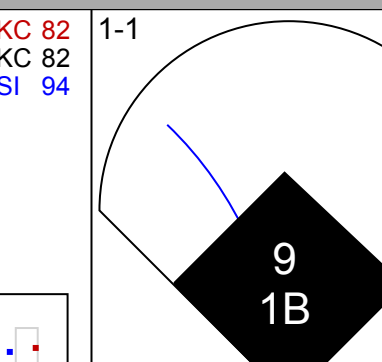
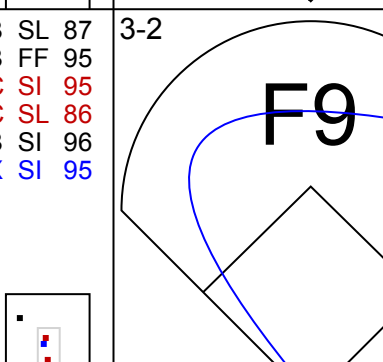
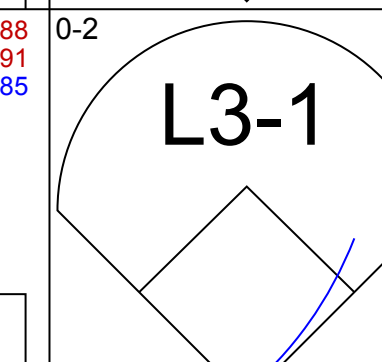
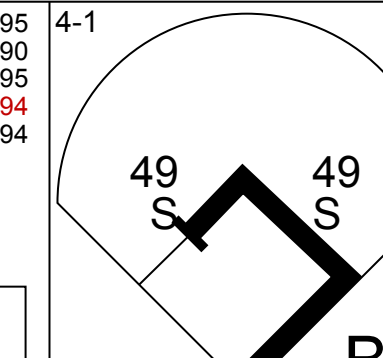
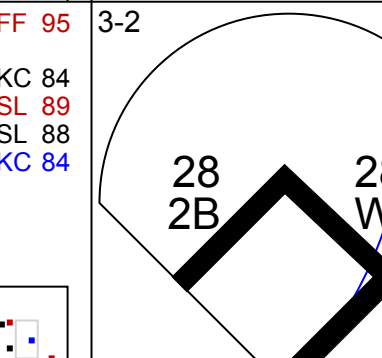
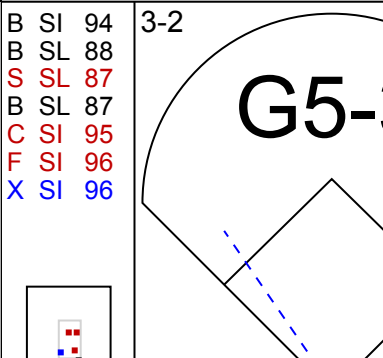
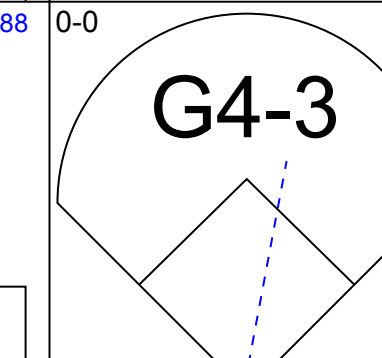

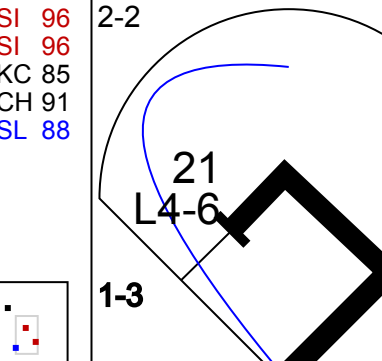
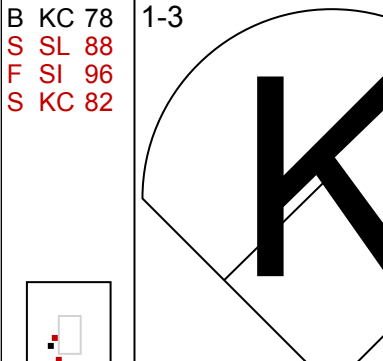
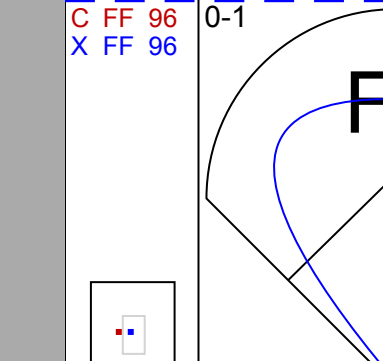

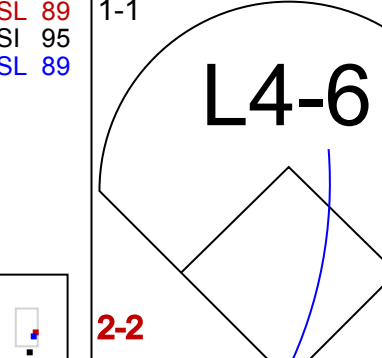
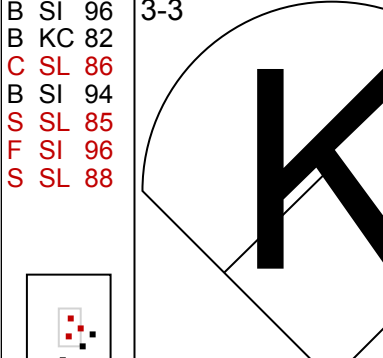
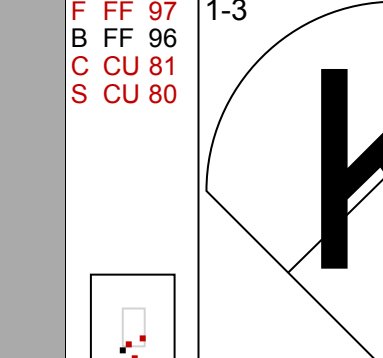

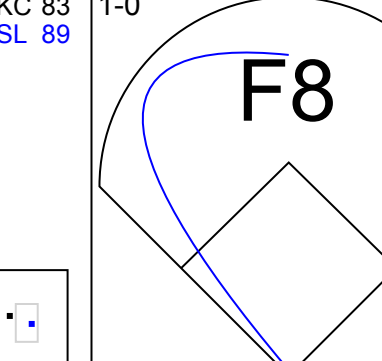
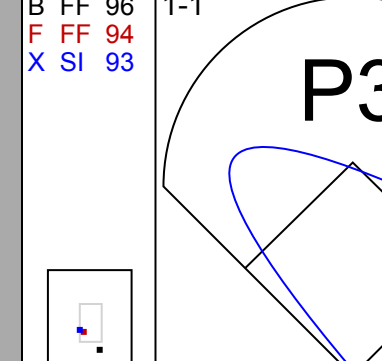
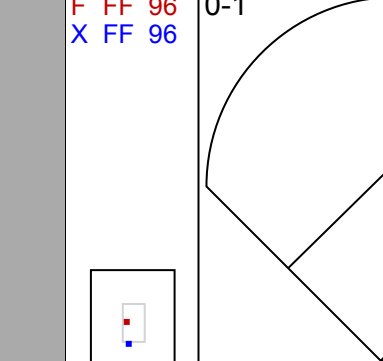
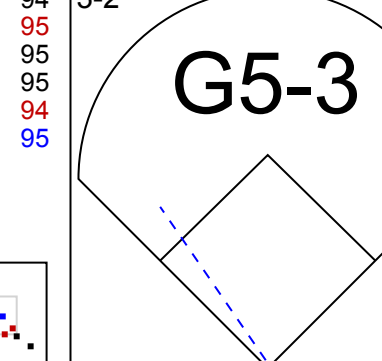
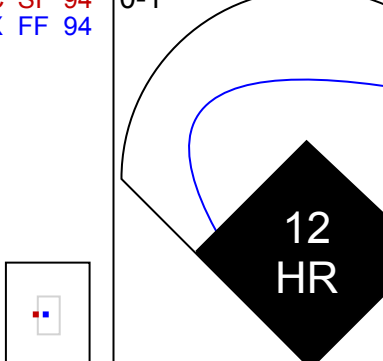
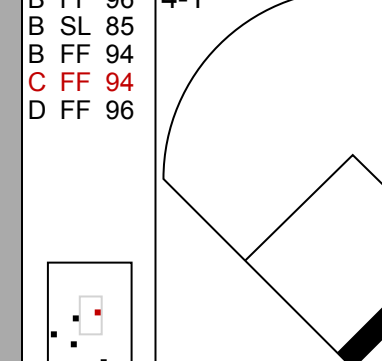
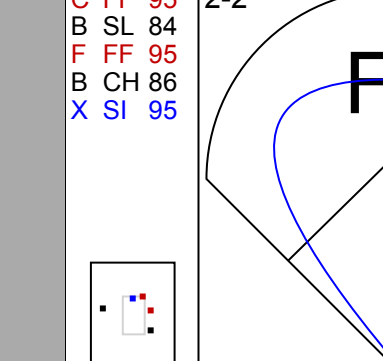
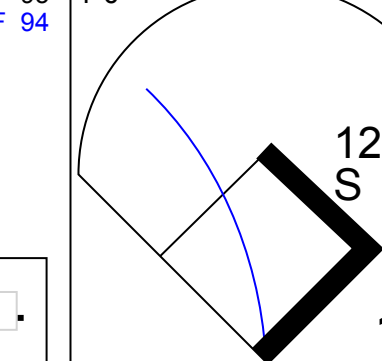
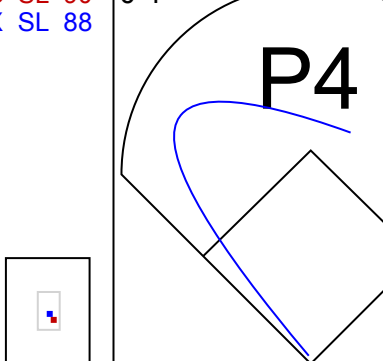
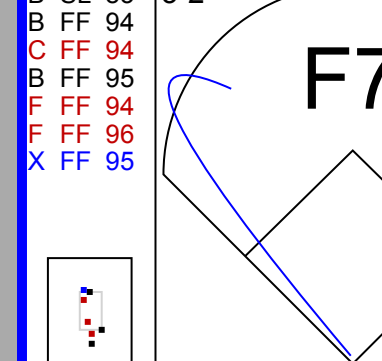
Batter	1	2	3	4	5	6	7	8	9	AB	R	H	RBI	BB	SO	LOB	TOP								
15 Whit Merrifield, R OBP: 0.337, SLG: 0.418	G4-3		G4-3			HR	K	G6-4-3		5	1	1	1	0	1	4	Kansas City Royals @ Detroit Tigers Comerica Park, Detroit, MI Sun Apr 22 2018, 1:11 PM - 4:19 PM EDT Att: 19,034 - Sunny - 56 F								
19 Chasor Cuthbert, R OBP: 0.338, SLG: 0.286	K		G3-1			8 G3 45 HR	8 HR BB	F8		4	2	1	0	1	1	1									
8 Mike Moustakas, L OBP: 0.341, SLG: 0.612	L7			L7		G3	2B	P5		5	1	1	3	0	0	1									
12 Jorge Soler, R OBP: 0.415, SLG: 0.423		BB		F7		45 HR BB	1B	BB		2	1	1	0	3	0	0									
16 Paulo Orlando, R OBP: 0.224, SLG: 0.234	K		K			45 HR BB	L9	P4		4	1	0	0	1	2	3									
45 Abraham Almonte, S OBP: 0.286, SLG: 0.424	K					HR	G1-3			3	1	1	4	1	1	2									
1 Ryan Goins, L OBP: 0.258, SLG: 0.241	F9		K			G3-1		L7		4	0	0	0	0	1	2									
2 Alcides Escobar, R OBP: 0.282, SLG: 0.329			F8			K	G6-3	9 1B		4	0	1	0	0	1	1									
9 Drew Butera, R OBP: 0.275, SLG: 0.227						P4		15 G4-3 8 HR BB		2	1	1	0	2	0	1									
Inning Stats	R: 0 H: 0 E: 0 K: 1 S: 7	H: 0 LOB: 0 BB: 0 P: 9	R: 0 H: 0 E: 0 K: 2 S: 11	H: 0 LOB: 1 BB: 1 P: 21	R: 0 H: 0 E: 0 K: 0 S: 9	H: 0 LOB: 1 BB: 1 P: 15	R: 0 H: 0 E: 0 K: 1 S: 8	H: 0 LOB: 0 BB: 0 P: 12	R: 0 H: 0 E: 0 K: 2 S: 13	H: 0 LOB: 1 BB: 1 P: 22	R: 5 H: 3 E: 0 K: 0 S: 17	H: 3 LOB: 0 BB: 2 P: 31	R: 3 H: 2 E: 0 K: 1 S: 13	H: 2 LOB: 1 BB: 2 P: 28	R: 0 H: 2 E: 0 K: 0 S: 6	H: 2 LOB: 1 BB: 0 P: 7	R: 0 H: 0 E: 0 K: 0 S: 11	H: 0 LOB: 1 BB: 1 P: 19	1B: 3 2B: 1 3B: 0 HR: 3	SF: 0 SAC: 0 DP: 1 HBP: 0	WP: 0 PB: 0 SB: 1 CS: 0	PA: 41			
PITCHER	IP	WLS	BF	H	R	ER	SO	BB	IBB	HBP	BLK	WP	HR	S	P	ERA	WHIP								
38 Francisco Lirio, L ERA: 3.13	5.1		22	2	3	3	6	4	0	0	0	0	1	56	92	5.06	1.125								
30 Alex Wilson, R ERA: 6.57	0.2	B	4	1	2	2	0	1	0	0	0	0	1	9	18	27.00	3.000								
54 Drew VerHagen, R ERA: 6.3	0.1	L	3	0	2	2	1	2	0	0	0	0	0	5	15	54.00	6.000								
45 Buck Farmer, R ERA: 6.3	1.2		8	4	1	1	0	0	0	0	0	0	1	14	20	5.40	2.400								
77 Joe Jiménez, R ERA:	1.0		4	0	0	0	0	1	0	0	0	0	0	11	19	0.00	1.000								

Batter	1	2	3	4	5	6	7	8	9	AB	R	H	RBI	BB	SO	LOB	BOTTOM								
12 Leonys Martin, L OBP: 0.346, SLG: 0.438	46 2B 24 G6-3 HBP		F8			L9		K		3	1	0	0	0	1	1	Kansas City Royals @ Detroit Tigers Comerica Park, Detroit, MI Sun Apr 22 2018, 1:11 PM - 4:19 PM EDT Att: 19,034 - Sunny - 56 F								
46 Jeimer Candelario, S OBP: 0.356, SLG: 0.484	24 G6-3 9 1B 2B		G4-3			24 BB 9 1B	F7			3	2	1	0	1	0	1									
24 Miguel Cabrera, R OBP: 0.398, SLG: 0.457	G6-3					9 BB 21 1B	G4-3			3	1	1	1	1	0	2									
9 Nick Castellanos, R OBP: 0.364, SLG: 0.457	21 WP 1B		F9			E7 21 1B 34 SF9 1B		41 G5-4-3 1B		4	1	3	2	0	0	1									
41 Victor Martinez, S OBP: 0.311, SLG: 0.379	F8			K		K		G5-4-3		4	0	0	0	0	2	4									
21 JaCoby Jones, R OBP: 0.362, SLG: 0.512	P4			G4-3				G6-3		4	0	1	1	0	0	1									
34 James McCann, R OBP: 0.297, SLG: 0.321		49 G6-4-3 1B		K		SF9		L9		3	0	1	1	0	1	0									
1 Jose Iglesias, R OBP: 0.250, SLG: 0.284	P3					G5-3		K		4	0	0	0	0	2	2									
49 Dixon Machado, R OBP: 0.269, SLG: 0.366	G6-4-3					G6-3		L6		4	0	1	0	0	0	1									
Inning Stats	R: 2 H: 2 E: 0 K: 0 S: 18	H: 2 LOB: 1 BB: 0 P: 29	R: 0 H: 1 E: 0 K: 0 S: 6	H: 1 LOB: 0 BB: 0 P: 9	R: 0 H: 1 E: 0 K: 0 S: 10	H: 1 LOB: 1 BB: 0 P: 16	R: 0 H: 0 E: 0 K: 2 S: 9	H: 0 LOB: 0 BB: 0 P: 15	R: 0 H: 0 E: 0 K: 1 S: 10	H: 0 LOB: 0 BB: 0 P: 16	R: 3 H: 2 E: 1 K: 1 S: 12	H: 2 LOB: 1 BB: 2 P: 26	R: 0 H: 1 E: 0 K: 1 S: 13	H: 1 LOB: 1 BB: 0 P: 19	R: 0 H: 1 E: 0 K: 0 S: 6	H: 1 LOB: 0 BB: 0 P: 9	R: 0 H: 0 E: 0 K: 1 S: 8	H: 0 LOB: 0 BB: 0 P: 13	1B: 6 2B: 2 3B: 0 HR: 0	SF: 1 SAC: 0 DP: 2 HBP: 1	WP: 1 PB: 0 SB: 0 CS: 0	PA: 36			
PITCHER	IP	WLS	BF	H	R	ER	SO	BB	IBB	HBP	BLK	WP	HR	S	P	ERA	WHIP								
53 Eric Skoglund, L ERA: 8.59	5.0		21	4	4	4	3	2	0	0	0	0	0	11	17	0.00	2.000								
61 Kevin McCarthy, R ERA: 6.23	1.0	W	5	2	1	0	1	0	0	0	0	0	0	19	28	0.00	1.000								
33 Brian Flynn, L ERA: 3.6	2.0	H	7	2	0	0	1	0	0	0	0	0	0	8	13	0.00	0.000								
40 Kelvin Herrera, R ERA:	1.0	S	3	0	0	0	1	0	0	0	0	0	0	8	13	0.00	0.000								

AB	33
R	8
H	7
RBI	8
BB	8
SO	7
LOB	15


AB	32
R	5
H	8
RBI	5
BB	2
SO	6
LOB	13

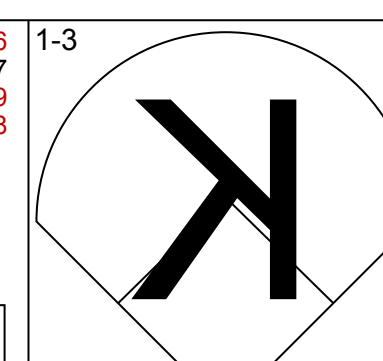
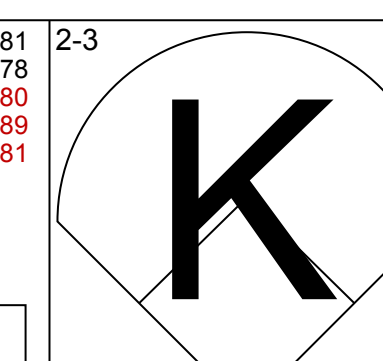
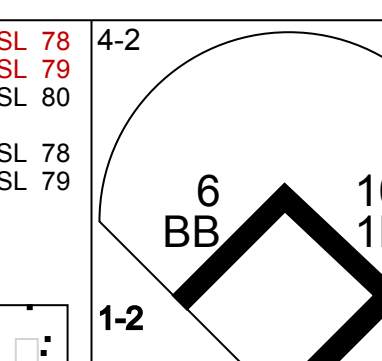
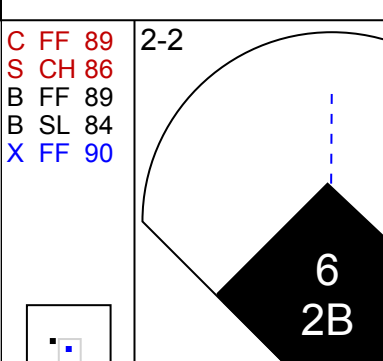
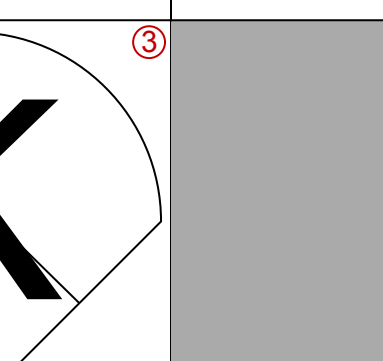
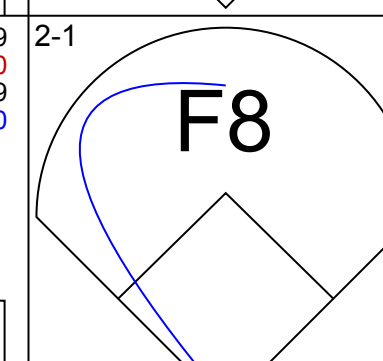
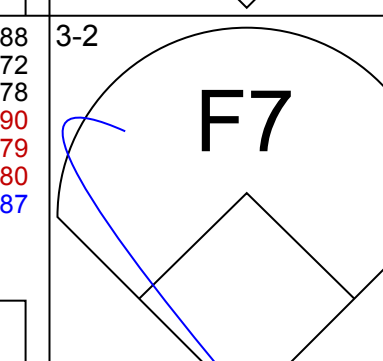
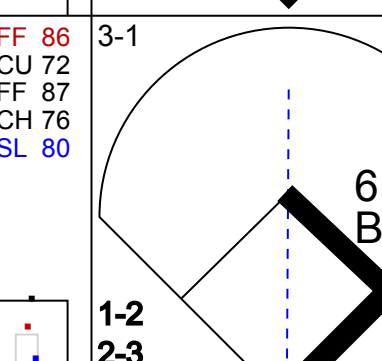
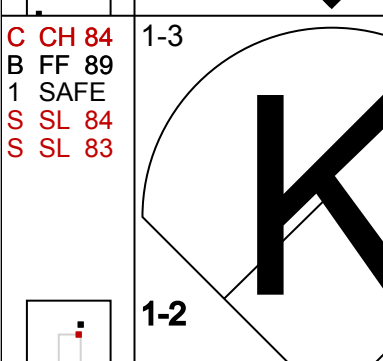
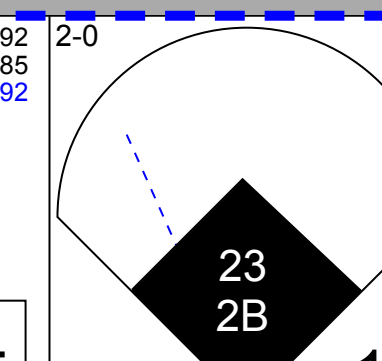
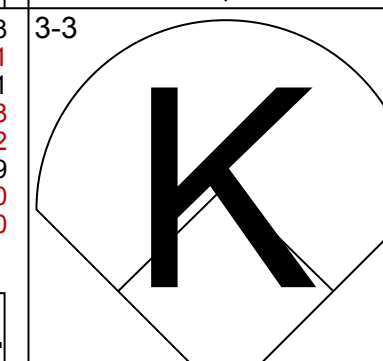
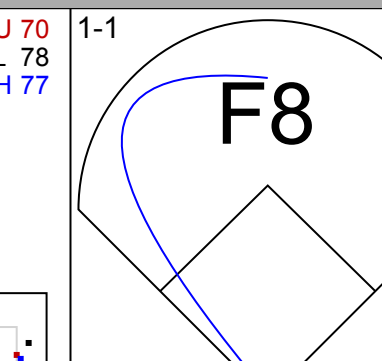
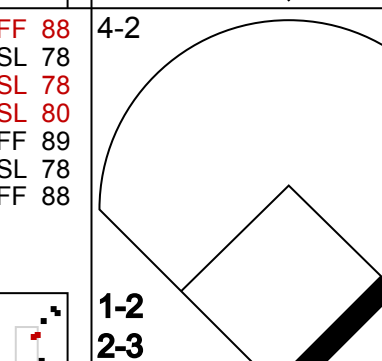
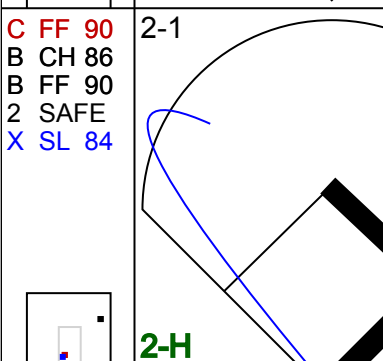
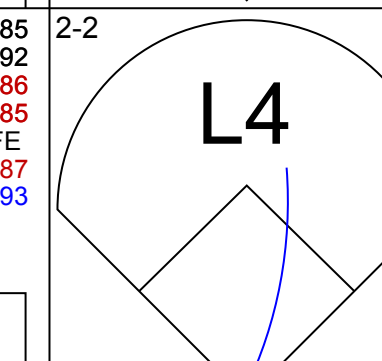
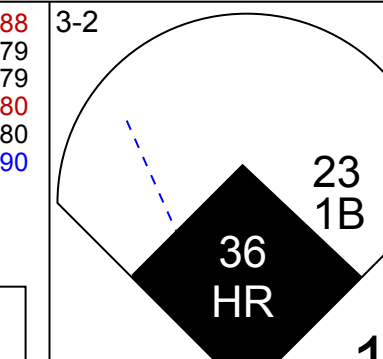
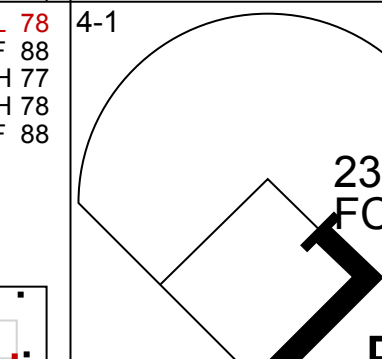
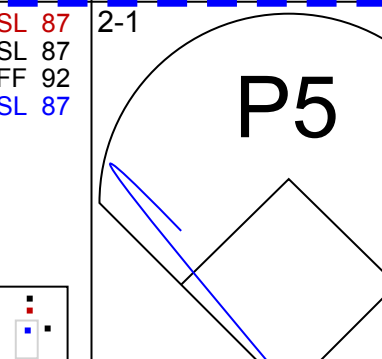
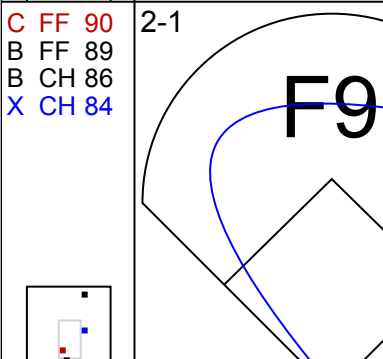
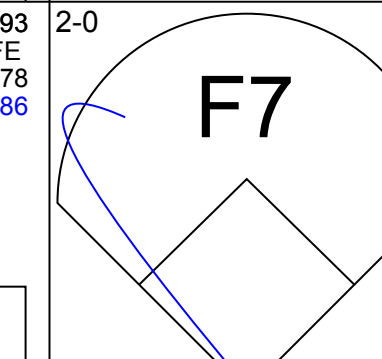

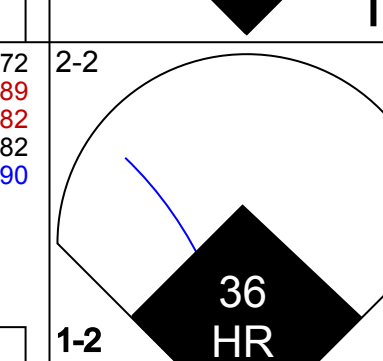
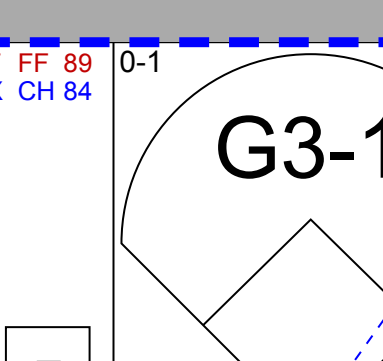
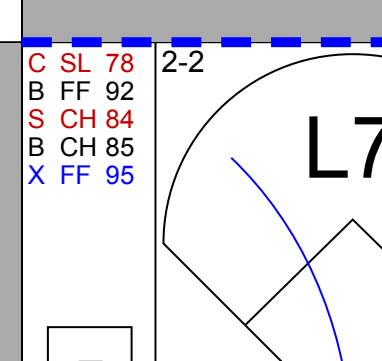
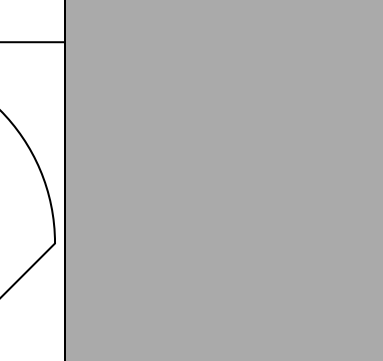

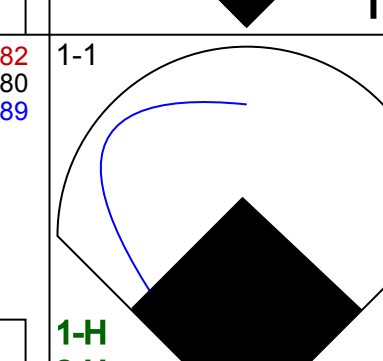
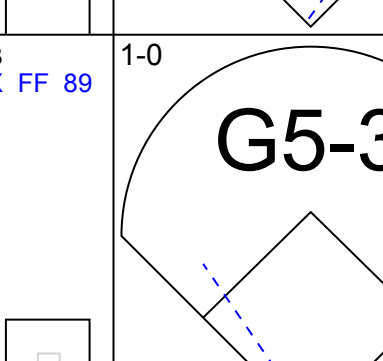
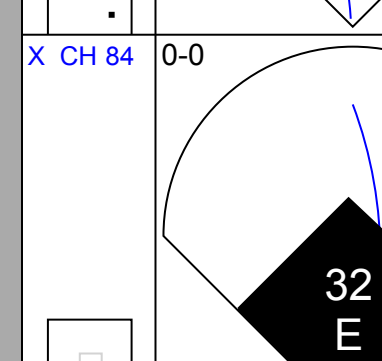
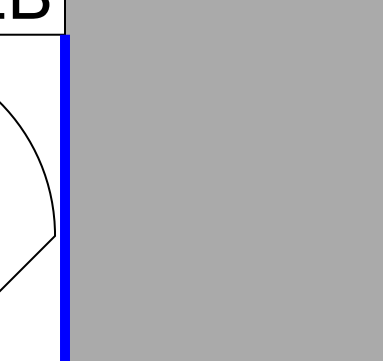

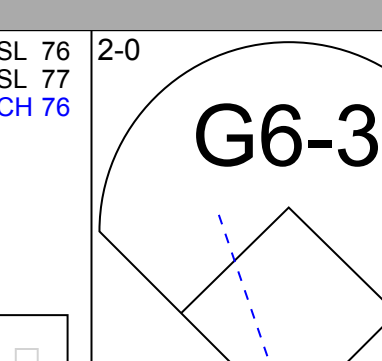
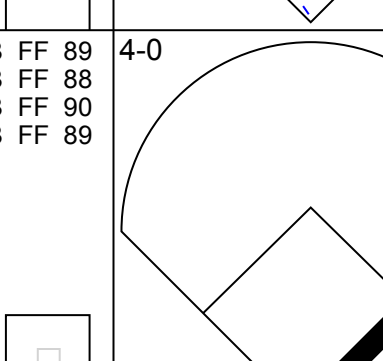
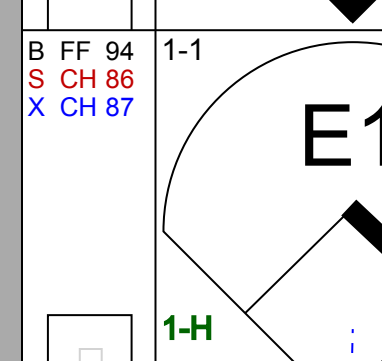
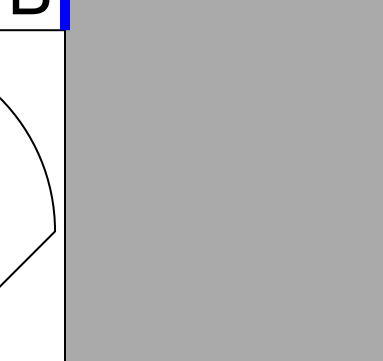

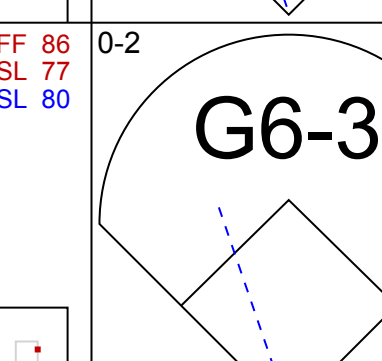
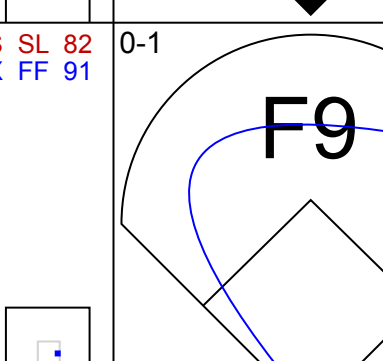
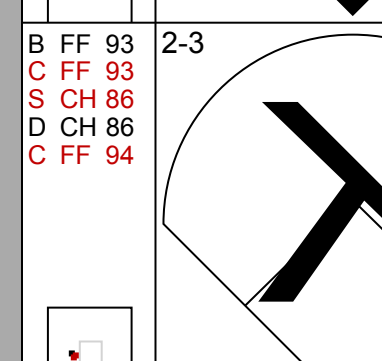
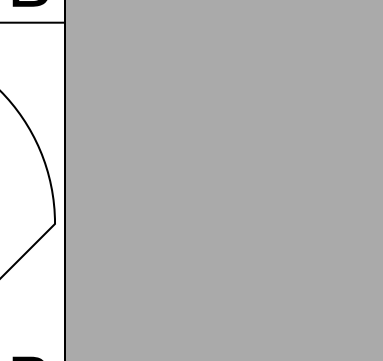

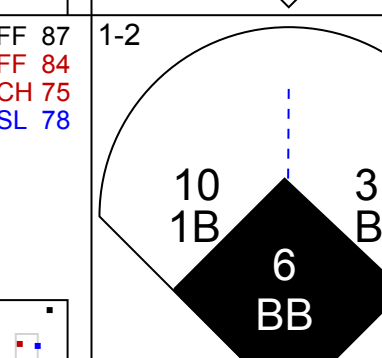
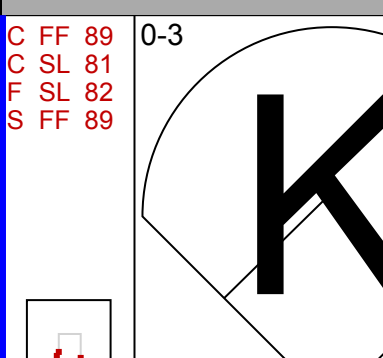
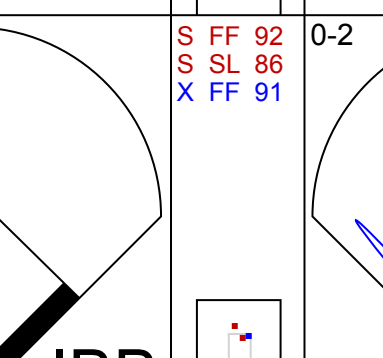
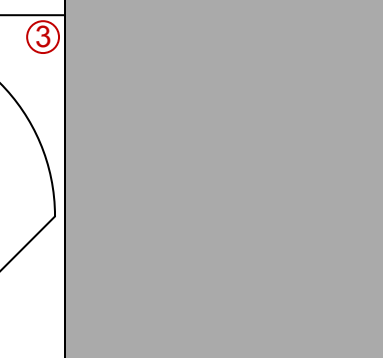


Batter	1	2	3	4	5	6	7	8	9	AB	R	H	RBI	BB	SO	LOB	TOP				
12 Leony Martin, L (1,8) OBP: 0.341, SLG: 0.494										4	1	1	2	0	1	1					
46 Jeimer Candelario, S (1,5) OBP: 0.359, SLG: 0.545										4	1	1	0	0	1	0					
9 Nick Castellanos, R (1,9) OBP: 0.389, SLG: 0.590										4	0	1	1	0	1	0					
28 Niko Goodrum, S (1,3) OBP: 0.273, SLG: 0.350										3	0	1	0	1	1	0					
21 JaCoby Jones, R (1,7) OBP: 0.351, SLG: 0.480										4	0	0	0	0	3	3					
55 John Hicks, R (1,2) OBP: 0.227, SLG: 0.429										4	0	1	0	0	0	2					
49 Dixon Machado, R (1,4) OBP: 0.280, SLG: 0.365										4	1	1	0	1	0	2					
1 Jose Iglesias, R (1,6) OBP: 0.263, SLG: 0.297										3	0	1	0	0	0	2					
48 Matthew Boyd, L (1,1) 30 Alex Wilson, R (4,1) 13 Mike Gerber, L (5,PH) 44 Daniel Norris, L (5,1) 41 Victor Martinez, S (7,PH) 45 Buck Farmer, L (7,1) 57 Artie Lewicki, R (8,1)										1	0	0	0	0	0	1					
Inning Stats	R: 0 E: 0 K: 3 S: 11	H: 0 LOB: 0 BB: 0 P: 17	R: 0 E: 0 K: 1 S: 7	H: 0 LOB: 1 BB: 1 P: 11	R: 0 E: 0 K: 1 S: 10	H: 1 LOB: 1 BB: 0 P: 19	R: 1 E: 0 K: 0 S: 11	H: 3 LOB: 1 BB: 0 P: 19	R: 2 E: 0 K: 1 S: 11	H: 2 LOB: 0 BB: 0 P: 17	R: 0 E: 0 K: 2 S: 11	H: 0 LOB: 1 BB: 1 P: 22	R: 0 E: 0 K: 0 S: 6	H: 0 LOB: 0 BB: 0 P: 7	R: 0 E: 0 K: 1 S: 10	H: 1 LOB: 1 BB: 0 P: 13	1B: 3 2B: 3 3B: 1 HR: 1	SF: 0 SAC: 0 DP: 1 HBP: 0	WP: 1 PB: 0 SB: 2 CS: 0	PA: 35	
PITCHER	IP WLS BF H R ER SO BB IBB HBP BLK WP HR S P ERA WHIP	IP WLS BF H R ER SO BB IBB HBP BLK WP HR S P ERA WHIP	IP WLS BF H R ER SO BB IBB HBP BLK WP HR S P ERA WHIP	IP WLS BF H R ER SO BB IBB HBP BLK WP HR S P ERA WHIP	IP WLS BF H R ER SO BB IBB HBP BLK WP HR S P ERA WHIP	IP WLS BF H R ER SO BB IBB HBP BLK WP HR S P ERA WHIP	IP WLS BF H R ER SO BB IBB HBP BLK WP HR S P ERA WHIP	IP WLS BF H R ER SO BB IBB HBP BLK WP HR S P ERA WHIP	IP WLS BF H R ER SO BB IBB HBP BLK WP HR S P ERA WHIP	IP WLS BF H R ER SO BB IBB HBP BLK WP HR S P ERA WHIP	IP WLS BF H R ER SO BB IBB HBP BLK WP HR S P ERA WHIP	IP WLS BF H R ER SO BB IBB HBP BLK WP HR S P ERA WHIP	IP WLS BF H R ER SO BB IBB HBP BLK WP HR S P ERA WHIP	IP WLS BF H R ER SO BB IBB HBP BLK WP HR S P ERA WHIP	IP WLS BF H R ER SO BB IBB HBP BLK WP HR S P ERA WHIP	IP WLS BF H R ER SO BB IBB HBP BLK WP HR S P ERA WHIP	IP WLS BF H R ER SO BB IBB HBP BLK WP HR S P ERA WHIP	IP WLS BF H R ER SO BB IBB HBP BLK WP HR S P ERA WHIP	IP WLS BF H R ER SO BB IBB HBP BLK WP HR S P ERA WHIP	IP WLS BF H R ER SO BB IBB HBP BLK WP HR S P ERA WHIP	IP WLS BF H R ER SO BB IBB HBP BLK WP HR S P ERA WHIP

Detroit Tigers @ Pittsburgh Pirates
PNC Park, Pittsburgh, PA
Wed Apr 25 2018, 8:38 PM - 11:45 PM EDT
Att: 9,396 - Cloudy - 48 F


AB 33
R 3
H 7
RBI 3
BB 2
SO 9
LOB 13



Batter	1	2	3	4	5	6	7	8	9	AB	R	H	RBI	BB	SO	LOB	BOTTOM				
3 Sean Rodriguez, R (1,7) OBP: 0.310, SLG: 0.444										4	1	1	0	1	3	4					
10 Jordy Mercer, R (1,6) OBP: 0.307, SLG: 0.338										5	1	2	0	0	1	3					
6 Starling Marte, R (1,8) OBP: 0.368, SLG: 0.473										4	0	1	2	1	1	1					
55 Josh Bell, S (1,3) OBP: 0.314, SLG: 0.359										4	1	1	0	1	0	5					
23 David Freese, R (1,5) OBP: 0.325, SLG: 0.472										5	2	2	1	0	0	1					
36 José Osuna, R (1,9) OBP: 0.500, SLG: 1.250 70 George Kontos, R (8,1) 19 Colin Moran, L (8,PH) 73 Felipe Vázquez, L (9,1)										4	2	2	3	0	0	1					
32 Elias Díaz, R (1,2) OBP: 0.483, SLG: 0.667										4	0	3	0	1	0	0					
38 Max Moroff, S (1,4) OBP: 0.333, SLG: 0.364										4	0	1	0	1	1	2					
39 Chad Kuhl, R (1,1) OBP: 0.200, SLG: 0.200 26 Adam Frazier, L (6,PH) 45 Michael Feliz, R (7,1) 12 Corey Dickerson, L (7,PH)										1	1	1	0	0	0	0					
Inning Stats	R: 0 E: 0 K: 2 S: 10	H: 0 LOB: 0 BB: 0 P: 16	R: 3 E: 0 K: 1 S: 24	H: 5 LOB: 2 BB: 0 P: 36	R: 0 E: 0 K: 0 S: 7	H: 0 LOB: 1 BB: 1 P: 14	R: 1 E: 0 K: 0 S: 16	H: 2 LOB: 3 BB: 2 P: 32	R: 0 E: 0 K: 0 S: 5	H: 0 LOB: 1 BB: 1 P: 10	R: 1 E: 0 K: 2 S: 14	H: 2 LOB: 1 BB: 0 P: 21	R: 1 E: 1 K: 2 S: 13	H: 2 LOB: 2 BB: 1 P: 21	R: 2 E: 0 K: 0 S: 31	H: 4 LOB: 3 BB: 1 P: 44	1B: 12 2B: 2 3B: 0 HR: 1	SF: 0 SAC: 1 DP: 0 HBP: 0	WP: 1 PB: 0 SB: 0 CS: 0	PA: 45	
PITCHER	IP WLS BF H R ER SO BB IBB HBP BLK WP HR S P ERA WHIP	IP WLS BF H R ER SO BB IBB HBP BLK WP HR S P ERA WHIP	IP WLS BF H R ER SO BB IBB HBP BLK WP HR S P ERA WHIP	IP WLS BF H R ER SO BB IBB HBP BLK WP HR S P ERA WHIP	IP WLS BF H R ER SO BB IBB HBP BLK WP HR S P ERA WHIP	IP WLS BF H R ER SO BB IBB HBP BLK WP HR S P ERA WHIP	IP WLS BF H R ER SO BB IBB HBP BLK WP HR S P ERA WHIP	IP WLS BF H R ER SO BB IBB HBP BLK WP HR S P ERA WHIP	IP WLS BF H R ER SO BB IBB HBP BLK WP HR S P ERA WHIP	IP WLS BF H R ER SO BB IBB HBP BLK WP HR S P ERA WHIP	IP WLS BF H R ER SO BB IBB HBP BLK WP HR S P ERA WHIP	IP WLS BF H R ER SO BB IBB HBP BLK WP HR S P ERA WHIP	IP WLS BF H R ER SO BB IBB HBP BLK WP HR S P ERA WHIP	IP WLS BF H R ER SO BB IBB HBP BLK WP HR S P ERA WHIP	IP WLS BF H R ER SO BB IBB HBP BLK WP HR S P ERA WHIP	IP WLS BF H R ER SO BB IBB HBP BLK WP HR S P ERA WHIP	IP WLS BF H R ER SO BB IBB HBP BLK WP HR S P ERA WHIP	IP WLS BF H R ER SO BB IBB HBP BLK WP HR S P ERA WHIP	IP WLS BF H R ER SO BB IBB HBP BLK WP HR S P ERA WHIP	IP WLS BF H R ER SO BB IBB HBP BLK WP HR S P ERA WHIP	IP WLS BF H R ER SO BB IBB HBP BLK WP HR S P ERA WHIP

Detroit Tigers @ Pittsburgh Pirates
PNC Park, Pittsburgh, PA
Wed Apr 25 2018, 8:38 PM - 11:45 PM EDT
Att: 9,396 - Cloudy - 48 F

AB 38
R 8
H 15
RBI 7
BB 6
SO 7
LOB 20



Batter	1	2	3	4	5	6	7	8	9	AB	R	H	RBI	BB	SO	LOB	TOP										
12 Leony Martin, L OBP: 0.347, SLG: 0.517										4	0	2	0	0	0	1	Detroit Tigers @ Pittsburgh Pirates PNC Park, Pittsburgh, PA Thu Apr 26 2018, 12:36 PM - 3:12 PM EDT Att: 12,049 - Partly Cloudy - 55 F										
49 Dixon Machado, R OBP: 0.279, SLG: 0.359										4	0	1	0	0	0	3											
24 Miguel Cabrera, R OBP: 0.409, SLG: 0.500 46 Jeimer Candelario, S OBP: 0.399, SLG: 0.548										4	0	1	0	0	0	3											
9 Nick Castellanos, R OBP: 0.382, SLG: 0.489										4	0	1	0	0	1	1											
28 Niko Goodrum, S OBP: 0.292, SLG: 0.349										3	0	1	0	1	1	0											
34 James McCann, R OBP: 0.297, SLG: 0.394										4	0	1	0	0	0	3											
22 Victor Reyes, S OBP: 0.093, SLG: 0.083 68 Daniel Stumpf, L 77 Joe Jiménez, R										3	0	0	0	0	0	1											
41 Victor Martínez, S OBP: 0.312, SLG: 0.368 30 Alex Wilson, R										0	0	0	0	0	0	0											
1 Jose Iglesias, R OBP: 0.262, SLG: 0.295										4	0	1	0	0	1	3											
32 Michael Fulmer, R 21 JaCoby Jones, R OBP: 0.345, SLG: 0.471										2	0	0	0	0	2	1											
Inning Stats	R: 0 E: 0 K: 0 S: 5	H: 1 LOB: 1 BB: 0 P: 7	R: 0 E: 0 K: 1 S: 7	H: 0 LOB: 0 BB: 0 P: 10	R: 0 E: 0 K: 1 S: 15	H: 1 LOB: 1 BB: 0 P: 21	R: 0 E: 0 K: 0 S: 4	H: 1 LOB: 0 BB: 0 P: 7	R: 0 E: 0 K: 0 S: 5	H: 0 LOB: 0 BB: 0 P: 6	R: 0 E: 1 K: 1 S: 7	H: 1 LOB: 1 BB: 0 P: 10	R: 0 E: 0 K: 1 S: 9	H: 1 LOB: 1 BB: 0 P: 13	R: 0 E: 0 K: 1 S: 11	H: 1 LOB: 1 BB: 0 P: 19	R: 0 E: 0 K: 0 S: 13	H: 2 LOB: 3 BB: 1 P: 21	1B: 6 2B: 1 3B: 1 HR: 0	SF: 0 SAC: 0 DP: 1 HBP: 0	WP: 1 PB: 0 SB: 0 CS: 1	PA: 36					
PITCHER	IP	WLS	BF	H	R	ER	SO	BB	IBB	HBP	BLK	WP	HR	S	P	ERA	WHIP										
46 Iván Nova, R ERA: 3.32	8.0		29	6	0	0	5	0	0	0	0	1	0	63	93	0.00	0.750										
73 Felipe Vázquez, L ERA: 4.35	1.0	W	6	2	0	0	0	1	0	0	0	0	0	13	21	0.00	3.000										

Batter	1	2	3	4	5	6	7	8	9	AB	R	H	RBI	BB	SO	LOB	BOTTOM										
26 Adam Frazier, L OBP: 0.258, SLG: 0.317										4	0	2	0	0	1	0	Detroit Tigers @ Pittsburgh Pirates PNC Park, Pittsburgh, PA Thu Apr 26 2018, 12:36 PM - 3:12 PM EDT Att: 12,049 - Partly Cloudy - 55 F										
25 Gregory Polanco, L OBP: 0.323, SLG: 0.458										3	0	1	0	1	0	1											
6 Starling Marte, R OBP: 0.373, SLG: 0.469										3	0	1	0	1	1	3											
55 Josh Bell, S OBP: 0.302, SLG: 0.344										4	0	0	0	0	2	3											
12 Corey Dickerson, L OBP: 0.348, SLG: 0.500										4	1	1	1	0	0	1											
29 Francisco Cervelli, R OBP: 0.375, SLG: 0.529										3	0	0	0	0	2	0											
19 Colin Moran, L OBP: 0.354, SLG: 0.451										3	0	1	0	0	1	0											
3 Sean Rodríguez, R OBP: 0.289, SLG: 0.410										3	0	0	0	0	2	1											
46 Iván Nova, R 23 David Freese, R 73 Felipe Vázquez, L										2	0	0	0	0	2	1											
Inning Stats	R: 0 E: 0 K: 2 S: 12	H: 1 LOB: 1 BB: 0 P: 18	R: 0 E: 0 K: 2 S: 9	H: 0 LOB: 0 BB: 0 P: 13	R: 0 E: 0 K: 2 S: 9	H: 0 LOB: 0 BB: 0 P: 14	R: 0 E: 0 K: 1 S: 8	H: 1 LOB: 1 BB: 0 P: 11	R: 0 E: 0 K: 2 S: 18	H: 1 LOB: 1 BB: 0 P: 25	R: 0 E: 0 K: 0 S: 8	H: 1 LOB: 1 BB: 1 P: 18	R: 0 E: 0 K: 0 S: 6	H: 0 LOB: 0 BB: 0 P: 13	R: 0 E: 0 K: 1 S: 11	H: 1 LOB: 2 BB: 1 P: 19		R: 1 E: 0 K: 1 S: 6	H: 1 LOB: 0 BB: 0 P: 8	1B: 2 2B: 3 3B: 0 HR: 1	SF: 0 SAC: 0 DP: 1 HBP: 0	WP: 0 PB: 0 SB: 1 CS: 0	PA: 32				
PITCHER	IP	WLS	BF	H	R	ER	SO	BB	IBB	HBP	BLK	WP	HR	S	P	ERA	WHIP										
32 Michael Fulmer, R ERA: 2.76	6.0		22	4	0	0	0	1	0	0	0	0	0	64	99	0.00	0.833										
68 Daniel Stumpf, L ERA: 1.93	1.0		3	0	0	0	0	0	0	0	0	0	0	6	13	0.00	0.000										
77 Joe Jiménez, R ERA: 2.31	1.0		5	1	0	0	1	0	1	0	0	0	0	11	19	0.00	1.000										
30 Alex Wilson, R ERA: 6.59	0.1	L	2	1	1	1	1	0	0	0	0	0	1	6	8	27.00	3.000										

Batter	1	2	3	4	5	6	7	8	9	AB	R	H	RBI	BB	SO	LOB	TOP								
12 Leonys Martin, L (1,8) OBP: 0.333, SLG: 0.495	F8		F9		K			G4-3		4	0	0	0	0	1	1									
46 Jeimer Candelario, S (1,5) OBP: 0.355, SLG: 0.531	HBP		G5-3			K			P6	3	0	0	0	0	1	0									
24 Miguel Cabrera, R (1,3) OBP: 0.402, SLG: 0.482				G4-3		F8			K	3	0	0	0	1	1	0									
9 Nick Castellanos, R (1,9) OBP: 0.377, SLG: 0.480			K	G5-3		F9			41 WP 1B	4	0	1	0	0	1	2									
41 Victor Martinez, S (1,10) OBP: 0.309, SLG: 0.352	F7					G6-3			K	3	0	0	0	1	1	3									
21 JaCoby Jones, R (1,7) OBP: 0.328, SLG: 0.444		K			K					3	0	0	0	0	2	1									
34 James McCann, R (1,2) OBP: 0.286, SLG: 0.377		L9				G5-3				3	0	0	0	0	0	0									
1 Jose Iglesias, R (1,6) OBP: 0.264, SLG: 0.309		G6-3						G6-3		3	0	1	0	0	0	0									
49 Dixon Machado, R (1,4) OBP: 0.270, SLG: 0.346			L8			G5-3		G5-3		3	0	0	0	0	0	1									
Inning Stats	R: 0 H: 0 E: 0 K: 1 S: 12	H: 0 LOB: 2 BB: 1 P: 24	R: 0 H: 0 E: 0 K: 1 S: 8	H: 0 LOB: 0 BB: 0 P: 9	R: 0 H: 0 E: 0 K: 0 S: 7	H: 0 LOB: 0 BB: 0 P: 14	R: 0 H: 0 E: 0 K: 1 S: 6	H: 0 LOB: 1 BB: 1 P: 10	R: 0 H: 1 E: 0 K: 1 S: 10	H: 0 LOB: 0 BB: 0 P: 16	R: 0 H: 0 E: 0 K: 1 S: 9	H: 0 LOB: 0 BB: 0 P: 15	R: 0 H: 0 E: 0 K: 0 S: 7	H: 0 LOB: 0 BB: 0 P: 10	R: 0 H: 0 E: 0 K: 0 S: 8	H: 0 LOB: 0 BB: 0 P: 11	R: 0 H: 1 E: 0 K: 2 S: 13	H: 1 LOB: 1 BB: 0 P: 18	1B: 1 2B: 1 3B: 0 HR: 0	SF: 0 SAC: 0 DP: 0 HBP: 1	WP: 1 PB: 0 SB: 0 CS: 0	PA: 32			
PITCHER	IP	WLS	BF	H	R	ER	SO	BB	IBB	HBP	BLK	WP	HR	S	P	ERA	WHIP								
30 Chris Tillman, R (1,1) ERA: 7.03	7.0	W	25	1	0	0	5	2	0	1	0	0	0	59	98	0.00	0.429								
48 Richard Bleier, L (8,1) ERA: 0.54	1.0		3	0	0	0	0	0	0	0	0	0	0	8	11	0.00	0.000								
60 Mychal Givens, R (9,1) ERA: 4.97	1.0		4	1	0	0	2	0	0	0	0	1	0	13	18	0.00	1.000								

Detroit Tigers @ Baltimore Orioles
 Oriole Park at Camden Yards, Baltimore, MD
 Fri Apr 27 2018, 7:09 PM - 9:34 PM EDT
 Att: 14,223 - Overcast - 62 F

AB 29
 R 0
 H 2
 RBI 0
 BB 2
 SO 7
 LOB 8



Batter	1	2	3	4	5	6	7	8	9	AB	R	H	RBI	BB	SO	LOB	BOTTOM								
16 Trey Mancini, R (1,7) OBP: 0.333, SLG: 0.394	K		G5-3			L8		G6-3		4	0	0	0	0	1	1									
25 Anthony Santander, S (8,9) OBP: 0.229, SLG: 0.299										0	0	0	0	0	0	0									
29 Jace Peterson, L (1,4) OBP: 0.391, SLG: 0.400	G6-3			G3-1		19 S 2H 2B			13 WP 13 1B	4	1	2	1	0	0	0									
13 Manny Machado, R (1,6) OBP: 0.440, SLG: 0.693	HR			G5-3					1H 1B	3	1	2	2	1	0	0									
10 Adam Jones, R (1,8) OBP: 0.265, SLG: 0.440	P4			F8		F8		F8		4	0	0	0	0	0	3									
19 Chris Davis, L (1,3) OBP: 0.257, SLG: 0.256		K			F9	K		F8		4	0	0	0	0	2	3									
2 Danny Valencia, R (1,5) OBP: 0.275, SLG: 0.422		K			F7			L8		4	1	1	0	0	1	1									
24 Pedro Alvarez, L (1,10) OBP: 0.338, SLG: 0.473		G5-3				24 HR 1B		HR		3	2	2	3	0	0	0									
14 Craig Gentry, R (1,9) (8,7)			K					HR		3	0	0	0	0	1	0									
36 Caleb Joseph, R (1,2) OBP: 0.149, SLG: 0.196			G6-3			29 2B		F9		3	1	1	0	0	0	0									
Inning Stats	R: 1 H: 1 E: 0 K: 1 S: 12	H: 1 LOB: 0 BB: 0 P: 18	R: 0 H: 0 E: 0 K: 2 S: 8	H: 0 LOB: 0 BB: 0 P: 12	R: 0 H: 0 E: 0 K: 1 S: 7	H: 0 LOB: 0 BB: 0 P: 11	R: 0 H: 0 E: 0 K: 0 S: 7	H: 0 LOB: 0 BB: 0 P: 12	R: 1 H: 1 E: 0 K: 0 S: 6	H: 1 LOB: 0 BB: 0 P: 10	R: 1 H: 2 E: 0 K: 1 S: 12	H: 2 LOB: 2 BB: 1 P: 19	R: 2 H: 2 E: 0 K: 0 S: 11	H: 2 LOB: 0 BB: 0 P: 16	R: 1 H: 2 E: 0 K: 0 S: 9	H: 2 LOB: 1 BB: 0 P: 16	1B: 3 2B: 2 3B: 0 HR: 3	SF: 0 SAC: 0 DP: 0 HBP: 0	WP: 1 PB: 0 SB: 1 CS: 0	PA: 33					
PITCHER	IP	WLS	BF	H	R	ER	SO	BB	IBB	HBP	BLK	WP	HR	S	P	ERA	WHIP								
50 Mike Fiers, R (1,1) ERA: 3.91	6.0	L	23	4	3	3	5	0	0	0	0	0	2	52	82	4.50	0.667								
51 Johnny Barbato, R (7,1) ERA: 13.5	2.0		10	4	3	3	0	0	0	0	0	1	1	20	32	13.50	2.000								

Detroit Tigers @ Baltimore Orioles
 Oriole Park at Camden Yards, Baltimore, MD
 Fri Apr 27 2018, 7:09 PM - 9:34 PM EDT
 Att: 14,223 - Overcast - 62 F

AB 32
 R 6
 H 8
 RBI 6
 BB 1
 SO 5
 LOB 8



Batter	1	2	3	4	5	6	7	8	9	AB	R	H	RBI	BB	SO	LOB	TOP				
12 Leony's Martin, L OBP: 0.337, SLG: 0.484	4-1 FC6-4 46 BB	1-0 46 WP 1B		3-3 K		0-1 F7		1-1 SAFE F7		4	1	1	1	1	1	2					
46 Jeimer Candelario, S OBP: 0.348, SLG: 0.910	0-2 FC6-4 24 1B	2-3 K		4-2 SAFE K		3-3 K		3-2 F7		4	2	0	0	1	2	4					
24 Miguel Cabrera, R OBP: 0.422, SLG: 0.540	1-1 9 1B	0-1 2H HR		0-0 2B		0-0 L8		0-0 9 WP IBB		4	1	3	5	1	0	0					
9 Nick Castellanos, R OBP: 0.369, SLG: 0.466	2-1 1B	1-3 K		2-2 G5-3				1-3 K		5	0	1	1	0	3	3					
41 Victor Martinez, S OBP: 0.302, SLG: 0.382	1-2 F9		1-2 G5-3		1-0 F7			2-1 G5-3		5	1	1	1	0	0	3					
21 JaCoby Jones, R OBP: 0.333, SLG: 0.475	0-0 G1-3		1-2 34 G3 2B		0-0 F9			0-1 34 1B 2B		5	1	2	0	0	1	2					
34 James McCann, R OBP: 0.305, SLG: 0.392		2-3 K		1-1 G3				2-0 2H 1B		5	0	3	1	0	1	1					
1 Jose Iglesias, R OBP: 0.261, SLG: 0.302		0-0 49 S 1B		1-2 F9				0-0 P3		5	1	1	0	0	1	4					
49 Dixon Machado, R OBP: 0.277, SLG: 0.341		4-1 12 1B 24 HR BB		1-1 E5				2-2 9 WP 12 BLK 1B		4	2	1	0	1	1	2					
Inning Stats	R: 1 E: 0 K: 0 S: 12	H: 2 LOB: 2 BB: 1 P: 20	R: 4 E: 0 K: 3 S: 16	H: 3 LOB: 0 BB: 1 P: 26	R: 0 E: 0 K: 0 S: 14	H: 1 LOB: 1 BB: 0 P: 18	R: 2 E: 1 K: 1 S: 12	H: 1 LOB: 1 BB: 0 P: 23	R: 0 E: 0 K: 1 S: 7	H: 0 LOB: 0 BB: 0 P: 10	R: 1 E: 0 K: 2 S: 11	H: 2 LOB: 1 BB: 0 P: 18	R: 0 E: 0 K: 1 S: 12	H: 1 LOB: 2 BB: 1 P: 19	R: 1 E: 0 K: 1 S: 11	H: 2 LOB: 1 BB: 0 P: 16	1B: 8 2B: 3 3B: 0 HR: 2	SF: 0 SAC: 0 DP: 0 HBP: 0	WP: 2 PB: 0 SB: 1 CS: 0	PA: 45	
PITCHER	IP WLS BF H R ER SO BB IBB HBP BLK WP HR S P ERA WHIP	IP WLS BF H R ER SO BB IBB HBP BLK WP HR S P ERA WHIP	IP WLS BF H R ER SO BB IBB HBP BLK WP HR S P ERA WHIP	IP WLS BF H R ER SO BB IBB HBP BLK WP HR S P ERA WHIP	IP WLS BF H R ER SO BB IBB HBP BLK WP HR S P ERA WHIP	IP WLS BF H R ER SO BB IBB HBP BLK WP HR S P ERA WHIP	IP WLS BF H R ER SO BB IBB HBP BLK WP HR S P ERA WHIP	IP WLS BF H R ER SO BB IBB HBP BLK WP HR S P ERA WHIP	IP WLS BF H R ER SO BB IBB HBP BLK WP HR S P ERA WHIP	IP WLS BF H R ER SO BB IBB HBP BLK WP HR S P ERA WHIP	IP WLS BF H R ER SO BB IBB HBP BLK WP HR S P ERA WHIP	IP WLS BF H R ER SO BB IBB HBP BLK WP HR S P ERA WHIP	IP WLS BF H R ER SO BB IBB HBP BLK WP HR S P ERA WHIP	IP WLS BF H R ER SO BB IBB HBP BLK WP HR S P ERA WHIP	IP WLS BF H R ER SO BB IBB HBP BLK WP HR S P ERA WHIP	IP WLS BF H R ER SO BB IBB HBP BLK WP HR S P ERA WHIP	IP WLS BF H R ER SO BB IBB HBP BLK WP HR S P ERA WHIP	IP WLS BF H R ER SO BB IBB HBP BLK WP HR S P ERA WHIP	IP WLS BF H R ER SO BB IBB HBP BLK WP HR S P ERA WHIP	IP WLS BF H R ER SO BB IBB HBP BLK WP HR S P ERA WHIP	IP WLS BF H R ER SO BB IBB HBP BLK WP HR S P ERA WHIP
54 Andrew Cashner, R ERA: 4.76	(1, 1)	4.0 L	23 7	7 7	6 6	4 4	3 3	0 0	0 0	0 0	0 0	0 0	1 1	1 1	54 87	13.50 2.500					
38 Pedro Araujo, R ERA: 4.5	(5, 1)	2.2	11 3	1 1	1 1	3 3	0 0	0 0	0 0	0 0	0 0	23 38	3.38 1.125								
50 Miguel Castro, R ERA: 3.31	(7, 1)	1.1	6 1	0 0	0 0	2 2	0 0	1 1	0 0	1 1	0 0	15 23	0.00 0.750								
56 Darren O'Day, R ERA: 4.22	(9, 1)	1.0	5 2	1 1	1 1	1 1	0 0	0 0	0 0	0 0	1 1	11 16	9.00 2.000								

Detroit Tigers @ Baltimore Orioles
 Oriole Park at Camden Yards, Baltimore, MD
 Sat Apr 28 2018, 7:36 PM - 10:48 PM EDT
 Att: 20,896 - Cloudy - 63 F

AB	41
R	9
H	13
RBI	9
BB	4
SO	10
LOB	21



Batter	1	2	3	4	5	6	7	8	9	AB	R	H	RBI	BB	SO	LOB	BOTTOM					
16 Trey Mancini, R OBP: 0.336, SLG: 0.404	0-1 G4-3		2-2 29 L4-6 2B		2-2 G6-3			1-0 L5		5	0	2	0	0	0	3						
29 Jace Peterson, L OBP: 0.357, SLG: 0.333	2-3 K		0-1 L4-6				2-2 G1-3		4-1 13 1B BB	4	0	0	1	1	2	3						
13 Manny Machado, R OBP: 0.438, SLG: 0.679	2-2 1B		2-2 P2				0-0 G4-3		2-2 P3	5	0	2	2	0	0	2						
10 Adam Jones, R OBP: 0.256, SLG: 0.425	1-1 F9				2-0 F8			2-1 F9		4	0	0	0	0	0	3						
2 Danny Valencia, R OBP: 0.291, SLG: 0.429		0-1 G4-3		2-2 23 G5-4-3 1B			1-0 25 PB 15 HBP 1B		1-2 G6-3	4	1	2	0	0	0	0						
23 Joey Rickard, R		4-1 14 L8 25 1B BB		0-1 G5-4-3			4-0 15 HBP 25 PB BB		0-0 F7	2	1	0	0	2	0	1						
25 Anthony Santander, S OBP: 0.243, SLG: 0.338		1-0 1B					2-2 G3		2-3 K	4	1	2	0	0	1	2						
14 Craig Gentry, R OBP: 0.229, SLG: 0.178		1-1 L8					4-2 29 BB 13 1B BB		0-3 K	2	0	0	1	0	0	2						
24 Pedro Alvarez, L OBP: 0.348, SLG: 0.473							2-1 29 BB 13 1B HBP BB			0	1	0	0	1	0	0						
3 Luis Sardinas, S OBP: 0.200, SLG: 0.278		2-3					1-2 2-3 HBP			1	0	0	0	0	1	0						
36 Caleb Joseph, R OBP: 0.143, SLG: 0.188		1-0 F8					1-0 13 1B			2	0	0	0	0	0	2						
15 Chance Sisco, L OBP: 0.364, SLG: 0.383							2-1 29 BB 13 1B			0	1	0	1	1	0	0						
Inning Stats	R: 0 E: 0 K: 1 S: 10	H: 1 LOB: 1 BB: 0 P: 15	R: 0 E: 0 K: 0 S: 7	H: 1 LOB: 1 BB: 1 P: 14	R: 0 E: 0 K: 0 S: 10	H: 1 LOB: 0 BB: 0 P: 14	R: 0 E: 0 K: 0 S: 6	H: 1 LOB: 0 BB: 0 P: 10	R: 1 E: 0 K: 0 S: 8	H: 1 LOB: 0 BB: 0 P: 13	R: 0 E: 0 K: 0 S: 6	H: 0 LOB: 0 BB: 0 P: 10	R: 4 E: 0 K: 0 S: 15	H: 2 LOB: 2 BB: 3 P: 34	R: 0 E: 0 K: 1 S: 8	H: 0 LOB: 0 BB: 0 P: 11	R: 0 E: 0 K: 2 S: 18	H: 1 LOB: 2 BB: 1 P: 26	1B: 6 2B: 2 3B: 1 HR: 0	SF: 0 SAC: 0 DP: 2 HBP: 1	WP: 0 PB: 1 SB: 0 CS: 0	PA: 39
PITCHER	IP WLS BF H R ER SO BB IBB HBP BLK WP HR S P ERA WHIP	IP WLS BF H R ER SO BB IBB HBP BLK WP HR S P ERA WHIP	IP WLS BF H R ER SO BB IBB HBP BLK WP HR S P ERA WHIP	IP WLS BF H R ER SO BB IBB HBP BLK WP HR S P ERA WHIP	IP WLS BF H R ER SO BB IBB HBP BLK WP HR S P ERA WHIP	IP WLS BF H R ER SO BB IBB HBP BLK WP HR S P ERA WHIP	IP WLS BF H R ER SO BB IBB HBP BLK WP HR S P ERA WHIP	IP WLS BF H R ER SO BB IBB HBP BLK WP HR S P ERA WHIP	IP WLS BF H R ER SO BB IBB HBP BLK WP HR S P ERA WHIP	IP WLS BF H R ER SO BB IBB HBP BLK WP HR S P ERA WHIP	IP WLS BF H R ER SO BB IBB HBP BLK WP HR S P ERA WHIP	IP WLS BF H R ER SO BB IBB HBP BLK WP HR S P ERA WHIP	IP WLS BF H R ER SO BB IBB HBP BLK WP HR S P ERA WHIP	IP WLS BF H R ER SO BB IBB HBP BLK WP HR S P ERA WHIP	IP WLS BF H R ER SO BB IBB HBP BLK WP HR S P ERA WHIP	IP WLS BF H R ER SO BB IBB HBP BLK WP HR S P ERA WHIP	IP WLS BF H R ER SO BB IBB HBP BLK WP HR S P ERA WHIP	IP WLS BF H R ER SO BB IBB HBP BLK WP HR S P ERA WHIP	IP WLS BF H R ER SO BB IBB HBP BLK WP HR S P ERA WHIP	IP WLS BF H R ER SO BB IBB HBP BLK WP HR S P ERA WHIP	IP WLS BF H R ER SO BB IBB HBP BLK WP HR S P ERA WHIP	
38 Francisco Liriano, L ERA: 3.38	(1, 1)	6.1 W	25 3	3 3	1 1	2 2	0 0	0 0	0 0	0 0	0 0	4 14	0.00 6.000									
53 Wanwick Saupold, R ERA: 3.52	(7, 1)	0.1	4 0	0 0	0 0	0 0	2 2	0 0	0 0	0 0	4 14	0.00 6.000										
77 Joe Jimenez, R ERA: 2.08	(7, 1)	1.1	5 1	2 2	2 2	1 1	0 0	0 0	0 0	0 0	15 20	13.50 0.750										
61 Shane Greene, R ERA: 3.38	(9, 1)	1.0	5 1	0 0	0 0	2 2	1 1	0 0	0 0	0 0	18 26	0.00 2.000										

Detroit Tigers @ Baltimore Orioles
 Oriole Park at Camden Yards, Baltimore, MD
 Sat Apr 28 2018, 7:36 PM - 10:48 PM EDT
 Att: 20,896 - Cloudy - 63 F

AB	33
R	5
H	8
RBI	5
BB	5
SO	4
LOB	18



Batter	1	2	3	4	5	6	7	8	9	AB	R	H	RBI	BB	SO	LOB	TOP				
2 Denard Span, L (1,7) OBP: 0.372, SLG: 0.449	G4-3		G3			G6-3			44 HR BB	3	1	0	0	1	0	0					
44 C.J. Cron, R (1,10) OBP: 0.313, SLG: 0.519	G1-3		L6			K			HR	4	1	1	2	0	1	0					
5 Matt Duffy, R (1,5) OBP: 0.333, SLG: 0.387	1B				F9				P4	4	0	2	0	0	0	0					
13 Brad Miller, L (1,3) OBP: 0.284, SLG: 0.377	P3				K				HR	4	1	1	1	0	1	2					
28 Daniel Robertson, R (1,6) OBP: 0.476, SLG: 0.561	K				K				K	4	0	0	0	0	3	1					
18 Joey Wendle, L (1,4) OBP: 0.390, SLG: 0.493	F7				L9				G3-1	4	0	0	0	0	0	1					
27 Carlos Gómez, R (1,9) OBP: 0.232, SLG: 0.327	BB				K					2	0	0	0	1	1	0					
0 Mallek Smith, L (1,8) OBP: 0.391, SLG: 0.418	F8				F8				K	3	0	0	0	0	1	1					
45 Jesús Sucre, R (1,2) OBP: 0.294, SLG: 0.313					L6				G4-3	3	0	0	0	0	0	0					
Inning Stats	R: 0 E: 0 K: 0 S: 11	H: 1 LOB: 1 BB: 0 P: 16	R: 0 E: 0 K: 1 S: 6	H: 0 LOB: 1 BB: 1 P: 15	R: 0 E: 0 K: 1 S: 7	H: 0 LOB: 0 BB: 0 P: 10	R: 0 E: 0 K: 2 S: 10	H: 0 LOB: 0 BB: 0 P: 16	R: 0 E: 0 K: 1 S: 6	H: 0 LOB: 0 BB: 0 P: 9	R: 0 E: 0 K: 1 S: 7	H: 1 LOB: 1 BB: 0 P: 11	R: 0 E: 0 K: 1 S: 9	H: 0 LOB: 0 BB: 0 P: 13	R: 3 E: 0 K: 1 S: 15	H: 2 LOB: 0 BB: 1 P: 26	1B: 2 2B: 0 3B: 0 HR: 2	SF: 0 SAC: 0 DP: 0 HBP: 0	WP: 0 PB: 0 SB: 0 CS: 0	PA: 33	
PITCHER	IP	WLS	BF	H	R	ER	SO	BB	IBB	HBP	BLK	WP	HR	S	P	ERA	WHIP				
27 Jordan Zimmermann, R (1,1) ERA: 5.81	7.0		24	2	0	0	5	1	0	0	0	0	0	58	93	0.00	0.429				
68 Daniel Stumpf, L (8,1) ERA: 1.59	1.0		3	0	0	0	1	0	0	0	0	0	0	9	13	0.00	0.000				
61 Shane Greene, R (9,1) ERA: 5.73	0.1	L	4	2	3	3	0	1	0	0	0	0	2	9	18	81.00	9.000				
45 Buck Farmer, R (9,1) ERA: 5.54	0.2		2	0	0	0	1	0	0	0	0	0	0	6	8	0.00	0.000				

Tampa Bay Rays @ Detroit Tigers
Comerica Park, Detroit, MI
Mon Apr 30 2018, 7:12 PM - 10:03 PM EDT
Att: 19,398 - Clear - 70 F

AB 31
R 3
H 4
RBI 3
BB 2
SO 7
LOB 5



Batter	1	2	3	4	5	6	7	8	9	AB	R	H	RBI	BB	SO	LOB	BOTTOM				
21 JaCoby Jones, R (1,8) OBP: 0.338, SLG: 0.455	L8		K			46 K 1B			46 S 41 B HBP	3	1	1	0	0	1	1					
46 Jøelmer Candelario, S (1,5) OBP: 0.367, SLG: 0.519	G4-6-3 BB				K				9 HBP 41 B 1B	3	1	1	0	1	2	1					
9 Nick Castellanos, R (1,9) OBP: 0.361, SLG: 0.455	G4-6-3				34 WP 2B				55 BB 41 B HBP	3	0	1	0	0	0	1					
41 Victor Martínez, S (1,10) OBP: 0.309, SLG: 0.366	G3				G1-3				55 BB 1B	4	0	1	2	0	0	1					
12 Leonys Martín, L (9,PR) OBP: 0.333, SLG: 0.479					K				F7	0	0	0	0	0	0	0					
34 James McCann, R (1,2) OBP: 0.291, SLG: 0.372					K				G1-4-3	4	0	0	0	0	2	3					
55 John Hicks, R (1,3) OBP: 0.233, SLG: 0.464					K				F9	3	0	0	0	1	1	0					
49 Dixon Machado, R (1,4) OBP: 0.265, SLG: 0.323	P3				G3				49 FC6-4 BB	4	0	0	0	0	0	3					
1 Jose Iglesias, R (1,6) OBP: 0.260, SLG: 0.319	22 G4-3 2B				P6				F8	3	0	1	0	0	0	0					
22 Victor Reyes, S (1,7) OBP: 0.118, SLG: 0.118	G4-3				G4-3				K	2	0	0	0	0	0	1					
28 Niko Goodrum, S (9,PH) OBP: 0.294, SLG: 0.370										1	0	0	0	0	1	0					
Inning Stats	R: 0 E: 0 K: 0 S: 5	H: 0 LOB: 0 BB: 1 P: 9	R: 0 E: 0 K: 2 S: 12	H: 0 LOB: 0 BB: 0 P: 18	R: 0 E: 0 K: 1 S: 12	H: 1 LOB: 1 BB: 0 P: 15	R: 0 E: 0 K: 2 S: 11	H: 1 LOB: 1 BB: 0 P: 17	R: 0 E: 0 K: 0 S: 7	H: 0 LOB: 0 BB: 0 P: 12	R: 0 E: 0 K: 0 S: 11	H: 0 LOB: 0 BB: 0 P: 16	R: 0 E: 0 K: 0 S: 7	H: 0 LOB: 0 BB: 0 P: 12	R: 2 E: 0 K: 1 S: 20	H: 2 LOB: 3 BB: 1 P: 38	1B: 3 2B: 2 3B: 0 HR: 0	SF: 0 SAC: 0 DP: 1 HBP: 2	WP: 1 PB: 0 SB: 1 CS: 0	PA: 34	
PITCHER	IP	WLS	BF	H	R	ER	SO	BB	IBB	HBP	BLK	WP	HR	S	P	ERA	WHIP				
34 Jake Faria, R (1,1) ERA: 4.6	8.0		26	3	0	0	6	1	0	0	0	1	0	74	112	0.00	0.500				
52 Chaz Roe, R (9,1) ERA: 4.91	0.1	H	4	1	2	2	1	0	0	2	0	0	0	9	17	54.00	3.000				
46 José Alvarado, L (9,1) ERA: 2.57	0.2	S	4	1	0	0	0	1	0	0	0	0	0	11	21	0.00	3.000				

Tampa Bay Rays @ Detroit Tigers
Comerica Park, Detroit, MI
Mon Apr 30 2018, 7:12 PM - 10:03 PM EDT
Att: 19,398 - Clear - 70 F

AB 30
R 2
H 5
RBI 2
BB 2
SO 7
LOB 11



Batter	1	2	3	4	5	6	7	8	9	AB R H RBI BB SO LOB	TOP											
11 Adeiny Hechavarría, R (1.6) OBP: 0.317, SLG: 0.359										4 1 1 0 0 0 3	<p>Tampa Bay Rays @ Detroit Tigers Comerica Park, Detroit, MI Tue May 01 2018, 7:12 PM - 9:39 PM EDT Att: 17,255 - Clear - 82 F</p> <p>livebaseballscorecards.com</p> <p>AB 33 R 1 H 8 RBI 1 BB 1 SO 12 LOB 14</p>											
44 C.J. Cron, R (1.3) OBP: 0.310, SLG: 0.509										4 0 1 0 0 1 2												
5 Matt Duffy, R (1.5) OBP: 0.317, SLG: 0.367										4 0 0 1 0 2 3												
40 Wilson Ramos, R (1.2) OBP: 0.354, SLG: 0.520										3 0 1 0 1 1 0												
28 Daniel Robertson, R (1.4) OBP: 0.455, SLG: 0.529										4 0 0 0 0 1 3												
27 Carlos Gómez, R (1.9) OBP: 0.241, SLG: 0.327										3 0 1 0 0 2 0												
8 Rob Refsnyder, R (1.10) 13 Brad Miller, L (9, PH) OBP: 0.279, SLG: 0.371										3 0 1 0 0 2 1 1 0 0 0 0 1 0												
0 Mallek Smith, L (1.8) OBP: 0.385, SLG: 0.410										4 0 1 0 0 1 2												
10 Johnny Field, R (1.7) 2 Denard Span, L (7, PH) OBP: 0.379, SLG: 0.456										2 0 1 0 0 1 0 1 0 1 0 0 0 0												
Inning Stats	R: 0 E: 0 K: 1 S: 8	H: 0 LOB: 0 BB: 0 P: 11	R: 0 E: 0 K: 1 S: 6	H: 0 LOB: 1 BB: 0 P: 10	R: 0 E: 0 K: 1 S: 13	H: 2 LOB: 2 BB: 0 P: 20	R: 0 E: 0 K: 1 S: 8	H: 3 LOB: 2 BB: 0 P: 12	R: 1 E: 0 K: 1 S: 17	H: 2 LOB: 2 BB: 1 P: 28		R: 0 E: 0 K: 2 S: 9	H: 0 LOB: 0 BB: 0 P: 15	R: 0 E: 0 K: 1 S: 5	H: 1 LOB: 0 BB: 0 P: 7	R: 0 E: 0 K: 2 S: 9	H: 0 LOB: 0 BB: 0 P: 14	R: 0 E: 0 K: 2 S: 9	H: 0 LOB: 0 BB: 0 P: 12	1B: 8 2B: 0 3B: 0 HR: 0	SF: 0 SAC: 0 DP: 1 HBP: 1	WP: 0 PB: 0 SB: 2 CS: 0
PITCHER	IP WLS BF H R ER SO BB IBB HBP BLK WP HR S P ERA WHIP											IP WLS BF H R ER SO BB IBB HBP BLK WP HR S P ERA WHIP										
48 Matthew Boyd, L (1.1) ERA: 2.48	6.0 W 26 7 1 1 7 1 0 1 0 0 0 0 0 0 1.50 1.333																					
30 Alex Wilson, R (7.1) ERA: 5.19	1.0 H 3 1 0 0 1 0 0 0 0 0 0 0 5 7 0.00 1.000																					
77 Joe Jiménez, R (8.1) ERA: 2.4	1.0 H 3 0 0 0 2 0 0 0 0 0 0 0 9 14 0.00 0.000																					
61 Shane Greene, R (9.1) ERA: 5.25	1.0 S 3 0 0 0 2 0 0 0 0 0 0 0 9 12 0.00 0.000																					

Batter	1	2	3	4	5	6	7	8	9	AB R H RBI BB SO LOB	BOTTOM									
12 Leonys Martin, L (1.8) OBP: 0.339, SLG: 0.490										4 0 2 1 0 0 0	<p>Tampa Bay Rays @ Detroit Tigers Comerica Park, Detroit, MI Tue May 01 2018, 7:12 PM - 9:39 PM EDT Att: 17,255 - Clear - 82 F</p> <p>livebaseballscorecards.com</p> <p>AB 30 R 2 H 7 RBI 2 BB 2 SO 7 LOB 14</p>									
46 Jeimer Candelario, S (1.5) OBP: 0.371, SLG: 0.519										4 1 2 0 0 1 3										
9 Nick Castellanos, R (1.9) OBP: 0.366, SLG: 0.460										3 0 1 1 1 1 3										
41 Victor Martínez, S (1.10) OBP: 0.296, SLG: 0.349										4 0 0 0 0 0 3										
21 JaCoby Jones, R (1.7) OBP: 0.321, SLG: 0.429										4 0 0 0 0 2 2										
28 Niko Goodrum, S (1.3) OBP: 0.296, SLG: 0.354										2 0 0 0 1 1 0										
34 James McCann, R (1.2) OBP: 0.292, SLG: 0.370										3 1 1 0 0 0 1										
1 Jose Iglesias, R (1.6) OBP: 0.252, SLG: 0.309										3 0 0 0 0 0 2										
49 Dixon Machado, R (1.4) OBP: 0.267, SLG: 0.323										3 0 1 0 0 2 0										
Inning Stats	R: 0 E: 0 K: 0 S: 7	H: 1 LOB: 1 BB: 0 P: 10	R: 0 E: 0 K: 1 S: 8	H: 0 LOB: 1 BB: 1 P: 14	R: 1 E: 0 K: 1 S: 8	H: 2 LOB: 1 BB: 0 P: 12	R: 0 E: 0 K: 1 S: 8	H: 0 LOB: 0 BB: 0 P: 12	R: 1 E: 0 K: 2 S: 18	H: 3 LOB: 2 BB: 0 P: 29		R: 0 E: 0 K: 1 S: 8	H: 0 LOB: 0 BB: 0 P: 13	R: 0 E: 0 K: 1 S: 9	H: 0 LOB: 0 BB: 0 P: 12	R: 0 E: 0 K: 0 S: 6	H: 1 LOB: 2 BB: 1 P: 9	1B: 5 2B: 2 3B: 0 HR: 0	SF: 0 SAC: 0 DP: 0 HBP: 0	WP: 0 PB: 1 SB: 0 CS: 0
PITCHER	IP WLS BF H R ER SO BB IBB HBP BLK WP HR S P ERA WHIP											IP WLS BF H R ER SO BB IBB HBP BLK WP HR S P ERA WHIP								
22 Chris Archer, R (1.1) ERA: 6.05	6.0 L 24 6 2 2 6 1 0 0 0 0 0 0 0 9 3.00 1.167																			
36 Andrew Kittredge, R (7.1) ERA: 6.75	1.0 3 0 0 0 1 0 0 0 0 0 0 0 9 12 0.00 0.000																			
49 Jonny Venters, L (8.1) ERA:	1.0 5 1 0 0 0 0 0 1 0 0 0 0 6 9 0.00 1.000																			

Batter	1	2	3	4	5	6	7	8	9	10	11	12	AB	R	H	RBI	BB	SO	LOB	TOP										
2 Denard Span, L OBP: 0.376, SLG: 0.434													4	1	0	1	2	1	2											
44 C.J. Cron, R OBP: 0.306, SLG: 0.496														5	0	1	0	0	2	2										
5 Matt Duffy, R OBP: 0.289, SLG: 0.345														5	0	0	0	0	3	3										
13 Brad Miller, L OBP: 0.288, SLG: 0.364														4	0	1	0	1	0	0										
40 Wilson Ramos, R OBP: 0.368, SLG: 0.525														5	0	3	1	0	1	1										
18 Joey Wendle, L OBP: 0.378, SLG: 0.474														3	0	0	0	0	1	5										
28 Daniel Robertson, R OBP: 0.456, SLG: 0.521														1	0	0	0	1	0	1										
27 Carlos Gómez, R OBP: 0.248, SLG: 0.330														5	1	2	0	0	0	2										
0 Mallex Smith, L OBP: 0.385, SLG: 0.402														4	0	1	0	0	1	2										
11 Adeiny Hechavarría, R OBP: 0.306, SLG: 0.344														4	0	0	0	0	2	1										
Inning Stats	R: 1 E: 0 K: 0 S: 19	H: 2 LOB: 2 BB: 2 P: 32	R: 1 E: 0 K: 0 S: 10	H: 1 LOB: 1 BB: 0 P: 15	R: 0 E: 0 K: 2 S: 11	H: 1 LOB: 1 BB: 0 P: 13	R: 0 E: 0 K: 1 S: 13	H: 0 LOB: 0 BB: 0 P: 19	R: 0 E: 0 K: 1 S: 11	H: 2 LOB: 2 BB: 1 P: 21	R: 0 E: 0 K: 2 S: 8	H: 1 LOB: 0 BB: 0 P: 10	R: 0 E: 0 K: 0 S: 4	H: 0 LOB: 0 BB: 0 P: 7	R: 0 E: 0 K: 1 S: 7	H: 0 LOB: 0 BB: 0 P: 11	R: 0 E: 0 K: 1 S: 5	H: 0 LOB: 0 BB: 1 P: 12	R: 0 E: 0 K: 2 S: 9	H: 0 LOB: 0 BB: 0 P: 14	1B: 8 2B: 0 3B: 0 HR: 0	SF: 0 SAC: 1 DP: 3 HBP: 1	WP: 0 PB: 0 SB: 0 CS: 0	PA: 46						
PITCHER	IP 6.0	WLS 2	BF 26	H 6	R 2	ER 2	SO 5	BB 2	IBB 0	HBP 1	BLK 0	WP 0	HR 0	S 70	P 109	ERA 3.00	WHIP 1.333													
32 Michael Fulmer, R ERA: 3.2	1.0	4	0	0	0	2	1	0	0	0	0	0	0	0	8	15	0.00	1.000												
30 Alex Wilson, R ERA: 4.91	0.1	2	1	0	0	0	0	0	0	0	0	0	0	0	4	7	0.00	3.000												
68 Daniel Stumpf, L ERA: 1.54	0.2	2	0	0	0	0	0	0	0	0	0	0	0	2	3	0.00	0.000													
77 Joe Jiménez, R ERA: 2.3	1.0	3	1	0	0	0	0	0	0	0	0	0	0	4	7	0.00	1.000													
61 Shane Greene, R ERA: 4.85																														

Tampa Bay Rays @ Detroit Tigers
Comerica Park, Detroit, MI
Wed May 02 2018, 1:12 PM - 4:39 PM EDT
Att. 20,866 - Partly Cloudy - 76 F

AB 40
R 2
H 8
RBI 2
BB 4
SO 11
LOB 19



Batter	1	2	3	4	5	6	7	8	9	10	11	12	AB	R	H	RBI	BB	SO	LOB	BOTTOM										
12 Leonys Martín, L OBP: 0.325, SLG: 0.467													5	0	0	0	0	2	1											
46 Jeimer Candelario, S OBP: 0.364, SLG: 0.513														5	0	1	0	0	1	0										
9 Nick Castellanos, R OBP: 0.352, SLG: 0.441														5	0	0	0	0	2	1										
41 Victor Martínez, S OBP: 0.294, SLG: 0.344														4	0	1	0	0	0	1										
22 Victor Reyes, S OBP: 0.118, SLG: 0.118														0	0	0	0	0	0	0										
28 Niko Goodrum, S OBP: 0.291, SLG: 0.347														1	0	0	0	0	1	0										
21 JaCoby Jones, R OBP: 0.337, SLG: 0.467														5	1	3	0	0	0	0										
55 John Hicks, R OBP: 0.288, SLG: 0.469														4	1	2	1	1	0	3										
34 James McCann, R OBP: 0.301, SLG: 0.412														4	1	2	1	0	2	3										
1 Jose Iglesias, R OBP: 0.245, SLG: 0.300														3	0	0	0	0	0	1										
49 Dixon Machado, R OBP: 0.287, SLG: 0.310														4	0	0	1	0	0	1										
Inning Stats	R: 0 E: 0 K: 0 S: 11	H: 1 LOB: 1 BB: 0 P: 17	R: 0 E: 0 K: 1 S: 11	H: 0 LOB: 1 BB: 1 P: 17	R: 0 E: 0 K: 1 S: 7	H: 0 LOB: 0 BB: 0 P: 13	R: 0 E: 0 K: 0 S: 6	H: 0 LOB: 0 BB: 0 P: 7	R: 1 E: 0 K: 0 S: 8	H: 2 LOB: 0 BB: 0 P: 11	R: 0 E: 0 K: 0 S: 8	H: 0 LOB: 0 BB: 0 P: 11	R: 0 E: 0 K: 1 S: 14	H: 2 LOB: 2 BB: 0 P: 21	R: 0 E: 0 K: 1 S: 8	H: 0 LOB: 0 BB: 0 P: 11	R: 0 E: 0 K: 2 S: 9	H: 0 LOB: 0 BB: 0 P: 12	R: 1 E: 0 K: 0 S: 3	H: 2 LOB: 1 BB: 0 P: 3	1B: 6 2B: 2 3B: 1 HR: 1	SF: 0 SAC: 1 DP: 1 HBP: 0	WP: 0 PB: 0 SB: 0 CS: 0	PA: 42						
PITCHER	IP 6.2	WLS 2	BF 25	H 5	R 2	ER 2	SO 4	BB 1	IBB 0	HBP 0	BLK 0	WP 0	HR 1	S 57	P 86	ERA 2.70	WHIP 0.900													
4 Blake Snell, L ERA: 2.55	0.2	2	0	0	0	0	0	0	0	0	0	0	0	5	6	0.00	0.000													
52 Chaz Roe, R ERA: 4.63	0.2	2	0	0	0	0	0	0	0	0	0	0	0	6	8	0.00	0.000													
46 José Alvarado, L ERA: 2.45	1.0	5	2	0	0	1	0	0	0	0	0	0	0	14	21	0.00	2.000													
54 Sergio Romo, R ERA: 5.06	1.0	3	0	0	0	1	0	0	0	0	0	0	0	8	11	0.00	0.000													
36 Andrew Kittredge, R ERA: 6.23																														

Tampa Bay Rays @ Detroit Tigers
Comerica Park, Detroit, MI
Wed May 02 2018, 1:12 PM - 4:39 PM EDT
Att. 20,866 - Partly Cloudy - 76 F

AB 40
R 3
H 9
RBI 3
BB 1
SO 8
LOB 11



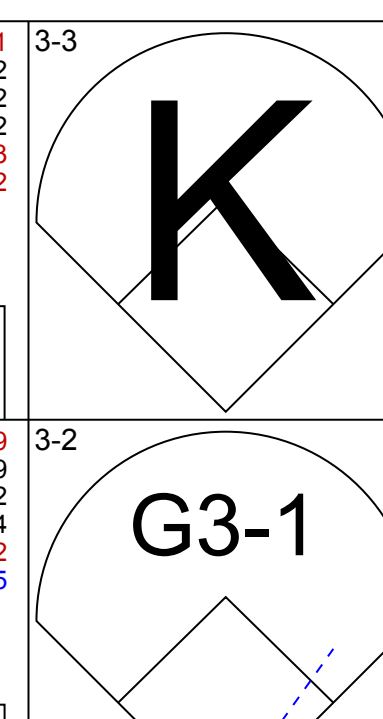
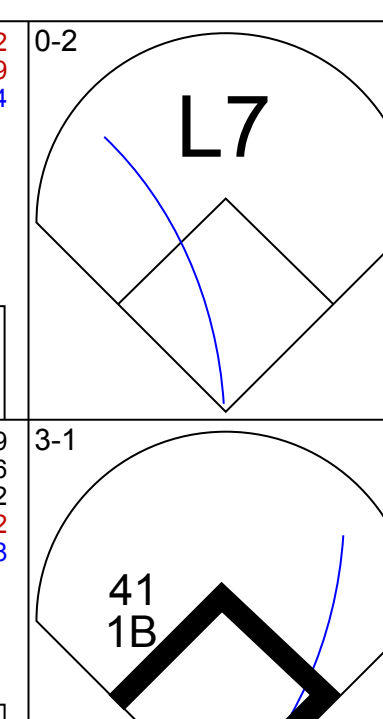
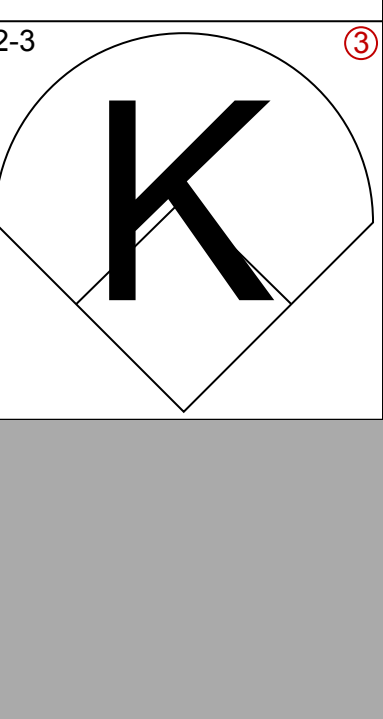
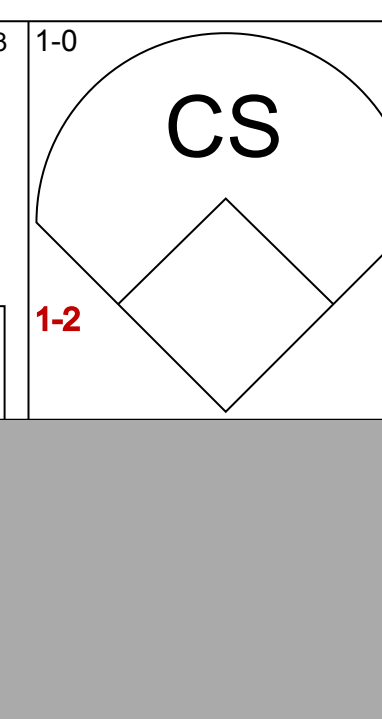
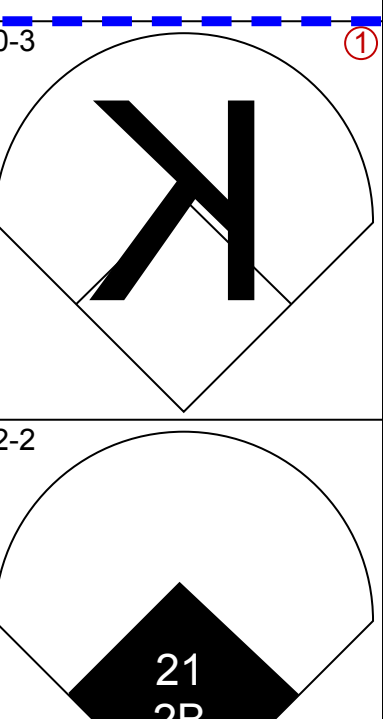

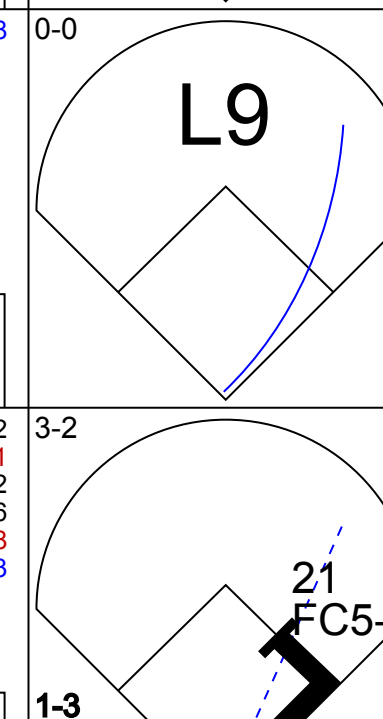

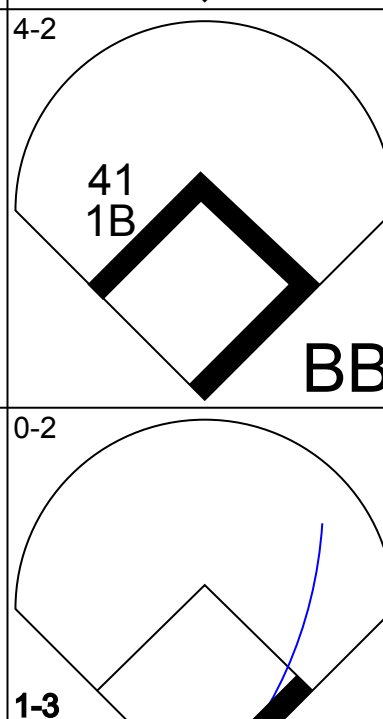
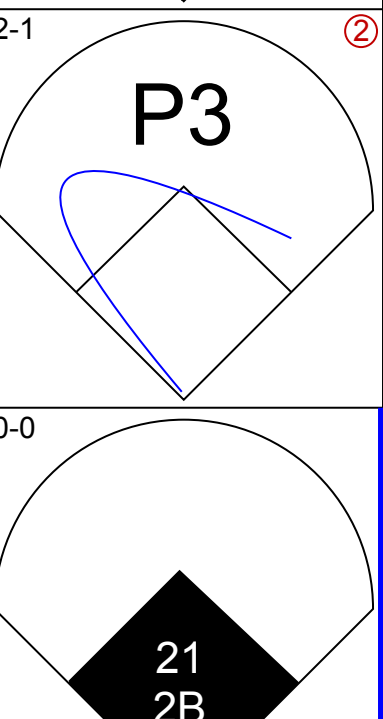

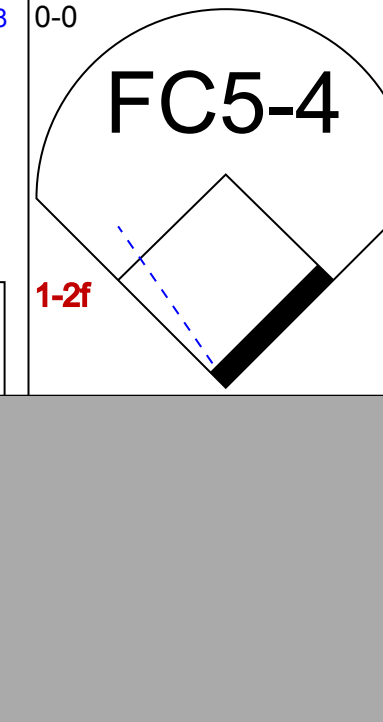
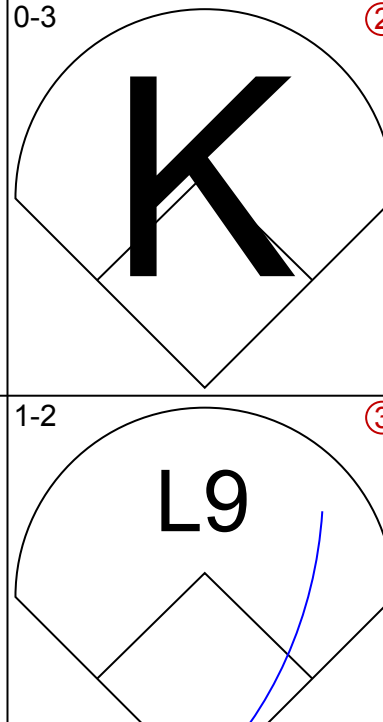
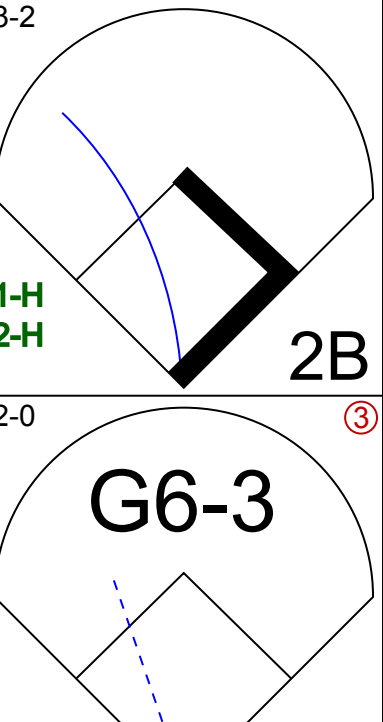
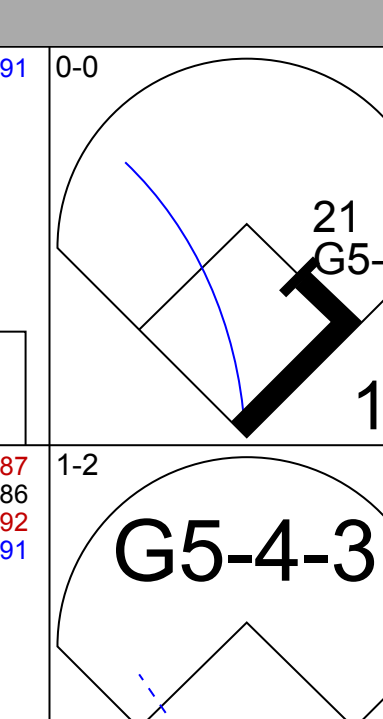
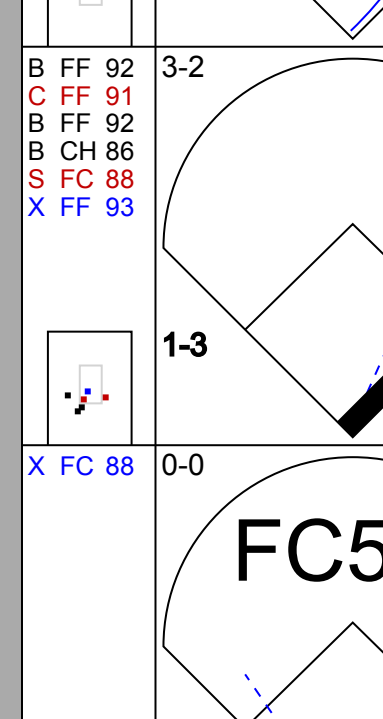
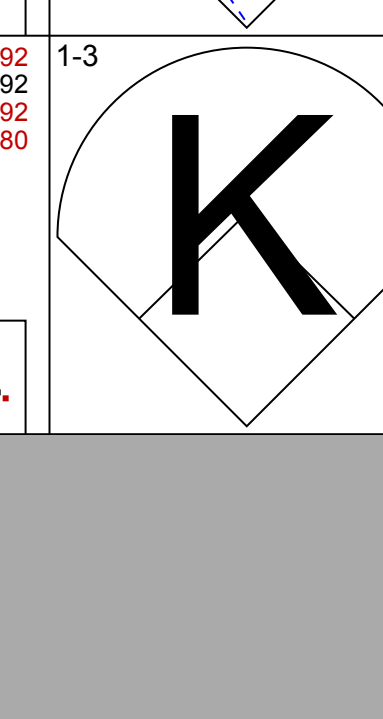

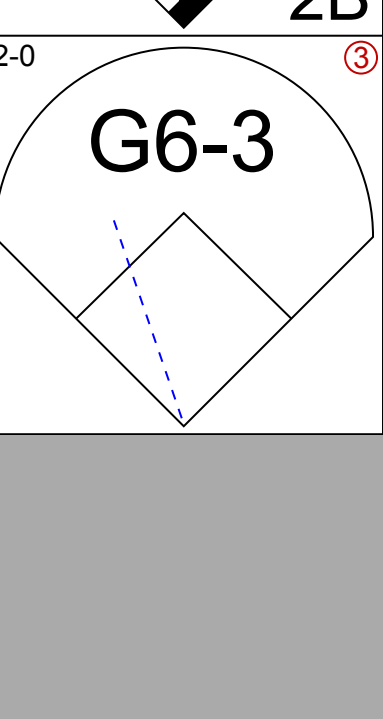





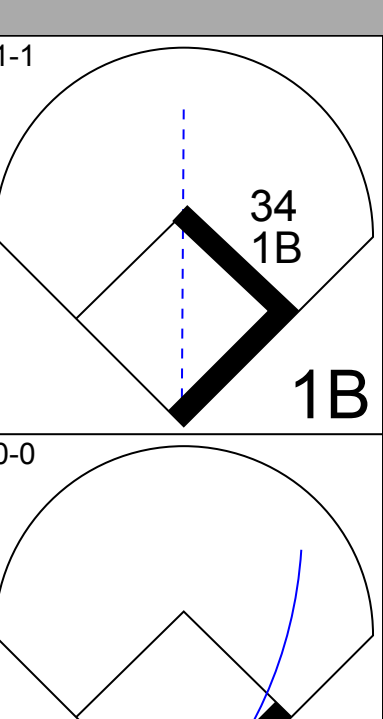
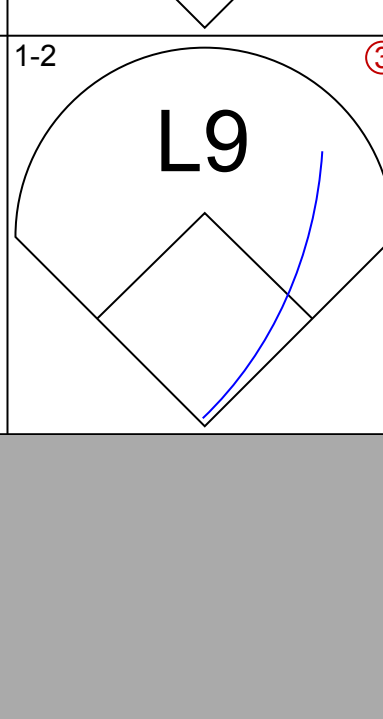
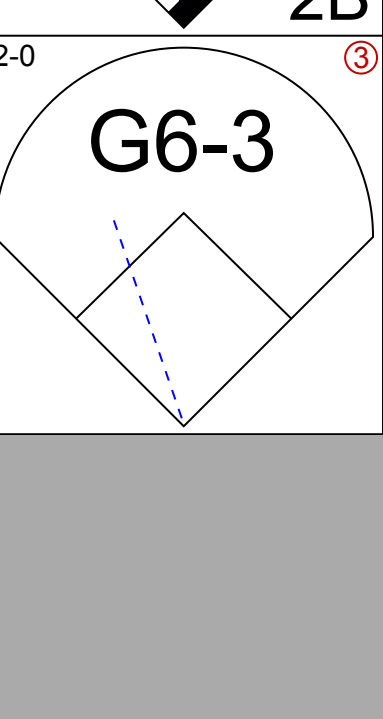
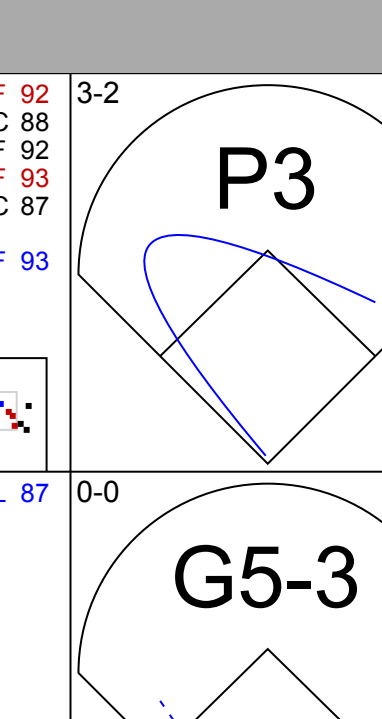
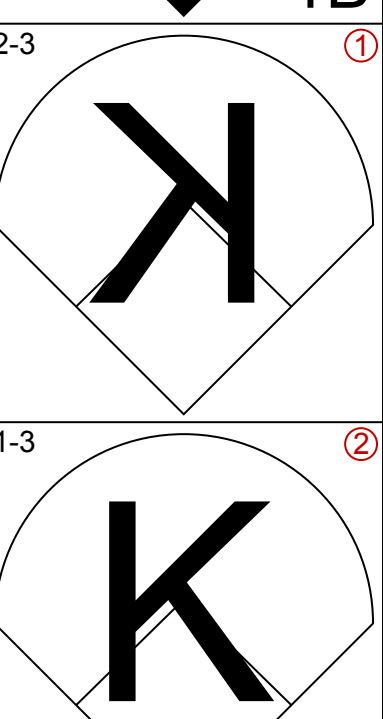
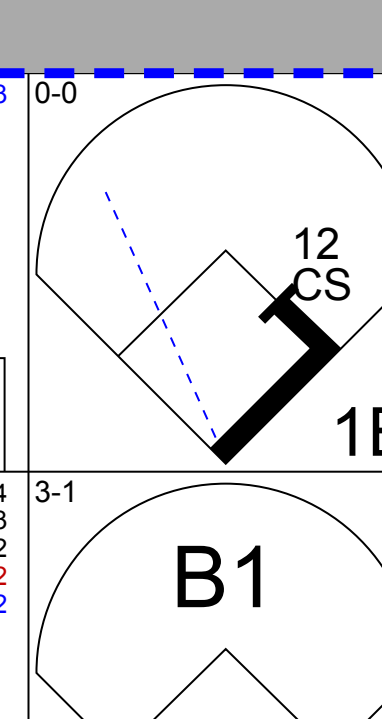
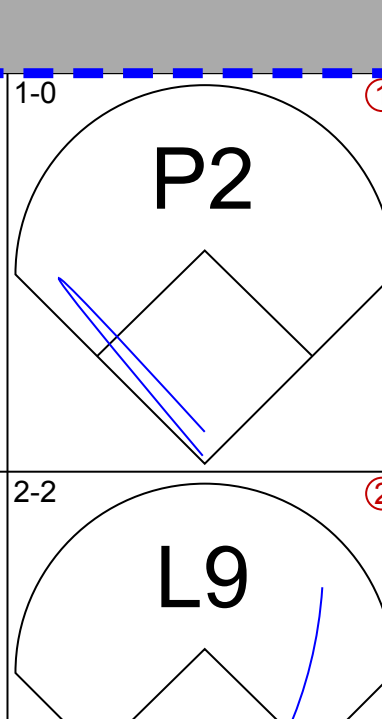
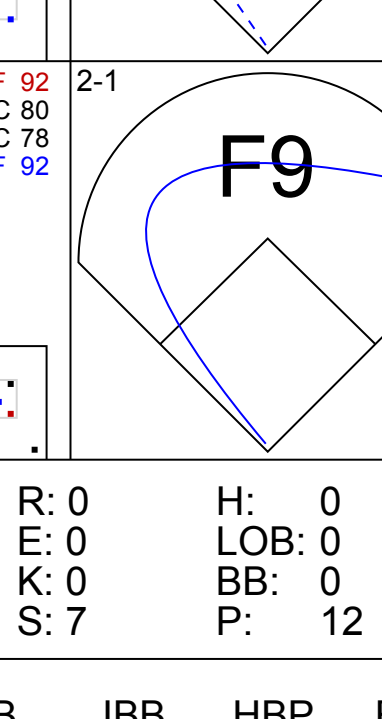
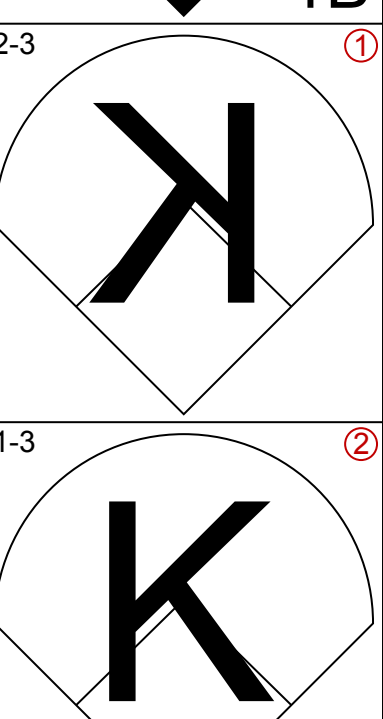
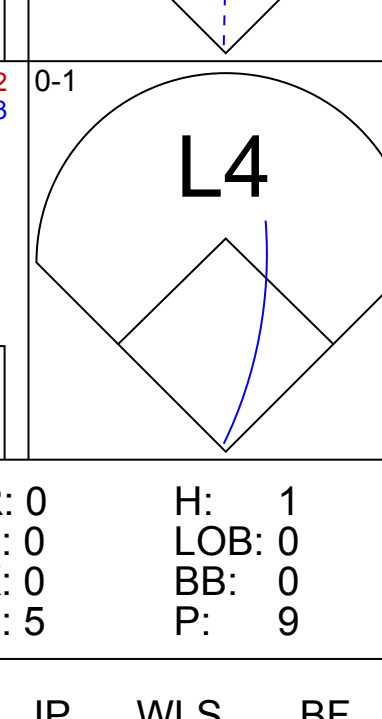
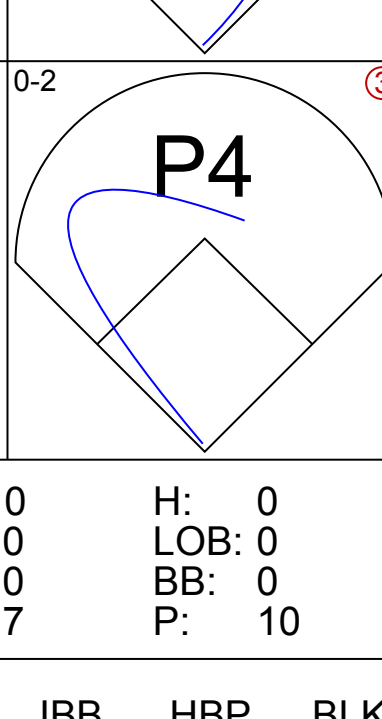

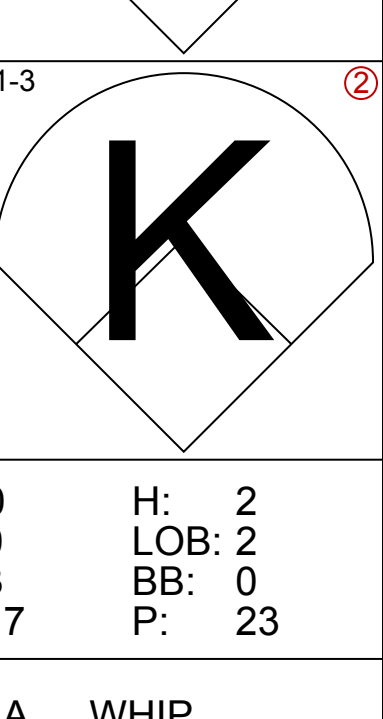
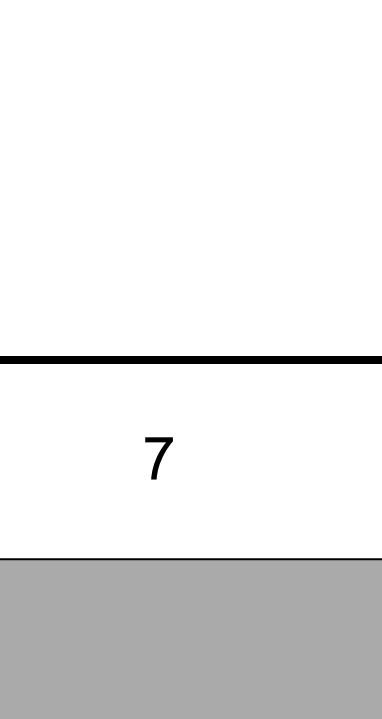
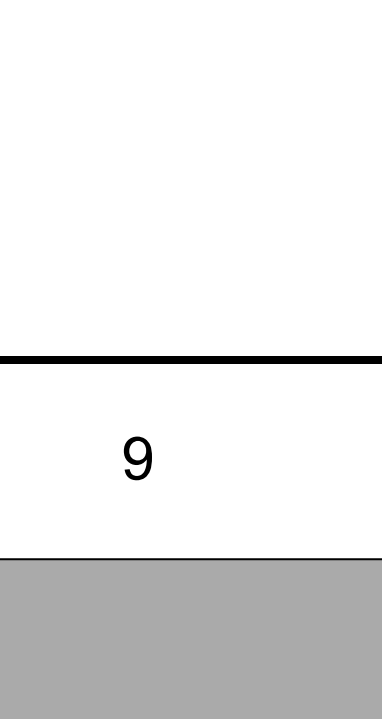
Batter	1	2	3	4	5	6	7	8	9	AB	R	H	RBI	BB	SO	LOB	TOP							
12 Leonys Martin, L (1, 8) OBP: 0.345, SLG: 0.477										4	2	3	0	1	1	0	Detroit Tigers @ Kansas City Royals Kauffman Stadium, Kansas City, MO Thu May 03 2018, 1:17 PM - 4:23 PM CDT Att: 28,866 - Partly Cloudy - 76 F							
46 Jeimer Candelario, S (1, 5) OBP: 0.358, SLG: 0.559									5	0	1	2	0	2	6									
24 Miguel Cabrera, R (1, 10) OBP: 0.407, SLG: 0.516									4	0	1	0	0	1	1									
28 Niko Goodrum, S (6, PR) OBP: 0.286, SLG: 0.340									1	0	0	0	0	0	2									
9 Nick Castellanos, R (1, 9) OBP: 0.361, SLG: 0.472									5	1	3	2	0	1	3									
21 Jacoby Jones, R (1, 7) OBP: 0.318, SLG: 0.438									5	0	0	0	0	1	3									
55 John Hicks, R (1, 3) OBP: 0.325, SLG: 0.500									4	2	2	0	1	1	1									
34 James McCann, R (1, 2) OBP: 0.306, SLG: 0.404									4	0	1	1	1	3	2									
1 Jose Iglesias, R (1, 6) OBP: 0.252, SLG: 0.305									5	0	2	1	0	1	2									
49 Dixon Machado, R (1, 4) OBP: 0.265, SLG: 0.327									4	1	2	0	0	0	3									
Inning Stats	R: 0 E: 0 K: 1 S: 10	H: 0 LOB: 0 BB: 0 P: 14	R: 0 E: 0 K: 2 S: 10	H: 1 LOB: 1 BB: 0 P: 18	R: 2 E: 0 K: 0 S: 10	H: 3 LOB: 1 BB: 0 P: 16	R: 1 E: 0 K: 2 S: 14	H: 3 LOB: 3 BB: 1 P: 23	R: 2 E: 0 K: 1 S: 16	H: 2 LOB: 2 BB: 2 P: 30	R: 1 E: 0 K: 0 S: 12	H: 3 LOB: 2 BB: 0 P: 18	R: 0 E: 0 K: 1 S: 6	H: 0 LOB: 0 BB: 0 P: 9	R: 0 E: 0 K: 2 S: 16	H: 2 LOB: 2 BB: 0 P: 21	R: 0 E: 0 K: 2 S: 9	H: 1 LOB: 1 BB: 0 P: 12	1B: 11 2B: 4 3B: 0 HR: 1	SF: 0 SAC: 0 DP: 1 HBP: 0	WP: 0 PB: 0 SB: 0 CS: 0	PA: 44		
PITCHER	IP WLS BF H R ER SO BB IBB HBP BLK WP HR S P ERA WHIP	IP WLS BF H R ER SO BB IBB HBP BLK WP HR S P ERA WHIP	IP WLS BF H R ER SO BB IBB HBP BLK WP HR S P ERA WHIP	IP WLS BF H R ER SO BB IBB HBP BLK WP HR S P ERA WHIP	IP WLS BF H R ER SO BB IBB HBP BLK WP HR S P ERA WHIP	IP WLS BF H R ER SO BB IBB HBP BLK WP HR S P ERA WHIP	IP WLS BF H R ER SO BB IBB HBP BLK WP HR S P ERA WHIP	IP WLS BF H R ER SO BB IBB HBP BLK WP HR S P ERA WHIP	IP WLS BF H R ER SO BB IBB HBP BLK WP HR S P ERA WHIP	IP WLS BF H R ER SO BB IBB HBP BLK WP HR S P ERA WHIP	IP WLS BF H R ER SO BB IBB HBP BLK WP HR S P ERA WHIP	IP WLS BF H R ER SO BB IBB HBP BLK WP HR S P ERA WHIP	IP WLS BF H R ER SO BB IBB HBP BLK WP HR S P ERA WHIP	IP WLS BF H R ER SO BB IBB HBP BLK WP HR S P ERA WHIP	IP WLS BF H R ER SO BB IBB HBP BLK WP HR S P ERA WHIP	IP WLS BF H R ER SO BB IBB HBP BLK WP HR S P ERA WHIP	IP WLS BF H R ER SO BB IBB HBP BLK WP HR S P ERA WHIP	IP WLS BF H R ER SO BB IBB HBP BLK WP HR S P ERA WHIP	IP WLS BF H R ER SO BB IBB HBP BLK WP HR S P ERA WHIP	IP WLS BF H R ER SO BB IBB HBP BLK WP HR S P ERA WHIP	IP WLS BF H R ER SO BB IBB HBP BLK WP HR S P ERA WHIP	IP WLS BF H R ER SO BB IBB HBP BLK WP HR S P ERA WHIP	IP WLS BF H R ER SO BB IBB HBP BLK WP HR S P ERA WHIP	IP WLS BF H R ER SO BB IBB HBP BLK WP HR S P ERA WHIP

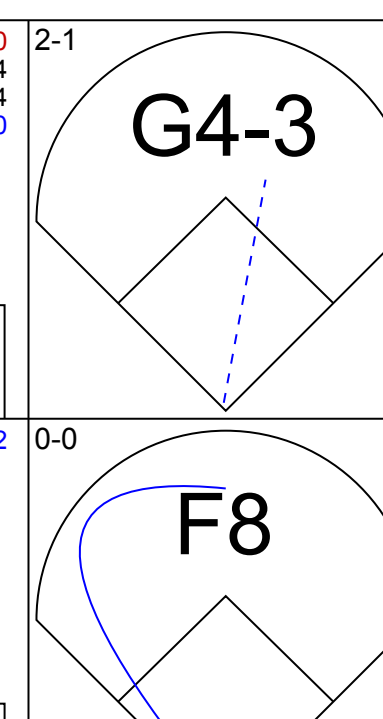
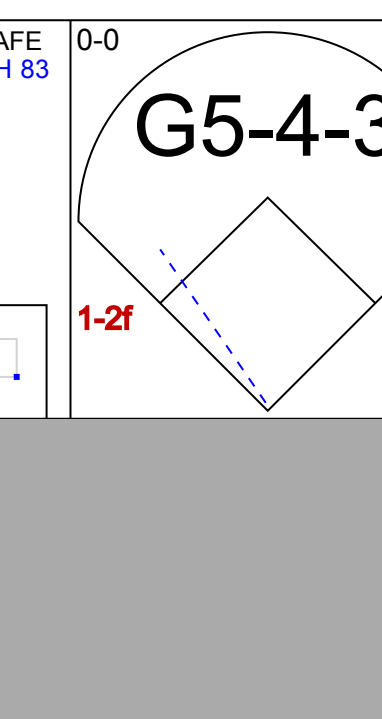
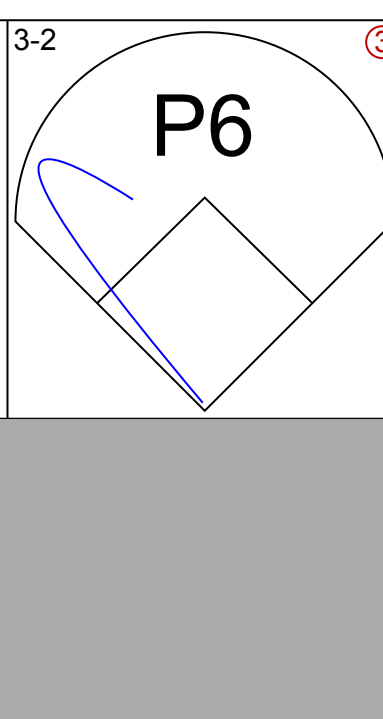
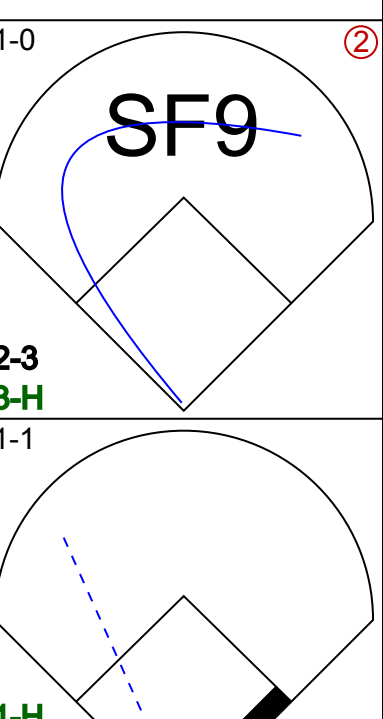
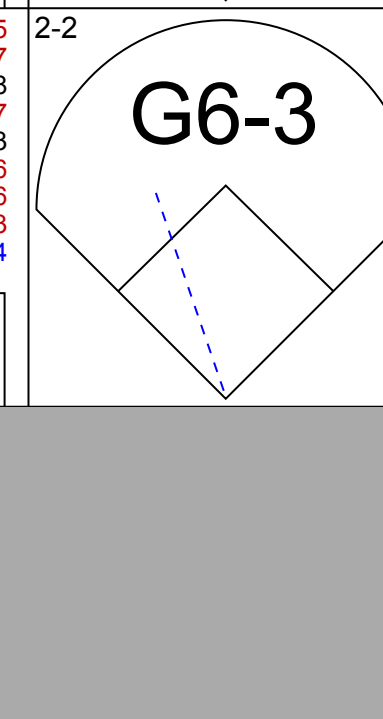
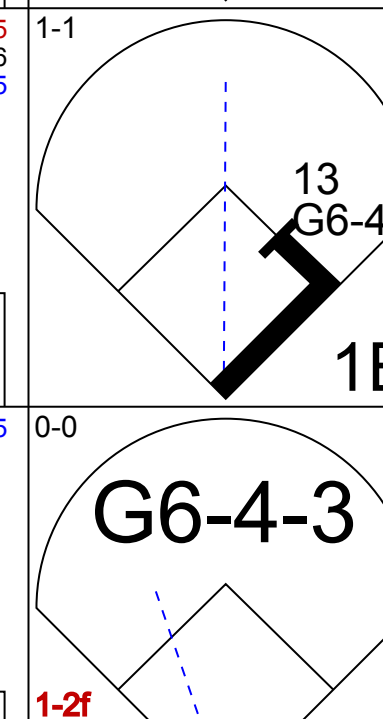
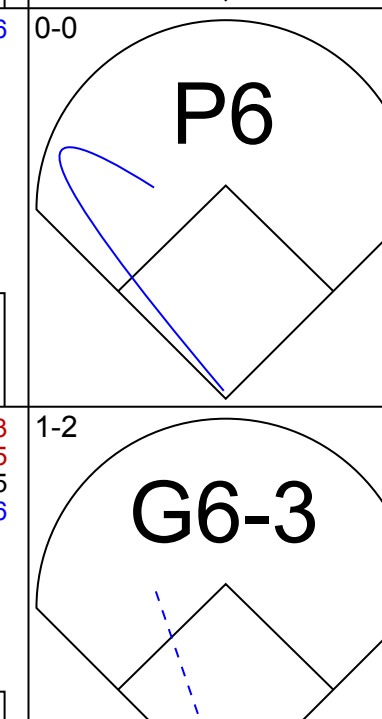
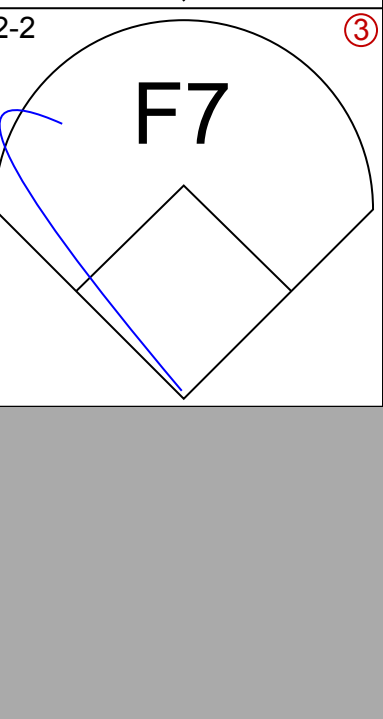



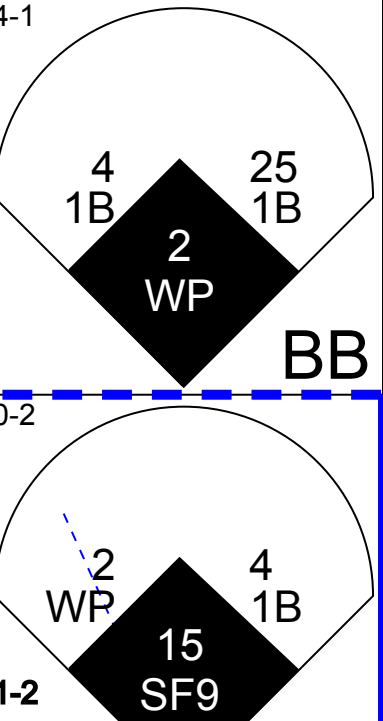
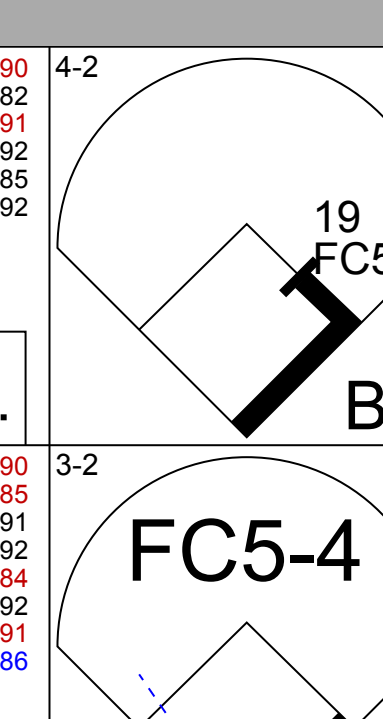
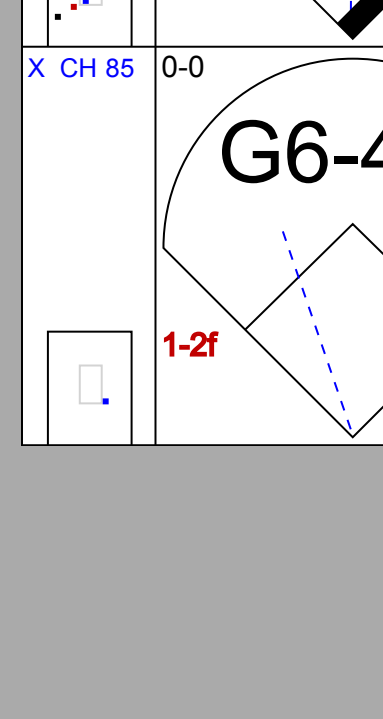
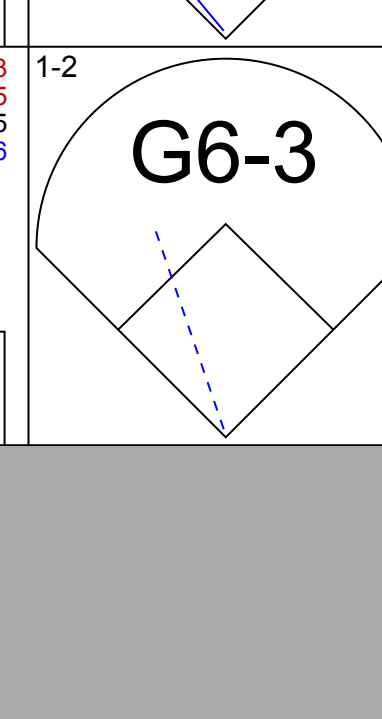
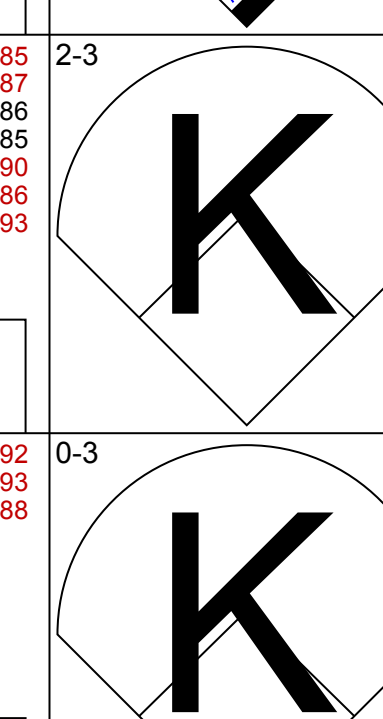
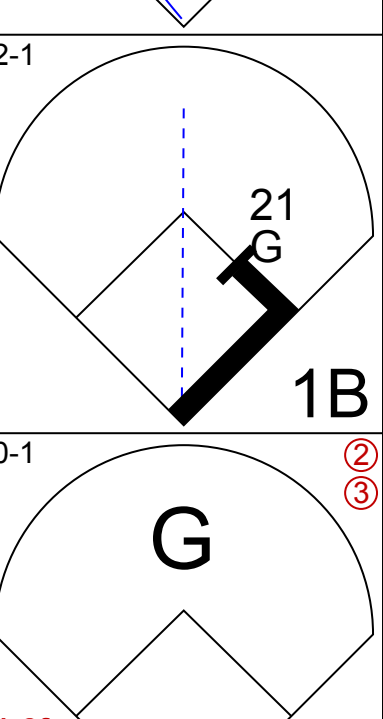
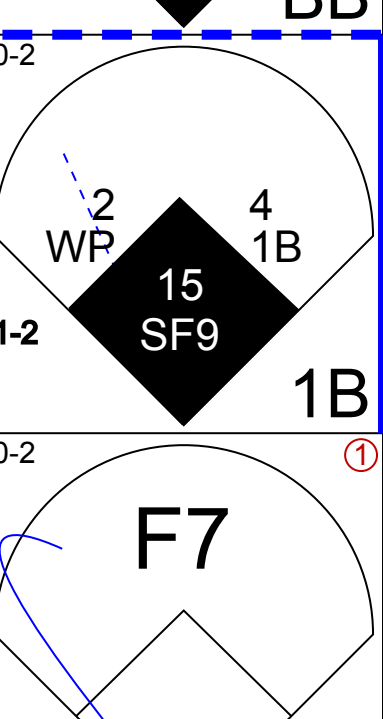

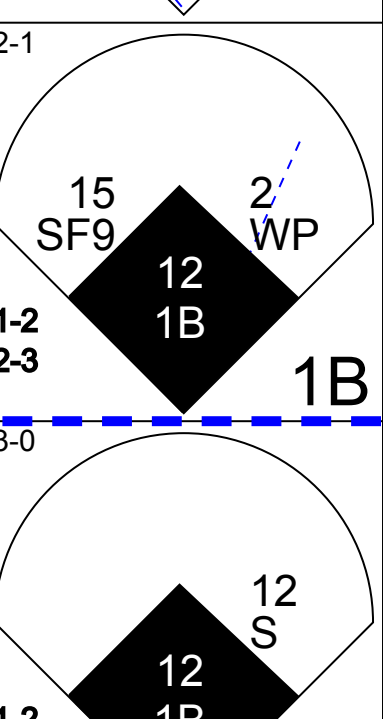
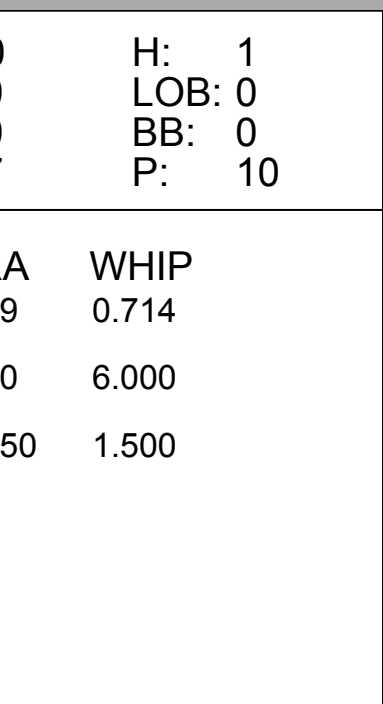
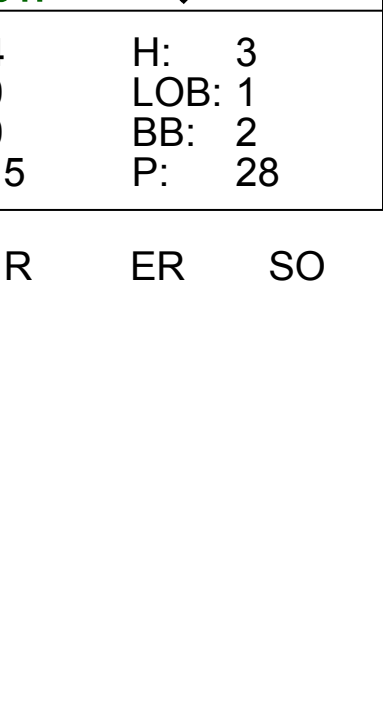
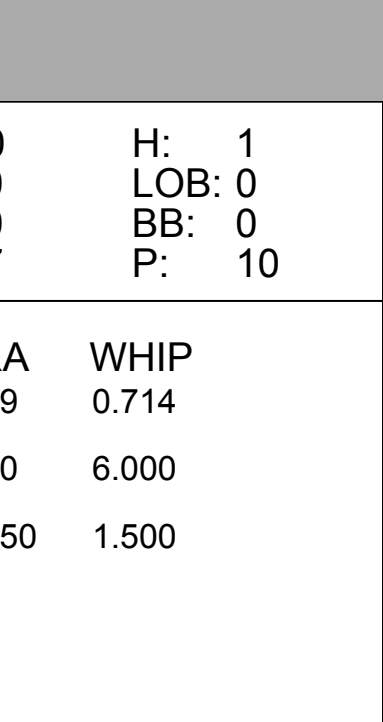
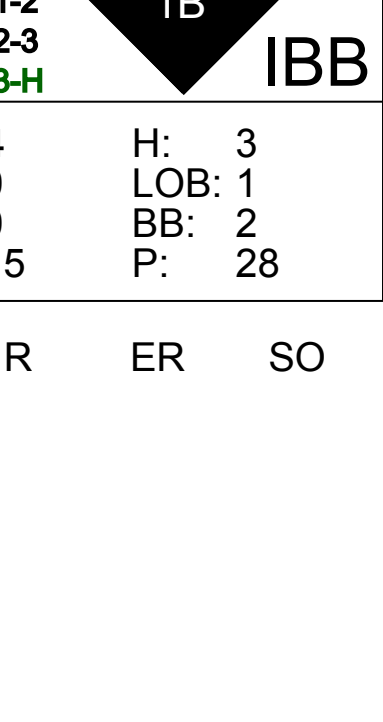
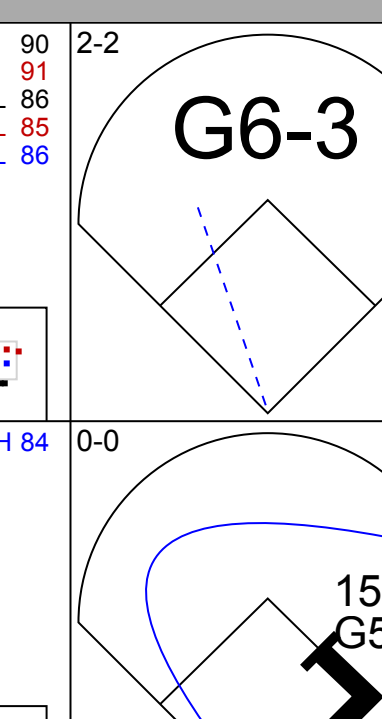
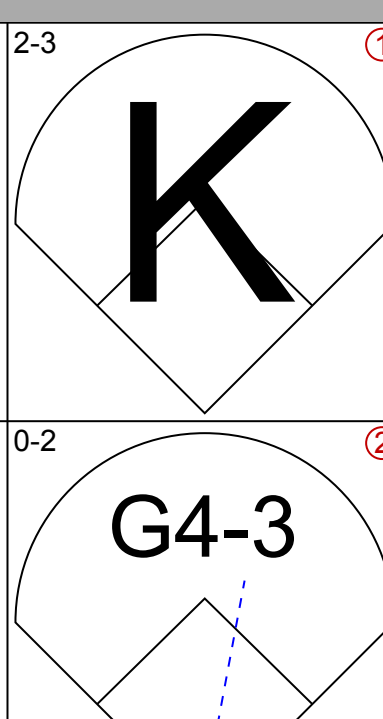
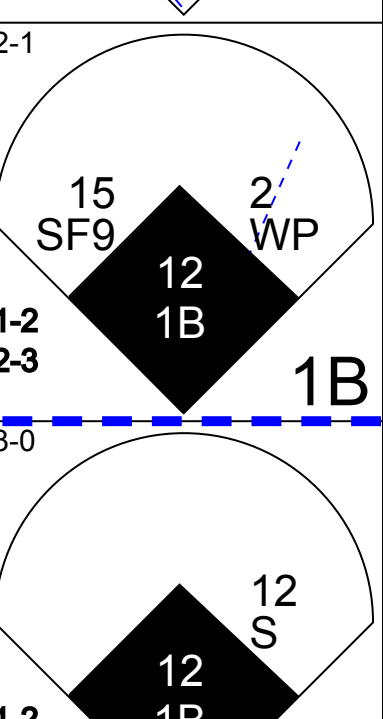
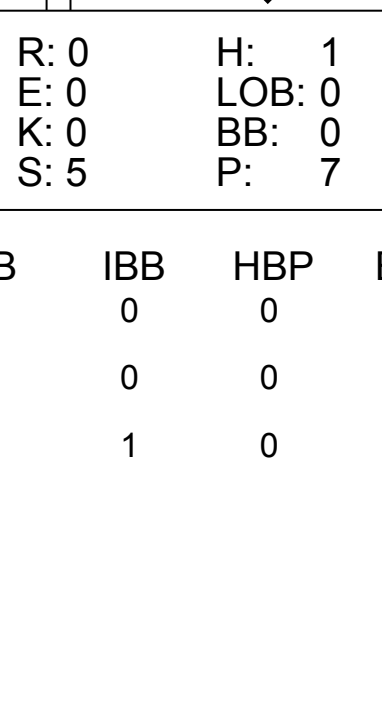
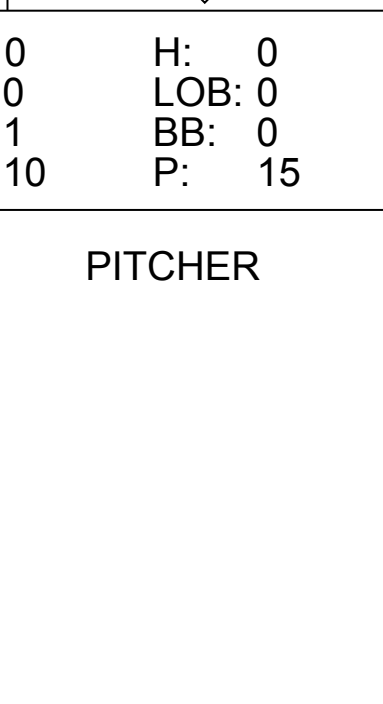
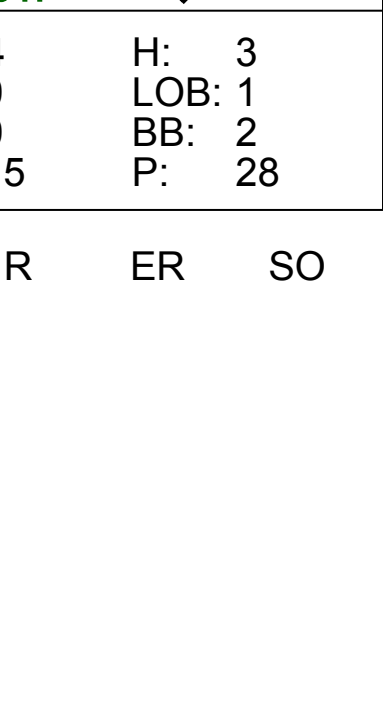
AB	41
R	6
H	15
RBI	6
BB	3
SO	11
LOB	23



Batter	1	2	3	4	5	6	7	8	9	AB	R	H	RBI	BB	SO	LOB	BOTTOM							
15 Whit Merrifield, R (1, 4) OBP: 0.324, SLG: 0.371										5	0	1	0	0	1	3	Detroit Tigers @ Kansas City Royals Kauffman Stadium, Kansas City, MO Thu May 03 2018, 1:17 PM - 4:23 PM CDT Att: 28,866 - Partly Cloudy - 76 F							
12 Jorge Soler, R (1, 9) OBP: 0.333, SLG: 0.538										4	3	1	1	1	1									
8 Mike Moustakas, L (1, 5) OBP: 0.333, SLG: 0.565										3	2	1	1	1	0									
13 Salvador Perez, R (1, 2) OBP: 0.340, SLG: 0.500										4	2	2	2	1	0	2								
21 Lucas Duda, L (1, 3) OBP: 0.304, SLG: 0.333										4	0	3	4	0	1	0								
25 Jon Jay, L (1, 7) OBP: 0.344, SLG: 0.301										4	0	1	1	0	0	3								
19 Cheslor Cuthbert, R (1, 10) OBP: 0.294, SLG: 0.333										4	0	0	0	0	1	3								
4 Alex Gordon, L (1, 8) OBP: 0.352, SLG: 0.439										4	2	3	1	0	0	0								
2 Alcides Escobar, R (1, 6) OBP: 0.287, SLG: 0.345										4	1	1	0	0	0	1								
Inning Stats	R: 2 E: 0 K: 0 S: 15	H: 3 LOB: 2 BB: 1 P: 24	R: 0 E: 0 K: 0 S: 6	H: 0 LOB: 0 BB: 0 P: 8	R: 2 E: 0 K: 1 S: 12	H: 2 LOB: 0 BB: 0 P: 16	R: 1 E: 0 K: 0 S: 13	H: 1 LOB: 0 BB: 0 P: 18	R: 2 E: 0 K: 1 S: 14	H: 3 LOB: 1 BB: 0 P: 20	R: 3 E: 0 K: 1 S: 18	H: 3 LOB: 2 BB: 2 P: 30	R: 0 E: 0 K: 0 S: 10	H: 1 LOB: 1 BB: 0 P: 16	R: 0 E: 0 K: 1 S: 7	H: 0 LOB: 0 BB: 0 P: 11		1B: 8 2B: 2 3B: 0 HR: 3	SF: 1 SAC: 0 DP: 0 HBP: 0	WP: 0 PB: 0 SB: 0 CS: 0	PA: 40			
PITCHER	IP WLS BF H R ER SO BB IBB HBP BLK WP HR S P ERA WHIP	IP WLS BF H R ER SO BB IBB HBP BLK WP HR S P ERA WHIP	IP WLS BF H R ER SO BB IBB HBP BLK WP HR S P ERA WHIP	IP WLS BF H R ER SO BB IBB HBP BLK WP HR S P ERA WHIP	IP WLS BF H R ER SO BB IBB HBP BLK WP HR S P ERA WHIP	IP WLS BF H R ER SO BB IBB HBP BLK WP HR S P ERA WHIP	IP WLS BF H R ER SO BB IBB HBP BLK WP HR S P ERA WHIP	IP WLS BF H R ER SO BB IBB HBP BLK WP HR S P ERA WHIP	IP WLS BF H R ER SO BB IBB HBP BLK WP HR S P ERA WHIP	IP WLS BF H R ER SO BB IBB HBP BLK WP HR S P ERA WHIP	IP WLS BF H R ER SO BB IBB HBP BLK WP HR S P ERA WHIP	IP WLS BF H R ER SO BB IBB HBP BLK WP HR S P ERA WHIP	IP WLS BF H R ER SO BB IBB HBP BLK WP HR S P ERA WHIP	IP WLS BF H R ER SO BB IBB HBP BLK WP HR S P ERA WHIP	IP WLS BF H R ER SO BB IBB HBP BLK WP HR S P ERA WHIP	IP WLS BF H R ER SO BB IBB HBP BLK WP HR S P ERA WHIP	IP WLS BF H R ER SO BB IBB HBP BLK WP HR S P ERA WHIP	IP WLS BF H R ER SO BB IBB HBP BLK WP HR S P ERA WHIP	IP WLS BF H R ER SO BB IBB HBP BLK WP HR S P ERA WHIP	IP WLS BF H R ER SO BB IBB HBP BLK WP HR S P ERA WHIP	IP WLS BF H R ER SO BB IBB HBP BLK WP HR S P ERA WHIP	IP WLS BF H R ER SO BB IBB HBP BLK WP HR S P ERA WHIP	IP WLS BF H R ER SO BB IBB HBP BLK WP HR S P ERA WHIP	IP WLS BF H R ER SO BB IBB HBP BLK WP HR S P ERA WHIP



Batter	1	2	3	4	5	6	7	8	9	AB	R	H	RBI	BB	SO	LOB	TOP			
12 Leonys Martin, L (1,8) OBP: 0.333, SLG: 0.460										4	0	0	0	0	3	2	Detroit Tigers @ Kansas City Royals Kauffman Stadium, Kansas City, MO Fri May 04 2018, 7:17 PM - 10:05 PM CDT Att: 24,648 - Clear - 77 F			
46 Jeimer Candelario, S (1,5) OBP: 0.362, SLG: 0.519										4	1	2	0	0	0	0				
9 Nick Castellanos, R (1,9) OBP: 0.359, SLG: 0.460										3	0	0	0	1	1	2				
41 Victor Martinez, S (1,10) OBP: 0.321, SLG: 0.366										3	0	3	0	1	0	0				
22 Victor Reyes, S (8, PR) OBP: 0.118, SLG: 0.118										0	1	0	0	0	0	0				
21 JaCoby Jones, R (1,7) OBP: 0.315, SLG: 0.440										4	0	1	2	0	1	5				
55 John Hicks, R (1,3) OBP: 0.318, SLG: 0.475										4	0	1	0	0	1	4				
34 James McCann, R (1,2) OBP: 0.314, SLG: 0.409										4	0	2	0	0	0	0				
1 Jose Iglesias, R (1,6) OBP: 0.243, SLG: 0.294										4	0	0	0	0	1	3				
49 Dixon Machado, R (1,4) OBP: 0.256, SLG: 0.315										4	0	0	0	0	1	3				
Inning Stats	R: 0 H: 0 E: 0 K: 2 S: 11	H: 0 LOB: 0 BB: 0 P: 20	R: 0 H: 1 E: 0 K: 1 S: 7	LOB: 0 BB: 0 P: 9	R: 0 H: 0 E: 0 K: 0 S: 7	LOB: 0 BB: 0 P: 12	R: 0 H: 2 E: 0 K: 0 S: 10	LOB: 2 BB: 0 P: 16	R: 0 H: 2 E: 0 K: 3 S: 17	LOB: 2 BB: 1 P: 23	R: 0 H: 1 E: 0 K: 0 S: 5	LOB: 0 BB: 0 P: 9	R: 2 H: 2 E: 0 K: 1 S: 14	LOB: 2 BB: 1 P: 23	R: 0 H: 0 E: 0 K: 0 S: 7	LOB: 0 BB: 0 P: 10	1B: 7 2B: 2 3B: 0 HR: 0	SF: 0 SAC: 0 DP: 1 HBP: 0	WP: 0 PB: 0 SB: 0 CS: 1	PA: 37
PITCHER	IP WLS BF H R ER SO BB IBB HBP BLK WP HR S P ERA WHIP	IP WLS BF H R ER SO BB IBB HBP BLK WP HR S P ERA WHIP	IP WLS BF H R ER SO BB IBB HBP BLK WP HR S P ERA WHIP	IP WLS BF H R ER SO BB IBB HBP BLK WP HR S P ERA WHIP	IP WLS BF H R ER SO BB IBB HBP BLK WP HR S P ERA WHIP	IP WLS BF H R ER SO BB IBB HBP BLK WP HR S P ERA WHIP	IP WLS BF H R ER SO BB IBB HBP BLK WP HR S P ERA WHIP	IP WLS BF H R ER SO BB IBB HBP BLK WP HR S P ERA WHIP	IP WLS BF H R ER SO BB IBB HBP BLK WP HR S P ERA WHIP	IP WLS BF H R ER SO BB IBB HBP BLK WP HR S P ERA WHIP	IP WLS BF H R ER SO BB IBB HBP BLK WP HR S P ERA WHIP	IP WLS BF H R ER SO BB IBB HBP BLK WP HR S P ERA WHIP	IP WLS BF H R ER SO BB IBB HBP BLK WP HR S P ERA WHIP	IP WLS BF H R ER SO BB IBB HBP BLK WP HR S P ERA WHIP	IP WLS BF H R ER SO BB IBB HBP BLK WP HR S P ERA WHIP	IP WLS BF H R ER SO BB IBB HBP BLK WP HR S P ERA WHIP	IP WLS BF H R ER SO BB IBB HBP BLK WP HR S P ERA WHIP			
31 Ian Kennedy, R (1,1) ERA: 2.92	6.0	24	6	0	0	7	1	0	0	0	0	0	0	0	0	0	0.00	1.167		
61 Kevin McCarthy, R (7,1) ERA: 2.03	1.0	3	1	0	0	0	0	0	0	0	0	0	0	5	9	0.00	1.000			
51 Blaine Boyer, R (8,1) ERA: 13.5	1.0	W	6	2	2	1	0	1	0	0	0	0	0	14	23	18.00	2.000			
40 Kelvin Herrera, R (9,1) ERA: 0.71	1.0	S	3	0	0	0	0	0	0	0	0	0	0	7	10	0.00	0.000			

Batter	1	2	3	4	5	6	7	8	9	AB	R	H	RBI	BB	SO	LOB	BOTTOM			
15 Whit Merrifield, R (1,4) OBP: 0.315, SLG: 0.362										3	0	0	1	0	0	1	Detroit Tigers @ Kansas City Royals Kauffman Stadium, Kansas City, MO Fri May 04 2018, 7:17 PM - 10:05 PM CDT Att: 24,648 - Clear - 77 F			
12 Jorge Soler, R (1,9) OBP: 0.429, SLG: 0.526										4	0	1	2	0	2	0				
8 Mike Moustakas, L (1,10) OBP: 0.331, SLG: 0.555										4	0	1	0	0	0	1				
13 Salvador Perez, R (1,2) OBP: 0.340, SLG: 0.479										2	0	0	0	1	0	1				
19 Cheslor Cuthbert, R (1,5) OBP: 0.296, SLG: 0.328										2	1	0	0	1	0	1				
25 Jon Jay, L (1,7) OBP: 0.351, SLG: 0.310										3	1	2	0	0	1	1				
45 Abraham Almonte, S (9,8) OBP: 0.296, SLG: 0.367										0	0	0	0	0	0	0				
21 Lucas Duda, L (1,3) OBP: 0.296, SLG: 0.324										3	0	0	0	0	1	4				
4 Alex Gordon, L (1,8) OBP: 0.351, SLG: 0.435										3	1	1	0	0	1	0				
2 Alcides Escobar, R (1,6) OBP: 0.296, SLG: 0.348										2	1	1	0	1	0	0				
Inning Stats	R: 0 H: 0 E: 0 K: 0 S: 10	H: 0 LOB: 0 BB: 0 P: 14	R: 0 H: 0 E: 0 K: 2 S: 15	LOB: 1 BB: 1 P: 24	R: 0 H: 1 E: 0 K: 0 S: 5	LOB: 0 BB: 0 P: 7	R: 0 H: 1 E: 0 K: 1 S: 6	LOB: 0 BB: 0 P: 7	R: 0 H: 0 E: 0 K: 1 S: 10	LOB: 0 BB: 0 P: 15	R: 0 H: 0 E: 0 K: 1 S: 7	LOB: 0 BB: 0 P: 11	R: 4 H: 3 E: 0 K: 0 S: 15	LOB: 1 BB: 2 P: 28	R: 0 H: 0 E: 0 K: 0 S: 15	LOB: 0 BB: 0 P: 10	1B: 6 2B: 0 3B: 0 HR: 0	SF: 1 SAC: 0 DP: 3 HBP: 0	WP: 1 PB: 0 SB: 1 CS: 0	PA: 30
PITCHER	IP WLS BF H R ER SO BB IBB HBP BLK WP HR S P ERA WHIP	IP WLS BF H R ER SO BB IBB HBP BLK WP HR S P ERA WHIP	IP WLS BF H R ER SO BB IBB HBP BLK WP HR S P ERA WHIP	IP WLS BF H R ER SO BB IBB HBP BLK WP HR S P ERA WHIP	IP WLS BF H R ER SO BB IBB HBP BLK WP HR S P ERA WHIP	IP WLS BF H R ER SO BB IBB HBP BLK WP HR S P ERA WHIP	IP WLS BF H R ER SO BB IBB HBP BLK WP HR S P ERA WHIP	IP WLS BF H R ER SO BB IBB HBP BLK WP HR S P ERA WHIP	IP WLS BF H R ER SO BB IBB HBP BLK WP HR S P ERA WHIP	IP WLS BF H R ER SO BB IBB HBP BLK WP HR S P ERA WHIP	IP WLS BF H R ER SO BB IBB HBP BLK WP HR S P ERA WHIP	IP WLS BF H R ER SO BB IBB HBP BLK WP HR S P ERA WHIP	IP WLS BF H R ER SO BB IBB HBP BLK WP HR S P ERA WHIP	IP WLS BF H R ER SO BB IBB HBP BLK WP HR S P ERA WHIP	IP WLS BF H R ER SO BB IBB HBP BLK WP HR S P ERA WHIP	IP WLS BF H R ER SO BB IBB HBP BLK WP HR S P ERA WHIP				
38 Francisco Liriano, L (1,1) ERA: 2.97	7.0	23	3	1	1	5	2	0	0	0	0	0	0	0	0	0	0.00	6.000		
68 Daniel Stumpf, L (8,1) ERA: 3.0	0.1	L	3	2	0	0	0	0	0	0	0	0	0	8	10	0.00	6.000			
77 Joe Jiménez, R (8,1) ERA: 2.76	0.2	B	4	1	3	3	0	0	1	0	6	13	40.50	1.500						

Batter	1	2	3	4	5	6	7	8	9	AB	R	H	RBI	BB	SO	LOB	TOP			
12 Leonys Martin, L OBP: 0.344, SLG: 0.470										4	1	2	0	1	0	2	Detroit Tigers @ Kansas City Royals Kauffman Stadium, Kansas City, MO Sat May 05 2018, 3:16 PM - 6:21 PM CDT Att: 20,708 - Sunny - 83 F			
46 Jeimer Candelario, S OBP: 0.357, SLG: 0.550										4	0	0	0	1	2	2				
9 Nick Castellanos, R OBP: 0.366, SLG: 0.496										5	1	3	1	0	2	2				
41 Victor Martinez, S OBP: 0.333, SLG: 0.381										4	1	2	1	1	0	2				
21 JaCoby Jones, R OBP: 0.302, SLG: 0.420										4	0	0	0	0	0	6				
55 John Hicks, R OBP: 0.313, SLG: 0.477										4	0	1	1	0	1	0				
34 James McCann, R OBP: 0.321, SLG: 0.412										4	0	2	0	0	0	1				
1 Jose Iglesias, R OBP: 0.244, SLG: 0.292										4	0	1	0	0	0	2				
49 Dixon Machado, R OBP: 0.256, SLG: 0.313										4	0	1	0	0	1	1				
Inning Stats	R: 3 H: 4 E: 0 K: 1 S: 16	H: 4 LOB: 1 BB: 0 P: 21	R: 0 H: 0 E: 0 K: 0 S: 6	H: 0 LOB: 0 BB: 0 P: 7	R: 0 H: 1 E: 0 K: 0 S: 9	H: 1 LOB: 1 BB: 0 P: 12	R: 0 H: 2 E: 0 K: 1 S: 12	H: 2 LOB: 2 BB: 0 P: 17	R: 0 H: 1 E: 0 K: 0 S: 8	H: 1 LOB: 0 BB: 0 P: 12	R: 0 H: 1 E: 0 K: 0 S: 8	H: 1 LOB: 3 BB: 2 P: 26	R: 0 H: 1 E: 0 K: 0 S: 11	H: 1 LOB: 1 BB: 0 P: 17	R: 0 H: 1 E: 0 K: 1 S: 10	H: 1 LOB: 1 BB: 1 P: 19	1B: 6 2B: 6 3B: 1 HR: 0	SF: 0 SAC: 0 DP: 2 HBP: 0	WP: 0 PB: 0 SB: 0 CS: 1	PA: 40
PITCHER	IP WLS BF H R ER SO BB IBB HBP BLK WP HR S P ERA WHIP																			
39 Jason Hammel, R ERA: 4.78	(1, 1) 6.2 L 30 10 3 3 5 1 0 0 0 0 0 0 0 71 100 4.05 1.650																			
33 Brian Flynn, L ERA: 3.5	(7, 1) 0.1 2 0 0 0 0 0 1 0 0 0 0 0 0 2 6 0.00 3.000																			
56 Brad Keller, R ERA: 2.84	(8, 1) 1.0 4 1 0 0 0 0 0 0 0 0 0 0 0 11 17 0.00 1.000																			
50 Jason Adam, R ERA:	(9, 1) 1.0 4 1 0 0 1 1 0 0 0 0 0 0 0 10 19 0.00 2.000																			

Batter	1	2	3	4	5	6	7	8	9	AB	R	H	RBI	BB	SO	LOB	BOTTOM					
25 Jon Jay, L OBP: 0.353, SLG: 0.308										4	0	1	0	1	2	2	Detroit Tigers @ Kansas City Royals Kauffman Stadium, Kansas City, MO Sat May 05 2018, 3:16 PM - 6:21 PM CDT Att: 20,708 - Sunny - 83 F					
12 Jorge Soler, R OBP: 0.415, SLG: 0.505										4	0	0	0	0	1	3						
8 Mike Moustakas, L OBP: 0.329, SLG: 0.542										3	0	0	0	1	2	3						
13 Salvador Perez, R OBP: 0.316, SLG: 0.442										4	0	0	0	0	0	1						
21 Lucas Duda, L OBP: 0.303, SLG: 0.349										4	1	2	0	0	0	0						
45 Abraham Almonte, S OBP: 0.293, SLG: 0.415										4	1	1	1	0	2	2						
4 Alex Gordon, L OBP: 0.333, SLG: 0.411										4	0	0	0	0	0	0						
2 Alcides Escobar, R OBP: 0.295, SLG: 0.339										3	0	0	0	1	1	1						
1 Ryan Goins, L OBP: 0.293, SLG: 0.308										4	0	1	0	0	2	1						
Inning Stats	R: 0 H: 0 E: 0 K: 1 S: 8	H: 0 LOB: 1 BB: 0 P: 16	R: 0 H: 0 E: 0 K: 1 S: 6	H: 0 LOB: 0 BB: 0 P: 8	R: 0 H: 0 E: 0 K: 2 S: 9	H: 0 LOB: 1 BB: 1 P: 20	R: 0 H: 1 E: 0 K: 0 S: 8	H: 1 LOB: 1 BB: 0 P: 10	R: 0 H: 1 E: 1 K: 1 S: 22	H: 1 LOB: 3 BB: 1 P: 31	R: 1 H: 1 E: 0 K: 0 S: 13	H: 1 LOB: 0 BB: 0 P: 21	R: 0 H: 0 E: 0 K: 1 S: 9	H: 0 LOB: 0 BB: 0 P: 14	R: 0 H: 0 E: 0 K: 1 S: 6	H: 0 LOB: 0 BB: 0 P: 10	R: 1 H: 2 E: 1 K: 3 S: 19	H: 2 LOB: 2 BB: 0 P: 25	1B: 2 2B: 2 3B: 0 HR: 1	SF: 0 SAC: 0 DP: 0 HBP: 0	WP: 0 PB: 0 SB: 0 CS: 0	PA: 37
PITCHER	IP WLS BF H R ER SO BB IBB HBP BLK WP HR S P ERA WHIP																					
27 Jordan Zimmermann, R ERA: 4.88	(1, 1) 5.0 W 21 2 0 0 0 5 3 0 0 0 0 0 0 1 13 21 9.00 1.000																					
36 Blaine Hardy, L ERA: 9.0	(6, 1) 1.0 H 4 1 1 1 0 0 0 0 0 0 0 0 0 1 17 0.00 0.000																					
30 Alex Wilson, R ERA: 4.58	(7, 1) 1.1 H 4 0 0 0 1 0 0 0 0 0 0 0 0 3 5 0.00 0.000																					
68 Daniel Stumpf, L ERA: 2.92	(8, 1) 0.1 H 1 0 0 0 0 0 0 0 0 0 0 0 0 1 2 0.00 0.000																					
77 Jose Jimenez, R ERA: 2.7	(8, 1) 0.1 H 1 0 0 0 0 0 0 0 0 0 0 0 0 1 2 0.00 0.000																					

AB	37
R	3
H	12
RBI	3
BB	3
SO	6
LOB	18



AB	34
R	2
H	5
RBI	1
BB	3
SO	10
LOB	13



Batter	1	2	3	4	5	6	7	8	9	AB	R	H	RBI	BB	SO	LOB	TOP	
12 Leonys Martin, L (1, 8) OBP: 0.346, SLG: 0.475										5	0	2	0	0	1	2		
1 Jose Iglesias, R (1, 6) OBP: 0.293, SLG: 0.293										3	1	1	0	1	1	2		
9 Nick Castellanos, R (9, PH) OBP: 0.364, SLG: 0.492										1	0	0	0	0	0	1		
41 Victor Martinez, S (1, 10) OBP: 0.330, SLG: 0.376										4	0	1	0	0	1	5		
55 John Hicks, R (1, 3) OBP: 0.346, SLG: 0.563										4	1	3	2	0	1	1		
21 JaCoby Jones, R (1, 7) OBP: 0.290, SLG: 0.402										4	0	0	0	0	2	2		
28 Niko Goodrum, S (1, 5) OBP: 0.283, SLG: 0.321										3	0	0	0	1	1	0		
49 Dixon Machado, R (1, 4) OBP: 0.256, SLG: 0.310										4	0	1	0	0	0	2		
17 Grayson Greiner, R (1, 2) OBP: 0.250, SLG: 0.250										4	0	1	0	0	0	1		
22 Victor Reyes, S (1, 9) OBP: 0.143, SLG: 0.143										4	0	1	0	0	1	2		
Inning Stats	R: 0 H: 1 E: 0 K: 2 S: 13	H: 1 LOB: 1 BB: 0 P: 20	R: 0 H: 0 E: 0 K: 2 S: 8	H: 0 LOB: 0 BB: 0 P: 11	R: 0 H: 2 E: 0 K: 2 S: 11	H: 2 LOB: 2 BB: 0 P: 12	R: 1 H: 1 E: 0 K: 1 S: 6	H: 1 LOB: 0 BB: 0 P: 8	R: 0 H: 1 E: 0 K: 0 S: 6	H: 1 LOB: 1 BB: 0 P: 12	R: 1 H: 2 E: 0 K: 0 S: 12	H: 2 LOB: 2 BB: 1 P: 23	R: 0 H: 1 E: 0 K: 0 S: 9	H: 1 LOB: 1 BB: 0 P: 14	1B: 8 2B: 1 3B: 0 HR: 1	SF: 0 SAC: 0 DP: 1 HBP: 0	WP: 0 PA: 38 PB: 0 SB: 0 CS: 0	
PITCHER	IP: 7.0 WLS: 1 BF: 29 ERA: 3.18	WLS: 1 H: 1 R: 0 ER: 0 SO: 8	WLS: 1 H: 1 R: 0 ER: 0 SO: 8	WLS: 1 H: 1 R: 0 ER: 0 SO: 8	WLS: 1 H: 1 R: 0 ER: 0 SO: 8	WLS: 1 H: 1 R: 0 ER: 0 SO: 8	WLS: 1 H: 1 R: 0 ER: 0 SO: 8	WLS: 1 H: 1 R: 0 ER: 0 SO: 8	WLS: 1 H: 1 R: 0 ER: 0 SO: 8	WLS: 1 H: 1 R: 0 ER: 0 SO: 8	WLS: 1 H: 1 R: 0 ER: 0 SO: 8	WLS: 1 H: 1 R: 0 ER: 0 SO: 8	WLS: 1 H: 1 R: 0 ER: 0 SO: 8	WLS: 1 H: 1 R: 0 ER: 0 SO: 8	WLS: 1 H: 1 R: 0 ER: 0 SO: 8	WLS: 1 H: 1 R: 0 ER: 0 SO: 8	WLS: 1 H: 1 R: 0 ER: 0 SO: 8	WLS: 1 H: 1 R: 0 ER: 0 SO: 8
65 Jakob Junis, R (1, 1) ERA: 3.18	IP: 7.0 WLS: 1 BF: 29 ERA: 3.18	WLS: 1 H: 1 R: 0 ER: 0 SO: 8	WLS: 1 H: 1 R: 0 ER: 0 SO: 8	WLS: 1 H: 1 R: 0 ER: 0 SO: 8	WLS: 1 H: 1 R: 0 ER: 0 SO: 8	WLS: 1 H: 1 R: 0 ER: 0 SO: 8	WLS: 1 H: 1 R: 0 ER: 0 SO: 8	WLS: 1 H: 1 R: 0 ER: 0 SO: 8	WLS: 1 H: 1 R: 0 ER: 0 SO: 8	WLS: 1 H: 1 R: 0 ER: 0 SO: 8	WLS: 1 H: 1 R: 0 ER: 0 SO: 8	WLS: 1 H: 1 R: 0 ER: 0 SO: 8	WLS: 1 H: 1 R: 0 ER: 0 SO: 8	WLS: 1 H: 1 R: 0 ER: 0 SO: 8	WLS: 1 H: 1 R: 0 ER: 0 SO: 8	WLS: 1 H: 1 R: 0 ER: 0 SO: 8	WLS: 1 H: 1 R: 0 ER: 0 SO: 8	
54 Tim Hill, L (8, 1) ERA: 3.97	IP: 0.1 WLS: 1 BF: 1 ERA: 3.97	WLS: 1 H: 1 R: 0 ER: 0 SO: 0	WLS: 1 H: 1 R: 0 ER: 0 SO: 0	WLS: 1 H: 1 R: 0 ER: 0 SO: 0	WLS: 1 H: 1 R: 0 ER: 0 SO: 0	WLS: 1 H: 1 R: 0 ER: 0 SO: 0	WLS: 1 H: 1 R: 0 ER: 0 SO: 0	WLS: 1 H: 1 R: 0 ER: 0 SO: 0	WLS: 1 H: 1 R: 0 ER: 0 SO: 0	WLS: 1 H: 1 R: 0 ER: 0 SO: 0	WLS: 1 H: 1 R: 0 ER: 0 SO: 0	WLS: 1 H: 1 R: 0 ER: 0 SO: 0	WLS: 1 H: 1 R: 0 ER: 0 SO: 0	WLS: 1 H: 1 R: 0 ER: 0 SO: 0	WLS: 1 H: 1 R: 0 ER: 0 SO: 0	WLS: 1 H: 1 R: 0 ER: 0 SO: 0	WLS: 1 H: 1 R: 0 ER: 0 SO: 0	
56 Brad Keller, R (8, 1) ERA: 2.7	IP: 0.2 WLS: 1 BF: 4 ERA: 2.7	WLS: 1 H: 1 R: 0 ER: 0 SO: 0	WLS: 1 H: 1 R: 0 ER: 0 SO: 0	WLS: 1 H: 1 R: 0 ER: 0 SO: 0	WLS: 1 H: 1 R: 0 ER: 0 SO: 0	WLS: 1 H: 1 R: 0 ER: 0 SO: 0	WLS: 1 H: 1 R: 0 ER: 0 SO: 0	WLS: 1 H: 1 R: 0 ER: 0 SO: 0	WLS: 1 H: 1 R: 0 ER: 0 SO: 0	WLS: 1 H: 1 R: 0 ER: 0 SO: 0	WLS: 1 H: 1 R: 0 ER: 0 SO: 0	WLS: 1 H: 1 R: 0 ER: 0 SO: 0	WLS: 1 H: 1 R: 0 ER: 0 SO: 0	WLS: 1 H: 1 R: 0 ER: 0 SO: 0	WLS: 1 H: 1 R: 0 ER: 0 SO: 0	WLS: 1 H: 1 R: 0 ER: 0 SO: 0	WLS: 1 H: 1 R: 0 ER: 0 SO: 0	
40 Kelvin Herrera, R (9, 1) ERA: 0.66	IP: 1.0 WLS: 1 BF: 4 ERA: 0.66	WLS: 1 H: 1 R: 0 ER: 0 SO: 0	WLS: 1 H: 1 R: 0 ER: 0 SO: 0	WLS: 1 H: 1 R: 0 ER: 0 SO: 0	WLS: 1 H: 1 R: 0 ER: 0 SO: 0	WLS: 1 H: 1 R: 0 ER: 0 SO: 0	WLS: 1 H: 1 R: 0 ER: 0 SO: 0	WLS: 1 H: 1 R: 0 ER: 0 SO: 0	WLS: 1 H: 1 R: 0 ER: 0 SO: 0	WLS: 1 H: 1 R: 0 ER: 0 SO: 0	WLS: 1 H: 1 R: 0 ER: 0 SO: 0	WLS: 1 H: 1 R: 0 ER: 0 SO: 0	WLS: 1 H: 1 R: 0 ER: 0 SO: 0	WLS: 1 H: 1 R: 0 ER: 0 SO: 0	WLS: 1 H: 1 R: 0 ER: 0 SO: 0	WLS: 1 H: 1 R: 0 ER: 0 SO: 0	WLS: 1 H: 1 R: 0 ER: 0 SO: 0	

Detroit Tigers @ Kansas City Royals
Kauffman Stadium, Kansas City, MO
Sun May 06 2018, 1:17 PM - 3:31 PM CDT
Att: 18,424 - Sunny - 83 F

AB	36
R	2
H	10
RBI	2
BB	2
SO	8
LOB	18



Batter	1	2	3	4	5	6	7	8	9	AB	R	H	RBI	BB	SO	LOB	BOTTOM
15 Whit Merrifield, R (1, 4) OBP: 0.320, SLG: 0.374										4	2	2	0	0	1	0	
12 Jorge Soler, R (1, 9) OBP: 0.425, SLG: 0.510										3	1	2	0	1	1	1	
8 Mike Moustakas, L (1, 5) OBP: 0.326, SLG: 0.545										3	1	1	3	0	0	2	
13 Salvador Perez, R (1, 10) OBP: 0.317, SLG: 0.436										3	0	1	1	0	1	0	
19 Cheslor Cuthbert, R (1, 3) OBP: 0.287, SLG: 0.316										3	0	0	0	0	0	1	
21 Lucas Duda, L (9, 3) OBP: 0.303, SLG: 0.349										0	0	0	0	0	0	0	
25 Jon Jay, L (1, 7) OBP: 0.345, SLG: 0.301										3	0	0	0	0	0	0	
45 Abraham Almonte, S (1, 8) OBP: 0.279, SLG: 0.393										3	0	0	0	0	1	0	
2 Alcides Escobar, R (1, 6) OBP: 0.295, SLG: 0.339										3	0	1	0	0	1	0	
9 Drew Butera, R (1, 2) OBP: 0.273, SLG: 0.246										3	0	0	0	0	1	1	
Inning Stats	R: 1 H: 1 E: 0 K: 1 S: 7	H: 1 LOB: 0 BB: 0 P: 14	R: 0 H: 0 E: 0 K: 1 S: 9	H: 0 LOB: 0 BB: 0 P: 14	R: 3 H: 3 E: 0 K: 0 S: 17	H: 3 LOB: 1 BB: 1 P: 28	R: 0 H: 1 E: 0 K: 0 S: 11	H: 1 LOB: 1 BB: 0 P: 14	R: 0 H: 1 E: 0 K: 1 S: 6	H: 0 LOB: 0 BB: 0 P: 10	R: 0 H: 0 E: 0 K: 2 S: 9	H: 0 LOB: 0 BB: 0 P: 13	R: 0 H: 1 E: 0 K: 1 S: 6	H: 1 LOB: 0 BB: 0 P: 7	1B: 5 2B: 2 3B: 0 HR: 0	SF: 1 SAC: 0 DP: 2 HBP: 0	WP: 0 PA: 30 PB: 0 SB: 4 CS: 0
PITCHER	IP: 7.0 WLS: 1 BF: 27 ERA: 3.0	WLS: 1 H: 1 R: 0 ER: 0 SO: 5	WLS: 1 H: 1 R: 0 ER: 0 SO: 5	WLS: 1 H: 1 R: 0 ER: 0 SO: 5	WLS: 1 H: 1 R: 0 ER: 0 SO: 5	WLS: 1 H: 1 R: 0 ER: 0 SO: 5	WLS: 1 H: 1 R: 0 ER: 0 SO: 5	WLS: 1 H: 1 R: 0 ER: 0 SO: 5	WLS: 1 H: 1 R: 0 ER: 0 SO: 5	WLS: 1 H: 1 R: 0 ER: 0 SO: 5	WLS: 1 H: 1 R: 0 ER: 0 SO: 5	WLS: 1 H: 1 R: 0 ER: 0 SO: 5	WLS: 1 H: 1 R: 0 ER: 0 SO: 5	WLS: 1 H: 1 R: 0 ER: 0 SO: 5	WLS: 1 H: 1 R: 0 ER: 0 SO: 5	WLS: 1 H: 1 R: 0 ER: 0 SO: 5	WLS: 1 H: 1 R: 0 ER: 0 SO: 5
48 Matthew Boyd, L (1, 1) ERA: 3.0	IP: 7.0 WLS: 1 BF: 27 ERA: 3.0	WLS: 1 H: 1 R: 0 ER: 0 SO: 5	WLS: 1 H: 1 R: 0 ER: 0 SO: 5	WLS: 1 H: 1 R: 0 ER: 0 SO: 5	WLS: 1 H: 1 R: 0 ER: 0 SO: 5	WLS: 1 H: 1 R: 0 ER: 0 SO: 5	WLS: 1 H: 1 R: 0 ER: 0 SO: 5	WLS: 1 H: 1 R: 0 ER: 0 SO: 5	WLS: 1 H: 1 R: 0 ER: 0 SO: 5	WLS: 1 H: 1 R: 0 ER: 0 SO: 5	WLS: 1 H: 1 R: 0 ER: 0 SO: 5	WLS: 1 H: 1 R: 0 ER: 0 SO: 5	WLS: 1 H: 1 R: 0 ER: 0 SO: 5	WLS: 1 H: 1 R: 0 ER: 0 SO: 5	WLS: 1 H: 1 R: 0 ER: 0 SO: 5	WLS: 1 H: 1 R: 0 ER: 0 SO: 5	
45 Buck Farmer, R (8, 1) ERA: 4.5	IP: 1.0 WLS: 1 BF: 3 ERA: 4.5	WLS: 1 H: 1 R: 0 ER: 0 SO: 1	WLS: 1 H: 1 R: 0 ER: 0 SO: 1	WLS: 1 H: 1 R: 0 ER: 0 SO: 1	WLS: 1 H: 1 R: 0 ER: 0 SO: 1	WLS: 1 H: 1 R: 0 ER: 0 SO: 1	WLS: 1 H: 1 R: 0 ER: 0 SO: 1	WLS: 1 H: 1 R: 0 ER: 0 SO: 1	WLS: 1 H: 1 R: 0 ER: 0 SO: 1	WLS: 1 H: 1 R: 0 ER: 0 SO: 1	WLS: 1 H: 1 R: 0 ER: 0 SO: 1	WLS: 1 H: 1 R: 0 ER: 0 SO: 1	WLS: 1 H: 1 R: 0 ER: 0 SO: 1	WLS: 1 H: 1 R: 0 ER: 0 SO: 1	WLS: 1 H: 1 R: 0 ER: 0 SO: 1	WLS: 1 H: 1 R: 0 ER: 0 SO: 1	

Detroit Tigers @ Kansas City Royals
Kauffman Stadium, Kansas City, MO
Sun May 06 2018, 1:17 PM - 3:31 PM CDT
Att: 18,424 - Sunny - 83 F

AB	28
R	4
H	7
RBI	4
BB	1
SO	6
LOB	5



Batter	1	2	3	4	5	6	7	8	9	AB	R	H	RBI	BB	SO	LOB	TOP										
12 Leonys Martin, L OBP: 0.355, SLG: 0.508	F8		9 1B			1-H		F8		4	2	2	2	1	0	0											
46 Jeimer Candelario, S OBP: 0.358, SLG: 0.492	G5-3		9 1B					E4		4	1	1	0	1	0	2											
9 Nick Castellanos, R OBP: 0.379, SLG: 0.507	F9		41 1B							4	1	3	1	1	0	0											
41 Victor Martinez, S OBP: 0.325, SLG: 0.368		G6-3						G5-4-3		5	0	1	2	0	1	5											
55 John Hicks, R OBP: 0.333, SLG: 0.528	F9									5	0	1	0	0	2	1											
21 JaCoby Jones, R OBP: 0.295, SLG: 0.423										5	1	2	0	0	3	3											
34 James McCann, R OBP: 0.315, SLG: 0.402	G6-3									5	0	1	0	0	2	2											
22 Victor Reyes, S OBP: 0.143, SLG: 0.143										0	0	0	0	0	0	0											
1 Jose Iglesias, R OBP: 0.258, SLG: 0.298			P3					F9		5	1	2	0	0	0	1											
49 Dixon Machado, R OBP: 0.248, SLG: 0.300			L9							4	0	0	0	0	1	3											
Inning Stats	R: 0 E: 0 K: 0 S: 6	H: 0 LOB: 0 BB: 0 P: 10	R: 0 E: 0 K: 0 S: 8	H: 1 LOB: 1 BB: 0 P: 12	R: 3 E: 0 K: 1 S: 19	H: 4 LOB: 2 BB: 1 P: 26	R: 0 E: 0 K: 1 S: 11	H: 1 LOB: 2 BB: 1 P: 19	R: 0 E: 0 K: 2 S: 14	H: 1 LOB: 1 BB: 0 P: 14	R: 2 E: 0 K: 1 S: 14	H: 4 LOB: 2 BB: 0 P: 20	R: 1 E: 1 K: 2 S: 15	H: 1 LOB: 1 BB: 0 P: 20	R: 0 E: 1 K: 0 S: 10	H: 0 LOB: 1 BB: 1 P: 18	R: 0 E: 0 K: 2 S: 9	H: 1 LOB: 1 BB: 0 P: 13	1B: 8 2B: 4 3B: 0 HR: 1	SF: 0 SAC: 0 DP: 1 HBP: 0	WP: 0 PB: 0 SB: 0 CS: 0	PA: 44					
PITCHER	IP	WLS	BF	H	R	ER	SO	BB	IBB	HBP	BLK	WP	HR	S	P	ERA	WHIP										
55 Matt Moore, L ERA: 7.71	5.2		28	9	5	5	5	2	0	0	0	0	1	65	96	7.94	1.941										
43 Tony Barmette, R ERA: 2.45	0.1		3	2	0	0	0	0	0	0	0	0	0	4	5	0.00	6.000										
62 José Leclerc, R ERA: 2.45	1.0	W	5	1	1	0	2	0	0	0	0	0	0	15	20	0.00	1.000										
41 Jake Diekman, L ERA: 4.38	1.0	H	4	0	0	0	0	1	0	0	0	0	0	10	18	0.00	1.000										
50 Keone Kela, R ERA: 6.0	1.0	S	4	1	0	0	2	0	0	0	0	0	0	9	13	0.00	1.000										
Batter	1	2	3	4	5	6	7	8	9	AB	R	H	RBI	BB	SO	LOB	BOTTOM										
3 Delino DeShields, R OBP: 0.351, SLG: 0.426	L8					30 1B		E6		3	2	0	0	1	1	0											
17 Shin-Soo Choo, L OBP: 0.321, SLG: 0.399			G4-3							4	1	1	1	0	1	1											
19 Jurickson Profar, S OBP: 0.319, SLG: 0.363	G3-1									4	0	1	1	0	0	1											
30 Nomar Mazara, L OBP: 0.345, SLG: 0.507										3	2	2	1	1	1	1											
13 Joey Gallo, L OBP: 0.302, SLG: 0.530										4	1	1	1	0	2	1											
9 Ishik Kiner-Falecia, R OBP: 0.292, SLG: 0.387	G6-3									4	1	1	2	0	0	1											
67 Ronald Guzmán, L OBP: 0.254, SLG: 0.339										2	0	1	1	2	1	0											
61 Robinson Chirinos, R OBP: 0.259, SLG: 0.433										4	0	0	0	0	3	2											
20 Renato Núñez, R OBP: 0.216, SLG: 0.273										3	0	0	0	0	1	0											
Inning Stats	R: 0 E: 0 K: 1 S: 8	H: 0 LOB: 0 BB: 0 P: 11	R: 1 E: 0 K: 1 S: 9	H: 1 LOB: 1 BB: 1 P: 14	R: 0 E: 0 K: 1 S: 8	H: 0 LOB: 0 BB: 0 P: 11	R: 0 E: 0 K: 1 S: 10	H: 0 LOB: 1 BB: 1 P: 17	R: 0 E: 0 K: 3 S: 14	H: 0 LOB: 0 BB: 0 P: 17	R: 4 E: 0 K: 0 S: 13	H: 4 LOB: 1 BB: 1 P: 23	R: 2 E: 1 K: 2 S: 19	H: 2 LOB: 1 BB: 0 P: 30	R: 0 E: 0 K: 1 S: 9	H: 0 LOB: 1 BB: 1 P: 17	1B: 3 2B: 2 3B: 1 HR: 1	SF: 0 SAC: 0 DP: 0 HBP: 0	WP: 0 PB: 0 SB: 0 CS: 0	PA: 35							
PITCHER	IP	WLS	BF	H	R	ER	SO	BB	IBB	HBP	BLK	WP	HR	S	P	ERA	WHIP										
32 Michael Fulmer, R ERA: 3.51	5.2		24	4	5	5	7	3	0	0	0	0	0	1	1	0.00	3.000										
30 Alex Wilson, R ERA: 4.5	0.1	B	1	1	0	0	0	0	0	0	0	0	0	1	1	0.00	3.000										
45 Buck Farmer, R ERA: 4.32	0.2	H	3	0	1	1	1	0	0	0	0	0	0	7	9	13.50	0.000										
68 Daniel Stumpf, L ERA: 3.55	0.1	L	3	2	1	0	1	0	0	0	0	0	0	12	21	0.00	6.000										
53 Warwick Saupold, R ERA: 2.45	1.0		4	0	0	0	1	1	0	0	0	0	0	9	17	0.00	1.000										

Detroit Tigers @ Texas Rangers
Globe Life Park in Arlington, Arlington, TX
Mon May 07 2018, 8:08 PM - 11:16 PM EDT
Att: 20,057 - Clear - 91 F

AB 41
R 6
H 13
RBI 5
BB 3
SO 9
LOB 17



Detroit Tigers @ Texas Rangers
Globe Life Park in Arlington, Arlington, TX
Mon May 07 2018, 8:08 PM - 11:16 PM EDT
Att: 20,057 - Clear - 91 F


AB 31
R 7
H 7
RBI 7
BB 4
SO 10
LOB 7



Batter	1	2	3	4	5	6	7	8	9	AB	R	H	RBI	BB	SO	LOB	TOP				
21 JaCoby Jones, R OBP: 0.282, SLG: 0.402	F8	L9			P4		F8		K	5	0	0	0	0	1	3					
46 Jeimer Candelario, S OBP: 0.366, SLG: 0.522	HR	G6-4-3			P3		FC2-5	2B	G6-3	4	1	2	1	1	0	1					
9 Nick Castellanos, R OBP: 0.379, SLG: 0.590	41 HR				E5		55 PB	41 FC2-5	G6-3	4	2	1	1	0	1	2					
41 Victor Martinez, S OBP: 0.323, SLG: 0.391	HR				G6-3		55 SF9	HBP	G6-3	4	1	1	2	0	0	3					
22 Victor Reyes, S OBP: 0.136, SLG: 0.136	HR				G6-3		55 SF9	55 PB	G4-3	1	0	0	0	0	0	2					
55 John Hicks, R OBP: 0.311, SLG: 0.500	P4				P3			SF9		3	0	0	1	0	1	0					
34 James McCann, R OBP: 0.322, SLG: 0.410	L7				2B					3	0	1	0	1	1	0					
28 Niko Goodrum, S OBP: 0.281, SLG: 0.316		1 HR			P3					4	1	1	0	0	0	3					
1 Jose Iglesias, R OBP: 0.273, SLG: 0.325		HR			L3					2	2	1	2	1	0	1					
49 Dixon Machado, R OBP: 0.256, SLG: 0.306		46 G6-4-3			G1-3					4	0	2	0	0	1	2					
Inning Stats	R: 3 H: 3 E: 0 K: 0 S: 12	H: 3 LOB: 0 BB: 0 P: 14	R: 2 H: 3 E: 0 K: 0 S: 11	H: 3 LOB: 0 BB: 0 P: 16	R: 0 H: 0 E: 0 K: 1 S: 8	H: 0 LOB: 0 BB: 0 P: 11	R: 0 H: 1 E: 0 K: 0 S: 8	H: 1 LOB: 1 BB: 0 P: 14	R: 0 H: 0 E: 1 K: 2 S: 10	H: 0 LOB: 0 BB: 0 P: 11	R: 0 H: 0 E: 0 K: 1 S: 11	H: 0 LOB: 0 BB: 0 P: 19	R: 1 H: 1 E: 0 K: 0 S: 14	H: 1 LOB: 2 BB: 2 P: 24	R: 1 H: 1 E: 0 K: 1 S: 15	H: 1 LOB: 2 BB: 2 P: 29	1B: 4 2B: 3 3B: 0 HR: 3	SF: 1 SAC: 0 DP: 2 HBP: 2	WP: 0 PB: 1 SB: 0 CS: 1	PA: 40	
PITCHER	IP WLS BF H R ER SO BB IBB HBP BLK WP HR S P ERA WHIP	IP WLS BF H R ER SO BB IBB HBP BLK WP HR S P ERA WHIP	IP WLS BF H R ER SO BB IBB HBP BLK WP HR S P ERA WHIP	IP WLS BF H R ER SO BB IBB HBP BLK WP HR S P ERA WHIP	IP WLS BF H R ER SO BB IBB HBP BLK WP HR S P ERA WHIP	IP WLS BF H R ER SO BB IBB HBP BLK WP HR S P ERA WHIP	IP WLS BF H R ER SO BB IBB HBP BLK WP HR S P ERA WHIP	IP WLS BF H R ER SO BB IBB HBP BLK WP HR S P ERA WHIP	IP WLS BF H R ER SO BB IBB HBP BLK WP HR S P ERA WHIP	IP WLS BF H R ER SO BB IBB HBP BLK WP HR S P ERA WHIP	IP WLS BF H R ER SO BB IBB HBP BLK WP HR S P ERA WHIP	IP WLS BF H R ER SO BB IBB HBP BLK WP HR S P ERA WHIP	IP WLS BF H R ER SO BB IBB HBP BLK WP HR S P ERA WHIP	IP WLS BF H R ER SO BB IBB HBP BLK WP HR S P ERA WHIP	IP WLS BF H R ER SO BB IBB HBP BLK WP HR S P ERA WHIP	IP WLS BF H R ER SO BB IBB HBP BLK WP HR S P ERA WHIP	IP WLS BF H R ER SO BB IBB HBP BLK WP HR S P ERA WHIP	IP WLS BF H R ER SO BB IBB HBP BLK WP HR S P ERA WHIP	IP WLS BF H R ER SO BB IBB HBP BLK WP HR S P ERA WHIP	IP WLS BF H R ER SO BB IBB HBP BLK WP HR S P ERA WHIP	IP WLS BF H R ER SO BB IBB HBP BLK WP HR S P ERA WHIP

Detroit Tigers @ Texas Rangers
Globe Life Park in Arlington, Arlington, TX
Tue May 08 2018, 8:08 PM - 11:12 PM EDT
Att: 18,634 - Clear - 88 F


AB 34
R 7
H 9
RBI 7
BB 3
SO 5
LOB 17



Batter	1	2	3	4	5	6	7	8	9	AB	R	H	RBI	BB	SO	LOB	BOTTOM					
3 Delino DeShields, R OBP: 0.354, SLG: 0.425	K			F7		17 F9	17 WP	2B	K	5	2	2	0	0	2	1						
17 Shin-Soo Choo, L OBP: 0.325, SLG: 0.408	30 G3-6			G3		F9		30 G3-1	2B	4	1	2	1	0	0	1						
30 Nomar Mazara, L OBP: 0.349, SLG: 0.504	G3-6			2B		2B		G3-1		3	0	1	0	1	0	2						
29 Adrián Beltré, R OBP: 0.381, SLG: 0.451		F9			1B					4	0	3	2	0	0	0						
13 Joey Gallo, L OBP: 0.294, SLG: 0.514		G6-3			K		P4			4	0	0	0	0	2	5						
19 Jurickson Profar, S OBP: 0.317, SLG: 0.387		K			HR		F9		G5-3	4	1	1	1	0	1	3						
9 Isiah Kiner-Falefa, R OBP: 0.290, SLG: 0.362		G3-4-1			F8					4	0	1	0	0	1	0						
67 Ronald Guzmán, L OBP: 0.254, SLG: 0.333		60 G6-4-3			K		G4-3		K	4	0	1	0	0	2	1						
60 Carlos Pérez, R OBP: 0.143, SLG: 0.111		G6-4-3			K					3	0	0	0	0	2	1						
16 Ryan Rua, R OBP: 0.232, SLG: 0.338		G6-4-3			K				K	1	0	0	0	0	1	1						
Inning Stats	R: 0 H: 1 E: 0 K: 1 S: 7	H: 0 LOB: 0 BB: 0 P: 10	R: 0 H: 0 E: 0 K: 1 S: 6	H: 0 LOB: 0 BB: 0 P: 10	R: 0 H: 1 E: 0 K: 0 S: 7	H: 1 LOB: 0 BB: 0 P: 12	R: 0 H: 2 E: 0 K: 1 S: 11	H: 2 LOB: 2 BB: 0 P: 19	R: 1 H: 1 E: 0 K: 2 S: 14	H: 1 LOB: 0 BB: 0 P: 22	R: 1 H: 2 E: 0 K: 0 S: 11	H: 2 LOB: 2 BB: 1 P: 23	R: 0 H: 0 E: 0 K: 2 S: 8	H: 0 LOB: 0 BB: 0 P: 11	R: 2 H: 3 E: 0 K: 1 S: 18	H: 3 LOB: 1 BB: 0 P: 30	R: 0 H: 1 E: 0 K: 3 S: 12	H: 1 LOB: 1 BB: 0 P: 13	1B: 9 2B: 1 3B: 0 HR: 1	SF: 0 SAC: 0 DP: 2 HBP: 0	WP: 1 PB: 0 SB: 0 CS: 0	PA: 37
PITCHER	IP WLS BF H R ER SO BB IBB HBP BLK WP HR S P ERA WHIP	IP WLS BF H R ER SO BB IBB HBP BLK WP HR S P ERA WHIP	IP WLS BF H R ER SO BB IBB HBP BLK WP HR S P ERA WHIP	IP WLS BF H R ER SO BB IBB HBP BLK WP HR S P ERA WHIP	IP WLS BF H R ER SO BB IBB HBP BLK WP HR S P ERA WHIP	IP WLS BF H R ER SO BB IBB HBP BLK WP HR S P ERA WHIP	IP WLS BF H R ER SO BB IBB HBP BLK WP HR S P ERA WHIP	IP WLS BF H R ER SO BB IBB HBP BLK WP HR S P ERA WHIP	IP WLS BF H R ER SO BB IBB HBP BLK WP HR S P ERA WHIP	IP WLS BF H R ER SO BB IBB HBP BLK WP HR S P ERA WHIP	IP WLS BF H R ER SO BB IBB HBP BLK WP HR S P ERA WHIP	IP WLS BF H R ER SO BB IBB HBP BLK WP HR S P ERA WHIP	IP WLS BF H R ER SO BB IBB HBP BLK WP HR S P ERA WHIP	IP WLS BF H R ER SO BB IBB HBP BLK WP HR S P ERA WHIP	IP WLS BF H R ER SO BB IBB HBP BLK WP HR S P ERA WHIP	IP WLS BF H R ER SO BB IBB HBP BLK WP HR S P ERA WHIP	IP WLS BF H R ER SO BB IBB HBP BLK WP HR S P ERA WHIP	IP WLS BF H R ER SO BB IBB HBP BLK WP HR S P ERA WHIP	IP WLS BF H R ER SO BB IBB HBP BLK WP HR S P ERA WHIP	IP WLS BF H R ER SO BB IBB HBP BLK WP HR S P ERA WHIP	IP WLS BF H R ER SO BB IBB HBP BLK WP HR S P ERA WHIP	

Detroit Tigers @ Texas Rangers
Globe Life Park in Arlington, Arlington, TX
Tue May 08 2018, 8:08 PM - 11:12 PM EDT
Att: 18,634 - Clear - 88 F


AB 36
R 4
H 11
RBI 4
BB 1
SO 11
LOB 15

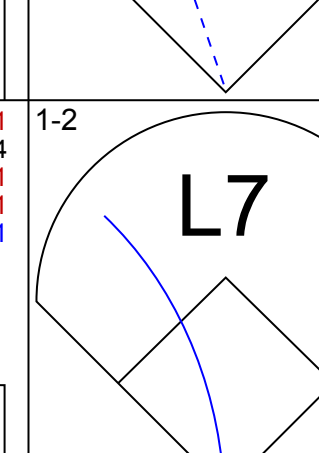

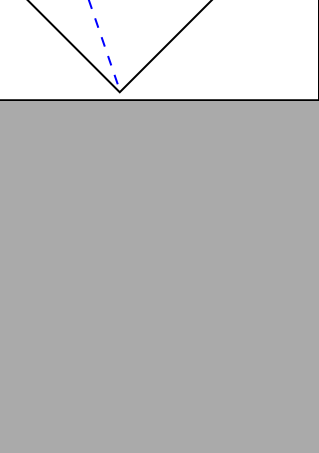


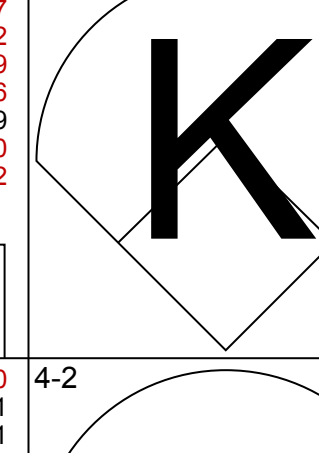

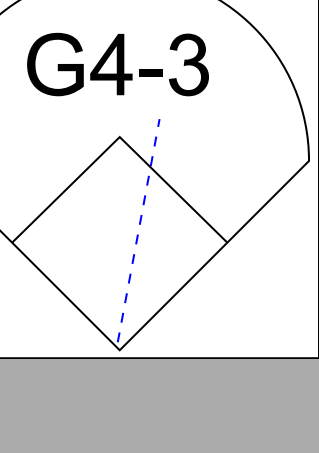

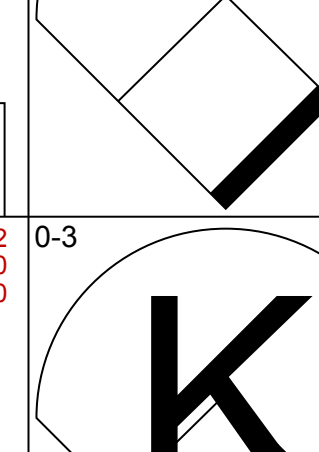
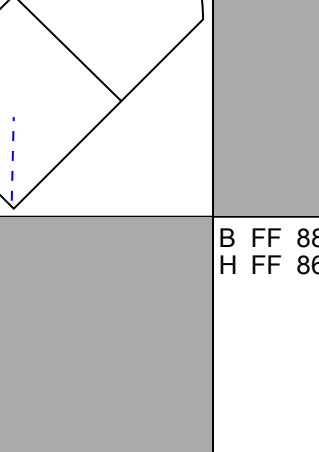

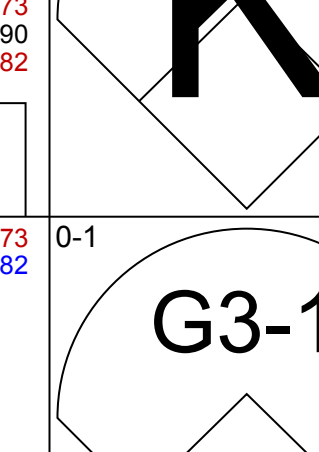
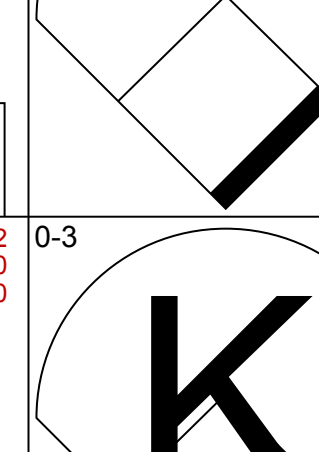
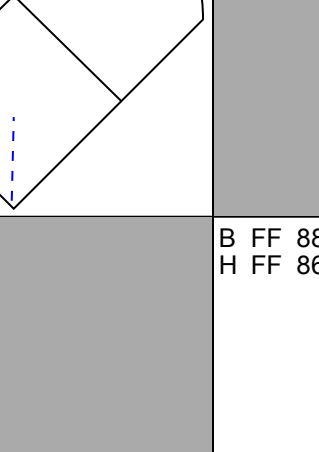



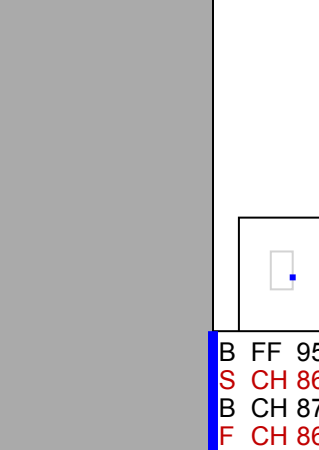
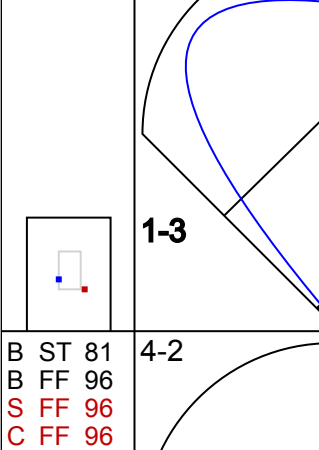
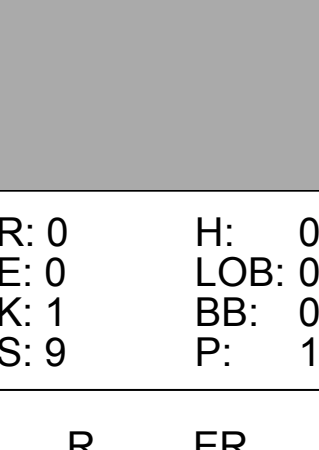
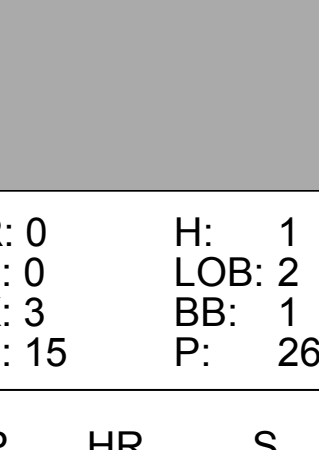
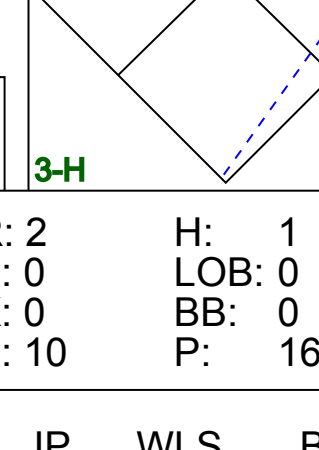
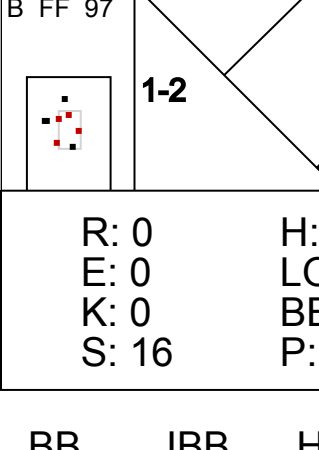






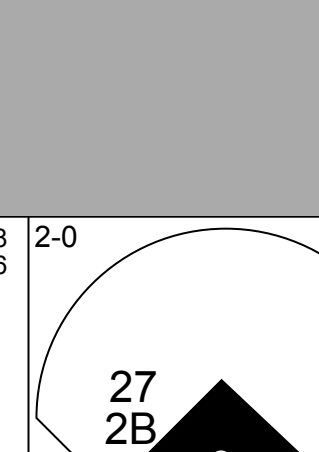
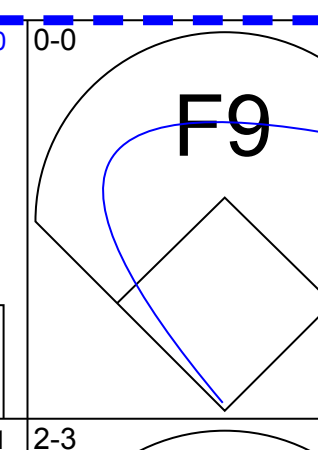

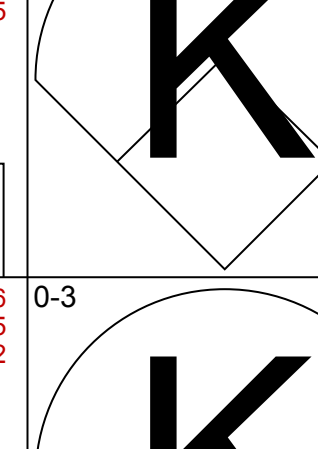
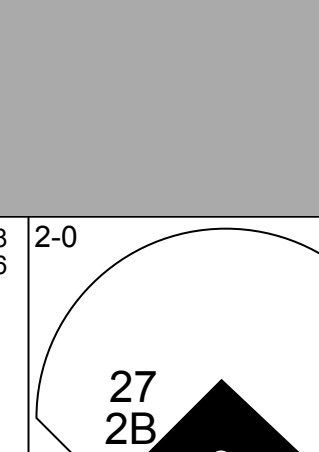
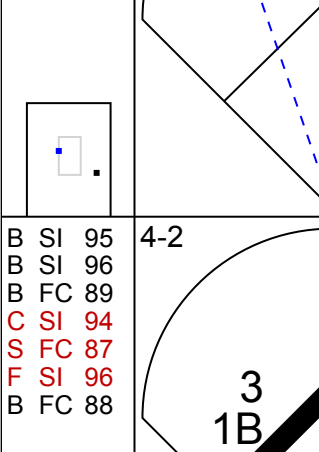
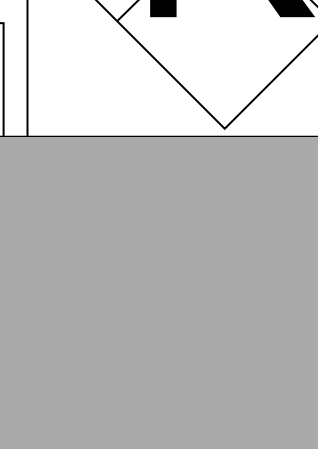
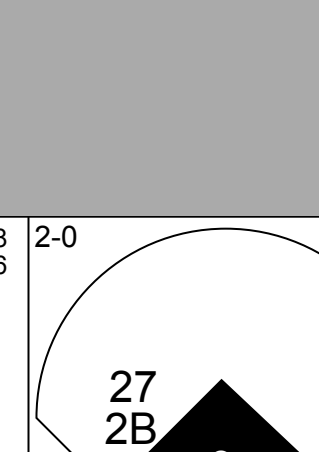
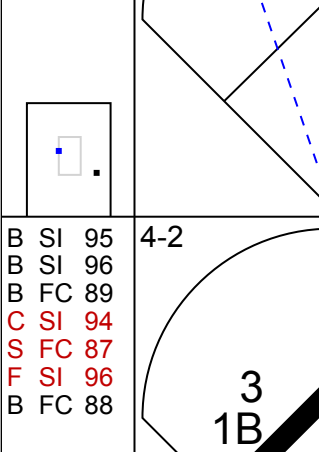



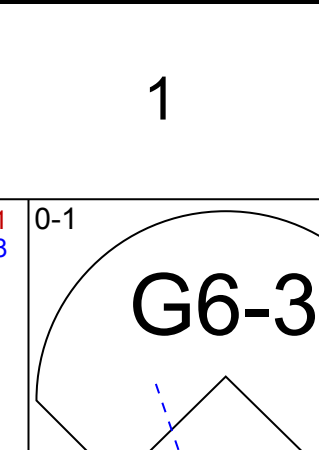
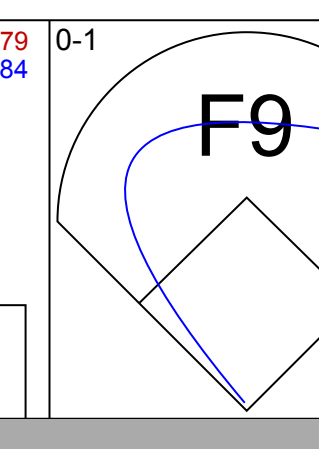

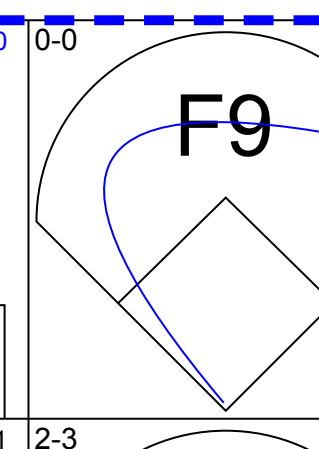
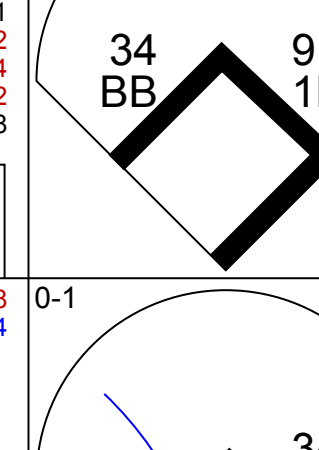
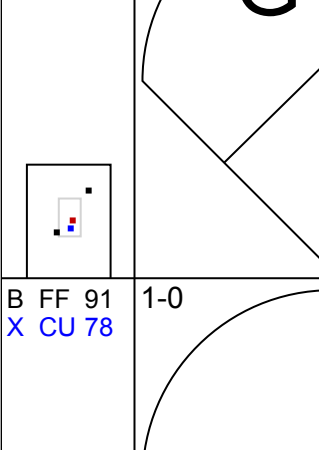
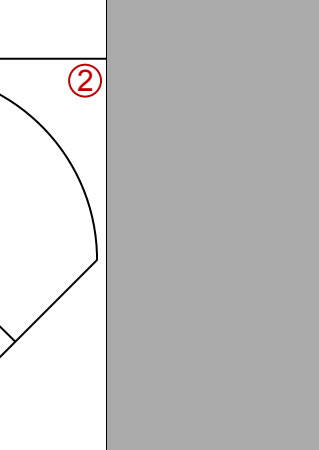
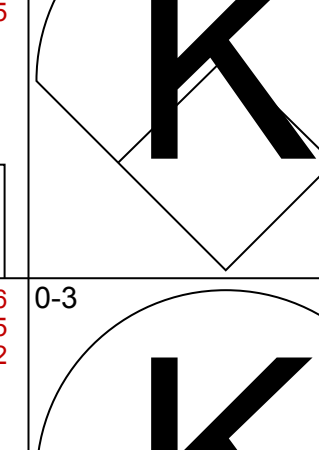
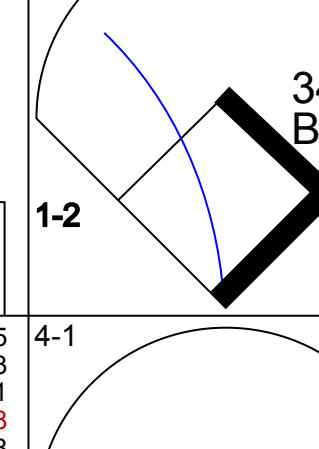
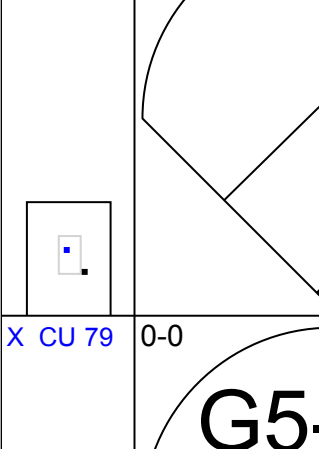
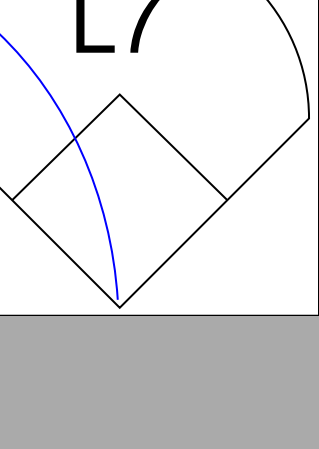
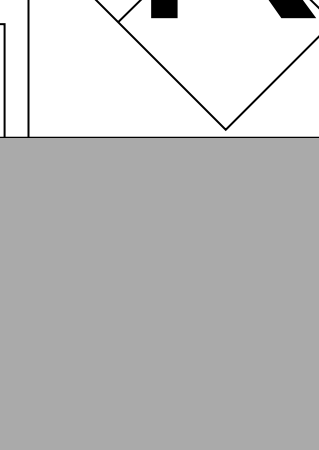

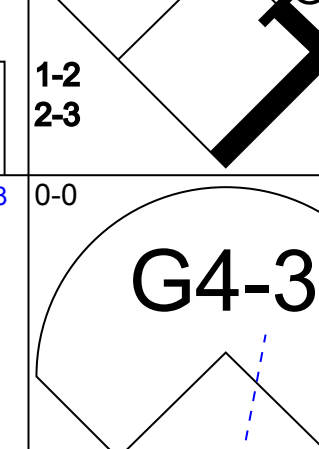
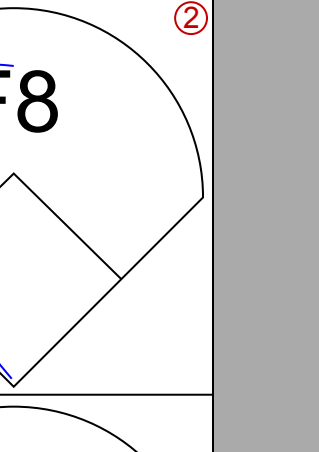
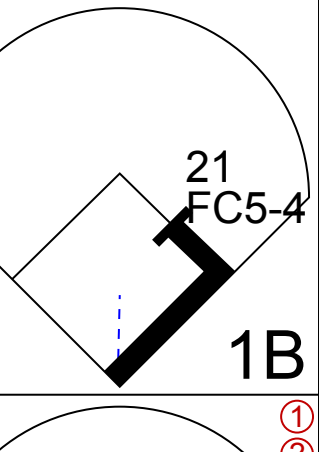
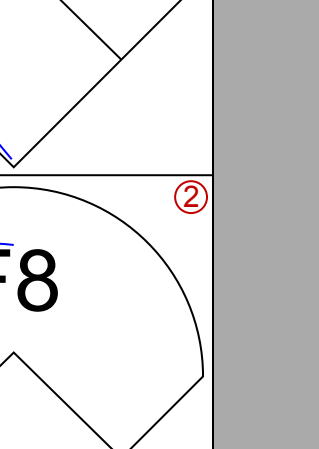
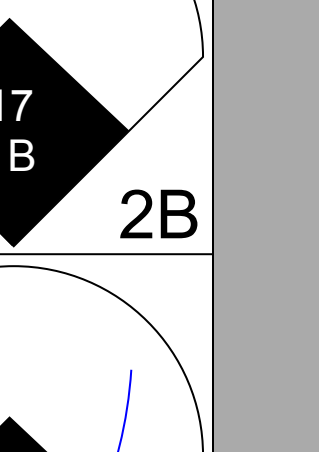
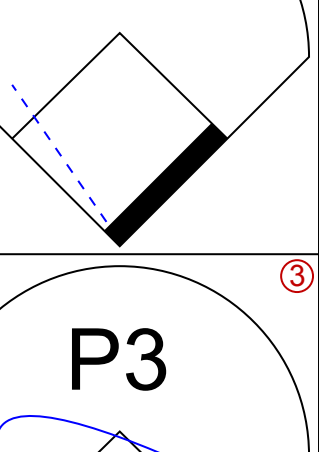

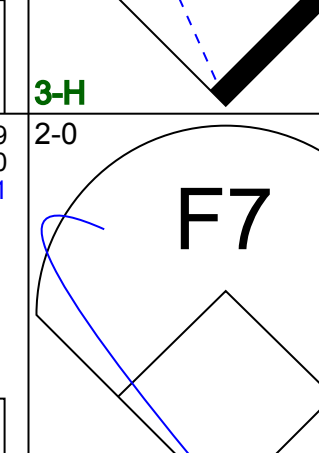
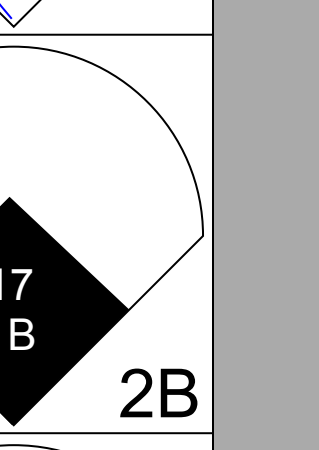
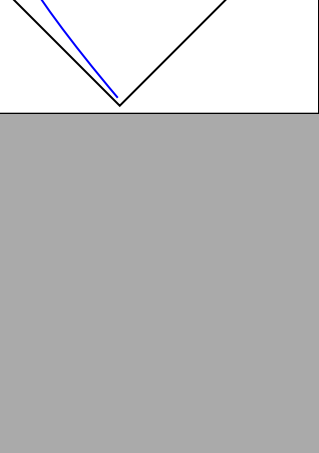

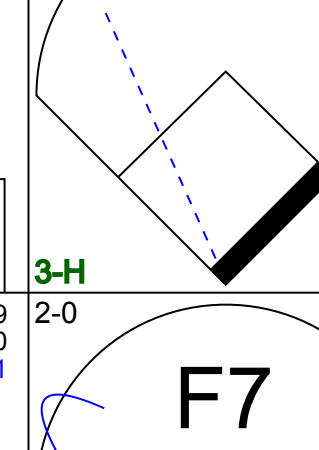
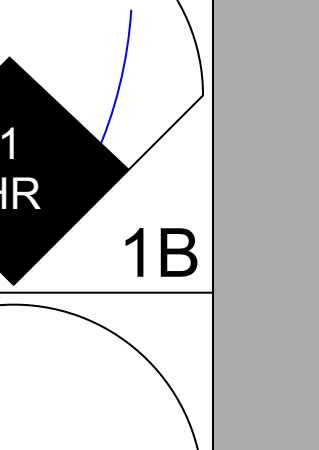

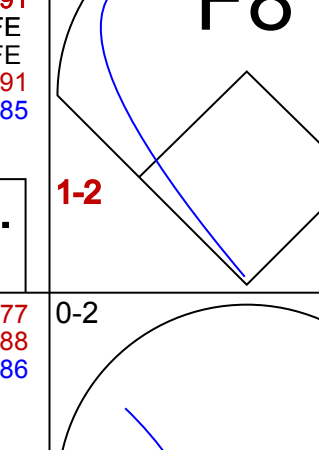
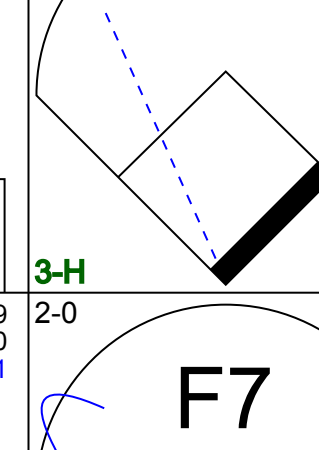
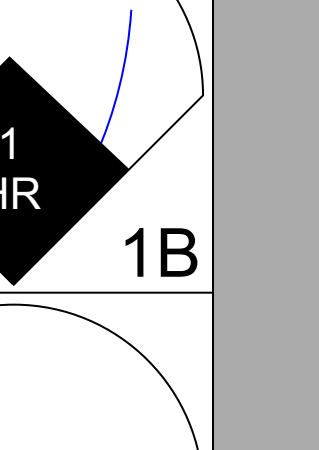
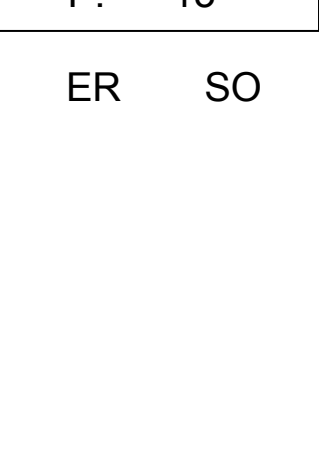
Batter	1	2	3	4	5	6	7	8	9	10	AB	R	H	RBI	BB	SO	LOB	TOP																	
21 JaCoby Jones, R OBP: 0.296, SLG: 0.406	G5-3		46 2B		8 SF9	46 BB		K			4	1	2	0	1	1	3	Detroit Tigers @ Texas Rangers Globe Life Park in Arlington, Arlington, TX Wed May 09 2018, 2:10 PM - 5:31 PM EDT Att: 30,387 - Partly Cloudy - 83 F																	
46 Jeimer Candelario, S OBP: 0.367, SLG: 0.521	G4-3		2B		55 CS-4-3	BB		K	G4-3		4	0	1	1	1	1	3																		
8 Mikie Mahtook, R OBP: 0.200, SLG: 0.229	3B		G1-3		SF9			K	F8		4	0	1	1	0	1	1																		
55 John Hicks, R OBP: 0.288, SLG: 0.459	F9		K		G5-4-3			K	K		5	0	0	0	0	3	4																		
28 Niko Goodrum, S OBP: 0.290, SLG: 0.355	G4-3		K					K			5	1	2	0	0	2	1																		
34 James McCann, R OBP: 0.328, SLG: 0.407	K		F8					34 1B		WP	3	0	1	1	1	1	0																		
22 Victor Reyes, S OBP: 0.130, SLG: 0.130	K							33 1B		17 E	1	0	0	0	0	1	1																		
17 Grayson Greiner, R OBP: 0.222, SLG: 0.222	1B							L8		SH3-4	5	0	1	0	0	2	3																		
1 Jose Iglesias, R OBP: 0.265, SLG: 0.315	G4-3		L7					SH3-4		G6-3	4	0	0	0	0	1	3																		
33 Pete Kozma, R OBP: 0.667, SLG: 1.667	HR							E5			3	2	2	1	0	0	0																		
41 Victor Martinez, S OBP: 0.320, SLG: 0.387								21 1B			1	0	0	0	0	1	3																		
49 Dixon Machado, R OBP: 0.256, SLG: 0.306											0	0	0	0	0	0	0																		
Inning Stats	R: 0 E: 0 K: 0 S: 8	H: 1 LOB: 1 BB: 0 P: 14	R: 0 E: 0 K: 1 S: 16	H: 1 LOB: 0 BB: 0 P: 25	R: 2 E: 0 K: 2 S: 17	H: 3 LOB: 1 BB: 0 P: 26	R: 0 E: 0 K: 1 S: 9	H: 0 LOB: 0 BB: 0 P: 14	R: 1 E: 1 K: 0 S: 19	H: 1 LOB: 1 BB: 1 P: 19	R: 1 E: 0 K: 3 S: 9	H: 0 LOB: 0 BB: 0 P: 15	R: 0 E: 1 K: 2 S: 10	H: 0 LOB: 3 BB: 1 P: 21	R: 0 E: 0 K: 1 S: 6	H: 1 LOB: 1 BB: 0 P: 12	R: 0 E: 0 K: 2 S: 11	H: 1 LOB: 1 BB: 0 P: 12	1B: 5 2B: 3 3B: 1 HR: 1	SF: 1 SAC: 1 DP: 1 HBP: 0	WP: 1 PB: 0 SB: 0 CS: 0	PA: 44													
PITCHER	IP 5.0	WLS 0.2	BF 22	H 6	R 3	ER 2	SO 4	BB 1	IBB 0	HBP 0	BLK 0	WP 0	HR 1	S 60	P 98	E 3.60	WHIP 1.400	PITCHER	IP 2.0	WLS 0.0	BF 7	H 1	R 0	ER 0	SO 3	BB 0	IBB 0	HBP 0	BLK 0	WP 1	HR 0	S 17	P 23	E 0.00	WHIP 0.500
40 Bartolo Colon, R ERA: 3.32	53 Jesse Chavez, R ERA: 5.48	62 Jose Leclerc, R ERA: 2.19	32 Kevin Jepsen, R ERA: 4.6	41 Jake Diekman, L ERA: 4.15	50 Keone Kela, R ERA: 5.14																														

Batter	1	2	3	4	5	6	7	8	9	10	AB	R	H	RBI	BB	SO	LOB	BOTTOM																	
3 Delino DeShields, R OBP: 0.381, SLG: 0.419	9 WP		9 S		30 9B			9	G5-3		1	2	0	0	4	0	1	Detroit Tigers @ Texas Rangers Globe Life Park in Arlington, Arlington, TX Wed May 09 2018, 2:10 PM - 5:31 PM EDT Att: 30,387 - Partly Cloudy - 83 F																	
9 Isiah Kiner-Falefa, R OBP: 0.296, SLG: 0.388	G6-3		29 SF8		30 3-4-6-3			SH5-3-5	F9		4	1	2	1	0	0	2																		
30 Nomar Mazara, L OBP: 0.357, SLG: 0.545	29 1B		G5-3		G4-6-3			HR			4	2	2	2	1	0	3																		
29 Adrian Beltré, R OBP: 0.385, SLG: 0.452	1B		SF8		13 BB			G6-3			2	0	1	2	1	0	0																		
13 Joey Gallo, L OBP: 0.293, SLG: 0.504	K		K		BB			K			3	0	0	0	1	3	2																		
19 Jurickson Profar, S OBP: 0.315, SLG: 0.376	P4		16 L8-4		20 HBP			K			3	0	0	0	0	1	5																		
20 Renato Núñez, R OBP: 0.244, SLG: 0.278	60 G6-4-3							K			3	0	1	0	0	2	0																		
16 Ryan Rua, R OBP: 0.222, SLG: 0.324	F9		L8-4					K			3	0	0	0	0	1	3																		
67 Ronald Guzmán, L OBP: 0.264, SLG: 0.343								K			1	0	1	0	0	0	0																		
60 Carlos Pérez, R OBP: 0.129, SLG: 0.100	G6-4-3							F9			3	0	0	0	0	1	2																		
Inning Stats	R: 1 E: 0 K: 1 S: 16	H: 1 LOB: 2 BB: 2 P: 31	R: 0 E: 0 K: 0 S: 4	H: 1 LOB: 0 BB: 0 P: 9	R: 2 E: 0 K: 1 S: 10	H: 1 LOB: 0 BB: 1 P: 19	R: 0 E: 0 K: 1 S: 7	H: 0 LOB: 1 BB: 0 P: 13	R: 0 E: 0 K: 0 S: 11	H: 1 LOB: 3 BB: 3 P: 23	R: 0 E: 0 K: 2 S: 8	H: 0 LOB: 0 BB: 0 P: 11	R: 1 E: 0 K: 0 S: 8	H: 1 LOB: 0 BB: 0 P: 14	R: 0 E: 0 K: 3 S: 9	H: 0 LOB: 0 BB: 0 P: 12	R: 0 E: 0 K: 0 S: 8	H: 1 LOB: 1 BB: 0 P: 15	R: 1 E: 0 K: 0 S: 1	H: 1 LOB: 0 BB: 0 P: 2	1B: 4 2B: 2 3B: 1 HR: 2	SF: 1 SAC: 2 DP: 4 HBP: 2	WP: 1 PB: 0 SB: 1 CS: 0	PA: 39											
PITCHER	IP 4.0	WLS 2.0	BF 20	H 4	R 3	ER 3	SO 3	BB 4	IBB 0	HBP 2	BLK 0	WP 1	HR 0	S 41	P 81	E 6.75	WHIP 2.000	PITCHER	IP 1.0	WLS 0.0	BF 5	H 2	R 1	ER 1	SO 1	BB 0	IBB 0	HBP 0	BLK 0	WP 0	HR 1	S 9	P 17	E 9.00	WHIP 2.000
38 Francisco Lirio, L ERA: 3.35	36 Blaine Hardy, L ERA: 2.7	51 Johnny Barbatto, R ERA: 7.36	66 Daniel Stumpf, L ERA: 4.05	77 Joe Jimenez, R ERA: 3.5	53 Warwick Saupold, R ERA: 3.0																														

AB	39
R	4
H	10
RBI	4
BB	3
SO	14
LOB	22



Batter	1	2	3	4	5	6	7	8	9	AB	R	H	RBI	BB	SO	LOB	TOP					
9 Dee Strange-Gordon, L (1, 8) OBP: 0.351, SLG: 0.419										4	0	0	1	0	1	4	Seattle Mariners @ Detroit Tigers Comerica Park, Detroit, MI Sat May 12 2018, 4:11 PM - 6:45 PM EDT Cloudy - 48 F					
2 Jean Segura, R (1, 6) OBP: 0.376, SLG: 0.424										4	0	0	0	0	2	1						
22 Robinson Cano, L (1, 4) OBP: 0.383, SLG: 0.423										4	0	1	0	0	0	0						
23 Nelson Cruz, R (1, 10)										4	0	0	0	0	1	1						
17 Mitch Haniger, R (1, 9) OBP: 0.381, SLG: 0.595										3	0	0	0	1	1	0						
15 Kyle Seager, L (1, 5) OBP: 0.304, SLG: 0.427										2	1	0	0	1	1	2						
27 Ryon Healy, R (1, 3) OBP: 0.300, SLG: 0.553										3	2	1	0	1	0	1						
3 Mike Zunino, R (1, 2) OBP: 0.254, SLG: 0.500										4	0	1	1	0	1	2						
7 Andrew Romine, S (9, PR) OBP: 0.208, SLG: 0.217										0	0	0	0	0	0	0						
5 Guillermo Heredia, R (1, 7) OBP: 0.418, SLG: 0.429										1	0	1	0	1	0	0						
16 Ben Gamel, L (7, PH) OBP: 0.259, SLG: 0.255										1	0	0	1	1	0	0						
Inning Stats	R: 0 E: 0 K: 1 S: 9	H: 0 LOB: 0 BB: 0 P: 11	R: 0 E: 0 K: 1 S: 9	H: 0 LOB: 0 BB: 0 P: 13	R: 0 E: 0 K: 1 S: 6	H: 0 LOB: 1 BB: 1 P: 11	R: 0 E: 0 K: 3 S: 15	H: 1 LOB: 2 BB: 1 P: 26	R: 1 E: 0 K: 0 S: 11	H: 1 LOB: 1 BB: 1 P: 19	R: 0 E: 0 K: 0 S: 3	H: 0 LOB: 0 BB: 0 P: 7	R: 2 E: 0 K: 0 S: 10	H: 1 LOB: 0 BB: 0 P: 16	R: 0 E: 0 K: 1 S: 6	H: 0 LOB: 0 BB: 0 P: 8	R: 0 E: 0 K: 0 S: 16	H: 1 LOB: 3 BB: 2 P: 25	1B: 2 2B: 2 HR: 0	SF: 1 SAC: 0 HBP: 1	WP: 0 PB: 0 SB: 0 CS: 0	PA: 37
PITCHER	IP	WLS	BF	H	R	ER	SO	BB	IBB	HBP	BLK	WP	HR	S	P	ERA	WHIP					
48 Matthew Boyd, L (1, 1) ERA: 3.21	6.0	W	25	3	3	3	6	3	0	1	0	0	0	56	94	4.50	1.000					
45 Buck Farmer, R (7, 1) ERA: 3.79	1.0	H	3	0	0	0	0	0	0	0	0	0	0	7	9	0.00	0.000					
77 Joe Jiménez, R (8, 1) ERA: 3.32	1.0	H	3	0	0	0	1	0	0	0	0	0	0	6	8	0.00	0.000					
61 Shane Greene, R (9, 1) ERA: 3.86	1.0	S	6	1	0	0	0	2	0	0	0	0	0	16	25	0.00	3.000					

Batter	1	2	3	4	5	6	7	8	9	AB	R	H	RBI	BB	SO	LOB	BOTTOM				
8 Mikie Mahtook, R (1, 7) OBP: 0.182, SLG: 0.205										4	0	0	0	0	0	2	Seattle Mariners @ Detroit Tigers Comerica Park, Detroit, MI Sat May 12 2018, 4:11 PM - 6:45 PM EDT Cloudy - 48 F				
46 Jeimer Candelario, S (1, 5) OBP: 0.364, SLG: 0.910										3	0	0	0	1	2	0					
9 Nick Castellanos, R (1, 9) OBP: 0.382, SLG: 0.590										4	0	2	0	0	1	0					
34 James McCann, R (1, 10) OBP: 0.333, SLG: 0.405										3	0	1	0	1	0	1					
22 Victor Reyes, S (9, PR) OBP: 0.130, SLG: 0.130										0	0	0	0	0	0	0					
55 John Hicks, R (1, 3) OBP: 0.300, SLG: 0.477										4	1	2	0	0	0	3					
21 JaCoby Jones, R (1, 8) OBP: 0.303, SLG: 0.418										4	1	2	0	0	0	3					
17 Grayson Greiner, R (1, 2) OBP: 0.308, SLG: 0.308										4	1	2	2	0	0	2					
1 Jose Iglesias, R (1, 6) OBP: 0.273, SLG: 0.346										3	1	2	2	0	0	1					
49 Dixon Machado, R (1, 4) OBP: 0.257, SLG: 0.307										3	0	1	0	0	2	1					
Inning Stats	R: 0 E: 0 K: 0 S: 11	H: 1 LOB: 2 BB: 2 P: 19	R: 0 E: 0 K: 0 S: 12	H: 3 LOB: 2 BB: 0 P: 16	R: 0 E: 0 K: 0 S: 4	H: 1 LOB: 0 BB: 0 P: 7	R: 1 E: 0 K: 1 S: 11	H: 2 LOB: 1 BB: 0 P: 19	R: 0 E: 0 K: 1 S: 8	H: 0 LOB: 0 BB: 0 P: 9	R: 3 E: 0 K: 1 S: 20	H: 3 LOB: 0 BB: 0 P: 29	R: 0 E: 0 K: 2 S: 7	H: 0 LOB: 0 BB: 0 P: 9	R: 0 E: 0 K: 0 S: 8	H: 2 LOB: 1 BB: 0 P: 13	1B: 9 2B: 2 3B: 0 HR: 1	SF: 0 SAC: 0 HBP: 0	WP: 0 PB: 0 SB: 0 CS: 1	PA: 34	
PITCHER	IP	WLS	BF	H	R	ER	SO	BB	IBB	HBP	BLK	WP	HR	S	P	ERA	WHIP				
32 Marco Gonzales, L (1, 1) ERA: 5.31	6.0	L	27	10	4	4	3	2	0	0	0	0	0	66	99	6.00	2.000				
62 Erik Goeddel, R (7, 1) ERA: 1.69	2.0		7	2	0	0	2	0	0	0	0	0	0	15	22	0.00	1.000				

Seattle Mariners @ Detroit Tigers
Comerica Park, Detroit, MI
Sat May 12 2018, 4:11 PM - 6:45 PM EDT
Cloudy - 48 F

AB	30
R	3
H	4
RBI	3
BB	5
SO	7
LOB	11



Batter	1	2	3	4	5	6	7	8	9	AB	R	H	RBI	BB	SO	LOB	TOP			
12 Francisco Lindor, S OBP: 0.383, SLG: 0.612	G6-3		K			K		F7		5	0	1	1	0	2	1	Cleveland Indians @ Detroit Tigers Comerica Park, Detroit, MI Mon May 14 2018, 7:12 PM - 10:21 PM EDT Att: 17,775 - Partly Cloudy - 75 F			
23 Michael Brantley, L OBP: 0.362, SLG: 0.654	L7		1B			F8		K	G3	5	0	1	0	0	1	2				
11 José Ramírez, S OBP: 0.381, SLG: 0.614	HR		F8			10 FC4 BB		E4 10 2B		3	2	1	1	1	0	2				
10 Edwin Encarnación, R OBP: 0.290, SLG: 0.411	L7					FC4		2B		4	0	1	1	0	1	1				
26 Rajai Davis, R OBP: 0.296, SLG: 0.238										0	0	0	0	0	0	0				
17 Yonder Alonso, L OBP: 0.330, SLG: 0.440	P5					P6		F7	P6	4	0	0	0	0	0	1				
22 Jason Kipnis, L OBP: 0.296, SLG: 0.248	F9					F8		BB 6 WP 1 1B	F8	3	0	0	0	1	0	0				
7 Yan Gomes, R OBP: 0.330, SLG: 0.459	F8					K		L7	K	4	0	0	0	0	2	1				
1 Greg Allen, S OBP: 0.238, SLG: 0.333			23 1B			K		BB 6 WP 1B	BB 12 1B	4	1	3	0	0	1	0				
6 Brandon Guyer, R OBP: 0.234, SLG: 0.314	L8		L8			G4-3		K	BB 12 1B	3	0	0	0	1	1	3				
Inning Stats	R: 1 E: 0 K: 0 S: 10	H: 1 LOB: 0 BB: 0 P: 17	R: 0 E: 0 K: 0 S: 9	H: 0 LOB: 0 BB: 0 P: 14	R: 0 E: 0 K: 1 S: 12	H: 2 LOB: 2 BB: 0 P: 15	R: 0 E: 0 K: 1 S: 7	H: 0 LOB: 0 BB: 0 P: 11	R: 0 E: 0 K: 2 S: 9	H: 0 LOB: 1 BB: 0 P: 17	R: 0 E: 0 K: 1 S: 10	H: 1 LOB: 2 BB: 1 P: 18	R: 0 E: 0 K: 1 S: 10	H: 1 LOB: 1 BB: 0 P: 17	R: 1 E: 1 K: 1 S: 12	H: 1 LOB: 2 BB: 1 P: 23	1B: 4 2B: 1 3B: 1 HR: 1	SF: 0 SAC: 0 DP: 0 HBP: 0	WP: 1 PB: 0 SB: 0 CS: 0	PA: 38
PITCHER	IP ERA WLS BF	WLS BF	H R ER SO	H R ER SO	BB IBB HBP BLK	BB IBB HBP BLK	WP HR S P	ERA WHIP	PITCHER	IP ERA WLS BF	WLS BF	H R ER SO	H R ER SO	BB IBB HBP BLK	BB IBB HBP BLK	WP HR S P	ERA WHIP			
50 Mike Fiers, R ERA: 4.23	6.0	W	22	3	1	1	5	1	0	0	0	0	1	0	10	18	1.50	2.000		
53 Warwick Saupold, R ERA: 2.35	1.0	H	5	1	0	0	1	1	0	0	0	0	1	0	10	16	0.00	2.000		
77 Joe Jiménez, R ERA: 3.05	0.2	H	4	1	1	0	1	0	0	0	0	0	0	0	11	16	0.00	1.500		
68 Daniel Stumpf, L ERA: 5.79	0.1	H	1	0	0	0	0	0	0	0	0	0	0	1	1	0.00	0.000			
61 Shane Greene, R ERA: 3.93	1.0	6	2	1	1	1	1	1	0	0	0	0	0	0	13	23	9.00	3.000		

Batter	1	2	3	4	5	6	7	8	9	AB	R	H	RBI	BB	SO	LOB	BOTTOM			
8 Mikie Mahtook, R OBP: 0.224, SLG: 0.250	G6-3		FC6-4 33 S			K		K		5	0	1	0	0	2	4	Cleveland Indians @ Detroit Tigers Comerica Park, Detroit, MI Mon May 14 2018, 7:12 PM - 10:21 PM EDT Att: 17,775 - Partly Cloudy - 75 F			
33 Pete Kozma, R OBP: 0.333, SLG: 0.600	K		G5-3			G4-3		BB 33 1B		4	0	1	1	0	1	1				
41 Victor Martínez, S OBP: 0.297, SLG: 0.350	G5-3		IBB			G6-3		G4-3		3	0	0	0	1	0	2				
34 James McCann, R OBP: 0.326, SLG: 0.388	BB 55 FC4-6		K			P3		BB 28 HR		2	1	0	0	2	1	2				
55 John Hicks, R OBP: 0.329, SLG: 0.526	FC4-6		HR 28			G4-3		BB 28 HR		3	2	1	0	1	0	1				
21 JaCoby Jones, R OBP: 0.298, SLG: 0.397	K		F8			F9		K		4	0	0	0	0	2	4				
28 Niko Goodrum, S OBP: 0.325, SLG: 0.514	G4-3		HR			G3		HR		4	2	2	5	0	0	1				
1 Jose Iglesias, R OBP: 0.293, SLG: 0.360			FC6-4 8 33 G5-3 1B			2B		BB 8 S		3	1	2	0	1	0	0				
49 Dixon Machado, R OBP: 0.265, SLG: 0.312	1B		F8			F8		L8		4	0	1	0	0	0	2				
Inning Stats	R: 0 E: 0 K: 1 S: 6	H: 0 LOB: 0 BB: 0 P: 7	R: 0 E: 0 K: 1 S: 10	H: 0 LOB: 1 BB: 1 P: 17	R: 1 E: 0 K: 1 S: 19	H: 2 LOB: 1 BB: 1 P: 30	R: 2 E: 0 K: 1 S: 13	H: 3 LOB: 1 BB: 0 P: 18	R: 0 E: 0 K: 0 S: 8	H: 0 LOB: 0 BB: 0 P: 12	R: 0 E: 0 K: 0 S: 8	H: 0 LOB: 0 BB: 0 P: 15	R: 0 E: 0 K: 0 S: 14	H: 2 LOB: 2 BB: 0 P: 20	R: 3 E: 0 K: 2 S: 15	H: 1 LOB: 3 BB: 3 P: 36		1B: 4 2B: 2 3B: 0 HR: 2	SF: 0 SAC: 0 DP: 0 HBP: 0	WP: 0 PB: 0 SB: 2 CS: 0
PITCHER	IP ERA WLS BF	WLS BF	H R ER SO	H R ER SO	BB IBB HBP BLK	BB IBB HBP BLK	WP HR S P	ERA WHIP	PITCHER	IP ERA WLS BF	WLS BF	H R ER SO	H R ER SO	BB IBB HBP BLK	BB IBB HBP BLK	WP HR S P	ERA WHIP			
59 Carlos Carrasco, R ERA: 3.86	6.2	L	28	6	3	3	4	1	1	0	0	0	0	0	8	18	4.05	1.050		
50 Evan Marshall, R ERA: 6.75	0.1	4	1	2	2	0	2	0	0	0	0	0	0	0	8	18	54.00	9.000		
34 Zach McAllister, R ERA: 7.47	1.0	5	1	1	1	2	1	0	0	0	0	0	0	1	12	25	9.00	2.000		

Batter	1	2	3	4	5	6	7	8	9	AB	R	H	RBI	BB	SO	LOB	TOP			
26 Rajai Davis, R OBP: 0.275, SLG: 0.270										5	1	1	0	0	0	1	Cleveland Indians @ Detroit Tigers Comerica Park, Detroit, MI Wed May 16 2018, 1:10 PM - 3:43 PM EDT Att: 24,771 - Partly Cloudy - 70 F			
23 Michael Brantley, L 1 Greg Allen, S OBP: 0.192, SLG: 0.289										5	2	3	1	0	0	0				
11 José Ramírez, S OBP: 0.387, SLG: 0.617										4	0	1	1	1	0	1				
12 Francisco Lindor, S OBP: 0.389, SLG: 0.600										4	1	1	1	0	1	3				
6 Brandon Guyer, R OBP: 0.244, SLG: 0.338										2	0	0	0	1	0	1				
17 Yonder Alonso, L OBP: 0.284, SLG: 0.440										4	0	0	0	0	1	4				
9 Erik González, R OBP: 0.417, SLG: 0.618										4	1	2	1	0	0	0				
22 Jason Kipnis, L OBP: 0.260, SLG: 0.255										4	1	1	1	0	1	1				
55 Roberto Pérez, R OBP: 0.258, SLG: 0.226										4	0	1	1	0	1	0				
Inning Stats	R: 2 H: 2 E: 1 K: 0 S: 9	H: 2 LOB: 1 BB: 0 P: 14	R: 0 H: 0 E: 0 K: 0 S: 8	H: 0 LOB: 0 BB: 0 P: 12	R: 0 H: 0 E: 0 K: 0 S: 7	H: 0 LOB: 0 BB: 0 P: 11	R: 3 H: 4 E: 0 K: 0 S: 16	H: 4 LOB: 1 BB: 1 P: 30	R: 1 H: 1 E: 0 K: 0 S: 14	H: 1 LOB: 1 BB: 0 P: 21	R: 0 H: 0 E: 0 K: 1 S: 12	H: 0 LOB: 0 BB: 0 P: 20	R: 0 H: 0 E: 0 K: 2 S: 12	H: 1 LOB: 1 BB: 0 P: 16	R: 0 H: 2 E: 0 K: 1 S: 15	H: 2 LOB: 2 BB: 0 P: 20	1B: 8 2B: 1 3B: 0 HR: 1	SF: 1 SAC: 0 DP: 1 HBP: 1	WP: 0 PB: 0 SB: 0 CS: 0	PA: 40
PITCHER	IP WLS BF H R ER SO BB IBB HBP BLK WP HR S P ERA WHIP																			
31 Ryan Carpenter, L ERA: 8.31	5.0 L 24 7 6 5 0 1 0 0 0 0 1 54 88 9.00 1.600																			
57 Arte Lewicki, R ERA: 3.6	4.0 16 3 0 0 4 1 0 0 0 0 0 46 72 0.00 1.000																			

Batter	1	2	3	4	5	6	7	8	9	AB	R	H	RBI	BB	SO	LOB	BOTTOM			
21 Jacoby Jones, R OBP: 0.299, SLG: 0.425										1	0	0	0	0	0	0	Cleveland Indians @ Detroit Tigers Comerica Park, Detroit, MI Wed May 16 2018, 1:10 PM - 3:43 PM EDT Att: 24,771 - Partly Cloudy - 70 F			
22 Victor Reyes, S OBP: 0.100, SLG: 0.100										3	0	0	0	0	2	3				
33 Pete Kozma, R OBP: 0.291, SLG: 0.478										4	0	0	0	0	3	3				
9 Nick Castellanos, R OBP: 0.373, SLG: 0.590										4	0	0	0	0	3	1				
28 Niko Goodrum, S OBP: 0.333, SLG: 0.500										3	0	1	0	0	1	0				
55 John Hicks, R OBP: 0.337, SLG: 0.512										3	0	0	0	0	2	1				
8 Mikie Mahtook, R OBP: 0.230, SLG: 0.255										3	0	1	0	0	1	0				
17 Grayson Greiner, R OBP: 0.313, SLG: 0.375										3	0	1	0	0	1	1				
1 Jose Iglesias, R OBP: 0.286, SLG: 0.350										3	0	1	0	0	0	1				
49 Dixon Machado, R OBP: 0.266, SLG: 0.310										3	0	1	0	0	0	2				
Inning Stats	R: 0 H: 0 E: 0 K: 1 S: 8	H: 0 LOB: 0 BB: 0 P: 13	R: 0 H: 0 E: 0 K: 2 S: 8	H: 0 LOB: 0 BB: 0 P: 14	R: 0 H: 0 E: 0 K: 0 S: 7	H: 0 LOB: 0 BB: 0 P: 13	R: 0 H: 0 E: 0 K: 1 S: 8	H: 0 LOB: 0 BB: 0 P: 12	R: 0 H: 2 E: 0 K: 2 S: 15	H: 2 LOB: 2 BB: 0 P: 21	R: 0 H: 0 E: 0 K: 2 S: 7	H: 0 LOB: 0 BB: 0 P: 10	R: 0 H: 1 E: 0 K: 1 S: 10	H: 1 LOB: 0 BB: 0 P: 13	R: 0 H: 1 E: 0 K: 3 S: 12	H: 1 LOB: 1 BB: 0 P: 17	1B: 4 2B: 1 3B: 0 HR: 0	SF: 0 SAC: 0 DP: 2 HBP: 0	WP: 0 PB: 0 SB: 0 CS: 0	PA: 30
PITCHER	IP WLS BF H R ER SO BB IBB HBP BLK WP HR S P ERA WHIP																			
47 Trevor Bauer, R ERA: 2.59	8.0 W 26 4 0 0 10 4 0 0 0 0 0 70 108 0.00 0.500																			
37 Cody Allen, R ERA: 3.16	1.0 4 1 0 0 3 0 0 0 0 0 0 12 17 0.00 1.000																			

Batter	1	2	3	4	5	6	7	8	9	AB	R	H	RBI	BB	SO	LOB	TOP					
21 JaCoby Jones, R OBP: 0.288, SLG: 0.409	F8		K		G5-3		G4-3		L9	5	0	0	0	0	1	2						
33 Pete Kozma, R OBP: 0.214, SLG: 0.393	L4		F8		G6-3		P3		G5-3	5	0	0	0	0	0	2						
9 Nick Castellanos, R OBP: 0.374, SLG: 0.563					L8		G6-3		F7	5	0	2	0	0	0	0						
41 Victor Martinez, S OBP: 0.301, SLG: 0.346																						
22 Victor Reyes, S OBP: 0.097, SLG: 0.097	G5-3																					
55 John Hicks, R OBP: 0.344, SLG: 0.506																						
8 Mikie Mahtook, R OBP: 0.246, SLG: 0.271																						
34 James McCann, R OBP: 0.329, SLG: 0.398																						
1 Jose Iglesias, R OBP: 0.297, SLG: 0.361																						
49 Dixon Machado, R OBP: 0.266, SLG: 0.304																						
Inning Stats	R: 0 E: 0 K: 0 S: 7	H: 1 LOB: 1 BB: 0 P: 10	R: 0 E: 1 K: 0 S: 17	H: 1 LOB: 1 BB: 0 P: 22	R: 0 E: 0 K: 1 S: 8	H: 0 LOB: 0 BB: 0 P: 12	R: 0 E: 0 K: 0 S: 15	H: 1 LOB: 1 BB: 0 P: 20	R: 0 E: 0 K: 1 S: 11	H: 1 LOB: 2 BB: 0 P: 16	R: 1 E: 1 K: 1 S: 13	H: 1 LOB: 2 BB: 1 P: 21	R: 0 E: 0 K: 0 S: 8	H: 0 LOB: 0 BB: 0 P: 11	R: 2 E: 0 K: 1 S: 13	H: 3 LOB: 2 BB: 1 P: 21	R: 0 E: 0 K: 0 S: 9	H: 1 LOB: 1 BB: 0 P: 14	1B: 7 2B: 2 3B: 0 HR: 0	SF: 0 SAC: 0 DP: 1 HBP: 1	WP: 0 PB: 0 CS: 0	PA: 40
PITCHER	IP	WLS	BF	H	R	ER	SO	BB	IBB	HBP	BLK	WP	HR	S	P	ERA	WHIP					
32 Marco Gonzales, L ERA: 4.66	5.2		25	5	1	0	2	1	0	1	0	0	0	67	97	0.00	1.059					
46 Ryan Cook, R ERA: 4.5	1.1	H	4	0	0	0	1	0	0	0	0	0	0	12	15	0.00	0.000					
50 Nick Vincent, R ERA: 4.5	0.2	L	6	3	2	2	1	1	0	0	0	0	0	12	20	27.00	6.000					
60 Chasen Bradford, R ERA: 2.6	1.1		5	1	0	0	0	0	0	0	0	0	0	10	15	0.00	0.750					

Detroit Tigers @ Seattle Mariners
Safeco Field, Seattle, WA
Thu May 17 2018, 7:10 PM - 10:18 PM PDT
Att: 15,169 - Cloudy - 66 F

AB 37
R 3
H 9
RBI 2
BB 2
SO 4
LOB 18



Batter	1	2	3	4	5	6	7	8	9	AB	R	H	RBI	BB	SO	LOB	BOTTOM				
9 Dee Strange-Gordon, L OBP: 0.339, SLG: 0.395	K	FC6-4			P6		K			4	0	0	0	0	2	5					
2 Jean Segura, R OBP: 0.330, SLG: 0.430	K				G5-3		G3-1			4	1	1	0	0	1	2					
17 Mitch Haniger, R OBP: 0.377, SLG: 0.561	G5-3				G5-3					4	0	1	1	0	1	0					
15 Kyle Seager, L OBP: 0.301, SLG: 0.459										4	1	1	0	0	3	1					
27 Ryon Healy, R OBP: 0.308, SLG: 0.564										4	0	0	0	0	3	1					
3 Mike Zunino, R OBP: 0.242, SLG: 0.430										4	0	0	0	0	3	1					
5 Guillermo Heredia, R OBP: 0.416, SLG: 0.444										4	0	3	1	0	0	0					
16 Ben Gamel, L OBP: 0.288, SLG: 0.277										3	0	1	0	1	1	1					
1 Gordon Beckham, R OBP: 0.300, SLG: 0.333										1	0	0	0	1	0	1					
Inning Stats	R: 0 E: 0 K: 2 S: 12	H: 3 LOB: 3 BB: 1 P: 27	R: 1 E: 0 K: 2 S: 17	H: 2 LOB: 0 BB: 0 P: 18	R: 0 E: 0 K: 2 S: 11	H: 1 LOB: 1 BB: 0 P: 15	R: 0 E: 0 K: 0 S: 6	H: 0 LOB: 0 BB: 0 P: 10	R: 0 E: 0 K: 1 S: 14	H: 0 LOB: 2 BB: 1 P: 25	R: 0 E: 0 K: 3 S: 10	H: 0 LOB: 0 BB: 0 P: 14	R: 0 E: 0 K: 1 S: 8	H: 0 LOB: 0 BB: 0 P: 10	1B: 5 2B: 3 3B: 0 HR: 0	SF: 0 SAC: 1 DP: 1 HBP: 0	WP: 0 PB: 0 CS: 1	PA: 35			
PITCHER	IP	WLS	BF	H	R	ER	SO	BB	IBB	HBP	BLK	WP	HR	S	P	ERA	WHIP				
48 Matthew Boyd, L ERA: 3.19	6.0		24	6	2	2	9	1	0	0	0	0	0	62	96	3.00	1.167				
45 Buck Farmer, R ERA: 3.48	0.1		3	1	0	0	0	1	0	0	0	0	0	9	16	0.00	6.000				
36 Blaine Hardy, L ERA: 3.38	0.1		1	0	0	0	1	0	0	0	0	0	0	3	6	0.00	0.000				
53 Warwick Saupold, R ERA: 2.3	0.1	W	1	0	0	0	0	0	0	0	0	0	0	2	3	0.00	0.000				
77 Joe Jiménez, R ERA: 2.91	1.0	H	3	0	0	0	3	0	0	0	0	0	0	10	14	0.00	0.000				
61 Shane Greene, R ERA: 3.54	1.0		3	0	0	0	1	0	0	0	0	0	0	8	10	0.00	0.000				

Detroit Tigers @ Seattle Mariners
Safeco Field, Seattle, WA
Thu May 17 2018, 7:10 PM - 10:18 PM PDT
Att: 15,169 - Cloudy - 66 F

AB 32
R 2
H 7
RBI 2
BB 2
SO 14
LOB 12



Batter	1	2	3	4	5	6	7	8	9	AB	R	H	RBI	BB	SO	LOB	TOP										
12 Leonys Martin, L (1,8) OBP: 0.345, SLG: 0.492	G3	P5			E3 41 2B		F7			4	1	0	0	0	0	2											
21 JaCoby Jones, R (1,7) OBP: 0.281, SLG: 0.397	P3	G5-4-3			L9		K			4	0	0	0	0	1	3											
9 Nick Castellanos, R (1,9) OBP: 0.371, SLG: 0.497	1B 41 55 2B		G5-3		G1-3		G6-3			4	1	1	0	0	0	1											
41 Victor Martinez, S (1,10) OBP: 0.307, SLG: 0.353	BB 55 2B		P5		2B 2H		L8			3	1	1	1	1	0	0											
55 John Hicks, R (1,3) OBP: 0.340, SLG: 0.506	2B 28 2B		K		G3		L9			4	1	1	2	0	1	1											
28 Niko Goodrum, S (1,5) OBP: 0.330, SLG: 0.500	2B 2H		G4-1		L8		G1-3			4	0	1	1	0	0	0											
34 James McCann, R (1,2) OBP: 0.327, SLG: 0.394	F8		G5-3		K		K			4	0	1	0	0	1	1											
33 Pete Kozma, R (9, PH) OBP: 0.214, SLG: 0.393			G5-3		K		K			0	0	0	0	0	0	0											
1 Jose Iglesias, R (1,6) OBP: 0.302, SLG: 0.367			BB 49 E 49 S		1B		L7			3	0	2	0	1	0	1											
49 Dixon Machado, R (1,4) OBP: 0.267, SLG: 0.300			BB 21 G5-4-3		1B		K			2	0	0	0	1	2	2											
8 Mikie Mahtook, R (9, PH) OBP: 0.242, SLG: 0.267			BB		1B		K			1	0	0	0	0	1	1											
Inning Stats	R: 3 H: 3 E: 0 K: 0 S: 19	WLS: 3 BF: 1 LOB: 1 BB: 2 P: 32	R: 0 H: 0 E: 0 K: 0 S: 3	H: 0 LOB: 1 BB: 2 P: 11	R: 0 H: 0 E: 0 K: 1 S: 8	H: 0 LOB: 0 BB: 0 P: 11	R: 0 H: 1 E: 0 K: 1 S: 10	H: 1 LOB: 1 BB: 0 P: 13	R: 1 H: 1 E: 0 K: 0 S: 18	H: 1 LOB: 1 BB: 0 P: 22	R: 0 H: 0 E: 0 K: 1 S: 12	H: 0 LOB: 0 BB: 0 P: 10	R: 0 H: 0 E: 0 K: 0 S: 13	H: 0 LOB: 0 BB: 0 P: 17	R: 0 H: 1 E: 0 K: 1 S: 9	H: 1 LOB: 1 BB: 0 P: 11	1B: 4 2B: 3 3B: 0 HR: 0	SF: 0 SAC: 0 DP: 1 HBP: 0	WP: 0 PB: 0 SB: 3 CS: 1	PA: 36							
PITCHER	IP	WLS	BF	H	R	ER	SO	BB	IBB	HBP	BLK	WP	HR	S	P	ERA	WHIP										
34 Félix Hernández, R (1,1) ERA: 5.53	6.0		27	6	4	3	4	3	0	0	0	0	0	70	105	4.50	1.500										
53 Dan Altavilla, R (7,1) ERA: 3.45	1.0	W	3	0	0	0	1	0	0	0	0	0	0	8	10	0.00	0.000										
12 Juan Nicasio, R (8,1) ERA: 6.1	1.0	H	3	0	0	0	0	0	0	0	0	0	0	13	17	0.00	0.000										
39 Edwin Díaz, R (9,1) ERA: 2.01	1.0	S	3	1	0	0	1	0	0	0	0	0	0	9	11	0.00	1.000										

Detroit Tigers @ Seattle Mariners
Safeco Field, Seattle, WA
Fri May 18 2018, 7:12 PM - 9:58 PM PDT
Att: 34,932 - Cloudy - 62 F

AB 33
R 4
H 7
RBI 4
BB 3
SO 6
LOB 12

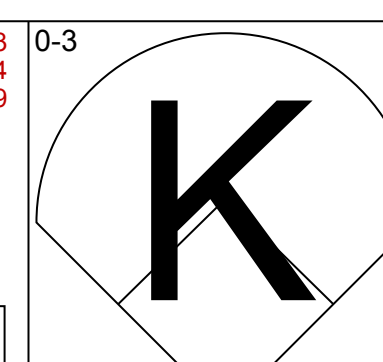
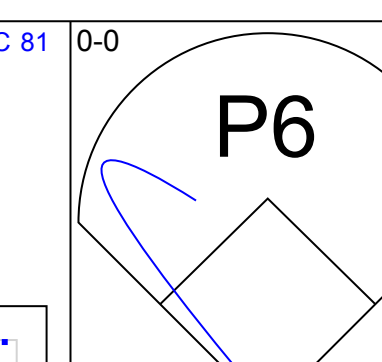
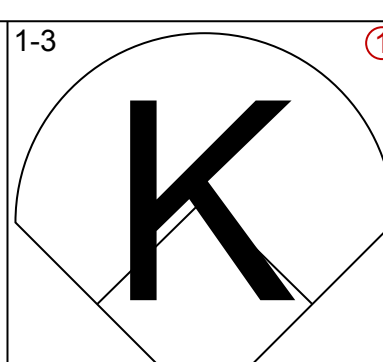
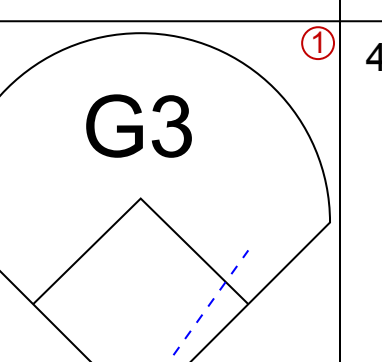
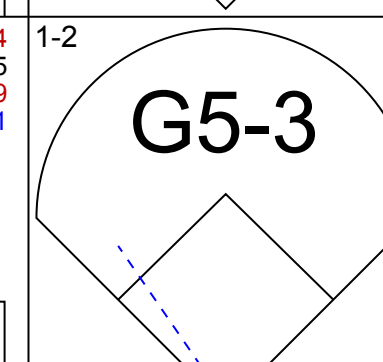
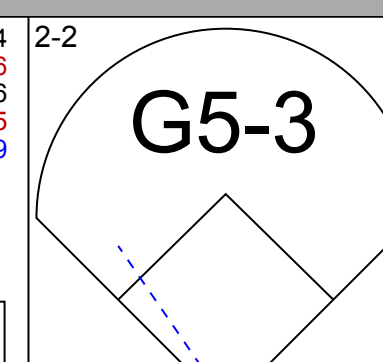
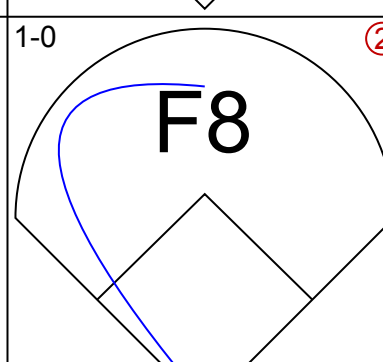
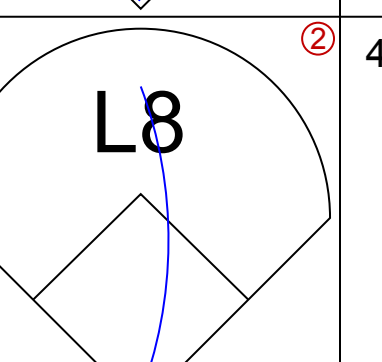
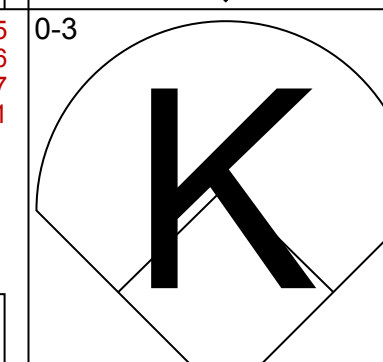
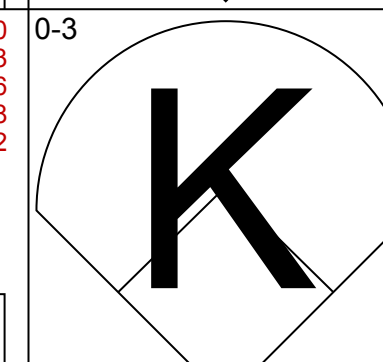
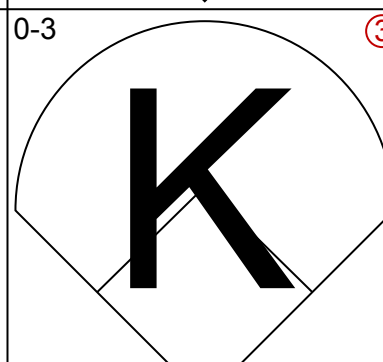
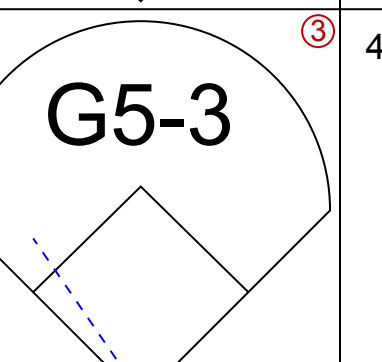
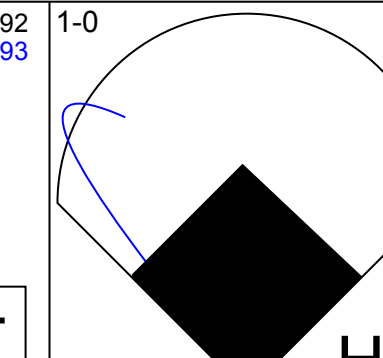
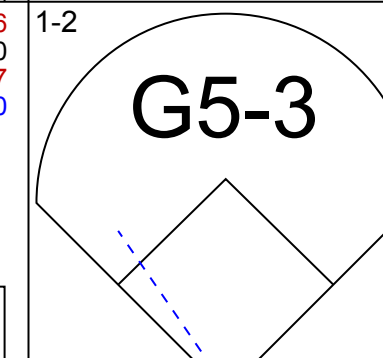
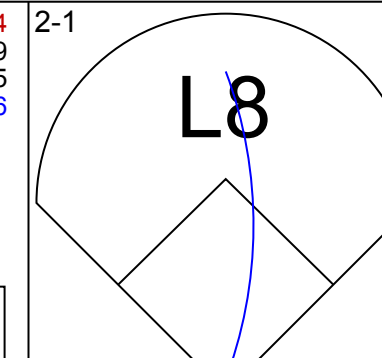
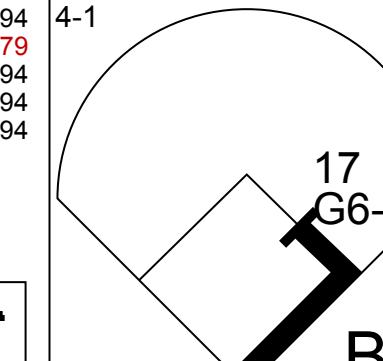
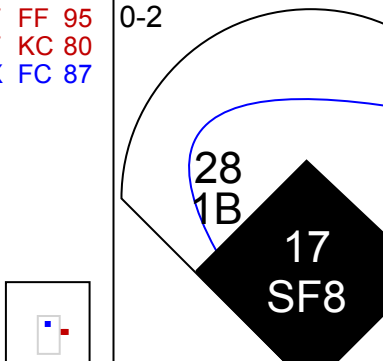
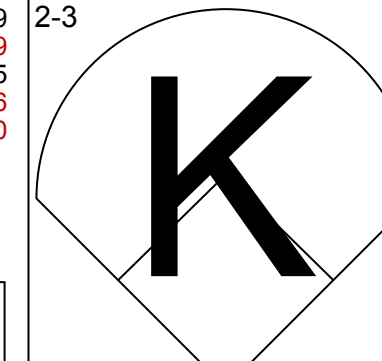

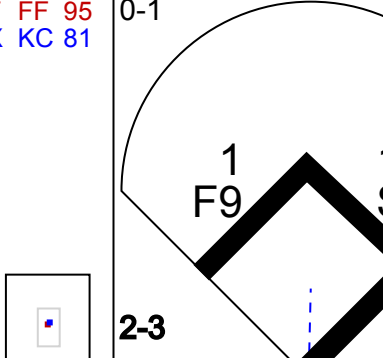
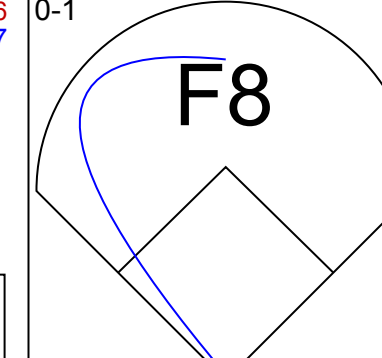

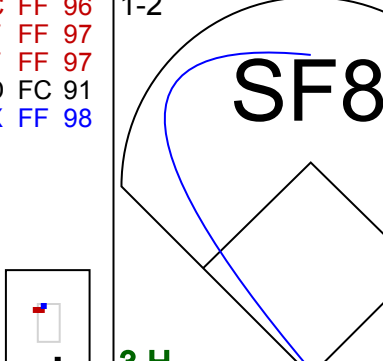
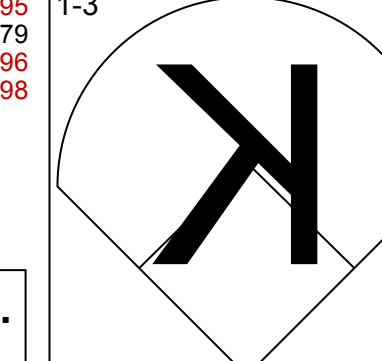
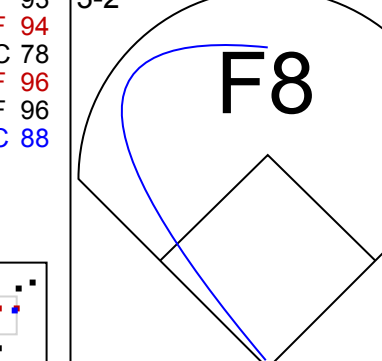
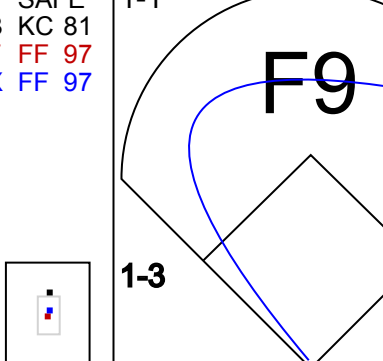
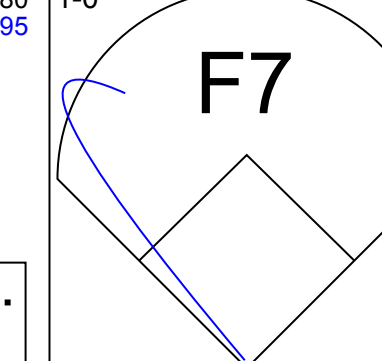
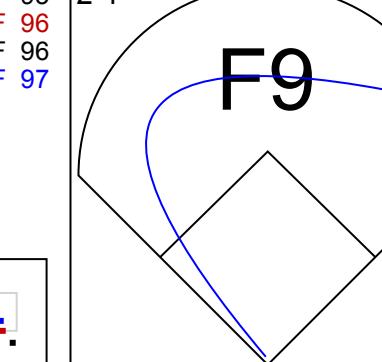
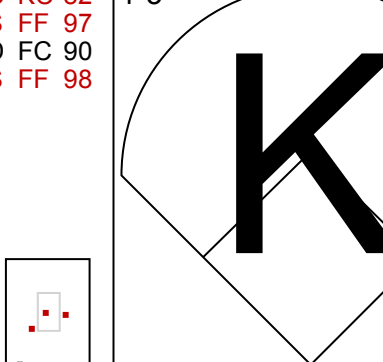
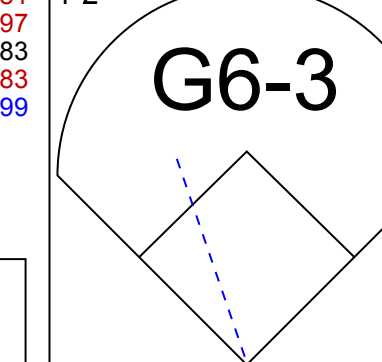


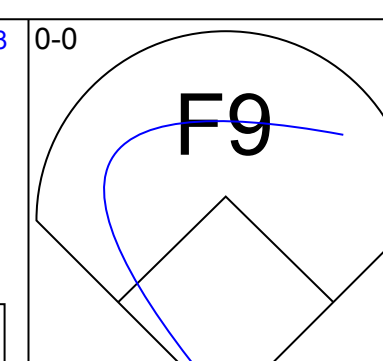
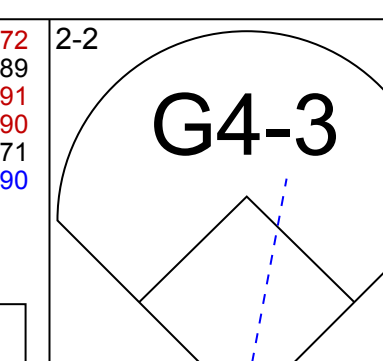
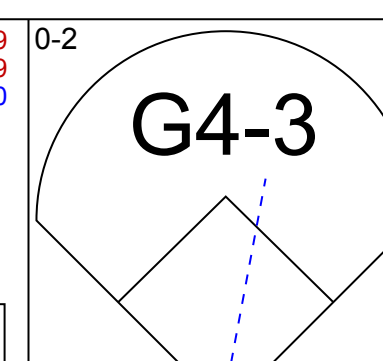
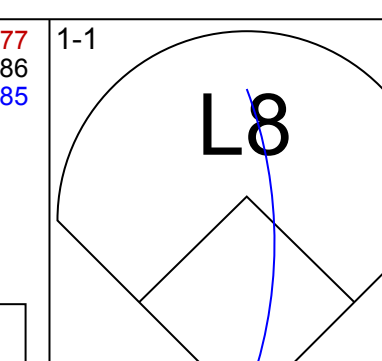
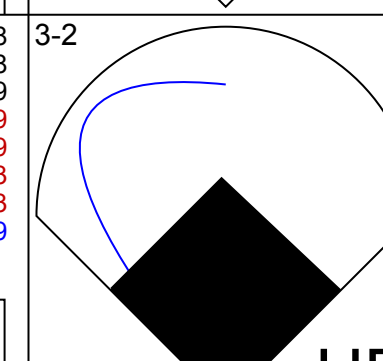
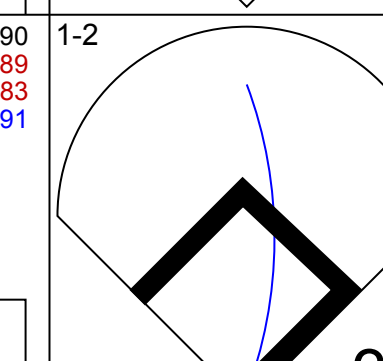

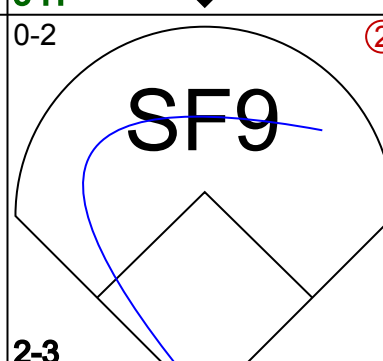
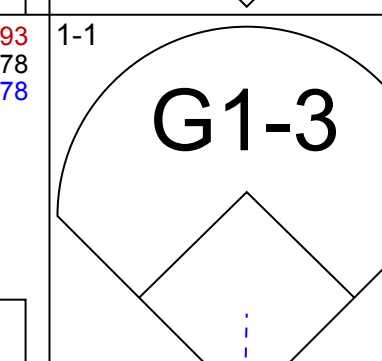
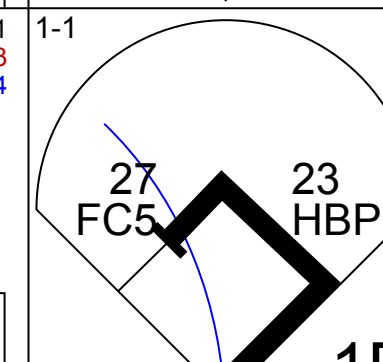
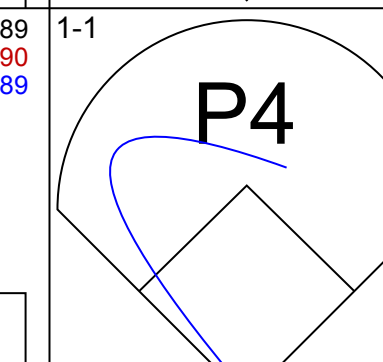

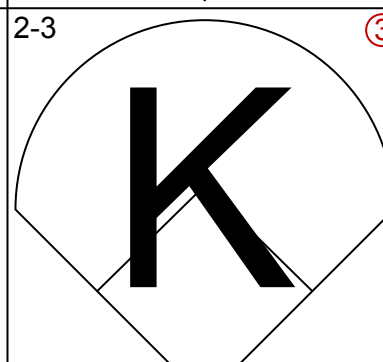
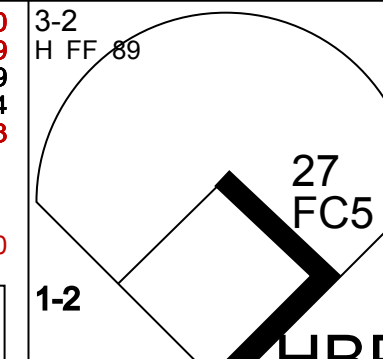
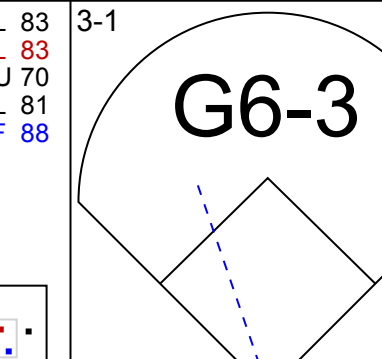
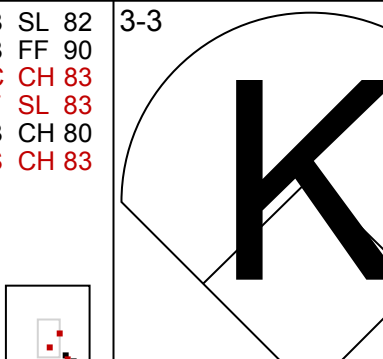
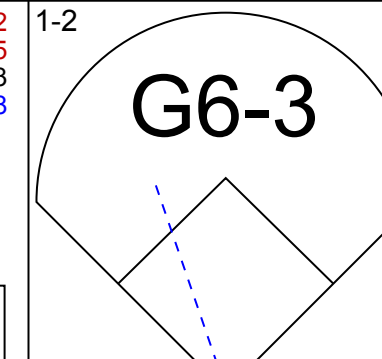
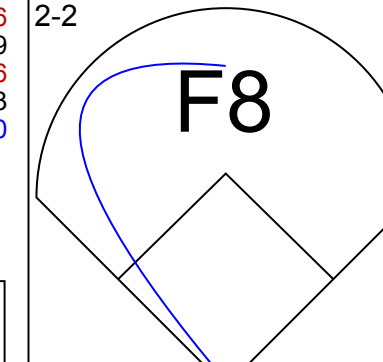
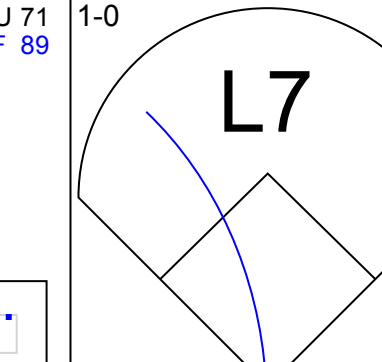
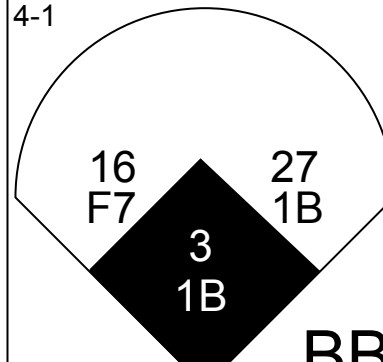
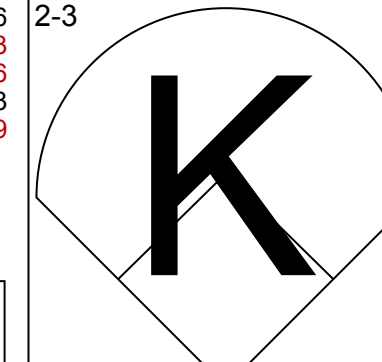
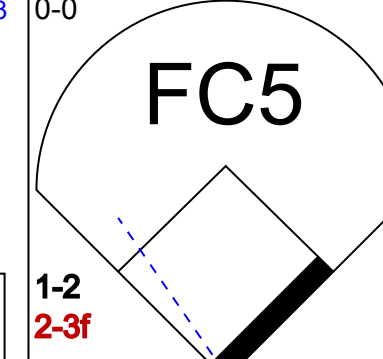
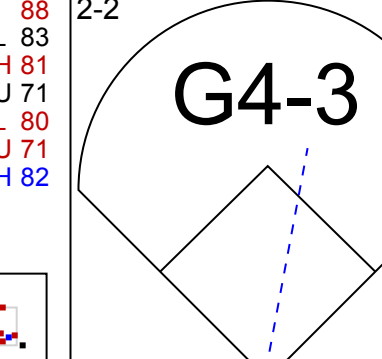
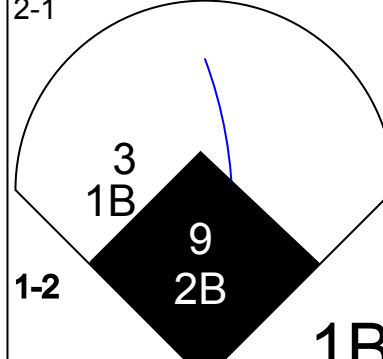
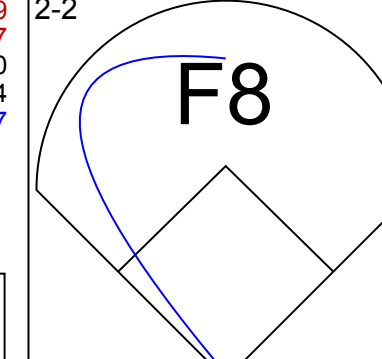
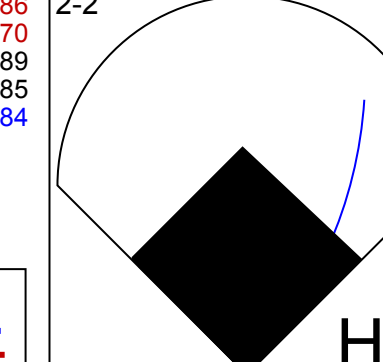
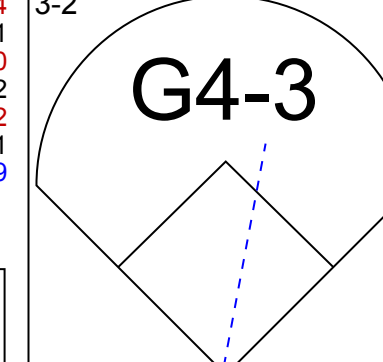
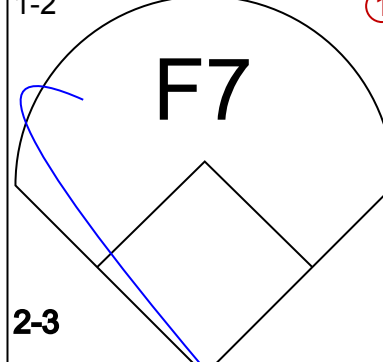
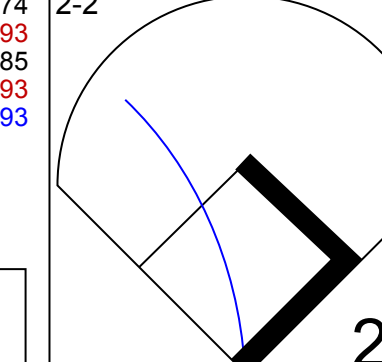
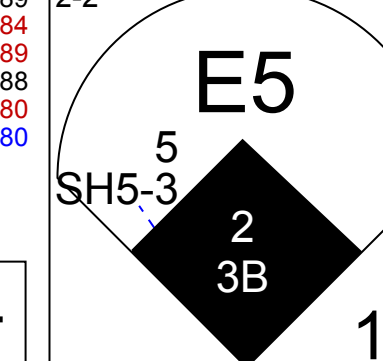
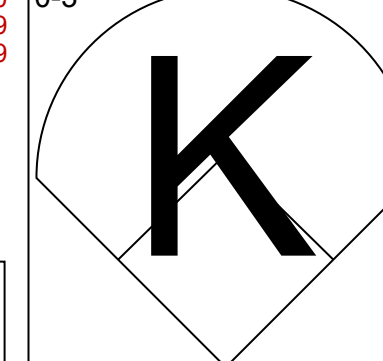
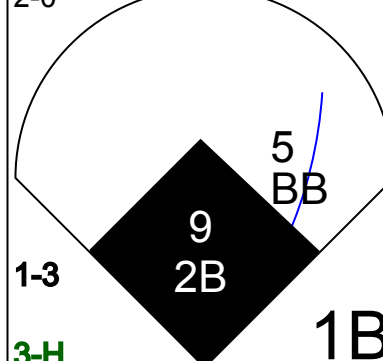
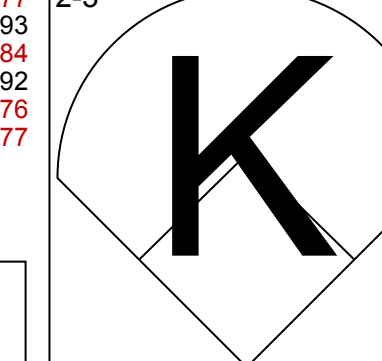
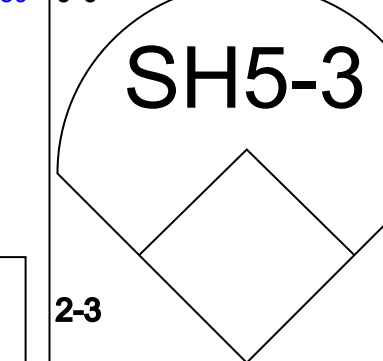
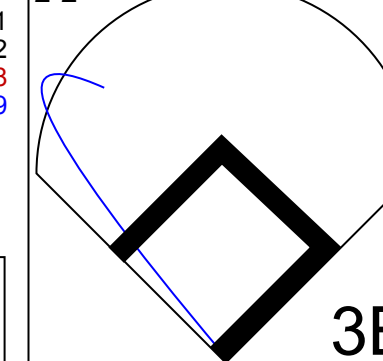
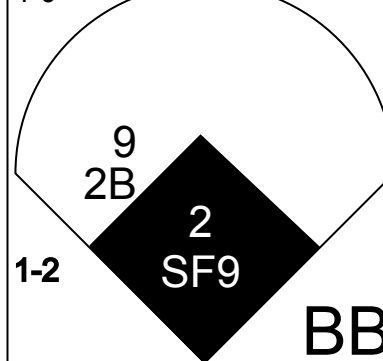
Batter	1	2	3	4	5	6	7	8	9	AB	R	H	RBI	BB	SO	LOB	BOTTOM										
9 Dee Strange-Gordon, L (1,4) OBP: 0.332, SLG: 0.389	G4-3		F8			F8	SF9			3	0	0	1	0	0	1											
2 Jean Segura, R (1,6) OBP: 0.333, SLG: 0.432	1B		L8			F9	17 2B			4	0	2	1	0	0	1											
17 Mitch Haniger, R (1,9) OBP: 0.374, SLG: 0.559	F8		K			FC6-4	2B			4	0	1	1	0	1	2											
23 Nelson Cruz, R (1,10) OBP: 0.321, SLG: 0.452	K		K			K	BB 16 27			3	1	0	0	1	2	3											
15 Kyle Seager, L (1,5) OBP: 0.300, SLG: 0.451		P6				F9	BB 16 27		G4-1	3	1	0	0	1	0	0											
27 Ryon Healy, R (1,3) OBP: 0.297, SLG: 0.543	L6		K			K			B2-3	4	0	0	0	0	1	2											
16 Ben Gamel, L (1,7) OBP: 0.299, SLG: 0.290	K		K			1B			G1-3	4	1	2	2	0	1	0											
3 Mike Zunino, R (1,2) OBP: 0.245, SLG: 0.420			K			F8			BB 5 2B	2	1	0	0	1	1	1											
5 Guillermo Heredia, R (1,8) OBP: 0.429, SLG: 0.436			K			K			BB 2 1B	1	1	0	0	1	1	0											
Inning Stats	R: 0 H: 1 E: 0 K: 1 S: 8	WLS: 1 BF: 0 LOB: 0 BB: 0 P: 11	R: 0 H: 0 E: 0 K: 1 S: 8	H: 0 LOB: 0 BB: 0 P: 10	R: 0 H: 0 E: 0 K: 2 S: 7	H: 0 LOB: 0 BB: 0 P: 10	R: 0 H: 0 E: 0 K: 2 S: 9	H: 0 LOB: 0 BB: 0 P: 11	R: 0 H: 1 E: 0 K: 1 S: 11	H: 1 LOB: 1 BB: 0 P: 16	R: 0 H: 0 E: 0 K: 0 S: 6	H: 0 LOB: 1 BB: 0 P: 9	R: 5 H: 3 E: 0 K: 0 S: 27	H: 3 LOB: 2 BB: 4 P: 49	R: 0 H: 0 E: 0 K: 0 S: 9	H: 0 LOB: 0 BB: 0 P: 13	1B: 4 2B: 1 3B: 0 HR: 0	SF: 1 SAC: 0 DP: 0 HBP: 1	WP: 0 PB: 0 SB: 0 CS: 0	PA: 34							
PITCHER	IP	WLS	BF	H	R	ER	SO	BB	IBB	HBP	BLK	WP	HR	S	P	ERA	WHIP										
32 Michael Fulmer, R (1,1) ERA: 4.35	6.1		25	3	3	3	7	2	0	0	0	0	0	2	10	4.26	0.789										
45 Buck Farmer, R (7,1) ERA: 4.35	0.0	L	2	0	0	0	0	2	0	0	0	0	0	2	10	∞	∞										
68 Daniel Stumpf, L (7,1) ERA: 5.28	0.1	H	1	0	0	0	0	0	0	0	0	0	0	2	2	0.00	0.000										
53 Warwick Saupold, R (7,1) ERA: 2.25	0.1	B	3	2	2	2	0	0	0	0	0	0	0	10	15	54.00	6.000										
19 Louis Coleman, R (8,1) ERA:	1.0		3	0	0	0	0	0	0	0	0	0	0	9	13	0.00	0.000										

Detroit Tigers @ Seattle Mariners
Safeco Field, Seattle, WA
Fri May 18 2018, 7:12 PM - 9:58 PM PDT
Att: 34,932 - Cloudy - 62 F

AB 28
R 5
H 5
RBI 5
BB 4
SO 7
LOB 10



Batter	1	2	3	4	5	6	7	8	9	AB	R	H	RBI	BB	SO	LOB	TOP					
12 Leonys Martin, L (1.8) OBP: 0.336, SLG: 0.478										4	0	0	0	0	2	0	<p>Detroit Tigers @ Seattle Mariners Safeco Field, Seattle, WA Sat May 19 20:18, 6:11 PM - 8:44 PM PDT Att: 35,739 - Cloudy - 66 F</p>					
8 Mikie Mahtook, R (1.7) OBP: 0.229, SLG: 0.250										4	0	0	0	0	0	0						
9 Nick Castellanos, R (1.9) OBP: 0.363, SLG: 0.485										4	0	0	0	0	3	0						
41 Victor Martinez, S (1.10) OBP: 0.307, SLG: 0.375										3	1	1	1	0	0	0						
55 John Hicks, R (1.3) OBP: 0.350, SLG: 0.516										2	1	1	0	1	1	0						
28 Niko Goodrum, S (1.5) OBP: 0.330, SLG: 0.494										3	0	1	0	0	0	1						
17 Grayson Greiner, R (1.2) OBP: 0.263, SLG: 0.333										2	0	0	1	0	1	1						
1 Jose Iglesias, R (1.6) OBP: 0.297, SLG: 0.359										3	0	0	0	0	0	1						
49 Dixon Machado, R (1.4) OBP: 0.262, SLG: 0.294										3	0	0	0	0	1	1						
Inning Stats	R: 0 E: 0 K: 2 S: 10	H: 0 LOB: 0 BB: 0 P: 11	R: 1 E: 0 K: 0 S: 7	H: 1 LOB: 1 BB: 1 P: 16	R: 0 E: 0 K: 0 S: 6	H: 0 LOB: 0 BB: 0 P: 11	R: 0 E: 0 K: 1 S: 11	H: 0 LOB: 0 BB: 0 P: 14	R: 1 E: 0 K: 1 S: 14	H: 2 LOB: 1 BB: 0 P: 17	R: 0 E: 0 K: 2 S: 11	H: 0 LOB: 0 BB: 0 P: 13	R: 0 E: 0 K: 1 S: 7	H: 0 LOB: 0 BB: 0 P: 11	R: 0 E: 0 K: 1 S: 8	H: 0 LOB: 0 BB: 0 P: 11	R: 0 E: 0 K: 0 S: 9	H: 0 LOB: 0 BB: 0 P: 13	1B: 1 2B: 1 3B: 0 HR: 1	SF: 1 SAC: 0 DP: 0 HBP: 0	WP: 0 PB: 0 SB: 1 CS: 0	PA: 30
PITCHER 65 James Paxton, L (1.1) ERA: 3.3	IP: 9.0 WLS: W BF: 30	H: 3 R: 2 ER: 2 SO: 8	BB: 1 IBB: 0 HBP: 0 BLK: 0	WP: 0 HR: 1 S: 83 P: 117	ERA: 2.00 WHIP: 0.444	PITCHER										IP: 9.0 WLS: W BF: 30	H: 3 R: 2 ER: 2 SO: 8	BB: 1 IBB: 0 HBP: 0 BLK: 0	WP: 0 HR: 1 S: 83 P: 117	ERA: 2.00 WHIP: 0.444		


Batter	1	2	3	4	5	6	7	8	9	AB	R	H	RBI	BB	SO	LOB	BOTTOM					
9 Dee Strange-Gordon, L (1.4) OBP: 0.328, SLG: 0.389										5	0	1	2	0	0	4	<p>Detroit Tigers @ Seattle Mariners Safeco Field, Seattle, WA Sat May 19 20:18, 6:11 PM - 8:44 PM PDT Att: 35,739 - Cloudy - 66 F</p>					
2 Jean Segura, R (1.6) OBP: 0.335, SLG: 0.460										4	1	2	3	0	0	2						
17 Mitch Haniger, R (1.9) OBP: 0.372, SLG: 0.552										4	0	1	0	0	1	2						
23 Nelson Cruz, R (1.10) OBP: 0.319, SLG: 0.441										3	0	0	0	0	1	0						
15 Kyle Seager, L (1.5) OBP: 0.299, SLG: 0.443										3	1	0	0	1	1	2						
27 Ryon Healy, R (1.3) OBP: 0.296, SLG: 0.532										4	1	1	0	0	0	2						
16 Ben Gamel, L (1.7) OBP: 0.309, SLG: 0.356										4	1	2	1	0	0	2						
3 Mike Zunino, R (1.2) OBP: 0.255, SLG: 0.424										4	2	2	1	0	2	1						
5 Guillermo Heredia, R (1.8) OBP: 0.452, SLG: 0.462										1	1	1	0	2	0	0						
Inning Stats	R: 1 E: 0 K: 0 S: 16	H: 2 LOB: 2 BB: 0 P: 25	R: 2 E: 1 K: 0 S: 17	H: 3 LOB: 1 BB: 0 P: 25	R: 0 E: 0 K: 0 S: 8	H: 0 LOB: 0 BB: 0 P: 14	R: 0 E: 0 K: 1 S: 13	H: 1 LOB: 1 BB: 0 P: 18	R: 0 E: 0 K: 1 S: 9	H: 0 LOB: 0 BB: 0 P: 13	R: 4 E: 0 K: 1 S: 15	H: 3 LOB: 1 BB: 2 P: 30	R: 0 E: 0 K: 1 S: 9	H: 0 LOB: 0 BB: 0 P: 14	R: 0 E: 0 K: 1 S: 11	H: 1 LOB: 2 BB: 1 P: 21	R: 0 E: 0 K: 0 S: 11	H: 0 LOB: 0 BB: 0 P: 21	1B: 4 2B: 2 3B: 2 HR: 2	SF: 1 SAC: 1 DP: 0 HBP: 1	WP: 0 PB: 0 SB: 0 CS: 0	PA: 38
PITCHER 50 Mike Fiers, R (1.1) ERA: 4.57	IP: 5.0 WLS: L BF: 23	H: 6 R: 4 ER: 4 SO: 2	BB: 1 IBB: 0 HBP: 1 BLK: 0	WP: 0 HR: 2 S: 64 P: 100	ERA: 7.20 WHIP: 1.400	PITCHER										IP: 5.0 WLS: L BF: 23	H: 6 R: 4 ER: 4 SO: 2	BB: 1 IBB: 0 HBP: 1 BLK: 0	WP: 0 HR: 2 S: 64 P: 100	ERA: 7.20 WHIP: 1.400		
57 Artie Lewicki, R (6.1) ERA: 5.63	IP: 3.0 WLS: 15	H: 4 R: 3 ER: 3 SO: 3	BB: 2 IBB: 0 HBP: 0 BLK: 0	WP: 0 HR: 0 S: 34 P: 60	ERA: 9.00 WHIP: 2.000	PITCHER										IP: 3.0 WLS: 15	H: 4 R: 3 ER: 3 SO: 3	BB: 2 IBB: 0 HBP: 0 BLK: 0	WP: 0 HR: 0 S: 34 P: 60	ERA: 9.00 WHIP: 2.000		

Batter	1	2	3	4	5	6	7	8	9	10	11	AB	R	H	RBI	BB	SO	LOB	TOP					
12 Leonys Martin, L OBP: 0.331, SLG: 0.464	P6		B CU 82 4-1 B CU 73 B SI 87 B SI 86		B CH 81 0-0	B2-3	B SI 97 3-2 B SI 96 C FF 96 F SI 97 F SI 98 F SI 99 X SI 96			D SL 90 2-3 S FF 97 D SL 96 D SL 89 F SI 98 F SI 99 F SI 99 C SI 99	F7		4	0	0	0	1	1	1					
21 JaCoby Jones, R OBP: 0.278, SLG: 0.390	P6		1 SAFE C CH 79 S CH 76		B SI 87 1-1 C CH 78 X CH 78					G4-6-3		5	0	1	0	0	2	2						
9 Nick Castellanos, R OBP: 0.364, SLG: 0.482	55 HR		1 SAFE 1 SAFE X CH 78		1 SAFE B CH 76 X CH 78						F8		5	1	2	0	0	1	1					
55 John Hicks, R OBP: 0.352, SLG: 0.542	1-H		B CH 79 2-3 B SI 87 C CH 77 S CH 77 F SI 86 C SI 86		B CH 73 1-2 F SI 86 C CH 77 S CH 77 X CH 85					G6-3		5	1	2	2	0	1	3						
28 Niko Goodrum, S OBP: 0.313, SLG: 0.466			C CU 73 0-1 X CH 78		X CU 74 0-0					G6-3		5	0	0	0	0	2	3						
34 James McCann, R OBP: 0.329, SLG: 0.394			B SI 86 3-3 B SI 87 C CH 79 B CH 76 S SI 88		C SI 86 0-1 X SI 86						F8		5	0	2	0	0	3	1					
8 Mikie Mahtook, R OBP: 0.290, SLG: 0.265			C CU 73 3-1 B CH 78 B FF 87 B SI 87 X FC 83		C SI 86 0-3 F SI 86 C SI 86					G4-3		4	0	1	0	0	2	2						
1 Jose Iglesias, R OBP: 0.296, SLG: 0.363			B FF 96 1-1 Z SAFE S CH 78 X CH 77		B CH 79 1-1 F SI 86 X FC 83					B2-3		4	0	1	0	0	0	2						
33 Pete Kozma, R OBP: 0.194, SLG: 0.355			C CU 73 1-2 B CH 78 X CH 78		B SI 87 1-1 F CH 78 X CH 78						F8		3	0	0	0	0	2						
41 Victor Martinez, S (10, PH)												1	0	1	0	0	0	0						
49 Dixon Machado, R (10, PR)												0	0	0	0	0	0	0						
Inning Stats	R: 2 E: 0 K: 1 S: 12	H: 2 LOB: 0 BB: 0 P: 14	R: 0 E: 0 K: 1 S: 10	H: 1 LOB: 1 BB: 0 P: 18	R: 0 E: 0 K: 2 S: 11	H: 1 LOB: 2 BB: 1 P: 17	R: 0 E: 0 K: 1 S: 10	H: 1 LOB: 1 BB: 0 P: 12	R: 0 E: 0 K: 0 S: 8	H: 2 LOB: 2 BB: 0 P: 16	R: 0 E: 0 K: 1 S: 13	H: 0 LOB: 0 BB: 0 P: 18	R: 0 E: 0 K: 1 S: 11	H: 0 LOB: 0 BB: 0 P: 17	R: 0 E: 0 K: 1 S: 14	H: 1 LOB: 1 BB: 0 P: 17	R: 0 E: 0 K: 2 S: 16	H: 1 LOB: 1 BB: 0 P: 21	1B: 7 2B: 2 3B: 0 HR: 1	SF: 0 SAC: 0 DP: 1 HBP: 0	WP: 0 PB: 0 SB: 1 CS: 0	PA: 42		
49 Wade LeBlanc, L ERA: 2.65	IP: 5.1	WLS: 2	BF: 24	H: 7	R: 2	ER: 2	SO: 5	BB: 0	IBB: 0	HBP: 0	BLK: 0	WP: 0	HR: 1	S: 55	P: 78	ERA: 3.38	WHIP: 1.500							
46 Ryan Cook, R ERA: 1.56	IP: 6.1	WLS: 0.2	BF: 2	H: 1	R: 0	ER: 0	SO: 1	BB: 0	IBB: 0	HBP: 0	BLK: 0	WP: 0	HR: 0	S: 8	P: 10	ERA: 0.00	WHIP: 0.000							
47 James Pazos, L ERA: 1.56	IP: 7.1	WLS: 1.0	BF: 3	H: 0	R: 0	ER: 0	SO: 1	BB: 0	IBB: 0	HBP: 0	BLK: 0	WP: 0	HR: 0	S: 13	P: 18	ERA: 0.00	WHIP: 0.000							
53 Dan Altavilla, R ERA: 3.24	IP: 8.1	WLS: 1.0	BF: 3	H: 0	R: 0	ER: 0	SO: 1	BB: 0	IBB: 0	HBP: 0	BLK: 0	WP: 0	HR: 0	S: 11	P: 17	ERA: 0.00	WHIP: 0.000							
12 Juan Nicasio, R ERA: 5.82	IP: 9.1	WLS: 1.0	BF: 3	H: 0	R: 0	ER: 0	SO: 1	BB: 0	IBB: 0	HBP: 0	BLK: 0	WP: 0	HR: 0	S: 9	P: 14	ERA: 0.00	WHIP: 0.000							
39 Edwin Diaz, R ERA: 1.93	IP: 1.0	WLS: 0	BF: 3	H: 1	R: 0	ER: 0	SO: 1	BB: 0	IBB: 0	HBP: 0	BLK: 0	WP: 0	HR: 0	S: 16	P: 21	ERA: 0.00	WHIP: 1.000							
50 Nick Vincent, R ERA: 4.26	IP: 11.1	WLS: 4	BF: 1	H: 0	R: 0	ER: 0	SO: 2	BB: 0	IBB: 0	HBP: 0	BLK: 1	WP: 0	HR: 0	S: 16	P: 21	ERA: 0.00	WHIP: 1.000							
PITCHER	IP	WLS	BF	H	R	ER	SO	BB	IBB	HBP	BLK	WP	HR	S	P	ERA	WHIP							
9 Dee Strange-Gordon, L OBP: 0.330, SLG: 0.386	G3		C SI 85 1-2 B SI 85 X SI 86		C SI 91 0-2 B SI 91 X SI 86																			
2 Jean Segura, R OBP: 0.337, SLG: 0.458	FC5-4		1 SAFE L SI 80 1 SAFE 1 SAFE X SI 83		B CH 84 2-0 B SI 90 X SI 92																			
17 Mitch Haniger, R OBP: 0.379, SLG: 0.571			B SI 92 4-2 B SI 92 C SI 83 B SI 94		B SI 91 2-0 X SI 91																			
27 Ryon Healy, R OBP: 0.286, SLG: 0.513	F8		C SI 82 1-1 B SI 82 X SI 83		C CH 84 2-2 B SI 91 F SI 84 B SI 84 X SI 86																			
15 Kyle Seager, L OBP: 0.293, SLG: 0.433	G4-3		C SI 90 2-2 B SI 87 B SI 84 X SI 83		B SI 92 0-3 B SI 92 X SI 87																			
5 Guillermo Heredia, R OBP: 0.420, SLG: 0.450	B5-3		X SI 82 0-0		C SI 82 0-3 B SI 82 X SI 84																			
1 Gordon Beckham, R OBP: 0.308, SLG: 0.273	G6-3		B SI 91 2-0 B SI 91 X SI 92		B SI 83 3-2 C CH 84 B SI 93 C CH 85 X SI 85																			
16 Ben Gamel, L OBP: 0.305, SLG: 0.351																								
36 David Freitas, R OBP: 0.320, SLG: 0.302	F9		C SI 91 2-2 B SI 92 F SI 82 X CH 84		X SI 82 0-0																			
3 Mike Zunino, R OBP: 0.280, SLG: 0.426																								
7 Andrew Romine, S OBP: 0.237, SLG: 0.176	F7		B SI 91 2-2 B CH 84 F SI 91 C SI 83 X SI 84		X SI 91 0-0																			
Inning Stats	R: 0 E: 0 K: 0 S: 8	H: 0 LOB: 1 BB: 2 P: 17	R: 0 E: 0 K: 0 S: 5	H: 0 LOB: 0 BB: 0 P: 9	R: 0 E: 0 K: 0 S: 9	H: 0 LOB: 0 BB: 0 P: 14	R: 0 E: 0 K: 1 S: 7	H: 0 LOB: 0 BB: 0 P: 13	R: 0 E: 0 K: 2 S: 9	H: 0 LOB: 0 BB: 0 P: 12	R: 0 E: 0 K: 0 S: 5	H: 1 LOB: 1 BB: 0 P: 10	R: 0 E: 0 K: 2 S: 11	H: 0 LOB: 1 BB: 0 P: 22	R: 2 E: 1 K: 0 S: 11	H: 2 LOB: 0 BB: 0 P: 16	R: 0 E: 0 K: 1 S: 8	H: 1 LOB: 1 BB: 0 P: 15	R: 1 E: 0 K: 0 S: 4	H: 2 LOB: 1 BB: 0 P: 6	1B: 5 2B: 0 3B: 0 HR: 1	SF: 0 SAC: 0 DP: 0 HBP: 0	WP: 0 PB: 0 SB: 1 CS: 1	PA: 38
38 Francisco Lirio, L ERA: 3.42	IP: 1.1	WLS: 0	BF: 7	H: 1	R: 0	ER: 0	SO: 5	BB: 3	IBB: 0	HBP: 0	BLK: 0	WP: 0	HR: 0	S: 60	P: 102	ERA: 0.00	WHIP: 0.500							
61 Shane Greene, R ERA: 4.22	IP: 9.1	WLS: 1	BF: 5	H: 2	R: 2	ER: 2	SO: 0	BB: 0	IBB: 0	HBP: 0	BLK: 0	WP: 0	HR: 1	S: 11	P: 16	ERA: 18.00	WHIP: 2.000							
77 Joe Jiménez, R ERA: 2.78	IP: 10.1	WLS: 4	BF: 1	H: 0	R: 0	ER: 0	SO: 1	BB: 0	IBB: 0	HBP: 0	BLK: 0	WP: 0	HR: 0	S: 8	P: 15	ERA: 0.00	WHIP: 1.000							
45 Buck Farmer, R ERA: 4.79	IP: 11.1	WLS: 0	BF: 2	H: 2	R: 1	ER: 1	SO: 0	BB: 0	IBB: 0	HBP: 0	BLK: 0	WP: 0	HR: 0	S: 4	P: 6	ERA: -	WHIP: -							

Detroit Tigers @ Seattle Mariners
Safeco Field, Seattle, WA
Sun May 20 2018, 1:11 PM - 4:31 PM PDT
Att: 34,252 - Cloudy - 62 F

livebaseballscores.com


AB 41
R 2
H 10
RBI 2
BB 1
SO 12
LOB 17

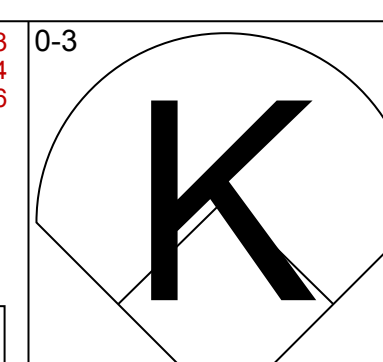
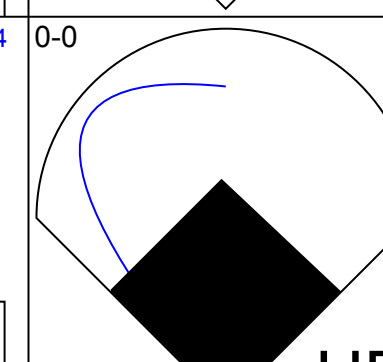
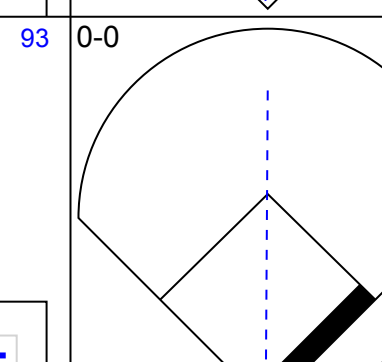
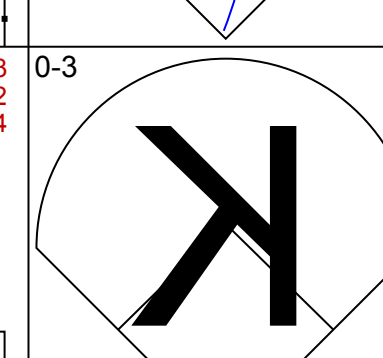
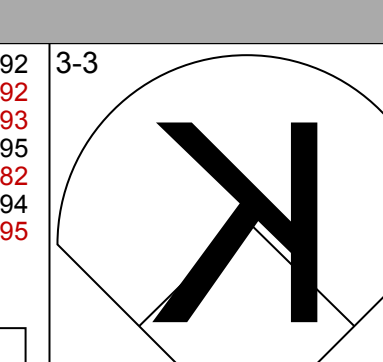
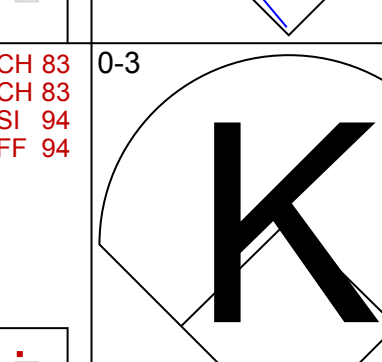
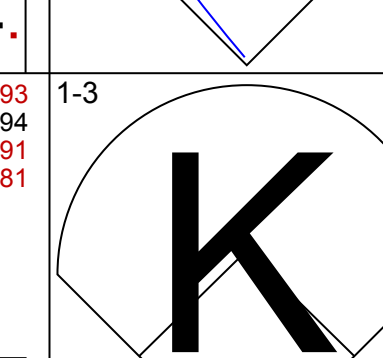
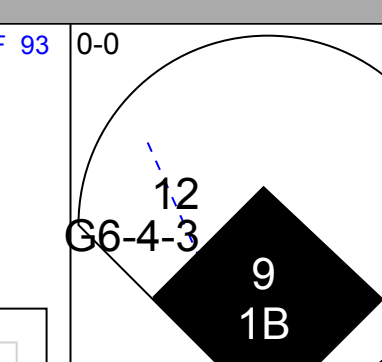
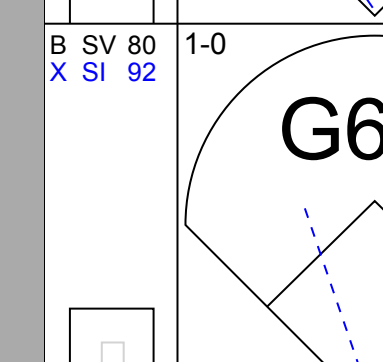


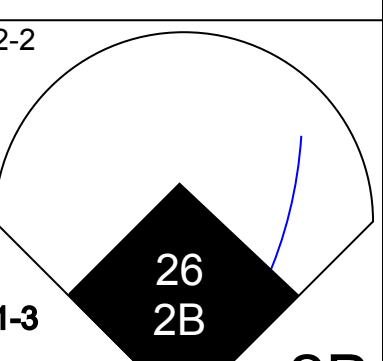
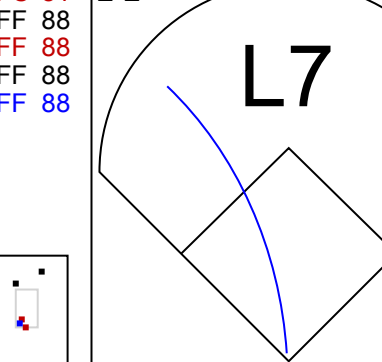
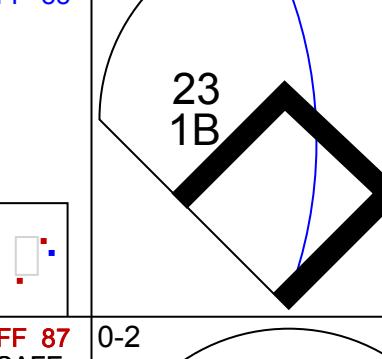
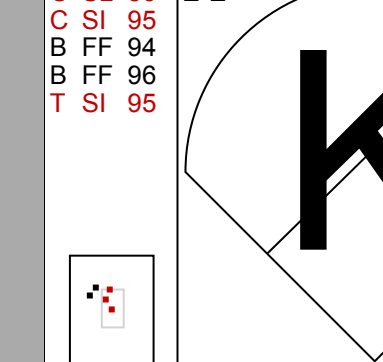
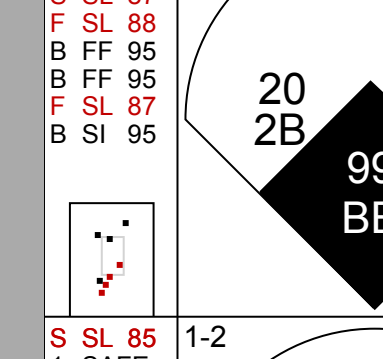
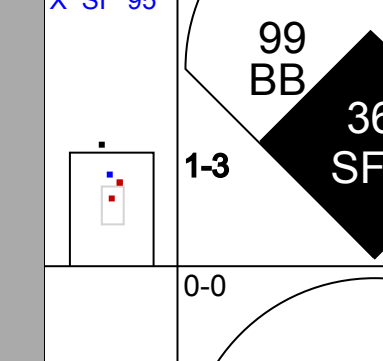
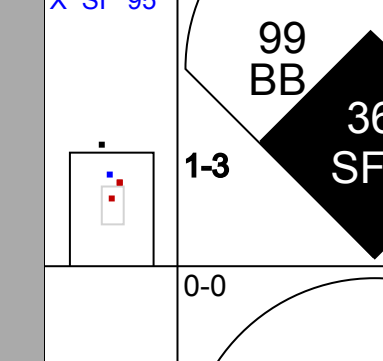
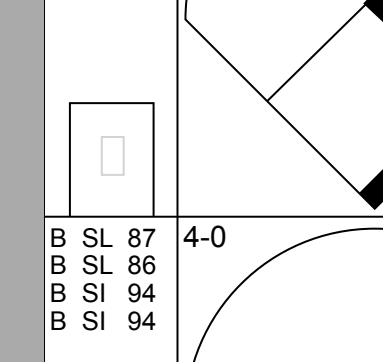
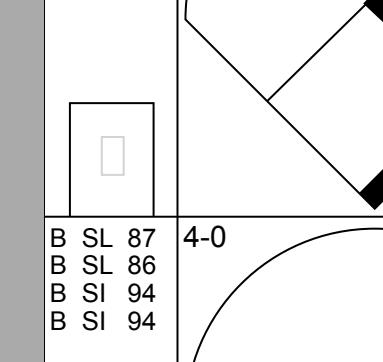
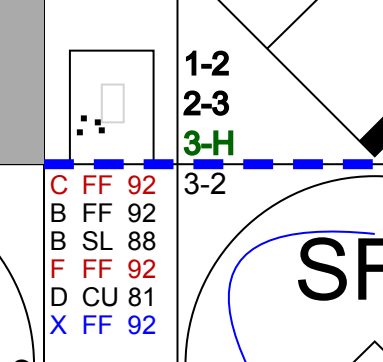
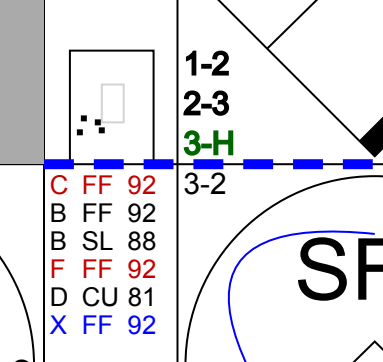
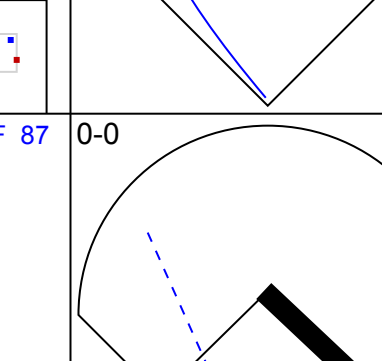
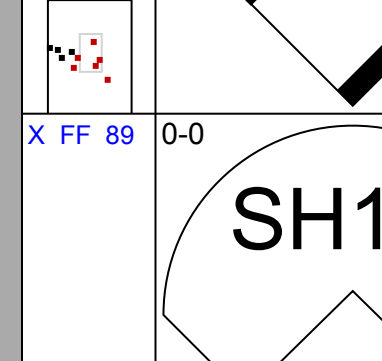

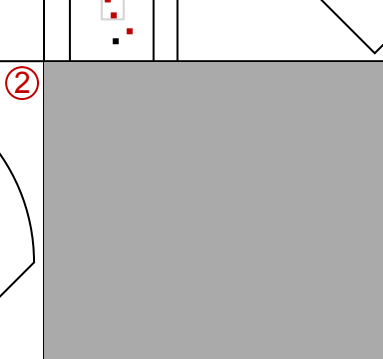
Detroit Tigers @ Seattle Mariners
Safeco Field, Seattle, WA
Sun May 20 2018, 1:11 PM - 4:31 PM PDT
Att: 34,252 - Cloudy - 62 F

livebaseballscores.com

AB 35
R 3
H 6
RBI 3
BB 3
SO 6
LOB 7



Batter	1	2	3	4	5	6	7	8	9	AB	R	H	RBI	BB	SO	LOB	TOP										
12 Leonys Martin, L OBP: 0.323, SLG: 0.451			G6-4-3			G4-3		P6		4	0	0	0	0	1	3	<p>Detroit Tigers @ Minnesota Twins Target Field, Minneapolis, MN Mon May 21 2018, 7:11 PM - 9:45 PM CDT Att: 17,161 - Cloudy - 66 F</p>										
9 Nick Castellanos, R OBP: 0.367, SLG: 0.500						F8		F8		4	1	2	2	0	0	0											
41 Victor Martinez, S OBP: 0.304, SLG: 0.369	L8		L3			K		F7		4	0	0	0	0	1	1											
55 John Hicks, R OBP: 0.339, SLG: 0.520						P6		F7		4	0	0	0	0	1	0											
28 Niko Goodrum, S OBP: 0.303, SLG: 0.451						F8		F8		3	0	0	0	0	2	0											
34 James McCann, R OBP: 0.233, SLG: 0.366	P4		L5			K		K		3	0	0	0	0	1	0											
21 JaCoby Jones, R OBP: 0.273, SLG: 0.382						K		G5-3		3	0	0	0	0	2	0											
1 Jose Iglesias, R OBP: 0.297, SLG: 0.369			F7			F7		G6-3		3	1	1	0	0	0	0											
49 Dixon Machado, R OBP: 0.269, SLG: 0.292						K				1	0	0	0	2	1	0											
Inning Stats	R: 1 H: 1 E: 0 K: 2 S: 10	L: 0 LOB: 0 BB: 0 P: 13	R: 0 H: 0 E: 0 K: 2 S: 10	L: 0 LOB: 0 BB: 0 P: 15	R: 1 H: 2 E: 0 K: 0 S: 7	L: 1 LOB: 1 BB: 1 P: 13	R: 0 H: 0 E: 0 K: 1 S: 7	L: 0 LOB: 0 BB: 0 P: 8	R: 0 H: 0 E: 0 K: 1 S: 9	L: 0 LOB: 0 BB: 0 P: 15	R: 0 H: 0 E: 0 K: 1 S: 9	L: 0 LOB: 0 BB: 0 P: 16	R: 0 H: 0 E: 0 K: 1 S: 7	L: 0 LOB: 0 BB: 0 P: 10	R: 0 H: 0 E: 0 K: 0 S: 9	L: 1 LOB: 1 BB: 1 P: 17		R: 0 H: 0 E: 0 K: 0 S: 9	L: 0 LOB: 0 BB: 0 P: 12	1B: 1 2B: 1 3B: 0 HR: 1	SF: 0 SAC: 0 DP: 1 HBP: 0	WP: 0 PB: 0 SB: 0 CS: 0	PA: 31				
PITCHER	IP	WLS	BF	H	R	ER	SO	BB	IBB	HBP	BLK	WP	HR	S	P	ERA	WHIP										
17 José Berrios, R ERA: 3.82	8.0	W	28	3	2	2	9	2	0	0	0	0	1	68	107	2.25	0.625										
56 Fernando Rodney, R ERA: 2.7	1.0	S	3	0	0	0	0	0	0	0	0	0	0	9	12	0.00	0.000										

Batter	1	2	3	4	5	6	7	8	9	AB	R	H	RBI	BB	SO	LOB	BOTTOM										
2 Brian Dozier, R OBP: 0.299, SLG: 0.399	P4		K				G5-3			4	1	1	0	0	1	2	<p>Detroit Tigers @ Minnesota Twins Target Field, Minneapolis, MN Mon May 21 2018, 7:11 PM - 9:45 PM CDT Att: 17,161 - Cloudy - 66 F</p>										
26 Max Kepler, L OBP: 0.335, SLG: 0.467	P1		L7				K		4	0	1	2	0	1	0												
5 Eduardo Escobar, S OBP: 0.347, SLG: 0.539	F9								3	1	2	0	1	0	0												
20 Eddie Rosario, L OBP: 0.316, SLG: 0.542	F8		F8		L4				4	1	1	0	0	0	1												
23 Mitch Garver, R OBP: 0.312, SLG: 0.394	P5				L5				3	0	1	0	1	0	0												
99 Logan Morrison, L OBP: 0.316, SLG: 0.368			K		K				3	0	0	1	1	3	2												
36 Robbie Grossman, S OBP: 0.313, SLG: 0.351	F9								2	1	1	1	1	0	0												
16 Ehire Adrianza, S OBP: 0.274, SLG: 0.267			B1		SH1-3		K		3	0	1	0	0	1	3												
25 Byron Buxton, R OBP: 0.192, SLG: 0.200	K		F7		F9				3	0	0	0	0	1	3												
Inning Stats	R: 0 H: 0 E: 0 K: 0 S: 8	L: 0 LOB: 0 BB: 0 P: 14	R: 0 H: 0 E: 0 K: 1 S: 7	L: 0 LOB: 0 BB: 0 P: 10	R: 0 H: 1 E: 0 K: 2 S: 11	L: 1 LOB: 1 BB: 0 P: 16	R: 0 H: 2 E: 0 K: 1 S: 16	L: 2 LOB: 2 BB: 0 P: 21	R: 2 H: 4 E: 0 K: 0 S: 11	L: 4 LOB: 2 BB: 0 P: 16	R: 0 H: 0 E: 0 K: 1 S: 7	L: 0 LOB: 0 BB: 0 P: 11	R: 0 H: 0 E: 0 K: 0 S: 11	L: 0 LOB: 1 BB: 1 P: 19	R: 2 H: 1 E: 0 K: 2 S: 16	L: 1 LOB: 3 BB: 3 P: 31		1B: 4 2B: 4 3B: 0 HR: 0	SF: 1 SAC: 1 DP: 0 HBP: 0	WP: 0 PB: 0 SB: 0 CS: 0	PA: 35						
PITCHER	IP	WLS	BF	H	R	ER	SO	BB	IBB	HBP	BLK	WP	HR	S	P	ERA	WHIP										
36 Blaine Hardy, L ERA: 3.46	5.0		21	7	2	2	4	0	0	0	0	0	0	18	30	0.00	0.500										
19 Louis Coleman, R ERA:	2.0	7	0	0	0	1	1	0	0	0	0	0	0	18	30	0.00	0.500										
68 Daniel Stumpf, L ERA: 6.32	0.1	L	5	1	2	2	1	2	1	0	0	0	0	10	21	54.00	9.000										
53 Warwick Saupold, R ERA: 2.16	0.2		2	0	0	0	1	0	0	0	0	0	0	6	10	0.00	0.000										

AB	29
R	2
H	3
RBI	2
BB	2
SO	9
LOB	4



AB	29
R	4
H	8
RBI	4
BB	4
SO	7
LOB	11



Batter	1	2	3	4	5	6	7	8	9	AB	R	H	RBI	BB	SO	LOB	TOP			
12 Leonys Martin, L (1, 8) OBP: 0.311, SLG: 0.430										5	1	1	0	0	1	3				
9 Nick Castellanos, R (1, 9) OBP: 0.372, SLG: 0.595										4	0	2	2	0	0	0				
41 Victor Martinez, S (1, 10) OBP: 0.307, SLG: 0.372											3	1	2	1	0	0				
28 Niko Goodrum, S (1, 5) OBP: 0.308, SLG: 0.480											3	2	2	2	1	1				
55 John Hicks, R (1, 3) OBP: 0.325, SLG: 0.491											4	0	1	0	0	1				
21 JaCoby Jones, R (1, 7) OBP: 0.284, SLG: 0.391											4	0	1	1	0	1				
17 Grayson Greiner, R (1, 2) OBP: 0.304, SLG: 0.333											3	0	1	0	1	0				
1 Jose Iglesias, R (1, 6) OBP: 0.289, SLG: 0.353											4	0	0	0	0	0				
49 Dixon Machado, R (1, 4) OBP: 0.260, SLG: 0.281											4	0	0	0	0	2				
Inning Stats	R: 1 H: 2 E: 0 K: 1 S: 11	H: 2 LOB: 1 BB: 0 P: 16	R: 0 H: 0 E: 0 K: 1 S: 5	H: 0 LOB: 0 BB: 0 P: 7	R: 0 H: 0 E: 0 K: 0 S: 8	H: 0 LOB: 0 BB: 0 P: 14	R: 2 H: 3 E: 0 K: 1 S: 23	H: 3 LOB: 1 BB: 0 P: 35	R: 0 H: 0 E: 0 K: 0 S: 7	H: 1 LOB: 1 BB: 1 P: 13	R: 0 H: 0 E: 0 K: 1 S: 10	H: 0 LOB: 0 BB: 0 P: 13	R: 0 H: 1 E: 0 K: 1 S: 6	H: 1 LOB: 0 BB: 0 P: 12	R: 1 H: 3 E: 0 K: 1 S: 23	H: 3 LOB: 3 BB: 1 P: 31	1B: 7 2B: 2 3B: 0 HR: 1	SF: 1 SAC: 0 DP: 2 HBP: 0	WP: 0 PB: 0 SB: 0 CS: 0	PA: 37
PITCHER	IP WLS BF H R ER SO BB IBB HBP BLK WP HR S P ERA WHIP																			
44 Kyle Gibson, R (1, 1) ERA: 4.02	6.0 L 24 6 3 3 3 1 0 0 0 0 1 60 97 4.50 1.167																			
39 Trevor Hildenberger, R (7, 1) ERA: 3.57	1.1 5 1 0 0 2 0 0 0 0 0 0 15 23 0.00 0.750																			
55 Taylor Rogers, L (8, 1) ERA: 5.99	0.2 2 1 1 1 0 0 0 0 0 0 0 4 6 13.50 1.500																			
57 Ryan Pressly, R (9, 1) ERA: 2.08	1.0 6 2 0 0 1 1 0 0 0 0 0 20 27 0.00 3.000																			

Detroit Tigers @ Minnesota Twins
Target Field, Minneapolis, MN
Wed May 23 2018, 12:11 PM - 3:09 PM CDT
Att: 23,891 - Cloudy - 73 F

AB 34
R 4
H 10
RBI 4
BB 2
SO 6
LOB 16



Batter	1	2	3	4	5	6	7	8	9	AB	R	H	RBI	BB	SO	LOB	BOTTOM					
2 Brian Dozier, R (1, 4) OBP: 0.307, SLG: 0.416										3	1	1	0	1	0	1						
26 Max Kepler, L (1, 9) OBP: 0.335, SLG: 0.465										3	0	0	0	1	2	3						
20 Eddie Rosario, L (1, 10) OBP: 0.319, SLG: 0.534										4	0	3	1	0	0	1						
5 Eduardo Escobar, S (1, 5) OBP: 0.331, SLG: 0.512										4	0	0	0	0	2	4						
99 Logan Morrison, L (1, 3) OBP: 0.319, SLG: 0.359											3	0	0	0	1	0						
60 Jake Cave, L (1, 7) OBP: 0.111, SLG: 0.444											4	0	0	0	0	1						
16 Ehire Adrianza, S (1, 6) OBP: 0.287, SLG: 0.297											3	0	0	0	0	0						
36 Robbie Grossman, R (PH) OBP: 0.308, SLG: 0.337											2	0	0	0	1	1						
46 Bobby Wilson, R (1, 2) OBP: 0.207, SLG: 0.360											3	0	1	0	0	2						
25 Byron Buxton, R (1, 8) OBP: 0.205, SLG: 0.227																						
Inning Stats	R: 1 H: 2 E: 0 K: 2 S: 15	H: 2 LOB: 1 BB: 0 P: 20	R: 0 H: 0 E: 0 K: 1 S: 11	H: 0 LOB: 1 BB: 1 P: 21	R: 0 H: 0 E: 0 K: 0 S: 15	H: 0 LOB: 1 BB: 1 P: 25	R: 0 H: 0 E: 0 K: 1 S: 9	H: 0 LOB: 0 BB: 0 P: 14	R: 0 H: 1 E: 0 K: 1 S: 13	H: 1 LOB: 1 BB: 0 P: 17	R: 0 H: 1 E: 0 K: 0 S: 11	H: 0 LOB: 0 BB: 1 P: 17	R: 0 H: 0 E: 0 K: 2 S: 11	H: 0 LOB: 0 BB: 0 P: 16	R: 0 H: 1 E: 0 K: 1 S: 11	H: 1 LOB: 1 BB: 1 P: 19	R: 0 H: 0 E: 0 K: 0 S: 6	H: 0 LOB: 0 BB: 0 P: 8	1B: 3 2B: 2 3B: 0 HR: 0	SF: 0 SAC: 0 DP: 2 HBP: 0	WP: 0 PB: 0 SB: 0 CS: 0	PA: 34
PITCHER	IP WLS BF H R ER SO BB IBB HBP BLK WP HR S P ERA WHIP																					
32 Michael Fulmer, R (1, 1) ERA: 4.08	5.2 W 23 4 0 0 2 3 0 0 0 0 0 73 112 1.59 1.235																					
19 Louis Coleman, R (6, 1) ERA: 2.66	1.1 H 4 0 0 0 2 0 0 0 0 0 0 12 18 0.00 0.000																					
77 Joe Jiménez, R (8, 1) ERA: 2.66	1.0 H 4 1 0 0 1 1 0 0 0 0 0 11 19 0.00 2.000																					
61 Shane Greene, R (9, 1) ERA: 4.03	1.0 S 3 0 0 0 0 0 0 0 0 0 0 6 8 0.00 0.000																					

Detroit Tigers @ Minnesota Twins
Target Field, Minneapolis, MN
Wed May 23 2018, 12:11 PM - 3:09 PM CDT
Att: 23,891 - Cloudy - 73 F

AB 30
R 1
H 5
RBI 1
BB 4
SO 8
LOB 12



Batter	1	2	3	4	5	6	7	8	9	AB	R	H	RBI	BB	SO	LOB	TOP							
10 Yoán Moncada, S OBP: 0.341, SLG: 0.471										4	1	1	0	1	2	2								
5 Yolmer Sánchez, S OBP: 0.319, SLG: 0.406										5	0	1	0	0	0	5								
79 José Abreu, R OBP: 0.367, SLG: 0.524										5	1	2	1	0	1	1								
18 Daniel Palka, L OBP: 0.289, SLG: 0.500										5	0	1	0	0	2	2								
7 Tim Anderson, R OBP: 0.301, SLG: 0.415										4	1	3	2	0	1	1								
38 Omar Narváez, L OBP: 0.289, SLG: 0.242										2	0	0	0	2	1	2								
15 Adam Engel, R OBP: 0.278, SLG: 0.275										4	1	1	0	0	0	4								
22 Charles Tilson, L OBP: 0.143, SLG: 0.143										4	0	1	0	0	0	2								
32 Trayce Thompson, R OBP: 0.162, SLG: 0.282										4	0	1	1	0	1	1								
Inning Stats	R: 2 H: 3 E: 0 K: 0 S: 17	H: 3 LOB: 2 BB: 1 P: 26	R: 0 H: 0 E: 0 K: 1 S: 8	H: 0 LOB: 0 BB: 0 P: 13	R: 0 H: 1 E: 0 K: 2 S: 9	H: 1 LOB: 1 BB: 0 P: 15	R: 1 H: 2 E: 0 K: 0 S: 17	H: 2 LOB: 2 BB: 1 P: 24	R: 1 H: 2 E: 0 K: 1 S: 8	H: 2 LOB: 0 BB: 0 P: 10	R: 0 H: 1 E: 1 K: 0 S: 7	H: 1 LOB: 2 BB: 1 P: 11	R: 0 H: 1 E: 1 K: 1 S: 17	H: 0 LOB: 2 BB: 0 P: 25	R: 0 H: 0 E: 0 K: 2 S: 8	H: 0 LOB: 0 BB: 0 P: 9	R: 0 H: 1 E: 0 K: 1 S: 11	H: 1 LOB: 0 BB: 0 P: 17	1B: 8 2B: 2 3B: 0 HR: 1	SF: 0 SAC: 0 DP: 1 HBP: 0	WP: 0 PB: 0 SB: 2 CS: 0	PA: 40		
PITCHER	IP WLS BF H R ER SO BB IBB HBP BLK WP HR S P ERA WHIP	5.2 28 9 4 4 4 3 0 0 0 0 1 65 98 6.35 2.118	0.2 4 1 0 0 0 0 0 0 0 0 0 10 16 0.00 1.500	0.2 2 0 0 0 1 0 0 0 0 0 0 8 10 0.00 0.000	1.0 W 3 0 0 0 2 0 0 0 0 0 0 8 9 0.00 0.000	1.0 S 3 1 0 0 1 0 0 0 0 0 0 11 17 0.00 1.000																		
12 Leonys Martín, L OBP: 0.321, SLG: 0.435										3	2	2	1	1	0	0								
9 Nick Castellanos, R OBP: 0.300, SLG: 0.522										4	2	3	1	0	0	0								
46 Jeimer Candelario, S OBP: 0.357, SLG: 0.490										4	0	1	1	0	0	4								
41 Víctor Martínez, S OBP: 0.300, SLG: 0.362										4	0	0	1	0	0	3								
28 Niko Goodrum, S OBP: 0.297, SLG: 0.461										4	0	0	0	0	1	1								
33 Pete Kozma, R OBP: 0.194, SLG: 0.355										0	0	0	0	0	0	0								
55 John Hicks, R OBP: 0.333, SLG: 0.491										2	0	1	0	1	1	0								
34 James McCann, R OBP: 0.321, SLG: 0.381										3	0	0	0	0	1	2								
1 José Iglesias, R OBP: 0.301, SLG: 0.367										2	1	2	0	1	0	0								
21 Jacoby Jones, R OBP: 0.279, SLG: 0.383										3	0	0	0	0	1	2								
Inning Stats	R: 0 H: 0 E: 0 K: 0 S: 9	H: 0 LOB: 0 BB: 0 P: 17	R: 0 H: 0 E: 0 K: 1 S: 8	H: 0 LOB: 0 BB: 0 P: 11	R: 0 H: 0 E: 0 K: 1 S: 6	H: 0 LOB: 0 BB: 1 P: 12	R: 2 H: 2 E: 0 K: 0 S: 11	H: 2 LOB: 0 BB: 0 P: 16	R: 0 H: 2 E: 0 K: 0 S: 7	H: 2 LOB: 1 BB: 0 P: 11	R: 0 H: 1 E: 0 K: 0 S: 10	H: 1 LOB: 2 BB: 1 P: 15	R: 0 H: 0 E: 0 K: 1 S: 8	H: 0 LOB: 0 BB: 1 P: 14	R: 3 H: 4 E: 0 K: 1 S: 15	H: 4 LOB: 1 BB: 0 P: 17	R: 0 H: 1 E: 0 K: 1 S: 15	H: 1 LOB: 1 BB: 0 P: 17	1B: 6 2B: 4 3B: 0 HR: 0	SF: 0 SAC: 0 DP: 3 HBP: 0	WP: 1 PB: 0 SB: 0 CS: 0	PA: 32		
PITCHER	IP WLS BF H R ER SO BB IBB HBP BLK WP HR S P ERA WHIP	7.0 25 5 2 2 3 3 0 0 0 0 1 59 96 2.57 1.143	0.1 L 4 3 3 3 1 0 0 0 0 0 0 9 11 81.00 9.000	0.2 3 1 0 0 0 0 0 0 0 0 0 6 6 0.00 1.500																				

Chicago White Sox @ Detroit Tigers
Comerica Park, Detroit, MI
Fri May 25 2018, 7:11 PM - 10:01 PM EDT
Att: 24,648 - Clear - 84 F

livebaseballscorecards.com

AB 37
R 4
H 11
RBI 4
BB 3
SO 8
LOB 20

Chicago White Sox @ Detroit Tigers
Comerica Park, Detroit, MI
Fri May 25 2018, 7:11 PM - 10:01 PM EDT
Att: 24,648 - Clear - 84 F

livebaseballscorecards.com

AB 29
R 5
H 9
RBI 4
BB 3
SO 4
LOB 12

Batter	1	2	3	4	5	6	7	8	9	AB	R	H	RBI	BB	SO	LOB	TOP								
7 Tim Anderson, R OBP: 0.309, SLG: 0.451	G6-3		79 2B			HR		K		4	3	2	4	1	1	1	Chicago White Sox @ Detroit Tigers Comerica Park, Detroit, MI Sat May 26 2018, 4:10 PM - 7:26 PM EDT Att: 27,032 - Cloudy - 77 F								
5 Yolmer Sánchez, S OBP: 0.311, SLG: 0.394	K2-3		K			K	G4-3	FC4-6		5	0	0	0	0	3	2									
79 José Abreu, R OBP: 0.382, SLG: 0.560						HR				4	2	4	2	1	0	0									
20 José Rondón, R OBP: 0.310, SLG: 0.556	F9					G6-3		K		4	0	0	0	1	1	3									
18 Daniel Palka, L OBP: 0.295, SLG: 0.529										4	2	2	0	1	0	0									
22 Charles Tilson, L OBP: 0.143, SLG: 0.143			G6-3							0	0	0	0	0	0	0									
10 Yoenis Moncada, S OBP: 0.337, SLG: 0.463										5	1	1	0	0	0	2									
15 Adam Engel, R OBP: 0.285, SLG: 0.282										4	1	2	0	0	1	1									
32 Trayce Thompson, R OBP: 0.167, SLG: 0.280	FC6-4									4	0	1	0	0	1	3									
60 Alfredo González, R OBP: 0.167, SLG: 0.280										4	0	0	0	0	3	3									
Inning Stats	R: 0 H: 0 E: 0 K: 1 S: 9	H: 0 LOB: 1 BB: 1 P: 13	R: 0 H: 1 E: 0 K: 1 S: 8	H: 1 LOB: 1 BB: 0 P: 12	R: 1 H: 1 E: 0 K: 2 S: 16	H: 1 LOB: 2 BB: 2 P: 29	R: 0 H: 0 E: 0 K: 2 S: 8	H: 0 LOB: 0 BB: 0 P: 10	R: 2 H: 2 E: 0 K: 2 S: 14	H: 2 LOB: 0 BB: 0 P: 18	R: 4 H: 4 E: 0 K: 0 S: 15	H: 4 LOB: 1 BB: 0 P: 24	R: 1 H: 2 E: 0 K: 1 S: 9	H: 2 LOB: 1 BB: 0 P: 14	R: 0 H: 1 E: 0 K: 2 S: 12	H: 1 LOB: 1 BB: 0 P: 17	R: 0 H: 1 E: 0 K: 0 S: 11	H: 1 LOB: 0 BB: 0 P: 15	1B: 6 2B: 2 3B: 0 HR: 4	SF: 0 SAC: 0 DP: 0 HBP: 0	WP: 0 PB: 0 SB: 0 CS: 0	PA: 42			
PITCHER	IP WLS BF H R ER SO BB IBB HBP BLK WP HR S P ERA WHIP	IP WLS BF H R ER SO BB IBB HBP BLK WP HR S P ERA WHIP	IP WLS BF H R ER SO BB IBB HBP BLK WP HR S P ERA WHIP	IP WLS BF H R ER SO BB IBB HBP BLK WP HR S P ERA WHIP	IP WLS BF H R ER SO BB IBB HBP BLK WP HR S P ERA WHIP	IP WLS BF H R ER SO BB IBB HBP BLK WP HR S P ERA WHIP	IP WLS BF H R ER SO BB IBB HBP BLK WP HR S P ERA WHIP	IP WLS BF H R ER SO BB IBB HBP BLK WP HR S P ERA WHIP	IP WLS BF H R ER SO BB IBB HBP BLK WP HR S P ERA WHIP	IP WLS BF H R ER SO BB IBB HBP BLK WP HR S P ERA WHIP	IP WLS BF H R ER SO BB IBB HBP BLK WP HR S P ERA WHIP	IP WLS BF H R ER SO BB IBB HBP BLK WP HR S P ERA WHIP	IP WLS BF H R ER SO BB IBB HBP BLK WP HR S P ERA WHIP	IP WLS BF H R ER SO BB IBB HBP BLK WP HR S P ERA WHIP	IP WLS BF H R ER SO BB IBB HBP BLK WP HR S P ERA WHIP	IP WLS BF H R ER SO BB IBB HBP BLK WP HR S P ERA WHIP	IP WLS BF H R ER SO BB IBB HBP BLK WP HR S P ERA WHIP	IP WLS BF H R ER SO BB IBB HBP BLK WP HR S P ERA WHIP	IP WLS BF H R ER SO BB IBB HBP BLK WP HR S P ERA WHIP	IP WLS BF H R ER SO BB IBB HBP BLK WP HR S P ERA WHIP	IP WLS BF H R ER SO BB IBB HBP BLK WP HR S P ERA WHIP	IP WLS BF H R ER SO BB IBB HBP BLK WP HR S P ERA WHIP	IP WLS BF H R ER SO BB IBB HBP BLK WP HR S P ERA WHIP	IP WLS BF H R ER SO BB IBB HBP BLK WP HR S P ERA WHIP	IP WLS BF H R ER SO BB IBB HBP BLK WP HR S P ERA WHIP

AB	39
R	8
H	12
RBI	8
BB	3
SO	11
LOB	18



Batter	1	2	3	4	5	6	7	8	9	AB	R	H	RBI	BB	SO	LOB	BOTTOM								
21 Jacoby Jones, R OBP: 0.271, SLG: 0.371	G5-3		K				G4-3		F9	5	0	0	0	0	2	3	Chicago White Sox @ Detroit Tigers Comerica Park, Detroit, MI Sat May 26 2018, 4:10 PM - 7:26 PM EDT Att: 27,032 - Cloudy - 77 F								
9 Nick Castellanos, R OBP: 0.371, SLG: 0.508	E6		F8			K	K	G3-1		5	1	0	0	0	2	0									
46 Jeimer Candelario, S OBP: 0.364, SLG: 0.529	HR		HR			K	F7			4	3	2	3	1	1	0									
41 Victor Martínez, S OBP: 0.305, SLG: 0.365	G4-3		P6			28 BB		55 FC6-4	28 1B	4	0	2	0	0	0	0									
33 Pete Kozma, R OBP: 0.198, SLG: 0.344										1	0	0	0	0	0	0									
28 Niko Goodrum, S OBP: 0.310, SLG: 0.481			F8							4	0	2	0	1	0	1									
55 John Hicks, R OBP: 0.331, SLG: 0.482	G1-3									4	0	1	0	0	1	5									
34 James McCann, R OBP: 0.319, SLG: 0.377	F8									4	0	1	0	0	0	3									
1 Jose Iglesias, R OBP: 0.305, SLG: 0.372	G6-3									3	0	1	0	1	0	1									
22 Victor Reyes, S OBP: 0.118, SLG: 0.118										3	0	1	0	0	0	2									
12 Leonys Martín, L OBP: 0.320, SLG: 0.432										1	0	0	0	0	0	3									
Inning Stats	R: 2 H: 2 E: 1 K: 0 S: 13	H: 2 LOB: 1 BB: 0 P: 18	R: 0 H: 1 E: 0 K: 1 S: 11	H: 1 LOB: 0 BB: 0 P: 16	R: 1 H: 1 E: 0 K: 0 S: 6	H: 1 LOB: 0 BB: 0 P: 12	R: 0 H: 2 E: 0 K: 1 S: 12	H: 2 LOB: 2 BB: 0 P: 17	R: 0 H: 1 E: 0 K: 3 S: 13	H: 1 LOB: 0 BB: 1 P: 21	R: 0 H: 1 E: 0 K: 0 S: 11	H: 1 LOB: 0 BB: 0 P: 14	R: 0 H: 0 E: 0 K: 1 S: 7	H: 0 LOB: 0 BB: 0 P: 9	R: 0 H: 2 E: 0 K: 0 S: 13	H: 2 LOB: 3 BB: 1 P: 21	R: 1 H: 0 E: 1 K: 0 S: 19	H: 0 LOB: 1 BB: 1 P: 27	1B: 6 2B: 2 3B: 1 HR: 2	SF: 0 SAC: 0 DP: 1 HBP: 0	WP: 0 PB: 0 SB: 1 CS: 0	PA: 41			
PITCHER	IP WLS BF H R ER SO BB IBB HBP BLK WP HR S P ERA WHIP	IP WLS BF H R ER SO BB IBB HBP BLK WP HR S P ERA WHIP	IP WLS BF H R ER SO BB IBB HBP BLK WP HR S P ERA WHIP	IP WLS BF H R ER SO BB IBB HBP BLK WP HR S P ERA WHIP	IP WLS BF H R ER SO BB IBB HBP BLK WP HR S P ERA WHIP	IP WLS BF H R ER SO BB IBB HBP BLK WP HR S P ERA WHIP	IP WLS BF H R ER SO BB IBB HBP BLK WP HR S P ERA WHIP	IP WLS BF H R ER SO BB IBB HBP BLK WP HR S P ERA WHIP	IP WLS BF H R ER SO BB IBB HBP BLK WP HR S P ERA WHIP	IP WLS BF H R ER SO BB IBB HBP BLK WP HR S P ERA WHIP	IP WLS BF H R ER SO BB IBB HBP BLK WP HR S P ERA WHIP	IP WLS BF H R ER SO BB IBB HBP BLK WP HR S P ERA WHIP	IP WLS BF H R ER SO BB IBB HBP BLK WP HR S P ERA WHIP	IP WLS BF H R ER SO BB IBB HBP BLK WP HR S P ERA WHIP	IP WLS BF H R ER SO BB IBB HBP BLK WP HR S P ERA WHIP	IP WLS BF H R ER SO BB IBB HBP BLK WP HR S P ERA WHIP	IP WLS BF H R ER SO BB IBB HBP BLK WP HR S P ERA WHIP	IP WLS BF H R ER SO BB IBB HBP BLK WP HR S P ERA WHIP	IP WLS BF H R ER SO BB IBB HBP BLK WP HR S P ERA WHIP	IP WLS BF H R ER SO BB IBB HBP BLK WP HR S P ERA WHIP	IP WLS BF H R ER SO BB IBB HBP BLK WP HR S P ERA WHIP	IP WLS BF H R ER SO BB IBB HBP BLK WP HR S P ERA WHIP	IP WLS BF H R ER SO BB IBB HBP BLK WP HR S P ERA WHIP	IP WLS BF H R ER SO BB IBB HBP BLK WP HR S P ERA WHIP	IP WLS BF H R ER SO BB IBB HBP BLK WP HR S P ERA WHIP

AB	38
R	4
H	10
RBI	3
BB	3
SO	6
LOB	18



Batter	1	2	3	4	5	6	7	8	9	AB	R	H	RBI	BB	SO	LOB	TOP								
7 Tim Anderson, R OBP: 0.308, SLG: 0.444										3	1	0	0	1	1	0									
5 Yolmer Sánchez, S OBP: 0.315, SLG: 0.408										4	0	2	1	0	1	0									
79 José Abreu, R OBP: 0.375, SLG: 0.549										4	0	0	0	0	1	2									
20 José Rondón, R OBP: 0.330, SLG: 0.613										4	1	1	1	0	1	2									
18 Daniel Palka, L OBP: 0.304, SLG: 0.528										4	0	2	0	0	1	0									
22 Charles Tilson, L OBP: 0.143, SLG: 0.143										4	0	0	0	0	3	2									
10 Yván Moncada, S OBP: 0.330, SLG: 0.452										4	0	0	0	0	3	2									
15 Adam Engel, R OBP: 0.279, SLG: 0.276										3	0	0	0	0	0	1									
32 Trayce Thompson, R OBP: 0.160, SLG: 0.269										3	0	0	0	0	1	1									
38 Omar Narváez, L OBP: 0.278, SLG: 0.232										3	0	0	0	0	1	0									
Inning Stats	R: 0 E: 0 K: 1 S: 8	H: 1 LOB: 1 BB: 0 P: 12	R: 0 E: 0 K: 1 S: 10	H: 1 LOB: 1 BB: 0 P: 17	R: 1 E: 0 K: 1 S: 10	H: 1 LOB: 1 BB: 1 P: 16	R: 0 E: 0 K: 1 S: 6	H: 0 LOB: 0 BB: 0 P: 8	R: 0 E: 0 K: 1 S: 5	H: 0 LOB: 0 BB: 0 P: 10	R: 0 E: 0 K: 1 S: 8	H: 0 LOB: 0 BB: 0 P: 11	R: 0 E: 0 K: 1 S: 8	H: 0 LOB: 0 BB: 0 P: 11	R: 0 E: 0 K: 3 S: 10	H: 0 LOB: 0 BB: 0 P: 12	R: 1 E: 0 K: 1 S: 14	H: 2 LOB: 1 BB: 0 P: 20	1B: 3 2B: 0 3B: 1 HR: 1	SF: 0 SAC: 0 DP: 0 HBP: 0	WP: 0 PB: 0 CS: 0	PA: 33			
PITCHER	IP	WLS	BF	H	R	ER	SO	BB	IBB	HBP	BLK	WP	HR	S	P	ERA	WHIP								
36 Blaine Hardy, L ERA: 2.7	7.0	W	25	3	1	1	6	1	0	0	0	0	0	55	85	1.29	0.571								
77 Joe Jiménez, R ERA: 2.55	1.0	H	3	0	0	0	3	0	0	0	0	0	0	10	12	0.00	0.000								
61 Shane Greene, R ERA: 4.07	1.0	S	5	2	1	1	1	0	0	0	0	0	1	14	20	9.00	2.000								

Chicago White Sox @ Detroit Tigers
Comerica Park, Detroit, MI
Sun May 27 2018, 1:10 PM - 3:27 PM EDT
Att: 23,419 - Sunny - 82 F

livebaseballscores.com

AB 32
R 2
H 5
RBI 2
BB 1
SO 10
LOB 8

Batter	1	2	3	4	5	6	7	8	9	AB	R	H	RBI	BB	SO	LOB	BOTTOM								
12 Leonys Martin, L OBP: 0.312, SLG: 0.421										4	0	0	0	0	2	2									
9 Nick Castellanos, R OBP: 0.308, SLG: 0.503										4	0	1	1	0	0	0									
46 Jeimer Candelario, S OBP: 0.361, SLG: 0.519										3	0	0	0	1	2	0									
41 Victor Martínez, S OBP: 0.309, SLG: 0.365										3	1	1	0	1	0	3									
22 Victor Reyes, S OBP: 0.118, SLG: 0.118										0	0	0	0	0	0	0									
55 John Hicks, R OBP: 0.328, SLG: 0.475										4	0	1	0	0	0	2									
21 JaCoby Jones, R OBP: 0.272, SLG: 0.370										3	1	1	0	0	1	2									
17 Grayson Greiner, R OBP: 0.346, SLG: 0.391										2	1	1	1	1	0	0									
1 Jose Iglesias, R OBP: 0.300, SLG: 0.366										3	0	0	0	0	0	4									
49 Dixon Machado, R OBP: 0.281, SLG: 0.282										3	0	1	1	0	0	0									
Inning Stats	R: 0 E: 0 K: 0 S: 5	H: 0 LOB: 0 BB: 0 P: 10	R: 1 E: 0 K: 0 S: 9	H: 2 LOB: 1 BB: 1 P: 17	R: 0 E: 0 K: 1 S: 8	H: 0 LOB: 0 BB: 0 P: 10	R: 0 E: 0 K: 1 S: 8	H: 0 LOB: 0 BB: 0 P: 12	R: 2 E: 0 K: 0 S: 16	H: 3 LOB: 3 BB: 2 P: 31	R: 0 E: 0 K: 1 S: 7	H: 0 LOB: 0 BB: 0 P: 7	R: 0 E: 0 K: 1 S: 8	H: 0 LOB: 0 BB: 0 P: 10	R: 0 E: 0 K: 1 S: 11	H: 1 LOB: 2 BB: 0 P: 19	1B: 5 2B: 1 3B: 0 HR: 0	SF: 0 SAC: 0 DP: 1 HBP: 0	WP: 1 PB: 0 CS: 0	PA: 32					
PITCHER	IP	WLS	BF	H	R	ER	SO	BB	IBB	HBP	BLK	WP	HR	S	P	ERA	WHIP								
33 James Shields, R ERA: 4.54	7.0	L	28	5	3	3	4	3	0	0	0	0	0	61	97	3.86	1.143								
39 Aaronummer, L ERA: 3.0	1.0		4	1	0	0	1	0	0	0	0	1	0	11	19	0.00	1.000								

Chicago White Sox @ Detroit Tigers
Comerica Park, Detroit, MI
Sun May 27 2018, 1:10 PM - 3:27 PM EDT
Att: 23,419 - Sunny - 82 F

livebaseballscores.com

AB 29
R 3
H 6
RBI 3
BB 3
SO 5
LOB 13

Batter	1	2	3	4	5	6	7	8	9	AB	R	H	RBI	BB	SO	LOB	TOP					
3 Ian Kinsler, R OBP: 0.286, SLG: 0.331	1-0 1B		0-1 1B		1-1 G5-3			2-1 2B		4	1	3	0	0	0	0	Los Angeles Angels @ Detroit Tigers Comerica Park, Detroit, MI Thu May 31 2018, 1:10 PM - 4:19 PM EDT Att: 24,696 - Partly Cloudy - 84 F					
27 Mike Trout, R OBP: 0.444, SLG: 0.663	1-3 K		2-3 K		1-1 F9			3-1 1B		4	0	1	1	0	2	3						
8 Justin Upton, R OBP: 0.315, SLG: 0.427	3-3 K		1-0 G1-3		3-3 K			1-2 G4-6-3		4	0	0	0	0	2	4						
5 Albert Pujols, R OBP: 0.287, SLG: 0.398	1-0 F8			1-2 E3		1-1 L4		2-1 G5-3		4	0	0	0	0	0	1						
2 Andrelton Simmons, R OBP: 0.402, SLG: 0.473		2-1 G4-3		1-2 1B		3-2 L7		1-2 18 DI		4	0	2	0	0	0	0						
19 Jefry Marte, R OBP: 0.308, SLG: 0.417		1-2 G1-3		2-1 F9		3-2 L7		2-1 L5		4	0	0	0	0	0	3						
24 Chris Young, R OBP: 0.281, SLG: 0.283				0-1 P3				0-2 K		4	0	0	0	0	2	3						
56 Kole Calhoun, L OBP: 0.195, SLG: 0.179				0-1 F7				0-3 K		3	0	0	0	0	1	2						
18 Luis Valbuena, L OBP: 0.299, SLG: 0.383					2-2 G4-3			1-2 BB		0	0	0	0	1	0	0						
10 José Briceño, R OBP: 0.500, SLG: 1.111				1-1 1B		3-2 HR		0-3 K		4	1	2	1	0	1	2						
Inning Stats	R: 0 H: 1 E: 0 K: 2 S: 8	H: 1 LOB: 1 BB: 0 P: 14	R: 0 H: 0 E: 0 K: 0 S: 8	H: 0 LOB: 0 BB: 0 P: 13	R: 0 H: 2 E: 0 K: 1 S: 10	H: 2 LOB: 2 BB: 0 P: 14	R: 0 H: 1 E: 0 K: 0 S: 13	H: 1 LOB: 0 BB: 0 P: 19	R: 1 H: 1 E: 0 K: 1 S: 14	H: 1 LOB: 0 BB: 0 P: 22	R: 0 H: 0 E: 0 K: 0 S: 10	H: 0 LOB: 0 BB: 0 P: 17	R: 0 H: 0 E: 0 K: 2 S: 7	H: 0 LOB: 0 BB: 0 P: 10	R: 1 H: 2 E: 0 K: 0 S: 9	H: 2 LOB: 2 BB: 1 P: 17	R: 0 H: 1 E: 0 K: 2 S: 14	H: 1 LOB: 1 BB: 1 P: 21	1B: 6 2B: 1 3B: 0 HR: 1	SF: 0 SAC: 0 DP: 1 HBP: 0	WP: 0 PB: 0 SB: 0 CS: 0	PA: 36
PITCHER	IP WLS BF H R ER SO BB IBB HBP BLK WP HR S P ERA WHIP	IP WLS BF H R ER SO BB IBB HBP BLK WP HR S P ERA WHIP	IP WLS BF H R ER SO BB IBB HBP BLK WP HR S P ERA WHIP	IP WLS BF H R ER SO BB IBB HBP BLK WP HR S P ERA WHIP	IP WLS BF H R ER SO BB IBB HBP BLK WP HR S P ERA WHIP	IP WLS BF H R ER SO BB IBB HBP BLK WP HR S P ERA WHIP	IP WLS BF H R ER SO BB IBB HBP BLK WP HR S P ERA WHIP	IP WLS BF H R ER SO BB IBB HBP BLK WP HR S P ERA WHIP	IP WLS BF H R ER SO BB IBB HBP BLK WP HR S P ERA WHIP	IP WLS BF H R ER SO BB IBB HBP BLK WP HR S P ERA WHIP	IP WLS BF H R ER SO BB IBB HBP BLK WP HR S P ERA WHIP	IP WLS BF H R ER SO BB IBB HBP BLK WP HR S P ERA WHIP	IP WLS BF H R ER SO BB IBB HBP BLK WP HR S P ERA WHIP	IP WLS BF H R ER SO BB IBB HBP BLK WP HR S P ERA WHIP	IP WLS BF H R ER SO BB IBB HBP BLK WP HR S P ERA WHIP	IP WLS BF H R ER SO BB IBB HBP BLK WP HR S P ERA WHIP						
31 Ryan Carpenter, L ERA: 6.39	4.0	18	5	1	1	3	0	0	0	0	0	0	0	0	0	0	2.25	1.250				
53 Warwick Saupold, R ERA: 2.42	2.0	W	6	0	0	0	1	0	0	0	0	0	0	0	0	0	18	30	0.00	0.000		
19 Louis Coleman, R ERA: 1.5	1.0	3	0	0	0	2	0	0	0	0	0	0	0	0	0	7	10	0.00	0.000			
77 Joe Jiménez, R ERA: 2.63	1.0	4	2	1	1	0	0	0	0	0	0	0	0	0	0	9	17	9.00	2.000			
61 Shane Greene, R ERA: 3.76	1.0	5	1	0	0	2	1	0	0	0	0	0	0	0	0	14	21	0.00	2.000			

Batter	1	2	3	4	5	6	7	8	9	AB	R	H	RBI	BB	SO	LOB	BOTTOM			
28 Niko Goodrum, S OBP: 0.323, SLG: 0.478	0-1 L8	4-2 BB		0-2 G6-3		0-0 FC6-5		1-3 K		4	0	1	1	1	1	2	Los Angeles Angels @ Detroit Tigers Comerica Park, Detroit, MI Thu May 31 2018, 1:10 PM - 4:19 PM EDT Att: 24,696 - Partly Cloudy - 84 F			
9 Nick Castellanos, R OBP: 0.376, SLG: 0.514	0-1 46 2B	2-1 1B		3-2 46 HBP		3-2 FC6-5		1-0 K		5	1	3	0	0	1	3				
46 Jeimer Candelario, S OBP: 0.367, SLG: 0.535	1-1 34 2B	0-0 L8		1-2 34 HBP		2-0 G3-1		1-2 K		2	1	1	1	0	0	2				
49 Dixon Machado, R OBP: 0.263, SLG: 0.291	1-1 34 1B			1-2 G6-4-3		2-0 2B		1-2 G3-1		2	0	1	0	0	0	2				
34 James McCann, R OBP: 0.315, SLG: 0.383	0-2 G1-4-3	1-1 F8		0-0 G6-4-3		1-2 P2				4	0	0	0	0	0	7				
55 John Hicks, R OBP: 0.321, SLG: 0.454	2-1 60 1B	2-3 K		0-0 F8		1-1 L7				4	1	1	1	0	1	2				
21 JaCoby Jones, R OBP: 0.280, SLG: 0.389	1-1 60 1B			1-0 F8		1-2 F7		0-0 L6		3	1	0	0	0	0	0				
60 Ronny Rodríguez, R OBP: 0.500, SLG: 0.500	1-2 22 3B			1-1 1B		1-2 L7		0-3 K		4	1	2	0	0	1	0				
22 Victor Reyes, S OBP: 0.200, SLG: 0.325	0-0 3B			1-3 1B		0-0 33 2B		2-2 33 1B		4	1	3	3	0	1	1				
33 Pete Kozma, R OBP: 0.195, SLG: 0.300	2-2 P2			2-2 K		1-0 F7		4-1 BB		3	0	0	0	1	1	3				
Inning Stats	R: 5 H: 5 E: 0 K: 0 S: 21	H: 5 LOB: 1 BB: 0 P: 28	R: 0 H: 1 E: 0 K: 1 S: 19	H: 1 LOB: 2 BB: 1 P: 28	R: 0 H: 1 E: 0 K: 2 S: 10	H: 1 LOB: 1 BB: 0 P: 14	R: 0 H: 1 E: 0 K: 0 S: 10	H: 1 LOB: 1 BB: 0 P: 14	R: 0 H: 0 E: 0 K: 0 S: 8	H: 0 LOB: 0 BB: 0 P: 10	R: 1 H: 3 E: 0 K: 0 S: 8	H: 3 LOB: 2 BB: 0 P: 13	R: 0 H: 0 E: 0 K: 1 S: 6	H: 0 LOB: 0 BB: 0 P: 7	R: 0 H: 1 E: 0 K: 2 S: 13	H: 1 LOB: 2 BB: 1 P: 22	1B: 6 2B: 5 3B: 1 HR: 0	SF: 0 SAC: 0 DP: 1 HBP: 2	WP: 0 PB: 0 SB: 1 CS: 0	PA: 39
PITCHER	IP WLS BF H R ER SO BB IBB HBP BLK WP HR S P ERA WHIP	IP WLS BF H R ER SO BB IBB HBP BLK WP HR S P ERA WHIP	IP WLS BF H R ER SO BB IBB HBP BLK WP HR S P ERA WHIP	IP WLS BF H R ER SO BB IBB HBP BLK WP HR S P ERA WHIP	IP WLS BF H R ER SO BB IBB HBP BLK WP HR S P ERA WHIP	IP WLS BF H R ER SO BB IBB HBP BLK WP HR S P ERA WHIP	IP WLS BF H R ER SO BB IBB HBP BLK WP HR S P ERA WHIP	IP WLS BF H R ER SO BB IBB HBP BLK WP HR S P ERA WHIP	IP WLS BF H R ER SO BB IBB HBP BLK WP HR S P ERA WHIP	IP WLS BF H R ER SO BB IBB HBP BLK WP HR S P ERA WHIP	IP WLS BF H R ER SO BB IBB HBP BLK WP HR S P ERA WHIP	IP WLS BF H R ER SO BB IBB HBP BLK WP HR S P ERA WHIP	IP WLS BF H R ER SO BB IBB HBP BLK WP HR S P ERA WHIP	IP WLS BF H R ER SO BB IBB HBP BLK WP HR S P ERA WHIP	IP WLS BF H R ER SO BB IBB HBP BLK WP HR S P ERA WHIP	IP WLS BF H R ER SO BB IBB HBP BLK WP HR S P ERA WHIP				
28 Andrew Heaney, L ERA: 3.66	5.0	L	25	8	5	3	1	0	0	0	0	0	0	0	0	0	68	94	9.00	1.800
25 Noé Ramirez, R ERA: 3.34	2.0	9	3	1	1	1	0	0	0	0	0	0	0	0	0	14	20	4.50	1.500	
3B Justin Anderson, R ERA: 3.24	1.0	5	1	0	0	2	1	0	0	0	0	0	0	0	0	13	22	0.00	2.000	

Batter	1	2	3	4	5	6	7	8	9	AB	R	H	RBI	BB	SO	LOB	TOP				
37 Teoscar Hernández, R (1.7)										5	1	3	1	0	1	2					
26 Yanervis Solarte, S (1.5)										5	0	0	0	0	2	3					
14 Justin Smoak, S (1.3)										2	0	0	0	2	0	0					
8 Kendrys Morales, S (1.10)										2	0	1	1	1	0	0					
11 Kevin Pillar, R (1.8)										4	0	0	0	0	0	4					
55 Russell Martin, R (1.2)										3	0	1	0	0	1	1					
29 Devon Travis, R (1.4)										3	0	1	0	1	0	4					
15 Randal Grichuk, R (1.9)										2	0	0	0	0	0	3					
18 Curtis Granderson, L (7.74)										2	0	0	0	0	1	1					
1 Aledmys Díaz, R (1.6)										3	1	1	0	1	0	0					
Inning Stats	R: 0 H: 0 E: 0 K: 2 S: 7	H: 0 LOB: 0 BB: 0 P: 13	R: 0 H: 1 E: 0 K: 1 S: 9	H: 2 LOB: 2 BB: 1 P: 18	R: 0 H: 1 E: 0 K: 0 S: 8	H: 0 LOB: 0 BB: 0 P: 12	R: 0 H: 0 E: 0 K: 0 S: 5	H: 0 LOB: 0 BB: 0 P: 5	R: 0 H: 0 E: 0 K: 0 S: 9	H: 0 LOB: 0 BB: 1 P: 17	R: 2 H: 1 E: 0 K: 0 S: 12	H: 1 LOB: 1 BB: 2 P: 23	R: 0 H: 2 E: 0 K: 0 S: 11	H: 1 LOB: 3 BB: 1 P: 15	R: 0 H: 1 E: 0 K: 1 S: 17	H: 1 LOB: 0 BB: 0 P: 12	1B: 5 2B: 1 3B: 1 HR: 0	SF: 1 SAC: 0 DP: 2 HBP: 1	WP: 1 PB: 0 SB: 0 CS: 0	PA: 38	
PITCHER	IP WLS BF H R ER SO BB IBB HBP BLK WP HR S P ERA WHIP	IP WLS BF H R ER SO BB IBB HBP BLK WP HR S P ERA WHIP	IP WLS BF H R ER SO BB IBB HBP BLK WP HR S P ERA WHIP	IP WLS BF H R ER SO BB IBB HBP BLK WP HR S P ERA WHIP	IP WLS BF H R ER SO BB IBB HBP BLK WP HR S P ERA WHIP	IP WLS BF H R ER SO BB IBB HBP BLK WP HR S P ERA WHIP	IP WLS BF H R ER SO BB IBB HBP BLK WP HR S P ERA WHIP	IP WLS BF H R ER SO BB IBB HBP BLK WP HR S P ERA WHIP	IP WLS BF H R ER SO BB IBB HBP BLK WP HR S P ERA WHIP	IP WLS BF H R ER SO BB IBB HBP BLK WP HR S P ERA WHIP	IP WLS BF H R ER SO BB IBB HBP BLK WP HR S P ERA WHIP	IP WLS BF H R ER SO BB IBB HBP BLK WP HR S P ERA WHIP	IP WLS BF H R ER SO BB IBB HBP BLK WP HR S P ERA WHIP	IP WLS BF H R ER SO BB IBB HBP BLK WP HR S P ERA WHIP	IP WLS BF H R ER SO BB IBB HBP BLK WP HR S P ERA WHIP	IP WLS BF H R ER SO BB IBB HBP BLK WP HR S P ERA WHIP	IP WLS BF H R ER SO BB IBB HBP BLK WP HR S P ERA WHIP	IP WLS BF H R ER SO BB IBB HBP BLK WP HR S P ERA WHIP	IP WLS BF H R ER SO BB IBB HBP BLK WP HR S P ERA WHIP	IP WLS BF H R ER SO BB IBB HBP BLK WP HR S P ERA WHIP	IP WLS BF H R ER SO BB IBB HBP BLK WP HR S P ERA WHIP

Toronto Blue Jays @ Detroit Tigers
Comerica Park, Detroit, MI
Fri Jun 01 2018, 7:11 PM - 10:02 PM EDT
Att: 22,192 - Cloudy - 75 F

AB	31
R	2
H	7
RBI	2
BB	5
SO	5
LOB	18



Batter	1	2	3	4	5	6	7	8	9	AB	R	H	RBI	BB	SO	LOB	BOTTOM				
46 Jeimer Candelario, S (1.5)										4	0	1	1	0	0	0					
9 Nick Castellanos, R (1.9)										4	1	3	1	0	0	0					
24 Miguel Cabrera, R (1.3)										3	0	1	0	1	0	1					
41 Victor Martínez, S (1.10)										4	1	1	0	0	1	4					
34 James McCann, R (1.2)										4	1	1	0	0	2	1					
21 Jacoby Jones, R (1.7)										4	1	2	2	0	1	0					
12 Leonys Martín, L (1.8)										4	0	1	1	0	0	0					
1 Jose Iglesias, R (1.6)										3	1	1	0	0	0	1					
60 Ronny Rodríguez, R (1.4)										3	0	0	0	0	2	2					
Inning Stats	R: 0 H: 1 E: 0 K: 0 S: 9	H: 6 LOB: 3 BB: 1 P: 34	R: 4 H: 0 E: 0 K: 1 S: 21	H: 0 LOB: 0 BB: 1 P: 34	R: 0 H: 0 E: 0 K: 1 S: 7	H: 0 LOB: 0 BB: 0 P: 13	R: 0 H: 0 E: 0 K: 1 S: 8	H: 0 LOB: 0 BB: 0 P: 10	R: 0 H: 1 E: 0 K: 1 S: 12	H: 1 LOB: 1 BB: 0 P: 13	R: 0 H: 2 E: 0 K: 0 S: 7	H: 2 LOB: 1 BB: 0 P: 11	R: 1 H: 1 E: 0 K: 1 S: 11	H: 1 LOB: 0 BB: 0 P: 15	R: 0 H: 0 E: 0 K: 2 S: 10	H: 0 LOB: 0 BB: 0 P: 15	1B: 7 2B: 2 3B: 1 HR: 1	SF: 0 SAC: 0 DP: 1 HBP: 0	WP: 0 PB: 0 SB: 1 CS: 1	PA: 34	
PITCHER	IP WLS BF H R ER SO BB IBB HBP BLK WP HR S P ERA WHIP	IP WLS BF H R ER SO BB IBB HBP BLK WP HR S P ERA WHIP	IP WLS BF H R ER SO BB IBB HBP BLK WP HR S P ERA WHIP	IP WLS BF H R ER SO BB IBB HBP BLK WP HR S P ERA WHIP	IP WLS BF H R ER SO BB IBB HBP BLK WP HR S P ERA WHIP	IP WLS BF H R ER SO BB IBB HBP BLK WP HR S P ERA WHIP	IP WLS BF H R ER SO BB IBB HBP BLK WP HR S P ERA WHIP	IP WLS BF H R ER SO BB IBB HBP BLK WP HR S P ERA WHIP	IP WLS BF H R ER SO BB IBB HBP BLK WP HR S P ERA WHIP	IP WLS BF H R ER SO BB IBB HBP BLK WP HR S P ERA WHIP	IP WLS BF H R ER SO BB IBB HBP BLK WP HR S P ERA WHIP	IP WLS BF H R ER SO BB IBB HBP BLK WP HR S P ERA WHIP	IP WLS BF H R ER SO BB IBB HBP BLK WP HR S P ERA WHIP	IP WLS BF H R ER SO BB IBB HBP BLK WP HR S P ERA WHIP	IP WLS BF H R ER SO BB IBB HBP BLK WP HR S P ERA WHIP	IP WLS BF H R ER SO BB IBB HBP BLK WP HR S P ERA WHIP	IP WLS BF H R ER SO BB IBB HBP BLK WP HR S P ERA WHIP	IP WLS BF H R ER SO BB IBB HBP BLK WP HR S P ERA WHIP	IP WLS BF H R ER SO BB IBB HBP BLK WP HR S P ERA WHIP	IP WLS BF H R ER SO BB IBB HBP BLK WP HR S P ERA WHIP	IP WLS BF H R ER SO BB IBB HBP BLK WP HR S P ERA WHIP

Toronto Blue Jays @ Detroit Tigers
Comerica Park, Detroit, MI
Fri Jun 01 2018, 7:11 PM - 10:02 PM EDT
Att: 22,192 - Cloudy - 75 F

AB	33
R	5
H	11
RBI	5
BB	1
SO	6
LOB	9



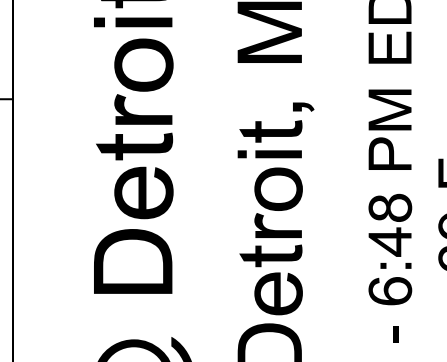
Batter	1	2	3	4	5	6	7	8	9	AB	R	H	RBI	BB	SO	LOB	TOP				
37 Teoscar Hernández, R OBP: 0.391, SLG: 0.514 18 Curtis Granderson, L OBP: 0.363, SLG: 0.394	F9		L7		K		K			2	0	0	0	0	0	1	Toronto Blue Jays @ Detroit Tigers Comerica Park, Detroit, MI Sat Jun 02 2018, 4:11 PM - 6:48 PM EDT Att: 34,674 - Sunny - 69 F				
26 Yanervis Solarte, S OBP: 0.316, SLG: 0.419	G6-3		14 1B		HR		G4-3			4	2	2	2	0	0	0					
14 Justin Smoak, S OBP: 0.382, SLG: 0.443			2B		L8		P5			3	0	1	1	1	0	0					
8 Kendrys Morales, S OBP: 0.276, SLG: 0.333	P4		G6-4-3		K		K			4	0	0	0	0	2	2					
11 Kevin Pillar, R OBP: 0.303, SLG: 0.428	G4-3				P4		F8			4	0	0	0	0	0	0					
29 Devon Travis, R OBP: 0.253, SLG: 0.326			1B		F9		G6-3			4	0	1	0	0	0	0					
1 Aledmys Díaz, R OBP: 0.271, SLG: 0.422	G3				F7		F7			4	0	0	0	0	0	1					
15 Randal Grichuk, R OBP: 0.195, SLG: 0.211	F9				G5-3		F9			3	0	0	0	0	0	1					
21 Luke Maile, R OBP: 0.356, SLG: 0.457			2B		HR		BB			2	2	2	1	1	0	0					
Inning Stats	R: 0 H: 0 K: 0 S: 9	H: 0 LOB: 1 BB: 1 P: 15	R: 0 H: 0 K: 0 S: 6	H: 1 LOB: 1 BB: 0 P: 11	R: 2 H: 3 K: 0 S: 16	H: 3 LOB: 0 BB: 0 P: 22	R: 0 H: 0 K: 0 S: 6	H: 0 LOB: 0 BB: 0 P: 9	R: 2 H: 2 K: 1 S: 9	H: 2 LOB: 0 BB: 0 P: 14	R: 0 H: 0 K: 1 S: 5	H: 0 LOB: 1 BB: 1 P: 14	R: 0 H: 0 K: 1 S: 8	H: 0 LOB: 0 BB: 0 P: 15	R: 0 H: 0 K: 0 S: 8	H: 0 LOB: 0 BB: 0 P: 13		1B: 2 2B: 2 HR: 2	SF: 0 SAC: 0 DP: 1 HBP: 0	WP: 0 PB: 0 SB: 0 CS: 0	PA: 34
PITCHER	IP	WLS	BF	H	R	ER	SO	BB	IBB	HBP	BLK	WP	HR	S	P	ERA	WHIP				
48 Matthew Boyd, L ERA: 3.23	(1, 1)	7.0	28	6	4	4	3	2	0	0	0	0	2	58	94	5.14	1.143				
19 Louis Coleman, R ERA: 1.39	(8, 1)	1.0	W	3	0	0	1	0	0	0	0	0	0	8	15	0.00	0.000				
77 Joe Jiménez, R ERA: 2.54	(9, 1)	1.0	S	3	0	0	0	0	0	0	0	0	0	8	13	0.00	0.000				

Batter	1	2	3	4	5	6	7	8	9	AB	R	H	RBI	BB	SO	LOB	BOTTOM					
46 Jeimer Candelario, S OBP: 0.363, SLG: 0.531	HR		K		G5-3		K			4	1	1	1	0	2	2	Toronto Blue Jays @ Detroit Tigers Comerica Park, Detroit, MI Sat Jun 02 2018, 4:11 PM - 6:48 PM EDT Att: 34,674 - Sunny - 69 F					
9 Nick Castellanos, R OBP: 0.384, SLG: 0.536	K		2B		1B		F9			4	0	2	2	0	1	0						
24 Miguel Cabrera, R OBP: 0.414, SLG: 0.505	K		2B		1B		41 2B			3	0	1	0	1	2	1						
22 Victor Reyes, S OBP: 0.200, SLG: 0.325	K		K		BB		55 1B			0	1	0	0	0	0	0						
41 Victor Martínez, S OBP: 0.313, SLG: 0.366	P3				F8		G4-3			4	0	1	0	0	0	2						
60 Ronny Rodríguez, R OBP: 0.296, SLG: 0.296										0	1	0	0	0	0	0						
28 Niko Goodrum, S OBP: 0.321, SLG: 0.466	K				G6-3		F8			3	1	0	0	1	1	0						
55 John Hicks, R OBP: 0.319, SLG: 0.448	K				K		K			4	0	1	2	0	3	0						
21 JaCoby Jones, R OBP: 0.279, SLG: 0.396	P3				K		P5			3	0	0	1	0	1	0						
1 Jose Iglesias, R OBP: 0.308, SLG: 0.370	F8				49 2B		G5-3			3	1	1	0	1	0	0						
49 Dixon Machado, R OBP: 0.268, SLG: 0.307	9 2B		9 1B		2B		P3			4	2	2	1	0	0	2						
Inning Stats	R: 1 H: 1 K: 2 S: 11	H: 0 LOB: 0 BB: 0 P: 19	R: 0 H: 0 K: 2 S: 9	H: 0 LOB: 0 BB: 0 P: 15	R: 1 H: 2 K: 2 S: 11	H: 2 LOB: 1 BB: 0 P: 17	R: 0 H: 0 K: 1 S: 9	H: 0 LOB: 0 BB: 0 P: 15	R: 2 H: 2 K: 1 S: 22	H: 2 LOB: 2 BB: 2 P: 40	R: 0 H: 0 K: 1 S: 7	H: 0 LOB: 0 BB: 0 P: 14	R: 0 H: 0 K: 1 S: 10	H: 0 LOB: 0 BB: 0 P: 16	R: 3 H: 4 K: 0 S: 21	H: 4 LOB: 2 BB: 1 P: 29	1B: 4 2B: 4 HR: 1	SF: 1 SAC: 0 DP: 0 HBP: 0	WP: 0 PB: 0 SB: 1 CS: 0	PA: 36		
PITCHER	IP	WLS	BF	H	R	ER	SO	BB	IBB	HBP	BLK	WP	HR	S	P	ERA	WHIP					
33 J.A. Happ, L ERA: 4.08	(1, 1)	5.0	22	5	4	4	8	2	0	0	0	0	0	17	30	0.00	0.000					
77 John Axford, R ERA: 3.33	(6, 1)	2.0	6	0	0	0	2	0	0	0	0	0	0	20	27	40.50	6.000					
22 Seungwhan Oh, R ERA: 3.12	(8, 1)	0.2	L	7	4	3	3	0	1	0	0	0	0	0	1	2	0.00	0.000				
58 Tim Mayza, L ERA: 4.05	(8, 1)	0.1	1	0	0	0	0	0	0	0	0	0	0	1	2	0.00	0.000					

AB 32
R 4
H 6
RBI 4
BB 2
SO 4
LOB 6



AB 32
R 7
H 9
RBI 7
SO 10
LOB 7



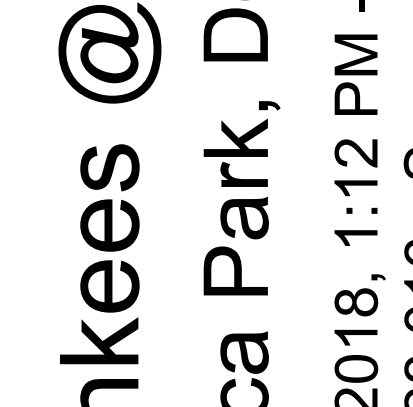
Batter	1	2	3	4	5	6	7	8	9	AB R H RBI BB SO LOB	TOP									
31 Aaron Hicks, S OBP: 0.346, SLG: 0.417	G3		G3-4-1	F9				G4-3		4 0 0 0 1 0 2	New York Yankees @ Detroit Tigers Comerica Park, Detroit, MI Mon Jun 04 2018, 1:12 PM - 3:56 PM EDT Att: 28,016 - Sunny - 66 F									
99 Aaron Judge, R OBP: 0.495, SLG: 0.571	K		G6-3					K		4 0 0 0 1 3 1										
33 Greg Bird, L OBP: 0.333, SLG: 0.633	P4									3 1 1 1 1 0 0										
27 Giancarlo Stanton, R OBP: 0.318, SLG: 0.465		F9								5 1 1 0 0 1 3										
18 Didi Gregorius, L OBP: 0.318, SLG: 0.468										4 1 1 0 1 1 1										
41 Miguel Andujar, R OBP: 0.311, SLG: 0.508										4 1 1 1 0 0 2										
42 Clint Frazier, R OBP: 0.500, SLG: 0.500										4 1 1 1 0 2 2										
28 Austin Romine, R OBP: 0.456, SLG: 0.661										3 1 1 3 1 0 0										
25 Gleyber Torres, R OBP: 0.384, SLG: 0.605										3 1 1 1 1 0 0										
Inning Stats	R: 0 E: 0 K: 1 S: 10	H: 0 LOB: 0 BB: 0 P: 15	R: 0 E: 0 K: 1 S: 12	H: 0 LOB: 1 BB: 1 P: 20	R: 1 E: 0 K: 0 S: 12	H: 1 LOB: 0 BB: 0 P: 21	R: 6 E: 0 K: 1 S: 27	H: 6 LOB: 2 BB: 1 P: 45	R: 0 E: 0 K: 1 S: 10	H: 0 LOB: 1 BB: 1 P: 21		R: 0 E: 0 K: 1 S: 7	H: 0 LOB: 0 BB: 0 P: 11	R: 0 E: 0 K: 1 S: 9	H: 0 LOB: 2 BB: 2 P: 18	R: 0 E: 0 K: 1 S: 9	H: 0 LOB: 1 BB: 1 P: 16	1B: 4 2B: 0 3B: 0 HR: 3	SF: 0 SAC: 0 DP: 1 HBP: 1	WP: 1 PB: 0 SB: 1 CS: 0
PITCHER	IP WLS BF H R ER SO BB IBB HBP BLK WP HR S P ERA WHIP											IP WLS BF H R ER SO BB IBB HBP BLK WP HR S P ERA WHIP								
54 Drew VerHagen, R ERA: 9.22	3.2 L 20 7 7 7 2 2 0 0 0 0 3 55 91 17.18 2.455																			
42 Sandy Baez, R ERA:	4.1 17 0 0 0 4 3 0 1 0 1 0 39 69 0.00 0.692																			
26 Zac Reinerger, R ERA: 9.64	1.0 4 0 0 0 1 1 0 0 0 0 0 9 16 0.00 1.000																			

Batter	1	2	3	4	5	6	7	8	9	AB R H RBI BB SO LOB	BOTTOM											
12 Leonys Martin, L OBP: 0.318, SLG: 0.443	K		K					L6		4 1 0 0 0 2 0	New York Yankees @ Detroit Tigers Comerica Park, Detroit, MI Mon Jun 04 2018, 1:12 PM - 3:56 PM EDT Att: 28,016 - Sunny - 66 F											
9 Nick Castellanos, R OBP: 0.390, SLG: 0.526			L7					P3		4 1 2 1 0 0 0												
24 Miguel Cabrera, R OBP: 0.403, SLG: 0.495								F7		4 0 1 1 0 2 1												
46 Jeimer Candelario, S OBP: 0.363, SLG: 0.519										4 1 0 0 0 2 1												
28 Niko Goodrum, S OBP: 0.324, SLG: 0.464										3 1 1 1 0 0 1												
55 John Hicks, R OBP: 0.313, SLG: 0.436										4 0 1 0 0 1 1												
21 JaCoby Jones, R OBP: 0.268, SLG: 0.379										4 0 0 0 0 2 3												
1 Jose Iglesias, R OBP: 0.310, SLG: 0.380										4 0 1 1 0 0 0												
49 Dixon Machado, R OBP: 0.264, SLG: 0.302										3 0 0 0 0 1 0												
41 Victor Martinez, S OBP: 0.311, SLG: 0.364										1 0 0 0 0 1 1												
Inning Stats	R: 1 E: 0 K: 1 S: 12	H: 2 LOB: 1 BB: 0 P: 15	R: 0 E: 0 K: 1 S: 9	H: 0 LOB: 0 BB: 0 P: 14	R: 0 E: 0 K: 1 S: 8	H: 0 LOB: 0 BB: 0 P: 10	R: 0 E: 0 K: 3 S: 14	H: 1 LOB: 2 BB: 0 P: 16	R: 1 E: 1 K: 2 S: 10	H: 1 LOB: 1 BB: 0 P: 13	R: 0 E: 0 K: 2 S: 15	H: 0 LOB: 0 BB: 0 P: 19	R: 0 E: 0 K: 0 S: 5	H: 0 LOB: 0 BB: 0 P: 7	R: 0 E: 0 K: 0 S: 12	H: 0 LOB: 0 BB: 0 P: 18	R: 2 E: 1 K: 1 S: 17	H: 2 LOB: 1 BB: 0 P: 23	1B: 3 2B: 3 3B: 0 HR: 0	SF: 0 SAC: 0 DP: 0 HBP: 1	WP: 0 PB: 0 SB: 0 CS: 0	PA: 36
PITCHER	IP WLS BF H R ER SO BB IBB HBP BLK WP HR S P ERA WHIP											IP WLS BF H R ER SO BB IBB HBP BLK WP HR S P ERA WHIP										
40 Luis Severino, R ERA: 2.2	8.0 W 30 4 2 2 1 10 0 0 0 0 0 85 112 1.12 0.500																					
56 Jonathan Holder, R ERA: 2.75	0.2 5 2 2 0 0 0 0 0 0 0 0 12 17 0.00 3.000																					
54 Aroldis Chapman, L ERA: 1.46	0.1 S 1 0 0 0 1 0 0 0 0 0 0 5 6 0.00 0.000																					

AB 34
R 7
H 7
RBI 7
BB 6
SO 7
LOB 11




AB 35
R 4
H 6
RBI 4
BB 0
SO 11
LOB 8




Batter	1	2	3	4	5	6	7	8	9	AB	R	H	RBI	BB	SO	LOB	TOP										
11 Brett Gardner, L (1, 8) OBP: 0.361, SLG: 0.395	G6-3		F7		F7				K	5	0	1	1	0	1	4	New York Yankees @ Detroit Tigers Comerica Park, Detroit, MI Mon Jun 04 2018, 7:11 PM - 10:17 PM EDT Att: 24,165 - Partly Cloudy - 72 F										
99 Aaron Judge, R (1, 9) OBP: 0.401, SLG: 0.558	K		K		K				K	5	0	0	0	0	5	2											
24 Gary Sánchez, R (1, 2) OBP: 0.310, SLG: 0.470	G6-3		G1-4-3						K	3	0	0	0	2	1	1											
27 Giancarlo Stanton, R (1, 10) OBP: 0.321, SLG: 0.477		K	HBP						K	3	1	1	1	0	2	1											
25 Gleyber Torres, R (1, 6) OBP: 0.373, SLG: 0.586	F8		FC1-2						K	4	0	0	0	0	1	4											
41 Miguel Andujar, R (1, 5) OBP: 0.320, SLG: 0.521									G3	3	0	2	0	1	0	0											
14 Neil Walker, S (1, 4) OBP: 0.281, SLG: 0.297	K		G4-3						K	4	0	0	0	0	2	3											
26 Tyler Austin, R (1, 3) OBP: 0.279, SLG: 0.491			F8		K				K	4	0	1	0	0	2	1											
42 Clint Frazier, R (1, 7) OBP: 0.545, SLG: 0.500										2	1	1	0	1	0	1											
31 Aaron Hicks, S (9, PH) OBP: 0.350, SLG: 0.421			1B		G1				1B	1	0	1	0	0	0	0											
Inning Stats	R: 0 E: 0 K: 1 S: 7	H: 0 LOB: 0 BB: 0 P: 8	R: 0 E: 0 K: 2 S: 11	H: 1 LOB: 1 BB: 0 P: 19	R: 1 E: 0 K: 1 S: 16	H: 2 LOB: 3 BB: 1 P: 36	R: 0 E: 0 K: 1 S: 10	H: 1 LOB: 1 BB: 0 P: 15	R: 0 E: 0 K: 1 S: 6	H: 0 LOB: 0 BB: 0 P: 8	R: 1 E: 0 K: 0 S: 11	H: 2 LOB: 3 BB: 2 P: 21	R: 0 E: 0 K: 3 S: 12	H: 0 LOB: 1 BB: 1 P: 22	R: 0 E: 0 K: 2 S: 9	H: 0 LOB: 0 BB: 0 P: 12	R: 0 E: 0 K: 3 S: 10	H: 1 LOB: 1 BB: 0 P: 17	1B: 3 2B: 2 3B: 1 HR: 1	SF: 0 SAC: 0 DP: 0 HBP: 1	WP: 1 PB: 0 SB: 0 CS: 0	PA: 39					
PITCHER	IP	WLS	BF	H	R	ER	SO	BB	IBB	HBP	BLK	WP	HR	S	P	ERA	WHIP										
50 Mike Fiers, R (1, 1) ERA: 4.33	5.2	W	26	6	2	2	6	2	0	1	0	0	1	58	100	3.18	1.412										
19 Louis Coleman, R (6, 1) ERA: 1.29	1.1	H	6	0	0	0	3	2	0	0	0	0	0	15	29	0.00	1.500										
77 Joe Jiménez, R (8, 1) ERA: 2.45	1.0	H	3	0	0	0	2	0	0	0	0	0	0	9	12	0.00	0.000										
61 Shane Greene, R (9, 1) ERA: 3.49	1.0	S	4	1	0	0	3	0	0	0	0	1	0	10	17	0.00	1.000										

Batter	1	2	3	4	5	6	7	8	9	AB	R	H	RBI	BB	SO	LOB	BOTTOM										
46 Jeimer Candelario, S (1, 5) OBP: 0.364, SLG: 0.519	F9									4	0	1	1	1	1	1	New York Yankees @ Detroit Tigers Comerica Park, Detroit, MI Mon Jun 04 2018, 7:11 PM - 10:17 PM EDT Att: 24,165 - Partly Cloudy - 72 F										
9 Nick Castellanos, R (1, 9) OBP: 0.376, SLG: 0.517		K								4	0	0	0	0	1	2											
24 Miguel Cabrera, R (1, 3) OBP: 0.398, SLG: 0.495	F9		G6-3							4	1	1	0	0	0	1											
41 Victor Martínez, S (1, 10) OBP: 0.320, SLG: 0.374										3	0	2	1	1	0	0											
49 Dixon Machado, R (7, PR) OBP: 0.294, SLG: 0.302										0	0	0	0	0	0	0											
28 Niko Goodrum, S (1, 6) OBP: 0.329, SLG: 0.461										3	0	1	0	1	1	3											
1 Jose Iglesias, R (8, 6) OBP: 0.310, SLG: 0.380	K									0	0	0	0	0	0	0											
12 Leonys Martín, L (1, 8) OBP: 0.327, SLG: 0.452										3	2	2	0	1	0	1											
34 James McCann, R (1, 2) OBP: 0.314, SLG: 0.380										3	1	1	1	1	0	3											
60 Ronny Rodríguez, R (1, 4) OBP: 0.133, SLG: 0.143										3	0	0	1	0	0	1											
22 Victor Reyes, S (1, 7) OBP: 0.182, SLG: 0.295										4	0	0	0	0	1	2											
Inning Stats	R: 0 E: 0 K: 1 S: 9	H: 0 LOB: 2 BB: 1 P: 20	R: 1 E: 0 K: 1 S: 13	H: 1 LOB: 1 BB: 1 P: 20	R: 0 E: 0 K: 0 S: 9	H: 1 LOB: 1 BB: 0 P: 14	R: 2 E: 0 K: 0 S: 11	H: 3 LOB: 1 BB: 0 P: 13	R: 0 E: 0 K: 0 S: 6	H: 0 LOB: 0 BB: 0 P: 9	R: 0 E: 0 K: 0 S: 9	H: 0 LOB: 0 BB: 0 P: 13	R: 1 E: 0 K: 1 S: 13	H: 2 LOB: 3 BB: 2 P: 24	R: 0 E: 0 K: 1 S: 14	H: 0 LOB: 1 BB: 1 P: 21	1B: 3 2B: 5 3B: 0 HR: 0	SF: 1 SAC: 0 DP: 0 HBP: 1	WP: 1 PB: 1 SB: 0 CS: 0	PA: 38							
PITCHER	IP	WLS	BF	H	R	ER	SO	BB	IBB	HBP	BLK	WP	HR	S	P	ERA	WHIP										
65 Domingo Germán, R (1, 1) ERA: 5.44	6.2	L	30	7	4	4	3	2	0	1	0	0	0	22	39	0.00	3.000										
43 Adam Warren, R (7, 1) ERA: 2.53	1.1		8	1	0	0	1	3	0	0	0	0	0	22	39	0.00	3.000										

AB 34
R 2
H 7
RBI 2
BB 4
SO 14
LOB 17



AB 31
R 4
H 8
RBI 4
BB 5
SO 4
LOB 14



WP: 1
PA: 39

Batter	1	2	3	4	5	6	7	8	9	AB	R	H	RBI	BB	SO	LOB	TOP				
28 Niko Goodrum, S OBP: 0.324, SLG: 0.447										4	0	0	0	1	1	0					
9 Nick Castellanos, R OBP: 0.375, SLG: 0.514										5	0	1	0	0	3	1					
24 Miguel Cabrera, R OBP: 0.397, SLG: 0.483										4	0	2	0	0	1	2					
41 Victor Martinez, S OBP: 0.313, SLG: 0.360										3	0	0	0	1	0	3					
34 James McCann, R OBP: 0.324, SLG: 0.367										4	0	0	0	0	1	4					
12 Leonys Martin, L OBP: 0.324, SLG: 0.440										4	0	1	0	0	0	0					
21 JaCoby Jones, R OBP: 0.274, SLG: 0.388										3	1	2	0	1	0	0					
1 Jose Iglesias, R OBP: 0.305, SLG: 0.372										4	0	1	1	0	0	4					
60 Ronny Rodríguez, R OBP: 0.100, SLG: 0.105										4	0	0	0	0	1	1					
Inning Stats	R: 0 E: 0 K: 2 S: 12	H: 0 LOB: 1 BB: 1 P: 21	R: 1 E: 0 K: 1 S: 14	H: 2 LOB: 1 BB: 0 P: 21	R: 0 E: 0 K: 1 S: 13	H: 0 LOB: 1 BB: 0 P: 21	R: 0 E: 0 K: 0 S: 13	H: 1 LOB: 1 BB: 0 P: 22	R: 0 E: 0 K: 1 S: 11	H: 2 LOB: 3 BB: 1 P: 19	R: 0 E: 0 K: 1 S: 22	H: 2 LOB: 3 BB: 1 P: 36	R: 0 E: 0 K: 0 S: 7	H: 0 LOB: 0 BB: 0 P: 11	R: 0 E: 0 K: 1 S: 10	H: 0 LOB: 0 BB: 0 P: 13	1B: 6 2B: 0 3B: 1 HR: 0	SF: 0 SAC: 0 DP: 0 HBP: 0	WP: 1 PB: 1 SB: 0 CS: 0	PA: 38	
PITCHER	IP WLS BF H R ER SO BB IBB HBP BLK WP HR S P ERA WHIP	5.2 W 24 5 1 1 5 1 0 0 0 1 0 67 107 1.59 1.059	0.1 H 2 0 0 0 0 1 0 0 0 0 0 3 7 0.00 3.000	1.0 6 2 0 0 1 1 0 0 0 0 22 36 0.00 3.000	1.0 3 0 0 0 0 0 0 0 0 0 7 11 0.00 0.000	1.0 3 0 0 0 1 0 0 0 0 0 10 13 0.00 0.000															

Detroit Tigers @ Boston Red Sox
Fenway Park, Boston, MA
Wed Jun 06 2018, 7:13 PM - 10:31 PM EDT
Att: 35,182 - Partly Cloudy - 59 F

AB 35
R 1
H 7
RBI 1
BB 3
SO 7
LOB 15

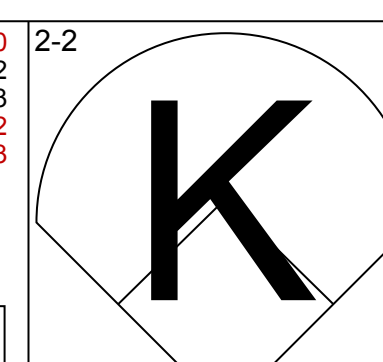
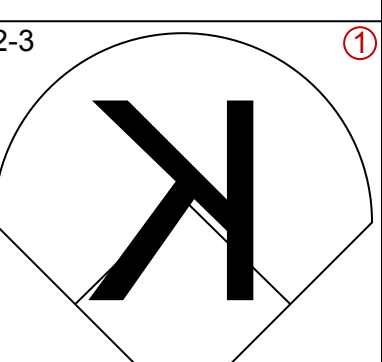
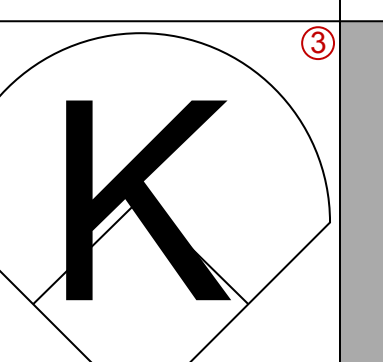
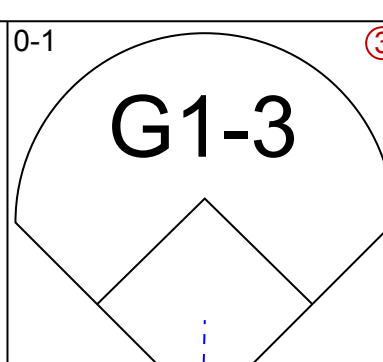
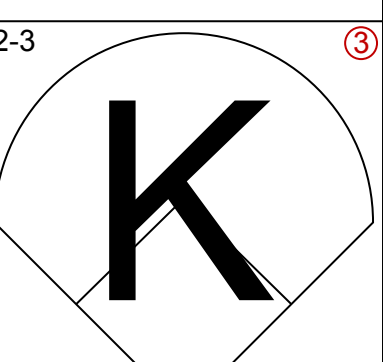
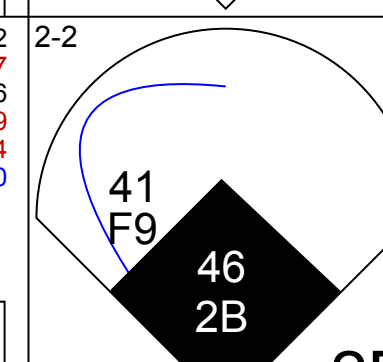
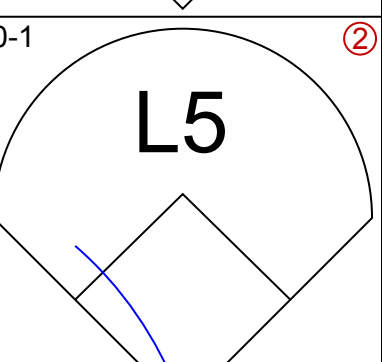
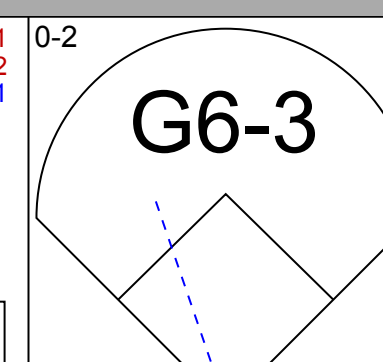
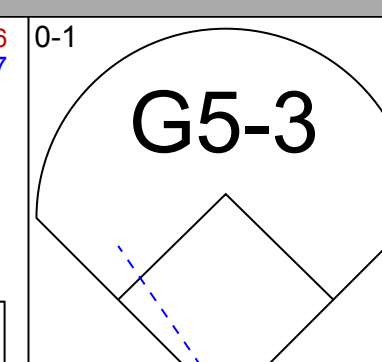
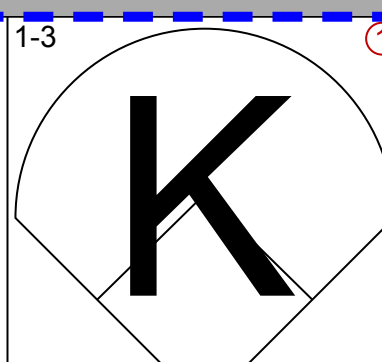
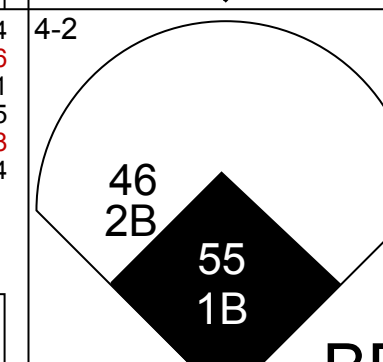
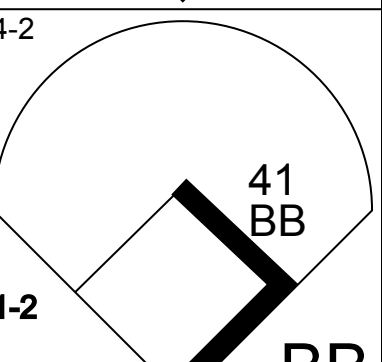
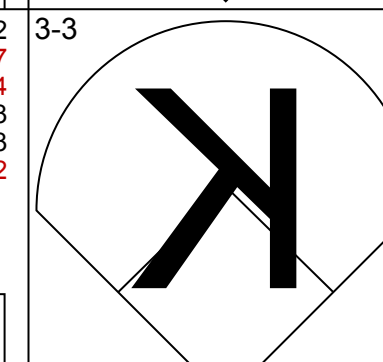
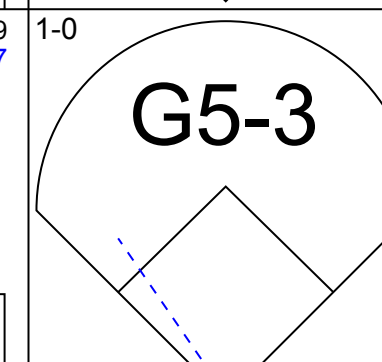
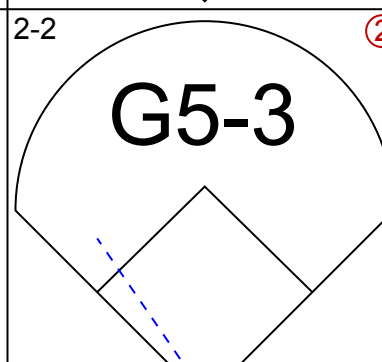
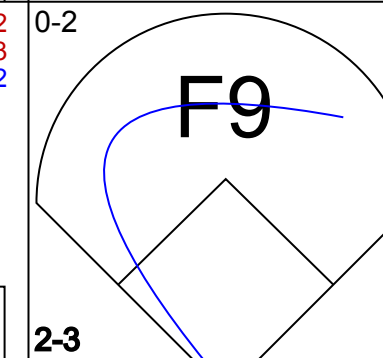
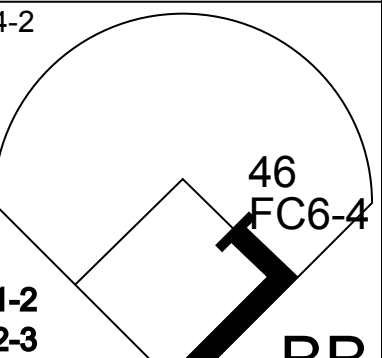
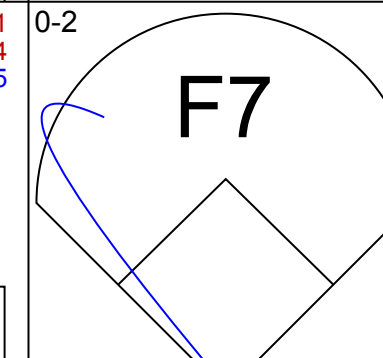
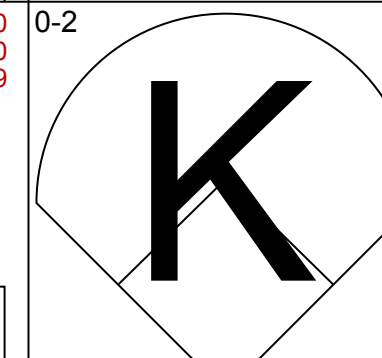
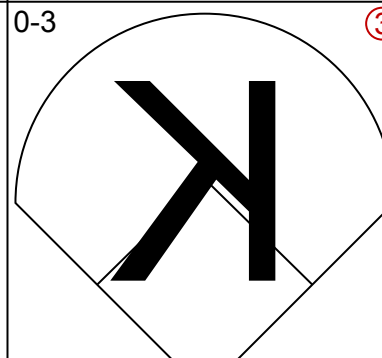
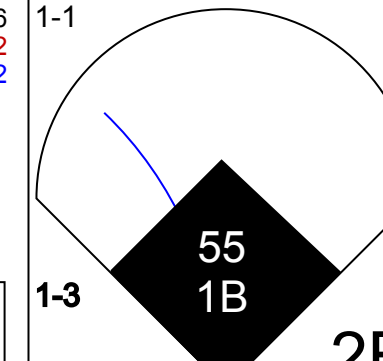
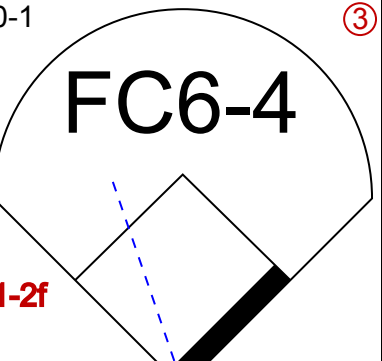
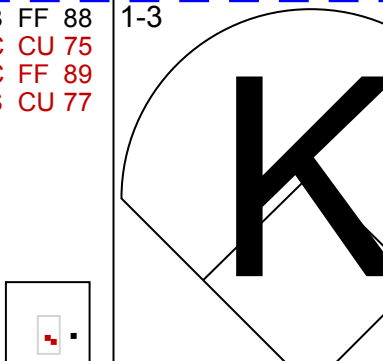
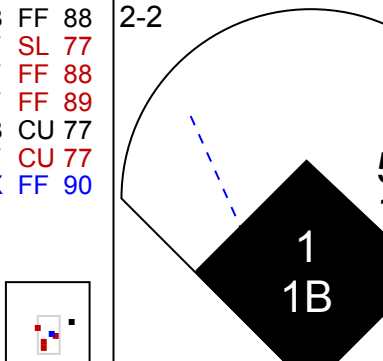
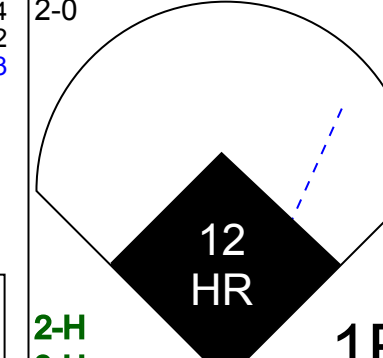
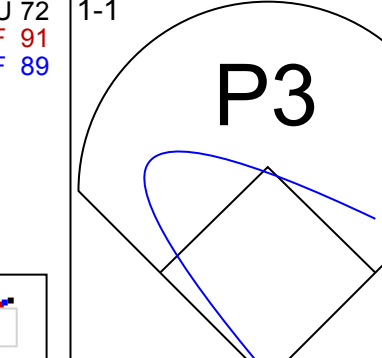
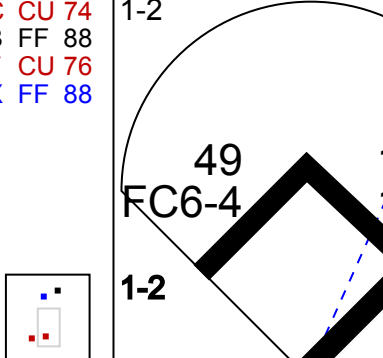
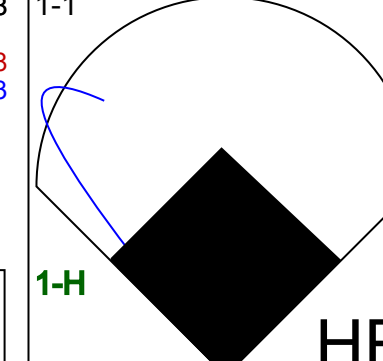
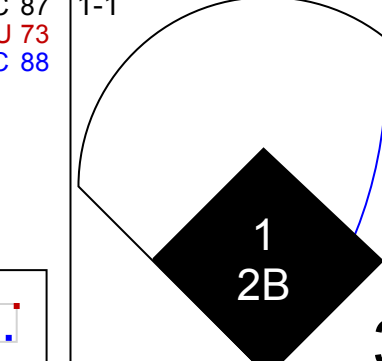
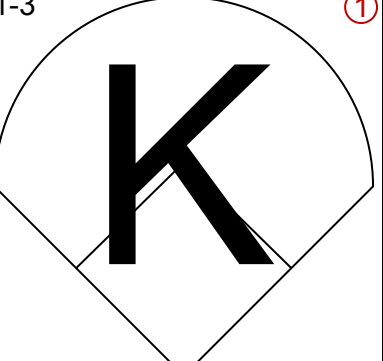
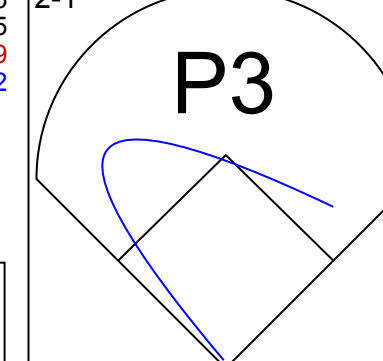
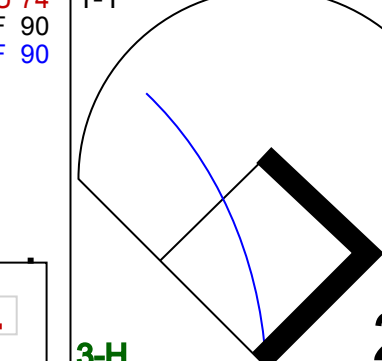
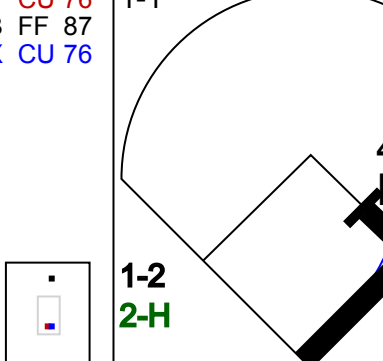
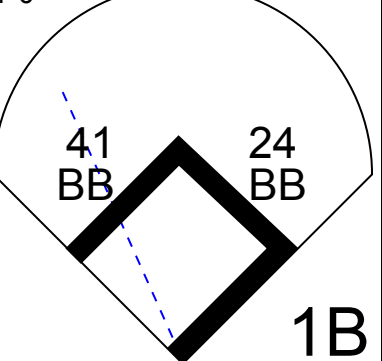
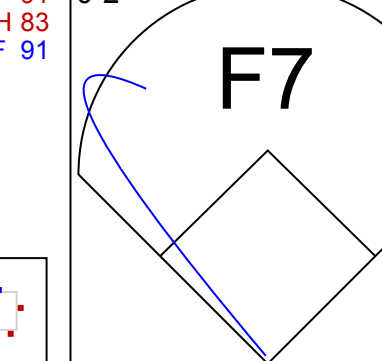
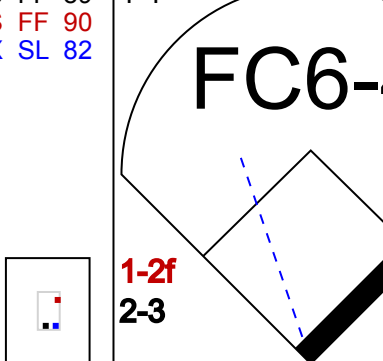


Batter	1	2	3	4	5	6	7	8	9	AB	R	H	RBI	BB	SO	LOB	BOTTOM			
16 Andrew Benintendi, L OBP: 0.378, SLG: 0.544										5	2	2	2	0	0	3				
2 Xander Bogaerts, R OBP: 0.349, SLG: 0.539										4	0	3	2	0	1	0				
28 J.D. Martinez, R OBP: 0.375, SLG: 0.652										4	0	1	0	0	0	3				
18 Mitch Moreland, L OBP: 0.364, SLG: 0.611									4	1	0	0	0	0	1					
36 Eduardo Núñez, R OBP: 0.276, SLG: 0.378										4	0	0	0	0	1	2				
59 Sam Travis, R OBP: 0.400, SLG: 0.400										4	0	1	1	0	0	0				
11 Rafael Devers, L OBP: 0.283, SLG: 0.402									4	1	2	0	0	0	0					
7 Christian Vázquez, R OBP: 0.248, SLG: 0.284									4	2	3	2	0	1	2					
19 Jackie Bradley Jr., L OBP: 0.298, SLG: 0.297									2	1	0	0	0	0	1					
Inning Stats	R: 0 E: 0 K: 1 S: 7	H: 1 LOB: 1 BB: 0 P: 9	R: 0 E: 0 K: 1 S: 7	H: 0 LOB: 0 BB: 0 P: 10	R: 4 E: 0 K: 0 S: 20	H: 4 LOB: 1 BB: 0 P: 32	R: 0 E: 0 K: 0 S: 9	H: 1 LOB: 1 BB: 0 P: 12	R: 1 E: 0 K: 0 S: 11	H: 2 LOB: 0 BB: 0 P: 16	R: 0 E: 0 K: 0 S: 9	H: 0 LOB: 0 BB: 0 P: 13	R: 1 E: 0 K: 0 S: 9	H: 2 LOB: 1 BB: 0 P: 14	R: 1 E: 1 K: 1 S: 18	H: 2 LOB: 3 BB: 0 P: 27	1B: 6 2B: 4 3B: 0 HR: 2	SF: 0 SAC: 0 DP: 1 HBP: 2	WP: 0 PB: 0 SB: 0 CS: 0	PA: 37
PITCHER	IP WLS BF H R ER SO BB IBB HBP BLK WP HR S P ERA WHIP	6.0 L 25 8 5 5 2 0 0 0 0 0 1 9 14 9.00 2.000	1.0 5 2 1 1 0 0 0 0 0 0 0 0 17 26 0.00 3.000	0.2 6 2 1 0 1 0 0 0 0 0 0 0 1 1 0.00 0.000	0.1 1 0 0 0 0 0 0 0 0 0 0 0 1 1 0.00 0.000															

Detroit Tigers @ Boston Red Sox
Fenway Park, Boston, MA
Wed Jun 06 2018, 7:13 PM - 10:31 PM EDT
Att: 35,182 - Partly Cloudy - 59 F

AB 35
R 7
H 12
RBI 7
BB 0
SO 3
LOB 12

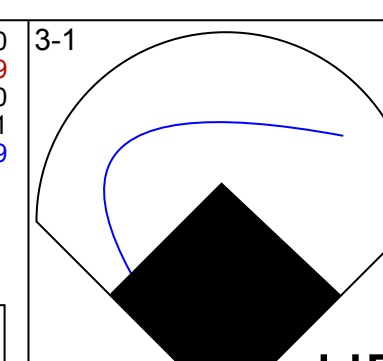
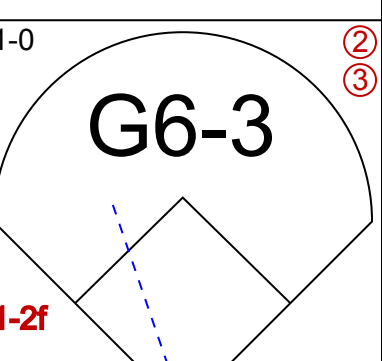
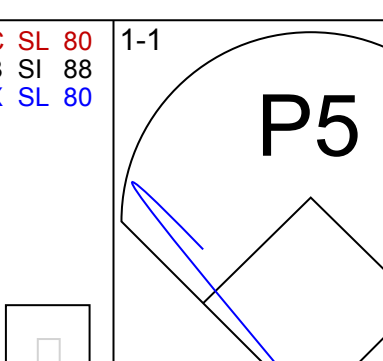
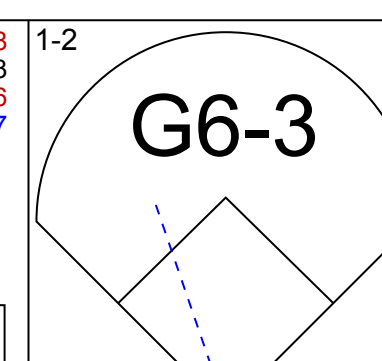
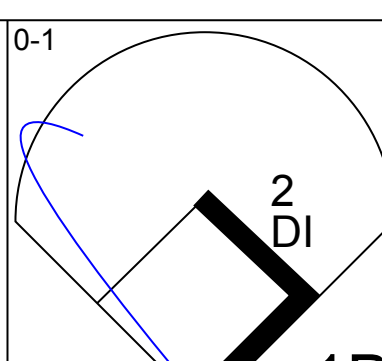
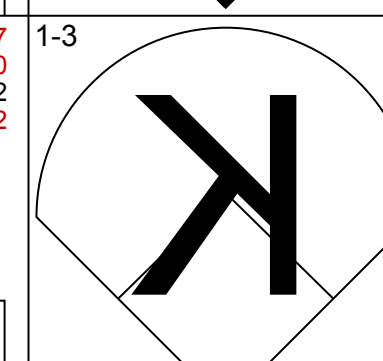
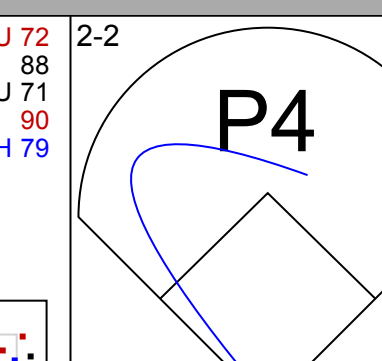
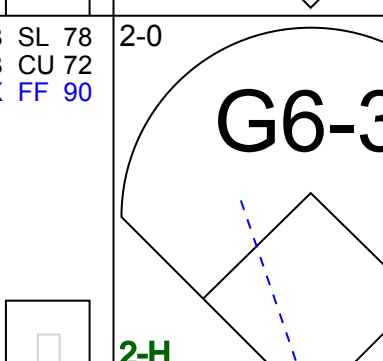
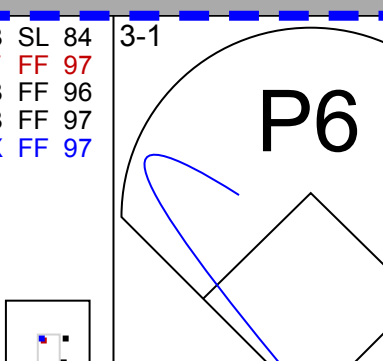
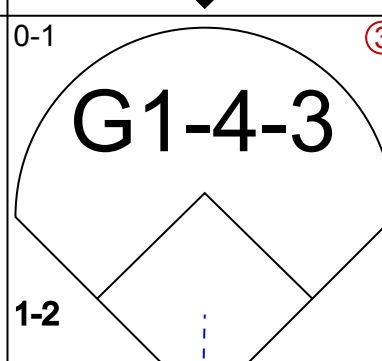
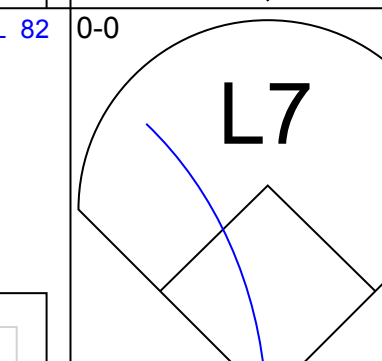
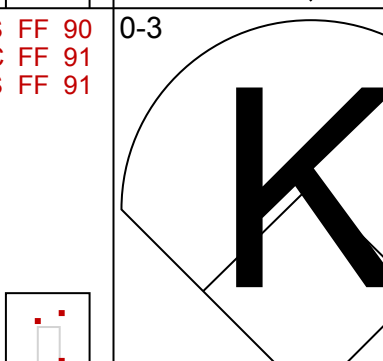
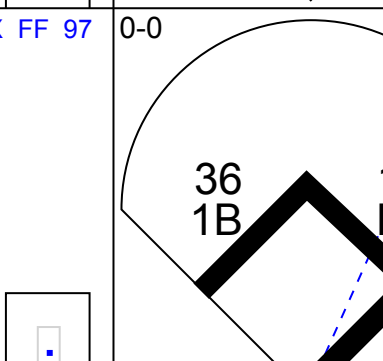
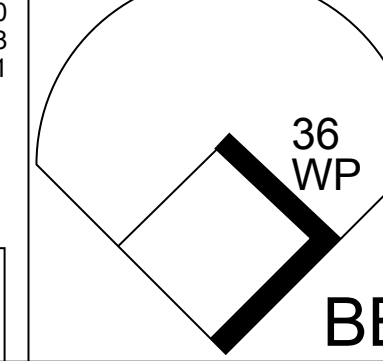
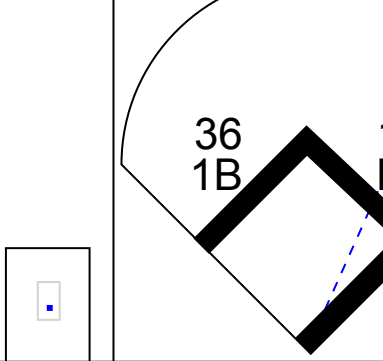
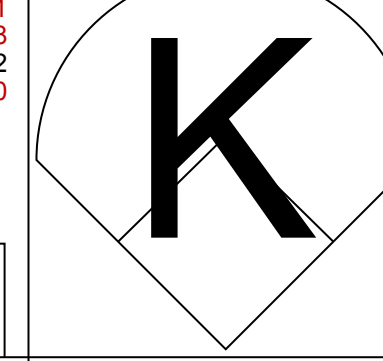
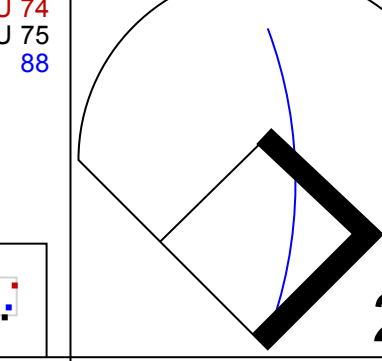
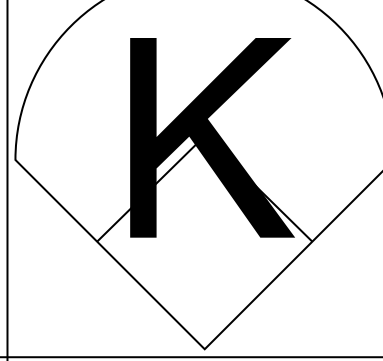
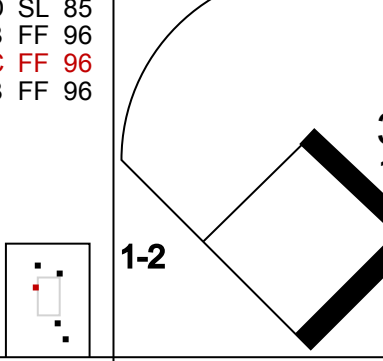
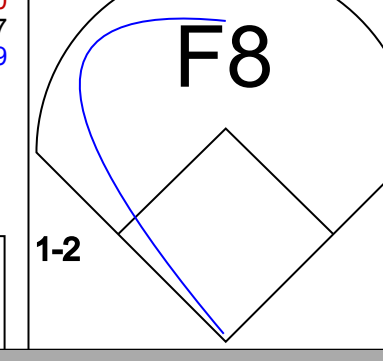
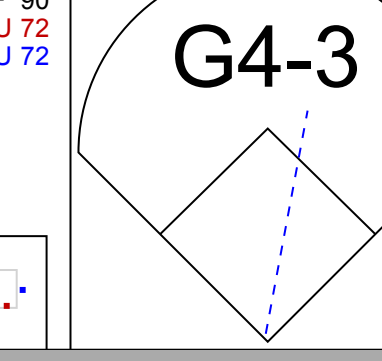
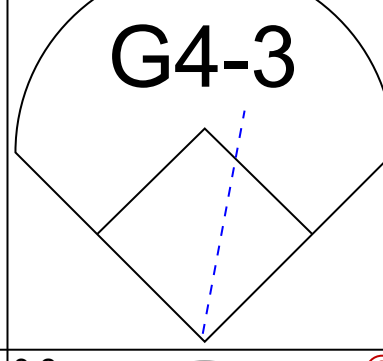
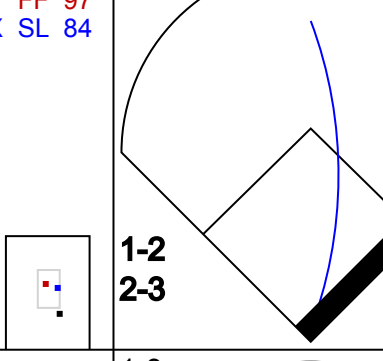
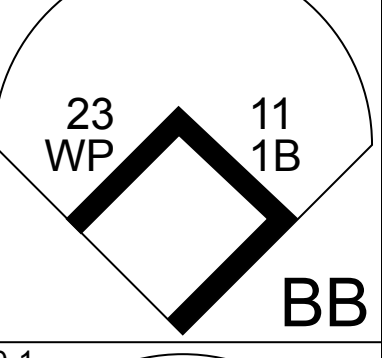
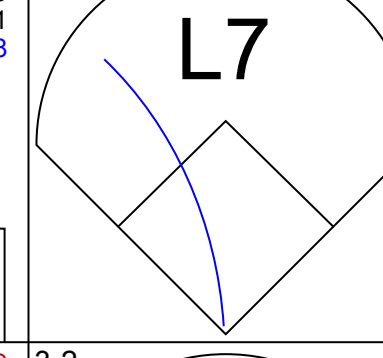
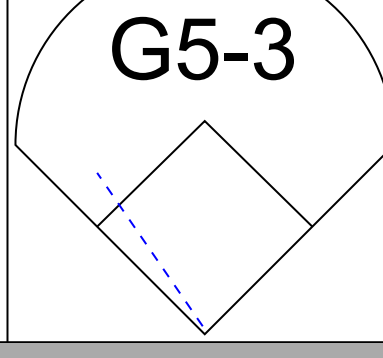
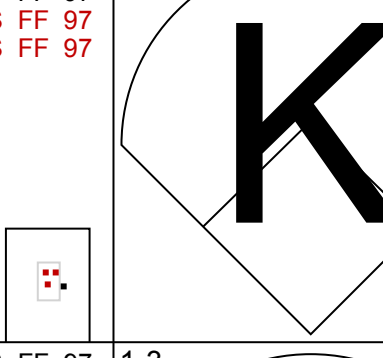
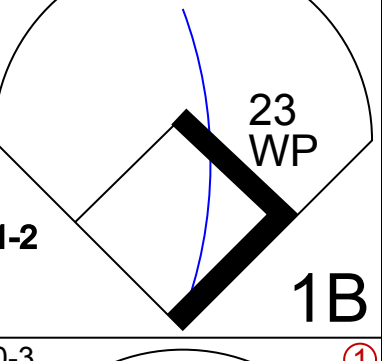
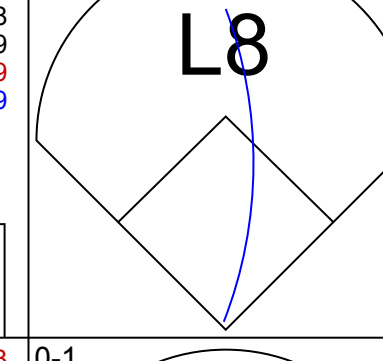
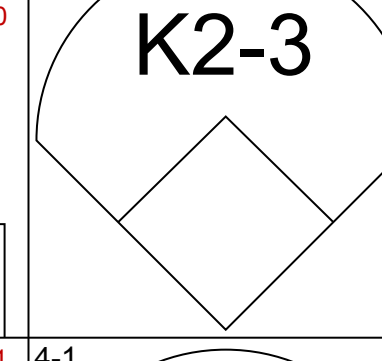

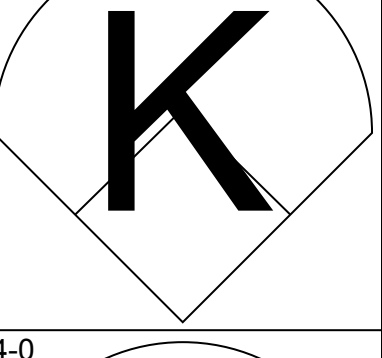
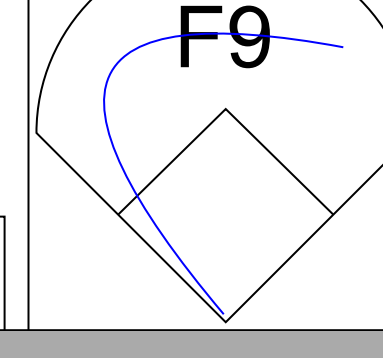
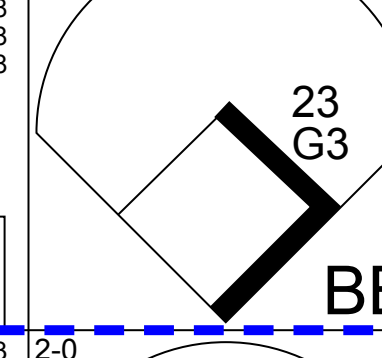
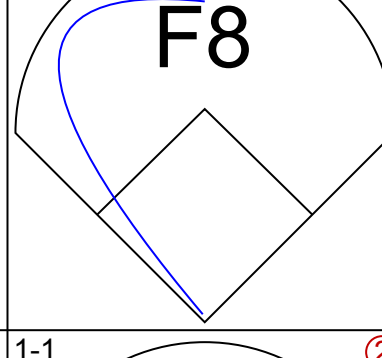
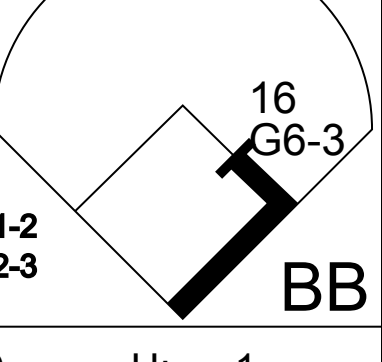
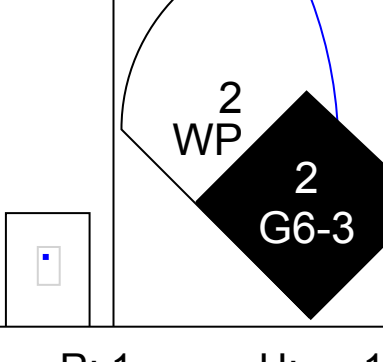
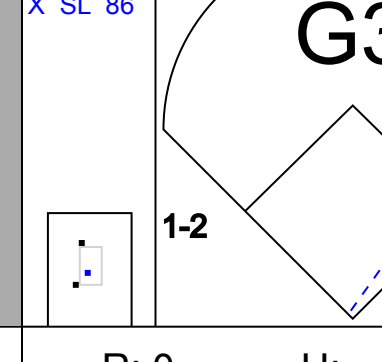
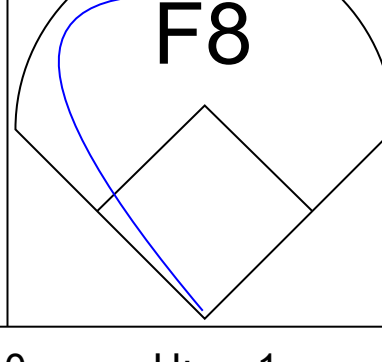


Batter	1	2	3	4	5	6	7	8	9	AB	R	H	RBI	BB	SO	LOB	TOP			
21 Jacoby Jones, R OBP: 0.267, SLG: 0.378										5	0	0	0	0	4	4				
9 Nick Castellanos, R OBP: 0.371, SLG: 0.512										5	1	1	0	0	1	1				
24 Miguel Cabrera, R OBP: 0.397, SLG: 0.471										3	1	0	0	2	1	0				
41 Victor Martinez, S OBP: 0.310, SLG: 0.353										4	0	0	0	1	2	2				
46 Jeimer Candelario, S OBP: 0.363, SLG: 0.518										4	2	2	1	0	1	3				
55 John Hicks, R OBP: 0.318, SLG: 0.438										4	1	2	2	0	0	0				
12 Leonys Martin, L OBP: 0.327, SLG: 0.467										4	2	2	2	0	2	2				
1 Jose Iglesias, R OBP: 0.308, SLG: 0.379										4	0	2	2	0	0	0				
49 Dixon Machado, R OBP: 0.265, SLG: 0.301										4	0	1	0	0	0	3				
Inning Stats	R: 5 H: 4 E: 0 K: 1 S: 19	H: 4 LOB: 1 BB: 33	R: 0 H: 1 E: 0 K: 1 S: 17	H: 1 LOB: 3 BB: 28	R: 1 H: 2 E: 0 K: 1 S: 12	H: 2 LOB: 1 BB: 0 P: 15	R: 0 H: 0 E: 0 K: 1 S: 9	H: 0 LOB: 0 BB: 0 P: 12	R: 0 H: 0 E: 0 K: 2 S: 8	H: 0 LOB: 0 BB: 0 P: 10	R: 0 H: 0 E: 0 K: 0 S: 10	H: 0 LOB: 0 BB: 0 P: 13	R: 0 H: 0 E: 0 K: 2 S: 18	H: 3 LOB: 2 BB: 0 P: 26	R: 0 H: 0 E: 0 K: 2 S: 10	H: 0 LOB: 0 BB: 0 P: 13	1B: 5 2B: 3 3B: 1 HR: 1	SF: 0 SAC: 0 DP: 0 HBP: 0	WP: 0 PB: 0 SB: 0 CS: 0	PA: 40
PITCHER	IP WLS BF H R ER SO BB IBB HBP BLK WP HR S P ERA WHIP	IP WLS BF H R ER SO BB IBB HBP BLK WP HR S P ERA WHIP	IP WLS BF H R ER SO BB IBB HBP BLK WP HR S P ERA WHIP	IP WLS BF H R ER SO BB IBB HBP BLK WP HR S P ERA WHIP	IP WLS BF H R ER SO BB IBB HBP BLK WP HR S P ERA WHIP	IP WLS BF H R ER SO BB IBB HBP BLK WP HR S P ERA WHIP	IP WLS BF H R ER SO BB IBB HBP BLK WP HR S P ERA WHIP	IP WLS BF H R ER SO BB IBB HBP BLK WP HR S P ERA WHIP	IP WLS BF H R ER SO BB IBB HBP BLK WP HR S P ERA WHIP	IP WLS BF H R ER SO BB IBB HBP BLK WP HR S P ERA WHIP	IP WLS BF H R ER SO BB IBB HBP BLK WP HR S P ERA WHIP	IP WLS BF H R ER SO BB IBB HBP BLK WP HR S P ERA WHIP	IP WLS BF H R ER SO BB IBB HBP BLK WP HR S P ERA WHIP	IP WLS BF H R ER SO BB IBB HBP BLK WP HR S P ERA WHIP	IP WLS BF H R ER SO BB IBB HBP BLK WP HR S P ERA WHIP	IP WLS BF H R ER SO BB IBB HBP BLK WP HR S P ERA WHIP	IP WLS BF H R ER SO BB IBB HBP BLK WP HR S P ERA WHIP	IP WLS BF H R ER SO BB IBB HBP BLK WP HR S P ERA WHIP	IP WLS BF H R ER SO BB IBB HBP BLK WP HR S P ERA WHIP	IP WLS BF H R ER SO BB IBB HBP BLK WP HR S P ERA WHIP

Detroit Tigers @ Boston Red Sox
Fenway Park, Boston, MA
Thu Jun 07 2018, 7:11 PM - 10:05 PM EDT
Att: 36,556 - Cloudy - 67 F

AB	37
R	7
H	10
RBI	7
BB	3
SO	11
LOB	15



Batter	1	2	3	4	5	6	7	8	9	AB	R	H	RBI	BB	SO	LOB	BOTTOM					
16 Andrew Benintendi, L OBP: 0.378, SLG: 0.554										5	1	2	1	0	0	5						
2 Xander Bogaerts, R OBP: 0.340, SLG: 0.525										5	0	0	1	0	1	1						
28 J.D. Martinez, R OBP: 0.374, SLG: 0.646										2	0	0	0	1	1	0						
12 Brock Holt, L OBP: 0.388, SLG: 0.463										1	0	1	0	0	0	0						
18 Mitch Moreland, L OBP: 0.367, SLG: 0.612										3	0	1	0	1	2	1						
36 Eduardo Núñez, R OBP: 0.276, SLG: 0.376										4	0	1	0	0	0	2						
59 Sam Travis, R OBP: 0.333, SLG: 0.250										3	0	0	0	1	1	3						
11 Rafael Devers, L OBP: 0.282, SLG: 0.399										4	0	1	0	0	2	3						
7 Christian Vázquez, R OBP: 0.248, SLG: 0.278										3	0	0	0	1	1	2						
23 Blake Swihart, S OBP: 0.250, SLG: 0.204										3	1	1	0	1	0	1						
Inning Stats	R: 1 H: 1 E: 0 K: 2 S: 10	H: 1 LOB: 1 BB: 1 P: 22	R: 0 H: 1 E: 0 K: 1 S: 10	H: 1 LOB: 2 BB: 2 P: 19	R: 0 H: 1 E: 0 K: 0 S: 10	H: 1 LOB: 1 BB: 0 P: 14	R: 0 H: 0 E: 0 K: 0 S: 7	H: 0 LOB: 0 BB: 0 P: 12	R: 1 H: 1 E: 0 K: 1 S: 7	H: 1 LOB: 0 BB: 0 P: 10	R: 0 H: 0 E: 0 K: 1 S: 10	H: 0 LOB: 0 BB: 0 P: 16	R: 0 H: 0 E: 0 K: 1 S: 8	H: 0 LOB: 1 BB: 1 P: 15	R: 0 H: 2 E: 0 K: 2 S: 13	H: 2 LOB: 3 BB: 1 P: 23	R: 0 H: 1 E: 0 K: 0 S: 8	H: 1 LOB: 1 BB: 0 P: 10	1B: 4 2B: 2 3B: 0 HR: 1	SF: 0 SAC: 0 DP: 1 HBP: 0	WP: 3 PB: 0 SB: 0 CS: 0	PA: 38
PITCHER	IP WLS BF H R ER SO BB IBB HBP BLK WP HR S P ERA WHIP	IP WLS BF H R ER SO BB IBB HBP BLK WP HR S P ERA WHIP	IP WLS BF H R ER SO BB IBB HBP BLK WP HR S P ERA WHIP	IP WLS BF H R ER SO BB IBB HBP BLK WP HR S P ERA WHIP	IP WLS BF H R ER SO BB IBB HBP BLK WP HR S P ERA WHIP	IP WLS BF H R ER SO BB IBB HBP BLK WP HR S P ERA WHIP	IP WLS BF H R ER SO BB IBB HBP BLK WP HR S P ERA WHIP	IP WLS BF H R ER SO BB IBB HBP BLK WP HR S P ERA WHIP	IP WLS BF H R ER SO BB IBB HBP BLK WP HR S P ERA WHIP	IP WLS BF H R ER SO BB IBB HBP BLK WP HR S P ERA WHIP	IP WLS BF H R ER SO BB IBB HBP BLK WP HR S P ERA WHIP	IP WLS BF H R ER SO BB IBB HBP BLK WP HR S P ERA WHIP	IP WLS BF H R ER SO BB IBB HBP BLK WP HR S P ERA WHIP	IP WLS BF H R ER SO BB IBB HBP BLK WP HR S P ERA WHIP	IP WLS BF H R ER SO BB IBB HBP BLK WP HR S P ERA WHIP	IP WLS BF H R ER SO BB IBB HBP BLK WP HR S P ERA WHIP	IP WLS BF H R ER SO BB IBB HBP BLK WP HR S P ERA WHIP	IP WLS BF H R ER SO BB IBB HBP BLK WP HR S P ERA WHIP	IP WLS BF H R ER SO BB IBB HBP BLK WP HR S P ERA WHIP	IP WLS BF H R ER SO BB IBB HBP BLK WP HR S P ERA WHIP		

Detroit Tigers @ Boston Red Sox
Fenway Park, Boston, MA
Thu Jun 07 2018, 7:11 PM - 10:05 PM EDT
Att: 36,556 - Cloudy - 67 F

AB	33
R	2
H	7
RBI	2
BB	5
SO	8
LOB	18



Batter	1	2	3	4	5	6	7	8	9	AB R H RBI BB SO LOB	TOP
12 Francisco Lindor, S OBP: 0.365, SLG: 0.538	(1,6) C FF 95 2-2 B CH 89 S FF 97 X CH 88 G6-3		X CH 89 0-0 G1			C SL 84 0-2 B CH 87 X FF 99 G4-3		B FF 96 1-3 C FC 97 C FF 98 K		4 0 0 0 0 1 0	
23 Michael Brantley, L OBP: 0.367, SLG: 0.541	(1,7) F SI 96 1-2 B CH 90 C CH 88 X FF 97 1B			B SI 96 3-2 B CH 87 C SI 97 F SI 98 B SI 96 X SI 96 G4-3		C SI 97 1-1 B SL 87 X CH 88 G4-3		X SI 92 0-0 P5		4 0 1 0 0 0 0	
11 José Ramírez, S OBP: 0.394, SLG: 0.623	(1,5) B SI 95 1-0 X SI 96 F9			C CH 90 2-3 B FF 98 S FF 98 S FF 98 K		C SL 86 1-1 B SL 86 X FF 97 L3		B SI 94 4-2 B ST 84 B SI 95 F SI 95 B ST 82 17 1B 22 HR BB		3 1 0 0 1 1 1	
10 Edwin Encarnación, R OBP: 0.318, SLG: 0.507	(1,10) B FF 97 2-3 B FF 96 S FF 97 K			B SI 87 2-2 B CH 89 X SI 98 17 2B 1B		S FF 97 1-3 C SI 97 C SL 86 C SL 86 K		B SI 94 2-1 C FC 89 B ST 81 X FC 87 P4		4 1 1 0 0 2 2	
17 Yonder Alonso, L OBP: 0.320, SLG: 0.455	(1,3) C FF 95 0-1 X SI 96 L8			B SI 98 2-0 B CH 89 X SI 96 1-H 2B		B SI 85 2-2 B SL 86 X SL 85 1B		B FC 89 3-2 B SI 94 B ST 79 F FC 86 X FF 95 22 HR 1B		4 1 3 1 0 0 0	
22 Jason Kipnis, L OBP: 0.285, SLG: 0.318	(1,4) C FF 96 2-2 T B FF 96 F FF 97 B SL 85 X CH 90 G6-3			B CH 88 2-3 B CH 86 B FF 96 F FF 96 F FF 97 F FF 98 F FF 99 S SL 87 K		C SI 97 1-3 F FF 97 F FF 98 C SI 96 K		B ST 79 1-0 X ST 82 HR		4 1 1 3 0 2 1	
8 Lonnie Chisenhall, L OBP: 0.313, SLG: 0.250	(1,9) C SL 86 2-3 B SI 97 F SI 97 C SI 97 K			B CH 89 3-1 F SI 97 B SI 98 X FF 96 55 FC6-4 1B		F FF 98 3-3 B FF 96 B SI 98 S SL 86 K		B FF 95 2-0 X SI 94 L8		4 0 1 0 0 2 1	
55 Roberto Pérez, R OBP: 0.224, SLG: 0.213	(1,2) B SI 95 2-1 X SI 96 G6-3			X SI 96 0-0 FC6-4		C SI 96 1-2 B SI 96 X SL 85 P4		C SL 84 1-3 B SI 95 S SL 85 K		3 0 0 0 0 1 1	
1 Greg Allen, S OBP: 0.295, SLG: 0.366	(1,8) B SI 96 2-0 X SI 97 P6			C SI 97 0-2 X SL 85 P4		B FF 96 1-2 C SI 97 X SL 85 G4-3				3 0 0 0 0 0 1	
Inning Stats	R: 0 H: 1 E: 0 LOB: 1 K: 1 BB: 0 S: 10 P: 16	R: 0 H: 0 E: 0 LOB: 0 K: 1 BB: 0 S: 9 P: 13	R: 0 H: 0 E: 0 LOB: 0 K: 0 BB: 0 S: 4 P: 8	R: 1 H: 2 E: 0 LOB: 1 K: 1 BB: 0 S: 11 P: 20	R: 0 H: 1 E: 0 LOB: 1 K: 1 BB: 0 S: 14 P: 19	R: 0 H: 0 E: 0 LOB: 0 K: 0 BB: 0 S: 8 P: 10	R: 0 H: 1 E: 0 LOB: 1 K: 3 BB: 0 S: 15 P: 22	R: 0 H: 0 E: 0 LOB: 0 K: 2 BB: 0 S: 10 P: 13	R: 3 H: 2 E: 0 LOB: 0 K: 0 BB: 1 S: 10 P: 22	1B: 5 SF: 0 2B: 1 SAC: 0 3B: 0 DP: 0 HR: 1 HBP: 0	WP: 0 PA: 34 PB: 0 SB: 0 CS: 0
PITCHER	IP WLS BF H R ER SO BB IBB HBP BLK WP HR S P ERA WHIP										
32 Michael Fulmer, R ERA: 4.4	(1,1) 7.0 25 5 1 1 7 0 0 0 0 0 0 71 108 1.29 0.714										
77 Joe Jiménez, R ERA: 2.3	(8,1) 1.0 3 0 0 0 2 0 0 0 0 0 0 10 13 0.00 0.000										
61 Shane Greene, R ERA: 4.15	(9,1) 1.0 L 6 2 3 3 0 1 0 0 0 0 0 1 10 22 27.00 3.000										

Cleveland Indians @ Detroit Tigers
Comerica Park, Detroit, MI
Fri Jun 08 2018, 7:12 PM - 9:53 PM EDT
Att: 21,766 - Clear - 79 F

AB 33
R 4
H 7
RBI 4
BB 1
SO 9
LOB 7



Batter	1	2	3	4	5	6	7	8	9	AB R H RBI BB SO LOB	BOTTOM	
12 Leonys Martin, L OBP: 0.330, SLG: 0.473	(1,8) X FF 93 0-0 9 2B 2B				C CH 88 3-2 S AC 80 B KC 82 B FC 86 B FC 88 B SI 95 T FF 96 K		C KC 78 3-1 B CH 87 B KC 79 B FC 85 X FF 86 K				4 1 2 0 0 2 2	
9 Nick Castellanos, R OBP: 0.369, SLG: 0.512	(1,9) B SI 94 1-1 C FC 86 X FC 86 2H 2B			C FF 96 1-3 F FC 88 B ST 84 S ST 83 K		F FF 97 1-3 B CH 88 B KC 81 S ST 83 K		F FF 96 1-3 B FC 88 B KC 80 S ST 83 K		4 0 1 1 0 3 1		
24 Miguel Cabrera, R OBP: 0.400, SLG: 0.472	(1,3) F FF 95 0-3 S FF 96 S ST 83 K			X KC 78 0-0 1B		X ST 82 0-0 41 1B 1B		X FC 87 0-0 F7		4 0 2 0 0 1 1		
46 Jeimer Candelario, S OBP: 0.357, SLG: 0.508	(1,5) C FF 95 1-1 B CH 88 X CH 87 P3			C CH 88 3-2 B KC 79 F FC 87 D KC 80 T FF 96 K		F FF 95 3-2 S FC 86 D KC 81 T FF 97 K		B CH 86 1-2 S CH 85 X KC 81 G3		4 0 0 0 0 2 3		
41 Victor Martínez, S OBP: 0.309, SLG: 0.351	(1,10) F FF 95 0-1 X KC 79 L8			F FF 96 0-1 X CH 88 G3		F CH 88 0-1 X CH 88 1B		B FF 95 1-0 X FF 94 G6-3		4 0 1 0 0 0 2		
28 Niko Goodrum, S OBP: 0.322, SLG: 0.437	(1,7) F FF 94 0-3 S FC 88 S ST 82 K			X FF 94 0-0 F7		B KC 81 3-3 F FC 86 D KC 82 C FC 86 F FC 88 B SI 96 F FC 88 B CH 88 K		B FF 95 4-2 B FC 84 B FC 84 B FC 84 B FC 84 B FC 84 1 1-3 BB		3 0 0 0 1 2 2		
34 James McCann, R OBP: 0.302, SLG: 0.359	(1,2) B KC 77 2-1 B FF 95 S FC 88 X SI 94 F9			C FF 96 0-3 F ST 83 S FC 84 K		B KC 81 2-2 B FC 88 X FC 86 L7				4 0 0 0 0 2 3		
1 Jose Iglesias, R OBP: 0.307, SLG: 0.381	(1,6) C FF 95 1-2 B FC 87 X ST 82 2B			B FF 94 1-2 C FC 87 B FC 87 X KC 81 G5-3		X FF 94 0-0 P4		B FF 94 2-2 B FC 87 C FC 84 X KC 82 L1-3		4 0 1 0 0 0 1		
49 Dixon Machado, R OBP: 0.266, SLG: 0.298	(1,4) C FF 96 4-2 B ST 84 D KC 81 B FF 97 K			T FF 94 0-1 X KC 79 G5-3		C FF 95 0-3 F KC 83 S ST 83 K		C FC 84 0-3 S FC 84 K		2 0 0 0 1 1 0		
55 John Hicks, R OBP: 0.316, SLG: 0.434	(9,PH) B SI 95 B FF 97 BB									1 0 0 0 0 1 1		
Inning Stats	R: 1 H: 2 E: 0 LOB: 1 K: 1 BB: 0 S: 10 P: 12	R: 0 H: 1 E: 0 LOB: 2 K: 2 BB: 1 S: 13 P: 21	R: 0 H: 1 E: 0 LOB: 1 K: 2 BB: 0 S: 9 P: 13	R: 0 H: 0 E: 0 LOB: 0 K: 1 BB: 0 S: 9 P: 10	R: 0 H: 0 E: 0 LOB: 0 K: 2 BB: 0 S: 9 P: 13	R: 0 H: 2 E: 0 LOB: 2 K: 2 BB: 0 S: 16 P: 24	R: 0 H: 1 E: 0 LOB: 1 K: 2 BB: 0 S: 9 P: 13	R: 0 H: 0 E: 0 LOB: 0 K: 0 BB: 0 S: 5 P: 7	R: 0 H: 0 E: 0 LOB: 0 K: 2 BB: 1 S: 11 P: 18	1B: 4 SF: 0 2B: 3 SAC: 0 3B: 0 DP: 0 HR: 0 HBP: 0	WP: 0 PA: 36 PB: 0 SB: 1 CS: 0	
PITCHER	IP WLS BF H R ER SO BB IBB HBP BLK WP HR S P ERA WHIP											
47 Trevor Bauer, R ERA: 2.62	(1,1) 8.0 W 32 7 1 1 12 1 0 0 0 0 0 80 113 1.12 1.000											
37 Cody Allen, R ERA: 3.62	(9,1) 1.0 S 4 0 0 0 2 1 0 0 0 0 0 0 11 18 0.00 1.000											

Cleveland Indians @ Detroit Tigers
Comerica Park, Detroit, MI
Fri Jun 08 2018, 7:12 PM - 9:53 PM EDT
Att: 21,766 - Clear - 79 F

AB 34
R 1
H 7
RBI 1
BB 2
SO 14
LOB 16



Batter	1	2	3	4	5	6	7	8	9	10	11	12	AB	R	H	RBI	BB	SO	LOB	TOP		
12 Francisco Lindor, S OBP: 0.359, SLG: 0.527	L3		F8			K		K		G4-3			5	0	0	0	0	2	0			
23 Michael Brantley, L OBP: 0.372, SLG: 0.540	1B		G4-3			L8		1B			BB		4	0	2	0	1	0	0			
11 José Ramírez, S OBP: 0.394, SLG: 0.617	1B					K		K			BB		4	0	1	0	1	3	1			
8 Lonnie Chisenhall, L OBP: 0.297, SLG: 0.273	G4-6-3		F8			F8		FC6			B2		5	0	1	0	0	0	5			
17 Yonder Alonso, L OBP: 0.317, SLG: 0.446	G3-1					K		2B		G4-3			4	0	0	0	1	1	2			
22 Jason Kipnis, L OBP: 0.276, SLG: 0.311	P3							BB			F8		5	0	0	0	0	1	4			
1 Greg Allen, S OBP: 0.295, SLG: 0.396						F8		K		F7			0	0	0	0	0	0	0			
53 Melky Cabrera, S OBP: 0.268, SLG: 0.265	G4-3					L7		L7		P6			5	0	1	0	0	0	2			
9 Erik González, R OBP: 0.388, SLG: 0.543						1B							0	0	0	0	0	0	0			
7 Yan Gomes, R OBP: 0.287, SLG: 0.418						K		K		G5-3			5	1	1	1	0	2	3			
26 Rajai Davis, R OBP: 0.294, SLG: 0.290	HR					L7		HR		G5-3			5	1	1	1	0	1	1			
Inning Stats	R: 0 E: 0 K: 11	H: 2 LOB: 1 BB: 0 P: 15	R: 0 E: 0 K: 9	H: 0 LOB: 0 BB: 0 P: 15	R: 1 E: 0 K: 7	H: 1 LOB: 0 BB: 0 P: 11	R: 0 E: 0 K: 2	H: 1 LOB: 1 BB: 0 P: 14	R: 0 E: 0 K: 2	H: 1 LOB: 2 BB: 1 P: 26	R: 1 E: 0 K: 2	H: 2 LOB: 1 BB: 0 P: 13	R: 0 E: 0 K: 5	H: 0 LOB: 0 BB: 0 P: 7	R: 0 E: 0 K: 7	H: 0 LOB: 2 BB: 2 P: 28	R: 0 E: 0 K: 6	H: 0 LOB: 0 BB: 0 P: 8	1B: 4 2B: 1 3B: 0 HR: 2	SF: 0 SAC: 0 DP: 1 HBP: 0	WP: 0 PB: 0 SB: 0 CS: 0	PA: 45
PITCHER	IP 7.0	WLS 0.2	BF 4	H 2	R 1	ER 1	SO 8	BB 0	IBB 0	HBP 0	BLK 0	WP 0	HR 1	S 8	P 11	ERA 13.50	WHIP 3.000					
50 Mike Fiers, R ERA: 4.01																						
19 Louis Coleman, R ERA: 1.72																						
30 Alex Wilson, R ERA: 4.29																						
61 Shane Greene, R ERA: 4.02																						
45 Buck Farmer, R ERA: 6.14																						

Cleveland Indians @ Detroit Tigers
Comerica Park, Detroit, MI
Sat Jun 09 2018, 6:03 PM - 9:47 PM EDT
Att. 27,038 - Overcast - 67 F

AB 42
R 2
H 7
RBI 2
BB 3
SO 10
LOB 18



Batter	1	2	3	4	5	6	7	8	9	10	11	12	AB	R	H	RBI	BB	SO	LOB	BOTTOM		
12 Leonys Martin, L OBP: 0.330, SLG: 0.466	BB		F8			K		P4		1B			5	1	1	0	1	2	3			
9 Nick Castellanos, R OBP: 0.365, SLG: 0.504	P3		K			L6		G5-3		1B			6	0	1	0	0	1	1			
24 Miguel Cabrera, R OBP: 0.404, SLG: 0.465	1B		G4-3			G1-3		P3		1B			4	1	1	0	2	0	0			
46 Jeimer Candelario, S OBP: 0.362, SLG: 0.512	K		F8			F8		P5		L6			6	1	1	2	0	2	5			
41 Victor Martínez, S OBP: 0.314, SLG: 0.355	F7												3	0	2	1	0	0	0			
22 Victor Reyes, S OBP: 0.186, SLG: 0.304	1B							1B		FC6-5			2	1	1	0	0	0	3			
34 James McCann, R OBP: 0.289, SLG: 0.355	F8					P6		1B		L7			5	0	1	0	0	1	3			
21 JaCoby Jones, R OBP: 0.266, SLG: 0.374	F8					B5-3		1B		G5-3			5	0	1	0	0	1	1			
1 Jose Iglesias, R OBP: 0.309, SLG: 0.388	G3					P3		1B		P4			4	0	1	1	1	0	1			
49 Dixon Machado, R OBP: 0.260, SLG: 0.250	K					L9		F9		G6-3			5	0	0	0	1	4				
Inning Stats	R: 1 E: 0 K: 17	H: 1 LOB: 2 BB: 2 P: 30	R: 0 E: 0 K: 8	H: 0 LOB: 0 BB: 0 P: 10	R: 0 E: 0 K: 1	H: 0 LOB: 0 BB: 0 P: 8	R: 0 E: 0 K: 0	H: 0 LOB: 0 BB: 0 P: 14	R: 0 E: 0 K: 0	H: 3 LOB: 1 BB: 1 P: 23	R: 0 E: 0 K: 5	H: 1 LOB: 1 BB: 0 P: 13	R: 0 E: 0 K: 12	H: 2 LOB: 3 BB: 1 P: 15	R: 0 E: 0 K: 8	H: 1 LOB: 1 BB: 0 P: 12	R: 2 E: 0 K: 8	H: 2 LOB: 0 BB: 0 P: 12	1B: 8 2B: 1 3B: 1 HR: 1	SF: 0 SAC: 0 DP: 0 HBP: 0	WP: 0 PB: 0 SB: 3 CS: 0	PA: 49
PITCHER	IP 6.2	WLS 0.1	BF 27	H 4	R 2	ER 2	SO 5	BB 3	IBB 0	HBP 0	BLK 0	WP 0	HR 0	S 68	P 104	ERA 2.70	WHIP 1.050					
52 Mike Clevinger, R ERA: 3.31																						
39 Oliver Pérez, L ERA: 7.1																						
58 Neil Ramírez, R ERA: 3.85																						
61 Dan Otero, R ERA: 6.65																						
34 Zach McAllister, R ERA: 6.17																						

Cleveland Indians @ Detroit Tigers
Comerica Park, Detroit, MI
Sat Jun 09 2018, 6:03 PM - 9:47 PM EDT
Att. 27,038 - Overcast - 67 F

AB 45
R 4
H 10
RBI 4
BB 4
SO 8
LOB 21



Batter	1	2	3	4	5	6	7	8	9	AB	R	H	RBI	BB	SO	LOB	TOP																					
2 Brian Dozier, R OBP: 0.307, SLG: 0.402	G5-3		P2			K		F8		4	0	0	0	0	1	1	Minnesota Twins @ Detroit Tigers Comerica Park, Detroit, MI Tue Jun 12 2018, 7:10 PM - 10:34 PM EDT Att: 20,340 - Overcast - 74 F																					
20 Eddie Rosario, L OBP: 0.351, SLG: 0.552	G1-3			K		F7		22 1B G4-3		4	1	1	0	0	1	1																						
5 Eduardo Escobar, S OBP: 0.339, SLG: 0.562	G5-3			G5-3				G4-3		4	1	1	0	0	0	1																						
22 Miguel Sanó, R OBP: 0.277, SLG: 0.417		K		G6-3						3	1	1	1	1	1	0																						
26 Max Kepler, L OBP: 0.327, SLG: 0.420		K			G4-3					4	0	0	0	0	2	3																						
23 Mitch Garver, R OBP: 0.302, SLG: 0.336										1	0	0	0	1	0	0																						
60 Jake Cave, L (7, PH)										1	0	0	0	0	2	0																						
46 Bobby Wilson, R OBP: 0.204, SLG: 0.396										1	0	0	0	0	0	0																						
99 Logan Morrison, L OBP: 0.300, SLG: 0.347										3	1	0	0	1	0	1																						
16 Ehire Adrianza, S OBP: 0.320, SLG: 0.429										4	2	3	4	0	1	1																						
24 Ryan LaMarre, R OBP: 0.310, SLG: 0.313				SF7						3	0	1	1	0	1	1																						
Inning Stats	R: 0 E: 0 K: 0 S: 6	H: 0 LOB: 0 BB: 0 P: 10	R: 0 E: 0 K: 2 S: 9	H: 0 LOB: 0 BB: 0 P: 13	R: 1 E: 0 K: 0 S: 15	H: 1 LOB: 0 BB: 0 P: 23	R: 0 E: 0 K: 1 S: 7	H: 0 LOB: 1 BB: 1 P: 11	R: 0 E: 0 K: 1 S: 10	H: 1 LOB: 0 BB: 0 P: 16	R: 4 E: 0 K: 1 S: 17	H: 2 LOB: 0 BB: 2 P: 39	R: 1 E: 0 K: 0 S: 11	H: 2 LOB: 1 BB: 0 P: 19	R: 0 E: 0 K: 1 S: 16	H: 1 LOB: 0 BB: 0 P: 26	1B: 6 2B: 0 3B: 0 HR: 1	SF: 1 SAC: 0 DP: 0 HBP: 0	WP: 1 PB: 0 SB: 1 CS: 0	PA: 36																		
PITCHER	IP	WLS	BF	H	R	ER	SO	BB	IBB	HBP	BLK	WP	HR	S	P	ERA	WHIP	PITCHER				IP	WLS	BF	H	R	ER	SO	BB	IBB	HBP	BLK	WP	HR	S	P	ERA	WHIP
36 Blaine Hardy, L ERA: 3.55	6.0		21	3	2	2	5	1	0	0	0	1	0	56	85	3.00	0.667					6.0		21	3	2	2	5	1	0	0	0	1	0	56	85	3.00	0.667
19 Louis Coleman, R ERA: 2.79	0.2	L	4	0	0	0	1	2	0	0	0	0	0	9	23	0.00	3.000					0.2	L	4	0	0	0	1	2	0	0	0	0	9	23	0.00	3.000	
53 Warwick Saupold, R (7, 1)	1.0	B	5	2	4	4	0	0	0	0	0	0	1	10	21	36.00	2.000					1.0	B	5	2	4	4	0	0	0	0	0	1	10	21	36.00	2.000	
30 Alex Wilson, R ERA: 4.03	1.1		6	2	0	0	1	0	0	0	0	0	0	21	34	0.00	1.500					1.1		6	2	0	0	1	0	0	0	0	21	34	0.00	1.500		

AB	32
R	6
H	7
RBI	6
BB	3
SO	7
LOB	11



Batter	1	2	3	4	5	6	7	8	9	AB	R	H	RBI	BB	SO	LOB	BOTTOM																					
12 Leonys Martin, L OBP: 0.326, SLG: 0.469	F8	G4-3		SF8				F7		3	0	0	1	1	0	2	Minnesota Twins @ Detroit Tigers Comerica Park, Detroit, MI Tue Jun 12 2018, 7:10 PM - 10:34 PM EDT Att: 20,340 - Overcast - 74 F																					
9 Nick Castellanos, R OBP: 0.397, SLG: 0.499			P3	K			F9			4	0	0	0	1	1	3																						
24 Miguel Cabrera, R OBP: 0.395, SLG: 0.448										0	0	0	0	1	0	0																						
28 Niko Goodrum, S OBP: 0.316, SLG: 0.433			K							4	1	1	0	0	2	0																						
46 Jeimer Candelario, S OBP: 0.347, SLG: 0.498		F5								4	0	0	0	1	2	4																						
41 Victor Martinez, S OBP: 0.306, SLG: 0.345										5	1	1	0	0	0	4																						
55 John Hicks, R OBP: 0.327, SLG: 0.437										3	1	1	0	1	1	3																						
21 JaCoby Jones, R OBP: 0.266, SLG: 0.376			P3	K						4	0	1	1	0	2	2																						
1 Jose Iglesias, R OBP: 0.309, SLG: 0.394		F9								4	1	2	1	0	1	2																						
49 Dixon Machado, R OBP: 0.264, SLG: 0.291										3	0	1	0	0	1	1																						
Inning Stats	R: 0 E: 0 K: 0 S: 11	H: 0 LOB: 2 BB: 2 P: 22	R: 0 E: 0 K: 0 S: 16	H: 1 LOB: 1 BB: 1 P: 23	R: 0 E: 0 K: 1 S: 13	H: 0 LOB: 1 BB: 1 P: 23	R: 2 E: 0 K: 2 S: 16	H: 2 LOB: 1 BB: 0 P: 21	R: 0 E: 0 K: 1 S: 8	H: 1 LOB: 0 BB: 0 P: 13	R: 0 E: 0 K: 1 S: 14	H: 1 LOB: 2 BB: 1 P: 19	R: 2 E: 0 K: 2 S: 19	H: 2 LOB: 1 BB: 0 P: 26	R: 0 E: 0 K: 1 S: 7	H: 0 LOB: 0 BB: 0 P: 11	R: 0 E: 0 K: 2 S: 9	H: 0 LOB: 0 BB: 0 P: 15	1B: 5 2B: 1 3B: 1 HR: 0	SF: 1 SAC: 0 DP: 0 HBP: 1	WP: 0 PB: 0 SB: 1 CS: 0	PA: 41																
PITCHER	IP	WLS	BF	H	R	ER	SO	BB	IBB	HBP	BLK	WP	HR	S	P	ERA	WHIP	PITCHER				IP	WLS	BF	H	R	ER	SO	BB	IBB	HBP	BLK	WP	HR	S	P	ERA	WHIP
12 Jake Odorizzi, R ERA: 4.19	5.0		24	4	2	2	4	4	0	1	0	0	0	64	102	3.60	1.600					5.0		24	4	2	2	4	4	0	1	0	0	64	102	3.60	1.600	
57 Ryan Pressly, R ERA: 3.62	1.0	W	5	1	0	0	1	1	0	0	0	0	0	14	19	0.00	2.000					1.0	W	5	1	0	0	1	1	0	0	0	14	19	0.00	2.000		
32 Zach Duke, L ERA: 3.13	0.1	H	3	1	2	0	1	0	0	0	0	0	0	10	14	0.00	3.000					0.1	H	3	1	2	0	1	0	0	0	10	14	0.00	3.000			
39 Trevor Hildenberger, R ERA: 2.41	1.2	H	6	1	0	0	2	0	0	0	0	0	0	16	23	0.00	0.600					1.2	H	6	1	0	0	2	0	0	0	16	23	0.00	0.600			
56 Fernando Rodney, R ERA: 3.13	1.0	S	3	0	0	0	2	0	0	0	0	0	0	9	15	0.00	0.000					1.0	S	3	0	0	0	2	0	0	0	9	15	0.00	0.000			

AB	34
R	4
H	7
RBI	3
BB	5
SO	10
LOB	21



Batter	1	2	3	4	5	6	7	8	9	AB	R	H	RBI	BB	SO	LOB	TOP					
2 Brian Dozier, R OBP: 0.310, SLG: 0.399	2-1 HBP 20 2B 5 1B	4-2 BB			1-0 P5		1-1 F8			2	1	0	0	1	0	1						
20 Eddie Rosario, L OBP: 0.349, SLG: 0.551	3-2 2B 5 1B	1-2 P4			3-2 FC6-4		0-0 F8			4	1	1	0	0	0	2						
5 Eduardo Escobar, S OBP: 0.341, SLG: 0.570	2-2 1B 99 1B		1-2 L6		3-3 K		0-1 3B			4	0	2	2	0	1	1						
22 Miguel Sanó, R OBP: 0.270, SLG: 0.405	2-1 F9		3-3 K		1-3 K		0-0 G1-6-3			4	0	0	0	0	2	2						
36 Robbie Grossman, S OBP: 0.319, SLG: 0.321	1-3 K		3-1 L9		4-2 BB		3-3 K			3	0	0	0	1	2	2						
99 Logan Morrison, L OBP: 0.299, SLG: 0.345	1-2 1B 16 S		3-2 G4-1		1-0 P5		3-2 F7			4	0	1	0	0	0	1						
16 Ehire Adrianza, S OBP: 0.311, SLG: 0.416	2-2 P6		0-0 G5-3		3-3 K		2-3 K			4	0	0	0	0	2	3						
24 Ryan LaMarre, R OBP: 0.300, SLG: 0.301			1-3 K		2-2 G1-3		2-3 K2-3			3	0	0	0	0	1	0						
26 Max Kepler, L OBP: 0.211, SLG: 0.418					0-1 L8					1	0	0	0	0	1	0						
46 Bobby Wilson, R OBP: 0.211, SLG: 0.294			2-3 K		4-2 20 FC6-4 BB		1-1 G4-3			2	0	0	0	1	1	0						
Inning Stats	R: 2 E: 0 K: 1 S: 23	H: 3 LOB: 2 BB: 0 P: 36	R: 0 E: 0 K: 2 S: 14	H: 0 LOB: 1 BB: 1 P: 22	R: 0 E: 0 K: 1 S: 10	H: 0 LOB: 0 BB: 0 P: 17	R: 0 E: 0 K: 0 S: 8	H: 0 LOB: 0 BB: 0 P: 11	R: 0 E: 0 K: 1 S: 10	H: 0 LOB: 1 BB: 1 P: 20	R: 0 E: 0 K: 2 S: 10	H: 0 LOB: 0 BB: 0 P: 19	R: 0 E: 0 K: 1 S: 11	H: 1 LOB: 1 BB: 0 P: 14	R: 0 E: 0 K: 2 S: 11	H: 0 LOB: 0 BB: 0 P: 18	1B: 2 2B: 1 3B: 1 HR: 0	SF: 0 SAC: 0 DP: 0 HBP: 1	WP: 0 PB: 0 SB: 1 CS: 0	PA: 35		
PITCHER	IP WLS BF H R ER SO BB IBB HBP BLK WP HR S P ERA WHIP	IP WLS BF H R ER SO BB IBB HBP BLK WP HR S P ERA WHIP	IP WLS BF H R ER SO BB IBB HBP BLK WP HR S P ERA WHIP	IP WLS BF H R ER SO BB IBB HBP BLK WP HR S P ERA WHIP	IP WLS BF H R ER SO BB IBB HBP BLK WP HR S P ERA WHIP	IP WLS BF H R ER SO BB IBB HBP BLK WP HR S P ERA WHIP	IP WLS BF H R ER SO BB IBB HBP BLK WP HR S P ERA WHIP	IP WLS BF H R ER SO BB IBB HBP BLK WP HR S P ERA WHIP	IP WLS BF H R ER SO BB IBB HBP BLK WP HR S P ERA WHIP	IP WLS BF H R ER SO BB IBB HBP BLK WP HR S P ERA WHIP	IP WLS BF H R ER SO BB IBB HBP BLK WP HR S P ERA WHIP	IP WLS BF H R ER SO BB IBB HBP BLK WP HR S P ERA WHIP	IP WLS BF H R ER SO BB IBB HBP BLK WP HR S P ERA WHIP	IP WLS BF H R ER SO BB IBB HBP BLK WP HR S P ERA WHIP	IP WLS BF H R ER SO BB IBB HBP BLK WP HR S P ERA WHIP	IP WLS BF H R ER SO BB IBB HBP BLK WP HR S P ERA WHIP	IP WLS BF H R ER SO BB IBB HBP BLK WP HR S P ERA WHIP	IP WLS BF H R ER SO BB IBB HBP BLK WP HR S P ERA WHIP	IP WLS BF H R ER SO BB IBB HBP BLK WP HR S P ERA WHIP	IP WLS BF H R ER SO BB IBB HBP BLK WP HR S P ERA WHIP	IP WLS BF H R ER SO BB IBB HBP BLK WP HR S P ERA WHIP	IP WLS BF H R ER SO BB IBB HBP BLK WP HR S P ERA WHIP

Minnesota Twins @ Detroit Tigers
Comerica Park, Detroit, MI
Wed Jun 13 2018, 7:11 PM - 10:18 PM EDT
Att: 19,206 - Clear - 84 F

AB 31
R 2
H 4
RBI 2
BB 3
SO 10
LOB 12



Batter	1	2	3	4	5	6	7	8	9	AB	R	H	RBI	BB	SO	LOB	BOTTOM						
12 Leonys Martin, L OBP: 0.332, SLG: 0.470	2-3 K		4-2 9 S BB		0-1 46 HBP 1B		2-1 F8	1-0 E9 1B		4	0	2	1	1	1	0							
9 Nick Castellanos, R OBP: 0.351, SLG: 0.490	0-0 L8		3-3 K2-3		1-1 F3		2-2 L8	0-0 F9		5	0	0	0	0	1	6							
46 Jeimer Candelario, S OBP: 0.346, SLG: 0.491	1-2 L7		2-2 K		2-2 HBP		2-3 K			3	0	0	0	0	2	2							
41 Victor Martinez, S OBP: 0.300, SLG: 0.338		1-1 G5-3		0-1 G3	0-2 G3-1		0-2 G3-1			4	0	0	0	0	0	3							
55 John Hicks, R OBP: 0.337, SLG: 0.445		0-1 F8		0-0 1B		1-2 28 2B 1B		0-2 17 1B 1B		4	0	3	0	0	0	0							
60 Ronny Rodríguez, R OBP: 0.100, SLG: 0.105										0	1	0	0	0	0	0							
28 Niko Goodrum, S OBP: 0.327, SLG: 0.469		1-2 HR		3-3 K	1-2 2B		1-2 17 1B 22 1B 1B			4	2	3	1	0	1	1							
17 Grayson Greiner, R OBP: 0.324, SLG: 0.533		0-2 G3-1		2-3 K	0-3 K2-3		0-2 12 1B 1B			4	1	1	1	0	2	3							
1 José Iglesias, R OBP: 0.308, SLG: 0.396			0-1 22 G6-3 2B		1-2 L7	0-3 K	0-2 F9			4	0	1	0	0	1	4							
22 Victor Reyes, S OBP: 0.220, SLG: 0.320			1-2 G6-3		0-0 46 HBP 12 1B 1B		1-0 F7	0-2 12 1B 1B		4	1	2	1	0	0	3							
Inning Stats	R: 0 E: 0 K: 1 S: 8	H: 0 LOB: 0 BB: 0 P: 11	R: 1 E: 0 K: 0 S: 10	H: 1 LOB: 0 BB: 0 P: 12	R: 0 E: 0 K: 2 S: 17	H: 1 LOB: 2 BB: 1 P: 27	R: 0 E: 0 K: 2 S: 9	H: 1 LOB: 1 BB: 0 P: 14	R: 0 E: 0 K: 0 S: 13	H: 2 LOB: 3 BB: 0 P: 17	R: 0 E: 0 K: 2 S: 14	H: 2 LOB: 2 BB: 0 P: 17	R: 0 E: 0 K: 1 S: 9	H: 0 LOB: 0 BB: 0 P: 15	R: 4 E: 1 K: 0 S: 19	H: 5 LOB: 2 BB: 0 P: 22	1B: 9 2B: 2 3B: 0 HR: 1	SF: 0 SAC: 0 DP: 0 HBP: 1	WP: 0 PB: 0 SB: 1 CS: 0	PA: 38			
PITCHER	IP WLS BF H R ER SO BB IBB HBP BLK WP HR S P ERA WHIP	IP WLS BF H R ER SO BB IBB HBP BLK WP HR S P ERA WHIP	IP WLS BF H R ER SO BB IBB HBP BLK WP HR S P ERA WHIP	IP WLS BF H R ER SO BB IBB HBP BLK WP HR S P ERA WHIP	IP WLS BF H R ER SO BB IBB HBP BLK WP HR S P ERA WHIP	IP WLS BF H R ER SO BB IBB HBP BLK WP HR S P ERA WHIP	IP WLS BF H R ER SO BB IBB HBP BLK WP HR S P ERA WHIP	IP WLS BF H R ER SO BB IBB HBP BLK WP HR S P ERA WHIP	IP WLS BF H R ER SO BB IBB HBP BLK WP HR S P ERA WHIP	IP WLS BF H R ER SO BB IBB HBP BLK WP HR S P ERA WHIP	IP WLS BF H R ER SO BB IBB HBP BLK WP HR S P ERA WHIP	IP WLS BF H R ER SO BB IBB HBP BLK WP HR S P ERA WHIP	IP WLS BF H R ER SO BB IBB HBP BLK WP HR S P ERA WHIP	IP WLS BF H R ER SO BB IBB HBP BLK WP HR S P ERA WHIP	IP WLS BF H R ER SO BB IBB HBP BLK WP HR S P ERA WHIP	IP WLS BF H R ER SO BB IBB HBP BLK WP HR S P ERA WHIP	IP WLS BF H R ER SO BB IBB HBP BLK WP HR S P ERA WHIP	IP WLS BF H R ER SO BB IBB HBP BLK WP HR S P ERA WHIP	IP WLS BF H R ER SO BB IBB HBP BLK WP HR S P ERA WHIP	IP WLS BF H R ER SO BB IBB HBP BLK WP HR S P ERA WHIP	IP WLS BF H R ER SO BB IBB HBP BLK WP HR S P ERA WHIP	IP WLS BF H R ER SO BB IBB HBP BLK WP HR S P ERA WHIP	IP WLS BF H R ER SO BB IBB HBP BLK WP HR S P ERA WHIP

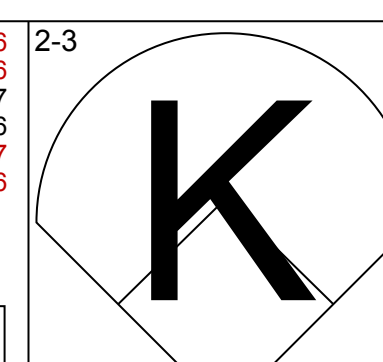
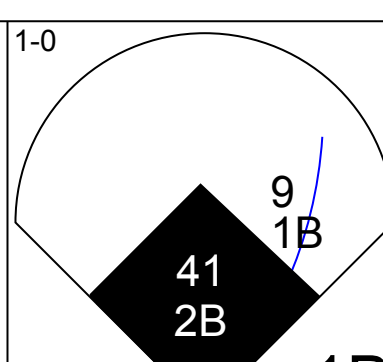
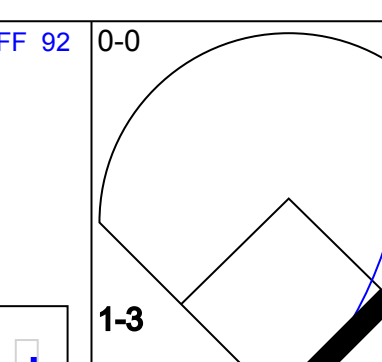
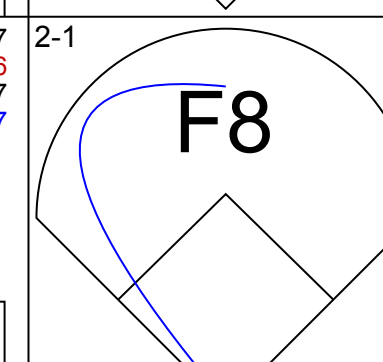
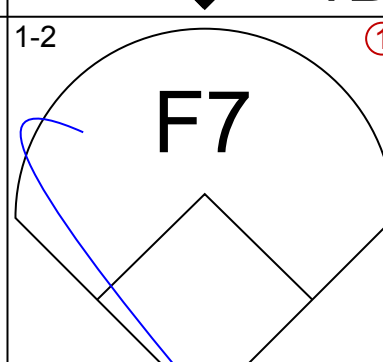
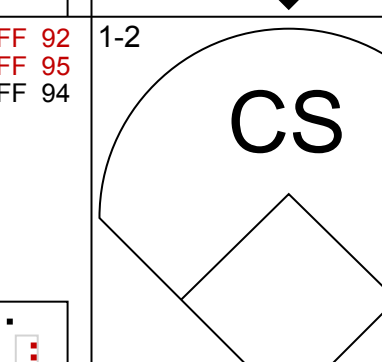
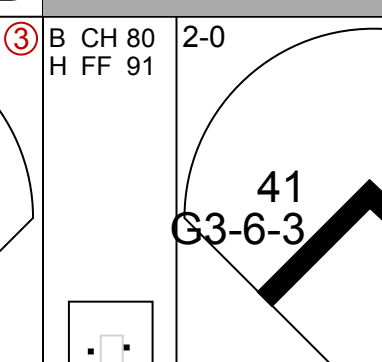
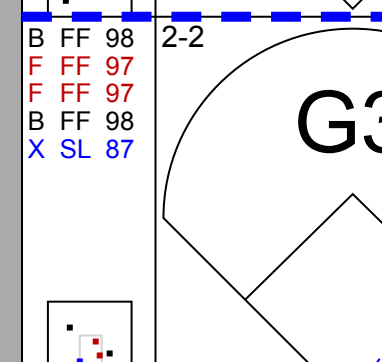
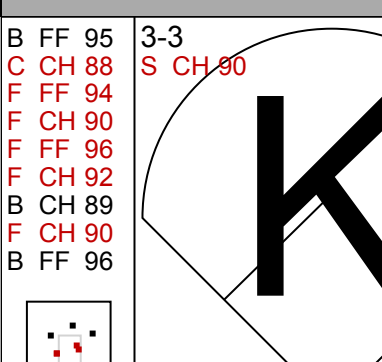
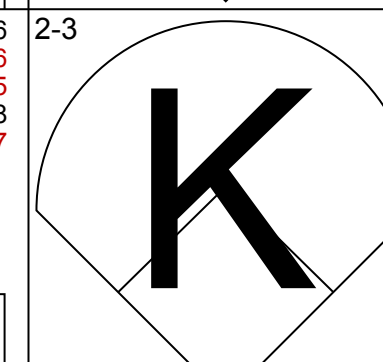
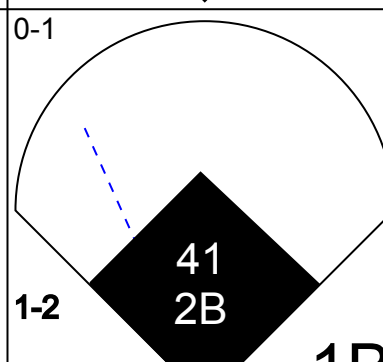
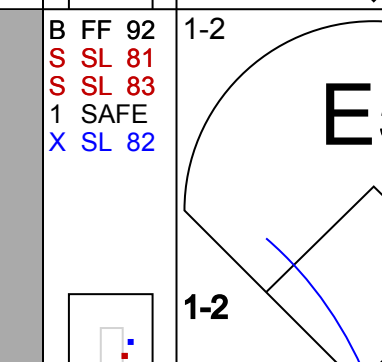
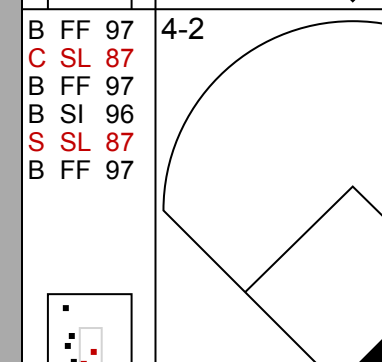
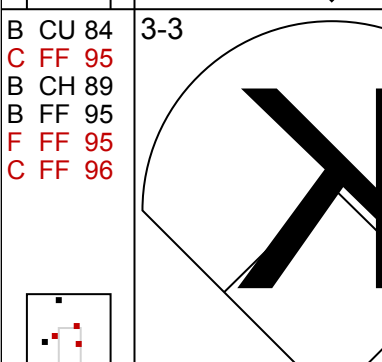
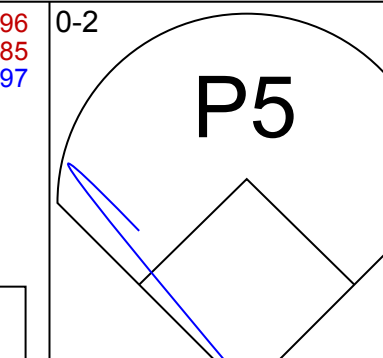
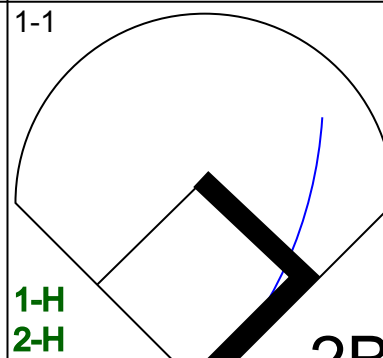
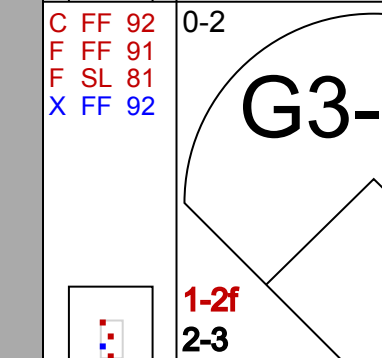
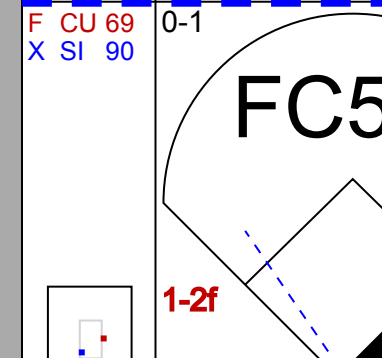
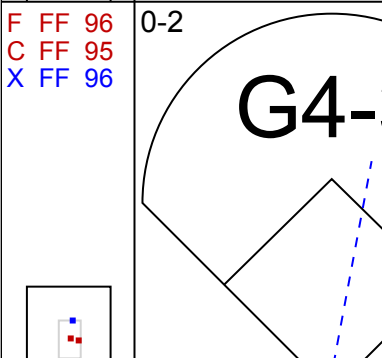
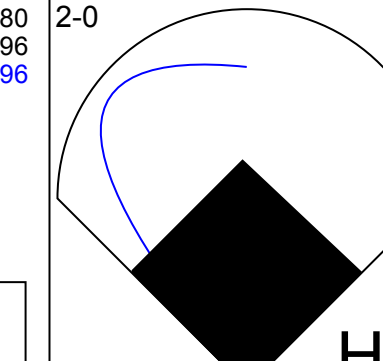
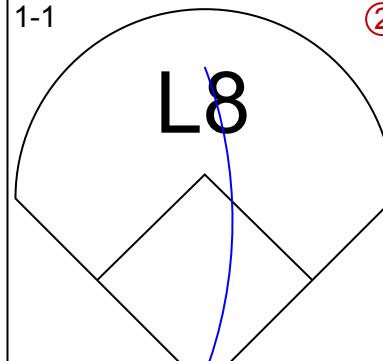
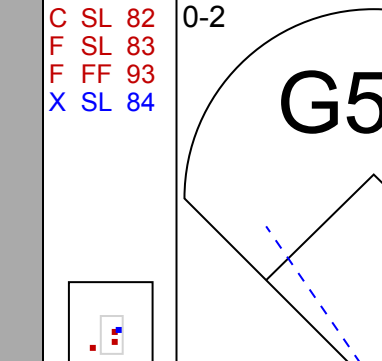
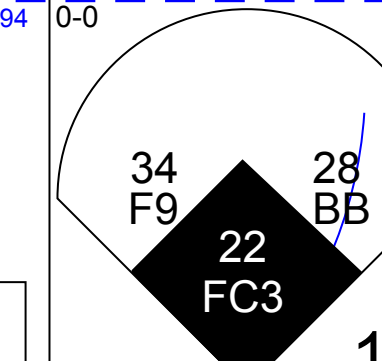
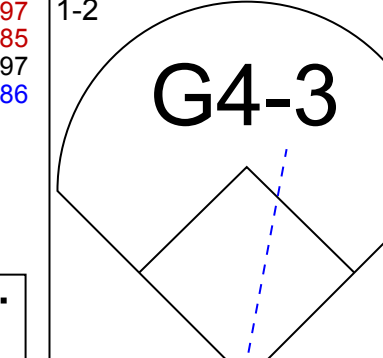
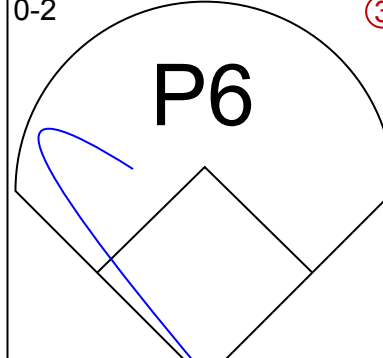
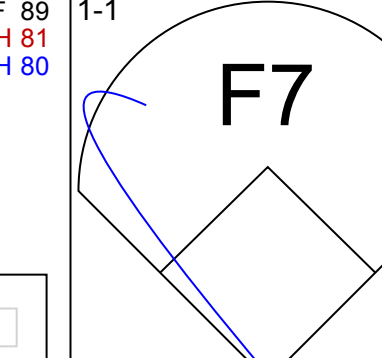
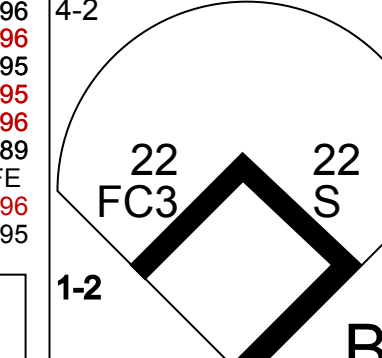
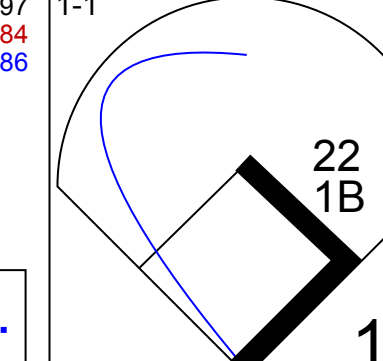
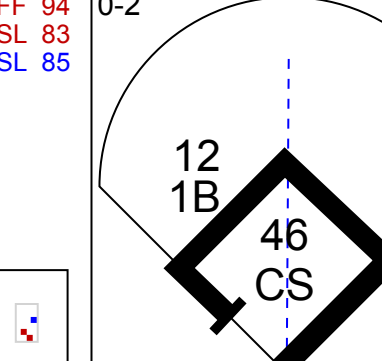
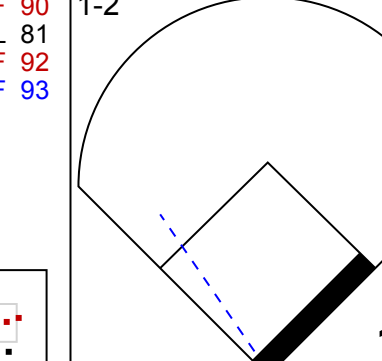
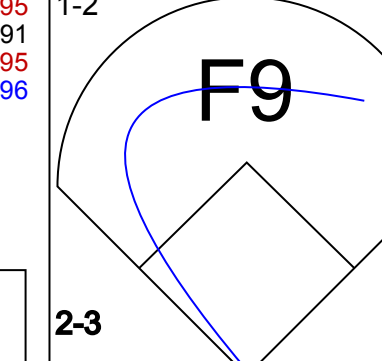
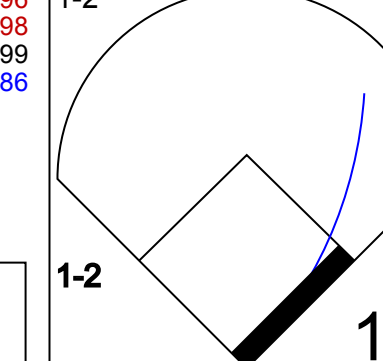
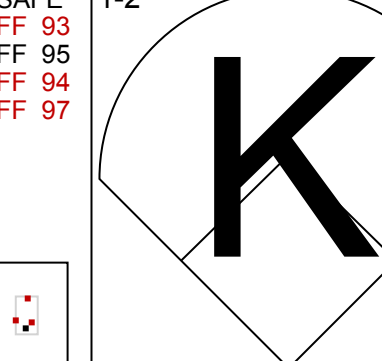
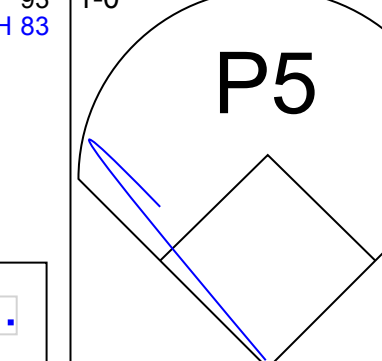
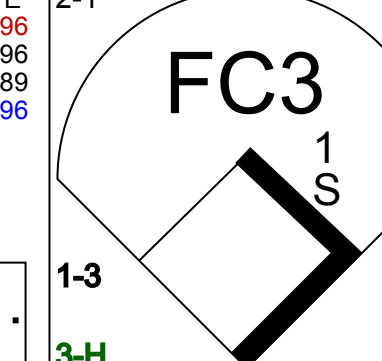
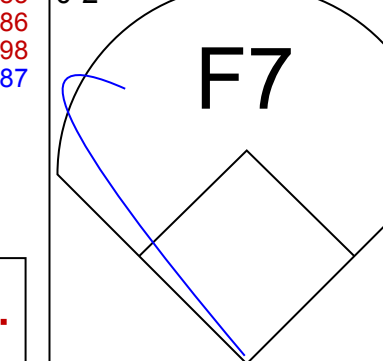
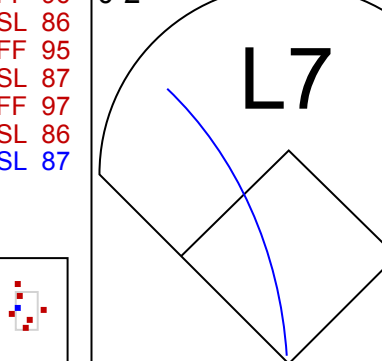
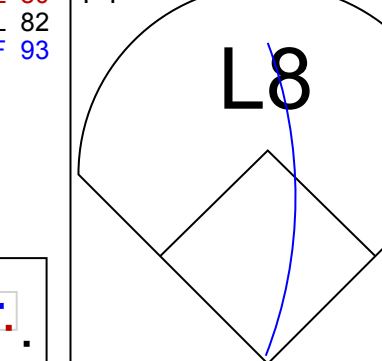
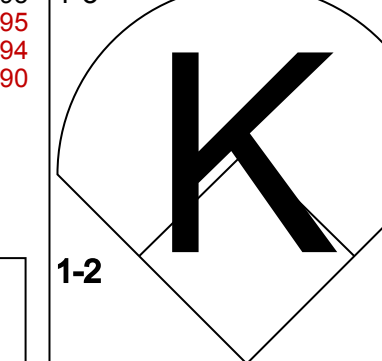

Minnesota Twins @ Detroit Tigers
Comerica Park, Detroit, MI
Wed Jun 13 2018, 7:11 PM - 10:18 PM EDT
Att: 19,206 - Clear - 84 F

AB 36
R 5
H 12
RBI 4
BB 1
SO 8
LOB 22



Batter	1	2	3	4	5	6	7	8	9	AB	R	H	RBI	BB	SO	LOB	TOP						
2 Brian Dozier, R OBP: 0.306, SLG: 0.393	F8		G6-3		L7			L8		4	0	0	0	0	0	2	Minnesota Twins @ Detroit Tigers Comerica Park, Detroit, MI Thu Jun 14 2018, 1:11 PM - 3:43 PM EDT Att: 27,573 - Partly Cloudy - 81 F						
20 Eddie Rosario, L OBP: 0.348, SLG: 0.550	5 1B		K		P5			G4-3		4	1	1	0	0	1	2							
5 Eduardo Escobar, S OBP: 0.340, SLG: 0.564	2H				P6			K		4	0	1	1	0	1	0							
99 Logan Morrison, L OBP: 0.294, SLG: 0.338	L8				P3			K		4	0	0	0	0	2	1							
26 Max Kepler, L OBP: 0.324, SLG: 0.413	G4-3				BB			K		3	0	0	0	1	2	1							
36 Robbie Grossman, S OBP: 0.317, SLG: 0.319	K				F7			K		4	0	1	0	0	1	1							
Jake Cave, L OBP: 0.211, SLG: 0.579	L8				L7			G4-3		4	0	0	0	0	0	1	livebaseballscorecards.com						
23 Mitch Garver, R OBP: 0.311, SLG: 0.353	F9				16 1B			K		3	0	2	0	0	0	0							
16 Ehre Adrianza, S OBP: 0.312, SLG: 0.414	G4-3				1-2 1B			P6		3	0	1	0	0	0	1							
Inning Stats	R: 1 H: 2 E: 0 K: 0 S: 13	L: 2 LOB: 1 BB: 0 P: 16	R: 0 H: 0 E: 0 K: 1 S: 10	L: 0 LOB: 0 BB: 0 P: 15	R: 0 H: 0 E: 0 K: 1 S: 7	L: 0 LOB: 0 BB: 0 P: 11	R: 0 H: 0 E: 0 K: 0 S: 6	L: 0 LOB: 1 BB: 1 P: 16	R: 0 H: 2 E: 0 K: 0 S: 9	L: 2 LOB: 2 BB: 0 P: 12	R: 0 H: 0 E: 0 K: 2 S: 9	L: 0 LOB: 0 BB: 0 P: 10	R: 0 H: 1 E: 0 K: 0 S: 8	L: 1 LOB: 1 BB: 0 P: 12	R: 0 H: 0 E: 0 K: 1 S: 11	L: 0 LOB: 0 BB: 0 P: 17		R: 0 H: 1 E: 0 K: 2 S: 9	L: 1 LOB: 1 BB: 0 P: 12	1B: 4 2B: 2 3B: 0 HR: 0	SF: 0 SAC: 0 DP: 0 HBP: 0	WP: 0 PB: 0 SB: 0 CS: 0	PA: 34
PITCHER	IP	WLS	BF	H	R	ER	SO	BB	IBB	HBP	BLK	WP	HR	S	P	ERA		WHIP					
32 Michael Fulmer, R ERA: 4.13	7.0	W	27	5	1	1	4	1	0	0	0	0	0	62	92	1.29		0.857					
77 Joe Jiménez, R ERA: 2.16	1.0	H	3	0	0	0	1	0	0	0	0	0	0	11	17	0.00	0.000						
61 Shane Greene, R ERA: 3.78	1.0	S	4	1	0	0	2	0	0	0	0	0	0	9	12	0.00	1.000						

Batter	1	2	3	4	5	6	7	8	9	AB	R	H	RBI	BB	SO	LOB	BOTTOM				
12 Leonys Martin, L OBP: 0.327, SLG: 0.462	K		G5-3		G4-3			G3		4	0	0	0	0	1	1	Minnesota Twins @ Detroit Tigers Comerica Park, Detroit, MI Thu Jun 14 2018, 1:11 PM - 3:43 PM EDT Att: 27,573 - Partly Cloudy - 81 F				
46 Jeimer Candelario, S OBP: 0.346, SLG: 0.469	41 1B		BB		1B			K		3	0	1	0	1	2	0					
9 Nick Castellanos, R OBP: 0.346, SLG: 0.473	K		K		K			E6		4	0	0	0	0	2	2					
41 Victor Martínez, S OBP: 0.304, SLG: 0.341					G6-3			G4-3		4	0	2	0	0	0	0					
22 Victor Reyes, S OBP: 0.220, SLG: 0.320					G4-3			G4-3		0	0	0	0	0	0	0					
55 John Hicks, R OBP: 0.335, SLG: 0.453	1B				L4			G6-4-3		4	1	1	0	0	1	4					
28 Niko Goodrum, S OBP: 0.321, SLG: 0.463	G4-3				K			SF8		2	0	0	1	0	1	0	livebaseballscorecards.com				
34 James McCann, R OBP: 0.295, SLG: 0.349	G6-3				F9			K		3	0	0	0	0	1	0					
1 Jose Iglesias, R OBP: 0.312, SLG: 0.397	F7				21 S			HR		2	1	1	0	0	0	0					
21 JaCoby Jones, R OBP: 0.267, SLG: 0.389	K				K			HR		3	1	1	2	0	2	1					
Inning Stats	R: 0 H: 1 E: 0 K: 3 S: 21	L: 1 LOB: 2 BB: 1 P: 28	R: 0 H: 0 E: 0 K: 0 S: 9	L: 0 LOB: 0 BB: 0 P: 13	R: 0 H: 1 E: 0 K: 2 S: 11	L: 1 LOB: 1 BB: 0 P: 16	R: 0 H: 0 E: 0 K: 1 S: 6	L: 0 LOB: 0 BB: 0 P: 8	R: 0 H: 1 E: 0 K: 1 S: 9	L: 1 LOB: 1 BB: 0 P: 16	R: 0 H: 0 E: 0 K: 1 S: 9	L: 0 LOB: 0 BB: 0 P: 15	R: 3 H: 2 E: 0 K: 1 S: 13	L: 2 LOB: 2 BB: 0 P: 21	R: 0 H: 1 E: 1 K: 1 S: 8	L: 1 LOB: 2 BB: 0 P: 10		1B: 4 2B: 0 3B: 1 HR: 1	SF: 1 SAC: 0 DP: 1 HBP: 1	WP: 0 PB: 0 SB: 1 CS: 0	PA: 32
PITCHER	IP	WLS	BF	H	R	ER	SO	BB	IBB	HBP	BLK	WP	HR	S	P	ERA		WHIP			
31 Lance Lynn, R ERA: 4.98	6.2	L	27	5	3	3	9	1	0	1	0	0	0	76	114	4.05	0.900				
32 Zach Duke, L ERA: 2.96	1.1		5	1	0	0	1	0	0	0	0	0	0	10	13	0.00	0.750				

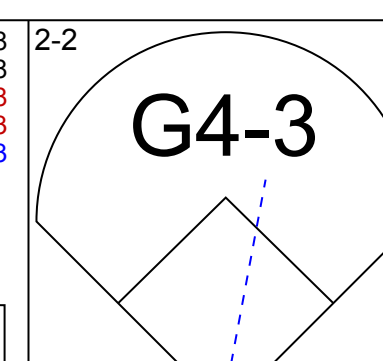
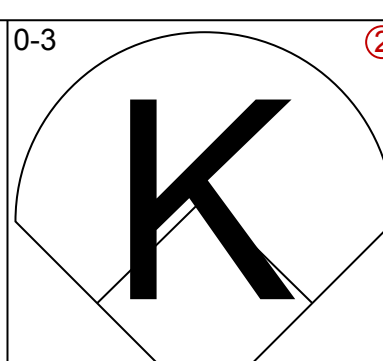
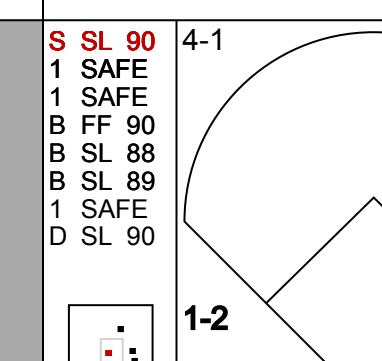
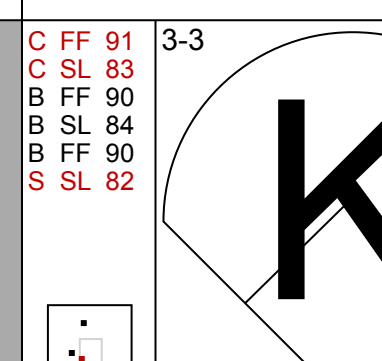
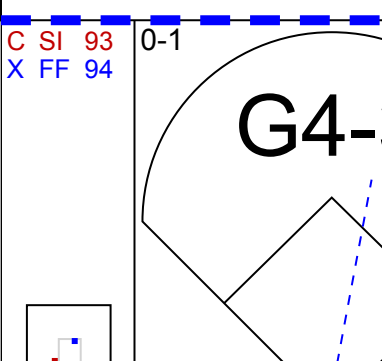
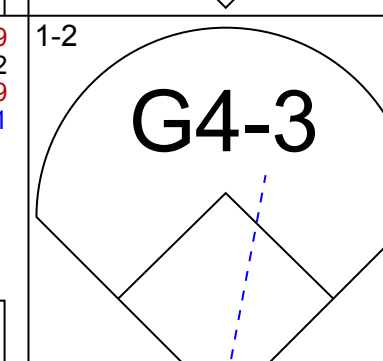
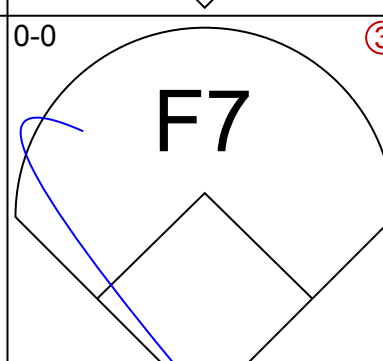
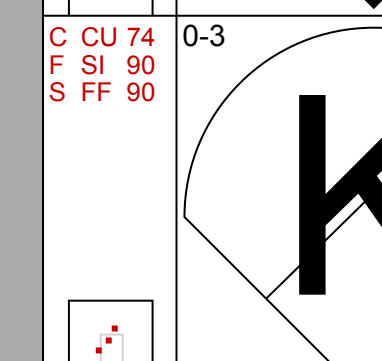
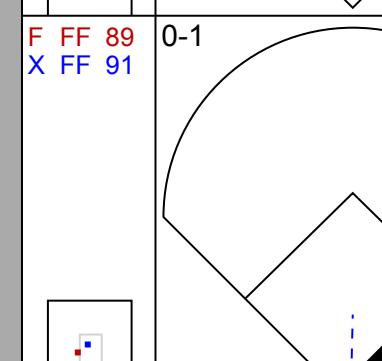
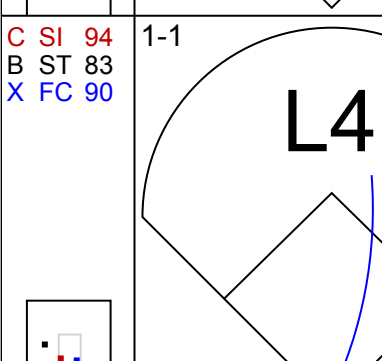

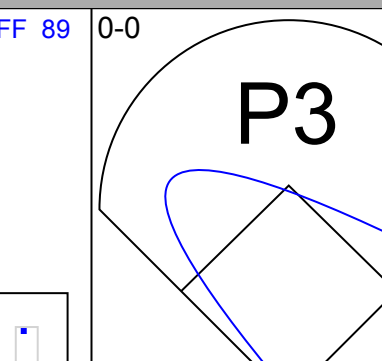
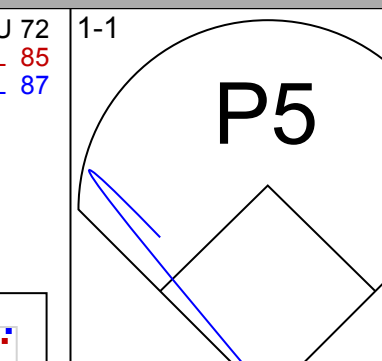

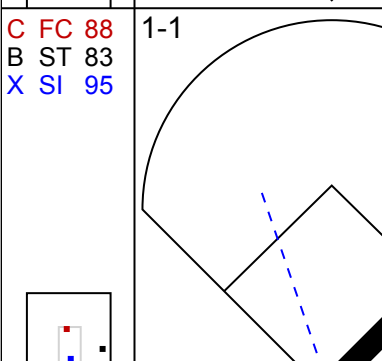
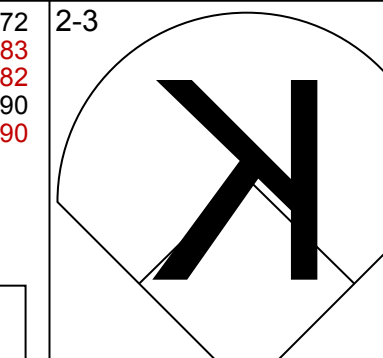
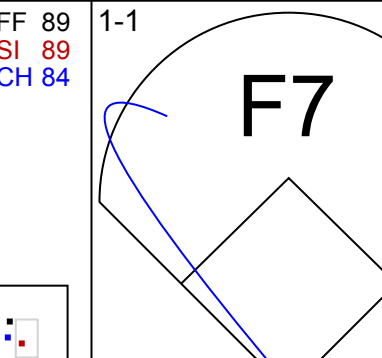
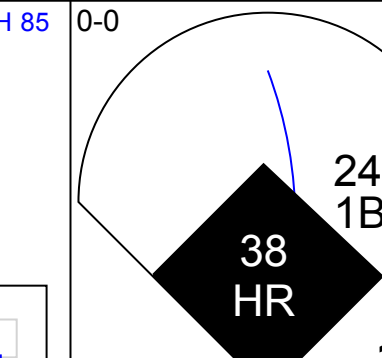
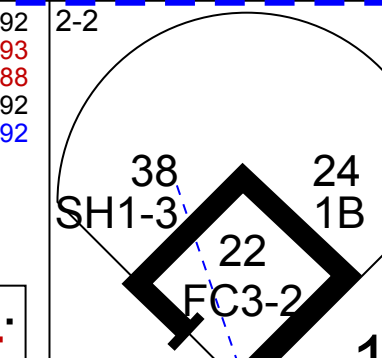
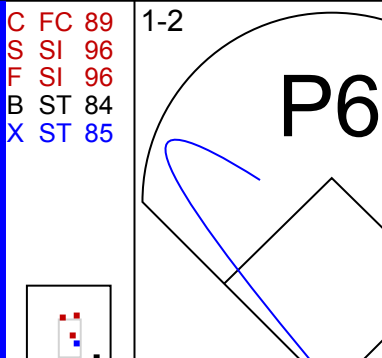
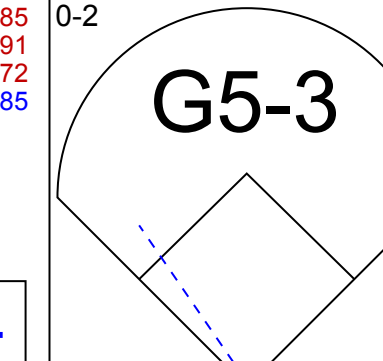
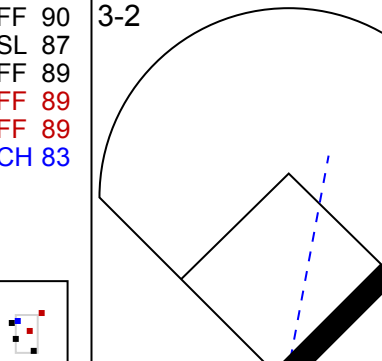
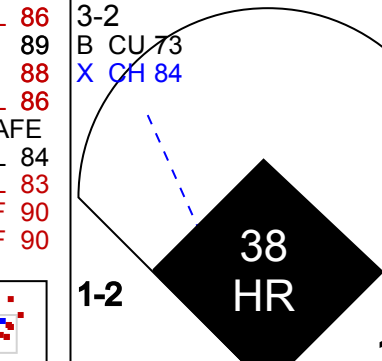
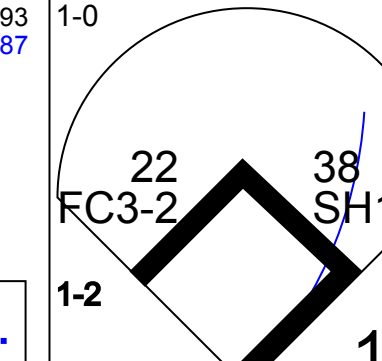

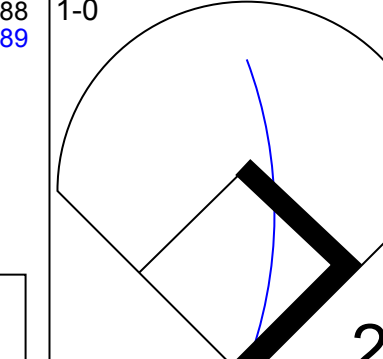
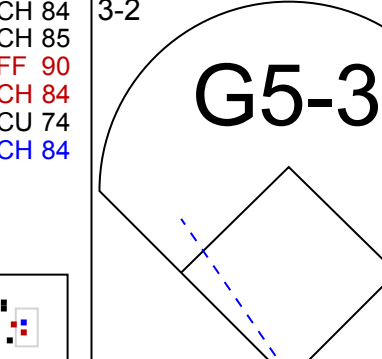
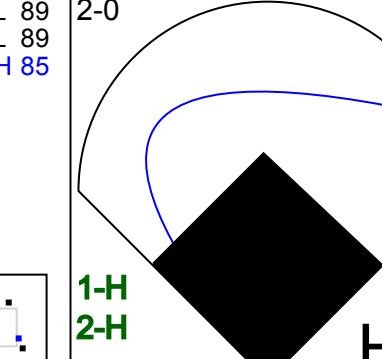
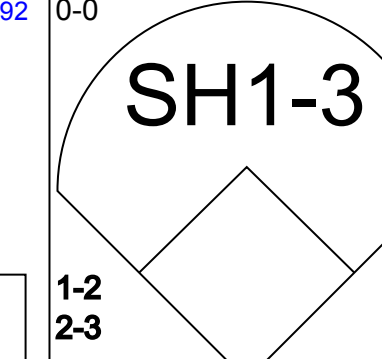

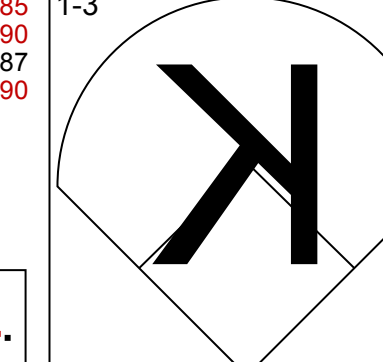

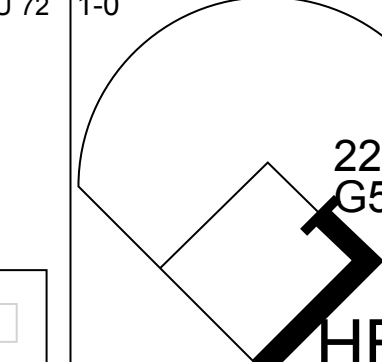
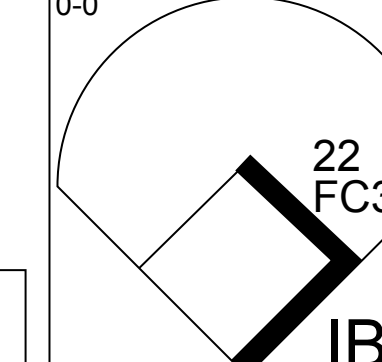



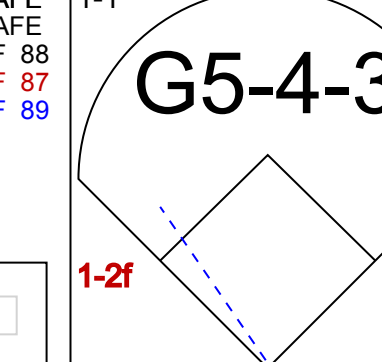
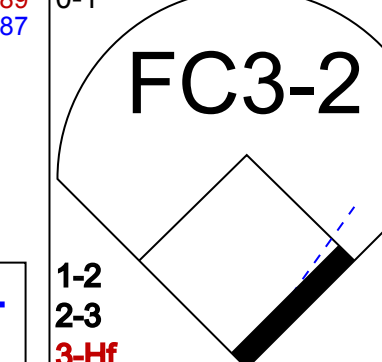




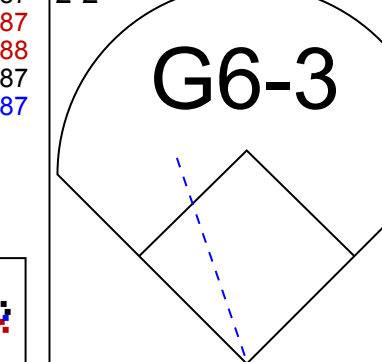


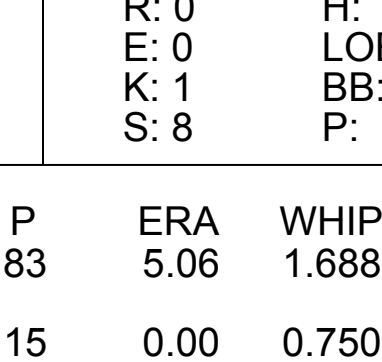
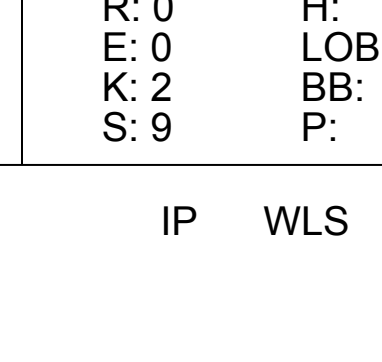
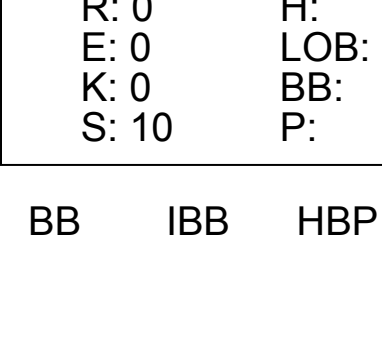





Batter	1	2	3	4	5	6	7	8	9	AB	R	H	RBI	BB	SO	LOB	TOP			
12 Leony Martin, L (1, 8) OBP: 0.328, SLG: 0.460										5	1	2	0	0	3	2				
46 Jeimer Candelario, S (1, 5) OBP: 0.345, SLG: 0.480										4	0	0	0	0	1	1				
9 Nick Castellanos, R (1, 9) OBP: 0.347, SLG: 0.470										4	1	1	0	1	2	1				
41 Victor Martinez, S (1, 10) OBP: 0.302, SLG: 0.342										5	0	1	2	0	0	3				
55 John Hicks, R (1, 3) OBP: 0.339, SLG: 0.472										4	2	2	1	0	0	2				
28 Niko Goodrum, S (1, 6) (8, 4) OBP: 0.320, SLG: 0.453										3	0	0	0	1	0	1				
34 James McCann, R (1, 2) OBP: 0.303, SLG: 0.358										4	0	3	0	0	0	2				
22 Victor Reyes, S (1, 7) OBP: 0.222, SLG: 0.315										4	0	1	1	0	1	3				
49 Dixon Machado, R (1, 4) OBP: 0.260, SLG: 0.286										3	0	0	0	0	0	4				
1 Jose Iglesias, R (8, PH) (8, 6) OBP: 0.311, SLG: 0.395										1	0	0	0	0	1	2				
Inning Stats	R: 0 K: 2 S: 9	H: 0 LOB: 0 BB: 0 P: 15	R: 1 E: 0 K: 0 S: 16	H: 3 LOB: 2 BB: 0 P: 21	R: 2 E: 0 K: 0 S: 13	H: 3 LOB: 1 BB: 0 P: 17	R: 0 E: 0 K: 1 S: 16	H: 2 LOB: 1 BB: 0 P: 18	R: 0 E: 0 K: 0 S: 8	H: 1 LOB: 1 BB: 0 P: 12	R: 0 E: 0 K: 1 S: 10	H: 0 LOB: 1 BB: 1 P: 18	R: 1 E: 0 K: 2 S: 17	H: 1 LOB: 2 BB: 1 P: 26	R: 0 E: 0 K: 2 S: 13	H: 0 LOB: 0 BB: 0 P: 19	1B: 8 2B: 1 3B: 0 HR: 1	SF: 0 SAC: 0 DP: 1 HBP: 1	WP: 0 PB: 0 SB: 2 CS: 1	PA: 41
PITCHER	IP	WLS	BF	H	R	ER	SO	BB	IBB	HBP	BLK	WP	HR	S	P	ERA	WHIP			
40 Reynaldo López, R (1, 1) ERA: 3.35	6.0		27	9	3	3	3	0	0	1	0	0	1	73	97	4.50	1.500			
52 Xavier Cedeño, L (7, 1) ERA:	0.1		1	0	0	0	1	0	0	0	0	0	0	3	5	0.00	0.000			
44 Bruce Rondón, R (7, 1) ERA: 3.68	0.1		2	0	0	0	0	1	0	0	0	0	0	5	11	0.00	3.000			
70 Luis Avilán, L (7, 1) ERA: 3.2	0.1		1	0	0	0	0	0	0	0	0	0	0	2	2	0.00	0.000			
37 Juan Miraya, R (8, 1) ERA: 7.11	2.0	L	9	1	1	1	4	1	0	0	0	0	0	30	45	4.50	1.000			

Detroit Tigers @ Chicago White Sox
Guaranteed Rate Field, Chicago, IL
 Fri Jun 15 2018, 7:13 PM - 10:33 PM CDT
 Att: 22,813 - Clear - 84 F

livebaseballscorecards.com

AB 37
 R 4
 H 10
 RBI 4
 BB 2
 SO 8
 LOB 21



Batter	1	2	3	4	5	6	7	8	9	AB	R	H	RBI	BB	SO	LOB	BOTTOM					
10 Yoán Moncada, S (1, 4) OBP: 0.297, SLG: 0.405										4	0	0	0	1	2	1						
5 Yolmer Sánchez, S (1, 5) OBP: 0.311, SLG: 0.409										5	0	1	0	0	1	3						
79 José Abreu, R (1, 3) OBP: 0.344, SLG: 0.509											5	0	1	0	0	0	1					
18 Daniel Palka, L (1, 9) OBP: 0.289, SLG: 0.475											4	1	2	0	0	1	0					
32 Trayce Thompson, R (9, PR) OBP: 0.172, SLG: 0.223											1	0	0	0	0	0	1					
24 Matt Davidson, R (1, 10) OBP: 0.358, SLG: 0.474											4	1	3	0	0	0	0					
20 José Rondón, R (8, PR) OBP: 0.294, SLG: 0.500											0	0	0	0	0	0	0					
38 Omar Narváez, L (1, 2) OBP: 0.307, SLG: 0.333											3	1	2	3	0	0	1					
7 Tim Anderson, R (1, 6) OBP: 0.304, SLG: 0.421											2	0	1	0	1	1	1					
22 Charles Tilson, L (1, 7) OBP: 0.313, SLG: 0.333										4	0	1	0	0	0	5						
15 Adam Engel, R (1, 8) OBP: 0.277, SLG: 0.309											4	0	1	0	0	1	4					
Inning Stats	R: 0 K: 0 S: 8	H: 0 LOB: 0 BB: 0 P: 11	R: 0 E: 0 K: 2 S: 11	H: 1 LOB: 1 BB: 0 P: 15	R: 0 E: 0 K: 1 S: 8	H: 1 LOB: 1 BB: 0 P: 8	R: 0 E: 0 K: 0 S: 9	H: 1 LOB: 1 BB: 0 P: 16	R: 0 E: 0 K: 1 S: 8	H: 2 LOB: 2 BB: 1 P: 15	R: 3 E: 0 K: 0 S: 13	H: 3 LOB: 0 BB: 0 P: 21	R: 0 E: 0 K: 2 S: 9	H: 1 LOB: 1 BB: 0 P: 14	R: 0 E: 0 K: 0 S: 10	H: 2 LOB: 3 BB: 1 P: 15	R: 0 E: 0 K: 0 S: 10	H: 1 LOB: 1 BB: 0 P: 13	1B: 10 2B: 1 3B: 0 HR: 1	SF: 0 SAC: 1 DP: 2 HBP: 1	WP: 0 PB: 0 SB: 0 CS: 0	PA: 40
PITCHER	IP	WLS	BF	H	R	ER	SO	BB	IBB	HBP	BLK	WP	HR	S	P	ERA	WHIP					
50 Mike Fiers, R (1, 1) ERA: 4.09	5.1		25	8	3	3	4	1	0	0	0	0	0	10	15	5.06	1.688					
19 Louis Coleman, R (6, 1) ERA: 2.55	1.1		4	1	0	0	2	0	0	0	0	0	0	10	15	0.00	0.750					
45 Buck Farmer, R (7, 1) ERA: 5.68	0.1	W	1	0	0	0	0	0	0	0	0	0	0	1	2	0.00	0.000					
30 Alex Wilson, R (8, 1) ERA: 3.86	1.0	H	6	2	0	0	0	0	1	0	0	0	0	10	15	0.00	2.000					
61 Shane Greene, R (9, 1) ERA: 3.67	1.0	S	4	1	0	0	0	0	0	0	0	0	0	10	13	0.00	1.000					

Detroit Tigers @ Chicago White Sox
Guaranteed Rate Field, Chicago, IL
 Fri Jun 15 2018, 7:13 PM - 10:33 PM CDT
 Att: 22,813 - Clear - 84 F

livebaseballscorecards.com


AB 36
 R 3
 H 12
 RBI 3
 BB 2
 SO 6
 LOB 17



Batter	1	2	3	4	5	6	7	8	9	AB	R	H	RBI	BB	SO	LOB	TOP			
12 Leony Martin, L OBP: 0.337, SLG: 0.464										3	1	3	2	2	0	0				
46 Jeimer Candelario, S OBP: 0.369, SLG: 0.469										3	0	0	1	1	0	4				
9 Nick Castellanos, R OBP: 0.350, SLG: 0.497										3	0	0	0	0	1	3				
60 Ronny Rodriguez, R OBP: 0.120, SLG: 0.087										1	0	0	0	1	1	1				
28 Niko Goodrum, S OBP: 0.330, SLG: 0.459										3	0	2	1	1	1	1				
55 John Hicks, R OBP: 0.324, SLG: 0.440										5	0	0	0	0	2	5				
17 Grayson Greiner, R OBP: 0.333, SLG: 0.351										3	1	1	0	1	1	2				
22 Victor Reyes, S OBP: 0.220, SLG: 0.305										4	1	1	0	0	0	1				
1 Jose Iglesias, R OBP: 0.312, SLG: 0.392										4	1	2	0	0	0	1				
48 Matthew Boyd, L OBP: 0.298, SLG: 0.389										1	0	0	0	0	1	0				
49 Dixon Machado, R OBP: 0.298, SLG: 0.389										1	0	0	0	0	1	1				
53 Warwick Saupold, R OBP: 0.298, SLG: 0.389										0	0	0	0	0	0	0				
54 Drew VerHagen, R OBP: 0.298, SLG: 0.389										1	0	0	0	0	0	0				
45 Buck Farmer, L OBP: 0.298, SLG: 0.389										0	0	0	0	0	0	0				
21 Jacoby Jones, R OBP: 0.298, SLG: 0.389										0	1	0	1	1	0	0				
Inning Stats	R: 0 H: 1 E: 0 K: 1 S: 8	H: 1 LOB: 1 BB: 0 P: 13	R: 0 H: 0 E: 0 K: 1 S: 10	H: 0 LOB: 1 BB: 1 P: 15	R: 0 H: 1 E: 0 K: 1 S: 12	H: 1 LOB: 1 BB: 1 P: 19	R: 0 H: 1 E: 0 K: 0 S: 7	H: 1 LOB: 0 BB: 0 P: 9	R: 0 H: 1 E: 0 K: 2 S: 13	H: 0 LOB: 1 BB: 1 P: 19	R: 0 H: 0 E: 0 K: 0 S: 10	H: 0 LOB: 0 BB: 0 P: 12	R: 0 H: 1 E: 0 K: 2 S: 18	H: 1 LOB: 2 BB: 1 P: 27	R: 5 H: 4 E: 0 K: 0 S: 25	H: 4 LOB: 1 BB: 2 P: 43	1B: 8 2B: 2 3B: 0 HR: 0	SF: 2 DP: 2 HBP: 0	WP: 0 PB: 0 SB: 1 CS: 0	PA: 41
PITCHER	IP WLS BF H R ER SO BB IBB HBP BLK WP HR S P ERA WHIP	IP WLS BF H R ER SO BB IBB HBP BLK WP HR S P ERA WHIP	IP WLS BF H R ER SO BB IBB HBP BLK WP HR S P ERA WHIP	IP WLS BF H R ER SO BB IBB HBP BLK WP HR S P ERA WHIP	IP WLS BF H R ER SO BB IBB HBP BLK WP HR S P ERA WHIP	IP WLS BF H R ER SO BB IBB HBP BLK WP HR S P ERA WHIP	IP WLS BF H R ER SO BB IBB HBP BLK WP HR S P ERA WHIP	IP WLS BF H R ER SO BB IBB HBP BLK WP HR S P ERA WHIP	IP WLS BF H R ER SO BB IBB HBP BLK WP HR S P ERA WHIP	IP WLS BF H R ER SO BB IBB HBP BLK WP HR S P ERA WHIP	IP WLS BF H R ER SO BB IBB HBP BLK WP HR S P ERA WHIP	IP WLS BF H R ER SO BB IBB HBP BLK WP HR S P ERA WHIP	IP WLS BF H R ER SO BB IBB HBP BLK WP HR S P ERA WHIP	IP WLS BF H R ER SO BB IBB HBP BLK WP HR S P ERA WHIP	IP WLS BF H R ER SO BB IBB HBP BLK WP HR S P ERA WHIP	IP WLS BF H R ER SO BB IBB HBP BLK WP HR S P ERA WHIP	IP WLS BF H R ER SO BB IBB HBP BLK WP HR S P ERA WHIP	IP WLS BF H R ER SO BB IBB HBP BLK WP HR S P ERA WHIP	IP WLS BF H R ER SO BB IBB HBP BLK WP HR S P ERA WHIP	IP WLS BF H R ER SO BB IBB HBP BLK WP HR S P ERA WHIP

Detroit Tigers @ Cincinnati Reds
Great American Ball Park, Cincinnati, OH
Tue Jun 19 2018, 7:11 PM - 10:43 PM EDT
Att: 31,085 - Partly Cloudy - 91 F


AB 32
R 5
H 9
RBI 5
BB 7
SO 8
LOB 19

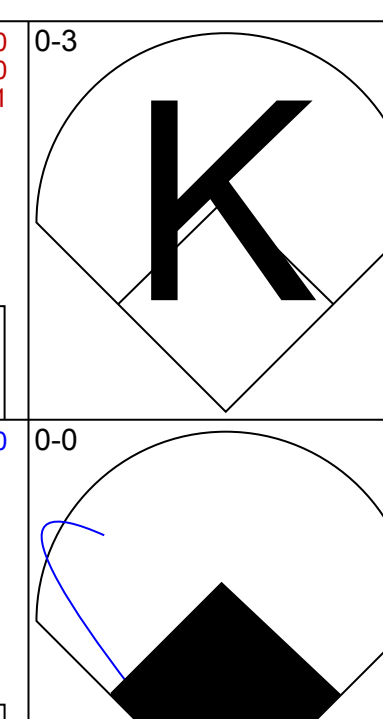
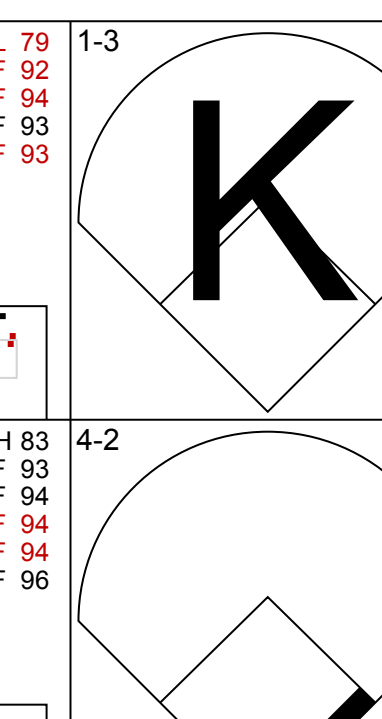
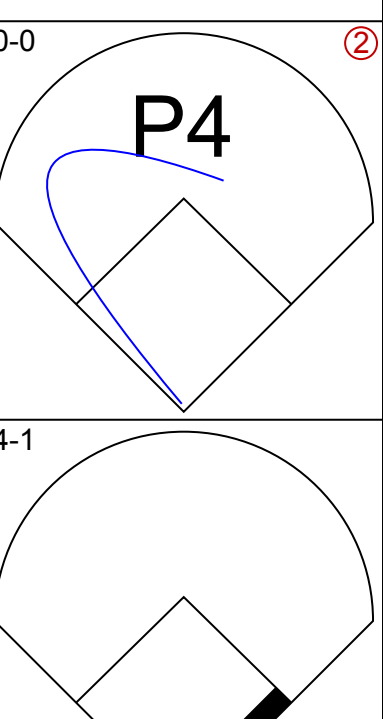
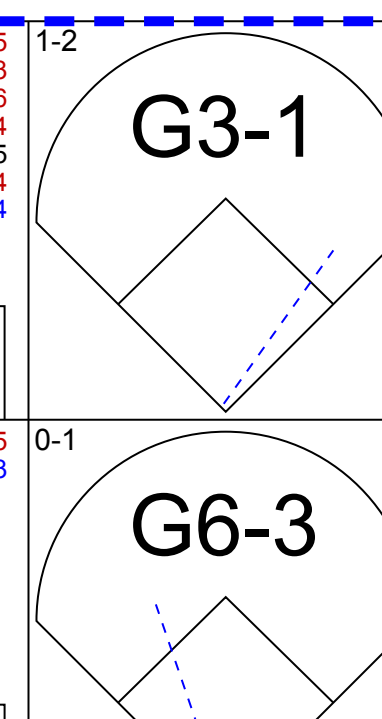
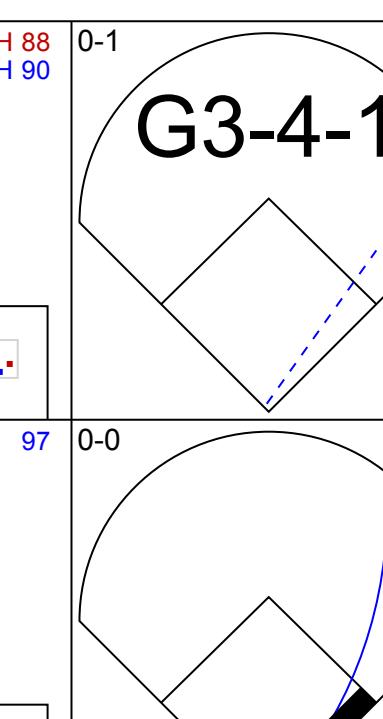

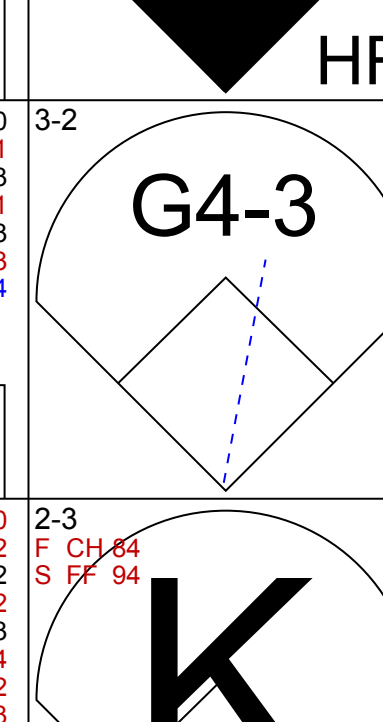
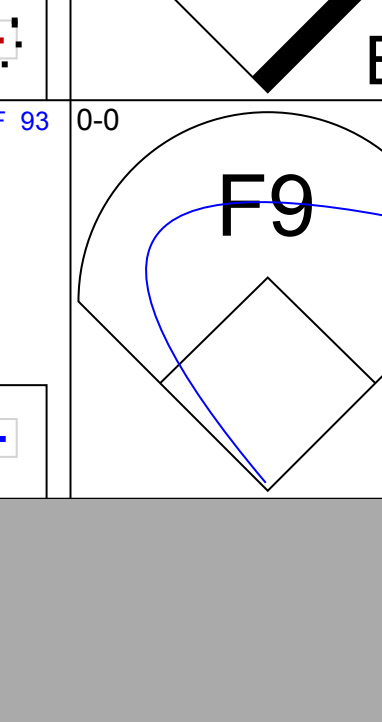
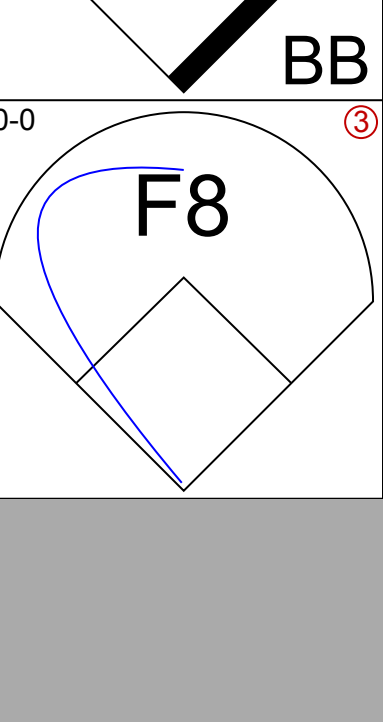
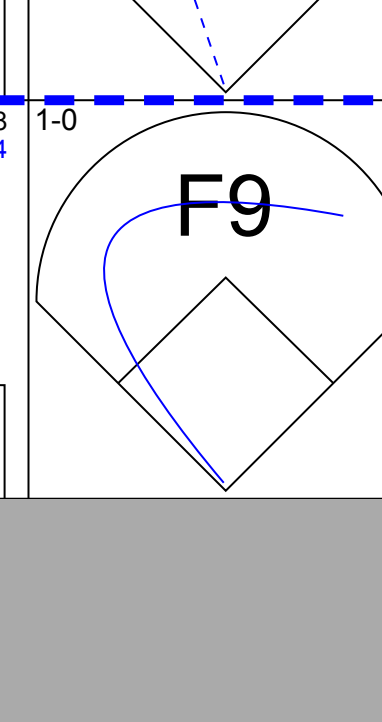

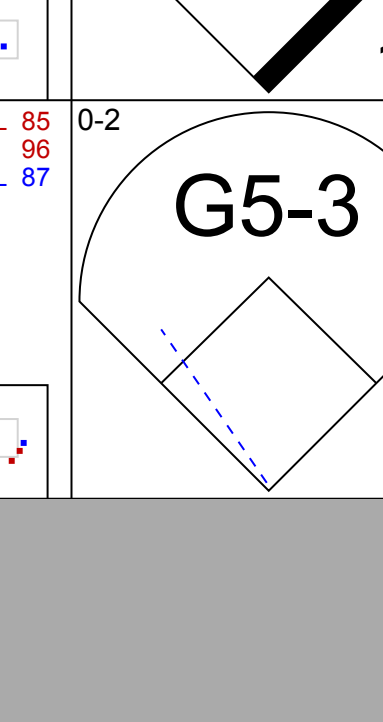












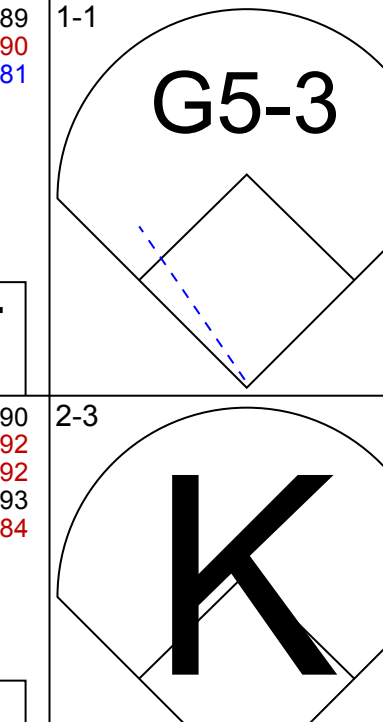
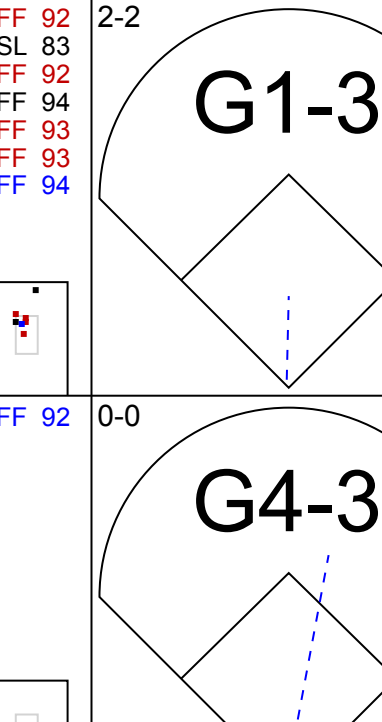
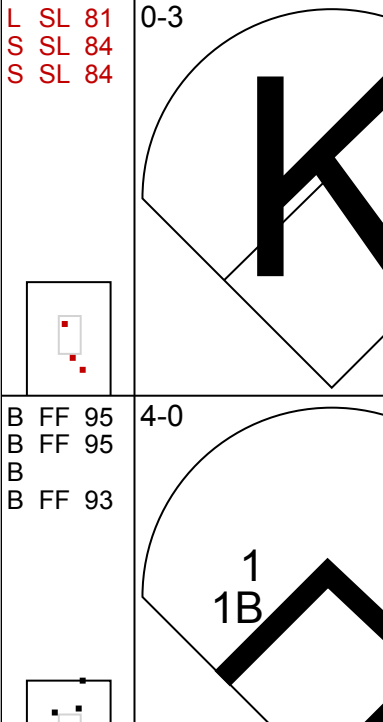
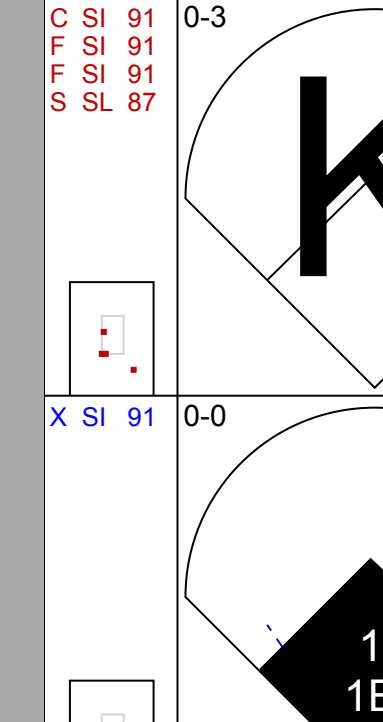



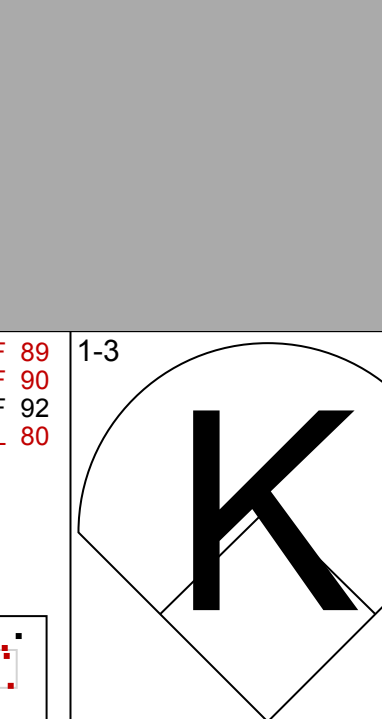
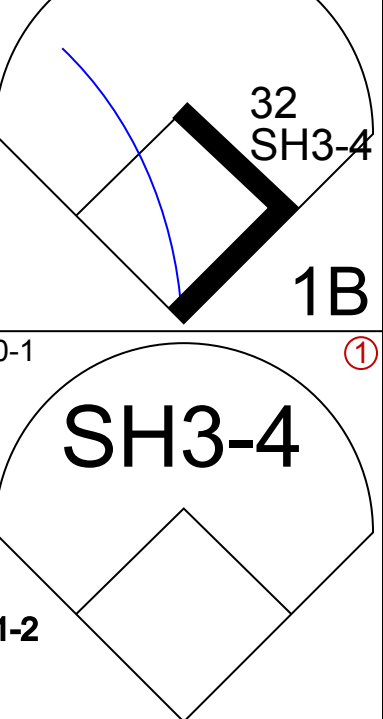

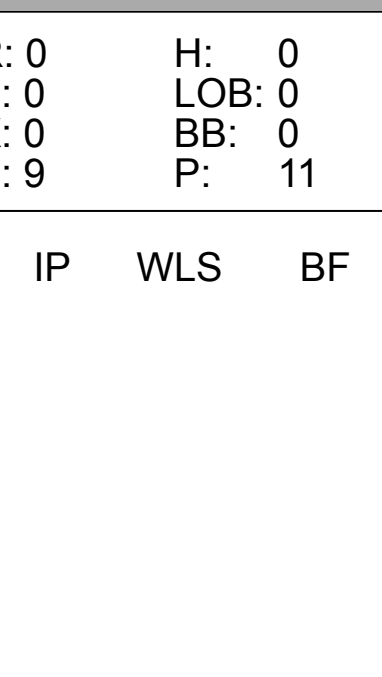
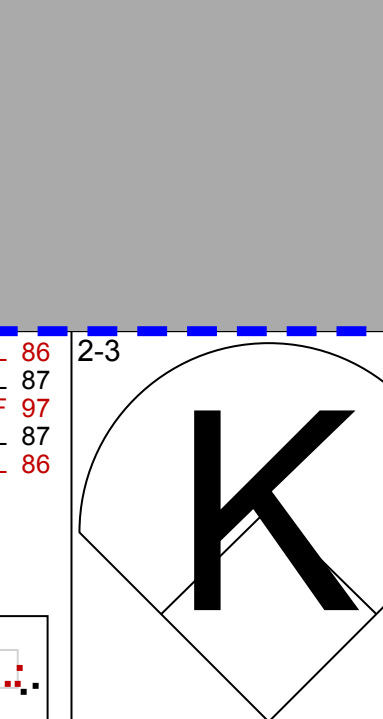
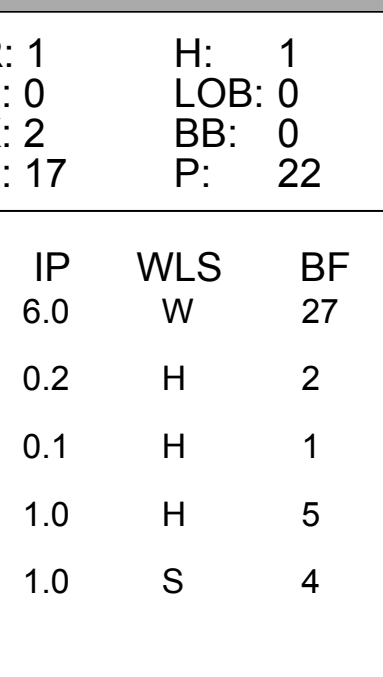
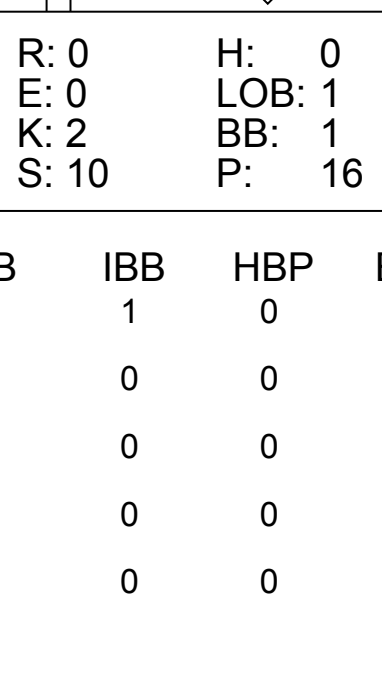
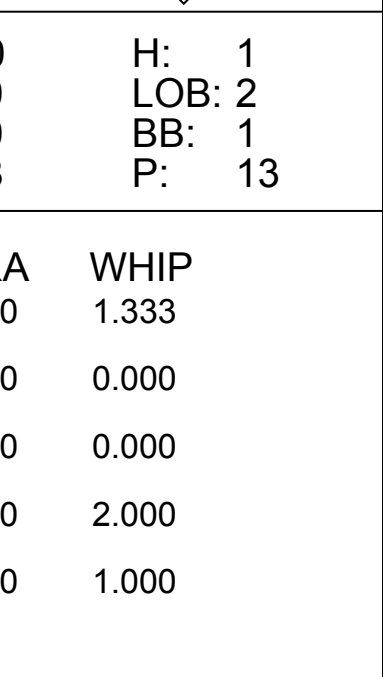
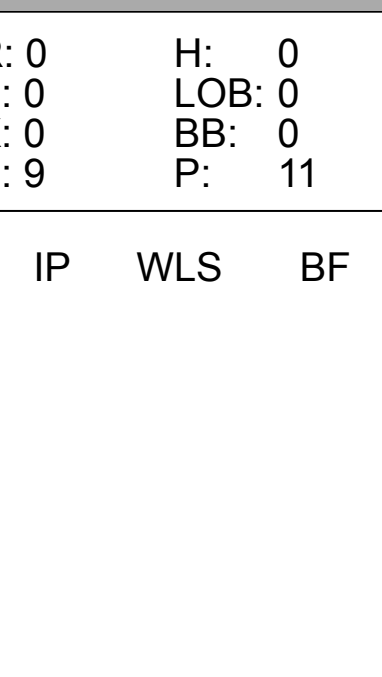
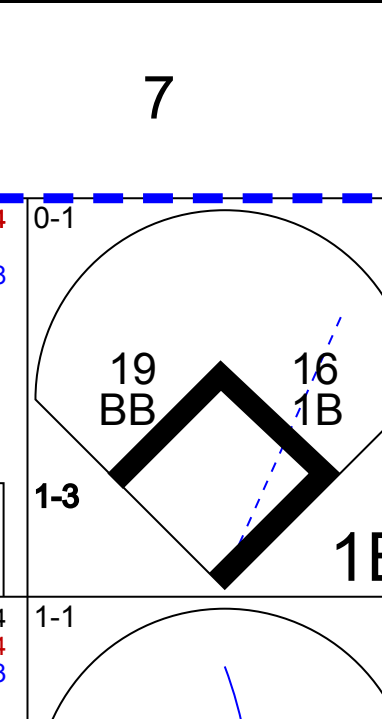

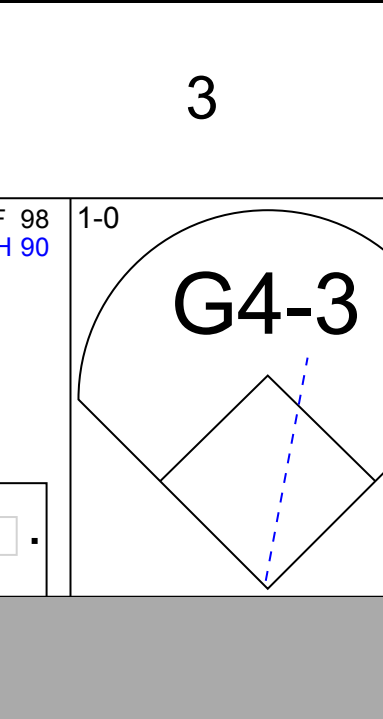

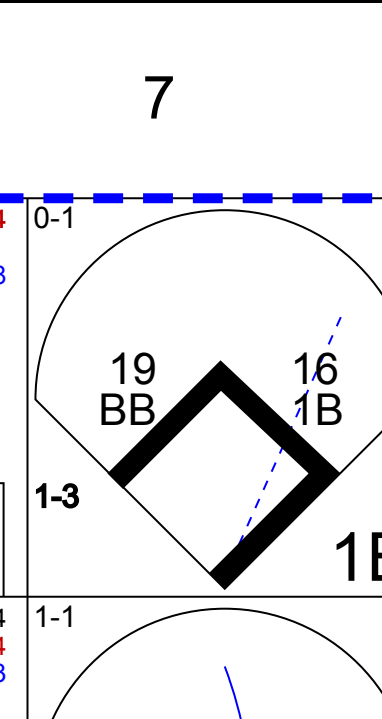
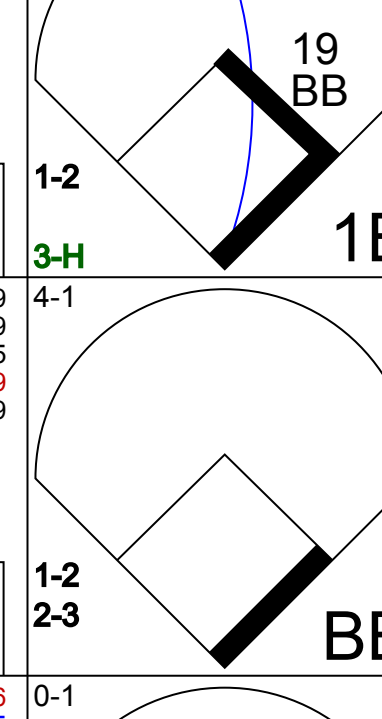



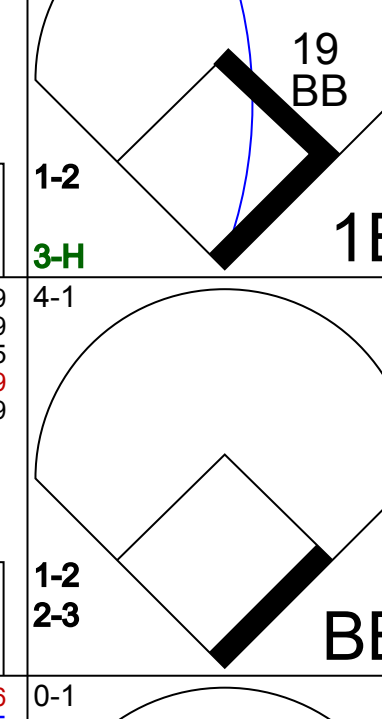
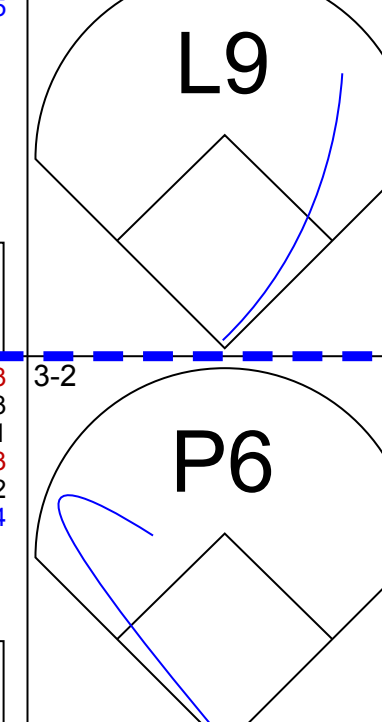



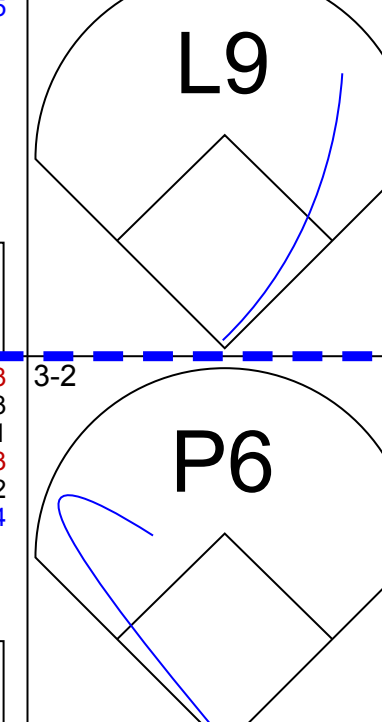



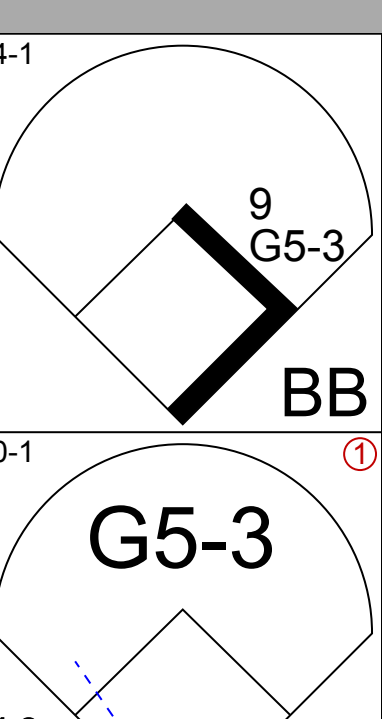



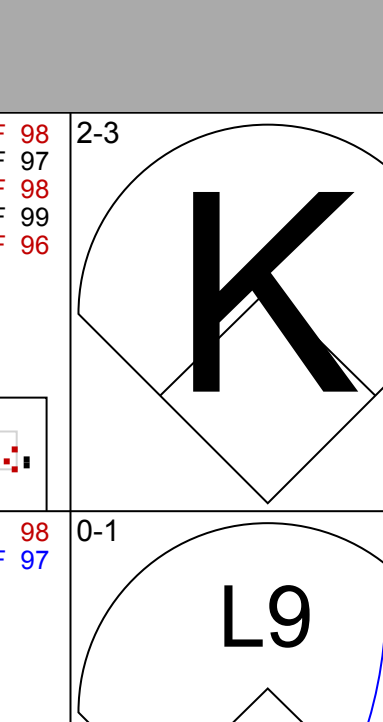
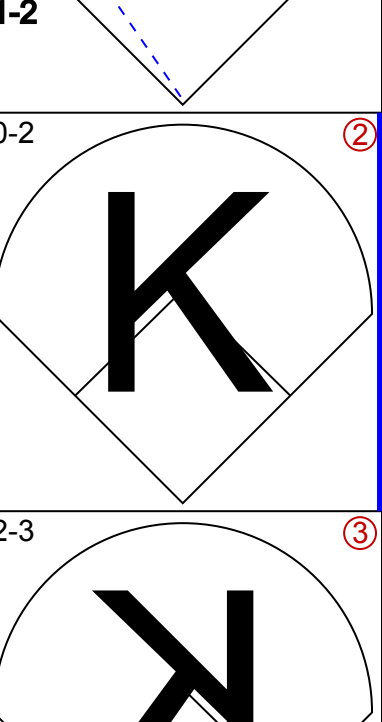
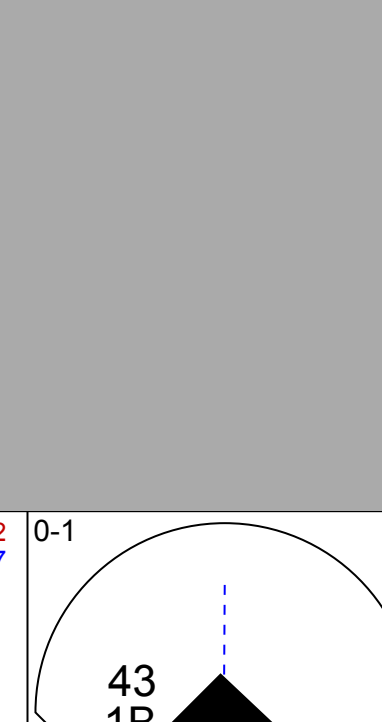
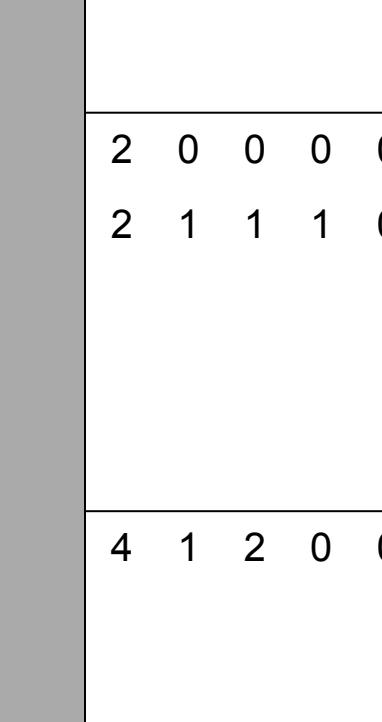

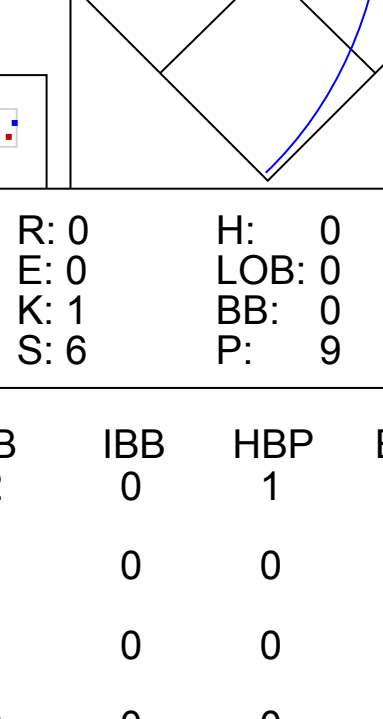
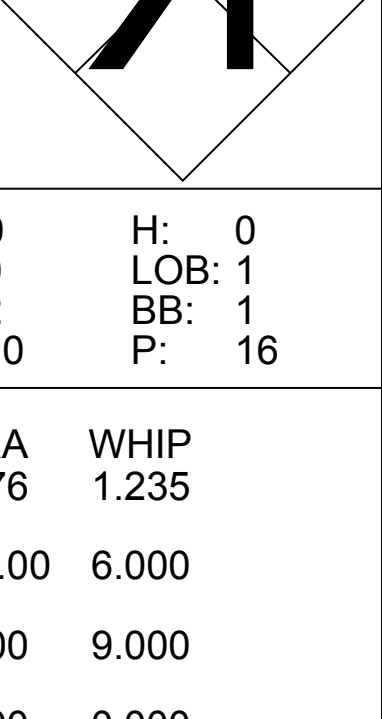
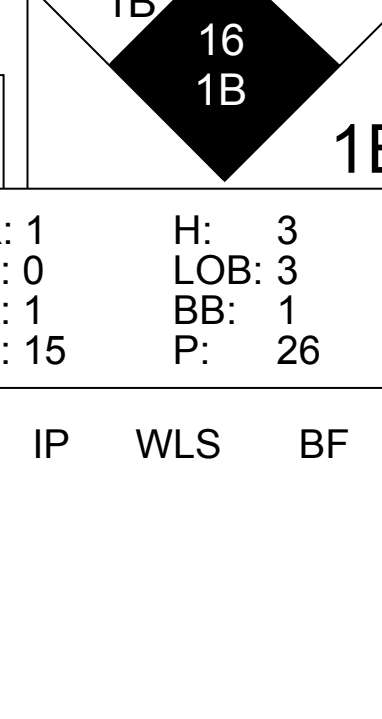
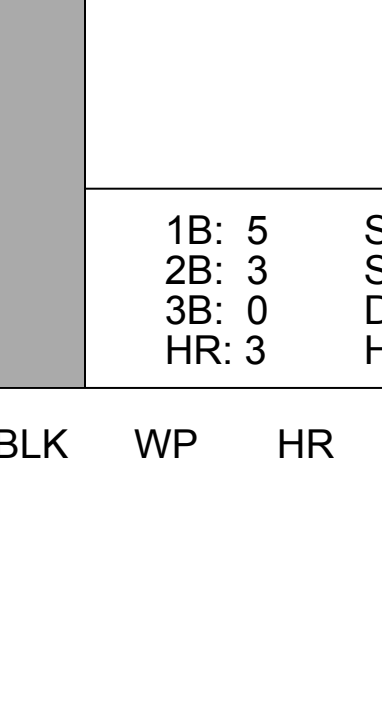


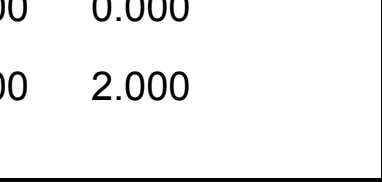





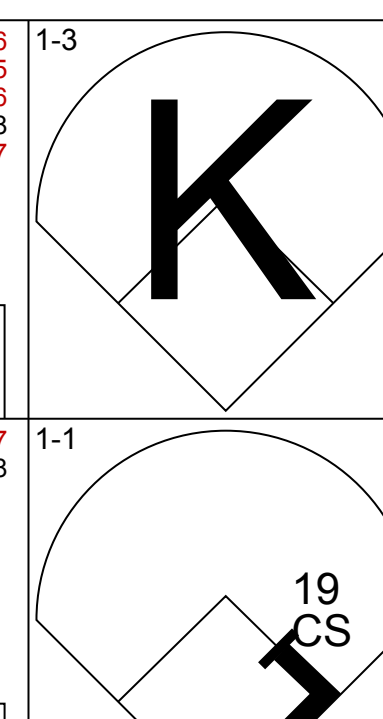
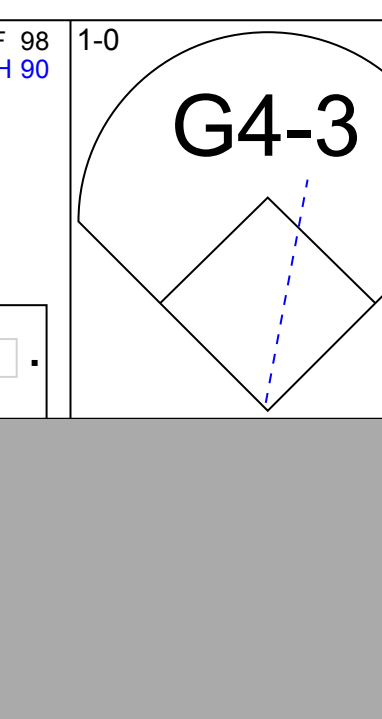
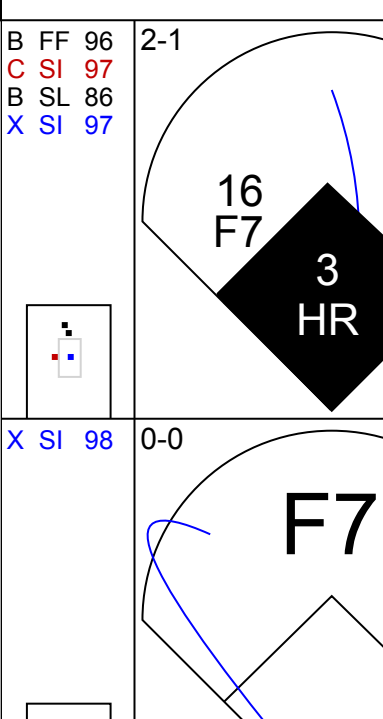
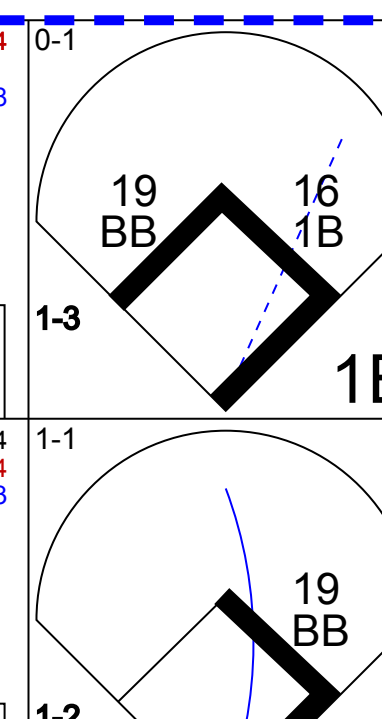


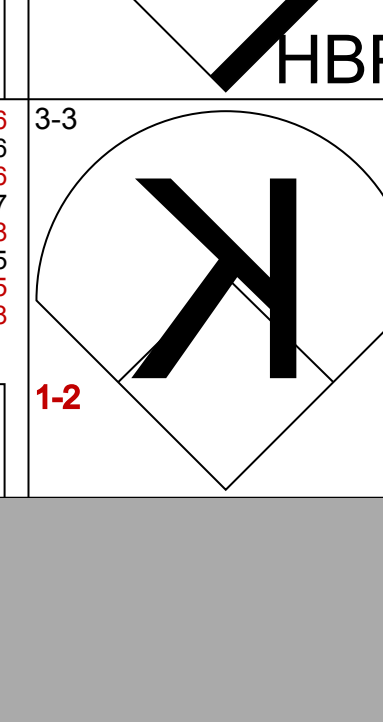


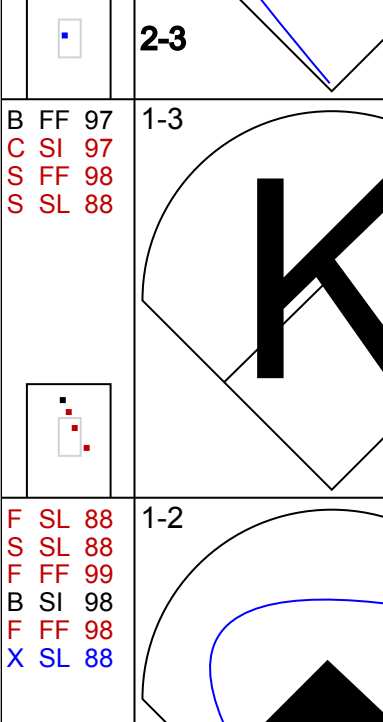
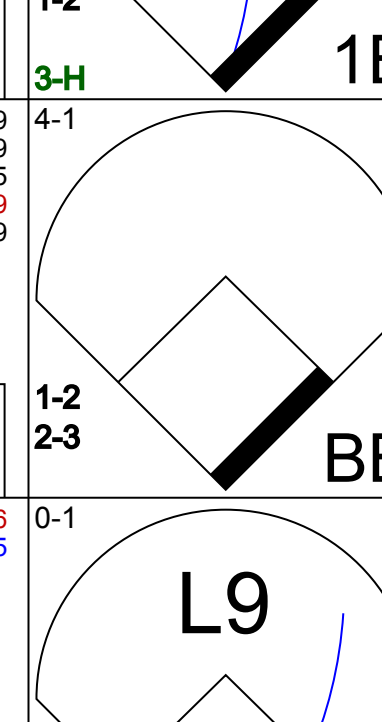




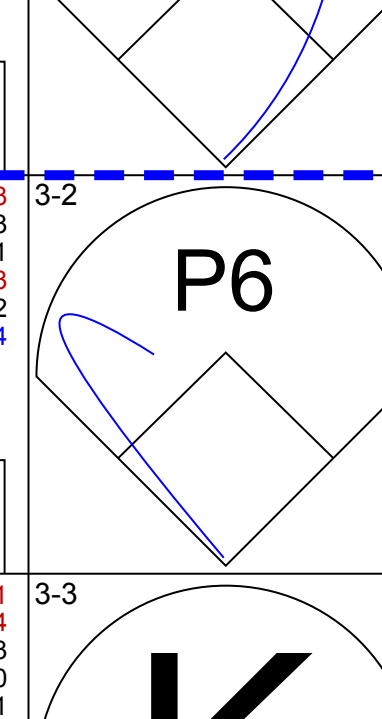
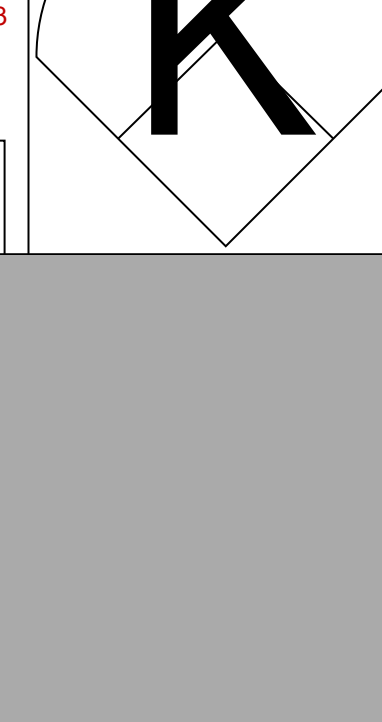

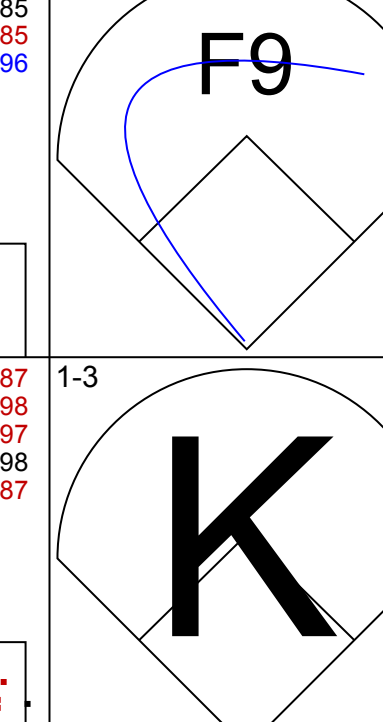
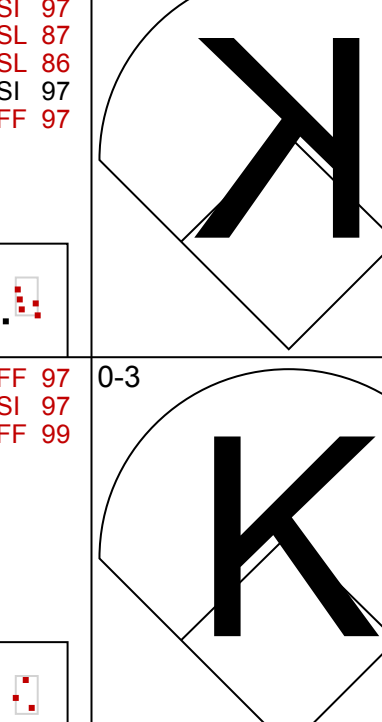
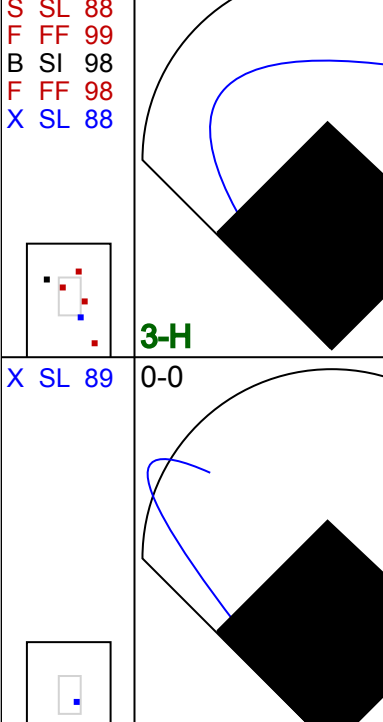
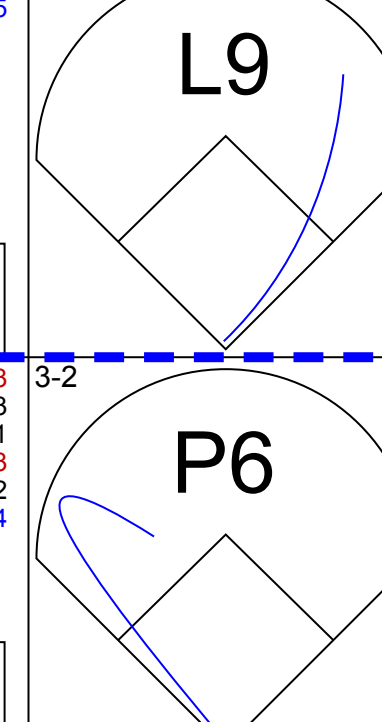




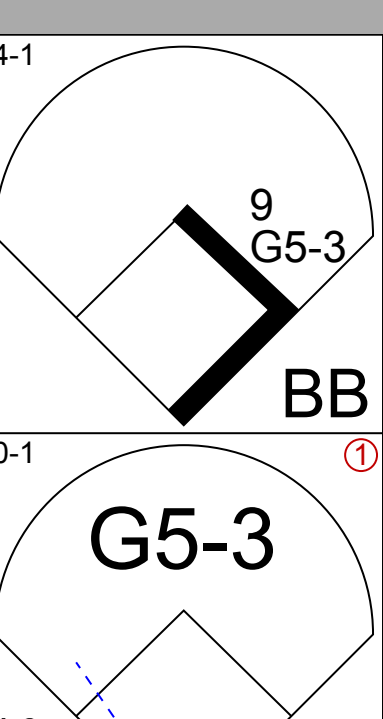

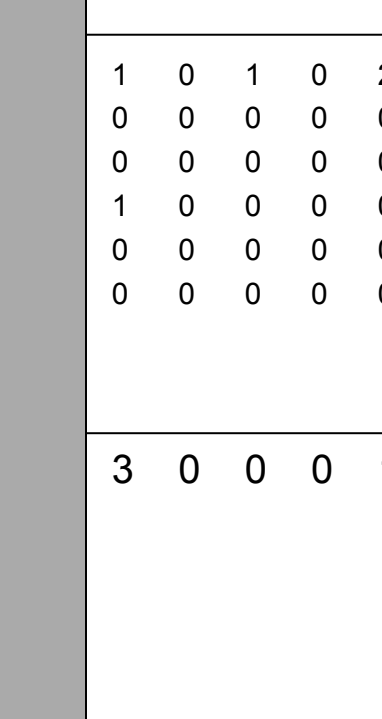

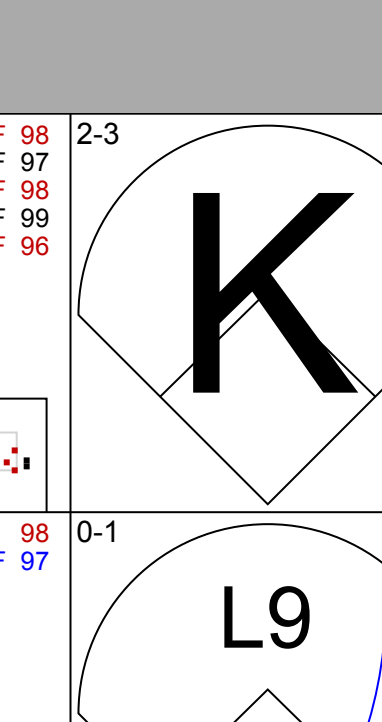
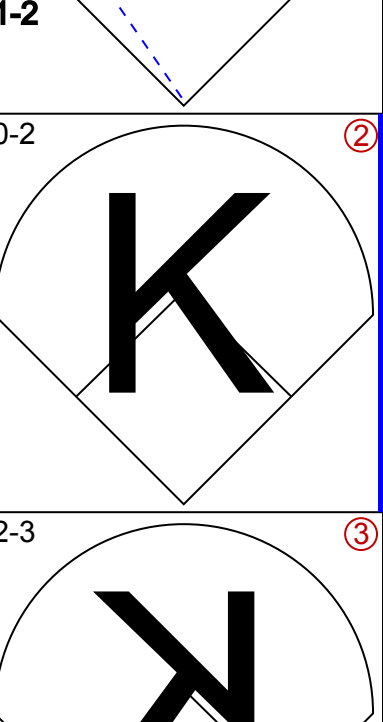
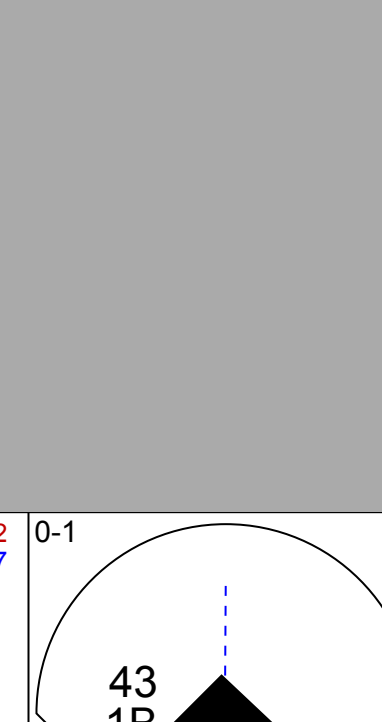
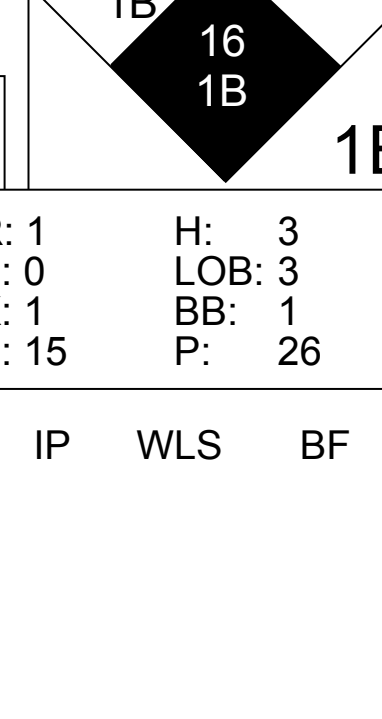
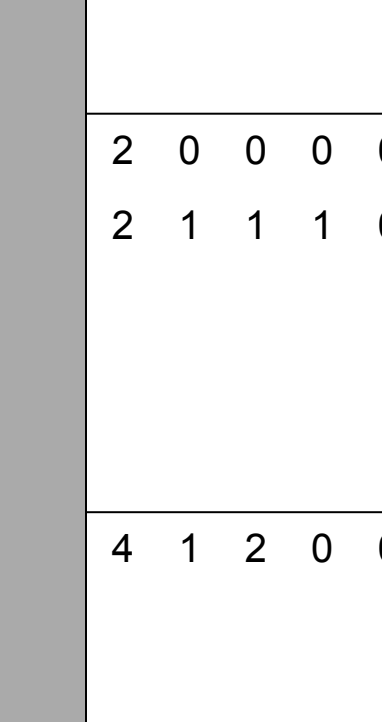
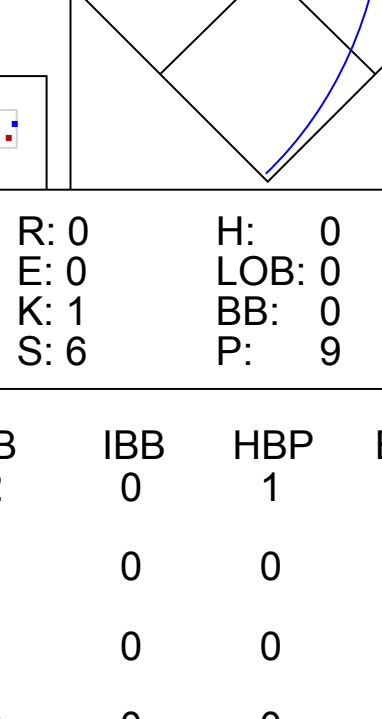
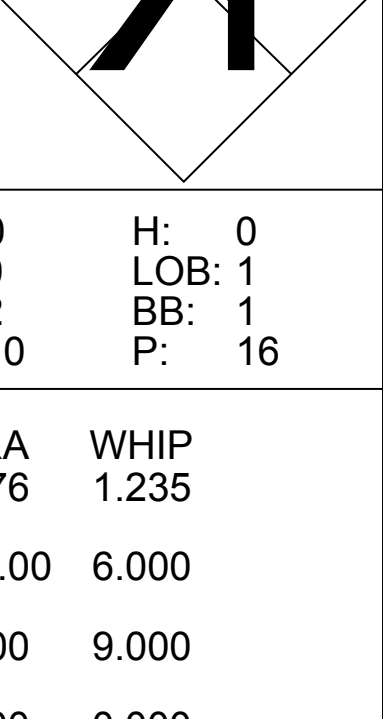
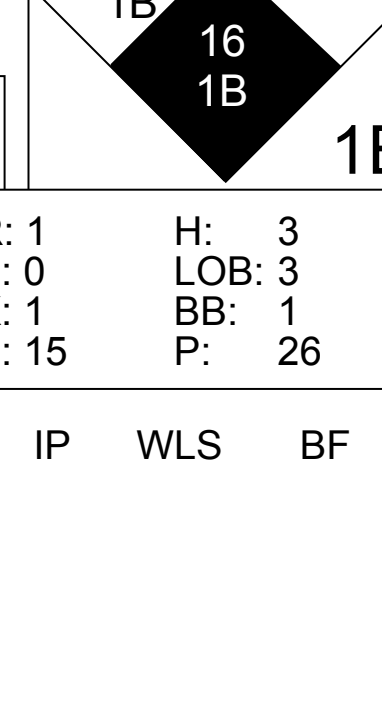
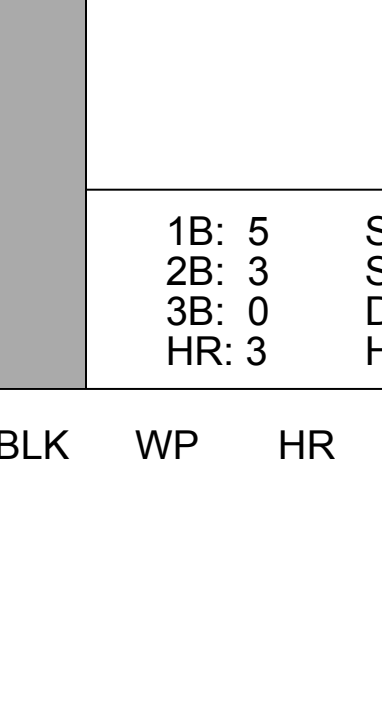


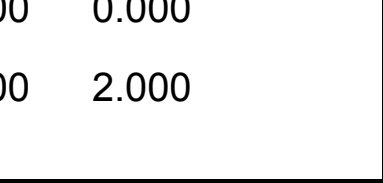



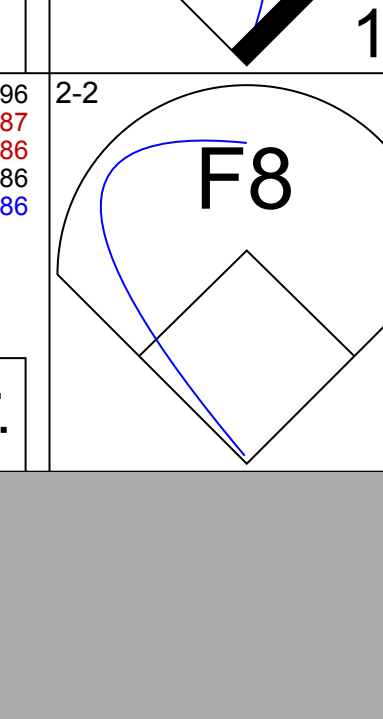
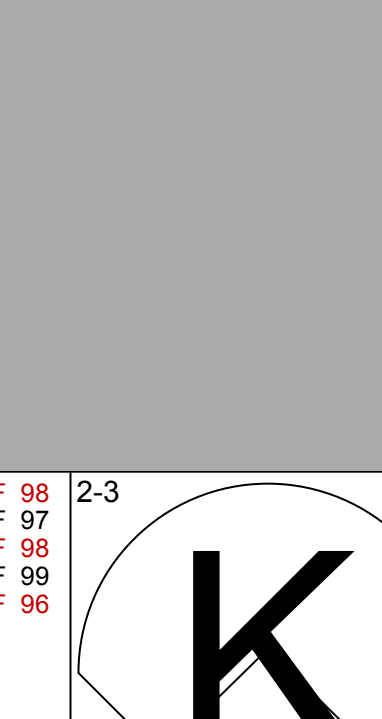
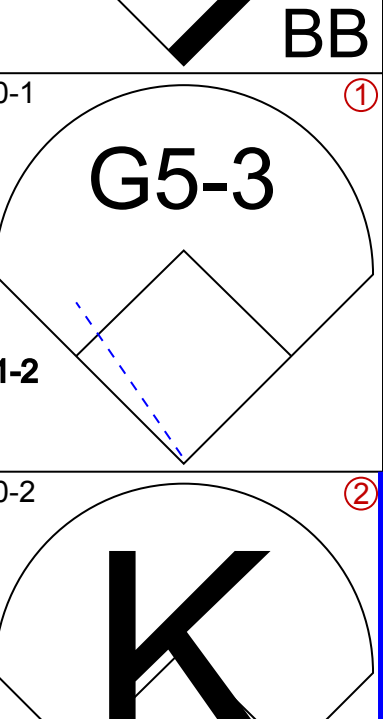



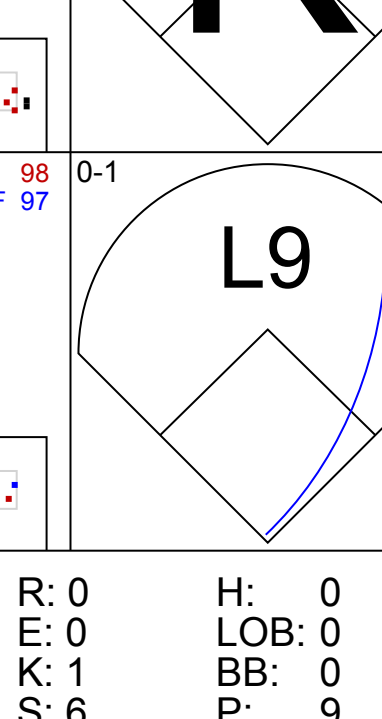
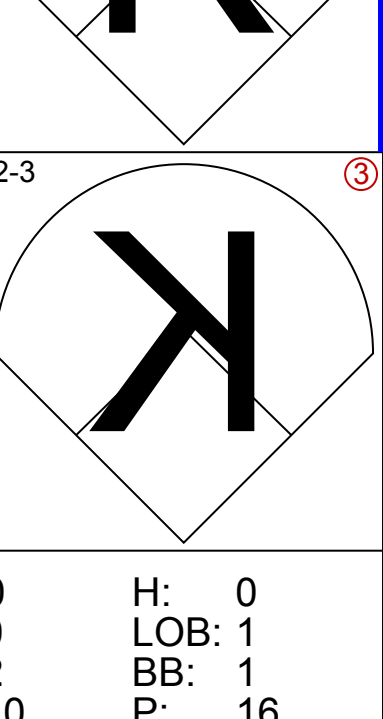
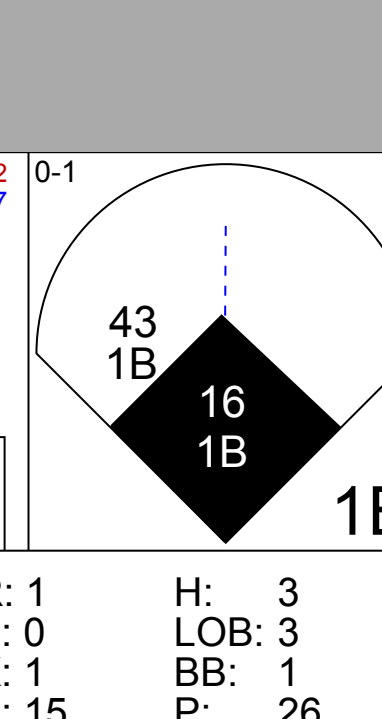


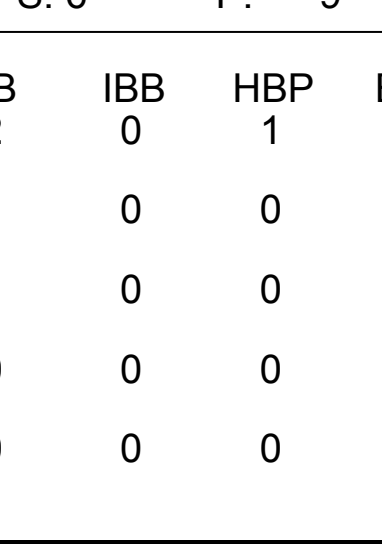
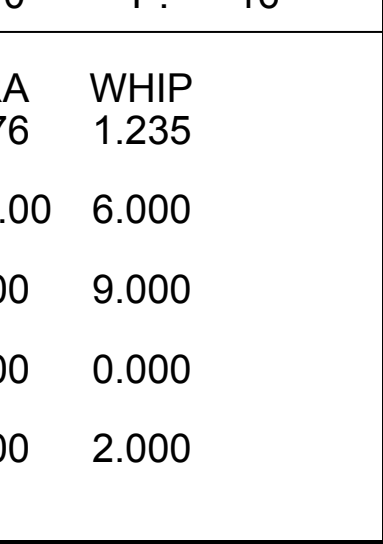



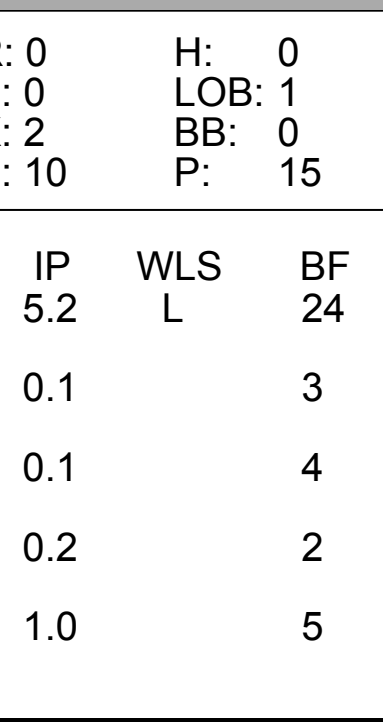
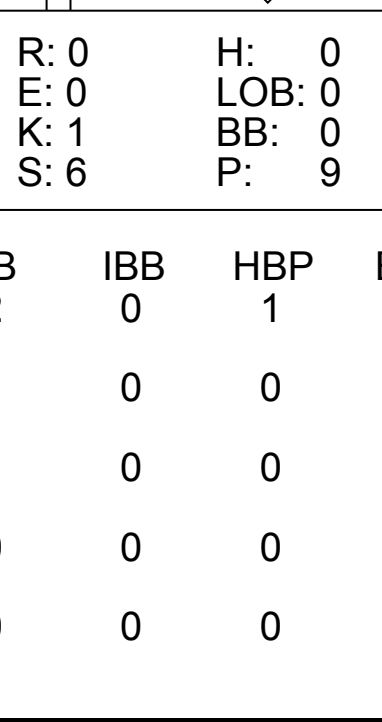
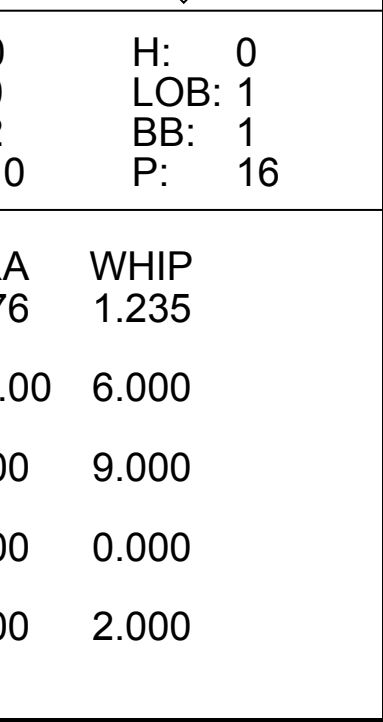
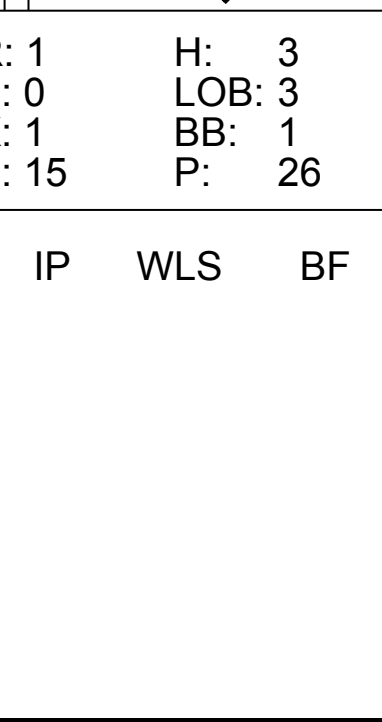

Batter	1	2	3	4	5	6	7	8	9	AB	R	H	RBI	BB	SO	LOB	BOTTOM			
9 José Peraza, R OBP: 0.308, SLG: 0.339										4	3	1	0	1	0	1				
16 Tucker Barnhart, L OBP: 0.375, SLG: 0.386										3	2	3	1	1	0	0				
19 Joey Volto, L OBP: 0.328, SLG: 0.455										3	2	1	4	2	1	2				
2 Alex Blandino, R OBP: 0.319, SLG: 0.290										0	0	0	0	0	0	0				
7 Eugenio Suárez, R OBP: 0.384, SLG: 0.563										4	0	1	1	0	2	2				
3 Scooter Gennett, L OBP: 0.373, SLG: 0.534										5	0	2	0	0	0	6				
37 David Hernandez, R OBP: 0.373, SLG: 0.534										0	0	0	0	0	0	0				
53 Wandy Peralta, L OBP: 0.373, SLG: 0.534										0	0	0	0	0	0	0				
63 Dylan Floro, L OBP: 0.373, SLG: 0.534										0	0	0	0	0	0	0				
23 Adam Duval, R OBP: 0.280, SLG: 0.402										4	0	3	2	1	1	1				
33 Jesse Winker, L OBP: 0.345, SLG: 0.345										4	0	0	0	0	2	6				
4 Brandon Dixon, R OBP: 0.280, SLG: 0.391										1	0	0	0	0	1	1				
47 Sal Romano, L OBP: 0.042, SLG: 0.083										3	0	0	0	0	1	4				
43 Scott Schebler, L OBP: 0.345, SLG: 0.470										2	0	0	0	0	1	1				
6 Billy Hamilton, S OBP: 0.291, SLG: 0.300										4	2	2	1	1	0	1				
Inning Stats	R: 0 H: 0 E: 0 K: 2 S: 8	H: 0 LOB: 1 BB: 0 P: 15	R: 0 H: 1 E: 0 K: 2 S: 11	H: 1 LOB: 0 BB: 0 P: 19	R: 4 H: 4 E: 0 K: 1 S: 21	H: 4 LOB: 2 BB: 2 P: 34	R: 1 H: 1 E: 0 K: 0 S: 7	H: 1 LOB: 1 BB: 1 P: 12	R: 0 H: 0 E: 0 K: 1 S: 8	H: 0 LOB: 1 BB: 1 P: 18	R: 3 H: 4 E: 0 K: 1 S: 19	H: 2 LOB: 3 BB: 1 P: 33	R: 1 H: 2 E: 0 K: 1 S: 16	H: 2 LOB: 3 BB: 1 P: 27	R: 0 H: 1 E: 0 K: 1 S: 11	H: 1 LOB: 1 BB: 0 P: 20	1B: 8 2B: 3 3B: 0 HR: 2	SF: 0 DP: 0 HBP: 2	WP: 0 PB: 0 SB: 0 CS: 0	PA: 45
PITCHER	IP WLS BF H R ER SO BB IBB HBP BLK WP HR S P ERA WHIP	IP WLS BF H R ER SO BB IBB HBP BLK WP HR S P ERA WHIP	IP WLS BF H R ER SO BB IBB HBP BLK WP HR S P ERA WHIP	IP WLS BF H R ER SO BB IBB HBP BLK WP HR S P ERA WHIP	IP WLS BF H R ER SO BB IBB HBP BLK WP HR S P ERA WHIP	IP WLS BF H R ER SO BB IBB HBP BLK WP HR S P ERA WHIP	IP WLS BF H R ER SO BB IBB HBP BLK WP HR S P ERA WHIP	IP WLS BF H R ER SO BB IBB HBP BLK WP HR S P ERA WHIP	IP WLS BF H R ER SO BB IBB HBP BLK WP HR S P ERA WHIP	IP WLS BF H R ER SO BB IBB HBP BLK WP HR S P ERA WHIP	IP WLS BF H R ER SO BB IBB HBP BLK WP HR S P ERA WHIP	IP WLS BF H R ER SO BB IBB HBP BLK WP HR S P ERA WHIP	IP WLS BF H R ER SO BB IBB HBP BLK WP HR S P ERA WHIP	IP WLS BF H R ER SO BB IBB HBP BLK WP HR S P ERA WHIP	IP WLS BF H R ER SO BB IBB HBP BLK WP HR S P ERA WHIP	IP WLS BF H R ER SO BB IBB HBP BLK WP HR S P ERA WHIP	IP WLS BF H R ER SO BB IBB HBP BLK WP HR S P ERA WHIP	IP WLS BF H R ER SO BB IBB HBP BLK WP HR S P ERA WHIP	IP WLS BF H R ER SO BB IBB HBP BLK WP HR S P ERA WHIP	IP WLS BF H R ER SO BB IBB HBP BLK WP HR S P ERA WHIP

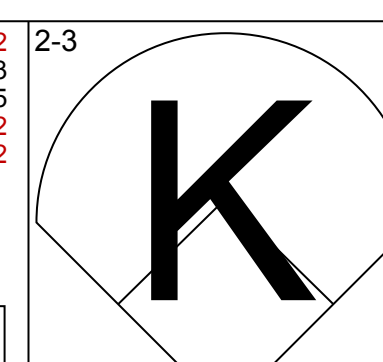
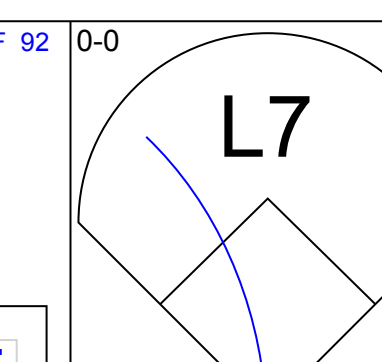
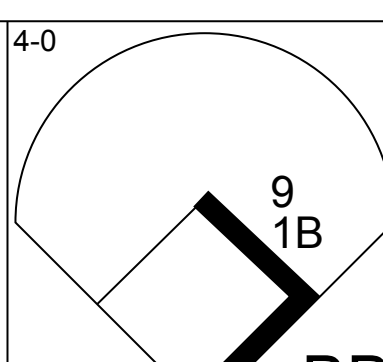
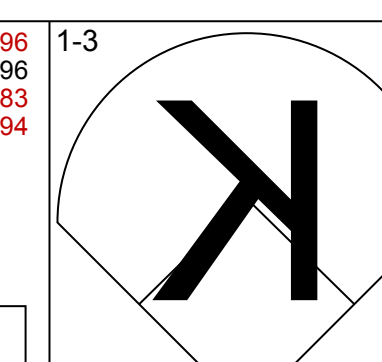
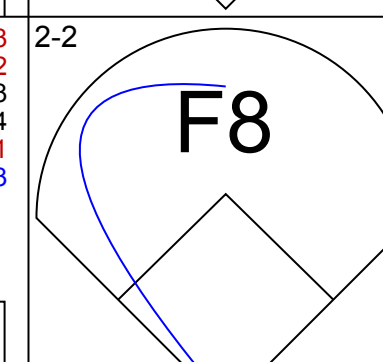
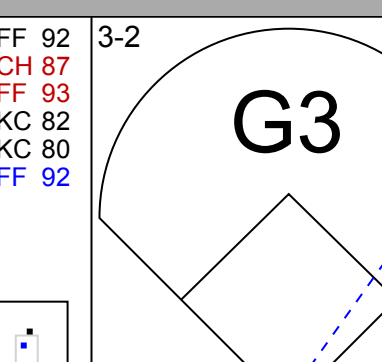
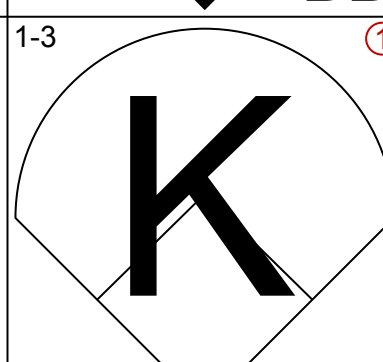
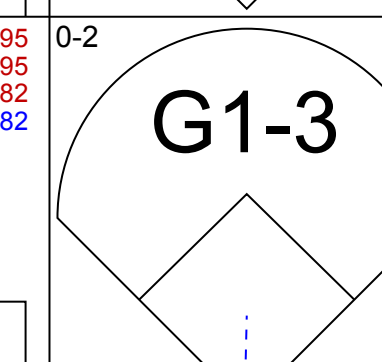
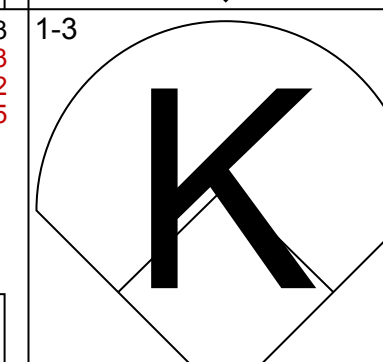
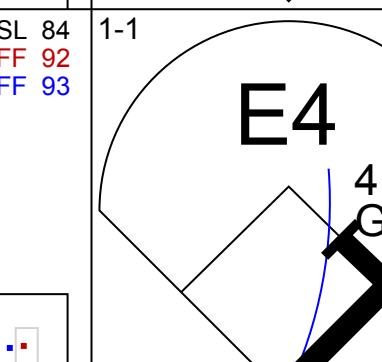
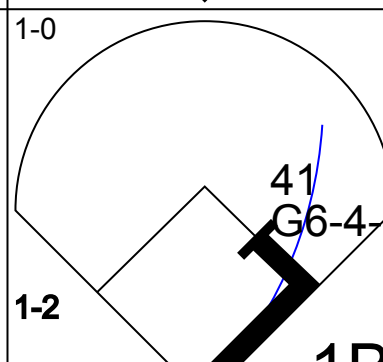


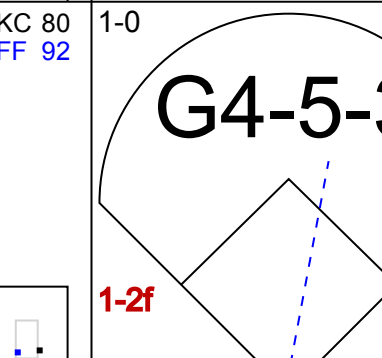
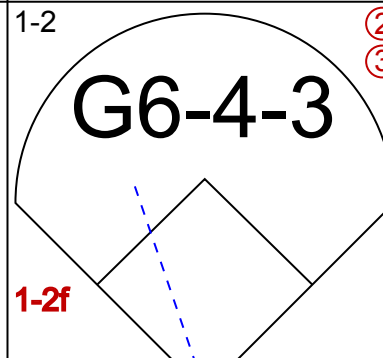









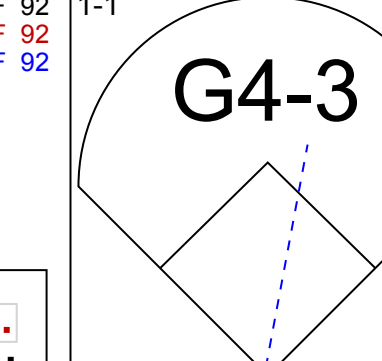


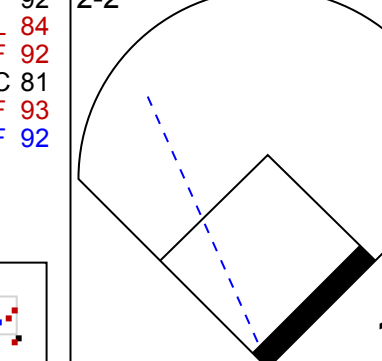

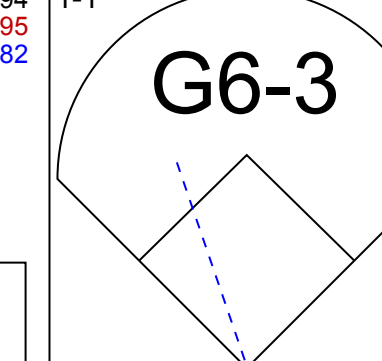
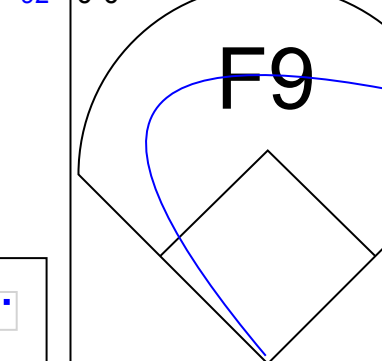

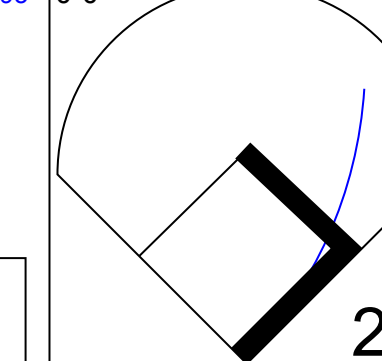
Detroit Tigers @ Cincinnati Reds
Great American Ball Park, Cincinnati, OH
Tue Jun 19 2018, 7:11 PM - 10:43 PM EDT
Att: 31,085 - Partly Cloudy - 91 F

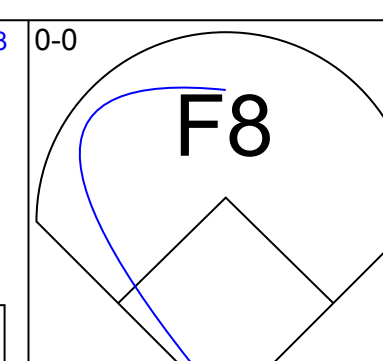
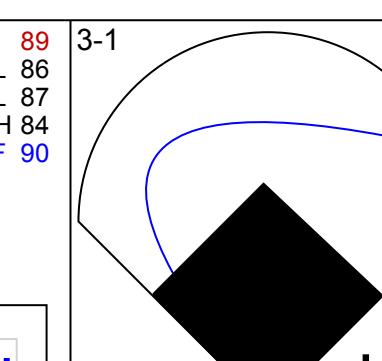
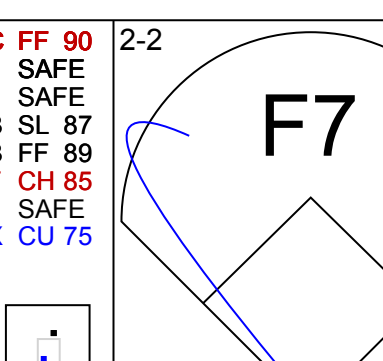
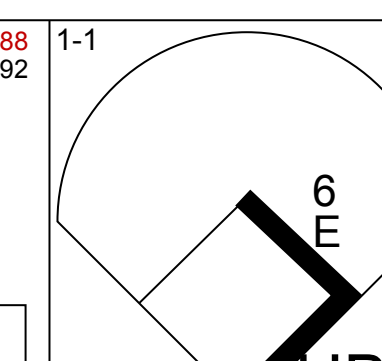
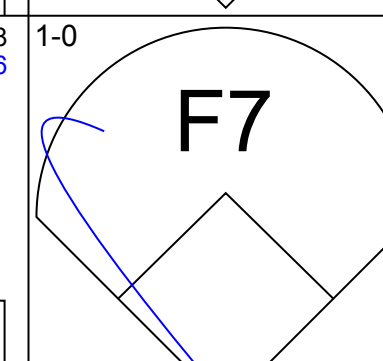
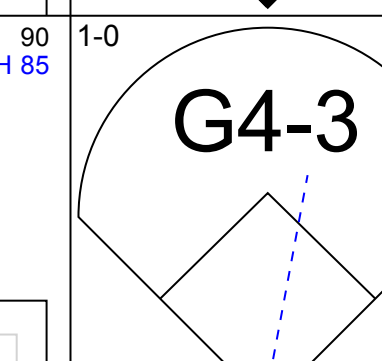
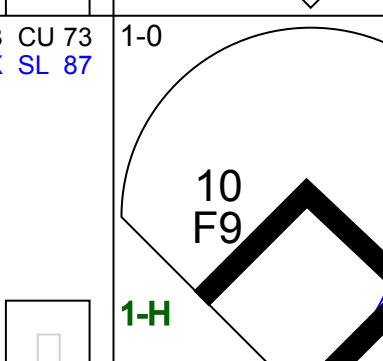
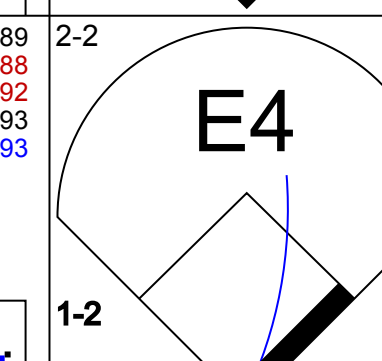
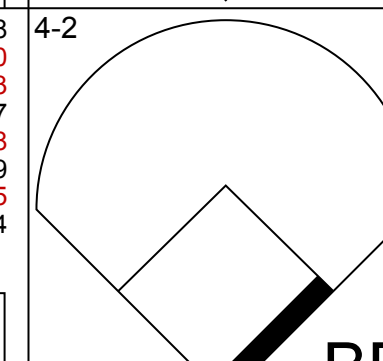
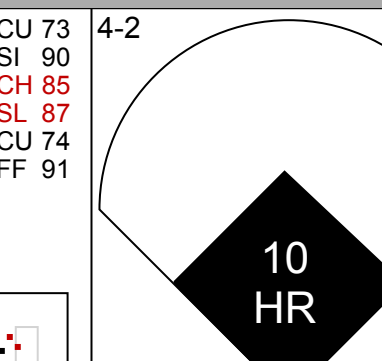
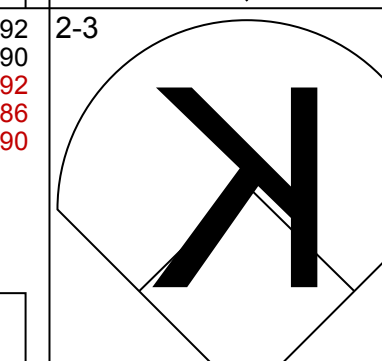
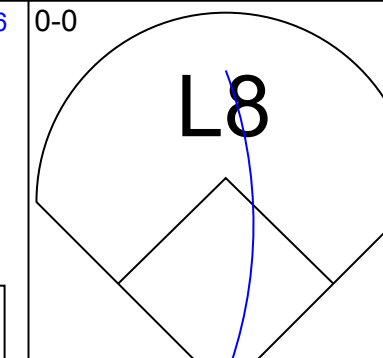
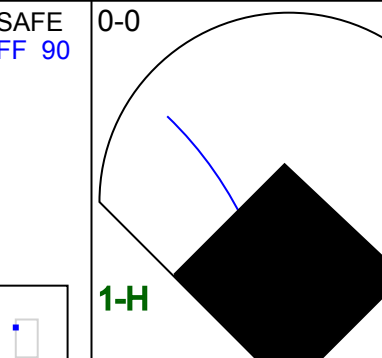
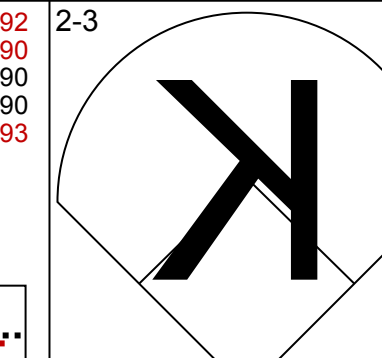

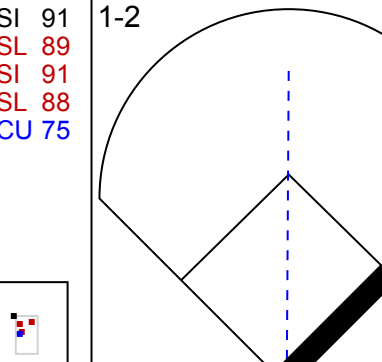


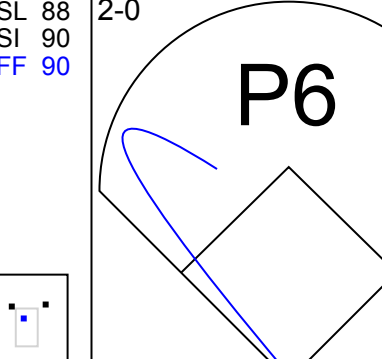


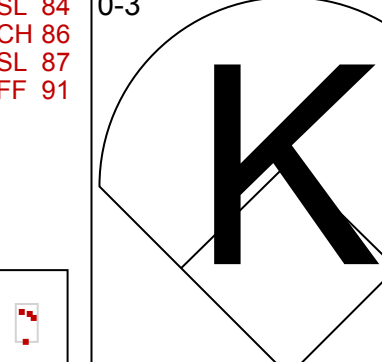

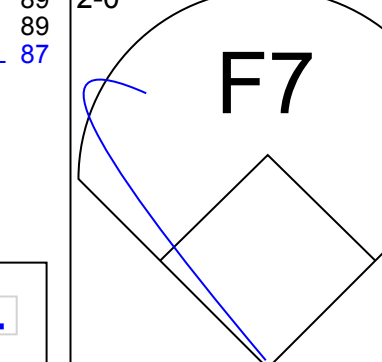
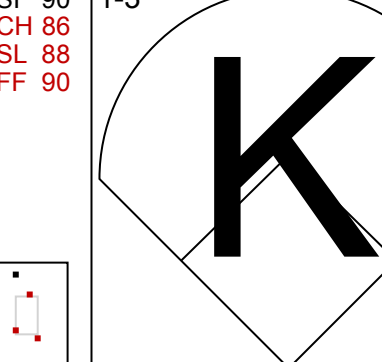
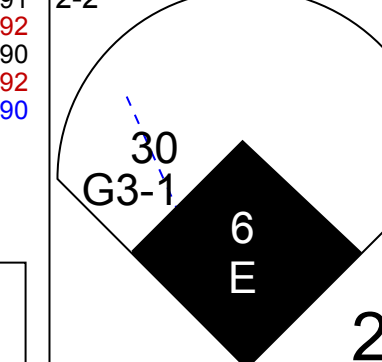
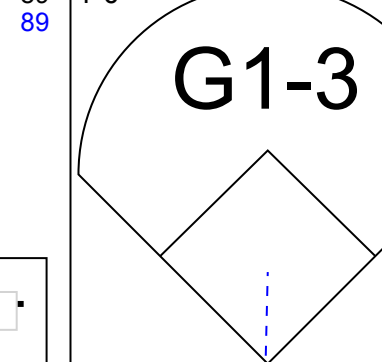

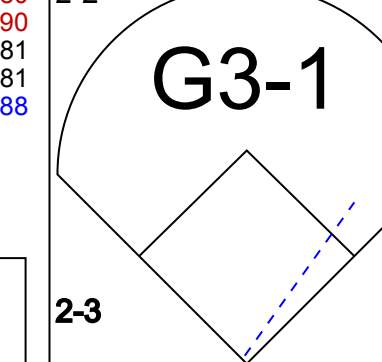
AB 37
R 9
H 13
RBI 9
BB 6
SO 9
LOB 25



Batter	1	2	3	4	5	6	7	8	9	AB	R	H	RBI	BB	SO	LOB	TOP										
12 Leony Martin, L (1.8) OBP: 0.331, SLG: 0.455										5	0	0	0	0	2	1	<p>Detroit Tigers @ Cincinnati Reds Great American Ball Park, Cincinnati, OH Wed Jun 20 2018, 12:38 PM - 3:42 PM EDT Att: 19,177 - Partly Cloudy - 87 F</p> <p>livebaseballscorecards.com</p> <p>AB 34 R 3 H 8 RBI 3 BB 4 SO 10 LOB 10</p> 										
46 Jeimer Candelario, S (1.5) OBP: 0.358, SLG: 0.483									3	1	2	1	2	0	0												
9 Nick Castellanos, R (1.9) OBP: 0.344, SLG: 0.486									5	0	0	0	0	0	4												
28 Niko Goodrum, S (1.3) (8.4)									4	1	1	1	0	2	0												
34 James McCann, R (1.2)									4	0	0	0	0	2	0												
21 JaCoby Jones, R (1.7) OBP: 0.280, SLG: 0.388									3	1	1	0	1	1	0												
1 Jose Iglesias, R (1.6) OBP: 0.318, SLG: 0.398									4	0	3	1	0	0	0												
49 Dixon Machado, R (1.4) OBP: 0.265, SLG: 0.287									2	0	1	0	1	0	1												
41 Victor Martinez, R (8. PH) OBP: 0.303, SLG: 0.342									1	0	0	0	0	0	1												
51 Johnny Barbatto, R (8.1)									0	0	0	0	0	0	0												
32 Michael Fulmer, R (1.1)									2	0	0	0	0	0	2	3											
30 Alex Wilson, R (6.1)									0	0	0	0	0	0	0	0											
36 Blaine Hardy, L (7.1)									0	0	0	0	0	0	0	0											
19 Louis Coleman, R (7.1)									0	0	0	0	0	0	0	0											
55 John Hicks, R (8.3) OBP: 0.323, SLG: 0.438									1	0	0	0	0	1	0												
Inning Stats	R: 1 E: 0 K: 2 S: 17	H: 1 LOB: 0 BB: 0 P: 22	R: 0 E: 0 K: 1 S: 11	H: 1 LOB: 1 BB: 0 P: 15	R: 0 E: 0 K: 2 S: 10	H: 0 LOB: 1 BB: 1 P: 16	R: 1 E: 0 K: 0 S: 13	H: 1 LOB: 2 BB: 2 P: 18	R: 0 E: 0 K: 3 S: 12	H: 1 LOB: 3 BB: 2 P: 17	R: 0 E: 0 K: 0 S: 9	H: 0 LOB: 0 BB: 0 P: 11	R: 1 E: 0 K: 1 S: 12	H: 2 LOB: 1 BB: 0 P: 16	R: 0 E: 0 K: 1 S: 9	H: 1 LOB: 1 BB: 0 P: 11	1B: 6 2B: 0 3B: 0 HR: 2	SF: 0 SAC: 1 DP: 0 HBP: 0	WP: 0 PB: 0 SB: 1 CS: 0	PA: 39							
PITCHER	IP	WLS	BF	H	R	ER	SO	BB	IBB	HBP	BLK	WP	HR	S	P	ERA	WHIP										
30 Tyler Mahle, R (1.1) ERA: 3.89	6.0	W	27	5	2	2	8	3	1	0	0	0	2	71	101	3.00	1.333										
50 Amir Garrett, L (7.1) ERA: 2.56	0.2	H	2	0	0	0	0	0	0	0	0	0	0	8	9	0.00	0.000										
21 Michael Lorenzen, R (7.1) ERA: 1.56	0.1	H	1	0	0	0	0	0	0	0	0	0	0	1	2	0.00	0.000										
48 Jared Hughes, R (8.1) ERA: 1.41	1.0	H	5	2	1	1	1	0	0	0	0	0	0	12	16	9.00	2.000										
26 Raisel Iglesias, R (9.1) ERA: 2.37	1.0	S	4	1	0	0	1	0	0	0	0	0	0	9	11	0.00	1.000										

Batter	1	2	3	4	5	6	7	8	9	AB	R	H	RBI	BB	SO	LOB	BOTTOM										
43 Scott Schebler, L (1.9) OBP: 0.347, SLG: 0.473										5	1	2	0	0	1	1	<p>Detroit Tigers @ Cincinnati Reds Great American Ball Park, Cincinnati, OH Wed Jun 20 2018, 12:38 PM - 3:42 PM EDT Att: 19,177 - Partly Cloudy - 87 F</p> <p>livebaseballscorecards.com</p> <p>AB 33 R 5 H 10 RBI 5 BB 4 SO 10 LOB 23</p> 										
16 Tucker Barnhart, L (1.2) OBP: 0.355, SLG: 0.388										4	0	2	1	0	0	2											
19 Joey Volto, L (1.3) OBP: 0.426, SLG: 0.450										3	0	0	0	1	2	3											
3 Scooter Gennett, L (1.4) OBP: 0.372, SLG: 0.541										4	1	1	2	0	1	4											
7 Eugenio Suárez, R (1.5) OBP: 0.382, SLG: 0.571										4	1	1	1	0	2	4											
33 Jesse Winker, L (1.7) OBP: 0.381, SLG: 0.549										1	0	1	0	2	0	0											
21 Michael Lorenzen, R (7.1) OBP: 0.335, SLG: 0.330										0	0	0	0	0	0	0											
2 Alex Blandino, R (7. PH) OBP: 0.176, SLG: 0.287										0	0	0	0	0	1	3											
48 Jared Hughes, R (8.1)										0	0	0	0	0	0	0											
26 Raisel Iglesias, R (9.1)										0	0	0	0	0	0	0											
9 José Peraza, R (1.6) OBP: 0.308, SLG: 0.336										3	0	0	0	1	0	2											
30 Tyler Mahle, R (1.1) OBP: 0.136, SLG: 0.143										2	0	0	0	0	2	1											
23 Adam Duvall, R (6. PH) OBP: 0.262, SLG: 0.416										2	1	1	1	0	0	2											
6 Billy Hamilton, S (1.8) OBP: 0.294, SLG: 0.308										4	1	2	0	0	1	1											
Inning Stats	R: 0 E: 0 K: 2 S: 10	H: 0 LOB: 1 BB: 0 P: 15	R: 0 E: 1 K: 1 S: 11	H: 1 LOB: 0 BB: 0 P: 15	R: 0 E: 0 K: 1 S: 6	H: 0 LOB: 0 BB: 0 P: 9	R: 0 E: 0 K: 2 S: 12	H: 1 LOB: 1 BB: 0 P: 14	R: 0 E: 0 K: 2 S: 10	H: 0 LOB: 1 BB: 1 P: 16	R: 3 E: 0 K: 1 S: 21	H: 3 LOB: 2 BB: 2 P: 36	R: 1 E: 0 K: 1 S: 15	H: 3 LOB: 3 BB: 1 P: 26	R: 1 E: 0 K: 0 S: 10	H: 2 LOB: 1 BB: 0 P: 15	1B: 5 2B: 3 3B: 0 HR: 3	SF: 0 SAC: 0 DP: 1 HBP: 1	WP: 0 PB: 0 SB: 0 CS: 1	PA: 38							
PITCHER	IP	WLS	BF	H	R	ER	SO	BB	IBB	HBP	BLK	WP	HR	S	P	ERA	WHIP										
32 Michael Fulmer, R (1.1) ERA: 4.17	5.2	L	24	5	3	3	9	2	0	1	0	0	0	7	14	27.00	6.000										
30 Alex Wilson, R (6.1) ERA: 3.95	0.1		3	1	1	1	0	1	0	0	0	0	0	7	12	0.00	9.000										
36 Blaine Hardy, L (7.1) ERA: 3.3	0.1		4	2	0	0	0	1	0	0	0	0	0	7	12	0.00	9.000										
19 Louis Coleman, R (7.1) ERA: 2.2	0.2		2	0	0	0	1	0	0	0	0	0	0	6	12	0.00	0.000										
51 Johnny Barbatto, R (8.1) ERA: 5.88	1.0		5	2	1	1	0	0	0	0	0	0	1	10	15	9.00	2.000										

Batter	1	2	3	4	5	6	7	8	9	AB	R	H	RBI	BB	SO	LOB	TOP								
12 Leonys Martin, L (1, 8) OBP: 0.330, SLG: 0.449										3	0	0	0	1	2	2	Detroit Tigers @ Cleveland Indians Progressive Field, Cleveland, OH Fri Jun 22 2018, 8:52 PM - 11:34 PM EDT Att: 30,926 - Overcast - 68 F								
46 Jeimer Candelario, S (1, 5) OBP: 0.353, SLG: 0.415										4	0	0	0	0	1	2									
9 Nick Castellanos, R (1, 9) OBP: 0.344, SLG: 0.457 22 Victor Reyes, S (9, PH) OBP: 0.217, SLG: 0.300										3	0	1	0	0	1	0									
41 Victor Martinez, S (1, 10) OBP: 0.299, SLG: 0.338 49 Dixon Machado, R (9, PH) OBP: 0.254, SLG: 0.286										3	0	0	0	0	1	3									
28 Niko Goodrum, S (1, 4) OBP: 0.323, SLG: 0.463 60 Ronny Rodríguez, R (9, PH) OBP: 0.115, SLG: 0.083										3	0	0	0	0	2	0									
55 John Hicks, R (1, 3) OBP: 0.323, SLG: 0.436										3	0	1	0	0	2	0									
34 James McCann, R (1, 2) OBP: 0.293, SLG: 0.343										3	0	1	0	0	0	0									
1 Jose Iglesias, R (1, 6) OBP: 0.319, SLG: 0.397										3	0	1	0	0	0	2									
21 JaCoby Jones, R (1, 7) OBP: 0.281, SLG: 0.391										3	0	1	0	0	1	3									
Inning Stats	R: 0 E: 0 K: 2 S: 10	H: 0 LOB: 0 BB: 0 P: 15	R: 0 E: 0 K: 3 S: 11	H: 0 LOB: 0 BB: 0 P: 16	R: 0 E: 0 K: 0 S: 8	H: 1 LOB: 1 BB: 0 P: 11	R: 0 E: 1 K: 0 S: 6	H: 0 LOB: 0 BB: 0 P: 11	R: 0 E: 0 K: 1 S: 13	H: 2 LOB: 2 BB: 0 P: 20	R: 0 E: 0 K: 1 S: 7	H: 1 LOB: 1 BB: 1 P: 14	R: 0 E: 0 K: 2 S: 8	H: 0 LOB: 0 BB: 0 P: 10	R: 0 E: 0 K: 1 S: 10	H: 1 LOB: 1 BB: 0 P: 12		R: 0 E: 0 K: 0 S: 9	H: 0 LOB: 0 BB: 0 P: 10	1B: 4 2B: 1 3B: 0 HR: 0	SF: 0 SAC: 0 DP: 2 HBP: 0	WP: 0 PB: 0 SB: 0 CS: 0	PA: 32		
PITCHER	IP	WLS	BF	H	R	ER	SO	BB	IBB	HBP	BLK	WP	HR	S	P	ERA	WHIP								
57 Shane Bieber, R (1, 1) ERA: 2.45	7.0	W	25	4	0	0	9	1	0	0	0	0	0	63	97	0.00	0.714								
34 Zach McAllister, R (8, 1) ERA: 5.7	1.0		4	1	0	0	1	0	0	0	0	0	0	10	12	0.00	1.000								
70 George Kontos, R (9, 1) ERA: 4.57	1.0		3	0	0	0	0	0	0	0	0	0	0	9	10	0.00	0.000								

Batter	1	2	3	4	5	6	7	8	9	AB	R	H	RBI	BB	SO	LOB	BOTTOM								
12 Francisco Lindor, S (1, 6) OBP: 0.367, SLG: 0.533 9 Enk González, R (8, 6) OBP: 0.347, SLG: 0.471										3	2	1	1	1	0	1	Detroit Tigers @ Cleveland Indians Progressive Field, Cleveland, OH Fri Jun 22 2018, 8:52 PM - 11:34 PM EDT Att: 30,926 - Overcast - 68 F								
23 Michael Brantley, L (1, 7) OBP: 0.357, SLG: 0.512 6 Brandon Guyer, R (8, 7) OBP: 0.260, SLG: 0.318										4	0	1	1	0	0	2									
11 José Ramírez, S (1, 5) OBP: 0.398, SLG: 0.609										1	2	0	0	4	1	2									
10 Edwin Encarnación, R (1, 10) OBP: 0.307, SLG: 0.470										5	2	2	3	0	1	5									
17 Yonder Alonso, L (1, 3) OBP: 0.327, SLG: 0.456										4	1	2	4	0	0	2									
8 Lonnie Chisenhall, L (1, 9) OBP: 0.414, SLG: 0.417										4	0	0	0	0	1	1									
7 Yan Gomes, R (1, 2) OBP: 0.316, SLG: 0.460										4	0	0	0	0	2	1									
22 Jason Kipnis, L (1, 4) OBP: 0.282, SLG: 0.331										4	1	1	0	0	1	1									
30 Tyler Naquin, L (1, 8) OBP: 0.337, SLG: 0.419										4	2	1	0	0	1	1									
Inning Stats	R: 0 E: 0 K: 0 S: 7	H: 0 LOB: 1 BB: 1 P: 12	R: 0 E: 0 K: 1 S: 7	H: 0 LOB: 0 BB: 0 P: 11	R: 1 E: 0 K: 0 S: 5	H: 1 LOB: 0 BB: 0 P: 12	R: 2 E: 0 K: 2 S: 15	H: 2 LOB: 1 BB: 1 P: 23	R: 1 E: 0 K: 1 S: 16	H: 1 LOB: 2 BB: 1 P: 27	R: 0 E: 0 K: 1 S: 7	H: 0 LOB: 0 BB: 0 P: 12	R: 5 E: 0 K: 0 S: 14	H: 3 LOB: 3 BB: 2 P: 29	R: 1 E: 1 K: 2 S: 16	H: 1 LOB: 2 BB: 0 P: 27		R: 1 E: 0 K: 0 S: 8	H: 0 LOB: 0 BB: 0 P: 10	1B: 3 2B: 2 3B: 0 HR: 3	SF: 0 SAC: 0 DP: 0 HBP: 1	WP: 2 PB: 0 SB: 1 CS: 0	PA: 40		
PITCHER	IP	WLS	BF	H	R	ER	SO	BB	IBB	HBP	BLK	WP	HR	S	P	ERA	WHIP								
50 Mike Fiers, R (1, 1) ERA: 4.29	5.0	L	23	4	4	4	4	3	0	0	0	0	0	7	12	0.00	0.000								
45 Buck Farmer, R (6, 1) ERA: 5.14	1.0		3	0	0	0	1	0	0	0	0	0	0	7	12	0.00	0.000								
51 Johnny Barbato, R (7, 1) ERA: 12.15	0.1		6	3	5	5	0	1	1	0	0	1	1	9	20	135.00	12.000								
53 Warwick Saupold, R (7, 1) ERA: 4.5	1.2		8	1	1	1	2	0	0	1	0	0	0	21	36	5.40	0.600								

Batter	1	2	3	4	5	6	7	8	9	AB	R	H	RBI	BB	SO	LOB	TOP			
12 Leony Martin, L (1,8) OBP: 0.327, SLG: 0.440										4	0	1	0	0	1	0	Detroit Tigers @ Cleveland Indians Progressive Field, Cleveland, OH Sun Jun 24 2018, 1:12 PM - 4:06 PM EDT Att: 31,208 - Partly Cloudy - 74 F			
46 Jeimer Candelario, S (1,5) OBP: 0.363, SLG: 0.459										4	0	0	0	0	0	1				
9 Nick Castellanos, R (1,9) OBP: 0.349, SLG: 0.487										4	1	2	0	0	1	2				
41 Victor Martinez, S (1,10) OBP: 0.299, SLG: 0.336										3	1	1	0	0	0	3				
22 Victor Reyes, S (9,PH) OBP: 0.213, SLG: 0.295										1	0	0	0	0	0	0				
28 Niko Goodrum, S (1,4) OBP: 0.325, SLG: 0.453										4	0	1	1	0	1	3				
55 John Hicks, R (1,3) OBP: 0.316, SLG: 0.426										4	0	0	0	0	2	3				
34 James McCann, R (1,2) OBP: 0.288, SLG: 0.336										3	0	1	1	0	1	0				
1 Jose Iglesias, R (1,6) OBP: 0.314, SLG: 0.390										3	0	0	0	0	0	1				
21 JaCoby Jones, R (1,7) OBP: 0.281, SLG: 0.388										3	0	0	0	0	1	0				
Inning Stats	R: 0 E: 0 K: 0 S: 13	H: 1 LOB: 2 BB: 0 P: 20	R: 0 E: 0 K: 1 S: 7	H: 0 LOB: 0 BB: 0 P: 10	R: 0 E: 0 K: 1 S: 11	H: 0 LOB: 0 BB: 0 P: 17	R: 2 E: 0 K: 0 S: 8	H: 4 LOB: 1 BB: 0 P: 11	R: 0 E: 0 K: 1 S: 6	H: 0 LOB: 0 BB: 0 P: 10	R: 0 E: 0 K: 1 S: 13	H: 1 LOB: 1 BB: 0 P: 22	R: 0 E: 0 K: 1 S: 7	H: 0 LOB: 0 BB: 0 P: 8	R: 0 E: 0 K: 1 S: 7	H: 0 LOB: 0 BB: 0 P: 10	1B: 5 2B: 1 3B: 0 HR: 0	SF: 0 SAC: 0 DP: 1 HBP: 0	WP: 0 PB: 0 SB: 0 CS: 0	PA: 33
PITCHER	IP WLS BF H R ER SO BB IBB HBP BLK WP HR S P ERA WHIP	IP WLS BF H R ER SO BB IBB HBP BLK WP HR S P ERA WHIP	IP WLS BF H R ER SO BB IBB HBP BLK WP HR S P ERA WHIP	IP WLS BF H R ER SO BB IBB HBP BLK WP HR S P ERA WHIP	IP WLS BF H R ER SO BB IBB HBP BLK WP HR S P ERA WHIP	IP WLS BF H R ER SO BB IBB HBP BLK WP HR S P ERA WHIP	IP WLS BF H R ER SO BB IBB HBP BLK WP HR S P ERA WHIP	IP WLS BF H R ER SO BB IBB HBP BLK WP HR S P ERA WHIP	IP WLS BF H R ER SO BB IBB HBP BLK WP HR S P ERA WHIP	IP WLS BF H R ER SO BB IBB HBP BLK WP HR S P ERA WHIP	IP WLS BF H R ER SO BB IBB HBP BLK WP HR S P ERA WHIP	IP WLS BF H R ER SO BB IBB HBP BLK WP HR S P ERA WHIP	IP WLS BF H R ER SO BB IBB HBP BLK WP HR S P ERA WHIP	IP WLS BF H R ER SO BB IBB HBP BLK WP HR S P ERA WHIP	IP WLS BF H R ER SO BB IBB HBP BLK WP HR S P ERA WHIP	IP WLS BF H R ER SO BB IBB HBP BLK WP HR S P ERA WHIP	IP WLS BF H R ER SO BB IBB HBP BLK WP HR S P ERA WHIP			
45 Adam Plutko, R (1,1) ERA: 4.65	6.0 W 24 6 2 2 4 0 0 0 0 0 0 58 90 3.00 1.000	6.0 W 24 6 2 2 4 0 0 0 0 0 0 58 90 3.00 1.000	6.0 W 24 6 2 2 4 0 0 0 0 0 0 58 90 3.00 1.000	6.0 W 24 6 2 2 4 0 0 0 0 0 0 58 90 3.00 1.000	6.0 W 24 6 2 2 4 0 0 0 0 0 0 58 90 3.00 1.000	6.0 W 24 6 2 2 4 0 0 0 0 0 0 58 90 3.00 1.000	6.0 W 24 6 2 2 4 0 0 0 0 0 0 58 90 3.00 1.000	6.0 W 24 6 2 2 4 0 0 0 0 0 0 58 90 3.00 1.000	6.0 W 24 6 2 2 4 0 0 0 0 0 0 58 90 3.00 1.000	6.0 W 24 6 2 2 4 0 0 0 0 0 0 58 90 3.00 1.000	6.0 W 24 6 2 2 4 0 0 0 0 0 0 58 90 3.00 1.000	6.0 W 24 6 2 2 4 0 0 0 0 0 0 58 90 3.00 1.000	6.0 W 24 6 2 2 4 0 0 0 0 0 0 58 90 3.00 1.000	6.0 W 24 6 2 2 4 0 0 0 0 0 0 58 90 3.00 1.000	6.0 W 24 6 2 2 4 0 0 0 0 0 0 58 90 3.00 1.000	6.0 W 24 6 2 2 4 0 0 0 0 0 0 58 90 3.00 1.000	6.0 W 24 6 2 2 4 0 0 0 0 0 0 58 90 3.00 1.000			
61 Dan Otero, R (7,1) ERA: 5.89	1.0 3 0 0 0 1 0 0 0 0 0 0 7 8 0.00 0.000	1.0 3 0 0 0 1 0 0 0 0 0 0 7 8 0.00 0.000	1.0 3 0 0 0 1 0 0 0 0 0 0 7 8 0.00 0.000	1.0 3 0 0 0 1 0 0 0 0 0 0 7 8 0.00 0.000	1.0 3 0 0 0 1 0 0 0 0 0 0 7 8 0.00 0.000	1.0 3 0 0 0 1 0 0 0 0 0 0 7 8 0.00 0.000	1.0 3 0 0 0 1 0 0 0 0 0 0 7 8 0.00 0.000	1.0 3 0 0 0 1 0 0 0 0 0 0 7 8 0.00 0.000	1.0 3 0 0 0 1 0 0 0 0 0 0 7 8 0.00 0.000	1.0 3 0 0 0 1 0 0 0 0 0 0 7 8 0.00 0.000	1.0 3 0 0 0 1 0 0 0 0 0 0 7 8 0.00 0.000	1.0 3 0 0 0 1 0 0 0 0 0 0 7 8 0.00 0.000	1.0 3 0 0 0 1 0 0 0 0 0 0 7 8 0.00 0.000	1.0 3 0 0 0 1 0 0 0 0 0 0 7 8 0.00 0.000	1.0 3 0 0 0 1 0 0 0 0 0 0 7 8 0.00 0.000	1.0 3 0 0 0 1 0 0 0 0 0 0 7 8 0.00 0.000	1.0 3 0 0 0 1 0 0 0 0 0 0 7 8 0.00 0.000			
39 Oliver Pérez, L (8,1) ERA: 1.08	0.2 2 0 0 0 1 0 0 0 0 0 0 4 5 0.00 0.000	0.2 2 0 0 0 1 0 0 0 0 0 0 4 5 0.00 0.000	0.2 2 0 0 0 1 0 0 0 0 0 0 4 5 0.00 0.000	0.2 2 0 0 0 1 0 0 0 0 0 0 4 5 0.00 0.000	0.2 2 0 0 0 1 0 0 0 0 0 0 4 5 0.00 0.000	0.2 2 0 0 0 1 0 0 0 0 0 0 4 5 0.00 0.000	0.2 2 0 0 0 1 0 0 0 0 0 0 4 5 0.00 0.000	0.2 2 0 0 0 1 0 0 0 0 0 0 4 5 0.00 0.000	0.2 2 0 0 0 1 0 0 0 0 0 0 4 5 0.00 0.000	0.2 2 0 0 0 1 0 0 0 0 0 0 4 5 0.00 0.000	0.2 2 0 0 0 1 0 0 0 0 0 0 4 5 0.00 0.000	0.2 2 0 0 0 1 0 0 0 0 0 0 4 5 0.00 0.000	0.2 2 0 0 0 1 0 0 0 0 0 0 4 5 0.00 0.000	0.2 2 0 0 0 1 0 0 0 0 0 0 4 5 0.00 0.000	0.2 2 0 0 0 1 0 0 0 0 0 0 4 5 0.00 0.000	0.2 2 0 0 0 1 0 0 0 0 0 0 4 5 0.00 0.000	0.2 2 0 0 0 1 0 0 0 0 0 0 4 5 0.00 0.000	0.2 2 0 0 0 1 0 0 0 0 0 0 4 5 0.00 0.000		
58 Neil Ramírez, R (8,1) ERA: 2.51	0.1 1 0 0 0 1 0 0 0 0 0 0 3 3 0.00 0.000	0.1 1 0 0 0 1 0 0 0 0 0 0 3 3 0.00 0.000	0.1 1 0 0 0 1 0 0 0 0 0 0 3 3 0.00 0.000	0.1 1 0 0 0 1 0 0 0 0 0 0 3 3 0.00 0.000	0.1 1 0 0 0 1 0 0 0 0 0 0 3 3 0.00 0.000	0.1 1 0 0 0 1 0 0 0 0 0 0 3 3 0.00 0.000	0.1 1 0 0 0 1 0 0 0 0 0 0 3 3 0.00 0.000	0.1 1 0 0 0 1 0 0 0 0 0 0 3 3 0.00 0.000	0.1 1 0 0 0 1 0 0 0 0 0 0 3 3 0.00 0.000	0.1 1 0 0 0 1 0 0 0 0 0 0 3 3 0.00 0.000	0.1 1 0 0 0 1 0 0 0 0 0 0 3 3 0.00 0.000	0.1 1 0 0 0 1 0 0 0 0 0 0 3 3 0.00 0.000	0.1 1 0 0 0 1 0 0 0 0 0 0 3 3 0.00 0.000	0.1 1 0 0 0 1 0 0 0 0 0 0 3 3 0.00 0.000	0.1 1 0 0 0 1 0 0 0 0 0 0 3 3 0.00 0.000	0.1 1 0 0 0 1 0 0 0 0 0 0 3 3 0.00 0.000	0.1 1 0 0 0 1 0 0 0 0 0 0 3 3 0.00 0.000	0.1 1 0 0 0 1 0 0 0 0 0 0 3 3 0.00 0.000		
43 Josh Tomlin, R (9,1) ERA: 6.49	1.0 3 0 0 0 1 0 0 0 0 0 0 7 10 0.00 0.000	1.0 3 0 0 0 1 0 0 0 0 0 0 7 10 0.00 0.000	1.0 3 0 0 0 1 0 0 0 0 0 0 7 10 0.00 0.000	1.0 3 0 0 0 1 0 0 0 0 0 0 7 10 0.00 0.000	1.0 3 0 0 0 1 0 0 0 0 0 0 7 10 0.00 0.000	1.0 3 0 0 0 1 0 0 0 0 0 0 7 10 0.00 0.000	1.0 3 0 0 0 1 0 0 0 0 0 0 7 10 0.00 0.000	1.0 3 0 0 0 1 0 0 0 0 0 0 7 10 0.00 0.000	1.0 3 0 0 0 1 0 0 0 0 0 0 7 10 0.00 0.000	1.0 3 0 0 0 1 0 0 0 0 0 0 7 10 0.00 0.000	1.0 3 0 0 0 1 0 0 0 0 0 0 7 10 0.00 0.000	1.0 3 0 0 0 1 0 0 0 0 0 0 7 10 0.00 0.000	1.0 3 0 0 0 1 0 0 0 0 0 0 7 10 0.00 0.000	1.0 3 0 0 0 1 0 0 0 0 0 0 7 10 0.00 0.000	1.0 3 0 0 0 1 0 0 0 0 0 0 7 10 0.00 0.000	1.0 3 0 0 0 1 0 0 0 0 0 0 7 10 0.00 0.000	1.0 3 0 0 0 1 0 0 0 0 0 0 7 10 0.00 0.000	1.0 3 0 0 0 1 0 0 0 0 0 0 7 10 0.00 0.000	1.0 3 0 0 0 1 0 0 0 0 0 0 7 10 0.00 0.000	

Batter	1	2	3	4	5	6	7	8	9	AB	R	H	RBI	BB	SO	LOB	BOTTOM
12 Francisco Lindor, S (1,6) OBP: 0.372, SLG: 0.556										5	3	3	2	0	0	2	Detroit Tigers @ Cleveland Indians Progressive Field, Cleveland, OH Sun Jun 24 2018, 1:12 PM - 4:06 PM EDT Att: 31,208 - Partly Cloudy - 74 F
23 Michael Brantley, L (1,7) OBP: 0.360, SLG: 0.511										5	1	3	2	0	1	1	
11 José Ramírez, S (1,5) OBP: 0.402, SLG: 0.616										4	2	3	1	1	0	1	
10 Edwin Encarnación, R (1,10) OBP: 0.311, SLG: 0.483										4	1	2	5	1	1	2	
6 Brandon Guyer, R (1,9) OBP: 0.260, SLG: 0.315										2	0	0	0	0	2	4	
8 Lonnie Chisenhall, L (4,PH) OBP: 0.406, SLG: 0.466										3	0	1	0	0	0	1	

Batter	1	2	3	4	5	6	7	8	9	AB	R	H	RBI	BB	SO	LOB	TOP								
11 Dustin Fowler, L (1.8) OBP: 0.293, SLG: 0.395	F9		1B		L8		2B			5	0	2	0	0	1	3									
23 Matt Joyce, L (1.7) OBP: 0.313, SLG: 0.360	K		F8			1B	BB		K	4	0	1	0	1	2	2									
8 Jed Lowrie, S (1.5) OBP: 0.335, SLG: 0.471	G3-1			F8	FC5-4	F8		HR		5	1	1	1	0	0	4									
2 Khris Davis, R (1.10) OBP: 0.314, SLG: 0.502	P4			K		L6		HR	F8	4	1	0	0	0	1	1									
28 Matt Olson, L (1.3) OBP: 0.329, SLG: 0.465	BB			F7		P3			BB	3	0	0	0	2	0	2									
25 Stephen Piscotty, R (1.9) OBP: 0.322, SLG: 0.417	G1-3						HR	2B	P4	5	2	3	1	0	0	2									
10 Marcus Semien, R (1.6) OBP: 0.299, SLG: 0.365	P4						HR	SF9		3	0	0	1	0	1	2									
21 Jonathan Lucroy, R (1.2) OBP: 0.328, SLG: 0.349			1B		F8		1B	1B	1B	4	1	3	1	0	0	1									
1 Franklin Barreto, R (1.4) OBP: 0.256, SLG: 0.526	F9							2B		4	0	2	1	0	1	2									
Inning Stats	R: 0 H: 0 E: 0 K: 1 S: 11	H: 0 LOB: 0 BB: 0 P: 17	R: 0 H: 0 E: 0 K: 0 S: 7	H: 0 LOB: 1 BB: 1 P: 13	R: 0 H: 2 E: 0 K: 0 S: 10	H: 2 LOB: 1 BB: 0 P: 17	R: 0 H: 0 E: 0 K: 1 S: 7	H: 0 LOB: 0 BB: 0 P: 9	R: 0 H: 2 E: 0 K: 1 S: 14	H: 2 LOB: 2 BB: 0 P: 23	R: 0 H: 1 E: 0 K: 0 S: 8	H: 1 LOB: 1 BB: 0 P: 13	R: 1 H: 3 E: 0 K: 1 S: 13	H: 3 LOB: 3 BB: 1 P: 27	R: 3 H: 3 E: 0 K: 1 S: 15	H: 3 LOB: 1 BB: 0 P: 25	R: 1 H: 1 E: 0 K: 1 S: 15	H: 1 LOB: 1 BB: 1 P: 22	1B: 7 2B: 3 3B: 0 HR: 2	SF: 1 SAC: 0 DP: 0 HBP: 1	WP: 0 PB: 0 SB: 0 CS: 1	PA: 42			
PITCHER	IP	WLS	BF	H	R	ER	SO	BB	IBB	HBP	BLK	WP	HR	S	P	ERA	WHIP								
27 Jordan Zimmermann, R (1.1) ERA: 4.35	5.0		19	4	0	0	3	1	0	0	0	0	0	49	79	0.00	1.000								
30 Alex Wilson, R (6.1) ERA: 3.86	1.0	H	4	1	0	0	0	0	0	0	0	0	0	8	13	0.00	1.000								
19 Louis Coleman, R (7.1) ERA: 2.53	0.2	B	5	3	1	1	1	0	0	0	0	0	1	9	16	13.50	4.500								
77 Joe Jiménez, R (7.1) ERA: 2.65	1.0		8	3	3	3	0	1	0	1	0	0	0	16	33	27.00	4.000								
61 Shane Greene, R (8.1) ERA: 3.86	1.1	L	6	1	1	1	2	1	0	0	0	0	1	18	25	6.75	1.500								

Oakland Athletics @ Detroit Tigers
Comerica Park, Detroit, MI
Mon Jun 25 2018, 3:12 PM - 6:27 PM EDT
Att: 19,127 - Partly Cloudy - 73 F

AB	37
R	5
H	12
RBI	5
BB	3
SO	6
LOB	19



Batter	1	2	3	4	5	6	7	8	9	AB	R	H	RBI	BB	SO	LOB	BOTTOM								
12 Leonys Martin, L (1.8) OBP: 0.329, SLG: 0.444	G3		P6		K		HR		1B	5	1	2	0	0	1	1									
28 Niko Goodrum, S (1.5) OBP: 0.213, SLG: 0.440	K		K		L9		FC5-2		K	5	1	0	0	0	3	4									
9 Nick Castellanos, R (1.9) OBP: 0.349, SLG: 0.486	F9			G4-3		K	HR		L1-3	5	2	2	3	0	1	1									
41 Victor Martínez, S (1.10) OBP: 0.302, SLG: 0.339		1B		G4-3		1B				4	0	2	0	0	1	1									
22 Victor Reyes, S (7, PR) OBP: 0.213, SLG: 0.295		SH								0	0	0	0	0	0	0									
55 John Hicks, R (1.3) OBP: 0.322, SLG: 0.435		SH								3	0	2	1	0	0	1									
21 JaCoby Jones, R (1.7) OBP: 0.277, SLG: 0.382		L7								4	0	0	0	0	1	5									
17 Grayson Greiner, R (1.2) OBP: 0.304, SLG: 0.517		K			P6					4	0	0	0	0	2	5									
1 Jose Iglesias, R (1.6) OBP: 0.317, SLG: 0.392		F7								4	0	2	0	0	0	2									
49 Dixon Machado, R (1.4) OBP: 0.261, SLG: 0.282										2	0	0	0	0	1	1									
46 Jaime Candelario, S (9, PH) OBP: 0.341, SLG: 0.457					SH1-3		B3		G1-3	1	0	0	0	0	0	0									
Inning Stats	R: 0 H: 0 E: 0 K: 1 S: 7	H: 1 LOB: 0 BB: 0 P: 12	R: 0 H: 1 E: 1 K: 1 S: 7	H: 1 LOB: 2 BB: 0 P: 10	R: 0 H: 0 E: 0 K: 2 S: 12	H: 0 LOB: 0 BB: 0 P: 16	R: 1 H: 2 E: 0 K: 1 S: 7	H: 2 LOB: 1 BB: 0 P: 9	R: 0 H: 1 E: 0 K: 1 S: 11	H: 1 LOB: 1 BB: 0 P: 15	R: 0 H: 2 E: 0 K: 1 S: 11	H: 2 LOB: 2 BB: 0 P: 18	R: 3 H: 3 E: 0 K: 1 S: 22	H: 3 LOB: 2 BB: 0 P: 27	R: 0 H: 0 E: 0 K: 1 S: 9	H: 0 LOB: 0 BB: 0 P: 13	R: 0 H: 1 E: 0 K: 1 S: 9	H: 1 LOB: 1 BB: 0 P: 13	1B: 6 2B: 3 3B: 0 HR: 1	SF: 0 SAC: 2 DP: 0 HBP: 0	WP: 2 PB: 1 SB: 0 CS: 0	PA: 39			
PITCHER	IP	WLS	BF	H	R	ER	SO	BB	IBB	HBP	BLK	WP	HR	S	P	ERA	WHIP								
37 Edwin Jackson, R (1.1) ERA: 1.5	6.0		25	6	1	1	0	0	0	0	0	0	0	55	80	1.50	1.000								
36 Yusmeiro Petit, R (7.1) ERA: 3.69	0.1		2	1	1	1	0	0	0	0	0	0	0	5	5	27.00	3.000								
52 Ryan Buchter, L (7.1) ERA: 2.53	0.0		1	1	0	0	0	0	0	0	0	0	0	6	8	∞	∞								
62 Lou Trivino, R (7.1) ERA: 1.69	1.2	W	7	1	2	2	2	0	0	0	0	2	1	20	27	10.80	0.600								
39 Blake Treinen, R (9.1) ERA: 0.96	1.0	S	4	1	0	0	1	0	0	0	0	0	0	9	13	0.00	1.000								

Oakland Athletics @ Detroit Tigers
Comerica Park, Detroit, MI
Mon Jun 25 2018, 3:12 PM - 6:27 PM EDT
Att: 19,127 - Partly Cloudy - 73 F

AB	37
R	4
H	10
RBI	4
BB	0
SO	10
LOB	21



Batter	1	2	3	4	5	6	7	8	9	AB	R	H	RBI	BB	SO	LOB	TOP										
11 Dustin Fowler, L (1, 8) OBP: 0.295, SLG: 0.400										5	0	1	1	0	3	3	Oakland Athletics @ Detroit Tigers Comerica Park, Detroit, MI Wed Jun 27 2018, 7:11 PM - 10:21 PM EDT Att: 23,961 - Cloudy - 75 F										
23 Matt Joyce, L (1, 7) OBP: 0.312, SLG: 0.363										5	1	1	0	0	1	3											
8 Jed Lowrie, S (1, 5) OBP: 0.349, SLG: 0.494										4	0	2	1	1	0	0											
2 Khris Davis, R (1, 10) OBP: 0.314, SLG: 0.491										5	0	1	0	0	2	4											
28 Matt Olson, L (1, 3) OBP: 0.326, SLG: 0.457										4	0	1	0	0	0	3											
25 Stephen Piscotty, R (1, 9) OBP: 0.319, SLG: 0.406										4	0	0	0	0	0	5											
18 Chad Pinder, R (1, 4) OBP: 0.309, SLG: 0.424										4	0	1	0	0	0	1											
1 Franklin Barreto, R (1, 6) OBP: 0.255, SLG: 0.467										3	1	1	0	0	1	0											
19 Josh Phegley, R (1, 2) OBP: 0.269, SLG: 0.500										3	1	1	1	1	0	2											
Inning Stats	R: 0 H: 0 E: 0 K: 0 S: 9	H: 0 LOB: 0 BB: 0 P: 12	R: 0 H: 1 E: 0 K: 0 S: 9	H: 1 LOB: 1 BB: 0 P: 14	R: 0 H: 0 E: 0 K: 1 S: 8	H: 0 LOB: 0 BB: 0 P: 9	R: 1 H: 2 E: 0 K: 0 S: 14	H: 2 LOB: 1 BB: 0 P: 24	R: 0 H: 1 E: 0 K: 1 S: 8	H: 1 LOB: 2 BB: 0 P: 15	R: 0 H: 1 E: 0 K: 1 S: 11	H: 1 LOB: 1 BB: 0 P: 19	R: 0 H: 0 E: 0 K: 2 S: 9	H: 0 LOB: 1 BB: 1 P: 16	R: 0 H: 1 E: 1 K: 2 S: 29	H: 3 LOB: 2 BB: 1 P: 37		1B: 5 2B: 4 3B: 0 HR: 0	SF: 0 SAC: 0 DP: 0 HBP: 1	WP: 0 PB: 0 SB: 0 CS: 0	PA: 40						
PITCHER	IP	WLS	BF	H	R	ER	SO	BB	IBB	HBP	BLK	WP	HR	S	P	ERA	WHIP										
50 Mike Fiers, R (1, 1) ERA: 4.04	7.0	L	28	5	1	1	5	1	0	1	0	0	0	68	109	1.29	0.857										
77 Jose Jimenez, R (8, 1) ERA: 2.58	1.0		5	1	0	0	2	0	0	0	0	0	0	29	37	0.00	1.000										
30 Alex Wilson, R (9, 1) ERA: 4.11	1.0		7	3	2	2	0	1	0	0	0	0	0	13	20	18.00	4.000										

AB	37
R	3
H	9
RBI	3
BB	2
SO	7
LOB	21



Batter	1	2	3	4	5	6	7	8	9	AB	R	H	RBI	BB	SO	LOB	BOTTOM										
12 Leonys Martin, L (1, 8) OBP: 0.329, SLG: 0.438										4	0	0	0	0	0	2	Oakland Athletics @ Detroit Tigers Comerica Park, Detroit, MI Wed Jun 27 2018, 7:11 PM - 10:21 PM EDT Att: 23,961 - Cloudy - 75 F										
46 Jeimer Candelario, S (1, 5) OBP: 0.345, SLG: 0.457										3	0	0	0	1	0	1											
9 Nick Castellanos, R (1, 9) OBP: 0.357, SLG: 0.595										3	0	1	0	1	0	1											
41 Victor Martinez, S (1, 10) OBP: 0.299, SLG: 0.329										2	0	0	0	2	0	1											
28 Niko Goodrum, S (1, 4) OBP: 0.317, SLG: 0.434										4	0	0	0	0	2	4											
55 John Hicks, R (1, 3) OBP: 0.322, SLG: 0.431										4	0	1	0	0	1	1											
17 Grayson Greiner, R (1, 2) OBP: 0.280, SLG: 0.289										4	0	0	0	0	2	2											
1 Jose Iglesias, R (1, 6) OBP: 0.316, SLG: 0.390										3	0	1	0	0	0	1											
21 JaCoby Jones, R (1, 7) OBP: 0.277, SLG: 0.377										2	0	0	0	1	1	1											
Inning Stats	R: 0 H: 1 E: 0 K: 0 S: 10	H: 1 LOB: 1 BB: 0 P: 15	R: 0 H: 1 E: 0 K: 2 S: 9	H: 1 LOB: 0 BB: 0 P: 12	R: 0 H: 0 E: 0 K: 1 S: 15	H: 0 LOB: 3 BB: 3 P: 33	R: 0 H: 0 E: 0 K: 0 S: 10	H: 0 LOB: 0 BB: 0 P: 15	R: 0 H: 0 E: 0 K: 1 S: 7	H: 0 LOB: 1 BB: 1 P: 12	R: 0 H: 1 E: 0 K: 0 S: 11	H: 1 LOB: 0 BB: 0 P: 15	R: 0 H: 0 E: 0 K: 0 S: 6	H: 0 LOB: 0 BB: 0 P: 12	R: 0 H: 0 E: 0 K: 1 S: 9	H: 0 LOB: 0 BB: 0 P: 14		1B: 2 2B: 1 3B: 0 HR: 0	SF: 0 SAC: 0 DP: 0 HBP: 0	WP: 0 PB: 0 SB: 0 CS: 1	PA: 34						
PITCHER	IP	WLS	BF	H	R	ER	SO	BB	IBB	HBP	BLK	WP	HR	S	P	ERA	WHIP										
40 Chris Bassitt, R (1, 1) ERA: 2.82	6.0	W	25	2	0	0	5	5	0	0	0	0	0	58	102	0.00	1.167										
36 Yusmeiro Petit, R (7, 1) ERA: 3.72	2.0	H	6	1	0	0	0	0	0	0	0	0	0	17	27	0.00	0.500										
62 Lou Trivino, R (9, 1) ERA: 1.64	1.0	S	3	0	0	0	1	0	0	0	0	0	0	9	14	0.00	0.000										

AB	29
R	0
H	3
RBI	0
BB	5
SO	6
LOB	14



Batter	1	2	3	4	5	6	7	8	9	AB	R	H	RBI	BB	SO	LOB	TOP			
11 Dustin Fowler, L (1, 8) OBP: 0.286, SLG: 0.387										4	0	0	0	0	1	3				
20 Mark Canha, R (1, 7) OBP: 0.323, SLG: 0.465										4	1	1	1	0	0	0				
8 Jed Lowrie, S (1, 5) OBP: 0.350, SLG: 0.497										4	0	2	1	0	1	1				
2 Khris Davis, R (1, 10) OBP: 0.313, SLG: 0.487										4	0	1	1	0	1	2				
28 Matt Olson, L (1, 3) OBP: 0.322, SLG: 0.451										4	0	0	0	0	1	4				
25 Stephen Piscotty, R (1, 9) OBP: 0.322, SLG: 0.407										4	1	2	0	0	1	1				
21 Jonathan Lucroy, R (1, 2) OBP: 0.319, SLG: 0.344										4	0	0	0	0	0	2				
10 Marcus Semien, R (1, 6) OBP: 0.302, SLG: 0.366										4	1	2	0	0	0	1				
18 Chad Pinder, R (1, 4) OBP: 0.314, SLG: 0.432										4	1	2	1	0	0	1				
Inning Stats	R: 0 E: 0 K: 0 S: 7	H: 0 LOB: 0 BB: 0 P: 9	R: 0 E: 0 K: 2 S: 14	H: 1 LOB: 1 BB: 0 P: 18	R: 3 E: 0 K: 1 S: 16	H: 5 LOB: 1 BB: 0 P: 24	R: 1 E: 0 K: 0 S: 12	H: 2 LOB: 1 BB: 0 P: 19	R: 0 E: 1 K: 1 S: 9	H: 0 LOB: 1 BB: 0 P: 10	R: 0 E: 0 K: 0 S: 4	H: 0 LOB: 0 BB: 0 P: 7	R: 0 E: 0 K: 1 S: 12	H: 1 LOB: 1 BB: 0 P: 16	R: 0 E: 0 K: 0 S: 8	H: 1 LOB: 0 BB: 0 P: 9	1B: 8 2B: 2 HR: 0	SF: 0 SAC: 0 DP: 2 HBP: 0	WP: 0 PB: 0 SB: 0 CS: 0	PA: 36
PITCHER	IP WLS BF H R ER SO BB IBB HBP BLK WP HR S P ERA WHIP																			
32 Michael Fulmer, R (1, 1) ERA: 4.2	8.0 L 33 9 4 4 5 0 0 0 0 0 0 0 0 0 79 110 4.50 1.125																			
19 Louis Coleman, R (9, 1) ERA: 2.78	1.0 3 1 0 0 0 0 0 0 0 0 0 0 0 0 8 9 0.00 1.000																			

Oakland Athletics @ Detroit Tigers
Comerica Park, Detroit, MI
Thu Jun 28 2018, 1:11 PM - 3:39 PM EDT
Att: 28,866 - Partly Cloudy - 79 F

AB 36
R 4
H 10
RBI 4
BB 0
SO 5
LOB 15



Batter	1	2	3	4	5	6	7	8	9	AB	R	H	RBI	BB	SO	LOB	BOTTOM					
46 Jeimer Candelario, S (1, 5) OBP: 0.343, SLG: 0.451										3	1	0	0	1	1	0						
1 Jose Iglesias, R (1, 6) OBP: 0.311, SLG: 0.384										4	0	0	0	0	1	1						
9 Nick Castellanos, R (1, 9) OBP: 0.359, SLG: 0.514										4	1	2	2	0	1	0						
55 John Hicks, R (1, 3) OBP: 0.330, SLG: 0.439										3	0	2	0	1	0	0						
41 Victor Martinez, S (1, 10) OBP: 0.299, SLG: 0.328										4	0	1	0	0	0	2						
28 Niko Goodrum, S (1, 4) OBP: 0.311, SLG: 0.425										4	0	0	0	0	2	4						
34 James McCann, R (1, 2) OBP: 0.283, SLG: 0.329										3	0	0	0	0	0	0						
21 JaCoby Jones, R (1, 8) OBP: 0.273, SLG: 0.372										3	0	0	0	0	1	0						
22 Victor Reyes, S (1, 7) OBP: 0.206, SLG: 0.279										3	0	0	0	0	0	0						
Inning Stats	R: 2 E: 0 K: 0 S: 11	H: 1 LOB: 0 BB: 1 P: 18	R: 0 E: 0 K: 0 S: 11	H: 0 LOB: 0 BB: 0 P: 16	R: 0 E: 0 K: 1 S: 7	H: 0 LOB: 0 BB: 0 P: 11	R: 0 E: 0 K: 0 S: 8	H: 1 LOB: 1 BB: 0 P: 15	R: 0 E: 0 K: 0 S: 8	H: 0 LOB: 0 BB: 0 P: 11	R: 0 E: 0 K: 1 S: 12	H: 3 LOB: 3 BB: 0 P: 16	R: 0 E: 0 K: 1 S: 7	H: 0 LOB: 0 BB: 0 P: 10	R: 0 E: 0 K: 2 S: 11	H: 0 LOB: 0 BB: 0 P: 16	R: 0 E: 0 K: 1 S: 8	H: 0 LOB: 0 BB: 1 P: 14	1B: 3 2B: 1 HR: 1	SF: 0 SAC: 0 DP: 1 HBP: 0	WP: 1 PB: 0 SB: 0 CS: 0	PA: 33
PITCHER	IP WLS BF H R ER SO BB IBB HBP BLK WP HR S P ERA WHIP																					
55 Sean Manaea, L (1, 1) ERA: 3.38	6.0 W 24 5 2 2 2 2 1 0 0 0 0 0 0 1 57 87 3.00 1.000																					
15 Emilio Pagan, R (7, 1) ERA: 2.54	1.0 H 3 0 0 0 1 0 0 0 0 0 0 0 0 7 10 0.00 0.000																					
62 Lou Trivino, R (8, 1) ERA: 1.59	1.0 H 3 0 0 0 2 0 0 0 0 0 0 0 0 11 16 0.00 0.000																					
39 Blake Treinen, R (9, 1) ERA: 0.91	1.0 S 3 0 0 0 1 1 0 0 0 0 0 0 0 8 14 0.00 1.000																					

Oakland Athletics @ Detroit Tigers
Comerica Park, Detroit, MI
Thu Jun 28 2018, 1:11 PM - 3:39 PM EDT
Att: 28,866 - Partly Cloudy - 79 F

AB 31
R 2
H 5
RBI 2
BB 2
SO 6
LOB 7



Batter	1	2	3	4	5	6	7	8	9	AB	R	H	RBI	BB	SO	LOB	TOP					
12 Leonys Martin, L OBP: 0.328, SLG: 0.435	G3		G3			L9			L9	4	0	1	0	0	0	0						
46 Jeimer Candelario, S OBP: 0.342, SLG: 0.460	K			G3			HR		K	4	1	1	1	0	2	1						
9 Nick Castellanos, R OBP: 0.354, SLG: 0.596	K			G6-3			L8		K	4	0	0	0	0	2	1						
41 Victor Martinez, S OBP: 0.301, SLG: 0.331				G4-3			1B		P6	4	0	2	0	0	0	1						
55 John Hicks, R OBP: 0.326, SLG: 0.433	K					G1-4-3			FC6-4	3	0	0	0	0	1	2						
34 James McCann, R OBP: 0.279, SLG: 0.324				G5-4-3			L9			3	0	0	0	0	1	2						
21 JaCoby Jones, R OBP: 0.270, SLG: 0.368						F8				3	1	0	0	0	1	0						
1 Jose Iglesias, R OBP: 0.312, SLG: 0.383									K	3	0	1	0	0	1	0						
49 Dixon Machado, R OBP: 0.263, SLG: 0.290									K	3	0	1	0	0	1	0						
28 Niko Goodrum, S OBP: 0.310, SLG: 0.422									K	2	0	0	0	0	0	1						
										1	0	0	0	0	1	0						
Inning Stats	R: 0 E: 0 K: 2 S: 8	H: 0 LOB: 0 BB: 0 P: 11	R: 0 E: 0 K: 1 S: 7	H: 1 LOB: 0 BB: 0 P: 11	R: 1 E: 1 K: 0 S: 12	H: 1 LOB: 0 BB: 0 P: 17	R: 0 E: 0 K: 0 S: 11	H: 0 LOB: 0 BB: 0 P: 15	R: 0 E: 0 K: 1 S: 8	H: 0 LOB: 0 BB: 0 P: 10	R: 0 E: 0 K: 0 S: 6	H: 0 LOB: 0 BB: 0 P: 9	R: 1 E: 0 K: 0 S: 13	H: 2 LOB: 1 BB: 0 P: 17	R: 0 E: 0 K: 3 S: 12	H: 0 LOB: 0 BB: 0 P: 18	R: 0 E: 0 K: 2 S: 12	H: 1 LOB: 1 BB: 0 P: 17	1B: 4 2B: 0 3B: 0 HR: 1	SF: 0 SAC: 0 DP: 2 HBP: 0	WP: 0 PB: 0 SB: 0 CS: 0	PA: 31
PITCHER	IP WLS BF H R ER SO BB IBB HBP BLK WP HR S P ERA WHIP	7.0 W 24 4 2 1 4 0 0 0 0 0 1 65 90 1.29 0.571	1.0 H 3 0 0 0 3 0 0 0 0 0 0 12 18 0.00 0.000	1.0 S 4 1 0 0 2 0 0 0 0 0 0 12 17 0.00 1.000	PITCHER										IP WLS BF H R ER SO BB IBB HBP BLK WP HR S P ERA WHIP							

Detroit Tigers @ Toronto Blue Jays
Rogers Centre, Toronto, ON
Fri Jun 29 2018, 7:08 PM - 9:42 PM EDT
Att: 24,068 - Clear - 84 F

AB 31
R 2
H 5
RBI 1
BB 0
SO 9
LOB 8



Batter	1	2	3	4	5	6	7	8	9	AB	R	H	RBI	BB	SO	LOB	BOTTOM					
15 Randal Grichuk, R OBP: 0.280, SLG: 0.449	P3		F7							4	0	2	1	0	0	0						
37 Teoscar Hernández, R OBP: 0.309, SLG: 0.519			F8							3	0	1	0	1	1	3						
26 Yangervis Solarte, S OBP: 0.309, SLG: 0.452										4	0	1	0	0	0	3						
8 Kendrys Morales, S OBP: 0.302, SLG: 0.406										4	1	1	0	0	2	2						
14 Justin Smoak, S OBP: 0.360, SLG: 0.430										3	1	1	2	1	1	0						
11 Kevin Pillar, R OBP: 0.284, SLG: 0.411										3	0	1	0	1	1	1						
55 Russell Martin, R OBP: 0.329, SLG: 0.297										2	1	1	0	2	0	1						
1 Aledmys Díaz, R OBP: 0.284, SLG: 0.401										2	0	0	0	1	1	3						
29 Devon Travis, R OBP: 0.265, SLG: 0.372										3	0	0	0	0	0	3						
Inning Stats	R: 0 E: 0 K: 0 S: 3	H: 1 LOB: 0 BB: 0 P: 4	R: 0 E: 0 K: 1 S: 13	H: 0 LOB: 2 BB: 2 P: 24	R: 0 E: 0 K: 0 S: 6	H: 0 LOB: 0 BB: 0 P: 10	R: 3 E: 0 K: 1 S: 17	H: 5 LOB: 3 BB: 2 P: 33	R: 0 E: 0 K: 2 S: 8	H: 0 LOB: 0 BB: 0 P: 11	R: 0 E: 0 K: 0 S: 4	H: 1 LOB: 0 BB: 0 P: 7	R: 0 E: 0 K: 1 S: 17	H: 1 LOB: 2 BB: 1 P: 29	R: 0 E: 0 K: 1 S: 10	H: 0 LOB: 0 BB: 1 P: 18	R: 0 E: 0 K: 1 S: 10	H: 0 LOB: 0 BB: 1 P: 18	1B: 7 2B: 0 3B: 0 HR: 1	SF: 0 SAC: 0 DP: 3 HBP: 0	WP: 0 PB: 0 SB: 0 CS: 0	PA: 34
PITCHER	IP WLS BF H R ER SO BB IBB HBP BLK WP HR S P ERA WHIP	6.0 L 26 7 3 3 4 4 0 0 0 0 1 51 89 4.50 1.833	1.0 5 1 0 0 1 1 0 0 0 0 0 0 17 29 0.00 2.000	1.0 3 0 0 0 1 1 0 0 0 0 0 0 10 18 0.00 1.000	PITCHER										IP WLS BF H R ER SO BB IBB HBP BLK WP HR S P ERA WHIP							

Detroit Tigers @ Toronto Blue Jays
Rogers Centre, Toronto, ON
Fri Jun 29 2018, 7:08 PM - 9:42 PM EDT
Att: 24,068 - Clear - 84 F

AB 28
R 3
H 8
RBI 3
BB 6
SO 6
LOB 16



Batter	1	2	3	4	5	6	7	8	9	AB	R	H	RBI	BB	SO	LOB	TOP										
12 Leonys Martin, L OBP: 0.327, SLG: 0.432	L8		K		K			G1-3		4	0	1	0	0	2	1	Detroit Tigers @ Toronto Blue Jays Rogers Centre, Toronto, ON Sat Jun 30 2018, 1:09 PM - 3:47 PM EDT Att: 27,066 - Roof Closed - 68 F										
9 Nick Castellanos, R OBP: 0.356, SLG: 0.517	G4-3		HR					G1-3		4	1	2	2	0	1	0											
46 Jeimer Candelario, S OBP: 0.344, SLG: 0.462	41 CS		G4-3					F8		3	0	1	0	1	0	2											
41 Victor Martinez, S OBP: 0.297, SLG: 0.326	CS	G5-3		F7				G1-3		4	0	0	0	0	0	3											
28 Niko Goodrum, S OBP: 0.304, SLG: 0.414		G3-1		F8				L9		4	0	0	0	0	0	4											
55 John Hicks, R OBP: 0.297, SLG: 0.446		HR		FC6-4				G6-3		3	1	1	1	1	1	2											
17 Grayson Greiner, R OBP: 0.296, SLG: 0.292										3	0	1	0	1	1	1											
22 Victor Reyes, S OBP: 0.206, SLG: 0.279										0	0	0	0	0	0	0											
34 James McCann, R OBP: 0.279, SLG: 0.324										0	0	0	0	0	0	0											
1 Jose Iglesias, R OBP: 0.311, SLG: 0.381			21 SH2-3		G1-3			L9		4	1	1	0	0	0	2											
21 Jacoby Jones, R OBP: 0.267, SLG: 0.364			SH2-3		G6-3			K		3	0	0	0	0	1	1											
Inning Stats	R: 0 H: 0 E: 0 K: 0 S: 8	H: 0 LOB: 0 BB: 1 P: 15	R: 1 H: 1 E: 0 K: 1 S: 9	H: 1 LOB: 0 BB: 0 P: 13	R: 2 H: 2 E: 0 K: 1 S: 10	H: 2 LOB: 0 BB: 0 P: 12	R: 0 H: 0 E: 0 K: 0 S: 6	H: 0 LOB: 1 BB: 1 P: 14	R: 0 H: 0 E: 0 K: 2 S: 12	H: 1 LOB: 2 BB: 0 P: 19	R: 0 H: 0 E: 0 K: 0 S: 8	H: 0 LOB: 0 BB: 1 P: 17	R: 0 H: 2 E: 0 K: 0 S: 9	H: 2 LOB: 2 BB: 0 P: 16	R: 0 H: 1 E: 0 K: 1 S: 12	H: 1 LOB: 1 BB: 0 P: 16	1B: 4 2B: 1 3B: 0 HR: 2	SF: 0 SAC: 1 DP: 0 HBP: 0	WP: 0 PB: 0 SB: 0 CS: 2	PA: 37							
PITCHER	IP	WLS	BF	H	R	ER	SO	BB	IBB	HBP	BLK	WP	HR	S	P	ERA	WHIP										
43 Sam Gaviglio, R ERA: 3.97	7.0		27	4	3	3	5	3	0	0	0	0	2	59	97	3.86	1.000										
31 Joe Blagini, R ERA: 6.5	1.0		5	2	0	0	0	0	0	0	0	0	0	9	16	0.00	2.000										
22 Seunghwan Oh, R ERA: 3.05	1.0	W	4	1	0	0	1	0	0	0	0	0	0	12	16	0.00	1.000										

Batter	1	2	3	4	5	6	7	8	9	AB	R	H	RBI	BB	SO	LOB	BOTTOM										
15 Randal Grichuk, R OBP: 0.280, SLG: 0.464	G6-3		K2-3		HR			G5-3		4	1	1	2	0	1	2	Detroit Tigers @ Toronto Blue Jays Rogers Centre, Toronto, ON Sat Jun 30 2018, 1:09 PM - 3:47 PM EDT Att: 27,066 - Roof Closed - 68 F										
37 Teoscar Hernández, R OBP: 0.309, SLG: 0.513	K				G5-3			26 BB		3	0	0	0	1	2	0											
26 Yangervis Solarte, S OBP: 0.313, SLG: 0.454	F9				BB			14 G5-4-3		3	0	2	0	1	0	0											
8 Kendrys Morales, S OBP: 0.297, SLG: 0.398		K			K			K		4	0	0	0	0	4	4											
14 Justin Smoak, S OBP: 0.359, SLG: 0.438	F8				P3			G5-4-3		4	1	1	1	0	0	2											
11 Kevin Pillar, R OBP: 0.284, SLG: 0.414	P3				1 BB			G1-3		3	1	1	0	0	0	0											
21 Luke Maile, R OBP: 0.336, SLG: 0.392					K			L8		2	0	0	0	1	1	1											
1 Aledmys Díaz, R OBP: 0.285, SLG: 0.400					F8			L9		3	1	1	0	0	0	1											
29 Devon Travis, R OBP: 0.266, SLG: 0.371	L6				15 HR			G5-3		3	0	1	1	0	0	2											
					29 G5-3			15 G5-3																			
Inning Stats	R: 0 H: 0 E: 0 K: 1 S: 7	H: 0 LOB: 0 BB: 0 P: 9	R: 0 H: 0 E: 0 K: 1 S: 5	H: 0 LOB: 0 BB: 0 P: 6	R: 0 H: 0 E: 0 K: 1 S: 6	H: 0 LOB: 1 BB: 1 P: 12	R: 0 H: 0 E: 0 K: 2 S: 9	H: 0 LOB: 1 BB: 1 P: 19	R: 3 H: 3 E: 0 K: 1 S: 21	H: 3 LOB: 0 BB: 0 P: 27	R: 0 H: 1 E: 0 K: 1 S: 9	H: 0 LOB: 0 BB: 0 P: 14	R: 0 H: 0 E: 0 K: 0 S: 4	H: 0 LOB: 0 BB: 0 P: 7	R: 0 H: 2 E: 0 K: 1 S: 14	H: 2 LOB: 2 BB: 1 P: 29	R: 1 H: 1 E: 0 K: 0 S: 1	H: 1 LOB: 0 BB: 0 P: 2	1B: 4 2B: 1 3B: 0 HR: 2	SF: 0 SAC: 0 DP: 1 HBP: 0	WP: 0 PB: 0 SB: 1 CS: 0	PA: 32					
PITCHER	IP	WLS	BF	H	R	ER	SO	BB	IBB	HBP	BLK	WP	HR	S	P	ERA	WHIP										
48 Matthew Boyd, L ERA: 4.18	6.0		23	4	3	3	7	2	0	0	0	0	0	13	26	0.00	1.500										
30 Alex Wilson, R ERA: 3.94	1.1		6	1	0	0	0	1	0	0	0	0	0	6	12	13.50	3.000										
77 Joe Jiménez, R ERA: 2.77	0.2	L	3	2	1	1	1	0	0	0	0	0	1	6	12	13.50	3.000										

Batter	1	2	3	4	5	6	7	8	9	AB	R	H	RBI	BB	SO	LOB	TOP		
12 Leonys Martin, L OBP: 0.327, SLG: 0.431 22 Victor Reyes, S OBP: 0.214, SLG: 0.300	P4		G4-3				G6-3										3 0 1 1 0 0 1 2 1 1 0 0 0 0		
9 Nick Castellanos, R OBP: 0.357, SLG: 0.524	F8						L9		F8								5 1 2 4 0 0 1		
46 Jeimer Candelario, S OBP: 0.339, SLG: 0.454	K						L9		K								5 0 0 0 0 3 3		
55 John Hicks, R OBP: 0.327, SLG: 0.440		K															3 0 0 0 1 1 0		
41 Victor Martinez, S OBP: 0.293, SLG: 0.321		G3-1															4 0 0 0 0 0 1		
34 James McCann, R OBP: 0.279, SLG: 0.323		P4															4 1 1 0 0 1 0		
28 Niko Goodrum, S OBP: 0.317, SLG: 0.431																	4 3 4 0 0 0 0		
1 Jose Iglesias, R OBP: 0.313, SLG: 0.383																	4 1 2 2 0 0 2		
21 JaCoby Jones, R OBP: 0.274, SLG: 0.383																	3 2 2 2 1 0 1		
Inning Stats	R: 0 H: 0 E: 0 K: 1 S: 9	H: 0 LOB: 0 BB: 0 P: 13	R: 0 H: 0 E: 0 K: 1 S: 7	H: 0 LOB: 0 BB: 0 P: 10	R: 0 H: 2 E: 0 K: 0 S: 9	H: 1 LOB: 1 BB: 0 P: 13	R: 0 H: 1 E: 0 K: 0 S: 7	H: 3 LOB: 1 BB: 0 P: 12	R: 5 H: 4 E: 0 K: 2 S: 20	H: 4 LOB: 1 BB: 1 P: 32	R: 2 H: 3 E: 0 K: 0 S: 11	H: 0 LOB: 0 BB: 0 P: 20	R: 0 H: 0 E: 0 K: 0 S: 6	H: 0 LOB: 0 BB: 0 P: 12	R: 2 H: 3 E: 0 K: 1 S: 16	H: 3 LOB: 1 BB: 0 P: 23	1B: 8 2B: 3 3B: 0 HR: 2	SF: 0 SAC: 0 DP: 3 HBP: 0	WP: 0 PA: 39 PB: 0 SB: 0 CS: 0
PITCHER	IP WLS BF H R ER SO BB IBB HBP BLK WP HR S P ERA WHIP																		
33 J.A. Happ, L ERA: 4.03	5.2 L 26 10 7 7 4 1 0 0 0 0 0 1 61 97 11.12 1.941																		
77 John Axford, R ERA: 4.45	(6, 1) 1.1 4 0 0 0 0 0 0 0 0 0 0 0 11 16 0.00 0.000																		
39 Jake Petricka, R ERA: 4.82	(8, 1) 1.0 3 0 0 0 0 0 1 0 0 0 0 0 6 12 0.00 1.000																		
49 Preston Guilmet, R ERA: 12.46	(9, 1) 1.0 6 3 2 2 1 0 0 0 0 0 0 1 16 23 18.00 3.000																		

Detroit Tigers @ Toronto Blue Jays
Rogers Centre, Toronto, ON
Sun Jul 01 2018, 1:24 PM - 3:54 PM EDT
Att: 37,445 - Roof Closed - 68 F

AB 37
R 9
H 13
RBI 9
BB 2
SO 5
LOB 9



Batter	1	2	3	4	5	6	7	8	9	AB	R	H	RBI	BB	SO	LOB	BOTTOM				
18 Curtis Granderson, L OBP: 0.356, SLG: 0.458 8 Kendrys Morales, S OBP: 0.296, SLG: 0.396	F7		G6-3														3 0 0 0 0 1 2 1 0 0 0 0 0 1				
37 Teoscar Hernández, R OBP: 0.368, SLG: 0.517			L8														4 1 1 0 0 0 3				
26 Yanervis Solarte, S OBP: 0.359, SLG: 0.446 38 Darnell Sweeney, S	K																4 0 0 0 0 2 2 0 0 0 0 0 0 0				
14 Justin Smoak, S OBP: 0.357, SLG: 0.439																	4 0 1 1 0 1 0				
11 Kevin Pillar, R OBP: 0.284, SLG: 0.412																	4 0 1 0 0 0 1				
55 Russell Martin, R OBP: 0.323, SLG: 0.291																	4 0 0 0 0 1 1				
15 Randal Grichuk, R OBP: 0.275, SLG: 0.455																	3 0 0 0 0 0 0				
1 Aledmys Díaz, R OBP: 0.286, SLG: 0.399 21 Luke Maile, R OBP: 0.336, SLG: 0.392																	3 0 1 0 0 1 0 0 0 0 0 0 0 0				
29 Devon Travis, R OBP: 0.273, SLG: 0.377																	3 0 2 0 0 0 0				
Inning Stats	R: 1 H: 2 E: 0 K: 1 S: 14	H: 2 LOB: 1 BB: 0 P: 22	R: 0 H: 0 E: 0 K: 2 S: 10	H: 0 LOB: 0 BB: 0 P: 15	R: 0 H: 0 E: 0 K: 0 S: 8	H: 0 LOB: 0 BB: 0 P: 9	R: 0 H: 1 E: 0 K: 2 S: 9	H: 1 LOB: 1 BB: 0 P: 12	R: 0 H: 2 E: 0 K: 1 S: 15	H: 2 LOB: 2 BB: 0 P: 20	R: 0 H: 0 E: 0 K: 0 S: 8	H: 0 LOB: 0 BB: 0 P: 10	R: 0 H: 0 E: 0 K: 0 S: 7	H: 0 LOB: 0 BB: 0 P: 9	R: 0 H: 1 E: 0 K: 0 S: 13	H: 1 LOB: 1 BB: 0 P: 16	R: 0 H: 0 E: 0 K: 0 S: 6	H: 0 LOB: 0 BB: 0 P: 8	1B: 4 2B: 1 3B: 1 HR: 0	SF: 0 SAC: 0 DP: 0 HBP: 0	WP: 0 PA: 33 PB: 0 SB: 0 CS: 0
PITCHER	IP WLS BF H R ER SO BB IBB HBP BLK WP HR S P ERA WHIP																				
27 Jordan Zimmermann, R ERA: 3.91	7.0 W 26 5 1 1 6 0 0 0 0 0 0 0 13 16 1.29 0.714																				
36 Blaine Hardy, L ERA: 3.51	(8, 1) 1.0 4 1 0 0 0 0 0 0 0 0 0 0 6 8 0.00 1.000																				
61 Shane Greene, R ERA: 4.03	(9, 1) 1.0 3 0 0 0 0 0 0 0 0 0 0 0 6 8 0.00 0.000																				

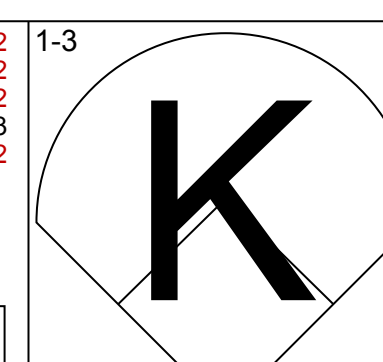
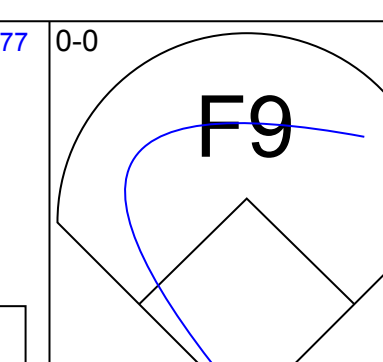
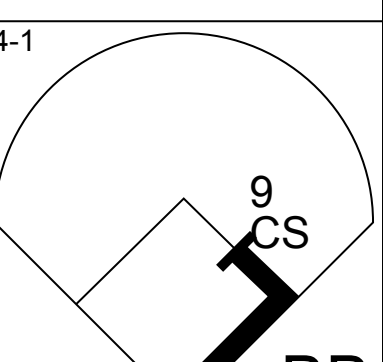
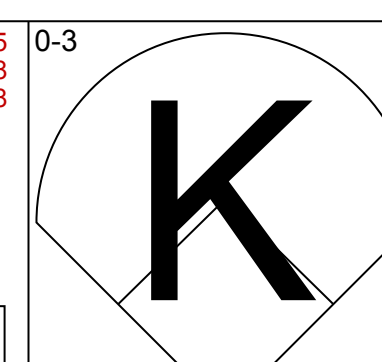
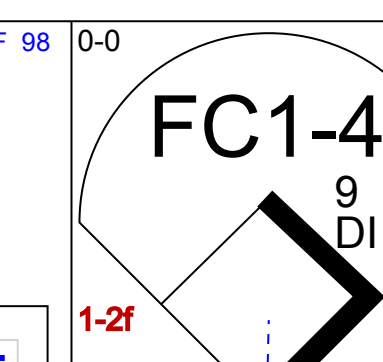
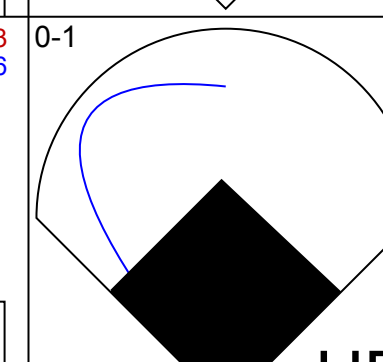
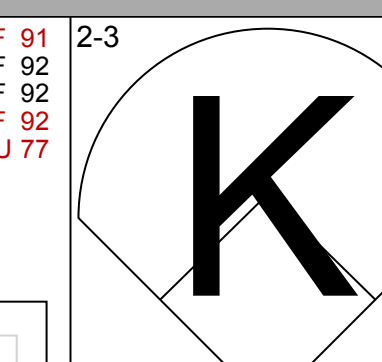
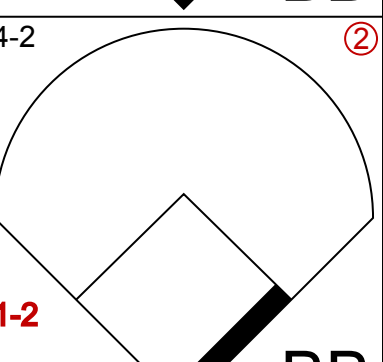
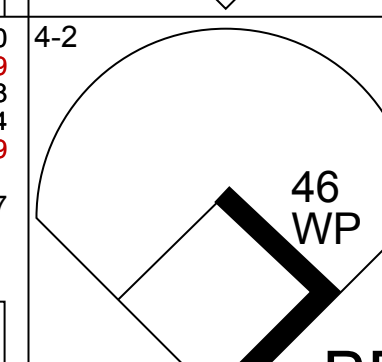
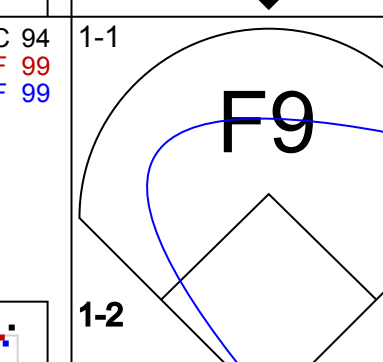
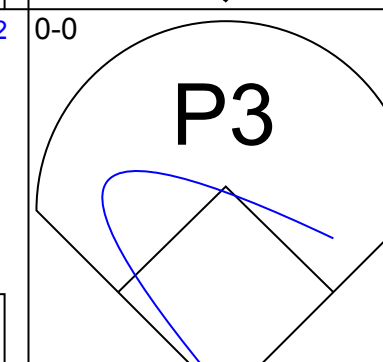
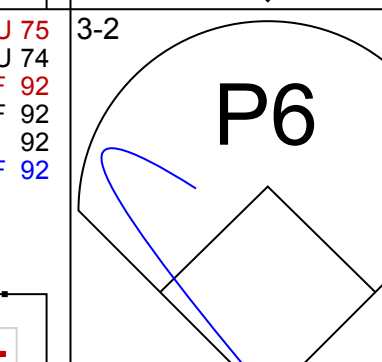
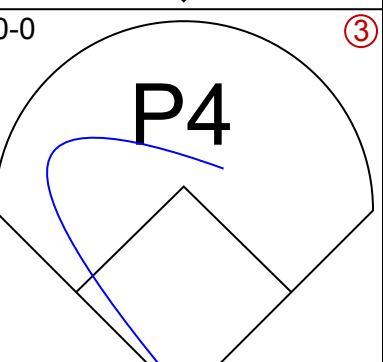
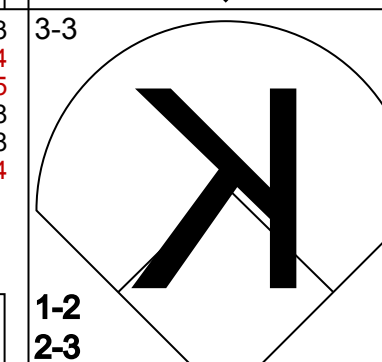
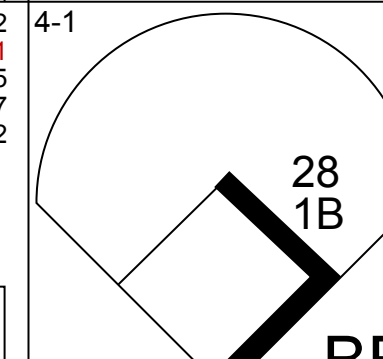
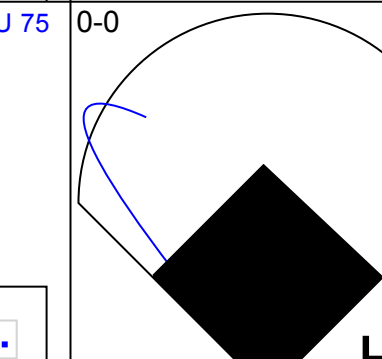
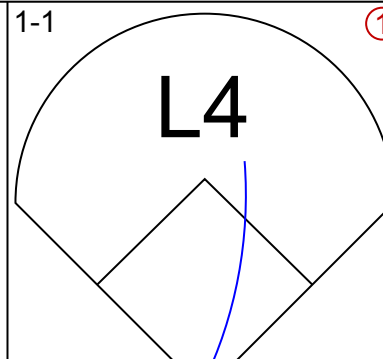
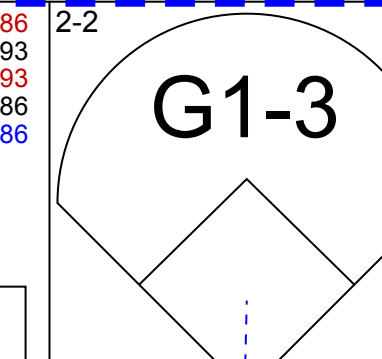
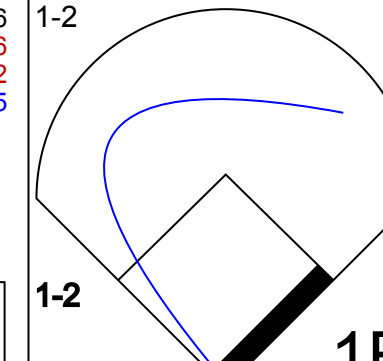
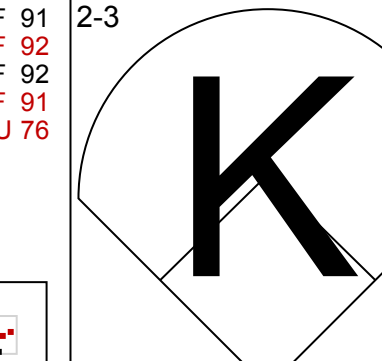
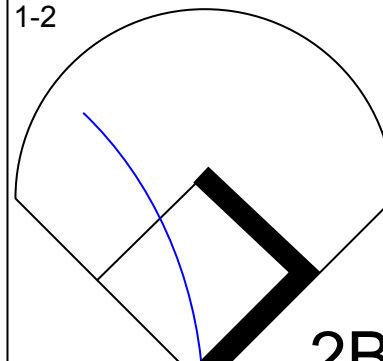
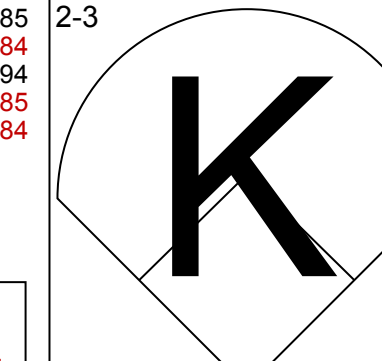
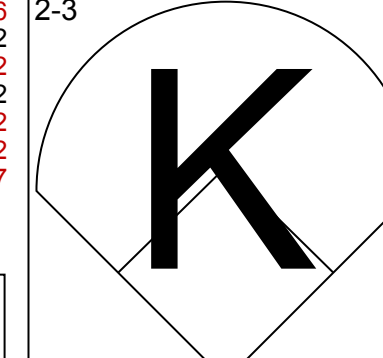
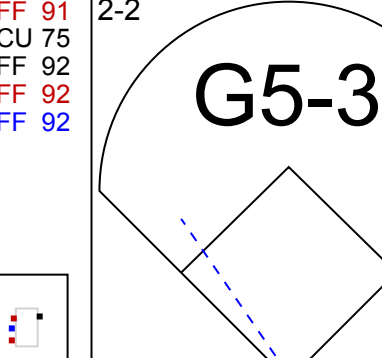
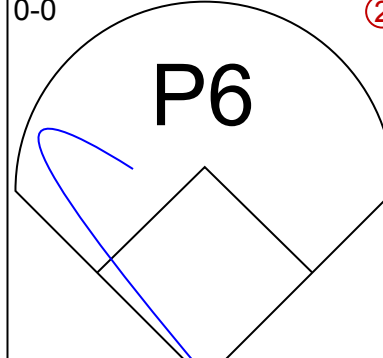
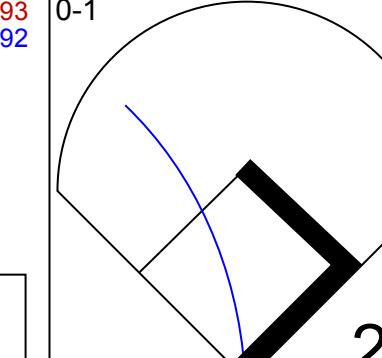
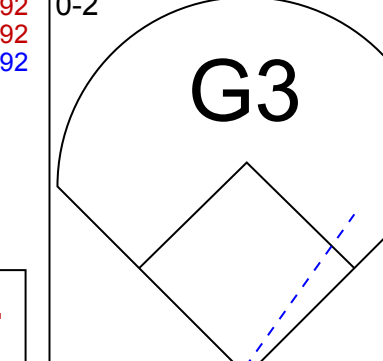
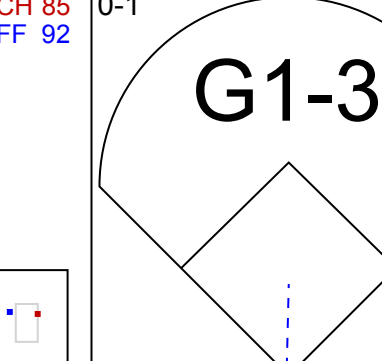
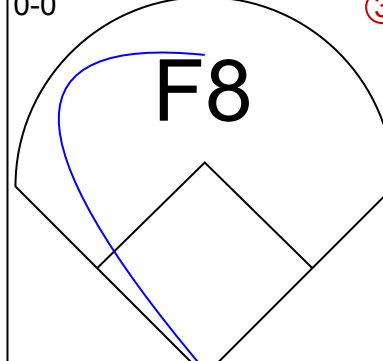
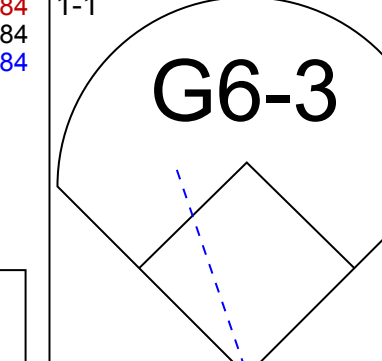
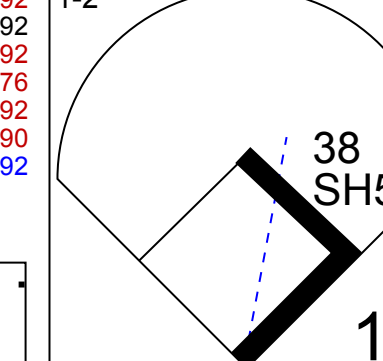
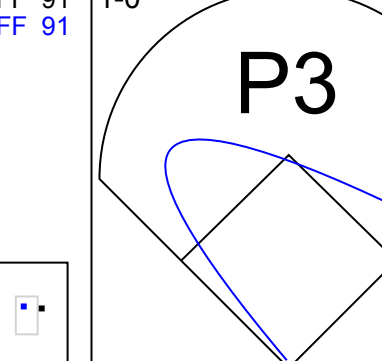
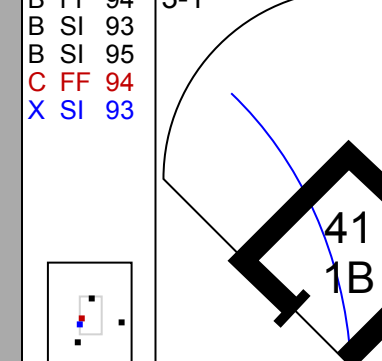
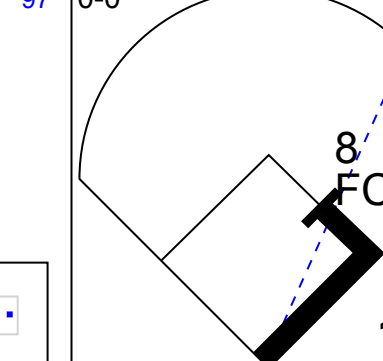
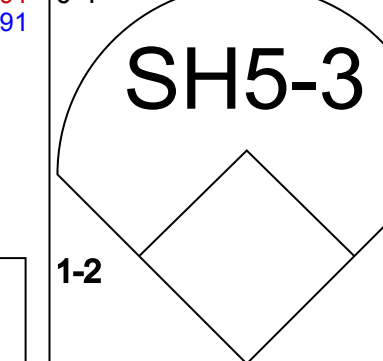
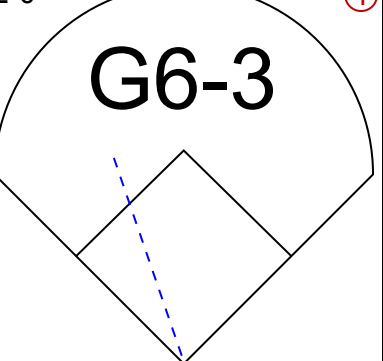
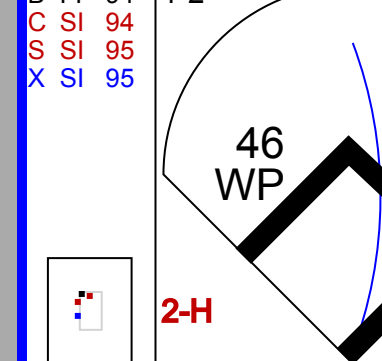
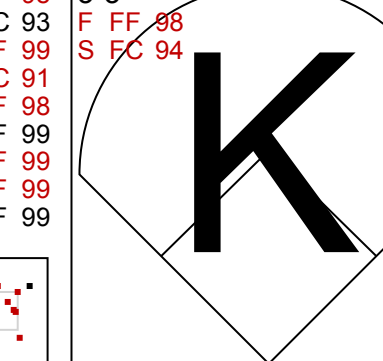
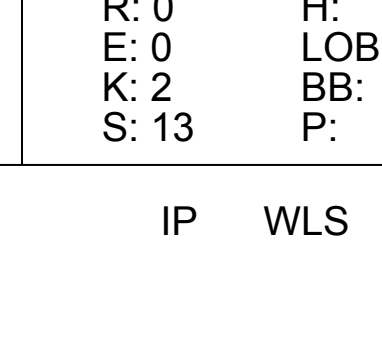
Detroit Tigers @ Toronto Blue Jays
Rogers Centre, Toronto, ON
Sun Jul 01 2018, 1:24 PM - 3:54 PM EDT
Att: 37,445 - Roof Closed - 68 F

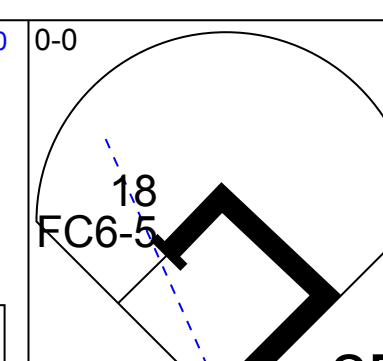
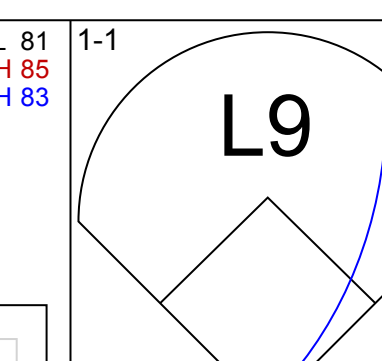
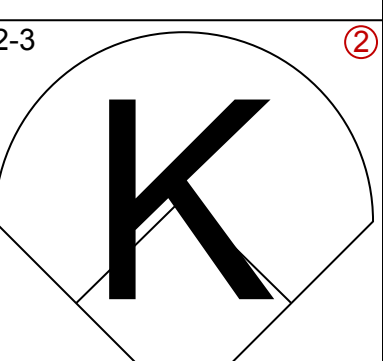
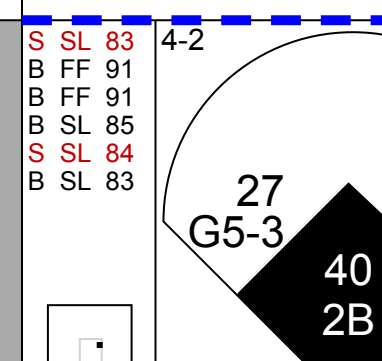
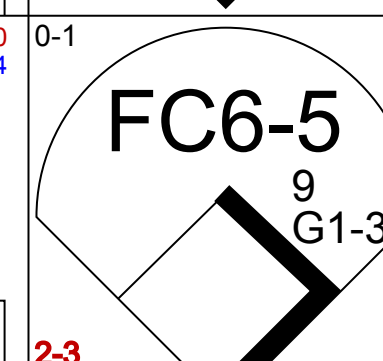
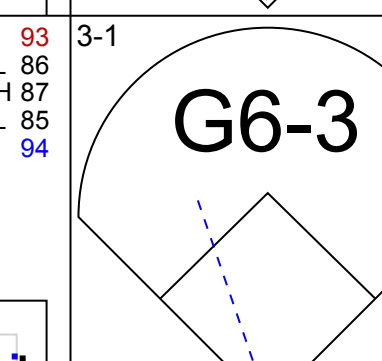
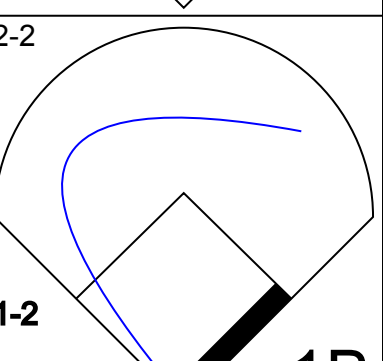
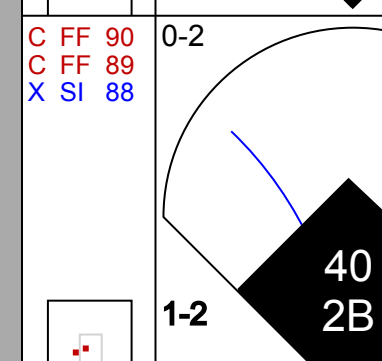
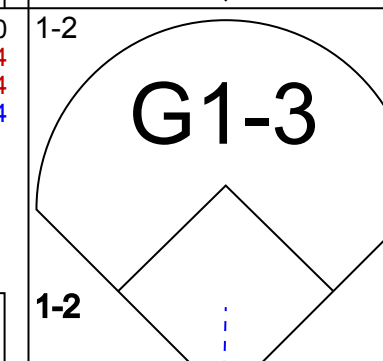
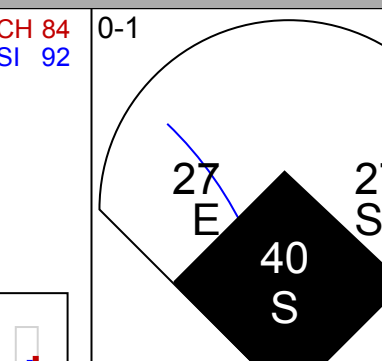
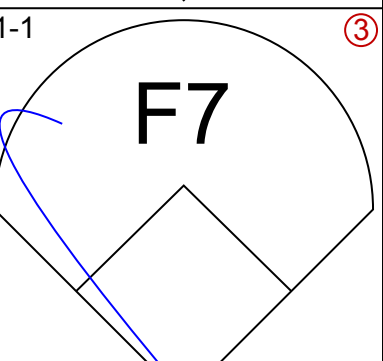
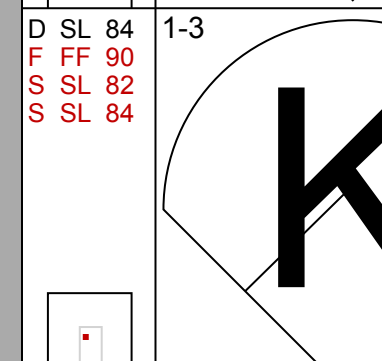
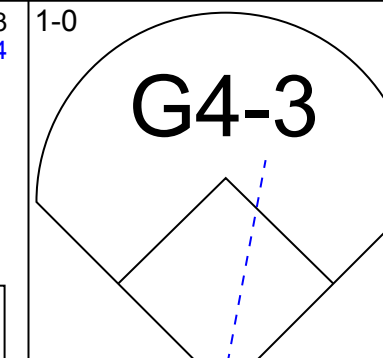
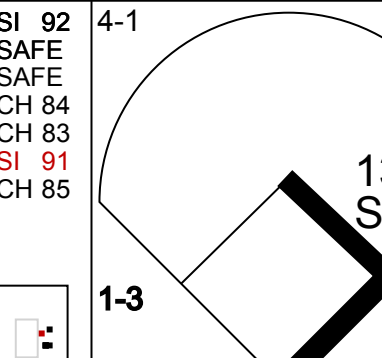

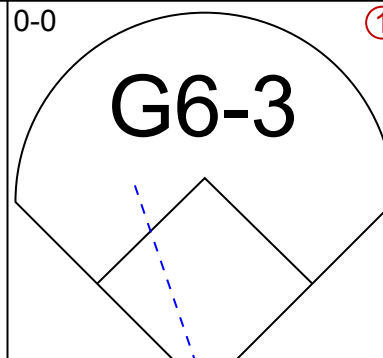

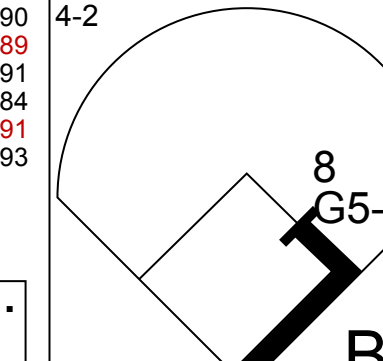
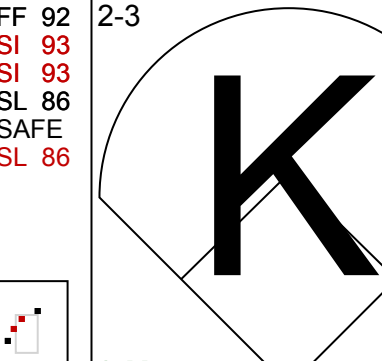


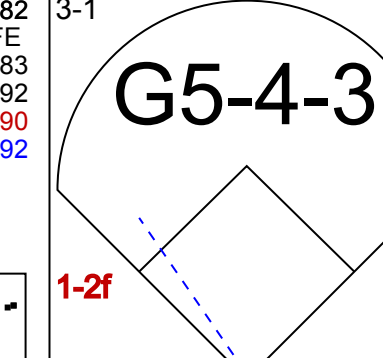
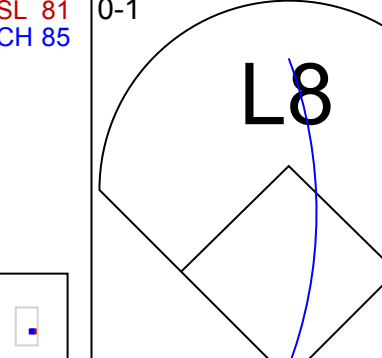

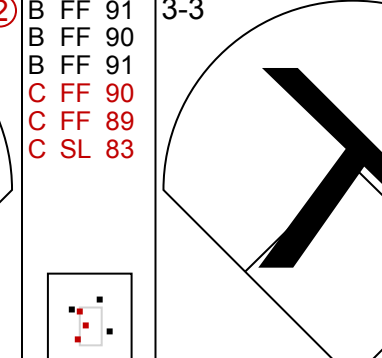

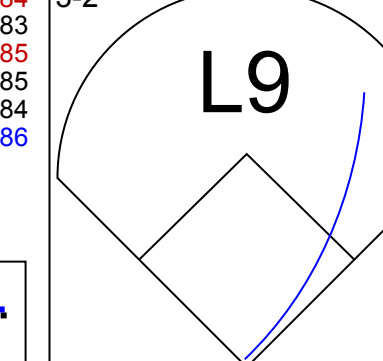

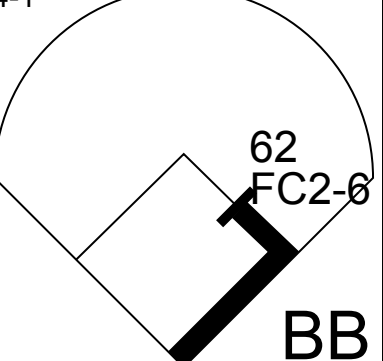
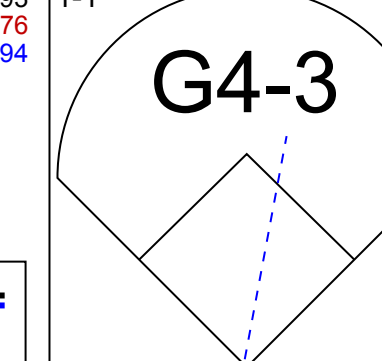

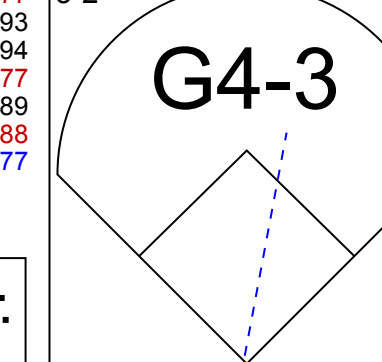
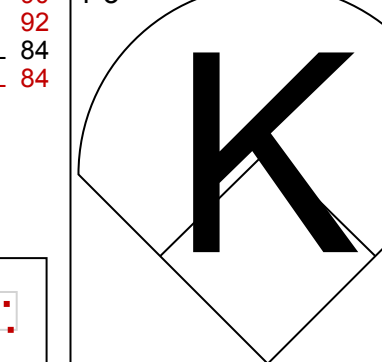
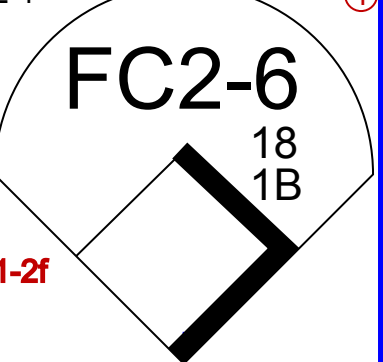
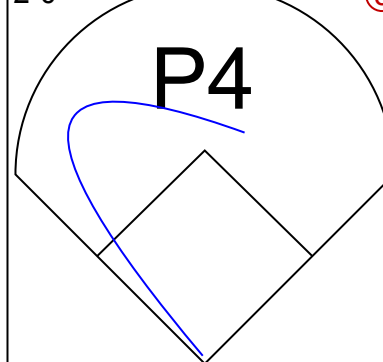
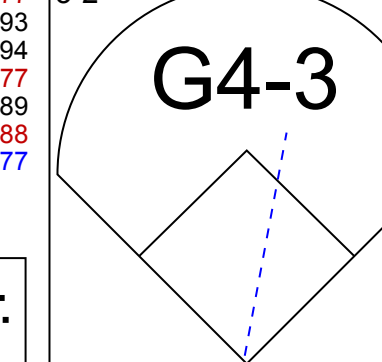
AB 33
R 1
H 6
RBI 1
BB 0
SO 6
LOB 10



Batter	1	2	3	4	5	6	7	8	9	10	AB	R	H	RBI	BB	SO	LOB	TOP	
8 Mikie Mahtook, R OBP: 0.228, SLG: 0.260											4	0	1	0	0	2	0	Detroit Tigers @ Toronto Blue Jays Rogers Centre, Toronto, ON Mon Jul 02 2018, 1:08 PM - 3:51 PM EDT Att: 29,575 - Roof Closed - 68 F	
9 Nick Castellanos, R OBP: 0.356, SLG: 0.521											4	2	1	0	0	1	1		
46 Jaimer Candelario, S OBP: 0.344, SLG: 0.458											4	0	3	0	0	0	0		
55 John Hicks, R OBP: 0.328, SLG: 0.436											4	0	1	1	0	1	2		
41 Victor Martinez, S OBP: 0.225, SLG: 0.320											4	0	1	1	0	1	2		
34 James McCann, R OBP: 0.274, SLG: 0.317											4	0	0	0	0	1	3		
28 Niko Goodrum, S OBP: 0.316, SLG: 0.437											4	1	1	0	0	0	0		
1 Jose Iglesias, R OBP: 0.309, SLG: 0.379											3	0	0	1	0	1	0		
21 Jacoby Jones, R OBP: 0.270, SLG: 0.377											4	0	0	0	0	3	0		
Inning Stats	R: 1 E: 0 K: 1 S: 13	H: 4 LOB: 2 BB: 0 P: 20	R: 0 E: 0 K: 1 S: 5	H: 0 LOB: 0 BB: 0 P: 7	R: 0 E: 0 K: 2 S: 7	H: 0 LOB: 0 BB: 10 P: 10	R: 0 E: 0 K: 2 S: 11	H: 2 LOB: 1 BB: 0 P: 17	R: 0 E: 0 K: 0 S: 12	H: 0 LOB: 0 BB: 0 P: 16	R: 0 E: 0 K: 0 S: 13	H: 1 LOB: 1 BB: 0 P: 19	R: 0 E: 0 K: 1 S: 15	H: 1 LOB: 0 BB: 0 P: 22	R: 1 E: 0 K: 1 S: 10	H: 1 LOB: 0 BB: 0 P: 14	1B: 7 2B: 1 3B: 1 HR: 0		SF: 1 SAC: 0 DP: 2 HBP: 0
PITCHER	IP WLS BF H R ER SO BB IBB HBP BLK WP HR S P ERA WHIP	7.0 0 26 6 2 2 8 0 0 0 0 0 0 4 6 2.57 0.857	1.0 0 3 0 0 0 0 0 0 0 0 0 0 4 6 0.00 0.000	1.0 0 3 1 0 0 1 0 0 0 0 0 0 15 22 0.00 1.000	1.0 L 4 1 1 1 1 0 0 0 0 0 0 10 14 9.00 1.000	PITCHER													

Batter	1	2	3	4	5	6	7	8	9	10	AB	R	H	RBI	BB	SO	LOB	BOTTOM			
18 Curtis Granderson, L OBP: 0.358, SLG: 0.456											3	1	1	0	1	1	0	Detroit Tigers @ Toronto Blue Jays Rogers Centre, Toronto, ON Mon Jul 02 2018, 1:08 PM - 3:51 PM EDT Att: 29,575 - Roof Closed - 68 F			
15 Randal Grichuk, R OBP: 0.273, SLG: 0.453											5	0	1	0	0	3	2				
26 Yangervis Solarte, S OBP: 0.309, SLG: 0.444											3	0	0	0	1	0	3				
29 Devon Travis, R OBP: 0.272, SLG: 0.374											1	1	0	0	0	0	1				
37 Teoscar Hernández, R OBP: 0.310, SLG: 0.520											4	0	2	1	0	0	1				
8 Kendrys Morales, S OBP: 0.255, SLG: 0.390											3	0	0	0	1	0	2				
11 Kevin Pillar, R OBP: 0.281, SLG: 0.406											4	0	0	0	0	1	4				
1 Aledmys Díaz, R OBP: 0.282, SLG: 0.393											3	0	0	0	0	0	1				
14 Justin Smoak, S OBP: 0.359, SLG: 0.439											0	0	0	1	1	0	0				
21 Luke Maile, R OBP: 0.326, SLG: 0.379											4	0	0	0	0	2	3				
13 Lourdes Gurriel Jr., R OBP: 0.244, SLG: 0.355											4	0	1	0	0	0	0				
Inning Stats	R: 0 E: 0 K: 0 S: 6	H: 0 LOB: 0 BB: 0 P: 6	R: 0 E: 0 K: 0 S: 8	H: 0 LOB: 0 BB: 0 P: 9	R: 0 E: 0 K: 1 S: 5	H: 0 LOB: 0 BB: 6 P: 6	R: 1 E: 0 K: 0 S: 14	H: 2 LOB: 1 BB: 0 P: 21	R: 0 E: 0 K: 2 S: 9	H: 0 LOB: 0 BB: 1 P: 11	R: 0 E: 0 K: 1 S: 9	H: 1 LOB: 1 BB: 0 P: 15	R: 0 E: 0 K: 1 S: 8	H: 0 LOB: 0 BB: 0 P: 12	R: 1 E: 0 K: 1 S: 16	H: 1 LOB: 3 BB: 0 P: 27	R: 0 E: 0 K: 1 S: 8	H: 1 LOB: 1 BB: 0 P: 11	1B: 3 2B: 2 3B: 0 HR: 0	SF: 0 SAC: 1 DP: 0 HBP: 0	WP: 0 PA: 39 PB: 0 SB: 0 CS: 0
PITCHER	IP WLS BF H R ER SO BB IBB HBP BLK WP HR S P ERA WHIP	8.0 0 28 3 1 1 5 2 1 0 0 0 0 6 27 1.12 0.500	1.0 W 7 1 1 1 1 2 1 0 0 0 0 0 2 7 9.00 3.000	0.0 1 1 0 0 0 0 0 0 0 0 0 0 2 3 ∞ ∞	1.0 S 3 0 0 0 1 0 0 0 0 0 0 6 8 0.00 0.000	PITCHER															

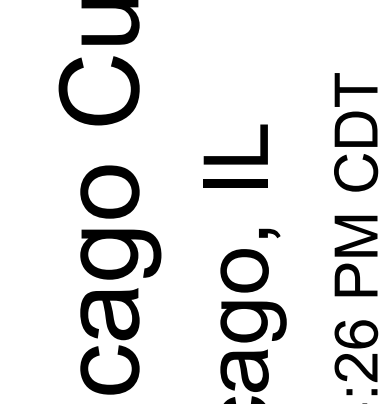
Batter	1	2	3	4	5	6	7	8	9	AB	R	H	RBI	BB	SO	LOB	TOP				
8 Mikie Mahtook, R OBP: 0.250, SLG: 0.272										4	0	0	0	1	2	3	Detroit Tigers @ Chicago Cubs Wrigley Field, Chicago, IL Wed Jul 04 2018, 1:23 PM - 4:26 PM CDT Att: 40,510 - Cloudy - 92 F				
9 Nick Castellanos, R OBP: 0.358, SLG: 0.525										3	1	1	1	2	1	1					
46 Jaimer Candelario, S OBP: 0.335, SLG: 0.445										4	0	0	0	0	1	3					
55 John Hicks, R OBP: 0.329, SLG: 0.449										3	1	1	1	1	0	0					
28 Niko Goodrum, S OBP: 0.318, SLG: 0.444										4	0	2	0	0	2	0					
21 JaCoby Jones, R OBP: 0.273, SLG: 0.378										4	0	1	0	0	1	3					
34 James McCann, R OBP: 0.270, SLG: 0.311										4	0	0	0	0	0	2					
1 Jose Iglesias, R OBP: 0.311, SLG: 0.382										4	0	3	0	0	0	0					
38 Francisco Liriano, L OBP: 0.266, SLG: 0.327										1	0	0	0	0	0	0					
41 Victor Martinez, S OBP: 0.271, SLG: 0.299										1	0	0	0	0	0	0					
22 Victor Reyes, S OBP: 0.241, SLG: 0.299										0	0	0	0	0	0	0					
19 Louis Coleman, R OBP: 0.221, SLG: 0.299										0	0	0	0	0	0	0					
57 Artie Lewicki, R OBP: 0.201, SLG: 0.226										0	0	0	0	0	0	1					
Inning Stats	R: 1 E: 0 K: 2 S: 16	H: 2 LOB: 2 BB: 1 P: 24	R: 0 E: 0 K: 0 S: 12	H: 1 LOB: 1 BB: 0 P: 13	R: 1 E: 0 K: 2 S: 10	H: 1 LOB: 0 BB: 0 P: 17	R: 0 E: 0 K: 0 S: 6	H: 0 LOB: 0 BB: 0 P: 9	R: 0 E: 0 K: 0 S: 7	H: 1 LOB: 1 BB: 0 P: 9	R: 0 E: 0 K: 2 S: 13	H: 2 LOB: 2 BB: 1 P: 24	R: 0 E: 0 K: 1 S: 10	H: 1 LOB: 1 BB: 0 P: 15	R: 0 E: 0 K: 1 S: 12	H: 1 LOB: 1 BB: 0 P: 16	1B: 4 2B: 3 3B: 0 HR: 2	SF: 0 SAC: 1 DP: 0 HBP: 0	WP: 1 PB: 0 SB: 0 CS: 1	PA: 38	
PITCHER	IP	WLS	BF	H	R	ER	SO	BB	IBB	HBP	BLK	WP	HR	S	P	ERA	WHIP				
62 Jose Quintana, L ERA: 4.22	6.0	W	25	5	2	2	4	3	0	0	0	0	2	58	89	3.00	1.333				
45 Anthony Bass, R ERA: 0.53	1.0	H	5	2	0	0	2	1	0	0	0	1	0	13	24	0.00	3.000				
59 Luke Farrell, R ERA: 4.56	1.0	H	4	1	0	0	1	0	0	0	0	0	0	10	15	0.00	1.000				
15 Brandon Morrow, R ERA: 1.4	1.0	S	4	1	0	0	1	0	0	0	0	0	0	12	16	0.00	1.000				

Batter	1	2	3	4	5	6	7	8	9	AB	R	H	RBI	BB	SO	LOB	BOTTOM				
5 Albert Almora Jr., R OBP: 0.370, SLG: 0.462										3	1	1	0	1	1	1	Detroit Tigers @ Chicago Cubs Wrigley Field, Chicago, IL Wed Jul 04 2018, 1:23 PM - 4:26 PM CDT Att: 40,510 - Cloudy - 92 F				
18 Ben Zobrist, S OBP: 0.391, SLG: 0.430										4	1	2	0	0	0	1					
9 Javier Báez, R OBP: 0.321, SLG: 0.555										4	1	1	0	0	1	5					
27 Addison Russell, R OBP: 0.355, SLG: 0.404										3	0	0	0	1	0	3					
40 Wilson Contreras, R OBP: 0.370, SLG: 0.465										3	1	2	3	1	1	1					
8 Ian Happ, S OBP: 0.375, SLG: 0.452										4	0	0	0	0	2	3					
59 Luke Farrell, L OBP: 0.343, SLG: 0.434										0	0	0	0	0	0	0					
15 Brandon Morrow, R OBP: 0.343, SLG: 0.434										0	0	0	0	0	0	0					
13 David Bote, R OBP: 0.350, SLG: 0.406										3	1	1	1	1	1	1					
7 Victor Caratini, S OBP: 0.319, SLG: 0.303										1	0	0	0	2	0	0					
45 Anthony Bass, R OBP: 0.319, SLG: 0.303										0	0	0	0	0	0	0					
22 Jason Heyward, L OBP: 0.343, SLG: 0.434										1	0	0	0	0	0	0					
62 Jose Quintana, R ERA: 4.02										2	0	0	0	0	1	1					
44 Anthony Rizzo, L OBP: 0.346, SLG: 0.418										2	0	0	0	0	0	2					
Inning Stats	R: 0 E: 0 K: 0 S: 7	H: 1 LOB: 1 BB: 0 P: 9	R: 1 E: 0 K: 0 S: 8	H: 1 LOB: 0 BB: 1 P: 18	R: 0 E: 0 K: 1 S: 7	H: 0 LOB: 0 BB: 0 P: 12	R: 1 E: 0 K: 2 S: 12	H: 1 LOB: 1 BB: 1 P: 20	R: 0 E: 0 K: 1 S: 13	H: 1 LOB: 2 BB: 2 P: 24	R: 1 E: 0 K: 1 S: 11	H: 1 LOB: 2 BB: 2 P: 24	R: 2 E: 0 K: 2 S: 14	H: 2 LOB: 1 BB: 1 P: 22	R: 0 E: 0 K: 0 S: 8	H: 0 LOB: 0 BB: 0 P: 12	1B: 3 2B: 2 3B: 0 HR: 2	SF: 0 SAC: 0 DP: 1 HBP: 0	WP: 0 PB: 0 SB: 3 CS: 0	PA: 36	
PITCHER	IP	WLS	BF	H	R	ER	SO	BB	IBB	HBP	BLK	WP	HR	S	P	ERA	WHIP				
38 Francisco Liriano, L ERA: 4.02	6.0	L	27	5	3	3	5	5	0	0	0	0	2	58	107	4.50	1.667				
19 Louis Coleman, R ERA: 3.28	1.0		6	2	2	2	2	1	0	0	0	0	0	14	22	18.00	3.000				
57 Artie Lewicki, R ERA: 5.28	1.0		3	0	0	0	0	0	0	0	0	0	0	8	12	0.00	0.000				

AB 33
R 2
H 9
RBI 2
BB 4
SO 8
LOB 13



AB 30
R 5
H 7
RBI 4
BB 6
SO 7
LOB 18



Batter	1	2	3	4	5	6	7	8	9	AB	R	H	RBI	BB	SO	LOB	TOP										
3 Delino DeShields, R OBP: 0.327, SLG: 0.303	E3 1 G4-6-3		FC6-4 1 2B 30 G4-3	P3		K			BB	4	1	0	0	1	1	2											
1 Elvis Andrus, R OBP: 0.336, SLG: 0.385	G4-6-3		G4-3 29 E 2B	G6-3			L9		L8	5	1	1	0	0	0	2											
30 Nomar Mazara, L OBP: 0.329, SLG: 0.462	F9		G4-3		L7		F7			4	0	0	1	0	0	1											
29 Adrian Beltré, R OBP: 0.368, SLG: 0.429		F8	E5		K		G6-3			4	0	0	0	0	1	0											
12 Rougned Odor, L OBP: 0.311, SLG: 0.351		K	K					G6-3		3	0	0	0	1	2	1											
19 Jurickson Profar, S OBP: 0.329, SLG: 0.499					G5-3		F9			4	2	2	0	0	0	1											
13 Joey Gallo, L OBP: 0.296, SLG: 0.455					F7				K	4	1	1	2	0	1	1											
9 Isiah Kiner-Falefa, R OBP: 0.327, SLG: 0.355		K2-3							G6-3	4	1	2	1	0	1	0											
67 Ronald Guzmán, L OBP: 0.321, SLG: 0.431							F8		G1-3	4	1	2	2	0	0	1											
Inning Stats	R: 0 H: 0 E: 1 K: 0 S: 7	H: 0 LOB: 0 BB: 0 P: 12	R: 2 H: 2 E: 0 K: 2 S: 18	H: 2 LOB: 0 BB: 0 P: 25	R: 2 H: 2 E: 1 K: 1 S: 19	H: 2 LOB: 1 BB: 0 P: 24	R: 3 H: 3 E: 0 K: 0 S: 13	H: 3 LOB: 0 BB: 0 P: 18	R: 0 H: 1 E: 0 K: 1 S: 10	H: 1 LOB: 1 BB: 0 P: 14	R: 0 H: 0 E: 0 K: 0 S: 8	H: 0 LOB: 0 BB: 0 P: 11	R: 0 H: 0 E: 0 K: 1 S: 8	H: 0 LOB: 0 BB: 0 P: 12	R: 0 H: 0 E: 0 K: 0 S: 7	H: 0 LOB: 1 BB: 1 P: 12	1B: 5 2B: 1 3B: 0 HR: 2	SF: 0 SAC: 0 DP: 1 HBP: 0	WP: 0 PB: 0 SB: 2 CS: 0	PA: 38							
PITCHER	IP	WLS	BF	H	R	ER	SO	BB	IBB	HBP	BLK	WP	HR	S	P	ERA	WHIP										
48 Matthew Boyd, L ERA: 4.58	4.0	L	20	7	7	6	3	0	0	0	0	0	2	57	79	13.50	1.750										
57 Artie Lewicki, R ERA: 4.94	2.0		8	1	0	0	2	1	0	0	0	0	0	19	30	0.00	1.000										
45 Buck Farmer, R ERA: 4.82	1.0		3	0	0	0	0	0	0	0	0	0	0	8	11	0.00	0.000										
68 Daniel Stumpf, L ERA: 5.68	1.0		3	0	0	0	1	0	0	0	0	0	0	8	12	0.00	0.000										
58 Victor Alcántara, R ERA:	1.0		4	0	0	0	0	1	0	0	0	0	0	7	12	0.00	1.000										

Texas Rangers @ Detroit Tigers
Comerica Park, Detroit, MI
Thu Jul 05 2018, 7:25 PM - 10:49 PM EDT
Att: 21,248 - Overcast - 91 F

AB 36
R 7
H 8
RBI 6
BB 2
SO 6
LOB 9



Batter	1	2	3	4	5	6	7	8	9	AB	R	H	RBI	BB	SO	LOB	BOTTOM										
8 Mikie Mahtook, R OBP: 0.239, SLG: 0.259	F7		G5-3		G5-4-3		K		FC1-6	4	0	0	0	0	1	2											
46 Jaimer Candelario, S OBP: 0.334, SLG: 0.443										1	0	0	0	0	0	2											
9 Nick Castellanos, R OBP: 0.356, SLG: 0.519	G4-3				P4		F9		K	4	1	0	0	1	1	2											
28 Niko Goodrum, S OBP: 0.315, SLG: 0.453	G2-3				FC3 41 G3-1 37 1B				G1-3	5	2	1	1	0	1	3											
55 John Hicks, R OBP: 0.332, SLG: 0.454		E3 41 CS			37 1B 60 1B G3-1		G4-3			4	1	2	1	0	0	0											
41 Victor Martínez, S OBP: 0.294, SLG: 0.321					G3-1				F7	4	0	1	0	0	1	4											
37 James Adduci, L OBP: 0.333, SLG: 0.333									K	4	0	2	1	0	2	1											
60 Ronny Rodríguez, R OBP: 0.200, SLG: 0.179										4	1	3	1	0	1	2											
1 Jose Iglesias, R OBP: 0.310, SLG: 0.380									E5 46 FC1-6 22 1B	4	0	1	0	0	0	5											
22 Victor Reyes, S OBP: 0.227, SLG: 0.307										4	0	2	1	0	0	2											
Inning Stats	R: 0 H: 0 E: 0 K: 0 S: 7	H: 0 LOB: 0 BB: 0 P: 12	R: 0 H: 0 E: 1 K: 2 S: 9	H: 0 LOB: 0 BB: 0 P: 16	R: 0 H: 2 E: 1 K: 0 S: 10	H: 2 LOB: 1 BB: 0 P: 16	R: 3 H: 3 E: 0 K: 0 S: 16	H: 3 LOB: 1 BB: 1 P: 24	R: 0 H: 1 E: 0 K: 0 S: 7	H: 1 LOB: 0 BB: 0 P: 9	R: 1 H: 3 E: 0 K: 1 S: 19	H: 3 LOB: 2 BB: 0 P: 28	R: 0 H: 0 E: 0 K: 1 S: 6	H: 0 LOB: 0 BB: 0 P: 9	R: 0 H: 1 E: 0 K: 2 S: 13	H: 1 LOB: 1 BB: 0 P: 19	R: 1 H: 2 E: 1 K: 1 S: 16	H: 2 LOB: 2 BB: 0 P: 18	1B: 10 2B: 2 3B: 0 HR: 1	SF: 0 SAC: 0 DP: 4 HBP: 0	WP: 0 PB: 0 SB: 0 CS: 1	PA: 39					
PITCHER	IP	WLS	BF	H	R	ER	SO	BB	IBB	HBP	BLK	WP	HR	S	P	ERA	WHIP										
49 Yovani Gallardo, R ERA: 8.17	5.1	W	23	8	4	3	2	1	0	0	0	0	0	16	22	0.00	0.600										
68 Ricardo Rodríguez, R ERA:	1.2	H	6	1	0	0	2	0	0	0	0	0	0	13	19	0.00	1.000										
41 Jake Diekman, L ERA: 3.56	1.0	H	4	1	0	0	2	0	0	0	0	0	0	16	18	9.00	2.000										
50 Keone Kela, R ERA: 3.48	1.0	S	6	2	1	1	1	0	0	0	0	0	0	16	18	9.00	2.000										

Texas Rangers @ Detroit Tigers
Comerica Park, Detroit, MI
Thu Jul 05 2018, 7:25 PM - 10:49 PM EDT
Att: 21,248 - Overcast - 91 F

AB 38
R 5
H 12
RBI 5
SO 7
LOB 23



Batter	1	2	3	4	5	6	7	8	9	AB	R	H	RBI	BB	SO	LOB	TOP					
17 Shin-Soo Choo, L (1, 10) OBP: 0.401, SLG: 0.503										4	1	2	1	0	1	1						
1 Elvis Andrus, R (1, 6) OBP: 0.326, SLG: 0.372										4	0	0	0	0	2	1						
30 Nomar Mazara, L (1, 9) OBP: 0.328, SLG: 0.459										4	0	1	0	0	2	1						
29 Adrian Beltré, R (1, 5) OBP: 0.362, SLG: 0.421										4	0	0	0	0	1	2						
12 Rougned Odor, L (1, 4) OBP: 0.307, SLG: 0.346										3	0	0	0	0	2	1						
61 Robinson Chirinos, R (1, 2) OBP: 0.317, SLG: 0.423										3	0	0	0	0	2	0						
67 Ronald Guzmán, L (1, 3) OBP: 0.321, SLG: 0.430										3	0	1	0	0	1	0						
16 Ryan Rua, R (1, 7) OBP: 0.227, SLG: 0.346										2	0	1	0	0	0	0						
3 Delino DeShields, R (1, 8) OBP: 0.324, SLG: 0.299										3	0	0	0	0	1	2						
Inning Stats	R: 1 E: 0 K: 2 S: 12	H: 1 LOB: 0 BB: 0 P: 19	R: 0 E: 0 K: 2 S: 10	H: 0 LOB: 0 BB: 0 P: 15	R: 0 E: 0 K: 1 S: 6	H: 1 LOB: 0 BB: 0 P: 8	R: 0 E: 0 K: 0 S: 5	H: 1 LOB: 1 BB: 0 P: 7	R: 0 E: 0 K: 1 S: 7	H: 1 LOB: 1 BB: 0 P: 10	R: 0 E: 0 K: 2 S: 10	H: 0 LOB: 0 BB: 0 P: 14	R: 0 E: 0 K: 2 S: 8	H: 0 LOB: 0 BB: 0 P: 12	R: 0 E: 0 K: 1 S: 9	H: 0 LOB: 0 BB: 0 P: 11	R: 0 E: 0 K: 1 S: 13	H: 1 LOB: 1 BB: 0 P: 19	1B: 4 2B: 0 3B: 0 HR: 1	SF: 0 SAC: 1 DP: 0 HBP: 0	WP: 0 PB: 0 SB: 0 CS: 1	PA: 31
PITCHER	IP WLS BF H R ER SO BB IBB HBP BLK WP HR S P ERA WHIP																					
27 Jordan Zimmermann, R (1, 1) ERA: 3.51	8.0 W 27 4 1 1 11 0 0 0 0 0 1 67 96 1.12 0.500																					
77 Joe Jiménez, R (9, 1) ERA: 2.85	1.0 S 4 1 0 0 1 0 0 0 0 0 0 0 13 19 0.00 1.000																					

Texas Rangers @ Detroit Tigers
Comerica Park, Detroit, MI
Fri Jul 06 2018, 7:11 PM - 9:15 PM EDT
Att: 27,316 - Clear - 77 F

AB 30
R 1
H 5
RBI 1
BB 0
SO 12
LOB 8



Batter	1	2	3	4	5	6	7	8	9	AB	R	H	RBI	BB	SO	LOB	BOTTOM					
21 Jacoby Jones, R (1, 8) OBP: 0.273, SLG: 0.387										4	1	1	1	0	1	2						
9 Nick Castellanos, R (1, 9) OBP: 0.352, SLG: 0.513										4	0	0	0	0	0	0						
28 Niko Goodrum, S (1, 4) OBP: 0.311, SLG: 0.447										3	0	0	0	0	1	0						
41 Victor Martínez, S (1, 10) OBP: 0.295, SLG: 0.321										3	0	1	0	0	0	0						
37 James Adduci, L (1, 3) OBP: 0.250, SLG: 0.250										3	1	0	0	0	1	1						
34 James McCann, R (1, 2) OBP: 0.270, SLG: 0.324										3	1	1	2	0	0	0						
60 Ronny Rodríguez, R (1, 5) OBP: 0.212, SLG: 0.194										3	0	1	0	0	0	0						
1 Jose Iglesias, R (1, 6) OBP: 0.307, SLG: 0.377										3	0	0	0	0	0	1						
22 Victor Reyes, S (1, 7) OBP: 0.231, SLG: 0.308										3	0	1	0	0	0	0						
Inning Stats	R: 0 E: 0 K: 1 S: 9	H: 0 LOB: 0 BB: 0 P: 14	R: 2 E: 0 K: 0 S: 9	H: 2 LOB: 0 BB: 0 P: 12	R: 0 E: 0 K: 1 S: 9	H: 0 LOB: 0 BB: 0 P: 12	R: 0 E: 0 K: 0 S: 7	H: 0 LOB: 0 BB: 0 P: 10	R: 0 E: 0 K: 0 S: 13	H: 2 LOB: 2 BB: 0 P: 17	R: 0 E: 0 K: 0 S: 8	H: 0 LOB: 0 BB: 0 P: 12	R: 0 E: 0 K: 1 S: 7	H: 0 LOB: 0 BB: 0 P: 9	R: 1 E: 0 K: 0 S: 10	H: 1 LOB: 0 BB: 0 P: 11	R: 0 E: 0 K: 0 S: 10	H: 0 LOB: 0 BB: 0 P: 11	1B: 3 2B: 0 3B: 0 HR: 2	SF: 0 SAC: 0 DP: 0 HBP: 0	WP: 0 PB: 0 SB: 0 CS: 0	PA: 29
PITCHER	IP WLS BF H R ER SO BB IBB HBP BLK WP HR S P ERA WHIP																					
40 Bartolo Colon, R (1, 1) ERA: 4.65	8.0 L 29 5 3 3 3 0 0 0 0 0 2 72 97 3.38 0.625																					

Texas Rangers @ Detroit Tigers
Comerica Park, Detroit, MI
Fri Jul 06 2018, 7:11 PM - 9:15 PM EDT
Att: 27,316 - Clear - 77 F

AB 29
R 3
H 5
RBI 3
BB 0
SO 3
LOB 4



Batter	1	2	3	4	5	6	7	8	9	AB	R	H	RBI	BB	SO	LOB	TOP				
17 Shin-Soo Choo, L (1,10) OBP: 0.399, SLG: 0.504	G4-3	E3		F7			G4-6-3			5	0	1	0	0	0	2					
19 Jurickson Profar, S (1,6) OBP: 0.326, SLG: 0.443	HR	G5-3			P5		F7	F7	F8	5	1	1	1	0	0	4					
30 Nomar Mazara, L (1,9) OBP: 0.332, SLG: 0.455	BB	G4-3						12 BB	29 BB	1	0	0	0	3	0	2					
29 Adrián Beltré, R (1,5) OBP: 0.358, SLG: 0.414					G5-4-3			12 BB		4	0	1	0	0	2	2					
12 Rougned Odor, L (1,4) OBP: 0.314, SLG: 0.368	F8							13 BB		3	0	1	0	1	0	1					
13 Joey Gallo, L (1,7) OBP: 0.294, SLG: 0.446		9 BB		F7						3	1	0	0	1	1	4					
9 Isiah Kiner-Falefa, R (1,2) OBP: 0.325, SLG: 0.353		17 BB		L5						4	1	1	0	0	0	1					
67 Ronald Guzmán, L (1,3) OBP: 0.329, SLG: 0.436		19 BB			K			17 BB		4	0	3	1	0	1	0					
15 Carlos Tocci, R (1,8) OBP: 0.184, SLG: 0.061	B1-3				K					4	0	0	0	0	3	4					
Inning Stats	R: 1 H: 1 E: 0 K: 1 S: 12	H: 1 LOB: 1 BB: 1 P: 21	R: 2 H: 2 E: 1 K: 0 S: 17	H: 2 LOB: 2 BB: 1 P: 26	R: 0 H: 0 E: 0 K: 1 S: 8	H: 1 LOB: 1 BB: 0 P: 9	R: 0 H: 0 E: 0 K: 2 S: 12	H: 0 LOB: 0 BB: 0 P: 16	R: 0 H: 0 E: 0 K: 1 S: 6	H: 0 LOB: 0 BB: 1 P: 7	R: 0 H: 1 E: 0 K: 1 S: 9	H: 1 LOB: 0 BB: 0 P: 12	R: 0 H: 1 E: 0 K: 0 S: 8	H: 2 LOB: 2 BB: 2 P: 21	R: 0 H: 2 E: 0 K: 1 S: 12	H: 2 LOB: 2 BB: 0 P: 17	1B: 7 2B: 0 3B: 0 HR: 1	SF: 0 SAC: 0 DP: 3 HBP: 0	WP: 0 PB: 0 SB: 0 CS: 0	PA: 38	
PITCHER	IP	WLS	BF	H	R	ER	SO	BB	IBB	HBP	BLK	WP	HR	S	P	ERA	WHIP				
32 Michael Fulmer, R (1,1) ERA: 4.11	7.0	L	28	5	3	2	6	3	0	0	0	0	1	68	99	2.57	1.143				
45 Buck Farmer, R (8,1) ERA: 4.58	0.1		3	1	0	0	0	1	0	0	0	0	0	6	14	0.00	6.000				
68 Daniel Stumpf, L (8,1) ERA: 5.49	0.2		2	0	0	0	0	1	0	0	0	0	0	2	7	0.00	1.500				
58 Víctor Alcántara, R (9,1) ERA:	1.0		5	2	0	0	1	0	0	0	0	0	0	12	17	0.00	2.000				
Batter	1	2	3	4	5	6	7	8	9	AB	R	H	RBI	BB	SO	LOB	BOTTOM				
21 Jacoby Jones, R (1,8) OBP: 0.276, SLG: 0.383	46 CS			K					K	4	0	1	0	0	3	2					
46 Jeimer Candelario, S (1,5) OBP: 0.326, SLG: 0.431	K			P6					P5	4	0	0	0	0	2	3					
28 Niko Goodrum, S (1,4) OBP: 0.324, SLG: 0.457	F8			G4-3						4	0	1	0	0	1	0					
55 John Hicks, R (1,3) OBP: 0.328, SLG: 0.442				K			G1-3		K	4	0	0	0	0	3	1					
37 James Adduci, L (1,10) OBP: 0.267, SLG: 0.214				K			F9			2	0	0	0	1	1	0					
8 Mikie Mahtook, R (1,7) OBP: 0.240, SLG: 0.269				K			G5-3			3	0	0	0	0	2	1					
34 James McCann, R (1,2) OBP: 0.270, SLG: 0.319							L8			2	0	1	0	1	0	0					
1 Jose Iglesias, R (1,6) OBP: 0.310, SLG: 0.381				G6-4-3					L8	3	0	1	0	0	0	2					
22 Victor Reyes, S (1,9) OBP: 0.244, SLG: 0.309				F7					G6-4-3	2	0	0	0	1	0	1					
Inning Stats	R: 0 H: 1 E: 0 K: 1 S: 8	H: 0 LOB: 0 BB: 0 P: 13	R: 0 H: 0 E: 0 K: 3 S: 13	H: 0 LOB: 0 BB: 0 P: 18	R: 0 H: 1 E: 0 K: 0 S: 8	H: 0 LOB: 0 BB: 0 P: 10	R: 0 H: 0 E: 0 K: 1 S: 11	H: 0 LOB: 0 BB: 0 P: 18	R: 0 H: 0 E: 0 K: 0 S: 8	H: 1 LOB: 2 BB: 1 P: 12	R: 0 H: 0 E: 0 K: 3 S: 14	H: 0 LOB: 1 BB: 1 P: 22	R: 0 H: 0 E: 0 K: 0 S: 6	H: 0 LOB: 0 BB: 1 P: 12	R: 0 H: 1 E: 0 K: 2 S: 9	H: 1 LOB: 1 BB: 0 P: 14	1B: 4 2B: 0 3B: 0 HR: 0	SF: 0 SAC: 0 DP: 2 HBP: 0	WP: 1 PB: 0 SB: 0 CS: 1	PA: 31	
PITCHER	IP	WLS	BF	H	R	ER	SO	BB	IBB	HBP	BLK	WP	HR	S	P	ERA	WHIP				
56 Austin Bibens-Dirix, R (1,1) ERA: 3.71	5.1	W	18	3	0	0	5	1	0	0	0	0	0	53	81	0.00	0.750				
62 José Leclerc, R (8,1) ERA: 2.23	1.2	H	6	0	0	0	5	1	0	0	0	0	0	22	33	0.00	0.600				
41 Jake Diekman, L (8,1) ERA: 3.45	1.0	H	3	0	0	0	0	1	0	0	0	0	0	6	12	0.00	1.000				
50 Keone Kela, R (9,1) ERA: 3.38	1.0	S	4	1	0	0	2	0	0	0	0	0	0	9	14	0.00	1.000				

Texas Rangers @ Detroit Tigers
Comerica Park, Detroit, MI
Sun Jul 08 2018, 1:11 PM - 3:59 PM EDT
Att: 22,047 - Sunny - 80 F

AB 33
R 3
H 8
RBI 2
BB 5
SO 7
LOB 20



Texas Rangers @ Detroit Tigers
Comerica Park, Detroit, MI
Sun Jul 08 2018, 1:11 PM - 3:59 PM EDT
Att: 22,047 - Sunny - 80 F

AB 28
R 0
H 4
RBI 0
BB 3
SO 12
LOB 10



WP: 1
PB: 0
SB: 0
CS: 1

livebaseballscorecards.com

Batter	1	2	3	4	5	6	7	8	9	10	AB	R	H	RBI	BB	SO	LOB	TOP																			
60 Ronny Rodríguez, R (1.5) OBP: 0.256, SLG: 0.200											4	2	1	0	2	0	2																				
9 Nick Castellanos, R (1.9) OBP: 0.360, SLG: 0.524											4	3	3	0	1	0	2																				
28 Niko Goodrum, S (1.4) OBP: 0.324, SLG: 0.463											6	1	2	3	0	2	4																				
41 Victor Martínez, S (1.10) OBP: 0.278, SLG: 0.320											4	0	1	2	0	0	4																				
21 JaCoby Jones, R (8. PR) OBP: 0.275, SLG: 0.381											1	1	0	0	0	1	1																				
37 James Adduci, L (1.3) OBP: 0.278, SLG: 0.188											2	0	0	1	1	1	3																				
55 John Hicks, R (7. PH) OBP: 0.328, SLG: 0.441											3	0	1	0	0	0	2																				
8 Mikie Mahtook, R (1.7) OBP: 0.248, SLG: 0.288											4	1	1	0	1	1	2																				
34 James McCann, R (1.2) OBP: 0.272, SLG: 0.317											4	0	1	0	0	0	3																				
1 Jose Iglesias, R (1.6) OBP: 0.308, SLG: 0.381											5	0	1	2	0	0	2																				
22 Victor Reyes, S (1.8) OBP: 0.253, SLG: 0.314											5	1	2	0	0	2	2																				
Inning Stats	R: 0 E: 0 K: 2 S: 16	H: 1 LOB: 2 BB: 1 P: 25	R: 0 E: 0 K: 1 S: 11	H: 1 LOB: 0 BB: 0 P: 16	R: 3 E: 0 K: 0 S: 15	H: 3 LOB: 1 BB: 1 P: 22	R: 0 E: 1 K: 0 S: 13	H: 1 LOB: 2 BB: 0 P: 19	R: 0 E: 0 K: 1 S: 10	H: 0 LOB: 1 BB: 1 P: 18	R: 0 E: 0 K: 1 S: 7	H: 0 LOB: 0 BB: 0 P: 8	R: 4 E: 0 K: 0 S: 14	H: 2 LOB: 2 BB: 2 P: 33	R: 2 E: 1 K: 0 S: 15	H: 4 LOB: 3 BB: 0 P: 23	R: 0 E: 0 K: 1 S: 6	H: 0 LOB: 0 BB: 0 P: 11	R: 0 E: 0 K: 1 S: 12	H: 1 LOB: 1 BB: 0 P: 17	1B: 9 2B: 4 3B: 0 HR: 0	SF: 1 SAC: 0 DP: 1 HBP: 2	WP: 0 PB: 0 SB: 0 CS: 0	PA: 50													
PITCHER	IP 3.1	WLS 18	BF 6	H 3	R 3	ER 3	SO 3	BB 2	IBB 0	HBP 0	BLK 0	WP 0	HR 0	S 53	P 78	ERA 8.10	WHIP 2.400	PITCHER	IP 0.1	WLS 2	BF 1	H 1	R 1	ER 1	SO 0	BB 0	IBB 0	HBP 0	BLK 0	WP 0	HR 0	S 6	P 9	ERA 27.00	WHIP 3.000		
22 Chris Archer, R (1.1) ERA: 4.41																		55 Ryne Stanek, R (8.1) ERA: 2.12																			
61 Hunter Wood, R (4.1) ERA: 2.0																		46 José Alvarado, L (8.1) ERA: 2.72																			
57 Jaime Schultz, R (7.1) ERA: 27.0																		54 Sergio Romo, R (8.1) ERA: 4.08																			
56 Adam Kolarek, L (7.1) ERA: 1.89																		35 Matt Andriese, R (10.1) ERA: 3.63																			
63 Diego Castillo, R (7.1) ERA: 1.89																																					

Detroit Tigers @ Tampa Bay Rays
Tropicana Field, St. Petersburg, FL
Mon Jul 09 2018, 7:12 PM - 11:05 PM EDT
Att. 14,229 - Dome - 72 F

AB	42
R	9
H	13
RBI	8
BB	5
SO	7
LOB	27

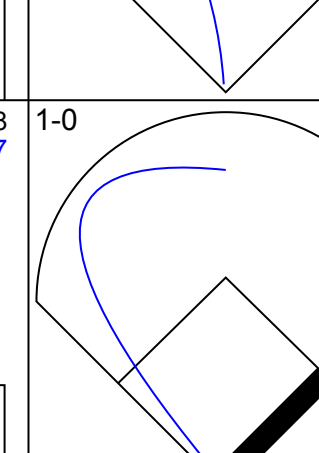


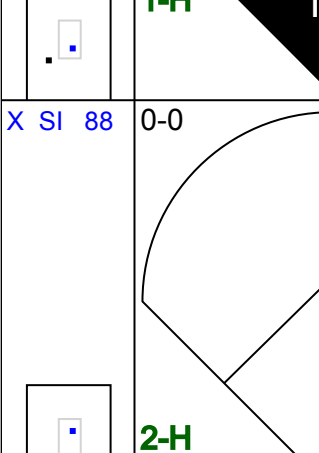
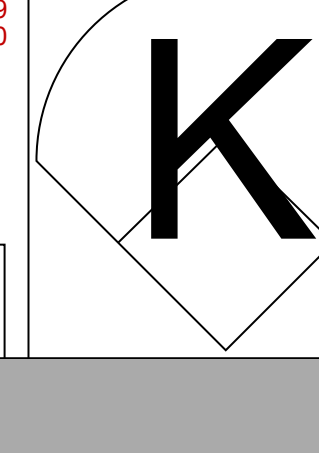

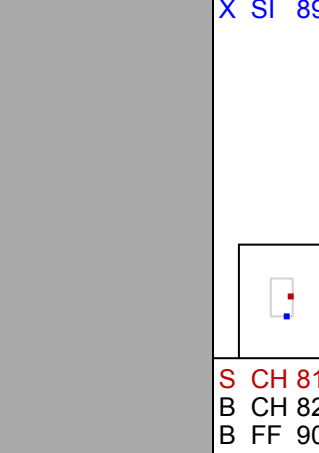
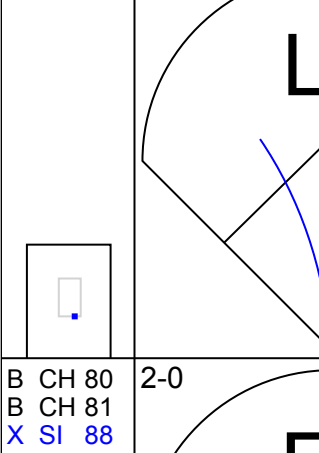


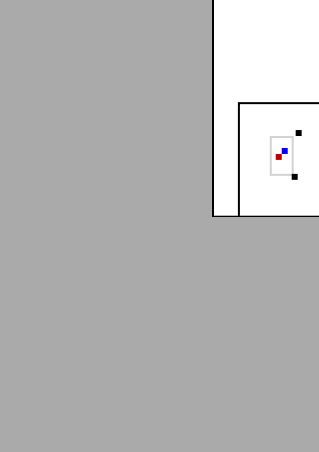
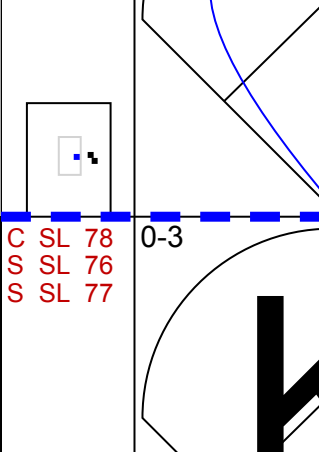







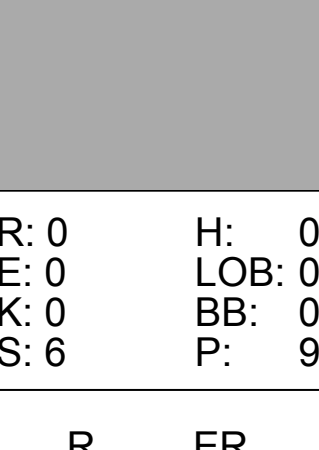
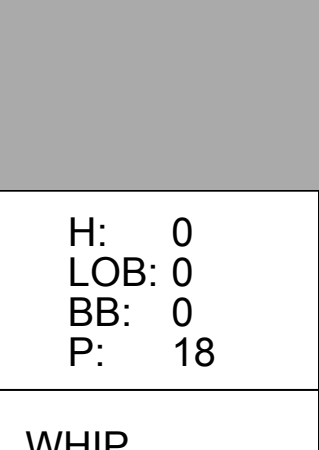
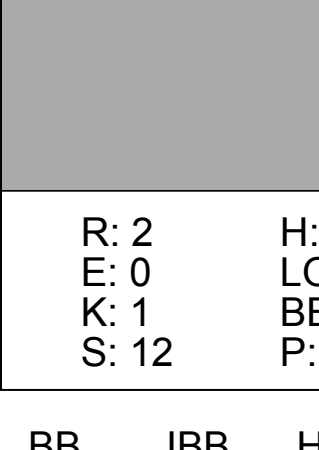



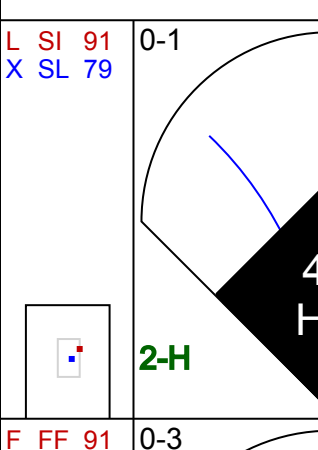



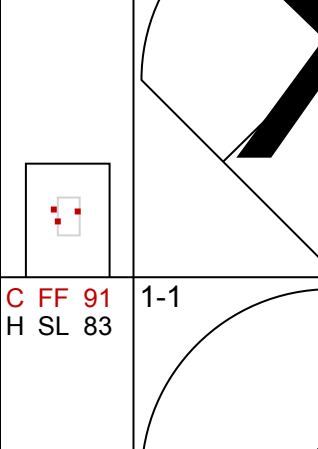




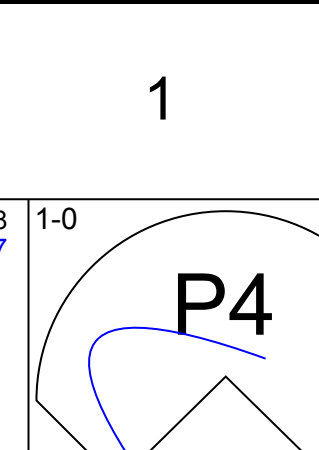
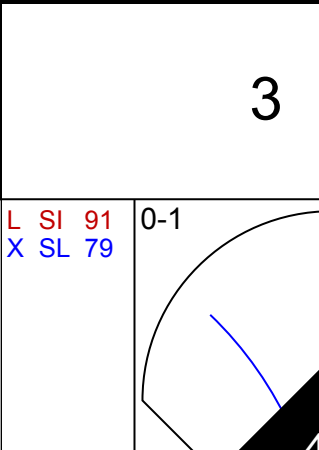
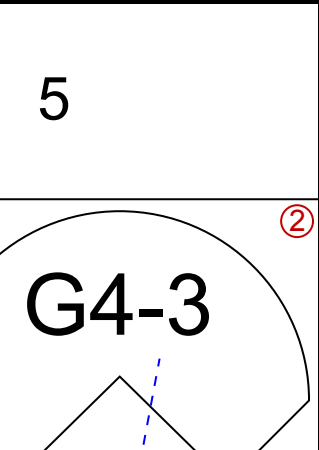
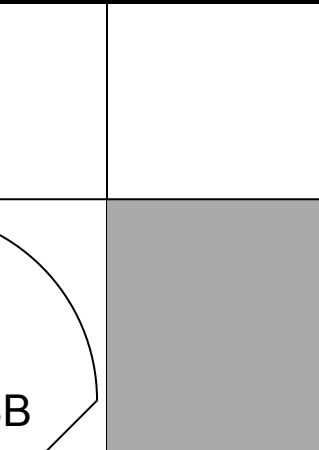
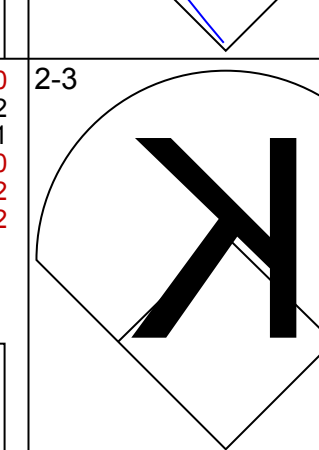
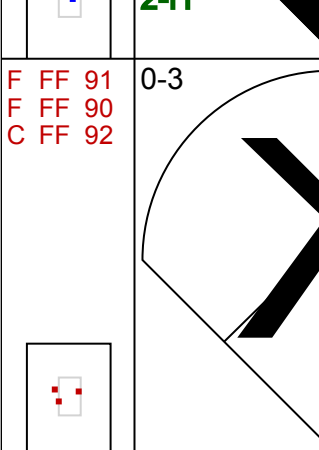
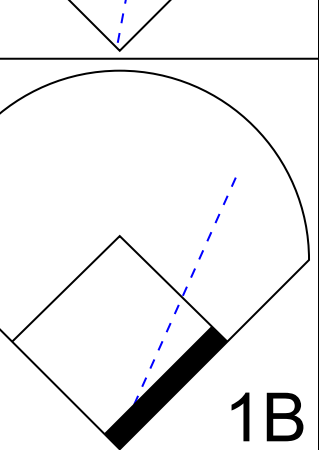

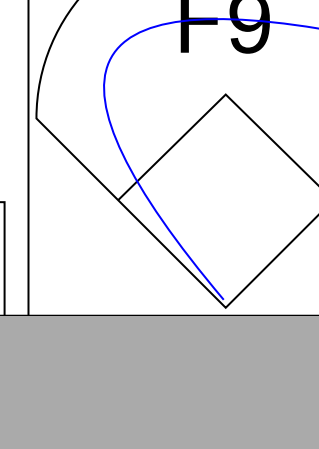
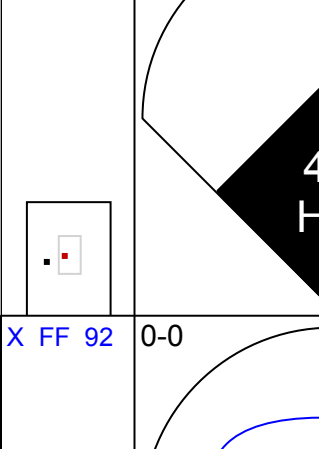
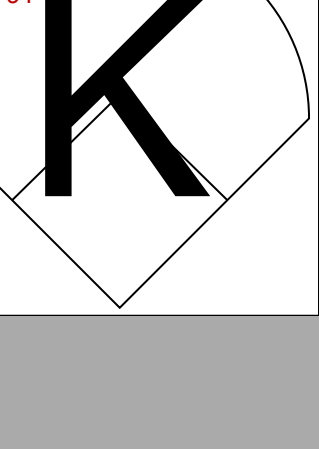
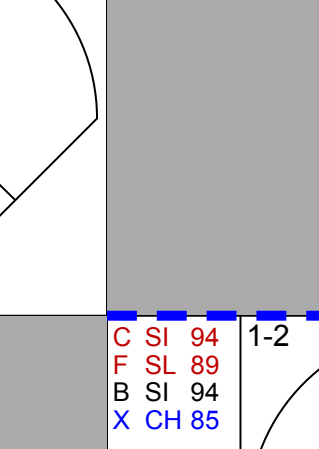
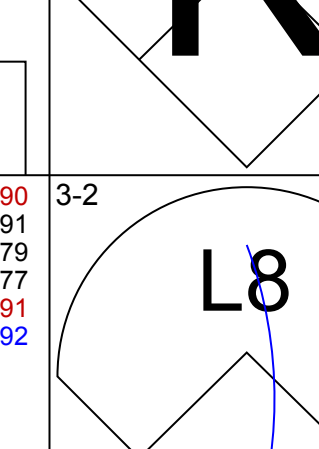
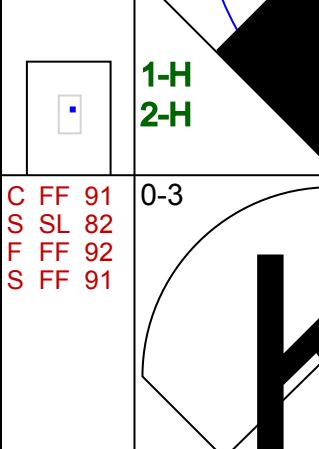
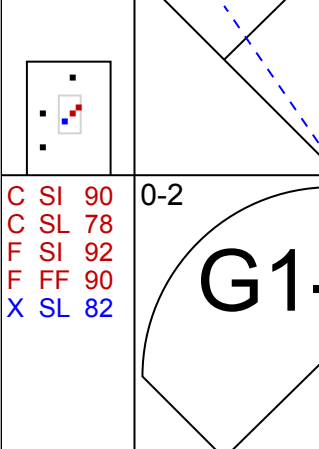

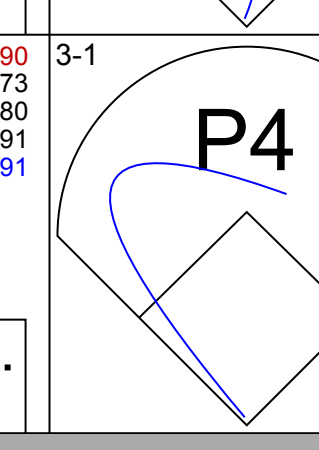

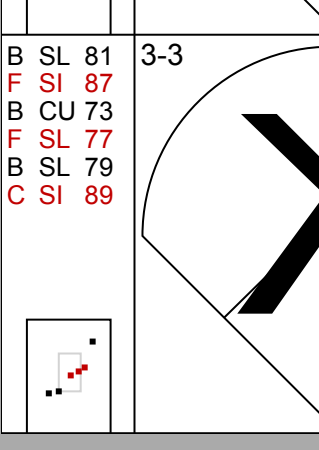


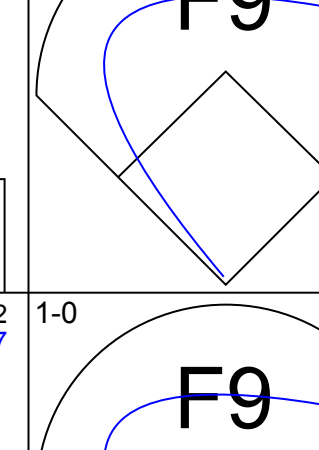


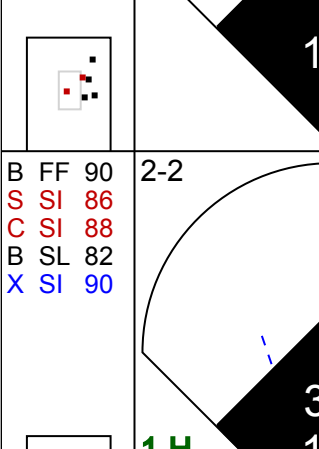

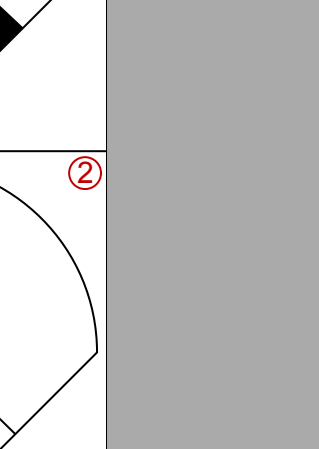
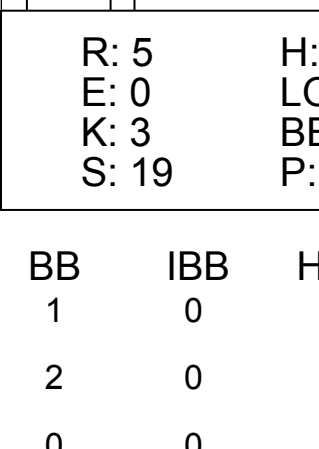
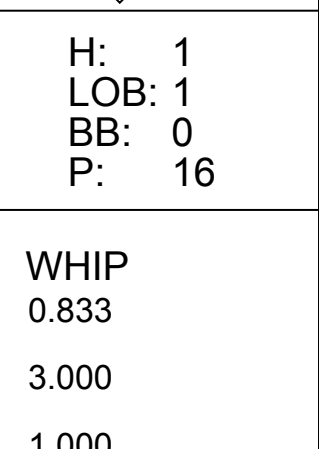
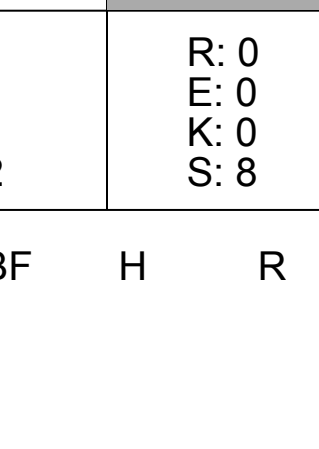



Batter	1	2	3	4	5	6	7	8	9	10	AB	R	H	RBI	BB	SO	LOB	BOTTOM																				
39 Kevin Kiermaier, L (1.8) OBP: 0.246, SLG: 0.250											5	1	1	0	1	1	2																					
5 Matt Duffy, R (1.5) OBP: 0.361, SLG: 0.410											5	1	2	0	1	2	2																					
28 Daniel Robertson, R (1.7) OBP: 0.394, SLG: 0.412											6	1	3	1	0	2	0																					
40 Wilson Ramos, R (1.2) OBP: 0.341, SLG: 0.471											5	2	2	1	0	0	2																					
44 C.J. Cron, R (1.10) OBP: 0.325, SLG: 0.465											4	1	3	1	0	1	0																					
10 Johnny Field, R (7. PR) OBP: 0.253, SLG: 0.373											1	1	0	0	0	0	0																					
9 Jake Bauers, L (1.3) OBP: 0.373, SLG: 0.452											4	2	1	1	1	0	3																					
11 Adeiny Hechavarría, R (1.6) ERA: 3.02											4	1	1	2	1	1	4																					
27 Carlos Gómez, R (1.9) OBP: 0.282, SLG: 0.338											5	0	3	3	0	1	1																					
1 Willy Adames, R (1.4) OBP: 0.273, SLG: 0.358											3	0	0	0	0	1	3																					
18 Joey Wendle, L (7. PH) OBP: 0.328, SLG: 0.371											2	0	1	1	0	0	0																					
Inning Stats	R: 5 E: 0 K: 2 S: 26	H: 6 LOB: 1 BB: 0 P: 40	R: 0 E: 0 K: 1 S: 6	H: 0 LOB: 0 BB: 0 P: 9	R: 2 E: 0 K: 0 S: 12	H: 3 LOB: 2 BB: 1 P: 17	R: 0 E: 0 K: 2 S: 7	H: 0 LOB: 0 BB: 0 P: 12	R: 0 E: 0 K: 1 S: 7	H: 0 LOB: 1 BB: 1 P: 17	R: 0 E: 0 K: 0 S: 11	H: 2 LOB: 2 BB: 0 P: 14	R: 2 E: 0 K: 1 S: 12	H: 4 LOB: 2 BB: 1 P: 16	R: 0 E: 0 K: 0 S: 6	H: 0 LOB: 0 BB: 0 P: 7	R: 0 E: 0 K: 2 S: 12	H: 0 LOB: 0 BB: 0 P: 14	R: 1 E: 0 K: 0 S: 11	H: 2 LOB: 2 BB: 1 P: 19	1B: 10 2B: 5 3B: 1 HR: 1	SF: 0 SAC: 0 DP: 0 HBP: 0	WP: 0 PB: 0 SB: 1 CS: 0	PA: 48														
PITCHER	IP 2.1	WLS 16	BF 7	H 7	R 7	ER 7	SO 3	BB 1	IBB 0	HBP 0	BLK 0	WP 0	HR 0	S 37	P 59	ERA 27.00	WHIP 3.857	PITCHER	IP 0.1	WLS L	BF 7	H 2	R 1	ER 1	SO 2	BB 1	IBB 0	HBP 0	BLK 0	WP 0	HR 0	S 23	P 33	ERA 6.75	WHIP 2.250			
38 Francisco Lirio, L (1.1) ERA: 4.74																		36 Blaine Hardy, L (9.1) ERA: 3.4																				
54 Drew VerHagen, R (3.1) ERA: 3.02																																						
45 Buck Farmer, R (8.1) ERA: 4.46																																						
19 Louis Coleman, R (7.1) ERA: 3.91																																						
30 Alex Wilson, R (7.1) ERA: 3.89																																						

Detroit Tigers @ Tampa Bay Rays
Tropicana Field, St. Petersburg, FL
Mon Jul 09 2018, 7:12 PM - 11:05 PM EDT
Att. 14,229 - Dome - 72 F

AB	44
R	10
H	17
RBI	10
BB	4
SO	9
LOB	17

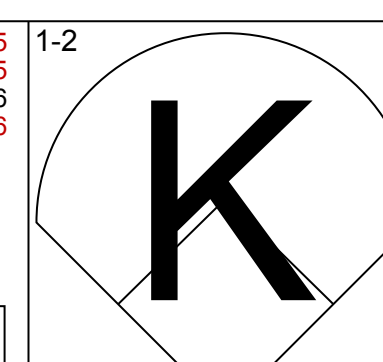
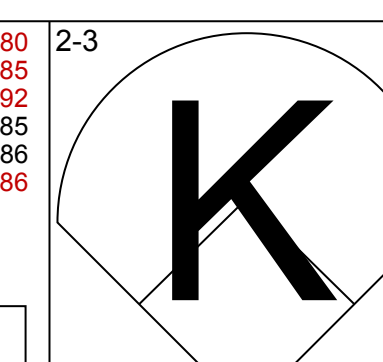
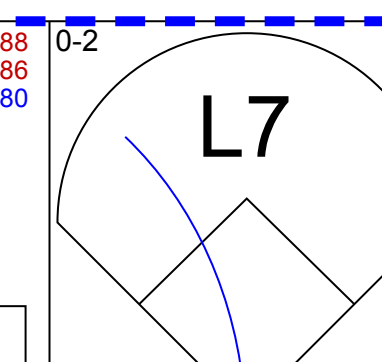
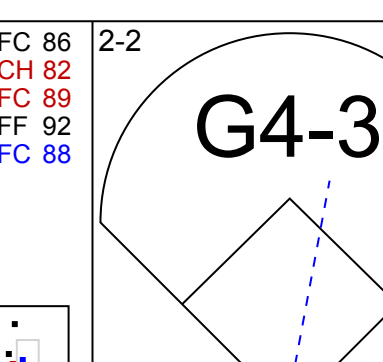
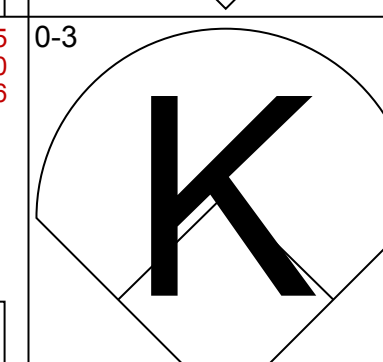
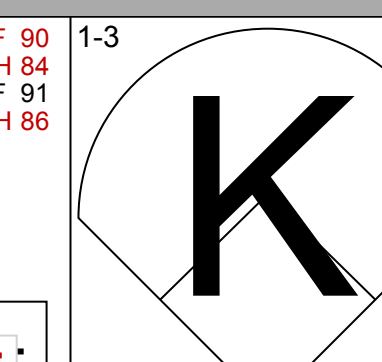
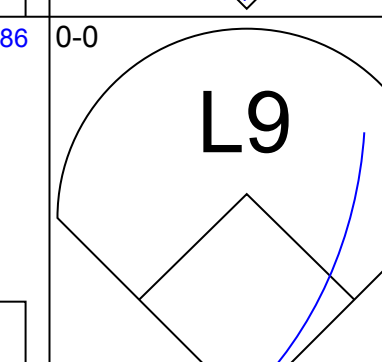
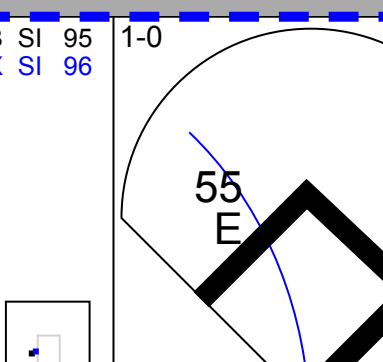
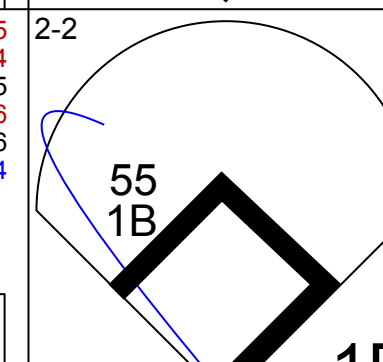
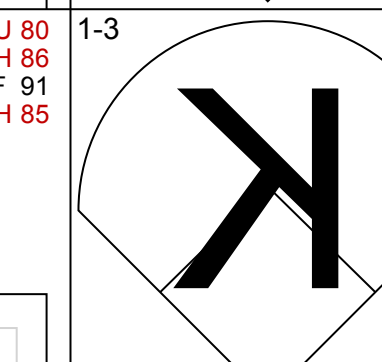
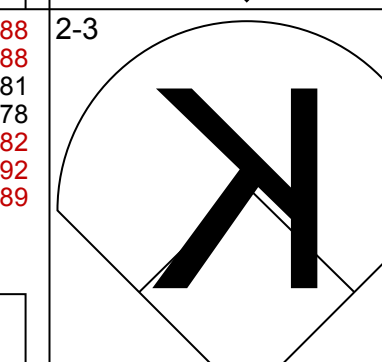
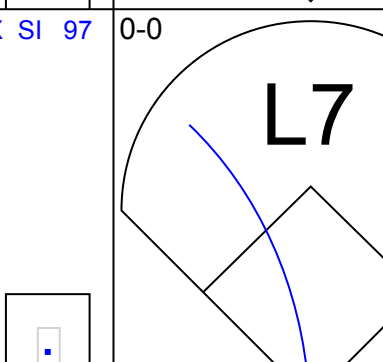
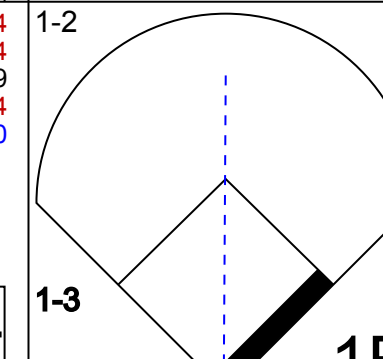
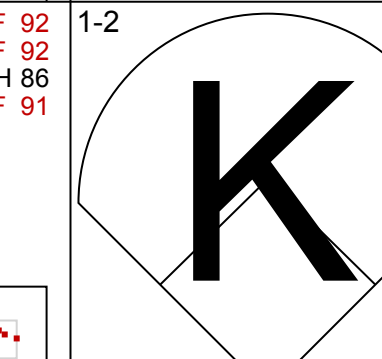
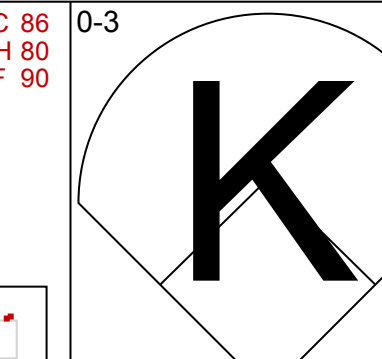
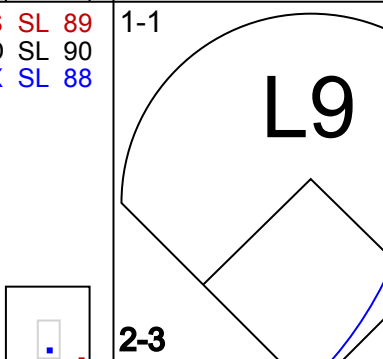
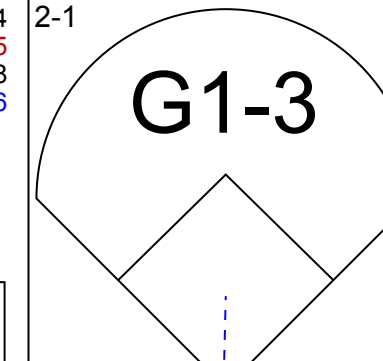
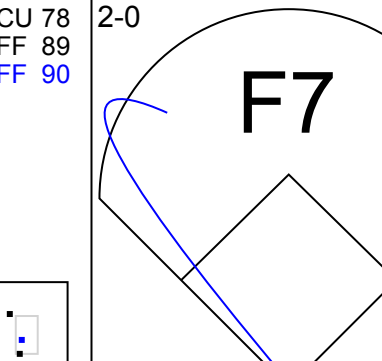
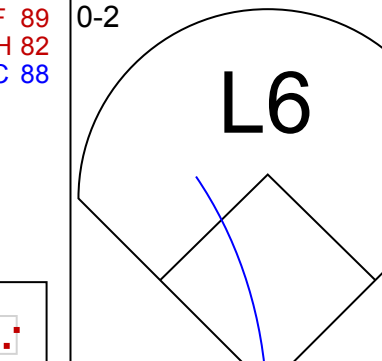
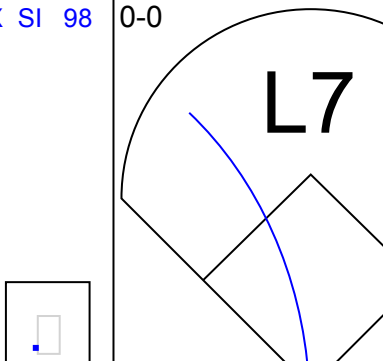
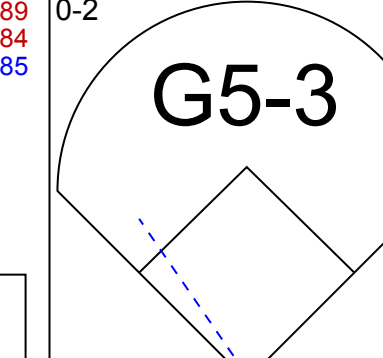
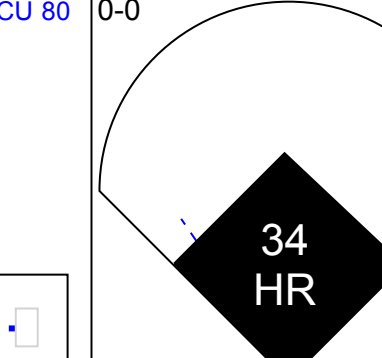
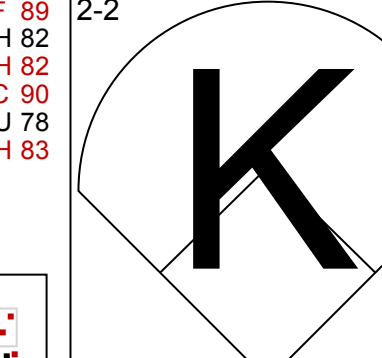
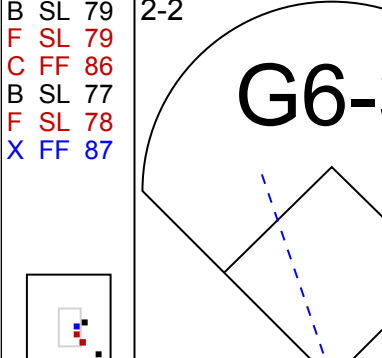
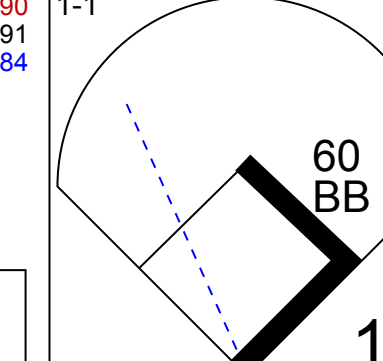
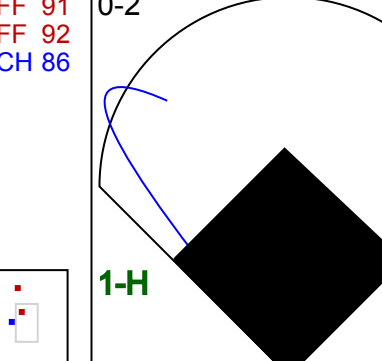
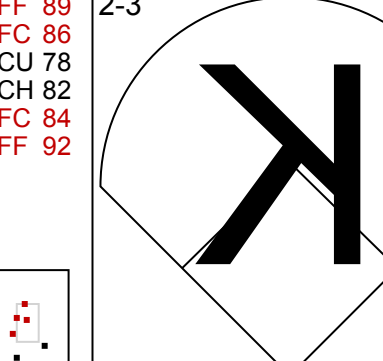
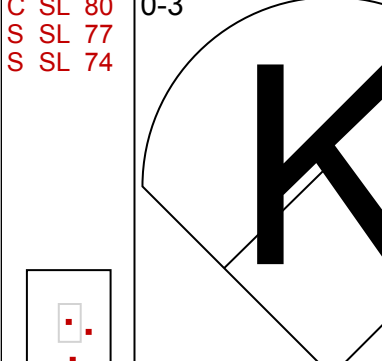
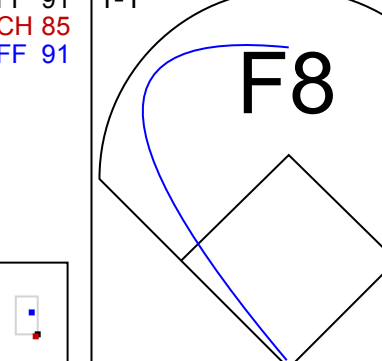
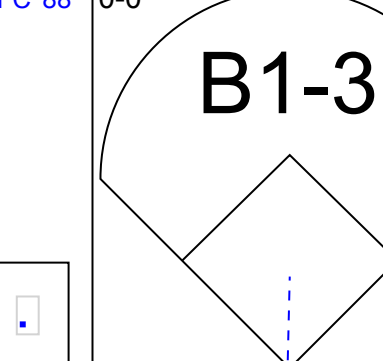
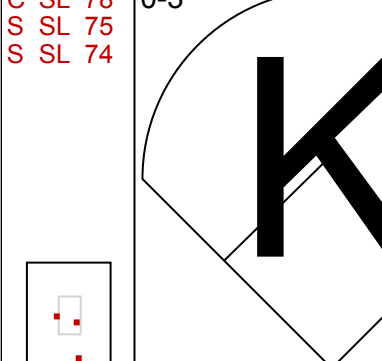
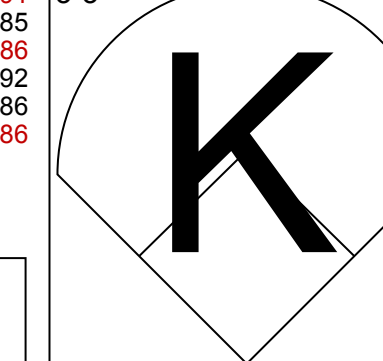
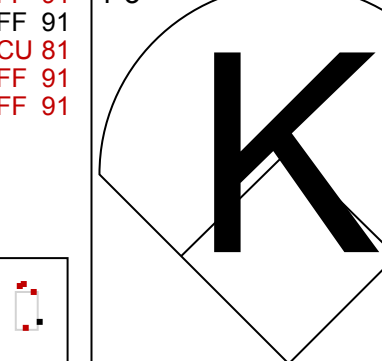
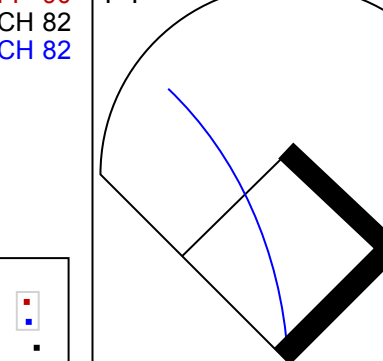


Batter	1	2	3	4	5	6	7	8	9	AB	R	H	RBI	BB	SO	LOB	TOP										
46 Jeimer Candelario, S OBP: 0.329, SLG: 0.429										4	1	1	0	0	1	0	Detroit Tigers @ Tampa Bay Rays Tropicana Field, St. Petersburg, FL Tue Jul 10 2018, 7:11 PM - 9:35 PM EDT Att: 13,478 - Dome - 72 F										
9 Nick Castellanos, R OBP: 0.359, SLG: 0.523										4	1	1	1	0	1	0											
28 Niko Goodrum, S OBP: 0.327, SLG: 0.464										4	0	2	1	0	1	0											
55 John Hicks, R OBP: 0.327, SLG: 0.438										4	0	1	0	0	2	2											
41 Victor Martinez, S OBP: 0.292, SLG: 0.316										4	0	0	0	0	0	2											
60 Ronny Rodriguez, R OBP: 0.233, SLG: 0.179										4	0	0	0	0	2	1											
21 JaCoby Jones, R OBP: 0.272, SLG: 0.377										3	0	0	0	0	1	0											
1 Jose Iglesias, R OBP: 0.311, SLG: 0.380										1	0	0	0	1	0	0											
37 James Adduci, L OBP: 0.276, SLG: 0.168										0	0	0	0	0	0	0											
22 Victor Reyes, S OBP: 0.244, SLG: 0.303										3	0	0	0	0	1	2											
Inning Stats	R: 0 H: 1 E: 0 K: 2 S: 10	H: 1 LOB: 1 BB: 0 P: 14	R: 0 H: 0 E: 0 K: 0 S: 6	H: 0 LOB: 0 BB: 0 P: 9	R: 0 H: 0 E: 0 K: 3 S: 9	H: 0 LOB: 0 BB: 0 P: 14	R: 0 H: 0 E: 0 K: 3 S: 9	H: 0 LOB: 0 BB: 0 P: 15	R: 0 H: 0 E: 0 K: 2 S: 12	H: 0 LOB: 0 BB: 0 P: 18	R: 0 H: 1 E: 0 K: 0 S: 8	H: 1 LOB: 1 BB: 0 P: 12	R: 0 H: 0 E: 0 K: 0 S: 9	H: 0 LOB: 1 BB: 0 P: 14	R: 2 H: 3 E: 0 K: 1 S: 12	H: 3 LOB: 1 BB: 0 P: 17	1B: 4 2B: 1 3B: 0 HR: 0	SF: 0 SAC: 0 DP: 0 HBP: 1	WP: 0 PB: 0 SB: 0 CS: 1	PA: 33							
PITCHER	IP	WLS	BF	H	R	ER	SO	BB	IBB	HBP	BLK	WP	HR	S	P	ERA	WHIP										
55 Ryne Stanek, R ERA: 1.99	(1, 1)	2.0	7	1	0	0	2	0	0	0	0	0	0	16	23	0.00	0.500										
46 José Alvarado, L ERA: 2.59	(3, 1)	2.0	W	6	0	0	0	3	0	0	0	0	0	18	29	0.00	0.000										
57 Jaime Schultz, R ERA: 9.0	(5, 1)	2.0		6	0	0	0	3	1	0	0	0	0	20	33	0.00	0.500										
56 Adam Kolarek, L ERA: 4.5	(7, 1)	2.2		13	4	2	2	0	0	0	1	0	0	26	40	6.75	1.500										
54 Sergio Romo, R ERA: 4.05	(9, 1)	0.1	S	1	0	0	0	1	0	0	0	0	0	3	3	0.00	0.000										

Batter	1	2	3	4	5	6	7	8	9	AB	R	H	RBI	BB	SO	LOB	BOTTOM										
39 Kevin Kiermaier, L OBP: 0.254, SLG: 0.252										3	1	1	1	1	0	0	Detroit Tigers @ Tampa Bay Rays Tropicana Field, St. Petersburg, FL Tue Jul 10 2018, 7:11 PM - 9:35 PM EDT Att: 13,478 - Dome - 72 F										
5 Matt Duffy, R OBP: 0.362, SLG: 0.409										3	0	1	0	1	2	1											
28 Daniel Robertson, R OBP: 0.391, SLG: 0.497										3	1	0	0	0	1	4											
40 Wilson Ramos, R OBP: 0.340, SLG: 0.479										4	1	1	3	0	1	0											
44 C.J. Cron, R OBP: 0.321, SLG: 0.459										4	0	0	0	0	1	0											
9 Jake Bauers, L OBP: 0.365, SLG: 0.454										4	0	1	0	0	1	0											
11 Adeiny Hechavarría, R OBP: 0.291, SLG: 0.330										4	0	1	0	0	1	1											
27 Carlos Gómez, R OBP: 0.283, SLG: 0.336										2	1	0	0	1	0	1											
1 Wily Adames, R OBP: 0.275, SLG: 0.357										3	1	1	1	0	1	1											
Inning Stats	R: 0 H: 0 E: 0 K: 1 S: 7	H: 0 LOB: 0 BB: 0 P: 10	R: 0 H: 0 E: 0 K: 1 S: 9	H: 0 LOB: 0 BB: 0 P: 17	R: 5 H: 3 E: 0 K: 3 S: 19	H: 3 LOB: 0 BB: 1 P: 26	R: 0 H: 0 E: 0 K: 0 S: 6	H: 0 LOB: 0 BB: 0 P: 9	R: 0 H: 1 E: 0 K: 2 S: 11	H: 1 LOB: 1 BB: 0 P: 16	R: 0 H: 0 E: 0 K: 1 S: 11	H: 0 LOB: 0 BB: 0 P: 17	R: 0 H: 1 E: 0 K: 0 S: 10	H: 1 LOB: 3 BB: 2 P: 22	R: 0 H: 1 E: 0 K: 0 S: 8	H: 1 LOB: 1 BB: 0 P: 14		1B: 4 2B: 1 3B: 0 HR: 1	SF: 0 SAC: 0 DP: 0 HBP: 1	WP: 0 PB: 0 SB: 1 CS: 0	PA: 34						
PITCHER	IP	WLS	BF	H	R	ER	SO	BB	IBB	HBP	BLK	WP	HR	S	P	ERA	WHIP										
48 Matthew Boyd, L ERA: 4.76	(1, 1)	6.0	L	24	4	5	8	1	0	1	0	0	0	63	95	7.50	0.833										
19 Louis Coleman, R ERA: 3.76	(7, 1)	1.0		6	1	0	0	2	0	0	0	0	0	10	22	0.00	3.000										
58 Victor Alcántara, R ERA:	(8, 1)	1.0		4	1	0	0	0	0	0	0	0	0	8	14	0.00	1.000										

AB	31
R	2
H	5
RBI	2
BB	1
SO	9
LOB	7

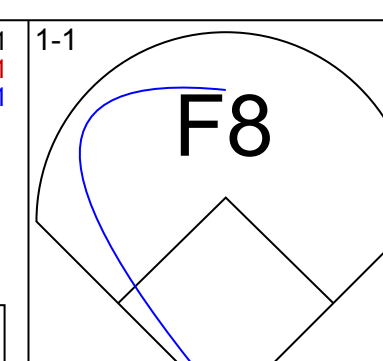
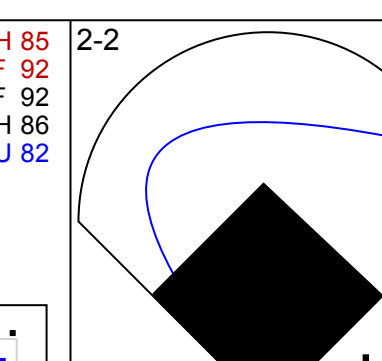
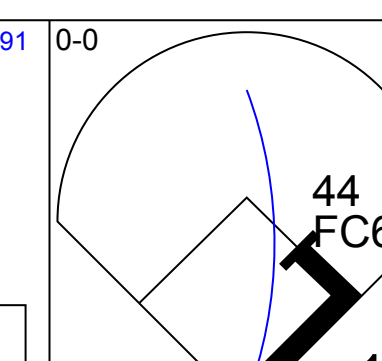
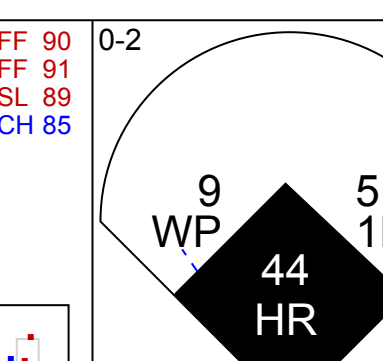
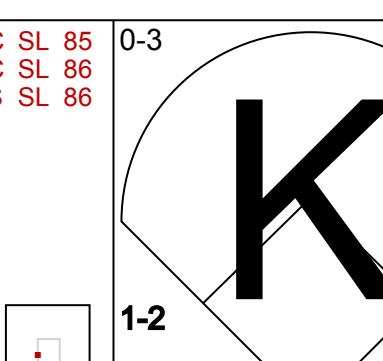
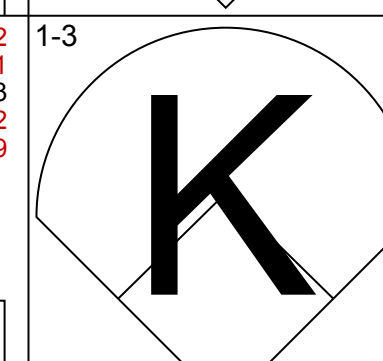
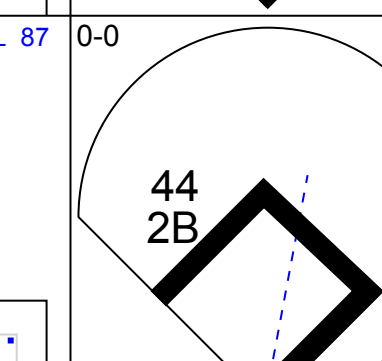
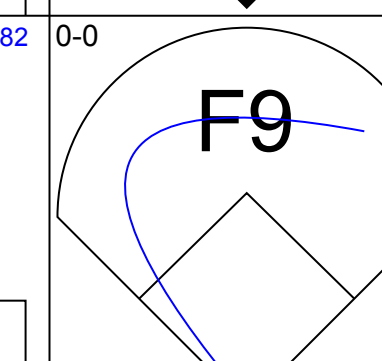
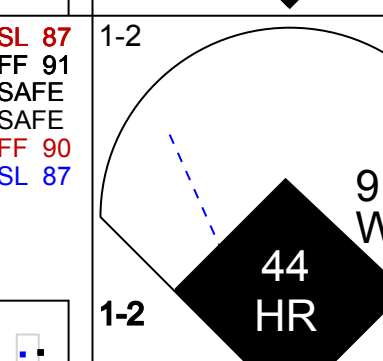
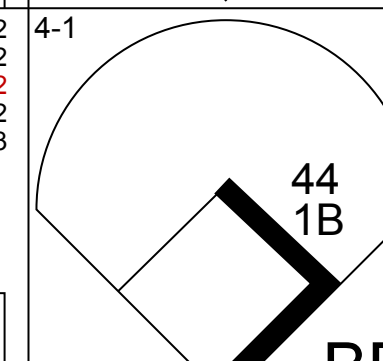
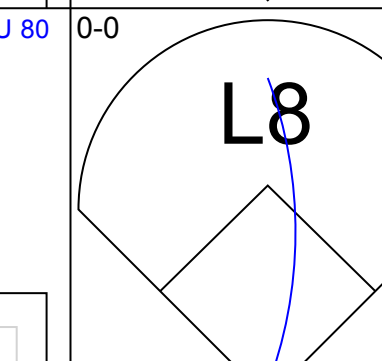
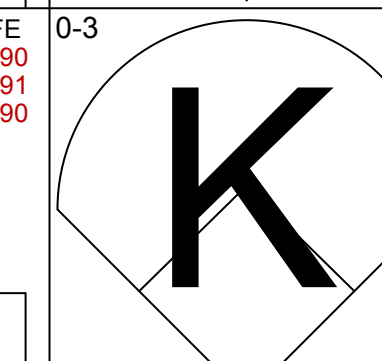
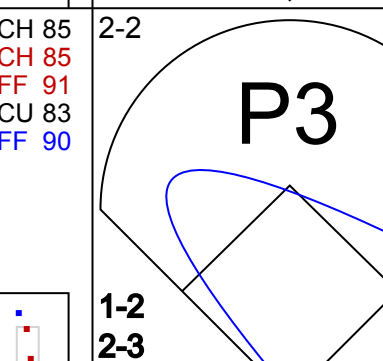
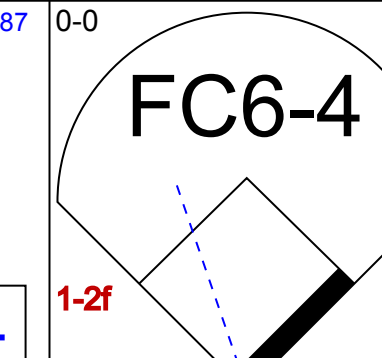
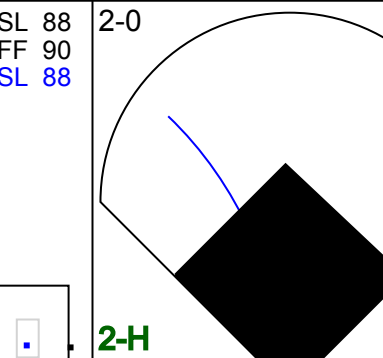
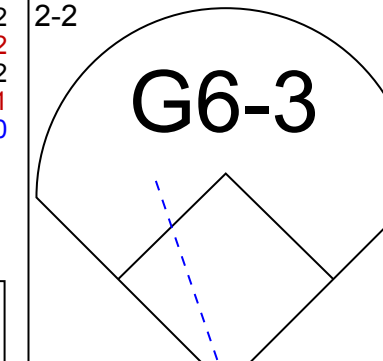
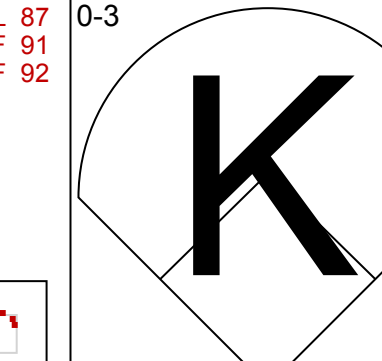

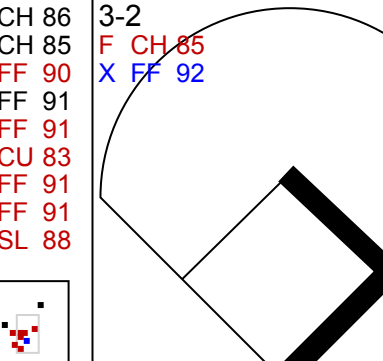

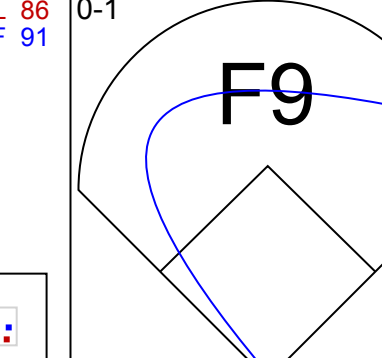


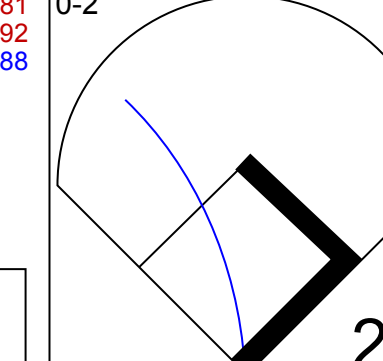



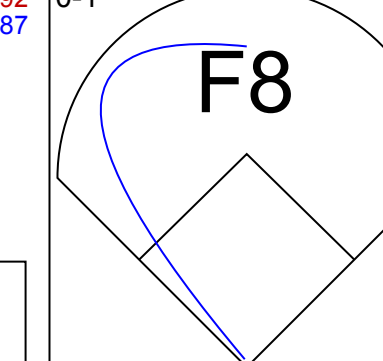
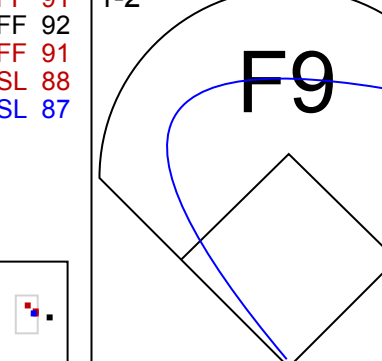
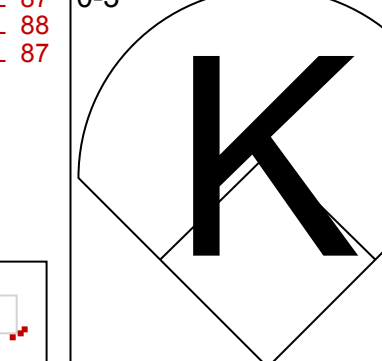
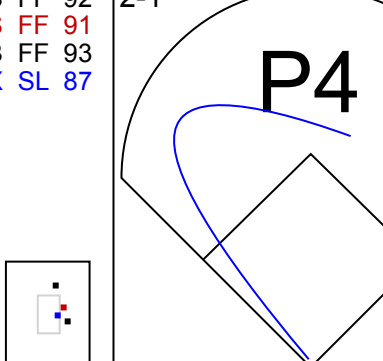
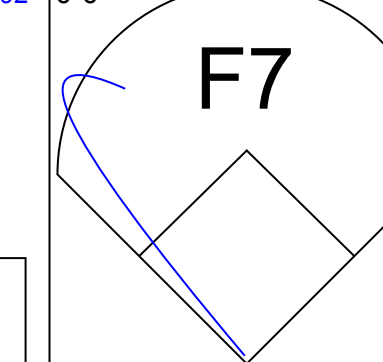
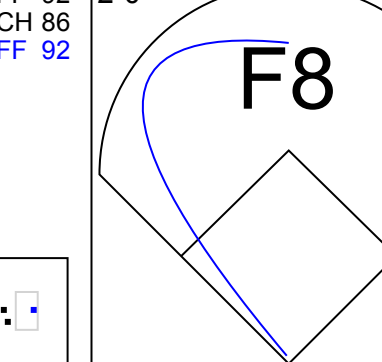

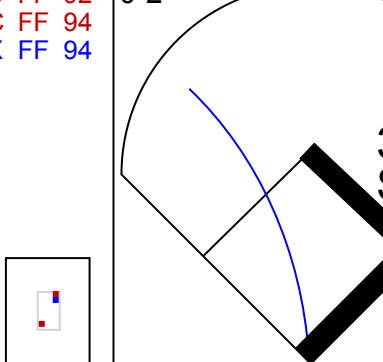
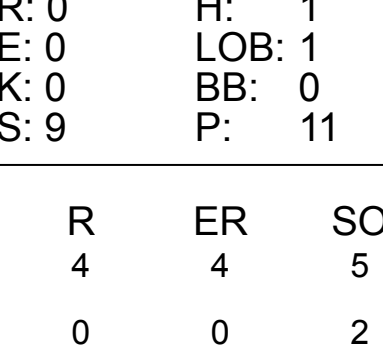
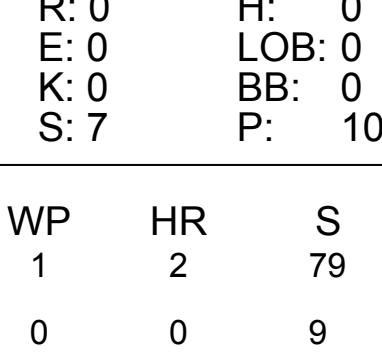
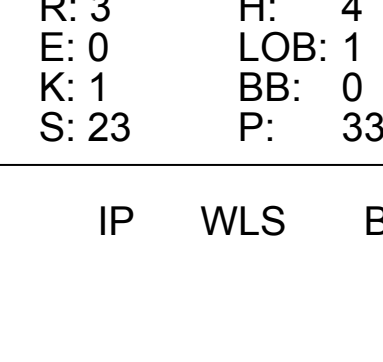


Batter	1	2	3	4	5	6	7	8	9	AB	R	H	RBI	BB	SO	LOB	TOP										
46 Jeimer Candelario, S OBP: 0.324, SLG: 0.423										4	0	0	0	0	2	3											
9 Nick Castellanos, R OBP: 0.358, SLG: 0.523										4	0	1	0	0	2	0											
28 Niko Goodrum, S OBP: 0.326, SLG: 0.460										4	0	1	0	0	2	1											
55 John Hicks, R OBP: 0.325, SLG: 0.435										4	0	1	0	0	2	1											
41 Victor Martinez, S OBP: 0.288, SLG: 0.312										4	0	0	0	0	0	3											
8 Mikie Mahtook, R OBP: 0.248, SLG: 0.267										4	1	1	0	0	1	0											
34 James McCann, R OBP: 0.275, SLG: 0.332										4	1	2	2	0	2	0											
60 Ronny Rodríguez, R OBP: 0.234, SLG: 0.167										3	0	0	0	1	1	0											
21 JaCoby Jones, R OBP: 0.273, SLG: 0.380										3	0	1	0	0	2	2											
Inning Stats	R: 0 E: 0 K: 2 S: 16	H: 2 LOB: 2 BB: 0 P: 22	R: 0 E: 0 K: 2 S: 12	H: 1 LOB: 2 BB: 1 P: 21	R: 0 E: 0 K: 3 S: 9	H: 0 LOB: 0 BB: 0 P: 12	R: 2 E: 0 K: 1 S: 11	H: 2 LOB: 0 BB: 0 P: 15	R: 0 E: 0 K: 2 S: 10	H: 0 LOB: 0 BB: 0 P: 12	R: 0 E: 1 K: 1 S: 10	H: 1 LOB: 1 BB: 0 P: 15	R: 0 E: 1 K: 0 S: 5	H: 1 LOB: 1 BB: 0 P: 7	R: 0 E: 0 K: 2 S: 10	H: 0 LOB: 0 BB: 0 P: 12	1B: 4 2B: 2 3B: 0 HR: 1	SF: 0 SAC: 0 DP: 0 HBP: 0	WP: 0 PB: 0 SB: 0 CS: 0	PA: 35							
PITCHER	IP	WLS	BF	H	R	ER	SO	BB	IBB	HBP	BLK	WP	HR	S	P	ERA	WHIP										
61 Hunter Wood, R ERA: 1.8	1.0		5	2	0	0	2	0	0	0	0	0	0	16	22	0.00	2.000										
35 Matt Andriese, R ERA: 3.75	3.0		13	3	2	2	6	1	0	0	0	0	1	32	49	6.00	1.333										
48 Ryan Yarbrough, L ERA: 3.62	3.0	W	10	1	0	0	4	0	0	0	0	0	0	29	38	0.00	0.333										
63 Diego Castillo, R ERA: 1.8	1.0	H	4	1	0	0	0	0	0	0	0	0	0	5	7	0.00	1.000										
54 Sergio Romo, R ERA: 3.95	1.0	S	3	0	0	0	2	0	0	0	0	0	0	10	12	0.00	0.000										

Detroit Tigers @ Tampa Bay Rays
Tropicana Field, St. Petersburg, FL
Wed Jul 11 2018, 12:11 PM - 2:50 PM EDT
Att: 13,922 - Dome - 72 F

AB 34
R 2
H 7
RBI 2
BB 1
SO 14
LOB 10



Batter	1	2	3	4	5	6	7	8	9	AB	R	H	RBI	BB	SO	LOB	BOTTOM										
39 Kevin Kiermaier, L OBP: 0.267, SLG: 0.292										5	2	3	1	0	1	1											
5 Matt Duffy, R OBP: 0.354, SLG: 0.410										4	1	2	0	0	1	1											
9 Jake Bauers, L OBP: 0.366, SLG: 0.441										3	0	0	0	1	1	4											
44 C.J. Cron, R OBP: 0.326, SLG: 0.475										4	1	3	3	0	0	1											
27 Carlos Gómez, R OBP: 0.293, SLG: 0.336										0	0	0	0	0	0	0											
26 Ji Man Choi, L OBP: 0.306, SLG: 0.529										4	0	2	0	0	1	4											
1 Willy Adames, R OBP: 0.283, SLG: 0.341										4	0	0	0	0	1	4											
18 Joey Wendle, L OBP: 0.325, SLG: 0.373										4	0	1	0	0	2	1											
45 Jesús Sucre, R OBP: 0.268, SLG: 0.236										4	0	0	0	0	1	2											
0 Mallex Smith, L OBP: 0.340, SLG: 0.376										4	0	1	0	0	0	1											
Inning Stats	R: 0 E: 0 K: 1 S: 12	H: 1 LOB: 2 BB: 1 P: 20	R: 0 E: 0 K: 0 S: 9	H: 1 LOB: 0 BB: 0 P: 11	R: 1 E: 0 K: 1 S: 14	H: 3 LOB: 2 BB: 0 P: 17	R: 0 E: 0 K: 0 S: 7	H: 0 LOB: 0 BB: 0 P: 10	R: 0 E: 0 K: 1 S: 6	H: 1 LOB: 1 BB: 0 P: 6	R: 0 E: 0 K: 2 S: 11	H: 1 LOB: 1 BB: 0 P: 13	R: 3 E: 0 K: 1 S: 23	H: 4 LOB: 1 BB: 0 P: 33	R: 0 E: 0 K: 2 S: 12	H: 1 LOB: 0 BB: 0 P: 16	1B: 7 2B: 3 3B: 0 HR: 2	SF: 0 SAC: 0 DP: 0 HBP: 0	WP: 1 PB: 0 SB: 1 CS: 0	PA: 37							
PITCHER	IP	WLS	BF	H	R	ER	SO	BB	IBB	HBP	BLK	WP	HR	S	P	ERA	WHIP										
27 Jordan Zimmermann, R ERA: 3.71	6.2	L	32	11	4	4	5	1	0	0	0	0	2	79	105	5.40	1.800										
30 Alex Wilson, R ERA: 3.79	1.0		3	0	0	0	2	0	0	0	0	0	0	9	15	0.00	0.000										
68 Daniel Stumpf, L ERA: 5.4	0.1		2	1	0	0	1	0	0	0	0	0	0	6	6	0.00	3.000										

Detroit Tigers @ Tampa Bay Rays
Tropicana Field, St. Petersburg, FL
Wed Jul 11 2018, 12:11 PM - 2:50 PM EDT
Att: 13,922 - Dome - 72 F

AB 36
R 4
H 12
RBI 4
BB 1
SO 8
LOB 19




Batter	1	2	3	4	5	6	7	8	9	AB	R	H	RBI	BB	SO	LOB	TOP								
28 Niko Goodrum, S (1,4) OBP: 0.321, SLG: 0.452											4	0	0	0	0	2	3								
55 John Hicks, R (1,3) OBP: 0.324, SLG: 0.432										4	0	1	0	0	2	2									
9 Nick Castellanos, R (1,9) OBP: 0.362, SLG: 0.523										2	0	1	0	2	0	0									
34 James McCann, R (1,2) OBP: 0.275, SLG: 0.331										4	0	1	0	0	1	2									
8 Mikie Mahtook, R (1,7) OBP: 0.239, SLG: 0.257										4	0	0	0	0	0	4									
41 Victor Martinez, S (1,10) OBP: 0.285, SLG: 0.307										4	0	0	0	0	0	3									
60 Ronny Rodriguez, R (1,6) OBP: 0.295, SLG: 0.196										4	0	2	0	0	1	0									
46 Jeimer Candelario, S (1,5) OBP: 0.326, SLG: 0.422										3	0	1	0	1	2	2									
21 JaCoby Jones, R (1,8) OBP: 0.272, SLG: 0.382										4	0	1	0	0	0	5									
Inning Stats	R: 0 E: 0 K: 1 S: 8	H: 0 LOB: 0 BB: 0 P: 12	R: 0 E: 0 K: 0 S: 6	H: 0 LOB: 0 BB: 0 P: 11	R: 0 E: 0 K: 2 S: 18	H: 2 LOB: 2 BB: 0 P: 25	R: 0 E: 0 K: 0 S: 10	H: 1 LOB: 0 BB: 0 P: 14	R: 0 E: 1 K: 1 S: 8	H: 1 LOB: 1 BB: 0 P: 12	R: 0 E: 0 K: 0 S: 12	H: 2 LOB: 3 BB: 1 P: 24	R: 0 E: 0 K: 2 S: 11	H: 1 LOB: 1 BB: 1 P: 15	R: 0 E: 0 K: 2 S: 11	H: 0 LOB: 1 BB: 1 P: 18	R: 0 E: 0 K: 0 S: 10	H: 0 LOB: 1 BB: 1 P: 17	1B: 6 2B: 1 3B: 0 HR: 0	SF: 0 SAC: 0 DP: 2 HBP: 0	WP: 0 PB: 0 SB: 0 CS: 0	PA: 36			
PITCHER	IP WLS BF H R ER SO BB IBB HBP BLK WP HR S P ERA WHIP	IP WLS BF H R ER SO BB IBB HBP BLK WP HR S P ERA WHIP	IP WLS BF H R ER SO BB IBB HBP BLK WP HR S P ERA WHIP	IP WLS BF H R ER SO BB IBB HBP BLK WP HR S P ERA WHIP	IP WLS BF H R ER SO BB IBB HBP BLK WP HR S P ERA WHIP	IP WLS BF H R ER SO BB IBB HBP BLK WP HR S P ERA WHIP	IP WLS BF H R ER SO BB IBB HBP BLK WP HR S P ERA WHIP	IP WLS BF H R ER SO BB IBB HBP BLK WP HR S P ERA WHIP	IP WLS BF H R ER SO BB IBB HBP BLK WP HR S P ERA WHIP	IP WLS BF H R ER SO BB IBB HBP BLK WP HR S P ERA WHIP	IP WLS BF H R ER SO BB IBB HBP BLK WP HR S P ERA WHIP	IP WLS BF H R ER SO BB IBB HBP BLK WP HR S P ERA WHIP	IP WLS BF H R ER SO BB IBB HBP BLK WP HR S P ERA WHIP	IP WLS BF H R ER SO BB IBB HBP BLK WP HR S P ERA WHIP	IP WLS BF H R ER SO BB IBB HBP BLK WP HR S P ERA WHIP	IP WLS BF H R ER SO BB IBB HBP BLK WP HR S P ERA WHIP	IP WLS BF H R ER SO BB IBB HBP BLK WP HR S P ERA WHIP	IP WLS BF H R ER SO BB IBB HBP BLK WP HR S P ERA WHIP	IP WLS BF H R ER SO BB IBB HBP BLK WP HR S P ERA WHIP	IP WLS BF H R ER SO BB IBB HBP BLK WP HR S P ERA WHIP	IP WLS BF H R ER SO BB IBB HBP BLK WP HR S P ERA WHIP	IP WLS BF H R ER SO BB IBB HBP BLK WP HR S P ERA WHIP	IP WLS BF H R ER SO BB IBB HBP BLK WP HR S P ERA WHIP	IP WLS BF H R ER SO BB IBB HBP BLK WP HR S P ERA WHIP	
60 Dallas Keuchel, L (1,1) ERA: 3.75	6.0	W	24	6	0	0	4	1	0	0	0	0	0	0	0	0	0.00	1.167							
29 Tony Sipp, L (7,1) ERA: 2.01	1.0	H	4	1	0	0	2	0	0	0	0	0	0	0	0	0	0.00	1.000							
41 Brad Peacock, R (8,1) ERA: 3.05	1.0	H	4	0	0	0	2	1	0	0	0	0	0	0	0	0	0.00	1.000							
30 Héctor Rondón, R (9,1) ERA: 1.57	1.0	S	4	0	0	0	0	1	0	0	0	0	0	0	0	0	0.00	1.000							
Batter	1	2	3	4	5	6	7	8	9	AB	R	H	RBI	BB	SO	LOB	BOTTOM								
4 George Springer, R (1,10) OBP: 0.333, SLG: 0.415										4	1	1	0	0	0	3									
2 Alex Bregman, R (1,5) OBP: 0.385, SLG: 0.538										4	2	2	2	0	0	0									
27 Jose Altuve, R (1,4) OBP: 0.399, SLG: 0.476										4	0	2	0	0	0	0									
10 Yuli Gurriel, R (1,3) OBP: 0.339, SLG: 0.442										4	0	2	1	0	0	0									
22 Josh Reddick, L (1,9) OBP: 0.332, SLG: 0.394										4	0	0	0	0	1	4									
9 Marwin Gonzalez, S (1,6) OBP: 0.302, SLG: 0.352										4	0	1	0	0	1	4									
3 Kyle Tucker, L (1,7) OBP: 0.240, SLG: 0.217										4	0	0	0	0	1	5									
12 Max Stassi, R (1,2) OBP: 0.339, SLG: 0.463									3	0	1	0	0	0	1										
18 Tony Kemp, L (1,8) OBP: 0.398, SLG: 0.439									3	0	2	0	0	1	0										
6 Jake Marisnick, R (8,8) OBP: 0.236, SLG: 0.359									0	0	0	0	0	0	0										
Inning Stats	R: 2 E: 1 K: 0 S: 13	H: 2 LOB: 0 BB: 0 P: 23	R: 0 E: 0 K: 1 S: 12	H: 2 LOB: 2 BB: 0 P: 16	R: 1 E: 0 K: 0 S: 11	H: 3 LOB: 2 BB: 0 P: 20	R: 0 E: 0 K: 0 S: 7	H: 1 LOB: 0 BB: 0 P: 13	R: 0 E: 0 K: 0 S: 3	H: 0 LOB: 0 BB: 0 P: 5	R: 0 E: 0 K: 1 S: 11	H: 1 LOB: 1 BB: 0 P: 14	R: 0 E: 0 K: 1 S: 8	H: 0 LOB: 0 BB: 0 P: 13	R: 0 E: 0 K: 1 S: 11	H: 2 LOB: 2 BB: 0 P: 15	R: 0 E: 0 K: 0 S: 10	H: 0 LOB: 1 BB: 1 P: 17	1B: 9 2B: 1 3B: 0 HR: 1	SF: 0 SAC: 0 DP: 0 HBP: 0	WP: 0 PB: 0 SB: 0 CS: 1	PA: 34			
PITCHER	IP WLS BF H R ER SO BB IBB HBP BLK WP HR S P ERA WHIP	IP WLS BF H R ER SO BB IBB HBP BLK WP HR S P ERA WHIP	IP WLS BF H R ER SO BB IBB HBP BLK WP HR S P ERA WHIP	IP WLS BF H R ER SO BB IBB HBP BLK WP HR S P ERA WHIP	IP WLS BF H R ER SO BB IBB HBP BLK WP HR S P ERA WHIP	IP WLS BF H R ER SO BB IBB HBP BLK WP HR S P ERA WHIP	IP WLS BF H R ER SO BB IBB HBP BLK WP HR S P ERA WHIP	IP WLS BF H R ER SO BB IBB HBP BLK WP HR S P ERA WHIP	IP WLS BF H R ER SO BB IBB HBP BLK WP HR S P ERA WHIP	IP WLS BF H R ER SO BB IBB HBP BLK WP HR S P ERA WHIP	IP WLS BF H R ER SO BB IBB HBP BLK WP HR S P ERA WHIP	IP WLS BF H R ER SO BB IBB HBP BLK WP HR S P ERA WHIP	IP WLS BF H R ER SO BB IBB HBP BLK WP HR S P ERA WHIP	IP WLS BF H R ER SO BB IBB HBP BLK WP HR S P ERA WHIP	IP WLS BF H R ER SO BB IBB HBP BLK WP HR S P ERA WHIP	IP WLS BF H R ER SO BB IBB HBP BLK WP HR S P ERA WHIP	IP WLS BF H R ER SO BB IBB HBP BLK WP HR S P ERA WHIP	IP WLS BF H R ER SO BB IBB HBP BLK WP HR S P ERA WHIP	IP WLS BF H R ER SO BB IBB HBP BLK WP HR S P ERA WHIP	IP WLS BF H R ER SO BB IBB HBP BLK WP HR S P ERA WHIP	IP WLS BF H R ER SO BB IBB HBP BLK WP HR S P ERA WHIP	IP WLS BF H R ER SO BB IBB HBP BLK WP HR S P ERA WHIP	IP WLS BF H R ER SO BB IBB HBP BLK WP HR S P ERA WHIP	IP WLS BF H R ER SO BB IBB HBP BLK WP HR S P ERA WHIP	IP WLS BF H R ER SO BB IBB HBP BLK WP HR S P ERA WHIP
50 Mike Fiers, R (1,1) ERA: 3.7	6.0	L	26	9	3	3	2	0	0	0	0	0	0	0	0	0	4.50	1.500							
54 Drew VerHagen, R (7,1) ERA: 7.66	1.0		3	0	0	0	1	0	0	0	0	0	0	0	0	8	0.00	0.000							
61 Shane Greene, R (8,1) ERA: 3.92	1.0		5	2	0	0	1	0	0	0	0	0	0	0	11	15	0.00	2.000							

Detroit Tigers @ Houston Astros
Minute Maid Park, Houston, TX
Fri Jul 13 2018, 7:12 PM - 9:54 PM CDT
Att: 38,843 - Roof Closed - 73 F

livebaseballscores.com


AB 33
R 0
H 7
RBI 0
BB 3
SO 8
LOB 21



Detroit Tigers @ Houston Astros
Minute Maid Park, Houston, TX
Fri Jul 13 2018, 7:12 PM - 9:54 PM CDT
Att: 38,843 - Roof Closed - 73 F

livebaseballscores.com

AB 34
R 3
H 11
RBI 3
BB 0
SO 4
LOB 17



Batter	1	2	3	4	5	6	7	8	9	AB	R	H	RBI	BB	SO	LOB	TOP										
21 JaCoby Jones, R OBP: 0.272, SLG: 0.378	F8		BB		K		K			3	0	0	0	1	2	0	Detroit Tigers @ Houston Astros Minute Maid Park, Houston, TX Sat Jul 14 2018, 3:11 PM - 5:52 PM CDT Att.: 40,405 - Roof Closed - 73 F										
28 Niko Goodrum, S OBP: 0.320, SLG: 0.447	K2-3		BB		G1-3			K		3	0	0	0	1	2	0											
9 Nick Castellanos, R OBP: 0.363, SLG: 0.523	1B					1B		E6		4	1	2	0	0	1	2											
37 James Adduci, L OBP: 0.227, SLG: 0.150	K					F8		P5		4	0	0	0	0	2	5											
41 Victor Martinez, S OBP: 0.282, SLG: 0.304	P4					F8		G1-3		3	0	0	0	0	0	1											
60 Ronny Rodríguez, R (PH) OBP: 0.250, SLG: 0.191										1	0	0	0	0	0	1											
34 James McCann, R OBP: 0.276, SLG: 0.335	K					2B		G6-3		3	0	1	1	1	1	0											
46 Jeimer Candelario, S OBP: 0.325, SLG: 0.418	BB					P6		G5-3		3	0	0	0	1	1	2											
1 Jose Iglesias, R OBP: 0.308, SLG: 0.375	L5					G5-3		G5-3		4	0	0	0	0	0	2											
22 Victor Reyes, S OBP: 0.237, SLG: 0.293	L7					K		G3-1		3	0	0	0	0	1	0											
Inning Stats	R: 0 E: 0 K: 2 S: 15	H: 1 LOB: 1 BB: 0 P: 18	R: 0 E: 0 K: 1 S: 11	H: 0 LOB: 1 BB: 1 P: 19	R: 0 E: 0 K: 2 S: 17	H: 0 LOB: 2 BB: 2 P: 29	R: 0 E: 0 K: 1 S: 12	H: 0 LOB: 0 BB: 1 P: 20	R: 0 E: 0 K: 2 S: 9	H: 2 LOB: 1 BB: 0 P: 16	R: 0 E: 1 K: 1 S: 10	H: 0 LOB: 1 BB: 0 P: 11	R: 0 E: 0 K: 0 S: 7	H: 0 LOB: 0 BB: 0 P: 10	R: 0 E: 0 K: 0 S: 7	H: 0 LOB: 0 BB: 0 P: 10	1B: 2 2B: 1 3B: 0 HR: 0	SF: 0 SAC: 0 DP: 0 HBP: 0	WP: 0 PB: 0 SB: 1 CS: 0	PA: 35							
PITCHER	IP	WLS	BF	H	R	ER	SO	BB	IBB	HBP	BLK	WP	HR	S	P	ERA	WHIP										
45 Gerrit Cole, R ERA: 2.52	5.2	W	24	3	1	1	8	4	0	0	0	0	0	72	107	1.59	1.235										
36 Joe Smith, R ERA: 4.25	0.1		1	0	0	0	0	0	0	0	0	0	0	4	7	0.00	0.000										
47 Chris Devenski, R ERA: 2.33	2.0		7	0	0	0	2	0	0	0	0	0	0	19	22	0.00	0.000										
59 Cionel Pérez, L ERA: 3.38	1.0		3	0	0	0	0	0	0	0	0	0	0	7	10	0.00	0.000										

Batter	1	2	3	4	5	6	7	8	9	AB	R	H	RBI	BB	SO	LOB	BOTTOM										
4 George Springer, R OBP: 0.334, SLG: 0.419	L8		2B		1B			G6-3		4	0	2	1	0	0	0	Detroit Tigers @ Houston Astros Minute Maid Park, Houston, TX Sat Jul 14 2018, 3:11 PM - 5:52 PM CDT Att.: 40,405 - Roof Closed - 73 F										
2 Alex Bregman, R OBP: 0.385, SLG: 0.538	2B		1B		G5-4-3			13 HR		2	2	1	1	2	0	1											
27 Jose Altuve, R OBP: 0.398, SLG: 0.475	BB		1B					HR		3	1	1	0	0	0	1											
13 Tyler White, R OBP: 0.375, SLG: 0.438	1B							HR		1	1	1	2	0	0	0											
10 Yuli Gurriel, R OBP: 0.338, SLG: 0.444	SF9				L4			P6		3	1	1	1	0	0	0											
22 Josh Reddick, L OBP: 0.335, SLG: 0.412	2B				F7			P5		4	1	2	2	0	0	1											
11 Evan Gattis, R OBP: 0.301, SLG: 0.495	K					HR		G5-3		4	1	1	1	0	2	2											
9 Marwin Gonzalez, S OBP: 0.302, SLG: 0.352	G1-3				G4-3			G4-3		3	0	1	1	0	0	0											
18 Tony Kemp, L OBP: 0.396, SLG: 0.435					1B					1	0	0	0	0	0	0											
3 Kyle Tucker, L OBP: 0.241, SLG: 0.192					P6			F8		3	1	0	0	1	0	1											
19 Tim Federowicz, R OBP: 0.226, SLG: 0.300	1B				F9			K		4	1	1	0	0	2	0											
Inning Stats	R: 2 E: 0 K: 1 S: 14	H: 2 LOB: 1 BB: 1 P: 21	R: 2 E: 0 K: 0 S: 14	H: 3 LOB: 1 BB: 1 P: 24	R: 1 E: 0 K: 1 S: 11	H: 2 LOB: 1 BB: 0 P: 17	R: 0 E: 0 K: 0 S: 4	H: 1 LOB: 0 BB: 0 P: 6	R: 2 E: 0 K: 1 S: 15	H: 2 LOB: 0 BB: 0 P: 24	R: 0 E: 0 K: 1 S: 10	H: 0 LOB: 0 BB: 0 P: 17	R: 2 E: 0 K: 0 S: 12	H: 1 LOB: 0 BB: 1 P: 19	R: 0 E: 0 K: 1 S: 9	H: 0 LOB: 0 BB: 0 P: 15	1B: 5 2B: 3 3B: 0 HR: 3	SF: 1 SAC: 0 DP: 1 HBP: 0	WP: 0 PB: 0 SB: 0 CS: 0	PA: 36							
PITCHER	IP	WLS	BF	H	R	ER	SO	BB	IBB	HBP	BLK	WP	HR	S	P	ERA	WHIP										
32 Michael Fulmer, R ERA: 4.5	4.2	L	24	10	7	7	2	2	0	0	0	0	0	55	88	13.50	2.571										
36 Blaine Hardy, L ERA: 3.31	1.1		4	0	0	0	1	0	0	0	0	0	0	13	21	0.00	0.000										
45 Buck Farmer, R ERA: 4.79	1.0		5	1	2	2	0	1	0	0	0	0	1	12	19	18.00	2.000										
77 Joe Jiménez, R ERA: 2.79	1.0		3	0	0	0	1	0	0	0	0	0	0	9	15	0.00	0.000										

livebaseballscorecards.com

livebaseballscorecards.com



Batter	1	2	3	4	5	6	7	8	9	AB	R	H	RBI	BB	SO	LOB	TOP											
21 JaCoby Jones, R OBP: 0.269, SLG: 0.373										4	0	0	0	0	2	0												
28 Niko Goodrum, S OBP: 0.319, SLG: 0.456										4	1	1	1	0	2	0												
9 Nick Castellanos, R OBP: 0.359, SLG: 0.517										4	0	0	0	0	3	0												
37 James Adduci, L OBP: 0.269, SLG: 0.333										4	2	2	1	0	2	0												
55 John Hicks, R OBP: 0.323, SLG: 0.441										4	1	1	2	0	2	0												
60 Ronny Rodriguez, R OBP: 0.250, SLG: 0.196										4	1	1	0	0	2	0												
46 Jeimer Candelario, S OBP: 0.325, SLG: 0.428										2	1	1	2	0	0	0												
1 Jose Iglesias, R OBP: 0.305, SLG: 0.372										3	0	0	0	0	1	0												
22 Victor Reyes, S OBP: 0.229, SLG: 0.284										3	0	0	0	0	2	0												
Inning Stats	R: 0 E: 0 K: 3 S: 9	H: 0 LOB: 0 BB: 0 P: 13	R: 3 E: 1 K: 2 S: 17	H: 3 LOB: 0 BB: 0 P: 24	R: 0 E: 0 K: 2 S: 9	H: 0 LOB: 0 BB: 0 P: 11	R: 0 E: 0 K: 3 S: 11	H: 0 LOB: 0 BB: 0 P: 17	R: 1 E: 0 K: 2 S: 9	H: 1 LOB: 0 BB: 0 P: 12	R: 2 E: 0 K: 0 S: 12	H: 2 LOB: 0 BB: 0 P: 14	R: 0 E: 0 K: 0 S: 7	H: 0 LOB: 0 BB: 0 P: 10	R: 0 E: 0 K: 1 S: 8	H: 0 LOB: 0 BB: 0 P: 12	R: 0 E: 0 K: 3 S: 11	H: 0 LOB: 0 BB: 0 P: 16	1B: 2 2B: 0 3B: 0 HR: 4	SF: 1 SAC: 0 DP: 0 HBP: 0	WP: 0 PB: 0 SB: 0 CS: 0	PA: 33						
PITCHER	IP	WLS	BF	H	R	ER	SO	BB	IBB	HBP	BLK	WP	HR	S	P	ERA	WHIP											
35 Justin Verlander, R ERA: 2.29	(1, 1)	6.0	L	24	6	6	5	12	0	0	0	0	0	4	67	91	7.50	1.000										
36 Will Harris, R ERA: 3.79	(7, 1)	1.0		3	0	0	0	0	0	0	0	0	0	7	10	0.00	0.000											
31 Collin McHugh, R ERA: 0.96	(8, 1)	1.0		3	0	0	0	1	0	0	0	0	0	8	12	0.00	0.000											
29 Tony Sipp, L ERA: 1.93	(9, 1)	1.0		3	0	0	0	3	0	0	0	0	0	11	16	0.00	0.000											

Detroit Tigers @ Houston Astros
Minute Maid Park, Houston, TX
Sun Jul 15 2018, 1:13 PM - 3:39 PM CDT
Att: 39,455 - Roof Closed - 73 F

AB	32
R	6
H	6
RBI	6
BB	0
SO	16
LOB	0



Batter	1	2	3	4	5	6	7	8	9	AB	R	H	RBI	BB	SO	LOB	BOTTOM										
4 George Springer, R OBP: 0.333, SLG: 0.415										3	0	0	0	1	1	0											
2 Alex Bregman, R OBP: 0.385, SLG: 0.539										3	1	1	0	1	0	0											
27 Jose Altuve, R OBP: 0.394, SLG: 0.470										4	0	0	0	0	1	3											
10 Yuli Gurriel, R OBP: 0.340, SLG: 0.444										2	2	1	1	1	0	0											
11 Evan Gattis, R OBP: 0.297, SLG: 0.488										4	0	0	0	0	1	2											
9 Marwin Gonzalez, S OBP: 0.305, SLG: 0.355										3	0	2	0	0	0	0											
22 Josh Reddick, L OBP: 0.331, SLG: 0.407										3	0	0	0	0	0	2											
12 Max Stassi, R OBP: 0.335, SLG: 0.457										2	0	0	0	0	1	0											
3 Kyle Tucker, L OBP: 0.233, SLG: 0.185										1	0	0	0	0	1	0											
19 Tim Federowicz, R OBP: 0.226, SLG: 0.300										0	0	0	0	0	0	0											
18 Tony Kemp, L OBP: 0.387, SLG: 0.424										3	0	0	0	0	1	0											
Inning Stats	R: 0 E: 0 K: 1 S: 9	H: 0 LOB: 0 BB: 0 P: 18	R: 1 E: 0 K: 0 S: 6	H: 1 LOB: 0 BB: 1 P: 13	R: 0 E: 0 K: 2 S: 15	H: 0 LOB: 2 BB: 2 P: 30	R: 1 E: 0 K: 1 S: 8	H: 2 LOB: 0 BB: 0 P: 12	R: 0 E: 0 K: 1 S: 6	H: 0 LOB: 0 BB: 0 P: 13	R: 0 E: 0 K: 0 S: 8	H: 0 LOB: 0 BB: 0 P: 9	R: 0 E: 0 K: 0 S: 11	H: 0 LOB: 0 BB: 0 P: 17	R: 0 E: 0 K: 1 S: 7	H: 0 LOB: 0 BB: 0 P: 11	R: 1 E: 0 K: 0 S: 7	H: 1 LOB: 0 BB: 0 P: 12	1B: 3 2B: 1 3B: 0 HR: 0	SF: 1 SAC: 0 DP: 1 HBP: 0	WP: 1 PB: 0 SB: 0 CS: 1	PA: 32					
PITCHER	IP	WLS	BF	H	R	ER	SO	BB	IBB	HBP	BLK	WP	HR	S	P	ERA	WHIP										
38 Francisco Liriano, L ERA: 4.67	(1, 1)	3.0		12	1	1	1	3	0	0	0	0	0	30	61	3.00	1.333										
54 Drew VerHagen, R ERA: 7.11	(4, 1)	3.0	W	10	2	1	1	2	0	0	0	0	1	22	34	3.00	0.667										
30 Alex Wilson, R ERA: 3.68	(7, 1)	1.0		3	0	0	0	0	0	0	0	0	0	11	17	0.00	0.000										
77 Joe Jiménez, R ERA: 2.72	(8, 1)	1.0		3	0	0	0	1	0	0	0	0	0	7	11	0.00	0.000										
61 Shane Greene, R ERA: 4.08	(9, 1)	1.0		4	1	1	1	0	0	0	0	0	0	7	12	9.00	1.000										

Detroit Tigers @ Houston Astros
Minute Maid Park, Houston, TX
Sun Jul 15 2018, 1:13 PM - 3:39 PM CDT
Att: 39,455 - Roof Closed - 73 F

AB	28
R	3
H	4
RBI	1
BB	3
SO	6
LOB	7



Batter	1	2	3	4	5	6	7	8	9	AB	R	H	RBI	BB	SO	LOB	TOP					
50 Mookie Betts, R OBP: 0.444, SLG: 0.682	G4-3	K			K		BB		F7	4	0	0	0	1	2	1						
16 Andrew Benintendi, L OBP: 0.364, SLG: 0.519	BB		F9			BB	BB			3	1	2	0	1	0	0						
28 J.D. Martinez, R OBP: 0.392, SLG: 0.639	BB		G5-3			FC1	G3			3	0	0	0	1	0	3						
25 Steve Pearce, R OBP: 0.393, SLG: 0.569	BB		K						BB	4	0	2	1	0	2	2						
2 Xander Bogaerts, R OBP: 0.352, SLG: 0.532	FC5-2			L8					G5-3	4	0	1	0	0	0	3						
18 Mitch Moreland, L OBP: 0.348, SLG: 0.492	FC5			K		P5			G3-1	4	0	0	0	0	1	6						
36 Eduardo Núñez, R OBP: 0.280, SLG: 0.357	G4-3			F7		F9			G5-3	4	0	0	0	0	0	4						
12 Brock Holt, L OBP: 0.362, SLG: 0.383	K								K	1	0	0	0	0	1	0						
5 Tzu-Wei Lin, L OBP: 0.271, SLG: 0.233	K								K	3	0	1	0	0	2	0						
3 Sandy León, S OBP: 0.282, SLG: 0.362	BB				G5-3		K		K	3	0	0	0	1	2	1						
Inning Stats	R: 1 H: 2 E: 0 K: 0 S: 16	LOB: 2 BB: 1 P: 26	R: 0 H: 0 E: 0 K: 2 S: 13	LOB: 1 BB: 21 P: 21	R: 0 H: 0 E: 0 K: 1 S: 10	LOB: 0 BB: 0 P: 13	R: 0 H: 0 E: 0 K: 1 S: 9	LOB: 0 BB: 0 P: 13	R: 0 H: 2 E: 1 K: 1 S: 19	LOB: 3 BB: 0 P: 32	R: 0 H: 1 E: 0 K: 1 S: 13	LOB: 2 BB: 2 P: 24	R: 0 H: 1 E: 0 K: 0 S: 11	LOB: 1 BB: 0 P: 14	R: 0 H: 0 E: 0 K: 2 S: 7	LOB: 0 BB: 0 P: 12	1B: 5 2B: 1 3B: 0 HR: 0	SF: 0 SAC: 0 DP: 0 HBP: 0	WP: 0 PB: 0 SB: 0 CS: 1	PA: 37		
PITCHER	IP WLS BF H R ER SO BB IBB HBP BLK WP HR S P ERA WHIP	IP WLS BF H R ER SO BB IBB HBP BLK WP HR S P ERA WHIP	IP WLS BF H R ER SO BB IBB HBP BLK WP HR S P ERA WHIP	IP WLS BF H R ER SO BB IBB HBP BLK WP HR S P ERA WHIP	IP WLS BF H R ER SO BB IBB HBP BLK WP HR S P ERA WHIP	IP WLS BF H R ER SO BB IBB HBP BLK WP HR S P ERA WHIP	IP WLS BF H R ER SO BB IBB HBP BLK WP HR S P ERA WHIP	IP WLS BF H R ER SO BB IBB HBP BLK WP HR S P ERA WHIP	IP WLS BF H R ER SO BB IBB HBP BLK WP HR S P ERA WHIP	IP WLS BF H R ER SO BB IBB HBP BLK WP HR S P ERA WHIP	IP WLS BF H R ER SO BB IBB HBP BLK WP HR S P ERA WHIP	IP WLS BF H R ER SO BB IBB HBP BLK WP HR S P ERA WHIP	IP WLS BF H R ER SO BB IBB HBP BLK WP HR S P ERA WHIP	IP WLS BF H R ER SO BB IBB HBP BLK WP HR S P ERA WHIP	IP WLS BF H R ER SO BB IBB HBP BLK WP HR S P ERA WHIP	IP WLS BF H R ER SO BB IBB HBP BLK WP HR S P ERA WHIP	IP WLS BF H R ER SO BB IBB HBP BLK WP HR S P ERA WHIP	IP WLS BF H R ER SO BB IBB HBP BLK WP HR S P ERA WHIP	IP WLS BF H R ER SO BB IBB HBP BLK WP HR S P ERA WHIP	IP WLS BF H R ER SO BB IBB HBP BLK WP HR S P ERA WHIP	IP WLS BF H R ER SO BB IBB HBP BLK WP HR S P ERA WHIP	IP WLS BF H R ER SO BB IBB HBP BLK WP HR S P ERA WHIP

Boston Red Sox @ Detroit Tigers
Comerica Park, Detroit, MI
Fri Jul 20 2018, 7:11 PM - 10:42 PM EDT
Att: 33,817 - Partly Cloudy - 78 F

AB 33
R 1
H 6
RBI 1
BB 4
SO 10
LOB 20



Batter	1	2	3	4	5	6	7	8	9	AB	R	H	RBI	BB	SO	LOB	BOTTOM					
28 Niko Goodrum, S OBP: 0.318, SLG: 0.452	G5-3			BB	FC6-4			K		4	0	1	0	0	1	2						
46 Jeimer Candelario, S OBP: 0.324, SLG: 0.429	L6			BB	K			K		4	0	1	0	0	2	3						
9 Nick Castellanos, R OBP: 0.359, SLG: 0.514	L9			BB	K			FC5-2-5		4	0	1	0	0	1	1						
55 John Hicks, R OBP: 0.322, SLG: 0.435	G6-3			L7		F8		BB		3	0	0	0	1	0	3						
34 James McCann, R OBP: 0.274, SLG: 0.330	K			K		F9		K		4	0	0	0	0	3	5						
41 Victor Martinez, S OBP: 0.276, SLG: 0.300	G5-3			L9				K		4	0	0	0	0	0	3						
12 Leonys Martin, L OBP: 0.329, SLG: 0.430	F9				K					3	0	1	0	0	1	0						
22 Victor Reyes, S OBP: 0.229, SLG: 0.284	F9				K					0	0	0	0	0	0	0						
1 Jose Iglesias, R OBP: 0.304, SLG: 0.370	F7			BB	FC6-4		K		FC4-6	4	0	1	0	0	1	2						
21 Jacoby Jones, R OBP: 0.269, SLG: 0.370	F9				BB					2	0	0	0	1	1	1						
37 James Adduci, L OBP: 0.259, SLG: 0.320	F9				BB				K	1	0	0	0	0	1	1						
Inning Stats	R: 0 H: 0 E: 0 K: 0 S: 6	LOB: 0 BB: 0 P: 10	R: 0 H: 0 E: 0 K: 1 S: 7	LOB: 0 BB: 0 P: 7	R: 0 H: 0 E: 0 K: 0 S: 8	LOB: 0 BB: 0 P: 12	R: 0 H: 3 E: 0 K: 1 S: 15	LOB: 3 BB: 0 P: 21	R: 0 H: 1 E: 0 K: 2 S: 15	LOB: 2 BB: 1 P: 24	R: 0 H: 0 E: 0 K: 1 S: 7	LOB: 0 BB: 0 P: 11	R: 0 H: 0 E: 0 K: 3 S: 15	LOB: 1 BB: 1 P: 23	R: 0 H: 1 E: 0 K: 1 S: 17	LOB: 1 BB: 0 P: 23	1B: 5 2B: 0 3B: 0 HR: 0	SF: 0 SAC: 0 DP: 0 HBP: 1	WP: 2 PB: 0 SB: 0 CS: 0	PA: 36		
PITCHER	IP WLS BF H R ER SO BB IBB HBP BLK WP HR S P ERA WHIP	IP WLS BF H R ER SO BB IBB HBP BLK WP HR S P ERA WHIP	IP WLS BF H R ER SO BB IBB HBP BLK WP HR S P ERA WHIP	IP WLS BF H R ER SO BB IBB HBP BLK WP HR S P ERA WHIP	IP WLS BF H R ER SO BB IBB HBP BLK WP HR S P ERA WHIP	IP WLS BF H R ER SO BB IBB HBP BLK WP HR S P ERA WHIP	IP WLS BF H R ER SO BB IBB HBP BLK WP HR S P ERA WHIP	IP WLS BF H R ER SO BB IBB HBP BLK WP HR S P ERA WHIP	IP WLS BF H R ER SO BB IBB HBP BLK WP HR S P ERA WHIP	IP WLS BF H R ER SO BB IBB HBP BLK WP HR S P ERA WHIP	IP WLS BF H R ER SO BB IBB HBP BLK WP HR S P ERA WHIP	IP WLS BF H R ER SO BB IBB HBP BLK WP HR S P ERA WHIP	IP WLS BF H R ER SO BB IBB HBP BLK WP HR S P ERA WHIP	IP WLS BF H R ER SO BB IBB HBP BLK WP HR S P ERA WHIP	IP WLS BF H R ER SO BB IBB HBP BLK WP HR S P ERA WHIP	IP WLS BF H R ER SO BB IBB HBP BLK WP HR S P ERA WHIP	IP WLS BF H R ER SO BB IBB HBP BLK WP HR S P ERA WHIP	IP WLS BF H R ER SO BB IBB HBP BLK WP HR S P ERA WHIP	IP WLS BF H R ER SO BB IBB HBP BLK WP HR S P ERA WHIP	IP WLS BF H R ER SO BB IBB HBP BLK WP HR S P ERA WHIP	IP WLS BF H R ER SO BB IBB HBP BLK WP HR S P ERA WHIP	IP WLS BF H R ER SO BB IBB HBP BLK WP HR S P ERA WHIP

Boston Red Sox @ Detroit Tigers
Comerica Park, Detroit, MI
Fri Jul 20 2018, 7:11 PM - 10:42 PM EDT
Att: 33,817 - Partly Cloudy - 78 F

AB 33
R 0
H 5
RBI 0
BB 2
SO 11
LOB 21



Batter	1	2	3	4	5	6	7	8	9	AB	R	H	RBI	BB	SO	LOB	TOP				
50 Mookie Betts, R OBP: 0.444, SLG: 0.677			L8				16 1B		G6-3	5	0	2	0	0	1	2					
16 Andrew Benintendi, L OBP: 0.367, SLG: 0.520	G4-3									3	0	2	0	1	0	0					
2 Xander Bogaerts, R OBP: 0.348, SLG: 0.525	K		G4-3							4	0	0	0	0	2	6					
18 Mitch Moreland, L OBP: 0.397, SLG: 0.488										4	0	1	0	0	0	0					
25 Steve Pearce, R OBP: 0.389, SLG: 0.554		F7								3	0	0	0	1	0	1					
11 Rafael Devers, L OBP: 0.291, SLG: 0.422	K									4	0	1	0	0	2	2					
36 Eduardo Núñez, R OBP: 0.279, SLG: 0.355	G6-3		G4-3							4	0	1	0	0	1	2					
19 Jackie Bradley Jr., L OBP: 0.293, SLG: 0.340			G6-3							4	0	0	0	0	1	2					
23 Blake Swihart, S OBP: 0.272, SLG: 0.253										3	0	1	0	1	1	0					
Inning Stats	R: 0 E: 0 K: 2 S: 8	H: 0 LOB: 0 BB: 0 P: 8	R: 0 E: 0 K: 1 S: 7	H: 1 LOB: 1 BB: 0 P: 9	R: 0 E: 0 K: 0 S: 13	H: 0 LOB: 2 BB: 2 P: 25	R: 0 E: 0 K: 1 S: 5	H: 0 LOB: 1 BB: 1 P: 9	R: 0 E: 0 K: 2 S: 15	H: 2 LOB: 2 BB: 0 P: 21	R: 0 E: 0 K: 0 S: 10	H: 2 LOB: 2 BB: 0 P: 15	R: 0 E: 0 K: 0 S: 9	H: 0 LOB: 0 BB: 0 P: 14	R: 0 E: 0 K: 0 S: 5	H: 1 LOB: 1 BB: 0 P: 18	1B: 8 2B: 0 3B: 0 HR: 0	SF: 0 SAC: 0 DP: 1 HBP: 0	WP: 0 PB: 0 SB: 1 CS: 0	PA: 37	
PITCHER	IP WLS BF H R ER SO BB IBB HBP BLK WP HR S P ERA WHIP	IP WLS BF H R ER SO BB IBB HBP BLK WP HR S P ERA WHIP	IP WLS BF H R ER SO BB IBB HBP BLK WP HR S P ERA WHIP	IP WLS BF H R ER SO BB IBB HBP BLK WP HR S P ERA WHIP	IP WLS BF H R ER SO BB IBB HBP BLK WP HR S P ERA WHIP	IP WLS BF H R ER SO BB IBB HBP BLK WP HR S P ERA WHIP	IP WLS BF H R ER SO BB IBB HBP BLK WP HR S P ERA WHIP	IP WLS BF H R ER SO BB IBB HBP BLK WP HR S P ERA WHIP	IP WLS BF H R ER SO BB IBB HBP BLK WP HR S P ERA WHIP	IP WLS BF H R ER SO BB IBB HBP BLK WP HR S P ERA WHIP	IP WLS BF H R ER SO BB IBB HBP BLK WP HR S P ERA WHIP	IP WLS BF H R ER SO BB IBB HBP BLK WP HR S P ERA WHIP	IP WLS BF H R ER SO BB IBB HBP BLK WP HR S P ERA WHIP	IP WLS BF H R ER SO BB IBB HBP BLK WP HR S P ERA WHIP	IP WLS BF H R ER SO BB IBB HBP BLK WP HR S P ERA WHIP	IP WLS BF H R ER SO BB IBB HBP BLK WP HR S P ERA WHIP	IP WLS BF H R ER SO BB IBB HBP BLK WP HR S P ERA WHIP	IP WLS BF H R ER SO BB IBB HBP BLK WP HR S P ERA WHIP	IP WLS BF H R ER SO BB IBB HBP BLK WP HR S P ERA WHIP	IP WLS BF H R ER SO BB IBB HBP BLK WP HR S P ERA WHIP	IP WLS BF H R ER SO BB IBB HBP BLK WP HR S P ERA WHIP

Boston Red Sox @ Detroit Tigers
Comerica Park, Detroit, MI
Sat Jul 21 2018, 6:11 PM - 8:37 PM EDT
Att: 31,682 - Overcast - 73 F

AB 34
R 0
H 8
RBI 0
BB 3
SO 8
LOB 15



Batter	1	2	3	4	5	6	7	8	9	AB	R	H	RBI	BB	SO	LOB	BOTTOM				
12 Leonys Martin, L OBP: 0.325, SLG: 0.424	K		F9							4	0	0	0	0	2	0					
28 Niko Goodrum, S OBP: 0.313, SLG: 0.445	K		F8							4	0	0	0	0	3	0					
9 Nick Castellanos, R OBP: 0.397, SLG: 0.512	G5-3									4	0	1	0	0	0	0					
55 John Hicks, R OBP: 0.321, SLG: 0.430		G6-3	FC6-4							3	1	0	0	1	1	1					
41 Victor Martinez, S OBP: 0.278, SLG: 0.300		E5								4	2	1	0	0	0	0					
46 Jeimer Candelario, S OBP: 0.326, SLG: 0.428										3	1	2	1	0	0	0					
60 Ronny Rodríguez, R OBP: 0.254, SLG: 0.204										3	0	1	0	0	1	3					
1 Jose Iglesias, R OBP: 0.307, SLG: 0.385										3	1	2	4	0	1	2					
21 JaCoby Jones, R OBP: 0.267, SLG: 0.367			F9							3	0	0	0	0	1	3					
Inning Stats	R: 0 E: 0 K: 2 S: 10	H: 0 LOB: 0 BB: 0 P: 16	R: 2 E: 1 K: 1 S: 15	H: 2 LOB: 1 BB: 0 P: 23	R: 0 E: 0 K: 0 S: 7	H: 1 LOB: 1 BB: 0 P: 12	R: 0 E: 0 K: 1 S: 15	H: 2 LOB: 2 BB: 0 P: 19	R: 0 E: 0 K: 1 S: 6	H: 0 LOB: 0 BB: 0 P: 7	R: 3 E: 0 K: 1 S: 12	H: 2 LOB: 0 BB: 1 P: 21	R: 0 E: 0 K: 2 S: 9	H: 0 LOB: 0 BB: 0 P: 11	R: 0 E: 0 K: 1 S: 8	H: 0 LOB: 0 BB: 0 P: 14	1B: 5 2B: 1 3B: 0 HR: 1	SF: 1 SAC: 0 DP: 0 HBP: 0	WP: 1 PB: 0 SB: 0 CS: 0	PA: 33	
PITCHER	IP WLS BF H R ER SO BB IBB HBP BLK WP HR S P ERA WHIP	IP WLS BF H R ER SO BB IBB HBP BLK WP HR S P ERA WHIP	IP WLS BF H R ER SO BB IBB HBP BLK WP HR S P ERA WHIP	IP WLS BF H R ER SO BB IBB HBP BLK WP HR S P ERA WHIP	IP WLS BF H R ER SO BB IBB HBP BLK WP HR S P ERA WHIP	IP WLS BF H R ER SO BB IBB HBP BLK WP HR S P ERA WHIP	IP WLS BF H R ER SO BB IBB HBP BLK WP HR S P ERA WHIP	IP WLS BF H R ER SO BB IBB HBP BLK WP HR S P ERA WHIP	IP WLS BF H R ER SO BB IBB HBP BLK WP HR S P ERA WHIP	IP WLS BF H R ER SO BB IBB HBP BLK WP HR S P ERA WHIP	IP WLS BF H R ER SO BB IBB HBP BLK WP HR S P ERA WHIP	IP WLS BF H R ER SO BB IBB HBP BLK WP HR S P ERA WHIP	IP WLS BF H R ER SO BB IBB HBP BLK WP HR S P ERA WHIP	IP WLS BF H R ER SO BB IBB HBP BLK WP HR S P ERA WHIP	IP WLS BF H R ER SO BB IBB HBP BLK WP HR S P ERA WHIP	IP WLS BF H R ER SO BB IBB HBP BLK WP HR S P ERA WHIP	IP WLS BF H R ER SO BB IBB HBP BLK WP HR S P ERA WHIP	IP WLS BF H R ER SO BB IBB HBP BLK WP HR S P ERA WHIP	IP WLS BF H R ER SO BB IBB HBP BLK WP HR S P ERA WHIP	IP WLS BF H R ER SO BB IBB HBP BLK WP HR S P ERA WHIP	IP WLS BF H R ER SO BB IBB HBP BLK WP HR S P ERA WHIP

Boston Red Sox @ Detroit Tigers
Comerica Park, Detroit, MI
Sat Jul 21 2018, 6:11 PM - 8:37 PM EDT
Att: 31,682 - Overcast - 73 F

AB 31
R 5
H 7
RBI 5
BB 1
SO 9
LOB 9



Batter	1	2	3	4	5	6	7	8	9	AB	R	H	RBI	BB	SO	LOB	TOP										
50 Mookie Betts, R OBP: 0.441, SLG: 0.670										5	1	1	0	0	1	0											
16 Andrew Benintendi, L OBP: 0.366, SLG: 0.522										4	1	1	2	0	1	0											
28 J.D. Martinez, R OBP: 0.388, SLG: 0.633										3	0	0	1	0	1	0											
25 Steve Pearce, R OBP: 0.392, SLG: 0.552										4	2	2	0	0	1	0											
2 Xander Bogaerts, R OBP: 0.351, SLG: 0.533										3	2	2	0	0	0	0											
5 Tzu-Wei Lin, L OBP: 0.265, SLG: 0.227										1	0	0	0	0	0	0											
11 Rafael Devers, L OBP: 0.288, SLG: 0.417										4	0	0	1	0	1	3											
36 Eduardo Núñez, R OBP: 0.279, SLG: 0.354										4	1	1	2	0	0	0											
19 Jackie Bradley Jr., L OBP: 0.296, SLG: 0.353										4	1	2	3	0	1	0											
3 Sandy León, S OBP: 0.281, SLG: 0.355										3	1	0	0	1	2	1											
Inning Stats	R: 0 E: 0 K: 2 S: 10	H: 0 LOB: 0 BB: 0 P: 14	R: 2 E: 0 K: 0 S: 14	H: 3 LOB: 1 BB: 0 P: 17	R: 0 E: 0 K: 1 S: 7	H: 0 LOB: 0 BB: 0 P: 14	R: 4 E: 0 K: 1 S: 18	H: 4 LOB: 0 BB: 0 P: 28	R: 0 E: 0 K: 1 S: 9	H: 0 LOB: 0 BB: 0 P: 14	R: 3 E: 0 K: 1 S: 16	H: 2 LOB: 0 BB: 1 P: 26	R: 0 E: 0 K: 0 S: 5	H: 0 LOB: 0 BB: 0 P: 8	R: 0 E: 0 K: 1 S: 9	H: 0 LOB: 0 BB: 0 P: 17	1B: 5 2B: 2 3B: 1 HR: 1	SF: 1 SAC: 0 DP: 0 HBP: 0	WP: 0 PB: 0 SB: 0 CS: 0	PA: 37							
PITCHER	IP	WLS	BF	H	R	ER	SO	BB	IBB	HBP	BLK	WP	HR	S	P	ERA	WHIP										
36 Blaine Hardy, L ERA: 3.77	3.0	L	15	5	5	5	3	0	0	0	0	0	0	38	55	15.00	1.667										
54 Drew VerHagen, R ERA: 6.99	3.0		10	2	1	1	3	0	0	0	0	0	1	30	46	3.00	0.667										
68 Daniel Stumpf, L ERA: 6.53	0.1		4	2	3	3	1	1	0	0	0	0	0	11	21	81.00	9.000										
19 Louis Coleman, R ERA: 3.49	1.2		5	0	0	0	0	0	0	0	0	0	0	10	13	0.00	0.000										
45 Buck Farmer, R ERA: 4.57	1.0		3	0	0	0	1	0	0	0	0	0	0	9	17	0.00	0.000										

Boston Red Sox @ Detroit Tigers
Comerica Park, Detroit, MI
Sun Jul 22 2018, 2:46 PM - 5:40 PM EDT
Att: 25,012 - Rain - 68 F

AB 35
R 9
H 9
RBI 9
BB 1
SO 8
LOB 4



Batter	1	2	3	4	5	6	7	8	9	AB	R	H	RBI	BB	SO	LOB	BOTTOM										
60 Ronny Rodríguez, R OBP: 0.238, SLG: 0.190										4	0	0	0	0	1	2											
28 Niko Goodrum, S OBP: 0.213, SLG: 0.440										3	0	0	0	1	2	0											
9 Nick Castellanos, R OBP: 0.357, SLG: 0.513										3	0	1	0	0	1	0											
37 James Adduci, L OBP: 0.250, SLG: 0.308										3	0	0	0	1	2	1											
55 John Hicks, R OBP: 0.320, SLG: 0.425										4	1	1	1	0	0	4											
46 Jeimer Candelario, S OBP: 0.325, SLG: 0.435										4	0	1	0	0	1	0											
34 James McCann, R OBP: 0.274, SLG: 0.328										4	0	1	0	0	1	0											
21 JaCoby Jones, R OBP: 0.264, SLG: 0.362										4	0	0	0	0	3	1											
1 Jose Iglesias, R OBP: 0.310, SLG: 0.385										3	0	1	0	0	0	0											
22 Victor Reyes, S OBP: 0.232, SLG: 0.286										3	0	1	0	0	0	1											
Inning Stats	R: 0 E: 0 K: 1 S: 8	H: 0 LOB: 0 BB: 0 P: 10	R: 0 E: 0 K: 2 S: 15	H: 0 LOB: 0 BB: 0 P: 18	R: 0 E: 0 K: 1 S: 12	H: 1 LOB: 1 BB: 0 P: 15	R: 0 E: 0 K: 2 S: 18	H: 1 LOB: 1 BB: 0 P: 25	R: 0 E: 0 K: 1 S: 11	H: 0 LOB: 1 BB: 0 P: 17	R: 0 E: 0 K: 2 S: 9	H: 0 LOB: 0 BB: 0 P: 14	R: 1 E: 0 K: 0 S: 15	H: 3 LOB: 2 BB: 0 P: 23	R: 0 E: 1 K: 0 S: 12	H: 0 LOB: 3 BB: 2 P: 25	R: 0 E: 0 K: 1 S: 7	H: 0 LOB: 0 BB: 0 P: 7	1B: 3 2B: 1 3B: 0 HR: 1	SF: 0 SAC: 0 DP: 0 HBP: 1	WP: 0 PB: 0 SB: 0 CS: 0	PA: 35					
PITCHER	IP	WLS	BF	H	R	ER	SO	BB	IBB	HBP	BLK	WP	HR	S	P	ERA	WHIP										
41 Chris Sale, L ERA: 2.13	6.0	W	21	2	0	0	9	0	0	0	0	0	0	15	23	0.00	0.333										
44 Brandon Workman, R ERA: 2.04	1.0		5	3	1	1	0	0	0	0	0	0	1	15	23	9.00	3.000										
56 Joe Kelly, R ERA: 4.2	1.0		6	0	0	0	0	2	0	0	0	0	0	12	25	0.00	2.000										
47 Tyler Thornburg, R ERA: 8.44	1.0		3	0	0	0	1	0	0	0	0	0	0	7	7	0.00	0.000										

Boston Red Sox @ Detroit Tigers
Comerica Park, Detroit, MI
Sun Jul 22 2018, 2:46 PM - 5:40 PM EDT
Att: 25,012 - Rain - 68 F

AB 32
R 1
H 5
RBI 1
BB 2
SO 10
LOB 11



Batter	1	2	3	4	5	6	7	8	9	AB	R	H	RBI	BB	SO	LOB	TOP				
12 Leonys Martin, L (1,8) OBP: 0.326, SLG: 0.420										3	0	0	0	2	1	0					
60 Ronny Rodríguez, R (1,4) OBP: 0.221, SLG: 0.175										5	0	0	0	0	1	4					
9 Nick Castellanos, R (1,9)										4	0	0	0	0	1	0					
46 Jeimer Candelario, S (1,5) OBP: 0.324, SLG: 0.433										4	1	1	0	0	1	0					
41 Victor Martínez, S (1,10) OBP: 0.284, SLG: 0.306										3	1	2	0	1	0	0					
21 Jacoby Jones, R (9, PR) OBP: 0.264, SLG: 0.362										0	1	0	0	0	0	0					
37 James Adduci, L (1,3) OBP: 0.281, SLG: 0.367										4	2	2	2	0	0	1					
34 James McCann, R (1,2) OBP: 0.280, SLG: 0.338										4	0	3	2	0	1	0					
1 Jose Iglesias, R (1,6) OBP: 0.306, SLG: 0.380										4	0	0	0	0	0	4					
22 Victor Reyes, S (1,7) OBP: 0.233, SLG: 0.284										4	0	1	0	0	1	2					
Inning Stats	R: 0 E: 0 K: 0 S: 6	H: 0 LOB: 0 BB: 1 P: 10	R: 0 E: 0 K: 0 S: 12	H: 2 LOB: 2 BB: 0 P: 19	R: 0 E: 0 K: 1 S: 8	H: 0 LOB: 0 BB: 0 P: 11	R: 0 E: 0 K: 2 S: 8	H: 0 LOB: 0 BB: 0 P: 11	R: 0 E: 0 K: 1 S: 8	H: 0 LOB: 0 BB: 0 P: 11	R: 2 E: 1 K: 0 S: 13	H: 2 LOB: 2 BB: 1 P: 20	R: 0 E: 0 K: 0 S: 8	H: 0 LOB: 2 BB: 0 P: 12	R: 3 E: 0 K: 0 S: 17	H: 5 LOB: 2 BB: 1 P: 21	1B: 6 2B: 3 HR: 0	SF: 0 SAC: 0 DP: 2 HBP: 0	WP: 0 PB: 1 SB: 0 CS: 0	PA: 38	
PITCHER	IP: 6.2 ERA: 2.82	WLS: 1 H: 6 LOB: 1	BF: 24 R: 3 ER: 1 SO: 6	BB: 2 IBB: 0 HBP: 0 BLK: 0	WP: 0 HR: 0 S: 59 P: 88	ERA: 1.35 WHIP: 0.750	IP: 7.1 ERA: 3.57	WLS: 1 H: 3 LOB: 3	BF: 31 R: 3 ER: 3 SO: 3	BB: 0 IBB: 0 HBP: 0 BLK: 0	WP: 0 HR: 0 S: 12 P: 17	ERA: 0.00 WHIP: 0.750	IP: 9.1 ERA: 14.25	WLS: 0 H: 5 LOB: 0	BF: 42 R: 5 ER: 5 SO: 0	BB: 1 IBB: 0 HBP: 0 BLK: 0	WP: 0 HR: 0 S: 10 P: 10	ERA: 0.00 WHIP: 2.000			

Detroit Tigers @ Kansas City Royals
 Kauffman Stadium, Kansas City, MO
 Mon Jul 23 2018, 7:16 PM - 10:28 PM CDT
 Att: 18,370 - Clear - 86 F

AB	35
R	5
H	9
RBI	4
BB	3
SO	6
LOB	11



Batter	1	2	3	4	5	6	7	8	9	AB	R	H	RBI	BB	SO	LOB	BOTTOM					
15 Whit Merrifield, R (1,4) OBP: 0.370, SLG: 0.420										3	1	0	0	1	1	3						
7 Rosal Herrera, S (1,9) OBP: 0.276, SLG: 0.333										5	1	2	0	0	0	3						
13 Salvador Perez, R (1,3) OBP: 0.258, SLG: 0.397										5	1	1	0	0	2	6						
38 Jorge Bonifacio, R (1,7) OBP: 0.351, SLG: 0.422										3	1	1	0	1	0	3						
4 Alex Gordon, L (8,7) OBP: 0.316, SLG: 0.342										1	0	0	0	0	0	2						
17 Hunter Dozier, R (1,5) OBP: 0.264, SLG: 0.324										2	0	0	0	1	0	2						
8 Mike Moustakas, L (7, PH) OBP: 0.309, SLG: 0.460										2	0	1	1	0	0	0						
21 Lucas Duda, L (1,10) OBP: 0.316, SLG: 0.410										5	0	2	3	0	2	2						
16 Paulo Orlando, R (1,8) ERA: 4.52										3	0	0	0	0	1	4						
25 Brian Goodwin, L (7, PH) OBP: 0.338, SLG: 0.373										2	0	2	0	0	0	0						
2 Alcides Escobar, R (1,6) OBP: 0.252, SLG: 0.275										5	0	0	0	0	2	3						
9 Drew Butera, R (1,2) OBP: 0.264, SLG: 0.284										3	0	3	0	0	0	0						
Inning Stats	R: 2 E: 1 K: 1 S: 13	H: 1 LOB: 2 BB: 2 P: 27	R: 0 E: 0 K: 2 S: 16	H: 2 LOB: 0 BB: 0 P: 23	R: 0 E: 0 K: 2 S: 9	H: 0 LOB: 1 BB: 1 P: 19	R: 0 E: 0 K: 1 S: 8	H: 0 LOB: 0 BB: 0 P: 14	R: 1 E: 0 K: 0 S: 11	H: 2 LOB: 1 BB: 0 P: 14	R: 0 E: 0 K: 1 S: 11	H: 1 LOB: 1 BB: 0 P: 17	R: 1 E: 0 K: 1 S: 14	H: 3 LOB: 2 BB: 0 P: 20	R: 0 E: 0 K: 0 S: 10	H: 2 LOB: 2 BB: 0 P: 13	R: 0 E: 0 K: 0 S: 9	H: 1 LOB: 0 BB: 0 P: 12	1B: 8 2B: 4 HR: 0	SF: 0 SAC: 1 DP: 0 HBP: 1	WP: 2 PB: 0 SB: 1 CS: 0	PA: 44
PITCHER	IP: 4.2 ERA: 4.52	WLS: 1 H: 5 LOB: 2	BF: 24 R: 3 ER: 0 SO: 6	BB: 3 IBB: 0 HBP: 0 BLK: 0	WP: 1 HR: 0 S: 55 P: 95	ERA: 1.93 WHIP: 1.714	IP: 5.1 ERA: 3.86	WLS: 1 H: 4 LOB: 1	BF: 21 R: 0 ER: 0 SO: 12	BB: 0 IBB: 0 HBP: 0 BLK: 0	WP: 0 HR: 0 S: 9 P: 12	ERA: 0.00 WHIP: 1.000	IP: 7.1 ERA: 6.43	WLS: 0 H: 7 LOB: 0	BF: 33 R: 3 ER: 3 SO: 0	BB: 0 IBB: 0 HBP: 0 BLK: 0	WP: 0 HR: 0 S: 14 P: 19	ERA: 0.00 WHIP: 2.250				

Detroit Tigers @ Kansas City Royals
 Kauffman Stadium, Kansas City, MO
 Mon Jul 23 2018, 7:16 PM - 10:28 PM CDT
 Att: 18,370 - Clear - 86 F

AB	39
R	4
H	12
RBI	4
BB	3
SO	8
LOB	28



Batter	1	2	3	4	5	6	7	8	9	AB	R	H	RBI	BB	SO	LOB	TOP										
12 Francisco Lindor, S OBP: 0.369, SLG: 0.571	P5		L3		HR		P5		HR	5	2	2	3	0	0	0											
23 Michael Brantley, L OBP: 0.348, SLG: 0.476	L8		1B		P5			1B	P5	5	1	2	0	0	0	0											
11 José Ramírez, S OBP: 0.403, SLG: 0.620	P4		BB		G4-3			1B	F8	3	1	0	0	2	0	0											
10 Edwin Encarnación, R OBP: 0.319, SLG: 0.475		G5-3			K			K		4	0	0	0	0	3	4											
17 Yonder Alonso, L OBP: 0.331, SLG: 0.461		BB			F9			HR	1B	3	2	2	2	1	0	0											
53 Melky Cabrera, S OBP: 0.284, SLG: 0.342		BB			F8			HR		3	0	1	0	0	0	0											
6 Brandon Guyer, R OBP: 0.304, SLG: 0.403		1B			F8			HR		1	1	1	3	0	0	0											
22 Jason Kipnis, L OBP: 0.306, SLG: 0.362		F8			K			K		4	0	0	0	0	2	2											
7 Yan Gomes, R OBP: 0.299, SLG: 0.417		K			HR			P4		4	1	1	0	0	1	2											
26 Rajai Davis, R OBP: 0.297, SLG: 0.289					F9			F7		4	0	0	0	0	1	1											
Inning Stats	R: 0 H: 0 E: 0 K: 0 S: 7	H: 0 LOB: 0 BB: 0 P: 12	R: 0 H: 1 E: 0 K: 1 S: 13	LOB: 2 BB: 1 P: 20	R: 0 H: 1 E: 0 K: 1 S: 14	LOB: 2 BB: 1 P: 21	R: 0 H: 0 E: 0 K: 1 S: 7	H: 0 LOB: 0 BB: 0 P: 12	R: 2 H: 2 E: 0 K: 0 S: 15	LOB: 0 BB: 0 P: 27	R: 1 H: 1 E: 0 K: 1 S: 9	H: 1 LOB: 0 BB: 0 P: 11	R: 0 H: 0 E: 0 K: 1 S: 7	H: 0 LOB: 0 BB: 0 P: 10	R: 4 H: 3 E: 0 K: 2 S: 32	H: 3 LOB: 0 BB: 1 P: 43	R: 1 H: 1 E: 0 K: 0 S: 6	H: 1 LOB: 0 BB: 0 P: 10	1B: 5 2B: 0 3B: 0 HR: 4	SF: 0 SAC: 0 DP: 0 HBP: 0	WP: 0 PA: 39 PB: 0 SB: 0 CS: 0						
PITCHER	IP	WLS	BF	H	R	ER	SO	BB	IBB	HBP	BLK	WP	HR	S	P	ERA	WHIP										
50 Mike Fiers, R ERA: 3.64	6.0		25	5	3	3	4	2	0	0	0	0	2	65	103	4.50	1.167										
19 Louis Coleman, R ERA: 3.64	1.0		3	0	0	0	1	0	0	0	0	0	0	7	10	0.00	0.000										
77 Joe Jiménez, R ERA: 3.18	0.1	L	4	2	3	3	1	1	0	0	0	0	0	16	23	81.00	9.000										
68 Daniel Stumpf, L ERA: 6.65	0.2		3	1	1	1	1	0	0	0	0	0	1	16	20	13.50	1.500										
58 Víctor Alcántara, R ERA: 1.38	1.0		4	1	1	1	0	0	0	0	0	0	1	6	10	9.00	1.000										

Cleveland Indians @ Detroit Tigers
Comerica Park, Detroit, MI
Fri Jul 27 2018, 7:12 PM - 10:20 PM EDT
Att: 26,962 - Partly Cloudy - 76 F

AB 36
R 8
H 9
RBI 8
BB 3
SO 7
LOB 9



Batter	1	2	3	4	5	6	7	8	9	AB	R	H	RBI	BB	SO	LOB	BOTTOM										
12 Leonys Martín, L OBP: 0.323, SLG: 0.414	FC5-4		K		F8		G3-6-3		K	5	0	2	0	0	2	4											
46 Jeimer Candelario, S OBP: 0.323, SLG: 0.425	F8		G3		1B		G3-6-3		G3	5	0	1	0	0	0	4											
9 Nick Castellanos, R OBP: 0.350, SLG: 0.595	FC5-4		2B		K		G6-3		F7	4	1	1	1	0	1	1											
28 Niko Goodrum, S OBP: 0.312, SLG: 0.439	G1-3		1B		K		F7		K	4	0	1	1	0	1	1											
41 Víctor Martínez, S OBP: 0.296, SLG: 0.333	FC5-4		1B		HR		BB		BB	2	1	2	1	2	0	0											
37 James Adduci, L OBP: 0.265, SLG: 0.344	FC5-4		1B				HR		BB	0	0	0	0	0	0	0											
55 John Hicks, R OBP: 0.326, SLG: 0.427	FC5-4				F9		K		1B	4	0	1	0	0	1	1											
34 James McCann, R OBP: 0.277, SLG: 0.337	K		2B		FC4-6		K		F8	4	0	1	0	0	2	3											
1 Jose Iglesias, R OBP: 0.308, SLG: 0.385	K		BB		FC4-6		P5		1B	3	0	1	0	1	1	1											
22 Víctor Reyes, S OBP: 0.225, SLG: 0.273	E3		2B		FC4-6		K		FC6	4	1	0	0	0	1	3											
Inning Stats	R: 0 H: 1 E: 0 K: 0 S: 7	H: 0 LOB: 1 BB: 0 P: 8	R: 0 H: 0 E: 0 K: 2 S: 12	LOB: 1 BB: 1 P: 20	R: 2 H: 3 E: 1 K: 1 S: 12	LOB: 2 BB: 0 P: 20	R: 0 H: 1 E: 0 K: 0 S: 8	H: 1 LOB: 2 BB: 1 P: 14	R: 0 H: 1 E: 0 K: 2 S: 10	LOB: 0 BB: 0 P: 12	R: 1 H: 1 E: 0 K: 2 S: 16	H: 1 LOB: 0 BB: 0 P: 19	R: 0 H: 1 E: 0 K: 1 S: 8	H: 1 LOB: 0 BB: 0 P: 11	R: 0 H: 1 E: 0 K: 0 S: 10	H: 1 LOB: 2 BB: 1 P: 18	R: 0 H: 1 E: 0 K: 1 S: 14	H: 1 LOB: 1 BB: 0 P: 20	1B: 6 2B: 3 3B: 0 HR: 1	SF: 0 SAC: 0 DP: 1 HBP: 0	WP: 0 PA: 38 PB: 0 SB: 1 CS: 0						
PITCHER	IP	WLS	BF	H	R	ER	SO	BB	IBB	HBP	BLK	WP	HR	S	P	ERA	WHIP										
59 Carlos Carrasco, R ERA: 3.89	6.1		27	7	3	1	8	2	0	0	0	0	0	3	4	1.42	1.421										
39 Oliver Pérez, L ERA: 1.15	0.0		1	1	0	0	0	0	0	0	0	0	0	3	4	∞	∞										
37 Cody Allen, R ERA: 4.68	1.1	W	4	0	0	0	0	1	0	0	0	0	0	9	16	0.00	0.750										
90 Adam Cimber, R ERA: 3.0	0.1		2	1	0	0	0	0	0	0	0	0	0	3	5	0.00	3.000										
61 Dan Otero, R ERA: 5.22	1.0		4	1	0	0	1	0	0	0	0	0	0	14	20	0.00	1.000										

Cleveland Indians @ Detroit Tigers
Comerica Park, Detroit, MI
Fri Jul 27 2018, 7:12 PM - 10:20 PM EDT
Att: 26,962 - Partly Cloudy - 76 F

AB 35
R 3
H 10
RBI 3
BB 3
SO 9
LOB 18



Batter	1	2	3	4	5	6	7	8	9	AB	R	H	RBI	BB	SO	LOB	TOP					
9 José Peraza, R OBP: 0.333, SLG: 0.387										4	0	0	0	0	0	1						
27 Phillip Ervin, R OBP: 0.351, SLG: 0.394										4	1	2	0	0	0	0						
19 Joey Volto, L OBP: 0.423, SLG: 0.430										4	0	1	0	0	1	1						
7 Eugenio Suárez, R OBP: 0.382, SLG: 0.575										3	0	1	1	0	1	2						
3 Scooter Gennett, L OBP: 0.368, SLG: 0.506										3	0	0	0	1	1	1						
16 Tucker Barnhart, L OBP: 0.333, SLG: 0.367										3	0	0	0	0	0	4						
15 Dilson Herrera, R OBP: 0.333, SLG: 0.353										3	0	1	0	0	1	0						
4 Brandon Dixon, R OBP: 0.205, SLG: 0.262										3	0	0	0	0	2	1						
6 Billy Hamilton, S OBP: 0.300, SLG: 0.307										3	0	0	0	0	2	1						
Inning Stats	R: 0 E: 0 K: 1 S: 8	H: 0 LOB: 0 BB: 0 P: 13	R: 0 E: 0 K: 0 S: 4	H: 1 LOB: 0 BB: 0 P: 5	R: 0 E: 0 K: 1 S: 9	H: 0 LOB: 0 BB: 0 P: 13	R: 0 E: 0 K: 1 S: 13	H: 2 LOB: 3 BB: 1 P: 23	R: 0 E: 0 K: 2 S: 12	H: 1 LOB: 1 BB: 0 P: 14	R: 0 E: 0 K: 0 S: 7	H: 0 LOB: 0 BB: 0 P: 11	R: 0 E: 0 K: 1 S: 7	H: 0 LOB: 0 BB: 0 P: 10	R: 0 E: 0 K: 1 S: 10	H: 0 LOB: 0 BB: 0 P: 16	R: 1 E: 0 K: 1 S: 10	H: 1 LOB: 0 BB: 0 P: 17	1B: 1 2B: 4 3B: 1 HR: 0	SF: 1 SAC: 0 DP: 1 HBP: 0	WP: 0 PB: 0 SB: 0 CS: 0	PA: 32
PITCHER	IP	WLS	BF	H	R	ER	SO	BB	IBB	HBP	BLK	WP	HR	S	P	ERA	WHIP					
48 Matthew Boyd, L ERA: 4.22	8.0	W	28	4	0	0	7	1	0	0	0	0	0	70	105	0.00	0.625					
61 Shane Greene, R ERA: 4.2	1.0	S	4	1	1	1	1	0	0	0	0	0	0	10	17	9.00	1.000					

Cincinnati Reds @ Detroit Tigers
Comerica Park, Detroit, MI
Tue Jul 31 2018, 7:11 PM - 9:28 PM EDT
Att: 24,929 - Overcast - 70 F

AB 30
R 1
H 5
RBI 1
BB 1
SO 8
LOB 11



Batter	1	2	3	4	5	6	7	8	9	AB	R	H	RBI	BB	SO	LOB	BOTTOM					
21 JaCoby Jones, R OBP: 0.262, SLG: 0.364										4	0	0	0	0	2	1						
9 Nick Castellanos, R OBP: 0.344, SLG: 0.493										3	0	0	0	0	0	0						
28 Niko Goodrum, S OBP: 0.308, SLG: 0.443										3	1	1	1	0	0	0						
41 Victor Martinez, S OBP: 0.293, SLG: 0.329										3	0	0	0	0	1	0						
46 Jeimer Candelario, S OBP: 0.317, SLG: 0.416										3	0	0	0	0	2	0						
55 John Hicks, R OBP: 0.321, SLG: 0.418										3	0	1	0	0	0	0						
34 James McCann, R OBP: 0.275, SLG: 0.331										2	0	0	0	1	0	1						
1 Jose Iglesias, R OBP: 0.306, SLG: 0.386										3	1	0	0	0	0	2						
13 Mike Gerber, L OBP: 0.200, SLG: 0.400										3	0	1	1	0	1	0						
Inning Stats	R: 0 E: 0 K: 1 S: 10	H: 0 LOB: 0 BB: 0 P: 13	R: 0 E: 0 K: 0 S: 6	H: 0 LOB: 0 BB: 0 P: 10	R: 0 E: 0 K: 0 S: 7	H: 0 LOB: 0 BB: 0 P: 8	R: 1 E: 0 K: 1 S: 7	H: 1 LOB: 0 BB: 0 P: 11	R: 0 E: 0 K: 1 S: 11	H: 0 LOB: 1 BB: 1 P: 19	R: 0 E: 0 K: 1 S: 6	H: 0 LOB: 0 BB: 0 P: 10	R: 0 E: 0 K: 1 S: 13	H: 0 LOB: 0 BB: 0 P: 20	R: 1 E: 0 K: 1 S: 14	H: 2 LOB: 1 BB: 0 P: 20	1B: 1 2B: 1 3B: 0 HR: 1	SF: 0 SAC: 0 DP: 0 HBP: 0	WP: 0 PB: 0 SB: 0 CS: 0	PA: 28		
PITCHER	IP	WLS	BF	H	R	ER	SO	BB	IBB	HBP	BLK	WP	HR	S	P	ERA	WHIP					
34 Homer Bailey, R ERA: 5.87	8.0	L	28	3	2	2	6	1	0	0	0	0	1	74	111	2.25	0.500					

Cincinnati Reds @ Detroit Tigers
Comerica Park, Detroit, MI
Tue Jul 31 2018, 7:11 PM - 9:28 PM EDT
Att: 24,929 - Overcast - 70 F

AB 27
R 2
H 3
RBI 2
BB 1
SO 6
LOB 4



Batter	1	2	3	4	5	6	7	8	9	10	11	12	13	AB	R	H	RBI	BB	SO	LOB	TOP						
60 Ronny Rodríguez, R OBP: 0.220, SLG: 0.195														5	0	0	0	0	1	1							
9 Nick Castellanos, R OBP: 0.341, SLG: 0.469														5	0	2	0	0	1	0							
28 Niko Goodrum, S OBP: 0.306, SLG: 0.441														4	0	0	0	1	1	1							
55 John Hicks, R OBP: 0.315, SLG: 0.408														5	0	0	0	0	1	3							
41 Victor Martínez, S OBP: 0.289, SLG: 0.323														5	0	0	0	0	3	1							
46 Jeimer Candelario, S OBP: 0.316, SLG: 0.413														5	0	1	0	0	1	0							
34 James McCann, R OBP: 0.274, SLG: 0.329														5	0	1	0	0	1	1							
1 Jose Iglesias, R OBP: 0.310, SLG: 0.394														5	0	2	0	0	0	2							
21 JaCoby Jones, R OBP: 0.261, SLG: 0.360														5	0	0	0	0	1	3							
Inning Stats	R: 0 E: 0 K: 0 S: 6	H: 0 LOB: 0 BB: 0 P: 10	R: 0 E: 0 K: 1 S: 7	H: 0 LOB: 0 BB: 0 P: 12	R: 0 E: 0 K: 1 S: 11	H: 0 LOB: 0 BB: 0 P: 16	R: 0 E: 0 K: 0 S: 6	H: 0 LOB: 0 BB: 0 P: 7	R: 0 E: 0 K: 0 S: 5	H: 1 LOB: 1 BB: 0 P: 9	R: 0 E: 0 K: 2 S: 12	H: 1 LOB: 1 BB: 0 P: 18	R: 0 E: 0 K: 2 S: 9	H: 0 LOB: 0 BB: 0 P: 15	R: 0 E: 0 K: 2 S: 13	H: 0 LOB: 0 BB: 0 P: 16	R: 0 E: 0 K: 1 S: 16	H: 1 LOB: 1 BB: 0 P: 25	1B: 5 2B: 1 3B: 0 HR: 0	SF: 0 SAC: 0 DP: 1 HBP: 0	W/P: 0 PB: 0 SB: 3 CS: 0	PA: 45					
PITCHER	IP 7.0	WLS 23	BF 2	H 0	R 0	ER 0	SO 2	BB 1	IBB 0	HBP 0	BLK 0	WP 0	HR 0	S 49	P 74	ERA 0.00	WHIP 0.429										
30 Brett Anderson, L ERA: 4.64	1.0	4	1	0	0	0	0	0	0	0	0	0	0	5	7	0.00	1.000										
32 Jeunys Familia, R ERA: 2.4	2.0	8	2	0	0	4	0	0	0	0	0	0	0	21	30	0.00	1.000										
39 Blake Treinen, R ERA: 0.96	2.0	6	0	0	0	3	0	0	0	0	0	0	0	22	31	0.00	0.000										
36 Yusmeiro Petit, R ERA: 3.15	1.0	W	4	1	0	0	1	0	0	0	0	0	0	16	25	0.00	1.000										
15 Emilio Pagan, R ERA: 3.52																											

Detroit Tigers @ Oakland Athletics
Oakland Coliseum, Oakland, CA
Fri Aug 03 2018, 7:07 PM - 10:39 PM PDT
Att. 14,766 - Partly Cloudy - 73 F

AB 44
R 0
H 6
RBI 0
BB 1
SO 10
LOB 12



Batter	1	2	3	4	5	6	7	8	9	10	11	12	13	AB	R	H	RBI	BB	SO	LOB	BOTTOM						
10 Marcus Semien, R OBP: 0.314, SLG: 0.369														5	0	0	0	0	1	0							
26 Matt Chapman, R OBP: 0.359, SLG: 0.471														5	0	1	0	0	1	0							
8 Jed Lowrie, S OBP: 0.353, SLG: 0.467														5	0	2	0	0	0	0							
2 Khris Davis, R OBP: 0.327, SLG: 0.536														5	0	0	0	0	1	3							
28 Matt Olson, L OBP: 0.331, SLG: 0.448														2	0	1	0	2	0	1							
1 Franklin Barreto, R OBP: 0.270, SLG: 0.508														0	0	0	0	0	0	0							
38 Nick Martin, L OBP: 0.448, SLG: 0.467														0	1	0	0	1	0	0							
25 Stephen Piscotty, R OBP: 0.316, SLG: 0.451														5	0	1	0	0	1	4							
20 Mark Canha, R OBP: 0.334, SLG: 0.465														5	0	0	0	0	2	6							
21 Jonathan Lucroy, R OBP: 0.304, SLG: 0.332														5	0	1	0	0	0	2							
22 Ramón Laureano, R OBP: 0.200, SLG: 0.200														5	0	1	1	0	2	1							
Inning Stats	R: 0 E: 0 K: 1 S: 8	H: 0 LOB: 0 BB: 0 P: 15	R: 0 E: 0 K: 1 S: 18	H: 0 LOB: 1 BB: 1 P: 27	R: 0 E: 0 K: 1 S: 8	H: 0 LOB: 0 BB: 0 P: 12	R: 0 E: 0 K: 1 S: 8	H: 1 LOB: 0 BB: 0 P: 12	R: 0 E: 0 K: 0 S: 8	H: 1 LOB: 1 BB: 0 P: 13	R: 0 E: 0 K: 0 S: 8	H: 2 LOB: 1 BB: 0 P: 9	R: 0 E: 0 K: 0 S: 5	H: 1 LOB: 0 BB: 0 P: 7	R: 0 E: 0 K: 1 S: 10	H: 0 LOB: 0 BB: 0 P: 16	R: 0 E: 0 K: 0 S: 8	H: 0 LOB: 0 BB: 0 P: 13	R: 1 E: 0 K: 0 S: 11	H: 2 LOB: 2 BB: 1 P: 18	1B: 5 2B: 2 3B: 0 HR: 0	SF: 0 SAC: 0 DP: 3 HBP: 0	W/P: 0 PB: 0 SB: 0 CS: 0	PA: 45			
PITCHER	IP 7.0	WLS 23	BF 1	H 0	R 0	ER 0	SO 6	BB 2	IBB 0	HBP 0	BLK 0	WP 0	HR 0	S 68	P 106	ERA 0.00	WHIP 0.429										
36 Blaine Hardy, L ERA: 3.25	1.0	4	1	0	0	1	0	0	0	0	0	0	0	7	13	0.00	1.000										
19 Louis Coleman, R ERA: 3.41	1.0	4	2	0	0	0	0	0	0	0	0	0	0	8	9	0.00	2.000										
30 Alex Wilson, R ERA: 4.01	2.0	6	1	0	0	1	0	0	0	0	0	0	0	15	23	0.00	0.500										
58 Victor Alcántara, R ERA: 0.00	1.2	L	8	2	1	1	0	1	0	0	0	0	0	19	31	5.40	1.800										

Detroit Tigers @ Oakland Athletics
Oakland Coliseum, Oakland, CA
Fri Aug 03 2018, 7:07 PM - 10:39 PM PDT
Att. 14,766 - Partly Cloudy - 73 F

AB 42
R 1
H 7
RBI 1
BB 3
SO 8
LOB 17



Batter	1	2	3	4	5	6	7	8	9	AB	R	H	RBI	BB	SO	LOB	TOP										
13 Mike Gerber, L (1.8)										2	0	0	0	2	1	1											
1 Jose Iglesias, R (1.6)										4	0	1	1	0	0	1											
9 Nick Castellanos, R (1.9)										4	1	1	1	0	2	3											
46 Jeimer Candelario, S (1.5)										4	0	0	0	0	2	3											
41 Victor Martinez, S (1.10)										4	0	0	0	0	1	0											
28 Niko Goodrum, S (1.4)										3	0	0	0	0	1	0											
55 John Hicks, R (1.3)										3	0	0	0	0	0	0											
34 James McCann, R (1.2)										1	1	0	0	2	0	0											
22 Victor Reyes, S (1.7)										3	0	1	0	0	0	1											
Inning Stats	R: 1 H: 1 E: 0 K: 1 S: 9	H: 1 LOB: 0 BB: 0 P: 16	R: 0 H: 0 E: 0 K: 2 S: 9	H: 0 LOB: 0 BB: 0 P: 10	R: 0 H: 0 E: 0 K: 1 S: 7	H: 0 LOB: 1 BB: 1 P: 17	R: 0 H: 0 E: 0 K: 0 S: 4	H: 0 LOB: 0 BB: 0 P: 9	R: 0 H: 0 E: 0 K: 0 S: 8	H: 0 LOB: 0 BB: 0 P: 10	R: 1 H: 2 E: 0 K: 1 S: 17	H: 2 LOB: 2 BB: 2 P: 30	R: 0 H: 0 E: 0 K: 0 S: 7	H: 0 LOB: 0 BB: 0 P: 11	R: 0 H: 0 E: 0 K: 0 S: 6	H: 0 LOB: 1 BB: 1 P: 13	R: 0 H: 0 E: 0 K: 2 S: 9	H: 0 LOB: 0 BB: 0 P: 15	1B: 2 2B: 1 3B: 0 HR: 1	SF: 0 SAC: 0 DP: 2 HBP: 0	WP: 0 PB: 0 SB: 0 CS: 1	PA: 32					
PITCHER	IP	WLS	BF	H	R	ER	SO	BB	IBB	HBP	BLK	WP	HR	S	P	ERA	WHIP										
35 Nick Tropeano, R (1.1)	5.0	W	16	1	1	1	4	1	0	0	0	0	1	37	62	1.80	0.400										
25 Noé Ramirez, R (6.1)	0.0		4	2	1	1	0	2	0	0	0	0	0	11	20	∞	∞										
32 Cam Bedrosian, R (6.1)	1.0	H	2	0	0	0	1	0	0	0	0	0	0	6	10	0.00	0.000										
57 Hansel Robles, R (7.1)	2.0	H	7	0	0	0	0	1	0	0	0	0	0	13	24	0.00	0.500										
38 Justin Anderson, R (9.1)	1.0		3	0	0	0	2	0	0	0	0	0	0	9	15	0.00	0.000										

Detroit Tigers @ Los Angeles Angels
 Angel Stadium, Anaheim, CA
 Mon Aug 06 2018, 7:09 PM - 10:02 PM PDT
 Att: 34,073 - Clear - 92 F


AB	28
R	2
H	3
RBI	2
BB	4
SO	7
LOB	9



Batter	1	2	3	4	5	6	7	8	9	AB	R	H	RBI	BB	SO	LOB	BOTTOM										
6 David Fletcher, R (1.4)										4	0	0	1	0	0	0											
56 Kole Calhoun, L (1.9)										4	0	0	0	0	2	0											
8 Justin Upton, R (1.7)										4	0	0	0	0	2	0											
5 Albert Pujols, R (1.3)										4	1	1	0	0	0	0											
17 Shohei Ohtani, L (1.10)										2	0	0	0	2	1	1											
2 Andrelton Simmons, R (1.6)										3	2	2	2	1	0	1											
10 José Briceño, R (1.2)										4	1	2	0	0	0	2											
22 Kaleb Cowart, S (1.5)										3	1	2	1	0	0	0											
9 Eric Young Jr., S (1.8)										2	1	1	2	0	0	2											
Inning Stats	R: 0 H: 0 E: 0 K: 2 S: 10	H: 3 LOB: 2 BB: 0 P: 16	R: 1 H: 3 E: 0 K: 1 S: 18	H: 3 LOB: 0 BB: 0 P: 26	R: 0 H: 0 E: 0 K: 1 S: 7	H: 0 LOB: 0 BB: 0 P: 12	R: 2 H: 2 E: 0 K: 0 S: 12	H: 2 LOB: 0 BB: 0 P: 20	R: 1 H: 1 E: 0 K: 0 S: 7	H: 1 LOB: 0 BB: 0 P: 12	R: 0 H: 0 E: 0 K: 0 S: 7	H: 0 LOB: 0 BB: 1 P: 14	R: 2 H: 2 E: 0 K: 1 S: 11	H: 2 LOB: 0 BB: 0 P: 14	R: 0 H: 0 E: 0 K: 0 S: 14	H: 0 LOB: 2 BB: 2 P: 27	1B: 4 2B: 2 3B: 0 HR: 2	SF: 1 SAC: 0 DP: 1 HBP: 0	WP: 0 PB: 0 SB: 1 CS: 0	PA: 34							
PITCHER	IP	WLS	BF	H	R	ER	SO	BB	IBB	HBP	BLK	WP	HR	S	P	ERA	WHIP										
48 Matthew Boyd, L (1.1)	5.1	L	23	6	4	4	4	1	0	0	0	0	2	60	99	6.75	1.312										
19 Louis Coleman, R (6.1)	1.1		5	2	2	2	0	0	0	0	0	0	0	9	11	13.50	1.500										
68 Daniel Stumpf, L (7.1)	0.1		1	0	0	0	1	0	0	0	0	0	0	3	4	0.00	0.000										
61 Shane Greene, R (8.1)	1.0		5	0	0	0	0	2	0	0	0	0	0	14	27	0.00	2.000										

Detroit Tigers @ Los Angeles Angels
 Angel Stadium, Anaheim, CA
 Mon Aug 06 2018, 7:09 PM - 10:02 PM PDT
 Att: 34,073 - Clear - 92 F

AB	30
R	6
H	8
RBI	6
BB	3
SO	5
LOB	6




Batter	1	2	3	4	5	6	7	8	9	AB	R	H	RBI	BB	SO	LOB	TOP										
13 Mike Gerber, L (1,7) OBP: 0.350, SLG: 0.294										3	0	0	0	1	2	0	Detroit Tigers @ Los Angeles Angels Angel Stadium, Anaheim, CA Tue Aug 07 2018, 7:08 PM - 10:16 PM PDT Att: 35,824 - Clear - 88 F										
1 Jose Iglesias, R (1,6) OBP: 0.306, SLG: 0.389										4	1	1	0	0	0	2											
9 Nick Castellanos, R (1,9) OBP: 0.339, SLG: 0.484										4	2	2	0	0	2	0											
46 Jeimer Candelario, S (1,5) OBP: 0.317, SLG: 0.418										4	1	2	3	0	1	0											
41 Victor Martinez, S (1,10) OBP: 0.291, SLG: 0.326										3	0	2	0	1	0	0											
22 Victor Reyes, S (8, PR) OBP: 0.232, SLG: 0.268										0	0	0	0	0	0	0											
28 Niko Goodrum, S (1,4) OBP: 0.292, SLG: 0.423										4	0	0	0	0	0	4											
60 Ronny Rodriguez, R (1,3) OBP: 0.225, SLG: 0.183										3	0	0	0	1	1	0											
34 James McCann, R (1,2) OBP: 0.273, SLG: 0.321										4	1	1	0	0	1	1											
21 JaCoby Jones, R (1,8) OBP: 0.261, SLG: 0.358										4	0	1	1	0	0	0											
Inning Stats	R: 2 E: 0 K: 1 S: 13	H: 3 LOB: 1 BB: 1 P: 22	R: 1 E: 0 K: 1 S: 9	H: 2 LOB: 1 BB: 1 P: 18	R: 0 E: 0 K: 2 S: 11	H: 1 LOB: 1 BB: 0 P: 15	R: 0 E: 0 K: 1 S: 7	H: 0 LOB: 0 BB: 0 P: 9	R: 2 E: 0 K: 1 S: 15	H: 2 LOB: 0 BB: 1 P: 21	R: 0 E: 0 K: 0 S: 8	H: 0 LOB: 0 BB: 1 P: 14	R: 0 E: 0 K: 0 S: 8	H: 0 LOB: 0 BB: 0 P: 11	R: 0 E: 0 K: 1 S: 7	H: 1 LOB: 1 BB: 0 P: 10	R: 0 E: 0 K: 0 S: 8	H: 0 LOB: 0 BB: 0 P: 13	1B: 5 2B: 5 3B: 0 HR: 1	SF: 0 SAC: 0 DP: 3 HBP: 0	WP: 1 PB: 0 SB: 0 CS: 0	PA: 36					
PITCHER	IP	WLS	BF	H	R	ER	SO	BB	IBB	HBP	BLK	WP	HR	S	P	ERA	WHIP										
28 Andrew Heaney, L (1,1) ERA: 3.96	5.0	W	23	8	5	5	6	2	0	0	0	1	1	55	85	9.00	2.000										
33 Jim Johnson, R (6,1) ERA: 3.2	1.0	H	3	0	0	0	0	1	0	0	0	0	0	8	14	0.00	1.000										
48 Jose Alvarez, L (7,1) ERA: 2.83	1.0		3	0	0	0	0	0	0	0	0	0	0	8	11	0.00	0.000										
36 Williams Jerez, L (8,1) ERA:	2.0		7	1	0	0	1	0	0	0	0	0	0	15	23	0.00	0.500										

Batter	1	2	3	4	5	6	7	8	9	AB	R	H	RBI	BB	SO	LOB	BOTTOM										
56 Kole Calhoun, L (1,9) OBP: 0.272, SLG: 0.384										4	2	2	1	1	0	3	Detroit Tigers @ Los Angeles Angels Angel Stadium, Anaheim, CA Tue Aug 07 2018, 7:08 PM - 10:16 PM PDT Att: 35,824 - Clear - 88 F										
8 Justin Upton, R (1,7) OBP: 0.344, SLG: 0.446										5	2	2	2	0	3	3											
17 Shohel Ohtani, L (1,10) OBP: 0.351, SLG: 0.535										4	2	2	3	1	2	2											
5 Albert Pujols, R (1,3) OBP: 0.289, SLG: 0.425										4	2	2	3	1	2	2											
19 Jefry Marte, R (9,3) OBP: 0.246, SLG: 0.350										5	1	1	0	0	0	2											
2 Andrelton Simmons, R (1,6) OBP: 0.361, SLG: 0.434										0	0	0	0	0	0	0											
6 David Fletcher, R (1,4) OBP: 0.310, SLG: 0.359										4	1	1	0	1	0	3											
22 Kaleb Cowart, S (1,5) OBP: 0.333, SLG: 0.296										2	1	1	1	3	0	0											
37 Francisco Arica, L (1,2) OBP: 0.333, SLG: 0.615										5	1	2	2	0	2	3											
9 Eric Young Jr., S (1,8) OBP: 0.280, SLG: 0.455										3	0	0	0	1	0	5											
Inning Stats	R: 7 E: 1 K: 1 S: 21	H: 6 LOB: 1 BB: 1 P: 37	R: 0 E: 0 K: 0 S: 9	H: 1 LOB: 1 BB: 0 P: 12	R: 0 E: 0 K: 1 S: 8	H: 1 LOB: 1 BB: 0 P: 12	R: 0 E: 0 K: 2 S: 18	H: 2 LOB: 2 BB: 0 P: 23	R: 0 E: 0 K: 1 S: 7	H: 0 LOB: 0 BB: 1 P: 15	R: 3 E: 0 K: 0 S: 7	H: 1 LOB: 0 BB: 2 P: 20	R: 1 E: 0 K: 2 S: 14	H: 2 LOB: 2 BB: 1 P: 24	R: 0 E: 0 K: 0 S: 10	H: 0 LOB: 2 BB: 2 P: 21	1B: 10 2B: 1 3B: 0 HR: 2	SF: 1 SAC: 0 DP: 0 HBP: 0	WP: 1 PB: 0 SB: 3 CS: 1	PA: 45							
PITCHER	IP	WLS	BF	H	R	ER	SO	BB	IBB	HBP	BLK	WP	HR	S	P	ERA	WHIP										
50 Jacob Turner, R (1,1) ERA: 20.25	1.0	L	11	6	7	5	1	1	0	0	0	0	0	17	24	0.00	1.000										
58 Victor Alcántara, R (2,1) ERA: 0.71	2.0		8	2	0	0	1	0	0	0	0	0	0	25	38	0.00	1.500										
45 Buck Farmer, R (4,1) ERA: 4.68	2.0		8	2	0	0	3	1	0	0	0	0	1	7	20	27.00	3.000										
54 Drew VerHagen, R (6,1) ERA: 6.08	1.0		6	1	3	3	0	2	0	0	0	1	1	7	20	27.00	3.000										
68 Daniel Stumpf, L (7,1) ERA: 7.11	0.1		4	2	1	1	0	1	0	0	0	0	0	8	14	27.00	9.000										

Batter	1	2	3	4	5	6	7	8	9	AB	R	H	RBI	BB	SO	LOB	TOP	
13 Mike Gerber, L (1,7) OBP: 0.292, SLG: 0.238										4	0	0	0	0	1	1		
1 Jose Iglesias, R (1,6) OBP: 0.305, SLG: 0.388										4	0	1	0	0	1	1		
9 Nick Castellanos, R (1,9) OBP: 0.297, SLG: 0.482										4	0	1	0	0	1	2		
46 Jeimer Candelario, S (1,5) OBP: 0.317, SLG: 0.418										4	0	1	0	0	2	2		
41 Victor Martinez, S (1,10) OBP: 0.291, SLG: 0.325										4	0	1	0	0	0	1		
28 Niko Goodrum, S (1,4) OBP: 0.294, SLG: 0.417										4	0	0	0	0	2	3		
37 James Adduci, L (1,3) OBP: 0.283, SLG: 0.412										3	0	1	0	0	0	1		
34 James McCann, R (1,2) OBP: 0.271, SLG: 0.318										3	0	0	0	0	1	1		
21 JaCoby Jones, R (1,8) OBP: 0.262, SLG: 0.356										2	0	0	0	1	1	0		
Inning Stats	R: 0 H: 1 E: 0 K: 3 S: 12	H: 1 LOB: 1 BB: 0 P: 18	R: 0 H: 0 E: 0 K: 1 S: 10	H: 1 LOB: 1 BB: 0 P: 18	R: 0 H: 0 E: 0 K: 1 S: 7	H: 0 LOB: 1 BB: 1 P: 16	R: 0 H: 1 E: 0 K: 0 S: 10	H: 2 LOB: 2 BB: 0 P: 14	R: 0 H: 0 E: 0 K: 1 S: 14	H: 0 LOB: 0 BB: 0 P: 15	R: 0 H: 0 E: 0 K: 0 S: 6	H: 0 LOB: 0 BB: 0 P: 9	R: 0 H: 0 E: 0 K: 1 S: 9	H: 0 LOB: 0 BB: 0 P: 16	1B: 4 2B: 1 3B: 0 HR: 0	SF: 0 SAC: 0 DP: 0 HBP: 0	WP: 0 PB: 0 SB: 0 CS: 0	PA: 33
PITCHER	IP WLS BF H R ER SO BB IBB HBP BLK WP HR S P ERA WHIP																	
51 Jaime Barria, R (1,1) ERA: 3.99	5.2 W 23 5 0 0 5 1 0 0 0 0 0 0 57 92 0.00 1.059																	
67 Taylor Cole, L (6,1) ERA: 1.59	1.1 4 0 0 0 3 0 0 0 0 0 0 0 12 18 0.00 0.000																	
57 Hansel Robles, R (8,1) ERA: 4.05	1.0 3 0 0 0 0 0 0 0 0 0 0 0 6 9 0.00 0.000																	
25 Noé Ramirez, R (9,1) ERA: 4.69	1.0 3 0 0 0 1 0 0 0 0 0 0 0 9 16 0.00 0.000																	

Detroit Tigers @ Los Angeles Angels
Angel Stadium, Anaheim, CA
Wed Aug 08 2018, 1:10 PM - 3:54 PM PDT
Att: 38,832 - Sunny - 94 F


AB 32
R 0
H 5
RBI 0
BB 1
SO 9
LOB 12



Batter	1	2	3	4	5	6	7	8	9	AB	R	H	RBI	BB	SO	LOB	BOTTOM			
56 Kole Calhoun, L (1,9) OBP: 0.275, SLG: 0.394										4	2	2	1	0	1	1				
6 David Fletcher, R (1,4) OBP: 0.309, SLG: 0.351										3	0	0	0	1	0	2				
8 Justin Upton, R (1,7) OBP: 0.344, SLG: 0.451										4	1	1	2	0	1	1				
5 Albert Pujols, R (1,10) OBP: 0.289, SLG: 0.431										4	2	1	1	0	1	1				
2 Andrelton Simmons, R (1,6) OBP: 0.362, SLG: 0.435										4	0	2	0	0	0	0				
19 Jefry Marte, R (1,3) OBP: 0.254, SLG: 0.362										4	1	2	1	0	1	1				
10 José Briceño, R (1,2) OBP: 0.342, SLG: 0.397										3	0	1	1	0	1	2				
22 Kaleb Cowart, S (1,5) OBP: 0.306, SLG: 0.267										3	0	0	0	0	2	1				
9 Eric Young Jr., S (1,8) OBP: 0.286, SLG: 0.440										3	0	1	0	0	1	1				
Inning Stats	R: 2 H: 3 E: 0 K: 1 S: 17	H: 3 LOB: 2 BB: 1 P: 26	R: 0 H: 1 E: 0 K: 1 S: 11	H: 1 LOB: 1 BB: 0 P: 16	R: 0 H: 0 E: 0 K: 0 S: 8	H: 0 LOB: 0 BB: 0 P: 11	R: 0 H: 0 E: 0 K: 1 S: 9	H: 0 LOB: 0 BB: 0 P: 13	R: 3 H: 3 E: 0 K: 0 S: 14	H: 3 LOB: 0 BB: 0 P: 20	R: 1 H: 2 E: 0 K: 2 S: 11	H: 2 LOB: 1 BB: 0 P: 17	R: 0 H: 0 E: 0 K: 2 S: 12	H: 0 LOB: 0 BB: 0 P: 16	R: 0 H: 1 E: 0 K: 1 S: 10	H: 1 LOB: 0 BB: 0 P: 13	1B: 6 2B: 2 3B: 0 HR: 3	SF: 0 SAC: 0 DP: 2 HBP: 0	WP: 0 PB: 0 SB: 0 CS: 1	PA: 33
PITCHER	IP WLS BF H R ER SO BB IBB HBP BLK WP HR S P ERA WHIP																			
36 Blaine Hardy, L (1,1) ERA: 3.63	5.0 L 23 7 5 5 3 1 0 0 0 0 0 0 3 59 86 3.00 1.600																			
57 Artie Lewicki, R (6,1) ERA: 4.76	3.0 10 3 1 1 5 0 0 0 0 0 0 0 33 46 3.00 1.000																			

Detroit Tigers @ Los Angeles Angels
Angel Stadium, Anaheim, CA
Wed Aug 08 2018, 1:10 PM - 3:54 PM PDT
Att: 38,832 - Sunny - 94 F


AB 32
R 6
H 10
RBI 6
BB 1
SO 8
LOB 10




Batter	1	2	3	4	5	6	7	8	9	AB	R	H	RBI	BB	SO	LOB	TOP					
7 Joe Mauer, L OBP: 0.346, SLG: 0.354	G6-3		G6-3		FC3-6		P5		G6-3	5	0	0	0	0	0	3	Minnesota Twins @ Detroit Tigers Comerica Park, Detroit, MI Fri Aug 10 2018, 7:11 PM - 9:47 PM EDT Att: 24,849 - Partly Cloudy - 81 F					
20 Eddie Rosario, L OBP: 0.337, SLG: 0.495	G3		F9		L4		F9			4	0	0	0	0	2							
11 Jorge Polanco, S OBP: 0.296, SLG: 0.403	1B		2B		G3				G4-3	4	1	2	0	0	1							
24 Logan Forsythe, R OBP: 0.296, SLG: 0.315	1B		E4		E5		L9		L9	4	1	2	0	0	0							
26 Max Kepler, L OBP: 0.322, SLG: 0.416	G5-3		P4		G1-3		F9		F9	4	0	0	0	0	4							
23 Mitch Garver, R OBP: 0.337, SLG: 0.405		L9		1B	SF9				G6-3	3	0	1	1	0	0							
99 Logan Morrison, L OBP: 0.276, SLG: 0.368		G6-3		G4-6-3	G3-1				L8	4	0	0	0	0	1							
60 Jake Cave, L OBP: 0.309, SLG: 0.473				G6-3			K		1B	4	1	2	0	0	1							
16 Ehre Adrianza, S OBP: 0.310, SLG: 0.380		F7							2B	4	0	3	1	0	0							
Inning Stats	R: 0 H: 2 E: 0 K: 0 S: 14	H: 2 LOB: 2 BB: 0 P: 16	R: 0 H: 1 E: 0 K: 0 S: 10	H: 1 LOB: 1 BB: 0 P: 16	R: 1 H: 2 E: 1 K: 0 S: 15	H: 2 LOB: 1 BB: 0 P: 20	R: 0 H: 1 E: 0 K: 0 S: 6	H: 1 LOB: 0 BB: 0 P: 11	R: 0 H: 1 E: 0 K: 0 S: 9	H: 1 LOB: 1 BB: 0 P: 11	R: 1 H: 0 E: 1 K: 0 S: 10	H: 0 LOB: 0 BB: 0 P: 15	R: 0 H: 1 E: 0 K: 1 S: 8	H: 1 LOB: 1 BB: 0 P: 11	R: 0 H: 0 E: 0 K: 0 S: 7	H: 0 LOB: 0 BB: 0 P: 13	R: 1 H: 2 E: 0 K: 0 S: 17	H: 2 LOB: 1 BB: 0 P: 24	1B: 7 2B: 3 3B: 0 HR: 0	SF: 1 SAC: 0 DP: 1 HBP: 0	WP: 0 PB: 0 SB: 0 CS: 0	PA: 37
PITCHER	IP WLS BF H R ER SO BB IBB HBP BLK WP HR S P ERA WHIP																					
27 Jordan Zimmermann, R ERA: 3.88	6.1 W 27 8 2 0 1 0 0 0 0 0 0 0 69 96 0.00 1.263																					
30 Alex Wilson, R ERA: 3.8	(7.1) 0.2 H 2 0 0 0 0 0 0 0 0 0 0 0 3 4 0.00 0.000																					
77 Joe Jiménez, R ERA: 3.28	(8.1) 1.0 H 3 0 0 0 0 0 0 0 0 0 0 0 7 13 0.00 0.000																					
61 Shane Greene, R ERA: 4.13	(9.1) 1.0 S 5 2 1 1 0 0 0 0 0 0 0 0 0 17 24 9.00 2.000																					

Batter	1	2	3	4	5	6	7	8	9	AB	R	H	RBI	BB	SO	LOB	BOTTOM			
13 Mike Gerber, L OBP: 0.286, SLG: 0.217	K		SF8		1 HR		F7			2	1	0	1	1	1		Minnesota Twins @ Detroit Tigers Comerica Park, Detroit, MI Fri Aug 10 2018, 7:11 PM - 9:47 PM EDT Att: 24,849 - Partly Cloudy - 81 F			
1 Jose Iglesias, R OBP: 0.307, SLG: 0.397	1B		F7		HR		G5-3		G5-3	4	1	2	2	0	0					
9 Nick Castellanos, R OBP: 0.334, SLG: 0.476	F8				G5-3		F9		G5-3	4	0	0	0	0	1					
46 Jeimer Candelario, S OBP: 0.316, SLG: 0.415	K				28 HR		G4-3		K	3	1	0	0	1	2					
41 Victor Martinez, S OBP: 0.288, SLG: 0.322		G3-1		F7			G1-3-1			3	0	0	0	0	1					
28 Niko Goodrum, S OBP: 0.294, SLG: 0.426		F8			HR		L9			3	1	1	2	0	0					
37 James Adduci, L OBP: 0.268, SLG: 0.389		L8			K		L6			3	0	0	0	0	1					
34 James McCann, R OBP: 0.271, SLG: 0.316			G6-3		K				BB	2	0	0	0	1	1					
21 JaCoby Jones, R OBP: 0.262, SLG: 0.362			K		K		F7			3	1	1	0	0	1					
Inning Stats	R: 0 H: 1 E: 0 K: 2 S: 10	H: 0 LOB: 0 BB: 0 P: 13	R: 1 H: 1 E: 0 K: 0 S: 8	H: 1 LOB: 0 BB: 0 P: 15	R: 2 H: 1 E: 0 K: 1 S: 12	H: 1 LOB: 0 BB: 1 P: 21	R: 2 H: 1 E: 0 K: 2 S: 12	H: 1 LOB: 0 BB: 1 P: 21	R: 0 H: 0 E: 0 K: 0 S: 6	H: 0 LOB: 0 BB: 0 P: 9	R: 0 H: 0 E: 0 K: 0 S: 10	H: 0 LOB: 1 BB: 1 P: 16	R: 0 H: 0 E: 0 K: 1 S: 10	H: 0 LOB: 0 BB: 0 P: 14	R: 0 H: 0 E: 0 K: 1 S: 10	H: 0 LOB: 0 BB: 0 P: 14	1B: 1 2B: 0 3B: 1 HR: 2	SF: 1 SAC: 0 DP: 0 HBP: 0	WP: 0 PB: 0 SB: 0 CS: 0	PA: 31
PITCHER	IP WLS BF H R ER SO BB IBB HBP BLK WP HR S P ERA WHIP																			
54 Ervin Santana, R ERA: 6.53	6.0 L 24 4 5 5 0 2 0 0 0 0 0 0 2 55 94 7.50 1.000																			
32 Oliver Drake, R ERA: 6.82	(7.1) 2.0 7 0 0 0 1 1 0 0 0 0 0 0 20 30 0.00 0.500																			

AB 36
R 3
H 10
RBI 2
BB 0
SO 1
LOB 12



AB 27
R 5
H 4
RBI 5
BB 3
SO 6
LOB 5



livebaseballscores.com

livebaseballscores.com

Batter	1	2	3	4	5	6	7	8	9	AB	R	H	RBI	BB	SO	LOB	TOP																					
24 Logan Forsythe, R (1,4) OBP: 0.302, SLG: 0.317	L7		F9			22 BLK 22 PB BB		1B		3	0	1	0	1	0	0	Minnesota Twins @ Detroit Tigers Comerica Park, Detroit, MI Sun Aug 12 20:18, 1:33 PM - 4:05 PM EDT Att: 30,105 - Sunny - 80 F																					
11 Jorge Polanco, S (1,6) OBP: 0.351, SLG: 0.390	1B		P6					K		4	0	1	0	0	2	2																						
22 Miguel Sanó, R (1,10) OBP: 0.294, SLG: 0.408	F9			P4				G3-1		4	0	0	0	0	2																							
31 Tyler Austin, R (1,3) OBP: 0.279, SLG: 0.477																																						
7 Joe Mauer, L (9,PH) OBP: 0.349, SLG: 0.355	P3			G5-3				L6		3	0	0	0	0	0	1																						
23 Mitch Garver, R (1,2) OBP: 0.336, SLG: 0.412																																						
51 Johnny Field, R (1,7) OBP: 0.243, SLG: 0.358																																						
26 Max Kepler, L (1,9) OBP: 0.321, SLG: 0.422																																						
16 Ehire Adrianza, S (1,5) OBP: 0.306, SLG: 0.374																																						
60 Jake Cave, L (1,8) OBP: 0.301, SLG: 0.459																																						
Inning Stats	R: 0 E: 0 K: 0 S: 8	H: 1 LOB: 1 BB: 0 P: 13	R: 1 E: 0 K: 1 S: 12	H: 1 LOB: 0 BB: 0 P: 20	R: 0 E: 0 K: 0 S: 8	H: 0 LOB: 0 BB: 0 P: 12	R: 0 E: 0 K: 0 S: 6	H: 0 LOB: 0 BB: 0 P: 8	R: 0 E: 0 K: 2 S: 13	H: 0 LOB: 1 BB: 1 P: 22	R: 0 E: 0 K: 1 S: 10	H: 0 LOB: 0 BB: 0 P: 15	R: 1 E: 0 K: 2 S: 14	H: 2 LOB: 1 BB: 0 P: 19	R: 0 E: 0 K: 2 S: 8	H: 0 LOB: 0 BB: 0 P: 11	1B: 2 2B: 0 3B: 1 HR: 1	SF: 1 SAC: 0 DP: 0 HBP: 0	WP: 1 PB: 1 SB: 0 CS: 0	PA: 32																		
PITCHER	IP	WLS	BF	H	R	ER	SO	BB	IBB	HBP	BLK	WP	HR	S	P	ERA	WHIP	PITCHER				IP	WLS	BF	H	R	ER	SO	BB	IBB	HBP	BLK	WP	HR	S	P	ERA	WHIP
48 Matthew Boyd, L (1,1) ERA: 4.2	6.0	W	21	2	1	1	3	1	0	0	1	1	0	55	88	1.50	0.500					6.0	W	21	2	1	1	3	1	0	0	1	1	0	55	88	1.50	0.500
30 Alex Wilson, R (7,1) ERA: 3.72	1.0	H	3	0	0	0	1	0	0	0	0	0	0	10	15	0.00	0.000					1.0	H	3	0	0	0	1	0	0	0	0	1	10	15	0.00	0.000	
77 Joe Jiménez, R (8,1) ERA: 3.4	1.0	H	5	2	1	1	2	0	0	0	0	0	1	14	19	9.00	2.000					1.0	H	5	2	1	1	2	0	0	0	0	1	14	19	9.00	2.000	
61 Shane Greene, R (9,1) ERA: 4.04	1.0	S	3	0	0	0	2	0	0	0	0	0	0	8	11	0.00	0.000					1.0	S	3	0	0	0	2	0	0	0	0	8	11	0.00	0.000		

AB	30
R	2
H	4
RBI	2
BB	1
SO	8
LOB	5



Batter	1	2	3	4	5	6	7	8	9	AB	R	H	RBI	BB	SO	LOB	BOTTOM																					
46 Jaimer Candelario, S (1,5) OBP: 0.315, SLG: 0.412	G1-3		1B							4	1	2	1	0	1	0	Minnesota Twins @ Detroit Tigers Comerica Park, Detroit, MI Sun Aug 12 20:18, 1:33 PM - 4:05 PM EDT Att: 30,105 - Sunny - 80 F																					
1 Jose Iglesias, R (1,6) OBP: 0.308, SLG: 0.393	P6		1B					K2-3		3	0	1	0	0	1	0																						
28 Niko Goodrum, S (1,4) OBP: 0.302, SLG: 0.435																																						
41 Victor Martínez, S (1,10) OBP: 0.290, SLG: 0.322	G4-3																																					
37 James Adduci, L (1,3) OBP: 0.281, SLG: 0.419																																						
21 JaCoby Jones, R (1,8) OBP: 0.261, SLG: 0.359																																						
60 Ronny Rodríguez, R (4,4) OBP: 0.228, SLG: 0.200																																						
13 Mike Gerber, L (1,7) OBP: 0.250, SLG: 0.185																																						
17 Grayson Greiner, R (1,2) OBP: 0.298, SLG: 0.294																																						
22 Victor Reyes, S (1,9) OBP: 0.235, SLG: 0.269																																						
Inning Stats	R: 0 E: 0 K: 0 S: 8	H: 1 LOB: 1 BB: 0 P: 10	R: 0 E: 0 K: 0 S: 7	H: 1 LOB: 0 BB: 0 P: 11	R: 0 E: 0 K: 1 S: 9	H: 1 LOB: 2 BB: 0 P: 17	R: 0 E: 0 K: 0 S: 5	H: 1 LOB: 0 BB: 0 P: 9	R: 3 E: 0 K: 0 S: 20	H: 4 LOB: 2 BB: 1 P: 31	R: 0 E: 0 K: 2 S: 4	H: 0 LOB: 0 BB: 0 P: 7	R: 0 E: 0 K: 1 S: 16	H: 1 LOB: 1 BB: 1 P: 23	R: 1 E: 0 K: 2 S: 8	H: 1 LOB: 0 BB: 0 P: 10	R: 1 E: 0 K: 1 S: 16	H: 1 LOB: 1 BB: 1 P: 23	1B: 8 2B: 1 3B: 0 HR: 0	SF: 1 SAC: 0 DP: 2 HBP: 1	WP: 1 PB: 1 SB: 0 CS: 0	PA: 34																
PITCHER	IP	WLS	BF	H	R	ER	SO	BB	IBB	HBP	BLK	WP	HR	S	P	ERA	WHIP	PITCHER				IP	WLS	BF	H	R	ER	SO	BB	IBB	HBP	BLK	WP	HR	S	P	ERA	WHIP
53 Kohl Stewart, R (1,1) ERA: 6.23	4.1	L	21	8	3	3	1	1	0	1	0	1	0	45	74	6.23	2.077					4.1	L	21	8	3	3	1	1	0	1	0	45	74	6.23	2.077		
55 Taylor Rogers, L (5,1) ERA: 3.7	1.1		4	0	0	0	0	0	0	0	0	0	0	7	10	0.00	0.000					1.1		4	0	0	0	0	0	0	0	0	7	10	0.00	0.000		
21 Tyler Duffey, R (6,1) ERA: 6.39	1.1		5	0	1	1	2	1	0	0	0	0	0	15	21	6.75	0.750					1.1		5	0	1	1	2	1	0	0	0	15	21	6.75	0.750		
58 Gabriel Moya, L (8,1) ERA: 4.67	1.0		4	1	0	0	1	0	0	0	0	0	0	10	13	0.00	1.000					1.0		4	1	0	0	1	0	0	0	10	13	0.00	1.000			

AB	30
R	4
H	9
RBI	4
BB	2
SO	4
LOB	10



Batter	1	2	3	4	5	6	7	8	9	AB	R	H	RBI	BB	SO	LOB	TOP								
30 Nicky Delmonico, L (1, 10) OBP: 0.318, SLG: 0.352	G4-3		HBP					G4-3		4	1	1	0	0	1	1									
5 Yolmer Sánchez, S (1, 5) OBP: 0.299, SLG: 0.384	2B		1B				G4-3			5	1	2	0	0	2	1									
79 José Abreu, R (1, 3) OBP: 0.323, SLG: 0.475	L7		SF8				L8			4	0	1	1	1	0	1									
18 Daniel Palka, L (1, 7) OBP: 0.282, SLG: 0.491		K					L8			5	0	3	1	0	2	0									
26 Avisail García, R (1, 9) OBP: 0.275, SLG: 0.475		BB	SF8				L8			2	0	0	1	1	0	4									
38 Omar Narváez, L (1, 2) OBP: 0.367, SLG: 0.432		BB	L8				G6-3			3	1	1	1	1	0	3									
7 Tim Anderson, R (1, 6) OBP: 0.285, SLG: 0.398	P3						K			4	0	0	0	0	1	2									
10 Yoán Moncada, S (1, 4) OBP: 0.304, SLG: 0.398							1B			3	0	1	0	1	2	2									
15 Adam Engel, R (1, 8) OBP: 0.275, SLG: 0.334			2B				K			4	2	2	1	0	1	2									
Inning Stats	R: 0 E: 0 K: 0 S: 6	H: 1 LOB: 0 BB: 0 P: 11	R: 0 E: 0 K: 2 S: 10	H: 0 LOB: 2 BB: 2 P: 23	R: 3 E: 0 K: 0 S: 16	H: 3 LOB: 1 BB: 0 P: 23	R: 0 E: 0 K: 0 S: 8	H: 0 LOB: 0 BB: 1 P: 13	R: 0 E: 0 K: 1 S: 10	H: 2 LOB: 2 BB: 0 P: 13	R: 1 E: 1 K: 3 S: 17	H: 2 LOB: 1 BB: 0 P: 24	R: 0 E: 0 K: 0 S: 13	H: 2 LOB: 2 BB: 0 P: 17	R: 1 E: 0 K: 1 S: 9	H: 1 LOB: 0 BB: 0 P: 13	R: 0 E: 0 K: 3 S: 13	H: 0 LOB: 0 BB: 0 P: 16	1B: 7 2B: 2 3B: 0 HR: 2	SF: 2 SAC: 0 DP: 0 HBP: 1	WP: 0 PB: 0 SB: 0 CS: 2	PA: 40			
PITCHER	IP	WLS	BF	H	R	ER	SO	BB	IBB	HBP	BLK	WP	HR	S	P	ERA	WHIP								
57 Artie Lewicki, R (1, 1) ERA: 4.89	4.2		22	6	3	3	3	3	0	1	0	0	0	49	82	5.79	1.929								
54 Drew VerHagen, R (5, 1) ERA: 6.1	1.1		6	2	1	1	3	0	0	0	0	0	1	18	25	6.75	1.500								
19 Louis Coleman, R (7, 1) ERA: 3.6	1.0	W	5	2	0	0	0	0	0	0	0	0	0	13	17	0.00	2.000								
30 Alex Wilson, R (8, 1) ERA: 3.83	1.0	H	4	1	1	1	1	0	0	0	0	0	1	9	13	9.00	1.000								
58 Víctor Alcántara, R (9, 1) ERA: 0.61	1.0		3	0	0	0	3	0	0	0	0	0	0	13	16	0.00	0.000								

Chicago White Sox @ Detroit Tigers
Comerica Park, Detroit, MI
Mon Aug 13 2018, 7:11 PM - 10:46 PM EDT
Att: 20,964 - Cloudy - 82 F

AB 34
R 5
H 11
RBI 5
BB 3
SO 10
LOB 17



Batter	1	2	3	4	5	6	7	8	9	AB	R	H	RBI	BB	SO	LOB	BOTTOM								
46 Jeimer Candelario, S (1, 5) OBP: 0.318, SLG: 0.412	K		SF8					1B		2	2	1	1	2	1	0									
1 Jose Iglesias, R (1, 6) OBP: 0.307, SLG: 0.389	L8		G5-3				G6-3			4	0	0	0	1	0	3									
9 Nick Castellanos, R (1, 9) OBP: 0.340, SLG: 0.482	1B						2B			5	2	5	5	0	0	0									
28 Niko Goodrum, S (1, 4) OBP: 0.301, SLG: 0.430	G4-3						F8			4	0	0	0	0	2	4									
41 Victor Martínez, S (1, 10) OBP: 0.290, SLG: 0.324	G3-1						F8			4	0	1	1	0	0	2									
37 James Adduci, L (1, 3) OBP: 0.279, SLG: 0.409	L7						L9			4	0	1	0	0	0	1									
8 Mikié Mahtook, R (1, 7) OBP: 0.231, SLG: 0.248	G6-3						K			4	0	0	0	0	2	2									
34 James McCann, R (1, 2) OBP: 0.279, SLG: 0.327			1B				K			4	3	3	0	0	1	1									
22 Víctor Reyes, S (1, 8) OBP: 0.243, SLG: 0.271	G4-3						G4-3			3	2	1	1	1	0	2									
Inning Stats	R: 0 E: 0 K: 1 S: 10	H: 1 LOB: 1 BB: 0 P: 15	R: 0 E: 0 K: 0 S: 5	H: 0 LOB: 0 BB: 0 P: 11	R: 1 E: 0 K: 0 S: 12	H: 1 LOB: 0 BB: 0 P: 21	R: 1 E: 0 K: 1 S: 13	H: 2 LOB: 1 BB: 0 P: 19	R: 2 E: 0 K: 0 S: 14	H: 3 LOB: 2 BB: 1 P: 25	R: 0 E: 0 K: 2 S: 14	H: 1 LOB: 1 BB: 0 P: 17	R: 2 E: 0 K: 1 S: 12	H: 1 LOB: 0 BB: 1 P: 22	R: 3 E: 0 K: 1 S: 21	H: 3 LOB: 2 BB: 2 P: 40	1B: 7 2B: 4 3B: 0 HR: 1	SF: 1 SAC: 0 DP: 1 HBP: 1	WP: 2 PB: 0 SB: 0 CS: 0	PA: 40					
PITCHER	IP	WLS	BF	H	R	ER	SO	BB	IBB	HBP	BLK	WP	HR	S	P	ERA	WHIP								
40 Reynaldo López, R (1, 1) ERA: 4.4	5.0		23	7	4	4	2	1	0	1	0	0	1	54	91	7.20	1.600								
54 Jeanmar Gómez, R (6, 1) ERA: 5.0	1.1	L	7	2	2	2	2	1	0	0	0	0	1	20	30	13.50	2.250								
70 Luis Avilán, L (7, 1) ERA: 3.53	1.0		3	0	0	0	1	0	0	0	0	0	0	8	13	0.00	0.000								
37 Juan Minaya, R (8, 1) ERA: 4.5	0.2		7	3	3	3	1	1	1	0	0	1	0	19	36	40.50	6.000								

Chicago White Sox @ Detroit Tigers
Comerica Park, Detroit, MI
Mon Aug 13 2018, 7:11 PM - 10:46 PM EDT
Att: 20,964 - Cloudy - 82 F

AB 34
R 9
H 12
RBI 8
BB 4
SO 6
LOB 15



Batter	1	2	3	4	5	6	7	8	9	AB	R	H	RBI	BB	SO	LOB	TOP							
7 Tim Anderson, R OBP: 0.287, SLG: 0.401										4	2	2	0	0	0	0								
26 Avisail Garcia, R OBP: 0.275, SLG: 0.471										4	1	1	0	0	1	1								
79 José Abreu, R OBP: 0.324, SLG: 0.476										3	1	1	2	1	2	0								
24 Matt Davidson, R OBP: 0.226, SLG: 0.441										4	1	1	0	0	2	1								
18 Daniel Palka, L OBP: 0.281, SLG: 0.488										4	0	1	1	0	1	1								
36 Kevan Smith, R OBP: 0.228, SLG: 0.310										3	0	0	1	0	0	2								
5 Yolmer Sánchez, S OBP: 0.298, SLG: 0.383										4	0	1	0	0	1	0								
25 Ryan LaMarre, R OBP: 0.313, SLG: 0.339										4	1	1	1	0	1	2								
15 Adam Engel, R OBP: 0.272, SLG: 0.330										4	0	0	0	0	1	2								
Inning Stats	R: 3 E: 0 K: 0 S: 11	H: 3 LOB: 0 BB: 1 P: 18	R: 1 E: 0 K: 0 S: 6	H: 1 LOB: 0 BB: 0 P: 10	R: 0 E: 0 K: 3 S: 10	H: 0 LOB: 0 BB: 0 P: 16	R: 0 E: 1 K: 1 S: 10	H: 1 LOB: 2 BB: 0 P: 13	R: 2 E: 0 K: 2 S: 16	H: 3 LOB: 1 BB: 0 P: 19	R: 0 E: 0 K: 2 S: 14	H: 0 LOB: 0 BB: 0 P: 20	R: 0 E: 0 K: 1 S: 6	H: 0 LOB: 0 BB: 0 P: 10	R: 0 E: 0 K: 0 S: 6	H: 0 LOB: 0 BB: 0 P: 10	R: 0 E: 0 K: 0 S: 6	H: 0 LOB: 0 BB: 0 P: 8	1B: 5 2B: 3 HR: 1	SF: 1 SAC: 0 DP: 1 HBP: 0	WP: 1 PB: 0 SB: 0 CS: 0	PA: 36		
PITCHER	IP WLS BF ERA WHIP	IP WLS BF ERA WHIP	IP WLS BF ERA WHIP	IP WLS BF ERA WHIP	IP WLS BF ERA WHIP	IP WLS BF ERA WHIP	IP WLS BF ERA WHIP	IP WLS BF ERA WHIP	IP WLS BF ERA WHIP	IP WLS BF ERA WHIP	IP WLS BF ERA WHIP	IP WLS BF ERA WHIP	IP WLS BF ERA WHIP	IP WLS BF ERA WHIP	IP WLS BF ERA WHIP	IP WLS BF ERA WHIP	IP WLS BF ERA WHIP	IP WLS BF ERA WHIP	IP WLS BF ERA WHIP	IP WLS BF ERA WHIP	IP WLS BF ERA WHIP	IP WLS BF ERA WHIP	IP WLS BF ERA WHIP	
36 Blaine Hardy, L ERA: 3.91	4.0 L 18	5 4 4 4	1 0 0 0	0 0 0 0	0 1 0 30	39 9.00 1.500																		
29 Zach McAllister, R ERA: 5.24	2.0 9	3 2 2 4	0 0 0 0	1 0 30 39	9.00 1.500																			
45 Buck Farmer, R ERA: 4.33	3.0 9	0 0 0 1	0 0 0 0	0 0 18 28	0.00 0.000																			

Chicago White Sox @ Detroit Tigers
Comerica Park, Detroit, MI
Tue Aug 14 2018, 7:10 PM - 10:11 PM EDT
Att: 20,661 - Clear - 87 F

livebaseballscorecards.com

AB 34
R 6
H 8
RBI 5
BB 1
SO 9
LOB 9

Batter	1	2	3	4	5	6	7	8	9	AB	R	H	RBI	BB	SO	LOB	BOTTOM							
46 Jeimer Candelario, S OBP: 0.319, SLG: 0.412										5	1	2	0	0	2	2								
1 Jose Iglesias, R OBP: 0.307, SLG: 0.390										4	1	1	0	0	2	3								
60 Ronny Rodríguez, R OBP: 0.237, SLG: 0.209										5	0	0	0	0	3	6								
9 Nick Castellanos, R OBP: 0.337, SLG: 0.487										4	0	1	0	0	1	3								
28 Niko Goodrum, S OBP: 0.300, SLG: 0.428										4	1	2	2	0	1	0								
41 Victor Martínez, S OBP: 0.292, SLG: 0.329										3	0	1	1	1	0	0								
37 James Adduci, L OBP: 0.229, SLG: 0.406										4	0	0	0	0	1	4								
34 James McCann, R OBP: 0.276, SLG: 0.323										4	0	0	0	0	1	4								
13 Mike Gerber, L OBP: 0.229, SLG: 0.167									3	0	0	0	0	3	3									
8 Mikie Mahtook, R OBP: 0.237, SLG: 0.248									4	0	1	0	0	0	4									
22 Victor Reyes, S OBP: 0.243, SLG: 0.270									4	0	1	0	0	0	4									
Inning Stats	R: 3 E: 0 K: 3 S: 21	H: 4 LOB: 1 BB: 0 P: 30	R: 0 E: 0 K: 1 S: 13	H: 1 LOB: 1 BB: 0 P: 17	R: 0 E: 0 K: 0 S: 5	H: 0 LOB: 0 BB: 0 P: 7	R: 0 E: 0 K: 1 S: 11	H: 0 LOB: 0 BB: 0 P: 13	R: 0 E: 0 K: 1 S: 10	H: 1 LOB: 1 BB: 0 P: 11	R: 0 E: 0 K: 1 S: 13	H: 2 LOB: 3 BB: 1 P: 21	R: 0 E: 0 K: 3 S: 14	H: 0 LOB: 1 BB: 0 P: 21	R: 0 E: 0 K: 1 S: 13	H: 0 LOB: 0 BB: 0 P: 18	R: 0 E: 0 K: 2 S: 17	H: 1 LOB: 2 BB: 1 P: 28	1B: 7 2B: 2 HR: 0	SF: 0 SAC: 0 DP: 0 HBP: 0	WP: 1 PB: 0 SB: 0 CS: 0	PA: 39		
PITCHER	IP WLS BF ERA WHIP	IP WLS BF ERA WHIP	IP WLS BF ERA WHIP	IP WLS BF ERA WHIP	IP WLS BF ERA WHIP	IP WLS BF ERA WHIP	IP WLS BF ERA WHIP	IP WLS BF ERA WHIP	IP WLS BF ERA WHIP	IP WLS BF ERA WHIP	IP WLS BF ERA WHIP	IP WLS BF ERA WHIP	IP WLS BF ERA WHIP	IP WLS BF ERA WHIP	IP WLS BF ERA WHIP	IP WLS BF ERA WHIP	IP WLS BF ERA WHIP	IP WLS BF ERA WHIP	IP WLS BF ERA WHIP	IP WLS BF ERA WHIP	IP WLS BF ERA WHIP	IP WLS BF ERA WHIP	IP WLS BF ERA WHIP	
27 Lucas Giolito, R ERA: 6.15	6.0 H 7	0 0 0 4	0 0 0 0	1 0 27 39	0.00 0.000																			
57 Jace Fry, L ERA: 4.34	2.0 1	0 0 0 0	1 0 0 0	0 0 1 5	∞ ∞																			
37 Juan Minaya, R ERA: 4.5	0.0 S	4 1	0 0 0 2	0 0 16 23	0.00 1.000																			
52 Xavier Cedeño, L ERA: 3.2	1.0 S	4 1	0 0 0 2	0 0 16 23	0.00 1.000																			

Chicago White Sox @ Detroit Tigers
Comerica Park, Detroit, MI
Tue Aug 14 2018, 7:10 PM - 10:11 PM EDT
Att: 20,661 - Clear - 87 F

livebaseballscorecards.com

AB 37
R 3
H 9
RBI 3
BB 2
SO 13
LOB 25

Batter	1	2	3	4	5	6	7	8	9	AB	R	H	RBI	BB	SO	LOB	TOP							
30 Nicky Delmonico, L (1, 3) OBP: 0.316, SLG: 0.354										5	1	1	0	0	1	1								
5 Yolmer Sánchez, S (1, 6) OBP: 0.368, SLG: 0.388										5	1	3	1	0	0	2								
79 José Abreu, R (1, 10) OBP: 0.327, SLG: 0.484										5	1	3	3	0	0	0								
18 Daniel Palka, L (1, 7) OBP: 0.280, SLG: 0.483										5	0	1	0	0	1	4								
25 Ryan LaMarre, R (9, PR) OBP: 0.313, SLG: 0.339										0	0	0	0	0	0	0								
26 Avisail García, R (1, 9) OBP: 0.269, SLG: 0.461										5	0	0	0	0	2	5								
38 Omar Narváez, L (1, 2) OBP: 0.368, SLG: 0.431										3	1	1	0	1	0	1								
10 Yoán Moncada, S (1, 4) OBP: 0.301, SLG: 0.394										4	0	0	0	0	3	3								
24 Matt Davidson, R (1, 5) OBP: 0.330, SLG: 0.455										4	2	3	2	0	1	1								
15 Adam Engel, R (1, 8) OBP: 0.268, SLG: 0.326										4	0	0	0	0	0	3								
Inning Stats	R: 0 E: 0 K: 1 S: 6	H: 0 LOB: 0 BB: 0 P: 9	R: 0 E: 0 K: 0 S: 12	H: 1 LOB: 1 BB: 0 P: 17	R: 2 E: 0 K: 1 S: 19	H: 4 LOB: 2 BB: 0 P: 22	R: 2 E: 0 K: 1 S: 12	H: 2 LOB: 0 BB: 0 P: 19	R: 2 E: 0 K: 1 S: 12	H: 2 LOB: 0 BB: 0 P: 18	R: 0 E: 1 K: 1 S: 11	H: 1 LOB: 2 BB: 0 P: 13	R: 0 E: 0 K: 1 S: 7	H: 0 LOB: 0 BB: 0 P: 10	R: 0 E: 0 K: 2 S: 10	H: 0 LOB: 1 BB: 1 P: 19	R: 0 E: 0 K: 0 S: 13	H: 2 LOB: 3 BB: 0 P: 16	1B: 8 2B: 2 3B: 0 HR: 2	SF: 0 SAC: 0 DP: 0 HBP: 0	WP: 1 PB: 0 SB: 0 CS: 0	PA: 41		
PITCHER	IP WLS BF H R ER SO BB IBB HBP BLK WP HR S P ERA WHIP	5.0 L 24 9 6 6 4 0 0 0 0 0 2 61 85 10.80 1.800	2.0 8 1 0 0 2 0 0 0 0 0 0 18 23 0.00 0.500	1.0 4 0 0 0 2 1 0 0 0 0 0 10 19 0.00 1.000	1.0 5 2 0 0 0 0 0 0 0 0 1 0 13 16 0.00 2.000																			

Chicago White Sox @ Detroit Tigers
Comerica Park, Detroit, MI
Wed Aug 15 2018, 1:11 PM - 4:04 PM EDT
Att: 23,784 - Partly Cloudy - 83 F

AB 40
R 6
H 12
RBI 6
BB 1
SO 8
LOB 20

Batter	1	2	3	4	5	6	7	8	9	AB	R	H	RBI	BB	SO	LOB	BOTTOM						
46 Jeimer Candelario, S (1, 5) OBP: 0.318, SLG: 0.409										3	1	0	0	0	0	0							
1 Jose Iglesias, R (1, 6) OBP: 0.306, SLG: 0.389										4	0	1	1	0	0	1							
9 Nick Castellanos, R (1, 9) OBP: 0.340, SLG: 0.485										3	1	2	2	1	0	1							
28 Niko Goodrum, S (1, 4) OBP: 0.299, SLG: 0.426										4	1	1	0	0	1	3							
34 James McCann, R (1, 10) OBP: 0.273, SLG: 0.319										4	0	0	0	0	2	2							
60 Ronny Rodríguez, R (1, 3) OBP: 0.240, SLG: 0.213										3	0	1	0	0	0	0							
41 Victor Martínez, S (9, PH) OBP: 0.294, SLG: 0.331										1	0	1	0	0	0	0							
13 Mike Gerber, L (9, PR) OBP: 0.229, SLG: 0.167										0	0	0	0	0	0	0							
8 Mikel Mahtook, R (1, 7) OBP: 0.238, SLG: 0.241										3	1	0	1	1	1	3							
17 Grayson Greiner, R (1, 2) OBP: 0.311, SLG: 0.327										4	1	2	1	0	1	1							
22 Victor Reyes, S (1, 8) OBP: 0.236, SLG: 0.262										4	0	0	0	0	2	4							
Inning Stats	R: 0 E: 1 K: 0 S: 6	H: 0 LOB: 0 BB: 0 P: 9	R: 0 E: 0 K: 2 S: 11	H: 0 LOB: 0 BB: 0 P: 17	R: 3 E: 0 K: 1 S: 14	H: 3 LOB: 1 BB: 1 P: 25	R: 0 E: 0 K: 0 S: 6	H: 0 LOB: 0 BB: 0 P: 11	R: 0 E: 0 K: 1 S: 9	H: 0 LOB: 0 BB: 0 P: 13	R: 0 E: 0 K: 0 S: 5	H: 1 LOB: 0 BB: 0 P: 8	R: 0 E: 0 K: 1 S: 9	H: 1 LOB: 1 BB: 0 P: 12	R: 0 E: 0 K: 1 S: 8	H: 0 LOB: 0 BB: 0 P: 10	R: 2 E: 0 K: 1 S: 16	H: 3 LOB: 2 BB: 1 P: 27	1B: 7 2B: 1 3B: 0 HR: 0	SF: 0 SAC: 0 DP: 3 HBP: 1	WP: 0 PB: 0 SB: 0 CS: 0	PA: 36	
PITCHER	IP WLS BF H R ER SO BB IBB HBP BLK WP HR S P ERA WHIP	8.0 W 29 5 3 3 6 1 0 1 0 0 0 7 14 54.00 6.000	0.1 H 3 1 2 2 1 1 0 0 0 0 0 0 7 14 54.00 6.000	0.2 S 4 2 0 0 0 0 0 0 0 0 0 0 9 13 0.00 3.000																			

Chicago White Sox @ Detroit Tigers
Comerica Park, Detroit, MI
Wed Aug 15 2018, 1:11 PM - 4:04 PM EDT
Att: 23,784 - Partly Cloudy - 83 F

AB 33
R 5
H 8
RBI 5
BB 2
SO 7
LOB 15

Batter	1	2	3	4	5	6	7	8	9	AB	R	H	RBI	BB	SO	LOB	TOP								
46 Jeimer Candelario, S OBP: 0.317, SLG: 0.405 (1.5)										4	1	0	0	1	1	2									
37 James Adduci, L OBP: 0.286, SLG: 0.392 (1.3)										5	1	1	0	0	0	3									
9 Nick Castellanos, R OBP: 0.343, SLG: 0.497 (1.9)										4	2	2	2	1	0	2									
28 Niko Goodrum, S OBP: 0.304, SLG: 0.438 (1.4)										4	1	2	1	1	0	1									
41 Victor Martinez, S OBP: 0.296, SLG: 0.334 (7.10)										2	1	1	1	1	0	1									
13 Mike Gerber, L OBP: 0.216, SLG: 0.156 (7.10)										2	0	0	0	0	1	0									
8 Mikie Mahtook, R OBP: 0.244, SLG: 0.267 (1.7)										4	1	1	2	1	1	4									
34 James McCann, R OBP: 0.275, SLG: 0.327 (1.2)										4	1	1	2	1	1	1									
60 Ronny Rodríguez, R OBP: 0.240, SLG: 0.215 (1.6)										4	0	1	0	0	1	3									
22 Victor Reyes, S OBP: 0.236, SLG: 0.262 (1.8)										4	0	1	0	0	1	3									
Inning Stats	R: 2 E: 0 K: 0 S: 12	H: 2 LOB: 1 BB: 1 P: 21	R: 0 E: 0 K: 1 S: 6	H: 0 LOB: 0 BB: 0 P: 8	R: 0 E: 0 K: 1 S: 9	H: 0 LOB: 1 BB: 1 P: 17	R: 3 E: 0 K: 0 S: 13	H: 3 LOB: 0 BB: 0 P: 17	R: 2 E: 0 K: 2 S: 17	H: 2 LOB: 3 BB: 3 P: 35	R: 0 E: 0 K: 0 S: 9	H: 0 LOB: 0 BB: 0 P: 16	R: 1 E: 0 K: 0 S: 11	H: 1 LOB: 0 BB: 0 P: 16	R: 0 E: 0 K: 0 S: 11	H: 2 LOB: 2 BB: 0 P: 16	R: 0 E: 0 K: 2 S: 13	H: 0 LOB: 1 BB: 1 P: 20	1B: 3 2B: 3 3B: 0 HR: 4	SF: 0 SAC: 0 DP: 0 HBP: 0	WP: 0 PB: 0 SB: 0 CS: 0	PA: 43			
PITCHER	IP	WLS	BF	H	R	ER	SO	BB	IBB	HBP	BLK	WP	HR	S	P	ERA	WHIP								
54 Ervin Santana, R ERA: 8.03 (1.1)	4.0		22	7	7	7	2	3	0	0	0	0	3	45	72	15.75	2.500								
65 Trevor May, R ERA: 1.35 (5.1)	2.0	W	8	0	0	0	2	2	0	0	0	0	0	21	42	0.00	1.000								
43 Addison Reed, R ERA: 4.73 (7.1)	2.0		9	3	1	1	0	0	0	0	0	0	1	22	32	4.50	1.500								
32 Oliver Drake, R ERA: 6.34 (9.1)	1.0		4	0	0	0	2	1	0	0	0	0	0	13	20	0.00	1.000								

Detroit Tigers @ Minnesota Twins
 Target Field, Minneapolis, MN
 Thu Aug 16 2018, 7:13 PM - 10:46 PM CDT
 Att: 25,108 - Cloudy - 82 F

AB	37
R	8
H	10
RBI	8
BB	6
SO	6
LOB	20



Batter	1	2	3	4	5	6	7	8	9	AB	R	H	RBI	BB	SO	LOB	BOTTOM									
7 Joe Mauer, L OBP: 0.352, SLG: 0.358 (1.3)										4	3	2	0	1	1	0										
24 Logan Forsythe, R OBP: 0.317, SLG: 0.339 (1.4)										5	3	5	2	0	0	0										
60 Jake Cave, L OBP: 0.298, SLG: 0.448 (8.9)										0	0	0	0	0	0	0										
11 Jorge Polanco, S OBP: 0.354, SLG: 0.419 (1.6)										4	2	2	4	0	0	2										
22 Miguel Sanó, R OBP: 0.299, SLG: 0.438 (1.5)										4	2	2	3	1	1	0										
31 Tyler Austin, R OBP: 0.277, SLG: 0.463 (1.10)										3	0	0	1	1	3	2										
23 Mitch Garver, R OBP: 0.330, SLG: 0.402 (1.2)										5	1	1	2	0	1	1										
26 Max Kepler, L OBP: 0.323, SLG: 0.422 (1.8)										4	1	1	0	0	2	1										
51 Johnny Field, R OBP: 0.241, SLG: 0.354 (1.9)										2	1	0	0	0	1	0										
20 Eddie Rosario, L OBP: 0.336, SLG: 0.492 (6.7)										3	0	1	1	0	0	2										
16 Ehire Adrianza, S OBP: 0.305, SLG: 0.380 (8.4)										4	2	1	2	1	1	3										
Inning Stats	R: 3 E: 0 K: 0 S: 15	H: 3 LOB: 0 BB: 1 P: 26	R: 5 E: 2 K: 2 S: 18	H: 2 LOB: 0 BB: 2 P: 36	R: 0 E: 0 K: 3 S: 10	H: 0 LOB: 0 BB: 0 P: 14	R: 0 E: 0 K: 1 S: 9	H: 1 LOB: 1 BB: 0 P: 13	R: 0 E: 0 K: 2 S: 9	H: 0 LOB: 0 BB: 0 P: 13	R: 7 E: 1 K: 0 S: 31	H: 7 LOB: 2 BB: 1 P: 53	R: 0 E: 0 K: 1 S: 10	H: 2 LOB: 0 BB: 0 P: 18	R: 0 E: 0 K: 1 S: 5	H: 0 LOB: 1 BB: 0 P: 10	1B: 9 2B: 3 3B: 0 HR: 3	SF: 2 SAC: 0 DP: 0 HBP: 1	WP: 0 PB: 0 SB: 0 CS: 1	PA: 46						
PITCHER	IP	WLS	BF	H	R	ER	SO	BB	IBB	HBP	BLK	WP	HR	S	P	ERA	WHIP									
38 Francisco Liriano, L ERA: 4.72 (1.1)	1.2		13	5	8	4	1	3	0	0	0	0	0	13	20	0.00	0.000									
26 Zac Reiner, R ERA: 7.71 (2.1)	1.1		4	0	0	0	4	0	0	0	0	0	0	18	26	0.00	0.500									
58 Victor Alcántara, R ERA: 7.71 (4.1)	2.0		7	1	0	0	3	0	0	0	0	0	1	13	21	135.00	15.000									
29 Zach McAllister, R ERA: 6.2 (6.1)	0.1		6	5	5	5	0	0	0	0	0	0	0	1	13	21	135.00	15.000								
30 Alex Wilson, R ERA: 3.97 (6.1)	0.2		6	2	2	1	0	1	0	0	0	0	0	18	32	13.50	4.500									
77 Joe Jiménez, R ERA: 3.33 (7.1)	1.0		5	2	0	0	1	0	0	0	0	0	0	5	10	0.00	2.000									
61 Shane Greene, R ERA: 3.96 (8.1)	1.0		4	0	0	0	1	0	0	1	0	0	0	5	10	0.00	0.000									

Detroit Tigers @ Minnesota Twins
 Target Field, Minneapolis, MN
 Thu Aug 16 2018, 7:13 PM - 10:46 PM CDT
 Att: 25,108 - Cloudy - 82 F

AB	38
R	15
H	15
RBI	15
BB	4
SO	10
LOB	11



Batter	1	2	3	4	5	6	7	8	9	AB	R	H	RBI	BB	SO	LOB	TOP								
46 Jeimer Candelario, S OBP: 0.316, SLG: 0.405										5	1	1	0	0	1	2									
37 James Adduci, L OBP: 0.286, SLG: 0.390										3	0	1	0	0	2	0									
9 Nick Castellanos, R OBP: 0.344, SLG: 0.496										3	1	1	1	1	0	1									
28 Niko Goodrum, S OBP: 0.303, SLG: 0.439										4	1	1	0	0	2	1									
41 Victor Martinez, S OBP: 0.303, SLG: 0.342										3	0	3	1	1	0	0									
1 Jose Iglesias, R OBP: 0.306, SLG: 0.389										0	1	0	0	0	0	0									
8 Mikie Mahtook, R OBP: 0.244, SLG: 0.261										3	0	0	0	1	1	3									
34 James McCann, R OBP: 0.277, SLG: 0.329										4	0	2	0	0	1	4									
60 Ronny Rodriguez, R OBP: 0.240, SLG: 0.216										4	0	1	1	0	0	2									
13 Mike Gerber, L OBP: 0.200, SLG: 0.143										3	0	0	0	0	1	0									
22 Victor Reyes, S OBP: 0.242, SLG: 0.262										0	0	0	0	1	0	0									
Inning Stats	R: 0 E: 0 K: 0 S: 11	H: 1 LOB: 0 BB: 0 P: 15	R: 0 E: 0 K: 1 S: 8	H: 1 LOB: 0 BB: 0 P: 12	R: 0 E: 0 K: 1 S: 8	H: 1 LOB: 0 BB: 0 P: 11	R: 2 E: 0 K: 1 S: 15	H: 2 LOB: 1 BB: 1 P: 25	R: 0 E: 0 K: 1 S: 7	H: 1 LOB: 0 BB: 0 P: 9	R: 1 E: 0 K: 1 S: 8	H: 2 LOB: 3 BB: 2 P: 15	R: 0 E: 0 K: 1 S: 10	H: 0 LOB: 0 BB: 0 P: 15	R: 0 E: 0 K: 2 S: 8	H: 0 LOB: 0 BB: 0 P: 9	R: 1 E: 0 K: 1 S: 23	H: 2 LOB: 2 BB: 1 P: 35	1B: 7 2B: 3 3B: 0 HR: 0	SF: 0 SAC: 1 DP: 4 HBP: 0	WP: 1 PB: 0 SB: 0 CS: 0	PA: 37			
PITCHER	IP	WLS	BF	H	R	ER	SO	BB	IBB	HBP	BLK	WP	HR	S	P	ERA	WHIP								
44 Kyle Gibson, R ERA: 3.51	7.0	W	28	8	3	3	5	2	1	0	0	1	0	67	102	3.86	1.429								
58 Gabriel Moya, L ERA: 4.12	1.0	H	3	0	0	0	2	0	0	0	0	0	0	8	9	0.00	0.000								
68 Matt Magill, R ERA: 3.86	0.2	H	5	2	1	1	0	1	0	0	0	0	0	21	33	13.50	4.500								
55 Taylor Rogers, L ERA: 3.55	0.1	S	1	0	0	0	0	0	0	0	0	0	0	2	2	0.00	0.000								

Detroit Tigers @ Minnesota Twins
 Target Field, Minneapolis, MN
 Fri Aug 17 2018, 7:10 PM - 9:53 PM CDT
 Att: 26,605 - Cloudy - 82 F

AB	32
R	4
H	10
RBI	3
BB	4
SO	8
LOB	13

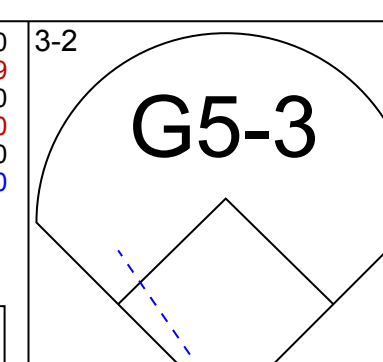
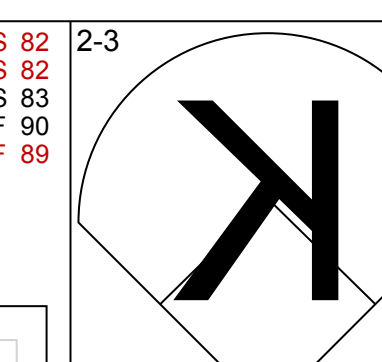
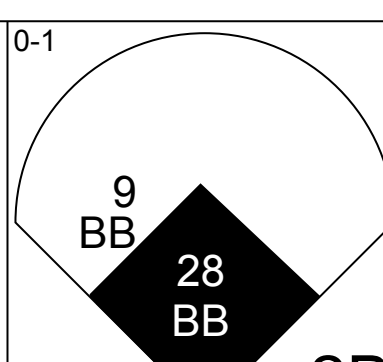
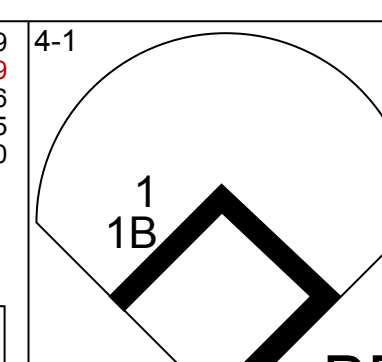
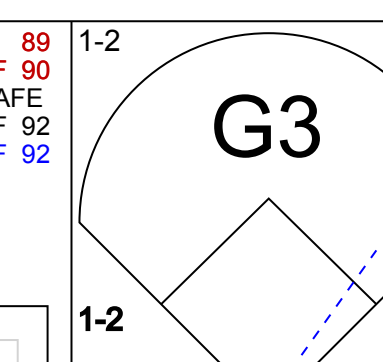
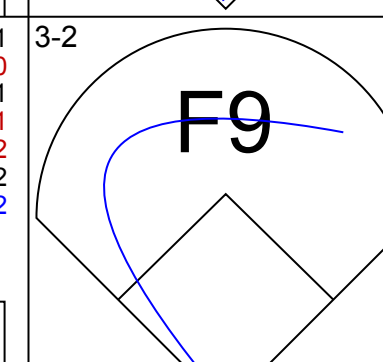
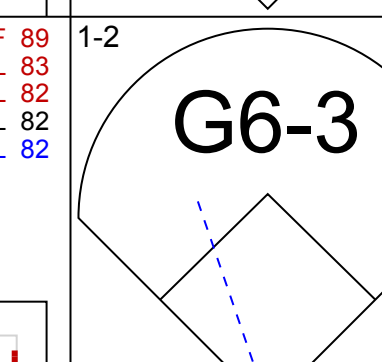
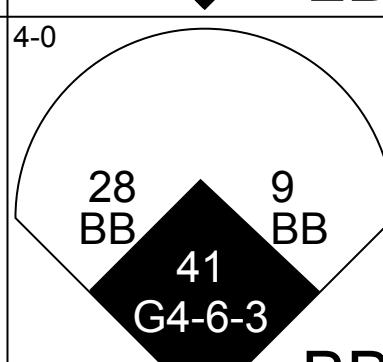
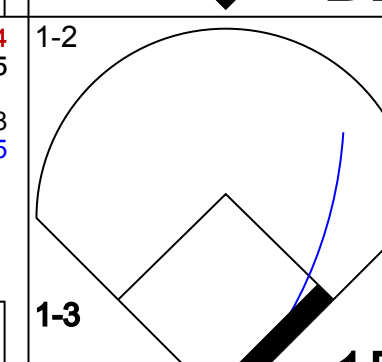
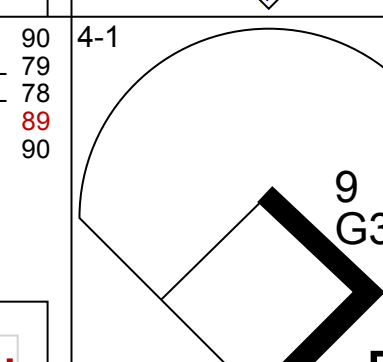
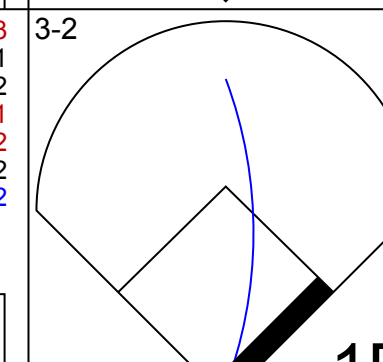
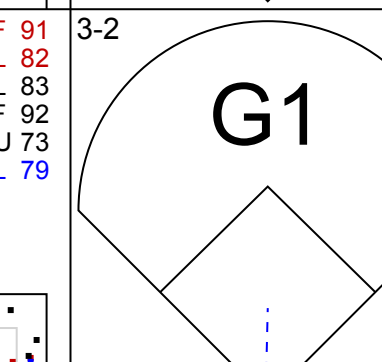
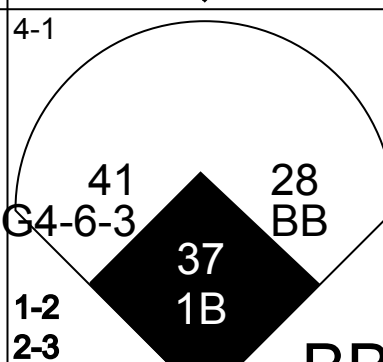
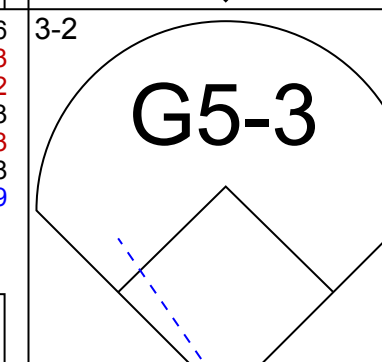
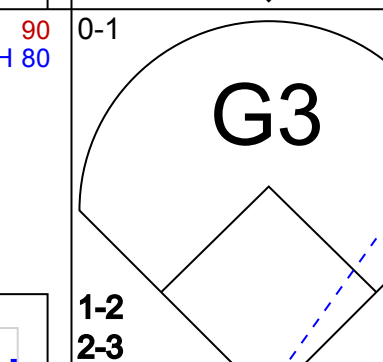
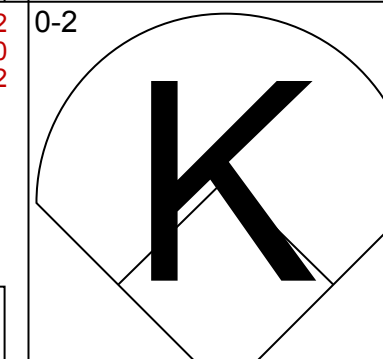
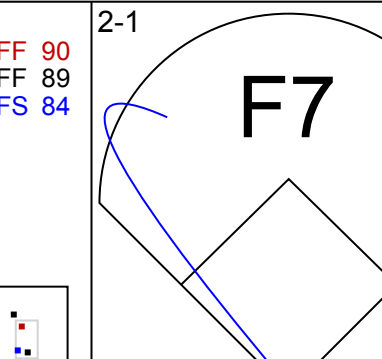
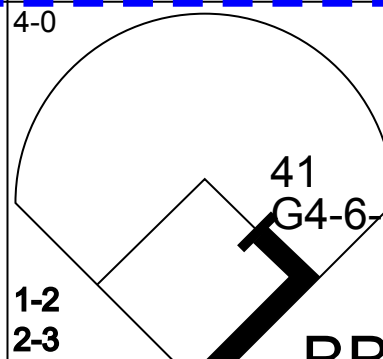
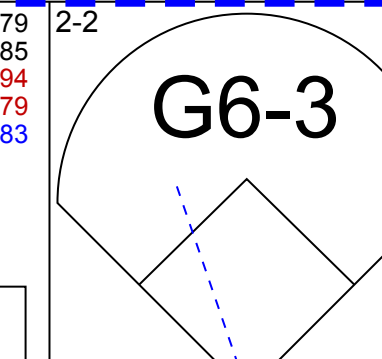
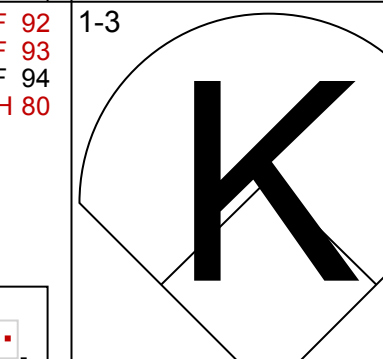
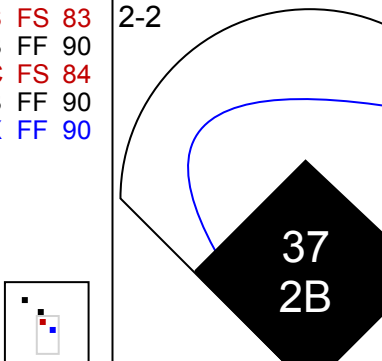
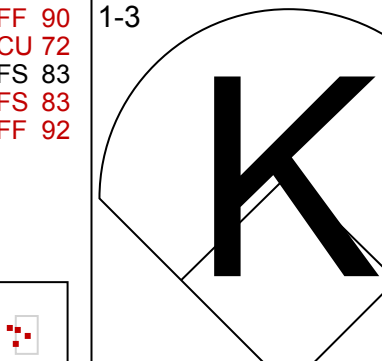
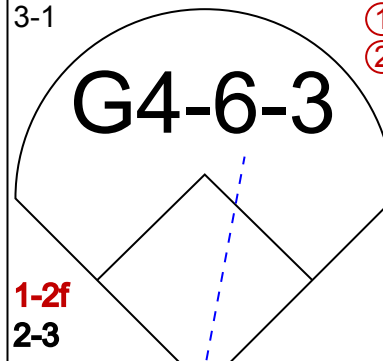
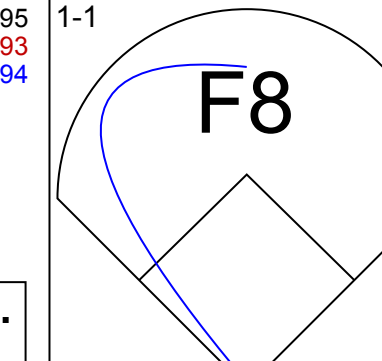
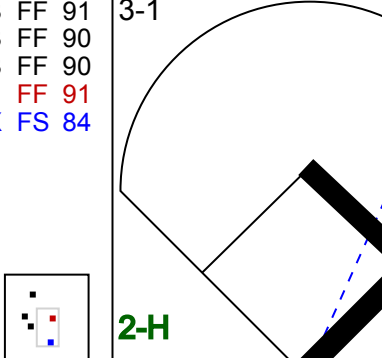
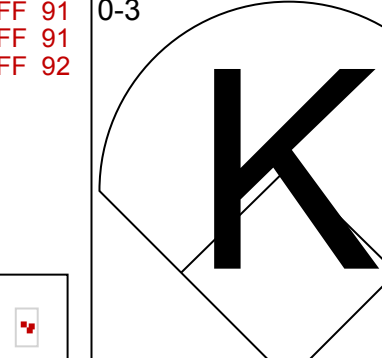
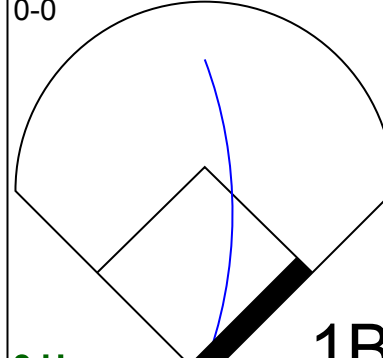
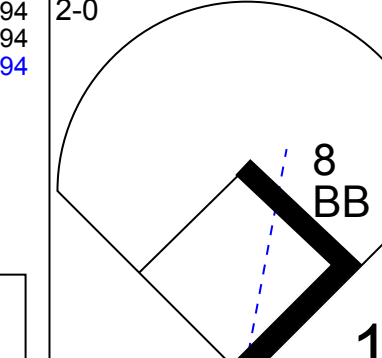
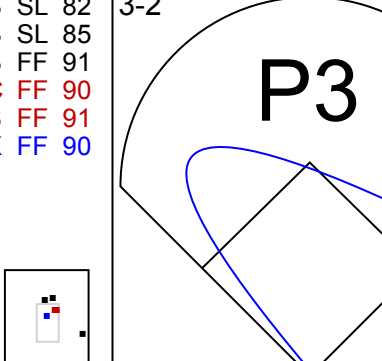

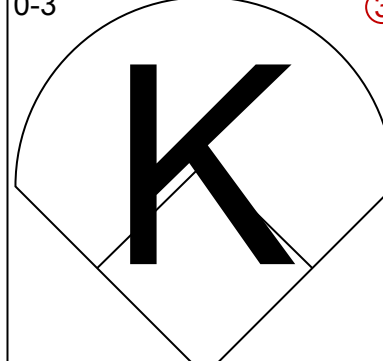
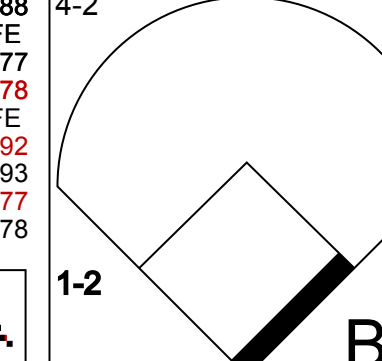
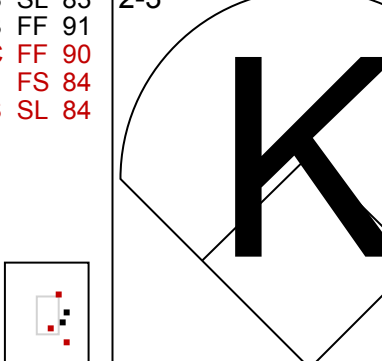

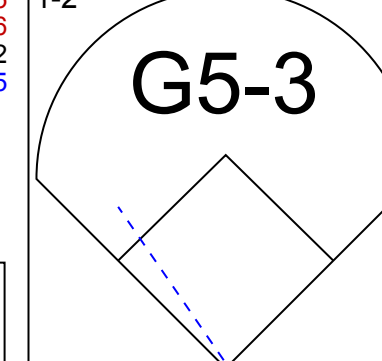
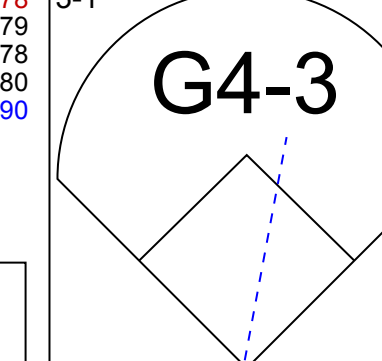
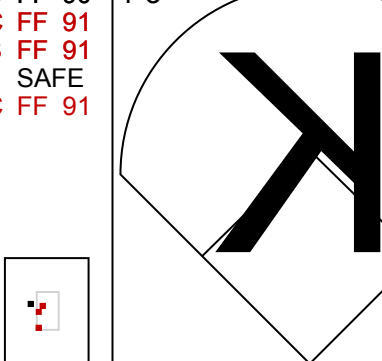

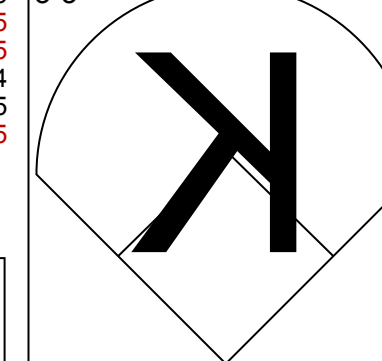
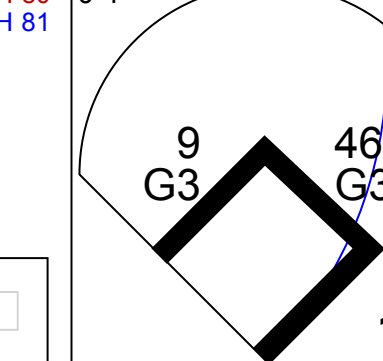
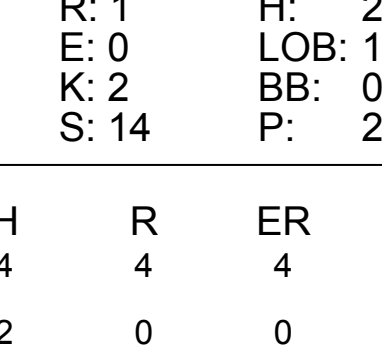
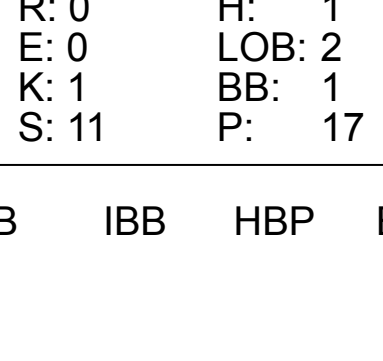


Batter	1	2	3	4	5	6	7	8	9	AB	R	H	RBI	BB	SO	LOB	BOTTOM								
24 Logan Forsythe, R OBP: 0.312, SLG: 0.333										4	0	0	0	0	0	0									
20 Eddie Rosario, L OBP: 0.335, SLG: 0.496										4	1	1	1	0	0	0									
11 Jorge Polanco, S OBP: 0.345, SLG: 0.408										4	0	0	0	0	1	0									
22 Miguel Sanó, R OBP: 0.294, SLG: 0.429										4	0	0	0	0	2	0									
31 Tyler Austin, R OBP: 0.285, SLG: 0.489										3	1	2	1	0	1	0									
60 Jake Cave, L OBP: 0.305, SLG: 0.448										2	1	1	0	0	1	1									
51 Johnny Field, R OBP: 0.242, SLG: 0.350										2	1	0	0	0	2										
16 Ehire Adrianza, S OBP: 0.302, SLG: 0.377										2	0	0	0	0	1	1									
7 Joe Mauer, L OBP: 0.354, SLG: 0.369										1	1	1	3	0	0	0									
46 Bobby Wilson, R OBP: 0.228, SLG: 0.278										3	0	0	0	0	1	0									
Inning Stats	R: 0 E: 0 K: 1 S: 11	H: 0 LOB: 0 BB: 0 P: 18	R: 0 E: 0 K: 1 S: 8	H: 0 LOB: 0 BB: 0 P: 16	R: 0 E: 0 K: 1 S: 7	H: 0 LOB: 0 BB: 0 P: 8	R: 0 E: 0 K: 1 S: 8	H: 0 LOB: 0 BB: 0 P: 12	R: 0 E: 0 K: 2 S: 12	H: 1 LOB: 1 BB: 0 P: 17	R: 1 E: 0 K: 0 S: 9	H: 1 LOB: 0 BB: 0 P: 13	R: 4 E: 0 K: 1 S: 16	H: 3 LOB: 0 BB: 0 P: 25	R: 0 E: 0 K: 0 S: 5	H: 0 LOB: 0 BB: 0 P: 6	1B: 2 2B: 0 3B: 0 HR: 3	SF: 0 SAC: 0 DP: 0 HBP: 2	WP: 0 PB: 0 SB: 0 CS: 0	PA: 31					
PITCHER	IP	WLS	BF	H	R	ER	SO	BB	IBB	HBP	BLK	WP	HR	S	P	ERA	WHIP								
48 Mathew Boyd, L ERA: 4.27	6.1	L	25	4	4	4	7	4	0	2	0	0	1	63	97	5.68	0.632								
19 Louis Coleman, R ERA: 3.59	1.2	B	6	1	1	1	0	0	0	0	0	0	1	13	18	5.40	0.600								

Detroit Tigers @ Minnesota Twins
 Target Field, Minneapolis, MN
 Fri Aug 17 2018, 7:10 PM - 9:53 PM CDT
 Att: 26,605 - Cloudy - 82 F

AB	29
R	5
H	5
RBI	5
BB	0
SO	7
LOB	4

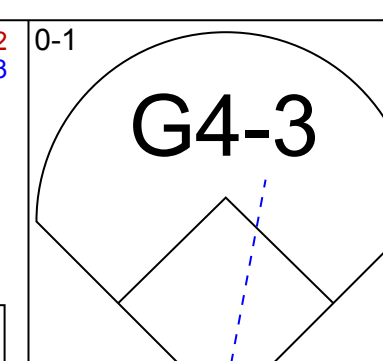
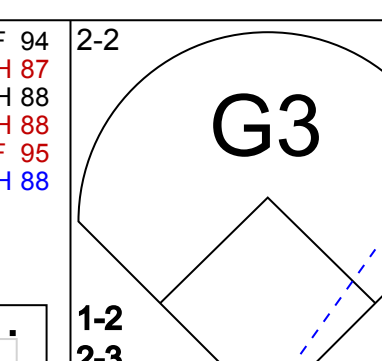
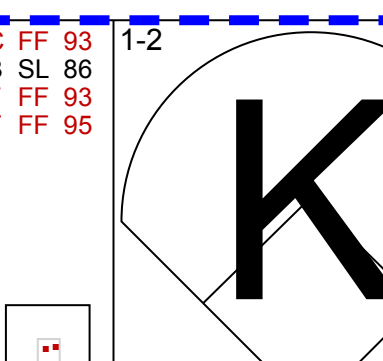
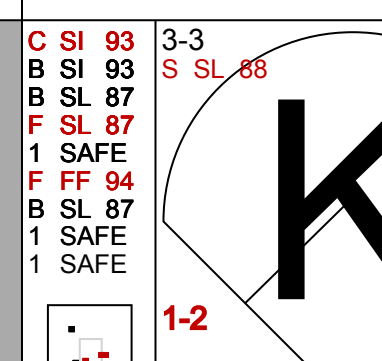
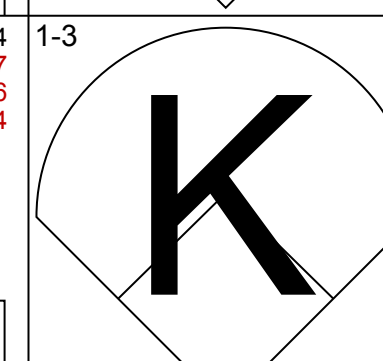
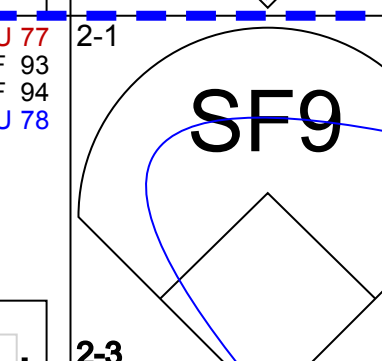
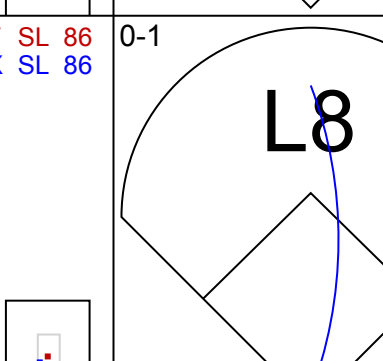
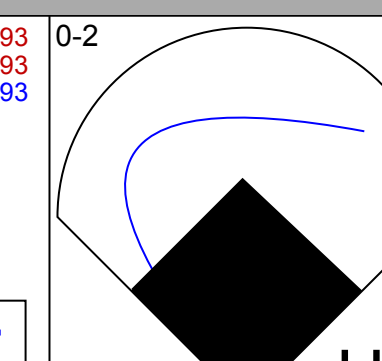
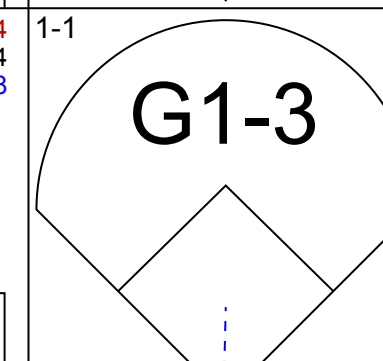
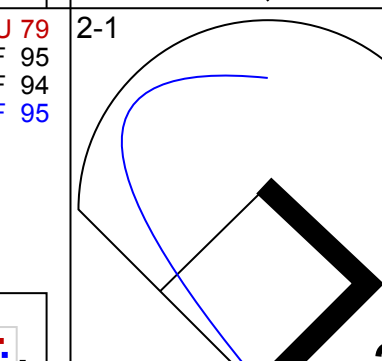
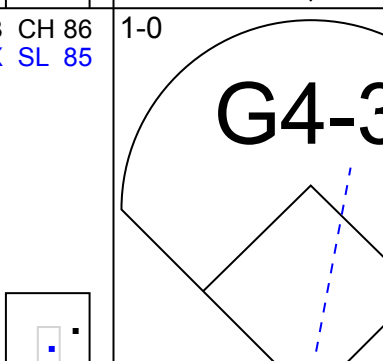
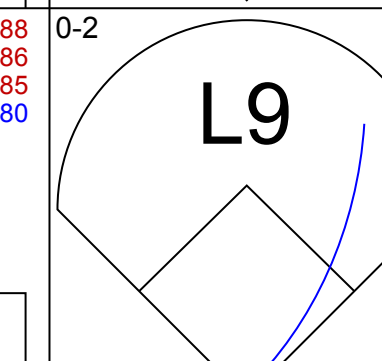
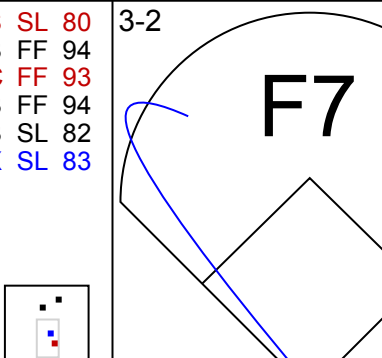
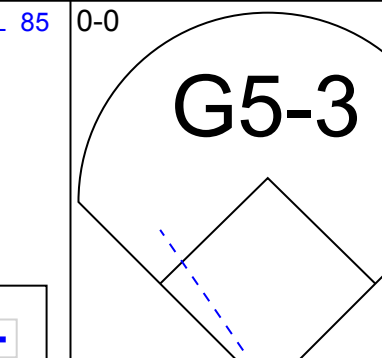
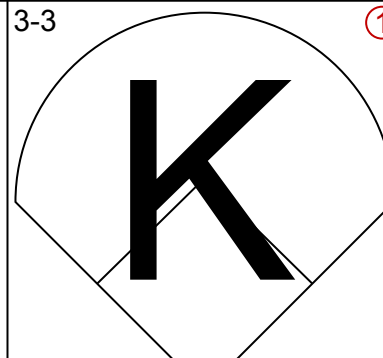
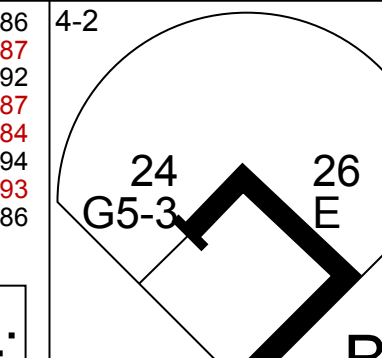
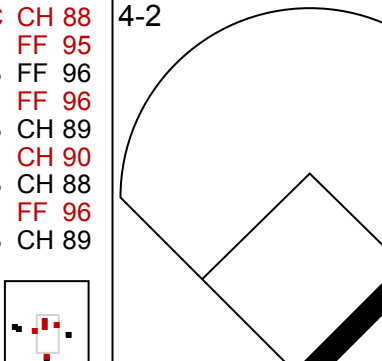
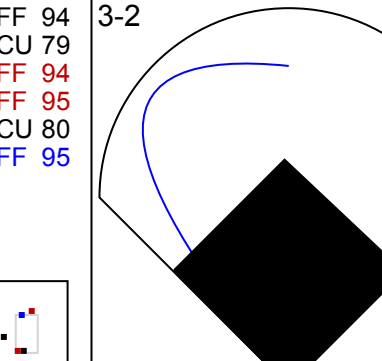
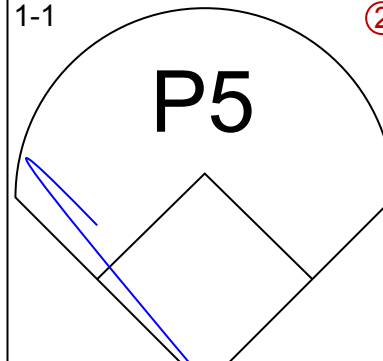
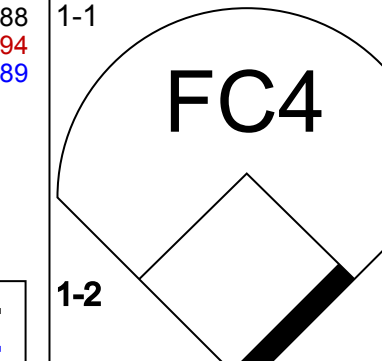
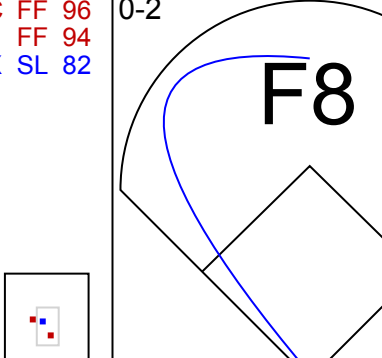
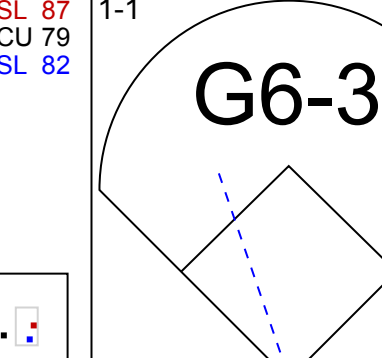
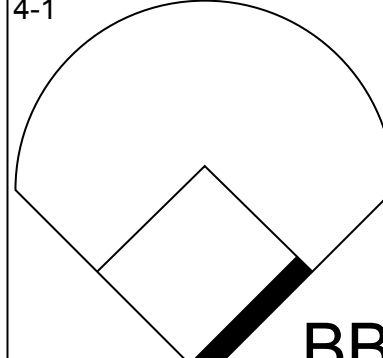
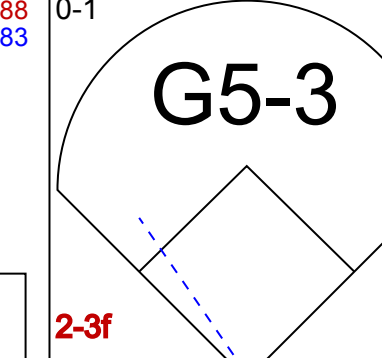
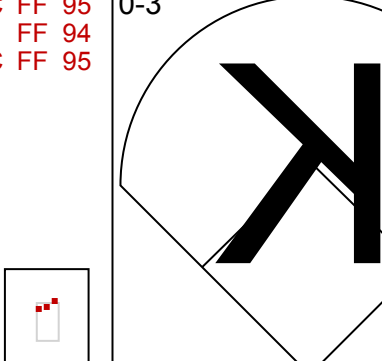
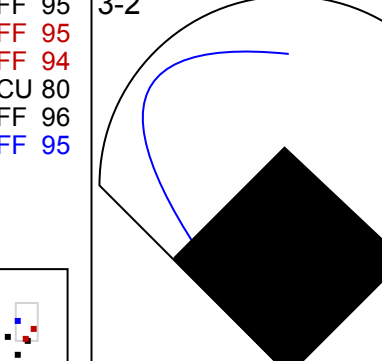
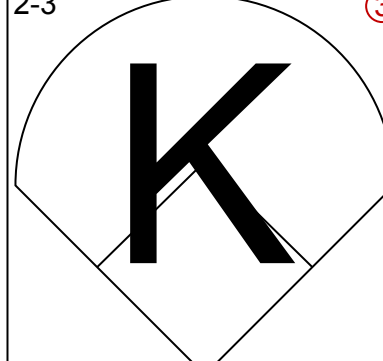

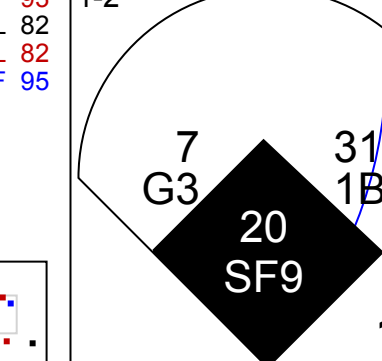
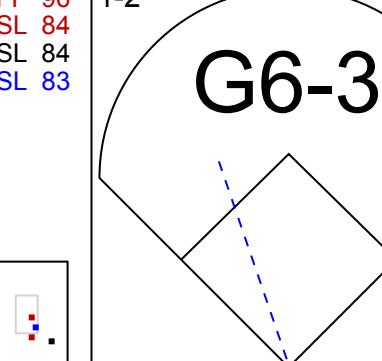

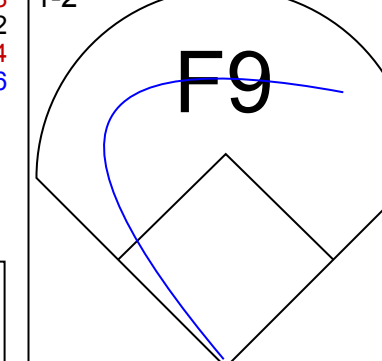
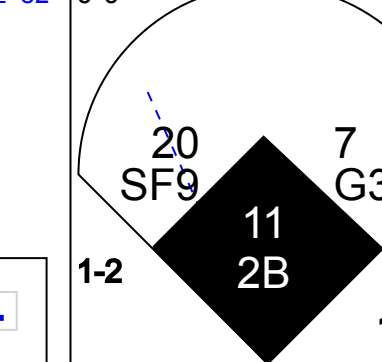
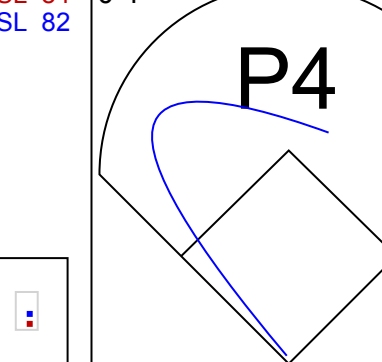

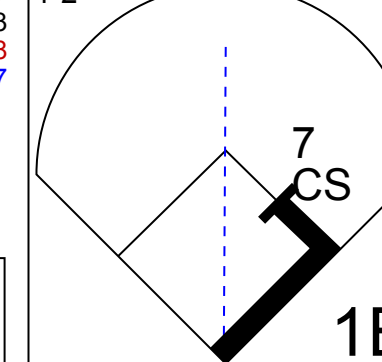
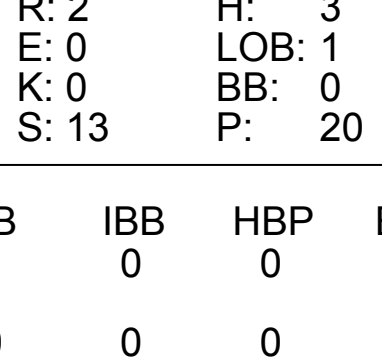
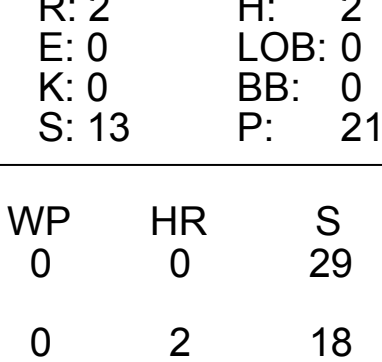
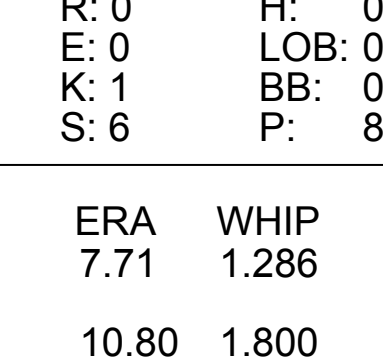


Batter	1	2	3	4	5	6	7	8	9	AB	R	H	RBI	BB	SO	LOB	TOP				
46 Jeimer Candelario, S OBP: 0.315, SLG: 0.405 (1,5)										4	1	1	0	1	1	1					
1 Jose Iglesias, R OBP: 0.309, SLG: 0.389 (1,6)										3	1	1	0	2	0	0					
9 Nick Castellanos, R OBP: 0.343, SLG: 0.490 (1,9)										4	1	1	0	1	0	4					
28 Niko Goodrum, S OBP: 0.305, SLG: 0.431 (1,4)										4	0	0	1	1	2	3					
41 Victor Martinez, S OBP: 0.299, SLG: 0.339 (1,10)										4	1	1	0	0	1	2					
37 James Adduci, L OBP: 0.315, SLG: 0.430 (1,3)										4	0	3	2	0	1	0					
8 Mikie Mahtook, R OBP: 0.257, SLG: 0.280 (1,7)										3	0	0	0	1	1	2					
34 James McCann, R OBP: 0.274, SLG: 0.325 (1,2)										4	0	0	0	0	1	3					
13 Mike Gerber, L OBP: 0.186, SLG: 0.132 (1,8)										3	0	0	0	0	3	1					
22 Victor Reyes, S OBP: 0.247, SLG: 0.267 (9,PH)										1	0	1	0	0	0	0					
Inning Stats	R: 0 H: 1 E: 0 K: 1 S: 14	H: 1 LOB: 0 BB: 0 P: 23	R: 1 H: 2 E: 0 K: 2 S: 14	H: 2 LOB: 1 BB: 0 P: 25	R: 0 H: 0 E: 0 K: 1 S: 10	H: 0 LOB: 0 BB: 0 P: 16	R: 0 H: 0 E: 0 K: 1 S: 9	H: 0 LOB: 0 BB: 0 P: 12	R: 0 H: 0 E: 0 K: 1 S: 9	H: 0 LOB: 0 BB: 0 P: 12	R: 3 H: 2 E: 0 K: 1 S: 9	H: 2 LOB: 1 BB: 3 P: 24	R: 0 H: 1 E: 0 K: 1 S: 14	H: 1 LOB: 2 BB: 1 P: 26	R: 0 H: 1 E: 0 K: 0 S: 11	H: 1 LOB: 2 BB: 1 P: 23	R: 0 H: 1 E: 0 K: 1 S: 11	H: 1 LOB: 2 BB: 1 P: 17	1B: 5 2B: 3 3B: 0 HR: 0	SF: 0 SAC: 0 DP: 1 HBP: 0	WP: 0 PA: 40 PB: 0 SB: 0 CS: 0
PITCHER	IP WLS BF H R ER SO BB IBB HBP BLK WP HR S P ERA WHIP	IP WLS BF H R ER SO BB IBB HBP BLK WP HR S P ERA WHIP	IP WLS BF H R ER SO BB IBB HBP BLK WP HR S P ERA WHIP	IP WLS BF H R ER SO BB IBB HBP BLK WP HR S P ERA WHIP	IP WLS BF H R ER SO BB IBB HBP BLK WP HR S P ERA WHIP	IP WLS BF H R ER SO BB IBB HBP BLK WP HR S P ERA WHIP	IP WLS BF H R ER SO BB IBB HBP BLK WP HR S P ERA WHIP	IP WLS BF H R ER SO BB IBB HBP BLK WP HR S P ERA WHIP	IP WLS BF H R ER SO BB IBB HBP BLK WP HR S P ERA WHIP	IP WLS BF H R ER SO BB IBB HBP BLK WP HR S P ERA WHIP	IP WLS BF H R ER SO BB IBB HBP BLK WP HR S P ERA WHIP	IP WLS BF H R ER SO BB IBB HBP BLK WP HR S P ERA WHIP	IP WLS BF H R ER SO BB IBB HBP BLK WP HR S P ERA WHIP	IP WLS BF H R ER SO BB IBB HBP BLK WP HR S P ERA WHIP	IP WLS BF H R ER SO BB IBB HBP BLK WP HR S P ERA WHIP	IP WLS BF H R ER SO BB IBB HBP BLK WP HR S P ERA WHIP	IP WLS BF H R ER SO BB IBB HBP BLK WP HR S P ERA WHIP	IP WLS BF H R ER SO BB IBB HBP BLK WP HR S P ERA WHIP	IP WLS BF H R ER SO BB IBB HBP BLK WP HR S P ERA WHIP	IP WLS BF H R ER SO BB IBB HBP BLK WP HR S P ERA WHIP	IP WLS BF H R ER SO BB IBB HBP BLK WP HR S P ERA WHIP
12 Jake Odorizzi, R ERA: 4.35 (1,1)	5.0	21	4	4	4	7	2	0	0	0	0	0	0	59	99	7.20	1.200				
68 Matt Magill, R ERA: 3.68 (6,1)	2.0	B	9	2	0	2	2	0	0	0	0	0	0	20	39	0.00	2.000				
55 Taylor Rogers, L ERA: 0.51 (8,1)	0.2	3	1	0	0	0	0	0	0	0	0	0	0	6	11	0.00	1.500				
39 Trevor Hildenberger, R ERA: 4.48 (8,1)	1.1	W	7	1	0	1	2	0	0	0	0	0	0	16	29	0.00	2.250				

Detroit Tigers @ Minnesota Twins
Target Field, Minneapolis, MN
Sun Aug 19 2018, 1:16 PM - 4:31 PM CDT
Att: 27,917 - Cloudy - 82 F

AB	34
R	4
H	8
RBI	3
BB	6
SO	10
LOB	16



Batter	1	2	3	4	5	6	7	8	9	AB	R	H	RBI	BB	SO	LOB	BOTTOM				
7 Joe Mauer, L OBP: 0.354, SLG: 0.379 (1,10)										4	0	0	0	0	2	3					
20 Eddie Rosario, L OBP: 0.333, SLG: 0.498 (1,7)										3	1	1	2	0	1	0					
11 Jorge Polanco, S OBP: 0.339, SLG: 0.410 (1,6)										4	0	1	1	0	0	0					
22 Miguel Sanó, R OBP: 0.299, SLG: 0.438 (1,5)										3	0	0	0	1	1	1					
26 Max Kepler, L OBP: 0.324, SLG: 0.426 (1,8)										3	1	1	1	1	0	1					
24 Logan Forsythe, R OBP: 0.306, SLG: 0.323 (1,4)										3	0	0	0	1	0	3					
60 Jake Cave, L OBP: 0.308, SLG: 0.463 (1,9)										3	1	1	1	0	2	2					
23 Mitch Garver, R OBP: 0.328, SLG: 0.411 (1,2)										3	1	1	0	0	0	0					
31 Tyler Austin, R OBP: 0.304, SLG: 0.521 (1,3)										3	1	2	0	0	0	0					
16 Ehire Adrianza, S OBP: 0.302, SLG: 0.377 (7,PR)										0	0	0	0	0	0	0					
Inning Stats	R: 0 H: 0 E: 0 K: 1 S: 7	H: 0 LOB: 0 BB: 0 P: 9	R: 0 H: 0 E: 0 K: 1 S: 14	H: 0 LOB: 1 BB: 1 P: 21	R: 2 H: 3 E: 0 K: 0 S: 13	H: 3 LOB: 1 BB: 0 P: 20	R: 2 H: 2 E: 0 K: 0 S: 13	H: 2 LOB: 0 BB: 0 P: 21	R: 0 H: 0 E: 0 K: 1 S: 6	H: 0 LOB: 0 BB: 0 P: 8	R: 0 H: 0 E: 0 K: 2 S: 9	H: 0 LOB: 1 BB: 1 P: 19	R: 0 H: 1 E: 0 K: 1 S: 10	H: 1 LOB: 0 BB: 0 P: 15	R: 1 H: 1 E: 1 K: 0 S: 15	H: 1 LOB: 1 BB: 1 P: 20	1B: 3 2B: 2 3B: 0 HR: 3	SF: 1 SAC: 0 DP: 2 HBP: 0	WP: 0 PA: 33 PB: 0 SB: 0 CS: 1		
PITCHER	IP WLS BF H R ER SO BB IBB HBP BLK WP HR S P ERA WHIP	IP WLS BF H R ER SO BB IBB HBP BLK WP HR S P ERA WHIP	IP WLS BF H R ER SO BB IBB HBP BLK WP HR S P ERA WHIP	IP WLS BF H R ER SO BB IBB HBP BLK WP HR S P ERA WHIP	IP WLS BF H R ER SO BB IBB HBP BLK WP HR S P ERA WHIP	IP WLS BF H R ER SO BB IBB HBP BLK WP HR S P ERA WHIP	IP WLS BF H R ER SO BB IBB HBP BLK WP HR S P ERA WHIP	IP WLS BF H R ER SO BB IBB HBP BLK WP HR S P ERA WHIP	IP WLS BF H R ER SO BB IBB HBP BLK WP HR S P ERA WHIP	IP WLS BF H R ER SO BB IBB HBP BLK WP HR S P ERA WHIP	IP WLS BF H R ER SO BB IBB HBP BLK WP HR S P ERA WHIP	IP WLS BF H R ER SO BB IBB HBP BLK WP HR S P ERA WHIP	IP WLS BF H R ER SO BB IBB HBP BLK WP HR S P ERA WHIP	IP WLS BF H R ER SO BB IBB HBP BLK WP HR S P ERA WHIP	IP WLS BF H R ER SO BB IBB HBP BLK WP HR S P ERA WHIP	IP WLS BF H R ER SO BB IBB HBP BLK WP HR S P ERA WHIP	IP WLS BF H R ER SO BB IBB HBP BLK WP HR S P ERA WHIP	IP WLS BF H R ER SO BB IBB HBP BLK WP HR S P ERA WHIP	IP WLS BF H R ER SO BB IBB HBP BLK WP HR S P ERA WHIP	IP WLS BF H R ER SO BB IBB HBP BLK WP HR S P ERA WHIP	IP WLS BF H R ER SO BB IBB HBP BLK WP HR S P ERA WHIP
45 Buck Farmer, R ERA: 4.47 (1,1)	2.1	10	2	2	2	0	0	0	0	0	0	0	0	29	41	7.71	1.286				
26 Zac Reininger, R ERA: 8.18 (3,1)	1.2	8	3	2	2	0	0	0	0	0	2	18	30	10.80	1.800						
68 Daniel Stumpf, L ERA: 6.59 (5,1)	2.0	7	0	0	0	3	1														

Batter	1	2	3	4	5	6	7	8	9	AB	R	H	RBI	BB	SO	LOB	TOP	
5 Albert Almora Jr., R OBP: 0.340, SLG: 0.409										4	0	2	0	1	1	0	Chicago Cubs @ Detroit Tigers Comerica Park, Detroit, MI Tue Aug 21 2018, 7:11 PM - 9:55 PM EDT Att: 26,638 - Cloudy - 76 F	
22 Jason Heyward, L OBP: 0.341, SLG: 0.403										5	0	0	0	0	1	3		
9 Javier Báez, R OBP: 0.322, SLG: 0.561										4	0	2	0	0	0	2		
44 Anthony Rizzo, L OBP: 0.386, SLG: 0.449										3	1	2	1	1	1	1		
18 Ben Zobrist, S OBP: 0.390, SLG: 0.462										3	0	1	0	1	0	3		
12 Kyle Schwarber, L OBP: 0.380, SLG: 0.468										4	0	1	0	0	1	3		
13 David Bote, R OBP: 0.363, SLG: 0.443										4	0	0	0	0	2	4		
40 Wilson Contreras, R OBP: 0.356, SLG: 0.418										4	0	0	0	0	1	4		
2 Tommy La Stella, L OBP: 0.346, SLG: 0.307										4	0	0	0	0	2	1		
Inning Stats	R: 0 H: 2 E: 0 K: 1 S: 13	H: 1 R: 0 ER: 0 LOB: 1 BB: 0 P: 15	R: 0 H: 1 E: 0 K: 3 S: 11	R: 0 H: 1 E: 1 K: 0 S: 10	R: 0 H: 0 E: 1 K: 0 S: 8	R: 0 H: 1 E: 0 K: 0 S: 8	R: 1 H: 2 E: 0 K: 0 S: 9	R: 0 H: 1 E: 0 K: 2 S: 13	R: 0 H: 0 E: 0 K: 1 S: 14	1B: 7 R: 0 H: 8 RBI: 1 BB: 3 SO: 9 LOB: 21	WP: 0 PA: 38 PB: 0 SB: 1 CS: 0							
PITCHER	IP WLS BF H R ER SO BB IBB HBP BLK WP HR S P ERA WHIP	6.0 W 26 7 1 1 5 1 0 0 0 0 1 59 92 1.50 1.333	7.1 W 4 1 0 0 1 0 0 0 0 0 0 0 10 16 0.00 1.000	8.1 H 4 0 0 0 2 1 0 0 0 0 0 0 13 21 0.00 1.000	9.1 S 4 0 0 0 1 1 0 0 0 0 0 0 14 21 0.00 1.000													

Batter	1	2	3	4	5	6	7	8	9	AB	R	H	RBI	BB	SO	LOB	BOTTOM
46 Jeimer Candelario, S OBP: 0.317, SLG: 0.411										4	1	2	0	0	2	2	Chicago Cubs @ Detroit Tigers Comerica Park, Detroit, MI Tue Aug 21 2018, 7:11 PM - 9:55 PM EDT Att: 26,638 - Cloudy - 76 F
1 Jose Iglesias, R OBP: 0.311, SLG: 0.390										4	1	2	0	0	0	2	
9 Nick Castellanos, R OBP: 0.342, SLG: 0.487										3	0	0	1	1	0	4	
28 Niko Goodrum, S OBP: 0.302, SLG: 0.427										4	0	0	0	0	2	3	
41 Victor Martinez, S OBP: 0.303, SLG: 0.344										4	0	3	1	0	0	1	
37 James Adduci, L OBP: 0.304, SLG: 0.416										3	0	0	0	0	0	3	
8 Mikel Mahtook, R OBP: 0.259, SLG: 0.281										3	0	1	0	0	0	1	
34 James McCann, R OBP: 0.275, SLG: 0.325										3	0	1	0	0	0	1	
22 Victor Reyes, S OBP: 0.255, SLG: 0.275										3	0	2	0	0	0	1	
Inning Stats	R: 2 H: 3 E: 0 K: 0 S: 13	H: 1 R: 0 ER: 0 LOB: 1 BB: 0 P: 17	R: 0 H: 0 E: 0 K: 1 S: 7	R: 0 H: 1 E: 0 K: 0 S: 8	R: 0 H: 2 E: 0 K: 0 S: 7	R: 0 H: 1 E: 0 K: 0 S: 11	R: 0 H: 2 E: 0 K: 1 S: 9	R: 0 H: 1 E: 0 K: 1 S: 10	R: 0 H: 1 E: 0 K: 1 S: 14	1B: 9 R: 2 H: 11 RBI: 2 BB: 1 SO: 4 LOB: 18	WP: 0 PA: 32 PB: 0 SB: 0 CS: 1						
PITCHER	IP WLS BF H R ER SO BB IBB HBP BLK WP HR S P ERA WHIP	7.0 L 28 10 2 2 3 1 0 0 0 0 0 0 10 68 94 2.57 1.571	8.1 4 1 0 0 1 0 0 0 0 0 0 0 10 14 0.00 1.000														

Batter	1	2	3	4	5	6	7	8	9	AB	R	H	RBI	BB	SO	LOB	TOP																				
3 Daniel Murphy, L OBP: 0.343, SLG: 0.441 20 Brandon Kintzler, R	F7		G4-3				F7			5	1	2	1	0	0	0	Chicago Cubs @ Detroit Tigers Comerica Park, Detroit, MI Wed Aug 22 2018, 7:12 PM - 10:36 PM EDT Att: 28,286 - Partly Cloudy - 74 F																				
9 Javier Báez, R OBP: 0.322, SLG: 0.566	F8		G5-3				F8			5	1	2	3	0	0																						
44 Anthony Rizzo, L OBP: 0.364, SLG: 0.453	B1-3			G5-3	G4-6-3		E4			5	1	1	1	0	0																						
18 Ben Zobrist, S OBP: 0.388, SLG: 0.461		G5-3		G5-3			L7			5	1	1	0	0	0																						
22 Jason Heyward, L OBP: 0.337, SLG: 0.398				G4-3		G4-3				5	0	0	0	0	1																						
5 Albert Almora Jr., R OBP: 0.342, SLG: 0.413										4	1	2	0	0	1																						
13 David Bote, R OBP: 0.376, SLG: 0.475										2	1	1	2	2	0																						
40 Willson Contreras, R OBP: 0.359, SLG: 0.419										2	1	1	1	2	1																						
8 Ian Happ, S OBP: 0.358, SLG: 0.415										4	1	1	0	0	1																						
Inning Stats	R: 0 E: 0 K: 0 S: 7	H: 0 LOB: 0 BB: 0 P: 11	R: 0 E: 0 K: 2 S: 11	H: 1 LOB: 2 BB: 1 P: 20	R: 0 E: 0 K: 1 S: 6	H: 0 LOB: 0 BB: 0 P: 7	R: 0 E: 0 K: 0 S: 8	H: 0 LOB: 0 BB: 0 P: 13	R: 3 E: 0 K: 0 S: 15	H: 5 LOB: 1 BB: 1 P: 30	R: 1 E: 0 K: 1 S: 16	H: 2 LOB: 2 BB: 1 P: 26	R: 0 E: 1 K: 0 S: 14	H: 0 LOB: 1 BB: 0 P: 20	R: 0 E: 0 K: 0 S: 4	H: 0 LOB: 0 BB: 0 P: 7	R: 4 E: 0 K: 0 S: 13	H: 3 LOB: 0 BB: 1 P: 25	1B: 6 2B: 2 3B: 0 HR: 3	SF: 0 SAC: 0 DP: 1 HBP: 0	WP: 0 PB: 0 SB: 0 CS: 0	PA: 41															
PITCHER	IP	WLS	BF	H	R	ER	SO	BB	IBB	HBP	BLK	WP	HR	S	P	ERA	WHIP	PITCHER	IP	WLS	BF	H	R	ER	SO	BB	IBB	HBP	BLK	WP	HR	S	P	ERA	WHIP		
38 Francisco Lirio, L ERA: 4.82	5.1	L	23	7	4	4	3	2	0	0	0	0	1	51	88	6.75	1.688	19 Louis Coleman, R ERA: 3.46	0.2		2	0	0	0	0	0	0	0	0	0	0	6	7	0.00	0.000		
45 Buck Farmer, R ERA: 4.42	0.2		4	1	0	0	1	1	0	0	0	0	0	12	19	0.00	3.000																				
68 Daniel Stumpf, L ERA: 5.28	1.1		5	0	0	0	0	0	0	0	0	0	0	16	23	0.00	0.000																				
30 Alex Wilson, R ERA: 3.99	0.2		2	0	0	0	0	0	0	0	0	0	0	2	4	0.00	0.000																				
58 Victor Alcántara, R ERA: 2.5	0.1		5	3	4	4	0	1	0	0	0	0	2	7	18	108.00	12.000																				

Chicago Cubs @ Detroit Tigers
Comerica Park, Detroit, MI
Wed Aug 22 2018, 7:12 PM - 10:36 PM EDT
Att: 28,286 - Partly Cloudy - 74 F

AB 37
R 8
H 11
RBI 8
BB 4
SO 4
LOB 10



Batter	1	2	3	4	5	6	7	8	9	AB	R	H	RBI	BB	SO	LOB	BOTTOM																				
46 Jeimer Candelario, S OBP: 0.318, SLG: 0.410	P6				G6-3					4	1	1	0	1	0	0	Chicago Cubs @ Detroit Tigers Comerica Park, Detroit, MI Wed Aug 22 2018, 7:12 PM - 10:36 PM EDT Att: 28,286 - Partly Cloudy - 74 F																				
1 Jose Iglesias, R OBP: 0.311, SLG: 0.388	G6-3		L8							4	0	1	0	0	0																						
9 Nick Castellanos, R OBP: 0.345, SLG: 0.491										4	0	3	0	0	0																						
28 Niko Goodrum, S OBP: 0.302, SLG: 0.425										4	0	1	0	0	1																						
41 Victor Martinez, S OBP: 0.303, SLG: 0.343										4	1	1	0	0	0																						
8 Mikie Mahtook, R OBP: 0.280, SLG: 0.277										2	0	0	0	1	1																						
37 James Adduci, L OBP: 0.312, SLG: 0.416										0	0	0	1	1	0																						
34 James McCann, R OBP: 0.272, SLG: 0.322										4	0	0	0	0	1																						
60 Ronny Rodríguez, R OBP: 0.241, SLG: 0.229										4	0	1	1	0	2																						
22 Victor Reyes, S OBP: 0.248, SLG: 0.268										4	0	0	0	0	1																						
Inning Stats	R: 0 E: 0 K: 1 S: 9	H: 1 LOB: 1 BB: 0 P: 14	R: 1 E: 0 K: 0 S: 15	H: 2 LOB: 1 BB: 1 P: 27	R: 0 E: 0 K: 0 S: 8	H: 2 LOB: 1 BB: 0 P: 12	R: 0 E: 0 K: 2 S: 10	H: 0 LOB: 0 BB: 0 P: 14	R: 0 E: 0 K: 0 S: 9	H: 0 LOB: 0 BB: 0 P: 13	R: 0 E: 0 K: 0 S: 15	H: 2 LOB: 2 BB: 0 P: 23	R: 0 E: 0 K: 2 S: 11	H: 0 LOB: 0 BB: 0 P: 15	R: 1 E: 1 K: 0 S: 13	H: 1 LOB: 3 BB: 2 P: 27	R: 0 E: 0 K: 1 S: 8	H: 0 LOB: 0 BB: 0 P: 12	1B: 7 2B: 1 3B: 0 HR: 0	SF: 0 SAC: 0 DP: 1 HBP: 0	WP: 0 PB: 0 SB: 0 CS: 0	PA: 37															
PITCHER	IP	WLS	BF	H	R	ER	SO	BB	IBB	HBP	BLK	WP	HR	S	P	ERA	WHIP	PITCHER	IP	WLS	BF	H	R	ER	SO	BB	IBB	HBP	BLK	WP	HR	S	P	ERA	WHIP		
34 Jon Lester, L ERA: 3.64	5.2	W	23	7	1	1	3	1	0	0	0	0	0	13	18	0.00	0.000	20 Brandon Kintzler, R ERA: 3.62	1.0		3	0	0	0	0	0	0	0	0	8	12	0.00	0.000				
41 Steve Cishek, R ERA: 1.71	1.1	H	4	0	0	0	2	0	0	0	0	0	0	5	13	0.00	6.000																				
6 Carl Edwards Jr., R ERA: 2.4	0.1	H	3	1	1	0	0	1	0	0	0	0	0	4	5	=	=																				
37 Justin Wilson, L ERA: 3.15	0.0		1	0	0	0	0	0	0	0	0	0	0	4	5	=	=																				
46 Pedro Strop, R ERA: 2.44	0.2	H	3	0	0	0	0	1	0	0	0	0	0	4	9	0.00	1.500																				

Chicago Cubs @ Detroit Tigers
Comerica Park, Detroit, MI
Wed Aug 22 2018, 7:12 PM - 10:36 PM EDT
Att: 28,286 - Partly Cloudy - 74 F

AB 34
R 2
H 8
RBI 2
BB 3
SO 6
LOB 21



Batter	1	2	3	4	5	6	7	8	9	AB	R	H	RBI	BB	SO	LOB	TOP			
46 Jaimer Candelario, S OBP: 0.319, SLG: 0.404	F8		SF8			K		G5-4-3		3	0	1	1	0	1	0				
1 Jose Iglesias, R OBP: 0.309, SLG: 0.388	G6-3		G5-3			G5-3		G5-4-3		4	0	0	0	0	0	2				
9 Nick Castellanos, R OBP: 0.340, SLG: 0.491	F7					F8				4	0	0	0	0	1	0				
41 Victor Martinez, S OBP: 0.298, SLG: 0.337		G4-3				G6-3				3	0	0	0	0	0	0				
37 James Adduci, L OBP: 0.321, SLG: 0.421						FC3-6				4	0	2	0	0	0	1				
28 Niko Goodrum, S OBP: 0.298, SLG: 0.415						G3-6				3	0	0	0	0	1	3				
8 Mikie Mahtook, R OBP: 0.287, SLG: 0.336						K				3	1	1	0	0	2	1				
34 James McCann, R OBP: 0.269, SLG: 0.317						K				3	0	1	0	0	1	0				
21 JaCoby Jones, R OBP: 0.261, SLG: 0.367						F8				3	1	1	1	0	1	2				
Inning Stats	R: 0 E: 0 K: 0 S: 6	H: 0 LOB: 0 BB: 0 P: 7	R: 0 E: 0 K: 0 S: 7	H: 1 LOB: 0 BB: 0 P: 12	R: 1 E: 0 K: 1 S: 12	H: 2 LOB: 1 BB: 0 P: 20	R: 0 E: 0 K: 1 S: 9	H: 0 LOB: 0 BB: 0 P: 12	R: 0 E: 0 K: 1 S: 7	H: 0 LOB: 0 BB: 0 P: 11	R: 0 E: 0 K: 1 S: 6	H: 1 LOB: 1 BB: 0 P: 9	R: 1 E: 0 K: 0 S: 8	H: 2 LOB: 0 BB: 0 P: 11	R: 0 E: 0 K: 1 S: 7	H: 0 LOB: 0 BB: 0 P: 11	1B: 4 2B: 1 3B: 0 HR: 1	SF: 1 SAC: 0 DP: 2 HBP: 1	WP: 0 PB: 0 SB: 0 CS: 0	PA: 32
PITCHER 65 Jakob Junis, R ERA: 4.53	IP: 9.0 WLS: W BF: 32	H: 6 R: 2 ER: 2 SO: 7	BB: 0 IBB: 0 HBP: 1 BLK: 0	WP: 0 HR: 1 S: 68 P: 104	ERA: 2.00 WHIP: 0.667	PITCHER	IP: 9.0 WLS: W BF: 32	H: 6 R: 2 ER: 2 SO: 7	BB: 0 IBB: 0 HBP: 1 BLK: 0	WP: 0 HR: 1 S: 68 P: 104	ERA: 2.00 WHIP: 0.667	PITCHER	IP: 9.0 WLS: W BF: 32	H: 6 R: 2 ER: 2 SO: 7	BB: 0 IBB: 0 HBP: 1 BLK: 0	WP: 0 HR: 1 S: 68 P: 104	ERA: 2.00 WHIP: 0.667			

Detroit Tigers @ Kansas City Royals
Kauffman Stadium, Kansas City, MO
Tue Aug 28 2018, 7:15 PM - 9:39 PM CDT
Att: 16,888 - Partly Cloudy - 84 F

AB 30
R 2
H 6
RBI 2
BB 0
SO 7
LOB 9



Batter	1	2	3	4	5	6	7	8	9	AB	R	H	RBI	BB	SO	LOB	BOTTOM	
15 Whit Merrifield, R OBP: 0.375, SLG: 0.441	K		13 BB 38 SF9			G4-3		CS		4	1	2	0	0	1	0		
4 Alex Gordon, L OBP: 0.321, SLG: 0.348	F8		7 BB 13 BB 17 2B			P5		38 BB 17 WP 13 S		3	2	1	0	1	0	1		
13 Salvador Perez, R OBP: 0.274, SLG: 0.438			17 BB 17 2B			G4-3		K		4	1	2	0	0	1	2		
38 Jorge Bonifacio, R OBP: 0.306, SLG: 0.344	K		SF9			K		17 WP		3	0	1	1	0	2	1		
7 Rosell Herrera, S OBP: 0.276, SLG: 0.307		G5-3	17 BB 2 SF8			G6-3		F7		3	1	0	0	1	0	2		
17 Hunter Dozier, R OBP: 0.276, SLG: 0.354			2 SF8					G5-3		3	0	2	2	1	0	1		
2 Alcides Escobar, R OBP: 0.283, SLG: 0.296		G5-3				F8		G5-3		3	0	0	1	0	0	2		
14 Brett Phillips, L OBP: 0.248, SLG: 0.292			G6-3			F8		K		4	0	0	0	0	2	2		
27 Adalberto Mondesi, S OBP: 0.278, SLG: 0.418						F9		15 CS		4	1	2	1	0	0	0		
Inning Stats	R: 0 E: 0 K: 2 S: 11	H: 1 LOB: 1 BB: 0 P: 16	R: 0 E: 0 K: 1 S: 8	H: 0 LOB: 1 BB: 1 P: 14	R: 5 E: 0 K: 0 S: 20	H: 4 LOB: 1 BB: 2 P: 32	R: 0 E: 0 K: 0 S: 12	H: 1 LOB: 1 BB: 0 P: 17	R: 0 E: 0 K: 0 S: 7	H: 0 LOB: 0 BB: 0 P: 8	R: 1 E: 0 K: 1 S: 14	H: 2 LOB: 1 BB: 0 P: 19	R: 0 E: 0 K: 1 S: 9	H: 1 LOB: 0 BB: 0 P: 13	1B: 7 2B: 2 3B: 0 HR: 1	SF: 2 SAC: 0 DP: 0 HBP: 0	WP: 1 PB: 0 SB: 1 CS: 1	PA: 37
PITCHER 48 Matthew Boyd, L ERA: 4.22	IP: 6.0 WLS: L BF: 28	H: 7 R: 5 ER: 5 SO: 4	BB: 3 IBB: 0 HBP: 0 BLK: 0	WP: 0 HR: 1 S: 65 P: 97	ERA: 7.50 WHIP: 1.667	PITCHER	IP: 6.0 WLS: L BF: 28	H: 7 R: 5 ER: 5 SO: 4	BB: 3 IBB: 0 HBP: 0 BLK: 0	WP: 0 HR: 1 S: 65 P: 97	ERA: 7.50 WHIP: 1.667	PITCHER	IP: 1.0 WLS: L BF: 5	H: 2 R: 1 ER: 1 SO: 1	BB: 0 IBB: 0 HBP: 0 BLK: 0	WP: 0 HR: 0 S: 14 P: 19	ERA: 9.00 WHIP: 2.000	
54 Drew VerHagen, R ERA: 5.21	IP: 7.1 WLS: L BF: 31	H: 2 R: 1 ER: 1 SO: 1	BB: 0 IBB: 0 HBP: 0 BLK: 0	WP: 0 HR: 0 S: 14 P: 19	ERA: 9.00 WHIP: 2.000	PITCHER	IP: 1.0 WLS: L BF: 5	H: 2 R: 1 ER: 1 SO: 1	BB: 0 IBB: 0 HBP: 0 BLK: 0	WP: 0 HR: 0 S: 14 P: 19	ERA: 9.00 WHIP: 2.000	PITCHER	IP: 8.1 WLS: L BF: 33	H: 1 R: 0 ER: 0 SO: 1	BB: 0 IBB: 0 HBP: 0 BLK: 0	WP: 0 HR: 0 S: 9 P: 13	ERA: 0.00 WHIP: 1.000	
30 Alex Wilson, R ERA: 3.86	IP: 8.1 WLS: L BF: 33	H: 1 R: 0 ER: 0 SO: 1	BB: 0 IBB: 0 HBP: 0 BLK: 0	WP: 0 HR: 0 S: 9 P: 13	ERA: 0.00 WHIP: 1.000	PITCHER	IP: 8.1 WLS: L BF: 33	H: 1 R: 0 ER: 0 SO: 1	BB: 0 IBB: 0 HBP: 0 BLK: 0	WP: 0 HR: 0 S: 9 P: 13	ERA: 0.00 WHIP: 1.000							

Detroit Tigers @ Kansas City Royals
Kauffman Stadium, Kansas City, MO
Tue Aug 28 2018, 7:15 PM - 9:39 PM CDT
Att: 16,888 - Partly Cloudy - 84 F

AB 31
R 6
H 10
RBI 5
BB 3
SO 6
LOB 11



Batter	1	2	3	4	5	6	7	8	9	AB	R	H	RBI	BB	SO	LOB	TOP										
46 Jaimer Candelario, S OBP: 0.315, SLG: 0.400	G6-3	K			F7			F9		4	0	0	0	0	1	1	DETROIT TIGERS @ KANSAS CITY ROYALS Kauffman Stadium, Kansas City, MO Wed Aug 29 2018, 1:16 PM - 3:54 PM CDT Att: 17,091 - Cloudy - 71 F										
1 Jose Iglesias, R OBP: 0.310, SLG: 0.389 37 James Adduci, L OBP: 0.316, SLG: 0.413	1B		L8		K			K		2	1	1	0	0	0	0											
9 Nick Castellanos, R OBP: 0.344, SLG: 0.487	K		G5-3			G5-3		L8		4	0	0	0	0	1	1											
28 Niko Goodrum, S OBP: 0.298, SLG: 0.412	1B		K			G3		K		3	0	0	0	1	2	0											
8 Mikie Mahtook, R OBP: 0.292, SLG: 0.360	1B			L7		E5		HR		4	1	2	2	0	0	0											
60 Ronny Rodriguez, R OBP: 0.248, SLG: 0.291	P5			F9		F9		BB		3	0	0	0	1	0	3											
17 Grayson Greiner, R OBP: 0.316, SLG: 0.281	G5-3			BB				P4		2	0	0	0	2	1	1											
21 Jacoby Jones, R OBP: 0.259, SLG: 0.363	K			F8				K		4	0	0	0	0	3	3											
22 Victor Reyes, S OBP: 0.230, SLG: 0.253	G5-3					K		G6-3		3	0	0	0	0	1	1											
Inning Stats	R: 1 E: 0 K: 1 S: 15	H: 2 LOB: 2 BB: 1 P: 27	R: 0 E: 0 K: 2 S: 12	H: 0 LOB: 1 BB: 1 P: 20	R: 0 E: 0 K: 1 S: 9	H: 0 LOB: 0 BB: 0 P: 13	R: 0 E: 0 K: 0 S: 12	H: 0 LOB: 1 BB: 0 P: 23	R: 0 E: 0 K: 2 S: 8	H: 0 LOB: 0 BB: 0 P: 10	R: 0 E: 0 K: 1 S: 6	H: 0 LOB: 0 BB: 0 P: 9	R: 0 E: 0 K: 1 S: 11	H: 0 LOB: 0 BB: 0 P: 15	R: 1 E: 0 K: 3 S: 17	H: 1 LOB: 1 BB: 1 P: 31		1B: 2 2B: 0 3B: 0 HR: 1	SF: 0 SAC: 0 DP: 0 HBP: 0	WP: 0 PB: 0 SB: 0 CS: 0	PA: 35						
PITCHER	IP	WLS	BF	H	R	ER	SO	BB	IBB	HBP	BLK	WP	HR	S	P	ERA	WHIP										
41 Danny Duffy, L ERA: 4.72	6.0	W	24	2	1	1	6	3	0	0	0	0	0	64	103	1.50	0.833										
33 Brian Flynn, L ERA: 3.92	1.0		3	0	0	0	1	0	0	0	0	0	0	6	9	0.00	0.000										
39 Jason Hammel, R ERA: 5.93	1.0		3	0	0	0	1	0	0	0	0	0	0	11	15	0.00	0.000										
43 Willy Peralta, R ERA: 3.57	1.0		5	1	1	1	3	1	0	0	0	0	1	17	31	9.00	2.000										

Batter	1	2	3	4	5	6	7	8	9	AB	R	H	RBI	BB	SO	LOB	BOTTOM										
15 Whit Merrifield, R OBP: 0.373, SLG: 0.439	P3		F8		P4			F9		5	0	1	0	0	0	2	DETROIT TIGERS @ KANSAS CITY ROYALS Kauffman Stadium, Kansas City, MO Wed Aug 29 2018, 1:16 PM - 3:54 PM CDT Att: 17,091 - Cloudy - 71 F										
4 Alex Gordon, L OBP: 0.321, SLG: 0.355	P2		HR		G4-3			L3		4	1	1	2	0	0	2											
66 Ryan O'Hearn, L OBP: 0.315, SLG: 0.554	F8		L1					K		3	1	0	0	1	1	0											
Lucas Duda, L OBP: 0.310, SLG: 0.413	K		K					G6-3		4	1	1	0	0	2	0											
17 Hunter Dozier, R OBP: 0.281, SLG: 0.364	G5-3							F8		4	1	2	0	0	0	2											
38 Jorge Bonifacio, R OBP: 0.316, SLG: 0.351	1B							1B		3	1	2	0	1	0	1											
27 Adalberto Mondesi, S OBP: 0.289, SLG: 0.453	HR							F7-2		3	2	2	4	1	0	2											
14 Brett Phillips, L OBP: 0.248, SLG: 0.303	K							F9		3	1	1	2	0	1	0											
9 Drew Butera, R OBP: 0.259, SLG: 0.289	2B							K		4	1	2	1	0	1	2											
Inning Stats	R: 0 E: 0 K: 0 S: 5	H: 0 LOB: 0 BB: 0 P: 8	R: 2 E: 0 K: 2 S: 13	H: 2 LOB: 0 BB: 0 P: 21	R: 2 E: 0 K: 1 S: 12	H: 2 LOB: 0 BB: 0 P: 18	R: 3 E: 0 K: 0 S: 18	H: 4 LOB: 1 BB: 0 P: 28	R: 2 E: 0 K: 0 S: 13	H: 1 LOB: 2 BB: 3 P: 30	R: 0 E: 0 K: 1 S: 6	H: 1 LOB: 0 BB: 0 P: 8	R: 0 E: 0 K: 0 S: 7	H: 2 LOB: 1 BB: 0 P: 9	R: 0 E: 0 K: 1 S: 8	H: 0 LOB: 0 BB: 0 P: 12		1B: 5 2B: 5 3B: 2 HR: 2	SF: 1 SAC: 0 DP: 2 HBP: 0	WP: 1 PB: 1 SB: 0 CS: 0	PA: 37						
PITCHER	IP	WLS	BF	H	R	ER	SO	BB	IBB	HBP	BLK	WP	HR	S	P	ERA	WHIP										
32 Michael Fulmer, R ERA: 4.71	3.2	L	19	8	7	7	3	0	0	0	0	0	0	46	71	17.18	2.182										
45 Buck Farmer, R ERA: 4.88	0.2		5	1	2	2	0	2	0	0	0	1	0	11	24	27.00	4.500										
19 Louis Coleman, R ERA: 3.95	0.2		3	0	0	0	0	1	0	0	0	0	0	4	10	0.00	1.500										
68 Daniel Stumpf, L ERA: 5.87	1.0		3	1	0	0	1	0	0	0	0	0	0	6	8	0.00	1.000										
56 Victor Alcántara, R ERA: 2.21	1.0		4	2	0	0	0	0	0	0	0	0	0	7	9	0.00	2.000										
PITCHER	IP	WLS	BF	H	R	ER	SO	BB	IBB	HBP	BLK	WP	HR	S	P	ERA	WHIP										
77 Joe Jiménez, R ERA: 4.14	1.0		3	0	0	0	1	0	0	0	0	0	0	8	12	0.00	0.000										

AB 31
R 2
H 3
RBI 2
BB 4
SO 11
LOB 10



AB 33
R 9
H 12
RBI 9
BB 3
SO 5
LOB 11



Batter	1	2	3	4	5	6	7	8	9	AB R H RBI BB SO LOB	TOP											
46 Jeimer Candelario, S OBP: 0.314, SLG: 0.405										5 1 1 1 0 1 4	Detroit Tigers @ New York Yankees Yankee Stadium, Bronx, NY Thu Aug 30 2018, 7:09 PM - 10:39 PM EDT Att: 37,195 - Clear - 89 F											
8 Mikie Mahtook, R OBP: 0.283, SLG: 0.348										5 0 0 0 0 2 1												
9 Nick Castellanos, R OBP: 0.344, SLG: 0.485										4 2 1 0 1 1 1												
41 Victor Martinez, S OBP: 0.299, SLG: 0.352										5 2 2 4 0 1 0												
28 Niko Goodrum, S OBP: 0.304, SLG: 0.425										5 2 4 1 0 1 0												
60 Ronny Rodriguez, R OBP: 0.254, SLG: 0.320										5 1 2 2 0 1 1												
34 James McCann, R OBP: 0.268, SLG: 0.316										5 0 1 0 0 3 4												
21 JaCoby Jones, R OBP: 0.258, SLG: 0.364										4 0 1 0 0 1 4												
18 Dawel Lugo, R OBP: 0.250, SLG: 0.500										4 0 1 0 0 1 4												
Inning Stats	R: 1 H: 1 E: 0 K: 1 S: 11	H: 1 LOB: 0 BB: 0 P: 21	R: 0 H: 1 E: 1 K: 1 S: 12	H: 1 LOB: 2 BB: 0 P: 15	R: 0 H: 0 E: 0 K: 0 S: 7	H: 0 LOB: 0 BB: 0 P: 11	R: 2 H: 4 E: 0 K: 1 S: 19	H: 4 LOB: 2 BB: 0 P: 26	R: 2 H: 4 E: 0 K: 2 S: 18	H: 4 LOB: 2 BB: 0 P: 30		R: 0 H: 1 E: 0 K: 1 S: 7	H: 1 LOB: 1 BB: 0 P: 10	R: 0 H: 0 E: 0 K: 2 S: 7	H: 0 LOB: 0 BB: 0 P: 11	R: 0 H: 0 E: 0 K: 1 S: 11	H: 0 LOB: 1 BB: 0 P: 17	R: 3 H: 2 E: 0 K: 3 S: 16	H: 2 LOB: 0 BB: 1 P: 31	1B: 6 2B: 2 3B: 0 HR: 5	SF: 0 SAC: 0 DP: 0 HBP: 0	WP: 2 PB: 0 SB: 1 CS: 0
PITCHER	IP WLS BF H R ER SO BB IBB HBP BLK WP HR S P ERA WHIP											IP WLS BF H R ER SO BB IBB HBP BLK WP HR S P ERA WHIP										
34 J.A. Happ, L ERA: 4.0	4.1	24	10	5	5	3	0	0	0	0	0	1	3	60	92	10.38	2.308					
57 Chad Green, R ERA: 2.66	1.2	6	1	0	0	3	0	0	0	0	0	0	0	14	21	0.00	0.600					
30 David Robertson, R ERA: 2.95	1.0	3	0	0	0	2	0	0	0	0	0	0	0	7	11	0.00	0.000					
53 Zack Britton, L ERA: 3.94	1.0	H	4	0	0	1	0	0	0	0	1	0	11	17	0.00	0.000						
68 Dellin Betances, R ERA: 2.59	1.0	L	6	2	3	3	1	0	0	0	0	0	2	16	31	27.00	3.000					

Batter	1	2	3	4	5	6	7	8	9	AB R H RBI BB SO LOB	BOTTOM											
31 Aaron Hicks, S OBP: 0.365, SLG: 0.466										5 2 2 0 0 1 0	Detroit Tigers @ New York Yankees Yankee Stadium, Bronx, NY Thu Aug 30 2018, 7:09 PM - 10:39 PM EDT Att: 37,195 - Clear - 89 F											
27 Giancarlo Stanton, R OBP: 0.351, SLG: 0.555										4 2 2 2 1 0 0												
41 Miguel Andujar, R OBP: 0.330, SLG: 0.525										4 0 1 0 0 2 1												
45 Luke Voit, R OBP: 0.379, SLG: 0.604										4 2 2 2 0 0 2												
25 Gleyber Torres, R OBP: 0.349, SLG: 0.507										4 1 3 2 0 1 0												
14 Neil Walker, S OBP: 0.305, SLG: 0.352										3 0 1 0 1 0 1												
66 Kyle Higashioka, R OBP: 0.250, SLG: 0.333										3 0 0 0 1 1 2												
38 Shane Robinson, R OBP: 0.208, SLG: 0.224										4 0 0 0 0 2 3												
11 Brett Gardner, L OBP: 0.328, SLG: 0.368										4 0 1 0 0 1 2												
Inning Stats	R: 0 H: 0 E: 0 K: 0 S: 6	H: 1 LOB: 1 BB: 0 P: 14	R: 2 H: 3 E: 0 K: 1 S: 13	H: 3 LOB: 0 BB: 0 P: 24	R: 2 H: 2 E: 0 K: 0 S: 9	H: 2 LOB: 0 BB: 1 P: 19	R: 1 H: 2 E: 1 K: 0 S: 11	H: 2 LOB: 1 BB: 1 P: 23	R: 0 H: 1 E: 0 K: 2 S: 11	H: 1 LOB: 2 BB: 1 P: 20		R: 2 H: 3 E: 0 K: 1 S: 15	H: 3 LOB: 1 BB: 0 P: 21	R: 0 H: 0 E: 0 K: 2 S: 9	H: 0 LOB: 0 BB: 0 P: 11	R: 0 H: 0 E: 0 K: 1 S: 9	H: 0 LOB: 0 BB: 0 P: 14	1B: 8 2B: 1 3B: 0 HR: 3	SF: 0 SAC: 0 DP: 2 HBP: 0	WP: 1 PB: 0 SB: 0 CS: 0	PA: 38	
PITCHER	IP WLS BF H R ER SO BB IBB HBP BLK WP HR S P ERA WHIP											IP WLS BF H R ER SO BB IBB HBP BLK WP HR S P ERA WHIP										
38 Francisco Liriano, L ERA: 4.98	4.1	20	7	5	4	2	2	0	0	0	0	0	2	47	85	8.31	2.077					
54 Drew VerHagen, R ERA: 5.06	1.1	6	2	0	0	1	1	0	0	0	0	0	0	11	22	0.00	2.250					
68 Daniel Stumpf, L ERA: 5.81	0.1	1	0	0	0	1	0	0	0	0	1	0	3	4	0.00	0.000						
58 Victor Alcántara, R ERA: 2.95	1.0	5	3	2	2	1	0	0	0	0	0	0	1	15	21	18.00	3.000					
30 Alex Wilson, R ERA: 3.78	1.0	W	3	0	0	0	0	0	0	0	0	0	0	9	11	0.00	0.000					

AB	42
R	8
H	13
RBI	8
BB	1
SO	12
LOB	19



AB	35
R	7
H	12
RBI	6
BB	3
SO	8
LOB	11



Batter	1	2	3	4	5	6	7	8	9	AB	R	H	RBI	BB	SO	LOB	TOP			
8 Mikie Mahtook, R OBP: 0.291, SLG: 0.350										4	1	1	0	0	2	2	Detroit Tigers @ New York Yankees Yankee Stadium, Bronx, NY Sat Sep 01 2018, 4:10 PM - 7:08 PM EDT Att: 42,816 - Sunny - 78 F			
37 James Adduci, L OBP: 0.322, SLG: 0.431										4	0	2	0	0	2	2				
9 Nick Castellanos, R OBP: 0.340, SLG: 0.484										3	0	2	0	1	0	1				
41 Victor Martinez, S OBP: 0.298, SLG: 0.351										3	0	0	1	0	0	2				
28 Niko Goodrum, S OBP: 0.305, SLG: 0.430										4	0	1	0	0	2	2				
60 Ronny Rodriguez, R OBP: 0.243, SLG: 0.307										2	0	0	0	0	0	2				
46 Jemer Candelario, S OBP: 0.313, SLG: 0.402										1	0	0	0	0	1	0				
17 Grayson Greiner, R OBP: 0.313, SLG: 0.294										4	0	1	0	0	0	1				
21 Jacoby Jones, R OBP: 0.261, SLG: 0.365										4	0	2	0	0	1	1				
18 Dawel Lugo, R OBP: 0.333, SLG: 0.417										4	0	0	0	0	0	3				
Inning Stats	R: 1 H: 3 E: 0 K: 1 S: 14	H: 3 LOB: 2 BB: 0 P: 18	R: 0 H: 0 E: 0 K: 0 S: 5	H: 0 LOB: 0 BB: 0 P: 6	R: 0 H: 0 E: 0 K: 1 S: 8	H: 0 LOB: 1 BB: 1 P: 16	R: 0 H: 1 E: 0 K: 1 S: 10	H: 1 LOB: 1 BB: 0 P: 9	R: 0 H: 0 E: 0 K: 0 S: 8	H: 0 LOB: 0 BB: 0 P: 12	R: 0 H: 2 E: 0 K: 2 S: 15	H: 2 LOB: 2 BB: 0 P: 23	R: 0 H: 1 E: 0 K: 1 S: 6	H: 1 LOB: 1 BB: 0 P: 8	R: 0 H: 1 E: 0 K: 1 S: 11	H: 1 LOB: 1 BB: 0 P: 14	1B: 8 2B: 1 3B: 0 HR: 0	SF: 1 SAC: 1 DP: 1 HBP: 0	WP: 0 PB: 0 SB: 1 CS: 0	PA: 36
PITCHER	IP WLS BF H R ER SO BB IBB HBP BLK WP HR S P ERA WHIP																			
19 Masahiro Tanaka, R ERA: 3.83	7.0 W 29	7 1 1 6	1 0 0 0	0 0 0 0	0 0 0 0	0 0 67	96	1.29	1.143											
56 Jonathan Holder, R ERA: 3.12	1.0 H 3	1 0 0 1	0 0 0 0	0 0 0 0	0 0 6	8	0.00	1.000												
68 Dellin Betances, R ERA: 2.54	1.0 S 4	1 0 0 1	0 0 0 0	0 0 0 0	0 0 11	14	0.00	1.000												

Batter	1	2	3	4	5	6	7	8	9	AB	R	H	RBI	BB	SO	LOB	BOTTOM			
26 Andrew McCutchen, R OBP: 0.357, SLG: 0.412										3	0	0	0	0	2	0	Detroit Tigers @ New York Yankees Yankee Stadium, Bronx, NY Sat Sep 01 2018, 4:10 PM - 7:08 PM EDT Att: 42,816 - Sunny - 78 F			
27 Giancarlo Stanton, R OBP: 0.348, SLG: 0.519										4	0	0	0	0	2	3				
31 Aaron Hicks, S OBP: 0.368, SLG: 0.472										3	0	1	0	1	1	0				
41 Miguel Andujar, R OBP: 0.329, SLG: 0.526										3	1	0	0	1	0	2				
29 Adelyn Hechavarria, R OBP: 0.287, SLG: 0.342										0	0	0	0	0	0	0				
24 Gary Sánchez, R OBP: 0.279, SLG: 0.410										4	0	0	0	0	0	4				
25 Cleyber Torres, R OBP: 0.351, SLG: 0.515										3	1	1	2	0	2	0				
45 Luke Voit, R ERA: 5.48										1	0	0	0	2	1	0				
12 Tyler Wade, L OBP: 0.238, SLG: 0.305										0	0	0	0	0	0	0				
14 Neil Walker, S OBP: 0.306, SLG: 0.345										3	0	0	0	0	0	2				
11 Brett Gardner, L OBP: 0.330, SLG: 0.376										2	0	0	0	1	2	2				
Inning Stats	R: 0 H: 0 E: 0 K: 2 S: 7	H: 0 LOB: 0 BB: 0 P: 10	R: 0 H: 0 E: 0 K: 1 S: 11	H: 0 LOB: 0 BB: 0 P: 16	R: 0 H: 0 E: 0 K: 2 S: 9	H: 0 LOB: 0 BB: 0 P: 12	R: 0 H: 0 E: 0 K: 2 S: 12	H: 0 LOB: 0 BB: 0 P: 17	R: 2 H: 1 E: 0 K: 0 S: 12	H: 1 LOB: 3 BB: 3 P: 28	R: 0 H: 1 E: 0 K: 0 S: 9	H: 0 LOB: 0 BB: 0 P: 14	R: 0 H: 0 E: 0 K: 2 S: 18	H: 0 LOB: 2 BB: 1 P: 27	R: 0 H: 0 E: 1 K: 1 S: 9	H: 0 LOB: 2 BB: 1 P: 17	1B: 1 2B: 1 3B: 0 HR: 1	SF: 0 SAC: 0 DP: 1 HBP: 1	WP: 0 PB: 0 SB: 1 CS: 0	PA: 32
PITCHER	IP WLS BF H R ER SO BB IBB HBP BLK WP HR S P ERA WHIP																			
44 Daniel Norris, L ERA: 4.99	0.2	5 0 0 0	0 0 0 0	2 0 1 0	0 0 10	20	0.00	3.000												
45 Buck Farmer, R ERA: 4.77	1.1	5 1 0 0	0 0 1 1	0 0 0 0	0 0 15	26	0.00	1.500												
68 Daniel Stumpf, L ERA: 5.68	0.2	2 0 0 0	0 0 1 1	0 0 0 0	0 0 12	15	0.00	0.000												
58 Victor Alcántara, R ERA: 2.82	1.0	5 0 0 0	0 0 1 1	0 0 0 0	0 0 9	17	0.00	1.000												



Batter	1	2	3	4	5	6	7	8	9	AB	R	H	RBI	BB	SO	LOB	TOP										
46 Jeimer Candelario, S OBP: 0.311, SLG: 0.397										4	0	1	0	0	1	1	Detroit Tigers @ Chicago White Sox Guaranteed Rate Field, Chicago, IL Mon Sep 03 2018, 1:12 PM - 3:59 PM CDT Att: 15,540 - Cloudy - 82 F										
21 JaCoby Jones, R OBP: 0.265, SLG: 0.373										3	0	1	0	0	1	1											
9 Nick Castellanos, R OBP: 0.345, SLG: 0.499										4	0	0	0	0	2	4											
41 Victor Martinez, S OBP: 0.298, SLG: 0.357										4	1	1	1	0	1	2											
28 Niko Goodrum, S OBP: 0.306, SLG: 0.434										4	1	1	1	0	1	0											
34 James McCann, R OBP: 0.287, SLG: 0.314										4	0	0	0	0	1	0											
60 Ronny Rodríguez, R OBP: 0.250, SLG: 0.311										3	0	0	0	0	0	0											
18 Dawel Lugo, R OBP: 0.350, SLG: 0.400										3	0	0	0	0	0	0											
22 Victor Reyes, S OBP: 0.246, SLG: 0.306										3	0	1	0	0	1	0											
Inning Stats	R: 0 H: 1 E: 0 K: 2 S: 9	H: 1 LOB: 1 BB: 0 P: 14	R: 0 H: 0 E: 0 K: 1 S: 11	H: 0 LOB: 0 BB: 15 P: 15	R: 0 H: 1 E: 0 K: 2 S: 14	H: 2 LOB: 2 BB: 0 P: 21	R: 0 H: 0 E: 0 K: 1 S: 8	H: 0 LOB: 0 BB: 0 P: 13	R: 0 H: 0 E: 0 K: 0 S: 9	H: 1 LOB: 1 BB: 0 P: 15	R: 0 H: 1 E: 0 K: 0 S: 6	H: 1 LOB: 0 BB: 0 P: 11	R: 0 H: 0 E: 0 K: 1 S: 8	H: 0 LOB: 0 BB: 10 P: 10	R: 1 H: 1 E: 0 K: 1 S: 11	H: 3 LOB: 0 BB: 20 P: 20		1B: 2 2B: 0 3B: 1 HR: 2	SF: 0 SAC: 0 DP: 0 HBP: 1	WP: 0 PB: 0 SB: 0 CS: 0	PA: 33						
PITCHER	IP	WLS	BF	H	R	ER	SO	BB	IBB	HBP	BLK	WP	HR	S	P	ERA	WHIP										
40 Reynaldo López, R ERA: 4.37	(1, 1)	7.0	26	4	1	1	6	0	0	1	0	0	1	63	98	1.29	0.571										
63 Ian Hamilton, R ERA:	(8, 1)	1.1	4	0	0	0	2	0	0	0	0	0	0	11	14	0.00	0.000										
57 Jace Fry, L ERA: 3.86	(9, 1)	0.2	W	3	1	1	1	0	0	0	0	0	1	8	16	13.50	1.500										

Batter	1	2	3	4	5	6	7	8	9	AB	R	H	RBI	BB	SO	LOB	BOTTOM										
30 Nicky Delmonico, L OBP: 0.309, SLG: 0.403										4	1	1	1	0	2	0	Detroit Tigers @ Chicago White Sox Guaranteed Rate Field, Chicago, IL Mon Sep 03 2018, 1:12 PM - 3:59 PM CDT Att: 15,540 - Cloudy - 82 F										
5 Yoimer Sánchez, S OBP: 0.317, SLG: 0.379										3	0	0	0	1	0	0											
38 Omar Narváez, L OBP: 0.372, SLG: 0.427										3	0	0	0	1	2	0											
18 Daniel Palka, L OBP: 0.282, SLG: 0.476										4	1	1	1	0	0	2											
21 Wellington Castillo, R OBP: 0.307, SLG: 0.458										4	0	1	0	0	1	0											
49 Ryan Cordell, R ERA:	(9, PR)									0	1	0	0	0	0	0											
24 Matt Davidson, R OBP: 0.333, SLG: 0.466										3	1	1	2	1	0	0											
10 Yoán Moncada, S OBP: 0.305, SLG: 0.397										2	0	0	0	1	0	1											
7 Tim Anderson, R OBP: 0.292, SLG: 0.425										3	0	1	0	0	1	2											
15 Adam Engel, R OBP: 0.276, SLG: 0.338										3	0	0	0	0	2	1											
Inning Stats	R: 1 H: 1 E: 0 K: 0 S: 8	H: 1 LOB: 0 BB: 0 P: 12	R: 0 H: 0 E: 0 K: 1 S: 11	H: 0 LOB: 1 BB: 1 P: 18	R: 0 H: 0 E: 0 K: 1 S: 12	H: 0 LOB: 2 BB: 2 P: 22	R: 0 H: 0 E: 0 K: 1 S: 13	H: 0 LOB: 1 BB: 1 P: 21	R: 0 H: 0 E: 0 K: 1 S: 9	H: 0 LOB: 0 BB: 0 P: 13	R: 0 H: 0 E: 0 K: 1 S: 10	H: 1 LOB: 1 BB: 0 P: 17	R: 0 H: 0 E: 0 K: 2 S: 11	H: 0 LOB: 0 BB: 0 P: 17	R: 3 H: 3 E: 0 K: 0 S: 9	H: 3 LOB: 1 BB: 0 P: 13	1B: 1 2B: 1 3B: 0 HR: 3	SF: 0 SAC: 0 DP: 0 HBP: 0	WP: 0 PB: 0 SB: 0 CS: 0	PA: 33							
PITCHER	IP	WLS	BF	H	R	ER	SO	BB	IBB	HBP	BLK	WP	HR	S	P	ERA	WHIP										
32 Michael Fulmer, R ERA: 4.57	(1, 1)	5.2	22	1	1	1	5	4	0	0	0	0	0	4	7	0.00	0.882										
54 Drew VerHagen, R ERA: 4.95	(6, 1)	0.1	1	0	0	0	0	0	0	0	0	0	0	4	7	0.00	0.000										
36 Blaine Hardy, L ERA: 3.81	(7, 1)	2.0	7	1	0	0	3	0	0	0	0	0	0	19	28	0.00	0.500										
61 Shane Greene, R ERA: 4.72	(9, 1)	0.0	L	3	3	3	3	0	0	0	0	0	2	9	13	∞	∞										

AB	32
R	2
H	5
RBI	2
BB	0
SO	8
LOB	8



Batter	1	2	3	4	5	6	7	8	9	AB	R	H	RBI	BB	SO	LOB	TOP			
46 Jeimer Candelario, S OBP: 0.310, SLG: 0.393 (1.5)										4	0	0	0	1	2	2				
37 James Adduci, L OBP: 0.317, SLG: 0.421 (1.3)										5	0	1	1	0	2	1				
9 Nick Castellanos, R OBP: 0.343, SLG: 0.484 (1.9)										5	0	0	0	0	2	2				
41 Victor Martinez, S OBP: 0.299, SLG: 0.357 (1.10)										5	1	2	0	0	1	0				
22 Victor Reyes, S OBP: 0.266, SLG: 0.306 (9.10)										0	0	0	0	0	0	0				
28 Niko Goodrum, S OBP: 0.309, SLG: 0.435 (1.6)										4	3	2	0	1	2	2				
8 Mikie Mahtook, R OBP: 0.298, SLG: 0.365 (1.7)										3	2	2	2	1	1	1				
17 Grayson Greiner, R OBP: 0.321, SLG: 0.319 (1.2)										4	1	2	3	0	2	1				
21 JaCoby Jones, R OBP: 0.265, SLG: 0.370 (1.8)										3	0	0	0	0	3	3				
18 Dawel Lugo, R OBP: 0.375, SLG: 0.458 (1.4)										4	1	2	2	0	1	2				
Inning Stats	R: 0 E: 0 K: 2 S: 8	H: 0 LOB: 0 BB: 0 P: 10	R: 5 E: 1 K: 1 S: 31	H: 4 LOB: 1 BB: 2 P: 49	R: 1 E: 0 K: 2 S: 19	H: 1 LOB: 1 BB: 1 P: 30	R: 0 E: 0 K: 1 S: 11	H: 0 LOB: 0 BB: 0 P: 16	R: 0 E: 0 K: 3 S: 15	H: 1 LOB: 2 BB: 0 P: 24	R: 0 E: 0 K: 1 S: 7	H: 0 LOB: 0 BB: 0 P: 10	R: 2 E: 0 K: 2 S: 12	H: 3 LOB: 1 BB: 0 P: 17	R: 0 E: 0 K: 1 S: 11	H: 2 LOB: 2 BB: 0 P: 19	1B: 8 2B: 2 3B: 0 HR: 1	SF: 0 SAC: 0 DP: 0 HBP: 1	WP: 0 PB: 0 SB: 2 CS: 0	PA: 41
PITCHER	IP: 1.1 WLS: L BF: 10 ERA: 5.85	H: 4 R: 5 ER: 4 SO: 3	BB: 2 IBB: 0 HBP: 0 BLK: 0	WP: 0 HR: 0 S: 31 P: 50	ERA: 27.00 WHIP: 4.500	IP: 1.0 WLS: 5 BF: 5	H: 2 R: 0 ER: 0 SO: 1	BB: 0 IBB: 0 HBP: 0 BLK: 0	WP: 0 HR: 0 S: 11 P: 19	ERA: 0.00 WHIP: 2.000										
27 Lucas Giolitto, R ERA: 5.85 (1.1)	2.2	10	1	1	0	3	1	0	0	0	0	0	38	55	0.00	0.750				
53 Héctor Santiago, L ERA: 4.5 (5.1)	1.2	7	1	0	0	5	0	0	1	0	0	0	28	40	0.00	0.600				
54 Jeanmar Gómez, R ERA: 5.51 (6.1)	1.1	5	1	1	1	2	0	0	0	1	0	0	13	19	6.75	0.750				
39 Aaron Bummer, L ERA: 3.27 (8.1)	1.0	4	2	1	1	2	0	0	0	0	0	1	9	13	9.00	2.000				
61 Ryan Burr, R ERA: 3.89 (1.4)																				
Batter	1	2	3	4	5	6	7	8	9	AB	R	H	RBI	BB	SO	LOB	BOTTOM			
7 Tim Anderson, R OBP: 0.293, SLG: 0.426 (1.6)										4	0	2	0	0	1	1				
20 José Rondón, R OBP: 0.311, SLG: 0.507 (1.5)										4	0	1	0	0	1	2				
21 Wellington Castillo, R OBP: 0.299, SLG: 0.444 (1.10)										4	0	0	0	0	1	3				
24 Matt Davidson, R OBP: 0.335, SLG: 0.464 (1.3)										3	1	1	0	1	0	1				
36 Kevan Smith, R OBP: 0.344, SLG: 0.336 (1.2)										3	1	1	0	0	0	1				
38 Omar Narváez, L OBP: 0.371, SLG: 0.425 (8.2)										1	0	0	0	0	1	0				
10 Yoán Moncada, S OBP: 0.329, SLG: 0.396 (1.4)										4	1	1	1	0	1	0				
25 Ryan LaMarre, R OBP: 0.329, SLG: 0.387 (1.7)										3	0	1	0	0	1	2				
30 Nicky Delmonico, L OBP: 0.307, SLG: 0.402 (9.1)										1	0	0	0	0	1	0				
15 Adam Engel, R OBP: 0.273, SLG: 0.334 (1.8)										4	0	0	0	0	0	2				
49 Ryan Cordell, R OBP: 0.273, SLG: 0.334 (1.9)										3	0	0	1	0	1	0				
Inning Stats	R: 0 E: 0 K: 0 S: 8	H: 1 LOB: 1 BB: 0 P: 15	R: 0 E: 0 K: 0 S: 9	H: 1 LOB: 1 BB: 0 P: 10	R: 0 E: 0 K: 3 S: 13	H: 1 LOB: 1 BB: 0 P: 17	R: 3 E: 1 K: 2 S: 20	H: 2 LOB: 1 BB: 1 P: 32	R: 0 E: 0 K: 0 S: 8	H: 0 LOB: 0 BB: 0 P: 11	R: 0 E: 0 K: 0 S: 7	H: 1 LOB: 1 BB: 0 P: 12	R: 0 E: 0 K: 2 S: 7	H: 0 LOB: 0 BB: 0 P: 11	R: 0 E: 0 K: 1 S: 12	H: 0 LOB: 0 BB: 0 P: 17	1B: 6 2B: 1 3B: 0 HR: 0	SF: 1 SAC: 0 DP: 0 HBP: 0	WP: 1 PB: 0 SB: 0 CS: 0	PA: 36
PITCHER	IP: 5.0 WLS: W BF: 23 ERA: 4.82	H: 3 R: 3 ER: 3 SO: 5	BB: 1 IBB: 0 HBP: 0 BLK: 0	WP: 1 HR: 0 S: 58 P: 89	ERA: 1.80 WHIP: 1.400	IP: 2.0 WLS: H BF: 7	H: 1 R: 0 ER: 0 SO: 0	BB: 0 IBB: 0 HBP: 0 BLK: 0	WP: 0 HR: 0 S: 15 P: 23	ERA: 0.00 WHIP: 0.500										
62 Sandy Báez, R ERA: 4.82 (6.1)	2.0	7	1	0	0	0	0	0	0	15	23	0.00	0.500							
77 Joe Jiménez, R ERA: 4.5 (8.1)	1.0	3	0	0	0	2	0	0	0	7	11	0.00	0.000							
30 Alex Wilson, R ERA: 3.62 (9.1)	1.0	3	0	0	0	1	0	0	0	12	17	0.00	0.000							


Detroit Tigers @ Chicago White Sox
Guaranteed Rate Field, Chicago, IL
Tue Sep 04 2018, 7:11 PM - 10:36 PM CDT
Att: 13,012 - Partly Cloudy - 90 F

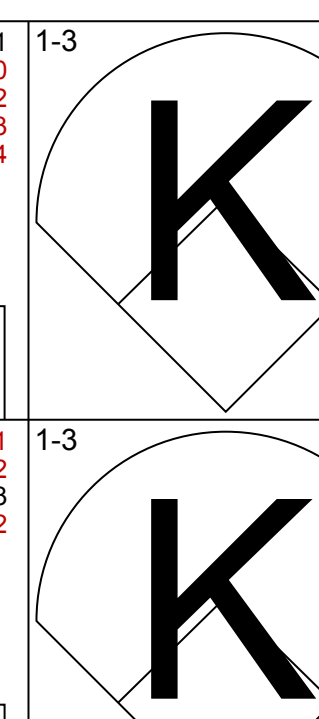
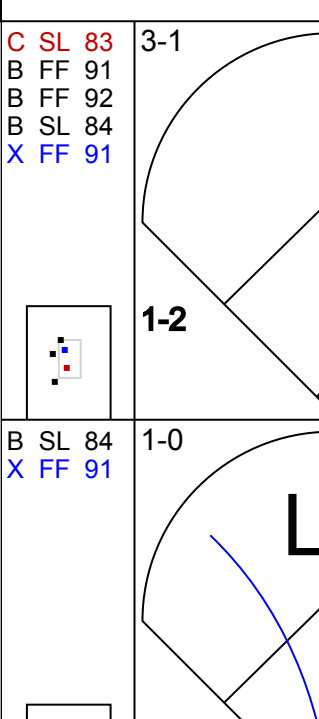
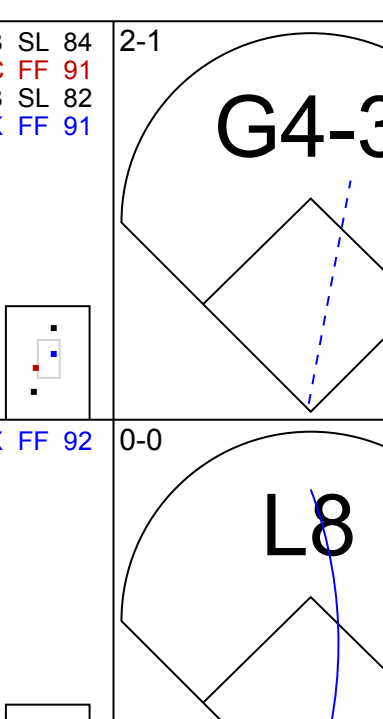
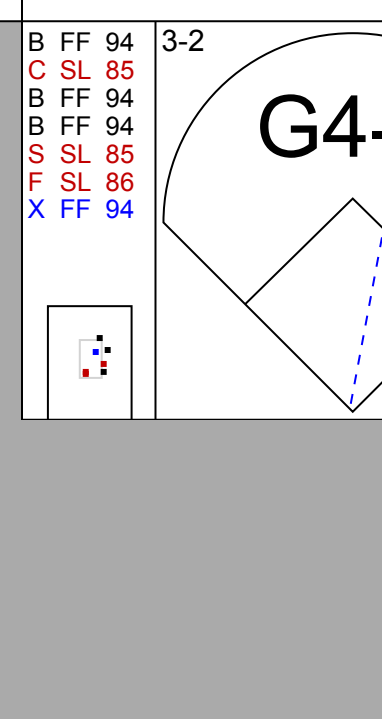
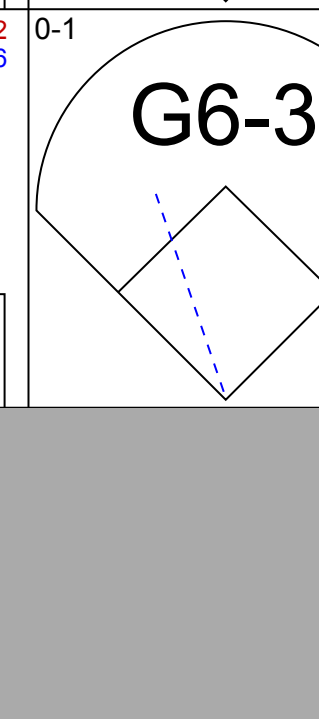
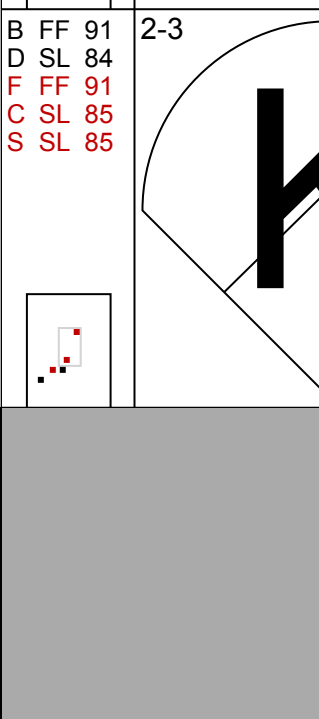

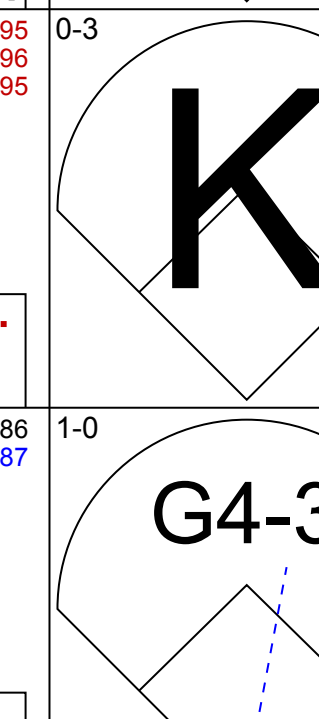


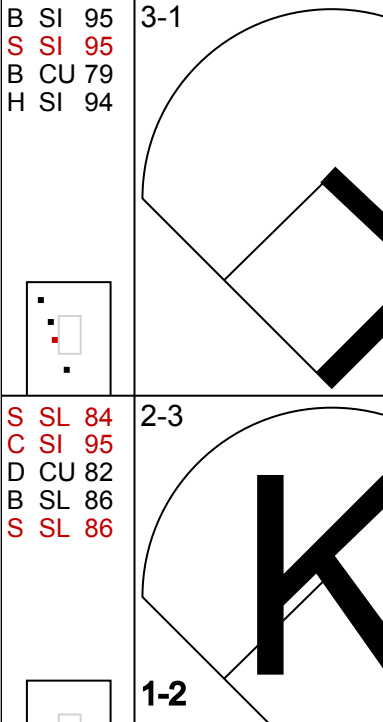

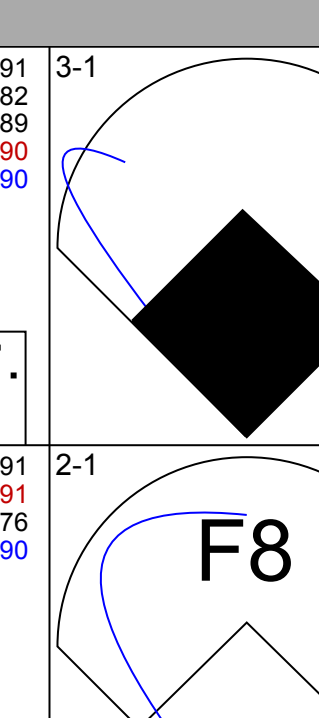
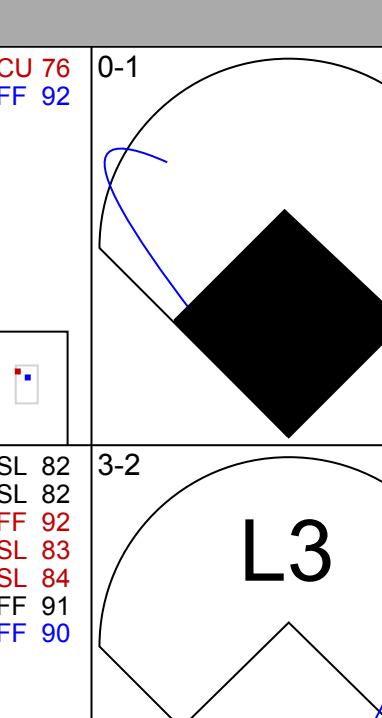
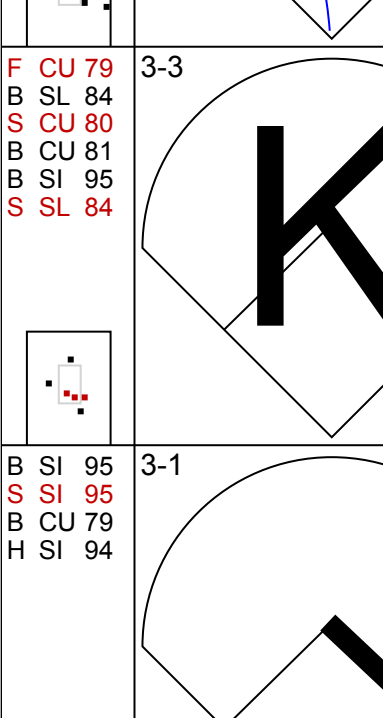
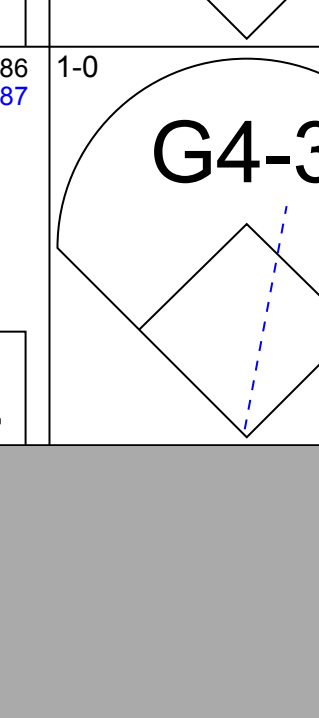
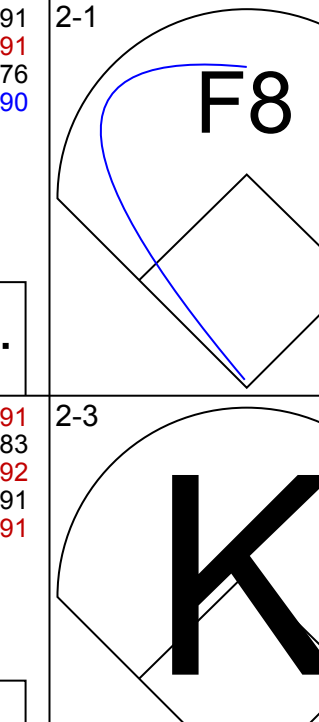
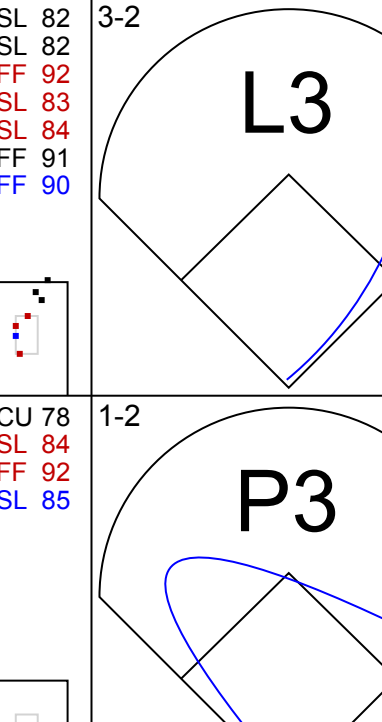
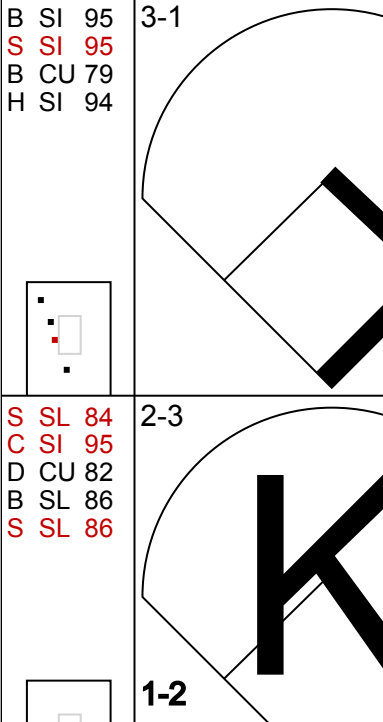
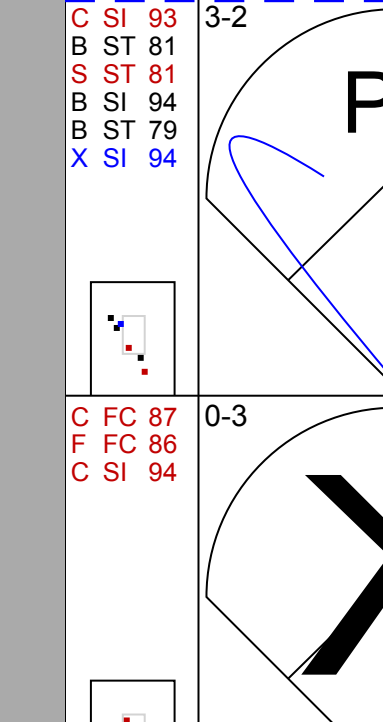
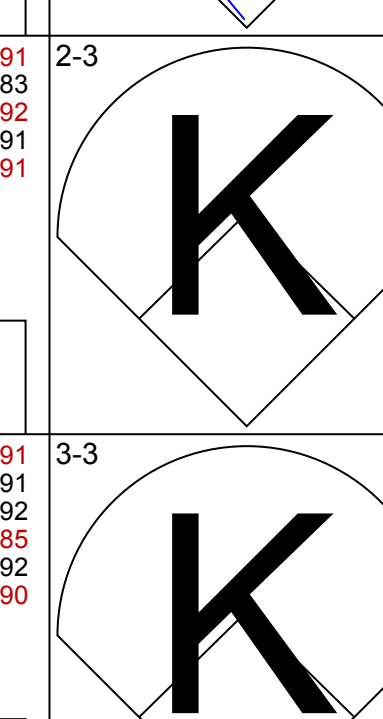
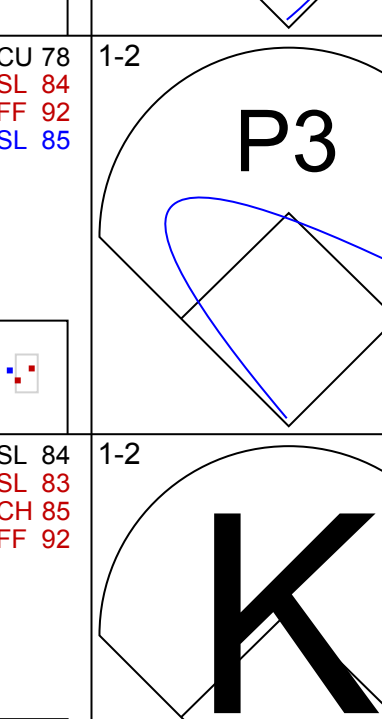
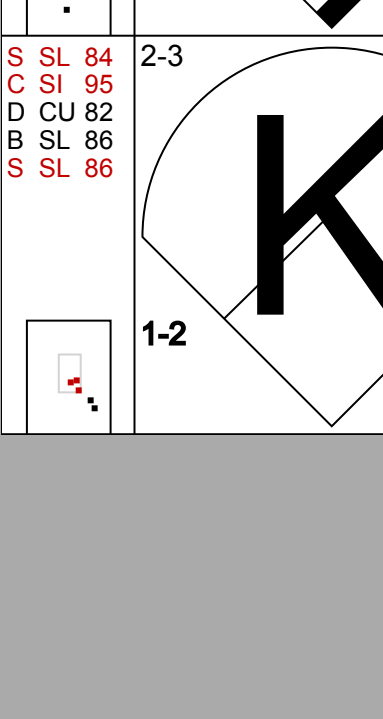
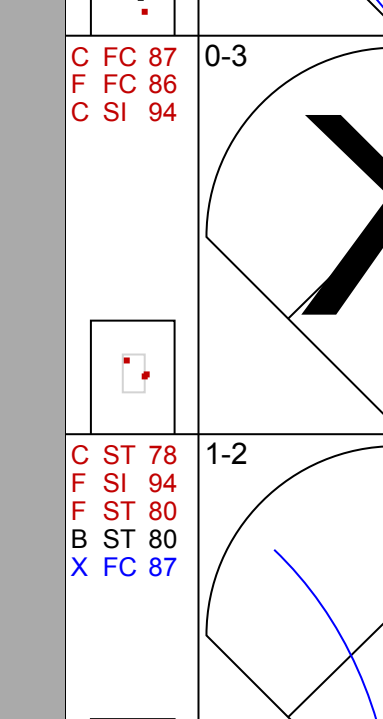
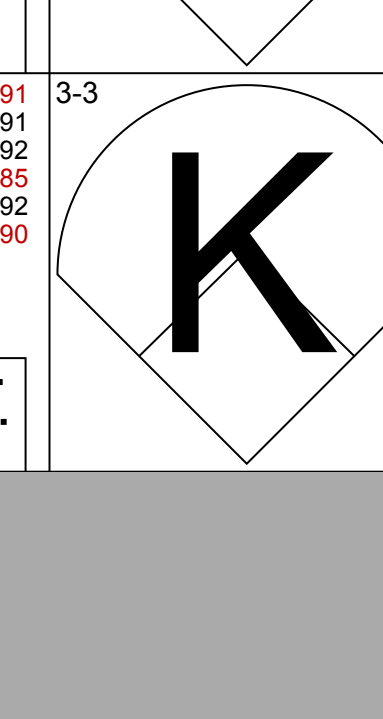
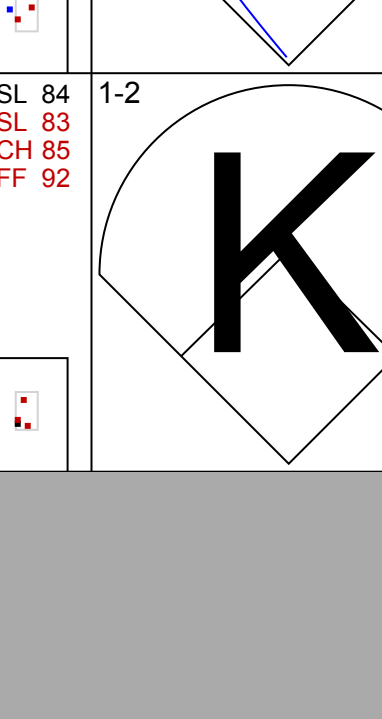
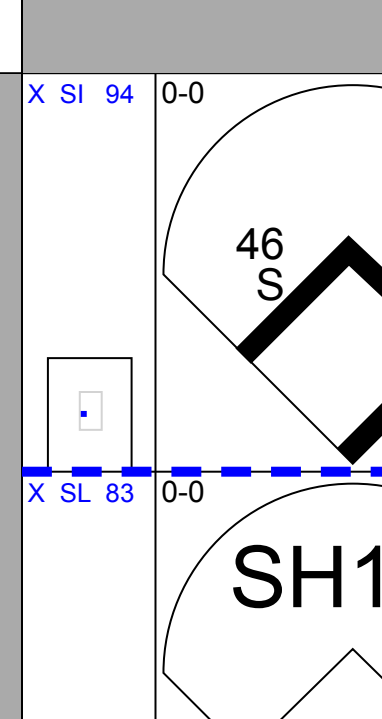
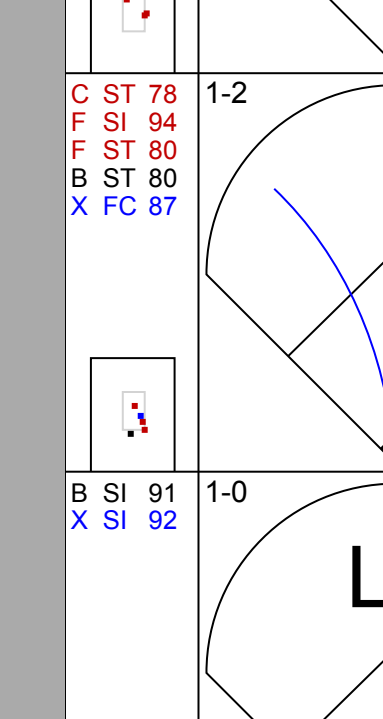
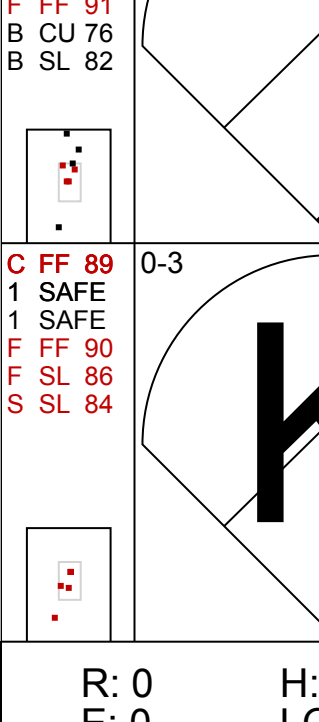
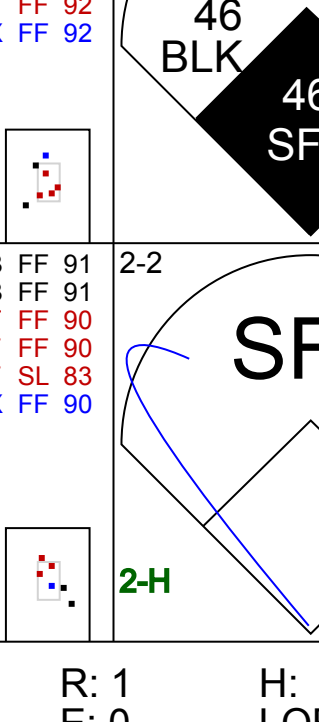
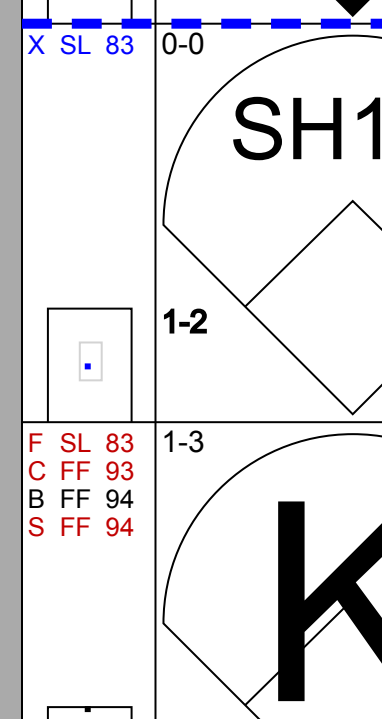
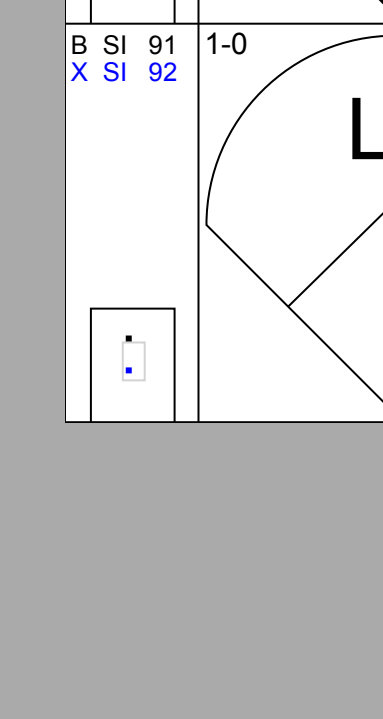
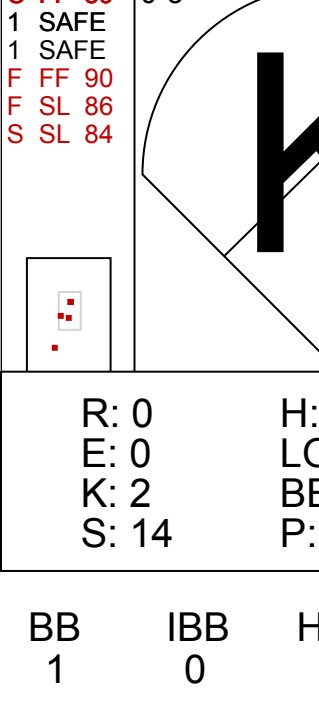
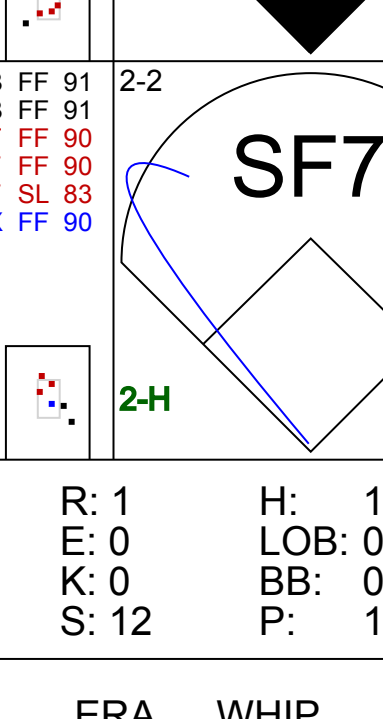
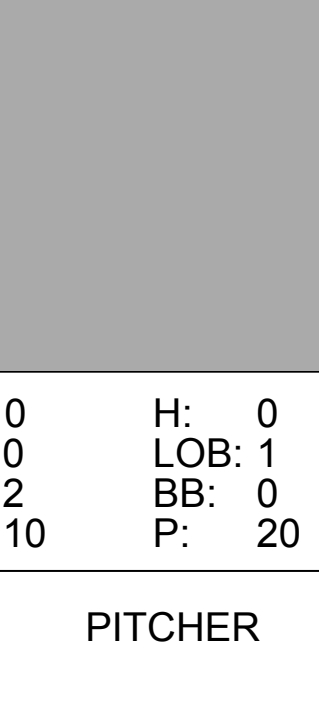
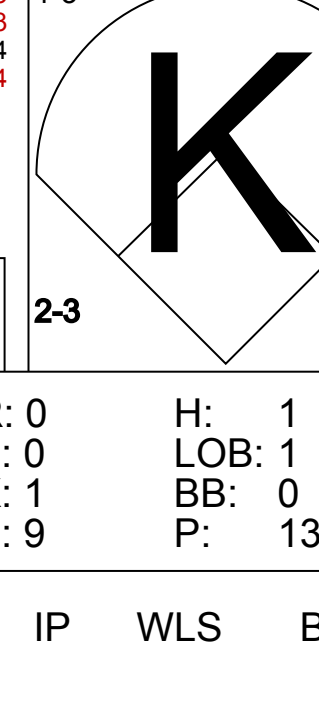
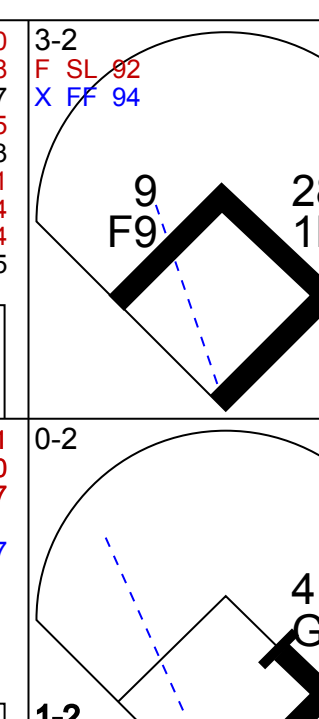
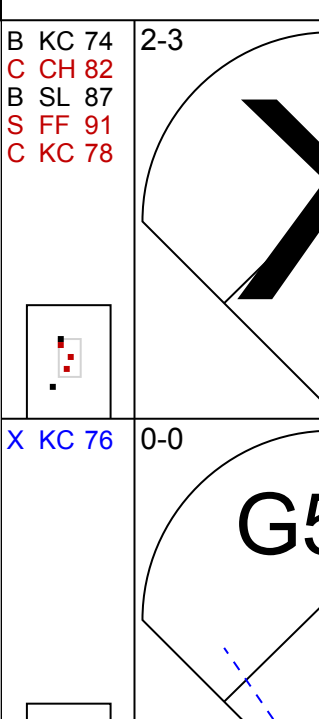
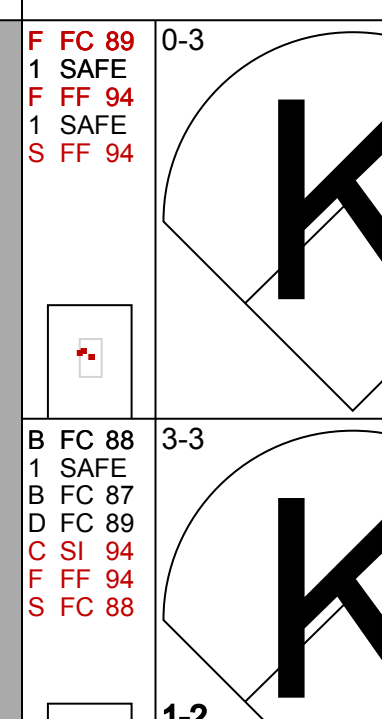
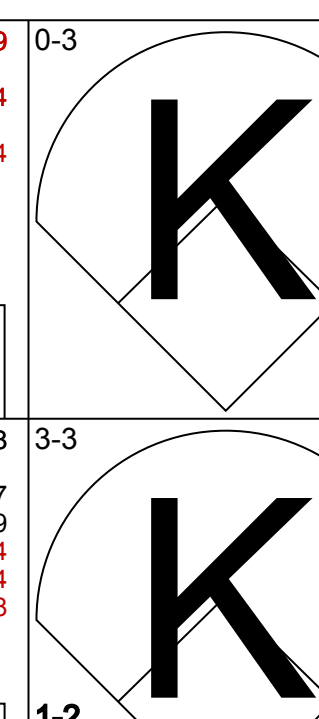
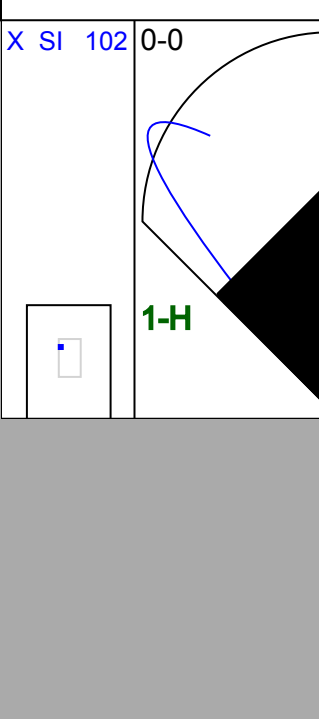
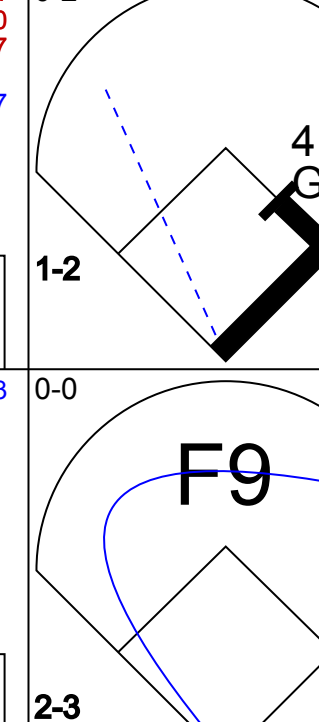
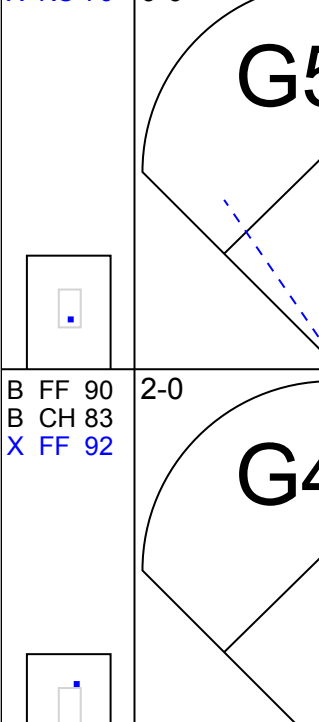
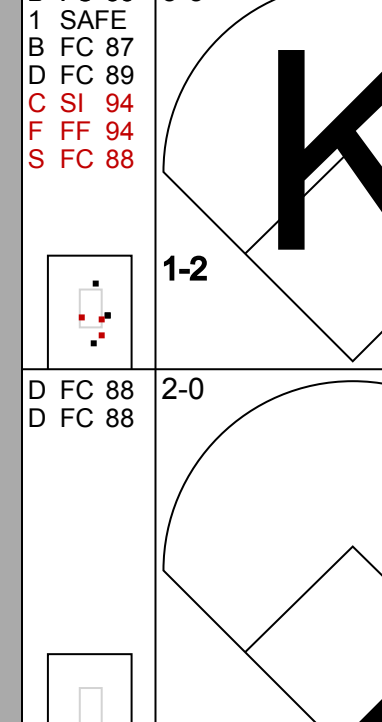
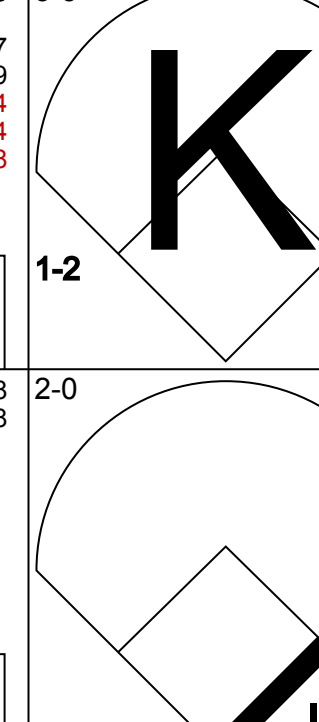


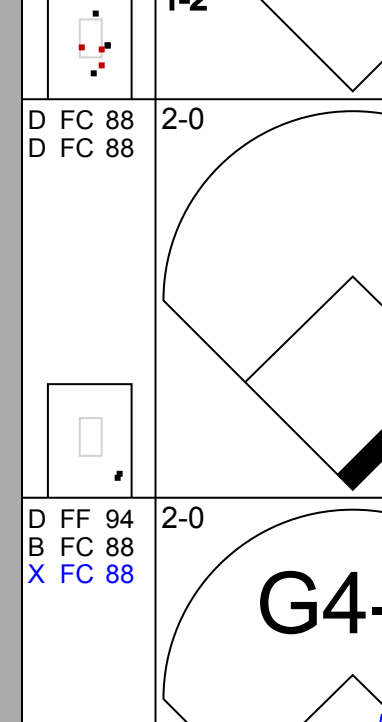
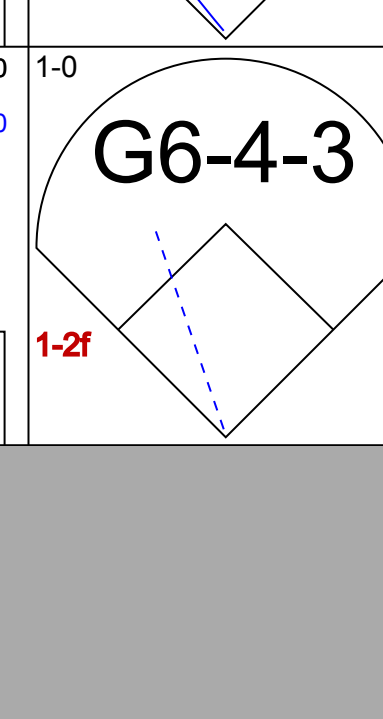
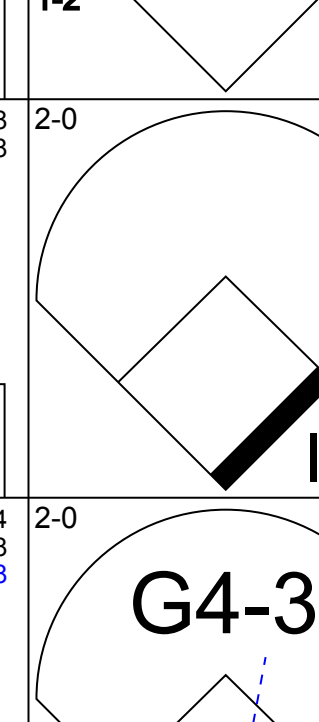

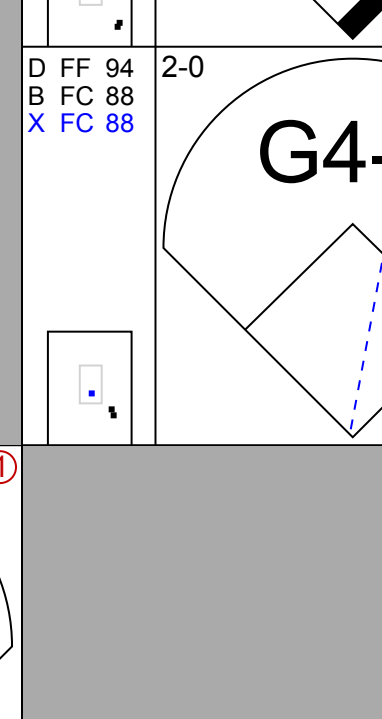
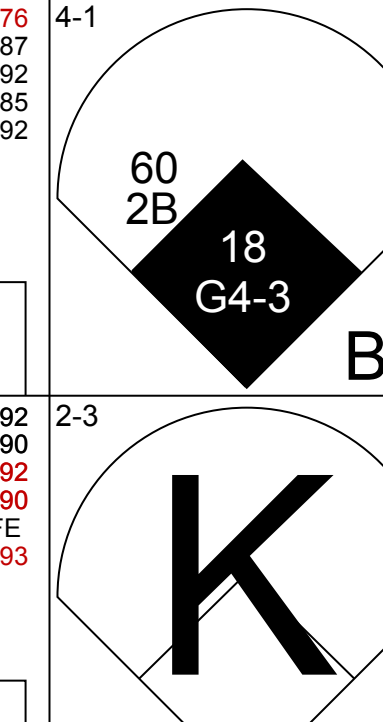
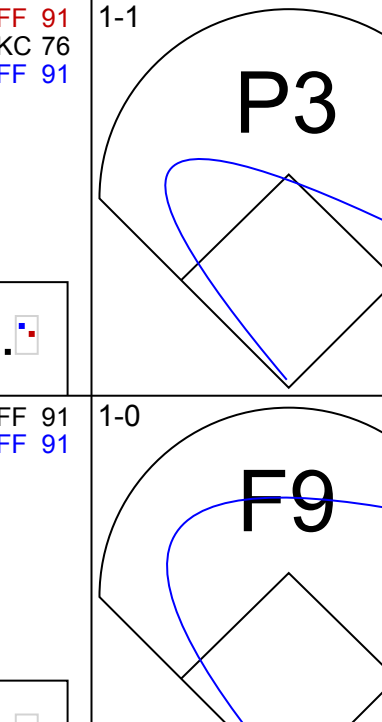
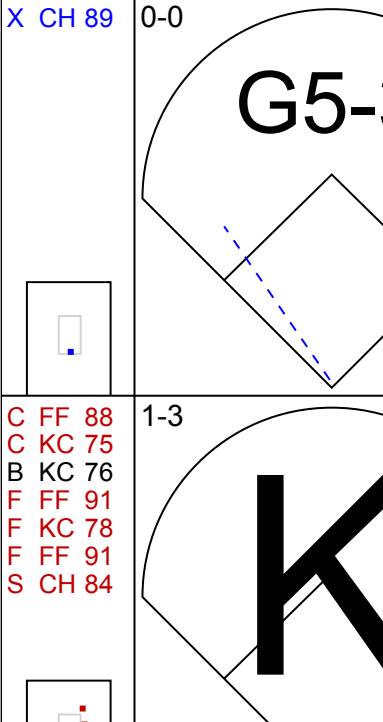
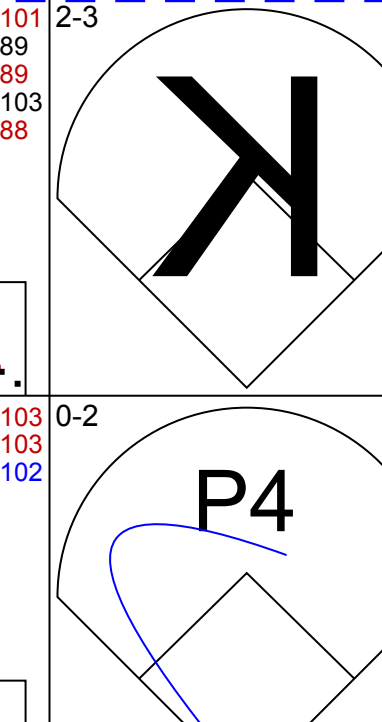
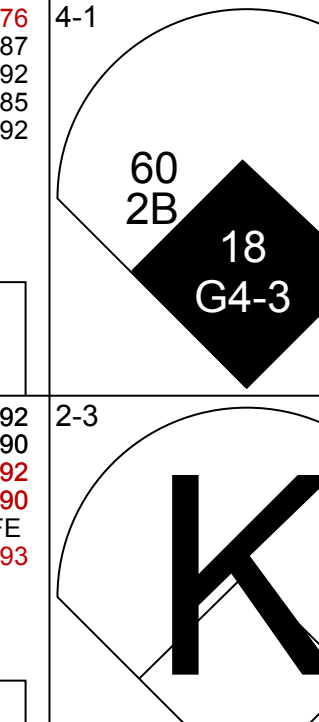
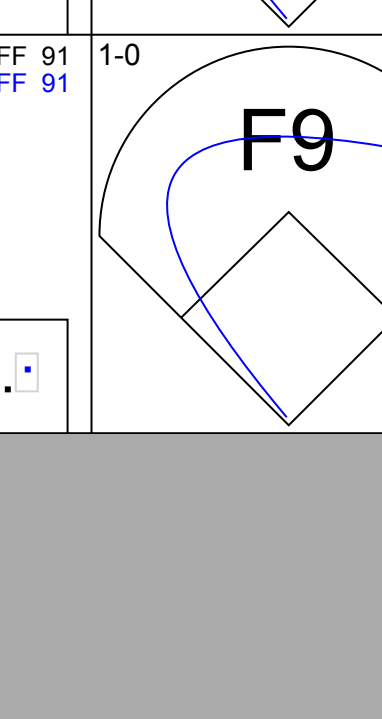
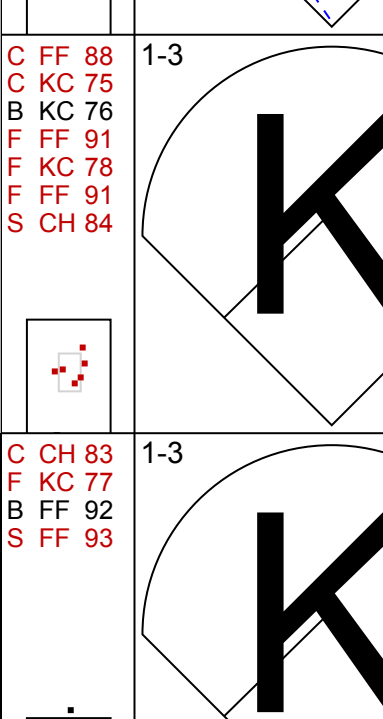

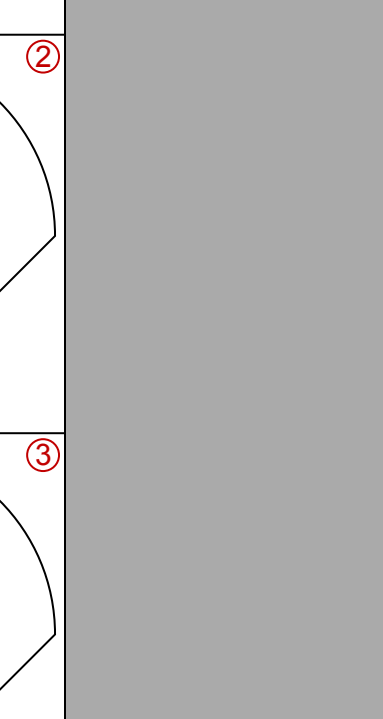
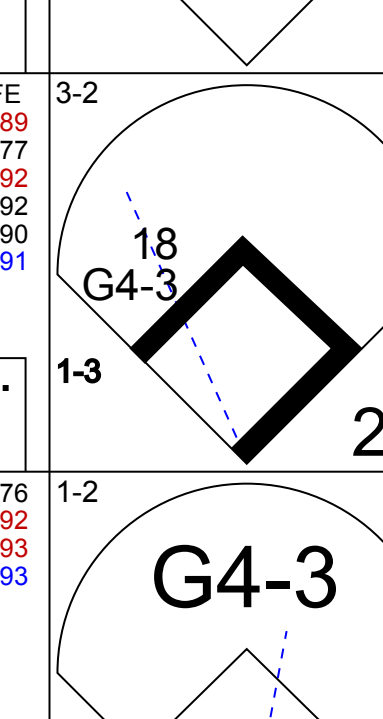
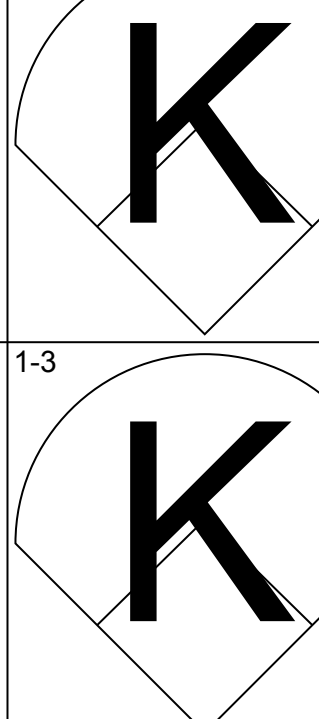

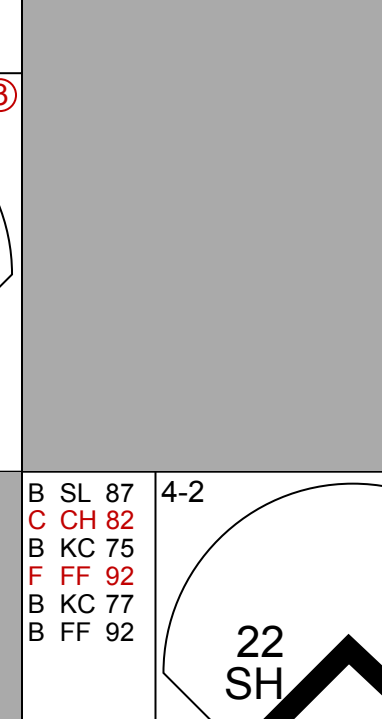
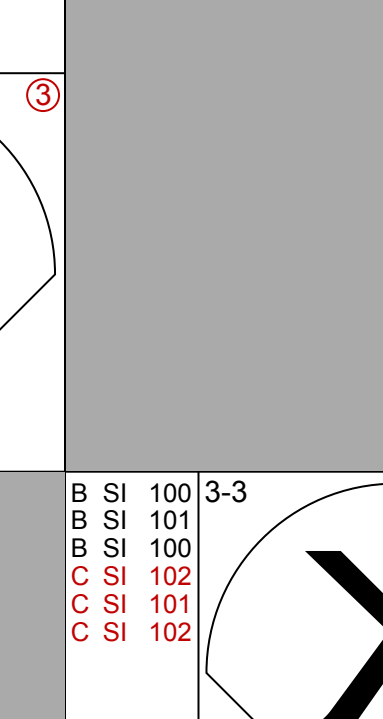
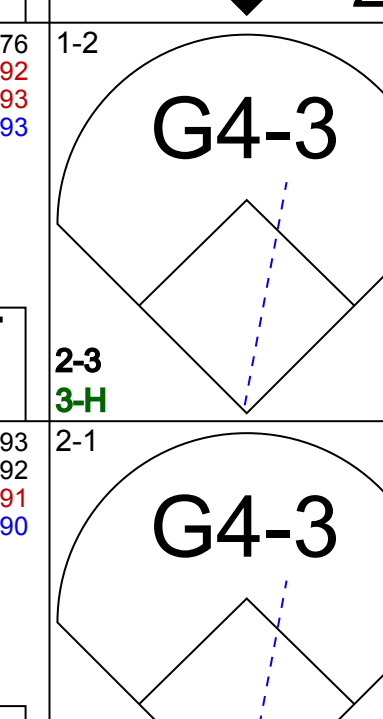

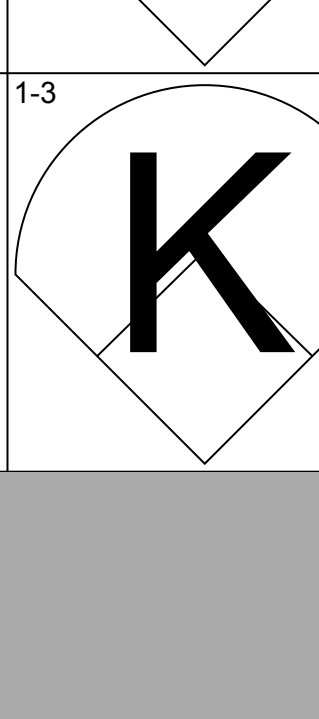
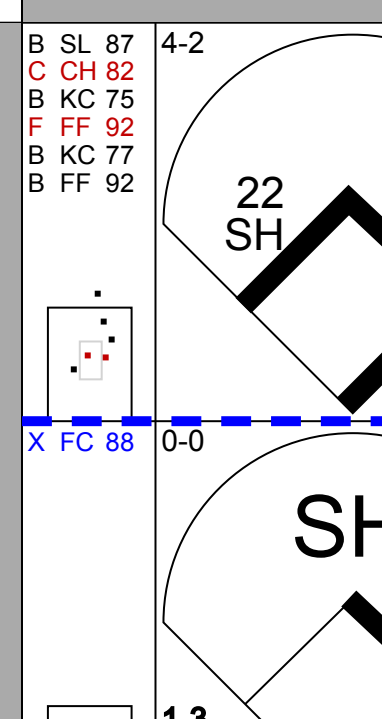
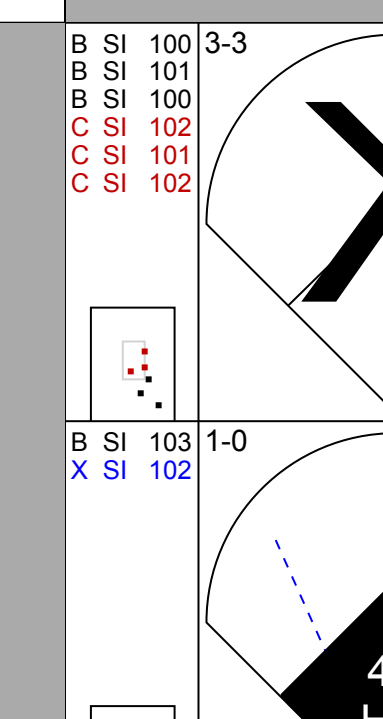
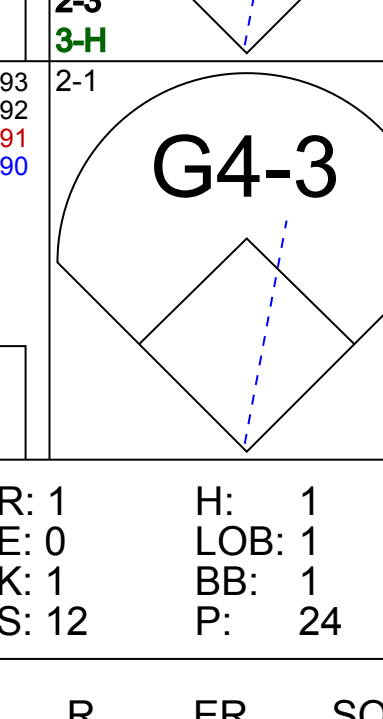
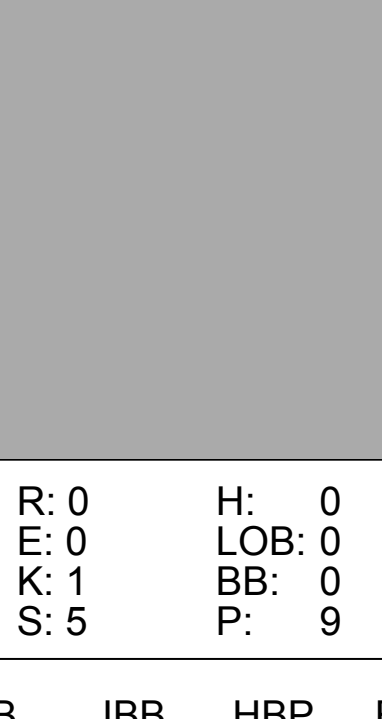
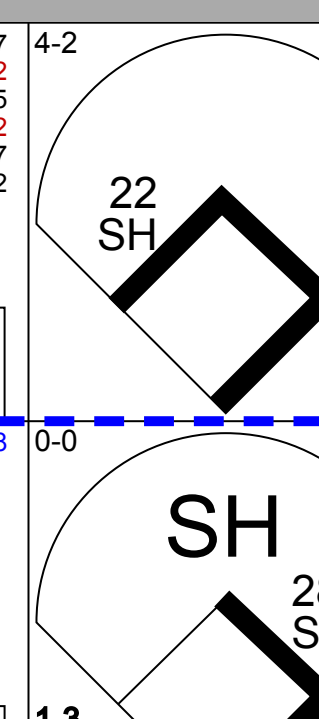
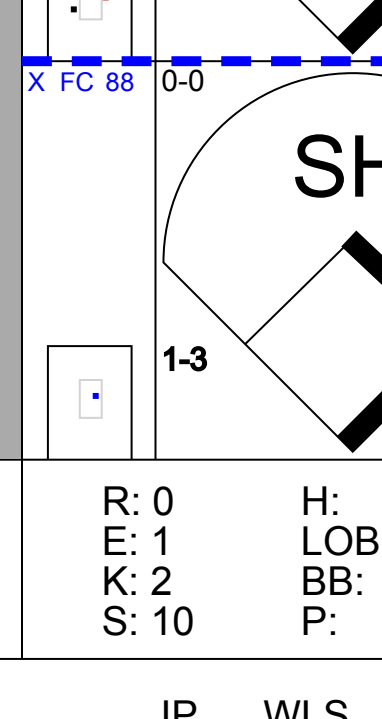
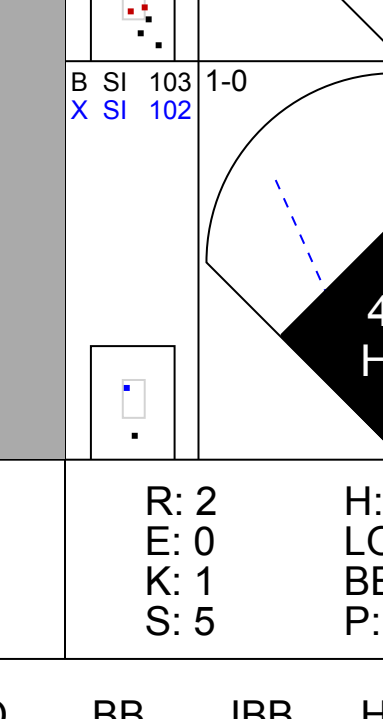
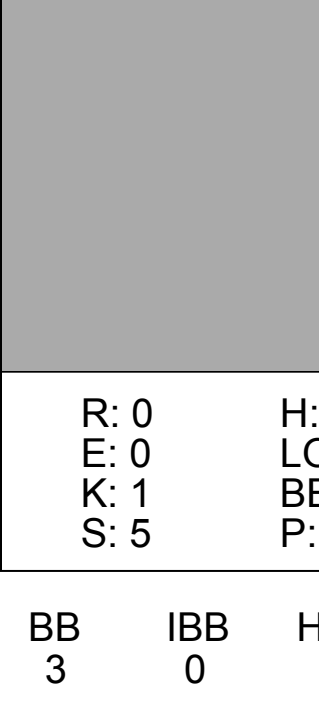
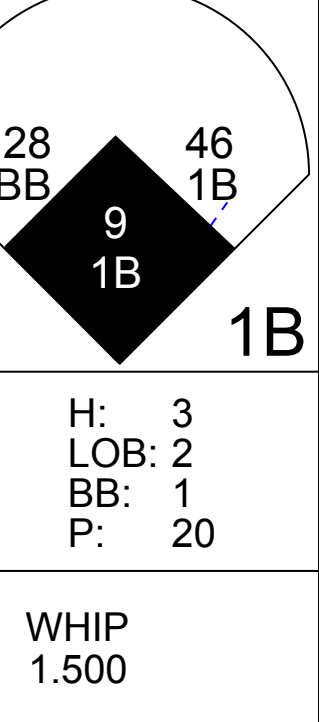
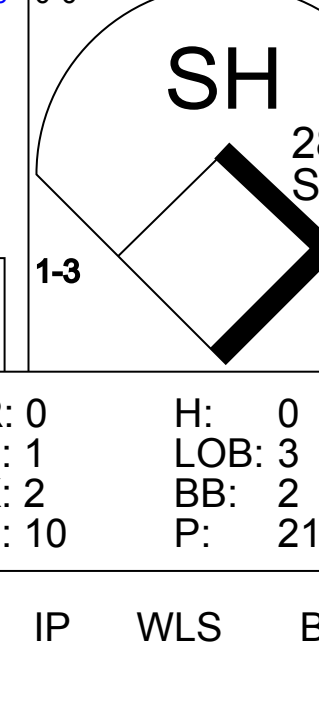
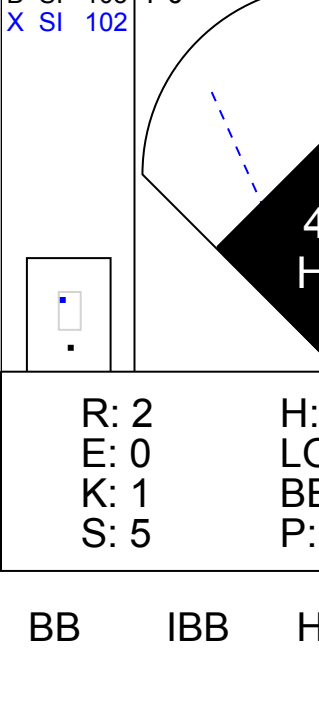
AB	37
R	8
H	11
RBI	8
BB	3
SO	16
LOB	14



Detroit Tigers @ Chicago White Sox
Guaranteed Rate Field, Chicago, IL
Tue Sep 04 2018, 7:11 PM - 10:36 PM CDT
Att: 13,012 - Partly Cloudy - 90 F

AB	34
R	3
H	7
RBI	2
BB	1
SO	8
LOB	12



Batter	1	2	3	4	5	6	7	8	9	AB	R	H	RBI	BB	SO	LOB	TOP							
13 Matt Carpenter, L (1, 3) OBP: 0.388, SLG: 0.565											4	0	1	0	0	1	1							
34 Yairo Muñoz, R (1, 9) OBP: 0.344, SLG: 0.433											4	0	0	0	0	1	2							
38 José Martínez, R (1, 10) OBP: 0.365, SLG: 0.461											4	0	0	0	0	2	2							
23 Marcell Ozuna, R (1, 7) OBP: 0.322, SLG: 0.431											4	2	2	2	0	1	0							
12 Paul DeJong, R (1, 6) OBP: 0.308, SLG: 0.420											3	0	0	0	0	0	0							
21 Patrick Wisdom, R (1, 5) OBP: 0.353, SLG: 0.536											4	0	0	0	0	3	1							
48 Harrison Bader, R (1, 8) OBP: 0.347, SLG: 0.435											4	0	2	0	0	2	0							
16 Kolten Wong, L (1, 4) OBP: 0.329, SLG: 0.390											2	1	1	0	1	0	1							
46 Francisco Peña, R (1, 2) OBP: 0.244, SLG: 0.271											2	0	0	1	0	2	2							
Inning Stats	R: 0 E: 0 K: 2 S: 9	H: 0 LOB: 0 BB: 0 P: 11	R: 1 E: 0 K: 2 S: 10	H: 1 LOB: 0 BB: 0 P: 20	R: 0 E: 0 K: 2 S: 14	H: 1 LOB: 2 BB: 1 P: 24	R: 0 E: 0 K: 1 S: 12	H: 1 LOB: 0 BB: 0 P: 17	R: 1 E: 0 K: 0 S: 12	H: 1 LOB: 0 BB: 0 P: 18	R: 0 E: 0 K: 2 S: 10	H: 0 LOB: 1 BB: 0 P: 20	R: 0 E: 0 K: 1 S: 9	H: 1 LOB: 0 BB: 0 P: 13	R: 0 E: 0 K: 1 S: 7	H: 0 LOB: 0 BB: 0 P: 9	R: 0 E: 0 K: 1 S: 11	H: 1 LOB: 0 BB: 0 P: 16	1B: 3 2B: 1 3B: 0 HR: 2	SF: 1 SAC: 1 DP: 0 HBP: 1	WP: 0 PB: 1 SB: 1 CS: 0	PA: 35		
PITCHER	IP WLS BF H R ER SO BB IBB HBP BLK WP HR S P ERA WHIP	IP WLS BF H R ER SO BB IBB HBP BLK WP HR S P ERA WHIP	IP WLS BF H R ER SO BB IBB HBP BLK WP HR S P ERA WHIP	IP WLS BF H R ER SO BB IBB HBP BLK WP HR S P ERA WHIP	IP WLS BF H R ER SO BB IBB HBP BLK WP HR S P ERA WHIP	IP WLS BF H R ER SO BB IBB HBP BLK WP HR S P ERA WHIP	IP WLS BF H R ER SO BB IBB HBP BLK WP HR S P ERA WHIP	IP WLS BF H R ER SO BB IBB HBP BLK WP HR S P ERA WHIP	IP WLS BF H R ER SO BB IBB HBP BLK WP HR S P ERA WHIP	IP WLS BF H R ER SO BB IBB HBP BLK WP HR S P ERA WHIP	IP WLS BF H R ER SO BB IBB HBP BLK WP HR S P ERA WHIP	IP WLS BF H R ER SO BB IBB HBP BLK WP HR S P ERA WHIP	IP WLS BF H R ER SO BB IBB HBP BLK WP HR S P ERA WHIP	IP WLS BF H R ER SO BB IBB HBP BLK WP HR S P ERA WHIP	IP WLS BF H R ER SO BB IBB HBP BLK WP HR S P ERA WHIP	IP WLS BF H R ER SO BB IBB HBP BLK WP HR S P ERA WHIP	IP WLS BF H R ER SO BB IBB HBP BLK WP HR S P ERA WHIP	IP WLS BF H R ER SO BB IBB HBP BLK WP HR S P ERA WHIP	IP WLS BF H R ER SO BB IBB HBP BLK WP HR S P ERA WHIP	IP WLS BF H R ER SO BB IBB HBP BLK WP HR S P ERA WHIP	IP WLS BF H R ER SO BB IBB HBP BLK WP HR S P ERA WHIP	IP WLS BF H R ER SO BB IBB HBP BLK WP HR S P ERA WHIP	IP WLS BF H R ER SO BB IBB HBP BLK WP HR S P ERA WHIP	IP WLS BF H R ER SO BB IBB HBP BLK WP HR S P ERA WHIP
44 Daniel Norris, L (1, 1) ERA: 5.47	5.0	20	4	3	3	7	1	0	0	1	0	0	0	0	0	0	0	0	11	21	0.00	1.000		
54 Drew VerHagen, R (6, 1) ERA: 4.86	1.0	5	1	0	0	2	0	0	1	0	0	0	0	0	0	0	0	0	8	12	0.00	0.000		
68 Daniel Stumpf, L (7, 1) ERA: 5.35	1.0	3	0	0	0	1	0	0	0	0	0	0	0	0	0	0	0	0	7	9	0.00	0.000		
77 Joe Jiménez, R (8, 1) ERA: 4.42	1.0	W	4	1	0	0	1	0	0	0	0	0	0	0	0	0	0	0	11	16	0.00	1.000		
61 Shane Greene, R (9, 1) ERA: 4.63	1.0	W	4	1	0	0	1	0	0	0	0	0	0	0	0	0	0	0	11	16	0.00	1.000		
Batter	1	2	3	4	5	6	7	8	9	AB	R	H	RBI	BB	SO	LOB	BOTTOM							
46 Jeimer Candelario, S (1, 5) OBP: 0.315, SLG: 0.412											5	2	3	2	0	2	2							
28 Niko Goodrum, S (1, 3) OBP: 0.311, SLG: 0.434											3	0	1	0	1	1	2							
9 Nick Castellanos, R (1, 9) OBP: 0.347, SLG: 0.485											3	0	1	2	1	0	2							
41 Victor Martínez, S (1, 10) OBP: 0.296, SLG: 0.353											4	0	0	0	0	1	7							
8 Mikie Mahtook, R (1, 7) OBP: 0.299, SLG: 0.374											3	1	0	0	1	1	0							
34 James McCann, R (1, 2) OBP: 0.288, SLG: 0.312											4	0	0	0	0	2	1							
60 Ronny Rodríguez, R (1, 6) OBP: 0.295, SLG: 0.336											4	0	1	0	0	1	0							
18 Dawel Lugo, R (1, 4) OBP: 0.333, SLG: 0.406											3	0	0	1	1	2	1							
22 Victor Reyes, S (1, 8) OBP: 0.251, SLG: 0.310											3	2	2	0	0	0	1							
Inning Stats	R: 0 E: 0 K: 0 S: 14	H: 2 LOB: 1 BB: 0 P: 18	R: 1 E: 0 K: 1 S: 12	H: 1 LOB: 1 BB: 1 P: 24	R: 0 E: 0 K: 1 S: 5	H: 0 LOB: 0 BB: 0 P: 9	R: 0 E: 0 K: 0 S: 4	H: 0 LOB: 0 BB: 0 P: 6	R: 2 E: 0 K: 2 S: 13	H: 3 LOB: 2 BB: 1 P: 20	R: 0 E: 0 K: 2 S: 10	H: 0 LOB: 0 BB: 0 P: 12	R: 0 E: 1 K: 2 S: 10	H: 0 LOB: 3 BB: 2 P: 21	R: 0 E: 0 K: 1 S: 7	H: 0 LOB: 0 BB: 0 P: 9	R: 2 E: 0 K: 1 S: 5	H: 2 LOB: 0 BB: 0 P: 9	1B: 6 2B: 1 3B: 0 HR: 1	SF: 0 SAC: 1 DP: 1 HBP: 0	WP: 0 PB: 0 SB: 1 CS: 0	PA: 37		
PITCHER	IP WLS BF H R ER SO BB IBB HBP BLK WP HR S P ERA WHIP	IP WLS BF H R ER SO BB IBB HBP BLK WP HR S P ERA WHIP	IP WLS BF H R ER SO BB IBB HBP BLK WP HR S P ERA WHIP	IP WLS BF H R ER SO BB IBB HBP BLK WP HR S P ERA WHIP	IP WLS BF H R ER SO BB IBB HBP BLK WP HR S P ERA WHIP	IP WLS BF H R ER SO BB IBB HBP BLK WP HR S P ERA WHIP	IP WLS BF H R ER SO BB IBB HBP BLK WP HR S P ERA WHIP	IP WLS BF H R ER SO BB IBB HBP BLK WP HR S P ERA WHIP	IP WLS BF H R ER SO BB IBB HBP BLK WP HR S P ERA WHIP	IP WLS BF H R ER SO BB IBB HBP BLK WP HR S P ERA WHIP	IP WLS BF H R ER SO BB IBB HBP BLK WP HR S P ERA WHIP	IP WLS BF H R ER SO BB IBB HBP BLK WP HR S P ERA WHIP	IP WLS BF H R ER SO BB IBB HBP BLK WP HR S P ERA WHIP	IP WLS BF H R ER SO BB IBB HBP BLK WP HR S P ERA WHIP	IP WLS BF H R ER SO BB IBB HBP BLK WP HR S P ERA WHIP	IP WLS BF H R ER SO BB IBB HBP BLK WP HR S P ERA WHIP	IP WLS BF H R ER SO BB IBB HBP BLK WP HR S P ERA WHIP	IP WLS BF H R ER SO BB IBB HBP BLK WP HR S P ERA WHIP	IP WLS BF H R ER SO BB IBB HBP BLK WP HR S P ERA WHIP	IP WLS BF H R ER SO BB IBB HBP BLK WP HR S P ERA WHIP	IP WLS BF H R ER SO BB IBB HBP BLK WP HR S P ERA WHIP	IP WLS BF H R ER SO BB IBB HBP BLK WP HR S P ERA WHIP	IP WLS BF H R ER SO BB IBB HBP BLK WP HR S P ERA WHIP	IP WLS BF H R ER SO BB IBB HBP BLK WP HR S P ERA WHIP
68 Austin Gomber, L (1, 1) ERA: 2.93	6.0	26	6	3	3	6	3	0	0	0	0	0	0	0	0	0	0							
55 Dominic Leone, R (7, 1) ERA: 4.29	1.0	5	0	0	0	2	0	1	0	0	0	0	0	0	0	0	0							
49 Jordan Hicks, R (8, 1) ERA: 3.21	1.1	L	6	2	2	2	0	0	0	0	0	1	12	18	13.50	1.500								

St. Louis Cardinals @ Detroit Tigers
Comerica Park, Detroit, MI
Fri Sep 07 2018, 7:11 PM - 10:01 PM EDT
Att: 21,268 - Cloudy - 67 F

AB	31
R	3
H	6
RBI	3
BB	1
SO	12
LOB	9



St. Louis Cardinals @ Detroit Tigers
Comerica Park, Detroit, MI
Fri Sep 07 2018, 7:11 PM - 10:01 PM EDT
Att: 21,268 - Cloudy - 67 F

AB	32
R	5
H	8
RBI	5
BB	4
SO	10
LOB	16



Batter	1	2	3	4	5	6	7	8	9	AB	R	H	RBI	BB	SO	LOB	TOP																	
13 Matt Carpenter, L OBP: 0.397, SLG: 0.563										4	1	1	0	0	2	0	St. Louis Cardinals @ Detroit Tigers Comerica Park, Detroit, MI Sat Sep 08 2018, 6:39 PM - 9:34 PM EDT Att: 30,268 - Cloudy - 65 F																	
38 José Martínez, R OBP: 0.382, SLG: 0.457										4	0	0	0	0	3	1																		
41 Tyler O'Neill, R OBP: 0.280, SLG: 0.473										4	0	0	0	0	3	1																		
23 Marcell Ozuna, R OBP: 0.322, SLG: 0.435										4	1	1	2	0	1	0																		
28 Adolis García, R OBP: 0.177, SLG: 0.077										0	0	0	0	0	0	0																		
12 Paul DeJong, R OBP: 0.308, SLG: 0.426										4	1	1	1	0	0	0																		
34 Yairo Muñoz, R OBP: 0.348, SLG: 0.438										2	0	1	0	1	0	0																		
48 Harrison Bader, R OBP: 0.344, SLG: 0.431										3	0	0	0	0	2	2																		
21 Patrick Wisdom, R OBP: 0.324, SLG: 0.484										3	0	0	0	0	1	1																		
46 Francisco Peña, R OBP: 0.240, SLG: 0.267										2	0	0	0	0	2	0																		
15 Matt Adams, L OBP: 0.322, SLG: 0.498										1	0	0	0	0	0	1																		
19 Carson Kelly, R OBP: 0.179, SLG: 0.080										0	0	0	0	0	0	0																		
Inning Stats	R: 0 K: 3 S: 9	H: 0 LOB: 0 P: 12	R: 0 K: 1 S: 13	H: 1 LOB: 1 P: 19	R: 0 K: 2 S: 9	H: 0 LOB: 0 P: 15	R: 0 K: 0 S: 9	H: 0 LOB: 0 P: 11	R: 0 K: 0 S: 6	H: 0 LOB: 0 P: 9	R: 0 K: 2 S: 9	H: 0 LOB: 0 P: 12	R: 0 K: 0 S: 7	H: 0 LOB: 0 P: 10	R: 1 K: 1 S: 13	H: 1 LOB: 1 P: 20	R: 2 K: 2 S: 14	H: 2 LOB: 0 P: 23	1B: 1 2B: 1 3B: 0 HR: 2	SF: 0 DP: 0 HBP: 0	WP: 0 PB: 0 SB: 0 CS: 0	PA: 32												
PITCHER	IP WLS BF H R ER SO BB IBB HBP BLK WP HR S P ERA WHIP																																	
48 Matthew Boyd, L ERA: 4.11	7.0	24	2	1	1	11	1	0	0	0	0	0	0	1	68	98	1.29	0.429																
30 Alex Wilson, R ERA: 3.58	0.2	2	0	0	0	1	0	0	0	0	0	0	0	6	7	0.00	0.000																	
68 Daniel Stumpf, L ERA: 5.29	0.1	1	0	0	0	0	0	0	0	0	0	0	0	1	3	0.00	0.000																	
61 Shane Greene, R ERA: 4.87	1.0	5	2	2	2	2	0	0	0	0	0	1	14	23	18.00	2.000																		

AB	31
R	3
H	4
RBI	3
BB	1
SO	14
LOB	6



Batter	1	2	3	4	5	6	7	8	9	AB	R	H	RBI	BB	SO	LOB	BOTTOM																
48 Jeimer Candelario, S OBP: 0.317, SLG: 0.411										3	1	1	1	2	1	2	St. Louis Cardinals @ Detroit Tigers Comerica Park, Detroit, MI Sat Sep 08 2018, 6:39 PM - 9:34 PM EDT Att: 30,268 - Cloudy - 65 F																
37 James Adduci, L OBP: 0.324, SLG: 0.427										4	1	1	0	0	2	3																	
9 Nick Castellanos, R OBP: 0.350, SLG: 0.484										3	0	1	0	2	0	0																	
41 Victor Martínez, S OBP: 0.296, SLG: 0.352										3	0	0	1	1	0	3																	
28 Niko Goodrum, S OBP: 0.312, SLG: 0.432										2	0	0	0	2	1	2																	
8 Mikie Mahtook, R OBP: 0.294, SLG: 0.365										4	0	0	0	0	2	4																	
17 Grayson Greiner, R OBP: 0.330, SLG: 0.520										3	0	1	0	1	1	0																	
18 Dawel Lugo, R OBP: 0.297, SLG: 0.361										4	0	0	0	0	0	3																	
22 Victor Reyes, S OBP: 0.256, SLG: 0.314										4	2	2	0	0	0	1																	
Inning Stats	R: 2 K: 2 S: 13	H: 1 LOB: 2 P: 27	R: 0 K: 2 S: 18	H: 1 LOB: 0 P: 22	R: 0 K: 1 S: 7	H: 0 LOB: 1 P: 13	R: 1 K: 1 S: 13	H: 2 LOB: 1 P: 17	R: 0 K: 0 S: 6	H: 0 LOB: 1 P: 13	R: 0 K: 0 S: 5	H: 0 LOB: 0 P: 10	R: 0 K: 1 S: 12	H: 1 LOB: 0 P: 17	R: 0 K: 0 S: 8	H: 1 LOB: 1 P: 16		R: 1 K: 0 S: 7	H: 0 LOB: 2 P: 15	1B: 6 2B: 0 3B: 0 HR: 0	SF: 1 DP: 2 HBP: 0	WP: 3 PB: 0 SB: 0 CS: 0	PA: 40										
PITCHER	IP WLS BF H R ER SO BB IBB HBP BLK WP HR S P ERA WHIP																																
32 Jack Flaherty, R ERA: 2.92	5.0	24	4	3	3	6	4	0	0	0	0	0	0	17	27	0.00	1.000																
62 Daniel Ponce de Leon, R ERA: 2.67	2.0	7	1	0	0	1	1	0	0	0	0	0	0	7	14	0.00	6.000																
27 Brett Cecil, L ERA: 6.59	0.1	3	1	0	0	0	1	0	0	0	0	0	0	1	2	0.00	6.000																
60 John Brebbia, R ERA: 3.64	0.2	1	0	0	0	0	0	0	0	0	0	0	0	1	2	0.00	6.000																
26 Bud Norris, R ERA: 3.58	0.1	5	0	1	0	0	1	1	0	0	1	0	7	15	0.00	3.000																	

AB	30
R	4
H	6
RBI	2
BB	8
SO	7
LOB	18



Batter	1	2	3	4	5	6	7	8	9	AB	R	H	RBI	BB	SO	LOB	TOP
13 Matt Carpenter, L (1, 10) OBP: 0.384, SLG: 0.558				L3		F7	SF8			4	0	0	1	0	2	2	St. Louis Cardinals @ Detroit Tigers Comerica Park, Detroit, MI Sun Sep 09 2018, 1:11 PM - 3:51 PM EDT Att: 22,212 - Cloudy - 59 F
38 José Martínez, R (1, 9) OBP: 0.382, SLG: 0.456 48 Harrison Bader, R (7, FR) OBP: 0.344, SLG: 0.431	G5-3			K		L8				4	0	1	1	0	1	2	
15 Matt Adams, L (1, 3) OBP: 0.318, SLG: 0.491	F8			K						4	0	0	0	0	2	2	
23 Marcell Ozuna, R (1, 7) OBP: 0.321, SLG: 0.434		G6-3			K					4	1	1	0	0	1	0	
12 Paul DeJong, R (1, 6) OBP: 0.310, SLG: 0.427		G6-3			G5-3					4	1	2	0	0	0	0	
16 Kaiten Wong, L (1, 4) OBP: 0.328, SLG: 0.388		F7			L9					4	1	1	1	0	1	1	
34 Yairo Muñoz, R (1, 8) OBP: 0.346, SLG: 0.434			G5-3							2	1	0	1	1	0	1	
35 Greg Garcia, L (1, 5) OBP: 0.305, SLG: 0.303 41 Tyler O'Neill, R (8, 9) OBP: 0.277, SLG: 0.468			L7							1	1	0	0	2	0	0	
19 Carson Kelly, R (1, 2) OBP: 0.219, SLG: 0.138			P3							1	0	0	0	0	0	0	
Inning Stats	R: 0 E: 0 K: 1 S: 9	H: 0 LOB: 0 BB: 0 P: 10	R: 0 E: 0 K: 0 S: 5	H: 0 LOB: 0 BB: 0 P: 10	R: 0 E: 0 K: 0 S: 8	H: 0 LOB: 0 BB: 0 P: 11	R: 0 E: 0 K: 2 S: 8	H: 1 LOB: 2 BB: 2 P: 18	R: 5 E: 1 K: 1 S: 20	H: 5 LOB: 2 BB: 1 P: 29	R: 0 E: 0 K: 1 S: 11	H: 1 LOB: 1 BB: 0 P: 15	R: 0 E: 0 K: 1 S: 7	H: 0 LOB: 0 BB: 0 P: 10	1B: 7 2B: 0 3B: 0 HR: 0	SF: 2 SAC: 0 DP: 0 HBP: 0	
PITCHER	IP WLS BF H R ER SO BB IBB HBP BLK WP HR S P ERA WHIP																
32 Michael Fulmer, R (1, 1) ERA: 4.56	6.1 L 27 5 5 3 5 2 1 0 0 0 0 0 67 97 4.26 1.105																
58 Victor Alcántara, R (7, 1) ERA: 2.55	0.2 3 1 0 0 0 0 0 0 0 0 0 0 6 9 0.00 1.500																
62 Sandy Báez, R (8, 1) ERA: 3.72	1.0 4 1 0 0 1 0 0 0 0 0 0 0 11 15 0.00 1.000																
19 Louis Coleman, R (9, 1) ERA: 3.72	1.0 3 0 0 0 1 0 0 0 0 0 0 0 7 10 0.00 0.000																

Batter	1	2	3	4	5	6	7	8	9	AB	R	H	RBI	BB	SO	LOB	BOTTOM		
46 Jeimer Candelario, S (1, 5) OBP: 0.314, SLG: 0.408	G3-1		L3			K		P5		4	0	0	0	0	1	1	St. Louis Cardinals @ Detroit Tigers Comerica Park, Detroit, MI Sun Sep 09 2018, 1:11 PM - 3:51 PM EDT Att: 22,212 - Cloudy - 59 F		
37 James Adduci, L (1, 3) OBP: 0.314, SLG: 0.415	F8			G4-3		K		K		4	0	0	0	0	2	0			
9 Nick Castellanos, R (1, 10) OBP: 0.352, SLG: 0.489				K						3	1	2	0	1	1	0			
28 Niko Goodrum, S (1, 9) OBP: 0.312, SLG: 0.430										4	0	1	0	0	1	3			
8 Mikie Mahtook, R (1, 7) OBP: 0.288, SLG: 0.357		G6-3								4	0	0	1	0	1	1			
34 James McCann, R (1, 2) OBP: 0.288, SLG: 0.314		F7								4	1	1	0	0	0	0			
60 Ronny Rodríguez, R (1, 6) OBP: 0.259, SLG: 0.342 14 Christin Stewart, L (9, PH) OBP: 0.259, SLG: 0.342			K							3	0	1	1	0	1	0			
18 Dawel Lugo, R (1, 4) OBP: 0.325, SLG: 0.351										1	0	0	0	2	0	0			
21 JaCoby Jones, R (1, 8) OBP: 0.262, SLG: 0.373			L7							3	0	0	0	0	0	3			
Inning Stats	R: 0 E: 0 K: 1 S: 9	H: 1 LOB: 1 BB: 0 P: 10	R: 0 E: 0 K: 1 S: 9	H: 0 LOB: 0 BB: 0 P: 16	R: 0 E: 0 K: 0 S: 8	H: 0 LOB: 0 BB: 1 P: 15	R: 0 E: 0 K: 2 S: 12	H: 1 LOB: 1 BB: 0 P: 20	R: 0 E: 0 K: 0 S: 5	H: 0 LOB: 0 BB: 0 P: 6	R: 2 E: 0 K: 0 S: 14	H: 3 LOB: 2 BB: 1 P: 24	R: 0 E: 0 K: 1 S: 11	H: 0 LOB: 1 BB: 1 P: 18	R: 0 E: 0 K: 0 S: 6	H: 0 LOB: 0 BB: 0 P: 11		1B: 1 2B: 5 3B: 0 HR: 0	SF: 0 SAC: 0 DP: 1 HBP: 0
PITCHER	IP WLS BF H R ER SO BB IBB HBP BLK WP HR S P ERA WHIP																		
53 John Gant, R (1, 1) ERA: 3.16	6.2 W 25 2 2 2 2 1 0 0 0 0 0 0 4 9 0.00 3.000																		
43 Dakota Hudson, R (7, 1) ERA: 3.29	0.1 H 2 0 0 0 0 1 0 0 0 0 0 0 4 9 0.00 3.000																		
49 Jordan Hicks, R (8, 1) ERA: 3.17	1.0 H 4 0 0 0 1 1 0 0 0 0 0 0 11 18 0.00 1.000																		
18 Carlos Martínez, R (9, 1) ERA: 3.2	1.0 S 3 0 0 0 0 0 0 0 0 0 0 0 6 11 0.00 0.000																		

Batter	1	2	3	4	5	6	7	8	9	AB	R	H	RBI	BB	SO	LOB	TOP						
27 Jose Altuve, R OBP: 0.382, SLG: 0.458										5	1	2	1	0	0	2							
2 Alex Bregman, R OBP: 0.395, SLG: 0.555										4	0	0	0	0	1	2							
10 Yuli Gurriel, R OBP: 0.313, SLG: 0.409										4	0	2	0	0	0	0							
9 Marwin Gonzalez, S OBP: 0.319, SLG: 0.409										5	0	0	0	0	0	3							
1 Carlos Correa, R OBP: 0.324, SLG: 0.408										3	0	0	0	1	1	1							
22 Josh Reddick, L OBP: 0.310, SLG: 0.379										3	2	0	0	1	0	3							
13 Tyler White, R OBP: 0.386, SLG: 0.620										4	1	1	2	0	0	4							
16 Brian McCann, L OBP: 0.315, SLG: 0.315										3	0	0	0	1	2	1							
18 Tony Kemp, L OBP: 0.378, SLG: 0.431										2	1	2	2	1	0	0							
6 Jake Marisnick, R OBP: 0.259, SLG: 0.381										1	0	0	0	0	0	0							
Inning Stats	R: 1 H: 2 E: 0 K: 1 S: 10	H: 2 BB: 0 P: 16	R: 2 H: 1 E: 1 K: 1 S: 11	H: 1 BB: 0 P: 25	R: 0 H: 0 E: 0 K: 0 S: 8	H: 0 BB: 0 P: 11	R: 2 H: 3 E: 1 K: 0 S: 21	H: 3 BB: 0 P: 25	R: 0 H: 0 E: 0 K: 1 S: 13	H: 0 BB: 0 P: 20	R: 0 H: 0 E: 0 K: 0 S: 11	H: 0 BB: 2 P: 22	R: 0 H: 0 E: 0 K: 0 S: 11	H: 0 BB: 1 P: 21	R: 0 H: 0 E: 0 K: 1 S: 8	H: 0 BB: 0 P: 13	R: 0 H: 1 E: 0 K: 0 S: 8	H: 1 BB: 0 P: 11	1B: 4 2B: 0 3B: 0 HR: 3	SF: 0 SAC: 0 DP: 0 HBP: 2	WP: 0 PB: 1 SB: 0 CS: 0	PA: 40	
PITCHER	IP WLS BF H R ER SO BB IBB HBP BLK WP HR S P ERA WHIP	5.0 L 23 6 5 4 3 1 0 0 0 0 3 63 97 7.20 1.400	0.2 4 0 0 0 0 2 0 0 0 0 0 9 20 0.00 3.000	0.2 5 0 0 0 0 0 1 2 0 0 0 6 12 0.00 0.000	0.1 1 0 0 0 0 0 0 0 0 0 0 3 4 0.00 0.000	1.1 4 0 0 0 1 0 0 0 0 0 0 12 20 0.00 0.000	1.0 S 3 1 0 0 0 0 0 0 0 0 8 11 0.00 1.000	0.0 0 0 0 0 0 0 0 0 0 0 0 0 8 11 0.00 1.000															

Houston Astros @ Detroit Tigers
Comerica Park, Detroit, MI
Tue Sep 11 2018, 6:41 PM - 10:11 PM EDT
Att: 19,432 - Clear - 72 F

AB	34
R	5
H	7
RBI	5
BB	4
SO	4
LOB	16



Batter	1	2	3	4	5	6	7	8	9	AB	R	H	RBI	BB	SO	LOB	BOTTOM						
46 Jeimer Candelario, S OBP: 0.315, SLG: 0.407										5	0	2	0	0	1	0							
14 Christin Stewart, L OBP: 0.400, SLG: 0.250										3	0	1	0	2	2	1							
9 Nick Castellanos, R OBP: 0.351, SLG: 0.485										4	0	0	0	0	2	4							
41 Victor Martinez, S OBP: 0.295, SLG: 0.348										3	0	1	0	1	0	1							
22 Victor Reyes, S OBP: 0.256, SLG: 0.314										0	0	0	0	0	0	0							
28 Niko Goodrum, S OBP: 0.311, SLG: 0.432										4	1	1	0	0	2	3							
17 Grayson Greiner, R OBP: 0.330, SLG: 0.312										2	0	0	0	1	1	2							
37 James Adduci, L OBP: 0.310, SLG: 0.409										1	0	0	0	0	0	0							
12 Jarrod Saltalamacchia, R										0	0	0	0	0	0	0							
60 Ronny Rodriguez, R OBP: 0.258, SLG: 0.336										3	1	0	0	1	2	1							
18 Dawel Lugo, R OBP: 0.319, SLG: 0.341										4	1	1	1	0	1	1							
21 JaCoby Jones, R OBP: 0.260, SLG: 0.376										4	1	1	3	0	1	0							
Inning Stats	R: 0 H: 0 E: 0 K: 1 S: 11	H: 0 BB: 1 P: 20	R: 0 H: 0 E: 0 K: 1 S: 11	H: 0 BB: 1 P: 18	R: 0 H: 1 E: 0 K: 0 S: 5	H: 1 BB: 1 P: 13	R: 4 H: 4 E: 0 K: 1 S: 24	H: 4 LOB: 1 BB: 1 P: 41	R: 0 H: 0 E: 0 K: 3 S: 10	H: 0 BB: 0 P: 16	R: 0 H: 0 E: 0 K: 1 S: 6	H: 0 BB: 0 P: 9	R: 0 H: 2 E: 0 K: 2 S: 15	H: 2 BB: 0 P: 25	R: 0 H: 0 E: 0 K: 2 S: 10	H: 0 BB: 0 P: 14	R: 0 H: 0 E: 0 K: 1 S: 8	H: 0 BB: 0 P: 10	1B: 4 2B: 2 3B: 0 HR: 1	SF: 0 SAC: 0 DP: 1 HBP: 0	WP: 0 PB: 0 SB: 0 CS: 0	PA: 38	
PITCHER	IP WLS BF H R ER SO BB IBB HBP BLK WP HR S P ERA WHIP	4.0 W 4 0 0 4 3 1 0 0 0 0 0 10 16 0.00 1.000	1.0 H 3 0 0 0 1 0 0 0 0 0 6 9 0.00 0.000	1.0 H 5 2 0 0 2 0 0 0 0 0 15 25 0.00 2.000	1.0 H 3 0 0 0 2 0 0 0 0 0 10 14 0.00 0.000	1.0 S 3 1 0 0 0 0 0 0 0 8 10 0.00 0.000	0.0 0 0 0 0 0 0 0 0 0 0 0 8 10 0.00 0.000																

Houston Astros @ Detroit Tigers
Comerica Park, Detroit, MI
Tue Sep 11 2018, 6:41 PM - 10:11 PM EDT
Att: 19,432 - Clear - 72 F

AB	33
R	4
H	7
RBI	4
BB	5
SO	12
LOB	13



Batter	1	2	3	4	5	6	7	8	9	AB	R	H	RBI	BB	SO	LOB	TOP																					
4 George Springer, R OBP: 0.342, SLG: 0.431	L9		13 HBP 2B			G4-3			G5-3	5	1	2	0	0	0	2																						
2 Alex Bregman, R OBP: 0.395, SLG: 0.556	K		13 HBP 1B			G5-3			P4	5	1	2	3	0	1	1																						
10 Yuli Gurriel, R OBP: 0.311, SLG: 0.405	K		F6			F7			F7	4	0	0	0	0	1	3																						
13 Tyler White, R OBP: 0.383, SLG: 0.612 22 Josh Reddick, L OBP: 0.310, SLG: 0.379		F9	HBP			SF8			F8	2	0	0	1	0	0	0																						
1 Carlos Correa, R OBP: 0.323, SLG: 0.405	P3		F9			9 2B			P6	3	1	0	0	1	0	3																						
9 Marwin Gonzalez, S OBP: 0.321, SLG: 0.412	1B		P4			P4			K	4	0	2	1	0	1	0																						
11 Evan Gattis, R OBP: 0.283, SLG: 0.468	F7		K			F9			K	4	0	0	0	0	2	2																						
15 Martin Maldonado, R OBP: 0.279, SLG: 0.360			4 1B 2 1B			F8			G5-3	4	1	1	0	0	0	0																						
6 Jake Marisnick, R OBP: 0.268, SLG: 0.385	F8		F8			E6			4 CS	3	1	2	0	1	0	1																						
Inning Stats	R: 0 H: 0 E: 0 K: 2 S: 8	H: 0 LOB: 0 BB: 0 P: 12	R: 0 H: 1 E: 0 K: 0 S: 11	LOB: 1 BB: 0 P: 15	R: 1 H: 3 E: 0 K: 0 S: 15	LOB: 3 BB: 0 P: 24	R: 0 H: 0 E: 0 K: 1 S: 12	H: 0 LOB: 0 BB: 0 P: 16	R: 4 H: 4 E: 0 K: 0 S: 14	H: 1 LOB: 1 BB: 0 P: 18	R: 0 H: 0 E: 0 K: 0 S: 6	H: 0 LOB: 0 BB: 0 P: 9	R: 0 H: 0 E: 0 K: 2 S: 10	H: 0 LOB: 0 BB: 0 P: 14	R: 0 H: 0 E: 0 K: 0 S: 8	H: 0 LOB: 0 BB: 0 P: 16	1B: 7 2B: 2 3B: 0 HR: 0	SF: 1 SAC: 0 DP: 1 HBP: 1	WP: 0 PB: 0 SB: 0 CS: 1	PA: 38																		
PITCHER	IP	WLS	BF	H	R	ER	SO	BB	IBB	HBP	BLK	WP	HR	S	P	ERA	WHIP	PITCHER				IP	WLS	BF	H	R	ER	SO	BB	IBB	HBP	BLK	WP	HR	S	P	ERA	WHIP
44 Daniel Norris, L ERA: 6.14	4.2	L	24	8	5	5	3	1	0	1	0	0	0	59	89	9.64	1.929																					
62 Sandy Baez, R ERA:	2.1		8	1	0	0	0	0	0	0	0	0	0	18	30	0.00	0.429																					
26 Zac Reineinger, R ERA: 6.92	1.0		3	0	0	0	2	0	0	0	0	0	0	10	14	0.00	0.000																					
61 Shane Greene, R ERA: 4.78	1.0		3	0	0	0	0	1	0	0	0	0	0	8	16	0.00	1.000																					

Houston Astros @ Detroit Tigers
Comerica Park, Detroit, MI
Wed Sep 12 2018, 1:11 PM - 4:19 PM EDT
Att: 22,666 - Partly Cloudy - 71 F

AB	34
R	5
H	9
RBI	5
BB	2
SO	5
LOB	12



Batter	1	2	3	4	5	6	7	8	9	AB	R	H	RBI	BB	SO	LOB	BOTTOM																					
46 Jeimer Candelario, S OBP: 0.314, SLG: 0.404	K		60 BB 8 1B			F9			K	4	1	0	0	1	3	1																						
14 Christin Stewart, L ERA: 0.400, SLG: 0.333	2B		K			P5			F9	4	0	1	0	1	1	2																						
9 Nick Castellanos, R OBP: 0.350, SLG: 0.482	F8		L8			K			HR	4	1	1	2	0	1	3																						
28 Niko Goodrum, S OBP: 0.310, SLG: 0.431 60 Ronny Rodriguez, R OBP: 0.259, SLG: 0.331	K		8 1B			K			K	1	0	0	0	0	1	1																						
8 Mikie Mahtook, R OBP: 0.287, SLG: 0.355	E6		37 FC3-6			P2			G5-3	4	0	1	1	0	0	1																						
37 James Adduci, L OBP: 0.308, SLG: 0.404	FC3-6		K			K			1B	4	0	1	0	0	2	3																						
34 James McCann, R OBP: 0.268, SLG: 0.321	K		HR			G6-3			K	4	1	1	1	0	2	2																						
18 Dawel Lugo, R OBP: 0.314, SLG: 0.319	F7		F7			K			L9	3	0	0	0	1	1	1																						
22 Victor Reyes, S OBP: 0.256, SLG: 0.309	G5-3		K			K			G3-1	3	1	0	0	1	1	2																						
Inning Stats	R: 0 H: 1 E: 0 K: 2 S: 10	H: 0 LOB: 1 BB: 0 P: 12	R: 0 H: 0 E: 1 K: 1 S: 16	LOB: 2 BB: 1 P: 27	R: 1 H: 1 E: 0 K: 2 S: 13	LOB: 2 BB: 2 P: 23	R: 1 H: 1 E: 0 K: 2 S: 13	H: 1 LOB: 0 BB: 0 P: 16	R: 0 H: 0 E: 0 K: 2 S: 8	H: 0 LOB: 0 BB: 0 P: 10	R: 2 H: 1 E: 0 K: 1 S: 10	H: 1 LOB: 0 BB: 1 P: 16	R: 0 H: 1 E: 0 K: 1 S: 10	H: 1 LOB: 1 BB: 0 P: 12	R: 0 H: 0 E: 0 K: 1 S: 10	H: 0 LOB: 0 BB: 0 P: 15	1B: 2 2B: 1 3B: 0 HR: 2	SF: 0 SAC: 0 DP: 0 HBP: 0	WP: 0 PB: 0 SB: 0 CS: 0	PA: 38																		
PITCHER	IP	WLS	BF	H	R	ER	SO	BB	IBB	HBP	BLK	WP	HR	S	P	ERA	WHIP	PITCHER				IP	WLS	BF	H	R	ER	SO	BB	IBB	HBP	BLK	WP	HR	S	P	ERA	WHIP
45 Gerrit Cole, R ERA: 2.88	5.0	W	23	3	2	2	9	4	0	0	0	0	1	28	38	6.00	1.400																					
63 Josh James, R ERA: 4.22	3.0	H	12	2	2	2	4	1	0	0	0	0	1	28	38	6.00	1.000																					
55 Ryan Pressly, R ERA: 2.71	1.0	S	3	0	0	0	1	0	0	0	0	0	0	10	15	0.00	0.000																					

Houston Astros @ Detroit Tigers
Comerica Park, Detroit, MI
Wed Sep 12 2018, 1:11 PM - 4:19 PM EDT
Att: 22,666 - Partly Cloudy - 71 F

AB	33
R	4
H	5
RBI	4
BB	5
SO	14
LOB	17



Batter	1	2	3	4	5	6	7	8	9	AB	R	H	RBI	BB	SO	LOB	TOP										
46 Jeimer Candelario, S OBP: 0.315, SLG: 0.410										3	0	0	0	1	1	1	AB 28 R 0 H 2 RBI 0 BB 4 SO 9 LOB 12										
14 Christin Stewart, L OBP: 0.333, SLG: 0.250										4	0	1	0	0	1	1											
9 Nick Castellanos, R OBP: 0.283, SLG: 0.491										1	0	0	0	1	0	0											
8 Mikie Mahtook, R OBP: 0.288, SLG: 0.351										1	0	0	0	1	0	0											
41 Victor Martinez, S OBP: 0.296, SLG: 0.351										1	0	0	0	0	0	0											
12 Jarrod Saltalamacchia, (R) PH (4, 10)										2	0	0	0	1	1	1											
37 James Adduci, L OBP: 0.303, SLG: 0.401										3	0	0	0	0	1	3											
60 Ronny Rodríguez, (R) PH OBP: 0.257, SLG: 0.329										1	0	0	0	0	1	1											
34 James McCann, R OBP: 0.286, SLG: 0.317										3	0	0	0	0	2	3											
21 JaCoby Jones, R OBP: 0.262, SLG: 0.379										1	0	0	0	0	1	0											
22 Victor Reyes, S OBP: 0.259, SLG: 0.311										2	0	1	0	0	0	0											
18 Dawel Lugo, R OBP: 0.293, SLG: 0.315										3	0	0	0	0	0	1											
33 Pete Kozma, R OBP: 0.170, SLG: 0.261										3	0	0	0	0	1	1											
Inning Stats	R: 0 E: 0 K: 0 S: 6	H: 0 LOB: 0 BB: 1 P: 11	R: 0 E: 0 K: 0 S: 10	H: 0 LOB: 0 BB: 0 P: 18	R: 0 E: 0 K: 1 S: 7	H: 0 LOB: 0 BB: 0 P: 10	R: 0 E: 0 K: 2 S: 16	H: 1 LOB: 3 BB: 2 P: 29	R: 0 E: 0 K: 1 S: 7	H: 0 LOB: 0 BB: 0 P: 9	R: 0 E: 0 K: 1 S: 9	H: 0 LOB: 0 BB: 0 P: 14	R: 0 E: 0 K: 1 S: 8	H: 0 LOB: 0 BB: 0 P: 9	R: 0 E: 0 K: 0 S: 12	H: 1 LOB: 1 BB: 0 P: 16	R: 0 E: 0 K: 3 S: 14	H: 0 LOB: 1 BB: 1 P: 22	1B: 2 2B: 0 3B: 0 HR: 0	SF: 0 SAC: 0 DP: 0 HBP: 0	WP: 1 PB: 0 SB: 0 CS: 0	PA: 32					
PITCHER	IP	WLS	BF	H	R	ER	SO	BB	IBB	HBP	BLK	WP	HR	S	P	ERA	WHIP										
52 Mike Clevinger, R ERA: 3.06	(1, 1)	6.0	W	21	1	0	5	3	0	0	0	1	0	55	91	0.00	0.667										
39 Oliver Pérez, L ERA: 0.92	(7, 1)	1.0		3	0	0	1	0	0	0	0	0	0	8	9	0.00	0.000										
90 Adam Cimber, R ERA: 3.57	(8, 1)	0.2		3	1	0	0	0	0	0	0	0	0	9	12	0.00	1.500										
37 Cody Allen, R ERA: 4.06	(8, 1)	0.2		2	0	0	1	0	0	0	0	0	0	10	14	0.00	0.000										
33 Brad Hand, L ERA: 2.79	(9, 1)	0.2		3	0	0	2	1	0	0	0	0	0	7	12	0.00	1.500										

Detroit Tigers @ Cleveland Indians
 Progressive Field, Cleveland, OH
 Sat Sep 15 2018, 3:11 PM - 6:31 PM EDT
 Att: 26,532 - Sunny - 80 F

AB 28
R 0
H 2
RBI 0
BB 4
SO 9
LOB 12



Batter	1	2	3	4	5	6	7	8	9	AB	R	H	RBI	BB	SO	LOB	BOTTOM											
12 Francisco Lindor, S OBP: 0.355, SLG: 0.525										5	1	1	1	0	0	4	AB 42 R 15 H 18 RBI 14 BB 6 SO 2 LOB 27											
9 Enk González, R OBP: 0.316, SLG: 0.405										1	0	1	0	0	0	0												
23 Michael Brantley, L OBP: 0.363, SLG: 0.472										3	3	2	1	2	0	3												
6 Brandon Guyer, R OBP: 0.291, SLG: 0.361										0	0	0	0	1	0	0												
11 José Ramírez, S OBP: 0.396, SLG: 0.578										4	3	3	2	1	0	3												
32 Adam Rosales, R (7, 4)										1	0	0	0	0	0	2												
10 Edwin Encarnación, R OBP: 0.332, SLG: 0.473										3	3	2	2	1	0	0												
26 Rajai Davis, R OBP: 0.287, SLG: 0.294										2	0	0	0	0	1	1												
17 Yonder Alonso, L OBP: 0.306, SLG: 0.423										6	3	3	2	0	0	2												
53 Melky Cabrera, S OBP: 0.332, SLG: 0.424										4	1	2	1	0	0	2												
1 Greg Allen, S OBP: 0.295, SLG: 0.315										1	0	1	0	1	0	0												
36 Yandy Díaz, R OBP: 0.322, SLG: 0.390										6	1	1	1	0	1	8												
22 Jason Kipnis, L OBP: 0.316, SLG: 0.376										1	0	1	2	0	0	0												
0 Brandon Barnes, R OBP: 0.500, SLG: 0.657										1	0	0	0	0	0	0												
55 Roberto Pérez, R OBP: 0.257, SLG: 0.252										3	0	1	2	0	0	2												
38 Eric Haase, R (7, 2)										1	0	0	0	0	0	0												
Inning Stats	R: 6 E: 2 K: 0 S: 24	H: 5 LOB: 1 BB: 0 P: 33	R: 5 E: 1 K: 0 S: 27	H: 5 LOB: 3 BB: 2 P: 48	R: 2 E: 0 K: 0 S: 11	H: 1 LOB: 1 BB: 1 P: 24	R: 2 E: 0 K: 1 S: 16	H: 4 LOB: 3 BB: 0 P: 23	R: 0 E: 1 K: 0 S: 8	H: 1 LOB: 3 BB: 0 P: 15	R: 0 E: 0 K: 1 S: 10	H: 1 LOB: 2 BB: 1 P: 18	R: 0 E: 0 K: 0 S: 13	H: 1 LOB: 2 BB: 1 P: 21	R: 0 E: 0 K: 0 S: 10	H: 0 LOB: 1 BB: 1 P: 19	1B: 11 2B: 3 3B: 1 HR: 3	SF: 2 SAC: 0 DP: 1 HBP: 2	WP: 1 PB: 0 SB: 0 CS: 0	PA: 52								
PITCHER	IP	WLS	BF	H	R	ER	SO	BB	IBB	HBP	BLK	WP	HR	S	P	ERA	WHIP											
32 Michael Fulmer, R ERA: 4.69	(1, 1)	0.0	L	2	2	2	0	0	0	0	0	1	0	4	5													
64 Matt Hall, L ERA: 5.4	(1, 1)	1.0		15	8	9	6	1	0	1	0	1	0	34	53	54.00	9.000											
62 Sandy Báez, R ERA: 1.59	(2, 1)	1.2		9	1	2	2	0	2	0	1	0	0	1	22	42	10.80	1.800										
26 Zac Reinerger, R ERA: 7.53	(3, 1)	1.1		8	4	2	2	1	0	0	0	0	0	18	28	13.50	3.000											
45 Buck Farmer, R ERA: 4.5	(5, 1)	2.0		9	2	0	0	1	1	0	0	0	0	18	33	0.00	1.500											
PITCHER	IP	WLS	BF	H	R	ER	SO	BB	IBB	HBP	BLK	WP	HR	S	P	ERA	WHIP											
19 Louis Coleman, R ERA: 3.59	(7, 1)	1.0		5	1	0	0	0	1	0	0	0	0	10	19	0.00	1.000											
36 Blaine Hardy, L ERA: 3.76	(8, 1)	1.0		4	0	0	0	0	0	0	0	0	0	10	19	0.00	1.000											

Detroit Tigers @ Cleveland Indians
 Progressive Field, Cleveland, OH
 Sat Sep 15 2018, 3:11 PM - 6:31 PM EDT
 Att: 26,532 - Sunny - 80 F

AB 42
R 15
H 18
RBI 14
BB 6
SO 2
LOB 27



Batter	1	2	3	4	5	6	7	8	9	AB R H RBI BB SO LOB	TOP											
46 Jeimer Candelario, S OBP: 0.317, SLG: 0.412	0-0 FC3-6 37 SF7 1B		1-3 K		0-0 SAFE 14 HR 1B		1-2 G3		2-2 14 HR 1B	5 2 3 0 0 1 0	Detroit Tigers @ Cleveland Indians Progressive Field, Cleveland, OH Sun Sep 16 2018, 1:11 PM - 3:43 PM EDT Att: 24,862 - Partly Cloudy - 83 F											
14 Christin Stewart, L OBP: 0.379, SLG: 0.350	2-0 FC3-6 1B		0-2 G3-1		0-1 37 HR 1B		0-0 G1-3		1-1 14 HR 1B	5 1 3 1 0 0 0												
9 Nick Castellanos, R OBP: 0.351, SLG: 0.487	1-2 FC3-6 1B		1-3 K		0-3 K		1-2 G5-3		2-2 K	5 0 0 0 0 3 6												
37 James Adduci, L OBP: 0.301, SLG: 0.420	0-0 SF7 1B			2-2 G5-3	1-2 HR			1-0 F8		3 1 1 4 0 0 0												
8 Mikie Mahtook, R OBP: 0.292, SLG: 0.370	2-2 G1-3			2-2 P3	2-2 17 S 1B			3-2 HR		4 1 2 1 0 0 1												
17 Grayson Greiner, R OBP: 0.326, SLG: 0.309		1-3 K		1-1 18 FC6-4 1B	1-2 F8			2-3 K		4 0 1 0 0 2 1												
18 Dawel Lugo, R OBP: 0.290, SLG: 0.310		2-2 60 FC4-6 1B		0-0 FC6-4 1B		0-0 G4-3		0-0 G3-1		4 0 1 0 0 0 1												
60 Ronny Rodríguez, R OBP: 0.257, SLG: 0.327		1-0 FC4-6 22 S 1B		2-1 22 FC4-6 1B	1-1 L9			3-2 F7		4 0 1 0 0 0 1												
22 Victor Reyes, S OBP: 0.254, SLG: 0.305	1-1 G6-3		1-2 FC4-6 46 HR 1B		0-1 F8			0-2 L7		4 1 0 0 0 0 2												
Inning Stats	R: 1 E: 0 K: 0 S: 10	H: 2 LOB: 1 BB: 0 P: 15	R: 0 E: 0 K: 1 S: 11	H: 1 LOB: 1 BB: 0 P: 16	R: 0 E: 0 K: 2 S: 11	H: 0 LOB: 0 BB: 0 P: 13	R: 0 E: 0 K: 0 S: 12	H: 1 LOB: 1 BB: 0 P: 17	R: 4 E: 0 K: 1 S: 20	H: 5 LOB: 1 BB: 0 P: 26	R: 0 E: 0 K: 0 S: 5	H: 0 LOB: 0 BB: 0 P: 6	R: 0 E: 0 K: 0 S: 7	H: 0 LOB: 0 BB: 0 P: 9	R: 1 E: 0 K: 1 S: 9	H: 1 LOB: 0 BB: 0 P: 15	R: 0 E: 0 K: 1 S: 15	H: 2 LOB: 2 BB: 0 P: 23	1B: 10 2B: 0 3B: 0 HR: 2	SF: 1 SAC: 0 DP: 0 HBP: 0	WP: 0 PB: 0 SB: 2 CS: 0	PA: 39
PITCHER	IP WLS BF H R ER SO BB IBB HBP BLK WP HR S P ERA WHIP											IP WLS BF H R ER SO BB IBB HBP BLK WP HR S P ERA WHIP										
57 Shane Bieber, R ERA: 4.5	6.0 L 27 9 5 5 4 0 0 0 0 0 1 69 93 7.50 1.500																					
24 Andrew Miller, L ERA: 3.54	1.1 5 1 1 1 0 0 0 0 0 0 1 12 18 6.75 0.750																					
46 Jon Edwards, R ERA: 5.4	0.2 2 0 0 0 1 0 0 0 0 0 0 4 6 0.00 0.000																					
45 Adam Plutko, R ERA: 5.27	1.0 5 2 0 0 1 0 0 0 0 0 0 15 23 0.00 2.000																					

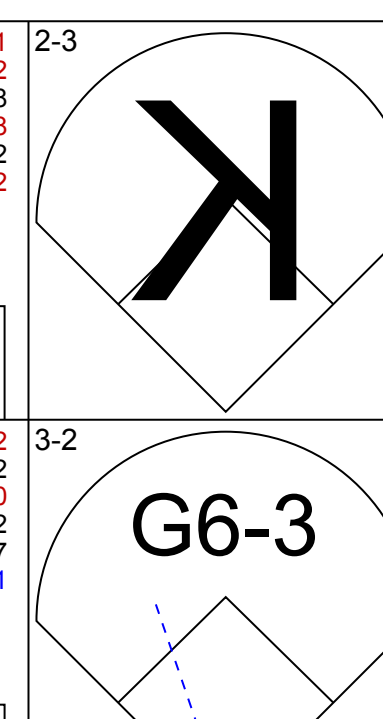
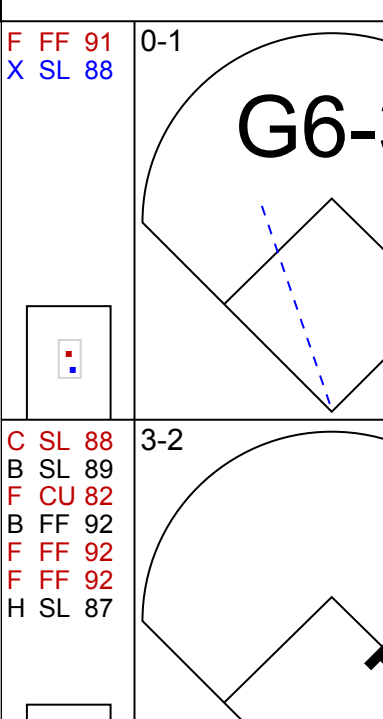
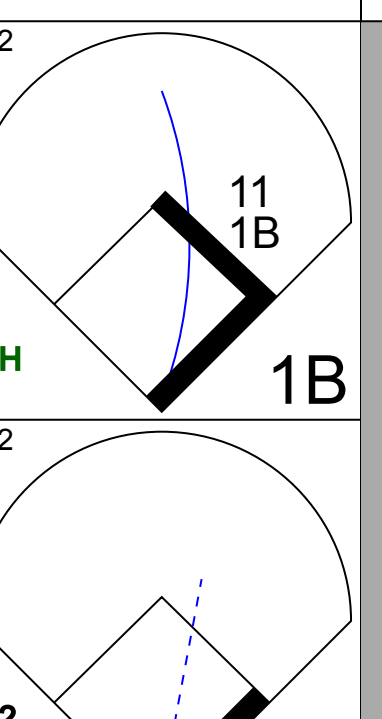
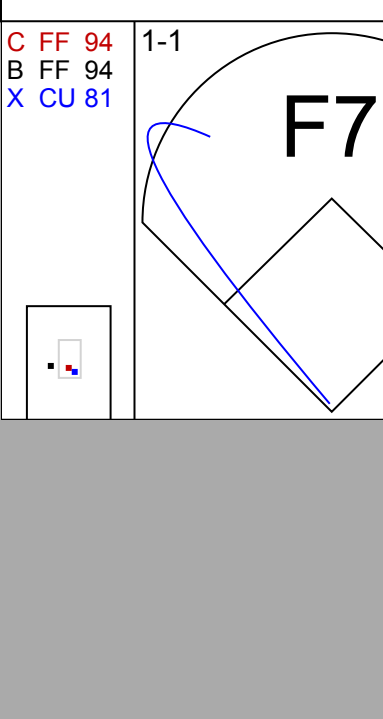
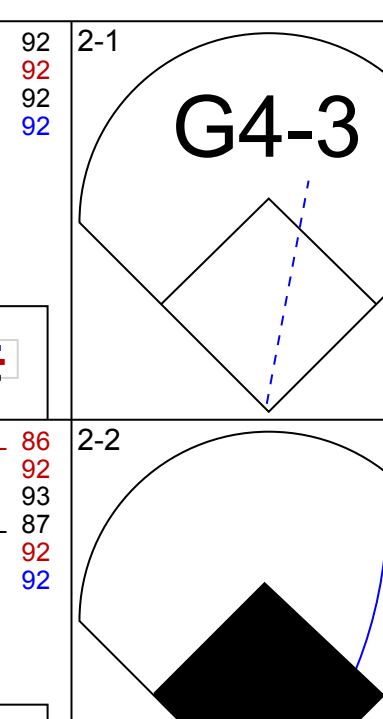
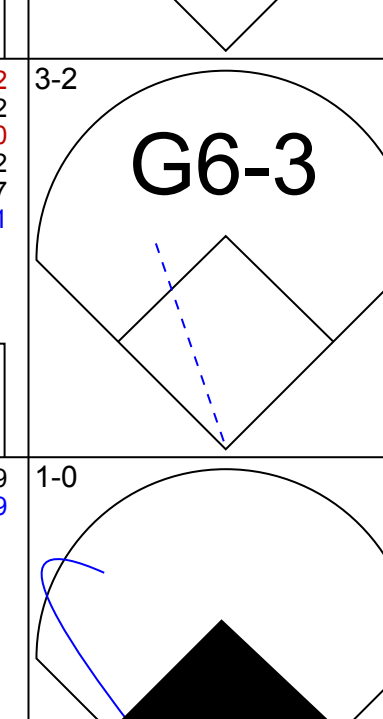
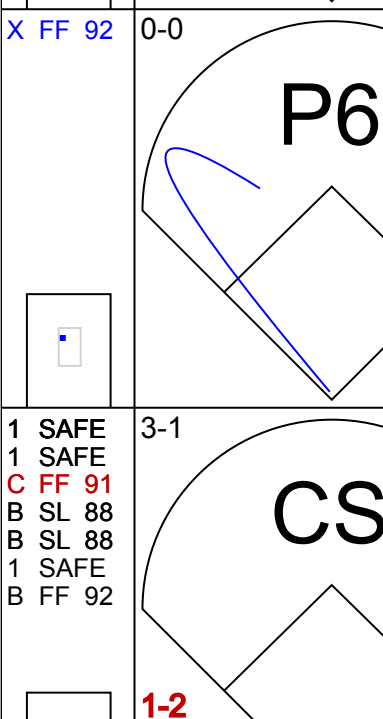
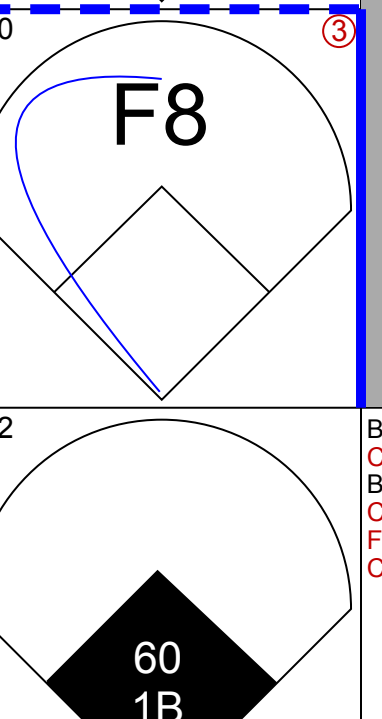

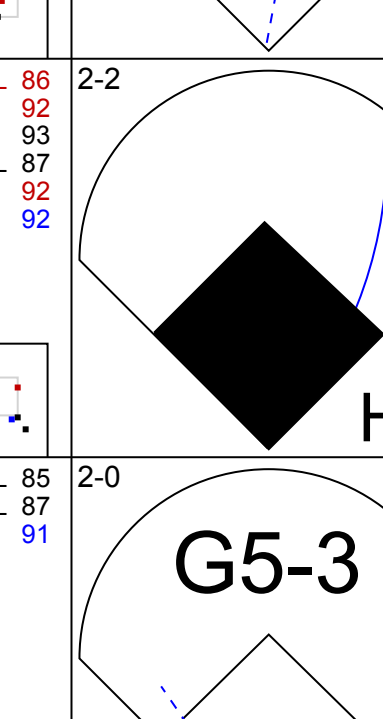

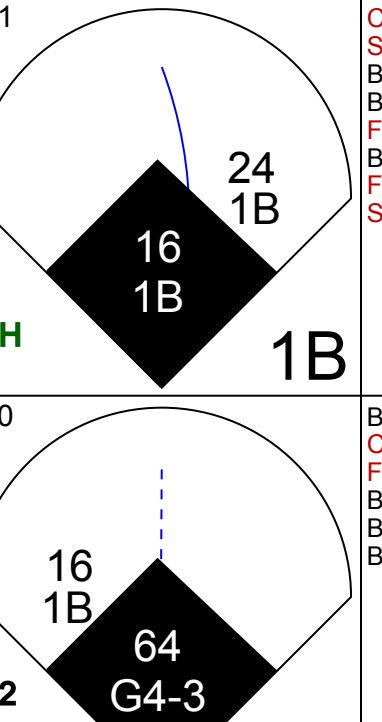

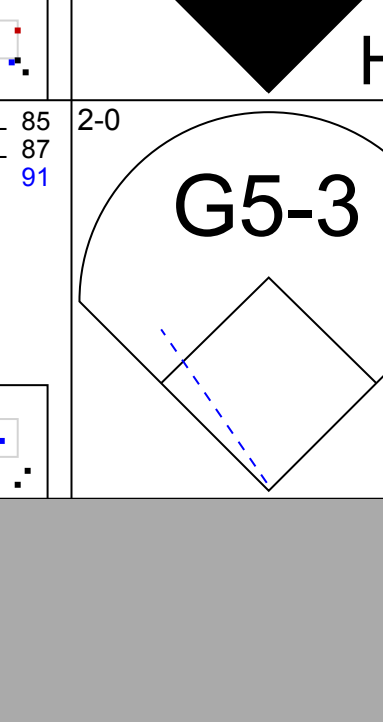
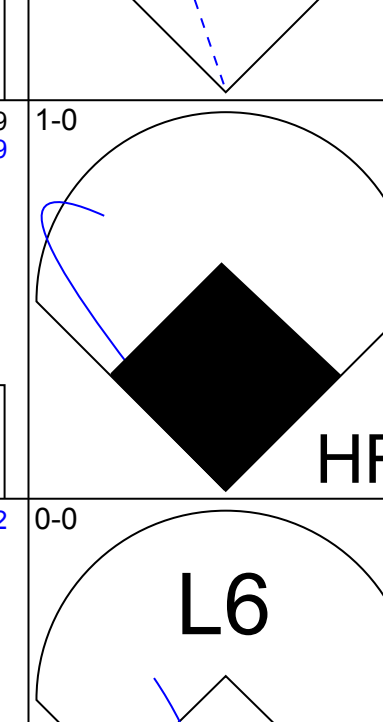
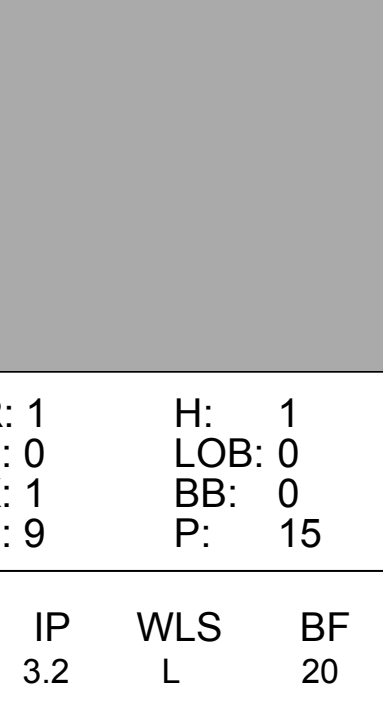
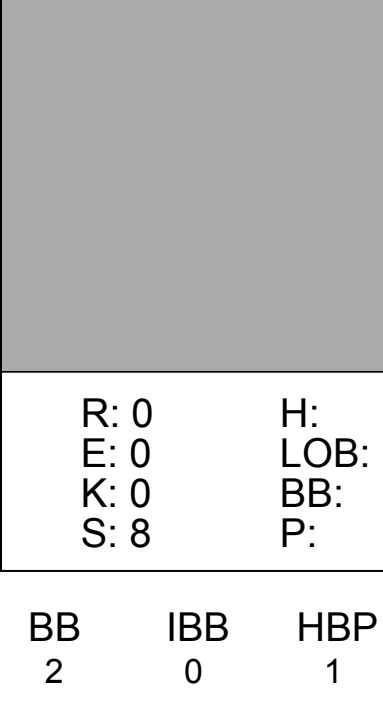
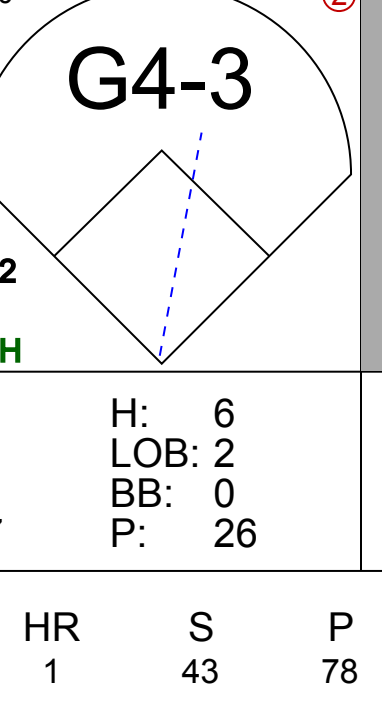
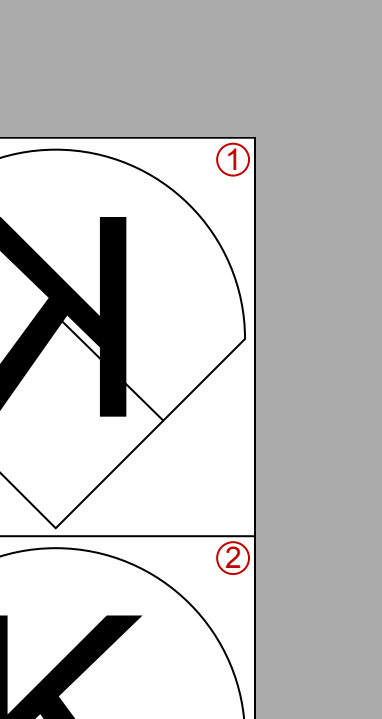
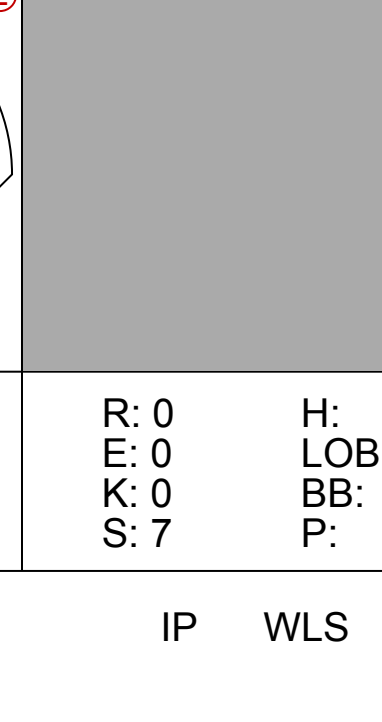
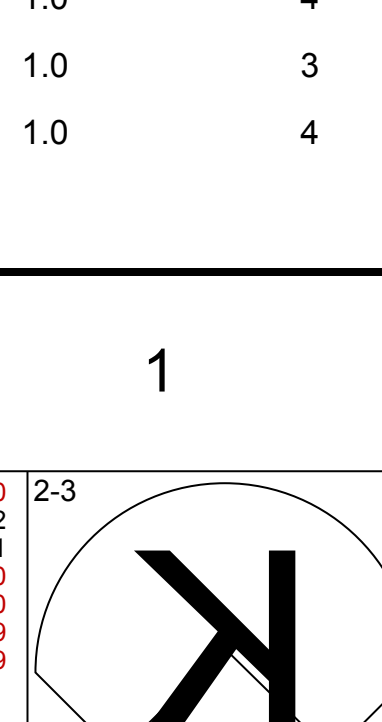
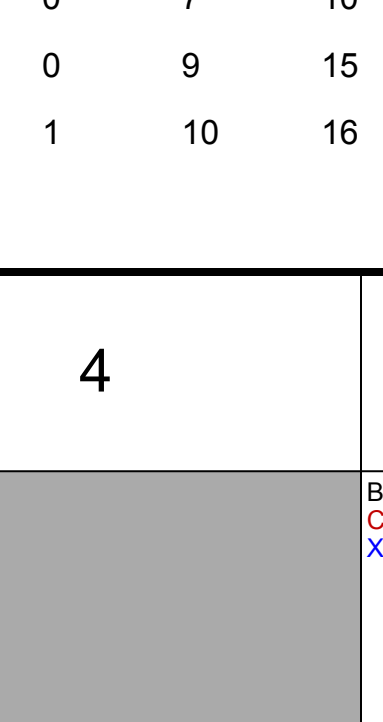
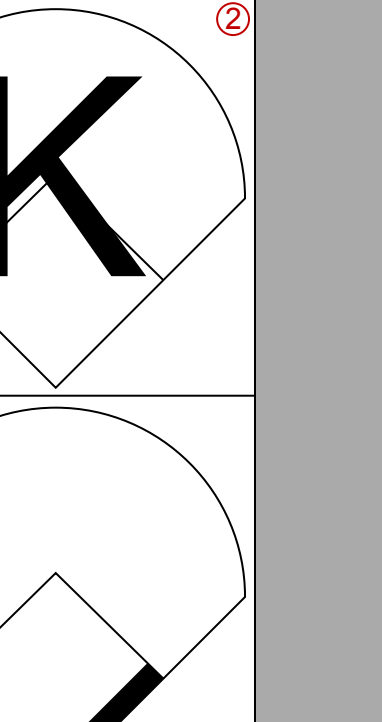
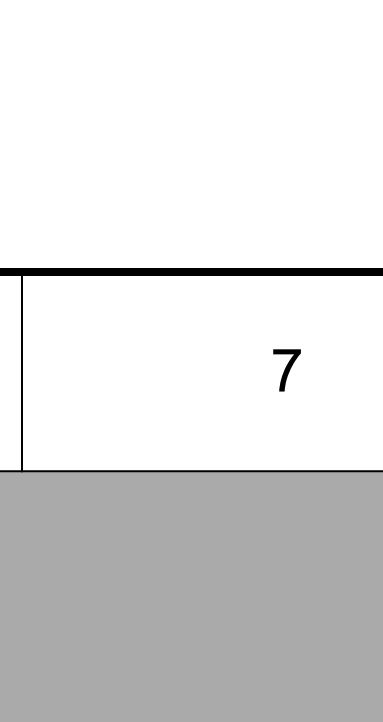
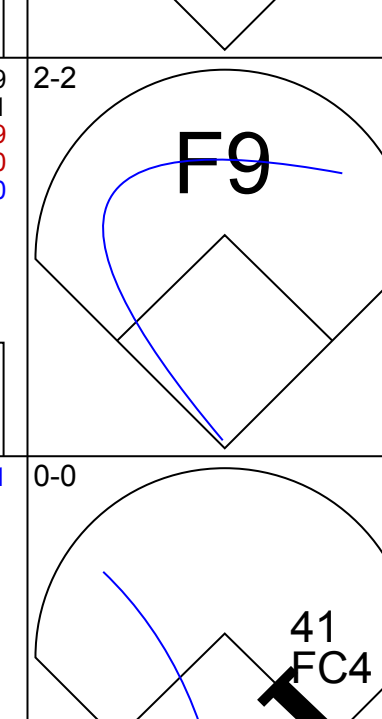
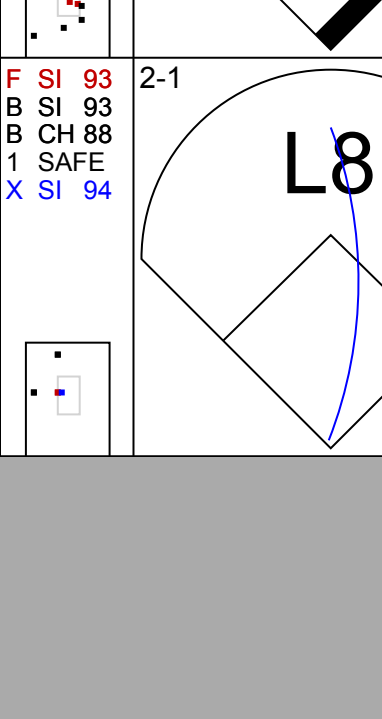
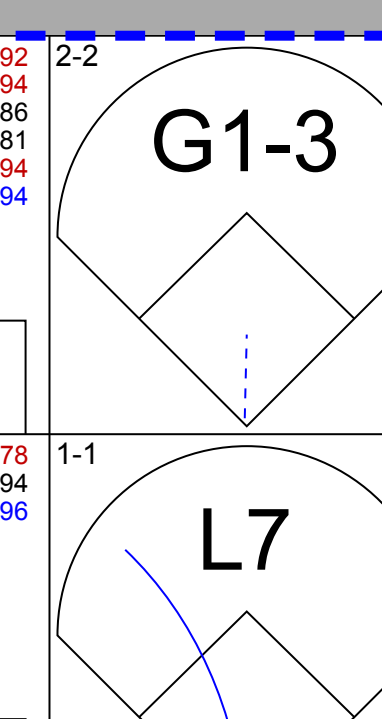
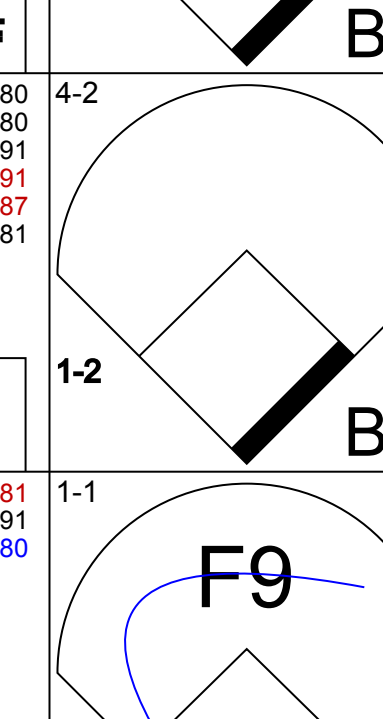
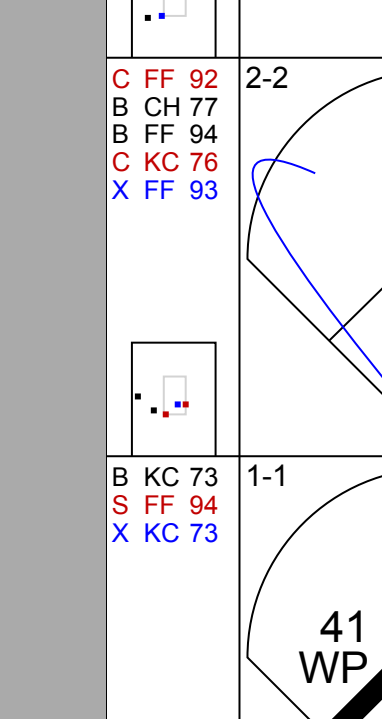

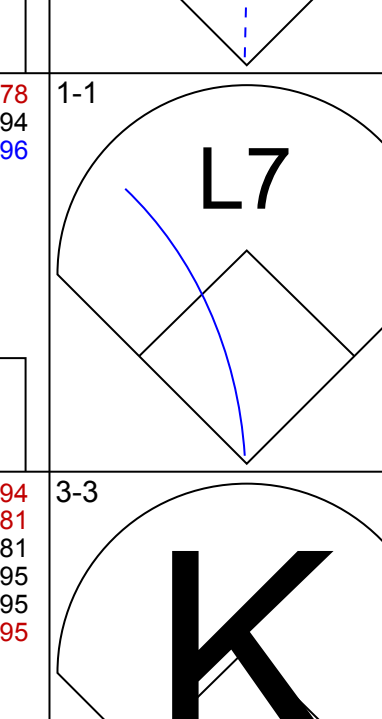
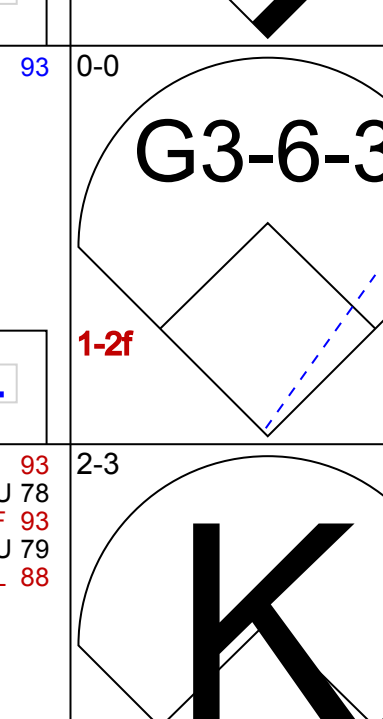
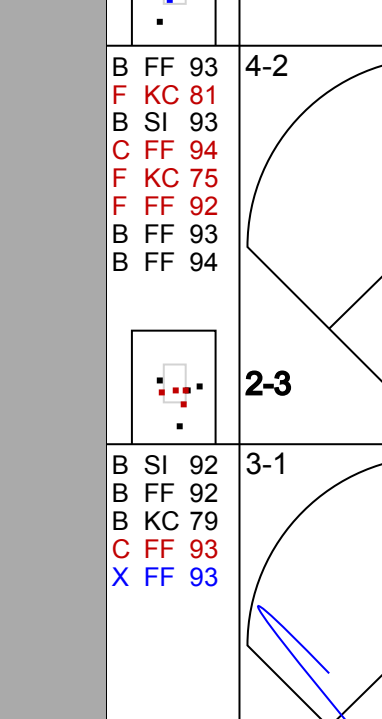
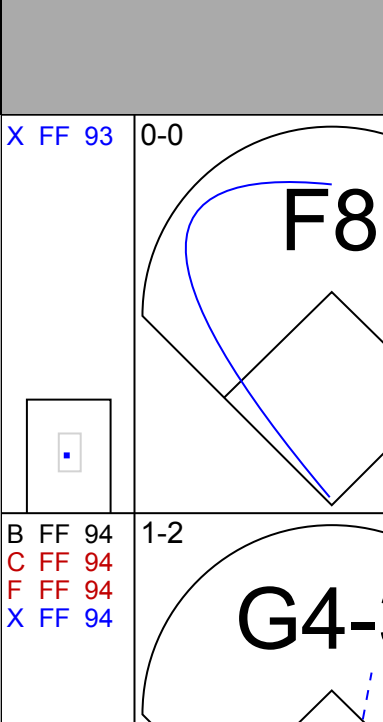
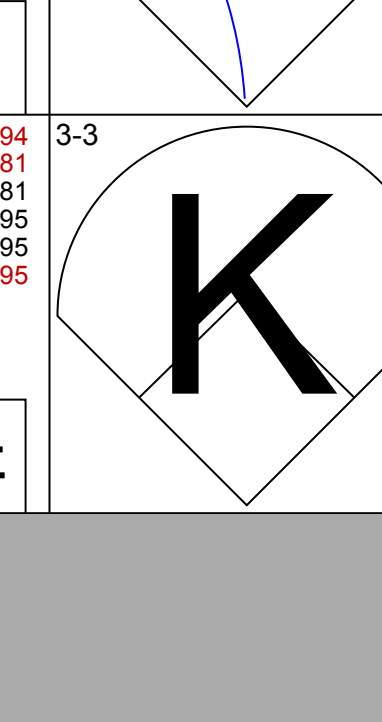

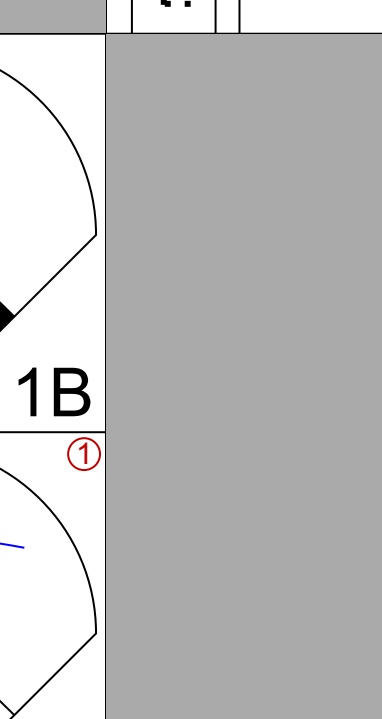
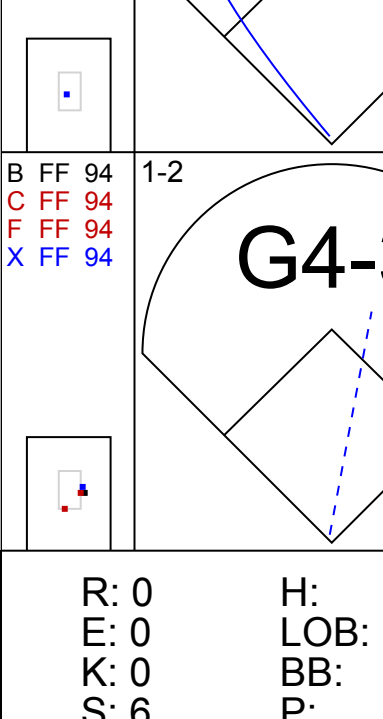
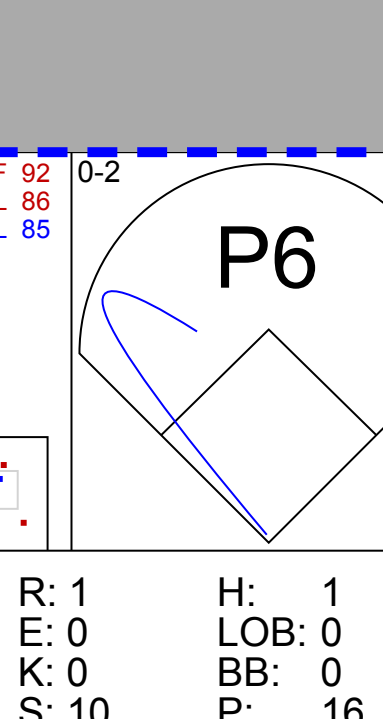
AB	38
R	6
H	12
RBI	6
BB	0
SO	6
LOB	12

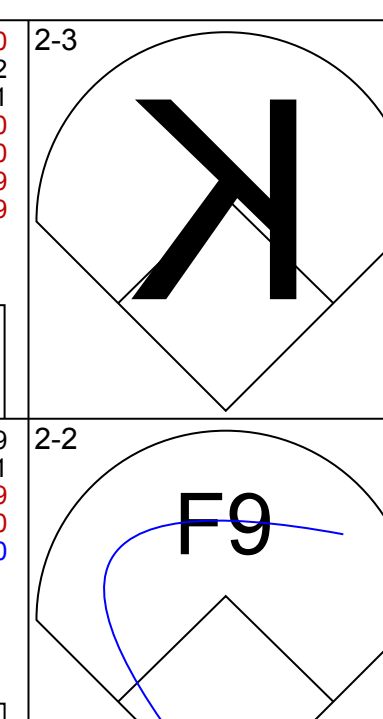
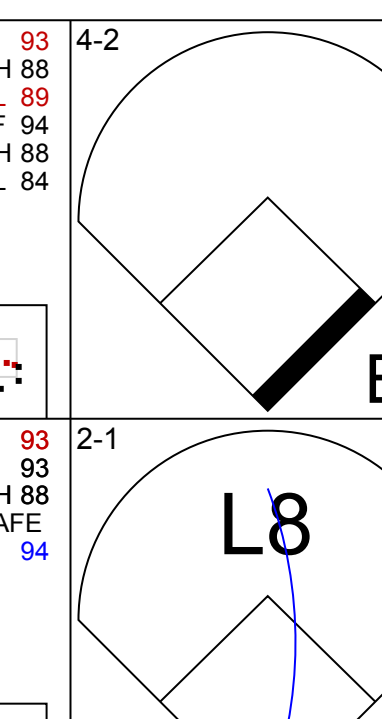
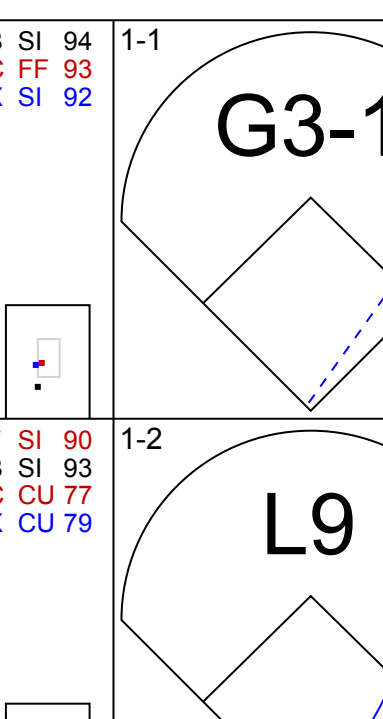
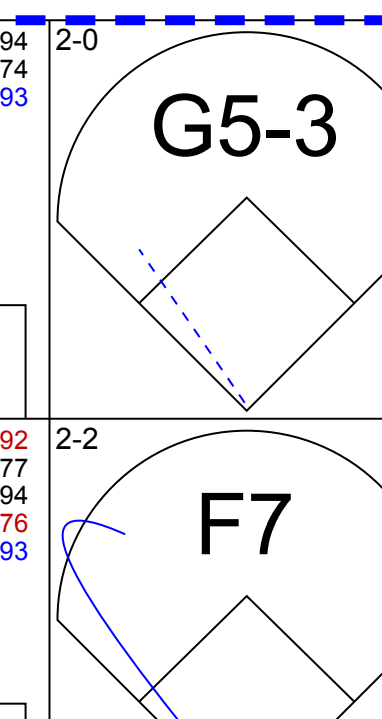
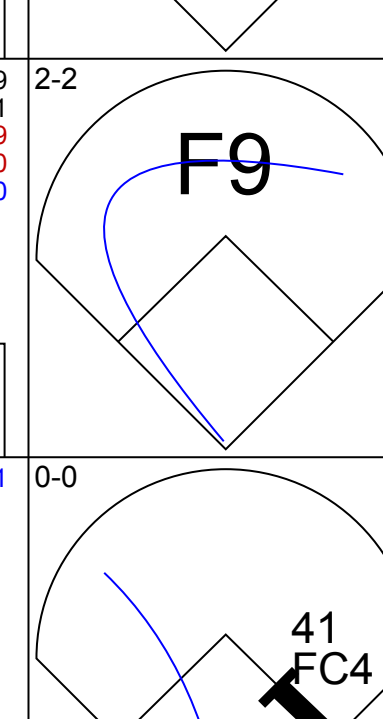
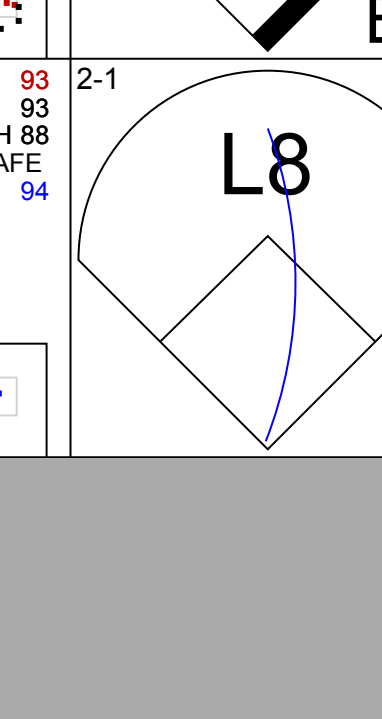
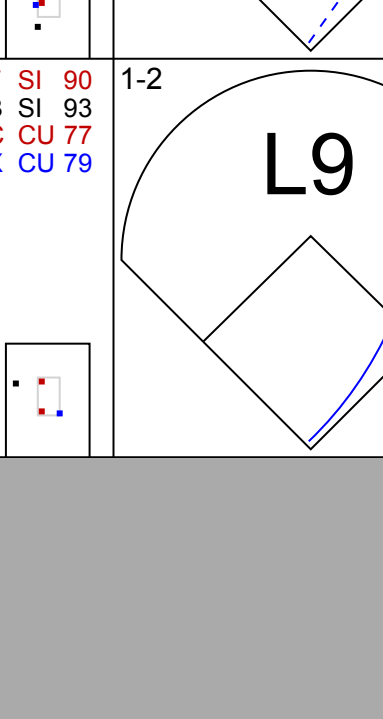
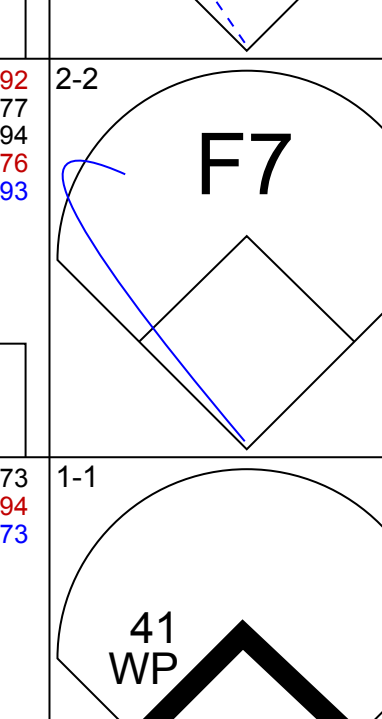
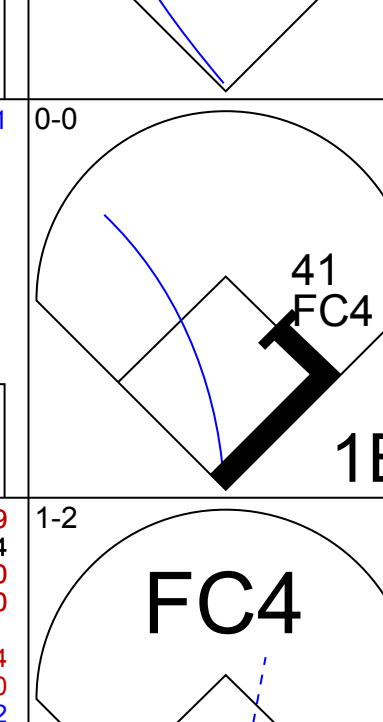
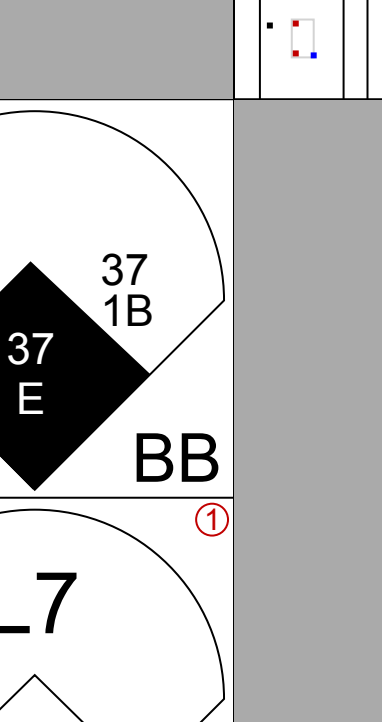
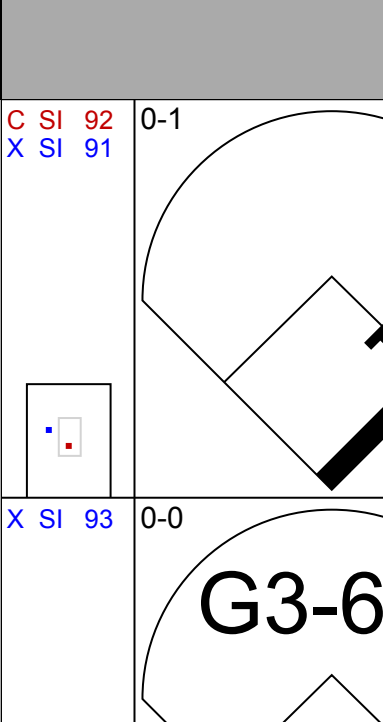
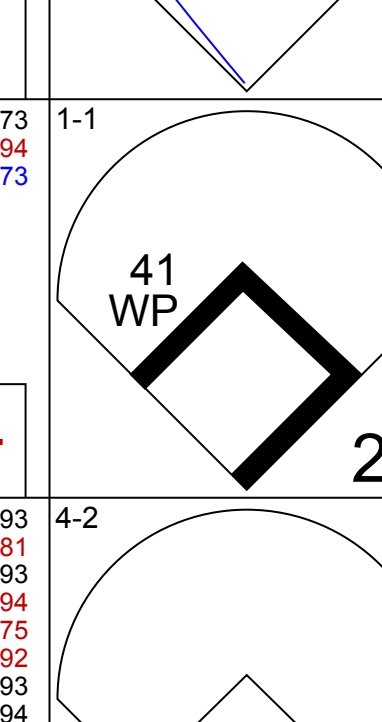
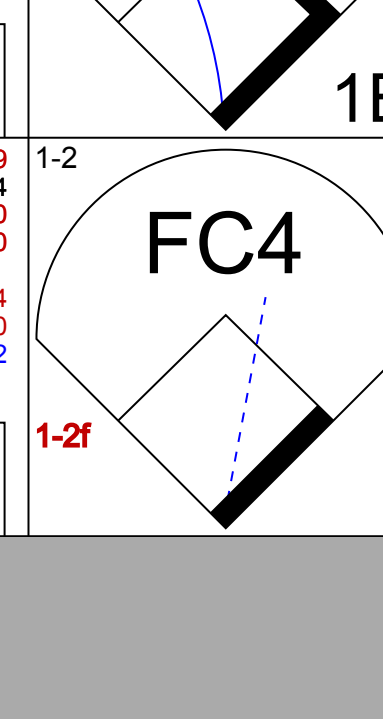

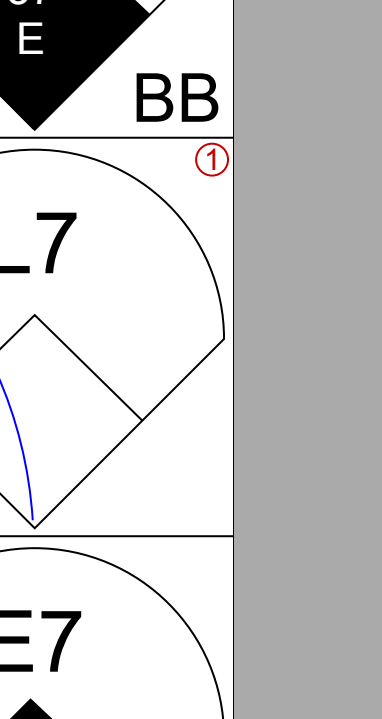
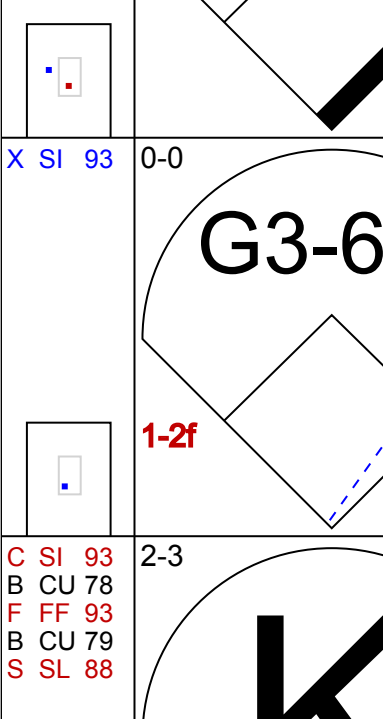
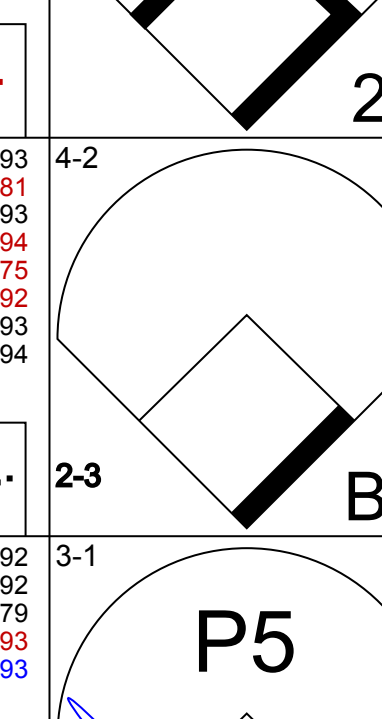

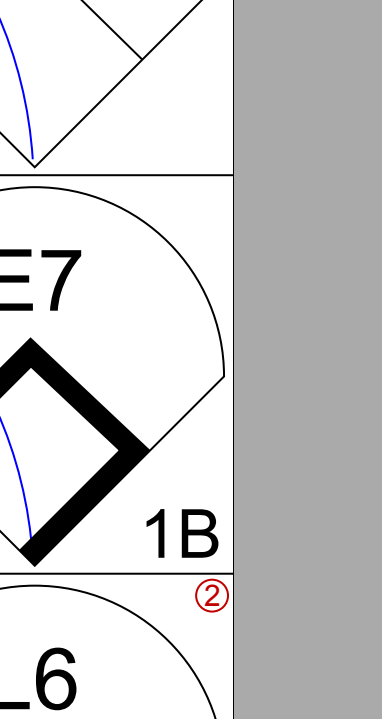
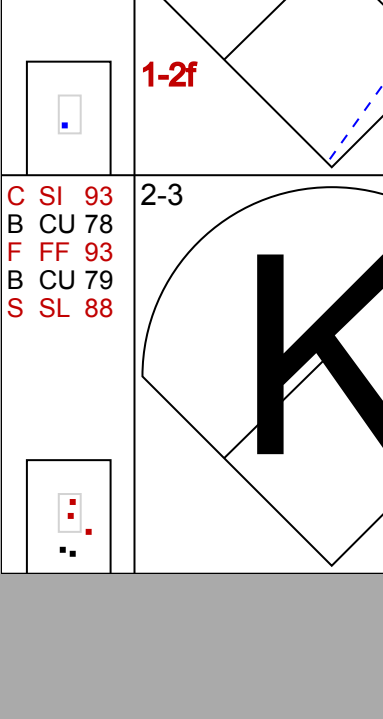
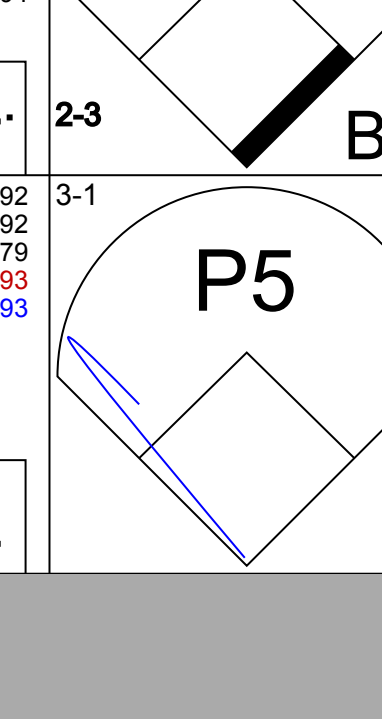
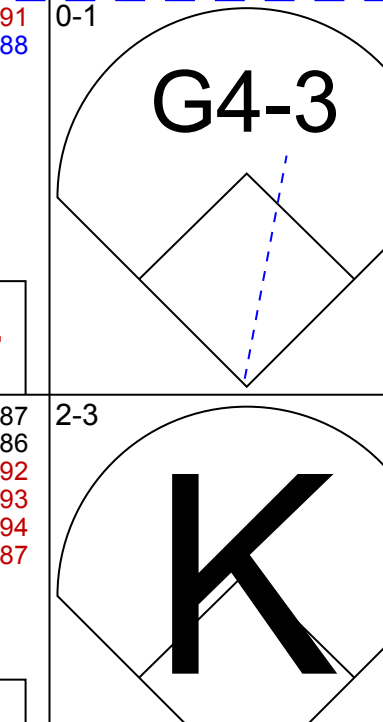
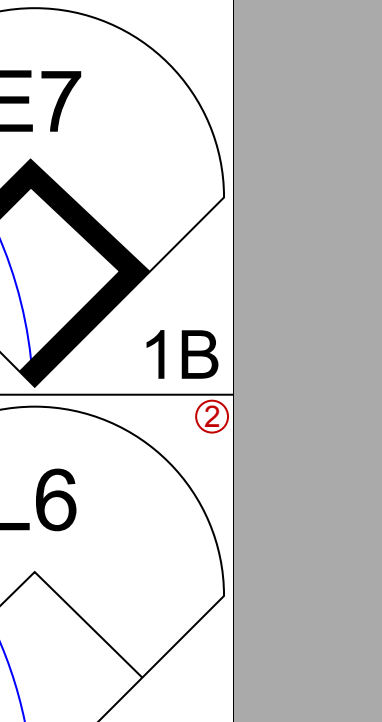
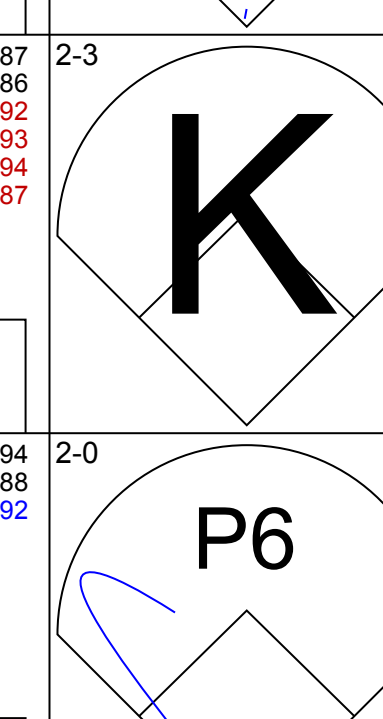

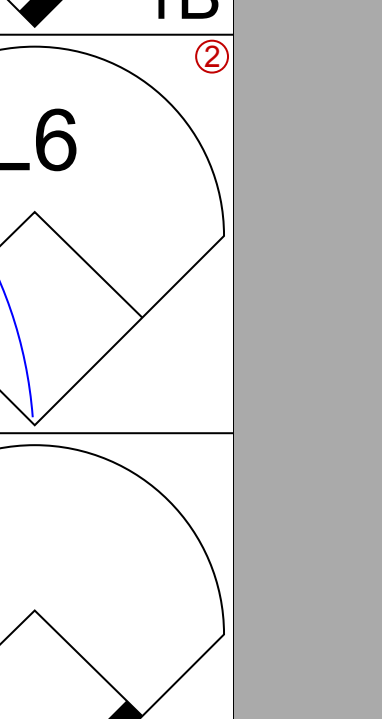
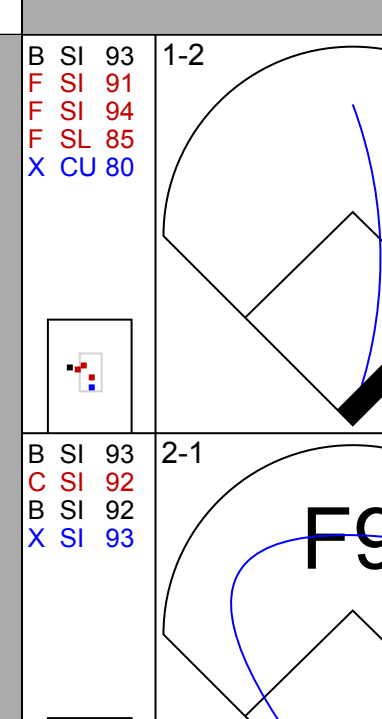
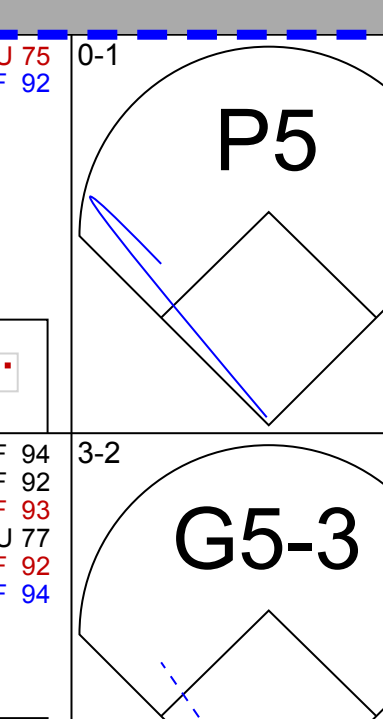
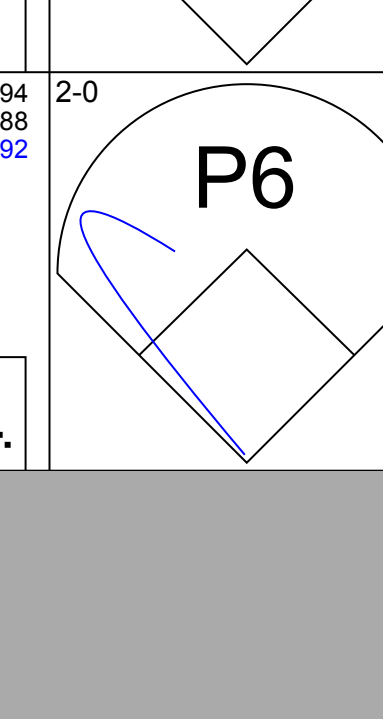

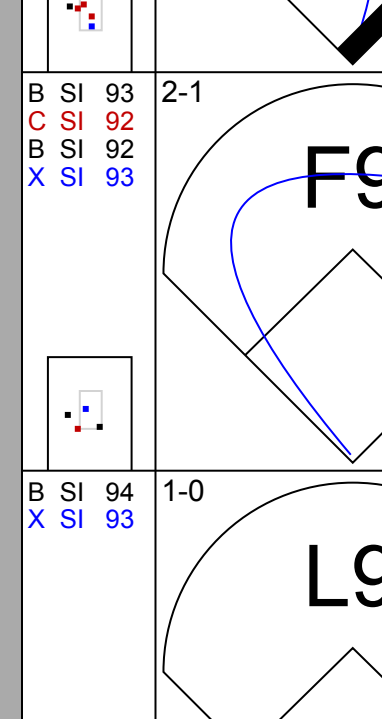
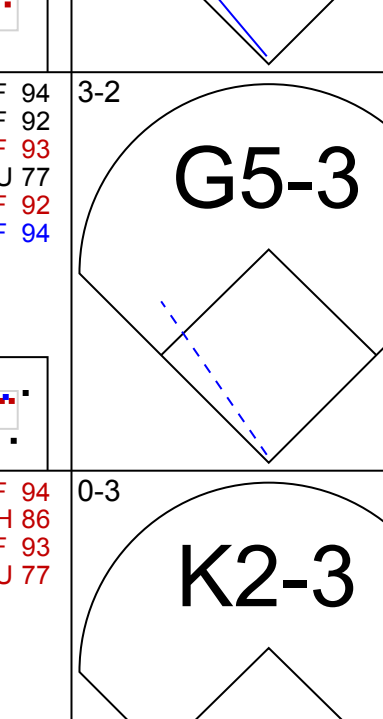
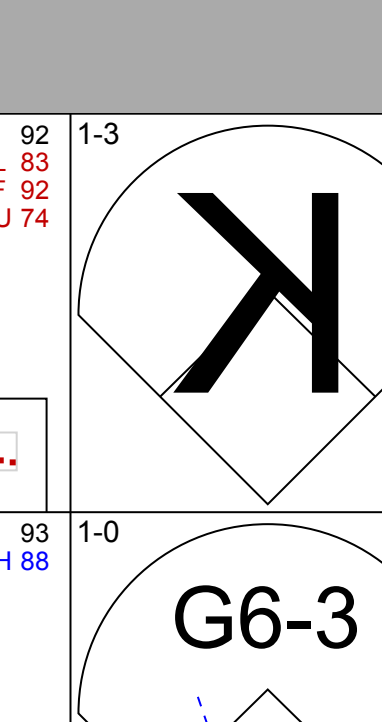
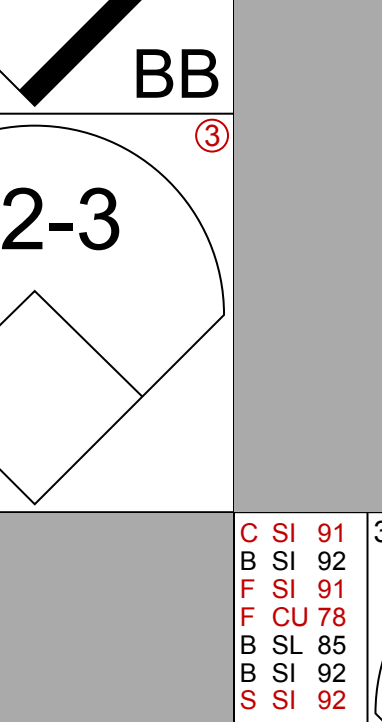
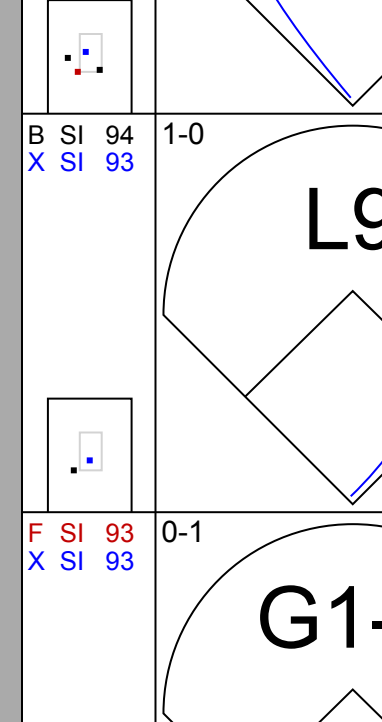
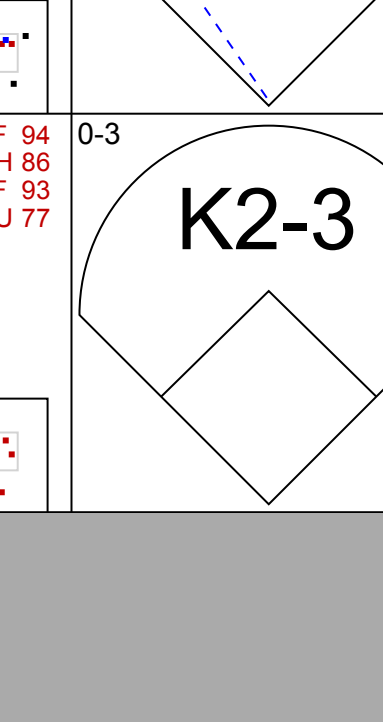
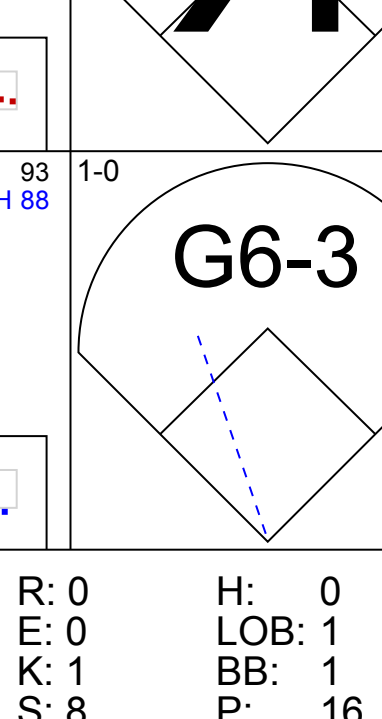
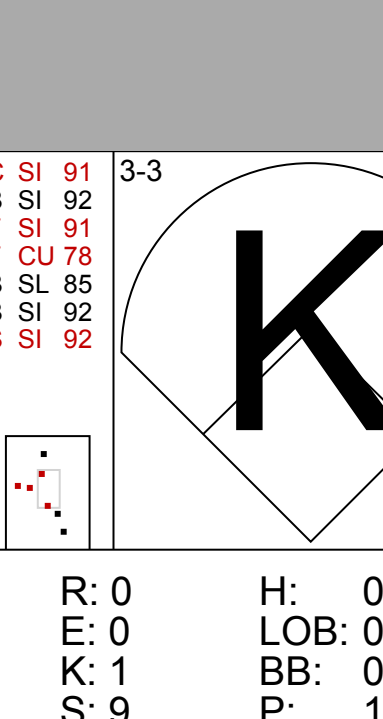
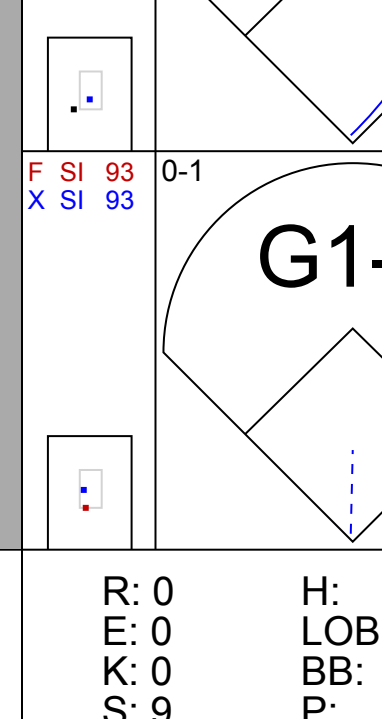


Batter	1	2	3	4	5	6	7	8	9	AB R H RBI BB SO LOB	BOTTOM											
26 Raijai Davis, R OBP: 0.280, SLG: 0.286	1-3 K		0-0 G6-3		1-3 K		3-1 G6-3		0-0 P6	5 0 0 0 0 2 4	Detroit Tigers @ Cleveland Indians Progressive Field, Cleveland, OH Sun Sep 16 2018, 1:11 PM - 3:43 PM EDT Att: 24,862 - Partly Cloudy - 83 F											
1 Greg Allen, S OBP: 0.294, SLG: 0.318	3-1 36 HR 2B		3-2 L4		1-0 G5-3		2-3 K			4 1 1 0 0 1 0												
27 Josh Donaldson, R OBP: 0.320, SLG: 0.420	1-3 K		2-3 K		0-0 P3		0-0 G6-3		0-0 G6-3	4 0 0 0 0 2 1												
36 Yandy Díaz, R OBP: 0.330, SLG: 0.407	1-0 6 HR 1B			0-0 38 HR 2B	1-2 G6-3			3-2 G6-3		4 1 2 1 0 0 0												
6 Brandon Guyer, R OBP: 0.304, SLG: 0.368	0-0 1B		4-1 38 HR 9 G6-3 BB		1-2 38 HR G5-4-3 HBP			0-0 38 HR G3 0 HR 1B		2 2 2 0 1 0 0												
0 Brandon Barnes, R OBP: 0.417, SLG: 0.636	1-0 G4-3		3-3 K		2-3 K			1-2 32 HR 38 HR G3 1B		4 0 1 0 0 2 5												
38 Eric Haase, R OBP: 0.167, SLG: 0.167		2-3 K		0-0 9 HR G6-3 1B	1-3 2H		0-0 G5-4-3		1-2 2-3 G3	4 0 1 1 0 1 3												
9 Erik González, R OBP: 0.309, SLG: 0.392	2-0 G4-3		0-2 G6-3				1-0 G6-3		1-2 K	4 0 0 1 0 1 3												
32 Adam Rosales, R OBP: 0.286, SLG: 0.167	0-0 G1-3		4-1 3H				3-1 G5-3		0-0 1B	3 0 1 1 1 0 0												
Inning Stats	R: 1 E: 0 K: 2 S: 11	H: 3 LOB: 2 BB: 0 P: 18	R: 0 E: 0 K: 1 S: 5	H: 0 LOB: 0 BB: 0 P: 9	R: 0 E: 0 K: 1 S: 7	H: 0 LOB: 0 BB: 0 P: 12	R: 2 E: 0 K: 2 S: 14	H: 2 LOB: 2 BB: 2 P: 26	R: 0 E: 0 K: 0 S: 5	H: 0 LOB: 0 BB: 0 P: 7	R: 0 E: 0 K: 1 S: 7	H: 0 LOB: 0 BB: 0 P: 10	R: 0 E: 0 K: 0 S: 5	H: 0 LOB: 0 BB: 0 P: 12	R: 0 E: 0 K: 1 S: 8	H: 0 LOB: 0 BB: 0 P: 13	R: 0 E: 0 K: 1 S: 11	H: 3 LOB: 2 BB: 0 P: 13	1B: 6 2B: 2 3B: 0 HR: 0	SF: 0 SAC: 0 DP: 1 HBP: 1	WP: 0 PB: 0 SB: 0 CS: 0	PA: 37
PITCHER	IP WLS BF H R ER SO BB IBB HBP BLK WP HR S P ERA WHIP											IP WLS BF H R ER SO BB IBB HBP BLK WP HR S P ERA WHIP										
38 Francisco Liriano, L ERA: 4.54	7.0 W 28 5 3 3 7 2 0 1 0 0 0 54 94 3.86 1.000																					
77 Joe Jiménez, R ERA: 4.2	1.0 H 3 0 0 0 1 0 0 0 0 0 0 8 13 0.00 0.000																					
61 Shane Greene, R ERA: 5.07	1.0 S 6 3 1 1 1 0 0 0 0 0 0 11 13 9.00 3.000																					

AB	34
R	4
H	8
RBI	4
BB	2
SO	9
LOB	16



Batter	1	2	3	4	5	6	7	8	9	AB R H RBI BB SO LOB	TOP									
7 Joe Mauer, L OBP: 0.344, SLG: 0.376 (1, 3)										5 0 1 1 0 1 0	Minnesota Twins @ Detroit Tigers Comerica Park, Detroit, MI Mon Sep 17 2018, 7:12 PM - 10:04 PM EDT Att: 19,004 - Partly Cloudy - 82 F									
11 Jorge Polanco, S OBP: 0.339, SLG: 0.431 (1, 6)										4 1 2 1 0 0 0										
20 Eddie Rosario, L OBP: 0.323, SLG: 0.479 (1, 7)										3 1 1 1 0 0 3										
51 Johnny Field, R OBP: 0.245, SLG: 0.361 (4, 7)										2 0 0 0 0 0 0										
36 Robbie Grossman, S OBP: 0.356, SLG: 0.383 (1, 10)										4 1 2 0 0 1 0										
60 Jake Cave, L OBP: 0.306, SLG: 0.471 (1, 8)										4 1 1 1 0 2 1										
24 Logan Forsythe, R OBP: 0.318, SLG: 0.303 (1, 4)										2 1 1 0 2 0 0										
26 Max Kepler, L OBP: 0.416 (1, 9)										3 0 0 0 1 0 3										
16 Ehre Adrianza, S OBP: 0.296, SLG: 0.364 (1, 5)										4 1 1 1 0 1 2										
64 Williams Astudillo, R OBP: 0.328, SLG: 0.492 (1, 2)										4 0 0 1 0 0 3										
Inning Stats	R: 1 E: 0 K: 1 S: 9	H: 1 LOB: 0 BB: 0 P: 15	R: 0 E: 0 K: 1 S: 10	H: 0 LOB: 2 BB: 2 P: 24	R: 0 E: 0 K: 0 S: 8	H: 0 LOB: 0 BB: 0 P: 14	R: 4 E: 0 K: 0 S: 17	H: 6 LOB: 1 BB: 1 P: 26	R: 0 E: 0 K: 0 S: 6	H: 0 LOB: 0 BB: 0 P: 8	R: 0 E: 0 K: 0 S: 7	H: 1 LOB: 1 BB: 0 P: 10	R: 0 E: 0 K: 1 S: 9	H: 0 LOB: 0 BB: 0 P: 15	R: 1 E: 0 K: 0 S: 10	H: 1 LOB: 0 BB: 0 P: 16	1B: 5 2B: 2 3B: 0 HR: 2	SF: 0 SAC: 0 DP: 0 HBP: 1	WP: 0 PB: 0 SB: 0 CS: 1	PA: 40
PITCHER	IP WLS BF H R ER SO BB IBB HBP BLK WP HR S P ERA WHIP											IP WLS BF H R ER SO BB IBB HBP BLK WP HR S P ERA WHIP								
27 Jordan Zimmermann, R ERA: 4.41 (1, 1)	3.2 L 20 7 5 5 2 2 0 0 1 0 0 1 43 78 12.27 2.455																			
26 Zac Reinger, R ERA: 6.48 (4, 1)	2.1 8 0 0 0 2 1 0 0 0 0 0 0 21 35 0.00 0.429																			
68 Daniel Stumpf, L ERA: 5.09 (7, 1)	1.0 4 1 0 0 0 0 0 0 0 0 0 0 7 10 0.00 1.000																			
54 Drew VerHagen, R ERA: 4.61 (8, 1)	1.0 3 0 0 0 1 0 0 0 0 0 0 0 9 15 0.00 0.000																			
30 Alex Wilson, R ERA: 3.58 (9, 1)	1.0 4 1 1 1 0 0 0 0 0 0 0 1 10 16 9.00 1.000																			

Batter	1	2	3	4	5	6	7	8	9	AB R H RBI BB SO LOB	BOTTOM											
46 Jeimer Candelario, S OBP: 0.317, SLG: 0.409 (1, 5)										3 0 0 0 1 1 0	Minnesota Twins @ Detroit Tigers Comerica Park, Detroit, MI Mon Sep 17 2018, 7:12 PM - 10:04 PM EDT Att: 19,004 - Partly Cloudy - 82 F											
14 Christin Stewart, L OBP: 0.353, SLG: 0.276 (1, 7)										4 0 0 0 0 0 1												
9 Nick Castellanos, R OBP: 0.354, SLG: 0.491 (1, 9)										3 1 3 0 1 0 0												
41 Victor Martinez, S OBP: 0.296, SLG: 0.349 (1, 10)										3 0 0 0 1 0 3												
21 Jacoby Jones, R OBP: 0.262, SLG: 0.379 (6, PR) (9, 10)										0 0 0 0 0 0 0												
37 James Adduci, L OBP: 0.300, SLG: 0.416 (1, 3)										4 0 1 0 0 1 2												
60 Ronny Rodriguez, R OBP: 0.257, SLG: 0.325 (1, 6)										4 0 1 0 0 1 1												
34 James McCann, R OBP: 0.266, SLG: 0.315 (1, 2)										3 0 0 0 1 0 1												
18 Dawel Lugo, R OBP: 0.273, SLG: 0.290 (1, 4)										4 0 0 0 0 3 3												
22 Victor Reyes, S OBP: 0.250, SLG: 0.300 (1, 8)										3 0 0 0 0 1 1												
Inning Stats	R: 0 E: 0 K: 1 S: 15	H: 1 LOB: 1 BB: 0 P: 20	R: 0 E: 0 K: 1 S: 7	H: 0 LOB: 0 BB: 0 P: 11	R: 0 E: 0 K: 1 S: 8	H: 0 LOB: 1 BB: 1 P: 16	R: 1 E: 0 K: 1 S: 12	H: 1 LOB: 2 BB: 2 P: 24	R: 0 E: 0 K: 1 S: 9	H: 0 LOB: 0 BB: 0 P: 14	R: 0 E: 0 K: 0 S: 6	H: 1 LOB: 0 BB: 0 P: 8	R: 0 E: 0 K: 0 S: 9	H: 1 LOB: 1 BB: 0 P: 13	R: 0 E: 0 K: 0 S: 12	H: 1 LOB: 2 BB: 1 P: 24	R: 0 E: 0 K: 1 S: 9	H: 0 LOB: 0 BB: 0 P: 12	1B: 4 2B: 1 3B: 0 HR: 0	SF: 0 SAC: 0 DP: 1 HBP: 0	WP: 1 PB: 0 SB: 0 CS: 0	PA: 35
PITCHER	IP WLS BF H R ER SO BB IBB HBP BLK WP HR S P ERA WHIP											IP WLS BF H R ER SO BB IBB HBP BLK WP HR S P ERA WHIP										
58 Gabriel Moya, L ERA: 4.73 (1, 1)	1.0 4 1 0 0 1 0 0 0 0 0 0 0 5 15 0.00 1.000																					
53 Kohl Stewart, R ERA: 4.4 (2, 1)	6.0 W 23 3 1 0 5 3 0 0 0 0 0 0 51 86 0.00 1.000																					
21 Tyler Duffey, R ERA: 8.18 (8, 1)	1.0 5 1 0 0 0 1 0 0 0 0 1 0 12 24 0.00 2.000																					
65 Trevor May, R ERA: 3.98 (9, 1)	1.0 3 0 0 0 1 0 0 0 0 0 0 0 9 12 0.00 0.000																					

AB	35
R	6
H	9
RBI	6
BB	3
SO	5
LOB	12



Batter	1	2	3	4	5	6	7	8	9	AB	R	H	RBI	BB	SO	LOB	TOP					
15 Whit Merrifield, R OBP: 0.367, SLG: 0.436										5	2	3	0	0	1	0	Kansas City Royals @ Detroit Tigers Comerica Park, Detroit, MI Thu Sep 20 2018, 7:11 PM - 10:22 PM EDT Att: 20,282 - Cloudy - 75 F					
27 Adalberto Mondesi, S OBP: 0.316, SLG: 0.466										5	1	2	1	0	1	2						
17 Hunter Dozier, R OBP: 0.285, SLG: 0.405										5	2	1	2	0	2	3						
13 Salvador Perez, R OBP: 0.270, SLG: 0.438										4	0	0	0	0	0	4						
38 Jorge Bonifacio, R OBP: 0.273, SLG: 0.376										5	1	1	3	0	1	1						
7 Rosal Herrera, S OBP: 0.284, SLG: 0.305										5	0	1	0	0	0	1						
2 Alcides Escobar, R OBP: 0.273, SLG: 0.310										4	1	3	0	0	0	1						
25 Brian Goodwin, L OBP: 0.329, SLG: 0.382										4	1	1	2	0	2	2						
14 Brett Phillips, L OBP: 0.254, SLG: 0.320										4	0	0	0	0	2	2						
Inning Stats	R: 3 H: 2 E: 1 K: 1 S: 22	WLS: 0 BF: 0 P: 30	R: 2 H: 4 ER: 2 SO: 2 K: 0 S: 18	WLS: 0 BF: 0 P: 28	R: 0 H: 1 ER: 0 SO: 1 K: 1 S: 11	WLS: 0 BF: 0 P: 16	R: 2 H: 2 ER: 0 SO: 2 K: 1 S: 13	WLS: 0 BF: 0 P: 20	R: 0 H: 1 ER: 1 SO: 2 K: 1 S: 10	WLS: 0 BF: 0 P: 12	R: 0 H: 0 ER: 0 SO: 0 K: 1 S: 6	WLS: 0 BF: 0 P: 8	R: 0 H: 1 ER: 0 SO: 0 K: 0 S: 8	WLS: 0 BF: 0 P: 13	R: 0 H: 0 ER: 0 SO: 0 K: 3 S: 12	WLS: 0 BF: 0 P: 15		R: 1 H: 1 ER: 0 SO: 1 K: 1 S: 14	WLS: 1 BF: 1 ER: 0 SO: 3 K: 1 S: 24	1B: 5 2B: 3 3B: 0 HR: 4	SF: 0 SAC: 0 DP: 0 HBP: 1	WP: 1 PB: 0 SB: 2 CS: 0
PITCHER	IP: 1.1 WLS: 1 BF: 11 H: 6 R: 5 ER: 2 SO: 2 BB: 0 IBB: 0 HBP: 0 BLK: 0 WP: 0 HR: 2 S: 38 P: 54 ERA: 13.50 WHIP: 4.500	48 Matthew Boyd, L ERA: 4.16	26 Zac Reinerger, R ERA: 6.63	45 Buck Farmer, R ERA: 4.34	58 Victor Alcántara, R ERA: 2.25	30 Alex Wilson, R ERA: 3.48	77 Joe Jiménez, R ERA: 4.13	61 Shane Greene, R ERA: 5.14	IP: 1.0 WLS: 0 BF: 3 H: 0 R: 0 ER: 0 SO: 3 BB: 0 IBB: 0 HBP: 0 BLK: 0 WP: 0 HR: 0 S: 12 P: 15 ERA: 0.00 WHIP: 0.000	IP: 1.0 WLS: 1 BF: 5 H: 1 R: 1 ER: 1 SO: 1 BB: 0 IBB: 0 HBP: 1 BLK: 0 WP: 1 HR: 1 S: 14 P: 24 ERA: 9.00 WHIP: 1.000												

Batter	1	2	3	4	5	6	7	8	9	AB	R	H	RBI	BB	SO	LOB	BOTTOM				
21 JaCoby Jones, R OBP: 0.268, SLG: 0.380										4	2	2	0	1	0	0	Kansas City Royals @ Detroit Tigers Comerica Park, Detroit, MI Thu Sep 20 2018, 7:11 PM - 10:22 PM EDT Att: 20,282 - Cloudy - 75 F				
14 Christin Stewart, L OBP: 0.310, SLG: 0.436										4	2	2	6	1	0	0					
9 Nick Castellanos, R OBP: 0.356, SLG: 0.590										4	2	2	1	1	0	3					
41 Victor Martínez, S OBP: 0.296, SLG: 0.353										5	1	2	1	0	0	1					
37 James Adduci, L OBP: 0.285, SLG: 0.392										5	1	0	0	0	2	2					
60 Ronny Rodríguez, R OBP: 0.257, SLG: 0.326										5	0	3	0	0	0	1					
17 Grayson Greiner, R OBP: 0.330, SLG: 0.392										1	0	1	2	2	0	0					
22 Victor Reyes, S OBP: 0.250, SLG: 0.300										0	1	0	0	0	0	0					
34 James McCann, R OBP: 0.263, SLG: 0.312										1	0	0	0	0	0	1					
18 Dawel Lugo, R OBP: 0.237, SLG: 0.250										4	1	0	0	0	1	5					
33 Pete Kozma, R OBP: 0.204, SLG: 0.302										4	1	2	1	0	0	1					
Inning Stats	R: 4 H: 5 E: 0 K: 0 S: 17	WLS: 1 BF: 1 P: 22	R: 5 H: 6 ER: 0 SO: 1 K: 1 S: 17	WLS: 1 BF: 1 P: 24	R: 0 H: 0 ER: 0 SO: 0 K: 0 S: 6	WLS: 0 BF: 0 P: 12	R: 0 H: 0 ER: 0 SO: 0 K: 0 S: 7	WLS: 0 BF: 0 P: 10	R: 0 H: 1 ER: 0 SO: 1 K: 0 S: 9	WLS: 0 BF: 1 P: 17	R: 0 H: 0 ER: 0 SO: 0 K: 0 S: 8	WLS: 0 BF: 1 P: 18	R: 2 H: 1 ER: 1 SO: 3 K: 1 S: 17	WLS: 2 BF: 3 P: 35	R: 0 H: 1 ER: 0 SO: 1 K: 1 S: 8	WLS: 0 BF: 0 P: 14	R: 0 H: 1 ER: 0 SO: 1 K: 1 S: 8	1B: 6 2B: 4 3B: 1 HR: 3	SF: 1 SAC: 0 DP: 1 HBP: 0	WP: 0 PB: 0 SB: 0 CS: 0	PA: 43
PITCHER	IP: 1.0 WLS: 0 BF: 11 H: 4 R: 2 ER: 2 SO: 1 BB: 1 IBB: 0 HBP: 0 BLK: 0 WP: 0 HR: 3 S: 21 P: 30 ERA: 63.00 WHIP: 8.000	Jorge López, R ERA: 5.03	57 Glenn Sparkman, R ERA: 4.95	48 Ben Lively, R ERA: 6.49	37 Brandon Maurer, R ERA: 7.71	43 Willy Paralta, R ERA: 3.59	IP: 1.0 WLS: 1 BF: 4 H: 1 R: 0 ER: 0 SO: 1 BB: 0 IBB: 0 HBP: 0 BLK: 0 WP: 0 HR: 0 S: 8 P: 14 ERA: 0.00 WHIP: 1.000	IP: 1.0 WLS: 0 BF: 5 H: 1 R: 1 ER: 1 SO: 1 BB: 0 IBB: 0 HBP: 1 BLK: 0 WP: 1 HR: 1 S: 14 P: 24 ERA: 9.00 WHIP: 1.000													


Batter	1	2	3	4	5	6	7	8	9	AB	R	H	RBI	BB	SO	LOB	TOP										
15 Whit Merrifield, R OBP: 0.369, SLG: 0.441										2	1	2	1	2	0	0	Kansas City Royals @ Detroit Tigers Comerica Park, Detroit, MI Sat Sep 22 2018, 6:10 PM - 8:53 PM EDT Att: 24,815 - Cloudy - 61 F										
27 Adalberto Mondesi, S OBP: 0.309, SLG: 0.454										3	0	0	1	0	2	2											
4 Alex Gordon, L OBP: 0.327, SLG: 0.371										4	1	1	1	0	1	1											
13 Salvador Perez, R OBP: 0.272, SLG: 0.442										4	1	1	1	0	1	0											
66 Ryan O'Hearn, L OBP: 0.362, SLG: 0.612										4	0	0	0	0	0	0											
17 Hunter Dozier, R OBP: 0.276, SLG: 0.395										4	0	0	0	0	1	0											
25 Brian Goodwin, L OBP: 0.323, SLG: 0.374										3	0	0	0	0	1	0											
14 Brett Phillips, L OBP: 0.263, SLG: 0.328										3	1	2	0	0	0	0											
72 Meibrys Vilorio, L OBP: 0.211, SLG: 0.278										3	0	0	0	0	1	2											
Inning Stats	R: 1 E: 0 K: 0 S: 6	H: 1 LOB: 0 BB: 0 P: 9	R: 0 E: 0 K: 0 S: 7	H: 0 LOB: 0 BB: 0 P: 11	R: 0 E: 0 K: 0 S: 10	H: 1 LOB: 0 BB: 1 P: 17	R: 1 E: 0 K: 1 S: 9	H: 1 LOB: 0 BB: 0 P: 12	R: 0 E: 0 K: 1 S: 8	H: 0 LOB: 0 BB: 0 P: 13	R: 1 E: 0 K: 1 S: 14	H: 2 LOB: 1 BB: 0 P: 20	R: 1 E: 0 K: 1 S: 7	H: 1 LOB: 0 BB: 0 P: 10	1B: 2 2B: 1 3B: 1 HR: 2	SF: 1 SAC: 0 DP: 1 HBP: 0		WP: 0 PB: 0 SB: 0 CS: 1	PA: 34								
PITCHER	IP: 7.0 W: 1 L: 0 S: 6	WLS: 24 W: 3 S: 4	BF: 2 R: 2 S: 1	H: 2 R: 2 S: 1	ER: 2 LOB: 2 S: 1	SO: 5 BB: 0 IBB: 0 HBP: 0 BLK: 0	BB: 2 IBB: 0 HBP: 0 BLK: 0	WP: 0 HR: 1 S: 14	P: 93 ERA: 2.57 WHIP: 0.714	IP: 7.0 W: 1 L: 0 S: 6	WLS: 24 W: 3 S: 4	BF: 2 R: 2 S: 1	H: 2 R: 2 S: 1	ER: 2 LOB: 2 S: 1	SO: 5 BB: 0 IBB: 0 HBP: 0 BLK: 0	BB: 2 IBB: 0 HBP: 0 BLK: 0	WP: 0 HR: 1 S: 14	P: 93 ERA: 2.57 WHIP: 0.714	IP: 7.0 W: 1 L: 0 S: 6	WLS: 24 W: 3 S: 4	BF: 2 R: 2 S: 1	H: 2 R: 2 S: 1	ER: 2 LOB: 2 S: 1	SO: 5 BB: 0 IBB: 0 HBP: 0 BLK: 0	BB: 2 IBB: 0 HBP: 0 BLK: 0	WP: 0 HR: 1 S: 14	P: 93 ERA: 2.57 WHIP: 0.714

Batter	1	2	3	4	5	6	7	8	9	AB	R	H	RBI	BB	SO	LOB	BOTTOM										
46 Jeimer Candelario, S OBP: 0.315, SLG: 0.403										5	0	0	0	0	1	3	Kansas City Royals @ Detroit Tigers Comerica Park, Detroit, MI Sat Sep 22 2018, 6:10 PM - 8:53 PM EDT Att: 24,815 - Cloudy - 61 F										
14 Christin Stewart, L OBP: 0.333, SLG: 0.383										4	1	1	0	0	2	1											
9 Nick Castellanos, R OBP: 0.360, SLG: 0.597										4	1	3	0	0	0	1											
41 Victor Martinez, S OBP: 0.297, SLG: 0.353										1	0	1	0	0	0	0											
60 Ronny Rodriguez, R1, PR OBP: 0.259, SLG: 0.343										2	0	0	0	0	0	2											
28 Niko Goodrum, S OBP: 0.314, SLG: 0.436										4	1	3	2	0	0	1											
8 Mikie Mahtook, R OBP: 0.289, SLG: 0.389										4	1	1	2	0	0	5											
34 James McCann, R OBP: 0.261, SLG: 0.308										4	0	0	0	0	2	0											
21 JaCoby Jones, R OBP: 0.268, SLG: 0.377										4	1	1	0	0	1	0											
33 Pete Kozma, R OBP: 0.230, SLG: 0.339										3	0	1	0	1	2	0											
Inning Stats	R: 1 E: 0 K: 1 S: 17	H: 3 LOB: 2 BB: 0 P: 23	R: 0 E: 0 K: 2 S: 9	H: 0 LOB: 0 BB: 0 P: 12	R: 1 E: 1 K: 0 S: 17	H: 2 LOB: 2 BB: 0 P: 27	R: 1 E: 0 K: 0 S: 11	H: 1 LOB: 1 BB: 1 P: 22	R: 0 E: 0 K: 2 S: 8	H: 0 LOB: 0 BB: 0 P: 11	R: 0 E: 0 K: 2 S: 9	H: 1 LOB: 1 BB: 0 P: 13	R: 0 E: 0 K: 1 S: 15	H: 3 LOB: 1 BB: 0 P: 20	1B: 7 2B: 2 3B: 1 HR: 1	SF: 0 SAC: 1 DP: 0 HBP: 0	WP: 3 PB: 0 SB: 0 CS: 0	PA: 37									
PITCHER	IP: 6.0 W: 3 L: 0 S: 6	WLS: 27 W: 4 S: 6	BF: 27 R: 1 S: 3	H: 3 R: 0 S: 2	ER: 2 LOB: 0 S: 2	SO: 2 BB: 0 IBB: 0 HBP: 0 BLK: 0	BB: 1 IBB: 0 HBP: 0 BLK: 0	WP: 3 HR: 0 S: 71	P: 108 ERA: 3.00 WHIP: 1.333	IP: 6.0 W: 3 L: 0 S: 6	WLS: 27 W: 4 S: 6	BF: 27 R: 1 S: 3	H: 3 R: 0 S: 2	ER: 2 LOB: 0 S: 2	SO: 2 BB: 0 IBB: 0 HBP: 0 BLK: 0	BB: 1 IBB: 0 HBP: 0 BLK: 0	WP: 3 HR: 0 S: 71	P: 108 ERA: 3.00 WHIP: 1.333	IP: 6.0 W: 3 L: 0 S: 6	WLS: 27 W: 4 S: 6	BF: 27 R: 1 S: 3	H: 3 R: 0 S: 2	ER: 2 LOB: 0 S: 2	SO: 2 BB: 0 IBB: 0 HBP: 0 BLK: 0	BB: 1 IBB: 0 HBP: 0 BLK: 0	WP: 3 HR: 0 S: 71	P: 108 ERA: 3.00 WHIP: 1.333


Batter	1	2	3	4	5	6	7	8	9	AB	R	H	RBI	BB	SO	LOB	TOP							
15 Whit Merrifield, R OBP: 0.368, SLG: 0.442										5	0	1	0	0	1	3	Kansas City Royals @ Detroit Tigers Comerica Park, Detroit, MI Sun Sep 23 2018, 1:12 PM - 3:57 PM EDT Att: 24,230 - Sunny - 65 F							
27 Adalberto Mondesi, S OBP: 0.310, SLG: 0.458										5	1	2	1	0	1	1								
4 Alex Gordon, L OBP: 0.327, SLG: 0.370										4	0	1	0	0	0	0								
13 Salvador Perez, R OBP: 0.273, SLG: 0.442										3	0	1	0	1	1	0								
17 Hunter Dozier, R OBP: 0.275, SLG: 0.391										4	0	0	0	0	0	4								
38 Jorge Bonifacio, R OBP: 0.311, SLG: 0.366										3	0	0	0	1	2	0								
2 Alcides Escobar, R OBP: 0.275, SLG: 0.311										4	1	2	0	0	0	1								
7 Rosell Herrera, S OBP: 0.290, SLG: 0.322										4	1	2	0	0	1	1								
36 Cam Gallagher, R OBP: 0.246, SLG: 0.316										4	0	1	2	0	1	3								
Inning Stats	R: 1 H: 2 E: 0 K: 1 S: 18	H: 2 BB: 0 P: 29	R: 0 H: 0 E: 0 K: 1 S: 9	H: 0 LOB: 1 BB: 1 P: 17	R: 0 H: 2 E: 0 K: 0 S: 13	H: 2 LOB: 2 BB: 1 P: 18	R: 0 H: 2 E: 0 K: 0 S: 12	H: 2 LOB: 0 BB: 0 P: 20	R: 0 H: 0 E: 0 K: 1 S: 7	H: 0 LOB: 0 BB: 0 P: 14	R: 2 H: 3 E: 0 K: 1 S: 16	H: 3 LOB: 1 BB: 0 P: 26	R: 0 H: 0 E: 0 K: 1 S: 7	H: 0 LOB: 0 BB: 0 P: 9	R: 0 H: 0 E: 0 K: 1 S: 9	H: 0 LOB: 0 BB: 0 P: 15	R: 0 H: 1 E: 0 K: 1 S: 10	H: 1 LOB: 1 BB: 0 P: 17	1B: 7 2B: 1 3B: 1 HR: 1	SF: 0 SAC: 0 DP: 1 HBP: 0	WP: 0 PB: 0 SB: 1 CS: 0	PA: 38		
PITCHER	IP WLS BF H R ER SO BB IBB HBP BLK WP HR S P ERA WHIP	IP WLS BF H R ER SO BB IBB HBP BLK WP HR S P ERA WHIP	IP WLS BF H R ER SO BB IBB HBP BLK WP HR S P ERA WHIP	IP WLS BF H R ER SO BB IBB HBP BLK WP HR S P ERA WHIP	IP WLS BF H R ER SO BB IBB HBP BLK WP HR S P ERA WHIP	IP WLS BF H R ER SO BB IBB HBP BLK WP HR S P ERA WHIP	IP WLS BF H R ER SO BB IBB HBP BLK WP HR S P ERA WHIP	IP WLS BF H R ER SO BB IBB HBP BLK WP HR S P ERA WHIP	IP WLS BF H R ER SO BB IBB HBP BLK WP HR S P ERA WHIP	IP WLS BF H R ER SO BB IBB HBP BLK WP HR S P ERA WHIP	IP WLS BF H R ER SO BB IBB HBP BLK WP HR S P ERA WHIP	IP WLS BF H R ER SO BB IBB HBP BLK WP HR S P ERA WHIP	IP WLS BF H R ER SO BB IBB HBP BLK WP HR S P ERA WHIP	IP WLS BF H R ER SO BB IBB HBP BLK WP HR S P ERA WHIP	IP WLS BF H R ER SO BB IBB HBP BLK WP HR S P ERA WHIP	IP WLS BF H R ER SO BB IBB HBP BLK WP HR S P ERA WHIP	IP WLS BF H R ER SO BB IBB HBP BLK WP HR S P ERA WHIP	IP WLS BF H R ER SO BB IBB HBP BLK WP HR S P ERA WHIP	IP WLS BF H R ER SO BB IBB HBP BLK WP HR S P ERA WHIP	IP WLS BF H R ER SO BB IBB HBP BLK WP HR S P ERA WHIP	IP WLS BF H R ER SO BB IBB HBP BLK WP HR S P ERA WHIP	IP WLS BF H R ER SO BB IBB HBP BLK WP HR S P ERA WHIP	IP WLS BF H R ER SO BB IBB HBP BLK WP HR S P ERA WHIP	IP WLS BF H R ER SO BB IBB HBP BLK WP HR S P ERA WHIP

Batter	1	2	3	4	5	6	7	8	9	AB	R	H	RBI	BB	SO	LOB	BOTTOM							
46 Jeimer Candelario, S OBP: 0.316, SLG: 0.402										3	1	1	0	1	0	1	Kansas City Royals @ Detroit Tigers Comerica Park, Detroit, MI Sun Sep 23 2018, 1:12 PM - 3:57 PM EDT Att: 24,230 - Sunny - 65 F							
14 Christin Stewart, L OBP: 0.345, SLG: 0.380										3	0	1	0	1	0	1								
9 Nick Castellanos, R OBP: 0.357, SLG: 0.504										3	0	0	1	0	1	3								
28 Niko Goodrum, S OBP: 0.313, SLG: 0.434										4	1	1	0	0	1	3								
8 Mikie Mahtook, R OBP: 0.284, SLG: 0.382										4	0	0	0	0	0	1								
60 Ronny Rodriguez, R OBP: 0.259, SLG: 0.341										4	0	1	0	0	0	0								
17 Grayson Greiner, R OBP: 0.346, SLG: 0.397										2	0	1	0	2	0	0								
70 Harold Castro, L (9, PR)										0	0	0	0	0	0	0								
22 Victor Reyes, S OBP: 0.245, SLG: 0.296										3	0	0	1	0	0	2								
33 Pete Kozma, R OBP: 0.222, SLG: 0.328										2	0	0	0	0	0	0								
37 James Adduci, L OBP: 0.286, SLG: 0.391										2	0	1	0	0	1	2								
Inning Stats	R: 0 H: 0 E: 0 K: 0 S: 8	H: 0 LOB: 0 BB: 0 P: 13	R: 0 H: 0 E: 0 K: 1 S: 9	H: 0 LOB: 0 BB: 0 P: 12	R: 0 H: 0 E: 0 K: 0 S: 6	H: 0 LOB: 0 BB: 0 P: 6	R: 1 H: 2 E: 0 K: 0 S: 11	H: 2 LOB: 0 BB: 0 P: 19	R: 0 H: 0 E: 0 K: 0 S: 9	H: 0 LOB: 1 BB: 1 P: 18	R: 0 H: 0 E: 0 K: 1 S: 15	H: 0 LOB: 2 BB: 2 P: 25	R: 0 H: 1 E: 0 K: 0 S: 11	H: 1 LOB: 0 BB: 0 P: 14	R: 0 H: 1 E: 0 K: 0 S: 6	H: 1 LOB: 0 BB: 0 P: 9	R: 1 H: 2 E: 0 K: 1 S: 13	H: 2 LOB: 2 BB: 1 P: 20	1B: 6 2B: 0 3B: 0 HR: 0	SF: 2 SAC: 0 DP: 1 HBP: 0	WP: 2 PB: 0 SB: 0 CS: 0	PA: 36		
PITCHER	IP WLS BF H R ER SO BB IBB HBP BLK WP HR S P ERA WHIP	IP WLS BF H R ER SO BB IBB HBP BLK WP HR S P ERA WHIP	IP WLS BF H R ER SO BB IBB HBP BLK WP HR S P ERA WHIP	IP WLS BF H R ER SO BB IBB HBP BLK WP HR S P ERA WHIP	IP WLS BF H R ER SO BB IBB HBP BLK WP HR S P ERA WHIP	IP WLS BF H R ER SO BB IBB HBP BLK WP HR S P ERA WHIP	IP WLS BF H R ER SO BB IBB HBP BLK WP HR S P ERA WHIP	IP WLS BF H R ER SO BB IBB HBP BLK WP HR S P ERA WHIP	IP WLS BF H R ER SO BB IBB HBP BLK WP HR S P ERA WHIP	IP WLS BF H R ER SO BB IBB HBP BLK WP HR S P ERA WHIP	IP WLS BF H R ER SO BB IBB HBP BLK WP HR S P ERA WHIP	IP WLS BF H R ER SO BB IBB HBP BLK WP HR S P ERA WHIP	IP WLS BF H R ER SO BB IBB HBP BLK WP HR S P ERA WHIP	IP WLS BF H R ER SO BB IBB HBP BLK WP HR S P ERA WHIP	IP WLS BF H R ER SO BB IBB HBP BLK WP HR S P ERA WHIP	IP WLS BF H R ER SO BB IBB HBP BLK WP HR S P ERA WHIP	IP WLS BF H R ER SO BB IBB HBP BLK WP HR S P ERA WHIP	IP WLS BF H R ER SO BB IBB HBP BLK WP HR S P ERA WHIP	IP WLS BF H R ER SO BB IBB HBP BLK WP HR S P ERA WHIP	IP WLS BF H R ER SO BB IBB HBP BLK WP HR S P ERA WHIP	IP WLS BF H R ER SO BB IBB HBP BLK WP HR S P ERA WHIP	IP WLS BF H R ER SO BB IBB HBP BLK WP HR S P ERA WHIP	IP WLS BF H R ER SO BB IBB HBP BLK WP HR S P ERA WHIP	IP WLS BF H R ER SO BB IBB HBP BLK WP HR S P ERA WHIP

AB 36
R 3
H 10
RBI 3
BB 2
SO 7
LOB 13



AB 30
R 2
H 6
RBI 2
BB 4
SO 3
LOB 13



Batter	1	2	3	4	5	6	7	8	9	AB	R	H	RBI	BB	SO	LOB	TOP					
46 Jeimer Candelario, S OBP: 0.317, SLG: 0.398										5	1	1	1	0	0	6	Detroit Tigers @ Minnesota Twins Target Field, Minneapolis, MN Thu Sep 27 2018, 7:15 PM - 10:33 PM CDT Att: 22,342 - Partly Cloudy - 57 F					
14 Christin Stewart, L OBP: 0.375, SLG: 0.417										4	0	3	1	1	0	2						
9 Nick Castellanos, R OBP: 0.353, SLG: 0.497										4	0	0	1	0	1	5						
28 Niko Goodrum, S OBP: 0.310, SLG: 0.427										5	0	1	0	0	0	1						
8 Mikie Mahtook, R OBP: 0.282, SLG: 0.372										4	0	1	0	1	1	1						
17 Grayson Greiner, R OBP: 0.239, SLG: 0.293										4	1	0	0	1	2	4						
21 JaCoby Jones, R OBP: 0.267, SLG: 0.371										2	1	0	0	2	1	3						
18 Dawel Lugo, R OBP: 0.261, SLG: 0.256										2	0	1	0	2	0	1						
33 Pete Kozma, R OBP: 0.224, SLG: 0.323										4	0	1	0	0	1	5						
Inning Stats	R: 1 E: 0 K: 0 S: 17	H: 2 LOB: 1 BB: 0 P: 24	R: 2 E: 0 K: 2 S: 19	H: 2 LOB: 2 BB: 2 P: 36	R: 0 E: 0 K: 0 S: 7	H: 0 LOB: 0 BB: 0 P: 10	R: 0 E: 0 K: 0 S: 10	H: 0 LOB: 1 BB: 2 P: 16	R: 0 E: 0 K: 2 S: 14	H: 1 LOB: 3 BB: 2 P: 28	R: 0 E: 0 K: 1 S: 8	H: 0 LOB: 0 BB: 0 P: 13	R: 0 E: 0 K: 0 S: 15	H: 1 LOB: 2 BB: 1 P: 24	R: 0 E: 0 K: 1 S: 9	H: 1 LOB: 1 BB: 0 P: 15		1B: 8 2B: 0 3B: 0 HR: 0	SF: 1 SAC: 0 DP: 0 HBP: 0	WP: 0 PB: 0 SB: 0 CS: 0	PA: 42	
PITCHER	IP: 1.0 WLS: 1 BF: 5 H: 2 R: 1 ER: 1 SO: 1	IP: 2.0 WLS: 1 BF: 17 H: 3 R: 2 ER: 2 SO: 2	IP: 3.1 WLS: 2 BF: 2 H: 2 R: 2 ER: 2 SO: 2	IP: 4.2 WLS: 2 BF: 17 H: 3 R: 2 ER: 2 SO: 2	IP: 0.0 WLS: 0 BF: 0 H: 0 R: 0 ER: 0 SO: 0	IP: 1.0 WLS: 0 BF: 4 H: 1 R: 0 ER: 0 SO: 1	IP: 2.0 WLS: 0 BF: 8 H: 1 R: 0 ER: 0 SO: 1	IP: 3.0 WLS: 0 BF: 12 H: 2 R: 1 ER: 1 SO: 2	IP: 4.0 WLS: 0 BF: 16 H: 3 R: 2 ER: 2 SO: 3	IP: 5.0 WLS: 0 BF: 20 H: 4 R: 3 ER: 3 SO: 4	IP: 6.0 WLS: 0 BF: 24 H: 5 R: 4 ER: 4 SO: 5	IP: 7.0 WLS: 0 BF: 28 H: 6 R: 5 ER: 5 SO: 6	IP: 8.0 WLS: 0 BF: 32 H: 7 R: 6 ER: 6 SO: 7	IP: 9.0 WLS: 0 BF: 36 H: 8 R: 7 ER: 7 SO: 8	IP: 10.0 WLS: 0 BF: 40 H: 9 R: 8 ER: 8 SO: 9	IP: 11.0 WLS: 0 BF: 44 H: 10 R: 9 ER: 9 SO: 10	IP: 12.0 WLS: 0 BF: 48 H: 11 R: 10 ER: 10 SO: 11	ERA: 9.00 WHIP: 2.000	ERA: 0.00 WHIP: 1.000			
58 Gabriel Moya, L ERA: 4.84																						
59 Stephen Gonsalves, L ERA: 6.57																						
68 Matt Magill, R ERA: 3.88																						
67 Alan Busenitz, R ERA: 7.82																						
52 Zack Littell, R ERA: 6.61																						
Inning Stats	R: 0 E: 0 K: 1 S: 8	H: 0 LOB: 0 BB: 0 P: 13	R: 0 E: 0 K: 3 S: 13	H: 1 LOB: 1 BB: 0 P: 19	R: 5 E: 0 K: 1 S: 20	H: 4 LOB: 1 BB: 2 P: 43	R: 0 E: 0 K: 2 S: 8	H: 0 LOB: 0 BB: 0 P: 12	R: 4 E: 0 K: 0 S: 21	H: 5 LOB: 1 BB: 1 P: 35	R: 0 E: 0 K: 0 S: 10	H: 1 LOB: 1 BB: 0 P: 17	R: 0 E: 0 K: 1 S: 10	H: 0 LOB: 1 BB: 1 P: 20	R: 0 E: 0 K: 2 S: 11	H: 1 LOB: 1 BB: 0 P: 14	1B: 6 2B: 6 3B: 0 HR: 0	SF: 0 SAC: 0 DP: 0 HBP: 0	WP: 0 PB: 0 SB: 0 CS: 1	PA: 39		
PITCHER	IP: 2.2 WLS: 1 BF: 13 H: 3 R: 4 ER: 4 SO: 5	IP: 1.1 WLS: 0 BF: 6 H: 2 R: 1 ER: 1 SO: 2	IP: 3.0 WLS: 1 BF: 12 H: 4 R: 5 ER: 5 SO: 6	IP: 4.0 WLS: 1 BF: 16 H: 6 R: 7 ER: 7 SO: 8	IP: 5.0 WLS: 0 BF: 20 H: 8 R: 9 ER: 9 SO: 10	IP: 6.0 WLS: 0 BF: 24 H: 10 R: 11 ER: 11 SO: 12	IP: 7.0 WLS: 0 BF: 28 H: 13 R: 15 ER: 15 SO: 16	IP: 8.0 WLS: 0 BF: 32 H: 17 R: 21 ER: 21 SO: 21	IP: 9.0 WLS: 0 BF: 36 H: 22 R: 26 ER: 26 SO: 26	IP: 10.0 WLS: 0 BF: 40 H: 27 R: 31 ER: 31 SO: 31	IP: 11.0 WLS: 0 BF: 44 H: 32 R: 36 ER: 36 SO: 36	IP: 12.0 WLS: 0 BF: 48 H: 37 R: 41 ER: 41 SO: 41	IP: 13.0 WLS: 0 BF: 52 H: 42 R: 46 ER: 46 SO: 46	IP: 14.0 WLS: 0 BF: 56 H: 47 R: 51 ER: 51 SO: 51	IP: 15.0 WLS: 0 BF: 60 H: 52 R: 56 ER: 56 SO: 56	IP: 16.0 WLS: 0 BF: 64 H: 57 R: 61 ER: 61 SO: 61	IP: 17.0 WLS: 0 BF: 68 H: 62 R: 66 ER: 66 SO: 66	ERA: 13.50 WHIP: 1.875	ERA: 6.75 WHIP: 1.500	ERA: 36.00 WHIP: 6.000	ERA: 0.00 WHIP: 1.000	ERA: 0.00 WHIP: 1.000
38 Francisco Liriano, L ERA: 4.58																						
19 Louis Coleman, R ERA: 3.53																						
64 Matt Hall, L ERA: 16.2																						
45 Buck Farmer, R ERA: 4.21																						
54 Drew VerHagen, R ERA: 4.72																						
Inning Stats	R: 0 E: 0 K: 1 S: 8	H: 0 LOB: 0 BB: 0 P: 13	R: 0 E: 0 K: 3 S: 13	H: 1 LOB: 1 BB: 0 P: 19	R: 5 E: 0 K: 1 S: 20	H: 4 LOB: 1 BB: 2 P: 43	R: 0 E: 0 K: 2 S: 8	H: 0 LOB: 0 BB: 0 P: 12	R: 4 E: 0 K: 0 S: 21	H: 5 LOB: 1 BB: 1 P: 35	R: 0 E: 0 K: 0 S: 10	H: 1 LOB: 1 BB: 0 P: 17	R: 0 E: 0 K: 1 S: 10	H: 0 LOB: 1 BB: 1 P: 20	R: 0 E: 0 K: 2 S: 11	H: 1 LOB: 1 BB: 0 P: 14	1B: 6 2B: 6 3B: 0 HR: 0	SF: 0 SAC: 0 DP: 0 HBP: 0	WP: 0 PB: 0 SB: 0 CS: 1	PA: 39		
PITCHER	IP: 2.2 WLS: 1 BF: 13 H: 3 R: 4 ER: 4 SO: 5	IP: 1.1 WLS: 0 BF: 6 H: 2 R: 1 ER: 1 SO: 2	IP: 3.0 WLS: 1 BF: 12 H: 4 R: 5 ER: 5 SO: 6	IP: 4.0 WLS: 1 BF: 16 H: 6 R: 7 ER: 7 SO: 8	IP: 5.0 WLS: 0 BF: 20 H: 8 R: 9 ER: 9 SO: 10	IP: 6.0 WLS: 0 BF: 24 H: 10 R: 11 ER: 11 SO: 12	IP: 7.0 WLS: 0 BF: 28 H: 13 R: 15 ER: 15 SO: 16	IP: 8.0 WLS: 0 BF: 32 H: 17 R: 21 ER: 21 SO: 21	IP: 9.0 WLS: 0 BF: 36 H: 22 R: 26 ER: 26 SO: 26	IP: 10.0 WLS: 0 BF: 40 H: 27 R: 31 ER: 31 SO: 31	IP: 11.0 WLS: 0 BF: 44 H: 32 R: 36 ER: 36 SO: 36	IP: 12.0 WLS: 0 BF: 48 H: 37 R: 41 ER: 41 SO: 41	IP: 13.0 WLS: 0 BF: 52 H: 42 R: 46 ER: 46 SO: 46	IP: 14.0 WLS: 0 BF: 56 H: 47 R: 51 ER: 51 SO: 51	IP: 15.0 WLS: 0 BF: 60 H: 52 R: 56 ER: 56 SO: 56	IP: 16.0 WLS: 0 BF: 64 H: 57 R: 61 ER: 61 SO: 61	IP: 17.0 WLS: 0 BF: 68 H: 62 R: 66 ER: 66 SO: 66	ERA: 13.50 WHIP: 1.875	ERA: 6.75 WHIP: 1.500	ERA: 36.00 WHIP: 6.000	ERA: 0.00 WHIP: 1.000	ERA: 0.00 WHIP: 1.000

AB	34
R	3
H	8
RBI	3
BB	7
SO	6
LOB	28



AB	35
R	9
H	12
RBI	9
BB	4
SO	10
LOB	11



Batter	1	2	3	4	5	6	7	8	9	AB	R	H	RBI	BB	SO	LOB	TOP			
46 Jaimer Candelario, S OBP: 0.316, SLG: 0.395	G6-3	K			K			18 HR HBP		3	1	0	0	0	2	0	Detroit Tigers @ Milwaukee Brewers Miller Park, Milwaukee, WI Fri Sep 28 2018, 7:10 PM - 10:17 PM CDT Att: 44,770 - Roof Closed - 65 F			
70 Harold Castro, L OBP: 0.250, SLG: 0.250 18 Dawel Lugo, R OBP: 0.269, SLG: 0.299	9 1B 28 1B	G4-3			G3-1			HR		3	1	1	0	0	0	0				
9 Nick Castellanos, R OBP: 0.354, SLG: 0.496	28 1B 37 1B			L8				BB		3	1	1	0	1	1	0				
28 Niko Goodrum, S OBP: 0.310, SLG: 0.426	37 1B 34 1B			P6				F9		4	1	1	1	0	0	1				
37 James Adduci, L OBP: 0.291, SLG: 0.389 30 Alex Wilson, R	34 1B			P5				L7		3	0	1	1	0	0	0				
8 Mikie Mahtook, R OBP: 0.281, SLG: 0.370 58 Victor Alcántara, R	1-3 2H 1B							K		0	0	0	0	0	0	0				
34 James McCann, R OBP: 0.267, SLG: 0.314	1-2 1B			G4-3				K		4	0	2	1	0	1	1				
21 JaCoby Jones, R OBP: 0.267, SLG: 0.368	1-3 2H 1B			G6-3				K		3	0	0	0	0	2	3				
22 Victor Reyes, S OBP: 0.240, SLG: 0.289	G3			G3-1				G4-6-3 HBP		4	0	0	0	0	1	4				
27 Jordan Zimmermann, R (1, 1) 12 Jarrod Saltalamacchia, (6, PH) 36 Blaine Hardy, L 60 Ronny Rodríguez, R OBP: 0.256, SLG: 0.335	1-2 1B			K				L7		1	0	0	0	0	1	0				
Inning Stats	R: 3 E: 0 K: 1 S: 20	H: 5 LOB: 2 P: 30	R: 0 E: 0 K: 2 S: 8	H: 0 LOB: 0 BB: 0 P: 12	R: 0 E: 0 K: 0 S: 8	H: 0 LOB: 0 BB: 0 P: 12	R: 0 E: 0 K: 0 S: 14	H: 0 LOB: 0 BB: 0 P: 20	R: 0 E: 0 K: 2 S: 7	H: 0 LOB: 0 BB: 0 P: 9	R: 0 E: 0 K: 1 S: 9	H: 1 LOB: 1 BB: 0 P: 12	R: 0 E: 0 K: 1 S: 19	H: 1 LOB: 1 BB: 1 P: 31	R: 0 E: 0 K: 0 S: 6	H: 0 LOB: 0 BB: 0 P: 12	1B: 6 2B: 0 3B: 0 HR: 1	SF: 0 SAC: 0 DP: 1 HBP: 2	WP: 0 PB: 0 SB: 0 CS: 0	PA: 36
PITCHER	IP WLS BF H R ER SO BB IBB HBP BLK WP HR S P ERA WHIP	27 Zach Davies, R (1, 1) ERA: 4.77 53 Brandon Woodruff, R (5, 1) ERA: 3.61 46 Corey Knebel, R (7, 1) ERA: 3.71 71 Josh Hader, L (8, 1) ERA: 2.5 48 Joakim Soria, R (8, 1) ERA: 3.19																		
PITCHER	IP WLS BF H R ER SO BB IBB HBP BLK WP HR S P ERA WHIP	32 Jeremy Jeffress, R (9, 1) ERA: 1.31																		

Batter	1	2	3	4	5	6	7	8	9	AB	R	H	RBI	BB	SO	LOB	BOTTOM			
6 Lorenzo Cain, R OBP: 0.399, SLG: 0.420	22 HR 1B	G4-3			K			G5-3		4	1	1	0	0	1	2	Detroit Tigers @ Milwaukee Brewers Miller Park, Milwaukee, WI Fri Sep 28 2018, 7:10 PM - 10:17 PM CDT Att: 44,770 - Roof Closed - 65 F			
22 Christian Yelich, L OBP: 0.397, SLG: 0.588	1-3 2H HR			8 F8 24 1B 18 1B	BB			K		2	2	1	2	2	1	0				
24 Jesús Aguilar, R OBP: 0.351, SLG: 0.538 71 Josh Hader, L OBP: 0.500, SLG: 0.500 48 Joakim Soria, R 32 Jeremy Jeffress, R	1-3 K			18 1B	1B			K		4	0	1	0	0	3	2				
21 Travis Shaw, L OBP: 0.345, SLG: 0.476	P4			K				K		4	0	0	0	0	3	2				
8 Ryan Braun, R OBP: 0.313, SLG: 0.472 23 Keon Broxton, R OBP: 0.284, SLG: 0.416	1-2 HR			F8				18 1B		4	2	3	2	0	0	2				
18 Mike Moustakas, L OBP: 0.315, SLG: 0.463	G4-3			15 G6-4-3 1B	1B			HR		0	0	0	0	0	0	0				
15 Erik Kratz, R OBP: 0.286, SLG: 0.364	L8			F9				G6-4-3		4	0	0	0	0	2	2				
3 Orlando Arcia, R OBP: 0.261, SLG: 0.300	27 SH1-4 1B			16 1B	2B			G1-3		4	1	2	0	0	0	0				
27 Zach Davies, R OBP: 0.267, SLG: 0.364 16 Domingo Santana, R OBP: 0.326, SLG: 0.407 53 Brandon Woodruff, L 7 Eric Thames, L OBP: 0.333, SLG: 0.625 46 Corey Knebel, R 14 Hernán Pérez, R OBP: 0.251, SLG: 0.336	1-2 1B			22 BB	1B			K		0	0	0	0	0	0	0				
Inning Stats	R: 3 E: 0 K: 1 S: 13	H: 3 LOB: 0 BB: 0 P: 17	R: 0 E: 0 K: 0 S: 13	H: 1 LOB: 1 BB: 0 P: 20	R: 1 E: 0 K: 1 S: 10	H: 2 LOB: 2 BB: 1 P: 19	R: 1 E: 0 K: 2 S: 16	H: 2 LOB: 1 BB: 1 P: 29	R: 0 E: 0 K: 1 S: 16	H: 2 LOB: 1 BB: 0 P: 20	R: 0 E: 0 K: 1 S: 6	H: 0 LOB: 0 BB: 0 P: 8	R: 0 E: 0 K: 3 S: 11	H: 0 LOB: 0 BB: 0 P: 17	R: 1 E: 0 K: 0 S: 15	H: 1 LOB: 0 BB: 0 P: 21		1B: 6 2B: 2 3B: 0 HR: 3	SF: 0 SAC: 1 DP: 1 HBP: 0	WP: 0 PB: 0 SB: 0 CS: 0
PITCHER	IP WLS BF H R ER SO BB IBB HBP BLK WP HR S P ERA WHIP	27 Jordan Zimmermann, R (1, 1) ERA: 4.52 36 Blaine Hardy, L (5, 1) ERA: 3.57 30 Alex Wilson, R (6, 1) ERA: 3.36 58 Victor Alcántara, R (8, 1) ERA: 2.4																		
PITCHER	IP WLS BF H R ER SO BB IBB HBP BLK WP HR S P ERA WHIP	27 Jordan Zimmermann, R (1, 1) ERA: 4.52 36 Blaine Hardy, L (5, 1) ERA: 3.57 30 Alex Wilson, R (6, 1) ERA: 3.36 58 Victor Alcántara, R (8, 1) ERA: 2.4																		

Batter	1	2	3	4	5	6	7	8	9	AB	R	H	RBI	BB	SO	LOB	TOP					
46 Jeimer Candelario, S OBP: 0.317, SLG: 0.393										4	0	1	0	0	1	2	Detroit Tigers @ Milwaukee Brewers Miller Park, Milwaukee, WI Sun Sep 30 2018, 2:10 PM - 5:26 PM CDT Att: 41,848 - Roof Closed - 66 F					
21 JaCoby Jones, R OBP: 0.266, SLG: 0.364										4	0	0	0	0	3	3						
9 Nick Castellanos, R OBP: 0.354, SLG: 0.590										4	0	1	0	0	1	2						
28 Niko Goodrum, S OBP: 0.315, SLG: 0.432										4	0	2	0	0	1	2						
8 Mikie Mahtook, R OBP: 0.276, SLG: 0.359										4	0	0	0	0	2	2						
34 James McCann, R OBP: 0.267, SLG: 0.314										4	0	1	0	0	1	0						
18 Dawel Lugo, R OBP: 0.267, SLG: 0.309										3	0	0	0	1	0	1						
33 Pete Kozma, R OBP: 0.236, SLG: 0.348										2	0	1	0	0	0	1						
37 James Adduci, L OBP: 0.290, SLG: 0.395										1	0	0	0	0	0	1						
64 Matt Hall, L OBP: 0.290, SLG: 0.395										0	0	0	0	0	0	0						
56 Spencer Turnbull, R OBP: 0.314, SLG: 0.471										2	0	0	0	0	1	1						
36 Blaine Hardy, L OBP: 0.267, SLG: 0.314										0	0	0	0	0	0	0						
62 Sandy B�ez, R OBP: 0.267, SLG: 0.314										0	0	0	0	0	0	0						
26 Zac Reinerger, S OBP: 0.267, SLG: 0.314										0	0	0	0	0	0	0						
70 Harold Castro, L OBP: 0.300, SLG: 0.300										1	0	1	0	0	0	0						
Inning Stats	R: 0 E: 0 K: 0 S: 7	H: 2 LOB: 2 BB: 0 P: 11	R: 0 E: 0 K: 0 S: 9	H: 0 LOB: 0 BB: 1 P: 19	R: 0 E: 1 K: 2 S: 12	H: 0 LOB: 1 BB: 0 P: 22	R: 0 E: 0 K: 0 S: 8	H: 0 LOB: 0 BB: 0 P: 12	R: 0 E: 0 K: 2 S: 11	H: 1 LOB: 1 BB: 0 P: 10	R: 0 E: 0 K: 2 S: 11	H: 1 LOB: 0 BB: 0 P: 16	R: 0 E: 0 K: 1 S: 8	H: 1 LOB: 1 BB: 0 P: 11	R: 0 E: 0 K: 3 S: 14	H: 2 LOB: 2 BB: 0 P: 18	R: 0 E: 0 K: 2 S: 8	H: 0 LOB: 0 BB: 0 P: 11	1B: 5 2B: 2 3B: 0 HR: 0	SF: 0 SAC: 0 DP: 1 HBP: 0	WP: 1 PB: 0 SB: 0 CS: 0	PA: 35
PITCHER	IP WLS BF H R ER SO BB IBB HBP BLK WP HR S P ERA WHIP																					
47 Gio Gonz�lez, L ERA: 4.21	5.0 W 19 3 0 0 2 1 0 0 0 0 1 0 43 74 0.00 0.800																					
41 Junior Guerra, R ERA: 4.09	2.0 H 7 2 0 0 3 0 0 0 0 0 0 0 19 27 0.00 1.000																					
25 Jordan Lyles, R ERA: 4.11	2.0 8 2 0 0 5 0 0 0 0 0 0 0 22 29 0.00 1.000																					

Batter	1	2	3	4	5	6	7	8	9	AB	R	H	RBI	BB	SO	LOB	BOTTOM			
6 Lorenzo Cain, R OBP: 0.396, SLG: 0.419										4	1	1	0	0	2	0	Detroit Tigers @ Milwaukee Brewers Miller Park, Milwaukee, WI Sun Sep 30 2018, 2:10 PM - 5:26 PM CDT Att: 41,848 - Roof Closed - 66 F			
13 Tyler Saladino, R OBP: 0.299, SLG: 0.397										1	0	0	0	0	2	0				
25 Jordan Lyles, R OBP: 0.299, SLG: 0.397										2	2	0	0	2	2	0				
22 Christian Yelich, L OBP: 0.400, SLG: 0.596										1	0	0	0	0	0	0				
14 Hern�n P�rez, R OBP: 0.290, SLG: 0.386										3	2	2	2	1	0	0				
8 Ryan Braun, R OBP: 0.314, SLG: 0.471										1	0	0	0	0	1	0				
23 Keon Broxton, R OBP: 0.281, SLG: 0.410										1	0	0	0	0	1	0				
21 Travis Shaw, L OBP: 0.345, SLG: 0.481										5	2	2	1	0	4	4				
24 Jes�s Aguilar, R OBP: 0.352, SLG: 0.541										5	2	2	3	0	1	2				
18 Mike Moustakas, L OBP: 0.315, SLG: 0.460										3	0	1	1	1	0	1				
9 Manny P�na, R OBP: 0.307, SLG: 0.395										3	1	1	1	0	2	2				
3 Orilando Arcia, R OBP: 0.260, SLG: 0.299										4	0	1	2	0	2	2				
47 Gio Gonz�lez, R OBP: 0.096, SLG: 0.098										1	0	0	0	0	0	0				
7 Eric Thames, L OBP: 0.336, SLG: 0.478										1	0	0	0	0	1	0				
41 Junior Guerra, R OBP: 0.114, SLG: 0.230										1	1	1	0	0	0	0				
28 Curtis Granderson, L OBP: 0.351, SLG: 0.431										1	0	1	0	0	0	0				
Inning Stats	R: 2 E: 0 K: 0 S: 13	H: 2 LOB: 2 BB: 2 P: 24	R: 0 E: 0 K: 1 S: 8	H: 0 LOB: 0 BB: 0 P: 10	R: 0 E: 0 K: 1 S: 8	H: 0 LOB: 0 BB: 0 P: 11	R: 1 E: 0 K: 1 S: 8	H: 1 LOB: 0 BB: 0 P: 12	R: 0 E: 0 K: 3 S: 12	H: 0 LOB: 0 BB: 0 P: 19	R: 1 E: 0 K: 2 S: 24	H: 2 LOB: 2 BB: 1 P: 40	R: 6 E: 1 K: 0 S: 26	H: 6 LOB: 2 BB: 1 P: 40	R: 1 E: 0 K: 1 S: 14	H: 1 LOB: 0 BB: 0 P: 21	1B: 7 2B: 3 3B: 0 HR: 2	SF: 1 SAC: 0 DP: 0 HBP: 0	WP: 0 PB: 0 SB: 2 CS: 0	PA: 41
PITCHER	IP WLS BF H R ER SO BB IBB HBP BLK WP HR S P ERA WHIP																			
56 Spencer Turnbull, R ERA: 6.06	5.1 L 23 5 4 4 7 2 0 0 0 0 0 0 0 11 18 6.75 1.312																			
36 Blaine Hardy, L ERA: 3.56	0.1 2 0 0 0 0 1 0 0 0 0 0 0 0 11 18 0.00 3.000																			
62 Sandy B�ez, R ERA: 5.02	0.1 4 2 3 3 1 0 1 0 0 0 0 0 0 8 15 81.00 6.000																			
26 Zac Reinerger, R ERA: 7.59	0.2 6 3 3 3 0 0 0 0 0 0 0 0 0 16 22 40.50 4.500																			
64 Matt Hall, L ERA: 14.83	1.1 6 2 1 1 1 0 0 0 0 0 0 0 1 19 30 6.75 1.500																			

Detroit Tigers @ Milwaukee Brewers
 Miller Park, Milwaukee, WI
 Sun Sep 30 2018, 2:10 PM - 5:26 PM CDT
 Att: 41,848 - Roof Closed - 66 F

AB	33
R	0
H	7
RBI	0
BB	1
SO	10
LOB	15



Detroit Tigers @ Milwaukee Brewers
 Miller Park, Milwaukee, WI
 Sun Sep 30 2018, 2:10 PM - 5:26 PM CDT
 Att: 41,848 - Roof Closed - 66 F

AB	36
R	11
H	12
RBI	10
BB	4
SO	9
LOB	13

