

Detroit Tigers - 2019

Batter	1	2	3	4	5	6	7	8	9	AB	R	H	RBI	BB	SO	LOB	TOP													
24 Roman Quinn, S OBP: 0.500, SLG: 0.400 25 Dylan Cozens, L OBP: 0.857, SLG: 1.800										3	1	2	0	0	0	1	Philadelphia Phillies @ Detroit Tigers Publix Field at Joker Marchant Stadium, Lakeland, FL Sun Feb 24 2019, 1:08 PM - 4:18 PM EST Att: 6,260 - Partly Cloudy - 85 F													
4 Scott Kingery, R OBP: 0.500, SLG: 0.833 99 Damek Tomscha, R (5, 5)										3	2	2	0	0	0	0														
5 Nick Williams, L OBP: 0.500, SLG: 1.167 18 Lane Adams, R OBP: 0.250, SLG: 0.250										3	1	2	3	0	0	0														
7 Maikel Franco, R OBP: 0.500, SLG: 1.000 33 Matt McBride, R OBP: 0.400, SLG: 1.200										2	1	0	0	0	1	2														
75 Adam Haseley, L OBP: 0.200, SLG: 0.400										2	1	0	1	0	1	1														
41 Drew Butera, R OBP: 0.333, SLG: 1.333 44 Rob Brantly, L OBP: 0.600, SLG: 0.500										3	1	1	3	0	0	1														
28 Andrew Romine, S OBP: 0.500, SLG: 0.500										3	0	0	0	0	1	0														
40 Gregorio Petit, R OBP: 0.400, SLG: 0.250 85 Daniel Brito, L OBP: 0.500, SLG: 0.500										2	0	0	0	1	1	0														
76 Austin Lisfi, R OBP: 0.125, SLG: 0.125 29 Mitch Walding, L OBP: 0.400, SLG: 0.250										3	0	0	0	0	1	1														
										2	0	0	0	0	0	3														
Inning Stats	R: 3 E: 0 K: 1 S: 10	H: 3 LOB: 0 BB: 0 P: 14	R: 0 E: 0 K: 1 S: 6	H: 0 LOB: 1 BB: 1 P: 10	R: 1 E: 0 K: 0 S: 5	H: 2 LOB: 1 BB: 0 P: 5	R: 0 E: 1 K: 2 S: 8	H: 1 LOB: 2 BB: 0 P: 8	R: 3 E: 0 K: 0 S: 4	H: 1 LOB: 0 BB: 1 P: 10	R: 1 E: 0 K: 0 S: 4	H: 1 LOB: 0 BB: 0 P: 7	R: 2 E: 0 K: 2 S: 11	H: 3 LOB: 2 BB: 0 P: 12	R: 0 E: 0 K: 1 S: 7	H: 2 LOB: 2 BB: 0 P: 7		R: 0 E: 0 K: 1 S: 6	H: 1 LOB: 1 BB: 0 P: 6	1B: 8 2B: 3 3B: 0 HR: 3	SF: 0 SAC: 0 DP: 0 HBP: 2	WP: 1 PB: 0 SB: 2 CS: 0	PA: 45							
PITCHER	IP: 1.2 WLS: L BF: 9 ERA: 16.2	H: 3 R: 3 ER: 0 SO: 2	BB: 1 IBB: 0 HBP: 0 BLK: 0	WP: 0 HR: 1 S: 15 P: 23	ERA: 16.20 WHIP: 2.400	IP: 1.1 WLS: 6 BF: 2 ERA: 9.00	H: 4 R: 3 ER: 0 SO: 1	BB: 0 IBB: 0 HBP: 0 BLK: 0	WP: 0 HR: 1 S: 5 P: 8	ERA: 9.00 WHIP: 2.000	IP: 1.0 WLS: 4 BF: 1 ERA: 27.00	H: 1 R: 0 ER: 0 SO: 0	BB: 1 IBB: 0 HBP: 1 BLK: 0	WP: 0 HR: 4 S: 10 P: 10	ERA: 27.00 WHIP: 2.000	IP: 1.2 WLS: 10 BF: 4 ERA: 16.2		H: 3 R: 3 ER: 3 SO: 2	BB: 0 IBB: 0 HBP: 1 BLK: 0	WP: 1 HR: 1 S: 14 P: 18	ERA: 16.20 WHIP: 2.400	IP: 1.1 WLS: 6 BF: 2 ERA: 9.00	H: 2 R: 0 ER: 0 SO: 1	BB: 0 IBB: 0 HBP: 0 BLK: 0	WP: 0 HR: 0 S: 8 P: 8	ERA: 9.00 WHIP: 1.500	IP: 1.0 WLS: 4 BF: 1 ERA: 9.00	H: 1 R: 0 ER: 0 SO: 1	BB: 0 IBB: 0 HBP: 0 BLK: 0	WP: 0 HR: 0 S: 6 P: 6

Batter	1	2	3	4	5	6	7	8	9	AB	R	H	RBI	BB	SO	LOB	BOTTOM													
75 Daz Cameron, R OBP: 0.333, SLG: 0.667 70 Harold Castro, L OBP: 1.000, SLG: 3.000										3	0	1	1	0	0	0	Philadelphia Phillies @ Detroit Tigers Publix Field at Joker Marchant Stadium, Lakeland, FL Sun Feb 24 2019, 1:08 PM - 4:18 PM EST Att: 6,260 - Partly Cloudy - 85 F													
29 Gordon Beckham, R OBP: 0.667, SLG: 0.500 18 Dawel Lugo, R OBP: 0.333, SLG: 0.333										1	0	0	0	1	0	0														
9 Nick Castellanos, R OBP: 0.200, SLG: 0.200										2	0	0	0	0	0	2														
24 Miguel Cabrera, R OBP: 1.000, SLG: 1.000 60 Ronny Rodríguez, R OBP: 0.500, SLG: 1.333										1	0	1	0	1	0	0														
55 John Hicks, R OBP: 0.500, SLG: 1.000										2	1	1	0	0	1	1														
46 Jaimer Candelario, S OBP: 0.400, SLG: 0.500 49 Willi Castro, S OBP: 0.500, SLG: 0.500										2	0	0	0	0	0	3														
12 Brandon Dixon, R OBP: 0.500, SLG: 0.500										2	0	0	0	0	1	2														
13 Dustin Peterson, R OBP: 0.500, SLG: 0.500										2	0	1	1	0	1	1														
22 Victor Reyes, S OBP: 0.500, SLG: 0.500 79 Jacob Robson, L										2	1	1	0	0	0	0														
33 Pete Kozma, R OBP: 0.500, SLG: 0.500 40 Sergio Alcántara, S										2	0	0	0	0	1	1														
										2	0	0	0	0	1	1														
Inning Stats	R: 0 E: 0 K: 0 S: 3	H: 0 LOB: 0 BB: 0 P: 3	R: 0 E: 0 K: 0 S: 2	H: 0 LOB: 0 BB: 1 P: 6	R: 1 E: 0 K: 0 S: 5	H: 2 LOB: 1 BB: 1 P: 9	R: 0 E: 0 K: 1 S: 6	H: 1 LOB: 2 BB: 0 P: 7	R: 0 E: 0 K: 1 S: 5	H: 0 LOB: 0 BB: 0 P: 5	R: 0 E: 0 K: 3 S: 10	H: 1 LOB: 1 BB: 0 P: 10	R: 0 E: 0 K: 3 S: 10	H: 1 LOB: 1 BB: 0 P: 10	R: 4 E: 0 K: 1 S: 12	H: 5 LOB: 1 BB: 0 P: 12		R: 1 E: 0 K: 1 S: 8	H: 2 LOB: 1 BB: 0 P: 8	1B: 6 2B: 3 3B: 0 HR: 2	SF: 0 SAC: 0 DP: 1 HBP: 0	WP: 1 PB: 0 SB: 0 CS: 0	PA: 40							
PITCHER	IP: 2.2 WLS: W BF: 9 ERA: 3.38	H: 1 R: 1 ER: 1 SO: 1	BB: 1 IBB: 0 HBP: 0 BLK: 0	WP: 0 HR: 0 S: 2 P: 6	ERA: 3.38 WHIP: 0.750	IP: 1.0 WLS: 7 BF: 5 ERA: 21.0	H: 4 R: 4 ER: 4 SO: 0	BB: 0 IBB: 0 HBP: 0 BLK: 0	WP: 0 HR: 1 S: 9 P: 9	ERA: 21.00 WHIP: 7.500	IP: 1.0 WLS: 4 BF: 1 ERA: 5.4	H: 0 R: 0 ER: 0 SO: 3	BB: 0 IBB: 0 HBP: 0 BLK: 0	WP: 0 HR: 0 S: 10 P: 10	ERA: 5.40 WHIP: 1.000	IP: 0.2 WLS: 5 BF: 4 ERA: 21.0	H: 4 R: 4 ER: 4 SO: 0	BB: 0 IBB: 0 HBP: 0 BLK: 0	WP: 0 HR: 1 S: 9 P: 9	ERA: 21.00 WHIP: 7.500	IP: 0.1 WLS: 1 BF: 0 ERA: 9.00	H: 0 R: 0 ER: 0 SO: 0	BB: 0 IBB: 0 HBP: 0 BLK: 0	WP: 0 HR: 0 S: 3 P: 3	ERA: 9.00 WHIP: 0.000	IP: 1.0 WLS: 5 BF: 2 ERA: 5.4	H: 1 R: 1 ER: 1 SO: 1	BB: 0 IBB: 0 HBP: 0 BLK: 0	WP: 0 HR: 1 S: 8 P: 8	ERA: 5.40 WHIP: 2.000



Batter	1	2	3	4	5	6	7	8	9	AB	R	H	RBI	BB	SO	LOB	TOP																		
31 Aaron Hicks, S (1, 8) OBP: 0.286, SLG: 0.571 92 Estevan Florial, L (5, 8) OBP: 0.333, SLG: 0.333	0-0 41 E 2B	0-0 F9			0-3 K					3	1	1	0	0	1	0																			
26 DJ LeMahieu, R (1, 4) OBP: 0.333, SLG: 0.200 90 Thairo Estrada, R (6, PH) OBP: 0.333, SLG: 0.600	0-0 P3		0-0 F8			0-3 K				2	0	0	0	0	0	1																			
45 Luke Voit, R (1, 3) OBP: 0.600, SLG: 1.250 86 Ryan McBroom, R (6, PH) OBP: 0.500, SLG: 1.000	4-0 41 FC4 BB		0-3 K			0-0 G5-3				1	0	0	0	1	1	0																			
41 Miguel Andujar, R (1, 5) 14 Tyler Wade, L (5, 5) OBP: 0.697, SLG: 1.167	0-0 FC4 33 HR 1B		0-0 F9			0-3 K				2	1	0	0	0	0	1																			
25 Gleyber Torres, R (1, 6) OBP: 0.500, SLG: 1.000 72 Kyle Holder, L (6, 6) OBP: 0.500, SLG: 0.500	0-0 33 HR 1B				0-0 G6-3					2	1	1	0	0	0	0																			
33 Greg Bird, L (1, 10) OBP: 0.697, SLG: 1.400	3-2 1H 2H HR				0-3 K					2	1	1	3	0	1	0																			
28 Austin Romine, R (1, 2) 30 Ryan Lavarnway, R (4, 2)	0-0 F8				0-0 G6-3					2	0	0	0	0	0	0																			
77 Clint Frazier, R (1, 7) OBP: 0.111, SLG: 0.111			0-0 P5			0-0 P5				2	0	0	0	0	0	0																			
96 Matt Lipka, R (1, 9) OBP: 0.286, SLG: 0.857			0-0 P3			0-0 F7				2	0	0	0	0	0	0																			
Inning Stats	R: 4 E: 0 K: 0 S: 8	H: 3 LOB: 0 BB: 1 P: 15	R: 0 E: 0 K: 0 S: 3	H: 0 LOB: 0 BB: 0 P: 3	R: 0 E: 0 K: 1 S: 5	H: 0 LOB: 0 BB: 0 P: 5	R: 0 E: 0 K: 1 S: 5	H: 0 LOB: 0 BB: 0 P: 5	R: 0 E: 0 K: 1 S: 7	H: 0 LOB: 0 BB: 0 P: 7	R: 0 E: 0 K: 0 S: 1	H: 1 LOB: 1 BB: 0 P: 1																							
PITCHER	IP	WLS	BF	H	R	ER	SO	BB	IBB	HBP	BLK	WP	HR	S	P	ERA	WHIP	PITCHER	IP	WLS	BF	H	R	ER	SO	BB	IBB	HBP	BLK	WP	HR	S	P	ERA	WHIP
32 Michael Fulmer, R (1, 1) ERA: 18.0	2.0	W	10	3	4	4	0	1	0	0	0	0	1	11	18	18.00	2.000	74 Casey Mize, R (7, 1) ERA:	0.0		1	1	0	0	0	0	0	0	0	0	1	1			
61 Shane Greene, R (3, 1) ERA: 4.5	1.0	H	3	0	0	0	1	0	0	0	0	0	0	5	5	0.00	0.000																		
54 Drew VerHagen, R (4, 1) ERA:	1.0		3	0	0	0	1	0	0	0	0	0	0	5	5	0.00	0.000																		
68 Daniel Stumpf, L (5, 1) ERA:	1.0		3	0	0	0	1	0	0	0	0	0	0	5	5	0.00	0.000																		
45 Buck Farmer, R (6, 1) ERA: 13.5	1.0		3	0	0	0	2	0	0	0	0	0	0	7	7	0.00	0.000																		

New York Yankees @ Detroit Tigers
Publix Field at Joker Marchant Stadium, Lakeland, FL
Wed Feb 27 2019, 1:07 PM - 3:35 PM EST
Att: 6,645 - Partly Cloudy - 80 F

AB	22
R	4
H	4
RBI	3
BB	1
SO	5
LOB	2



Batter	1	2	3	4	5	6	7	8	9	AB	R	H	RBI	BB	SO	LOB	BOTTOM																		
1 Josh Harrison, R (1, 4) OBP: 1.000, SLG: 1.000 29 Gordon Beckham, R (3, PR) OBP: 0.600, SLG: 0.625	4-0 14 1B 9 2B BB		4-0 14 HR BB		0-0 G6-4-3					1	1	1	1	2	0	0																			
14 Christin Stewart, L (1, 7) OBP: 0.500, SLG: 1.333 13 Dustin Peterson, R (6, 7) OBP: 0.400, SLG: 0.400	0-0 9 2B 1B	0-0 P5	0-0 1H 2H 3H HR			0-0 G6-3				3	2	2	4	0	0	1																			
9 Nick Castellanos, R (1, 9) OBP: 0.290, SLG: 0.550 80 Danny Woodrow, L (4, 9) OBP: 0.286, SLG: 0.286	0-0 24 2B 3H 2B	0-0 L5	0-0 F8			0-0 G4-3				3	1	1	2	0	0	3																			
24 Miguel Cabrera, R (1, 3) OBP: 0.625, SLG: 0.667 12 Brandon Dixon, R (5, 3)	0-0 46 3B 2H 2B	0-0 F7			0-3 K					3	1	1	1	0	1	1																			
46 Jeimer Candelario, S (1, 5) OBP: 0.455, SLG: 0.778 60 Ronny Rodriguez, R (4, PR) OBP: 0.250, SLG: 0.571	0-0 17 1B 3B		0-0 G3-1			0-0 G4-3				3	1	2	1	0	0	0																			
28 Niko Goodrum, S (1, 10) OBP: 0.455, SLG: 0.800 63 Héctor Sánchez, S (4, PH) OBP: 0.500, SLG: 0.667	0-0 G3		0-0 21 HBP 1 BB 1B		0-3 K					2	1	1	0	0	1																				
7 Jordy Mercer, R (1, 6) OBP: 0.333, SLG: 0.143 40 Sergio Alcántara, S (5, 6) OBP: 0.167, SLG: 0.167	4-0 17 1B BB		4-0 1 BB 14 HR BB		0-0 G4-3					1	1	0	0	2	0	1																			
17 Grayson Greiner, R (1, 2) OBP: 0.667, SLG: 1.286 37 Bobby Wilson, R (6, 2)	0-0 21 G5-4-3 1B		0-0 F9			4-0 29 G5-4-3 BB				2	0	1	1	1	0	2																			
21 JaCoby Jones, R (1, 8) 8 Mikie Mahtook, R (3, PR) OBP: 0.625, SLG: 0.500 79 Jacob Robson, L (6, 8)	0-0 G5-4-3		0-0 1 BB 14 HR HBP			0-0 P2				1	0	0	0	0	2																				
Inning Stats	R: 5 E: 0 K: 0 S: 7	H: 5 LOB: 1 BB: 2 P: 15	R: 0 E: 0 K: 0 S: 4	H: 1 LOB: 1 BB: 0 P: 4	R: 5 E: 0 K: 0 S: 5	H: 2 LOB: 2 BB: 2 P: 14	R: 0 E: 0 K: 2 S: 8	H: 1 LOB: 1 BB: 0 P: 8	R: 0 E: 0 K: 0 S: 2	H: 0 LOB: 0 BB: 1 P: 6	R: 0 E: 0 K: 0 S: 3	H: 0 LOB: 1 BB: 1 P: 7																							
PITCHER	IP	WLS	BF	H	R	ER	SO	BB	IBB	HBP	BLK	WP	HR	S	P	ERA	WHIP	PITCHER	IP	WLS	BF	H	R	ER	SO	BB	IBB	HBP	BLK	WP	HR	S	P	ERA	WHIP
43 Chance Adams, R (1, 1) ERA: 135.0	0.1	L	6	4	5	5	0	1	0	0	0	0	0	2	6	0.00	3.000	55 Rex Brothers, L (5, 1) ERA:	5.1		3	0	0	0	0	1	0	0	0	0	0	2	6	0.00	1.000
84 Brady Lail, R (1, 1) ERA:	0.2		3	1	0	0	0	1	0	0	0	0	0	2	6	0.00	3.000	74 Joe Harvey, R (6, 1) ERA: 10.5	6.1		4	0	0	0	0	1	0	0	0	0	3	7	0.00	1.000	
87 Albert Abreu, R (2, 1) ERA:	1.0		4	1	0	0	0	0	0	0	0	0	0	4	4	0.00	1.000																		
86 Domingo Acevedo, R (3, 1) ERA: 67.5	0.2		7	2	5	5	0	2	0	1	0	0	1	4	13	67.50	6.000																		
39 Drew Hutchison, R (3, 1) ERA: 7.71	1.1		5	1	0	0	2	0	0	0	0	0	0	9	9	0.00	0.750																		

New York Yankees @ Detroit Tigers
Publix Field at Joker Marchant Stadium, Lakeland, FL
Wed Feb 27 2019, 1:07 PM - 3:35 PM EST
Att: 6,645 - Partly Cloudy - 80 F

AB	25
R	10
H	9
RBI	10
BB	6
SO	2
LOB	15



Batter	1	2	3	4	5	6	7	8	9	AB	R	H	RBI	BB	SO	LOB								
21 JaCoby Jones, R (1, 8) OBP: 0.333, SLG: 0.111	1-1 8 1B HBP	0-0 12 CS 29 BB 1B		0-3 K		0-3 K			0-3 K2-3	3	1	1	0	0	2	1								
22 Victor Reyes, S (6, 8) OBP: 0.273, SLG: 0.200										1	0	0	0	0	1	0								
29 Gordon Beckham, R (1, 4) OBP: 0.615, SLG: 0.690	0-0 8 1B 1B	4-0 12 CS BB		0-0 G6-4-3					0-0 G4-3	2	1	1	0	1	0	1								
18 Dawel Lugo, R (6, 4) OBP: 0.333, SLG: 0.250	1-2 12 PB 1B	1-2 BB							0-0 G4-3	1	1	0	0	1	0	0								
8 Mikie Mahtook, R (1, 9) OBP: 0.545, SLG: 0.444	0-0 12 PB 1B								0-0 G4-3	3	1	1	1	0	1	2								
79 Jacob Robson, L (6, 9) OBP: 0.333, SLG: 0.250	1-3 2-H 1B								0-0 G4-3	2	0	0	0	0	0	1								
12 Brandon Dixon, R (1, 3) OBP: 0.300, SLG: 0.125	4-0 12 HR BB	0-0 G6-3							0-0 F9	3	1	1	0	1	0	2								
13 Dustin Peterson, R (1, 7) OBP: 0.462, SLG: 0.667	1-1 HR								0-0 L9	2	1	1	3	1	0	0								
80 Danny Woodrow, L (6, 7) OBP: 0.375, SLG: 0.375	1-H 2-H HR								0-0 L9	1	0	1	1	0	0	0								
82 Kody Eaves, L (1, 5) OBP: 0.200, SLG: 0.300	0-0 49 LB 2B								0-0 G4-3	3	0	2	0	0	0	0								
70 Harold Castro, L (6, 5) OBP: 0.444, SLG: 1.222									0-0 G4-3	1	0	0	0	0	0	2								
60 Ronny Rodríguez, R (1, 10) OBP: 0.167, SLG: 0.364	0-3 K								0-0 G5-3	4	0	0	0	0	1	3								
49 Willi Castro, S (1, 6) OBP: 0.364, SLG: 0.600	0-0 L8								0-0 L8	3	1	1	1	0	0	1								
33 Pete Kozma, R (6, 6) OBP: 0.250, SLG: 0.750	2-3 HR								0-0 G6-4-3	1	0	0	0	0	0	1								
37 Bobby Wilson, R (1, 2) OBP: 0.167, SLG: 0.167	0-3 K2-3								0-0 G6-4-3	3	0	1	0	0	2	1								
63 Héctor Sánchez, S (7, 2) OBP: 0.400, SLG: 0.500									0-0 G4-3	1	0	0	0	0	0	0								
Inning Stats	R: 5 E: 0 K: 2 S: 12	H: 4 LOB: 1 BB: 1 P: 17	R: 0 E: 0 K: 1 S: 5	H: 1 LOB: 1 BB: 1 P: 9	R: 0 E: 0 K: 0 S: 3	H: 0 LOB: 0 BB: 0 P: 3	R: 1 E: 0 K: 1 S: 6	H: 2 LOB: 0 BB: 0 P: 6	R: 0 E: 0 K: 0 S: 4	H: 1 LOB: 2 BB: 1 P: 8	R: 0 E: 0 K: 2 S: 7	H: 0 LOB: 0 BB: 0 P: 7	R: 1 E: 0 K: 0 S: 4	H: 2 LOB: 1 BB: 1 P: 9	R: 0 E: 1 K: 0 S: 3	H: 0 LOB: 0 BB: 0 P: 3	R: 0 E: 0 K: 1 S: 5	H: 0 LOB: 0 BB: 0 P: 5	1B: 7 2B: 1 3B: 0 HR: 2	SF: 0 SAC: 0 DP: 3 HBP: 1	WP: 1 PB: 1 SB: 0 CS: 2	PA: 39		
PITCHER	IP WLS BF H R ER SO BB IBB HBP BLK WP HR S P ERA WHIP	IP WLS BF H R ER SO BB IBB HBP BLK WP HR S P ERA WHIP	IP WLS BF H R ER SO BB IBB HBP BLK WP HR S P ERA WHIP	IP WLS BF H R ER SO BB IBB HBP BLK WP HR S P ERA WHIP	IP WLS BF H R ER SO BB IBB HBP BLK WP HR S P ERA WHIP	IP WLS BF H R ER SO BB IBB HBP BLK WP HR S P ERA WHIP	IP WLS BF H R ER SO BB IBB HBP BLK WP HR S P ERA WHIP	IP WLS BF H R ER SO BB IBB HBP BLK WP HR S P ERA WHIP	IP WLS BF H R ER SO BB IBB HBP BLK WP HR S P ERA WHIP	IP WLS BF H R ER SO BB IBB HBP BLK WP HR S P ERA WHIP	IP WLS BF H R ER SO BB IBB HBP BLK WP HR S P ERA WHIP	IP WLS BF H R ER SO BB IBB HBP BLK WP HR S P ERA WHIP	IP WLS BF H R ER SO BB IBB HBP BLK WP HR S P ERA WHIP	IP WLS BF H R ER SO BB IBB HBP BLK WP HR S P ERA WHIP	IP WLS BF H R ER SO BB IBB HBP BLK WP HR S P ERA WHIP	IP WLS BF H R ER SO BB IBB HBP BLK WP HR S P ERA WHIP	IP WLS BF H R ER SO BB IBB HBP BLK WP HR S P ERA WHIP	IP WLS BF H R ER SO BB IBB HBP BLK WP HR S P ERA WHIP	IP WLS BF H R ER SO BB IBB HBP BLK WP HR S P ERA WHIP	IP WLS BF H R ER SO BB IBB HBP BLK WP HR S P ERA WHIP	IP WLS BF H R ER SO BB IBB HBP BLK WP HR S P ERA WHIP	IP WLS BF H R ER SO BB IBB HBP BLK WP HR S P ERA WHIP	IP WLS BF H R ER SO BB IBB HBP BLK WP HR S P ERA WHIP	IP WLS BF H R ER SO BB IBB HBP BLK WP HR S P ERA WHIP

Detroit Tigers @ Atlanta Braves
 Stadium at the ESPN Wide World of Sports, Lake Buena Vista
 Thu Feb 28 2019, 1:11 PM - 4:16 PM EST
 Att: 4,139 - Partly Cloudy - 79 F

AB 34
 R 7
 H 10
 RBI 6
 BB 4
 SO 7
 LOB 15



Batter	1	2	3	4	5	6	7	8	9	AB	R	H	RBI	BB	SO	LOB								
11 Ender Inciarte, L (1, 8) OBP: 0.125, SLG: 0.125	0-0 G6-3								0-0 FC3-6	3	0	0	0	0	0	0								
90 Drew Waters, S (6, 8) OBP: 0.250, SLG: 0.250									0-0 98 HR	2	1	0	1	0	1	5								
1 Ozzie Albies, S (1, 4) OBP: 0.500, SLG: 0.375	0-0 G4-3								0-0 SF8	3	0	2	0	0	0	0								
24 Andrés Blanco, S (7, 4) OBP: 0.333, SLG: 0.833									0-0 SF8	1	0	0	1	0	0	3								
5 Freddie Freeman, L (1, 3) OBP: 0.333, SLG: 0.833	0-3 K								0-0 F8	2	0	1	0	0	1	0								
98 Drew Lugbauer, L (3, PR) OBP: 0.333, SLG: 0.833									0-0 HR	3	1	1	2	0	1	1								
25 Tyler Flowers, R (1, 2) OBP: 0.500, SLG: 0.875									0-0 G3-1	2	0	0	0	0	1	2								
70 Alex Jackson, R (6, 2) OBP: 0.500, SLG: 0.875									0-0 G3-1	3	0	0	0	0	0	1								
22 Nick Markakis, L (1, 10) OBP: 0.500, SLG: 0.500	0-0 1B								0-0 G3	2	0	1	0	0	0	0								
94 Ray-Patrick Diddler, R (6, PH) OBP: 0.500, SLG: 0.250									0-0 G3	0	0	0	0	1	0	0								
71 Izzy Wilson, L (8, PH) OBP: 0.400, SLG: 0.250	0-0 1B								0-0 1B	0	0	0	0	1	0	0								
23 Adam Duvall, R (1, 9) OBP: 0.571, SLG: 0.600	0-0 P3								0-0 G6-3	3	0	0	0	0	0	3								
77 Cristian Pacheco, R (7, 9) OBP: 0.571, SLG: 0.600									0-0 K	1	0	0	0	0	1	1								
8 Charlie Culberson, R (1, 6) OBP: 0.400, SLG: 0.250	0-3 K								0-0 L6	2	0	0	0	0	1	1								
95 AJ Gaffano, L (6, 6) OBP: 0.400, SLG: 0.250									0-0 L6	1	1	1	0	1	0	0								
74 Austin Riley, R (1, 5) OBP: 0.417, SLG: 0.300									0-0 G6-3	2	1	1	0	1	0	0								
59 Riley Unroe, S (7, PR) OBP: 0.417, SLG: 0.300									0-0 G6-3	0	1	0	0	1	0	0								
50 Pedro Florimón, S (1, 7) OBP: 0.500, SLG: 1.222	0-1 50 HR 1B								0-0 G6-3	2	1	1	2	1	0	0								
83 Greyson Jenista, L (7, PR) OBP: 0.444, SLG: 0.571	1-H HR								0-0 F7	0	0	0	0	1	0	0								
Inning Stats	R: 0 E: 0 K: 1 S: 5	H: 0 LOB: 0 BB: 0 P: 5	R: 0 E: 0 K: 2 S: 8	H: 1 LOB: 0 BB: 0 P: 8	R: 2 E: 0 K: 0 S: 7	H: 4 LOB: 2 BB: 0 P: 7	R: 0 E: 0 K: 0 S: 3	H: 0 LOB: 0 BB: 0 P: 3	R: 0 E: 0 K: 0 S: 3	H: 0 LOB: 0 BB: 0 P: 3	R: 0 E: 0 K: 1 S: 6	H: 1 LOB: 2 BB: 1 P: 10	R: 0 E: 0 K: 1 S: 4	H: 0 LOB: 3 BB: 3 P: 16	R: 0 E: 0 K: 1 S: 5	H: 0 LOB: 1 BB: 1 P: 9	R: 4 E: 0 K: 0 S: 5	H: 2 LOB: 2 BB: 2 P: 15	1B: 6 2B: 0 3B: 0 HR: 2	SF: 1 SAC: 0 DP: 2 HBP: 0	WP: 1 PB: 0 SB: 0 CS: 0	PA: 40		
PITCHER	IP WLS BF H R ER SO BB IBB HBP BLK WP HR S P ERA WHIP	IP WLS BF H R ER SO BB IBB HBP BLK WP HR S P ERA WHIP	IP WLS BF H R ER SO BB IBB HBP BLK WP HR S P ERA WHIP	IP WLS BF H R ER SO BB IBB HBP BLK WP HR S P ERA WHIP	IP WLS BF H R ER SO BB IBB HBP BLK WP HR S P ERA WHIP	IP WLS BF H R ER SO BB IBB HBP BLK WP HR S P ERA WHIP	IP WLS BF H R ER SO BB IBB HBP BLK WP HR S P ERA WHIP	IP WLS BF H R ER SO BB IBB HBP BLK WP HR S P ERA WHIP	IP WLS BF H R ER SO BB IBB HBP BLK WP HR S P ERA WHIP	IP WLS BF H R ER SO BB IBB HBP BLK WP HR S P ERA WHIP	IP WLS BF H R ER SO BB IBB HBP BLK WP HR S P ERA WHIP	IP WLS BF H R ER SO BB IBB HBP BLK WP HR S P ERA WHIP	IP WLS BF H R ER SO BB IBB HBP BLK WP HR S P ERA WHIP	IP WLS BF H R ER SO BB IBB HBP BLK WP HR S P ERA WHIP	IP WLS BF H R ER SO BB IBB HBP BLK WP HR S P ERA WHIP	IP WLS BF H R ER SO BB IBB HBP BLK WP HR S P ERA WHIP	IP WLS BF H R ER SO BB IBB HBP BLK WP HR S P ERA WHIP	IP WLS BF H R ER SO BB IBB HBP BLK WP HR S P ERA WHIP	IP WLS BF H R ER SO BB IBB HBP BLK WP HR S P ERA WHIP	IP WLS BF H R ER SO BB IBB HBP BLK WP HR S P ERA WHIP	IP WLS BF H R ER SO BB IBB HBP BLK WP HR S P ERA WHIP	IP WLS BF H R ER SO BB IBB HBP BLK WP HR S P ERA WHIP	IP WLS BF H R ER SO BB IBB HBP BLK WP HR S P ERA WHIP	IP WLS BF H R ER SO BB IBB HBP BLK WP HR S P ERA WHIP

Detroit Tigers @ Atlanta Braves
 Stadium at the ESPN Wide World of Sports, Lake Buena Vista
 Thu Feb 28 2019, 1:11 PM - 4:16 PM EST
 Att: 4,139 - Partly Cloudy - 79 F

AB 32
 R 6
 H 8
 RBI 6
 BB 7
 SO 6
 LOB 17



Batter	1	2	3	4	5	6	7	8	9	AB	R	H	RBI	BB	SO	LOB	TOP				
11 Ender Inciarte, L (1,8) 77 Cristian Pache, R (6,FR) OBP: 0.273, SLG: 0.273 OBP: 0.500, SLG: 0.625										3	1	2	0	0	0	1	Atlanta Braves @ Detroit Tigers Publix Field at Joker Marchant Stadium, Lakeland, FL Sat Mar 02 2019, 1:07 PM - 4:08 PM EST Att: 6,064 - Sunny - 87 F				
17 Johan Camargo, S (1,3) 98 Drew Luggbauer, L (6,3)										3	0	1	1	0	1	1					
8 Charlie Culberson, R (1,4) 98 Daniel Lockhart, L (6,4)										3	0	0	0	0	2	2					
23 Adam Duvall, R (1,9) 57 Garrison Schwartz, L (6,9)										2	0	0	0	1	0	1					
50 Pedro Florimón, S (1,6) 95 AJ Graffanino, L (6,6)										2	0	1	0	0	1	2					
74 Austin Riley, R (1,5) 59 Riley Unroe, S (7,5)										3	0	0	0	0	0	1					
70 Alex Jackson, R (1,2) 55 Raffy Lopez, L (6,2)										2	0	0	0	0	0	0					
68 Ryan LaMarre, R (1,7) 83 Greyson Jenista, L (6,7)										2	0	0	0	0	2	0					
85 William Contreras, R (1,10) 97 Connor Lien, R (8,PH)										2	0	2	0	0	0	0					
										2	0	0	0	0	2	1					
Inning Stats	R: 1 E: 0 K: 2 S: 8	H: 2 LOB: 2 BB: 1 P: 12	R: 0 E: 0 K: 1 S: 5	H: 0 LOB: 0 BB: 0 P: 5	R: 0 E: 0 K: 1 S: 5	H: 1 LOB: 0 BB: 0 P: 5	R: 0 E: 0 K: 0 S: 4	H: 1 LOB: 1 BB: 0 P: 4	R: 0 E: 0 K: 1 S: 6	H: 1 LOB: 1 BB: 0 P: 6	R: 0 E: 0 K: 2 S: 8	H: 1 LOB: 1 BB: 0 P: 9	R: 3 E: 0 K: 2 S: 10	H: 2 LOB: 0 BB: 1 P: 14	R: 0 E: 0 K: 1 S: 6	H: 1 LOB: 1 BB: 0 P: 6	1B: 7 2B: 3 3B: 0 HR: 1	SF: 0 SAC: 0 DP: 2 HBP: 0	WP: 1 PB: 0 SB: 0 CS: 1	PA: 36	
PITCHER	IP WLS BF H R ER SO BB IBB HBP BLK WP HR S P ERA WHIP	27 Jordan Zimmermann, R (1,1) ERA: 1.8	3.0 W 11 3 1 1 4	61 Shane Greene, R (4,1) ERA: 3.0	1.0 H 3 1 0 0 1	36 Blaine Hardy, L (5,1) ERA: 1.0	1.0 H 3 1 0 0 1	45 Buck Farmer, R (6,1) ERA: 9.0	1.0 H 4 1 0 0 1	64 Matt Hall, L (7,1) ERA: 21.6	1.0 H 4 1 0 0 2	26 Zac Reinger, R (8,1) ERA: 6.75	1.0 S 4 1 0 0 1	57 José Manuel Fernández, L (6,1) ERA: 6.75	1.0 S 4 1 0 0 1	27.00 3.000	0.00 1.000	0.00 1.000	0.00 1.000	0.00 1.000	0.00 1.000

Batter	1	2	3	4	5	6	7	8	9	AB	R	H	RBI	BB	SO	LOB	BOTTOM				
1 Josh Harrison, R (1,4) 70 Harold Castro, L (5,4) OBP: 0.625, SLG: 0.600 OBP: 0.455, SLG: 1.091										2	1	1	0	1	1	0	Atlanta Braves @ Detroit Tigers Publix Field at Joker Marchant Stadium, Lakeland, FL Sat Mar 02 2019, 1:07 PM - 4:08 PM EST Att: 6,064 - Sunny - 87 F				
8 Mikie Mahtook, R (1,7) 22 Victor Reyes, S (5,7)										3	0	0	0	0	1	3					
9 Nick Castellanos, R (1,9) 60 Ronny Rodríguez, R (5,FR)										3	1	2	1	0	1	0					
24 Miguel Cabrera, R (1,3) 33 Pete Kozma, R (6,3)										2	2	2	3	1	0	0					
12 Brandon Dixon, R (1,5) 82 Kody Eaves, L (6,5)										3	1	2	2	0	1	1					
55 John Hicks, R (1,2) 78 Brady Policelli, R (6,2)										3	0	0	0	0	1	2					
13 Dustin Peterson, R (1,10) 84 Jake Rogers, R (6,PH)										2	0	0	0	1	0	1					
7 Jordy Mercer, R (1,6) 49 Willi Castro, S (6,6)										3	0	1	0	0	1	1					
21 Jacoby Jones, R (1,8) 75 Daz Cameron, R (6,8)										2	0	0	0	1	1	2					
										1	0	0	0	0	0	0					
Inning Stats	R: 2 E: 0 K: 2 S: 10	H: 3 LOB: 1 BB: 0 P: 10	R: 0 E: 0 K: 1 S: 5	H: 0 LOB: 2 BB: 2 P: 13	R: 2 E: 0 K: 2 S: 10	H: 1 LOB: 1 BB: 2 P: 20	R: 0 E: 0 K: 2 S: 7	H: 0 LOB: 0 BB: 0 P: 7	R: 2 E: 0 K: 0 S: 9	H: 4 LOB: 2 BB: 0 P: 10	R: 1 E: 0 K: 2 S: 9	H: 2 LOB: 3 BB: 2 P: 17	R: 0 E: 0 K: 0 S: 3	H: 0 LOB: 0 BB: 0 P: 3	R: 0 E: 0 K: 1 S: 6	H: 1 LOB: 2 BB: 1 P: 10	1B: 7 2B: 2 3B: 0 HR: 2	SF: 0 SAC: 0 DP: 0 HBP: 0	WP: 0 PB: 0 SB: 1 CS: 0	PA: 42	
PITCHER	IP WLS BF H R ER SO BB IBB HBP BLK WP HR S P ERA WHIP	54 Max Fried, L (1,1) ERA: 4.91	0.1 L 2 0 0 0 0	89 Jeremy Walker, R (2,1) ERA: 6.75	0.2 L 5 1 2 2 2	61 Chad Sobotka, R (3,1) ERA: 6.75	1.1 L 4 0 0 0 2	77 Luke Jackson, R (3,1) ERA: 13.5	1.0 L 7 4 2 2 0	89 Kyle Muller, L (6,1) ERA: 3.38	0.2 L 5 2 0 0 1	84 Tucker Davidson, L (6,1) ERA: 6.75	1.1 L 5 0 0 0 1	73 Huascar Ynoa, R (8,1) ERA: 6.75	1.0 L 5 1 0 0 1	13.50 4.500	0.00 0.750	0.00 2.000	0.00 0.000	0.00 0.000	0.00 0.000


Batter	1	2	3	4	5	6	7	8	9	AB	R	H	RBI	BB	SO	LOB	TOP			
75 Daz Cameron, R (1.8) OBP: 0.357, SLG: 0.583 84 Derek Hill, R (6.8)										3	0	1	0	0	0	0	Detroit Tigers @ New York Yankees George M. Steinbrenner Field, Tampa, FL Sun Mar 03 2019, 1:07 PM - 3:32 PM EST Att: 9,161 - Partly Cloudy - 82 F			
70 Harold Castro, L (1.5) OBP: 0.429, SLG: 0.929 72 Isaac Paredes, R (6.5)										3	0	1	0	0	1	1				
14 Christin Stewart, L (1.7) OBP: 0.333, SLG: 0.880 86 Troy Montgomery, L (7.7)										3	0	0	0	0	2	2				
55 John Hicks, R (1.3) OBP: 0.125, SLG: 0.200 91 Josh Lester, L (6.3)										2	0	0	0	0	0	2				
29 Gordon Beckham, R (1.10) OBP: 0.444, SLG: 0.400 93 Chad Sedio, L (9, PH)										3	0	0	0	0	1	2				
60 Ronny Rodriguez, R (1.4) OBP: 0.283, SLG: 0.722 82 Kody Eaves, L (7.4)										3	1	1	1	0	0	1				
22 Victor Reyes, S (1.9) OBP: 0.250, SLG: 0.250 79 Jacob Robson, L (7.9)										2	0	0	0	0	0	0				
37 Bobby Wilson, R (1.2) OBP: 0.125, SLG: 0.125 84 Jake Rogers, R (6.2)										2	0	0	0	0	1	0				
33 Pete Kozma, R (1.6) OBP: 0.250, SLG: 0.667 83 Cole Peterson, L (7.6)										2	0	0	0	0	0	0				
										1	0	1	0	0	0	0				
Inning Stats	R: 0 E: 0 K: 2 S: 8	H: 1 LOB: 1 BB: 0 P: 9	R: 0 E: 0 K: 0 S: 3	H: 0 LOB: 0 BB: 0 P: 3	R: 0 E: 0 K: 0 S: 3	H: 0 LOB: 0 BB: 0 P: 3	R: 0 E: 0 K: 1 S: 6	H: 1 LOB: 1 BB: 0 P: 7	R: 1 E: 0 K: 1 S: 6	H: 1 LOB: 0 BB: 0 P: 6	R: 0 E: 0 K: 0 S: 3	H: 1 LOB: 0 BB: 0 P: 5	R: 0 E: 0 K: 1 S: 6	H: 1 LOB: 2 BB: 0 P: 7	R: 0 E: 1 K: 1 S: 6	H: 0 LOB: 1 BB: 0 P: 6	1B: 2 2B: 1 3B: 1 HR: 1	SF: 0 SAC: 0 DP: 1 HBP: 1	WP: 1 PB: 0 SB: 0 CS: 0	PA: 33
PITCHER	IP WLS BF H R ER SO BB IBB HBP BLK WP HR S P ERA WHIP	19 Masahiro Tanaka, R (1.1) ERA: 3.0	56 Jonathan Holder, R (4.1) ERA: 1.0	54 Aroldis Chapman, L (5.1) ERA: 9.0	53 Zack Britton, L (6.1) ERA: 1.0	0 Adam Ottavino, R (7.1) ERA: 9.0	87 Albert Abreu, R (8.1) ERA: 2.0	IP WLS BF H R ER SO BB IBB HBP BLK WP HR S P ERA WHIP	2.0 9 1 0 0 2 0 0 1 0 0 0 0 0 14 15 0.00 0.333	IP WLS BF H R ER SO BB IBB HBP BLK WP HR S P ERA WHIP	2.0 9 1 0 0 2 0 0 1 0 0 0 0 0 14 15 0.00 0.333									

AB	32
R	1
H	5
RBI	1
BB	0
SO	7
LOB	12



Batter	1	2	3	4	5	6	7	8	9	AB	R	H	RBI	BB	SO	LOB	BOTTOM			
11 Brett Gardner, L (1.7) OBP: 0.571, SLG: 1.600 94 Trey Amburgey, R (5, FR) OBP: 0.231, SLG: 0.333										2	2	2	2	0	0	0	Detroit Tigers @ New York Yankees George M. Steinbrenner Field, Tampa, FL Sun Mar 03 2019, 1:07 PM - 3:32 PM EST Att: 9,161 - Partly Cloudy - 82 F			
99 Aaron Judge, R (1.10) OBP: 0.455, SLG: 1.200 81 Dérmiss Garcia, R (7, PH) (8, 10)										3	2	2	3	0	0	0				
27 Giancarlo Stanton, R (1.9) OBP: 0.333, SLG: 0.911 95 Isiah Gilliam, S (6.9)										3	0	0	0	0	1	1				
24 Gary Sánchez, R (1.2) OBP: 0.200, SLG: 0.800 86 Ryan McBroom, R (6.3) OBP: 0.500, SLG: 0.857										3	1	1	1	0	1	1				
41 Miquel Andujar, R (1.5) OBP: 0.308, SLG: 0.385 89 Angel Aguilar, R (6.5) OBP: 0.143, SLG: 0.143										3	0	2	0	0	0	0				
33 Greg Bird, L (1.3) OBP: 0.533, SLG: 0.923 79 Francisco Diaz, S (6.2)										2	0	0	0	1	2	1				
92 Estevan Florial, L (1.8) OBP: 0.333, SLG: 0.429 83 Rashad Crawford, L (7.8) OBP: 0.333, SLG: 0.333										3	0	0	0	0	0	2				
90 Thairo Estrada, R (1.4) OBP: 0.400, SLG: 0.462 63 L.J. Mazzilli, R (7.4) OBP: 0.500, SLG: 0.750										3	0	0	0	0	1	0				
72 Kyle Holder, L (1.6) OBP: 0.286, SLG: 0.286 89 Diego Castillo, R (7.6) OBP: 0.600, SLG: 0.600										3	0	0	0	0	1	0				
										0	0	0	0	0	0	0				
Inning Stats	R: 2 E: 0 K: 1 S: 10	H: 3 LOB: 2 BB: 1 P: 16	R: 1 E: 0 K: 1 S: 6	H: 1 LOB: 0 BB: 0 P: 8	R: 1 E: 0 K: 1 S: 7	H: 1 LOB: 0 BB: 0 P: 8	R: 0 E: 0 K: 1 S: 5	H: 0 LOB: 0 BB: 0 P: 5	R: 2 E: 0 K: 2 S: 11	H: 2 LOB: 1 BB: 0 P: 15	R: 0 E: 0 K: 0 S: 3	H: 0 LOB: 0 BB: 0 P: 3	R: 1 E: 0 K: 1 S: 8	H: 2 LOB: 1 BB: 0 P: 10	R: 0 E: 0 K: 1 S: 5	H: 0 LOB: 0 BB: 0 P: 5	1B: 3 2B: 0 3B: 0 HR: 6	SF: 0 SAC: 0 DP: 0 HBP: 1	WP: 0 PB: 0 SB: 0 CS: 0	PA: 35
PITCHER	IP WLS BF H R ER SO BB IBB HBP BLK WP HR S P ERA WHIP	44 Daniel Norris, L (1.1) ERA: 1.2	54 Drew VerHagen, R (2.1) ERA: 2.7	56 Spencer Turnbull, R (4.1) ERA: 4.5	68 Daniel Stumpf, L (6.1) ERA: 4.5	88 Tyler Alexander, L (7.1) ERA: 9.0	73 Zac Houston, R (8.1) ERA: 7.36	IP WLS BF H R ER SO BB IBB HBP BLK WP HR S P ERA WHIP	1.0 3 0 0 0 1 0 0 0 0 0 0 0 0 8 10 9.00 2.000	IP WLS BF H R ER SO BB IBB HBP BLK WP HR S P ERA WHIP	1.0 3 0 0 0 1 0 0 0 0 0 0 0 0 8 10 9.00 2.000									

AB	33
R	7
H	9
RBI	7
BB	1
SO	8
LOB	6



Batter	1	2	3	4	5	6	7	8	9	AB	R	H	RBI	BB	SO	LOB	TOP										
2 Jean Segura, R (1, 6) 70 Arguimedes Gamboa, S (6, 6) OBP: 0.381, SLG: 0.400 OBP: 0.400, SLG: 0.153	0-0 75 1B 2B		0-0 G5-3			0-3 K		4-0 75 G3 BB		3	1	1	0	0	1	0											
75 Adam Haseley, L (1, 8) OBP: 0.174, SLG: 0.273	0-0 25 S 2H 1B		0-0 G4-3			0-3 K		0-0 G3		4	0	1	1	0	1	1											
25 Dylan Cozens, L (1, 9) 76 Austin Lieti, R (7, 9) OBP: 0.462, SLG: 0.750 OBP: 0.294, SLG: 0.333	0-3 K			0-0 L3			0-0 P6	0-0 F9		3	0	0	0	0	1	1											
5 Nick Williams, L (1, 10) OBP: 0.227, SLG: 0.409	0-3 K			0-3 K			0-0 F7		0-0 G3-1	4	0	0	0	0	2	1											
80 Trevor Plouffe, R (1, 4) 69 Malquin Canelo, R (7, 4) OBP: 0.333, SLG: 0.545 OBP: 0.182, SLG: 0.400	0-0 G6-3			0-3 K			4-0 9 2B BB		0-3 K	2	1	0	0	1	1	1											
9 Phil Gosselin, R (1, 5) OBP: 0.389, SLG: 0.438		0-0 F9			0-3 K		0-0 41 1B 2B		0-0 G6-3	4	1	1	1	0	1	0											
41 Drew Butera, R (1, 2) 44 Rob Brantly, L (8, 2) OBP: 0.333, SLG: 0.900 OBP: 0.538, SLG: 0.500		0-3 K			0-0 P6		0-0 2H 1B			3	0	1	1	0	1	0											
33 Matt McBride, R (1, 3) OBP: 0.125, SLG: 0.375		0-3 K			0-0 G5-3		0-0 G5-3			3	0	0	0	0	1	1											
78 Mickey Moniak, L (1, 7) OBP: 0.235, SLG: 0.471			0-0 G4-3			0-0 L8		0-3 K		3	0	0	0	0	1	0											
Inning Stats	R: 1 E: 0 K: 2 S: 9	H: 2 LOB: 1 BB: 0 P: 9	R: 0 E: 0 K: 2 S: 7	H: 0 LOB: 0 BB: 0 P: 7	R: 0 E: 0 K: 0 S: 3	H: 0 LOB: 0 BB: 0 P: 3	R: 0 E: 0 K: 2 S: 7	H: 0 LOB: 0 BB: 0 P: 7	R: 0 E: 0 K: 1 S: 5	H: 0 LOB: 0 BB: 0 P: 5	R: 2 E: 0 K: 0 S: 5	H: 2 LOB: 1 BB: 1 P: 9	R: 0 E: 0 K: 1 S: 5	H: 0 LOB: 1 BB: 1 P: 9	R: 0 E: 0 K: 1 S: 5	H: 0 LOB: 0 BB: 0 P: 5	1B: 2 2B: 2 3B: 0 HR: 0	SF: 0 SAC: 0 DP: 0 HBP: 0	WP: 0 PB: 0 SB: 1 CS: 0	PA: 33							
PITCHER	IP	WLS	BF	H	R	ER	SO	BB	IBB	HBP	BLK	WP	HR	S	P	ERA	WHIP										
27 Jordan Zimmermann, R (1, 1) ERA: 2.0	4.0		14	2	1	1	6	0	0	0	0	0	0	26	26	2.25	0.500										
77 Joe Jiménez, R (5, 1) ERA: 2.25	1.0		3	0	0	0	1	0	0	0	0	0	0	5	5	0.00	0.000										
50 Read Garrett, R (6, 1) ERA: 3.6	1.0		3	0	0	0	2	0	0	0	0	0	0	7	7	0.00	0.000										
62 Sandy Báez, R (7, 1) ERA: 7.2	1.0	L	6	2	2	2	0	1	0	0	0	0	0	5	9	18.00	3.000										
73 Zac Houston, R (8, 1) ERA: 5.75	1.0		4	0	0	0	1	1	0	0	0	0	0	5	9	0.00	1.000										
PITCHER	IP	WLS	BF	H	R	ER	SO	BB	IBB	HBP	BLK	WP	HR	S	P	ERA	WHIP										
85 Paul Voelker, R (9, 1) ERA:	1.0		3	0	0	0	1	0	0	0	0	0	0	5	5	0.00	0.000										

Philadelphia Phillies @ Detroit Tigers
Publix Field at Joker Marchant Stadium, Lakeland, FL

AB 31
R 3
H 4
RBI 3
BB 2
SO 11
LOB 6



Thu Mar 07 2019, 1:05 PM - 3:44 PM EST
Att: 5,074 - Sunny - 70 F

Batter	1	2	3	4	5	6	7	8	9	AB	R	H	RBI	BB	SO	LOB	BOTTOM										
1 Josh Harrison, R (1, 4) 29 Gordon Beckham, R (6, 4) OBP: 0.571, SLG: 0.545 OBP: 0.400, SLG: 0.333	0-3 K		0-3 K		0-0 1B		0-3 K		0-0 F8	3	0	1	0	0	2	1											
46 Jeimer Candelario, S (1, 5) 82 Kody Eaves, L (6, 5) OBP: 0.450, SLG: 0.647 OBP: 0.235, SLG: 0.200	4-0 9 1B BB		4-0 9 FC5-4 BB		0-3 K		0-0 G5-3			1	0	0	0	2	1	1											
9 Nick Castellanos, R (1, 9) 80 Danny Woodrow, L (7, 9) OBP: 0.389, SLG: 0.579 OBP: 0.429, SLG: 0.429	0-0 1-2 1B		0-0 FC5-4 1-2 2H 1B		0-0 G6-3		0-0 G3		0-0 G3	3	0	1	0	0	0	1											
24 Miguel Cabrera, R (1, 3) 12 Brandon Dixon, R (6, PR) OBP: 0.500, SLG: 0.625 OBP: 0.381, SLG: 0.647	0-3 K		0-0 G6-3		0-0 14 1B BB		4-0 22 1B BB		0-0 G3	2	0	0	0	1	1	3											
14 Christin Stewart, L (1, 7) 13 Dustin Peterson, R (7, 7) OBP: 0.375, SLG: 0.636 OBP: 0.444, SLG: 0.560	0-3 K			0-0 G3-1		0-0 1-2 1B		0-0 P3		3	0	1	0	0	1	2											
8 Mikie Mahtook, R (1, 10) 22 Victor Reyes, S (8, PH) OBP: 0.400, SLG: 0.636 OBP: 0.227, SLG: 0.238		0-0 G6-3		0-3 K		0-3 K		0-0 1-3 1B		3	0	0	0	0	2	2											
17 Grayson Greiner, R (1, 2) 84 Jake Rogers, R (7, 2) OBP: 0.389, SLG: 0.690 OBP: 0.273, SLG: 0.300		0-0 F8		0-0 F9		0-0 L4		0-0 F8		3	0	0	0	0	2												
7 Jordy Mercer, R (1, 6) 49 Willi Castro, S (7, 6) OBP: 0.316, SLG: 0.471 OBP: 0.273, SLG: 0.381		0-0 F7			0-0 P1			0-0 F8		2	0	0	0	0	0	0											
21 JaCoby Jones, R (1, 8) 75 Daz Cameron, R (6, 8) OBP: 0.385, SLG: 0.429 OBP: 0.400, SLG: 0.611			0-0 9 BB 2B		0-0 F7		0-3 K		0-3 K	2	1	1	0	0	0	0											
Inning Stats	R: 0 E: 0 K: 3 S: 10	H: 1 LOB: 2 BB: 1 P: 14	R: 0 E: 0 K: 0 S: 3	H: 0 LOB: 0 BB: 0 P: 3	R: 1 E: 1 K: 1 S: 6	H: 1 LOB: 1 BB: 1 P: 10	R: 0 E: 0 K: 1 S: 5	H: 0 LOB: 0 BB: 0 P: 5	R: 0 E: 0 K: 1 S: 6	H: 1 LOB: 1 BB: 0 P: 6	R: 0 E: 0 K: 2 S: 8	H: 1 LOB: 1 BB: 0 P: 8	R: 0 E: 0 K: 0 S: 4	H: 1 LOB: 2 BB: 1 P: 8	R: 0 E: 0 K: 1 S: 5	H: 0 LOB: 0 BB: 0 P: 5	1B: 5 2B: 1 3B: 0 HR: 0	SF: 0 SAC: 0 DP: 0 HBP: 0	WP: 0 PB: 0 SB: 0 CS: 0	PA: 37							
PITCHER	IP	WLS	BF	H	R	ER	SO	BB	IBB	HBP	BLK	WP	HR	S	P	ERA	WHIP										
79 JoJo Romero, L (1, 1) ERA: 1.13	3.0		13	2	1	0	4	2	0	0	0	0	0	11	11	0.00	1.333										
77 Adonis Medina, R (4, 1) ERA: 3.86	2.0		7	1	0	0	2	0	0	0	0	0	0	11	11	0.00	0.500										
83 Cole Irvin, L (6, 1) ERA: 4.26	2.0	W	9	2	0	0	3	1	0	0	0	0	0	14	18	0.00	1.500										
47 James Pazos, L (8, 1) ERA: 7.36	1.0	H	5	1	0	0	0	1	0	0	0	0	0	4	8	0.00	2.000										
53 Yackels Rios, R (9, 1) ERA:	1.0	S	3	0	0	0	1	0	0	0	0	0	0	5	5	0.00	0.000										

Philadelphia Phillies @ Detroit Tigers
Publix Field at Joker Marchant Stadium, Lakeland, FL

AB 33
R 1
H 6
RBI 0
BB 4
SO 10
LOB 18



Thu Mar 07 2019, 1:05 PM - 3:44 PM EST
Att: 5,074 - Sunny - 70 F

Batter	1	2	3	4	5	6	7	8	9	AB	R	H	RBI	BB	SO	LOB	TOP							
75 Daz Cameron, R (1, 8) OBP: 0.391, SLG: 0.714 80 Danny Woodrow, L (7, 8) OBP: 0.438, SLG: 0.500										3	1	1	1	0	2	0	Detroit Tigers @ New York Yankees George M. Steinbrenner Field, Tampa, FL Fri Mar 08 2019, 6:38 PM - 9:32 PM EST Att: 9,596 - Partly Cloudy - 72 F							
28 Niko Goodrum, S (1, 6) OBP: 0.500, SLG: 0.826 40 Sergio Alcántara, S (6, 6) OBP: 0.167, SLG: 0.091										3	0	2	0	0	1	0								
46 Jaimer Candelario, S (1, 10) OBP: 0.390, SLG: 0.550 49 Willi Castro, S (8, PH) OBP: 0.304, SLG: 0.381										3	0	0	0	0	2	2								
82 Kody Eaves, L (9, 10) OBP: 0.222, SLG: 0.188										1	0	0	0	0	0	1								
12 Brandon Dixon, R (1, 5) OBP: 0.333, SLG: 0.550 70 Harold Castro, L (6, 5) OBP: 0.368, SLG: 0.722										3	0	0	0	0	1	2								
8 Mikie Mahtook, R (1, 7) OBP: 0.429, SLG: 0.667 13 Dustin Peterson, R (7, 7) OBP: 0.464, SLG: 0.577										2	1	1	0	1	0	0								
55 John Hicks, R (1, 3) OBP: 0.292, SLG: 0.348 60 Ronny Rodríguez, R7, PR (7, 3) OBP: 0.320, SLG: 0.708										3	1	3	1	0	0	0								
29 Gordon Beckham, R (1, 4) OBP: 0.450, SLG: 0.375 33 Pete Kozma, R (7, 4) OBP: 0.235, SLG: 0.500										3	0	1	1	0	1	2								
37 Bobby Wilson, R (1, 2) OBP: 0.067, SLG: 0.067 78 Brady Policelli, R (7, 2) OBP: 0.400, SLG: 0.250										1	0	0	0	0	0	0								
22 Victor Reyes, S (1, 9) OBP: 0.200, SLG: 0.208 88 Cam Gibson, L (7, 9) OBP: 0.400, SLG: 0.250										3	0	0	0	0	1	1								
Inning Stats	R: 0 E: 0 K: 3 S: 9	H: 0 LOB: 0 BB: 0 P: 9	R: 1 E: 0 K: 1 S: 6	H: 2 LOB: 1 BB: 1 P: 10	R: 1 E: 0 K: 1 S: 7	H: 2 LOB: 1 BB: 0 P: 7	R: 0 E: 0 K: 0 S: 3	H: 1 LOB: 0 BB: 0 P: 3	R: 0 E: 0 K: 2 S: 7	H: 0 LOB: 0 BB: 0 P: 7	R: 0 E: 0 K: 0 S: 3	H: 1 LOB: 0 BB: 0 P: 3	R: 1 E: 0 K: 3 S: 11	H: 2 LOB: 1 BB: 0 P: 11	R: 2 E: 1 K: 2 S: 9	H: 2 LOB: 2 BB: 1 P: 14		R: 1 E: 1 K: 1 S: 7	H: 1 LOB: 1 BB: 0 P: 7	1B: 6 2B: 5 HR: 1	SF: 0 SAC: 0 DP: 2 HBP: 1	WP: 0 PB: 0 SB: 1 CS: 0	PA: 39	
PITCHER	IP WLS BF H R ER SO BB IBB HBP BLK WP HR S P ERA WHIP																							
19 Masahiro Tanaka, R (1, 1) ERA: 2.84	3.1	14	4	2	2	5	1	0	0	0	0	0	0	0	2	2	5.40	1.500						
53 Zack Britton, L (4, 1) ERA:	0.2	2	1	0	0	0	0	0	0	0	0	0	0	0	2	2	0.00	1.500						
68 Dellin Betances, R (5, 1) ERA:	1.0	3	0	0	0	2	0	0	0	0	0	0	0	7	7	0.00	0.000							
63 Domingo Germán, R (6, 1) ERA: 2.35	3.0	L 15	5	3	2	5	1	0	1	0	0	0	0	23	28	6.00	2.000							
48 Tommy Kahnle, R (9, 1) ERA:	1.0	5	1	1	0	1	0	0	0	0	0	0	0	7	7	0.00	1.000							

Batter	1	2	3	4	5	6	7	8	9	AB	R	H	RBI	BB	SO	LOB	BOTTOM						
12 Troy Tulowitzki, R (1, 6) OBP: 0.250, SLG: 0.714 72 Kyle Holder, L (6, 6) OBP: 0.333, SLG: 0.500										3	0	0	0	0	3	4	Detroit Tigers @ New York Yankees George M. Steinbrenner Field, Tampa, FL Fri Mar 08 2019, 6:38 PM - 9:32 PM EST Att: 9,596 - Partly Cloudy - 72 F						
99 Aaron Judge, R (1, 9) OBP: 0.450, SLG: 1.059 95 Isiah Gilliam, S (6, 9) OBP: 1.000, SLG: 2.000										2	1	0	0	1	1	3							
27 Giancarlo Stanton, R (1, 7) OBP: 0.333, SLG: 0.399 96 Matt Lipka, R (7, 7) OBP: 0.300, SLG: 0.412										3	1	1	2	0	0	0							
45 Luke Voit, R (1, 3) OBP: 0.400, SLG: 0.647 86 Ryan McBroom, R (7, 3) OBP: 0.400, SLG: 0.667										3	0	1	0	0	1	0							
41 Miquel Andujar, R (1, 10) OBP: 0.364, SLG: 0.381 93 Ben Rota, L (8, PH) (9, 10)										3	0	0	0	0	2	0							
25 Gleyber Torres, R (1, 4) OBP: 0.333, SLG: 0.500 90 Thairo Estrada, R (8, 4) OBP: 0.421, SLG: 0.438										3	0	1	0	0	1	0							
26 DJ LeMahieu, R (1, 5) OBP: 0.318, SLG: 0.350 98 Oswaldo Cabrera, S7, PR (8, 5) OBP: 0.571, SLG: 0.500										2	0	1	0	1	0	0							
11 Brett Gardner, L (1, 8) OBP: 0.462, SLG: 0.909 92 Estevan Florial, L (8, 8) OBP: 0.409, SLG: 0.650										3	0	1	0	0	2	1							
28 Austin Romine, R (1, 2) OBP: 0.357, SLG: 0.615 30 Ryan Lavarnway, R7, PR (8, 2) OBP: 0.444, SLG: 0.286										3	0	2	1	0	0	3							
Inning Stats	R: 2 E: 0 K: 2 S: 8	H: 1 LOB: 1 BB: 1 P: 12	R: 0 E: 0 K: 1 S: 7	H: 2 LOB: 3 BB: 1 P: 11	R: 0 E: 0 K: 1 S: 5	H: 1 LOB: 0 BB: 0 P: 5	R: 0 E: 0 K: 1 S: 5	H: 0 LOB: 0 BB: 0 P: 5	R: 0 E: 0 K: 2 S: 7	H: 1 LOB: 0 BB: 0 P: 7	R: 0 E: 0 K: 1 S: 5	H: 0 LOB: 0 BB: 0 P: 5	R: 2 E: 0 K: 2 S: 11	H: 4 LOB: 2 BB: 0 P: 11	R: 0 E: 0 K: 0 S: 3	H: 0 LOB: 1 BB: 1 P: 7		R: 1 E: 0 K: 0 S: 6	H: 2 LOB: 2 BB: 1 P: 11	1B: 6 2B: 4 HR: 2	SF: 0 SAC: 0 DP: 1 HBP: 0	WP: 0 PB: 0 SB: 0 CS: 1	PA: 40
PITCHER	IP WLS BF H R ER SO BB IBB HBP BLK WP HR S P ERA WHIP																						
48 Matthew Boyd, L (1, 1) ERA: 5.4	4.0	17	4	2	2	5	2	0	0	0	0	0	0	12	12	0.00		0.500					
56 Spencer Turnbull, R (5, 1) ERA: 3.0	2.0	6	1	0	0	3	0	0	0	0	0	0	0	11	11	18.00	4.000						
76 Kyle Funkhouser, R (7, 1) ERA: 6.0	1.0	W 7	4	2	2	2	0	0	0	0	0	0	0	3	7	0.00	1.000						
44 Daniel Norris, L (8, 1) ERA: 5.79	1.0	H 4	0	0	0	0	1	0	0	0	0	0	0	3	7	0.00	4.000						
19 Louis Coleman, R (9, 1) ERA: 7.2	1.0	S 6	2	1	1	0	1	0	0	0	0	0	0	6	11	9.00	3.000						

AB	36
R	6
H	11
RBI	5
BB	2
SO	13
LOB	16



Batter	1	2	3	4	5	6	7	8	9	AB	R	H	RBI	BB	SO	LOB	TOP									
14 Christin Stewart, L OBP: 0.375, SLG: 0.600 80 Danny Woodrow, L OBP: 0.471, SLG: 0.550	L5		G3-2-3 46 1B		G3		G4-6-3 46 BB			3	0	1	0	0	0	0										
46 Jeimer Candelario, S OBP: 0.513, SLG: 0.444 91 Josh Lester, L OBP: 0.333, SLG: 0.333	F8		G3-2-3		L7		G4-6-3			4	0	0	0	0	0	6										
24 Miguel Cabrera, R OBP: 0.464, SLG: 0.652 12 Brandon Dixon, R OBP: 0.333, SLG: 0.520	K		K		K					3	0	0	0	0	3	2										
28 Niko Goodrum, S OBP: 0.448, SLG: 0.704 33 Pete Kozma, R OBP: 0.200, SLG: 0.421		K			G3					3	0	0	0	0	2	0										
8 Mikie Mahtook, R OBP: 0.394, SLG: 0.586 22 Victor Reyes, S OBP: 0.185, SLG: 0.192					G6-3					3	0	1	0	0	1	0										
60 Ronny Rodriguez, R OBP: 0.333, SLG: 0.643 93 Chad Sedio, L					F7					3	0	1	0	0	1	0										
29 Gordon Beckham, R OBP: 0.393, SLG: 0.393 70 Harold Castro, L OBP: 0.333, SLG: 0.609										2	1	1	0	1	1	1										
17 Grayson Greiner, R OBP: 0.391, SLG: 0.600 37 Bobby Wilson, R OBP: 0.116, SLG: 0.063										2	1	2	1	0	0	0										
21 JaCoby Jones, R OBP: 0.387, SLG: 0.538 75 Daz Cameron, R OBP: 0.444, SLG: 0.750										2	1	2	2	0	0	0										
Inning Stats	R: 0 E: 0 K: 1 S: 6	H: 0 LOB: 0 BB: 0 P: 6	R: 0 E: 0 K: 2 S: 8	H: 2 LOB: 1 BB: 0 P: 9	R: 0 E: 0 K: 1 S: 7	H: 3 LOB: 2 BB: 0 P: 7	R: 0 E: 0 K: 0 S: 3	H: 0 LOB: 0 BB: 0 P: 3	R: 3 E: 0 K: 1 S: 10	H: 3 LOB: 0 BB: 0 P: 13	R: 0 E: 0 K: 3 S: 9	H: 0 LOB: 0 BB: 0 P: 9	R: 0 E: 0 K: 1 S: 4	H: 0 LOB: 2 BB: 3 P: 16	R: 0 E: 0 K: 3 S: 9	H: 0 LOB: 0 BB: 1 P: 9	R: 0 E: 0 K: 0 S: 2	H: 0 LOB: 0 BB: 1 P: 6	1B: 5 2B: 2 3B: 0 HR: 1	SF: 0 SAC: 0 DP: 3 HBP: 0	WP: 1 PB: 0 SB: 0 CS: 0	PA: 35				
PITCHER	IP WLS BF H R ER SO BB IBB HBP BLK WP HR S P ERA WHIP	44 Kyle Gibson, R ERA: 16.82	43 Addison Reed, R ERA: 5.4	55 Taylor Rogers, L ERA: 1.8	38 Blake Parker, R ERA: 1.8	65 Trevor May, R ERA: 1.69	95 DJ Baxendale, R ERA: 2.45	Tim Collins, L ERA: 4.5	21 Tyler Duffey, R ERA: 5.4	IP WLS BF H R ER SO BB IBB HBP BLK WP HR S P ERA WHIP	95 DJ Baxendale, R ERA: 2.45	Tim Collins, L ERA: 4.5	21 Tyler Duffey, R ERA: 5.4	IP WLS BF H R ER SO BB IBB HBP BLK WP HR S P ERA WHIP	95 DJ Baxendale, R ERA: 2.45	Tim Collins, L ERA: 4.5	21 Tyler Duffey, R ERA: 5.4	IP WLS BF H R ER SO BB IBB HBP BLK WP HR S P ERA WHIP	95 DJ Baxendale, R ERA: 2.45	Tim Collins, L ERA: 4.5	21 Tyler Duffey, R ERA: 5.4	IP WLS BF H R ER SO BB IBB HBP BLK WP HR S P ERA WHIP	95 DJ Baxendale, R ERA: 2.45	Tim Collins, L ERA: 4.5	21 Tyler Duffey, R ERA: 5.4	IP WLS BF H R ER SO BB IBB HBP BLK WP HR S P ERA WHIP

Detroit Tigers @ Minnesota Twins
CenturyLink Sports Complex, Fort Myers, FL
Mon Mar 11 2019, 1:07 PM - 3:47 PM EDT
Att: 9,030 - Partly Cloudy - 83 F

AB 31
R 3
H 8
RBI 3
BB 4
SO 12
LOB 12



Batter	1	2	3	4	5	6	7	8	9	AB	R	H	RBI	BB	SO	LOB	BOTTOM								
9 Marwin Gonzalez, S OBP: 0.509 96 Zander Wiel, R	K				K		G5-3			3	0	0	0	0	2	1									
18 Mitch Garver, R OBP: 0.194, SLG: 0.320	G1-3				P6					4	0	0	0	0	0	0									
24 C.J. Cron, R OBP: 0.490, SLG: 0.571 73 LaMonte Wade Jr., L OBP: 0.367, SLG: 0.480	P3				K					2	0	0	0	0	1	0									
20 Eddie Rosario, L OBP: 0.385, SLG: 0.760 1 Nick Gordon, L OBP: 0.398, SLG: 0.500										2	0	0	0	0	1	0									
16 Jonathan Schoop, R OBP: 0.296, SLG: 0.375 2 Luis Arraez, L OBP: 0.391, SLG: 0.235										2	0	0	0	0	2	0									
15 Jason Castro, L OBP: 0.278, SLG: 0.357 56 Tomás Telis, S OBP: 0.077, SLG: 0.077										2	0	0	0	0	0	0									
25 Byron Buxton, R OBP: 0.417, SLG: 0.694 72 Randy César, R OBP: 0.211, SLG: 0.389										2	0	1	0	0	0	0									
13 Ehire Adrianza, S OBP: 0.400, SLG: 0.650 79 Brian Navarreto, R OBP: 0.162, SLG: 0.455										2	0	1	0	0	0	1									
30 Michael Reed, R OBP: 0.200, SLG: 0.800 91 Aaron Whitefield, R OBP: 0.250, SLG: 0.250										2	0	0	0	0	0	2									
Inning Stats	R: 0 E: 0 K: 1 S: 5	H: 0 LOB: 0 BB: 0 P: 5	R: 0 E: 0 K: 2 S: 7	H: 0 LOB: 0 BB: 0 P: 7	R: 0 E: 0 K: 0 S: 3	H: 1 LOB: 1 BB: 0 P: 3	R: 0 E: 0 K: 2 S: 7	H: 0 LOB: 0 BB: 0 P: 7	R: 0 E: 0 K: 1 S: 5	H: 0 LOB: 0 BB: 0 P: 5	R: 0 E: 0 K: 0 S: 4	H: 1 LOB: 1 BB: 0 P: 4	R: 0 E: 0 K: 1 S: 6	H: 1 LOB: 1 BB: 0 P: 6	R: 0 E: 0 K: 1 S: 5	H: 0 LOB: 0 BB: 0 P: 5	R: 0 E: 0 K: 0 S: 3	H: 0 LOB: 0 BB: 0 P: 3	1B: 1 2B: 1 3B: 1 HR: 0	SF: 0 SAC: 0 DP: 0 HBP: 0	WP: 0 PB: 0 SB: 0 CS: 0	PA: 29			
PITCHER	IP WLS BF H R ER SO BB IBB HBP BLK WP HR S P ERA WHIP	38 Tyson Ross, R ERA: 4.5	58 Victor Alcántara, R ERA: 4.5	68 Daniel Stumpf, L ERA: 5.0	31 Ryan Carpenter, L ERA: 3.33					IP WLS BF H R ER SO BB IBB HBP BLK WP HR S P ERA WHIP	38 Tyson Ross, R ERA: 4.5	58 Victor Alcántara, R ERA: 4.5	68 Daniel Stumpf, L ERA: 5.0	31 Ryan Carpenter, L ERA: 3.33	IP WLS BF H R ER SO BB IBB HBP BLK WP HR S P ERA WHIP	38 Tyson Ross, R ERA: 4.5	58 Victor Alcántara, R ERA: 4.5	68 Daniel Stumpf, L ERA: 5.0	31 Ryan Carpenter, L ERA: 3.33	IP WLS BF H R ER SO BB IBB HBP BLK WP HR S P ERA WHIP	38 Tyson Ross, R ERA: 4.5	58 Victor Alcántara, R ERA: 4.5	68 Daniel Stumpf, L ERA: 5.0	31 Ryan Carpenter, L ERA: 3.33	IP WLS BF H R ER SO BB IBB HBP BLK WP HR S P ERA WHIP

Detroit Tigers @ Minnesota Twins
CenturyLink Sports Complex, Fort Myers, FL
Mon Mar 11 2019, 1:07 PM - 3:47 PM EDT
Att: 9,030 - Partly Cloudy - 83 F

AB 29
R 0
H 3
RBI 0
BB 0
SO 8
LOB 5



Batter	1	2	3	4	5	6	7	8	9	AB	R	H	RBI	BB	SO	LOB	TOP						
1 Josh Harrison, R (1,4) OBP: 0.522, SLG: 0.444 60 Ronny Rodríguez, R (5,4) OBP: 0.313, SLG: 0.600	1-0 1B		4-0 7 HR BB		4-0 28 G5-3 BB	FC6-4		0-3 K		1 1 1 0 2 0 0 2 0 0 0 0 1 2													
7 Jordy Mercer, R (1,6) OBP: 0.370, SLG: 0.583 33 Pete Kozma, R (5,6) OBP: 0.182, SLG: 0.381	0-3 K		1-0 1-H HR		0-0 F9		0-0 E6 83 G5-3 73 BB 84 SF8	0-0 F9	0-0 F9	3 1 1 2 0 1 1 2 1 0 0 0 0 0													
28 Niko Goodrum, S (1,3) OBP: 0.406, SLG: 0.633 73 Daniel Pinero, R (5,3) OBP: 0.182, SLG: 0.381	0-3 K		0-0 G5-3		0-0 G5-3		4-0 83 G5-3 BB	0-0 F9	0-0 F9	3 0 0 0 0 1 1 1 0 0 0 1 0 0													
14 Christin Stewart, L (1,10) OBP: 0.343, SLG: 0.545 83 Cameron Rupp, R (7,PH) OBP: 0.385, SLG: 0.500		0-0 P6		0-0 F8	0-3 K		0-0 G5-3	0-0 G5-3	0-0 1B	3 0 0 0 0 1 1 2 0 1 0 0 0 2													
55 John Hicks, R (1,2) OBP: 0.276, SLG: 0.296 84 Jake Rogers, R (6,2) OBP: 0.188, SLG: 0.214		0-3 K		4-0 29 BB 21 1B BB		0-3 K	0-0 SF8	0-0 P5		2 0 0 0 1 2 0 1 0 0 1 0 0 1													
8 Mikie Mahtook, R (1,7) OBP: 0.400, SLG: 0.567 13 Dustin Peterson, R (6,PH) OBP: 0.429, SLG: 0.484		4-0 21 FC4-6 BB		0-3 K		0-0 F8	3-0 4-0 BB			1 0 0 0 1 1 1 1 0 0 0 1 0 0													
21 JaCoby Jones, R (1,8) OBP: 0.448, SLG: 0.720 75 Daz Cameron, R (6,PH) OBP: 0.448, SLG: 0.720 84 Derek Hill, R (7,8)		0-0 FC4-6 BB		0-0 K	0-0 29 BB 1B	4-0 BB	0-3 K	0-0 K		2 0 1 0 0 0 1 1 1 0 0 1 1 2 0 0 0 0 0 0 0													
29 Gordon Beckham, R (1,5) OBP: 0.400, SLG: 0.379 82 Kody Eaves, L (6,PH) OBP: 0.286, SLG: 0.278			0-3 K	4-0 1-2 2-3 BB	0-0 K	0-0 2B	0-0 F7			1 0 0 0 1 1 0 2 0 1 1 0 0 0													
22 Victor Reyes, S (1,9) OBP: 0.172, SLG: 0.179 85 Brock Deatherage, L (6,PH) OBP: 0.172, SLG: 0.179			0-0 B2-3	0-3 K	0-0 K	1-0 60 FC6-4 HBP	0-0 G4-3			2 0 0 0 0 1 3 1 0 0 0 0 0 0													
Inning Stats	R: 0 E: 0 K: 2 S: 7	H: 1 LOB: 0 BB: 0 P: 8	R: 0 E: 0 K: 1 S: 5	H: 0 LOB: 1 BB: 1 P: 9	R: 2 E: 0 K: 1 S: 6	H: 1 LOB: 0 BB: 1 P: 11	R: 0 E: 0 K: 2 S: 8	H: 1 LOB: 3 BB: 2 P: 16	R: 0 E: 0 K: 1 S: 5	H: 0 LOB: 1 BB: 1 P: 9	R: 1 E: 0 K: 1 S: 6	H: 1 LOB: 2 BB: 1 P: 11	R: 1 E: 1 K: 1 S: 6	H: 0 LOB: 2 BB: 2 P: 14	R: 0 E: 0 K: 1 S: 5	H: 0 LOB: 0 BB: 0 P: 5	R: 0 E: 0 K: 0 S: 4	H: 1 LOB: 1 BB: 0 P: 4	1B: 3 2B: 1 3B: 0 HR: 1	SF: 1 SAC: 0 DP: 0 HBP: 1	WP: 0 PB: 0 SB: 0 CS: 0	PA: 41	
PITCHER	IP WLS BF H R ER SO BB IBB HBP BLK WP HR S P ERA WHIP	3.0 L 12 2 2 2 4 2 0 0 0 0 1 18 28 6.00 1.333	1.0 L 6 1 0 0 2 2 0 0 0 0 0 0 8 16 0.00 3.000	1.0 L 4 0 0 0 1 1 0 0 0 0 0 0 5 9 0.00 1.000	1.0 L 6 1 1 1 1 1 0 1 0 0 0 0 6 11 9.00 2.000	1.0 L 6 0 1 0 1 2 0 0 0 0 0 0 6 14 0.00 2.000	PITCHER	IP WLS BF H R ER SO BB IBB HBP BLK WP HR S P ERA WHIP	1.0 L 3 0 0 0 1 0 0 0 0 0 0 0 0 4 4 0.00 1.000	1.0 L 4 1 0 0 0 0 0 0 0 0 0 0 4 4 0.00 1.000													

Detroit Tigers @ Boston Red Sox
JetBlue Park, Ft. Myers, FL
Tue Mar 12 2019, 1:08 PM - 3:59 PM EDT
Att: 10,029 - Sunny - 82 F

AB	31
R	4
H	5
RBI	4
BB	8
SO	10
LOB	15

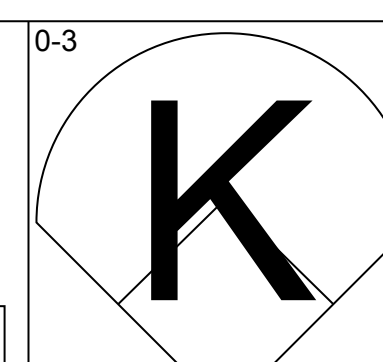
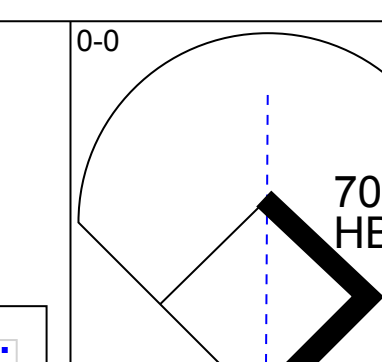
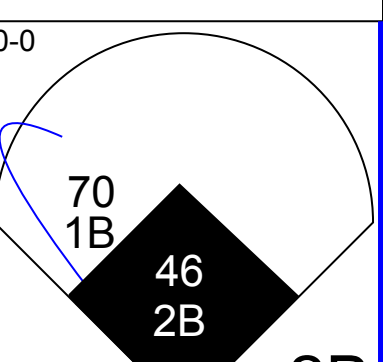
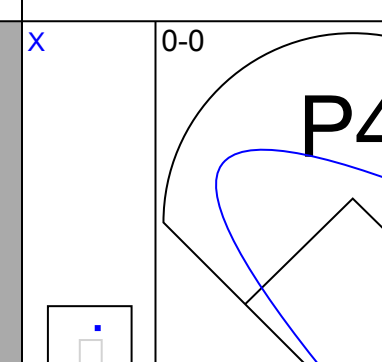
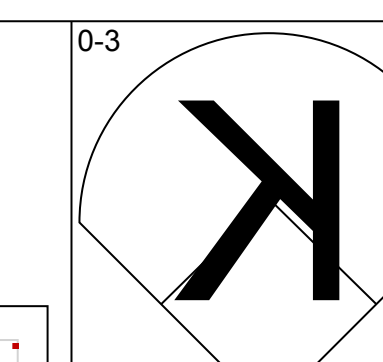
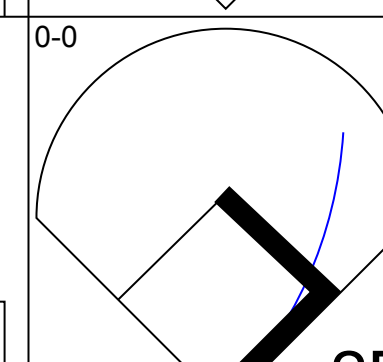
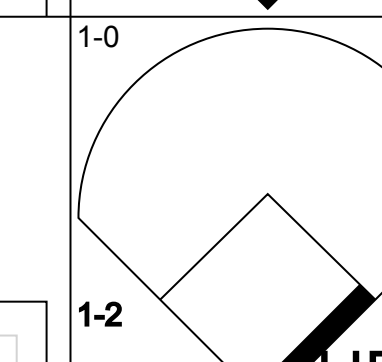
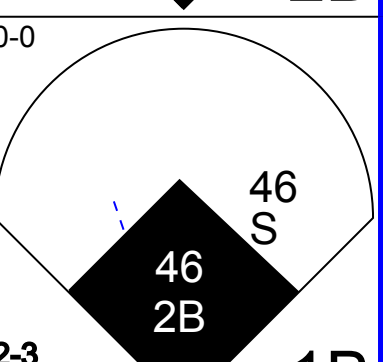
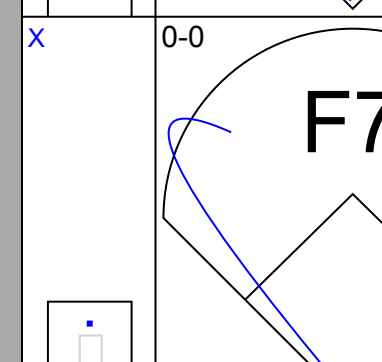
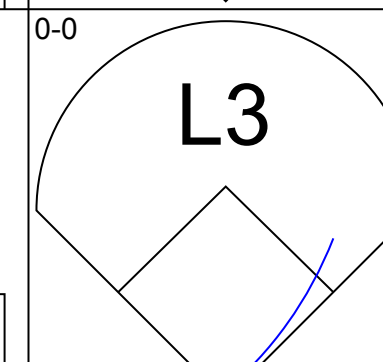
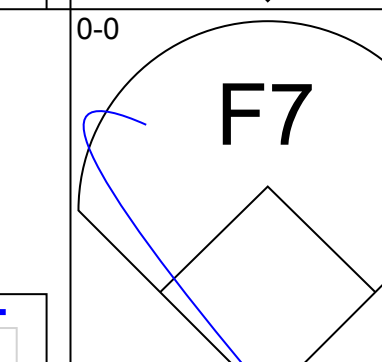
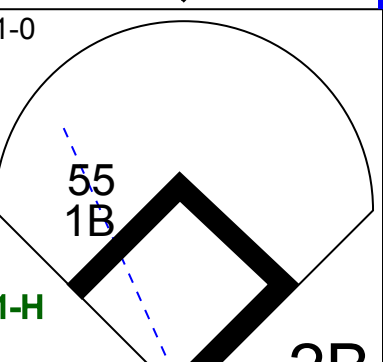
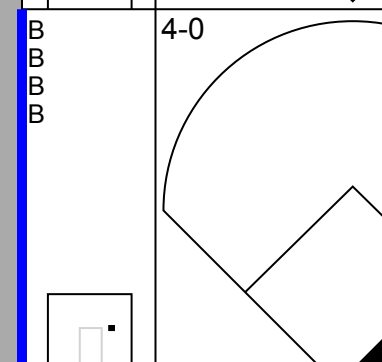
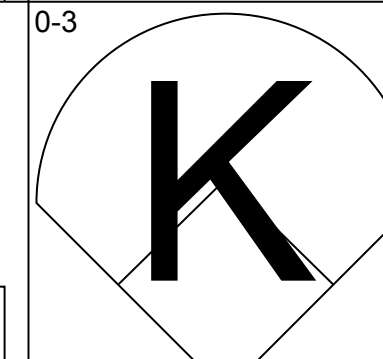
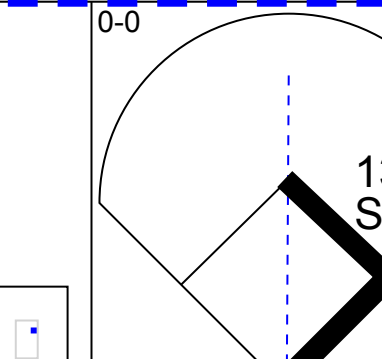
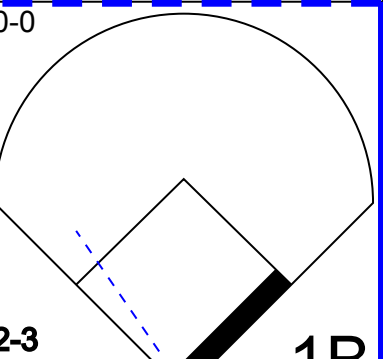
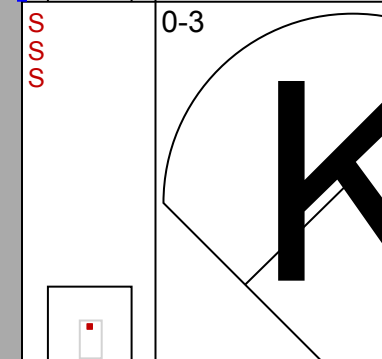
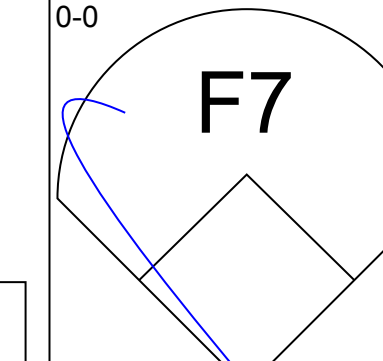
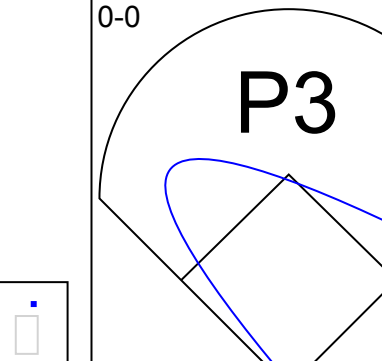
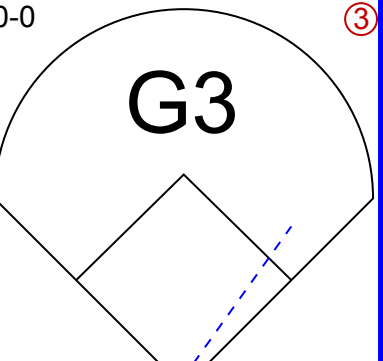
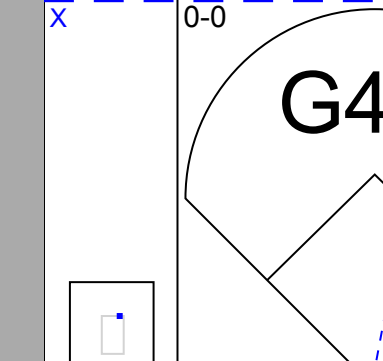

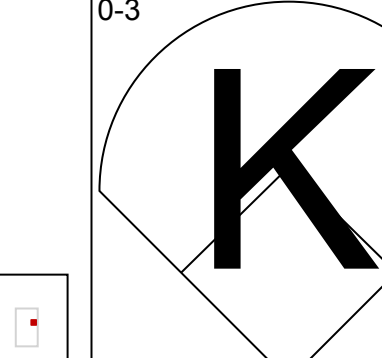
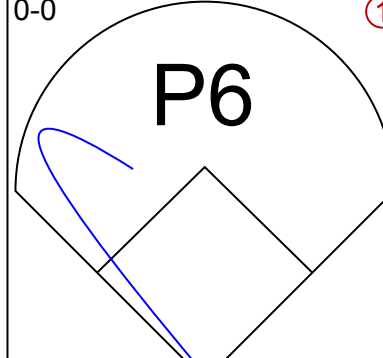
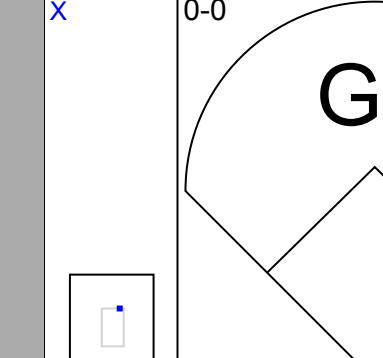
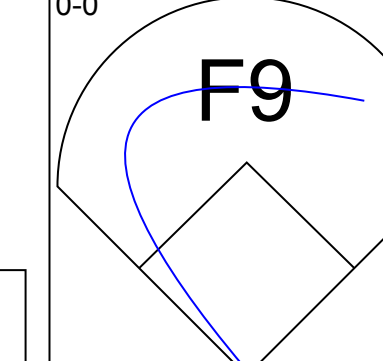
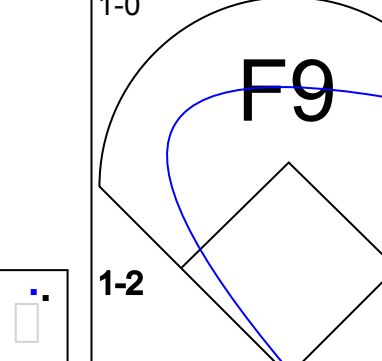
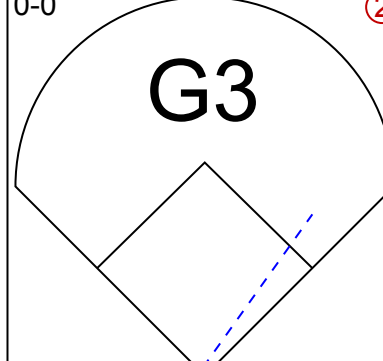
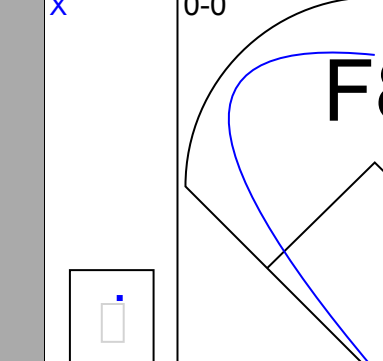
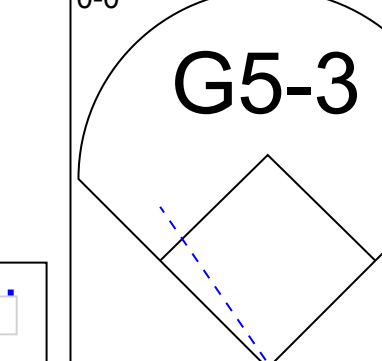
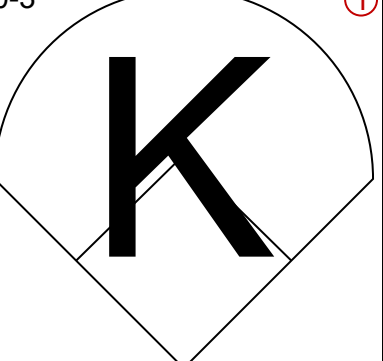
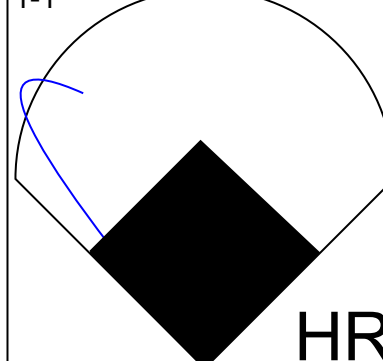
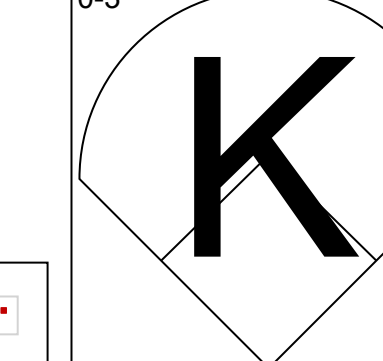
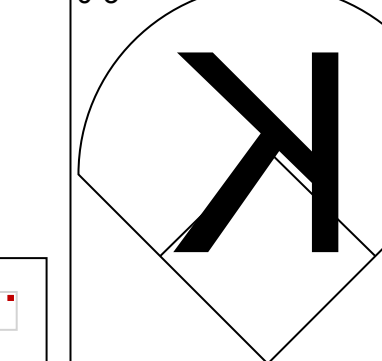
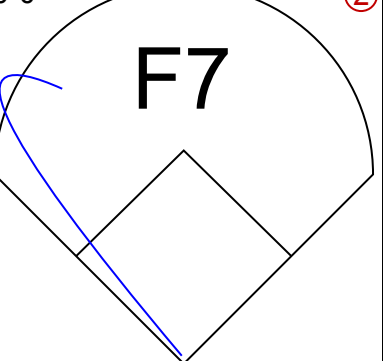
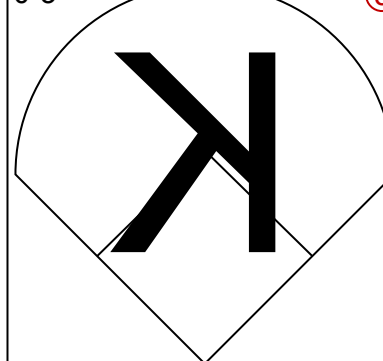
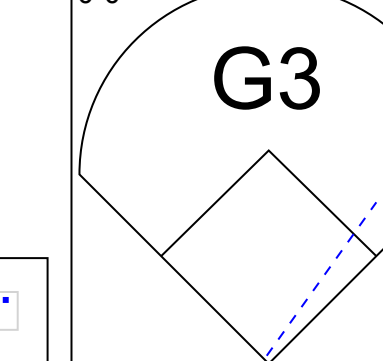


Batter	1	2	3	4	5	6	7	8	9	AB	R	H	RBI	BB	SO	LOB	BOTTOM				
16 Andrew Benintendi, L (1,7) OBP: 0.174, SLG: 0.217 48 Gorkys Hernández, R (6,8) OBP: 0.286, SLG: 0.370	0-3 K	0-0 G3			0-0 P5		0-0 G4-3		0-0 G6-3	3 0 0 0 0 1 2 2 0 0 1 0 0 2											
50 Mookie Betts, R (1,8) OBP: 0.304, SLG: 0.333 54 Bryce Brentz, R (6,7) OBP: 0.381, SLG: 0.737	0-0 28 1B 1B		0-0 2 BB 1B		0-0 F9		0-0 G6-3	3-H 0-3 K	0-0 K	3 0 1 0 0 0 0 2 0 0 0 0 1 1											
11 Rafael Devers, L (1,5) OBP: 0.423, SLG: 0.692 83 Bobby Dalbec, R (6,5) OBP: 0.367, SLG: 0.250	0-3 K		0-0 F9		0-3 K		0-0 F7		0-0 F7	3 0 0 0 0 2 2 1 0 0 0 0 0 0											
28 J.D. Martinez, R (1,9) OBP: 0.118, SLG: 0.063 38 Tate Matheny, R (7,9) OBP: 0.240, SLG: 0.380	0-0 1-3 1B		0-0 F9		0-0 F9		0-0 F9		0-0 F8	3 0 1 0 0 0 1 1 0 0 0 0 0 0											
2 Xander Bogaerts, R (1,6) OBP: 0.273, SLG: 0.450 90 C.J. Chatham, R (7,6) OBP: 0.381, SLG: 0.474	0-0 G6-3		4-0 1-2 BB		0-0 P3		0-0 P3		4-0 59 HBP 5 1B BB	2 0 0 0 1 0 2 0 1 0 0 1 0 0											
18 Mitch Moreland, L (1,3) OBP: 0.300, SLG: 0.333 59 Sam Travis, R (5,3) OBP: 0.360, SLG: 0.200		0-0 G4-3		0-0 P4		0-3 K		0-0 K	1-0 5 1B BB	2 0 0 0 0 0 2 1 1 0 0 0 1 0											
15 Dustin Pedroia, R (1,4) OBP: 0.500, SLG: 0.500 5 Mike Miller, R (5,4) OBP: 1.000, SLG: 1.000		0-0 7 1B 1B		0-0 L4		0-0 K		0-0 23 G6-4-3 68 1B 1B	0-0 23 2B 48 G6-3 1B	2 0 1 0 0 0 0 2 1 2 1 0 0 0											
19 Jackie Bradley Jr., L (1,10) OBP: 0.381, SLG: 0.684 68 Juan Centeno, L (7,PH) OBP: 0.333, SLG: 0.286		0-3 K		0-3 K		0-0 K		0-0 23 G6-4-3 1B	0-0 F7	2 0 0 0 0 2 1 2 0 1 0 0 0 2											
7 Christian Vázquez, R (1,2) OBP: 0.167, SLG: 0.208 23 Blake Swihart, S (6,2) OBP: 0.400, SLG: 0.429		0-0 1-2 1B		0-0 F9		0-0 F9		0-0 G6-4-3	0-0 2B	2 0 1 0 0 0 0 2 0 1 1 0 0 2											
Inning Stats	R: 0 E: 1 K: 2 S: 9	H: 1 LOB: 2 BB: 0 P: 9	R: 0 E: 0 K: 1 S: 7	H: 2 LOB: 0 BB: 0 P: 7	R: 0 E: 0 K: 0 S: 4	H: 1 LOB: 2 BB: 1 P: 8	R: 0 E: 0 K: 1 S: 5	H: 0 LOB: 0 BB: 0 P: 5	R: 0 E: 0 K: 1 S: 5	H: 0 LOB: 0 BB: 0 P: 5	R: 0 E: 0 K: 1 S: 5	H: 0 LOB: 0 BB: 0 P: 5	R: 0 E: 0 K: 0 S: 3	H: 0 LOB: 0 BB: 0 P: 3	R: 3 E: 0 K: 1 S: 7	H: 2 LOB: 1 BB: 1 P: 12	1B: 7 2B: 1 3B: 0 HR: 0	SF: 0 SAC: 0 DP: 1 HBP: 1	WP: 0 PB: 0 SB: 0 CS: 0	PA: 38	
PITCHER	IP WLS BF H R ER SO BB IBB HBP BLK WP HR S P ERA WHIP	3.0 W 15 4 0 0 3 1 0 0 0 0 0 5 5 0.00 1.667	1.0 H 3 0 0 0 1 0 0 0 0 0 0 5 5 0.00 0.000	1.0 H 3 0 0 0 1 0 0 0 0 0 0 5 5 0.00 0.000	1.0 L 3 0 0 0 1 0 0 0 0 0 0 5 5 0.00 0.000	1.0 L 4 2 0 0 0 0 0 0 0 0 0 4 4 0.00 2.000	PITCHER	IP WLS BF H R ER SO BB IBB HBP BLK WP HR S P ERA WHIP	1.0 L 3 3 3 0 0 1 0 0 0 0 0 0 4 9 27.00 2.000	1.0 S 4 1 0 0 1 0 0 0 0 0 0 6 6 0.00 1.000											

Detroit Tigers @ Boston Red Sox
JetBlue Park, Ft. Myers, FL
Tue Mar 12 2019, 1:08 PM - 3:59 PM EDT
Att: 10,029 - Sunny - 82 F


AB	35
R	3
H	8
RBI	3
BB	2
SO	7
LOB	17

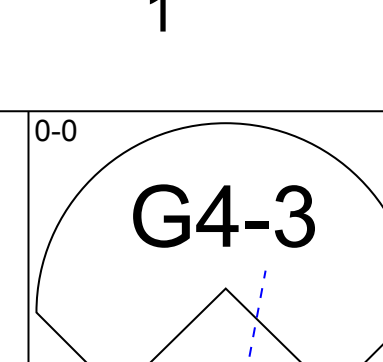
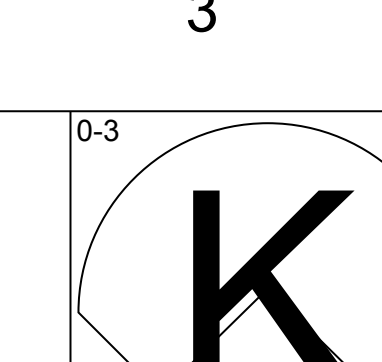
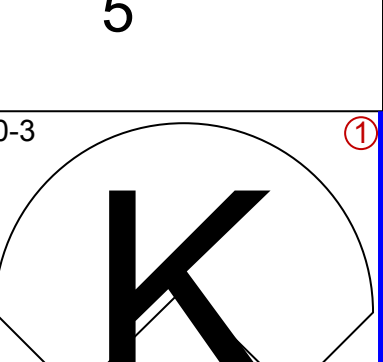
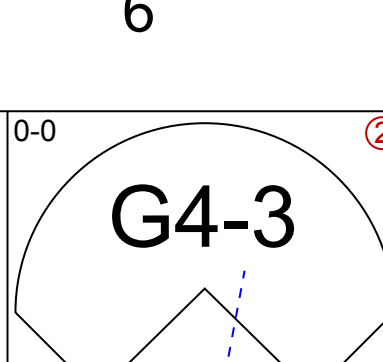
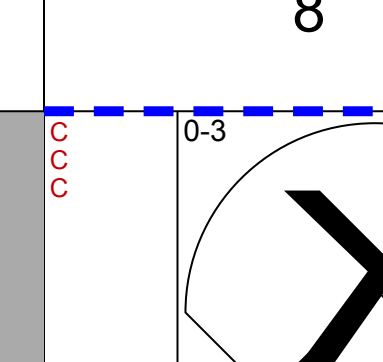
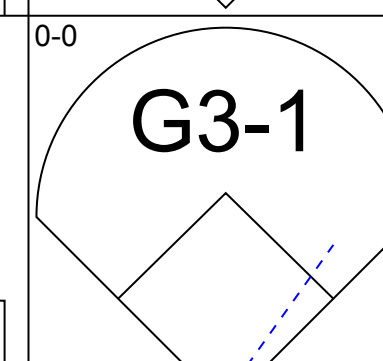
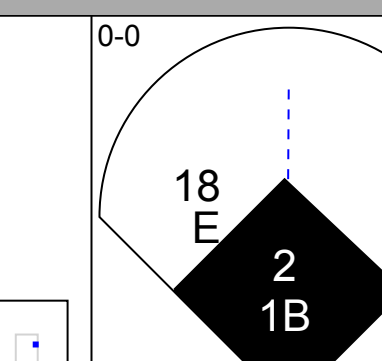
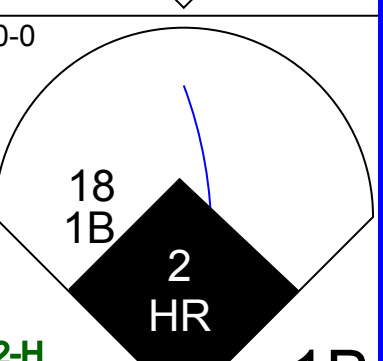
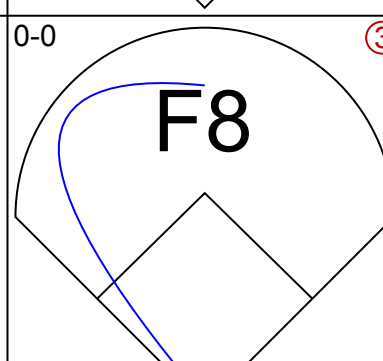
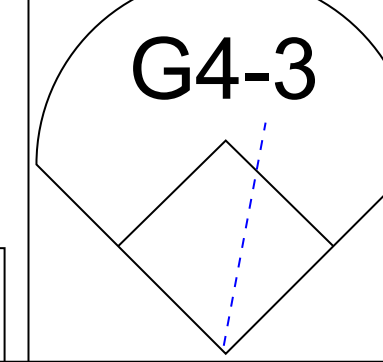
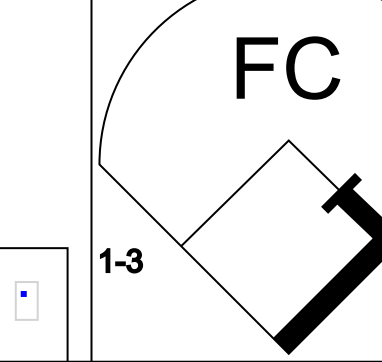
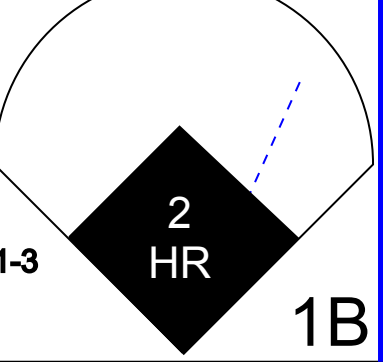
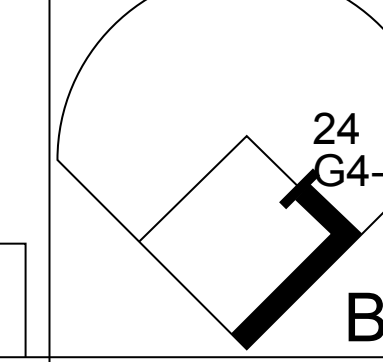
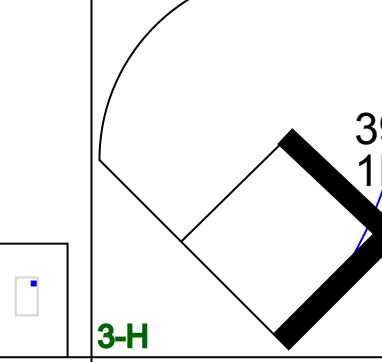
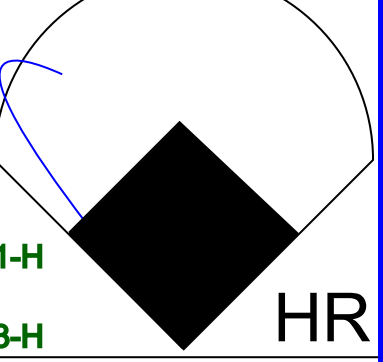
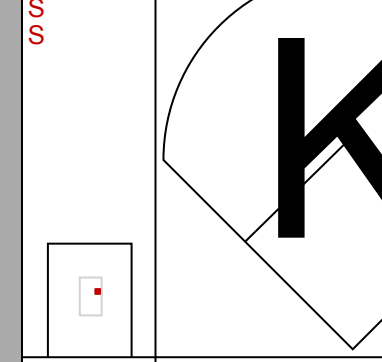
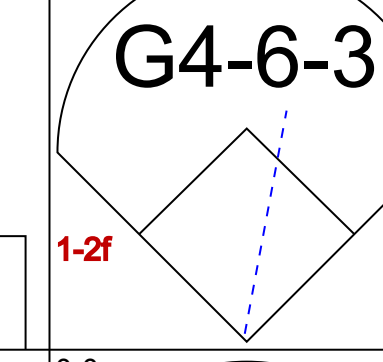
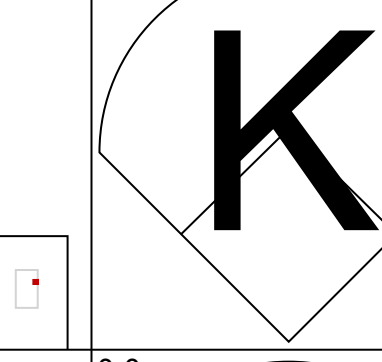
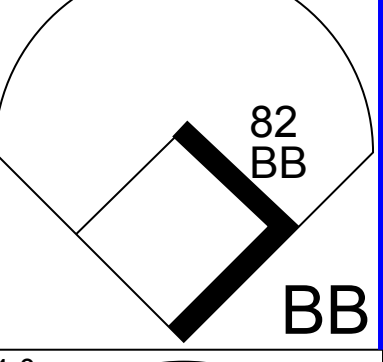
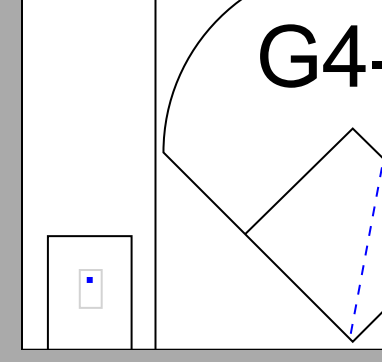
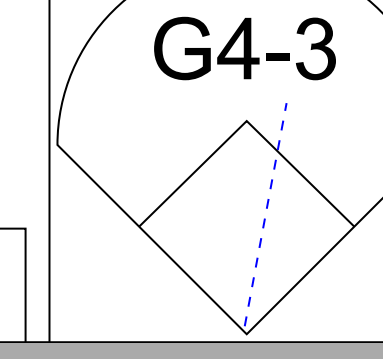
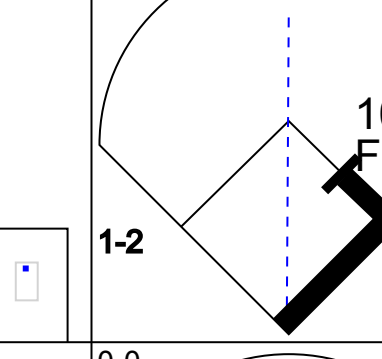
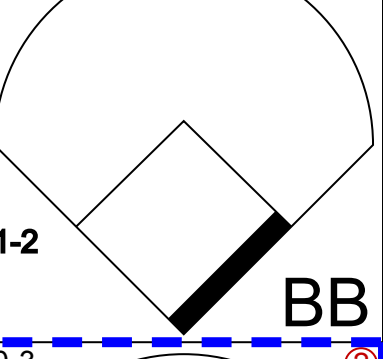
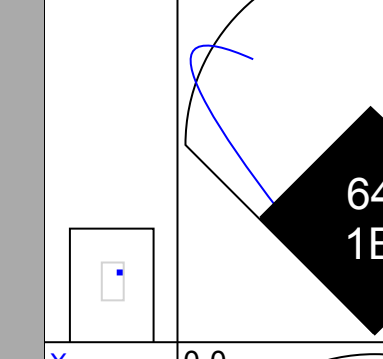
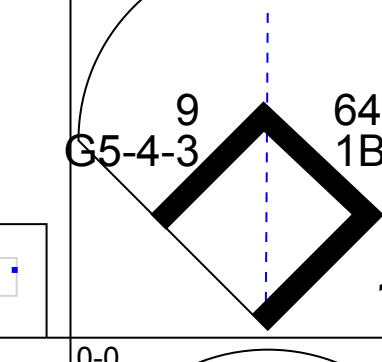
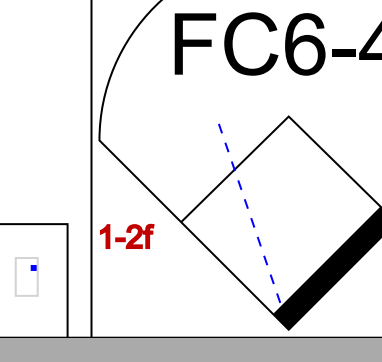
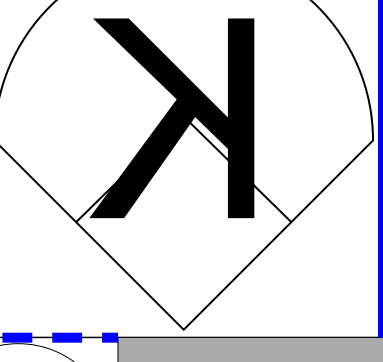
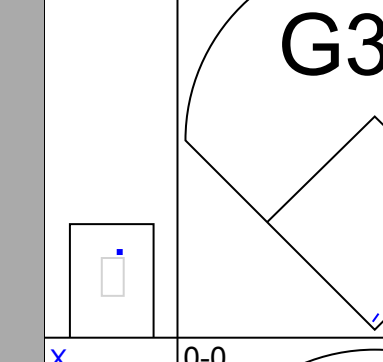
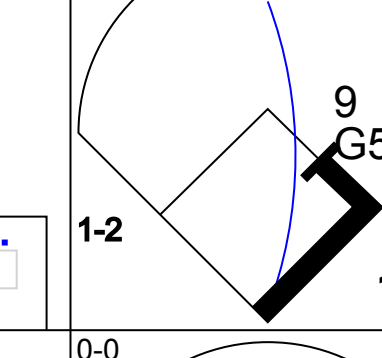
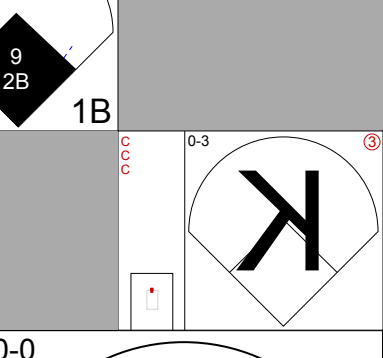
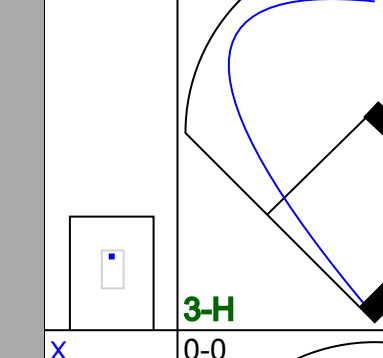
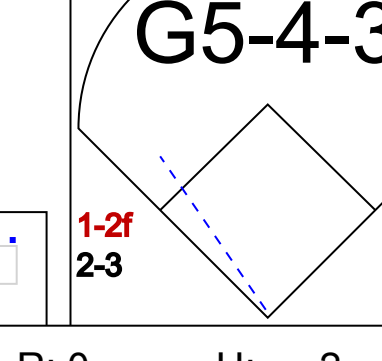
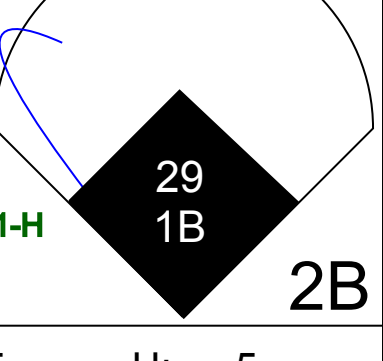
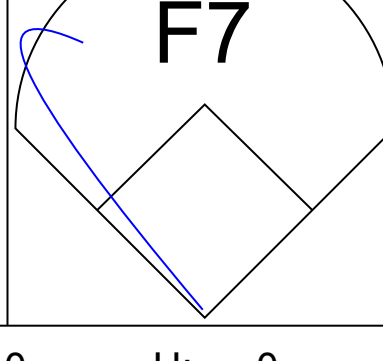
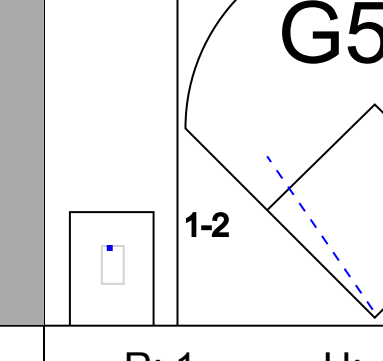


Batter	1	2	3	4	5	6	7	8	9	AB	R	H	RBI	BB	SO	LOB	TOP					
28 Niko Goodrum, S (1, 8) 84 Derek Hill, R (5, PR) (5, 8)										3	0	2	0	0	1	0						
70 Harold Castro, L (1, 9) 85 Brock Deatherage, L (5, PR) (5, 9)										2	0	2	0	0	0	0						
46 Jaimier Candelario, S (1, 10) 83 Cameron Rupp, R (7, PH) (7, 10)										3	0	1	2	0	0	3						
55 John Hicks, R (1, 2) 83 José Azocar, R (5, PR) (5, 7)										3	0	2	0	0	1	1						
8 Mikie Mahtook, R (1, 7) 37 Bobby Wilson, R (5, 2) OBP: 0.111, SLG: 0.059										3	0	0	0	0	0	3						
12 Brandon Dixon, R (1, 5) 72 Isaac Paredes, R (6, 5) OBP: 0.400, SLG: 0.400										3	0	0	0	0	2	1						
13 Dustin Peterson, R (1, 3) 33 Pete Kozma, R (6, 3) OBP: 0.167, SLG: 0.348										3	0	0	0	0	0	1						
60 Ronny Rodríguez, R (1, 6) 83 Cole Peterson, L (6, 6) OBP: 0.500, SLG: 1.000										3	1	1	1	0	1	0						
29 Gordon Beckham, R (1, 4) 90 Kody Clemens, L (6, 4)										3	0	0	0	0	2	0						
Inning Stats	R: 0 E: 0 K: 2 S: 8	H: 1 LOB: 1 P: 8	R: 0 E: 0 K: 1 S: 5	H: 0 LOB: 0 BB: 0 P: 5	R: 0 E: 0 K: 1 S: 6	H: 1 LOB: 2 BB: 0 P: 7	R: 0 E: 0 K: 1 S: 6	H: 1 LOB: 1 BB: 0 P: 7	R: 2 E: 0 K: 1 S: 9	H: 4 LOB: 2 BB: 0 P: 10	R: 1 E: 0 K: 1 S: 7	H: 1 LOB: 0 BB: 0 P: 8	R: 0 E: 0 K: 0 S: 3	H: 0 LOB: 1 BB: 0 P: 9	R: 0 E: 0 K: 2 S: 3	H: 0 LOB: 0 BB: 0 P: 3	R: 0 E: 0 K: 2 S: 7	H: 0 LOB: 0 BB: 0 P: 7	1B: 4 2B: 3 3B: 0 HR: 1	SF: 0 SAC: 0 DP: 0 HBP: 1	WP: 0 PB: 0 SB: 2 CS: 0	PA: 37
PITCHER	IP WLS BF H R ER SO BB IBB HBP BLK WP HR S P ERA WHIP																					
55 Ryne Stanek, R (1, 1) ERA: 5.63	2.0	7	1	0	0	3	0	0	0	0	0	0	0	0	13	13	0.00	0.500				
52 Chaz Roe, R (3, 1) ERA: 16.2	1.0	5	1	0	0	1	0	0	1	0	0	0	0	0	6	7	0.00	1.000				
68 Jalen Beeks, L (4, 1) ERA: 8.31	1.2	9	4	2	2	2	0	0	0	0	0	0	0	0	13	15	10.80	2.400				
45 Austin Pruitt, R (5, 1) ERA: 5.19	2.1	W	10	2	1	1	2	1	0	0	0	0	0	1	14	19	3.86	1.286				
76 Mike Franco, R (8, 1) ERA: 5.4	1.0	H	3	0	0	0	0	0	0	0	0	0	0	0	3	3	0.00	0.000				

Detroit Tigers @ Tampa Bay Rays
Charlotte Sports Park, Port Charlotte, FL
Fri Mar 15 2019, 1:08 PM - 3:58 PM EDT
Att. 4,479 - Partly Cloudy - 83 F


AB 35
R 3
H 8
RBI 3
BB 1
SO 10
LOB 10



Batter	1	2	3	4	5	6	7	8	9	AB	R	H	RBI	BB	SO	LOB	BOTTOM				
28 Daniel Robertson, R (1, 6) 86 Lucius Fox, S (6, 6) OBP: 0.375, SLG: 0.375										3	0	0	0	0	2	2					
29 Tommy Pham, R (1, 10) 80 Vidal Bruján, S (6, PH) (7, 10)										3	2	2	1	0	0	0					
18 Joey Wendle, L (1, 5) 88 Kevin Padlo, R (6, 5) OBP: 0.313, SLG: 0.533										3	1	1	0	0	0	1					
2 Yandy Díaz, R (1, 3) 95 Robbie Tenerowicz, R (6, 3)										2	1	2	4	1	0	0					
24 Avisail García, R (1, 9) 39 Nathan Lukes, L (5, PR) (6, 9)										2	0	0	0	1	1	2					
39 Kevin Kiermaier, L (1, 8) 82 Carl Chester, R (5, PH) OBP: 0.750, SLG: 1.333										2	0	1	0	0	0	0					
10 Mike Zunino, R (1, 2) 90 Ronaldo Hernández, R (6, 2)										3	0	1	0	0	1	4					
64 Emilio Bonifácio, S (1, 4) OBP: 0.375, SLG: 0.375										4	1	3	1	0	1	2					
9 Jake Smolinski, R (1, 7) OBP: 0.333, SLG: 0.571										4	1	1	1	0	0	3					
Inning Stats	R: 0 E: 0 K: 0 S: 3	H: 0 LOB: 0 BB: 0 P: 3	R: 0 E: 0 K: 0 S: 2	H: 0 LOB: 0 BB: 1 P: 6	R: 0 E: 0 K: 1 S: 6	H: 2 LOB: 1 BB: 0 P: 6	R: 1 E: 1 K: 1 S: 8	H: 3 LOB: 2 BB: 0 P: 8	R: 5 E: 0 K: 3 S: 14	H: 5 LOB: 2 BB: 2 P: 22	R: 0 E: 0 K: 0 S: 3	H: 0 LOB: 0 BB: 0 P: 3	R: 0 E: 0 K: 2 S: 7	H: 0 LOB: 0 BB: 0 P: 7	R: 1 E: 0 K: 1 S: 7	H: 2 LOB: 1 BB: 0 P: 7	1B: 9 2B: 1 3B: 1 HR: 1	SF: 0 SAC: 0 DP: 2 HBP: 0	WP: 0 PB: 0 SB: 0 CS: 0	PA: 37	
PITCHER	IP WLS BF H R ER SO BB IBB HBP BLK WP HR S P ERA WHIP																				
56 Spencer Turnbull, R (1, 1) ERA: 2.7	4.0	16	5	1	1	2	1	0	0	0	0	0	1	8	16	135.00	21.000				
36 Blaine Hardy, L (5, 1) ERA: 7.11	0.1	L	8	5	5	5	1	2	0	0	0	0	0	0	6	6	0.00	0.000			
67 José Cisnero, R (5, 1) ERA: 1.15	0.2		2	0	0	0	2	0	0	0	0	0	0	0	3	3	0.00	0.000			
61 Shane Greene, R (6, 1) ERA: 1.29	1.0		3	0	0	0	0	0	0	0	0	0	0	3	3	0.00	0.000				
45 Buck Farmer, R (7, 1) ERA: 5.87	1.2		7	2	1	1	2	0	0	0	0	0	0	11	11	5.40	1.200				

Detroit Tigers @ Tampa Bay Rays
Charlotte Sports Park, Port Charlotte, FL
Fri Mar 15 2019, 1:08 PM - 3:58 PM EDT
Att. 4,479 - Partly Cloudy - 83 F

AB 34
R 7
H 12
RBI 7
BB 3
SO 8
LOB 16



Batter	1	2	3	4	5	6	7	8	9	AB	R	H	RBI	BB	SO	LOB	TOP					
15 Pablo Reyes, R (1,4) OBP: 0.324, SLG: 0.516 44 Kevin Kramer, L (8,PH) OBP: 0.233, SLG: 0.321	G6-3		G5-3		FC5-4			G6-4-3		3	0	0	1	0	0	2	Pittsburgh Pirates @ Detroit Tigers Publix Field at Joker Marchant Stadium, Lakeland, FL Sat Mar 16 2019, 1:07 PM - 3:54 PM EDT Att. 6,657 - Overcast - 75 F livebaseballscorecards.com					
46 Patrick Kwiehan, R (1,7) OBP: 0.333, SLG: 0.545 79 Alfredo Reyes, R (8,7)	K			K	CS	F8		G6-4-3		4	0	0	0	0	2	1						
19 Colin Moran, L (1,5) OBP: 0.303, SLG: 0.357 77 Ke'Bryan Hayes, R (8,PH) OBP: 0.333, SLG: 0.800	G1			K				K		2	0	0	0	1	1	0						
36 José Osuna, R (1,3) OBP: 0.303, SLG: 0.286 84 Lucas Tancas, R (8,3)		F9		F9		F7				3	0	0	0	0	0	1						
27 Kevin Newman, R (1,6) OBP: 0.290, SLG: 0.448 91 Oneil Cruz, L (8,6)		L1				FC5-4				3	1	1	0	0	0	1						
58 Jacob Stallins, R (1,2) OBP: 0.239, SLG: 0.316 74 Christian Kelley, R (8,2)		P3								3	1	1	0	0	1	0						
75 Will Craig, R (1,10) OBP: 0.436, SLG: 0.375										0	1	0	0	3	0	0						
17 JB Shuck, L (1,8) OBP: 0.419, SLG: 0.621 95 Ryan Peurlfoy, R (8,8) OBP: 0.500, SLG: 0.500				F7		K		K		3	0	0	0	0	2	5						
68 Bryan Reynolds, S (1,9) OBP: 0.393, SLG: 0.304 80 Brett Kinneman, L (6,9)				G5-3		G4-3				2	0	1	2	0	0	1						
Inning Stats	R: 0 E: 0 K: 1 S: 5	H: 0 LOB: 0 BB: 0 P: 5	R: 0 E: 0 K: 0 S: 3	H: 0 LOB: 0 BB: 0 P: 3	R: 0 E: 0 K: 0 S: 3	H: 0 LOB: 1 BB: 1 P: 7	R: 0 E: 0 K: 2 S: 7	H: 0 LOB: 0 BB: 0 P: 7	R: 3 E: 0 K: 1 S: 7	H: 3 LOB: 0 BB: 1 P: 12	R: 0 E: 0 K: 0 S: 3	H: 0 LOB: 1 BB: 1 P: 7	R: 0 E: 0 K: 2 S: 7	H: 0 LOB: 1 BB: 1 P: 11	R: 0 E: 0 K: 1 S: 4	H: 0 LOB: 0 BB: 0 P: 8		R: 0 E: 0 K: 1 S: 5	H: 1 LOB: 0 BB: 0 P: 5	1B: 4 2B: 0 3B: 0 HR: 0	SF: 0 SAC: 0 DP: 2 HBP: 0	WP: 0 PB: 1 SB: 0 CS: 1
PITCHER	IP WLS BF H R ER SO BB IBB HBP BLK WP HR S P ERA WHIP																					
51 Matt Moore, L (1,1) ERA: 4.6	4.1 W 18 3 3 3 4 2 0 0 0 0 0 0 24 32 6.23 1.154																					
19 Louis Coleman, R (5,1) ERA: 4.7	1.2 H 5 0 0 0 0 1 0 0 0 0 0 0 4 9 0.00 0.600																					
77 Joe Jiménez, R (7,1) ERA: 1.29	1.0 H 4 0 0 0 2 1 0 0 0 0 0 0 7 11 0.00 1.000																					
26 Zac Reinerger, R (8,1) ERA: 3.24	2.0 S 6 1 0 0 2 1 0 0 0 0 0 0 9 13 0.00 1.000																					

Batter	1	2	3	4	5	6	7	8	9	AB	R	H	RBI	BB	SO	LOB	BOTTOM			
1 Josh Harrison, R (1,4) OBP: 0.517, SLG: 0.478 29 Gordon Beckham, R (6,4) OBP: 0.429, SLG: 0.429	HBP									2	2	1	1	0	1	0	Pittsburgh Pirates @ Detroit Tigers Publix Field at Joker Marchant Stadium, Lakeland, FL Sat Mar 16 2019, 1:07 PM - 3:54 PM EDT Att. 6,657 - Overcast - 75 F livebaseballscorecards.com			
7 Jordy Mercer, R (1,6) OBP: 0.384, SLG: 0.500 33 Pete Kozma, R (6,6) OBP: 0.192, SLG: 0.360	FC5									2	0	0	0	1	1	1				
24 Miguel Cabrera, R (1,3) OBP: 0.362, SLG: 0.536 12 Brandon Dixon, R (6,3) OBP: 0.286, SLG: 0.433	K									2	0	0	1	0	2	2				
46 Jeimer Candelario, S (1,5) OBP: 0.341, SLG: 0.514 60 Ronny Rodríguez, R (6,5) OBP: 0.324, SLG: 0.686	F9									2	1	1	0	1	0	2				
14 Christin Stewart, L (1,7) OBP: 0.341, SLG: 0.590 13 Dustin Peterson, R (6,9) OBP: 0.376, SLG: 0.417	K									3	1	2	3	0	1	2				
55 John Hicks, R (1,10) OBP: 0.286, SLG: 0.303 93 Chad Sedio, L (7,PH) (8,10)	G1-3									3	0	0	0	0	1	2				
8 Mikié Mahtook, R (1,9) OBP: 0.341, SLG: 0.487 81 Luke Burch, L (6,7)										3	1	1	0	0	1	0				
17 Grayson Greiner, R (1,2) OBP: 0.429, SLG: 0.680 83 Cameron Rupp, R (7,2) OBP: 0.436, SLG: 0.462										3	1	2	1	0	0	0				
21 JaCoby Jones, R (1,8) OBP: 0.333, SLG: 0.441 70 Harold Castro, L (7,8) OBP: 0.379, SLG: 0.630										3	0	0	0	0	0	2				
Inning Stats	R: 1 E: 1 K: 1 S: 7	H: 1 LOB: 2 BB: 0 P: 8	R: 3 E: 0 K: 1 S: 10	H: 4 LOB: 2 BB: 1 P: 14	R: 0 E: 0 K: 2 S: 8	H: 1 LOB: 1 BB: 0 P: 8	R: 0 E: 0 K: 3 S: 9	H: 0 LOB: 0 BB: 0 P: 10	R: 2 E: 0 K: 0 S: 6	H: 1 LOB: 0 BB: 1 P: 12	R: 0 E: 0 K: 1 S: 7	H: 2 LOB: 2 BB: 0 P: 7	R: 0 E: 0 K: 0 S: 3	H: 0 LOB: 0 BB: 0 P: 3	R: 0 E: 0 K: 1 S: 6	H: 1 LOB: 1 BB: 0 P: 6		1B: 5 2B: 4 3B: 0 HR: 1	SF: 1 SAC: 0 DP: 0 HBP: 1	WP: 0 PB: 0 SB: 1 CS: 0
PITCHER	IP WLS BF H R ER SO BB IBB HBP BLK WP HR S P ERA WHIP																			
24 Chris Archer, R (1,1) ERA: 3.38	3.0 L 18 6 4 4 3 4 1 0 0 0 0 0 1 15 22 9.00 2.333																			
45 Michael Feliz, R (4,1) ERA: 4.91	2.0 8 1 2 2 3 1 0 0 0 0 0 1 15 22 9.00 1.000																			
90 Jake Barrett, R (6,1) ERA:	1.0 5 2 0 0 1 0 0 0 0 0 0 0 7 7 0.00 2.000																			
52 Clay Holmes, R (7,1) ERA: 4.0	1.0 3 0 0 0 0 0 0 0 0 0 0 0 3 3 0.00 0.000																			
72 Geoff Hartlieb, R (8,1) ERA: 4.15	1.0 4 1 0 0 1 0 0 0 0 0 0 0 6 6 0.00 1.000																			

Batter	1	2	3	4	5	6	7	8	9	AB	R	H	RBI	BB	SO	LOB	TOP		
1 Ozzie Albies, S (1.6) 96 Alejandro Saez, R (8.6)	0-0 G4-3		0-0 F8		0-0 L7		0-0 L6		0-0	4	0	0	0	0	0	2	Atlanta Braves @ Detroit Tigers Publix Field at Joker Marchant Stadium, Lakeland, FL Sun Mar 17 2019, 1:07 PM - 3:32 PM EDT Att: 5,878 - Overcast - 70 F		
8 Charlie Culberson, R (1.7) 91 Jeffrey Ramos, R (8.7)	0-0 G4-3		4-0		0-0 F8		0-3 K		0-3	3	0	0	0	1	1	1			
13 Ronald Acuña Jr., R (1.8) 89 Justin Dean, R (8.9)	0-0 G5-3		0-3		0-3 K				0-3	4	0	0	0	0	3	2			
16 Brian McCann, L (1.2) 85 William Contreras, R (8.2)		1-0			0-0 P5		0-0 E3		0-0	3	0	1	0	0	0	0			
74 Austin Riley, R (1.5) 98 Daniel Lockhart, L (6.5)		0-3			0-0 E4		0-3 K		0-0	3	1	0	0	0	2	2			
50 Pedro Florimón, S (1.4) 60 Luis Valenzuela, L (8.4)		0-0			0-0		0-3 K		0-3	4	1	1	0	0	2	4			
69 Rafael Ortega, L (1.9) 68 Ryan LaMarre, R (7.9)		0-0			0-0		0-3 K		0-0	3	0	0	1	0	1	3			
78 Sean Kazmar Jr., R (1.3)					0-0		0-0		0-0	4	0	1	1	0	0	3			
62 Touki Toussaint, R (1.1) 99 Andres Santiago, R (5.1) 90 Marcus Mooney, R (7.9) 61 Chad Sobotka, R (7.1) 82 Elian Leyva, R (8.1) 84 Tyler Nestony, L (8.9)		4-0			0-0		0-3 K		0-0	1	0	0	0	1	1	1			
Inning Stats	R: 0 E: 0 K: 0 S: 3	H: 0 LOB: 0 BB: 0 P: 3	R: 0 E: 0 K: 1 S: 5	H: 0 LOB: 1 BB: 0 P: 6	R: 0 E: 0 K: 1 S: 5	H: 0 LOB: 2 BB: 2 P: 13	R: 2 E: 1 K: 1 S: 8	H: 2 LOB: 1 BB: 0 P: 8	R: 0 E: 0 K: 3 S: 10	H: 0 LOB: 1 BB: 0 P: 10	R: 0 E: 0 K: 1 S: 5	H: 0 LOB: 1 BB: 0 P: 6	R: 0 E: 0 K: 2 S: 10	H: 3 LOB: 3 BB: 0 P: 10	R: 0 E: 0 K: 2 S: 8	H: 1 LOB: 1 BB: 0 P: 8		1B: 6 2B: 0 3B: 0 HR: 0	SF: 0 SAC: 0 DP: 0 HBP: 2
PITCHER	IP WLS BF H R ER SO BB IBB HBP BLK WP HR S P ERA WHIP																		
38 Tyson Ross, R (1.1) 50 Reed Garrett, R (6.1) 68 Daniel Stumpf, L (7.1) 76 Kyle Funkhouser, R (8.1)	5.0 W 21 2 2 0 4 2 0 0 0 0 0 0 26 35 0.00 0.800																		

AB 35
R 2
H 6
RBI 2
BB 2
SO 12
LOB 20



Batter	1	2	3	4	5	6	7	8	9	AB	R	H	RBI	BB	SO	LOB	BOTTOM			
1 Josh Harrison, R (1.4) 70 Harold Castro, L (6.4)	0-0				0-0 G6-3				0-0	3	1	1	0	0	0	1	Atlanta Braves @ Detroit Tigers Publix Field at Joker Marchant Stadium, Lakeland, FL Sun Mar 17 2019, 1:07 PM - 3:32 PM EDT Att: 5,878 - Overcast - 70 F			
9 Nick Castellanos, R (1.9) 88 Cam Gibson, L (6.9)	0-0 F8		0-0		0-3 K				0-3	3	0	1	0	0	1	1				
24 Miguel Cabrera, R (1.10) 63 Héctor Sánchez, S (6.7) 28 Niko Goodrum, S (1.3) 91 Josh Lester, L (6.3)	0-3 K		0-0		0-0 G2-3				0-0	2	0	0	0	0	1	2				
14 Christin Stewart, L (1.7) 80 Danny Woodrow, L (6.7)	0-3 K		0-0		0-0 F7				0-0	2	0	0	0	0	1	1				
12 Brandon Dixon, R (1.5) 82 Kody Eaves, L (6.5)		1-0			0-3 K				0-0	1	1	0	0	0	1	0				
55 John Hicks, R (1.2) 83 Cameron Rupp, R (7.2)		0-0			0-3 K				0-0	2	1	1	0	0	1	0				
8 Mikie Mahtook, R (1.8) 81 Parker Meadows, L (5.8)		0-0			0-3 K				0-0	2	0	1	2	0	1	0				
7 Jordy Mercer, R (1.6) 33 Pete Kozma, R (6.6)		0-0			0-3 K				0-0	2	0	0	0	0	1	1				
Inning Stats	R: 1 E: 1 K: 2 S: 9	H: 1 LOB: 1 BB: 0 P: 10	R: 2 E: 0 K: 0 S: 4	H: 2 LOB: 0 BB: 0 P: 6	R: 0 E: 0 K: 3 S: 9	H: 1 LOB: 0 BB: 0 P: 4	R: 0 E: 0 K: 3 S: 9	H: 0 LOB: 0 BB: 0 P: 9	R: 0 E: 0 K: 2 S: 7	H: 0 LOB: 0 BB: 0 P: 7	R: 0 E: 0 K: 0 S: 3	H: 0 LOB: 0 BB: 0 P: 3	R: 0 E: 0 K: 1 S: 4	H: 1 LOB: 1 BB: 0 P: 4	R: 0 E: 0 K: 1 S: 6	H: 1 LOB: 1 BB: 0 P: 6		1B: 4 2B: 2 3B: 0 HR: 0	SF: 0 SAC: 0 DP: 0 HBP: 1	WP: 0 PA: 32 PB: 1 SB: 0 CS: 1
PITCHER	IP WLS BF H R ER SO BB IBB HBP BLK WP HR S P ERA WHIP																			
62 Touki Toussaint, R (1.1) 99 Andres Santiago, R (5.1) 61 Chad Sobotka, R (7.1) 82 Elian Leyva, R (8.1)	4.0 L 17 6 0 0 2 4 3 2 5 0 0 0 0 10 10 0.00 1.000																			


AB 30
R 3
H 6
RBI 2
BB 0
SO 8
LOB 10



Batter	1	2	3	4	5	6	7	8	9	AB	R	H	RBI	BB	SO	LOB	TOP				
21 JaCoby Jones, R (1, 8) 75 Daz Cameron, R (6, 8) OBP: 0.310, SLG: 0.405 OBP: 0.433, SLG: 0.692	L5		G5-3			K			F9	3	0	0	0	0	1	0					
29 Gordon Beckham, R (1, 6) Willi Castro, S (6, 6) OBP: 0.422, SLG: 0.550 OBP: 0.292, SLG: 0.364	HR			G5-3		P6			L7	3	1	1	1	0	0	0					
14 Christin Stewart, L (1, 7) 85 Brock Deatherage, L (6, 7)	G4-3			K		K			BB	3	0	0	0	0	2	0					
28 Niko Goodrum, S (1, 4) 82 Kody Eaves, L (7, 4) OBP: 0.372, SLG: 0.550 OBP: 0.291, SLG: 0.250	G6-3			G4-3					P6	3	0	0	0	0	0	0					
12 Brandon Dixon, R (1, 9) 81 Parker Meadows, L (7, 9) OBP: 0.300, SLG: 0.394 OBP: 1.000, SLG: 1.000		K				BB			K	2	0	0	0	1	2	0					
60 Ronny Rodriguez, R (1, 3) OBP: 0.325, SLG: 0.684	P4					BB			G6-3	3	1	1	0	0	0	0					
17 Grayson Greiner, R (1, 2) 37 Bobby Wilson, R (6, 2) OBP: 0.433, SLG: 0.687 OBP: 0.105, SLG: 0.056	G1-3					2B				2	0	1	1	0	0	0					
70 Harold Castro, L (1, 10) OBP: 0.333, SLG: 0.548			K2-3			L4			K	3	0	0	0	0	2	1					
33 Pete Kozma, R (1, 5) 73 Daniel Pinerio, R (8, 5)	G4-3								F9	3	0	0	0	0	1	1					
Inning Stats	R: 1 E: 0 K: 0 S: 4	H: 1 LOB: 0 BB: 0 P: 5	R: 0 E: 0 K: 1 S: 5	H: 0 LOB: 0 BB: 0 P: 5	R: 0 E: 0 K: 1 S: 5	H: 0 LOB: 0 BB: 0 P: 5	R: 0 E: 0 K: 1 S: 6	H: 2 LOB: 1 BB: 1 P: 11	R: 0 E: 0 K: 2 S: 7	H: 0 LOB: 0 BB: 0 P: 7	R: 0 E: 0 K: 1 S: 5	H: 0 LOB: 0 BB: 0 P: 5	R: 0 E: 0 K: 2 S: 7	H: 0 LOB: 1 BB: 1 P: 7	R: 0 E: 0 K: 0 S: 3	H: 0 LOB: 1 BB: 1 P: 7	1B: 1 2B: 1 3B: 0 HR: 1	SF: 0 SAC: 0 DP: 0 HBP: 0	WP: 0 PB: 0 SB: 0 CS: 0	PA: 31	
PITCHER	IP	WLS	BF	H	R	ER	SO	BB	IBB	HBP	BLK	WP	HR	S	P	ERA	WHIP				
2 Clayton Richard, L (1, 1) ERA: 3.38	6.0	W	21	3	2	2	6	1	0	0	0	0	1	32	38	3.00	0.667				
57 Trent Thornton, R (7, 1) ERA: 3.97	2.0	H	6	0	0	0	3	0	0	0	0	0	0	12	12	0.00	0.000				
20 Bud Norris, R (9, 1) ERA:	1.0	S	4	0	0	0	0	1	0	0	0	0	0	3	7	0.00	1.000				

Detroit Tigers @ Toronto Blue Jays
Dunedin Stadium, Dunedin, FL
Mon Mar 18 2019, 1:06 PM - 3:32 PM EDT
Att. 4,478 - Overcast - 68 F


AB	29
R	2
H	3
RBI	2
BB	2
SO	9
LOB	3



Batter	1	2	3	4	5	6	7	8	9	AB	R	H	RBI	BB	SO	LOB	BOTTOM				
23 Dalton Pompey, S (1, 9) 82 Chavez Young, S (7, PR) OBP: 0.306, SLG: 0.472 OBP: 0.600, SLG: 0.333	G6-4-3			P2						4	0	3	2	0	0	1					
16 Freddy Galvis, S (1, 6) 66 Bo Bichette, R (8, 6) OBP: 0.270, SLG: 0.441 OBP: 0.475, SLG: 0.833	G6-4-3					F9				4	0	0	0	0	2	4					
37 Teoscar Hernández, R (1, 7) 30 Anthony Alford, R (8, 7) OBP: 0.463, SLG: 0.914 OBP: 0.342, SLG: 0.636	HR			G6-3		WP				4	1	2	1	0	1	1					
8 Kendrys Morales, S (1, 10) OBP: 0.306, SLG: 0.394	G4-3			F8		G6-3			F8	4	0	0	0	0	0	1					
3 Brandon Drury, R (1, 5) 67 Cavan Biggio, L (8, 4) OBP: 0.400, SLG: 0.649 OBP: 0.317, SLG: 0.432						G5-3			G4-3	3	1	2	0	0	0	1					
11 Kevin Pillar, R (1, 8) OBP: 0.279, SLG: 0.400				G5-3					G5-3	4	1	1	0	0	0	1					
44 Rowdy Tellez, L (1, 3) 28 Billy McKinney, L (6, 3) OBP: 0.313, SLG: 0.565 OBP: 0.405, SLG: 0.471	P6					G5-3			P5	2	0	0	0	0	0	2					
5 Eric Sogard, L (1, 4) 7 Richard Urena, S (8, 5) OBP: 0.341, SLG: 0.324 OBP: 0.389, SLG: 0.452	K					P5			G6-3	3	0	0	0	0	1	2					
21 Luke Maile, R (1, 2) 10 Reese McGuire, L (7, 2) OBP: 0.281, SLG: 0.185 OBP: 0.217, SLG: 0.238	BB								L9	0	0	0	0	2	0	0					
Inning Stats	R: 1 E: 0 K: 0 S: 5	H: 2 LOB: 0 BB: 0 P: 6	R: 2 E: 0 K: 2 S: 10	H: 3 LOB: 2 BB: 1 P: 14	R: 0 E: 0 K: 0 S: 4	H: 1 LOB: 1 BB: 0 P: 4	R: 0 E: 0 K: 0 S: 3	H: 0 LOB: 1 BB: 1 P: 7	R: 0 E: 0 K: 0 S: 4	H: 1 LOB: 1 BB: 0 P: 5	R: 0 E: 0 K: 2 S: 8	H: 1 LOB: 1 BB: 0 P: 8	R: 0 E: 0 K: 0 S: 3	H: 0 LOB: 0 BB: 0 P: 3	R: 0 E: 0 K: 0 S: 3	H: 0 LOB: 0 BB: 0 P: 3	1B: 4 2B: 3 3B: 0 HR: 1	SF: 0 SAC: 0 DP: 1 HBP: 0	WP: 2 PB: 0 SB: 0 CS: 0	PA: 33	
PITCHER	IP	WLS	BF	H	R	ER	SO	BB	IBB	HBP	BLK	WP	HR	S	P	ERA	WHIP				
44 Daniel Norris, L (1, 1) ERA: 5.06	3.0	L	15	6	3	3	2	1	0	0	0	0	0	19	24	9.00	2.333				
45 Buck Farmer, R (4, 1) ERA: 5.19	1.0		4	0	0	0	0	1	0	0	0	0	0	3	7	0.00	1.000				
31 Ryan Carpenter, L (5, 1) ERA:	3.0		11	2	0	0	2	0	0	0	0	1	0	15	16	0.00	0.667				
67 José Cisnero, R (8, 1) ERA: 2.7	1.0		3	0	0	0	0	0	0	0	0	0	0	3	3	0.00	0.000				

Detroit Tigers @ Toronto Blue Jays
Dunedin Stadium, Dunedin, FL
Mon Mar 18 2019, 1:06 PM - 3:32 PM EDT
Att. 4,478 - Overcast - 68 F

AB	31
R	3
H	8
RBI	3
BB	2
SO	4
LOB	13



Batter	1	2	3	4	5	6	7	8	9	AB	R	H	RBI	BB	SO	LOB	TOP										
29 Gordon Beckham, R (1.6) OBP: 0.417, SLG: 0.475 88 John Valente, R (5.4)	4-0 55 BB 8 BB		0-0 F7		0-3 K			0-0 G2-3		2	0	0	0	1	1	0											
14 Christin Stewart, L (1.7) OBP: 0.236, SLG: 0.489 91 Dylan Rosa, R (6.7)	0-0 F8		0-0 G3				0-0 G3		0-0 37 BB 2B	3	0	0	0	0	0	1											
46 Jaimer Candelario, S (1.5) OBP: 0.319, SLG: 0.463 Dawel Lugo, R (6.5)	0-0 55 BB 1B		0-3 K				0-0 F8		0-3 K	3	0	1	0	0	1	0											
55 John Hicks, R (1.2) OBP: 0.279, SLG: 0.275 37 Bobby Wilson, R (7.2) 83 José Azocar, R (9. PR)	4-0 1-2 2-3 BB			0-2 K					0-0 84 BB 1B	2	0	0	0	1	2	0											
8 Mikie Mahtook, R (1.8) OBP: 0.360, SLG: 0.500 84 Derek Hill, R (6.8)	0-0 F9-2-6-2-5 3-H			4-0 12 BB G4-3			0-3 K		0-0 2-H 1B	1	0	0	0	1	0	3											
12 Brandon Dixon, R (1.3) OBP: 0.286, SLG: 0.371 91 Josh Lester, L (6.3)				0-0 G4-3			0-0 G6-3		0-0 1B	2	0	0	0	0	1	1											
60 Ronny Rodríguez, R (1.4) OBP: 0.310, SLG: 0.650 Sergio Alcántara, S (6.6)				0-0 G5-3			0-0 P4		0-3 K	2	0	0	0	0	1	1											
83 Cameron Rupp, R (1.10) OBP: 0.364, SLG: 0.421 76 Wenceel Pérez, S (8. PH)					0-3 K				0-0 F7	2	0	1	0	0	1	0											
88 Cam Gibson, L (1.9) 86 Troy Montgomery, L (6.9)					0-3 K				0-3 K	2	0	0	0	0	1	1											
Inning Stats	R: 0 E: 0 K: 0 S: 3	H: 1 LOB: 2 BB: 2 P: 11	R: 0 E: 0 K: 2 S: 8	H: 1 LOB: 1 BB: 0 P: 8	R: 0 E: 0 K: 1 S: 5	H: 0 LOB: 1 BB: 1 P: 9	R: 0 E: 0 K: 1 S: 5	H: 0 LOB: 0 BB: 0 P: 9	R: 0 E: 0 K: 1 S: 9	H: 0 LOB: 0 BB: 0 P: 9	R: 0 E: 0 K: 0 S: 3	H: 0 LOB: 0 BB: 0 P: 3	R: 0 E: 0 K: 1 S: 5	H: 0 LOB: 0 BB: 0 P: 5	R: 1 E: 0 K: 2 S: 10	H: 3 LOB: 2 BB: 0 P: 10	1B: 3 2B: 3 3B: 0 HR: 0	SF: 0 SAC: 0 DP: 1 HBP: 0	WP: 0 PB: 0 SB: 0 CS: 0	PA: 34							
PITCHER	IP	WLS	BF	H	R	ER	SO	BB	IBB	HBP	BLK	WP	HR	S	P	ERA	WHIP										
43 Steven Brault, L (1.1) ERA: 4.61	3.2	W	15	2	0	0	4	3	0	0	0	0	0	20	32	0.00	1.364										
73 Felipe Vázquez, L (4.1) ERA: 7.2	1.1	H	4	0	0	0	3	0	0	0	0	0	0	10	10	0.00	0.000										
35 Keone Kela, R (6.1) ERA: 7.2	1.0	H	3	0	0	0	1	0	0	0	0	0	0	5	5	0.00	0.000										
47 Francisco Liriano, L (7.1) ERA: 4.5	1.0	H	3	0	0	0	0	0	0	0	0	0	0	3	3	0.00	0.000										
62 Rookie Davis, R (8.1) ERA: 7.5	2.0	S	9	3	1	1	3	0	0	0	0	0	0	15	15	4.50	1.500										

Detroit Tigers @ Pittsburgh Pirates
LECOM Park, Bradenton, FL
Tue Mar 19 2019, 1:06 PM - 3:42 PM EDT
Att: 6,051 - Overcast - 62 F

AB	31
R	1
H	5
RBI	1
BB	3
SO	11
LOB	12



Batter	1	2	3	4	5	6	7	8	9	AB	R	H	RBI	BB	SO	LOB	BOTTOM										
26 Adam Frazier, L (1.4) OBP: 0.448, SLG: 0.680	0-0 6 CS 1B		0-0 6 G5-4-3 1B		0-3 K		1-3 K			4	0	2	0	0	2	1											
6 Starling Marte, R (1.8) SAFE OBP: 0.397, SLG: 0.731	0-3 K		0-0 G5-4-3		0-0 K		0-3 K			4	1	1	0	0	2	3											
12 Corey Dickerson, L (1.7) OBP: 0.500, SLG: 0.920	0-0 E6 1B		0-0 K		0-3 K		1-3 K		0-0 2B	4	0	2	0	0	2	0											
55 Josh Bell, S (1.3) OBP: 0.214, SLG: 0.366	0-3 K			0-0 29 BB 1B			0-0 1B		0-3 K	4	1	2	0	0	2	2											
29 Francisco Cervelli, R (1.2) OBP: 0.341, SLG: 0.400 61 Steven Baron, R (8.2) OBP: 0.316, SLG: 0.235		4-0 5 S BB		0-0 53 BB 1B			0-3 K		0-3 K	2	0	1	0	1	1	1											
16 Jung Ho Kang, R (1.5) OBP: 0.250, SLG: 0.625	0-3 K		0-3 K		0-3 K		0-3 K		0-0 P4	4	0	0	0	0	3	5											
53 Melky Cabrera, S (1.10) OBP: 0.341, SLG: 0.490		0-0 F8		0-0 5 L9-3 1B			0-0 P3			3	0	1	1	0	0	2											
5 Lonnie Chisenhall, L (1.9) OBP: 0.333, SLG: 0.280	1-0 F8		0-0 L9-3				0-0 F8			3	0	0	0	0	0	3											
2 Erik González, R (1.6) OBP: 0.333, SLG: 0.406			4-0 26 BB 6 G5-4-3 BB		0-3 K		0-0 K		0-0 26 WP 2B	2	1	1	0	1	1	0											
Inning Stats	R: 0 E: 1 K: 2 S: 8	H: 2 LOB: 1 BB: 0 P: 8	R: 0 E: 0 K: 1 S: 5	H: 0 LOB: 1 BB: 1 P: 10	R: 1 E: 0 K: 1 S: 5	H: 1 LOB: 1 BB: 1 P: 9	R: 1 E: 0 K: 1 S: 7	H: 3 LOB: 1 BB: 0 P: 7	R: 1 E: 0 K: 3 S: 10	H: 1 LOB: 0 BB: 0 P: 11	R: 0 E: 0 K: 2 S: 8	H: 1 LOB: 1 BB: 0 P: 8	R: 0 E: 0 K: 2 S: 8	H: 1 LOB: 1 BB: 0 P: 8	R: 0 E: 0 K: 2 S: 8	H: 1 LOB: 1 BB: 0 P: 8	1B: 7 2B: 4 3B: 0 HR: 0	SF: 0 SAC: 0 DP: 2 HBP: 0	WP: 1 PB: 0 SB: 2 CS: 1	PA: 33							
PITCHER	IP	WLS	BF	H	R	ER	SO	BB	IBB	HBP	BLK	WP	HR	S	P	ERA	WHIP										
48 Matthew Boyd, L (1.1) ERA: 5.0	4.2	L	20	7	3	2	7	2	0	0	0	0	0	32	41	3.86	1.929										
68 Daniel Stumpf, L (5.1) ERA: 3.12	1.1		5	1	0	0	3	0	0	0	0	0	0	11	12	0.00	0.750										
54 Drew VerHagen, R (7.1) ERA: 7.2	1.0		4	1	0	0	2	0	0	0	0	1	0	8	9	0.00	1.000										
83 Mark Ecker, R (8.1) ERA: 21.6	1.0		4	1	0	0	2	0	0	0	0	0	0	8	8	0.00	1.000										

Detroit Tigers @ Pittsburgh Pirates
LECOM Park, Bradenton, FL
Tue Mar 19 2019, 1:06 PM - 3:42 PM EDT
Att: 6,051 - Overcast - 62 F


AB	31
R	3
H	10
RBI	1
BB	2
SO	14
LOB	18



Batter	1	2	3	4	5	6	7	8	9	AB	R	H	RBI	BB	SO	LOB	TOP					
1 Josh Harrison, R OBP: 0.486, SLG: 0.581 88 A.J. Simcox, R (6, PR) (6, 4)	0-1 F9		2-2 HR			1-0 1B		0-0 F9		3	1	2	2	0	0	0						
9 Nick Castellanos, R OBP: 0.324, SLG: 0.515 85 Brock Deatherage, L (1, 9) (6, 9)	0-0 F7		0-3 K			0-3 K		0-0 G3		3	0	0	0	0	2	1						
24 Miguel Cabrera, R OBP: 0.361, SLG: 0.486 83 Cameron Rupp, R OBP: 0.348, SLG: 0.400 (6, PR) (6, 10)	4-0 BB			0-0 F8		0-0 1B		0-0 G5-3		2	0	1	1	1	0	0						
28 Niko Goodrum, S OBP: 0.391, SLG: 0.548 73 Daniel Pinero, R (6, PR) (6, 5)	0-3 K			0-0 1B		4-0 BB		0-3 K		2	0	1	0	1	1	1						
8 Mikie Mahtook, R OBP: 0.340, SLG: 0.468 83 José Azocar, R (1, 7) (6, 7)		0-3 K		0-0 G6-4-3		0-3 K		0-0 F9		3	0	0	0	0	2	3						
60 Ronny Rodríguez, R OBP: 0.289, SLG: 0.605 91 Josh Lester, L (6, 3) (6, 3)		0-3 K			0-0 F8		0-0 F8		0-3 K		3	0	0	0	0	1	2					
17 Grayson Greiner, R OBP: 0.424, SLG: 0.621 37 Bobby Wilson, R OBP: 0.150, SLG: 0.105 (1, 2) (8, 2)		0-3 K			0-3 K		4-0 BB			2	0	0	0	1	2	0						
7 Jordy Mercer, R OBP: 0.300, SLG: 0.400 Willi Castro, S OBP: 0.292, SLG: 0.364 (1, 6) (7, 6)			0-3 K		0-3 K		0-0 G6-4-3			3	0	0	0	0	2	1						
21 JaCoby Jones, R OBP: 0.318, SLG: 0.395 84 Derek Hill, R OBP: 0.250, SLG: 0.143 (1, 8) (6, 8)			0-0 P5			4-0 BB		0-0 L6		1	1	0	0	1	0	0						
										1	0	0	0	0	0	0						
Inning Stats	R: 0 E: 0 K: 1 S: 6	H: 0 LOB: 1 BB: 1 P: 10	R: 0 E: 0 K: 3 S: 9	H: 0 LOB: 0 BB: 0 P: 9	R: 1 E: 0 K: 2 S: 10	H: 1 LOB: 0 BB: 0 P: 12	R: 0 E: 0 K: 0 S: 3	H: 1 LOB: 0 BB: 0 P: 3	R: 0 E: 0 K: 2 S: 7	H: 0 LOB: 0 BB: 0 P: 7	R: 2 E: 0 K: 2 S: 9	H: 2 LOB: 2 BB: 2 P: 18	R: 0 E: 0 K: 0 S: 2	H: 0 LOB: 0 BB: 1 P: 6	R: 0 E: 0 K: 0 S: 3	H: 0 LOB: 0 BB: 0 P: 7	1B: 3 2B: 0 3B: 0 HR: 1	SF: 0 SAC: 0 DP: 2 HBP: 0	WP: 0 PB: 0 SB: 1 CS: 0	PA: 33		
PITCHER	IP WLS BF H R ER SO BB IBB HBP BLK WP HR S P ERA WHIP	IP WLS BF H R ER SO BB IBB HBP BLK WP HR S P ERA WHIP	IP WLS BF H R ER SO BB IBB HBP BLK WP HR S P ERA WHIP	IP WLS BF H R ER SO BB IBB HBP BLK WP HR S P ERA WHIP	IP WLS BF H R ER SO BB IBB HBP BLK WP HR S P ERA WHIP	IP WLS BF H R ER SO BB IBB HBP BLK WP HR S P ERA WHIP	IP WLS BF H R ER SO BB IBB HBP BLK WP HR S P ERA WHIP	IP WLS BF H R ER SO BB IBB HBP BLK WP HR S P ERA WHIP	IP WLS BF H R ER SO BB IBB HBP BLK WP HR S P ERA WHIP	IP WLS BF H R ER SO BB IBB HBP BLK WP HR S P ERA WHIP	IP WLS BF H R ER SO BB IBB HBP BLK WP HR S P ERA WHIP	IP WLS BF H R ER SO BB IBB HBP BLK WP HR S P ERA WHIP	IP WLS BF H R ER SO BB IBB HBP BLK WP HR S P ERA WHIP	IP WLS BF H R ER SO BB IBB HBP BLK WP HR S P ERA WHIP	IP WLS BF H R ER SO BB IBB HBP BLK WP HR S P ERA WHIP	IP WLS BF H R ER SO BB IBB HBP BLK WP HR S P ERA WHIP	IP WLS BF H R ER SO BB IBB HBP BLK WP HR S P ERA WHIP	IP WLS BF H R ER SO BB IBB HBP BLK WP HR S P ERA WHIP	IP WLS BF H R ER SO BB IBB HBP BLK WP HR S P ERA WHIP	IP WLS BF H R ER SO BB IBB HBP BLK WP HR S P ERA WHIP	IP WLS BF H R ER SO BB IBB HBP BLK WP HR S P ERA WHIP	IP WLS BF H R ER SO BB IBB HBP BLK WP HR S P ERA WHIP

Detroit Tigers @ Philadelphia Phillies
Spectrum Field, Clearwater, FL
Wed Mar 20, 2019, 1:06 PM - 3:36 PM EDT
Att: 9,242 - Partly Cloudy - 73 F


AB 29
R 3
H 4
RBI 3
BB 4
SO 12
LOB 8



Batter	1	2	3	4	5	6	7	8	9	AB	R	H	RBI	BB	SO	LOB	BOTTOM					
22 Andrew McCutchen, R OBP: 0.263, SLG: 0.378 25 Dylan Cozens, L OBP: 0.329, SLG: 0.615 (1, 7) (7, 7)	0-0 G6-3		0-3 K			0-0 1B		0-0 F7		3	0	1	0	0	1	0						
2 Jean Segura, R OBP: 0.333, SLG: 0.410 28 Andrew Romine, S OBP: 0.297, SLG: 0.353 (1, 6) (7, 6)	0-0 G5-3			0-0 1B		0-0 F9		0-0 G4-3		3	0	1	0	0	0	1						
3 Bryce Harper, L OBP: 0.438, SLG: 0.100 31 Shane Robinson, R OBP: 0.341, SLG: 0.482 (1, 9) (8, 9)		0-3 K		0-0 1B		4-0 BB		0-3 K		2	1	1	0	1	1	0						
10 J.T. Realmuto, R OBP: 0.441, SLG: 0.806 41 Drew Butera, R OBP: 0.394, SLG: 0.519 (1, 2) (8, 2)		0-3 K		0-0 L6-3		0-0 1B		0-0 1B		3	0	1	0	0	1	1						
37 Odúbel Herrera, L OBP: 0.333, SLG: 0.286 18 Lane Adams, R OBP: 0.286, SLG: 0.353 (1, 8) (8, 8)		0-0 F8			4-0 BB	0-0 FC4-6		0-3 K		2	0	0	0	1	0	1						
16 César Hernández, S OBP: 0.222, SLG: 0.176 66 Gift Ngoepe, R OBP: 0.250, SLG: 0.308 (1, 4) (8, 4)		0-0 1B			0-3 K	0-0 P5				3	0	1	0	0	1	2						
7 Maikel Franco, R OBP: 0.250, SLG: 0.310 40 Gregorio Petit, R OBP: 0.240, SLG: 0.182 (1, 5) (8, 5)		0-0 L9			0-3 K	1-0 G6-3				3	0	0	0	0	1	2						
13 Sean Rodríguez, R OBP: 0.182, SLG: 0.105 33 Matt McBride, R OBP: 0.231, SLG: 0.440 (1, 3) (9, 3)			0-3 K			0-3 K		0-3 K		3	0	0	0	0	3	0						
43 Nick Pivetta, R 91 Pedro Beato, R 5 Nick Williams, L 93 Pat Neshek, S 30 David Robertson, R 4 Scott Kingery, R 50 Héctor Neris, R 46 Adam Morgan, L (1, 1) (6, 1) (6, PR) (7, 1) (8, 1) (8, PR) (9, 1) (9, 1)		0-3 K			0-0 G6-3			0-0 F8		1	0	0	0	0	1	0						
										1	0	0	0	0	1	0						
Inning Stats	R: 0 E: 0 K: 1 S: 5	H: 0 LOB: 0 BB: 0 P: 5	R: 0 E: 0 K: 1 S: 6	H: 1 LOB: 1 BB: 0 P: 6	R: 0 E: 0 K: 3 S: 9	H: 0 LOB: 0 BB: 0 P: 9	R: 0 E: 0 K: 0 S: 3	H: 2 LOB: 0 BB: 0 P: 3	R: 0 E: 0 K: 2 S: 6	H: 0 LOB: 0 BB: 1 P: 10	R: 1 E: 1 K: 0 S: 4	H: 1 LOB: 1 BB: 1 P: 9	R: 0 E: 0 K: 1 S: 5	H: 0 LOB: 0 BB: 0 P: 5	R: 0 E: 0 K: 2 S: 8	H: 1 LOB: 1 BB: 0 P: 8	1B: 6 2B: 2 3B: 0 HR: 0	SF: 0 SAC: 0 DP: 2 HBP: 0	WP: 1 PB: 0 SB: 0 CS: 1	PA: 32		
PITCHER	IP WLS BF H R ER SO BB IBB HBP BLK WP HR S P ERA WHIP	IP WLS BF H R ER SO BB IBB HBP BLK WP HR S P ERA WHIP	IP WLS BF H R ER SO BB IBB HBP BLK WP HR S P ERA WHIP	IP WLS BF H R ER SO BB IBB HBP BLK WP HR S P ERA WHIP	IP WLS BF H R ER SO BB IBB HBP BLK WP HR S P ERA WHIP	IP WLS BF H R ER SO BB IBB HBP BLK WP HR S P ERA WHIP	IP WLS BF H R ER SO BB IBB HBP BLK WP HR S P ERA WHIP	IP WLS BF H R ER SO BB IBB HBP BLK WP HR S P ERA WHIP	IP WLS BF H R ER SO BB IBB HBP BLK WP HR S P ERA WHIP	IP WLS BF H R ER SO BB IBB HBP BLK WP HR S P ERA WHIP	IP WLS BF H R ER SO BB IBB HBP BLK WP HR S P ERA WHIP	IP WLS BF H R ER SO BB IBB HBP BLK WP HR S P ERA WHIP	IP WLS BF H R ER SO BB IBB HBP BLK WP HR S P ERA WHIP	IP WLS BF H R ER SO BB IBB HBP BLK WP HR S P ERA WHIP	IP WLS BF H R ER SO BB IBB HBP BLK WP HR S P ERA WHIP	IP WLS BF H R ER SO BB IBB HBP BLK WP HR S P ERA WHIP	IP WLS BF H R ER SO BB IBB HBP BLK WP HR S P ERA WHIP	IP WLS BF H R ER SO BB IBB HBP BLK WP HR S P ERA WHIP	IP WLS BF H R ER SO BB IBB HBP BLK WP HR S P ERA WHIP	IP WLS BF H R ER SO BB IBB HBP BLK WP HR S P ERA WHIP	IP WLS BF H R ER SO BB IBB HBP BLK WP HR S P ERA WHIP	IP WLS BF H R ER SO BB IBB HBP BLK WP HR S P ERA WHIP

Detroit Tigers @ Philadelphia Phillies
Spectrum Field, Clearwater, FL
Wed Mar 20, 2019, 1:06 PM - 3:36 PM EDT
Att: 9,242 - Partly Cloudy - 73 F

AB 30
R 1
H 6
RBI 0
BB 2
SO 11
LOB 8



Batter	1	2	3	4	5	6	7	8	9	AB	R	H	RBI	BB	SO	LOB	TOP										
18 Tony Kemp, L (1, 7) OBP: 0.477, SLG: 0.514 80 Jack Mayfield, R (7, PR) OBP: 0.282, SLG: 0.333 (7, 6)	F7		1B		HR		1B		F9	4	1	3	2	0	0	0											
16 Aledmys Díaz, R (1, 4) OBP: 0.250, SLG: 0.231 83 Abraham Toro, S (7, 5) OBP: 0.366, SLG: 0.553	G6-3		P4		G5-3		K		P5	4	0	0	0	0	1	3											
2 Alex Bregman, R (1, 6) OBP: 0.367, SLG: 0.773 95 Jake Meyers, R (7, 7)	G4-3		1B		BB		P6			3	0	1	1	1	0	1											
Kyle Tucker, L (1, 10) OBP: 0.382, SLG: 0.379		G5-4-3	G5-3		F8			K		4	0	1	0	0	1	3											
13 Tyler White, R (1, 3) OBP: 0.313, SLG: 0.341 79 Taylor Jones, R (8, 3) OBP: 0.167, SLG: 0.091	1B		1B		K		K		F9	4	0	1	0	0	2	1											
81 Nick Tanelu, R (1, 5) OBP: 0.404, SLG: 0.762 (7, 4)	G5-4-3		1B				G4-3			3	0	1	0	0	0	2											
Derek Fisher, L (1, 8) OBP: 0.404, SLG: 0.590 73 Ronnie Dawson, L (1, 9) OBP: 0.333, SLG: 0.259	G4-3				F7		G4-3		HBP	0	0	0	0	0	0	0											
12 Max Stassi, R (1, 2) OBP: 0.256, SLG: 0.194		G6-3	F9				G5-3		G5-3	4	0	0	0	0	0	1											
6 Jake Marisnick, R (1, 9) OBP: 0.368, SLG: 0.529 94 Jonathan Araúz, S (9, PR)			BB		BB		F8		K	2	2	0	0	2	1	0											
Inning Stats	R: 0 E: 0 K: 0 S: 3	H: 0 LOB: 0 BB: 0 P: 3	R: 0 E: 0 K: 0 S: 4	H: 2 LOB: 1 BB: 0 P: 4	R: 1 E: 0 K: 0 S: 5	H: 2 LOB: 2 BB: 1 P: 9	R: 0 E: 0 K: 1 S: 6	H: 1 LOB: 1 BB: 0 P: 6	R: 2 E: 0 K: 1 S: 8	H: 1 LOB: 0 BB: 0 P: 19	R: 0 E: 0 K: 0 S: 3	H: 0 LOB: 0 BB: 0 P: 3	R: 0 E: 0 K: 1 S: 6	H: 1 LOB: 1 BB: 0 P: 6	R: 0 E: 0 K: 2 S: 7	H: 0 LOB: 1 BB: 0 P: 8	R: 0 E: 0 K: 1 S: 6	H: 0 LOB: 1 BB: 0 P: 6	1B: 5 2B: 1 3B: 0 HR: 1	SF: 0 SAC: 0 DP: 1 HBP: 1	WP: 1 PB: 0 SB: 0 CS: 0	PA: 38					
PITCHER	IP	WLS	BF	H	R	ER	SO	BB	IBB	HBP	BLK	WP	HR	S	P	ERA	WHIP										
51 Matt Moore, L (1, 1) ERA: 4.95	4.1	W	20	6	3	3	1	2	0	0	0	0	1	22	33	6.23	1.846										
36 Blaine Hardy, L (5, 1) ERA: 5.0	1.2	H	6	0	0	0	1	1	0	0	0	0	0	7	11	0.00	0.600										
77 Joe Jiménez, R (7, 1) ERA: 3.12	1.0	H	4	1	0	0	1	0	0	0	0	0	0	6	6	0.00	1.000										
61 Shane Greene, R (8, 1) ERA: 1.0	1.0	H	4	0	0	0	2	0	0	1	0	0	0	7	8	0.00	0.000										
45 Buck Farmer, R (9, 1) ERA: 4.66	1.0	S	4	0	0	0	1	0	0	0	0	1	0	6	6	0.00	0.000										

Houston Astros @ Detroit Tigers
Publix Field at Joker Marchant Stadium, Lakeland, FL
Thu Mar 21 2019, 1:08 PM - 3:57 PM EDT
Att: 7,621 - Sunny - 71 F


AB 34
R 3
H 7
RBI 3
BB 3
SO 6
LOB 16



Batter	1	2	3	4	5	6	7	8	9	AB	R	H	RBI	BB	SO	LOB	BOTTOM										
1 Josh Harrison, R (1, 4) OBP: 0.450, SLG: 0.529 88 Israel De La Cruz, S (5, 4) OBP: 0.500, SLG: 0.500	K	F9		K			G4-3	G3-1		3	0	0	0	0	2	2											
9 Nick Castellanos, R (1, 9) OBP: 0.324, SLG: 0.490 Victor Reyes, S (6, 9) OBP: 0.200, SLG: 0.179	BB		F7		G5-3		BB			2	1	0	0	1	0	0											
24 Miguel Cabrera, R (1, 3) OBP: 0.422, SLG: 0.622 60 Ronny Rodríguez, R (5, PR) OBP: 0.283, SLG: 0.591	BB		HR		BB		K			2	2	2	2	1	0	0											
28 Niko Goodrum, S (1, 10) OBP: 0.367, SLG: 0.511 8 Mikie Mahtook, R (7, PH) OBP: 0.352, SLG: 0.468	G3-1		K		FC4-6		BB			3	0	0	0	0	1	2											
46 Jeimer Candelario, S (1, 5) OBP: 0.340, SLG: 0.614 29 Gordon Beckham, R (6, 5) OBP: 0.400, SLG: 0.463	HR		HR		F9		K			3	2	2	3	0	0	1											
14 Christin Stewart, L (1, 7) OBP: 0.289, SLG: 0.460 91 Dylan Rosa, R (7, 7) OBP: 0.500, SLG: 1.000	K		K				K		G5-3	3	0	0	0	0	3	0											
55 John Hicks, R (1, 2) OBP: 0.304, SLG: 0.286 83 Cameron Rupp, R (7, 2) OBP: 0.375, SLG: 0.400		1B		G6-3			BB			2	0	1	0	1	0	0											
7 Jordy Mercer, R (1, 6) OBP: 0.279, SLG: 0.368 Sergio Alcántara, S (7, 6) OBP: 0.250, SLG: 0.143	L8		K				K			3	0	0	0	2	2												
21 JaCoby Jones, R (1, 8) OBP: 0.298, SLG: 0.366 86 Troy Montgomery, L (7, 8)	F9		E3				K			3	0	0	0	0	1	2											
Inning Stats	R: 3 E: 0 K: 2 S: 10	H: 2 LOB: 0 BB: 1 P: 16	R: 0 E: 0 K: 0 S: 4	H: 1 LOB: 1 BB: 0 P: 4	R: 2 E: 0 K: 2 S: 12	H: 2 LOB: 0 BB: 0 P: 13	R: 0 E: 1 K: 2 S: 8	H: 0 LOB: 1 BB: 0 P: 9	R: 0 E: 0 K: 3 S: 9	H: 0 LOB: 1 BB: 1 P: 14	R: 0 E: 0 K: 2 S: 7	H: 0 LOB: 2 BB: 2 P: 15	R: 0 E: 0 K: 1 S: 6	H: 1 LOB: 2 BB: 1 P: 10	1B: 2 2B: 1 3B: 0 HR: 3	SF: 0 SAC: 0 DP: 0 HBP: 0	WP: 1 PB: 0 SB: 2 CS: 0	PA: 37									
PITCHER	IP	WLS	BF	H	R	ER	SO	BB	IBB	HBP	BLK	WP	HR	S	P	ERA	WHIP										
67 Corbin Martin, R (1, 1) ERA: 5.11	3.2	L	17	5	5	5	5	1	0	0	0	0	0	3	30	12.27	1.636										
47 Chris Devenski, R (4, 1) ERA: 6.35	1.1		6	0	0	0	1	1	0	0	0	0	0	7	13	0.00	0.750										
69 J.B. Bukauskas, R (6, 1) ERA: 0.75	2.0		9	0	0	0	5	3	0	0	0	1	0	16	29	0.00	1.500										
63 Brendan McCurry, R (8, 1) ERA: 0.9	1.0		5	1	0	0	1	1	0	0	0	0	0	6	10	0.00	2.000										

Houston Astros @ Detroit Tigers
Publix Field at Joker Marchant Stadium, Lakeland, FL
Thu Mar 21 2019, 1:08 PM - 3:57 PM EDT
Att: 7,621 - Sunny - 71 F

AB 31
R 5
H 6
RBI 5
BB 6
SO 12
LOB 16



Batter	1	2	3	4	5	6	7	8	9	AB	R	H	RBI	BB	SO	LOB																						
21 JaCoby Jones, R (1, 8) OBP: 0.300, SLG: 0.386 81 Parker Meadows, L (6, 8) OBP: 0.333, SLG: 0.333	1-0 2B 28 2B	0-3 K			0-0 G6-3		0-3 K		0-3 K	3	1	1	0	0	1	2																						
29 Gordon Beckham, R (1, 6) OBP: 0.404, SLG: 0.442 33 Pete Kozma, R (5, 6) OBP: 0.188, SLG: 0.323	4-0 2B 28 WP 8	0-0 P3			0-0 P3		1-0 1B		0-3 K	2	1	0	0	1	0	2																						
24 Miguel Cabrera, R (1, 10) OBP: 0.417, SLG: 0.600 83 Cameron Rupp, R (7, PH) OBP: 0.360, SLG: 0.381	0-3 K		0-0 1B 14 FC5-6 28 1B		0-0 G5-3		0-3 K			3	0	1	0	0	1	2																						
28 Niko Goodrum, S (1, 4) OBP: 0.404, SLG: 0.563 76 Wenceel Pérez, S (6, PR) OBP: 0.286, SLG: 0.574	0-0 2B 8 WP 1-3 2-H		0-0 1B 14 FC5-6		0-0 1B		0-0 1B 14 E		0-3 K	3	0	3	1	0	0	0																						
14 Christin Stewart, L (1, 7) OBP: 0.256, SLG: 0.434 84 Derek Hill, R (6, 7) OBP: 0.333, SLG: 0.250	0-3 K		0-0 1B 1-2 FC5-6		0-2 K		0-2 K		0-0 1B 94 1B	3	0	0	0	0	2	5																						
8 Mikie Mahtook, R (1, 9) OBP: 0.333, SLG: 0.440 81 Luke Burch, L (6, 9) OBP: 0.250, SLG: 0.238	1-3 K		0-0 1B 1-2 2-3 L3		0-0 K		0-3 K		0-3 K	3	0	0	0	0	2	5																						
60 Ronny Rodríguez, R (1, 3) OBP: 0.286, SLG: 0.574 94 Wladimir Pinto, R (6, 3) OBP: 1.000, SLG: 1.000			0-0 1B 72 1B		0-0 K		0-0 1B F8		0-0 1B 1-3	3	0	1	0	0	0	0																						
17 Grayson Greiner, R (1, 2) OBP: 0.389, SLG: 0.563 90 Chace Numata, S (7, 2) OBP: 0.250, SLG: 0.238			0-0 1B F7		0-0 G5-3		0-0 F7		0-0 G5-3	3	0	0	0	0	0	1																						
72 Isaac Paredes, R (1, 5) OBP: 0.444, SLG: 0.556 82 Kody Eaves, L (7, 5) OBP: 0.250, SLG: 0.238			0-0 1B 1-2		0-0 G6-3		0-0 2B 33 WP 33 1B		0-0 F7	3	1	2	0	0	0	0																						
Inning Stats	R: 2 E: 0 K: 3 S: 11	H: 2 LOB: 1 BB: 1 P: 17	R: 0 E: 0 K: 1 S: 7	H: 2 LOB: 2 BB: 0 P: 7	R: 0 E: 0 K: 0 S: 4	H: 2 LOB: 0 BB: 0 P: 4	R: 0 E: 0 K: 1 S: 5	H: 0 LOB: 0 BB: 0 P: 5	R: 0 E: 0 K: 0 S: 3	H: 1 LOB: 2 BB: 0 P: 8	R: 1 E: 0 K: 2 S: 9	H: 2 LOB: 1 BB: 0 P: 10	R: 0 E: 0 K: 2 S: 9	H: 2 LOB: 2 BB: 0 P: 9	R: 0 E: 0 K: 2 S: 7	H: 0 LOB: 0 BB: 0 P: 7	1B: 8 2B: 4 3B: 0 HR: 0	SF: 0 SAC: 0 DP: 1 HBP: 0	WP: 2 PB: 0 SB: 0 CS: 0	PA: 38																		
PITCHER	IP	WLS	BF	H	R	ER	SO	BB	IBB	HBP	BLK	WP	HR	S	P	ERA	WHIP	PITCHER				IP	WLS	BF	H	R	ER	SO	BB	IBB	HBP	BLK	WP	HR	S	P	ERA	WHIP
49 Julio Teheran, R (1, 1) ERA: 3.18	5.0		22	7	2	2	5	1	0	0	0	1	0	31	37	3.60	1.600																					
61 Chad Sobotka, R (6, 1) ERA: 9.35	1.2	W	7	2	1	1	3	0	0	0	0	1	0	13	14	5.40	1.200																					
67 Wes Parsons, R (7, 1) ERA:	2.1	S	9	2	0	0	5	0	0	0	0	0	0	19	19	0.00	0.857																					

Top

Detroit Tigers @ Atlanta Braves
Stadium at the ESPN Wide World of Sports, Lake Buena Vista

Fri Mar 22 2019, 6:09 PM - 8:59 PM EDT
Att. 9,428 - Clear - 76 F

livebaseballrecards.com

AB	37
R	3
H	11
RBI	2
BB	1
SO	13
LOB	24



Batter	1	2	3	4	5	6	7	8	9	AB	R	H	RBI	BB	SO	LOB																						
11 Ender Inciarte, L (1, 8) OBP: 0.333, SLG: 0.333 77 Cristian Pache, R (6, 8) OBP: 0.429, SLG: 0.727	0-0 1B 20 BB 5		0-0 1B G4-3		0-0 1B G4-3		1-2 1B			3	1	1	0	0	0	1																						
20 Josh Donaldson, R (1, 5) OBP: 0.333, SLG: 0.357	4-0 1B 5 E 22 1B BB		4-0 1B 5 E G4-6-3 BB		0-0 1B G3		0-3 K			2	1	0	0	2	1	2																						
5 Freddie Freeman, L (1, 3) OBP: 0.359, SLG: 0.639 98 Drew Lugbauer, L (6, PR) OBP: 0.294, SLG: 0.438	0-3 K		0-0 1B G4-6-3		0-0 1B 13 BB 1 2B		0-3 K			3	0	1	0	0	1	2																						
13 Ronald Acuña Jr., R (1, 7) OBP: 0.429, SLG: 0.643 68 Ryan Larmann, R (7, 9) OBP: 0.313, SLG: 0.259	0-0 1B G6-3				0-0 1B F7		4-0 1B 1 2B BB		0-0 1B F8	2	1	0	0	1	0	1																						
22 Nick Markakis, L (1, 9) OBP: 0.464, SLG: 0.560 69 Rafael Ortega, L (7, 7) OBP: 0.229, SLG: 0.162	0-0 1B 2-H				0-0 1B G1-3		0-0 1B P5		0-0 1B F8	3	0	1	1	0	0	2																						
1 Ozzie Albies, S (1, 4) OBP: 0.320, SLG: 0.311 8 Charlie Culberson, R (7, 4) OBP: 0.244, SLG: 0.200	0-0 1B P6				0-3 K		0-0 2B 1-H 2-H		0-0 1B G6-3	3	0	1	2	0	1	1																						
16 Brian McCann, L (1, 2) OBP: 0.414, SLG: 0.400 87 Jonathan Morales, R (8, 2) OBP: 0.229, SLG: 0.162			0-0 1B G3-1		0-0 1B F7		0-0 1B G3			3	0	0	0	0	0	2																						
7 Dansby Swanson, R (1, 6) OBP: 0.429, SLG: 0.375 78 Sean Kazmar Jr., R (7, PR) OBP: 0.433, SLG: 0.630			0-0 1B G5-3		0-0 1B		0-0 1B 77 1B			3	0	2	0	0	0	0																						
49 Julio Teheran, R (1, 1) ERA: 3.18 61 Chad Sobotka, R (6, 1) ERA: 9.35 67 Wes Parsons, R (7, 1) ERA:			0-0 1B G4-3		0-3 K					2	0	0	0	0	1	1																						
Inning Stats	R: 2 E: 1 K: 1 S: 7	H: 2 LOB: 1 BB: 1 P: 11	R: 0 E: 0 K: 0 S: 3	H: 0 LOB: 0 BB: 0 P: 3	R: 0 E: 0 K: 0 S: 2	H: 0 LOB: 1 BB: 1 P: 6	R: 0 E: 0 K: 1 S: 5	H: 0 LOB: 0 BB: 0 P: 5	R: 0 E: 0 K: 1 S: 6	H: 1 LOB: 1 BB: 0 P: 6	R: 2 E: 0 K: 0 S: 5	H: 2 LOB: 2 BB: 1 P: 9	R: 0 E: 0 K: 3 S: 11	H: 2 LOB: 2 BB: 0 P: 11	R: 0 E: 0 K: 0 S: 3	H: 0 LOB: 0 BB: 0 P: 3	1B: 6 2B: 1 3B: 0 HR: 0	SF: 0 SAC: 0 DP: 1 HBP: 0	WP: 0 PB: 0 SB: 0 CS: 0	PA: 33																		
PITCHER	IP	WLS	BF	H	R	ER	SO	BB	IBB	HBP	BLK	WP	HR	S	P	ERA	WHIP	PITCHER				IP	WLS	BF	H	R	ER	SO	BB	IBB	HBP	BLK	WP	HR	S	P	ERA	WHIP
38 Tyson Ross, R (1, 1) ERA: 5.14	5.1	L	21	4	3	2	3	2	0	0	0	0	0	25	33	3.38	1.125																					
54 Drew VerHagen, R (6, 1) ERA: 7.94	0.2		4	1	1	1	0	1	0	0	0	0	0	3	7	13.50	3.000																					
68 Daniel Stumpf, L (7, 1) ERA: 2.79	1.0		5	2	0	0	3	0	0	0	0	0	0	11	11	0.00	2.000																					
95 John Schreiber, R (8, 1) ERA:	1.0		3	0	0	0	0	0	0	0	0	0	0	3	3	0.00	0.000																					

Bottom

Detroit Tigers @ Atlanta Braves
Stadium at the ESPN Wide World of Sports, Lake Buena Vista

Fri Mar 22 2019, 6:09 PM - 8:59 PM EDT
Att. 9,428 - Clear - 76 F

livebaseballrecards.com

AB	30
R	4
H	7
RBI	3
BB	3
SO	6
LOB	15




Batter	1	2	3	4	5	6	7	8	9	AB	R	H	RBI	BB	SO	LOB	TOP											
73 Kevin Smith, R OBP: 0.222, SLG: 0.222 (1, 6)	G6-3		5 HR G3-1 1B	F9		2-3 1B		K		5	1	2	0	0	1	1	Toronto Blue Jays @ Detroit Tigers Publix Field at Joker Marchant Stadium, Lakeland, FL Sun Mar 24 2019, 1:08 PM - 4:06 PM EDT Att: 7,869 - Partly Cloudy - 77 F											
5 Eric Sogard, L OBP: 0.352, SLG: 0.357 (1, 5)	F8		G3-1			F8			3	0	1	1	0	0	1													
67 Cavan Biggio, L OBP: 0.326, SLG: 0.513 (5, 5)			1-2	2H				HR	2	1	1	1	0	0	2													
15 Randal Grichuk, R OBP: 0.424, SLG: 0.769 (1, 8)			2H						2	1	1	2	1	0	1													
87 Reggie Pruitt, R (4, 7)				G6-3					1	0	0	0	0	1	2													
81 Cullen Large, S (9, FH)									0	0	0	0	1	0	0													
28 Billy McKinney, L OBP: 0.382, SLG: 0.467 (1, 3)									7	2	1	2	1	0	1													
99 Andy Burns, R OBP: 0.313, SLG: 0.333 (5, 3)	P5		G4-3		G4-3				3	0	0	0	0	0	1													
80 Michael De La Cruz, S (9, PH)									1	0	0	0	0	1	0													
7 Richard Urena, S OBP: 0.370, SLG: 0.425 (1, 4)									1	0	1	0	0	0	0													
72 Santiago Espinal, R OBP: 0.444, SLG: 0.467 (5, 4)			G5-3		G3				2	0	1	0	0	1	0													
86 Joshua Palacios, L OBP: 0.250, SLG: 0.308 (1, 9)									1-2	5	0	2	0	0	3													
59 Brock Lundquist, L OBP: 0.273, SLG: 0.222 (1, 10)										4	1	0	0	1	3													
82 Roemon Fields, L OBP: 0.261, SLG: 0.286 (1, 7)										3	1	2	0	1	0													
21 Luke Maile, R OBP: 0.293, SLG: 0.229 (1, 2)										3	1	1	2	0	0													
70 Pat Cantwell, R OBP: 0.333, SLG: 0.625 (6, 2)										1	0	0	0	0	0													
Inning Stats	R: 0 E: 0 K: 0 S: 3	H: 0 LOB: 1 BB: 1 P: 7	R: 0 E: 0 K: 1 S: 6	H: 1 LOB: 2 BB: 1 P: 10	R: 2 E: 0 K: 0 S: 5	H: 2 LOB: 0 BB: 0 P: 6	R: 3 E: 0 K: 1 S: 8	H: 3 LOB: 1 BB: 1 P: 12	R: 0 E: 0 K: 1 S: 7	H: 2 LOB: 2 BB: 0 P: 7	R: 0 E: 0 K: 3 S: 10	H: 1 LOB: 1 BB: 0 P: 10	R: 0 E: 0 K: 1 S: 5	H: 0 LOB: 0 BB: 0 P: 5	R: 1 E: 0 K: 3 S: 11	H: 2 LOB: 2 BB: 1 P: 15	1B: 6 2B: 3 3B: 1 HR: 2	SF: 0 SAC: 0 DP: 0 HBP: 0	WP: 0 PB: 0 SB: 0 CS: 0	PA: 43								
PITCHER	IP	WLS	BF	H	R	ER	SO	BB	IBB	HBP	BLK	WP	HR	S	P	ERA	WHIP											
44 Daniel Norris, L ERA: 6.75 (1, 1)	4.0	W	21	6	5	5	2	3	0	0	0	0	0	1	22	35	11.25	2.250										
45 Buck Farmer, R ERA: 3.85 (5, 1)	2.0	H	9	3	0	0	2	0	0	0	0	0	0	0	13	13	0.00	1.500										
36 Blaine Hardy, L ERA: 4.5 (7, 1)	1.0		4	1	0	0	3	0	0	0	0	0	0	0	10	10	0.00	1.000										
68 Daniel Stumpf, L ERA: 2.53 (8, 1)	1.0		3	0	0	0	1	0	0	0	0	0	0	5	5	0.00	0.000											
93 Caleb Thielbar, L ERA: 9.0 (9, 1)	1.0		6	2	1	1	3	1	0	0	0	0	1	11	15	9.00	3.000											

Batter	1	2	3	4	5	6	7	8	9	AB	R	H	RBI	BB	SO	LOB	BOTTOM											
1 Josh Harrison, R OBP: 0.468, SLG: 0.564 (1, 4)	9 1B 28 SF8									1	3	1	0	2	0	0	Toronto Blue Jays @ Detroit Tigers Publix Field at Joker Marchant Stadium, Lakeland, FL Sun Mar 24 2019, 1:08 PM - 4:06 PM EDT Att: 7,869 - Partly Cloudy - 77 F											
33 Pete Kozma, R OBP: 0.176, SLG: 0.303 (5, FH)										2	0	0	0	0	1	1												
82 Kody Eaves, L OBP: 0.240, SLG: 0.227 (8, FH)										1	0	0	0	0	0													
9 Nick Castellanos, R OBP: 0.336, SLG: 0.475 (1, 9)										2	0	1	1	0	1	1												
Victor Reyes, S OBP: 0.250, SLG: 0.207 (6, 9)										1	2	1	0	1	0	0												
86 Reece Hampton, S (8, PH)										1	0	0	0	0	1	0												
24 Miguel Cabrera, R OBP: 0.426, SLG: 0.739 (1, 10)										3	1	2	4	0	1	2												
83 Cameron Rupp, R OBP: 0.400, SLG: 0.462 (6, PH)										3	1	2	0	0	0	0												
79 Jacob Robson, L OBP: 0.154, SLG: 0.167 (7, 10)										1	0	0	1	0	0	0												
28 Niko Goodrum, S OBP: 0.379, SLG: 0.519 (1, 7)										1	0	0	1	0	0	0												
79 Jacob Robson, L OBP: 0.154, SLG: 0.167 (6, 7)										2	0	1	1	0	0	2												
55 John Hicks, R OBP: 0.321, SLG: 0.347 (1, 2)										4	1	1	1	0	1	3												
81 Kade Scivicque, R OBP: 0.167, SLG: 0.667 (6, PH)										1	0	0	0	0	1	2												
29 Gordon Beckham, R OBP: 0.382, SLG: 0.413 (1, 5)										3	0	0	0	0	2	0												
72 Isaac Paredes, R OBP: 0.455, SLG: 0.500 (6, 5)										1	1	0	0	1	0	0												
7 Jordy Mercer, R OBP: 0.286, SLG: 0.409 (1, 6)										3	1	2	0	0	0	0												
Willi Castro, S OBP: 0.308, SLG: 0.375 (5, PR)										2	2	1	2	0	1	0												
Dustin Peterson, R OBP: 0.386, SLG: 0.450 (1, 3)										4	3	2	2	0	1	2												
73 Daniel Pinedo, R OBP: 0.429, SLG: 0.200 (7, 3)										1	0	1	0	0	0	0												
8 Mikie Mahtook, R OBP: 0.350, SLG: 0.500 (1, 8)										2	2	1	2	1	1	0												
75 Daz Cameron, R OBP: 0.438, SLG: 0.786 (6, 8)										2	1	1	4	0	0	1												
Inning Stats	R: 1 E: 0 K: 1 S: 6	H: 1 LOB: 1 BB: 1 P: 10	R: 4 E: 1 K: 2 S: 10	H: 3 LOB: 2 BB: 2 P: 19	R: 0 E: 0 K: 1 S: 5	H: 0 LOB: 0 BB: 0 P: 5	R: 2 E: 0 K: 2 S: 10	H: 2 LOB: 0 BB: 0 P: 10	R: 3 E: 0 K: 2 S: 10	H: 3 LOB: 1 BB: 0 P: 12	R: 8 E: 1 K: 1 S: 14	H: 7 LOB: 2 BB: 2 P: 24	R: 0 E: 0 K: 1 S: 6	H: 1 LOB: 1 BB: 0 P: 6	R: 0 E: 0 K: 1 S: 5	H: 0 LOB: 0 BB: 0 P: 5	1B: 7 2B: 7 3B: 0 HR: 3	SF: 2 SAC: 0 DP: 0 HBP: 1	WP: 1 PB: 0 SB: 0 CS: 0	PA: 48								
PITCHER	IP	WLS	BF	H	R	ER	SO	BB	IBB	HBP	BLK	WP	HR	S	P	ERA	WHIP											
54 Sean Reid-Foley, R ERA: 8.4 (1, 1)	2.0		14	4	5	5	3	3	0	0	0	0	0	1	15	15	9.00	1.000										
50 Justin Shafer, R ERA: 3.85 (3, 1)	2.0	L	8	2	2	2	3	0	0	0	0	0	1	15	15	9.00	1.000											
20 Bud Norris, R ERA: 9.0 (5, 1)	1.0		6	3	3	3	2	0	0	0	0	0	1	10	12	27.00	3.000											
63 Dusty Isaacs, R ERA: 162.0 (6, 1)	0.1		8	4	7	6	0	2	0	0	0	1	1	7	17	162.00	18.000											
62 Andrew Case, R ERA: 5.4 (6, 1)	1.2		9	4	1	1	2	0	0	0	0	0	0	13	13	5.40	2.400											

Batter	1	2	3	4	5	6	7	8	9	AB	R	H	RBI	BB	SO	LOB	TOP											
Parker Meadows, L (1,8)	G4-3	CS	F8			K	K			0	0	0	0	0	0	0	Detroit Tigers Futures @ Detroit Tigers Publix Field at Joker Marchant Stadium, Lakeland, FL Mon Mar 25 2019, 1:08 PM - 3:44 PM EDT Att: 3,002 - Partly Cloudy - 81 F livebaseballscorecards.com											
Kody Clemens, L (1,4) Jeremiah Burks, R (6,4)	K		G3					K		0	1	0	0	0	0	0												
Daz Cameron, R (1,9) Gregory Soto, L (5,1) Daz Cameron, R (6,PH) Gregory Soto, L (6,1) 48 John Schreiber, R (6,PH) Daz Cameron, R (6,PH) Joe Navilhon, R (6,1)			F9			K			BB	0	0	0	0	0	0	0												
Isaac Paredes, R (1,5) Kody Eaves, L (6,PH) CBP: 0.500, SLG: 1.000	1B				K				BB	0	0	0	0	0	0	0												
Brock Deatherage, L (1,10) CBP: 0.250, SLG: 0.250	K2-3					K		K		0	0	0	0	0	0	0												
Willi Castro, S (1,6) Wenceel Pérez, S (6,PH)					K				F8	2	0	1	0	0	1	1												
Jake Rogers, R (1,2) Brady Policelli, R (6,2)										0	0	0	0	0	0	0												
Reynaldo Rivera, L (1,3) Daniel Pinero, R (6,3)					K				K	2	0	0	0	0	2	2												
Danny Woodrow, L (1,7) Jacob Robson, L (6,7) OBP: 1.000, SLG: 1.000					K				K	0	0	0	0	0	0	0												
Inning Stats	R: 0 E: 0 K: 2 S: 8	H: 1 LOB: 2 BB: 1 P: 12	R: 0 E: 0 K: 1 S: 6	H: 1 LOB: 1 BB: 1 P: 10	R: 0 E: 0 K: 0 S: 3	H: 0 LOB: 0 BB: 0 P: 3	R: 0 E: 0 K: 2 S: 8	H: 1 LOB: 1 BB: 0 P: 9	R: 0 E: 0 K: 3 S: 9	H: 0 LOB: 0 BB: 0 P: 9	R: 1 E: 0 K: 3 S: 10	H: 1 LOB: 1 BB: 1 P: 14	R: 0 E: 0 K: 3 S: 10	H: 1 LOB: 1 BB: 0 P: 10	R: 0 E: 0 K: 3 S: 9	H: 0 LOB: 1 BB: 1 P: 13		R: 0 E: 0 K: 1 S: 5	H: 0 LOB: 0 BB: 0 P: 5	1B: 4 2B: 1 3B: 0 HR: 0	SF: 0 SAC: 0 DP: 0 HBP: 0	WP: 0 PB: 0 SB: 3 CS: 1	PA: 36					
PITCHER	IP	WLS	BF	H	R	ER	SO	BB	IBB	HBP	BLK	WP	HR	S	P	ERA		WHIP										
56 Spencer Turnbull, R (1,1) ERA: 9.00	5.0	W	19	3	0	0	8	2	0	0	0	0	0	34	43	0.00		1.000										
77 Joe Jiménez, R (6,1) ERA: 9.00	1.0		5	1	1	1	3	1	0	0	0	0	0	10	14	9.00		2.000										
61 Shane Greene, R (7,1) ERA: 9.00	1.0		4	1	0	0	3	0	0	0	0	0	0	10	10	0.00		1.000										
95 Nick Ramirez, L (8,1) ERA: 9.00	1.0		4	0	0	0	3	1	0	0	0	0	0	9	13	0.00		1.000										
83 Mark Ecker, R (9,1) ERA: 9.00	1.0		3	0	0	0	1	0	0	0	0	0	0	5	5	0.00	0.000											

Batter	1	2	3	4	5	6	7	8	9	AB	R	H	RBI	BB	SO	LOB	BOTTOM											
8 Mikie Mahtook, R (1,9) Victor Reyes, S (4,9) OBP: 0.200, SLG: 0.400										1	1	1	2	1	0	0	Detroit Tigers Futures @ Detroit Tigers Publix Field at Joker Marchant Stadium, Lakeland, FL Mon Mar 25 2019, 1:08 PM - 3:44 PM EDT Att: 3,002 - Partly Cloudy - 81 F livebaseballscorecards.com											
14 Christin Stewart, L (1,7) 88 Cam Gibson, L (4,7) OBP: 0.750, SLG: 1.000										2	0	0	0	0	0	1												
28 Niko Goodrum, S (1,5) 91 Josh Lester, L (4,3)										2	0	0	0	0	1	0												
Brandon Dixon, R (1,3) OBP: 0.167, SLG: 0.667										4	0	0	0	0	2	2												
Dustin Peterson, R (1,8) 86 Troy Montgomery, L (7,8) OBP: 0.667, SLG: 1.000										2	1	0	0	1	1	0												
29 Gordon Beckham, R (1,4) 70 Harold Castro, L (5,4) OBP: 0.500, SLG: 1.000										2	0	1	0	0	0	0												
17 Grayson Greiner, R (1,2) 90 Chace Numata, S (6,2)										2	2	2	1	0	0	0												
83 Cameron Rupp, R (1,10) OBP: 0.250, SLG: 0.500										4	0	1	1	0	2	3												
33 Pete Kozma, R (1,6) OBP: 0.750, SLG: 0.667										3	2	2	1	1	0	0												
Inning Stats	R: 0 E: 0 K: 0 S: 2	H: 0 LOB: 0 BB: 1 P: 6	R: 0 E: 0 K: 0 S: 3	H: 0 LOB: 0 BB: 0 P: 3	R: 3 E: 0 K: 2 S: 10	H: 3 LOB: 0 BB: 0 P: 10	R: 2 E: 0 K: 1 S: 6	H: 3 LOB: 1 BB: 1 P: 11	R: 0 E: 0 K: 1 S: 6	H: 1 LOB: 2 BB: 0 P: 7	R: 4 E: 0 K: 2 S: 10	H: 3 LOB: 1 BB: 2 P: 18	R: 0 E: 0 K: 1 S: 5	H: 0 LOB: 0 BB: 0 P: 5	R: 0 E: 0 K: 0 S: 3	H: 0 LOB: 0 BB: 0 P: 3		1B: 4 2B: 6 3B: 0 HR: 1	SF: 0 SAC: 0 DP: 1 HBP: 1	WP: 0 PB: 0 SB: 0 CS: 0	PA: 36							
PITCHER	IP	WLS	BF	H	R	ER	SO	BB	IBB	HBP	BLK	WP	HR	S	P	ERA		WHIP										
Franklin Pérez, R (1,1) ERA: 27.00	2.0		6	3	3	3	2	0	0	0	0	0	1	10	10	27.00		3.000										
Anthony Castro, R (3,1) Gregory Soto, L (4,1) ERA: 15.43	2.1	L	14	5	4	4	3	2	0	1	0	0	0	16	26	15.43		3.000										
Gregory Soto, L (5,1) Gregory Soto, L (6,1) ERA: 15.43	2.1		14	5	4	4	3	2	0	1	0	0	0	16	26	15.43		3.000										
48 John Schreiber, R (6,1) ERA: 10.80	1.2		8	2	2	2	2	1	0	0	0	0	0	11	15	10.80		1.800										
Joe Navilhon, R (8,1) ERA: 9.00	1.0		3	0	0	0	0	0	0	0	0	0	0	3	3	0.00	0.000											



Batter	1	2	3	4	5	6	7	8	9	10	AB	R	H	RBI	BB	SO	LOB	TOP		
1 Josh Harrison, R (1.4)				G5-3		K		K2-3		K	4	0	0	0	1	3	2			
9 Nick Castellanos, R (1.9)									K2-3		3	0	1	0	1	1	1			
24 Miguel Cabrera, R (1.3)				FC6-4		G5-3					4	0	0	0	0	1	4			
46 Jeimer Candelario, S (1.5)		F7		G1-3							4	0	1	0	0	1	1			
28 Niko Goodrum, S (1.10)						K					3	1	1	0	1	1	1			
14 Christin Stewart, L (1.7)						K					4	1	1	2	0	2	2			
17 Grayson Greiner, R (1.2)						K					4	0	0	0	0	3	1			
7 Jordy Mercer, R (1.6)				L8							2	0	0	0	1	1	0			
8 Mikie Mahtook, R (1.8)				F8							4	0	0	0	0	2	2			
Inning Stats	R: 0 E: 0 K: 0 S: 3	H: 0 LOB: 0 BB: 1 P: 9	R: 0 E: 0 K: 1 S: 7	H: 0 LOB: 0 BB: 13 P: 13	R: 0 E: 0 K: 1 S: 7	H: 0 LOB: 0 BB: 0 P: 13	R: 0 E: 0 K: 3 S: 9	H: 1 LOB: 1 BB: 1 P: 15	R: 0 E: 0 K: 1 S: 9	H: 1 LOB: 1 BB: 0 P: 15	R: 0 E: 0 K: 3 S: 10	H: 0 LOB: 0 BB: 0 P: 14	R: 0 E: 0 K: 3 S: 9	H: 0 LOB: 0 BB: 0 P: 12	R: 2 E: 0 K: 2 S: 13	H: 2 LOB: 1 BB: 0 P: 17	1B: 2 2B: 1 3B: 0 HR: 1	SF: 0 SAC: 0 DP: 1 HBP: 1	WP: 0 PB: 0 SB: 0 CS: 1	PA: 37
PITCHER	IP 7.0	WLS 25	BF 2	H 0	R 0	ER 0	SO 7	BB 4	IBB 0	HBP 0	BLK 0	WP 0	HR 0	S 53	P 94	ERA 0.00	WHIP 0.857			
6 Marcus Stroman, R (1.1)	IP: 7.0	WLS: 25	BF: 2	H: 0	R: 0	ER: 0	SO: 7	BB: 4	IBB: 0	HBP: 0	BLK: 0	WP: 0	HR: 0	S: 53	P: 94	ERA: 0.00	WHIP: 0.857			
31 Joe Biagini, R (8.1)	IP: 1.0	WLS: 3	BF: 0	H: 0	R: 0	ER: 0	SO: 3	BB: 0	IBB: 0	HBP: 0	BLK: 0	WP: 0	HR: 0	S: 10	P: 14	ERA: 0.00	WHIP: 0.000			
51 Ken Giles, R (9.1)	IP: 1.0	WLS: 3	BF: 0	H: 0	R: 0	ER: 0	SO: 3	BB: 0	IBB: 0	HBP: 0	BLK: 0	WP: 0	HR: 0	S: 9	P: 12	ERA: 0.00	WHIP: 0.000			
46 Daniel Hudson, R (10.1)	IP: 1.0	WLS: 6	BF: 2	H: 2	R: 2	ER: 2	SO: 2	BB: 0	IBB: 0	HBP: 1	BLK: 0	WP: 0	HR: 1	S: 13	P: 17	ERA: 18.00	WHIP: 2.000			

Detroit Tigers @ Toronto Blue Jays
Rogers Centre, Toronto, ON
Thu Mar 28 2019, 4:09 PM - 6:33 PM EDT
Att. 45,048 - Roof Closed - 68 F

AB	32
R	2
H	4
RBI	2
BB	4
SO	15
LOB	14



Batter	1	2	3	4	5	6	7	8	9	10	AB	R	H	RBI	BB	SO	LOB	BOTTOM		
3 Brandon Drury, R (1.5)				L8							4	0	1	0	0	0	0			
15 Randal Grichuk, R (1.9)				L7							4	0	0	0	0	1	1			
37 Teoscar Hernández, R (1.7)				G6-3							4	0	1	0	0	0	1			
14 Justin Smoak, S (1.3)						F7					4	0	0	0	0	2	1			
13 Lourdes Gurriel Jr., R (1.4)											4	0	0	0	0	0	0			
11 Kevin Pillar, R (1.8)											4	0	0	0	0	1	0			
44 Rowdy Tellez, L (1.10)				G4-3							2	0	0	0	1	1	0			
9 Danny Jansen, R (1.2)				F8							3	0	0	0	0	1	1			
16 Freddy Galvis, S (1.6)											3	0	0	0	0	1	0			
Inning Stats	R: 0 E: 0 K: 0 S: 6	H: 0 LOB: 0 BB: 0 P: 9	R: 0 E: 0 K: 0 S: 5	H: 0 LOB: 0 BB: 6 P: 6	R: 0 E: 0 K: 1 S: 8	H: 0 LOB: 0 BB: 14 P: 14	R: 0 E: 0 K: 0 S: 5	H: 0 LOB: 0 BB: 0 P: 9	R: 0 E: 0 K: 1 S: 5	H: 1 LOB: 1 BB: 0 P: 15	R: 0 E: 0 K: 1 S: 12	H: 0 LOB: 1 BB: 1 P: 14	R: 0 E: 0 K: 1 S: 7	H: 1 LOB: 1 BB: 0 P: 11	R: 0 E: 0 K: 1 S: 9	H: 0 LOB: 0 BB: 0 P: 13	1B: 2 2B: 0 3B: 0 HR: 0	SF: 0 SAC: 0 DP: 0 HBP: 0	WP: 0 PB: 0 SB: 0 CS: 0	PA: 33
PITCHER	IP 7.0	WLS 22	BF 1	H 0	R 0	ER 0	SO 4	BB 1	IBB 0	HBP 0	BLK 0	WP 0	HR 0	S 47	P 70	ERA 0.00	WHIP 1.000			
27 Jordan Zimmermann, R (1.1)	IP: 7.0	WLS: 22	BF: 1	H: 0	R: 0	ER: 0	SO: 4	BB: 1	IBB: 0	HBP: 0	BLK: 0	WP: 0	HR: 0	S: 47	P: 70	ERA: 0.00	WHIP: 1.000			
77 Joe Jiménez, R (8.1)	IP: 1.0	WLS: 4	BF: 0	H: 0	R: 0	ER: 0	SO: 1	BB: 0	IBB: 0	HBP: 0	BLK: 0	WP: 0	HR: 0	S: 8	P: 14	ERA: 0.00	WHIP: 1.000			
58 Victor Alcántara, R (9.1)	IP: 1.0	WLS: 4	BF: 1	H: 0	R: 0	ER: 0	SO: 1	BB: 0	IBB: 0	HBP: 0	BLK: 0	WP: 0	HR: 0	S: 7	P: 11	ERA: 0.00	WHIP: 1.000			
61 Shane Greene, R (10.1)	IP: 1.0	WLS: 3	BF: 0	H: 0	R: 0	ER: 0	SO: 1	BB: 0	IBB: 0	HBP: 0	BLK: 0	WP: 0	HR: 0	S: 9	P: 13	ERA: 0.00	WHIP: 0.000			

Detroit Tigers @ Toronto Blue Jays
Rogers Centre, Toronto, ON
Thu Mar 28 2019, 4:09 PM - 6:33 PM EDT
Att. 45,048 - Roof Closed - 68 F

AB	32
R	0
H	2
RBI	0
BB	1
SO	7
LOB	4



Batter	1	2	3	4	5	6	7	8	9	AB	R	H	RBI	BB	SO	LOB	TOP					
1 Josh Harrison, R (1,4)										4	0	0	0	0	0	0						
9 Nick Castellanos, R (1,9)										4	0	2	0	0	0	0						
24 Miguel Cabrera, R (1,3)										3	0	0	0	1	1	1						
46 Jeimer Candelario, S (1,5)										4	0	0	0	0	4	3						
28 Niko Goodrum, S (1,10)										3	0	0	0	0	0	2						
14 Christin Stewart, L (1,7)										2	0	0	0	1	1	0						
55 John Hicks, R (1,2)										3	0	0	0	0	0	1						
7 Jordy Mercer, R (1,6)										3	0	0	0	0	1	1						
8 Mikie Mahtook, R (1,8)										3	0	0	0	0	2	1						
Inning Stats	R: 0 E: 0 K: 1 S: 8	H: 0 LOB: 0 BB: 0 P: 10	R: 0 E: 0 K: 2 S: 10	H: 0 LOB: 0 BB: 0 P: 14	R: 0 E: 0 K: 1 S: 7	H: 0 LOB: 0 BB: 0 P: 8	R: 0 E: 0 K: 1 S: 13	H: 1 LOB: 2 BB: 1 P: 23	R: 0 E: 0 K: 1 S: 9	H: 0 LOB: 1 BB: 1 P: 15	R: 0 E: 0 K: 0 S: 7	H: 1 LOB: 1 BB: 0 P: 9	R: 0 E: 0 K: 0 S: 5	H: 0 LOB: 0 BB: 0 P: 8	R: 0 E: 0 K: 1 S: 11	H: 0 LOB: 0 BB: 0 P: 18	R: 0 E: 0 K: 1 S: 7	H: 0 LOB: 0 BB: 0 P: 9	1B: 0 2B: 1 HR: 0	SF: 0 SAC: 0 HBP: 0	WP: 0 PB: 0 SB: 0 CS: 0	PA: 31
PITCHER	IP WLS BF H R ER SO BB IBB HBP BLK WP HR S P ERA WHIP																					
34 Matt Shoemaker, R (1,1)	7.0 W 25 2 0 0 7 2 0 0 0 0 0 0 59 87 0.00 0.571																					
48 Javy Guerra, R (8,1)	2.0 6 0 0 0 2 0 0 0 0 0 0 0 18 27 0.00 0.000																					

Detroit Tigers @ Toronto Blue Jays
Rogers Centre, Toronto, ON
Fri Mar 29 2019, 7:08 PM - 9:35 PM EDT
Att. 18,054 - Roof Closed - 68 F

AB 29
R 0
H 2
RBI 0
BB 2
SO 9
LOB 9



Batter	1	2	3	4	5	6	7	8	9	AB	R	H	RBI	BB	SO	LOB	BOTTOM			
3 Brandon Drury, R (1,5)										4	0	1	0	0	3	2				
15 Randal Grichuk, R (1,10)										3	1	0	0	1	2	3				
14 Justin Smoak, S (1,3)										4	1	2	2	0	1	1				
37 Teoscar Hernández, R (1,7)										4	1	1	1	0	1	2				
13 Lourdes Gurriel Jr., R (1,4)										3	0	0	0	1	2	2				
11 Kevin Pillar, R (1,8)										4	0	0	0	0	1	3				
28 Billy McKinney, L (1,9)										4	1	1	0	0	1	1				
16 Freddy Galvis, S (1,6)										3	1	2	2	0	0	0				
21 Luke Maile, R (1,2)										2	1	0	0	1	1	1				
Inning Stats	R: 0 E: 0 K: 3 S: 11	H: 1 LOB: 1 BB: 0 P: 14	R: 0 E: 0 K: 2 S: 8	H: 0 LOB: 0 BB: 0 P: 10	R: 0 E: 0 K: 2 S: 7	H: 0 LOB: 0 BB: 0 P: 12	R: 4 E: 1 K: 1 S: 19	H: 4 LOB: 1 BB: 1 P: 34	R: 0 E: 0 K: 0 S: 7	H: 0 LOB: 1 BB: 1 P: 14	R: 0 E: 0 K: 0 S: 7	H: 0 LOB: 1 BB: 1 P: 14	R: 2 E: 0 K: 1 S: 14	H: 2 LOB: 1 BB: 1 P: 23	R: 0 E: 0 K: 1 S: 8	H: 0 LOB: 0 BB: 0 P: 16	1B: 6 2B: 0 3B: 1 HR: 0	SF: 0 SAC: 0 DP: 0 HBP: 0	WP: 0 PB: 0 SB: 0 CS: 0	PA: 34
PITCHER	IP WLS BF H R ER SO BB IBB HBP BLK WP HR S P ERA WHIP																			
48 Matthew Boyd, L (1,1)	5.0 L 21 5 4 3 10 1 0 0 0 0 0 0 7 14 0.00 1.200																			
45 Buck Farmer, R (6,1)	1.0 4 0 0 0 0 1 0 0 0 0 0 0 7 14 0.00 1.000																			
36 Blaine Hardy, L (7,1)	1.0 6 2 2 2 1 1 0 0 0 0 0 0 14 23 18.00 3.000																			
50 Reed Garrett, R (8,1)	1.0 3 0 0 0 1 0 0 0 0 0 0 0 8 16 0.00 0.000																			

Detroit Tigers @ Toronto Blue Jays
Rogers Centre, Toronto, ON
Fri Mar 29 2019, 7:08 PM - 9:35 PM EDT
Att. 18,054 - Roof Closed - 68 F

AB 31
R 6
H 7
RBI 5
BB 3
SO 12
LOB 15



Batter	1	2	3	4	5	6	7	8	9	AB	R	H	RBI	BB	SO	LOB	TOP										
1 Josh Harrison, R OBP: 0.231, SLG: 0.091										3	0	1	0	1	0	1	Detroit Tigers @ Toronto Blue Jays Rogers Centre, Toronto, ON Sat Mar 30 2019, 3:08 PM - 6:07 PM EDT Att: 25,429 - Roof Closed - 68 F										
9 Nick Castellanos, R OBP: 0.417, SLG: 0.636										4	0	1	0	0	3	3											
24 Miguel Cabrera, R OBP: 0.364, SLG: 0.222 8 Mikie Mahtook, R (6, PR)										2	0	2	0	0	0	0											
46 Jeimer Candelario, S OBP: 0.083, SLG: 0.083										4	0	0	0	0	2	5											
28 Niko Goodrum, S OBP: 0.273, SLG: 0.222										3	0	0	0	1	2	2											
14 Christin Stewart, L OBP: 0.273, SLG: 0.444										3	0	0	0	1	2	2											
17 Grayson Greiner, R OBP: 0.125, SLG: 0.125										4	0	1	0	0	1	4											
13 Dustin Peterson, R (1, 7)										4	0	0	0	0	1	2											
29 Gordon Beckham, R (1, 6)										3	0	0	0	1	2	1											
Inning Stats	R: 0 E: 0 K: 1 S: 11	H: 2 LOB: 2 BB: 0 P: 18	R: 0 E: 0 K: 0 S: 6	H: 0 LOB: 1 BB: 1 P: 12	R: 0 E: 0 K: 1 S: 14	H: 1 LOB: 2 BB: 1 P: 20	R: 0 E: 0 K: 2 S: 8	H: 0 LOB: 0 BB: 0 P: 15	R: 0 E: 0 K: 2 S: 15	H: 0 LOB: 3 BB: 1 P: 23	R: 0 E: 0 K: 2 S: 11	H: 1 LOB: 1 BB: 0 P: 22	R: 0 E: 0 K: 1 S: 9	H: 0 LOB: 0 BB: 0 P: 17	R: 0 E: 0 K: 2 S: 13	H: 1 LOB: 1 BB: 0 P: 18	1B: 5 2B: 0 3B: 0 HR: 0	SF: 0 SAC: 0 DP: 0 HBP: 1	WP: 0 PB: 0 SB: 0 CS: 0	PA: 36							
PITCHER	IP	WLS	BF	H	R	ER	SO	BB	IBB	HBP	BLK	WP	HR	S	P	ERA	WHIP										
41 Aaron Sanchez, R ERA: 0.00	5.0	W	21	3	0	0	6	3	0	1	0	0	0	55	90	0.00	1.200										
56 Tim Mayza, L ERA: 9.0	0.2	H	3	0	0	0	1	1	0	0	0	0	0	7	12	0.00	1.500										
46 Daniel Hudson, R ERA: 9.0	1.0	H	4	1	0	0	2	0	0	0	0	0	0	14	21	0.00	1.000										
31 Joe Biagini, R ERA: 9.0	1.1	H	4	0	0	0	2	0	0	0	0	0	0	12	23	0.00	0.000										
51 Ken Giles, R ERA: 9.0	1.0	S	4	1	0	0	2	0	0	0	0	0	0	13	18	0.00	1.000										

Batter	1	2	3	4	5	6	7	8	9	AB	R	H	RBI	BB	SO	LOB	BOTTOM										
3 Brandon Drury, R OBP: 0.250, SLG: 0.500										4	1	1	0	0	1	2	Detroit Tigers @ Toronto Blue Jays Rogers Centre, Toronto, ON Sat Mar 30 2019, 3:08 PM - 6:07 PM EDT Att: 25,429 - Roof Closed - 68 F										
28 Billy McKinney, L OBP: 0.375, SLG: 0.286										3	0	1	1	1	1	1											
37 Teoscar Hernández, R OBP: 0.333, SLG: 0.200										2	1	0	0	2	1	2											
14 Justin Smoak, S OBP: 0.333, SLG: 0.545										3	1	1	2	1	0	1											
9 Danny Jansen, R OBP: 0.143, SLG: 0.143										4	0	1	0	0	0	1											
44 Rowdy Tellez, L (1, 10)										1	0	0	0	0	0	0											
15 Randal Grichuk, R (6, PH) (7, 10)										4	0	0	0	0	1	5											
11 Kevin Pillar, R (1, 8)										4	0	0	0	0	1	5											
16 Freddy Galvis, S OBP: 0.300, SLG: 0.400										4	0	1	0	0	1	3											
7 Richard Urena, S OBP: 0.500, SLG: 0.500										2	0	1	0	0	1	0											
Inning Stats	R: 0 E: 0 K: 2 S: 8	H: 0 LOB: 0 BB: 0 P: 14	R: 0 E: 0 K: 0 S: 8	H: 0 LOB: 0 BB: 0 P: 10	R: 0 E: 0 K: 1 S: 9	H: 0 LOB: 0 BB: 0 P: 14	R: 3 E: 0 K: 0 S: 18	H: 3 LOB: 1 BB: 1 P: 35	R: 0 E: 0 K: 2 S: 11	H: 1 LOB: 2 BB: 1 P: 18	R: 0 E: 0 K: 0 S: 10	H: 0 LOB: 1 BB: 1 P: 16	R: 0 E: 0 K: 0 S: 6	H: 1 LOB: 1 BB: 0 P: 8	R: 0 E: 0 K: 1 S: 11	H: 1 LOB: 3 BB: 1 P: 20	1B: 3 2B: 2 3B: 0 HR: 1	SF: 0 SAC: 1 DP: 0 HBP: 2	WP: 0 PB: 0 SB: 0 CS: 0	PA: 35							
PITCHER	IP	WLS	BF	H	R	ER	SO	BB	IBB	HBP	BLK	WP	HR	S	P	ERA	WHIP										
56 Spencer Turnbull, R ERA: 5.4	5.0	L	21	4	3	3	5	2	0	1	0	0	0	22	36	0.00	1.714										
44 Daniel Norris, L ERA: 5.4	2.1		11	2	0	0	0	2	0	0	0	0	0	5	8	0.00	0.000										
58 Victor Alcántara, R ERA: 5.4	0.2		3	0	0	0	1	0	0	0	0	0	0	5	8	0.00	0.000										

AB	31
R	0
H	5
RBI	0
BB	4
SO	13
LOB	20




AB	28
R	3
H	6
RBI	3
BB	4
SO	6
LOB	16



Batter	1	2	3	4	5	6	7	8	9	10	11	AB	R	H	RBI	BB	SO	LOB	TOP	
46 Jeimer Candelario, S OBP: 0.333, SLG: 0.389	(1.5) 1-0 K		(0.3) 0-3 K			(0.0) 0-0 FC5-4	(0.1) 0-1 1B		(1.1) 1-1 2B		(0.2) 0-2 1B	6	0	5	2	0	1	0		
9 Nick Castellanos, R OBP: 0.333, SLG: 0.471	(1.9) 2-3 K			(0.1) 2-3 K		(0.0) 0-0 FC5-4	(1.1) 1-1 F8		(0.0) 0-0 G6-3		(1.0) 1-0 1B	6	0	1	1	0	2	5		
24 Miguel Cabrera, R OBP: 0.235, SLG: 0.133	(1.10) 2-3 K			(2.1) 2-1 F9		(0.0) 0-0 F9					(0.1) 0-1 FC5-4	6	0	0	0	0	2	4		
28 Niko Goodrum, S OBP: 0.438, SLG: 0.538	(1.4) 3-3 K			(1.0) 1-0 1B			(2.1) 2-1 14 G3 7 BB				(3.1) 4-2 55 E BB	4	1	3	0	1	1	1		
14 Christin Stewart, L OBP: 0.250, SLG: 0.308	(1.7) 3-2 K			(2.3) 2-3 K			(0.1) 0-1 G3				(0.3) 0-3 K	4	0	0	0	1	3	3		
55 John Hicks, R OBP: 0.235, SLG: 0.133	(1.3) 0-1 L7				(1.0) 1-0 G5-3						(3.2) 3-2 G1-3	4	1	0	0	1	0	3		
8 Mikie Mahtook, R OBP: 0.235, SLG: 0.133	(1.8) 2-2 P3					(3.3) 3-3 K					(1.0) 1-0 F8	5	0	0	0	0	3	4		
17 Grayson Greiner, R OBP: 0.231, SLG: 0.167	(1.2) 2-2 G5-3					(0.0) 0-0 F8					(1.1) 1-1 46 BB 9 1B	4	2	1	0	0	0	0		
7 Jordy Mercer, R OBP: 0.235, SLG: 0.133	(1.6) 2-2 P3						(4.1) 4-1 K				(0.1) 0-1 G6-3	4	0	0	1	1	1	1		
Inning Stats	R: 0 E: 0 K: 3 S: 12	H: 1 LOB: 1 BB: 0 P: 20	R: 0 E: 0 K: 1 S: 10	H: 0 LOB: 0 BB: 0 P: 15	R: 0 E: 0 K: 1 S: 10	H: 0 LOB: 0 BB: 0 P: 14	R: 0 E: 0 K: 1 S: 10	H: 1 LOB: 1 BB: 0 P: 17	R: 0 E: 0 K: 1 S: 5	H: 0 LOB: 0 BB: 0 P: 9	R: 0 E: 0 K: 1 S: 12	H: 1 LOB: 1 BB: 0 P: 20	R: 0 E: 1 K: 2 S: 11	H: 0 LOB: 1 BB: 1 P: 18	R: 1 E: 0 K: 0 S: 15	H: 3 LOB: 2 BB: 2 P: 21	1B: 7 2B: 3 3B: 0 HR: 0	SF: 0 SAC: 0 DP: 0 HBP: 1	WP: 0 PB: 0 SB: 0 CS: 0	PA: 48
57 Trent Thornton, R ERA: 1.00	(1.1) 1.0	WLS 4	BF 17	H 2	R 0	ER 0	SO 8	BB 0	IBB 0	HBP 0	BLK 0	WP 0	HR 0	S 47	P 75	ERA 0.00	WHIP 0.400			
43 Sam Gaviglio, R ERA: 1.00	(6.1) 1.0	WLS 4	BF 17	H 2	R 0	ER 0	SO 8	BB 0	IBB 0	HBP 0	BLK 0	WP 0	HR 0	S 47	P 75	ERA 0.00	WHIP 0.400			
58 Tim Lincecum, L ERA: 18.0	(7.1) 0.1	WLS 3	BF 17	H 2	R 2	ER 2	SO 1	BB 0	IBB 0	HBP 0	BLK 0	WP 0	HR 0	S 7	P 13	ERA 54.00	WHIP 6.000			
48 Javy Guerra, R ERA: 3.86	(7.1) 0.1	WLS 4	BF 17	H 1	R 1	ER 1	SO 1	BB 1	IBB 0	HBP 0	BLK 0	WP 0	HR 6	S 13	P 27	ERA 27.00	WHIP 6.000			
65 Elvis Luciano, R ERA: 1.00	(7.1) 1.1	WLS 6	BF 17	H 1	R 0	ER 0	SO 1	BB 0	IBB 1	HBP 0	BLK 0	WP 0	HR 14	S 23	P 23	ERA 0.00	WHIP 0.750			

Detroit Tigers @ Toronto Blue Jays
Rogers Centre, Toronto, ON
Sun Mar 31 2019, 1:08 PM - 4:24 PM EDT
Att: 16,098 - Roof Closed - 68 F


livebaseballscores.com
AB 43
R 4
H 10
RBI 4
BB 4
SO 13
LOB 21



Batter	1	2	3	4	5	6	7	8	9	10	11	AB	R	H	RBI	BB	SO	LOB	BOTTOM			
9 Danny Jansen, R OBP: 0.167, SLG: 0.167	(1.10) 0-3 K			(0.0) 0-0 G1-3							(1.0) 1-0 F9	5	0	1	0	0	1	0				
3 Brandon Drury, R OBP: 0.235, SLG: 0.412	(1.5) 1-1 G6-3			(1.1) 1-1 L6							(1.1) 1-1 15 FC6-4 14 HBP	5	0	1	0	0	2	2				
14 Justin Smoak, S OBP: 0.294, SLG: 0.400	(1.3) 1-0 F9			(0.1) 0-1 G5-3							(3.2) 3-2 15 FC6-4 HBP	4	0	0	0	0	1	0				
15 Randal Grichuk, R OBP: 0.235, SLG: 0.133	(1.9) 0-1 G6-3				(4.2) 4-2 37 FC5-4 BB						(0.0) 0-0 FC6-4	4	0	0	0	1	2	2				
37 Teoscar Hernández, R OBP: 0.235, SLG: 0.133	(1.7) 2-2 F8				(3.2) 3-2 FC5-4 13 G6-4-3						(2.2) 2-2 L4	5	0	0	0	0	1	3				
13 Lourdes Gurriel Jr., R OBP: 0.235, SLG: 0.133	(1.4) 3-3 K				(1.1) 1-1 G6-4-3						(1.2) 1-2 2-3	4	0	0	0	0	2	1				
11 Kevin Pillar, R OBP: 0.063, SLG: 0.063	(1.8) 0-0 F9										(3.2) 3-2 L8	4	1	1	0	0	0	0				
7 Richard Urena, S OBP: 0.667, SLG: 1.000	(1.6) 1-0 G1-3										(0.0) 0-0 16 BB 1B	4	1	3	0	0	0	0				
21 Luke Maile, R OBP: 0.000, SLG: 0.000	(1.2) 1-3 K										(0.2) 0-2 2H 3H	2	0	0	0	0	1	1				
44 Roberto Alomar, R OBP: 0.000, SLG: 0.000	(8.9) 0-0 K											1	1	1	3	0	0	0				
31 Joe Biagini, R ERA: 1.00	(10.1) 1.0	WLS 5	BF 23	H 3	R 0	ER 0	SO 6	BB 1	IBB 0	HBP 0	BLK 0	WP 0	HR 9	S 16	P 16	ERA 0.00	WHIP 1.000					
16 Freddy Galvis, S ERA: 1.00	(10.9) 1.0	WLS 5	BF 23	H 3	R 0	ER 0	SO 6	BB 1	IBB 0	HBP 0	BLK 0	WP 0	HR 9	S 16	P 16	ERA 0.00	WHIP 1.000					
45 Thomas Pannone, L ERA: 9.00	(11.1) 1.0	WLS 5	BF 23	H 3	R 0	ER 0	SO 6	BB 1	IBB 0	HBP 0	BLK 0	WP 0	HR 9	S 16	P 16	ERA 9.00	WHIP 3.000					
Inning Stats	R: 0 E: 0 K: 1 S: 6	H: 0 LOB: 0 BB: 0 P: 8	R: 0 E: 0 K: 1 S: 10	H: 0 LOB: 0 BB: 0 P: 15	R: 0 E: 0 K: 1 S: 6	H: 0 LOB: 0 BB: 0 P: 8	R: 0 E: 0 K: 0 S: 5	H: 2 LOB: 2 BB: 0 P: 6	R: 0 E: 0 K: 1 S: 13	H: 0 LOB: 0 BB: 0 P: 18	R: 3 E: 0 K: 1 S: 12	H: 3 LOB: 3 BB: 0 P: 17	R: 0 E: 0 K: 2 S: 7	H: 0 LOB: 0 BB: 0 P: 8	R: 0 E: 0 K: 1 S: 10	H: 2 LOB: 2 BB: 0 P: 14	R: 0 E: 0 K: 0 S: 9	H: 1 LOB: 2 BB: 0 P: 16	1B: 5 2B: 2 3B: 0 HR: 1	SF: 0 SAC: 0 DP: 1 HBP: 1	WP: 0 PB: 0 SB: 0 CS: 0	PA: 41
51 Matt Moore, L ERA: 1.00	(1.1) 1.0	WLS 6	BF 23	H 3	R 0	ER 0	SO 6	BB 1	IBB 0	HBP 0	BLK 0	WP 0	HR 9	S 16	P 16	ERA 0.00	WHIP 1.000					
77 Joe Jiménez, R ERA: 13.5	(8.1) 1.0	WLS 6	BF 23	H 3	R 3	ER 3	SO 1	BB 0	IBB 0	HBP 0	BLK 0	WP 0	HR 12	S 17	P 17	ERA 27.00	WHIP 3.000					
45 Buck Farmer, R ERA: 1.00	(9.1) 1.0	WLS 3	BF 23	H 0	R 0	ER 0	SO 2	BB 0	IBB 0	HBP 0	BLK 0	WP 0	HR 7	S 8	P 8	ERA 0.00	WHIP 0.000					
68 Daniel Stumpf, L ERA: 1.00	(10.1) 1.0	WLS 4	BF 23	H 2	R 0	ER 0	SO 1	BB 0	IBB 0	HBP 0	BLK 0	WP 0	HR 10	S 14	P 14	ERA 0.00	WHIP 2.000					
61 Shane Greene, R ERA: 1.00	(11.1) 1.0	WLS 5	BF 23	H 1	R 0	ER 0	SO 0	BB 0	IBB 1	HBP 0	BLK 0	WP 0	HR 9	S 16	P 16	ERA 0.00	WHIP 1.000					

Detroit Tigers @ Toronto Blue Jays
Rogers Centre, Toronto, ON
Sun Mar 31 2019, 1:08 PM - 4:24 PM EDT
Att: 16,098 - Roof Closed - 68 F

livebaseballscores.com
AB 39
R 3
H 8
RBI 3
BB 1
SO 10
LOB 9



Batter	1	2	3	4	5	6	7	8	9	AB	R	H	RBI	BB	SO	LOB	TOP					
1 Josh Harrison, R OBP: 0.182, SLG: 0.100	G5-3		F9		K		K		1 SAFE X FF 94	5	0	1	0	0	2	1	<p>Detroit Tigers @ New York Yankees Yankee Stadium, Bronx, NY Tue Apr 02 2019, 6:39 PM - 9:19 PM EDT Att: 32,018 - Cloudy - 45 F</p>					
9 Nick Castellanos, R OBP: 0.370, SLG: 0.417	1B		1B			F8		K	S SL 82 C SL 83 X SL 84	5	0	2	0	0	1	2						
24 Miguel Cabrera, R OBP: 0.280, SLG: 0.143	1B		1B		K			K	C ST 81 F FC 88 B SL 94 S ST 84	4	0	1	0	0	2	1						
46 Jeimer Candelario, S	K		1B		2B			G1-5-3	X SL 93	4	1	2	0	0	1	2						
55 John Hicks, R OBP: 0.250, SLG: 0.273	FC6-4		1B		2B			K	C FF 96 F FF 97 S SL 98	4	0	2	1	0	1	2						
14 Christin Stewart, L OBP: 0.217, SLG: 0.211	P6		F7		G4-3			BB	B FF 96 F FF 97 S SL 98 X SL 99	3	0	0	0	0	0	3						
28 Niko Goodrum, S OBP: 0.429, SLG: 0.438								13 2B	C FF 96 F FF 97 S SL 98	0	1	0	0	1	0	0						
13 Dustin Peterson, R OBP: 0.125, SLG: 0.250	K		G1-4-3					K	X FF 96	4	1	1	1	0	2	2						
17 Grayson Greiner, R OBP: 0.190, SLG: 0.200	G3				G5-3			K	S FF 98 F FF 99 S SL 98	4	0	1	0	0	1	1						
7 Jordy Mercer, R OBP: 0.300, SLG: 0.235	F8				K			1B	C FF 98 F FF 99 S SL 100 X SL 98	4	0	1	1	0	2	1						
Inning Stats	R: 0 H: 2 E: 0 K: 1 S: 12	H: 2 LOB: 2 BB: 0 P: 15	R: 0 H: 0 E: 0 K: 1 S: 8	H: 0 LOB: 0 BB: 0 P: 12	R: 0 H: 1 E: 0 K: 0 S: 11	H: 1 LOB: 1 BB: 0 P: 16	R: 0 H: 2 E: 0 K: 0 S: 8	H: 2 LOB: 1 BB: 0 P: 11	R: 0 H: 0 E: 0 K: 2 S: 10	H: 0 LOB: 0 BB: 0 P: 14	R: 1 H: 2 E: 0 K: 1 S: 7	H: 2 LOB: 1 BB: 0 P: 9	R: 0 H: 1 E: 0 K: 3 S: 11	H: 1 LOB: 1 BB: 0 P: 14	R: 0 H: 0 E: 0 K: 2 S: 7	H: 0 LOB: 0 BB: 0 P: 9	R: 2 H: 3 E: 0 K: 2 S: 17	H: 3 LOB: 2 BB: 1 P: 23	1B: 6 2B: 5 3B: 0 HR: 0	SF: 0 SAC: 0 DP: 1 HBP: 1	WP: 0 PB: 0 SB: 0 CS: 0	PA: 38
PITCHER	IP WLS BF H R ER SO BB IBB HBP BLK WP HR S P ERA WHIP	6.2 27 8 1 1 7 0 0 0 0 0 0 63 87 1.35 1.200	1.1 4 0 0 0 3 0 0 0 0 0 0 11 13 0.00 0.000	1.0 L 7 3 2 2 2 1 0 0 0 0 0 0 17 23 18.00 4.000	PITCHER																	

Batter	1	2	3	4	5	6	7	8	9	AB	R	H	RBI	BB	SO	LOB	BOTTOM					
11 Brett Gardner, L OBP: 0.217, SLG: 0.286	F7		G4-3		F9		K			4	0	0	0	0	1	2	<p>Detroit Tigers @ New York Yankees Yankee Stadium, Bronx, NY Tue Apr 02 2019, 6:39 PM - 9:19 PM EDT Att: 32,018 - Cloudy - 45 F</p>					
99 Aaron Judge, R OBP: 0.476, SLG: 0.389	K		1B		IBB			K	C SL 86 F SL 87 X SL 88	3	0	1	0	1	2	0						
45 Luke Voit, R OBP: 0.409, SLG: 0.375	G6-3		F9		K2-3			HBP	C FF 96 F FF 97 S SL 98 X SL 99	3	0	0	0	0	1	3						
25 Gleyber Torres, R OBP: 0.286, SLG: 0.300	G6-3				F9			L1	T FF 96 F FF 97 S SL 98 X SL 99	4	0	0	0	0	0	1						
26 DJ LeMahieu, R OBP: 0.625, SLG: 0.583	1B		1B					F7	C SL 86 F SL 87 X SL 88	4	1	2	0	0	0	0						
39 Mike Tauchman, L OBP: 0.143, SLG: 0.286			K					G6-3	C SL 86 F SL 87 X SL 88	4	0	1	0	0	1	1						
77 Clint Frazier, R OBP: 0.143, SLG: 0.286	SF7				P4			F9	C ST 80 X FC 87	3	0	0	1	0	0	1						
14 Tyler Wade, L OBP: 0.333, SLG: 0.333	K							K	C FF 90 F FF 91 S SL 92 X SL 93	3	0	1	0	0	2	1						
28 Austin Romine, R OBP: 0.333, SLG: 0.333			P3		K			1B	X CU 80	3	0	1	0	0	1	1						
Inning Stats	R: 0 H: 0 E: 0 K: 1 S: 11	H: 2 LOB: 0 BB: 0 P: 17	R: 1 H: 2 E: 0 K: 1 S: 13	H: 2 LOB: 1 BB: 0 P: 18	R: 0 H: 1 E: 0 K: 0 S: 10	H: 1 LOB: 1 BB: 0 P: 14	R: 0 H: 1 E: 0 K: 1 S: 9	H: 1 LOB: 1 BB: 0 P: 12	R: 0 H: 1 E: 0 K: 2 S: 11	H: 1 LOB: 2 BB: 1 P: 16	R: 0 H: 0 E: 0 K: 0 S: 6	H: 0 LOB: 0 BB: 0 P: 9	R: 0 H: 1 E: 0 K: 2 S: 10	H: 1 LOB: 0 BB: 0 P: 14	R: 0 H: 0 E: 0 K: 1 S: 9	H: 0 LOB: 0 BB: 0 P: 11	R: 0 H: 0 E: 0 K: 0 S: 8	H: 0 LOB: 0 BB: 0 P: 10	1B: 5 2B: 2 3B: 0 HR: 0	SF: 1 SAC: 0 DP: 1 HBP: 1	WP: 0 PB: 0 SB: 1 CS: 0	PA: 34
PITCHER	IP WLS BF H R ER SO BB IBB HBP BLK WP HR S P ERA WHIP	6.2 27 8 1 1 7 0 0 0 0 0 0 67 94 1.35 0.900	0.1 1 0 0 0 1 0 0 0 0 0 0 3 6 0.00 0.000	1.0 W 3 0 0 0 1 0 0 0 1 0 0 0 9 11 0.00 0.000	1.0 S 3 0 0 0 0 0 0 0 0 0 0 0 8 10 0.00 0.000	PITCHER																

Batter	1	2	3	4	5	6	7	8	9	AB	R	H	RBI	BB	SO	LOB	TOP			
1 Josh Harrison, R OBP: 0.192, SLG: 0.125	K2-3		P3					G6-3		4	0	1	0	0	1	0				
9 Nick Castellanos, R OBP: 0.355, SLG: 0.370	G5-3							G5-3		3	1	0	0	1	0	1				
24 Miguel Cabrera, R OBP: 0.241, SLG: 0.120	K							G6-3		4	0	0	0	0	2	1				
28 Niko Goodrum, S OBP: 0.440, SLG: 0.474								G5-3		3	0	1	0	1	0	0				
46 Jeimer Candelario, S OBP: 0.300, SLG: 0.379	F8							K		3	0	0	0	1	1	1				
14 Christin Stewart, L OBP: 0.152, SLG: 0.152 8 Mikie Mahtook, R	F7							G4-3		3	0	0	1	0	0	1				
55 John Hicks, R OBP: 0.200, SLG: 0.214	G6-3							G6-3		3	0	0	0	0	1	3				
7 Jordy Mercer, R OBP: 0.261, SLG: 0.200								K		3	0	0	0	0	2	0				
29 Gordon Beckham, R OBP: 0.286, SLG: 0.667	G4-3							K		3	1	1	1	0	1	0				
								HR												
Inning Stats	R: 0 E: 0 K: 2 S: 10	H: 0 LOB: 0 BB: 0 P: 12	R: 0 E: 0 K: 0 S: 12	H: 1 LOB: 1 BB: 0 P: 19	R: 0 E: 0 K: 0 S: 8	H: 0 LOB: 0 BB: 0 P: 14	R: 1 E: 1 K: 2 S: 11	H: 0 LOB: 2 BB: 3 P: 25	R: 0 E: 0 K: 0 S: 6	H: 0 LOB: 0 BB: 0 P: 8	R: 0 E: 0 K: 1 S: 7	H: 0 LOB: 0 BB: 0 P: 12	R: 1 E: 0 K: 0 S: 9	H: 1 LOB: 0 BB: 0 P: 15	R: 0 E: 0 K: 1 S: 7	H: 0 LOB: 0 BB: 0 P: 11	1B: 1 2B: 1 3B: 0 HR: 1	SF: 1 SAC: 0 DP: 0 HBP: 0	WP: 0 PB: 0 SB: 2 CS: 0	PA: 33
PITCHER	IP WLS BF H R ER SO BB IBB HBP BLK WP HR S P ERA WHIP																			
38 Jonathan Loaisiga, R ERA: 2.25	4.0	16	1	1	1	4	3	0	0	0	0	0	0	0	41	70	2.25	1.000		
56 Jonathan Holder, R ERA: 2.25	2.0	7	1	0	0	2	0	0	0	0	0	0	0	16	20	0.00	0.500			
57 Chad Green, R ERA: 4.5	2.0	L 7	1	1	1	1	0	0	0	0	0	0	1	16	27	4.50	0.500			
53 Zack Britton, L ERA:	1.0	3	0	0	0	1	0	0	0	0	0	0	0	7	11	0.00	0.000			

Detroit Tigers @ New York Yankees
Yankee Stadium, Bronx, NY
 Wed Apr 03 2019, 4:08 PM - 6:44 PM EDT
 Att: 33,038 - Sunny - 64 F


AB 29
 R 2
 H 3
 RBI 2
 BB 3
 SO 8
 LOB 7



Batter	1	2	3	4	5	6	7	8	9	AB	R	H	RBI	BB	SO	LOB	BOTTOM			
26 DJ LeMahieu, R OBP: 0.550, SLG: 0.563	K2-3		99 1B					K		4	1	1	0	0	2	0				
99 Aaron Judge, R OBP: 0.481, SLG: 0.381	L9		25 1B					K		3	0	1	1	1	1	0				
45 Luke Voit, R OBP: 0.385, SLG: 0.316 11 Brett Gardner, L OBP: 0.217, SLG: 0.286	L8		24 BB					K		3	0	0	0	1	2	2				
24 Gary Sánchez, R OBP: 0.286, SLG: 0.526	K		25 1B					K		3	0	0	0	1	2	1				
25 Gleyber Torres, R OBP: 0.280, SLG: 0.292	K							K		4	0	1	0	0	3	2				
33 Greg Bird, L OBP: 0.294, SLG: 0.400								K		4	0	1	0	0	2	1				
77 Clint Frazier, R OBP: 0.250, SLG: 0.167								K		3	0	1	0	1	2	0				
12 Troy Tulowitzki, R OBP: 0.308, SLG: 0.545 14 Tyler Wade, L OBP: 0.167, SLG: 0.167								K		1	0	0	0	0	0	2				
39 Mike Tauchman, L OBP: 0.100, SLG: 0.200								K		3	0	0	0	0	3	0				
Inning Stats	R: 0 E: 0 K: 1 S: 5	H: 0 LOB: 0 BB: 0 P: 5	R: 0 E: 0 K: 2 S: 10	H: 1 LOB: 2 BB: 1 P: 16	R: 1 E: 0 K: 2 S: 17	H: 3 LOB: 1 BB: 1 P: 27	R: 0 E: 0 K: 2 S: 8	H: 0 LOB: 0 BB: 0 P: 9	R: 0 E: 0 K: 3 S: 11	H: 1 LOB: 2 BB: 0 P: 19	R: 0 E: 0 K: 3 S: 11	H: 0 LOB: 0 BB: 0 P: 15	R: 0 E: 0 K: 2 S: 10	H: 0 LOB: 1 BB: 1 P: 18	R: 0 E: 0 K: 1 S: 6	H: 0 LOB: 0 BB: 0 P: 10	1B: 4 2B: 1 3B: 0 HR: 0	SF: 0 SAC: 0 DP: 0 HBP: 0	WP: 0 PB: 0 SB: 1 CS: 1	PA: 36
PITCHER	IP WLS BF H R ER SO BB IBB HBP BLK WP HR S P ERA WHIP																			
48 Matthew Boyd, L ERA: 3.18	6.1	27	5	1	1	30	3	0	0	0	0	0	0	0	62	98	1.42	1.263		
45 Buck Farmer, R ERA:	0.2	W 2	0	0	0	2	0	0	0	0	0	0	0	8	10	0.00	0.000			
77 Joe Jiménez, R ERA: 6.75	1.0	H 3	0	0	0	2	1	0	0	0	0	0	0	10	18	0.00	1.000			
61 Shane Greene, R ERA:	1.0	S 3	0	0	0	1	0	0	0	0	0	0	0	6	10	0.00	0.000			

Detroit Tigers @ New York Yankees
Yankee Stadium, Bronx, NY
 Wed Apr 03 2019, 4:08 PM - 6:44 PM EDT
 Att: 33,038 - Sunny - 64 F

AB 31
 R 1
 H 5
 RBI 1
 BB 4
 SO 18
 LOB 10



Batter	1	2	3	4	5	6	7	8	9	AB	R	H	RBI	BB	SO	LOB	TOP											
15 Whit Merrifield, R OBP: 0.321, SLG: 0.385										5	2	2	0	0	1	1	Kansas City Royals @ Detroit Tigers Comerica Park, Detroit, MI Thu Apr 04 2019, 1:15 PM - 4:00 PM EDT Att: 42,641 - Overcast - 39 F											
27 Adalberto Mondesi, S OBP: 0.366, SLG: 0.769										4	0	0	0	0	3	2												
4 Alex Gordon, L OBP: 0.481, SLG: 0.647										2	2	2	2	1	0	0												
12 Jorge Soler, R OBP: 0.360, SLG: 0.478										4	0	2	1	0	2	0												
66 Ryan O'Hearn, L OBP: 0.368, SLG: 0.556										3	0	1	0	1	0	2												
9 Lucas Duda, L OBP: 0.125, SLG: 0.125										4	0	0	0	0	2	5												
2 Chris Owings, R OBP: 0.167, SLG: 0.182										4	0	0	0	0	3	1	AB 34 R 4 H 8 RBI 3 BB 2 SO 12 LOB 12											
16 Martin Maldonado, R OBP: 0.261, SLG: 0.304										4	0	0	0	0	0	1												
6 Billy Hamilton, S OBP: 0.217, SLG: 0.182										4	0	1	0	0	1	0												
Inning Stats	R: 1 H: 1 E: 1 K: 3 S: 15	H: 1 LOB: 2 BB: 2 P: 26	R: 0 H: 0 E: 0 K: 2 S: 8	H: 0 LOB: 0 BB: 0 P: 10	R: 1 H: 3 E: 0 K: 1 S: 12	H: 3 LOB: 2 BB: 0 P: 14	R: 0 H: 0 E: 0 K: 0 S: 6	H: 0 LOB: 0 BB: 0 P: 6	R: 1 H: 1 E: 0 K: 2 S: 11	H: 1 LOB: 0 BB: 0 P: 18	R: 0 H: 1 E: 0 K: 2 S: 13	H: 1 LOB: 1 BB: 0 P: 17	R: 0 H: 0 E: 0 K: 0 S: 5	H: 0 LOB: 0 BB: 0 P: 8	R: 1 H: 1 E: 0 K: 1 S: 8	H: 1 LOB: 0 BB: 0 P: 14		R: 0 H: 1 E: 0 K: 1 S: 10	H: 1 LOB: 1 BB: 0 P: 13	1B: 5 2B: 1 3B: 1 HR: 1	SF: 1 SAC: 0 DP: 0 HBP: 0	WP: 0 PB: 0 SB: 0 CS: 0	PA: 37					
PITCHER	IP	WLS	BF	H	R	ER	SO	BB	IBB	HBP	BLK	WP	HR	S	P	ERA		WHIP										
56 Spencer Turnbull, R ERA: 4.08	6.0		26	6	3	2	10	2	0	0	0	0	0	65	91	3.00		1.333										
36 Blaine Hardy, L ERA: 5.79	2.0	W	7	1	1	1	1	0	0	0	0	0	1	13	22	4.50	0.500											
61 Shane Greene, R ERA:	1.0	S	4	1	0	0	1	0	0	0	0	0	0	10	13	0.00	1.000											

Batter	1	2	3	4	5	6	7	8	9	AB	R	H	RBI	BB	SO	LOB	BOTTOM											
1 Josh Harrison, R OBP: 0.258, SLG: 0.148										3	3	1	0	2	1	0	Kansas City Royals @ Detroit Tigers Comerica Park, Detroit, MI Thu Apr 04 2019, 1:15 PM - 4:00 PM EDT Att: 42,641 - Overcast - 39 F											
9 Nick Castellanos, R OBP: 0.371, SLG: 0.345										2	2	0	0	2	2	1												
24 Miguel Cabrera, R OBP: 0.303, SLG: 0.148										2	0	1	1	2	0	0												
28 Niko Goodrum, S OBP: 0.483, SLG: 0.591										3	0	2	3	1	0	1												
46 Jeimer Candelario, S OBP: 0.265, SLG: 0.333										4	0	0	0	0	2	7												
14 Christina Stewart, L OBP: 0.154, SLG: 0.240										3	0	1	1	0	1	0												
13 Dustin Peterson, R OBP: 0.167, SLG: 0.250										4	0	1	0	0	2	4	AB 29 R 5 H 6 RBI 5 SO 10 LOB 15											
17 Grayson Greiner, R OBP: 0.160, SLG: 0.167										4	0	0	0	0	1	1												
7 Jordy Mercer, R OBP: 0.222, SLG: 0.167										4	0	0	0	0	1	1												
Inning Stats	R: 2 H: 2 E: 0 K: 2 S: 15	H: 2 LOB: 2 BB: 2 P: 29	R: 0 H: 0 E: 0 K: 0 S: 5	H: 0 LOB: 0 BB: 0 P: 7	R: 0 H: 1 E: 0 K: 1 S: 7	H: 1 LOB: 1 BB: 0 P: 11	R: 0 H: 0 E: 0 K: 2 S: 7	H: 0 LOB: 0 BB: 0 P: 10	R: 1 H: 2 E: 1 K: 2 S: 18	H: 2 LOB: 2 BB: 1 P: 31	R: 0 H: 1 E: 1 K: 1 S: 11	H: 1 LOB: 1 BB: 0 P: 14	R: 2 H: 0 E: 0 K: 0 S: 11	H: 0 LOB: 2 BB: 4 P: 28	R: 0 H: 0 E: 0 K: 2 S: 10	H: 0 LOB: 0 BB: 0 P: 17		1B: 3 2B: 3 3B: 0 HR: 0	SF: 1 SAC: 0 DP: 0 HBP: 0	WP: 0 PB: 0 SB: 2 CS: 0	PA: 37							
PITCHER	IP	WLS	BF	H	R	ER	SO	BB	IBB	HBP	BLK	WP	HR	S	P	ERA		WHIP										
65 Jakob Junis, R ERA: 4.63	6.0	L	3	0	2	2	0	3	0	0	0	0	0	6	18	∞		∞										
45 Kyle Zimmer, R ERA: 18.0	0.0		3	0	0	0	0	1	0	0	0	0	0	5	10	0.00	1.000											
61 Kevin McCarthy, R ERA: 6.0	1.0		4	0	0	0	0	0	0	0	0	0	0	10	17	0.00	0.000											
26 Brad Boxberger, R ERA: 10.8	1.0		3	0	0	0	2	0	0	0	0	0	0	10	17	0.00	0.000											

Batter	1	2	3	4	5	6	7	8	9	AB	R	H	RBI	BB	SO	LOB	TOP				
1 Josh Harrison, R OBP: 0.220, SLG: 0.154										4	0	0	1	0	2	3					
46 Jeimer Candelario, S OBP: 0.259, SLG: 0.245										4	0	1	1	0	1	2					
24 Miguel Cabrera, R OBP: 0.362, SLG: 0.280										4	0	1	0	0	1	2					
14 Christin Stewart, L OBP: 0.255, SLG: 0.477										4	1	1	1	0	1	3					
55 John Hicks, R OBP: 0.276, SLG: 0.444										4	0	2	0	0	0	1					
13 Dustin Peterson, R OBP: 0.167, SLG: 0.250										4	0	0	0	0	3	3					
17 Grayson Greiner, R OBP: 0.200, SLG: 0.184										4	1	1	0	0	0	2					
7 Jordy Mercer, R OBP: 0.298, SLG: 0.326										2	1	2	0	0	0	0					
29 Gordon Beckham, R5, PR OBP: 0.313, SLG: 0.462										1	0	0	0	1	0	0					
21 JaCoby Jones, R OBP: 0.286, SLG: 0.286										4	0	2	0	0	1	2					
Inning Stats	R: 0 E: 0 K: 1 S: 13	H: 0 LOB: 0 BB: 0 P: 17	R: 0 E: 0 K: 1 S: 9	H: 0 LOB: 0 BB: 0 P: 12	R: 2 E: 0 K: 1 S: 24	H: 4 LOB: 2 BB: 0 P: 32	R: 0 E: 0 K: 1 S: 8	H: 1 LOB: 0 BB: 0 P: 10	R: 0 E: 0 K: 0 S: 10	H: 1 LOB: 1 BB: 0 P: 14	R: 1 E: 0 K: 1 S: 9	H: 2 LOB: 1 BB: 0 P: 11	R: 0 E: 0 K: 1 S: 10	H: 1 LOB: 1 BB: 0 P: 15	R: 0 E: 0 K: 1 S: 10	H: 0 LOB: 1 BB: 0 P: 23	1B: 6 2B: 4 3B: 0 HR: 1	SF: 1 SAC: 0 DP: 1 HBP: 0	WP: 1 PB: 0 SB: 1 CS: 0	PA: 37	
PITCHER	IP	WLS	BF	H	R	ER	SO	BB	IBB	HBP	BLK	WP	HR	S	P	ERA	WHIP				
35 Michael Pineda, R ERA: 3.0	6.0	W	25	8	3	3	5	0	0	0	0	0	1	73	96	4.50	1.333				
39 Trevor Hildenberger, R ERA: 1.35	1.0	H	4	1	0	0	1	0	0	0	0	0	0	10	15	0.00	1.000				
55 Taylor Rogers, L ERA: 1.25	1.0	H	4	1	0	0	1	0	0	0	0	0	0	10	15	0.00	1.000				
38 Blake Parker, R ERA: 1.8	1.0	S	4	0	0	0	2	1	0	0	0	1	0	13	23	0.00	1.000				

Detroit Tigers @ Minnesota Twins
 Target Field, Minneapolis, MN
 Sat Apr 13 2019, 1:12 PM - 4:18 PM CDT
 Att: 16,484 - Cloudy - 37 F



AB 35
 R 3
 H 10
 RBI 3
 BB 1
 SO 9
 LOB 18

Batter	1	2	3	4	5	6	7	8	9	AB	R	H	RBI	BB	SO	LOB	BOTTOM				
26 Max Kepler, L OBP: 0.333, SLG: 0.489										3	1	1	0	1	0	0					
11 Jorge Polanco, S OBP: 0.417, SLG: 0.721										3	0	1	1	0	1	3					
23 Nelson Cruz, R OBP: 0.483, SLG: 0.524										2	0	0	0	2	2	3					
20 Eddie Rosario, L OBP: 0.304, SLG: 0.429										4	0	2	2	0	0	3					
24 C.J. Cron, R OBP: 0.235, SLG: 0.273										4	0	0	0	0	1	4					
9 Marwin Gonzalez, S OBP: 0.212, SLG: 0.167										4	0	0	0	0	2	2					
16 Jonathan Schoop, R OBP: 0.375, SLG: 0.514										3	1	0	0	1	0	2					
15 Jason Castro, L OBP: 0.333, SLG: 0.167										1	1	0	0	2	1	0					
25 Byron Buxton, R OBP: 0.364, SLG: 0.533										2	1	1	1	1	0	0					
Inning Stats	R: 0 E: 0 K: 1 S: 11	H: 0 LOB: 0 BB: 0 P: 16	R: 0 E: 0 K: 1 S: 6	H: 0 LOB: 0 BB: 0 P: 7	R: 4 E: 0 K: 0 S: 17	H: 3 LOB: 1 BB: 3 P: 34	R: 0 E: 0 K: 1 S: 7	H: 0 LOB: 0 BB: 0 P: 8	R: 0 E: 0 K: 0 S: 7	H: 1 LOB: 2 BB: 1 P: 10	R: 0 E: 0 K: 2 S: 10	H: 0 LOB: 3 BB: 3 P: 17	R: 0 E: 0 K: 2 S: 19	H: 0 LOB: 0 BB: 0 P: 38	R: 0 E: 0 K: 2 S: 8	H: 0 LOB: 0 BB: 0 P: 13	1B: 5 2B: 1 3B: 0 HR: 0	SF: 1 SAC: 0 DP: 1 HBP: 0	WP: 0 PB: 0 SB: 0 CS: 1	PA: 35	
PITCHER	IP	WLS	BF	H	R	ER	SO	BB	IBB	HBP	BLK	WP	HR	S	P	ERA	WHIP				
38 Tyson Ross, R ERA: 3.9	6.0	L	25	5	4	4	3	4	0	0	0	0	0	3	11	-	-				
54 Drew VerHagen, R ERA: 4.5	0.0		2	0	0	0	0	2	0	0	0	0	0	3	11	-	-				
68 Daniel Stumpf, L ERA: 1.93	0.1		2	0	0	0	1	1	0	0	0	0	0	7	14	0.00	3.000				
58 Victor Alcántara, R ERA: 1.93	0.2		2	0	0	0	1	0	0	0	0	0	0	9	13	0.00	0.000				
45 Buck Farmer, R ERA: 1.93	1.0		3	0	0	0	2	0	0	0	0	0	0	8	13	0.00	0.000				


Detroit Tigers @ Minnesota Twins
 Target Field, Minneapolis, MN
 Sat Apr 13 2019, 1:12 PM - 4:18 PM CDT
 Att: 16,484 - Cloudy - 37 F



AB 26
 R 4
 H 5
 RBI 4
 BB 7
 SO 7
 LOB 17

Batter	1	2	3	4	5	6	7	8	9	10	AB	R	H	RBI	BB	SO	LOB	TOP	
26 Adam Frazier, L OBP: 0.364, SLG: 0.397	(1,4) K		G3		SH1-3 BB		G4-3			G4-3	4	0	0	0	1	1	1	Pittsburgh Pirates @ Detroit Tigers Comerica Park, Detroit, MI Tue Apr 16 2019, 6:42 PM - 9:43 PM EDT Att. 13,251 - Partly Cloudy - 57 F	
6 Starling Marte, R OBP: 0.250, SLG: 0.410	(1,8) K		G4-3		SH1-3			K		HR	4	1	1	2	0	2	0		
29 Francisco Cervelli, R OBP: 0.250, SLG: 0.235	(1,2) K		F8		K			F9		L7	5	0	0	0	0	2	2		
55 Josh Bell, S OBP: 0.351, SLG: 0.600	(1,3)	F8		HR	K			K			4	1	1	0	0	2	2		
53 Melky Cabrera, S OBP: 0.311, SLG: 0.511	(1,10)		L4				G5-3		P4		4	1	1	0	0	0	1		
16 Jung Ho Kang, R OBP: 0.217, SLG: 0.333	(1,5)		HR		K			K			4	1	2	2	0	2	0		
17 JB Shuck, L OBP: 0.412, SLG: 0.308	(1,9)		G3		G1-3			G6-3			4	0	0	0	0	0	2		
15 Pablo Reyes, R OBP: 0.167, SLG: 0.091	(1,7)		G5-3																
51 Jason Martin, L OBP: 0.421, SLG: 0.500	(10,PH)																		
2 Erik González, R OBP: 0.308, SLG: 0.304	(1,6)																		
Inning Stats	R: 0 E: 0 K: 3 S: 10	H: 0 LOB: 0 BB: 0 P: 15	R: 1 E: 0 K: 0 S: 13	H: 3 LOB: 2 BB: 0 P: 17	R: 0 E: 0 K: 0 S: 7	H: 0 LOB: 0 BB: 0 P: 10	R: 2 E: 0 K: 2 S: 11	H: 2 LOB: 0 BB: 0 P: 16	R: 0 E: 0 K: 1 S: 9	H: 0 LOB: 0 BB: 0 P: 13	R: 0 E: 0 K: 1 S: 8	H: 0 LOB: 0 BB: 0 P: 13	R: 0 E: 0 K: 1 S: 10	H: 0 LOB: 0 BB: 0 P: 13	R: 2 E: 0 K: 1 S: 12	H: 2 LOB: 0 BB: 0 P: 16	1B: 6 2B: 0 3B: 0 HR: 2	SF: 0 SAC: 1 DP: 0 HBP: 0	WP: 0 PA: 39
PITCHER	IP WLS BF H R ER SO ERA WHIP	IP WLS BF H R ER SO ERA WHIP	IP WLS BF H R ER SO ERA WHIP	IP WLS BF H R ER SO ERA WHIP	IP WLS BF H R ER SO ERA WHIP	IP WLS BF H R ER SO ERA WHIP	IP WLS BF H R ER SO ERA WHIP	IP WLS BF H R ER SO ERA WHIP	IP WLS BF H R ER SO ERA WHIP	IP WLS BF H R ER SO ERA WHIP	IP WLS BF H R ER SO ERA WHIP	IP WLS BF H R ER SO ERA WHIP	IP WLS BF H R ER SO ERA WHIP	IP WLS BF H R ER SO ERA WHIP	IP WLS BF H R ER SO ERA WHIP	IP WLS BF H R ER SO ERA WHIP	IP WLS BF H R ER SO ERA WHIP	IP WLS BF H R ER SO ERA WHIP	
48 Matthew Boyd, L ERA: 2.98	(1,1) 7.0	WLS: 28	H: 6	R: 3	ER: 3	SO: 7	BB: 1	IBB: 0	HBP: 0	BLK: 0	WP: 0	HR: 1	S: 69	P: 104	ERA: 3.86	WHIP: 1.000			
45 Buck Farmer, R ERA:	(8,1) 0.2	WLS: 2	H: 0	R: 0	ER: 0	SO: 1	BB: 0	IBB: 0	HBP: 0	BLK: 0	WP: 0	HR: 0	S: 6	P: 11	ERA: 0.00	WHIP: 0.000			
36 Blaine Hardy, L ERA: 3.72	(8,1) 1.1	WLS: 4	H: 0	R: 0	ER: 0	SO: 2	BB: 0	IBB: 0	HBP: 0	BLK: 0	WP: 0	HR: 0	S: 13	P: 16	ERA: 0.00	WHIP: 0.000			
61 Shane Greene, R ERA: 2.0	(10,1) 1.0	WLS: 5	H: 2	R: 2	ER: 2	SO: 1	BB: 0	IBB: 0	HBP: 0	BLK: 0	WP: 0	HR: 1	S: 12	P: 16	ERA: 18.00	WHIP: 2.000			

AB	37
R	5
H	8
RBI	5
BB	1
SO	11
LOB	11



Batter	1	2	3	4	5	6	7	8	9	10	AB	R	H	RBI	BB	SO	LOB	BOTTOM			
1 Josh Harrison, R OBP: 0.203, SLG: 0.140	(1,4) F8		F7		F7			F9		G6-3	5	0	0	0	0	0	1	Pittsburgh Pirates @ Detroit Tigers Comerica Park, Detroit, MI Tue Apr 16 2019, 6:42 PM - 9:43 PM EDT Att. 13,251 - Partly Cloudy - 57 F			
9 Nick Castellanos, R OBP: 0.326, SLG: 0.365	(1,10) K			P4	K					K	5	0	1	0	0	3	0				
24 Miguel Cabrera, R OBP: 0.353, SLG: 0.288	(1,3) F8			HR			G6-3			K	5	1	1	0	0	1	1				
28 Niko Goodrum, S OBP: 0.407, SLG: 0.489	(1,9) G4-3			HR			K			K	4	1	1	0	0	2	1				
14 Christin Stewart, L OBP: 0.300, SLG: 0.029	(1,7) F7										4	0	2	1	0	1	0				
13 Dustin Peterson, R OBP: 0.179, SLG: 0.222	(9,PR)			HR							0	1	0	0	0	0	0				
46 Jeimer Candelario, S OBP: 0.302, SLG: 0.281	(1,5) P4										4	0	2	1	0	0	0				
29 Gordon Beckham, R OBP: 0.292, SLG: 0.571	(1,6) G4-3										4	0	1	0	0	2	4				
17 Grayson Greiner, R OBP: 0.224, SLG: 0.196	(1,2) G6-3										3	0	1	0	1	1	3				
21 JaCoby Jones, R OBP: 0.200, SLG: 0.200	(1,8) G6-3										4	0	0	0	0	0	3				
Inning Stats	R: 0 E: 0 K: 1 S: 6	H: 0 LOB: 0 BB: 0 P: 9	R: 0 E: 0 K: 0 S: 11	H: 0 LOB: 0 BB: 0 P: 16	R: 0 E: 0 K: 0 S: 9	H: 2 LOB: 1 BB: 0 P: 16	R: 2 E: 0 K: 2 S: 21	H: 4 LOB: 2 BB: 0 P: 25	R: 0 E: 0 K: 1 S: 6	H: 0 LOB: 0 BB: 0 P: 9	R: 0 E: 0 K: 2 S: 10	H: 0 LOB: 1 BB: 1 P: 17	R: 0 E: 0 K: 2 S: 12	H: 1 LOB: 1 BB: 0 P: 19	R: 1 E: 0 K: 1 S: 15	H: 2 LOB: 1 BB: 0 P: 21	R: 0 E: 0 K: 1 S: 14	H: 0 LOB: 0 BB: 0 P: 18	1B: 5 2B: 4 3B: 0 HR: 0	SF: 0 SAC: 0 DP: 0 HBP: 0	WP: 1 PA: 39
PITCHER	IP WLS BF H R ER SO ERA WHIP	IP WLS BF H R ER SO ERA WHIP	IP WLS BF H R ER SO ERA WHIP	IP WLS BF H R ER SO ERA WHIP	IP WLS BF H R ER SO ERA WHIP	IP WLS BF H R ER SO ERA WHIP	IP WLS BF H R ER SO ERA WHIP	IP WLS BF H R ER SO ERA WHIP	IP WLS BF H R ER SO ERA WHIP	IP WLS BF H R ER SO ERA WHIP	IP WLS BF H R ER SO ERA WHIP	IP WLS BF H R ER SO ERA WHIP	IP WLS BF H R ER SO ERA WHIP	IP WLS BF H R ER SO ERA WHIP	IP WLS BF H R ER SO ERA WHIP	IP WLS BF H R ER SO ERA WHIP	IP WLS BF H R ER SO ERA WHIP	IP WLS BF H R ER SO ERA WHIP			
59 Joe Musgrove, R ERA: 0.81	(1,1) 7.0	WLS: 27	H: 6	R: 2	ER: 2	SO: 6	BB: 1	IBB: 0	HBP: 0	BLK: 0	WP: 0	HR: 0	S: 73	P: 104	ERA: 2.57	WHIP: 1.000					
48 Richard Rodríguez, R ERA: 3.87	(8,1) 1.0	WLS: 4	H: 1	R: 0	ER: 0	SO: 2	BB: 0	IBB: 0	HBP: 0	BLK: 0	WP: 0	HR: 0	S: 12	P: 19	ERA: 0.00	WHIP: 1.000					
35 Keone Kela, R ERA: 3.1	(9,1) 1.0	WLS: 5	H: 2	R: 1	ER: 1	SO: 1	BB: 0	IBB: 0	HBP: 0	BLK: 0	WP: 0	HR: 0	S: 15	P: 21	ERA: 9.00	WHIP: 2.000					
49 Nick Kingham, R ERA: 3.38	(10,1) 1.0	WLS: 3	H: 0	R: 0	ER: 0	SO: 1	BB: 0	IBB: 0	HBP: 0	BLK: 0	WP: 0	HR: 0	S: 14	P: 18	ERA: 0.00	WHIP: 0.000					

AB	38
R	3
H	9
RBI	2
BB	1
SO	10
LOB	13




Batter	1	2	3	4	5	6	7	8	9	AB	R	H	RBI	BB	SO	LOB	TOP										
28 Leury García, S OBP: 0.307, SLG: 0.380	G4-3		G3		G4-3		B3	E5		5	0	0	0	0	0	5	Chicago White Sox @ Detroit Tigers Comerica Park, Detroit, MI Thu Apr 18 2019, 1:10 PM - 4:19 PM EDT Att: 14,320 - Overcast - 64 F										
10 Yoán Moncada, S OBP: 0.346, SLG: 0.695	G3-1			L9		K	L7	K		5	0	0	0	0	2	3											
79 José Abreu, R OBP: 0.266, SLG: 0.348	L4			P4		F9	G1-3		G6-3	5	0	0	0	0	0	0											
17 Yonder Alonso, L OBP: 0.333, SLG: 0.383		G3-1			F7		E3		F8	5	2	1	0	0	0	0											
74 Eloy Jiménez, R OBP: 0.320, SLG: 0.420		G6-3				K		F7		4	1	1	2	1	1	1											
7 Tim Anderson, R OBP: 0.438, SLG: 0.656			P4					G6-3	P3	5	2	2	0	0	0	2											
21 Welington Castillo, R OBP: 0.356, SLG: 0.371										4	1	2	2	0	0	0											
5 Yolmer Sánchez, S OBP: 0.245, SLG: 0.224										3	0	1	1	1	0	1											
49 Ryan Cordell, R OBP: 0.500, SLG: 1.200										4	1	3	1	0	0	2											
Inning Stats	R: 0 E: 0 K: 0 S: 7	H: 0 LOB: 0 BB: 0 P: 10	R: 0 E: 0 K: 0 S: 7	H: 0 LOB: 0 BB: 0 P: 10	R: 0 E: 0 K: 0 S: 10	H: 1 LOB: 1 BB: 0 P: 12	R: 0 E: 0 K: 0 S: 7	H: 0 LOB: 0 BB: 0 P: 11	R: 1 E: 0 K: 1 S: 13	H: 3 LOB: 2 BB: 0 P: 16	R: 3 E: 2 K: 1 S: 19	H: 2 LOB: 1 BB: 0 P: 29	R: 1 E: 0 K: 0 S: 8	H: 1 LOB: 0 BB: 0 P: 10	R: 2 E: 1 K: 1 S: 29	H: 3 LOB: 3 BB: 1 P: 40	R: 0 E: 0 K: 0 S: 10	H: 0 LOB: 1 BB: 1 P: 19	1B: 6 2B: 1 3B: 0 HR: 3	SF: 0 SAC: 0 DP: 0 HBP: 0	WP: 0 PB: 0 SB: 1 CS: 0	PA: 42					
PITCHER	IP	WLS	BF	H	R	ER	SO	BB	IBB	HBP	BLK	WP	HR	S	P	ERA	WHIP										
38 Tyson Ross, R ERA: 3.38	6.0		27	7	5	2	2	0	0	0	0	0	2	65	90	3.00	1.167										
36 Blaine Hardy, L ERA: 4.22	1.0		4	1	1	1	0	0	0	0	0	0	0	8	12	9.00	1.000										
58 Victor Alcántara, R ERA: 2.45	0.2	B	5	2	1	1	0	1	0	0	0	0	1	19	24	13.50	4.500										
54 Drew VerHagen, R ERA: 3.38	0.1	W	2	0	0	0	1	0	0	0	0	0	0	8	12	0.00	0.000										
61 Shane Greene, R ERA: 1.84	1.0	S	4	0	0	0	0	1	0	0	0	0	0	10	19	0.00	1.000										

Batter	1	2	3	4	5	6	7	8	9	AB	R	H	RBI	BB	SO	LOB	BOTTOM										
1 Josh Harrison, R OBP: 0.203, SLG: 0.152	P4		P3		F9		F9			4	0	0	0	0	0	1	Chicago White Sox @ Detroit Tigers Comerica Park, Detroit, MI Thu Apr 18 2019, 1:10 PM - 4:19 PM EDT Att: 14,320 - Overcast - 64 F										
9 Nick Castellanos, R OBP: 0.338, SLG: 0.426	K									4	1	3	2	0	1	0											
24 Miguel Cabrera, R OBP: 0.346, SLG: 0.309										4	1	2	2	0	0	2											
28 Niko Goodrum, S OBP: 0.381, SLG: 0.463										5	1	2	0	0	2	3											
46 Jeimer Candelario, S OBP: 0.310, SLG: 0.270										3	1	1	0	1	0	0											
13 Dustin Peterson, R OBP: 0.188, SLG: 0.226										4	0	1	2	0	0	2											
29 Gordon Beckham, R OBP: 0.321, SLG: 0.560										4	2	2	0	0	1	2											
17 Grayson Greiner, R OBP: 0.264, SLG: 0.260										4	1	3	2	0	0	0											
21 JaCoby Jones, R OBP: 0.304, SLG: 0.200										2	2	0	0	0	0	2											
Inning Stats	R: 0 E: 0 K: 2 S: 10	H: 1 LOB: 1 BB: 0 P: 12	R: 1 E: 0 K: 0 S: 10	H: 2 LOB: 1 BB: 0 P: 13	R: 0 E: 0 K: 0 S: 5	H: 1 LOB: 1 BB: 0 P: 7	R: 1 E: 0 K: 0 S: 8	H: 2 LOB: 0 BB: 0 P: 13	R: 0 E: 0 K: 0 S: 9	H: 1 LOB: 0 BB: 0 P: 13	R: 2 E: 0 K: 1 S: 12	H: 3 LOB: 0 BB: 0 P: 20	R: 3 E: 0 K: 0 S: 16	H: 3 LOB: 2 BB: 1 P: 24	R: 2 E: 0 K: 1 S: 19	H: 1 LOB: 1 BB: 0 P: 28	1B: 9 2B: 5 3B: 0 HR: 0	SF: 2 SAC: 0 DP: 1 HBP: 3	WP: 1 PB: 0 SB: 2 CS: 0	PA: 40							
PITCHER	IP	WLS	BF	H	R	ER	SO	BB	IBB	HBP	BLK	WP	HR	S	P	ERA	WHIP										
46 Iván Nova, R ERA: 6.23	6.1		29	11	6	6	3	0	0	1	0	0	0	60	88	8.53	1.737										
41 Kelvin Herrera, R ERA: 1.66	0.2		5	2	1	1	0	0	1	0	0	0	0	10	14	13.50	3.000										
51 Carson Fulmer, R ERA: 6.75	1.0	L	6	1	2	2	1	0	0	2	0	0	0	19	28	18.00	1.000										

Batter	1	2	3	4	5	6	7	8	9	AB	R	H	RBI	BB	SO	LOB	TOP										
28 Leury García, S OBP: 0.310, SLG: 0.375										4	1	1	1	0	1	0											
7 Tim Anderson, R OBP: 0.443, SLG: 0.642										3	0	1	1	1	1	0											
79 José Abreu, R OBP: 0.273, SLG: 0.372										4	0	1	0	0	1	2											
17 Yonder Alonso, L OBP: 0.309, SLG: 0.348										4	0	0	0	0	0	2											
10 Yoán Moncada, S OBP: 0.356, SLG: 0.610										4	0	1	0	0	2	1											
74 Eloy Jiménez, R OBP: 0.286, SLG: 0.372										4	0	0	0	0	2	1											
21 Wellington Castillo, R OBP: 0.333, SLG: 0.342										3	0	0	0	0	1	1											
49 Ryan Cordell, R OBP: 0.471, SLG: 0.875										3	1	1	0	0	1	0											
5 Yolmer Sánchez, S OBP: 0.300, SLG: 0.245										3	1	1	0	0	2	0											
Inning Stats	R: 0 H: 1 E: 0 K: 1 S: 11	H: 1 LOB: 1 BB: 0 P: 12	R: 0 H: 0 E: 0 K: 2 S: 8	H: 1 LOB: 0 BB: 0 P: 14	R: 0 H: 0 E: 0 K: 2 S: 8	H: 0 LOB: 0 BB: 0 P: 10	R: 0 H: 0 E: 0 K: 1 S: 15	H: 0 LOB: 1 BB: 1 P: 23	R: 0 H: 0 E: 0 K: 2 S: 14	H: 0 LOB: 0 BB: 0 P: 20	R: 0 H: 0 E: 0 K: 2 S: 9	H: 0 LOB: 0 BB: 0 P: 15	R: 0 H: 0 E: 0 K: 1 S: 7	H: 0 LOB: 0 BB: 0 P: 13	R: 3 H: 4 E: 0 K: 0 S: 19	H: 4 LOB: 1 BB: 2 P: 26	R: 0 H: 0 E: 0 K: 2 S: 9	H: 0 LOB: 0 BB: 0 P: 12	1B: 5 2B: 1 3B: 0 HR: 0	SF: 0 SAC: 0 DP: 0 HBP: 0	WP: 1 PB: 0 SB: 2 CS: 1	PA: 33					
PITCHER	IP	WLS	BF	H	R	ER	SO	BB	IBB	HBP	BLK	WP	HR	S	P	ERA	WHIP										
44 Daniel Norris, L ERA: 2.7	5.0	W 17	17	2	0	0	6	1	0	0	0	0	0	56	79	0.00	0.600										
45 Buck Farmer, R ERA: 1.35	1.1	H 4	4	0	0	0	3	0	0	0	0	0	0	12	21	0.00	0.000										
36 Blaine Hardy, L ERA: 6.0	1.1	H 7	7	3	3	3	0	0	0	0	0	0	0	18	26	2.250	2.250										
58 Victor Alcántara, R ERA: 2.35	0.1	H 2	2	1	0	0	0	0	0	0	0	1	0	5	7	0.00	3.000										
61 Shane Greene, R ERA: 1.5	1.0	S 3	3	0	0	0	2	0	0	0	0	0	0	9	12	0.00	0.000										

Chicago White Sox @ Detroit Tigers
Comerica Park, Detroit, MI
Sun Apr 21 2019, 1:11 PM - 3:59 PM EDT
Att: 15,686 - Partly Cloudy - 60 F

AB 32
R 3
H 6
RBI 2
BB 1
SO 11
LOB 7



Batter	1	2	3	4	5	6	7	8	9	AB	R	H	RBI	BB	SO	LOB	BOTTOM										
1 Josh Harrison, R OBP: 0.195, SLG: 0.189										4	0	0	0	0	2	1											
9 Nick Castellanos, R OBP: 0.316, SLG: 0.406										4	2	1	0	0	0	2											
24 Miguel Cabrera, R OBP: 0.349, SLG: 0.307										4	0	1	1	0	2	2											
28 Niko Goodrum, S OBP: 0.380, SLG: 0.508										4	0	1	1	0	0	1											
46 Jeimer Candelario, S OBP: 0.304, SLG: 0.310										4	1	1	0	0	2	2											
12 Brandon Dixon, R OBP: 0.667, SLG: 0.667										3	0	2	1	0	1	1											
29 Gordon Beckham, R OBP: 0.314, SLG: 0.625										3	1	1	1	0	0	2											
55 John Hicks, R OBP: 0.268, SLG: 0.410										3	0	2	0	0	1	0											
21 JaCoby Jones, R OBP: 0.241, SLG: 0.154										3	0	0	0	0	1	1											
Inning Stats	R: 0 H: 0 E: 0 K: 2 S: 10	H: 2 LOB: 0 BB: 0 P: 14	R: 0 H: 1 E: 0 K: 1 S: 8	H: 1 LOB: 0 BB: 0 P: 9	R: 1 H: 3 E: 0 K: 1 S: 18	H: 0 LOB: 2 BB: 0 P: 26	R: 1 H: 1 E: 1 K: 2 S: 11	H: 1 LOB: 1 BB: 0 P: 20	R: 1 H: 2 E: 0 K: 0 S: 10	H: 2 LOB: 1 BB: 0 P: 13	R: 0 H: 0 E: 0 K: 1 S: 10	H: 0 LOB: 0 BB: 0 P: 16	R: 0 H: 0 E: 0 K: 1 S: 10	H: 0 LOB: 0 BB: 0 P: 16	1B: 4 2B: 3 3B: 1 HR: 1	SF: 0 SAC: 0 DP: 0 HBP: 0	WP: 0 PB: 1 SB: 1 CS: 1	PA: 33									
PITCHER	IP	WLS	BF	H	R	ER	SO	BB	IBB	HBP	BLK	WP	HR	S	P	ERA	WHIP										
40 Reynaldo López, R ERA: 7.46	6.0	L 24	24	7	3	2	8	0	0	0	0	0	0	69	105	3.00	1.167										
60 José Ruiz, R ERA: 11.97	1.0	5	5	2	1	1	0	0	0	0	0	0	1	10	13	9.00	2.000										
65 Nate Jones, R ERA: 4.15	1.0	3	3	0	0	0	1	0	0	0	0	0	0	10	16	0.00	0.000										

Chicago White Sox @ Detroit Tigers
Comerica Park, Detroit, MI
Sun Apr 21 2019, 1:11 PM - 3:59 PM EDT
Att: 15,686 - Partly Cloudy - 60 F

AB 32
R 4
H 9
RBI 4
BB 0
SO 9
LOB 12




Batter	1	2	3	4	5	6	7	8	9	AB R H RBI BB SO LOB	TOP									
46 Jeimer Candelario, S OBP: 0.315, SLG: 0.313										5 1 3 0 0 2 3	Detroit Tigers @ Boston Red Sox Fenway Park, Boston, MA Tue Apr 23 2019, 7:13 PM - 10:40 PM EDT Att: 30,578 - Cloudy - 47 F									
9 Nick Castellanos, R OBP: 0.294, SLG: 0.372										4 0 0 0 0 3 4										
24 Miguel Cabrera, R OBP: 0.368, SLG: 0.329										3 1 1 0 1 0 0										
28 Niko Goodrum, S OBP: 0.375, SLG: 0.463										3 1 0 0 1 2 1										
12 Brandon Dixon, R OBP: 0.714, SLG: 1.000										4 0 3 3 0 1 0										
60 Rony Rodriguez, R OBP: 0.438, SLG: 0.929										4 1 1 0 0 2 2										
1 Josh Harrison, R OBP: 0.222, SLG: 0.244										4 0 2 0 0 0 1										
55 John Hicks, R OBP: 0.311, SLG: 0.452										3 0 2 1 1 0 1										
21 JaCoby Jones, R OBP: 0.216, SLG: 0.147										4 0 0 0 0 1 5										
Inning Stats	R: 0 E: 0 K: 1 S: 12	H: 1 LOB: 0 BB: 0 P: 18	R: 0 E: 0 K: 3 S: 10	H: 0 LOB: 0 BB: 0 P: 12	R: 0 E: 0 K: 0 S: 5	H: 0 LOB: 0 BB: 1 P: 9	R: 3 E: 0 K: 1 S: 14	H: 3 LOB: 0 BB: 1 P: 21	R: 0 E: 0 K: 3 S: 15	H: 1 LOB: 2 BB: 0 P: 19	R: 0 E: 0 K: 3 S: 15	H: 2 LOB: 2 BB: 0 P: 17	R: 0 E: 0 K: 0 S: 7	H: 1 LOB: 1 BB: 0 P: 12	R: 1 E: 0 K: 1 S: 12	H: 3 LOB: 2 BB: 0 P: 15	1B: 7 2B: 5 3B: 0 HR: 0	SF: 0 SAC: 0 DP: 1 HBP: 0	WP: 0 PB: 0 SB: 0 CS: 1	PA: 37
PITCHER	IP WLS BF H R ER SO BB IBB HBP BLK WP HR S P ERA WHIP											IP WLS BF H R ER SO BB IBB HBP BLK WP HR S P ERA WHIP								
76 Hector Velázquez, R ERA: 3.94	3.1 L 13 3 3 3 5 2 0 0 0 0 0 0 37 55 8.10 1.500																			
64 Marcus Walden, R ERA: 2.38	0.2 1 0 0 0 0 0 0 0 0 0 0 0 4 5 0.00 1.500																			
63 Darwinzon Hernández, L ERA: 3.38	2.1 12 4 0 0 4 1 0 0 0 0 0 0 32 50 0.00 2.143																			
65 Travis Lakins Sr., R ERA: 3.38	2.2 10 4 1 1 2 0 0 0 0 0 0 0 23 34 3.38 1.500																			

Batter	1	2	3	4	5	6	7	8	9	AB R H RBI BB SO LOB	BOTTOM									
16 Andrew Benintendi, L OBP: 0.367, SLG: 0.449										4 1 3 0 0 0 1	Detroit Tigers @ Boston Red Sox Fenway Park, Boston, MA Tue Apr 23 2019, 7:13 PM - 10:40 PM EDT Att: 30,578 - Cloudy - 47 F									
50 Mookie Betts, R OBP: 0.352, SLG: 0.420										2 0 0 0 3 0 2										
18 Mitch Moreland, L OBP: 0.308, SLG: 0.611										5 0 1 0 0 1 6										
28 J.D. Martinez, R OBP: 0.422, SLG: 0.523										4 0 1 0 0 2 6										
2 Xander Bogaerts, R OBP: 0.371, SLG: 0.500										4 0 1 1 1 1 4										
11 Rafael Devers, L OBP: 0.383, SLG: 0.329										2 0 0 0 1 0 1										
25 Steve Pearce, R OBP: 0.176, SLG: 0.156										1 0 0 0 0 1 2										
5 Tzu-Wei Lin, L OBP: 0.154, SLG: 0.231										1 0 0 0 0 0 1										
23 Michael Chavis, R OBP: 0.286, SLG: 0.538										4 1 2 1 0 1 1										
19 Jackie Bradley Jr., L OBP: 0.203, SLG: 0.164										3 0 0 0 1 0 2										
7 Christian Vázquez, R OBP: 0.238, SLG: 0.458										4 0 1 0 0 1 2										
Inning Stats	R: 0 E: 0 K: 0 S: 11	H: 0 LOB: 1 BB: 1 P: 18	R: 0 E: 0 K: 0 S: 9	H: 1 LOB: 1 BB: 1 P: 18	R: 0 E: 0 K: 0 S: 7	H: 0 LOB: 0 BB: 0 P: 9	R: 0 E: 0 K: 2 S: 13	H: 1 LOB: 2 BB: 1 P: 26	R: 0 E: 0 K: 1 S: 9	H: 0 LOB: 2 BB: 2 P: 20	R: 1 E: 0 K: 2 S: 17	H: 3 LOB: 0 BB: 0 P: 25	R: 1 E: 0 K: 0 S: 10	H: 2 LOB: 1 BB: 0 P: 16	R: 0 E: 0 K: 2 S: 10	H: 1 LOB: 1 BB: 0 P: 16	1B: 8 2B: 0 3B: 0 HR: 1	SF: 0 SAC: 0 DP: 2 HBP: 2	WP: 0 PB: 1 SB: 0 CS: 0	PA: 42
PITCHER	IP WLS BF H R ER SO BB IBB HBP BLK WP HR S P ERA WHIP											IP WLS BF H R ER SO BB IBB HBP BLK WP HR S P ERA WHIP								
56 Spencer Turnbull, R ERA: 2.77	5.0 W 22 3 0 0 2 4 0 0 0 0 0 0 91 94 0.00 1.400																			
45 Buck Farmer, R ERA: 1.17	1.0 H 5 0 0 0 1 2 0 0 0 0 0 0 9 20 0.00 2.000																			
77 Joe Jiménez, R ERA: 5.4	0.2 H 5 3 1 1 1 0 0 0 0 0 0 13 18 13.50 4.500																			
68 Daniel Stumpf, L ERA: 3.6	0.1 H 1 0 0 0 1 0 0 0 0 0 0 0 4 7 0.00 0.000																			
56 Victor Alcántara, R ERA: 3.0	0.2 H 3 1 1 1 0 0 0 0 0 0 0 1 8 13 13.50 1.500																			
57 José Manuel Fernández, L ERA: 1.38	0.0 1 1 0 0 0 0 0 0 0 0 0 0 1 2 0.00 0.000																			
26 Zac Reinerger, R ERA: 1.38	0.1 H 1 0 0 0 0 0 0 0 0 0 0 0 1 2 0.00 0.000																			
61 Shane Greene, R ERA: 1.38	1.0 S 4 1 0 0 2 0 0 0 0 0 0 0 10 16 0.00 1.000																			

Batter	1	2	3	4	5	6	7	8	9	AB	R	H	RBI	BB	SO	LOB	TOP								
46 Jeimer Candelario, S OBP: 0.319, SLG: 0.321										4	2	1	0	1	1	0									
9 Nick Castellanos, R OBP: 0.311, SLG: 0.370										3	1	1	1	2	1	0									
24 Miguel Cabrera, R OBP: 0.364, SLG: 0.326										4	0	1	0	0	1	3									
13 Dustin Peterson, R (9, PH) OBP: 0.238, SLG: 0.275										1	0	1	2	0	0	0									
28 Niko Goodrum, S OBP: 0.365, SLG: 0.443										3	0	0	1	1	2	2									
12 Brandon Dixon, R OBP: 0.636, SLG: 0.800										3	0	1	0	1	0	1									
60 Ronny Rodriguez, R OBP: 0.350, SLG: 0.722										4	0	0	0	0	3	4									
29 Gordon Beckham, R OBP: 0.359, SLG: 0.618										2	1	1	0	2	1	0									
17 Grayson Greiner, R OBP: 0.277, SLG: 0.361										4	0	0	0	0	2	4									
21 JaCoby Jones, R OBP: 0.195, SLG: 0.132										4	0	0	0	0	3	4									
Inning Stats	R: 0 E: 0 K: 1 S: 9	H: 0 LOB: 1 BB: 1 P: 18	R: 0 E: 0 K: 2 S: 8	H: 0 LOB: 0 BB: 0 P: 11	R: 0 E: 0 K: 1 S: 10	H: 0 LOB: 0 BB: 0 P: 15	R: 0 E: 0 K: 1 S: 6	H: 0 LOB: 0 BB: 0 P: 8	R: 0 E: 0 K: 2 S: 13	H: 1 LOB: 2 BB: 1 P: 22	R: 1 E: 0 K: 0 S: 8	H: 1 LOB: 1 BB: 1 P: 16	R: 0 E: 0 K: 3 S: 11	H: 0 LOB: 1 BB: 1 P: 19	R: 0 E: 0 K: 3 S: 18	H: 2 LOB: 3 BB: 2 P: 28	R: 3 E: 0 K: 1 S: 12	H: 2 LOB: 1 BB: 2 P: 21	1B: 4 2B: 2 3B: 0 HR: 0	SF: 1 2B: 2 SAC: 0 DP: 0 HBP: 0	WP: 0 PB: 0 SB: 0 CS: 0	PA: 40			
PITCHER	IP	WLS	BF	H	R	ER	SO	BB	IBB	HBP	BLK	WP	HR	S	P	ERA	WHIP								
57 Eduardo Rodriguez, L ERA: 9.88	6.0	W	23	2	1	1	7	3	0	0	0	0	0	54	90	1.50	0.833								
44 Brandon Workman, R ERA: 2.38	1.0	H	4	0	0	0	3	1	0	0	0	0	0	11	19	0.00	1.000								
32 Matt Barnes, R ERA: 2.61	1.0	H	6	2	0	0	3	1	0	0	0	0	0	18	28	0.00	3.000								
47 Tyler Thornburg, R ERA: 7.59	1.0		7	2	3	3	1	2	0	0	0	0	0	12	21	27.00	4.000								

Detroit Tigers @ Boston Red Sox
Fenway Park, Boston, MA
Wed Apr 24 2019, 7:12 PM - 10:34 PM EDT
Att: 31,763 - Partly Cloudy - 58 F


AB 32
R 4
H 6
RBI 4
BB 7
SO 14
LOB 18



Batter	1	2	3	4	5	6	7	8	9	AB	R	H	RBI	BB	SO	LOB	BOTTOM								
16 Andrew Benintendi, L OBP: 0.368, SLG: 0.451										4	2	1	1	1	1	3									
50 Mookie Betts, R OBP: 0.344, SLG: 0.435										4	2	2	1	1	2	0									
18 Mitch Moreland, L ERA: 0.587										3	1	0	0	2	0	1									
3 Sandy León, S OBP: 0.154, SLG: 0.231										0	0	0	0	0	0	0									
28 J.D. Martinez, R OBP: 0.430, SLG: 0.538										5	1	3	1	0	1	4									
2 Xander Bogaerts, R OBP: 0.373, SLG: 0.489										4	1	1	1	1	1	4									
5 Tzu-Wei Lin, L OBP: 0.154, SLG: 0.231										0	0	0	0	0	0	0									
11 Rafael Devers, L OBP: 0.385, SLG: 0.325										4	1	1	2	1	0	4									
23 Michael Chavis, R OBP: 0.421, SLG: 0.500										1	2	0	1	3	1	0									
19 Jackie Bradley Jr., L OBP: 0.215, SLG: 0.181										5	0	2	2	0	1	2									
7 Christian Vázquez, R OBP: 0.285, SLG: 0.460										4	1	2	2	1	0	2									
Inning Stats	R: 0 E: 0 K: 2 S: 10	H: 4 LOB: 0 BB: 0 P: 15	R: 2 E: 0 K: 0 S: 18	H: 4 LOB: 2 BB: 1 P: 28	R: 0 E: 0 K: 1 S: 11	H: 1 LOB: 1 BB: 0 P: 15	R: 0 E: 0 K: 1 S: 6	H: 0 LOB: 0 BB: 0 P: 10	R: 2 E: 0 K: 1 S: 16	H: 2 LOB: 2 BB: 2 P: 30	R: 0 E: 0 K: 0 S: 6	H: 0 LOB: 1 BB: 2 P: 13	R: 0 E: 0 K: 0 S: 13	H: 2 LOB: 2 BB: 0 P: 19	R: 7 E: 0 K: 2 S: 20	H: 3 LOB: 5 BB: 5 P: 45	1B: 9 2B: 3 3B: 0 HR: 0	SF: 0 2B: 3 SAC: 0 DP: 0 HBP: 1	WP: 0 PB: 0 SB: 1 CS: 2	PA: 45					
PITCHER	IP	WLS	BF	H	R	ER	SO	BB	IBB	HBP	BLK	WP	HR	S	P	ERA	WHIP								
38 Tyson Ross, R ERA: 4.03	5.0	L	24	7	4	4	5	3	0	0	0	0	0	61	98	7.20	2.000								
50 Reed Garrett, R ERA: 1.04	1.2		8	2	0	0	0	2	0	0	0	0	0	15	25	0.00	2.400								
57 José Manuel Fernández, L ERA: 0.75	0.2		7	2	5	5	1	1	1	1	0	0	0	15	26	67.50	4.500								
54 Drew VerHagen, R ERA: 9.0	0.1		4	0	0	0	1	3	0	0	0	0	0	4	16	0.00	9.000								
45 Buck Farmer, R ERA: 1.13	0.1		2	1	2	2	0	0	0	0	0	0	0	5	10	54.00	3.000								

Detroit Tigers @ Boston Red Sox
Fenway Park, Boston, MA
Wed Apr 24 2019, 7:12 PM - 10:34 PM EDT
Att: 31,763 - Partly Cloudy - 58 F

AB 34
R 11
H 12
RBI 11
BB 10
SO 7
LOB 20



Batter	1	2	3	4	5	6	7	8	9	AB	R	H	RBI	BB	SO	LOB	TOP								
46 Jeimer Candelario, S OBP: 0.319, SLG: 0.318										4	1	1	1	1	0	1									
9 Nick Castellanos, R OBP: 0.319, SLG: 0.412										4	1	2	2	0	0	1									
24 Miguel Cabrera, R OBP: 0.350, SLG: 0.311										4	0	0	0	0	2	2									
28 Niko Goodrum, S OBP: 0.371, SLG: 0.438										3	0	1	0	1	0	0									
12 Brandon Dixon, R OBP: 0.467, SLG: 0.571										4	0	0	0	0	1	3									
29 Gordon Beckham, R OBP: 0.348, SLG: 0.568										3	0	0	0	1	1	0									
1 Josh Harrison, R OBP: 0.223, SLG: 0.244										4	0	1	0	0	1	2	AB 34								
55 John Hicks, R OBP: 0.306, SLG: 0.435										4	0	1	0	0	1	3	R 3								
21 JaCoby Jones, R OBP: 0.200, SLG: 0.167										4	1	1	0	0	0	2	H 7								
Inning Stats	R: 0 E: 1 K: 0 S: 8	H: 1 LOB: 2 BB: 1 P: 13	R: 0 E: 0 K: 2 S: 9	H: 0 LOB: 0 BB: 0 P: 11	R: 3 E: 1 K: 2 S: 15	H: 3 LOB: 0 BB: 0 P: 22	R: 0 E: 0 K: 0 S: 10	H: 1 LOB: 1 BB: 0 P: 14	R: 0 E: 0 K: 0 S: 8	H: 0 LOB: 0 BB: 0 P: 11	R: 0 E: 0 K: 1 S: 13	H: 1 LOB: 2 BB: 1 P: 20	R: 0 E: 0 K: 1 S: 8	H: 0 LOB: 1 BB: 1 P: 16	R: 0 E: 0 K: 0 S: 7	H: 0 LOB: 0 BB: 0 P: 12	R: 0 E: 0 K: 0 S: 9	H: 1 LOB: 1 BB: 0 P: 12	1B: 5 2B: 1 3B: 0 HR: 1	SF: 0 SAC: 0 DP: 0 HBP: 0	WP: 0 PB: 0 SB: 0 CS: 0	PA: 37			
PITCHER	IP	WLS	BF	H	R	ER	SO	BB	IBB	HBP	BLK	WP	HR	S	P	ERA	WHIP								
22 Rick Porcello, R ERA: 7.43	6.0	W	26	6	3	3	5	2	0	0	0	0	1	63	91	4.50	1.333								
37 Heath Hembree, R ERA: 5.11	1.0		4	0	0	0	1	1	0	0	0	0	0	8	16	0.00	1.000								
54 Colten Brewer, R ERA: 7.45	1.0		3	0	0	0	0	0	0	0	0	0	0	7	12	0.00	0.000								
70 Ryan Brasier, R ERA: 1.46	1.0		4	1	0	0	0	0	0	0	0	0	0	9	12	0.00	1.000								

Detroit Tigers @ Boston Red Sox
Fenway Park, Boston, MA
Thu Apr 25 2019, 7:10 PM - 9:50 PM EDT
Att: 34,165 - Partly Cloudy - 52 F

livebaseballscorecards.com

AB 34
R 3
H 7
RBI 3
BB 3
SO 6
LOB 14

Batter	1	2	3	4	5	6	7	8	9	AB	R	H	RBI	BB	SO	LOB	BOTTOM								
16 Andrew Benintendi, L OBP: 0.384, SLG: 0.482										3	1	2	1	1	0	0									
50 Mookie Betts, R OBP: 0.368, SLG: 0.458										4	1	2	1	0	0	2									
18 Mitch Moreland, L OBP: 0.310, SLG: 0.564										3	1	0	0	1	0	3									
28 J.D. Martinez, R OBP: 0.423, SLG: 0.526										4	0	1	1	0	0	0									
2 Xander Bogaerts, R OBP: 0.368, SLG: 0.478										4	2	1	0	0	1	2									
11 Rafael Devers, L OBP: 0.370, SLG: 0.345										4	0	2	2	0	1	1									
23 Michael Chavis, R OBP: 0.391, SLG: 0.611										4	1	1	2	0	2	2	AB 33								
5 Tzu-Wei Lin, L OBP: 0.154, SLG: 0.231										0	0	0	0	0	0	0	R 7								
19 Jackie Bradley Jr., L OBP: 0.217, SLG: 0.173										3	0	0	0	1	1	0	H 10								
3 Sandy León, S OBP: 0.167, SLG: 0.182										4	1	1	0	0	1	1	RBI 7								
Inning Stats	R: 0 E: 0 K: 0 S: 10	H: 0 LOB: 0 BB: 1 P: 17	R: 2 E: 0 K: 1 S: 20	H: 2 LOB: 1 BB: 1 P: 32	R: 3 E: 0 K: 1 S: 15	H: 3 LOB: 1 BB: 1 P: 28	R: 1 E: 0 K: 0 S: 12	H: 2 LOB: 1 BB: 0 P: 20	R: 0 E: 0 K: 0 S: 6	H: 1 LOB: 1 BB: 0 P: 10	R: 1 E: 0 K: 0 S: 7	H: 2 LOB: 1 BB: 0 P: 14	R: 0 E: 0 K: 2 S: 9	H: 0 LOB: 0 BB: 0 P: 15	R: 0 E: 0 K: 2 S: 8	H: 0 LOB: 0 BB: 0 P: 11	1B: 3 2B: 6 3B: 0 HR: 1	SF: 0 SAC: 0 DP: 1 HBP: 0	WP: 1 PB: 0 SB: 0 CS: 0	PA: 36					
PITCHER	IP	WLS	BF	H	R	ER	SO	BB	IBB	HBP	BLK	WP	HR	S	P	ERA	WHIP								
27 Jordan Zimmermann, R ERA: 5.95	3.0	L	16	5	5	5	2	3	0	0	0	0	1	45	77	15.00	2.667								
45 Buck Farmer, R ERA: 2.0	1.0		5	2	1	1	0	0	0	0	0	0	0	12	20	9.00	2.000								
58 Victor Alcántara, R ERA: 3.27	2.0		9	3	1	1	0	0	0	0	0	0	0	13	24	4.50	1.500								
77 Joe Jiménez, R ERA: 4.82	1.0		3	0	0	0	2	0	0	0	0	0	0	9	15	0.00	1.000								
68 Daniel Stumpf, L ERA: 3.0	1.0		3	0	0	0	2	0	0	0	0	0	0	8	11	0.00	0.000								

Detroit Tigers @ Boston Red Sox
Fenway Park, Boston, MA
Thu Apr 25 2019, 7:10 PM - 9:50 PM EDT
Att: 34,165 - Partly Cloudy - 52 F

livebaseballscorecards.com

AB 33
R 7
H 10
RBI 7
BB 3
SO 6
LOB 11

Batter	1	2	3	4	5	6	7	8	9	AB	R	H	RBI	BB	SO	LOB	TOP										
46 Jeimer Candelario, S OBP: 0.330, SLG: 0.315										4	2	1	0	2	1	1											
9 Nick Castellanos, R OBP: 0.330, SLG: 0.444										5	2	2	1	1	2	2											
24 Miguel Cabrera, R OBP: 0.367, SLG: 0.375										6	2	4	3	0	1	1											
13 Dustin Peterson, R OBP: 0.212, SLG: 0.318										4	1	2	1	1	1	4											
60 Ronny Rodríguez, R OBP: 0.320, SLG: 0.739										5	1	1	1	0	1	4											
55 John Hicks, R OBP: 0.224, SLG: 0.469										3	0	3	0	2	0	0											
1 Josh Harrison, R OBP: 0.212, SLG: 0.233										4	1	0	2	0	0	6											
17 Grayson Greiner, R OBP: 0.271, SLG: 0.394										5	1	1	2	0	4	4											
21 JaCoby Jones, R OBP: 0.224, SLG: 0.244										3	1	1	1	1	2	0											
28 Niko Goodrum, S OBP: 0.367, SLG: 0.432										1	0	0	0	0	0	1											
Inning Stats	R: 2 H: 3 E: 0 K: 1 S: 15	WLS: 3 BF: 25	H: 1 R: 2 ER: 0 K: 3 S: 19	H: 2 R: 2 ER: 2 BB: 1 P: 31	R: 2 H: 2 ER: 0 K: 1 S: 15	H: 2 R: 2 ER: 0 BB: 2 P: 22	R: 3 H: 3 E: 0 K: 2 S: 13	H: 3 R: 2 ER: 2 BB: 2 P: 24	R: 1 H: 1 E: 0 K: 2 S: 14	H: 1 R: 0 ER: 0 BB: 1 P: 18	R: 1 H: 2 E: 0 K: 1 S: 15	H: 2 R: 0 ER: 0 BB: 1 P: 19	R: 0 H: 1 E: 0 K: 1 S: 14	H: 1 R: 1 ER: 1 BB: 1 P: 22	R: 1 H: 1 E: 0 K: 1 S: 17	H: 1 R: 0 ER: 0 BB: 1 P: 15	1B: 8 2B: 2 HR: 5	SF: 1 SAC: 0 HBP: 0	WP: 1 PB: 0 SB: 0 CS: 0	PA: 48							
PITCHER	IP	WLS	BF	H	R	ER	SO	BB	IBB	HBP	BLK	WP	HR	S	P	ERA	WHIP										
55 Carlos Rodón, L ERA: 4.94	3.0		21	9	8	8	5	3	0	0	0	1	3	51	85	24.00	4.000										
51 Carson Fulmer, R ERA: 5.19	3.0		14	4	2	2	5	1	0	0	0	0	1	40	54	6.00	1.667										
65 Nate Jones, R ERA: 3.48	0.2		4	1	0	0	1	1	0	0	0	0	0	13	21	0.00	3.000										
41 Kelvin Herrera, R ERA: 2.25	1.1		6	1	1	1	1	1	0	0	0	0	1	18	27	6.75	1.500										
48 Alex Colomé, R ERA: 2.53	1.0	W	3	0	0	0	0	1	0	0	0	0	0	8	15	0.00	1.000										
Batter	1	2	3	4	5	6	7	8	9	AB	R	H	RBI	BB	SO	LOB	BOTTOM										
28 Leury García, S OBP: 0.327, SLG: 0.396										6	3	3	0	0	2	3											
7 Tim Anderson, R OBP: 0.242, SLG: 0.632										6	3	4	2	0	1	1											
79 José Abreu, R OBP: 0.333, SLG: 0.490										5	2	4	5	0	0	1											
33 James McCann, R OBP: 0.412, SLG: 0.532										4	2	2	0	1	0	2											
10 Yoán Moncada, S OBP: 0.374, SLG: 0.596										5	0	3	2	0	1	2											
74 Eloy Jiménez, R OBP: 0.294, SLG: 0.380										1	0	1	0	0	0	0											
15 Adam Engel, R OBP: 0.179, SLG: 0.270										2	0	0	0	0	1	3											
30 Nicky Delmonico, L OBP: 0.273, SLG: 0.390										2	0	1	1	0	1	0											
17 Yonder Alonso, L OBP: 0.313, SLG: 0.370										3	1	1	1	2	1	1											
20 José Rondón, R OBP: 0.333, SLG: 0.529										5	1	2	1	0	1	5											
49 Ryan Cordell, R OBP: 0.324, SLG: 0.516										4	0	0	0	1	2	1											
Inning Stats	R: 1 H: 2 E: 0 K: 1 S: 9	H: 2 R: 0 ER: 0 K: 0 S: 6	H: 1 R: 0 ER: 0 K: 2 S: 16	H: 2 R: 0 ER: 0 BB: 2 P: 21	R: 0 H: 2 ER: 0 K: 2 S: 9	H: 2 R: 0 ER: 0 BB: 0 P: 14	R: 2 H: 3 E: 0 K: 1 S: 16	H: 3 R: 0 ER: 0 BB: 1 P: 22	R: 5 H: 7 E: 0 K: 1 S: 18	H: 7 R: 0 ER: 0 BB: 1 P: 31	R: 2 H: 3 E: 0 K: 0 S: 15	H: 3 R: 0 ER: 0 BB: 1 P: 25	R: 0 H: 0 E: 0 K: 2 S: 8	H: 0 R: 1 ER: 1 BB: 1 P: 13	R: 0 H: 1 E: 0 K: 2 S: 7	H: 1 R: 0 ER: 0 BB: 0 P: 10	1B: 13 2B: 5 HR: 4	SF: 0 SAC: 0 HBP: 0	WP: 3 PB: 0 SB: 2 CS: 0	PA: 47							
PITCHER	IP	WLS	BF	H	R	ER	SO	BB	IBB	HBP	BLK	WP	HR	S	P	ERA	WHIP										
44 Daniel Norris, L ERA: 3.93	5.0		25	10	4	4	5	2	0	0	0	0	2	13	21	135.00	15.000										
26 Zac Reiner, R ERA: 87.5	0.1		6	5	5	5	1	0	0	0	0	0	2	13	21	135.00	15.000										
54 Drew VerHagen, R ERA: 7.71	0.2	H	4	2	0	0	0	0	1	0	0	0	0	5	10	0.00	3.000										
50 Reed Garrett, R ERA: 2.89	0.2	B	5	3	2	2	0	1	0	0	0	0	0	12	19	27.00	6.000										
68 Daniel Stumpf, L ERA: 2.57	1.0		3	0	0	0	1	0	0	0	0	0	0	7	12	0.00	0.000										
Batter	1	2	3	4	5	6	7	8	9	AB	R	H	RBI	BB	SO	LOB	BOTTOM										
77 Joe Jiménez, R ERA: 5.23										4	1	1	1	3													
PITCHER	IP	WLS	BF	H	R	ER	SO	BB	IBB	HBP	BLK	WP	HR	S	P	ERA	WHIP										
77 Joe Jiménez, R ERA: 5.23	1.0		4	1	1	1	3	0	0	0	0	0	1	11	17	9.00	1.000										

Detroit Tigers @ Chicago White Sox
Guaranteed Rate Field, Chicago, IL
Fri Apr 26 2019, 7:12 PM - 11:12 PM CDT
Att: 18,016 - Clear - 62 F

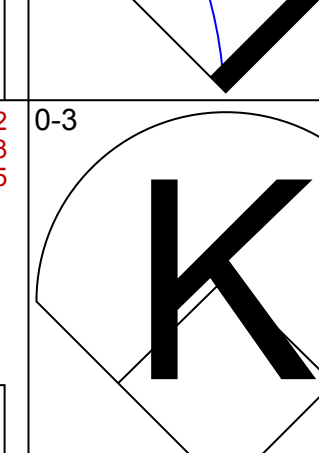
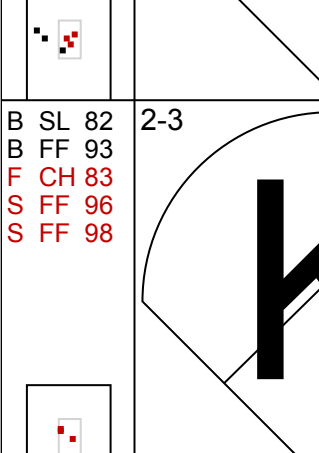
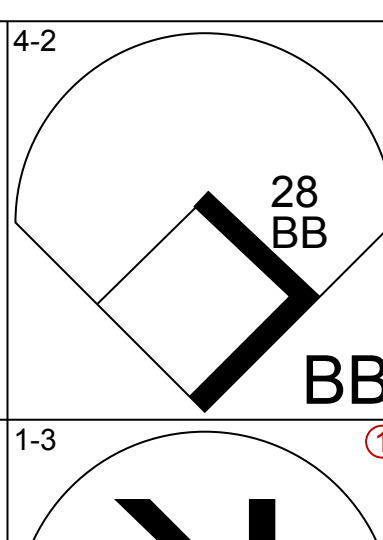
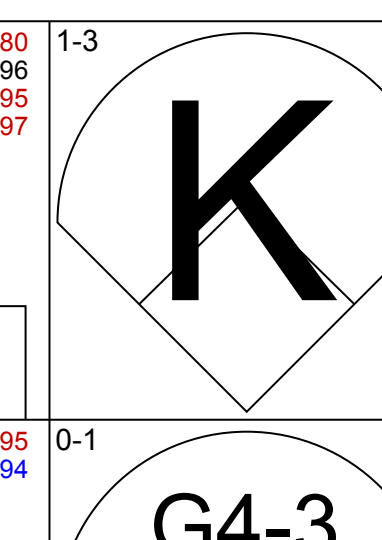
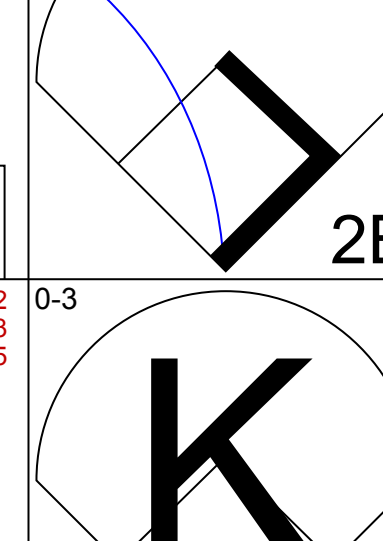

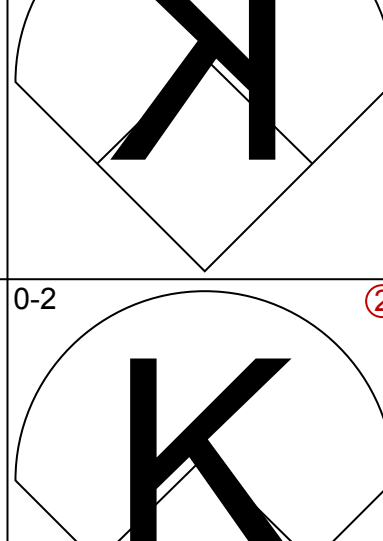
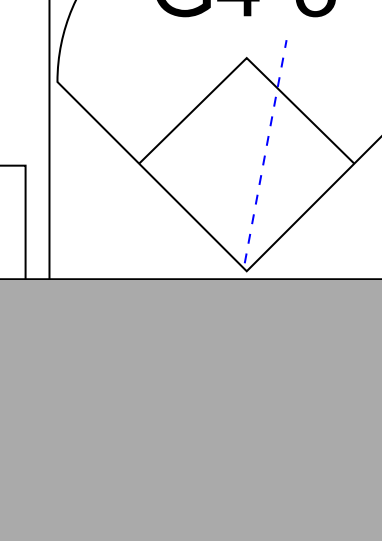
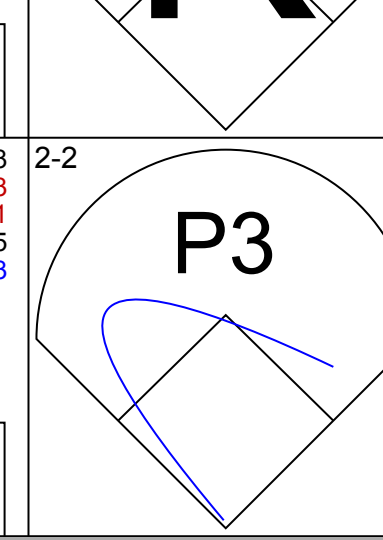

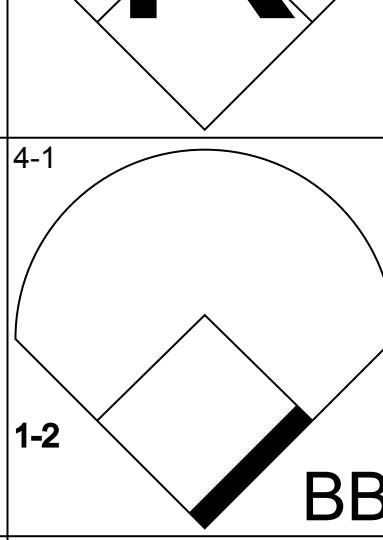



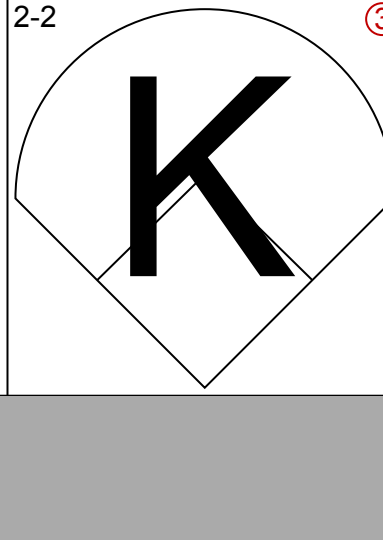



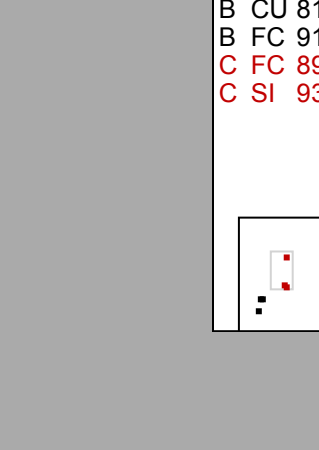



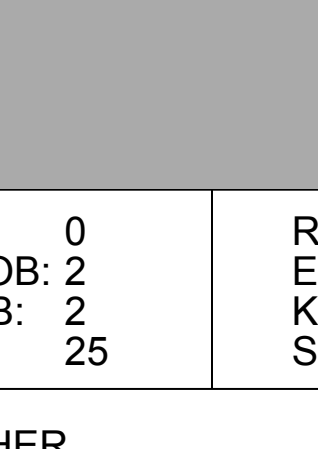
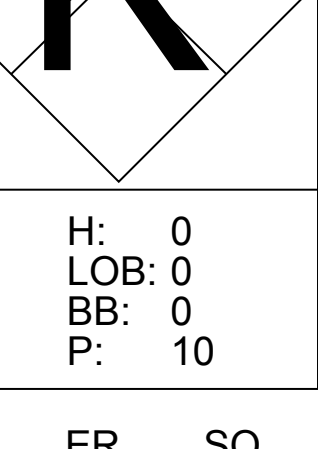
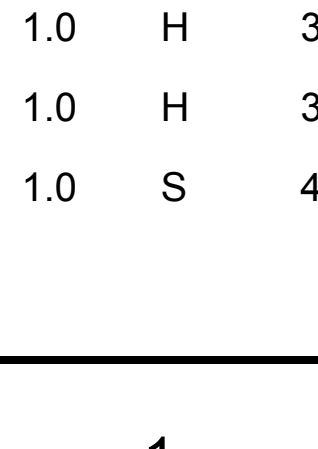



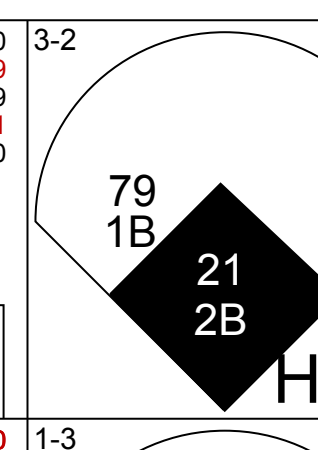



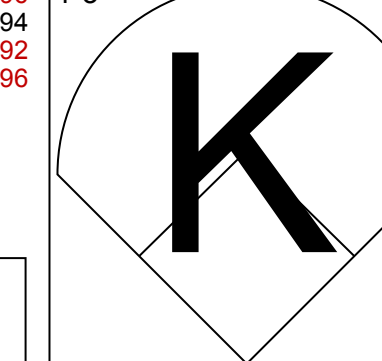

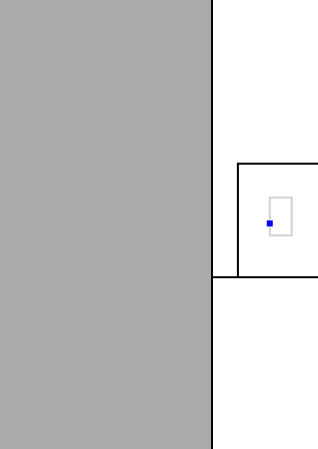


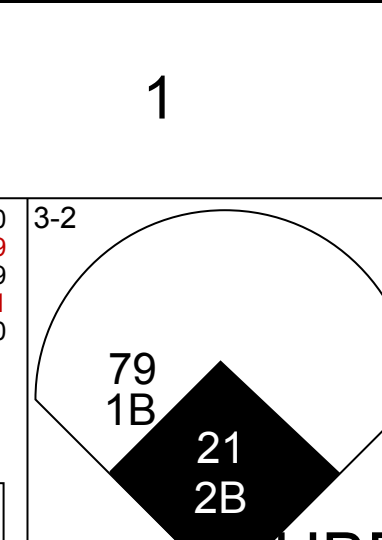
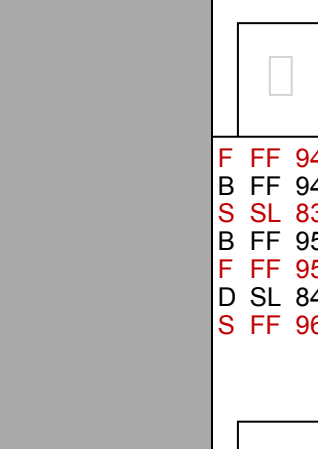



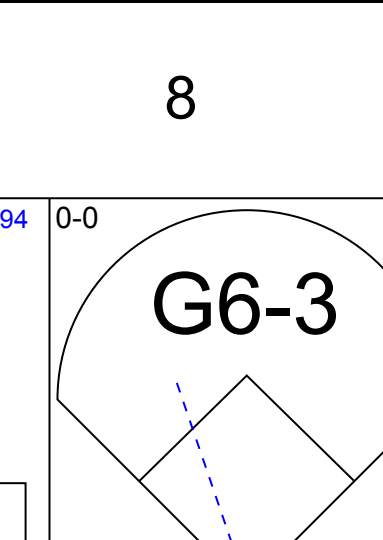
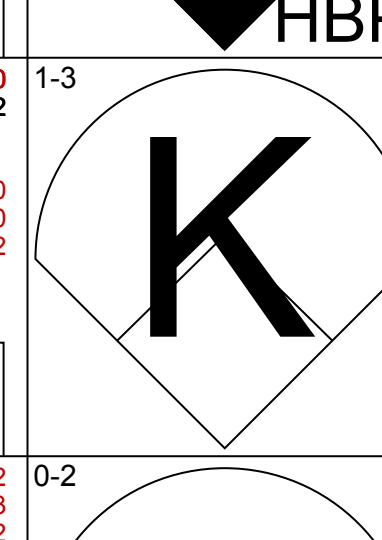



AB	40
R	11
H	15
RBI	11
BB	7
SO	12
LOB	23

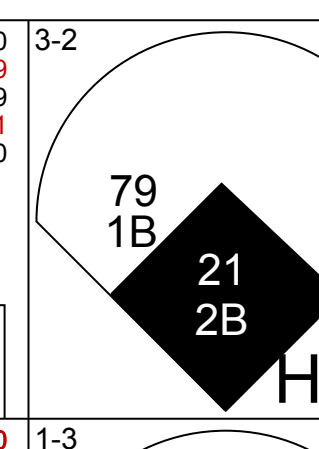
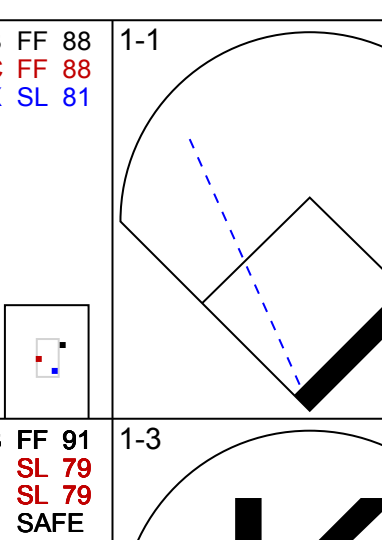

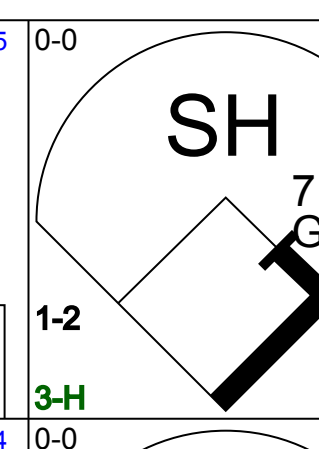
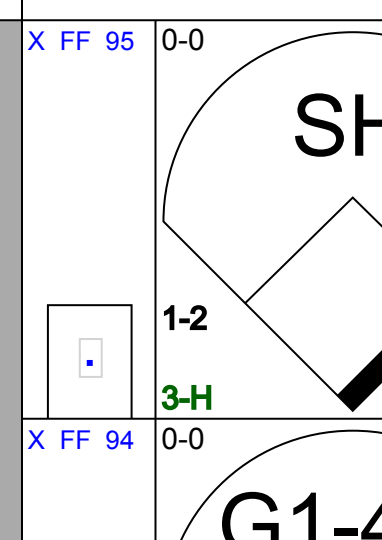
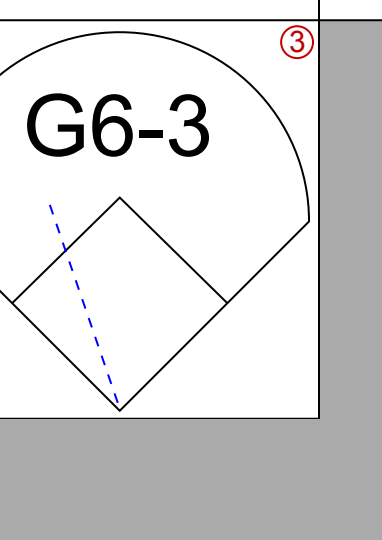
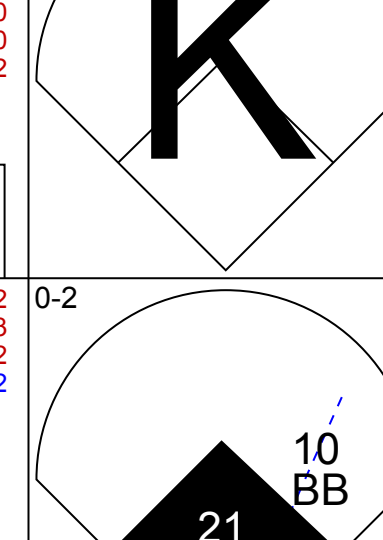
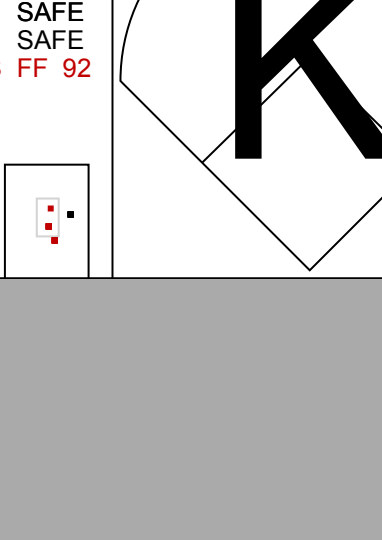
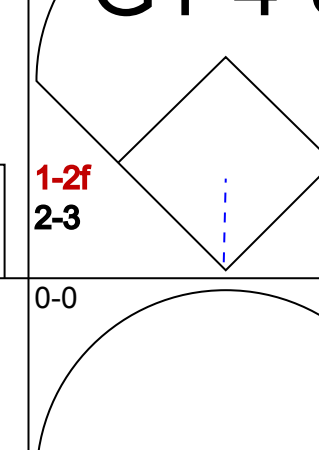
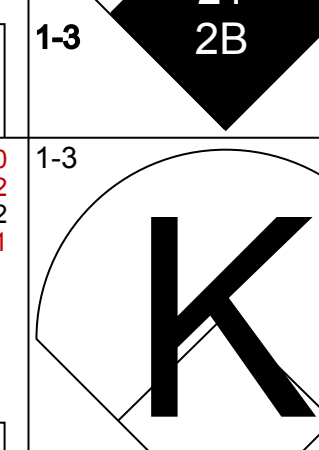
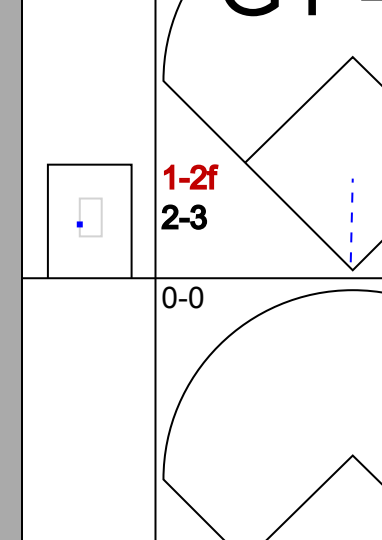
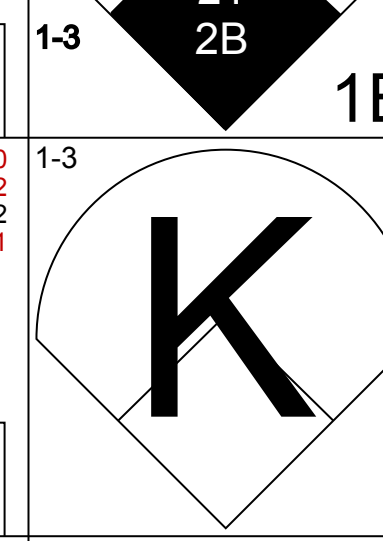
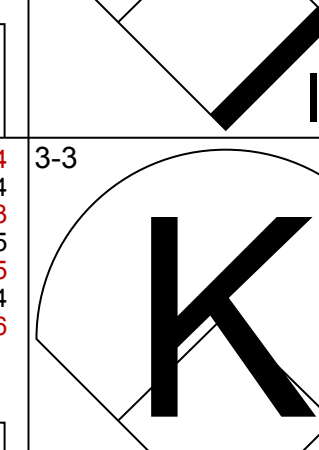
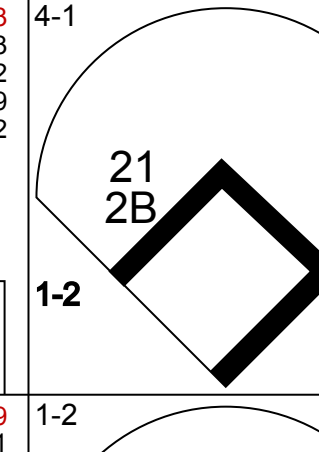
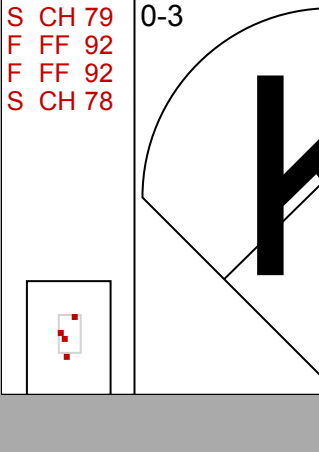
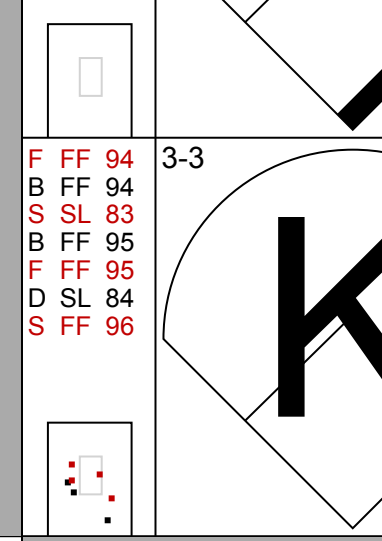

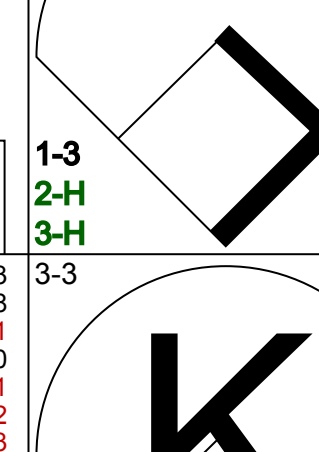



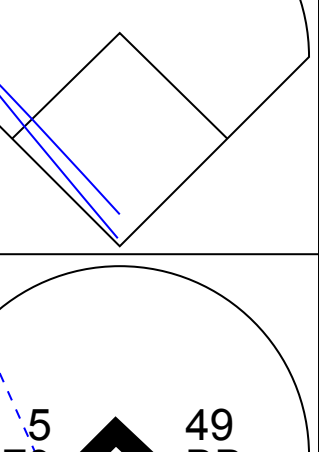
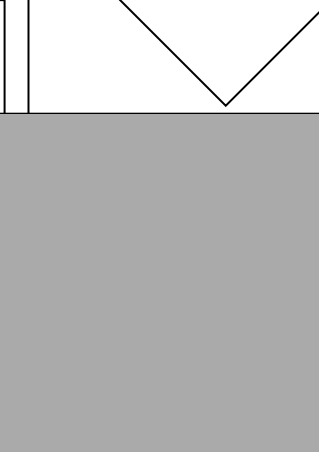


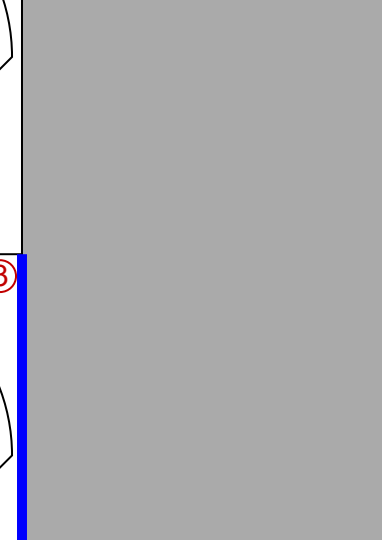
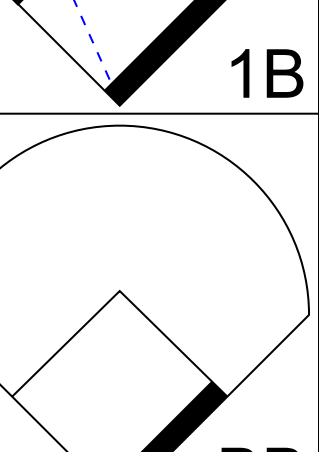



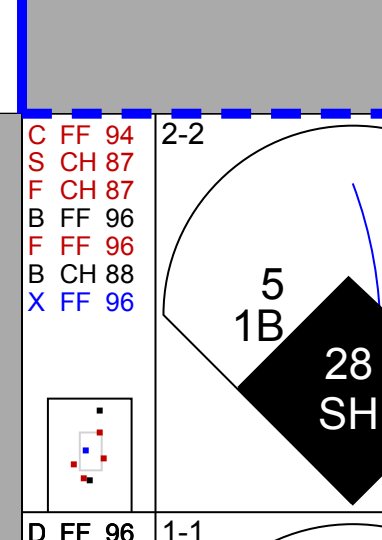
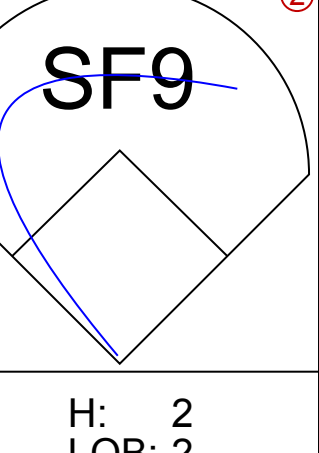
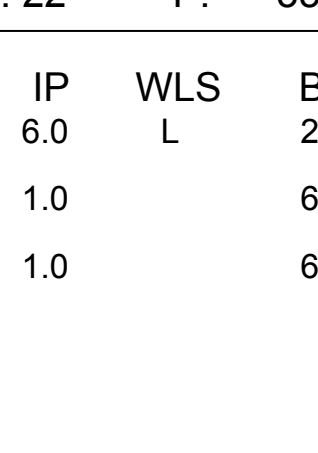
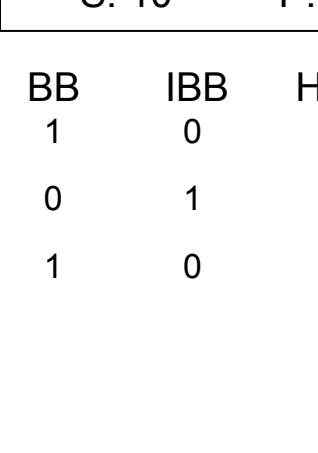
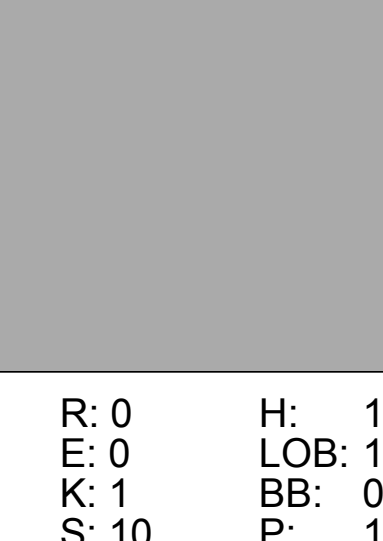
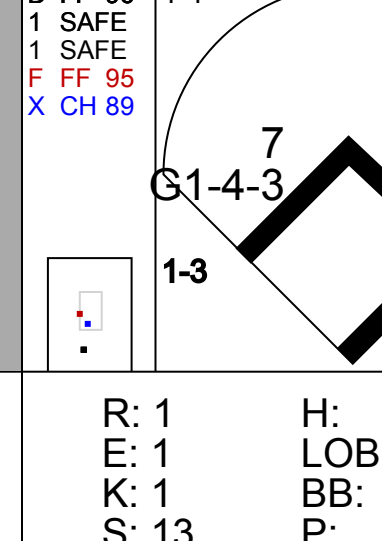
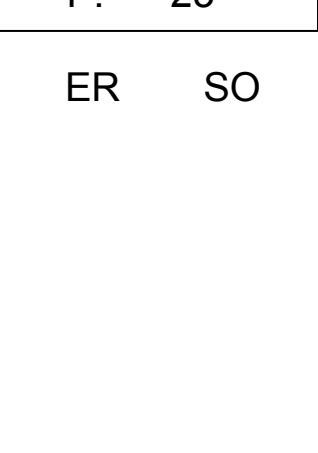
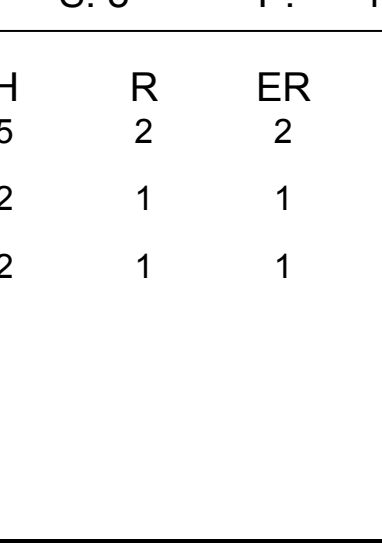
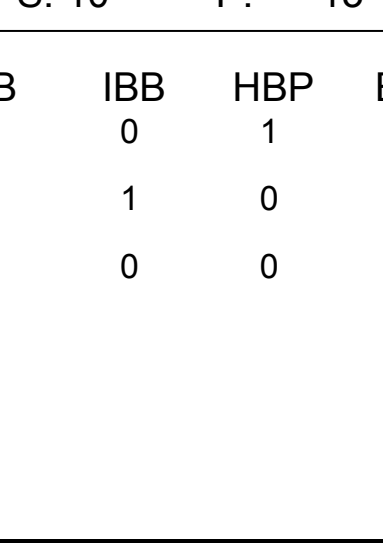
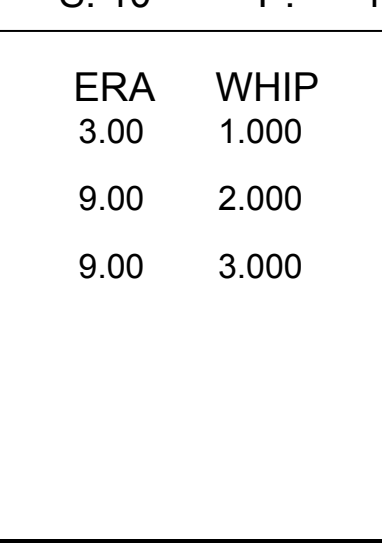



Detroit Tigers @ Chicago White Sox
Guaranteed Rate Field, Chicago, IL
Fri Apr 26 2019, 7:12 PM - 11:12 PM CDT
Att: 18,016 - Clear - 62 F

AB	43
R	12
H	21
RBI	12
BB	4
SO	10
LOB	19



Batter	1	2	3	4	5	6	7	8	9	AB	R	H	RBI	BB	SO	LOB	TOP				
46 Jeimer Candelario, S OBP: 0.307, SLG: 0.305										3	0	0	0	1	2	0	Detroit Tigers @ Chicago White Sox Guaranteed Rate Field, Chicago, IL Sun Apr 28 2019, 1:13 PM - 4:08 PM CDT Att: 14,539 - Sunny - 48 F				
9 Nick Castellanos, R OBP: 0.327, SLG: 0.447										4	0	1	0	0	2	1					
24 Miguel Cabrera, R OBP: 0.363, SLG: 0.364										3	0	0	0	1	3	2					
13 Dustin Peterson, R OBP: 0.277, SLG: 0.318										0	0	0	0	0	0	0					
28 Niko Goodrum, S OBP: 0.362, SLG: 0.416										3	0	0	0	1	0	2					
12 Brandon Dixon, R OBP: 0.368, SLG: 0.444										4	0	0	0	0	4	3					
29 Gordon Beckham, R OBP: 0.318, SLG: 0.512										4	0	0	0	0	4	1					
60 Ronny Rodríguez, R OBP: 0.321, SLG: 0.680										2	1	0	0	1	0	0					
17 Grayson Greiner, R OBP: 0.274, SLG: 0.391										3	0	1	1	0	2	1					
21 JaCoby Jones, R OBP: 0.212, SLG: 0.229										3	0	0	0	0	3	2					
Inning Stats	R: 0 E: 0 K: 2 S: 12	H: 1 LOB: 1 BB: 0 P: 18	R: 1 E: 1 K: 3 S: 14	H: 1 LOB: 1 BB: 0 P: 25	R: 0 E: 0 K: 2 S: 8	H: 0 LOB: 0 BB: 0 P: 13	R: 0 E: 0 K: 2 S: 8	H: 0 LOB: 0 BB: 0 P: 10	R: 0 E: 0 K: 3 S: 14	H: 0 LOB: 2 BB: 2 P: 25	R: 0 E: 0 K: 2 S: 8	H: 0 LOB: 0 BB: 0 P: 13	R: 0 E: 0 K: 2 S: 8	H: 0 LOB: 0 BB: 0 P: 10	R: 0 E: 0 K: 2 S: 8	H: 0 LOB: 1 BB: 1 P: 13	1B: 1 2B: 1 3B: 0 HR: 0	SF: 0 SAC: 0 DP: 0 HBP: 0	WP: 0 PB: 0 SB: 1 CS: 1	PA: 33	
PITCHER	IP	WLS	BF	H	R	ER	SO	BB	IBB	HBP	BLK	WP	HR	S	P	ERA	WHIP				
40 Reynaldo López, R ERA: 6.03	6.0	W	23	2	1	0	14	3	0	0	0	0	0	63	105	0.00	0.833				
57 Jace Fry, L ERA: 6.1	1.0	H	3	0	0	0	2	0	0	0	0	0	0	8	13	0.00	0.000				
41 Kelvin Herrera, R ERA: 2.08	1.0	H	3	0	0	0	2	0	0	0	0	0	0	8	10	0.00	0.000				
48 Alex Colomé, R ERA: 2.31	1.0	S	4	0	0	0	2	1	0	0	0	0	0	8	13	0.00	1.000				

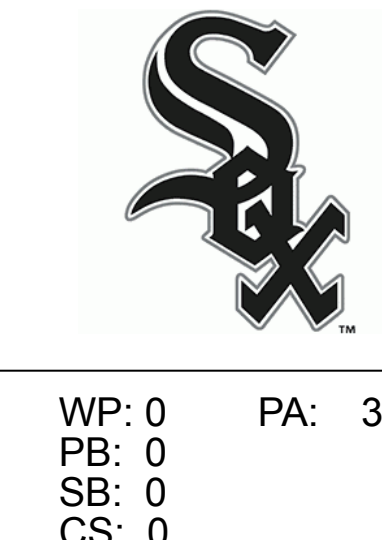
Batter	1	2	3	4	5	6	7	8	9	AB	R	H	RBI	BB	SO	LOB	BOTTOM				
28 Leury García, S OBP: 0.333, SLG: 0.394										3	1	1	1	0	1	2	Detroit Tigers @ Chicago White Sox Guaranteed Rate Field, Chicago, IL Sun Apr 28 2019, 1:13 PM - 4:08 PM CDT Att: 14,539 - Sunny - 48 F				
7 Tim Anderson, R OBP: 0.404, SLG: 0.604										4	0	0	0	0	2	4					
79 José Abreu, R OBP: 0.348, SLG: 0.495										3	1	2	0	1	1	0					
33 James McCann, R OBP: 0.382, SLG: 0.490										4	0	0	0	0	2	5					
10 Yoán Moncada, S OBP: 0.378, SLG: 0.588										3	1	1	0	1	1	0					
21 Wellington Castillo, R OBP: 0.350, SLG: 0.387										4	0	2	2	0	1	1					
20 José Roldón, R ERA: 3.12										3	0	0	0	0	1	3					
15 Adam Engel, R OBP: 0.200, SLG: 0.289										1	0	1	0	0	0	0					
49 Ryan Cordell, R OBP: 0.342, SLG: 0.500										3	1	1	0	1	1	1					
5 Yolmer Sánchez, S OBP: 0.306, SLG: 0.266										3	0	1	1	0	0	1					
Inning Stats	R: 2 E: 0 K: 3 S: 22	H: 2 LOB: 2 BB: 1 P: 35	R: 0 E: 0 K: 1 S: 8	H: 1 LOB: 1 BB: 0 P: 11	R: 0 E: 0 K: 2 S: 10	H: 0 LOB: 0 BB: 0 P: 13	R: 0 E: 0 K: 1 S: 10	H: 1 LOB: 1 BB: 0 P: 14	R: 0 E: 0 K: 1 S: 10	H: 0 LOB: 0 BB: 0 P: 14	R: 0 E: 0 K: 1 S: 8	H: 0 LOB: 0 BB: 0 P: 12	R: 1 E: 1 K: 1 S: 13	H: 2 LOB: 2 BB: 1 P: 19	R: 1 E: 0 K: 0 S: 15	H: 2 LOB: 2 BB: 1 P: 23	1B: 8 2B: 1 3B: 0 HR: 0	SF: 1 SAC: 1 DP: 1 HBP: 1	WP: 0 PB: 0 SB: 0 CS: 0	PA: 37	
PITCHER	IP	WLS	BF	H	R	ER	SO	BB	IBB	HBP	BLK	WP	HR	S	P	ERA	WHIP				
48 Matthew Boyd, L ERA: 3.12	6.0	L	25	5	2	2	9	1	0	1	0	0	0	68	99	3.00	1.000				
45 Buck Farmer, R ERA: 2.7	1.0		6	2	1	1	1	0	1	0	0	0	0	13	19	9.00	2.000				
58 Victor Alcántara, R ERA: 3.75	1.0		6	2	1	1	0	1	0	0	0	0	0	15	23	9.00	3.000				

Detroit Tigers @ Chicago White Sox
Guaranteed Rate Field, Chicago, IL
 Sun Apr 28 2019, 1:13 PM - 4:08 PM CDT
 Att: 14,539 - Sunny - 48 F

Detroit Tigers @ Chicago White Sox
Guaranteed Rate Field, Chicago, IL
 Sun Apr 28 2019, 1:13 PM - 4:08 PM CDT
 Att: 14,539 - Sunny - 48 F

AB 29
R 1
H 2
RBI 1
BB 4
SO 20
LOB 12

AB 31
R 4
H 9
RBI 4
BB 3
SO 10
LOB 17



Batter	1	2	3	4	5	6	7	8	9	AB	R	H	RBI	BB	SO	LOB	TOP	
15 Whit Merrifield, R OBP: 0.340, SLG: 0.504										4	0	0	0	0	1	1	Kansas City Royals @ Detroit Tigers Comerica Park, Detroit, MI Fri May 03 2019, 7:12 PM - 9:44 PM EDT Att: 14,020 - Cloudy - 51 F	
27 Adalberto Mondesi, S OBP: 0.365, SLG: 0.560										4	0	0	0	0	2	1		
4 Alex Gordon, L OBP: 0.390, SLG: 0.509										3	1	1	0	0	0	0		
17 Hunter Dozier, R OBP: 0.437, SLG: 0.660										4	1	1	0	0	3	1		
12 Jorge Soler, R OBP: 0.289, SLG: 0.500										3	1	3	2	0	0	0		
47 Kelvin Gutiérrez, R OBP: 0.296, SLG: 0.462										4	0	1	1	0	2	2		
2 Chris Owings, R OBP: 0.248, SLG: 0.248										3	0	0	0	0	2	2		
66 Ryan O'Hearn, L OBP: 0.288, SLG: 0.341										1	0	1	0	0	0	0		
16 Martin Maldonado, R OBP: 0.261, SLG: 0.265										4	0	0	0	0	1	3		
6 Billy Hamilton, S OBP: 0.299, SLG: 0.271										2	0	0	0	1	2	0		
Inning Stats	R: 0 H: 1 E: 0 K: 1 S: 10	H: 1 LOB: 1 BB: 0 P: 12	R: 0 H: 0 E: 0 K: 2 S: 11	H: 1 LOB: 1 BB: 0 P: 16	R: 0 H: 0 E: 0 K: 1 S: 11	H: 0 LOB: 0 BB: 1 P: 15	R: 2 H: 2 E: 0 K: 2 S: 16	H: 2 LOB: 1 BB: 0 P: 23	R: 0 H: 0 E: 0 K: 1 S: 10	H: 1 LOB: 1 BB: 0 P: 12	R: 0 H: 0 E: 0 K: 1 S: 9	H: 0 LOB: 0 BB: 0 P: 10	R: 0 H: 0 E: 0 K: 2 S: 11	H: 0 LOB: 0 BB: 0 P: 13	R: 1 H: 2 E: 0 K: 2 S: 15	H: 2 LOB: 1 BB: 0 P: 24	1B: 4 SF: 1 2B: 1 3B: 1 HR: 1	WP: 0 PA: 35 PB: 0 SB: 0 CS: 1
PITCHER	IP WLS BF H R ER SO BB IBB HBP BLK WP HR S P ERA WHIP																	
48 Matthew Boyd, L ERA: 3.05	7.0 W 27 5 2 2 9 1 0 1 0 0 0 77 102 2.57 0.857																	
77 Joe Jiménez, R ERA: 4.39	1.0 H 3 0 0 0 2 0 0 0 0 0 0 11 13 0.00 0.000																	
61 Shane Greene, R ERA: 1.8	1.0 S 5 2 1 1 2 0 0 0 0 0 0 1 15 24 9.00 2.000																	

Batter	1	2	3	4	5	6	7	8	9	AB	R	H	RBI	BB	SO	LOB	BOTTOM		
46 Jeimer Candelario, S OBP: 0.333, SLG: 0.302										3	1	0	0	1	1	0	Kansas City Royals @ Detroit Tigers Comerica Park, Detroit, MI Fri May 03 2019, 7:12 PM - 9:44 PM EDT Att: 14,020 - Cloudy - 51 F		
9 Nick Castellanos, R OBP: 0.331, SLG: 0.439										3	2	1	0	1	0	0			
24 Miguel Cabrera, R OBP: 0.365, SLG: 0.386										4	0	3	1	0	0	0			
12 Brandon Dixon, R OBP: 0.368, SLG: 0.444										0	0	0	0	0	0	0			
28 Niko Goodrum, S OBP: 0.355, SLG: 0.427										4	0	0	0	0	2	5			
60 Ronny Rodríguez, R OBP: 0.366, SLG: 0.676										4	1	2	2	0	0	1			
29 Gordon Beckham, R OBP: 0.353, SLG: 0.523										3	0	2	0	0	1	2			
17 Grayson Greiner, R OBP: 0.259, SLG: 0.355										4	0	0	0	0	1	7			
7 Jordy Mercer, R OBP: 0.293, SLG: 0.358										3	0	0	0	0	1	1			
21 JaCoby Jones, R OBP: 0.206, SLG: 0.207										3	0	0	0	0	1	0			
Inning Stats	R: 3 H: 3 E: 0 K: 0 S: 10	H: 3 LOB: 1 BB: 1 P: 20	R: 0 H: 0 E: 0 K: 0 S: 5	H: 0 LOB: 0 BB: 0 P: 7	R: 1 H: 2 E: 0 K: 3 S: 19	H: 2 LOB: 2 BB: 1 P: 28	R: 0 H: 0 E: 0 K: 2 S: 7	H: 0 LOB: 0 BB: 0 P: 11	R: 0 H: 0 E: 0 K: 0 S: 7	H: 0 LOB: 0 BB: 0 P: 9	R: 0 H: 0 E: 0 K: 0 S: 10	H: 0 LOB: 0 BB: 0 P: 17	R: 0 H: 0 E: 0 K: 1 S: 7	H: 0 LOB: 0 BB: 0 P: 7	R: 0 H: 3 E: 0 K: 1 S: 11	H: 3 LOB: 3 BB: 0 P: 19	1B: 7 2B: 1 3B: 0 HR: 0	SF: 0 SAC: 0 DP: 1 HBP: 1	WP: 1 PA: 34 PB: 0 SB: 0 CS: 0
PITCHER	IP WLS BF H R ER SO BB IBB HBP BLK WP HR S P ERA WHIP																		
28 Jorge López, R ERA: 5.09	7.0 L 29 5 4 4 6 2 0 0 1 0 0 65 99 5.14 1.000																		
43 Wily Peralta, R ERA: 6.6	1.0 5 3 0 0 1 0 0 0 0 0 0 11 19 0.00 3.000																		

Batter	1	2	3	4	5	6	7	8	9	10	AB	R	H	RBI	BB	SO	LOB	TOP	
15 Whit Merrifield, R OBP: 0.342, SLG: 0.514	K2-3	K			L9		P4		G4-3		5	0	0	0	0	2	4		
27 Adalberto Mondesi, S OBP: 0.316, SLG: 0.518	G6-3		G3		P6			K		G3-1	5	0	1	0	0	1	0		
4 Alex Gordon, L OBP: 0.361, SLG: 0.516	G6-3		G1			K		K		F7	5	0	0	0	0	2	1		
17 Hunter Dozier, R OBP: 0.446, SLG: 0.667	G6-3									G4-3	4	1	1	1	1	1	1		
12 Jorge Soler, R OBP: 0.297, SLG: 0.507					L8			K			4	1	1	0	0	2	1		
66 Ryan O'Hearn, L OBP: 0.316, SLG: 0.371											4	0	3	0	0	1	0		
47 Kelvin Gutiérrez, R OBP: 0.351, SLG: 0.500											4	0	1	1	0	2	3		
36 Cam Gallagher, R OBP: 0.176, SLG: 0.123											3	0	0	0	0	0	1		
0 Terrance Gore, R OBP: 0.429, SLG: 0.529											0	0	0	0	0	0	0		
16 Martín Maldonado, R OBP: 0.276, SLG: 0.264											0	0	0	0	0	0	0		
6 Billy Hamilton, S OBP: 0.290, SLG: 0.247											3	0	0	0	1	0	2		
Inning Stats	R: 0 E: 0 K: 1 S: 8	H: 1 LOB: 1 BB: 0 P: 11	R: 1 E: 0 K: 1 S: 15	H: 3 LOB: 2 BB: 0 P: 18	R: 0 E: 0 K: 1 S: 9	H: 0 LOB: 0 BB: 0 P: 13	R: 0 E: 0 K: 3 S: 11	H: 1 LOB: 2 BB: 1 P: 20	R: 0 E: 0 K: 0 S: 7	H: 0 LOB: 0 BB: 0 P: 11	R: 1 E: 0 K: 3 S: 12	H: 1 LOB: 0 BB: 0 P: 17	R: 0 E: 1 K: 1 S: 14	H: 0 LOB: 2 BB: 1 P: 26	R: 0 E: 0 K: 0 S: 8	H: 0 LOB: 0 BB: 0 P: 12	1B: 4 2B: 2 3B: 0 HR: 1	SF: 0 SAC: 1 DP: 0 HBP: 0	WP: 0 PA: 40 PB: 0 SB: 1 CS: 0
PITCHER	IP WLS BF H R ER SO BB IBB HBP BLK WP HR S P ERA WHIP	56 Spencer Turnbull, R ERA: 2.31	77 Joe Jiménez, R ERA: 4.73	61 Shane Greene, R ERA: 1.69	68 Daniel Stumpf, L ERA: 3.52	45 Buck Farmer, R ERA: 3.55	PITCHER	IP WLS BF H R ER SO BB IBB HBP BLK WP HR S P ERA WHIP	56 Spencer Turnbull, R ERA: 2.31	77 Joe Jiménez, R ERA: 4.73	61 Shane Greene, R ERA: 1.69	68 Daniel Stumpf, L ERA: 3.52	45 Buck Farmer, R ERA: 3.55						

Kansas City Royals @ Detroit Tigers
Comerica Park, Detroit, MI
Sun May 05 2019, 1:13 PM - 4:26 PM EDT
Att. 16,369 - Sunny - 66 F

AB 37
R 2
H 7
RBI 2
BB 2
SO 11
LOB 13



Batter	1	2	3	4	5	6	7	8	9	10	AB	R	H	RBI	BB	SO	LOB	BOTTOM			
46 Jeimer Candelario, S OBP: 0.338, SLG: 0.325	L9					K			L9		3	0	0	0	2	1	3				
9 Nick Castellanos, R OBP: 0.339, SLG: 0.435	K				L8			G4-3			5	1	2	1	0	1	2				
24 Miguel Cabrera, R OBP: 0.363, SLG: 0.372								P4			5	0	2	1	0	1	3				
28 Niko Goodrum, S OBP: 0.336, SLG: 0.398	K										5	1	1	0	0	3	5				
60 Ronny Rodríguez, R OBP: 0.350, SLG: 0.711											5	0	2	0	0	1	4				
30 Harold Castro, L OBP: 0.333, SLG: 0.250											2	0	0	0	1	0	1				
12 Brandon Dixon, R OBP: 0.320, SLG: 0.500											2	1	1	3	0	1	0				
17 Grayson Greiner, R OBP: 0.247, SLG: 0.338											4	0	0	0	0	3	3				
7 Jordy Mercer, R OBP: 0.288, SLG: 0.333											3	0	0	0	1	0	1				
21 Jacoby Jones, R OBP: 0.224, SLG: 0.230											3	2	1	0	1	1	3				
Inning Stats	R: 0 E: 0 K: 2 S: 11	H: 1 LOB: 1 BB: 0 P: 17	R: 0 E: 0 K: 1 S: 8	H: 1 LOB: 1 BB: 0 P: 12	R: 1 E: 0 K: 2 S: 13	H: 2 LOB: 2 BB: 1 P: 20	R: 0 E: 0 K: 0 S: 9	H: 0 LOB: 0 BB: 0 P: 12	R: 1 E: 0 K: 0 S: 9	H: 1 LOB: 1 BB: 1 P: 17	R: 0 E: 0 K: 3 S: 15	H: 1 LOB: 3 BB: 2 P: 30	R: 0 E: 1 K: 1 S: 7	H: 0 LOB: 0 BB: 0 P: 10	R: 0 E: 0 K: 2 S: 9	H: 0 LOB: 0 BB: 0 P: 11	R: 0 E: 0 K: 0 S: 10	H: 3 LOB: 0 BB: 0 P: 19	1B: 5 2B: 4 3B: 0 HR: 1	SF: 0 SAC: 0 DP: 1 HBP: 0	WP: 0 PA: 42 PB: 0 SB: 0 CS: 0
PITCHER	IP WLS BF H R ER SO BB IBB HBP BLK WP HR S P ERA WHIP	56 Brad Keller, R ERA: 3.99	58 Scott Barlow, R ERA: 2.45	40 Jake Diekman, L ERA: 3.0	26 Brad Boxberger, R ERA: 6.28	31 Ian Kennedy, R ERA: 2.76	PITCHER	IP WLS BF H R ER SO BB IBB HBP BLK WP HR S P ERA WHIP	56 Brad Keller, R ERA: 3.99	58 Scott Barlow, R ERA: 2.45	40 Jake Diekman, L ERA: 3.0	26 Brad Boxberger, R ERA: 6.28	31 Ian Kennedy, R ERA: 2.76								

Kansas City Royals @ Detroit Tigers
Comerica Park, Detroit, MI
Sun May 05 2019, 1:13 PM - 4:26 PM EDT
Att. 16,369 - Sunny - 66 F

AB 37
R 5
H 9
RBI 5
BB 5
SO 12
LOB 25



Batter	1	2	3	4	5	6	7	8	9	AB	R	H	RBI	BB	SO	LOB	TOP					
6 David Fletcher, R OBP: 0.359, SLG: 0.454										5	1	2	1	0	0	3	Los Angeles Angels @ Detroit Tigers Comerica Park, Detroit, MI Wed May 08 2019, 7:11 PM - 10:03 PM EDT Att: 13,224 - Cloudy - 58 F					
27 Mike Trout, R OBP: 0.462, SLG: 0.542										4	0	0	0	0	3	2						
17 Shohei Ohtani, L (1, 10)										3	0	0	0	0	2	2						
2 Andrelton Simmons, R OBP: 0.313, SLG: 0.432										4	1	2	0	0	0	0						
5 Albert Pujols, R OBP: 0.286, SLG: 0.388										4	0	0	0	0	0	3						
18 Brian Goodwin, L OBP: 0.327, SLG: 0.500										4	0	0	0	0	2	1						
20 Jonathan Lucroy, R OBP: 0.327, SLG: 0.448										4	1	2	2	0	1	0						
56 Kole Calhoun, L OBP: 0.306, SLG: 0.460										3	0	0	0	1	0	0						
7 Zack Cozart, R OBP: 0.167, SLG: 0.139										4	0	1	0	0	1	1						
Inning Stats	R: 1 H: 1 E: 0 K: 1 S: 10	H: 1 LOB: 0 BB: 0 P: 13	R: 0 H: 0 E: 0 K: 1 S: 10	H: 0 LOB: 0 BB: 0 P: 16	R: 0 H: 1 E: 1 K: 2 S: 18	H: 1 LOB: 2 BB: 0 P: 24	R: 0 H: 0 E: 0 K: 1 S: 7	H: 0 LOB: 0 BB: 0 P: 10	R: 0 H: 1 E: 0 K: 1 S: 11	H: 1 LOB: 2 BB: 0 P: 20	R: 1 H: 1 E: 0 K: 0 S: 9	H: 1 LOB: 0 BB: 0 P: 14	R: 0 H: 0 E: 0 K: 2 S: 10	H: 0 LOB: 0 BB: 0 P: 14	R: 1 H: 3 E: 0 K: 1 S: 15	H: 3 LOB: 3 BB: 1 P: 27		1B: 3 2B: 2 3B: 0 HR: 2	SF: 0 SAC: 0 DP: 0 HBP: 1	WP: 0 PB: 0 SB: 0 CS: 0	PA: 37	
PITCHER	IP WLS BF H R ER SO BB IBB HBP BLK WP HR S P ERA WHIP	IP WLS BF H R ER SO BB IBB HBP BLK WP HR S P ERA WHIP	IP WLS BF H R ER SO BB IBB HBP BLK WP HR S P ERA WHIP	IP WLS BF H R ER SO BB IBB HBP BLK WP HR S P ERA WHIP	IP WLS BF H R ER SO BB IBB HBP BLK WP HR S P ERA WHIP	IP WLS BF H R ER SO BB IBB HBP BLK WP HR S P ERA WHIP	IP WLS BF H R ER SO BB IBB HBP BLK WP HR S P ERA WHIP	IP WLS BF H R ER SO BB IBB HBP BLK WP HR S P ERA WHIP	IP WLS BF H R ER SO BB IBB HBP BLK WP HR S P ERA WHIP	IP WLS BF H R ER SO BB IBB HBP BLK WP HR S P ERA WHIP	IP WLS BF H R ER SO BB IBB HBP BLK WP HR S P ERA WHIP	IP WLS BF H R ER SO BB IBB HBP BLK WP HR S P ERA WHIP	IP WLS BF H R ER SO BB IBB HBP BLK WP HR S P ERA WHIP	IP WLS BF H R ER SO BB IBB HBP BLK WP HR S P ERA WHIP	IP WLS BF H R ER SO BB IBB HBP BLK WP HR S P ERA WHIP	IP WLS BF H R ER SO BB IBB HBP BLK WP HR S P ERA WHIP	IP WLS BF H R ER SO BB IBB HBP BLK WP HR S P ERA WHIP	IP WLS BF H R ER SO BB IBB HBP BLK WP HR S P ERA WHIP	IP WLS BF H R ER SO BB IBB HBP BLK WP HR S P ERA WHIP	IP WLS BF H R ER SO BB IBB HBP BLK WP HR S P ERA WHIP	IP WLS BF H R ER SO BB IBB HBP BLK WP HR S P ERA WHIP	IP WLS BF H R ER SO BB IBB HBP BLK WP HR S P ERA WHIP
48 Matthew Boyd, L ERA: 2.86	6.0	W	23	3	1	1	6	0	0	0	0	0	0	0	0	0	1	64	93	1.50	0.500	
68 Daniel Stump, L ERA: 4.15	1.0		4	1	1	1	0	0	0	0	0	0	0	0	0	0	1	9	14	9.00	1.000	
77 Joe Jiménez, R ERA: 4.4	1.0		3	0	0	0	2	0	0	0	0	0	0	0	0	0	10	14	0.00	0.000		
50 Reed Garrett, R ERA: 4.76	1.0		7	3	1	1	1	1	0	0	0	0	0	0	0	0	15	27	9.00	4.000		

Batter	1	2	3	4	5	6	7	8	9	AB	R	H	RBI	BB	SO	LOB	BOTTOM				
46 Jeimer Candelario, S OBP: 0.317, SLG: 0.301										5	0	0	0	0	3	3	Los Angeles Angels @ Detroit Tigers Comerica Park, Detroit, MI Wed May 08 2019, 7:11 PM - 10:03 PM EDT Att: 13,224 - Cloudy - 58 F				
9 Nick Castellanos, R OBP: 0.338, SLG: 0.439										4	2	1	0	0	0	0					
24 Miguel Cabrera, R OBP: 0.369, SLG: 0.372										4	1	1	0	1	2	0					
30 Harold Castro, L OBP: 0.231, SLG: 0.167										0	0	0	0	0	0	0					
28 Niko Goodrum, S OBP: 0.331, SLG: 0.387										4	2	1	0	0	0	4					
60 Ronny Rodríguez, R OBP: 0.379, SLG: 0.717										4	1	3	4	0	0	0					
55 John Hicks, R OBP: 0.348, SLG: 0.450										3	1	1	2	0	0	1					
12 Brandon Dixon, R OBP: 0.310, SLG: 0.464										4	1	1	1	0	3	1					
29 Gordon Beckham, R OBP: 0.382, SLG: 0.565										2	1	1	0	2	0	0					
21 JaCoby Jones, R OBP: 0.230, SLG: 0.294										4	1	1	2	0	0	2					
Inning Stats	R: 2 H: 2 E: 0 K: 0 S: 10	H: 2 LOB: 1 BB: 1 P: 19	R: 0 H: 0 E: 0 K: 2 S: 13	H: 0 LOB: 1 BB: 1 P: 23	R: 2 H: 2 E: 0 K: 1 S: 11	H: 2 LOB: 1 BB: 0 P: 15	R: 0 H: 0 E: 0 K: 0 S: 5	H: 0 LOB: 0 BB: 0 P: 7	R: 4 H: 4 E: 1 K: 2 S: 24	H: 4 LOB: 2 BB: 1 P: 37	R: 0 H: 0 E: 0 K: 1 S: 7	H: 0 LOB: 0 BB: 0 P: 11	R: 2 H: 2 E: 0 K: 1 S: 12	H: 2 LOB: 0 BB: 0 P: 23	1B: 5 2B: 2 3B: 2 HR: 1	SF: 1 SAC: 0 DP: 0 HBP: 1	WP: 0 PB: 0 SB: 0 CS: 0	PA: 39			
PITCHER	IP WLS BF H R ER SO BB IBB HBP BLK WP HR S P ERA WHIP	IP WLS BF H R ER SO BB IBB HBP BLK WP HR S P ERA WHIP	IP WLS BF H R ER SO BB IBB HBP BLK WP HR S P ERA WHIP	IP WLS BF H R ER SO BB IBB HBP BLK WP HR S P ERA WHIP	IP WLS BF H R ER SO BB IBB HBP BLK WP HR S P ERA WHIP	IP WLS BF H R ER SO BB IBB HBP BLK WP HR S P ERA WHIP	IP WLS BF H R ER SO BB IBB HBP BLK WP HR S P ERA WHIP	IP WLS BF H R ER SO BB IBB HBP BLK WP HR S P ERA WHIP	IP WLS BF H R ER SO BB IBB HBP BLK WP HR S P ERA WHIP	IP WLS BF H R ER SO BB IBB HBP BLK WP HR S P ERA WHIP	IP WLS BF H R ER SO BB IBB HBP BLK WP HR S P ERA WHIP	IP WLS BF H R ER SO BB IBB HBP BLK WP HR S P ERA WHIP	IP WLS BF H R ER SO BB IBB HBP BLK WP HR S P ERA WHIP	IP WLS BF H R ER SO BB IBB HBP BLK WP HR S P ERA WHIP	IP WLS BF H R ER SO BB IBB HBP BLK WP HR S P ERA WHIP	IP WLS BF H R ER SO BB IBB HBP BLK WP HR S P ERA WHIP	IP WLS BF H R ER SO BB IBB HBP BLK WP HR S P ERA WHIP	IP WLS BF H R ER SO BB IBB HBP BLK WP HR S P ERA WHIP	IP WLS BF H R ER SO BB IBB HBP BLK WP HR S P ERA WHIP	IP WLS BF H R ER SO BB IBB HBP BLK WP HR S P ERA WHIP	IP WLS BF H R ER SO BB IBB HBP BLK WP HR S P ERA WHIP
45 Tyler Skaggs, L ERA: 4.7	4.2	L	25	8	8	7	4	2	0	1	0	0	0	0	0	0	0	14	22	0.00	0.750
24 Noé Ramirez, R ERA: 2.7	1.1		6	0	0	0	2	1	0	0	0	0	0	0	0	0	7	11	0.00	0.000	
40 Luis García, R ERA: 2.57	1.0		3	0	0	0	1	0	0	0	0	0	0	0	0	0	1	12	23	18.00	2.000
37 Cody Allen, R ERA: 7.2	1.0		5	2	2	2	1	0	0	0	0	0	0	0	0	0	1	12	23	18.00	2.000

Batter	1	2	3	4	5	6	7	8	9	AB	R	H	RBI	BB	SO	LOB	TOP					
28 Niko Goodrum, S OBP: 0.321, SLG: 0.381 12 Brandon Dixon, R OBP: 0.290, SLG: 0.433	F8		K2-3			G6-3			K	3	0	0	0	0	1	0						
14 Christin Stewart, L OBP: 0.304, SLG: 0.566	F8			P2			F8		FC5	4	0	1	0	0	0	2						
9 Nick Castellanos, R OBP: 0.319, SLG: 0.412	F8			G5-3			F8		L8	4	0	0	0	0	0	3						
24 Miguel Cabrera, R OBP: 0.360, SLG: 0.363	K			F9			L9			3	0	0	0	0	1	1						
60 Ronny Rodríguez, R OBP: 0.344, SLG: 0.644	P6					K			K	3	0	0	0	0	2	0						
46 Jeimer Candelario, S OBP: 0.302, SLG: 0.285	F7					F7			K	3	0	0	0	0	1	0						
30 Harold Castro, L OBP: 0.263, SLG: 0.278	L6					G3			G3	3	0	0	0	0	0	0						
17 Grayson Greiner, R OBP: 0.255, SLG: 0.341									K	3	0	1	0	0	2	0						
21 JaCoby Jones, R OBP: 0.225, SLG: 0.284									L8	3	0	1	0	0	0	0						
Inning Stats	R: 0 H: 1 E: 0 K: 1 S: 11	WLS: 1 BF: 14	R: 0 H: 0 E: 0 K: 0 S: 15	LOB: 0 BB: 20	R: 0 H: 0 E: 0 K: 2 S: 10	LOB: 0 BB: 13	R: 0 H: 0 E: 0 K: 0 S: 5	LOB: 0 BB: 8	R: 0 H: 0 E: 0 K: 1 S: 9	LOB: 0 BB: 13	R: 0 H: 0 E: 0 K: 1 S: 8	LOB: 0 BB: 15	R: 0 H: 0 E: 0 K: 2 S: 9	LOB: 0 BB: 12	R: 0 H: 0 E: 0 K: 1 S: 9	LOB: 0 BB: 16	R: 0 H: 2 E: 0 K: 1 S: 8	LOB: 2 BB: 8	1B: 2 2B: 1 3B: 0 HR: 0	SF: 0 SAC: 0 DP: 0 HBP: 0	WP: 0 PB: 0 SB: 0 CS: 0	PA: 30
PITCHER	IP	WLS	BF	H	R	ER	SO	BB	IBB	HBP	BLK	WP	HR	S	P	ERA	WHIP					
12 Jake Odorizzi, R ERA: 2.32	7.0	W	22	1	0	0	5	0	0	0	0	0	0	66	95	0.00	0.143					
68 Matt Magill, R ERA: 3.19	1.0		3	0	0	0	2	0	0	0	0	0	0	9	16	0.00	0.000					
77 Fernando Romero, R ERA: 5.63	1.0		5	2	0	0	1	0	0	0	0	0	0	8	8	0.00	2.000					

Detroit Tigers @ Minnesota Twins
 Target Field, Minneapolis, MN
 Fri May 10 2019, 7:12 PM - 9:47 PM CDT
 Att: 26,789 - Clear - 60 F

AB	30
R	0
H	3
RBI	0
BB	0
SO	8
LOB	8



Batter	1	2	3	4	5	6	7	8	9	AB	R	H	RBI	BB	SO	LOB	BOTTOM					
26 Max Kepler, L OBP: 0.329, SLG: 0.500	L9		11 2B 20 G3-2 BB			F4			G1-3	4	1	1	1	1	0	3						
11 Jorge Polanco, S OBP: 0.412, SLG: 0.644	L3					F9			L5	4	0	1	3	1	0	0						
23 Nelson Cruz, R OBP: 0.366, SLG: 0.530	G4-3									3	0	1	0	1	1	3						
20 Eddie Rosario, L OBP: 0.265, SLG: 0.547	P5		G3-2			P2			F8	4	0	0	0	0	4							
24 C.J. Cron, R OBP: 0.293, SLG: 0.450	G6-3					F9			18 BB 1B	4	0	1	0	0	1	1						
9 Marwin Gonzalez, S OBP: 0.295, SLG: 0.284										2	1	1	0	0	1	0						
13 Ehire Adrianza, S OBP: 0.218, SLG: 0.188	K					18 HR 18 HR HBP			P3	1	1	0	0	0	0	1						
18 Mitch Garver, R OBP: 0.440, SLG: 0.788			25 FC1-4 11 2B BB			11 BB 25 BB BB				1	2	1	2	3	0	0						
16 Jonathan Schoop, R OBP: 0.328, SLG: 0.517						G3			G5-3	4	0	1	0	0	1	4						
25 Byron Buxton, R OBP: 0.305, SLG: 0.450			FC1-4 26 S 11 2B			F9			K	3	1	0	0	1	2							
Inning Stats	R: 0 H: 0 E: 0 K: 0 S: 6	WLS: 0 BF: 8	R: 0 H: 0 E: 0 K: 1 S: 7	LOB: 0 BB: 8	R: 2 H: 2 E: 0 K: 0 S: 7	LOB: 2 BB: 3	R: 2 H: 1 E: 1 K: 0 S: 14	LOB: 0 BB: 0	R: 1 H: 2 E: 0 K: 1 S: 15	LOB: 1 BB: 0	R: 1 H: 1 E: 0 K: 2 S: 16	LOB: 3 BB: 3	R: 0 H: 1 E: 0 K: 0 S: 9	LOB: 2 BB: 1	R: 0 H: 0 E: 0 K: 1 S: 10	LOB: 0 BB: 0	R: 0 H: 0 E: 0 K: 1 S: 10	LOB: 0 BB: 0	1B: 4 2B: 1 3B: 0 HR: 2	SF: 0 SAC: 0 DP: 1 HBP: 1	WP: 0 PB: 0 SB: 1 CS: 0	PA: 38
PITCHER	IP	WLS	BF	H	R	ER	SO	BB	IBB	HBP	BLK	WP	HR	S	P	ERA	WHIP					
38 Tyson Ross, R ERA: 6.11	5.0	L	25	6	6	2	2	4	0	1	0	0	0	12	25	0.00	2.000					
58 Victor Alcántara, R ERA: 3.52	1.0		5	0	0	0	2	2	0	0	0	0	0	9	16	0.00	2.000					
68 Daniel Stumpf, L ERA: 3.72	1.0		5	1	0	0	0	1	0	0	0	0	0	10	14	0.00	0.000					
45 Buck Farmer, R ERA: 3.21	1.0		3	0	0	0	1	0	0	0	0	0	0	10	14	0.00	0.000					

Detroit Tigers @ Minnesota Twins
 Target Field, Minneapolis, MN
 Fri May 10 2019, 7:12 PM - 9:47 PM CDT
 Att: 26,789 - Clear - 60 F


AB	30
R	6
H	7
RBI	6
BB	7
SO	5
LOB	18



Batter	1	2	3	4	5	6	7	8	9	AB	R	H	RBI	BB	SO	LOB	TOP										
28 Niko Goodrum, S OBP: 0.326, SLG: 0.379										3	0	1	0	1	0	0											
14 Christin Stewart, L OBP: 0.255, SLG: 0.455										4	1	1	0	0	1	3											
9 Nick Castellanos, R OBP: 0.320, SLG: 0.429										4	0	2	0	0	0	3											
24 Miguel Cabrera, R OBP: 0.348, SLG: 0.350										1	0	0	0	0	0	1											
12 Brandon Dixon, R OBP: 0.316, SLG: 0.514										3	0	1	1	0	0	1											
60 Ronny Rodríguez, R OBP: 0.347, SLG: 0.697										4	0	0	0	0	1	2											
55 John Hicks, R OBP: 0.338, SLG: 0.463										3	1	0	0	1	1	2											
46 Jeimer Candelario, S OBP: 0.301, SLG: 0.396										4	1	1	2	0	1	0											
17 Grayson Greiner, R OBP: 0.255, SLG: 0.337										4	0	1	0	0	2	0											
21 JaCoby Jones, R OBP: 0.216, SLG: 0.259										3	0	0	0	1	1	1											
Inning Stats	R: 0 E: 0 K: 0 S: 10	H: 0 LOB: 1 BB: 1 P: 19	R: 2 E: 0 K: 0 S: 10	H: 2 LOB: 1 BB: 1 P: 17	R: 1 E: 0 K: 1 S: 14	H: 3 LOB: 2 BB: 0 P: 18	R: 0 E: 0 K: 0 S: 7	H: 0 LOB: 0 BB: 0 P: 9	R: 0 E: 0 K: 1 S: 9	H: 1 LOB: 1 BB: 0 P: 18	R: 0 E: 0 K: 2 S: 12	H: 1 LOB: 2 BB: 1 P: 19	R: 0 E: 0 K: 0 S: 4	H: 0 LOB: 0 BB: 0 P: 7	R: 0 E: 0 K: 3 S: 11	H: 0 LOB: 0 BB: 0 P: 16	1B: 4 2B: 1 3B: 1 HR: 1	SF: 0 SAC: 0 DP: 1 HBP: 0	WP: 2 PB: 0 SB: 0 CS: 0	PA: 36							
PITCHER	IP	WLS	BF	H	R	ER	SO	BB	IBB	HBP	BLK	WP	HR	S	P	ERA	WHIP										
53 Kohl Stewart, R ERA: 6.0	6.0	W	25	6	3	3	2	2	0	0	0	2	1	57	90	4.50	1.333										
68 Matt Magill, R ERA: 2.7	1.0		5	1	0	0	2	1	0	0	0	0	0	12	19	0.00	2.000										
51 Mike Morin, R ERA: 2.25	1.0		3	0	0	0	2	0	0	0	0	0	0	4	7	0.00	0.000										
21 Tyler Duffey, R ERA: 1.42	1.0		3	0	0	0	3	0	0	0	0	0	0	11	16	0.00	0.000										

Detroit Tigers @ Minnesota Twins
Target Field, Minneapolis, MN
Sat May 11 2019, 7:12 PM - 9:55 PM CDT
Att: 20,724 - Partly Cloudy - 61 F


AB 33
R 3
H 7
RBI 3
BB 3
SO 7
LOB 13



Batter	1	2	3	4	5	6	7	8	9	AB	R	H	RBI	BB	SO	LOB	BOTTOM										
18 Mitch Garver, R OBP: 0.438, SLG: 0.786										4	1	1	1	1	1	2											
9 Marwin Gonzalez, S OBP: 0.307, SLG: 0.319										4	2	2	1	1	0	1											
23 Nelson Cruz, R OBP: 0.362, SLG: 0.520										3	2	1	1	1	0	0											
20 Eddie Rosario, L OBP: 0.274, SLG: 0.537										5	1	3	1	0	1	1											
24 C.J. Cron, R OBP: 0.318, SLG: 0.521										5	1	4	3	0	1	1											
26 Max Kepler, L OBP: 0.314, SLG: 0.474										4	0	1	1	0	0	2											
16 Jonathan Schoop, R OBP: 0.324, SLG: 0.504										4	0	0	0	0	1	5											
13 Ehire Adrianza, S OBP: 0.238, SLG: 0.185										4	0	1	0	0	1	1											
25 Byron Buxton, R OBP: 0.311, SLG: 0.460										4	1	2	0	0	1	0											
Inning Stats	R: 2 E: 1 K: 0 S: 19	H: 3 LOB: 2 BB: 1 P: 30	R: 2 E: 0 K: 1 S: 16	H: 2 LOB: 1 BB: 1 P: 28	R: 0 E: 0 K: 0 S: 10	H: 1 LOB: 1 BB: 0 P: 15	R: 0 E: 0 K: 0 S: 6	H: 0 LOB: 0 BB: 0 P: 10	R: 3 E: 0 K: 1 S: 16	H: 5 LOB: 2 BB: 0 P: 23	R: 1 E: 0 K: 2 S: 16	H: 3 LOB: 2 BB: 0 P: 23	R: 0 E: 0 K: 1 S: 9	H: 0 LOB: 1 BB: 1 P: 16	R: 0 E: 0 K: 1 S: 8	H: 1 LOB: 1 BB: 0 P: 15	1B: 10 2B: 2 3B: 1 HR: 2	SF: 2 SAC: 0 DP: 0 HBP: 0	WP: 2 PB: 0 SB: 0 CS: 0	PA: 42							
PITCHER	IP	WLS	BF	H	R	ER	SO	BB	IBB	HBP	BLK	WP	HR	S	P	ERA	WHIP										
65 Gregory Soto, L ERA: 15.75	4.0	L	23	9	7	7	1	2	0	0	0	0	1	54	88	15.75	2.750										
63 Nick Ramirez, L ERA: 2.25	4.0		19	6	1	1	5	1	0	0	0	2	1	46	72	2.25	1.750										

Detroit Tigers @ Minnesota Twins
Target Field, Minneapolis, MN
Sat May 11 2019, 7:12 PM - 9:55 PM CDT
Att: 20,724 - Partly Cloudy - 61 F

AB 37
R 8
H 15
RBI 8
BB 3
SO 6
LOB 13



Batter	1	2	3	4	5	6	7	8	9	AB	R	H	RBI	BB	SO	LOB	TOP			
28 Niko Goodrum, S OBP: 0.321, SLG: 0.370										3	1	0	1	1	1	1				
29 Gordon Beckham, R OBP: 0.353, SLG: 0.500										4	0	0	0	0	2	1				
9 Nick Castellanos, R OBP: 0.331, SLG: 0.465										4	1	3	2	0	0	2				
24 Miguel Cabrera, R OBP: 0.358, SLG: 0.357										3	0	2	1	1	0	0				
60 Ronny Rodríguez, R OBP: 0.329, SLG: 0.657										4	0	0	0	0	1	6				
55 John Hicks, R OBP: 0.321, SLG: 0.437										4	0	0	0	0	2	2				
46 Jeimer Candelario, S OBP: 0.293, SLG: 0.297										4	0	0	0	0	1	2				
12 Brandon Dixon, R OBP: 0.333, SLG: 0.610										4	2	2	1	0	1	0				
21 JaCoby Jones, R OBP: 0.228, SLG: 0.262										3	1	1	0	0	2	0				
Inning Stats	R: 2 E: 0 K: 1 S: 12	H: 1 LOB: 0 BB: 1 P: 18	R: 1 E: 0 K: 2 S: 13	H: 1 LOB: 0 BB: 0 P: 20	R: 0 E: 0 K: 2 S: 13	H: 1 LOB: 2 BB: 1 P: 22	R: 0 E: 0 K: 1 S: 7	H: 0 LOB: 0 BB: 0 P: 13	R: 0 E: 0 K: 1 S: 9	H: 2 LOB: 2 BB: 0 P: 18	R: 2 E: 0 K: 1 S: 18	H: 3 LOB: 0 BB: 0 P: 25	R: 0 E: 0 K: 1 S: 7	H: 0 LOB: 0 BB: 0 P: 9	R: 0 E: 0 K: 0 S: 2	H: 0 LOB: 0 BB: 0 P: 6	1B: 4 2B: 2 3B: 0 HR: 2	SF: 1 SAC: 0 DP: 1 HBP: 2	WP: 0 PB: 0 SB: 1 CS: 0	PA: 38
PITCHER	IP WLS BF H R ER SO	IP WLS BF H R ER SO	IP WLS BF H R ER SO	IP WLS BF H R ER SO	IP WLS BF H R ER SO	IP WLS BF H R ER SO	IP WLS BF H R ER SO	IP WLS BF H R ER SO	IP WLS BF H R ER SO	IP WLS BF H R ER SO	IP WLS BF H R ER SO	IP WLS BF H R ER SO	IP WLS BF H R ER SO	IP WLS BF H R ER SO	IP WLS BF H R ER SO	IP WLS BF H R ER SO	BB IBB HBP BLK	WP HR S P	ERA WHIP	ERA WHIP
33 Martin Pérez, L ERA: 3.11	5.0	L	21	4	3	3	7	2	0	0	0	0	0	0	2	59	93	5.40	1.200	
65 Trevor May, R ERA: 2.51	1.0		4	1	0	0	1	0	0	0	0	0	0	0	0	9	13	0.00	1.000	
39 Trevor Hildenberger, R ERA: 6.59	1.0		7	3	2	2	1	0	0	1	0	0	0	0	0	18	25	18.00	3.000	
38 Blake Parker, R ERA: 1.32	2.0		6	0	0	0	1	0	0	0	0	0	0	0	9	15	0.00	0.000		

Detroit Tigers @ Minnesota Twins
Target Field, Minneapolis, MN
Sun May 12 2019, 1:14 PM - 4:19 PM CDT
Att: 27,373 - Partly Cloudy - 58 F

AB 33
R 5
H 8
RBI 5
BB 2
SO 10
LOB 14



Batter	1	2	3	4	5	6	7	8	9	AB	R	H	RBI	BB	SO	LOB	BOTTOM						
64 Williams Astudillo, R OBP: 0.328, SLG: 0.519										5	0	1	0	0	0	6							
11 Jorge Polanco, S OBP: 0.393, SLG: 0.607										5	0	0	0	0	2								
23 Nelson Cruz, R OBP: 0.354, SLG: 0.598										3	0	0	0	0	2	0							
20 Eddie Rosario, L OBP: 0.274, SLG: 0.537										4	0	2	1	1	2	0							
18 Mitch Garver, R OBP: 0.439, SLG: 0.775										5	0	0	0	0	1	5							
9 Marwin Gonzalez, S OBP: 0.318, SLG: 0.325																							
24 C.J. Cron, R OBP: 0.307, SLG: 0.500										4	0	0	0	0	0	0							
26 Max Kepler, L OBP: 0.306, SLG: 0.460										3	1	2	1	1	0	0							
13 Ehire Adrianza, S OBP: 0.269, SLG: 0.263										4	1	2	0	0	2	1							
60 Jake Cave, L OBP: 0.347, SLG: 0.268										3	1	3	1	1	0	0							
25 Byron Buxton, R OBP: 0.333, SLG: 0.483										3	1	3	1	1	0	0							
Inning Stats	R: 0 E: 0 K: 1 S: 6	H: 0 LOB: 0 BB: 0 P: 9	R: 0 E: 0 K: 1 S: 9	H: 0 LOB: 0 BB: 0 P: 13	R: 0 E: 0 K: 1 S: 7	H: 1 LOB: 1 BB: 0 P: 12	R: 0 E: 0 K: 2 S: 7	H: 0 LOB: 0 BB: 0 P: 11	R: 0 E: 0 K: 0 S: 9	H: 1 LOB: 1 BB: 0 P: 17	R: 3 E: 0 K: 1 S: 20	H: 4 LOB: 3 BB: 2 P: 36	R: 0 E: 0 K: 1 S: 14	H: 1 LOB: 2 BB: 1 P: 24	R: 0 E: 0 K: 1 S: 9	H: 1 LOB: 1 BB: 0 P: 15	1B: 6 2B: 3 3B: 0 HR: 1	SF: 0 SAC: 0 DP: 0 HBP: 0	WP: 0 PB: 0 SB: 0 CS: 0	PA: 41			
PITCHER	IP WLS BF H R ER SO	IP WLS BF H R ER SO	IP WLS BF H R ER SO	IP WLS BF H R ER SO	IP WLS BF H R ER SO	IP WLS BF H R ER SO	IP WLS BF H R ER SO	IP WLS BF H R ER SO	IP WLS BF H R ER SO	IP WLS BF H R ER SO	IP WLS BF H R ER SO	IP WLS BF H R ER SO	IP WLS BF H R ER SO	IP WLS BF H R ER SO	IP WLS BF H R ER SO	IP WLS BF H R ER SO	BB IBB HBP BLK	WP HR S P	ERA WHIP	ERA WHIP			
44 Daniel Norris, L ERA: 3.63	6.1	W	26	6	2	2	5	1	0	0	0	0	0	0	0	0	0	0	0	6	10	0.00	6.000
58 Victor Alcántara, R ERA: 4.02	0.1		3	2	0	0	0	0	0	0	0	0	0	0	0	0	0	0	0	3	4	0.00	0.000
68 Daniel Stumpf, L ERA: 3.72	0.0		2	0	1	1	0	2	0	0	0	0	0	0	0	0	0	0	0	5	13	0.00	0.000
45 Buck Farmer, R ERA: 3.07	0.1	H	1	0	0	0	1	0	0	0	0	0	0	0	0	0	0	0	0	3	4	0.00	0.000
77 Jose Jiménez, R ERA: 4.41	1.0	H	5	1	0	0	1	1	0	0	0	0	0	0	0	0	0	0	0	14	24	0.00	2.000

Detroit Tigers @ Minnesota Twins
Target Field, Minneapolis, MN
Sun May 12 2019, 1:14 PM - 4:19 PM CDT
Att: 27,373 - Partly Cloudy - 58 F

AB 37
R 3
H 10
RBI 3
BB 4
SO 8
LOB 14



Batter	1	2	3	4	5	6	7	8	9	AB	R	H	RBI	BB	SO	LOB	TOP		
4 George Springer, R OBP: 0.400, SLG: 0.652	F8	G4-3		CS	F8		23 1B		2 HR	5	1	2	1	0	0	1			
2 Alex Bregman, R OBP: 0.365, SLG: 0.585	L5		K		F7		P3		HR	5	1	1	2	0	1	1			
23 Michael Brantley, L OBP: 0.379, SLG: 0.585	G1		1 2B		G6-3				F7	5	0	2	0	0	0	0			
1 Carlos Correa, R OBP: 0.358, SLG: 0.562		F7	1-3 2B		G6-3		G5-3		F9	5	0	1	0	0	0	2			
10 Yuli Gurriel, R OBP: 0.316, SLG: 0.439	P3	P4			G6-3			F8		4	0	0	0	0	0	2			
16 Aledmys Díaz, R OBP: 0.269, SLG: 0.479	HR	G5-3			G4-3			13 G6-4-3 1B		4	1	2	1	0	0	2			
13 Tyler White, R OBP: 0.354, SLG: 0.304		28 HR			G6-3		K		G6-4-3	3	1	0	0	1	1	1			
28 Robinson Chirinos, R OBP: 0.412, SLG: 0.567	HR	4 CS					6 HR		G6-3	2	2	1	2	2	0	0			
6 Jake Marisnick, R OBP: 0.348, SLG: 0.563					K		1-H		4 S	3	2	2	2	0	1	1			
Inning Stats	R: 0 H: 0 E: 0 K: 0 S: 8	H: 0 LOB: 0 BB: 0 P: 12	R: 3 H: 3 E: 0 K: 0 S: 22	H: 3 LOB: 1 BB: 1 P: 35	R: 0 H: 2 E: 0 K: 1 S: 20	H: 2 LOB: 2 BB: 0 P: 28	R: 0 H: 0 E: 0 K: 1 S: 14	H: 0 LOB: 0 BB: 0 P: 21	R: 0 H: 0 E: 0 K: 0 S: 9	H: 0 LOB: 0 BB: 0 P: 13	R: 2 H: 3 E: 0 K: 1 S: 18	H: 3 LOB: 2 BB: 1 P: 24	R: 0 H: 1 E: 0 K: 0 S: 8	H: 1 LOB: 0 BB: 0 P: 12	R: 3 H: 2 E: 0 K: 0 S: 11	H: 2 LOB: 0 BB: 0 P: 21	1B: 6 2B: 1 3B: 0 HR: 4	SF: 0 SAC: 0 DP: 1 HBP: 1	WP: 0 PA: 41 PB: 0 SB: 1 CS: 1
PITCHER	IP	WLS	BF	H	R	ER	SO	BB	IBB	HBP	BLK	WP	HR	S	P	ERA	WHIP		
48 Matthew Boyd, L ERA: 3.15	4.0	L	18	5	3	3	2	2	0	0	0	0	2	64	96	6.75	1.750		
26 Zac Reinger, R ERA: 11.42	2.0		6	0	0	0	0	0	0	0	0	0	0	18	25	0.00	0.000		
58 Victor Alcántara, R ERA: 4.86	1.0		7	3	2	2	1	1	0	0	0	0	1	18	24	18.00	4.000		
50 Reed Garrett, R ERA: 6.28	2.0		9	3	3	3	0	0	0	1	0	0	1	19	33	13.50	1.500		

Houston Astros @ Detroit Tigers
Comerica Park, Detroit, MI
Mon May 13 2019, 7:11 PM - 10:13 PM EDT
Att: 15,086 - Partly Cloudy - 52 F

AB	36
R	8
H	11
RBI	8
BB	3
SO	3
LOB	10



Batter	1	2	3	4	5	6	7	8	9	AB	R	H	RBI	BB	SO	LOB	BOTTOM		
28 Niko Goodrum, S OBP: 0.317, SLG: 0.358	F9		14 G3-4-3 BB	K			G6-3		L9	4	0	0	0	1	1	3			
14 Christin Stewart, L OBP: 0.360, SLG: 0.471			G3-4-3		G6-3					2	0	0	0	2	0	1			
9 Nick Castellanos, R OBP: 0.323, SLG: 0.453	K		L9		G6-3		K			4	0	0	0	0	2	3			
24 Miguel Cabrera, R OBP: 0.350, SLG: 0.347	G6-3		F9		G4-3				F8	4	0	0	0	0	0	2			
60 Ronny Rodríguez, R OBP: 0.350, SLG: 0.658		46 FC4-6 BB		P6		1 G4-3 1 S 1B				3	0	2	0	1	0	0			
46 Jeimer Candelario, S OBP: 0.292, SLG: 0.299		FC4-6 1B			2B		F8		K	4	1	1	0	0	1	3			
1 Josh Harrison, R OBP: 0.223, SLG: 0.255		17 P6 1B			G4-3				K	4	0	2	0	0	1	2			
17 Grayson Greiner, R OBP: 0.245, SLG: 0.326		P6		SF7			G5-3		F8	3	0	0	1	0	0	3			
21 JaCoby Jones, R OBP: 0.240, SLG: 0.256									K	2	0	0	0	2	2	2			
Inning Stats	R: 0 H: 0 E: 0 K: 1 S: 10	H: 1 LOB: 2 BB: 1 P: 16	R: 0 H: 1 E: 0 K: 1 S: 10	H: 0 LOB: 1 BB: 1 P: 17	R: 0 H: 0 E: 0 K: 0 S: 10	H: 0 LOB: 1 BB: 1 P: 21	R: 1 H: 2 E: 0 K: 1 S: 13	H: 2 LOB: 2 BB: 1 P: 25	R: 0 H: 0 E: 0 K: 0 S: 6	H: 0 LOB: 0 BB: 0 P: 9	R: 0 H: 1 E: 0 K: 0 S: 8	H: 1 LOB: 1 BB: 0 P: 10	R: 0 H: 1 E: 0 K: 2 S: 10	H: 1 LOB: 0 BB: 0 P: 14	R: 0 H: 0 E: 0 K: 1 S: 7	H: 0 LOB: 0 BB: 0 P: 14	1B: 4 2B: 1 3B: 0 HR: 0	SF: 1 SAC: 0 DP: 1 HBP: 0	WP: 0 PA: 37 PB: 0 SB: 1 CS: 0
PITCHER	IP	WLS	BF	H	R	ER	SO	BB	IBB	HBP	BLK	WP	HR	S	P	ERA	WHIP		
41 Brad Peacock, R ERA: 4.01	5.0		22	4	1	1	3	4	0	0	0	0	0	8	10	0.00	1.000		
30 Héctor Rondón, R ERA: 2.03	1.0	H	4	1	0	0	0	0	0	0	0	0	0	7	15	0.00	2.000		
36 Will Harris, R ERA: 1.32	1.0		4	0	0	0	1	2	0	0	0	0	0	10	14	0.00	1.000		
55 Ryan Pressly, R ERA	1.0		4	1	0	0	2	0	0	0	0	0	0	7	14	0.00	0.000		
39 Josh James, R ERA: 5.23	1.0		3	0	0	0	1	0	0	0	0	0	0	7	14	0.00	0.000		

Houston Astros @ Detroit Tigers
Comerica Park, Detroit, MI
Mon May 13 2019, 7:11 PM - 10:13 PM EDT
Att: 15,086 - Partly Cloudy - 52 F

AB	30
R	1
H	5
RBI	1
BB	6
SO	7
LOB	19



Batter	1	2	3	4	5	6	7	8	9	AB	R	H	RBI	BB	SO	LOB	TOP					
4 George Springer, R OBP: 0.400, SLG: 0.651	G5-3	K	F7	FC5-4	G5-3					5	0	0	1	0	1	6						
2 Alex Bregman, R OBP: 0.376, SLG: 0.579	HR		K	F8						5	1	1	1	0	2	2						
23 Michael Brantley, L OBP: 0.379, SLG: 0.515	CS		L8	G3-1						3	0	0	0	2	0	0						
1 Carlos Correa, R OBP: 0.360, SLG: 0.583	K									5	0	2	0	0	1	2						
10 Yuli Gurriel, R OBP: 0.307, SLG: 0.423			G4-3	F8						4	0	0	0	0	2							
16 Aledmys Díaz, R OBP: 0.299, SLG: 0.513		22 BB 6 1B								2	2	0	0	2	0	0						
22 Josh Reddick, L OBP: 0.388, SLG: 0.444										3	1	2	0	1	0	0						
28 Robinson Chirinos, R OBP: 0.398, SLG: 0.546										3	1	1	1	0	1	4						
6 Jake Marisnick, R OBP: 0.361, SLG: 0.597										3	0	2	2	0	0	3						
Inning Stats	R: 1 E: 0 K: 1 S: 10	H: 1 LOB: 1 BB: 1 P: 22	R: 1 E: 0 K: 2 S: 17	H: 2 LOB: 2 BB: 1 P: 25	R: 0 E: 0 K: 1 S: 8	H: 1 LOB: 1 BB: 0 P: 15	R: 1 E: 0 K: 0 S: 19	H: 1 LOB: 1 BB: 1 P: 30	R: 0 E: 0 K: 1 S: 9	H: 1 LOB: 1 BB: 0 P: 11	R: 1 E: 2 K: 0 S: 12	H: 0 LOB: 2 BB: 1 P: 21	R: 0 E: 0 K: 0 S: 6	H: 0 LOB: 0 BB: 1 P: 10	R: 1 E: 0 K: 0 S: 8	H: 2 LOB: 1 BB: 0 P: 11	R: 0 E: 0 K: 0 S: 8	H: 0 LOB: 0 BB: 0 P: 12	1B: 5 2B: 2 3B: 1 HR: 1	SF: 1 SAC: 1 DP: 2 HBP: 0	WP: 0 PB: 0 SB: 0 CS: 1	PA: 40
PITCHER	IP	WLS	BF	H	R	ER	SO	BB	IBB	HBP	BLK	WP	HR	S	P	ERA	WHIP					
65 Gregory Soto, L ERA: 13.5	2.0	L	10	3	2	2	3	2	0	0	0	0	1	27	47	9.00	2.500					
63 Nick Ramirez, L ERA: 2.25	4.0		19	3	2	1	2	2	0	0	0	0	0	48	77	2.25	1.250					
26 Zac Reinerger, R ERA: 10.13	2.0		8	2	1	1	0	1	0	0	0	0	0	14	21	4.50	1.500					
77 Joe Jiménez, R ERA: 4.15	1.0		3	0	0	0	0	0	0	0	0	0	0	8	12	0.00	0.000					

Houston Astros @ Detroit Tigers
Comerica Park, Detroit, MI
Wed May 15 2019, 7:11 PM - 9:46 PM EDT
Att: 15,940 - Partly Cloudy - 67 F

AB 33
R 5
H 8
RBI 5
BB 5
SO 5
LOB 19



Batter	1	2	3	4	5	6	7	8	9	AB	R	H	RBI	BB	SO	LOB	BOTTOM					
28 Niko Goodrum, S OBP: 0.314, SLG: 0.346	K		G3							4	0	0	0	0	1	3						
14 Christin Stewart, L OBP: 0.291, SLG: 0.446	G3									4	0	0	0	0	2	0						
9 Nick Castellanos, R OBP: 0.314, SLG: 0.436	K									4	0	0	0	0	3	0						
60 Ronny Rodríguez, R OBP: 0.341, SLG: 0.667										4	0	0	0	0	2	1						
46 Jeimer Candelario, S OBP: 0.285, SLG: 0.288										4	0	0	0	0	2	1						
55 John Hicks, R OBP: 0.305, SLG: 0.413										3	0	0	0	0	2	0						
1 Josh Harrison, R OBP: 0.218, SLG: 0.267										3	0	1	0	0	1	0						
12 Brandon Dixon, R OBP: 0.327, SLG: 0.553										2	0	0	0	1	0	0						
21 JaCoby Jones, R OBP: 0.252, SLG: 0.297										2	1	1	1	1	1	0						
Inning Stats	R: 0 E: 0 K: 2 S: 11	H: 0 LOB: 0 BB: 0 P: 16	R: 0 E: 0 K: 1 S: 8	H: 0 LOB: 0 BB: 0 P: 8	R: 1 E: 0 K: 0 S: 12	H: 1 LOB: 0 BB: 0 P: 18	R: 0 E: 0 K: 3 S: 9	H: 0 LOB: 0 BB: 0 P: 12	R: 0 E: 0 K: 1 S: 13	H: 1 LOB: 3 BB: 2 P: 26	R: 0 E: 0 K: 0 S: 9	H: 0 LOB: 1 BB: 0 P: 12	R: 0 E: 0 K: 2 S: 9	H: 0 LOB: 0 BB: 0 P: 9	R: 0 E: 0 K: 2 S: 9	H: 0 LOB: 0 BB: 0 P: 13	R: 0 E: 0 K: 3 S: 11	H: 0 LOB: 0 BB: 0 P: 15	1B: 0 2B: 0 3B: 1 HR: 1	SF: 0 SAC: 0 DP: 0 HBP: 0	WP: 0 PB: 0 SB: 0 CS: 0	PA: 32
PITCHER	IP	WLS	BF	H	R	ER	SO	BB	IBB	HBP	BLK	WP	HR	S	P	ERA	WHIP					
35 Justin Verlander, R ERA: 2.38	7.0	W	26	2	1	1	9	2	0	0	0	0	0	1	71	1.29	0.571					
55 Ryan Pressly, R ERA:	1.0		3	0	0	0	2	0	0	0	0	0	0	9	13	0.00	0.000					
54 Roberto Osuna, R ERA: 0.48	1.0		3	0	0	0	3	0	0	0	0	0	0	11	15	0.00	0.000					

Houston Astros @ Detroit Tigers
Comerica Park, Detroit, MI
Wed May 15 2019, 7:11 PM - 9:46 PM EDT
Att: 15,940 - Partly Cloudy - 67 F

AB 30
R 1
H 2
RBI 1
BB 2
SO 14
LOB 5



Batter	1	2	3	4	5	6	7	8	9	AB	R	H	RBI	BB	SO	LOB	TOP								
10 Marcus Semien, R OBP: 0.359, SLG: 0.398	G6-3		G5-3		F8		FC6-4 26 G5-4-3		BB	4	0	0	0	1	0	1									
26 Matt Chapman, R OBP: 0.356, SLG: 0.521	F9				2 F9 28 FC4-6 1B		G5-4-3		F8	5	1	1	0	0	0	2									
25 Stephen Piscotty, R OBP: 0.335, SLG: 0.494	K				28 FC4-6 1B		F9		2 1B	4	1	2	0	0	1	0									
2 Khris Davis, R OBP: 0.321, SLG: 0.507		28 G3 28 WP 1B			F9		F9		18 G6-3 1B	4	1	3	1	0	0	2									
28 Matt Olson, L OBP: 0.294, SLG: 0.435	G3				FC4-6 18 FC5-4		E8 18 HR 1B		F8	4	1	1	1	0	0	3									
18 Chad Pinder, R OBP: 0.315, SLG: 0.443	G5-3				FC5-4		HR		G6-3	4	1	1	2	0	0	3									
23 Jurickson Profar, S OBP: 0.248, SLG: 0.316	P2						F8 20 HR BB		P5	3	1	0	0	1	0	2									
20 Mark Canha, R OBP: 0.354, SLG: 0.519					F7		K		G6-3	4	1	1	2	0	1	0									
22 Ramón Laureano, R OBP: 0.325, SLG: 0.345							K			0	0	0	0	0	0	0									
19 Josh Phegley, R OBP: 0.319, SLG: 0.500	K				K		G5-3		K	3	0	0	0	1	2	0									
Inning Stats	R: 0 E: 0 K: 1 S: 12	H: 0 LOB: 0 BB: 0 P: 16	R: 0 E: 0 K: 0 S: 9	H: 1 LOB: 1 BB: 0 P: 14	R: 0 E: 0 K: 1 S: 10	H: 0 LOB: 0 BB: 0 P: 13	R: 1 E: 0 K: 0 S: 10	H: 2 LOB: 1 BB: 0 P: 14	R: 2 E: 0 K: 0 S: 12	H: 1 LOB: 0 BB: 1 P: 23	R: 3 E: 0 K: 1 S: 16	H: 3 LOB: 0 BB: 0 P: 26	R: 0 E: 0 K: 0 S: 7	H: 0 LOB: 0 BB: 1 P: 12	R: 1 E: 0 K: 0 S: 8	H: 2 LOB: 1 BB: 0 P: 10	R: 0 E: 0 K: 1 S: 13	H: 0 LOB: 1 BB: 1 P: 21	1B: 6 2B: 1 3B: 0 HR: 2	SF: 0 SAC: 0 DP: 1 HBP: 0	WP: 1 PB: 0 SB: 0 CS: 0	PA: 38			
PITCHER	IP WLS BF H R ER SO BB IBB HBP BLK WP HR S P ERA WHIP	IP WLS BF H R ER SO BB IBB HBP BLK WP HR S P ERA WHIP	IP WLS BF H R ER SO BB IBB HBP BLK WP HR S P ERA WHIP	IP WLS BF H R ER SO BB IBB HBP BLK WP HR S P ERA WHIP	IP WLS BF H R ER SO BB IBB HBP BLK WP HR S P ERA WHIP	IP WLS BF H R ER SO BB IBB HBP BLK WP HR S P ERA WHIP	IP WLS BF H R ER SO BB IBB HBP BLK WP HR S P ERA WHIP	IP WLS BF H R ER SO BB IBB HBP BLK WP HR S P ERA WHIP	IP WLS BF H R ER SO BB IBB HBP BLK WP HR S P ERA WHIP	IP WLS BF H R ER SO BB IBB HBP BLK WP HR S P ERA WHIP	IP WLS BF H R ER SO BB IBB HBP BLK WP HR S P ERA WHIP	IP WLS BF H R ER SO BB IBB HBP BLK WP HR S P ERA WHIP	IP WLS BF H R ER SO BB IBB HBP BLK WP HR S P ERA WHIP	IP WLS BF H R ER SO BB IBB HBP BLK WP HR S P ERA WHIP	IP WLS BF H R ER SO BB IBB HBP BLK WP HR S P ERA WHIP	IP WLS BF H R ER SO BB IBB HBP BLK WP HR S P ERA WHIP	IP WLS BF H R ER SO BB IBB HBP BLK WP HR S P ERA WHIP	IP WLS BF H R ER SO BB IBB HBP BLK WP HR S P ERA WHIP	IP WLS BF H R ER SO BB IBB HBP BLK WP HR S P ERA WHIP	IP WLS BF H R ER SO BB IBB HBP BLK WP HR S P ERA WHIP	IP WLS BF H R ER SO BB IBB HBP BLK WP HR S P ERA WHIP	IP WLS BF H R ER SO BB IBB HBP BLK WP HR S P ERA WHIP	IP WLS BF H R ER SO BB IBB HBP BLK WP HR S P ERA WHIP	IP WLS BF H R ER SO BB IBB HBP BLK WP HR S P ERA WHIP	IP WLS BF H R ER SO BB IBB HBP BLK WP HR S P ERA WHIP

Oakland Athletics @ Detroit Tigers
Comerica Park, Detroit, MI
Fri May 17 2019, 7:11 PM - 9:38 PM EDT
Att: 18,746 - Cloudy - 61 F

AB 35
R 7
H 9
RBI 6
BB 3
SO 4
LOB 13



Batter	1	2	3	4	5	6	7	8	9	AB	R	H	RBI	BB	SO	LOB	BOTTOM								
29 Gordon Beckham, R OBP: 0.351, SLG: 0.500	G5-3				G5-3		G5-3		9 G5-3 24 2B 1B	4	1	1	0	0	0	0									
14 Christin Stewart, L OBP: 0.277, SLG: 0.407	K				G3		K		K	4	0	0	0	0	3	1									
9 Nick Castellanos, R OBP: 0.305, SLG: 0.421	K				G5-3		F9		G5-3	4	0	0	0	0	1	1									
24 Miguel Cabrera, R OBP: 0.358, SLG: 0.361							L9		K	4	1	2	1	0	1	0									
60 Ronny Rodríguez, R OBP: 0.323, SLG: 0.640					1 2B 2B		G5-3		2H 2B	4	0	0	0	0	2	2									
1 Josh Harrison, R OBP: 0.222, SLG: 0.278							K2-3		K	3	0	1	1	0	2	0									
18 Dawel Lugo, R OBP: 0.286, SLG: 0.667							K																		
55 John Hicks, R OBP: 0.294, SLG: 0.397																									
21 JaCoby Jones, R OBP: 0.248, SLG: 0.289																									
Inning Stats	R: 0 E: 0 K: 2 S: 10	H: 0 LOB: 0 BB: 0 P: 16	R: 0 E: 0 K: 2 S: 7	H: 0 LOB: 0 BB: 0 P: 9	R: 0 E: 0 K: 0 S: 7	H: 0 LOB: 0 BB: 0 P: 10	R: 0 E: 0 K: 0 S: 4	H: 0 LOB: 0 BB: 0 P: 6	R: 1 E: 0 K: 0 S: 10	H: 2 LOB: 2 BB: 0 P: 15	R: 0 E: 0 K: 1 S: 10	H: 0 LOB: 0 BB: 0 P: 14	R: 0 E: 0 K: 2 S: 7	H: 0 LOB: 0 BB: 0 P: 11	R: 0 E: 0 K: 2 S: 11	H: 0 LOB: 0 BB: 0 P: 16	R: 1 E: 0 K: 2 S: 11	H: 2 LOB: 1 BB: 0 P: 17	1B: 1 2B: 3 3B: 0 HR: 0	SF: 0 SAC: 0 DP: 0 HBP: 1	WP: 0 PB: 0 SB: 0 CS: 0	PA: 32			
PITCHER	IP WLS BF H R ER SO BB IBB HBP BLK WP HR S P ERA WHIP	IP WLS BF H R ER SO BB IBB HBP BLK WP HR S P ERA WHIP	IP WLS BF H R ER SO BB IBB HBP BLK WP HR S P ERA WHIP	IP WLS BF H R ER SO BB IBB HBP BLK WP HR S P ERA WHIP	IP WLS BF H R ER SO BB IBB HBP BLK WP HR S P ERA WHIP	IP WLS BF H R ER SO BB IBB HBP BLK WP HR S P ERA WHIP	IP WLS BF H R ER SO BB IBB HBP BLK WP HR S P ERA WHIP	IP WLS BF H R ER SO BB IBB HBP BLK WP HR S P ERA WHIP	IP WLS BF H R ER SO BB IBB HBP BLK WP HR S P ERA WHIP	IP WLS BF H R ER SO BB IBB HBP BLK WP HR S P ERA WHIP	IP WLS BF H R ER SO BB IBB HBP BLK WP HR S P ERA WHIP	IP WLS BF H R ER SO BB IBB HBP BLK WP HR S P ERA WHIP	IP WLS BF H R ER SO BB IBB HBP BLK WP HR S P ERA WHIP	IP WLS BF H R ER SO BB IBB HBP BLK WP HR S P ERA WHIP	IP WLS BF H R ER SO BB IBB HBP BLK WP HR S P ERA WHIP	IP WLS BF H R ER SO BB IBB HBP BLK WP HR S P ERA WHIP	IP WLS BF H R ER SO BB IBB HBP BLK WP HR S P ERA WHIP	IP WLS BF H R ER SO BB IBB HBP BLK WP HR S P ERA WHIP	IP WLS BF H R ER SO BB IBB HBP BLK WP HR S P ERA WHIP	IP WLS BF H R ER SO BB IBB HBP BLK WP HR S P ERA WHIP	IP WLS BF H R ER SO BB IBB HBP BLK WP HR S P ERA WHIP	IP WLS BF H R ER SO BB IBB HBP BLK WP HR S P ERA WHIP	IP WLS BF H R ER SO BB IBB HBP BLK WP HR S P ERA WHIP	IP WLS BF H R ER SO BB IBB HBP BLK WP HR S P ERA WHIP	IP WLS BF H R ER SO BB IBB HBP BLK WP HR S P ERA WHIP

Oakland Athletics @ Detroit Tigers
Comerica Park, Detroit, MI
Fri May 17 2019, 7:11 PM - 9:38 PM EDT
Att: 18,746 - Cloudy - 61 F

AB 31
R 2
H 4
RBI 2
BB 0
SO 11
LOB 8



Batter	1	2	3	4	5	6	7	8	9	AB	R	H	RBI	BB	SO	LOB	TOP					
44 Austin Dean, R OBP: 0.185, SLG: 0.385	F9		FC5-4			L9	G2-3		P5	4	0	0	0	0	0	2	Miami Marlins @ Detroit Tigers Comerica Park, Detroit, MI Wed May 22 2019, 7:11 PM - 10:11 PM EDT Att: 14,506 - Partly Cloudy - 69 F					
5 Rosell Herrera, S OBP: 0.275, SLG: 0.244										1	0	0	0	0	1							
26 Garrett Cooper, R OBP: 0.286, SLG: 0.250	L9		K							3	2	1	1	1	1							
15 Brian Anderson, R OBP: 0.311, SLG: 0.351	K									4	1	1	2	0	0							
13 Starlin Castro, R OBP: 0.272, SLG: 0.288		K								4	0	1	0	0	1							
47 Harold Ramirez, R OBP: 0.333, SLG: 0.435										4	1	2	0	0	2							
14 Martin Prado, R OBP: 0.321, SLG: 0.333										4	1	1	0	0	2							
18 Neil Walker, S OBP: 0.371, SLG: 0.427										3	1	2	2	1	0							
38 Jorge Alfaro, R OBP: 0.295, SLG: 0.395										4	0	0	0	0	1							
19 Miquel Rojas, R OBP: 0.307, SLG: 0.291										4	0	3	1	0	0							
Inning Stats	R: 0 H: 0 E: 0 K: 1 S: 6	H: 0 LOB: 0 BB: 0 P: 9	R: 0 H: 1 E: 0 K: 1 S: 10	H: 1 LOB: 1 BB: 0 P: 14	R: 0 H: 1 E: 0 K: 1 S: 16	H: 1 LOB: 1 BB: 0 P: 22	R: 0 H: 1 E: 0 K: 1 S: 12	H: 1 LOB: 1 BB: 0 P: 16	R: 0 H: 1 E: 0 K: 0 S: 7	H: 1 LOB: 0 BB: 0 P: 10	R: 1 H: 1 E: 0 K: 1 S: 9	H: 1 LOB: 0 BB: 0 P: 16	R: 3 H: 4 E: 0 K: 1 S: 16	H: 4 LOB: 0 BB: 0 P: 27	R: 2 H: 1 E: 0 K: 1 S: 16	H: 1 LOB: 0 BB: 0 P: 24	R: 0 H: 1 E: 0 K: 0 S: 11	H: 1 LOB: 1 BB: 1 P: 18	1B: 8 2B: 1 3B: 0 HR: 2	SF: 0 SAC: 0 DP: 2 HBP: 0	WP: 0 PB: 0 SB: 0 CS: 1	PA: 37
PITCHER	IP WLS BF H R ER SO BB IBB HBP BLK WP HR S P ERA WHIP																					
44 Daniel Norris, L ERA: 4.3	6.0	23	6	2	2	5	0	0	0	0	0	1	62	92	3.00	1.000						
45 Buck Farmer, R ERA: 4.05	0.1	L	4	3	2	2	1	0	0	0	0	0	12	20	54.00	9.000						
58 Victor Alcántara, R ERA: 5.48	1.2		6	1	2	2	1	1	0	0	0	0	1	18	26	10.80	1.200					
26 Zac Reinger, R ERA: 9.45	1.0		4	1	0	0	0	1	0	0	0	0	0	11	18	0.00	2.000					

Batter	1	2	3	4	5	6	7	8	9	AB	R	H	RBI	BB	SO	LOB	BOTTOM			
29 Gordon Beckham, R OBP: 0.341, SLG: 0.493	G6-3		G6-4-3							5	1	1	1	0	0	2	Miami Marlins @ Detroit Tigers Comerica Park, Detroit, MI Wed May 22 2019, 7:11 PM - 10:11 PM EDT Att: 14,506 - Partly Cloudy - 69 F			
28 Niko Goodrum, S OBP: 0.306, SLG: 0.342										4	0	1	1	0	1					
9 Nick Castellanos, R OBP: 0.309, SLG: 0.427	F8		K							4	0	1	0	0	1					
24 Miguel Cabrera, R OBP: 0.360, SLG: 0.355										3	0	0	0	1	0					
60 Ronny Rodriguez, R OBP: 0.301, SLG: 0.581										4	1	2	0	0	2					
14 Christin Stewart, L OBP: 0.251, SLG: 0.400										4	0	3	1	0	1					
1 Josh Harrison, R OBP: 0.205, SLG: 0.252										4	0	1	0	0	0					
55 John Hicks, R OBP: 0.292, SLG: 0.390										4	1	1	0	0	1					
21 JaCoby Jones, R OBP: 0.254, SLG: 0.312										3	0	0	0	1	1					
Inning Stats	R: 1 H: 2 E: 0 K: 2 S: 18	H: 2 LOB: 2 BB: 1 P: 27	R: 1 H: 1 E: 1 K: 1 S: 10	H: 1 LOB: 1 BB: 0 P: 14	R: 1 H: 2 E: 0 K: 1 S: 15	H: 2 LOB: 1 BB: 0 P: 21	R: 0 H: 0 E: 0 K: 1 S: 9	H: 0 LOB: 0 BB: 1 P: 15	R: 0 H: 2 E: 0 K: 0 S: 12	H: 2 LOB: 1 BB: 0 P: 14	R: 0 H: 1 E: 0 K: 0 S: 14	H: 1 LOB: 2 BB: 0 P: 20	R: 0 H: 2 E: 0 K: 1 S: 8	H: 2 LOB: 1 BB: 0 P: 9	R: 0 H: 0 E: 0 K: 1 S: 10	H: 0 LOB: 0 BB: 0 P: 16	1B: 8 2B: 2 3B: 0 HR: 0	SF: 0 SAC: 0 DP: 3 HBP: 1	WP: 0 PB: 0 SB: 0 CS: 0	PA: 38
PITCHER	IP WLS BF H R ER SO BB IBB HBP BLK WP HR S P ERA WHIP																			
62 José Ureña, R ERA: 4.3	6.0	W	26	7	3	2	5	2	0	0	0	0	73	103	3.00	1.500				
37 Austin Brice, R ERA: 1.99	1.0	H	5	1	0	0	0	0	0	1	0	0	14	20	0.00	1.000				
56 Tayron Guerrero, R ERA: 2.61	1.0	H	4	2	0	0	1	0	0	0	0	0	8	9	0.00	2.000				
54 Sergio Romo, R ERA: 4.76	1.0	S	3	0	0	0	1	0	0	0	0	0	10	16	0.00	0.000				

AB 35
R 6
H 11
RBI 6
BB 2
SO 7
LOB 12

AB 35
R 3
H 10
RBI 3
BB 2
SO 7
LOB 18



Batter	1	2	3	4	5	6	7	8	9	AB	R	H	RBI	BB	SO	LOB	TOP								
44 Austin Dean, R OBP: 0.194, SLG: 0.400 21 Curtis Granderson, L OBP: 0.226, SLG: 0.367	G6-3		F9				G6-3			4	0	1	0	0	0	2									
26 Garrett Cooper, R OBP: 0.277, SLG: 0.317	K		L7					G5-3		5	1	1	4	0	1	3									
15 Brian Anderson, R OBP: 0.308, SLG: 0.343	K			G1-4-3				K	F9	4	0	0	0	0	2	1									
13 Starlin Castro, R OBP: 0.272, SLG: 0.287		L3			G5-3			L8		4	0	1	0	0	0	2									
47 Harold Ramirez, R OBP: 0.321, SLG: 0.407	K					L6			E5	4	1	1	0	0	1	0									
14 Martin Prado, R OBP: 0.271, SLG: 0.321	K			FC6					G4-3	4	0	0	0	0	2	3									
18 Neil Walker, S OBP: 0.368, SLG: 0.422 5 Roseli Herrera, S OBP: 0.275, SLG: 0.244			L5		K					4	0	1	1	0	1	3									
38 Jorge Alfaro, R OBP: 0.308, SLG: 0.397										2	0	1	0	2	1	3									
19 Miquel Rojas, R OBP: 0.305, SLG: 0.289										4	1	1	0	0	0	3									
Inning Stats	R: 0 E: 0 K: 2 S: 10	H: 0 LOB: 0 BB: 0 P: 14	R: 0 E: 0 K: 2 S: 9	H: 0 LOB: 0 BB: 0 P: 11	R: 0 E: 0 K: 0 S: 12	H: 2 LOB: 2 BB: 0 P: 16	R: 0 E: 1 K: 2 S: 13	H: 2 LOB: 3 BB: 0 P: 18	R: 0 E: 0 K: 1 S: 15	H: 1 LOB: 2 BB: 0 P: 26	R: 0 E: 0 K: 1 S: 8	H: 0 LOB: 0 BB: 0 P: 11	R: 0 E: 0 K: 0 S: 9	H: 0 LOB: 0 BB: 1 P: 15	R: 0 E: 0 K: 1 S: 7	H: 0 LOB: 0 BB: 0 P: 7	R: 5 E: 1 K: 0 S: 13	H: 2 LOB: 1 BB: 2 P: 25	1B: 5 2B: 2 HR: 1	SF: 0 SAC: 0 DP: 1 HBP: 1	WP: 0 PB: 0 SB: 1 CS: 0	PA: 39			
PITCHER	IP	WLS	BF	H	R	ER	SO	BB	IBB	HBP	BLK	WP	HR	S	P	ERA	WHIP								
48 Matthew Boyd, L ERA: 3.11	6.0		26	5	0	0	7	1	0	1	0	0	0	69	102	0.00	1.000								
36 Blaine Hardy, L ERA: 6.0	1.0	H	2	0	0	0	0	0	0	0	0	0	0	7	9	0.00	0.000								
77 Joe Jiménez, R ERA: 3.98	1.0	H	3	0	0	0	1	0	0	0	0	0	0	7	7	0.00	0.000								
61 Shane Greene, R ERA: 1.29	1.0	L	8	2	5	0	0	1	1	0	0	0	1	13	25	0.00	3.000								

Miami Marlins @ Detroit Tigers
Comerica Park, Detroit, MI
Thu May 23 2019, 1:11 PM - 4:08 PM EDT
Att: 17,214 - Partly Cloudy - 76 F

AB 35
R 5
H 7
RBI 5
BB 3
SO 8
LOB 20



Batter	1	2	3	4	5	6	7	8	9	AB	R	H	RBI	BB	SO	LOB	BOTTOM								
29 Gordon Beckham, R OBP: 0.337, SLG: 0.480			K			F7				4	0	1	0	0	1	0									
28 Niko Goodrum, S OBP: 0.310, SLG: 0.347	K			K						4	2	2	0	0	2	1									
9 Nick Castellanos, R OBP: 0.315, SLG: 0.440	G4-1									4	0	3	0	0	0	0									
24 Miguel Cabrera, R OBP: 0.368, SLG: 0.360 1 Josh Harrison, R OBP: 0.205, SLG: 0.252		G6-3								3	0	2	1	1	0	0									
60 Ronny Rodríguez, R OBP: 0.291, SLG: 0.565		K								3	0	0	1	0	2	4									
14 Christin Stewart, L OBP: 0.292, SLG: 0.398 21 JaCoby Jones, R OBP: 0.252, SLG: 0.399				G4-3						3	0	1	0	0	0	4									
12 Brandon Dixon, R OBP: 0.316, SLG: 0.527										4	0	2	0	0	2	0									
17 Grayson Greiner, R OBP: 0.226, SLG: 0.278										4	0	0	0	0	1	1									
18 Dawel Lugo, R OBP: 0.217, SLG: 0.350										3	0	0	0	0	0	1									
Inning Stats	R: 0 E: 0 K: 1 S: 10	H: 1 LOB: 0 BB: 0 P: 17	R: 0 E: 0 K: 1 S: 12	H: 2 LOB: 0 BB: 0 P: 17	R: 0 E: 0 K: 1 S: 8	H: 0 LOB: 0 BB: 0 P: 13	R: 0 E: 0 K: 2 S: 13	H: 2 LOB: 2 BB: 0 P: 19	R: 0 E: 0 K: 1 S: 6	H: 1 LOB: 0 BB: 0 P: 8	R: 1 E: 0 K: 0 S: 13	H: 2 LOB: 2 BB: 1 P: 21	R: 0 E: 0 K: 1 S: 9	H: 0 LOB: 0 BB: 0 P: 14	R: 1 E: 0 K: 0 S: 11	H: 3 LOB: 0 BB: 0 P: 13	R: 0 E: 0 K: 1 S: 8	H: 0 LOB: 0 BB: 0 P: 13	1B: 9 2B: 3 HR: 0	SF: 1 SAC: 0 DP: 3 HBP: 0	WP: 0 PB: 0 SB: 0 CS: 1	PA: 35			
PITCHER	IP	WLS	BF	H	R	ER	SO	BB	IBB	HBP	BLK	WP	HR	S	P	ERA	WHIP								
36 Trevor Richards, R ERA: 4.14	5.2		23	8	1	1	6	0	0	0	0	0	0	11	18	0.00	0.000								
61 Adam Conley, L ERA: 6.0	1.1		4	0	0	0	1	0	0	0	0	0	0	11	13	9.00	3.000								
39 Tyler Kinley, R ERA: 5.75	1.0	W	5	3	1	1	0	0	0	0	0	0	0	11	13	9.00	3.000								
54 Sergio Romo, R ERA: 4.5	1.0	S	3	0	0	0	1	0	0	0	0	0	0	8	13	0.00	0.000								

Miami Marlins @ Detroit Tigers
Comerica Park, Detroit, MI
Thu May 23 2019, 1:11 PM - 4:08 PM EDT
Att: 17,214 - Partly Cloudy - 76 F


AB 33
R 2
H 11
RBI 2
BB 1
SO 8
LOB 11



Batter	1	2	3	4	5	6	7	8	9	AB	R	H	RBI	BB	SO	LOB	TOP								
28 Niko Goodrum, S OBP: 0.313, SLG: 0.351										4	1	1	0	1	2	3									
14 Christin Stewart, L OBP: 0.268, SLG: 0.302										4	1	1	1	0	0	2									
9 Nick Castellanos, R OBP: 0.317, SLG: 0.444										5	0	2	1	0	1	3									
24 Miguel Cabrera, R OBP: 0.379, SLG: 0.385										2	1	2	2	2	0	0									
60 Ronny Rodríguez, R (1, 6) OBP: 0.279, SLG: 0.540										5	1	0	0	0	4	7									
55 John Hicks, R OBP: 0.287, SLG: 0.391										5	1	1	0	0	3	3									
1 Josh Harrison, R OBP: 0.204, SLG: 0.250										5	1	1	0	0	0	2									
21 JaCoby Jones, R OBP: 0.258, SLG: 0.348										5	2	2	4	0	1	0									
45 Gregory Soto, L ERA: 4.93										3	0	2	0	0	0	0									
Inning Stats	R: 2 E: 0 K: 2 S: 11	H: 2 LOB: 1 BB: 1 P: 20	R: 2 E: 1 K: 1 S: 22	H: 4 LOB: 3 BB: 0 P: 31	R: 0 E: 0 K: 2 S: 7	H: 0 LOB: 0 BB: 0 P: 10	R: 0 E: 0 K: 2 S: 13	H: 1 LOB: 1 BB: 0 P: 17	R: 1 E: 0 K: 0 S: 11	H: 1 LOB: 0 BB: 0 P: 16	R: 1 E: 0 K: 0 S: 11	H: 2 LOB: 1 BB: 0 P: 18	R: 3 E: 0 K: 1 S: 14	H: 3 LOB: 1 BB: 1 P: 21	R: 0 E: 0 K: 1 S: 8	H: 1 LOB: 2 BB: 1 P: 11	R: 0 E: 0 K: 0 S: 12	H: 0 LOB: 0 BB: 0 P: 17	1B: 8 2B: 4 3B: 0 HR: 2	SF: 2 SAC: 0 DP: 0 HBP: 0	WP: 0 PB: 0 SB: 1 CS: 0	PA: 45			
PITCHER	IP WLS BF H R ER SO BB IBB HBP BLK WP HR S P ERA WHIP	IP WLS BF H R ER SO BB IBB HBP BLK WP HR S P ERA WHIP	IP WLS BF H R ER SO BB IBB HBP BLK WP HR S P ERA WHIP	IP WLS BF H R ER SO BB IBB HBP BLK WP HR S P ERA WHIP	IP WLS BF H R ER SO BB IBB HBP BLK WP HR S P ERA WHIP	IP WLS BF H R ER SO BB IBB HBP BLK WP HR S P ERA WHIP	IP WLS BF H R ER SO BB IBB HBP BLK WP HR S P ERA WHIP	IP WLS BF H R ER SO BB IBB HBP BLK WP HR S P ERA WHIP	IP WLS BF H R ER SO BB IBB HBP BLK WP HR S P ERA WHIP	IP WLS BF H R ER SO BB IBB HBP BLK WP HR S P ERA WHIP	IP WLS BF H R ER SO BB IBB HBP BLK WP HR S P ERA WHIP	IP WLS BF H R ER SO BB IBB HBP BLK WP HR S P ERA WHIP	IP WLS BF H R ER SO BB IBB HBP BLK WP HR S P ERA WHIP	IP WLS BF H R ER SO BB IBB HBP BLK WP HR S P ERA WHIP	IP WLS BF H R ER SO BB IBB HBP BLK WP HR S P ERA WHIP	IP WLS BF H R ER SO BB IBB HBP BLK WP HR S P ERA WHIP	IP WLS BF H R ER SO BB IBB HBP BLK WP HR S P ERA WHIP	IP WLS BF H R ER SO BB IBB HBP BLK WP HR S P ERA WHIP	IP WLS BF H R ER SO BB IBB HBP BLK WP HR S P ERA WHIP	IP WLS BF H R ER SO BB IBB HBP BLK WP HR S P ERA WHIP	IP WLS BF H R ER SO BB IBB HBP BLK WP HR S P ERA WHIP	IP WLS BF H R ER SO BB IBB HBP BLK WP HR S P ERA WHIP	IP WLS BF H R ER SO BB IBB HBP BLK WP HR S P ERA WHIP	IP WLS BF H R ER SO BB IBB HBP BLK WP HR S P ERA WHIP	IP WLS BF H R ER SO BB IBB HBP BLK WP HR S P ERA WHIP

Detroit Tigers @ New York Mets
Citi Field, Flushing, NY
Fri May 24 2019, 7:12 PM - 10:23 PM EDT
Att: 27,082 - Partly Cloudy - 71 F


AB	40
R	9
H	14
RBI	9
BB	3
SO	11
LOB	20



Batter	1	2	3	4	5	6	7	8	9	AB	R	H	RBI	BB	SO	LOB	BOTTOM								
1 Amed Rosario, R OBP: 0.301, SLG: 0.411										5	1	2	1	0	1	0									
28 J.D. Davis, R OBP: 0.354, SLG: 0.462										4	0	1	0	1	0	1									
21 Todd Frazier, R OBP: 0.262, SLG: 0.333										5	0	0	0	0	0	2									
20 Pete Alonso, R OBP: 0.337, SLG: 0.600										4	2	2	1	0	1	0									
40 Wilson Ramos, R OBP: 0.333, SLG: 0.347										4	2	2	2	0	0	0									
91 Carlos Gómez, R OBP: 0.333, SLG: 0.368										3	0	0	0	1	1	1									
18 Rajai Davis, R OBP: 0.333, SLG: 0.833										4	1	1	0	0	1	1									
11 Adeiny Hechavarría, R (1, 4) OBP: 0.269, SLG: 0.417										4	1	2	3	0	1	0									
34 Noah Syndergaard, L OBP: 0.146, SLG: 0.375										2	0	0	0	0	1	0									
Inning Stats	R: 0 E: 0 K: 1 S: 6	H: 0 LOB: 0 BB: 0 P: 10	R: 0 E: 0 K: 1 S: 11	H: 0 LOB: 1 BB: 1 P: 19	R: 1 E: 0 K: 0 S: 11	H: 2 LOB: 1 BB: 0 P: 15	R: 4 E: 0 K: 2 S: 26	H: 5 LOB: 1 BB: 0 P: 37	R: 1 E: 0 K: 0 S: 8	H: 1 LOB: 0 BB: 0 P: 11	R: 1 E: 0 K: 1 S: 9	H: 1 LOB: 0 BB: 0 P: 13	R: 0 E: 0 K: 0 S: 10	H: 0 LOB: 0 BB: 1 P: 17	R: 1 E: 0 K: 2 S: 14	H: 2 LOB: 1 BB: 0 P: 20	R: 0 E: 0 K: 0 S: 5	H: 0 LOB: 0 BB: 0 P: 7	1B: 3 2B: 3 3B: 0 HR: 5	SF: 0 SAC: 0 DP: 1 HBP: 0	WP: 0 PB: 0 SB: 0 CS: 0	PA: 39			
PITCHER	IP WLS BF H R ER SO BB IBB HBP BLK WP HR S P ERA WHIP	IP WLS BF H R ER SO BB IBB HBP BLK WP HR S P ERA WHIP	IP WLS BF H R ER SO BB IBB HBP BLK WP HR S P ERA WHIP	IP WLS BF H R ER SO BB IBB HBP BLK WP HR S P ERA WHIP	IP WLS BF H R ER SO BB IBB HBP BLK WP HR S P ERA WHIP	IP WLS BF H R ER SO BB IBB HBP BLK WP HR S P ERA WHIP	IP WLS BF H R ER SO BB IBB HBP BLK WP HR S P ERA WHIP	IP WLS BF H R ER SO BB IBB HBP BLK WP HR S P ERA WHIP	IP WLS BF H R ER SO BB IBB HBP BLK WP HR S P ERA WHIP	IP WLS BF H R ER SO BB IBB HBP BLK WP HR S P ERA WHIP	IP WLS BF H R ER SO BB IBB HBP BLK WP HR S P ERA WHIP	IP WLS BF H R ER SO BB IBB HBP BLK WP HR S P ERA WHIP	IP WLS BF H R ER SO BB IBB HBP BLK WP HR S P ERA WHIP	IP WLS BF H R ER SO BB IBB HBP BLK WP HR S P ERA WHIP	IP WLS BF H R ER SO BB IBB HBP BLK WP HR S P ERA WHIP	IP WLS BF H R ER SO BB IBB HBP BLK WP HR S P ERA WHIP	IP WLS BF H R ER SO BB IBB HBP BLK WP HR S P ERA WHIP	IP WLS BF H R ER SO BB IBB HBP BLK WP HR S P ERA WHIP	IP WLS BF H R ER SO BB IBB HBP BLK WP HR S P ERA WHIP	IP WLS BF H R ER SO BB IBB HBP BLK WP HR S P ERA WHIP	IP WLS BF H R ER SO BB IBB HBP BLK WP HR S P ERA WHIP	IP WLS BF H R ER SO BB IBB HBP BLK WP HR S P ERA WHIP	IP WLS BF H R ER SO BB IBB HBP BLK WP HR S P ERA WHIP	IP WLS BF H R ER SO BB IBB HBP BLK WP HR S P ERA WHIP	IP WLS BF H R ER SO BB IBB HBP BLK WP HR S P ERA WHIP

Detroit Tigers @ New York Mets
Citi Field, Flushing, NY
Fri May 24 2019, 7:12 PM - 10:23 PM EDT
Att: 27,082 - Partly Cloudy - 71 F


AB	37
R	8
H	11
RBI	8
BB	2
SO	7
LOB	6



Batter	1	2	3	4	5	6	7	8	9	AB	R	H	RBI	BB	SO	LOB	TOP				
28 Niko Goodrum, S OBP: 0.303, SLG: 0.331											5	0	0	0	0	3	4				
14 Christin Stewart, L OBP: 0.301, SLG: 0.372											5	1	1	0	0	0	2				
9 Nick Castellanos, R OBP: 0.319, SLG: 0.463											4	0	2	1	0	0	1				
24 Miguel Cabrera, R OBP: 0.368, SLG: 0.370											4	0	0	0	0	0	3				
60 Ronny Rodríguez, R OBP: 0.218, SLG: 0.263											4	0	0	0	0	1	0				
12 Brandon Dixon, R OBP: 0.343, SLG: 0.578											3	2	1	0	1	1	0				
1 Josh Harrison, R OBP: 0.278, SLG: 0.375											3	0	1	0	1	1	2	AB 35			
18 Dawel Lugo, R OBP: 0.286, SLG: 0.375											3	0	2	1	1	1	1	R 3			
17 Grayson Greiner, R OBP: 0.246, SLG: 0.279											0	0	0	0	0	0	0	H 8			
29 Gordon Beckham, R OBP: 0.341, SLG: 0.481											4	0	1	1	0	2	4	RBI 3			
21 JaCoby Jones, R OBP: 0.275, SLG: 0.352											4	0	1	1	0	2	4	BB 3			
Inning Stats	R: 0 H: 0 E: 1 K: 1 S: 13	H: 0 LOB: 0 BB: 0 P: 21	R: 1 H: 2 E: 0 K: 1 S: 14	H: 2 LOB: 1 BB: 0 P: 20	R: 0 H: 1 E: 0 K: 1 S: 12	H: 1 LOB: 0 BB: 0 P: 20	R: 1 H: 2 E: 0 K: 1 S: 17	H: 2 LOB: 2 BB: 0 P: 24	R: 1 H: 2 E: 0 K: 0 S: 8	H: 0 LOB: 0 BB: 0 P: 12	R: 0 H: 0 E: 0 K: 3 S: 10	H: 0 LOB: 1 BB: 0 P: 18	R: 0 H: 0 E: 0 K: 1 S: 10	H: 0 LOB: 0 BB: 0 P: 15	R: 0 H: 0 E: 0 K: 0 S: 8	H: 0 LOB: 0 BB: 0 P: 10	R: 0 H: 1 E: 0 K: 1 S: 13	H: 1 LOB: 3 BB: 1 P: 22	1B: 5 2B: 4 3B: 0 HR: 0	SF: 0 SAC: 0 DP: 1 HBP: 0	WP: 0 PA: 38 PB: 0 SB: 2 CS: 0
PITCHER	IP WLS BF H R ER SO BB IBB HBP BLK WP HR S P ERA WHIP	IP WLS BF H R ER SO BB IBB HBP BLK WP HR S P ERA WHIP	IP WLS BF H R ER SO BB IBB HBP BLK WP HR S P ERA WHIP	IP WLS BF H R ER SO BB IBB HBP BLK WP HR S P ERA WHIP	IP WLS BF H R ER SO BB IBB HBP BLK WP HR S P ERA WHIP	IP WLS BF H R ER SO BB IBB HBP BLK WP HR S P ERA WHIP	IP WLS BF H R ER SO BB IBB HBP BLK WP HR S P ERA WHIP	IP WLS BF H R ER SO BB IBB HBP BLK WP HR S P ERA WHIP	IP WLS BF H R ER SO BB IBB HBP BLK WP HR S P ERA WHIP	IP WLS BF H R ER SO BB IBB HBP BLK WP HR S P ERA WHIP	IP WLS BF H R ER SO BB IBB HBP BLK WP HR S P ERA WHIP	IP WLS BF H R ER SO BB IBB HBP BLK WP HR S P ERA WHIP	IP WLS BF H R ER SO BB IBB HBP BLK WP HR S P ERA WHIP	IP WLS BF H R ER SO BB IBB HBP BLK WP HR S P ERA WHIP	IP WLS BF H R ER SO BB IBB HBP BLK WP HR S P ERA WHIP	IP WLS BF H R ER SO BB IBB HBP BLK WP HR S P ERA WHIP	IP WLS BF H R ER SO BB IBB HBP BLK WP HR S P ERA WHIP	IP WLS BF H R ER SO BB IBB HBP BLK WP HR S P ERA WHIP	IP WLS BF H R ER SO BB IBB HBP BLK WP HR S P ERA WHIP	IP WLS BF H R ER SO BB IBB HBP BLK WP HR S P ERA WHIP	IP WLS BF H R ER SO BB IBB HBP BLK WP HR S P ERA WHIP

Detroit Tigers @ Baltimore Orioles
 Oriole Park at Camden Yards, Baltimore, MD
 Mon May 27 2019, 1:10 PM - 4:03 PM EDT
 Att: 18,004 - Cloudy - 80 F

AB 35
 R 3
 H 8
 RBI 3
 BB 3
 SO 9
 LOB 17



Batter	1	2	3	4	5	6	7	8	9	AB	R	H	RBI	BB	SO	LOB	BOTTOM					
57 Hanser Alberto, R OBP: 0.317, SLG: 0.403										4	1	2	0	0	0	3						
2 Jonathan Villar, S OBP: 0.309, SLG: 0.427											3	1	1	1	0	1	2					
16 Trey Mancini, R OBP: 0.353, SLG: 0.547											4	1	1	0	0	1	1					
39 Renato Núñez, R OBP: 0.286, SLG: 0.479											4	2	1	2	0	0	0					
28 Pedro Severino, R OBP: 0.353, SLG: 0.483											2	0	0	1	1	1	0					
35 Dwight Smith Jr., L OBP: 0.307, SLG: 0.472											3	0	0	0	1	1	1					
9 Keon Broxton, R OBP: 0.257, SLG: 0.277											4	0	1	0	0	1	0					
12 Stevie Wilkerson, S OBP: 0.298, SLG: 0.439											3	0	1	0	1	1	2					
1 Richie Martin, R OBP: 0.229, SLG: 0.282											3	0	0	0	0	4						
Inning Stats	R: 2 H: 2 E: 1 K: 2 S: 11	H: 2 LOB: 0 BB: 0 P: 13	R: 0 H: 1 E: 0 K: 0 S: 13	H: 1 LOB: 2 BB: 1 P: 22	R: 0 H: 1 E: 1 K: 1 S: 14	H: 1 LOB: 0 BB: 0 P: 20	R: 0 H: 1 E: 0 K: 0 S: 11	H: 1 LOB: 1 BB: 1 P: 17	R: 0 H: 0 E: 0 K: 1 S: 11	H: 0 LOB: 0 BB: 1 P: 18	R: 0 H: 1 E: 0 K: 1 S: 11	H: 1 LOB: 0 BB: 0 P: 17	R: 1 H: 1 E: 0 K: 0 S: 8	H: 1 LOB: 0 BB: 0 P: 13	R: 0 H: 0 E: 0 K: 1 S: 9	H: 0 LOB: 0 BB: 0 P: 12	R: 0 H: 0 E: 0 K: 1 S: 9	H: 0 LOB: 0 BB: 0 P: 12	1B: 4 2B: 1 3B: 0 HR: 2	SF: 1 SAC: 1 DP: 0 HBP: 0	WP: 0 PA: 35 PB: 1 SB: 1 CS: 0	
PITCHER	IP WLS BF H R ER SO BB IBB HBP BLK WP HR S P ERA WHIP	IP WLS BF H R ER SO BB IBB HBP BLK WP HR S P ERA WHIP	IP WLS BF H R ER SO BB IBB HBP BLK WP HR S P ERA WHIP	IP WLS BF H R ER SO BB IBB HBP BLK WP HR S P ERA WHIP	IP WLS BF H R ER SO BB IBB HBP BLK WP HR S P ERA WHIP	IP WLS BF H R ER SO BB IBB HBP BLK WP HR S P ERA WHIP	IP WLS BF H R ER SO BB IBB HBP BLK WP HR S P ERA WHIP	IP WLS BF H R ER SO BB IBB HBP BLK WP HR S P ERA WHIP	IP WLS BF H R ER SO BB IBB HBP BLK WP HR S P ERA WHIP	IP WLS BF H R ER SO BB IBB HBP BLK WP HR S P ERA WHIP	IP WLS BF H R ER SO BB IBB HBP BLK WP HR S P ERA WHIP	IP WLS BF H R ER SO BB IBB HBP BLK WP HR S P ERA WHIP	IP WLS BF H R ER SO BB IBB HBP BLK WP HR S P ERA WHIP	IP WLS BF H R ER SO BB IBB HBP BLK WP HR S P ERA WHIP	IP WLS BF H R ER SO BB IBB HBP BLK WP HR S P ERA WHIP	IP WLS BF H R ER SO BB IBB HBP BLK WP HR S P ERA WHIP	IP WLS BF H R ER SO BB IBB HBP BLK WP HR S P ERA WHIP	IP WLS BF H R ER SO BB IBB HBP BLK WP HR S P ERA WHIP	IP WLS BF H R ER SO BB IBB HBP BLK WP HR S P ERA WHIP	IP WLS BF H R ER SO BB IBB HBP BLK WP HR S P ERA WHIP	IP WLS BF H R ER SO BB IBB HBP BLK WP HR S P ERA WHIP	IP WLS BF H R ER SO BB IBB HBP BLK WP HR S P ERA WHIP

Detroit Tigers @ Baltimore Orioles
 Oriole Park at Camden Yards, Baltimore, MD
 Mon May 27 2019, 1:10 PM - 4:03 PM EDT
 Att: 18,004 - Cloudy - 80 F

Batter	1	2	3	4	5	6	7	8	9	AB	R	H	RBI	BB	SO	LOB	TOP										
28 Niko Goodrum, S OBP: 0.299, SLG: 0.343										4	1	1	0	0	3	2	Detroit Tigers @ Baltimore Orioles Oriole Park at Camden Yards, Baltimore, MD Wed May 29 2019, 7:07 PM - 9:41 PM EDT Att: 10,614 - Cloudy - 85 F										
14 Christin Stewart, L OBP: 0.300, SLG: 0.383										3	0	0	0	0	1	2											
46 Jaime Candelario, S OBP: 0.291, SLG: 0.278										1	0	0	0	0	0	1											
22 Victor Reyes, S OBP: 0.500, SLG: 0.500										0	0	0	0	0	0	0											
9 Nick Castellanos, R OBP: 0.316, SLG: 0.457										3	1	1	1	1	0	1											
24 Miguel Cabrera, R OBP: 0.359, SLG: 0.359										4	0	0	0	0	0	2											
12 Brandon Dixon, R OBP: 0.333, SLG: 0.597										4	1	1	2	0	2	1											
60 Ronny Rodriguez, R OBP: 0.252, SLG: 0.484										4	0	0	0	0	3	0											
55 John Hicks, R OBP: 0.272, SLG: 0.396										4	1	1	1	0	1	0											
18 Dawel Lugo, R OBP: 0.289, SLG: 0.371										3	0	1	0	0	0	0											
21 JaCoby Jones, R OBP: 0.291, SLG: 0.376										2	0	1	0	0	1	0											
Inning Stats	R: 0 H: 0 E: 0 K: 1 S: 11	H: 0 BB: 0 LOB: 0 P: 16	R: 0 H: 0 E: 0 K: 0 S: 6	H: 0 BB: 0 LOB: 0 P: 10	R: 0 H: 0 E: 0 K: 2 S: 12	H: 0 BB: 0 LOB: 0 P: 17	R: 1 H: 2 E: 0 K: 2 S: 18	H: 2 BB: 0 LOB: 1 P: 27	R: 0 H: 0 E: 0 K: 1 S: 8	H: 0 BB: 0 LOB: 0 P: 12	R: 0 H: 1 E: 0 K: 1 S: 12	H: 1 BB: 0 LOB: 1 P: 21	R: 0 H: 0 E: 0 K: 2 S: 10	H: 0 BB: 0 LOB: 0 P: 12	R: 1 H: 2 E: 0 K: 1 S: 10	H: 2 BB: 0 LOB: 1 P: 13	R: 2 H: 1 E: 0 K: 1 S: 8	H: 1 BB: 1 LOB: 0 P: 15	1B: 3 2B: 1 3B: 0 HR: 2	SF: 0 SAC: 1 DP: 0 HBP: 0	WP: 0 PB: 0 SB: 0 CS: 0	PA: 34					
PITCHER	IP	WLS	BF	H	R	ER	SO	BB	IBB	HBP	BLK	WP	HR	S	P	ERA	WHIP										
67 John Means, L ERA: 2.8	6.0		21	3	1	1	7	0	0	0	0	0	0	67	103	1.50	0.500										
42 Mychal Givens, R ERA: 5.7	1.0	B	4	1	1	1	2	0	0	0	0	0	1	12	15	9.00	1.000										
48 Richard Bleier, L ERA: 8.49	1.0		4	1	0	0	1	0	0	0	0	0	0	8	10	0.00	1.000										
52 Branden Kline, R ERA: 5.17	1.0	L	5	1	2	2	1	1	0	0	0	0	1	8	15	18.00	2.000										
Batter	1	2	3	4	5	6	7	8	9	AB	R	H	RBI	BB	SO	LOB	BOTTOM										
57 Hanser Alberto, R OBP: 0.314, SLG: 0.395										4	0	1	0	0	0	1	Detroit Tigers @ Baltimore Orioles Oriole Park at Camden Yards, Baltimore, MD Wed May 29 2019, 7:07 PM - 9:41 PM EDT Att: 10,614 - Cloudy - 85 F										
14 Rio Ruiz, L OBP: 0.317, SLG: 0.344										0	0	0	0	0	0	0											
2 Jonathan Villar, S OBP: 0.316, SLG: 0.424										3	0	0	0	1	1	1											
16 Trey Mancini, R OBP: 0.345, SLG: 0.529										3	1	0	0	0	1	3											
39 Renato Nunez, R OBP: 0.289, SLG: 0.482										4	0	2	1	0	1	2											
35 Dwight Smith Jr., L OBP: 0.298, SLG: 0.458										4	0	0	0	0	1	3											
9 Keon Broxton, R OBP: 0.250, SLG: 0.310										4	0	0	0	0	1	3											
24 DJ Stewart, L OBP: 0.375, SLG: 0.375										4	1	1	1	0	3	0											
61 Austin Wynns, R OBP: 0.279, SLG: 0.259										4	0	0	0	0	2	0											
12 Stevie Wilkerson, S OBP: 0.294, SLG: 0.438										4	0	0	0	0	2	0											
1 Richie Martin, R OBP: 0.228, SLG: 0.272										2	0	0	0	1	0	0											
28 Pedro Severino, R OBP: 0.346, SLG: 0.462										1	0	1	0	0	0	0											
Inning Stats	R: 1 H: 1 E: 1 K: 1 S: 7	H: 1 BB: 0 LOB: 1 P: 12	R: 0 H: 0 E: 0 K: 1 S: 6	H: 0 BB: 0 LOB: 0 P: 10	R: 0 H: 0 E: 0 K: 0 S: 14	H: 0 BB: 1 LOB: 2 P: 23	R: 1 H: 1 E: 0 K: 0 S: 11	H: 1 BB: 1 LOB: 1 P: 17	R: 0 H: 0 E: 0 K: 1 S: 12	H: 0 BB: 0 LOB: 0 P: 17	R: 0 H: 0 E: 0 K: 2 S: 8	H: 0 BB: 0 LOB: 0 P: 9	R: 0 H: 0 E: 0 K: 1 S: 9	H: 0 BB: 0 LOB: 0 P: 17	R: 0 H: 0 E: 0 K: 2 S: 8	H: 0 BB: 0 LOB: 0 P: 9	R: 0 H: 1 E: 0 K: 1 S: 12	H: 1 BB: 0 LOB: 0 P: 17	1B: 1 2B: 3 3B: 0 HR: 1	SF: 0 SAC: 0 DP: 0 HBP: 2	WP: 0 PB: 0 SB: 1 CS: 0	PA: 36					
PITCHER	IP	WLS	BF	H	R	ER	SO	BB	IBB	HBP	BLK	WP	HR	S	P	ERA	WHIP										
31 Ryan Carpenter, L ERA: 7.58	5.0		23	4	2	2	3	2	0	2	0	0	0	25	35	3.60	1.200										
63 Nick Ramirez, L ERA: 2.81	3.0	W	9	0	0	0	5	0	0	0	0	0	0	25	35	0.00	0.000										
61 Shane Greene, R ERA: 1.13	1.0	S	4	1	0	0	2	0	0	0	0	0	0	12	17	0.00	1.000										

Batter	1	2	3	4	5	6	7	8	9	AB	R	H	RBI	BB	SO	LOB	TOP					
2 Yandy Diaz, R OBP: 0.350, SLG: 0.480										5	1	3	0	0	0	2	<p>Tampa Bay Rays @ Detroit Tigers Comerica Park, Detroit, MI Thu Jun 06 2019, 1:10 PM - 4:18 PM EDT Att: 21,442 - Cloudy - 65 F</p>					
29 Tommy Pham, R OBP: 0.406, SLG: 0.471										5	0	0	0	0	1	5						
17 Austin Meadows, L OBP: 0.324, SLG: 0.645										5	0	1	1	0	2	0						
24 Avisail Garcia, R OBP: 0.358, SLG: 0.530										5	0	2	0	0	1	0						
54 Guillermo Heredia, R OBP: 0.329, SLG: 0.353										0	0	0	0	0	0	0						
1 Willy Adames, R OBP: 0.321, SLG: 0.402										5	1	2	1	0	1	3						
22 Christian Arroyo, R OBP: 0.302, SLG: 0.421										3	1	0	0	1	1	4						
39 Kevin Kiermaier, L OBP: 0.308, SLG: 0.432										3	1	2	0	0	1	0						
37 Travis d'Arnaud, R OBP: 0.253, SLG: 0.286										3	2	2	4	1	1	1						
28 Daniel Robertson, R OBP: 0.314, SLG: 0.298										4	0	2	0	0	1	1						
Inning Stats	R: 1 E: 0 K: 0 S: 14	H: 3 LOB: 2 BB: 0 P: 21	R: 0 E: 0 K: 2 S: 16	H: 1 LOB: 2 BB: 1 P: 25	R: 0 E: 0 K: 1 S: 7	H: 1 LOB: 1 BB: 0 P: 15	R: 2 E: 0 K: 1 S: 8	H: 3 LOB: 1 BB: 0 P: 11	R: 0 E: 0 K: 1 S: 11	H: 1 LOB: 1 BB: 0 P: 16	R: 0 E: 0 K: 1 S: 9	H: 2 LOB: 1 BB: 0 P: 11	R: 0 E: 0 K: 1 S: 11	H: 0 LOB: 0 BB: 0 P: 15	R: 3 E: 0 K: 0 S: 17	H: 3 LOB: 1 BB: 1 P: 29	R: 0 E: 0 K: 2 S: 10	H: 0 LOB: 0 BB: 0 P: 13	1B: 8 2B: 4 3B: 0 HR: 3	SF: 0 SAC: 1 DP: 1 HBP: 0	WP: 0 PB: 1 SB: 0 CS: 2	PA: 41
PITCHER	IP WLS BF H R ER SO BB IBB HBP BLK WP HR S P ERA WHIP	5.2 L 27 11 3 3 6 1 0 0 0 0 1 64 98 4.76 2.118	1.1 4 0 0 0 1 0 0 0 0 0 0 2 11 20 0.00 0.000	0.2 5 2 3 3 0 1 0 0 0 0 0 2 11 20 40.50 4.500	0.1 2 1 0 0 0 0 0 0 0 0 0 0 6 9 0.00 3.000	1.0 3 0 0 0 0 2 0 0 0 0 0 0 10 13 0.00 0.000											IP WLS BF H R ER SO BB IBB HBP BLK WP HR S P ERA WHIP					
44 Daniel Norris, L ERA: 4.8											4.8											
58 Victor Alcántara, R ERA: 4.67											4.67											
68 Daniel Stumpf, L ERA: 4.2											4.2											
45 Buck Farmer, R ERA: 5.01											5.01											
50 Austin Adams, R ERA: 9.53											9.53											

Tampa Bay Rays @ Detroit Tigers
Comerica Park, Detroit, MI
Thu Jun 06 2019, 1:10 PM - 4:18 PM EDT
Att: 21,442 - Cloudy - 65 F

AB 38
R 6
H 14
RBI 6
BB 2
SO 9
LOB 16

Batter	1	2	3	4	5	6	7	8	9	AB	R	H	RBI	BB	SO	LOB	BOTTOM					
28 Niko Goodrum, S OBP: 0.319, SLG: 0.405										4	0	0	0	0	2	2	<p>Tampa Bay Rays @ Detroit Tigers Comerica Park, Detroit, MI Thu Jun 06 2019, 1:10 PM - 4:18 PM EDT Att: 21,442 - Cloudy - 65 F</p>					
29 Gordon Beckham, R OBP: 0.314, SLG: 0.422										4	0	1	0	0	1	1						
9 Nick Castellanos, R OBP: 0.313, SLG: 0.453										4	1	1	0	0	1	2						
12 Brandon Dixon, R OBP: 0.317, SLG: 0.520										4	0	2	1	0	1	0						
14 Christin Stewart, L OBP: 0.315, SLG: 0.415										4	0	2	0	0	0	2						
60 Ronny Rodriguez, R OBP: 0.240, SLG: 0.449										4	0	0	0	0	0	3						
18 Dawel Lugo, R ERA: 2.75											2.75											
30 Harold Castro, L OBP: 0.310, SLG: 0.296											0.310											
17 Grayson Greiner, R OBP: 0.234, SLG: 0.297											0.234											
21 JaCoby Jones, R OBP: 0.312, SLG: 0.418											0.312											
Inning Stats	R: 1 E: 0 K: 1 S: 12	H: 2 LOB: 1 BB: 0 P: 19	R: 0 E: 0 K: 1 S: 8	H: 0 LOB: 0 BB: 0 P: 14	R: 0 E: 0 K: 1 S: 17	H: 2 LOB: 1 BB: 0 P: 24	R: 0 E: 0 K: 0 S: 6	H: 1 LOB: 0 BB: 0 P: 9	R: 0 E: 0 K: 0 S: 6	H: 0 LOB: 0 BB: 0 P: 10	R: 0 E: 0 K: 0 S: 3	H: 0 LOB: 0 BB: 0 P: 4	R: 0 E: 0 K: 2 S: 14	H: 1 LOB: 2 BB: 1 P: 25	R: 0 E: 0 K: 2 S: 16	H: 0 LOB: 1 BB: 1 P: 26	R: 0 E: 0 K: 0 S: 10	H: 2 LOB: 2 BB: 0 P: 14	1B: 6 2B: 2 3B: 0 HR: 0	SF: 0 SAC: 0 DP: 2 HBP: 0	WP: 1 PB: 0 SB: 2 CS: 0	PA: 35
PITCHER	IP WLS BF H R ER SO BB IBB HBP BLK WP HR S P ERA WHIP	2.0 W 15 4 0 0 2 0 0 0 0 0 0 40 58 0.00 0.923	1.0 H 5 0 0 0 2 2 0 0 0 0 0 11 25 0.00 2.000	1.1 5 1 0 0 1 0 0 0 0 0 1 15 20 0.00 0.750	0.1 2 1 0 0 0 0 0 0 0 0 0 6 9 0.00 3.000											IP WLS BF H R ER SO BB IBB HBP BLK WP HR S P ERA WHIP						
55 Ryne Stanek, R ERA: 2.88											2.88											
68 Jalen Beeks, L ERA: 2.75											2.75											
52 Chaz Roe, R ERA: 2.95											2.95											
44 Hunter Wood, R ERA: 2.33											2.33											
63 Diego Castillo, R ERA: 2.12											2.12											

Tampa Bay Rays @ Detroit Tigers
Comerica Park, Detroit, MI
Thu Jun 06 2019, 1:10 PM - 4:18 PM EDT
Att: 21,442 - Cloudy - 65 F

AB 33
R 1
H 8
RBI 1
BB 2
SO 7
LOB 14

Batter	1	2	3	4	5	6	7	8	9	AB	R	H	RBI	BB	SO	LOB	TOP										
11 Jorge Polanco, S OBP: 0.400, SLG: 0.578										5	0	2	0	0	1	2	Minnesota Twins @ Detroit Tigers Comerica Park, Detroit, MI Fri Jun 07 2019, 7:11 PM - 10:34 PM EDT Att: 21,551 - Clear - 76 F										
18 Mitch Garver, R OBP: 0.405, SLG: 0.701										5	1	3	3	0	1	1											
23 Nelson Cruz, R OBP: 0.344, SLG: 0.522										4	1	1	1	1	1	3											
20 Eddie Rosario, L OBP: 0.302, SLG: 0.533										5	0	0	0	0	1	2											
24 C.J. Cron, R OBP: 0.342, SLG: 0.544										4	2	2	1	1	0	0											
9 Marwin Gonzalez, S OBP: 0.332, SLG: 0.414										5	0	4	1	0	1	3											
16 Jonathan Schoop, R (1.4)										4	0	0	0	0	2	4											
64 Willians Astudillo, R OBP: 0.273, SLG: 0.357										4	0	0	0	0	2	2											
28 Max Kepler, L OBP: 0.337, SLG: 0.542										0	0	0	0	0	0	0											
25 Byron Buxton, R OBP: 0.322, SLG: 0.524										4	2	2	0	0	1	0											
Inning Stats	R: 0 E: 0 K: 0 S: 6	H: 1 LOB: 0 BB: 0 P: 12	R: 0 E: 0 K: 1 S: 11	H: 1 LOB: 1 BB: 0 P: 15	R: 2 E: 0 K: 1 S: 10	H: 2 LOB: 0 BB: 0 P: 17	R: 0 E: 0 K: 1 S: 7	H: 1 LOB: 1 BB: 0 P: 9	R: 0 E: 0 K: 3 S: 14	H: 2 LOB: 2 BB: 0 P: 22	R: 1 E: 0 K: 1 S: 15	H: 2 LOB: 1 BB: 0 P: 21	R: 0 E: 0 K: 1 S: 7	H: 0 LOB: 0 BB: 0 P: 12	R: 2 E: 0 K: 1 S: 13	H: 3 LOB: 1 BB: 0 P: 17	R: 1 E: 0 K: 1 S: 19	H: 2 LOB: 3 BB: 2 P: 32	1B: 7 2B: 4 3B: 0 HR: 3	SF: 0 2B: 4 DP: 0 HBP: 0	WP: 2 PB: 0 SB: 0 CS: 1	PA: 43					
PITCHER	IP	WLS	BF	H	R	ER	SO	BB	IBB	HBP	BLK	WP	HR	S	P	ERA	WHIP										
48 Matthew Boyd, L ERA: 3.08	7.0		29	9	3	3	8	0	0	0	1	2	2	70	108	3.86	1.286										
77 Joe Jimenez, R ERA: 5.33	1.0	L	6	3	2	2	1	0	0	0	0	0	1	13	17	18.00	3.000										
26 Zac Reinerger, R ERA: 8.0	0.1		4	2	1	1	0	1	0	0	0	0	0	15	26	27.00	9.000										
68 Daniel Stumpf, L ERA: 4.02	0.2		3	0	0	0	1	0	1	0	0	0	0	4	6	0.00	0.000										

Batter	1	2	3	4	5	6	7	8	9	AB	R	H	RBI	BB	SO	LOB	BOTTOM										
28 Niko Goodrum, S OBP: 0.316, SLG: 0.400										5	1	1	0	0	3	1	Minnesota Twins @ Detroit Tigers Comerica Park, Detroit, MI Fri Jun 07 2019, 7:11 PM - 10:34 PM EDT Att: 21,551 - Clear - 76 F										
14 Christin Stewart, L OBP: 0.304, SLG: 0.417										4	1	2	0	1	1	1											
9 Nick Castellanos, R OBP: 0.315, SLG: 0.449										4	0	1	1	0	1	3											
24 Miguel Cabrera, R OBP: 0.361, SLG: 0.385										5	1	3	0	0	0	2											
12 Brandon Dixon, R OBP: 0.314, SLG: 0.515										3	0	1	1	0	0	3											
60 Ronny Rodriguez, R (1.4)										4	0	2	1	0	0	2											
55 John Hicks, R OBP: 0.246, SLG: 0.360										4	0	0	0	0	1	3											
18 Dawel Lugo, R OBP: 0.268, SLG: 0.358										4	0	1	0	0	0	3											
21 JaCoby Jones, R OBP: 0.310, SLG: 0.410										3	0	0	0	1	1	1											
Inning Stats	R: 1 E: 0 K: 1 S: 14	H: 2 LOB: 2 BB: 0 P: 21	R: 0 E: 0 K: 0 S: 5	H: 0 LOB: 0 BB: 0 P: 7	R: 0 E: 0 K: 0 S: 5	H: 1 LOB: 0 BB: 0 P: 5	R: 1 E: 0 K: 1 S: 18	H: 2 LOB: 1 BB: 0 P: 21	R: 1 E: 0 K: 1 S: 15	H: 3 LOB: 2 BB: 0 P: 25	R: 0 E: 0 K: 0 S: 9	H: 1 LOB: 1 BB: 0 P: 13	R: 0 E: 0 K: 3 S: 9	H: 0 LOB: 0 BB: 0 P: 13	R: 0 E: 0 K: 0 S: 10	H: 2 LOB: 2 BB: 0 P: 14		R: 0 E: 0 K: 1 S: 14	H: 0 LOB: 2 BB: 2 P: 28	1B: 9 2B: 2 3B: 0 HR: 0	SF: 1 2B: 2 DP: 1 HBP: 1	WP: 1 PB: 0 SB: 1 CS: 0	PA: 40				
PITCHER	IP	WLS	BF	H	R	ER	SO	BB	IBB	HBP	BLK	WP	HR	S	P	ERA	WHIP										
35 Michael Pineda, R ERA: 5.34	5.0		23	8	3	3	3	0	0	0	0	0	0	9	79	5.40	1.600										
51 Mike Morin, R ERA: 0.79	1.0		4	1	0	0	0	0	0	0	0	0	0	9	13	0.00	1.000										
19 Ryne Harper, R ERA: 1.75	1.0	W	3	0	0	0	3	0	0	0	0	0	0	9	13	0.00	0.000										
21 Tyler Duffey, R ERA: 2.7	1.0	H	5	2	0	0	0	0	0	0	0	1	0	10	14	0.00	2.000										
38 Blake Parker, R ERA: 3.57	1.0	S	5	0	0	0	1	2	0	0	0	0	0	14	28	0.00	2.000										

AB 40
R 6
H 14
RBI 6
BB 2
SO 10
LOB 17



AB 36
R 3
H 11
RBI 3
BB 2
SO 7
LOB 19



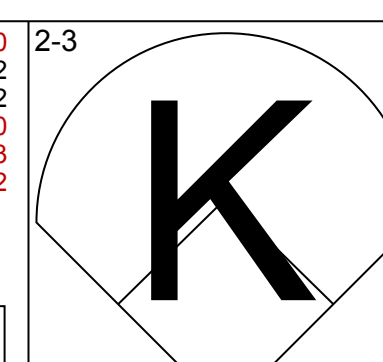
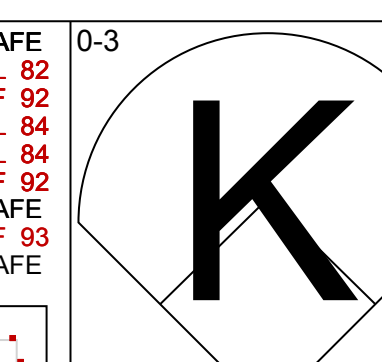
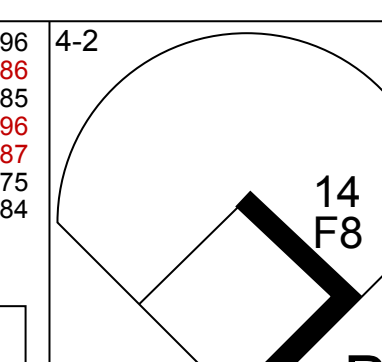
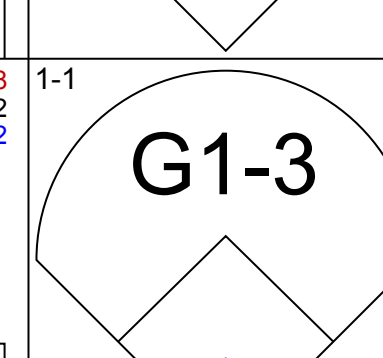
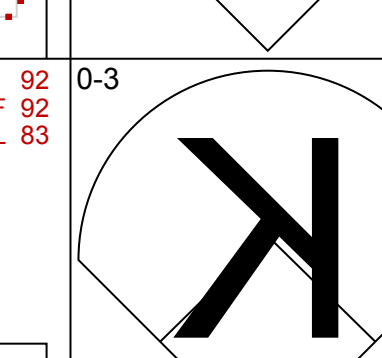
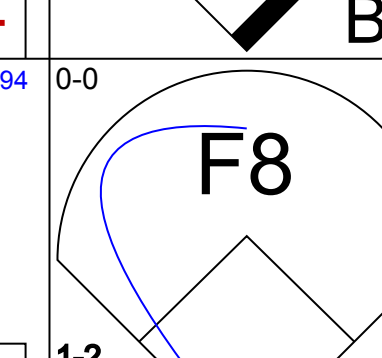
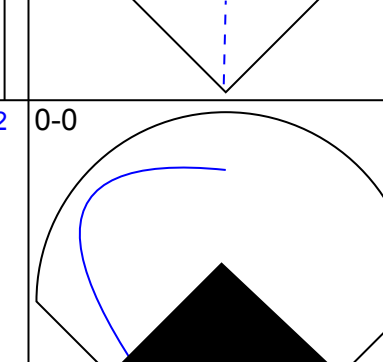
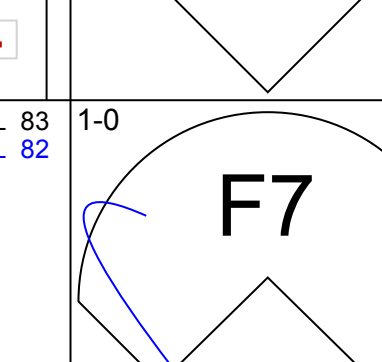
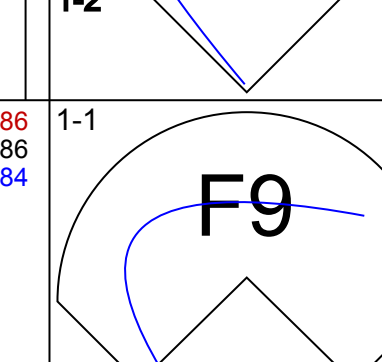
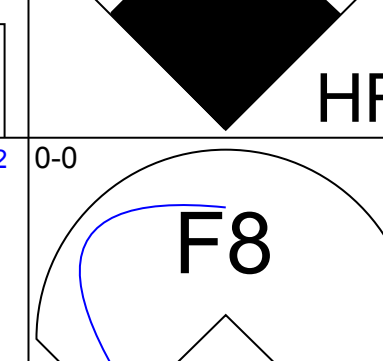
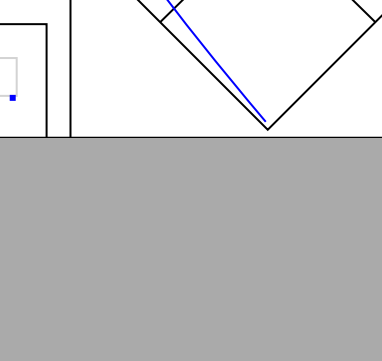
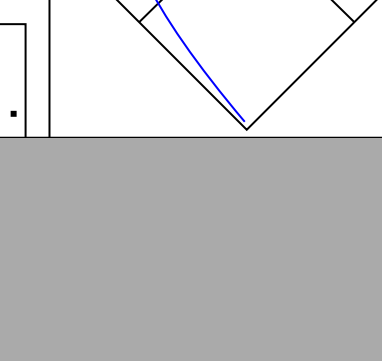
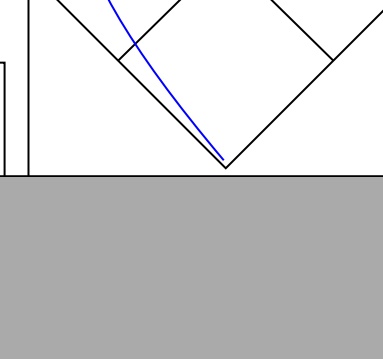













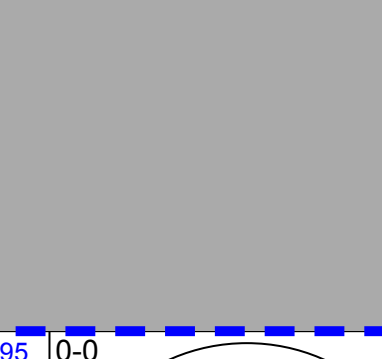

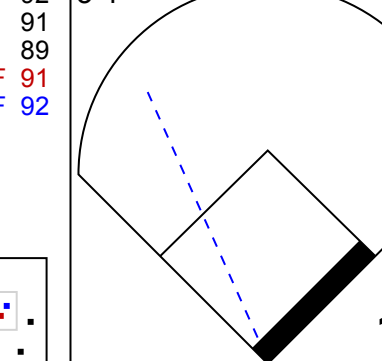
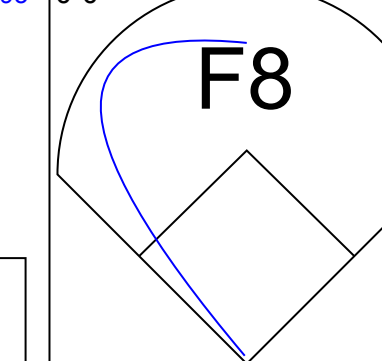
Batter	1	2	3	4	5	6	7	8	9	AB	R	H	RBI	BB	SO	LOB	TOP						
11 Jorge Polanco, S OBP: 0.393, SLG: 0.569										5	1	1	1	0	0	3							
18 Mitch Carver, R OBP: 0.410, SLG: 0.693										4	2	1	1	2	2	0							
23 Nelson Cruz, R OBP: 0.359, SLG: 0.565										6	1	3	3	0	2	2							
20 Eddie Rosario, L OBP: 0.307, SLG: 0.545										6	2	3	2	0	0	1							
24 C.J. Cron, R OBP: 0.342, SLG: 0.540										5	0	2	2	0	0	3							
26 Max Kepler, L OBP: 0.341, SLG: 0.536										4	0	1	0	1	0	2							
22 Miguel Sanó, R OBP: 0.333, SLG: 0.615										5	1	2	1	0	2	3							
13 Ehire Adrianza, S OBP: 0.360, SLG: 0.409										3	3	2	0	1	0	0							
25 Byron Buxton, R OBP: 0.322, SLG: 0.531										5	2	2	2	0	1	3							
Inning Stats	R: 3 H: 4 E: 0 K: 0 S: 24	H: 4 LOB: 1 BB: 0 P: 33	R: 0 H: 0 E: 0 K: 0 S: 6	H: 0 LOB: 0 BB: 0 P: 9	R: 0 H: 2 E: 0 K: 1 S: 10	H: 2 LOB: 2 BB: 0 P: 12	R: 5 H: 5 E: 0 K: 1 S: 22	H: 5 LOB: 2 BB: 2 P: 36	R: 1 H: 3 E: 0 K: 0 S: 11	H: 3 LOB: 3 BB: 1 P: 20	R: 2 H: 1 E: 0 K: 1 S: 11	H: 1 LOB: 0 BB: 1 P: 21	R: 1 H: 1 E: 0 K: 2 S: 14	H: 1 LOB: 0 BB: 0 P: 17	R: 0 H: 1 E: 0 K: 1 S: 9	H: 1 LOB: 2 BB: 1 P: 18	R: 0 H: 0 E: 0 K: 1 S: 9	H: 0 LOB: 0 BB: 0 P: 12	1B: 9 2B: 4 3B: 0 HR: 4	SF: 1 SAC: 0 DP: 0 HBP: 1	WP: 0 PB: 0 SB: 0 CS: 0	PA: 49	
PITCHER	IP WLS BF H R ER SO BB IBB HBP BLK WP HR S P ERA WHIP	IP WLS BF H R ER SO BB IBB HBP BLK WP HR S P ERA WHIP	IP WLS BF H R ER SO BB IBB HBP BLK WP HR S P ERA WHIP	IP WLS BF H R ER SO BB IBB HBP BLK WP HR S P ERA WHIP	IP WLS BF H R ER SO BB IBB HBP BLK WP HR S P ERA WHIP	IP WLS BF H R ER SO BB IBB HBP BLK WP HR S P ERA WHIP	IP WLS BF H R ER SO BB IBB HBP BLK WP HR S P ERA WHIP	IP WLS BF H R ER SO BB IBB HBP BLK WP HR S P ERA WHIP	IP WLS BF H R ER SO BB IBB HBP BLK WP HR S P ERA WHIP	IP WLS BF H R ER SO BB IBB HBP BLK WP HR S P ERA WHIP	IP WLS BF H R ER SO BB IBB HBP BLK WP HR S P ERA WHIP	IP WLS BF H R ER SO BB IBB HBP BLK WP HR S P ERA WHIP	IP WLS BF H R ER SO BB IBB HBP BLK WP HR S P ERA WHIP	IP WLS BF H R ER SO BB IBB HBP BLK WP HR S P ERA WHIP	IP WLS BF H R ER SO BB IBB HBP BLK WP HR S P ERA WHIP	IP WLS BF H R ER SO BB IBB HBP BLK WP HR S P ERA WHIP	IP WLS BF H R ER SO BB IBB HBP BLK WP HR S P ERA WHIP	IP WLS BF H R ER SO BB IBB HBP BLK WP HR S P ERA WHIP	IP WLS BF H R ER SO BB IBB HBP BLK WP HR S P ERA WHIP	IP WLS BF H R ER SO BB IBB HBP BLK WP HR S P ERA WHIP	IP WLS BF H R ER SO BB IBB HBP BLK WP HR S P ERA WHIP	IP WLS BF H R ER SO BB IBB HBP BLK WP HR S P ERA WHIP	IP WLS BF H R ER SO BB IBB HBP BLK WP HR S P ERA WHIP
31 Ryan Carpenter, L ERA: 7.89	1.1	10	4	1	1	1	2	0	0	0	0	0	0	0	24	40	6.75	4.500					
50 Austin Adams, R ERA: 9.0	4.1	9	2	3	3	3	0	0	1	0	0	0	0	2	25	38	13.50	1.000					
19 Carlos Torres, R ERA: 13.5	6.1	2.0	10	4	1	1	2	0	0	0	0	0	0	0	24	40	6.75	4.500					
68 Daniel Stumpf, L ERA: 3.78	8.1	1.0	5	1	0	0	1	1	0	0	0	0	0	9	18	0.00	2.000						
77 Joe Jiménez, R ERA: 5.13	9.1	1.0	3	0	0	0	1	0	0	0	0	0	0	9	12	0.00	0.000						

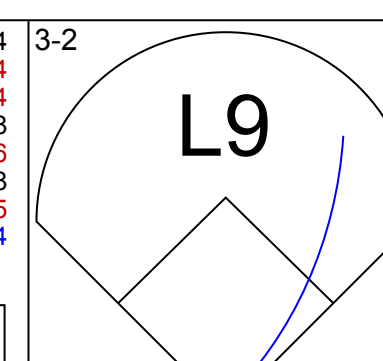
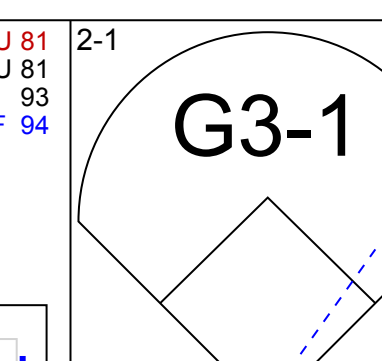

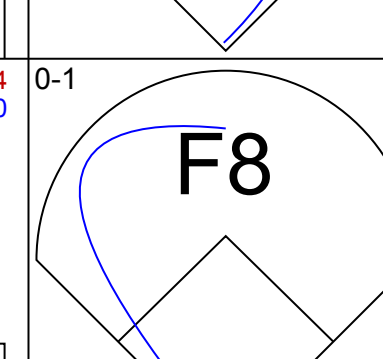
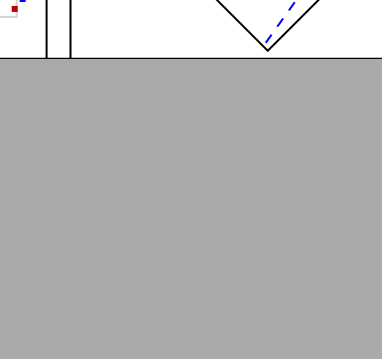
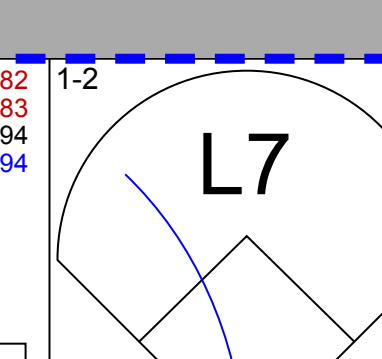
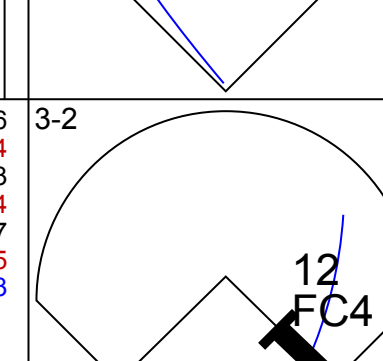

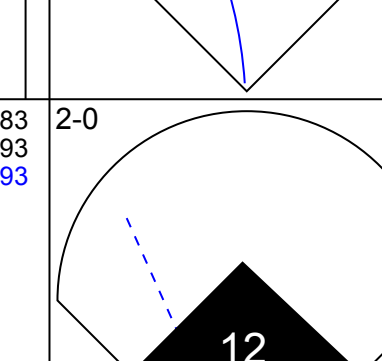
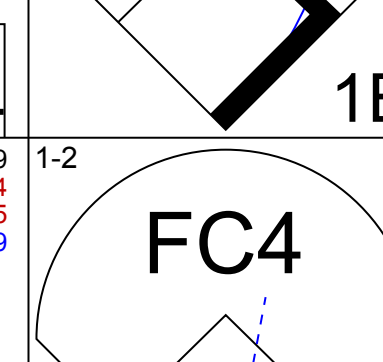

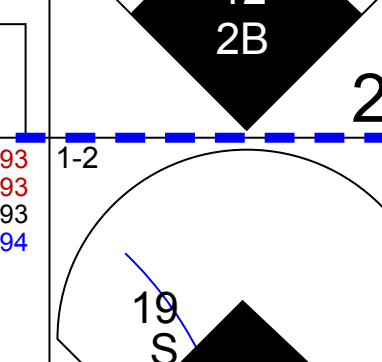
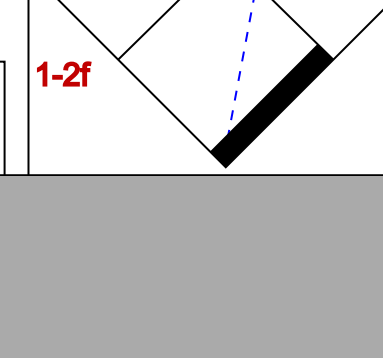

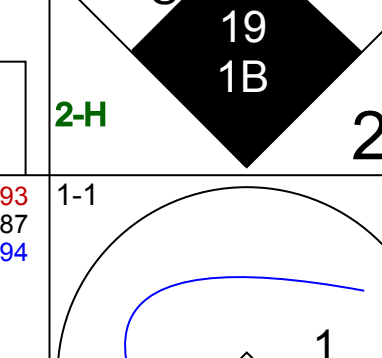


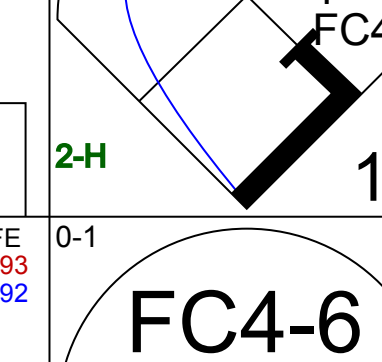


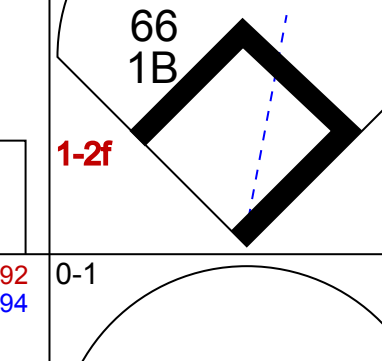

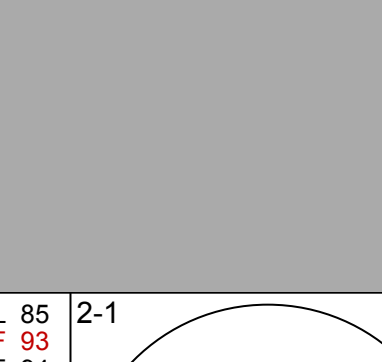
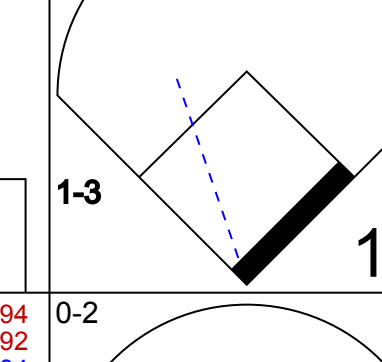

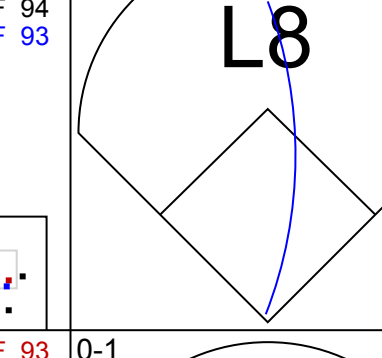
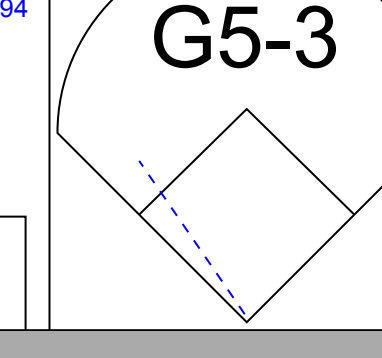

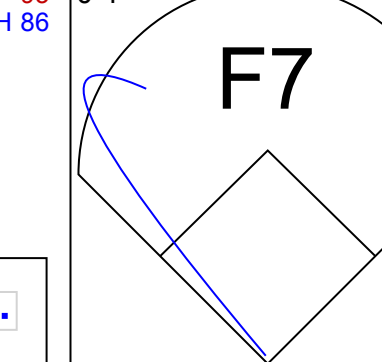

Minnesota Twins @ Detroit Tigers
Comerica Park, Detroit, MI
Sun Jun 09 2019, 1:11 PM - 4:30 PM EDT
Att: 20,127 - Cloudy - 71 F

AB	43
R	12
H	17
RBI	12
BB	4
SO	7
LOB	17



Batter	1	2	3	4	5	6	7	8	9	AB	R	H	RBI	BB	SO	LOB	BOTTOM							
28 Niko Goodrum, S OBP: 0.317, SLG: 0.396										3	1	0	0	1	1	3								
14 Christin Stewart, L OBP: 0.336, SLG: 0.437										4	0	2	0	0	2	0								
9 Nick Castellanos, R OBP: 0.313, SLG: 0.443										3	0	1	0	0	0	2								
29 Gordon Beckham, R OBP: 0.333, SLG: 0.436										0	0	0	0	1	0	0								
24 Miguel Cabrera, R OBP: 0.363, SLG: 0.383										2	0	0	0	0	1	1								
60 Ronny Rodríguez, R6, PR OBP: 0.245, SLG: 0.454										1	0	0	0	0	0	1								
12 Brandon Dixon, R OBP: 0.307, SLG: 0.491										4	0	0	0	0	1	4								
30 Harold Castro, L OBP: 0.342, SLG: 0.361										4	0	2	0	0	2	0								
18 Dawel Lugo, R OBP: 0.279, SLG: 0.397										4	0	1	0	0	1	1								
55 John Hicks, R OBP: 0.254, SLG: 0.374										4	1	2	0	0	1	2								
21 JaCoby Jones, R OBP: 0.319, SLG: 0.457										4	0	1	1	0	2	3								
Inning Stats	R: 1 H: 1 E: 0 K: 0 S: 5	H: 1 LOB: 0 BB: 1 P: 9	R: 0 H: 0 E: 0 K: 2 S: 12	H: 0 LOB: 0 BB: 0 P: 13	R: 0 H: 0 E: 0 K: 3 S: 10	H: 0 LOB: 0 BB: 0 P: 15	R: 0 H: 1 E: 0 K: 2 S: 10	H: 1 LOB: 1 BB: 0 P: 17	R: 0 H: 2 E: 0 K: 0 S: 18	H: 2 LOB: 2 BB: 0 P: 23	R: 0 H: 1 E: 0 K: 1 S: 15	H: 1 LOB: 1 BB: 0 P: 22	R: 1 H: 3 E: 0 K: 0 S: 11	H: 3 LOB: 1 BB: 0 P: 13	R: 0 H: 0 E: 0 K: 1 S: 11	H: 0 LOB: 1 BB: 1 P: 17	R: 0 H: 1 E: 0 K: 2 S: 13	H: 1 LOB: 1 BB: 0 P: 18	R: 0 H: 1 E: 0 K: 2 S: 13	H: 1 LOB: 0 BB: 0 P: 18	1B: 7 2B: 3 3B: 0 HR: 0	SF: 0 SAC: 0 DP: 3 HBP: 1	WP: 0 PB: 0 SB: 0 CS: 0	PA: 36
PITCHER	IP WLS BF H R ER SO BB IBB HBP BLK WP HR S																							

Batter	1	2	3	4	5	6	7	8	9	AB	R	H	RBI	BB	SO	LOB	TOP			
28 Niko Goodrum, S OBP: 0.315, SLG: 0.393										2	0	0	0	0	2	1	Detroit Tigers @ Kansas City Royals Kauffman Stadium, Kansas City, MO Tue Jun 11 2019, 7:16 PM - 9:50 PM CDT Att: 20,776 - Partly Cloudy - 77 F			
29 Gordon Beckham, R OBP: 0.336, SLG: 0.432										1	0	0	0	1	0	1				
14 Christin Stewart, L OBP: 0.329, SLG: 0.425										4	0	0	0	0	1	3				
9 Nick Castellanos, R OBP: 0.312, SLG: 0.452										4	1	1	1	0	0	2				
24 Miguel Cabrera, R OBP: 0.357, SLG: 0.376										4	0	0	0	0	1	0				
12 Brandon Dixon, R OBP: 0.305, SLG: 0.509										4	1	1	1	0	2	0				
30 Harold Castro, L OBP: 0.310, SLG: 0.325										4	0	0	0	0	1	0				
55 John Hicks, R OBP: 0.256, SLG: 0.373										3	0	1	0	0	0	0				
17 Grayson Greiner, R OBP: 0.235, SLG: 0.285										3	0	0	0	0	0	1				
21 JaCoby Jones, R OBP: 0.324, SLG: 0.467										3	0	2	0	0	0	0				
Inning Stats	R: 1 H: 1 E: 0 K: 1 S: 8	H: 1 LOB: 0 BB: 0 P: 11	R: 0 H: 1 E: 0 K: 1 S: 7	H: 1 LOB: 1 BB: 0 P: 10	R: 0 H: 1 E: 0 K: 2 S: 12	H: 1 LOB: 1 BB: 0 P: 16	R: 1 H: 1 E: 0 K: 1 S: 12	H: 1 LOB: 0 BB: 0 P: 20	R: 0 H: 0 E: 0 K: 0 S: 7	H: 0 LOB: 0 BB: 0 P: 9	R: 0 H: 0 E: 0 K: 0 S: 5	H: 0 LOB: 0 BB: 0 P: 8	R: 0 H: 0 E: 0 K: 0 S: 7	H: 0 LOB: 1 BB: 0 P: 12	R: 0 H: 0 E: 0 K: 2 S: 9	H: 0 LOB: 0 BB: 0 P: 15	1B: 2 2B: 1 3B: 0 HR: 2	SF: 0 SAC: 0 DP: 0 HBP: 0	WP: 0 PB: 0 SB: 0 CS: 0	PA: 33
PITCHER	IP	WLS	BF	H	R	ER	SO	BB	IBB	HBP	BLK	WP	HR	S	P	ERA	WHIP			
65 Jakob Junis, R ERA: 5.35	(1, 1)	7.0	26	5	2	2	5	0	0	0	0	0	2	63	89	2.57	0.714			
58 Scott Barlow, R ERA: 5.51	(8, 1)	1.0	W	4	0	0	0	1	0	0	0	0	0	7	12	0.00	1.000			
31 Ian Kennedy, R ERA: 3.71	(9, 1)	1.0	S	3	0	0	0	2	0	0	0	0	0	9	15	0.00	0.000			

Batter	1	2	3	4	5	6	7	8	9	AB	R	H	RBI	BB	SO	LOB	BOTTOM			
15 Whit Merrifield, R OBP: 0.342, SLG: 0.476										4	0	1	0	0	0	0	Detroit Tigers @ Kansas City Royals Kauffman Stadium, Kansas City, MO Tue Jun 11 2019, 7:16 PM - 9:50 PM CDT Att: 20,776 - Partly Cloudy - 77 F			
4 Alex Gordon, L OBP: 0.354, SLG: 0.481										4	0	0	0	0	1	2				
27 Adalberto Mondesi, S OBP: 0.313, SLG: 0.470										4	1	3	0	0	1	0				
12 Jorge Soler, R OBP: 0.293, SLG: 0.510										4	0	1	1	0	0	2				
0 Terrance Gore, R OBP: 0.333, SLG: 0.378										0	1	0	0	0	0	0				
19 Cheslor Cuthbert, R OBP: 0.373, SLG: 0.595										2	0	1	1	2	1	0				
1 Nicky Lopez, L OBP: 0.250, SLG: 0.276										4	0	0	0	0	1	5				
66 Ryan O'Hearn, L OBP: 0.292, SLG: 0.341										4	1	2	1	0	0	0				
16 Martin Maldonado, R OBP: 0.289, SLG: 0.269										4	0	0	0	0	1	3				
6 Billy Hamilton, S OBP: 0.308, SLG: 0.282										3	0	1	0	0	0	0				
Inning Stats	R: 0 H: 1 E: 0 K: 0 S: 14	H: 0 LOB: 0 BB: 0 P: 21	R: 0 H: 0 E: 0 K: 2 S: 11	H: 0 LOB: 0 BB: 0 P: 16	R: 0 H: 0 E: 0 K: 0 S: 6	H: 0 LOB: 0 BB: 0 P: 10	R: 0 H: 1 E: 0 K: 0 S: 11	H: 1 LOB: 2 BB: 1 P: 21	R: 0 H: 0 E: 0 K: 1 S: 9	H: 0 LOB: 1 BB: 1 P: 14	R: 1 H: 1 E: 0 K: 0 S: 12	H: 1 LOB: 0 BB: 0 P: 20	R: 2 H: 4 E: 0 K: 0 S: 16	H: 4 LOB: 3 BB: 0 P: 21	1B: 6 2B: 2 3B: 0 HR: 1	SF: 0 SAC: 0 DP: 0 HBP: 0	WP: 0 PB: 0 SB: 4 CS: 0	PA: 35		
PITCHER	IP	WLS	BF	H	R	ER	SO	BB	IBB	HBP	BLK	WP	HR	S	P	ERA	WHIP			
56 Spencer Turnbull, R ERA: 2.78	(1, 1)	6.0	24	4	0	0	5	2	0	0	0	0	1	12	20	9.00	1.000			
36 Blaine Hardy, L ERA: 5.11	(7, 1)	1.0	H	4	1	1	1	0	0	0	0	0	0	4	7	27.00	3.000			
68 Daniel Stumpf, L ERA: 4.24	(8, 1)	0.1	H	2	1	1	1	0	0	0	0	0	0	12	14	13.50	4.500			
58 Victor Alcántara, R ERA: 4.55	(8, 1)	0.2	L	5	3	1	1	0	0	0	0	0	0	12	14	13.50	4.500			

Batter	1	2	3	4	5	6	7	8	9	AB	R	H	RBI	BB	SO	LOB	TOP	
21 JaCoby Jones, R OBP: 0.333, SLG: 0.462	(1, 8) F FF 91 X FF 93 0-1 F9		(1, 1) B FF 95 S FS 96 X FF 94 1-1 1B		(2, 2) B KC 80 C FC 83 S FS 95 H 2-2		(0, 1) F KC 84 X FF 95 0-1 G4-3		(2, 2) C FF 93 F CH 84 B SL 84 S FS 95 F FF 96 B CH 85 F FS 94 X FF 96 2-2 60 1B	2 0 1 0 0 0 0	2	1	1	1	0	0	0	
22 Victor Reyes, S OBP: 0.500, SLG: 0.500	(6, 8)				(1, 2) D FS 84 S FS 84 X SI 94 1-1 G3		(3, H) F FF 96 X FF 96 0-1 F7		(1, 3) F FF 96 F FS 94 S CH 86 1-3 K	5 0 0 0 0 3 4								
14 Christin Stewart, L OBP: 0.323, SLG: 0.415	(1, 7) C FF 92 B FS 84 S FS 94 S FF 93 2-3 K		(3, 3) C KC 79 S FS 95 S FS 94 0-3 K															
9 Nick Castellanos, R OBP: 0.317, SLG: 0.449	(1, 9) C SL 87 S FS 84 S FS 85 S FS 94 0-3 K			(1, 2) S FS 85 S FS 85 X FF 93 1-2 G6-3		(1, 0) B SL 87 X SL 88 1-0 G5-3		(4, 2) B CH 83 F CH 83 B SL 83 B CU 83 S FS 91 1-2 12 1B 30 SF8 24 1B	(4, 2) B SL 83 S FS 84 S FS 94 S FS 95 1-2 60 1B	3 1 0 0 0 2 1 0								
24 Miguel Cabrera, R OBP: 0.349, SLG: 0.369	(1, 10) 1-3 K			(1, 2) C FF 92 B FS 84 S FS 94 X FF 93 1-2 E5		(0, 2) C FF 94 S FS 84 S FS 85 S FS 85 X FS 84 0-2 G4-3		(2, 1) B SL 91 S FS 84 X SL 91 2-1 12 1B	(2, 2) S SL 84 S FS 84 X FF 95 2-2 60 1B	4 0 1 0 0 1 0								
60 Ronny Rodríguez, R8, PR OBP: 0.250, SLG: 0.459	(8, 10) 4-2 BB			(2, 2) F FS 84 S FS 85 S FS 92 X KC 78 0-2 L8		(2, 2) F KC 81 F FS 84 S FS 85 S FS 85 X FF 95 0-2 28 BB		(1, 2) B CU 81 B CU 89 2-0 17 FC6-4	(2, H) X FC 92 0-0 F9	4 0 2 0 1 0 3								
12 Brandon Dixon, R OBP: 0.307, SLG: 0.496	(1, 3) 0-3 BB			(3, 1) B FS 85 S FS 86 S FS 93 X FS 84 3-1 L9		(4, 1) B FF 93 D KC 80 B FS 84 B FS 94 4-1 BB		(1, 2) B SL 90 F CH 83 X CH 85 1-2 L3		3 0 0 0 1 1 5								
28 Niko Goodrum, S OBP: 0.313, SLG: 0.387	(1, 6) 1-2 G3					(4, 1) B KC 78 B FS 92 B FS 91 B FS 93 4-1 17 FC1-6		(1, 2) C SI 92 F CH 84 B CH 80 X CH 85 1-2 SF8		2 0 0 1 1 0 3								
30 Harold Castro, L OBP: 0.304, SLG: 0.310	(1, 4) 3-3 K			(1, 1) B SL 86 X FS 87 1-1 FC1-6 21 HBP				(3, H) C FF 96 B CH 85 S FS 95 1-3 K	(0, 0) X CU 82 0-0 FC6-4	4 0 0 0 0 2 3								
17 Grayson Greiner, R OBP: 0.229, SLG: 0.277	(1, 2) 2-2 G3-1			(2, 2) C KC 77 X FS 84 0-1 L7				(0, 1) S KC 83 X FF 96 0-1 22 G4-3		4 1 1 0 0 0 1								
18 Dawel Lugo, R OBP: 0.261, SLG: 0.394	(1, 5) 1-2 G3																	
Inning Stats	R: 0 H: 0 E: 0 LOB: 0 K: 2 S: 8	R: 0 H: 0 E: 0 LOB: 1 K: 2 S: 12	R: 0 H: 1 E: 0 LOB: 1 K: 2 S: 12	R: 0 H: 0 E: 0 LOB: 0 K: 0 S: 15	R: 0 H: 0 E: 0 LOB: 0 K: 0 S: 9	R: 0 H: 1 E: 0 LOB: 2 K: 0 S: 14	R: 1 H: 1 E: 0 LOB: 0 K: 1 S: 9	R: 1 H: 2 E: 0 LOB: 2 K: 0 S: 13	R: 1 H: 2 E: 0 LOB: 2 K: 1 S: 17	1B: 6 SF: 1 2B: 0 SAC: 0 3B: 1 DP: 0 HR: 0 HBP: 1	WP: 0 PA: 41							
PITCHER	IP WLS BF H R ER SO BB IBB HBP BLK WP HR S P ERA WHIP																	
21 Homer Bailey, R ERA: 5.37	(1, 1) 6.0 W 25 2 0 0 6 3 0 1 0 0 0 70 102 0.00 0.833																	
26 Jorge López, R ERA: 6.79	(7, 1) 1.0 4 1 1 1 1 0 0 0 0 0 9 10 9.00 1.000																	
61 Kevin McCarthy, R ERA: 6.32	(8, 1) 1.0 6 2 1 1 0 1 0 0 0 0 13 23 9.00 3.000																	
43 Wily Peralta, R ERA: 4.66	(9, 1) 0.2 5 2 1 1 1 1 0 0 0 0 16 25 13.50 4.500																	
31 Ian Kennedy, R ERA: 3.67	(9, 1) 0.1 S 1 0 0 0 0 0 0 0 0 0 1 1 0.00 0.000																	

Detroit Tigers @ Kansas City Royals
 TD Ameritrade Park, Omaha, NE
 Thu Jun 13 2019, 8:08 PM - 11:25 PM EDT
 Att: 25,454 - Clear - 77 F

AB 34
 R 3
 H 7
 RBI 3
 BB 5
 SO 8
 LOB 19



Batter	1	2	3	4	5	6	7	8	9	AB	R	H	RBI	BB	SO	LOB	BOTTOM
15 Whit Merrifield, R OBP: 0.344, SLG: 0.482	(1, 9) C FF 93 B FS 84 S FS 94 S FF 93 2-3 K	(1, 1) B X 1-1 G6-3		(0, 0) X SL 81 0-0 27 E 19 1B		(2, 2) C SL 81 B FS 91 B FS 91 X FF 91 2-2 27 WP 19 1B		(2, 3) C SL 89 B SL 89 S FS 93 S FS 93 2-3 K		5 2 2 2 0 2 3							
27 Adalberto Mondesi, S OBP: 0.310, SLG: 0.460	(1, 6) B FF 93 S FS 93 C KC 80 2-3 K	(2, 2) F B D X 2-2 F7		(2, H) F FF 92 X CH 80 1-1 E6		(2, 3) F FC 91 B FS 90 S SL 81 S FS 92 2-3 K		(2, 2) D FF 98 F CH 90 B CH 90 F FS 96 X SL 88 2-2 F4		5 0 0 0 0 2 4							
19 Cheslor Cuthbert, R OBP: 0.376, SLG: 0.595	(1, 3) F FF 94 B FS 84 S FS 94 X SL 81 3-2 2B		(2, 2) C SL 78 B FS 92 B CH 81 T SL 78 2-2 K	(1, 3) F SL 81 S FS 92 S FS 92 1-3 K		(1, 0) B FF 92 X FF 91 1-0 12 FC6-4		(2, 0) B SL 89 X FF 99 2-0 G6-3		5 0 2 1 0 2 3							
12 Jorge Soler, R OBP: 0.297, SLG: 0.510	(1, 10) C SL 80 B FS 84 S FS 94 S FF 94 4-2 BB		(3, 3) C SL 81 B FS 92 S SL 82 3-3 K		(2, 0) B FF 91 X FF 92 2-0 16 G4-3	(2, 1) D FC 83 X FF 91 2-1 FC6-4		(1, 2) S SL 89 X FF 96 0-2 G6-3		3 1 1 0 1 1 1							
Kelvin Gutiérrez, R OBP: 0.304, SLG: 0.356	(1, 5) B FF 93 S FS 93 S SL 81 1-3 K		(2, 2) C CU 73 S CH 80 B FS 93 X CH 80 2-2 L1-3		(3, 2) C FC 90 S SL 81 X FF 91 3-2 G4-3		(0, 2) S SL 89 X FF 96 0-2 G6-3			4 0 0 0 0 1 3							
1 Nicky Lopez, L OBP: 0.256, SLG: 0.314	(1, 4) B X 1-0 HR			(1, 1) F SL 77 B SL 80 X SL 77 1-1 15 2B		(2, 2) B SL 79 C FC 90 S FS 90 T SL 80 2-2 K		(0, 1) C FF 96 X CH 91 0-1 G6-3		4 2 2 1 0 1 1							
16 Martín Maldonado, R OBP: 0.267, SLG: 0.274	(1, 2) X 0-0 15 BLK			(2, 2) B CH 79 S SL 78 S FS 81 X SI 92 2-2 L9		(0, 0) X FC 89 0-0 2H		(1, 3) S SL 89 S FS 96 1-3 K		4 1 2 1 0 1 1							
0 Terrance Gore, R OBP: 0.362, SLG: 0.357	(1, 7) C B D X FF 93 2-2 15 BLK			(4, 2) B FF 91 C FC 89 S SL 81 4-2 15 BLK		(1, 3) D SL 79 S FC 90 S SL 80 1-3 K		(4, 0) B SL 87 B FF 96 B FF 93 4-0 6 BB		2 1 1 0 2 1 1							
6 Billy Hamilton, S OBP: 0.305, SLG: 0.282	(1, 8) F FF 90 L FF 92 1 SAFE 1 SL 79 B FS 92 1-3 K			(0, 0) X FF 91 0-0 L8		(2, 2) B SL 91 C FC 90 X FF 91 2-2 G4-3		(4, 0) B SL 87 B FF 96 B FF 93 4-0 BB		3 0 0 0 1 1 4							
Inning Stats	R: 0 H: 1 E: 0 LOB: 2 K: 3 S: 17	R: 2 H: 3 E: 0 LOB: 0 K: 1 S: 15	R: 0 H: 0 E: 0 LOB: 0 K: 2 S: 10	R: 3 H: 2 E: 1 LOB: 1 K: 1 S: 18	R: 1 H: 2 E: 0 LOB: 1 K: 2 S: 11	R: 1 H: 2 E: 0 LOB: 1 K: 1 S: 14	R: 0 H: 0 E: 0 LOB: 0 K: 1 S: 8	R: 0 H: 0 E: 0 LOB: 2 K: 1 S: 7	R: 0 H: 0 E: 0 LOB: 2 K: 1 S: 21	1B: 5 SF: 0 2B: 4 SAC: 0 3B: 0 DP: 0 HR: 1 HBP: 0	WP: 1 PA: 39						
PITCHER	IP WLS BF H R ER SO BB IBB HBP BLK WP HR S P ERA WHIP																
48 Matthew Boyd, L ERA: 3.35	(1, 1) 4.0 L 21 6 5 4 0 1 0 0 0 1 0 25 42 9.00 2.000																
19 Carlos Torres, R ERA: 11.25	(5, 1) 2.0 10 4 2 2 3 0 0 0 0 1 0 25 42 9.00 2.000																
50 Austin Adams, R ERA: 7.0	(7, 1) 2.0 8 0 0 0 2 2 0 0 0 0 0 15 30 0.00 1.000																

Detroit Tigers @ Kansas City Royals
 TD Ameritrade Park, Omaha, NE
 Thu Jun 13 2019, 8:08 PM - 11:25 PM EDT
 Att: 25,454 - Clear - 77 F


AB 35
 R 7
 H 10
 RBI 5
 BB 4
 SO 12
 LOB 21



Batter	1	2	3	4	5	6	7	8	9	AB	R	H	RBI	BB	SO	LOB	TOP					
28 Niko Goodrum, S OBP: 0.313, SLG: 0.393	F8		9 2B BB		K		CS	F7	F8	4	1	0	0	1	1	1						
9 Nick Castellanos, R OBP: 0.350, SLG: 0.444	24 E 24 S BB		24 1B 1-H 2B		G5-3			14 HBP 12 G4-3 BB		2	2	1	1	2	0	0						
24 Miguel Cabrera, R OBP: 0.357, SLG: 0.394	K		K		G6-3			12 G4-3 14 HBP 1B		4	0	2	1	0	1	1						
18 Dawel Lugo, R OBP: 0.241, SLG: 0.355	K		K		G6-3			12 G4-3 14 HBP 1B		0	0	0	0	0	0	0						
14 Christin Stewart, L OBP: 0.318, SLG: 0.392	F9		P5		K2-3			12 G4-3 HBP		3	0	0	0	0	1	2						
12 Brandon Dixon, R OBP: 0.294, SLG: 0.482	P4		P4		P4			G4-3		4	1	1	1	0	0	2						
30 Harold Castro, L OBP: 0.271, SLG: 0.309	21 CS 1B		SH 55 E 1B		G4-3			G6-3		3	1	1	0	0	0	3						
55 John Hicks, R OBP: 0.245, SLG: 0.348	K		E5		K			G5-3		4	0	0	0	0	2	1						
21 JaCoby Jones, R OBP: 0.311, SLG: 0.427	CS		K		P6			K		4	0	0	0	0	2	0						
44 Daniel Norris, L OBP: 0.167, SLG: 0.167			K		K					2	0	0	0	0	0	0						
22 Victor Reyes, S OBP: 0.200, SLG: 0.200			K		K					0	0	0	0	0	0	0						
58 Victor Alcántara, R OBP: 0.277, SLG: 0.390			K		K					0	0	0	0	0	0	0						
68 Daniel Stumpf, L OBP: 0.307, SLG: 0.420			K		K					0	0	0	0	0	0	0						
45 Buck Farmer, L OBP: 0.285, SLG: 0.355			K		K					0	0	0	0	0	0	0						
77 Joe Jiménez, R OBP: 0.285, SLG: 0.355			K		K					0	0	0	0	0	0	0						
60 Ronny Rodríguez, R OBP: 0.285, SLG: 0.355			K		K					1	0	1	0	0	0	0						
61 Shane Greene, R OBP: 0.285, SLG: 0.355			K		K					0	0	0	0	0	0	0						
Inning Stats	R: 0 H: 0 E: 1 K: 1 S: 15	H: 0 LOB: 1 BB: 1 P: 25	R: 0 H: 1 E: 0 K: 1 S: 9	H: 1 LOB: 0 BB: 0 P: 14	R: 2 H: 2 E: 0 K: 2 S: 14	H: 2 LOB: 1 BB: 1 P: 24	R: 2 H: 1 E: 2 K: 1 S: 10	H: 1 LOB: 0 BB: 0 P: 16	R: 0 H: 0 E: 0 K: 1 S: 11	H: 0 LOB: 0 BB: 0 P: 14	R: 0 H: 0 E: 0 K: 1 S: 7	H: 0 LOB: 0 BB: 0 P: 9	R: 0 H: 0 E: 0 K: 1 S: 10	H: 0 LOB: 0 BB: 1 P: 20	R: 1 H: 1 E: 0 K: 0 S: 17	H: 1 LOB: 3 BB: 1 P: 24	R: 0 H: 1 E: 0 K: 1 S: 7	H: 1 LOB: 1 BB: 0 P: 8	1B: 5 2B: 1 3B: 0 HR: 0	SF: 0 SAC: 1 DP: 0 HBP: 1	WP: 0 PB: 0 SB: 1 CS: 2	PA: 39
PITCHER	IP WLS BF H R ER SO BB IBB HBP BLK WP HR S P ERA WHIP	5.0 21 4 4 2 6 2 0 0 0 0 0 59 93 3.60 1.200	2.0 6 0 0 0 2 1 0 0 0 0 17 29 0.00 0.500	1.0 L 6 1 1 1 0 1 0 0 0 0 17 24 9.00 2.000	1.0 4 1 0 0 1 0 0 0 0 0 7 8 0.00 1.000	PITCHER										IP WLS BF H R ER SO BB IBB HBP BLK WP HR S P ERA WHIP						
23 Mitch Keller, R ERA: 10.5											5.0 21 4 4 2 6 2 0 0 0 0 0 59 93 3.60 1.200											
45 Michael Feliz, R ERA: 8.5											2.0 6 0 0 0 2 1 0 0 0 0 17 29 0.00 0.500											
30 Kyle Crick, R ERA: 2.88											1.0 L 6 1 1 1 0 1 0 0 0 0 17 24 9.00 2.000											
52 Clay Holmes, R ERA: 4.05											1.0 4 1 0 0 1 0 0 0 0 0 7 8 0.00 1.000											

Detroit Tigers @ Pittsburgh Pirates
PNC Park, Pittsburgh, PA
Tue Jun 18 2019, 7:06 PM - 10:15 PM EDT
Att: 18,301 - Partly Cloudy - 74 F


AB 31
R 5
H 6
RBI 3
BB 4
SO 9
LOB 10



Batter	1	2	3	4	5	6	7	8	9	AB	R	H	RBI	BB	SO	LOB	BOTTOM					
27 Kevin Newman, R OBP: 0.371, SLG: 0.444	G1-3		F7		BB				6 BB 1B	4	0	2	1	1	0	0						
10 Bryan Reynolds, S OBP: 0.405, SLG: 0.543	K		G6-3		G5-3				P5	4	0	0	0	1	1	3						
6 Starling Marte, R OBP: 0.323, SLG: 0.466	K		G6-3		G6-3				K2-3	4	0	0	0	1	2	2						
55 Josh Bell, S OBP: 0.385, SLG: 0.656			F9		K				G1-6-3 BB	5	1	1	1	0	2	2						
53 Melky Cabrera, S OBP: 0.365, SLG: 0.455	G4-3		G6-3		F8				26 HBP 16 BB 1B	4	0	1	0	0	0	0						
32 Elias Díaz, R OBP: 0.315, SLG: 0.365	2B		16 3B 1B		G4-3				F7	4	1	2	0	0	0	1						
16 Jung Ho Kang, R OBP: 0.223, SLG: 0.342	G5-3		26 HBP 19 1B 3B		F8				26 HBP BB	3	1	1	1	1	0	1						
26 Adam Frazier, L OBP: 0.320, SLG: 0.373	G6-3		F8		F8				G4-3	3	0	0	0	0	0	3						
23 Mitch Keller, R ERA: 10.5											5.0 21 4 4 2 6 2 0 0 0 0 0 59 93 3.60 1.200											
36 José Osuna, R ERA: 4.4											2.0 6 0 0 0 2 1 0 0 0 0 17 29 0.00 0.500											
45 Michael Feliz, R ERA: 8.5											1.0 L 6 1 1 1 0 1 0 0 0 0 17 24 9.00 2.000											
19 Colin Moran, L OBP: 0.285, SLG: 0.355											1.0 4 1 0 0 1 0 0 0 0 0 7 8 0.00 1.000											
59 Jose Moustakas, R OBP: 0.285, SLG: 0.355											1.0 4 1 0 0 1 0 0 0 0 0 7 8 0.00 1.000											
30 Kyle Crick, L ERA: 2.88											1.0 4 1 0 0 1 0 0 0 0 0 7 8 0.00 1.000											
12 Corey Dickerson, L OBP: 0.307, SLG: 0.420											1.0 4 1 0 0 1 0 0 0 0 0 7 8 0.00 1.000											
52 Clay Holmes, R ERA: 4.05											1.0 4 1 0 0 1 0 0 0 0 0 7 8 0.00 1.000											
Inning Stats	R: 0 H: 0 E: 0 K: 2 S: 10	H: 0 LOB: 0 BB: 0 P: 14	R: 1 H: 2 E: 0 K: 0 S: 12	H: 2 LOB: 1 BB: 0 P: 21	R: 0 H: 0 E: 0 K: 0 S: 6	H: 0 LOB: 0 BB: 0 P: 9	R: 0 H: 0 E: 0 K: 0 S: 4	H: 0 LOB: 0 BB: 0 P: 6	R: 1 H: 2 E: 0 K: 1 S: 13	H: 2 LOB: 2 BB: 1 P: 22	R: 0 H: 0 E: 0 K: 1 S: 6	H: 0 LOB: 0 BB: 0 P: 12	R: 2 H: 2 E: 1 K: 1 S: 16	H: 2 LOB: 3 BB: 1 P: 29	R: 0 H: 1 E: 0 K: 1 S: 17	H: 1 LOB: 3 BB: 1 P: 31	R: 0 H: 1 E: 0 K: 0 S: 10	H: 1 LOB: 1 BB: 1 P: 17	1B: 4 2B: 1 3B: 2 HR: 1	SF: 0 SAC: 0 DP: 1 HBP: 1	WP: 1 PB: 0 SB: 0 CS: 0	PA: 40
PITCHER	IP WLS BF H R ER SO BB IBB HBP BLK WP HR S P ERA WHIP	6.0 23 4 2 2 4 1 0 0 0 0 0 7 10 13.50 0.000	0.2 H 3 0 1 1 0 0 0 0 0 0 7 10 13.50 0.000	0.0 1 1 0 0 0 0 0 0 0 0 0 2 2 ∞ ∞	0.1 W 3 1 1 0 1 1 0 0 0 1 7 17 0.00 0.000	1.0 H 6 1 0 0 1 1 0 1 0 0 17 31 0.00 2.000	PITCHER										IP WLS BF H R ER SO BB IBB HBP BLK WP HR S P ERA WHIP					
44 Daniel Norris, L ERA: 10.5											6.0 23 4 2 2 4 1 0 0 0 0 0 7 10 13.50 0.000											
58 Victor Alcántara, R ERA: 4.6											0.2 H 3 0 1 1 0 0 0 0 0 0 7 10 13.50 0.000											
68 Daniel Stumpf, L ERA: 4.34											0.0 1 1 0 0 0 0 0 0 0 0 0 2 2 ∞ ∞											
45 Buck Farmer, R ERA: 4.88											0.1 W 3 1 1 0 1 1 0 0 0 1 7 17 0.00 0.000											
77 Joe Jiménez, R ERA: 4.6											1.0 H 6 1 0 0 1 1 0 1 0 0 17 31 0.00 2.000											
61 Shane Greene, R ERA: 0.93											1.0 S 4 1 0 0 0 0 0 0 0 0 7 10 13.50 0.000											

Detroit Tigers @ Pittsburgh Pirates
PNC Park, Pittsburgh, PA
Tue Jun 18 2019, 7:06 PM - 10:15 PM EDT
Att: 18,301 - Partly Cloudy - 74 F

AB 35
R 4
H 8
RBI 4
BB 4
SO 6
LOB 16



Batter	1	2	3	4	5	6	7	8	9	AB	R	H	RBI	BB	SO	LOB	TOP			
21 Jacoby Jones, R OBP: 0.321, SLG: 0.455										4	1	2	1	0	0	2	Detroit Tigers @ Cleveland Indians Progressive Field, Cleveland, OH Sun Jun 23 2019, 1:12 PM - 3:44 PM EDT Att: 25,790 - Sunny - 73 F			
9 Nick Castellanos, R OBP: 0.329, SLG: 0.452										3	0	1	0	1	0	1				
24 Miguel Cabrera, R OBP: 0.357, SLG: 0.387										3	0	1	0	1	0	3				
28 Niko Goodrum, S OBP: 0.320, SLG: 0.402										4	0	2	2	0	1	3				
12 Brandon Dixon, R OBP: 0.283, SLG: 0.487										4	0	0	0	0	1	5				
14 Christin Stewart, L OBP: 0.316, SLG: 0.399										4	0	0	0	0	1	3				
29 Gordon Beckham, R OBP: 0.317, SLG: 0.423										4	0	0	0	0	1	0				
30 Harold Castro, L OBP: 0.290, SLG: 0.369										3	1	1	0	0	0	0				
60 Ronny Rodríguez, R OBP: 0.246, SLG: 0.439										1	0	0	0	0	0	0				
37 Bobby Wilson, R OBP: 0.200, SLG: 0.300										3	1	1	0	0	0	0				
Inning Stats	R: 1 H: 3 E: 0 K: 0 S: 17	H: 3 LOB: 2 BB: 0 P: 27	R: 0 H: 0 E: 0 K: 0 S: 13	H: 0 LOB: 0 BB: 0 P: 18	R: 0 H: 1 E: 0 K: 0 S: 8	H: 1 LOB: 0 BB: 0 P: 11	R: 0 H: 0 E: 0 K: 1 S: 8	H: 0 LOB: 1 BB: 1 P: 10	R: 0 H: 0 E: 0 K: 1 S: 7	H: 0 LOB: 1 BB: 1 P: 11	R: 0 H: 0 E: 0 K: 0 S: 8	H: 0 LOB: 0 BB: 0 P: 10	R: 2 H: 3 E: 0 K: 0 S: 15	H: 3 LOB: 2 BB: 1 P: 28	R: 0 H: 0 E: 0 K: 2 S: 9	H: 0 LOB: 0 BB: 0 P: 12	1B: 6 2B: 2 3B: 0 HR: 1	SF: 0 SAC: 0 DP: 1 HBP: 0	WP: 0 PB: 0 SB: 0 CS: 0	PA: 35
PITCHER	IP WLS BF H R ER SO BB IBB HBP BLK WP HR S P ERA WHIP																			
65 Zach Plesac, R ERA: 2.33	(1, 1) 7.0 W 25 5 1 1 2 1 0 0 0 0 0 1 69 97 1.29 0.857																			
44 Nick Goody, R ERA: 4.15	(8, 1) 1.0 7 3 2 2 0 1 0 0 0 0 0 0 15 28 18.00 4.000																			
49 Tyler Olson, L ERA: 4.15	(9, 1) 0.2 2 0 0 0 2 0 0 0 0 0 0 0 6 8 0.00 0.000																			
90 Adam Cimber, R ERA: 3.58	(9, 1) 0.1 1 0 0 0 0 0 0 0 0 0 0 0 3 4 0.00 0.000																			

Batter	1	2	3	4	5	6	7	8	9	AB	R	H	RBI	BB	SO	LOB	BOTTOM	
12 Francisco Lindor, S OBP: 0.355, SLG: 0.504										4	1	2	1	0	2	0	Detroit Tigers @ Cleveland Indians Progressive Field, Cleveland, OH Sun Jun 23 2019, 1:12 PM - 3:44 PM EDT Att: 25,790 - Sunny - 73 F	
35 Óscar Mercado, R OBP: 0.365, SLG: 0.484										4	0	1	1	0	1	1		
41 Carlos Santana, S OBP: 0.416, SLG: 0.541										3	2	1	1	1	0	1		
8 Jordan Luplow, R OBP: 0.320, SLG: 0.511										4	0	0	0	0	2	1		
11 José Ramírez, S OBP: 0.299, SLG: 0.320										4	2	2	0	0	0	0		
22 Jason Kipnis, L OBP: 0.298, SLG: 0.369										4	1	2	2	0	1	0		
40 Bobby Bradley, L OBP: 0.500, SLG: 0.667										3	1	1	1	1	1	0		
10 Jake Bauers, L OBP: 0.302, SLG: 0.384										0	0	0	0	0	0	0		
27 Kevin Plawecki, R OBP: 0.260, SLG: 0.318										4	1	1	1	0	2	2		
30 Tyler Naquin, L OBP: 0.297, SLG: 0.427										4	0	0	0	0	1	3		
Inning Stats	R: 0 H: 0 E: 0 K: 2 S: 9	H: 6 LOB: 1 BB: 0 P: 30	R: 0 H: 0 E: 0 K: 0 S: 6	H: 0 LOB: 0 BB: 0 P: 8	R: 0 H: 0 E: 0 K: 1 S: 5	H: 0 LOB: 0 BB: 0 P: 9	R: 1 H: 1 E: 0 K: 1 S: 8	H: 1 LOB: 1 BB: 0 P: 11	R: 0 H: 0 E: 0 K: 2 S: 8	H: 0 LOB: 0 BB: 0 P: 12	R: 0 H: 1 E: 0 K: 1 S: 9	H: 1 LOB: 1 BB: 0 P: 13	R: 2 H: 2 E: 0 K: 2 S: 24	H: 2 LOB: 2 BB: 2 P: 39	1B: 7 2B: 2 3B: 0 HR: 1	SF: 0 SAC: 0 DP: 0 HBP: 0	WP: 0 PB: 0 SB: 2 CS: 0	PA: 36
PITCHER	IP WLS BF H R ER SO BB IBB HBP BLK WP HR S P ERA WHIP																	
44 Daniel Norris, L ERA: 4.69	(1, 1) 7.0 L 29 8 6 6 8 0 0 0 0 0 0 0 1 68 93 7.71 1.143																	
67 José Cisneros, R ERA: 16.0	(8, 1) 1.0 7 2 2 2 2 2 0 0 0 0 0 0 24 39 18.00 4.000																	

Batter	1	2	3	4	5	6	7	8	9	AB	R	H	RBI	BB	SO	LOB	TOP							
17 Shin-Soo Choo, L (1, 10) OBP: 0.385, SLG: 0.500										5	1	1	0	0	1	1								
5 Willie Calhoun, L (1, 7) OBP: 0.370, SLG: 0.569										5	1	1	0	0	1	1								
1 Elvis Andrus, R (1, 6) OBP: 0.341, SLG: 0.463										5	1	2	0	0	0	3								
30 Nomar Mazara, L (1, 9) OBP: 0.329, SLG: 0.473									5	0	2	1	0	0	2									
13 Joey Gallo, L (1, 8) OBP: 0.240, SLG: 0.649										4	0	1	1	1	3	2								
41 Logan Forsythe, R (1, 5) OBP: 0.382, SLG: 0.431									3	1	1	1	0	1	1									
12 Rougned Odor, L (1, 4) OBP: 0.253, SLG: 0.350									3	0	1	0	0	0	3									
11 Ronald Guzmán, L (1, 3) OBP: 0.304, SLG: 0.449									3	1	2	2	0	0	0									
2 Jeff Mathis, R (1, 2) OBP: 0.216, SLG: 0.203									4	0	1	0	0	1	3									
Inning Stats	R: 2 H: 3 E: 1 K: 0 S: 19	H: 3 LOB: 2 BB: 1 P: 27	R: 0 H: 1 E: 1 K: 0 S: 9	H: 1 LOB: 1 BB: 0 P: 14	R: 1 H: 3 E: 0 K: 1 S: 14	H: 3 LOB: 3 BB: 0 P: 21	R: 0 H: 1 E: 0 K: 0 S: 7	H: 1 LOB: 1 BB: 0 P: 9	R: 0 H: 1 E: 0 K: 1 S: 13	H: 1 LOB: 0 BB: 0 P: 13	R: 1 H: 1 E: 0 K: 3 S: 13	H: 1 LOB: 0 BB: 0 P: 18	R: 0 H: 0 E: 0 K: 1 S: 7	H: 0 LOB: 0 BB: 0 P: 11	R: 1 H: 1 E: 1 K: 0 S: 10	H: 1 LOB: 2 BB: 0 P: 16	R: 0 H: 1 E: 1 K: 1 S: 11	H: 1 LOB: 2 BB: 0 P: 16	1B: 9 2B: 2 3B: 0 HR: 1	SF: 2 SAC: 0 DP: 0 HBP: 1	WP: 0 PB: 0 SB: 0 CS: 1	PA: 42		
PITCHER	IP	WLS	BF	H	R	ER	SO	BB	IBB	HBP	BLK	WP	HR	S	P	ERA	WHIP							
27 Jordan Zimmermann, R (1, 1) ERA: 5.95	5.0	L	25	9	3	3	2	1	0	1	0	0	0	58	84	5.40	2.000							
68 Daniel Stumpf, L (6, 1) ERA: 4.5	1.0		4	1	1	1	3	0	0	0	0	0	1	13	18	9.00	1.000							
36 Blaine Hardy, L (7, 1) ERA: 4.11	1.0		3	0	0	0	1	0	0	0	0	0	0	7	11	0.00	0.000							
63 Nick Ramirez, L (8, 1) ERA: 4.15	1.0		4	1	1	0	0	0	0	0	0	0	0	10	16	0.00	1.000							
61 Shane Greene, R (9, 1) ERA: 0.9	1.0		5	1	0	0	1	0	0	0	0	0	0	11	16	0.00	1.000							

Texas Rangers @ Detroit Tigers
Comerica Park, Detroit, MI
Tue Jun 25 2019, 7:10 PM - 9:57 PM EDT
Att: 18,952 - Partly Cloudy - 82 F

AB	37
R	5
H	12
RBI	5
BB	1
SO	7
LOB	16



Batter	1	2	3	4	5	6	7	8	9	AB	R	H	RBI	BB	SO	LOB	BOTTOM							
21 Jacoby Jones, R (1, 8) OBP: 0.325, SLG: 0.466										4	1	2	0	0	1	0								
9 Nick Castellanos, R (1, 9) OBP: 0.333, SLG: 0.455										3	0	2	0	1	0	1								
24 Miguel Cabrera, R (1, 10) OBP: 0.359, SLG: 0.385										3	0	1	0	1	1	1								
18 Dawel Lugo, R (6, PR) OBP: 0.241, SLG: 0.337										0	0	0	0	0	0	0								
12 Brandon Dixon, R (1, 3) OBP: 0.276, SLG: 0.474										4	0	0	0	0	2	5								
14 Christin Stewart, L (1, 7) OBP: 0.315, SLG: 0.393										4	1	0	0	0	2	1								
28 Niko Goodrum, S (1, 6) OBP: 0.316, SLG: 0.395										4	0	0	0	0	1	1								
29 Gordon Beckham, R (1, 4) OBP: 0.308, SLG: 0.409										2	0	0	0	0	2	0								
30 Harold Castro, L (1, 5) OBP: 0.282, SLG: 0.358										2	1	1	2	0	0	0								
60 Ronny Rodríguez, R7, PH (8, 5) OBP: 0.249, SLG: 0.459										4	0	0	0	0	1	0								
37 Bobby Wilson, R (1, 2) OBP: 0.143, SLG: 0.214										4	0	0	0	0	1	0								
Inning Stats	R: 0 H: 1 E: 0 K: 2 S: 12	H: 0 LOB: 0 BB: 0 P: 18	R: 0 H: 0 E: 0 K: 0 S: 5	H: 0 LOB: 0 BB: 0 P: 9	R: 0 H: 1 E: 0 K: 1 S: 7	H: 1 LOB: 1 BB: 0 P: 9	R: 0 H: 0 E: 0 K: 0 S: 7	H: 0 LOB: 0 BB: 0 P: 11	R: 0 H: 0 E: 0 K: 2 S: 7	H: 0 LOB: 0 BB: 0 P: 8	R: 1 H: 3 E: 1 K: 1 S: 13	H: 3 LOB: 2 BB: 0 P: 19	R: 0 H: 0 E: 0 K: 1 S: 13	H: 0 LOB: 0 BB: 0 P: 16	R: 0 H: 0 E: 0 K: 2 S: 17	H: 0 LOB: 2 BB: 2 P: 26	R: 2 H: 1 E: 0 K: 1 S: 10	H: 1 LOB: 1 BB: 1 P: 17	1B: 4 2B: 0 3B: 1 HR: 1	SF: 0 SAC: 0 DP: 0 HBP: 0	WP: 0 PB: 0 SB: 0 CS: 0	PA: 36		
PITCHER	IP	WLS	BF	H	R	ER	SO	BB	IBB	HBP	BLK	WP	HR	S	P	ERA	WHIP							
53 Jesse Chavez, R (1, 1) ERA: 2.79	6.1	W	24	5	1	0	7	0	0	0	0	0	0	8	11	0.00	0.789							
45 Locke St. John, L (7, 1) ERA	0.2	H	2	0	0	0	0	0	0	0	0	0	0	8	11	0.00	0.000							
25 José Leclerc, R (8, 1) ERA: 4.58	1.0		5	0	0	0	2	2	0	0	0	0	0	17	26	0.00	2.000							
19 Shelby Miller, R (9, 1) ERA: 8.59	1.0		5	1	2	2	1	1	0	0	0	0	1	10	17	18.00	2.000							

Texas Rangers @ Detroit Tigers
Comerica Park, Detroit, MI
Tue Jun 25 2019, 7:10 PM - 9:57 PM EDT
Att: 18,952 - Partly Cloudy - 82 F

AB	33
R	3
H	6
RBI	2
BB	3
SO	10
LOB	11



Batter	1	2	3	4	5	6	7	8	9	AB	R	H	RBI	BB	SO	LOB	TOP					
3 Delino DeShields, R OBP: 0.361, SLG: 0.331										4	0	1	0	0	2	0						
38 Danny Santana, S OBP: 0.345, SLG: 0.546										4	1	1	1	0	1	1						
1 Elvis Andrus, R OBP: 0.343, SLG: 0.464										4	0	2	0	0	1	0						
30 Nomar Mazara, L OBP: 0.325, SLG: 0.466										4	0	0	0	0	3	2						
13 Joey Gallo, L OBP: 0.422, SLG: 0.642										2	0	0	0	2	0	0						
41 Logan Forsythe, R OBP: 0.374, SLG: 0.421										4	0	0	0	0	1	3						
5 Willie Calhoun, L OBP: 0.397, SLG: 0.673										4	2	3	1	0	1	0						
11 Ronald Guzmán, L OBP: 0.303, SLG: 0.444										2	0	0	1	1	1	0						
2 Jeff Mathis, R OBP: 0.217, SLG: 0.227										4	1	1	1	0	2	2						
Inning Stats	R: 0 H: 0 E: 0 K: 3 S: 11	H: 0 LOB: 0 BB: 0 P: 13	R: 0 H: 0 E: 0 K: 2 S: 9	H: 0 LOB: 0 BB: 0 P: 13	R: 1 H: 1 E: 0 K: 2 S: 9	H: 1 LOB: 0 BB: 0 P: 11	R: 0 H: 1 E: 0 K: 1 S: 14	H: 1 LOB: 2 BB: 1 P: 22	R: 3 H: 3 E: 0 K: 0 S: 8	H: 3 LOB: 0 BB: 0 P: 11	R: 0 H: 0 E: 0 K: 0 S: 7	H: 0 LOB: 0 BB: 0 P: 12	R: 0 H: 0 E: 0 K: 3 S: 9	H: 0 LOB: 0 BB: 0 P: 14	R: 0 H: 2 E: 0 K: 1 S: 7	H: 1 LOB: 1 BB: 0 P: 14	R: 0 H: 1 E: 0 K: 0 S: 7	H: 1 LOB: 2 BB: 2 P: 12	1B: 3 2B: 2 3B: 0 HR: 3	SF: 1 SAC: 0 DP: 2 HBP: 0	WP: 0 PB: 0 SB: 0 CS: 0	PA: 36
PITCHER	IP	WLS	BF	H	R	ER	SO	BB	IBB	HBP	BLK	WP	HR	S	P	ERA	WHIP					
48 Matthew Boyd, L ERA: 3.72	7.0	L	27	5	4	4	11	1	0	0	0	0	3	67	96	5.14	0.857					
58 Victor Alcántara, R ERA: 4.28	0.2		3	2	0	0	0	0	0	0	0	0	0	4	10	0.00	3.000					
68 Daniel Stumpf, L ERA: 4.43	0.1		1	0	0	0	1	0	0	0	0	0	0	3	4	0.00	0.000					
50 Austin Adams, R ERA: 6.94	1.0		5	1	0	0	0	1	1	0	0	0	0	7	12	0.00	2.000					

Texas Rangers @ Detroit Tigers
Comerica Park, Detroit, MI
Wed Jun 26 2019, 7:12 PM - 9:29 PM EDT
Att: 19,732 - Partly Cloudy - 84 F

AB 32
R 4
H 8
RBI 4
BB 3
SO 12
LOB 8



Batter	1	2	3	4	5	6	7	8	9	AB	R	H	RBI	BB	SO	LOB	BOTTOM					
21 Jacoby Jones, R OBP: 0.319, SLG: 0.457										4	0	0	0	0	1	2						
9 Nick Castellanos, R OBP: 0.335, SLG: 0.453										3	0	1	0	1	0	0						
24 Miguel Cabrera, R OBP: 0.359, SLG: 0.382										3	0	0	0	1	0	1						
30 Harold Castro, L OBP: 0.282, SLG: 0.358										0	0	0	0	0	0	0						
12 Brandon Dixon, R OBP: 0.275, SLG: 0.488										4	1	1	1	0	3	2						
28 Niko Goodrum, S OBP: 0.311, SLG: 0.389										4	0	0	0	0	1	2						
46 Jeimer Candelario, S OBP: 0.282, SLG: 0.281										3	0	2	0	0	0	0						
60 Ronny Rodríguez, R OBP: 0.250, SLG: 0.457										3	0	1	0	0	0	1						
55 John Hicks, R OBP: 0.227, SLG: 0.322										3	0	0	0	0	2	2						
29 Gordon Beckham, R OBP: 0.301, SLG: 0.398										3	0	0	0	0	0	2						
Inning Stats	R: 0 H: 0 E: 0 K: 0 S: 6	H: 1 LOB: 1 BB: 0 P: 12	R: 0 H: 1 E: 0 K: 1 S: 10	H: 1 LOB: 0 BB: 0 P: 11	R: 0 H: 0 E: 0 K: 1 S: 7	H: 0 LOB: 0 BB: 0 P: 12	R: 1 H: 1 E: 0 K: 0 S: 11	H: 1 LOB: 0 BB: 0 P: 16	R: 0 H: 2 E: 0 K: 1 S: 11	H: 2 LOB: 2 BB: 0 P: 16	R: 0 H: 0 E: 0 K: 1 S: 6	H: 0 LOB: 0 BB: 1 P: 10	R: 0 H: 0 E: 0 K: 1 S: 7	H: 0 LOB: 0 BB: 0 P: 9	R: 0 H: 0 E: 0 K: 1 S: 7	H: 0 LOB: 0 BB: 0 P: 9	R: 0 H: 1 E: 0 K: 1 S: 8	H: 1 LOB: 2 BB: 1 P: 13	1B: 3 2B: 1 3B: 0 HR: 1	SF: 0 SAC: 0 DP: 2 HBP: 0	WP: 0 PB: 0 SB: 0 CS: 0	PA: 32
PITCHER	IP	WLS	BF	H	R	ER	SO	BB	IBB	HBP	BLK	WP	HR	S	P	ERA	WHIP					
23 Mike Minor, L ERA: 2.4	9.0	W	32	5	1	1	7	2	0	0	0	0	1	73	108	1.00	0.778					

Texas Rangers @ Detroit Tigers
Comerica Park, Detroit, MI
Wed Jun 26 2019, 7:12 PM - 9:29 PM EDT
Att: 19,732 - Partly Cloudy - 84 F

AB 30
R 1
H 5
RBI 1
BB 2
SO 7
LOB 12



Batter	1	2	3	4	5	6	7	8	9	AB	R	H	RBI	BB	SO	LOB	TOP					
17 Shin-Soo Choo, L (1,10) OBP: 0.384, SLG: 0.496										2	0	0	1	1	1	0						
38 Danny Santana, S (1,3) OBP: 0.338, SLG: 0.534										4	0	0	0	0	0	1						
1 Elvis Andrus, R (1,6) OBP: 0.342, SLG: 0.461										4	0	1	0	0	0	1						
30 Nomar Mazara, L (1,9) OBP: 0.320, SLG: 0.460										4	0	0	0	0	0	1						
13 Joey Gallo, L (1,8) OBP: 0.427, SLG: 0.676										3	2	2	2	1	1	0						
5 Willie Calhoun, L (1,7) OBP: 0.387, SLG: 0.638										3	0	0	0	1	2	2						
11 Ronald Guzmán, L (9,3) OBP: 0.303, SLG: 0.444										4	0	1	0	0	2	2						
41 Logan Forsythe, R (1,5) OBP: 0.372, SLG: 0.418										4	1	1	0	0	2	2						
12 Rougned Odor, L (1,4) OBP: 0.253, SLG: 0.353										2	0	0	0	0	2	0						
50 Tim Federowicz, R (1,2) OBP: 0.250, SLG: 0.433										2	0	0	0	0	2	0						
Inning Stats	R: 0 E: 0 K: 0 S: 15	H: 0 LOB: 1 BB: 1 P: 23	R: 1 E: 0 K: 3 S: 13	H: 1 LOB: 0 BB: 0 P: 22	R: 0 E: 0 K: 1 S: 8	H: 0 LOB: 0 BB: 0 P: 11	R: 1 E: 0 K: 0 S: 11	H: 2 LOB: 2 BB: 1 P: 21	R: 0 E: 0 K: 3 S: 9	H: 0 LOB: 0 BB: 0 P: 16	R: 1 E: 0 K: 1 S: 16	H: 1 LOB: 2 BB: 1 P: 23	R: 1 E: 0 K: 0 S: 9	H: 1 LOB: 0 BB: 0 P: 14	R: 0 E: 0 K: 3 S: 9	H: 0 LOB: 0 BB: 0 P: 11	R: 0 E: 0 K: 2 S: 9	H: 0 LOB: 0 BB: 0 P: 10	1B: 2 2B: 1 3B: 0 HR: 2	SF: 1 SAC: 1 DP: 0 HBP: 0	WP: 0 PB: 0 SB: 0 CS: 0	PA: 35
PITCHER	IP: 2.0 WLS: L BF: 8	H: 1 R: 1 ER: 1 SO: 3	BB: 1 IBB: 0 HBP: 0 BLK: 0	WP: 0 HR: 1 S: 28 P: 45	ERA: 4.50 WHIP: 1.000	IP: 1.0 WLS: N BF: 3	H: 0 R: 0 ER: 0 SO: 2	BB: 0 IBB: 0 HBP: 0 BLK: 0	WP: 0 HR: 0 S: 9 P: 10	ERA: 0.00 WHIP: 0.000												
56 Spencer Turnbull, R (1,1) ERA: 3.31	63 Nick Ramirez, L (3,1) ERA: 4.05	45 Buck Farmer, R (6,1) ERA: 4.55	36 Blaine Hardy, L (7,1) ERA: 4.26	77 Joe Jiménez, R (8,1) ERA: 4.99	67 José Cisnero, R (9,1) ERA: 9.00																	

Texas Rangers @ Detroit Tigers
Comerica Park, Detroit, MI
Thu Jun 27 2019, 1:12 PM - 4:03 PM EDT
Att: 22,925 - Partly Cloudy - 82 F

AB 30
R 3
H 5
RBI 3
BB 3
SO 13
LOB 10



Batter	1	2	3	4	5	6	7	8	9	AB	R	H	RBI	BB	SO	LOB	BOTTOM					
21 JaCoby Jones, R (1,8) OBP: 0.318, SLG: 0.458										4	1	1	0	0	1	0						
9 Nick Castellanos, R (1,9) OBP: 0.334, SLG: 0.451										4	0	1	0	0	0	1						
24 Miguel Cabrera, R (1,10) OBP: 0.356, SLG: 0.379										2	0	0	1	1	1	1						
14 Christin Stewart, L (1,7) OBP: 0.314, SLG: 0.395										4	0	1	0	0	0	0						
12 Brandon Dixon, R (1,3) OBP: 0.269, SLG: 0.476										4	0	0	0	0	2	2						
46 Jeimer Candelario, S (1,5) OBP: 0.236, SLG: 0.282										3	0	1	0	0	2	0						
30 Harold Castro, L (1,6) OBP: 0.307, SLG: 0.380										4	0	3	0	0	0	1						
29 Gordon Beckham, R (1,4) OBP: 0.307, SLG: 0.410										4	0	2	0	0	0	3						
37 Bobby Wilson, R (1,2) OBP: 0.118, SLG: 0.176										3	0	0	0	0	0	2						
28 Niko Goodrum, S (9,PH) OBP: 0.310, SLG: 0.388										1	0	0	0	0	1	2						
Inning Stats	R: 0 E: 0 K: 1 S: 17	H: 1 LOB: 2 BB: 1 P: 23	R: 0 E: 0 K: 1 S: 14	H: 1 LOB: 1 BB: 0 P: 21	R: 0 E: 0 K: 0 S: 7	H: 1 LOB: 0 BB: 0 P: 10	R: 0 E: 0 K: 1 S: 9	H: 1 LOB: 2 BB: 0 P: 14	R: 0 E: 0 K: 0 S: 5	H: 0 LOB: 0 BB: 0 P: 7	R: 0 E: 0 K: 1 S: 7	H: 0 LOB: 0 BB: 0 P: 9	R: 0 E: 0 K: 0 S: 11	H: 2 LOB: 1 BB: 0 P: 16	R: 1 E: 0 K: 0 S: 13	H: 1 LOB: 0 BB: 0 P: 17	R: 0 E: 0 K: 3 S: 16	H: 2 LOB: 2 BB: 0 P: 21	1B: 6 2B: 3 3B: 0 HR: 0	SF: 1 SAC: 0 DP: 2 HBP: 1	WP: 0 PB: 0 SB: 0 CS: 0	PA: 36
PITCHER	IP: 7.0 WLS: W BF: 27	H: 6 R: 0 ER: 0 SO: 4	BB: 1 IBB: 0 HBP: 0 BLK: 0	WP: 0 HR: 0 S: 70 P: 100	ERA: 0.00 WHIP: 1.000	IP: 1.0 WLS: H BF: 4	H: 1 R: 1 ER: 1 SO: 0	BB: 0 IBB: 0 HBP: 0 BLK: 0	WP: 0 HR: 0 S: 13 P: 17	ERA: 9.00 WHIP: 1.000	IP: 1.0 WLS: S BF: 5	H: 2 R: 0 ER: 0 SO: 3	BB: 0 IBB: 0 HBP: 0 BLK: 0	WP: 0 HR: 0 S: 16 P: 21	ERA: 2.79							
57 Ariel Jurado, R (1,1) ERA: 3.9	31 Chris Martin, R (8,1) ERA: 3.49	27 Shawn Kelley, R (9,1) ERA: 2.79																				

Texas Rangers @ Detroit Tigers
Comerica Park, Detroit, MI
Thu Jun 27 2019, 1:12 PM - 4:03 PM EDT
Att: 22,925 - Partly Cloudy - 82 F

AB 33
R 1
H 9
RBI 1
BB 1
SO 7
LOB 12



Batter	1	2	3	4	5	6	7	8	9	AB	R	H	RBI	BB	SO	LOB	TOP			
7 Trea Turner, R OBP: 0.335, SLG: 0.481										5	0	0	0	0	3	3	Washington Nationals @ Detroit Tigers Comerica Park, Detroit, MI Sat Jun 29 2019, 4:15 PM - 7:27 PM EDT Att: 27,716 - Cloudy - 87 F			
2 Adam Eaton, L OBP: 0.383, SLG: 0.383										4	1	2	0	0	1	0				
6 Anthony Rendon, R OBP: 0.398, SLG: 0.619										4	1	3	2	0	0	0				
22 Juan Soto, L OBP: 0.397, SLG: 0.536										3	1	0	0	1	2	2				
47 Howie Kendrick, R OBP: 0.381, SLG: 0.577										4	0	1	0	0	0	3				
11 Ryan Zimmerman, R (1, 10) OBP: 0.298, SLG: 0.354										4	0	0	0	0	0	2				
9 Brian Dozier, R OBP: 0.310, SLG: 0.429										4	1	1	1	0	1	1				
10 Yan Gomes, R OBP: 0.304, SLG: 0.317										2	1	1	0	1	0	0				
15 Matt Adams, L (9, PH) OBP: 0.280, SLG: 0.536										1	0	0	0	0	0	0				
16 Victor Robles, R OBP: 0.314, SLG: 0.438										3	0	1	1	0	1	0				
Inning Stats	R: 0 H: 2 E: 0 K: 0 S: 16	H: 2 LOB: 2 BB: 0 P: 27	R: 0 H: 0 E: 0 K: 0 S: 6	H: 0 LOB: 0 BB: 7	R: 0 H: 0 E: 0 K: 1 S: 7	H: 0 LOB: 0 BB: 8	R: 3 H: 3 E: 0 K: 1 S: 23	H: 3 LOB: 2 BB: 2 P: 41	R: 0 H: 0 E: 0 K: 2 S: 10	H: 0 LOB: 0 BB: 0 P: 14	R: 2 H: 3 E: 1 K: 0 S: 13	H: 3 LOB: 0 BB: 0 P: 14	R: 0 H: 1 E: 0 K: 2 S: 11	H: 1 LOB: 1 BB: 0 P: 18	R: 0 H: 0 E: 0 K: 2 S: 10	H: 0 LOB: 0 BB: 0 P: 14	1B: 7 2B: 1 3B: 0 HR: 1	SF: 0 SAC: 1 DP: 0 HBP: 0	WP: 2 PB: 0 SB: 0 CS: 1	PA: 38
PITCHER	IP WLS BF H R ER SO BB IBB HBP BLK WP HR S P ERA WHIP	IP WLS BF H R ER SO BB IBB HBP BLK WP HR S P ERA WHIP	IP WLS BF H R ER SO BB IBB HBP BLK WP HR S P ERA WHIP	IP WLS BF H R ER SO BB IBB HBP BLK WP HR S P ERA WHIP	IP WLS BF H R ER SO BB IBB HBP BLK WP HR S P ERA WHIP	IP WLS BF H R ER SO BB IBB HBP BLK WP HR S P ERA WHIP	IP WLS BF H R ER SO BB IBB HBP BLK WP HR S P ERA WHIP	IP WLS BF H R ER SO BB IBB HBP BLK WP HR S P ERA WHIP	IP WLS BF H R ER SO BB IBB HBP BLK WP HR S P ERA WHIP	65 Gregory Soto, L ERA: 8.44	36 Blaine Hardy, L ERA: 4.09	50 Austin Adams, R ERA: 5.93	58 Victor Alcántara, R ERA: 4.29	77 Joe Jiménez, R ERA: 6.83	61 Shane Greene, R ERA: 0.87					

Batter	1	2	3	4	5	6	7	8	9	AB	R	H	RBI	BB	SO	LOB	BOTTOM			
21 JaCoby Jones, R OBP: 0.322, SLG: 0.459										3	1	1	1	2	0	2	Washington Nationals @ Detroit Tigers Comerica Park, Detroit, MI Sat Jun 29 2019, 4:15 PM - 7:27 PM EDT Att: 27,716 - Cloudy - 87 F			
9 Nick Castellanos, R OBP: 0.340, SLG: 0.463										3	2	1	0	1	0	1				
24 Miguel Cabrera, R (1, 10) OBP: 0.366, SLG: 0.386										5	2	3	3	0	0	2				
14 Christin Stewart, L OBP: 0.314, SLG: 0.389										3	0	1	1	0	0	1				
46 Jeimer Candelario, S OBP: 0.295, SLG: 0.298										4	0	2	0	0	1	2				
60 Ronny Rodríguez, R (1, 3) OBP: 0.244, SLG: 0.446										4	0	0	0	0	0	7				
28 Niko Goodrum, S OBP: 0.312, SLG: 0.385										3	0	2	2	1	1	0				
55 John Hicks, R OBP: 0.222, SLG: 0.313										4	0	0	0	0	4	6				
30 Harold Castro, L OBP: 0.301, SLG: 0.367										4	2	2	0	0	1	1				
Inning Stats	R: 0 H: 0 E: 0 K: 0 S: 6	H: 0 LOB: 1 BB: 0 P: 12	R: 0 H: 0 E: 0 K: 1 S: 8	H: 0 LOB: 0 BB: 0 P: 15	R: 0 H: 1 E: 0 K: 1 S: 10	H: 1 LOB: 1 BB: 0 P: 13	R: 1 H: 3 E: 0 K: 1 S: 14	H: 3 LOB: 3 BB: 1 P: 25	R: 2 H: 3 E: 0 K: 0 S: 16	H: 3 LOB: 2 BB: 0 P: 24	R: 0 H: 0 E: 0 K: 3 S: 10	H: 0 LOB: 0 BB: 0 P: 16	R: 3 H: 3 E: 0 K: 1 S: 16	H: 3 LOB: 2 BB: 2 P: 27	R: 1 H: 2 E: 0 K: 0 S: 7	H: 2 LOB: 1 BB: 0 P: 14		1B: 10 2B: 2 3B: 0 HR: 0	SF: 1 SAC: 0 DP: 1 HBP: 2	WP: 0 PB: 1 SB: 0 CS: 1
PITCHER	IP WLS BF H R ER SO BB IBB HBP BLK WP HR S P ERA WHIP	IP WLS BF H R ER SO BB IBB HBP BLK WP HR S P ERA WHIP	IP WLS BF H R ER SO BB IBB HBP BLK WP HR S P ERA WHIP	IP WLS BF H R ER SO BB IBB HBP BLK WP HR S P ERA WHIP	IP WLS BF H R ER SO BB IBB HBP BLK WP HR S P ERA WHIP	IP WLS BF H R ER SO BB IBB HBP BLK WP HR S P ERA WHIP	IP WLS BF H R ER SO BB IBB HBP BLK WP HR S P ERA WHIP	IP WLS BF H R ER SO BB IBB HBP BLK WP HR S P ERA WHIP	IP WLS BF H R ER SO BB IBB HBP BLK WP HR S P ERA WHIP	50 Austin Voth, R ERA: 4.35	48 Javy Guerra, R ERA: 3.92	39 Jonny Venters, L ERA: 12.79	21 Tanner Rainey, R ERA: 5.29	36 Tony Sipp, L ERA: 4.41	51 Wander Suero, R ERA: 5.35					

Batter	1	2	3	4	5	6	7	8	9	AB	R	H	RBI	BB	SO	LOB	TOP			
7 Trea Turner, R OBP: 0.332, SLG: 0.473										5	0	1	0	0	2	2	<p>Washington Nationals @ Detroit Tigers Comerica Park, Detroit, MI Sun Jun 30 2019, 1:11 PM - 4:03 PM EDT Att: 21,052 - Sunny - 80 F</p> <p>livebaseballscorecards.com</p> <p>AB 34 R 2 H 7 RBI 2 BB 5 SO 6 LOB 22</p>			
2 Adam Eaton, L OBP: 0.384, SLG: 0.384										5	0	2	0	0	0	3				
6 Anthony Rendon, R OBP: 0.398, SLG: 0.630										5	2	2	1	0	0	3				
22 Juan Soto, L OBP: 0.402, SLG: 0.534										1	0	0	0	3	1	0				
47 Howie Kendrick, R OBP: 0.378, SLG: 0.569										3	0	0	0	1	0	4				
15 Matt Adams, L OBP: 0.273, SLG: 0.522										4	0	0	0	0	1	4				
28 Kurt Suzuki, R OBP: 0.313, SLG: 0.494										4	0	1	1	0	0	2				
9 Brian Dozier, R OBP: 0.309, SLG: 0.424										3	0	0	0	1	0	4				
16 Victor Robles, R OBP: 0.314, SLG: 0.435										4	0	1	0	0	2	0				
Inning Stats	R: 0 E: 0 K: 0 S: 8	H: 1 LOB: 2 BB: 1 P: 17	R: 0 E: 0 K: 0 S: 5	H: 0 LOB: 0 BB: 0 P: 7	R: 0 E: 0 K: 1 S: 6	H: 0 LOB: 0 BB: 0 P: 9	R: 1 E: 0 K: 0 S: 13	H: 2 LOB: 2 BB: 1 P: 22	R: 0 E: 0 K: 2 S: 12	H: 0 LOB: 1 BB: 0 P: 14	R: 0 E: 0 K: 0 S: 7	H: 1 LOB: 2 BB: 1 P: 20	R: 1 E: 0 K: 0 S: 15	H: 1 LOB: 2 BB: 2 P: 29	R: 0 E: 0 K: 2 S: 12	H: 1 LOB: 1 BB: 0 P: 15	1B: 5 2B: 1 3B: 0 HR: 1	SF: 0 SAC: 0 DP: 0 HBP: 0	WP: 0 PB: 0 SB: 3 CS: 0	PA: 39
PITCHER	IP WLS BF H R ER SO BB IBB HBP BLK WP HR S P ERA WHIP																			
27 Jordan Zimmermann, R ERA: 3.36	6.0 24 4 1 1 4 2 0 0 0 0 0 0 51 89 1.50 1.000																			
45 Buck Farmer, R ERA: 4.31	0.2 4 1 0 0 0 1 0 0 0 0 0 0 3 5 0.00 3.000																			
68 Daniel Stumpf, L ERA: 4.54	0.1 1 0 0 0 0 0 0 0 0 0 0 1 3 5 0.00 0.000																			
77 Joe Jiménez, R ERA: 5.12	0.0 L 2 1 1 1 0 1 0 0 0 0 0 1 3 10 = =																			
67 José Cisnero, R ERA: 4.15	2.0 8 1 0 0 2 1 0 0 0 0 0 0 24 34 0.00 1.000																			

Batter	1	2	3	4	5	6	7	8	9	AB	R	H	RBI	BB	SO	LOB	BOTTOM					
21 Jacoby Jones, R OBP: 0.317, SLG: 0.450										4	0	0	0	0	2	1	<p>Washington Nationals @ Detroit Tigers Comerica Park, Detroit, MI Sun Jun 30 2019, 1:11 PM - 4:03 PM EDT Att: 21,052 - Sunny - 80 F</p> <p>livebaseballscorecards.com</p> <p>AB 32 R 1 H 5 RBI 1 BB 1 SO 15 LOB 9</p>					
9 Nick Castellanos, R OBP: 0.339, SLG: 0.461										4	0	1	0	0	2	1						
14 Christin Stewart, L OBP: 0.310, SLG: 0.363										3	0	0	0	0	2	1						
60 Ronny Rodríguez, R OBP: 0.243, SLG: 0.443										1	0	0	0	0	0	1						
46 Jeimer Candelario, S OBP: 0.294, SLG: 0.297										4	0	1	0	0	2	1						
12 Brandon Dixon, R OBP: 0.274, SLG: 0.482										3	1	1	1	1	1	1						
28 Niko Goodrum, S OBP: 0.311, SLG: 0.387										4	0	1	0	0	1	2						
30 Harold Castro, L OBP: 0.291, SLG: 0.354										3	0	0	0	0	2	1						
29 Gordon Beckham, R OBP: 0.300, SLG: 0.400										3	0	0	0	0	2	0						
37 Bobby Wilson, R OBP: 0.136, SLG: 0.182										2	0	1	0	0	0	0						
24 Miguel Cabrera, R OBP: 0.365, SLG: 0.385										1	0	0	0	0	1	0						
55 John Hicks, R OBP: 0.222, SLG: 0.313										0	0	0	0	0	0	0						
Inning Stats	R: 0 E: 0 K: 2 S: 9	H: 0 LOB: 0 BB: 0 P: 12	R: 0 E: 0 K: 1 S: 17	H: 1 LOB: 1 BB: 0 P: 23	R: 0 E: 0 K: 1 S: 8	H: 0 LOB: 0 BB: 0 P: 10	R: 0 E: 0 K: 3 S: 14	H: 1 LOB: 1 BB: 0 P: 18	R: 0 E: 0 K: 2 S: 9	H: 0 LOB: 0 BB: 0 P: 11	R: 0 E: 0 K: 1 S: 9	H: 1 LOB: 1 BB: 0 P: 15	R: 1 E: 0 K: 1 S: 9	H: 1 LOB: 0 BB: 0 P: 11	R: 0 E: 0 K: 3 S: 11	H: 0 LOB: 0 BB: 0 P: 15	R: 0 E: 0 K: 1 S: 15	H: 1 LOB: 2 BB: 1 P: 23	1B: 3 2B: 1 3B: 0 HR: 1	SF: 0 SAC: 0 DP: 0 HBP: 0	WP: 0 PB: 0 SB: 0 CS: 0	PA: 33
PITCHER	IP WLS BF H R ER SO BB IBB HBP BLK WP HR S P ERA WHIP																					
31 Max Scherzer, R ERA: 2.43	8.0 W 28 4 1 1 14 0 0 0 0 0 0 1 86 115 1.12 0.500																					
63 Sean Doolittle, L ERA: 3.19	1.0 S 5 1 0 0 1 1 0 0 0 0 0 0 15 23 0.00 2.000																					

Batter	1	2	3	4	5	6	7	8	9	AB	R	H	RBI	BB	SO	LOB	TOP										
21 Jacoby Jones, R OBP: 0.313, SLG: 0.444	F8	K		K			G5-3		14 2B	3	0	0	0	0	2	1											
29 Gordon Beckham, R (5, 4) OBP: 0.303, SLG: 0.409	G6-3	K		K			L9		2B	2	1	1	1	0	0	0											
14 Christin Stewart, L OBP: 0.308, SLG: 0.364	G6-3	K		K			L9		2B	5	0	1	1	0	2	1											
9 Nick Castellanos, R OBP: 0.340, SLG: 0.456	46 HBP 30 1B 12 BB						F9		G5-3	4	1	1	0	1	1	1											
12 Brandon Dixon, R OBP: 0.273, SLG: 0.474	46 HBP 30 1B BB			P6			K		G3	3	1	0	0	1	1	1											
46 Jeimer Candelario, S OBP: 0.299, SLG: 0.315	30 1B HBP			F8			HR		K	3	1	1	1	0	1	1											
30 Harold Castro, L OBP: 0.300, SLG: 0.360	28 BB 1B			1B			K		K	4	0	2	2	0	2	0											
28 Niko Goodrum, S OBP: 0.314, SLG: 0.384	F8			F8			G4-3		55 WP 29 2B BB	2	1	0	0	2	0	2											
55 John Hicks, R OBP: 0.216, SLG: 0.305	F8			F8			G6-3		K	4	0	0	0	0	1	4											
7 Jordy Mercer, R OBP: 0.270, SLG: 0.299	L4			BB			L7		K	3	0	0	0	1	1	1											
Inning Stats	R: 2 E: 0 K: 0 S: 17	H: 1 LOB: 3 BB: 3 P: 33	R: 0 E: 0 K: 2 S: 7	H: 0 LOB: 0 BB: 0 P: 12	R: 0 E: 0 K: 0 S: 15	H: 2 LOB: 2 BB: 0 P: 24	R: 0 E: 0 K: 2 S: 11	H: 0 LOB: 1 BB: 1 P: 18	R: 1 E: 0 K: 2 S: 11	H: 1 LOB: 0 BB: 0 P: 14	R: 0 E: 0 K: 0 S: 8	H: 0 LOB: 0 BB: 0 P: 9	R: 0 E: 0 K: 1 S: 8	H: 0 LOB: 0 BB: 0 P: 12	R: 0 E: 0 K: 2 S: 9	H: 0 LOB: 0 BB: 0 P: 14	R: 2 E: 0 K: 2 S: 17	H: 2 LOB: 1 BB: 1 P: 26	1B: 3 2B: 2 HR: 1	SF: 0 SAC: 0 DP: 0 HBP: 1	WP: 1 PB: 0 SB: 0 CS: 0	PA: 39					
PITCHER	IP	WLS	BF	H	R	ER	SO	BB	IBB	HBP	BLK	WP	HR	S	P	ERA	WHIP										
84 Dylan Cease, R ERA: 5.4	5.0	W	24	4	3	3	6	4	0	1	0	0	1	61	101	5.40	1.600										
43 Evan Marshall, R ERA: 2.95	2.0	H	6	0	0	0	1	0	0	0	0	0	0	16	21	0.00	0.000										
39 Aaron Bummer, L ERA: 1.78	1.0		3	0	0	0	2	0	0	0	0	0	0	9	14	0.00	0.000										
41 Kelvin Herrera, R ERA: 7.89	0.2		4	1	2	2	2	1	0	0	0	1	0	14	23	27.00	3.000										
48 Alex Colomé, R ERA: 2.14	0.1	S	2	1	0	0	0	0	0	0	0	0	0	3	3	0.00	3.000										

Detroit Tigers @ Chicago White Sox
 Guaranteed Rate Field, Chicago, IL
 Wed Jul 03 2019, 1:10 PM - 4:15 PM CDT
 Att: 26,023 - Cloudy - 80 F

AB	33
R	5
H	6
RBI	5
BB	5
SO	11
LOB	12



Batter	1	2	3	4	5	6	7	8	9	AB	R	H	RBI	BB	SO	LOB	BOTTOM										
28 Leury Garcia, S OBP: 0.325, SLG: 0.393	F8	1H 2H 2B		G5-3			F8		G1-4-3	5	0	1	1	0	0	2											
10 Yadir Moncada, S OBP: 0.356, SLG: 0.524	K			G5-3			G4-3		79 S 33 1B	4	1	1	0	0	1	0											
79 José Abreu, R OBP: 0.311, SLG: 0.511	33 2B			33 WP 1B			F9		K	4	1	2	0	0	1	1											
33 James McCann, R OBP: 0.382, SLG: 0.521	45 1B 2B			45 G4-6-3 BB			K		K	3	0	2	2	1	1	0											
45 Jon Jay, L OBP: 0.407, SLG: 0.435	2H 1B			G4-6-3			18 G3 5 1B 74 BB		K	3	1	1	0	1	1	3											
74 Eloy Jiménez, R OBP: 0.309, SLG: 0.479	20 FC6-4 1B			5 2B HBP			5 1B 49 SH2-4 BB		G4-3	2	2	1	0	1	0	1											
20 José Rondón, R ERA: 4.41	FC6-4 5 C5-4			L8			G3		P5	2	0	0	0	0	2	2											
18 Daniel Palka, L OBP: 0.163, SLG: 0.024	5 C5-4			L8			G3		P5	2	0	0	0	0	2	2											
5 Yolmer Sánchez, S OBP: 0.324, SLG: 0.320	FC5-4 49 1B 2B			49 SF9 2B			49 SH2-4 1B		G3-1	4	2	2	2	0	0	1											
49 Ryan Cordell, R OBP: 0.295, SLG: 0.346	28 2B 1B			SF9			SH2-4		2B	2	0	2	2	0	0	0											
Inning Stats	R: 1 E: 0 K: 1 S: 14	H: 3 LOB: 2 BB: 0 P: 23	R: 1 E: 0 K: 0 S: 12	H: 3 LOB: 0 BB: 0 P: 15	R: 0 E: 0 K: 0 S: 15	H: 1 LOB: 1 BB: 1 P: 24	R: 2 E: 0 K: 0 S: 10	H: 1 LOB: 0 BB: 0 P: 14	R: 0 E: 0 K: 1 S: 8	H: 0 LOB: 0 BB: 0 P: 12	R: 2 E: 0 K: 0 S: 9	H: 1 LOB: 1 BB: 2 P: 19	R: 1 E: 0 K: 2 S: 18	H: 2 LOB: 1 BB: 0 P: 28	R: 0 E: 0 K: 0 S: 13	H: 1 LOB: 1 BB: 0 P: 17	1B: 7 2B: 5 HR: 0	SF: 1 SAC: 1 DP: 1 HBP: 1	WP: 1 PB: 0 SB: 1 CS: 0	PA: 37							
PITCHER	IP	WLS	BF	H	R	ER	SO	BB	IBB	HBP	BLK	WP	HR	S	P	ERA	WHIP										
44 Daniel Norris, L ERA: 4.96	5.0	L	24	4	3	6	2	3	0	1	0	0	0	61	98	10.80	2.200										
45 Buck Farmer, R ERA: 4.41	1.1		7	3	1	1	1	0	0	0	0	0	0	19	27	6.75	2.250										
36 Blaine Hardy, L ERA: 4.01	0.2		2	0	0	0	1	0	0	0	0	0	0	6	10	0.00	0.000										
50 Austin Adams, R ERA: 5.52	1.0		4	1	0	0	0	0	0	0	0	0	0	13	17	0.00	1.000										

Detroit Tigers @ Chicago White Sox
 Guaranteed Rate Field, Chicago, IL
 Wed Jul 03 2019, 1:10 PM - 4:15 PM CDT
 Att: 26,023 - Cloudy - 80 F

AB	31
R	7
H	12
RBI	7
BB	3
SO	4
LOB	12



Batter	1	2	3	4	5	6	7	8	9	AB	R	H	RBI	BB	SO	LOB	TOP										
50 Mookie Betts, R OBP: 0.388, SLG: 0.458										4	3	3	1	0	0	1	Boston Red Sox @ Detroit Tigers Comerica Park, Detroit, MI Fri Jul 05 2019, 7:13 PM - 12:36 AM EDT Att: 27,181 - Cloudy - 84 F										
11 Rafael Devers, L OBP: 0.385, SLG: 0.561										3	2	1	2	2	0	1											
2 Xander Bogaerts, R OBP: 0.385, SLG: 0.535										4	1	1	4	1	1	2											
28 J.D. Martinez, R OBP: 0.372, SLG: 0.537										5	0	1	0	0	2	1											
7 Christian Vázquez, R OBP: 0.333, SLG: 0.510										5	1	2	0	0	0	1											
23 Michael Chavis, R OBP: 0.336, SLG: 0.477										5	1	2	0	0	1	2											
19 Jackie Bradley Jr., L OBP: 0.333, SLG: 0.496										4	1	2	1	1	2	1											
36 Eduardo Núñez, R OBP: 0.246, SLG: 0.311										5	0	1	0	0	0	5											
3 Sandy León, S OBP: 0.275, SLG: 0.293										5	0	1	0	0	0	4											
Inning Stats	R: 1 H: 1 E: 0 K: 1 S: 12	L: 1 LOB: 0 BB: 0 P: 16	R: 0 H: 2 E: 0 K: 2 S: 14	L: 2 LOB: 2 BB: 0 P: 15	R: 2 H: 3 E: 0 K: 0 S: 16	L: 3 LOB: 1 BB: 0 P: 23	R: 0 H: 1 E: 0 K: 1 S: 12	L: 1 LOB: 0 BB: 0 P: 15	R: 0 H: 0 E: 0 K: 0 S: 5	L: 0 LOB: 0 BB: 1 P: 11	R: 3 H: 3 E: 1 K: 1 S: 25	L: 3 LOB: 2 BB: 1 P: 33	R: 0 H: 2 E: 0 K: 1 S: 18	L: 2 LOB: 2 BB: 0 P: 24	R: 3 H: 2 E: 0 K: 0 S: 13	L: 2 LOB: 0 BB: 1 P: 27		R: 0 H: 0 E: 0 K: 0 S: 6	L: 0 LOB: 1 BB: 1 P: 13	1B: 9 2B: 3 3B: 0 HR: 2	SF: 1 SAC: 0 DP: 1 HBP: 0	WP: 0 PB: 0 SB: 0 CS: 0	PA: 45				
PITCHER	IP WLS BF H R ER SO BB IBB HBP BLK WP HR S P ERA WHIP	5.0 L 22 7 3 3 4 1 0 0 0 0 1 59 80 5.40 1.600	6.1 1.0 8 3 3 1 1 1 0 0 0 0 0 25 33 9.00 4.000	7.1 1.0 5 2 0 0 1 0 0 0 0 0 18 24 0.00 2.000	8.1 1.0 6 2 3 3 0 1 0 0 0 0 1 13 27 27.00 3.000	9.1 1.0 4 0 0 0 0 1 0 0 0 0 0 6 13 0.00 1.000	PITCHER										IP WLS BF H R ER SO BB IBB HBP BLK WP HR S P ERA WHIP										
31 Ryan Carpenter, L ERA: 8.36											5.0	L	22	7	3	3	4	1	0	0	0	0	1	59	80	5.40	1.600
67 José Cisneros, R ERA: 3.85											6.1	1.0	8	3	3	1	1	1	0	0	0	0	0	25	33	9.00	4.000
65 Gregory Soto, L ERA: 8.06											7.1	1.0	5	2	0	0	1	0	0	0	0	0	18	24	0.00	2.000	
50 Austin Adams, R ERA: 6.89											8.1	1.0	6	2	3	3	0	1	0	0	0	0	1	13	27	27.00	3.000
63 Nick Ramirez, L ERA: 4.5											9.1	1.0	4	0	0	0	0	1	0	0	0	0	0	6	13	0.00	1.000
Batter	1	2	3	4	5	6	7	8	9	AB	R	H	RBI	BB	SO	LOB	BOTTOM										
22 Victor Reyes, S OBP: 0.300, SLG: 0.263										5	0	1	0	0	0	2	Boston Red Sox @ Detroit Tigers Comerica Park, Detroit, MI Fri Jul 05 2019, 7:13 PM - 12:36 AM EDT Att: 27,181 - Cloudy - 84 F										
9 Nick Castellanos, R OBP: 0.342, SLG: 0.499										5	0	0	0	0	1	1											
24 Miguel Cabrera, R OBP: 0.367, SLG: 0.399										3	1	1	0	1	1	0											
12 Brandon Dixon, R OBP: 0.269, SLG: 0.459										4	2	2	0	0	0	1											
46 Jeimer Candelario, S OBP: 0.307, SLG: 0.333										4	1	2	2	0	1	0											
30 Harold Castro, L OBP: 0.288, SLG: 0.354										3	1	0	1	0	1	1											
28 Niko Goodrum, S OBP: 0.321, SLG: 0.490										4	0	1	0	0	1	1											
55 John Hicks, R OBP: 0.233, SLG: 0.329										3	1	2	2	1	1	1											
7 Jordy Mercer, R OBP: 0.256, SLG: 0.293										4	0	0	0	0	3	3											
Inning Stats	R: 0 H: 1 E: 0 K: 1 S: 7	L: 0 LOB: 0 BB: 0 P: 11	R: 0 H: 0 E: 0 K: 0 S: 9	L: 0 LOB: 0 BB: 0 P: 13	R: 0 H: 1 E: 0 K: 2 S: 12	L: 1 LOB: 1 BB: 0 P: 20	R: 1 H: 2 E: 0 K: 1 S: 10	L: 2 LOB: 1 BB: 0 P: 17	R: 0 H: 0 E: 0 K: 0 S: 11	L: 0 LOB: 1 BB: 1 P: 15	R: 4 H: 3 E: 0 K: 1 S: 23	L: 3 LOB: 1 BB: 1 P: 34	R: 0 H: 1 E: 0 K: 0 S: 8	L: 1 LOB: 0 BB: 0 P: 13	R: 0 H: 0 E: 0 K: 2 S: 10	L: 0 LOB: 0 BB: 0 P: 13		R: 1 H: 1 E: 0 K: 2 S: 13	L: 1 LOB: 0 BB: 0 P: 17	1B: 6 2B: 2 3B: 0 HR: 1	SF: 1 SAC: 0 DP: 1 HBP: 0	WP: 0 PB: 0 SB: 0 CS: 0	PA: 38				
PITCHER	IP WLS BF H R ER SO BB IBB HBP BLK WP HR S P ERA WHIP	5.0 W 19 4 1 1 4 1 0 0 0 0 0 49 76 1.80 1.000	6.1 0.1 5 2 4 2 0 1 0 0 0 0 0 14 23 54.00 9.000	7.0 1.2 H 7 2 0 0 1 0 0 0 0 0 0 17 24 0.00 1.200	8.1 1.0 3 0 0 0 2 0 0 0 0 0 0 10 13 0.00 0.000	9.1 1.0 4 1 1 1 2 0 0 0 0 0 1 13 17 9.00 1.000	PITCHER										IP WLS BF H R ER SO BB IBB HBP BLK WP HR S P ERA WHIP										
57 Eduardo Rodríguez, L ERA: 4.65											5.0	W	19	4	1	1	4	1	0	0	0	0	0	49	76	1.80	1.000
64 Marcus Walden, R ERA: 3.74											6.1	0.1	5	2	4	2	0	1	0	0	0	0	0	14	23	54.00	9.000
70 Ryan Brasier, R ERA: 3.16											7.0	1.2	H	7	2	0	0	1	0	0	0	0	0	17	24	0.00	1.200
32 Matt Barnes, R ERA: 4.66											8.1	1.0	3	0	0	0	2	0	0	0	0	0	0	10	13	0.00	0.000
37 Heath Hembree, R ERA: 2.73											9.1	1.0	4	1	1	1	2	0	0	0	0	0	1	13	17	9.00	1.000

Batter	1	2	3	4	5	6	7	8	9	AB	R	H	RBI	BB	SO	LOB	TOP							
50 Mookie Betts, R OBP: 0.392, SLG: 0.469										5	2	3	2	1	0	2								
11 Rafael Devers, L OBP: 0.382, SLG: 0.554										6	1	1	1	1	0	5								
7 Christian Vázquez, R OBP: 0.333, SLG: 0.512										5	1	2	2	0	1	3								
16 Andrew Benintendi, L OBP: 0.352, SLG: 0.435										6	2	4	1	0	0	1								
23 Michael Chavis, R OBP: 0.337, SLG: 0.474										4	0	1	1	1	2	5								
19 Jackie Bradley Jr., L OBP: 0.311, SLG: 0.400										4	0	0	0	1	1	3								
12 Brock Holt, L OBP: 0.368, SLG: 0.406										2	1	2	1	0	0	0								
36 Eduardo Núñez, R OBP: 0.249, SLG: 0.313										5	2	3	0	0	1	3								
40 Marco Hernández, L OBP: 0.362, SLG: 0.565										5	2	3	0	0	1	3								
3 Sandy León, S OBP: 0.274, SLG: 0.284										3	1	0	0	1	1	3								
Inning Stats	R: 2 E: 0 K: 0 S: 11	H: 3 LOB: 1 BB: 0 P: 17	R: 3 E: 0 K: 1 S: 18	H: 5 LOB: 2 BB: 0 P: 24	R: 0 E: 0 K: 1 S: 14	H: 2 LOB: 0 BB: 0 P: 25	R: 2 E: 0 K: 0 S: 16	H: 3 LOB: 2 BB: 1 P: 26	R: 0 E: 0 K: 0 S: 7	H: 0 LOB: 0 BB: 0 P: 11	R: 0 E: 0 K: 1 S: 7	H: 0 LOB: 1 BB: 1 P: 15	R: 1 E: 2 K: 0 S: 20	H: 1 LOB: 2 BB: 1 P: 30	R: 1 E: 0 K: 3 S: 16	H: 1 LOB: 1 BB: 1 P: 26	R: 1 E: 0 K: 0 S: 8	H: 1 LOB: 1 BB: 1 P: 15	1B: 12 2B: 3 HR: 0	SF: 2 SAC: 1 HBP: 0	WP: 0 PB: 0 SB: 1 CS: 0	PA: 49		
PITCHER	IP: 3.1 WLS: L BF: 23 ERA: 6.25	H: 13 R: 7 ER: 7 SO: 2	BB: 0 IBB: 0 HBP: 0 BLK: 0	WP: 0 HR: 0 S: 51 P: 78	ERA: 18.90 WHIP: 3.900	IP: 1.0 WLS: 5 BF: 5	H: 1 R: 1 ER: 1 SO: 0	BB: 1 IBB: 0 HBP: 0 BLK: 0	WP: 0 HR: 0 S: 8 P: 15	ERA: 9.00 WHIP: 2.000														
27 Jordan Zimmermann, R ERA: 6.25						50 Austin Adams, R ERA: 7.02																		
36 Blaine Hardy, L ERA: 4.0																								
66 Eduardo Jiménez, R ERA: 8.1																								
68 Daniel Stumpf, L ERA: 4.76																								
45 Buck Farmer, R ERA: 4.33																								

Boston Red Sox @ Detroit Tigers
Comerica Park, Detroit, MI
Sat Jul 06 2019, 8:16 PM - 12:06 AM EDT
Att: 28,114 - Cloudy - 76 F

AB 42
R 10
H 17
RBI 9
BB 4
SO 6
LOB 25



Batter	1	2	3	4	5	6	7	8	9	AB	R	H	RBI	BB	SO	LOB	BOTTOM							
22 Victor Reyes, S OBP: 0.280, SLG: 0.333										5	0	1	1	0	0	0								
9 Nick Castellanos, R OBP: 0.340, SLG: 0.465										5	0	1	0	0	2	1								
24 Miguel Cabrera, R OBP: 0.368, SLG: 0.399										5	0	2	0	0	2	1								
12 Brandon Dixon, R OBP: 0.269, SLG: 0.459										0	0	0	0	0	0	0								
14 Christin Stewart, L OBP: 0.314, SLG: 0.389										5	1	3	0	0	1	1								
46 Jeimer Candelario, S OBP: 0.309, SLG: 0.366										5	2	2	3	0	2	4								
30 Harold Castro, L OBP: 0.312, SLG: 0.388										4	0	3	0	1	0	1								
28 Niko Goodrum, S OBP: 0.319, SLG: 0.394										4	1	0	0	1	0	7								
29 Gordon Beckham, R OBP: 0.298, SLG: 0.397										4	1	1	0	0	2	6								
37 Bobby Wilson, R OBP: 0.172, SLG: 0.179										3	1	1	2	0	0	1								
55 John Hicks, R OBP: 0.232, SLG: 0.327										1	0	0	0	0	0	0								
Inning Stats	R: 0 E: 0 K: 1 S: 11	H: 0 LOB: 0 BB: 0 P: 16	R: 0 E: 0 K: 2 S: 18	H: 1 LOB: 1 BB: 1 P: 27	R: 0 E: 1 K: 1 S: 9	H: 1 LOB: 1 BB: 0 P: 9	R: 2 E: 0 K: 0 S: 16	H: 3 LOB: 1 BB: 0 P: 23	R: 0 E: 0 K: 0 S: 6	H: 0 LOB: 0 BB: 0 P: 10	R: 4 E: 0 K: 2 S: 26	H: 5 LOB: 1 BB: 0 P: 38	R: 0 E: 0 K: 1 S: 17	H: 3 LOB: 3 BB: 0 P: 24	R: 0 E: 0 K: 1 S: 9	H: 0 LOB: 0 BB: 0 P: 15	R: 0 E: 0 K: 0 S: 12	H: 1 LOB: 3 BB: 1 P: 21	1B: 10 2B: 0 3B: 2 HR: 2	SF: 0 SAC: 0 DP: 0 HBP: 0	WP: 1 PB: 0 SB: 0 CS: 0	PA: 43		
PITCHER	IP: 5.2 WLS: W BF: 27 ERA: 5.33	H: 6 R: 6 ER: 6 SO: 5	BB: 1 IBB: 0 HBP: 0 BLK: 0	WP: 1 HR: 2 S: 75 P: 106	ERA: 9.53 WHIP: 1.765	IP: 1.0 WLS: 5 BF: 5	H: 1 R: 0 ER: 0 SO: 0	BB: 1 IBB: 0 HBP: 0 BLK: 0	WP: 0 HR: 0 S: 12 P: 21	ERA: 0.00 WHIP: 2.000														
22 Rick Porcello, R ERA: 5.33						35 Steven Wright, R ERA: 4.5																		
54 Cotten Brewer, R ERA: 4.7																								
72 Josh Taylor, L ERA: 4.7																								
32 Matt Barnes, R ERA: 4.62																								
44 Brandon Workman, R ERA: 1.8																								

Boston Red Sox @ Detroit Tigers
Comerica Park, Detroit, MI
Sat Jul 06 2019, 8:16 PM - 12:06 AM EDT
Att: 28,114 - Cloudy - 76 F

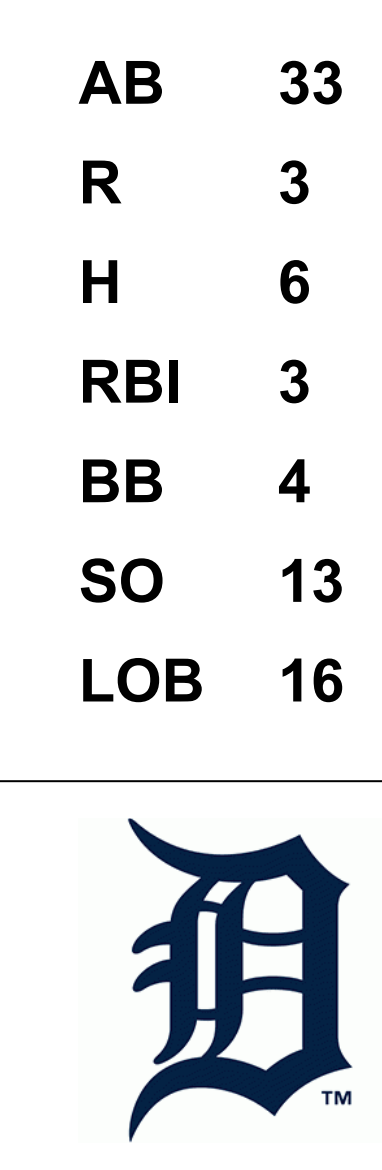
AB 41
R 6
H 14
RBI 6
BB 2
SO 9
LOB 22



Batter	1	2	3	4	5	6	7	8	9	AB R H RBI BB SO LOB	TOP		
50 Mookie Betts, R OBP: 0.392, SLG: 0.467										4 1 1 0 1 1 3	Boston Red Sox @ Detroit Tigers Comerica Park, Detroit, MI Sun Jul 07 2019, 1:11 PM - 4:40 PM EDT Att: 23,187 - Partly Cloudy - 77 F		
11 Rafael Devers, L OBP: 0.377, SLG: 0.546										5 0 0 0 0 1 4			
2 Xander Bogaerts, R OBP: 0.384, SLG: 0.535										4 1 1 2 0 1 0			
28 J.D. Martinez, R OBP: 0.376, SLG: 0.541										3 2 2 0 1 1 0			
16 Andrew Benintendi, L OBP: 0.351, SLG: 0.433										4 0 1 1 0 1 2			
7 Christian Vázquez, R OBP: 0.332, SLG: 0.520										4 1 1 2 0 0 3			
19 Jackie Bradley Jr., L OBP: 0.333, SLG: 0.398										4 0 1 0 0 1 0			
23 Michael Chavis, R OBP: 0.332, SLG: 0.467										4 0 0 0 0 2 1			
40 Marco Hernández, L OBP: 0.373, SLG: 0.560										4 1 2 0 0 0 1			
Inning Stats	R: 0 H: 0 E: 0 K: 0 S: 9	H: 0 R: 2 ER: 1 LOB: 2 P: 14	H: 3 R: 1 ER: 0 LOB: 0 P: 27	H: 0 R: 0 ER: 0 LOB: 0 P: 13	H: 0 R: 0 ER: 0 LOB: 0 P: 12	H: 3 R: 3 ER: 0 LOB: 2 P: 28	H: 0 R: 0 ER: 0 LOB: 0 P: 11	H: 1 R: 0 ER: 0 LOB: 0 P: 18	H: 1 R: 0 ER: 0 LOB: 1 P: 15	1B: 6 2B: 3 3B: 0 HR: 1	SF: 0 SAC: 0 DP: 1 HBP: 0	WP: 2 PA: 38 PB: 0 SB: 1 CS: 0	
PITCHER	IP WLS BF H R ER SO BB IBB HBP BLK WP HR S P ERA WHIP											PITCHER	IP WLS BF H R ER SO BB IBB HBP BLK WP HR S P ERA WHIP
65 Gregory Soto, L ERA: 8.14	2.0 L 10 3 2 2 1 0 0 0 0 0 0 1 28 41 9.00 1.500												
63 Nick Ramirez, L ERA: 4.85	3.0 14 3 3 3 4 1 1 0 0 1 0 33 53 9.00 1.333												
67 José Cisnero, R ERA: 3.0	2.0 6 1 0 0 1 0 0 0 0 0 0 19 29 0.00 0.500												
66 Eduardo Jiménez, R ERA: 8.31	1.0 4 1 1 1 0 0 0 0 0 1 0 11 15 9.00 1.000												
77 Joe Jiménez, R ERA: 4.81	1.0 4 1 0 0 2 0 0 0 0 1 0 9 14 0.00 1.000												

Batter	1	2	3	4	5	6	7	8	9	AB R H RBI BB SO LOB	BOTTOM		
22 Victor Reyes, S OBP: 0.300, SLG: 0.296										3 2 0 0 2 2 2	Boston Red Sox @ Detroit Tigers Comerica Park, Detroit, MI Sun Jul 07 2019, 1:11 PM - 4:40 PM EDT Att: 23,187 - Partly Cloudy - 77 F		
9 Nick Castellanos, R OBP: 0.342, SLG: 0.498										4 0 2 1 0 1 2			
24 Miguel Cabrera, R OBP: 0.367, SLG: 0.398										1 0 0 0 0 1 1			
29 Gordon Beckham, R OBP: 0.292, SLG: 0.388										3 0 0 0 0 2 3			
12 Brandon Dixon, R OBP: 0.274, SLG: 0.473										3 1 1 2 1 2 1			
46 Jeimer Candelario, S OBP: 0.308, SLG: 0.360										3 0 0 0 1 0 2			
28 Niko Goodrum, S OBP: 0.315, SLG: 0.389										4 0 0 0 0 2 2			
14 Christin Stewart, L OBP: 0.313, SLG: 0.396										4 0 1 0 0 1 0			
55 John Hicks, R OBP: 0.232, SLG: 0.326										4 0 1 0 0 2 2			
7 Jordy Mercer, R OBP: 0.256, SLG: 0.304										4 0 1 0 0 0 1			
Inning Stats	R: 1 H: 1 E: 0 K: 2 S: 14	H: 0 R: 0 ER: 0 LOB: 0 P: 16	H: 1 R: 0 ER: 0 LOB: 1 P: 22	H: 1 R: 0 ER: 0 LOB: 1 P: 22	H: 1 R: 0 ER: 0 LOB: 1 P: 25	H: 1 R: 0 ER: 0 LOB: 0 P: 14	H: 0 R: 0 ER: 0 LOB: 0 P: 12	H: 0 R: 0 ER: 0 LOB: 0 P: 16	H: 1 R: 2 ER: 1 LOB: 1 P: 34	H: 1 R: 0 ER: 0 LOB: 1 P: 26	1B: 3 2B: 2 3B: 0 HR: 1	SF: 0 SAC: 0 DP: 0 HBP: 0	WP: 0 PA: 37 PB: 0 SB: 0 CS: 0
PITCHER	IP WLS BF H R ER SO BB IBB HBP BLK WP HR S P ERA WHIP											PITCHER	IP WLS BF H R ER SO BB IBB HBP BLK WP HR S P ERA WHIP
10 David Price, L ERA: 3.24	5.0 W 21 4 1 1 6 2 0 0 0 0 0 66 99 1.80 1.200												
72 Josh Taylor, L ERA: 4.15	2.0 6 0 0 0 4 0 0 0 0 0 0 18 28 0.00 0.000												
70 Ryan Brasier, R ERA: 3.58	0.2 5 1 2 2 2 2 0 0 0 0 1 14 28 27.00 4.500												
44 Brandon Workman, R ERA: 1.79	0.1 H 1 0 0 0 0 0 0 0 0 0 0 3 6 0.00 0.000												
37 Heath Hembree, R ERA: 2.64	1.0 S 4 1 0 0 1 0 0 0 0 0 0 18 26 0.00 1.000												

AB 36
R 6
H 9
RBI 5
BB 2
SO 8
LOB 14



Batter	1	2	3	4	5	6	7	8	9	AB	R	H	RBI	BB	SO	LOB	TOP																	
22 Victor Reyes, S OBP: 0.371, SLG: 0.387										4	2	3	1	1	1	0																		
9 Nick Castellanos, R OBP: 0.342, SLG: 0.499										4	1	1	1	1	1	2																		
24 Miguel Cabrera, R OBP: 0.364, SLG: 0.394										5	1	1	1	0	0	1																		
12 Brandon Dixon, R OBP: 0.279, SLG: 0.476										3	0	1	1	1	2	1																		
46 Jeimer Candelario, S OBP: 0.307, SLG: 0.358										4	0	1	1	0	1	3																		
28 Niko Goodrum, S OBP: 0.311, SLG: 0.384										4	0	0	0	0	4	4																		
14 Christin Stewart, L OBP: 0.316, SLG: 0.392										4	1	2	0	0	0	2																		
55 John Hicks, R OBP: 0.232, SLG: 0.320										3	0	0	0	1	1	1																		
7 Jordy Mercer, R OBP: 0.244, SLG: 0.289										4	0	0	0	0	0	3																		
Inning Stats	R: 1 E: 0 K: 2 S: 16	H: 2 LOB: 1 BB: 0 P: 24	R: 0 E: 0 K: 1 S: 12	H: 1 LOB: 1 BB: 1 P: 16	R: 3 E: 1 K: 1 S: 17	H: 3 LOB: 1 BB: 1 P: 28	R: 0 E: 0 K: 0 S: 12	H: 0 LOB: 1 BB: 0 P: 19	R: 0 E: 0 K: 2 S: 11	H: 1 LOB: 1 BB: 0 P: 16	R: 1 E: 0 K: 0 S: 12	H: 2 LOB: 1 BB: 0 P: 16	R: 0 E: 0 K: 1 S: 9	H: 0 LOB: 1 BB: 1 P: 18	R: 0 E: 0 K: 1 S: 7	H: 0 LOB: 0 BB: 0 P: 9	R: 0 E: 0 K: 2 S: 10	H: 0 LOB: 0 BB: 0 P: 13	1B: 5 2B: 4 3B: 0 HR: 0	SF: 0 SAC: 0 DP: 2 HBP: 0	WP: 1 PB: 0 SB: 0 CS: 0	PA: 39												
PITCHER	IP WLS BF H R ER SO BB IBB HBP BLK WP HR S P ERA WHIP																																	
41 Danny Duffy, L ERA: 4.64	(1, 1)	2.0	13	6	4	4	3	2	0	0	0	0	1	0	37	56	18.00	4.000																
26 Jorge López, R ERA: 6.35	(3, 1)	3.0	11	1	0	0	3	1	0	0	0	0	0	0	31	47	0.00	0.667																
61 Kevin McCarthy, R ERA: 5.26	(6, 1)	1.0	B	5	2	1	0	0	0	0	0	0	0	0	12	16	9.00	2.000																
68 Jake Newberry, R ERA: 3.48	(7, 1)	1.0	W	4	0	0	0	1	0	0	0	0	0	9	18	0.00	1.000																	
40 Jake Diekman, L ERA: 4.93	(8, 1)	1.0	H	3	0	0	0	0	0	0	0	0	0	7	9	0.00	0.000																	

Detroit Tigers @ Kansas City Royals
 Kauffman Stadium, Kansas City, MO
 Fri Jul 12 2019, 7:17 PM - 10:23 PM CDT
 Att: 25,059 - Clear - 86 F

AB	35
R	5
H	9
RBI	5
BB	4
SO	10
LOB	17



Batter	1	2	3	4	5	6	7	8	9	AB	R	H	RBI	BB	SO	LOB	BOTTOM																	
15 Whit Merrifield, R OBP: 0.356, SLG: 0.496										3	2	1	0	1	1	1																		
27 Adalberto Mondesi, S OBP: 0.266, SLG: 0.441										4	0	1	0	0	2	0																		
4 Alex Gordon, L OBP: 0.354, SLG: 0.445										1	1	0	1	2	0	0																		
17 Hunter Dozier, R OBP: 0.362, SLG: 0.524										4	0	0	0	0	1	3																		
12 Jorge Soler, R OBP: 0.310, SLG: 0.509										4	2	2	2	0	1	1																		
19 Cheslor Cuthbert, R OBP: 0.313, SLG: 0.450										4	1	1	2	0	0	0																		
11 Bubba Starling, R OBP: 0.283, SLG: 0.316										3	1	0	0	1	1	0																		
1 Nicky Lopez, L OBP: 0.283, SLG: 0.316										4	0	3	0	0	0	0																		
16 Martín Maldonado, R OBP: 0.292, SLG: 0.363										4	1	1	1	0	0	3																		
Inning Stats	R: 1 E: 0 K: 0 S: 11	H: 1 LOB: 1 BB: 1 P: 17	R: 1 E: 1 K: 0 S: 10	H: 1 LOB: 1 BB: 1 P: 16	R: 3 E: 0 K: 1 S: 12	H: 2 LOB: 0 BB: 1 P: 23	R: 0 E: 0 K: 1 S: 7	H: 1 LOB: 0 BB: 0 P: 11	R: 0 E: 0 K: 1 S: 10	H: 0 LOB: 0 BB: 0 P: 15	R: 0 E: 0 K: 1 S: 9	H: 0 LOB: 0 BB: 0 P: 11	R: 2 E: 0 K: 2 S: 16	H: 2 LOB: 1 BB: 1 P: 27	R: 1 E: 0 K: 0 S: 11	H: 2 LOB: 1 BB: 0 P: 17	R: 0 E: 0 K: 2 S: 10	H: 0 LOB: 0 BB: 0 P: 13	1B: 3 2B: 3 3B: 0 HR: 3	SF: 1 SAC: 0 DP: 1 HBP: 0	WP: 1 PB: 0 SB: 2 CS: 1	PA: 36												
PITCHER	IP WLS BF H R ER SO BB IBB HBP BLK WP HR S P ERA WHIP																																	
56 Spencer Turnbull, R ERA: 3.59	(1, 1)	3.0	16	4	5	4	1	3	0	0	0	0	0	0	33	56	12.00	2.333																
65 Gregory Soto, L ERA: 7.24	(4, 1)	3.0	9	1	0	0	3	0	0	0	0	0	0	26	37	0.00	0.333																	
36 Blaine Hardy, L ERA: 4.42	(7, 1)	0.2	L	5	2	2	2	1	0	0	0	1	1	13	24	27.00	4.500																	
45 Buck Farmer, R ERA: 4.29	(7, 1)	0.1	1	0	0	0	1	0	0	0	0	0	0	3	3	0.00	0.000																	
67 José Cisnero, R ERA: 3.6	(8, 1)	1.0	5	2	1	1	0	0	0	0	0	0	1	11	17	9.00	2.000																	

Detroit Tigers @ Kansas City Royals
 Kauffman Stadium, Kansas City, MO
 Fri Jul 12 2019, 7:17 PM - 10:23 PM CDT
 Att: 25,059 - Clear - 86 F

AB	31
R	8
H	9
RBI	6
BB	4
SO	6
LOB	8



Batter	1	2	3	4	5	6	7	8	9	AB	R	H	RBI	BB	SO	LOB	TOP					
22 Victor Reyes, S OBP: 0.333, SLG: 0.343										4	0	0	0	0	1	2						
9 Nick Castellanos, R OBP: 0.339, SLG: 0.463										4	0	0	0	0	0	0						
24 Miguel Cabrera, R OBP: 0.360, SLG: 0.389										4	0	0	0	0	1	0						
14 Christin Stewart, L OBP: 0.312, SLG: 0.386										4	0	0	0	0	3	0						
12 Brandon Dixon, R OBP: 0.279, SLG: 0.474										3	1	1	0	0	1	0						
46 Jeimer Candelario, S OBP: 0.339, SLG: 0.363										3	0	0	0	0	1	1						
30 Harold Castro, L OBP: 0.313, SLG: 0.406										3	0	1	1	0	0	0						
37 Bobby Wilson, R OBP: 0.161, SLG: 0.167										2	0	0	0	0	0	1						
55 John Hicks, R OBP: 0.237, SLG: 0.324										1	0	1	0	0	0	0						
7 Jordy Mercer, R OBP: 0.247, SLG: 0.291										3	0	1	0	0	1	0						
Inning Stats	R: 0 E: 0 K: 2 S: 12	H: 0 LOB: 0 BB: 0 P: 15	R: 1 E: 0 K: 2 S: 14	H: 2 LOB: 1 BB: 0 P: 19	R: 0 E: 0 K: 0 S: 9	H: 0 LOB: 0 BB: 0 P: 12	R: 0 E: 0 K: 1 S: 7	H: 0 LOB: 0 BB: 0 P: 9	R: 0 E: 0 K: 1 S: 6	H: 0 LOB: 0 BB: 0 P: 6	R: 0 E: 0 K: 1 S: 9	H: 0 LOB: 0 BB: 0 P: 11	R: 0 E: 0 K: 1 S: 10	H: 0 LOB: 0 BB: 0 P: 13	R: 0 E: 0 K: 0 S: 15	H: 2 LOB: 2 BB: 0 P: 19	R: 0 E: 0 K: 1 S: 9	H: 0 LOB: 0 BB: 0 P: 12	1B: 3 2B: 0 3B: 1 HR: 0	SF: 0 SAC: 0 DP: 0 HBP: 0	WP: 0 PB: 0 SB: 0 CS: 0	PA: 31
PITCHER	IP WLS BF H R ER SO BB IBB HBP BLK WP HR S P ERA WHIP	IP WLS BF H R ER SO BB IBB HBP BLK WP HR S P ERA WHIP															IP WLS BF H R ER SO BB IBB HBP BLK WP HR S P ERA WHIP					
56 Brad Keller, R ERA: 4.25	8.0	W	28	4	1	1	7	0	0	0	0	0	0	0	0	82	104	1.12	0.500			
31 Ian Kennedy, R ERA: 3.41	1.0	S	3	0	0	0	1	0	0	0	0	0	0	0	0	9	12	0.00	0.000			

Detroit Tigers @ Kansas City Royals
Kauffman Stadium, Kansas City, MO
Sat Jul 13 2019, 6:17 PM - 8:40 PM CDT
Att: 27,551 - Clear - 90 F

AB 31
R 1
H 4
RBI 1
BB 0
SO 8
LOB 4



Batter	1	2	3	4	5	6	7	8	9	AB	R	H	RBI	BB	SO	LOB	BOTTOM			
15 Whit Merrifield, R OBP: 0.360, SLG: 0.497										3	1	2	0	1	1	0				
27 Adalberto Mondesi, S OBP: 0.293, SLG: 0.437										3	0	0	0	0	2	2				
4 Alex Gordon, L OBP: 0.356, SLG: 0.444										3	1	1	0	1	1	1				
17 Hunter Dozier, R OBP: 0.361, SLG: 0.523										4	1	1	0	0	1	3				
12 Jorge Soler, R OBP: 0.314, SLG: 0.509										2	1	1	0	2	0	0				
6 Billy Hamilton, S OBP: 0.284, SLG: 0.271										0	0	0	0	0	0	0				
19 Cheslor Cuthbert, R OBP: 0.312, SLG: 0.444										4	0	1	2	0	1	4				
11 Bubba Starling, R OBP: 0.286, SLG: 0.167										3	0	1	1	0	1	2				
1 Nicky Lopez, L OBP: 0.284, SLG: 0.316										3	0	1	1	0	1	0				
16 Martin Maldonado, R OBP: 0.288, SLG: 0.359										3	0	0	0	0	2	2				
Inning Stats	R: 0 E: 0 K: 1 S: 7	H: 1 LOB: 0 BB: 0 P: 8	R: 0 E: 0 K: 2 S: 9	H: 0 LOB: 0 BB: 0 P: 13	R: 0 E: 0 K: 2 S: 12	H: 0 LOB: 0 BB: 0 P: 16	R: 0 E: 0 K: 2 S: 7	H: 0 LOB: 0 BB: 0 P: 11	R: 2 E: 0 K: 1 S: 20	H: 3 LOB: 1 BB: 1 P: 32	R: 2 E: 0 K: 1 S: 12	H: 1 LOB: 1 BB: 0 P: 16	R: 0 E: 0 K: 0 S: 10	H: 2 LOB: 2 BB: 0 P: 13	R: 0 E: 0 K: 0 S: 10	H: 2 LOB: 2 BB: 0 P: 13	1B: 7 2B: 1 3B: 0 HR: 0	SF: 0 SAC: 1 DP: 3 HBP: 0	WP: 0 PB: 0 SB: 0 CS: 0	PA: 33
PITCHER	IP WLS BF H R ER SO BB IBB HBP BLK WP HR S P ERA WHIP	IP WLS BF H R ER SO BB IBB HBP BLK WP HR S P ERA WHIP															IP WLS BF H R ER SO BB IBB HBP BLK WP HR S P ERA WHIP			
48 Matthew Boyd, L ERA: 3.95	7.0	L	29	6	4	4	10	4	0	0	0	0	0	0	0	75	109	5.14	1.429	
77 Joe Jiménez, R ERA: 4.67	1.0		4	2	0	0	0	0	0	0	0	0	0	0	10	13	0.00	2.000		

Detroit Tigers @ Kansas City Royals
Kauffman Stadium, Kansas City, MO
Sat Jul 13 2019, 6:17 PM - 8:40 PM CDT
Att: 27,551 - Clear - 90 F

AB 28
R 4
H 8
RBI 4
BB 4
SO 10
LOB 14



Batter	1	2	3	4	5	6	7	8	9	AB	R	H	RBI	BB	SO	LOB	TOP					
22 Victor Reyes, S OBP: 0.340, SLG: 0.356			L9		F7		K			5	0	2	0	0	1	1						
30 Harold Castro, L OBP: 0.333, SLG: 0.440			SF7		G4-1				L9	4	0	2	1	0	0	1						
24 Miguel Cabrera, R OBP: 0.354, SLG: 0.383			P2		F8		K		K	5	0	0	0	0	2	3						
9 Nick Castellanos, R OBP: 0.342, SLG: 0.463					G4-3				K	3	1	1	0	2	1	1						
46 Jeimer Candelario, S OBP: 0.304, SLG: 0.371			F8		HR		G5-3			4	1	1	1	0	0	5						
14 Christin Stewart, L OBP: 0.363, SLG: 0.409			HR		HR		28 1B		28 G1-6-3	2	1	1	2	2	0	0						
28 Niko Goodrum, S OBP: 0.318, SLG: 0.389			K		K		1B		G1-6-3	4	0	1	0	0	1	1						
55 John Hicks, R OBP: 0.236, SLG: 0.319			F8		F8		F3		F8	4	0	0	0	0	0	2						
7 Jordy Mercer, R OBP: 0.268, SLG: 0.389			22 LG 30 SF7		HR		K		HR	4	3	3	2	0	1	2						
Inning Stats	R: 0 H: 2 E: 0 K: 0 S: 14	H: 2 BB: 1 P: 21	R: 0 H: 0 E: 0 K: 0 S: 7	LOB: 0 BB: 0 P: 10	R: 1 H: 1 E: 0 K: 0 S: 8	LOB: 0 BB: 0 P: 13	R: 2 H: 2 E: 0 K: 1 S: 11	LOB: 0 BB: 0 P: 17	R: 1 H: 1 E: 0 K: 0 S: 7	LOB: 0 BB: 0 P: 10	R: 1 H: 2 E: 0 K: 1 S: 12	LOB: 2 BB: 1 P: 21	R: 0 H: 1 E: 0 K: 2 S: 10	LOB: 1 BB: 1 P: 17	R: 0 H: 0 E: 0 K: 0 S: 7	LOB: 0 BB: 0 P: 12	R: 1 H: 2 E: 0 K: 2 S: 12	LOB: 1 BB: 0 P: 15	1B: 5 2B: 2 3B: 0 HR: 4	SF: 1 SAC: 0 DP: 1 HBP: 0	WP: 0 PB: 0 SB: 0 CS: 0	PA: 40
PITCHER	IP: 5.1 WLS: 2 BF: 23 ERA: 5.4	H: 7 R: 5 ER: 5 SO: 1	BB: 1 IBB: 0 HBP: 0 BLK: 0	WP: 0 HR: 3 S: 51 P: 77	ERA: 8.44 WHIP: 1.500	PITCHER	IP: 1.0 WLS: 5 BF: 2 ERA: 2.29	H: 2 R: 1 ER: 1 SO: 2	BB: 0 IBB: 0 HBP: 0 BLK: 0	WP: 0 HR: 1 S: 12 P: 15	ERA: 9.00 WHIP: 2.000											

Detroit Tigers @ Cleveland Indians
 Progressive Field, Cleveland, OH
 Mon Jul 15 2019, 7:12 PM - 10:59 PM EDT
 Att: 15,735 - Clear - 86 F

AB	35
R	6
H	11
RBI	6
BB	4
SO	6
LOB	16



Batter	1	2	3	4	5	6	7	8	9	AB	R	H	RBI	BB	SO	LOB	BOTTOM			
12 Francisco Lindor, S OBP: 0.346, SLG: 0.492					G6-3		L8			5	0	2	0	0	1	1				
35 Oscar Mercado, R OBP: 0.332, SLG: 0.454			L9		HR		HR		G5-3	5	2	3	2	0	0	3				
41 Carlos Santana, S OBP: 0.413, SLG: 0.543			K		G5-3		11 2B		K	5	1	1	0	0	3	2				
8 Jordan Luplow, R OBP: 0.327, SLG: 0.480			F9		K		11 2B		11 2B	4	1	1	0	0	2	1				
11 José Ramírez, S OBP: 0.311, SLG: 0.360			G3		G4-3		40 G3		1-H 2H	4	0	2	2	0	0	0				
40 Bobby Bradley, L OBP: 0.245, SLG: 0.356			K		K		G3		G3	4	0	0	0	0	1	1				
55 Roberto Pérez, R OBP: 0.350, SLG: 0.519			6 HR		BB		L6		L6	2	2	1	0	2	0	1				
6 Mike Freeman, L OBP: 0.379, SLG: 0.459			K		K		F7		F7	4	2	2	2	0	1	2				
30 Tyler Naquin, L OBP: 0.316, SLG: 0.477			K		K		12 1B		K	4	0	2	2	0	2	1				
Inning Stats	R: 0 H: 1 E: 0 K: 3 S: 11	H: 4 LOB: 2 BB: 1 P: 14	R: 2 H: 0 E: 0 K: 0 S: 15	LOB: 1 BB: 1 P: 26	R: 0 H: 0 E: 0 K: 1 S: 7	LOB: 0 BB: 0 P: 9	R: 0 H: 0 E: 0 K: 3 S: 10	LOB: 1 BB: 1 P: 17	R: 1 H: 1 E: 0 K: 1 S: 9	LOB: 0 BB: 0 P: 13	R: 2 H: 3 E: 0 K: 0 S: 12	LOB: 1 BB: 0 P: 15	R: 3 H: 4 E: 0 K: 0 S: 15	LOB: 1 BB: 0 P: 22	R: 0 H: 1 E: 0 K: 2 S: 11	LOB: 0 BB: 0 P: 16	1B: 9 2B: 2 3B: 0 HR: 3	SF: 0 SAC: 0 DP: 0 HBP: 0	WP: 1 PB: 0 SB: 1 CS: 0	PA: 39
PITCHER	IP: 5.2 WLS: 1 BF: 26 ERA: 5.14	H: 8 R: 5 ER: 5 SO: 8	BB: 2 IBB: 0 HBP: 0 BLK: 0	WP: 0 HR: 2 S: 60 P: 89	ERA: 7.94 WHIP: 1.765	PITCHER	IP: 1.0 WLS: 1 BF: 1 ERA: 4.50	H: 1 R: 0 ER: 0 SO: 1	BB: 0 IBB: 0 HBP: 0 BLK: 0	WP: 0 HR: 1 S: 7 P: 14	ERA: 81.00 WHIP: 12.000									

Detroit Tigers @ Cleveland Indians
 Progressive Field, Cleveland, OH
 Mon Jul 15 2019, 7:12 PM - 10:59 PM EDT
 Att: 15,735 - Clear - 86 F

AB	37
R	8
H	14
RBI	8
BB	2
SO	10
LOB	12




Batter	1	2	3	4	5	6	7	8	9	AB	R	H	RBI	BB	SO	LOB	TOP								
22 Victor Reyes, S OBP: 0.328, SLG: 0.327										4	0	1	0	0	2	1	Detroit Tigers @ Cleveland Indians Progressive Field, Cleveland, OH Wed Jul 17 2019, 7:11 PM - 10:09 PM EDT Att: 18,894 - Clear - 81 F								
30 Harold Castro, L OBP: 0.323, SLG: 0.423										4	0	1	0	0	3	1									
24 Miguel Cabrera, R OBP: 0.350, SLG: 0.380										4	0	1	0	0	2	1									
9 Nick Castellanos, R OBP: 0.344, SLG: 0.473										4	2	2	1	0	1	2									
14 Christin Stewart, L OBP: 0.318, SLG: 0.399										3	0	0	0	1	2	1									
46 Jeimer Candelario, S OBP: 0.334, SLG: 0.365										3	0	1	1	1	1	1									
12 Brandon Dixon, R OBP: 0.278, SLG: 0.463										4	0	1	0	0	2	1									
55 John Hicks, R OBP: 0.231, SLG: 0.312										4	0	0	0	0	1	3									
29 Gordon Beckham, R OBP: 0.282, SLG: 0.392										4	0	0	0	0	3	4									
Inning Stats	R: 0 E: 0 K: 3 S: 14	H: 1 LOB: 1 BB: 0 P: 19	R: 0 E: 0 K: 3 S: 16	H: 1 LOB: 2 BB: 1 P: 24	R: 0 E: 0 K: 1 S: 12	H: 1 LOB: 0 BB: 0 P: 16	R: 0 E: 0 K: 2 S: 7	H: 0 LOB: 0 BB: 0 P: 12	R: 0 E: 0 K: 1 S: 9	H: 1 LOB: 1 BB: 0 P: 14	R: 1 E: 0 K: 1 S: 10	H: 2 LOB: 2 BB: 0 P: 15	R: 0 E: 1 K: 1 S: 7	H: 0 LOB: 1 BB: 0 P: 12	R: 1 E: 0 K: 2 S: 10	H: 1 LOB: 0 BB: 0 P: 14	R: 0 E: 0 K: 2 S: 10	H: 0 LOB: 1 BB: 1 P: 14	1B: 4 2B: 2 3B: 0 HR: 1	SF: 0 SAC: 0 DP: 0 HBP: 0	WP: 0 PB: 0 SB: 0 CS: 0	PA: 36			
PITCHER	IP	WLS	BF	H	R	ER	SO	BB	IBB	HBP	BLK	WP	HR	S	P	ERA	WHIP								
52 Mike Clevinger, R ERA: 3.57	6.0	W	24	6	1	1	12	1	0	0	0	0	0	68	100	1.50	1.167								
90 Adam Cimber, R ERA: 2.8	0.2	H	3	0	0	0	0	0	0	0	0	0	0	3	5	0.00	0.000								
39 Oliver Pérez, L ERA: 3.24	0.2	H	2	0	0	0	2	0	0	0	0	0	0	7	11	0.00	0.000								
62 Nick Wittgren, R ERA: 3.19	1.2	S	7	1	1	1	3	1	0	0	0	0	1	17	24	5.40	1.200								

Batter	1	2	3	4	5	6	7	8	9	AB	R	H	RBI	BB	SO	LOB	BOTTOM									
12 Francisco Lindor, S OBP: 0.347, SLG: 0.500										3	1	1	1	1	0	1	Detroit Tigers @ Cleveland Indians Progressive Field, Cleveland, OH Wed Jul 17 2019, 7:11 PM - 10:09 PM EDT Att: 18,894 - Clear - 81 F									
35 Óscar Mercado, R OBP: 0.338, SLG: 0.466										4	0	1	2	0	0	0										
41 Carlos Santana, S OBP: 0.407, SLG: 0.536										4	1	1	0	0	0	2										
22 Jason Kipnis, L OBP: 0.297, SLG: 0.368										4	1	1	1	0	1	2										
11 José Ramírez, S OBP: 0.314, SLG: 0.370										4	2	3	0	0	0	0										
10 Jake Bauers, L OBP: 0.309, SLG: 0.398										2	0	0	0	0	1	1										
8 Jordan Luplow, R OBP: 0.330, SLG: 0.490										1	0	0	0	0	0	1										
1 Greg Allen, S OBP: 0.287, SLG: 0.430										1	0	1	2	0	0	0										
55 Roberto Pérez, R OBP: 0.339, SLG: 0.500										4	0	0	0	0	0	3										
6 Mike Freeman, L OBP: 0.396, SLG: 0.468										3	1	2	1	1	1	0										
30 Tyler Naquin, L OBP: 0.325, SLG: 0.497										4	1	2	0	0	0	3										
Inning Stats	R: 0 E: 1 K: 0 S: 7	H: 0 LOB: 1 BB: 0 P: 11	R: 0 E: 0 K: 1 S: 8	H: 0 LOB: 0 BB: 0 P: 11	R: 2 E: 0 K: 0 S: 14	H: 3 LOB: 1 BB: 1 P: 23	R: 0 E: 0 K: 0 S: 7	H: 1 LOB: 0 BB: 0 P: 11	R: 0 E: 0 K: 1 S: 9	H: 1 LOB: 0 BB: 0 P: 11	R: 0 E: 0 K: 1 S: 8	H: 0 LOB: 0 BB: 0 P: 13	R: 1 E: 0 K: 0 S: 9	H: 2 LOB: 1 BB: 0 P: 17	R: 4 E: 0 K: 0 S: 22	H: 5 LOB: 2 BB: 1 P: 36	1B: 8 2B: 4 3B: 0 HR: 1	SF: 0 SAC: 0 DP: 2 HBP: 0	WP: 0 PB: 0 SB: 1 CS: 2	PA: 36						
PITCHER	IP	WLS	BF	H	R	ER	SO	BB	IBB	HBP	BLK	WP	HR	S	P	ERA	WHIP									
56 Spencer Turnbull, R ERA: 3.85	6.0	L	23	6	3	3	3	1	0	0	0	0	0	6	11	0.00	1.000									
63 Nick Ramirez, L ERA: 4.6	1.0		4	1	0	0	0	0	0	0	0	0	0	1	12	17	108.00	12.000								
77 Joe Jiménez, R ERA: 5.66	0.1		5	4	4	4	0	0	0	0	0	0	1	12	17	108.00	12.000									
26 Zac Reinerger, R ERA: 7.71	0.2		4	1	0	0	0	1	0	0	0	0	0	10	19	0.00	3.000									

AB	34
R	2
H	7
RBI	2
BB	2
SO	17
LOB	15



AB	34
R	7
H	12
RBI	7
BB	2
SO	3
LOB	13



Batter	1	2	3	4	5	6	7	8	9	AB	R	H	RBI	BB	SO	LOB	TOP							
5 Eric Sogard, L (1, 10) OBP: 0.370, SLG: 0.494										5	1	2	0	0	1	0								
16 Freddy Galvis, S (1, 6) OBP: 0.311, SLG: 0.457										5	1	3	0	0	0	0								
13 Lourdes Gurriel Jr., R (1, 7) OBP: 0.333, SLG: 0.585										5	1	1	1	0	1	2								
15 Randal Grichuk, R (1, 9) OBP: 0.294, SLG: 0.416										3	1	1	0	1	0	2								
27 Vladimir Guerrero Jr., R (1, 5) OBP: 0.324, SLG: 0.405										4	1	2	4	0	1	2								
9 Danny Jansen, R (1, 2) OBP: 0.283, SLG: 0.363										4	0	0	0	0	1	1								
8 Cavan Biggio, L (1, 4) OBP: 0.351, SLG: 0.375										3	0	0	0	1	2	1								
37 Teoscar Hernández, R (1, 8) OBP: 0.282, SLG: 0.408										4	1	2	0	0	1	1								
3 Brandon Drury, R (1, 3) OBP: 0.265, SLG: 0.386										4	1	1	2	0	1	3								
Inning Stats	R: 1 E: 0 K: 0 S: 8	H: 2 LOB: 1 BB: 0 P: 9	R: 0 E: 0 K: 1 S: 8	H: 0 LOB: 1 BB: 1 P: 12	R: 0 E: 0 K: 2 S: 11	H: 1 LOB: 1 BB: 0 P: 19	R: 0 E: 0 K: 2 S: 13	H: 2 LOB: 2 BB: 0 P: 18	R: 4 E: 0 K: 2 S: 16	H: 3 LOB: 0 BB: 1 P: 24	R: 2 E: 0 K: 1 S: 14	H: 3 LOB: 0 BB: 0 P: 21	R: 0 E: 0 K: 1 S: 16	H: 1 LOB: 0 BB: 0 P: 19	R: 0 E: 0 K: 1 S: 10	H: 0 LOB: 0 BB: 0 P: 16	R: 0 E: 0 K: 0 S: 7	H: 0 LOB: 0 BB: 0 P: 10	1B: 7 2B: 4 3B: 0 HR: 2	SF: 0 SAC: 0 DP: 1 HBP: 0	WP: 0 PB: 0 SB: 0 CS: 1	PA: 39		
PITCHER	IP WLS BF H R ER SO BB IBB HBP BLK WP HR S P ERA WHIP	IP WLS BF H R ER SO BB IBB HBP BLK WP HR S P ERA WHIP	IP WLS BF H R ER SO BB IBB HBP BLK WP HR S P ERA WHIP	IP WLS BF H R ER SO BB IBB HBP BLK WP HR S P ERA WHIP	IP WLS BF H R ER SO BB IBB HBP BLK WP HR S P ERA WHIP	IP WLS BF H R ER SO BB IBB HBP BLK WP HR S P ERA WHIP	IP WLS BF H R ER SO BB IBB HBP BLK WP HR S P ERA WHIP	IP WLS BF H R ER SO BB IBB HBP BLK WP HR S P ERA WHIP	IP WLS BF H R ER SO BB IBB HBP BLK WP HR S P ERA WHIP	IP WLS BF H R ER SO BB IBB HBP BLK WP HR S P ERA WHIP	IP WLS BF H R ER SO BB IBB HBP BLK WP HR S P ERA WHIP	IP WLS BF H R ER SO BB IBB HBP BLK WP HR S P ERA WHIP	IP WLS BF H R ER SO BB IBB HBP BLK WP HR S P ERA WHIP	IP WLS BF H R ER SO BB IBB HBP BLK WP HR S P ERA WHIP	IP WLS BF H R ER SO BB IBB HBP BLK WP HR S P ERA WHIP	IP WLS BF H R ER SO BB IBB HBP BLK WP HR S P ERA WHIP	IP WLS BF H R ER SO BB IBB HBP BLK WP HR S P ERA WHIP	IP WLS BF H R ER SO BB IBB HBP BLK WP HR S P ERA WHIP	IP WLS BF H R ER SO BB IBB HBP BLK WP HR S P ERA WHIP	IP WLS BF H R ER SO BB IBB HBP BLK WP HR S P ERA WHIP	IP WLS BF H R ER SO BB IBB HBP BLK WP HR S P ERA WHIP	IP WLS BF H R ER SO BB IBB HBP BLK WP HR S P ERA WHIP	IP WLS BF H R ER SO BB IBB HBP BLK WP HR S P ERA WHIP	IP WLS BF H R ER SO BB IBB HBP BLK WP HR S P ERA WHIP
44 Daniel Norris, L (1, 1) ERA: 5.02	4.0	18	5	1	1	3	1	0	0	0	0	0	0	40	58	2.25	1.500							
65 Gregory Soto, L (5, 1) ERA: 8.69	1.2	L	11	6	6	2	1	0	0	0	0	0	2	27	40	32.40	4.250							
45 Buck Farmer, R (6, 1) ERA: 3.89	1.1	4	1	0	0	2	0	0	0	0	0	0	0	19	24	0.00	0.750							
19 Trevor Rosenthal, R (8, 1) ERA: 15.43	1.0	3	0	0	0	1	0	0	0	0	0	0	0	10	16	0.00	0.000							
77 Joe Jiménez, R (9, 1) ERA: 5.5	1.0	3	0	0	0	0	0	0	0	0	0	0	0	7	10	0.00	0.000							
Batter	1	2	3	4	5	6	7	8	9	AB	R	H	RBI	BB	SO	LOB	BOTTOM							
21 JaCoby Jones, R (1, 8) OBP: 0.315, SLG: 0.446										4	0	0	0	0	0	2								
30 Harold Castro, L (1, 4) OBP: 0.317, SLG: 0.430										4	0	0	0	0	2	0								
24 Miguel Cabrera, R (1, 10) OBP: 0.345, SLG: 0.371										4	0	0	0	0	1	0								
9 Nick Castellanos, R (1, 9) OBP: 0.339, SLG: 0.467										4	1	1	0	0	1	0								
46 Jeimer Candelario, S (1, 5) OBP: 0.306, SLG: 0.387										3	1	0	0	1	0	1								
12 Brandon Dixon, R (1, 3) OBP: 0.285, SLG: 0.476										4	1	3	1	0	1	1								
28 Niko Goodrum, S (1, 7) OBP: 0.318, SLG: 0.496																								

Batter	1	2	3	4	5	6	7	8	9	10	11	12	13	14	15	AB	R	H	RBI	BB	SO	LOB	TOP							
4 Scott Kingery, R OBP: 0.343, SLG: 0.522	F9	K			K		K			K		F7				7	1	1	0	0	4	0								
17 Rhys Hoskins, R OBP: 0.400, SLG: 0.518					G5-3							G5-3				5	0	2	1	2	1	0								
3 Bryce Harper, L OBP: 0.389, SLG: 0.472										K						7	0	1	0	0	3	3								
10 J.T. Realmuto, R OBP: 0.319, SLG: 0.427	K2-3									K						7	0	1	0	0	2	5								
16 César Hernández, S OBP: 0.325, SLG: 0.397	G1-3															7	0	0	0	1	6									
7 Maikel Franco, R OBP: 0.306, SLG: 0.431		L5														4	0	2	0	2	0	0								
40 Adam Haseley, L OBP: 0.256, SLG: 0.439																6	1	1	0	0	3	6								
24 Roman Quinn, S OBP: 0.197, SLG: 0.200																5	1	1	2	0	2	5								
5 Nick Williams, L OBP: 0.212, SLG: 0.237																4	0	0	0	0	2	1								
2 Jean Segura, R OBP: 0.317, SLG: 0.430	K2-3															1	0	0	0	0	0	0								
33 Brad Miller, L OBP: 0.330, SLG: 0.455																1	0	0	0	0	0	1								
Inning Stats	R: 0 E: 0 K: 1 S: 15	H: 2 LOB: 2 BB: 0 P: 21	R: 2 E: 0 K: 2 S: 14	H: 2 LOB: 0 BB: 1 P: 19	R: 0 E: 0 K: 1 S: 13	H: 0 LOB: 1 BB: 1 P: 22	R: 0 E: 0 K: 2 S: 8	H: 0 LOB: 0 BB: 1 P: 10	R: 0 E: 0 K: 1 S: 7	H: 0 LOB: 0 BB: 0 P: 13	R: 0 E: 2 K: 0 S: 11	H: 1 LOB: 3 BB: 1 P: 16	R: 0 E: 0 K: 2 S: 11	H: 0 LOB: 0 BB: 0 P: 17	R: 0 E: 0 K: 2 S: 7	H: 1 LOB: 0 BB: 0 P: 10	R: 0 E: 0 K: 1 S: 10	H: 0 LOB: 1 BB: 1 P: 20	R: 0 E: 0 K: 0 S: 6	H: 0 LOB: 0 BB: 0 P: 9	R: 0 E: 0 K: 0 S: 5	H: 0 LOB: 0 BB: 0 P: 8	R: 0 E: 0 K: 2 S: 7	H: 0 LOB: 1 BB: 1 P: 14	R: 0 E: 0 K: 0 S: 9	H: 2 LOB: 1 BB: 0 P: 14	1B: 5 2B: 2 3B: 1 HR: 1	SF: 0 SAC: 1 DP: 0 HBP: 0	WP: 0 PB: 0 SB: 0 CS: 0	PA: 59
PITCHER	IP: 5 WLS: 2 BF: 26 H: 4 R: 2 ER: 2 SO: 8 BB: 1 IBB: 0 HBP: 0 BLK: 0 WP: 0 HR: 1 S: 68 ERA: 3.00 WHIP: 1.000	IP: 5 WLS: 2 BF: 26 H: 4 R: 2 ER: 2 SO: 8 BB: 1 IBB: 0 HBP: 0 BLK: 0 WP: 0 HR: 1 S: 68 ERA: 3.00 WHIP: 1.000	IP: 5 WLS: 2 BF: 26 H: 4 R: 2 ER: 2 SO: 8 BB: 1 IBB: 0 HBP: 0 BLK: 0 WP: 0 HR: 1 S: 68 ERA: 3.00 WHIP: 1.000	IP: 5 WLS: 2 BF: 26 H: 4 R: 2 ER: 2 SO: 8 BB: 1 IBB: 0 HBP: 0 BLK: 0 WP: 0 HR: 1 S: 68 ERA: 3.00 WHIP: 1.000	IP: 5 WLS: 2 BF: 26 H: 4 R: 2 ER: 2 SO: 8 BB: 1 IBB: 0 HBP: 0 BLK: 0 WP: 0 HR: 1 S: 68 ERA: 3.00 WHIP: 1.000	IP: 5 WLS: 2 BF: 26 H: 4 R: 2 ER: 2 SO: 8 BB: 1 IBB: 0 HBP: 0 BLK: 0 WP: 0 HR: 1 S: 68 ERA: 3.00 WHIP: 1.000	IP: 5 WLS: 2 BF: 26 H: 4 R: 2 ER: 2 SO: 8 BB: 1 IBB: 0 HBP: 0 BLK: 0 WP: 0 HR: 1 S: 68 ERA: 3.00 WHIP: 1.000	IP: 5 WLS: 2 BF: 26 H: 4 R: 2 ER: 2 SO: 8 BB: 1 IBB: 0 HBP: 0 BLK: 0 WP: 0 HR: 1 S: 68 ERA: 3.00 WHIP: 1.000	IP: 5 WLS: 2 BF: 26 H: 4 R: 2 ER: 2 SO: 8 BB: 1 IBB: 0 HBP: 0 BLK: 0 WP: 0 HR: 1 S: 68 ERA: 3.00 WHIP: 1.000	IP: 5 WLS: 2 BF: 26 H: 4 R: 2 ER: 2 SO: 8 BB: 1 IBB: 0 HBP: 0 BLK: 0 WP: 0 HR: 1 S: 68 ERA: 3.00 WHIP: 1.000	IP: 5 WLS: 2 BF: 26 H: 4 R: 2 ER: 2 SO: 8 BB: 1 IBB: 0 HBP: 0 BLK: 0 WP: 0 HR: 1 S: 68 ERA: 3.00 WHIP: 1.000	IP: 5 WLS: 2 BF: 26 H: 4 R: 2 ER: 2 SO: 8 BB: 1 IBB: 0 HBP: 0 BLK: 0 WP: 0 HR: 1 S: 68 ERA: 3.00 WHIP: 1.000	IP: 5 WLS: 2 BF: 26 H: 4 R: 2 ER: 2 SO: 8 BB: 1 IBB: 0 HBP: 0 BLK: 0 WP: 0 HR: 1 S: 68 ERA: 3.00 WHIP: 1.000	IP: 5 WLS: 2 BF: 26 H: 4 R: 2 ER: 2 SO: 8 BB: 1 IBB: 0 HBP: 0 BLK: 0 WP: 0 HR: 1 S: 68 ERA: 3.00 WHIP: 1.000	IP: 5 WLS: 2 BF: 26 H: 4 R: 2 ER: 2 SO: 8 BB: 1 IBB: 0 HBP: 0 BLK: 0 WP: 0 HR: 1 S: 68 ERA: 3.00 WHIP: 1.000	IP: 5 WLS: 2 BF: 26 H: 4 R: 2 ER: 2 SO: 8 BB: 1 IBB: 0 HBP: 0 BLK: 0 WP: 0 HR: 1 S: 68 ERA: 3.00 WHIP: 1.000	IP: 5 WLS: 2 BF: 26 H: 4 R: 2 ER: 2 SO: 8 BB: 1 IBB: 0 HBP: 0 BLK: 0 WP: 0 HR: 1 S: 68 ERA: 3.00 WHIP: 1.000	IP: 5 WLS: 2 BF: 26 H: 4 R: 2 ER: 2 SO: 8 BB: 1 IBB: 0 HBP: 0 BLK: 0 WP: 0 HR: 1 S: 68 ERA: 3.00 WHIP: 1.000	IP: 5 WLS: 2 BF: 26 H: 4 R: 2 ER: 2 SO: 8 BB: 1 IBB: 0 HBP: 0 BLK: 0 WP: 0 HR: 1 S: 68 ERA: 3.00 WHIP: 1.000	IP: 5 WLS: 2 BF: 26 H: 4 R: 2 ER: 2 SO: 8 BB: 1 IBB: 0 HBP: 0 BLK: 0 WP: 0 HR: 1 S: 68 ERA: 3.00 WHIP: 1.000	IP: 5 WLS: 2 BF: 26 H: 4 R: 2 ER: 2 SO: 8 BB: 1 IBB: 0 HBP: 0 BLK: 0 WP: 0 HR: 1 S: 68 ERA: 3.00 WHIP: 1.000	IP: 5 WLS: 2 BF: 26 H: 4 R: 2 ER: 2 SO: 8 BB: 1 IBB: 0 HBP: 0 BLK: 0 WP: 0 HR: 1 S: 68 ERA: 3.00 WHIP: 1.000	IP: 5 WLS: 2 BF: 26 H: 4 R: 2 ER: 2 SO: 8 BB: 1 IBB: 0 HBP: 0 BLK: 0 WP: 0 HR: 1 S: 68 ERA: 3.00 WHIP: 1.000	IP: 5 WLS: 2 BF: 26 H: 4 R: 2 ER: 2 SO: 8 BB: 1 IBB: 0 HBP: 0 BLK: 0 WP: 0 HR: 1 S: 68 ERA: 3.00 WHIP: 1.000	IP: 5 WLS: 2 BF: 26 H: 4 R: 2 ER: 2 SO: 8 BB: 1 IBB: 0 HBP: 0 BLK: 0 WP: 0 HR: 1 S: 68 ERA: 3.00 WHIP: 1.000	IP: 5 WLS: 2 BF: 26 H: 4 R: 2 ER: 2 SO: 8 BB: 1 IBB: 0 HBP: 0 BLK: 0 WP: 0 HR: 1 S: 68 ERA: 3.00 WHIP: 1.000				

Philadelphia Phillies @ Detroit Tigers
Comerica Park, Detroit, MI
Tue Jul 23 2019, 7:49 PM - 12:17 AM EDT
Att. 23,607 - Overcast - 64 F

livebaseballscorecards.com

AB	54
R	3
H	9
RBI	3
BB	4
SO	18
LOB	27

Batter	1	2	3	4	5	6	7	8	9	10	11	12	13	14	15	AB	R	H	RBI	BB	SO	LOB	BOTTOM		
21 JaCoby Jones, R OBP: 0.316, SLG: 0.449																5	0	0	0	2	3	1			
30 Harold Castro, L OBP: 0.305, SLG: 0.415	E6															7	2	1	0	0	0	3			
24 Miguel Cabrera, R OBP: 0.342, SLG: 0.366																5	0	0	0	0	1	3			
9 Nick Castellanos, R OBP: 0.342, SLG: 0.483	FC5-4															6	0	2	1	0	2	2			
46 Jeimer Candelario, S OBP: 0.306, SLG: 0.363	K															4	0	0	0	1	3	3			
28 Niko Goodrum, S OBP: 0.318, SLG: 0.404																5	0	1	0	1	3	2			
14 Christin Stewart, L OBP: 0.318, SLG: 0.390																5	0	1	0	0	2	3			
12 Brandon Dixon, R OBP: 0.292, SLG: 0.479																1	0	1	0	0	0	0			
55 Nick Hicks, R OBP: 0.219, SLG: 0.307	G6-4-3															6	0	0	0	0	2	4			
7 Jordy Mercer, R OBP: 0.287, SLG: 0.355	G4-3															5	0	1	0	0	0	0			
Inning Stats	R: 1 E: 1 K: 2 S: 16	H: 0 LOB: 1 BB: 0 P: 22	R: 0 E: 0 K: 1 S: 7	H: 1 LOB: 0 BB: 0 P: 9	R: 0 E: 0 K: 0 S: 8	H: 1 LOB: 2 BB: 1 P: 15	R: 0 E: 0 K: 1 S: 9	H: 1 LOB: 0 BB: 0 P: 10	R: 0 E: 0 K: 1 S: 8	H: 0 LOB: 1 BB: 0 P: 11	R: 0 E: 0 K: 1 S: 10	H: 0 LOB: 0 BB: 0 P: 18	R: 0 E: 0 K: 1 S: 5	H: 0 LOB: 0 BB: 0 P: 8	R: 0 E: 0 K: 2 S: 12	H: 1 LOB: 1 BB: 1 P: 18	R: 0 E: 0 K: 2 S: 10	H: 2 LOB: 2 BB: 1 P: 17	R: 0 E: 0 K: 0 S: 5	H: 0 LOB: 0 BB: 0 P: 7	1B: 4 2B: 3 3B: 0 HR: 0	SF: 0 SAC: 0 DP: 0 HBP: 3	WP: 0 PB: 0 SB: 0 CS: 0	PA: 56	
PITCHER	IP: 7 WLS: 0 BF: 28 H: 4 R: 2 ER: 1 SO: 7 BB: 1 IBB: 0 HBP: 0 BLK: 0 WP: 0 HR: 0 S: 67 ERA: 1.29 WHIP: 0.714	IP: 7 WLS: 0 BF: 28 H: 4 R: 2 ER: 1 SO: 7 BB: 1 IBB: 0 HBP: 0 BLK: 0 WP: 0 HR: 0 S: 67 ERA: 1.29 WHIP: 0.714	IP: 7 WLS: 0 BF: 28 H: 4 R: 2 ER: 1 SO: 7 BB: 1 IBB: 0 HBP: 0 BLK: 0 WP: 0 HR: 0 S: 67 ERA: 1.29 WHIP: 0.714	IP: 7 WLS: 0 BF: 28 H: 4 R: 2 ER: 1 SO: 7 BB: 1 IBB: 0 HBP: 0 BLK: 0 WP: 0 HR: 0 S: 67 ERA: 1.29 WHIP: 0.714	IP: 7 WLS: 0 BF: 28 H: 4 R: 2 ER: 1 SO: 7 BB: 1 IBB: 0 HBP: 0 BLK: 0 WP: 0 HR: 0 S: 67 ERA: 1.29 WHIP: 0.714	IP: 7 WLS: 0 BF: 28 H: 4 R: 2 ER: 1 SO: 7 BB: 1 IBB: 0 HBP: 0 BLK: 0 WP: 0 HR: 0 S: 67 ERA: 1.29 WHIP: 0.714	IP: 7 WLS: 0 BF: 28 H: 4 R: 2 ER: 1 SO: 7 BB: 1 IBB: 0 HBP: 0 BLK: 0 WP: 0 HR: 0 S: 67 ERA: 1.29 WHIP: 0.714	IP: 7 WLS: 0 BF: 28 H: 4 R: 2 ER: 1 SO: 7 BB: 1 IBB: 0 HBP: 0 BLK: 0 WP: 0 HR: 0 S: 67 ERA: 1.29 WHIP: 0.714	IP: 7 WLS: 0 BF: 28 H: 4 R: 2 ER: 1 SO: 7 BB: 1 IBB: 0 HBP: 0 BLK: 0 WP: 0 HR: 0 S: 67 ERA: 1.29 WHIP: 0.714	IP: 7 WLS: 0 BF: 28 H: 4 R: 2 ER: 1 SO: 7 BB: 1 IBB: 0 HBP: 0 BLK: 0 WP: 0 HR: 0 S: 67 ERA: 1.29 WHIP: 0.714	IP: 7 WLS: 0 BF: 28 H: 4 R: 2 ER: 1 SO: 7 BB: 1 IBB: 0 HBP: 0 BLK: 0 WP: 0 HR: 0 S: 67 ERA: 1.29 WHIP: 0.714	IP: 7 WLS: 0 BF: 28 H: 4 R: 2 ER: 1 SO: 7 BB: 1 IBB: 0 HBP: 0 BLK: 0 WP: 0 HR: 0 S: 67 ERA: 1.29 WHIP: 0.714	IP: 7 WLS: 0 BF: 28 H: 4 R: 2 ER: 1 SO: 7 BB: 1 IBB: 0 HBP: 0 BLK: 0 WP: 0 HR: 0 S: 67 ERA: 1.29 WHIP: 0.714	IP: 7 WLS: 0 BF: 28 H: 4 R: 2 ER: 1 SO: 7 BB: 1 IBB: 0 HBP: 0 BLK: 0 WP: 0 HR: 0 S: 67 ERA: 1.29 WHIP: 0.714	IP: 7 WLS: 0 BF: 28 H: 4 R: 2 ER: 1 SO: 7 BB: 1 IBB: 0 HBP: 0 BLK: 0 WP: 0 HR: 0 S: 67 ERA: 1.29 WHIP: 0.714	IP: 7 WLS: 0 BF: 28 H: 4 R: 2 ER: 1 SO: 7 BB: 1 IBB: 0 HBP: 0 BLK: 0 WP: 0 HR: 0 S: 67 ERA: 1.29 WHIP: 0.714	IP: 7 WLS: 0 BF: 28 H: 4 R: 2 ER: 1 SO: 7 BB: 1 IBB: 0 HBP: 0 BLK: 0 WP: 0 HR: 0 S: 67 ERA: 1.29 WHIP: 0.714	IP: 7 WLS: 0 BF: 28 H: 4 R: 2 ER: 1 SO: 7 BB: 1 IBB: 0 HBP: 0 BLK: 0 WP: 0 HR: 0 S: 67 ERA: 1.29 WHIP: 0.714	IP: 7 WLS: 0 BF: 28 H: 4 R: 2 ER: 1 SO: 7 BB: 1 IBB: 0 HBP: 0 BLK: 0 WP: 0 HR: 0 S: 67 ERA: 1.29 WHIP: 0.714	IP: 7 WLS: 0 BF: 28 H: 4 R: 2 ER: 1 SO: 7 BB: 1 IBB: 0 HBP: 0 BLK: 0 WP: 0 HR: 0 S: 67 ERA: 1.29 WHIP: 0.714	IP: 7 WLS: 0 BF: 28 H: 4 R: 2 ER: 1 SO: 7 BB: 1 IBB: 0 HBP: 0 BLK: 0 WP: 0 HR: 0 S: 67 ERA: 1.29 WHIP: 0.714	IP: 7 WLS: 0 BF: 28 H: 4 R: 2 ER: 1 SO: 7 BB: 1 IBB: 0 HBP: 0 BLK: 0 WP: 0 HR: 0 S: 67 ERA: 1.29 WHIP: 0.714	IP: 7 WLS: 0 BF: 28 H: 4 R: 2 ER: 1 SO: 7 BB: 1 IBB: 0 HBP: 0 BLK: 0 WP: 0 HR: 0 S: 67 ERA: 1.29 WHIP: 0.714	IP: 7 WLS: 0 BF: 28 H: 4 R: 2 ER: 1 SO: 7 BB: 1 IBB: 0 HBP: 0 BLK: 0 WP: 0 HR: 0 S: 67 ERA: 1.29 WHIP: 0.714	IP: 7 WLS: 0 BF: 28 H: 4 R: 2 ER: 1 SO: 7 BB: 1 IBB: 0 HBP: 0 BLK: 0 WP: 0 HR: 0 S: 67 ERA: 1.29 WHIP: 0.714

Philadelphia Phillies @ Detroit Tigers
Comerica Park, Detroit, MI
Tue Jul 23 2019, 7:49 PM - 12:17 AM EDT
Att. 23,607 - Overcast - 64 F

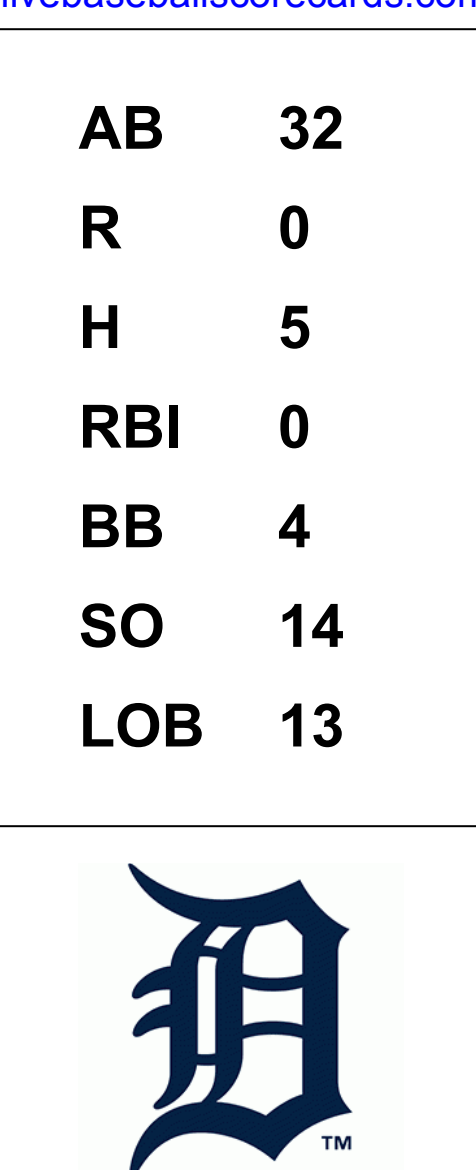
livebaseballscorecards.com

AB	49
R	2
H	7
RBI	1
BB	4
SO	16
LOB	21

Batter	1	2	3	4	5	6	7	8	9	AB R H RBI BB SO LOB	TOP											
16 César Hernández, S (1, 4) OBP: 0.326, SLG: 0.399	G4-3		L1-3		17 1B		F7		G1-3	5 1 2 1 0 0 2	Philadelphia Phillies @ Detroit Tigers Comerica Park, Detroit, MI Wed Jul 24 2019, 1:11 PM - 4:36 PM EDT Att: 33,735 - Partly Cloudy - 76 F											
4 Scott Kingery, R (1, 6) OBP: 0.344, SLG: 0.522	G6-3		L1-3		40 HBP		17 S		K	4 0 1 0 1 1 3												
17 Rhys Hoskins, R (1, 10) OBP: 0.400, SLG: 0.522				P3	40 HBP				K	5 0 2 1 0 1 3												
10 J.T. Realmuto, R (1, 3) OBP: 0.318, SLG: 0.434	K								F8	4 1 1 1 0 2 4												
40 Adam Haseley, L (1, 9) OBP: 0.255, SLG: 0.409		P5		G6-3					G4-3	3 0 0 0 0 0 0												
7 Maikel Franco, R (1, 5) OBP: 0.306, SLG: 0.429				L5					L6	4 0 1 0 0 0 3												
5 Nick Williams, L (1, 7) OBP: 0.214, SLG: 0.268									G3	4 1 1 1 0 2 1												
15 Andrew Knapp, S (1, 2) OBP: 0.292, SLG: 0.225					G4-3					3 0 0 0 1 1 1												
24 Roman Quinn, S (1, 8) OBP: 0.214, SLG: 0.219										4 1 2 0 0 1 0												
Inning Stats	R: 0 E: 0 K: 1 S: 13	H: 1 LOB: 1 BB: 0 P: 22	R: 0 E: 0 K: 1 S: 11	H: 1 LOB: 1 BB: 0 P: 18	R: 0 E: 0 K: 1 S: 9	H: 1 LOB: 0 BB: 0 P: 12	R: 1 E: 0 K: 0 S: 11	H: 1 LOB: 0 BB: 0 P: 17	R: 3 E: 1 K: 1 S: 24	H: 4 LOB: 3 BB: 1 P: 37	R: 0 E: 0 K: 2 S: 12	H: 0 LOB: 0 BB: 0 P: 15	R: 0 E: 0 K: 1 S: 11	H: 1 LOB: 1 BB: 0 P: 14	R: 0 E: 0 K: 0 S: 6	H: 0 LOB: 0 BB: 0 P: 10	R: 0 E: 0 K: 1 S: 13	H: 1 LOB: 2 BB: 1 P: 27	1B: 5 2B: 3 3B: 1 HR: 2	SF: 0 SAC: 0 DP: 1 HBP: 1	WP: 0 PB: 0 SB: 1 CS: 0	PA: 39
PITCHER	IP WLS BF H R ER SO BB IBB HBP BLK WP HR S P ERA WHIP											IP WLS BF H R ER SO BB IBB HBP BLK WP HR S P ERA WHIP										
27 Jordan Zimmermann, R (1, 1) ERA: 7.57	4.1 L 21 8 4 4 3 1 0 0 0 0 2 59 95 8.31 2.077																					
67 José Cisnero, R (5, 1) ERA: 2.84	1.2 6 0 0 0 3 0 0 0 1 0 0 0 21 26 0.00 0.000																					
65 Gregory Soto, L (7, 1) ERA: 7.66	3.0 12 2 0 0 2 1 0 0 0 0 0 0 30 51 0.00 1.000																					

Batter	1	2	3	4	5	6	7	8	9	AB R H RBI BB SO LOB	BOTTOM											
21 JaCoby Jones, R (1, 8) OBP: 0.311, SLG: 0.441	F9		G4-3		K		G4-3			4 0 0 0 0 1 1	Philadelphia Phillies @ Detroit Tigers Comerica Park, Detroit, MI Wed Jul 24 2019, 1:11 PM - 4:36 PM EDT Att: 33,735 - Partly Cloudy - 76 F											
30 Harold Castro, L (1, 7) OBP: 0.297, SLG: 0.404	K		K			F8		G4-3	4 0 0 0 0 2 0													
9 Nick Castellanos, R (1, 9) OBP: 0.339, SLG: 0.476	K		K			G6-3		K	4 0 0 0 0 3 0													
12 Brandon Dixon, R (1, 3) OBP: 0.300, SLG: 0.481		G3			14 S				46 BB	3 0 2 0 1 0 0												
46 Jeimer Candelario, S (1, 5) OBP: 0.309, SLG: 0.360		K			L9					2 0 0 0 2 1 1												
14 Christin Stewart, L (1, 10) OBP: 0.318, SLG: 0.388					K					4 0 1 0 0 2 5												
28 Niko Goodrum, S (1, 6) OBP: 0.320, SLG: 0.498					K					4 0 2 0 0 2 1												
37 Bobby Wilson, R (1, 2) OBP: 0.140, SLG: 0.122										2 0 0 0 1 0 1												
55 John Hicks, R (9, PH) OBP: 0.216, SLG: 0.306										1 0 0 0 0 1 0												
29 Gordon Beckham, R (1, 4) OBP: 0.267, SLG: 0.366										4 0 0 0 0 2 4												
Inning Stats	R: 0 E: 0 K: 2 S: 8	H: 0 LOB: 0 BB: 0 P: 12	R: 0 E: 0 K: 2 S: 16	H: 2 LOB: 3 BB: 1 P: 29	R: 0 E: 0 K: 2 S: 11	H: 0 LOB: 0 BB: 0 P: 16	R: 0 E: 0 K: 2 S: 10	H: 1 LOB: 1 BB: 0 P: 17	R: 0 E: 0 K: 1 S: 15	H: 0 LOB: 0 BB: 0 P: 21	R: 0 E: 0 K: 1 S: 13	H: 1 LOB: 2 BB: 1 P: 20	R: 0 E: 0 K: 0 S: 9	H: 1 LOB: 1 BB: 0 P: 12	R: 0 E: 0 K: 1 S: 12	H: 0 LOB: 2 BB: 2 P: 24	R: 0 E: 0 K: 3 S: 9	H: 0 LOB: 0 BB: 0 P: 16	1B: 4 2B: 1 3B: 0 HR: 0	SF: 0 SAC: 0 DP: 0 HBP: 0	WP: 0 PB: 0 SB: 1 CS: 0	PA: 36
PITCHER	IP WLS BF H R ER SO BB IBB HBP BLK WP HR S P ERA WHIP											IP WLS BF H R ER SO BB IBB HBP BLK WP HR S P ERA WHIP										
21 Vince Velasquez, R (1, 1) ERA: 4.46	5.2 W 23 4 1 0 0 1 0 0 0 0 0 0 69 110 0.00 1.059																					
55 Ranger Suárez, L (6, 1) ERA: 2.6	1.1 H 5 1 0 0 1 0 0 0 0 0 0 13 17 0.00 0.750																					
46 Adam Morgan, L (8, 1) ERA: 3.21	1.0 5 0 0 0 1 2 0 0 0 0 0 0 12 24 0.00 2.000																					
50 Héctor Neris, R (9, 1) ERA: 3.92	1.0 3 0 0 0 3 0 0 0 0 0 0 0 9 16 0.00 0.000																					

AB	36
R	4
H	10
RBI	4
BB	2
SO	8
LOB	17



Batter	1	2	3	4	5	6	7	8	9	AB	R	H	RBI	BB	SO	LOB	TOP				
21 JaCoby Jones, R OBP: 0.310, SLG: 0.436										3	0	0	0	1	0	3					
46 Jeimer Candelario, S OBP: 0.338, SLG: 0.359										4	0	1	1	0	1	1					
24 Miguel Cabrera, R OBP: 0.338, SLG: 0.361										4	0	0	0	0	0	4					
9 Nick Castellanos, R OBP: 0.338, SLG: 0.475										4	0	1	0	0	1	1					
12 Brandon Dixon, R OBP: 0.295, SLG: 0.473										4	0	0	0	0	3	1					
14 Christin Stewart, L OBP: 0.319, SLG: 0.386										4	0	1	0	0	1	1					
28 Niko Goodrum, S OBP: 0.319, SLG: 0.406										4	0	1	0	0	1	1	AB 33 R 2 H 5 RBI 2 BB 2 SO 8 LOB 16				
55 John Hicks, R OBP: 0.223, SLG: 0.321										3	2	1	1	1	0	2					
7 Jordy Mercer, R OBP: 0.261, SLG: 0.345										3	0	0	0	0	1	2					
Inning Stats	R: 0 H: 0 E: 0 K: 1 S: 9	H: 0 LOB: 1 BB: 1 P: 17	R: 0 H: 0 E: 0 K: 2 S: 8	H: 0 LOB: 0 BB: 0 P: 15	R: 1 H: 1 E: 0 K: 1 S: 10	H: 1 LOB: 1 BB: 0 P: 13	R: 0 H: 1 E: 0 K: 2 S: 14	H: 1 LOB: 1 BB: 0 P: 19	R: 1 H: 2 E: 1 K: 0 S: 17	H: 2 LOB: 2 BB: 1 P: 26	R: 0 H: 0 E: 0 K: 1 S: 10	H: 0 LOB: 0 BB: 0 P: 13	R: 0 H: 0 E: 0 K: 0 S: 7	H: 0 LOB: 0 BB: 0 P: 9	R: 0 H: 0 E: 0 K: 0 S: 6	H: 0 LOB: 0 BB: 0 P: 6	R: 0 H: 1 E: 1 K: 1 S: 12	H: 1 LOB: 2 BB: 0 P: 20	1B: 4 2B: 0 3B: 0 HR: 1	SF: 0 SAC: 0 DP: 1 HBP: 0	WP: 0 PA: 35 PB: 0 SB: 1 CS: 0
PITCHER	IP WLS BF H R ER SO BB IBB HBP BLK WP HR S P ERA WHIP																				
50 Erik Swanson, R ERA: 7.47	2.0	7	0	0	0	3	1	0	0	0	0	0	0	17	32	0.00	0.500				
49 Wade LeBlanc, L ERA: 4.79	6.0	W	23	4	2	1	4	1	0	0	0	0	1	64	86	1.50	0.833				
26 Sam Tuivailala, R ERA: 6.0	1.0	5	1	0	0	1	0	0	0	0	0	0	0	12	20	0.00	1.000				

Detroit Tigers @ Seattle Mariners
T-Mobile Park, Seattle, WA
Thu Jul 25 2019, 7:12 PM - 9:57 PM PDT
Att: 18,536 - Clear - 78 F

AB 33
R 2
H 5
RBI 2
BB 2
SO 8
LOB 16



Batter	1	2	3	4	5	6	7	8	9	AB	R	H	RBI	BB	SO	LOB	BOTTOM						
0 Mallex Smith, L OBP: 0.303, SLG: 0.358										4	0	0	0	1	2	3							
3 J.P. Crawford, L OBP: 0.344, SLG: 0.452										4	3	2	1	1	1	2							
22 Omar Narváez, L OBP: 0.360, SLG: 0.478										4	1	1	1	1	0	3							
20 Daniel Vogelbach, L OBP: 0.364, SLG: 0.513										3	1	1	3	2	1	3							
1 Tim Beckham, R OBP: 0.288, SLG: 0.470										5	1	1	4	0	3	4							
15 Kyle Seager, L OBP: 0.271, SLG: 0.371										4	1	2	1	0	1	0							
23 Austin Nola, R OBP: 0.379, SLG: 0.556										4	0	2	0	0	1	1	AB 33 R 10 H 9 RBI 10 BB 7 SO 11 LOB 20						
45 Kristopher Negrón, R OBP: 0.263, SLG: 0.222										4	0	0	0	0	2	3							
10 Tim Lopes, R OBP: 0.305, SLG: 0.349										1	2	0	0	1	0	1							
Inning Stats	R: 0 H: 0 E: 0 K: 1 S: 11	H: 1 LOB: 1 BB: 0 P: 14	R: 5 H: 3 E: 1 K: 1 S: 17	H: 3 LOB: 1 BB: 2 P: 31	R: 2 H: 2 E: 0 K: 1 S: 11	H: 2 LOB: 1 BB: 1 P: 19	R: 1 H: 2 E: 0 K: 2 S: 10	H: 2 LOB: 1 BB: 0 P: 10	R: 0 H: 0 E: 0 K: 2 S: 13	H: 0 LOB: 1 BB: 1 P: 22	R: 0 H: 0 E: 0 K: 2 S: 11	H: 0 LOB: 0 BB: 0 P: 18	R: 0 H: 0 E: 0 K: 1 S: 16	H: 0 LOB: 1 BB: 2 P: 33	R: 2 H: 1 E: 0 K: 1 S: 16	H: 1 LOB: 2 BB: 2 P: 33	1B: 2 2B: 4 3B: 1 HR: 2	SF: 0 SAC: 0 DP: 1 HBP: 1	WP: 2 PA: 41 PB: 0 SB: 2 CS: 0				
PITCHER	IP WLS BF H R ER SO BB IBB HBP BLK WP HR S P ERA WHIP																						
54 Drew VerHagen, R ERA: 14.4	4.0	L	23	6	7	6	4	4	0	1	0	0	0	1	1	23	32	4.50	1.500				
36 Blaine Hardy, L ERA: 4.54	2.0	9	2	1	1	4	1	0	0	0	0	0	0	11	18	0.00	0.000						
45 Buck Farmer, R ERA: 3.7	1.0	3	0	0	0	2	0	0	0	0	0	0	0	16	33	18.00	3.000						
19 Trevor Rosenthal, R ERA: 14.29	1.0	6	1	2	2	1	2	0	0	0	1	0	0	16	33	18.00	3.000						

Detroit Tigers @ Seattle Mariners
T-Mobile Park, Seattle, WA
Thu Jul 25 2019, 7:12 PM - 9:57 PM PDT
Att: 18,536 - Clear - 78 F


AB 33
R 10
H 9
RBI 10
BB 7
SO 11
LOB 20



Batter	1	2	3	4	5	6	7	8	9	AB	R	H	RBI	BB	SO	LOB	TOP										
21 JaCoby Jones, R OBP: 0.306, SLG: 0.429										4	0	0	0	0	1	3											
30 Harold Castro, L OBP: 0.290, SLG: 0.394										4	0	0	0	0	1	1											
24 Miguel Cabrera, R OBP: 0.337, SLG: 0.360										4	0	1	0	0	2	1											
9 Nick Castellanos, R OBP: 0.335, SLG: 0.471										4	0	0	0	0	2	1											
12 Brandon Dixon, R OBP: 0.294, SLG: 0.482										4	1	1	1	0	1	1											
46 Jaimer Candelario, S OBP: 0.307, SLG: 0.397										4	0	1	0	0	1	0											
28 Niko Goodrum, S OBP: 0.322, SLG: 0.414										3	0	2	0	0	0	0											
55 John Hicks, R OBP: 0.224, SLG: 0.335										3	1	1	1	0	1	3											
7 Jordy Mercer, R OBP: 0.270, SLG: 0.354										3	0	2	0	0	0	0											
Inning Stats	R: 0 E: 0 K: 0 S: 6	H: 0 LOB: 0 BB: 0 P: 6	R: 1 E: 0 K: 0 S: 15	H: 1 LOB: 0 BB: 0 P: 19	R: 1 E: 0 K: 0 S: 7	H: 1 LOB: 0 BB: 0 P: 11	R: 0 E: 0 K: 1 S: 6	H: 1 LOB: 0 BB: 0 P: 8	R: 0 E: 0 K: 1 S: 12	H: 3 LOB: 2 BB: 0 P: 19	R: 0 E: 0 K: 1 S: 5	H: 0 LOB: 0 BB: 0 P: 8	R: 0 E: 0 K: 3 S: 13	H: 1 LOB: 1 BB: 0 P: 18	R: 0 E: 0 K: 3 S: 12	H: 1 LOB: 1 BB: 0 P: 20	R: 0 E: 0 K: 1 S: 8	H: 0 LOB: 0 BB: 0 P: 11	1B: 5 2B: 1 3B: 1 HR: 2	SF: 0 SAC: 0 DP: 2 HBP: 0	WP: 0 PB: 0 SB: 0 CS: 0	PA: 33					
PITCHER	IP	WLS	BF	H	R	ER	SO	BB	IBB	HBP	BLK	WP	HR	S	P	ERA	WHIP										
18 Yusei Kikuchi, L ERA: 5.21	6.2		25	7	2	2	4	0	0	0	0	0	2	60	85	2.70	1.050										
44 Matt Wisler, R ERA: 5.4	0.1		1	0	0	0	1	0	0	0	0	0	0	4	4	0.00	0.000										
52 Anthony Bass, R ERA: 3.76	1.0		4	1	0	0	3	0	0	0	0	0	0	12	20	0.00	1.000										
55 Roenis Elias, L ERA: 3.8	1.0	W	3	0	0	0	1	0	0	0	0	0	0	8	11	0.00	0.000										

Detroit Tigers @ Seattle Mariners
T-Mobile Park, Seattle, WA
Fri Jul 26 2019, 7:10 PM - 10:01 PM PDT
Att: 26,664 - Clear - 77 F


AB 33
R 2
H 8
RBI 2
BB 0
SO 9
LOB 10



Batter	1	2	3	4	5	6	7	8	9	AB	R	H	RBI	BB	SO	LOB	BOTTOM										
0 Mallex Smith, L OBP: 0.307, SLG: 0.360										4	0	2	1	0	1	0											
3 J.P. Crawford, L OBP: 0.338, SLG: 0.443										4	0	0	0	0	0	4											
1 Tim Beckham, R OBP: 0.291, SLG: 0.468										3	0	1	0	1	1	0											
20 Daniel Vogelbach, L OBP: 0.363, SLG: 0.513										4	1	1	0	0	1	2											
2 Tom Murphy, R OBP: 0.309, SLG: 0.542										4	1	2	2	0	1	1											
15 Kyle Seager, L OBP: 0.270, SLG: 0.368										4	1	1	0	0	1	2											
23 Austin Nola, R OBP: 0.361, SLG: 0.526										3	0	0	0	0	1	1											
45 Kristopher Negrón, R OBP: 0.273, SLG: 0.238										3	0	1	0	0	2	1											
22 Omar Narváez, L OBP: 0.362, SLG: 0.478										0	0	0	0	0	1	0											
25 Dylan Moore, R OBP: 0.306, SLG: 0.345										2	0	0	0	1	1	0											
12 Ryan Court, R										1	0	0	0	0	0	2											
Inning Stats	R: 0 E: 0 K: 0 S: 10	H: 2 LOB: 1 BB: 0 P: 16	R: 0 E: 0 K: 3 S: 13	H: 1 LOB: 0 BB: 0 P: 18	R: 0 E: 0 K: 0 S: 5	H: 0 LOB: 0 BB: 0 P: 9	R: 0 E: 0 K: 1 S: 9	H: 0 LOB: 1 BB: 1 P: 17	R: 0 E: 0 K: 2 S: 9	H: 0 LOB: 0 BB: 0 P: 15	R: 0 E: 0 K: 2 S: 10	H: 0 LOB: 0 BB: 0 P: 14	R: 2 E: 0 K: 0 S: 16	H: 3 LOB: 3 BB: 1 P: 29	R: 0 E: 0 K: 1 S: 7	H: 0 LOB: 0 BB: 0 P: 10	R: 1 E: 0 K: 0 S: 8	H: 2 LOB: 2 BB: 1 P: 13	1B: 5 2B: 2 3B: 0 HR: 1	SF: 0 SAC: 1 DP: 0 HBP: 1	WP: 1 PB: 0 SB: 1 CS: 1	PA: 37					
PITCHER	IP	WLS	BF	H	R	ER	SO	BB	IBB	HBP	BLK	WP	HR	S	P	ERA	WHIP										
44 Daniel Norris, L ERA: 4.89	6.1		24	5	2	2	8	1	0	0	0	0	6	63	100	2.84	0.947										
45 Buck Farmer, R ERA: 3.67	0.1		4	1	0	0	0	1	0	1	0	0	0	6	13	0.00	6.000										
63 Nick Ramirez, L ERA: 4.1	0.1		1	0	0	0	0	0	0	0	0	0	0	3	5	0.00	0.000										
77 Joe Jiménez, R ERA: 5.08	1.0		3	0	0	0	1	0	0	0	0	0	0	7	10	0.00	0.000										
67 José Cisnero, R ERA: 3.38	0.2	L	5	2	1	1	0	0	1	0	0	1	0	8	13	13.50	3.000										

Detroit Tigers @ Seattle Mariners
T-Mobile Park, Seattle, WA
Fri Jul 26 2019, 7:10 PM - 10:01 PM PDT
Att: 26,664 - Clear - 77 F

AB 32
R 3
H 8
RBI 3
BB 3
SO 9
LOB 13



Batter	1	2	3	4	5	6	7	8	9	AB	R	H	RBI	BB	SO	LOB	TOP										
21 JaCoby Jones, R OBP: 0.305, SLG: 0.427										4	1	2	1	1	2	0											
28 Niko Goodrum, S OBP: 0.321, SLG: 0.415										4	1	0	0	1	2	2											
24 Miguel Cabrera, R OBP: 0.320, SLG: 0.372										4	1	2	3	0	0	0											
29 Gordon Beckham, R OBP: 0.262, SLG: 0.357										4	1	0	0	0	1	2											
9 Nick Castellanos, R OBP: 0.329, SLG: 0.461										4	1	0	0	0	1	2											
14 Christin Stewart, L OBP: 0.330, SLG: 0.372										2	0	1	1	0	0	0											
12 Brandon Dixon, R OBP: 0.230, SLG: 0.470										2	0	0	0	0	2	2											
46 Jaime Candelario, S OBP: 0.258, SLG: 0.344										4	0	0	0	0	1	2											
30 Harold Castro, L OBP: 0.300, SLG: 0.399										4	1	2	0	0	1	0											
55 John Hicks, R OBP: 0.221, SLG: 0.327										4	0	0	0	0	0	2											
7 Jordy Mercer, R OBP: 0.277, SLG: 0.380										4	2	2	1	0	1	1											
Inning Stats	R: 1 H: 1 E: 0 K: 2 S: 12	H: 1 LOB: 0 BB: 0 P: 15	R: 0 H: 0 E: 0 K: 1 S: 9	H: 0 LOB: 0 BB: 0 P: 16	R: 0 H: 0 E: 0 K: 2 S: 12	H: 0 LOB: 0 BB: 0 P: 19	R: 1 H: 1 E: 1 K: 0 S: 11	H: 1 LOB: 1 BB: 0 P: 17	R: 1 H: 2 E: 0 K: 0 S: 13	H: 2 LOB: 1 BB: 0 P: 18	R: 0 H: 0 E: 0 K: 2 S: 11	H: 0 LOB: 0 BB: 0 P: 17	R: 0 H: 1 E: 0 K: 0 S: 6	H: 1 LOB: 0 BB: 0 P: 8	R: 3 H: 2 E: 0 K: 2 S: 15	H: 2 LOB: 2 BB: 2 P: 29	R: 1 H: 2 E: 1 K: 1 S: 12	H: 2 LOB: 1 BB: 1 P: 16	1B: 5 2B: 2 3B: 0 HR: 2	SF: 0 SAC: 0 DP: 1 HBP: 0	WP: 2 PB: 0 SB: 0 CS: 0	PA: 38					
PITCHER	IP	WLS	BF	H	R	ER	SO	BB	IBB	HBP	BLK	WP	HR	S	P	ERA	WHIP										
51 Jaime Barria, R ERA: 6.28	5.0	L	20	4	3	2	5	0	0	0	0	0	2	57	85	3.60	0.800										
36 Justin Anderson, R ERA: 3.59	1.0		3	0	0	0	2	0	0	0	0	0	0	11	17	0.00	0.000										
32 Cam Bedrosian, R ERA: 3.04	1.0		3	1	0	0	2	0	0	0	0	0	0	6	8	0.00	1.000										
31 Ty Buttrey, R ERA: 3.6	1.0		7	2	3	3	2	2	0	0	0	1	0	15	29	27.00	4.000										
40 Luis Garcia, R ERA: 4.35	1.0		5	2	1	0	1	0	0	0	0	1	0	12	16	0.00	2.000										

Detroit Tigers @ Los Angeles Angels
 Angel Stadium, Anaheim, CA
 Mon Jul 29 2019, 7:09 PM - 10:01 PM PDT
 Att: 35,457 - Clear - 77 F

AB	36
R	7
H	9
RBI	6
BB	2
SO	10
LOB	11



Batter	1	2	3	4	5	6	7	8	9	AB	R	H	RBI	BB	SO	LOB	BOTTOM										
6 David Fletcher, R OBP: 0.358, SLG: 0.414										4	0	1	1	0	0	2											
27 Mike Trout, R OBP: 0.441, SLG: 0.657										3	0	1	0	0	0	0											
17 Shohei Ohtani, L OBP: 0.351, SLG: 0.518										3	0	0	0	1	1	1											
8 Justin Upton, R OBP: 0.303, SLG: 0.402										4	0	0	0	0	1	3											
56 Kole Calhoun, L OBP: 0.323, SLG: 0.492										4	1	1	1	0	3	3											
5 Albert Pujols, R OBP: 0.295, SLG: 0.448										4	0	0	0	0	0	0											
2 Andreton Simmons, R OBP: 0.310, SLG: 0.376										3	0	0	0	1	1	0											
23 Matt Thaiss, L OBP: 0.295, SLG: 0.550										3	1	2	0	0	0	0											
4 Luis Rengifo, S OBP: 0.315, SLG: 0.365										1	0	0	0	0	1	1											
13 Dustin Garneau, R OBP: 0.351, SLG: 0.369										2	0	0	0	1	0	1											
Inning Stats	R: 0 H: 1 E: 0 K: 0 S: 7	H: 1 LOB: 0 BB: 0 P: 9	R: 0 H: 0 E: 0 K: 1 S: 8	H: 0 LOB: 0 BB: 0 P: 13	R: 0 H: 0 E: 0 K: 0 S: 6	H: 0 LOB: 0 BB: 0 P: 9	R: 0 H: 0 E: 0 K: 0 S: 6	H: 0 LOB: 0 BB: 0 P: 10	R: 1 H: 1 E: 0 K: 1 S: 9	H: 1 LOB: 0 BB: 0 P: 11	R: 1 H: 2 E: 0 K: 2 S: 14	H: 2 LOB: 3 BB: 1 P: 27	R: 0 H: 1 E: 0 K: 0 S: 8	H: 1 LOB: 2 BB: 1 P: 17	R: 0 H: 0 E: 0 K: 1 S: 9	H: 0 LOB: 0 BB: 0 P: 14	R: 0 H: 0 E: 0 K: 2 S: 9	H: 0 LOB: 1 BB: 1 P: 18	1B: 3 2B: 1 3B: 0 HR: 1	SF: 0 SAC: 0 DP: 1 HBP: 1	WP: 1 PB: 0 SB: 0 CS: 0	PA: 35					
PITCHER	IP	WLS	BF	H	R	ER	SO	BB	IBB	HBP	BLK	WP	HR	S	P	ERA	WHIP										
27 Jordan Zimmermann, R ERA: 7.23	5.1		20	4	2	2	2	0	0	1	0	0	1	41	61	3.38	0.750										
36 Blaime Hardy, L ERA: 4.43	0.2	H	3	0	0	0	2	1	0	0	0	1	0	9	18	0.00	1.500										
45 Buck Farmer, R ERA: 3.56	1.0	H	5	1	0	0	0	1	0	0	0	0	0	8	17	0.00	2.000										
77 Joe Jimenez, R ERA: 5.05	1.0		3	0	0	0	1	0	0	0	0	0	0	9	14	0.00	0.000										
61 Shane Greene, R ERA: 1.16	1.0		4	0	0	0	2	1	0	0	0	0	0	9	18	0.00	1.000										

Detroit Tigers @ Los Angeles Angels
 Angel Stadium, Anaheim, CA
 Mon Jul 29 2019, 7:09 PM - 10:01 PM PDT
 Att: 35,457 - Clear - 77 F

AB	31
R	2
H	5
RBI	2
BB	3
SO	7
LOB	11



Batter	1	2	3	4	5	6	7	8	9	AB	R	H	RBI	BB	SO	LOB	TOP					
21 JaCoby Jones, R OBP: 0.302, SLG: 0.415	G6-3		7 BLK 28 1B BB		L5		G5-3	K		4	1	0	0	1	1	2						
7 Jordy Mercer, R OBP: 0.266, SLG: 0.362	G6-3		G6-3		12 1B 1-2 2-3 1B		F7		G6-3	5	0	1	0	0	0	1						
28 Niko Goodrum, S OBP: 0.221, SLG: 0.409					F7			12 HR BB	K	3	1	1	1	2	1	3						
12 Brandon Dixon, R OBP: 0.292, SLG: 0.475	G3-1		F9							4	1	2	4	0	0	2						
46 Jeimer Candelario, S OBP: 0.296, SLG: 0.341		F8		G5-3	F7					5	1	1	0	0	0	3						
55 John Hicks, R OBP: 0.221, SLG: 0.326										4	0	1	0	0	0	0						
22 Victor Reyes, S OBP: 0.300, SLG: 0.313										4	0	0	0	0	0	2						
34 Jake Rogers, R OBP: 0.625, SLG: 1.000										2	3	1	1	2	1	0						
29 Gordon Beckham, R OBP: 0.267, SLG: 0.378										4	2	2	3	0	0	0						
Inning Stats	R: 0 E: 0 K: 0 S: 15	H: 0 LOB: 1 BB: 1 P: 22	R: 0 E: 0 K: 0 S: 7	H: 0 LOB: 0 BB: 0 P: 11	R: 2 E: 0 K: 0 S: 12	H: 2 LOB: 1 BB: 1 P: 21	R: 0 E: 0 K: 0 S: 8	H: 0 LOB: 0 BB: 0 P: 12	R: 2 E: 0 K: 0 S: 18	H: 3 LOB: 2 BB: 1 P: 31	R: 0 E: 0 K: 1 S: 6	H: 0 LOB: 0 BB: 0 P: 10	R: 0 E: 0 K: 0 S: 7	H: 0 LOB: 0 BB: 0 P: 12	R: 5 E: 0 K: 1 S: 13	H: 4 LOB: 0 BB: 2 P: 22	R: 0 E: 0 K: 1 S: 12	H: 0 LOB: 1 BB: 0 P: 16	1B: 6 2B: 0 3B: 0 HR: 3	SF: 0 SAC: 0 DP: 1 HBP: 1	WP: 0 PB: 0 SB: 1 CS: 0	PA: 41
PITCHER	IP WLS BF H R ER SO BB IBB HBP BLK WP HR S P ERA WHIP																					
54 José Suarez, L ERA: 5.66	4.1 L 20 4 4 4 0 3 0 0 0 1 0 1 51 84 8.31 1.615																					
53 Trevor Cahill, R ERA: 6.15	2.2 9 1 0 0 1 0 0 0 0 0 0 2 22 35 0.00 0.375																					
40 Luis García, R ERA: 5.31	1.0 8 4 5 5 1 2 0 0 0 0 0 2 13 22 45.00 6.000																					
66 JC Ramirez, R ERA:	1.0 4 0 0 0 1 0 0 0 1 0 0 0 12 16 0.00 0.000																					

Detroit Tigers @ Los Angeles Angels
 Angel Stadium, Anaheim, CA
 Wed Jul 31 2019, 1:11 PM - 4:05 PM PDT
 Att: 37,511 - Sunny - 81 F

AB	35
R	9
H	9
RBI	9
BB	5
SO	3
LOB	13

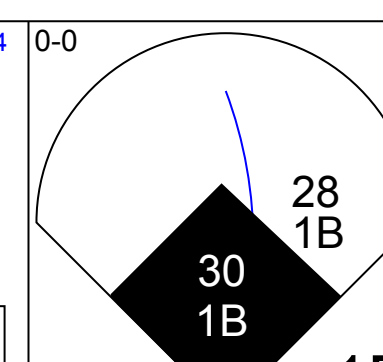
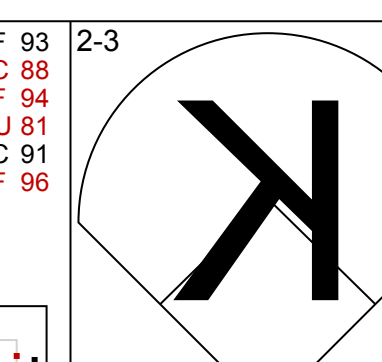
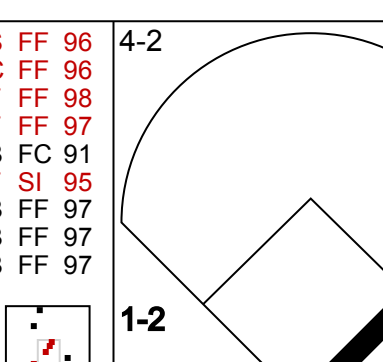
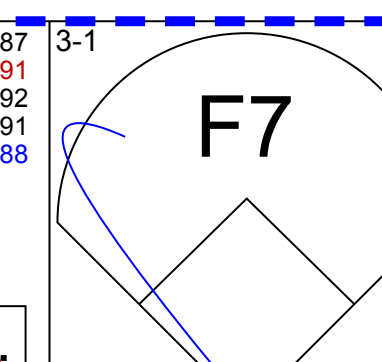
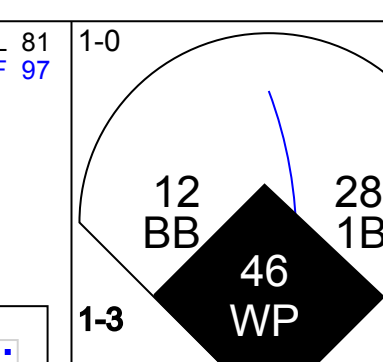
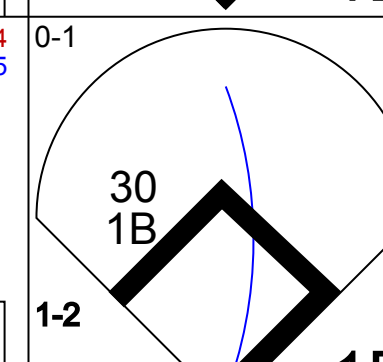
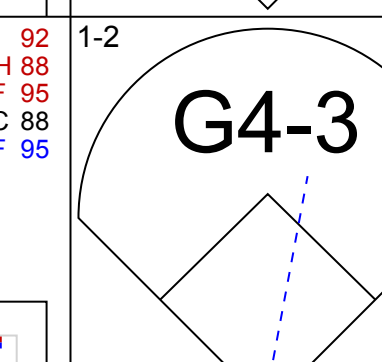
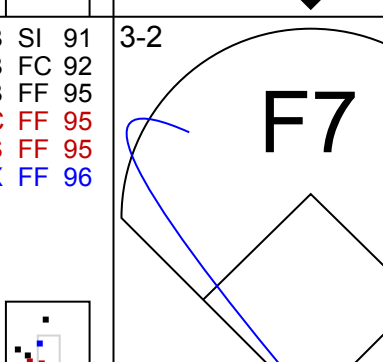
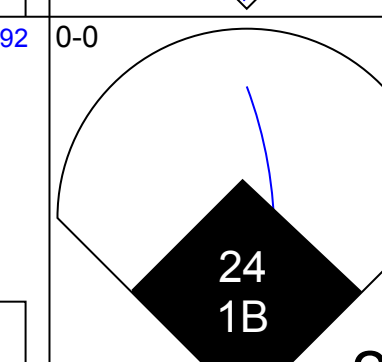
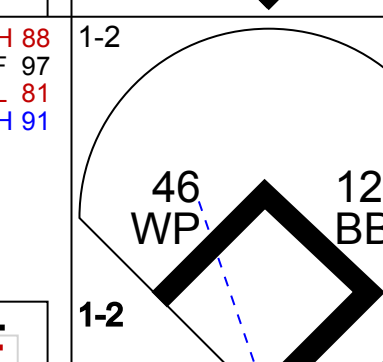
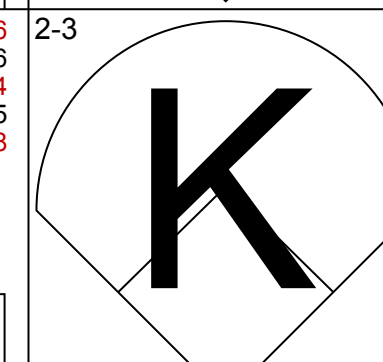
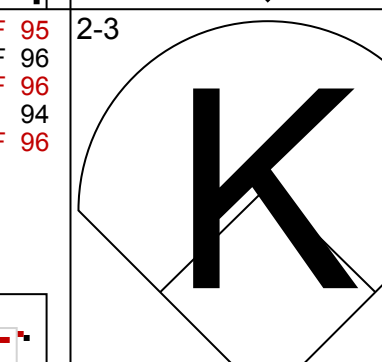
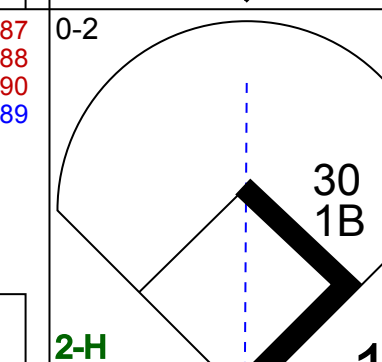
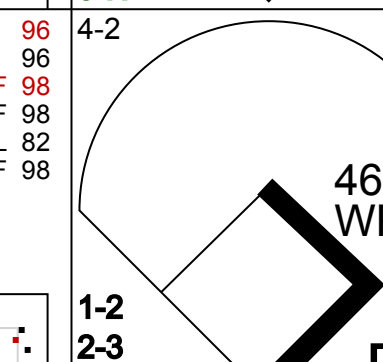
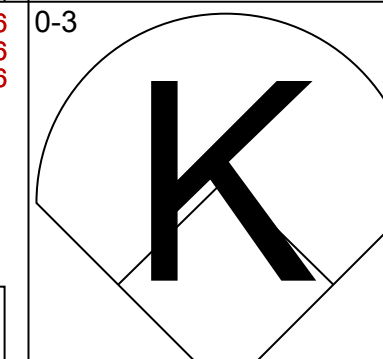

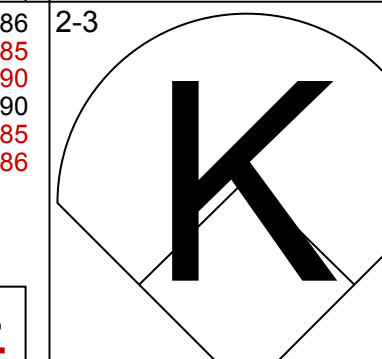
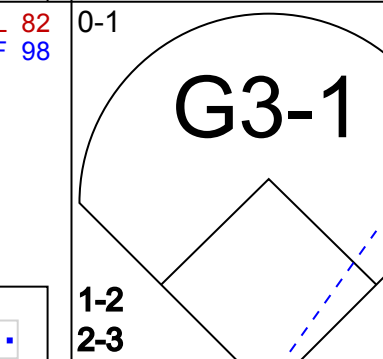
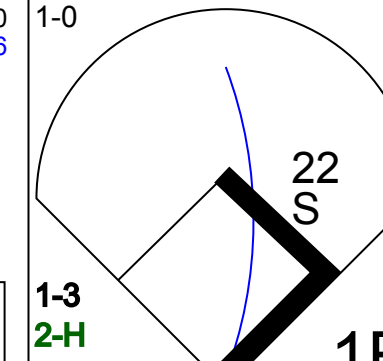

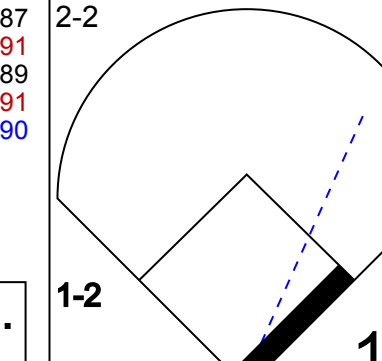

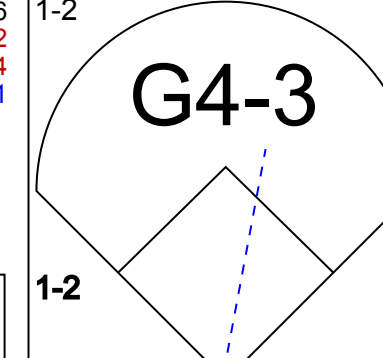

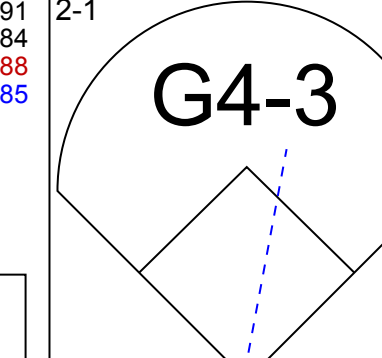




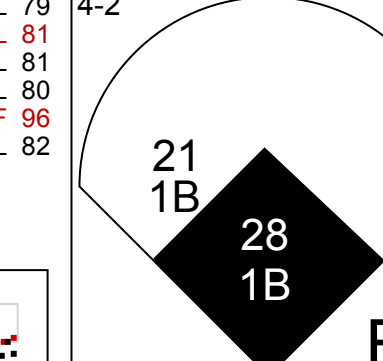



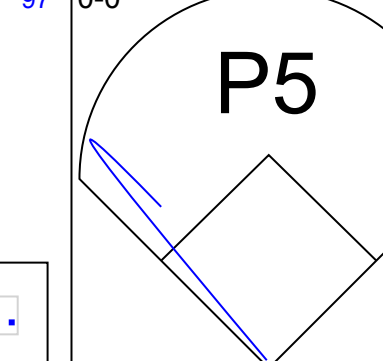
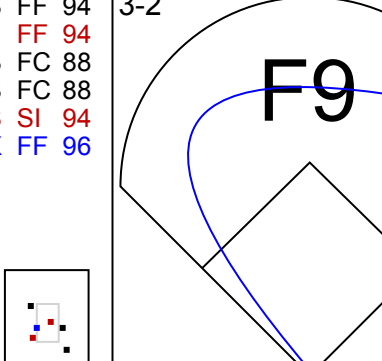
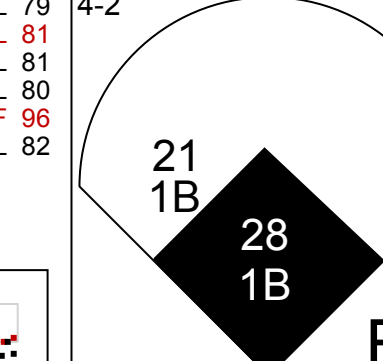
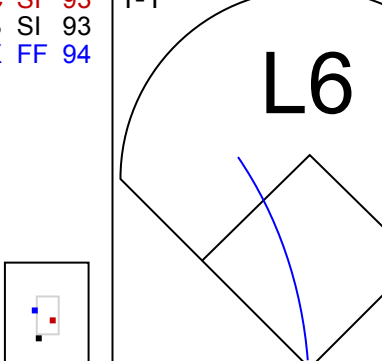
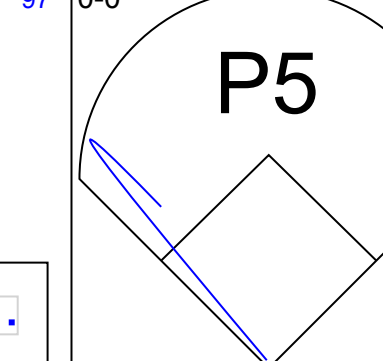
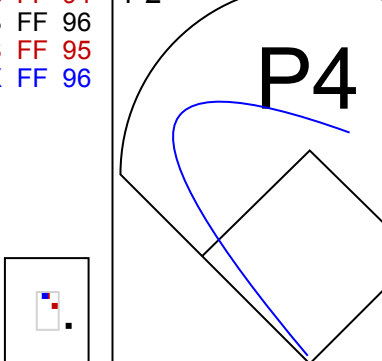
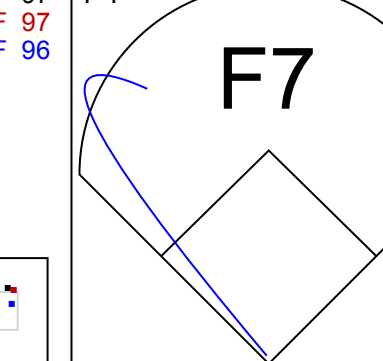


Batter	1	2	3	4	5	6	7	8	9	AB	R	H	RBI	BB	SO	LOB	BOTTOM					
6 David Fletcher, R OBP: 0.356, SLG: 0.408	G4-3					L9		K		3	0	0	0	1	1	0						
27 Mike Trout, R OBP: 0.438, SLG: 0.656								F8		3	1	1	1	1	1	1						
8 Justin Upton, R OBP: 0.302, SLG: 0.391	L7									3	0	0	0	1	1	1						
56 Kole Calhoun, L OBP: 0.322, SLG: 0.486										3	0	1	0	1	1	2						
5 Albert Pujols, R OBP: 0.297, SLG: 0.443										3	0	0	0	0	2	2						
23 Matt Thaiss, L OBP: 0.306, SLG: 0.600										1	0	0	0	0	1	0						
2 Andrelton Simmons, R OBP: 0.318, SLG: 0.388										2	0	1	0	2	0	0						
18 Brian Goodwin, L OBP: 0.339, SLG: 0.475										4	0	0	0	0	1	3						
20 Jonathan Lucroy, R OBP: 0.310, SLG: 0.371										4	0	2	0	0	1	2						
4 Luis Rengifo, S OBP: 0.317, SLG: 0.361										4	0	0	0	0	1	5						
Inning Stats	R: 0 E: 0 K: 1 S: 13	H: 0 LOB: 1 BB: 1 P: 20	R: 0 E: 0 K: 1 S: 9	H: 0 LOB: 0 BB: 0 P: 13	R: 0 E: 0 K: 1 S: 11	H: 1 LOB: 1 BB: 1 P: 18	R: 0 E: 0 K: 1 S: 7	H: 1 LOB: 0 BB: 0 P: 11	R: 0 E: 0 K: 1 S: 9	H: 1 LOB: 1 BB: 0 P: 12	R: 1 E: 0 K: 1 S: 12	H: 1 LOB: 1 BB: 1 P: 21	R: 0 E: 0 K: 2 S: 11	H: 0 LOB: 1 BB: 1 P: 17	R: 0 E: 0 K: 1 S: 8	H: 0 LOB: 1 BB: 1 P: 15	R: 0 E: 0 K: 1 S: 11	H: 1 LOB: 2 BB: 1 P: 21	1B: 3 2B: 1 3B: 0 HR: 1	SF: 0 SAC: 0 DP: 2 HBP: 0	WP: 0 PB: 0 SB: 0 CS: 0	PA: 36
PITCHER	IP WLS BF H R ER SO BB IBB HBP BLK WP HR S P ERA WHIP																					
44 Daniel Norris, L ERA: 4.87	5.0 W 18 3 0 0 0 2 0 0 0 0 0 1 74 74 0.00 1.000																					
63 Nick Ramirez, L ERA: 4.64	1.0 5 1 1 1 1 1 0 0 0 0 0 1 12 21 9.00 2.000																					
19 Trevor Rosenthal, R ERA: 12.15	1.0 H 4 0 0 0 2 1 0 0 0 0 0 0 11 17 0.00 1.000																					
45 Buck Farmer, R ERA: 3.48	1.0 4 0 0 0 1 1 0 0 0 0 0 0 8 15 0.00 1.000																					
77 Joe Jiménez, R ERA: 4.83	1.0 5 1 0 0 1 1 0 0 0 0 0 0 11 21 0.00 2.000																					

Detroit Tigers @ Los Angeles Angels
 Angel Stadium, Anaheim, CA
 Wed Jul 31 2019, 1:11 PM - 4:05 PM PDT
 Att: 37,511 - Sunny - 81 F

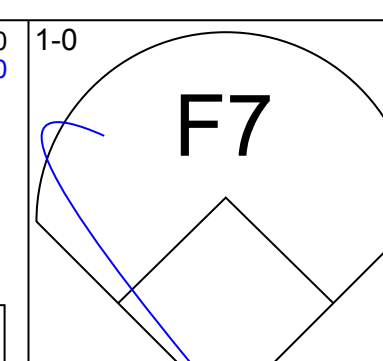
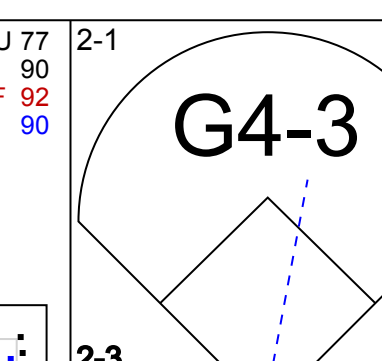
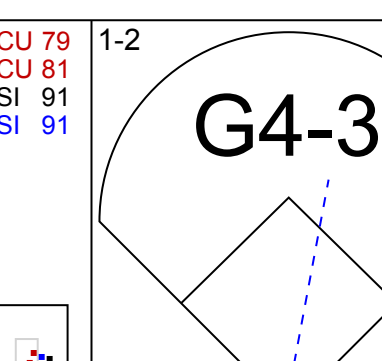
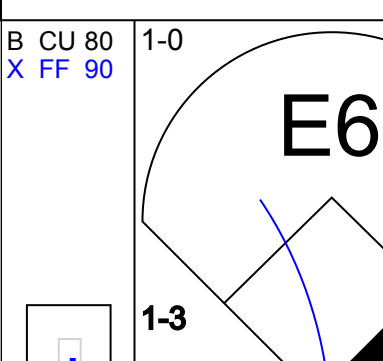
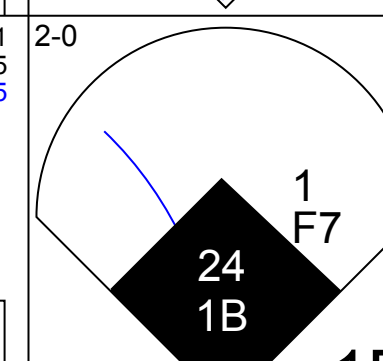
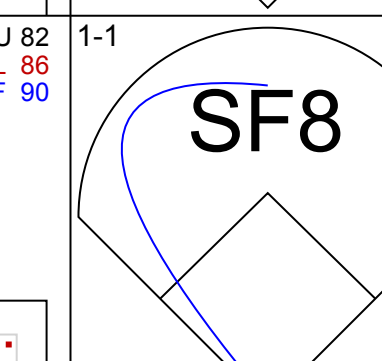
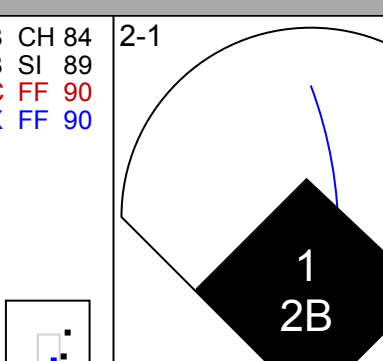
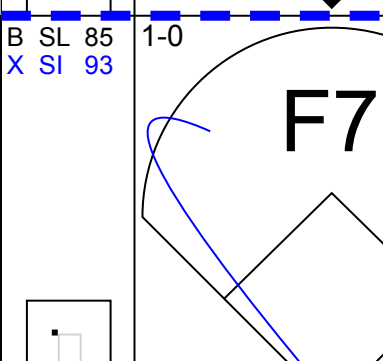
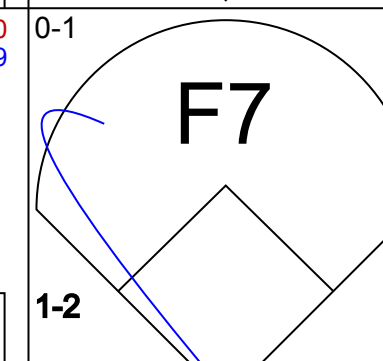
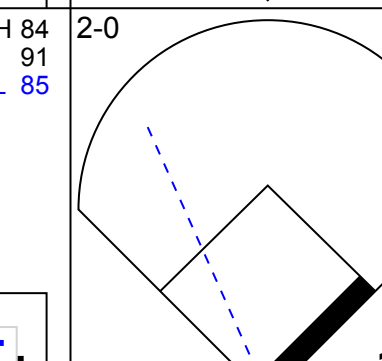
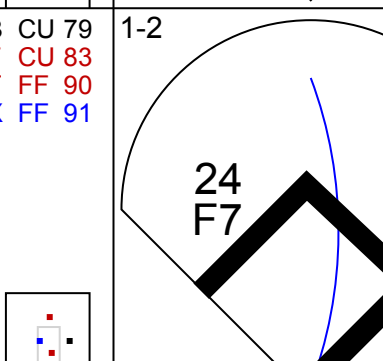

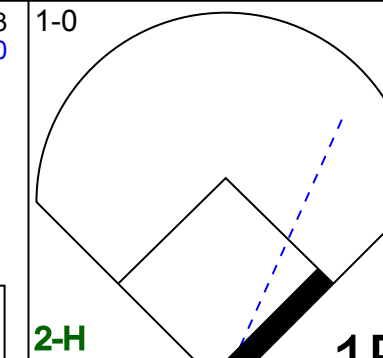
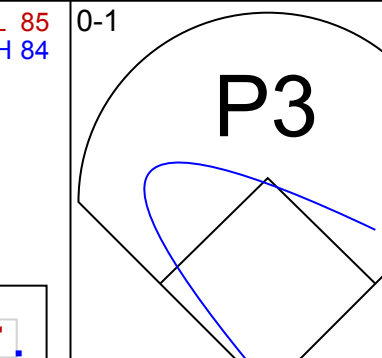
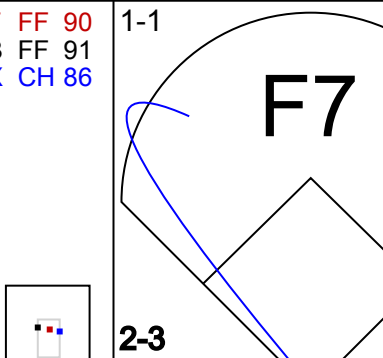

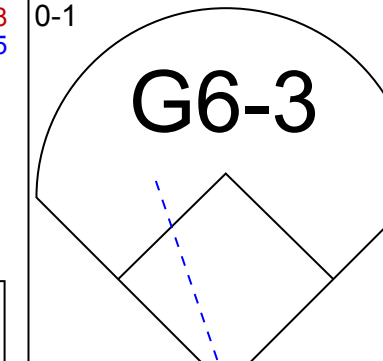
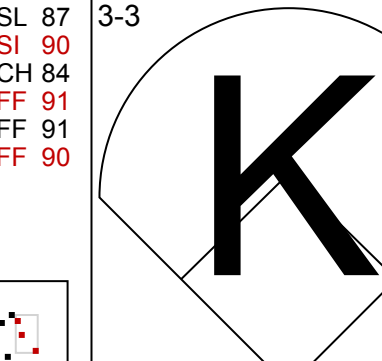
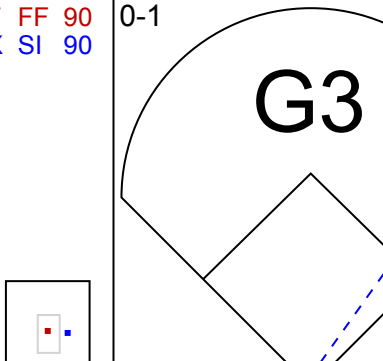
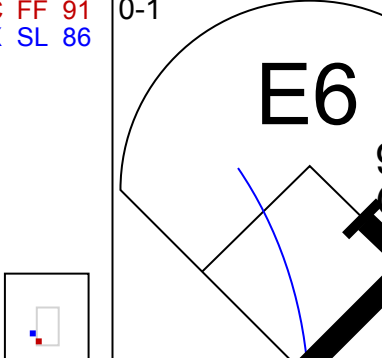
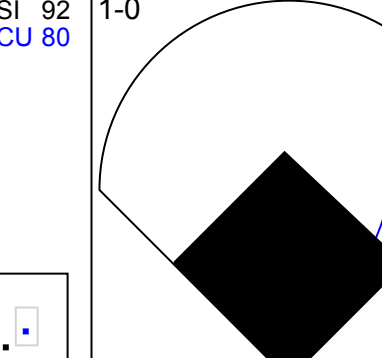

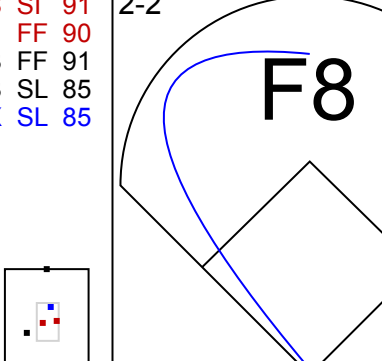
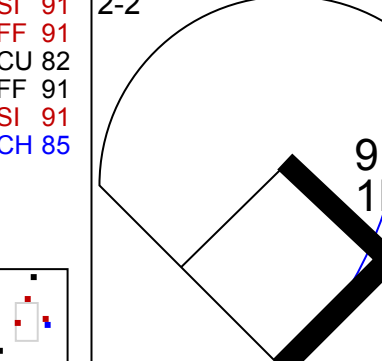
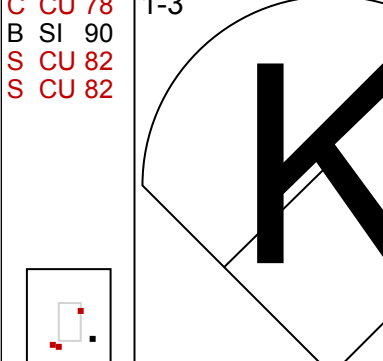
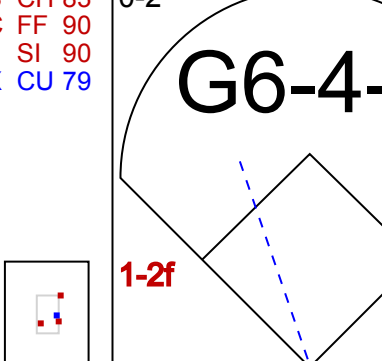
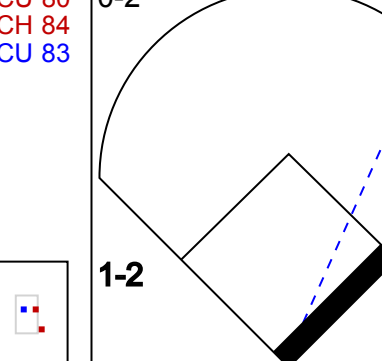
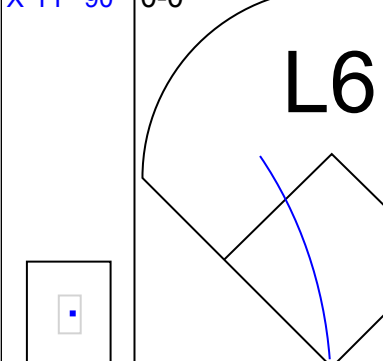
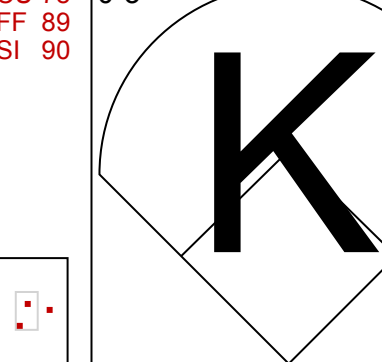
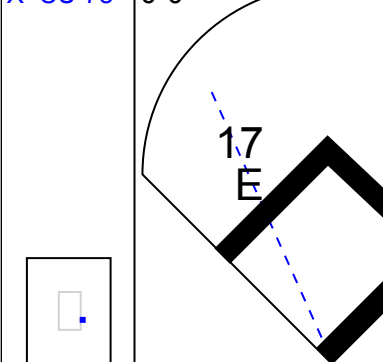
AB	30
R	1
H	5
RBI	1
BB	6
SO	10
LOB	16



Batter	1	2	3	4	5	6	7	8	9	AB	R	H	RBI	BB	SO	LOB	TOP	
21 JaCoby Jones, R OBP: 0.306, SLG: 0.416										4	2	2	0	1	1	0	Detroit Tigers @ Texas Rangers Globe Life Park in Arlington, Arlington, TX Fri Aug 02 2019, 8:07 PM - 10:59 PM EDT Att: 26,884 - Partly Cloudy - 94 F	
28 Niko Goodrum, S OBP: 0.324, SLG: 0.414										5	1	3	1	0	0	2		
24 Miguel Cabrera, R OBP: 0.339, SLG: 0.375										4	0	1	1	0	3	2		
29 Gordon Beckham, R OBP: 0.267, SLG: 0.378										0	0	0	0	0	0	0		
12 Brandon Dixon, R OBP: 0.295, SLG: 0.475										0	0	0	0	1	0	0		
46 Jeimer Candelario, S OBP: 0.291, SLG: 0.335										5	0	0	0	0	3	5		
30 Harold Castro, L OBP: 0.309, SLG: 0.400										4	0	2	1	0	2	0		
22 Victor Reyes, S OBP: 0.291, SLG: 0.294										4	0	0	0	0	0	4		
50 Travis Demeritte, R OBP: 0.750, SLG: 1.500										2	1	1	0	2	0	0		
34 Jake Rogers, R OBP: 0.417, SLG: 0.600										4	0	0	0	0	1	3		
7 Jordy Mercer, R OBP: 0.259, SLG: 0.351										4	0	0	0	0	1	3		
Inning Stats	R: 1 E: 0 K: 2 S: 13	H: 3 LOB: 2 BB: 0 P: 17	R: 0 E: 0 K: 0 S: 8	H: 0 LOB: 0 BB: 0 P: 13	R: 0 E: 0 K: 2 S: 11	H: 0 LOB: 0 BB: 0 P: 16	R: 0 E: 0 K: 2 S: 8	H: 0 LOB: 0 BB: 2 P: 14	R: 0 E: 0 K: 1 S: 16	H: 1 LOB: 1 BB: 0 P: 15	R: 1 E: 0 K: 1 S: 16	H: 3 LOB: 2 BB: 2 P: 25	R: 2 E: 0 K: 0 S: 13	H: 2 LOB: 2 BB: 2 P: 24	1B: 7 2B: 1 3B: 1 HR: 0	SF: 0 SAC: 0 DP: 0 HBP: 0	WP: 1 PB: 0 SB: 2 CS: 0	PA: 40
PITCHER	IP WLS BF H R ER SO BB IBB HBP BLK WP HR S P ERA WHIP	7.0 W 27 4 1 1 10 2 0 0 0 0 0 74 115 1.29 0.857	1.0 6 3 1 1 1 0 0 0 0 0 0 16 25 9.00 3.000	1.0 S 7 2 2 2 0 2 0 0 0 1 0 13 24 18.00 4.000														

AB	36
R	4
H	9
RBI	3
BB	4
SO	11
LOB	19



Batter	1	2	3	4	5	6	7	8	9	AB	R	H	RBI	BB	SO	LOB	BOTTOM			
17 Shin-Soo Choo, L OBP: 0.371, SLG: 0.482										4	0	0	0	0	0	4	Detroit Tigers @ Texas Rangers Globe Life Park in Arlington, Arlington, TX Fri Aug 02 2019, 8:07 PM - 10:59 PM EDT Att: 26,884 - Partly Cloudy - 94 F			
38 Danny Santana, S OBP: 0.359, SLG: 0.600										3	2	2	1	0	0	2				
1 Elvis Andrus, R OBP: 0.320, SLG: 0.412										4	0	2	1	0	0	1				
24 Hunter Pence, R OBP: 0.350, SLG: 0.573										4	1	2	2	0	0	2				
5 Willie Calhoun, L OBP: 0.328, SLG: 0.534										4	0	0	0	0	2	2				
12 Rougned Odor, L OBP: 0.270, SLG: 0.440										4	1	1	1	0	1	1				
16 Scott Heineman, R OBP: 0.500, SLG: 0.500										4	0	2	0	0	1	1				
9 Isiah Kiner-Falefa, R OBP: 0.306, SLG: 0.339										4	0	1	0	0	0	2				
2 Jeff Mathis, R OBP: 0.219, SLG: 0.235										4	1	2	0	0	1	2				
Inning Stats	R: 1 E: 0 K: 0 S: 7	H: 2 LOB: 1 BB: 0 P: 11	R: 0 E: 1 K: 0 S: 9	H: 0 LOB: 0 BB: 0 P: 11	R: 1 E: 0 K: 0 S: 8	H: 2 LOB: 1 BB: 0 P: 13	R: 1 E: 0 K: 2 S: 17	H: 3 LOB: 2 BB: 0 P: 24	R: 1 E: 0 K: 1 S: 13	H: 2 LOB: 1 BB: 0 P: 18	R: 0 E: 1 K: 1 S: 7	H: 1 LOB: 2 BB: 0 P: 10	R: 1 E: 0 K: 1 S: 10	H: 1 LOB: 0 BB: 0 P: 17	R: 0 E: 0 K: 0 S: 7	H: 1 LOB: 0 BB: 0 P: 9		1B: 7 2B: 2 3B: 1 HR: 2	SF: 1 SAC: 0 DP: 2 HBP: 0	WP: 0 PB: 0 SB: 0 CS: 0
PITCHER	IP WLS BF H R ER SO BB IBB HBP BLK WP HR S P ERA WHIP	5.2 L 28 10 4 4 4 4 0 0 0 0 0 60 85 6.35 1.765	1.1 5 1 1 1 1 0 0 0 0 0 1 11 19 6.75 0.750	1.0 3 1 0 0 0 0 0 0 0 0 0 7 9 0.00 1.000																


AB	35
R	5
H	12
RBI	5
BB	0
SO	5
LOB	17



Batter	1	2	3	4	5	6	7	8	9	AB	R	H	RBI	BB	SO	LOB	TOP							
30 Harold Castro, L (1, 8) OBP: 0.305, SLG: 0.391										4	0	1	0	0	2	1								
28 Niko Goodrum, S (1, 6) OBP: 0.345, SLG: 0.412										5	1	2	2	0	1	1								
24 Miguel Cabrera, R (1, 10) OBP: 0.306, SLG: 0.488										3	1	2	0	2	0	0								
21 Jacoby Jones, R (9, PR) OBP: 0.308, SLG: 0.417										0	0	0	0	0	0	0								
12 Brandon Dixon, R (1, 3) OBP: 0.306, SLG: 0.488										4	0	2	0	1	0	3								
46 Jeimer Candelario, S (1, 5) OBP: 0.289, SLG: 0.325										5	0	0	0	0	0	8								
50 Travis Demeritte, R (1, 9) OBP: 0.385, SLG: 0.333										4	0	0	0	0	0	4								
22 Victor Reyes, S (1, 7) OBP: 0.282, SLG: 0.306										4	0	1	0	0	0	2								
55 John Hicks, R (1, 2) OBP: 0.226, SLG: 0.326										3	1	1	0	1	0	1								
29 Gordon Beckham, R (1, 4) OBP: 0.266, SLG: 0.373										4	1	1	0	0	2	2								
Inning Stats	R: 0 H: 1 E: 0 K: 1 S: 7	H: 1 BB: 0 P: 11	R: 0 H: 1 E: 0 K: 0 S: 14	H: 1 LOB: 1 BB: 0 P: 21	R: 0 H: 1 E: 0 K: 1 S: 10	H: 1 LOB: 1 BB: 0 P: 17	R: 1 H: 0 E: 1 K: 0 S: 8	H: 0 LOB: 1 BB: 2 P: 20	R: 2 H: 3 E: 0 K: 0 S: 14	H: 3 LOB: 2 BB: 1 P: 23	R: 0 H: 0 E: 0 K: 1 S: 12	H: 0 LOB: 1 BB: 1 P: 21	R: 1 H: 2 E: 1 K: 1 S: 17	H: 2 LOB: 0 BB: 0 P: 22	R: 0 H: 1 E: 0 K: 1 S: 11	H: 1 LOB: 1 BB: 0 P: 18	R: 0 H: 1 E: 0 K: 0 S: 12	H: 1 LOB: 2 BB: 0 P: 17	1B: 8 2B: 2 3B: 0 HR: 0	SF: 0 SAC: 1 DP: 0 HBP: 0	WP: 0 PB: 0 SB: 1 CS: 0	PA: 42		
PITCHER	IP WLS BF H R ER SO BB IBB HBP BLK WP HR S P ERA WHIP	IP WLS BF H R ER SO BB IBB HBP BLK WP HR S P ERA WHIP	IP WLS BF H R ER SO BB IBB HBP BLK WP HR S P ERA WHIP	IP WLS BF H R ER SO BB IBB HBP BLK WP HR S P ERA WHIP	IP WLS BF H R ER SO BB IBB HBP BLK WP HR S P ERA WHIP	IP WLS BF H R ER SO BB IBB HBP BLK WP HR S P ERA WHIP	IP WLS BF H R ER SO BB IBB HBP BLK WP HR S P ERA WHIP	IP WLS BF H R ER SO BB IBB HBP BLK WP HR S P ERA WHIP	IP WLS BF H R ER SO BB IBB HBP BLK WP HR S P ERA WHIP	IP WLS BF H R ER SO BB IBB HBP BLK WP HR S P ERA WHIP	IP WLS BF H R ER SO BB IBB HBP BLK WP HR S P ERA WHIP	IP WLS BF H R ER SO BB IBB HBP BLK WP HR S P ERA WHIP	IP WLS BF H R ER SO BB IBB HBP BLK WP HR S P ERA WHIP	IP WLS BF H R ER SO BB IBB HBP BLK WP HR S P ERA WHIP	IP WLS BF H R ER SO BB IBB HBP BLK WP HR S P ERA WHIP	IP WLS BF H R ER SO BB IBB HBP BLK WP HR S P ERA WHIP	IP WLS BF H R ER SO BB IBB HBP BLK WP HR S P ERA WHIP	IP WLS BF H R ER SO BB IBB HBP BLK WP HR S P ERA WHIP	IP WLS BF H R ER SO BB IBB HBP BLK WP HR S P ERA WHIP	IP WLS BF H R ER SO BB IBB HBP BLK WP HR S P ERA WHIP	IP WLS BF H R ER SO BB IBB HBP BLK WP HR S P ERA WHIP	IP WLS BF H R ER SO BB IBB HBP BLK WP HR S P ERA WHIP	IP WLS BF H R ER SO BB IBB HBP BLK WP HR S P ERA WHIP	IP WLS BF H R ER SO BB IBB HBP BLK WP HR S P ERA WHIP
51 Pedro Payano, R (1, 1) ERA: 3.45	4.1	21	6	3	2	2	3	0	0	0	0	0	0	0	0	0	0	0	50	88	4.15	2.077		
43 Emmanuel Clase, R (5, 1) ERA:	1.2	6	0	0	0	1	1	0	0	0	0	0	0	0	0	0	0	0	15	25	0.00	0.600		
59 Brett Martin, L (7, 1) ERA: 4.64	0.2	B	5	2	1	0	0	0	0	0	0	0	0	0	0	0	0	0	12	14	0.00	3.000		
48 Rafael Montero, R (7, 1) ERA: 2.25	2.1	W	9	2	0	0	0	0	0	0	0	0	0	0	0	0	0	0	28	43	0.00	0.857		

Detroit Tigers @ Texas Rangers
Globe Life Park in Arlington, Arlington, TX
Sun Aug 04 2019, 3:11 PM - 6:37 PM EDT
Att: 18,531 - Partly Cloudy - 89 F


AB 36
R 4
H 10
RBI 2
BB 4
SO 5
LOB 22



Batter	1	2	3	4	5	6	7	8	9	AB	R	H	RBI	BB	SO	LOB	BOTTOM							
17 Shin-Soo Choo, L (1, 10) OBP: 0.379, SLG: 0.491										3	3	3	1	2	0	0								
38 Danny Santana, S (1, 3) OBP: 0.354, SLG: 0.597										5	2	2	2	0	0	5								
1 Elvis Andrus, R (1, 6) OBP: 0.317, SLG: 0.411										4	1	0	1	0	1	3								
30 Nomar Mazara, L (1, 9) OBP: 0.318, SLG: 0.454										3	1	1	1	1	0	0								
5 Willie Calhoun, L (1, 7) OBP: 0.321, SLG: 0.551										4	1	1	3	0	1	1								
12 Rougned Odor, L (1, 4) OBP: 0.276, SLG: 0.447										3	0	0	0	1	0	1								
41 Logan Forsythe, R (1, 5) OBP: 0.358, SLG: 0.405										4	0	1	0	0	2	2								
3 Delino DeShields, R (1, 8) OBP: 0.348, SLG: 0.370										2	1	0	0	1	2	1								
2 Jeff Mathis, R (1, 2) OBP: 0.219, SLG: 0.231										3	0	0	0	1	2	2								
Inning Stats	R: 2 H: 3 E: 1 K: 1 S: 13	H: 3 LOB: 1 BB: 0 P: 18	R: 0 H: 1 E: 0 K: 1 S: 15	H: 1 LOB: 2 BB: 1 P: 24	R: 0 H: 0 E: 0 K: 1 S: 11	H: 0 LOB: 0 BB: 0 P: 13	R: 0 H: 0 E: 0 K: 2 S: 10	H: 0 LOB: 0 BB: 0 P: 13	R: 2 H: 2 E: 1 K: 0 S: 10	H: 2 LOB: 0 BB: 0 P: 14	R: 0 H: 0 E: 0 K: 2 S: 10	H: 0 LOB: 1 BB: 0 P: 14	R: 4 H: 1 E: 0 K: 0 S: 17	H: 1 LOB: 4 BB: 0 P: 38	R: 1 H: 1 E: 1 K: 1 S: 8	H: 1 LOB: 1 BB: 1 P: 15	R: 1 H: 1 E: 0 K: 1 S: 10	H: 1 LOB: 2 BB: 0 P: 17	1B: 4 2B: 2 3B: 1 HR: 1	SF: 1 SAC: 1 DP: 0 HBP: 0	WP: 1 PB: 0 SB: 2 CS: 0	PA: 39		
PITCHER	IP WLS BF H R ER SO BB IBB HBP BLK WP HR S P ERA WHIP	IP WLS BF H R ER SO BB IBB HBP BLK WP HR S P ERA WHIP	IP WLS BF H R ER SO BB IBB HBP BLK WP HR S P ERA WHIP	IP WLS BF H R ER SO BB IBB HBP BLK WP HR S P ERA WHIP	IP WLS BF H R ER SO BB IBB HBP BLK WP HR S P ERA WHIP	IP WLS BF H R ER SO BB IBB HBP BLK WP HR S P ERA WHIP	IP WLS BF H R ER SO BB IBB HBP BLK WP HR S P ERA WHIP	IP WLS BF H R ER SO BB IBB HBP BLK WP HR S P ERA WHIP	IP WLS BF H R ER SO BB IBB HBP BLK WP HR S P ERA WHIP	IP WLS BF H R ER SO BB IBB HBP BLK WP HR S P ERA WHIP	IP WLS BF H R ER SO BB IBB HBP BLK WP HR S P ERA WHIP	IP WLS BF H R ER SO BB IBB HBP BLK WP HR S P ERA WHIP	IP WLS BF H R ER SO BB IBB HBP BLK WP HR S P ERA WHIP	IP WLS BF H R ER SO BB IBB HBP BLK WP HR S P ERA WHIP	IP WLS BF H R ER SO BB IBB HBP BLK WP HR S P ERA WHIP	IP WLS BF H R ER SO BB IBB HBP BLK WP HR S P ERA WHIP	IP WLS BF H R ER SO BB IBB HBP BLK WP HR S P ERA WHIP	IP WLS BF H R ER SO BB IBB HBP BLK WP HR S P ERA WHIP	IP WLS BF H R ER SO BB IBB HBP BLK WP HR S P ERA WHIP	IP WLS BF H R ER SO BB IBB HBP BLK WP HR S P ERA WHIP	IP WLS BF H R ER SO BB IBB HBP BLK WP HR S P ERA WHIP	IP WLS BF H R ER SO BB IBB HBP BLK WP HR S P ERA WHIP	IP WLS BF H R ER SO BB IBB HBP BLK WP HR S P ERA WHIP	IP WLS BF H R ER SO BB IBB HBP BLK WP HR S P ERA WHIP
27 Jordan Zimmermann, R (1, 1) ERA: 7.15	6.0	26	6	4	4	7	1	0	0	0	0	0	0	0	0	0	0	0	69	96	6.00	1.167		
67 José Cisnero, R (7, 1) ERA: 4.7	0.2	L	4	0	2	0	2	0	0	0	0	0	0	0	0	0	0	0	9	20	27.00	3.000		
63 Nick Ramirez, L (7, 1) ERA: 5.09	0.0		3	1	2	0	2	0	0	0	0	0	0	0	0	0	0	0	7	17	∞	∞		
66 Eduardo Jiménez, R (7, 1) ERA: 7.71	1.1		6	1	1	1	1	0	0	0	0	0	0	0	0	0	0	0	9	16	6.75	1.500		

Detroit Tigers @ Texas Rangers
Globe Life Park in Arlington, Arlington, TX
Sun Aug 04 2019, 3:11 PM - 6:37 PM EDT
Att: 18,531 - Partly Cloudy - 89 F

AB 31
R 9
H 8
RBI 8
BB 6
SO 8
LOB 15



Batter	1	2	3	4	5	6	7	8	9	AB	R	H	RBI	BB	SO	LOB	TOP			
28 Leury García, S OBP: 0.321, SLG: 0.388	F9	FC6-4			SH1-3	K			7 1B	4	1	1	0	0	1	4				
7 Tim Anderson, R OBP: 0.336, SLG: 0.487	L8		F9		F9				79 1B	5	0	2	0	0	0	1				
79 José Abreu, R OBP: 0.306, SLG: 0.481	HR								21 1B	4	1	3	3	1	0	1				
74 Eloy Jiménez, R OBP: 0.289, SLG: 0.452	G6-3				F8					5	0	0	0	0	1	4				
21 Welington Castillo, R OBP: 0.262, SLG: 0.340		P3			K				G6-4-3	5	1	2	1	0	1	3				
17 Ryan Goins, L OBP: 0.249, SLG: 0.534		15 2B			HBP					3	1	2	0	0	1	0				
15 Adam Engel, R OBP: 0.284, SLG: 0.356					F8					4	0	1	1	0	2	3				
5 Yolmer Sánchez, S OBP: 0.312, SLG: 0.331					G5-3				F8	3	0	1	0	1	0	2				
49 Ryan Cordell, R OBP: 0.284, SLG: 0.346										3	1	1	0	1	1	4				
Inning Stats	R: 1 H: 1 E: 0 K: 0 S: 14	H: 1 LOB: 0 BB: 0 P: 18	R: 1 H: 2 E: 0 K: 0 S: 15	H: 2 LOB: 2 BB: 1 P: 26	R: 0 H: 0 E: 0 K: 1 S: 8	H: 0 LOB: 1 BB: 1 P: 12	R: 0 H: 0 E: 0 K: 0 S: 8	H: 0 LOB: 0 BB: 0 P: 14	R: 1 H: 2 E: 0 K: 0 S: 9	H: 2 LOB: 1 BB: 1 P: 14	R: 0 H: 1 E: 0 K: 0 S: 8	H: 1 LOB: 2 BB: 0 P: 13	R: 0 H: 2 E: 0 K: 2 S: 15	H: 2 LOB: 2 BB: 0 P: 20	R: 1 H: 3 E: 0 K: 1 S: 14	H: 3 LOB: 1 BB: 1 P: 18	1B: 8 2B: 2 3B: 1 HR: 2	SF: 0 SAC: 1 DP: 2 HBP: 1	WP: 0 PB: 0 SB: 1 CS: 1	PA: 41
PITCHER	IP WLS BF H R ER SO BB IBB HBP BLK WP HR S P ERA WHIP																			
44 Daniel Norris, L ERA: 4.76	5.2 L 26 7 4 4 3 2 0 1 0 0 2 67 102 6.35 1.588																			
67 José Cisneros, R ERA: 4.08	2.1 10 3 0 0 3 1 0 0 0 0 0 28 45 0.00 1.714																			
36 Blaine Hardy, L ERA: 4.5	0.0 3 1 1 0 0 0 0 0 0 0 0 9 11 ∞ ∞																			
64 Matt Hall, L ERA:	1.0 2 0 0 0 1 0 0 0 0 0 0 5 7 0.00 0.000																			

Chicago White Sox @ Detroit Tigers
Comerica Park, Detroit, MI
Tue Aug 06 2019, 1:10 PM - 4:29 PM EDT
Att: 18,455 - Cloudy - 75 F

AB 36
R 5
H 13
RBI 5
BB 3
SO 7
LOB 22



Batter	1	2	3	4	5	6	7	8	9	AB	R	H	RBI	BB	SO	LOB	BOTTOM					
21 Jacoby Jones, R OBP: 0.311, SLG: 0.432	K				K				30 1B	4	1	1	0	1	3	1						
30 Harold Castro, L OBP: 0.306, SLG: 0.385	28 BB				F9					5	0	2	1	0	0	1						
12 Brandon Dixon, R OBP: 0.307, SLG: 0.496	E5				P5					5	1	1	0	0	0	3						
28 Niko Goodrum, S OBP: 0.326, SLG: 0.415	18 FC1-2				G4-3					3	0	1	1	1	1	0						
18 Dawel Lugo, R OBP: 0.242, SLG: 0.333	FC1-2				G6-3					4	0	1	0	0	0	5						
55 John Hicks, R OBP: 0.230, SLG: 0.329	L5				K					4	0	2	0	0	1	4						
50 Travis Demeritte, R OBP: 0.286, SLG: 0.235	K				K					4	0	0	0	0	3	3						
34 Jake Rogers, R OBP: 0.333, SLG: 0.524	F9				HR					4	1	1	1	0	1	0						
22 Victor Reyes, S OBP: 0.291, SLG: 0.313					G6-3					4	0	1	0	0	1	0						
Inning Stats	R: 0 H: 1 E: 2 K: 1 S: 17	H: 1 LOB: 3 BB: 1 P: 27	R: 0 H: 1 E: 0 K: 2 S: 11	H: 1 LOB: 0 BB: 0 P: 15	R: 1 H: 3 E: 0 K: 1 S: 17	H: 3 LOB: 2 BB: 0 P: 27	R: 1 H: 1 E: 0 K: 1 S: 10	H: 1 LOB: 0 BB: 0 P: 14	R: 0 H: 1 E: 0 K: 1 S: 10	H: 1 LOB: 1 BB: 0 P: 18	R: 0 H: 0 E: 0 K: 2 S: 9	H: 0 LOB: 0 BB: 0 P: 14	R: 0 H: 1 E: 0 K: 1 S: 4	H: 1 LOB: 0 BB: 0 P: 7	R: 0 H: 1 E: 0 K: 1 S: 13	H: 1 LOB: 1 BB: 0 P: 20	R: 1 H: 1 E: 0 K: 1 S: 14	H: 1 LOB: 1 BB: 1 P: 23	1B: 7 2B: 1 3B: 1 HR: 1	SF: 0 SAC: 0 DP: 2 HBP: 0	WP: 1 PB: 0 SB: 0 CS: 0	PA: 39
PITCHER	IP WLS BF H R ER SO BB IBB HBP BLK WP HR S P ERA WHIP																					
84 Dylan Cease, R ERA: 6.0	5.0 W 24 7 2 2 6 1 0 0 0 0 0 1 65 101 3.60 1.600																					
43 Evan Marshall, R ERA: 2.23	1.0 H 4 1 0 0 2 0 0 0 0 0 0 10 15 0.00 1.000																					
39 Aaron Bummer, L ERA: 1.61	2.0 H 6 1 0 0 1 0 0 0 0 0 1 0 16 26 0.00 0.500																					
48 Alex Colomé, R ERA: 2.44	1.0 S 5 1 1 1 1 1 0 0 0 0 0 0 14 23 9.00 2.000																					

Chicago White Sox @ Detroit Tigers
Comerica Park, Detroit, MI
Tue Aug 06 2019, 1:10 PM - 4:29 PM EDT
Att: 18,455 - Cloudy - 75 F


AB 37
R 3
H 10
RBI 3
BB 2
SO 10
LOB 17



Batter	1	2	3	4	5	6	7	8	9	AB	R	H	RBI	BB	SO	LOB	TOP					
28 Leury García, S OBP: 0.322, SLG: 0.393	G4-3	G4-3	G6-4-3	G6-4-3	G6-4-3	G6-4-3	G6-4-3	G4-3	G4-3	6	1	1	0	0	0	3						
7 Tim Anderson, R OBP: 0.347, SLG: 0.494	79 1B 33 2B	79 1B 33 2B	33 E 21 2B	33 E 21 2B	79 1B 33 2B	79 1B 33 2B	79 1B 33 2B	79 1B 33 2B	79 1B 33 2B	4	3	4	0	1	0	0						
79 José Abreu, R OBP: 0.310, SLG: 0.482	33 2B	33 2B	K	K	K	K	K	FC5-4	FC5-4	5	2	3	2	0	1	3						
74 Eloy Jiménez, R OBP: 0.293, SLG: 0.450	K	K	P4	P4	K	K	FC5-4	FC5-4	FC5-4	5	0	1	1	0	2	6						
33 James McCann, R OBP: 0.342, SLG: 0.463	1-3 2B	1-3 2B	FC6	FC6	1B	1B	F9	1B	1B	5	0	3	3	0	0	1						
21 Wellington Castillo, R OBP: 0.296, SLG: 0.349	K	K	K	K	K	K	K	P3	P3	5	0	2	1	0	2	5						
17 Ryan Goins, L OBP: 0.413, SLG: 0.500	G3	G3	K	K	L4	L4	K	K	P6	5	0	0	0	0	2	4	AB 42					
5 Yolmer Sánchez, S OBP: 0.309, SLG: 0.324	K	K	G6-4-3	G6-4-3	G3-1	G3-1	F8	F8	F8	4	0	0	0	1	1	1	R 8					
49 Ryan Cordell, R OBP: 0.292, SLG: 0.362	HR	HR	P2	P2	K	K	K	FC5-4	FC5-4	3	2	1	1	1	1	1	H 15					
	R: 1 E: 0 K: 2 S: 15	H: 3 LOB: 2 BB: 0 P: 23	R: 1 E: 0 K: 1 S: 11	H: 1 LOB: 0 BB: 0 P: 20	R: 1 E: 0 K: 2 S: 20	H: 2 LOB: 2 BB: 0 P: 29	R: 0 E: 0 K: 0 S: 9	H: 0 LOB: 0 BB: 1 P: 16	R: 2 E: 0 K: 2 S: 17	H: 3 LOB: 1 BB: 0 P: 20	R: 1 E: 0 K: 1 S: 24	H: 3 LOB: 2 BB: 0 P: 31	R: 0 E: 0 K: 1 S: 12	H: 1 LOB: 1 BB: 0 P: 15	R: 2 E: 0 K: 0 S: 22	H: 2 LOB: 2 BB: 2 P: 37	R: 0 E: 0 K: 0 S: 7	H: 0 LOB: 1 BB: 0 P: 12	1B: 11 2B: 3 HR: 1	SF: 0 SAC: 0 DP: 1 HBP: 1	WP: 0 PB: 0 SB: 0 CS: 0	PA: 46
	PITCHER	IP WLS BF H R ER SO BB IBB HBP BLK WP HR S P ERA WHIP															PITCHER	IP WLS BF H R ER SO BB IBB HBP BLK WP HR S P ERA WHIP				
70 Tyler Alexander, L ERA: 5.13	4.1	L	23	9	5	4	6	1	0	0	0	0	0	0	1	66	102	8.31	2.308			
66 Eduardo Jiménez, R ERA: 5.91	2.2		12	4	1	1	3	0	0	0	0	0	0	0	0	42	52	3.38	1.500			
19 Trevor Rosenthal, R ERA: 13.5	0.2		4	0	2	2	0	2	0	0	0	0	0	0	15	26	27.00	3.000				
36 Blaine Hardy, L ERA: 4.47	0.1		3	2	0	0	0	0	0	0	0	0	0	0	7	11	0.00	6.000				
12 Brandon Dixon, R ERA: 9.0	1.0		4	0	0	0	0	0	0	1	0	0	0	0	7	12	0.00	0.000				

Chicago White Sox @ Detroit Tigers
Comerica Park, Detroit, MI
Wed Aug 07 2019, 1:11 PM - 4:27 PM EDT
Att: 17,444 - Partly Cloudy - 81 F


AB 42
R 8
H 15
RBI 8
BB 3
SO 9
LOB 24



Batter	1	2	3	4	5	6	7	8	9	AB	R	H	RBI	BB	SO	LOB	BOTTOM					
30 Harold Castro, L OBP: 0.298, SLG: 0.372	K	K	F8	F8	F7	F7	F7	G4-3	G4-3	4	0	0	0	0	1	2						
28 Niko Goodrum, S OBP: 0.328, SLG: 0.415	BB	BB	24 G5-4-3	24 G5-4-3	24 G5-4-3	24 G5-4-3	F9	G4-3	G4-3	3	0	1	0	1	0	1						
24 Miguel Cabrera, R OBP: 0.343, SLG: 0.385	L8	L8	G5-4-3	G5-4-3	G3	G3	G3	G5-3	G5-3	4	0	0	0	0	0	3						
29 Gordon Beckham, R OBP: 0.274, SLG: 0.376	L8	L8	G5-4-3	G5-4-3	G3	G3	G3	G5-3	G5-3	0	0	0	0	0	0	0						
12 Brandon Dixon, R OBP: 0.308, SLG: 0.489	F9	F9	G5-3	G5-3	G5-3	G5-3	BB	K	K	3	0	0	0	1	1	1						
18 Dawel Lugo, R OBP: 0.240, SLG: 0.326	L4	L4	L4	L4	L8	L8	L8	K	K	4	0	1	0	0	1	1						
22 Victor Reyes, S OBP: 0.289, SLG: 0.301	FC3	FC3	G4-3	G4-3	G4-3	G4-3	G6-3	50 3B	50 3B	3	1	0	0	1	0	1						
50 Travis Demérite, R OBP: 0.300, SLG: 0.360	L8	L8	L8	L8	G6-4-3	G6-4-3	G6-3	G6-3	G6-3	4	0	2	1	0	0	2	AB 31					
34 Jake Rogers, R OBP: 0.321, SLG: 0.458	G6-4-3	G6-4-3	G6-4-3	G6-4-3	G6-4-3	G6-4-3	G5-3	G6-3	G6-3	3	0	0	0	1	0	2	R 1					
7 Jordy Mercer, R OBP: 0.293, SLG: 0.401	G5-4-3	G5-4-3	G5-4-3	G5-4-3	G5-4-3	G5-4-3	G5-4-3	G6-3	G6-3	3	0	2	0	0	0	3	H 6					
	R: 0 E: 0 K: 1 S: 11	H: 0 LOB: 1 BB: 1 P: 18	R: 0 E: 0 K: 0 S: 13	H: 1 LOB: 2 BB: 1 P: 23	R: 0 E: 0 K: 0 S: 6	H: 1 LOB: 0 BB: 0 P: 6	R: 0 E: 0 K: 0 S: 8	H: 0 LOB: 0 BB: 0 P: 11	R: 0 E: 0 K: 0 S: 7	H: 2 LOB: 1 BB: 0 P: 11	R: 0 E: 0 K: 0 S: 5	H: 0 LOB: 1 BB: 1 P: 12	R: 0 E: 0 K: 0 S: 8	H: 0 LOB: 0 BB: 0 P: 13	R: 0 E: 0 K: 0 S: 8	H: 1 LOB: 1 BB: 0 P: 13	R: 1 E: 0 K: 2 S: 14	H: 1 LOB: 1 BB: 1 P: 20	1B: 5 2B: 0 3B: 1 HR: 0	SF: 0 SAC: 0 DP: 3 HBP: 0	WP: 1 PB: 0 SB: 0 CS: 0	PA: 35
	PITCHER	IP WLS BF H R ER SO BB IBB HBP BLK WP HR S P ERA WHIP															PITCHER	IP WLS BF H R ER SO BB IBB HBP BLK WP HR S P ERA WHIP				
46 Iván Nova, R ERA: 4.8	8.0	W	30	5	0	0	1	3	0	0	0	0	0	0	0	1	107	0.00	1.000			
50 Jimmy Cordero, R ERA: 4.22	1.0		5	1	1	1	2	1	0	0	0	0	0	0	14	20	9.00	2.000				

Chicago White Sox @ Detroit Tigers
Comerica Park, Detroit, MI
Wed Aug 07 2019, 1:11 PM - 4:27 PM EDT
Att: 17,444 - Partly Cloudy - 81 F

AB 31
R 1
H 6
RBI 1
BB 4
SO 3
LOB 16



Batter	1	2	3	4	5	6	7	8	9	AB	R	H	RBI	BB	SO	LOB	TOP											
15 Whit Merrifield, R OBP: 0.357, SLG: 0.479										5	1	2	0	0	3	2	Kansas City Royals @ Detroit Tigers Comerica Park, Detroit, MI Thu Aug 08 2019, 7:11 PM - 10:48 PM EDT Att: 17,197 - Partly Cloudy - 81 F											
4 Alex Gordon, L OBP: 0.343, SLG: 0.427										5	1	1	3	0	1	2												
17 Hunter Dozier, R OBP: 0.368, SLG: 0.542										5	2	2	3	0	2	0												
12 Jorge Soler, R OBP: 0.337, SLG: 0.525										2	1	0	0	2	1	0												
19 Cheslor Cuthbert, R OBP: 0.332, SLG: 0.449										4	1	2	2	0	0	0												
11 Bubba Starling, R OBP: 0.250, SLG: 0.321										4	0	0	0	0	1	2												
1 Nicky Lopez, L OBP: 0.265, SLG: 0.293										4	1	1	0	0	0	2	AB 36 R 8 H 9 RBI 8 BB 3 SO 11 LOB 11											
33 Nick Dini, R OBP: 0.400, SLG: 0.250										3	1	1	0	1	1	0												
6 Billy Hamilton, S OBP: 0.275, SLG: 0.266										4	0	0	0	0	2	3												
Inning Stats	R: 2 H: 3 E: 0 K: 1 S: 15	WLS: 0 BF: 2 P: 24	R: 0 H: 1 E: 0 K: 0 S: 7	LOB: 1 BB: 0 P: 10	R: 3 H: 2 E: 0 K: 0 S: 17	LOB: 1 BB: 2 P: 32	R: 0 H: 0 E: 0 K: 2 S: 9	LOB: 0 BB: 0 P: 14	R: 0 H: 0 E: 0 K: 1 S: 9	LOB: 0 BB: 0 P: 14	R: 3 H: 3 E: 0 K: 2 S: 18	LOB: 0 BB: 0 P: 29	R: 0 H: 0 E: 0 K: 1 S: 7	LOB: 0 BB: 0 P: 11	R: 0 H: 0 E: 0 K: 2 S: 10	LOB: 0 BB: 0 P: 16		R: 0 H: 0 E: 0 K: 2 S: 10	LOB: 0 BB: 0 P: 14	1B: 3 2B: 2 3B: 0 HR: 4	SF: 0 SAC: 0 DP: 0 HBP: 0	WP: 0 PB: 0 SB: 0 CS: 0	PA: 39					
PITCHER	IP	WLS	BF	H	R	ER	SO	BB	IBB	HBP	BLK	WP	HR	S	P	ERA		WHIP										
48 Matthew Boyd, L ERA: 4.16	2.2		17	6	5	5	1	3	0	0	0	0	3	37	61	16.88		3.75										
64 Matt Hall, L ERA: 4.91	2.2		10	2	2	2	4	0	0	0	0	0	0	30	47	6.75	0.750											
67 José Cisneros, R ERA: 4.19	1.2	B	6	1	1	1	2	0	0	0	0	0	1	15	26	5.40	0.600											
45 Buck Farmer, R ERA: 3.78	1.0		3	0	0	0	2	0	0	0	0	0	0	10	16	0.00	0.000											
77 Joe Jiménez, R ERA: 4.91	1.0	W	3	0	0	0	2	0	0	0	0	0	0	10	14	0.00	0.000											
Batter	1	2	3	4	5	6	7	8	9	AB	R	H	RBI	BB	SO	LOB	BOTTOM											
21 JaCoby Jones, R OBP: 0.310, SLG: 0.430										1	0	0	0	0	1	0	Kansas City Royals @ Detroit Tigers Comerica Park, Detroit, MI Thu Aug 08 2019, 7:11 PM - 10:48 PM EDT Att: 17,197 - Partly Cloudy - 81 F											
22 Victor Reyes, S OBP: 0.301, SLG: 0.337										3	0	2	1	0	0	2												
28 Niko Goodrum, S OBP: 0.326, SLG: 0.410										4	0	0	1	1	2	5												
24 Miguel Cabrera, R OBP: 0.344, SLG: 0.392										4	1	1	2	1	0	0												
12 Brandon Dixon, R OBP: 0.309, SLG: 0.485										4	1	1	0	1	2	3												
18 Dawel Lugo, R OBP: 0.238, SLG: 0.320										5	1	1	0	0	0	5												
30 Harold Castro, L OBP: 0.300, SLG: 0.385										4	2	1	3	1	0	2	AB 34 R 10 H 8 RBI 10 BB 9 SO 9 LOB 23											
50 Travis Demeritte, R OBP: 0.371, SLG: 0.481										2	3	1	1	3	1	1												
34 Jake Rogers, R OBP: 0.344, SLG: 0.423										2	1	0	0	2	2	0												
7 Jordy Mercer, R OBP: 0.290, SLG: 0.414										5	1	1	2	0	1	5												
Inning Stats	R: 0 H: 0 E: 0 K: 2 S: 7	WLS: 0 BF: 0 P: 11	R: 5 H: 2 E: 1 K: 1 S: 23	LOB: 3 BB: 4 P: 49	R: 1 H: 0 E: 0 K: 1 S: 13	LOB: 3 BB: 3 P: 33	R: 1 H: 2 E: 0 K: 2 S: 13	LOB: 1 BB: 0 P: 19	R: 0 H: 1 E: 0 K: 1 S: 10	LOB: 0 BB: 0 P: 15	R: 0 H: 0 E: 0 K: 0 S: 8	LOB: 0 BB: 0 P: 12	R: 1 H: 2 E: 1 K: 2 S: 16	LOB: 2 BB: 0 P: 21	R: 0 H: 0 E: 0 K: 0 S: 11	LOB: 0 BB: 1 P: 20		R: 2 H: 1 E: 0 K: 0 S: 6	LOB: 1 BB: 1 P: 12	1B: 3 2B: 0 3B: 1 HR: 4	SF: 0 SAC: 1 DP: 0 HBP: 1	WP: 1 PB: 0 SB: 0 CS: 0	PA: 45					
PITCHER	IP	WLS	BF	H	R	ER	SO	BB	IBB	HBP	BLK	WP	HR	S	P	ERA		WHIP										
28 Jorge López, R ERA: 6.51	1.1		11	2	5	4	2	3	0	1	0	0	1	21	44	27.00	3.750											
61 Kevin McCarthy, R ERA: 4.42	0.2		3	0	0	0	1	1	0	0	0	0	0	9	16	0.00	1.500											
45 Kyle Zimmer, R ERA: 8.59	1.1		9	2	2	2	2	3	0	0	0	0	1	21	44	13.50	3.750											
68 Jake Newberry, R ERA: 3.28	1.2		6	1	0	0	2	0	0	0	0	0	0	15	23	0.00	0.600											
63 Josh Staumont, R ERA: 3.88	2.0	B	9	2	1	1	2	0	0	0	0	0	1	24	33	4.50	1.000											
PITCHER	IP	WLS	BF	H	R	ER	SO	BB	IBB	HBP	BLK	WP	HR	S	P	ERA	WHIP											
58 Scott Barlow, R ERA: 5.48	1.0		4	0	0	0	0	1	0	0	0	0	0	11	20	0.00	1.000											
55 Richard Lovelady, L ERA: 6.63	0.1	L	3	1	2	2	0	1	0	0	0	0	1	6	12	54.00	6.000											

Batter	1	2	3	4	5	6	7	8	9	AB	R	H	RBI	BB	SO	LOB	TOP						
15 Whit Merrifield, R OBP: 0.360, SLG: 0.486	F9			12 HR G4-3		K		17 3B BB	2B	4	2	2	2	1	1	1							
4 Alex Gordon, L OBP: 0.340, SLG: 0.419	K			G4-3		G5-3		K	G6-3	5	0	0	0	0	2	4							
17 Hunter Dozier, R OBP: 0.363, SLG: 0.538	G6-3			P3		G4-3				4	0	1	1	0	0	2							
12 Jorge Soler, R OBP: 0.337, SLG: 0.536	F9			HR				E6 72 S	F9	4	2	1	2	0	0	1							
19 Cheslor Cuthbert, R OBP: 0.321, SLG: 0.433	L8			G5-3				L9	P3	4	0	0	0	0	0	2							
66 Ryan O'Hearn, L OBP: 0.265, SLG: 0.305	G3-1									3	0	0	0	1	2	1							
11 Bubba Starling, R OBP: 0.272, SLG: 0.333										2	2	0	0	2	0	1							
72 Meibrys Vioria, L OBP: 0.300, SLG: 0.348										4	0	0	0	0	1	2							
2 Humberto Arteaga, R OBP: 0.250, SLG: 0.220										3	1	1	0	1	1	1							
Inning Stats	R: 0 K: 1 S: 8	H: 0 LOB: 0 BB: 13	R: 0 K: 0 S: 8	H: 0 LOB: 0 BB: 10	R: 0 K: 1 S: 9	H: 0 LOB: 0 BB: 16	R: 2 K: 0 S: 15	H: 2 LOB: 0 BB: 29	R: 0 K: 0 S: 2	H: 0 LOB: 0 BB: 6	R: 0 K: 1 S: 10	H: 1 LOB: 1 BB: 16	R: 2 K: 1 S: 13	H: 0 LOB: 1 BB: 25	R: 1 K: 1 S: 13	H: 1 LOB: 1 BB: 23	R: 2 K: 2 S: 12	H: 1 LOB: 1 BB: 25	1B: 2 2B: 1 HR: 1	SF: 0 SAC: 0 HBP: 0	WP: 1 PB: 2 CS: 0	PA: 38	
PITCHER	IP	WLS	BF	H	R	ER	SO	BB	IBB	HBP	BLK	WP	HR	S	P	ERA	WHIP						
56 Spencer Turnbull, R ERA: 3.88	6.0	L	21	3	2	2	3	1	0	0	0	0	1	52	90	3.00	0.667						
65 Gregory Soto, L ERA: 6.97	1.1		8	0	3	1	2	2	0	0	0	0	0	19	38	6.75	1.500						
67 José Cisneros, R ERA: 4.05	0.2		3	1	0	0	0	0	0	0	0	0	0	7	10	0.00	1.500						
71 John Schreiber, R ERA: 16.2	1.0		6	1	2	2	2	2	0	0	0	1	0	12	25	18.00	3.000						

Kansas City Royals @ Detroit Tigers
Comerica Park, Detroit, MI
Sat Aug 10 2019, 6:11 PM - 8:59 PM EDT
Att: 26,028 - Partly Cloudy - 79 F

AB 33
R 7
H 5
RBI 5
BB 5
SO 7
LOB 15

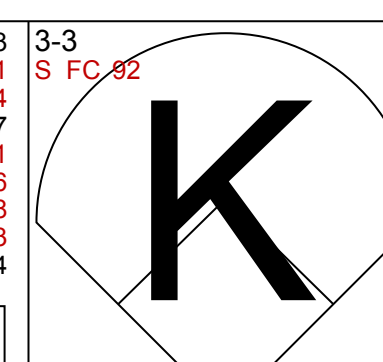
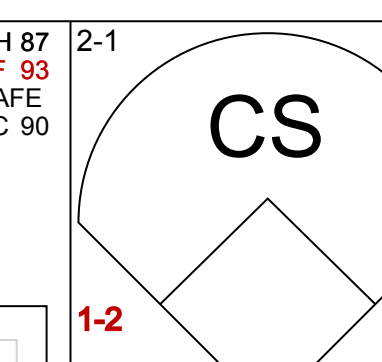
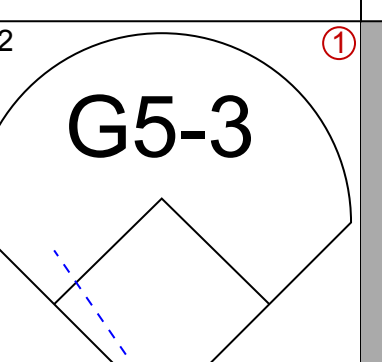
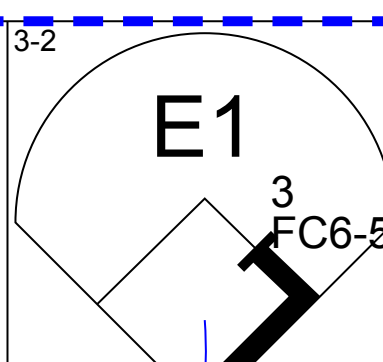
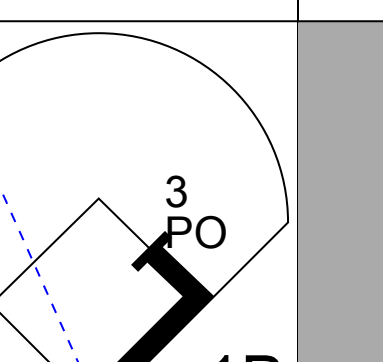
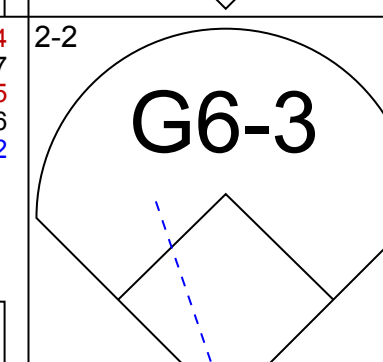
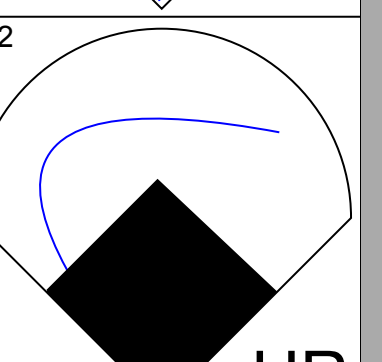
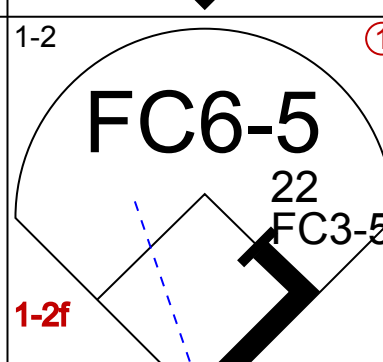
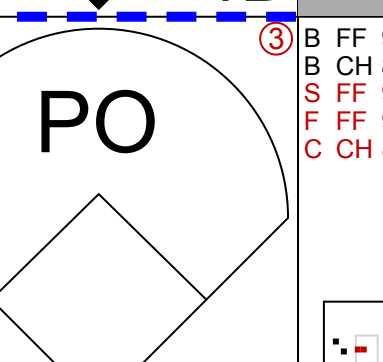
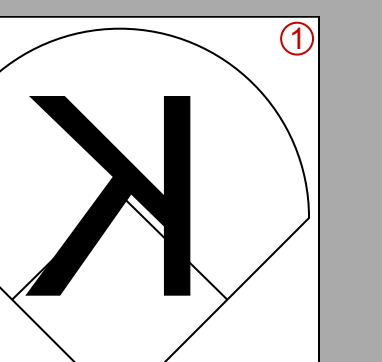
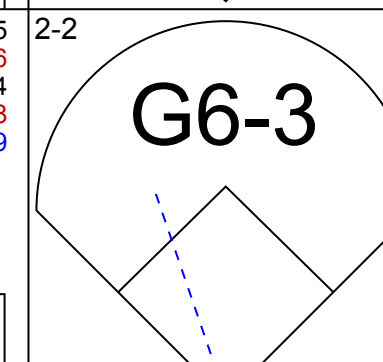
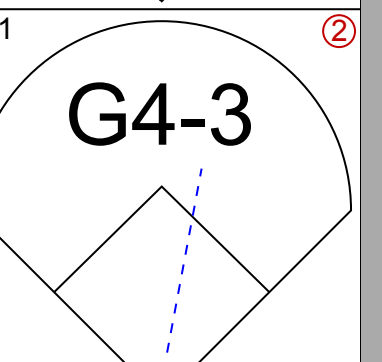
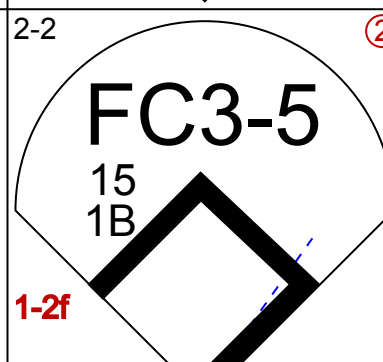
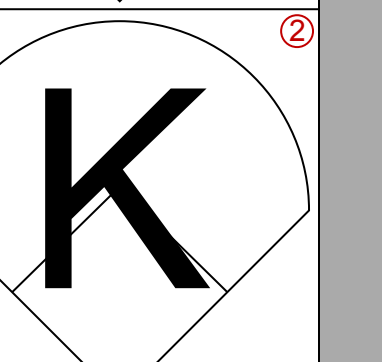
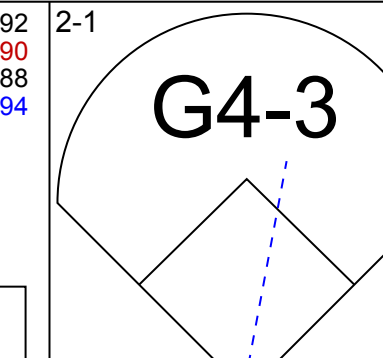
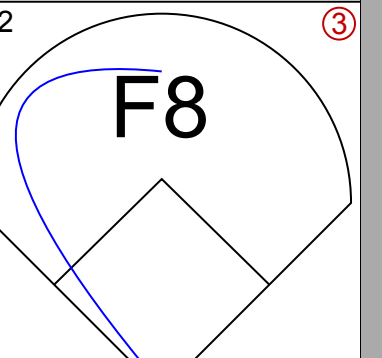
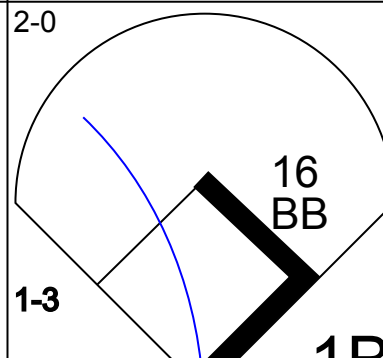
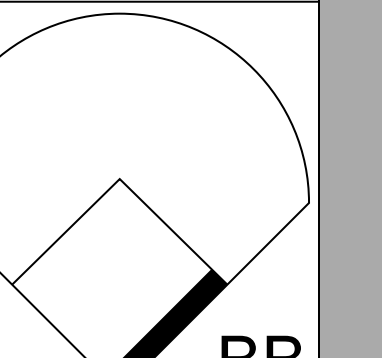

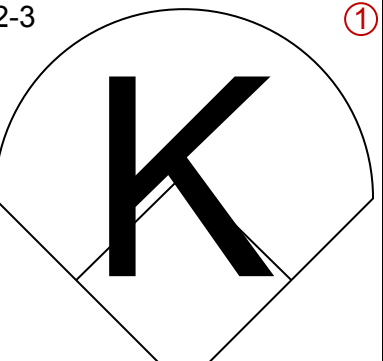
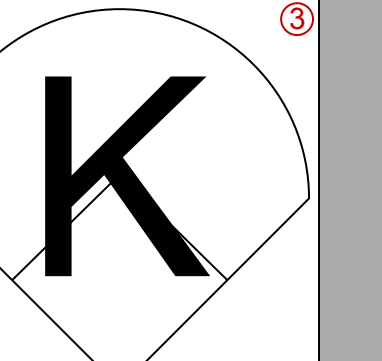

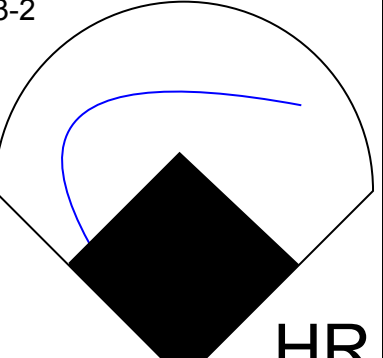
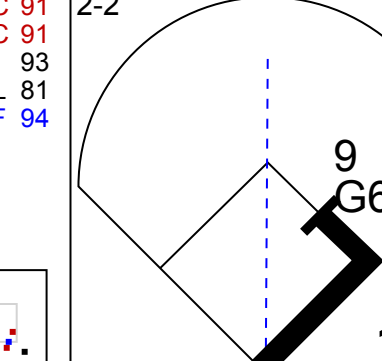
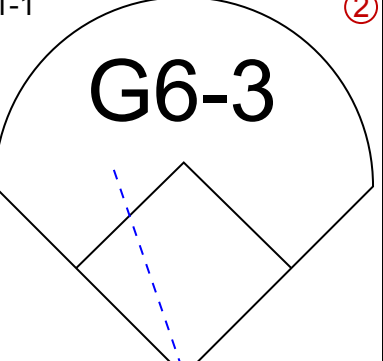
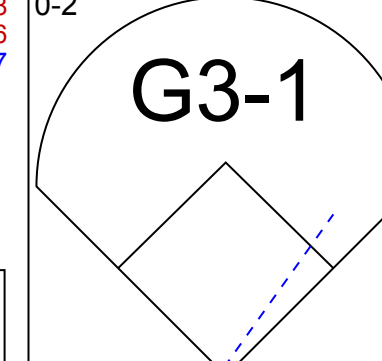
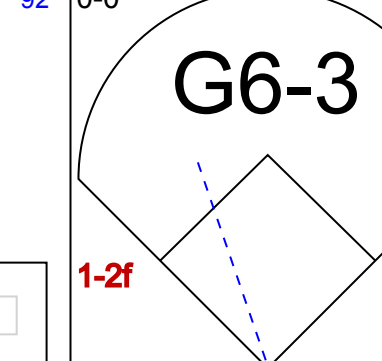
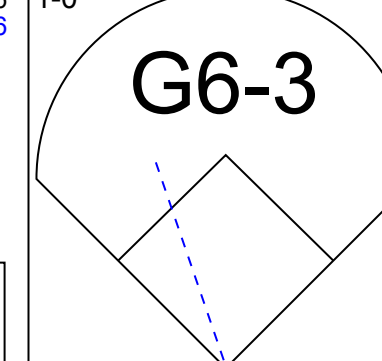
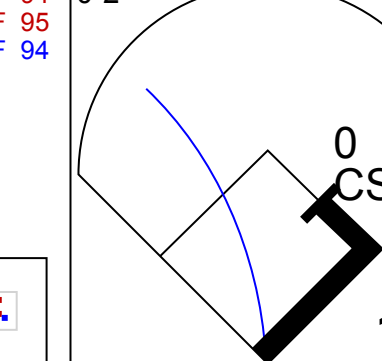
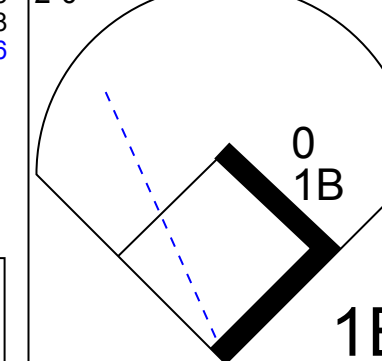


Batter	1	2	3	4	5	6	7	8	9	AB	R	H	RBI	BB	SO	LOB	BOTTOM						
22 Victor Reyes, S OBP: 0.304, SLG: 0.337	K			K				L8		4	0	1	0	0	2	1							
28 Niko Goodrum, S OBP: 0.325, SLG: 0.411	K			K		G4-3			G6-3	4	0	0	0	0	2	1							
24 Miguel Cabrera, R OBP: 0.347, SLG: 0.391	K			K					G6-3	4	0	1	0	0	2	0							
12 Brandon Dixon, R OBP: 0.308, SLG: 0.478	F7									4	0	2	0	0	0	1							
18 Dawel Lugo, R OBP: 0.248, SLG: 0.324	F9									4	0	0	0	0	2	3							
30 Harold Castro, L OBP: 0.300, SLG: 0.382	K									3	0	1	0	0	2	1							
50 Travis Demeritte, R OBP: 0.357, SLG: 0.471										3	0	1	0	0	0	1							
34 Jake Rogers, R OBP: 0.308, SLG: 0.455										3	0	0	0	0	2	1							
7 Jordy Mercer, R OBP: 0.290, SLG: 0.409										3	0	0	0	0	2	1							
Inning Stats	R: 0 K: 3 S: 10	H: 0 LOB: 0 BB: 0	R: 0 K: 1 S: 8	H: 0 LOB: 0 BB: 0	R: 0 K: 1 S: 6	H: 0 LOB: 0 BB: 0	R: 0 K: 3 S: 12	H: 0 LOB: 0 BB: 0	R: 0 K: 2 S: 10	H: 1 LOB: 1 BB: 0	R: 0 K: 1 S: 8	H: 1 LOB: 1 BB: 0	R: 0 K: 1 S: 12	H: 1 LOB: 1 BB: 0	R: 0 K: 1 S: 16	H: 1 LOB: 1 BB: 23	1B: 6 2B: 1 HR: 0	SF: 0 SAC: 0 HBP: 0	WP: 0 PB: 1 SB: 0 CS: 1	PA: 32			
PITCHER	IP	WLS	BF	H	R	ER	SO	BB	IBB	HBP	BLK	WP	HR	S	P	ERA	WHIP						
21 Mike Montgomery, L ERA: 5.19	7.0	W	24	4	0	0	12	0	0	0	0	0	0	64	100	0.00	0.571						
61 Kevin McCarthy, R ERA: 4.3	1.0		4	1	0	0	1	0	0	0	0	0	0	12	14	0.00	1.000						
31 Ian Kennedy, R ERA: 3.11	1.0		4	1	0	0	1	0	0	0	0	0	0	16	23	0.00	1.000						

Kansas City Royals @ Detroit Tigers
Comerica Park, Detroit, MI
Sat Aug 10 2019, 6:11 PM - 8:59 PM EDT
Att: 26,028 - Partly Cloudy - 79 F

AB 32
R 0
H 6
RBI 0
BB 0
SO 14
LOB 10

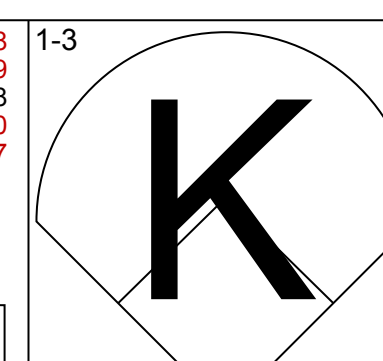
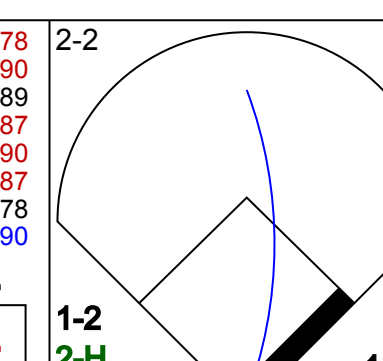
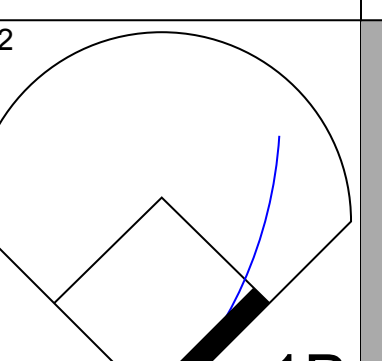
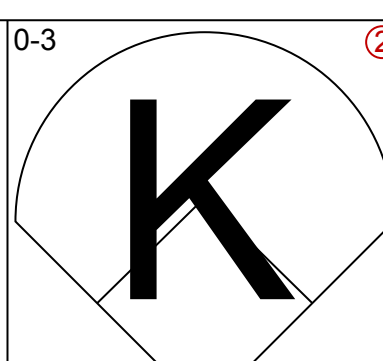
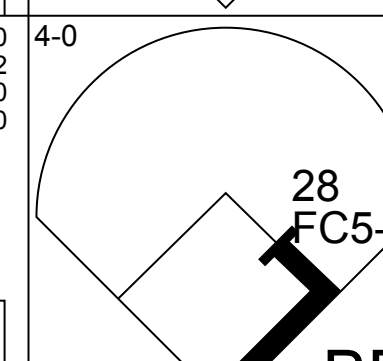
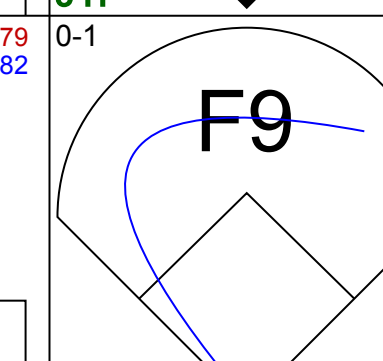
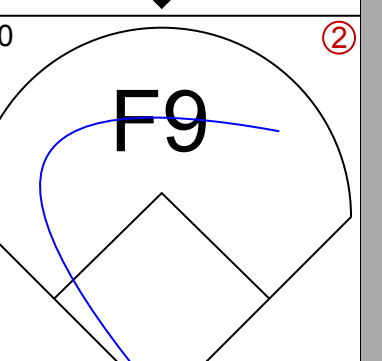
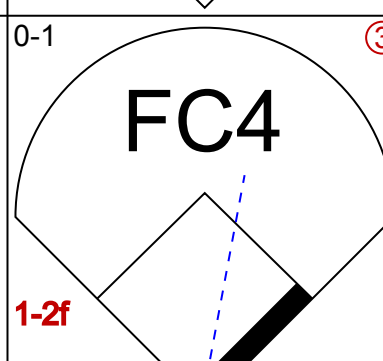
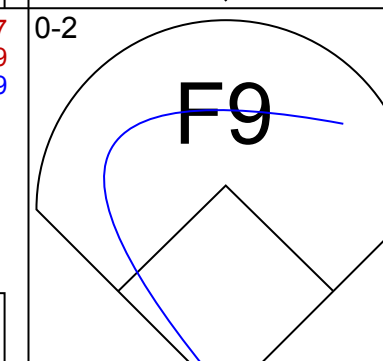
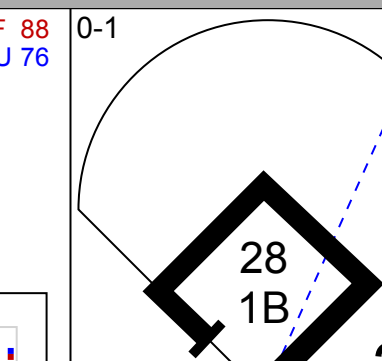
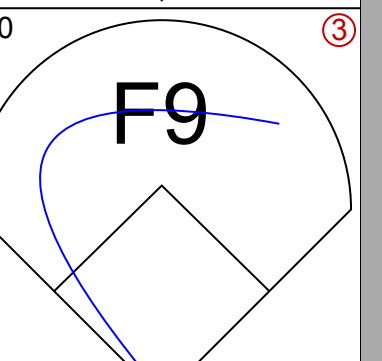
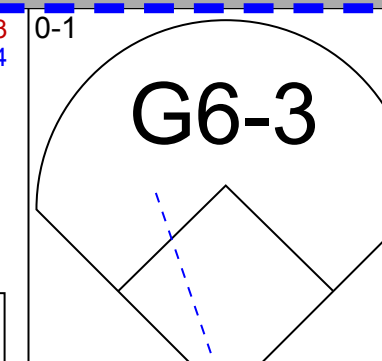
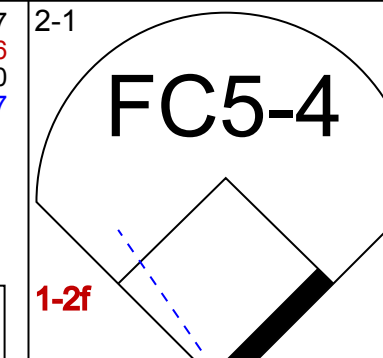
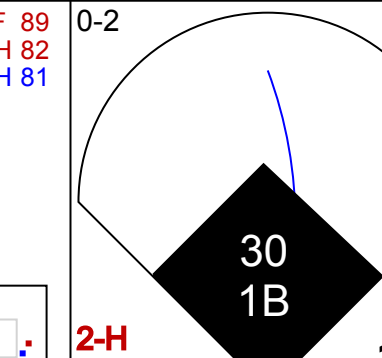

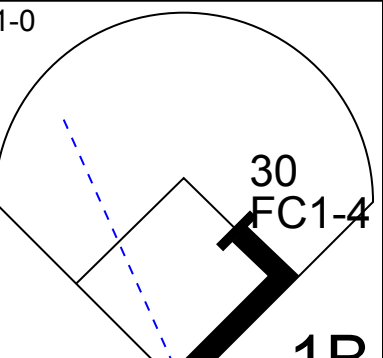
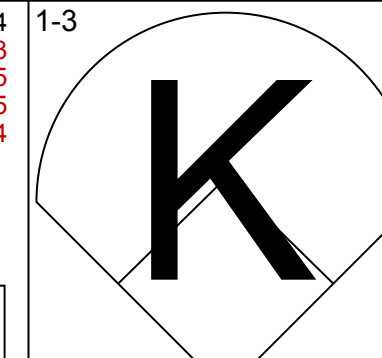
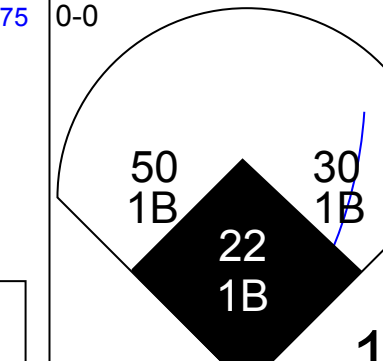
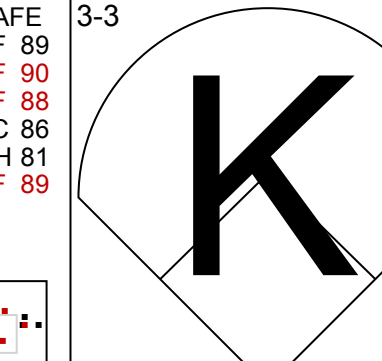
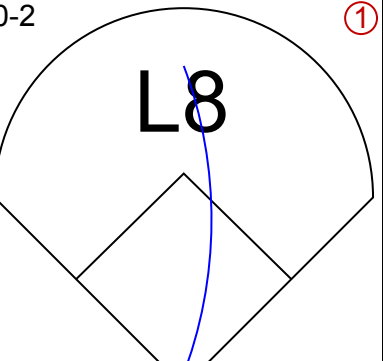
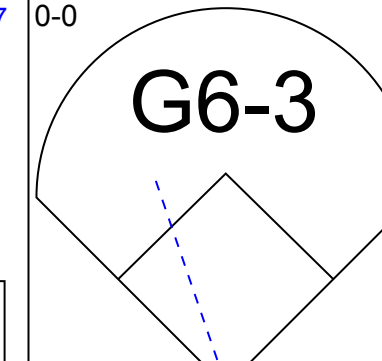

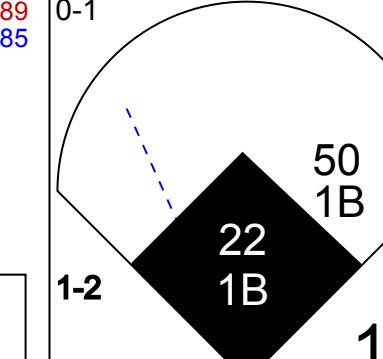
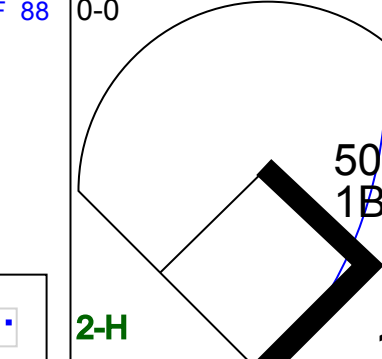

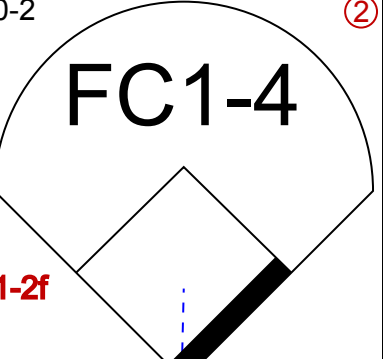


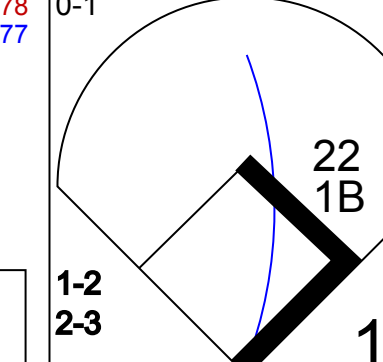
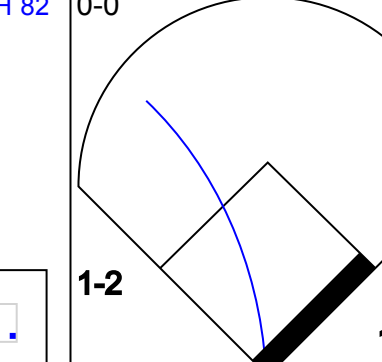

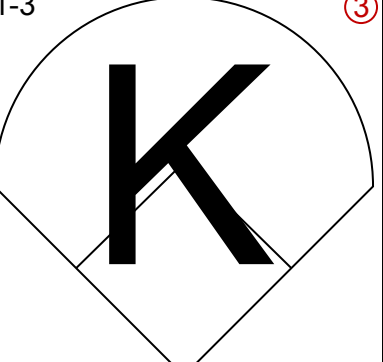


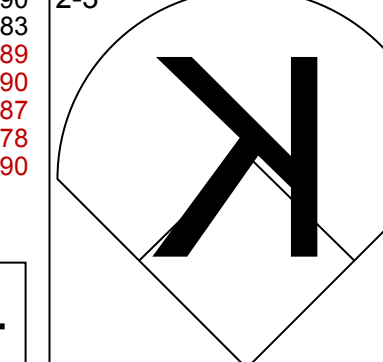
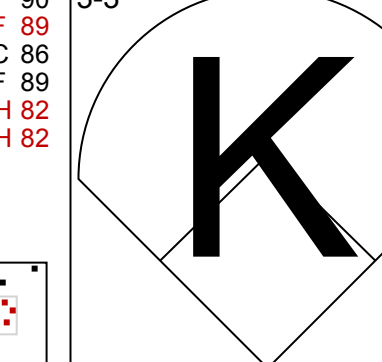




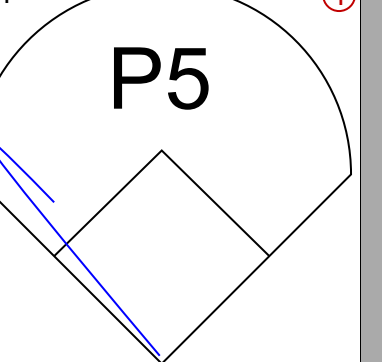
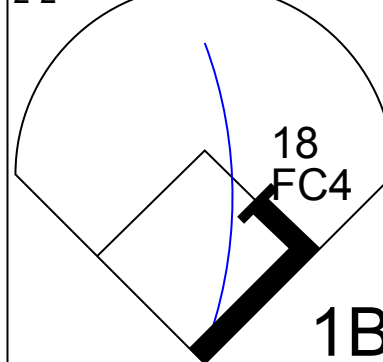



Batter	1	2	3	4	5	6	7	8	9	AB	R	H	RBI	BB	SO	LOB	TOP										
0 Mallex Smith, L (1,9) OBP: 0.300, SLG: 0.350										4	0	1	0	0	1	0											
3 J.P. Crawford, L (1,6) OBP: 0.321, SLG: 0.398										4	1	1	1	0	1	1											
22 Omar Narváez, L (1,2) OBP: 0.300, SLG: 0.468										4	0	0	0	0	1	1											
15 Kyle Seager, L (1,5) OBP: 0.313, SLG: 0.464										3	0	1	0	1	0	0											
16 Domingo Santana, R (1,10) OBP: 0.335, SLG: 0.453										3	0	0	0	1	3	1											
20 Daniel Vogelbach, L (1,3) OBP: 0.352, SLG: 0.492										4	1	1	1	0	2	3											
10 Tim Lopes, R (1,7) OBP: 0.308, SLG: 0.409										4	0	1	0	0	0	0											
9 Dee Strange-Gordon, L (1,4) OBP: 0.303, SLG: 0.358										3	0	0	0	1	0	1											
4 Keon Broxton, R (1,8) OBP: 0.242, SLG: 0.289										3	0	2	0	0	1	1											
Inning Stats	R: 0 H: 0 E: 0 K: 1 S: 13	H: 0 LOB: 0 BB: 0 P: 20	R: 0 H: 0 E: 0 K: 1 S: 11	H: 0 LOB: 0 BB: 0 P: 17	R: 0 H: 2 E: 0 K: 0 S: 8	H: 2 LOB: 0 BB: 0 P: 12	R: 1 H: 1 E: 0 K: 0 S: 11	H: 1 LOB: 1 BB: 0 P: 17	R: 1 H: 1 E: 0 K: 2 S: 16	H: 1 LOB: 1 BB: 1 P: 27	R: 0 H: 1 E: 0 K: 1 S: 14	H: 1 LOB: 1 BB: 0 P: 14	R: 0 H: 0 E: 0 K: 3 S: 11	H: 0 LOB: 1 BB: 0 P: 21	R: 0 H: 0 E: 0 K: 1 S: 6	H: 0 LOB: 0 BB: 0 P: 9	1B: 5 2B: 0 3B: 0 HR: 2	SF: 0 SAC: 0 DP: 1 HBP: 0	WP: 0 PA: 37 PB: 0 SB: 0 CS: 1								
PITCHER	IP	WLS	BF	H	R	ER	SO	BB	IBB	HBP	BLK	WP	HR	S	P	ERA	WHIP										
19 Edwin Jackson, R (1,1) ERA: 8.62	5.0	W	18	4	2	2	4	1	0	0	0	0	2	59	93	3.60	1.000										
65 Gregory Soto, L (6,1) ERA: 6.7	1.2	H	10	3	0	0	1	1	0	0	0	0	0	22	38	0.00	2.400										
45 Buck Farmer, R (7,1) ERA: 3.6	1.1	H	4	0	0	0	3	1	0	0	0	0	0	11	24	0.00	0.750										
77 Joe Jiménez, R (9,1) ERA: 4.76	1.0	S	3	0	0	0	1	0	0	0	0	0	0	6	9	0.00	0.000										

Seattle Mariners @ Detroit Tigers
Comerica Park, Detroit, MI
Wed Aug 14 2019, 7:14 PM - 9:58 PM EDT
Att: 17,132 - Clear - 77 F

AB 32
R 2
H 7
RBI 2
BB 3
SO 9
LOB 8



Batter	1	2	3	4	5	6	7	8	9	AB	R	H	RBI	BB	SO	LOB	BOTTOM										
22 Victor Reyes, S (1,7) OBP: 0.311, SLG: 0.343										4	0	2	2	0	2	1											
18 Dawel Lugo, R (1,5) OBP: 0.270, SLG: 0.331										3	0	0	0	1	0	4											
24 Miguel Cabrera, R (1,10) OBP: 0.346, SLG: 0.392										4	0	1	0	0	0	2											
28 Niko Goodrum, S (1,4) OBP: 0.327, SLG: 0.420										4	1	2	0	0	1	1											
55 John Hicks, R (1,3) OBP: 0.242, SLG: 0.348										4	1	1	0	0	1	2											
30 Harold Castro, L (1,8) OBP: 0.302, SLG: 0.381										4	1	3	1	0	0	1											
50 Travis Demeritte, R (1,9) OBP: 0.370, SLG: 0.457										4	0	2	0	0	1	2											
34 Jake Rogers, R (1,2) OBP: 0.319, SLG: 0.487										3	0	0	0	1	2	5											
7 Jordy Mercer, R (1,6) OBP: 0.294, SLG: 0.413										4	0	1	0	0	0	4											
Inning Stats	R: 0 H: 0 E: 0 K: 1 S: 9	H: 4 LOB: 1 BB: 1 P: 16	R: 2 H: 4 E: 0 K: 1 S: 20	H: 4 LOB: 2 BB: 0 P: 25	R: 1 H: 4 E: 0 K: 2 S: 13	H: 4 LOB: 2 BB: 0 P: 19	R: 0 H: 1 E: 0 K: 0 S: 8	H: 1 LOB: 1 BB: 0 P: 9	R: 0 H: 1 E: 0 K: 1 S: 11	H: 1 LOB: 1 BB: 0 P: 13	R: 0 H: 1 E: 0 K: 1 S: 12	H: 1 LOB: 0 BB: 0 P: 16	R: 0 H: 0 E: 0 K: 1 S: 7	H: 0 LOB: 0 BB: 0 P: 8	R: 0 H: 1 E: 0 K: 0 S: 9	H: 1 LOB: 1 BB: 1 P: 17	1B: 11 2B: 1 3B: 0 HR: 0	SF: 0 SAC: 0 DP: 1 HBP: 0	WP: 0 PA: 36 PB: 0 SB: 0 CS: 0								
PITCHER	IP	WLS	BF	H	R	ER	SO	BB	IBB	HBP	BLK	WP	HR	S	P	ERA	WHIP										
7 Marco Gonzales, L (1,1) ERA: 4.26	6.0	L	29	11	3	3	6	1	0	0	0	0	0	73	98	4.50	2.000										
36 Reggie McClain, R (7,1) ERA: 4.5	2.0		7	1	0	0	1	1	0	0	0	0	0	16	25	0.00	1.000										

Seattle Mariners @ Detroit Tigers
Comerica Park, Detroit, MI
Wed Aug 14 2019, 7:14 PM - 9:58 PM EDT
Att: 17,132 - Clear - 77 F


AB 34
R 3
H 12
RBI 3
BB 2
SO 7
LOB 22



Batter	1	2	3	4	5	6	7	8	9	AB	R	H	RBI	BB	SO	LOB	TOP							
0 Mallex Smith, L OBP: 0.306, SLG: 0.354 (1, 9)										4	1	3	1	0	1	0								
3 J.P. Crawford, L OBP: 0.323, SLG: 0.400 (1, 6)										4	2	1	0	1	1	2								
22 Omar Narváez, L OBP: 0.366, SLG: 0.473 (1, 2)										3	1	2	1	2	1	0								
15 Kyle Seager, L OBP: 0.315, SLG: 0.467 (1, 5)										5	1	2	3	0	1	4								
23 Austin Nola, R OBP: 0.350, SLG: 0.486 (1, 3)										5	0	3	1	0	0	2								
20 Daniel Vogelbach, L OBP: 0.350, SLG: 0.486 (1, 10)										4	0	0	0	1	1	4								
10 Tim Lincecum, R OBP: 0.304, SLG: 0.363 (7, 4)										3	0	1	0	0	1	2								
4 Keon Broxton, R OBP: 0.237, SLG: 0.283 (1, 8)										4	0	0	0	0	3	4								
25 Dylan Moore, R OBP: 0.307, SLG: 0.376 (7, 7)										4	1	1	1	0	2	1								
Inning Stats	R: 0 E: 0 K: 3 S: 11	H: 0 LOB: 0 BB: 0 P: 14	R: 0 E: 0 K: 3 S: 11	H: 1 LOB: 2 BB: 1 P: 20	R: 3 E: 0 K: 1 S: 17	H: 4 LOB: 2 BB: 0 P: 27	R: 0 E: 0 K: 1 S: 8	H: 0 LOB: 0 BB: 1 P: 13	R: 0 E: 0 K: 1 S: 7	H: 1 LOB: 2 BB: 0 P: 19	R: 0 E: 0 K: 1 S: 11	H: 1 LOB: 1 BB: 0 P: 18	R: 2 E: 0 K: 0 S: 13	H: 3 LOB: 2 BB: 1 P: 24	R: 1 E: 0 K: 2 S: 8	H: 2 LOB: 0 BB: 0 P: 13	R: 1 E: 0 K: 0 S: 11	H: 2 LOB: 2 BB: 1 P: 20	1B: 9 2B: 5 3B: 0 HR: 1	SF: 0 SAC: 0 DP: 1 HBP: 1	WP: 1 PB: 1 SB: 3 CS: 1	PA: 44		
PITCHER	IP WLS BF H R ER SO BB IBB HBP BLK WP HR S P ERA WHIP	IP WLS BF H R ER SO BB IBB HBP BLK WP HR S P ERA WHIP	IP WLS BF H R ER SO BB IBB HBP BLK WP HR S P ERA WHIP	IP WLS BF H R ER SO BB IBB HBP BLK WP HR S P ERA WHIP	IP WLS BF H R ER SO BB IBB HBP BLK WP HR S P ERA WHIP	IP WLS BF H R ER SO BB IBB HBP BLK WP HR S P ERA WHIP	IP WLS BF H R ER SO BB IBB HBP BLK WP HR S P ERA WHIP	IP WLS BF H R ER SO BB IBB HBP BLK WP HR S P ERA WHIP	IP WLS BF H R ER SO BB IBB HBP BLK WP HR S P ERA WHIP	IP WLS BF H R ER SO BB IBB HBP BLK WP HR S P ERA WHIP	IP WLS BF H R ER SO BB IBB HBP BLK WP HR S P ERA WHIP	IP WLS BF H R ER SO BB IBB HBP BLK WP HR S P ERA WHIP	IP WLS BF H R ER SO BB IBB HBP BLK WP HR S P ERA WHIP	IP WLS BF H R ER SO BB IBB HBP BLK WP HR S P ERA WHIP	IP WLS BF H R ER SO BB IBB HBP BLK WP HR S P ERA WHIP	IP WLS BF H R ER SO BB IBB HBP BLK WP HR S P ERA WHIP	IP WLS BF H R ER SO BB IBB HBP BLK WP HR S P ERA WHIP	IP WLS BF H R ER SO BB IBB HBP BLK WP HR S P ERA WHIP	IP WLS BF H R ER SO BB IBB HBP BLK WP HR S P ERA WHIP	IP WLS BF H R ER SO BB IBB HBP BLK WP HR S P ERA WHIP	IP WLS BF H R ER SO BB IBB HBP BLK WP HR S P ERA WHIP	IP WLS BF H R ER SO BB IBB HBP BLK WP HR S P ERA WHIP	IP WLS BF H R ER SO BB IBB HBP BLK WP HR S P ERA WHIP	IP WLS BF H R ER SO BB IBB HBP BLK WP HR S P ERA WHIP

Seattle Mariners @ Detroit Tigers
Comerica Park, Detroit, MI
Thu Aug 15 2019, 1:13 PM - 4:03 PM EDT
Att: 19,440 - Partly Cloudy - 78 F


AB 38
R 7
H 14
RBI 7
BB 4
SO 11
LOB 21



Batter	1	2	3	4	5	6	7	8	9	AB	R	H	RBI	BB	SO	LOB	BOTTOM								
22 Victor Reyes, S OBP: 0.318, SLG: 0.369 (1, 7)										4	1	2	0	0	1	2									
18 Davel Lugo, R OBP: 0.289, SLG: 0.331 (1, 5)										3	0	1	1	0	1	2									
24 Miguel Cabrera, R OBP: 0.345, SLG: 0.398 (1, 10)										4	1	1	1	0	0	2									
28 Niko Goodrum, S OBP: 0.324, SLG: 0.416 (1, 6)										4	0	0	0	0	1	1									
12 Brandon Dixon, R OBP: 0.304, SLG: 0.471 (1, 3)										4	0	2	0	0	1	0									
30 Harold Castro, L OBP: 0.301, SLG: 0.379 (1, 8)										4	0	1	0	0	1	1									
50 Travis Demeritte, R OBP: 0.351, SLG: 0.429 (1, 9)										3	0	0	0	0	2	2									
55 John Hicks, R OBP: 0.240, SLG: 0.344 (1, 2)										3	0	0	0	0	2	0									
29 Gordon Beckham, R OBP: 0.276, SLG: 0.380 (1, 4)										3	0	1	0	0	0	0									
Inning Stats	R: 0 E: 0 K: 1 S: 7	H: 1 LOB: 0 BB: 0 P: 11	R: 0 E: 0 K: 1 S: 7	H: 0 LOB: 0 BB: 0 P: 11	R: 0 E: 0 K: 1 S: 9	H: 0 LOB: 0 BB: 0 P: 14	R: 2 E: 0 K: 0 S: 14	H: 4 LOB: 2 BB: 0 P: 20	R: 0 E: 0 K: 1 S: 9	H: 1 LOB: 0 BB: 0 P: 11	R: 0 E: 0 K: 0 S: 6	H: 1 LOB: 0 BB: 0 P: 8	R: 0 E: 0 K: 2 S: 9	H: 0 LOB: 0 BB: 0 P: 10	R: 0 E: 1 K: 2 S: 11	H: 0 LOB: 1 BB: 0 P: 14	R: 0 E: 0 K: 1 S: 13	H: 1 LOB: 1 BB: 0 P: 19	1B: 6 2B: 1 3B: 0 HR: 1	SF: 1 SAC: 0 DP: 3 HBP: 0	WP: 0 PB: 0 SB: 0 CS: 0	PA: 33			
PITCHER	IP WLS BF H R ER SO BB IBB HBP BLK WP HR S P ERA WHIP	IP WLS BF H R ER SO BB IBB HBP BLK WP HR S P ERA WHIP	IP WLS BF H R ER SO BB IBB HBP BLK WP HR S P ERA WHIP	IP WLS BF H R ER SO BB IBB HBP BLK WP HR S P ERA WHIP	IP WLS BF H R ER SO BB IBB HBP BLK WP HR S P ERA WHIP	IP WLS BF H R ER SO BB IBB HBP BLK WP HR S P ERA WHIP	IP WLS BF H R ER SO BB IBB HBP BLK WP HR S P ERA WHIP	IP WLS BF H R ER SO BB IBB HBP BLK WP HR S P ERA WHIP	IP WLS BF H R ER SO BB IBB HBP BLK WP HR S P ERA WHIP	IP WLS BF H R ER SO BB IBB HBP BLK WP HR S P ERA WHIP	IP WLS BF H R ER SO BB IBB HBP BLK WP HR S P ERA WHIP	IP WLS BF H R ER SO BB IBB HBP BLK WP HR S P ERA WHIP	IP WLS BF H R ER SO BB IBB HBP BLK WP HR S P ERA WHIP	IP WLS BF H R ER SO BB IBB HBP BLK WP HR S P ERA WHIP	IP WLS BF H R ER SO BB IBB HBP BLK WP HR S P ERA WHIP	IP WLS BF H R ER SO BB IBB HBP BLK WP HR S P ERA WHIP	IP WLS BF H R ER SO BB IBB HBP BLK WP HR S P ERA WHIP	IP WLS BF H R ER SO BB IBB HBP BLK WP HR S P ERA WHIP	IP WLS BF H R ER SO BB IBB HBP BLK WP HR S P ERA WHIP	IP WLS BF H R ER SO BB IBB HBP BLK WP HR S P ERA WHIP	IP WLS BF H R ER SO BB IBB HBP BLK WP HR S P ERA WHIP	IP WLS BF H R ER SO BB IBB HBP BLK WP HR S P ERA WHIP	IP WLS BF H R ER SO BB IBB HBP BLK WP HR S P ERA WHIP	IP WLS BF H R ER SO BB IBB HBP BLK WP HR S P ERA WHIP	IP WLS BF H R ER SO BB IBB HBP BLK WP HR S P ERA WHIP

Seattle Mariners @ Detroit Tigers
Comerica Park, Detroit, MI
Thu Aug 15 2019, 1:13 PM - 4:03 PM EDT
Att: 19,440 - Partly Cloudy - 78 F

AB 32
R 2
H 8
RBI 2
BB 0
SO 9
LOB 10



Batter	1	2	3	4	5	6	7	8	9	AB	R	H	RBI	BB	SO	LOB	TOP										
22 Victor Reyes, S OBP: 0.316, SLG: 0.374										4	0	1	0	0	2	1	Detroit Tigers @ Tampa Bay Rays Tropicana Field, St. Petersburg, FL Fri Aug 16 2019, 7:11 PM - 9:39 PM EDT Att: 13,717 - Dome - 72 F										
18 Dawel Lugo, R OBP: 0.261, SLG: 0.320										4	1	0	0	0	1	2											
24 Miguel Cabrera, R OBP: 0.342, SLG: 0.394										4	0	0	0	0	4	2											
28 Niko Goodrum, S OBP: 0.323, SLG: 0.416										4	0	1	0	0	3	0											
12 Brandon Dixon, R OBP: 0.304, SLG: 0.471										4	0	1	0	0	1	1											
30 Harold Castro, L OBP: 0.296, SLG: 0.372										4	0	0	0	0	2	1											
50 Travis Demeritte, R OBP: 0.367, SLG: 0.462										3	1	2	0	0	0	0											
34 Jake Rogers, R OBP: 0.300, SLG: 0.452										3	0	0	0	0	0	2											
7 Jordy Mercer, R OBP: 0.294, SLG: 0.418										3	0	1	1	0	0	0											
Inning Stats	R: 0 E: 0 K: 3 S: 9	H: 0 LOB: 0 BB: 0 P: 11	R: 0 E: 0 K: 1 S: 10	H: 0 LOB: 0 BB: 0 P: 13	R: 0 E: 0 K: 0 S: 7	H: 1 LOB: 0 BB: 0 P: 11	R: 1 E: 1 K: 3 S: 17	H: 1 LOB: 1 BB: 0 P: 22	R: 0 E: 0 K: 0 S: 5	H: 0 LOB: 0 BB: 0 P: 8	R: 0 E: 0 K: 1 S: 13	H: 1 LOB: 1 BB: 0 P: 20	R: 0 E: 0 K: 2 S: 9	H: 0 LOB: 0 BB: 0 P: 9	R: 1 E: 0 K: 0 S: 10	H: 2 LOB: 1 BB: 0 P: 11		R: 0 E: 0 K: 3 S: 11	H: 1 LOB: 1 BB: 0 P: 14	1B: 1 2B: 5 3B: 0 HR: 0	SF: 0 SAC: 0 DP: 1 HBP: 0	WP: 0 PB: 1 SB: 0 CS: 0	PA: 33				
PITCHER	IP	WLS	BF	H	R	ER	SO	BB	IBB	HBP	BLK	WP	HR	S	P	ERA	WHIP										
50 Charlie Morton, R ERA: 2.77	7.0	L	24	3	1	0	10	0	0	0	0	0	0	70	94	0.00	0.429										
44 Pete Fairbanks, R ERA: 9.31	1.0		5	2	1	1	0	0	0	0	0	0	0	10	11	9.00	2.000										
47 Oliver Drake, R ERA: 3.66	1.0		4	1	0	0	3	0	0	0	0	0	0	11	14	0.00	1.000										

Batter	1	2	3	4	5	6	7	8	9	AB	R	H	RBI	BB	SO	LOB	BOTTOM										
37 Travis d'Arnaud, R OBP: 0.319, SLG: 0.444										4	0	1	0	0	0	0	Detroit Tigers @ Tampa Bay Rays Tropicana Field, St. Petersburg, FL Fri Aug 16 2019, 7:11 PM - 9:39 PM EDT Att: 13,717 - Dome - 72 F										
29 Tommy Pham, R OBP: 0.365, SLG: 0.445										3	0	0	0	1	1	1											
17 Austin Meadows, L OBP: 0.352, SLG: 0.522										3	0	0	0	1	1	1											
21 Jesús Aguilar, R OBP: 0.337, SLG: 0.385										2	0	0	0	1	0	0											
26 Ji Man Choi, L OBP: 0.353, SLG: 0.418										0	0	0	0	1	0	0											
5 Matt Duffy, R OBP: 0.355, SLG: 0.348										4	0	3	0	0	0	0											
43 Mike Brosseau, R OBP: 0.318, SLG: 0.481										1	0	0	0	0	0	2											
9 Eric Sogard, L OBP: 0.373, SLG: 0.502										3	0	1	0	0	1	3											
39 Kevin Kiermaier, L OBP: 0.290, SLG: 0.431										3	0	0	0	0	2	3											
54 Guillermo Heredia, R OBP: 0.311, SLG: 0.331										3	0	0	0	0	2	2											
1 Willy Adames, R OBP: 0.312, SLG: 0.409										3	0	0	0	0	1	0											
Inning Stats	R: 0 E: 0 K: 0 S: 8	H: 0 LOB: 0 BB: 0 P: 12	R: 0 E: 0 K: 2 S: 11	H: 1 LOB: 2 BB: 1 P: 20	R: 0 E: 0 K: 1 S: 10	H: 0 LOB: 1 BB: 1 P: 19	R: 0 E: 0 K: 0 S: 8	H: 1 LOB: 0 BB: 0 P: 10	R: 0 E: 0 K: 1 S: 7	H: 0 LOB: 0 BB: 0 P: 10	R: 0 E: 0 K: 0 S: 5	H: 1 LOB: 0 BB: 1 P: 13	R: 0 E: 0 K: 1 S: 11	H: 1 LOB: 0 BB: 0 P: 14	R: 0 E: 0 K: 1 S: 6	H: 0 LOB: 0 BB: 0 P: 9	R: 0 E: 0 K: 2 S: 16	H: 1 LOB: 2 BB: 1 P: 29	1B: 4 2B: 1 3B: 0 HR: 0	SF: 0 SAC: 0 DP: 2 HBP: 0	WP: 0 PB: 0 SB: 0 CS: 1	PA: 34					
PITCHER	IP	WLS	BF	H	R	ER	SO	BB	IBB	HBP	BLK	WP	HR	S	P	ERA	WHIP										
44 Daniel Norris, L ERA: 4.82	3.0		12	3	0	0	3	1	0	0	0	0	0	29	51	0.00	1.000										
54 Drew VerHagen, R ERA: 6.67	5.0	W	16	3	0	0	3	1	0	0	0	0	0	37	56	0.00	0.800										
77 Joe Jiménez, R ERA: 4.66	1.0	S	5	1	0	0	2	1	0	0	0	0	0	16	29	0.00	2.000										

Batter	1	2	3	4	5	6	7	8	9	10	11	12	13	AB	R	H	RBI	BB	SO	LOB	TOP																											
22 Victor Reyes, S OBP: 0.303, SLG: 0.357	G4-3		F8			G6-3			K			K		5	0	0	0	0	2	0																												
18 Dawel Lugo, R OBP: 0.266, SLG: 0.318	HBP			24 G6-4-3 1B		K			K			G6-3		4	0	1	0	0	2	0																												
24 Miguel Cabrera, R OBP: 0.336, SLG: 0.389	K			G6-4-3					K			G5-3		5	0	0	0	0	3	2																												
28 Niko Goodrum, S OBP: 0.322, SLG: 0.416	K			G6-3																																												
12 Brandon Dixon, R OBP: 0.299, SLG: 0.463		G4-3				G3							L9	5	0	1	0	0	1	1																												
55 John Hicks, R OBP: 0.239, SLG: 0.345		K											K	5	0	0	0	0	3	1																												
50 Travis Demeritte, R OBP: 0.344, SLG: 0.429		K											K	5	0	1	0	0	3	1																												
34 Jake Rogers, R OBP: 0.278, SLG: 0.413				K										4	0	0	0	0	3	1																												
7 Jordy Mercer, R OBP: 0.288, SLG: 0.408				K										4	0	0	0	0	3	0																												
Inning Stats	R: 0 E: 0 K: 2 S: 11	H: 0 LOB: 1 BB: 0 P: 15	R: 0 E: 0 K: 2 S: 8	H: 0 LOB: 0 BB: 0 P: 10	R: 0 E: 0 K: 2 S: 11	H: 0 LOB: 0 BB: 0 P: 14	R: 0 E: 0 K: 2 S: 10	H: 1 LOB: 0 BB: 0 P: 12	R: 0 E: 0 K: 1 S: 10	H: 1 LOB: 1 BB: 0 P: 11	R: 0 E: 0 K: 3 S: 10	H: 0 LOB: 0 BB: 0 P: 13	R: 0 E: 0 K: 3 S: 9	H: 0 LOB: 0 BB: 0 P: 12	R: 0 E: 0 K: 1 S: 11	H: 0 LOB: 0 BB: 0 P: 17	R: 0 E: 0 K: 2 S: 9	H: 0 LOB: 0 BB: 0 P: 13	R: 0 E: 0 K: 1 S: 6	H: 0 LOB: 0 BB: 0 P: 9	R: 0 E: 0 K: 2 S: 11	H: 0 LOB: 0 BB: 0 P: 14	1B: 1 2B: 2 3B: 0 HR: 0	SF: 0 SAC: 0 DP: 1 HBP: 1	W/P: 0 PB: 0 SB: 0 CS: 0	PA: 42																						
PITCHER	IP 6.1	WLS 22	H 3	R 0	ER 0	SO 10	BB 0	IBB 0	HBP 1	BLK 0	WP 0	HR 0	S 65	P 83	ERA 0.00	WHIP 0.474																																
Ryan Yarbrough, L ERA: 3.34											PITCHER	IP 2.0	WLS 6	H 0	R 0	ER 0	SO 3	BB 0	IBB 0	HBP 0	BLK 0	WP 0	HR 0	S 15	P 22	ERA 0.00	WHIP 0.000																					
63 Diego Castillo, R ERA: 3.21											63 Diego Castillo, R ERA: 3.21											38 Colin Poche, L ERA: 5.29	IP 1.0	WLS 3	H 0	R 0	ER 0	SO 2	BB 0	IBB 0	HBP 0	BLK 0	WP 0	HR 0	S 11	P 14	ERA 0.00	WHIP 0.000										
52 Chaz Roe, R ERA: 3.73											70 Nick Anderson, R ERA: 3.38											15 Emilio Pagan, R ERA: 1.88																										
63 Diego Castillo, R ERA: 3.21											63 Diego Castillo, R ERA: 3.21																																					

Detroit Tigers @ Tampa Bay Rays
Tropicana Field, St. Petersburg, FL
Sat Aug 17 2019, 6:11 PM - 9:49 PM EDT
Att. 17,228 - Dome - 72 F

AB 41
R 0
H 3
RBI 0
BB 0
SO 24
LOB 7



Batter	1	2	3	4	5	6	7	8	9	10	11	12	13	AB	R	H	RBI	BB	SO	LOB	BOTTOM																											
9 Eric Sogard, L OBP: 0.373, SLG: 0.502	P4			L7		F7			L7			29 G4-3 1B		6	1	2	0	0	0	1																												
29 Tommy Pham, R OBP: 0.357, SLG: 0.445	K			L7					L8			G4-3		4	0	1	0	2	1	2																												
17 Austin Meadows, L OBP: 0.350, SLG: 0.517				2B																																												
63 Diego Castillo, R ERA: 3.21				F9										4	0	0	0	1	1	3																												
38 Colin Poche, L ERA: 5.29				F7										0	0	0	0	0	0	0																												
43 Mike Brosseau, R OBP: 0.324, SLG: 0.486														1	0	1	1	0	0	0																												
21 Jesus Aguilar, R ERA: 6.86				K										2	0	0	0	1	2	1																												
49 Brendan McKay, L ERA: 6.76														0	0	0	0	0	0	0																												
37 Travis d'Arnaud, R OBP: 0.376, SLG: 0.440				K										2	0	0	0	0	0	3																												
26 Ji Man Choi, L OBP: 0.351, SLG: 0.415		G5-3												5	0	1	0	0	1	0																												
5 Matt Duffy, R OBP: 0.333, SLG: 0.324		K												5	0	0	0	0	3	2																												
39 Kevin Kiermaier, L OBP: 0.286, SLG: 0.425														5	0	0	0	0	1	2																												
1 Willy Adames, R OBP: 0.310, SLG: 0.407				P3										5	0	1	0	0	1	3																												
10 Mike Zunino, R OBP: 0.242, SLG: 0.332				G3										3	0	0	0	1	1	1																												
54 Guillermo Heredia, R OBP: 0.310, SLG: 0.339														1	0	0	0	0	0	0																												
Inning Stats	R: 0 E: 0 K: 2 S: 9	H: 0 LOB: 0 BB: 0 P: 16	R: 0 E: 0 K: 2 S: 10	H: 0 LOB: 0 BB: 0 P: 16	R: 0 E: 0 K: 0 S: 7	H: 0 LOB: 0 BB: 0 P: 12	R: 0 E: 0 K: 1 S: 9	H: 1 LOB: 1 BB: 0 P: 14	R: 0 E: 0 K: 0 S: 4	H: 0 LOB: 0 BB: 0 P: 5	R: 0 E: 0 K: 1 S: 9	H: 1 LOB: 2 BB: 1 P: 19	R: 0 E: 0 K: 0 S: 8	H: 0 LOB: 0 BB: 0 P: 13	R: 0 E: 0 K: 0 S: 12	H: 0 LOB: 0 BB: 0 P: 19	R: 0 E: 0 K: 0 S: 6	H: 1 LOB: 2 BB: 2 P: 14	R: 0 E: 0 K: 2 S: 10	H: 0 LOB: 0 BB: 0 P: 17	R: 1 E: 0 K: 0 S: 11	H: 2 LOB: 2 BB: 1 P: 16	1B: 4 2B: 2 3B: 0 HR: 0	SF: 0 SAC: 0 DP: 1 HBP: 0	W/P: 0 PB: 0 SB: 0 CS: 0	PA: 48																						
PITCHER	IP 5.0	WLS 16	H 1	R 0	ER 0	SO 5	BB 0	IBB 0	HBP 0	BLK 0	WP 0	HR 0	S 39	P 63	ERA 0.00	WHIP 0.200																																
27 Jordan Zimmermann, R ERA: 4.66											PITCHER	IP 2.0	WLS 8	H 1	R 0	ER 0	SO 2	BB 1	IBB 1	HBP 0	BLK 0	WP 0	HR 0	S 16	P 31	ERA 0.00	WHIP 1.000																					
67 José Cisnero, R ERA: 4.67											62 David McKay, R ERA: 5.25											64 Matt Hall, L ERA: 6.43	IP 0.2	WLS L	H 5	R 2	ER 1	SO 1	BB 0	IBB 0	HBP 0	BLK 0	WP 0	HR 0	S 11	P 16	ERA 13.50	WHIP 3.000										
65 Gregory Soto, L ERA: 5.7											45 Buck Farmer, R ERA: 3.53											63 Nick Ramirez, L ERA: 4.9																										

Detroit Tigers @ Tampa Bay Rays
Tropicana Field, St. Petersburg, FL
Sat Aug 17 2019, 6:11 PM - 9:49 PM EDT
Att. 17,228 - Dome - 72 F

AB 43
R 1
H 6
RBI 1
BB 5
SO 11
LOB 18



Batter	1	2	3	4	5	6	7	8	9	AB	R	H	RBI	BB	SO	LOB	TOP										
22 Victor Reyes, S OBP: 0.315, SLG: 0.379										4	2	2	1	1	1	3	Detroit Tigers @ Tampa Bay Rays Tropicana Field, St. Petersburg, FL Sun Aug 18 2019, 1:12 PM - 4:14 PM EDT Att: 16,634 - Dome - 72 F										
18 Dawel Lugo, R OBP: 0.297, SLG: 0.306										5	0	0	0	0	2	6											
30 Harold Castro, L OBP: 0.298, SLG: 0.388										4	1	2	3	0	1	2											
12 Brandon Dixon, R OBP: 0.298, SLG: 0.461										4	0	1	0	0	2	1											
60 Ronny Rodríguez, R (1, 4) OBP: 0.242, SLG: 0.428										4	0	1	0	0	1	1											
55 John Hicks, R OBP: 0.239, SLG: 0.344										4	0	1	0	0	3	1											
50 Travis Demeritte, R OBP: 0.339, SLG: 0.433										4	0	1	0	0	2												
34 Jake Rogers, R OBP: 0.276, SLG: 0.388										3	0	0	0	1	1												
29 Gordon Beckham, R (1, 6) OBP: 0.285, SLG: 0.384										3	1	2	0	1	1	0											
Inning Stats	R: 2 H: 3 E: 0 K: 1 S: 20	L: 3 LOB: 2 BB: 1 P: 29	R: 0 H: 1 E: 0 K: 3 S: 14	L: 1 LOB: 1 BB: 0 P: 20	R: 0 H: 2 E: 0 K: 2 S: 12	L: 2 LOB: 2 BB: 0 P: 15	R: 0 H: 2 E: 0 K: 1 S: 9	L: 2 LOB: 2 BB: 0 P: 11	R: 0 H: 0 E: 0 K: 1 S: 6	L: 0 LOB: 0 BB: 0 P: 8	R: 2 H: 2 E: 0 K: 0 S: 16	L: 2 LOB: 0 BB: 0 P: 19	R: 0 H: 0 E: 0 K: 2 S: 10	L: 0 LOB: 0 BB: 0 P: 13	R: 0 H: 0 E: 1 K: 1 S: 11	L: 0 LOB: 2 BB: 2 P: 23		1B: 6 2B: 4 3B: 0 HR: 1	SF: 1 SAC: 0 DP: 1 HBP: 0	WP: 1 PB: 0 SB: 0 CS: 1	PA: 39						
PITCHER	IP	WLS	BF	H	R	ER	SO	BB	IBB	HBP	BLK	WP	HR	S	P	ERA	WHIP										
34 Trevor Richards, R (1, 1) ERA: 4.53	3.1		18	8	2	2	6	1	0	0	0	0	1	51	71	5.40	2.700										
38 Colin Poche, L (4, 1) ERA: 5.05	1.2		5	0	0	0	2	0	0	0	0	0	0	13	17	0.00	0.000										
36 Andrew Kittredge, R (6, 1) ERA: 4.98	3.0		11	2	2	2	3	0	0	0	0	1	0	32	40	6.00	0.667										
46 José Alvarado, L (9, 1) ERA: 4.76	1.0	W	5	0	0	0	1	2	0	0	0	0	0	11	23	0.00	2.000										

Batter	1	2	3	4	5	6	7	8	9	AB	R	H	RBI	BB	SO	LOB	BOTTOM										
29 Tommy Pham, R OBP: 0.370, SLG: 0.454										3	2	2	2	1	1	0	Detroit Tigers @ Tampa Bay Rays Tropicana Field, St. Petersburg, FL Sun Aug 18 2019, 1:12 PM - 4:14 PM EDT Att: 16,634 - Dome - 72 F										
5 Matt Duffy, R OBP: 0.325, SLG: 0.312										3	0	0	0	1	0	1											
17 Austin Meadows, L OBP: 0.347, SLG: 0.512										4	0	0	0	0	3												
37 Travis d'Araud, R OBP: 0.315, SLG: 0.443										3	1	1	1	0	1	0											
1 Willy Adames, R OBP: 0.310, SLG: 0.404										3	1	0	0	1	0	2											
21 Jesús Aguilar, R OBP: 0.333, SLG: 0.378										3	0	0	0	0	1	1											
39 Kevin Kiermaier, L (8, PH) OBP: 0.285, SLG: 0.423										1	0	0	0	0	2												
43 Mike Brosseau, R OBP: 0.322, SLG: 0.477										4	0	1	0	0	3	1											
10 Mike Zunino, R OBP: 0.240, SLG: 0.329										2	0	0	0	0	2	0											
26 Ji Man Choi, L (8, PH) OBP: 0.354, SLG: 0.417										1	0	1	2	1	0	0											
54 Guillermo Heredia, R OBP: 0.307, SLG: 0.326										2	0	0	0	0	1	0											
9 Eric Sogard, L (8, PH) OBP: 0.372, SLG: 0.500										1	1	0	0	0	0	1											
Inning Stats	R: 1 H: 1 E: 0 K: 0 S: 16	L: 1 LOB: 1 BB: 1 P: 26	R: 0 H: 0 E: 0 K: 2 S: 10	L: 0 LOB: 0 BB: 0 P: 15	R: 0 H: 0 E: 0 K: 0 S: 8	L: 0 LOB: 1 BB: 1 P: 16	R: 0 H: 1 E: 0 K: 2 S: 10	L: 1 LOB: 1 BB: 0 P: 12	R: 0 H: 0 E: 0 K: 3 S: 9	L: 0 LOB: 0 BB: 0 P: 14	R: 0 H: 0 E: 0 K: 1 S: 9	L: 0 LOB: 0 BB: 0 P: 13	R: 0 H: 0 E: 0 K: 1 S: 9	L: 0 LOB: 0 BB: 0 P: 11	R: 2 H: 1 E: 0 K: 0 S: 13	L: 1 LOB: 1 BB: 1 P: 25	R: 2 H: 2 E: 1 K: 0 S: 13	L: 2 LOB: 2 BB: 1 P: 18	1B: 3 2B: 1 3B: 0 HR: 1	SF: 1 SAC: 0 DP: 0 HBP: 0	WP: 2 PB: 0 SB: 0 CS: 0	PA: 35					
PITCHER	IP	WLS	BF	H	R	ER	SO	BB	IBB	HBP	BLK	WP	HR	S	P	ERA	WHIP										
48 Matthew Boyd, L (1, 1) ERA: 4.24	7.0		25	7	1	1	9	2	0	0	0	0	1	71	107	1.29	0.571										
45 Buck Farmer, R (8, 1) ERA: 3.81	1.0	H	5	1	2	2	0	1	0	0	0	1	1	13	25	18.00	2.000										
77 Joe Jiménez, R (9, 1) ERA: 4.82	0.1	L	5	2	2	1	0	1	0	0	0	0	0	13	18	27.00	9.000										

AB	35
R	4
H	10
RBI	4
BB	3
SO	12
LOB	17



AB	30
R	5
H	5
RBI	5
BB	4
SO	9
LOB	11



Batter	1	2	3	4	5	6	7	8	9	AB	R	H	RBI	BB	SO	LOB	TOP	
22 Victor Reyes, S OBP: 0.328, SLG: 0.408										4	2	2	1	1	1	1		
30 Harold Castro, L OBP: 0.298, SLG: 0.385										5	0	1	0	0	2	3		
24 Miguel Cabrera, R OBP: 0.343, SLG: 0.392										4	0	2	1	1	1	0		
12 Brandon Dixon, R OBP: 0.296, SLG: 0.458										4	0	0	0	0	1	5		
18 Dawel Lugo, R OBP: 0.248, SLG: 0.301										4	0	1	1	0	1	3		
60 Ronny Rodriguez, R OBP: 0.247, SLG: 0.459										3	0	0	0	1	0	2		
7 Jordy Mercer, R OBP: 0.297, SLG: 0.409										4	0	2	0	0	1	4		
34 Jake Rogers, R OBP: 0.258, SLG: 0.351										4	0	0	0	0	3	3		
29 Gordon Beckham, R OBP: 0.289, SLG: 0.392										4	1	2	0	0	1	2		
Inning Stats	R: 1 H: 1 E: 0 K: 1 S: 12	H: 1 LOB: 0 BB: 0 P: 16	R: 0 H: 1 E: 0 K: 0 S: 9	H: 1 LOB: 1 BB: 0 P: 14	R: 2 H: 2 E: 0 K: 1 S: 14	H: 2 LOB: 3 BB: 3 P: 33	R: 0 H: 1 E: 0 K: 2 S: 12	H: 1 LOB: 1 BB: 0 P: 14	R: 0 H: 2 E: 0 K: 2 S: 15	H: 2 LOB: 2 BB: 0 P: 20	R: 0 H: 1 E: 0 K: 0 S: 16	H: 1 LOB: 1 BB: 0 P: 18	R: 0 H: 0 E: 0 K: 1 S: 9	H: 0 LOB: 0 BB: 0 P: 12	1B: 7 2B: 2 3B: 0 HR: 1	SF: 0 SAC: 0 DP: 1 HBP: 0	WP: 0 PB: 0 SB: 0 CS: 0	PA: 39
PITCHER	IP: 2.1 WLS: 1 BF: 13 ERA: 5.89	W: 7 H: 1 R: 0 ER: 0 SO: 3	H: 4 R: 3 ER: 3 SO: 1	H: 3 R: 0 ER: 0 SO: 4	BB: 2 IBB: 0 HBP: 0 BLK: 0	WP: 0 HR: 1 S: 27 P: 46	ERA: 11.57 WHIP: 2.571	PITCHER	IP: 1.0 WLS: 0 BF: 3 ERA: 2.81	S: 3 H: 0 R: 0 ER: 0 SO: 1	H: 0 R: 0 ER: 0 SO: 1	BB: 0 IBB: 0 HBP: 0 BLK: 0	WP: 0 HR: 0 S: 9 P: 12	ERA: 0.00 WHIP: 0.000				

Detroit Tigers @ Houston Astros
Minute Maid Park, Houston, TX
Tue Aug 20 2019, 7:11 PM - 10:13 PM CDT
Att: 30,143 - Roof Closed - 73 F

AB 36
R 3
H 10
RBI 3
BB 3
SO 11
LOB 23



Batter	1	2	3	4	5	6	7	8	9	AB	R	H	RBI	BB	SO	LOB	BOTTOM					
4 George Springer, R OBP: 0.378, SLG: 0.569										4	1	1	1	1	2	2						
27 Jose Altuve, R OBP: 0.382, SLG: 0.546										5	2	3	2	0	0	1						
23 Michael Brantley, L OBP: 0.393, SLG: 0.540										4	0	1	2	1	0	0						
2 Alex Bregman, R OBP: 0.407, SLG: 0.555										4	0	0	0	0	2	3						
44 Jordan Alvarez, L OBP: 0.424, SLG: 0.697										0	0	0	0	4	0	0						
10 Yuli Gurriel, R OBP: 0.344, SLG: 0.548										3	0	1	0	0	0	5						
22 Josh Reddick, L OBP: 0.302, SLG: 0.377										4	0	0	0	0	1	4						
12 Martin Maldonado, R OBP: 0.285, SLG: 0.355										3	2	1	1	1	0	2						
9 Jack Mayfield, R OBP: 0.157, SLG: 0.300										4	1	1	0	0	2	2						
Inning Stats	R: 2 H: 2 E: 0 K: 0 S: 11	H: 3 LOB: 1 BB: 1 P: 21	R: 3 H: 3 E: 0 K: 1 S: 18	H: 3 LOB: 1 BB: 1 P: 32	R: 0 H: 1 E: 0 K: 2 S: 11	H: 1 LOB: 2 BB: 1 P: 20	R: 0 H: 1 E: 0 K: 1 S: 17	H: 1 LOB: 3 BB: 2 P: 32	R: 1 H: 1 E: 0 K: 0 S: 13	H: 1 LOB: 1 BB: 1 P: 22	R: 0 H: 0 E: 0 K: 0 S: 12	H: 0 LOB: 0 BB: 1 P: 17	R: 0 H: 0 E: 0 K: 1 S: 9	H: 0 LOB: 0 BB: 0 P: 11	R: 0 H: 0 E: 0 K: 1 S: 8	H: 0 LOB: 0 BB: 0 P: 14	1B: 3 2B: 2 3B: 0 HR: 3	SF: 0 SAC: 0 DP: 1 HBP: 2	WP: 0 PB: 0 SB: 0 CS: 0	PA: 40		
PITCHER	IP: 3.0 WLS: 1 BF: 18 ERA: 4.05	L: 18 H: 2 R: 1 ER: 1 SO: 1	H: 6 R: 5 ER: 5 SO: 3	H: 5 R: 1 ER: 1 SO: 1	BB: 3 IBB: 0 HBP: 0 BLK: 0	WP: 0 HR: 2 S: 40 P: 73	ERA: 15.00 WHIP: 3.000	PITCHER	IP: 2.0 WLS: 0 BF: 11 ERA: 6.0	L: 11 H: 2 R: 1 ER: 1 SO: 1	H: 2 R: 1 ER: 1 SO: 1	BB: 1 IBB: 0 HBP: 1 BLK: 0	WP: 0 HR: 0 S: 21 P: 28	ERA: 0.00 WHIP: 0.500	PITCHER	IP: 1.0 WLS: 0 BF: 3 ERA: 4.5	L: 3 H: 0 R: 0 ER: 0 SO: 1	H: 0 R: 0 ER: 0 SO: 1	BB: 0 IBB: 0 HBP: 0 BLK: 0	WP: 0 HR: 0 S: 8 P: 14	ERA: 0.00 WHIP: 0.000	

Detroit Tigers @ Houston Astros
Minute Maid Park, Houston, TX
Tue Aug 20 2019, 7:11 PM - 10:13 PM CDT
Att: 30,143 - Roof Closed - 73 F

AB 31
R 6
H 8
RBI 6
BB 7
SO 7
LOB 19




Batter	1	2	3	4	5	6	7	8	9	AB	R	H	RBI	BB	SO	LOB	TOP					
22 Victor Reyes, S OBP: 0.319, SLG: 0.395										4	0	0	0	0	3	0						
50 Travis Demeritte, R OBP: 0.336, SLG: 0.464										4	0	0	0	0	3	0						
24 Miguel Cabrera, R OBP: 0.341, SLG: 0.389										3	0	0	0	0	1	0						
30 Harold Castro, L OBP: 0.294, SLG: 0.380										3	0	0	0	0	1	0						
18 Dawel Lugo, R OBP: 0.244, SLG: 0.295										3	0	0	0	0	0	0						
60 Ronny Rodriguez, R OBP: 0.249, SLG: 0.453										3	1	1	1	0	1	0						
7 Jordy Mercer, R OBP: 0.292, SLG: 0.402										3	0	0	0	0	1	0						
55 John Hicks, R OBP: 0.236, SLG: 0.348										3	1	1	1	0	1	0						
29 Gordon Beckham, R OBP: 0.285, SLG: 0.386										3	0	0	0	0	0	0						
Inning Stats	R: 0 E: 0 K: 1 S: 7	H: 0 LOB: 0 BB: 0 P: 8	R: 0 E: 0 K: 2 S: 8	H: 0 LOB: 0 BB: 0 P: 11	R: 0 E: 0 K: 0 S: 8	H: 0 LOB: 0 BB: 0 P: 11	R: 0 E: 0 K: 3 S: 10	H: 0 LOB: 0 BB: 0 P: 13	R: 1 E: 0 K: 0 S: 8	H: 1 LOB: 0 BB: 0 P: 9	R: 0 E: 0 K: 2 S: 10	H: 0 LOB: 0 BB: 0 P: 13	R: 0 E: 0 K: 1 S: 7	H: 0 LOB: 0 BB: 0 P: 12	R: 0 E: 0 K: 1 S: 9	H: 0 LOB: 0 BB: 0 P: 11	R: 1 E: 0 K: 1 S: 9	H: 1 LOB: 0 BB: 0 P: 11	1B: 0 2B: 0 3B: 0 HR: 2	SF: 0 SAC: 0 DP: 0 HBP: 0	WP: 0 PB: 0 SB: 0 CS: 0	PA: 29
PITCHER 35 Justin Verlander, R ERA: 2.77	IP: 9.0 WLS: L BF: 29	H: 2 R: 2 ER: 2 SO: 11	BB: 0 IBB: 0 HBP: 0 BLK: 0	WP: 0 HR: 2 S: 75 P: 99	ERA: 2.00 WHIP: 0.222	PITCHER										IP: 9.0 WLS: L BF: 29	H: 2 R: 2 ER: 2 SO: 11	BB: 0 IBB: 0 HBP: 0 BLK: 0	WP: 0 HR: 2 S: 75 P: 99	ERA: 2.00 WHIP: 0.222		

Detroit Tigers @ Houston Astros
Minute Maid Park, Houston, TX
Wed Aug 21 2019, 7:12 PM - 9:22 PM CDT
Att: 29,567 - Roof Closed - 73 F

livebaseballscores.com

AB 29
R 2
H 2
RBI 2
BB 0
SO 11
LOB 0




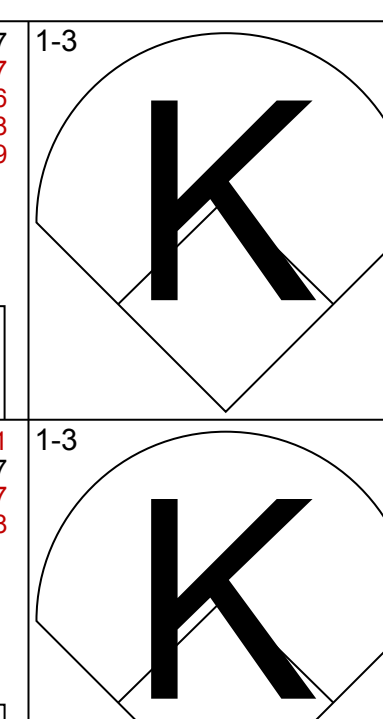
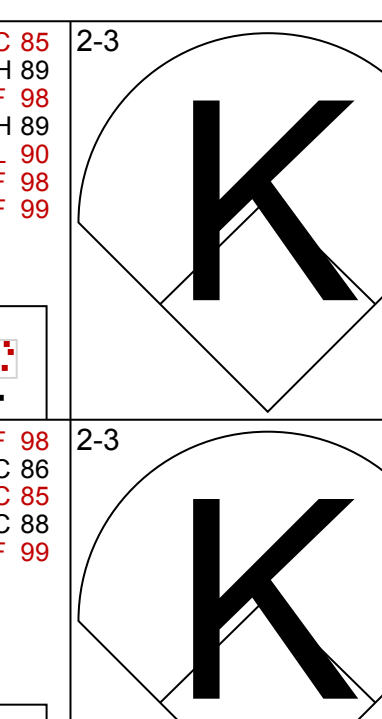
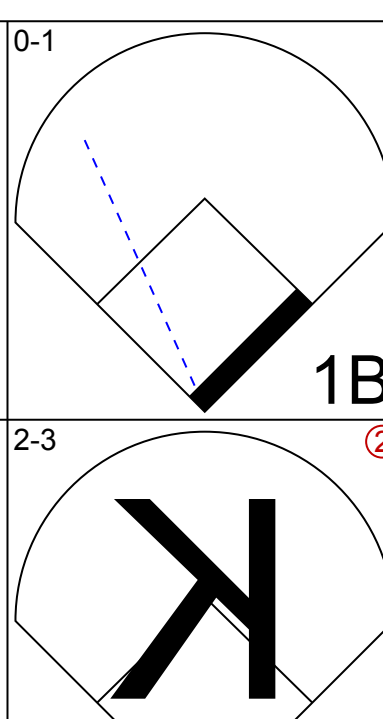
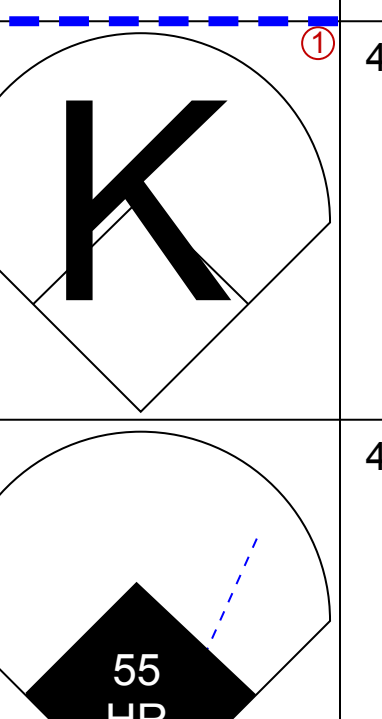
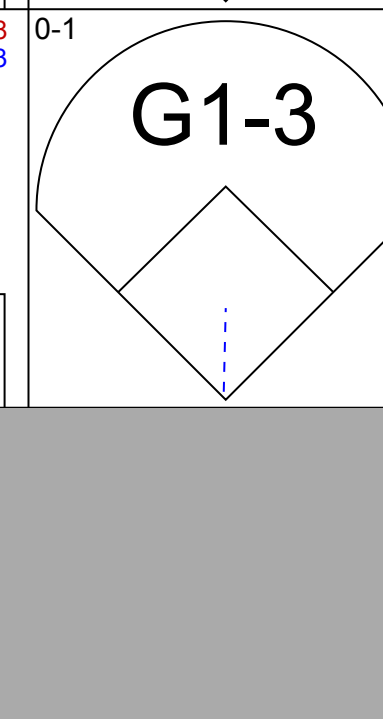

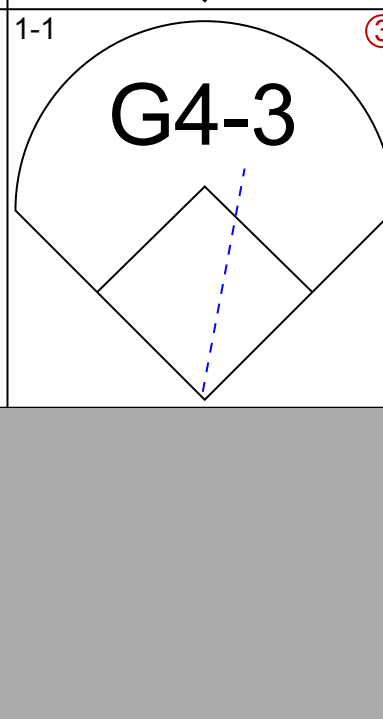
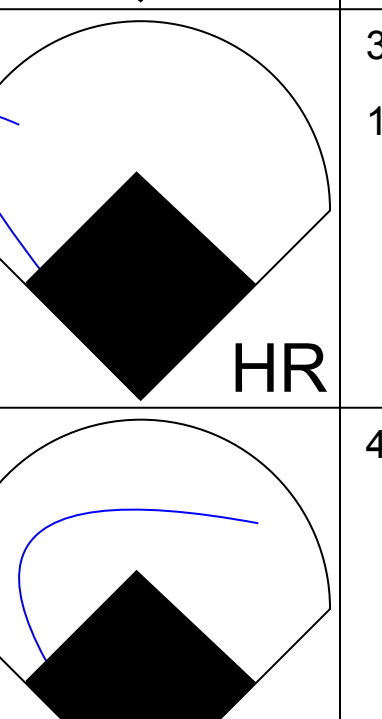
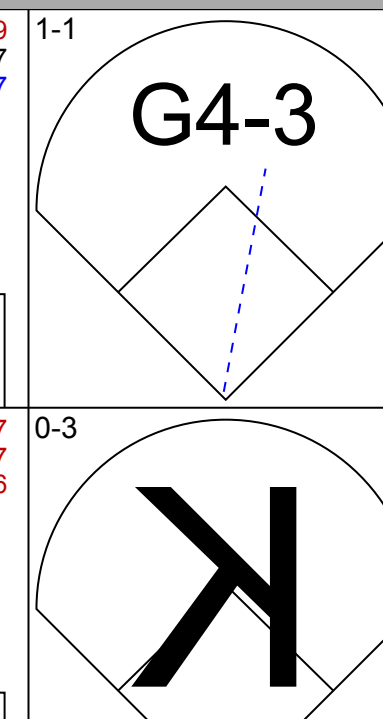
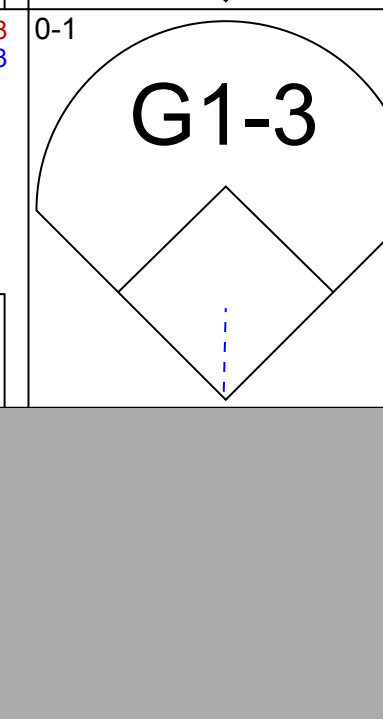
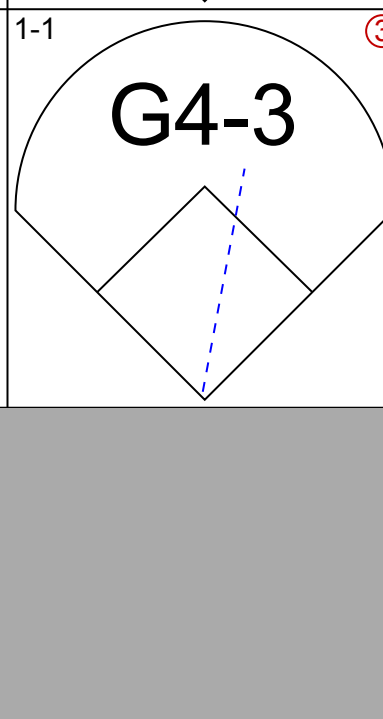
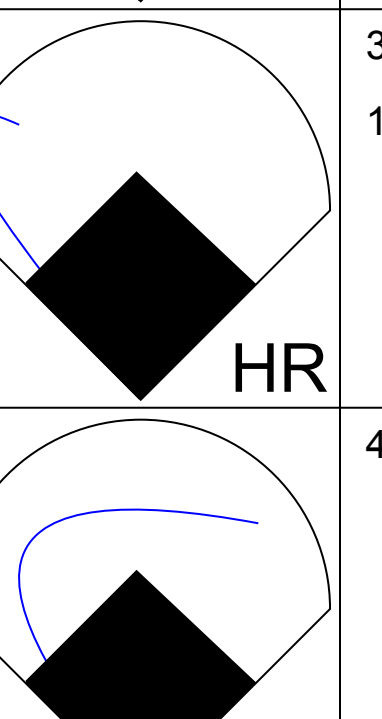
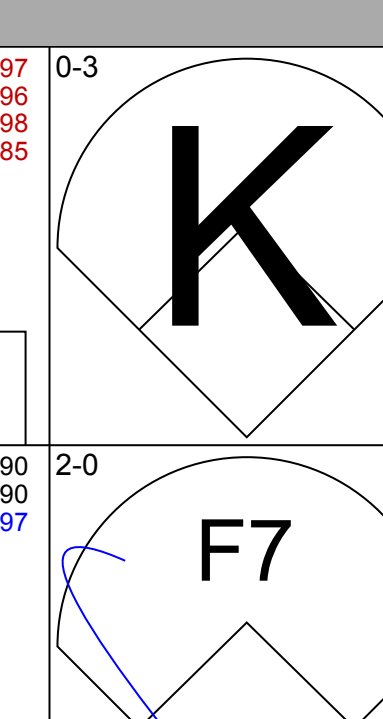
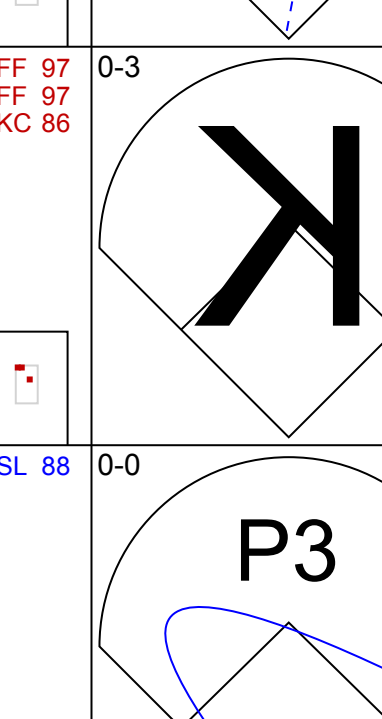
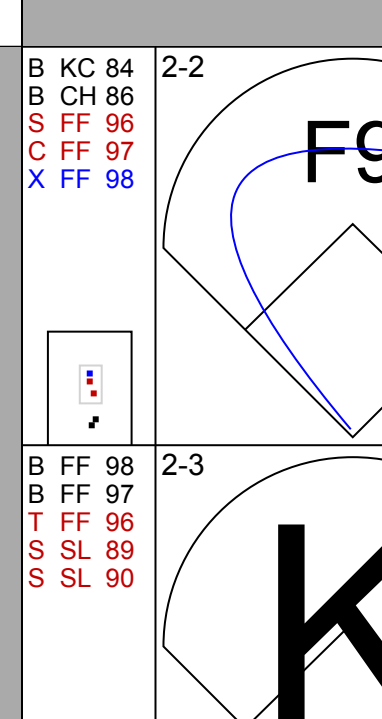
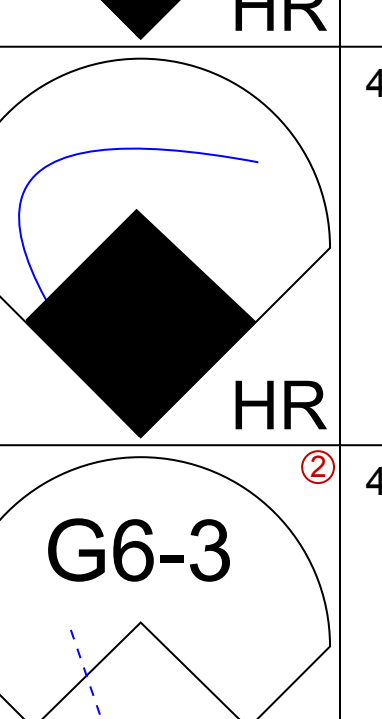
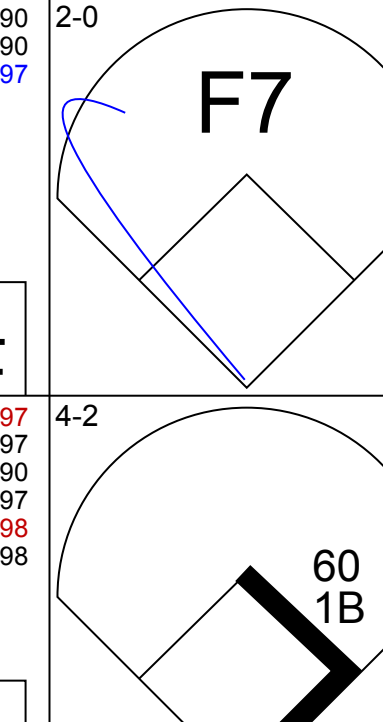
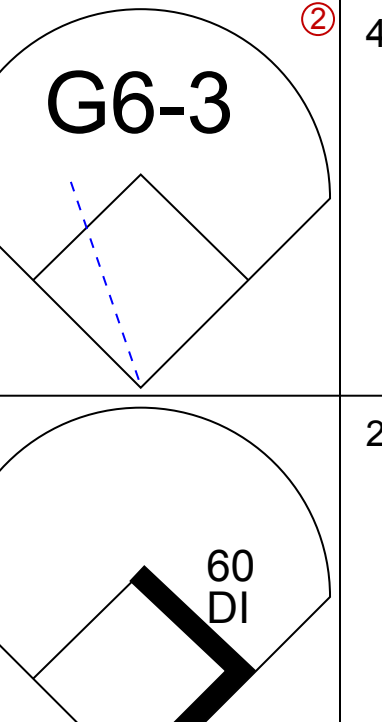
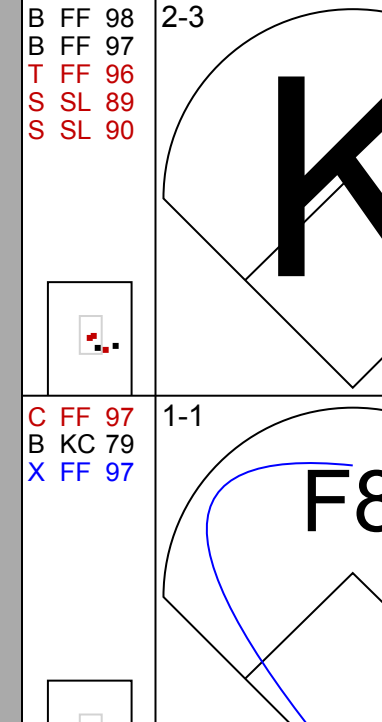
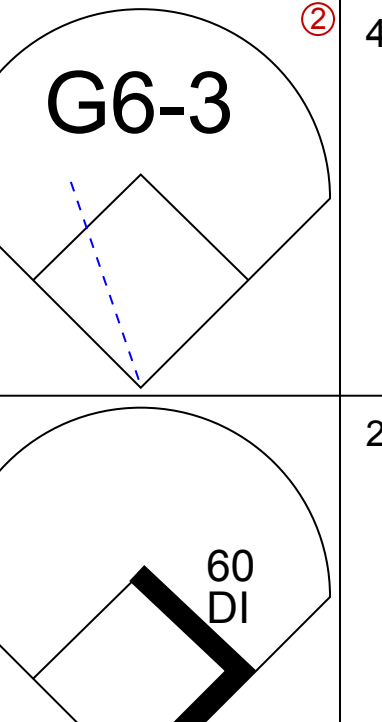
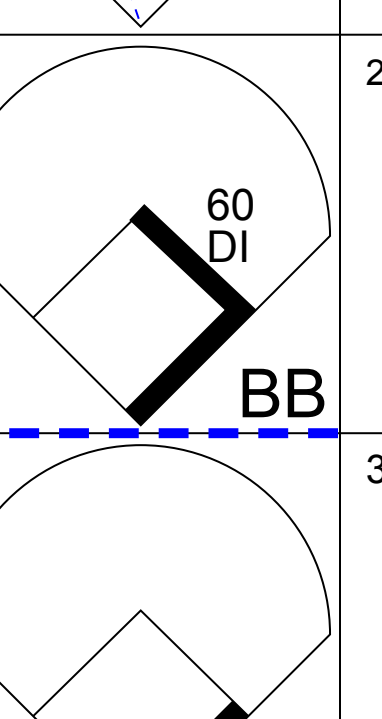

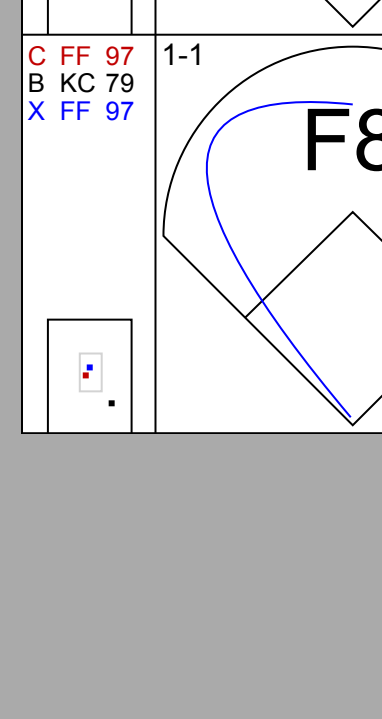
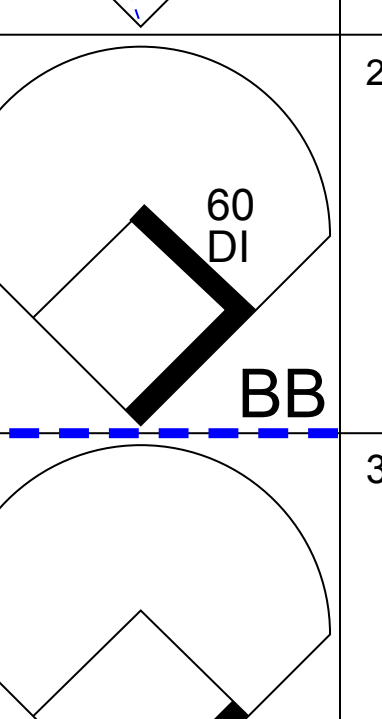

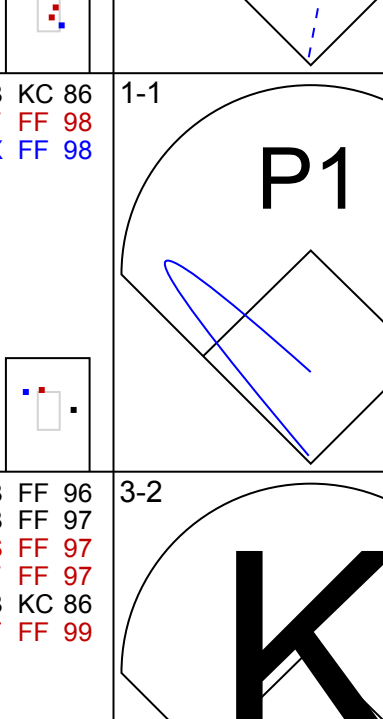

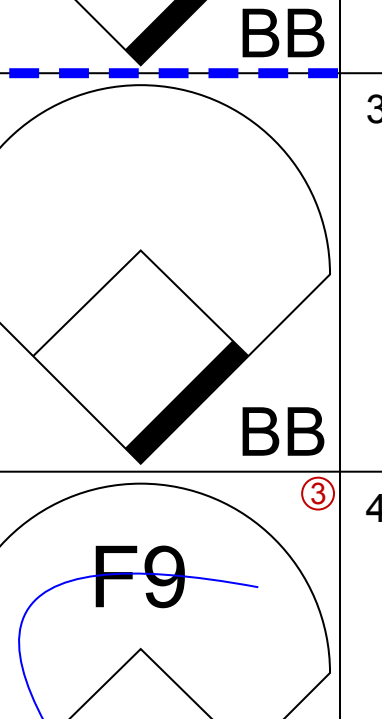
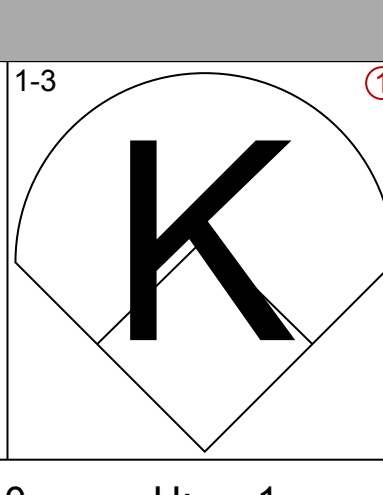

Batter	1	2	3	4	5	6	7	8	9	AB	R	H	RBI	BB	SO	LOB	BOTTOM			
4 George Springer, R OBP: 0.379, SLG: 0.568										4	0	2	0	0	0	0				
27 Jose Altuve, R OBP: 0.381, SLG: 0.542										3	0	0	0	1	2	2				
2 Alex Bregman, R OBP: 0.406, SLG: 0.551										3	0	0	0	1	0	2				
44 Yordan Alvarez, L OBP: 0.417, SLG: 0.683										4	0	0	0	0	1	2				
10 Yuli Gurriel, R OBP: 0.341, SLG: 0.544										4	0	0	0	0	1	1				
28 Robinson Chirinos, R OBP: 0.347, SLG: 0.433										4	1	4	1	0	0	0				
6 Jake Marisnick, R OBP: 0.298, SLG: 0.441										3	0	0	0	0	2	3				
9 Jack Mayfield, R OBP: 0.148, SLG: 0.283										3	0	0	0	0	1	1				
26 Myles Straw, R OBP: 0.350, SLG: 0.294										3	0	0	0	0	0	0				
Inning Stats	R: 0 E: 0 K: 1 S: 11	H: 1 LOB: 1 BB: 0 P: 16	R: 0 E: 0 K: 0 S: 11	H: 1 LOB: 1 BB: 0 P: 15	R: 0 E: 0 K: 1 S: 11	H: 0 LOB: 0 BB: 0 P: 14	R: 0 E: 0 K: 1 S: 16	H: 1 LOB: 2 BB: 1 P: 24	R: 0 E: 0 K: 0 S: 8	H: 0 LOB: 0 BB: 0 P: 13	R: 1 E: 0 K: 1 S: 10	H: 1 LOB: 0 BB: 0 P: 13	R: 0 E: 0 K: 0 S: 6	H: 0 LOB: 0 BB: 1 P: 13	R: 0 E: 0 K: 2 S: 8	H: 1 LOB: 1 BB: 0 P: 12	1B: 3 2B: 3 3B: 0 HR: 1	SF: 0 SAC: 0 DP: 1 HBP: 0	WP: 0 PB: 0 SB: 0 CS: 0	PA: 33
PITCHER 44 Daniel Norris, L ERA: 4.7	IP: 3.0 WLS: 16	H: 2 R: 1 ER: 1 SO: 3	BB: 0 IBB: 0 HBP: 0 BLK: 0	WP: 0 HR: 0 S: 45 P: 45	ERA: 0.00 WHIP: 0.667	PITCHER										IP: 3.0 WLS: 16	H: 2 R: 1 ER: 1 SO: 3	BB: 0 IBB: 0 HBP: 0 BLK: 0	WP: 0 HR: 0 S: 45 P: 45	ERA: 0.00 WHIP: 0.667
70 Tyler Alexander, L ERA: 6.03	IP: 4.0 WLS: 3	H: 1 R: 1 ER: 1 SO: 1	BB: 1 IBB: 0 HBP: 0 BLK: 0	WP: 0 HR: 1 S: 48 P: 73	ERA: 2.25 WHIP: 1.000	PITCHER										IP: 4.0 WLS: 3	H: 1 R: 1 ER: 1 SO: 1	BB: 1 IBB: 0 HBP: 0 BLK: 0	WP: 0 HR: 1 S: 48 P: 73	ERA: 2.25 WHIP: 1.000
45 Buck Farmer, R ERA: 3.74	IP: 1.0 WLS: 3	H: 0 R: 0 ER: 0 SO: 0	BB: 1 IBB: 0 HBP: 0 BLK: 0	WP: 0 HR: 0 S: 6 P: 13	ERA: 0.00 WHIP: 1.000	PITCHER										IP: 1.0 WLS: 3	H: 0 R: 0 ER: 0 SO: 0	BB: 1 IBB: 0 HBP: 0 BLK: 0	WP: 0 HR: 0 S: 6 P: 13	ERA: 0.00 WHIP: 1.000
77 Joe Jiménez, R ERA: 4.72	IP: 1.0 WLS: 3	H: 0 R: 0 ER: 0 SO: 2	BB: 0 IBB: 0 HBP: 0 BLK: 0	WP: 0 HR: 0 S: 8 P: 12	ERA: 0.00 WHIP: 1.000	PITCHER										IP: 1.0 WLS: 3	H: 0 R: 0 ER: 0 SO: 2	BB: 0 IBB: 0 HBP: 0 BLK: 0	WP: 0 HR: 0 S: 8 P: 12	ERA: 0.00 WHIP: 1.000

Detroit Tigers @ Houston Astros
Minute Maid Park, Houston, TX
Wed Aug 21 2019, 7:12 PM - 9:22 PM CDT
Att: 29,567 - Roof Closed - 73 F

livebaseballscores.com

AB 31
R 1
H 6
RBI 1
BB 2
SO 7
LOB 11

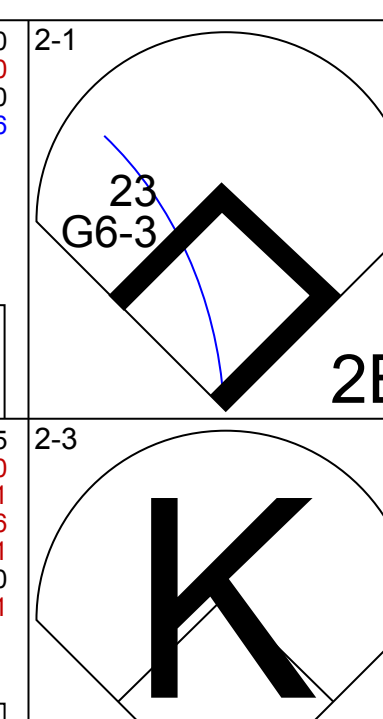
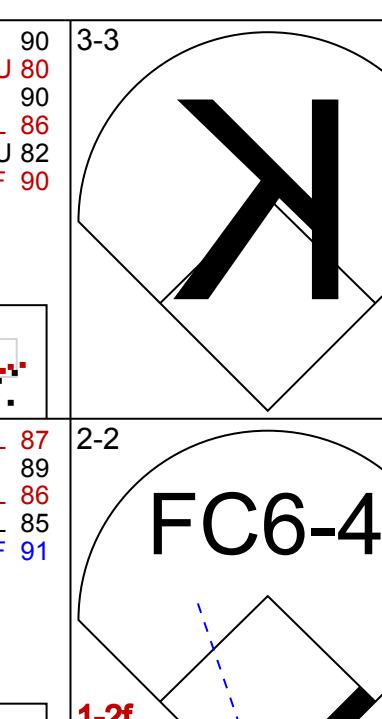
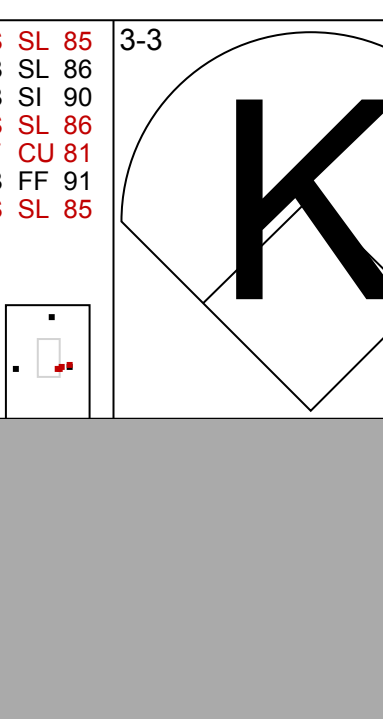
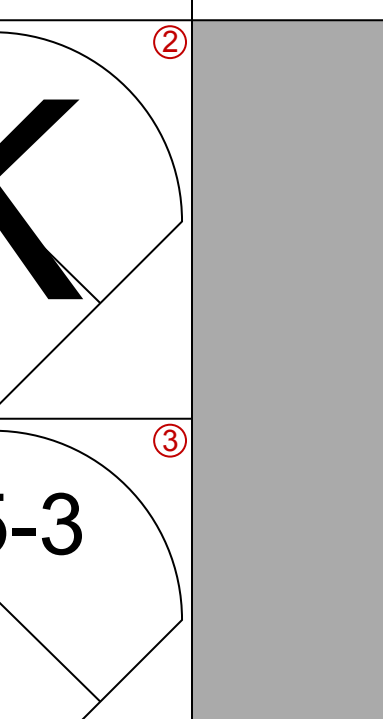
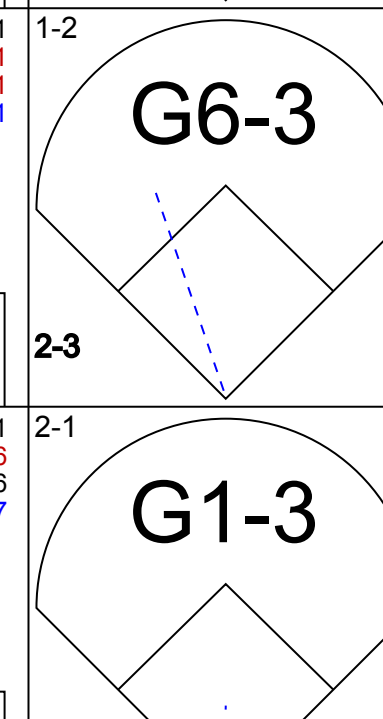


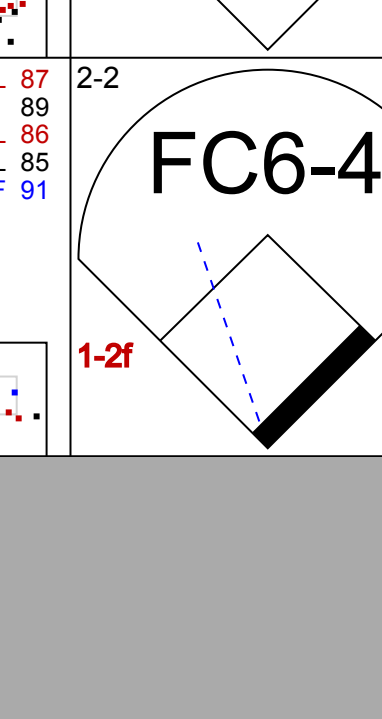
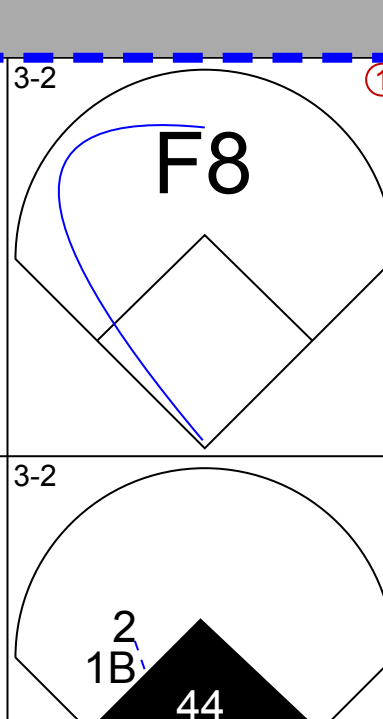
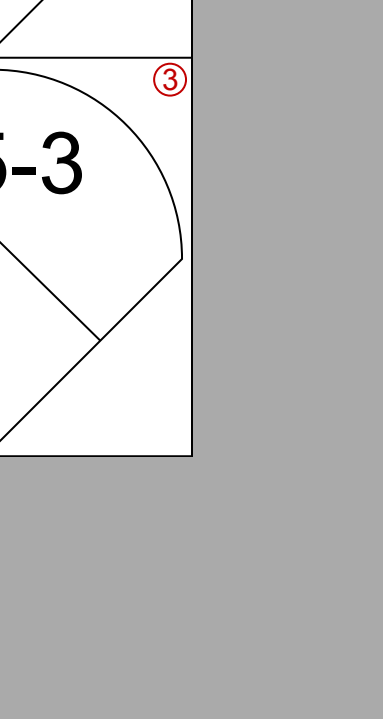
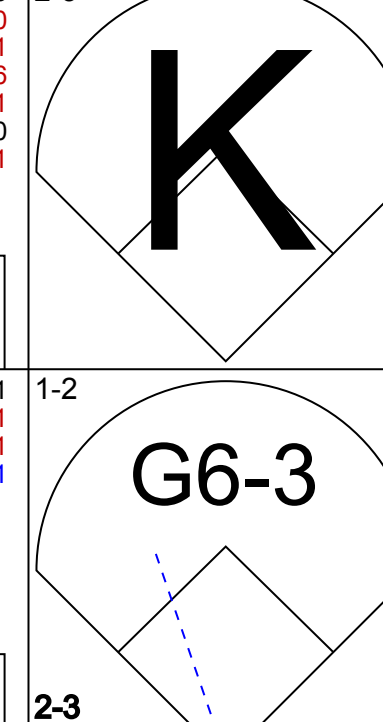
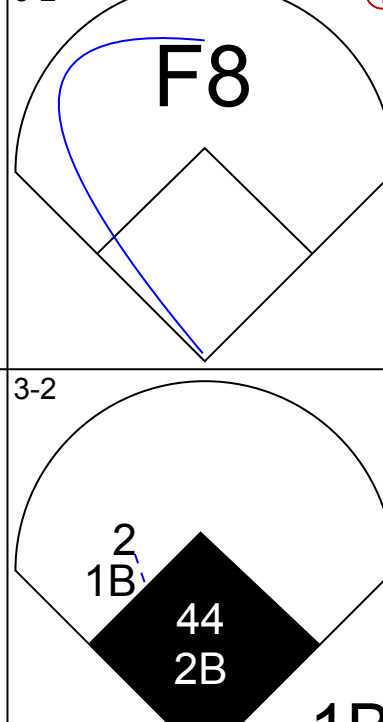


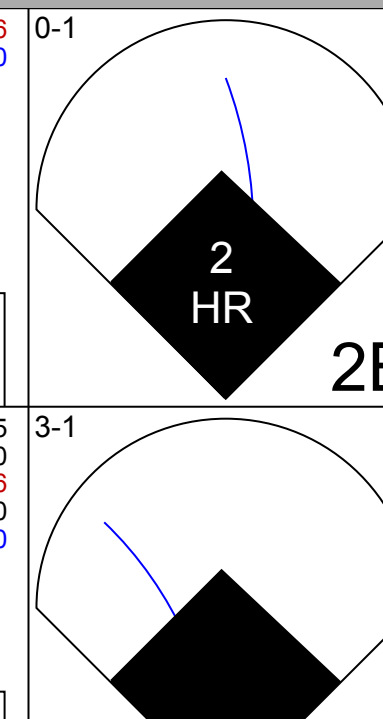
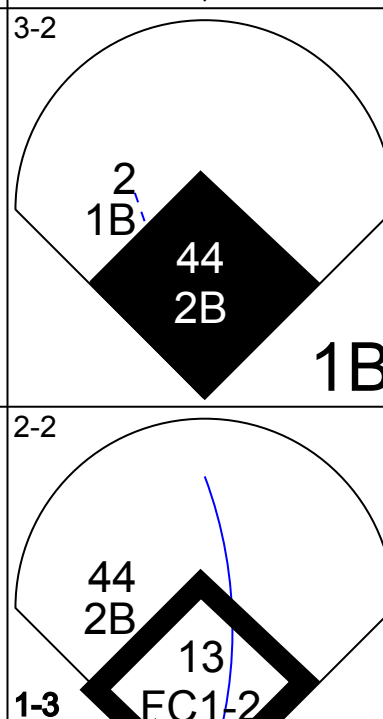

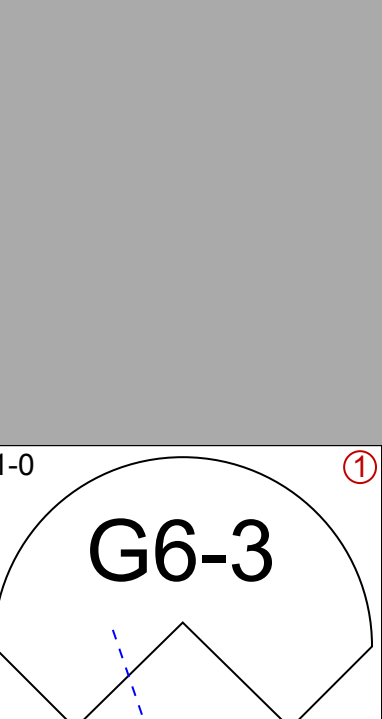
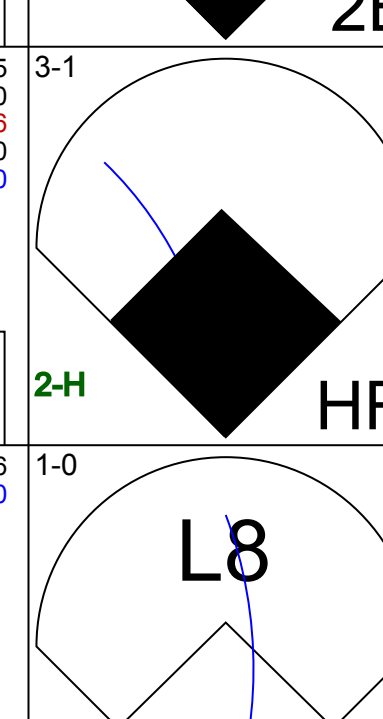
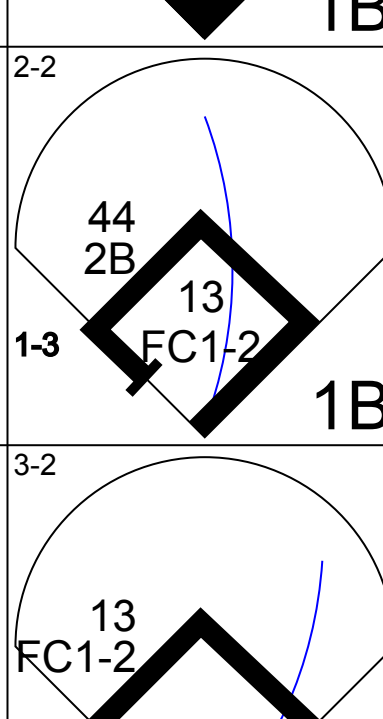

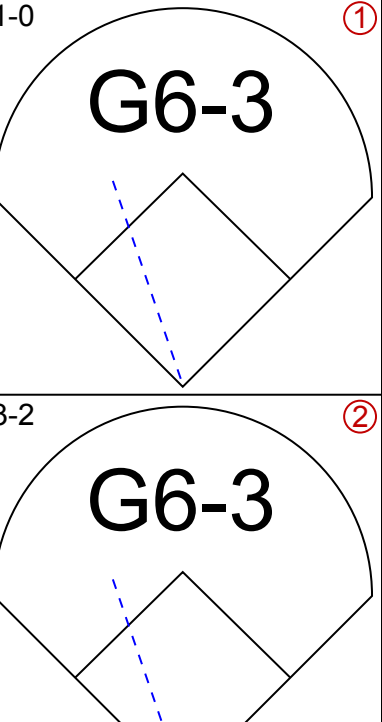
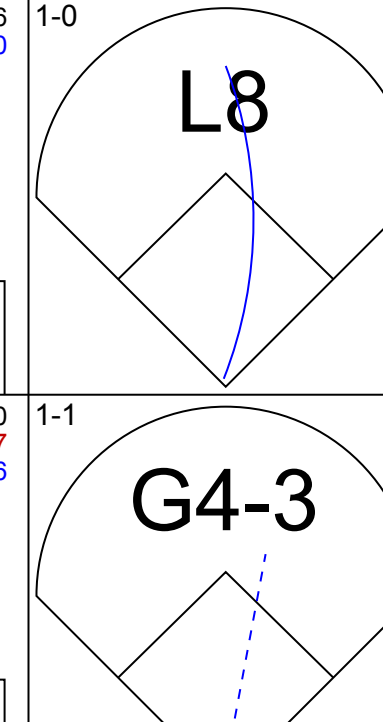

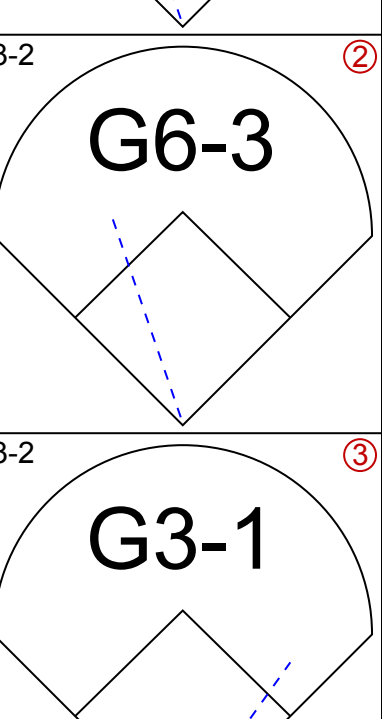
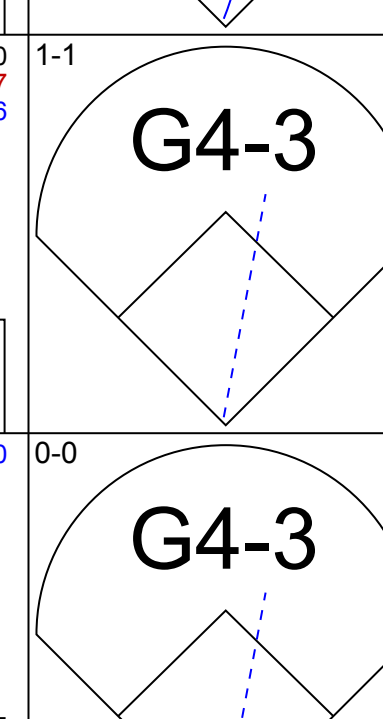

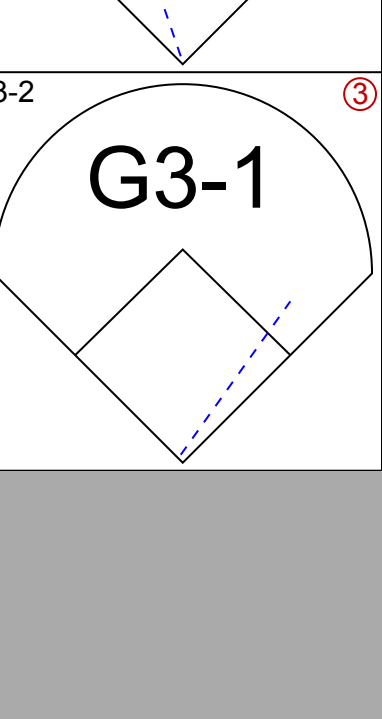
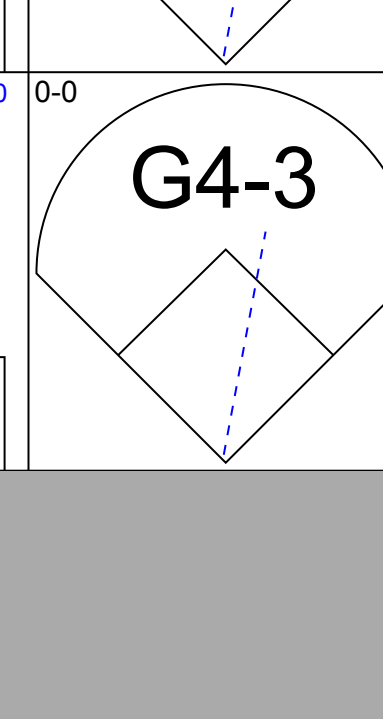

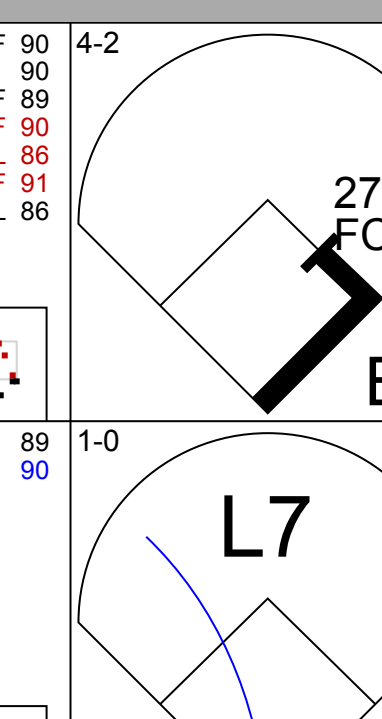
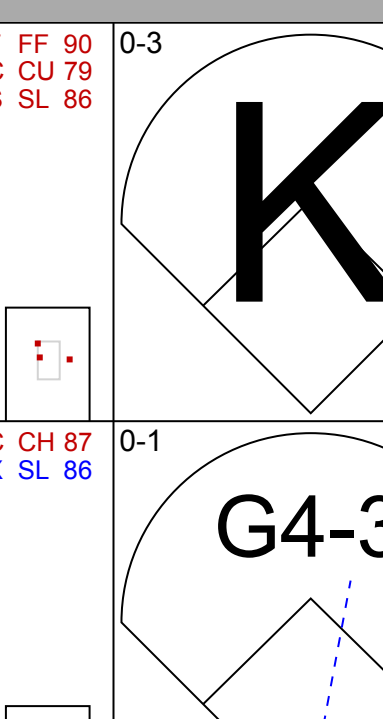
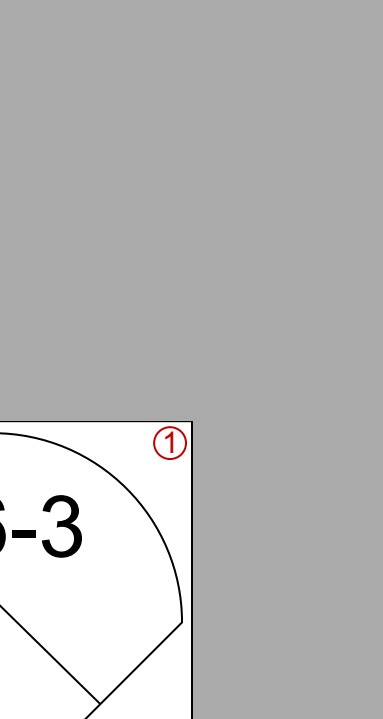
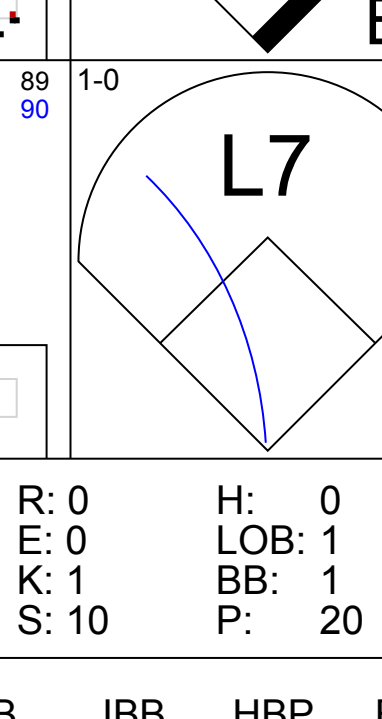
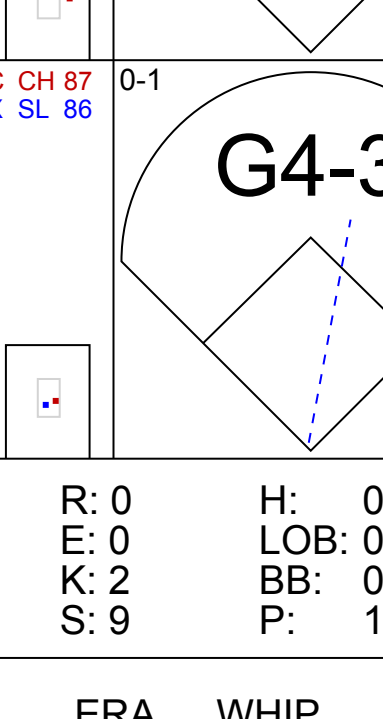
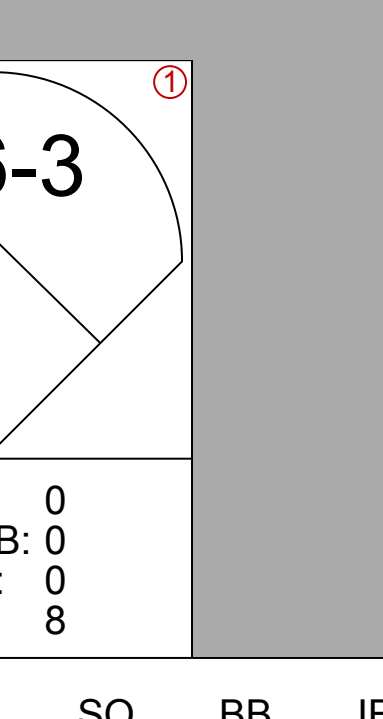


Batter	1	2	3	4	5	6	7	8	9	AB	R	H	RBI	BB	SO	LOB	TOP										
22 Victor Reyes, S OBP: 0.317, SLG: 0.391										4	0	1	0	0	3	0											
30 Harold Castro, L OBP: 0.294, SLG: 0.378										4	1	1	0	0	3	1											
24 Miguel Cabrera, R OBP: 0.339, SLG: 0.386										3	0	0	0	0	0	1											
55 John Hicks, R OBP: 0.238, SLG: 0.362										1	1	1	2	0	0	0											
28 Niko Goodrum, S OBP: 0.321, SLG: 0.422										4	1	1	1	0	2	0											
12 Brandon Dixon, R OBP: 0.293, SLG: 0.453										4	0	0	0	0	1	0											
50 Travis Demeritte, R OBP: 0.346, SLG: 0.451										2	0	0	0	2	0	0											
60 Ronny Rodriguez, R OBP: 0.254, SLG: 0.451										3	0	1	0	1	0	0											
18 Dawel Lugo, R OBP: 0.238, SLG: 0.287										4	0	0	0	0	2	4											
34 Jake Rogers, R OBP: 0.245, SLG: 0.333										3	0	0	0	0	3	0											
Inning Stats	R: 0 E: 0 K: 2 S: 9	H: 0 LOB: 0 BB: 0 P: 11	R: 0 E: 0 K: 2 S: 12	H: 1 LOB: 2 BB: 1 P: 20	R: 0 E: 0 K: 3 S: 11	H: 0 LOB: 0 BB: 0 P: 16	R: 0 E: 0 K: 1 S: 6	H: 0 LOB: 0 BB: 0 P: 7	R: 0 E: 0 K: 1 S: 8	H: 0 LOB: 0 BB: 0 P: 12	R: 0 E: 0 K: 2 S: 11	H: 1 LOB: 1 BB: 0 P: 15	R: 0 E: 0 K: 1 S: 8	H: 0 LOB: 0 BB: 0 P: 13	R: 0 E: 0 K: 1 S: 9	H: 0 LOB: 0 BB: 0 P: 12	R: 3 E: 0 K: 1 S: 17	H: 3 LOB: 2 BB: 2 P: 32	1B: 3 2B: 0 3B: 0 HR: 2	SF: 0 SAC: 0 DP: 0 HBP: 0	WP: 0 PB: 0 SB: 0 CS: 0	PA: 35					
PITCHER	IP WLS BF H R ER SO BB IBB HBP BLK WP HR S P ERA WHIP	7.0 W 24 2 0 0 12 1 0 0 0 0 0 65 94 0.00 0.429	1.0 3 0 0 0 1 0 0 0 0 0 0 9 12 0.00 0.000	0.2 6 3 3 3 1 1 0 0 0 0 2 15 25 40.50 6.000	0.1 S 2 0 0 0 0 1 0 0 0 0 0 2 7 0.00 3.000	PITCHER										IP WLS BF H R ER SO BB IBB HBP BLK WP HR S P ERA WHIP											
45 Gerrit Cole, R ERA: 2.75											7.0	W	24	2	0	0	12	1	0	0	0	0	0	65	94	0.00	0.429
36 Joe Smith, R ERA: 1.29											1.0	3	0	0	0	1	0	0	0	0	0	0	9	12	0.00	0.000	
29 Joe Biagini, R ERA: 4.06											0.2	6	3	3	3	1	1	0	0	0	0	2	15	25	40.50	6.000	
54 Roberto Osuna, R ERA: 2.79											0.1	S	2	0	0	0	0	1	0	0	0	0	2	7	0.00	3.000	

Detroit Tigers @ Houston Astros
Minute Maid Park, Houston, TX
Thu Aug 22 2019, 7:11 PM - 10:00 PM CDT
Att: 27,220 - Roof Closed - 73 F

AB	32
R	3
H	5
RBI	3
BB	3
SO	14
LOB	6



Batter	1	2	3	4	5	6	7	8	9	AB	R	H	RBI	BB	SO	LOB	BOTTOM										
4 George Springer, R OBP: 0.380, SLG: 0.569										3	1	1	0	1	2	1											
6 Jake Marisnick, R OBP: 0.297, SLG: 0.439										1	0	0	0	0	1	0											
27 Jose Altuve, R OBP: 0.380, SLG: 0.537										3	1	0	0	1	1	2											
26 Myles Straw, R OBP: 0.347, SLG: 0.291										1	0	0	0	0	0	0											
23 Michael Brantley, L OBP: 0.395, SLG: 0.544										4	2	3	2	0	0	1											
2 Alex Bregman, R OBP: 0.407, SLG: 0.558										4	1	2	2	0	0	3											
44 Jordan Alvarez, L OBP: 0.418, SLG: 0.683										3	0	1	1	1	0	0											
10 Yuli Gurriel, R OBP: 0.342, SLG: 0.542										3	0	1	1	1	0	0											
13 Abraham Toro, S OBP: 0.342, SLG: 0.542										4	0	0	0	0	0	6											
12 Martin Maldonado, R OBP: 0.284, SLG: 0.351										3	0	0	0	1	1	6											
22 Josh Reddick, L OBP: 0.302, SLG: 0.376										4	1	1	0	0	0	1											
Inning Stats	R: 0 E: 0 K: 1 S: 12	H: 1 LOB: 1 BB: 0 P: 19	R: 0 E: 0 K: 0 S: 10	H: 0 LOB: 0 BB: 0 P: 17	R: 0 E: 0 K: 1 S: 10	H: 0 LOB: 1 BB: 1 P: 20	R: 2 E: 0 K: 0 S: 8	H: 2 LOB: 0 BB: 0 P: 13	R: 0 E: 0 K: 2 S: 9	H: 0 LOB: 0 BB: 0 P: 12	R: 1 E: 0 K: 0 S: 15	H: 3 LOB: 3 BB: 1 P: 26	R: 3 E: 0 K: 0 S: 23	H: 3 LOB: 3 BB: 3 P: 44	R: 0 E: 0 K: 1 S: 7	H: 0 LOB: 0 BB: 0 P: 8	1B: 5 2B: 3 3B: 0 HR: 1	SF: 0 SAC: 0 DP: 0 HBP: 0	WP: 0 PB: 0 SB: 0 CS: 0	PA: 38							
PITCHER	IP WLS BF H R ER SO BB IBB HBP BLK WP HR S P ERA WHIP	5.0 L 19 3 2 2 4 1 0 0 0 0 1 49 81 3.60 0.800	1.0 7 3 1 1 0 0 1 0 0 0 0 0 15 26 9.00 3.000	0.0 3 1 3 3 0 2 0 0 0 0 0 0 9 20 * *	2.0 9 2 0 0 1 1 0 0 0 0 0 0 21 32 0.00 1.500	PITCHER										IP WLS BF H R ER SO BB IBB HBP BLK WP HR S P ERA WHIP											
27 Jordan Zimmermann, R ERA: 6.48											5.0	L	19	3	2	2	4	1	0	0	0	0	1	49	81	3.60	0.800
65 Gregory Soto, L ERA: 6.41											1.0	7	3	1	1	0	0	0	1	0	0	0	0	15	26	9.00	3.000
62 David McKay, R ERA: 6.43											0.0	3	1	3	3	0	2	0	0	0	0	0	0	9	20	*	*
63 Nick Ramirez, L ERA: 4.66											2.0	9	2	0	0	1	1	0	0	0	0	0	0	21	32	0.00	1.500

Detroit Tigers @ Houston Astros
Minute Maid Park, Houston, TX
Thu Aug 22 2019, 7:11 PM - 10:00 PM CDT
Att: 27,220 - Roof Closed - 73 F

AB	33
R	6
H	9
RBI	6
SO	5
LOB	20



Batter	1	2	3	4	5	6	7	8	9	AB	R	H	RBI	BB	SO	LOB	TOP					
22 Victor Reyes, S OBP: 0.313, SLG: 0.384	L8		F7		G6-4-3	F8		30 2B		5	1	1	0	0	0	2						
30 Harold Castro, L OBP: 0.300, SLG: 0.390	2B		G6-3			18 2B	L4	2B		5	1	3	2	0	0	0						
24 Miguel Cabrera, R OBP: 0.341, SLG: 0.388	K		1B			18 2B	18 2B	L7		4	1	2	0	1	1	2						
28 Niko Goodrum, S 18 Dawel Lugo, R OBP: 0.295, SLG: 0.314	BB		G3			60 HR	2B	2B		1	0	0	0	1	0	1						
12 Brandon Dixon, R OBP: 0.292, SLG: 0.452	F8					L6	K			5	1	1	0	0	2	6						
50 Travis Demeritte, R OBP: 0.360, SLG: 0.453	60 1B					L8		G4-3		4	1	2	2	1	0	2						
60 Ronny Rodríguez, R OBP: 0.262, SLG: 0.470	7 1B		G6-3			60 HR		22 1B	7 S	5	2	3	4	0	1	1						
7 Jordy Mercer, R OBP: 0.295, SLG: 0.402						22 G6-4-3	1B	K	L7	5	0	2	0	0	2	3						
34 Jake Rogers, R OBP: 0.233, SLG: 0.313	K2-3					K	L8	L3		4	0	0	0	0	2	4						
Inning Stats	R: 0 H: 1 E: 0 K: 1 S: 14	H: 1 LOB: 2 BB: 1 P: 20	R: 0 H: 2 E: 0 K: 2 S: 10	H: 1 LOB: 1 BB: 0 P: 16	R: 0 H: 1 E: 0 K: 0 S: 10	H: 1 LOB: 1 BB: 0 P: 13	R: 0 H: 0 E: 0 K: 1 S: 5	H: 0 LOB: 0 BB: 0 P: 7	R: 0 H: 1 E: 0 K: 1 S: 11	H: 1 LOB: 0 BB: 0 P: 16	R: 5 H: 5 E: 0 K: 0 S: 24	H: 5 LOB: 1 BB: 1 P: 30	R: 0 H: 1 E: 0 K: 1 S: 10	H: 1 LOB: 2 BB: 1 P: 17	R: 2 H: 3 E: 0 K: 1 S: 17	H: 3 LOB: 1 BB: 0 P: 25	R: 2 H: 3 E: 0 K: 1 S: 11	H: 3 LOB: 0 BB: 0 P: 13	1B: 11 2B: 5 3B: 0 HR: 1	SF: 0 SAC: 0 DP: 1 HBP: 0	WP: 0 PB: 0 SB: 1 CS: 0	PA: 44
PITCHER	IP	WLS	BF	H	R	ER	SO	BB	IBB	HBP	BLK	WP	HR	S	P	ERA	WHIP					
17 José Berrios, R ERA: 3.53	5.1	L	26	10	5	5	5	2	0	0	0	0	1	66	93	8.44	2.250					
21 Tyler Duffey, R ERA: 2.95	1.1		6	1	0	0	1	1	0	0	0	0	0	16	22	0.00	1.500					
65 Trevor May, R ERA: 3.33	0.1		1	0	0	0	0	0	0	0	0	0	0	2	4	0.00	0.000					
54 Sergio Romo, R ERA: 3.75	0.2		5	3	2	2	1	0	0	0	0	0	0	16	24	27.00	4.500					
19 Ryne Harper, R ERA: 3.65	1.1		6	3	2	2	1	0	0	0	0	0	0	12	14	13.50	2.250					

Detroit Tigers @ Minnesota Twins
Target Field, Minneapolis, MN
Fri Aug 23 2019, 7:11 PM - 10:36 PM CDT
Att: 31,238 - Partly Cloudy - 76 F

AB 41
R 9
H 17
RBI 9
BB 3
SO 8
LOB 21



Batter	1	2	3	4	5	6	7	8	9	AB	R	H	RBI	BB	SO	LOB	BOTTOM					
26 Max Kepler, L OBP: 0.333, SLG: 0.528	K	G4-3			F7					4	0	0	0	1	2	1						
11 Jorge Polanco, S OBP: 0.358, SLG: 0.494	23 2B		F9		F9		P5			4	1	1	0	1	0	3						
23 Nelson Cruz, R OBP: 0.386, SLG: 0.658	1B		K		K					5	0	1	1	0	3	1						
9 Marwin Gonzalez, S OBP: 0.324, SLG: 0.416	2B		K		K					4	0	0	0	0	3	1						
2 Luis Arraez, L OBP: 0.405, SLG: 0.442	L7				K					4	1	1	0	0	2	1						
22 Miguel Sanó, R OBP: 0.343, SLG: 0.572	HR				K					4	2	2	3	0	2	0						
13 Ehire Adriansa, S OBP: 0.371, SLG: 0.431	G4-3				K					4	0	0	0	0	1	0						
15 Jason Castro, L OBP: 0.327, SLG: 0.472	K									4	0	2	0	0	1	0						
60 Jake Cave, L OBP: 0.371, SLG: 0.426	BB									2	2	2	2	1	0	0						
Inning Stats	R: 1 H: 2 E: 0 K: 2 S: 14	H: 1 LOB: 1 BB: 1 P: 21	R: 0 H: 0 E: 0 K: 1 S: 9	H: 1 LOB: 1 BB: 1 P: 16	R: 0 H: 0 E: 0 K: 2 S: 8	H: 0 LOB: 0 BB: 0 P: 13	R: 0 H: 0 E: 0 K: 3 S: 9	H: 0 LOB: 0 BB: 0 P: 15	R: 1 H: 2 E: 0 K: 0 S: 7	H: 2 LOB: 0 BB: 0 P: 14	R: 0 H: 0 E: 0 K: 3 S: 9	H: 0 LOB: 0 BB: 0 P: 17	R: 0 H: 1 E: 0 K: 1 S: 13	H: 1 LOB: 3 BB: 1 P: 25	R: 2 H: 2 E: 0 K: 1 S: 8	H: 2 LOB: 0 BB: 0 P: 12	R: 1 H: 1 E: 0 K: 1 S: 14	H: 1 LOB: 1 BB: 1 P: 22	1B: 4 2B: 1 3B: 0 HR: 4	SF: 0 SAC: 0 DP: 0 HBP: 1	WP: 0 PB: 0 SB: 0 CS: 0	PA: 39
PITCHER	IP	WLS	BF	H	R	ER	SO	BB	IBB	HBP	BLK	WP	HR	S	P	ERA	WHIP					
54 Drew VerHagen, R ERA: 6.31	6.0	W	23	5	3	3	11	1	0	0	0	0	0	11	22	6.00	3.000					
67 José Cisneros, R ERA: 4.07	0.2	H	5	1	0	0	1	1	0	1	0	0	0	11	22	0.00	3.000					
45 Buck Farmer, R ERA: 3.98	1.1	H	6	2	2	2	1	0	0	0	0	0	1	10	15	13.50	1.500					
77 Joe Jiménez, R ERA: 4.81	1.0		5	1	1	1	1	1	0	0	0	0	1	14	22	9.00	2.000					

Detroit Tigers @ Minnesota Twins
Target Field, Minneapolis, MN
Fri Aug 23 2019, 7:11 PM - 10:36 PM CDT
Att: 31,238 - Partly Cloudy - 76 F


AB 35
R 6
H 9
RBI 6
BB 3
SO 14
LOB 7



Batter	1	2	3	4	5	6	7	8	9	AB	R	H	RBI	BB	SO	LOB	TOP								
22 Victor Reyes, S OBP: 0.322, SLG: 0.392										5	0	3	2	0	0	3									
30 Harold Castro, L OBP: 0.298, SLG: 0.386										5	0	1	0	0	2	5									
24 Miguel Cabrera, R OBP: 0.342, SLG: 0.389										4	0	1	0	1	2	4									
60 Ronny Rodríguez, R (1, 4) OBP: 0.260, SLG: 0.465										4	0	1	1	0	1	2									
12 Brandon Dixon, R (1, 3) OBP: 0.287, SLG: 0.445										5	0	0	0	0	4	5									
50 Travis Demeritte, R (1, 9) OBP: 0.387, SLG: 0.456										4	1	2	0	0	0	2									
49 Willi Castro, S (1, 6) OBP: 0.500, SLG: 0.750										4	1	2	0	0	1	3									
18 Dawel Lugo, R (1, 5) OBP: 0.263, SLG: 0.340										3	2	2	1	1	1	1									
34 Jake Rogers, R (1, 2) OBP: 0.234, SLG: 0.299										3	1	0	0	0	2	5									
Inning Stats	R: 0 E: 0 K: 1 S: 8	H: 1 LOB: 0 BB: 0 P: 10	R: 0 E: 0 K: 1 S: 12	H: 2 LOB: 1 BB: 0 P: 18	R: 2 E: 1 K: 2 S: 13	H: 2 LOB: 2 BB: 0 P: 24	R: 2 E: 0 K: 2 S: 14	H: 3 LOB: 1 BB: 0 P: 22	R: 0 E: 0 K: 1 S: 7	H: 1 LOB: 1 BB: 0 P: 12	R: 1 E: 0 K: 2 S: 13	H: 2 LOB: 1 BB: 0 P: 18	R: 0 E: 0 K: 0 S: 8	H: 0 LOB: 1 BB: 1 P: 18	R: 0 E: 0 K: 1 S: 12	H: 1 LOB: 2 BB: 1 P: 21	R: 0 E: 0 K: 3 S: 11	H: 0 LOB: 0 BB: 0 P: 14	1B: 9 2B: 3 3B: 0 HR: 1	SF: 1 SAC: 0 DP: 2 HBP: 1	WP: 1 PB: 0 SB: 1 CS: 0	PA: 41			
PITCHER	IP WLS BF H R ER SO BB IBB HBP BLK WP HR S P ERA WHIP	IP WLS BF H R ER SO BB IBB HBP BLK WP HR S P ERA WHIP	IP WLS BF H R ER SO BB IBB HBP BLK WP HR S P ERA WHIP	IP WLS BF H R ER SO BB IBB HBP BLK WP HR S P ERA WHIP	IP WLS BF H R ER SO BB IBB HBP BLK WP HR S P ERA WHIP	IP WLS BF H R ER SO BB IBB HBP BLK WP HR S P ERA WHIP	IP WLS BF H R ER SO BB IBB HBP BLK WP HR S P ERA WHIP	IP WLS BF H R ER SO BB IBB HBP BLK WP HR S P ERA WHIP	IP WLS BF H R ER SO BB IBB HBP BLK WP HR S P ERA WHIP	IP WLS BF H R ER SO BB IBB HBP BLK WP HR S P ERA WHIP	IP WLS BF H R ER SO BB IBB HBP BLK WP HR S P ERA WHIP	IP WLS BF H R ER SO BB IBB HBP BLK WP HR S P ERA WHIP	IP WLS BF H R ER SO BB IBB HBP BLK WP HR S P ERA WHIP	IP WLS BF H R ER SO BB IBB HBP BLK WP HR S P ERA WHIP	IP WLS BF H R ER SO BB IBB HBP BLK WP HR S P ERA WHIP	IP WLS BF H R ER SO BB IBB HBP BLK WP HR S P ERA WHIP	IP WLS BF H R ER SO BB IBB HBP BLK WP HR S P ERA WHIP	IP WLS BF H R ER SO BB IBB HBP BLK WP HR S P ERA WHIP	IP WLS BF H R ER SO BB IBB HBP BLK WP HR S P ERA WHIP	IP WLS BF H R ER SO BB IBB HBP BLK WP HR S P ERA WHIP	IP WLS BF H R ER SO BB IBB HBP BLK WP HR S P ERA WHIP	IP WLS BF H R ER SO BB IBB HBP BLK WP HR S P ERA WHIP	IP WLS BF H R ER SO BB IBB HBP BLK WP HR S P ERA WHIP	IP WLS BF H R ER SO BB IBB HBP BLK WP HR S P ERA WHIP	IP WLS BF H R ER SO BB IBB HBP BLK WP HR S P ERA WHIP
44 Kyle Gibson, R (1, 1) ERA: 4.49	5.1 W 26 10 5 4 8 0 0 1 0 0 1 1 59 95 6.75 1.875	1.2 H 7 1 0 0 1 1 0 0 0 0 0 0 16 27 0.00 1.200	0.1 H 3 1 0 0 1 1 0 0 0 0 0 0 6 12 0.00 6.000	1.2 S 5 0 0 0 3 0 0 0 0 0 0 0 17 23 0.00 0.000																					
49 Sam Dyson, R (6, 1) ERA: 3.24																									
54 Sergio Romo, R (8, 1) ERA: 3.72																									
55 Taylor Rogers, L (8, 1) ERA: 2.51																									

Detroit Tigers @ Minnesota Twins
Target Field, Minneapolis, MN
Sat Aug 24 2019, 6:10 PM - 9:33 PM CDT
Att: 39,429 - Partly Cloudy - 74 F


AB 37
R 5
H 12
RBI 4
BB 2
SO 13
LOB 30



Batter	1	2	3	4	5	6	7	8	9	AB	R	H	RBI	BB	SO	LOB	BOTTOM								
26 Max Kepler, L (1, 8) OBP: 0.335, SLG: 0.537										5	2	3	2	0	0	0									
11 Jorge Polanco, S (1, 6) OBP: 0.359, SLG: 0.493										3	1	1	0	1	2	1									
23 Nelson Cruz, R (1, 10) OBP: 0.385, SLG: 0.653										4	1	1	1	0	1	2									
2 Luis Arraez, L (1, 4) OBP: 0.402, SLG: 0.438										4	0	1	0	0	0	3									
22 Miguel Sanó, R (1, 5) OBP: 0.342, SLG: 0.578										4	1	1	3	0	2	2									
9 Marwin Gonzalez, S (1, 9) OBP: 0.323, SLG: 0.415										4	0	1	0	0	0	1									
18 Mitch Garver, R (1, 2) OBP: 0.340, SLG: 0.590										4	1	1	0	0	2	2									
60 Jake Cave, L (1, 7) OBP: 0.381, SLG: 0.464										3	2	2	2	1	1	0									
24 C.J. Cron, R (1, 3) OBP: 0.316, SLG: 0.470										4	0	0	0	0	1	2									
Inning Stats	R: 1 E: 0 K: 0 S: 12	H: 1 LOB: 1 BB: 1 P: 24	R: 0 E: 0 K: 1 S: 7	H: 0 LOB: 1 BB: 1 P: 16	R: 0 E: 0 K: 2 S: 8	H: 0 LOB: 0 BB: 0 P: 12	R: 0 E: 0 K: 1 S: 10	H: 1 LOB: 1 BB: 0 P: 13	R: 5 E: 0 K: 1 S: 17	H: 5 LOB: 0 BB: 0 P: 23	R: 2 E: 0 K: 1 S: 15	H: 3 LOB: 1 BB: 0 P: 24	R: 0 E: 0 K: 2 S: 11	H: 1 LOB: 1 BB: 0 P: 15	R: 0 E: 0 K: 1 S: 7	H: 0 LOB: 0 BB: 0 P: 13	1B: 6 2B: 2 3B: 0 HR: 3	SF: 0 SAC: 0 DP: 0 HBP: 0	WP: 0 PB: 1 SB: 0 CS: 0	PA: 37					
PITCHER	IP WLS BF H R ER SO BB IBB HBP BLK WP HR S P ERA WHIP	IP WLS BF H R ER SO BB IBB HBP BLK WP HR S P ERA WHIP	IP WLS BF H R ER SO BB IBB HBP BLK WP HR S P ERA WHIP	IP WLS BF H R ER SO BB IBB HBP BLK WP HR S P ERA WHIP	IP WLS BF H R ER SO BB IBB HBP BLK WP HR S P ERA WHIP	IP WLS BF H R ER SO BB IBB HBP BLK WP HR S P ERA WHIP	IP WLS BF H R ER SO BB IBB HBP BLK WP HR S P ERA WHIP	IP WLS BF H R ER SO BB IBB HBP BLK WP HR S P ERA WHIP	IP WLS BF H R ER SO BB IBB HBP BLK WP HR S P ERA WHIP	IP WLS BF H R ER SO BB IBB HBP BLK WP HR S P ERA WHIP	IP WLS BF H R ER SO BB IBB HBP BLK WP HR S P ERA WHIP	IP WLS BF H R ER SO BB IBB HBP BLK WP HR S P ERA WHIP	IP WLS BF H R ER SO BB IBB HBP BLK WP HR S P ERA WHIP	IP WLS BF H R ER SO BB IBB HBP BLK WP HR S P ERA WHIP	IP WLS BF H R ER SO BB IBB HBP BLK WP HR S P ERA WHIP	IP WLS BF H R ER SO BB IBB HBP BLK WP HR S P ERA WHIP	IP WLS BF H R ER SO BB IBB HBP BLK WP HR S P ERA WHIP	IP WLS BF H R ER SO BB IBB HBP BLK WP HR S P ERA WHIP	IP WLS BF H R ER SO BB IBB HBP BLK WP HR S P ERA WHIP	IP WLS BF H R ER SO BB IBB HBP BLK WP HR S P ERA WHIP	IP WLS BF H R ER SO BB IBB HBP BLK WP HR S P ERA WHIP	IP WLS BF H R ER SO BB IBB HBP BLK WP HR S P ERA WHIP	IP WLS BF H R ER SO BB IBB HBP BLK WP HR S P ERA WHIP	IP WLS BF H R ER SO BB IBB HBP BLK WP HR S P ERA WHIP	IP WLS BF H R ER SO BB IBB HBP BLK WP HR S P ERA WHIP
19 Edwin Jackson, R (1, 1) ERA: 8.7	5.0 L 24 7 6 6 5 2 0 0 0 0 0 1 33 52 10.80 1.800	3.0 H 13 4 2 2 4 0 0 0 0 0 0 1 33 52 6.00 1.333																							
64 Matt Hall, L (6, 1) ERA: 6.0																									

Detroit Tigers @ Minnesota Twins
Target Field, Minneapolis, MN
Sat Aug 24 2019, 6:10 PM - 9:33 PM CDT
Att: 39,429 - Partly Cloudy - 74 F

AB 35
R 8
H 11
RBI 8
BB 2
SO 9
LOB 13



Batter	1	2	3	4	5	6	7	8	9	AB	R	H	RBI	BB	SO	LOB	TOP								
22 Victor Reyes, S OBP: 0.318, SLG: 0.385	L8		1B		G3			F8	G6-3	5	0	1	0	0	0	2									
30 Harold Castro, L OBP: 0.301, SLG: 0.388	K		K							4	0	2	1	0	2	1									
50 Travis Demeritte, R OBP: 0.351, SLG: 0.434	K		P3		F8			P3		4	0	0	0	0	1	3									
60 Ronny Rodríguez, R(1, 10) OBP: 0.256, SLG: 0.456		G5-3		F9		L6		F7		4	0	0	0	0	0	1									
18 Dawel Lugo, R OBP: 0.263, SLG: 0.338		FC4-6 49 BB		K		G6-3		K		4	0	1	0	0	2	0									
49 Willi Castro, S OBP: 0.299, SLG: 0.571				K		G4-3				3	1	1	0	1	1	0									
7 Jordy Mercer, R OBP: 0.299, SLG: 0.415										4	2	2	1	0	1	2									
55 John Hicks, R OBP: 0.242, SLG: 0.368										4	1	2	2	0	0	2									
29 Gordon Beckham, R(1, 4) OBP: 0.280, SLG: 0.378										4	0	0	0	0	0	2									
Inning Stats	R: 0 H: 0 E: 0 K: 2 S: 11	H: 0 LOB: 0 BB: 0 P: 17	R: 0 H: 1 E: 0 K: 0 S: 13	LOB: 2 BB: 1 P: 20	R: 0 H: 1 E: 0 K: 1 S: 12	LOB: 1 BB: 0 P: 16	R: 0 H: 0 E: 0 K: 2 S: 10	H: 0 LOB: 0 BB: 0 P: 15	R: 2 H: 3 E: 0 K: 0 S: 16	H: 3 LOB: 1 BB: 0 P: 23	R: 0 H: 0 E: 0 K: 0 S: 6	H: 0 LOB: 0 BB: 0 P: 9	R: 0 H: 0 E: 0 K: 1 S: 6	H: 0 LOB: 0 BB: 0 P: 10	R: 0 H: 1 E: 0 K: 0 S: 15	H: 1 LOB: 1 BB: 0 P: 19	R: 2 H: 3 E: 0 K: 1 S: 17	H: 3 LOB: 1 BB: 0 P: 25	1B: 6 2B: 3 3B: 0 HR: 0	SF: 0 SAC: 0 DP: 0 HBP: 0	WP: 0 PB: 0 SB: 1 CS: 0	PA: 37			
PITCHER	IP WLS BF H R ER SO BB IBB HBP BLK WP HR S P ERA WHIP	IP WLS BF H R ER SO BB IBB HBP BLK WP HR S P ERA WHIP	IP WLS BF H R ER SO BB IBB HBP BLK WP HR S P ERA WHIP	IP WLS BF H R ER SO BB IBB HBP BLK WP HR S P ERA WHIP	IP WLS BF H R ER SO BB IBB HBP BLK WP HR S P ERA WHIP	IP WLS BF H R ER SO BB IBB HBP BLK WP HR S P ERA WHIP	IP WLS BF H R ER SO BB IBB HBP BLK WP HR S P ERA WHIP	IP WLS BF H R ER SO BB IBB HBP BLK WP HR S P ERA WHIP	IP WLS BF H R ER SO BB IBB HBP BLK WP HR S P ERA WHIP	IP WLS BF H R ER SO BB IBB HBP BLK WP HR S P ERA WHIP	IP WLS BF H R ER SO BB IBB HBP BLK WP HR S P ERA WHIP	IP WLS BF H R ER SO BB IBB HBP BLK WP HR S P ERA WHIP	IP WLS BF H R ER SO BB IBB HBP BLK WP HR S P ERA WHIP	IP WLS BF H R ER SO BB IBB HBP BLK WP HR S P ERA WHIP	IP WLS BF H R ER SO BB IBB HBP BLK WP HR S P ERA WHIP	IP WLS BF H R ER SO BB IBB HBP BLK WP HR S P ERA WHIP	IP WLS BF H R ER SO BB IBB HBP BLK WP HR S P ERA WHIP	IP WLS BF H R ER SO BB IBB HBP BLK WP HR S P ERA WHIP	IP WLS BF H R ER SO BB IBB HBP BLK WP HR S P ERA WHIP	IP WLS BF H R ER SO BB IBB HBP BLK WP HR S P ERA WHIP	IP WLS BF H R ER SO BB IBB HBP BLK WP HR S P ERA WHIP	IP WLS BF H R ER SO BB IBB HBP BLK WP HR S P ERA WHIP	IP WLS BF H R ER SO BB IBB HBP BLK WP HR S P ERA WHIP	IP WLS BF H R ER SO BB IBB HBP BLK WP HR S P ERA WHIP	IP WLS BF H R ER SO BB IBB HBP BLK WP HR S P ERA WHIP

Detroit Tigers @ Minnesota Twins
Target Field, Minneapolis, MN
Sun Aug 25 2019, 1:16 PM - 4:04 PM CDT
Att: 32,892 - Partly Cloudy - 72 F

AB 36
R 4
H 9
RBI 4
BB 1
SO 7
LOB 13



Batter	1	2	3	4	5	6	7	8	9	AB	R	H	RBI	BB	SO	LOB	BOTTOM								
18 Mitch Garver, R OBP: 0.343, SLG: 0.591	BB		2B		P5			G5-3		3	1	1	1	1	0	1									
11 Jorge Polanco, S OBP: 0.356, SLG: 0.489	F9		G4-3		P4			K		4	0	0	0	0	1	3									
23 Nelson Cruz, R OBP: 0.381, SLG: 0.646	K		G5-3		G6-3			G6-3		4	0	0	1	0	1	1									
9 Marwin Gonzalez, S OBP: 0.323, SLG: 0.413	K		K		F7			FC6-4 22 DI		4	0	1	0	0	2	1									
22 Miguel Sanó, R OBP: 0.344, SLG: 0.579		BB			G5-3			FC6-4 1-2F		3	1	1	0	1	0	1									
26 Max Kepler, L OBP: 0.335, SLG: 0.533	P5				HR			P5		3	1	0	0	0	1	1									
24 C.J. Cron, R OBP: 0.320, SLG: 0.478	K				HR			BB		2	2	1	3	2	1	1									
2 Luis Arraez, L OBP: 0.402, SLG: 0.434	K									2	0	0	0	1	1	2									
60 Jake Cave, L OBP: 0.378, SLG: 0.460	K									1	0	0	0	0	1	1									
16 Jonathan Schoop, R(1, 4) OBP: 0.303, SLG: 0.466										3	2	1	2	1	2	2									
Inning Stats	R: 0 H: 0 E: 0 K: 2 S: 10	H: 0 LOB: 1 BB: 1 P: 18	R: 0 H: 0 E: 0 K: 2 S: 9	LOB: 1 BB: 1 P: 15	R: 2 H: 1 E: 0 K: 1 S: 11	H: 1 LOB: 0 BB: 1 P: 19	R: 3 H: 2 E: 0 K: 1 S: 16	H: 2 LOB: 1 BB: 1 P: 28	R: 0 H: 0 E: 0 K: 0 S: 6	H: 0 LOB: 0 BB: 0 P: 10	R: 2 H: 1 E: 0 K: 1 S: 9	H: 1 LOB: 0 BB: 1 P: 17	R: 0 H: 1 E: 0 K: 1 S: 11	H: 1 LOB: 1 BB: 0 P: 13	R: 0 H: 0 E: 0 K: 2 S: 11	H: 0 LOB: 1 BB: 1 P: 19	R: 0 H: 0 E: 0 K: 2 S: 11	H: 0 LOB: 1 BB: 1 P: 19	1B: 1 2B: 2 3B: 0 HR: 2	SF: 0 SAC: 0 DP: 0 HBP: 1	WP: 0 PB: 0 SB: 0 CS: 0	PA: 36			
PITCHER	IP WLS BF H R ER SO BB IBB HBP BLK WP HR S P ERA WHIP	IP WLS BF H R ER SO BB IBB HBP BLK WP HR S P ERA WHIP	IP WLS BF H R ER SO BB IBB HBP BLK WP HR S P ERA WHIP	IP WLS BF H R ER SO BB IBB HBP BLK WP HR S P ERA WHIP	IP WLS BF H R ER SO BB IBB HBP BLK WP HR S P ERA WHIP	IP WLS BF H R ER SO BB IBB HBP BLK WP HR S P ERA WHIP	IP WLS BF H R ER SO BB IBB HBP BLK WP HR S P ERA WHIP	IP WLS BF H R ER SO BB IBB HBP BLK WP HR S P ERA WHIP	IP WLS BF H R ER SO BB IBB HBP BLK WP HR S P ERA WHIP	IP WLS BF H R ER SO BB IBB HBP BLK WP HR S P ERA WHIP	IP WLS BF H R ER SO BB IBB HBP BLK WP HR S P ERA WHIP	IP WLS BF H R ER SO BB IBB HBP BLK WP HR S P ERA WHIP	IP WLS BF H R ER SO BB IBB HBP BLK WP HR S P ERA WHIP	IP WLS BF H R ER SO BB IBB HBP BLK WP HR S P ERA WHIP	IP WLS BF H R ER SO BB IBB HBP BLK WP HR S P ERA WHIP	IP WLS BF H R ER SO BB IBB HBP BLK WP HR S P ERA WHIP	IP WLS BF H R ER SO BB IBB HBP BLK WP HR S P ERA WHIP	IP WLS BF H R ER SO BB IBB HBP BLK WP HR S P ERA WHIP	IP WLS BF H R ER SO BB IBB HBP BLK WP HR S P ERA WHIP	IP WLS BF H R ER SO BB IBB HBP BLK WP HR S P ERA WHIP	IP WLS BF H R ER SO BB IBB HBP BLK WP HR S P ERA WHIP	IP WLS BF H R ER SO BB IBB HBP BLK WP HR S P ERA WHIP	IP WLS BF H R ER SO BB IBB HBP BLK WP HR S P ERA WHIP	IP WLS BF H R ER SO BB IBB HBP BLK WP HR S P ERA WHIP	IP WLS BF H R ER SO BB IBB HBP BLK WP HR S P ERA WHIP

Detroit Tigers @ Minnesota Twins
Target Field, Minneapolis, MN
Sun Aug 25 2019, 1:16 PM - 4:04 PM CDT
Att: 32,892 - Partly Cloudy - 72 F

AB 29
R 7
H 5
RBI 7
BB 6
SO 10
LOB 14



Batter	1	2	3	4	5	6	7	8	9	AB	R	H	RBI	BB	SO	LOB	TOP				
12 Francisco Lindor, S OBP: 0.352, SLG: 0.537	L8		HR		K		SF8			3	1	1	2	0	1	1	Cleveland Indians @ Detroit Tigers Comerica Park, Detroit, MI Thu Aug 29 2019, 1:10 PM - 3:44 PM EDT Att: 16,855 - Sunny - 75 F				
35 Oscar Mercado, R OBP: 0.317, SLG: 0.431	K		1B		P4		K			4	0	1	0	0	2	3					
41 Carlos Santana, S OBP: 0.411, SLG: 0.541	G6-3		F9							4	0	0	0	0	0	1					
66 Yasiel Puig, R OBP: 0.312, SLG: 0.468	K				BB					3	0	0	0	1	1	0					
32 Franmil Reyes, R OBP: 0.304, SLG: 0.520	BB		G6-4-3		G6-4-3					2	0	0	0	2	0	1					
2 Yu Chang, R OBP: 0.313, SLG: 0.400	L8		1B		1B					4	0	2	0	0	1	2					
6 Mike Freeman, L OBP: 0.359, SLG: 0.426	K		1B		1B					4	1	1	0	0	2	2					
27 Kevin Plawecki, R OBP: 0.282, SLG: 0.341	L8		L8		G5-3					4	0	1	0	0	0	0					
1 Greg Allen, S OBP: 0.289, SLG: 0.367	K		K		1B					3	0	1	0	0	2	0					
Inning Stats	R: 0 E: 0 K: 1 S: 8	H: 0 LOB: 0 BB: 0 P: 12	R: 0 E: 0 K: 2 S: 15	H: 0 LOB: 1 BB: 1 P: 23	R: 1 E: 0 K: 1 S: 17	H: 2 LOB: 1 BB: 0 P: 24	R: 0 E: 0 K: 0 S: 8	H: 2 LOB: 2 BB: 1 P: 13	R: 0 E: 0 K: 0 S: 6	H: 0 LOB: 0 BB: 0 P: 9	R: 1 E: 0 K: 1 S: 16	H: 2 LOB: 2 BB: 0 P: 22	R: 0 E: 0 K: 1 S: 8	H: 0 LOB: 1 BB: 1 P: 12	R: 0 E: 0 K: 2 S: 10	H: 0 LOB: 0 BB: 0 P: 15		1B: 6 2B: 0 3B: 0 HR: 1	SF: 1 SAC: 0 DP: 1 HBP: 1	WP: 0 PB: 0 SB: 1 CS: 0	PA: 36
PITCHER	IP	WLS	BF	H	R	ER	SO	BB	IBB	HBP	BLK	WP	HR	S	P	ERA	WHIP				
44 Daniel Norris, L ERA: 4.66	3.0	L	12	2	1	1	4	1	0	0	0	0	1	40	59	3.00	1.000				
54 Drew VerHagen, R ERA: 5.9	4.0		17	5	1	1	2	1	0	1	0	0	0	45	66	2.25	1.500				
67 José Cisneros, R ERA: 3.91	1.0		4	0	0	0	1	1	0	0	0	0	0	8	12	0.00	1.000				
64 Matt Hall, L ERA: 5.14	1.0		3	0	0	0	2	0	0	0	0	0	0	10	15	0.00	0.000				

Batter	1	2	3	4	5	6	7	8	9	AB	R	H	RBI	BB	SO	LOB	BOTTOM					
22 Victor Reyes, S OBP: 0.314, SLG: 0.381	L7		K						G4-3	4	0	1	0	0	1	0	Cleveland Indians @ Detroit Tigers Comerica Park, Detroit, MI Thu Aug 29 2019, 1:10 PM - 3:44 PM EDT Att: 16,855 - Sunny - 75 F					
49 Willi Castro, S OBP: 0.250, SLG: 0.333	G4-3		P3		K				F9	4	0	1	0	0	1	1						
30 Harold Castro, L OBP: 0.300, SLG: 0.385	G4-3		1B		1B				K	3	0	1	0	0	0	1						
55 John Hicks, R OBP: 0.241, SLG: 0.363	G4-3		1B		1B				K	1	0	0	0	0	1	0						
60 Ronny Rodríguez, R OBP: 0.249, SLG: 0.440	F9		K		K				K	3	0	0	0	0	2	2						
18 Dawel Lugo, R OBP: 0.258, SLG: 0.351	G4-3		FC6-4		FC6-4				F8	3	0	0	0	0	0	1						
12 Brandon Dixon, R OBP: 0.286, SLG: 0.437	K		K		K				K	3	0	0	0	0	3	0						
50 Travis Demeritte, R OBP: 0.320, SLG: 0.391	K		G6-3		G6-3				K	3	0	0	0	0	2	0						
7 Jordy Mercer, R OBP: 0.300, SLG: 0.412	G5-3		G5-3		P4				1B	3	0	1	0	0	0	0						
34 Jake Rogers, R OBP: 0.229, SLG: 0.278	G6-3		G6-3		G6-3				K	3	0	0	0	0	1	1						
Inning Stats	R: 0 E: 0 K: 0 S: 8	H: 1 LOB: 1 BB: 0 P: 10	R: 0 E: 0 K: 2 S: 9	H: 0 LOB: 0 BB: 0 P: 11	R: 0 E: 0 K: 1 S: 10	H: 0 LOB: 0 BB: 0 P: 13	R: 0 E: 0 K: 1 S: 11	H: 1 LOB: 1 BB: 0 P: 17	R: 0 E: 0 K: 1 S: 9	H: 0 LOB: 0 BB: 0 P: 13	R: 0 E: 0 K: 1 S: 12	H: 1 LOB: 0 BB: 0 P: 16	R: 0 E: 0 K: 1 S: 9	H: 0 LOB: 0 BB: 0 P: 14	R: 0 E: 0 K: 3 S: 14	H: 1 LOB: 1 BB: 0 P: 21	R: 0 E: 0 K: 1 S: 7	H: 0 LOB: 0 BB: 0 P: 7	1B: 3 2B: 1 3B: 0 HR: 0	SF: 0 SAC: 0 DP: 0 HBP: 0	WP: 0 PB: 0 SB: 0 CS: 1	PA: 30
PITCHER	IP	WLS	BF	H	R	ER	SO	BB	IBB	HBP	BLK	WP	HR	S	P	ERA	WHIP					
52 Mike Clevinger, R ERA: 2.72	8.0	W	27	4	0	0	10	0	0	0	0	0	0	82	115	0.00	0.500					
33 Brad Hand, L ERA: 3.11	1.0	S	3	0	0	0	1	0	0	0	0	0	0	7	7	0.00	0.000					

AB	31
R	2
H	7
RBI	2
BB	3
SO	9
LOB	10




AB	30
R	0
H	4
RBI	0
BB	0
SO	11
LOB	6



Batter	1	2	3	4	5	6	7	8	9	AB	R	H	RBI	BB	SO	LOB	TOP					
26 Max Kepler, L OBP: 0.336, SLG: 0.535										5	3	2	1	1	0	2						
11 Jorge Polanco, S OBP: 0.394, SLG: 0.493										4	2	3	0	0	0	0						
13 Ehire Adrianza, S OBP: 0.366, SLG: 0.418										1	0	0	0	0	0	1						
23 Nelson Cruz, R OBP: 0.388, SLG: 0.638										4	1	3	2	0	0	1						
20 Eddie Rosario, L OBP: 0.307, SLG: 0.507										5	2	2	3	0	1	3						
22 Miguel Sanó, R OBP: 0.339, SLG: 0.563										4	0	0	0	0	2	3						
16 Jonathan Schoop, R, PH OBP: 0.310, SLG: 0.492										1	0	1	0	0	0	0						
2 Luis Arraez, L OBP: 0.401, SLG: 0.429										4	2	1	1	1	0	4						
24 C.J. Cron, R OBP: 0.322, SLG: 0.493										5	2	2	3	0	0	1						
15 Jason Castro, L OBP: 0.330, SLG: 0.458										2	0	0	0	3	2	0						
60 Jake Cave, L OBP: 0.361, SLG: 0.476										5	1	0	1	0	2	4						
Inning Stats	R: 4 H: 3 E: 0 K: 0 S: 17	H: 3 R: 0 BB: 1 P: 28	R: 2 H: 2 E: 0 K: 1 S: 15	H: 2 R: 0 BB: 1 P: 27	R: 2 H: 2 E: 0 K: 0 S: 12	H: 2 R: 0 BB: 1 P: 20	R: 4 H: 3 E: 0 K: 2 S: 23	H: 3 R: 0 BB: 0 P: 32	R: 0 H: 0 E: 0 K: 0 S: 7	H: 1 R: 0 BB: 1 P: 14	R: 0 H: 0 E: 0 K: 2 S: 10	H: 0 R: 0 BB: 0 P: 17	R: 1 H: 3 E: 0 K: 0 S: 10	H: 3 R: 0 BB: 2 P: 16	R: 0 H: 0 E: 0 K: 1 S: 12	H: 0 R: 0 BB: 1 P: 20	1B: 10 2B: 3 HR: 1	SF: 1 SAC: 0 HBP: 0	WP: 1 PB: 1 SB: 0 CS: 0	PA: 46		
PITCHER	IP WLS BF H R ER SO BB IBB HBP BLK WP HR S P ERA WHIP	IP WLS BF H R ER SO BB IBB HBP BLK WP HR S P ERA WHIP	IP WLS BF H R ER SO BB IBB HBP BLK WP HR S P ERA WHIP	IP WLS BF H R ER SO BB IBB HBP BLK WP HR S P ERA WHIP	IP WLS BF H R ER SO BB IBB HBP BLK WP HR S P ERA WHIP	IP WLS BF H R ER SO BB IBB HBP BLK WP HR S P ERA WHIP	IP WLS BF H R ER SO BB IBB HBP BLK WP HR S P ERA WHIP	IP WLS BF H R ER SO BB IBB HBP BLK WP HR S P ERA WHIP	IP WLS BF H R ER SO BB IBB HBP BLK WP HR S P ERA WHIP	IP WLS BF H R ER SO BB IBB HBP BLK WP HR S P ERA WHIP	IP WLS BF H R ER SO BB IBB HBP BLK WP HR S P ERA WHIP	IP WLS BF H R ER SO BB IBB HBP BLK WP HR S P ERA WHIP	IP WLS BF H R ER SO BB IBB HBP BLK WP HR S P ERA WHIP	IP WLS BF H R ER SO BB IBB HBP BLK WP HR S P ERA WHIP	IP WLS BF H R ER SO BB IBB HBP BLK WP HR S P ERA WHIP	IP WLS BF H R ER SO BB IBB HBP BLK WP HR S P ERA WHIP	IP WLS BF H R ER SO BB IBB HBP BLK WP HR S P ERA WHIP	IP WLS BF H R ER SO BB IBB HBP BLK WP HR S P ERA WHIP	IP WLS BF H R ER SO BB IBB HBP BLK WP HR S P ERA WHIP	IP WLS BF H R ER SO BB IBB HBP BLK WP HR S P ERA WHIP	IP WLS BF H R ER SO BB IBB HBP BLK WP HR S P ERA WHIP	
19 Edwin Jackson, R ERA: 9.35	2.1	L	17	7	8	6	1	3	0	0	0	0	0	0	41	70	23.14	4.286				
64 Matt Hall, L ERA: 6.89	1.2		9	3	4	4	2	1	0	0	0	0	0	1	26	37	21.60	2.400				
63 Nick Ramirez, L ERA: 4.35	3.0		10	1	0	0	3	0	0	0	0	0	0	25	41	0.00	0.333					
62 David McKay, R ERA: 5.89	2.0		10	3	1	1	1	1	0	0	0	0	1	0	22	36	4.50	2.000				
Batter	1	2	3	4	5	6	7	8	9	AB	R	H	RBI	BB	SO	LOB	BOTTOM					
22 Victor Reyes, S OBP: 0.316, SLG: 0.388										5	1	2	0	0	2	1						
49 Willi Castro, S OBP: 0.292, SLG: 0.364										4	0	2	0	0	2	2						
30 Harold Castro, L OBP: 0.296, SLG: 0.380										4	0	0	0	0	1	5						
60 Ronny Rodríguez, R OBP: 0.253, SLG: 0.459										4	2	2	2	0	2	1						
18 Dawel Lugo, R OBP: 0.258, SLG: 0.349										4	0	1	1	0	0	1						
7 Jordy Mercer, R OBP: 0.299, SLG: 0.409										4	0	1	0	0	2	0						
50 Travis Demeritte, R OBP: 0.319, SLG: 0.385										4	0	1	0	0	2	2						
55 John Hicks, R OBP: 0.244, SLG: 0.379										4	2	2	1	0	1	1						
34 Jake Rogers, R OBP: 0.230, SLG: 0.289										4	0	1	1	0	1	1						
Inning Stats	R: 2 H: 5 E: 0 K: 1 S: 24	H: 5 R: 0 BB: 0 P: 35	R: 1 H: 3 E: 0 K: 1 S: 10	H: 3 R: 0 BB: 0 P: 16	R: 0 H: 0 E: 0 K: 1 S: 12	H: 0 R: 0 BB: 0 P: 17	R: 1 H: 1 E: 0 K: 1 S: 18	H: 1 R: 0 BB: 0 P: 24	R: 0 H: 1 E: 0 K: 1 S: 10	H: 0 R: 0 BB: 0 P: 15	R: 0 H: 0 E: 0 K: 3 S: 9	H: 0 R: 0 BB: 0 P: 10	R: 0 H: 0 E: 0 K: 3 S: 9	H: 0 R: 0 BB: 0 P: 14	R: 1 H: 1 E: 0 K: 1 S: 9	H: 1 R: 0 BB: 0 P: 13	R: 0 H: 1 E: 0 K: 1 S: 11	H: 1 R: 0 BB: 0 P: 17	1B: 6 2B: 4 HR: 2	SF: 0 SAC: 0 HBP: 0	WP: 2 PB: 0 SB: 0 CS: 0	PA: 37
PITCHER	IP WLS BF H R ER SO BB IBB HBP BLK WP HR S P ERA WHIP	IP WLS BF H R ER SO BB IBB HBP BLK WP HR S P ERA WHIP	IP WLS BF H R ER SO BB IBB HBP BLK WP HR S P ERA WHIP	IP WLS BF H R ER SO BB IBB HBP BLK WP HR S P ERA WHIP	IP WLS BF H R ER SO BB IBB HBP BLK WP HR S P ERA WHIP	IP WLS BF H R ER SO BB IBB HBP BLK WP HR S P ERA WHIP	IP WLS BF H R ER SO BB IBB HBP BLK WP HR S P ERA WHIP	IP WLS BF H R ER SO BB IBB HBP BLK WP HR S P ERA WHIP	IP WLS BF H R ER SO BB IBB HBP BLK WP HR S P ERA WHIP	IP WLS BF H R ER SO BB IBB HBP BLK WP HR S P ERA WHIP	IP WLS BF H R ER SO BB IBB HBP BLK WP HR S P ERA WHIP	IP WLS BF H R ER SO BB IBB HBP BLK WP HR S P ERA WHIP	IP WLS BF H R ER SO BB IBB HBP BLK WP HR S P ERA WHIP	IP WLS BF H R ER SO BB IBB HBP BLK WP HR S P ERA WHIP	IP WLS BF H R ER SO BB IBB HBP BLK WP HR S P ERA WHIP	IP WLS BF H R ER SO BB IBB HBP BLK WP HR S P ERA WHIP	IP WLS BF H R ER SO BB IBB HBP BLK WP HR S P ERA WHIP	IP WLS BF H R ER SO BB IBB HBP BLK WP HR S P ERA WHIP	IP WLS BF H R ER SO BB IBB HBP BLK WP HR S P ERA WHIP	IP WLS BF H R ER SO BB IBB HBP BLK WP HR S P ERA WHIP	IP WLS BF H R ER SO BB IBB HBP BLK WP HR S P ERA WHIP	
44 Kyle Gibson, R ERA: 4.58	5.0	W	23	10	4	4	5	0	0	0	0	0	0	0	9	10	0.00	0.000				
21 Tyler Duffey, R ERA: 2.74	1.0		3	0	0	0	3	0	0	0	0	0	0	0	9	14	0.00	0.000				
65 Trevor May, R ERA: 3.2	1.0		3	0	0	0	3	0	0	0	0	0	0	9	13	9.00	1.000					
49 Sam Dyson, R ERA: 3.28	1.0		4	1	1	1	1	0	0	0	0	0	1	9	17	0.00	1.000					
54 Sergio Romo, R ERA: 3.58	1.0		4	1	0	0	1	0	0	0	0	1	0	11	17	0.00	1.000					


Minnesota Twins @ Detroit Tigers
Comerica Park, Detroit, MI
Fri Aug 30 2019, 7:13 PM - 10:41 PM EDT
Att: 17,273 - Partly Cloudy - 73 F

AB 40
R 13
H 14
RBI 11
BB 5
SO 7
LOB 19



Minnesota Twins @ Detroit Tigers
Comerica Park, Detroit, MI
Fri Aug 30 2019, 7:13 PM - 10:41 PM EDT
Att: 17,273 - Partly Cloudy - 73 F

AB 37
R 5
H 12
RBI 5
BB 0
SO 13
LOB 14



Batter	1	2	3	4	5	6	7	8	9	AB	R	H	RBI	BB	SO	LOB	TOP				
22 Victor Reyes, S OBP: 0.347, SLG: 0.427										3	0	1	0	1	0	0					
49 Willi Castro, S OBP: 0.217, SLG: 0.233										4	0	0	0	0	2	3					
24 Miguel Cabrera, R OBP: 0.346, SLG: 0.397										4	0	1	1	0	1	1					
29 Gordon Beckham, R OBP: 0.279, SLG: 0.373										0	0	0	0	0	0	0					
14 Christin Stewart, L OBP: 0.321, SLG: 0.392										4	1	1	0	0	0	2					
46 Jeimer Candelario, S OBP: 0.290, SLG: 0.333										4	1	2	0	0	2	0					
30 Harold Castro, L OBP: 0.293, SLG: 0.376										4	1	2	2	0	1	1					
18 Dawel Lugo, R OBP: 0.262, SLG: 0.359										4	0	1	1	0	0	2					
50 Travis Demeritte, R OBP: 0.311, SLG: 0.367										2	1	0	0	1	0	1					
34 Jake Rogers, R OBP: 0.219, SLG: 0.262										3	0	0	0	0	1	1					
Inning Stats	R: 0 E: 0 K: 0 S: 6	H: 1 LOB: 0 BB: 0 P: 8	R: 3 E: 0 K: 0 S: 11	H: 4 LOB: 0 BB: 0 P: 14	R: 0 E: 0 K: 1 S: 9	H: 0 LOB: 1 BB: 0 P: 12	R: 0 E: 0 K: 1 S: 9	H: 1 LOB: 1 BB: 0 P: 13	R: 0 E: 0 K: 1 S: 7	H: 0 LOB: 0 BB: 0 P: 12	R: 0 E: 0 K: 1 S: 8	H: 1 LOB: 0 BB: 0 P: 13	R: 1 E: 0 K: 2 S: 19	H: 1 LOB: 2 BB: 2 P: 31	R: 0 E: 0 K: 1 S: 12	H: 0 LOB: 0 BB: 0 P: 13	1B: 6 2B: 2 3B: 0 HR: 0	SF: 0 SAC: 0 DP: 3 HBP: 0	WP: 0 PB: 0 SB: 0 CS: 0	PA: 34	
PITCHER	IP WLS BF H R ER SO BB IBB HBP BLK WP HR S P ERA WHIP																				
65 Jakob Junis, R ERA: 4.94	7.0 W 26	7 4 4 4 4	1 0 0 0 0	0 0 0 0 0	0 0 61 92 5.14 1.143																
58 Scott Barlow, R ERA: 4.58	1.0 H 5	1 0 0 2 1	0 0 0 0 0	0 0 18 26 0.00 2.000																	
31 Ian Kennedy, R ERA: 3.51	1.0 S 3	0 0 0 1 0	0 0 0 0 0	0 0 12 13 0.00 0.000																	

Detroit Tigers @ Kansas City Royals
Kauffman Stadium, Kansas City, MO
Wed Sep 04 2019, 7:16 PM - 9:59 PM CDT
Att. 15,308 - Clear - 79 F

AB	32
R	4
H	8
RBI	4
BB	2
SO	7
LOB	11



Batter	1	2	3	4	5	6	7	8	9	AB	R	H	RBI	BB	SO	LOB	BOTTOM			
15 Whit Merrifield, R OBP: 0.350, SLG: 0.472										5	0	1	0	0	1	1				
27 Adalberto Mondesi, S OBP: 0.300, SLG: 0.432										4	0	1	1	0	2	2				
12 Jorge Soler, R OBP: 0.347, SLG: 0.545										4	1	1	1	0	1	3				
17 Hunter Dozier, R OBP: 0.356, SLG: 0.543										4	2	3	0	0	0	0				
4 Alex Gordon, L OBP: 0.340, SLG: 0.401										3	1	3	1	1	0	0				
9 Ryan McBroom, R OBP: 0.500, SLG: 0.429										4	0	2	1	0	0	3				
11 Bubba Starling, R OBP: 0.247, SLG: 0.295										0	0	0	0	0	0	0				
66 Ryan O'Hearn, L OBP: 0.280, SLG: 0.343										4	0	0	0	0	0	6				
72 Meibrys Vilorio, L OBP: 0.284, SLG: 0.319										4	0	0	0	0	3	1				
14 Brett Phillips, L OBP: 0.318, SLG: 0.333										3	1	1	0	1	0	1				
Inning Stats	R: 0 E: 0 K: 0 S: 8	H: 0 LOB: 0 BB: 0 P: 14	R: 0 E: 0 K: 0 S: 6	H: 1 LOB: 1 BB: 0 P: 8	R: 0 E: 0 K: 1 S: 8	H: 1 LOB: 2 BB: 1 P: 17	R: 2 E: 0 K: 1 S: 14	H: 3 LOB: 1 BB: 0 P: 24	R: 2 E: 0 K: 3 S: 18	H: 4 LOB: 2 BB: 0 P: 20	R: 1 E: 0 K: 0 S: 7	H: 2 LOB: 1 BB: 0 P: 28	R: 0 E: 0 K: 0 S: 7	H: 1 LOB: 1 BB: 1 P: 14	R: 0 E: 0 K: 1 S: 5	H: 0 LOB: 0 BB: 0 P: 6	1B: 9 2B: 1 3B: 1 HR: 1	SF: 0 SAC: 0 DP: 0 HBP: 0	WP: 1 PB: 0 SB: 2 CS: 1	PA: 37
PITCHER	IP WLS BF H R ER SO BB IBB HBP BLK WP HR S P ERA WHIP																			
19 Edwin Jackson, R ERA: 9.16	5.0 L 25	9 4 4 4 3	0 0 0 0 0	0 0 14 21 13.50 3.000																
63 Nick Ramirez, L ERA: 4.43	0.2	4 2 1 1 2	0 0 0 0 0	0 0 7 16 0.00 3.000																
71 John Schreiber, R ERA: 11.25	0.2	4 1 0 0 1	0 0 0 0 0	0 0 8 9 0.00 0.000																
68 Daniel Stumpf, L ERA: 4.23	1.1	3 0 0 0 1	0 0 0 0 0	0 0 1 2 0.00 0.000																
62 David McKay, R ERA: 5.4	0.1	1 0 0 0 0	0 0 0 0 0	0 0 1 2 0.00 0.000																

Detroit Tigers @ Kansas City Royals
Kauffman Stadium, Kansas City, MO
Wed Sep 04 2019, 7:16 PM - 9:59 PM CDT
Att. 15,308 - Clear - 79 F

AB	35
R	5
H	12
RBI	4
BB	2
SO	7
LOB	17



Batter	1	2	3	4	5	6	7	8	9	10	11	AB	R	H	RBI	BB	SO	LOB	TOP							
22 Victor Reyes, S OBP: 0.343, SLG: 0.423	(1, 8) G4-3		(1, 2) F7			(1, 2) F7		(1, 2) G4-3	(1, 3) K2-3		(1, 3) K	6	0	1	0	0	2	1								
30 Harold Castro, L OBP: 0.293, SLG: 0.374	(1, 4) G4-3			(1, 2) G4-3			(1, 2) F7		(1, 2) G6-3		(1, 1) F7	5	0	0	0	0	0	1								
24 Miguel Cabrera, R OBP: 0.349, SLG: 0.399	(1, 10) F8											3	1	2	0	1	0	0								
29 Gordon Beckham, R OBP: 0.278, SLG: 0.371	(8, 10) 1B											1	1	0	0	0	0	0								
14 Christin Stewart, L OBP: 0.318, SLG: 0.400	(1, 7) G6-3											4	1	2	2	0	1	1								
12 Brandon Dixon, R OBP: 0.290, SLG: 0.451	(8, PR) G6-3											0	1	0	0	0	0	0								
46 Jeimer Candelario, S OBP: 0.288, SLG: 0.325	(1, 3) P5											4	0	0	0	0	0	1								
18 Dawel Lugo, R OBP: 0.274, SLG: 0.382	(1, 5) F9											5	1	3	2	0	0	0								
50 Travis Demeritte, R OBP: 0.302, SLG: 0.354	(1, 9) K											4	0	0	0	0	3	4								
17 Grayson Greiner, R OBP: 0.240, SLG: 0.286	(1, 2) G6-4-3											5	0	2	0	0	0	1								
49 Willi Castro, S OBP: 0.286, SLG: 0.280	(1, 6) G6-4-3											5	0	1	1	0	1	3								
Inning Stats	R: 0 E: 0 K: 0 S: 10	H: 1 LOB: 1 BB: 0 P: 17	R: 0 E: 0 K: 1 S: 9	H: 0 LOB: 0 BB: 0 P: 12	R: 0 E: 0 K: 0 S: 8	H: 1 LOB: 0 BB: 0 P: 14	R: 0 E: 0 K: 1 S: 8	H: 0 LOB: 0 BB: 0 P: 11	R: 0 E: 0 K: 1 S: 14	H: 0 LOB: 0 BB: 0 P: 20	R: 0 E: 0 K: 0 S: 10	H: 1 LOB: 1 BB: 0 P: 13	R: 2 E: 0 K: 0 S: 18	H: 3 LOB: 2 BB: 1 P: 29	R: 2 E: 0 K: 1 S: 17	H: 3 LOB: 3 BB: 0 P: 25	R: 0 E: 0 K: 2 S: 9	H: 0 LOB: 1 BB: 0 P: 11	R: 0 E: 0 K: 0 S: 6	H: 0 LOB: 1 BB: 0 P: 12	R: 1 E: 0 K: 1 S: 11	H: 2 LOB: 1 BB: 0 P: 19	1B: 8 2B: 2 3B: 0 HR: 1	SF: 0 SAC: 1 DP: 1 HBP: 2	WP: 0 PB: 0 SB: 0 CS: 0	PA: 46
PITCHER	15 Homer Bailey, R ERA: 4.87	IP: 6.1 WLS: 24 BF: 5	WLS: 3 H: 1 R: 0 ER: 2 SO: 3	BF: 5 H: 2 R: 0 ER: 2 SO: 3	H: 5 R: 2 ER: 2 SO: 3	BB: 0 IBB: 0 HBP: 0 BLK: 0	IBB: 0 HBP: 0 BLK: 0	WP: 0 HR: 1 S: 67 P: 101	ERA: 2.84 WHIP: 0.947	57 J.B. Wendelken, R ERA: 4.23	IP: 1.0 WLS: 4 H: 0 R: 0 ER: 0 SO: 0	WLS: 4 H: 0 R: 0 ER: 0 SO: 0	BF: 0 H: 0 R: 0 ER: 0 SO: 0	BB: 0 IBB: 0 HBP: 0 BLK: 0	WP: 0 HR: 0 S: 6 P: 12	ERA: 9.00 WHIP: 2.000	58 Paul Blackburn, R ERA: 13.5	IP: 1.0 WLS: 5 H: 2 R: 1 ER: 1 SO: 1	WLS: 5 H: 2 R: 1 ER: 1 SO: 1	BF: 0 H: 0 R: 0 ER: 0 SO: 0	BB: 0 IBB: 0 HBP: 0 BLK: 0	WP: 0 HR: 0 S: 11 P: 19	ERA: 9.00 WHIP: 2.000			

Detroit Tigers @ Oakland Athletics
 Oakland Coliseum, Oakland, CA
 Fri Sep 06 2019, 7:08 PM - 10:51 PM PDT
 Att: 16,080 - Clear - 65 F

AB	42
R	5
H	11
RBI	5
BB	1
SO	7
LOB	12



Batter	1	2	3	4	5	6	7	8	9	10	11	AB	R	H	RBI	BB	SO	LOB	BOTTOM											
10 Marcus Semien, R OBP: 0.359, SLG: 0.494	(1, 6) L6			(1, 2) F9			(1, 2) F7				(1, 1) F8	4	0	0	0	2	0	2												
26 Matt Chapman, R OBP: 0.349, SLG: 0.521	(1, 5) 1B				(1, 0) G1-3							3	0	0	1	2	2	2												
28 Matt Olson, L OBP: 0.352, SLG: 0.532	(1, 3) FC3-6											5	0	1	1	0	3	2												
20 Mark Canha, R OBP: 0.393, SLG: 0.526	(1, 9) K											3	0	0	0	2	3	3												
65 Seth Brown, L OBP: 0.457, SLG: 0.636	(1, 7) 1B											4	1	1	0	0	1	1												
18 Chad Pinder, R OBP: 0.285, SLG: 0.418	(10, PH) 1B											1	0	0	0	0	1	1												
2 Khris Davis, R OBP: 0.294, SLG: 0.372	(1, 10) K											5	0	0	0	0	1	3												
23 Jurickson Profar, S OBP: 0.302, SLG: 0.416	(1, 4) 1B											5	1	3	0	0	1	1												
79 Ramón Laureano, R OBP: 0.333, SLG: 0.513	(1, 8) 1B											4	1	0	0	0	2	2												
19 Josh Phegley, R OBP: 0.292, SLG: 0.425	(1, 2) 1B											2	1	1	2	1	0	1												
8 Robbie Grossman, S OBP: 0.345, SLG: 0.361	(9, PH) 1B											1	0	0	0	0	0	0												
12 Sean Murphy, R OBP: 0.200, SLG: 0.300	(10, 2) 2B											1	0	0	0	0	1	1												
Inning Stats	R: 0 E: 0 K: 1 S: 11	H: 1 LOB: 1 BB: 1 P: 17	R: 4 E: 0 K: 2 S: 23	H: 3 LOB: 2 BB: 2 P: 43	R: 0 E: 0 K: 1 S: 6	H: 0 LOB: 0 BB: 0 P: 8	R: 0 E: 0 K: 1 S: 7	H: 0 LOB: 1 BB: 1 P: 14	R: 0 E: 0 K: 2 S: 9	H: 0 LOB: 0 BB: 0 P: 12	R: 0 E: 0 K: 1 S: 8	H: 1 LOB: 1 BB: 0 P: 13	R: 0 E: 0 K: 2 S: 7	H: 0 LOB: 0 BB: 0 P: 10	R: 0 E: 0 K: 1 S: 11	H: 0 LOB: 1 BB: 1 P: 22	R: 0 E: 0 K: 1 S: 6	H: 0 LOB: 1 BB: 0 P: 14	R: 0 E: 0 K: 2 S: 10	H: 0 LOB: 1 BB: 1 P: 15	R: 0 E: 0 K: 1 S: 12	H: 1 LOB: 1 BB: 0 P: 18	1B: 5 2B: 1 3B: 0 HR: 0	SF: 0 SAC: 0 DP: 0 HBP: 1	WP: 0 PB: 0 SB: 0 CS: 0	PA: 46				
PITCHER	56 Spencer Turnbull, R ERA: 4.68	IP: 1.2 WLS: 12 BF: 4	WLS: 4 H: 4 R: 4 ER: 4 SO: 2	BF: 4 H: 4 R: 4 ER: 4 SO: 2	H: 4 R: 4 ER: 4 SO: 2	BB: 3 IBB: 0 HBP: 1 BLK: 0	IBB: 0 HBP: 1 BLK: 0	WP: 0 HR: 0 S: 31 P: 56	ERA: 21.60 WHIP: 4.200	68 Daniel Stumpf, L ERA: 4.18	IP: 0.1 WLS: 2 H: 0 R: 0 ER: 0 SO: 1	WLS: 2 H: 0 R: 0 ER: 0 SO: 1	BF: 0 H: 0 R: 0 ER: 0 SO: 1	BB: 1 IBB: 0 HBP: 0 BLK: 0	WP: 0 HR: 0 S: 4 P: 7	ERA: 0.00 WHIP: 3.000	71 John Schreiber, R ERA: 9.64	IP: 0.2 WLS: 2 H: 0 R: 0 ER: 0 SO: 1	WLS: 2 H: 0 R: 0 ER: 0 SO: 1	BF: 0 H: 0 R: 0 ER: 0 SO: 1	BB: 0 IBB: 0 HBP: 0 BLK: 0	WP: 0 HR: 0 S: 6 P: 10	ERA: 0.00 WHIP: 1.000	77 Jose Jiménez, R ERA: 4.78	IP: 1.0 WLS: 4 H: 1 R: 0 ER: 0 SO: 1	WLS: 4 H: 1 R: 0 ER: 0 SO: 1	BF: 0 H: 0 R: 0 ER: 0 SO: 1	BB: 0 IBB: 0 HBP: 0 BLK: 0	WP: 0 HR: 0 S: 12 P: 18	ERA: 0.00 WHIP: 1.000

Detroit Tigers @ Oakland Athletics
 Oakland Coliseum, Oakland, CA
 Fri Sep 06 2019, 7:08 PM - 10:51 PM PDT
 Att: 16,080 - Clear - 65 F

AB	38
R	4
H	6
RBI	4
BB	7
SO	15
LOB	19



Batter	1	2	3	4	5	6	7	8	9	AB	R	H	RBI	BB	SO	LOB	TOP			
30 Harold Castro, L (1, 8) OBP: 0.302, SLG: 0.381										5	0	4	2	0	1	0	Detroit Tigers @ Oakland Athletics Oakland Coliseum, Oakland, CA Sat Sep 07 2019, 6:09 PM - 9:14 PM PDT Att: 32,623 - Cloudy - 66 F			
12 Brandon Dixon, R (1, 3) OBP: 0.290, SLG: 0.446										4	0	0	0	0	4	5				
24 Miguel Cabrera, R (1, 10) OBP: 0.351, SLG: 0.400										4	0	2	0	0	0	2				
14 Christin Stewart, L (1, 7) OBP: 0.316, SLG: 0.396										3	0	0	0	0	1	4				
55 John Hicks, R (8, PH) OBP: 0.243, SLG: 0.376										1	0	0	0	0	1	0				
60 Ronny Rodríguez, R (1, 4) OBP: 0.247, SLG: 0.455										3	0	0	0	1	2	1				
18 Dawel Lugo, R (1, 5) OBP: 0.274, SLG: 0.380										4	1	1	0	0	2	2				
50 Travis Demeritte, R (1, 9) OBP: 0.309, SLG: 0.359										4	1	2	0	0	1	1				
34 Jake Rogers, R (1, 2) OBP: 0.210, SLG: 0.250										4	0	0	0	0	4	3				
49 Willi Castro, S (1, 6) OBP: 0.228, SLG: 0.245										3	0	0	0	0	3	0				
Inning Stats	R: 0 E: 0 K: 1 S: 11	H: 2 LOB: 1 BB: 0 P: 16	R: 2 E: 0 K: 3 S: 18	H: 3 LOB: 2 BB: 0 P: 27	R: 0 E: 0 K: 2 S: 12	H: 1 LOB: 1 BB: 0 P: 15	R: 0 E: 0 K: 2 S: 10	H: 0 LOB: 0 BB: 0 P: 17	R: 0 E: 0 K: 2 S: 14	H: 1 LOB: 1 BB: 0 P: 22	R: 0 E: 0 K: 1 S: 8	H: 1 LOB: 1 BB: 0 P: 11	R: 0 E: 0 K: 3 S: 12	H: 0 LOB: 1 BB: 1 P: 19	R: 0 E: 0 K: 3 S: 10	H: 0 LOB: 0 BB: 0 P: 13	1B: 9 2B: 1 3B: 0 HR: 0	SF: 0 SAC: 0 DP: 1 HBP: 1	WP: 1 PB: 0 SB: 0 CS: 0	PA: 37
PITCHER	IP WLS BF H R ER SO BB IBB HBP BLK WP HR S P ERA WHIP	IP WLS BF H R ER SO BB IBB HBP BLK WP HR S P ERA WHIP	IP WLS BF H R ER SO BB IBB HBP BLK WP HR S P ERA WHIP	IP WLS BF H R ER SO BB IBB HBP BLK WP HR S P ERA WHIP	IP WLS BF H R ER SO BB IBB HBP BLK WP HR S P ERA WHIP	IP WLS BF H R ER SO BB IBB HBP BLK WP HR S P ERA WHIP	IP WLS BF H R ER SO BB IBB HBP BLK WP HR S P ERA WHIP	IP WLS BF H R ER SO BB IBB HBP BLK WP HR S P ERA WHIP	IP WLS BF H R ER SO BB IBB HBP BLK WP HR S P ERA WHIP	IP WLS BF H R ER SO BB IBB HBP BLK WP HR S P ERA WHIP	IP WLS BF H R ER SO BB IBB HBP BLK WP HR S P ERA WHIP	IP WLS BF H R ER SO BB IBB HBP BLK WP HR S P ERA WHIP	IP WLS BF H R ER SO BB IBB HBP BLK WP HR S P ERA WHIP	IP WLS BF H R ER SO BB IBB HBP BLK WP HR S P ERA WHIP	IP WLS BF H R ER SO BB IBB HBP BLK WP HR S P ERA WHIP	IP WLS BF H R ER SO BB IBB HBP BLK WP HR S P ERA WHIP				
40 Chris Bassitt, R (1, 1) ERA: 3.64	1.0	4	1	0	0	2	0	0	0	0	0	12	17	0.00	1.000					
31 A.J. Puk, L (7, 1) ERA: 3.59	1.0	4	0	0	0	3	1	0	0	0	0	12	19	0.00	1.000					
52 Ryan Buchter, L (8, 1) ERA: 2.97	1.0	3	0	0	0	3	0	0	0	0	0	10	13	0.00	0.000					
39 Blake Treinen, R (9, 1) ERA: 4.71	1.0	3	0	0	0	3	0	0	0	0	0	10	13	0.00	0.000					

Batter	1	2	3	4	5	6	7	8	9	AB	R	H	RBI	BB	SO	LOB	BOTTOM			
10 Marcus Semien, R (1, 6) OBP: 0.359, SLG: 0.496										4	1	1	2	1	0	0	Detroit Tigers @ Oakland Athletics Oakland Coliseum, Oakland, CA Sat Sep 07 2019, 6:09 PM - 9:14 PM PDT Att: 32,623 - Cloudy - 66 F			
8 Robbie Grossman, S (1, 9) OBP: 0.343, SLG: 0.359										5	0	1	0	0	1	3				
26 Matt Chapman, R (1, 5) OBP: 0.350, SLG: 0.524										4	1	1	1	1	0	1				
28 Matt Olson, L (1, 3) OBP: 0.359, SLG: 0.544										4	2	4	3	1	0	0				
20 Mark Canha, R (1, 10) OBP: 0.390, SLG: 0.520										4	1	0	0	0	4	6				
65 Seth Brown, L (1, 7) OBP: 0.482, SLG: 0.611										3	1	1	0	1	0	0				
79 Ramón Laureano, R (1, 8) OBP: 0.335, SLG: 0.517										3	1	2	1	0	0	0				
18 Chad Pinder, R (6, PR) OBP: 0.284, SLG: 0.417										1	1	0	0	0	1	1				
23 Jurickson Profar, S (1, 4) OBP: 0.302, SLG: 0.422										4	1	1	2	0	0	4				
12 Sean Murphy, R (1, 2) OBP: 0.222, SLG: 0.556										4	1	1	1	0	0	3				
Inning Stats	R: 0 E: 0 K: 1 S: 12	H: 2 LOB: 2 BB: 0 P: 18	R: 1 E: 0 K: 0 S: 12	H: 1 LOB: 0 BB: 0 P: 16	R: 0 E: 0 K: 0 S: 4	H: 0 LOB: 0 BB: 0 P: 7	R: 4 E: 0 K: 0 S: 17	H: 3 LOB: 1 BB: 1 P: 26	R: 1 E: 0 K: 1 S: 10	H: 1 LOB: 0 BB: 0 P: 13	R: 3 E: 0 K: 2 S: 21	H: 3 LOB: 3 BB: 2 P: 40	R: 0 E: 0 K: 1 S: 10	H: 1 LOB: 1 BB: 1 P: 16	R: 1 E: 0 K: 1 S: 12	H: 1 LOB: 1 BB: 1 P: 17	1B: 7 2B: 1 3B: 1 HR: 3	SF: 0 SAC: 0 DP: 0 HBP: 1	WP: 2 PB: 0 SB: 0 CS: 0	PA: 41
PITCHER	IP WLS BF H R ER SO BB IBB HBP BLK WP HR S P ERA WHIP	IP WLS BF H R ER SO BB IBB HBP BLK WP HR S P ERA WHIP	IP WLS BF H R ER SO BB IBB HBP BLK WP HR S P ERA WHIP	IP WLS BF H R ER SO BB IBB HBP BLK WP HR S P ERA WHIP	IP WLS BF H R ER SO BB IBB HBP BLK WP HR S P ERA WHIP	IP WLS BF H R ER SO BB IBB HBP BLK WP HR S P ERA WHIP	IP WLS BF H R ER SO BB IBB HBP BLK WP HR S P ERA WHIP	IP WLS BF H R ER SO BB IBB HBP BLK WP HR S P ERA WHIP	IP WLS BF H R ER SO BB IBB HBP BLK WP HR S P ERA WHIP	IP WLS BF H R ER SO BB IBB HBP BLK WP HR S P ERA WHIP	IP WLS BF H R ER SO BB IBB HBP BLK WP HR S P ERA WHIP	IP WLS BF H R ER SO BB IBB HBP BLK WP HR S P ERA WHIP	IP WLS BF H R ER SO BB IBB HBP BLK WP HR S P ERA WHIP	IP WLS BF H R ER SO BB IBB HBP BLK WP HR S P ERA WHIP	IP WLS BF H R ER SO BB IBB HBP BLK WP HR S P ERA WHIP	IP WLS BF H R ER SO BB IBB HBP BLK WP HR S P ERA WHIP				
27 Jordan Zimmermann, R (1, 1) ERA: 8.27	5.0	L	24	7	6	6	2	1	0	1	0	1	0	0	0	0				
64 Matt Hall, L (6, 1) ERA: 8.1	0.2	7	3	3	3	1	2	0	0	0	0	1	0	18	34	40.50	7.500			
26 Zac Reinger, R (6, 1) ERA: 8.61	2.1	10	2	1	1	3	1	0	0	0	0	1	1	25	39	3.86	1.286			



Batter	1	2	3	4	5	6	7	8	9	AB	R	H	RBI	BB	SO	LOB	TOP										
22 Victor Reyes, S OBP: 0.346, SLG: 0.427										3	0	1	0	1	2	0	Detroit Tigers @ Oakland Athletics Oakland Coliseum, Oakland, CA Sun Sep 08 2019, 1:08 PM - 3:21 PM PDT Att: 24,550 - Sunny - 72 F										
50 Travis Demeritte, R OBP: 0.299, SLG: 0.347										4	0	0	0	0	3	2											
46 Jeimer Candelario, S OBP: 0.289, SLG: 0.322										3	0	0	0	1	0	1											
60 Ronny Rodríguez, R (1, 4) OBP: 0.248, SLG: 0.451										2	0	0	0	1	1	1											
30 Harold Castro, L (9, PH) OBP: 0.301, SLG: 0.380										1	0	0	0	0	1	0											
18 Dawel Lugo, R OBP: 0.269, SLG: 0.373										4	0	0	0	0	2	2											
14 Christin Stewart, L OBP: 0.316, SLG: 0.405										3	1	1	1	0	0	0											
55 John Hicks, R OBP: 0.241, SLG: 0.372										3	0	0	0	0	2	0	AB 29 R 1 H 2 RBI 1 BB 3 SO 13 LOB 6										
17 Grayson Greiner, R (1, 2) OBP: 0.237, SLG: 0.281										3	0	0	0	0	2	0											
7 Jordy Mercer, R OBP: 0.304, SLG: 0.440										3	0	0	0	0	0	0											
Inning Stats	R: 0 H: 0 E: 0 K: 3 S: 13	H: 0 LOB: 2 BB: 2 P: 23	R: 0 H: 0 E: 0 K: 2 S: 8	H: 0 LOB: 0 BB: 0 P: 11	R: 0 H: 0 E: 0 K: 2 S: 9	H: 0 LOB: 0 BB: 0 P: 16	R: 0 H: 0 E: 0 K: 1 S: 8	H: 0 LOB: 0 BB: 0 P: 10	R: 1 H: 1 E: 0 K: 1 S: 13	H: 1 LOB: 0 BB: 0 P: 18	R: 0 H: 1 E: 0 K: 1 S: 9	H: 1 LOB: 1 BB: 0 P: 12	R: 0 H: 0 E: 0 K: 0 S: 4	H: 0 LOB: 0 BB: 0 P: 6	R: 0 H: 0 E: 0 K: 2 S: 10	H: 0 LOB: 1 BB: 1 P: 19	R: 0 H: 0 E: 0 K: 1 S: 8		H: 0 LOB: 0 BB: 0 P: 11	1B: 0 2B: 1 3B: 0 HR: 1	SF: 0 SAC: 0 DP: 0 HBP: 0	WP: 0 PB: 1 SB: 1 CS: 0	PA: 32				
PITCHER	IP	WLS	BF	H	R	ER	SO	BB	IBB	HBP	BLK	WP	HR	S	P	ERA	WHIP										
55 Sean Manaea, L ERA: 0.75	7.0	W	25	2	1	1	10	2	0	0	0	0	1	64	96	1.29	0.571										
36 Yusmeiro Petit, R ERA: 2.79	1.0	H	4	0	0	0	2	1	0	0	0	0	0	10	19	0.00	1.000										
16 Liam Hendriks, R ERA: 1.65	1.0	S	3	0	0	0	1	0	0	0	0	0	0	8	11	0.00	0.000										

Batter	1	2	3	4	5	6	7	8	9	AB	R	H	RBI	BB	SO	LOB	BOTTOM										
10 Marcus Semien, R OBP: 0.360, SLG: 0.497										4	1	2	0	0	0	1	Detroit Tigers @ Oakland Athletics Oakland Coliseum, Oakland, CA Sun Sep 08 2019, 1:08 PM - 3:21 PM PDT Att: 24,550 - Sunny - 72 F										
26 Matt Chapman, R OBP: 0.347, SLG: 0.520										4	0	0	0	0	1	2											
28 Matt Olson, L OBP: 0.358, SLG: 0.540										3	0	0	0	0	0	1											
20 Mark Canha, R OBP: 0.394, SLG: 0.521										3	1	2	1	1	0	1											
18 Chad Pinder, R OBP: 0.284, SLG: 0.415										4	1	1	0	0	1	3											
2 Kris Davis, R OBP: 0.284, SLG: 0.374										3	0	1	2	0	1	1											
23 Jurickson Profar, S OBP: 0.300, SLG: 0.419										3	0	0	0	0	0	1											
8 Robbie Grossman, S OBP: 0.343, SLG: 0.359										0	0	0	0	0	0	0	AB 30 R 3 H 7 RBI 3 BB 1 SO 5 LOB 11										
64 Sheldon Neuse, R OBP: 0.250, SLG: 0.190										3	0	0	0	0	1	1											
19 Josh Phegley, R OBP: 0.292, SLG: 0.424										3	0	1	0	0	1	0											
Inning Stats	R: 1 H: 1 E: 0 K: 0 S: 9	H: 1 LOB: 1 BB: 0 P: 14	R: 0 H: 0 E: 0 K: 2 S: 10	H: 0 LOB: 0 BB: 0 P: 14	R: 0 H: 0 E: 0 K: 0 S: 6	H: 0 LOB: 0 BB: 0 P: 10	R: 2 H: 3 E: 0 K: 0 S: 13	H: 3 LOB: 1 BB: 0 P: 22	R: 0 H: 1 E: 0 K: 2 S: 9	H: 1 LOB: 1 BB: 0 P: 14	R: 0 H: 1 E: 0 K: 1 S: 6	H: 1 LOB: 0 BB: 0 P: 7	R: 0 H: 1 E: 0 K: 0 S: 10	H: 1 LOB: 1 BB: 0 P: 13	R: 0 H: 0 E: 0 K: 0 S: 11	H: 0 LOB: 1 BB: 1 P: 20		1B: 5 2B: 2 3B: 0 HR: 0	SF: 0 SAC: 0 DP: 1 HBP: 1	WP: 1 PB: 0 SB: 1 CS: 0	PA: 32						
PITCHER	IP	WLS	BF	H	R	ER	SO	BB	IBB	HBP	BLK	WP	HR	S	P	ERA		WHIP									
44 Daniel Norris, L ERA: 4.72	3.0	L	11	1	1	1	2	0	0	0	0	0	0	25	38	3.00	0.333										
54 Drew VerHagen, R ERA: 5.4	4.1		18	6	2	2	3	0	0	0	0	0	0	40	59	4.15	1.385										
65 Gregory Soto, L ERA: 5.82	0.2		3	0	0	0	0	1	0	0	0	1	0	9	17	0.00	1.500										

Batter	1	2	3	4	5	6	7	8	9	AB	R	H	RBI	BB	SO	LOB	TOP					
25 Gleyber Torres, R OBP: 0.346, SLG: 0.550	G3-1	G5-3		HR			K	F8		5	1	1	1	0	1	2						
11 Brett Gardner, L OBP: 0.324, SLG: 0.489	HR	HR		K			G3-1		K	5	2	2	3	0	2	0						
24 Gary Sánchez, R OBP: 0.317, SLG: 0.532		BB					30 HR		K	4	1	1	0	1	2	0						
30 Edwin Encarnación, R OBP: 0.342, SLG: 0.524	K		G6-3				1B		F9	5	1	1	2	0	1	1						
18 Didi Gregorius, L OBP: 0.284, SLG: 0.478	F9			F8			HR			4	2	2	2	0	0	1						
29 Gio Urshela, R OBP: 0.369, SLG: 0.562		36 1B		K			F9			4	1	1	0	0	1	0						
36 Mike Ford, L OBP: 0.328, SLG: 0.517		2B		G4-3			G3-1			3	1	1	1	1	0	0						
90 Thairo Estrada, R OBP: 0.283, SLG: 0.456		77 1B							25 3B	0	0	0	0	0	0	0	AB 38					
38 Cameron Maybin, R OBP: 0.363, SLG: 0.480		14 3B							BB	0	0	0	0	0	0	0	R 11					
77 Clint Frazier, R OBP: 0.323, SLG: 0.493		14 3B		K			K		P3	4	1	1	0	0	2	1	H 11					
14 Tyler Wade, L OBP: 0.321, SLG: 0.319				F8			P5		F8	3	1	1	2	0	0	0	RBI 11					
45 Luke Voit, R OBP: 0.386, SLG: 0.479		11 HR								1	0	0	0	0	0	1	BB 2					
Inning Stats	R: 1 E: 0 K: 1 S: 12	H: 1 LOB: 1 BB: 1 P: 21	R: 5 E: 0 K: 1 S: 19	H: 5 LOB: 0 BB: 0 P: 30	R: 0 E: 0 K: 1 S: 12	H: 0 LOB: 0 BB: 0 P: 18	R: 1 E: 0 K: 2 S: 10	H: 1 LOB: 0 BB: 0 P: 17	R: 1 E: 0 K: 0 S: 11	H: 1 LOB: 0 BB: 0 P: 14	R: 0 E: 0 K: 1 S: 10	H: 0 LOB: 0 BB: 0 P: 14	R: 3 E: 0 K: 1 S: 17	H: 3 LOB: 0 BB: 0 P: 26	R: 0 E: 0 K: 0 S: 6	H: 0 LOB: 2 BB: 1 P: 11	R: 0 E: 0 K: 2 S: 11	H: 0 LOB: 0 BB: 0 P: 18	1B: 3 2B: 1 3B: 1 HR: 6	SF: 0 2B: 1 SAC: 0 DP: 0 HBP: 0	WP: 0 PB: 0 SB: 1 CS: 0	PA: 40
PITCHER	IP WLS BF H R ER SO BB IBB HBP BLK WP HR S P ERA WHIP	19 Edwin Jackson, R ERA: 9.76	2.0 13 6 6 6 2 1 0 0 0 0 2 31 51 27.00 3.500	70 Tyler Alexander, L ERA: 5.4	4.0 14 2 2 2 4 0 0 0 0 0 2 43 63 4.50 0.500	71 John Schreiber, R ERA: 11.81	0.2 B 4 2 2 2 1 0 0 0 0 0 1 14 21 27.00 3.000	68 Daniel Stumpf, L ERA: 4.5	0.0 1 1 1 1 0 0 0 0 0 0 1 2 3 ∞ ∞	67 José Cisneros, R ERA: 3.69	0.1 1 0 0 0 0 0 0 0 0 0 0 1 2 0.00 0.000	PITCHER	IP WLS BF H R ER SO BB IBB HBP BLK WP HR S P ERA WHIP	45 Buck Farmer, R ERA: 4.27	1.0 4 0 0 0 0 1 0 0 0 0 0 0 6 11 0.00 1.000	77 Joe Jiménez, R ERA: 4.7	1.0 W 3 0 0 0 2 0 0 0 0 0 0 0 11 18 0.00 0.000					

New York Yankees @ Detroit Tigers
Comerica Park, Detroit, MI
Tue Sep 10 2019, 6:41 PM - 10:13 PM EDT
Att: 16,733 - Clear - 83 F

AB	38
R	11
H	11
RBI	11
BB	2
SO	9
LOB	6



Batter	1	2	3	4	5	6	7	8	9	AB	R	H	RBI	BB	SO	LOB	BOTTOM					
22 Victor Reyes, S OBP: 0.343, SLG: 0.422	G1-3		FC2-6 30 1B 24 1B	G4-3			K			5	2	1	0	0	1	2						
30 Harold Castro, L OBP: 0.305, SLG: 0.383	G6-3		24 1B	G6-3			46 1B			5	2	3	1	0	0	0						
24 Miguel Cabrera, R OBP: 0.351, SLG: 0.400	46 1B		18 E	G6-3			SF9		K	3	1	1	2	1	1	1						
46 Jeimer Candelario, S OBP: 0.293, SLG: 0.327	1B		18 E	G6-3			14 BB		G4-3	5	1	3	3	0	0	0						
18 Dawel Lugo, R OBP: 0.268, SLG: 0.366	K		50 1B	G5-3			14 BB		G3	4	1	0	0	1	1	4						
14 Christin Stewart, L OBP: 0.520, SLG: 0.417			SF8				HR		K	3	1	2	2	1	1	0						
50 Travis Demeritte, R OBP: 0.295, SLG: 0.341	K		17 1B				F7		F8	5	1	1	1	1	0	2						
17 Grayson Greiner, R OBP: 0.246, SLG: 0.295	G4-6-3									5	1	3	2	0	1	1						
49 Willi Castro, S OBP: 0.226, SLG: 0.245							30 1B		K	0	1	0	0	0	0	0						
7 Jordy Mercer, R OBP: 0.310, SLG: 0.441							F9		30 1B	4	1	2	1	1	0	2						
Inning Stats	R: 0 E: 0 K: 1 S: 12	H: 1 LOB: 2 BB: 1 P: 17	R: 0 E: 0 K: 1 S: 10	H: 1 LOB: 0 BB: 0 P: 12	R: 6 E: 1 K: 0 S: 21	H: 6 LOB: 1 BB: 0 P: 35	R: 0 E: 0 K: 0 S: 7	H: 0 LOB: 0 BB: 0 P: 10	R: 1 E: 0 K: 0 S: 9	H: 1 LOB: 0 BB: 0 P: 11	R: 3 E: 0 K: 0 S: 23	H: 4 LOB: 3 BB: 2 P: 40	R: 1 E: 0 K: 3 S: 15	H: 1 LOB: 1 BB: 1 P: 27	R: 0 E: 0 K: 1 S: 7	H: 0 LOB: 0 BB: 0 P: 9	R: 1 E: 0 K: 1 S: 7	H: 2 LOB: 2 BB: 0 P: 11	1B: 14 2B: 1 3B: 0 HR: 1	SF: 2 2B: 1 SAC: 0 DP: 1 HBP: 0	WP: 0 PB: 1 SB: 0 CS: 0	PA: 45
PITCHER	IP WLS BF H R ER SO BB IBB HBP BLK WP HR S P ERA WHIP	67 Nestor Cortes, L ERA: 5.23	2.1 13 6 4 2 2 1 0 0 0 0 1 27 39 3.38 1.125	85 Luis Cessa, R ERA: 3.81	2.2 12 3 3 1 0 0 0 0 0 0 1 27 39 3.38 1.125	35 Cory Gearrin, R ERA: 4.35	0.1 H 3 2 2 2 0 0 0 0 0 0 0 11 15 54.00 6.000	43 Jonathan Loáisiga, R ERA: 4.94	0.1 B 5 2 1 1 0 2 0 0 0 0 0 0 11 23 27.00 12.000	73 Ryan Dull, R ERA: 13.66	0.1 1 0 0 0 0 0 0 0 0 0 0 1 2 0.00 0.000	PITCHER	IP WLS BF H R ER SO BB IBB HBP BLK WP HR S P ERA WHIP	0 Adam Ottavino, R ERA: 1.73	1.0 B 5 1 1 0 0 3 1 0 0 0 0 0 15 27 0.00 2.000	53 Zack Britton, L ERA: 2.04	1.0 3 0 0 0 1 0 0 0 0 0 0 0 7 9 0.00 0.000	72 Chance Adams, R ERA: 7.5	0.1 L 3 2 1 1 1 0 0 0 0 0 0 0 7 11 27.00 6.000			

New York Yankees @ Detroit Tigers
Comerica Park, Detroit, MI
Tue Sep 10 2019, 6:41 PM - 10:13 PM EDT
Att: 16,733 - Clear - 83 F

AB	39
R	12
H	16
RBI	12
BB	4
SO	7
LOB	14



Batter	1	2	3	4	5	6	7	8	9	AB	R	H	RBI	BB	SO	LOB	TOP										
26 DJ LeMahieu, R OBP: 0.374, SLG: 0.517										5	1	3	1	0	2	2	New York Yankees @ Detroit Tigers Comerica Park, Detroit, MI Thu Sep 12 2019, 5:23 PM - 8:24 PM EDT Att: 17,807 - Overcast - 67 F										
99 Aaron Judge, R OBP: 0.362, SLG: 0.516										4	1	1	2	1	1	4											
18 Didi Gregorius, L OBP: 0.281, SLG: 0.477										5	0	1	1	0	0	3											
25 Gleyber Torres, R OBP: 0.346, SLG: 0.547										4	0	1	0	0	3	1											
24 Gary Sánchez, R OBP: 0.318, SLG: 0.531										1	0	0	0	1	0	1											
66 Kyle Higashioka, R OBP: 0.238, SLG: 0.561										2	0	0	0	0	1	0											
11 Brett Gardner, L OBP: 0.321, SLG: 0.484										4	0	0	0	0	4	1											
45 Luke Voit, R OBP: 0.390, SLG: 0.490										3	1	1	0	1	1	0											
36 Mike Ford, L OBP: 0.324, SLG: 0.504										3	1	1	0	0	0	1											
29 Gio Urshela, R OBP: 0.366, SLG: 0.564										1	1	1	2	0	0	0											
14 Tyler Wade, L OBP: 0.341, SLG: 0.347										3	1	2	0	1	1	1											
Inning Stats	R: 2 H: 3 E: 0 K: 1 S: 15	H: 3 R: 1 ER: 0 LOB: 1 BB: 0 P: 21	R: 1 H: 2 E: 0 K: 1 S: 11	H: 2 R: 1 ER: 0 LOB: 1 BB: 0 P: 18	R: 0 H: 0 E: 0 K: 1 S: 10	H: 0 R: 0 ER: 0 LOB: 0 BB: 1 P: 20	R: 0 H: 0 E: 0 K: 2 S: 9	H: 0 R: 0 ER: 0 LOB: 0 BB: 0 P: 14	R: 1 H: 2 E: 1 K: 3 S: 13	H: 2 R: 1 ER: 1 LOB: 1 BB: 0 P: 19	R: 0 H: 0 E: 0 K: 2 S: 13	H: 0 R: 0 ER: 0 LOB: 1 BB: 1 P: 23	R: 0 H: 1 E: 0 K: 1 S: 7	H: 1 R: 0 ER: 0 LOB: 1 BB: 1 P: 13	R: 0 H: 0 E: 0 K: 2 S: 9	H: 0 R: 0 ER: 0 LOB: 0 BB: 0 P: 13	R: 2 H: 3 E: 0 K: 0 S: 20	H: 3 R: 1 ER: 0 LOB: 1 BB: 1 P: 32	1B: 7 2B: 2 3B: 0 HR: 2	SF: 0 SAC: 0 DP: 2 HBP: 0	WP: 0 PB: 0 SB: 0 CS: 1	PA: 40					
PITCHER	IP	WLS	BF	H	R	ER	SO	BB	IBB	HBP	BLK	WP	HR	S	P	ERA	WHIP										
56 Spencer Turnbull, R ERA: 4.77	5.0	L	22	7	4	4	8	1	0	0	0	0	1	58	92	7.20	1.600										
63 Nick Ramirez, L ERA: 4.17	2.0		8	1	0	0	3	2	0	0	0	0	0	20	36	0.00	1.500										
45 Buck Farmer, R ERA: 4.2	1.0		3	0	0	0	2	0	0	0	0	0	0	9	13	0.00	0.000										
65 Gregory Soto, L ERA: 6.16	0.0		3	2	2	2	0	1	0	0	0	0	1	10	16	=	=										
71 John Schreiber, R ERA: 9.86	1.0		3	1	0	0	0	0	0	0	0	0	0	10	16	0.00	1.000										

Batter	1	2	3	4	5	6	7	8	9	AB	R	H	RBI	BB	SO	LOB	BOTTOM										
22 Victor Reyes, S OBP: 0.332, SLG: 0.407										5	0	0	0	0	1	2	New York Yankees @ Detroit Tigers Comerica Park, Detroit, MI Thu Sep 12 2019, 5:23 PM - 8:24 PM EDT Att: 17,807 - Overcast - 67 F										
30 Harold Castro, L OBP: 0.308, SLG: 0.385										4	0	2	0	0	0	1											
46 Jaimer Candelario, S OBP: 0.297, SLG: 0.330										2	1	0	0	1	1	1											
60 Ronny Rodríguez, R OBP: 0.294, SLG: 0.441										3	0	0	0	0	2	1											
14 Christin Stewart, L OBP: 0.318, SLG: 0.413										1	0	0	0	0	0	2											
7 Jordy Mercer, R OBP: 0.309, SLG: 0.438										4	1	1	0	0	3	0											
12 Brandon Dixon, R OBP: 0.285, SLG: 0.451										3	1	2	2	1	0	0											
17 Grayson Greiner, R OBP: 0.246, SLG: 0.306										4	1	1	1	0	1	2											
55 John Hicks, R OBP: 0.241, SLG: 0.371										4	0	1	1	0	2	1											
29 Gordon Beckham, R OBP: 0.274, SLG: 0.366										3	0	0	0	0	1	0											
50 Travis Demeritte, R OBP: 0.260, SLG: 0.356										1	0	0	0	0	1	1											
Inning Stats	R: 0 H: 0 E: 0 K: 0 S: 10	H: 0 R: 0 ER: 0 LOB: 0 BB: 0 P: 12	R: 0 H: 1 E: 0 K: 3 S: 10	H: 1 R: 0 ER: 0 LOB: 1 BB: 0 P: 13	R: 0 H: 0 E: 0 K: 1 S: 12	H: 0 R: 0 ER: 0 LOB: 1 BB: 0 P: 18	R: 2 H: 2 E: 0 K: 1 S: 12	H: 2 R: 0 ER: 0 LOB: 1 BB: 1 P: 19	R: 0 H: 1 E: 0 K: 3 S: 12	H: 1 R: 0 ER: 0 LOB: 1 BB: 0 P: 17	R: 0 H: 0 E: 0 K: 1 S: 8	H: 0 R: 0 ER: 0 LOB: 0 BB: 0 P: 9	R: 0 H: 0 E: 0 K: 1 S: 9	H: 0 R: 0 ER: 0 LOB: 0 BB: 0 P: 11	R: 0 H: 1 E: 0 K: 0 S: 5	H: 1 R: 0 ER: 0 LOB: 1 BB: 0 P: 10	R: 2 H: 2 E: 0 K: 2 S: 17	H: 2 R: 1 ER: 0 LOB: 1 BB: 1 P: 25	1B: 5 2B: 2 3B: 1 HR: 0	SF: 0 SAC: 0 DP: 1 HBP: 1	WP: 1 PB: 0 SB: 0 CS: 0	PA: 37					
PITCHER	IP	WLS	BF	H	R	ER	SO	BB	IBB	HBP	BLK	WP	HR	S	P	ERA	WHIP										
52 CC Sabathia, L ERA: 4.95	3.1		15	3	2	2	5	0	0	1	0	0	0	37	50	0.00	0.500										
55 Domingo Germán, R ERA: 4.09	4.0	W	15	2	0	0	5	0	0	1	0	0	0	37	50	0.00	0.500										
48 Tommy Kahnle, R ERA: 3.36	1.0	H	4	1	2	2	1	1	0	0	0	1	0	7	15	18.00	2.000										
54 Aroldis Chapman, L ERA: 2.32	0.2	S	3	1	0	0	1	0	0	0	0	0	0	11	13	0.00	1.500										



Batter	1	2	3	4	5	6	7	8	9	AB	R	H	RBI	BB	SO	LOB	TOP
2 Jonathan Villar, S OBP: 0.343, SLG: 0.452	B3-1	P5	G4-3	G4-3	G4-3	16 S 1B		16 25 1B BB		4	1	1	2	1	0	3	
16 Trey Mancini, R OBP: 0.350, SLG: 0.517	BB	K	G6-3	G6-3	G6-3	L8		39 25 1B 1B		4	0	1	0	1	1	4	
25 Anthony Santander, S OBP: 0.309, SLG: 0.496	P2	P2	F9	F9	F9	P6		39 BB 1B		4	0	1	2	1	0	1	
39 Renato Núñez, R OBP: 0.317, SLG: 0.464	K	K	L4	L4	L4	K		1B		4	0	0	0	1	2	2	
35 Dwight Smith Jr., L OBP: 0.292, SLG: 0.412 21 Austin Hays, R OBP: 0.333, SLG: 0.368	FC4-6	FC4-6	57 FC4-6 1B	57 1B 3B	57 1B 3B	K		39 BB 1B		4	1	2	0	0	2	1	
57 Hanser Alberto, R OBP: 0.338, SLG: 0.438	FC4-6	FC4-6	14 1B 24 1B	14 WP 14 HR 1B	14 WP 14 HR 1B	K		1B		5	2	2	1	0	1	2	
14 Rio Ruiz, L OBP: 0.309, SLG: 0.377	24 1B	24 1B	24 1B	24 1B	24 1B	24 FC1-5 28 1B BB		G3		4	1	2	2	1	0	0	
24 DJ Stewart, L OBP: 0.292, SLG: 0.337	15 HBP 1B	15 HBP 1B	F7	F7	F7	FC1-5		16 1B 25 1B BB		5	2	2	1	0	0	2	
15 Chance Sisco, L OBP: 0.326, SLG: 0.405 28 Pedro Severino, R OBP: 0.333, SLG: 0.441	HBP	HBP	K	K	K	2 1B		L8		1	0	0	0	0	1	0	
Inning Stats	R: 0 E: 0 K: 1 S: 9	H: 0 LOB: 1 BB: 1 P: 15	R: 1 E: 0 K: 1 S: 17	H: 3 LOB: 3 BB: 0 P: 24	R: 3 E: 0 K: 0 S: 12	H: 3 LOB: 0 BB: 0 P: 19	R: 0 E: 0 K: 1 S: 9	H: 0 LOB: 0 BB: 0 P: 15	R: 0 E: 0 K: 2 S: 11	H: 0 LOB: 1 BB: 1 P: 19	R: 2 E: 0 K: 1 S: 15	H: 3 LOB: 3 BB: 2 P: 32	R: 0 E: 0 K: 0 S: 5	H: 0 LOB: 0 BB: 0 P: 6	1B: 10 2B: 2 3B: 1 HR: 1	SF: 0 SAC: 0 DP: 0 HBP: 0	WP: 1 PA: 44 PB: 0 SB: 1 CS: 0
PITCHER	IP WLS BF H R ER SO BB IBB HBP BLK WP HR S P ERA WHIP																
19 Edwin Jackson, R ERA: 9.7	5.0 L 25 7 6 6 5 2 0 0 0 0 1 1 58 92 10.80 1.800																
63 Nick Ramirez, L ERA: 4.24	1.0 4 2 0 0 0 0 0 0 0 0 0 0 7 12 0.00 2.000																
64 Matt Hall, L ERA: 8.85	1.2 11 3 2 2 2 3 0 0 0 0 0 0 21 44 10.80 3.600																
65 Gregory Soto, L ERA: 5.91	1.1 4 0 0 0 1 0 0 0 0 0 0 0 10 13 0.00 0.000																

Baltimore Orioles @ Detroit Tigers
Comerica Park, Detroit, MI
Sun Sep 15 2019, 1:10 PM - 5:00 PM EDT
Att: 15,688 - Cloudy - 70 F

AB 38
R 8
H 12
RBI 8
BB 5
SO 8
LOB 19



Batter	1	2	3	4	5	6	7	8	9	AB	R	H	RBI	BB	SO	LOB	BOTTOM		
22 Victor Reyes, S OBP: 0.333, SLG: 0.415	F7	L7	L7	F7	F7	K		K2-3		5	0	1	0	0	2	4			
30 Harold Castro, L OBP: 0.320, SLG: 0.399	7 2B	K	K	F8	F8	F8		29 G6-3 29 DI 1B		5	1	3	0	0	1	3			
7 Jordy Mercer, R OBP: 0.316, SLG: 0.448 29 Gordon Beckham, R OBP: 0.273, SLG: 0.364	P6	P6	P6	G4-3	G4-3	K		G6-3		4	0	1	1	0	1	3			
14 Christin Stewart, L OBP: 0.322, SLG: 0.415	1B	1B	P5	P5	P5	K		K		5	0	1	0	0	3	2			
18 Dawel Lugo, R OBP: 0.267, SLG: 0.369	F4	F4	F4	F8	F8	F8		G5-3		4	0	1	0	0	0	3			
55 John Hicks, R OBP: 0.246, SLG: 0.380	P4	P4	P3	P3	P3	K		G4-3		4	0	0	0	0	1	3			
50 Travis Demérite, R OBP: 0.292, SLG: 0.369	17 1B 2B	17 1B 2B	F7	F7	F7	K		G6-3		4	1	1	0	0	1	1			
17 Grayson Greiner, R OBP: 0.256, SLG: 0.314	49 1B 2H 1B	49 1B 2H 1B	F8	F8	F8	49 BB 1B		1B		4	0	3	1	0	0	0			
49 Willi Castro, S OBP: 0.284, SLG: 0.284	F8	F8	F8	F8	F8	BB		K		3	0	1	0	1	1	1			
Inning Stats	R: 1 E: 0 K: 0 S: 17	H: 3 LOB: 2 BB: 0 P: 27	R: 1 E: 0 K: 1 S: 17	H: 3 LOB: 2 BB: 0 P: 24	R: 0 E: 0 K: 0 S: 11	H: 1 LOB: 1 BB: 0 P: 14	R: 0 E: 0 K: 0 S: 8	H: 1 LOB: 1 BB: 0 P: 10	R: 0 E: 0 K: 3 S: 12	H: 1 LOB: 2 BB: 1 P: 21	R: 0 E: 0 K: 2 S: 9	H: 1 LOB: 1 BB: 0 P: 14	R: 0 E: 0 K: 1 S: 11	H: 1 LOB: 1 BB: 0 P: 16	R: 0 E: 0 K: 2 S: 12	H: 1 LOB: 1 BB: 0 P: 20	1B: 10 2B: 2 3B: 0 HR: 0	SF: 0 SAC: 0 DP: 0 HBP: 0	WP: 0 PA: 40 PB: 0 SB: 0 CS: 0
PITCHER	IP WLS BF H R ER SO BB IBB HBP BLK WP HR S P ERA WHIP																		
29 Asher Wojciechowski, R ERA: 5.38	5.0 W 23 8 2 2 2 2 0 0 0 0 0 0 12 21 0.00 2.000																		
58 Evan Phillips, R ERA: 7.43	1.0 5 1 0 0 3 1 0 0 0 0 0 0 9 14 0.00 1.000																		
66 Tanner Scott, L ERA: 4.43	1.0 4 1 0 0 2 0 0 0 0 0 0 0 9 14 0.00 1.000																		
55 Dillon Tate, R ERA: 6.06	1.0 4 1 0 0 1 0 0 0 0 0 0 0 11 16 0.00 1.000																		
63 Taylor Scott, R ERA: 14.09	1.0 4 1 0 0 2 0 0 0 0 0 0 0 12 20 0.00 1.000																		

Baltimore Orioles @ Detroit Tigers
Comerica Park, Detroit, MI
Sun Sep 15 2019, 1:10 PM - 5:00 PM EDT
Att: 15,688 - Cloudy - 70 F

AB 39
R 2
H 12
RBI 2
BB 1
SO 10
LOB 21



Batter	1	2	3	4	5	6	7	8	9	AB	R	H	RBI	BB	SO	LOB	TOP					
57 Hanser Alberto, R OBP: 0.339, SLG: 0.436	F9		F8			F9		39 HBP BB	1B	4	0	1	0	1	0	1	Baltimore Orioles @ Detroit Tigers Comerica Park, Detroit, MI Mon Sep 16 2019, 4:10 PM - 6:45 PM EDT Att: 14,142 - Cloudy - 77 F					
16 Trey Mancini, R OBP: 0.350, SLG: 0.523	G5-3			25 G4-3		HR		K	K	5	1	2	1	0	2	4						
25 Anthony Santander, S OBP: 0.359, SLG: 0.453	P3			G4-3		1B		P6		4	0	1	0	0	0	2						
39 Renato Núñez, R OBP: 0.316, SLG: 0.462		G4-3			K			P3		3	0	0	0	0	1	2						
2 Jonathan Villar, S OBP: 0.342, SLG: 0.454	F9			F8				K		4	1	1	0	0	1	3						
21 Austin Hays, R OBP: 0.333, SLG: 0.364																						
24 DJ Stewart, L OBP: 0.290, SLG: 0.333	K																					
28 Pedro Severino, R OBP: 0.330, SLG: 0.437																						
35 Dwight Smith Jr., L OBP: 0.292, SLG: 0.411																						
12 Stevie Wilkerson, S OBP: 0.274, SLG: 0.376																						
1 Richie Martin, R OBP: 0.252, SLG: 0.297																						
14 Rio Ruiz, L OBP: 0.310, SLG: 0.378																						
Inning Stats	R: 0 E: 0 K: 0 S: 8	H: 0 LOB: 0 BB: 0 P: 11	R: 0 E: 0 K: 1 S: 8	H: 0 LOB: 0 BB: 0 P: 13	R: 0 E: 0 K: 0 S: 10	H: 1 LOB: 1 BB: 0 P: 12	R: 0 E: 0 K: 1 S: 12	H: 1 LOB: 1 BB: 0 P: 13	R: 0 E: 0 K: 1 S: 9	H: 0 LOB: 0 BB: 0 P: 14	R: 1 E: 0 K: 1 S: 14	H: 2 LOB: 1 BB: 0 P: 22	R: 1 E: 0 K: 2 S: 13	H: 2 LOB: 1 BB: 0 P: 17	R: 0 E: 0 K: 2 S: 20	H: 0 LOB: 2 BB: 1 P: 33	R: 0 E: 0 K: 2 S: 16	H: 3 LOB: 3 BB: 0 P: 18	1B: 6 2B: 1 3B: 1 HR: 1	SF: 0 SAC: 0 DP: 0 HBP: 1	WP: 0 PB: 0 SB: 0 CS: 0	PA: 38
PITCHER	IP WLS BF H R ER SO BB IBB HBP BLK WP HR S P ERA WHIP	IP WLS BF H R ER SO BB IBB HBP BLK WP HR S P ERA WHIP	IP WLS BF H R ER SO BB IBB HBP BLK WP HR S P ERA WHIP	IP WLS BF H R ER SO BB IBB HBP BLK WP HR S P ERA WHIP	IP WLS BF H R ER SO BB IBB HBP BLK WP HR S P ERA WHIP	IP WLS BF H R ER SO BB IBB HBP BLK WP HR S P ERA WHIP	IP WLS BF H R ER SO BB IBB HBP BLK WP HR S P ERA WHIP	IP WLS BF H R ER SO BB IBB HBP BLK WP HR S P ERA WHIP	IP WLS BF H R ER SO BB IBB HBP BLK WP HR S P ERA WHIP	IP WLS BF H R ER SO BB IBB HBP BLK WP HR S P ERA WHIP	IP WLS BF H R ER SO BB IBB HBP BLK WP HR S P ERA WHIP	IP WLS BF H R ER SO BB IBB HBP BLK WP HR S P ERA WHIP	IP WLS BF H R ER SO BB IBB HBP BLK WP HR S P ERA WHIP	IP WLS BF H R ER SO BB IBB HBP BLK WP HR S P ERA WHIP	IP WLS BF H R ER SO BB IBB HBP BLK WP HR S P ERA WHIP	IP WLS BF H R ER SO BB IBB HBP BLK WP HR S P ERA WHIP	IP WLS BF H R ER SO BB IBB HBP BLK WP HR S P ERA WHIP					

AB	36
R	2
H	9
RBI	2
BB	1
SO	9
LOB	15



Batter	1	2	3	4	5	6	7	8	9	AB	R	H	RBI	BB	SO	LOB	BOTTOM					
22 Victor Reyes, S OBP: 0.336, SLG: 0.430	7 HR		L9					G3		4	1	2	2	0	0	2	Baltimore Orioles @ Detroit Tigers Comerica Park, Detroit, MI Mon Sep 16 2019, 4:10 PM - 6:45 PM EDT Att: 14,142 - Cloudy - 77 F					
7 Jordy Mercer, R OBP: 0.319, SLG: 0.460	HR		F9					P3		3	2	1	2	1	0	2						
24 Miguel Cabrera, R OBP: 0.349, SLG: 0.394	G5-3			G5-3				G3-1	G6-3	4	0	0	0	0	0	3						
46 Jaimer Candelario, S OBP: 0.298, SLG: 0.322	L7			P4				12 1B BB		2	0	0	0	1	0	0						
12 Brandon Dixon, R OBP: 0.293, SLG: 0.442	P2			F9				50 FC6-4 1B		4	0	1	0	0	1	1						
18 Dawel Lugo, R OBP: 0.267, SLG: 0.369			K2-3							3	1	1	1	0	2	1						
50 Travis Demeritte, R OBP: 0.291, SLG: 0.366	F8									4	1	1	0	0	0	3						
34 Jake Rogers, R OBP: 0.227, SLG: 0.260	K									2	0	0	0	1	1	2						
49 Willi Castro, S OBP: 0.286, SLG: 0.286										3	0	1	0	0	1	2						
Inning Stats	R: 2 E: 0 K: 0 S: 7	H: 2 LOB: 0 BB: 0 P: 9	R: 0 E: 0 K: 2 S: 10	H: 0 LOB: 0 BB: 0 P: 15	R: 0 E: 0 K: 0 S: 6	H: 0 LOB: 0 BB: 0 P: 11	R: 0 E: 0 K: 0 S: 8	H: 0 LOB: 0 BB: 0 P: 10	R: 2 E: 0 K: 1 S: 9	H: 3 LOB: 1 BB: 0 P: 14	R: 1 E: 0 K: 0 S: 11	H: 1 LOB: 2 BB: 2 P: 20	R: 0 E: 0 K: 0 S: 9	H: 1 LOB: 1 BB: 1 P: 17	R: 0 E: 0 K: 2 S: 10	H: 0 LOB: 1 BB: 0 P: 13		R: 0 E: 0 K: 2 S: 10	H: 0 LOB: 1 BB: 0 P: 13	1B: 4 2B: 1 3B: 1 HR: 1	SF: 1 SAC: 0 DP: 0 HBP: 1	WP: 0 PB: 0 SB: 0 CS: 0
PITCHER	IP WLS BF H R ER SO BB IBB HBP BLK WP HR S P ERA WHIP	IP WLS BF H R ER SO BB IBB HBP BLK WP HR S P ERA WHIP	IP WLS BF H R ER SO BB IBB HBP BLK WP HR S P ERA WHIP	IP WLS BF H R ER SO BB IBB HBP BLK WP HR S P ERA WHIP	IP WLS BF H R ER SO BB IBB HBP BLK WP HR S P ERA WHIP	IP WLS BF H R ER SO BB IBB HBP BLK WP HR S P ERA WHIP	IP WLS BF H R ER SO BB IBB HBP BLK WP HR S P ERA WHIP	IP WLS BF H R ER SO BB IBB HBP BLK WP HR S P ERA WHIP	IP WLS BF H R ER SO BB IBB HBP BLK WP HR S P ERA WHIP	IP WLS BF H R ER SO BB IBB HBP BLK WP HR S P ERA WHIP	IP WLS BF H R ER SO BB IBB HBP BLK WP HR S P ERA WHIP	IP WLS BF H R ER SO BB IBB HBP BLK WP HR S P ERA WHIP	IP WLS BF H R ER SO BB IBB HBP BLK WP HR S P ERA WHIP	IP WLS BF H R ER SO BB IBB HBP BLK WP HR S P ERA WHIP	IP WLS BF H R ER SO BB IBB HBP BLK WP HR S P ERA WHIP	IP WLS BF H R ER SO BB IBB HBP BLK WP HR S P ERA WHIP	IP WLS BF H R ER SO BB IBB HBP BLK WP HR S P ERA WHIP					

AB	29
R	5
H	7
RBI	5
BB	3
SO	5
LOB	16



Batter	1	2	3	4	5	6	7	8	9	AB	R	H	RBI	BB	SO	LOB	TOP					
22 Victor Reyes, S (1, 9) OBP: 0.331, SLG: 0.429										5	0	2	0	0	2	2						
30 Harold Castro, L (1, 8) OBP: 0.315, SLG: 0.397										4	0	1	0	0	0	3						
24 Miguel Cabrera, R (1, 10) OBP: 0.361, SLG: 0.391										3	0	2	0	0	0	2						
55 John Hicks, R (8, PH) OBP: 0.245, SLG: 0.378										1	0	0	0	0	0	0						
14 Christin Stewart, L (1, 7) OBP: 0.317, SLG: 0.407										4	0	0	0	0	1	3						
46 Jeimer Candelario, S (1, 3) OBP: 0.300, SLG: 0.322										3	0	1	0	1	2	0						
7 Jordy Mercer, R (1, 4) OBP: 0.314, SLG: 0.448										3	0	0	0	0	0	4						
29 Gordon Beckham, R (7, 4) OBP: 0.272, SLG: 0.363										1	0	0	0	0	0	0						
18 Dawel Luگو, R (1, 5) OBP: 0.350, SLG: 0.370										3	0	0	0	0	2	1						
60 Ronny Rodríguez, R (8, 5) OBP: 0.246, SLG: 0.436										1	0	1	0	0	0	0						
17 Grayson Greiner, R (1, 2) OBP: 0.262, SLG: 0.323										4	0	1	0	0	1	1						
49 Willi Castro, S (1, 6) OBP: 0.279, SLG: 0.269										4	0	1	0	0	1	2						
Inning Stats	R: 0 E: 0 K: 2 S: 19	H: 2 LOB: 3 BB: 1 P: 33	R: 0 E: 0 K: 1 S: 7	H: 1 LOB: 0 BB: 0 P: 9	R: 0 E: 0 K: 0 S: 6	H: 1 LOB: 1 BB: 0 P: 8	R: 0 E: 0 K: 1 S: 9	H: 0 LOB: 0 BB: 0 P: 13	R: 0 E: 0 K: 1 S: 15	H: 2 LOB: 2 BB: 0 P: 21	R: 0 E: 0 K: 1 S: 13	H: 1 LOB: 1 BB: 0 P: 19	R: 0 E: 0 K: 0 S: 10	H: 0 LOB: 1 BB: 0 P: 16	R: 0 E: 0 K: 1 S: 9	H: 0 LOB: 0 BB: 0 P: 10	R: 0 E: 1 K: 2 S: 15	H: 1 LOB: 2 BB: 0 P: 20	1B: 8 2B: 0 3B: 1 HR: 0	SF: 0 SAC: 0 DP: 0 HBP: 0	WP: 0 PB: 0 SB: 0 CS: 0	PA: 37
PITCHER	IP	WLS	BF	H	R	ER	SO	BB	IBB	HBP	BLK	WP	HR	S	P	ERA	WHIP					
52 Mike Clevinger, R (1, 1) ERA: 2.54	6.0	W	25	7	0	0	6	1	0	0	0	0	0	69	103	0.00	1.333					
36 Tyler Clippard, R (7, 1) ERA: 2.77	1.0		4	1	0	0	0	0	0	0	0	0	0	10	16	0.00	1.000					
50 James Hoyt, R (8, 1) ERA:	1.0		3	0	0	0	1	0	0	0	0	0	0	9	10	0.00	0.000					
70 James Karinchak, R (9, 1) ERA:	1.0		5	1	0	0	2	0	0	0	0	0	0	15	20	0.00	1.000					

Detroit Tigers @ Cleveland Indians
Progressive Field, Cleveland, OH
Thu Sep 19 2019, 7:17 PM - 10:33 PM EDT
Att: 19,432 - Clear - 79 F

AB 36
R 0
H 9
RBI 0
BB 1
SO 9
LOB 18



Batter	1	2	3	4	5	6	7	8	9	AB	R	H	RBI	BB	SO	LOB	BOTTOM				
12 Francisco Lindor, S (1, 6) OBP: 0.343, SLG: 0.533										5	2	3	0	0	0	1					
7 Ryan Flaherty, L (9, 5) OBP: 0.091, SLG: 0.091										0	0	0	0	0	0	0					
35 Óscar Mercado, R (1, 8) OBP: 0.329, SLG: 0.442										3	1	1	1	1	0	3					
41 Carlos Santana, S (1, 3) OBP: 0.398, SLG: 0.526										3	1	1	1	0	0	2					
66 Yasiel Puig, R (1, 9) OBP: 0.325, SLG: 0.460										4	2	2	1	0	1	0					
4 Bradley Zimmer, L (9, 9) OBP: 0.325, SLG: 0.460										0	0	0	0	0	0	0					
8 Jordan Luplow, R (1, 7) OBP: 0.368, SLG: 0.545										2	0	0	0	0	0	1					
1 Greg Allen, S (5, PH) OBP: 0.293, SLG: 0.356										2	0	1	0	0	1	2					
32 Franmil Reyes, R (1, 10) OBP: 0.308, SLG: 0.506										3	1	1	2	1	0	1					
55 Roberto Pérez, R (1, 2) OBP: 0.322, SLG: 0.456										4	0	2	2	0	0	1					
2 Yu Chang, R (1, 5) OBP: 0.292, SLG: 0.298										4	0	0	0	0	1	3					
6 Mike Freeman, L (1, 4) OBP: 0.374, SLG: 0.401										3	0	1	0	1	1	1					
Inning Stats	R: 1 E: 0 K: 1 S: 10	H: 1 LOB: 0 BB: 0 P: 15	R: 0 E: 0 K: 0 S: 7	H: 0 LOB: 0 BB: 0 P: 9	R: 0 E: 0 K: 0 S: 12	H: 2 LOB: 1 BB: 0 P: 18	R: 3 E: 0 K: 2 S: 16	H: 4 LOB: 1 BB: 0 P: 21	R: 3 E: 0 K: 1 S: 26	H: 4 LOB: 2 BB: 1 P: 41	R: 0 E: 0 K: 0 S: 15	H: 0 LOB: 1 BB: 1 P: 25	R: 0 E: 0 K: 0 S: 12	H: 1 LOB: 0 BB: 0 P: 18	R: 0 E: 0 K: 0 S: 11	H: 0 LOB: 1 BB: 1 P: 19	1B: 8 2B: 3 3B: 0 HR: 1	SF: 1 SAC: 1 DP: 1 HBP: 0	WP: 2 PB: 0 SB: 0 CS: 0	PA: 38	
PITCHER	IP	WLS	BF	H	R	ER	SO	BB	IBB	HBP	BLK	WP	HR	S	P	ERA	WHIP				
44 Daniel Norris, L (1, 1) ERA: 4.58	3.0	L	11	3	1	1	1	0	0	0	0	0	0	29	42	3.00	1.000				
54 Drew VerHagen, R (4, 1) ERA: 5.87	1.1		11	7	6	6	2	0	0	0	0	1	1	28	39	40.50	5.250				
19 Edwin Jackson, R (5, 1) ERA: 9.6	0.2		4	1	0	0	1	1	0	0	0	0	0	14	23	0.00	3.000				
64 Matt Hall, L (6, 1) ERA: 8.06	2.0		8	1	0	0	0	1	0	0	0	0	0	27	43	0.00	1.000				
56 Víctor Alcántara, R (8, 1) ERA: 5.16	1.0		4	0	0	0	0	1	0	0	0	1	0	11	19	0.00	1.000				

Detroit Tigers @ Cleveland Indians
Progressive Field, Cleveland, OH
Thu Sep 19 2019, 7:17 PM - 10:33 PM EDT
Att: 19,432 - Clear - 79 F

AB 33
R 7
H 12
RBI 7
BB 3
SO 4
LOB 15



Batter	1	2	3	4	5	6	7	8	9	AB	R	H	RBI	BB	SO	LOB	TOP								
28 Leury García, S OBP: 0.308, SLG: 0.373	F8				G6-3	G1-3		79 BB 1B		5	1	3	0	0	0	0	Chicago White Sox @ Detroit Tigers Comerica Park, Detroit, MI Sat Sep 21 2019, 6:10 PM - 9:35 PM EDT Att: 16,891 - Cloudy - 79 F								
7 Tim Anderson, R OBP: 0.356, SLG: 0.516	F9		K		HR	G1-3		79 BB 1B		4	1	1	1	1	1	4									
79 José Abreu, R OBP: 0.327, SLG: 0.502			F9		74 BB 10 3B 1B	PO	G5-3			5	1	3	2	0	0	2									
74 Eloy Jiménez, R OBP: 0.316, SLG: 0.506	P2		K		10 3B 1B		F7	F9		5	1	1	0	0	1	5									
10 Yoán Moncada, S OBP: 0.368, SLG: 0.549				L8						5	0	2	2	0	2	0									
33 James McCann, R OBP: 0.331, SLG: 0.459	G6-3			21B 2B		K				5	0	2	0	0	1	2									
21 Wellington Castillo, R OBP: 0.269, SLG: 0.401										5	0	2	0	0	2	2									
5 Yolmer Sánchez, S OBP: 0.323, SLG: 0.325			K		P6		F7	7 BB 28 BB 79 BB 1B		5	1	1	0	0	1	4									
15 Adam Engel, R OBP: 0.304, SLG: 0.385					28 BB 1B	P3				4	0	2	0	0	1	3									
Inning Stats	R: 0 E: 0 K: 0 S: 13	H: 1 LOB: 1 BB: 0 P: 16	R: 0 E: 0 K: 2 S: 14	H: 1 LOB: 1 BB: 0 P: 18	R: 0 E: 0 K: 2 S: 10	H: 2 LOB: 2 BB: 0 P: 16	R: 0 E: 0 K: 0 S: 17	H: 2 LOB: 2 BB: 0 P: 23	R: 3 E: 0 K: 2 S: 20	H: 4 LOB: 1 BB: 0 P: 30	R: 0 E: 0 K: 0 S: 11	H: 2 LOB: 1 BB: 0 P: 16	R: 0 E: 0 K: 0 S: 6	H: 1 LOB: 1 BB: 0 P: 9	R: 2 E: 0 K: 1 S: 17	H: 3 LOB: 2 BB: 1 P: 26	R: 0 E: 0 K: 2 S: 12	H: 1 LOB: 1 BB: 0 P: 17	1B: 13 SF: 0 2B: 2 3B: 1 HR: 1	SF: 0 SAC: 0 DP: 0 HBP: 0	WP: 0 PB: 0 SB: 0 CS: 0	PA: 45			
PITCHER	IP	WLS	BF	H	R	ER	SO	BB	IBB	HBP	BLK	WP	HR	S	P	ERA	WHIP								
70 Tyler Alexander, L ERA: 4.99	4.1	L	23	10	3	3	4	0	0	0	0	0	1	66	91	6.23	2.308								
62 David McKay, R ERA: 4.55	1.2		6	2	0	0	2	0	0	0	0	0	0	19	28	0.00	1.200								
45 Buck Farmer, R ERA: 3.9	1.0		4	1	0	0	2	0	0	0	0	0	0	6	9	0.00	1.000								
33 Bryan Garcia, R ERA: 14.29	1.0		7	3	2	2	1	1	0	0	0	0	0	17	26	18.00	4.000								
77 Joe Jiménez, R ERA: 4.45	1.0		4	1	0	0	2	0	0	0	0	0	0	12	17	0.00	1.000								

Batter	1	2	3	4	5	6	7	8	9	AB	R	H	RBI	BB	SO	LOB	BOTTOM								
22 Victor Reyes, S OBP: 0.331, SLG: 0.426	12 G6-4-3 1B		K2-3		G6-3		G4-3		K	5	0	1	1	0	2	2	Chicago White Sox @ Detroit Tigers Comerica Park, Detroit, MI Sat Sep 21 2019, 6:10 PM - 9:35 PM EDT Att: 16,891 - Cloudy - 79 F								
12 Brandon Dixon, R OBP: 0.289, SLG: 0.436	G6-4-3				P3			K		4	0	1	1	0	1	1									
30 Harold Castro, L OBP: 0.313, SLG: 0.393				G4-3		F7		K		4	0	1	0	0	1	1									
46 Jaimer Candelario, S OBP: 0.302, SLG: 0.324	G4-3						G3-1			3	0	1	0	1	0	1									
14 Christin Stewart, L OBP: 0.316, SLG: 0.406		G3						F8		4	0	1	0	0	1	2									
18 Dawel Lugo, R OBP: 0.288, SLG: 0.376						50 G4-6-3 1B				4	1	3	0	0	0	1									
50 Travis Demeritte, R OBP: 0.278, SLG: 0.342										4	0	0	0	0	2	5									
34 Jake Rogers, R OBP: 0.233, SLG: 0.275										3	1	1	0	0	1	1									
60 Ronny Rodríguez, R (9, PH) OBP: 0.248, SLG: 0.433										1	0	1	1	0	0	0									
49 Willi Castro, S OBP: 0.278, SLG: 0.280										4	1	1	0	0	0	2									
Inning Stats	R: 0 E: 0 K: 0 S: 11	H: 2 LOB: 1 BB: 0 P: 16	R: 0 E: 0 K: 1 S: 7	H: 1 LOB: 0 BB: 0 P: 12	R: 0 E: 0 K: 1 S: 10	H: 1 LOB: 1 BB: 0 P: 12	R: 0 E: 0 K: 1 S: 7	H: 2 LOB: 1 BB: 0 P: 11	R: 2 E: 0 K: 0 S: 14	H: 2 LOB: 0 BB: 0 P: 23	R: 0 E: 0 K: 0 S: 10	H: 1 LOB: 0 BB: 0 P: 14	R: 0 E: 0 K: 1 S: 6	H: 0 LOB: 0 BB: 0 P: 9	R: 0 E: 0 K: 2 S: 10	H: 0 LOB: 1 BB: 1 P: 16	R: 1 E: 0 K: 2 S: 12	H: 2 LOB: 1 BB: 0 P: 19	1B: 10 SF: 0 2B: 1 3B: 0 HR: 0	SF: 0 SAC: 0 DP: 3 HBP: 0	WP: 1 PB: 1 SB: 0 CS: 0	PA: 37			
PITCHER	IP	WLS	BF	H	R	ER	SO	BB	IBB	HBP	BLK	WP	HR	S	P	ERA	WHIP								
46 Iván Nova, R ERA: 4.8	5.0	W	21	8	2	2	3	0	0	0	0	0	0	49	74	3.60	1.600								
43 Evan Marshall, R ERA: 2.64	1.1	H	5	1	0	0	1	0	0	0	0	0	0	13	18	0.00	0.750								
39 Aaron Bummer, L ERA: 2.25	1.2	H	6	0	0	0	2	1	0	0	0	0	0	13	21	0.00	0.600								
48 Alex Colomé, R ERA: 2.55	1.0	S	5	2	1	0	2	0	0	0	0	1	0	12	19	0.00	2.000								

AB	43
R	5
H	17
RBI	5
BB	1
SO	9
LOB	22



AB	36
R	3
H	11
RBI	3
BB	1
SO	8
LOB	16



Batter	1	2	3	4	5	6	7	8	9	AB R H RBI BB SO LOB	TOP									
2 Luis Arraez, L OBP: 0.405, SLG: 0.439										5 0 1 0 0 0 2	Minnesota Twins @ Detroit Tigers Comerica Park, Detroit, MI Tue Sep 24 2019, 6:41 PM - 9:33 PM EDT Att. 16,174 - Clear - 73 F									
11 Jorge Polanco, S OBP: 0.359, SLG: 0.486										5 0 0 0 0 0 3										
23 Nelson Cruz, R OBP: 0.388, SLG: 0.629										3 0 1 0 1 1 0										
20 Eddie Rosario, L OBP: 0.303, SLG: 0.502										3 0 1 2 1 0 2										
22 Miguel Sanó, R OBP: 0.343, SLG: 0.574										4 0 0 0 0 3 5										
60 Jake Cave, L OBP: 0.340, SLG: 0.422										4 1 2 0 0 1 0										
30 LaMonte Wade Jr., L 27 Ryan LaMarre, R OBP: 0.313, SLG: 0.429										3 1 2 0 0 0 0 1 0 0 0 0 0 0										
64 Williams Astudillo, R OBP: 0.291, SLG: 0.354										3 1 1 2 1 0 2										
15 Jason Castro, L OBP: 0.327, SLG: 0.424										3 1 0 0 0 3 1										
Inning Stats	R: 0 E: 0 K: 1 S: 9	H: 2 LOB: 2 BB: 0 P: 15	R: 0 E: 0 K: 1 S: 10	H: 0 LOB: 1 BB: 1 P: 19	R: 0 E: 0 K: 1 S: 12	H: 0 LOB: 2 BB: 1 P: 19	R: 0 E: 0 K: 1 S: 7	H: 0 LOB: 0 BB: 0 P: 10	R: 0 E: 0 K: 1 S: 8	H: 0 LOB: 0 BB: 0 P: 11		R: 4 E: 0 K: 1 S: 16	H: 4 LOB: 2 BB: 1 P: 25	R: 0 E: 0 K: 1 S: 5	H: 0 LOB: 0 BB: 0 P: 5	R: 0 E: 0 K: 1 S: 6	H: 0 LOB: 0 BB: 0 P: 9	1B: 6 2B: 2 3B: 0 HR: 0	SF: 0 SAC: 0 DP: 1 HBP: 1	WP: 0 PB: 0 SB: 0 CS: 0
PITCHER	IP WLS BF H R ER SO BB IBB HBP BLK WP HR S P ERA WHIP											IP WLS BF H R ER SO BB IBB HBP BLK WP HR S P ERA WHIP								
56 Spencer Turnbull, R ERA: 4.35	(1, 1) 6.0 L 25 6 2 2 5 2 0 0 0 0 0 0 60 98 3.00 1.333																			
62 David McKay, R ERA: 5.26	(7, 1) 0.0 B 2 1 0 0 0 0 0 0 1 0 0 0 4 6 ∞ ∞																			
63 Nick Ramirez, L ERA: 4.07	(7, 1) 2.0 8 1 2 2 2 0 1 0 0 0 0 11 16 9.00 0.500																			
45 Buck Farmer, R ERA: 3.78	(9, 1) 1.0 3 0 0 0 1 0 0 0 0 0 0 0 6 9 0.00 0.000																			

AB	34
R	4
H	8
RBI	4
BB	3
SO	8
LOB	15



Batter	1	2	3	4	5	6	7	8	9	AB R H RBI BB SO LOB	BOTTOM											
22 Victor Reyes, S OBP: 0.328, SLG: 0.432										4 0 0 0 0 1 1	Minnesota Twins @ Detroit Tigers Comerica Park, Detroit, MI Tue Sep 24 2019, 6:41 PM - 9:33 PM EDT Att. 16,174 - Clear - 73 F											
18 Dawel Lugo, R OBP: 0.278, SLG: 0.391										4 1 2 1 0 1 0												
30 Harold Castro, L OBP: 0.312, SLG: 0.393										4 0 1 0 0 0 1												
46 Jeimer Candelario, S OBP: 0.303, SLG: 0.331										2 0 0 1 1 2 1												
14 Christin Stewart, L OBP: 0.314, SLG: 0.403										4 0 1 0 0 1 2												
12 Brandon Dixon, R OBP: 0.290, SLG: 0.432												4 0 0 0 0 2 2										
50 Travis Demeritte, R OBP: 0.277, SLG: 0.340												4 0 1 0 0 3 0										
34 Jake Rogers, R OBP: 0.227, SLG: 0.267										3 0 0 0 0 1 2												
49 Willi Castro, S OBP: 0.281, SLG: 0.330										3 1 1 0 0 1 0												
Inning Stats	R: 1 E: 0 K: 1 S: 9	H: 2 LOB: 1 BB: 0 P: 17	R: 0 E: 0 K: 2 S: 9	H: 0 LOB: 0 BB: 0 P: 11	R: 0 E: 0 K: 1 S: 13	H: 0 LOB: 0 BB: 0 P: 19	R: 0 E: 0 K: 1 S: 7	H: 0 LOB: 1 BB: 1 P: 14	R: 0 E: 0 K: 1 S: 14	H: 0 LOB: 0 BB: 0 P: 20		R: 0 E: 0 K: 1 S: 8	H: 0 LOB: 0 BB: 0 P: 12	R: 0 E: 0 K: 3 S: 16	H: 2 LOB: 2 BB: 0 P: 21	R: 1 E: 0 K: 1 S: 16	H: 2 LOB: 1 BB: 0 P: 22	R: 0 E: 0 K: 1 S: 8	H: 0 LOB: 0 BB: 0 P: 12	1B: 3 2B: 3 3B: 0 HR: 0	SF: 1 SAC: 0 DP: 0 HBP: 0	WP: 0 PB: 0 SB: 0 CS: 0
PITCHER	IP WLS BF H R ER SO BB IBB HBP BLK WP HR S P ERA WHIP											IP WLS BF H R ER SO BB IBB HBP BLK WP HR S P ERA WHIP										
12 Jake Odorizzi, R ERA: 3.51	(1, 1) 6.0 W 21 2 1 1 7 1 0 0 0 0 0 0 60 93 1.50 0.500																					
44 Kyle Gibson, R ERA: 4.88	(7, 1) 2.0 H 10 4 1 1 4 0 0 0 0 0 0 32 43 4.50 2.000																					
55 Taylor Rogers, L ERA: 2.65	(9, 1) 1.0 S 3 0 0 0 1 0 0 0 0 0 0 0 8 12 0.00 0.000																					

AB	32
R	2
H	6
RBI	2
BB	1
SO	12
LOB	9



Batter	1	2	3	4	5	6	7	8	9	AB	R	H	RBI	BB	SO	LOB	TOP										
18 Mitch Garver, R OBP: 0.361, SLG: 0.623										5	0	0	0	0	4	2											
11 Jorge Polanco, S OBP: 0.359, SLG: 0.489										5	1	2	0	0	1	1											
23 Nelson Cruz, R OBP: 0.389, SLG: 0.630										4	1	2	1	0	0	1											
20 Eddie Rosario, L OBP: 0.302, SLG: 0.505										4	1	1	2	0	1	1											
22 Miguel Sanó, R OBP: 0.343, SLG: 0.570										3	1	0	0	1	2	1											
2 Luis Arraez, L OBP: 0.409, SLG: 0.451										3	1	2	2	1	0	1											
24 C.J. Cron, R OBP: 0.312, SLG: 0.467										4	0	1	0	0	1	1											
27 Ryan LaMarre, R OBP: 0.294, SLG: 0.400										1	0	0	0	0	0	0											
30 LaMonte Wade Jr., L OBP: 0.411, SLG: 0.465										2	0	0	0	1	1	2											
16 Jonathan Schoop, R OBP: 0.304, SLG: 0.470										3	0	1	0	0	0	1											
41 Ian Miller, L										1	0	0	0	0	1	0											
Inning Stats	R: 0 H: 0 E: 0 K: 1 S: 9	H: 0 LOB: 0 BB: 0 P: 16	R: 0 H: 1 E: 0 K: 3 S: 10	LOB: 1 BB: 0 P: 13	R: 0 H: 1 E: 0 K: 1 S: 8	H: 1 LOB: 1 BB: 0 P: 14	R: 0 H: 1 E: 1 K: 0 S: 6	H: 0 LOB: 1 BB: 0 P: 9	R: 0 H: 0 E: 0 K: 0 S: 5	H: 1 LOB: 0 BB: 0 P: 8	R: 2 H: 1 E: 0 K: 0 S: 8	H: 1 LOB: 0 BB: 1 P: 14	R: 3 H: 4 E: 0 K: 3 S: 24	H: 4 LOB: 2 BB: 1 P: 34	R: 0 H: 0 E: 0 K: 2 S: 7	H: 0 LOB: 0 BB: 0 P: 14	1B: 5 2B: 1 3B: 1 HR: 2	SF: 0 SAC: 0 DP: 1 HBP: 0	WP: 0 PB: 0 SB: 0 CS: 0	PA: 38							
PITCHER	IP	WLS	BF	H	R	ER	SO	BB	IBB	HBP	BLK	WP	HR	S	P	ERA	WHIP										
44 Daniel Norris, L ERA: 4.49	3.0		11	2	0	0	5	0	0	0	0	0	0	27	43	0.00	0.667										
54 Drew VerHagen, R ERA: 5.9	4.1	L	18	4	3	3	2	2	0	0	0	0	1	35	57	6.23	1.385										
71 John Schreiber, R ERA: 6.75	0.1		3	2	2	2	1	0	0	0	0	0	1	10	12	54.00	6.000										
65 Gregory Soto, L ERA: 5.88	0.1		3	1	0	0	1	1	0	0	0	0	0	9	16	0.00	6.000										
64 Matt Hall, L ERA: 7.71	1.0		3	0	0	0	2	0	0	0	0	0	0	7	14	0.00	0.000										

Minnesota Twins @ Detroit Tigers
Comerica Park, Detroit, MI
Wed Sep 25 2019, 6:44 PM - 9:12 PM EDT
Att: 16,242 - Clear - 74 F

AB 35
R 5
H 9
RBI 5
BB 3
SO 11
LOB 11





Batter	1	2	3	4	5	6	7	8	9	AB	R	H	RBI	BB	SO	LOB	BOTTOM										
22 Victor Reyes, S OBP: 0.324, SLG: 0.425										4	0	0	0	0	1	0											
30 Harold Castro, L OBP: 0.309, SLG: 0.389										4	0	0	0	0	2	0											
24 Miguel Cabrera, R OBP: 0.348, SLG: 0.388										4	1	0	0	0	1	0											
46 Jeimer Candelario, S OBP: 0.303, SLG: 0.333										4	0	1	1	0	1	1											
14 Christin Stewart, L OBP: 0.312, SLG: 0.399										3	0	0	0	0	0	2											
18 Dawel Lugo, R OBP: 0.279, SLG: 0.395										3	0	1	0	0	0	1											
7 Jordy Mercer, R OBP: 0.309, SLG: 0.440										3	0	0	0	0	1	1											
17 Grayson Greiner, R OBP: 0.253, SLG: 0.312										3	0	0	0	0	1	0											
49 Willi Castro, S OBP: 0.273, SLG: 0.319										3	0	0	0	0	1	0											
Inning Stats	R: 1 H: 1 E: 0 K: 0 S: 10	H: 1 LOB: 1 BB: 0 P: 13	R: 0 H: 0 E: 0 K: 2 S: 9	H: 0 LOB: 0 BB: 0 P: 12	R: 0 H: 0 E: 1 K: 0 S: 11	H: 0 LOB: 1 BB: 0 P: 15	R: 0 H: 0 E: 0 K: 3 S: 13	H: 0 LOB: 0 BB: 0 P: 17	R: 0 H: 1 E: 0 K: 2 S: 12	H: 1 LOB: 1 BB: 0 P: 18	R: 0 H: 0 E: 0 K: 0 S: 5	H: 0 LOB: 0 BB: 0 P: 6	R: 0 H: 0 E: 0 K: 0 S: 6	H: 0 LOB: 0 BB: 0 P: 11	1B: 0 2B: 2 3B: 0 HR: 0	SF: 0 SAC: 0 DP: 0 HBP: 0	WP: 0 PB: 0 SB: 0 CS: 0	PA: 31									
PITCHER	IP	WLS	BF	H	R	ER	SO	BB	IBB	HBP	BLK	WP	HR	S	P	ERA	WHIP										
68 Randy Dobnak, R ERA: 1.59	6.0	W	21	1	1	0	6	0	0	0	0	0	0	59	78	0.00	0.167										
21 Tyler Duffey, R ERA: 2.22	1.0	H	4	1	0	0	2	0	0	0	0	0	0	12	18	0.00	1.000										
65 Trevor May, R ERA: 2.98	1.0		3	0	0	0	0	0	0	0	0	0	0	5	6	0.00	0.000										
52 Zack Littell, R ERA: 2.75	1.0		3	0	0	0	0	0	0	0	0	0	0	6	11	0.00	0.000										

Minnesota Twins @ Detroit Tigers
Comerica Park, Detroit, MI
Wed Sep 25 2019, 6:44 PM - 9:12 PM EDT
Att: 16,242 - Clear - 74 F

AB 31
R 1
H 2
RBI 1
BB 0
SO 8
LOB 5



Batter	1	2	3	4	5	6	7	8	9	AB	R	H	RBI	BB	SO	LOB	TOP																		
																		Detroit Tigers @ Chicago White Sox Guaranteed Rate Field, Chicago, IL Fri Sep 27 2019, 3:33 AM CDT livebaseballscorecards.com																	
											AB	0																							
											R	0																							
											H	0																							
											RBI	0																							
											BB	0																							
											SO	0																							
											LOB	0																							
																																			
Inning Stats													1B: 0 SF: 0 WP: 0 PA: 0 2B: 0 SAC: 0 FB: 0 3B: 0 DP: 0 SB: 0 HR: 0 HBP: 0 CS: 0																						
PITCHER	IP	WLS	BF	H	R	ER	SO	BB	IBB	HBP	BLK	WP	HR	S	P	ERA	WHIP	PITCHER	IP	WLS	BF	H	R	ER	SO	BB	IBB	HBP	BLK	WP	HR	S	P	ERA	WHIP

Batter	1	2	3	4	5	6	7	8	9	AB	R	H	RBI	BB	SO	LOB	BOTTOM																		
																		Detroit Tigers @ Chicago White Sox Guaranteed Rate Field, Chicago, IL Fri Sep 27 2019, 3:33 AM CDT livebaseballscorecards.com																	
											AB	0																							
											R	0																							
											H	0																							
											RBI	0																							
											BB	0																							
											SO	0																							
											LOB	0																							
																																			
Inning Stats													1B: 0 SF: 0 WP: 0 PA: 0 2B: 0 SAC: 0 FB: 0 3B: 0 DP: 0 SB: 0 HR: 0 HBP: 0 CS: 0																						
PITCHER	IP	WLS	BF	H	R	ER	SO	BB	IBB	HBP	BLK	WP	HR	S	P	ERA	WHIP	PITCHER	IP	WLS	BF	H	R	ER	SO	BB	IBB	HBP	BLK	WP	HR	S	P	ERA	WHIP

Batter	1	2	3	4	5	6	7	8	9	AB	R	H	RBI	BB	SO	LOB	TOP					
22 Victor Reyes, S OBP: 0.331, SLG: 0.428	L8		24 CS 1B			K			14 WP 30 WP 1B	4	0	2	0	0	1	1						
30 Harold Castro, L OBP: 0.305, SLG: 0.384	K		K			FC4-6			K	4	0	0	0	0	3	3						
24 Miguel Cabrera, R OBP: 0.346, SLG: 0.391	HR		CS	P4		L7			F8	4	1	1	1	0	0	2						
14 Christin Stewart, L OBP: 0.309, SLG: 0.395	K			L9					K	4	0	0	0	0	2	1						
18 Dawel Lugo, R OBP: 0.275, SLG: 0.387		K		G4-3						3	0	0	0	0	1	0						
12 Brandon Dixon, R OBP: 0.289, SLG: 0.433		G6-3			G6-3					3	0	0	0	0	1	0						
55 John Hicks, R OBP: 0.241, SLG: 0.373						K			G1-3	3	0	1	0	0	1	0						
17 Grayson Greiner, R OBP: 0.255, SLG: 0.312						K			K	3	0	1	0	0	2	0						
49 Willi Castro, S OBP: 0.292, SLG: 0.351						F8			G3	2	0	0	0	1	0	0						
Inning Stats	R: 1 H: 1 E: 0 K: 2 S: 11	H: 1 LOB: 0 BB: 0 P: 19	R: 0 H: 2 E: 0 K: 1 S: 8	H: 2 LOB: 2 BB: 0 P: 9	R: 0 H: 1 E: 0 K: 1 S: 13	H: 1 LOB: 0 BB: 0 P: 19	R: 0 H: 0 E: 0 K: 0 S: 6	H: 0 LOB: 0 BB: 0 P: 9	R: 0 H: 0 E: 0 K: 2 S: 8	H: 0 LOB: 0 BB: 0 P: 11	R: 0 H: 0 E: 0 K: 1 S: 8	H: 0 LOB: 0 BB: 1 P: 14	R: 0 H: 0 E: 0 K: 1 S: 10	H: 0 LOB: 0 BB: 0 P: 12	R: 0 H: 0 E: 0 K: 1 S: 9	H: 0 LOB: 0 BB: 0 P: 10	R: 0 H: 1 E: 0 K: 2 S: 9	H: 1 LOB: 1 BB: 0 P: 13	1B: 3 2B: 1 3B: 0 HR: 1	SF: 0 SAC: 0 DP: 0 HBP: 0	WP: 2 PB: 0 SB: 0 CS: 1	PA: 32
PITCHER	IP	WLS	BF	H	R	ER	SO	BB	IBB	HBP	BLK	WP	HR	S	P	ERA	WHIP					
40 Reynaldo López, R ERA: 5.38	8.0	W	28	5	1	1	9	1	0	0	0	0	1	75	105	1.12	0.750					
41 Kelvin Herrera, R ERA: 6.09	1.0		3	0	0	0	2	0	0	0	0	2	0	7	11	0.00	0.000					

Detroit Tigers @ Chicago White Sox
Guaranteed Rate Field, Chicago, IL
Sat Sep 28 2019, 2:43 PM - 5:23 PM CDT
Cloudy - 59 F

AB 30
R 1
H 5
RBI 1
BB 1
SO 11
LOB 7



Batter	1	2	3	4	5	6	7	8	9	AB	R	H	RBI	BB	SO	LOB	BOTTOM				
28 Leury García, S OBP: 0.310, SLG: 0.379	F9		SH1-4			F9			20 G4-6-3 BB	3	0	1	1	1	0	1					
20 Danny Mendick, R OBP: 0.314, SLG: 0.486	P4		F9		K				G4-6-3	5	1	1	2	0	1	5					
79 José Abreu, R OBP: 0.328, SLG: 0.502	K					G5-3			L9	3	0	0	0	1	1	0					
74 Eloy Jiménez, R OBP: 0.317, SLG: 0.515		P3								3	1	1	1	1	1	2					
10 Yoán Moncada, S OBP: 0.365, SLG: 0.542		K							L8	4	1	2	0	0	1	0					
21 Wellington Castillo, R OBP: 0.296, SLG: 0.405		P3							P4	4	0	0	0	0	1	3					
5 Yolmer Sánchez, S OBP: 0.322, SLG: 0.326			E4			P5				4	2	2	1	0	0	2					
15 Adam Engel, R OBP: 0.307, SLG: 0.385			SH1-4			B2-3			K	4	1	2	0	0	1	1					
49 Ryan Cordell, R OBP: 0.290, SLG: 0.355										3	1	1	1	1	1	2					
Inning Stats	R: 0 H: 0 E: 0 K: 1 S: 7	H: 0 LOB: 0 BB: 0 P: 13	R: 0 H: 0 E: 0 K: 1 S: 12	H: 0 LOB: 0 BB: 0 P: 18	R: 2 H: 2 E: 1 K: 1 S: 15	H: 4 LOB: 2 BB: 0 P: 17	R: 0 H: 1 E: 0 K: 1 S: 13	H: 1 LOB: 2 BB: 1 P: 22	R: 2 H: 1 E: 0 K: 0 S: 11	H: 1 LOB: 1 BB: 1 P: 20	R: 1 H: 2 E: 0 K: 1 S: 13	H: 2 LOB: 1 BB: 0 P: 19	R: 0 H: 0 E: 0 K: 1 S: 7	H: 0 LOB: 0 BB: 1 P: 16	R: 0 H: 0 E: 0 K: 1 S: 7	H: 0 LOB: 0 BB: 1 P: 16	1B: 7 2B: 1 3B: 0 HR: 2	SF: 0 SAC: 1 DP: 1 HBP: 0	WP: 1 PB: 1 SB: 1 CS: 0	PA: 38	
PITCHER	IP	WLS	BF	H	R	ER	SO	BB	IBB	HBP	BLK	WP	HR	S	P	ERA	WHIP				
48 Matthew Boyd, L ERA: 4.56	4.0	L	20	4	4	2	4	1	0	0	0	0	0	49	74	4.50	1.750				
19 Edwin Jackson, R ERA: 9.59	3.0		15	4	3	3	2	2	0	0	0	1	2	37	61	9.00	2.000				
65 Gregory Soto, L ERA: 5.77	1.0		3	0	0	0	1	1	0	0	0	0	0	7	16	0.00	1.000				

Detroit Tigers @ Chicago White Sox
Guaranteed Rate Field, Chicago, IL
Sat Sep 28 2019, 2:43 PM - 5:23 PM CDT
Cloudy - 59 F

AB 33
R 7
H 10
RBI 6
BB 4
SO 7
LOB 16



Batter	1	2	3	4	5	6	7	8	9	AB	R	H	RBI	BB	SO	LOB	TOP										
22 Victor Reyes, S OBP: 0.336, SLG: 0.431 12 Brandon Dixon, R OBP: 0.290, SLG: 0.435	G6-3		BB			1B		1B		2	1	1	0	1	0	0	<p>Detroit Tigers @ Chicago White Sox Guaranteed Rate Field, Chicago, IL Sun Sep 29 2019, 2:12 PM - 4:46 PM CDT Att: 19,534 - Overcast - 61 F</p>										
7 Jordy Mercer, R OBP: 0.310, SLG: 0.438	G5-3		1B			2B		G6-4-3		4	0	2	1	0	0	1											
24 Miguel Cabrera, R OBP: 0.340, SLG: 0.399 46 Jeimer Candelario, S OBP: 0.306, SLG: 0.337	HR					BB		G5-3		2	1	1	1	0	0	0											
55 John Hicks, R OBP: 0.240, SLG: 0.379	K					FC5-2				4	0	0	0	0	1	3											
60 Ronny Rodríguez, R OBP: 0.252, SLG: 0.438						K		FC5		4	1	2	1	0	1	3											
14 Christin Stewart, L OBP: 0.305, SLG: 0.388	G6-5-3							HR		4	0	0	0	0	2	1											
50 Travis Demeritte, R OBP: 0.286, SLG: 0.343	P2									3	0	0	0	1	1	0											
17 Grayson Greiner, R OBP: 0.251, SLG: 0.308										3	0	0	0	0	1	1											
49 Willi Castro, S OBP: 0.284, SLG: 0.340	G5-3									3	0	0	0	0	2	1											
Inning Stats	R: 1 H: 1 E: 0 K: 1 S: 12	H: 1 LOB: 0 BB: 0 P: 17	R: 0 H: 0 E: 0 K: 0 S: 7	H: 1 LOB: 0 BB: 0 P: 10	R: 1 H: 1 E: 0 K: 0 S: 10	H: 1 LOB: 2 BB: 1 P: 15	R: 0 H: 0 E: 0 K: 1 S: 5	H: 0 LOB: 0 BB: 0 P: 9	R: 0 H: 0 E: 0 K: 0 S: 8	H: 2 LOB: 3 BB: 1 P: 10	R: 0 H: 0 E: 0 K: 3 S: 10	H: 0 LOB: 1 BB: 1 P: 18	R: 0 H: 1 E: 0 K: 0 S: 5	H: 1 LOB: 0 BB: 0 P: 8	R: 1 H: 1 E: 0 K: 2 S: 12	H: 1 LOB: 0 BB: 0 P: 18		1B: 4 2B: 1 3B: 0 HR: 2	SF: 0 SAC: 0 DP: 2 HBP: 0	WP: 0 PB: 0 SB: 1 CS: 0	PA: 34						
PITCHER	IP	WLS	BF	H	R	ER	SO	BB	IBB	HBP	BLK	WP	HR	S	P	ERA	WHIP										
54 Ross Detwiler, L ERA: 6.59	5.1		20	5	2	2	3	1	0	0	0	0	1	47	66	3.38	1.125										
50 Jimmy Cordero, R ERA: 2.89	0.2	W	3	0	0	0	0	1	0	0	0	0	0	7	12	0.00	1.500										
64 Josh Osich, L ERA: 4.66	0.1	H	1	0	0	0	1	0	0	0	0	0	0	3	5	0.00	0.000										
43 Evan Marshall, R ERA: 2.49	0.2	H	3	0	0	0	2	1	0	0	0	0	0	7	13	0.00	1.500										
39 Aaron Bummer, L ERA: 2.13	1.0	H	3	1	0	0	0	0	0	0	0	0	0	5	8	0.00	1.000										

Batter	1	2	3	4	5	6	7	8	9	AB	R	H	RBI	BB	SO	LOB	BOTTOM										
5 Yolmer Sánchez, S OBP: 0.318, SLG: 0.321	L8		K							4	0	0	0	0	2	0	<p>Detroit Tigers @ Chicago White Sox Guaranteed Rate Field, Chicago, IL Sun Sep 29 2019, 2:12 PM - 4:46 PM CDT Att: 19,534 - Overcast - 61 F</p>										
7 Tim Anderson, R OBP: 0.357, SLG: 0.508 20 Danny Mendick, R OBP: 0.325, SLG: 0.462	G5-3		L8							2	0	0	0	0	0	0											
79 José Abreu, R OBP: 0.330, SLG: 0.503 17 Ryan Goins, L OBP: 0.333, SLG: 0.347	10 1B E HBP									1	1	1	0	0	0	0											
10 Yoán Moncada, S OBP: 0.367, SLG: 0.548	74 E 1B									3	0	1	1	0	1	2											
74 Eloy Jiménez, R OBP: 0.315, SLG: 0.513	E5									4	1	1	1	0	0	2											
38 Zack Collins, L OBP: 0.307, SLG: 0.349	F7									3	0	0	0	0	2	3											
21 Wellington Castillo, R OBP: 0.267, SLG: 0.417			K							3	1	1	2	0	2	0											
18 Daniel Palka, L OBP: 0.194, SLG: 0.179 49 Ryan Cordell, R OBP: 0.230, SLG: 0.355			K							3	0	0	0	0	2	1											
15 Adam Engel, R OBP: 0.304, SLG: 0.383			K							3	0	0	0	0	2	0											
Inning Stats	R: 1 H: 1 E: 1 K: 0 S: 13	H: 0 LOB: 2 BB: 0 P: 19	R: 0 H: 0 E: 0 K: 3 S: 9	H: 0 LOB: 0 BB: 0 P: 16	R: 0 H: 0 E: 0 K: 2 S: 12	H: 0 LOB: 1 BB: 0 P: 20	R: 0 H: 0 E: 0 K: 2 S: 8	H: 0 LOB: 0 BB: 0 P: 12	R: 0 H: 0 E: 0 K: 0 S: 6	H: 3 LOB: 1 BB: 1 P: 32	R: 0 H: 0 E: 0 K: 3 S: 12	H: 0 LOB: 0 BB: 0 P: 17	R: 0 H: 0 E: 0 K: 0 S: 5	H: 0 LOB: 0 BB: 0 P: 12	R: 0 H: 1 E: 0 K: 2 S: 12	H: 0 LOB: 0 BB: 0 P: 12		1B: 1 2B: 2 3B: 0 HR: 1	SF: 0 SAC: 0 DP: 1 HBP: 3	WP: 1 PB: 0 SB: 0 CS: 0	PA: 32						
PITCHER	IP	WLS	BF	H	R	ER	SO	BB	IBB	HBP	BLK	WP	HR	S	P	ERA	WHIP										
56 Spencer Turnbull, R ERA: 4.81	5.1	L	23	3	4	3	7	1	0	2	0	0	1	11	15	13.50	1.500										
62 David McKay, R ERA: 5.47	0.2		3	1	1	1	2	0	0	0	0	0	0	12	17	0.00	0.000										
71 John Schreiber, R ERA: 0.23	1.0		3	0	0	0	3	0	0	0	0	0	0	5	12	0.00	0.000										
58 Víctor Alcántara, R ERA: 4.85	1.0		3	0	0	0	0	0	0	1	0	0	0	5	12	0.00	0.000										

AB	31
R	3
H	7
RBI	3
BB	3
SO	8
LOB	10



AB	28
R	5
H	4
RBI	4
BB	1
SO	12
LOB	8

