

Detroit Tigers - 2021

Batter	1	2	3	4	5	6	7	8	9	AB	R	H	RBI	BB	SO	LOB	TOP	
8 Robbie Grossman, S OBP: 0.333, SLG: 0.333 74 Jacob Robson, L (4, 7)										3	0	1	0	0	0	0	Detroit Tigers @ New York Yankees George M. Steinbrenner Field, Tampa, FL Mon Mar 01 2021, 1:07 PM - 3:28 PM EST Att: 2,622 - Partly Cloudy - 82 F	
46 Jeimer Candelario, S OBP: 0.500, SLG: 0.667 59 Zack Short, R OBP: 0.500, SLG: 0.500										3	0	0	0	0	0	1		
4 Greg Garcia, L 72 Kody Clemens, L OBP: 0.333, SLG: 0.333										1	2	0	0	1	0	1		
40 Wilson Ramos, R OBP: 0.800, SLG: 1.667 79 Dillon Dingler, R OBP: 1.000, SLG: 2.000										3	1	2	2	0	1	0		
28 Niko Goodrum, S OBP: 1.000, SLG: 1.000 75 Adelin Rodriguez, R (5, PR)										2	0	2	1	1	0	0		
31 Riley Greene, L OBP: 0.500, SLG: 0.333 60 Akil Baddoo, L OBP: 0.500, SLG: 0.333										1	0	1	0	1	0	0		
34 Jake Rogers, R 13 Eric Haase, R OBP: 0.500, SLG: 2.000										3	0	0	0	0	3	5		
85 Daniel Pinero, R OBP: 0.333, SLG: 0.800										3	0	0	0	0	1	2		
54 Derek Hill, R 80 Danny Woodrow, L OBP: 1.000, SLG: 1.000										2	0	0	0	0	0	0		
Inning Stats	R: 1 E: 0 K: 1 S: 15	H: 3 LOB: 3 BB: 1 P: 28	R: 0 E: 0 K: 1 S: 5	H: 0 LOB: 0 BB: 0 P: 7	R: 2 E: 0 K: 1 S: 17	H: 2 LOB: 2 BB: 2 P: 28	R: 0 E: 0 K: 0 S: 6	H: 0 LOB: 0 BB: 0 P: 9	R: 0 E: 0 K: 1 S: 9	H: 1 LOB: 1 BB: 0 P: 18	R: 0 E: 0 K: 2 S: 9	H: 1 LOB: 1 BB: 0 P: 15	R: 1 E: 0 K: 0 S: 9	H: 2 LOB: 1 BB: 0 P: 16				
PITCHER	IP WLS BF H R ER SO BB IBB HBP BLK WP HR S P ERA WHIP											PITCHER	IP WLS BF H R ER SO BB IBB HBP BLK WP HR S P ERA WHIP					
45 Gerrit Cole, R ERA: 9.0	1.0	7	3	1	1	1	1	0	0	0	0	0	0	0	15	28	9.00	4.000
50 Jameson Taillon, R ERA:	1.0	3	0	0	0	1	0	0	0	0	0	0	0	5	7	0.00	0.000	
38 Jhoulys Chacin, R ERA: 18.0	1.0	7	2	2	2	1	2	0	0	0	0	1	17	28	18.00	4.000		
79 Nick Nelson, R ERA:	2.0	W	7	1	0	0	1	0	0	0	0	0	15	27	0.00	0.500		
65 Nestor Cortes, L ERA:	1.0	H	4	1	0	0	2	0	0	0	0	0	9	15	0.00	1.000		

AB	30
R	4
H	9
RBI	3
BB	3
SO	6
LOB	15



WP: 1	PA: 33
FB: 0	
SB: 1	
CS: 0	

Batter	1	2	3	4	5	6	7	8	9	AB	R	H	RBI	BB	SO	LOB	BOTTOM
14 Tyler Wade, L 70 Andrew Velazquez, S (5, 6)										3	0	0	0	0	0	0	Detroit Tigers @ New York Yankees George M. Steinbrenner Field, Tampa, FL Mon Mar 01 2021, 1:07 PM - 3:28 PM EST Att: 2,622 - Partly Cloudy - 82 F
24 Gary Sánchez, R OBP: 0.500, SLG: 1.333 98 Max McDowell, R (4, 2)										1	1	1	1	1	0	0	
31 Aaron Hicks, S 67 Sócrates Brito, L OBP: 0.333, SLG: 0.667										0	0	0	0	2	0	0	
30 Jay Bruce, L OBP: 0.500, SLG: 0.500 95 Trey Amburgey, R (3, PR)										2	0	1	0	0	1	2	
12 Derek Dietrich, L 97 Armando Alvarez, R (4, 5)										1	0	0	0	0	0	2	
36 Mike Ford, L 92 Chris Gittens, R OBP: 0.500, SLG: 2.000										2	0	0	0	0	0	3	
66 Kyle Higashioka, R 72 Austin Wells, L OBP: 1.000, SLG: 1.000										1	0	0	0	1	0	3	
68 Ryan LaMarre, R 94 Michael Betre, S (4, 9)										0	0	0	0	1	0	0	
71 Thairo Estrada, R 96 Ezequiel Duran, R (5, 4)										2	0	0	0	0	0	2	
Inning Stats	R: 0 E: 0 K: 1 S: 13	H: 0 LOB: 2 BB: 2 P: 28	R: 0 E: 0 K: 0 S: 5	H: 0 LOB: 2 BB: 2 P: 16	R: 1 E: 0 K: 0 S: 11	H: 2 LOB: 3 BB: 1 P: 24	R: 0 E: 0 K: 1 S: 8	H: 0 LOB: 0 BB: 0 P: 10	R: 4 E: 0 K: 2 S: 21	H: 3 LOB: 1 BB: 1 P: 35	R: 0 E: 0 K: 0 S: 6	H: 0 LOB: 0 BB: 0 P: 8	R: 0 E: 0 K: 0 S: 6	H: 0 LOB: 0 BB: 0 P: 8			
PITCHER	IP WLS BF H R ER SO BB IBB HBP BLK WP HR S P ERA WHIP											PITCHER	IP WLS BF H R ER SO BB IBB HBP BLK WP HR S P ERA WHIP				
36 Kyle Funkhouser, R ERA:	1.0	5	0	0	0	0	2	0	0	0	0	0	5	16	0.00	2.000	
98 Ethan DeCaster, R ERA:	1.0	H	4	0	0	0	0	0	0	0	0	0	0	0	0	0	
65 Gregory Soto, L ERA: 13.5	0.2	H	6	2	1	1	0	1	0	1	0	0	10	22	13.50	4.500	
37 Beau Burrows, R ERA:	1.1	H	4	0	0	0	1	0	0	0	0	0	9	12	0.00	0.000	
76 Zack Hess, R ERA: 108.0	0.1	L	5	2	4	4	1	1	0	1	0	0	14	25	108.00	9.000	

AB	22
R	5
H	5
RBI	5
BB	6
SO	4
LOB	14



WP: 0	PA: 30
FB: 0	
SB: 0	
CS: 0	

Batter	1	2	3	4	5	6	7	8	9	AB	R	H	RBI	BB	SO	LOB	TOP	
8 Robbie Grossman, S OBP: 0.200, SLG: 0.200 34 Jake Rogers, R (4, FH) (4, 10)	F7		F8	K						2	0	0	0	0	0	2	Detroit Tigers @ Pittsburgh Pirates LECOM Park, Bradenton, FL Tue Mar 02 2021, 1:08 PM - 2:50 PM EST Att: 1,507 - Partly Cloudy - 81 F	
60 Akil Baddoo, L OBP: 0.571, SLG: 0.600	K		9 2B		73 BB					2	2	1	1	1	1	0		
9 Willi Castro, S OBP: 0.600, SLG: 2.000 73 Spencer Torkelson, R (3, 5)	HR		2B		21 BB					2	1	2	3	0	0	0		
14 Christin Stewart, L OBP: 0.167, SLG: 0.167	G6-3		K		K					3	0	0	0	0	2	3		
21 JaCoby Jones, R OBP: 0.500, SLG: 0.600 80 Danny Woodrow, L OBP: 1.000, SLG: 1.000			P4		E2					2	0	1	2	1	0	1		
30 Harold Castro, L (1, 3)	G3-6-3				F7					2	0	0	0	0	0	1		
59 Zack Short, R OBP: 0.500, SLG: 0.750 (3, 6)	K				2B					2	0	1	0	0	1	0		
4 Greg Garcia, L OBP: 0.500, SLG: 0.333 (3, 4)			17 BB		K					2	1	1	0	0	1	1		
17 Grayson Greiner, R OBP: 1.000, SLG: 1.000 79 Dillon Dingler, R OBP: 1.000, SLG: 2.000			60 2B							1	1	1	0	1	0	0		
			9 2B		BB					0	0	0	0	0	0	0		
Inning Stats	R: 1 E: 0 K: 1 S: 7	H: 1 LOB: 0 BB: 0 P: 13	R: 0 E: 0 K: 1 S: 7	H: 0 LOB: 0 BB: 1 P: 12	R: 3 E: 0 K: 1 S: 14	H: 4 LOB: 1 BB: 0 P: 26	R: 0 E: 0 K: 2 S: 13	H: 1 LOB: 2 BB: 1 P: 24	R: 2 E: 1 K: 1 S: 11	H: 1 LOB: 1 BB: 2 P: 21								
PITCHER	IP	WLS	BF	H	R	ER	SO	BB	IBB	HBP	BLK	WP	HR	S	P	ERA	WHIP	
34 JT Brubaker, R ERA: 9.0	1.0	L	4	1	1	1	1	0	0	0	0	0	1	7	13	9.00	1.000	
44 Cody Ponce, R ERA:	1.0		3	0	0	0	1	1	0	0	0	0	0	7	12	0.00	1.000	
62 Sean Poppen, R ERA: 27.0	1.0		7	4	3	3	1	0	0	0	0	0	0	14	26	27.00	4.000	
71 Braeden Ogle, L ERA:	1.0		5	1	0	0	2	1	0	0	0	0	0	13	24	0.00	2.000	
67 Max Kranick, R ERA: 18.0	1.0		5	1	2	2	1	2	0	0	0	0	0	11	21	18.00	3.000	

Batter	1	2	3	4	5	6	7	8	9	AB	R	H	RBI	BB	SO	LOB	BOTTOM	
27 Kevin Newman, R OBP: 0.667, SLG: 0.500 (5, 6)	G4-3		13 BB		G4-3					2	0	0	0	1	0	0	Detroit Tigers @ Pittsburgh Pirates LECOM Park, Bradenton, FL Tue Mar 02 2021, 1:08 PM - 2:50 PM EST Att: 1,507 - Partly Cloudy - 81 F	
13 Ke'Bryan Hayes, R OBP: 0.500, SLG: 0.800	G5-3		10 2B		L8					3	0	1	0	0	0	0		
10 Bryan Reynolds, S (1, 7)	BB		G3-6-5-2							1	0	0	0	1	0	2		
25 Gregory Polanco, L OBP: 0.200, SLG: 0.800 35 Will Craig, R (5, 9)	K		G3-1							2	0	0	0	0	1	2		
99 Todd Frazier, R OBP: 0.600, SLG: 2.000			2 BB		HR					1	1	1	1	1	0	0		
58 Jacob Stallings, R (1, 2) 63 Andrew Susac, R (5, 2)	K				G6-3					2	0	0	0	0	1	1		
2 Erik González, R OBP: 0.600, SLG: 0.500 (5, 4)	FC4-6 BB				K					2	0	0	0	0	1	1		
61 Oneil Cruz, L OBP: 0.500, SLG: 0.333 (1, 10)					F7					1	0	0	0	1	0	0		
75 Travis Swaggerty, L (1, 8)	K				G4-3					2	0	0	0	0	1	2		
Inning Stats	R: 0 E: 0 K: 1 S: 10	H: 0 LOB: 1 BB: 1 P: 19	R: 0 E: 0 K: 2 S: 15	H: 0 LOB: 2 BB: 2 P: 26	R: 0 E: 0 K: 0 S: 4	H: 1 LOB: 1 BB: 1 P: 9	R: 1 E: 0 K: 1 S: 8	H: 1 LOB: 0 BB: 0 P: 14	R: 0 E: 0 K: 0 S: 10	H: 0 LOB: 0 BB: 0 P: 14								
PITCHER	IP	WLS	BF	H	R	ER	SO	BB	IBB	HBP	BLK	WP	HR	S	P	ERA	WHIP	
12 Casey Mize, R ERA:	1.0	W	9	0	0	0	0	3	0	0	0	0	0	25	45	0.00	1.500	
33 Bryan Garcia, R ERA:	1.0		4	1	0	0	0	1	0	0	0	0	0	4	9	0.00	2.000	
66 Erasmo Ramírez, R ERA: 4.5	2.0		7	1	1	1	1	0	0	0	0	0	1	18	28	4.50	0.500	

AB	19
R	6
H	7
RBI	6
BB	4
SO	6
LOB	10



AB	16
R	1
H	2
RBI	1
BB	4
SO	4
LOB	8



Batter	1	2	3	4	5	6	7	8	9	AB	R	H	RBI	BB	SO	LOB	TOP				
8 Cavan Biggio, L OBP: 0.429, SLG: 0.833 95 Orelvis Martinez, R OBP: 0.333, SLG: 0.333											2	0	1	1	0	1	0	Toronto Blue Jays @ Detroit Tigers Publix Field at Joker Marchant Stadium, Lakeland, FL Thu Mar 04 2021, 1:09 PM - 3:33 PM EST Att: 1,869 - Sunny - 72 F			
10 Marcus Semien, R OBP: 0.375, SLG: 0.286 93 Leo Jimenez, R											3	1	1	0	0	1	1				
11 Bo Bichette, R 80 Austin Martin, R											3	0	0	0	0	2	1				
27 Vladimir Guerrero Jr., R 28 Tyler White, R											1	0	0	0	1	0	0				
30 Alejandro Kirk, R 50 Riley Adams, R											2	0	1	1	0	0	0				
3 Jonathan Davis, R 96 Chavez Young, S											2	0	0	0	0	2	1				
7 Reese McGuire, L											2	0	0	0	1	1	0				
82 Forrest Wall, L 90 Cullen Large, S											2	1	2	0	0	0	0				
72 Otto Lopez, R 89 Logan Warmoth, R											2	0	0	0	0	2	0				
Inning Stats	R: 1 H: 2 E: 0 K: 1 S: 15	H: 2 LOB: 2 BB: 1 P: 25	R: 1 H: 2 E: 0 K: 2 S: 11	H: 2 LOB: 1 BB: 0 P: 14	R: 0 H: 0 E: 0 K: 1 S: 6	H: 0 LOB: 0 BB: 0 P: 10	R: 0 H: 1 E: 0 K: 0 S: 13	H: 1 LOB: 1 BB: 1 P: 22	R: 0 H: 0 E: 0 K: 2 S: 11	H: 0 LOB: 0 BB: 0 P: 17	R: 0 H: 0 E: 0 K: 3 S: 9	H: 0 LOB: 1 BB: 1 P: 13	R: 0 H: 0 E: 0 K: 0 S: 8	H: 0 LOB: 1 BB: 1 P: 13	1B: 3 2B: 1 3B: 1 HR: 0	SF: 0 SAC: 0 DP: 0 HBP: 0	WP: 0 PA: 28 PB: 0 SB: 0 CS: 0				
PITCHER	IP WLS BF H R ER SO BB IBB HBP BLK WP HR S P ERA WHIP	56 Spencer Turnbull, R ERA: 9.0	2.0 11 4 2 2 3 1 0 0 0 0 0 26 39 9.00 2.500	77 Joe Jimenez, R ERA:	1.0 3 0 0 0 1 0 0 0 0 0 0 6 10 0.00 0.000	49 Derek Holland, L ERA:	1.0 W 4 1 0 0 0 1 0 0 0 0 0 13 22 0.00 2.000	67 José Cisnero, R ERA:	1.0 H 3 0 0 0 2 0 0 0 0 0 0 11 17 0.00 0.000	65 Gregory Soto, L ERA: 5.4	1.0 3 0 0 0 3 0 0 0 0 0 0 9 14 0.00 0.000	PITCHER	IP WLS BF H R ER SO BB IBB HBP BLK WP HR S P ERA WHIP	57 Alex Lange, R ERA:	7.1 1.0 4 0 0 0 0 1 0 0 0 0 0 26 39 9.00 2.500	57 Alex Lange, R ERA:	1.0 4 0 0 0 0 0 0 0 0 0 0 6 10 0.00 0.000	57 Alex Lange, R ERA:	1.0 4 0 0 0 0 0 0 0 0 0 0 6 10 0.00 0.000	57 Alex Lange, R ERA:	1.0 4 0 0 0 0 0 0 0 0 0 0 6 10 0.00 0.000
Batter	1	2	3	4	5	6	7	8	9	AB	R	H	RBI	BB	SO	LOB	BOTTOM				
8 Robbie Grossman, S 60 Akil Baddoo, L											2	1	1	0	0	0	0	Toronto Blue Jays @ Detroit Tigers Publix Field at Joker Marchant Stadium, Lakeland, FL Thu Mar 04 2021, 1:09 PM - 3:33 PM EST Att: 1,869 - Sunny - 72 F			
46 Jaimer Candaliato, S 17 Grayson Greiner, R											2	0	0	0	0	1	1				
19 Isaac Paredes, R 85 Daniel Pineró, R											2	0	1	1	0	0	1				
24 Miguel Cabrera, R 75 Adelin Rodríguez, R											2	0	1	1	0	0	1				
28 Niko Goodrum, S 59 Zack Short, R											0	0	0	0	2	0	0				
72 Kody Clemens, L											1	1	0	0	0	1	0				
21 JaCoby Jones, R 74 Jacob Robson, L											2	0	0	0	0	3	0				
4 Greg Garcia, L											3	0	1	1	0	4	0				
34 Jake Rogers, R 64 Dustin Carneau, R											2	1	1	1	0	2	0				
54 Derek Hill, R 13 Eric Haase, R											2	1	1	1	0	2	1				
Inning Stats	R: 0 H: 1 E: 0 K: 0 S: 7	H: 1 LOB: 1 BB: 0 P: 10	R: 0 H: 1 E: 0 K: 0 S: 8	H: 1 LOB: 1 BB: 1 P: 13	R: 1 H: 2 E: 1 K: 0 S: 14	H: 2 LOB: 3 BB: 1 P: 28	R: 3 H: 2 E: 0 K: 0 S: 10	H: 2 LOB: 2 BB: 3 P: 27	R: 2 H: 0 E: 1 K: 1 S: 11	H: 0 LOB: 1 BB: 0 P: 22	R: 2 H: 1 E: 0 K: 1 S: 12	H: 1 LOB: 1 BB: 2 P: 24	R: 2 H: 1 E: 0 K: 1 S: 12	H: 1 LOB: 1 BB: 2 P: 24	1B: 5 2B: 2 3B: 0 HR: 0	SF: 2 SAC: 0 DP: 0 HBP: 1	WP: 4 PA: 32 PB: 0 SB: 1 CS: 0				
PITCHER	IP WLS BF H R ER SO BB IBB HBP BLK WP HR S P ERA WHIP	29 T.J. Zeuch, R ERA: 2.25	2.0 9 2 1 1 0 1 0 0 0 0 0 14 28 9.00 3.000	62 Jacob Waguespack, R ERA: 27.0	1.0 H 7 2 1 1 0 1 0 0 0 0 0 0 14 28 9.00 3.000	73 Joey Murray, R ERA: 13.5	1.0 L 7 2 3 3 0 3 0 0 0 0 2 0 10 27 27.00 5.000	65 Elvis Luciano, R ERA:	1.0 5 0 2 0 1 0 0 0 1 0 1 0 11 22 0.00 0.000	91 Yosver Zuleta, R ERA: 18.0	1.0 6 1 2 2 1 2 0 0 0 0 1 0 12 24 18.00 3.000	PITCHER	IP WLS BF H R ER SO BB IBB HBP BLK WP HR S P ERA WHIP	57 Alex Lange, R ERA:	7.1 1.0 4 0 0 0 0 1 0 0 0 0 0 26 39 9.00 2.500	57 Alex Lange, R ERA:	1.0 4 0 0 0 0 0 0 0 0 0 0 6 10 0.00 0.000	57 Alex Lange, R ERA:	1.0 4 0 0 0 0 0 0 0 0 0 0 6 10 0.00 0.000	57 Alex Lange, R ERA:	1.0 4 0 0 0 0 0 0 0 0 0 0 6 10 0.00 0.000

Batter	1	2	3	4	5	6	7	8	9	AB	R	H	RBI	BB	SO	LOB	TOP									
8 Robbie Grossman, S (1, 10) OBP: 0.200, SLG: 0.200 13 Eric Haase, R (8, PH) OBP: 0.400, SLG: 1.200 (8, 10)										3	0	0	0	0	1	0										
21 JaCoby Jones, R (1, 8) OBP: 0.273, SLG: 0.300 80 Danny Woodrow, L (6, 8) OBP: 0.250, SLG: 0.250										3	0	0	0	0	0	0										
9 Willi Castro, S (1, 6) OBP: 0.500, SLG: 1.222 85 Daniel Piner, R (7, 6) OBP: 0.444, SLG: 0.667										3	0	1	0	0	1	0										
40 Wilson Ramos, R (1, 2) OBP: 0.556, SLG: 1.000 17 Grayson Greiner, R (6, 2) OBP: 0.875, SLG: 0.750										2	0	1	0	0	1	1										
73 Spencer Torkelson, R (1, 5) 78 Brady Polcicelli, R (7, 5)										3	0	0	0	0	1	3										
30 Harold Castro, L (1, 3) 75 Aderin Rodriguez, R (6, 3) OBP: 0.500, SLG: 0.250										2	0	0	0	0	0	1										
60 Akil Baddoo, L (1, 7) 14 Christin Stewart, L (6, 7) OBP: 0.100, SLG: 0.100										2	0	1	0	0	1	1										
31 Riley Greene, L (1, 9) 74 Jacob Robson, L (6, 9)										1	0	0	0	0	0	0										
4 Greg Garcia, L (1, 4) 72 Kody Clemens, L (5, 4) OBP: 0.500, SLG: 0.400										2	0	0	0	0	1	1										
Inning Stats	R: 0 E: 0 K: 2 S: 12	H: 0 LOB: 0 BB: 0 P: 14	R: 0 E: 0 K: 2 S: 9	H: 1 LOB: 1 BB: 0 P: 17	R: 0 E: 0 K: 0 S: 8	H: 0 LOB: 0 BB: 0 P: 13	R: 0 E: 0 K: 1 S: 10	H: 1 LOB: 1 BB: 0 P: 11	R: 0 E: 0 K: 1 S: 10	H: 1 LOB: 0 BB: 0 P: 15	R: 0 E: 0 K: 0 S: 6	H: 0 LOB: 0 BB: 0 P: 9	R: 0 E: 0 K: 2 S: 11	H: 1 LOB: 1 BB: 0 P: 22	R: 1 E: 0 K: 2 S: 16	H: 0 LOB: 3 BB: 4 P: 35	R: 0 E: 0 K: 0 S: 5	H: 0 LOB: 0 BB: 0 P: 9	1B: 3 2B: 1 3B: 0 HR: 0	SF: 0 SAC: 0 DP: 0 HBP: 1	WP: 1 PB: 0 SB: 2 CS: 1	PA: 35				
PITCHER	IP	WLS	BF	H	R	ER	SO	BB	IBB	HBP	BLK	WP	HR	S	P	ERA	WHIP									
55 Domingo Germán, R (1, 1) ERA: 8.75	2.0		7	1	0	0	4	0	0	0	0	0	0	21	31	0.00	0.500									
73 Michael King, R (3, 1) ERA: 8.75	2.0		7	1	0	0	1	0	0	0	0	0	0	18	24	0.00	0.500									
79 Nick Nelson, R (5, 1) ERA: 8.75	1.0	H	4	1	0	0	1	0	0	1	0	0	0	10	15	0.00	1.000									
35 Luis Garcia, R (6, 1) ERA: 4.5	1.0	H	3	0	0	0	0	0	0	0	0	0	0	6	9	0.00	0.000									
58 Tyler Lyons, L (7, 1) ERA: 4.5	1.0	H	4	1	0	0	2	0	0	0	0	0	0	11	22	0.00	1.000									
80 Luis Medina, R (8, 1) ERA: 13.5	0.2	B	6	0	1	1	1	4	0	0	0	0	1	0	11	28	13.50	6.000								
75 Addison Russ, R (8, 1) ERA: 13.5	0.1		1	0	0	0	1	0	0	0	0	0	0	5	7	0.00	0.000									
81 Luis Gil, R (9, 1) ERA: 4.5	1.0		3	0	0	0	0	0	0	0	0	0	0	5	9	0.00	0.000									

Detroit Tigers @ New York Yankees
George M. Steinbrenner Field, Tampa, FL
Fri Mar 05 2021, 1:06 PM - 4:09 PM EST
Att: 2,352 - Sunny - 78 F

AB 30
R 1
H 4
RBI 1
BB 4
SO 10
LOB 15



Batter	1	2	3	4	5	6	7	8	9	AB	R	H	RBI	BB	SO	LOB	BOTTOM								
26 DJ LeMahieu, R (1, 4) OBP: 0.556, SLG: 0.500 98 Hoy Park, L (5, FR) OBP: 0.400, SLG: 0.400										2	0	2	0	1	0	0									
99 Aaron Judge, R (1, 9) OBP: 0.333, SLG: 0.500 94 Michael Belfre, S (5, FR) OBP: 0.400, SLG: 0.400										3	0	1	0	0	0	2									
31 Aaron Hicks, S (1, 8) OBP: 0.429, SLG: 0.200 68 Ryan LaMarre, R (5, 8) OBP: 0.750, SLG: 0.500										3	0	1	0	0	0	4									
27 Giancarlo Stanton, R (1, 10) OBP: 1.000, SLG: 1.000 72 Austin Wells, L (8, PH) OBP: 0.400, SLG: 0.400										2	0	0	0	1	0	5									
59 Luke Voit, R (1, 3) OBP: 0.111, SLG: 0.111 36 Mike Ford, L (6, 3) OBP: 0.125, SLG: 0.250										2	0	0	0	0	1	2									
25 Gleyber Torres, R (1, 6) OBP: 0.500, SLG: 1.000 91 Oswald Peraza, R (6, 6) OBP: 0.500, SLG: 1.333										2	1	1	1	0	1	0									
11 Brett Gardner, L (1, 7) 95 Trey Amburgey, R (6, 7)										2	0	0	0	0	0	0									
24 Gary Sánchez, R (1, 2) OBP: 0.375, SLG: 1.143 61 Robinson Chirinos, R (6, 2) OBP: 0.500, SLG: 1.333										2	0	0	0	0	1	0									
41 Miguel Andujar, R (1, 5) OBP: 0.111, SLG: 0.111 97 Armando Alvarez, R (6, 5) OBP: 0.286, SLG: 0.167										2	0	0	0	0	0	0									
Inning Stats	R: 0 E: 0 K: 0 S: 13	H: 0 LOB: 2 BB: 2 P: 26	R: 0 E: 0 K: 1 S: 8	H: 0 LOB: 0 BB: 0 P: 11	R: 0 E: 1 K: 0 S: 12	H: 2 LOB: 2 BB: 0 P: 17	R: 1 E: 0 K: 2 S: 10	H: 1 LOB: 0 BB: 0 P: 15	R: 0 E: 0 K: 0 S: 13	H: 2 LOB: 3 BB: 0 P: 17	R: 0 E: 0 K: 1 S: 8	H: 0 LOB: 0 BB: 0 P: 15	R: 0 E: 0 K: 1 S: 12	H: 1 LOB: 2 BB: 1 P: 22	R: 0 E: 0 K: 3 S: 13	H: 0 LOB: 1 BB: 1 P: 22	R: 0 E: 0 K: 1 S: 7	H: 0 LOB: 1 BB: 1 P: 14	1B: 4 2B: 1 3B: 0 HR: 1	SF: 0 SAC: 0 DP: 0 HBP: 0	WP: 2 PB: 0 SB: 1 CS: 0	PA: 38			
PITCHER	IP	WLS	BF	H	R	ER	SO	BB	IBB	HBP	BLK	WP	HR	S	P	ERA	WHIP								
48 Matthew Boyd, L (1, 1) ERA: 6.75	2.0		8	0	0	0	0	2	0	0	0	1	0	21	37	0.00	1.000								
33 Bryan Garcia, R (3, 1) ERA: 6.75	1.0		5	2	0	0	0	0	0	0	0	0	0	12	17	0.00	2.000								
70 Tyler Alexander, L (4, 1) ERA: 6.75	2.0		9	3	1	1	2	0	0	0	0	0	1	23	32	4.50	1.500								
84 Gerson Moreno, R (6, 1) ERA: 6.75	1.0		3	0	0	0	1	0	0	0	0	0	0	8	15	0.00	0.000								
93 Jason Foley, R (7, 1) ERA: 6.75	1.0		5	1	0	0	1	1	0	0	0	0	0	12	22	0.00	2.000								
90 Andrew Moore, R (8, 1) ERA: 6.75	1.0		4	0	0	0	1	1	0	0	0	0	0	7	14	0.00	1.000								
96 Drew Carlton, R (9, 1) ERA: 6.75	1.0		4	0	0	0	1	1	0	0	0	0	0	7	14	0.00	1.000								

Detroit Tigers @ New York Yankees
George M. Steinbrenner Field, Tampa, FL
Fri Mar 05 2021, 1:06 PM - 4:09 PM EST
Att: 2,352 - Sunny - 78 F


AB 33
R 1
H 6
RBI 1
BB 5
SO 9
LOB 23



Batter	1	2	3	4	5	6	7	8	9	AB	R	H	RBI	BB	SO	LOB	TOP
46 Jeimer Candelario, S OBP: 0.308, SLG: 0.333 85 Daniel Pinedo, R OBP: 0.364, SLG: 0.500	G4-3		G6-3 28 G6-3 60 G4-3 1B		G5-3		K		G5-3	3	0	1	0	0	0	0	
60 Akil Baddoo, L OBP: 0.583, SLG: 0.455	F9		G4-3 1-2		F7			72 BB 75 E BB	59 BB 59 BB 1B	4	1	1	0	1	0	1	
28 Niko Goodrum, S OBP: 0.700, SLG: 0.714 59 Zack Short, R OBP: 0.714, SLG: 0.750	K		G6-3 2-3		F8			72 BB 75 E BB	72 BB 75 E BB	3	0	0	0	0	1	1	
19 Isaac Paredes, R OBP: 0.500, SLG: 0.400 72 Kody Clemens, L OBP: 0.500, SLG: 0.333		K				31 BB BB		75 E 34 WP BB	F8	1	0	0	0	1	1	0	
73 Spencer Torkelson, R 75 Aderin Rodriguez, R OBP: 0.500, SLG: 0.333							P5	34 WP FC6-2 1B	G1-3	2	1	0	0	1	1	3	
31 Riley Greene, L OBP: 0.500, SLG: 0.143 74 Jacob Robson, L OBP: 0.100, SLG: 0.222								13 WP FC6-2 1B		1	1	0	0	2	1	0	
14 Christin Stewart, L OBP: 0.100, SLG: 0.222 34 Jake Rogers, R OBP: 0.429, SLG: 1.000								2-H 2-H 3-H		2	0	1	1	0	0	0	
64 Dustin Garneau, R OBP: 0.200, SLG: 0.200 13 Eric Haase, R OBP: 0.429, SLG: 1.000										2	0	0	1	0	1	1	
54 Derek Hill, R OBP: 0.333, SLG: 0.143 80 Danny Woodrow, L OBP: 0.400, SLG: 0.400										3	0	0	0	0	1	1	
Inning Stats	R: 0 E: 0 K: 1 S: 5	H: 0 LOB: 0 BB: 0 P: 5	R: 2 E: 0 K: 1 S: 6	H: 1 LOB: 1 BB: 2 P: 14	R: 0 E: 0 K: 1 S: 6	H: 1 LOB: 2 BB: 0 P: 7	R: 0 E: 0 K: 2 S: 7	H: 0 LOB: 0 BB: 0 P: 7	R: 0 E: 0 K: 1 S: 3	H: 0 LOB: 0 BB: 2 P: 13	R: 0 E: 0 K: 2 S: 7	H: 0 LOB: 0 BB: 0 P: 7	R: 0 E: 0 K: 1 S: 6	H: 1 LOB: 2 BB: 1 P: 8	1B: 5 2B: 0 3B: 0 HR: 0	SF: 0 SAC: 0 DP: 0 HBP: 1	WP: 2 PA: 41 PB: 0 SB: 1 CS: 0
PITCHER	IP WLS BF H R ER SO BB IBB HBP BLK WP HR S P ERA WHIP	IP WLS BF H R ER SO BB IBB HBP BLK WP HR S P ERA WHIP	IP WLS BF H R ER SO BB IBB HBP BLK WP HR S P ERA WHIP	IP WLS BF H R ER SO BB IBB HBP BLK WP HR S P ERA WHIP	IP WLS BF H R ER SO BB IBB HBP BLK WP HR S P ERA WHIP	IP WLS BF H R ER SO BB IBB HBP BLK WP HR S P ERA WHIP	IP WLS BF H R ER SO BB IBB HBP BLK WP HR S P ERA WHIP	IP WLS BF H R ER SO BB IBB HBP BLK WP HR S P ERA WHIP	IP WLS BF H R ER SO BB IBB HBP BLK WP HR S P ERA WHIP	IP WLS BF H R ER SO BB IBB HBP BLK WP HR S P ERA WHIP	IP WLS BF H R ER SO BB IBB HBP BLK WP HR S P ERA WHIP	IP WLS BF H R ER SO BB IBB HBP BLK WP HR S P ERA WHIP	IP WLS BF H R ER SO BB IBB HBP BLK WP HR S P ERA WHIP	IP WLS BF H R ER SO BB IBB HBP BLK WP HR S P ERA WHIP	IP WLS BF H R ER SO BB IBB HBP BLK WP HR S P ERA WHIP	IP WLS BF H R ER SO BB IBB HBP BLK WP HR S P ERA WHIP	IP WLS BF H R ER SO BB IBB HBP BLK WP HR S P ERA WHIP

Detroit Tigers @ Baltimore Orioles
Ed Smith Stadium, Sarasota, FL
Sat Mar 06 2021, 6:09 PM - 9:11 PM EST
Att. 1,741 - Clear - 73 F


AB	31
R	6
H	5
RBI	5
BB	9
SO	9
LOB	16



Batter	1	2	3	4	5	6	7	8	9	AB	R	H	RBI	BB	SO	LOB	BOTTOM		
31 Cedric Mullins, L OBP: 0.333, SLG: 0.583 23 Yusniel Diaz, R OBP: 0.333, SLG: 0.636	G1-3				F8					3	0	0	0	0	0	1			
16 Trey Mancini, R OBP: 0.273, SLG: 0.222 26 Chris Shaw, L					G6-3			1-H 3-H 2B		3	0	1	0	0	0	1			
25 Anthony Santander, S OBP: 0.542, SLG: 0.187 12 Stevie Wilkerson, S OBP: 0.100, SLG: 0.100										3	0	1	0	0	1	1			
6 Ryan Mountcastle, R OBP: 0.091, SLG: 0.400 65 Ryan McKenna, R OBP: 0.778, SLG: 0.750		G1-3								2	0	0	0	0	1	1			
14 Rio Ruiz, L OBP: 0.083, SLG: 0.083 95 Jordan Westburg, R OBP: 0.333, SLG: 0.500										3	0	0	0	0	0	1			
28 Pedro Severino, R 61 Austin Wynns, R OBP: 0.333, SLG: 0.500										2	0	0	0	0	1	0			
2 Freddy Galvis, S OBP: 0.288, SLG: 0.187 39 Ryan Bannon, R OBP: 0.500, SLG: 0.167										2	0	0	0	0	0	0			
96 Adley Rutschman, S OBP: 0.400, SLG: 0.375										3	0	1	0	1	2	0			
13 Yolmer Sánchez, S OBP: 0.400, SLG: 0.250 78 Jahmai Jones, R OBP: 0.500, SLG: 0.333										2	0	1	0	0	0	0			
Inning Stats	R: 0 E: 0 K: 0 S: 3	H: 1 LOB: 0 BB: 0 P: 3	R: 0 E: 0 K: 1 S: 5	H: 0 LOB: 0 BB: 0 P: 5	R: 0 E: 0 K: 1 S: 6	H: 1 LOB: 1 BB: 0 P: 6	R: 0 E: 0 K: 1 S: 3	H: 0 LOB: 0 BB: 0 P: 3	R: 0 E: 0 K: 1 S: 6	H: 1 LOB: 1 BB: 0 P: 6	R: 0 E: 0 K: 1 S: 4	H: 0 LOB: 0 BB: 1 P: 8	R: 3 E: 0 K: 0 S: 4	H: 2 LOB: 0 BB: 2 P: 12	R: 2 E: 0 K: 1 S: 9	H: 4 LOB: 2 BB: 0 P: 9	1B: 7 2B: 2 3B: 0 HR: 0	SF: 0 SAC: 0 DP: 2 HBP: 0	WP: 0 PA: 36 PB: 0 SB: 0 CS: 0
PITCHER	IP WLS BF H R ER SO BB IBB HBP BLK WP HR S P ERA WHIP	IP WLS BF H R ER SO BB IBB HBP BLK WP HR S P ERA WHIP	IP WLS BF H R ER SO BB IBB HBP BLK WP HR S P ERA WHIP	IP WLS BF H R ER SO BB IBB HBP BLK WP HR S P ERA WHIP	IP WLS BF H R ER SO BB IBB HBP BLK WP HR S P ERA WHIP	IP WLS BF H R ER SO BB IBB HBP BLK WP HR S P ERA WHIP	IP WLS BF H R ER SO BB IBB HBP BLK WP HR S P ERA WHIP	IP WLS BF H R ER SO BB IBB HBP BLK WP HR S P ERA WHIP	IP WLS BF H R ER SO BB IBB HBP BLK WP HR S P ERA WHIP	IP WLS BF H R ER SO BB IBB HBP BLK WP HR S P ERA WHIP	IP WLS BF H R ER SO BB IBB HBP BLK WP HR S P ERA WHIP	IP WLS BF H R ER SO BB IBB HBP BLK WP HR S P ERA WHIP	IP WLS BF H R ER SO BB IBB HBP BLK WP HR S P ERA WHIP	IP WLS BF H R ER SO BB IBB HBP BLK WP HR S P ERA WHIP	IP WLS BF H R ER SO BB IBB HBP BLK WP HR S P ERA WHIP	IP WLS BF H R ER SO BB IBB HBP BLK WP HR S P ERA WHIP	IP WLS BF H R ER SO BB IBB HBP BLK WP HR S P ERA WHIP		

Detroit Tigers @ Baltimore Orioles
Ed Smith Stadium, Sarasota, FL
Sat Mar 06 2021, 6:09 PM - 9:11 PM EST
Att. 1,741 - Clear - 73 F

AB	33
R	5
H	9
RBI	5
BB	3
SO	6
LOB	13



Batter	1	2	3	4	5	6	7	8	9	AB	R	H	RBI	BB	SO	LOB	TOP										
26 DJ LeMahieu, R OBP: 0.400, SLG: 0.357 14 Tyler Wade, L OBP: 0.100, SLG: 0.200	G6-3		F9				K		K	3	0	1	0	0	0	0	New York Yankees @ Detroit Tigers Publix Field at Joker Marchant Stadium, Lakeland, FL Tue Mar 09 2021, 1:10 PM - 4:18 PM EST Att: 1,967 - Sunny - 75 F										
99 Aaron Judge, R OBP: 0.214, SLG: 0.308 95 Trey Amburgey, R OBP: 0.100, SLG: 0.200	L1		G6-3				BB		P5	2	0	0	0	0	0	0											
72 Austin Wells, L OBP: 0.667, SLG: 0.500							BB			1	0	0	0	0	0	0											
31 Aaron Hicks, S OBP: 0.308, SLG: 0.100 22 Greg Allen, S	K			P6	G3				K	3	0	0	1	0	1	2											
25 Gleyber Torres, R OBP: 0.462, SLG: 0.750 71 Thairo Estrada, R OBP: 0.286, SLG: 0.286										2	1	1	0	1	0	2											
29 Gio Urshela, R OBP: 0.425, SLG: 0.200										1	0	0	0	0	0	2											
70 Andrew Velazquez, S	K									3	0	0	0	0	2	2											
30 Jay Bruce, L OBP: 0.455, SLG: 1.091 92 Chris Gittens, R OBP: 0.200, SLG: 0.800										3	1	1	2	0	1	1											
24 Gary Sánchez, R OBP: 0.384, SLG: 0.125 66 Kyle Higashioka, R OBP: 0.384, SLG: 0.125										2	1	1	1	0	0	0											
77 Clint Frazier, R OBP: 0.250, SLG: 0.455 68 Ryan LaMarre, R OBP: 0.371, SLG: 0.250										1	0	0	0	1	1	1											
39 Mike Tauchman, L OBP: 0.231, SLG: 0.417 67 Sócrates Brito, L OBP: 0.125, SLG: 0.250										2	1	0	0	1	0	2											
Inning Stats	R: 0 E: 0 K: 1 S: 8	H: 0 LOB: 0 BB: 0 P: 13	R: 2 E: 0 K: 1 S: 14	H: 1 LOB: 0 BB: 1 P: 21	R: 0 E: 0 K: 0 S: 11	H: 0 LOB: 0 BB: 0 P: 17	R: 0 E: 0 K: 1 S: 12	H: 1 LOB: 1 BB: 2 P: 22	R: 2 E: 0 K: 1 S: 19	H: 2 LOB: 2 BB: 2 P: 36	R: 0 E: 0 K: 1 S: 14	H: 1 LOB: 2 BB: 1 P: 20	R: 0 E: 0 K: 1 S: 12	H: 0 LOB: 1 BB: 2 P: 23	R: 1 E: 0 K: 2 S: 13	H: 0 LOB: 1 BB: 2 P: 25	R: 0 E: 0 K: 2 S: 8	H: 0 LOB: 0 BB: 0 P: 12	1B: 3 2B: 0 3B: 0 HR: 2	SF: 0 SAC: 0 DP: 0 HBP: 0	WP: 4 PB: 0 SB: 0 CS: 1	PA: 40					
PITCHER	IP	WLS	BF	H	R	ER	SO	BB	IBB	HBP	BLK	WP	HR	S	P	ERA	WHIP										
56 Spencer Turnbull, R ERA: 7.2	3.0		11	1	2	2	2	1	0	0	0	0	1	33	51	6.00	0.667										
77 Joe Jiménez, R ERA: 5.4	1.0	B	4	1	0	0	1	0	0	0	0	0	1	12	22	0.00	1.000										
44 Daniel Norris, L ERA: 5.4	1.1	B	10	3	2	2	2	3	0	0	0	1	1	28	48	13.50	4.500										
96 Drew Carlton, R ERA: 5.4	0.2		2	0	0	0	0	0	0	0	0	0	0	5	8	0.00	0.000										
44 Daniel Norris, L ERA: 5.4	1.1	B	10	3	2	2	2	3	0	0	0	1	1	28	48	13.50	4.500										
PITCHER	IP	WLS	BF	H	R	ER	SO	BB	IBB	HBP	BLK	WP	HR	S	P	ERA	WHIP										
65 Gregory Soto, L ERA: 3.38	1.0		4	0	0	0	1	2	0	0	0	0	0	12	23	0.00	2.000										
84 Gerson Moreno, R ERA: 5.4	0.2		4	0	1	1	1	2	0	0	0	0	1	10	21	13.50	3.000										
63 Ian Krol, L ERA: 5.4	1.1	W	4	0	0	0	3	0	0	0	0	0	0	11	16	0.00	0.000										

AB	31
R	5
H	5
RBI	4
BB	8
SO	10
LOB	14



Batter	1	2	3	4	5	6	7	8	9	AB	R	H	RBI	BB	SO	LOB	BOTTOM										
8 Robbie Grossman, S OBP: 0.250, SLG: 0.143 54 Derek Hill, R OBP: 0.400, SLG: 0.250	K									2	1	0	0	1	1	1	New York Yankees @ Detroit Tigers Publix Field at Joker Marchant Stadium, Lakeland, FL Tue Mar 09 2021, 1:10 PM - 4:18 PM EST Att: 1,967 - Sunny - 75 F										
46 Jeimer Candelario, S OBP: 0.400, SLG: 0.429 73 Spencer Torkelson, R										2	1	2	0	0	0	0											
9 Willi Castro, S OBP: 0.467, SLG: 1.214 30 Harold Castro, L OBP: 0.231, SLG: 0.167										2	1	1	3	0	0	1											
24 Miguel Cabrera, R OBP: 0.333, SLG: 0.375 4 Greg Garcia, L OBP: 0.306, SLG: 0.182										3	0	1	0	0	1	0											
15 Nomar Mazara, L OBP: 0.143, SLG: 0.143										2	0	0	0	0	0	1											
28 Niko Goodrum, S OBP: 0.583, SLG: 0.556 19 Isaac Paredes, R OBP: 0.444, SLG: 0.333										2	0	0	0	0	2	0											
40 Wilson Ramos, R OBP: 0.429, SLG: 0.667 34 Jake Rogers, R OBP: 0.167, SLG: 0.200										2	0	0	0	0	1	0											
60 Akil Baddoo, L OBP: 0.556, SLG: 0.538 13 Eric Haase, R OBP: 0.500, SLG: 1.000										2	0	1	0	0	1	0											
21 JaCoby Jones, R OBP: 0.313, SLG: 0.231 31 Riley Greene, L OBP: 0.538, SLG: 0.375										2	0	0	0	0	2	1											
Inning Stats	R: 0 E: 0 K: 1 S: 6	H: 1 LOB: 0 BB: 0 P: 7	R: 0 E: 0 K: 1 S: 8	H: 1 LOB: 0 BB: 0 P: 14	R: 0 E: 0 K: 3 S: 11	H: 0 LOB: 0 BB: 0 P: 16	R: 3 E: 0 K: 1 S: 15	H: 2 LOB: 1 BB: 1 P: 22	R: 0 E: 0 K: 1 S: 10	H: 1 LOB: 1 BB: 0 P: 15	R: 0 E: 0 K: 1 S: 9	H: 0 LOB: 0 BB: 0 P: 14	R: 0 E: 0 K: 0 S: 4	H: 0 LOB: 0 BB: 0 P: 6	R: 3 E: 0 K: 3 S: 22	H: 3 LOB: 1 BB: 1 P: 34		R: 0 E: 0 K: 3 S: 8	H: 0 LOB: 0 BB: 0 P: 12	1B: 5 2B: 2 3B: 0 HR: 1	SF: 0 SAC: 0 DP: 2 HBP: 0	WP: 2 PB: 0 SB: 1 CS: 0	PA: 32				
PITCHER	IP	WLS	BF	H	R	ER	SO	BB	IBB	HBP	BLK	WP	HR	S	P	ERA	WHIP										
83 Devi Garcia, R ERA: 3.6	3.0		9	2	3	3	1	1	0	0	0	0	1	15	22	27.00	3.000										
85 Luis Cessa, R ERA: 15.0	1.0	B	6	2	3	3	1	1	0	0	0	0	1	15	22	27.00	3.000										
79 Nick Nelson, R ERA: 9.0	2.0	H	7	1	0	0	2	0	0	0	0	0	1	19	29	0.00	0.500										
65 Nestor Cortes, L ERA: 9.0	1.0	H	3	0	0	0	0	0	0	0	0	0	0	4	6	0.00	0.000										
35 Luis García, R ERA: 11.57	0.1	L	4	2	3	3	1	1	0	0	0	0	0	12	21	81.00	9.000										
PITCHER	IP	WLS	BF	H	R	ER	SO	BB	IBB	HBP	BLK	WP	HR	S	P	ERA	WHIP										
58 Tyler Lyons, L ERA: 3.38	0.2		3	1	0	0	2	0	0	0	0	0	0	10	13	0.00	1.500										

AB	30
R	6
H	8
RBI	5
BB	2
SO	11
LOB	7



Batter	1	2	3	4	5	6	7	8	9	AB	R	H	RBI	BB	SO	LOB	TOP						
22 Victor Reyes, S OBP: 1.000, SLG: 1.000 79 Dillon Dingler, R OBP: 0.500, SLG: 0.667 (7, 10)										2	1	2	0	1	0	0	Detroit Tigers @ Philadelphia Phillies BayCare Ballpark, Clearwater, FL Wed Mar 10 2021, 1:09 PM - 4:03 PM EST Att: 2,178 - Sunny - 77 F						
19 Isaac Paredes, R OBP: 0.417, SLG: 0.667 85 Daniel Pineda, R OBP: 0.357, SLG: 0.400 (6, 5)										3	1	1	2	0	1	3							
8 Robbie Grossman, S OBP: 0.285, SLG: 0.353 14 Christin Stewart, L OBP: 0.143, SLG: 0.143 (6, 7)										3	1	1	1	0	0	2							
31 Riley Greene, L OBP: 0.438, SLG: 0.273 80 Danny Woodrow, L OBP: 0.429, SLG: 0.429 (6, 9)										3	0	0	0	0	2	2							
9 Willi Castro, S OBP: 0.444, SLG: 1.059 95 Ryan Kreidler, R (6, PR)										3	0	1	0	0	0	0							
60 Akiel Bardojo, L OBP: 0.590, SLG: 0.500 54 Derek Hill, R OBP: 0.333, SLG: 0.200 (6, PH)										1	0	0	0	1	1	0							
34 Jake Rogers, R OBP: 0.167, SLG: 0.167 13 Eric Haase, R OBP: 0.600, SLG: 1.125 (6, PH)										2	0	0	0	0	1	1							
30 Harold Castro, L OBP: 0.188, SLG: 0.133 75 Adelin Rodriguez, R OBP: 0.400, SLG: 0.250 (6, 3)										3	0	0	0	0	2	2							
4 Greg Garcia, L OBP: 0.333, SLG: 0.231 72 Kody Clemens, L OBP: 0.455, SLG: 0.250 (6, 4)										2	0	1	0	0	0	0							
Inning Stats	R: 2 E: 0 K: 1 S: 15	H: 2 LOB: 0 BB: 0 P: 22	R: 0 E: 0 K: 3 S: 9	H: 1 LOB: 0 BB: 0 P: 17	R: 0 E: 0 K: 1 S: 10	H: 1 LOB: 2 BB: 1 P: 20	R: 0 E: 0 K: 0 S: 10	H: 0 LOB: 0 BB: 1 P: 15	R: 0 E: 0 K: 2 S: 11	H: 1 LOB: 1 BB: 0 P: 17	R: 2 E: 0 K: 0 S: 14	H: 3 LOB: 2 BB: 0 P: 20	R: 0 E: 0 K: 1 S: 7	H: 0 LOB: 0 BB: 1 P: 15	R: 0 E: 0 K: 1 S: 7	H: 0 LOB: 0 BB: 0 P: 11		R: 0 E: 0 K: 3 S: 14	H: 1 LOB: 2 BB: 1 P: 23	1B: 5 2B: 1 HR: 2	SF: 0 SAC: 0 DP: 1 HBP: 0	WP: 0 PB: 0 SB: 1 CS: 0	PA: 38
PITCHER	IP WLS BF H R ER SO BB IBB HBP BLK WP HR S P ERA WHIP	IP WLS BF H R ER SO BB IBB HBP BLK WP HR S P ERA WHIP	IP WLS BF H R ER SO BB IBB HBP BLK WP HR S P ERA WHIP	IP WLS BF H R ER SO BB IBB HBP BLK WP HR S P ERA WHIP	IP WLS BF H R ER SO BB IBB HBP BLK WP HR S P ERA WHIP	IP WLS BF H R ER SO BB IBB HBP BLK WP HR S P ERA WHIP	IP WLS BF H R ER SO BB IBB HBP BLK WP HR S P ERA WHIP	IP WLS BF H R ER SO BB IBB HBP BLK WP HR S P ERA WHIP	IP WLS BF H R ER SO BB IBB HBP BLK WP HR S P ERA WHIP	48 Spencer Howard, R ERA: 6.0 57 Chase Anderson, R ERA: 3.0 52 Tony Watson, L ERA: 1.0 29 Héctor Rondón, R ERA: 9.0 19 Brandon Kintzler, R ERA: 1.0	49 Bryan Mitchell, R ERA: 1.0 68 Damon Jones, L ERA: 1.0	48 Spencer Howard, R ERA: 6.0 57 Chase Anderson, R ERA: 3.0 52 Tony Watson, L ERA: 1.0 29 Héctor Rondón, R ERA: 9.0 19 Brandon Kintzler, R ERA: 1.0	49 Bryan Mitchell, R ERA: 1.0 68 Damon Jones, L ERA: 1.0	48 Spencer Howard, R ERA: 6.0 57 Chase Anderson, R ERA: 3.0 52 Tony Watson, L ERA: 1.0 29 Héctor Rondón, R ERA: 9.0 19 Brandon Kintzler, R ERA: 1.0	49 Bryan Mitchell, R ERA: 1.0 68 Damon Jones, L ERA: 1.0								
Batter	1	2	3	4	5	6	7	8	9	AB	R	H	RBI	BB	SO	LOB		BOTTOM					
22 Andrew McCutchen, R OBP: 0.267, SLG: 0.385 16 Mickey Moniak, L OBP: 0.500, SLG: 1.400 (6, 7)										3	0	0	0	0	2	0		Detroit Tigers @ Philadelphia Phillies BayCare Ballpark, Clearwater, FL Wed Mar 10 2021, 1:09 PM - 4:03 PM EST Att: 2,178 - Sunny - 77 F					
2 Jean Segura, R OBP: 0.214, SLG: 0.167 94 Luis Garcia, S OBP: 0.444, SLG: 0.167 (6, 4)										2	0	0	0	1	1	0							
3 Bryce Harper, L OBP: 0.250, SLG: 0.625 72 Edgar Cabral, R (7, PH)										3	0	0	0	0	3	1							
18 Didi Gregorius, L OBP: 0.083, SLG: 0.083 67 Nick Maton, L OBP: 0.231, SLG: 0.385 (6, 6)										3	0	0	0	0	0	0							
13 Brad Miller, L OBP: 0.333, SLG: 0.471 44 Christian Bethancourt, R (7, 2)										3	2	3	1	0	0	0							
7 Matt Joyce, L OBP: 0.615, SLG: 0.800 98 Johan Rojas, R (6, PR)										2	1	2	0	1	0	0							
24 Roman Quinn, S OBP: 0.462, SLG: 0.500 76 Matt Vierling, R (7, 9)										3	1	2	0	0	0	1							
8 Jeff Mathis, R OBP: 0.267, SLG: 0.467 88 Darick Hall, L OBP: 0.273, SLG: 0.222 (7, 3)										3	1	1	1	0	1	3							
85 Luke Williams, R OBP: 0.250, SLG: 0.667 74 Ronald Torreyes, R (7, 5)										2	1	1	3	0	0	0							
Inning Stats	R: 0 E: 0 K: 1 S: 11	H: 0 LOB: 0 BB: 0 P: 16	R: 0 E: 0 K: 0 S: 7	H: 2 LOB: 1 BB: 0 P: 10	R: 1 E: 0 K: 2 S: 13	H: 1 LOB: 1 BB: 1 P: 24	R: 4 E: 0 K: 0 S: 16	H: 3 LOB: 0 BB: 1 P: 29	R: 0 E: 0 K: 2 S: 14	H: 0 LOB: 0 BB: 0 P: 17	R: 1 E: 0 K: 0 S: 8	H: 3 LOB: 1 BB: 1 P: 11	R: 0 E: 0 K: 0 S: 9	H: 0 LOB: 1 BB: 1 P: 14	R: 0 E: 0 K: 1 S: 10	H: 0 LOB: 0 BB: 0 P: 15	R: 0 E: 0 K: 3 S: 10		H: 6 LOB: 0 3B: 0 HR: 3	SF: 0 SAC: 0 DP: 1 HBP: 0	WP: 1 PB: 0 SB: 2 CS: 1	PA: 33	
PITCHER	IP WLS BF H R ER SO BB IBB HBP BLK WP HR S P ERA WHIP	IP WLS BF H R ER SO BB IBB HBP BLK WP HR S P ERA WHIP	IP WLS BF H R ER SO BB IBB HBP BLK WP HR S P ERA WHIP	IP WLS BF H R ER SO BB IBB HBP BLK WP HR S P ERA WHIP	IP WLS BF H R ER SO BB IBB HBP BLK WP HR S P ERA WHIP	IP WLS BF H R ER SO BB IBB HBP BLK WP HR S P ERA WHIP	IP WLS BF H R ER SO BB IBB HBP BLK WP HR S P ERA WHIP	IP WLS BF H R ER SO BB IBB HBP BLK WP HR S P ERA WHIP	IP WLS BF H R ER SO BB IBB HBP BLK WP HR S P ERA WHIP	IP WLS BF H R ER SO BB IBB HBP BLK WP HR S P ERA WHIP	48 Matthew Boyd, L ERA: 1.8 45 Buck Farmer, R ERA: 30.86 84 Robbie Ross Jr., L ERA: 0.1 25 Matt Manning, R ERA: 2.25 58 Franklin Pérez, R ERA: 1.0	70 Tyler Alexander, L ERA: 5.4	48 Matthew Boyd, L ERA: 1.8 45 Buck Farmer, R ERA: 30.86 84 Robbie Ross Jr., L ERA: 0.1 25 Matt Manning, R ERA: 2.25 58 Franklin Pérez, R ERA: 1.0	70 Tyler Alexander, L ERA: 5.4	48 Matthew Boyd, L ERA: 1.8 45 Buck Farmer, R ERA: 30.86 84 Robbie Ross Jr., L ERA: 0.1 25 Matt Manning, R ERA: 2.25 58 Franklin Pérez, R ERA: 1.0	70 Tyler Alexander, L ERA: 5.4							

Batter	1	2	3	4	5	6	7	8	9	AB	R	H	RBI	BB	SO	LOB	TOP			
28 Niko Goodrum, S OBP: 0.467, SLG: 0.417 95 Ryan Kreidler, R OBP: 0.500, SLG: 2.000	G4-3		F8			K	HR			3	0	0	0	0	1	1	Detroit Tigers @ Toronto Blue Jays TD Ballpark, Dunedin, FL Thu Mar 11 2021, 1:07 PM - 3:15 PM EST Att: 982 - Sunny - 79 F			
46 Jeimer Candelario, S OBP: 0.444, SLG: 0.900 75 Aderlin Rodriguez, R OBP: 0.364, SLG: 0.222	1B		1B	G6-4-3		SF7	G6-3			2	0	2	1	0	0	0				
24 Miguel Cabrera, R OBP: 0.333, SLG: 0.364	K		1B	G6-4-3		K				3	0	1	0	0	2	1				
40 Wilson Ramos, R OBP: 0.375, SLG: 0.571 64 Dustin Garneau, R OBP: 0.250, SLG: 0.375	F8		G6-4-3							2	0	0	0	0	0	3				
21 JaCoby Jones, R OBP: 0.263, SLG: 0.188	K		G4-3							3	0	0	0	0	2	2				
73 Spencer Torkelson, R OBP: 0.400, SLG: 0.462	F9									3	0	0	0	0	2	1				
14 Christin Stewart, L OBP: 0.125, SLG: 0.125 74 Jacob Robson, L OBP: 0.250, SLG: 0.556	K									2	0	0	0	0	2	0				
4 Greg Garcia, L OBP: 0.294, SLG: 0.200 72 Kody Clemens, L OBP: 0.250, SLG: 0.556			G4-3			F8				2	0	0	0	0	0	0				
54 Derek Hill, R OBP: 0.400, SLG: 0.462	G4-3									3	2	2	1	0	0	0				
Inning Stats	R: 0 E: 0 K: 1 S: 9	H: 1 LOB: 1 BB: 0 P: 13	R: 0 E: 0 K: 2 S: 8	H: 0 LOB: 0 BB: 0 P: 11	R: 0 E: 0 K: 0 S: 6	H: 0 LOB: 0 BB: 0 P: 7	R: 0 E: 0 K: 0 S: 8	H: 2 LOB: 1 BB: 0 P: 9	R: 0 E: 0 K: 2 S: 8	H: 0 LOB: 0 BB: 0 P: 11	R: 1 E: 0 K: 2 S: 12	H: 1 LOB: 0 BB: 0 P: 17	R: 5 E: 0 K: 2 S: 19	H: 4 LOB: 0 BB: 1 P: 33	1B: 4 2B: 1 3B: 2 HR: 1	SF: 1 SAC: 0 DP: 1 HBP: 0		WP: 0 PA: 29 PB: 0 SB: 1 CS: 0		
PITCHER	IP WLS BF H R ER SO BB IBB HBP BLK WP HR S P ERA WHIP	IP WLS BF H R ER SO BB IBB HBP BLK WP HR S P ERA WHIP																		
14 Tanner Roark, R ERA: 2.45	3.0 W 10 1 0 0 3 0 0 0 0 0 0 0 23 31 0.00 0.333	1.0 4 2 0 0 0 0 0 0 0 0 0 0 8 9 0.00 2.000	1.0 3 0 0 0 2 0 0 0 0 0 0 0 8 11 0.00 0.000	1.0 4 1 1 1 2 0 0 0 0 0 0 12 17 9.00 1.000	0.2 7 4 5 5 2 1 0 0 0 0 1 16 30 67.50 7.500	0.1 1 0 0 0 0 0 0 0 0 0 0 1 3 3 0.00 0.000														

Batter	1	2	3	4	5	6	7	8	9	AB	R	H	RBI	BB	SO	LOB	BOTTOM
4 George Springer, R OBP: 0.273, SLG: 0.545 72 Otto Lopez, R OBP: 0.125, SLG: 0.125	HR	F8	G3			F8				3	1	1	1	0	0	0	Detroit Tigers @ Toronto Blue Jays TD Ballpark, Dunedin, FL Thu Mar 11 2021, 1:07 PM - 3:15 PM EST Att: 982 - Sunny - 79 F
10 Marcus Semien, R OBP: 0.350, SLG: 0.294 93 Leo Jimenez, R OBP: 0.333, SLG: 0.333	F8	K		K		E5				3	0	0	0	0	2	0	
11 Bo Bichette, R OBP: 0.400, SLG: 0.182 80 Austin Martin, R	F8		BB	G4-3		L8				2	1	0	0	1	0	0	
37 Teoscar Hernández, R OBP: 0.533, SLG: 0.900 89 Logan Warmoth, R OBP: 0.625, SLG: 1.143	BB	HR	BB	K						2	2	1	1	1	1	0	
44 Rowdy Tellez, L OBP: 0.389, SLG: 0.500	1B		G4-3			K				3	1	1	0	0	1	1	
27 Vladimir Guerrero Jr., R OBP: 0.600, SLG: 0.800 90 Cullen Laine, S OBP: 0.250, SLG: 1.000	HR		1B			1B				3	2	3	4	0	0	0	
8 Cavan Biggio, L OBP: 0.333, SLG: 0.357 78 Kevin Smith, R OBP: 0.333, SLG: 0.667	F8		1B	BB		F7				2	1	0	0	1	0	1	
15 Randal Grichuk, R OBP: 0.273, SLG: 0.800 3 Jonathan Davis, R OBP: 0.571, SLG: 0.545		F8	HR			F8				3	1	1	3	0	0	1	
30 Alejandro Kirk, R OBP: 0.500, SLG: 0.857 70 Gabriel Moreno, R	HR		F8			K				2	1	1	1	0	0	0	
Inning Stats	R: 4 E: 0 K: 0 S: 18	H: 3 LOB: 0 BB: 1 P: 28	R: 1 E: 0 K: 1 S: 11	H: 1 LOB: 0 BB: 0 P: 18	R: 5 E: 0 K: 0 S: 17	H: 3 LOB: 0 BB: 2 P: 31	R: 0 E: 0 K: 2 S: 9	H: 0 LOB: 0 BB: 0 P: 15	R: 0 E: 0 K: 1 S: 12	H: 1 LOB: 1 BB: 0 P: 22	R: 0 E: 1 K: 1 S: 9	H: 0 LOB: 1 BB: 0 P: 13	1B: 3 2B: 1 3B: 0 HR: 4	SF: 0 SAC: 0 DP: 0 HBP: 0	WP: 0 PA: 30 PB: 0 SB: 0 CS: 0		
PITCHER	IP WLS BF H R ER SO BB IBB HBP BLK WP HR S P ERA WHIP	IP WLS BF H R ER SO BB IBB HBP BLK WP HR S P ERA WHIP															
32 Michael Fulmer, R ERA: 15.75	2.0 L 13 5 7 7 1 2 0 0 0 0 0 3 34 55 31.50 3.500	1.0 6 2 3 3 0 1 0 0 0 0 1 12 22 27.00 3.000	3.0 11 1 0 0 4 0 0 0 0 0 0 30 50 0.00 0.333														

AB 27
R 6
H 8
RBI 6
BB 1
SO 9
LOB 8



AB 27
R 10
H 8
RBI 10
BB 3
SO 5
LOB 4



Batter	1	2	3	4	5	6	7	8	9	AB	R	H	RBI	BB	SO	LOB	TOP					
9 Willi Castro, S OBP: 0.375, SLG: 0.826 95 Ryan Kreidler, R OBP: 0.500, SLG: 1.500	F7		K			K			G1-3	3	0	0	0	0	2	1	Detroit Tigers @ Philadelphia Phillies BayCare Ballpark, Clearwater, FL Sat Mar 13 2021, 1:07 PM - 4:09 PM EST Att: 2,276 - Sunny - 73 F					
19 Isaac Paredes, R OBP: 0.333, SLG: 0.429 4 Greg Garcia, L OBP: 0.316, SLG: 0.188	K			F6		G5-3			G6-3	3	0	0	0	0	1	0						
15 Nomar Mazara, L 31 Riley Greene, L OBP: 0.421, SLG: 0.231	G6-3			F8						3	0	0	0	0	1	0						
55 Renato Núñez, R OBP: 0.450, SLG: 0.500 73 Spencer Torkelson, R OBP: 0.211, SLG: 0.063	K			L6						3	0	1	0	0	1	0						
60 Akil Baddoo, L 14 Christin Stewart, L OBP: 0.116, SLG: 0.119	K					K				3	1	2	2	0	1	0						
41 Daz Cameron, R 34 Jake Rogers, R OBP: 0.176, SLG: 0.200	G6-4-3									1	0	0	0	0	0	1						
30 Harold Castro, L 72 Kody Clemens, L OBP: 0.428, SLG: 0.455	G6-3									2	0	0	0	0	2	2						
64 Dustin Garneau, R OBP: 0.400, SLG: 0.500 13 Eric Haase, R OBP: 0.643, SLG: 1.100										2	0	2	0	0	0	0						
54 Derek Hill, R OBP: 0.353, SLG: 0.400 94 Parker Meadows, L (6, 8)										2	0	0	0	0	1	3						
										2	0	0	0	0	1	3						
Inning Stats	R: 0 E: 0 K: 1 S: 6	H: 0 LOB: 0 BB: 0 P: 9	R: 0 E: 0 K: 1 S: 6	H: 1 LOB: 0 BB: 0 P: 10	R: 0 E: 0 K: 2 S: 9	H: 1 LOB: 1 BB: 0 P: 11	R: 0 E: 0 K: 0 S: 7	H: 0 LOB: 0 BB: 0 P: 9	R: 0 E: 0 K: 1 S: 12	H: 1 LOB: 2 BB: 0 P: 21	R: 0 E: 0 K: 2 S: 10	H: 0 LOB: 3 BB: 0 P: 12	R: 3 E: 0 K: 3 S: 18	H: 4 LOB: 3 BB: 1 P: 29	R: 0 E: 0 K: 1 S: 10	H: 1 LOB: 1 BB: 0 P: 14	R: 0 E: 0 K: 0 S: 12	H: 1 LOB: 1 BB: 0 P: 19	1B: 4 2B: 4 3B: 0 HR: 1	SF: 0 SAC: 0 DP: 1 HBP: 2	WP: 1 PB: 0 SB: 0 CS: 0	PA: 38
PITCHER	IP WLS BF	H R ER	SO BB IBB HBP BLK	WP HR S P	ERA WHIP	PITCHER	IP WLS BF	H R ER	SO BB IBB HBP BLK	WP HR S P	ERA WHIP	PITCHER	IP WLS BF	H R ER	SO BB IBB HBP BLK	WP HR S P	ERA WHIP					
56 Zach Eflin, R ERA: 0.00	4.0 W 13	2 0 0	0 0 4	0 0 28	0.00 0.500	66 Michael Ynoa, R ERA: 7.36	1.0 4 4	1 0 0	0 0 1	0 0 10	0.00 1.000	60 Ramón Rosso, R ERA: 0.00	1.0 4 1	1 0 0	0 0 0	0 0 12	0.00 1.000					


Batter	1	2	3	4	5	6	7	8	9	AB	R	H	RBI	BB	SO	LOB	BOTTOM			
22 Andrew McCutchen, R OBP: 0.429, SLG: 0.611 85 Luke Williams, R OBP: 0.333, SLG: 0.667	3 HR		18 HR	G6-3		17 1B			87 FC4-6	3	2	2	0	1	0	0	Detroit Tigers @ Philadelphia Phillies BayCare Ballpark, Clearwater, FL Sat Mar 13 2021, 1:07 PM - 4:09 PM EST Att: 2,276 - Sunny - 73 F			
17 Rhys Hoskins, R OBP: 0.231, SLG: 0.167 87 Rodolfo Durán, R OBP: 0.429, SLG: 0.500			3 BB	K					72 WP	3	1	1	0	1	2	1				
3 Bryce Harper, L OBP: 0.357, SLG: 0.846 72 Edgar Cabral, R OBP: 0.286, SLG: 0.167			18 HR			18 WP				2	3	2	2	1	0	0				
18 Didi Gregorius, L OBP: 0.176, SLG: 0.313 94 Luis García, S OBP: 0.333, SLG: 0.111	G4-3					2 WP				2	2	1	4	1	0	0				
2 Jean Segura, R OBP: 0.211, SLG: 0.176 73 Bryson Stott, L OBP: 0.091, SLG: 0.091						5 WP				3	1	1	0	0	1	1				
74 Ronald Torreyes, R OBP: 0.278, SLG: 0.133	G4-3									3	0	1	0	0	0	1				
5 Andrew Knapp, S OBP: 0.263, SLG: 0.333 86 Logan O'Hoppe, R	F9									3	0	1	0	0	0	2				
24 Roman Quinn, S OBP: 0.368, SLG: 0.353 98 Johan Rojas, R	K									1	0	0	0	0	0	1				
76 Matt Vierling, R OBP: 0.083, SLG: 0.083	G4-3									4	0	0	0	0	1	2				
Inning Stats	R: 2 E: 0 K: 1 S: 13	H: 2 LOB: 1 BB: 1 P: 18	R: 0 E: 0 K: 1 S: 7	H: 0 LOB: 0 BB: 0 P: 13	R: 4 E: 0 K: 1 S: 23	H: 3 LOB: 1 BB: 2 P: 38	R: 0 E: 0 K: 1 S: 12	H: 0 LOB: 0 BB: 0 P: 19	R: 3 E: 1 K: 1 S: 16	H: 1 LOB: 1 BB: 2 P: 29	R: 0 E: 0 K: 1 S: 10	H: 2 LOB: 3 BB: 0 P: 13	R: 0 E: 0 K: 0 S: 12	H: 1 LOB: 1 BB: 0 P: 18	R: 0 E: 0 K: 2 S: 10	H: 0 LOB: 1 BB: 1 P: 18	1B: 4 2B: 3 3B: 0 HR: 2	SF: 0 SAC: 0 DP: 1 HBP: 1	WP: 4 PB: 0 SB: 0 CS: 0	PA: 40
PITCHER	IP WLS BF	H R ER	SO BB IBB HBP BLK	WP HR S P	ERA WHIP	PITCHER	IP WLS BF	H R ER	SO BB IBB HBP BLK	WP HR S P	ERA WHIP	PITCHER	IP WLS BF	H R ER	SO BB IBB HBP BLK	WP HR S P	ERA WHIP			
12 Casey Mize, R ERA: 8.53	2.1 L 14	4 6 6	3 0 0	0 0 8	0.00 1.500	63 Ian Krol, L ERA: 0.00	1.0 4 4	1 0 0	0 0 2	1 0 10	0.00 1.000	81 Drew Hutchison, R ERA: 0.00	1.0 4 0	0 0 0	0 0 18	0.00 1.000				

Batter	1	2	3	4	5	6	7	8	9	AB	R	H	RBI	BB	SO	LOB	TOP			
13 Yolmer Sánchez, S OBP: 0.318, SLG: 0.250 78 Jahmal Jones, R OBP: 0.250, SLG: 0.118	F8		K		F8			G5-3		3	0	0	0	0	1	1	Baltimore Orioles @ Detroit Tigers Publix Field at Joker Marchant Stadium, Lakeland, FL Sun Mar 14 2021, 1:07 PM - 3:34 PM EDT Att: 2,095 - Sunny - 78 F			
25 Anthony Santander, S OBP: 0.450, SLG: 0.154 41 Tyler Nevin, R OBP: 0.279, SLG: 0.143	L9			L6		F9		L9		3	0	0	0	0	0	0				
6 Ryan Mountcastle, R OBP: 0.174, SLG: 0.455 26 Chris Shaw, L	G6-3			2B		2B		G5-3		3	1	2	0	0	0	0				
11 Pat Valaika, R OBP: 0.250, SLG: 0.364 95 Jordan Westburg, R	L8		G5-3		F9			K		3	0	0	0	0	0	2				
29 Ramón Uriás, R OBP: 0.320, SLG: 0.435 39 Rylan Bannon, R OBP: 0.421, SLG: 0.083	F9		2B		K			K		3	0	1	1	0	1	1				
12 Stevie Wilkerson, S OBP: 0.150, SLG: 0.105 80 Seth Mejias-Brean, R	K		BB		G4-3					2	0	0	0	1	1	0				
96 Adley Rutschman, S			K		L5					3	0	0	0	0	2	2				
65 Ryan McKenna, R OBP: 0.450, SLG: 0.308			BB		L8					2	0	0	0	1	0	0				
61 Austin Wynns, R OBP: 0.273, SLG: 0.364 72 Nick Ciuffo, L OBP: 0.400, SLG: 0.400	1B				G5-3			K		2	0	1	0	0	0	0				
										1	0	0	0	0	1	0				
Inning Stats	R: 0 E: 0 K: 0 S: 5	H: 0 LOB: 0 BB: 0 P: 8	R: 0 E: 0 K: 1 S: 6	H: 0 LOB: 0 BB: 0 P: 9	R: 0 E: 0 K: 2 S: 11	H: 1 LOB: 1 BB: 1 P: 22	R: 1 E: 0 K: 1 S: 14	H: 2 LOB: 2 BB: 1 P: 24	R: 0 E: 0 K: 1 S: 8	H: 1 LOB: 2 BB: 0 P: 15	R: 0 E: 0 K: 0 S: 7	H: 0 LOB: 0 BB: 0 P: 9	R: 0 E: 0 K: 1 S: 6	H: 0 LOB: 0 BB: 0 P: 7	R: 0 E: 0 K: 2 S: 8	H: 0 LOB: 0 BB: 0 P: 12	1B: 1 2B: 3 3B: 0 HR: 0	SF: 0 SAC: 0 DP: 0 HBP: 0	WP: 1 PB: 1 SB: 1 CS: 0	PA: 32
PITCHER	IP WLS BF H R ER SO	IP WLS BF H R ER SO	IP WLS BF H R ER SO	IP WLS BF H R ER SO	IP WLS BF H R ER SO	IP WLS BF H R ER SO	IP WLS BF H R ER SO	IP WLS BF H R ER SO	IP WLS BF H R ER SO	IP WLS BF H R ER SO	IP WLS BF H R ER SO	IP WLS BF H R ER SO	IP WLS BF H R ER SO	IP WLS BF H R ER SO	IP WLS BF H R ER SO	IP WLS BF H R ER SO	ERA WHIP	ERA WHIP		
56 Spencer Turnbull, R ERA: 5.0 44 Daniel Norris, L ERA: 2.84 65 Gregory Soto, L ERA: 2.45 67 José Cisneros, R ERA: 5.4	4.0 3.0 1.0 1.0	16 10 3 3	3 1 0 0	1 0 0 0	1 0 0 0	4 1 0 2	2 0 0 0	0 0 0 0	1 0 0 0	36 20 6 8	63 29 7 12	2.25 0.00 0.00 0.00	1.250 0.333 0.000 0.000							

Batter	1	2	3	4	5	6	7	8	9	AB	R	H	RBI	BB	SO	LOB	BOTTOM			
8 Robbie Grossman, S OBP: 0.280, SLG: 0.286 31 Riley Greene, L OBP: 0.400, SLG: 0.214	K		K		L7			G4-3		3	0	0	0	0	2	1	Baltimore Orioles @ Detroit Tigers Publix Field at Joker Marchant Stadium, Lakeland, FL Sun Mar 14 2021, 1:07 PM - 3:34 PM EDT Att: 2,095 - Sunny - 78 F			
46 Jeimer Candelario, S OBP: 0.458, SLG: 0.954 30 Harold Castro, L OBP: 0.273, SLG: 0.333	F8		BB		G6-3			1B		2	0	0	0	1	0	0				
24 Miguel Cabrera, R OBP: 0.278, SLG: 0.313 73 Spencer Torkelson, R OBP: 0.200, SLG: 0.059	1B		K		L8			K		3	0	1	0	0	1	1				
7 Jonathan Schoop, R OBP: 0.455, SLG: 0.500	1B		P4		K			HR		2	0	0	0	1	1	0				
64 Dustin Garneau, R OBP: 0.455, SLG: 0.500	BB		K		K			HR		0	1	0	0	0	0	0				
28 Niko Goodrum, S OBP: 0.333, SLG: 0.278 59 Zack Short, R OBP: 0.750, SLG: 1.400	F7		K		G5-3			HR		3	0	0	0	0	1	3				
40 Wilson Ramos, R OBP: 0.409, SLG: 0.579 34 Jake Rogers, R OBP: 0.167, SLG: 0.188	1B		G6-3					F7		2	1	1	0	1	0	0				
22 Victor Reyes, S OBP: 0.273, SLG: 0.800 60 Akil Baddoo, L OBP: 0.556, SLG: 0.800	1B		K		K			HR		2	0	1	0	0	1	0				
4 Greg Garcia, L OBP: 0.273, SLG: 0.158 72 Kody Clemens, L OBP: 0.400, SLG: 0.417	1B		B2					HR		2	1	1	1	0	1	1				
21 JaCoby Jones, R OBP: 0.217, SLG: 0.150 74 Jacob Robson, L	G4-3		K					BB		2	0	0	1	0	1	1				
										0	0	0	0	1	0	0				
Inning Stats	R: 0 E: 0 K: 1 S: 12	H: 1 LOB: 2 BB: 1 P: 18	R: 1 E: 0 K: 1 S: 11	H: 2 LOB: 1 BB: 0 P: 20	R: 0 E: 0 K: 2 S: 11	H: 0 LOB: 1 BB: 1 P: 20	R: 0 E: 0 K: 1 S: 6	H: 0 LOB: 0 BB: 0 P: 6	R: 0 E: 0 K: 1 S: 5	H: 0 LOB: 0 BB: 0 P: 8	R: 0 E: 0 K: 1 S: 7	H: 0 LOB: 0 BB: 0 P: 10	R: 0 E: 0 K: 1 S: 12	H: 0 LOB: 2 BB: 2 P: 24	R: 4 E: 0 K: 1 S: 16	H: 3 LOB: 0 BB: 0 P: 29	1B: 4 2B: 0 3B: 0 HR: 2	SF: 0 SAC: 0 DP: 0 HBP: 1	WP: 0 PB: 0 SB: 0 CS: 0	PA: 35
PITCHER	IP WLS BF H R ER SO	IP WLS BF H R ER SO	IP WLS BF H R ER SO	IP WLS BF H R ER SO	IP WLS BF H R ER SO	IP WLS BF H R ER SO	IP WLS BF H R ER SO	IP WLS BF H R ER SO	IP WLS BF H R ER SO	IP WLS BF H R ER SO	IP WLS BF H R ER SO	IP WLS BF H R ER SO	IP WLS BF H R ER SO	IP WLS BF H R ER SO	IP WLS BF H R ER SO	IP WLS BF H R ER SO	ERA WHIP	ERA WHIP		
64 Dean Kremer, R ERA: 4.7 50 Bruce Zimmermann, L ERA: 4.7 70 Travis Lakins Sr., R ERA: 12.0	3.0 4.0 1.0	14 14 7	0 0 3	1 0 4	1 0 4	4 4 1	2 2 0	0 0 1	0 0 0	30 48 16	48 0.00 29	0.00 0.500 36.00	1.667 0.000 3.000							


livebaseballscorecards.com

AB 30
R 1
H 4
RBI 1
BB 2
SO 8
LOB 6



livebaseballscorecards.com

AB 30
R 5
H 6
RBI 5
BB 4
SO 9
LOB 14



Batter	1	2	3	4	5	6	7	8	9	AB	R	H	RBI	BB	SO	LOB	TOP					
3 Jonathan Davis, R OBP: 0.476, SLG: 0.588 89 Logan Warmoth, R OBP: 0.455, SLG: 0.800										2	1	1	1	1	1	0	Toronto Blue Jays @ Detroit Tigers Publix Field at Joker Marchant Stadium, Lakeland, FL Mon Mar 15 2021, 1:09 PM - 3:39 PM EDT Att: 2,002 - Sunny - 78 F					
37 Teoscar Hernández, R OBP: 0.359, SLG: 0.320 59 Joshua Palacios, L OBP: 0.368, SLG: 0.722										3	0	0	0	0	1	2						
44 Rowdy Tellez, L OBP: 0.299, SLG: 0.320 90 Cullen Large, S OBP: 0.200, SLG: 0.800										3	0	0	0	0	0	0						
9 Danny Jansen, R OBP: 0.318, SLG: 0.333 86 Phil Clarke, L										3	0	1	0	0	2	0						
2 Joe Panik, L OBP: 0.333, SLG: 0.294 6 Richard Urena, S										2	1	1	0	1	0	1						
5 Santiago Espinal, R OBP: 0.412, SLG: 0.467 93 Leo Jimenez, R OBP: 0.400, SLG: 0.400										3	0	2	0	0	1	0						
82 Forrest Wall, L OBP: 0.353, SLG: 0.563 96 Chavez Young, S OBP: 0.267, SLG: 0.357										3	0	1	1	0	0	3						
28 Tyler White, R OBP: 0.111, SLG: 0.059 72 Otto Lopez, R OBP: 0.300, SLG: 0.222										3	0	0	0	0	2	2						
78 Kevin Smith, R OBP: 0.200, SLG: 0.400 95 Orelvis Martínez, R OBP: 0.333, SLG: 0.333										3	0	0	0	0	0	2						
Inning Stats	R: 1 E: 0 K: 1 S: 9	H: 1 LOB: 0 BB: 0 P: 13	R: 1 E: 0 K: 1 S: 14	H: 1 LOB: 1 BB: 1 P: 24	R: 0 E: 0 K: 1 S: 9	H: 0 LOB: 0 BB: 0 P: 13	R: 0 E: 0 K: 1 S: 7	H: 1 LOB: 0 BB: 0 P: 10	R: 0 E: 0 K: 1 S: 11	H: 2 LOB: 2 BB: 0 P: 14	R: 0 E: 0 K: 1 S: 7	H: 0 LOB: 0 BB: 0 P: 10	R: 0 E: 0 K: 0 S: 5	H: 0 LOB: 0 BB: 0 P: 8	R: 2 E: 0 K: 2 S: 13	H: 2 LOB: 1 BB: 1 P: 24		1B: 6 2B: 0 3B: 1 HR: 1	SF: 0 SAC: 0 DP: 1 HBP: 0	WP: 1 PB: 1 SB: 3 CS: 0	PA: 37	
PITCHER	IP WLS BF H R ER SO BB IBB HBP BLK WP HR S P ERA WHIP	4.0 L 15 3 2 1 4 1 0 0 0 0 1 39 60 2.25 1.000	2.0 H 10 3 0 0 2 1 0 0 0 0 0 17 28 0.00 2.000	2.0 H 6 0 0 0 1 0 0 0 0 0 12 18 0.00 0.000	0.2 H 5 2 2 2 1 0 0 0 1 0 10 20 27.00 4.500	0.1 H 1 0 0 0 0 0 0 0 0 0 3 4 0.00 0.000																

Batter	1	2	3	4	5	6	7	8	9	AB	R	H	RBI	BB	SO	LOB	BOTTOM					
22 Victor Reyes, S OBP: 0.500, SLG: 0.375 94 Parker Meadows, L										3	0	0	0	0	2	2	Toronto Blue Jays @ Detroit Tigers Publix Field at Joker Marchant Stadium, Lakeland, FL Mon Mar 15 2021, 1:09 PM - 3:39 PM EDT Att: 2,002 - Sunny - 78 F					
46 Jaimier Candelario, S OBP: 0.407, SLG: 0.458 73 Spencer Torkelson, R OBP: 0.190, SLG: 0.056										3	0	0	0	0	2	2						
8 Robbie Grossman, S OBP: 0.250, SLG: 0.250 13 Eric Haase, R OBP: 0.600, SLG: 1.000										3	0	0	0	0	0	0						
24 Miguel Cabrera, R OBP: 0.238, SLG: 0.263 41 Daz Cameron, R										3	0	0	0	0	0	0						
28 Niko Goodrum, S OBP: 0.304, SLG: 0.250 55 Renato Núñez, R OBP: 0.286, SLG: 0.333										2	0	0	0	0	0	0						
40 Wilson Ramos, R OBP: 0.375, SLG: 0.524 64 Dustin Garneau, R OBP: 0.538, SLG: 0.500										2	0	0	0	0	1	0						
9 Willi Castro, S OBP: 0.365, SLG: 0.800 59 Zack Short, R OBP: 0.600, SLG: 1.000										2	0	1	0	0	0	0						
15 Nomar Mazara, L OBP: 0.300, SLG: 0.222 31 Riley Greene, R OBP: 0.429, SLG: 0.267										2	0	2	0	0	0	0						
19 Isaac Paredes, R OBP: 0.300, SLG: 0.375 72 Kody Clemens, L OBP: 0.375, SLG: 0.385										2	0	0	0	0	1	1						
Inning Stats	R: 0 E: 0 K: 2 S: 10	H: 0 LOB: 0 BB: 0 P: 13	R: 0 E: 0 K: 0 S: 9	H: 0 LOB: 0 BB: 0 P: 12	R: 0 E: 0 K: 2 S: 13	H: 2 LOB: 2 BB: 0 P: 17	R: 0 E: 0 K: 0 S: 6	H: 0 LOB: 0 BB: 0 P: 7	R: 0 E: 0 K: 1 S: 7	H: 1 LOB: 1 BB: 0 P: 11	R: 0 E: 0 K: 0 S: 6	H: 0 LOB: 0 BB: 0 P: 9	R: 0 E: 0 K: 0 S: 14	H: 0 LOB: 2 BB: 1 P: 21	R: 0 E: 0 K: 3 S: 10	H: 1 LOB: 0 BB: 0 P: 12		R: 0 E: 0 K: 2 S: 12	H: 0 LOB: 2 BB: 1 P: 18	1B: 4 2B: 0 3B: 0 HR: 0	SF: 0 SAC: 0 DP: 1 HBP: 1	WP: 1 PB: 0 SB: 1 CS: 0
PITCHER	IP WLS BF H R ER SO BB IBB HBP BLK WP HR S P ERA WHIP	4.0 W 14 2 0 0 1 1 0 0 0 0 0 27 41 0.00 0.667	1.5 H 11 1 0 0 1 1 0 0 0 0 0 10 12 0.00 1.000	1.0 H 4 1 0 0 3 0 0 0 0 1 0 10 12 0.00 1.000	1.0 H 5 0 0 0 2 1 0 1 0 0 0 12 18 0.00 1.000																	



Batter	1	2	3	4	5	6	7	8	9	AB	R	H	RBI	BB	SO	LOB	TOP				
27 Kevin Newman, R OBP: 0.762, SLG: 0.813	4-2 BB		2-1 2B		1-2 1B			4-2 BB		2	0	2	0	1	0	0	Pittsburgh Pirates @ Detroit Tigers Publix Field at Joker Marchant Stadium, Lakeland, FL Sat Mar 20 2021, 1:08 PM - 3:55 PM EDT Att: 2,136 - Cloudy - 66 F				
80 Mason Martin, L OBP: 0.300, SLG: 0.444								90 1B		0	0	0	0	1	0	0					
6 Anthony Alford, R OBP: 0.381, SLG: 0.684	3-2 F7		0-2 E5		0-3 K			0-0 BB		3	0	0	0	0	1	3					
90 Ji Hwan Bae, L OBP: 0.313, SLG: 0.267			2-3					1-2 1B		1	0	1	0	0	0	0					
24 Phillip Evans, R OBP: 0.440, SLG: 0.316	3-3 K		0-2 CS	X CH 78		0-0 1B		2-3 K		3	1	2	0	0	1	1					
94 Hunter Owen, R OBP: 0.267, SLG: 0.385						19 G6-5-3 1B				1	0	0	0	0	1	2					
19 Colin Moran, L OBP: 0.357, SLG: 0.458	2-2 F7		0-0	X SI 90		0-1 G6-5-3		4-1 BB		3	0	1	1	0	0	2					
75 Travis Swagerty, L OBP: 0.353, SLG: 0.251			2-H			1-2		1-2 BB		0	0	0	0	1	0	0					
3 Cole Tucker, S OBP: 0.176, SLG: 0.353		X FF 90	0-0			2-2 G4-3		1-2 G6-3		3	0	1	0	0	1	1					
63 Andrew Susac, R OBP: 0.200, SLG: 0.111			14 FC5-2 3B							1	0	0	0	0	0	3					
49 Dustin Fowler, L OBP: 0.286, SLG: 0.263	3-3 K		2-2 G3-1							3	0	0	0	0	1	2					
82 Llover Peguero, R OBP: 0.500, SLG: 0.333			1-3							1	0	1	0	0	0	0					
14 Jared Oliva, R OBP: 0.250, SLG: 0.389	3-2 FC5-2		0-2 G4-3							3	0	0	0	0	1	2					
92 Canaan Smith-Njigba, L OBP: 0.182, SLG: 0.100										0	0	0	0	1	0	0					
93 Tony Wolters, L OBP: 0.208, SLG: 0.174	0-0 CS		3-3 K			0-1 G6-3				3	0	0	0	0	1	0					
81 Nick Gonzales, R OBP: 0.273, SLG: 0.390	1-2							0-1 P6		1	0	0	0	0	0	2					
69 Troy Stokes Jr., R OBP: 0.259, SLG: 0.500			2-3 K			0-1 G1-3		0-3 K		4	0	0	0	0	3	1					
																	P				
Inning Stats	R: 0 E: 0 K: 1 S: 15	H: 0 LOB: 1 BB: 1 P: 27	R: 0 E: 0 K: 1 S: 8	H: 1 LOB: 0 BB: 0 P: 14	R: 0 E: 1 K: 2 S: 15	H: 1 LOB: 1 BB: 0 P: 22	R: 1 E: 0 K: 1 S: 13	H: 2 LOB: 0 BB: 0 P: 17	R: 0 E: 0 K: 0 S: 6	H: 1 LOB: 1 BB: 0 P: 8	R: 0 E: 0 K: 1 S: 7	H: 0 LOB: 0 BB: 0 P: 9	R: 0 E: 0 K: 2 S: 17	H: 1 LOB: 3 BB: 2 P: 28	R: 0 E: 0 K: 1 S: 12	H: 1 LOB: 1 BB: 1 P: 24		1B: 5 2B: 3 3B: 1 HR: 0	SF: 0 SAC: 0 DP: 2 HBP: 0	WP: 1 PB: 0 SB: 1 CS: 2	PA: 38
PITCHER	IP WLS BF H R ER SO	IP WLS BF H R ER SO	IP WLS BF H R ER SO	IP WLS BF H R ER SO	IP WLS BF H R ER SO	IP WLS BF H R ER SO	IP WLS BF H R ER SO	IP WLS BF H R ER SO	IP WLS BF H R ER SO	IP WLS BF H R ER SO	IP WLS BF H R ER SO	IP WLS BF H R ER SO	IP WLS BF H R ER SO	IP WLS BF H R ER SO	IP WLS BF H R ER SO	IP WLS BF H R ER SO		ERA WHIP	ERA WHIP		
48 Matthew Boyd, L ERA: 2.08	4.0 W 7	2.0 H 3	1.0 H 6	1.0 S 4	4.0 W 7	2.0 H 3	1.0 H 6	1.0 S 4	4.0 W 7	2.0 H 3	1.0 H 6	1.0 S 4	4.0 W 7	2.0 H 3	1.0 H 6	1.0 S 4		2.25 1.250	0.00 1.000		
70 Tyler Alexander, L ERA: 3.0	2.0 W 7	1.0 H 3	1.0 H 6	1.0 S 4	2.0 W 7	1.0 H 3	1.0 H 6	1.0 S 4	2.0 W 7	1.0 H 3	1.0 H 6	1.0 S 4	2.0 W 7	1.0 H 3	1.0 H 6	1.0 S 4		0.00 0.000	0.00 0.000		
77 Joe Jiménez, R ERA: 6.23	1.0 H 3	1.0 H 6	1.0 S 4	1.0 S 4	1.0 H 3	1.0 H 6	1.0 S 4	1.0 S 4	1.0 H 3	1.0 H 6	1.0 S 4	1.0 S 4	1.0 H 3	1.0 H 6	1.0 S 4	1.0 S 4		0.00 3.000	0.00 2.000		
45 Buck Farmer, R ERA: 16.62	1.0 S 4	1.0 S 4	1.0 S 4	1.0 S 4	1.0 S 4	1.0 S 4	1.0 S 4	1.0 S 4	1.0 S 4	1.0 S 4	1.0 S 4	1.0 S 4	1.0 S 4	1.0 S 4	1.0 S 4	1.0 S 4		0.00 2.000	0.00 2.000		
33 Bryan Garcia, R ERA: 6.75	1.0 S 4	1.0 S 4	1.0 S 4	1.0 S 4	1.0 S 4	1.0 S 4	1.0 S 4	1.0 S 4	1.0 S 4	1.0 S 4	1.0 S 4	1.0 S 4	1.0 S 4	1.0 S 4	1.0 S 4	1.0 S 4		0.00 2.000	0.00 2.000		

Batter	1	2	3	4	5	6	7	8	9	AB	R	H	RBI	BB	SO	LOB	TOP				
60 Akil Baddoo, L (1, 8) OBP: 0.500, SLG: 0.857 74 Jacob Robson, L (7, 8) (7, 8)										3	1	2	0	1	1		Detroit Tigers @ Philadelphia Phillies BayCare Ballpark, Clearwater, FL Sun Mar 21 2021, 1:12 PM - 4:05 PM EDT Att: 2,278 - Cloudy - 55 F				
15 Nomar Mazara, L (1, 9) OBP: 0.250, SLG: 0.176 80 Danny Woodrow, L (8, 9) OBP: 0.429, SLG: 0.429										4	0	1	0	0	1	1					
9 Wilji Castro, S (1, 6) OBP: 0.259, SLG: 0.167 4 Greg Garcia, L (7, 4) OBP: 0.259, SLG: 0.167										0	1	0	0	0	0	0					
7 Jonathan Schoop, R (1, 10) OBP: 0.222, SLG: 0.188 79 Dillon Dingler, R (8, 10) OBP: 0.400, SLG: 0.590										3	0	0	0	0	0	0					
28 Niko Goodrum, S (1, 7) OBP: 0.250, SLG: 0.310 Christin Stewart, L (7, 7) OBP: 0.167, SLG: 0.167										1	0	0	0	0	0	1					
55 Renato Núñez, R (1, 3) OBP: 0.316, SLG: 0.556 72 Kody Clemens, L (7, 3) OBP: 0.353, SLG: 0.357										0	0	0	0	0	0	0					
19 Isaac Paredes, R (1, 5) OBP: 0.500, SLG: 0.778 Zack Short, R (7, 5) OBP: 0.500, SLG: 0.778										3	0	1	0	0	1	0					
30 Harold Castro, L (1, 4) OBP: 0.290, SLG: 0.286 95 Ryan Kreidler, R (9, 6) OBP: 0.400, SLG: 1.200										0	0	0	0	0	0	0					
34 Jake Rogers, R (1, 2) OBP: 0.167, SLG: 0.182 17 Grayson Greiner, R (7, 2) OBP: 0.692, SLG: 0.429										3	1	1	0	0	0	3					
Inning Stats	R: 0 H: 0 E: 0 K: 2 S: 11	H: 0 BB: 0 P: 17	R: 0 H: 0 E: 0 K: 1 S: 11	H: 0 BB: 0 P: 15	R: 2 H: 2 E: 0 K: 1 S: 15	H: 2 BB: 0 P: 18	R: 2 H: 1 E: 0 K: 2 S: 13	H: 0 LOB: 0 BB: 1 P: 20	R: 0 H: 0 E: 0 K: 0 S: 10	H: 0 LOB: 1 BB: 1 P: 16	R: 0 H: 2 E: 0 K: 1 S: 14	H: 2 LOB: 0 BB: 0 P: 21	R: 1 H: 2 E: 2 K: 1 S: 12	H: 2 LOB: 3 BB: 0 P: 19	R: 0 H: 0 E: 0 K: 1 S: 6	H: 0 LOB: 0 BB: 0 P: 9		1B: 5 2B: 0 3B: 0 HR: 2	SF: 0 SAC: 0 DP: 0 HBP: 0	WP: 2 PB: 0 SB: 1 CS: 0	PA: 37
PITCHER	IP	WLS	BF	H	R	ER	SO	BB	IBB	HBP	BLK	WP	HR	S	P	ERA		WHIP			
57 Chase Anderson, R (1, 1) ERA: 3.38	3.2	L	15	3	4	4	5	1	0	0	0	0	2	47	26	9.82		1.091			
54 Sam Coonrod, R (4, 1) ERA: 1.42	1.1		5	0	0	0	1	1	0	0	0	1	0	13	20	0.00	0.750				
79 JoJo Romero, L (6, 1) ERA: 1.5	1.0		3	0	0	0	2	0	0	0	0	0	0	7	9	0.00	0.000				
29 Héctor Rondón, R (7, 1) ERA: 8.1	1.0		5	2	0	0	1	0	0	0	0	0	0	14	21	0.00	2.000				
49 Bryn Mitchell, R (8, 1) ERA: 4.7	1.0		6	2	1	1	1	0	0	0	0	1	0	12	19	9.00	2.000				

Batter	1	2	3	4	5	6	7	8	9	AB	R	H	RBI	BB	SO	LOB	BOTTOM				
22 Andrew McCutchen, R (1, 7) OBP: 0.394, SLG: 0.517 9 Travis Jankowski, L (7, 7) OBP: 0.346, SLG: 0.319										3	1	1	0	0	0	0	Detroit Tigers @ Philadelphia Phillies BayCare Ballpark, Clearwater, FL Sun Mar 21 2021, 1:12 PM - 4:05 PM EDT Att: 2,278 - Cloudy - 55 F				
37 Odúbel Herrera, L (1, 8) OBP: 0.242, SLG: 0.515 73 Bryson Stott, L (8, 6) OBP: 0.111, SLG: 0.111										4	1	1	0	0	1	2					
3 Bryce Harper, L (1, 10) OBP: 0.370, SLG: 0.699 16 Mickey Moniak, L (8, 10) OBP: 0.400, SLG: 0.762										2	0	1	0	1	0	0					
28 Alec Bohm, R (1, 5) OBP: 0.400, SLG: 0.516 76 Matt Vierling, R (8, 9) OBP: 0.143, SLG: 0.250										3	0	1	1	0	1	1					
7 Matt Joyce, L (1, 9) OBP: 0.545, SLG: 0.611 44 Christian Bethancourt, R (8, 2) OBP: 0.167, SLG: 0.091										3	0	1	0	0	0	2					
5 Andrew Knapp, S (1, 2) OBP: 0.200, SLG: 0.259 87 Rodolfo Durán, R (8, 3) OBP: 0.300, SLG: 0.333										3	0	0	0	0	2	2					
88 Darick Hall, L (1, 3) OBP: 0.345, SLG: 0.600 24 Roman Quinn, S (7, PR) OBP: 0.393, SLG: 0.400 98 Johan Rojas, R (8, 7) OBP: 0.133, SLG: 0.071										3	0	1	0	0	1	2					
85 Luke Williams, R (1, 4) OBP: 0.382, SLG: 0.481 74 Ronald Torreyes, R (1, 6) OBP: 0.281, SLG: 0.250 94 Luis García, S (8, 4) OBP: 0.278, SLG: 0.133										2	0	1	0	2	0	1					
Inning Stats	R: 2 H: 3 E: 1 K: 2 S: 14	H: 0 LOB: 1 BB: 1 P: 25	R: 0 H: 0 E: 0 K: 0 S: 7	H: 0 LOB: 0 BB: 1 P: 12	R: 0 H: 2 E: 0 K: 0 S: 13	H: 2 LOB: 1 BB: 0 P: 15	R: 0 H: 1 E: 0 K: 0 S: 7	H: 0 LOB: 0 BB: 0 P: 11	R: 0 H: 0 E: 0 K: 1 S: 8	H: 0 LOB: 0 BB: 0 P: 12	R: 0 H: 1 E: 0 K: 2 S: 11	H: 1 LOB: 2 BB: 1 P: 13	R: 0 H: 1 E: 1 K: 1 S: 13	H: 1 LOB: 2 BB: 0 P: 16	R: 0 H: 0 E: 0 K: 3 S: 18	H: 0 LOB: 3 BB: 3 P: 34		1B: 7 2B: 1 3B: 0 HR: 0	SF: 0 SAC: 0 DP: 2 HBP: 0	WP: 0 PB: 0 SB: 1 CS: 0	PA: 40
PITCHER	IP	WLS	BF	H	R	ER	SO	BB	IBB	HBP	BLK	WP	HR	S	P	ERA		WHIP			
25 Matt Manning, R (1, 1) ERA: 3.38	2.0		10	3	2	2	2	2	0	0	0	0	0	13	15	0.00		2.500			
49 Derek Holland, L (3, 1) ERA: 10.0	1.0	W	4	2	0	0	0	0	0	0	0	0	0	13	15	0.00		2.000			
32 Michael Fulmer, R (4, 1) ERA: 10.0	3.0	H	10	1	0	0	3	0	0	0	0	0	0	26	39	0.00	0.333				
84 Gerson Moreno, R (7, 1) ERA: 6.75	1.0	H	5	1	1	1	0	1	0	0	0	0	0	5	13	9.00	2.000				
Kyle Funkhouser, R (8, 1) ERA: 9.0	1.0	H	5	1	0	0	1	0	0	0	0	0	0	13	16	0.00	1.000				
PITCHER	IP	WLS	BF	H	R	ER	SO	BB	IBB	HBP	BLK	WP	HR	S	P	ERA	WHIP				
76 Zack Hess, R (9, 1) ERA: 36.0	0.1	H	3	0	0	0	2	1	0	0	0	0	0	12	18	0.00	6.000				
90 Andrew Moore, R (9, 1) ERA:	0.2	S	3	0	0	0	2	1	0	0	0	0	0	12	18	0.00	1.500				

Batter	1	2	3	4	5	6	7	8	9	AB	R	H	RBI	BB	SO	LOB	TOP				
22 Victor Reyes, S OBP: 0.250, SLG: 0.167										4	0	0	0	0	2	0	Detroit Tigers @ Toronto Blue Jays TD Ballpark, Dunedin, FL Mon Mar 22 2021, 6:39 PM - 9:21 PM EDT Att: 956 - Partly Cloudy - 66 F				
80 Danny Woodrow, L OBP: 0.429, SLG: 0.429										0	0	0	0	0	0						
8 Robbie Grossman, S OBP: 0.395, SLG: 0.424										3	0	2	0	0	1	0					
34 Jake Rogers, R OBP: 0.167, SLG: 0.182										0	0	0	0	0	0	0					
46 Jeimer Candelario, S OBP: 0.359, SLG: 0.412										4	0	2	0	0	0	2					
73 Spencer Torkelson, R OBP: 0.174, SLG: 0.050										0	0	0	0	0	0	0					
55 Renato Núñez, R OBP: 0.261, SLG: 0.455										4	0	0	0	0	2	6					
72 Kody Clemens, L OBP: 0.353, SLG: 0.357										0	0	0	0	0	0	0					
28 Niko Goodrum, S OBP: 0.222, SLG: 0.273										4	0	0	0	0	2	4					
95 Ryan Kreidler, R OBP: 0.400, SLG: 1.200										0	0	0	0	0	0	0					
21 JaCoby Jones, R OBP: 0.270, SLG: 0.375										2	1	0	0	0	2	2					
31 Riley Greene, L OBP: 0.400, SLG: 0.316										1	0	1	0	0	0	0					
60 Akil Baddoo, L OBP: 0.475, SLG: 0.781										4	1	1	0	0	2	1					
19 Isaac Paredes, R OBP: 0.222, SLG: 0.226										4	0	0	0	0	1	1					
17 Grayson Greiner, R OBP: 0.667, SLG: 0.778										2	1	1	1	0	0	0					
64 Dustin Garneau, R OBP: 0.471, SLG: 0.385										2	0	0	0	0	1	1					
Inning Stats	R: 0 H: 1 E: 0 K: 1 S: 11	H: 1 LOB: 1 BB: 0 P: 16	R: 3 H: 2 E: 0 K: 2 S: 11	H: 2 LOB: 0 BB: 0 P: 20	R: 0 H: 2 E: 0 K: 3 S: 16	H: 2 LOB: 2 BB: 0 P: 22	R: 0 H: 0 E: 0 K: 1 S: 9	H: 0 LOB: 0 BB: 0 P: 12	R: 0 H: 1 E: 0 K: 0 S: 7	H: 0 LOB: 1 BB: 0 P: 8	R: 0 H: 0 E: 0 K: 3 S: 9	H: 0 LOB: 0 BB: 0 P: 15	R: 0 H: 0 E: 0 K: 1 S: 6	H: 0 LOB: 0 BB: 0 P: 10	R: 0 H: 0 E: 0 K: 1 S: 11	H: 1 LOB: 1 BB: 0 P: 16	1B: 3 2B: 3 3B: 0 HR: 1	SF: 0 SAC: 0 DP: 0 HBP: 2	WP: 2 PB: 0 SB: 2 CS: 0	PA: 36	
PITCHER	IP: 3.2 WLS: 17 BF: 5 ERA: 5.19	WLS: 5 BF: 1 ERA: 1.8	H: 5 R: 0 ER: 0 SO: 7	R: 3 H: 2 ER: 0 SO: 7	H: 3 R: 0 ER: 0 SO: 7	H: 3 R: 0 ER: 0 SO: 7	BB: 0 IBB: 0 HBP: 0 BLK: 0	BB: 0 IBB: 0 HBP: 0 BLK: 0	WP: 2 HR: 1 S: 46 P: 68	ERA: 7.36 WHIP: 1.364	PITCHER	IP: 1.0 WLS: 4 BF: 1 ERA: 4.5	WLS: 4 BF: 1 ERA: 4.5	H: 1 R: 0 ER: 0 SO: 1	R: 0 H: 0 ER: 0 SO: 1	BB: 0 IBB: 0 HBP: 0 BLK: 0	WP: 0 HR: 0 S: 12 P: 16	ERA: 0.00 WHIP: 1.000			

Batter	1	2	3	4	5	6	7	8	9	AB	R	H	RBI	BB	SO	LOB	BOTTOM				
10 Marcus Semien, R OBP: 0.397, SLG: 0.556										3	2	2	2	0	1	0	Detroit Tigers @ Toronto Blue Jays TD Ballpark, Dunedin, FL Mon Mar 22 2021, 6:39 PM - 9:21 PM EDT Att: 956 - Partly Cloudy - 66 F				
74 Brevic Valera, S OBP: 0.160, SLG: 0.125										1	0	0	0	0	0	0					
8 Cavan Biggio, L OBP: 0.368, SLG: 0.452										3	0	0	0	0	3	1					
78 Kevin Smith, R OBP: 0.286, SLG: 0.615										0	1	0	0	1	0	0					
11 Bo Bichette, R OBP: 0.342, SLG: 0.291										3	0	1	1	0	1	0					
5 Santiago Espinal, R OBP: 0.458, SLG: 0.667										1	0	1	1	0	0	0					
27 Vladimir Guerrero Jr., R OBP: 0.606, SLG: 0.840										4	0	1	0	0	0	1					
44 Rowdy Tellez, L OBP: 0.250, SLG: 0.278										3	0	1	0	0	1	2					
28 Tyler White, R OBP: 0.115, SLG: 0.125										0	0	0	0	0	0	0					
13 Lourdes Gurriel Jr., R OBP: 0.219, SLG: 0.344										3	0	0	0	0	0	1					
82 Forrest Wall, L OBP: 0.304, SLG: 0.500										0	0	0	0	0	0	0					
15 Randal Grichuk, R OBP: 0.364, SLG: 0.632										3	0	0	0	0	2	0					
89 Logan Warmoth, R OBP: 0.375, SLG: 0.600										0	0	0	0	0	0	0					
30 Alejandro Kirk, R OBP: 0.444, SLG: 1.125										3	0	0	0	0	1	0					
50 Riley Adams, R OBP: 0.444, SLG: 1.125										0	0	0	0	0	0	0					
3 Jonathan Davis, R OBP: 0.419, SLG: 0.500										2	1	0	0	0	0	0					
Inning Stats	R: 1 H: 1 E: 0 K: 2 S: 12	H: 1 LOB: 0 BB: 0 P: 17	R: 0 H: 0 E: 0 K: 1 S: 9	H: 0 LOB: 0 BB: 0 P: 13	R: 0 H: 0 E: 0 K: 1 S: 6	H: 0 LOB: 0 BB: 0 P: 10	R: 0 H: 0 E: 0 K: 1 S: 8	H: 0 LOB: 0 BB: 0 P: 11	R: 0 H: 1 E: 0 K: 0 S: 8	H: 1 LOB: 0 BB: 0 P: 11	R: 2 H: 3 E: 0 K: 3 S: 22	H: 3 LOB: 2 BB: 0 P: 36	R: 0 H: 0 E: 0 K: 1 S: 7	H: 0 LOB: 0 BB: 0 P: 10	R: 1 H: 1 E: 0 K: 0 S: 11	H: 1 LOB: 1 BB: 1 P: 21	1B: 2 2B: 3 3B: 0 HR: 1	SF: 0 SAC: 0 DP: 1 HBP: 1	WP: 0 PB: 0 SB: 1 CS: 0	PA: 31	
PITCHER	IP: 2.0 WLS: 9 BF: 1 ERA: 2.45	WLS: 9 BF: 1 ERA: 2.45	H: 1 R: 0 ER: 0 SO: 2	H: 1 R: 0 ER: 0 SO: 2	H: 1 R: 0 ER: 0 SO: 2	H: 1 R: 0 ER: 0 SO: 2	BB: 0 IBB: 0 HBP: 0 BLK: 0	BB: 0 IBB: 0 HBP: 0 BLK: 0	WP: 0 HR: 1 S: 21 P: 30	ERA: 4.50 WHIP: 0.500	PITCHER	IP: 3.0 WLS: 9 BF: 1 ERA: 4.91	WLS: 9 BF: 1 ERA: 4.91	H: 3 R: 2 ER: 2 SO: 1	R: 1 H: 1 ER: 2 SO: 1	BB: 0 IBB: 0 HBP: 0 BLK: 0	WP: 0 HR: 0 S: 16 P: 30	ERA: 54.00 WHIP: 3.000			

AB	34
R	3
H	7
RBI	1
BB	0
SO	13
LOB	17



AB	29
R	4
H	6
RBI	4
BB	1
SO	9
LOB	5



Batter	1	2	3	4	5	6	7	8	9	AB	R	H	RBI	BB	SO	LOB	TOP			
39 Mike Tauchman, L (1, 7) OBP: 0.345, SLG: 0.615	FF 92 2-2 SL 84 FC 92 X FC 92	FF 95 0-2 SL 84 FC 95 X FC 95			SL 84 4-1 FF 92 FC 92 X FC 92		SI 98 4-2 SL 84 FC 98 X FC 98	SI 91 1-1 SL 84 FC 91 X FC 91		2	2	2	1	2	0	0				
92 Chris Gittens, R (7, 3) OBP: 0.533, SLG: 0.917	FF 95 2-2 SL 84 FC 95 X FC 95	FF 95 2-3 SL 84 FC 95 X FC 95			SI 98 4-1 SL 84 FC 98 X FC 98		SI 98 4-2 SL 84 FC 98 X FC 98	SI 91 1-1 SL 84 FC 91 X FC 91		1	1	1	1	1	0	0				
59 Luke Voit, R (1, 3) OBP: 0.324, SLG: 0.276	FF 96 4-0 SL 84 FC 96 X FC 96	FF 95 1-1 SL 84 FC 95 X FC 95			SI 98 1-0 SL 84 FC 98 X FC 98		SI 98 1-0 SL 84 FC 98 X FC 98	SI 91 1-0 SL 84 FC 91 X FC 91		1	0	0	0	2	0	1				
Estevan Florial, L (7, PR) OBP: 0.167, SLG: 0.167	FF 95 4-0 SL 84 FC 95 X FC 95	FF 95 1-1 SL 84 FC 95 X FC 95			SI 98 1-0 SL 84 FC 98 X FC 98		SI 98 1-0 SL 84 FC 98 X FC 98	SI 91 1-0 SL 84 FC 91 X FC 91		1	0	0	0	0	0	0				
77 Clint Frazier, R (1, 10) OBP: 0.471, SLG: 0.471	FF 93 3-1 SL 84 FC 93 X FC 93				SI 98 0-1 SL 84 FC 98 X FC 98		SI 98 0-0 SL 84 FC 98 X FC 98	SI 91 4-2 SL 84 FC 91 X FC 91		4	0	0	0	0	0	5				
97 Josh Breaux, R (6, PH) OBP: 0.667, SLG: 0.333	FF 93 3-1 SL 84 FC 93 X FC 93				SI 98 0-1 SL 84 FC 98 X FC 98		SI 98 0-0 SL 84 FC 98 X FC 98	SI 91 4-2 SL 84 FC 91 X FC 91		0	0	0	0	1	0	0				
12 Derek Dietrich, L (1, 5) OBP: 0.394, SLG: 0.292	SAFE 4-2 SL 84 FC 94 X FC 94				SI 98 4-2 SL 84 FC 98 X FC 98		SI 98 4-0 SL 84 FC 98 X FC 98	SI 91 0-1 SL 84 FC 91 X FC 91		1	0	0	0	3	0	1				
Oswald Peraza, R (7, 6) OBP: 0.077, SLG: 0.077	SAFE 4-2 SL 84 FC 94 X FC 94				SI 98 4-2 SL 84 FC 98 X FC 98		SI 98 4-0 SL 84 FC 98 X FC 98	SI 91 0-1 SL 84 FC 91 X FC 91		1	0	0	0	0	0	1				
66 Kyle Higashioka, R (1, 2) OBP: 0.289, SLG: 0.136	SAFE 2-3 SL 84 FC 94 X FC 94				SI 98 4-2 SL 84 FC 98 X FC 98		SI 98 4-2 SL 84 FC 98 X FC 98	SI 91 1-1 SL 84 FC 91 X FC 91		2	0	0	0	1	1	2				
62 Rob Brantly, L (7, PH) OBP: 0.333, SLG: 0.818	SAFE 2-3 SL 84 FC 94 X FC 94				SI 98 4-2 SL 84 FC 98 X FC 98		SI 98 4-2 SL 84 FC 98 X FC 98	SI 91 1-1 SL 84 FC 91 X FC 91		2	0	0	0	0	0	2				
14 Tyler Wade, L (1, 4) OBP: 0.250, SLG: 0.333		FF 94 0-0 SL 84 FC 94 X FC 94			SI 98 2-2 SL 84 FC 98 X FC 98		SI 98 4-2 SL 84 FC 98 X FC 98	SI 91 3-2 SL 84 FC 91 X FC 91		4	1	2	0	1	0	3				
68 Ryan LaMarre, R (1, 9) OBP: 0.412, SLG: 0.462		FF 92 0-2 SL 84 FC 92 X FC 92			SI 98 4-0 SL 84 FC 98 X FC 98		SI 98 4-0 SL 84 FC 98 X FC 98	SI 91 1-2 SL 84 FC 91 X FC 91		3	0	1	0	1	2	3				
96 Ezequiel Duran, R (7, 4) OBP: 0.250, SLG: 0.182		FF 92 0-2 SL 84 FC 92 X FC 92			SI 98 4-0 SL 84 FC 98 X FC 98		SI 98 4-0 SL 84 FC 98 X FC 98	SI 91 1-2 SL 84 FC 91 X FC 91		1	0	1	0	0	0	0				
70 Andrew Velazquez, S (1, 6) OBP: 0.348, SLG: 0.300		FF 94 1-3 SL 84 FC 94 X FC 94			SI 98 1-3 SL 84 FC 98 X FC 98		SI 98 0-3 SL 84 FC 98 X FC 98	SI 91 0-2 SL 84 FC 91 X FC 91		5	0	0	0	0	3	5				
22 Greg Allen, S (1, 8) OBP: 0.222, SLG: 0.333		FF 94 1-0 SL 84 FC 94 X FC 94			SI 98 3-1 SL 84 FC 98 X FC 98		SI 98 3-1 SL 84 FC 98 X FC 98	SI 91 1-2 SL 84 FC 91 X FC 91		3	1	1	2	0	0	2				
93 Thomas Milone, L (8, 8) OBP: 0.250, SLG: 0.143		FF 94 1-0 SL 84 FC 94 X FC 94			SI 98 3-1 SL 84 FC 98 X FC 98		SI 98 3-1 SL 84 FC 98 X FC 98	SI 91 1-2 SL 84 FC 91 X FC 91		0	0	0	0	0	0	0				
Inning Stats	R: 1 H: 1 E: 0 K: 1 S: 11	H: 1 LOB: 1 BB: 2 P: 26	R: 1 H: 3 E: 0 K: 1 S: 12	H: 3 LOB: 1 BB: 0 P: 15	R: 0 H: 0 E: 0 K: 0 S: 11	H: 0 LOB: 1 BB: 1 P: 18	R: 0 H: 1 E: 0 K: 1 S: 8	H: 1 LOB: 1 BB: 1 P: 18	R: 0 H: 0 E: 0 K: 0 S: 10	H: 0 LOB: 3 BB: 3 P: 25	R: 1 H: 0 E: 0 K: 1 S: 13	H: 0 LOB: 3 BB: 3 P: 29	R: 2 H: 2 E: 0 K: 0 S: 14	H: 2 LOB: 1 BB: 1 P: 21	R: 0 H: 1 E: 0 K: 0 S: 11	H: 1 LOB: 0 BB: 0 P: 16	1B: 5 2B: 0 3B: 0 HR: 3	SF: 1 SAC: 0 DP: 0 HBP: 1	WP: 2 PB: 1 SB: 1 CS: 4	PA: 45
PITCHER	IP: 4.0 WLS: 1.5 ERA: 1.5	WLS: 0 ERA: 3.38	WLS: 1.0 ERA: 3.18	WLS: 1.0 ERA: 5.4	IP: 4.0 WLS: 1.5 ERA: 1.5	IP: 4.0 WLS: 1.5 ERA: 1.5	IP: 4.0 WLS: 1.5 ERA: 1.5	IP: 4.0 WLS: 1.5 ERA: 1.5	IP: 4.0 WLS: 1.5 ERA: 1.5	IP: 1.0 WLS: 0 ERA: 0.00	IP: 1.0 WLS: 0 ERA: 9.00	IP: 1.0 WLS: 0 ERA: 23.00	IP: 1.0 WLS: 0 ERA: 18.00	IP: 9.1 WLS: 1.0 ERA: 0.00	IP: 16.0 WLS: 1.0 ERA: 0.00	IP: 16.0 WLS: 1.0 ERA: 1.000	ERA: 4.50 WHIP: 2.500	ERA: 0.00 WHIP: 1.000	ERA: 0.00 WHIP: 1.000	ERA: 0.00 WHIP: 1.000

New York Yankees @ Detroit Tigers
 Publix Field at Joker Marchant Stadium, Lakeland, FL
 Tue Mar 23 2021, 1:09 PM - 4:37 PM EDT
 Att: 2,142 - Partly Cloudy - 73 F

AB	31
R	5
H	8
RBI	4
BB	11
SO	6
LOB	25



Batter	1	2	3	4	5	6	7	8	9	AB	R	H	RBI	BB	SO	LOB	BOTTOM				
8 Robbie Grossman, S (1, 7) OBP: 0.357, SLG: 0.400	FF 90 4-1 SL 84 FC 90 X FC 90	FC 92 2-0 SL 84 FC 92 X FC 92			CU 79 3-3 SL 84 FC 79 X FC 79			FF 92 1-2 SL 84 FC 92 X FC 92	FF 96 4-0 SL 84 FC 96 X FC 96	2	1	0	0	1	1	1					
22 Victor Reyes, S (6, 7) OBP: 0.318, SLG: 0.211	FF 90 4-1 SL 84 FC 90 X FC 90	FC 92 2-0 SL 84 FC 92 X FC 92			CU 79 3-3 SL 84 FC 79 X FC 79			FF 92 1-2 SL 84 FC 92 X FC 92	FF 96 4-0 SL 84 FC 96 X FC 96	1	1	1	0	1	0	0					
15 Nomar Mazara, L (1, 9) OBP: 0.238, SLG: 0.158	FF 92 3-2 SL 84 FC 92 X FC 92				CU 79 0-2 SL 84 FC 79 X FC 79			FF 92 0-1 SL 84 FC 92 X FC 92	FF 96 0-3 SL 84 FC 96 X FC 96	2	0	0	0	1	1	1					
41 Daz Cameron, R (7, 9) OBP: 0.333, SLG: 0.143	FF 92 3-2 SL 84 FC 92 X FC 92				CU 79 0-2 SL 84 FC 79 X FC 79			FF 92 0-1 SL 84 FC 92 X FC 92	FF 96 0-3 SL 84 FC 96 X FC 96	2	1	1	0	0	1	1					
9 Wilji Castro, S (1, 6) OBP: 0.333, SLG: 0.625	FF 91 1-1 SL 84 FC 91 X FC 91				CU 79 1-2 SL 84 FC 79 X FC 79			FF 92 2-3 SL 84 FC 92 X FC 92	FF 96 4-0 SL 84 FC 96 X FC 96	3	0	2	1	0	0	1					
Zack Short, R (6, PR) OBP: 0.500, SLG: 0.700	FF 91 1-1 SL 84 FC 91 X FC 91				CU 79 1-2 SL 84 FC 79 X FC 79			FF 92 2-3 SL 84 FC 92 X FC 92	FF 96 4-0 SL 84 FC 96 X FC 96	1	1	1	0	0	1	2					
24 Miguel Cabrera, R (1, 10) OBP: 0.219, SLG: 0.310	SAFE 2-1 SL 84 FC 94 X FC 94				CU 82 3-2 SL 84 FC 82 X FC 82			FF 92 2-1 SL 84 FC 92 X FC 92	FF 96 1-1 SL 84 FC 96 X FC 96	2	0	0	0	1	1	2					
13 Eric Haase, R (6, PR) OBP: 0.333, SLG: 1.071	SAFE 2-1 SL 84 FC 94 X FC 94				CU 82 3-2 SL 84 FC 82 X FC 82			FF 92 2-1 SL 84 FC 92 X FC 92	FF 96 1-1 SL 84 FC 96 X FC 96	2	1	1	3	0	0	2					
7 Jonathan Schoop, R (1, 4) OBP: 0.238, SLG: 0.167	FF 93 4-1 SL 84 FC 93 X FC 93				CU 82 2-2 SL 84 FC 82 X FC 82			FF 92 0-0 SL 84 FC 92 X FC 92		2	0	0	0	1	1	2					
72 Kody Clemens, L (7, 4) OBP: 0.333, SLG: 0.333	FF 93 4-1 SL 84 FC 93 X FC 93				CU 82 2-2 SL 84 FC 82 X FC 82			FF 92 0-0 SL 84 FC 92 X FC 92		1	0	0	0	0	0	0					
30 Harold Castro, L (1, 3) OBP: 0.314, SLG: 0.290	FF 90 2-3 SL 84 FC 90 X FC 90				CU 81 0-1 SL 84 FC 81 X FC 81			FF 92 0-2 SL 84 FC 92 X FC 92	FF 96 4-0 SL 84 FC 96 X FC 96	3	0	1	0	1	1	4					
40 Wilson Ramos, R (1, 2) OBP: 0.226, SLG: 0.433	FF 91 2-2 SL 84 FC 91 X FC 91				CU 82 1-2 SL 84 FC 82 X FC 82			FF 92 2-2 SL 84 FC 92 X FC 92	FF 96 2-1 SL 84 FC 96 X FC 96	3	0	0	0	0	0	1					
34 Jake Rogers, R (8, 2) OBP: 0.200, SLG: 0.182	FF 91 2-2 SL 84 FC 91 X FC 91				CU 82 1-2 SL 84 FC 82 X FC 82			FF 92 2-2 SL 84 FC 92 X FC 92	FF 96 2-1 SL 84 FC 96 X FC 96	0	0	0	0	0	0	0					
4 Greg Garcia, L (1, 5) OBP: 0.226, SLG: 0.143	FF 92 1-1 SL 84 FC 92 X FC 92				CU 81 1-3 SL 84 FC 81 X FC 81			FF 92 0-0 SL 84 FC 92 X FC 92	FF 96 2-2 SL 84 FC 96 X FC 96	4	0	0	0	0	1	2					
95 Ryan Kreidler, R (9, 5) OBP: 0.400, SLG: 1.200	FF 92 1-1 SL 84 FC 92 X FC 92				CU 81 1-3 SL 84 FC 81 X FC 81			FF 92 0-0 SL 84 FC 92 X FC 92	FF 96 2-2 SL 84 FC 96 X FC 96	0	0	0	0	0	0	0					
Derek Hill, R (1, 8) OBP: 0.348, SLG: 0.350	FF 92 0-2 SL 84 FC 92 X FC 92				CU 81 0-3 SL 84 FC 81 X FC 81			FF 92 0-1 SL 84 FC 92 X FC 92	FF 96 3-3 SL 84 FC 96 X FC 96	4	0	1	0	0	2	0					
Inning Stats	R: 1 H: 1 E: 0 K: 2 S: 14	H: 1 LOB: 2 BB: 2 P: 30	R: 0 H: 1 E: 1 K: 0 S: 9	H: 1 LOB: 0 BB: 0 P: 14	R: 0 H: 0 E: 0 K: 2 S: 11	H: 0 LOB: 1 BB: 1 P: 21	R: 0 H: 1 E: 0 K: 1 S: 8	H: 1 LOB: 0 BB: 0 P: 10	R: 0 H: 0 E: 0 K: 2 S: 11	H: 0 LOB: 2 BB: 1 P: 18	R: 0 H: 0 E: 0 K: 0 S: 6	H: 0 LOB: 0 BB: 0 P: 8	R: 3 H: 3 E: 0 K: 1 S: 16	H: 3 LOB: 1 BB: 1 P: 29	R: 0 H: 0 E: 0 K: 2 S: 10	H: 0 LOB: 2 BB: 2 P: 22	1B: 5 2B: 0 3B: 1 HR: 1	SF: 0 SAC: 0 DP: 2 HBP: 1	WP: 1 PB: 1 SB: 4 CS: 0	PA: 40	
PITCHER	IP: 3.2 WLS: 1.86 ERA: 1.04	IP: 2.1 WLS: 0 ERA: 1.04	IP: 1.0 WLS: 3.06 ERA: 5.06	IP: 1.0 WLS: 8.00 ERA: 5.4	IP: 3.2 WLS: 1.86 ERA: 1.04	IP: 3.2 WLS: 1.86 ERA: 1.04	IP: 3.2 WLS: 1.86 ERA: 1.04	IP: 3.2 WLS: 1.86 ERA: 1.04	IP: 3.2 WLS: 1.86 ERA: 1.04	IP: 2.1 WLS: 3.86 ERA: 3.86	IP: 1.0 WLS: 0.00 ERA: 6.00	IP: 1.0 WLS: 27.00 ERA: 4.00	IP: 1.0 WLS: 0.00 ERA: 2.00	IP: 16.0 WLS: 1.0 ERA: 0.00	IP: 22.0 WLS: 1.0 ERA: 0.00	IP: 22.0 WLS: 1.0 ERA: 1.000	ERA: 0.00 WHIP: 1.636	ERA: 3.86 WHIP: 0.857	ERA: 0.00 WHIP: 0.000	ERA: 27.00 WHIP: 4.000	ERA: 0.00 WHIP: 2.000

New York Yankees @ Detroit Tigers
 Publix Field at Joker Marchant Stadium, Lakeland, FL
 Tue Mar 23 2021, 1:09 PM - 4:37 PM EDT
 Att: 2,142 - Partly Cloudy - 73 F

AB	32
R	5
H	7
RBI	4
BB	7
SO	10
LOB	19



Batter	1	2	3	4	5	6	7	8	9	AB	R	H	RBI	BB	SO	LOB	TOP
40 Adam Haseley, L OBP: 0.357, SLG: 0.500 9 Travis Jankowski, L OBP: 0.379, SLG: 0.533	F8	G4-3			G3-1			FC5-4 1B		3	0	0	0	0	0	2	Philadelphia Phillies @ Detroit Tigers Publix Field at Joker Marchant Stadium, Lakeland, FL Wed Mar 24, 2021, 1:06 PM - 3:41 PM EDT Att: 2,064 - Sunny - 79 F
4 Scott Kingery, R OBP: 0.205, SLG: 0.250 98 Johan Rojas, R OBP: 0.125, SLG: 0.087	G4-3 1B				K			FC5-4 28 BB 1-2		3	0	1	0	1	1	1	
28 Alec Bohm, R OBP: 0.395, SLG: 0.459 94 Luis Garcia, S OBP: 0.300, SLG: 0.235	G4-3				F9			K		3	0	0	0	1	1	2	
7 Matt Joyce, L OBP: 0.433, SLG: 0.440 76 Matt Vierling, R OBP: 0.136, SLG: 0.238	F7				G3			K		4	0	0	0	0	0	4	
5 Andrew Knapp, S OBP: 0.200, SLG: 0.250 44 Christian Bethancourt, R OBP: 0.187, SLG: 0.091					G4-3			K		4	0	1	0	0	1	2	
37 Odibel Herrera, L OBP: 0.244, SLG: 0.450					G4-3			K		4	1	1	0	0	2	0	
88 Darick Hall, L OBP: 0.351, SLG: 0.563								K		4	0	2	0	0	0	2	
85 Luke Williams, R OBP: 0.385, SLG: 0.452					L7			SH1-3		3	0	1	1	0	1	1	
73 Bryson Stott, L OBP: 0.087, SLG: 0.087	F8				F9			K		3	0	0	0	0	1	3	
Inning Stats	R: 0 H: 1 E: 0 K: 0 S: 9	H: 3 LOB: 2 BB: 0 P: 13	R: 1 H: 3 E: 0 K: 0 S: 16	H: 3 LOB: 2 BB: 0 P: 18	R: 0 H: 0 E: 0 K: 0 S: 4	H: 0 LOB: 1 BB: 1 P: 11	R: 0 H: 1 E: 0 K: 0 S: 9	H: 1 LOB: 1 BB: 0 P: 14	R: 0 H: 0 E: 0 K: 1 S: 8	H: 0 LOB: 0 BB: 0 P: 15	R: 0 H: 1 E: 0 K: 2 S: 11	H: 1 LOB: 2 BB: 1 P: 13	R: 0 H: 1 E: 0 K: 0 S: 12	H: 0 LOB: 2 BB: 1 P: 18	1B: 6 2B: 1 3B: 0 HR: 0	SF: 0 SAC: 1 DP: 0 HBP: 0	
PITCHER	IP WLS BF H R ER SO BB IBB HBP BLK WP HR S P ERA WHIP	IP WLS BF H R ER SO BB IBB HBP BLK WP HR S P ERA WHIP	IP WLS BF H R ER SO BB IBB HBP BLK WP HR S P ERA WHIP	IP WLS BF H R ER SO BB IBB HBP BLK WP HR S P ERA WHIP	IP WLS BF H R ER SO BB IBB HBP BLK WP HR S P ERA WHIP	IP WLS BF H R ER SO BB IBB HBP BLK WP HR S P ERA WHIP	IP WLS BF H R ER SO BB IBB HBP BLK WP HR S P ERA WHIP	IP WLS BF H R ER SO BB IBB HBP BLK WP HR S P ERA WHIP	IP WLS BF H R ER SO BB IBB HBP BLK WP HR S P ERA WHIP	IP WLS BF H R ER SO BB IBB HBP BLK WP HR S P ERA WHIP	IP WLS BF H R ER SO BB IBB HBP BLK WP HR S P ERA WHIP	IP WLS BF H R ER SO BB IBB HBP BLK WP HR S P ERA WHIP	IP WLS BF H R ER SO BB IBB HBP BLK WP HR S P ERA WHIP	IP WLS BF H R ER SO BB IBB HBP BLK WP HR S P ERA WHIP	IP WLS BF H R ER SO BB IBB HBP BLK WP HR S P ERA WHIP	IP WLS BF H R ER SO BB IBB HBP BLK WP HR S P ERA WHIP	IP WLS BF H R ER SO BB IBB HBP BLK WP HR S P ERA WHIP

Batter	1	2	3	4	5	6	7	8	9	AB	R	H	RBI	BB	SO	LOB	BOTTOM
8 Robbie Grossman, S OBP: 0.364, SLG: 0.486 22 Victor Reyes, S OBP: 0.292, SLG: 0.190	F7				G4-3			G4-3		2	1	1	1	0	0	0	Philadelphia Phillies @ Detroit Tigers Publix Field at Joker Marchant Stadium, Lakeland, FL Wed Mar 24, 2021, 1:06 PM - 3:41 PM EDT Att: 2,064 - Sunny - 79 F
46 Jeimer Candelario, S OBP: 0.423, SLG: 0.500 31 Riley Greene, L OBP: 0.423, SLG: 0.350					HR					2	2	2	0	0	0	0	
64 Dustin Garneau, R OBP: 0.500, SLG: 0.500					9 HBP 24 1B					1	0	1	0	0	0	0	
9 Willi Castro, S OBP: 0.364, SLG: 0.634 30 Harold Castro, L OBP: 0.324, SLG: 0.303 95 Ryan Kreydler, R OBP: 0.400, SLG: 1.200					7 F8 24 1B					1	0	1	1	0	0	0	
24 Miguel Cabrera, R OBP: 0.257, SLG: 0.344 55 Renato Nunez, R OBP: 0.250, SLG: 0.435					7 F8 24 1B					2	0	1	0	0	0	1	
7 Jonathan Schoop, R OBP: 0.250, SLG: 0.190 Zack Short, R OBP: 0.467, SLG: 0.636					7 F8 24 1B					3	0	1	0	0	0	4	
15 Nomar Mazara, L OBP: 0.250, SLG: 0.182 17 Grayson Greiner, R OBP: 0.625, SLG: 0.700					G5-4-3					3	0	1	0	0	1	3	
40 Wilson Ramos, R OBP: 0.333, SLG: 0.455 60 Aki Bardoole, L OBP: 0.463, SLG: 0.758					G6-4-3					3	0	1	1	0	0	1	
28 Niko Goodrum, S OBP: 0.205, SLG: 0.250 Derek Hill, R OBP: 0.348, SLG: 0.350					G3					3	0	0	0	0	2	2	
21 JaCoby Jones, R OBP: 0.256, SLG: 0.353 19 Isaac Paredes, R OBP: 0.216, SLG: 0.219					G5-3					2	0	0	0	0	0	0	
Inning Stats	R: 1 H: 3 E: 0 K: 0 S: 7	H: 3 LOB: 1 BB: 0 P: 10	R: 0 H: 1 E: 0 K: 0 S: 5	H: 1 LOB: 0 BB: 0 P: 7	R: 2 H: 3 E: 0 K: 0 S: 14	H: 3 LOB: 2 BB: 0 P: 21	R: 0 H: 0 E: 0 K: 1 S: 8	H: 0 LOB: 0 BB: 0 P: 11	R: 0 H: 2 E: 0 K: 0 S: 6	H: 2 LOB: 1 BB: 0 P: 17	R: 1 H: 2 E: 0 K: 2 S: 14	H: 2 LOB: 1 BB: 0 P: 18	R: 0 H: 0 E: 0 K: 1 S: 7	H: 0 LOB: 0 BB: 0 P: 8	1B: 8 2B: 2 3B: 1 HR: 1	SF: 0 SAC: 0 DP: 3 HBP: 1	WP: 0 PA: 34 PB: 0 SB: 0 CS: 0
PITCHER	IP WLS BF H R ER SO BB IBB HBP BLK WP HR S P ERA WHIP	IP WLS BF H R ER SO BB IBB HBP BLK WP HR S P ERA WHIP	IP WLS BF H R ER SO BB IBB HBP BLK WP HR S P ERA WHIP	IP WLS BF H R ER SO BB IBB HBP BLK WP HR S P ERA WHIP	IP WLS BF H R ER SO BB IBB HBP BLK WP HR S P ERA WHIP	IP WLS BF H R ER SO BB IBB HBP BLK WP HR S P ERA WHIP	IP WLS BF H R ER SO BB IBB HBP BLK WP HR S P ERA WHIP	IP WLS BF H R ER SO BB IBB HBP BLK WP HR S P ERA WHIP	IP WLS BF H R ER SO BB IBB HBP BLK WP HR S P ERA WHIP	IP WLS BF H R ER SO BB IBB HBP BLK WP HR S P ERA WHIP	IP WLS BF H R ER SO BB IBB HBP BLK WP HR S P ERA WHIP	IP WLS BF H R ER SO BB IBB HBP BLK WP HR S P ERA WHIP	IP WLS BF H R ER SO BB IBB HBP BLK WP HR S P ERA WHIP	IP WLS BF H R ER SO BB IBB HBP BLK WP HR S P ERA WHIP	IP WLS BF H R ER SO BB IBB HBP BLK WP HR S P ERA WHIP	IP WLS BF H R ER SO BB IBB HBP BLK WP HR S P ERA WHIP	IP WLS BF H R ER SO BB IBB HBP BLK WP HR S P ERA WHIP

AB	32
R	1
H	7
RBI	1
BB	2
SO	7
LOB	17

AB	33
R	4
H	12
RBI	4
BB	0
SO	5
LOB	16

Batter	1	2	3	4	5	6	7	8	9	AB	R	H	RBI	BB	SO	LOB	TOP					
40 Adam Haseley, L (1, 8) OBP: 0.333, SLG: 0.500 98 Johan Rojas, R (6, 9) OBP: 0.286, SLG: 0.250										4	0	1	3	0	1	0	Philadelphia Phillies @ Detroit Tigers Publix Field at Joker Marchant Stadium, Lakeland, FL Sat Mar 27 2021, 1:10 PM - 4:45 PM EDT Att: 2,184 - Sunny - 86 F					
10 T.J. Reimuto, R (1, 2) OBP: 0.407, SLG: 0.636 9 Travis Jankowski, L (6, PR) OBP: 0.387, SLG: 0.320										2	0	0	0	2	0	0						
37 Odúbel Herrera, L (1, 9) OBP: 0.271, SLG: 0.532 44 Christian Bethancourt, R (6, 2) OBP: 0.214, SLG: 0.083										4	2	3	1	0	0	2						
7 Matt Joyce, L (1, 7) OBP: 0.441, SLG: 0.429 76 Matt Vierling, R (6, 7) OBP: 0.230, SLG: 0.292										3	1	1	0	1	1	2						
4 Scott Kingery, R (1, 10) OBP: 0.228, SLG: 0.295										4	1	1	0	1	3	3						
88 Darick Hall, L (1, 3) OBP: 0.341, SLG: 0.553										5	1	1	3	0	2	2						
74 Ronald Torreyes, R (1, 6) OBP: 0.304, SLG: 0.286 73 Bryson Stott, L (4, 6) OBP: 0.148, SLG: 0.115										2	0	0	0	0	1	1						
Nick Maton, L (1, 4) OBP: 0.357, SLG: 0.520 94 Luis García, S (7, 4) OBP: 0.261, SLG: 0.200										3	1	0	0	1	0	3						
85 Luke Williams, R (1, 5) OBP: 0.370, SLG: 0.405										3	1	0	0	1	0	0						
Inning Stats	R: 1 H: 1 E: 0 K: 1 S: 8	H: 1 LOB: 0 BB: 0 P: 11	R: 0 H: 0 E: 0 K: 1 S: 10	H: 0 LOB: 0 BB: 0 P: 15	R: 0 H: 0 E: 0 K: 0 S: 5	H: 0 LOB: 0 BB: 0 P: 8	R: 6 H: 3 E: 0 K: 1 S: 27	H: 3 LOB: 2 BB: 5 P: 57	R: 0 H: 1 E: 0 K: 2 S: 14	H: 1 LOB: 1 BB: 0 P: 19	R: 0 H: 1 E: 0 K: 2 S: 10	H: 1 LOB: 1 BB: 0 P: 14	R: 1 H: 2 E: 0 K: 1 S: 15	H: 2 LOB: 2 BB: 1 P: 29	R: 0 H: 0 E: 0 K: 1 S: 10	H: 0 LOB: 0 BB: 0 P: 15		1B: 4 2B: 3 3B: 1 HR: 1	SF: 0 SAC: 0 DP: 0 HBP: 0	WP: 0 PB: 0 CS: 1 SB: 0	PA: 44	
PITCHER	IP WLS BF H R ER SO BB IBB HBP BLK WP HR S P ERA WHIP	IP WLS BF H R ER SO BB IBB HBP BLK WP HR S P ERA WHIP	IP WLS BF H R ER SO BB IBB HBP BLK WP HR S P ERA WHIP	IP WLS BF H R ER SO BB IBB HBP BLK WP HR S P ERA WHIP	IP WLS BF H R ER SO BB IBB HBP BLK WP HR S P ERA WHIP	IP WLS BF H R ER SO BB IBB HBP BLK WP HR S P ERA WHIP	IP WLS BF H R ER SO BB IBB HBP BLK WP HR S P ERA WHIP	IP WLS BF H R ER SO BB IBB HBP BLK WP HR S P ERA WHIP	IP WLS BF H R ER SO BB IBB HBP BLK WP HR S P ERA WHIP	IP WLS BF H R ER SO BB IBB HBP BLK WP HR S P ERA WHIP	IP WLS BF H R ER SO BB IBB HBP BLK WP HR S P ERA WHIP	IP WLS BF H R ER SO BB IBB HBP BLK WP HR S P ERA WHIP	IP WLS BF H R ER SO BB IBB HBP BLK WP HR S P ERA WHIP	IP WLS BF H R ER SO BB IBB HBP BLK WP HR S P ERA WHIP	IP WLS BF H R ER SO BB IBB HBP BLK WP HR S P ERA WHIP	IP WLS BF H R ER SO BB IBB HBP BLK WP HR S P ERA WHIP	IP WLS BF H R ER SO BB IBB HBP BLK WP HR S P ERA WHIP	IP WLS BF H R ER SO BB IBB HBP BLK WP HR S P ERA WHIP	IP WLS BF H R ER SO BB IBB HBP BLK WP HR S P ERA WHIP	IP WLS BF H R ER SO BB IBB HBP BLK WP HR S P ERA WHIP	IP WLS BF H R ER SO BB IBB HBP BLK WP HR S P ERA WHIP	IP WLS BF H R ER SO BB IBB HBP BLK WP HR S P ERA WHIP

AB	36
R	8
H	9
RBI	8
BB	8
SO	10
LOB	16



Batter	1	2	3	4	5	6	7	8	9	AB	R	H	RBI	BB	SO	LOB	BOTTOM					
8 Robbie Grossman, S (1, 7) OBP: 0.360, SLG: 0.524 31 Riley Greene, L (7, 7) OBP: 0.419, SLG: 0.304										3	0	0	0	0	1	0	Philadelphia Phillies @ Detroit Tigers Publix Field at Joker Marchant Stadium, Lakeland, FL Sat Mar 27 2021, 1:10 PM - 4:45 PM EDT Att: 2,184 - Sunny - 86 F					
46 Jeimer Candelario, S (1, 5) OBP: 0.413, SLG: 0.463 Isaac Paredes, R (6, PR) OBP: 0.256, SLG: 0.219										2	0	1	0	1	1	0						
9 Willy Castro, S (1, 6) OBP: 0.360, SLG: 0.596 Zack Short, R (6, PR) OBP: 0.524, SLG: 0.643										3	0	1	0	0	1	1						
24 Miguel Cabrera, R (1, 10) OBP: 0.220, SLG: 0.297 64 Dustin Garneau, R (8, PH) OBP: 0.409, SLG: 0.412										3	0	0	0	0	2	4						
7 Jonathan Schoop, R (1, 3) OBP: 0.310, SLG: 0.280 72 Kody Clemens, L (6, 3) OBP: 0.391, SLG: 0.450										2	1	1	0	0	1	0						
15 Nomar Mazara, L (1, 9) OBP: 0.233, SLG: 0.214 Derek Hill, R (8, 9) OBP: 0.320, SLG: 0.318										3	0	0	0	0	1	1						
40 Wilson Ramos, R (1, 2) OBP: 0.357, SLG: 0.447 22 Victor Reyes, S (6, PR) OBP: 0.379, SLG: 0.320										1	0	1	1	1	0	0						
28 Niko Goodrum, S (1, 4) OBP: 0.200, SLG: 0.262 95 Ryan Kreydler, R (8, 5) OBP: 0.556, SLG: 1.000										3	0	0	0	0	2	2						
21 JaCoby Jones, R (1, 8) OBP: 0.227, SLG: 0.308 17 Grayson Greiner, R (6, 2) OBP: 0.650, SLG: 0.923										2	0	0	0	0	2	2						
Inning Stats	R: 0 H: 1 E: 0 K: 3 S: 14	H: 2 LOB: 1 BB: 0 P: 18	R: 1 H: 2 E: 0 K: 1 S: 12	H: 2 LOB: 1 BB: 0 P: 16	R: 0 H: 0 E: 0 K: 1 S: 5	H: 0 LOB: 0 BB: 0 P: 7	R: 0 H: 0 E: 0 K: 2 S: 12	H: 0 LOB: 0 BB: 0 P: 15	R: 0 H: 1 E: 0 K: 0 S: 15	H: 1 LOB: 3 BB: 1 P: 10	R: 0 H: 0 E: 0 K: 1 S: 8	H: 0 LOB: 0 BB: 0 P: 11	R: 8 H: 3 E: 0 K: 2 S: 26	H: 3 LOB: 7 BB: 7 P: 68	R: 0 H: 0 E: 0 K: 1 S: 10	H: 0 LOB: 0 BB: 0 P: 15		1B: 4 2B: 2 3B: 0 HR: 1	SF: 1 SAC: 0 DP: 1 HBP: 1	WP: 0 PB: 0 SB: 0 CS: 0	PA: 40	
PITCHER	IP WLS BF H R ER SO BB IBB HBP BLK WP HR S P ERA WHIP	IP WLS BF H R ER SO BB IBB HBP BLK WP HR S P ERA WHIP	IP WLS BF H R ER SO BB IBB HBP BLK WP HR S P ERA WHIP	IP WLS BF H R ER SO BB IBB HBP BLK WP HR S P ERA WHIP	IP WLS BF H R ER SO BB IBB HBP BLK WP HR S P ERA WHIP	IP WLS BF H R ER SO BB IBB HBP BLK WP HR S P ERA WHIP	IP WLS BF H R ER SO BB IBB HBP BLK WP HR S P ERA WHIP	IP WLS BF H R ER SO BB IBB HBP BLK WP HR S P ERA WHIP	IP WLS BF H R ER SO BB IBB HBP BLK WP HR S P ERA WHIP	IP WLS BF H R ER SO BB IBB HBP BLK WP HR S P ERA WHIP	IP WLS BF H R ER SO BB IBB HBP BLK WP HR S P ERA WHIP	IP WLS BF H R ER SO BB IBB HBP BLK WP HR S P ERA WHIP	IP WLS BF H R ER SO BB IBB HBP BLK WP HR S P ERA WHIP	IP WLS BF H R ER SO BB IBB HBP BLK WP HR S P ERA WHIP	IP WLS BF H R ER SO BB IBB HBP BLK WP HR S P ERA WHIP	IP WLS BF H R ER SO BB IBB HBP BLK WP HR S P ERA WHIP	IP WLS BF H R ER SO BB IBB HBP BLK WP HR S P ERA WHIP	IP WLS BF H R ER SO BB IBB HBP BLK WP HR S P ERA WHIP	IP WLS BF H R ER SO BB IBB HBP BLK WP HR S P ERA WHIP	IP WLS BF H R ER SO BB IBB HBP BLK WP HR S P ERA WHIP	IP WLS BF H R ER SO BB IBB HBP BLK WP HR S P ERA WHIP	IP WLS BF H R ER SO BB IBB HBP BLK WP HR S P ERA WHIP

AB	29
R	9
H	7
RBI	9
BB	9
SO	11
LOB	19



Batter	1	2	3	4	5	6	7	8	9	AB	R	H	RBI	BB	SO	LOB	TOP										
22 Victor Reyes, S OBP: 0.344, SLG: 0.286 95 Ryan Kreidler, R OBP: 0.500, SLG: 0.875										3	0	0	1	0	0	1	Detroit Tigers @ Toronto Blue Jays TD Ballpark, Dunedin, FL Sun Mar 28 2021, 1:09 PM - 3:52 PM EDT Att: 974 - Sunny - 83 F										
15 Nomar Mazara, L OBP: 0.235, SLG: 0.313										4	1	1	2	0	2	1											
21 JaCoby Jones, R OBP: 0.213, SLG: 0.286 Daz Cameron, R OBP: 0.333, SLG: 0.111										3	0	0	0	0	0	0											
28 Niko Goodrum, S OBP: 0.229, SLG: 0.273										2	0	1	0	1	0	0											
13 Eric Haase, R OBP: 0.524, SLG: 1.118										1	0	0	0	0	0	0											
30 Harold Castro, L OBP: 0.326, SLG: 0.308 73 Spencer Forkelson, R OBP: 0.172, SLG: 0.040										3	0	1	0	0	0	1											
17 Grayson Greiner, R OBP: 0.565, SLG: 0.750 64 Dustin Garneau, R OBP: 0.391, SLG: 0.389										3	0	0	0	0	1	2											
60 Akil Baddoo, L OBP: 0.468, SLG: 0.703										2	0	1	0	0	0	0											
31 Riley Greene, L OBP: 0.438, SLG: 0.333										1	1	1	0	0	0	0											
Isaac Paredes, R OBP: 0.268, SLG: 0.235 72 Kody Clemens, L OBP: 0.417, SLG: 0.476										2	1	1	0	0	0	1											
Zack Short, R OBP: 0.500, SLG: 0.647										3	0	1	0	0	0	1											
Inning Stats	R: 0 H: 0 E: 0 K: 1 S: 8	H: 0 LOB: 0 BB: 0 P: 14	R: 0 H: 0 E: 0 K: 0 S: 6	H: 0 LOB: 0 BB: 0 P: 10	R: 1 H: 2 E: 0 K: 0 S: 15	H: 2 LOB: 1 BB: 0 P: 19	R: 0 H: 1 E: 0 K: 0 S: 7	H: 1 LOB: 0 BB: 0 P: 10	R: 0 H: 1 E: 0 K: 1 S: 11	H: 1 LOB: 0 BB: 0 P: 13	R: 0 H: 0 E: 0 K: 1 S: 6	H: 0 LOB: 0 BB: 0 P: 7	R: 0 H: 1 E: 0 K: 0 S: 7	H: 1 LOB: 2 BB: 1 P: 12	R: 3 H: 3 E: 1 K: 0 S: 14	H: 3 LOB: 0 BB: 0 P: 21	R: 0 H: 0 E: 0 K: 1 S: 7	H: 0 LOB: 0 BB: 0 P: 11	1B: 6 2B: 1 HR: 1	SF: 0 SAC: 0 HBP: 0	WP: 0 PB: 0 SB: 0 CS: 1	PA: 34					
PITCHER	IP	WLS	BF	H	R	ER	SO	BB	IBB	HBP	BLK	WP	HR	S	P	ERA	WHIP										
48 Ross Stripling, R ERA: 3.77	5.2		19	4	1	1	2	0	0	0	0	0	0	50	70	1.59	0.706										
56 Ryan Borucki, L ERA: 1.99	1.1		5	1	0	0	1	1	0	0	0	0	0	10	15	0.00	1.500										
35 David Phelps, R ERA: 5.14	1.0		6	3	3	3	0	0	0	0	0	0	1	14	21	27.00	3.000										
58 Tim Mayza, L ERA:	1.0		3	0	0	0	1	0	0	0	0	0	0	7	11	0.00	0.000										

Batter	1	2	3	4	5	6	7	8	9	AB	R	H	RBI	BB	SO	LOB	BOTTOM										
10 Marcus Semien, R OBP: 0.309, SLG: 0.438 6 Richard Urena, S OBP: 0.333, SLG: 0.235										2	1	0	0	1	0	0	Detroit Tigers @ Toronto Blue Jays TD Ballpark, Dunedin, FL Sun Mar 28 2021, 1:09 PM - 3:52 PM EDT Att: 974 - Sunny - 83 F										
8 Cavan Biggio, L OBP: 0.398, SLG: 0.462 2 Joe Panik, L OBP: 0.371, SLG: 0.344										3	0	2	0	0	0	0											
11 Bo Bichette, R OBP: 0.389, SLG: 0.478 78 Kevin Smith, R OBP: 0.250, SLG: 0.444										2	0	1	0	1	0	1											
27 Vladimir Guerrero Jr., R OBP: 0.533, SLG: 0.778 28 Tyler White, R OBP: 0.129, SLG: 0.241										2	0	0	0	0	1	1											
Joshua Palacios, L OBP: 0.429, SLG: 0.750 74 Brevic Valera, S OBP: 0.171, SLG: 0.235										2	0	0	0	0	1	0											
3 Jonathan Davis, R OBP: 0.405, SLG: 0.444 80 Austin Martin, R OBP: 0.400, SLG: 0.100										2	0	1	0	0	0	0											
7 Reese McGuire, L OBP: 0.360, SLG: 0.316										3	1	0	0	1	2	1											
Riley Adams, R OBP: 0.357, SLG: 0.750										3	1	0	0	1	1	1											
82 Forrest Wall, L OBP: 0.379, SLG: 0.643 89 Logan Warmoth, R OBP: 0.391, SLG: 0.591										2	0	2	2	0	0	0											
Inning Stats	R: 1 H: 1 E: 0 K: 1 S: 9	H: 1 LOB: 1 BB: 1 P: 19	R: 0 H: 0 E: 0 K: 1 S: 9	H: 0 LOB: 0 BB: 0 P: 13	R: 0 H: 0 E: 0 K: 0 S: 6	H: 0 LOB: 0 BB: 0 P: 10	R: 0 H: 1 E: 0 K: 0 S: 14	H: 1 LOB: 1 BB: 0 P: 22	R: 0 H: 1 E: 0 K: 2 S: 12	H: 1 LOB: 2 BB: 1 P: 19	R: 0 H: 0 E: 0 K: 1 S: 11	H: 0 LOB: 0 BB: 0 P: 17	R: 0 H: 2 E: 0 K: 1 S: 14	H: 2 LOB: 2 BB: 0 P: 17	R: 0 H: 1 E: 0 K: 0 S: 16	H: 1 LOB: 1 BB: 2 P: 33		1B: 5 2B: 2 HR: 1	SF: 0 SAC: 0 HBP: 0	WP: 0 PB: 0 SB: 1 CS: 1	PA: 37						
PITCHER	IP	WLS	BF	H	R	ER	SO	BB	IBB	HBP	BLK	WP	HR	S	P	ERA	WHIP										
29 Tarik Skubal, L ERA: 1.99	5.0		17	3	1	1	3	1	0	0	0	0	0	46	77	1.80	0.800										
33 Bryson Garcia, R ERA: 4.29	1.0		5	1	0	0	2	1	0	0	0	0	0	12	19	0.00	2.000										
70 Tyler Alexander, L ERA: 3.46	2.0		8	2	0	0	2	0	0	0	0	0	0	25	34	0.00	1.000										
Beau Burrows, R ERA: 11.57	0.2	B	6	2	3	3	0	2	0	0	0	0	1	12	27	40.50	6.000										
96 Drew Carlton, R ERA:	0.1		1	0	0	0	0	0	0	0	0	0	0	4	6	0.00	0.000										



Batter	1	2	3	4	5	6	7	8	9	AB	R	H	RBI	BB	SO	LOB	TOP															
22 Victor Reyes, S OBP: 0.371, SLG: 0.355										3	1	2	0	0	0	0	Detroit Tigers @ New York Yankees George M. Steinbrenner Field, Tampa, FL Mon Mar 29, 2021, 1:18 PM - 4:06 PM EDT Att: 2,515 - Partly Cloudy - 79 F															
31 Riley Greene, L OBP: 0.424, SLG: 0.320										1	0	0	0	0	1	0																
Daz Cameron, R OBP: 0.313, SLG: 0.083										3	1	0	0	1	1	1																
46 Jaimer Candelario, S OBP: 0.333, SLG: 0.415										3	0	0	0	0	1	3																
73 Spencer Torkelson, R OBP: 0.167, SLG: 0.038										1	0	0	0	0	1	0																
24 Miguel Cabrera, R OBP: 0.250, SLG: 0.400										3	1	2	3	0	0	0																
55 Renato Núñez, R OBP: 0.219, SLG: 0.355										1	0	0	0	0	1	0																
7 Jonathan Schoop, R OBP: 0.281, SLG: 0.250										3	0	0	0	0	1	2																
79 Dillon Dingler, R OBP: 0.500, SLG: 0.571										1	0	0	0	0	1	0																
30 Harold Castro, L OBP: 0.326, SLG: 0.333										3	0	1	0	0	1	0																
Zack Short, R OBP: 0.480, SLG: 0.611										1	0	0	0	0	1	0																
40 Wilson Ramos, R OBP: 0.333, SLG: 0.415										3	0	0	0	0	0	1																
64 Dustin Garneau, R OBP: 0.417, SLG: 0.389										0	0	0	0	1	0	0																
Isaac Paredes, R OBP: 0.267, SLG: 0.216										3	1	0	0	0	1	3																
60 Akil Baddoo, L OBP: 0.460, SLG: 0.750										3	1	1	2	0	2	0																
13 Eric Haase, R OBP: 0.500, SLG: 1.056										1	0	0	0	0	1	1																
Inning Stats	R: 0 E: 0 K: 1 S: 12	H: 2 LOB: 2 BB: 0 P: 17	R: 2 E: 0 K: 0 S: 13	H: 1 LOB: 0 BB: 0 P: 18	R: 0 E: 0 K: 1 S: 7	H: 0 LOB: 0 BB: 0 P: 10	R: 0 E: 0 K: 2 S: 11	H: 1 LOB: 1 BB: 0 P: 19	R: 3 E: 0 K: 1 S: 15	H: 2 LOB: 0 BB: 1 P: 25	R: 0 E: 0 K: 1 S: 9	H: 0 LOB: 0 BB: 0 P: 12	R: 0 E: 0 K: 2 S: 10	H: 0 LOB: 0 BB: 0 P: 16	R: 0 E: 0 K: 3 S: 9	H: 0 LOB: 1 BB: 1 P: 20	1B: 2 2B: 2 3B: 0 HR: 2	SF: 0 SAC: 0 DP: 1 HBP: 1	WP: 1 PB: 0 SB: 1 CS: 0	PA: 36												
PITCHER	IP	WLS	BF	H	R	ER	SO	BB	IBB	HBP	BLK	WP	HR	S	P	ERA	WHIP															
55 Domingo Germán, R ERA: 1.36	4.0	L	17	4	2	2	4	0	0	1	0	0	1	43	64	4.50	1.000															
57 Chad Green, R ERA: 9.0	0.2		5	2	3	3	1	1	0	0	0	0	1	14	23	40.50	4.500															
56 Darren O'Day, R ERA: 1.93	0.1		1	0	0	0	0	0	0	0	0	0	0	1	2	0.00	0.000															
43 Jonathan Loáisiga, R ERA: 1.26	1.0		3	0	0	0	1	0	0	0	0	0	0	9	12	0.00	0.000															
73 Michael King, R ERA: 6.61	1.0		3	0	0	0	2	0	0	0	0	0	0	10	16	0.00	0.000															
Luis Gil, R ERA: 7.71	1.0		3	0	0	0	3	0	0	0	0	1	0	0	2	1	0	0	13	20	0.00	1.000										
61 Reggie McClain, R ERA: 7.71	1.0		4	0	0	0	2	1	0	0	0	1	0	0	0	1	0	13	20	0.00	1.000											

Detroit Tigers @ New York Yankees
George M. Steinbrenner Field, Tampa, FL
Mon Mar 29, 2021, 1:18 PM - 4:06 PM EDT
Att: 2,515 - Partly Cloudy - 79 F

AB 33
R 5
H 6
RBI 5
BB 2
SO 13
LOB 11



Batter	1	2	3	4	5	6	7	8	9	AB	R	H	RBI	BB	SO	LOB	BOTTOM										
26 DJ LeMahieu, R OBP: 0.259, SLG: 0.275										2	0	0	0	0	1	0	Detroit Tigers @ New York Yankees George M. Steinbrenner Field, Tampa, FL Mon Mar 29, 2021, 1:18 PM - 4:06 PM EDT Att: 2,515 - Partly Cloudy - 79 F										
14 Tyler Wade, L OBP: 0.250, SLG: 0.317										2	0	0	0	0	0	0											
25 Gleyber Torres, R OBP: 0.385, SLG: 0.659										1	1	0	0	1	0	0											
Thairo Estrada, R OBP: 0.276, SLG: 0.556										2	1	1	1	0	1	0											
31 Aaron Hicks, S OBP: 0.392, SLG: 0.385										2	0	1	0	1	0	1											
22 Greg Allen, S OBP: 0.182, SLG: 0.263										1	0	0	0	0	0	0											
27 Giancarlo Stanton, R OBP: 0.429, SLG: 0.486										2	0	1	1	1	1	1											
74 Anthony Swierk, S OBP: 0.650, SLG: 0.533										1	0	0	0	0	0	0											
29 Gio Urshela, R OBP: 0.171, SLG: 0.300										3	0	0	0	0	2	4											
96 Ezequiel Duran, R OBP: 0.333, SLG: 0.357										1	0	1	0	0	0	0											
30 Jay Bruce, L OBP: 0.289, SLG: 0.441										1	0	0	0	1	0	0											
97 Armando Alvarez, R OBP: 0.353, SLG: 0.214										2	0	0	0	0	1	1											
77 Clint Frazier, R OBP: 0.294, SLG: 0.370										2	0	0	0	1	1	2											
Estevan Florial, L OBP: 0.267, SLG: 0.267										1	0	0	0	0	0	1											
24 Gary Sánchez, R OBP: 0.250, SLG: 0.400										2	0	0	0	0	1	1											
66 Kyle Higashioka, R OBP: 0.235, SLG: 0.133										1	0	0	0	0	0	0											
72 Austin Wells, L OBP: 0.375, SLG: 0.286										0	0	0	0	0	0	0											
11 Brett Gardner, L OBP: 0.361, SLG: 0.484										2	0	0	0	0	0	0											
68 Ryan LaMarre, R OBP: 0.381, SLG: 0.438										1	0	0	0	0	1	0											
Inning Stats	R: 1 E: 0 K: 1 S: 12	H: 1 LOB: 1 BB: 1 P: 25	R: 0 E: 0 K: 0 S: 6	H: 0 LOB: 0 BB: 1 P: 12	R: 0 E: 0 K: 1 S: 5	H: 0 LOB: 0 BB: 0 P: 7	R: 0 E: 0 K: 0 S: 7	H: 0 LOB: 2 BB: 3 P: 23	R: 0 E: 0 K: 1 S: 7	H: 0 LOB: 0 BB: 0 P: 13	R: 0 E: 0 K: 3 S: 16	H: 1 LOB: 1 BB: 0 P: 24	R: 0 E: 0 K: 2 S: 10	H: 0 LOB: 0 BB: 0 P: 14	R: 1 E: 0 K: 1 S: 9	H: 1 LOB: 0 BB: 0 P: 11	R: 0 E: 0 K: 0 S: 4	H: 1 LOB: 1 BB: 0 P: 9	1B: 2 2B: 1 3B: 0 HR: 1	SF: 0 SAC: 0 DP: 2 HBP: 0	WP: 1 PB: 0 SB: 0 CS: 0	PA: 34					
PITCHER	IP	WLS	BF	H	R	ER	SO	BB	IBB	HBP	BLK	WP	HR	S	P	ERA	WHIP										
62 José Ureña, R ERA: 1.93	4.2	W	18	1	1	1	3	5	0	0	0	0	0	17	26	0.00	0.750										
49 Derek Holland, L ERA: 2.45	1.1		5	1	0	0	3	0	0	0	0	0	0	10	14	0.00	0.000										
67 José Cisneros, R ERA: 2.45	1.0		3	0	0	0	2	0	0	0	0	0	0	9	11	9.00	1.000										
45 Buck Farmer, R ERA: 12.79	1.0		4	1	1	1	1	0	0	0	0	0	1	9	11	9.00	1.000										
87 Miguel Del Pozo, L ERA: 7.71																											

Batter	1	2	3	4	5	6	7	8	9	AB	R	H	RBI	BB	SO	LOB	TOP		
25 Yoshi Tsutsugo, L (1,3) OBP: 0.326, SLG: 0.316 95 Tristan Gray, L (3,3) OBP: 0.333, SLG: 0.636										2	0	0	0	0	2	2	<p>Tampa Bay Rays @ Detroit Tigers Publix Field at Joker Marchant Stadium, Lakeland, FL Tue Mar 30 2021, 12:38 PM - 2:40 PM EDT Att. 2,185 - Partly Cloudy - 84 F</p>		
17 Austin Meadows, L (1,7) OBP: 0.298, SLG: 0.512 74 Brett Sullivan, L (3,7) OBP: 0.382, SLG: 0.407										2	0	0	0	0	1	2			
56 Randy Arozarena, R (1,9) OBP: 0.256, SLG: 0.289 93 Moisés Gómez, R (4,PH) OBP: 0.393, SLG: 0.741										1	0	0	0	1	0	1			
65 Esteban Quiroz, L (7,PH) OBP: 0.208, SLG: 0.182										1	0	0	0	1	0	1			
8 Brandon Lowe, L (1,4) OBP: 0.267, SLG: 0.205 43 Mike Brosseau, R (4,PH) OBP: 0.326, SLG: 0.512										1	0	0	0	0	0	0			
2 Yandy Diaz, R (1,10) OBP: 0.413, SLG: 0.568 88 Blake Hunt, R (4,PR) OBP: 0.364, SLG: 0.300										2	0	1	0	0	1	0			
18 Joey Wendle, L (1,5) OBP: 0.286, SLG: 0.529 5 Wander Franco, S (4,PH) OBP: 0.297, SLG: 0.371										0	1	0	0	0	0	0			
13 Manuel Margot, R (1,8) OBP: 0.407, SLG: 0.558 78 Miles Mastrobuoni, L (5,PR) OBP: 0.324, SLG: 0.469										2	0	1	0	0	0	1			
1 Willy Adames, R (1,6) OBP: 0.457, SLG: 0.805 90 Xavier Edwards, S (4,4) OBP: 0.350, SLG: 0.588										1	0	1	0	0	0	0			
10 Mike Zunino, R (1,2) OBP: 0.355, SLG: 0.615 64 Joseph Odum, R (5,PH) OBP: 0.368, SLG: 0.556										2	0	1	2	0	1	3			
Inning Stats	R: 0 K: 2 S: 9	H: 0 BB: 0 P: 13	R: 0 K: 1 S: 9	H: 1 BB: 0 P: 9	R: 0 K: 1 S: 10	H: 1 BB: 1 P: 17	R: 0 K: 1 S: 9	H: 1 BB: 0 P: 12	R: 3 K: 2 S: 16	H: 4 BB: 0 P: 22	R: 2 K: 1 S: 14	H: 1 BB: 2 P: 28	R: 0 K: 1 S: 6	H: 0 BB: 0 P: 11			WP: 0 PA: 31		
PITCHER	IP	WLS	BF	H	R	ER	SO	BB	IBB	HBP	BLK	WP	HR	S	P	ERA	WHIP		
12 Casey Mize, R (1,1) ERA: 7.23	4.2	L	19	5	2	2	6	1	0	0	0	0	0	45	62	3.86	1.286		
32 Michael Fulmer, R (5,1) ERA: 8.1	0.1		3	2	1	1	1	0	0	0	0	0	0	8	11	27.00	6.000		
Matt Manning, R (6,1) ERA: 5.0	1.0		6	1	2	2	1	2	0	0	0	0	0	14	28	18.00	3.000		
81 Drew Hutchison, R (7,1) ERA: 3.0	1.0		3	0	0	0	1	0	0	0	0	0	0	6	11	0.00	0.000		

Batter	1	2	3	4	5	6	7	8	9	AB	R	H	RBI	BB	SO	LOB	BOTTOM		
8 Robbie Grossman, S (1,10) OBP: 0.346, SLG: 0.500 79 Dillon Dingler, R (3,PR) OBP: 0.444, SLG: 0.500										2	0	0	0	0	1	1	<p>Tampa Bay Rays @ Detroit Tigers Publix Field at Joker Marchant Stadium, Lakeland, FL Tue Mar 30 2021, 12:38 PM - 2:40 PM EDT Att. 2,185 - Partly Cloudy - 84 F</p>		
46 Jeimer Candelario, S (1,5) OBP: 0.373, SLG: 0.413 73 Spencer Torkelson, R (5,5) OBP: 0.161, SLG: 0.037										2	0	0	0	0	2	0			
9 Willy Castro, S (1,6) OBP: 0.346, SLG: 0.571 Zack Short, R (5,6) OBP: 0.462, SLG: 0.579										2	0	0	0	0	2	0			
7 Jonathan Schoop, R (1,3) OBP: 0.294, SLG: 0.267 55 Renato Núñez, R (5,3) OBP: 0.212, SLG: 0.344										2	0	1	0	0	1	0			
28 Niko Goodrum, S (1,4) OBP: 0.240, SLG: 0.283 Isaac Paredes, R (5,4) OBP: 0.267, SLG: 0.216 94 Parker Meadows, L (7,PH)										2	0	1	0	0	0	0			
15 Nomar Mazara, L (1,9) OBP: 0.222, SLG: 0.294 13 Eric Haase, R (5,7) OBP: 0.478, SLG: 1.000										0	0	0	0	0	0	0			
21 JaCoby Jones, R (1,7) OBP: 0.204, SLG: 0.273 64 Dustin Garneau, R (6,2) OBP: 0.400, SLG: 0.368										2	0	0	0	0	2	2			
17 Grayson Greiner, R (1,2) OBP: 0.560, SLG: 0.722 Daz Cameron, R (5,PR) OBP: 0.315, SLG: 0.083										2	0	1	0	0	2	0			
22 Victor Reyes, S (1,8) OBP: 0.389, SLG: 0.406 31 Riley Greene, L (3,PR) OBP: 0.412, SLG: 0.308										1	0	1	0	0	0	1			
Inning Stats	R: 0 K: 0 S: 6	H: 0 LOB: 0 P: 13	R: 0 K: 1 S: 16	H: 2 LOB: 2 P: 23	R: 0 K: 0 S: 10	H: 1 LOB: 0 P: 16	R: 0 K: 1 S: 7	H: 0 LOB: 0 P: 11	R: 0 K: 1 S: 14	H: 1 LOB: 1 P: 18	R: 0 K: 1 S: 8	H: 0 LOB: 0 P: 10	R: 0 K: 0 S: 7	H: 0 LOB: 0 P: 11				WP: 0 PA: 25	
PITCHER	IP	WLS	BF	H	R	ER	SO	BB	IBB	HBP	BLK	WP	HR	S	P	ERA	WHIP		
21 Cody Reed, L (1,1) ERA: 0.6	1.0		3	0	0	0	0	0	0	0	0	0	0	33	50	0.00	1.000		
52 Michael Wacha, R (2,1) ERA: 0.6	3.0	W	12	3	0	0	2	0	0	0	0	0	0	14	18	0.00	1.000		
31 Collin McHugh, R (5,1) ERA: 0.0	1.0	H	4	1	0	0	2	0	0	0	0	0	0	8	10	0.00	1.000		
60 Hunter Strickland, R (6,1) ERA: 7.88	1.0		3	0	0	0	1	0	0	0	0	0	0	8	10	0.00	1.000		
80 Phoenix Sanders, R (7,1) ERA: 6.0	1.0		3	0	0	0	0	0	0	0	0	0	0	7	11	0.00	0.000		

AB	28
R	5
H	8
RBI	5
BB	3
SO	9
LOB	17



AB	25
R	0
H	4
RBI	0
BB	0
SO	5
LOB	13



Batter	1	2	3	4	5	6	7	8	9	AB	R	H	RBI	BB	SO	LOB	TOP										
8 Jordan Luplow, R 28 Ben Gamel, L	F8		K		FC1-4 7 WP		K			3	0	0	0	0	1	2											
7 César Hernández, S OBP: 0.400, SLG: 0.500	F8 9 WP		FC6-4					F8	F4	4	0	1	0	1	0	2											
11 José Ramírez, S OBP: 0.500, SLG: 0.333	P6				F9					3	0	1	0	1	0	3											
9 Eddie Rosario, L OBP: 0.250, SLG: 0.250	G4-3									4	0	1	0	0	0	2											
32 Franmil Reyes, R (1, 10)		F8								3	0	0	0	1	0	2											
22 Josh Naylor, L OBP: 0.250, SLG: 0.250		K								4	0	1	0	0	1	2											
2 Yu Chang, R 10 Jake Bauers, L										2	0	0	0	0	0	2											
1 Amed Rosario, R OBP: 1.000, SLG: 1.000										1	1	1	0	0	0	0											
55 Roberto Pérez, R OBP: 0.750, SLG: 2.000										2	1	1	2	2	1	0											
0 Andrés Giménez, L (1, 6)										4	0	0	0	0	1	2											
Inning Stats	R: 0 H: 1 E: 0 K: 0 S: 8	H: 1 LOB: 1 BB: 0 P: 11	R: 0 H: 0 E: 0 K: 1 S: 10	H: 0 LOB: 1 BB: 1 P: 14	R: 0 H: 0 E: 0 K: 1 S: 8	H: 0 LOB: 1 BB: 1 P: 15	R: 0 H: 1 E: 0 K: 0 S: 11	H: 1 LOB: 1 BB: 0 P: 17	R: 0 H: 0 E: 0 K: 3 S: 13	H: 0 LOB: 2 BB: 2 P: 26	R: 0 H: 1 E: 0 K: 0 S: 10	H: 1 LOB: 1 BB: 0 P: 13	R: 0 H: 0 E: 0 K: 3 S: 11	H: 0 LOB: 0 BB: 0 P: 18	R: 0 H: 1 E: 0 K: 0 S: 7	H: 1 LOB: 1 BB: 1 P: 13	R: 2 H: 2 E: 0 K: 0 S: 16	H: 2 LOB: 1 BB: 1 P: 27	1B: 4 2B: 1 3B: 0 HR: 1	SF: 0 SAC: 0 DP: 1 HBP: 0	WP: 2 PB: 0 SB: 0 CS: 0	PA: 38					
PITCHER	IP	WLS	BF	H	R	ER	SO	BB	IBB	HBP	BLK	WP	HR	S	P	ERA	WHIP										
48 Matthew Boyd, L ERA: 1.000	5.2	W	24	3	0	0	2	4	0	0	0	2	0	57	92	0.00	1.235										
67 José Cisneros, R ERA: 1.000	1.0	H	3	0	0	0	2	0	0	0	0	0	0	9	14	0.00	0.000										
44 Daniel Norris, L ERA: 1.000	1.1	H	5	1	0	0	1	1	0	0	0	0	0	12	21	0.00	1.500										
65 Gregory Soto, L ERA: 18.0	1.0	S	6	2	2	2	0	1	0	0	0	0	1	16	27	18.00	3.000										

Cleveland Indians @ Detroit Tigers
Comerica Park, Detroit, MI
Thu Apr 01 2021, 1:13 PM - 4:16 PM EDT
Att: 8,000 - Snow - 32 F

AB 32
R 2
H 6
RBI 2
BB 6
SO 5
LOB 18

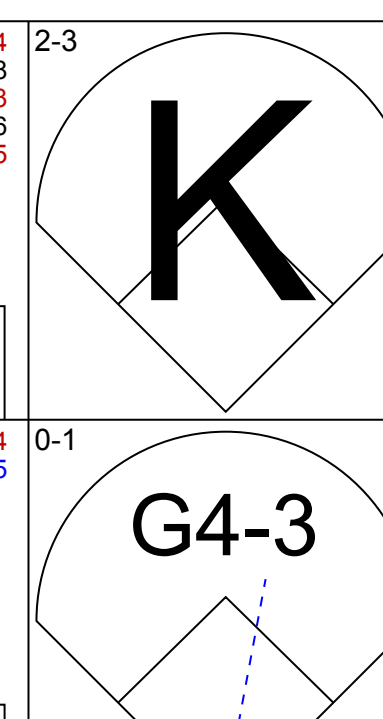
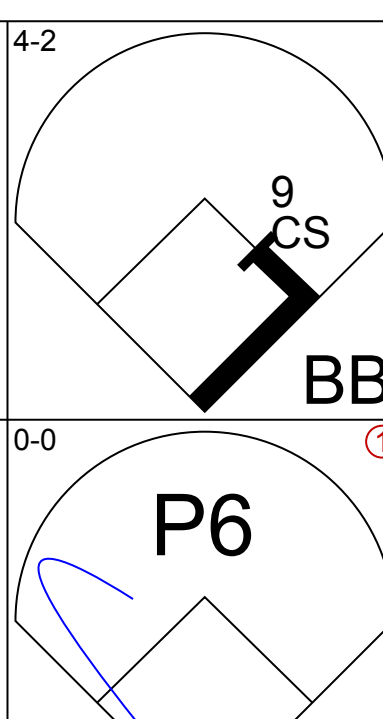
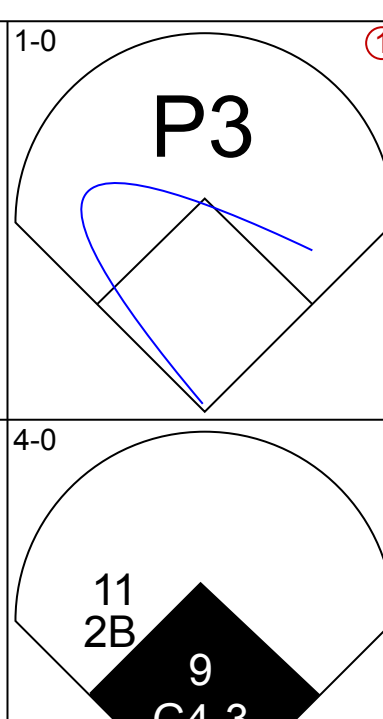
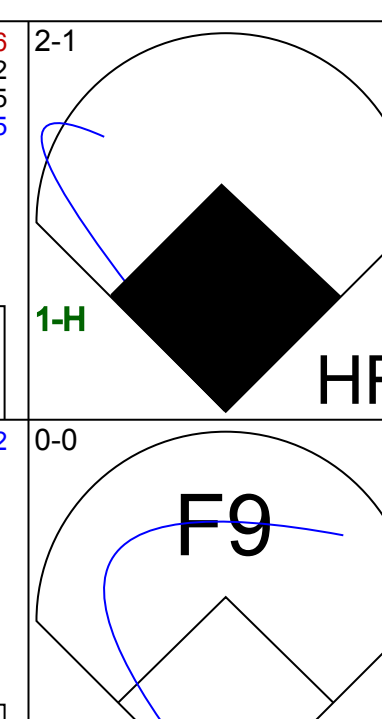
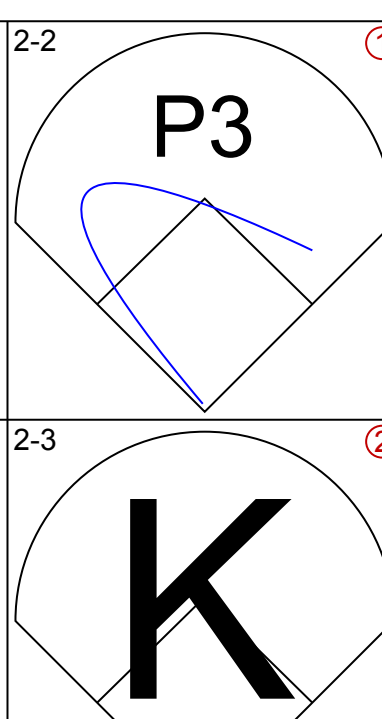
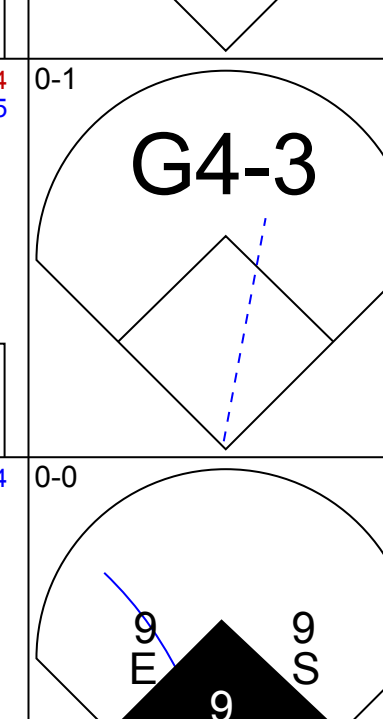
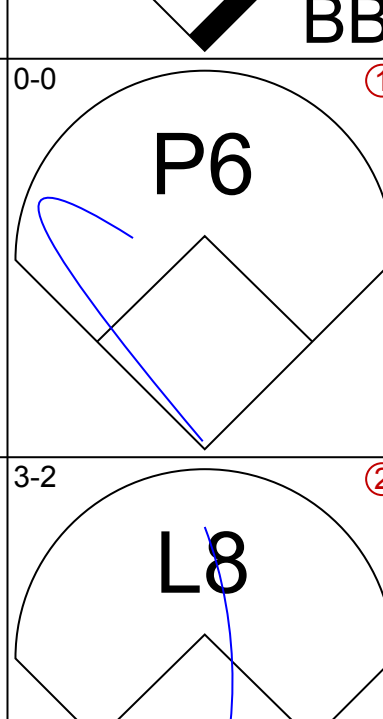
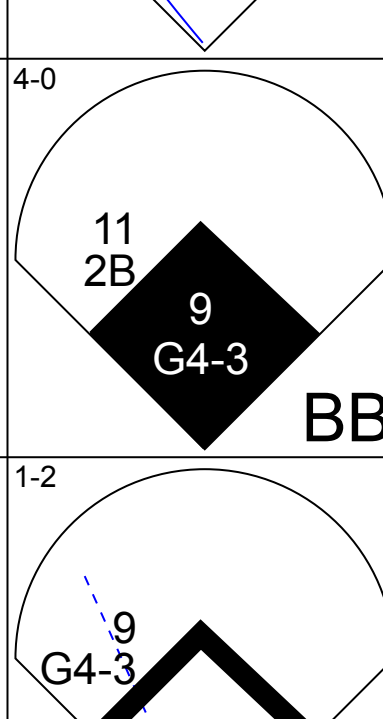
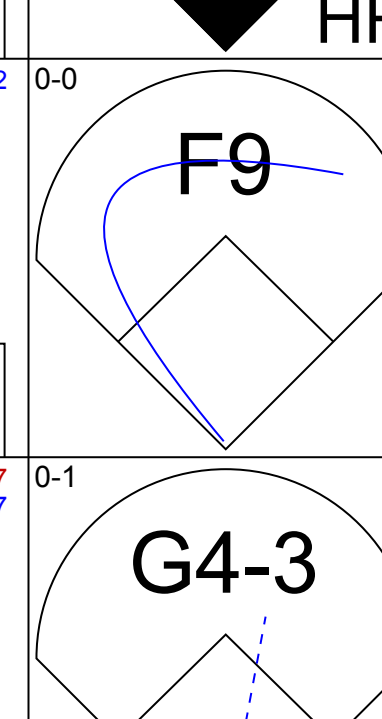
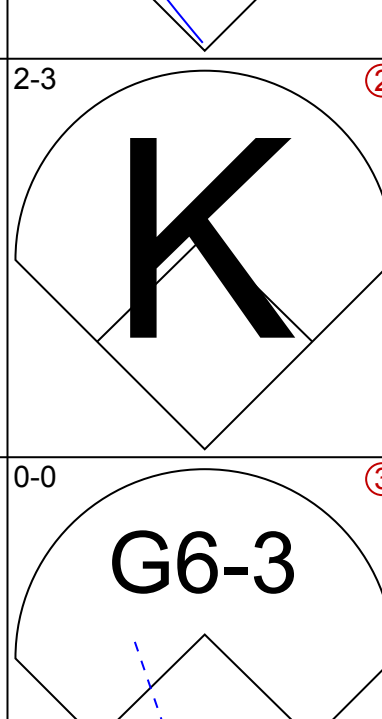
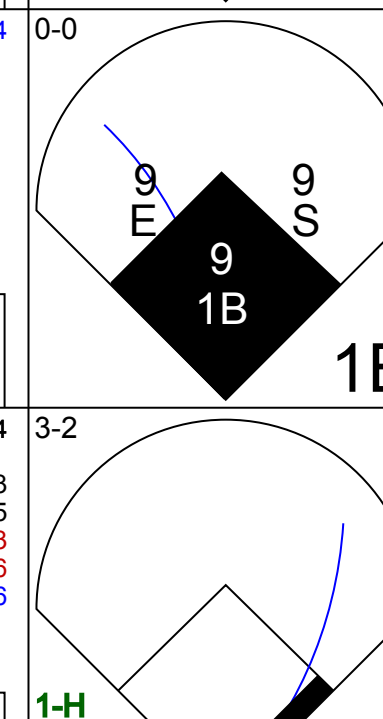
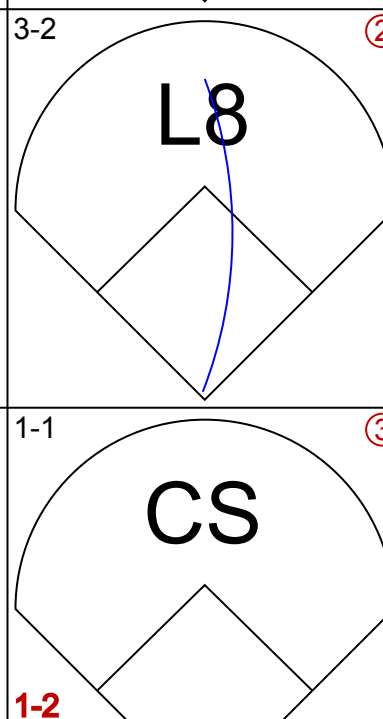
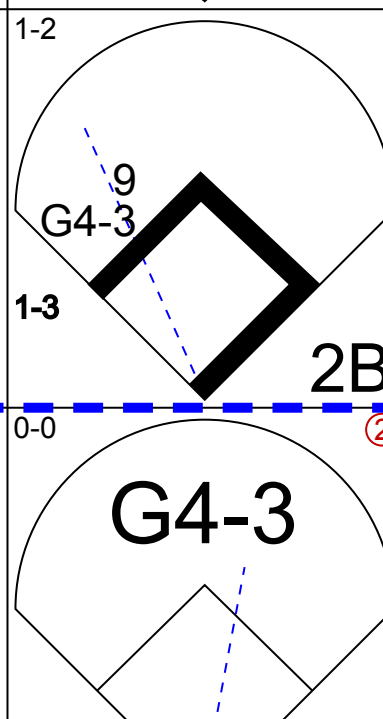
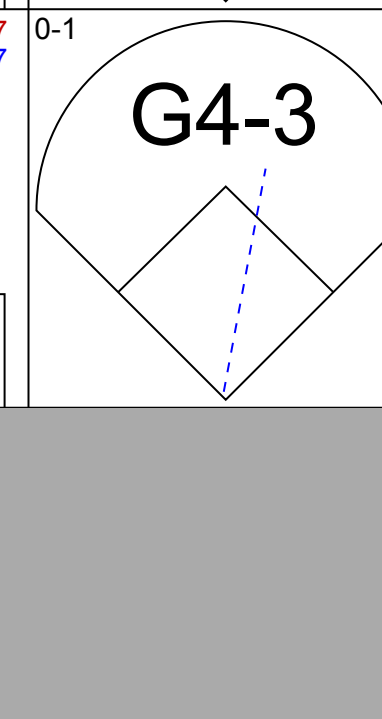
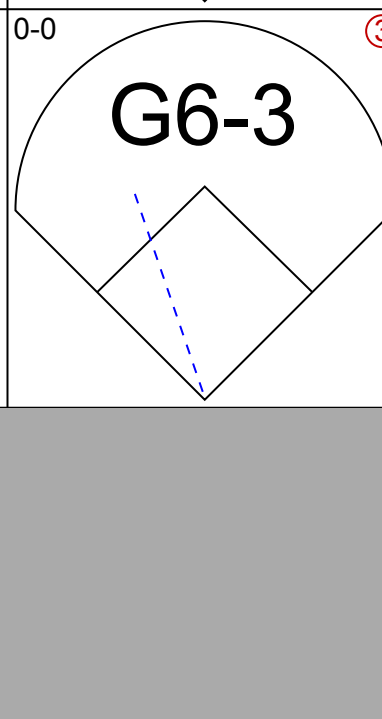
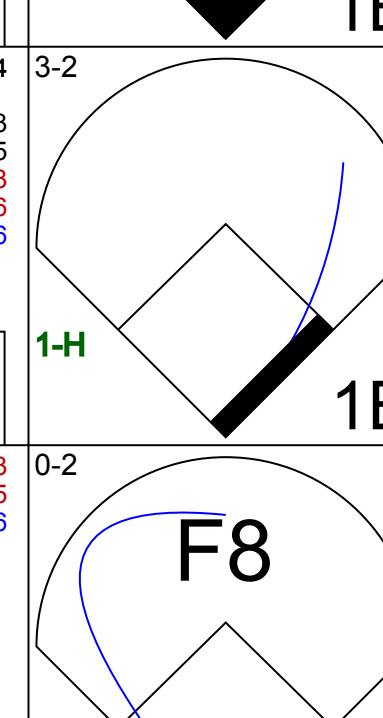
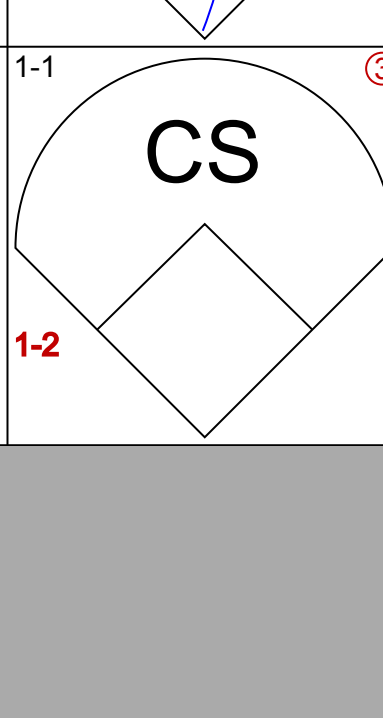
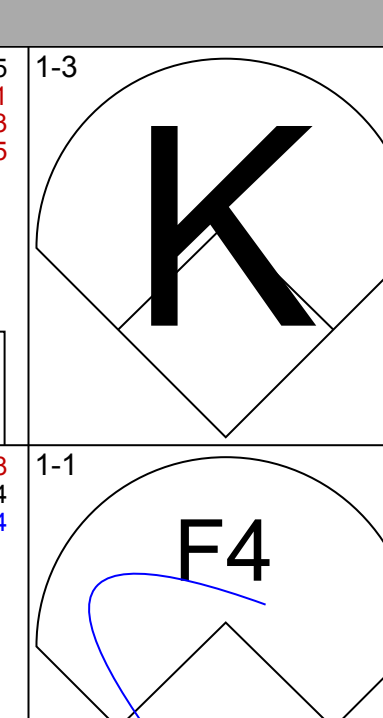
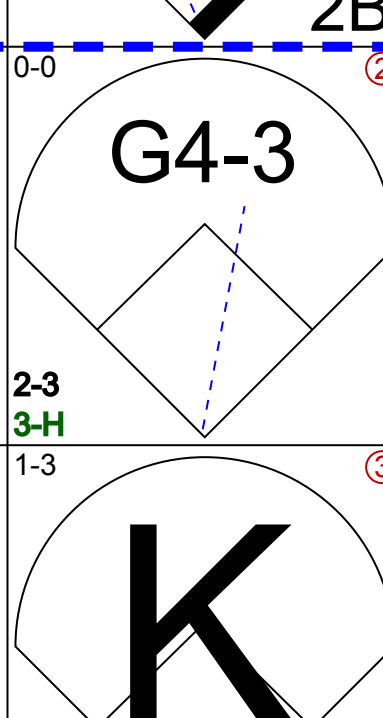
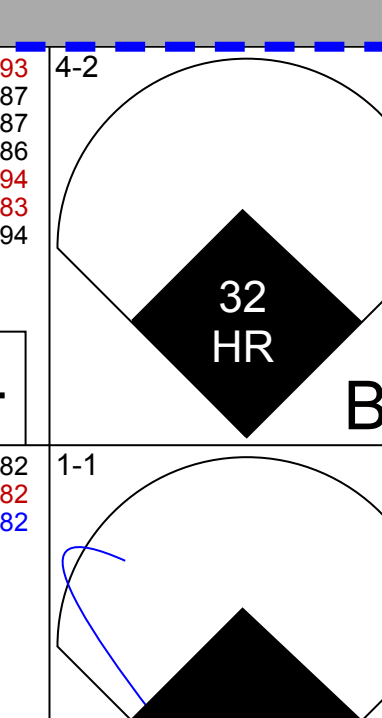
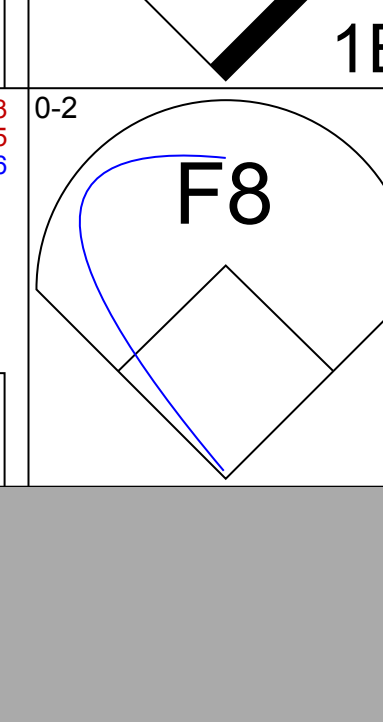
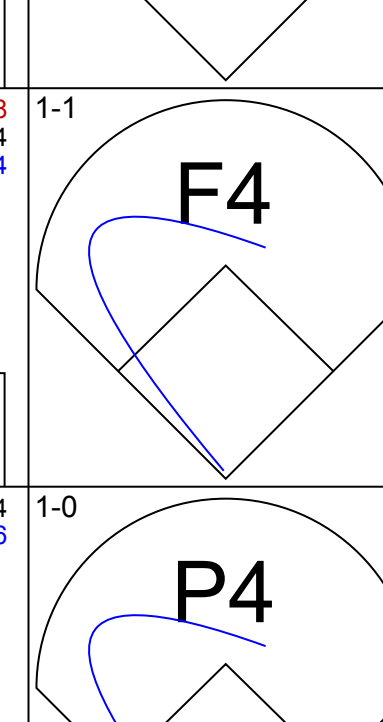
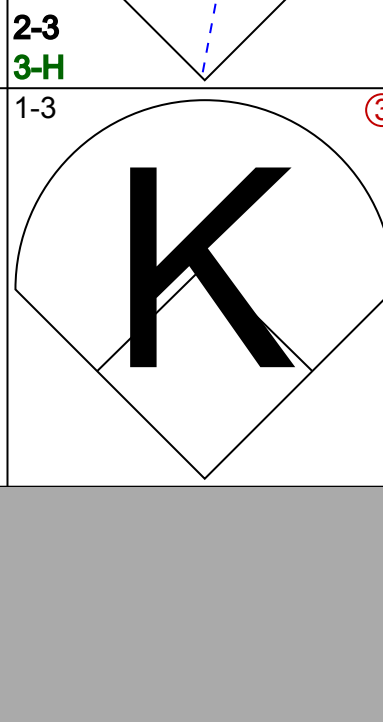
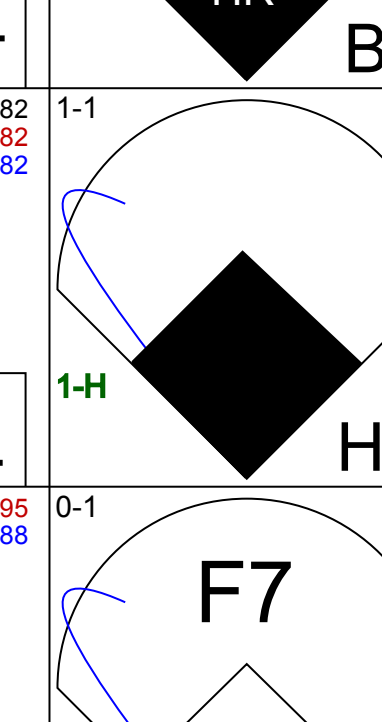
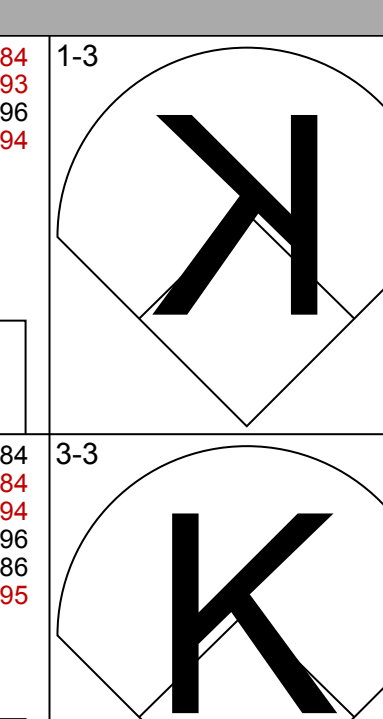
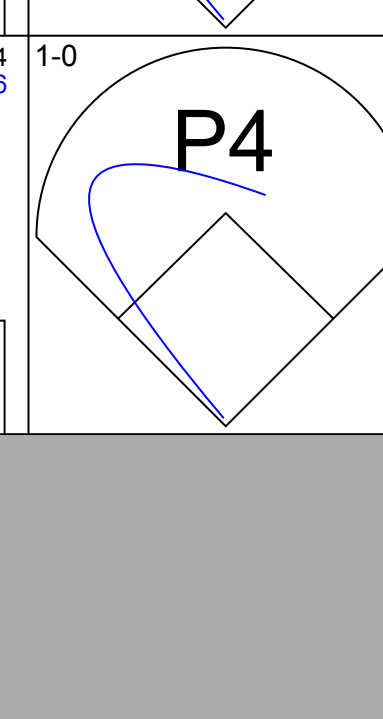
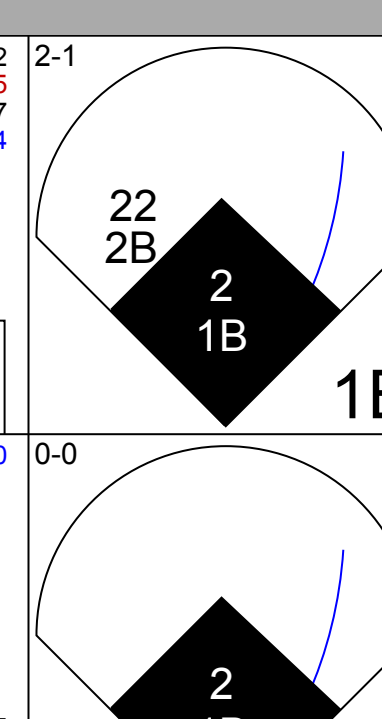
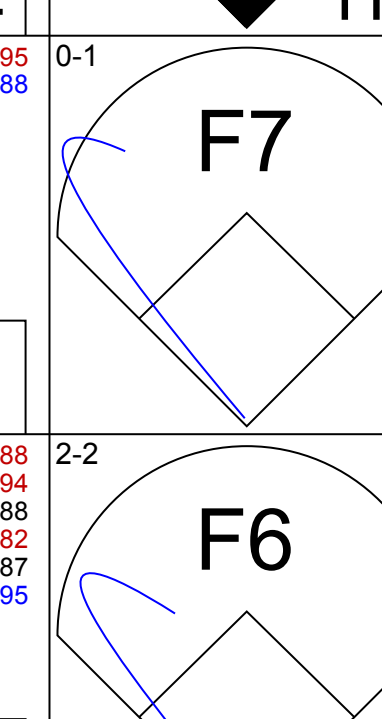
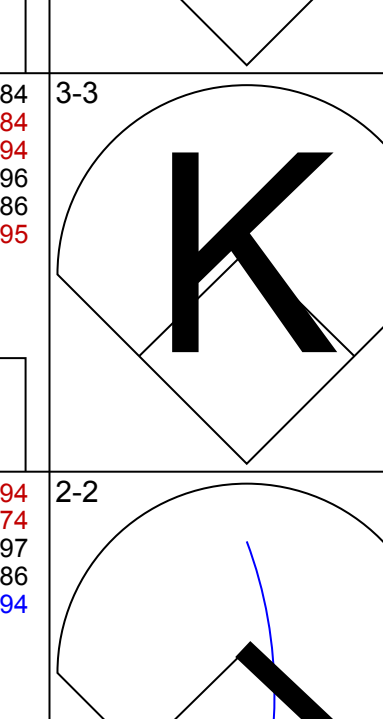
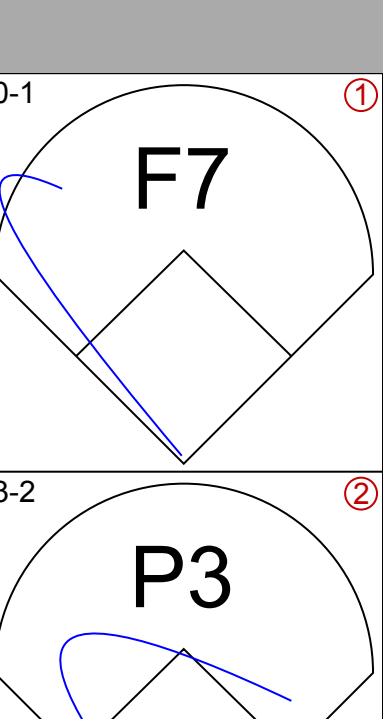
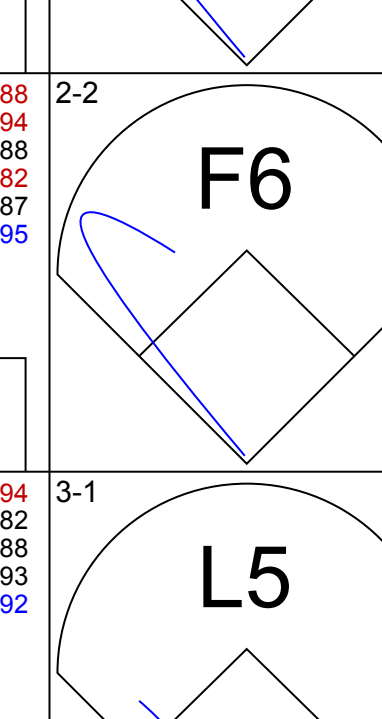
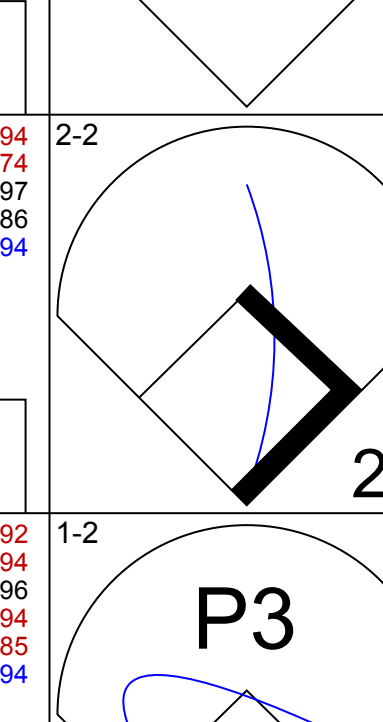
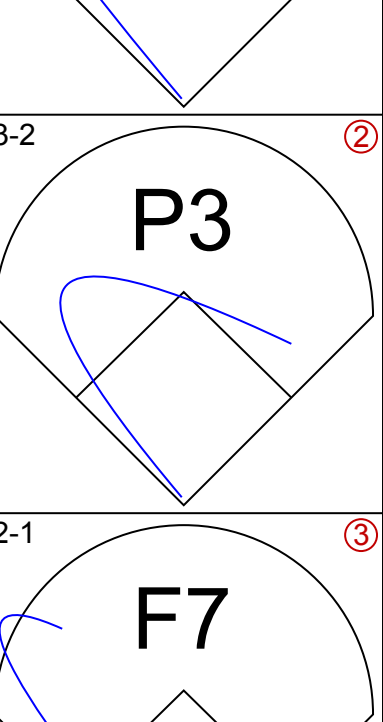
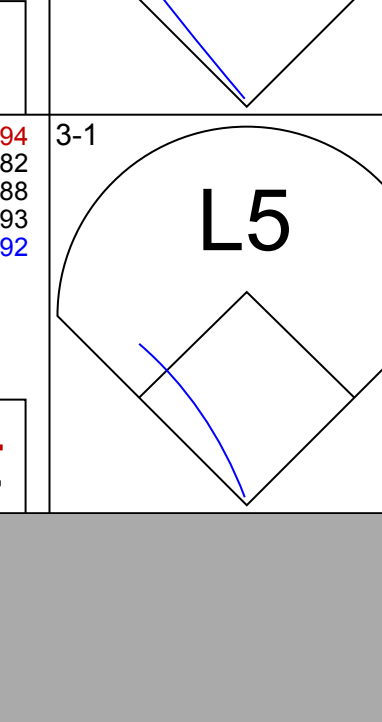
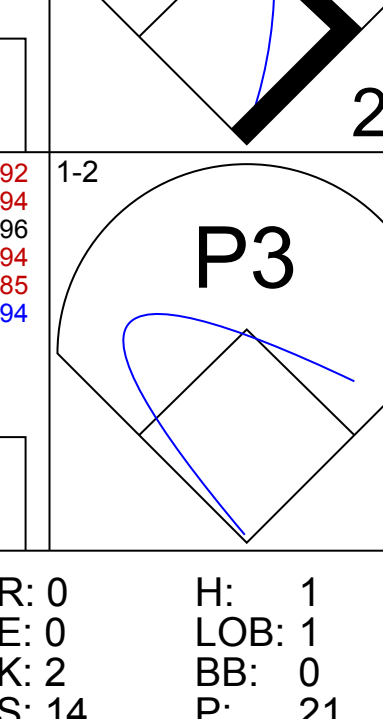
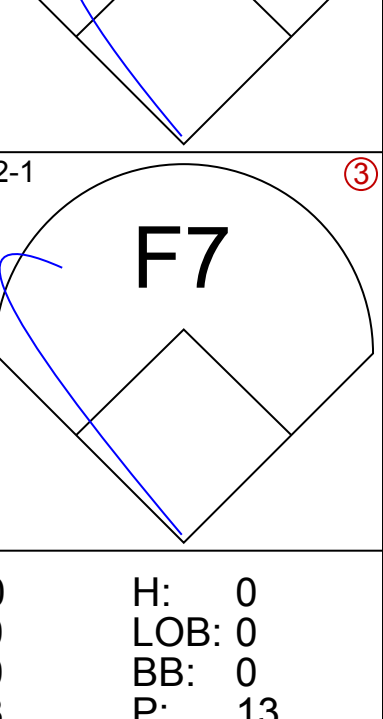
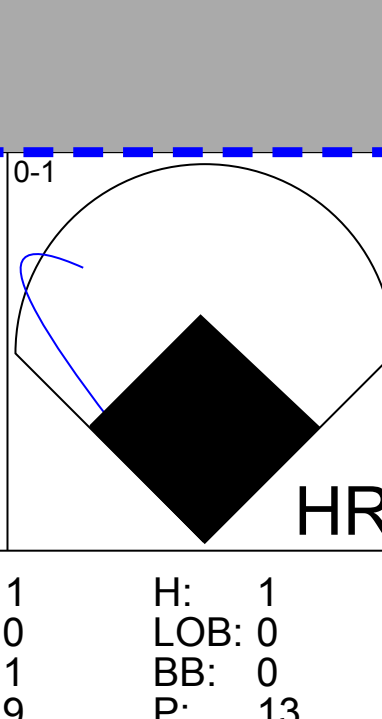


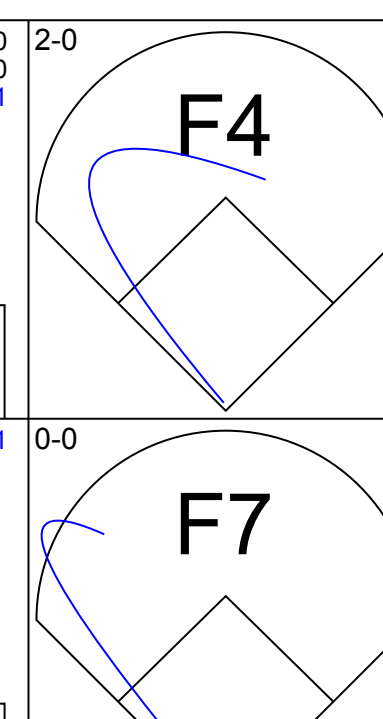
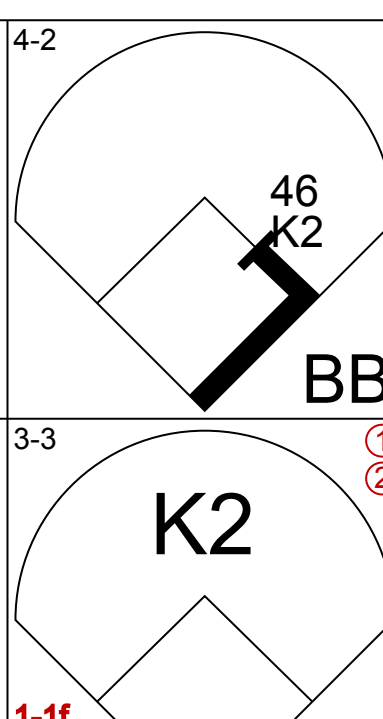
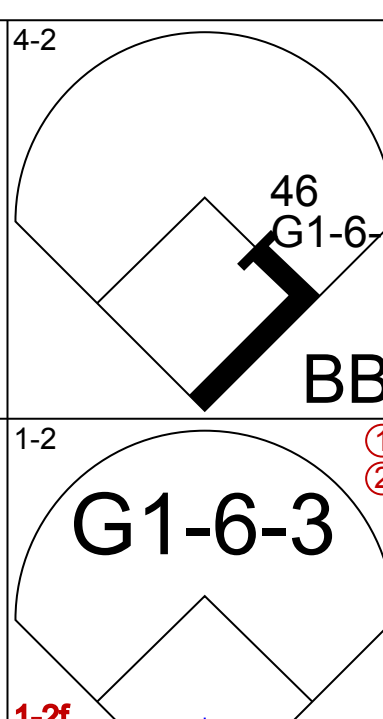
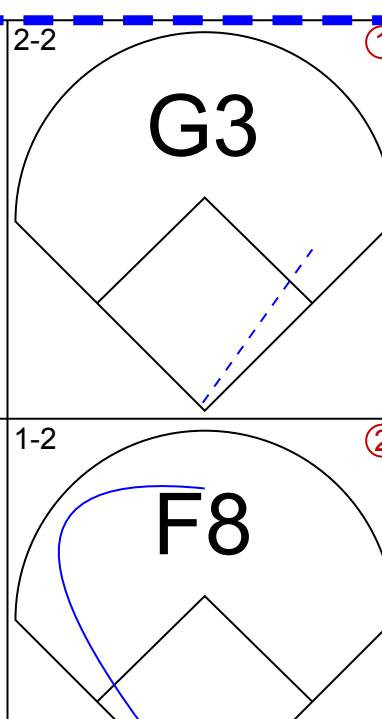
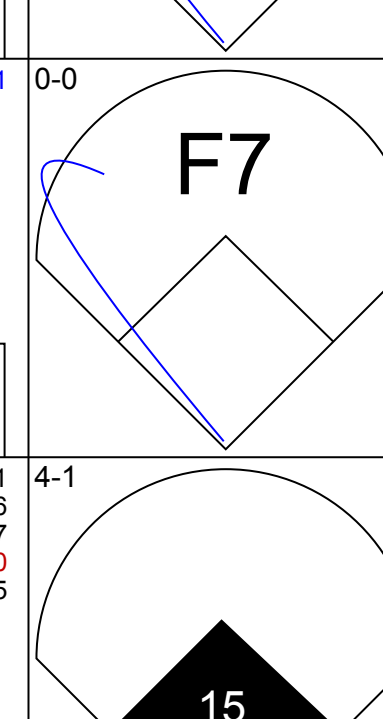
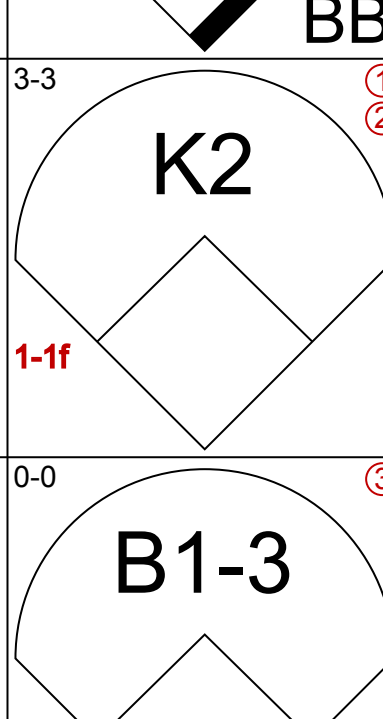
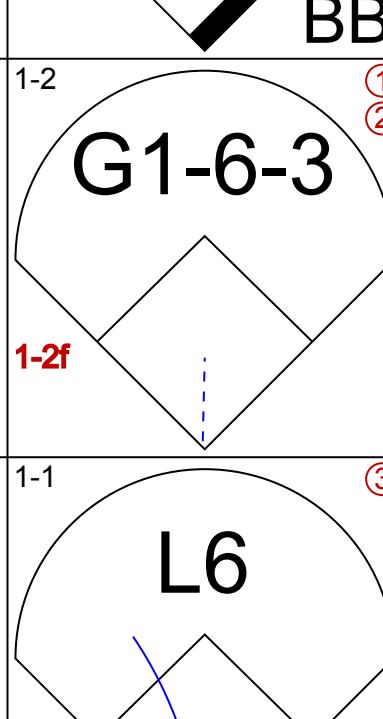
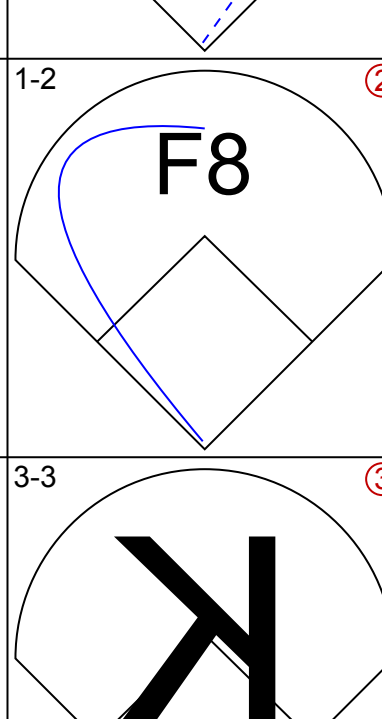
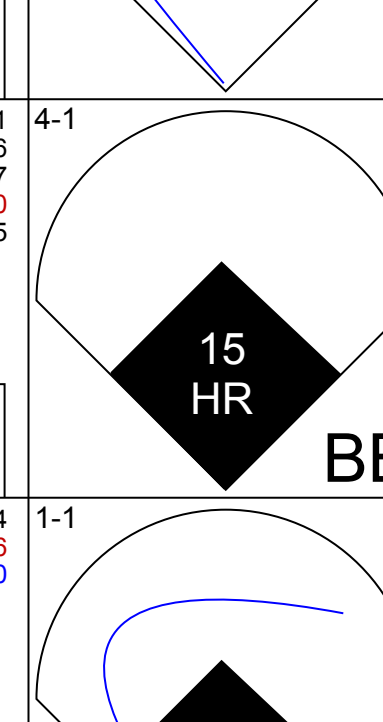
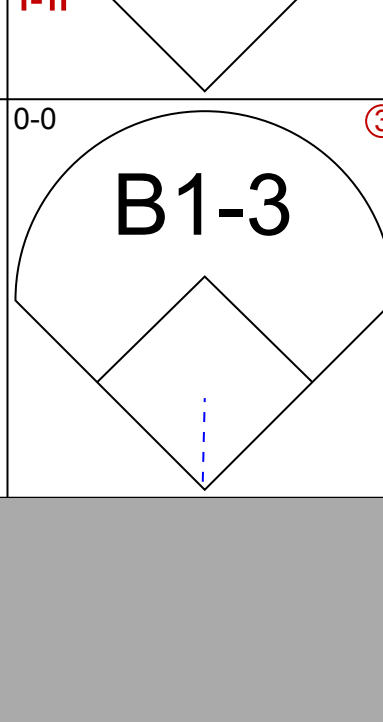
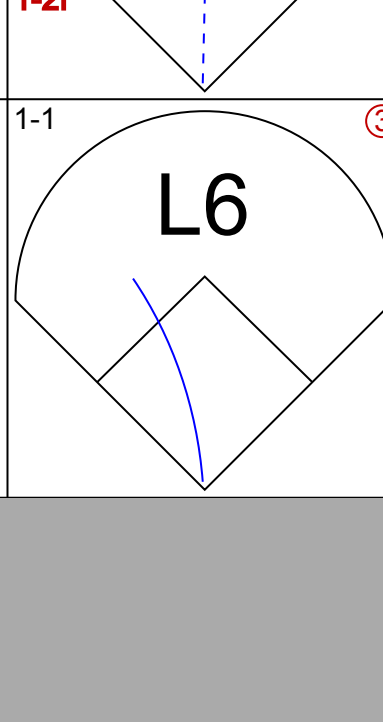

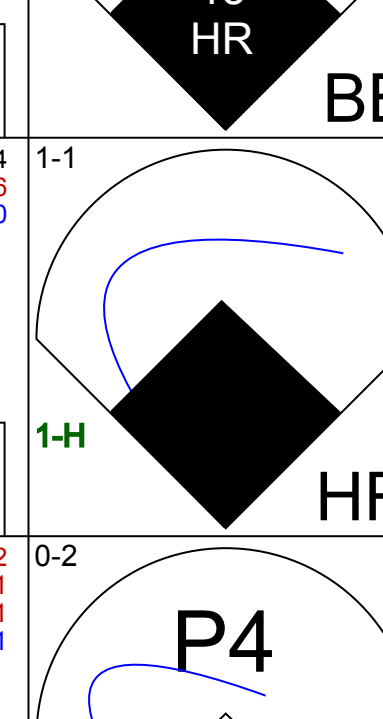
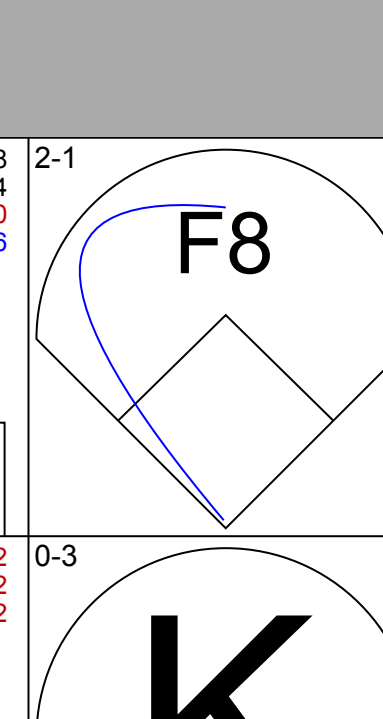
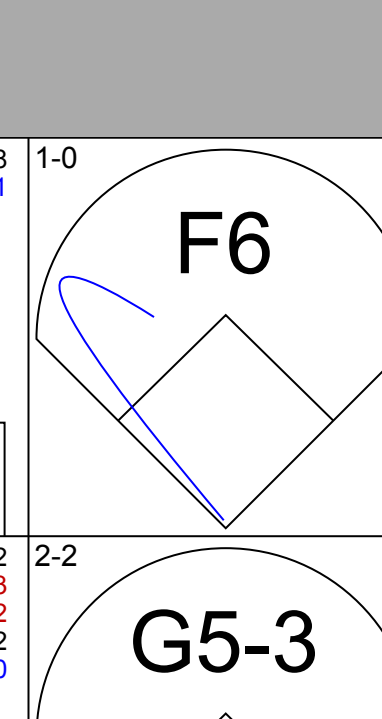
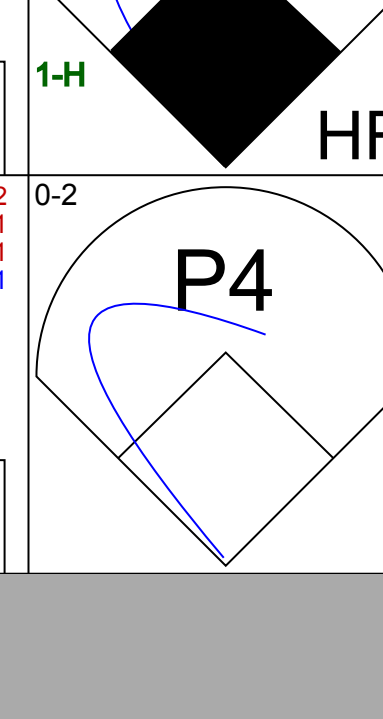
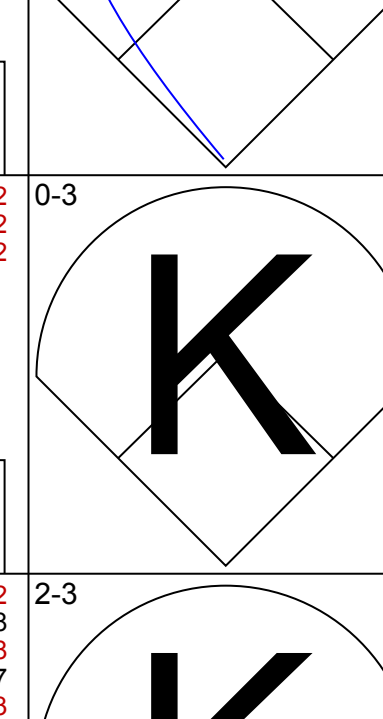
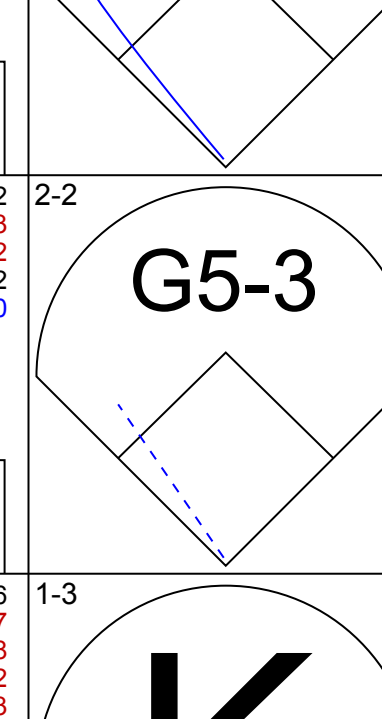
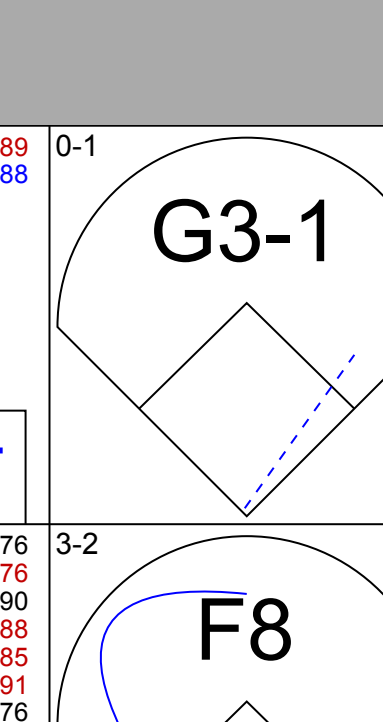
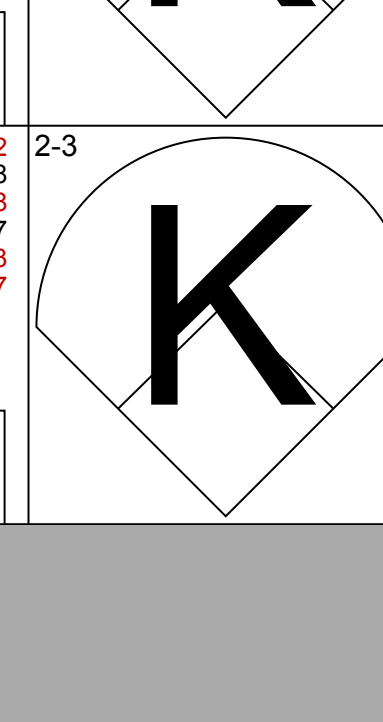
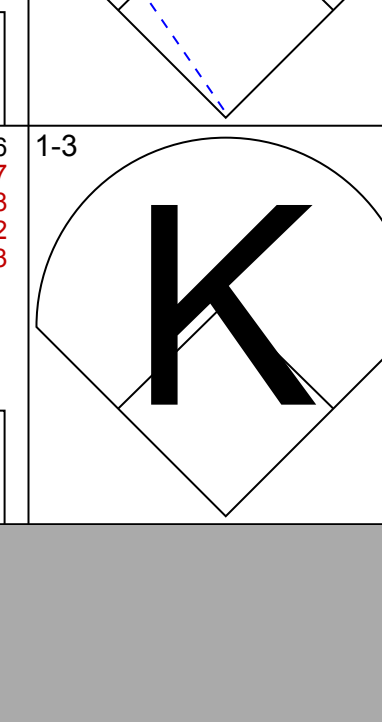
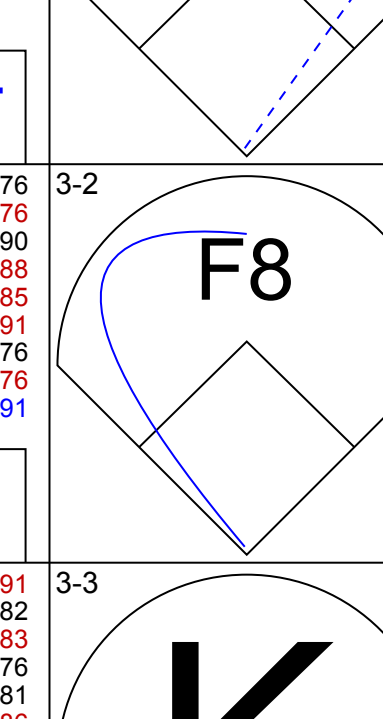
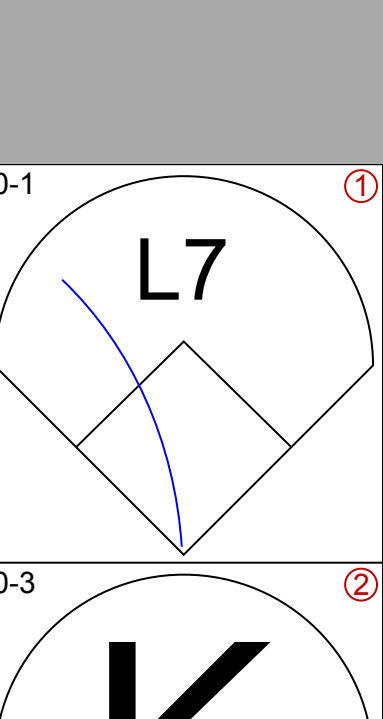
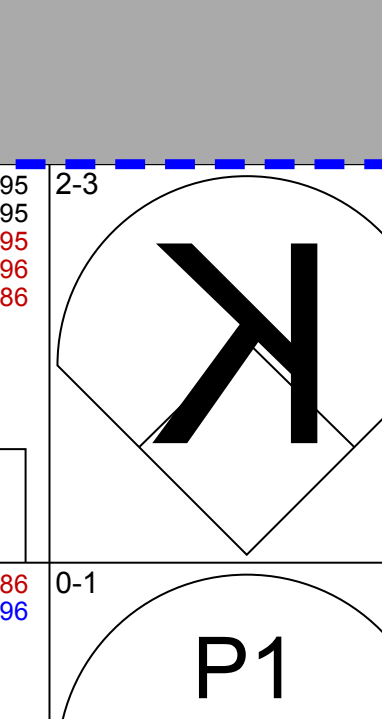
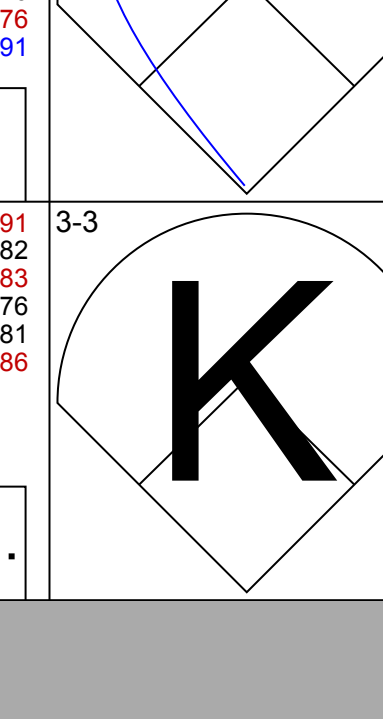
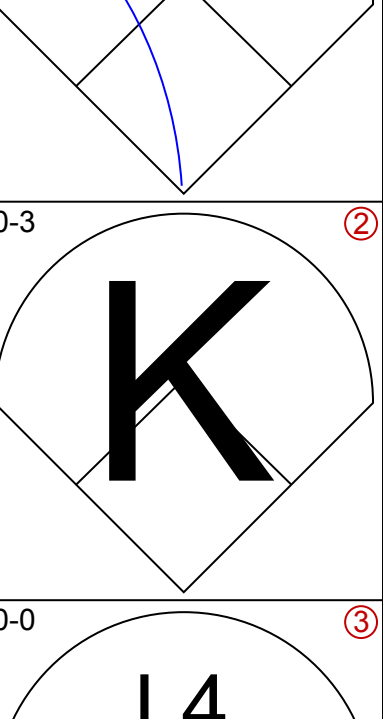
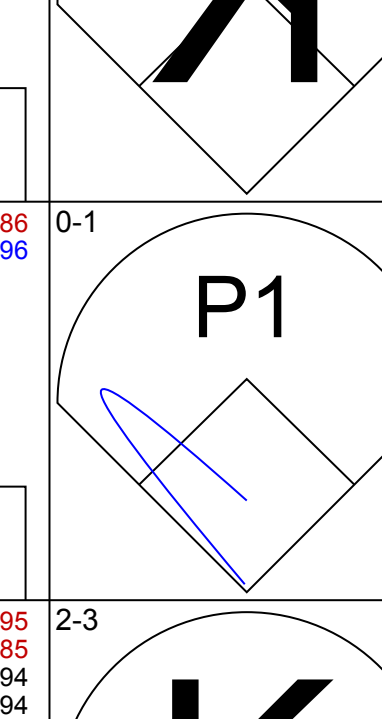
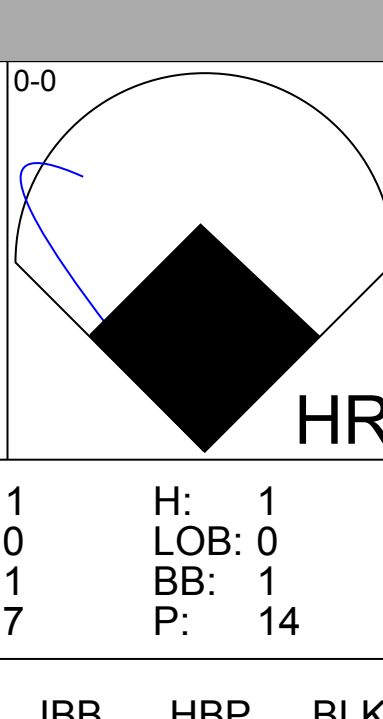
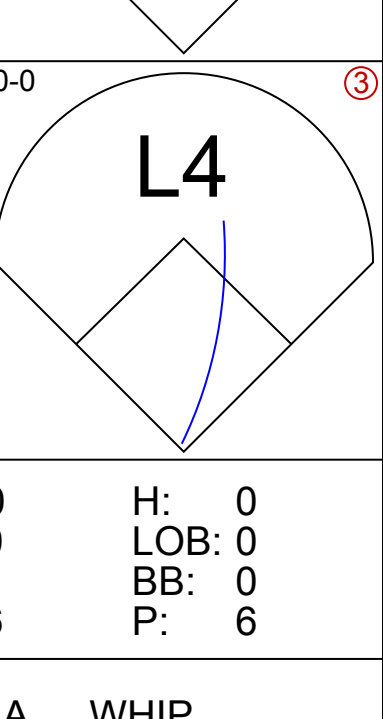
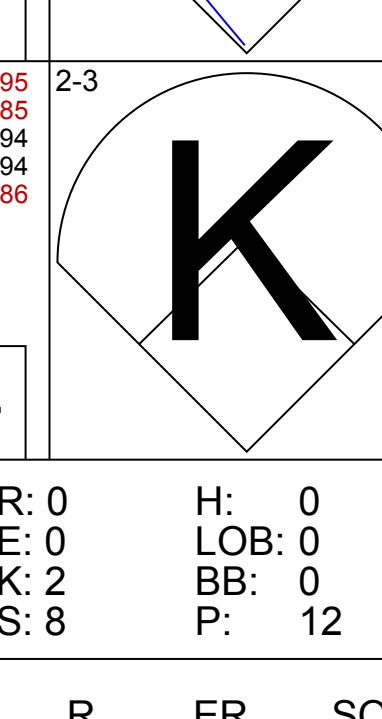
Batter	1	2	3	4	5	6	7	8	9	AB	R	H	RBI	BB	SO	LOB	BOTTOM										
8 Robbie Grossman, S (1, 7)	L7									1	0	0	0	3	0	0											
46 Jeimer Candelario, S OBP: 0.250, SLG: 0.250										4	1	1	0	0	3	4											
9 Willi Castro, S OBP: 0.250, SLG: 0.250	K									4	0	1	0	0	1	4											
24 Miguel Cabrera, R OBP: 0.250, SLG: 1.000 30 Harold Castro, L	HR									4	1	1	2	0	0	2											
7 Jonathan Schoop, R OBP: 0.500, SLG: 0.333										3	0	1	0	1	2	1											
15 Nomar Mazara, L (1, 10)	K									4	0	0	0	0	2	3											
40 Wilson Ramos, R (1, 2)										3	0	0	0	1	3	1											
22 Victor Reyes, S (1, 9)										4	1	0	0	0	2	1											
21 JaCoby Jones, R OBP: 0.333, SLG: 0.667										3	0	1	1	0	1	0											
Inning Stats	R: 2 H: 3 E: 0 K: 2 S: 12	H: 3 LOB: 1 BB: 0 P: 19	R: 1 H: 1 E: 1 K: 3 S: 12	H: 1 LOB: 2 BB: 1 P: 20	R: 0 H: 0 E: 0 K: 2 S: 10	H: 0 LOB: 1 BB: 1 P: 17	R: 0 H: 0 E: 0 K: 2 S: 9	H: 0 LOB: 1 BB: 1 P: 16	R: 0 H: 1 E: 0 K: 1 S: 10	H: 1 LOB: 1 BB: 0 P: 15	R: 0 H: 0 E: 0 K: 2 S: 8	H: 0 LOB: 0 BB: 0 P: 8	R: 0 H: 0 E: 0 K: 1 S: 7	H: 0 LOB: 1 BB: 1 P: 13	R: 0 H: 0 E: 0 K: 1 S: 9	H: 0 LOB: 1 BB: 1 P: 17	1B: 3 2B: 1 3B: 0 HR: 1	SF: 0 SAC: 0 DP: 0 HBP: 0	WP: 2 PB: 0 SB: 1 CS: 0	PA: 35							
PITCHER	IP	WLS	BF	H	R	ER	SO	BB	IBB	HBP	BLK	WP	HR	S	P	ERA	WHIP										
57 Shane Bieber, R ERA: 4.5	6.0	L	27	5	3	3	12	3	0	0	0	2	1	61	95	4.50	1.333										
27 Bryan Shaw, R ERA: 1.000	1.0		4	0	0	0	1	1	0	0	0	0	0	7	13	0.00	1.000										
99 James Karinchak, R ERA: 1.000	1.0		4	0	0	0	1	1	0	0	0	0	0	9	17	0.00	1.000										

Cleveland Indians @ Detroit Tigers
Comerica Park, Detroit, MI
Thu Apr 01 2021, 1:13 PM - 4:16 PM EDT
Att: 8,000 - Snow - 32 F

AB 30
R 3
H 5
RBI 3
BB 5
SO 14
LOB 16



Batter	1	2	3	4	5	6	7	8	9	AB R H RBI BB SO LOB	TOP											
8 Jordan Luplow, R OBP: 0.250, SLG: 0.571										4 1 1 2 1 1 0	Cleveland Indians @ Detroit Tigers Comerica Park, Detroit, MI Sun Apr 04 2021, 1:12 PM - 3:48 PM EDT Att: 8,000 - Sunny - 61 F											
7 César Hernández, S OBP: 0.357, SLG: 0.273										4 1 0 0 1 1 1												
11 José Ramírez, S OBP: 0.385, SLG: 0.417										5 1 2 0 0 0 1												
9 Eddie Rosario, L OBP: 0.500, SLG: 0.750										3 1 1 2 1 1 1												
32 Franmil Reyes, R OBP: 0.250, SLG: 0.455										4 1 1 2 0 1 2												
1 Amed Rosario, R OBP: 0.333, SLG: 0.333										4 1 1 0 0 1 0												
0 Andrés Giménez, L OBP: 0.125, SLG: 0.125										0 0 0 0 0 0 0												
22 Josh Naylor, L OBP: 0.250, SLG: 0.417										4 1 1 0 0 1 0												
2 Yu Chang, R OBP: 0.250, SLG: 0.375										4 1 2 2 0 0 0												
17 Austin Hedges, R OBP: 0.250, SLG: 1.000										4 1 1 1 0 0 2												
Inning Stats	R: 1 H: 2 E: 0 K: 1 S: 12	H: 2 LOB: 1 BB: 0 P: 17	R: 0 H: 1 E: 0 K: 2 S: 14	H: 1 LOB: 1 BB: 0 P: 21	R: 0 H: 0 E: 0 K: 0 S: 8	H: 0 LOB: 0 BB: 1 P: 16	R: 0 H: 0 E: 0 K: 1 S: 6	H: 0 LOB: 0 BB: 0 P: 9	R: 0 H: 0 E: 0 K: 0 S: 8	H: 0 LOB: 0 BB: 0 P: 13	R: 1 H: 1 E: 0 K: 1 S: 9	H: 1 LOB: 1 BB: 1 P: 16	R: 4 H: 4 E: 0 K: 0 S: 12	H: 4 LOB: 0 BB: 0 P: 16	R: 2 H: 1 E: 0 K: 0 S: 13	H: 1 LOB: 0 BB: 1 P: 23	R: 1 H: 1 E: 0 K: 1 S: 9	H: 1 LOB: 0 BB: 0 P: 13	1B: 4 2B: 3 3B: 0 HR: 3	SF: 0 SAC: 0 DP: 0 HBP: 0	WP: 0 PB: 0 SB: 1 CS: 1	PA: 40
PITCHER	IP WLS BF H R ER SO BB IBB HBP BLK WP HR S P ERA WHIP											IP WLS BF H R ER SO BB IBB HBP BLK WP HR S P ERA WHIP										
29 Tarik Skubal, L ERA: 3.38	5.1	21	4	2	2	4	2	0	0	0	0	0	0	53	87	3.38	1.125					
44 Daniel Norris, L ERA: 12.0	1.2	L	9	4	4	4	1	0	0	0	0	0	1	16	21	21.60	2.400					
45 Buck Farmer, R ERA: 18.0	1.0		5	1	2	2	0	1	0	0	0	0	1	13	23	18.00	2.000					
70 Tyler Alexander, L ERA: 10.8	1.0		4	1	1	1	1	0	0	0	0	0	1	9	13	9.00	1.000					

Batter	1	2	3	4	5	6	7	8	9	AB R H RBI BB SO LOB	BOTTOM												
8 Robbie Grossman, S (1, 10)										2 0 0 0 2 0 0	Cleveland Indians @ Detroit Tigers Comerica Park, Detroit, MI Sun Apr 04 2021, 1:12 PM - 3:48 PM EDT Att: 8,000 - Sunny - 61 F												
46 Jeimer Candelario, S (1, 5)										4 0 0 0 0 1 2													
9 Willi Castro, S (1, 6)										3 1 0 0 1 1 0													
15 Nomar Mazara, L (1, 9)										3 1 1 2 0 0 0													
7 Jonathan Schoop, R (1, 4)										3 0 0 0 0 1 0													
22 Victor Reyes, S (1, 8)										3 0 0 0 0 2 0													
30 Harold Castro, L (1, 3)										3 0 0 0 0 1 0													
17 Grayson Greiner, R (1, 2)										3 0 0 0 0 2 0													
60 Akil Baddoo, L (1, 7)										3 1 1 1 0 1 0													
Inning Stats	R: 2 H: 1 E: 0 K: 0 S: 9	H: 1 LOB: 0 BB: 1 P: 16	R: 0 H: 0 E: 0 K: 1 S: 11	H: 0 LOB: 0 BB: 0 P: 17	R: 1 H: 1 E: 0 K: 1 S: 7	H: 1 LOB: 0 BB: 0 P: 14	R: 0 H: 0 E: 0 K: 2 S: 9	H: 0 LOB: 0 BB: 0 P: 13	R: 0 H: 0 E: 0 K: 0 S: 7	H: 0 LOB: 0 BB: 1 P: 13		R: 0 H: 0 E: 0 K: 1 S: 8	H: 0 LOB: 0 BB: 0 P: 12	R: 0 H: 0 E: 0 K: 2 S: 8	H: 0 LOB: 0 BB: 0 P: 12	R: 0 H: 0 E: 0 K: 0 S: 10	H: 0 LOB: 0 BB: 0 P: 16	1B: 0 2B: 1 3B: 0 HR: 2	SF: 0 SAC: 0 DP: 2 HBP: 0	WP: 0 PB: 0 SB: 0 CS: 0	PA: 30		
PITCHER	IP WLS BF H R ER SO BB IBB HBP BLK WP HR S P ERA WHIP											IP WLS BF H R ER SO BB IBB HBP BLK WP HR S P ERA WHIP											
43 Aaron Civale, R (1, 1)	7.0	W	24	2	3	3	6	3	0	0	0	0	0	2	57	91	3.86	0.714					
47 Cal Quantrill, R (8, 1)	1.0		3	0	0	0	2	0	0	0	0	0	0	8	12	0.00	0.000						
48 Emmanuel Clase, R (9, 1)	1.0		3	0	0	0	1	0	0	0	0	0	0	10	16	0.00	0.000						

Batter	1	2	3	4	5	6	7	8	9	AB	R	H	RBI	BB	SO	LOB	TOP																																																																																																																																																																																																																																																																
2 Luis Arraez, L <small>OBP: 0.647, SLG: 0.615</small> 64 Wilians Astudillo, R <small>OBP: 0.660, SLG: 1.000</small>											1	2	1	0	1	0	0	Minnesota Twins @ Detroit Tigers Comerica Park, Detroit, MI Mon Apr 05 2021, 2:03 PM - 5:34 PM EDT Att: 7,232 - Cloudy - 49 F																																																																																																																																																																																																																																																															
11 Jorge Polanco, S <small>OBP: 0.211, SLG: 0.118</small> 8 Mitch Garver, R <small>OBP: 0.300, SLG: 0.556</small>											5	1	2	1	0	2	3																																																																																																																																																																																																																																																																
23 Nelson Cruz, R <small>OBP: 0.444, SLG: 1.375</small>											6	3	3	5	0	1	2																																																																																																																																																																																																																																																																
26 Max Kepler, L <small>OBP: 0.389, SLG: 0.563</small> 30 Kyle Garlick, R <small>OBP: 0.400, SLG: 0.500</small>											2	1	1	1	2	1	0																																																																																																																																																																																																																																																																
50 Brent Rooker, R <small>OBP: 0.125, SLG: 0.125</small>											6	0	1	1	0	3	5																																																																																																																																																																																																																																																																
60 Jake Cave, L <small>OBP: 0.187, SLG: 0.063</small>											6	0	0	0	0	0	4																																																																																																																																																																																																																																																																
22 Miguel Sanó, R <small>OBP: 0.316, SLG: 0.333</small>											2	2	0	0	3	1	0																																																																																																																																																																																																																																																																
27 Ryan Jeffers, R <small>OBP: 0.333, SLG: 0.250</small>											4	1	1	1	1	3	1																																																																																																																																																																																																																																																																
9 Andrelton Simmons, R <small>OBP: 0.588, SLG: 0.500</small>											2	2	1	2	3	1	2																																																																																																																																																																																																																																																																
Inning Stats	R: 1 H: 2 E: 1 K: 1 S: 14	H: 2 LOB: 1 BB: 1 P: 26	R: 5 H: 2 E: 0 K: 2 S: 17	H: 2 LOB: 0 BB: 3 P: 40	R: 0 H: 0 E: 0 K: 2 S: 8	H: 0 LOB: 0 BB: 0 P: 15	R: 0 H: 0 E: 0 K: 1 S: 9	H: 0 LOB: 1 BB: 1 P: 18	R: 5 H: 3 E: 0 K: 1 S: 17	H: 3 LOB: 1 BB: 3 P: 32	R: 2 H: 3 E: 0 K: 2 S: 18	H: 3 LOB: 1 BB: 1 P: 30	R: 2 H: 3 E: 0 K: 2 S: 14	H: 3 LOB: 1 BB: 0 P: 21	R: 0 H: 1 E: 0 K: 2 S: 12	H: 1 LOB: 2 BB: 1 P: 24	R: 0 H: 0 E: 0 K: 0 S: 4		H: 0 LOB: 1 BB: 1 P: 9	1B: 7 2B: 5 3B: 0 HR: 2	SF: 0 SAC: 0 DP: 0 HBP: 0	WP: 2 PB: 1 SB: 0 CS: 0	PA: 51																																																																																																																																																																																																																																																										
PITCHER	IP WLS BF H R ER SO BB IBB HBP BLK WP HR S P ERA WHIP	IP WLS BF H R ER SO BB IBB HBP BLK WP HR S P ERA WHIP	IP WLS BF H R ER SO BB IBB HBP BLK WP HR S P ERA WHIP	IP WLS BF H R ER SO BB IBB HBP BLK WP HR S P ERA WHIP	IP WLS BF H R ER SO BB IBB HBP BLK WP HR S P ERA WHIP	IP WLS BF H R ER SO BB IBB HBP BLK WP HR S P ERA WHIP	IP WLS BF H R ER SO BB IBB HBP BLK WP HR S P ERA WHIP	IP WLS BF H R ER SO BB IBB HBP BLK WP HR S P ERA WHIP	IP WLS BF H R ER SO BB IBB HBP BLK WP HR S P ERA WHIP	IP WLS BF H R ER SO BB IBB HBP BLK WP HR S P ERA WHIP	IP WLS BF H R ER SO BB IBB HBP BLK WP HR S P ERA WHIP	IP WLS BF H R ER SO BB IBB HBP BLK WP HR S P ERA WHIP	IP WLS BF H R ER SO BB IBB HBP BLK WP HR S P ERA WHIP	IP WLS BF H R ER SO BB IBB HBP BLK WP HR S P ERA WHIP	IP WLS BF H R ER SO BB IBB HBP BLK WP HR S P ERA WHIP	IP WLS BF H R ER SO BB IBB HBP BLK WP HR S P ERA WHIP	IP WLS BF H R ER SO BB IBB HBP BLK WP HR S P ERA WHIP	IP WLS BF H R ER SO BB IBB HBP BLK WP HR S P ERA WHIP	IP WLS BF H R ER SO BB IBB HBP BLK WP HR S P ERA WHIP	IP WLS BF H R ER SO BB IBB HBP BLK WP HR S P ERA WHIP	IP WLS BF H R ER SO BB IBB HBP BLK WP HR S P ERA WHIP	IP WLS BF H R ER SO BB IBB HBP BLK WP HR S P ERA WHIP	IP WLS BF H R ER SO BB IBB HBP BLK WP HR S P ERA WHIP	IP WLS BF H R ER SO BB IBB HBP BLK WP HR S P ERA WHIP	IP WLS BF H R ER SO BB IBB HBP BLK WP HR S P ERA WHIP																																																																																																																																																																																																																																																								
62 José Ureña, R <small>ERA: 15.0</small> 45 Buck Farmer, R <small>ERA: 16.98</small> 49 Derek Holland, L <small>ERA: 15.43</small> 33 Bryan Garcia, R <small>ERA: 7.71</small> 65 Gregory Soto, L <small>ERA: 9.0</small>	IP WLS BF H R ER SO BB IBB HBP BLK WP HR S P ERA WHIP	IP WLS BF H R ER SO BB IBB HBP BLK WP HR S P ERA WHIP	IP WLS BF H R ER SO BB IBB HBP BLK WP HR S P ERA WHIP	IP WLS BF H R ER SO BB IBB HBP BLK WP HR S P ERA WHIP	IP WLS BF H R ER SO BB IBB HBP BLK WP HR S P ERA WHIP	IP WLS BF H R ER SO BB IBB HBP BLK WP HR S P ERA WHIP	IP WLS BF H R ER SO BB IBB HBP BLK WP HR S P ERA WHIP	IP WLS BF H R ER SO BB IBB HBP BLK WP HR S P ERA WHIP	IP WLS BF H R ER SO BB IBB HBP BLK WP HR S P ERA WHIP	IP WLS BF H R ER SO BB IBB HBP BLK WP HR S P ERA WHIP	IP WLS BF H R ER SO BB IBB HBP BLK WP HR S P ERA WHIP	IP WLS BF H R ER SO BB IBB HBP BLK WP HR S P ERA WHIP	IP WLS BF H R ER SO BB IBB HBP BLK WP HR S P ERA WHIP	IP WLS BF H R ER SO BB IBB HBP BLK WP HR S P ERA WHIP	IP WLS BF H R ER SO BB IBB HBP BLK WP HR S P ERA WHIP	IP WLS BF H R ER SO BB IBB HBP BLK WP HR S P ERA WHIP	IP WLS BF H R ER SO BB IBB HBP BLK WP HR S P ERA WHIP	IP WLS BF H R ER SO BB IBB HBP BLK WP HR S P ERA WHIP	IP WLS BF H R ER SO BB IBB HBP BLK WP HR S P ERA WHIP	IP WLS BF H R ER SO BB IBB HBP BLK WP HR S P ERA WHIP	IP WLS BF H R ER SO BB IBB HBP BLK WP HR S P ERA WHIP	IP WLS BF H R ER SO BB IBB HBP BLK WP HR S P ERA WHIP	IP WLS BF H R ER SO BB IBB HBP BLK WP HR S P ERA WHIP	IP WLS BF H R ER SO BB IBB HBP BLK WP HR S P ERA WHIP	IP WLS BF H R ER SO BB IBB HBP BLK WP HR S P ERA WHIP	IP WLS BF H R ER SO BB IBB HBP BLK WP HR S P ERA WHIP																																																																																																																																																																																																																																																							
8 Robbie Grossman, S <small>OBP: 0.333, SLG: 0.444</small> 21 Jacoby Jones, R <small>OBP: 0.250, SLG: 0.333</small> 46 Jeimer Candelario, S <small>OBP: 0.250, SLG: 0.333</small> 9 Willi Castro, S <small>OBP: 0.176, SLG: 0.250</small> 24 Miguel Cabrera, R <small>OBP: 0.273, SLG: 0.500</small> 30 Harold Castro, L <small>OBP: 0.111, SLG: 0.444</small> 15 Nomar Mazara, L <small>OBP: 0.308, SLG: 0.538</small> 22 Victor Reyes, S <small>OBP: 0.111, SLG: 0.444</small> 7 Jonathan Schoop, R <small>OBP: 0.200, SLG: 0.154</small> 40 Wilson Ramos, R <small>OBP: 0.364, SLG: 0.700</small> 28 Niko Goodrum, S <small>OBP: 0.250, SLG: 0.143</small> 60 Akil Badddoo, L <small>OBP: 0.429, SLG: 1.286</small>																																																																																																																																																																																																																																																																																	

Batter	1	2	3	4	5	6	7	8	9	10	AB	R	H	RBI	BB	SO	LOB	TOP						
2 Luis Arraez, L OBP: 0.500, SLG: 0.444 (1,4) (10,7)			G1-3	F8			K		F9		5	0	0	0	0	2	3							
11 Jorge Polanco, S OBP: 0.167, SLG: 0.091 (1,6) (10,4)			F7		E1 23 F7 26 FC4-2 23 S		F7		G5-3		5	0	0	0	0	1	0							
23 Nelson Cruz, R OBP: 0.500, SLG: 1.308 (1,10) (10,PR)			G4-3		F7						5	1	3	1	0	0	1							
30 Kyle Garlick, R OBP: 0.400, SLG: 0.500 (10,PR) (10,10)			1B								0	0	0	0	0	0	0							
26 Max Kepler, L OBP: 0.348, SLG: 0.524 (1,9)					FC4-2						5	1	1	0	0	3	4							
50 Brent Rooker, R OBP: 0.091, SLG: 0.091 (1,7)		G1-3			2B						3	0	0	0	0	2	2							
25 Byron Buxton, R OBP: 0.500, SLG: 1.400 (5,8)					K						2	1	1	1	0	0	2							
60 Jake Cave, L OBP: 0.273, SLG: 0.211 (1,8) (5,7)											3	0	2	0	1	0	0							
9 Andrelton Simmons, R OBP: 0.556, SLG: 0.462 (10,PH) (10,6)					BB						1	0	0	0	0	1	2							
22 Miguel Sanó, R OBP: 0.261, SLG: 0.263 (1,3)		P2			FC4 27 BB 64 1B						4	0	0	0	0	2	4							
64 Willans Astudillo, R OBP: 0.556, SLG: 0.778 (1,3)											4	0	2	1	0	0	1							
27 Ryan Jeffers, R OBP: 0.333, SLG: 0.200 (1,2)					1B						2	0	0	0	1	1	3							
8 Mitch Garver, R OBP: 0.273, SLG: 0.500 (9,PH) (9,2)					BB						1	0	0	0	0	0	0							
Inning Stats	R: 0 E: 0 K: 3 S: 12	H: 1 LOB: 1 BB: 0 P: 16	R: 0 E: 0 K: 0 S: 14	H: 2 LOB: 2 BB: 0 P: 21	R: 0 E: 0 K: 0 S: 7	H: 0 LOB: 0 BB: 0 P: 11	R: 1 E: 0 K: 1 S: 17	H: 2 LOB: 3 BB: 2 P: 34	R: 0 E: 0 K: 1 S: 13	H: 1 LOB: 1 BB: 0 P: 21	R: 1 E: 0 K: 2 S: 10	H: 1 LOB: 0 BB: 0 P: 19	R: 1 E: 0 K: 1 S: 12	H: 1 LOB: 0 BB: 0 P: 16	R: 0 E: 0 K: 0 S: 6	H: 0 LOB: 0 BB: 0 P: 9	R: 0 E: 0 K: 2 S: 11	H: 1 LOB: 2 BB: 0 P: 17	1B: 5 2B: 2 3B: 0 HR: 2	SF: 0 SAC: 0 DP: 0 HBP: 0	WP: 0 PB: 0 SB: 1 CS: 0	PA: 42		
PITCHER	IP WLS BF H R ER SO ERA WHIP	IP WLS BF H R ER SO ERA WHIP	IP WLS BF H R ER SO ERA WHIP	IP WLS BF H R ER SO ERA WHIP	IP WLS BF H R ER SO ERA WHIP	IP WLS BF H R ER SO ERA WHIP	IP WLS BF H R ER SO ERA WHIP	IP WLS BF H R ER SO ERA WHIP	IP WLS BF H R ER SO ERA WHIP	IP WLS BF H R ER SO ERA WHIP	IP WLS BF H R ER SO ERA WHIP	IP WLS BF H R ER SO ERA WHIP	IP WLS BF H R ER SO ERA WHIP	IP WLS BF H R ER SO ERA WHIP	IP WLS BF H R ER SO ERA WHIP	IP WLS BF H R ER SO ERA WHIP	IP WLS BF H R ER SO ERA WHIP	IP WLS BF H R ER SO ERA WHIP	IP WLS BF H R ER SO ERA WHIP	IP WLS BF H R ER SO ERA WHIP	IP WLS BF H R ER SO ERA WHIP	IP WLS BF H R ER SO ERA WHIP	IP WLS BF H R ER SO ERA WHIP	IP WLS BF H R ER SO ERA WHIP
12 Casey Mize, R ERA: 2.25	33 Bryan Garcia, R ERA: 5.4	32 Michael Fulmer, R ERA: 3.0	67 José Cisneros, R ERA: 4.5	65 Gregory Soto, L ERA: 4.5																				

Minnesota Twins @ Detroit Tigers
Comerica Park, Detroit, MI
Tue Apr 06 2021, 1:11 PM - 5:10 PM EDT
Att: 7,306 - Sunny - 68 F

AB 40
R 3
H 9
RBI 3
BB 2
SO 12
LOB 22



Batter	1	2	3	4	5	6	7	8	9	10	AB	R	H	RBI	BB	SO	LOB	BOTTOM						
28 Niko Goodrum, S OBP: 0.385, SLG: 0.417 (1,7) (9,4)	G5-3		G4-3		46 BB 2B		F8				5	1	3	0	0	0	0							
9 Willi Castro, S OBP: 0.182, SLG: 0.238 (1,6)	F9		G4-3								5	0	1	0	0	2	2							
24 Miguel Cabrera, R OBP: 0.313, SLG: 0.385 (1,3)											3	1	0	0	2	2	3							
30 Harold Castro, L OBP: 0.286, SLG: 0.500 (10,3)											0	1	0	0	0	0	0							
46 Jeimer Candelario, S OBP: 0.394, SLG: 0.400 (1,9)	F8				8 BB 2B						4	1	2	1	1	0	1							
40 Wilson Ramos, R OBP: 0.313, SLG: 0.500 (1,10) (9,2)											4	0	0	0	1	4	5							
8 Robbie Grossman, S OBP: 0.524, SLG: 0.250 (1,9) (9,7)	FC6-4										4	0	2	2	1	1	1							
7 Jonathan Schoop, R OBP: 0.211, SLG: 0.125 (1,4)											3	0	0	0	1	2	4							
60 Akil Baddoo, L OBP: 0.500, SLG: 1.250 (8,PR) (9,9)	F8										1	0	1	1	0	0	0							
17 Grayson Greiner, R OBP: 0.167, SLG: 0.167 (1,2)											3	0	1	0	0	1	1							
15 Nomar Mazara, L OBP: 0.286, SLG: 0.500 (8,PH) (9,1)	F9										1	0	0	0	0	0	1							
65 Gregory Soto, L OBP: 0.231, SLG: 0.308 (1,8)											0	0	0	0	0	0	0							
21 JaCoby Jones, R OBP: 0.231, SLG: 0.308 (1,8)											4	0	0	0	0	3	2							
Inning Stats	R: 0 E: 0 K: 0 S: 12	H: 0 LOB: 1 BB: 1 P: 22	R: 0 E: 0 K: 0 S: 10	H: 0 LOB: 1 BB: 1 P: 19	R: 0 E: 0 K: 1 S: 17	H: 1 LOB: 1 BB: 0 P: 23	R: 1 E: 0 K: 3 S: 16	H: 2 LOB: 2 BB: 1 P: 25	R: 2 E: 0 K: 3 S: 18	H: 3 LOB: 2 BB: 1 P: 28	R: 0 E: 0 K: 2 S: 7	H: 0 LOB: 0 BB: 0 P: 10	R: 0 E: 0 K: 3 S: 13	H: 1 LOB: 1 BB: 0 P: 20	R: 0 E: 0 K: 1 S: 8	H: 0 LOB: 1 BB: 1 P: 12	R: 0 E: 0 K: 1 S: 16	H: 2 LOB: 1 BB: 0 P: 19	R: 1 E: 0 K: 1 S: 12	H: 1 LOB: 2 BB: 1 P: 19	1B: 7 2B: 3 3B: 0 HR: 0	SF: 0 SAC: 0 DP: 2 HBP: 0	WP: 1 PB: 0 SB: 0 CS: 0	PA: 43
PITCHER	IP WLS BF H R ER SO ERA WHIP	IP WLS BF H R ER SO ERA WHIP	IP WLS BF H R ER SO ERA WHIP	IP WLS BF H R ER SO ERA WHIP	IP WLS BF H R ER SO ERA WHIP	IP WLS BF H R ER SO ERA WHIP	IP WLS BF H R ER SO ERA WHIP	IP WLS BF H R ER SO ERA WHIP	IP WLS BF H R ER SO ERA WHIP	IP WLS BF H R ER SO ERA WHIP	IP WLS BF H R ER SO ERA WHIP	IP WLS BF H R ER SO ERA WHIP	IP WLS BF H R ER SO ERA WHIP	IP WLS BF H R ER SO ERA WHIP	IP WLS BF H R ER SO ERA WHIP	IP WLS BF H R ER SO ERA WHIP	IP WLS BF H R ER SO ERA WHIP	IP WLS BF H R ER SO ERA WHIP	IP WLS BF H R ER SO ERA WHIP	IP WLS BF H R ER SO ERA WHIP	IP WLS BF H R ER SO ERA WHIP	IP WLS BF H R ER SO ERA WHIP	IP WLS BF H R ER SO ERA WHIP	IP WLS BF H R ER SO ERA WHIP
33 J.A. Happ, L ERA: 2.25	61 Cody Stashak, R ERA: 9.0	56 Caleb Thielbar, L ERA: 9.0	21 Tyler Duffey, R ERA: 9.0	55 Taylor Rogers, L ERA: 9.0																				

Minnesota Twins @ Detroit Tigers
Comerica Park, Detroit, MI
Tue Apr 06 2021, 1:11 PM - 5:10 PM EDT
Att: 7,306 - Sunny - 68 F


AB 37
R 4
H 10
RBI 4
BB 6
SO 15
LOB 20



Batter	1	2	3	4	5	6	7	8	9	AB	R	H	RBI	BB	SO	LOB	TOP								
9 Willi Castro, S OBP: 0.300, SLG: 0.345										4	0	2	0	0	1	1									
46 Jeimer Candelario, S OBP: 0.300, SLG: 0.299										4	0	0	0	0	2	2									
24 Miguel Cabrera, R OBP: 0.250, SLG: 0.333										4	0	0	0	0	0	1									
15 Nomar Mazara, L OBP: 0.227, SLG: 0.364										4	0	0	0	0	1	1									
7 Jonathan Schoop, R OBP: 0.192, SLG: 0.130										3	0	0	0	0	1	0									
40 Wilson Ramos, R OBP: 0.333, SLG: 0.789										3	1	1	1	0	1	0									
60 Akil Baddoo, L OBP: 0.429, SLG: 1.000										2	0	0	0	1	1	0									
28 Niko Goodrum, S OBP: 0.375, SLG: 0.400										3	0	1	0	0	2	1									
21 JaCoby Jones, R OBP: 0.168, SLG: 0.250										3	0	0	0	0	1	2									
Inning Stats	R: 0 H: 1 E: 0 K: 0 S: 9	H: 1 LOB: 1 BB: 0 P: 11	R: 0 H: 0 E: 0 K: 2 S: 8	H: 0 LOB: 0 BB: 0 P: 11	R: 0 H: 1 E: 0 K: 1 S: 13	H: 1 LOB: 0 BB: 0 P: 20	R: 0 H: 0 E: 0 K: 1 S: 11	H: 0 LOB: 0 BB: 0 P: 15	R: 0 H: 0 E: 0 K: 1 S: 8	H: 0 LOB: 0 BB: 0 P: 9	R: 0 H: 1 E: 0 K: 1 S: 12	H: 1 LOB: 1 BB: 0 P: 18	R: 0 H: 0 E: 0 K: 0 S: 9	H: 0 LOB: 0 BB: 0 P: 13	R: 1 H: 1 E: 0 K: 2 S: 13	H: 1 LOB: 1 BB: 1 P: 21	R: 0 H: 0 E: 0 K: 2 S: 11	H: 0 LOB: 0 BB: 0 P: 14	1B: 3 2B: 0 3B: 0 HR: 1	SF: 0 SAC: 0 DP: 1 HBP: 0	WP: 0 PB: 0 SB: 0 CS: 0	PA: 31			
PITCHER	IP	WLS	BF	H	R	ER	SO	BB	IBB	HBP	BLK	WP	HR	S	P	ERA	WHIP								
34 Zach Plesac, R ERA: 1.38	7.0	W	23	3	0	0	6	0	0	0	0	0	0	70	97	0.00	0.429								
27 Bryan Shaw, R ERA: 4.5	1.0		5	1	1	1	2	1	0	0	0	0	1	13	21	9.00	2.000								
48 Emmanuel Clase, R ERA:	1.0	S	3	0	0	0	2	0	0	0	0	0	0	11	14	0.00	0.000								

Detroit Tigers @ Cleveland Indians
Progressive Field, Cleveland, OH
Fri Apr 09 2021, 7:12 PM - 9:51 PM EDT
Att. 7,775 - Partly Cloudy - 75 F


AB	30
R	1
H	4
RBI	1
BB	1
SO	10
LOB	8

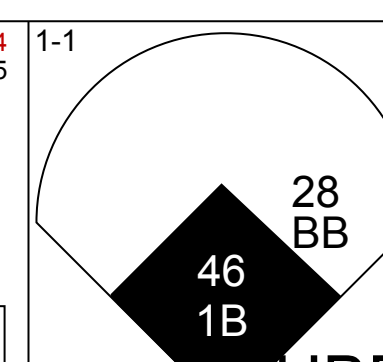
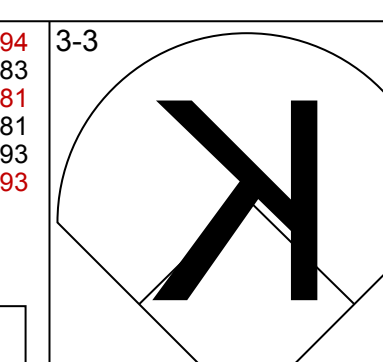
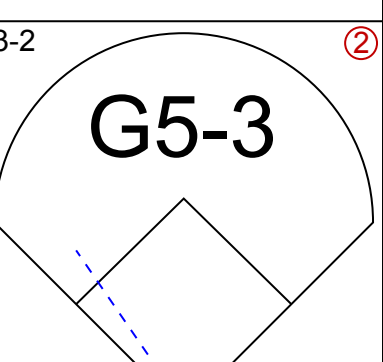
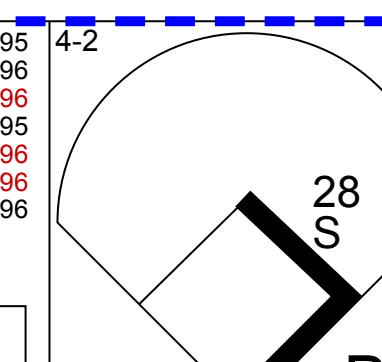
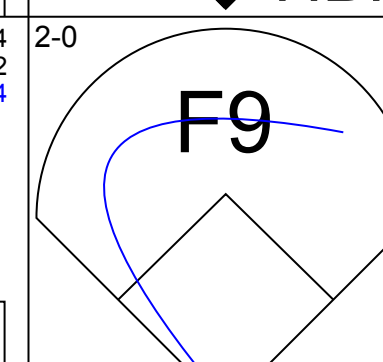
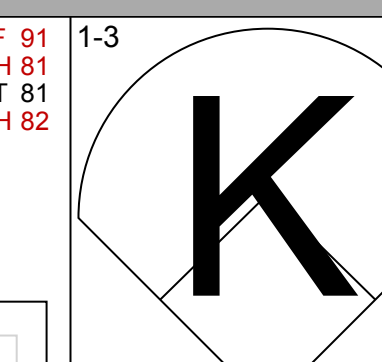
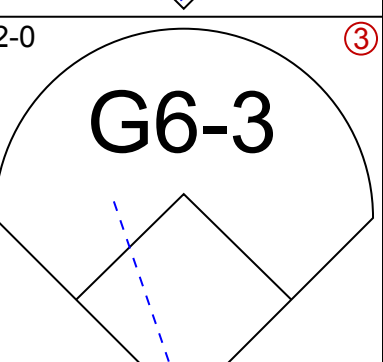
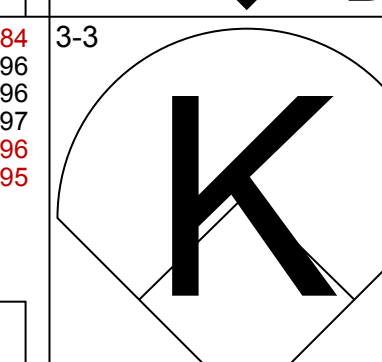
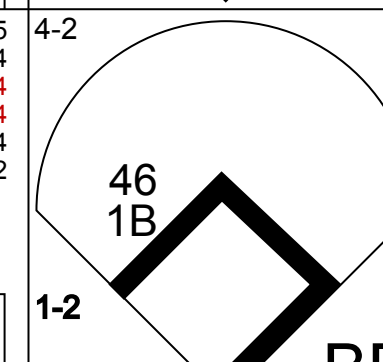
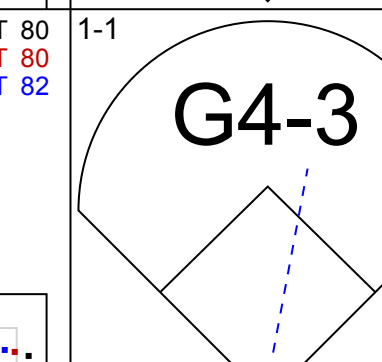
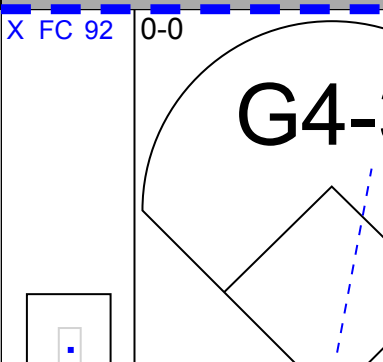
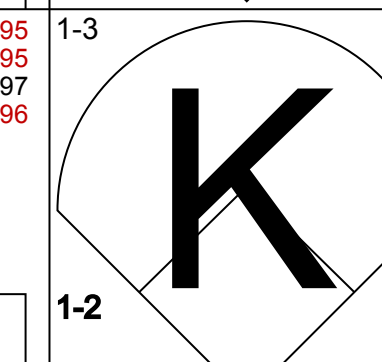
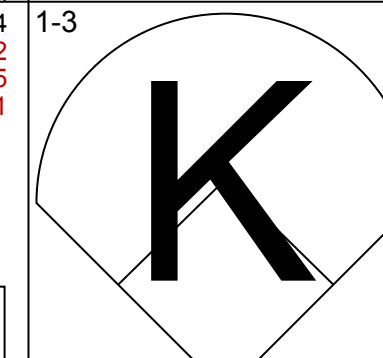
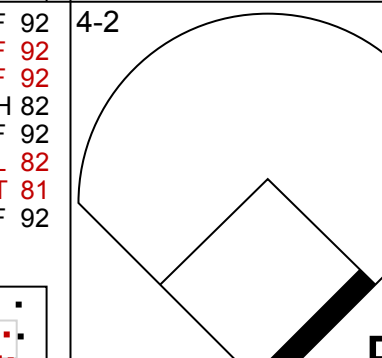
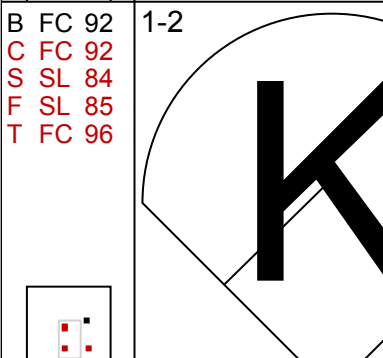
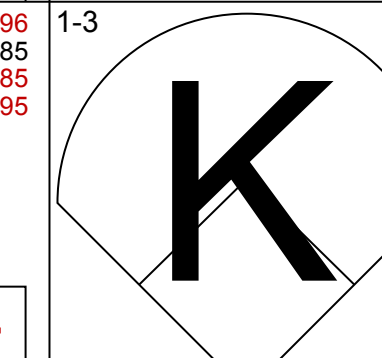
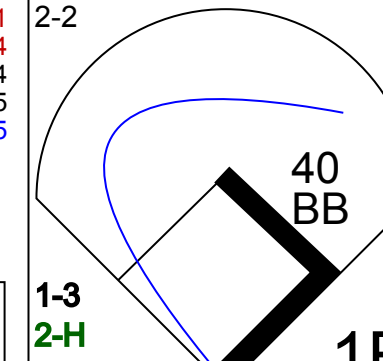
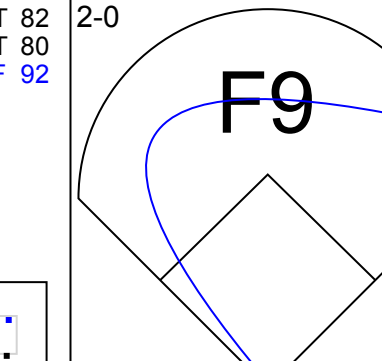
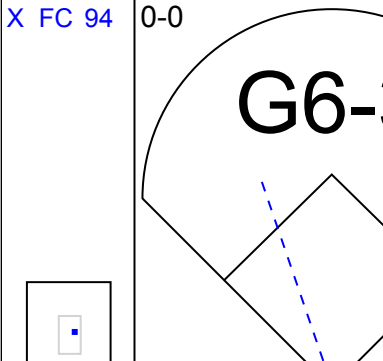
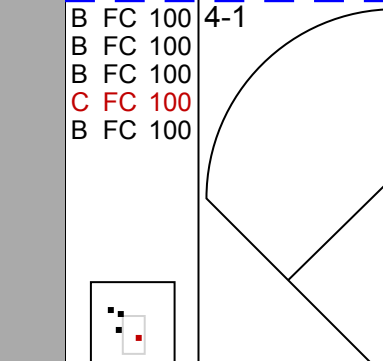
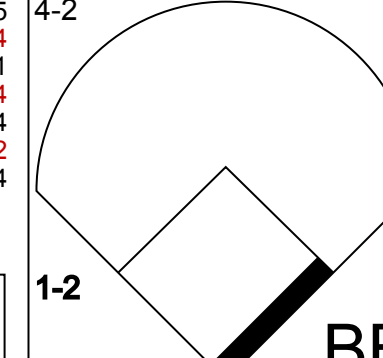
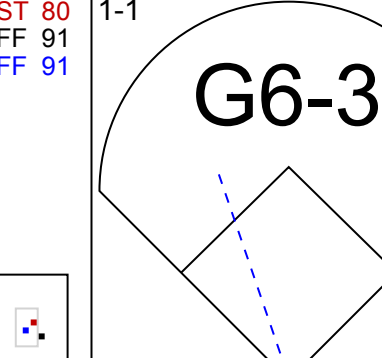
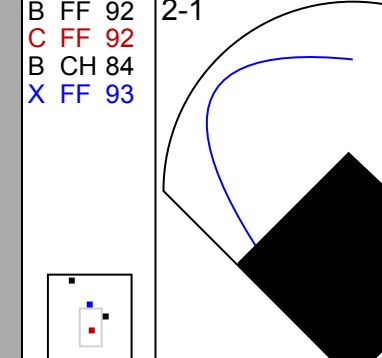
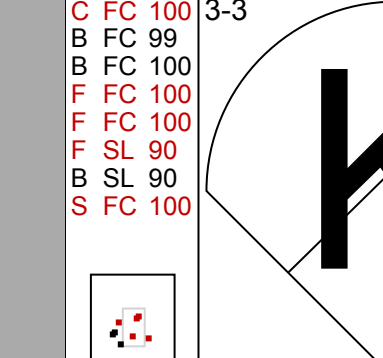
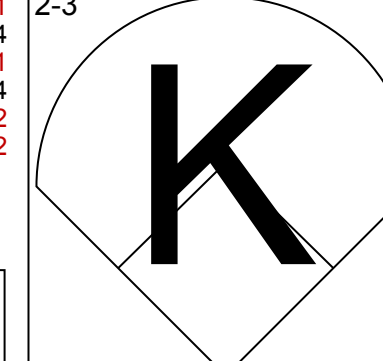
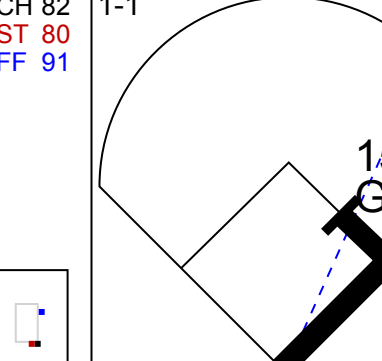
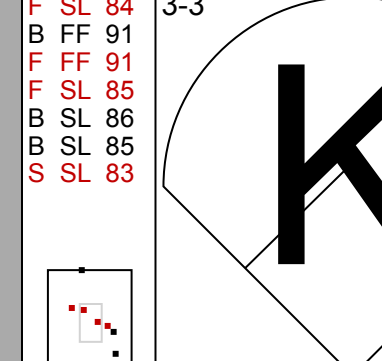
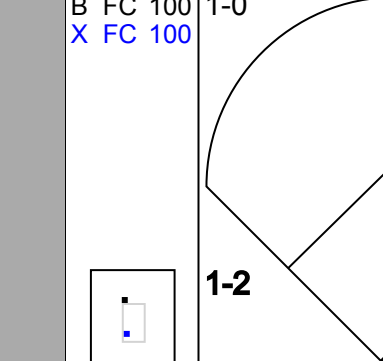
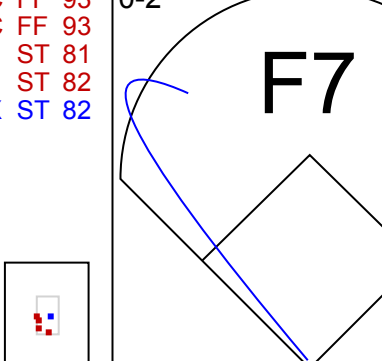
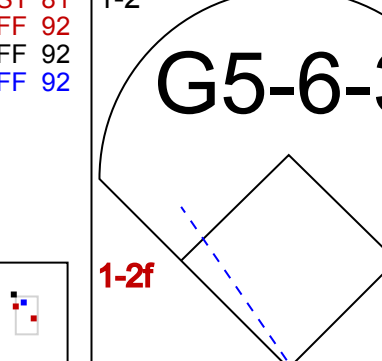
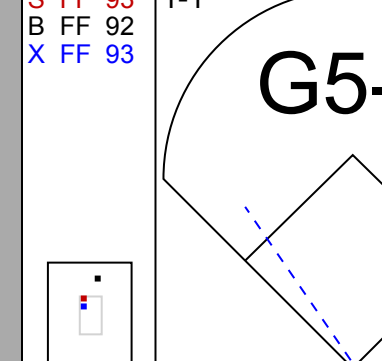
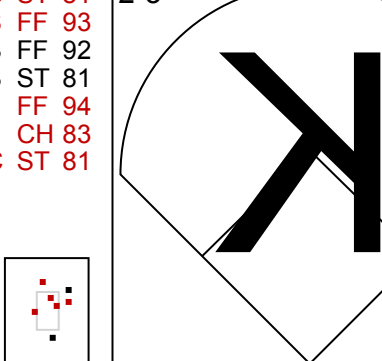
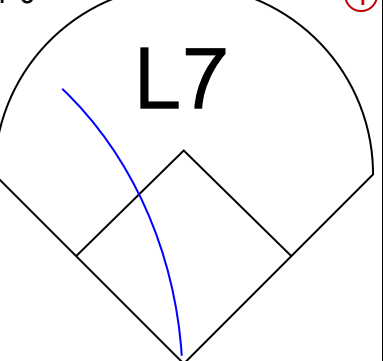
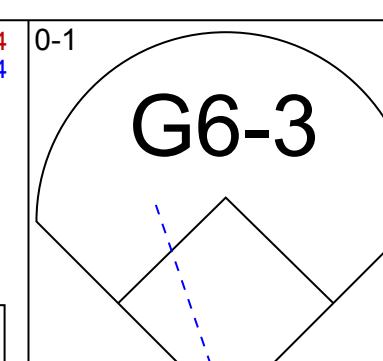
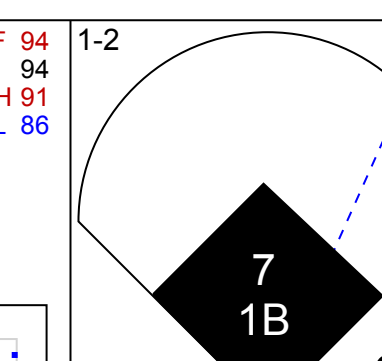
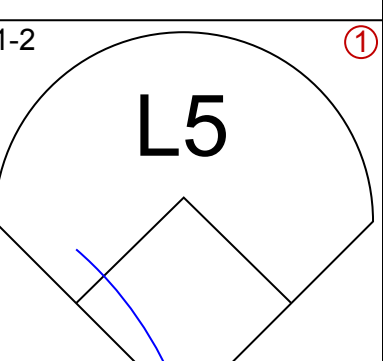
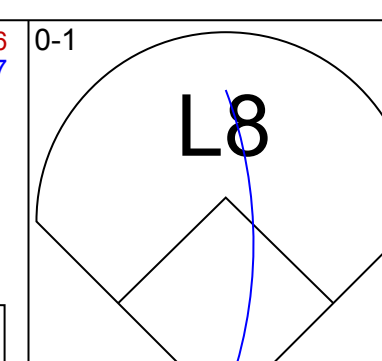
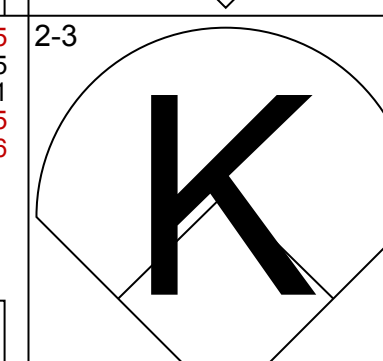
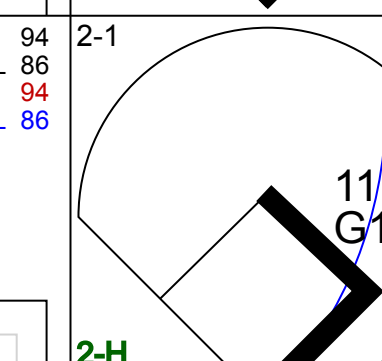
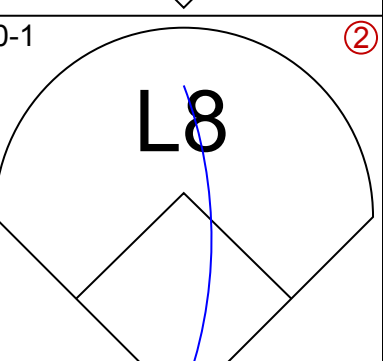
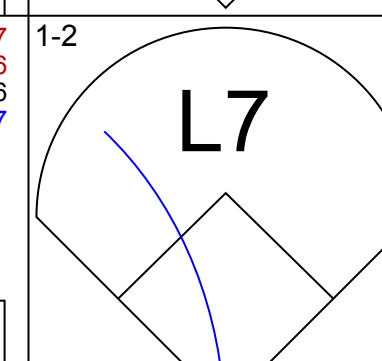
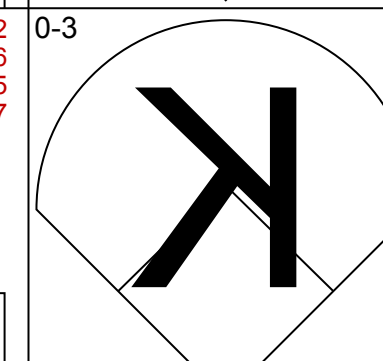
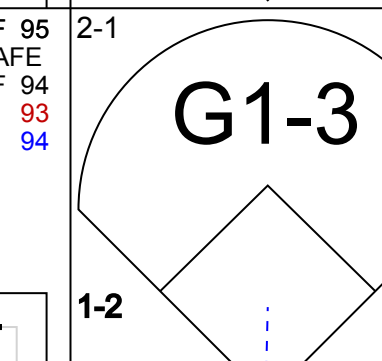
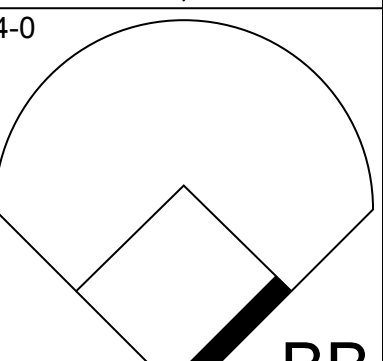
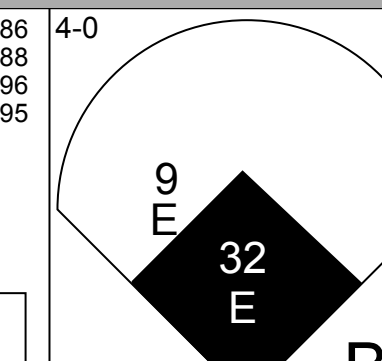
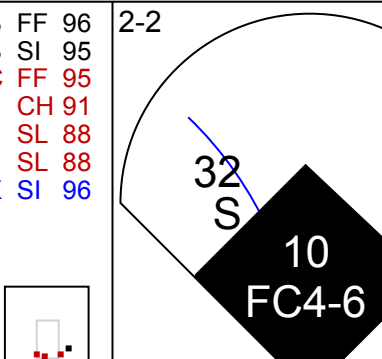
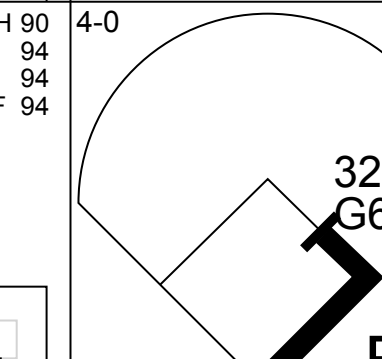
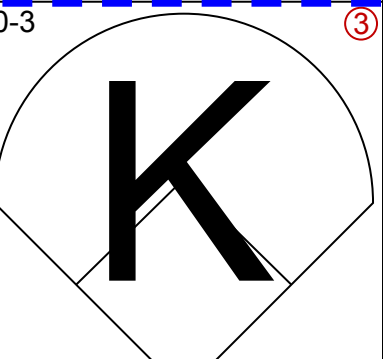
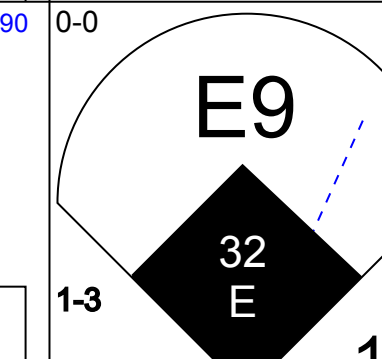

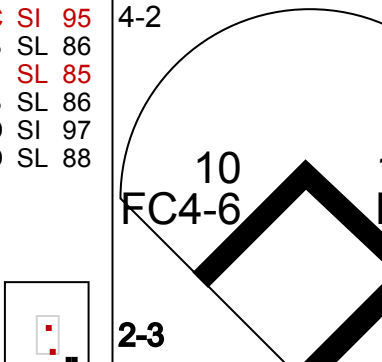
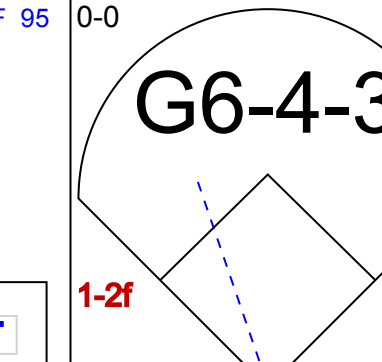
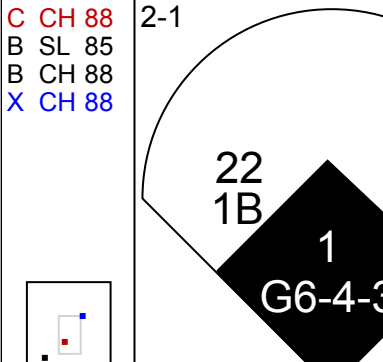
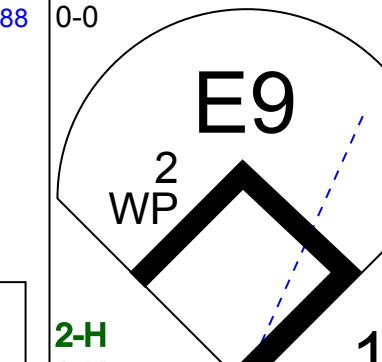
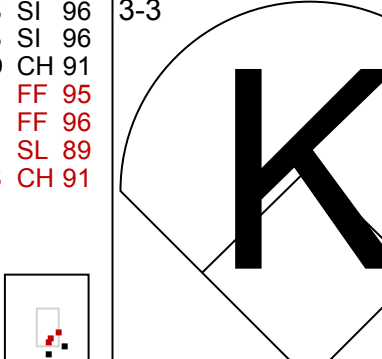
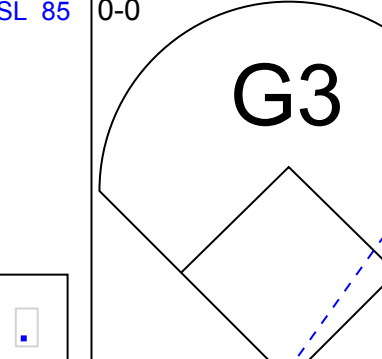
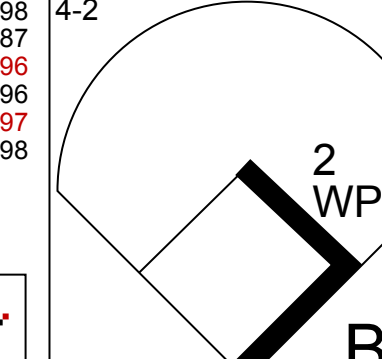
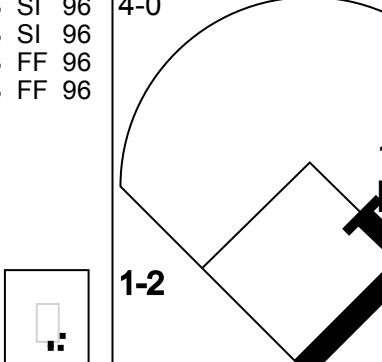
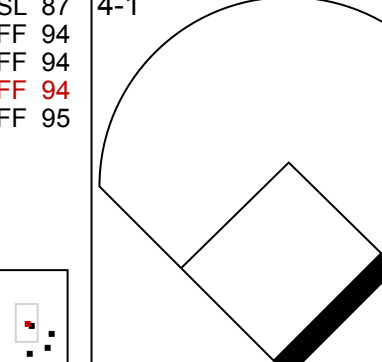
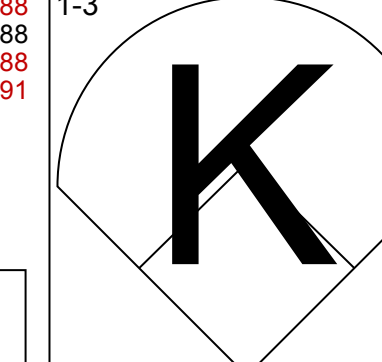
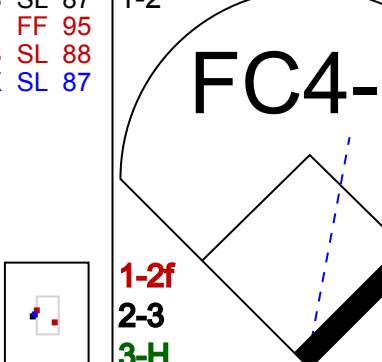
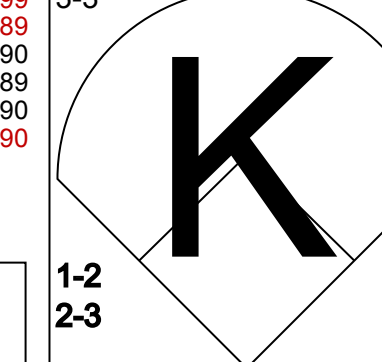
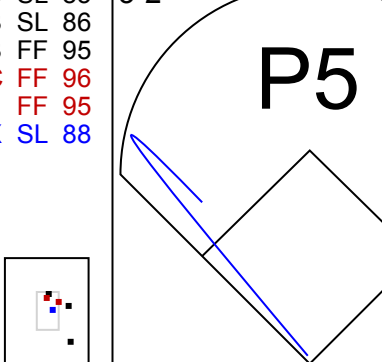
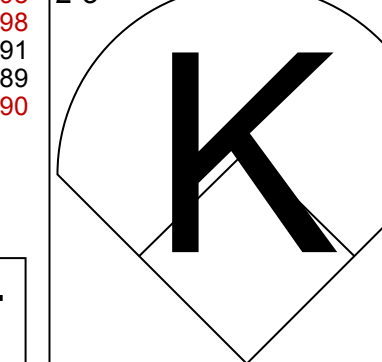
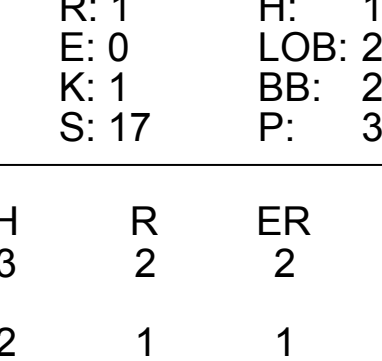
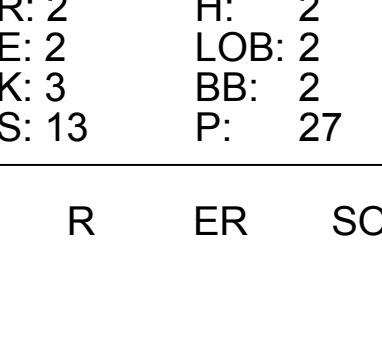




Batter	1	2	3	4	5	6	7	8	9	AB	R	H	RBI	BB	SO	LOB	BOTTOM									
1 Amed Rosario, R OBP: 0.385, SLG: 0.333										4	1	1	0	0	1	1										
28 Ben Gamel, L										0	0	0	0	0	0	0										
7 César Hernández, S OBP: 0.231, SLG: 0.136										4	0	0	0	0	2	3										
11 José Ramírez, S OBP: 0.400, SLG: 0.667										4	0	2	0	0	0	0										
9 Eddie Rosario, L OBP: 0.292, SLG: 0.350										4	1	0	1	0	1	2										
32 Franmil Reyes, R OBP: 0.333, SLG: 0.739										4	2	3	3	0	0	1										
22 Josh Naylor, L OBP: 0.227, SLG: 0.318										3	0	0	0	0	2	1										
10 Jake Bauers, L OBP: 0.182, SLG: 0.100										3	0	0	0	0	1	0										
55 Roberto Pérez, R OBP: 0.353, SLG: 0.429										3	0	1	0	0	2	0										
0 Andrés Giménez, L OBP: 0.143, SLG: 0.143										3	0	0	0	0	1	1										
Inning Stats	R: 3 H: 3 E: 0 K: 2 S: 15	H: 3 LOB: 0 BB: 0 P: 21	R: 0 H: 1 E: 1 K: 1 S: 12	H: 1 LOB: 2 BB: 0 P: 18	R: 0 H: 1 E: 0 K: 1 S: 10	H: 1 LOB: 1 BB: 0 P: 16	R: 0 H: 0 E: 0 K: 1 S: 8	H: 0 LOB: 0 BB: 0 P: 13	R: 0 H: 0 E: 0 K: 1 S: 10	H: 0 LOB: 0 BB: 0 P: 15	R: 1 H: 1 E: 0 K: 1 S: 12	H: 1 LOB: 0 BB: 0 P: 20	R: 0 H: 0 E: 0 K: 2 S: 11	H: 0 LOB: 0 BB: 0 P: 14	R: 0 H: 1 E: 0 K: 1 S: 12	H: 1 LOB: 1 BB: 0 P: 19	1B: 5 2B: 0 3B: 0 HR: 2	SF: 0 SAC: 0 DP: 0 HBP: 0	WP: 0 PB: 0 SB: 0 CS: 0	PA: 32						
PITCHER	IP	WLS	BF	H	R	ER	SO	BB	IBB	HBP	BLK	WP	HR	S	P	ERA	WHIP									
49 Derek Holland, L ERA: 12.6	2.2	L	13	4	3	3	3	0	0	0	0	0	0	1	31	46	10.12	1.500								
45 Buck Farmer, R ERA: 11.25	1.1		5	1	0	0	2	0	0	0	0	0	0	14	22	0.00	0.750									
32 Michael Fulmer, R ERA: 2.57	4.0		14	2	1	1	5	0	0	0	0	0	1	45	68	2.25	0.500									

Detroit Tigers @ Cleveland Indians
Progressive Field, Cleveland, OH
Fri Apr 09 2021, 7:12 PM - 9:51 PM EDT
Att. 7,775 - Partly Cloudy - 75 F

AB	32
R	4
H	7
RBI	4
BB	0
SO	10
LOB	9



Batter	1	2	3	4	5	6	7	8	9	AB	R	H	RBI	BB	SO	LOB	TOP			
8 Robbie Grossman, S (1, 7) OBP: 0.485, SLG: 0.409										2	1	0	0	1	1	0	Detroit Tigers @ Cleveland Indians Progressive Field, Cleveland, OH Sun Apr 11 2021, 1:12 PM - 4:15 PM EDT Att: 6,859 - Partly Cloudy - 64 F			
9 Willi Castro, S (1, 6) OBP: 0.237, SLG: 0.270										4	0	0	0	0	2	2				
28 Niko Goodrum, S (1, 4) OBP: 0.304, SLG: 0.286										3	0	0	0	1	1	1				
55 Renato Núñez, R (1, 10)										3	0	0	0	1	3	3				
46 Jeimer Candelario, S (1, 5) OBP: 0.316, SLG: 0.382										3	0	1	1	1	0	1				
40 Wilson Ramos, R (1, 2) OBP: 0.360, SLG: 0.864										3	1	1	1	1	1	1				
7 Jonathan Schoop, R (1, 3) OBP: 0.233, SLG: 0.165										4	0	2	0	0	2	3				
15 Nomar Mazara, L (1, 9) OBP: 0.214, SLG: 0.321										4	0	0	0	0	0	3				
21 JaCoby Jones, R (1, 8) OBP: 0.150, SLG: 0.200										3	0	0	0	0	1	0	AB 29 R 2 H 4 RBI 2 BB 5 SO 11 LOB 14			
Inning Stats	R: 1 H: 1 E: 0 K: 2 S: 17	H: 3 BB: 2 P: 33	R: 0 H: 0 E: 0 K: 2 S: 13	H: 0 BB: 0 P: 18	R: 0 H: 0 E: 0 K: 1 S: 10	H: 0 BB: 1 P: 18	R: 0 H: 1 E: 0 K: 0 S: 7	H: 0 BB: 0 P: 10	R: 0 H: 0 E: 0 K: 1 S: 6	H: 0 BB: 0 P: 7	R: 1 H: 1 E: 0 K: 1 S: 9	H: 0 BB: 0 P: 16	R: 0 H: 0 E: 0 K: 3 S: 12	H: 0 BB: 1 P: 21	R: 0 H: 1 E: 0 K: 1 S: 9	H: 1 BB: 1 P: 18		1B: 3 2B: 0 3B: 0 HR: 1	SF: 0 SAC: 0 DP: 2 HBP: 1	WP: 0 PB: 0 SB: 1 CS: 0
PITCHER	IP WLS BF H R ER SO BB IBB HBP BLK WP HR S P ERA WHIP	54 Logan Allen, L (1, 1) ERA: 2.7 27 Bryan Shaw, R (6, 1) ERA: 3.0 62 Nick Wittgren, R (7, 1) ERA: 13.5 99 James Karinchak, R (8, 1) ERA: 48 Emmanuel Clase, R (9, 1) ERA:																		
Batter	1	2	3	4	5	6	7	8	9	AB	R	H	RBI	BB	SO	LOB	BOTTOM			
0 Andrés Giménez, L (1, 6) OBP: 0.227, SLG: 0.381										4	1	1	0	0	0	0	Detroit Tigers @ Cleveland Indians Progressive Field, Cleveland, OH Sun Apr 11 2021, 1:12 PM - 4:15 PM EDT Att: 6,859 - Partly Cloudy - 64 F			
7 César Hernández, S (1, 4) OBP: 0.286, SLG: 0.355										4	0	1	1	0	1	0				
11 José Ramírez, S (1, 5) OBP: 0.382, SLG: 0.533										2	1	0	0	2	1	1				
9 Eddie Rosario, L (1, 7) OBP: 0.313, SLG: 0.370										3	2	2	0	1	1	1				
32 Franmil Reyes, R (1, 10) OBP: 0.375, SLG: 0.800										3	1	2	1	1	0	2				
22 Josh Naylor, L (1, 9) OBP: 0.285, SLG: 0.320										3	0	1	0	1	1	2				
1 Amed Rosario, R (1, 8) OBP: 0.143, SLG: 0.250										1	0	0	0	2	0	1				
28 Ben Gamel, L (7, 8)										0	0	0	0	0	0	0				
8 Jordan Luplow, R (8, PH) OBP: 0.353, SLG: 0.714										1	0	0	0	0	1	2				
10 Jake Bauers, L (1, 3) OBP: 0.143, SLG: 0.077										3	0	0	1	0	1	3				
2 Yu Chang, R (8, PH) OBP: 0.287, SLG: 0.357										1	0	0	0	0	1	2				
17 Austin Hedges, R (1, 2) OBP: 0.125, SLG: 0.500										4	0	0	0	0	1	5				
Inning Stats	R: 0 H: 0 E: 0 K: 2 S: 9	H: 0 LOB: 0 BB: 0 P: 11	R: 1 H: 1 E: 0 K: 1 S: 17	H: 1 LOB: 2 BB: 2 P: 34	R: 1 H: 2 E: 0 K: 0 S: 8	H: 1 LOB: 1 BB: 1 P: 17	R: 0 H: 0 E: 0 K: 1 S: 6	H: 0 LOB: 1 BB: 1 P: 11	R: 0 H: 0 E: 0 K: 1 S: 10	H: 0 LOB: 0 BB: 0 P: 15	R: 1 H: 2 E: 0 K: 0 S: 7	H: 2 LOB: 0 BB: 0 P: 12	R: 0 H: 0 E: 0 K: 0 S: 7	H: 0 LOB: 0 BB: 0 P: 9	R: 2 H: 2 E: 2 K: 3 S: 13	H: 2 LOB: 2 BB: 2 P: 27	1B: 4 2B: 3 3B: 0 HR: 0	SF: 0 SAC: 0 DP: 2 HBP: 0	WP: 1 PB: 0 SB: 1 CS: 0	PA: 36
PITCHER	IP WLS BF H R ER SO BB IBB HBP BLK WP HR S P ERA WHIP	62 José Ureña, R (1, 1) ERA: 8.22 44 Daniel Norris, L (5, 1) ERA: 10.38 67 José Cisnero, R (7, 1) ERA: 3.6 65 Gregory Soto, L (8, 1) ERA: 3.6																		


Batter	1	2	3	4	5	6	7	8	9	AB	R	H	RBI	BB	SO	LOB	TOP			
8 Robbie Grossman, S OBP: 0.396, SLG: 0.333										4	1	2	1	0	0	1	DETROIT TIGERS @ HOUSTON ASTROS Minute Maid Park, Houston, TX Wed Apr 14 2021, 6:13 PM - 10:09 PM CDT Att: 14,720 - Roof Closed - 73 F			
46 Jeimer Candelario, S OBP: 0.415, SLG: 0.479										5	0	3	2	0	2	2				
40 Wilson Ramos, R OBP: 0.350, SLG: 0.806										4	0	1	1	1	0	4				
15 Nomar Mazara, L OBP: 0.275, SLG: 0.395										2	0	0	0	0	0	2				
21 Jacoby Jones, R OBP: 0.174, SLG: 0.182										2	0	0	0	1	2	3				
55 Renato Núñez, R OBP: 0.294, SLG: 0.667										4	1	0	0	0	0	4				
7 Jonathan Schoop, R OBP: 0.279, SLG: 0.231										3	2	1	0	1	1	0				
60 Aki Baddoo, L OBP: 0.379, SLG: 0.963										4	1	1	1	0	2	1				
28 Niko Goodrum, S OBP: 0.296, SLG: 0.250										3	1	0	1	1	2	1				
30 Harold Castro, L OBP: 0.279, SLG: 0.231										3	0	0	0	1	1	3				
Inning Stats	R: 0 H: 1 E: 0 K: 1 S: 12	H: 1 LOB: 1 BB: 0 P: 22	R: 3 H: 2 E: 0 K: 1 S: 18	H: 2 LOB: 1 BB: 1 P: 34	R: 0 H: 0 E: 0 K: 0 S: 8	H: 0 LOB: 0 BB: 1 P: 15	R: 3 H: 3 E: 0 K: 1 S: 24	H: 3 LOB: 3 BB: 2 P: 38	R: 0 H: 1 E: 0 K: 1 S: 16	H: 1 LOB: 2 BB: 1 P: 25	R: 0 H: 0 E: 0 K: 2 S: 8	H: 0 LOB: 0 BB: 0 P: 13	R: 0 H: 0 E: 0 K: 1 S: 6	H: 0 LOB: 0 BB: 0 P: 9	R: 0 H: 1 E: 0 K: 1 S: 9	H: 1 LOB: 1 BB: 0 P: 12	1B: 5 2B: 4 3B: 0 HR: 0	SF: 0 SAC: 0 DP: 1 HBP: 2	WP: 1 PB: 0 SB: 0 CS: 0	PA: 41
PITCHER	IP: 3.2 WLS: L BF: 19 H: 4 R: 6 ER: 6 SO: 3	IP: 2.2 WLS: L BF: 13 H: 2 R: 0 ER: 0 SO: 3	IP: 3.0 WLS: L BF: 18 H: 3 R: 0 ER: 0 SO: 3	IP: 4.2 WLS: L BF: 22 H: 4 R: 3 ER: 3 SO: 3	IP: 1.0 WLS: L BF: 6 H: 0 R: 0 ER: 0 SO: 0	IP: 1.2 WLS: L BF: 8 H: 0 R: 0 ER: 0 SO: 0	IP: 3.3 WLS: L BF: 21 H: 1 R: 0 ER: 0 SO: 0	IP: 2.0 WLS: L BF: 14 H: 1 R: 0 ER: 0 SO: 0	IP: 1.1 WLS: L BF: 7 H: 0 R: 0 ER: 0 SO: 0	IP: 0.0 WLS: L BF: 0 H: 0 R: 0 ER: 0 SO: 0	ERA: 14.73 WHIP: 1.909	IP: 1.0 WLS: L BF: 4 H: 1 R: 0 ER: 0 SO: 1	IP: 0.0 WLS: L BF: 0 H: 0 R: 0 ER: 0 SO: 0	IP: 0.0 WLS: L BF: 0 H: 0 R: 0 ER: 0 SO: 0	IP: 0.0 WLS: L BF: 0 H: 0 R: 0 ER: 0 SO: 0	IP: 0.0 WLS: L BF: 0 H: 0 R: 0 ER: 0 SO: 0	IP: 0.0 WLS: L BF: 0 H: 0 R: 0 ER: 0 SO: 0	ERA: 0.00 WHIP: 1.000		

Batter	1	2	3	4	5	6	7	8	9	AB	R	H	RBI	BB	SO	LOB	BOTTOM					
3 Myles Straw, R OBP: 0.304, SLG: 0.220										5	0	1	0	0	1	1	DETROIT TIGERS @ HOUSTON ASTROS Minute Maid Park, Houston, TX Wed Apr 14 2021, 6:13 PM - 10:09 PM CDT Att: 14,720 - Roof Closed - 73 F					
16 Aledmys Díaz, R OBP: 0.438, SLG: 0.450										4	1	0	0	1	3	4						
23 Michael Brantley, L OBP: 0.361, SLG: 0.616										5	0	2	0	0	0	3						
10 Yuli Gurriel, R OBP: 0.547, SLG: 0.595										3	0	2	2	2	0	0						
30 Kyle Tucker, L OBP: 0.241, SLG: 0.510										5	0	0	0	0	1	9						
1 Carlos Correa, R OBP: 0.346, SLG: 0.542										4	0	1	0	0	0	2						
13 Abraham Toro, S OBP: 0.279, SLG: 0.231										3	0	0	0	1	0	5						
31 Ronnie Dawson, L OBP: 0.500, SLG: 0.333										3	2	1	0	1	0	1						
18 Jason Castro, L OBP: 0.333, SLG: 0.667										3	1	1	2	1	1	1						
11 Garrett Stubbs, L OBP: 0.279, SLG: 0.231										0	0	0	0	0	0	0						
Inning Stats	R: 0 H: 0 E: 0 K: 0 S: 10	H: 0 LOB: 0 BB: 0 P: 16	R: 0 H: 0 E: 0 K: 0 S: 6	H: 0 LOB: 0 BB: 0 P: 7	R: 0 H: 0 E: 0 K: 0 S: 5	H: 0 LOB: 0 BB: 0 P: 6	R: 0 H: 2 E: 0 K: 1 S: 14	H: 2 LOB: 2 BB: 0 P: 22	R: 2 H: 1 E: 0 K: 1 S: 14	H: 1 LOB: 1 BB: 1 P: 27	R: 1 H: 2 E: 0 K: 0 S: 20	H: 2 LOB: 2 BB: 1 P: 34	R: 0 H: 1 E: 0 K: 2 S: 9	H: 1 LOB: 1 BB: 0 P: 11	R: 0 H: 1 E: 1 K: 0 S: 10	H: 1 LOB: 2 BB: 2 P: 16	R: 1 H: 1 E: 0 K: 2 S: 18	H: 1 LOB: 3 BB: 3 P: 34	1B: 6 2B: 1 3B: 0 HR: 1	SF: 0 SAC: 0 DP: 1 HBP: 0	WP: 0 PB: 0 SB: 0 CS: 0	PA: 41
PITCHER	IP: 5.0 WLS: W BF: 19 H: 3 R: 2 ER: 2 SO: 2	IP: 3.0 WLS: L BF: 13 H: 2 R: 1 ER: 1 SO: 0	IP: 3.0 WLS: L BF: 18 H: 3 R: 0 ER: 0 SO: 3	IP: 4.2 WLS: L BF: 22 H: 4 R: 3 ER: 3 SO: 3	IP: 1.0 WLS: L BF: 6 H: 0 R: 0 ER: 0 SO: 0	IP: 1.2 WLS: L BF: 8 H: 0 R: 0 ER: 0 SO: 0	IP: 3.3 WLS: L BF: 21 H: 1 R: 0 ER: 0 SO: 0	IP: 2.0 WLS: L BF: 14 H: 1 R: 0 ER: 0 SO: 0	IP: 1.1 WLS: L BF: 7 H: 0 R: 0 ER: 0 SO: 0	IP: 0.0 WLS: L BF: 0 H: 0 R: 0 ER: 0 SO: 0	ERA: 3.60 WHIP: 0.800	IP: 1.0 WLS: S BF: 4 H: 0 R: 0 ER: 0 SO: 2	IP: 0.0 WLS: L BF: 0 H: 0 R: 0 ER: 0 SO: 0	IP: 0.0 WLS: L BF: 0 H: 0 R: 0 ER: 0 SO: 0	IP: 0.0 WLS: L BF: 0 H: 0 R: 0 ER: 0 SO: 0	IP: 0.0 WLS: L BF: 0 H: 0 R: 0 ER: 0 SO: 0	IP: 0.0 WLS: L BF: 0 H: 0 R: 0 ER: 0 SO: 0	ERA: 0.00 WHIP: 1.000				

Batter	1	2	3	4	5	6	7	8	9	AB	R	H	RBI	BB	SO	LOB	TOP										
8 Robbie Grossman, S (1, 10) OBP: 0.396, SLG: 0.325										4	0	1	0	1	2	1											
28 Niko Goodrum, S (1, 7) OBP: 0.355, SLG: 0.429										4	1	3	1	0	0	1											
40 Wilson Ramos, R (1, 2) OBP: 0.318, SLG: 0.725										4	0	0	0	0	0	3											
46 Jeimer Candelario, S (1, 5) OBP: 0.404, SLG: 0.460										4	1	1	0	0	1	3											
55 Renato Núñez, R (1, 3) OBP: 0.286, SLG: 0.632										4	1	1	0	0	2	1											
9 Willi Castro, S (1, 6) OBP: 0.250, SLG: 0.320										4	1	2	2	0	0	0											
7 Jonathan Schoop, R (1, 4) OBP: 0.295, SLG: 0.214										3	0	0	1	0	0	1											
60 Akil Baddoo, L (1, 9) OBP: 0.333, SLG: 0.839										4	0	0	0	0	3	0											
21 JaCoby Jones, R (1, 8) OBP: 0.154, SLG: 0.160										3	0	0	0	0	2	0											
30 Harold Castro, L (9, PH) OBP: 0.250, SLG: 0.100										1	0	1	0	0	0	0											
Inning Stats	R: 0 E: 0 K: 1 S: 7	H: 1 LOB: 1 BB: 0 P: 9	R: 0 E: 0 K: 1 S: 11	H: 0 LOB: 0 BB: 0 P: 16	R: 0 E: 0 K: 1 S: 10	H: 1 LOB: 1 BB: 0 P: 14	R: 1 E: 0 K: 1 S: 13	H: 2 LOB: 1 BB: 0 P: 18	R: 0 E: 0 K: 2 S: 7	H: 0 LOB: 0 BB: 0 P: 8	R: 1 E: 0 K: 1 S: 10	H: 1 LOB: 0 BB: 0 P: 17	R: 0 E: 0 K: 1 S: 8	H: 0 LOB: 0 BB: 0 P: 13	R: 0 E: 0 K: 1 S: 13	H: 1 LOB: 2 BB: 1 P: 21	R: 2 E: 0 K: 1 S: 13	H: 3 LOB: 1 BB: 0 P: 21	1B: 5 2B: 2 3B: 1 HR: 1	SF: 1 SAC: 0 DP: 0 HBP: 0	WP: 0 PB: 0 CS: 0	PA: 37					
PITCHER	IP	WLS	BF	H	R	ER	SO	BB	IBB	HBP	BLK	WP	HR	S	P	ERA	WHIP										
55 Sean Manaea, L (1, 1) ERA: 4.32	6.0	W	23	5	2	2	7	0	0	0	0	0	1	58	82	3.00	0.833										
36 Yusmeiro Petit, R (7, 1) ERA: 2.35	1.0		3	0	0	0	1	0	0	0	0	0	0	8	13	0.00	0.000										
57 J.B. Wendelken, R (8, 1) ERA: 4.76	1.0		5	1	0	0	1	1	0	0	0	0	0	13	21	0.00	2.000										
54 Sergio Romo, R (9, 1) ERA: 9.53	1.0		6	3	2	2	1	0	0	0	0	0	0	13	21	18.00	3.000										

Detroit Tigers @ Oakland Athletics
Oakland Coliseum, Oakland, CA
Thu Apr 15 2021, 6:41 PM - 9:57 PM PDT
Att: 3,004 - Clear - 59 F


AB 35
R 4
H 9
RBI 4
BB 1
SO 10
LOB 10



Batter	1	2	3	4	5	6	7	8	9	AB	R	H	RBI	BB	SO	LOB	BOTTOM										
20 Mark Canha, R (1, 9) OBP: 0.419, SLG: 0.480										3	1	1	0	3	1	2											
8 Jed Lowrie, S (1, 4) OBP: 0.434, SLG: 0.543										4	1	2	1	1	1	3											
22 Ramón Laureano, R (1, 8) OBP: 0.356, SLG: 0.450										4	1	0	1	1	1	4											
26 Matt Chapman, R (1, 5) OBP: 0.255, SLG: 0.367										5	0	1	2	0	3	5											
28 Matt Olson, L (1, 3) OBP: 0.357, SLG: 0.441										3	2	1	1	2	0	2											
12 Sean Murphy, R (1, 2) OBP: 0.313, SLG: 0.200										3	0	0	1	2	0	1											
25 Stephen Piscotty, R (1, 10) ERA: 9.45										4	1	1	1	0	1	6											
18 Mitch Moreland, L (8, PH) OBP: 0.241, SLG: 0.192										1	0	0	0	0	0	0											
17 Elvis Andrus, R (1, 6) OBP: 0.180, SLG: 0.200										3	1	1	1	1	1	3											
Tony Kemp, L (1, 7) OBP: 0.348, SLG: 0.118										3	1	1	0	2	2	1											
Inning Stats	R: 0 E: 0 K: 1 S: 11	H: 0 LOB: 0 BB: 0 P: 17	R: 0 E: 0 K: 0 S: 4	H: 0 LOB: 0 BB: 0 P: 8	R: 1 E: 1 K: 3 S: 20	H: 2 LOB: 3 BB: 1 P: 37	R: 1 E: 1 K: 1 S: 11	H: 0 LOB: 3 BB: 3 P: 26	R: 1 E: 0 K: 2 S: 12	H: 1 LOB: 1 BB: 1 P: 22	R: 4 E: 0 K: 1 S: 24	H: 1 LOB: 3 BB: 6 P: 51	R: 1 E: 0 K: 1 S: 11	H: 3 LOB: 0 BB: 0 P: 16	R: 0 E: 0 K: 1 S: 9	H: 1 LOB: 2 BB: 1 P: 15	1B: 4 2B: 2 3B: 0 HR: 2	SF: 1 SAC: 0 DP: 0 HBP: 0	WP: 0 PB: 0 CS: 0	PA: 46							
PITCHER	IP	WLS	BF	H	R	ER	SO	BB	IBB	HBP	BLK	WP	HR	S	P	ERA	WHIP										
29 Tarik Skubal, L (1, 1) ERA: 6.08	4.0	L	20	2	2	1	5	4	0	0	0	0	1	46	88	2.25	1.500										
45 Buck Farmer, R (5, 1) ERA: 9.45	1.0		5	1	1	1	2	1	0	0	0	0	1	12	22	9.00	2.000										
77 Joe Jiménez, R (6, 1) ERA: 81.0	0.1		4	0	3	3	1	3	0	0	0	0	0	12	24	81.00	9.000										
57 Alex Lange, R (6, 1) ERA: 4.5	0.0		3	1	0	0	0	2	0	0	0	0	0	6	16	∞	∞										
70 Tyler Alexander, L (6, 1) ERA: 8.53	2.2		14	4	2	2	2	2	0	0	0	0	0	26	42	6.75	2.250										

Detroit Tigers @ Oakland Athletics
Oakland Coliseum, Oakland, CA
Thu Apr 15 2021, 6:41 PM - 9:57 PM PDT
Att: 3,004 - Clear - 59 F

AB 33
R 8
H 8
RBI 8
BB 12
SO 10
LOB 27



Batter	1	2	3	4	5	6	7	8	9	AB	R	H	RBI	BB	SO	LOB	TOP										
8 Robbie Grossman, S OBP: 0.386, SLG: 0.318										4	0	1	0	0	1	1	Detroit Tigers @ Oakland Athletics Oakland Coliseum, Oakland, CA Fri Apr 16 2021, 6:43 PM - 9:13 PM PDT Att: 4,538 - Clear - 59 F										
9 Willi Castro, S OBP: 0.285, SLG: 0.321										3	0	1	0	1	2												
55 Renato Núñez, R OBP: 0.240, SLG: 0.522										4	0	0	0	0	1	3											
46 Jeimer Candelario, S OBP: 0.377, SLG: 0.426										4	0	0	0	0	1	1											
40 Wilson Ramos, R OBP: 0.319, SLG: 0.698										3	0	1	0	0	0	0											
28 Niko Goodrum, S OBP: 0.324, SLG: 0.387										3	0	0	0	0	1	1											
7 Jonathan Schoop, R OBP: 0.240, SLG: 0.200										3	0	0	0	0	1	1											
60 Akil Baddoo, L OBP: 0.306, SLG: 0.765										3	0	0	0	0	3	0											
22 Victor Reyes, S OBP: 0.182, SLG: 0.333										3	0	1	0	0	1	0											
Inning Stats	R: 0 E: 0 K: 1 S: 12	H: 0 LOB: 1 BB: 1 P: 19	R: 0 E: 0 K: 1 S: 11	H: 0 LOB: 0 BB: 0 P: 15	R: 0 E: 0 K: 2 S: 15	H: 1 LOB: 1 BB: 0 P: 23	R: 0 E: 0 K: 1 S: 7	H: 0 LOB: 0 BB: 0 P: 11	R: 0 E: 0 K: 1 S: 10	H: 0 LOB: 0 BB: 0 P: 15	R: 0 E: 0 K: 1 S: 11	H: 1 LOB: 1 BB: 0 P: 17	R: 0 E: 0 K: 1 S: 13	H: 1 LOB: 0 BB: 0 P: 19	R: 0 E: 0 K: 3 S: 11	H: 0 LOB: 0 BB: 0 P: 17	R: 0 E: 0 K: 0 S: 9	H: 1 LOB: 0 BB: 0 P: 10	1B: 4 2B: 0 3B: 0 HR: 0	SF: 0 SAC: 0 DP: 1 HBP: 0	WP: 0 PB: 0 SB: 0 CS: 0	PA: 31					
PITCHER	IP	WLS	BF	H	R	ER	SO	BB	IBB	HBP	BLK	WP	HR	S	P	ERA	WHIP										
47 Frankie Montas, R ERA: 4.91	6.0	W	21	2	0	0	7	1	0	0	0	0	0	66	100	0.00	0.500										
36 Yusmeiro Petit, R ERA: 2.08	1.0	H	4	1	0	0	1	0	0	0	0	0	0	13	19	0.00	1.000										
35 Jake Diekman, L ERA: 4.26	1.0	H	3	0	0	0	3	0	0	0	0	0	0	11	17	0.00	0.000										
62 Lou Trivino, R ERA: 0.93	1.0	S	3	1	0	0	0	0	0	0	0	0	0	9	10	0.00	1.000										

Batter	1	2	3	4	5	6	7	8	9	AB	R	H	RBI	BB	SO	LOB	BOTTOM										
20 Mark Canha, R OBP: 0.394, SLG: 0.444										4	0	0	0	0	3	0	Detroit Tigers @ Oakland Athletics Oakland Coliseum, Oakland, CA Fri Apr 16 2021, 6:43 PM - 9:13 PM PDT Att: 4,538 - Clear - 59 F										
8 Jed Lowrie, S OBP: 0.435, SLG: 0.560										4	0	2	0	0	0	0											
22 Ramón Laureano, R OBP: 0.347, SLG: 0.419										3	1	0	0	1	1	2											
28 Matt Olson, L OBP: 0.370, SLG: 0.447										4	0	2	0	0	1	1											
26 Matt Chapman, R OBP: 0.254, SLG: 0.415										4	2	1	1	0	0	3											
18 Mitch Moreland, L OBP: 0.273, SLG: 0.233										4	0	2	1	0	0	1											
12 Sean Murphy, R OBP: 0.306, SLG: 0.241										4	0	1	1	0	2	2											
15 Seth Brown, L OBP: 0.261, SLG: 0.450										2	0	0	0	1	0	1											
17 Elvis Andrus, R OBP: 0.170, SLG: 0.188										3	0	0	0	0	1	3											
Inning Stats	R: 0 E: 0 K: 1 S: 7	H: 0 LOB: 0 BB: 0 P: 10	R: 0 E: 0 K: 1 S: 9	H: 1 LOB: 1 BB: 0 P: 15	R: 0 E: 0 K: 2 S: 7	H: 0 LOB: 0 BB: 0 P: 8	R: 2 E: 0 K: 0 S: 12	H: 3 LOB: 3 BB: 2 P: 24	R: 0 E: 0 K: 1 S: 9	H: 1 LOB: 1 BB: 0 P: 14	R: 0 E: 0 K: 1 S: 8	H: 1 LOB: 1 BB: 0 P: 10	R: 0 E: 0 K: 2 S: 12	H: 1 LOB: 0 BB: 0 P: 15	R: 1 E: 0 K: 0 S: 8	H: 1 LOB: 0 BB: 0 P: 11	1B: 5 2B: 2 3B: 0 HR: 1	SF: 0 SAC: 0 DP: 0 HBP: 0	WP: 0 PB: 0 SB: 0 CS: 0	PA: 34							
PITCHER	IP	WLS	BF	H	R	ER	SO	BB	IBB	HBP	BLK	WP	HR	S	P	ERA	WHIP										
62 José Ureña, R ERA: 5.52	7.0	L	30	7	2	2	8	2	0	0	0	0	0	64	96	2.57	1.286										
49 Derek Holland, L ERA: 11.57	1.0		4	1	1	1	0	0	0	0	0	0	1	8	11	9.00	1.000										

AB	30
R	0
H	4
RBI	0
BB	1
SO	11
LOB	9



AB	32
R	3
H	8
RBI	3
BB	2
SO	8
LOB	13



Batter	1	2	3	4	5	6	7	8	9	AB	R	H	RBI	BB	SO	LOB	TOP					
8 Robbie Grossman, S OBP: 0.400, SLG: 0.320										2	0	0	0	2	1	0						
46 Jeimer Candelario, S OBP: 0.377, SLG: 0.410										3	1	1	0	1	0	1						
9 Willi Castro, S OBP: 0.250, SLG: 0.295										4	1	1	0	0	1	2						
40 Wilson Ramos, R OBP: 0.291, SLG: 0.608										4	0	1	0	0	2	2						
55 Renato Núñez, R OBP: 0.207, SLG: 0.444										4	0	0	0	0	5							
30 Harold Castro, L OBP: 0.375, SLG: 0.286										4	0	3	2	0	1	3						
28 Niko Goodrum, S OBP: 0.286, SLG: 0.316										4	0	0	0	0	2	3						
60 Akil Baddoo, L OBP: 0.275, SLG: 0.684										4	0	0	0	0	2	1						
22 Victor Reyes, S OBP: 0.172, SLG: 0.286										4	0	0	0	0	2	1						
Inning Stats	R: 0 H: 2 E: 0 K: 1 S: 12	H: 2 LOB: 3 BB: 1 P: 18	R: 0 H: 0 E: 0 K: 3 S: 11	H: 0 LOB: 0 BB: 0 P: 14	R: 0 H: 0 E: 0 K: 1 S: 12	H: 0 LOB: 0 BB: 0 P: 17	R: 0 H: 1 E: 0 K: 1 S: 11	H: 1 LOB: 1 BB: 0 P: 15	R: 0 H: 0 E: 0 K: 1 S: 7	H: 0 LOB: 0 BB: 0 P: 11	R: 2 H: 2 E: 0 K: 1 S: 10	H: 2 LOB: 1 BB: 1 P: 15	R: 0 H: 0 E: 0 K: 1 S: 11	H: 0 LOB: 1 BB: 1 P: 19	R: 0 H: 0 E: 0 K: 1 S: 8	H: 0 LOB: 0 BB: 0 P: 12	R: 0 H: 1 E: 0 K: 1 S: 11	H: 1 LOB: 1 BB: 0 P: 16	1B: 6 2B: 0 3B: 0 HR: 0	SF: 0 SAC: 0 DP: 0 HBP: 0	WP: 0 PB: 0 SB: 0 CS: 0	PA: 36
PITCHER	IP WLS BF H R ER SO BB IBB HBP BLK WP HR S P ERA WHIP																					
40 Chris Bassitt, R ERA: 4.43	(1, 1) 6.0 25 5 2 2 8 2 0 0 0 0 0 0 63 90 3.00 1.167																					
35 Jake Diekmann, L ERA: 3.99	(7, 1) 1.0 4 0 0 0 1 1 0 0 0 0 0 0 11 19 0.00 1.000																					
57 J.B. Wendelken, R ERA: 3.52	(8, 1) 1.0 3 0 0 0 1 0 0 0 0 0 0 0 8 12 0.00 0.000																					
62 Lou Trivino, R ERA: 0.84	(9, 1) 1.0 W 4 1 0 0 1 0 0 0 0 0 0 0 11 16 0.00 1.000																					

Detroit Tigers @ Oakland Athletics
Oakland Coliseum, Oakland, CA
Sun Apr 18 2021, 1:10 PM - 3:49 PM PDT
Att: 6,917 - Sunny - 74 F

AB 33
R 2
H 6
RBI 2
BB 3
SO 11
LOB 18



Batter	1	2	3	4	5	6	7	8	9	AB	R	H	RBI	BB	SO	LOB	BOTTOM					
20 Mark Canha, R OBP: 0.419, SLG: 0.492										3	1	1	0	1	2	2						
22 Ramón Laureano, R OBP: 0.316, SLG: 0.412										4	0	1	1	0	1	4						
8 Jed Lowrie, S OBP: 0.410, SLG: 0.519										4	0	0	0	0	1	2						
28 Matt Olson, L OBP: 0.389, SLG: 0.533										4	1	1	0	0	1	1						
26 Matt Chapman, R OBP: 0.269, SLG: 0.424										4	0	0	0	0	3	2						
12 Sean Murphy, R OBP: 0.350, SLG: 0.355										2	1	1	1	1	0	0						
37 Aramis Garcia, R OBP: 0.222, SLG: 0.280										2	0	0	0	0	0	1						
1 Ka'ai Tom, L OBP: 0.063, SLG: 0.063										0	0	0	0	0	0	0						
18 Mitch Moreland, L OBP: 0.289, SLG: 0.235										1	0	1	1	0	0	0						
17 Elvis Andrus, R OBP: 0.167, SLG: 0.182										3	0	0	0	0	1	1						
Tony Kemp, L OBP: 0.346, SLG: 0.150										3	0	1	0	0	0	0						
Inning Stats	R: 0 H: 0 E: 0 K: 0 S: 5	H: 0 LOB: 0 BB: 1 P: 10	R: 0 H: 0 E: 0 K: 1 S: 7	H: 0 LOB: 0 BB: 0 P: 9	R: 0 H: 0 E: 0 K: 1 S: 7	H: 0 LOB: 0 BB: 0 P: 11	R: 1 H: 2 E: 0 K: 1 S: 11	H: 2 LOB: 1 BB: 0 P: 12	R: 0 H: 0 E: 0 K: 0 S: 8	H: 0 LOB: 0 BB: 0 P: 13	R: 0 H: 0 E: 0 K: 1 S: 10	H: 0 LOB: 0 BB: 0 P: 15	R: 0 H: 0 E: 0 K: 1 S: 8	H: 0 LOB: 0 BB: 0 P: 12	R: 1 H: 2 E: 0 K: 2 S: 15	H: 2 LOB: 3 BB: 0 P: 23	R: 0 H: 2 E: 0 K: 2 S: 12	H: 2 LOB: 2 BB: 1 P: 20	1B: 3 2B: 1 3B: 1 HR: 1	SF: 0 SAC: 0 DP: 1 HBP: 2	WP: 0 PB: 0 SB: 1 CS: 1	PA: 35
PITCHER	IP WLS BF H R ER SO BB IBB HBP BLK WP HR S P ERA WHIP																					
48 Matthew Boyd, L ERA: 2.03	(1, 1) 7.1 27 4 2 2 5 1 0 0 0 0 0 0 7 64 2.46 0.682																					
67 José Cisneros, R ERA: 6.0	(8, 1) 0.2 2 0 0 0 2 0 0 0 0 0 0 0 7 11 0.00 0.000																					
65 Gregory Soto, L ERA: 3.68	(9, 1) 0.2 L 5 2 1 1 2 1 0 0 0 0 0 0 12 20 13.50 4.500																					

Detroit Tigers @ Oakland Athletics
Oakland Coliseum, Oakland, CA
Sun Apr 18 2021, 1:10 PM - 3:49 PM PDT
Att: 6,917 - Sunny - 74 F


AB 30
R 3
H 6
RBI 3
BB 2
SO 9
LOB 13



Batter	1	2	3	4	5	6	7	8	9	AB	R	H	RBI	BB	SO	LOB	TOP										
26 Adam Frazier, L (1,4) OBP: 0.415, SLG: 0.471										5	2	3	0	0	0	2											
24 Phillip Evans, R (1,7) OBP: 0.397, SLG: 0.500										4	0	0	0	0	1	4											
10 Bryan Reynolds, S (1,8) OBP: 0.418, SLG: 0.463										2	2	1	1	2	0	0											
19 Colin Moran, L (1,3) OBP: 0.368, SLG: 0.544										4	0	1	1	0	0	2											
2 Erik González, R (1,5) OBP: 0.304, SLG: 0.436										4	0	2	2	0	1	0											
99 Todd Frazier, R (1,10)										4	0	0	0	0	0	3											
25 Gregory Polanco, L (1,9) OBP: 0.290, SLG: 0.302										4	0	1	0	0	0	0											
58 Jacob Stallings, R (1,2) OBP: 0.345, SLG: 0.292										4	0	0	0	0	1	1											
27 Kevin Newman, R (1,6) OBP: 0.215, SLG: 0.210										4	0	1	0	0	1	1											
Inning Stats	R: 2 H: 3 E: 0 K: 0 S: 12	H: 3 LOB: 1 BB: 0 P: 20	R: 0 H: 0 E: 0 K: 1 S: 7	H: 0 LOB: 0 BB: 0 P: 12	R: 0 H: 1 E: 0 K: 0 S: 6	H: 1 LOB: 1 BB: 1 P: 14	R: 0 H: 0 E: 0 K: 0 S: 8	H: 0 LOB: 0 BB: 0 P: 13	R: 0 H: 1 E: 0 K: 0 S: 9	H: 1 LOB: 1 BB: 0 P: 13	R: 0 H: 0 E: 0 K: 1 S: 5	H: 0 LOB: 0 BB: 0 P: 5	R: 0 H: 0 E: 0 K: 0 S: 5	H: 0 LOB: 0 BB: 0 P: 12	R: 2 H: 3 E: 0 K: 1 S: 20	H: 3 LOB: 2 BB: 1 P: 29	R: 0 H: 1 E: 0 K: 1 S: 13	H: 1 LOB: 1 BB: 0 P: 19	1B: 8 2B: 1 3B: 0 HR: 0	SF: 0 SAC: 0 DP: 1 HBP: 0	WP: 1 PB: 0 SB: 2 CS: 0	PA: 37					
PITCHER	IP	WLS	BF	H	R	ER	SO	BB	IBB	HBP	BLK	WP	HR	S	P	ERA	WHIP										
62 José Ureña, R (1,1) ERA: 4.57	7.0		26	5	2	2	2	1	0	0	0	0	0	52	89	2.57	0.857										
67 José Cisneros, R (8,1) ERA: 6.75	0.2	L	3	1	1	1	1	0	0	0	0	0	0	11	14	13.50	1.500										
65 Gregory Soto, L (8,1) ERA: 4.15	0.1		4	2	1	1	0	1	0	0	0	1	0	9	15	27.00	9.000										
57 Alex Lange, R (9,1) ERA: 2.25	0.2		3	1	0	0	1	0	0	0	0	0	0	9	12	0.00	1.500										
44 Daniel Norris, L (9,1) ERA: 9.0	0.1		1	0	0	0	0	0	0	0	0	0	0	4	7	0.00	0.000										

Pittsburgh Pirates @ Detroit Tigers
Comerica Park, Detroit, MI
Thu Apr 22 2021, 1:11 PM - 4:05 PM EDT
Att: 7,314 - Cloudy - 43 F


AB 35
R 4
H 9
RBI 4
BB 2
SO 4
LOB 13



Batter	1	2	3	4	5	6	7	8	9	AB	R	H	RBI	BB	SO	LOB	BOTTOM										
8 Robbie Grossman, S (1,10) OBP: 0.360, SLG: 0.288										4	0	1	0	0	0	2											
9 Willi Castro, S (1,4) OBP: 0.243, SLG: 0.282										4	0	0	0	0	1	3											
46 Jeimer Candelario, S (1,5) OBP: 0.329, SLG: 0.352										4	0	0	0	0	1	0											
40 Wilson Ramos, R (1,2) OBP: 0.292, SLG: 0.590										4	0	1	0	0	2	0											
7 Jonathan Schoop, R (1,3) OBP: 0.250, SLG: 0.271										4	0	2	0	0	0	1											
28 Niko Goodrum, S (1,6) OBP: 0.288, SLG: 0.383										4	1	1	0	0	2	3											
60 Aki Baddoo, L (1,7) OBP: 0.304, SLG: 0.750										4	0	2	1	0	2	0											
22 Victor Reyes, S (1,9) OBP: 0.167, SLG: 0.286										4	0	0	0	0	1	2											
21 JaCoby Jones, R (1,8) OBP: 0.200, SLG: 0.294										4	1	2	1	0	0	0											
Inning Stats	R: 0 H: 0 E: 0 K: 1 S: 9	H: 2 LOB: 1 BB: 0 P: 14	R: 1 H: 2 E: 0 K: 1 S: 14	H: 2 LOB: 0 BB: 0 P: 20	R: 0 H: 0 E: 0 K: 0 S: 12	H: 0 LOB: 0 BB: 0 P: 16	R: 0 H: 1 E: 0 K: 1 S: 12	H: 1 LOB: 1 BB: 0 P: 17	R: 1 H: 2 E: 0 K: 2 S: 10	H: 2 LOB: 1 BB: 0 P: 13	R: 0 H: 1 E: 0 K: 3 S: 12	H: 1 LOB: 0 BB: 0 P: 16	R: 0 H: 2 E: 0 K: 0 S: 11	H: 2 LOB: 2 BB: 0 P: 13	R: 0 H: 1 E: 0 K: 0 S: 7	H: 1 LOB: 1 BB: 0 P: 11	R: 0 H: 0 E: 0 K: 1 S: 9	H: 0 LOB: 0 BB: 0 P: 15	1B: 5 2B: 2 3B: 1 HR: 1	SF: 0 SAC: 0 DP: 0 HBP: 0	WP: 0 PB: 0 SB: 0 CS: 0	PA: 36					
PITCHER	IP	WLS	BF	H	R	ER	SO	BB	IBB	HBP	BLK	WP	HR	S	P	ERA	WHIP										
23 Mitch Keller, R (1,1) ERA: 7.16	5.0		20	5	2	2	5	0	0	0	0	0	0	18	23	0.00	2.250										
56 Duane Underwood Jr., R (6,1) ERA: 2.53	1.1		7	3	0	0	3	0	0	0	0	0	0	5	6	0.00	0.000										
54 Sam Howard, L (7,1) ERA: 2.45	0.2	W	2	0	0	0	0	0	0	0	0	0	0	7	11	0.00	1.000										
46 Chris Stratton, R (8,1) ERA: 5.79	1.0	H	4	1	0	0	0	0	0	0	0	0	0	7	11	0.00	1.000										
48 Richard Rodriguez, R (9,1) ERA:	1.0	S	3	0	0	0	1	0	0	0	0	0	0	9	15	0.00	0.000										

Pittsburgh Pirates @ Detroit Tigers
Comerica Park, Detroit, MI
Thu Apr 22 2021, 1:11 PM - 4:05 PM EDT
Att: 7,314 - Cloudy - 43 F

AB 36
R 2
H 9
RBI 2
BB 0
SO 9
LOB 11



Batter	1	2	3	4	5	6	7	8	9	AB	R	H	RBI	BB	SO	LOB	TOP				
15 Whit Merrifield, R OBP: 0.333, SLG: 0.472	G6-3		L9				G6-3			5	1	2	1	0	0	0	Kansas City Royals @ Detroit Tigers Comerica Park, Detroit, MI Fri Apr 23 2021, 7:10 PM - 10:12 PM EDT Att: 8,000 - Clear - 62 F				
41 Carlos Santana, S OBP: 0.377, SLG: 0.500	BB		L6						1B	2	1	0	0	0	3	0					
13 Salvador Perez, R OBP: 0.321, SLG: 0.534	K									5	0	1	0	0	2	6					
12 Jorge Soler, R OBP: 0.324, SLG: 0.386 1 Jarrod Dyson, L OBP: 0.400, SLG: 0.556	P6									4	0	1	2	0	1	2					
66 Ryan O'Hearn, L OBP: 0.750, SLG: 2.000										2	1	1	1	2	0	1					
17 Hunter Dozier, R OBP: 0.196, SLG: 0.213										4	0	0	0	0	1	2					
16 Andrew Benintendi, L OBP: 0.282, SLG: 0.297										3	2	2	1	1	0	0					
Michael Taylor, R OBP: 0.336, SLG: 0.390										4	1	1	0	0	1	2					
8 Nicky Lopez, L OBP: 0.328, SLG: 0.346										4	0	0	1	0	0	1					
Inning Stats	R: 0 H: 0 E: 0 K: 1 S: 9	H: 0 LOB: 1 BB: 1 P: 18	R: 1 H: 1 E: 0 K: 0 S: 10	H: 1 LOB: 0 BB: 1 P: 16	R: 0 H: 0 E: 0 K: 0 S: 6	H: 0 LOB: 0 BB: 0 P: 8	R: 1 H: 2 E: 0 K: 0 S: 9	H: 2 LOB: 0 BB: 1 P: 13	R: 4 H: 4 E: 0 K: 0 S: 21	H: 4 LOB: 1 BB: 1 P: 35	R: 0 H: 0 E: 0 K: 1 S: 5	H: 0 LOB: 0 BB: 0 P: 5	R: 0 H: 0 E: 0 K: 2 S: 12	H: 0 LOB: 2 BB: 2 P: 25	R: 0 H: 1 E: 1 K: 1 S: 15	H: 2 LOB: 0 BB: 0 P: 21	1B: 5 2B: 1 3B: 0 HR: 2	SF: 0 SAC: 0 DP: 2 HBP: 0	WP: 0 PB: 0 SB: 2 CS: 0	PA: 40	
PITCHER	IP WLS BF H R ER SO BB IBB HBP BLK WP HR S P ERA WHIP	IP WLS BF H R ER SO BB IBB HBP BLK WP HR S P ERA WHIP	IP WLS BF H R ER SO BB IBB HBP BLK WP HR S P ERA WHIP	IP WLS BF H R ER SO BB IBB HBP BLK WP HR S P ERA WHIP	IP WLS BF H R ER SO BB IBB HBP BLK WP HR S P ERA WHIP	IP WLS BF H R ER SO BB IBB HBP BLK WP HR S P ERA WHIP	IP WLS BF H R ER SO BB IBB HBP BLK WP HR S P ERA WHIP	IP WLS BF H R ER SO BB IBB HBP BLK WP HR S P ERA WHIP	IP WLS BF H R ER SO BB IBB HBP BLK WP HR S P ERA WHIP	IP WLS BF H R ER SO BB IBB HBP BLK WP HR S P ERA WHIP	IP WLS BF H R ER SO BB IBB HBP BLK WP HR S P ERA WHIP	IP WLS BF H R ER SO BB IBB HBP BLK WP HR S P ERA WHIP	IP WLS BF H R ER SO BB IBB HBP BLK WP HR S P ERA WHIP	IP WLS BF H R ER SO BB IBB HBP BLK WP HR S P ERA WHIP	IP WLS BF H R ER SO BB IBB HBP BLK WP HR S P ERA WHIP	IP WLS BF H R ER SO BB IBB HBP BLK WP HR S P ERA WHIP	IP WLS BF H R ER SO BB IBB HBP BLK WP HR S P ERA WHIP	IP WLS BF H R ER SO BB IBB HBP BLK WP HR S P ERA WHIP	IP WLS BF H R ER SO BB IBB HBP BLK WP HR S P ERA WHIP	IP WLS BF H R ER SO BB IBB HBP BLK WP HR S P ERA WHIP	IP WLS BF H R ER SO BB IBB HBP BLK WP HR S P ERA WHIP
12 Casey Mize, R ERA: 5.23	4.2	22	7	6	6	1	3	0	0	0	0	0	0	0	0	0	11.57	2.143			
70 Tyler Alexander, L ERA: 9.23	2.1	8	0	0	0	1	1	0	0	0	0	0	0	0	0	0	18	23	0.00	0.429	
45 Buck Farmer, R ERA: 8.22	1.0	5	0	0	0	2	2	0	0	0	0	0	0	0	0	0	12	25	0.00	2.000	
49 Derek Holland, L ERA: 10.13	1.0	5	1	0	0	1	0	0	0	0	0	0	0	0	0	0	15	21	0.00	1.000	

AB	34
R	6
H	8
RBI	6
BB	6
SO	5
LOB	17



Batter	1	2	3	4	5	6	7	8	9	AB	R	H	RBI	BB	SO	LOB	BOTTOM					
28 Niko Goodrum, S OBP: 0.286, SLG: 0.360	F8									3	0	0	0	1	2	0	Kansas City Royals @ Detroit Tigers Comerica Park, Detroit, MI Fri Apr 23 2021, 7:10 PM - 10:12 PM EDT Att: 8,000 - Clear - 62 F					
59 Zack Short, R OBP: 0.425, SLG: 0.200	K									4	0	1	0	0	3	1						
7 Jonathan Schoop, R OBP: 0.235, SLG: 0.254	L8									4	0	0	0	0	2	1						
46 Jeimer Candelario, S OBP: 0.337, SLG: 0.373										4	1	2	0	0	1	0						
40 Wilson Ramos, R OBP: 0.275, SLG: 0.554	L7									4	0	0	0	0	0	3						
8 Robbie Grossman, S OBP: 0.380, SLG: 0.355	G6-3									3	1	2	2	1	0	0						
21 JaCoby Jones, R OBP: 0.179, SLG: 0.263										4	0	0	0	0	2	2						
60 Akil Baddoo, L OBP: 0.306, SLG: 0.717										2	0	0	0	1	2	1						
17 Grayson Greiner, R OBP: 0.190, SLG: 0.300										3	0	0	0	0	2	2						
Inning Stats	R: 0 H: 0 E: 0 K: 1 S: 8	H: 0 LOB: 0 BB: 0 P: 13	R: 0 H: 0 E: 0 K: 1 S: 7	H: 0 LOB: 0 BB: 0 P: 10	R: 0 H: 0 E: 0 K: 1 S: 7	H: 0 LOB: 0 BB: 0 P: 12	R: 0 H: 0 E: 0 K: 2 S: 10	H: 0 LOB: 1 BB: 1 P: 20	R: 2 H: 2 E: 0 K: 2 S: 15	H: 2 LOB: 1 BB: 1 P: 26	R: 0 H: 2 E: 0 K: 2 S: 17	H: 2 LOB: 2 BB: 0 P: 23	R: 0 H: 1 E: 0 K: 2 S: 9	H: 1 LOB: 0 BB: 0 P: 11	R: 0 H: 0 E: 0 K: 2 S: 10	H: 0 LOB: 0 BB: 0 P: 16	R: 0 H: 0 E: 0 K: 1 S: 9	H: 0 LOB: 1 BB: 1 P: 14	1B: 3 2B: 1 3B: 0 HR: 1	SF: 0 SAC: 0 DP: 0 HBP: 0	WP: 0 PB: 0 SB: 1 CS: 0	PA: 34
PITCHER	IP WLS BF H R ER SO BB IBB HBP BLK WP HR S P ERA WHIP	IP WLS BF H R ER SO BB IBB HBP BLK WP HR S P ERA WHIP	IP WLS BF H R ER SO BB IBB HBP BLK WP HR S P ERA WHIP	IP WLS BF H R ER SO BB IBB HBP BLK WP HR S P ERA WHIP	IP WLS BF H R ER SO BB IBB HBP BLK WP HR S P ERA WHIP	IP WLS BF H R ER SO BB IBB HBP BLK WP HR S P ERA WHIP	IP WLS BF H R ER SO BB IBB HBP BLK WP HR S P ERA WHIP	IP WLS BF H R ER SO BB IBB HBP BLK WP HR S P ERA WHIP	IP WLS BF H R ER SO BB IBB HBP BLK WP HR S P ERA WHIP	IP WLS BF H R ER SO BB IBB HBP BLK WP HR S P ERA WHIP	IP WLS BF H R ER SO BB IBB HBP BLK WP HR S P ERA WHIP	IP WLS BF H R ER SO BB IBB HBP BLK WP HR S P ERA WHIP	IP WLS BF H R ER SO BB IBB HBP BLK WP HR S P ERA WHIP	IP WLS BF H R ER SO BB IBB HBP BLK WP HR S P ERA WHIP	IP WLS BF H R ER SO BB IBB HBP BLK WP HR S P ERA WHIP	IP WLS BF H R ER SO BB IBB HBP BLK WP HR S P ERA WHIP	IP WLS BF H R ER SO BB IBB HBP BLK WP HR S P ERA WHIP	IP WLS BF H R ER SO BB IBB HBP BLK WP HR S P ERA WHIP	IP WLS BF H R ER SO BB IBB HBP BLK WP HR S P ERA WHIP	IP WLS BF H R ER SO BB IBB HBP BLK WP HR S P ERA WHIP	IP WLS BF H R ER SO BB IBB HBP BLK WP HR S P ERA WHIP	IP WLS BF H R ER SO BB IBB HBP BLK WP HR S P ERA WHIP
23 Mike Minor, L ERA: 4.64	5.2	22	4	2	2	0	2	0	0	0	0	0	0	0	0	0	102	3.18	1.059			
53 Tyler Zuber, R ERA:	0.1	1	0	0	0	0	0	0	0	0	0	0	0	0	0	0	2	2	0.00	0.000		
59 Jake Brentz, L ERA: 2.57	1.0	4	1	0	0	2	0	0	0	0	0	0	0	0	0	0	9	11	0.00	1.000		
45 Kyle Zimmer, R ERA: 3.86	1.0	3	0	0	0	2	0	0	0	0	0	0	0	0	0	0	10	16	0.00	0.000		
63 Josh Staumont, R ERA: 0.9	1.0	4	0	0	0	1	0	0	0	0	0	0	0	0	0	0	9	14	0.00	1.000		


AB	31
R	2
H	5
RBI	2
BB	3
SO	14
LOB	10



Batter	1	2	3	4	5	6	7	8	9	AB	R	H	RBI	BB	SO	LOB	TOP										
15 Whit Merrifield, R OBP: 0.318, SLG: 0.447	F9			G4-3		P3			G5-3	4	0	0	0	0	0	0											
41 Carlos Santana, S OBP: 0.358, SLG: 0.470	P2			P3		F9			K	4	0	0	0	0	1	0											
13 Salvador Perez, R OBP: 0.305, SLG: 0.506	K			G1-3		G5-3			K	4	0	0	0	0	2	0											
12 Jorge Soler, R OBP: 0.324, SLG: 0.400		K								3	1	1	0	0	1	0											
8 Nicky Lopez, L OBP: 0.326, SLG: 0.346										0	0	0	0	0	0	0											
17 Hunter Dozier, R OBP: 0.185, SLG: 0.200		F8				F7				3	0	0	0	0	0	1											
49 Hanser Alberto, R OBP: 0.282, SLG: 0.439										3	0	1	0	0	0	0											
16 Andrew Benintendi, L OBP: 0.270, SLG: 0.284										3	1	0	1	0	1	1											
Michael Taylor, R OBP: 0.338, SLG: 0.387				G4-3						3	0	1	0	0	0	0											
36 Cam Gallagher, R OBP: 0.083, SLG: 0.182				L9						3	0	0	0	0	0	1											
Inning Stats	R: 0 H: 0 E: 0 K: 1 S: 9	H: 0 LOB: 0 BB: 0 P: 14	R: 0 H: 0 E: 0 K: 1 S: 9	H: 0 LOB: 0 BB: 0 P: 13	R: 0 H: 0 E: 0 K: 1 S: 8	H: 0 LOB: 0 BB: 0 P: 8	R: 0 H: 0 E: 0 K: 0 S: 8	H: 0 LOB: 0 BB: 0 P: 10	R: 2 H: 3 E: 1 K: 0 S: 14	H: 3 LOB: 1 BB: 0 P: 19	R: 0 H: 0 E: 0 K: 0 S: 9	H: 0 LOB: 0 BB: 0 P: 12	R: 0 H: 0 E: 0 K: 0 S: 6	H: 0 LOB: 0 BB: 0 P: 7	R: 0 H: 0 E: 0 K: 0 S: 6	H: 0 LOB: 0 BB: 0 P: 6	R: 0 H: 0 E: 0 K: 2 S: 9	H: 0 LOB: 0 BB: 0 P: 16	1B: 2 2B: 1 3B: 0 HR: 0	SF: 0 SAC: 0 DP: 0 HBP: 0	WP: 0 PB: 0 SB: 0 CS: 0	PA: 30					
PITCHER	IP	WLS	BF	H	R	ER	SO	BB	IBB	HBP	BLK	WP	HR	S	P	ERA	WHIP										
48 Matthew Boyd, L ERA: 1.82	8.0	L	27	3	2	1	3	0	0	0	0	0	0	69	89	1.12	0.375										
67 José Cisneros, R ERA: 5.87	1.0		3	0	0	0	2	0	0	0	0	0	0	9	16	0.00	0.000										

Kansas City Royals @ Detroit Tigers
Comerica Park, Detroit, MI
Sat Apr 24 2021, 1:12 PM - 3:20 PM EDT
Att: 8,000 - Cloudy - 61 F


AB 30
R 2
H 3
RBI 1
BB 0
SO 5
LOB 3



Batter	1	2	3	4	5	6	7	8	9	AB	R	H	RBI	BB	SO	LOB	BOTTOM										
8 Robbie Grossman, S OBP: 0.361, SLG: 0.333	K								F8	4	0	0	0	0	3	1											
60 Akil Baddoo, L OBP: 0.283, SLG: 0.660	K								K	4	0	0	0	0	3	0											
46 Jeimer Candelario, S OBP: 0.322, SLG: 0.354	K								K	4	0	0	0	0	3	0											
40 Wilson Ramos, R OBP: 0.264, SLG: 0.529		G6-3								3	0	0	0	0	0	0											
9 Willi Castro, S OBP: 0.247, SLG: 0.324										3	1	1	1	0	0	0											
7 Jonathan Schoop, R OBP: 0.225, SLG: 0.242										3	0	0	0	0	0	0											
30 Harold Castro, L OBP: 0.364, SLG: 0.300										3	0	1	0	0	0	0											
22 Victor Reyes, S OBP: 0.179, SLG: 0.289										3	0	1	0	0	0	1											
21 JaCoby Jones, R OBP: 0.167, SLG: 0.244										3	0	0	0	0	2	2											
Inning Stats	R: 0 H: 0 E: 0 K: 3 S: 11	H: 0 LOB: 0 BB: 0 P: 13	R: 0 H: 0 E: 0 K: 0 S: 7	H: 0 LOB: 0 BB: 0 P: 11	R: 0 H: 1 E: 0 K: 2 S: 14	H: 1 LOB: 1 BB: 0 P: 21	R: 0 H: 0 E: 0 K: 0 S: 4	H: 0 LOB: 0 BB: 0 P: 5	R: 1 H: 2 E: 0 K: 0 S: 14	H: 2 LOB: 1 BB: 0 P: 21	R: 0 H: 0 E: 0 K: 3 S: 9	H: 0 LOB: 0 BB: 0 P: 11	R: 0 H: 0 E: 0 K: 1 S: 8	H: 0 LOB: 0 BB: 0 P: 10	R: 0 H: 0 E: 0 K: 2 S: 10	H: 0 LOB: 0 BB: 0 P: 15	1B: 2 2B: 0 3B: 0 HR: 1	SF: 0 SAC: 0 DP: 0 HBP: 0	WP: 0 PB: 0 SB: 0 CS: 0	PA: 30							
PITCHER	IP	WLS	BF	H	R	ER	SO	BB	IBB	HBP	BLK	WP	HR	S	P	ERA	WHIP										
51 Brady Singer, R ERA: 2.95	7.0	W	24	3	1	1	8	0	0	0	0	0	0	65	93	1.29	0.429										
58 Scott Barlow, R ERA: 2.7	1.0	H	3	0	0	0	1	0	0	0	0	0	0	8	10	0.00	0.000										
63 Josh Staumont, R ERA: 0.82	1.0	S	3	0	0	0	2	0	0	0	0	0	0	10	15	0.00	0.000										

Kansas City Royals @ Detroit Tigers
Comerica Park, Detroit, MI
Sat Apr 24 2021, 1:12 PM - 3:20 PM EDT
Att: 8,000 - Cloudy - 61 F

AB 30
R 1
H 3
RBI 1
BB 0
SO 11
LOB 4



Batter	1	2	3	4	5	6	7	8	9	AB	R	H	RBI	BB	SO	LOB	TOP				
8 Robbie Grossman, S (1, 9) OBP: 0.361, SLG: 0.325	G4-3		1B			BB	BB		L9	3	0	1	0	2	0	1					
46 Jeimer Candelario, S (1, 5)	G4-3		K			G3	F7			4	0	0	0	0	1	3					
24 Miguel Cabrera, R (1, 10) OBP: 0.275, SLG: 0.371	HR				P6	1B			K	4	1	2	1	0	1	0					
7 Jonathan Schoop, R (1, 3)	G4-3		K			K			HR	4	1	1	1	0	2	2					
9 Willi Castro, S (1, 4)	L9					K			G4-3	3	1	0	0	1	1	0					
60 Aki Baddoo, L (1, 7) OBP: 0.282, SLG: 0.621	K					G1-6-3	F9		F8	4	0	0	0	0	1	1					
40 Wilson Ramos, R (1, 2) OBP: 0.259, SLG: 0.506	G4-3					G6-3				4	1	1	1	0	0	0					
28 Niko Goodrum, S (1, 6)			K			F8			F9	4	1	1	2	0	1	1					
21 JaCoby Jones, R (1, 8) OBP: 0.143, SLG: 0.208	L9						F8		K	4	0	0	0	0	2	1					
Inning Stats	R: 1 H: 1 E: 0 K: 0 S: 13	H: 1 LOB: 0 BB: 0 P: 18	R: 0 H: 0 E: 0 K: 1 S: 7	H: 0 LOB: 0 BB: 0 P: 9	R: 0 H: 1 E: 0 K: 2 S: 12	H: 1 LOB: 1 BB: 0 P: 12	R: 0 H: 0 E: 0 K: 2 S: 10	H: 0 LOB: 0 BB: 0 P: 16	R: 0 H: 0 E: 0 K: 0 S: 5	H: 1 LOB: 2 BB: 1 P: 24	R: 0 H: 1 E: 0 K: 2 S: 16	H: 2 LOB: 1 BB: 2 P: 30	R: 1 H: 1 E: 0 K: 1 S: 11	H: 1 LOB: 0 BB: 0 P: 16	R: 0 H: 0 E: 1 K: 1 S: 13	H: 0 LOB: 1 BB: 0 P: 19	1B: 2 2B: 1 3B: 0 HR: 3	SF: 0 SAC: 0 DP: 0 HBP: 0	WP: 0 PB: 0 SB: 0 CS: 0	PA: 37	
PITCHER	IP	WLS	BF	H	R	ER	SO	BB	IBB	HBP	BLK	WP	HR	S	P	ERA	WHIP				
27 Lucas Giolito, R (1, 1) ERA: 5.68	6.2	L	28	5	4	4	7	3	0	0	0	0	2	78	114	5.40	1.200				
65 Codi Heuer, R (7, 1) ERA: 4.39	0.1		1	0	0	0	0	0	0	0	0	0	0	3	5	0.00	0.000				
63 Matt Foster, R (8, 1) ERA: 12.79	1.0		4	1	1	1	1	0	0	0	0	0	1	11	16	9.00	1.000				
66 José Ruiz, R (9, 1) ERA: 2.08	1.0		4	0	0	0	1	0	0	0	0	0	0	13	19	0.00	0.000				

Detroit Tigers @ Chicago White Sox
 Guaranteed Rate Field, Chicago, IL
 Tue Apr 27 2021, 7:13 PM - 10:21 PM CDT
 Att: 9,445 - Clear - 84 F

AB	34
R	5
H	6
RBI	5
BB	3
SO	9
LOB	9



Batter	1	2	3	4	5	6	7	8	9	AB	R	H	RBI	BB	SO	LOB	BOTTOM				
7 Tim Anderson, R (1, 6) OBP: 0.368, SLG: 0.537	1B	G5-3				BB			G4-3	3	1	1	0	2	0	2					
12 Adam Eaton, L (1, 9) OBP: 0.337, SLG: 0.443	1B					FC4	F8		G3-1	5	1	2	0	0	0	2					
10 Yoán Moncada, S (1, 5) OBP: 0.360, SLG: 0.360	F7					FC4-6	F7			4	0	1	0	0	0	3					
79 José Abreu, R (1, 3) OBP: 0.299, SLG: 0.417	G6-3					G5-4-3			K	4	0	0	0	0	2	5					
73 Yermín Mercedes, R (1, 10) OBP: 0.475, SLG: 0.662	G6-3									4	0	2	0	0	0	2					
24 Yasmani Grandal, S (1, 2) OBP: 0.283, SLG: 0.286	G6-3					G4-6-3				3	0	0	0	1	0	3					
23 Jake Lamb, L (1, 7) OBP: 0.316, SLG: 0.133										2	0	1	0	1	0	0					
0 Billy Hamilton, S (6, PR) ERA: 4.66										1	0	0	0	0	1	2					
28 Leury García, S (1, 8) OBP: 0.192, SLG: 0.216	E1					G6-3			K	4	0	1	0	0	1	4					
1 Nick Madrigal, R (1, 4) OBP: 0.342, SLG: 0.391	G6-3					K			G4-3	4	0	0	0	0	1	4					
Inning Stats	R: 1 H: 2 E: 0 K: 0 S: 7	H: 2 LOB: 1 BB: 0 P: 12	R: 0 H: 1 E: 1 K: 0 S: 10	H: 1 LOB: 2 BB: 0 P: 12	R: 1 H: 2 E: 1 K: 1 S: 12	H: 2 LOB: 1 BB: 0 P: 20	R: 0 H: 0 E: 1 K: 1 S: 7	H: 0 LOB: 0 BB: 0 P: 10	R: 0 H: 0 E: 0 K: 0 S: 6	H: 2 LOB: 2 BB: 1 P: 13	R: 0 H: 2 E: 0 K: 0 S: 7	H: 2 LOB: 0 BB: 1 P: 14	R: 0 H: 0 E: 0 K: 3 S: 15	H: 1 LOB: 2 BB: 1 P: 24	R: 0 H: 1 E: 0 K: 0 S: 9	H: 0 LOB: 0 BB: 0 P: 13	1B: 8 2B: 0 3B: 0 HR: 0	SF: 0 SAC: 0 DP: 4 HBP: 0	WP: 0 PB: 0 SB: 0 CS: 1	PA: 38	
PITCHER	IP	WLS	BF	H	R	ER	SO	BB	IBB	HBP	BLK	WP	HR	S	P	ERA	WHIP				
62 José Ureña, R (1, 1) ERA: 3.77	7.0	W	30	7	2	1	2	3	0	0	0	0	0	57	98	1.29	1.429				
67 José Cisneros, R (8, 1) ERA: 4.66	1.0	H	5	1	0	0	3	1	0	0	0	0	0	15	24	0.00	2.000				
65 Gregory Soto, L (9, 1) ERA: 3.38	1.0	S	3	0	0	0	0	0	0	0	0	0	0	9	13	0.00	0.000				

Detroit Tigers @ Chicago White Sox
 Guaranteed Rate Field, Chicago, IL
 Tue Apr 27 2021, 7:13 PM - 10:21 PM CDT
 Att: 9,445 - Clear - 84 F

AB	34
R	2
H	8
RBI	0
BB	4
SO	5
LOB	27



Batter	1	2	3	4	5	6	7	8	9	AB	R	H	RBI	BB	SO	LOB	TOP			
8 Robbie Grossman, S (1, 7) OBP: 0.370, SLG: 0.329										2	1	1	0	1	1	0	<p>Detroit Tigers @ Chicago White Sox Guaranteed Rate Field, Chicago, IL Thu Apr 29 2021, 4:12 PM - 6:00 PM CDT Partly Cloudy - 59 F</p> <p>livebaseballscores.com</p> <p>AB 23 R 1 H 2 RBI 1 BB 1 SO 13 LOB 5</p>			
46 Jeimer Candelario, S (1, 5) OBP: 0.320, SLG: 0.340										3	0	0	0	0	0	2				
24 Miguel Cabrera, R (1, 3) OBP: 0.256, SLG: 0.342										3	0	0	0	0	2	2				
7 Jonathan Schoop, R (1, 4) OBP: 0.222, SLG: 0.289										3	0	1	1	0	1	0				
28 Niko Goodrum, S (1, 6) OBP: 0.268, SLG: 0.400										3	0	0	0	0	2	1				
40 Wilson Ramos, R (1, 10) OBP: 0.250, SLG: 0.488										3	0	0	0	0	1	0				
22 Victor Reyes, S (1, 9) OBP: 0.146, SLG: 0.234										2	0	0	0	0	2	0				
17 Grayson Greiner, R (1, 2) OBP: 0.231, SLG: 0.360										2	0	0	0	0	2	0				
21 JaCoby Jones, R (1, 8) OBP: 0.137, SLG: 0.200										2	0	0	0	0	2	0				
Inning Stats	R: 0 H: 0 E: 0 K: 2 S: 9	H: 0 LOB: 0 BB: 0 P: 13	R: 0 H: 0 E: 0 K: 2 S: 10	H: 0 LOB: 0 BB: 0 P: 15	R: 0 H: 0 E: 0 K: 3 S: 9	H: 0 LOB: 0 BB: 0 P: 12	R: 1 H: 2 E: 0 K: 2 S: 17	H: 2 LOB: 1 BB: 0 P: 25	R: 0 H: 0 E: 0 K: 2 S: 12	H: 0 LOB: 0 BB: 0 P: 14	R: 0 H: 0 E: 0 K: 1 S: 9	H: 0 LOB: 0 BB: 0 P: 17	R: 0 H: 0 E: 0 K: 1 S: 9	H: 0 LOB: 0 BB: 0 P: 12			1B: 1 2B: 1 3B: 0 HR: 0	SF: 0 SAC: 0 DP: 0 HBP: 0	WP: 0 PB: 0 SB: 1 CS: 0	PA: 24
PITCHER	IP WLS BF H R ER SO BB IBB HBP BLK WP HR S P ERA WHIP																			
55 Carlos Rodón, L (1, 1) ERA: 0.72	6.0 W 21 2 1 1 12 1 0 0 0 0 0 0 66 96 1.50 0.500																			
31 Liam Hendriks, R (7, 1) ERA: 4.35	1.0 S 3 0 0 0 1 0 0 0 0 0 0 0 9 12 0.00 0.000																			

Batter	1	2	3	4	5	6	7	8	9	AB	R	H	RBI	BB	SO	LOB	BOTTOM
7 Tim Anderson, R (1, 6) OBP: 0.350, SLG: 0.509										3	0	0	0	0	1	2	<p>Detroit Tigers @ Chicago White Sox Guaranteed Rate Field, Chicago, IL Thu Apr 29 2021, 4:12 PM - 6:00 PM CDT Partly Cloudy - 59 F</p> <p>livebaseballscores.com</p> <p>AB 20 R 3 H 4 RBI 3 BB 3 SO 6 LOB 10</p>
Adam Eaton, L (1, 9) OBP: 0.326, SLG: 0.427										3	0	0	0	0	2	1	
10 Yoán Moncada, S (1, 5) OBP: 0.359, SLG: 0.372										3	0	1	0	0	0	0	
79 José Abreu, R (1, 10) (7, 3) OBP: 0.300, SLG: 0.407										2	0	0	0	1	0	1	
23 Jake Lamb, L (1, 3) 31 Liam Hendriks, R (7, 1) OBP: 0.318, SLG: 0.167										3	1	1	0	0	1	2	
25 Andrew Vaughn, R (1, 7) 17 Luis González, L (7, 7) OBP: 0.354, SLG: 0.300										2	1	0	0	1	1	1	
21 Zack Collins, L (1, 2) OBP: 0.325, SLG: 0.371										1	1	1	0	1	0	0	
0 Billy Hamilton, S (1, 8) OBP: 0.294, SLG: 0.200										1	0	0	1	0	0	2	
28 Leury García, S (1, 4) OBP: 0.204, SLG: 0.226										2	0	1	2	0	1	1	
Inning Stats	R: 0 H: 0 E: 0 K: 0 S: 6	H: 0 LOB: 0 BB: 1 P: 10	R: 0 H: 1 E: 0 K: 2 S: 10	H: 1 LOB: 0 BB: 0 P: 15	R: 0 H: 0 E: 0 K: 1 S: 8	H: 0 LOB: 0 BB: 0 P: 9	R: 3 H: 2 E: 0 K: 1 S: 12	H: 2 LOB: 1 BB: 2 P: 22	R: 0 H: 1 E: 0 K: 2 S: 10	H: 1 LOB: 1 BB: 0 P: 17			1B: 2 2B: 2 3B: 0 HR: 0	SF: 0 SAC: 1 DP: 1 HBP: 0	WP: 0 PB: 1 SB: 0 CS: 0	PA: 24	
PITCHER	IP WLS BF H R ER SO BB IBB HBP BLK WP HR S P ERA WHIP																
12 Casey Mize, R (1, 1) ERA: 5.06	6.0 L 24 4 3 3 6 3 0 0 0 0 0 0 53 87 4.50 1.167																

Batter	1	2	3	4	5	6	7	8	9	AB	R	H	RBI	BB	SO	LOB	TOP
8 Robbie Grossman, S (1, 7) OBP: 0.363, SLG: 0.321 54 Derek Hill, R (6, PH) (6, 8)										2	0	0	0	0	1	0	Detroit Tigers @ Chicago White Sox Guaranteed Rate Field, Chicago, IL Thu Apr 29 2021, 8:17 PM - 10:58 PM CDT Att: 7,628 - Cloudy - 58 F
30 Harold Castro, L (1, 6) OBP: 0.367, SLG: 0.269										3	0	1	0	0	0	0	
24 Miguel Cabrera, R (1, 10) OBP: 0.239, SLG: 0.317										3	0	0	0	0	2	1	
46 Jeimer Candelario, S (1, 5) OBP: 0.321, SLG: 0.340										3	0	1	0	0	1	0	
7 Jonathan Schoop, R (1, 3) OBP: 0.214, SLG: 0.278										3	0	0	0	0	0	2	
9 Willi Castro, S (1, 4) OBP: 0.242, SLG: 0.299										3	0	0	0	0	2	0	
40 Wilson Ramos, R (1, 2) OBP: 0.256, SLG: 0.488										2	0	1	0	0	0	0	
60 Akil Baddoo, L (1, 8) OBP: 0.254, SLG: 0.600 (6, 7)										2	0	0	0	0	1	1	
22 Victor Reyes, S (1, 9) OBP: 0.140, SLG: 0.224										2	0	0	0	0	1	1	
Inning Stats	R: 0 E: 0 K: 1 S: 12	H: 2 LOB: 2 BB: 0 P: 13	R: 0 E: 0 K: 2 S: 9	H: 1 LOB: 1 BB: 0 P: 13	R: 0 E: 0 K: 2 S: 9	H: 0 LOB: 0 BB: 0 P: 14	R: 0 E: 0 K: 0 S: 11	H: 0 LOB: 0 BB: 0 P: 12	R: 0 E: 0 K: 1 S: 9	H: 0 LOB: 0 BB: 0 P: 14	R: 0 E: 0 K: 1 S: 8	H: 0 LOB: 0 BB: 0 P: 13					
PITCHER 84 Dylan Cease, R (1, 1) ERA: 2.96	IP: 7.0 WLS: W BF: 24 H: 3 R: 0 ER: 0 SO: 9 BB: 0 IBB: 0 HBP: 0 BLK: 0 WP: 0 HR: 0 S: 66 P: 91 ERA: 0.00 WHIP: 0.429																

Batter	1	2	3	4	5	6	7	8	9	AB	R	H	RBI	BB	SO	LOB	BOTTOM
7 Tim Anderson, R (1, 6) OBP: 0.338, SLG: 0.484										5	0	1	0	0	4	7	Detroit Tigers @ Chicago White Sox Guaranteed Rate Field, Chicago, IL Thu Apr 29 2021, 8:17 PM - 10:58 PM CDT Att: 7,628 - Cloudy - 58 F
88 Luis Robert Jr., R (1, 8) OBP: 0.351, SLG: 0.453										4	1	1	1	0	2	3	
10 Yoán Moncada, S (1, 5) OBP: 0.375, SLG: 0.420										3	1	2	3	1	1	1	
79 José Abreu, R (1, 3) OBP: 0.308, SLG: 0.411										4	0	2	2	0	0	1	
73 Yermín Mercedes, R (1, 10) OBP: 0.464, SLG: 0.679										4	1	1	1	0	0	5	
24 Yasmani Grandal, S (1, 2) OBP: 0.297, SLG: 0.275										2	2	0	0	2	1	0	
25 Andrew Vaughn, R (1, 7) OBP: 0.385, SLG: 0.586										4	2	3	0	0	1	0	
28 Leury García, S (1, 9) OBP: 0.224, SLG: 0.246										4	2	2	3	0	1	1	
1 Nick Madrigal, R (1, 4) OBP: 0.375, SLG: 0.417										3	2	3	1	1	0	0	
Inning Stats	R: 0 E: 0 K: 2 S: 15	H: 4 LOB: 2 BB: 2 P: 39	R: 4 E: 0 K: 1 S: 22	H: 4 LOB: 2 BB: 2 P: 39	R: 0 E: 0 K: 2 S: 11	H: 1 LOB: 1 BB: 1 P: 21	R: 0 E: 0 K: 1 S: 12	H: 1 LOB: 1 BB: 0 P: 19	R: 7 E: 0 K: 1 S: 25	H: 6 LOB: 0 BB: 1 P: 40	R: 0 E: 0 K: 3 S: 11	H: 1 LOB: 1 BB: 0 P: 12					
PITCHER 48 Matthew Boyd, L (1, 1) ERA: 2.27 32 Michael Fulmer, R (2, 1) ERA: 3.86 45 Buck Farmer, R (4, 1) ERA: 8.68 49 Derek Holland, L (5, 1) ERA: 14.63 57 Alex Lange, R (5, 1) ERA: 6.0	IP: 1.0 WLS: L BF: 7 H: 3 R: 2 ER: 2 SO: 2 BB: 1 IBB: 0 HBP: 0 BLK: 0 WP: 0 HR: 0 S: 20 P: 34 ERA: 18.00 WHIP: 4.000	IP: 2.0 WLS: L BF: 12 H: 4 R: 2 ER: 2 SO: 3 BB: 2 IBB: 0 HBP: 0 BLK: 0 WP: 0 HR: 0 S: 28 P: 49 ERA: 9.00 WHIP: 3.000	IP: 1.0 WLS: L BF: 4 H: 1 R: 0 ER: 0 SO: 1 BB: 0 IBB: 0 HBP: 0 BLK: 0 WP: 0 HR: 0 S: 12 P: 19 ERA: 0.00 WHIP: 1.000	IP: 0.0 WLS: L BF: 3 H: 4 R: 4 ER: 4 SO: 0 BB: 1 IBB: 0 HBP: 0 BLK: 0 WP: 0 HR: 0 S: 8 P: 14 ERA: ∞ WHIP: ∞	IP: 1.0 WLS: L BF: 6 H: 3 R: 3 ER: 3 SO: 1 BB: 0 IBB: 0 HBP: 0 BLK: 0 WP: 1 HR: 2 S: 17 P: 26 ERA: 27.00 WHIP: 3.000	PITCHER 70 Tyler Alexander, L (6, 1) ERA: 5.59	IP: 1.0 WLS: L BF: 4 H: 1 R: 0 ER: 0 SO: 3 BB: 0 IBB: 0 HBP: 0 BLK: 0 WP: 0 HR: 0 S: 11 P: 12 ERA: 0.00 WHIP: 1.000										

AB	24
R	0
H	3
RBI	0
BB	0
SO	9
LOB	5




AB	33
R	11
H	15
RBI	11
BB	4
SO	10
LOB	18



Batter	1	2	3	4	5	6	7	8	9	AB	R	H	RBI	BB	SO	LOB	TOP					
8 Robbie Grossman, S (1, 9) OBP: 0.358, SLG: 0.318										4	0	1	0	0	1	0						
30 Harold Castro, L (1, 7) OBP: 0.324, SLG: 0.233										4	0	0	0	0	2	1						
24 Miguel Cabrera, R (1, 10) OBP: 0.229, SLG: 0.302										2	0	0	0	0	2	0						
22 Victor Reyes, S (6, PH) OBP: 0.135, SLG: 0.216										2	0	0	0	0	2	0						
7 Jonathan Schoop, R (1, 3) OBP: 0.230, SLG: 0.284										2	0	1	0	1	1	0						
21 Jacoby Jones, R (7, 8) OBP: 0.195, SLG: 0.196										1	0	0	0	0	1	0						
46 Jeimer Candelario, S (1, 5) OBP: 0.321, SLG: 0.340										3	0	1	0	0	1	1						
40 Wilson Ramos, R (1, 2) OBP: 0.258, SLG: 0.482										3	0	1	0	0	2	3						
9 Willi Castro, S (1, 4) OBP: 0.234, SLG: 0.289										3	0	0	0	0	1	2						
28 Niko Goodrum, S (1, 6) OBP: 0.257, SLG: 0.382										3	0	0	0	0	3	0						
60 Akil Baddoo, L (1, 8) OBP: 0.242, SLG: 0.571										3	0	0	0	0	2	0						
Inning Stats	R: 0 E: 0 K: 1 S: 7	H: 0 LOB: 0 BB: 0 P: 13	R: 0 E: 0 K: 2 S: 11	H: 1 LOB: 1 BB: 0 P: 15	R: 0 E: 0 K: 3 S: 9	H: 0 LOB: 0 BB: 0 P: 11	R: 0 E: 0 K: 3 S: 18	H: 2 LOB: 2 BB: 0 P: 26	R: 0 E: 0 K: 2 S: 8	H: 0 LOB: 0 BB: 0 P: 11	R: 0 E: 0 K: 1 S: 8	H: 1 LOB: 0 BB: 0 P: 11	R: 0 E: 0 K: 2 S: 9	H: 0 LOB: 1 BB: 1 P: 15	R: 0 E: 0 K: 1 S: 5	H: 0 LOB: 0 BB: 0 P: 6	R: 0 E: 0 K: 3 S: 11	H: 0 LOB: 0 BB: 0 P: 16	1B: 4 2B: 0 3B: 0 HR: 0	SF: 0 SAC: 0 DP: 0 HBP: 0	WP: 0 PB: 0 SB: 0 CS: 0	PA: 31
PITCHER	IP	WLS	BF	H	R	ER	SO	BB	IBB	HBP	BLK	WP	HR	S	P	ERA	WHIP					
45 Gerrit Cole, R (1, 1) ERA: 1.43	6.0	W	21	4	0	0	12	0	0	0	0	0	0	61	87	0.00	0.667					
85 Luis Cessa, R (7, 1) ERA: 1.42	1.0		4	0	0	0	2	1	0	0	0	0	0	9	15	0.00	1.000					
58 Wandy Peralta, L (8, 1) ERA: 4.82	1.0		3	0	0	0	1	0	0	0	0	0	0	5	6	0.00	0.000					
63 Lucas Luetge, L (9, 1) ERA: 4.02	1.0		3	0	0	0	3	0	0	0	0	0	0	11	16	0.00	0.000					

Detroit Tigers @ New York Yankees
Yankee Stadium, Bronx, NY
Fri Apr 30 2021, 7:09 PM - 10:12 PM EDT
Att: 9,523 - Partly Cloudy - 63 F


AB 30
R 0
H 4
RBI 0
BB 1
SO 18
LOB 7



Batter	1	2	3	4	5	6	7	8	9	AB	R	H	RBI	BB	SO	LOB	BOTTOM						
26 DJ LeMahieu, R (1, 3) OBP: 0.358, SLG: 0.354										4	1	1	0	0	0	2							
11 Brett Gardner, L (6, 7) OBP: 0.294, SLG: 0.244										1	0	1	0	0	0	0							
27 Giancarlo Stanton, R (1, 10) OBP: 0.330, SLG: 0.465										5	2	3	0	0	0	2							
99 Aaron Judge, R (1, 9) OBP: 0.365, SLG: 0.568										4	2	2	5	0	0	1							
36 Mike Ford, L (6, 3) OBP: 0.292, SLG: 0.450										1	0	0	0	0	1	2							
29 Gio Urshela, R (1, 5) OBP: 0.316, SLG: 0.455										5	0	2	1	0	2	0							
25 Gleyber Torres, R (1, 6) OBP: 0.327, SLG: 0.287										3	1	1	0	1	0	1							
14 Tyler Wade, L (6, PR) OBP: 0.400, SLG: 0.400										1	0	1	0	0	0	0							
31 Aaron Hicks, S (1, 8) OBP: 0.242, SLG: 0.321										5	1	2	2	0	0	3							
77 Clint Frazier, R (1, 7) OBP: 0.299, SLG: 0.297										4	1	1	1	1	1	3							
66 Kyle Higashioka, R (1, 2) OBP: 0.378, SLG: 0.710										2	0	0	0	2	1	2							
18 Rougned Odor, L (1, 4) OBP: 0.288, SLG: 0.423										3	2	1	1	1	0	1							
Inning Stats	R: 1 E: 0 K: 0 S: 18	H: 2 LOB: 1 BB: 0 P: 30	R: 1 E: 0 K: 0 S: 16	H: 1 LOB: 2 BB: 2 P: 26	R: 2 E: 0 K: 1 S: 13	H: 2 LOB: 0 BB: 0 P: 21	R: 5 E: 0 K: 1 S: 27	H: 4 LOB: 2 BB: 3 P: 53	R: 1 E: 0 K: 0 S: 11	H: 1 LOB: 0 BB: 0 P: 15	R: 0 E: 0 K: 2 S: 14	H: 1 LOB: 1 BB: 0 P: 19	R: 0 E: 0 K: 1 S: 11	H: 2 LOB: 0 BB: 0 P: 16	R: 0 E: 0 K: 0 S: 8	H: 2 LOB: 1 BB: 0 P: 17	R: 0 E: 0 K: 3 S: 11	H: 2 LOB: 0 BB: 0 P: 16	1B: 8 2B: 2 3B: 0 HR: 5	SF: 0 SAC: 0 DP: 1 HBP: 0	WP: 2 PB: 0 SB: 0 CS: 0	PA: 43	
PITCHER	IP	WLS	BF	H	R	ER	SO	BB	IBB	HBP	BLK	WP	HR	S	P	ERA	WHIP						
29 Tark Skubal, L (1, 1) ERA: 6.14	3.0	L	16	5	4	4	0	2	0	0	0	0	1	3	47	7	12.00	2.333					
45 Buck Farmer, R (4, 1) ERA: 12.1	0.1		5	3	4	4	0	1	0	0	0	0	1	16	29	108.00	12.000						
33 Bryan Garcia, R (4, 1) ERA: 5.99	0.2		5	1	1	1	1	2	0	0	0	1	0	11	24	13.50	4.500						
70 Tyler Alexander, L (5, 1) ERA: 4.67	3.0		13	4	1	1	3	0	0	0	0	0	1	36	50	3.00	1.333						
44 Daniel Norris, L (8, 1) ERA: 6.48	1.0		4	2	0	0	0	0	0	0	0	0	0	8	17	0.00	2.000						

Detroit Tigers @ New York Yankees
Yankee Stadium, Bronx, NY
Fri Apr 30 2021, 7:09 PM - 10:12 PM EDT
Att: 9,523 - Partly Cloudy - 63 F

AB 38
R 10
H 15
RBI 10
BB 5
SO 5
LOB 17



Batter	1	2	3	4	5	6	7	8	9	AB	R	H	RBI	BB	SO	LOB	TOP										
8 Robbie Grossman, S (1, 9) OBP: 0.348, SLG: 0.293	G4-3		K			L4			L8	4	0	0	0	0	1	2											
46 Jeimer Candelario, S (1, 5) OBP: 0.333, SLG: 0.380	K2-3		K						K2-3	4	0	1	0	0	3	2											
24 Miguel Cabrera, R (1, 3) OBP: 0.193, SLG: 0.250	G5-3					G5-3			K	4	0	0	0	0	2	1											
7 Jonathan Schoop, R (1, 10) OBP: 0.221, SLG: 0.270		K				P5			G6-3	3	0	0	0	0	1	0											
30 Harold Castro, L (1, 4) OBP: 0.289, SLG: 0.206		K				G1-3			G6-3	3	0	0	0	0	1	0											
28 Niko Goodrum, S (1, 6) OBP: 0.272, SLG: 0.419		K				G5-3			G4-3	3	0	0	0	0	1	0											
40 Wilson Ramos, R (1, 2) OBP: 0.261, SLG: 0.471						G4-3			G6-3	2	0	0	0	1	0	0											
60 Akil Baddoo, L (1, 7) OBP: 0.233, SLG: 0.522						K			P3	3	0	0	0	0	2	1											
21 JaCoby Jones, R (1, 8) OBP: 0.169, SLG: 0.211									K	3	0	1	0	0	1	0											
Inning Stats	R: 0 E: 0 K: 1 S: 5	H: 0 LOB: 0 BB: 0 P: 6	R: 0 E: 0 K: 3 S: 12	H: 0 LOB: 0 BB: 0 P: 17	R: 0 E: 0 K: 3 S: 18	H: 1 LOB: 2 BB: 1 P: 27	R: 0 E: 0 K: 1 S: 9	H: 0 LOB: 0 BB: 0 P: 12	R: 0 E: 0 K: 1 S: 10	H: 0 LOB: 0 BB: 0 P: 11	R: 0 E: 0 K: 0 S: 7	H: 1 LOB: 1 BB: 0 P: 12	R: 0 E: 0 K: 0 S: 7	H: 0 LOB: 0 BB: 0 P: 8	R: 0 E: 0 K: 1 S: 6	H: 0 LOB: 0 BB: 0 P: 10	R: 0 E: 0 K: 2 S: 9	H: 0 LOB: 0 BB: 0 P: 10	1B: 2 2B: 0 3B: 0 HR: 0	SF: 0 SAC: 0 DP: 0 HBP: 0	WP: 1 PB: 0 SB: 0 CS: 0	PA: 30					
PITCHER	IP	WLS	BF	H	R	ER	SO	BB	IBB	HBP	BLK	WP	HR	S	P	ERA	WHIP										
28 Corey Kluber, R (1, 1) ERA: 3.03	8.0	W	27	2	0	0	10	1	0	0	0	1	0	74	103	0.00	0.375										
54 Aroldis Chapman, L (9, 1) ERA:	1.0	S	3	0	0	0	2	0	0	0	0	0	0	9	10	0.00	0.000										

Detroit Tigers @ New York Yankees
Yankee Stadium, Bronx, NY
 Sun May 02 2021, 1:08 PM - 3:21 PM EDT
 Att: 10,021 - Partly Cloudy - 65 F

AB	29
R	0
H	2
RBI	0
BB	1
SO	12
LOB	6



Batter	1	2	3	4	5	6	7	8	9	AB	R	H	RBI	BB	SO	LOB	BOTTOM										
26 DJ LeMahieu, R (1, 5) OBP: 0.356, SLG: 0.346	G6-3		K			G2-3			G5-3	4	0	0	0	0	1	1											
27 Giancarlo Stanton, R (1, 10) OBP: 0.320, SLG: 0.490						F8			K	3	0	1	0	0	1	0											
99 Aaron Judge, R (1, 9) OBP: 0.385, SLG: 0.562						G5-3			K	3	0	0	0	0	1	1											
18 Rougned Odor, L (1, 4) OBP: 0.269, SLG: 0.373						G4-3			L9	3	0	0	0	0	0	1											
29 Gio Urshela, R (1, 6) OBP: 0.316, SLG: 0.451						G6-3			K	3	1	1	0	0	1	0											
31 Aaron Hicks, S (1, 8) OBP: 0.255, SLG: 0.315						G3-1			K	2	1	0	0	1	1	0											
36 Mike Ford, L (1, 3) OBP: 0.258, SLG: 0.346						G5-3			K	3	0	0	0	0	1	2											
14 Tyler Wade, L (8, 6) OBP: 0.400, SLG: 0.400									K	0	0	0	0	0	0	0											
66 Kyle Higashioka, R (1, 2) OBP: 0.375, SLG: 0.706						K			K	3	0	1	1	0	2	0											
11 Brett Gardner, L (1, 7) OBP: 0.276, SLG: 0.220						F8			K	2	0	0	1	0	1	0											
Inning Stats	R: 0 E: 0 K: 0 S: 9	H: 1 LOB: 1 BB: 0 P: 15	R: 2 E: 0 K: 1 S: 17	H: 2 LOB: 1 BB: 1 P: 27	R: 0 E: 0 K: 0 S: 8	H: 0 LOB: 0 BB: 0 P: 10	R: 0 E: 0 K: 0 S: 5	H: 0 LOB: 0 BB: 0 P: 9	R: 0 E: 0 K: 1 S: 7	H: 0 LOB: 0 BB: 0 P: 11	R: 0 E: 0 K: 2 S: 9	H: 0 LOB: 0 BB: 0 P: 13	R: 0 E: 0 K: 3 S: 9	H: 0 LOB: 0 BB: 0 P: 15	R: 0 E: 0 K: 2 S: 11	H: 0 LOB: 0 BB: 0 P: 17	R: 0 E: 0 K: 2 S: 11	H: 0 LOB: 0 BB: 0 P: 17	1B: 2 2B: 1 3B: 0 HR: 0	SF: 1 SAC: 0 DP: 0 HBP: 0	WP: 0 PB: 0 SB: 0 CS: 0	PA: 28					
PITCHER	IP	WLS	BF	H	R	ER	SO	BB	IBB	HBP	BLK	WP	HR	S	P	ERA	WHIP										
62 José Ureña, R (1, 1) ERA: 3.53	7.0	L	25	3	2	2	7	1	0	0	0	0	0	64	100	2.57	0.571										
65 Gregory Soto, L (8, 1) ERA: 3.09	1.0		3	0	0	0	2	0	0	0	0	0	0	11	17	0.00	0.000										

Detroit Tigers @ New York Yankees
Yankee Stadium, Bronx, NY
 Sun May 02 2021, 1:08 PM - 3:21 PM EDT
 Att: 10,021 - Partly Cloudy - 65 F

AB	26
R	2
H	3
RBI	2
BB	1
SO	9
LOB	5




Batter	1	2	3	4	5	6	7	8	9	10	AB	R	H	RBI	BB	SO	LOB	TOP				
8 Robbie Grossman, S OBP: 0.368, SLG: 0.313	F8		FC5-4 BB		G1-3		G4-3		K2-3	46 HR	4	1	0	0	1	1	1					
7 Jonathan Schoop, R OBP: 0.210, SLG: 0.263	G5-3		FC5-4		G5-3		K			46 HR	5	0	1	0	0	1	3					
60 Akiel Badillo, L OBP: 0.233, SLG: 0.522	G5-3		FC5-4		G5-3		K			46 HR	0	1	0	0	0	0	0					
46 Jaier Candelario, S OBP: 0.346, SLG: 0.405	K						F7			1B	5	3	3	3	0	1	1					
24 Miguel Cabrera, R OBP: 0.179, SLG: 0.213	G1-3									HR	4	0	0	0	1	1	2					
28 Niko Goodrum, S OBP: 0.286, SLG: 0.410	G5-3									1B	5	1	2	0	0	2	2					
9 Willi Castro, S OBP: 0.241, SLG: 0.284	F8						L4			1B	5	0	1	0	0	1	5					
21 JaCoby Jones, R OBP: 0.194, SLG: 0.277										1B	4	0	2	2	0	2	1					
22 Victor Reyes, S OBP: 0.167, SLG: 0.254	F8						G6-3			1B	4	0	0	0	0	1	3					
17 Grayson Greiner, R OBP: 0.242, SLG: 0.344										1B	4	0	2	0	0	2	0					
Inning Stats	R: 0 E: 0 K: 1 S: 8	H: 0 LOB: 0 BB: 0 P: 13	R: 0 E: 0 K: 0 S: 6	H: 0 LOB: 0 BB: 0 P: 9	R: 0 E: 0 K: 1 S: 10	H: 1 LOB: 2 BB: 1 P: 16	R: 1 E: 0 K: 2 S: 13	H: 2 LOB: 2 BB: 1 P: 22	R: 0 E: 0 K: 1 S: 8	H: 0 LOB: 0 BB: 0 P: 11	R: 2 E: 0 K: 1 S: 14	H: 3 LOB: 1 BB: 0 P: 24	R: 0 E: 0 K: 1 S: 12	H: 1 LOB: 1 BB: 0 P: 19	R: 0 E: 0 K: 3 S: 10	H: 0 LOB: 0 BB: 0 P: 15	R: 3 E: 0 K: 0 S: 15	H: 3 LOB: 1 BB: 0 P: 23	1B: 9 2B: 1 3B: 0 HR: 1	SF: 0 SAC: 0 DP: 0 HBP: 0	WP: 0 PB: 0 SB: 2 CS: 1	PA: 42
PITCHER	IP	WLS	BF	H	R	ER	SO	BB	IBB	HBP	BLK	WP	HR	S	P	ERA	WHIP					
54 Martín Pérez, L ERA: 4.4	5.2		25	6	3	2	6	2	0	0	0	0	0	0	2	4	3.18	1.412				
38 Josh Taylor, L ERA: 7.59	0.1		1	0	0	0	0	0	0	0	0	0	0	2	4	0.00	0.000					
19 Hirokazu Sawamura, R ERA: 3.38	1.0		4	1	0	0	1	0	0	0	0	0	0	12	19	0.00	1.000					
0 Adam Ottavino, R ERA: 4.5	1.0		4	1	0	0	2	0	0	0	0	0	0	12	18	0.00	1.000					
32 Matt Barnes, R ERA: 2.12	1.0		3	0	0	0	3	0	0	0	0	0	0	10	15	0.00	0.000					
PITCHER	IP	WLS	BF	H	R	ER	SO	BB	IBB	HBP	BLK	WP	HR	S	P	ERA	WHIP					
72 Garrett Whitlock, R ERA: 1.76	10.0		5	3	3	2	0	0	0	0	0	0	1	15	23	18.00	3.000					

Detroit Tigers @ Boston Red Sox
Fenway Park, Boston, MA
Wed May 05 2021, 7:47 PM - 11:34 PM EDT
Att. 4,601 - Drizzle - 49 F

livebaseballscorecards.com

AB 40
R 6
H 11
RBI 5
BB 2
SO 12
LOB 18




Batter	1	2	3	4	5	6	7	8	9	10	AB	R	H	RBI	BB	SO	LOB	BOTTOM						
5 Enrique Hernández, R OBP: 0.293, SLG: 0.411	G5-3		K		G5-3		11 HR G4-3 1B		11 2B	K	5	1	1	0	1	2	2							
11 Rafael Devers, L OBP: 0.370, SLG: 0.563	K				G4-3		G4-3		2B		4	0	1	0	1	1	1							
28 J.D. Martinez, R OBP: 0.437, SLG: 0.716	L3		F8				12 2B G3 1B			12 1B	3	1	1	2	2	0	1							
2 Xander Bogaerts, R OBP: 0.365, SLG: 0.591			12 7 BB FC3-6 G4-1 BB		P5		12 2B G3 1B		L7		4	2	1	0	1	0	3							
7 Christian Vázquez, R OBP: 0.306, SLG: 0.381			12 12 FC3-6 BB		P3		K			K	4	0	1	0	1	2	2							
12 Marwin González, S OBP: 0.316, SLG: 0.289	FC3-6 G4-1				G3		G6-3			25 25 1B WP	5	1	2	1	0	0	4							
39 Christian Arroyo, R OBP: 0.333, SLG: 0.377	G4-1				FC4-6		F7			10 1B	2	0	0	1	0	0	3							
25 Kevin Plawecki, R OBP: 0.298, SLG: 0.300					FC4-6		HBP			1B	2	0	1	0	0	0	0							
10 Hunter Renfroe, R OBP: 0.271, SLG: 0.377	F9				K		G5-3			1B	5	0	1	1	0	1	6							
16 Franchy Cordero, L OBP: 0.206, SLG: 0.186	G4-3				G6-3		K			L5	2	0	0	0	0	0	0							
29 Bobby Dalbec, R OBP: 0.239, SLG: 0.293	G4-3				G6-3		K			L5	3	0	0	0	0	2	2							
Inning Stats	R: 0 E: 0 K: 1 S: 7	H: 0 LOB: 0 BB: 0 P: 9	R: 1 E: 0 K: 0 S: 15	H: 0 LOB: 1 BB: 2 P: 26	R: 0 E: 0 K: 1 S: 6	H: 0 LOB: 1 BB: 1 P: 12	R: 0 E: 0 K: 1 S: 13	H: 2 LOB: 2 BB: 0 P: 22	R: 0 E: 0 K: 0 S: 7	H: 0 LOB: 0 BB: 0 P: 13	R: 0 E: 0 K: 1 S: 14	H: 1 LOB: 3 BB: 1 P: 13	R: 2 E: 0 K: 1 S: 14	H: 2 LOB: 0 BB: 0 P: 22	R: 0 E: 0 K: 1 S: 6	H: 0 LOB: 0 BB: 0 P: 10	R: 0 E: 0 K: 1 S: 11	H: 1 LOB: 3 BB: 2 P: 18	R: 2 E: 0 K: 2 S: 14	H: 3 LOB: 2 BB: 0 P: 22	1B: 7 2B: 1 3B: 0 HR: 1	SF: 0 SAC: 0 DP: 0 HBP: 1	WP: 1 PB: 0 SB: 0 CS: 0	PA: 46
PITCHER	IP	WLS	BF	H	R	ER	SO	BB	IBB	HBP	BLK	WP	HR	S	P	ERA	WHIP							
12 Casey Mize, R ERA: 4.41	6.0		26	3	1	1	3	4	0	0	0	0	0	56	95	1.50	1.167							
44 Daniel Norris, L ERA: 6.97	0.2		3	1	1	1	0	0	0	0	0	0	0	9	13	13.50	1.500							
33 Bryan Garcia, R ERA: 5.56	0.1		2	1	1	1	0	0	0	0	0	0	1	5	9	27.00	3.000							
67 José Cisneros, R ERA: 5.84	1.0		3	0	0	0	1	0	0	0	0	0	0	6	10	0.00	0.000							
65 Gregory Soto, L ERA: 3.46	1.1		9	3	1	0	2	1	1	0	0	1	0	18	30	0.00	3.000							
PITCHER	IP	WLS	BF	H	R	ER	SO	BB	IBB	HBP	BLK	WP	HR	S	P	ERA	WHIP							
32 Michael Fulmer, R ERA: 4.43	10.0		3	1	1	1	1	0	0	0	0	0	0	7	10	13.50	1.500							

Detroit Tigers @ Boston Red Sox
Fenway Park, Boston, MA
Wed May 05 2021, 7:47 PM - 11:34 PM EDT
Att. 4,601 - Drizzle - 49 F

livebaseballscorecards.com

AB 39
R 5
H 9
RBI 5
BB 6
SO 8
LOB 24



Batter	1	2	3	4	5	6	7	8	9	AB R H RBI BB SO LOB	TOP											
30 Kyle Garlick, R OBP: 0.311, SLG: 0.500										5 1 2 1 0 1 0												
20 Josh Donaldson, R OBP: 0.360, SLG: 0.446										4 2 2 0 1 2 1												
23 Nelson Cruz, R OBP: 0.339, SLG: 0.552										5 0 0 0 0 1 4												
8 Mitch Garver, R OBP: 0.259, SLG: 0.480										2 0 0 0 2 1 0 1 0 0 0 0 1 1												
70 Ben Reortved, L OBP: 0.154, SLG: 0.083										3 2 2 2 2 0 1												
11 Jorge Polanco, S OBP: 0.294, SLG: 0.352										4 1 1 1 1 1 3												
22 Miguel Sanó, R OBP: 0.306, SLG: 0.228										4 1 1 1 1 1 3												
26 Max Kepler, L OBP: 0.298, SLG: 0.392										4 1 2 2 1 0 2												
9 Andrelton Simmons, R OBP: 0.329, SLG: 0.333										4 0 0 1 0 2 3												
60 Jake Cave, L OBP: 0.230, SLG: 0.241										4 0 0 0 0 2 1												
Inning Stats	R: 1 E: 0 K: 3 S: 12	H: 1 LOB: 0 BB: 0 P: 19	R: 1 E: 0 K: 2 S: 15	H: 1 LOB: 0 BB: 0 P: 24	R: 0 E: 0 K: 1 S: 13	H: 1 LOB: 1 BB: 0 P: 18	R: 0 E: 0 K: 0 S: 13	H: 0 LOB: 2 BB: 2 P: 24	R: 0 E: 0 K: 2 S: 9	H: 1 LOB: 1 BB: 0 P: 11	R: 2 E: 0 K: 0 S: 9	H: 1 LOB: 1 BB: 2 P: 20	R: 1 E: 0 K: 1 S: 14	H: 2 LOB: 2 BB: 1 P: 24	R: 1 E: 0 K: 2 S: 11	H: 1 LOB: 0 BB: 0 P: 16	R: 1 E: 0 K: 1 S: 15	H: 1 LOB: 2 BB: 2 P: 29	1B: 3 2B: 3 3B: 0 HR: 3	SF: 0 SAC: 0 DP: 0 HBP: 0	WP: 1 PB: 0 SB: 0 CS: 0	PA: 43
PITCHER	IP WLS BF H R ER SO BB IBB HBP BLK WP HR S P ERA WHIP											IP WLS BF H R ER SO BB IBB HBP BLK WP HR S P ERA WHIP										
29 Tarik Skubal, L ERA: 5.67	5.0 L 21 4 2 2 0 2 2 0 0 0 0 2 62 96 3.60 1.200																					
33 Bryan Garcia, R ERA: 5.57	1.0 6 1 2 2 0 2 0 0 0 0 0 9 20 18.00 3.000																					
67 José Cisnero, R ERA: 6.08	1.0 6 2 1 1 1 1 0 0 0 0 0 14 24 9.00 3.000																					
44 Daniel Norris, L ERA: 7.3	2.0 10 2 2 2 3 2 0 0 0 1 1 26 45 9.00 2.000																					

Minnesota Twins @ Detroit Tigers
Comerica Park, Detroit, MI
Fri May 07 2021, 7:11 PM - 12:15 AM EDT
Att: 7,377 - Cloudy - 48 F

AB 36
R 7
H 9
RBI 7
BB 7
SO 12
LOB 16



Batter	1	2	3	4	5	6	7	8	9	AB R H RBI BB SO LOB	BOTTOM											
8 Robbie Grossman, S OBP: 0.360, SLG: 0.296										4 0 0 0 1 0 1												
7 Jonathan Schoop, R OBP: 0.217, SLG: 0.250										4 0 0 0 0 1 2												
46 Jeimer Candelario, S OBP: 0.360, SLG: 0.411										3 1 1 0 1 1 0												
24 Miguel Cabrera, R OBP: 0.225, SLG: 0.238										2 1 2 0 2 0 0												
28 Niko Goodrum, S OBP: 0.290, SLG: 0.402										4 0 1 0 0 2 5												
9 Willi Castro, S OBP: 0.241, SLG: 0.311										4 1 1 3 0 3 5												
21 JaCoby Jones, R OBP: 0.184, SLG: 0.270										4 0 0 0 0 2 5												
60 Akil Baddoo, L OBP: 0.232, SLG: 0.494										4 0 1 0 0 1 0												
17 Grayson Greiner, R OBP: 0.243, SLG: 0.333										4 0 1 0 0 2 1												
Inning Stats	R: 0 E: 0 K: 0 S: 8	H: 0 LOB: 0 BB: 0 P: 11	R: 0 E: 0 K: 1 S: 15	H: 2 LOB: 1 BB: 0 P: 23	R: 0 E: 0 K: 0 S: 8	H: 1 LOB: 1 BB: 0 P: 12	R: 0 E: 0 K: 2 S: 13	H: 1 LOB: 2 BB: 1 P: 24	R: 0 E: 0 K: 2 S: 9	H: 0 LOB: 1 BB: 1 P: 16	R: 3 E: 0 K: 3 S: 17	H: 3 LOB: 1 BB: 1 P: 28	R: 0 E: 0 K: 1 S: 11	H: 0 LOB: 0 BB: 0 P: 14	R: 0 E: 0 K: 2 S: 12	H: 0 LOB: 1 BB: 1 P: 19	R: 0 E: 0 K: 1 S: 6	H: 0 LOB: 0 BB: 0 P: 12	1B: 5 2B: 1 3B: 0 HR: 1	SF: 0 SAC: 0 DP: 1 HBP: 0	WP: 0 PB: 0 SB: 0 CS: 0	PA: 37
PITCHER	IP WLS BF H R ER SO BB IBB HBP BLK WP HR S P ERA WHIP											IP WLS BF H R ER SO BB IBB HBP BLK WP HR S P ERA WHIP										
32 Matt Shoemaker, R ERA: 6.43	5.0 W 20 4 0 0 0 5 2 0 0 0 0 1 17 28 27.00 4.000																					
61 Cody Shashak, R ERA: 6.44	1.0 7 3 3 3 3 1 0 0 0 0 0 1 17 28 27.00 4.000																					
48 Alex Colomé, R ERA: 5.68	1.0 H 3 0 0 0 1 0 0 0 0 0 0 11 14 0.00 0.000																					
57 Hansel Robles, R ERA: 3.98	1.0 H 4 0 0 0 2 1 0 0 0 0 0 0 12 19 0.00 1.000																					
56 Caleb Thielbar, L ERA: 3.0	1.0 3 0 0 0 1 0 0 0 0 0 0 6 12 0.00 0.000																					

Minnesota Twins @ Detroit Tigers
Comerica Park, Detroit, MI
Fri May 07 2021, 7:11 PM - 12:15 AM EDT
Att: 7,377 - Cloudy - 48 F

AB 33
R 3
H 7
RBI 3
BB 4
SO 12
LOB 19



Batter	1	2	3	4	5	6	7	8	9	AB	R	H	RBI	BB	SO	LOB	TOP							
26 Max Kepler, L OBP: 0.289, SLG: 0.375	F7		G4-3			20 HR		F8	G3	6	1	1	0	0	0	4	Minnesota Twins @ Detroit Tigers Comerica Park, Detroit, MI Sat May 08 2021, 4:11 PM - 7:48 PM EDT Att: 8,000 - Cloudy - 55 F							
20 Josh Donaldson, R OBP: 0.375, SLG: 0.507	F8		P3			HR		23 WP		4	1	2	3	1	0	0								
23 Nelson Cruz, R OBP: 0.350, SLG: 0.550	11 2B		11 1B			60 1B		K		4	0	2	0	1	2	2								
11 Jorge Polanco, S OBP: 0.306, SLG: 0.373						60 1B		K		5	0	3	0	0	2	1								
24 Trevor Larnach, L	G1-3		G3-1			F7		22 1B		4	0	0	0	0	0	6								
60 Jake Cave, L OBP: 0.242, SLG: 0.265		G6-3				2B		K		4	0	2	0	0	1	1								
30 Kyle Garlick, R OBP: 0.326, SLG: 0.535						1-2 2-3		8 WP		1	0	1	0	0	0	0								
22 Miguel Sanó, R OBP: 0.299, SLG: 0.226		K				F4		K		5	0	1	0	0	3	5								
70 Ben Rortvedt, L OBP: 0.176, SLG: 0.067						F9		F7		3	0	0	0	1	1	6								
8 Mitch Garver, R OBP: 0.266, SLG: 0.480								9 BB		0	0	0	0	1	0	0								
9 Andrelton Simmons, R OBP: 0.333, SLG: 0.329	L7					G5-3		P2		4	1	1	0	1	0	2								
Inning Stats	R: 0 E: 0 K: 0 S: 15	H: 2 LOB: 2 BB: 0 P: 23	R: 0 E: 0 K: 1 S: 9	H: 0 LOB: 1 BB: 1 P: 19	R: 0 E: 0 K: 0 S: 9	H: 1 LOB: 2 BB: 1 P: 15	R: 0 E: 0 K: 2 S: 8	H: 1 LOB: 1 BB: 0 P: 13	R: 2 E: 0 K: 0 S: 16	H: 5 LOB: 3 BB: 0 P: 30	R: 0 E: 0 K: 1 S: 8	H: 0 LOB: 1 BB: 1 P: 18	R: 0 E: 0 K: 2 S: 16	H: 1 LOB: 2 BB: 0 P: 23	R: 1 E: 0 K: 2 S: 13	H: 2 LOB: 1 BB: 0 P: 16	R: 0 E: 0 K: 1 S: 13	H: 1 LOB: 3 BB: 2 P: 25	1B: 8 2B: 4 3B: 0 HR: 1	SF: 0 SAC: 0 DP: 0 HBP: 1	WP: 2 PB: 0 SB: 0 CS: 0	PA: 46		
PITCHER	IP WLS BF H R ER SO BB IBB HBP BLK WP HR S P ERA WHIP																							
62 José Ureña, R ERA: 3.6	4.1	24	9	2	2	3	2	0	0	0	0	0	0	0	0	0	0	0	0	1	53	94	4.15	2.538
32 Michael Fulmer, R ERA: 3.95	2.2	11	1	0	0	3	1	0	1	0	0	0	0	0	28	47	0.00	0.750						
57 Alex Lange, R ERA: 7.45	1.0	5	2	1	1	2	0	0	0	0	1	0	0	13	16	9.00	2.000							
65 Gregory Soto, L ERA: 3.14	1.0	6	1	0	0	1	2	0	0	0	1	0	0	13	25	0.00	3.000							

Batter	1	2	3	4	5	6	7	8	9	AB	R	H	RBI	BB	SO	LOB	BOTTOM					
8 Robbie Grossman, S OBP: 0.383, SLG: 0.351	HR		30 SH1-3			30 1B				3	2	3	1	1	0	0	Minnesota Twins @ Detroit Tigers Comerica Park, Detroit, MI Sat May 08 2021, 4:11 PM - 7:48 PM EDT Att: 8,000 - Cloudy - 55 F					
30 Harold Castro, L OBP: 0.382, SLG: 0.302	24 L3-6		46 BB			24 BB				4	1	3	0	0	0	3						
46 Jeimer Candelario, S OBP: 0.355, SLG: 0.395	1 SAFE		F9			F8-3-5				4	0	0	0	1	0	5						
24 Miguel Cabrera, R OBP: 0.250, SLG: 0.254	L3-6		G5-3			15 FC3-6		21 WP		4	0	2	1	1	0	3						
60 Akil Baddoo, L OBP: 0.232, SLG: 0.494						21 WP		15 BB		0	0	0	0	0	0	0						
15 Nomar Mazara, L OBP: 0.289, SLG: 0.429	F7					G6-3		21 WP		4	2	1	0	1	0	5						
7 Jonathan Schoop, R OBP: 0.218, SLG: 0.243	G1-3					G6-3		28 1B		3	0	0	0	1	0	1						
21 JaCoby Jones, R OBP: 0.182, SLG: 0.267						G6-3		34 1B		1	1	0	0	0	1	2						
28 Niko Goodrum, S OBP: 0.314, SLG: 0.421						9 CS		9 BB		3	1	2	3	2	1	3						
9 Willi Castro, S OBP: 0.250, SLG: 0.306	FC4-6					F8		34 1B		2	0	0	0	2	0	2						
34 Jake Rogers, R OBP: 0.250, SLG: 0.250	G6-3					G5-3		8 BB		4	0	1	2	0	1	3						
Inning Stats	R: 1 E: 0 K: 0 S: 13	H: 2 LOB: 1 BB: 1 P: 22	R: 0 E: 0 K: 0 S: 8	H: 0 LOB: 1 BB: 1 P: 14	R: 0 E: 0 K: 0 S: 6	H: 1 LOB: 1 BB: 0 P: 6	R: 1 E: 0 K: 0 S: 14	H: 2 LOB: 1 BB: 0 P: 21	R: 0 E: 0 K: 1 S: 8	H: 1 LOB: 2 BB: 1 P: 19	R: 0 E: 0 K: 1 S: 11	H: 0 LOB: 2 BB: 2 P: 22	R: 5 E: 0 K: 0 S: 22	H: 5 LOB: 3 BB: 3 P: 42	R: 0 E: 0 K: 2 S: 11	H: 1 LOB: 3 BB: 1 P: 21	1B: 8 2B: 4 3B: 1 HR: 1	SF: 0 SAC: 1 DP: 2 HBP: 1	WP: 2 PB: 0 SB: 0 CS: 1	PA: 43		
PITCHER	IP WLS BF H R ER SO BB IBB HBP BLK WP HR S P ERA WHIP																					
17 José Berrios, R ERA: 3.49	6.0	27	6	2	2	1	5	0	0	0	0	0	0	0	1	0	1	0	12	23	54.00	6.000
21 Tyler Duffey, R ERA: 5.56	0.2	6	3	4	4	0	1	0	0	0	0	0	0	0	0	0	0					
54 Derek Law, R ERA: 6.75	1.1	10	3	1	1	2	3	0	0	0	1	0	0	21	40	6.75	4.500					

Batter	1	2	3	4	5	6	7	8	9	AB	R	H	RBI	BB	SO	LOB	TOP			
15 Whit Merrifield, R OBP: 0.325, SLG: 0.403										2	1	0	0	0	2	1	Kansas City Royals @ Detroit Tigers Comerica Park, Detroit, MI Wed May 12 2021, 7:10 PM - 9:52 PM EDT Att: 7,133 - Clear - 59 F			
41 Carlos Santana, S OBP: 0.400, SLG: 0.442										2	1	0	0	2	1	1				
13 Salvador Perez, R OBP: 0.310, SLG: 0.493										4	0	2	1	0	0	1				
12 Jorge Soler, R OBP: 0.279, SLG: 0.364										3	0	0	0	1	1	4				
16 Andrew Benintendi, L OBP: 0.336, SLG: 0.382										3	0	0	1	0	0	2				
66 Ryan O'Hearn, L OBP: 0.286, SLG: 0.395										3	0	0	0	0	1	1				
49 Hanser Alberto, R OBP: 0.225, SLG: 0.343										1	0	0	0	0	1	1				
17 Hunter Dozier, R OBP: 0.210, SLG: 0.355										4	0	0	0	0	0	1				
1 Jarrod Dyson, L OBP: 0.370, SLG: 0.478										3	0	0	0	0	0	0				
8 Nicky Lopez, L OBP: 0.327, SLG: 0.309										3	0	1	0	0	0	0				
Inning Stats	R: 2 E: 0 K: 1 S: 13	H: 1 LOB: 1 BB: 1 P: 22	R: 0 E: 0 K: 1 S: 11	H: 1 LOB: 1 BB: 0 P: 18	R: 0 E: 0 K: 1 S: 7	H: 0 LOB: 0 BB: 0 P: 12	R: 0 E: 0 K: 0 S: 11	H: 0 LOB: 0 BB: 0 P: 19	R: 0 E: 0 K: 1 S: 8	H: 1 LOB: 1 BB: 0 P: 10	R: 0 E: 0 K: 0 S: 5	H: 0 LOB: 0 BB: 0 P: 8	R: 0 E: 0 K: 1 S: 8	H: 0 LOB: 1 BB: 0 P: 13	R: 0 E: 0 K: 1 S: 10	H: 0 LOB: 1 BB: 1 P: 19	1B: 2 2B: 1 3B: 0 HR: 0	SF: 1 SAC: 0 DP: 1 HBP: 2	WP: 0 PB: 0 SB: 0 CS: 0	PA: 34
PITCHER	IP WLS BF H R ER SO BB IBB HBP BLK WP HR S P ERA WHIP																			
12 Casey Mize, R ERA: 4.19	6.0 W 23 3 2 2 4 2 0 1 0 0 0 55 96 3.00 0.833																			
44 Daniel Norris, L ERA: 5.75	1.0 H 3 0 0 0 0 0 0 0 0 0 0 6 8 0.00 0.000																			
32 Michael Fulmer, R ERA: 3.81	1.0 H 4 0 0 0 1 0 0 0 1 0 0 0 8 13 0.00 0.000																			
65 Gregory Soto, L ERA: 2.87	1.0 S 4 0 0 0 1 1 0 0 0 0 0 0 10 19 0.00 1.000																			

Batter	1	2	3	4	5	6	7	8	9	AB	R	H	RBI	BB	SO	LOB	BOTTOM			
8 Robbie Grossman, S OBP: 0.377, SLG: 0.383										4	1	1	0	0	0	0	Kansas City Royals @ Detroit Tigers Comerica Park, Detroit, MI Wed May 12 2021, 7:10 PM - 9:52 PM EDT Att: 7,133 - Clear - 59 F			
7 Jonathan Schoop, R OBP: 0.242, SLG: 0.283										4	1	3	0	0	1	1				
46 Jeimer Candelario, S OBP: 0.359, SLG: 0.405										3	1	1	1	1	0	2				
24 Miguel Cabrera, R OBP: 0.259, SLG: 0.253										4	0	2	2	0	0	1				
28 Niko Goodrum, S OBP: 0.333, SLG: 0.410										2	1	0	0	2	2	3				
15 Nomar Mazara, L OBP: 0.259, SLG: 0.360										4	0	0	0	0	3	5				
9 Willi Castro, S OBP: 0.256, SLG: 0.296										4	0	0	0	0	2	3				
21 JaCoby Jones, R OBP: 0.185, SLG: 0.266										4	0	1	1	0	1	1				
34 Jake Rogers, R OBP: 0.200, SLG: 0.200										3	0	0	0	0	2	2				
Inning Stats	R: 0 E: 0 K: 0 S: 5	H: 1 LOB: 0 BB: 0 P: 8	R: 1 E: 0 K: 1 S: 14	H: 1 LOB: 2 BB: 1 P: 22	R: 1 E: 0 K: 2 S: 16	H: 2 LOB: 2 BB: 1 P: 27	R: 0 E: 0 K: 0 S: 6	H: 0 LOB: 0 BB: 0 P: 11	R: 2 E: 0 K: 3 S: 15	H: 3 LOB: 1 BB: 0 P: 19	R: 0 E: 0 K: 2 S: 9	H: 0 LOB: 0 BB: 0 P: 13	R: 0 E: 0 K: 0 S: 12	H: 1 LOB: 1 BB: 0 P: 17	R: 0 E: 0 K: 3 S: 11	H: 0 LOB: 1 BB: 1 P: 20	1B: 6 2B: 1 3B: 1 HR: 0	SF: 0 SAC: 0 DP: 1 HBP: 0	WP: 1 PB: 0 SB: 1 CS: 0	PA: 35
PITCHER	IP WLS BF H R ER SO BB IBB HBP BLK WP HR S P ERA WHIP																			
30 Danny Duffy, L ERA: 1.94	6.0 L 27 7 4 4 4 2 0 0 0 0 0 0 65 100 0.00 1.500																			
24 Jakob Junis, R ERA: 5.14	1.0 4 1 0 0 0 0 0 0 0 0 0 12 17 0.00 1.000																			
63 Josh Staumont, R ERA: 2.7	1.0 4 0 0 0 3 1 0 0 0 0 0 0 11 20 0.00 1.000																			

AB	28
R	2
H	3
RBI	2
BB	3
SO	6
LOB	12



AB	32
R	4
H	8
RBI	4
BB	3
SO	11
LOB	18



Batter	1	2	3	4	5	6	7	8	9	AB	R	H	RBI	BB	SO	LOB	TOP																			
15 Whit Merrifield, R OBP: 0.327, SLG: 0.406	G6-3		41 FC6 BB		G6-4-3		FC5-4 41 BB		13 BB 2B	4	1	1	0	1	0	2	Kansas City Royals @ Detroit Tigers Comerica Park, Detroit, MI Thu May 13, 2021, 1:11 PM - 4:21 PM EDT Att. 7,369 - Partly Cloudy - 67 F																			
41 Carlos Santana, S OBP: 0.394, SLG: 0.427	G3-1		FC6		G3-1		13 FC4 BB		G6-3	4	0	0	1	1	0	2																				
13 Salvador Perez, R 1 Jarrod Dyson, L OBP: 0.370, SLG: 0.470	K		K				FC4			5	0	2	1	0	2	3																				
12 Jorge Soler, R OBP: 0.277, SLG: 0.358		E6 17 FB 16 1B		G5-3		K			P4	5	0	1	0	0	1	2																				
16 Andrew Benintendi, L OBP: 0.345, SLG: 0.391		1B		66 FC4-6 1B		1B		FC4-6 49 1B	K	5	0	3	0	0	1	2																				
66 Ryan O'Hearn, L 49 Hanser Alberto, R OBP: 0.236, SLG: 0.352	K		FC4-6		K		1B			3	0	0	0	0	2	5																				
17 Hunter Dozier, R OBP: 0.302, SLG: 0.342	F8		K		G4-3		K		1B	1	0	1	0	0	0	0																				
Michael Taylor, R OBP: 0.305, SLG: 0.321	L9						K		K	3	1	0	0	0	2	4																				
8 Nicky Lopez, L OBP: 0.342, SLG: 0.320	F8						8 1B 15 G6-4-3 HBP		15 2B 41 G6-3 BB	3	1	2	0	1	0	0																				
Inning Stats	R: 0 E: 0 K: 1 S: 11	H: 0 LOB: 0 BB: 0 P: 17	R: 0 E: 1 K: 1 S: 8	H: 1 LOB: 1 BB: 1 P: 11	R: 0 E: 0 K: 1 S: 12	H: 0 LOB: 1 BB: 1 P: 18	R: 0 E: 0 K: 1 S: 9	H: 1 LOB: 1 BB: 0 P: 13	R: 1 E: 0 K: 0 S: 6	H: 1 LOB: 0 BB: 0 P: 10	R: 0 E: 0 K: 2 S: 15	H: 2 LOB: 2 BB: 0 P: 20	R: 0 E: 0 K: 1 S: 12	H: 1 LOB: 2 BB: 1 P: 20	R: 0 E: 0 K: 2 S: 13	H: 2 LOB: 2 BB: 0 P: 21		R: 2 E: 0 K: 1 S: 15	H: 2 LOB: 1 BB: 1 P: 23	1B: 9 2B: 1 3B: 0 HR: 0	SF: 0 SAC: 0 DP: 1 HBP: 1	WP: 0 PB: 0 SB: 0 CS: 0	PA: 41													
PITCHER	IP	WLS	BF	H	R	ER	SO	BB	IBB	HBP	BLK	WP	HR	S	P	ERA	WHIP	PITCHER		IP	WLS	BF	H	R	ER	SO	BB	IBB	HBP	BLK	WP	HR	S	P	ERA	WHIP
56 Spencer Turnbull, R ERA: 3.91	(1, 1)	6.1	W	27	6	1	1	7	1	0	1	0	0	68	99	1.42	1.105	32 Michael Fulmer, R ERA: 3.71		(9, 1)	0.2	S	2	0	0	1	0	0	0	0	0	5	5	0.00	0.000	
57 Alex Lange, R ERA: 6.35	(7, 1)	0.2	H	3	0	0	0	1	0	0	0	0	0	5	10	0.00	1.500																			
70 Tyler Alexander, L ERA: 5.29	(8, 1)	0.1	H	3	2	0	0	0	0	0	0	0	0	7	11	0.00	6.000																			
67 José Cisneros, R ERA: 6.14	(8, 1)	0.2	H	2	0	0	2	0	0	0	0	0	0	6	10	0.00	0.000																			
65 Gregory Soto, L ERA: 3.94	(9, 1)	0.1	H	4	2	2	2	0	1	0	0	0	0	10	18	54.00	9.000																			
Inning Stats	R: 0 E: 0 K: 1 S: 8	H: 0 LOB: 0 BB: 0 P: 11	R: 4 E: 1 K: 2 S: 21	H: 5 LOB: 1 BB: 0 P: 31	R: 0 E: 0 K: 2 S: 21	H: 2 LOB: 2 BB: 0 P: 30	R: 0 E: 0 K: 2 S: 11	H: 1 LOB: 1 BB: 0 P: 19	R: 0 E: 0 K: 0 S: 6	H: 0 LOB: 0 BB: 1 P: 12	R: 0 E: 0 K: 1 S: 5	H: 0 LOB: 2 BB: 1 P: 15	R: 0 E: 0 K: 2 S: 12	H: 0 LOB: 1 BB: 1 P: 21	R: 0 E: 0 K: 2 S: 12	H: 0 LOB: 1 BB: 1 P: 21	R: 0 E: 0 K: 2 S: 12	H: 0 LOB: 1 BB: 1 P: 21	1B: 9 2B: 1 3B: 0 HR: 0	SF: 1 SAC: 0 DP: 1 HBP: 0	WP: 0 PB: 0 SB: 0 CS: 1	PA: 36														
PITCHER	IP	WLS	BF	H	R	ER	SO	BB	IBB	HBP	BLK	WP	HR	S	P	ERA	WHIP	PITCHER		IP	WLS	BF	H	R	ER	SO	BB	IBB	HBP	BLK	WP	HR	S	P	ERA	WHIP
52 Daniel Lynch IV, L ERA: 15.75	(1, 1)	2.2	L	15	7	4	3	4	0	0	0	0	0	46	66	10.12	2.625	53 Tyler Zuber, R ERA: 5.5		(3, 1)	0.1	1	0	0	0	1	0	0	0	0	4	6	0.00	0.000		
50 Kris Bubic, L ERA: 1.42	(4, 1)	5.0		20	3	0	0	6	4	0	0	0	0	43	80	0.00	1.400	50 Kris Bubic, L ERA: 1.42		(4, 1)	5.0		20	3	0	0	6	4	0	0	0	43	80	0.00	1.400	

AB 37
R 3
H 10
RBI 2
BB 3
SO 10
LOB 27



AB 31
R 4
H 10
RBI 4
BB 4
SO 11
LOB 11



AB 31
R 4
H 10
RBI 4
BB 4
SO 11
LOB 11



Batter	1	2	3	4	5	6	7	8	9	AB	R	H	RBI	BB	SO	LOB	TOP								
40 Wilson Contreras, R OBP: 0.343, SLG: 0.447										5	1	1	0	0	2	2	Chicago Cubs @ Detroit Tigers Comerica Park, Detroit, MI Fri May 14 2021, 7:12 PM - 9:41 PM EDT Att: 8,000 - Clear - 69 F								
17 Kris Bryant, R OBP: 0.403, SLG: 0.667										3	2	1	2	1	1	0									
44 Anthony Rizzo, L OBP: 0.359, SLG: 0.432										3	0	1	1	1	0	0									
9 Javier Báez, R OBP: 0.302, SLG: 0.504										3	0	1	1	0	2	1									
13 David Bote, R OBP: 0.259, SLG: 0.279										4	0	1	0	0	2	3									
24 Joc Pederson, L OBP: 0.354, SLG: 0.341										4	0	3	0	0	0	2									
5 Matt Duffy, R OBP: 0.353, SLG: 0.301										4	0	0	0	0	1	4									
2 Nico Hoerner, R OBP: 0.456, SLG: 0.500										4	0	0	0	0	0	3									
22 Jason Heyward, L OBP: 0.254, SLG: 0.325										3	1	1	0	1	0	0									
Inning Stats	R: 0 E: 0 K: 2 S: 8	H: 0 LOB: 0 BB: 0 P: 12	R: 0 E: 0 K: 1 S: 16	H: 2 LOB: 2 BB: 0 P: 20	R: 2 E: 0 K: 0 S: 11	H: 2 LOB: 1 BB: 0 P: 16	R: 0 E: 0 K: 0 S: 8	H: 1 LOB: 0 BB: 0 P: 13	R: 2 E: 0 K: 1 S: 12	H: 3 LOB: 2 BB: 1 P: 22	R: 0 E: 0 K: 1 S: 9	H: 0 LOB: 0 BB: 0 P: 12	R: 0 E: 0 K: 1 S: 11	H: 0 LOB: 1 BB: 1 P: 18	R: 0 E: 0 K: 1 S: 6	H: 1 LOB: 0 BB: 0 P: 8	R: 0 E: 0 K: 1 S: 8	H: 0 LOB: 1 BB: 1 P: 16	1B: 6 2B: 3 3B: 0 HR: 1	SF: 0 SAC: 0 DP: 3 HBP: 1	WP: 1 PB: 0 SB: 0 CS: 0	PA: 37			
PITCHER	IP WLS BF H R ER SO BB IBB HBP BLK WP HR S P ERA WHIP	IP WLS BF H R ER SO BB IBB HBP BLK WP HR S P ERA WHIP	IP WLS BF H R ER SO BB IBB HBP BLK WP HR S P ERA WHIP	IP WLS BF H R ER SO BB IBB HBP BLK WP HR S P ERA WHIP	IP WLS BF H R ER SO BB IBB HBP BLK WP HR S P ERA WHIP	IP WLS BF H R ER SO BB IBB HBP BLK WP HR S P ERA WHIP	IP WLS BF H R ER SO BB IBB HBP BLK WP HR S P ERA WHIP	IP WLS BF H R ER SO BB IBB HBP BLK WP HR S P ERA WHIP	IP WLS BF H R ER SO BB IBB HBP BLK WP HR S P ERA WHIP	IP WLS BF H R ER SO BB IBB HBP BLK WP HR S P ERA WHIP	IP WLS BF H R ER SO BB IBB HBP BLK WP HR S P ERA WHIP	IP WLS BF H R ER SO BB IBB HBP BLK WP HR S P ERA WHIP	IP WLS BF H R ER SO BB IBB HBP BLK WP HR S P ERA WHIP	IP WLS BF H R ER SO BB IBB HBP BLK WP HR S P ERA WHIP	IP WLS BF H R ER SO BB IBB HBP BLK WP HR S P ERA WHIP	IP WLS BF H R ER SO BB IBB HBP BLK WP HR S P ERA WHIP	IP WLS BF H R ER SO BB IBB HBP BLK WP HR S P ERA WHIP	IP WLS BF H R ER SO BB IBB HBP BLK WP HR S P ERA WHIP	IP WLS BF H R ER SO BB IBB HBP BLK WP HR S P ERA WHIP	IP WLS BF H R ER SO BB IBB HBP BLK WP HR S P ERA WHIP	IP WLS BF H R ER SO BB IBB HBP BLK WP HR S P ERA WHIP	IP WLS BF H R ER SO BB IBB HBP BLK WP HR S P ERA WHIP	IP WLS BF H R ER SO BB IBB HBP BLK WP HR S P ERA WHIP	IP WLS BF H R ER SO BB IBB HBP BLK WP HR S P ERA WHIP	IP WLS BF H R ER SO BB IBB HBP BLK WP HR S P ERA WHIP

AB	33
R	4
H	9
RBI	4
BB	3
SO	8
LOB	15



Batter	1	2	3	4	5	6	7	8	9	AB	R	H	RBI	BB	SO	LOB	BOTTOM								
8 Robbie Grossman, S OBP: 0.377, SLG: 0.406										4	1	1	1	0	1	0	Chicago Cubs @ Detroit Tigers Comerica Park, Detroit, MI Fri May 14 2021, 7:12 PM - 9:41 PM EDT Att: 8,000 - Clear - 69 F								
46 Jeimer Candelario, S OBP: 0.353, SLG: 0.391										4	0	1	0	0	1	0									
24 Miguel Cabrera, R OBP: 0.272, SLG: 0.259										3	0	0	0	0	0	1									
15 Nomar Mazara, L OBP: 0.281, SLG: 0.365										2	0	1	0	1	0	0									
7 Jonathan Schoop, R OBP: 0.230, SLG: 0.268										3	0	0	0	0	0	2									
30 Harold Castro, L OBP: 0.345, SLG: 0.294										3	0	0	0	0	1	0									
28 Niko Goodrum, S OBP: 0.331, SLG: 0.402										3	0	0	0	0	0	0									
21 JaCoby Jones, R OBP: 0.205, SLG: 0.262										3	0	0	0	0	1	0									
34 Jake Rogers, R OBP: 0.250, SLG: 0.500 60 Akil Baddoo, L (9, PH) OBP: 0.261, SLG: 0.482										2	1	1	1	0	0	0									
Inning Stats	R: 0 E: 0 K: 0 S: 10	H: 0 LOB: 0 BB: 0 P: 15	R: 0 E: 0 K: 1 S: 10	H: 1 LOB: 0 BB: 0 P: 16	R: 0 E: 0 K: 0 S: 3	H: 0 LOB: 0 BB: 0 P: 7	R: 0 E: 0 K: 0 S: 7	H: 1 LOB: 0 BB: 0 P: 12	R: 0 E: 0 K: 0 S: 6	H: 0 LOB: 0 BB: 1 P: 12	R: 2 E: 0 K: 0 S: 11	H: 2 LOB: 0 BB: 0 P: 16	R: 0 E: 0 K: 0 S: 7	H: 0 LOB: 0 BB: 0 P: 8	R: 0 E: 0 K: 1 S: 8	H: 0 LOB: 0 BB: 0 P: 9	R: 0 E: 0 K: 3 S: 10	H: 0 LOB: 0 BB: 0 P: 12	1B: 2 2B: 0 3B: 0 HR: 2	SF: 0 SAC: 0 DP: 3 HBP: 0	WP: 0 PB: 0 SB: 0 CS: 0	PA: 29			
PITCHER	IP WLS BF H R ER SO BB IBB HBP BLK WP HR S P ERA WHIP	IP WLS BF H R ER SO BB IBB HBP BLK WP HR S P ERA WHIP	IP WLS BF H R ER SO BB IBB HBP BLK WP HR S P ERA WHIP	IP WLS BF H R ER SO BB IBB HBP BLK WP HR S P ERA WHIP	IP WLS BF H R ER SO BB IBB HBP BLK WP HR S P ERA WHIP	IP WLS BF H R ER SO BB IBB HBP BLK WP HR S P ERA WHIP	IP WLS BF H R ER SO BB IBB HBP BLK WP HR S P ERA WHIP	IP WLS BF H R ER SO BB IBB HBP BLK WP HR S P ERA WHIP	IP WLS BF H R ER SO BB IBB HBP BLK WP HR S P ERA WHIP	IP WLS BF H R ER SO BB IBB HBP BLK WP HR S P ERA WHIP	IP WLS BF H R ER SO BB IBB HBP BLK WP HR S P ERA WHIP	IP WLS BF H R ER SO BB IBB HBP BLK WP HR S P ERA WHIP	IP WLS BF H R ER SO BB IBB HBP BLK WP HR S P ERA WHIP	IP WLS BF H R ER SO BB IBB HBP BLK WP HR S P ERA WHIP	IP WLS BF H R ER SO BB IBB HBP BLK WP HR S P ERA WHIP	IP WLS BF H R ER SO BB IBB HBP BLK WP HR S P ERA WHIP	IP WLS BF H R ER SO BB IBB HBP BLK WP HR S P ERA WHIP	IP WLS BF H R ER SO BB IBB HBP BLK WP HR S P ERA WHIP	IP WLS BF H R ER SO BB IBB HBP BLK WP HR S P ERA WHIP	IP WLS BF H R ER SO BB IBB HBP BLK WP HR S P ERA WHIP	IP WLS BF H R ER SO BB IBB HBP BLK WP HR S P ERA WHIP	IP WLS BF H R ER SO BB IBB HBP BLK WP HR S P ERA WHIP	IP WLS BF H R ER SO BB IBB HBP BLK WP HR S P ERA WHIP	IP WLS BF H R ER SO BB IBB HBP BLK WP HR S P ERA WHIP	IP WLS BF H R ER SO BB IBB HBP BLK WP HR S P ERA WHIP

AB	28
R	2
H	4
RBI	2
BB	1
SO	5
LOB	3



Batter	1	2	3	4	5	6	7	8	9	AB	R	H	RBI	BB	SO	LOB	TOP					
40 Willson Contreras, R OBP: 0.345, SLG: 0.449										4	0	1	0	1	1	2	Chicago Cubs @ Detroit Tigers Comerica Park, Detroit, MI Sun May 16, 2021, 1:12 PM - 4:03 PM EDT Att: 8,000 - Overcast - 64 F					
17 Kris Bryant, R OBP: 0.396, SLG: 0.636										5	0	0	1	0	3	2						
44 Anthony Rizzo, L OBP: 0.362, SLG: 0.437										5	0	2	0	0	1	0						
9 Javier Báez, R OBP: 0.309, SLG: 0.500										5	0	2	0	0	3	2						
5 Matt Duffy, R OBP: 0.379, SLG: 0.370										3	2	1	0	0	0	1						
13 David Bote, R OBP: 0.256, SLG: 0.284										5	1	1	1	0	1	5						
24 Joc Pederson, L OBP: 0.333, SLG: 0.341										4	0	0	0	0	2	6						
2 Nico Hoerner, R OBP: 0.423, SLG: 0.465										3	0	0	1	0	0	1						
8 Ian Happ, S OBP: 0.309, SLG: 0.301										4	2	3	2	0	0	0						
Inning Stats	R: 0 E: 0 K: 2 S: 7	H: 0 LOB: 0 BB: 0 P: 8	R: 0 E: 1 K: 1 S: 10	H: 0 LOB: 1 BB: 0 P: 14	R: 1 E: 0 K: 1 S: 12	H: 2 LOB: 2 BB: 1 P: 18	R: 1 E: 1 K: 1 S: 16	H: 1 LOB: 2 BB: 0 P: 20	R: 0 E: 0 K: 2 S: 10	H: 0 LOB: 0 BB: 0 P: 12	R: 3 E: 0 K: 1 S: 14	H: 3 LOB: 0 BB: 0 P: 20	R: 0 E: 0 K: 2 S: 18	H: 2 LOB: 3 BB: 0 P: 24	R: 0 E: 0 K: 1 S: 11	H: 1 LOB: 1 BB: 0 P: 16		R: 0 E: 0 K: 0 S: 8	H: 1 LOB: 1 BB: 0 P: 9	1B: 6 2B: 3 HR: 1	SF: 1 SAC: 0 DP: 0 HBP: 2	WP: 0 PB: 0 CS: 0
PITCHER	IP	WLS	BF	H	R	ER	SO	BB	IBB	HBP	BLK	WP	HR	S	P	ERA	WHIP					
48 Matthew Boyd, L ERA: 2.45	6.0	L	28	6	5	4	8	1	0	1	0	0	1	69	92	6.00	1.167					
33 Bryan Garcia, R ERA: 5.95	1.0		6	2	0	0	2	0	0	1	0	0	0	18	24	0.00	2.000					
77 Joe Jiménez, R ERA: 27.0	1.0		4	1	0	0	1	0	0	0	0	0	0	11	16	0.00	1.000					
57 Alex Lange, R ERA: 7.43	1.0		4	1	0	0	0	0	0	0	0	0	0	8	9	0.00	1.000					

AB	38
R	5
H	10
RBI	5
BB	1
SO	11
LOB	19



Batter	1	2	3	4	5	6	7	8	9	AB	R	H	RBI	BB	SO	LOB	BOTTOM					
8 Robbie Grossman, S OBP: 0.385, SLG: 0.419										4	0	1	0	0	3	2	Chicago Cubs @ Detroit Tigers Comerica Park, Detroit, MI Sun May 16, 2021, 1:12 PM - 4:03 PM EDT Att: 8,000 - Overcast - 64 F					
30 Harold Castro, L OBP: 0.338, SLG: 0.295										4	1	2	0	0	0	1						
24 Miguel Cabrera, R OBP: 0.275, SLG: 0.264										4	0	2	0	0	0	0						
15 Nomar Mazara, L OBP: 0.284, SLG: 0.361										4	0	0	0	0	1	4						
7 Jonathan Schoop, R OBP: 0.248, SLG: 0.294										4	0	1	1	0	0	1						
28 Niko Goodrum, S OBP: 0.315, SLG: 0.381										4	0	0	0	0	1	2						
13 Eric Haase, R OBP: 0.250, SLG: 0.417										3	0	1	0	0	1	0						
9 Willi Castro, S OBP: 0.263, SLG: 0.299										3	0	1	0	0	0	1						
21 JaCoby Jones, R OBP: 0.198, SLG: 0.253										3	0	0	0	0	3	2						
Inning Stats	R: 0 E: 0 K: 1 S: 12	H: 2 LOB: 1 BB: 0 P: 19	R: 0 E: 0 K: 0 S: 5	H: 0 LOB: 0 BB: 0 P: 7	R: 0 E: 0 K: 2 S: 10	H: 1 LOB: 0 BB: 0 P: 16	R: 0 E: 0 K: 1 S: 7	H: 0 LOB: 0 BB: 0 P: 7	R: 0 E: 0 K: 1 S: 7	H: 0 LOB: 0 BB: 0 P: 7	R: 0 E: 0 K: 1 S: 11	H: 1 LOB: 1 BB: 0 P: 15	R: 0 E: 0 K: 0 S: 7	H: 1 LOB: 1 BB: 0 P: 10	R: 0 E: 0 K: 2 S: 11	H: 1 LOB: 1 BB: 0 P: 16		R: 1 E: 0 K: 1 S: 15	H: 2 LOB: 1 BB: 0 P: 21	1B: 5 2B: 3 HR: 0	SF: 0 SAC: 0 DP: 1 HBP: 0	WP: 0 PB: 0 CS: 0
PITCHER	IP	WLS	BF	H	R	ER	SO	BB	IBB	HBP	BLK	WP	HR	S	P	ERA	WHIP					
28 Kyle Hendricks, R ERA: 5.27	8.0	W	30	8	1	1	8	0	0	0	0	0	0	76	105	1.12	1.000					
43 Dan Winkler, R ERA: 7.73	1.0		3	0	0	0	1	0	0	0	0	0	0	9	13	0.00	0.000					

AB	33
R	1
H	8
RBI	1
BB	0
SO	9
LOB	13



Batter	1	2	3	4	5	6	7	8	9	AB	R	H	RBI	BB	SO	LOB	TOP			
8 Robbie Grossman, S (1, 7) OBP: 0.376, SLG: 0.399										4	1	0	0	1	1	1				
7 Jonathan Schoop, R (1, 4) OBP: 0.233, SLG: 0.317										5	0	2	1	0	2	0				
46 Jeimer Candelario, S (1, 5) OBP: 0.367, SLG: 0.419										4	2	2	2	1	0	2				
24 Miguel Cabrera, R (1, 3) OBP: 0.273, SLG: 0.255										4	0	1	1	0	1	2				
15 Nomar Mazara, L (1, 9) OBP: 0.268, SLG: 0.338										4	0	0	0	0	3	2				
13 Eric Haase, R (1, 2) OBP: 0.300, SLG: 0.700										4	0	1	0	0	2	1				
30 Harold Castro, L (1, 6) OBP: 0.362, SLG: 0.338										4	1	3	0	0	0	2				
40 Wilson Ramos, R (1, 10) OBP: 0.245, SLG: 0.429										4	0	0	0	0	0	3				
60 Akil Baddoo, L (1, 8) OBP: 0.287, SLG: 0.478										4	1	1	1	0	3	0				
Inning Stats	R: 1 H: 1 E: 0 K: 2 S: 9	H: 1 LOB: 0 BB: 0 P: 11	R: 0 H: 1 E: 0 K: 2 S: 12	H: 1 LOB: 1 BB: 0 P: 13	R: 1 H: 1 E: 0 K: 1 S: 14	H: 1 LOB: 1 BB: 1 P: 21	R: 0 H: 1 E: 0 K: 1 S: 14	H: 0 LOB: 0 BB: 0 P: 14	R: 0 H: 1 E: 0 K: 1 S: 11	H: 0 LOB: 2 BB: 1 P: 17	R: 0 H: 0 E: 0 K: 1 S: 7	H: 0 LOB: 0 BB: 0 P: 12	R: 1 H: 2 E: 0 K: 2 S: 12	H: 1 LOB: 1 BB: 0 P: 20	R: 2 H: 3 E: 0 K: 0 S: 11	H: 3 LOB: 1 BB: 0 P: 13	1B: 7 2B: 2 3B: 0 HR: 1	SF: 0 SAC: 0 DP: 0 HBP: 0	WP: 1 PB: 0 SB: 1 CS: 0	PA: 39
PITCHER	IP WLS BF H R ER SO BB IBB HBP BLK WP HR S P ERA WHIP																			
35 Justin Dunn, R (1, 1) ERA: 3.63	5.2 L 24 5 0 0 0 1 2 0 0 0 0 1 1 67 94 3.18 1.235																			
16 Drew Steckenrider, R (6, 1) ERA: 2.45	1.1 4 0 0 0 1 0 0 0 0 0 0 0 0 10 15 0.00 0.000																			
37 Paul Sewald, R (8, 1) ERA: 3.0	1.0 5 2 1 1 2 0 0 0 0 0 0 0 12 20 9.00 2.000																			
62 Brady Lail, R (9, 1) ERA: 13.5	1.0 6 3 2 2 0 0 0 0 0 0 0 0 11 13 18.00 3.000																			

Detroit Tigers @ Seattle Mariners
T-Mobile Park, Seattle, WA
Tue May 18 2021, 7:12 PM - 9:55 PM PDT
Att. 6,883 - Roof Closed - 54 F

AB 37
R 5
H 10
RBI 5
BB 2
SO 12
LOB 13



Batter	1	2	3	4	5	6	7	8	9	AB	R	H	RBI	BB	SO	LOB	BOTTOM					
10 Jarred Kelenic, L (1, 8) OBP: 0.192, SLG: 0.360										3	0	0	0	1	0	1						
17 Mitch Haniger, R (1, 9) OBP: 0.316, SLG: 0.556										4	0	0	0	0	2	2						
15 Kyle Seager, L (1, 5) OBP: 0.299, SLG: 0.452										3	0	0	0	0	1	1						
1 Kyle Lewis, R (1, 10) OBP: 0.327, SLG: 0.360										3	0	0	0	0	3	1						
3 J.P. Crawford, L (1, 6) OBP: 0.312, SLG: 0.303										3	0	0	0	0	0	0						
25 Dylan Moore, R (1, 4) OBP: 0.270, SLG: 0.353										3	0	0	0	0	0	0						
22 Luis Torrens, R (1, 2) OBP: 0.219, SLG: 0.300										3	0	0	0	0	2	0						
26 José Marmolejos, L (1, 3) OBP: 0.275, SLG: 0.289										2	0	0	0	1	0	0						
0 Sam Haggerty, S (1, 7) OBP: 0.241, SLG: 0.295										3	0	0	0	0	1	1						
Inning Stats	R: 0 H: 0 E: 0 K: 1 S: 7	H: 0 LOB: 0 BB: 0 P: 12	R: 0 H: 0 E: 0 K: 1 S: 7	H: 0 LOB: 0 BB: 0 P: 10	R: 0 H: 0 E: 0 K: 1 S: 7	H: 0 LOB: 0 BB: 0 P: 9	R: 0 H: 0 E: 0 K: 2 S: 11	H: 0 LOB: 0 BB: 1 P: 20	R: 0 H: 0 E: 0 K: 0 S: 8	H: 0 LOB: 0 BB: 0 P: 12	R: 0 H: 0 E: 0 K: 0 S: 6	H: 0 LOB: 0 BB: 0 P: 7	R: 0 H: 0 E: 0 K: 1 S: 10	H: 0 LOB: 0 BB: 0 P: 14	R: 0 H: 0 E: 0 K: 1 S: 9	H: 0 LOB: 0 BB: 0 P: 16	R: 0 H: 0 E: 0 K: 2 S: 12	H: 0 LOB: 1 BB: 1 P: 17	1B: 0 2B: 0 3B: 0 HR: 0	SF: 0 SAC: 0 DP: 0 HBP: 0	WP: 0 PB: 0 SB: 1 CS: 0	PA: 29
PITCHER	IP WLS BF H R ER SO BB IBB HBP BLK WP HR S P ERA WHIP																					
56 Spencer Turnbull, R (1, 1) ERA: 2.88	9.0 W 29 0 0 0 9 2 0 0 0 0 0 0 77 117 0.00 0.222																					

Detroit Tigers @ Seattle Mariners
T-Mobile Park, Seattle, WA
Tue May 18 2021, 7:12 PM - 9:55 PM PDT
Att. 6,883 - Roof Closed - 54 F


AB 27
R 0
H 0
RBI 0
BB 2
SO 9
LOB 6



Batter	1	2	3	4	5	6	7	8	9	AB	R	H	RBI	BB	SO	LOB	TOP				
8 Robbie Grossman, S (1, 9) OBP: 0.383, SLG: 0.412										5	1	3	0	0	0	1					
7 Jonathan Schoop, R (1, 4) OBP: 0.256, SLG: 0.303										4	1	0	0	1	2	2					
46 Jeimer Candelario, S (1, 5) OBP: 0.359, SLG: 0.411										5	1	1	0	0	3	3					
24 Miguel Cabrera, R (1, 3) OBP: 0.387, SLG: 0.330										5	2	3	5	0	1	1					
13 Eric Haase, R (1, 7) OBP: 0.357, SLG: 0.630										4	1	2	0	0	0	1					
28 Nike Goodrum, S (1, 6) OBP: 0.317, SLG: 0.361										4	0	1	1	0	1	2					
40 Wilson Ramos, R (1, 10) OBP: 0.237, SLG: 0.407										4	0	1	1	0	2	1					
21 JaCoby Jones, R (1, 8) OBP: 0.208, SLG: 0.258										4	0	1	0	0	1	2					
34 Jake Rogers, R (1, 2) OBP: 0.300, SLG: 0.500										4	1	2	0	0	2	2					
Inning Stats	R: 0 E: 0 K: 1 S: 9	H: 0 LOB: 0 BB: 0 P: 13	R: 1 E: 0 K: 1 S: 8	H: 1 LOB: 0 BB: 0 P: 16	R: 0 E: 0 K: 2 S: 11	H: 1 LOB: 1 BB: 0 P: 14	R: 2 E: 0 K: 1 S: 16	H: 4 LOB: 2 BB: 0 P: 20	R: 0 E: 0 K: 1 S: 9	H: 1 LOB: 1 BB: 0 P: 13	R: 4 E: 0 K: 2 S: 28	H: 5 LOB: 1 BB: 1 P: 47	R: 0 E: 0 K: 1 S: 16	H: 1 LOB: 1 BB: 0 P: 22	R: 0 E: 0 K: 1 S: 6	H: 0 LOB: 0 BB: 0 P: 11	1B: 10 2B: 2 3B: 0 HR: 2	SF: 0 SAC: 0 DP: 0 HBP: 0	WP: 0 PB: 0 SB: 0 CS: 1	PA: 40	
PITCHER	IP	WLS	BF	H	R	ER	SO	BB	IBB	HBP	BLK	WP	HR	S	P	ERA	WHIP				
23 Mike Minor, L (1, 1) ERA: 5.14	6.0		27	10	5	5	8	0	0	0	0	0	1	69	98	7.50	1.667				
53 Tyler Zuber, R (7, 1) ERA: 6.09	0.2	L	3	1	0	0	1	1	0	0	0	0	0	11	21	0.00	3.000				
35 Greg Holland, R (7, 1) ERA: 4.5	0.1	B	3	2	2	2	1	0	0	0	0	0	1	10	15	54.00	6.000				
45 Kyle Zimmer, R (8, 1) ERA: 3.14	1.0		4	1	0	0	1	0	0	0	0	0	0	16	22	0.00	1.000				
24 Jakob Junis, R (9, 1) ERA: 5.34	1.0		3	0	0	0	1	0	0	0	0	0	0	6	11	0.00	0.000				

Detroit Tigers @ Kansas City Royals
Kauffman Stadium, Kansas City, MO
Fri May 21 2021, 7:12 PM - 10:30 PM CDT
Att: 17,080 - Overcast - 73 F


AB 39
R 7
H 14
RBI 7
BB 1
SO 12
LOB 15



Batter	1	2	3	4	5	6	7	8	9	AB	R	H	RBI	BB	SO	LOB	BOTTOM				
15 Whit Merrifield, R (1, 4) OBP: 0.319, SLG: 0.384										4	1	1	0	1	0	1					
41 Carlos Santana, S (1, 3) OBP: 0.399, SLG: 0.444										4	0	1	2	0	0	2					
16 Andrew Benintendi, L (1, 7) OBP: 0.339, SLG: 0.373										4	0	2	0	0	1	2					
13 Salvador Perez, R (1, 2) OBP: 0.305, SLG: 0.494										4	1	1	0	0	0	3					
12 Jorge Soler, R (1, 9) OBP: 0.274, SLG: 0.347										4	0	0	0	0	2	2					
66 Ryan O'Hearn, L (1, 10) OBP: 0.250, SLG: 0.333										4	1	1	1	0	0	1					
19 Kelvin Gutiérrez, R (1, 5) OBP: 0.421, SLG: 0.421										4	1	2	0	0	0	1					
Michael Taylor, R (1, 8) OBP: 0.307, SLG: 0.380										4	1	1	2	0	1	2					
8 Nicky Lopez, L (1, 6) OBP: 0.319, SLG: 0.306										4	0	1	0	0	0	1					
Inning Stats	R: 0 E: 0 K: 0 S: 5	H: 1 LOB: 1 BB: 0 P: 6	R: 0 E: 1 K: 1 S: 6	H: 0 LOB: 0 BB: 0 P: 12	R: 2 E: 0 K: 0 S: 12	H: 4 LOB: 2 BB: 0 P: 20	R: 0 E: 0 K: 0 S: 9	H: 1 LOB: 1 BB: 0 P: 12	R: 0 E: 0 K: 0 S: 9	H: 3 LOB: 0 BB: 0 P: 31	R: 3 E: 0 K: 1 S: 10	H: 3 LOB: 1 BB: 1 P: 20	R: 0 E: 0 K: 1 S: 8	H: 0 LOB: 0 BB: 0 P: 12	R: 0 E: 0 K: 1 S: 8	H: 0 LOB: 0 BB: 0 P: 12	1B: 7 2B: 2 3B: 0 HR: 1	SF: 0 SAC: 0 DP: 1 HBP: 0	WP: 0 PB: 1 SB: 0 CS: 0	PA: 37	
PITCHER	IP	WLS	BF	H	R	ER	SO	BB	IBB	HBP	BLK	WP	HR	S	P	ERA	WHIP				
62 José Ureña, R (1, 1) ERA: 4.62	6.0		27	10	5	5	1	0	0	0	0	0	1	61	94	7.50	1.667				
33 Bryan García, R (7, 1) ERA: 5.29	1.0	H	4	0	0	0	1	1	0	0	0	0	0	10	20	0.00	1.000				
67 José Cisneros, R (8, 1) ERA: 5.09	1.0	H	3	0	0	0	1	0	0	0	0	0	0	8	12	0.00	0.000				
32 Michael Fulmer, R (9, 1) ERA: 3.13	1.0	S	3	0	0	0	1	0	0	0	0	0	0	8	12	0.00	0.000				

Detroit Tigers @ Kansas City Royals
Kauffman Stadium, Kansas City, MO
Fri May 21 2021, 7:12 PM - 10:30 PM CDT
Att: 17,080 - Overcast - 73 F

AB 36
R 5
H 10
RBI 5
BB 1
SO 4
LOB 15



Batter	1	2	3	4	5	6	7	8	9	AB	R	H	RBI	BB	SO	LOB	TOP								
8 Robbie Grossman, S OBP: 0.383, SLG: 0.430 (1, 7) (8, 9)										5	1	2	2	0	1	4	Detroit Tigers @ Kansas City Royals Kauffman Stadium, Kansas City, MO Sat May 22 2021, 4:32 PM - 7:59 PM CDT Att: 14,226 - Cloudy - 67 F								
30 Harold Castro, L OBP: 0.392, SLG: 0.365 (1, 6)										4	0	2	1	1	0	0									
46 Jaimier Candelario, S OBP: 0.354, SLG: 0.401 21 JaCoby Jones, R OBP: 0.319, SLG: 0.258 (9, PR)										4	0	0	0	1	3	5									
24 Miguel Cabrera, R OBP: 0.283, SLG: 0.324 (1, 10)										5	1	1	0	0	2	7									
15 Nomar Mazara, L OBP: 0.269, SLG: 0.333 28 Niko Goodrum, S OBP: 0.319, SLG: 0.363 (8, PH)										3	0	0	0	0	1	1									
7 Jonathan Schoop, R OBP: 0.254, SLG: 0.299 (1, 3)										5	0	1	0	0	2	3									
9 Willi Castro, S OBP: 0.257, SLG: 0.286 (1, 4)										5	1	0	0	0	1	6									
40 Wilson Ramos, R OBP: 0.246, SLG: 0.405 (1, 2)										3	1	1	0	1	0	1									
60 Akil Baddoo, L OBP: 0.314, SLG: 0.505 (8, 7)										3	1	3	2	1	0	0									
Inning Stats	R: 0 E: 0 K: 1 S: 7	H: 0 LOB: 0 BB: 0 P: 8	R: 2 E: 0 K: 1 S: 14	H: 3 LOB: 2 BB: 1 P: 24	R: 0 E: 0 K: 1 S: 6	H: 0 LOB: 0 BB: 0 P: 10	R: 0 E: 0 K: 0 S: 7	H: 0 LOB: 0 BB: 0 P: 13	R: 1 E: 0 K: 2 S: 16	H: 3 LOB: 2 BB: 0 P: 23	R: 0 E: 0 K: 1 S: 6	H: 0 LOB: 0 BB: 0 P: 12	R: 0 E: 0 K: 2 S: 13	H: 1 LOB: 3 BB: 2 P: 29	R: 0 E: 1 K: 0 S: 12	H: 0 LOB: 1 BB: 0 P: 17	R: 2 E: 0 K: 2 S: 23	H: 4 LOB: 3 BB: 1 P: 36	1B: 9 2B: 1 3B: 0 HR: 1	SF: 0 SAC: 0 DP: 0 HBP: 0	WP: 0 PB: 0 SB: 0 CS: 0	PA: 43			
PITCHER	IP WLS BF H R ER SO BB IBB HBP BLK WP HR S P ERA WHIP	IP WLS BF H R ER SO BB IBB HBP BLK WP HR S P ERA WHIP	IP WLS BF H R ER SO BB IBB HBP BLK WP HR S P ERA WHIP	IP WLS BF H R ER SO BB IBB HBP BLK WP HR S P ERA WHIP	IP WLS BF H R ER SO BB IBB HBP BLK WP HR S P ERA WHIP	IP WLS BF H R ER SO BB IBB HBP BLK WP HR S P ERA WHIP	IP WLS BF H R ER SO BB IBB HBP BLK WP HR S P ERA WHIP	IP WLS BF H R ER SO BB IBB HBP BLK WP HR S P ERA WHIP	IP WLS BF H R ER SO BB IBB HBP BLK WP HR S P ERA WHIP	IP WLS BF H R ER SO BB IBB HBP BLK WP HR S P ERA WHIP	IP WLS BF H R ER SO BB IBB HBP BLK WP HR S P ERA WHIP	IP WLS BF H R ER SO BB IBB HBP BLK WP HR S P ERA WHIP	IP WLS BF H R ER SO BB IBB HBP BLK WP HR S P ERA WHIP	IP WLS BF H R ER SO BB IBB HBP BLK WP HR S P ERA WHIP	IP WLS BF H R ER SO BB IBB HBP BLK WP HR S P ERA WHIP	IP WLS BF H R ER SO BB IBB HBP BLK WP HR S P ERA WHIP	IP WLS BF H R ER SO BB IBB HBP BLK WP HR S P ERA WHIP	IP WLS BF H R ER SO BB IBB HBP BLK WP HR S P ERA WHIP	IP WLS BF H R ER SO BB IBB HBP BLK WP HR S P ERA WHIP	IP WLS BF H R ER SO BB IBB HBP BLK WP HR S P ERA WHIP	IP WLS BF H R ER SO BB IBB HBP BLK WP HR S P ERA WHIP	IP WLS BF H R ER SO BB IBB HBP BLK WP HR S P ERA WHIP	IP WLS BF H R ER SO BB IBB HBP BLK WP HR S P ERA WHIP	IP WLS BF H R ER SO BB IBB HBP BLK WP HR S P ERA WHIP	
51 Brady Singer, R ERA: 4.0 58 Scott Barlow, L ERA: 2.31 59 Jake Brentz, L ERA: 2.79 63 Josh Staumont, R ERA: 2.91	6.1 W 27 6 3 3 6 2 0 0 0 0 0 58 96 4.26 1.263	0.2 H 4 1 0 0 2 1 0 0 0 0 0 11 23 0.00 3.000	1.0 L 4 0 0 0 0 0 0 0 0 0 12 17 0.00 0.000	1.0 W 8 4 2 2 2 1 0 0 0 0 1 23 36 18.00 5.000																					

AB	39
R	5
H	11
RBI	5
BB	4
SO	10
LOB	27



Batter	1	2	3	4	5	6	7	8	9	AB	R	H	RBI	BB	SO	LOB	BOTTOM							
15 Whit Merrifield, R OBP: 0.321, SLG: 0.381 (1, 9)										4	1	1	0	1	0	2	Detroit Tigers @ Kansas City Royals Kauffman Stadium, Kansas City, MO Sat May 22 2021, 4:32 PM - 7:59 PM CDT Att: 14,226 - Cloudy - 67 F							
41 Carlos Santana, S OBP: 0.399, SLG: 0.446 (1, 3)										4	2	2	1	0	0	2								
13 Salvador Perez, R OBP: 0.304, SLG: 0.488 (1, 2)										4	0	1	0	0	2	1								
12 Jorge Soler, R OBP: 0.267, SLG: 0.338 (1, 10)										4	0	0	0	0	3	4								
16 Andrew Benintendi, L OBP: 0.349, SLG: 0.379 (1, 7)										3	1	2	3	1	0	0								
19 Kelvin Gutiérrez, R OBP: 0.435, SLG: 0.455 (1, 5)										3	1	1	1	1	1	2								
Michael Taylor, R OBP: 0.313, SLG: 0.386 (1, 8)										3	1	1	1	1	2	2								
49 Hanser Alberto, R OBP: 0.250, SLG: 0.349 (1, 4)										3	0	1	0	0	0	3								
8 Nicky Lopez, L OBP: 0.317, SLG: 0.315 (1, 6)										3	1	1	1	0	0	1								
Inning Stats	R: 2 E: 0 K: 2 S: 19	H: 3 LOB: 2 BB: 1 P: 28	R: 0 E: 0 K: 0 S: 6	H: 1 LOB: 1 BB: 0 P: 8	R: 0 E: 0 K: 2 S: 9	H: 0 LOB: 0 BB: 0 P: 11	R: 2 E: 0 K: 1 S: 13	H: 2 LOB: 0 BB: 0 P: 18	R: 1 E: 0 K: 1 S: 17	H: 2 LOB: 3 BB: 2 P: 28	R: 1 E: 0 K: 1 S: 13	H: 1 LOB: 0 BB: 1 P: 23	R: 0 E: 0 K: 0 S: 11	H: 1 LOB: 1 BB: 0 P: 15	R: 0 E: 0 K: 2 S: 11	H: 0 LOB: 0 BB: 1 P: 23	R: 0 E: 0 K: 0 S: 11	H: 1 LOB: 1 BB: 0 P: 15	1B: 7 2B: 3 3B: 0 HR: 0	SF: 2 SAC: 1 DP: 0 HBP: 0	WP: 3 PB: 0 SB: 0 CS: 0	PA: 38		
PITCHER	IP WLS BF H R ER SO BB IBB HBP BLK WP HR S P ERA WHIP	IP WLS BF H R ER SO BB IBB HBP BLK WP HR S P ERA WHIP	IP WLS BF H R ER SO BB IBB HBP BLK WP HR S P ERA WHIP	IP WLS BF H R ER SO BB IBB HBP BLK WP HR S P ERA WHIP	IP WLS BF H R ER SO BB IBB HBP BLK WP HR S P ERA WHIP	IP WLS BF H R ER SO BB IBB HBP BLK WP HR S P ERA WHIP	IP WLS BF H R ER SO BB IBB HBP BLK WP HR S P ERA WHIP	IP WLS BF H R ER SO BB IBB HBP BLK WP HR S P ERA WHIP	IP WLS BF H R ER SO BB IBB HBP BLK WP HR S P ERA WHIP	IP WLS BF H R ER SO BB IBB HBP BLK WP HR S P ERA WHIP	IP WLS BF H R ER SO BB IBB HBP BLK WP HR S P ERA WHIP	IP WLS BF H R ER SO BB IBB HBP BLK WP HR S P ERA WHIP	IP WLS BF H R ER SO BB IBB HBP BLK WP HR S P ERA WHIP	IP WLS BF H R ER SO BB IBB HBP BLK WP HR S P ERA WHIP	IP WLS BF H R ER SO BB IBB HBP BLK WP HR S P ERA WHIP	IP WLS BF H R ER SO BB IBB HBP BLK WP HR S P ERA WHIP	IP WLS BF H R ER SO BB IBB HBP BLK WP HR S P ERA WHIP	IP WLS BF H R ER SO BB IBB HBP BLK WP HR S P ERA WHIP	IP WLS BF H R ER SO BB IBB HBP BLK WP HR S P ERA WHIP	IP WLS BF H R ER SO BB IBB HBP BLK WP HR S P ERA WHIP	IP WLS BF H R ER SO BB IBB HBP BLK WP HR S P ERA WHIP	IP WLS BF H R ER SO BB IBB HBP BLK WP HR S P ERA WHIP	IP WLS BF H R ER SO BB IBB HBP BLK WP HR S P ERA WHIP	IP WLS BF H R ER SO BB IBB HBP BLK WP HR S P ERA WHIP
48 Matthew Boyd, L ERA: 3.08 36 Kyle Funkhouser, R ERA: 1.69 77 Joe Jiménez, R ERA: 22.09 70 Tyler Alexander, L ERA: 4.5	5.0 L 26 4 1 1 1 1 0 0 0 0 1 0 13 20 9.00 1.000	1.0 L 4 1 1 1 1 0 0 0 0 1 0 13 23 9.00 1.000	1.0 L 4 1 0 0 0 0 0 0 0 0 0 11 15 0.00 1.000																					

AB	31
R	7
H	10
RBI	7
BB	4
SO	8
LOB	17



Batter	1	2	3	4	5	6	7	8	9	AB	R	H	RBI	BB	SO	LOB	TOP					
8 Robbie Grossman, S (1.9) OBP: 0.384, SLG: 0.432										4	1	1	0	1	0	3	<p>Detroit Tigers @ Kansas City Royals Kauffman Stadium, Kansas City, MO Sun May 23 2021, 1:15 PM - 4:04 PM CDT Att: 15,540 - Cloudy - 76 F</p> <p>livebaseballscores.com</p> <p>AB 33 R 2 H 7 RBI 2 BB 5 SO 9 LOB 21</p>					
7 Jonathan Schoop, R (1.4) OBP: 0.299, SLG: 0.309										5	0	2	0	0	1	2						
46 Jeimer Candelario, S (1.5) OBP: 0.397, SLG: 0.494										4	1	2	1	0	0	2						
24 Miguel Cabrera, R (1.3) OBP: 0.321, SLG: 0.321										4	0	1	0	0	0	3						
13 Eric Haase, R (1.7) OBP: 0.344, SLG: 0.581										4	0	1	1	0	1	2						
28 Niko Goodrum, S (1.6) OBP: 0.324, SLG: 0.357										2	0	0	0	2	2	0						
40 Wilson Ramos, R (1.10) OBP: 0.238, SLG: 0.392										4	0	0	0	0	1	4						
21 JaCoby Jones, R (1.8) OBP: 0.210, SLG: 0.250										3	0	0	0	1	2	3						
34 Jake Rogers, R (1.2) OBP: 0.292, SLG: 0.435										3	0	0	0	1	2	2						
Inning Stats	R: 2 H: 4 E: 0 K: 1 S: 15	H: 4 LOB: 3 BB: 1 P: 25	R: 0 H: 0 E: 0 K: 1 S: 12	H: 0 LOB: 1 BB: 1 P: 20	R: 0 H: 0 E: 0 K: 1 S: 10	H: 0 LOB: 0 BB: 0 P: 13	R: 0 H: 0 E: 0 K: 0 S: 8	H: 0 LOB: 1 BB: 1 P: 15	R: 0 H: 2 E: 0 K: 0 S: 6	H: 2 LOB: 1 BB: 0 P: 9	R: 0 H: 0 E: 0 K: 2 S: 14	H: 0 LOB: 2 BB: 2 P: 24	R: 0 H: 1 E: 0 K: 1 S: 15	H: 1 LOB: 1 BB: 0 P: 23	R: 0 H: 0 E: 0 K: 2 S: 8	H: 0 LOB: 0 BB: 0 P: 10		R: 0 H: 0 E: 0 K: 1 S: 6	H: 0 LOB: 0 BB: 0 P: 8	1B: 5 2B: 2 3B: 0 HR: 0	SF: 0 SAC: 0 DP: 1 HBP: 0	WP: 1 PB: 0 SB: 0 CS: 0
PITCHER	IP WLS BF H R ER SO BB IBB HBP BLK WP HR S P ERA WHIP	5.0 23 6 2 2 3 3 0 0 0 0 0 51 82 3.60 1.800	1.0 5 0 0 0 2 2 0 0 0 0 0 14 24 0.00 2.000	1.0 4 1 0 0 1 0 0 0 0 0 1 15 23 0.00 1.000	2.0 W 6 0 0 0 3 0 0 0 0 0 0 14 18 0.00 0.000																	

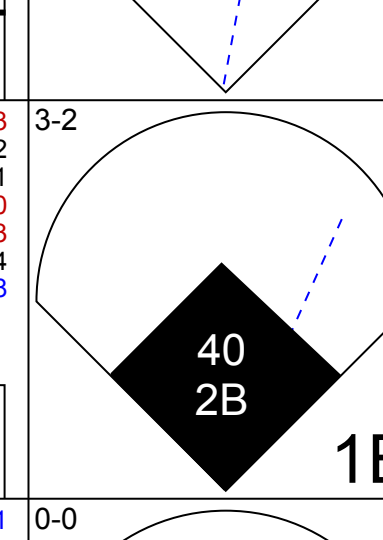
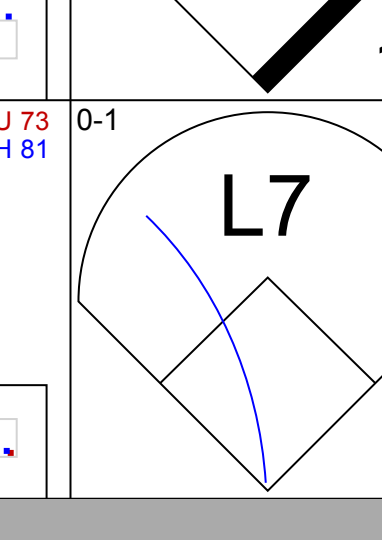



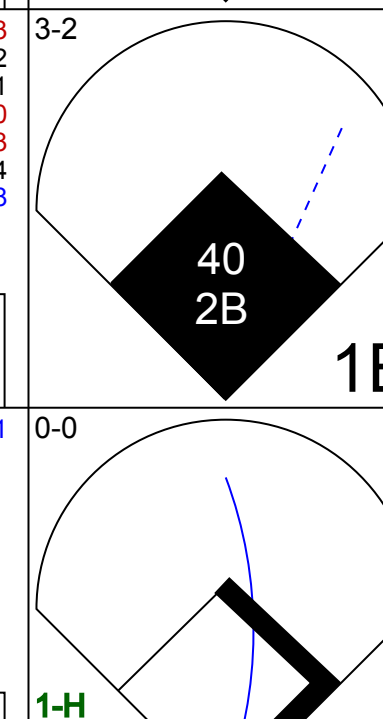
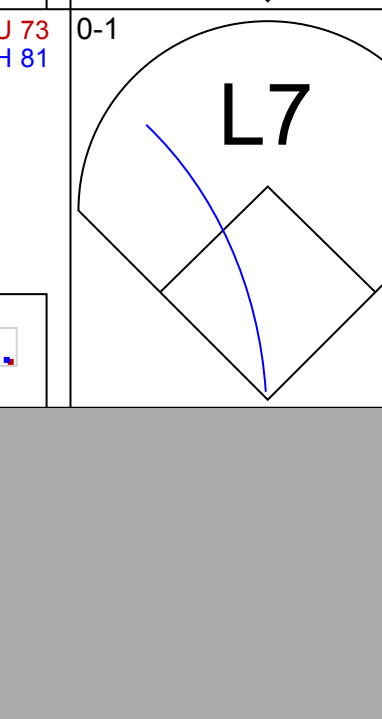

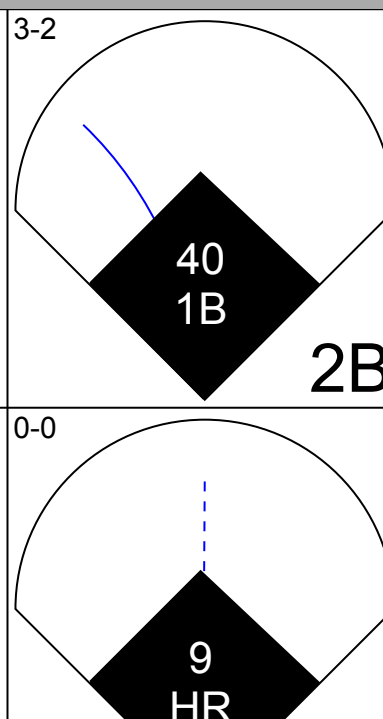

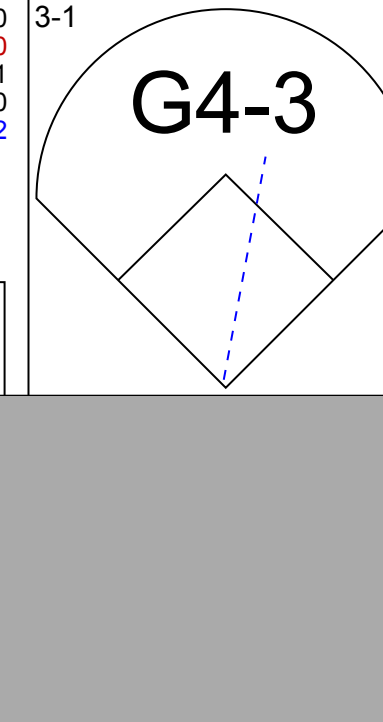


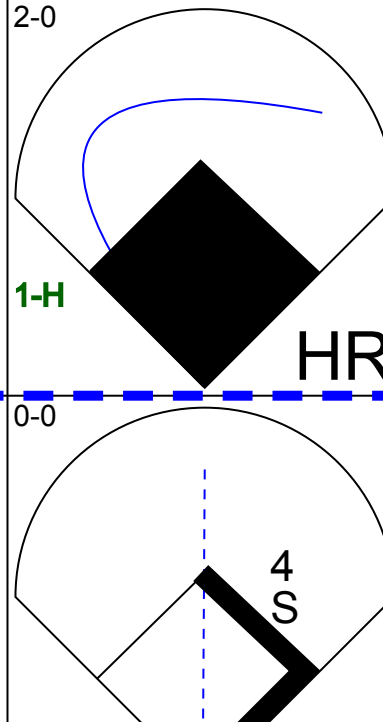

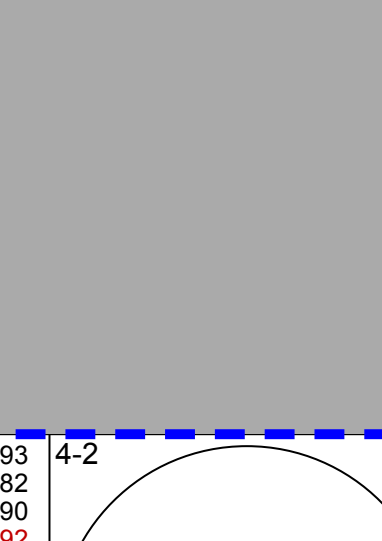


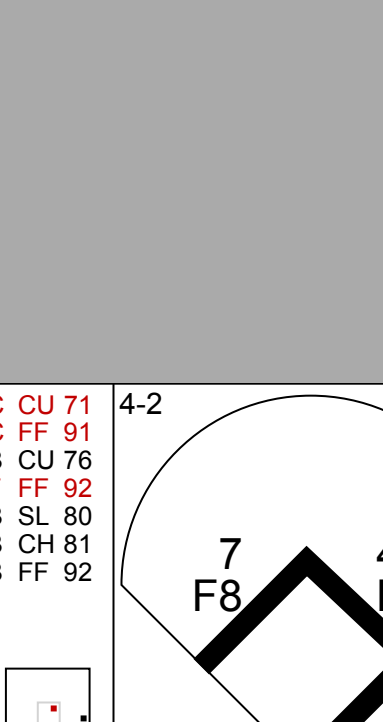
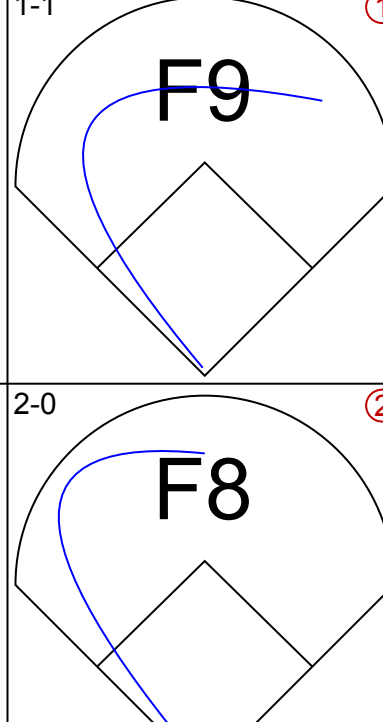
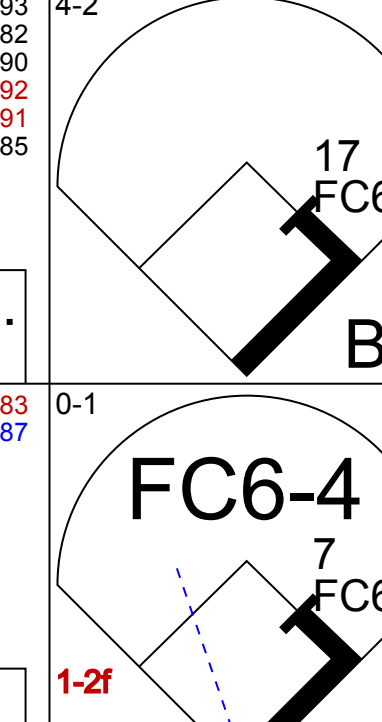
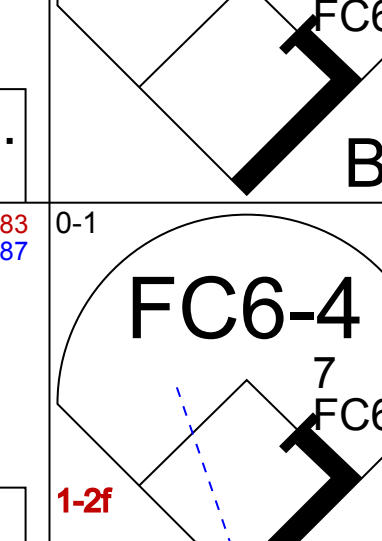
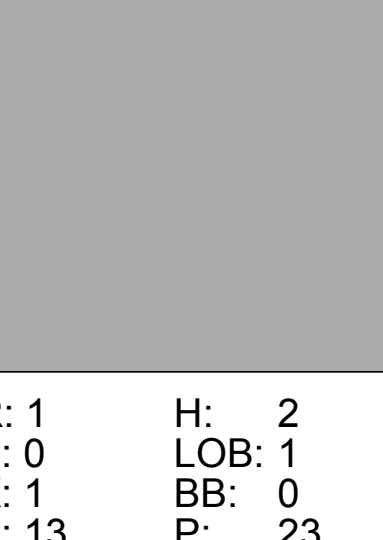
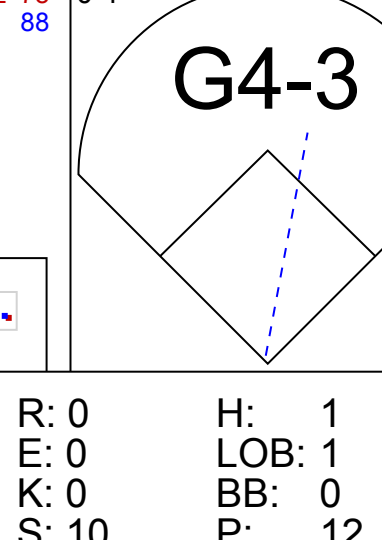
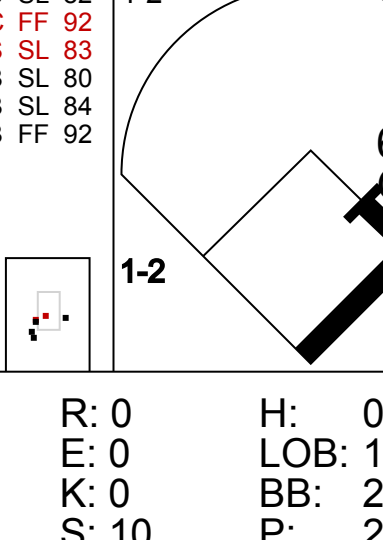
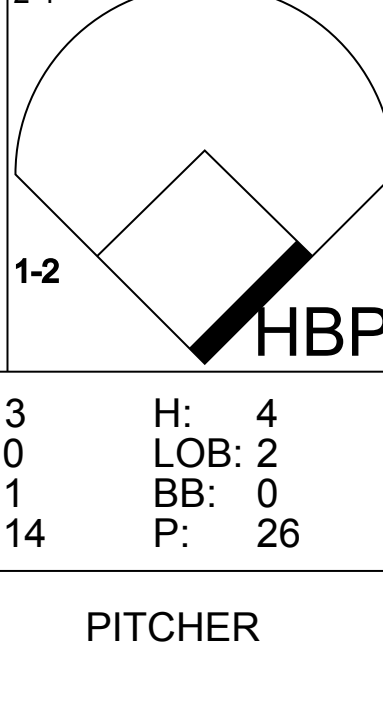
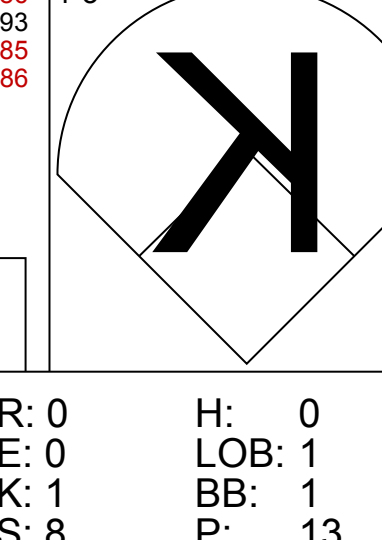
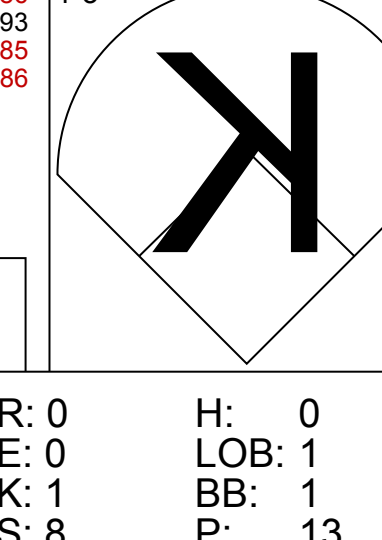
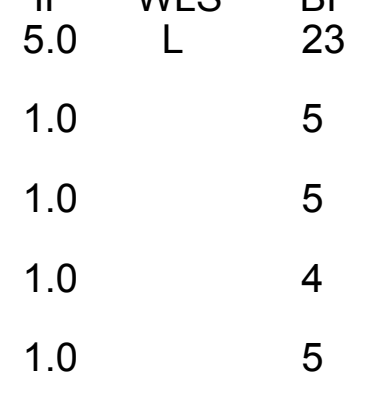
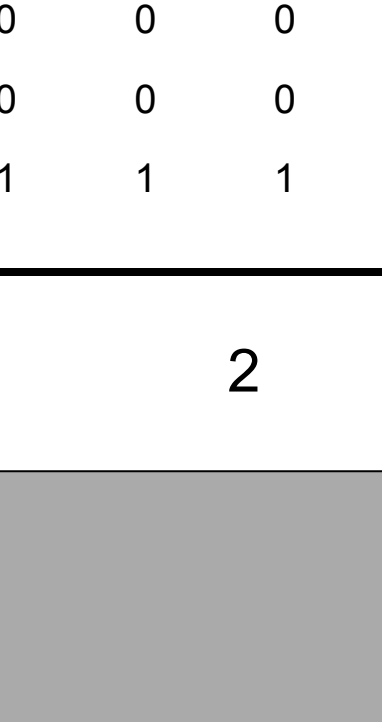
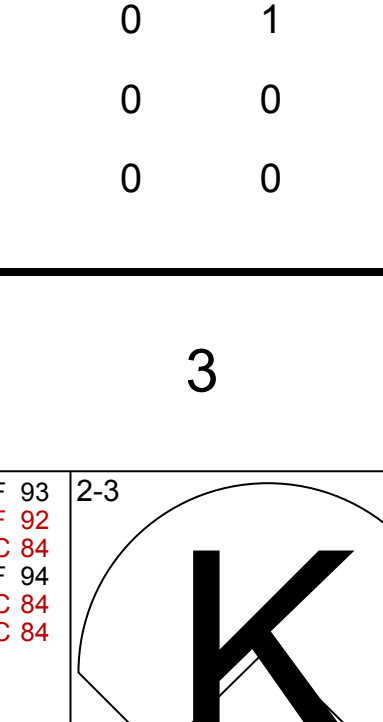

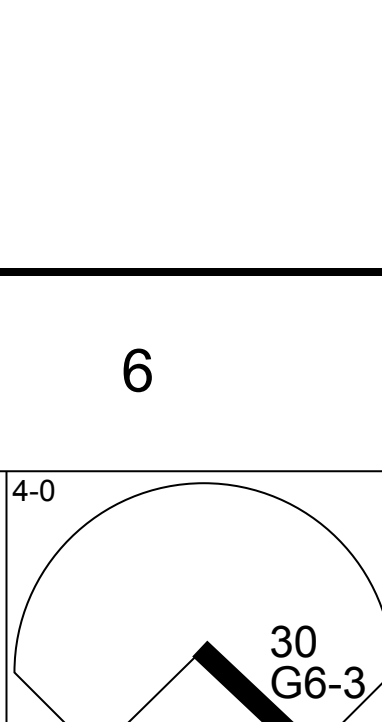

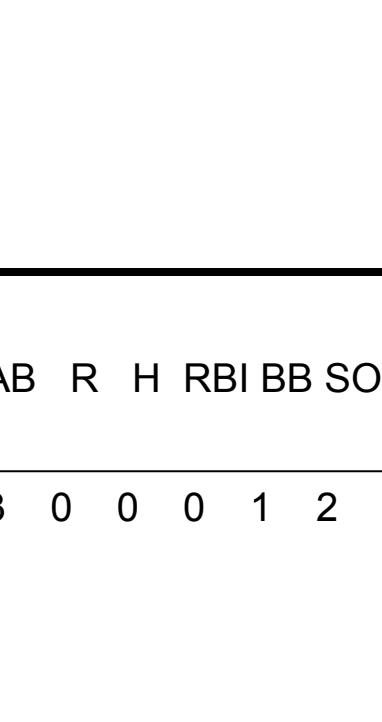
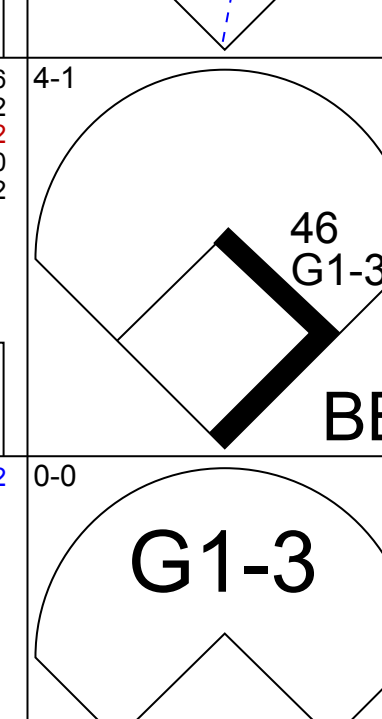
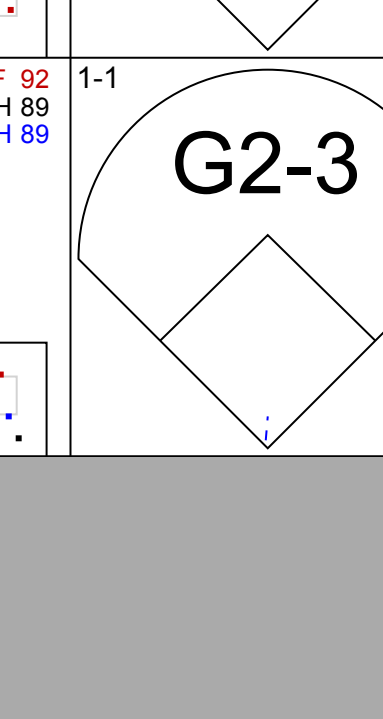
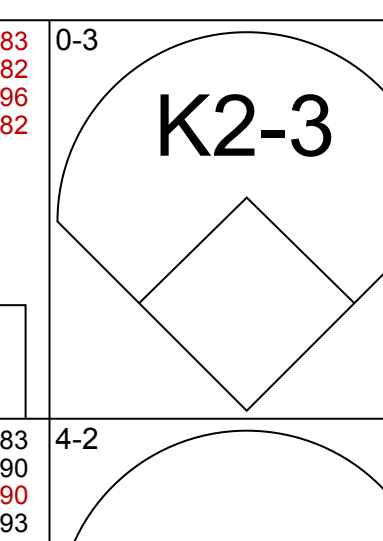
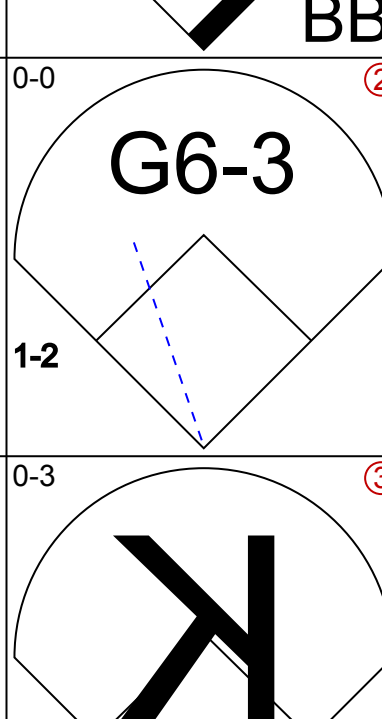
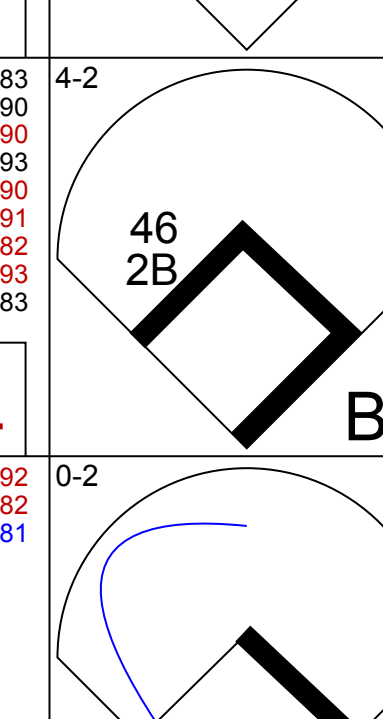
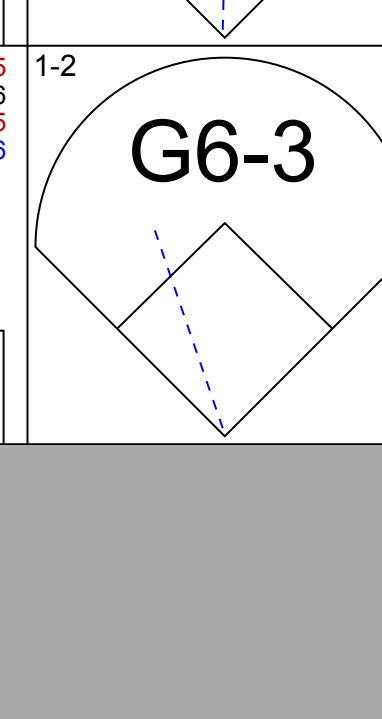

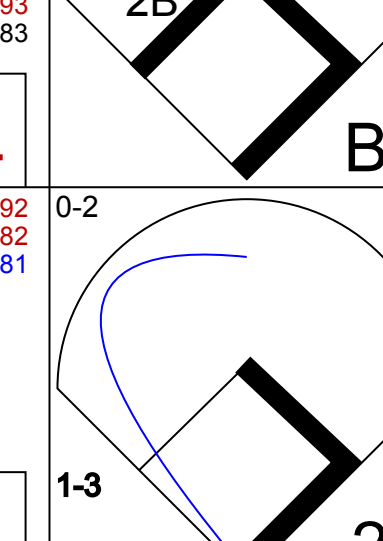

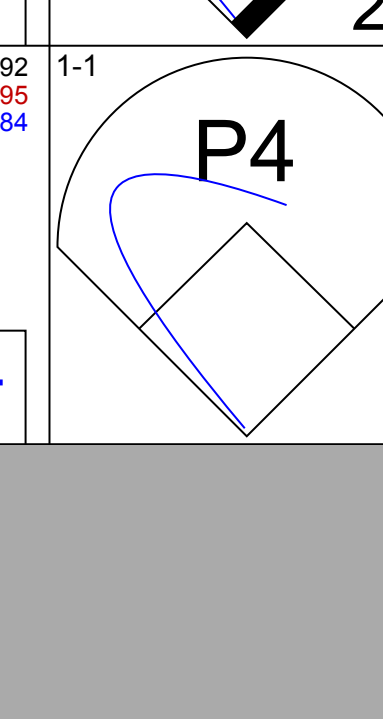


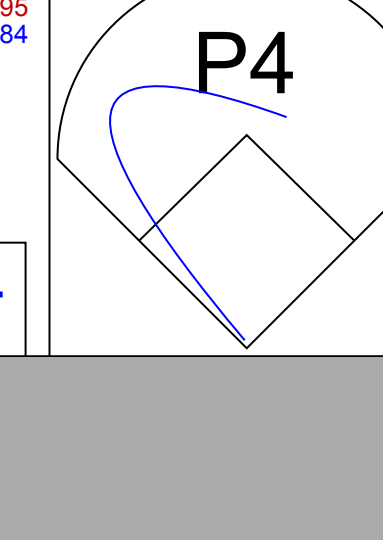


Batter	1	2	3	4	5	6	7	8	9	AB	R	H	RBI	BB	SO	LOB	BOTTOM					
15 Whit Merrifield, R (1.4) OBP: 0.320, SLG: 0.378										4	1	1	0	0	1	1	<p>Detroit Tigers @ Kansas City Royals Kauffman Stadium, Kansas City, MO Sun May 23 2021, 1:15 PM - 4:04 PM CDT Att: 15,540 - Cloudy - 76 F</p> <p>livebaseballscores.com</p> <p>AB 26 R 3 H 5 RBI 3 BB 1 SO 8 LOB 4</p>					
41 Carlos Santana, S (1.10) OBP: 0.396, SLG: 0.461										4	1	1	2	0	1	1						
16 Andrew Benintendi, L (1.7) OBP: 0.355, SLG: 0.391										2	1	1	0	1	0	0						
13 Salvador Perez, R (1.2) OBP: 0.310, SLG: 0.491										3	0	2	0	0	0	0						
19 Kelvin Gutiérrez, R (1.5) OBP: 0.385, SLG: 0.400										3	0	0	0	0	1	2						
66 Ryan O'Hearn, L (1.3) OBP: 0.241, SLG: 0.320										2	0	0	0	0	1	0						
49 Hanser Alberto, R (7. PH) OBP: 0.247, SLG: 0.349										0	0	0	1	0	0	0						
12 Jorge Soler, R (1.9) OBP: 0.263, SLG: 0.331										3	0	0	0	0	1	0						
Michael Taylor, R (1.8) OBP: 0.306, SLG: 0.378										3	0	0	0	0	2	0						
8 Nicky Lopez, L (1.6) OBP: 0.317, SLG: 0.310										2	0	0	0	0	1	0						
Inning Stats	R: 0 H: 0 E: 0 K: 1 S: 7	H: 0 LOB: 0 BB: 0 P: 9	R: 0 H: 0 E: 0 K: 2 S: 7	H: 0 LOB: 0 BB: 0 P: 10	R: 0 H: 0 E: 0 K: 1 S: 9	H: 0 LOB: 0 BB: 0 P: 13	R: 0 H: 1 E: 0 K: 0 S: 13	H: 1 LOB: 2 BB: 1 P: 21	R: 0 H: 0 E: 0 K: 0 S: 4	H: 0 LOB: 0 BB: 0 P: 4	R: 0 H: 0 E: 0 K: 2 S: 12	H: 0 LOB: 1 BB: 0 P: 17	R: 1 H: 2 E: 0 K: 0 S: 13	H: 2 LOB: 0 BB: 0 P: 18	R: 0 H: 0 E: 0 K: 2 S: 13	H: 0 LOB: 0 BB: 0 P: 15	R: 2 H: 2 E: 0 K: 0 S: 3	H: 2 LOB: 0 BB: 0 P: 6	1B: 4 2B: 1 3B: 0 HR: 1	SF: 1 SAC: 0 DP: 1 HBP: 1	WP: 1 PB: 0 SB: 0 CS: 0	PA: 29
PITCHER	IP WLS BF H R ER SO BB IBB HBP BLK WP HR S P ERA WHIP	6.1 24 3 1 1 6 1 0 1 0 0 0 62 86 1.42 0.632	0.2 H 1 0 0 0 0 0 0 0 0 0 1 3 6 0.00 0.000	1.0 H 3 0 0 0 2 0 0 0 0 0 0 13 15 0.00 0.000	0.0 L 2 2 2 2 0 0 0 0 0 0 0 1 3 6 ∞ ∞																	

Batter	1	2	3	4	5	6	7	8	9	AB	R	H	RBI	BB	SO	LOB	TOP	
7 César Hernández, S OBP: 0.308, SLG: 0.372	L8		F7			B2-3		K		4	0	0	0	0	1	1	Cleveland Indians @ Detroit Tigers Comerica Park, Detroit, MI Wed May 26 2021, 7:10 PM - 9:49 PM EDT Att: 7,525 - Cloudy - 76 F	
8 Jordan Luplow, R OBP: 0.331, SLG: 0.439	F9		HBP			K		BB		2	0	0	0	1	1	0		
11 José Ramírez, S OBP: 0.345, SLG: 0.533	F9		F9			WP		K		2	0	0	0	2	1	3		
9 Eddie Rosario, L OBP: 0.278, SLG: 0.329	CS		40 G5-4-3			P5		BB		3	0	1	0	1	0	1		
40 Harold Ramírez, R OBP: 0.258, SLG: 0.431	G5-4-3		P2			K		K		4	0	0	0	0	2	2		
22 Josh Naylor, L OBP: 0.292, SLG: 0.388	6 2B		L8			L4		L6-3		4	0	1	0	0	0	1		
6 Owen Miller, R OBP: 0.188, SLG: 0.250	1B		2B			1B				3	0	2	0	0	0	0		
10 Jake Bauers, L OBP: 0.297, SLG: 0.303			7 F7			G6-3		K		2	0	0	0	1	1	1		
46 René Rivera, R OBP: 0.300, SLG: 0.316			K			G6-3		G5-3		3	0	0	0	0	1	1		
Inning Stats	R: 0 H: 0 E: 0 K: 0 S: 4	H: 0 LOB: 0 BB: 1 P: 13	R: 0 H: 3 E: 0 K: 0 S: 7	H: 3 LOB: 2 BB: 0 P: 13	R: 0 H: 0 E: 0 K: 1 S: 12	H: 0 LOB: 2 BB: 1 P: 20	R: 0 H: 0 E: 0 K: 0 S: 9	H: 0 LOB: 0 BB: 0 P: 14	R: 0 H: 0 E: 0 K: 1 S: 9	H: 1 LOB: 1 BB: 0 P: 18	R: 0 H: 0 E: 0 K: 2 S: 13	H: 0 LOB: 0 BB: 1 P: 18	R: 0 H: 0 E: 0 K: 1 S: 8	H: 0 LOB: 0 BB: 1 P: 14	1B: 3 2B: 2 3B: 0 HR: 0	SF: 0 SAC: 0 DP: 2 HBP: 1	WP: 1 PA: 34 PB: 0 SB: 0 CS: 1	
PITCHER	IP WLS BF H R ER SO BB IBB HBP BLK WP HR S P ERA WHIP	IP WLS BF H R ER SO BB IBB HBP BLK WP HR S P ERA WHIP	IP WLS BF H R ER SO BB IBB HBP BLK WP HR S P ERA WHIP	IP WLS BF H R ER SO BB IBB HBP BLK WP HR S P ERA WHIP	IP WLS BF H R ER SO BB IBB HBP BLK WP HR S P ERA WHIP	IP WLS BF H R ER SO BB IBB HBP BLK WP HR S P ERA WHIP	IP WLS BF H R ER SO BB IBB HBP BLK WP HR S P ERA WHIP	IP WLS BF H R ER SO BB IBB HBP BLK WP HR S P ERA WHIP	IP WLS BF H R ER SO BB IBB HBP BLK WP HR S P ERA WHIP	IP WLS BF H R ER SO BB IBB HBP BLK WP HR S P ERA WHIP	IP WLS BF H R ER SO BB IBB HBP BLK WP HR S P ERA WHIP	IP WLS BF H R ER SO BB IBB HBP BLK WP HR S P ERA WHIP	IP WLS BF H R ER SO BB IBB HBP BLK WP HR S P ERA WHIP	IP WLS BF H R ER SO BB IBB HBP BLK WP HR S P ERA WHIP	IP WLS BF H R ER SO BB IBB HBP BLK WP HR S P ERA WHIP	IP WLS BF H R ER SO BB IBB HBP BLK WP HR S P ERA WHIP		
62 José Ureña, R ERA: 4.14	(1, 1)	5.2	21	3	0	0	2	3	0	1	0	0	0	0	0	0	0.00	1.059
67 José Cisneros, R ERA: 4.5	(6, 1)	1.1	5	1	0	0	2	0	0	0	0	0	1	0	14	20	0.00	0.750
32 Michael Fulmer, R ERA: 3.58	(8, 1)	1.0	W	4	0	0	2	1	0	0	0	0	0	0	13	18	0.00	1.000
65 Gregory Soto, L ERA: 3.32	(9, 1)	1.0	S	3	0	0	1	1	0	0	0	0	0	0	8	14	0.00	1.000

Batter	1	2	3	4	5	6	7	8	9	AB	R	H	RBI	BB	SO	LOB	BOTTOM		
8 Robbie Grossman, S OBP: 0.374, SLG: 0.415	G4-3		K			K		SF8		3	0	0	1	0	2	0	Cleveland Indians @ Detroit Tigers Comerica Park, Detroit, MI Wed May 26 2021, 7:10 PM - 9:49 PM EDT Att: 7,525 - Cloudy - 76 F		
30 Harold Castro, L OBP: 0.379, SLG: 0.354	G4-3		K			K		F8		4	0	0	0	0	2	0			
46 Jeimer Candelario, S OBP: 0.350, SLG: 0.395	F8		BB			K				2	0	0	0	1	1	0			
24 Miguel Cabrera, R OBP: 0.281, SLG: 0.311	F8		F9			L8				3	0	0	0	0	0	1			
15 Nomar Mazara, L OBP: 0.270, SLG: 0.309	7 G6-4-3		BB			L8		K		2	0	0	0	1	1	0			
7 Jonathan Schoop, R OBP: 0.266, SLG: 0.312	G6-4-3		60 BB			1B		1B		3	0	2	0	0	0	1			
60 Aki Baddoo, L OBP: 0.327, SLG: 0.510	K		BB			BB		G3		2	0	0	0	1	1	1			
28 Niko Goodrum, S OBP: 0.329, SLG: 0.368	K		F7			F7		34 SH5-4		3	1	1	0	0	1	2			
34 Jake Rogers, R OBP: 0.250, SLG: 0.370	K		F7			F7		8 SF8		2	0	0	0	0	1	2			
Inning Stats	R: 0 H: 0 E: 0 K: 0 S: 7	H: 0 LOB: 0 BB: 0 P: 12	R: 0 H: 0 E: 0 K: 0 S: 10	H: 0 LOB: 0 BB: 1 P: 16	R: 0 H: 0 E: 0 K: 3 S: 10	H: 0 LOB: 0 BB: 0 P: 12	R: 0 H: 0 E: 0 K: 2 S: 9	H: 0 LOB: 1 BB: 1 P: 17	R: 0 H: 1 E: 0 K: 0 S: 8	H: 1 LOB: 2 BB: 1 P: 16	R: 0 H: 0 E: 0 K: 3 S: 14	H: 0 LOB: 0 BB: 0 P: 22	R: 0 H: 1 E: 0 K: 1 S: 8	H: 1 LOB: 1 BB: 0 P: 10	R: 1 H: 1 E: 0 K: 0 S: 6	H: 1 LOB: 0 BB: 0 P: 10	1B: 2 2B: 1 3B: 0 HR: 0	SF: 1 SAC: 1 DP: 1 HBP: 0	WP: 0 PA: 29 PB: 0 SB: 0 CS: 0
PITCHER	IP WLS BF H R ER SO BB IBB HBP BLK WP HR S P ERA WHIP	IP WLS BF H R ER SO BB IBB HBP BLK WP HR S P ERA WHIP	IP WLS BF H R ER SO BB IBB HBP BLK WP HR S P ERA WHIP	IP WLS BF H R ER SO BB IBB HBP BLK WP HR S P ERA WHIP	IP WLS BF H R ER SO BB IBB HBP BLK WP HR S P ERA WHIP	IP WLS BF H R ER SO BB IBB HBP BLK WP HR S P ERA WHIP	IP WLS BF H R ER SO BB IBB HBP BLK WP HR S P ERA WHIP	IP WLS BF H R ER SO BB IBB HBP BLK WP HR S P ERA WHIP	IP WLS BF H R ER SO BB IBB HBP BLK WP HR S P ERA WHIP	IP WLS BF H R ER SO BB IBB HBP BLK WP HR S P ERA WHIP	IP WLS BF H R ER SO BB IBB HBP BLK WP HR S P ERA WHIP	IP WLS BF H R ER SO BB IBB HBP BLK WP HR S P ERA WHIP	IP WLS BF H R ER SO BB IBB HBP BLK WP HR S P ERA WHIP	IP WLS BF H R ER SO BB IBB HBP BLK WP HR S P ERA WHIP	IP WLS BF H R ER SO BB IBB HBP BLK WP HR S P ERA WHIP	IP WLS BF H R ER SO BB IBB HBP BLK WP HR S P ERA WHIP			
24 Triston McKenzie, R ERA: 5.94	(1, 1)	5.0	18	1	0	0	5	3	0	0	0	0	0	0	0	0	0.00	0.800	
47 Cal Quantrill, R ERA: 2.03	(6, 1)	3.0	L	11	2	1	1	4	0	0	0	0	0	0	28	42	3.00	0.667	

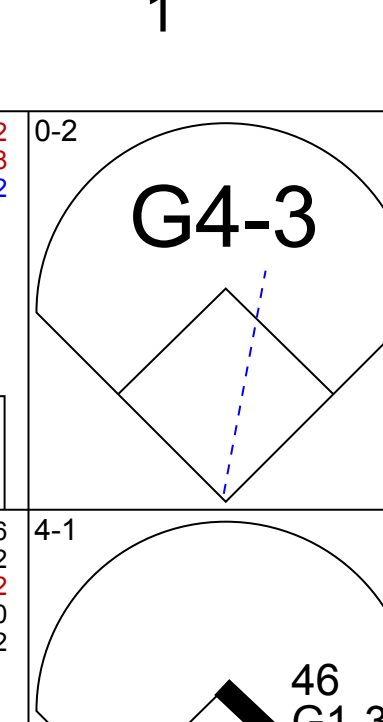
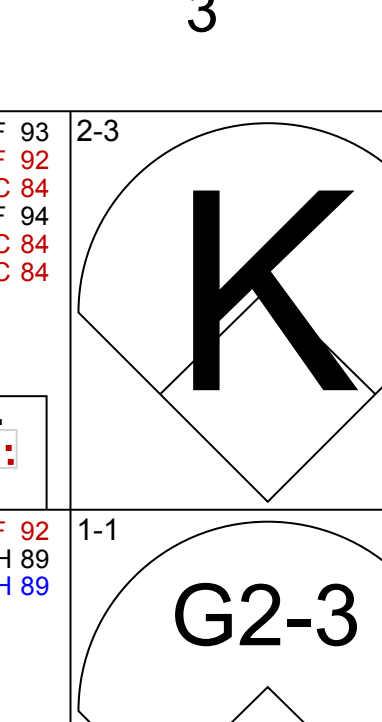

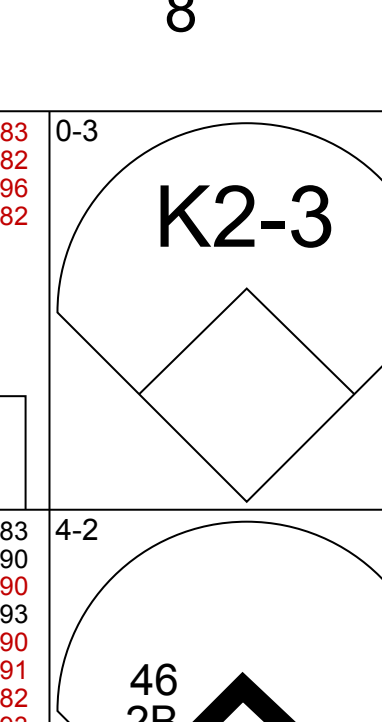
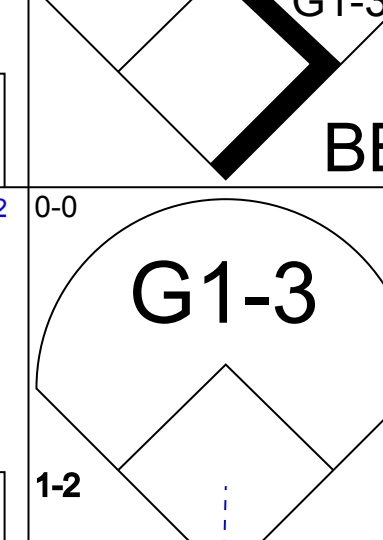
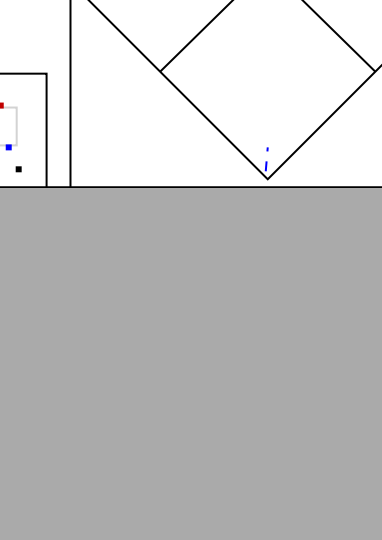

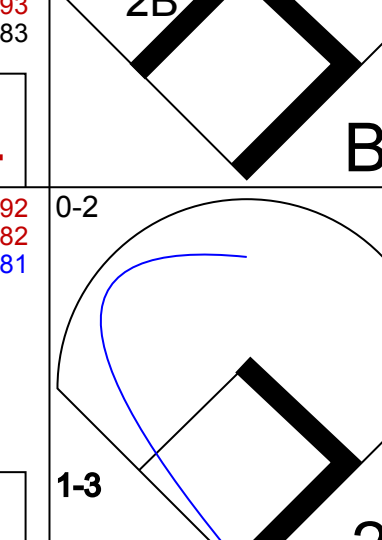
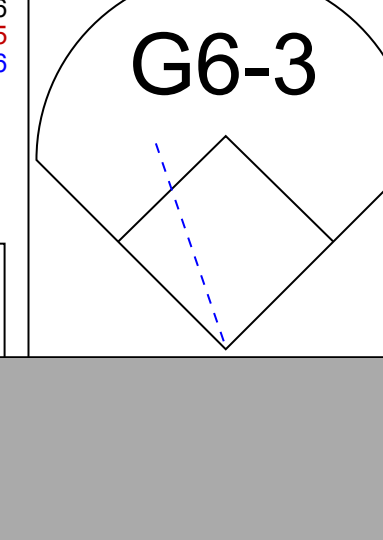


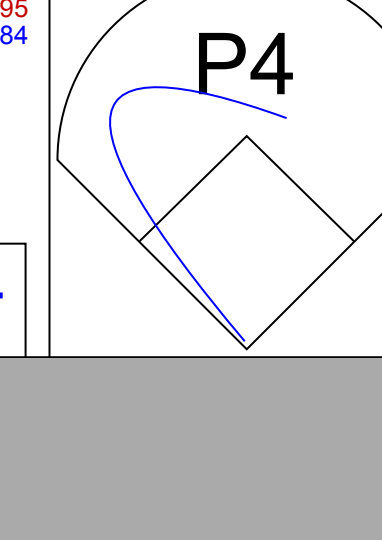


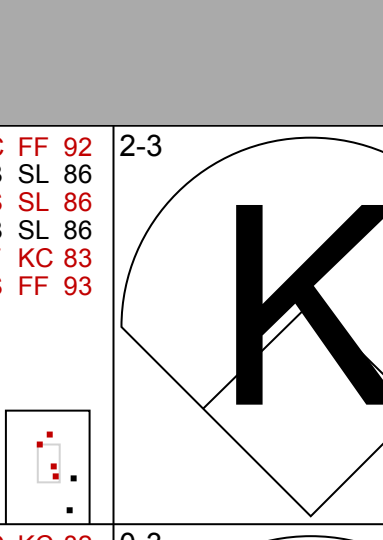



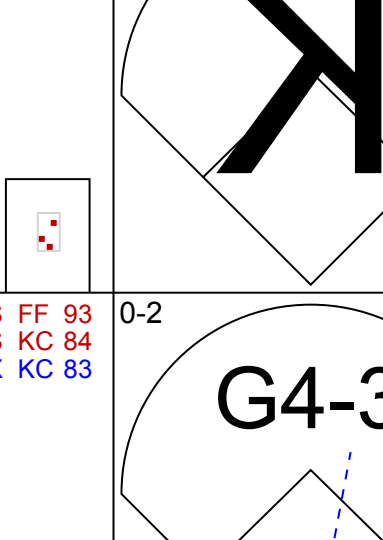


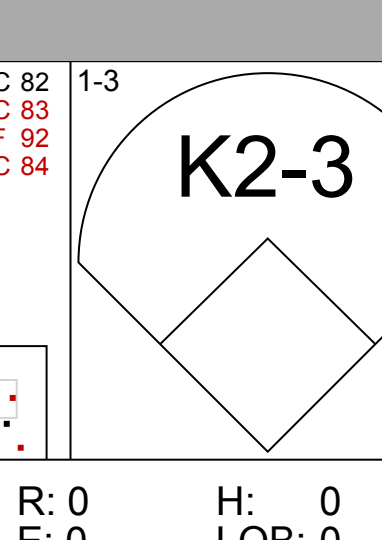

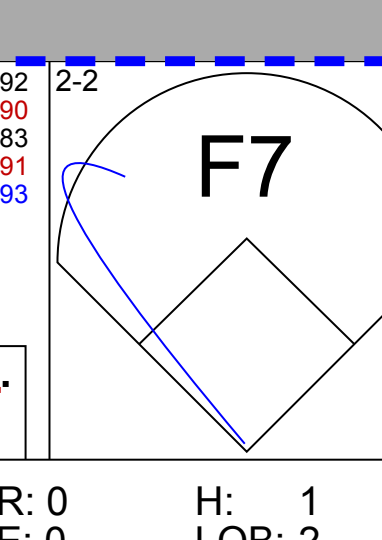
AB	27
R	0
H	4
RBI	0
BB	5
SO	7
LOB	10



Batter	1	2	3	4	5	6	7	8	9	AB R H RBI BB SO LOB	TOP									
7 César Hernández, S (1.4) OBP: 0.302, SLG: 0.362										5 0 0 0 0 2 5	Cleveland Indians @ Detroit Tigers Comerica Park, Detroit, MI Thu May 27 2021, 1:11 PM - 4:16 PM EDT Att: 8,000 - Sunny - 62 F									
6 Owen Miller, R (1.10) OBP: 0.190, SLG: 0.238										5 0 1 0 0 1 2										
11 José Ramírez, S (1.5) OBP: 0.347, SLG: 0.535										5 2 2 0 0 0 1										
40 Harold Ramírez, R (1.9) OBP: 0.296, SLG: 0.456										3 2 2 2 1 0 0										
9 Eddie Rosario, L (1.7) OBP: 0.286, SLG: 0.357										4 1 2 3 1 1 2										
2 Yu Chang, R (1.6) OBP: 0.183, SLG: 0.209										5 0 1 0 0 2 4										
22 Josh Naylor, L (1.3) OBP: 0.291, SLG: 0.381										3 0 0 0 1 1 2										
17 Austin Hedges, R (1.2) OBP: 0.203, SLG: 0.219										3 0 0 0 1 1 2										
4 Bradley Zimmer, L (1.8) OBP: 0.291, SLG: 0.381										2 0 0 0 1 1 1										
Inning Stats	R: 1 E: 0 K: 1 S: 13	H: 2 LOB: 1 BB: 0 P: 23	R: 0 E: 0 K: 1 S: 11	H: 0 LOB: 0 BB: 0 P: 16	R: 0 E: 0 K: 0 S: 10	H: 1 LOB: 1 BB: 0 P: 12	R: 0 E: 0 K: 3 S: 15	H: 0 LOB: 1 BB: 0 P: 20	R: 0 E: 0 K: 1 S: 10	H: 0 LOB: 1 BB: 2 P: 20		R: 3 E: 0 K: 1 S: 14	H: 4 LOB: 2 BB: 1 P: 26	R: 0 E: 0 K: 1 S: 8	H: 0 LOB: 1 BB: 1 P: 13	R: 1 E: 0 K: 1 S: 9	H: 1 LOB: 1 BB: 1 P: 16	1B: 4 2B: 3 HR: 1	SF: 0 SAC: 0 DP: 1 HBP: 2	WP: 0 PB: 0 SB: 1 CS: 0
PITCHER	IP WLS BF H R ER SO BB IBB HBP BLK WP HR S P ERA WHIP											IP WLS BF H R ER SO BB IBB HBP BLK WP HR S P ERA WHIP								
48 Matthew Boyd, L (1.1) ERA: 3.43	5.0 L 23 6 4 4 5 2 0 0 0 0 1 65 102 7.20 1.600																			
33 Bryan Garcia, R (6.1) ERA: 4.76	1.0 5 1 0 0 1 0 0 1 0 0 0 8 15 0.00 1.000																			
77 Joe Jiménez, R (7.1) ERA: 14.29	1.0 5 0 0 0 1 1 0 1 0 0 0 11 20 0.00 1.000																			
44 Daniel Norris, L (8.1) ERA: 5.29	1.0 4 0 0 0 1 1 0 0 0 0 0 8 13 0.00 1.000																			
49 Derek Holland, L (9.1) ERA: 11.45	1.0 5 1 1 1 1 1 0 0 0 0 0 9 16 9.00 2.000																			

AB 35
R 5
H 8
RBI 5
BB 5
SO 9
LOB 19



Batter	1	2	3	4	5	6	7	8	9	AB R H RBI BB SO LOB	BOTTOM									
8 Robbie Grossman, S (1.7) OBP: 0.372, SLG: 0.408										3 0 0 0 1 2 0	Cleveland Indians @ Detroit Tigers Comerica Park, Detroit, MI Thu May 27 2021, 1:11 PM - 4:16 PM EDT Att: 8,000 - Sunny - 62 F									
30 Harold Castro, L (1.4) OBP: 0.385, SLG: 0.345										2 0 0 0 2 0 1										
46 Jeimer Candelario, S (1.5) OBP: 0.349, SLG: 0.399										4 0 1 0 0 2 2										
7 Jonathan Schoop, R (1.3) OBP: 0.268, SLG: 0.328										4 1 1 1 0 0 3										
28 Niko Goodrum, S (1.6) OBP: 0.321, SLG: 0.358										4 0 0 0 0 3 0										
13 Eric Haase, R (1.2) OBP: 0.302, SLG: 0.450										2 1 0 0 2 2 0										
60 Akil Baddoo, L (1.8) OBP: 0.325, SLG: 0.495										3 0 0 0 1 3 2										
22 Victor Reyes, S (1.9) OBP: 0.192, SLG: 0.271										4 0 1 1 0 1 2										
9 Willi Castro, S (1.10) OBP: 0.250, SLG: 0.303										4 0 0 0 0 2 1										
Inning Stats	R: 0 E: 0 K: 0 S: 8	H: 0 LOB: 1 BB: 1 P: 13	R: 0 E: 0 K: 2 S: 12	H: 0 LOB: 1 BB: 1 P: 22	R: 0 E: 0 K: 2 S: 9	H: 0 LOB: 0 BB: 0 P: 13	R: 0 E: 0 K: 1 S: 8	H: 0 LOB: 0 BB: 0 P: 11	R: 0 E: 0 K: 2 S: 10	H: 0 LOB: 1 BB: 1 P: 12		R: 1 E: 0 K: 3 S: 12	H: 1 LOB: 1 BB: 1 P: 20	R: 0 E: 0 K: 1 S: 17	H: 1 LOB: 2 BB: 1 P: 24	R: 1 E: 0 K: 2 S: 14	H: 1 LOB: 1 BB: 1 P: 19	1B: 0 2B: 1 3B: 1 HR: 1	SF: 0 SAC: 0 DP: 0 HBP: 0	WP: 0 PB: 0 SB: 0 CS: 0
PITCHER	IP WLS BF H R ER SO BB IBB HBP BLK WP HR S P ERA WHIP											IP WLS BF H R ER SO BB IBB HBP BLK WP HR S P ERA WHIP								
57 Shane Bieber, R (1.1) ERA: 3.13	7.0 W 26 1 1 1 12 4 0 0 0 0 1 66 103 1.29 0.714																			
27 Bryan Shaw, R (8.1) ERA: 1.35	1.0 H 5 1 0 0 1 1 0 0 0 0 0 17 24 0.00 2.000																			
99 James Karinchak, R (9.1) ERA: 1.59	1.0 5 1 1 1 2 1 0 0 0 0 0 14 19 9.00 2.000																			

AB 30
R 2
H 3
RBI 2
BB 6
SO 15
LOB 11



Batter	1	2	3	4	5	6	7	8	9	10	AB	R	H	RBI	BB	SO	LOB	TOP																	
26 DJ LeMahieu, R OBP: 0.352, SLG: 0.346											4	0	1	0	1	3	2	New York Yankees @ Detroit Tigers Comerica Park, Detroit, MI Fri May 28 2021, 7:11 PM - 10:44 PM EDT Att: 8,000 - Overcast - 45 F																	
27 Giancarlo Stanton, R OBP: 0.336, SLG: 0.515											5	0	0	0	0	4	5																		
99 Aaron Judge, R OBP: 0.406, SLG: 0.577											5	1	2	0	0	2	2																		
29 Gio Urshela, R OBP: 0.324, SLG: 0.415											4	0	0	0	1	1	2																		
25 Gleyber Torres, R OBP: 0.343, SLG: 0.340											5	0	1	0	0	0	2																		
18 Rougned Odor, L OBP: 0.296, SLG: 0.395											5	1	4	1	0	0	0																		
77 Clint Frazier, R OBP: 0.283, SLG: 0.310											5	0	1	0	0	1	5	livebaseballscorecards.com																	
66 Kyle Higashioka, R OBP: 0.288, SLG: 0.457											3	0	0	0	0	1	1																		
24 Gary Sánchez, R OBP: 0.308, SLG: 0.372											1	0	0	0	0	0	0																		
11 Brett Gardner, L OBP: 0.282, SLG: 0.257											3	0	1	0	0	0	0																		
41 Miguel Andujar, R OBP: 0.241, SLG: 0.259											1	0	1	0	0	0	0																		
14 Tyler Wade, L OBP: 0.324, SLG: 0.344											0	0	0	0	0	0	0																		
Inning Stats	R: 0 E: 0 K: 2 S: 11	H: 1 LOB: 2 BB: 0 P: 23	R: 0 E: 0 K: 0 S: 7	H: 0 LOB: 0 BB: 0 P: 14	R: 0 E: 0 K: 1 S: 12	H: 0 LOB: 0 BB: 0 P: 16	R: 0 E: 0 K: 1 S: 8	H: 1 LOB: 1 BB: 0 P: 13	R: 1 E: 0 K: 3 S: 20	H: 3 LOB: 2 BB: 1 P: 31	R: 0 E: 0 K: 0 S: 13	H: 1 LOB: 1 BB: 0 P: 21	R: 0 E: 0 K: 0 S: 8	H: 1 LOB: 1 BB: 0 P: 11	R: 0 E: 0 K: 1 S: 16	H: 2 LOB: 2 BB: 0 P: 22	R: 0 E: 0 K: 2 S: 11	H: 1 LOB: 2 BB: 0 P: 19	R: 1 E: 0 K: 2 S: 10	H: 1 LOB: 1 BB: 0 P: 16	1B: 9 2B: 1 3B: 0 HR: 1	SF: 0 SAC: 0 DP: 0 HBP: 0	WP: 2 PB: 1 SB: 0 CS: 0	PA: 43											
PITCHER	IP 5.0	WLS 20	BF 5	H 1	R 1	ER 1	SO 7	BB 0	IBB 0	HBP 0	BLK 0	WP 0	HR 1	S 58	P 97	ERA 1.80	WHIP 1.000	PITCHER	IP 10.1	WLS 4	BF 1	H 1	R 1	ER 0	SO 2	BB 0	IBB 0	HBP 0	BLK 0	WP 0	HR 0	S 10	P 16	ERA 0.00	WHIP 1.000
12 Casey Mize, R ERA: 3.28	36 Kyle Finkhouser, R ERA: 2.79	67 Jose Cisnero, R ERA: 4.29	32 Michael Fulmer, R ERA: 3.48	65 Gregory Soto, L ERA: 3.15	33 Bryan Garcia, R ERA: 4.5																														

Batter	1	2	3	4	5	6	7	8	9	10	AB	R	H	RBI	BB	SO	LOB	BOTTOM																	
8 Robbie Grossman, S OBP: 0.377, SLG: 0.427											4	2	2	2	1	1	1	New York Yankees @ Detroit Tigers Comerica Park, Detroit, MI Fri May 28 2021, 7:11 PM - 10:44 PM EDT Att: 8,000 - Overcast - 45 F																	
30 Harold Castro, L OBP: 0.379, SLG: 0.341											4	0	1	0	0	1	2																		
46 Jaimer Candelario, S OBP: 0.356, SLG: 0.411											4	0	3	1	0	0	1																		
24 Miguel Cabrera, R OBP: 0.291, SLG: 0.304											3	0	0	0	1	1	4																		
7 Jonathan Schoop, R OBP: 0.269, SLG: 0.322											3	0	0	0	1	0	3	livebaseballscorecards.com																	
60 Akil Baddoo, L OBP: 0.325, SLG: 0.495											0	0	0	0	0	0	0																		
15 Nomar Mazara, L OBP: 0.258, SLG: 0.294											4	0	0	0	0	2	2																		
13 Eric Haase, R OBP: 0.277, SLG: 0.409											4	1	0	0	0	1	1																		
28 Niko Goodrum, S OBP: 0.319, SLG: 0.355											4	0	1	0	0	1	0																		
34 Jake Rogers, R OBP: 0.226, SLG: 0.333											3	0	0	0	0	0	1	livebaseballscorecards.com																	
22 Victor Reyes, S OBP: 0.169, SLG: 0.268											1	0	0	0	0	0	0																		
Inning Stats	R: 0 E: 0 K: 1 S: 12	H: 1 LOB: 2 BB: 1 P: 19	R: 0 E: 0 K: 1 S: 8	H: 0 LOB: 0 BB: 0 P: 13	R: 1 E: 0 K: 0 S: 13	H: 3 LOB: 1 BB: 0 P: 18	R: 0 E: 0 K: 1 S: 7	H: 0 LOB: 0 BB: 0 P: 13	R: 0 E: 0 K: 0 S: 9	H: 1 LOB: 1 BB: 0 P: 14	R: 0 E: 0 K: 2 S: 18	H: 1 LOB: 1 BB: 0 P: 26	R: 0 E: 0 K: 0 S: 7	H: 0 LOB: 0 BB: 0 P: 12	R: 0 E: 0 K: 1 S: 8	H: 0 LOB: 1 BB: 1 P: 17	R: 0 E: 0 K: 1 S: 7		H: 0 LOB: 1 BB: 1 P: 14	R: 2 E: 0 K: 0 S: 8	H: 1 LOB: 0 BB: 0 P: 13	1B: 5 2B: 1 3B: 0 HR: 1	SF: 0 SAC: 0 DP: 1 HBP: 0	WP: 1 PB: 1 SB: 2 CS: 0	PA: 37										
PITCHER	IP 6.0	WLS 24	BF 6	H 1	R 1	ER 1	SO 5	BB 1	IBB 0	HBP 0	BLK 0	WP 1	HR 0	S 67	P 103	ERA 1.50	WHIP 1.167		PITCHER	IP 10.1	WLS 4	BF 1	H 1	R 1	ER 0	SO 2	BB 0	IBB 0	HBP 0	BLK 0	WP 0	HR 0	S 10	P 16	ERA 0.00
45 Gerrit Cole, R ERA: 1.78	58 Wandy Peralta, L ERA: 4.96	57 Chad Green, R ERA: 2.08	54 Aroldis Chapman, L ERA: 0.45	34 Justin Wilson, L ERA: 6.09																															

Batter	1	2	3	4	5	6	7	8	9	AB	R	H	RBI	BB	SO	LOB	TOP										
26 DJ LeMahieu, R OBP: 0.350, SLG: 0.344	F9		G4-3			25 1B		K		4	0	1	0	0	1	0	New York Yankees @ Detroit Tigers Comerica Park, Detroit, MI Sat May 29 2021, 4:10 PM - 7:04 PM EDT Att: 8,000 - Sunny - 62 F										
18 Rougned Odor, L OBP: 0.294, SLG: 0.378	K		K			K		G3-1		4	0	0	0	0	3	1											
99 Aaron Judge, R OBP: 0.398, SLG: 0.564	L9		F8			L5		K		4	0	0	0	0	1	1											
25 Gleyber Torres, R OBP: 0.346, SLG: 0.340		36 BB 24 1B G6-4-3		K				G6-3		3	1	1	0	1	1	0											
24 Gary Sánchez, R OBP: 0.314, SLG: 0.371		41 BB 36 BB G6-4-3		G5-3				41 DI BB		3	0	1	0	1	1	2											
36 Mike Ford, L OBP: 0.290, SLG: 0.298		41 BB G6-4-3		G6-3				K		2	0	0	0	1	1	1											
41 Miguel Andujar, R OBP: 0.224, SLG: 0.241		G6-4-3						HBP																			
77 Clint Frazier, R OBP: 0.284, SLG: 0.305		11 FC6 BB						P3		4	0	0	0	0	1	4											
11 Brett Gardner, L OBP: 0.276, SLG: 0.250		FC6						P4		4	0	0	0	0	1	4											
Inning Stats	R: 0 E: 0 K: 1 S: 10	H: 0 LOB: 0 BB: 0 P: 13	R: 1 E: 0 K: 0 S: 10	H: 1 LOB: 2 BB: 3 P: 25	R: 0 E: 0 K: 1 S: 12	H: 0 LOB: 0 BB: 0 P: 19	R: 0 E: 0 K: 1 S: 9	H: 0 LOB: 0 BB: 0 P: 12	R: 0 E: 0 K: 2 S: 12	H: 2 LOB: 2 BB: 0 P: 17	R: 0 E: 0 K: 2 S: 13	H: 0 LOB: 1 BB: 0 P: 18	R: 0 E: 0 K: 2 S: 10	H: 0 LOB: 0 BB: 0 P: 13	R: 0 E: 0 K: 1 S: 11	H: 0 LOB: 1 BB: 1 P: 20	1B: 3 2B: 0 3B: 0 HR: 0	SF: 0 SAC: 0 DP: 1 HBP: 1	WP: 0 PB: 0 SB: 0 CS: 0	PA: 34							
PITCHER	IP	WLS	BF	H	R	ER	SO	BB	IBB	HBP	BLK	WP	HR	S	P	ERA	WHIP										
56 Spencer Turnbull, R ERA: 2.93	5.2	W	22	3	1	1	6	3	0	0	0	0	0	62	100	1.59	1.059										
67 José Cisnero, R ERA: 4.22	0.1		1	0	0	0	1	0	0	0	0	0	0	4	6	0.00	0.000										
44 Daniel Norris, L ERA: 5.0	1.0		4	0	0	0	2	0	0	1	0	0	9	18	0.00	0.000											
36 Kyle Funkhouser, R ERA: 2.53	1.0		3	0	0	0	2	0	0	0	0	0	10	13	0.00	0.000											
77 Joe Jiménez, R ERA: 12.15	1.0		4	0	0	0	1	1	0	0	0	0	11	20	0.00	1.000											

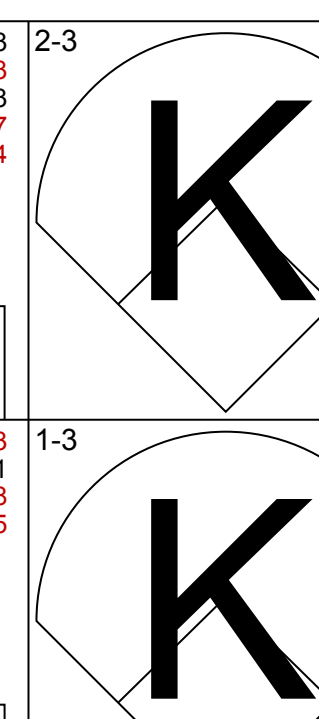
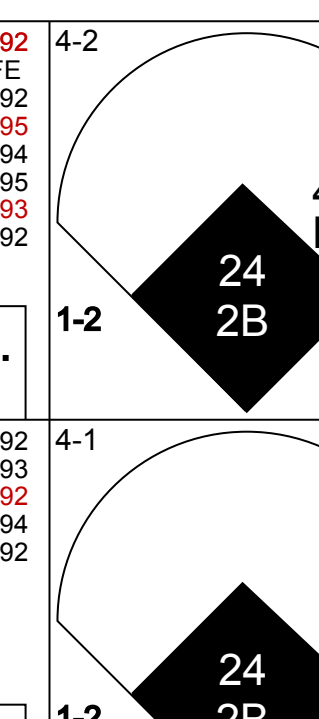
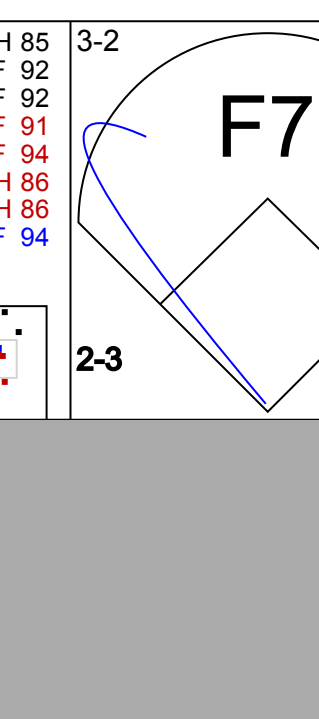
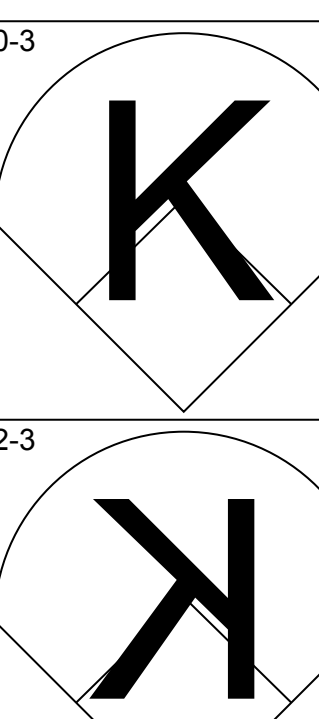
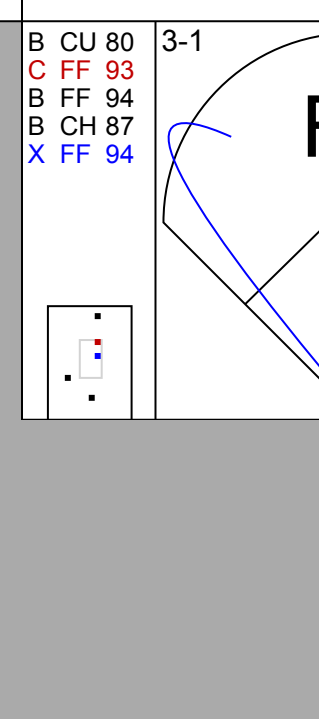
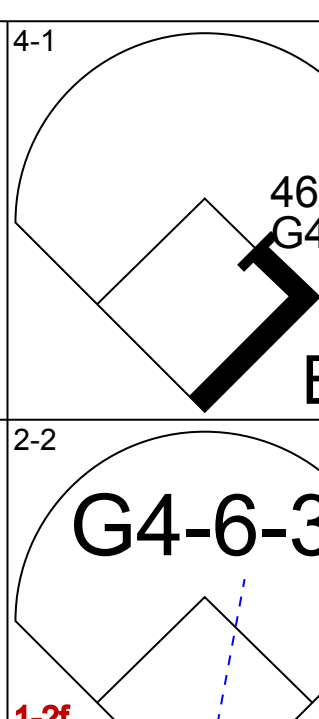
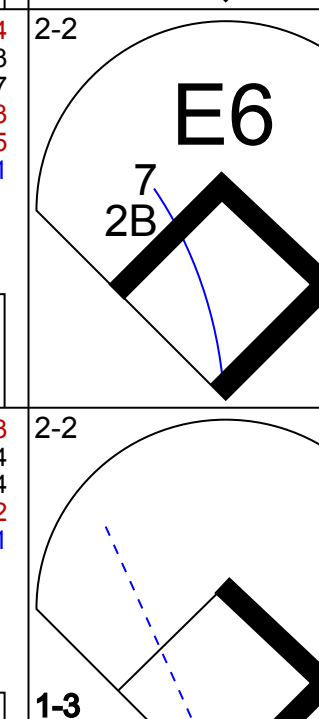
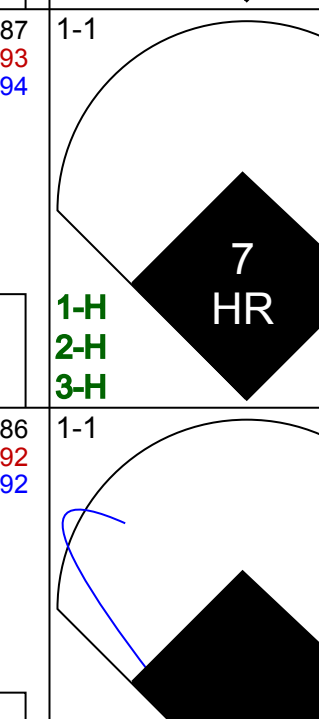
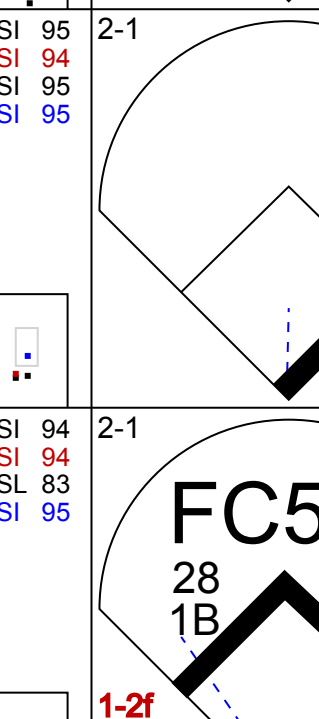

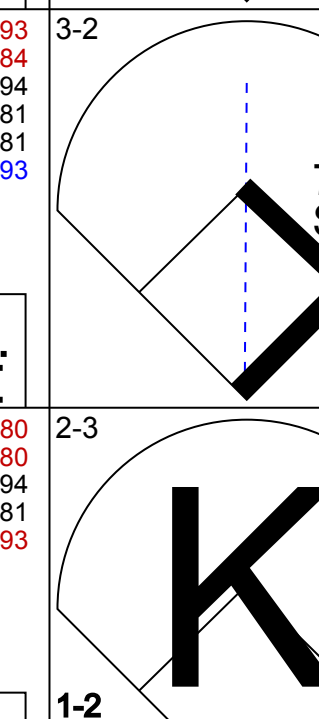

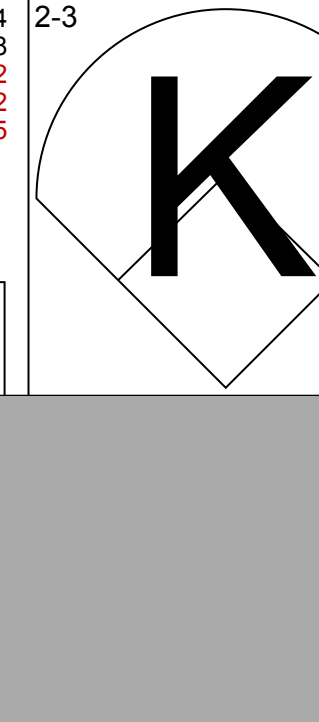
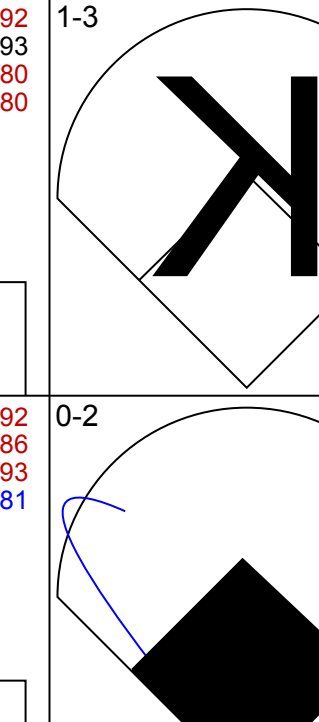
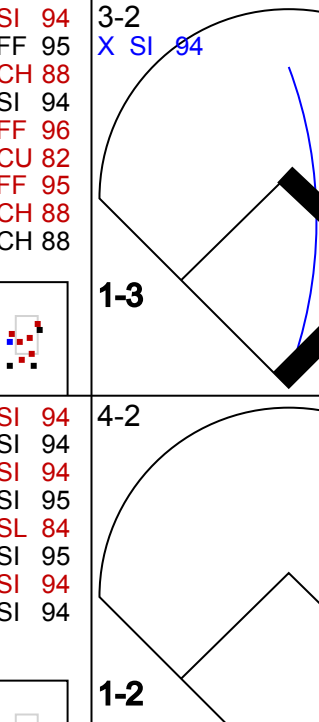

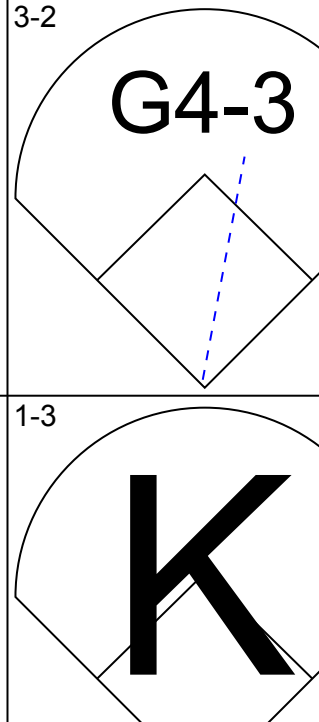
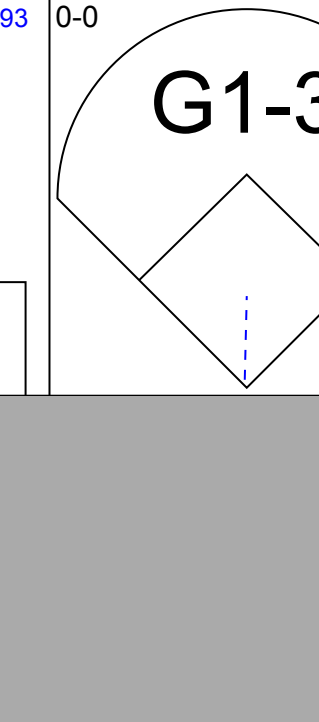

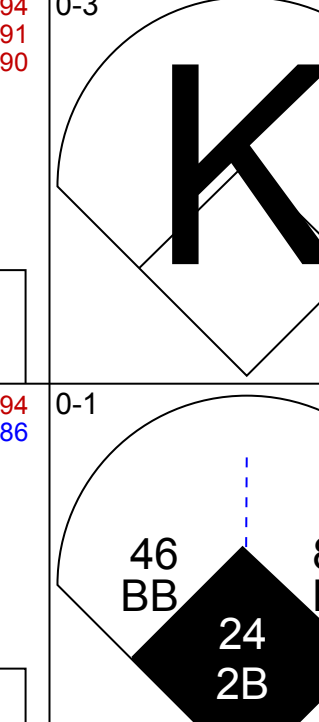
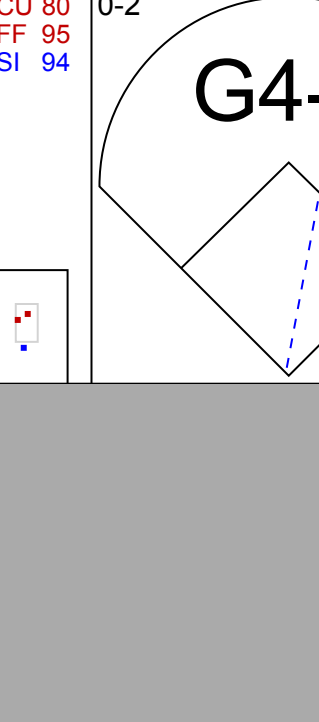



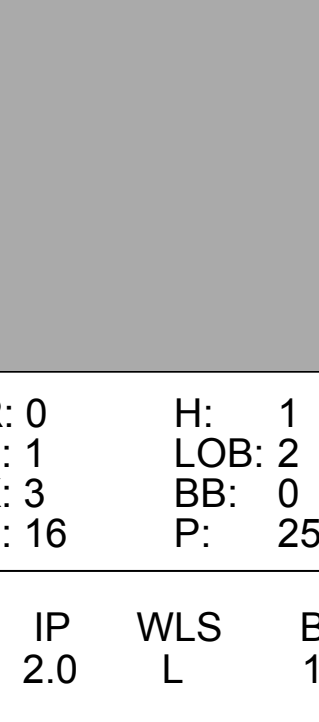
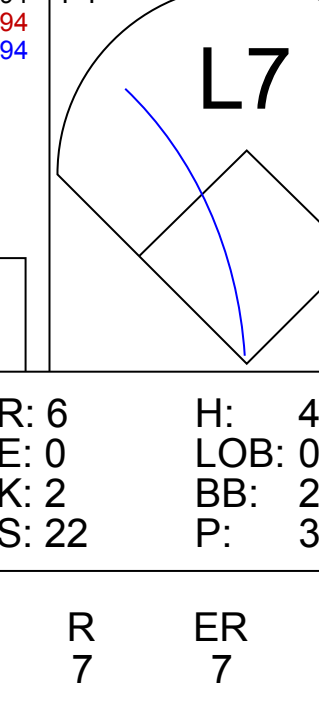
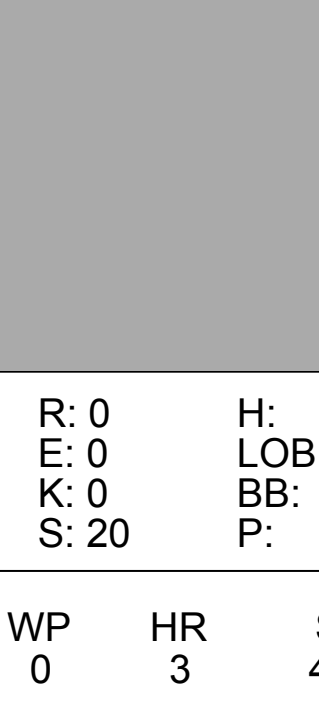
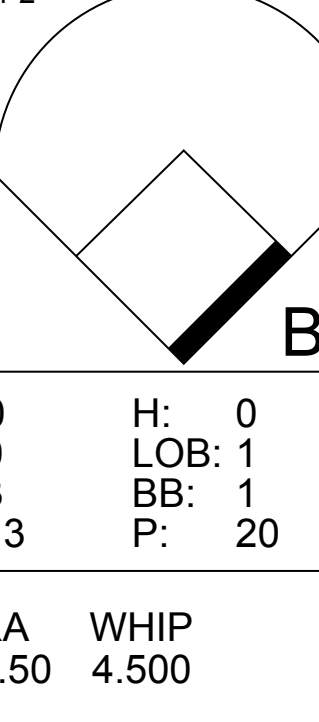
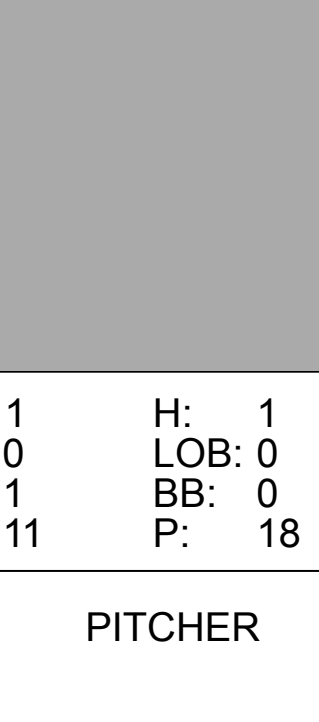
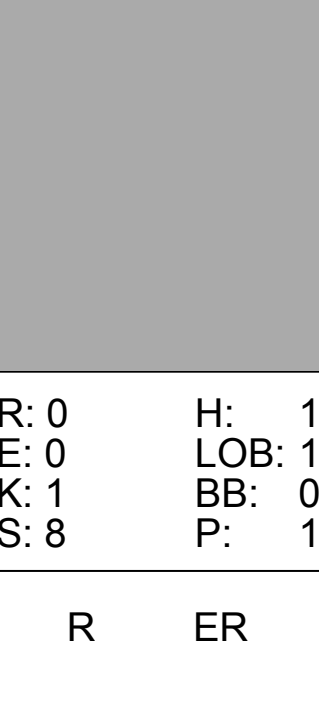
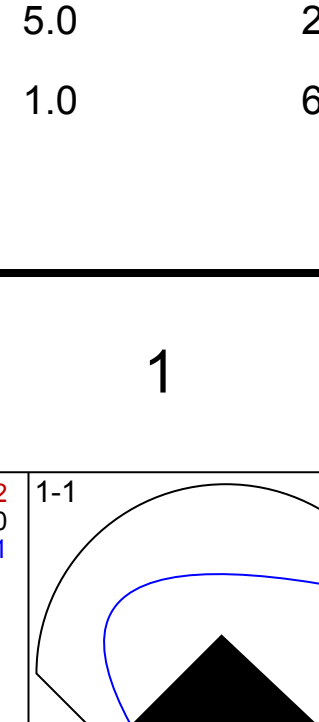
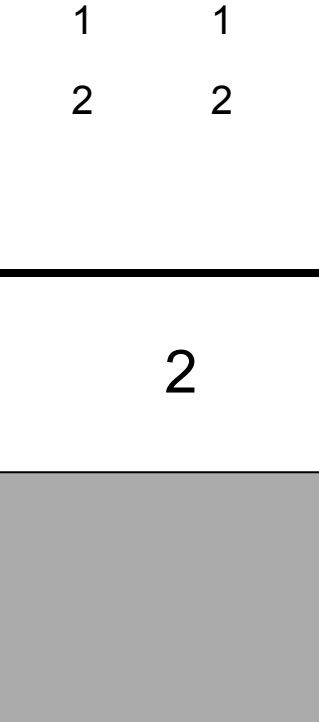

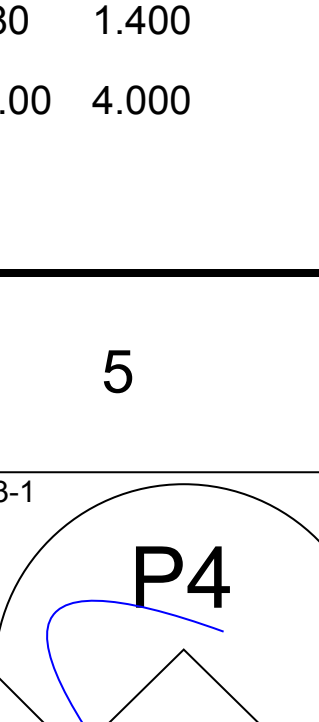
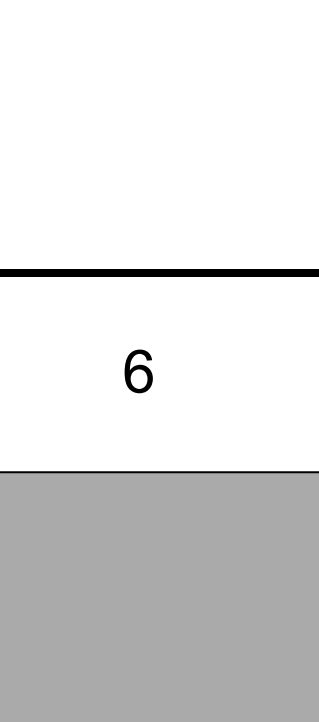
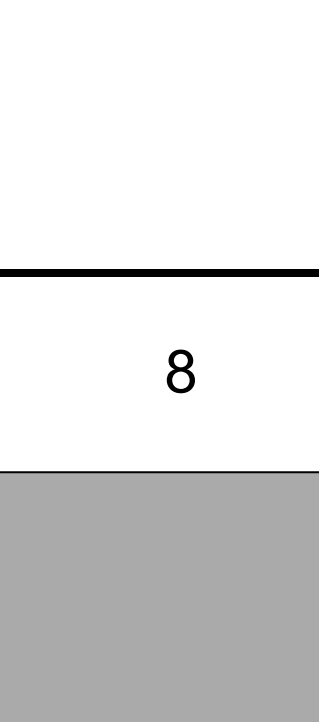
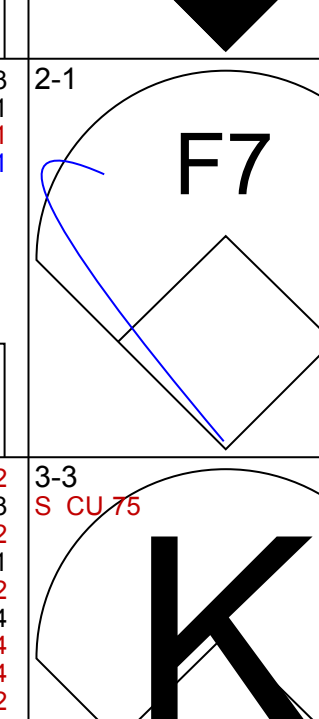


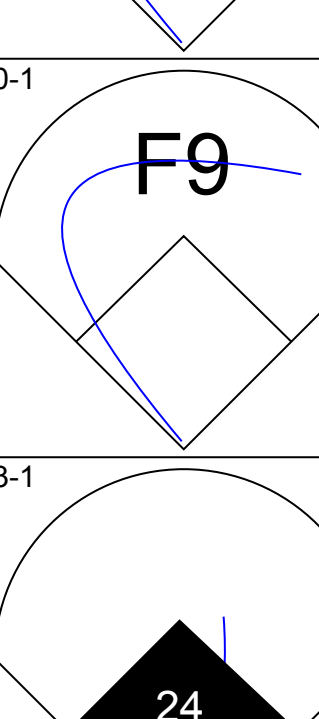


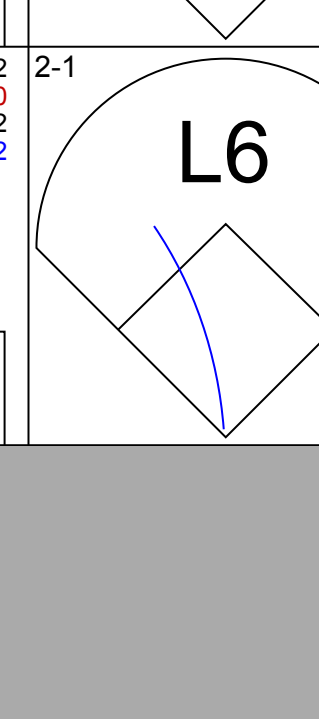
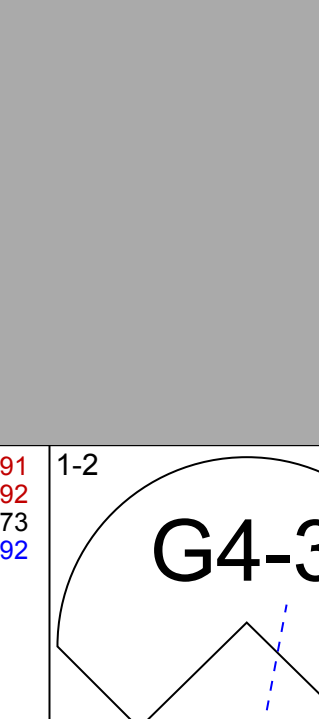

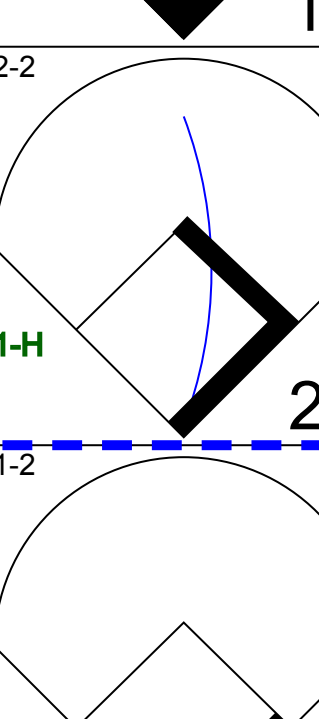

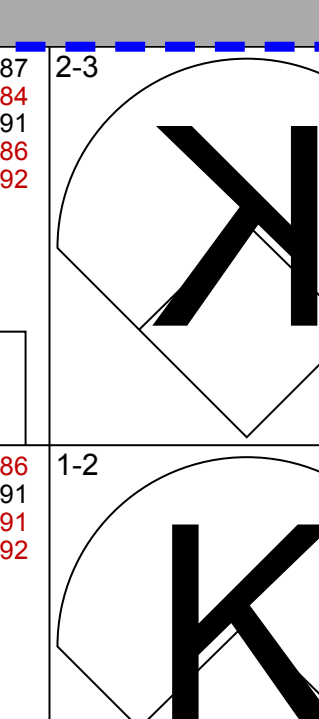

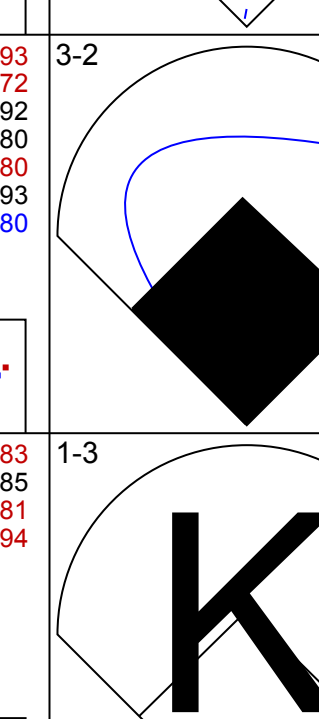
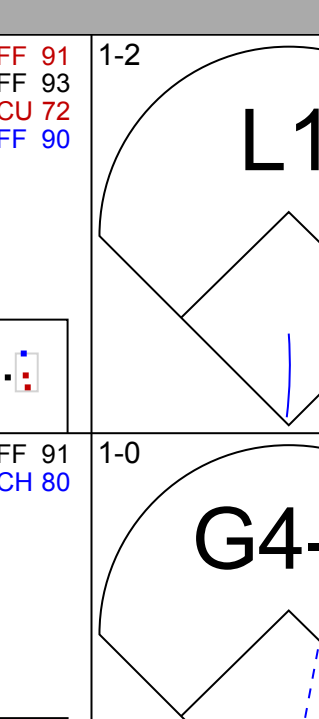

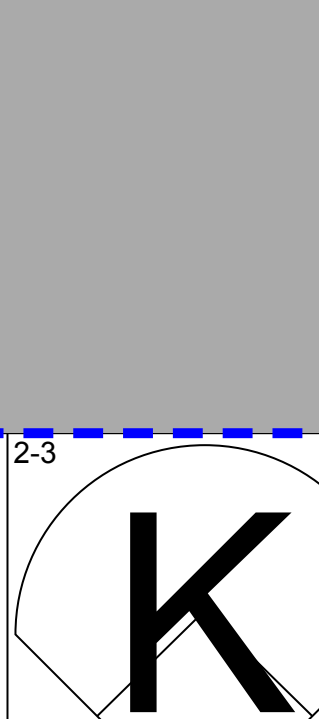
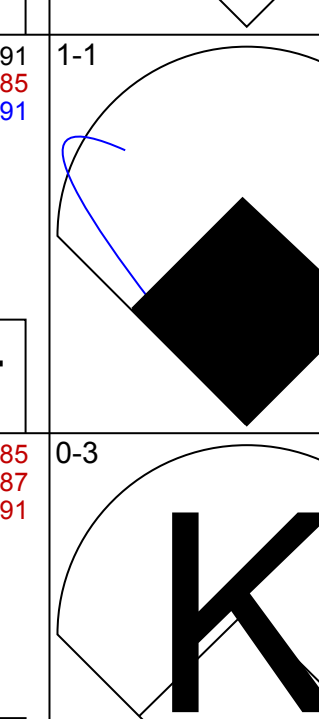

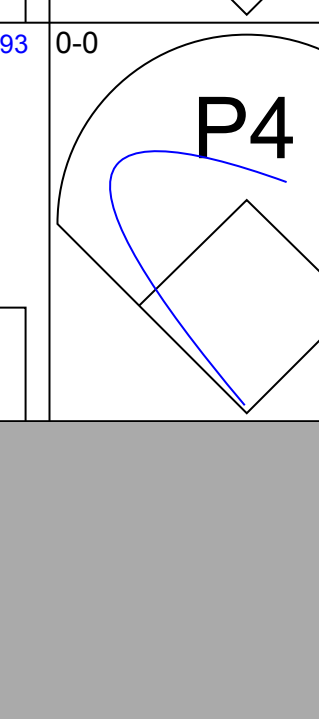
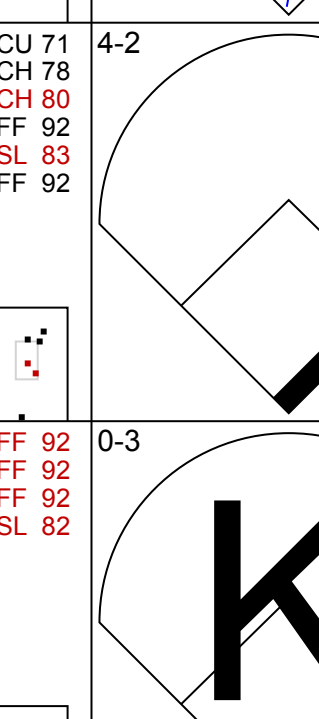

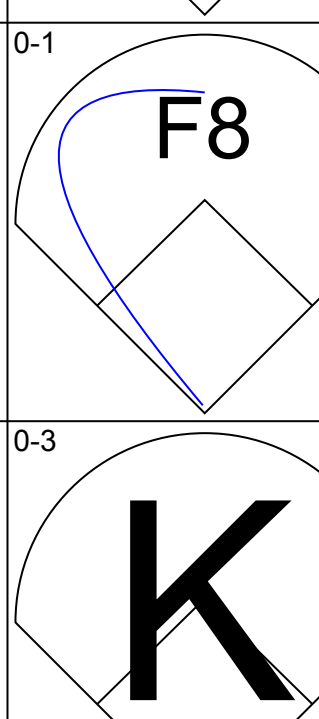

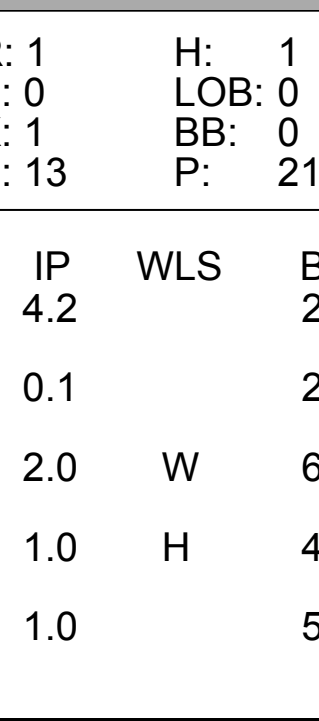
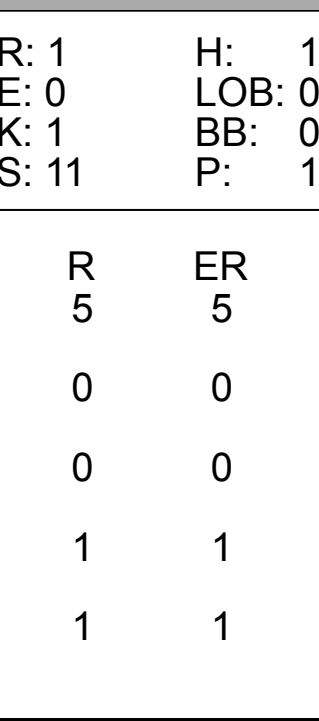
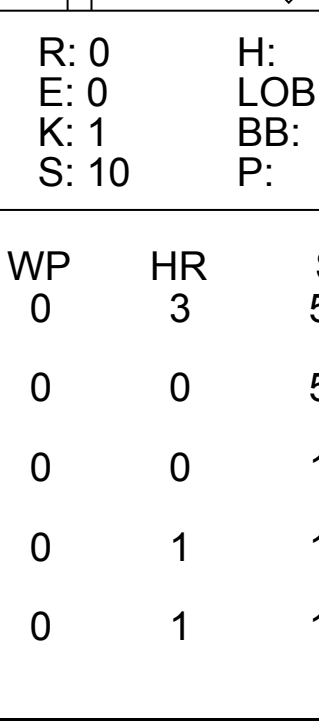
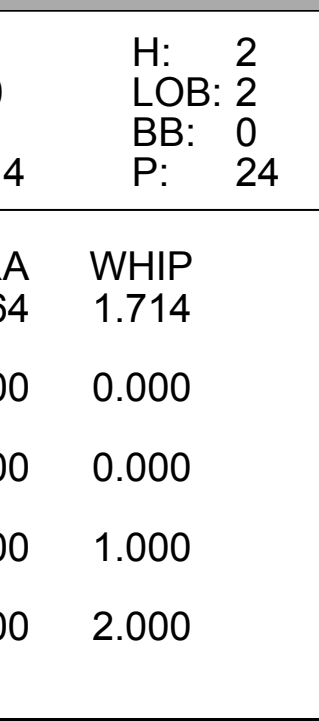
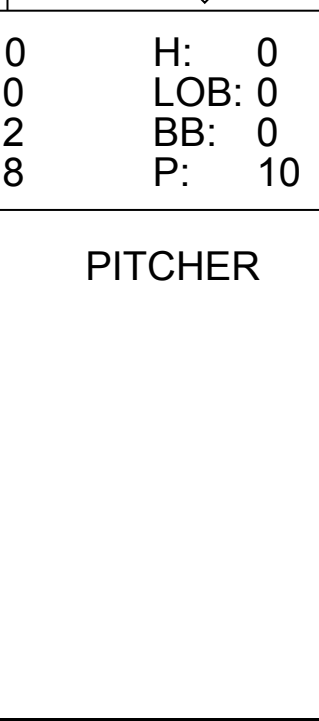
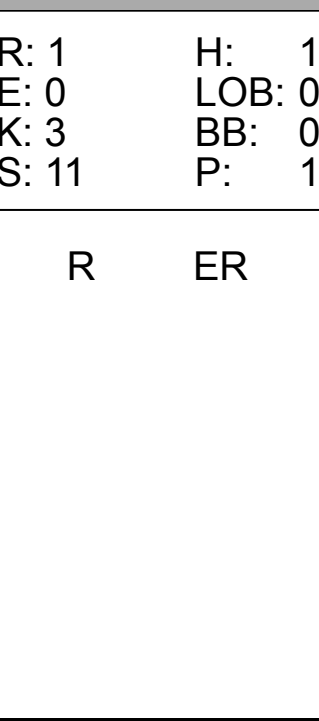
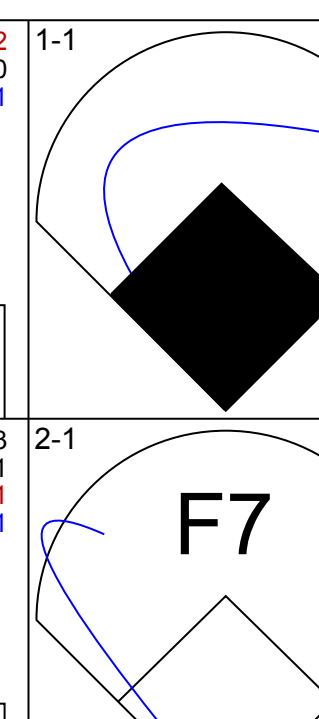
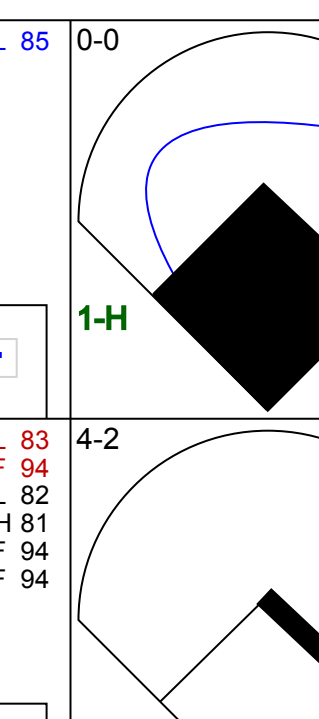
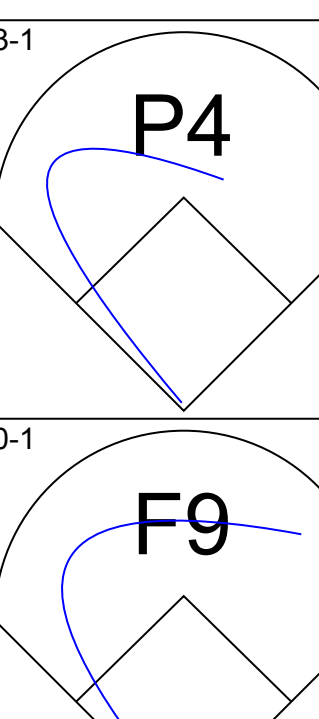
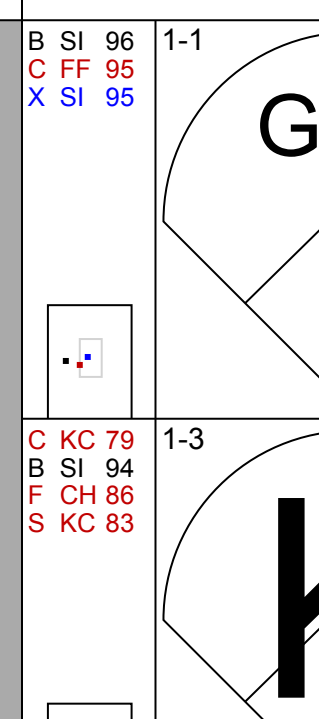
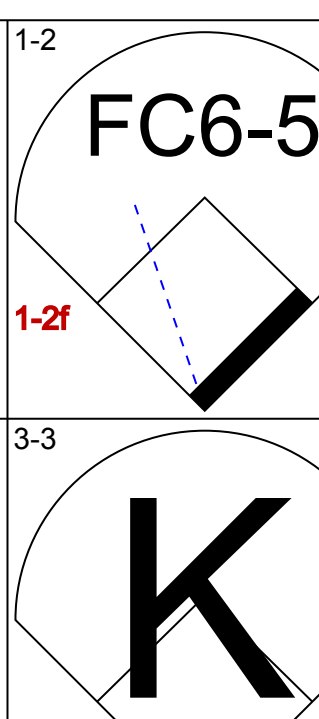
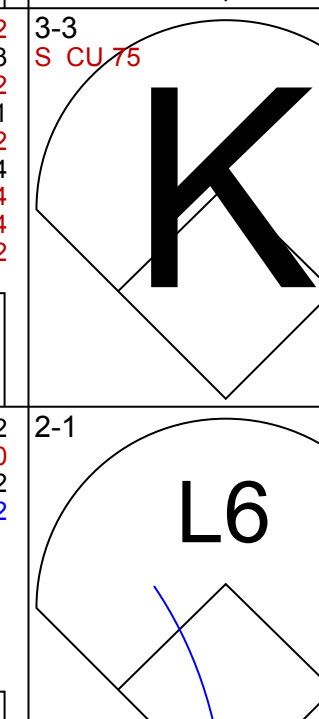
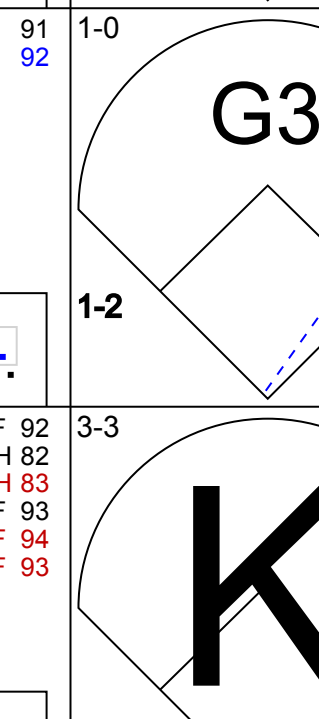
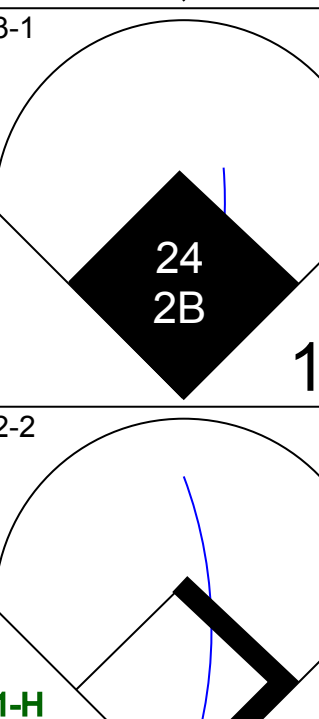
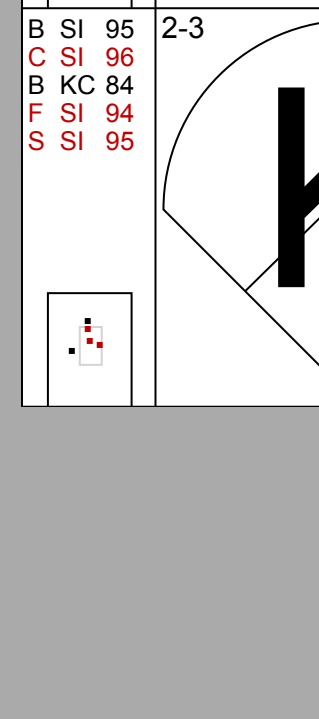


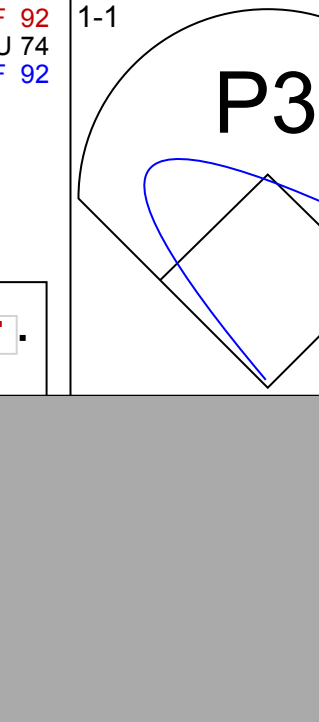







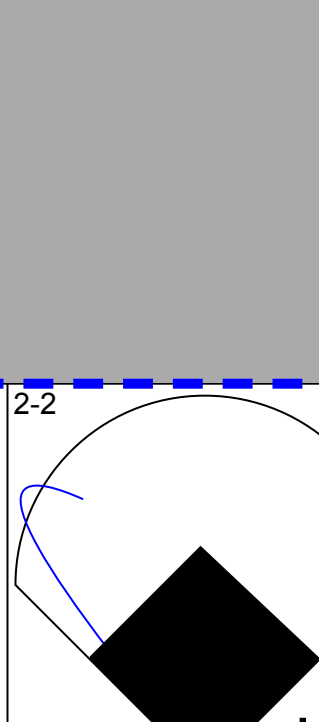
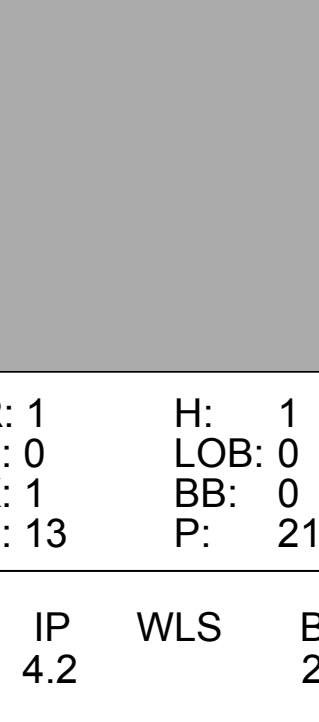
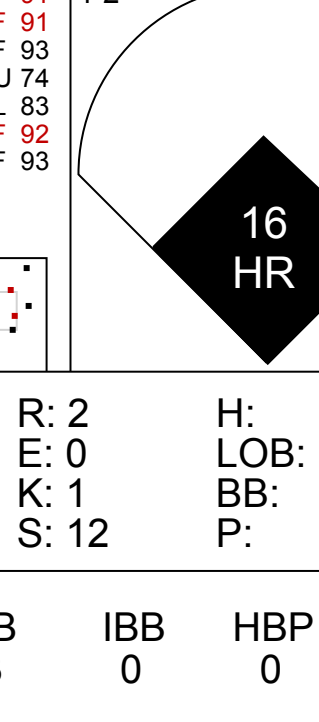
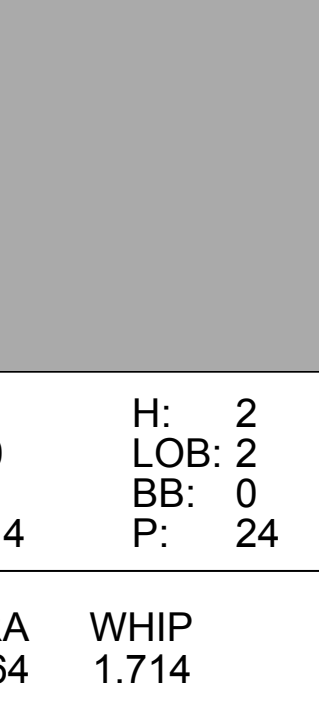
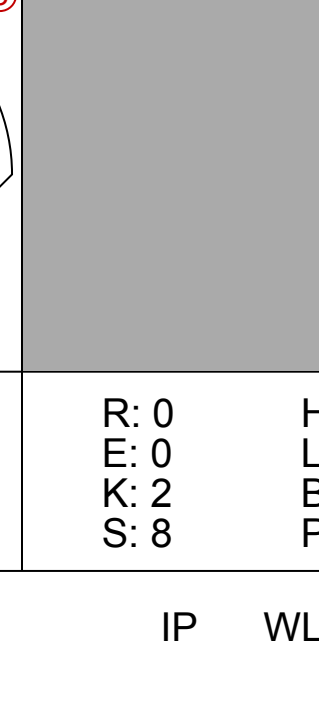
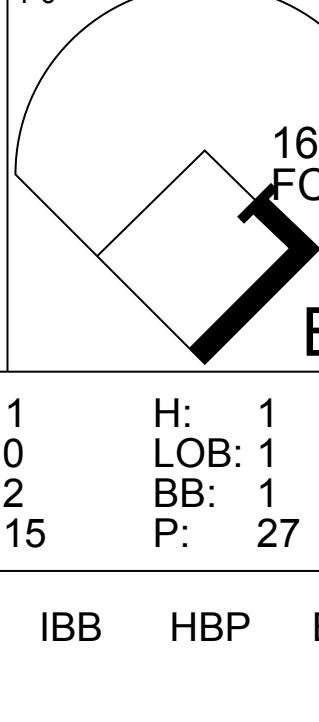





Batter	1	2	3	4	5	6	7	8	9	AB	R	H	RBI	BB	SO	LOB	BOTTOM										
8 Robbie Grossman, S OBP: 0.371, SLG: 0.418	L4	G4-3			P5			K		4	0	0	0	0	1	3	New York Yankees @ Detroit Tigers Comerica Park, Detroit, MI Sat May 29 2021, 4:10 PM - 7:04 PM EDT Att: 8,000 - Sunny - 62 F										
46 Jøelmer Candelario, S OBP: 0.354, SLG: 0.413	G3		L8		24 WP SF8 2H			G3-1		4	1	1	1	0	0	0											
24 Miguel Cabrera, R OBP: 0.273, SLG: 0.297	K		F9		SF8			G6-3		3	0	0	1	0	1	0											
7 Jonathan Schoop, R OBP: 0.278, SLG: 0.344		60 BB 15 1B HBP	G6-3		HR			1B		3	2	2	1	0	0	0											
15 Nomar Mazara, L OBP: 0.258, SLG: 0.292		9 1B 60 BB 1B		K	L7			K		4	1	1	0	0	2	1											
13 Eric Haase, R OBP: 0.275, SLG: 0.438	F9		F9		28 SF8 3B			K		4	1	1	0	0	1	3											
28 Niko Goodrum, S OBP: 0.313, SLG: 0.350		F8		SF8				G4-3		2	0	0	1	0	0	2											
60 Akil Baddoo, L OBP: 0.325, SLG: 0.485		F9		K				G5-3		2	0	0	0	1	1	0											
9 Willi Castro, S OBP: 0.258, SLG: 0.318		E4			46 2B 2B			G6-3		3	1	2	1	0	0	0											
Inning Stats	R: 0 E: 0 K: 1 S: 6	H: 0 LOB: 0 BB: 0 P: 10	R: 2 E: 1 K: 0 S: 15	H: 2 LOB: 2 BB: 1 P: 30	R: 0 E: 0 K: 0 S: 10	H: 0 LOB: 0 BB: 0 P: 14	R: 1 E: 0 K: 2 S: 12	H: 1 LOB: 0 BB: 0 P: 19	R: 3 E: 0 K: 0 S: 14	H: 3 LOB: 0 BB: 0 P: 24	R: 0 E: 0 K: 0 S: 8	H: 0 LOB: 0 BB: 0 P: 12	R: 0 E: 0 K: 1 S: 5	H: 0 LOB: 0 BB: 0 P: 6	R: 0 E: 0 K: 2 S: 11	H: 1 LOB: 1 BB: 0 P: 16	1B: 3 2B: 2 3B: 1 HR: 1	SF: 2 SAC: 0 DP: 0 HBP: 1	WP: 1 PB: 0 SB: 0 CS: 0	PA: 33							
PITCHER	IP	WLS	BF	H	R	ER	SO	BB	IBB	HBP	BLK	WP	HR	S	P	ERA	WHIP										
83 Delvi García, R ERA: 6.48	4.1	L	20	5	5	4	3	1	0	0	0	0	1	1	29	8.31	1.385										
84 Albert Abreu, R ERA: 2.06	3.2		13	2	1	1	3	0	0	0	0	1	1	29	43	2.46	0.545										

AB 29
R 1
H 3
RBI 0
BB 4
SO 12
LOB 13



AB 29
R 6
H 7
RBI 5
BB 1
SO 6
LOB 9



Batter	1	2	3	4	5	6	7	8	9	AB	R	H	RBI	BB	SO	LOB	TOP			
8 Robbie Grossman, L (1, 7) OBP: 0.362, SLG: 0.398										4	1	0	0	2	2	3				
46 Jeimer Candelario, S (1, 5) OBP: 0.353, SLG: 0.453										5	1	0	0	1	2	3				
24 Miguel Cabrera, R (1, 3) OBP: 0.269, SLG: 0.293										4	1	2	3	0	0	0				
59 Zack Short, R (6, 6) OBP: 0.583, SLG: 0.375										1	0	1	0	0	0	0				
7 Jonathan Schoop, R (1, 4) OBP: 0.302, SLG: 0.395										5	2	3	3	0	1	2				
28 Niko Goodrum, S (1, 8) OBP: 0.306, SLG: 0.340										4	0	1	0	0	2	2				
49 Derek Holland, S (6, 1)										0	0	0	0	0	0	0				
30 Harold Castro, L (8, PH) OBP: 0.366, SLG: 0.330										1	0	0	0	0	0	1				
70 Tyler Alexander, R (8, 1)										0	0	0	0	0	0	0				
65 Gregory Soto, L (9, 1)										0	0	0	0	0	0	0				
13 Eric Haase, R (1, 2) OBP: 0.300, SLG: 0.527										3	3	2	2	2	1	0				
22 Victor Reyes, S (1, 9) OBP: 0.186, SLG: 0.265										4	0	1	0	0	2	3				
60 Akil Baddoo, L (9, PH) OBP: 0.336, SLG: 0.509										0	1	0	0	1	0	0				
9 Willi Castro, S (1, 6) OBP: 0.274, SLG: 0.331										4	1	2	1	0	1	1				
48 Matthew Boyd, L (1, 1)										1	0	0	0	1	0	1				
77 Joe Jiménez, R (5, 1)										0	0	0	0	0	0	0				
15 Nomar Mazara, L (6, 9) OBP: 0.267, SLG: 0.313										2	0	1	1	0	0	1				
Inning Stats	R: 0 H: 1 E: 0 K: 3 S: 16	H: 1 LOB: 2 BB: 0 P: 25	R: 6 H: 4 E: 0 K: 2 S: 22	H: 4 LOB: 0 BB: 2 P: 34	R: 1 H: 2 E: 0 K: 0 S: 10	H: 2 LOB: 1 BB: 0 P: 17	R: 0 H: 2 E: 0 K: 0 S: 20	H: 2 LOB: 3 BB: 1 P: 33	R: 0 H: 0 E: 0 K: 3 S: 13	H: 0 LOB: 1 BB: 1 P: 20	R: 1 H: 1 E: 0 K: 1 S: 11	H: 1 LOB: 0 BB: 0 P: 18	R: 0 H: 1 E: 0 K: 1 S: 8	H: 1 LOB: 1 BB: 0 P: 14	R: 0 H: 1 E: 0 K: 1 S: 8	H: 1 LOB: 1 BB: 3 P: 29	1B: 6 2B: 3 3B: 0 HR: 4	SF: 1 SAC: 1 DP: 1 HBP: 0	WP: 2 PB: 0 SB: 3 CS: 0	PA: 47
PITCHER	IP WLS BF H R ER SO BB IBB HBP BLK WP HR S P ERA WHIP	IP WLS BF H R ER SO BB IBB HBP BLK WP HR S P ERA WHIP	IP WLS BF H R ER SO BB IBB HBP BLK WP HR S P ERA WHIP	IP WLS BF H R ER SO BB IBB HBP BLK WP HR S P ERA WHIP	IP WLS BF H R ER SO BB IBB HBP BLK WP HR S P ERA WHIP	IP WLS BF H R ER SO BB IBB HBP BLK WP HR S P ERA WHIP	IP WLS BF H R ER SO BB IBB HBP BLK WP HR S P ERA WHIP	IP WLS BF H R ER SO BB IBB HBP BLK WP HR S P ERA WHIP	IP WLS BF H R ER SO BB IBB HBP BLK WP HR S P ERA WHIP	IP WLS BF H R ER SO BB IBB HBP BLK WP HR S P ERA WHIP	IP WLS BF H R ER SO BB IBB HBP BLK WP HR S P ERA WHIP	IP WLS BF H R ER SO BB IBB HBP BLK WP HR S P ERA WHIP	IP WLS BF H R ER SO BB IBB HBP BLK WP HR S P ERA WHIP	IP WLS BF H R ER SO BB IBB HBP BLK WP HR S P ERA WHIP	IP WLS BF H R ER SO BB IBB HBP BLK WP HR S P ERA WHIP	IP WLS BF H R ER SO BB IBB HBP BLK WP HR S P ERA WHIP	IP WLS BF H R ER SO BB IBB HBP BLK WP HR S P ERA WHIP	IP WLS BF H R ER SO BB IBB HBP BLK WP HR S P ERA WHIP	IP WLS BF H R ER SO BB IBB HBP BLK WP HR S P ERA WHIP	IP WLS BF H R ER SO BB IBB HBP BLK WP HR S P ERA WHIP
52 Eric Lauer, L (1, 1) ERA: 4.88	2.0	L	16	7	7	7	5	2	0	0	0	0	0	1	0	66	31.50	4.500		
32 Trevor Richards, R (3, 1) ERA: 5.09	1.0		3	0	0	0	0	0	0	0	0	0	0	1	0	7	10.00	0.000		
37 Adrian Houser, R (4, 1) ERA: 3.86	5.0		22	5	1	1	6	2	0	0	0	0	0	1	60	98	1.80	1.400		
57 Eric Yardley, R (9, 1) ERA: 7.07	1.0		6	1	2	2	0	3	0	0	0	0	1	0	12	29	18.00	4.000		
Batter	1	2	3	4	5	6	7	8	9	AB	R	H	RBI	BB	SO	LOB	BOTTOM			
16 Koltan Wong, L (1, 4) OBP: 0.347, SLG: 0.447										5	2	2	3	0	0	1				
27 Willy Adames, R (1, 6) OBP: 0.285, SLG: 0.400										4	0	0	0	1	2	1				
22 Christian Yelich, L (1, 7) OBP: 0.386, SLG: 0.333										5	1	1	0	0	3	2				
24 Avisail Garcia, R (1, 9) OBP: 0.311, SLG: 0.453										4	0	1	1	0	2	1				
9 Manny Pina, R (1, 2) OBP: 0.297, SLG: 0.415										2	0	0	0	0	0	1				
10 Omar Narváez, L (5, PH) OBP: 0.383, SLG: 0.457										1	0	0	0	0	1	0				
15 Tyrone Taylor, R (1, 8) OBP: 0.307, SLG: 0.449										4	2	2	2	0	1	2				
18 Keston Hiura, R (1, 3) OBP: 0.219, SLG: 0.216										4	0	0	0	0	3	0				
2 Luis Urrías, R (1, 5) OBP: 0.324, SLG: 0.399										3	1	1	1	1	0	0				
52 Eric Lauer, L (1, 1) OBP: 0.296, SLG: 1.000										0	0	0	0	0	0	0				
32 Trevor Richards, R (3, 1) ERA: 5.09										0	0	0	0	0	0	0				
28 Daniel Robertson, R (3, PH) OBP: 0.226, SLG: 0.344										0	1	0	0	1	0	0				
37 Adrian Houser, R (4, 1) ERA: 3.86										2	0	0	0	0	2	1				
57 Eric Yardley, R (9, 1) ERA: 7.07										0	0	0	0	0	0	0				
21 Travis Shaw, L (6, PH) OBP: 0.230, SLG: 0.324										0	0	0	0	1	0	0				
Inning Stats	R: 1 H: 1 E: 0 K: 1 S: 13	H: 1 LOB: 0 BB: 0 P: 21	R: 1 H: 1 E: 0 K: 1 S: 11	H: 1 LOB: 0 BB: 0 P: 16	R: 2 H: 1 E: 0 K: 1 S: 12	H: 1 LOB: 1 BB: 2 P: 25	R: 0 H: 0 E: 0 K: 1 S: 10	H: 0 LOB: 1 BB: 1 P: 16	R: 1 H: 2 E: 0 K: 1 S: 14	H: 2 LOB: 2 BB: 0 P: 24	R: 0 H: 0 E: 0 K: 2 S: 8	H: 0 LOB: 0 BB: 0 P: 10	R: 0 H: 0 E: 0 K: 2 S:							

Batter	1	2	3	4	5	6	7	8	9	AB	R	H	RBI	BB	SO	LOB	TOP										
8 Robbie Grossman, S (1, 7) OBP: 0.360, SLG: 0.395										4	0	1	0	0	1	0											
46 Jeimer Candelario, S (1, 5) OBP: 0.351, SLG: 0.400										4	0	1	0	0	2	1											
24 Miguel Cabrera, R (1, 10) OBP: 0.263, SLG: 0.285										4	0	0	0	0	2	1											
7 Jonathan Schoop, R (1, 3) OBP: 0.296, SLG: 0.387										4	0	0	0	0	1	1											
15 Nomar Mazara, L (1, 9) OBP: 0.257, SLG: 0.300										4	0	0	0	0	1	1											
28 Niko Goodrum, S (1, 6) OBP: 0.305, SLG: 0.338										4	0	1	0	0	2	0											
9 Willi Castro, S (1, 4) OBP: 0.279, SLG: 0.350										3	1	1	1	1	0	1											
60 Akil Baddoo, L (1, 8) OBP: 0.344, SLG: 0.509										2	0	1	0	1	0	0											
34 Jake Rogers, R (1, 2) OBP: 0.243, SLG: 0.314										2	0	0	0	0	2	3											
13 Eric Haase, R (7, PH) OBP: 0.295, SLG: 0.518										1	0	0	0	0	1	1											
Inning Stats	R: 0 E: 0 K: 1 S: 7	H: 1 LOB: 0 BB: 0 P: 11	R: 0 E: 0 K: 2 S: 17	H: 1 LOB: 3 BB: 2 P: 30	R: 0 E: 0 K: 1 S: 9	H: 0 LOB: 0 BB: 0 P: 13	R: 0 E: 0 K: 0 S: 8	H: 0 LOB: 0 BB: 0 P: 11	R: 1 E: 0 K: 1 S: 6	H: 1 LOB: 0 BB: 0 P: 10	R: 0 E: 0 K: 1 S: 10	H: 1 LOB: 1 BB: 0 P: 14	R: 0 E: 0 K: 2 S: 10	H: 1 LOB: 1 BB: 0 P: 12	R: 0 E: 0 K: 2 S: 8	H: 0 LOB: 0 BB: 0 P: 13	R: 0 E: 0 K: 2 S: 11	H: 0 LOB: 1 BB: 0 P: 15	1B: 4 2B: 1 3B: 0 HR: 1	SF: 0 SAC: 0 DP: 1 HBP: 0	WP: 1 PB: 0 SB: 1 CS: 1	PA: 34					
PITCHER	IP	WLS	BF	H	R	ER	SO	BB	IBB	HBP	BLK	WP	HR	S	P	ERA	WHIP										
33 Lance Lynn, R (1, 1) ERA: 1.23	6.0	W	23	4	1	1	6	2	0	0	0	0	1	57	89	1.50	1.000										
39 Aaron Bummer, L (7, 1) ERA: 3.32	1.0	H	4	1	0	0	2	0	0	0	0	0	0	10	12	0.00	1.000										
43 Evan Marshall, R (8, 1) ERA: 5.23	1.0	H	3	0	0	0	2	0	0	0	0	0	0	8	13	0.00	0.000										
31 Liam Hendriks, R (9, 1) ERA: 1.96	1.0	S	4	0	0	0	2	0	0	0	0	1	0	11	15	0.00	0.000										

Detroit Tigers @ Chicago White Sox
Guaranteed Rate Field, Chicago, IL
Thu Jun 03 2021, 7:11 PM - 9:39 PM CDT
Att: 12,845 - Partly Cloudy - 85 F

AB 32
R 1
H 5
RBI 1
BB 2
SO 12
LOB 9



Batter	1	2	3	4	5	6	7	8	9	AB	R	H	RBI	BB	SO	LOB	BOTTOM										
7 Tim Anderson, R (1, 6) OBP: 0.333, SLG: 0.436										4	1	2	1	0	0	0											
12 Adam Eaton, L (1, 9) OBP: 0.300, SLG: 0.358										4	0	0	0	0	3	1											
10 Yoán Moncada, S (1, 5) OBP: 0.426, SLG: 0.444										4	1	1	1	0	2	0											
79 José Abreu, R (1, 3) OBP: 0.344, SLG: 0.484										3	0	0	0	0	0	0											
73 Yermín Mercedes, R (1, 10) OBP: 0.353, SLG: 0.462										3	0	0	0	0	1	0											
24 Yasmani Grandal, S (1, 2) OBP: 0.384, SLG: 0.363										3	1	1	1	0	0	0											
23 Jake Lamb, L (1, 7) OBP: 0.400, SLG: 0.531										3	1	1	1	0	1	1											
20 Danny Mendick, R (8, 4) OBP: 0.317, SLG: 0.327										0	0	0	0	0	0	0											
28 Leury García, S (1, 4) OBP: 0.292, SLG: 0.291										3	0	1	0	0	1	0											
0 Billy Hamilton, S (1, 8) OBP: 0.243, SLG: 0.418										3	0	0	0	0	1	1											
Inning Stats	R: 1 E: 0 K: 1 S: 13	H: 1 LOB: 0 BB: 0 P: 17	R: 1 E: 0 K: 1 S: 11	H: 2 LOB: 1 BB: 0 P: 17	R: 0 E: 0 K: 2 S: 8	H: 1 LOB: 0 BB: 0 P: 12	R: 0 E: 0 K: 1 S: 9	H: 0 LOB: 1 BB: 0 P: 13	R: 0 E: 0 K: 1 S: 6	H: 0 LOB: 0 BB: 0 P: 10	R: 0 E: 0 K: 0 S: 5	H: 0 LOB: 0 BB: 0 P: 7	R: 1 E: 0 K: 0 S: 9	H: 1 LOB: 0 BB: 0 P: 13	R: 1 E: 0 K: 3 S: 11	H: 1 LOB: 0 BB: 0 P: 17	1B: 2 2B: 0 3B: 0 HR: 4	SF: 0 SAC: 0 DP: 0 HBP: 0	WP: 0 PB: 0 SB: 0 CS: 1	PA: 30							
PITCHER	IP	WLS	BF	H	R	ER	SO	BB	IBB	HBP	BLK	WP	HR	S	P	ERA	WHIP										
12 Casey Mize, R (1, 1) ERA: 3.34	7.0	L	26	5	3	3	6	0	0	0	0	0	3	61	89	3.86	0.714										
44 Daniel Norris, L (8, 1) ERA: 5.85	1.0		4	1	1	1	3	0	0	0	0	0	1	11	17	9.00	1.000										

Detroit Tigers @ Chicago White Sox
Guaranteed Rate Field, Chicago, IL
Thu Jun 03 2021, 7:11 PM - 9:39 PM CDT
Att: 12,845 - Partly Cloudy - 85 F

AB 30
R 4
H 6
RBI 4
BB 0
SO 9
LOB 3



Batter	1	2	3	4	5	6	7	8	9	AB	R	H	RBI	BB	SO	LOB	TOP										
8 Robbie Grossman, S (1.9) OBP: 0.352, SLG: 0.387	L1		E5 7 2B		G6-3		SF9	F7		4	1	0	1	0	0	2											
7 Jonathan Schoop, R (1.3) OBP: 0.312, SLG: 0.433	1B		2B			HR	HR		BB	4	2	4	5	1	0	0											
60 Akiel Baddoo, L (9.7) OBP: 0.344, SLG: 0.509	1B		2B			HR	HR		BB	0	0	0	0	0	0	0											
46 Jaimer Candelario, S (1.5) OBP: 0.343, SLG: 0.390	K		G6-3			G5-3	L7		K	5	0	0	0	0	2	3											
24 Miguel Cabrera, R (1.10) OBP: 0.261, SLG: 0.282	FC4-6					G1-3	13 HR		L8	5	1	1	0	0	0	2											
13 Eric Haase, R (1.2) OBP: 0.318, SLG: 0.567	K				L5	1B	HR		BB	4	1	2	2	1	1	0											
28 Niko Goodrum, S (1.7) OBP: 0.297, SLG: 0.327	G1-3				G1-3	G5-3	K		F7	5	0	0	0	0	1	3											
59 Zack Short, R (1.6) OBP: 0.500, SLG: 0.273	K				G5-3		BB		K	3	1	0	0	1	2	0											
9 Willi Castro, S (1.4) OBP: 0.295, SLG: 0.369			54 G6-4-3 1B			BB	2B		1B	3	1	3	0	1	0	0											
54 Derek Hill, R (1.8) OBP: 0.295, SLG: 0.369	G6-4-3				G5-3		BB		K	3	1	0	0	1	1	3											
Inning Stats	R: 0 E: 0 K: 1 S: 9	H: 1 LOB: 1 BB: 0 P: 11	R: 0 E: 0 K: 2 S: 8	H: 0 LOB: 0 BB: 0 P: 11	R: 1 E: 1 K: 0 S: 8	H: 2 LOB: 1 BB: 0 P: 10	R: 0 E: 0 K: 0 S: 7	H: 0 LOB: 0 BB: 0 P: 12	R: 0 E: 0 K: 0 S: 8	H: 0 LOB: 1 BB: 1 P: 18	R: 1 E: 0 K: 0 S: 13	H: 2 LOB: 1 BB: 0 P: 18	R: 6 E: 0 K: 1 S: 26	H: 4 LOB: 0 BB: 2 P: 43	R: 0 E: 0 K: 2 S: 11	H: 1 LOB: 0 BB: 0 P: 15	R: 0 E: 0 K: 1 S: 9	H: 0 LOB: 2 BB: 2 P: 17	1B: 5 2B: 2 3B: 0 HR: 3	SF: 1 SAC: 0 DP: 1 HBP: 0	WP: 0 PB: 0 SB: 0 CS: 0	PA: 42					
PITCHER	IP	WLS	BF	H	R	ER	SO	BB	IBB	HBP	BLK	WP	HR	S	P	ERA	WHIP										
60 Dallas Keuchel, L (1.1) ERA: 4.25	6.0		24	5	2	1	3	1	0	0	0	0	1	53	80	1.50	1.000										
65 Codi Heuer, R (7.1) ERA: 6.23	0.0		3	1	3	3	0	2	0	0	0	0	0	8	18	∞	∞										
43 Evan Marshall, R (7.1) ERA: 6.23	1.0	B	6	3	3	3	1	0	0	0	0	0	2	18	25	27.00	3.000										
45 Garrett Crochet, L (8.1) ERA: 0.52	1.2		8	1	0	0	3	2	0	0	0	0	0	18	30	0.00	1.800										
31 Liam Hendriks, R (9.1) ERA: 1.93	0.1	W	1	0	0	0	0	0	0	0	0	0	0	2	2	0.00	0.000										

Detroit Tigers @ Chicago White Sox
 Guaranteed Rate Field, Chicago, IL
 Fri Jun 04 2021, 7:10 PM - 10:37 PM CDT
 Att: 21,637 - Clear - 87 F

AB	36
R	8
H	10
RBI	8
BB	5
SO	7
LOB	13

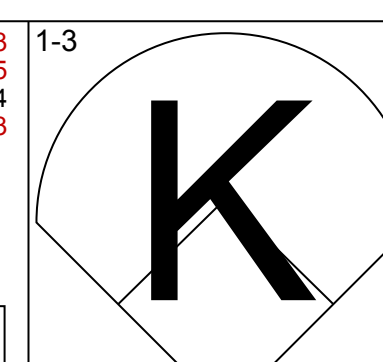
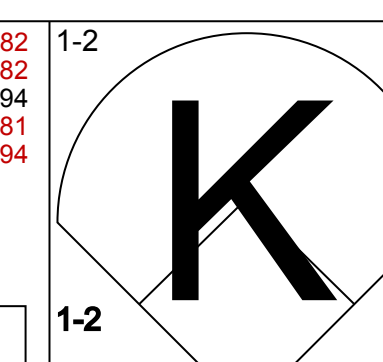
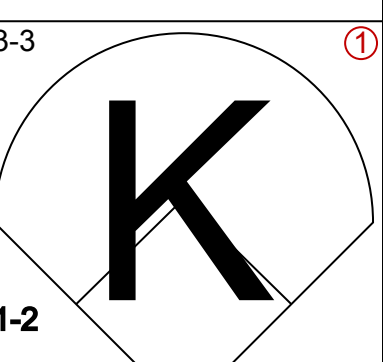
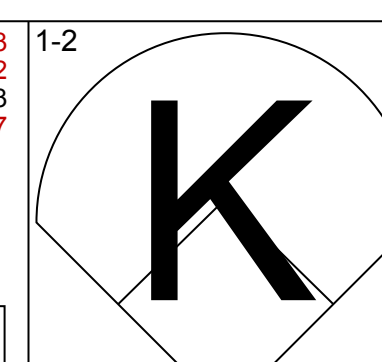
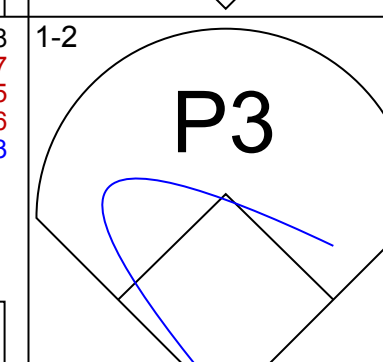
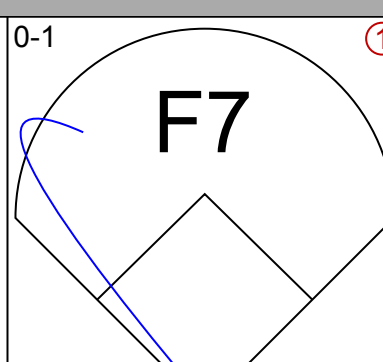
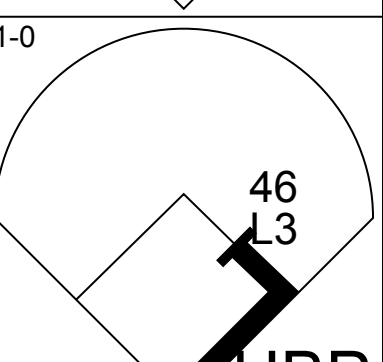
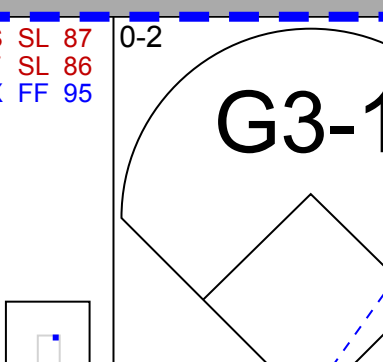
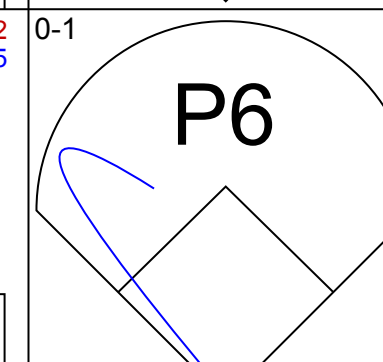
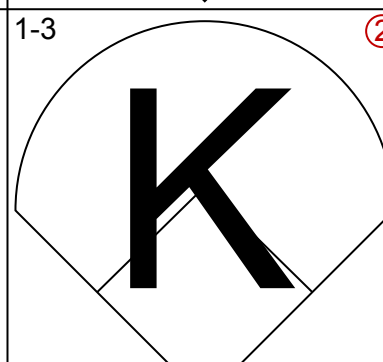
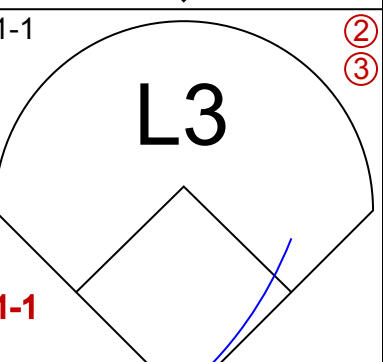
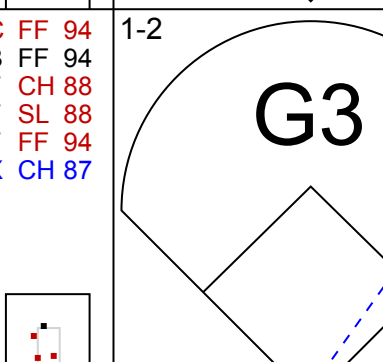
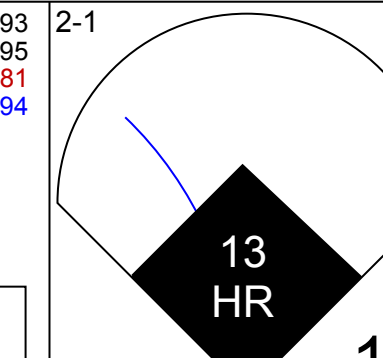
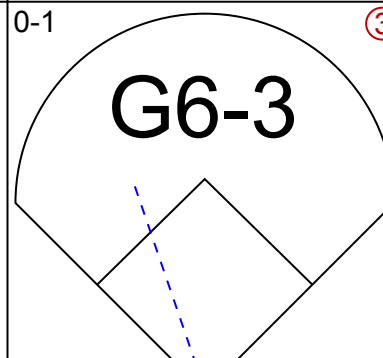
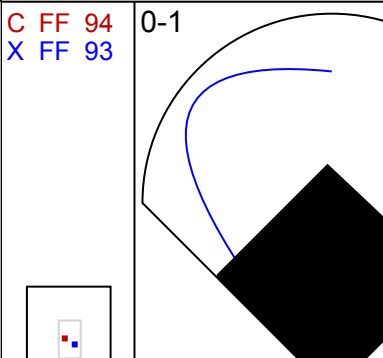
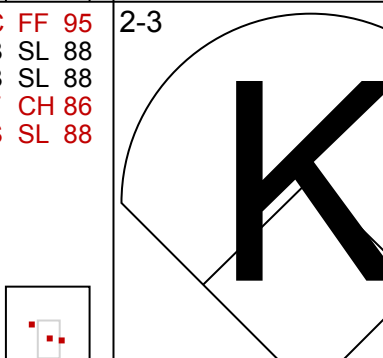
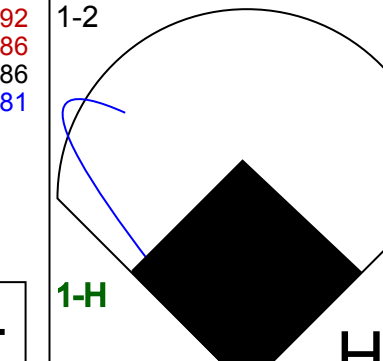
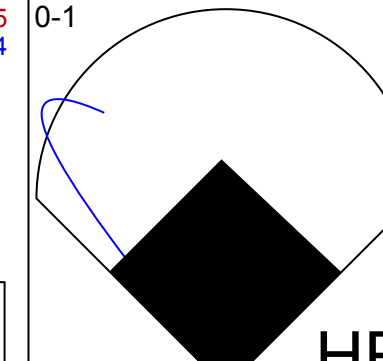
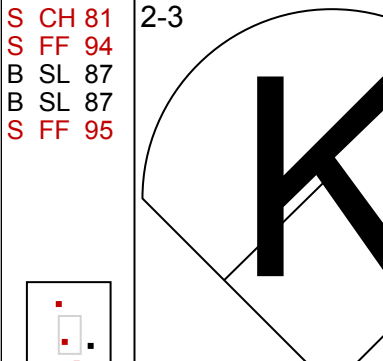
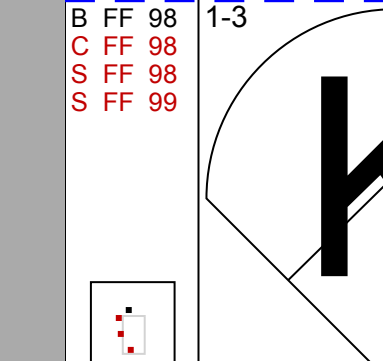
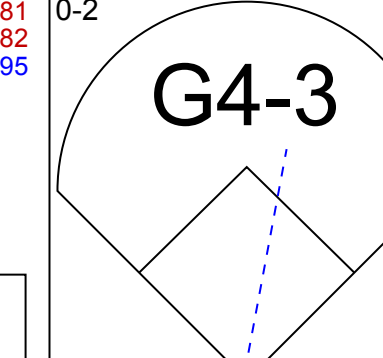
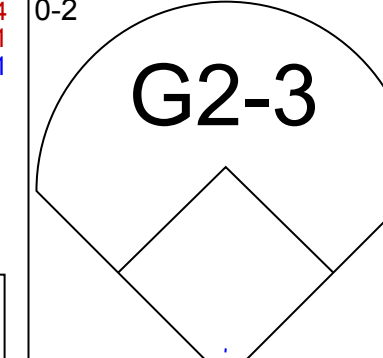
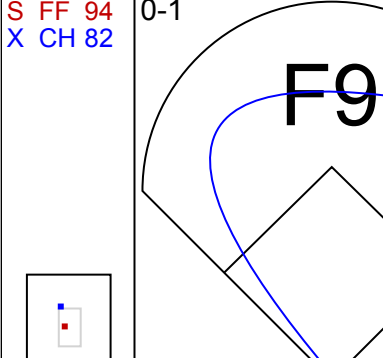
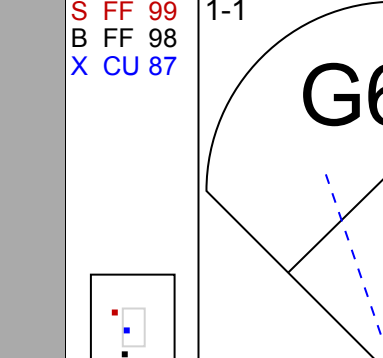
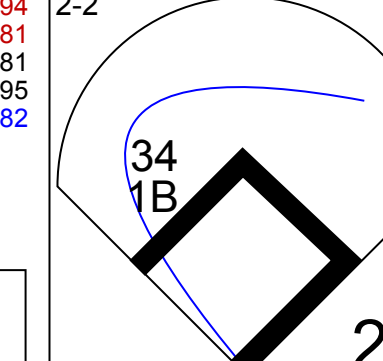
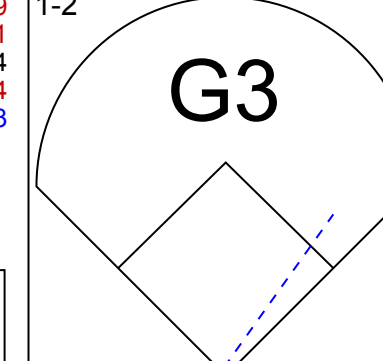
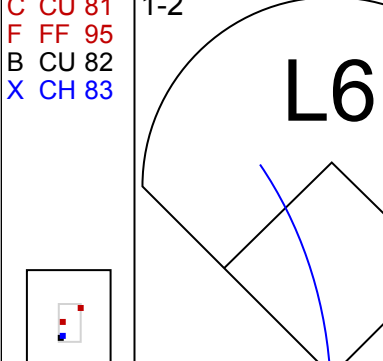
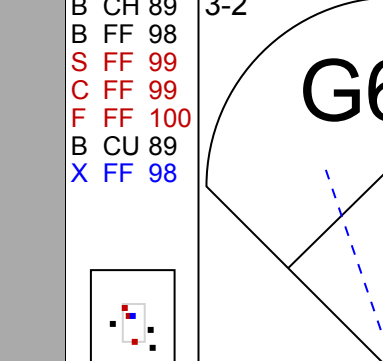
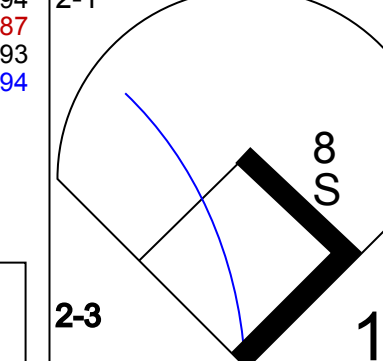
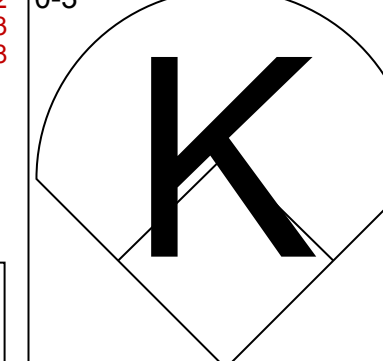


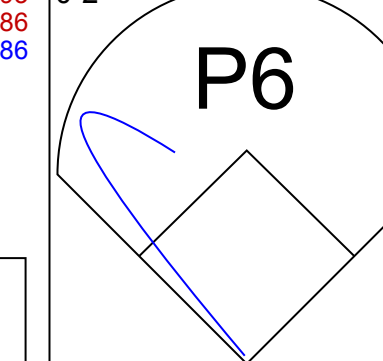
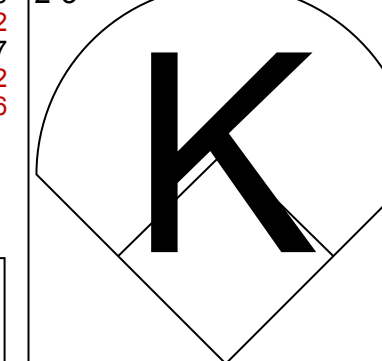
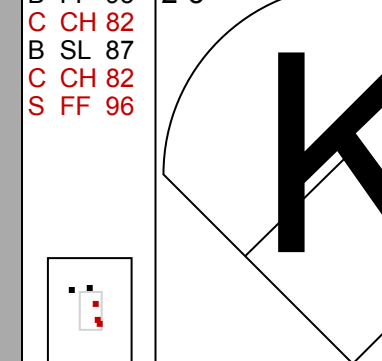


Batter	1	2	3	4	5	6	7	8	9	AB	R	H	RBI	BB	SO	LOB	BOTTOM										
7 Tim Anderson, R (1.6) OBP: 0.330, SLG: 0.429	G6-3		K			F9		G5-3		5	1	1	2	0	1	1											
12 Adam Eaton, L (1.9) OBP: 0.297, SLG: 0.353	K		G4-3			FC4		K		5	1	1	1	0	2	1											
10 Yoán Moncada, S (1.5) OBP: 0.426, SLG: 0.437	G5-3				G3	79 FC6-4 BB		L8		3	1	0	0	1	0	1											
79 José Abreu, R (1.3) OBP: 0.345, SLG: 0.479		G1-3		G1-3	FC6-4 24 BB	73 BB		73 F8-6 BB		4	0	1	0	1	0	1											
73 Yermín Mercedes, R (1.10) OBP: 0.354, SLG: 0.457	G6-3			K		24 BB		F8-6		4	0	1	1	1	1	1											
24 Yasmani Grandal, S (1.2) OBP: 0.400, SLG: 0.433	HR					BB		HR		2	3	2	2	2	0	0											
23 Jake Lamb, L (1.7) ERA: 2.86						BB		HR		3	1	1	0	0	0	3											
0 Billy Hamilton, S (7.7) OBP: 0.254, SLG: 0.418	G3					BB		BB		0	0	0	0	1	0	0											
28 Leury García, S (1.8) OBP: 0.287, SLG: 0.285	K				SH 7 1B	12 FC4		L5		3	1	0	0	0	1	1											
1 Nick Madrigal, R (1.4) OBP: 0.337, SLG: 0.414	1B				F4			G5-3		4	1	2	1	0	0	3											
Inning Stats	R: 0 E: 0 K: 1 S: 8	H: 0 LOB: 0 BB: 0 P: 10	R: 1 E: 0 K: 0 S: 9	H: 1 LOB: 0 BB: 0 P: 16	R: 0 E: 0 K: 2 S: 9	H: 1 LOB: 0 BB: 0 P: 11	R: 0 E: 0 K: 1 S: 13	H: 0 LOB: 0 BB: 0 P: 19	R: 5 E: 3 K: 0 S: 27	H: 2 LOB: 3 BB: 4 P: 49	R: 1 E: 0 K: 0 S: 13	H: 2 LOB: 1 BB: 0 P: 19	R: 1 E: 0 K: 0 S: 12	H: 1 LOB: 1 BB: 2 P: 24	R: 0 E: 0 K: 1 S: 8	H: 0 LOB: 0 BB: 0 P: 12	R: 1 E: 0 K: 0 S: 7	H: 2 LOB: 2 BB: 0 P: 11	1B: 6 2B: 1 3B: 0 HR: 3	SF: 0 SAC: 1 DP: 1 HBP: 1	WP: 0 PB: 0 SB: 0 CS: 0	PA: 41					
PITCHER	IP	WLS	BF	H	R	ER	SO	BB	IBB	HBP	BLK	WP	HR	S	P	ERA	WHIP										
56 Spencer Turnbull, R (1.1) ERA: 2.86	4.0		14	2	1	1	4	0	0	0	0	0	0	1	39	2.25	0.500										
36 Kyle Funkhouser, R (5.1) ERA: 3.46	0.1		7	2	5	2	0	2	0	0	0	0	0	16	28	54.00	12.000										
77 Joe Jiménez, R (5.1) ERA: 9.35	0.2		4	0	0	0	0	2	0	0	0	0	0	11	21	0.00	3.000										
70 Tyler Alexander, L (6.1) ERA: 4.56	1.0		5	2	1	1	0	0	0	0	0	0	1	13	19	9.00	2.000										
51 Rony García, R (7.1) ERA: 2.45	0.2	B	3	1	1	1	0	1	0	0	0	0	1	10	18	13.50	3.000										

Detroit Tigers @ Chicago White Sox
 Guaranteed Rate Field, Chicago, IL
 Fri Jun 04 2021, 7:10 PM - 10:37 PM CDT
 Att: 21,637 - Clear - 87 F


AB	33
R	9
H	9
RBI	7
BB	6
SO	5
LOB	12

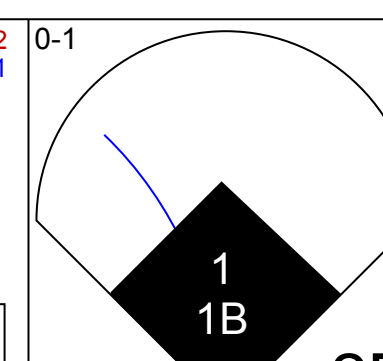
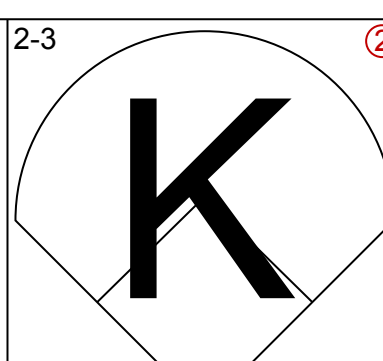
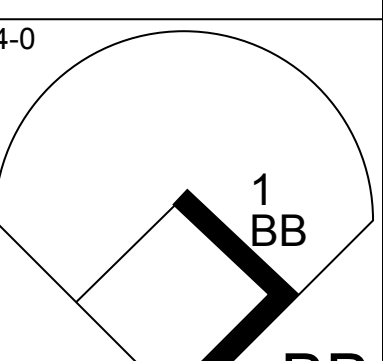
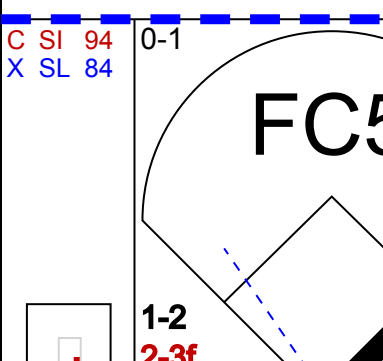
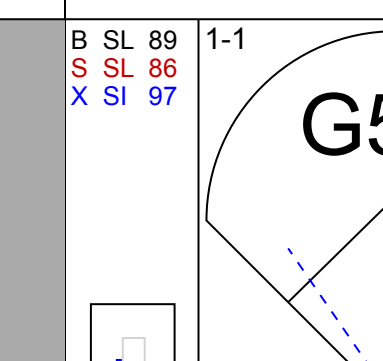

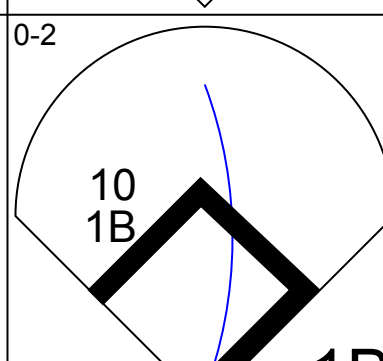
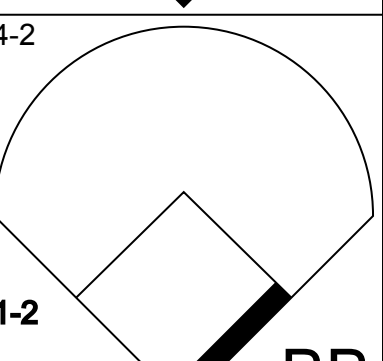
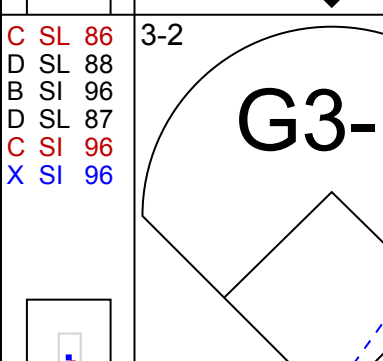
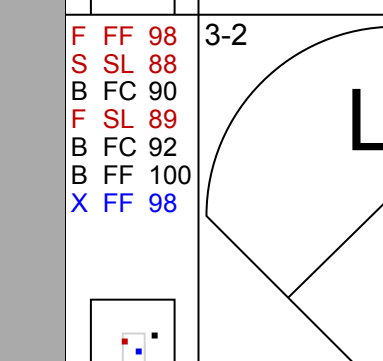
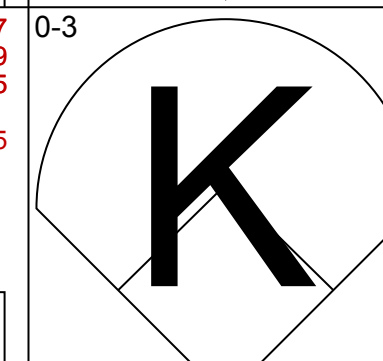
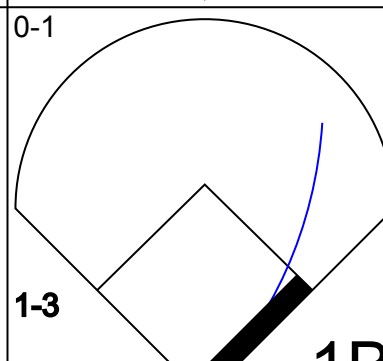
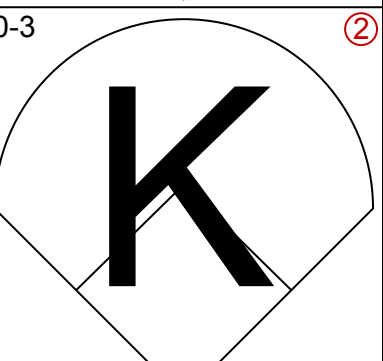
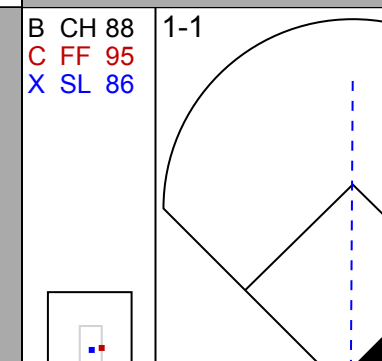

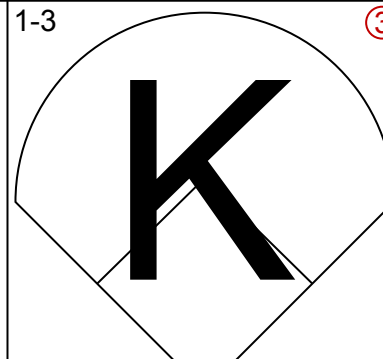
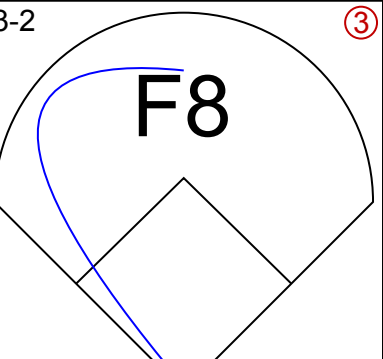
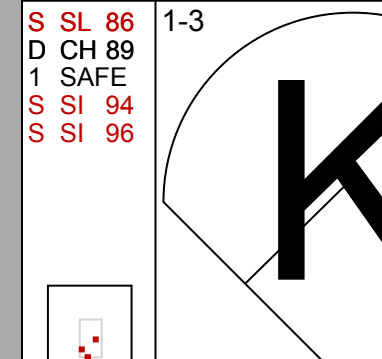

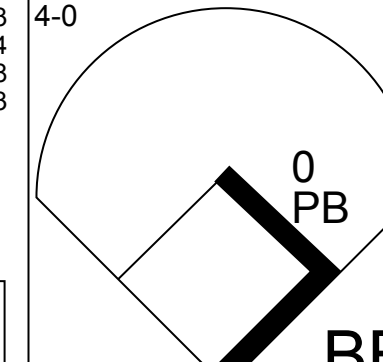
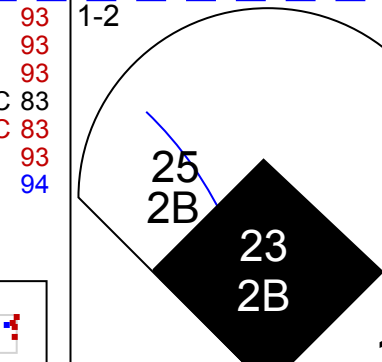
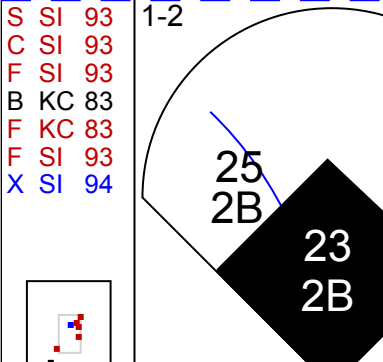
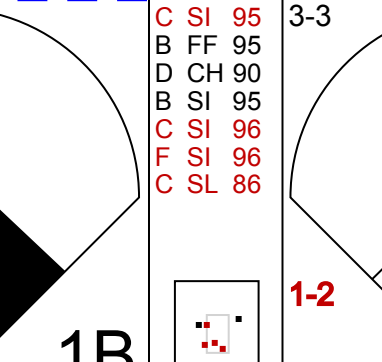
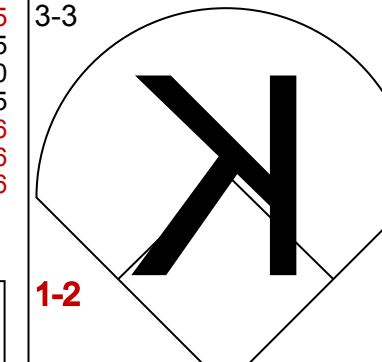
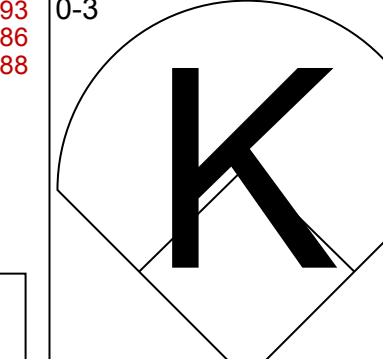
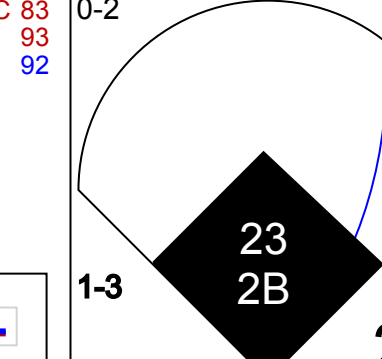
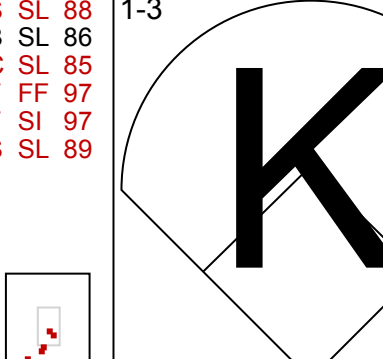
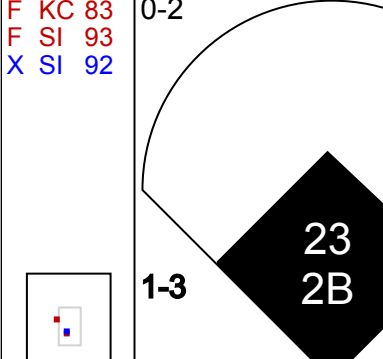
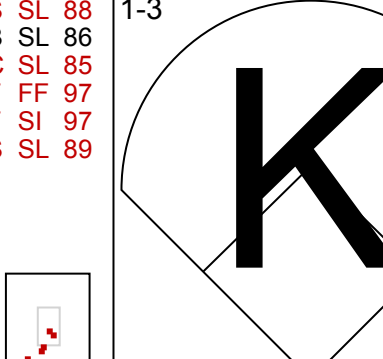
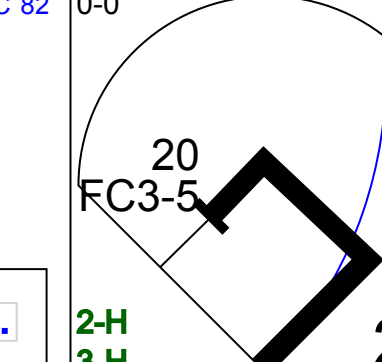
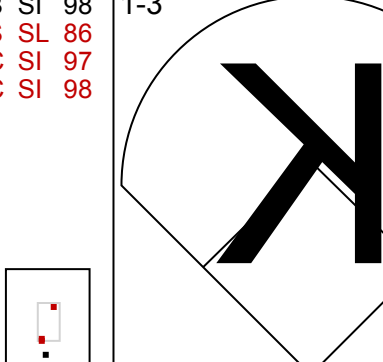
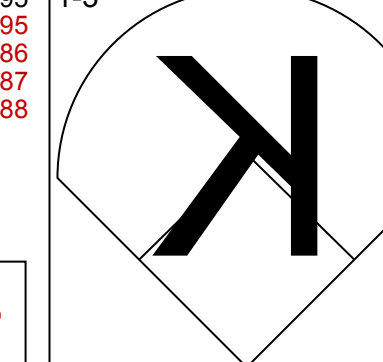
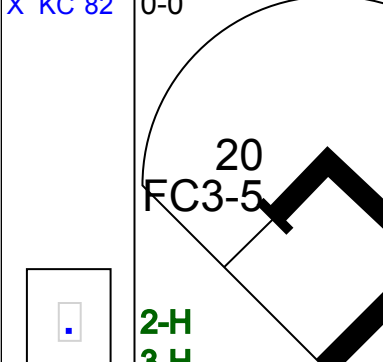
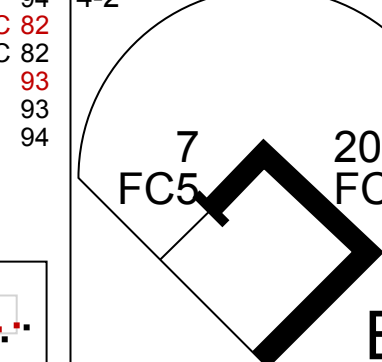
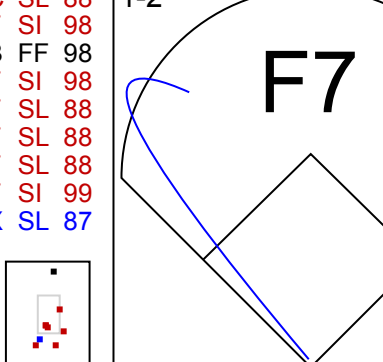


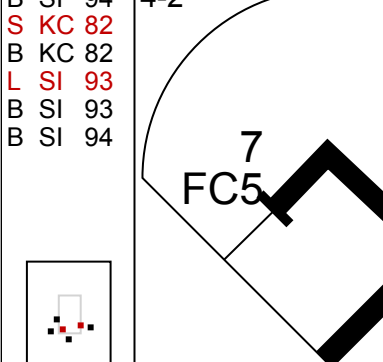


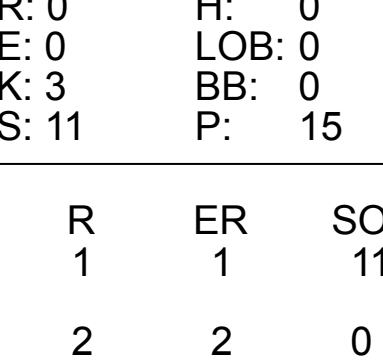
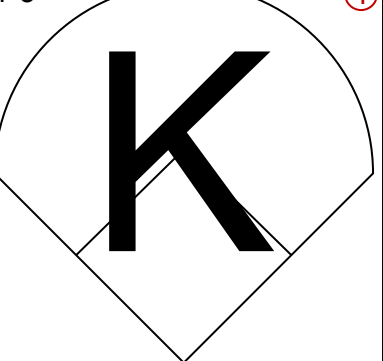
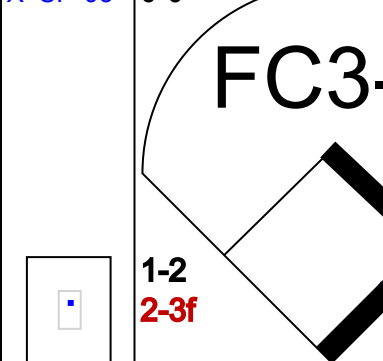

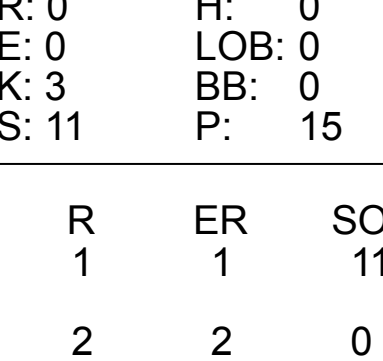

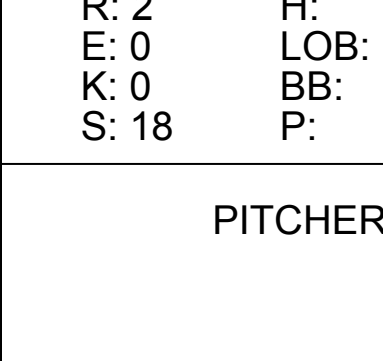



Batter	1	2	3	4	5	6	7	8	9	AB	R	H	RBI	BB	SO	LOB	TOP								
8 Robbie Grossman, S (1, 9) OBP: 0.347, SLG: 0.379										4	0	0	0	0	4	3									
7 Jonathan Schoop, R (1, 3) OBP: 0.311, SLG: 0.427										3	0	0	0	0	0	0									
46 Jeimer Candelario, S (1, 5) OBP: 0.339, SLG: 0.383										4	0	0	0	0	1	2									
24 Miguel Cabrera, R (1, 10) OBP: 0.266, SLG: 0.307										4	2	2	1	0	1	0									
13 Eric Haase, R (1, 7) OBP: 0.329, SLG: 0.656										4	2	2	3	0	2	0									
30 Harold Castro, L (1, 6) OBP: 0.352, SLG: 0.316										4	0	0	0	0	0	0									
9 Willi Castro, S (1, 4) OBP: 0.294, SLG: 0.372										4	0	1	0	0	0	0									
34 Jake Rogers, R (1, 2) OBP: 0.250, SLG: 0.316										3	0	1	0	0	2	0									
54 Derek Hill, R (1, 8) OBP: 0.250, SLG: 0.143										3	0	1	0	0	1	2									
Inning Stats	R: 0 E: 0 K: 1 S: 9	H: 0 LOB: 0 BB: 0 P: 11	R: 2 E: 0 K: 1 S: 20	H: 4 LOB: 2 BB: 0 P: 28	R: 0 E: 0 K: 1 S: 7	H: 0 LOB: 0 BB: 0 P: 8	R: 1 E: 0 K: 1 S: 12	H: 1 LOB: 0 BB: 0 P: 13	R: 0 E: 0 K: 1 S: 9	H: 1 LOB: 0 BB: 0 P: 14	R: 1 E: 0 K: 1 S: 10	H: 1 LOB: 0 BB: 0 P: 13	R: 0 E: 0 K: 3 S: 9	H: 0 LOB: 0 BB: 0 P: 15	R: 0 E: 0 K: 1 S: 11	H: 0 LOB: 0 BB: 0 P: 14	R: 0 E: 0 K: 1 S: 9	H: 0 LOB: 0 BB: 0 P: 14	1B: 3 2B: 2 3B: 0 HR: 3	SF: 0 SAC: 0 DP: 1 HBP: 1	WP: 0 PB: 0 SB: 2 CS: 0	PA: 34			
PITCHER	IP	WLS	BF	H	R	ER	SO	BB	IBB	HBP	BLK	WP	HR	S	P	ERA	WHIP								
27 Lucas Giolito, R (1, 1) ERA: 3.88	7.0	L	28	7	4	4	9	0	0	1	0	0	3	76	102	5.14	1.000								
65 Codi Heuer, R (8, 1) ERA: 6.0	1.0		3	0	0	0	1	0	0	0	0	0	0	11	14	0.00	0.000								
66 José Ruiz, R (9, 1) ERA: 3.0	1.0		3	0	0	0	1	0	0	0	0	0	0	9	14	0.00	0.000								

Detroit Tigers @ Chicago White Sox
 Guaranteed Rate Field, Chicago, IL
 Sat Jun 05 2021, 1:12 PM - 4:17 PM CDT
 Att: 21,719 - Partly Cloudy - 87 F


AB 33
R 4
H 7
RBI 4
BB 0
SO 11
LOB 7



Batter	1	2	3	4	5	6	7	8	9	AB	R	H	RBI	BB	SO	LOB	BOTTOM								
7 Tim Anderson, R (1, 6) OBP: 0.332, SLG: 0.431										4	1	1	0	1	1	2									
1 Nick Madrigal, R (1, 4) OBP: 0.343, SLG: 0.416										4	0	2	1	1	0	2									
10 Yoán Moncada, S (1, 5) OBP: 0.427, SLG: 0.438										4	0	2	0	0	2	3									
79 José Abreu, R (1, 3) OBP: 0.339, SLG: 0.469										4	0	0	0	0	2	6									
24 Yasmani Grandal, S (1, 10) OBP: 0.403, SLG: 0.430										3	1	1	0	1	1	2									
25 Andrew Vaughn, R (1, 7) OBP: 0.315, SLG: 0.397										4	1	1	0	0	3	1									
0 Billy Hamilton, S (1, 8) OBP: 0.300, SLG: 0.406										2	0	0	0	0	2	1									
23 Jake Lamb, L (5, 9) OBP: 0.400, SLG: 0.537										2	0	1	2	0	1	0									
21 Zack Collins, L (1, 2) OBP: 0.300, SLG: 0.333										2	0	0	0	1	1	1									
73 Yermir Mercedes, R8, PH (9, 2) OBP: 0.353, SLG: 0.455										3	0	0	0	0	2	2									
20 Danny Mendick, R (1, 9) OBP: 0.302, SLG: 0.309										1	0	0	0	0	1	0									
12 Adam Eaton, L (9, PH) OBP: 0.295, SLG: 0.351																									
Inning Stats	R: 1 E: 0 K: 1 S: 14	H: 2 LOB: 1 BB: 0 P: 18	R: 0 E: 0 K: 3 S: 11	H: 0 LOB: 0 BB: 0 P: 15	R: 0 E: 0 K: 3 S: 20	H: 2 LOB: 2 BB: 0 P: 24	R: 0 E: 0 K: 2 S: 12	H: 0 LOB: 1 BB: 1 P: 19	R: 0 E: 0 K: 2 S: 15	H: 0 LOB: 2 BB: 2 P: 27	R: 2 E: 0 K: 0 S: 18	H: 3 LOB: 2 BB: 1 P: 26	R: 0 E: 0 K: 2 S: 9	H: 1 LOB: 1 BB: 0 P: 14	R: 0 E: 0 K: 2 S: 16	H: 0 LOB: 0 BB: 0 P: 19	R: 0 E: 0 K: 1 S: 11	H: 0 LOB: 0 BB: 0 P: 15	1B: 5 2B: 4 3B: 0 HR: 0	SF: 0 SAC: 0 DP: 1 HBP: 0	WP: 0 PB: 1 SB: 0 CS: 1	PA: 38			
PITCHER	IP	WLS	BF	H	R	ER	SO	BB	IBB	HBP	BLK	WP	HR	S	P	ERA	WHIP								
29 Tarik Skubal, L (1, 1) ERA: 4.33	5.0	W	22	4	1	1	11	3	0	0	0	0	0	72	103	1.80	1.400								
49 Derek Holland, L (6, 1) ERA: 10.05	0.1	H	5	3	2	2	0	1	0	0	0	0	0	13	18	54.00	12.000								
36 Kyle Funkhouser, R (6, 1) ERA: 3.07	1.2	H	5	1	0	0	2	0	0	0	0	0	0	14	22	0.00	0.600								
65 Gregory Soto, L (8, 1) ERA: 3.09	1.0	H	3	0	0	0	2	0	0	0	0	0	0	16	19	0.00	0.000								
67 José Cisneros, R (9, 1) ERA: 4.18	1.0	S	3	0	0	0	1	0	0	0	0	0	0	11	15	0.00	0.000								

Detroit Tigers @ Chicago White Sox
 Guaranteed Rate Field, Chicago, IL
 Sat Jun 05 2021, 1:12 PM - 4:17 PM CDT
 Att: 21,719 - Partly Cloudy - 87 F

AB 34
R 3
H 8
RBI 3
BB 4
SO 16
LOB 20



Batter	1	2	3	4	5	6	7	8	9	AB	R	H	RBI	BB	SO	LOB	TOP										
60 Akil Baddoo, L (1, 7) OBP: 0.341, SLG: 0.500	L8		1B		K			G6-3		4	0	1	0	0	1	1	Detroit Tigers @ Chicago White Sox Guaranteed Rate Field, Chicago, IL Sun Jun 06 2021, 1:12 PM - 3:47 PM CDT Att: 20,068 - Cloudy - 85 F										
7 Jonathan Schoop, R (1, 3) OBP: 0.310, SLG: 0.429	2B					G6-3		K		4	0	1	0	0	2	1											
46 Jeimer Candelario, S (1, 5) OBP: 0.336, SLG: 0.381	F9		P5					K		4	0	1	0	0	1	2											
24 Miguel Cabrera, R (1, 10) OBP: 0.266, SLG: 0.306	G6-3					1B				4	0	1	0	0	1	1											
13 Eric Haase, R (1, 2) OBP: 0.234, SLG: 0.647		2B				1B		K		4	0	1	0	0	3	2											
15 Nomar Mazara, L (1, 9) OBP: 0.248, SLG: 0.288	L8							K		4	0	0	0	0	3	3											
28 Niko Goodrum, S (1, 6) OBP: 0.292, SLG: 0.321		G3								3	0	0	0	0	1	1											
9 Willi Castro, S (1, 4) OBP: 0.290, SLG: 0.365								K		3	0	0	0	0	2	1											
54 Derek Hill, R (1, 8) OBP: 0.273, SLG: 0.111			P3					L8		2	0	0	0	1	0	0											
Inning Stats	R: 0 H: 1 E: 0 K: 0 S: 11	H: 1 LOB: 1 BB: 0 P: 18	R: 0 H: 1 E: 0 K: 1 S: 10	H: 1 LOB: 1 BB: 0 P: 15	R: 0 H: 1 E: 1 K: 1 S: 9	H: 1 LOB: 1 BB: 0 P: 12	R: 0 H: 0 E: 0 K: 3 S: 9	H: 0 LOB: 0 BB: 0 P: 14	R: 0 H: 0 E: 0 K: 2 S: 9	H: 0 LOB: 1 BB: 1 P: 16	R: 0 H: 2 E: 0 K: 2 S: 13	H: 0 LOB: 2 BB: 0 P: 15	R: 0 H: 0 E: 0 K: 1 S: 6	H: 0 LOB: 0 BB: 0 P: 9	R: 0 H: 0 E: 0 K: 2 S: 8	H: 0 LOB: 0 BB: 0 P: 12	R: 0 H: 0 E: 0 K: 2 S: 11	H: 0 LOB: 0 BB: 0 P: 13	1B: 3 2B: 2 3B: 0 HR: 0	SF: 0 SAC: 0 DP: 0 HBP: 0	WP: 0 PB: 0 CS: 0	PA: 33					
PITCHER	IP	WLS	BF	H	R	ER	SO	BB	IBB	HBP	BLK	WP	HR	S	P	ERA	WHIP										
84 Dylan Cease, R (1, 1) ERA: 3.36	7.0	W	27	5	0	0	10	1	0	0	0	0	0	67	99	0.00	0.857										
39 Aaron Bummer, L (8, 1) ERA: 3.18	1.0	H	3	0	0	0	2	0	0	0	0	0	0	8	12	0.00	0.000										
31 Liam Hendriks, R (9, 1) ERA: 1.85	1.0	S	3	0	0	0	2	0	0	0	0	0	0	11	13	0.00	0.000										

Batter	1	2	3	4	5	6	7	8	9	AB	R	H	RBI	BB	SO	LOB	BOTTOM										
7 Tim Anderson, R (1, 6) OBP: 0.335, SLG: 0.432	G5-3	1B		1B		G3				4	0	2	2	0	0	2	Detroit Tigers @ Chicago White Sox Guaranteed Rate Field, Chicago, IL Sun Jun 06 2021, 1:12 PM - 3:47 PM CDT Att: 20,068 - Cloudy - 85 F										
23 Jake Lamb, L (1, 7) OBP: 0.377, SLG: 0.500	P5			1B				K		4	0	0	0	0	1	3											
20 Danny Mendick, R (8, 7) OBP: 0.302, SLG: 0.309	G6-3									0	0	0	0	0	0	0											
10 Yoán Moncada, S (1, 5) OBP: 0.424, SLG: 0.431	BB		F9			L9				3	0	0	0	1	1	0											
73 Yermín Mercedes, R (1, 10) OBP: 0.351, SLG: 0.448	F9		BB		P4			G3		3	0	0	0	1	0	1											
24 Yasmani Grandal, S (1, 2) OBP: 0.392, SLG: 0.414	G6-3	L8		G6-3		L3				4	0	0	0	0	0	1											
12 Adam Eaton, L (1, 9) OBP: 0.300, SLG: 0.363		F8				L5				3	1	1	0	0	0	1											
25 Andrew Vaughn, R (1, 3) OBP: 0.313, SLG: 0.393	1B		G5-3			G4-3		G4-3		4	1	1	1	0	0	1											
15 Adam Engel, R (1, 8) OBP: 0.348, SLG: 0.425	P6									2	0	0	0	0	0	1											
1 Nick Madrigal, R (1, 4) OBP: 0.348, SLG: 0.425	2B					L9				3	1	2	0	0	0	2											
Inning Stats	R: 0 H: 0 E: 0 K: 0 S: 10	H: 4 LOB: 1 BB: 0 P: 18	R: 3 H: 4 E: 0 K: 0 S: 18	H: 4 LOB: 0 BB: 0 P: 25	R: 0 H: 0 E: 0 K: 0 S: 11	H: 0 LOB: 1 BB: 1 P: 19	R: 0 H: 2 E: 0 K: 0 S: 12	H: 2 LOB: 2 BB: 0 P: 17	R: 0 H: 0 E: 0 K: 1 S: 6	H: 0 LOB: 0 BB: 0 P: 8	R: 0 H: 0 E: 0 K: 0 S: 9	H: 0 LOB: 2 BB: 0 P: 18	R: 0 H: 0 E: 0 K: 1 S: 7	H: 0 LOB: 0 BB: 0 P: 9	R: 0 H: 0 E: 0 K: 0 S: 6	H: 0 LOB: 0 BB: 0 P: 7	1B: 4 2B: 1 3B: 1 HR: 0	SF: 0 SAC: 0 DP: 0 HBP: 2	WP: 0 PB: 0 CS: 0	PA: 34							
PITCHER	IP	WLS	BF	H	R	ER	SO	BB	IBB	HBP	BLK	WP	HR	S	P	ERA	WHIP										
62 José Ureña, R (1, 1) ERA: 4.25	5.0	L	23	6	3	3	3	2	0	0	0	0	0	57	87	0.00	1.600										
68 Jason Foley, R (6, 1) ERA: 5.57	1.0		5	0	0	0	0	0	0	2	0	0	0	9	18	0.00	0.000										
44 Daniel Norris, L (7, 1) ERA: 5.57	1.0		3	0	0	0	1	0	0	0	0	0	0	7	9	0.00	0.000										
33 Bryan Garcia, R (8, 1) ERA: 5.03	1.0		3	0	0	0	0	0	0	0	0	0	0	6	7	0.00	0.000										

Batter	1	2	3	4	5	6	7	8	9	AB	R	H	RBI	BB	SO	LOB	TOP
3 J.P. Crawford, L OBP: 0.336, SLG: 0.383										4	0	3	0	1	1	1	
17 Mitch Haniger, R OBP: 0.392, SLG: 0.506										5	0	0	0	0	1	7	
23 Ty France, R OBP: 0.335, SLG: 0.367										3	1	0	0	0	0	2	
15 Kyle Seager, L OBP: 0.285, SLG: 0.428										2	1	0	0	2	1	1	
2 Tom Murphy, R OBP: 0.228, SLG: 0.368										3	0	1	0	0	0	3	
28 Jake Fraley, L OBP: 0.511, SLG: 0.500										1	0	1	0	0	0	0	
78 José Godoy, L OBP: 0.241, SLG: 0.222										0	0	0	0	0	0	0	
4 Shed Long Jr., L OBP: 0.250, SLG: 0.500										4	1	1	0	0	0	3	
20 Taylor Trammell, L OBP: 0.273, SLG: 0.380										4	0	2	1	0	1	1	
8 Jack Mayfield, R OBP: 0.184, SLG: 0.189										4	0	0	0	0	2	3	
31 Donovan Walton, L OBP: 0.258, SLG: 0.390										3	0	0	0	1	0	1	
Inning Stats	R: 0 E: 0 K: 0 S: 10	H: 1 LOB: 2 BB: 1 P: 18	R: 1 E: 1 K: 1 S: 19	H: 2 LOB: 2 BB: 0 P: 30	R: 0 E: 0 K: 0 S: 8	H: 1 LOB: 1 BB: 0 P: 8	R: 0 E: 0 K: 1 S: 10	H: 0 LOB: 0 BB: 0 P: 14	R: 0 E: 0 K: 1 S: 8	H: 0 LOB: 0 BB: 1 P: 9	R: 2 E: 0 K: 1 S: 13	H: 2 LOB: 1 BB: 1 P: 24	R: 0 E: 0 K: 2 S: 11	H: 0 LOB: 1 BB: 1 P: 19	1B: 6 2B: 3 3B: 0 HR: 0	SF: 0 SAC: 0 DP: 3 HBP: 2	WP: 1 PA: 39 PB: 1 SB: 0 CS: 0
PITCHER	IP WLS BF H R ER SO BB IBB HBP BLK WP HR S P ERA WHIP																
48 Matthew Boyd, L ERA: 3.56	6.0 W 26 6 1 0 3 1 0 1 0 0 0 67 97 0.00 1.167																
36 Jake Funkhouser, R ERA: 2.87	1.0 3 0 0 0 0 1 0 0 0 0 0 4 9 0.00 1.000																
77 Joe Jiménez, R ERA: 11.42	0.0 3 1 2 2 0 1 0 1 0 0 0 3 11 ∞ ∞																
44 Daniel Norris, L ERA: 5.32	1.0 H 3 1 0 0 1 0 0 0 0 0 0 10 13 0.00 1.000																
67 José Cisneros, R ERA: 4.01	1.0 S 4 0 0 0 2 1 0 0 0 0 1 0 11 19 0.00 1.000																

Seattle Mariners @ Detroit Tigers
Comerica Park, Detroit, MI
Tue Jun 08 2021, 7:46 PM - 10:55 PM EDT
Att: 9,081 - Overcast - 75 F

AB 33
R 3
H 8
RBI 1
BB 4
SO 6
LOB 22



Batter	1	2	3	4	5	6	7	8	9	AB	R	H	RBI	BB	SO	LOB	BOTTOM		
8 Robbie Grossman, S OBP: 0.353, SLG: 0.393										3	1	2	0	1	0	1			
7 Jonathan Schoop, R OBP: 0.309, SLG: 0.425										4	0	1	1	0	1	3			
24 Miguel Cabrera, R OBP: 0.271, SLG: 0.306										3	1	1	1	0	0	1			
13 Eric Haase, R OBP: 0.333, SLG: 0.681										4	1	2	2	0	2	1			
9 Willi Castro, S OBP: 0.289, SLG: 0.359										3	0	0	0	1	0	3			
19 Isaac Paredes, R OBP: 0.289, SLG: 0.359										4	0	0	0	0	1	4			
28 Niko Goodrum, S OBP: 0.291, SLG: 0.320										4	1	1	0	0	1	1			
60 Akil Baddoo, L OBP: 0.331, SLG: 0.483										4	0	0	0	0	1	2			
54 Derek Hill, R OBP: 0.357, SLG: 0.250										3	1	2	1	0	0	0			
Inning Stats	R: 3 E: 0 K: 0 S: 14	H: 3 LOB: 0 BB: 1 P: 23	R: 1 E: 1 K: 0 S: 12	H: 2 LOB: 1 BB: 1 P: 22	R: 0 E: 0 K: 1 S: 10	H: 0 LOB: 0 BB: 0 P: 15	R: 0 E: 0 K: 1 S: 7	H: 0 LOB: 0 BB: 0 P: 11	R: 1 E: 0 K: 0 S: 17	H: 3 LOB: 3 BB: 0 P: 25	R: 0 E: 0 K: 1 S: 7	H: 0 LOB: 0 BB: 0 P: 14	R: 0 E: 0 K: 2 S: 12	H: 1 LOB: 0 BB: 0 P: 19	R: 0 E: 0 K: 1 S: 9	H: 0 LOB: 1 BB: 1 P: 15	1B: 6 2B: 2 3B: 0 HR: 1	SF: 0 SAC: 0 DP: 0 HBP: 1	WP: 0 PA: 35 PB: 0 SB: 2 CS: 1
PITCHER	IP WLS BF H R ER SO BB IBB HBP BLK WP HR S P ERA WHIP																		
7 Marco Gonzales, L ERA: 5.45	4.0 L 17 5 4 4 2 1 0 0 0 0 0 43 71 9.00 1.500																		
45 Yackel Rios, R ERA: 9.0	1.0 7 3 1 1 0 0 0 0 1 0 0 0 17 25 9.00 3.000																		
53 Will Vest, R ERA: 6.04	1.0 3 0 0 0 1 0 0 0 0 0 0 7 14 0.00 0.000																		
57 Héctor Santiago, L ERA: 4.7	2.0 8 1 0 0 3 1 0 0 0 0 0 21 34 0.00 1.000																		

Seattle Mariners @ Detroit Tigers
Comerica Park, Detroit, MI
Tue Jun 08 2021, 7:46 PM - 10:55 PM EDT
Att: 9,081 - Overcast - 75 F

AB 32
R 5
H 9
RBI 5
BB 2
SO 6
LOB 16



Batter	1	2	3	4	5	6	7	8	9	AB	R	H	RBI	BB	SO	LOB	TOP		
3 J.P. Crawford, L (1, 6) OBP: 0.337, SLG: 0.381	L8		L5		K		G5-3		K	5	0	0	0	0	2	0			
17 Mitch Haniger, R (1, 9) OBP: 0.336, SLG: 0.525	HR		G6-3		HR		G2-3			4	2	2	2	0	0	0			
15 Kyle Seager, L (1, 5) OBP: 0.283, SLG: 0.433	G1-3				F8				K	4	0	1	0	0	1	0			
23 Ty France, R (1, 10) OBP: 0.344, SLG: 0.366	F8		F6						28 BB	3	0	1	0	0	0	1			
28 Jake Fratley, L (1, 7) OBP: 0.500, SLG: 0.474	G4-3				F8				1B	3	1	1	0	1	0	1			
2 Tom Murphy, R (1, 2) OBP: 0.238, SLG: 0.370	5B				F8		G6-3		P3	3	0	0	0	1	0	3			
5 Jake Bauers, L (1, 3) OBP: 0.276, SLG: 0.279					G1-3		F7		K	4	0	1	1	0	1	2			
20 Taylor Trammell, L (1, 8) OBP: 0.277, SLG: 0.360	K						L9		G4-3	3	0	0	0	1	1	2			
31 Donovan Walton, L (1, 4) OBP: 0.242, SLG: 0.365	K				G5-3				G3	4	0	0	0	0	2	3			
Inning Stats	R: 1 H: 1 E: 0 K: 0 S: 10	H: 1 LOB: 0 BB: 0 P: 15	R: 0 H: 1 E: 0 K: 2 S: 15	H: 1 LOB: 1 BB: 1 P: 26	R: 0 H: 1 E: 0 K: 0 S: 11	H: 1 LOB: 1 BB: 0 P: 16	R: 1 H: 1 E: 0 K: 1 S: 8	H: 0 LOB: 0 BB: 0 P: 15	R: 0 H: 0 E: 0 K: 1 S: 9	H: 1 LOB: 2 BB: 1 P: 18	R: 0 H: 0 E: 0 K: 1 S: 8	H: 0 LOB: 0 BB: 0 P: 12	R: 0 H: 0 E: 0 K: 1 S: 8	H: 0 LOB: 0 BB: 0 P: 12	1B: 4 2B: 0 3B: 0 HR: 2	SF: 0 SAC: 0 DP: 0 HBP: 1	WP: 0 PB: 0 SB: 1 CS: 0	PA: 37	
PITCHER	IP WLS BF H R ER SO BB IBB HBP BLK WP HR S P ERA WHIP																		
70 Tyler Alexander, L (1, 1) ERA: 4.44	2.2	12	3	1	1	2	1	0	0	0	0	0	0	0	1	35	56	3.38	1.500
33 Bryan Garcia, R (3, 1) ERA: 5.14	1.1	6	1	1	1	0	1	0	0	0	0	0	0	0	9	17	6.75	1.500	
68 Jason Foley, R (5, 1) ERA: 3.0	2.0	8	1	1	1	1	0	0	1	0	0	0	0	1	18	37	4.50	0.500	
77 Joe Jiménez, R (7, 1) ERA: 10.24	1.0	3	0	0	0	1	0	0	0	0	0	0	0	9	12	0.00	0.000		
57 Alex Lange, R (8, 1) ERA: 6.91	1.0	5	1	0	0	2	1	0	0	0	0	0	0	10	18	0.00	2.000		

Seattle Mariners @ Detroit Tigers
Comerica Park, Detroit, MI
Thu Jun 10 2021, 1:11 PM - 4:31 PM EDT
Att: 9,290 - Partly Cloudy - 83 F

AB 33
R 3
H 6
RBI 3
BB 3
SO 7
LOB 12



Batter	1	2	3	4	5	6	7	8	9	AB	R	H	RBI	BB	SO	LOB	BOTTOM			
8 Robbie Grossman, S (1, 9) OBP: 0.355, SLG: 0.421	G5-3	FC5-4						L8		5	1	2	3	0	0	1				
7 Jonathan Schoop, R (1, 3) OBP: 0.317, SLG: 0.446	HR	K								4	1	3	1	1	1	1				
24 Miguel Cabrera, R (1, 10) OBP: 0.274, SLG: 0.310	19 1B		K							4	1	1	0	1	1	3				
60 Akil Baddoo, L (6, PR) OBP: 0.336, SLG: 0.492	2B									0	0	0	0	0	0	0				
13 Eric Haase, R (1, 7) OBP: 0.321, SLG: 0.641	K									5	0	1	0	0	2	6				
19 Isaac Paredes, R (1, 5) OBP: 0.231, SLG: 0.333	1B									4	0	1	1	1	1	3				
41 Daz Cameron, R (1, 8) OBP: 0.313, SLG: 0.523	F8									3	1	0	0	1	0	3				
28 Niko Goodrum, S (1, 6) OBP: 0.289, SLG: 0.313	L9									3	1	1	0	1	0	0				
34 Jake Rogers, R (1, 2) OBP: 0.313, SLG: 0.523	HR									4	2	2	2	0	1	1				
9 Willi Castro, S (1, 4) OBP: 0.281, SLG: 0.348	E5									3	1	1	1	0	0	1				
Inning Stats	R: 2 H: 3 E: 0 K: 1 S: 14	H: 1 LOB: 1 BB: 0 P: 24	R: 1 H: 1 E: 1 K: 1 S: 15	H: 1 LOB: 1 BB: 0 P: 25	R: 0 H: 1 E: 0 K: 1 S: 10	H: 1 LOB: 1 BB: 0 P: 16	R: 2 H: 2 E: 1 K: 0 S: 11	H: 0 LOB: 2 BB: 1 P: 22	R: 0 H: 0 E: 0 K: 1 S: 8	H: 3 LOB: 1 BB: 0 P: 15	R: 2 H: 1 E: 0 K: 1 S: 16	H: 1 LOB: 2 BB: 2 P: 23	R: 1 H: 1 E: 0 K: 1 S: 13	H: 1 LOB: 1 BB: 1 P: 24	R: 0 H: 1 E: 0 K: 1 S: 16	H: 1 LOB: 2 BB: 1 P: 26	1B: 6 2B: 2 3B: 1 HR: 3	SF: 1 SAC: 0 DP: 1 HBP: 0	WP: 2 PB: 0 SB: 1 CS: 1	PA: 41
PITCHER	IP WLS BF H R ER SO BB IBB HBP BLK WP HR S P ERA WHIP																			
33 Justus Sheffield, L (1, 1) ERA: 5.08	4.0	22	7	5	4	3	1	0	0	0	0	0	0	0	1	2	50	87	9.00	2.000
53 Will Vest, R (5, 1) ERA: 5.81	1.0	3	0	0	0	0	1	0	0	0	0	0	0	0	8	15	0.00	1.000		
38 Anthony Misiewicz, L (6, 1) ERA: 5.64	1.0	6	3	2	2	1	0	0	0	0	0	1	16	23	18.00	3.000				
45 Yackel Rios, R (7, 1) ERA: 9.0	1.0	5	1	1	1	1	2	0	0	0	1	0	13	24	9.00	3.000				
57 Héctor Santiago, L (8, 1) ERA: 4.15	1.0	5	1	0	0	1	1	0	0	0	0	0	16	26	0.00	2.000				

Seattle Mariners @ Detroit Tigers
Comerica Park, Detroit, MI
Thu Jun 10 2021, 1:11 PM - 4:31 PM EDT
Att: 9,290 - Partly Cloudy - 83 F

AB 35
R 8
H 12
RBI 8
BB 5
SO 6
LOB 19



Batter	1	2	3	4	5	6	7	8	9	10	AB	R	H	RBI	BB	SO	LOB	TOP					
7 Tim Anderson, R OBP: 0.335, SLG: 0.422	L7	CS	G6-3		K		G4-3											4 0 0 0 1 1 1					
73 Yermín Mercedes, R OBP: 0.348, SLG: 0.441					G4-3			P5		F8								4 0 0 0 1 0 2					
10 Yoán Moncada, S OBP: 0.406, SLG: 0.408								K		SF7								3 0 0 1 1 2 1					
79 José Abreu, R OBP: 0.336, SLG: 0.469	L5									G4-3								5 1 2 0 0 1 3					
25 Andrew Vaughn, R OBP: 0.309, SLG: 0.369																							
12 Adam Eaton, L OBP: 0.299, SLG: 0.360	K																	3 1 1 0 1 1 3					
15 Adam Engel, R OBP: 0.357, SLG: 0.750																		4 1 2 1 0 0 1					
28 Leury García, S OBP: 0.285, SLG: 0.291																		4 0 0 0 0 2 1					
21 Zack Collins, L OBP: 0.309, SLG: 0.346																		3 1 1 0 1 0 0					
20 Danny Mendick, R OBP: 0.300, SLG: 0.306																		4 1 2 1 0 2 1					
Inning Stats	R: 0 E: 1 K: 1 S: 7	H: 0 LOB: 2 BB: 2 P: 17	R: 1 E: 0 K: 1 S: 12	H: 2 LOB: 0 BB: 0 P: 15	R: 0 E: 0 K: 1 S: 8	H: 0 LOB: 0 BB: 0 P: 11	R: 1 E: 0 K: 1 S: 9	H: 2 LOB: 0 BB: 0 P: 17	R: 1 E: 0 K: 1 S: 14	H: 2 LOB: 1 BB: 0 P: 21	R: 0 E: 0 K: 1 S: 10	H: 0 LOB: 0 BB: 0 P: 9	R: 0 E: 0 K: 1 S: 6	H: 1 LOB: 1 BB: 0 P: 8	R: 0 E: 0 K: 1 S: 7	H: 0 LOB: 1 BB: 1 P: 15	R: 1 E: 0 K: 0 S: 4	H: 0 LOB: 1 BB: 1 P: 14	1B: 5 2B: 2 3B: 0 HR: 1	SF: 1 SAC: 0 DP: 1 HBP: 0	WP: 0 PB: 0 SB: 0 CS: 1	PA: 41	
PITCHER	IP WLS BF H R ER SO ERA WHIP	IP WLS BF H R ER SO ERA WHIP	IP WLS BF H R ER SO ERA WHIP	IP WLS BF H R ER SO ERA WHIP	IP WLS BF H R ER SO ERA WHIP	IP WLS BF H R ER SO ERA WHIP	IP WLS BF H R ER SO ERA WHIP	IP WLS BF H R ER SO ERA WHIP	IP WLS BF H R ER SO ERA WHIP	IP WLS BF H R ER SO ERA WHIP	IP WLS BF H R ER SO ERA WHIP	IP WLS BF H R ER SO ERA WHIP	IP WLS BF H R ER SO ERA WHIP	IP WLS BF H R ER SO ERA WHIP	IP WLS BF H R ER SO ERA WHIP	IP WLS BF H R ER SO ERA WHIP	IP WLS BF H R ER SO ERA WHIP	IP WLS BF H R ER SO ERA WHIP	IP WLS BF H R ER SO ERA WHIP	IP WLS BF H R ER SO ERA WHIP	IP WLS BF H R ER SO ERA WHIP	IP WLS BF H R ER SO ERA WHIP	IP WLS BF H R ER SO ERA WHIP
29 Tarik Skubal, L ERA: 4.35	6.0	3	0	0	0	1	0	0	0	0	0	0	0	0	0	0	0	0	6	9	0.00	0.000	
77 Joe Jiménez, R ERA: 9.28	1.0	0	0	0	0	0	0	0	0	0	0	0	0	0	0	0	0	0	0	0	0.00	0.000	
33 Bryan Garcia, R ERA: 4.7	2.0	8	1	0	0	2	1	0	0	0	0	0	0	0	0	0	0	0	13	23	0.00	1.000	
67 José Cisnero, R ERA: 3.71	1.0	L	4	0	1	0	0	0	0	0	0	0	0	0	0	0	0	0	4	14	0.00	1.000	

Chicago White Sox @ Detroit Tigers
Comerica Park, Detroit, MI
Fri Jun 11 2021, 7:10 PM - 11:11 PM EDT
Att: 14,163 - Clear - 85 F

AB 34
R 5
H 8
RBI 3
BB 5
SO 9
LOB 13



Batter	1	2	3	4	5	6	7	8	9	10	AB	R	H	RBI	BB	SO	LOB	BOTTOM					
8 Robbie Grossman, S OBP: 0.352, SLG: 0.416	P6																	5 0 1 0 0 3 1					
30 Harold Castro, L OBP: 0.336, SLG: 0.301	F8																	5 0 0 0 0 1 2					
7 Jonathan Schoop, R OBP: 0.319, SLG: 0.442																		4 0 1 0 1 1 1					
24 Miguel Cabrera, R OBP: 0.274, SLG: 0.308																							
9 Willi Castro, S OBP: 0.281, SLG: 0.348	F7																	4 0 1 0 0 2 2					
13 Eric Haase, R OBP: 0.307, SLG: 0.610																		0 1 0 0 0 0 0					
15 Nomar Mazara, L OBP: 0.250, SLG: 0.315																		4 0 0 0 0 2 2					
41 Daz Cameron, R OBP: 0.333, SLG: 0.800																		4 0 0 0 0 2 2					
19 Isaac Paredes, R OBP: 0.235, SLG: 0.500																		2 1 1 1 0 0 0					
60 Akil Baddoo, L OBP: 0.338, SLG: 0.492																		2 1 1 2 0 1 0					
28 Niko Goodrum, S OBP: 0.291, SLG: 0.311																		4 1 1 1 0 0 1					
34 Jake Rogers, R OBP: 0.308, SLG: 0.489																		2 1 1 1 0 0 0					
Inning Stats	R: 0 E: 0 K: 0 S: 6	H: 0 LOB: 1 BB: 1 P: 15	R: 1 E: 0 K: 2 S: 16	H: 2 LOB: 1 BB: 0 P: 23	R: 0 E: 0 K: 1 S: 9	H: 1 LOB: 0 BB: 0 P: 15	R: 0 E: 0 K: 2 S: 11	H: 0 LOB: 0 BB: 0 P: 14	R: 1 E: 0 K: 3 S: 12	H: 1 LOB: 0 BB: 0 P: 21	R: 0 E: 0 K: 1 S: 10	H: 0 LOB: 1 BB: 1 P: 20	R: 0 E: 0 K: 1 S: 10	H: 0 LOB: 0 BB: 0 P: 15	R: 2 E: 0 K: 1 S: 10	H: 2 LOB: 1 BB: 0 P: 14	R: 0 E: 0 K: 2 S: 11	H: 0 LOB: 1 BB: 1 P: 19	1B: 4 2B: 0 3B: 0 HR: 3	SF: 0 SAC: 0 DP: 1 HBP: 0	WP: 0 PB: 0 SB: 1 CS: 0	PA: 39	
PITCHER	IP WLS BF H R ER SO ERA WHIP	IP WLS BF H R ER SO ERA WHIP	IP WLS BF H R ER SO ERA WHIP	IP WLS BF H R ER SO ERA WHIP	IP WLS BF H R ER SO ERA WHIP	IP WLS BF H R ER SO ERA WHIP	IP WLS BF H R ER SO ERA WHIP	IP WLS BF H R ER SO ERA WHIP	IP WLS BF H R ER SO ERA WHIP	IP WLS BF H R ER SO ERA WHIP	IP WLS BF H R ER SO ERA WHIP	IP WLS BF H R ER SO ERA WHIP	IP WLS BF H R ER SO ERA WHIP	IP WLS BF H R ER SO ERA WHIP	IP WLS BF H R ER SO ERA WHIP	IP WLS BF H R ER SO ERA WHIP	IP WLS BF H R ER SO ERA WHIP	IP WLS BF H R ER SO ERA WHIP	IP WLS BF H R ER SO ERA WHIP	IP WLS BF H R ER SO ERA WHIP	IP WLS BF H R ER SO ERA WHIP	IP WLS BF H R ER SO ERA WHIP	IP WLS BF H R ER SO ERA WHIP
27 Lucas Giolito, R ERA: 3.81	6.0	H	7	0	0	3	1	0	0	0	0	0	0	0	0	0	0	0	20	35	0.00	0.500	
45 Garrett Crochet, L ERA: 0.44	1.0	W	5	2	2	2	1	0	0	0	0	0	0	0	0	0	0	0	10	14	18.00	2.000	
31 Liam Hendriks, R ERA: 2.3	1.0	S	4	0	0	0	2	1	0	0	0	0	0	0	0	0	0	0	11	19	0.00	1.000	

Chicago White Sox @ Detroit Tigers
Comerica Park, Detroit, MI
Fri Jun 11 2021, 7:10 PM - 11:11 PM EDT
Att: 14,163 - Clear - 85 F

AB 36
R 4
H 7
RBI 4
BB 3
SO 15
LOB 12



Batter	1	2	3	4	5	6	7	8	9	AB	R	H	RBI	BB	SO	LOB	TOP					
7 Tim Anderson, R OBP: 0.341, SLG: 0.431										5	3	3	2	0	0	3	Chicago White Sox @ Detroit Tigers Comerica Park, Detroit, MI Sat Jun 12 2021, 4:10 PM - 7:57 PM EDT Att: 15,913 - Cloudy - 85 F					
21 Zack Collins, L OBP: 0.316, SLG: 0.366										1	0	1	1	0	0	0						
18 Brian Goodwin, L OBP: 0.500, SLG: 1.200										5	3	2	5	1	1	1						
24 Yasmani Grandal, S OBP: 0.403, SLG: 0.423										4	2	1	0	1	1	3						
79 José Abreu, R OBP: 0.333, SLG: 0.468										5	0	1	0	0	1	6						
25 Andrew Vaughn, R OBP: 0.306, SLG: 0.396										1	0	0	0	0	0	1						
73 Yermín Mercedes, R OBP: 0.348, SLG: 0.438										6	1	2	3	0	1	2						
12 Adam Eaton, L OBP: 0.300, SLG: 0.352										4	1	0	0	2	1	3						
23 Jake Lamb, L OBP: 0.354, SLG: 0.439										4	0	0	0	2	1	4						
28 Leury García, S OBP: 0.299, SLG: 0.298										3	2	2	3	2	0	2						
20 Danny Mendick, R OBP: 0.333, SLG: 0.328										2	3	1	0	3	1	3						
Inning Stats	R: 3 H: 3 E: 1 K: 1 S: 15	WLS: 3 BF: 15 LOB: 2 BB: 0 P: 24	R: 5 H: 3 E: 0 K: 0 S: 27	H: 3 LOB: 3 BB: 5 P: 54	R: 0 H: 1 E: 0 K: 0 S: 5	H: 1 LOB: 0 BB: 0 P: 8	R: 0 H: 0 E: 0 K: 1 S: 10	H: 0 LOB: 0 BB: 0 P: 14	R: 5 H: 3 E: 0 K: 3 S: 25	H: 3 LOB: 3 BB: 5 P: 60	R: 0 H: 0 E: 0 K: 1 S: 11	H: 0 LOB: 0 BB: 0 P: 15	R: 0 H: 1 E: 0 K: 1 S: 14	H: 1 LOB: 2 BB: 0 P: 22	R: 2 H: 2 E: 0 K: 0 S: 11	H: 2 LOB: 1 BB: 1 P: 17	R: 0 H: 0 E: 0 K: 0 S: 6	H: 0 LOB: 0 BB: 0 P: 9	1B: 7 2B: 5 3B: 0 HR: 1	SF: 0 SAC: 0 DP: 1 HBP: 1	WP: 0 PB: 2 SB: 0 CS: 0	PA: 52
PITCHER	IP: 1.2 WLS: L BF: 15 ERA: 5.16	H: 5 R: 8 ER: 7 SO: 1	BB: 3 IBB: 0 HBP: 1 BLK: 0	WP: 0 HR: 1 S: 32 P: 58	ERA: 37.80 WHIP: 4.800	IP: 1.0 WLS: 6 BF: 2 ERA: 18.0	H: 2 R: 2 ER: 2 SO: 0	BB: 1 IBB: 0 HBP: 0 BLK: 0	WP: 0 HR: 0 S: 11 P: 17	ERA: 18.00 WHIP: 3.000	IP: 1.0 WLS: 3 BF: 0 ERA: 0.00	H: 0 R: 0 ER: 0 SO: 0	BB: 0 IBB: 0 HBP: 0 BLK: 0	WP: 0 HR: 0 S: 6 P: 9	ERA: 0.00 WHIP: 0.000							
62 José Ureña, R ERA: 5.16	4-2	2-2	0-0	0-0	0-0	1-1	0-0	1-3	1-3	3	1	2	0	1	0	0						
44 Daniel Norris, L ERA: 6.29	0-0	1-1	0-0	0-0	0-0	0-0	0-0	0-0	0-0	4	1	1	2	0	1	3						
37 Beau Burrows, R ERA: 21.6	1-3	1-3	1-0	1-2	1-0	0-0	0-0	0-0	0-0	3	0	0	0	0	1	2						
57 Alex Lange, R ERA: 6.89	2-3	2-3	0-0	0-0	0-0	0-0	0-0	0-0	0-0	3	0	0	0	1	2	2						
68 Jason Foley, R ERA: 2.25	0-3	0-3	0-3	0-3	0-3	0-3	0-3	0-3	0-3	3	0	0	0	1	2	0						
8 Robbie Grossman, S OBP: 0.358, SLG: 0.420										3	1	2	0	1	0	0						
34 Jake Rogers, R OBP: 0.302, SLG: 0.479										1	0	0	0	0	1	3						
30 Harold Castro, L OBP: 0.333, SLG: 0.327										4	1	1	2	0	1	3						
7 Jonathan Schoop, R OBP: 0.317, SLG: 0.437										3	0	0	0	0	1	2						
13 Eric Haase, R OBP: 0.304, SLG: 0.588										3	0	0	0	1	2	2						
15 Nomar Mazara, L OBP: 0.250, SLG: 0.307										3	0	0	0	1	2	0						
19 Isaac Paredes, R OBP: 0.238, SLG: 0.421										3	0	0	0	1	2	2						
60 Aki Baddoo, L OBP: 0.336, SLG: 0.484										4	0	1	0	0	0	1						
41 Daz Cameron, R OBP: 0.200, SLG: 0.444										4	0	0	0	0	1	2						
9 Willi Castro, S OBP: 0.285, SLG: 0.348										3	0	1	0	1	0	0						
Inning Stats	R: 2 H: 1 E: 0 K: 3 S: 15	WLS: W BF: 21 LOB: 0 BB: 1 P: 22	R: 0 H: 0 E: 0 K: 1 S: 7	H: 0 LOB: 0 BB: 0 P: 11	R: 0 H: 1 E: 0 K: 1 S: 10	H: 1 LOB: 0 BB: 0 P: 18	R: 0 H: 0 E: 0 K: 1 S: 10	H: 0 LOB: 0 BB: 0 P: 17	R: 0 H: 2 E: 0 K: 1 S: 10	H: 2 LOB: 2 BB: 0 P: 14	R: 0 H: 0 E: 0 K: 0 S: 9	H: 0 LOB: 1 BB: 2 P: 18	R: 0 H: 0 E: 0 K: 0 S: 8	H: 0 LOB: 0 BB: 0 P: 12	R: 0 H: 0 E: 0 K: 1 S: 6	H: 0 LOB: 0 BB: 0 P: 11	R: 0 H: 1 E: 0 K: 2 S: 18	H: 3 LOB: 3 BB: 2 P: 28	1B: 4 2B: 0 3B: 0 HR: 1	SF: 0 SAC: 0 DP: 1 HBP: 1	WP: 0 PB: 0 SB: 0 CS: 0	PA: 37
PITCHER	IP: 5.0 WLS: W BF: 4 ERA: 3.38	H: 2 R: 2 ER: 2 SO: 0	BB: 1 IBB: 0 HBP: 0 BLK: 0	WP: 0 HR: 1 S: 52 P: 82	ERA: 3.60 WHIP: 1.000	IP: 2.0 WLS: 7 BF: 0 ERA: 0.00	H: 0 R: 0 ER: 0 SO: 0	BB: 2 IBB: 0 HBP: 0 BLK: 0	WP: 0 HR: 0 S: 17 P: 30	ERA: 0.00 WHIP: 1.000	IP: 2.0 WLS: 9 BF: 1 ERA: 0.00	H: 1 R: 0 ER: 0 SO: 3	BB: 2 IBB: 0 HBP: 0 BLK: 0	WP: 0 HR: 0 S: 24 P: 39	ERA: 0.00 WHIP: 1.500							
84 Dylan Cease, R ERA: 3.38	4-2	1-3	0-0	0-0	0-0	0-0	0-0	0-0	0-0	3	0	0	0	1	2	2						
61 Ryan Burr, R ERA: 0.00	0-0	1-1	0-0	0-0	0-0	0-0	0-0	0-0	0-0	4	0	1	0	0	0	1						
63 Matt Foster, R ERA: 5.6	1-3	1-3	0-0	0-0	0-0	0-0	0-0	0-0	0-0	4	0	0	0	0	1	2						
9 Willi Castro, S OBP: 0.285, SLG: 0.348	2-1	2-1	0-0	0-0	0-0	0-0	0-0	0-0	0-0	3	0	1	0	1	0	0						

Chicago White Sox @ Detroit Tigers
Comerica Park, Detroit, MI
Sat Jun 12 2021, 4:10 PM - 7:57 PM EDT
Att: 15,913 - Cloudy - 85 F

AB	40
R	15
H	13
RBI	14
BB	11
SO	7
LOB	28



Batter	1	2	3	4	5	6	7	8	9	AB	R	H	RBI	BB	SO	LOB	TOP								
28 Leury Garcia, S OBP: 0.307, SLG: 0.308	G6-3		FC4-6														4	0	2	2	1	0	1		
18 Brian Goodwin, L OBP: 0.500, SLG: 1.000																									
25 Andrew Vaughn, R OBP: 0.303, SLG: 0.389																									
10 Yoán Moncada, S OBP: 0.402, SLG: 0.498																									
79 José Abreu, R OBP: 0.339, SLG: 0.475																									
24 Yasmani Grandal, S OBP: 0.398, SLG: 0.409																									
12 Adam Eaton, L OBP: 0.303, SLG: 0.353																									
15 Adam Engel, R OBP: 0.368, SLG: 0.625																									
21 Zack Collins, L OBP: 0.313, SLG: 0.360																									
20 Danny Mendick, R OBP: 0.342, SLG: 0.328																									
Inning Stats	R: 0 E: 0 K: 0 S: 8	H: 0 LOB: 1 BB: 1 P: 15	R: 0 E: 0 K: 0 S: 6	H: 0 LOB: 0 BB: 0 P: 7	R: 0 E: 0 K: 2 S: 11	H: 1 LOB: 1 BB: 0 P: 14	R: 1 E: 0 K: 1 S: 13	H: 2 LOB: 1 BB: 0 P: 17	R: 1 E: 0 K: 1 S: 10	H: 2 LOB: 1 BB: 0 P: 13	R: 2 E: 0 K: 2 S: 17	H: 2 LOB: 3 BB: 1 P: 28	R: 0 E: 0 K: 0 S: 8	H: 1 LOB: 1 BB: 0 P: 11	R: 0 E: 0 K: 0 S: 13	H: 2 LOB: 2 BB: 0 P: 18	R: 0 E: 0 K: 0 S: 10	H: 1 LOB: 2 BB: 1 P: 21	1B: 8 2B: 3 3B: 0 HR: 0	SF: 0 SAC: 0 DP: 0 HBP: 2	WP: 0 PB: 0 SB: 0 CS: 0	PA: 43			
PITCHER	IP WLS BF H R ER SO BB IBB HBP BLK WP HR S P ERA WHIP	IP WLS BF H R ER SO BB IBB HBP BLK WP HR S P ERA WHIP	IP WLS BF H R ER SO BB IBB HBP BLK WP HR S P ERA WHIP	IP WLS BF H R ER SO BB IBB HBP BLK WP HR S P ERA WHIP	IP WLS BF H R ER SO BB IBB HBP BLK WP HR S P ERA WHIP	IP WLS BF H R ER SO BB IBB HBP BLK WP HR S P ERA WHIP	IP WLS BF H R ER SO BB IBB HBP BLK WP HR S P ERA WHIP	IP WLS BF H R ER SO BB IBB HBP BLK WP HR S P ERA WHIP	IP WLS BF H R ER SO BB IBB HBP BLK WP HR S P ERA WHIP	IP WLS BF H R ER SO BB IBB HBP BLK WP HR S P ERA WHIP	IP WLS BF H R ER SO BB IBB HBP BLK WP HR S P ERA WHIP	IP WLS BF H R ER SO BB IBB HBP BLK WP HR S P ERA WHIP	IP WLS BF H R ER SO BB IBB HBP BLK WP HR S P ERA WHIP	IP WLS BF H R ER SO BB IBB HBP BLK WP HR S P ERA WHIP	IP WLS BF H R ER SO BB IBB HBP BLK WP HR S P ERA WHIP	IP WLS BF H R ER SO BB IBB HBP BLK WP HR S P ERA WHIP	IP WLS BF H R ER SO BB IBB HBP BLK WP HR S P ERA WHIP	IP WLS BF H R ER SO BB IBB HBP BLK WP HR S P ERA WHIP	IP WLS BF H R ER SO BB IBB HBP BLK WP HR S P ERA WHIP	IP WLS BF H R ER SO BB IBB HBP BLK WP HR S P ERA WHIP	IP WLS BF H R ER SO BB IBB HBP BLK WP HR S P ERA WHIP	IP WLS BF H R ER SO BB IBB HBP BLK WP HR S P ERA WHIP	IP WLS BF H R ER SO BB IBB HBP BLK WP HR S P ERA WHIP	IP WLS BF H R ER SO BB IBB HBP BLK WP HR S P ERA WHIP	IP WLS BF H R ER SO BB IBB HBP BLK WP HR S P ERA WHIP
36 Kyle Funkhouser, R ERA: 2.33	2.2	L	10	1	0	0	1	1	0	0	0	0	0	0	0	0	0	0	0	22	33	0.00	0.750		
70 Tyler Alexander, L ERA: 4.71	2.1	L	11	4	2	2	3	0	0	0	0	0	0	0	0	0	0	0	0	26	33	7.71	1.714		
45 Buck Farmer, R ERA: 13.11	1.0		8	2	2	2	2	1	0	2	0	0	0	0	0	0	0	0	0	17	28	18.00	3.000		
77 Joe Jiménez, R ERA: 8.49	1.0		4	1	0	0	0	0	0	0	0	0	0	0	0	0	0	0	0	8	11	0.00	1.000		
33 Bryan Garcia, R ERA: 4.5	1.0		5	2	0	0	0	0	0	0	0	0	0	0	0	0	0	0	0	13	18	0.00	2.000		
Batter	1	2	3	4	5	6	7	8	9	AB	R	H	RBI	BB	SO	LOB	BOTTOM								
8 Robbie Grossman, S OBP: 0.356, SLG: 0.414																									
41 Daz Cameron, R OBP: 0.143, SLG: 0.308																									
24 Miguel Cabrera, R OBP: 0.268, SLG: 0.301																									
13 Eric Haase, R OBP: 0.305, SLG: 0.591																									
28 Niko Goodrum, S OBP: 0.287, SLG: 0.307																									
19 Isaac Paredes, R OBP: 0.250, SLG: 0.381																									
9 Willi Castro, S OBP: 0.281, SLG: 0.342																									
34 Jake Rogers, R OBP: 0.286, SLG: 0.451																									
30 Harold Castro, L OBP: 0.325, SLG: 0.318																									
Inning Stats	R: 0 E: 0 K: 1 S: 9	H: 0 LOB: 0 BB: 0 P: 11	R: 0 E: 0 K: 1 S: 10	H: 0 LOB: 1 BB: 1 P: 15	R: 0 E: 0 K: 1 S: 5	H: 0 LOB: 0 BB: 0 P: 8	R: 0 E: 0 K: 3 S: 11	H: 0 LOB: 0 BB: 0 P: 14	R: 0 E: 0 K: 2 S: 10	H: 0 LOB: 0 BB: 0 P: 15	R: 0 E: 0 K: 0 S: 8	H: 0 LOB: 1 BB: 1 P: 15	R: 1 E: 0 K: 1 S: 17	H: 1 LOB: 0 BB: 0 P: 25	R: 0 E: 0 K: 2 S: 7	H: 0 LOB: 0 BB: 0 P: 12	R: 0 E: 0 K: 1 S: 8	H: 0 LOB: 0 BB: 0 P: 13	1B: 0 2B: 1 3B: 0 HR: 0	SF: 1 SAC: 0 DP: 0 HBP: 0	WP: 1 PB: 0 SB: 0 CS: 0	PA: 30			
PITCHER	IP WLS BF H R ER SO BB IBB HBP BLK WP HR S P ERA WHIP	IP WLS BF H R ER SO BB IBB HBP BLK WP HR S P ERA WHIP	IP WLS BF H R ER SO BB IBB HBP BLK WP HR S P ERA WHIP	IP WLS BF H R ER SO BB IBB HBP BLK WP HR S P ERA WHIP	IP WLS BF H R ER SO BB IBB HBP BLK WP HR S P ERA WHIP	IP WLS BF H R ER SO BB IBB HBP BLK WP HR S P ERA WHIP	IP WLS BF H R ER SO BB IBB HBP BLK WP HR S P ERA WHIP	IP WLS BF H R ER SO BB IBB HBP BLK WP HR S P ERA WHIP	IP WLS BF H R ER SO BB IBB HBP BLK WP HR S P ERA WHIP	IP WLS BF H R ER SO BB IBB HBP BLK WP HR S P ERA WHIP	IP WLS BF H R ER SO BB IBB HBP BLK WP HR S P ERA WHIP	IP WLS BF H R ER SO BB IBB HBP BLK WP HR S P ERA WHIP	IP WLS BF H R ER SO BB IBB HBP BLK WP HR S P ERA WHIP	IP WLS BF H R ER SO BB IBB HBP BLK WP HR S P ERA WHIP	IP WLS BF H R ER SO BB IBB HBP BLK WP HR S P ERA WHIP	IP WLS BF H R ER SO BB IBB HBP BLK WP HR S P ERA WHIP	IP WLS BF H R ER SO BB IBB HBP BLK WP HR S P ERA WHIP	IP WLS BF H R ER SO BB IBB HBP BLK WP HR S P ERA WHIP	IP WLS BF H R ER SO BB IBB HBP BLK WP HR S P ERA WHIP	IP WLS BF H R ER SO BB IBB HBP BLK WP HR S P ERA WHIP	IP WLS BF H R ER SO BB IBB HBP BLK WP HR S P ERA WHIP	IP WLS BF H R ER SO BB IBB HBP BLK WP HR S P ERA WHIP	IP WLS BF H R ER SO BB IBB HBP BLK WP HR S P ERA WHIP	IP WLS BF H R ER SO BB IBB HBP BLK WP HR S P ERA WHIP	
55 Carlos Rodón, L ERA: 1.89	7.0	W	24	1	1	1	9	2	0	0	0	0	0	0	0	0	0	0	0	70	103	1.29	0.429		
43 Evan Marshall, R ERA: 5.47	1.0	H	3	0	0	0	2	0	0	0	0	0	0	0	0	0	0	0	0	7	12	0.00	0.000		
31 Liam Hendriks, R ERA: 2.22	1.0	S	3	0	0	0	1	0	0	0	0	0	0	0	0	0	0	0	0	8	13	0.00	0.000		

Chicago White Sox @ Detroit Tigers
Comerica Park, Detroit, MI
Sun Jun 13 2021, 1:11 PM - 3:58 PM EDT
Att: 14,093 - Sunny - 81°F

AB	38
R	4
H	11
RBI	4
BB	3
SO	6
LOB	25



Chicago White Sox @ Detroit Tigers
Comerica Park, Detroit, MI
Sun Jun 13 2021, 1:11 PM - 3:58 PM EDT
Att: 14,093 - Sunny - 81°F

AB	27
R	1
H	1
RBI	1
BB	2
SO	12
LOB	2



Batter	1	2	3	4	5	6	7	8	9	AB	R	H	RBI	BB	SO	LOB	TOP					
8 Robbie Grossman, S OBP: 0.357, SLG: 0.424										4	2	1	1	0	2	1	Detroit Tigers @ Kansas City Royals Kauffman Stadium, Kansas City, MO Mon Jun 14 2021, 7:10 PM - 10:42 PM CDT Att: 11,910 - Partly Cloudy - 93 F					
30 Harold Castro, L OBP: 0.320, SLG: 0.313										5	1	1	0	0	1	0						
7 Jonathan Schoop, R OBP: 0.315, SLG: 0.436										5	2	1	1	0	0	1						
24 Miguel Cabrera, R OBP: 0.276, SLG: 0.309										5	2	3	2	0	1	0						
13 Eric Haase, R OBP: 0.300, SLG: 0.581										5	0	1	0	0	1	3						
15 Nomar Mazara, L OBP: 0.285, SLG: 0.308										3	0	1	1	0	1	1						
28 Niko Goodrum, S OBP: 0.291, SLG: 0.328										4	1	2	3	0	0	1						
60 Akil Baddoo, L OBP: 0.333, SLG: 0.477										4	1	1	0	0	0	2						
9 Willi Castro, S OBP: 0.285, SLG: 0.358										3	1	1	2	1	2	0						
Inning Stats	R: 4 H: 4 E: 0 K: 1 S: 19	H: 4 LOB: 1 BB: 0 P: 28	R: 0 H: 0 E: 0 K: 1 S: 6	H: 0 LOB: 0 BB: 1 P: 15	R: 0 H: 0 E: 1 K: 1 S: 13	H: 0 LOB: 1 BB: 0 P: 19	R: 2 H: 2 E: 0 K: 2 S: 13	H: 2 LOB: 0 BB: 2 P: 21	R: 1 H: 2 E: 0 K: 0 S: 11	H: 2 LOB: 1 BB: 0 P: 17	R: 0 H: 0 E: 0 K: 1 S: 6	H: 0 LOB: 0 BB: 0 P: 9	R: 0 H: 0 E: 0 K: 1 S: 8	H: 0 LOB: 0 BB: 0 P: 14	R: 1 H: 1 E: 0 K: 0 S: 7	H: 1 LOB: 0 BB: 0 P: 10	R: 2 H: 3 E: 0 K: 1 S: 11	H: 3 LOB: 1 BB: 0 P: 16	1B: 7 2B: 3 3B: 0 HR: 3	SF: 1 SAC: 0 DP: 2 HBP: 1	WP: 0 PB: 0 SB: 0 CS: 1	PA: 41
PITCHER	IP WLS BF H R ER SO BB IBB HBP BLK WP HR S P ERA WHIP	IP WLS BF H R ER SO BB IBB HBP BLK WP HR S P ERA WHIP																				
56 Brad Keller, R ERA: 6.14	(1, 1)	5.0	L	25	8	7	6	5	1	0	1	0	0	0	0	0	1	62	100	10.80	1.800	
54 Ervin Santana, R ERA: 3.99	(6, 1)	4.0		16	4	3	3	3	0	0	0	0	0	0	0	0	2	32	49	6.75	1.000	

Batter	1	2	3	4	5	6	7	8	9	AB	R	H	RBI	BB	SO	LOB	BOTTOM						
15 Whit Merrifield, R OBP: 0.317, SLG: 0.388										4	1	3	0	1	0	0	Detroit Tigers @ Kansas City Royals Kauffman Stadium, Kansas City, MO Mon Jun 14 2021, 7:10 PM - 10:42 PM CDT Att: 11,910 - Partly Cloudy - 93 F						
41 Carlos Santana, S OBP: 0.366, SLG: 0.404										5	0	2	0	0	2	4							
13 Salvador Perez, R OBP: 0.316, SLG: 0.526										4	0	1	1	1	1	4							
12 Jorge Soler, R OBP: 0.281, SLG: 0.343										4	0	3	1	1	0	2							
17 Hunter Dozier, R OBP: 0.232, SLG: 0.347										4	0	0	0	1	1	5							
19 Kelvin Gutiérrez, R OBP: 0.272, SLG: 0.366										5	0	2	0	0	2	4							
14 Edward Olivares, R OBP: 0.292, SLG: 0.261										5	1	1	0	0	1	7							
49 Hanser Alberto, R OBP: 0.273, SLG: 0.393										4	0	1	1	0	0	3							
Michael Taylor, R OBP: 0.294, SLG: 0.351										4	1	1	0	0	2	2							
Inning Stats	R: 0 H: 1 E: 0 K: 0 S: 8	H: 2 LOB: 2 BB: 0 P: 12	R: 0 H: 2 E: 0 K: 1 S: 14	H: 2 LOB: 0 BB: 0 P: 19	R: 0 H: 2 E: 0 K: 2 S: 12	H: 2 LOB: 2 BB: 0 P: 17	R: 1 H: 2 E: 0 K: 0 S: 14	H: 2 LOB: 1 BB: 0 P: 21	R: 1 H: 2 E: 0 K: 1 S: 16	H: 2 LOB: 3 BB: 2 P: 33	R: 1 H: 2 E: 0 K: 1 S: 20	H: 2 LOB: 3 BB: 2 P: 36	R: 0 H: 1 E: 0 K: 1 S: 10	H: 1 LOB: 1 BB: 0 P: 16	R: 0 H: 1 E: 0 K: 1 S: 7	H: 1 LOB: 0 BB: 0 P: 11	R: 0 H: 1 E: 0 K: 2 S: 11	H: 1 LOB: 1 BB: 0 P: 19	1B: 10 2B: 4 3B: 0 HR: 0	SF: 0 SAC: 0 DP: 2 HBP: 0	WP: 1 PB: 0 SB: 0 CS: 0	PA: 43	
PITCHER	IP WLS BF H R ER SO BB IBB HBP BLK WP HR S P ERA WHIP	IP WLS BF H R ER SO BB IBB HBP BLK WP HR S P ERA WHIP																					
48 Matthew Boyd, L ERA: 3.44	(1, 1)	2.1		11	5	0	0	0	0	0	0	0	0	0	0	0	0	5	7	0.00	0.000		
77 Jose Jiménez, R ERA: 8.03	(3, 1)	0.2	W	2	0	0	0	1	0	0	0	0	0	0	0	0	0	0	15	26	0.00	1.500	
68 Jason Foley, R ERA: 3.6	(4, 1)	1.0		5	2	1	1	0	0	0	0	0	0	0	0	0	0	0	7	11	0.00	1.000	
57 Alex Lange, R ERA: 7.31	(5, 1)	0.1		4	2	1	1	0	1	0	0	0	0	0	0	0	0	0	0	11	19	0.00	1.000
36 Kyle Funkhouser, R ERA: 2.25	(5, 1)	0.2		3	0	0	0	1	1	0	0	0	0	0	0	0	0	0	0	0	0	0	0
PITCHER	IP WLS BF H R ER SO BB IBB HBP BLK WP HR S P ERA WHIP	IP WLS BF H R ER SO BB IBB HBP BLK WP HR S P ERA WHIP																					
45 Buck Farmer, R ERA: 13.14	(6, 1)	0.2		2	1	1	1	1	1	0	0	0	0	0	0	0	0	0	15	26	0.00	1.500	
67 José Cisneros, R ERA: 3.25	(6, 1)	1.1	H	6	1	0	0	1	1	0	0	0	0	0	0	0	0	0	7	11	0.00	1.000	
32 Michael Fulmer, R ERA: 3.25	(8, 1)	1.0		3	1	0	0	1	1	0	0	0	0	0	0	0	0	0	0	11	19	0.00	1.000
44 Daniel Norris, L ERA: 6.04	(9, 1)	1.0		4	1	0	0	2	0	0	0	0	0	0	0	0	0	0	0	11	19	0.00	1.000

Detroit Tigers @ Kansas City Royals
 Kauffman Stadium, Kansas City, MO
 Mon Jun 14 2021, 7:10 PM - 10:42 PM CDT
 Att: 11,910 - Partly Cloudy - 93 F

Detroit Tigers @ Kansas City Royals
 Kauffman Stadium, Kansas City, MO
 Mon Jun 14 2021, 7:10 PM - 10:42 PM CDT
 Att: 11,910 - Partly Cloudy - 93 F

AB 38
 R 10
 H 12
 RBI 10
 BB 1
 SO 8
 LOB 9

AB 39
 R 3
 H 14
 RBI 3
 BB 4
 SO 9
 LOB 31



Batter	1	2	3	4	5	6	7	8	9	AB	R	H	RBI	BB	SO	LOB	TOP							
8 Robbie Grossman, S OBP: 0.361, SLG: 0.420										4	1	1	1	1	2	1								
7 Jonathan Schoop, R OBP: 0.328, SLG: 0.466										4	2	2	1	1	2	1								
46 Jeimer Candelario, S OBP: 0.345, SLG: 0.364										4	0	2	0	2	0	1								
24 Miguel Cabrera, R OBP: 0.280, SLG: 0.314										3	0	0	0	0	3	5								
30 Harold Castro, L OBP: 0.310, SLG: 0.311										2	0	0	0	0	0	4								
28 Niko Goodrum, S OBP: 0.300, SLG: 0.333										2	0	2	1	0	0	0								
13 Eric Haase, R OBP: 0.296, SLG: 0.554										4	0	0	1	0	0	5								
60 Akil Baddoo, L OBP: 0.346, SLG: 0.493										4	0	2	0	0	0	3								
9 Willi Castro, S OBP: 0.282, SLG: 0.370										4	1	1	0	0	0	2								
41 Daz Cameron, R OBP: 0.182, SLG: 0.333										4	1	1	0	0	0	2								
Inning Stats	R: 0 E: 0 K: 2 S: 14	H: 1 LOB: 2 BB: 1 P: 25	R: 0 E: 0 K: 0 S: 4	H: 1 LOB: 0 BB: 0 P: 5	R: 0 E: 0 K: 2 S: 8	H: 0 LOB: 0 BB: 0 P: 13	R: 0 E: 0 K: 0 S: 5	H: 1 LOB: 1 BB: 0 P: 8	R: 0 E: 0 K: 0 S: 6	H: 1 LOB: 0 BB: 0 P: 8	R: 1 E: 0 K: 1 S: 12	H: 1 LOB: 0 BB: 0 P: 19	R: 0 E: 0 K: 0 S: 9	H: 1 LOB: 1 BB: 0 P: 12	R: 3 E: 0 K: 1 S: 19	H: 4 LOB: 2 BB: 1 P: 30	R: 1 E: 0 K: 1 S: 9	H: 1 LOB: 1 BB: 1 P: 16	1B: 6 2B: 4 3B: 0 HR: 1	SF: 0 SAC: 0 DP: 2 HBP: 1	WP: 1 PB: 0 SB: 1 CS: 0	PA: 39		
PITCHER	IP WLS BF H R ER SO BB IBB HBP BLK WP HR S P ERA WHIP	IP WLS BF H R ER SO BB IBB HBP BLK WP HR S P ERA WHIP	IP WLS BF H R ER SO BB IBB HBP BLK WP HR S P ERA WHIP	IP WLS BF H R ER SO BB IBB HBP BLK WP HR S P ERA WHIP	IP WLS BF H R ER SO BB IBB HBP BLK WP HR S P ERA WHIP	IP WLS BF H R ER SO BB IBB HBP BLK WP HR S P ERA WHIP	IP WLS BF H R ER SO BB IBB HBP BLK WP HR S P ERA WHIP	IP WLS BF H R ER SO BB IBB HBP BLK WP HR S P ERA WHIP	IP WLS BF H R ER SO BB IBB HBP BLK WP HR S P ERA WHIP	IP WLS BF H R ER SO BB IBB HBP BLK WP HR S P ERA WHIP	IP WLS BF H R ER SO BB IBB HBP BLK WP HR S P ERA WHIP	IP WLS BF H R ER SO BB IBB HBP BLK WP HR S P ERA WHIP	IP WLS BF H R ER SO BB IBB HBP BLK WP HR S P ERA WHIP	IP WLS BF H R ER SO BB IBB HBP BLK WP HR S P ERA WHIP	IP WLS BF H R ER SO BB IBB HBP BLK WP HR S P ERA WHIP	IP WLS BF H R ER SO BB IBB HBP BLK WP HR S P ERA WHIP	IP WLS BF H R ER SO BB IBB HBP BLK WP HR S P ERA WHIP	IP WLS BF H R ER SO BB IBB HBP BLK WP HR S P ERA WHIP	IP WLS BF H R ER SO BB IBB HBP BLK WP HR S P ERA WHIP	IP WLS BF H R ER SO BB IBB HBP BLK WP HR S P ERA WHIP	IP WLS BF H R ER SO BB IBB HBP BLK WP HR S P ERA WHIP	IP WLS BF H R ER SO BB IBB HBP BLK WP HR S P ERA WHIP	IP WLS BF H R ER SO BB IBB HBP BLK WP HR S P ERA WHIP	IP WLS BF H R ER SO BB IBB HBP BLK WP HR S P ERA WHIP

Detroit Tigers @ Los Angeles Angels
 Angel Stadium, Anaheim, CA
 Thu Jun 17 2021, 6:40 PM - 9:38 PM PDT
 Att: 30,709 - Clear - 75 F

AB	35
R	5
H	11
RBI	4
BB	3
SO	7
LOB	24



Batter	1	2	3	4	5	6	7	8	9	AB	R	H	RBI	BB	SO	LOB	BOTTOM							
10 Justin Upton, R OBP: 0.328, SLG: 0.472										5	1	2	0	0	2	1								
17 Shohel Ohtani, L OBP: 0.354, SLG: 0.615										1	0	0	0	2	0	0								
35 Tony Watson, L ERA: 5.73										0	0	0	0	0	0	0								
4 Jose Iglesias, R OBP: 0.306, SLG: 0.390										4	1	1	4	0	1	2								
3 Taylor Ward, R OBP: 0.322, SLG: 0.442										4	1	1	4	0	1	2								
20 Jared Walsh, L OBP: 0.347, SLG: 0.541										4	0	0	0	0	1	1								
24 Kurt Suzuki, R OBP: 0.313, SLG: 0.324										4	0	2	0	0	0	0								
8 Kean Wong, L OBP: 0.189, SLG: 0.278										2	1	1	0	0	0	0								
13 Phil Gosselin, R OBP: 0.351, SLG: 0.425										2	0	1	0	0	0	1								
21 Mike Mayers, R ERA: 3.98										0	0	0	0	0	0	0								
32 Raisel Iglesias, R ERA: 4.18										4	0	1	0	0	0	4								
19 Juan Lagares, R OBP: 0.254, SLG: 0.339										4	2	2	1	0	1	1								
2 Luis Rengifo, S OBP: 0.211, SLG: 0.167										4	1	1	1	0	0	1								
22 David Fletcher, R OBP: 0.305, SLG: 0.316										4	1	1	1	0	0	1								
Inning Stats	R: 0 E: 0 K: 0 S: 6	H: 0 LOB: 1 BB: 1 P: 14	R: 2 E: 1 K: 1 S: 12	H: 3 LOB: 1 BB: 0 P: 18	R: 0 E: 0 K: 0 S: 10	H: 0 LOB: 0 BB: 0 P: 15	R: 0 E: 0 K: 0 S: 10	H: 1 LOB: 1 BB: 0 P: 12	R: 0 E: 0 K: 2 S: 9	H: 0 LOB: 1 BB: 1 P: 18	R: 0 E: 0 K: 0 S: 12	H: 1 LOB: 0 BB: 0 P: 13	R: 5 E: 1 K: 1 S: 16	H: 6 LOB: 1 BB: 0 P: 25	R: 0 E: 0 K: 2 S: 10	H: 1 LOB: 1 BB: 0 P: 13	1B: 10 2B: 1 3B: 0 HR: 1	SF: 0 SAC: 0 DP: 1 HBP: 0	WP: 0 PB: 0 SB: 0 CS: 0	PA: 38				
PITCHER	IP WLS BF H R ER SO BB IBB HBP BLK WP HR S P ERA WHIP	IP WLS BF H R ER SO BB IBB HBP BLK WP HR S P ERA WHIP	IP WLS BF H R ER SO BB IBB HBP BLK WP HR S P ERA WHIP	IP WLS BF H R ER SO BB IBB HBP BLK WP HR S P ERA WHIP	IP WLS BF H R ER SO BB IBB HBP BLK WP HR S P ERA WHIP	IP WLS BF H R ER SO BB IBB HBP BLK WP HR S P ERA WHIP	IP WLS BF H R ER SO BB IBB HBP BLK WP HR S P ERA WHIP	IP WLS BF H R ER SO BB IBB HBP BLK WP HR S P ERA WHIP	IP WLS BF H R ER SO BB IBB HBP BLK WP HR S P ERA WHIP	IP WLS BF H R ER SO BB IBB HBP BLK WP HR S P ERA WHIP	IP WLS BF H R ER SO BB IBB HBP BLK WP HR S P ERA WHIP	IP WLS BF H R ER SO BB IBB HBP BLK WP HR S P ERA WHIP	IP WLS BF H R ER SO BB IBB HBP BLK WP HR S P ERA WHIP	IP WLS BF H R ER SO BB IBB HBP BLK WP HR S P ERA WHIP	IP WLS BF H R ER SO BB IBB HBP BLK WP HR S P ERA WHIP	IP WLS BF H R ER SO BB IBB HBP BLK WP HR S P ERA WHIP	IP WLS BF H R ER SO BB IBB HBP BLK WP HR S P ERA WHIP	IP WLS BF H R ER SO BB IBB HBP BLK WP HR S P ERA WHIP	IP WLS BF H R ER SO BB IBB HBP BLK WP HR S P ERA WHIP	IP WLS BF H R ER SO BB IBB HBP BLK WP HR S P ERA WHIP	IP WLS BF H R ER SO BB IBB HBP BLK WP HR S P ERA WHIP	IP WLS BF H R ER SO BB IBB HBP BLK WP HR S P ERA WHIP	IP WLS BF H R ER SO BB IBB HBP BLK WP HR S P ERA WHIP	IP WLS BF H R ER SO BB IBB HBP BLK WP HR S P ERA WHIP

Detroit Tigers @ Los Angeles Angels
 Angel Stadium, Anaheim, CA
 Thu Jun 17 2021, 6:40 PM - 9:38 PM PDT
 Att: 30,709 - Clear - 75 F


AB	36
R	7
H	12
RBI	7
BB	2
SO	6
LOB	12



Batter	1	2	3	4	5	6	7	8	9	AB	R	H	RBI	BB	SO	LOB	TOP				
8 Robbie Grossman, S OBP: 0.355, SLG: 0.411	L4		K			F7	FC3-6		G3	5	0	0	1	0	1	3					
7 Jonathan Schoop, R OBP: 0.322, SLG: 0.456	K		G4-3			E3	FC6-4		G5-3	5	1	0	0	0	1	3					
46 Jeimer Candelario, S OBP: 0.347, SLG: 0.361	24 BB		K			G4-3				2	0	0	0	2	1	1					
24 Miguel Cabrera, R OBP: 0.284, SLG: 0.323	1B									4	0	2	1	0	1	1					
13 Eric Haase, R OBP: 0.286, SLG: 0.533	K									4	0	0	0	0	3	4					
60 Akiel Baddoo, L OBP: 0.250, SLG: 0.489										3	1	1	0	1	0	1					
28 Niko Goodrum, S OBP: 0.297, SLG: 0.330																					
30 Harold Castro, L OBP: 0.313, SLG: 0.309																					
15 Nomar Mazara, L OBP: 0.270, SLG: 0.336																					
9 Willi Castro, S OBP: 0.281, SLG: 0.368																					
Inning Stats	R: 0 H: 1 E: 0 K: 2 S: 15	H: 1 LOB: 2 BB: 1 P: 24	R: 0 H: 1 E: 0 K: 0 S: 11	H: 1 LOB: 1 BB: 1 P: 20	R: 0 H: 0 E: 0 K: 2 S: 13	H: 0 LOB: 0 BB: 0 P: 18	R: 0 H: 0 E: 0 K: 2 S: 10	H: 0 LOB: 0 BB: 0 P: 14	R: 1 H: 1 E: 1 K: 0 S: 16	H: 1 LOB: 1 BB: 2 P: 20	R: 1 H: 2 E: 0 K: 1 S: 14	H: 0 LOB: 1 BB: 1 P: 12	R: 0 H: 0 E: 0 K: 1 S: 7	H: 0 LOB: 1 BB: 1 P: 23	R: 1 H: 1 E: 0 K: 1 S: 14	H: 1 LOB: 1 BB: 1 P: 23	1B: 5 2B: 1 3B: 0 HR: 0	SF: 0 SAC: 0 DP: 1 HBP: 0	WP: 0 PB: 0 SB: 0 CS: 0	PA: 38	
PITCHER	IP WLS BF H R ER SO BB IBB HBP BLK WP HR S P ERA WHIP	IP WLS BF H R ER SO BB IBB HBP BLK WP HR S P ERA WHIP	IP WLS BF H R ER SO BB IBB HBP BLK WP HR S P ERA WHIP	IP WLS BF H R ER SO BB IBB HBP BLK WP HR S P ERA WHIP	IP WLS BF H R ER SO BB IBB HBP BLK WP HR S P ERA WHIP	IP WLS BF H R ER SO BB IBB HBP BLK WP HR S P ERA WHIP	IP WLS BF H R ER SO BB IBB HBP BLK WP HR S P ERA WHIP	IP WLS BF H R ER SO BB IBB HBP BLK WP HR S P ERA WHIP	IP WLS BF H R ER SO BB IBB HBP BLK WP HR S P ERA WHIP	IP WLS BF H R ER SO BB IBB HBP BLK WP HR S P ERA WHIP	IP WLS BF H R ER SO BB IBB HBP BLK WP HR S P ERA WHIP	IP WLS BF H R ER SO BB IBB HBP BLK WP HR S P ERA WHIP	IP WLS BF H R ER SO BB IBB HBP BLK WP HR S P ERA WHIP	IP WLS BF H R ER SO BB IBB HBP BLK WP HR S P ERA WHIP	IP WLS BF H R ER SO BB IBB HBP BLK WP HR S P ERA WHIP	IP WLS BF H R ER SO BB IBB HBP BLK WP HR S P ERA WHIP	IP WLS BF H R ER SO BB IBB HBP BLK WP HR S P ERA WHIP	IP WLS BF H R ER SO BB IBB HBP BLK WP HR S P ERA WHIP	IP WLS BF H R ER SO BB IBB HBP BLK WP HR S P ERA WHIP	IP WLS BF H R ER SO BB IBB HBP BLK WP HR S P ERA WHIP	IP WLS BF H R ER SO BB IBB HBP BLK WP HR S P ERA WHIP
38 Alex Cobb, R ERA: 4.41	5.2	W	22	3	1	0	8	2	0	0	0	0	0	0	72	111	0.00	0.882			
73 Chris Rodriguez, R ERA: 3.25	1.1		7	2	1	1	1	1	0	0	0	0	0	18	30	6.75	2.250				
41 Junior Guerra, R ERA: 4.91	2.0		9	1	1	1	2	2	0	0	0	0	0	21	35	4.50	1.500				

Detroit Tigers @ Los Angeles Angels
Angel Stadium, Anaheim, CA
Fri Jun 18 2021, 6:40 PM - 10:11 PM PDT
Att: 22,734 - Clear - 72 F


AB 33
R 3
H 6
RBI 3
BB 5
SO 11
LOB 18



Batter	1	2	3	4	5	6	7	8	9	AB	R	H	RBI	BB	SO	LOB	BOTTOM				
10 Justin Upton, R OBP: 0.337, SLG: 0.481	2B		3 BB			17 HR	3 BB		F7	4	3	3	1	1	0	0					
17 Shohei Ohtani, L OBP: 0.355, SLG: 0.636	K		F8			HR	K		HR	5	2	2	3	0	2	4					
3 Taylor Ward, R OBP: 0.338, SLG: 0.466	P4		1-H			20 HR	2B		1B	4	1	3	3	1	0	1					
20 Jared Walsh, L OBP: 0.344, SLG: 0.547	G3-1		K			1-H	G3-1		K	5	1	1	2	0	2	4					
33 Max Stassi, R OBP: 0.395, SLG: 0.577										2	1	0	0	1	0	0					
4 Jose Iglesias, R OBP: 0.300, SLG: 0.383	K									4	0	0	0	0	1	2					
8 Kean Wong, L OBP: 0.205, SLG: 0.289										2	0	1	1	0	1	0					
13 Phil Gosselin, R OBP: 0.354, SLG: 0.427	2 CS									2	1	1	0	0	1	1					
19 Juan Lagares, R OBP: 0.254, SLG: 0.344	L8									4	1	1	0	0	0	2					
2 Luis Rengifo, S OBP: 0.217, SLG: 0.318	CS									4	1	1	1	0	1	2					
Inning Stats	R: 0 H: 1 E: 0 K: 1 S: 10	H: 1 LOB: 1 BB: 0 P: 12	R: 1 H: 1 E: 0 K: 1 S: 13	H: 1 LOB: 1 BB: 1 P: 22	R: 1 H: 1 E: 0 K: 1 S: 10	H: 1 LOB: 1 BB: 1 P: 17	R: 0 H: 0 E: 0 K: 1 S: 8	H: 0 LOB: 0 BB: 0 P: 11	R: 5 H: 4 E: 0 K: 0 S: 24	H: 4 LOB: 0 BB: 1 P: 39	R: 3 H: 4 E: 0 K: 2 S: 19	H: 0 LOB: 1 BB: 0 P: 14	R: 1 H: 2 E: 0 K: 1 S: 16	H: 2 LOB: 1 BB: 0 P: 20	R: 1 H: 1 E: 0 K: 1 S: 14	H: 1 LOB: 1 BB: 1 P: 23	1B: 5 2B: 4 3B: 0 HR: 4	SF: 0 SAC: 0 DP: 0 HBP: 1	WP: 1 PB: 0 SB: 0 CS: 1	PA: 41	
PITCHER	IP WLS BF H R ER SO BB IBB HBP BLK WP HR S P ERA WHIP	IP WLS BF H R ER SO BB IBB HBP BLK WP HR S P ERA WHIP	IP WLS BF H R ER SO BB IBB HBP BLK WP HR S P ERA WHIP	IP WLS BF H R ER SO BB IBB HBP BLK WP HR S P ERA WHIP	IP WLS BF H R ER SO BB IBB HBP BLK WP HR S P ERA WHIP	IP WLS BF H R ER SO BB IBB HBP BLK WP HR S P ERA WHIP	IP WLS BF H R ER SO BB IBB HBP BLK WP HR S P ERA WHIP	IP WLS BF H R ER SO BB IBB HBP BLK WP HR S P ERA WHIP	IP WLS BF H R ER SO BB IBB HBP BLK WP HR S P ERA WHIP	IP WLS BF H R ER SO BB IBB HBP BLK WP HR S P ERA WHIP	IP WLS BF H R ER SO BB IBB HBP BLK WP HR S P ERA WHIP	IP WLS BF H R ER SO BB IBB HBP BLK WP HR S P ERA WHIP	IP WLS BF H R ER SO BB IBB HBP BLK WP HR S P ERA WHIP	IP WLS BF H R ER SO BB IBB HBP BLK WP HR S P ERA WHIP	IP WLS BF H R ER SO BB IBB HBP BLK WP HR S P ERA WHIP	IP WLS BF H R ER SO BB IBB HBP BLK WP HR S P ERA WHIP	IP WLS BF H R ER SO BB IBB HBP BLK WP HR S P ERA WHIP	IP WLS BF H R ER SO BB IBB HBP BLK WP HR S P ERA WHIP	IP WLS BF H R ER SO BB IBB HBP BLK WP HR S P ERA WHIP	IP WLS BF H R ER SO BB IBB HBP BLK WP HR S P ERA WHIP	IP WLS BF H R ER SO BB IBB HBP BLK WP HR S P ERA WHIP
62 José Ureña, R ERA: 5.79	4.1	L	22	7	7	4	0	0	0	0	0	0	0	0	9	14	0.00	0.000			
33 Bryan Garcia, R ERA: 4.21	0.2		2	0	0	0	0	0	0	0	0	0	0	0	9	14	0.00	0.000			
44 Daniel Norris, L ERA: 6.84	1.0		7	4	3	3	2	0	0	0	0	0	0	19	26	27.00	4.000				
45 Buck Farmer, R ERA: 10.8	1.0		4	0	0	0	1	0	0	0	0	0	0	8	14	0.00	0.000				
77 Joe Jiménez, R ERA: 8.1	1.0		5	2	1	1	1	0	0	0	1	16	20	9.00	2.000						

Detroit Tigers @ Los Angeles Angels
Angel Stadium, Anaheim, CA
Fri Jun 18 2021, 6:40 PM - 10:11 PM PDT
Att: 22,734 - Clear - 72 F

AB 36
R 11
H 13
RBI 11
BB 3
SO 8
LOB 16



Batter	1	2	3	4	5	6	7	8	9	AB	R	H	RBI	BB	SO	LOB	TOP		
19 Tommy Edman, S OBP: 0.309, SLG: 0.380	F8		L9				L4-3			5	0	2	0	0	0	0			
3 Dylan Carlson, S OBP: 0.322, SLG: 0.403			F8				K			4	0	1	0	1	1	3			
46 Paul Goldschmidt, R OBP: 0.319, SLG: 0.417	F8		P4							4	0	1	1	0	1	2			
28 Nolan Arenado, R OBP: 0.315, SLG: 0.495	L5									4	0	0	0	0	0	4			
27 Tyler O'Neill, R OBP: 0.320, SLG: 0.584			K							4	0	1	0	0	2	0			
4 Yadier Molina, R OBP: 0.308, SLG: 0.434			F9							3	0	0	0	1	0	1			
63 Edmundo Sosa, R OBP: 0.336, SLG: 0.313			K							3	1	0	0	0	2	2			
11 Paul DeJong, R OBP: 0.263, SLG: 0.335										2	1	1	0	2	0	0			
68 Lars Nootbaar, L ERA: 6.59										3	0	0	1	0	0	4			
Inning Stats	R: 0 H: 1 E: 0 K: 0 S: 11	H: 1 LOB: 1 BB: 0 P: 18	R: 0 H: 0 E: 0 K: 2 S: 16	H: 0 LOB: 2 BB: 2 P: 28	R: 0 H: 0 E: 0 K: 0 S: 12	H: 0 LOB: 0 BB: 0 P: 20	R: 0 H: 0 E: 0 K: 1 S: 9	H: 3 LOB: 2 BB: 0 P: 10	R: 0 H: 1 E: 0 K: 0 S: 12	H: 1 LOB: 1 BB: 1 P: 17	R: 0 H: 0 E: 0 K: 1 S: 8	H: 0 LOB: 1 BB: 1 P: 17	R: 0 H: 0 E: 0 K: 1 S: 6	H: 0 LOB: 0 BB: 0 P: 9	R: 0 H: 1 E: 0 K: 0 S: 8	H: 1 LOB: 1 BB: 0 P: 14	1B: 6 2B: 0 3B: 0 HR: 0	SF: 1 SAC: 0 DP: 0 HBP: 1	WP: 0 PA: 38 PB: 0 SB: 0 CS: 0
PITCHER	IP WLS BF H R ER SO BB IBB HBP BLK WP HR S P ERA WHIP																		
29 Tank Skubal, L ERA: 4.33	4.2	21	4	2	2	4	2	0	1	0	0	0	0	0	0	62	97	3.86	1.286
36 Kyle Funkhouser, R ERA: 3.57	1.1	W	6	1	0	0	1	0	0	0	0	0	0	0	14	20	0.00	1.500	
33 Bryan Garcia, R ERA: 4.23	1.0		4	0	0	1	1	0	0	0	0	0	0	8	17	0.00	1.000		
45 Buck Farmer, R ERA: 10.13	1.0		3	0	0	1	0	0	0	0	0	0	0	6	9	0.00	0.000		
44 Daniel Norris, L ERA: 6.59	1.0		4	1	0	0	0	0	0	0	0	0	0	8	14	0.00	1.000		

St. Louis Cardinals @ Detroit Tigers
Comerica Park, Detroit, MI
Tue Jun 22 2021, 7:10 PM - 10:23 PM EDT
Att: 13,492 - Cloudy - 62 F

AB 32
R 2
H 6
RBI 2
BB 4
SO 6
LOB 16



Batter	1	2	3	4	5	6	7	8	9	AB	R	H	RBI	BB	SO	LOB	BOTTOM		
8 Robbie Grossman, S OBP: 0.341, SLG: 0.392	L9		F7							5	0	1	0	0	2	3			
7 Jonathan Schoop, R OBP: 0.331, SLG: 0.481	G4-3		G5-3							5	1	2	3	0	0	1			
46 Jeimer Candelario, S OBP: 0.349, SLG: 0.379			L7							4	0	2	0	1	0	1			
24 Miguel Cabrera, R OBP: 0.287, SLG: 0.320										3	0	1	0	0	0	1			
19 Isaac Paredes, R OBP: 0.290, SLG: 0.346										1	0	0	0	1	0	0			
60 Akil Baddoo, L OBP: 0.364, SLG: 0.493										5	2	2	0	0	1	5			
15 Nomar Mazara, L OBP: 0.274, SLG: 0.326										4	1	1	0	0	1	1			
9 Willi Castro, S OBP: 0.284, SLG: 0.362										2	2	1	0	2	0	1			
30 Harold Castro, L OBP: 0.304, SLG: 0.295										2	1	0	1	1	0	2			
34 Jake Rogers, R OBP: 0.286, SLG: 0.451										4	1	2	3	0	0	1			
Inning Stats	R: 0 H: 1 E: 0 K: 0 S: 12	H: 1 LOB: 2 BB: 1 P: 20	R: 0 H: 1 E: 0 K: 0 S: 9	H: 1 LOB: 0 BB: 0 P: 12	R: 0 H: 0 E: 0 K: 1 S: 8	H: 0 LOB: 0 BB: 0 P: 12	R: 0 H: 4 E: 1 K: 1 S: 21	H: 2 LOB: 1 BB: 2 P: 41	R: 2 H: 2 E: 0 K: 1 S: 13	H: 2 LOB: 1 BB: 1 P: 20	R: 0 H: 1 E: 0 K: 0 S: 9	H: 1 LOB: 0 BB: 0 P: 12	R: 0 H: 1 E: 0 K: 2 S: 10	H: 1 LOB: 0 BB: 0 P: 15	R: 0 H: 2 E: 0 K: 0 S: 14	H: 2 LOB: 3 BB: 1 P: 25	1B: 8 2B: 2 3B: 1 HR: 1	SF: 0 SAC: 1 DP: 1 HBP: 0	WP: 1 PA: 41 PB: 0 SB: 0 CS: 0
PITCHER	IP WLS BF H R ER SO BB IBB HBP BLK WP HR S P ERA WHIP																		
59 Johan Oviedo, R ERA: 4.65	3.2	L	21	6	6	2	1	0	0	0	0	0	0	0	0	49	82	4.91	2.455
32 Daniel Ponce de Leon, R ERA: 7.03	0.1		2	1	1	1	0	0	0	0	0	0	0	4	7	27.00	3.000		
21 Andrew Miller, L ERA: 4.91	1.0		5	1	1	1	1	0	0	0	0	0	0	10	16	9.00	2.000		
40 Jake Woodford, R ERA: 3.86	1.0		3	1	0	0	0	0	0	0	0	0	0	9	12	0.00	1.000		
49 Wade LeBlanc, L ERA: 5.73	1.0		4	1	0	0	2	0	0	0	0	0	0	10	15	0.00	1.000		

St. Louis Cardinals @ Detroit Tigers
Comerica Park, Detroit, MI
Tue Jun 22 2021, 7:10 PM - 10:23 PM EDT
Att: 13,492 - Cloudy - 62 F

AB 35
R 8
H 12
RBI 7
BB 5
SO 4
LOB 16



Batter	1	2	3	4	5	6	7	8	9	AB	R	H	RBI	BB	SO	LOB	TOP					
3 Myles Straw, R OBP: 0.335, SLG: 0.333	F8	FC6-4		10 2B	1B	1B	1B		23 2B 44 HR	6	3	4	0	0	0	2						
23 Michael Brantley, L OBP: 0.401, SLG: 0.522	G4-3		10 1B	44 FC3-6	1B				44 HR	6	1	2	0	0	1	6						
20 Chas McCormick, R OBP: 0.291, SLG: 0.496										0	1	0	0	0	0	0						
10 Yuli Gurriel, R OBP: 0.396, SLG: 0.524	F9		44 FC3-6	44 G4-3	1B					5	2	3	1	1	0	0						
28 Taylor Jones, R OBP: 0.220, SLG: 0.217										0	0	0	0	0	0	0						
44 Yordan Alvarez, L OBP: 0.367, SLG: 0.534		G6-3	FC3-6	G4-3						6	2	2	5	0	1	5						
1 Carlos Correa, R OBP: 0.400, SLG: 0.534			13 HBP	13 E	30 1B					4	1	3	3	2	0	1						
30 Kyle Tucker, L OBP: 0.335, SLG: 0.508	P5		13 HBP	9 FC5	13 E					6	0	2	0	0	1	5						
13 Abraham Toro, S										3	1	0	1	2	2	2						
9 Robel Garcia, S OBP: 0.236, SLG: 0.294		E4	L3-4	FC5						5	0	0	0	0	0	10						
15 Martín Maldonado, R OBP: 0.259, SLG: 0.289										4	1	2	2	1	2	3						
Inning Stats	R: 0 E: 0 K: 0 S: 5	H: 0 LOB: 0 BB: 0 P: 5	R: 2 E: 1 K: 0 S: 18	H: 1 LOB: 2 BB: 2 P: 29	R: 2 E: 0 K: 1 S: 23	H: 4 LOB: 3 BB: 0 P: 31	R: 2 E: 1 K: 0 S: 18	H: 4 LOB: 3 BB: 0 P: 27	R: 2 E: 0 K: 2 S: 24	H: 4 LOB: 2 BB: 1 P: 32	R: 0 E: 0 K: 1 S: 13	H: 1 LOB: 2 BB: 1 P: 21	R: 0 E: 0 K: 0 S: 9	H: 1 LOB: 0 BB: 0 P: 12	R: 0 E: 0 K: 2 S: 9	H: 0 LOB: 0 BB: 0 P: 13	R: 4 E: 0 K: 1 S: 14	H: 3 LOB: 3 BB: 3 P: 31	1B: 15 2B: 2 3B: 0 HR: 1	SF: 0 SAC: 0 DP: 2 HBP: 2	WP: 0 PB: 0 SB: 1 CS: 0	PA: 53
PITCHER	IP	WLS	BF	H	R	ER	SO	BB	IBB	HBP	BLK	WP	HR	S	P	ERA	WHIP					
62 José Ureña, R ERA: 6.0	3.2	L	23	8	6	4	1	2	0	1	0	0	0	56	82	9.82	2.727					
70 Tyler Alexander, L ERA: 5.01	1.1		10	5	2	2	2	0	0	0	0	0	0	32	42	13.50	3.750					
45 Buck Farmer, R ERA: 9.53	1.0		5	1	0	0	1	1	0	1	0	0	0	13	21	0.00	2.000					
77 Joe Jiménez, R ERA: 7.8	1.0		3	1	0	0	0	0	0	0	0	0	0	9	12	0.00	1.000					
33 Bryan Garcia, R ERA: 5.29	1.1		8	3	4	4	3	1	0	0	0	0	1	19	30	27.00	3.000					

Houston Astros @ Detroit Tigers
Comerica Park, Detroit, MI
Thu Jun 24 2021, 7:11 PM - 11:04 PM EDT
Att: 12,656 - Cloudy - 77 F

AB 45
R 12
H 18
RBI 12
BB 6
SO 7
LOB 34





Batter	1	2	3	4	5	6	7	8	9	AB	R	H	RBI	BB	SO	LOB	BOTTOM					
60 Akil Badddoo, L OBP: 0.374, SLG: 0.506									FC5-6	5	0	3	1	0	0	3						
7 Jonathan Schoop, R OBP: 0.328, SLG: 0.487	F9		P3							5	0	0	0	0	1	6						
8 Robbie Grossman, S OBP: 0.340, SLG: 0.393	F8									4	1	1	0	0	0	1						
46 Jeimer Candelario, S OBP: 0.345, SLG: 0.372		G3		41 BB	15 1B					4	0	1	0	0	1	1						
15 Nomar Mazara, L OBP: 0.273, SLG: 0.317										4	0	1	0	0	1	1						
19 Isaac Paredes, R OBP: 0.286, SLG: 0.321										0	0	0	0	0	0	0						
41 Daz Cameron, R OBP: 0.333, SLG: 0.583										3	1	2	1	1	1	0						
30 Harold Castro, L OBP: 0.303, SLG: 0.288										3	1	0	0	1	2	5						
13 Eric Haase, R OBP: 0.290, SLG: 0.504										4	0	2	0	0	2	1						
9 Willi Castro, S OBP: 0.288, SLG: 0.362										4	0	1	1	0	0	2						
Inning Stats	R: 0 E: 0 K: 0 S: 5	H: 1 LOB: 0 BB: 0 P: 11	R: 0 E: 0 K: 2 S: 10	H: 0 LOB: 0 BB: 0 P: 14	R: 1 E: 0 K: 1 S: 8	H: 1 LOB: 1 BB: 1 P: 15	R: 0 E: 0 K: 0 S: 15	H: 2 LOB: 3 BB: 1 P: 25	R: 0 E: 0 K: 1 S: 12	H: 1 LOB: 1 BB: 0 P: 15	R: 1 E: 0 K: 0 S: 11	H: 2 LOB: 1 BB: 0 P: 16	R: 0 E: 0 K: 0 S: 6	H: 1 LOB: 0 BB: 0 P: 11	R: 0 E: 0 K: 1 S: 7	H: 0 LOB: 0 BB: 0 P: 12	R: 1 E: 0 K: 2 S: 18	H: 3 LOB: 2 BB: 0 P: 23	1B: 7 2B: 4 3B: 0 HR: 0	SF: 0 SAC: 0 DP: 0 HBP: 0	WP: 2 PB: 0 SB: 0 CS: 1	PA: 38
PITCHER	IP	WLS	BF	H	R	ER	SO	BB	IBB	HBP	BLK	WP	HR	S	P	ERA	WHIP					
77 Luis Garcia, R ERA: 2.83	6.0	W	25	7	2	2	5	2	0	0	0	2	0	61	96	3.00	1.500					
62 Blake Taylor, L ERA: 3.14	1.0		4	1	0	0	0	0	0	0	0	0	0	6	11	0.00	1.000					
45 Ryne Stanek, R ERA: 3.52	1.0		3	0	0	0	1	0	0	0	0	0	0	7	12	0.00	0.000					
61 Ralph Garza Jr., R ERA: 5.14	1.0		6	3	1	1	2	0	0	0	0	0	0	18	23	9.00	3.000					

Houston Astros @ Detroit Tigers
Comerica Park, Detroit, MI
Thu Jun 24 2021, 7:11 PM - 11:04 PM EDT
Att: 12,656 - Cloudy - 77 F

AB 36
R 3
H 11
RBI 3
BB 2
SO 8
LOB 20



Batter	1	2	3	4	5	6	7	8	9	AB	R	H	RBI	BB	SO	LOB	TOP	
27 Jose Altuve, R OBP: 0.371, SLG: 0.521	G6-3		BB			44 HR 2B				2	1	1	0	1	0	0	Houston Astros @ Detroit Tigers Comerica Park, Detroit, MI Sat Jun 26 2021, 6:12 PM - 8:32 PM EDT Att: 13,950 - Partly Cloudy - 82 F	
23 Michael Brantley, L OBP: 0.394, SLG: 0.511	L9		G4-3			L3				3	0	0	0	0	0	3		
10 Yuli Gurriel, R OBP: 0.398, SLG: 0.523	G6-3				44 G6-3 1B	L7				3	0	1	0	0	0	1		
44 Yordan Alvarez, L OBP: 0.370, SLG: 0.541		1 G6-3 BB			G6-3	2H HR				2	1	1	2	1	0	1		
1 Carlos Correa, R OBP: 0.399, SLG: 0.540		G6-3			G5-3	HR				3	1	1	1	0	0	1		
30 Kyle Tucker, L OBP: 0.331, SLG: 0.498	P1					HR				3	0	0	0	0	1	0		
13 Abraham Toro, S OBP: 0.354, SLG: 0.405						G6-3				3	0	0	0	0	1	0		
3 Myles Straw, R OBP: 0.338, SLG: 0.335			15 G6-3 BB			1B				2	0	1	0	1	1	0	AB 24 R 3 H 5 RBI 3 BB 3 SO 4 LOB 8	
15 Martín Maldonado, R OBP: 0.296, SLG: 0.285			G6-3			K				3	0	0	0	0	1	2		
Inning Stats	R: 0 H: 0 E: 0 K: 0 S: 8	H: 0 LOB: 0 BB: 0 P: 17	R: 0 H: 0 E: 0 K: 0 S: 11	H: 0 LOB: 0 BB: 1 P: 20	R: 0 H: 0 E: 0 K: 0 S: 11	H: 0 LOB: 2 BB: 2 P: 23	R: 0 H: 1 E: 0 K: 0 S: 5	H: 1 LOB: 1 BB: 0 P: 9	R: 0 H: 1 E: 0 K: 3 S: 13	H: 1 LOB: 1 BB: 0 P: 16	R: 3 H: 3 E: 0 K: 0 S: 15	H: 3 LOB: 0 BB: 0 P: 25	R: 0 H: 0 E: 0 K: 1 S: 8	H: 0 LOB: 0 BB: 0 P: 11			1B: 2 SF: 0 2B: 1 SAC: 0 3B: 0 DP: 1 HR: 2 HBP: 0	WP: 0 PA: 27 PB: 0 SB: 0 CS: 0
PITCHER	IP WLS BF H R ER SO BB IBB HBP BLK WP HR S P ERA WHIP																	
58 Wily Peralta, R ERA: 5.0	2.2	9	0	0	0	0	2	0	0	0	0	0	0	0	25	50	0.00	0.750
36 Kyle Funkhouser, R ERA: 3.24	2.1	9	2	0	0	3	1	0	0	0	0	0	0	23	35	0.00	1.286	
32 Michael Fulmer, R ERA: 4.05	1.0	L	6	3	3	0	0	0	0	0	2	15	25	27.00	3.000			
77 Joe Jiménez, R ERA: 7.31	1.0		3	0	0	0	1	0	0	0	0	8	11	0.00	0.000			

Batter	1	2	3	4	5	6	7	8	9	AB	R	H	RBI	BB	SO	LOB	BOTTOM	
60 Akil Baddoo, L OBP: 0.371, SLG: 0.497	G4-3		K			7 1B BB				3	0	0	0	1	2	0	Houston Astros @ Detroit Tigers Comerica Park, Detroit, MI Sat Jun 26 2021, 6:12 PM - 8:32 PM EDT Att: 13,950 - Partly Cloudy - 82 F	
7 Jonathan Schoop, R OBP: 0.328, SLG: 0.484	8 BB 15 1B		G5-3			1B				3	1	2	1	0	0	0		
8 Robbie Grossman, S OBP: 0.336, SLG: 0.386	15 1B BB		F8			G4-3				2	0	0	0	1	0	2		
24 Miguel Cabrera, R OBP: 0.288, SLG: 0.321			K			K				3	0	0	0	0	3	2		
15 Nomar Mazara, L OBP: 0.280, SLG: 0.331						L8				3	0	2	1	0	0	0		
41 Daz Cameron, R OBP: 0.310, SLG: 0.538						1B				0	0	0	0	0	0	0		
13 Eric Haase, R OBP: 0.285, SLG: 0.488	F9		F9			P2				3	0	0	0	0	0	3		
9 Willi Castro, S OBP: 0.284, SLG: 0.357			G1-3			K2-3				3	0	0	0	0	1	1	AB 26 R 2 H 5 RBI 2 BB 2 SO 10 LOB 9	
30 Harold Castro, L OBP: 0.303, SLG: 0.289			F7			60 BB 7 1B 1B				3	1	1	0	0	1	0		
59 Zack Short, R OBP: 0.476, SLG: 0.563			K			K				3	0	0	0	0	3	1		
Inning Stats	R: 1 H: 2 E: 0 K: 1 S: 16	H: 2 LOB: 2 BB: 1 P: 26	R: 0 H: 0 E: 0 K: 1 S: 6	H: 0 LOB: 0 BB: 0 P: 10	R: 0 H: 0 E: 0 K: 1 S: 8	H: 0 LOB: 0 BB: 0 P: 13	R: 0 H: 0 E: 0 K: 1 S: 7	H: 0 LOB: 0 BB: 0 P: 13	R: 1 H: 2 E: 0 K: 2 S: 13	H: 2 LOB: 2 BB: 1 P: 21	R: 0 H: 1 E: 0 K: 1 S: 9	H: 1 LOB: 1 BB: 0 P: 12	R: 0 H: 0 E: 0 K: 3 S: 10	H: 0 LOB: 0 BB: 0 P: 14			1B: 4 SF: 0 2B: 1 SAC: 0 3B: 0 DP: 0 HR: 0 HBP: 0	WP: 0 PA: 28 PB: 0 SB: 0 CS: 0
PITCHER	IP WLS BF H R ER SO BB IBB HBP BLK WP HR S P ERA WHIP																	
43 Lance McCullers Jr., R ERA: 2.94	5.1	W	23	5	2	2	7	2	0	0	0	0	0	0	54	89	3.38	1.312
45 Ryne Stanek, R ERA: 3.45	0.2	H	2	0	0	0	0	0	0	0	0	5	6	0.00	0.000			
55 Ryan Pressly, R ERA: 1.74	1.0	S	3	0	0	0	3	0	0	0	0	10	14	0.00	0.000			

Batter	1	2	3	4	5	6	7	8	9	10	AB	R	H	RBI	BB	SO	LOB	TOP								
27 Jose Altuve, R OBP: 0.369, SLG: 0.513	L5			FC6-4 10 3 BB HBP	K			G6-4-3		P3	4	1	0	0	0	1	4									
3 Myles Straw, R OBP: 0.343, SLG: 0.337	C4-6-3 10 1B			BB		G6-3		G6-3		G6-3	4	0	2	0	1	0	2									
10 Yuli Gurriel, R OBP: 0.396, SLG: 0.517	G4-6-3			FC6-4 44 BB		G4-3		G4-3		BB	3	0	0	0	1	0	3									
44 Jordan Alvarez, L OBP: 0.369, SLG: 0.535		G3-1		BB		K		K		K	3	0	0	0	1	2	2									
1 Carlos Correa, R OBP: 0.397, SLG: 0.536				SF8		BB		BB		K	2	0	0	1	1	2	0									
30 Kyle Tucker, L OBP: 0.328, SLG: 0.490	G4-3			G4-3		L8		L8		G6-3	4	0	0	0	0	0	3									
13 Abraham Toro, S OBP: 0.327, SLG: 0.370				K		K		K		F9	4	0	0	0	0	3	1	AB 29								
20 Chas McCormick, R (1.7)				K		K		L5		SH1-3 18	3	0	0	0	1	2	1	R 1								
18 Jason Castro, L (1.2)				K		HBP 27 WP		SH1-3 27 G6-4-3 1B		SH1-3 18 SH1-3 BB	2	0	1	0	0	1	0	H 3								
Inning Stats	R: 0 E: 0 K: 0 S: 7	H: 1 LOB: 0 BB: 0 P: 11	R: 0 E: 0 K: 1 S: 8	H: 0 LOB: 0 BB: 0 P: 11	R: 0 E: 0 K: 3 S: 9	H: 0 LOB: 0 BB: 0 P: 14	R: 1 E: 0 K: 3 S: 12	H: 0 LOB: 2 BB: 2 P: 24	R: 0 E: 0 K: 3 S: 11	H: 0 LOB: 1 BB: 0 P: 17	R: 0 E: 0 K: 1 S: 6	H: 0 LOB: 0 BB: 0 P: 11	R: 0 E: 0 K: 1 S: 9	H: 0 LOB: 1 BB: 1 P: 14	R: 0 E: 0 K: 1 S: 10	H: 0 LOB: 0 BB: 0 P: 12	R: 0 E: 0 K: 0 S: 8	H: 0 LOB: 2 BB: 1 P: 14	R: 0 E: 0 K: 0 S: 10	H: 0 LOB: 0 BB: 1 P: 12	R: 0 E: 0 K: 0 S: 8	H: 0 LOB: 1 BB: 2 P: 14	1B: 3 2B: 0 3B: 0 HR: 0	SF: 1 SAC: 1 DP: 2 HBP: 2	WP: 1 PB: 0 SB: 1 CS: 0	PA: 38
PITCHER	IP 7.0	WLS 26	BF 26	H 1	R 1	ER 1	SO 9	BB 3	IBB 0	HBP 2	BLK 0	WP 1	HR 0	S 62	P 102	ERA 1.29	WHIP 0.571									
29 Tarik Skubal, L ERA: 4.08	1.0	5	2	0	0	1	1	0	0	0	0	0	0	12	21	0.00	3.000									
67 José Cisneros, R ERA: 2.91	2.0	7	0	0	0	1	1	0	0	0	0	0	0	18	26	0.00	0.500									
65 Gregory Soto, L ERA: 2.25																										

Houston Astros @ Detroit Tigers
Comerica Park, Detroit, MI
Sun Jun 27 2021, 1:10 PM - 4:39 PM EDT
Att. 13,532 - Partly Cloudy - 83 F

AB 29
R 1
H 3
RBI 1
BB 5
SO 11
LOB 16



Batter	1	2	3	4	5	6	7	8	9	10	AB	R	H	RBI	BB	SO	LOB	BOTTOM						
60 Akil Baddoo, L OBP: 0.372, SLG: 0.491	F8			F8		BB 46 S		BB		F8	4	1	1	1	1	0	1							
7 Jonathan Schoop, R OBP: 0.323, SLG: 0.475	F8			FC5-4		K		K		G4-3 7 8 SH	5	0	0	0	0	2	4							
8 Robbie Grossman, S OBP: 0.335, SLG: 0.382	F7			K		K		K		G4-3	3	0	0	1	1	2	1							
46 Jeimer Candelario, S OBP: 0.344, SLG: 0.367	F8			F8		BB		BB		SH 3-H	3	0	1	0	1	0	0							
15 Nomar Mazara, L (1.10)				P3		G4-3		F7		SH	3	0	0	0	1	0	4							
41 Daz Cameron, R (1.9)	F9			SH1-3 9 1B		K		F8		F8	4	0	1	0	0	1	3							
9 Willi Castro, S (1.4)	K			SH1-3		BB 59 1B		F7		F7	2	1	0	0	1	1	3	AB 31						
59 Zack Short, R (1.6)	F8			K		BB 60 1B		F8		F8	3	0	0	0	1	1	1	R 2						
34 Jake Rogers, R (1.2)	FC5-4 7 1B			L8		BB		F3		K	4	0	1	0	0	1	3	H 4						
Inning Stats	R: 0 E: 0 K: 0 S: 6	H: 0 LOB: 0 BB: 0 P: 10	R: 0 E: 0 K: 1 S: 8	H: 0 LOB: 1 BB: 1 P: 14	R: 0 E: 0 K: 0 S: 15	H: 1 LOB: 1 BB: 0 P: 23	R: 0 E: 0 K: 1 S: 9	H: 0 LOB: 0 BB: 0 P: 13	R: 0 E: 0 K: 1 S: 10	H: 1 LOB: 1 BB: 1 P: 17	R: 0 E: 0 K: 2 S: 15	H: 0 LOB: 2 BB: 2 P: 29	R: 1 E: 0 K: 2 S: 15	H: 1 LOB: 2 BB: 2 P: 26	R: 0 E: 0 K: 0 S: 9	H: 1 LOB: 2 BB: 1 P: 16	R: 0 E: 0 K: 1 S: 9	H: 0 LOB: 0 BB: 0 P: 14	R: 1 E: 0 K: 0 S: 3	H: 0 LOB: 1 BB: 0 P: 4	1B: 4 2B: 0 3B: 0 HR: 0	SF: 0 SAC: 2 DP: 0 HBP: 0	WP: 0 PB: 0 SB: 1 CS: 0	PA: 39
PITCHER	IP 5.0	WLS 18	BF 18	H 2	R 0	ER 1	SO 3	BB 4	IBB 0	HBP 0	BLK 0	WP 0	HR 0	S 48	P 77	ERA 0.00	WHIP 0.600							
17 Jake Odorizzi, R ERA: 4.08	1.2	H	9	0	1	1	3	4	0	0	0	0	0	25	50	5.40	2.400							
53 Cristian Javier, R ERA: 3.03	0.1	B	3	1	0	0	1	1	0	0	0	0	0	7	11	0.00	6.000							
58 Brooks Raley, L ERA: 5.86	1.0	4	1	0	0	0	0	0	0	0	0	0	0	7	10	0.00	1.000							
45 Ryne Stanek, R ERA: 3.34	1.0	3	0	0	0	0	1	0	0	0	0	0	0	9	14	0.00	0.000							
55 Ryan Pressly, R ERA: 1.69																								

Houston Astros @ Detroit Tigers
Comerica Park, Detroit, MI
Sun Jun 27 2021, 1:10 PM - 4:39 PM EDT
Att. 13,532 - Partly Cloudy - 83 F

AB 31
R 2
H 4
RBI 2
BB 6
SO 8
LOB 20



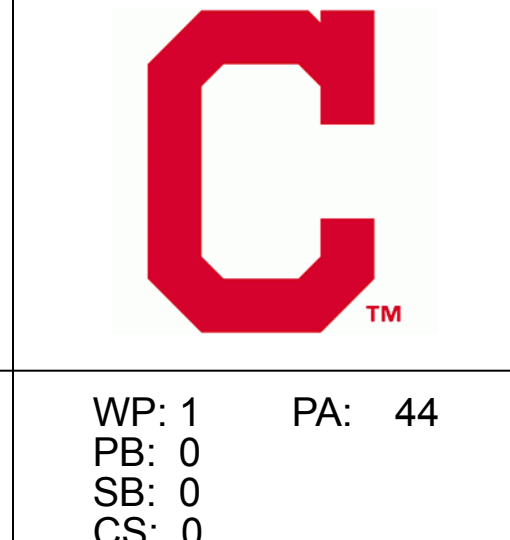
Batter	1	2	3	4	5	6	7	8	9	AB	R	H	RBI	BB	SO	LOB	TOP										
60 Akil Badtoo, L (1, 8) OBP: 0.364, SLG: 0.479	G4-3		K		F7			K		4	0	0	0	0	2	0	Detroit Tigers @ Cleveland Indians Progressive Field, Cleveland, OH Mon Jun 28 2021, 7:10 PM - 10:08 PM EDT Att: 13,128 - Partly Cloudy - 84 F										
7 Jonathan Schoop, R (1, 3) OBP: 0.322, SLG: 0.472	L4			F9	1B			G4-3		4	0	1	0	0	0	0											
8 Robbie Grossman, S (1, 7) OBP: 0.334, SLG: 0.391	F8			K	K			HR		4	1	1	1	0	2	1											
24 Miguel Cabrera, R (1, 10) OBP: 0.292, SLG: 0.343	HR			46 1B	2B			F8		4	2	2	1	0	1	0											
46 Jeimer Candelario, S (1, 5) OBP: 0.342, SLG: 0.385	G6-3			2H	1B			P3		4	0	1	1	0	0	0											
41 Daz Cameron, R (1, 9) OBP: 0.280, SLG: 0.468	G1-3			L8				K		4	0	0	0	0	1	1											
30 Harold Castro, L (1, 6) OBP: 0.302, SLG: 0.283	K			G6-3				K		3	0	0	0	1	2	0											
9 Willi Castro, S (1, 4) OBP: 0.284, SLG: 0.352			P6		34 HR	1B		K		4	1	1	0	0	2	1											
34 Jake Rogers, R (1, 2) OBP: 0.284, SLG: 0.457	L3			L3				K		3	1	1	2	0	1	0											
Inning Stats	R: 0 E: 0 K: 0 S: 5	H: 0 LOB: 0 BB: 0 P: 7	R: 1 E: 0 K: 1 S: 8	H: 1 LOB: 0 BB: 0 P: 9	R: 0 E: 0 K: 1 S: 8	H: 0 LOB: 0 BB: 0 P: 12	R: 1 E: 0 K: 1 S: 15	H: 2 LOB: 1 BB: 0 P: 22	R: 2 E: 0 K: 1 S: 12	H: 3 LOB: 1 BB: 0 P: 19	R: 0 E: 0 K: 2 S: 11	H: 0 LOB: 0 BB: 0 P: 16	R: 0 E: 0 K: 3 S: 10	H: 0 LOB: 0 BB: 0 P: 14	R: 1 E: 0 K: 1 S: 12	H: 1 LOB: 0 BB: 0 P: 17	R: 0 E: 0 K: 1 S: 8	H: 0 LOB: 1 BB: 1 P: 17	1B: 3 2B: 1 3B: 0 HR: 3	SF: 0 SAC: 0 DP: 0 HBP: 0	WP: 0 PB: 0 SB: 0 CS: 0	PA: 35					
PITCHER	IP	WLS	BF	H	R	ER	SO	BB	IBB	HBP	BLK	WP	HR	S	P	ERA	WHIP										
49 Eli Morgan, R (1, 1) ERA: 9.37	5.0	W	21	6	4	4	4	0	0	0	0	0	2	48	69	7.20	1.200										
52 Nick Sandlin, R (6, 1) ERA: 2.08	1.0		3	0	0	0	2	0	0	0	0	0	0	11	16	0.00	0.000										
53 Blake Parker, R (7, 1) ERA: 2.16	1.0		3	0	0	0	3	0	0	0	0	0	0	10	14	0.00	0.000										
62 Nick Wittgren, R (8, 1) ERA: 4.85	1.0		4	1	1	1	1	0	0	0	0	0	1	12	17	9.00	1.000										
27 Bryan Shaw, R (9, 1) ERA: 3.16	1.0		4	0	0	0	1	1	0	0	0	0	0	8	17	0.00	1.000										

Batter	1	2	3	4	5	6	7	8	9	AB	R	H	RBI	BB	SO	LOB	BOTTOM										
7 César Hernández, S (1, 4) OBP: 0.299, SLG: 0.387	11 2B	K		11 HR	K			11 1B		5	2	3	1	0	2	1	Detroit Tigers @ Cleveland Indians Progressive Field, Cleveland, OH Mon Jun 28 2021, 7:10 PM - 10:08 PM EDT Att: 13,128 - Partly Cloudy - 84 F										
2 Yu Chang, R (7, PR) OBP: 0.204, SLG: 0.284	11 2B	K		11 HR	K			11 1B		0	0	0	0	0	0	0											
1 Amed Rosario, R (1, 6) OBP: 0.331, SLG: 0.398	11 2B	K		11 HR	K			11 1B		5	2	3	0	0	1	2											
11 José Ramírez, S (1, 10) OBP: 0.347, SLG: 0.528	11 2B	K		11 HR	K			11 1B		5	2	3	5	0	0	2											
9 Eddie Rosario, L (1, 7) OBP: 0.299, SLG: 0.378	SF8			L8	K			P6		3	0	1	2	0	1	0											
35 Oscar Mercado, R (7, 7) OBP: 0.299, SLG: 0.378	SF8			L8	K			P6		1	0	0	0	0	0	2											
44 Bobby Bradley, L (1, 3) OBP: 0.319, SLG: 0.569	G1			L8				G5-3		5	1	2	0	0	0	1											
40 Harold Ramírez, R (1, 9) OBP: 0.323, SLG: 0.483	4 1B	2B		G5-3				G4-3		5	2	3	1	0	0	1											
4 Bradley Zimmer, L (1, 8) OBP: 0.353, SLG: 0.225	28 FC6-4	1B		K	F8			F7		4	0	1	1	0	1	3											
28 Ernie Clement, R (1, 5) OBP: 0.348, SLG: 0.333	17 HR	FC6-4		7 2B	HBP			F8		4	3	2	0	0	0	2											
17 Austin Hedges, R (1, 2) OBP: 0.218, SLG: 0.278	HR	HR		F8	SF8			K		3	1	1	3	0	1	2											
Inning Stats	R: 2 E: 0 K: 0 S: 12	H: 2 LOB: 0 BB: 0 P: 19	R: 3 E: 0 K: 1 S: 17	H: 4 LOB: 1 BB: 0 P: 26	R: 0 E: 0 K: 0 S: 7	H: 0 LOB: 0 BB: 0 P: 9	R: 4 E: 0 K: 2 S: 17	H: 3 LOB: 0 BB: 0 P: 27	R: 2 E: 0 K: 1 S: 14	H: 3 LOB: 1 BB: 0 P: 21	R: 1 E: 0 K: 0 S: 14	H: 3 LOB: 2 BB: 0 P: 21	R: 1 E: 0 K: 2 S: 19	H: 3 LOB: 2 BB: 0 P: 23	R: 0 E: 0 K: 0 S: 10	H: 1 LOB: 1 BB: 0 P: 15	1B: 11 2B: 6 3B: 0 HR: 2	SF: 2 SAC: 0 DP: 1 HBP: 2	WP: 1 PB: 0 SB: 0 CS: 0	PA: 44							
PITCHER	IP	WLS	BF	H	R	ER	SO	BB	IBB	HBP	BLK	WP	HR	S	P	ERA	WHIP										
25 Matt Manning, R (1, 1) ERA: 8.16	3.2	L	21	9	9	9	2	0	0	0	0	0	0	12	17	27.00	4.500										
71 Miguel Del Pozo, L (4, 1) ERA: 27.0	0.2		5	3	2	2	1	0	0	0	0	0	0	0	0	0	0										
45 Buck Farmer, R (5, 1) ERA: 9.16	1.2		8	3	1	1	1	0	0	0	0	1	0	19	31	5.40	1.800										
44 Daniel Norris, L (7, 1) ERA: 6.67	1.0		6	3	1	1	2	0	0	0	0	0	0	19	23	9.00	3.000										
70 Tyler Alexander, L (8, 1) ERA: 4.86	1.0		4	1	0	0	0	0	0	1	0	0	0	10	15	0.00	1.000										

AB	34
R	5
H	7
RBI	5
BB	1
SO	11
LOB	3



AB	40
R	13
H	19
RBI	13
BB	0
SO	6
LOB	16



Batter	1	2	3	4	5	6	7	8	9	AB	R	H	RBI	BB	SO	LOB	TOP	
60 Akil Baddoo, L (1, 8) OBP: 0.370, SLG: 0.488										5	1	3	0	0	1	3	Detroit Tigers @ Cleveland Indians Progressive Field, Cleveland, OH Wed Jun 30 2021, 6:41 PM - 9:34 PM EDT Overcast - 74 F	
7 Jonathan Schoop, R (1, 3) OBP: 0.323, SLG: 0.476										4	1	2	3	0	0	4		
8 Robbie Grossman, S (1, 7) OBP: 0.335, SLG: 0.387										3	1	0	0	2	1	1		
24 Miguel Cabrera, R (1, 10) OBP: 0.345, SLG: 0.346										4	1	2	1	0	2	2		
46 Jeimer Candelario, S (1, 5) OBP: 0.345, SLG: 0.371										4	1	2	1	0	0	1		
15 Nomar Mazara, L (1, 9) OBP: 0.279, SLG: 0.329										4	1	1	0	0	1	4		
59 Zack Short, R (1, 6) OBP: 0.493, SLG: 0.476										2	1	1	0	2	1	0		
30 Harold Castro, L (1, 4) OBP: 0.320, SLG: 0.305										3	2	3	3	1	0	0		
34 Jake Rogers, R (1, 2) OBP: 0.283, SLG: 0.447										4	0	1	1	0	2	4		
Inning Stats	R: 0 E: 0 K: 0 S: 7	H: 1 LOB: 0 BB: 0 P: 12	R: 2 E: 0 K: 2 S: 20	H: 3 LOB: 3 BB: 2 P: 33	R: 0 E: 0 K: 1 S: 12	H: 1 LOB: 1 BB: 0 P: 15	R: 2 E: 0 K: 0 S: 13	H: 3 LOB: 1 BB: 0 P: 19	R: 1 E: 0 K: 2 S: 15	H: 2 LOB: 2 BB: 1 P: 26	R: 2 E: 0 K: 0 S: 17	H: 2 LOB: 1 BB: 1 P: 29	R: 2 E: 0 K: 3 S: 21	H: 3 LOB: 2 BB: 1 P: 35				
PITCHER	IP WLS BF H R ER SO BB IBB HBP BLK WP HR S P ERA WHIP																	
47 Cal Quantrill, R (1, 1) ERA: 4.11	3.1	19	8	4	4	3	2	0	0	0	0	0	0	0	43	67	10.80	3.000
86 Phil Maton, R (4, 1) ERA: 5.7	0.2	2	0	0	0	0	0	0	0	0	0	0	0	9	12	0.00	0.000	
27 Bryan Shaw, R (5, 1) ERA: 3.34	1.0	L	6	2	1	1	2	1	0	0	0	0	0	15	26	9.00	3.000	
53 Blake Parker, R (6, 1) ERA: 3.86	1.0		6	2	2	2	0	1	0	0	0	1	0	17	29	18.00	3.000	
37 Trevor Stephan, R (7, 1) ERA: 4.66	1.0		7	3	2	2	3	1	0	0	0	0	0	21	35	18.00	4.000	

Batter	1	2	3	4	5	6	7	8	9	AB	R	H	RBI	BB	SO	LOB	BOTTOM	
7 César Hernández, S (1, 4) OBP: 0.298, SLG: 0.395										4	1	1	1	0	1	1	Detroit Tigers @ Cleveland Indians Progressive Field, Cleveland, OH Wed Jun 30 2021, 6:41 PM - 9:34 PM EDT Overcast - 74 F	
1 Amed Rosario, R (1, 6) OBP: 0.327, SLG: 0.394										3	0	0	0	0	1	0		
11 José Ramírez, S (1, 5) OBP: 0.348, SLG: 0.537										3	1	1	1	0	0	0		
6 Owen Miller, R (7, 5) OBP: 0.146, SLG: 0.130										0	0	0	0	0	0	0		
9 Eddie Rosario, L (1, 10) OBP: 0.296, SLG: 0.374										3	0	0	0	0	1	0		
44 Bobby Bradley, L (1, 3) OBP: 0.333, SLG: 0.662										3	2	2	2	0	1	0		
40 Harold Ramírez, R (1, 9) OBP: 0.323, SLG: 0.477										2	0	0	0	1	1	0		
4 Bradley Zimmer, L (1, 8) OBP: 0.364, SLG: 0.247										2	0	1	0	1	1	0		
17 Austin Hedges, R (1, 2) OBP: 0.213, SLG: 0.271										3	0	0	0	0	2	3		
35 Oscar Mercado, R (1, 7) OBP: 0.213, SLG: 0.271										3	0	0	0	0	1	3		
Inning Stats	R: 1 E: 0 K: 1 S: 11	H: 1 LOB: 0 BB: 0 P: 12	R: 1 E: 0 K: 3 S: 11	H: 1 LOB: 0 BB: 0 P: 17	R: 1 E: 0 K: 1 S: 11	H: 1 LOB: 0 BB: 0 P: 16	R: 1 E: 0 K: 1 S: 10	H: 2 LOB: 2 BB: 1 P: 18	R: 0 E: 0 K: 0 S: 8	H: 0 LOB: 0 BB: 0 P: 16	R: 0 E: 0 K: 2 S: 9	H: 0 LOB: 0 BB: 0 P: 12	R: 0 E: 0 K: 1 S: 12	H: 0 LOB: 1 BB: 1 P: 22				
PITCHER	IP WLS BF H R ER SO BB IBB HBP BLK WP HR S P ERA WHIP																	
62 José Ureña, R (1, 1) ERA: 6.22	3.1	16	5	0	0	4	5	1	0	0	0	0	0	4	39	58	10.80	1.800
36 Kyle Funkhouser, R (4, 1) ERA: 3.04	1.2	W	5	0	0	0	1	0	0	0	0	0	0	12	21	0.00	0.000	
65 Gregory Soto, L (6, 1) ERA: 2.18	1.0	H	3	0	0	0	2	0	0	0	0	0	0	9	12	0.00	0.000	
33 Bryan Garcia, R (7, 1) ERA: 5.1	1.0		4	0	0	0	1	1	0	0	0	0	0	12	22	0.00	1.000	

AB	33
R	9
H	15
RBI	9
BB	5
SO	8
LOB	19



AB	26
R	4
H	5
RBI	4
BB	2
SO	9
LOB	7



Batter	1	2	3	4	5	6	7	8	9	AB	R	H	RBI	BB	SO	LOB	TOP	
8 Robbie Grossman, S (1, 7) OBP: 0.334, SLG: 0.382										3	0	0	0	1	0	4	<p>Detroit Tigers @ Cleveland Indians Progressive Field, Cleveland, OH Wed Jun 30 2021, 10:19 PM - 12:43 AM EDT Att: 11,627 - Cloudy - 73 F</p>	
7 Jonathan Schoop, R (1, 3) OBP: 0.325, SLG: 0.476										4	0	2	1	0	1	1		
46 Jeimer Candelario, S (1, 5) OBP: 0.340, SLG: 0.366										4	0	0	0	0	2			
24 Miguel Cabrera, R (1, 10) OBP: 0.298, SLG: 0.362										4	2	2	1	0	0			
41 Daz Cameron, R (1, 9) OBP: 0.278, SLG: 0.440										3	0	0	0	1	1			
13 Eric Haase, R (1, 2) OBP: 0.291, SLG: 0.508										3	3	1	1	1	0	1		
59 Zack Short, R (1, 6) OBP: 0.495, SLG: 0.542										3	1	2	1	0	1			
9 Willi Castro, S (1, 4) OBP: 0.289, SLG: 0.358										2	0	1	1	1	2			
54 Derek Hill, R (1, 8) OBP: 0.412, SLG: 0.286										2	1	1	2	1	1			
Inning Stats	R: 0 E: 0 K: 0 S: 10	H: 0 LOB: 0 BB: 1 P: 18	R: 2 E: 0 K: 1 S: 14	H: 2 LOB: 1 BB: 1 P: 24	R: 0 E: 0 K: 1 S: 9	H: 0 LOB: 0 BB: 0 P: 15	R: 1 E: 0 K: 1 S: 13	H: 2 LOB: 3 BB: 2 P: 30	R: 1 E: 0 K: 0 S: 9	H: 2 LOB: 0 BB: 0 P: 13	R: 3 E: 1 K: 1 S: 17	H: 3 LOB: 1 BB: 0 P: 21	R: 0 E: 0 K: 1 S: 10	H: 0 LOB: 1 BB: 1 P: 18				
PITCHER	IP WLS BF H R ER SO BB IBB HBP BLK WP HR S P ERA WHIP																	
54 Logan Allen, L (1, 1) ERA: 8.38	3.2 L 15 3 3 2 3 2 0 0 0 0 1 1 40 71 4.91 1.364																	
52 Nick Sandlin, R (4, 1) ERA: 2.05	0.1 4 1 0 0 0 2 0 0 0 0 0 0 6 16 0.00 9.000																	
62 Nick Wittgren, R (5, 1) ERA: 5.0	1.0 4 2 1 0 0 0 0 0 0 0 0 1 9 13 9.00 2.000																	
48 Emmanuel Clase, R (6, 1) ERA: 1.1	1.0 7 3 3 1 1 0 0 0 0 0 0 0 17 21 9.00 3.000																	
99 James Karinchak, R (7, 1) ERA: 2.6	1.0 4 0 0 0 1 1 0 0 0 0 0 0 10 18 0.00 1.000																	

Detroit Tigers @ Cleveland Indians
Progressive Field, Cleveland, OH
Wed Jun 30 2021, 10:19 PM - 12:43 AM EDT
Att: 11,627 - Cloudy - 73 F

AB	28
R	7
H	9
RBI	7
BB	5
SO	5
LOB	13



1B: 5	SF: 1	WP: 1	PA: 34
2B: 3	SAC: 0	PB: 1	
3B: 0	DP: 2	SB: 1	
HR: 2	HBP: 0	CS: 0	

Batter	1	2	3	4	5	6	7	8	9	AB	R	H	RBI	BB	SO	LOB	BOTTOM	
7 César Hernández, S (1, 10) OBP: 0.299, SLG: 0.395										3	0	1	0	0	0		<p>Detroit Tigers @ Cleveland Indians Progressive Field, Cleveland, OH Wed Jun 30 2021, 10:19 PM - 12:43 AM EDT Att: 11,627 - Cloudy - 73 F</p>	
1 Amed Rosario, R (1, 6) OBP: 0.324, SLG: 0.389										3	0	0	0	0	1			
9 Eddie Rosario, L (1, 7) OBP: 0.293, SLG: 0.370										3	0	0	0	0	1			
44 Bobby Bradley, L (1, 3) OBP: 0.321, SLG: 0.634										3	0	0	0	0	2	0		
40 Harold Ramírez, R (1, 9) OBP: 0.317, SLG: 0.468										3	0	0	0	0	0			
28 Ernie Clement, R (1, 4) OBP: 0.346, SLG: 0.333										3	1	1	0	0	2			
4 Bradley Zimmer, L (1, 8) OBP: 0.378, SLG: 0.284										1	0	1	1	0	0	0		
35 Oscar Mercado, R (7, 8) OBP: 0.143, SLG: 0.128										1	0	0	0	0	1	0		
46 René Rivera, R (1, 2) OBP: 0.300, SLG: 0.400										2	0	0	0	0	2	3		
6 Owen Miller, R (7, PH) OBP: 0.143, SLG: 0.128										1	0	0	0	0	1	0		
2 Yu Chang, R (1, 5) OBP: 0.198, SLG: 0.276										3	0	0	0	0	1	0		
Inning Stats	R: 0 E: 0 K: 0 S: 10	H: 0 LOB: 0 BB: 0 P: 14	R: 1 E: 1 K: 1 S: 9	H: 1 LOB: 1 BB: 0 P: 16	R: 0 E: 0 K: 1 S: 11	H: 1 LOB: 1 BB: 0 P: 16	R: 0 E: 0 K: 2 S: 12	H: 1 LOB: 2 BB: 0 P: 21	R: 0 E: 0 K: 1 S: 8	H: 0 LOB: 0 BB: 0 P: 13	R: 0 E: 1 K: 2 S: 13	H: 0 LOB: 1 BB: 0 P: 18	R: 0 E: 0 K: 2 S: 9	H: 0 LOB: 0 BB: 0 P: 12				
PITCHER	IP WLS BF H R ER SO BB IBB HBP BLK WP HR S P ERA WHIP																	
58 Wily Peralta, R (1, 1) ERA: 3.21	5.0 W 20 3 1 0 5 0 0 0 0 0 0 0 50 80 0.00 0.600																	
67 José Cisneros, R (6, 1) ERA: 2.53	1.0 4 0 0 0 2 0 0 0 0 0 0 0 13 18 0.00 0.000																	
77 Joe Jiménez, R (7, 1) ERA: 6.88	1.0 3 0 0 0 2 0 0 0 0 0 0 0 9 12 0.00 0.000																	

Detroit Tigers @ Cleveland Indians
Progressive Field, Cleveland, OH
Wed Jun 30 2021, 10:19 PM - 12:43 AM EDT
Att: 11,627 - Cloudy - 73 F

AB	26
R	1
H	3
RBI	1
BB	0
SO	9
LOB	7



1B: 2	SF: 0	WP: 0	PA: 27
2B: 0	SAC: 0	PB: 0	
3B: 1	DP: 0	SB: 0	
HR: 0	HBP: 1	CS: 0	

Batter	1	2	3	4	5	6	7	8	9	AB	R	H	RBI	BB	SO	LOB	TOP					
60 Akil Badtoo, L (1.8) OBP: 0.354, SLG: 0.459	G4-3		F7			G1-3	G3-1			4	0	0	0	0	0	1						
7 Jonathan Schoop, R (1.3) OBP: 0.321, SLG: 0.473	K			K		K		G3-1		4	0	0	0	0	3	0						
8 Robbie Grossman, S (1.7) (7.9)	F7			HR		F9		BB		3	1	1	1	1	0	0						
24 Miguel Cabrera, R (1.10) OBP: 0.300, SLG: 0.351		BB		G6-3				K		2	1	0	0	2	1	1						
46 Jeimer Candelario, S (1.5) OBP: 0.353, SLG: 0.378	F8			L4				G3		4	1	1	0	0	0	2						
15 Nomar Mazara, L (1.9) 13 Eric Haase, R (7.7) OBP: 0.302, SLG: 0.568	K					K				2	0	0	0	0	2	1						
59 Zack Short, R (1.6) OBP: 0.408, SLG: 0.472	FC6-4					G5-3		BB		3	0	0	0	1	1	1						
9 Willi Castro, S (1.4) OBP: 0.284, SLG: 0.346				K		G3-1		K		4	0	0	0	0	3	1						
34 Jake Rogers, R (1.2) OBP: 0.288, SLG: 0.485				K				K		4	1	2	1	0	2	1						
Inning Stats	R: 0 H: 0 E: 0 K: 1 S: 6	H: 0 LOB: 0 BB: 0 P: 11	R: 0 H: 0 E: 0 K: 1 S: 9	H: 0 LOB: 1 BB: 1 P: 15	R: 0 H: 0 E: 0 K: 2 S: 9	H: 0 LOB: 0 BB: 0 P: 11	R: 1 H: 1 E: 0 K: 1 S: 11	H: 1 LOB: 0 BB: 0 P: 15	R: 0 H: 0 E: 0 K: 1 S: 10	H: 0 LOB: 0 BB: 0 P: 12	R: 1 H: 1 E: 0 K: 1 S: 9	H: 1 LOB: 0 BB: 0 P: 17	R: 3 H: 3 E: 0 K: 2 S: 20	H: 3 LOB: 1 BB: 1 P: 32	R: 0 H: 0 E: 0 K: 1 S: 13	H: 0 LOB: 1 BB: 1 P: 18	R: 0 H: 0 E: 0 K: 2 S: 10	H: 0 LOB: 1 BB: 1 P: 16	1B: 1 2B: 0 3B: 1 HR: 3	SF: 0 SAC: 0 DP: 0 HBP: 0	WP: 0 PB: 0 SB: 0 CS: 0	PA: 36
PITCHER	IP	WLS	BF	H	R	ER	SO	BB	IBB	HBP	BLK	WP	HR	S	P	ERA	WHIP					
33 Dane Dunning, R (1.1) ERA: 4.22	5.0		17	1	1	1	6	1	0	0	0	0	1	45	64	1.80	0.400					
60 John King, L (6.1) ERA: 3.52	2.0	W	11	4	4	4	3	1	0	0	0	0	2	29	49	18.00	2.500					
61 Spencer Patton, R (8.1) ERA: 0.84	1.0	H	4	0	0	0	1	1	0	0	0	0	0	13	18	0.00	1.000					
66 Josh Sborz, R (9.1) ERA: 4.5	1.0		4	0	0	0	2	1	0	0	0	0	0	10	16	0.00	1.000					

Detroit Tigers @ Texas Rangers
Globe Life Field, Arlington, TX
Tue Jul 06 2021, 7:08 PM - 9:57 PM CDT
Att: 24,367 - Roof Closed - 72 F

AB	32
R	5
H	5
RBI	5
BB	4
SO	12
LOB	8



Batter	1	2	3	4	5	6	7	8	9	AB	R	H	RBI	BB	SO	LOB	BOTTOM					
16 Brock Holt, L (1.5) OBP: 0.311, SLG: 0.329	L5		G5-3	G3		P5		HR		5	1	1	1	0	0	1						
30 Nathaniel Lowe, L (1.10) OBP: 0.357, SLG: 0.413			F8					F8		4	1	1	0	1	1	0						
53 Adolis Garcia, R (1.8) OBP: 0.313, SLG: 0.535	FC6-4			HBP				HR		4	2	3	1	0	0	1						
13 Joey Gallo, L (1.9) OBP: 0.391, SLG: 0.491	BB			WP				HR		3	2	1	0	2	2	2						
6 John Hicks, R (1.2) OBP: 0.500, SLG: 1.500	K			HR				HR		4	2	2	3	0	1	4						
21 David Dahl, L (1.7) OBP: 0.244, SLG: 0.344			G6-3							4	1	3	2	0	0	0						
77 Andy Ibanez, R (1.3) OBP: 0.211, SLG: 0.254	K			BB				F7		3	1	0	0	1	1	3						
15 Nick Solak, R (1.4) OBP: 0.297, SLG: 0.361	G4-3			L7				P3		4	0	0	0	0	0	3						
9 Isiah Kiner-Falefa, R (1.6) OBP: 0.298, SLG: 0.370			G5-3					G6-3		4	0	1	2	0	0	0						
Inning Stats	R: 0 H: 1 E: 0 K: 1 S: 10	H: 0 LOB: 2 BB: 1 P: 18	R: 0 H: 0 E: 0 K: 1 S: 7	H: 0 LOB: 0 BB: 0 P: 11	R: 0 H: 0 E: 0 K: 0 S: 6	H: 0 LOB: 0 BB: 0 P: 10	R: 4 H: 3 E: 0 K: 0 S: 11	H: 3 LOB: 1 BB: 2 P: 24	R: 1 H: 2 E: 0 K: 1 S: 17	H: 2 LOB: 2 BB: 1 P: 28	R: 0 H: 0 E: 0 K: 0 S: 9	H: 0 LOB: 0 BB: 0 P: 13	R: 3 H: 4 E: 1 K: 1 S: 20	H: 4 LOB: 1 BB: 0 P: 25	R: 2 H: 2 E: 0 K: 1 S: 10	H: 2 LOB: 0 BB: 0 P: 16	1B: 6 2B: 3 3B: 0 HR: 3	SF: 0 SAC: 0 DP: 0 HBP: 1	WP: 1 PB: 0 SB: 0 CS: 1	PA: 40		
PITCHER	IP	WLS	BF	H	R	ER	SO	BB	IBB	HBP	BLK	WP	HR	S	P	ERA	WHIP					
62 José Ureña, R (1.1) ERA: 6.43	4.2		24	6	5	5	3	4	0	0	0	0	1	0	0	9.64	2.143					
45 Buck Farmer, R (5.1) ERA: 8.18	1.1		4	0	0	0	0	0	0	0	0	0	0	13	20	0.00	0.000					
44 Daniel Norris, L (7.1) ERA: 6.9	0.1	L	3	2	2	2	1	0	0	0	0	0	0	8	10	54.00	6.000					
77 Joe Jiménez, R (7.1) ERA: 6.41	0.2		4	2	1	1	0	0	0	0	0	0	0	12	15	13.50	3.000					
33 Bryan Garcia, R (8.1) ERA: 7.31	1.0		5	2	2	2	1	0	0	0	0	0	2	10	16	18.00	2.000					

Detroit Tigers @ Texas Rangers
Globe Life Field, Arlington, TX
Tue Jul 06 2021, 7:08 PM - 9:57 PM CDT
Att: 24,367 - Roof Closed - 72 F

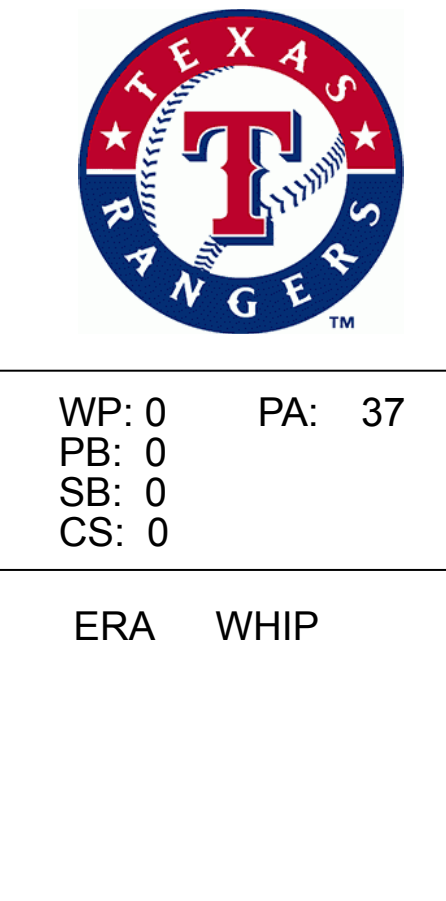
AB	35
R	10
H	12
RBI	9
BB	4
SO	5
LOB	14



Batter	1	2	3	4	5	6	7	8	9	AB	R	H	RBI	BB	SO	LOB	TOP								
60 Akil Baddoon, L (1, 8) OBP: 0.358, SLG: 0.462										3	1	2	0	0	0	0	DETROIT TIGERS @ TEXAS RANGERS Globe Life Field, Arlington, TX Wed Jul 07 2021, 1:08 PM - 4:18 PM CDT Att: 33,043 - Roof Closed - 72 F								
24 Miguel Cabrera, R (7, PH) OBP: 0.303, SLG: 0.354										5	0	1	1	0	0	3									
26 Niko Goodrum, S (7, PR) OBP: 0.295, SLG: 0.328										5	0	1	1	0	0	3									
7 Jonathan Schoop, R (1, 3) OBP: 0.319, SLG: 0.469										5	0	1	1	0	0	3									
8 Robbie Grossman, S (1, 7) OBP: 0.355, SLG: 0.391										5	0	0	0	0	0	3									
13 Eric Haase, R (1, 10) OBP: 0.292, SLG: 0.549										4	1	1	1	0	3	4									
46 Jeimer Candelario, S (1, 5) OBP: 0.352, SLG: 0.386										4	1	1	1	0	3	4									
15 Nomar Mazara, L (1, 9) OBP: 0.278, SLG: 0.325										4	0	1	0	0	1	0									
59 Zack Short, R (1, 6) OBP: 0.396, SLG: 0.436										3	1	0	0	1	2	1									
30 Harold Castro, L (1, 4) OBP: 0.327, SLG: 0.314										4	1	2	0	0	1	1									
34 Jake Rogers, R (1, 2) OBP: 0.295, SLG: 0.480										3	1	1	0	1	1	1									
Inning Stats	R: 1 H: 2 E: 0 K: 2 S: 15	H: 2 LOB: 1 BB: 0 P: 23	R: 0 H: 0 E: 0 K: 1 S: 7	H: 0 LOB: 0 BB: 0 P: 12	R: 0 H: 0 E: 0 K: 1 S: 7	H: 0 LOB: 0 BB: 0 P: 11	R: 1 H: 1 E: 0 K: 0 S: 5	H: 1 LOB: 0 BB: 1 P: 13	R: 0 H: 3 E: 0 K: 1 S: 9	H: 3 LOB: 2 BB: 0 P: 14	R: 0 H: 0 E: 0 K: 2 S: 9	H: 0 LOB: 0 BB: 0 P: 14	R: 3 H: 4 E: 0 K: 2 S: 23	H: 4 LOB: 3 BB: 2 P: 35	R: 0 H: 0 E: 0 K: 2 S: 9	H: 0 LOB: 1 BB: 1 P: 16	R: 0 H: 0 E: 0 K: 0 S: 11	H: 0 LOB: 1 BB: 1 P: 15	1B: 9 2B: 0 3B: 0 HR: 1	SF: 0 SAC: 0 DP: 1 HBP: 0	WP: 0 PB: 0 SB: 0 CS: 0	PA: 40			
PITCHER	IP WLS BF H R ER SO BB IBB HBP BLK WP HR S P ERA WHIP	IP WLS BF H R ER SO BB IBB HBP BLK WP HR S P ERA WHIP	IP WLS BF H R ER SO BB IBB HBP BLK WP HR S P ERA WHIP	IP WLS BF H R ER SO BB IBB HBP BLK WP HR S P ERA WHIP	IP WLS BF H R ER SO BB IBB HBP BLK WP HR S P ERA WHIP	IP WLS BF H R ER SO BB IBB HBP BLK WP HR S P ERA WHIP	IP WLS BF H R ER SO BB IBB HBP BLK WP HR S P ERA WHIP	IP WLS BF H R ER SO BB IBB HBP BLK WP HR S P ERA WHIP	IP WLS BF H R ER SO BB IBB HBP BLK WP HR S P ERA WHIP	IP WLS BF H R ER SO BB IBB HBP BLK WP HR S P ERA WHIP	IP WLS BF H R ER SO BB IBB HBP BLK WP HR S P ERA WHIP	IP WLS BF H R ER SO BB IBB HBP BLK WP HR S P ERA WHIP	IP WLS BF H R ER SO BB IBB HBP BLK WP HR S P ERA WHIP	IP WLS BF H R ER SO BB IBB HBP BLK WP HR S P ERA WHIP	IP WLS BF H R ER SO BB IBB HBP BLK WP HR S P ERA WHIP	IP WLS BF H R ER SO BB IBB HBP BLK WP HR S P ERA WHIP	IP WLS BF H R ER SO BB IBB HBP BLK WP HR S P ERA WHIP	IP WLS BF H R ER SO BB IBB HBP BLK WP HR S P ERA WHIP	IP WLS BF H R ER SO BB IBB HBP BLK WP HR S P ERA WHIP	IP WLS BF H R ER SO BB IBB HBP BLK WP HR S P ERA WHIP	IP WLS BF H R ER SO BB IBB HBP BLK WP HR S P ERA WHIP	IP WLS BF H R ER SO BB IBB HBP BLK WP HR S P ERA WHIP	IP WLS BF H R ER SO BB IBB HBP BLK WP HR S P ERA WHIP	IP WLS BF H R ER SO BB IBB HBP BLK WP HR S P ERA WHIP	IP WLS BF H R ER SO BB IBB HBP BLK WP HR S P ERA WHIP

Batter	1	2	3	4	5	6	7	8	9	AB	R	H	RBI	BB	SO	LOB	BOTTOM								
41 Eli White, R (1, 4) OBP: 0.270, SLG: 0.324										5	0	1	0	0	2	1	DETROIT TIGERS @ TEXAS RANGERS Globe Life Field, Arlington, TX Wed Jul 07 2021, 1:08 PM - 4:18 PM CDT Att: 33,043 - Roof Closed - 72 F								
30 Nathaniel Lowe, L (1, 3) OBP: 0.255, SLG: 0.411										4	0	1	0	0	0	0									
53 Adolis Garcia, R (1, 8) OBP: 0.313, SLG: 0.530										3	0	0	0	1	1	3									
13 Joey Gallo, L (1, 9) OBP: 0.395, SLG: 0.515										3	2	2	3	1	0	1									
6 John Hicks, R (1, 10) OBP: 0.438, SLG: 1.188										4	0	1	0	0	1	3									
28 Jonah Heim, S (1, 2) OBP: 0.280, SLG: 0.402										4	0	2	0	0	1	3									
21 David Dahl, L (1, 7) OBP: 0.240, SLG: 0.337										3	0	0	0	0	1	3									
77 Andy Ibañez, R (9, PH) OBP: 0.222, SLG: 0.279										2	1	1	0	0	0	1									
9 Isiah Kiner-Falefa, R (1, 6) OBP: 0.295, SLG: 0.366										4	0	0	0	0	1	3									
2 Charlie Culberson, R (1, 5) OBP: 0.302, SLG: 0.391										2	0	0	0	0	1	0									
16 Brock Holt, L (8, PH) OBP: 0.313, SLG: 0.331										2	1	1	0	0	0	1									
Inning Stats	R: 0 H: 0 E: 0 K: 0 S: 7	H: 3 LOB: 1 BB: 0 P: 16	R: 1 H: 3 E: 0 K: 1 S: 10	H: 3 LOB: 0 BB: 0 P: 16	R: 0 H: 0 E: 0 K: 0 S: 7	H: 0 LOB: 0 BB: 0 P: 10	R: 1 H: 1 E: 0 K: 1 S: 11	H: 1 LOB: 0 BB: 0 P: 15	R: 0 H: 0 E: 0 K: 1 S: 7	H: 0 LOB: 0 BB: 0 P: 10	R: 0 H: 0 E: 0 K: 1 S: 6	H: 0 LOB: 1 BB: 1 P: 16	R: 0 H: 1 E: 0 K: 1 S: 10	H: 1 LOB: 0 BB: 0 P: 16	R: 1 H: 3 E: 0 K: 2 S: 17	H: 3 LOB: 3 BB: 1 P: 30	R: 0 H: 1 E: 0 K: 1 S: 10	H: 1 LOB: 0 BB: 0 P: 15	1B: 6 2B: 1 3B: 0 HR: 2	SF: 0 SAC: 0 DP: 1 HBP: 0	WP: 0 PB: 0 SB: 0 CS: 0	PA: 37			
PITCHER	IP WLS BF H R ER SO BB IBB HBP BLK WP HR S P ERA WHIP	IP WLS BF H R ER SO BB IBB HBP BLK WP HR S P ERA WHIP	IP WLS BF H R ER SO BB IBB HBP BLK WP HR S P ERA WHIP	IP WLS BF H R ER SO BB IBB HBP BLK WP HR S P ERA WHIP	IP WLS BF H R ER SO BB IBB HBP BLK WP HR S P ERA WHIP	IP WLS BF H R ER SO BB IBB HBP BLK WP HR S P ERA WHIP	IP WLS BF H R ER SO BB IBB HBP BLK WP HR S P ERA WHIP	IP WLS BF H R ER SO BB IBB HBP BLK WP HR S P ERA WHIP	IP WLS BF H R ER SO BB IBB HBP BLK WP HR S P ERA WHIP	IP WLS BF H R ER SO BB IBB HBP BLK WP HR S P ERA WHIP	IP WLS BF H R ER SO BB IBB HBP BLK WP HR S P ERA WHIP	IP WLS BF H R ER SO BB IBB HBP BLK WP HR S P ERA WHIP	IP WLS BF H R ER SO BB IBB HBP BLK WP HR S P ERA WHIP	IP WLS BF H R ER SO BB IBB HBP BLK WP HR S P ERA WHIP	IP WLS BF H R ER SO BB IBB HBP BLK WP HR S P ERA WHIP	IP WLS BF H R ER SO BB IBB HBP BLK WP HR S P ERA WHIP	IP WLS BF H R ER SO BB IBB HBP BLK WP HR S P ERA WHIP	IP WLS BF H R ER SO BB IBB HBP BLK WP HR S P ERA WHIP	IP WLS BF H R ER SO BB IBB HBP BLK WP HR S P ERA WHIP	IP WLS BF H R ER SO BB IBB HBP BLK WP HR S P ERA WHIP	IP WLS BF H R ER SO BB IBB HBP BLK WP HR S P ERA WHIP	IP WLS BF H R ER SO BB IBB HBP BLK WP HR S P ERA WHIP	IP WLS BF H R ER SO BB IBB HBP BLK WP HR S P ERA WHIP	IP WLS BF H R ER SO BB IBB HBP BLK WP HR S P ERA WHIP	IP WLS BF H R ER SO BB IBB HBP BLK WP HR S P ERA WHIP

livebaseballscorecards.com



Batter	1	2	3	4	5	6	7	8	9	AB	R	H	RBI	BB	SO	LOB	TOP					
60 Akil Badtoo, L (1, 8) OBP: 0.357, SLG: 0.458	E3		K			G6-3		8 HR		4	1	1	0	0	1	1	Detroit Tigers @ Minnesota Twins Target Field, Minneapolis, MN Fri Jul 09 2021, 7:12 PM - 10:07 PM CDT Att: 21,725 - Partly Cloudy - 76 F					
7 Jonathan Schoop, R (1, 4) OBP: 0.320, SLG: 0.467	K		F8			1B		K		4	0	1	0	0	2	3						
8 Robbie Grossman, S (1, 7) (7, 9)	K				46 G6-3	K		1-H HR		3	1	1	2	1	2	1						
24 Miguel Cabrera, R (1, 3) OBP: 0.305, SLG: 0.355		1B			K	F9		L9		4	0	1	0	0	1	2						
46 Jeimer Candelario, S (1, 5) OBP: 0.349, SLG: 0.386		K			G6-3		28 1B	K		4	0	1	0	0	2	2						
13 Eric Haase, R (1, 10) OBP: 0.296, SLG: 0.559		P3					1B	K		4	0	1	0	0	2	2						
15 Nomar Mazara, L (1, 9) OBP: 0.276, SLG: 0.321						15 FC4-6				2	0	0	0	0	1	2						
28 Niko Goodrum, S (7, PH) OBP: 0.296, SLG: 0.328						1B		59 G5-4-3		2	0	0	0	0	0	0						
59 Zack Short, R (1, 6) OBP: 0.361, SLG: 0.370						F8		F4		4	0	0	0	0	1	4						
34 Jake Rogers, R (1, 2) OBP: 0.289, SLG: 0.457						F6		P6		2	0	0	0	1	0	3						
Inning Stats	R: 0 E: 1 K: 2 S: 9	H: 0 LOB: 0 BB: 0 P: 17	R: 0 E: 0 K: 2 S: 11	H: 1 LOB: 1 BB: 0 P: 12	R: 0 E: 0 K: 2 S: 13	H: 0 LOB: 1 BB: 1 P: 23	R: 0 E: 0 K: 1 S: 7	H: 0 LOB: 0 BB: 1 P: 13	R: 0 E: 0 K: 1 S: 12	H: 1 LOB: 1 BB: 0 P: 19	R: 0 E: 0 K: 1 S: 11	H: 1 LOB: 2 BB: 0 P: 14	R: 0 E: 0 K: 1 S: 13	H: 2 LOB: 2 BB: 0 P: 20	R: 2 E: 0 K: 2 S: 17	H: 2 LOB: 0 BB: 0 P: 21	R: 0 E: 0 K: 1 S: 8	H: 1 LOB: 0 BB: 0 P: 12	1B: 7 2B: 1 3B: 0 HR: 1	SF: 0 SAC: 0 DP: 3 HBP: 0	WP: 0 PB: 0 SB: 0 CS: 1	PA: 35
PITCHER	IP	WLS	BF	H	R	ER	SO	BB	IBB	HBP	BLK	WP	HR	S	P	ERA	WHIP					
18 Kenta Maeda, R (1, 1) ERA: 4.66	5.0		18	2	0	0	7	2	0	0	0	0	0	52	84	0.00	0.800					
66 Jorge Alcalá, R (6, 1) ERA: 4.5	1.1	W	6	2	0	0	2	0	0	0	0	0	0	17	23	0.00	1.500					
56 Caleb Thielbar, L (7, 1) ERA: 4.59	1.0		6	3	2	2	1	0	0	0	0	0	1	15	20	18.00	3.000					
57 Hansel Robles, R (8, 1) ERA: 4.19	1.2	S	5	1	0	0	2	0	0	0	0	0	0	17	24	0.00	0.600					

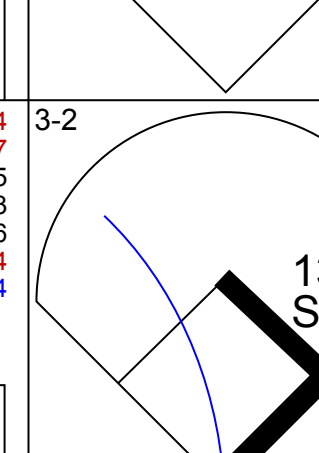
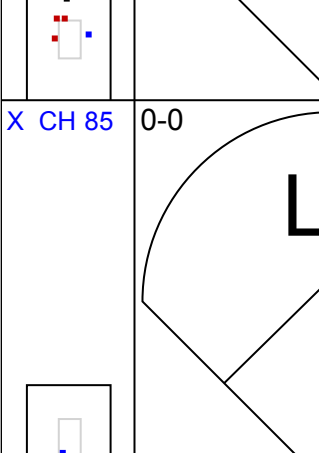
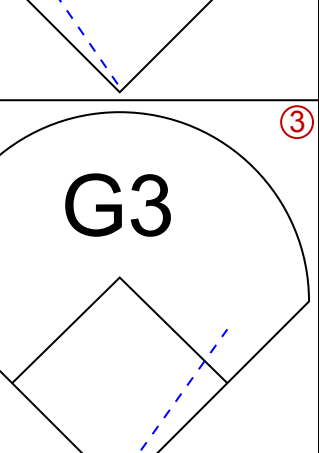

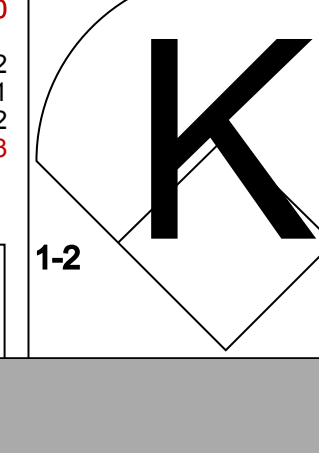


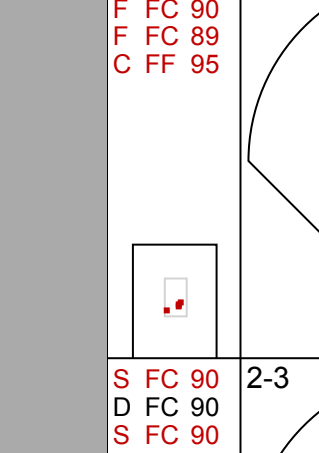



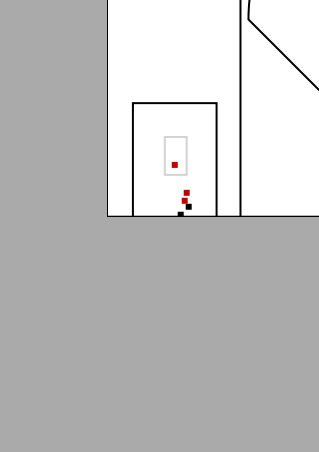


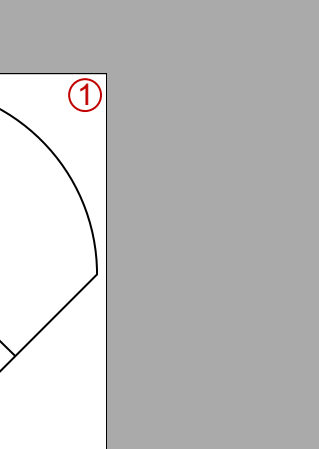


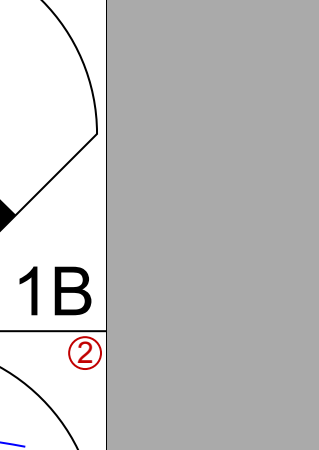
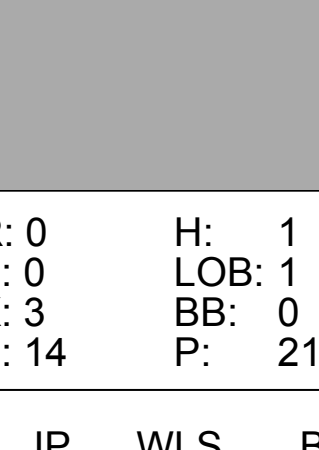
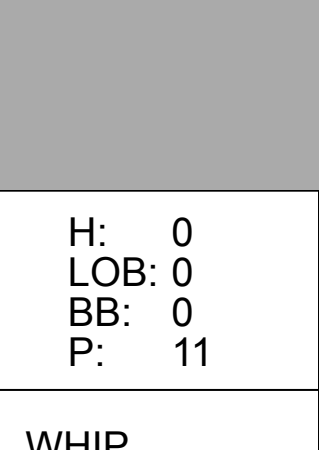
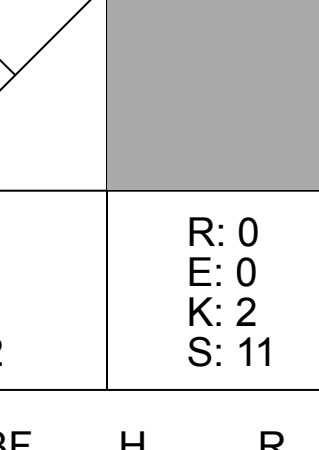



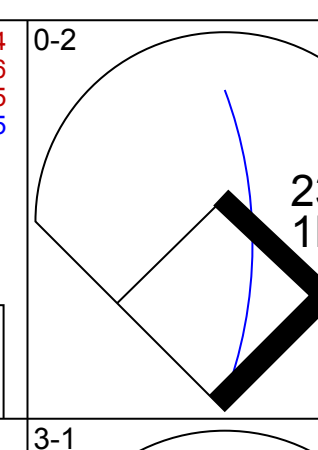
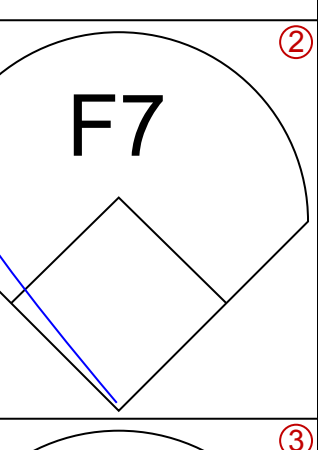
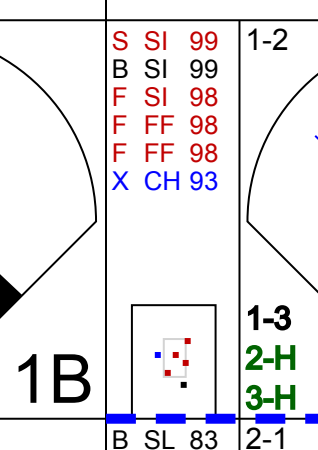
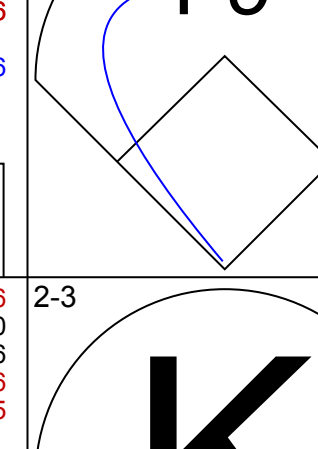
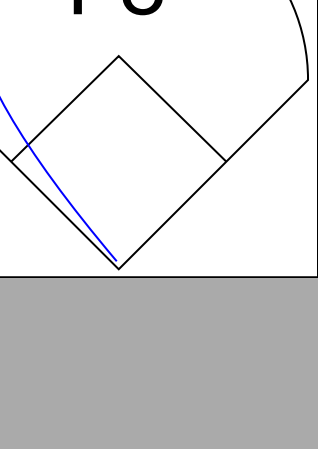
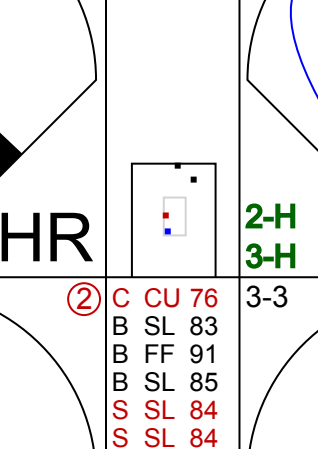
Batter	1	2	3	4	5	6	7	8	9	AB	R	H	RBI	BB	SO	LOB	BOTTOM				
2 Luis Arraez, L (1, 4) OBP: 0.361, SLG: 0.380	L5		P5			24 BLK		20 BB		4	1	1	0	0	1	0	Detroit Tigers @ Minnesota Twins Target Field, Minneapolis, MN Fri Jul 09 2021, 7:12 PM - 10:07 PM CDT Att: 21,725 - Partly Cloudy - 76 F				
20 Josh Donaldson, R (1, 5) OBP: 0.345, SLG: 0.478	F8				G5-3	24 BLK		P5		3	1	0	0	1	0	0					
24 Trevor Larnach, L (1, 7) OBP: 0.357, SLG: 0.436	K2-3				K	24 BLK		19 BB		4	1	1	1	0	2	0					
23 Nelson Cruz, R (1, 10) OBP: 0.367, SLG: 0.547		L7			G4-3	26 BB		SF8		3	0	0	1	0	0	0					
19 Alex Kirilloff, L (1, 9) OBP: 0.311, SLG: 0.440					G4-3	26 3B		G3		2	1	0	0	2	0	0					
11 Jorge Polanco, S (1, 6) OBP: 0.314, SLG: 0.413					F7	26 1B		F8		2	0	0	0	1	0	3					
26 Max Kepler, L (1, 8) OBP: 0.312, SLG: 0.453		P4				1B		3B		3	0	2	2	0	0	1					
22 Miguel Sanó, R (1, 3) OBP: 0.280, SLG: 0.432					F9			K		3	0	0	0	0	2	3					
70 Ben Rortved, L (1, 2) OBP: 0.186, SLG: 0.185					G5-3			G4-3		3	0	0	0	0	0	2					
Inning Stats	R: 0 E: 0 K: 1 S: 8	H: 0 LOB: 0 BB: 0 P: 11	R: 0 E: 0 K: 0 S: 5	H: 0 LOB: 1 BB: 1 P: 12	R: 0 E: 0 K: 0 S: 5	H: 0 LOB: 0 BB: 0 P: 11	R: 0 E: 0 K: 1 S: 7	H: 0 LOB: 0 BB: 0 P: 11	R: 0 E: 0 K: 1 S: 10	H: 1 LOB: 2 BB: 1 P: 17	R: 4 E: 0 K: 1 S: 21	H: 3 LOB: 1 BB: 2 P: 39	R: 0 E: 0 K: 1 S: 7	H: 0 LOB: 0 BB: 0 P: 9	R: 0 E: 0 K: 0 S: 5	H: 0 LOB: 0 BB: 0 P: 6		1B: 3 2B: 0 3B: 1 HR: 0	SF: 1 SAC: 0 DP: 0 HBP: 0	WP: 0 PB: 0 SB: 0 CS: 0	PA: 32
PITCHER	IP	WLS	BF	H	R	ER	SO	BB	IBB	HBP	BLK	WP	HR	S	P	ERA	WHIP				
25 Matt Manning, R (1, 1) ERA: 6.95	5.0	L	20	2	2	2	0	3	0	0	0	0	0	14	25	27.00	4.500				
63 Ian Kroy, L (6, 1) ERA: 27.0	0.2		5	2	2	2	0	1	0	0	0	0	0	4	7	0.00	0.000				
45 Buck Farmer, R (6, 1) ERA: 7.71	0.1		1	0	0	0	1	0	0	0	0	0	0	4	7	0.00	0.000				
70 Tyler Alexander, L (7, 1) ERA: 4.15	2.0		6	0	0	0	1	0	0	0	0	0	0	12	15	0.00	0.000				

AB	33
R	2
H	8
RBI	2
BB	2
SO	12
LOB	20



AB	27
R	4
H	4
RBI	4
BB	4
SO	5
LOB	9

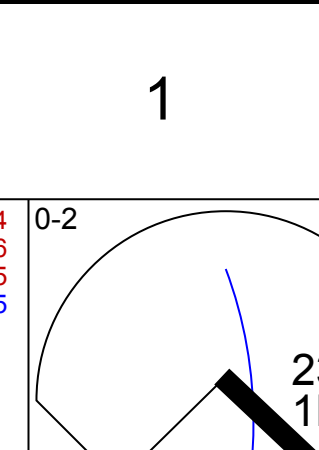
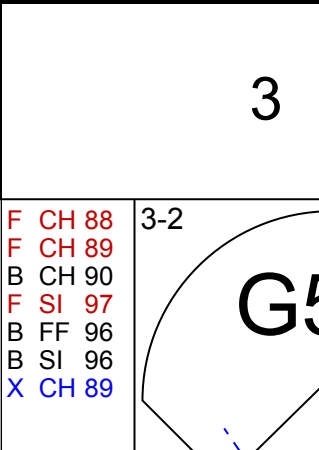
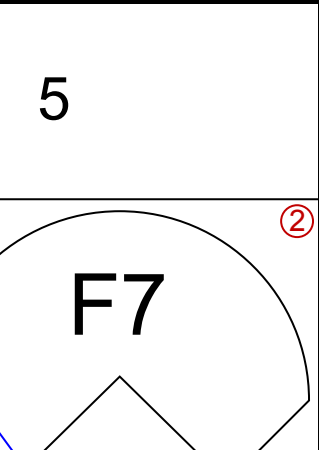
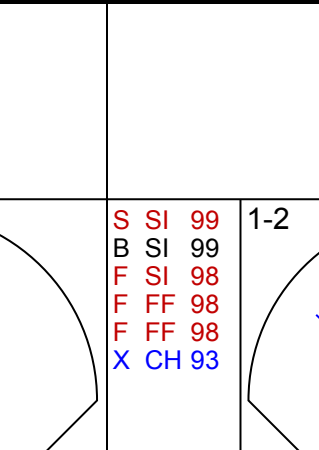
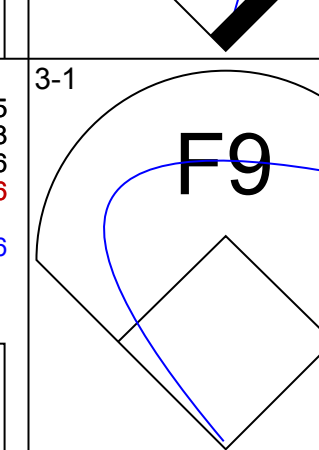
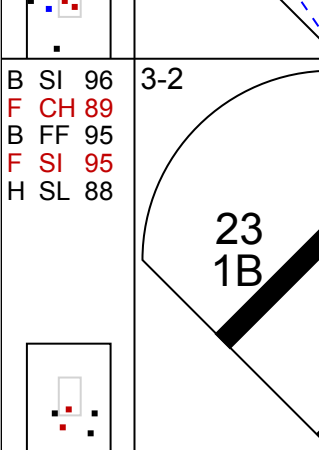
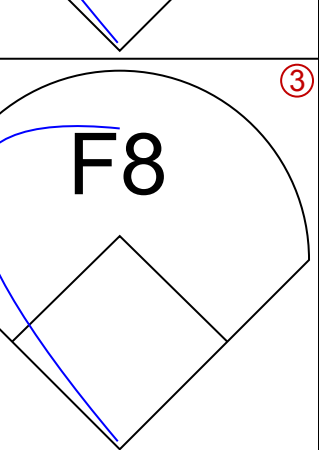
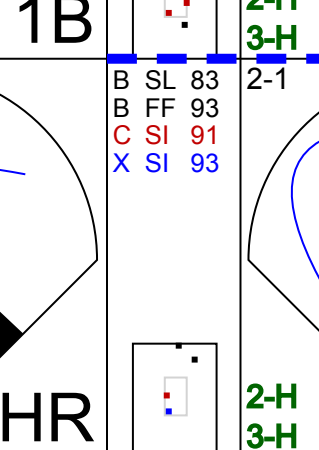
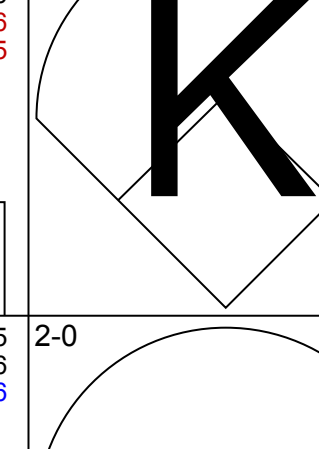
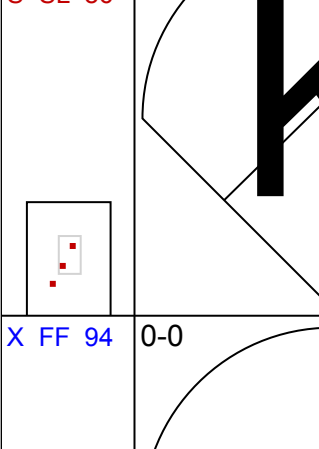

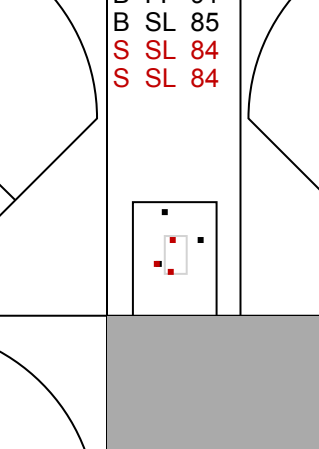
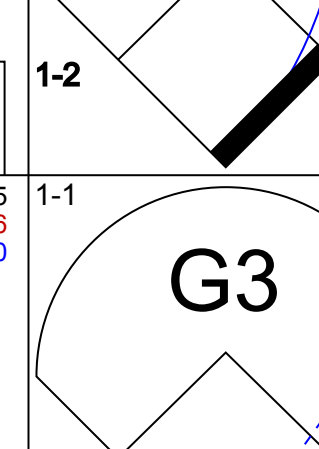
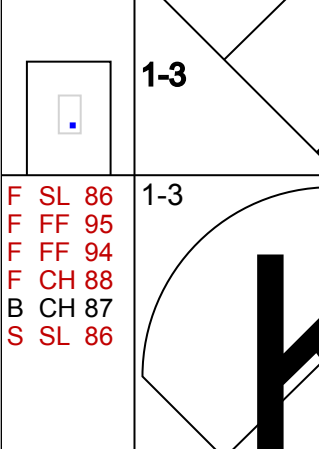

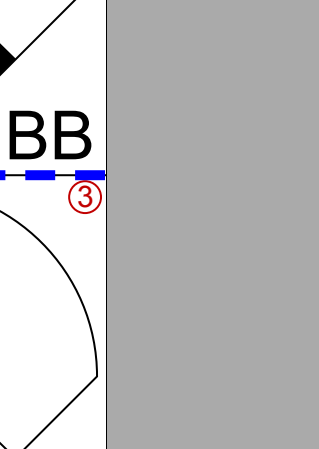



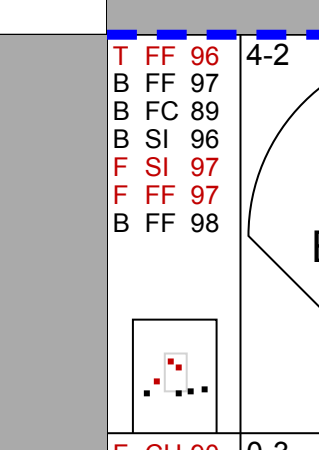


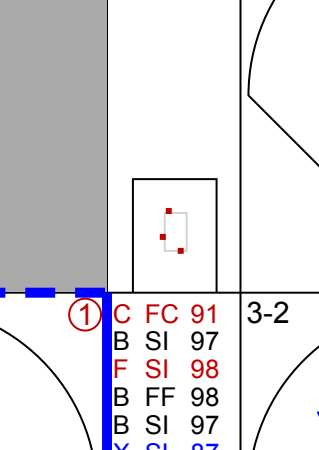

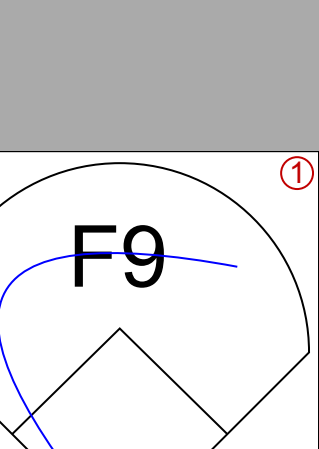
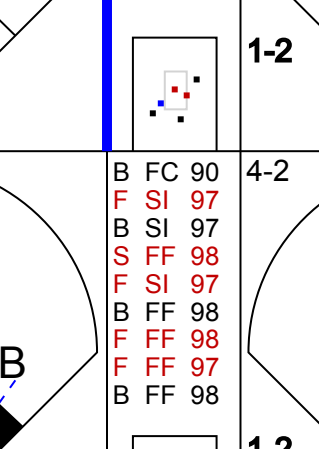
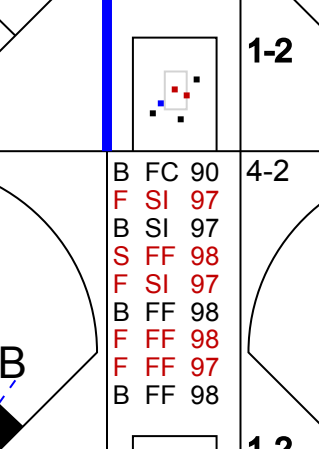
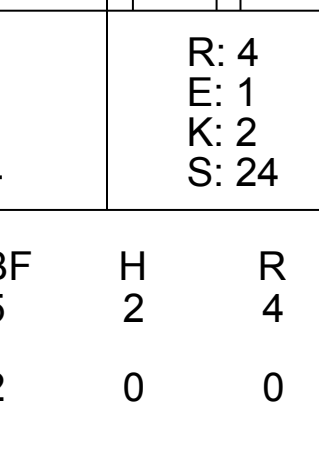


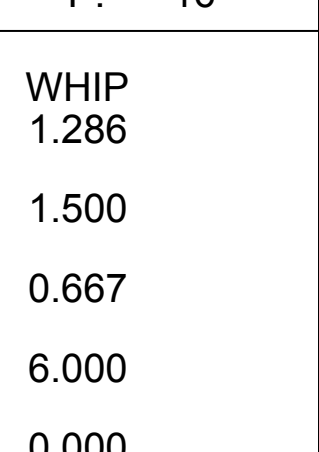
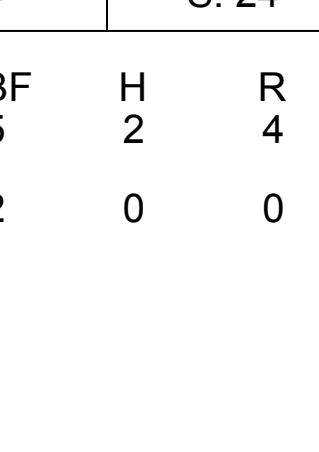


Batter	1	2	3	4	5	6	7	8	9	AB	R	H	RBI	BB	SO	LOB	TOP		
60 Akil Badtoo, L (1, 8) OBP: 0.350, SLG: 0.449										4	0	0	0	0	1	1			
7 Jonathan Schoop, R (1, 3) OBP: 0.320, SLG: 0.467										4	0	1	0	0	1	0			
8 Robbie Grossman, S (1, 9) OBP: 0.356, SLG: 0.399										4	0	1	0	0	0	1			
13 Eric Haase, R (1, 2) OBP: 0.295, SLG: 0.548										3	1	0	0	1	2	2			
46 Jeimer Candelario, S (1, 10) OBP: 0.349, SLG: 0.382										3	1	0	0	1	2	1			
30 Harold Castro, L (1, 5) OBP: 0.331, SLG: 0.318										4	0	2	1	0	0	0			
28 Niko Goodrum, S (1, 7) OBP: 0.296, SLG: 0.341										4	1	1	1	0	1	2			
59 Zack Short, R (1, 6) OBP: 0.369, SLG: 0.449										3	1	2	2	0	1	0			
9 Willi Castro, S (1, 4) OBP: 0.276, SLG: 0.336										3	0	0	0	0	1	2			
Inning Stats	R: 0 E: 0 K: 3 S: 14	H: 1 LOB: 1 BB: 0 P: 21	R: 2 E: 0 K: 1 S: 19	H: 2 LOB: 0 BB: 31 P: 31	R: 0 E: 0 K: 0 S: 8	H: 0 LOB: 0 BB: 0 P: 10	R: 2 E: 0 K: 0 S: 12	H: 1 LOB: 1 BB: 2 P: 22	R: 0 E: 0 K: 1 S: 10	H: 1 LOB: 0 BB: 0 P: 15	R: 0 E: 0 K: 2 S: 11	H: 1 LOB: 1 BB: 0 P: 17	R: 0 E: 0 K: 1 S: 14	H: 0 LOB: 0 BB: 21 P: 21	1B: 4 2B: 1 3B: 0 HR: 2	SF: 1 SAC: 0 DP: 0 HBP: 0	WP: 0 PB: 0 SB: 1 CS: 1	PA: 36	
PITCHER	IP	WLS	BF	H	R	ER	SO	BB	IBB	HBP	BLK	WP	HR	S	P	ERA	WHIP		
82 Bailey Ober, R (1, 1) ERA: 5.45	3.1		16	4	4	4	4	2	0	0	0	0	2	49	79	10.80	1.800		
54 Derek Law, R (4, 1) ERA: 4.2	2.1		7	0	0	0	1	0	0	0	0	0	0	19	27	0.00	0.000		
53 Danny Coulombe, L (6, 1) ERA: 1.13	1.1	W	5	2	0	0	1	0	0	0	0	0	0	13	16	0.00	1.500		
48 Alex Colomé, R (8, 1) ERA: 4.83	1.0	H	4	1	0	0	2	0	0	0	0	0	0	11	17	0.00	1.000		
21 Tyler Duffey, R (9, 1) ERA: 3.49	1.0		3	0	0	0	1	0	0	0	0	0	0	14	21	0.00	0.000		

Detroit Tigers @ Minnesota Twins
Target Field, Minneapolis, MN
Sat Jul 10 2021, 1:12 PM - 4:37 PM CDT
Att: 21,030 - Partly Cloudy - 75 F

AB 32
R 4
H 7
RBI 4
BB 2
SO 9
LOB 9



Batter	1	2	3	4	5	6	7	8	9	AB	R	H	RBI	BB	SO	LOB	BOTTOM		
2 Luis Arraez, L (1, 5) OBP: 0.365, SLG: 0.385										5	2	3	2	0	0	0			
11 Jorge Polanco, S (1, 4) OBP: 0.315, SLG: 0.420										4	1	1	3	0	0	2			
24 Trevor Larnach, L (1, 7) OBP: 0.348, SLG: 0.424										5	0	0	0	0	4	3			
23 Nelson Cruz, R (1, 10) OBP: 0.375, SLG: 0.552										3	1	3	0	1	0	0			
19 Alex Kirilloff, L (1, 9) OBP: 0.310, SLG: 0.451										4	1	1	2	0	1	5			
22 Miguel Sanó, R (1, 3) OBP: 0.279, SLG: 0.426										3	1	0	0	1	1	0			
26 Max Kepler, L (1, 8) OBP: 0.306, SLG: 0.443										4	0	0	0	0	1	1			
27 Ryan Jeffers, R (1, 2) OBP: 0.282, SLG: 0.388										2	0	0	0	1	1	0			
20 Josh Donaldson, R (8, PH) ERA: 6.75										1	0	1	0	0	0	0			
70 Ben Rortvedt, L (8, PR) OBP: 0.186, SLG: 0.185										0	1	0	0	0	0	0			
9 Andrelton Simmons, R (1, 6) OBP: 0.300, SLG: 0.309										3	2	1	0	1	1	1			
Inning Stats	R: 0 E: 0 K: 1 S: 12	H: 2 LOB: 2 BB: 0 P: 20	R: 0 E: 0 K: 1 S: 10	H: 0 LOB: 1 BB: 1 P: 19	R: 0 E: 0 K: 2 S: 15	H: 1 LOB: 2 BB: 0 P: 22	R: 0 E: 0 K: 1 S: 8	H: 0 LOB: 0 BB: 0 P: 11	R: 0 E: 0 K: 0 S: 10	H: 0 LOB: 0 BB: 0 P: 16	R: 2 E: 0 K: 2 S: 13	H: 2 LOB: 1 BB: 1 P: 24	R: 4 E: 1 K: 2 S: 24	H: 2 LOB: 1 BB: 2 P: 41	1B: 8 2B: 0 3B: 0 HR: 2	SF: 0 SAC: 0 DP: 0 HBP: 1	WP: 1 PB: 0 SB: 1 CS: 0	PA: 39	
PITCHER	IP	WLS	BF	H	R	ER	SO	BB	IBB	HBP	BLK	WP	HR	S	P	ERA	WHIP		
36 Kyle Funkhouser, R (1, 1) ERA: 2.41	2.1		11	1	0	0	2	1	0	0	0	0	0	9	10	0.00	1.500		
44 Daniel Norris, L (3, 1) ERA: 6.75	0.2		3	1	0	0	2	0	0	0	0	0	0	9	10	0.00	1.500		
66 Erasmo Ramírez, R (4, 1) ERA: 5.4	3.0	H	11	2	2	2	3	0	0	0	0	0	1	31	43	6.00	0.667		
77 Joe Jiménez, R (7, 1) ERA: 7.52	0.2	L	6	3	3	3	0	1	0	0	0	0	1	10	19	40.50	6.000		
49 Derek Holland, L (7, 1) ERA: 9.39	0.1		1	0	0	0	0	0	0	0	0	0	0	3	5	0.00	0.000		
PITCHER	IP	WLS	BF	H	R	ER	SO	BB	IBB	HBP	BLK	WP	HR	S	P	ERA	WHIP		
67 José Cisnero, R (8, 1) ERA: 3.03	0.1		5	2	4	2	1	2	0	0	0	0	0	5	10	0.00	0.000		
63 Ian Krol, L (8, 1) ERA: 13.5	0.2		2	0	0	0	1	0	0	0	0	1	0	5	10	0.00	0.000		

Detroit Tigers @ Minnesota Twins
Target Field, Minneapolis, MN
Sat Jul 10 2021, 1:12 PM - 4:37 PM CDT
Att: 21,030 - Partly Cloudy - 75 F

AB 34
R 9
H 10
RBI 7
BB 4
SO 9
LOB 12



Batter	1	2	3	4	5	6	7	8	9	10	AB	R	H	RBI	BB	SO	LOB	TOP						
60 Akil Baddoo, L OBP: 0.351, SLG: 0.462	F7		K		7 1B			HR			5	2	2	3	0	2	1	Detroit Tigers @ Minnesota Twins Target Field, Minneapolis, MN Sun Jul 11 2021, 1:11 PM - 5:19 PM CDT Att. 20,744 - Sunny - 82 F						
7 Jonathan Schoop, R OBP: 0.321, SLG: 0.466	G5-3		K		1B			1B			5	0	2	2	0	2	0							
8 Robbie Grossman, S OBP: 0.354, SLG: 0.394	F8			24 CS	G3			F8			4	0	0	0	1	1	2							
24 Miguel Cabrera, R OBP: 0.300, SLG: 0.348	G6-3			SAFE	G5-3						5	0	0	0	0	3	2							
46 Jeimer Candelario, S OBP: 0.346, SLG: 0.377	G6-3			G4-3	L8			L8			4	0	0	0	1	0	1							
13 Eric Haase, R OBP: 0.292, SLG: 0.538	F9										5	1	1	0	0	3	1							
30 Harold Castro, L OBP: 0.331, SLG: 0.319											3	1	1	0	0	1	0							
9 Willi Castro, S OBP: 0.278, SLG: 0.341											2	1	1	0	0	0	1							
59 Zack Short, R OBP: 0.377, SLG: 0.431	P4										2	2	0	0	2	1	0							
34 Jake Rogers, R OBP: 0.305, SLG: 0.486											2	2	1	4	2	1	0							
Inning Stats	R: 0 E: 0 K: 0 S: 4	H: 0 LOB: 0 BB: 0 P: 6	R: 0 E: 0 K: 0 S: 7	H: 0 LOB: 0 BB: 12	R: 0 E: 0 K: 2 S: 13	H: 0 LOB: 1 BB: 1 P: 19	R: 0 E: 0 K: 2 S: 8	H: 0 LOB: 0 BB: 1 P: 16	R: 4 E: 0 K: 1 S: 19	H: 3 LOB: 1 BB: 2 P: 34	R: 0 E: 0 K: 1 S: 5	H: 0 LOB: 0 BB: 0 P: 6	R: 0 E: 0 K: 2 S: 10	H: 0 LOB: 0 BB: 0 P: 15	R: 1 E: 0 K: 1 S: 10	H: 2 LOB: 1 BB: 0 P: 13	R: 4 E: 0 K: 3 S: 15	H: 3 LOB: 0 BB: 1 P: 22	R: 0 E: 0 K: 2 S: 8	H: 0 LOB: 1 BB: 1 P: 15	1B: 5 2B: 2 3B: 0 HR: 2	SF: 0 SAC: 0 DP: 1 HBP: 0	WP: 0 PB: 0 SB: 0 CS: 1	PA: 43
PITCHER	IP	WLS	BF	H	R	ER	SO	BB	IBB	HBP	BLK	WP	HR	S	P	ERA	WHIP							
17 José Berríos, R ERA: 3.48	7.0		27	3	4	4	8	4	0	0	0	0	0	66	108	5.14	1.000							
66 Jorge Alcalá, R ERA: 4.67	0.2	H	4	2	1	1	1	0	0	0	0	0	1	8	10	13.50	3.000							
57 Hansel Robles, R ERA: 4.15	0.1	H	1	0	0	0	0	0	0	0	0	0	2	3	0.00	0.000								
55 Taylor Rogers, L ERA: 3.35	1.0	B	7	3	4	4	3	1	0	0	0	0	1	15	22	36.00	4.000							
21 Tyler Duffey, R ERA: 3.39	1.0	W	4	0	0	0	2	0	1	0	0	0	0	8	15	0.00	0.000							

AB	37
R	9
H	8
RBI	9
BB	6
SO	14
LOB	8



Batter	1	2	3	4	5	6	7	8	9	10	AB	R	H	RBI	BB	SO	LOB	BOTTOM						
2 Luis Arraez, L OBP: 0.365, SLG: 0.381	G3		1B		F8			FC4-6 23 BB 19 WP			5	1	1	0	1	0	3	Detroit Tigers @ Minnesota Twins Target Field, Minneapolis, MN Sun Jul 11 2021, 1:11 PM - 5:19 PM CDT Att. 20,744 - Sunny - 82 F						
20 Josh Donaldson, R OBP: 0.350, SLG: 0.480	G5-3		P3					P3			4	2	1	1	2	0	1							
24 Trevor Larnach, L OBP: 0.343, SLG: 0.412	K										5	1	0	0	1	4	5							
23 Nelson Cruz, R OBP: 0.381, SLG: 0.549			19 FC4-6 1B		F8			FC6-4 11 BB			3	3	1	0	3	0	1							
19 Alex Kirilloff, L OBP: 0.315, SLG: 0.450			FC4-6 11 FC4-6		G3			11 BB			5	1	2	2	1	0	2							
11 Jorge Polanco, S OBP: 0.318, SLG: 0.431			FC4-6 26 S		G6-3			11 BB			6	1	3	5	0	0	3							
26 Max Kepler, L OBP: 0.313, SLG: 0.460			F7					26 BB			4	1	2	2	1	0	1							
27 Ryan Jeffers, R OBP: 0.288, SLG: 0.388								1B																
70 Ben Reiter, L OBP: 0.203, SLG: 0.235			9 L8-3 BB					L7			3	1	1	1	1	0	5							
9 Andrelton Simmons, R OBP: 0.302, SLG: 0.308			L8-3					P5			4	1	1	0	1	1	2							
Inning Stats	R: 0 E: 0 K: 1 S: 10	H: 0 LOB: 0 BB: 0 P: 17	R: 0 E: 0 K: 0 S: 16	H: 1 LOB: 1 BB: 0 P: 27	R: 0 E: 0 K: 0 S: 8	H: 1 LOB: 1 BB: 1 P: 16	R: 0 E: 0 K: 1 S: 10	H: 0 LOB: 0 BB: 0 P: 16	R: 1 E: 0 K: 0 S: 13	H: 1 LOB: 1 BB: 1 P: 21	R: 1 E: 0 K: 0 S: 20	H: 1 LOB: 3 BB: 3 P: 37	R: 4 E: 0 K: 1 S: 23	H: 3 LOB: 2 BB: 3 P: 42	R: 2 E: 0 K: 1 S: 18	H: 3 LOB: 2 BB: 1 P: 24	R: 1 E: 0 K: 1 S: 14	H: 1 LOB: 2 BB: 2 P: 25	R: 3 E: 0 K: 0 S: 5	H: 1 LOB: 0 BB: 1 P: 8	1B: 8 2B: 2 3B: 0 HR: 3	SF: 0 SAC: 0 DP: 1 HBP: 0	WP: 1 PB: 0 SB: 1 CS: 0	PA: 51
PITCHER	IP	WLS	BF	H	R	ER	SO	BB	IBB	HBP	BLK	WP	HR	S	P	ERA	WHIP							
58 Wily Peralta, R ERA: 2.08	5.0		19	3	1	1	2	3	0	0	0	0	0	17	32	13.50	6.000							
70 Tyler Alexander, L ERA: 4.31	0.2	H	6	1	1	1	0	1	0	0	0	0	0	7	14	13.50	1.500							
44 Daniel Norris, L ERA: 6.89	0.2	H	3	0	1	1	0	1	0	0	0	0	0	8	18	0.00	6.000							
77 Joe Jiménez, R ERA: 8.27	0.1	H	3	0	0	0	1	2	0	0	0	0	0	8	18	0.00	6.000							
65 Gregory Soto, L ERA: 3.0	0.1	B	4	3	3	3	0	0	0	0	0	1	0	11	15	81.00	9.000							
PITCHER	IP	WLS	BF	H	R	ER	SO	BB	IBB	HBP	BLK	WP	HR	S	P	ERA	WHIP							
45 Buck Farmer, R ERA: 8.25	0.2	L	5	2	2	2	1	2	1	0	0	0	2	23	38	16.20	3.000							
49 Derek Holland, L ERA: 10.06	1.2	L	11	3	4	3	1	2	1	0	0	0	0	2	23	38	16.20	3.000						

AB	39
R	12
H	12
RBI	11
BB	12
SO	5
LOB	23



Batter	1	2	3	4	5	6	7	8	9	AB	R	H	RBI	BB	SO	LOB	TOP	
2 Luis Arraez, L (1,7) OBP: 0.364, SLG: 0.380	G3		K2-3							3	0	1	0	0	1	0	Minnesota Twins @ Detroit Tigers Comerica Park, Detroit, MI Sat Jul 17 2021, 1:10 PM - 3:05 PM EDT Att: 13,747 - Cloudy - 73 F	
20 Josh Donaldson, R (1,5) OBP: 0.347, SLG: 0.474	G5-3		G6-4-3			K				3	0	0	0	0	1	1		
24 Trevor Larnach, L (1,9) OBP: 0.338, SLG: 0.405	L8									3	0	0	0	0	0	0		
23 Nelson Cruz, R (1,10) OBP: 0.377, SLG: 0.543		K								3	0	0	0	0	1	0		
19 Alex Kirilloff, L (1,3) OBP: 0.311, SLG: 0.443		E3								3	0	0	0	0	0	0		
11 Jorge Polanco, S (1,4) OBP: 0.319, SLG: 0.432										2	0	1	0	0	0	0		
26 Max Kepler, L (1,8) OBP: 0.310, SLG: 0.455		G6-3				K				2	0	0	0	0	1	2		
70 Ben Rortvedt, L (1,2) OBP: 0.197, SLG: 0.229						K				2	0	0	0	0	2	2		
9 Andrelton Simmons, R (1,6) OBP: 0.300, SLG: 0.305										2	0	0	0	0	1	0		
Inning Stats	R: 0 E: 0 K: 0 S: 8	H: 0 LOB: 0 BB: 0 P: 13	R: 0 E: 1 K: 2 S: 13	H: 1 LOB: 2 BB: 0 P: 20	R: 0 E: 0 K: 0 S: 7	H: 1 LOB: 0 BB: 0 P: 9	R: 0 E: 0 K: 0 S: 5	H: 0 LOB: 0 BB: 0 P: 8	R: 0 E: 0 K: 2 S: 9	H: 0 LOB: 0 BB: 0 P: 14	R: 0 E: 0 K: 3 S: 9	H: 0 LOB: 0 BB: 0 P: 15	R: 0 E: 0 K: 0 S: 4	H: 0 LOB: 0 BB: 0 P: 6				
PITCHER	IP WLS BF H R ER SO BB IBB HBP BLK WP HR S P ERA WHIP																	
62 José Ureña, R (1,1) ERA: 6.19	3.0	W	11	2	0	0	2	0	0	0	0	0	0	0	28	42	0.00	0.667
44 Daniel Norris, L (4,1) ERA: 6.45	2.0		6	0	0	0	2	0	0	0	0	0	0	0	14	22	0.00	0.000
36 Kyle Funkhouser, R (6,1) ERA: 2.34	1.0	H	3	0	0	0	3	0	0	0	0	0	0	9	15	0.00	0.000	
65 Gregory Soto, L (7,1) ERA: 2.92	1.0	S	3	0	0	0	0	0	0	0	0	0	0	4	6	0.00	0.000	

AB	23
R	0
H	2
RBI	0
BB	0
SO	7
LOB	5



Batter	1	2	3	4	5	6	7	8	9	AB	R	H	RBI	BB	SO	LOB	BOTTOM	
8 Robbie Grossman, S (1,9) OBP: 0.353, SLG: 0.403	HR		F4			FC4-6-5				3	1	1	1	0	0	2	Minnesota Twins @ Detroit Tigers Comerica Park, Detroit, MI Sat Jul 17 2021, 1:10 PM - 3:05 PM EDT Att: 13,747 - Cloudy - 73 F	
7 Jonathan Schoop, R (1,3) OBP: 0.323, SLG: 0.468	G1-3		G5-6-3							3	0	2	0	0	0	0		
13 Eric Haase, R (1,7) OBP: 0.287, SLG: 0.528	F8					E5				3	0	0	0	0	0	3		
24 Miguel Cabrera, R (1,10) OBP: 0.296, SLG: 0.344	G1-3					F9				3	0	0	0	0	0	2		
46 Jeimer Candelario, S (1,5) OBP: 0.346, SLG: 0.377	F9					L4				3	0	1	0	0	0	2		
19 Isaac Paredes, R (1,4) OBP: 0.300, SLG: 0.344		G4-3								3	0	1	0	0	0	1		
59 Zack Short, R (1,6) OBP: 0.361, SLG: 0.407		K								3	0	0	0	0	2	3		
34 Jake Rogers, R (1,2) OBP: 0.308, SLG: 0.495		L9								2	0	1	0	0	0	0		
54 Derek Hill, R (1,8) OBP: 0.421, SLG: 0.267						B2-3				1	0	0	0	1	0	0		
Inning Stats	R: 1 E: 0 K: 0 S: 11	H: 2 LOB: 1 BB: 0 P: 18	R: 0 E: 0 K: 1 S: 10	H: 0 LOB: 0 BB: 0 P: 12	R: 0 E: 0 K: 0 S: 6	H: 0 LOB: 0 BB: 0 P: 10	R: 0 E: 1 K: 0 S: 13	H: 1 LOB: 2 BB: 0 P: 18	R: 0 E: 0 K: 0 S: 9	H: 2 LOB: 2 BB: 1 P: 20	R: 0 E: 0 K: 1 S: 14	H: 1 LOB: 1 BB: 0 P: 22						
PITCHER	IP WLS BF H R ER SO BB IBB HBP BLK WP HR S P ERA WHIP																	
85 Charlie Barnes, L (1,1) ERA: 1.93	4.2	L	19	4	1	1	1	1	0	0	0	0	0	0	43	68	1.93	1.071
41 Beau Burrows, R (5,1) ERA: 12.0	1.1		6	2	0	0	1	0	0	0	0	0	0	20	32	0.00	1.500	

AB	24
R	1
H	6
RBI	1
BB	1
SO	2
LOB	13



Batter	1	2	3	4	5	6	7	8	9	AB	R	H	RBI	BB	SO	LOB	TOP	
11 Jorge Polanco, S OBP: 0.318, SLG: 0.429										4	0	1	0	0	0	1	Minnesota Twins @ Detroit Tigers Comerica Park, Detroit, MI Sat Jul 17 2021, 6:13 PM - 9:06 PM EDT Att: 31,624 - Clear - 79 F	
24 Trevor Larnach, L OBP: 0.336, SLG: 0.359										3	0	0	0	1	0	1		
1 Nick Gordon, L OBP: 0.304, SLG: 0.369										0	1	0	0	0	0	0		
23 Nelson Cruz, R OBP: 0.382, SLG: 0.548										3	1	2	1	0	0	0		
20 Josh Donaldson, R OBP: 0.349, SLG: 0.487										4	1	2	2	0	1	4		
19 Alex Kirilloff, L OBP: 0.305, SLG: 0.435										4	0	0	0	0	1	2		
27 Ryan Jeffers, R OBP: 0.279, SLG: 0.375										4	0	0	0	0	2	1		
26 Max Kepler, L OBP: 0.306, SLG: 0.448										3	0	0	0	0	0	0		
22 Miguel Sanó, R OBP: 0.281, SLG: 0.431										2	0	1	0	0	0	0		
2 Luis Arraez, L OBP: 0.363, SLG: 0.378										1	0	0	0	0	0	0		
9 Andrelton Simmons, R OBP: 0.304, SLG: 0.310										3	1	2	0	0	0	1		
Inning Stats	R: 1 E: 0 K: 0 S: 15	H: 2 LOB: 1 BB: 0 P: 22	R: 0 E: 0 K: 1 S: 10	H: 1 LOB: 1 BB: 0 P: 13	R: 0 E: 0 K: 0 S: 5	H: 0 LOB: 0 BB: 0 P: 6	R: 1 E: 0 K: 0 S: 11	H: 1 LOB: 0 BB: 0 P: 18	R: 1 E: 0 K: 0 S: 15	H: 3 LOB: 2 BB: 1 P: 23	R: 0 E: 0 K: 1 S: 9	H: 0 LOB: 0 BB: 0 P: 11	R: 0 E: 0 K: 0 S: 7	H: 1 LOB: 1 BB: 0 P: 10	R: 1 E: 0 K: 2 S: 13	H: 0 LOB: 0 BB: 0 P: 21	1B: 5 SF: 0 2B: 2 SAC: 0 3B: 0 DP: 1 HR: 1 HBP: 1	
PITCHER	IP WLS BF H R ER SO BB IBB HBP BLK WP HR S P ERA WHIP																	
70 Tyler Alexander, L ERA: 4.4	3.1	14	4	2	2	1	0	0	0	0	0	0	0	1	35	48	5.40	1.200
66 Erasmo Ramírez, R ERA: 5.87	1.0	5	2	1	1	0	0	0	0	0	0	0	0	0	13	18	9.00	2.000
67 José Cisnero, R ERA: 2.97	0.2	B	3	1	0	0	0	0	0	0	0	0	0	0	8	16	0.00	3.000
49 Derek Holland, L ERA: 9.5	1.0	3	0	0	0	1	0	0	0	0	0	0	0	9	11	0.00	0.000	
77 Joe Jiménez, R ERA: 7.54	2.0	W	8	1	1	0	2	0	0	1	0	1	0	20	31	0.00	0.500	

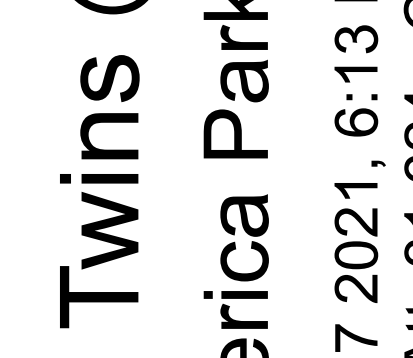
Batter	1	2	3	4	5	6	7	8	9	AB	R	H	RBI	BB	SO	LOB	BOTTOM
60 Akil Badtoo, L OBP: 0.350, SLG: 0.467										4	0	1	3	0	3	0	Minnesota Twins @ Detroit Tigers Comerica Park, Detroit, MI Sat Jul 17 2021, 6:13 PM - 9:06 PM EDT Att: 31,624 - Clear - 79 F
7 Jonathan Schoop, R OBP: 0.323, SLG: 0.465										4	1	1	1	0	1	1	
8 Robbie Grossman, S OBP: 0.352, SLG: 0.401										4	0	1	0	0	2	1	
24 Miguel Cabrera, R OBP: 0.296, SLG: 0.342										4	0	1	1	0	1	1	
46 Jeimer Candelario, S OBP: 0.346, SLG: 0.374										2	1	0	0	1	1	0	
13 Eric Haase, R OBP: 0.288, SLG: 0.521										2	0	0	0	0	1	1	
22 Victor Reyes, S OBP: 0.186, SLG: 0.265										0	0	0	0	0	0	0	
34 Jake Rogers, R OBP: 0.306, SLG: 0.495										0	0	0	0	0	0	0	
30 Harold Castro, L OBP: 0.328, SLG: 0.315										2	0	0	0	0	0	1	
59 Zack Short, R OBP: 0.360, SLG: 0.404										3	1	1	0	0	2	2	
54 Derek Hill, R OBP: 0.409, SLG: 0.235										2	2	0	0	0	1	2	
Inning Stats	R: 0 E: 0 K: 2 S: 16	H: 1 LOB: 1 BB: 0 P: 23	R: 3 E: 0 K: 1 S: 15	H: 2 LOB: 1 BB: 1 P: 24	R: 0 E: 0 K: 1 S: 7	H: 0 LOB: 0 BB: 0 P: 9	R: 0 E: 0 K: 2 S: 12	H: 0 LOB: 0 BB: 0 P: 17	R: 0 E: 0 K: 2 S: 12	H: 0 LOB: 0 BB: 0 P: 17	R: 0 E: 0 K: 1 S: 6	H: 0 LOB: 0 BB: 0 P: 11	R: 0 E: 0 K: 1 S: 5	H: 0 LOB: 2 BB: 0 P: 7	R: 2 E: 0 K: 2 S: 12	H: 2 LOB: 1 BB: 0 P: 21	1B: 4 SF: 0 2B: 0 SAC: 1 3B: 1 DP: 0 HR: 0 HBP: 2
PITCHER	IP WLS BF H R ER SO BB IBB HBP BLK WP HR S P ERA WHIP																
18 Kenta Maeda, R ERA: 4.71	5.0	20	3	3	3	0	1	0	0	0	0	0	0	62	90	5.40	0.800
57 Hansel Robles, R ERA: 3.95	2.0	7	0	0	0	2	0	0	0	0	0	0	0	11	18	0.00	0.000
55 Taylor Rogers, L ERA: 3.52	0.2	L	4	2	2	1	2	0	0	0	0	0	0	12	21	13.50	3.000

AB 31
R 4
H 8
RBI 3
BB 1
SO 4
LOB 10



WP: 1 PA: 33
PB: 0
SB: 1
CS: 0

AB 27
R 5
H 5
RBI 5
BB 1
SO 12
LOB 9



WP: 0 PA: 31
PB: 0
SB: 1
CS: 0

AB 27
R 5
H 5
RBI 5
BB 1
SO 12
LOB 9



WP: 0 PA: 31
PB: 0
SB: 1
CS: 0

Batter	1	2	3	4	5	6	7	8	9	AB	R	H	RBI	BB	SO	LOB	TOP
16 Brock Holt, L OBP: 0.291, SLG: 0.304	F7			1B		K		F8		4	0	1	0	0	1	1	Texas Rangers @ Detroit Tigers Comerica Park, Detroit, MI Mon Jul 19 2021, 7:10 PM - 10:35 PM EDT Att: 13,704 - Partly Cloudy - 84 F
30 Nathaniel Lowe, L OBP: 0.358, SLG: 0.401	F8			K		G4-3		F8		4	0	0	0	0	1	2	
53 Adolis Garcia, R OBP: 0.303, SLG: 0.509	G5-3			F9			28 HBP		K	4	0	1	0	0	1	1	
13 Joey Gallo, L OBP: 0.391, SLG: 0.510			K						G5-3	3	0	0	0	0	2	2	
77 Andy Ibanez, R OBP: 0.209, SLG: 0.256				P5						1	0	0	0	0	0	0	
28 Jonah Heim, S OBP: 0.278, SLG: 0.379	G5-3					K				2	0	0	0	0	1	0	
6 John Hicks, R OBP: 0.259, SLG: 0.704									F8	1	0	0	0	0	0	0	
41 Eli White, R OBP: 0.257, SLG: 0.317	F8					K				3	0	0	0	0	2	2	
21 David Dahl, L OBP: 0.249, SLG: 0.341				G4-3						3	0	1	0	0	1	2	
9 Isiah Kiner-Falefa, R OBP: 0.295, SLG: 0.363				G1-3						3	0	1	0	0	1	1	
50 Jason Martin, L OBP: 0.241, SLG: 0.208	F8					P2			G4-3	3	0	0	0	0	0	1	

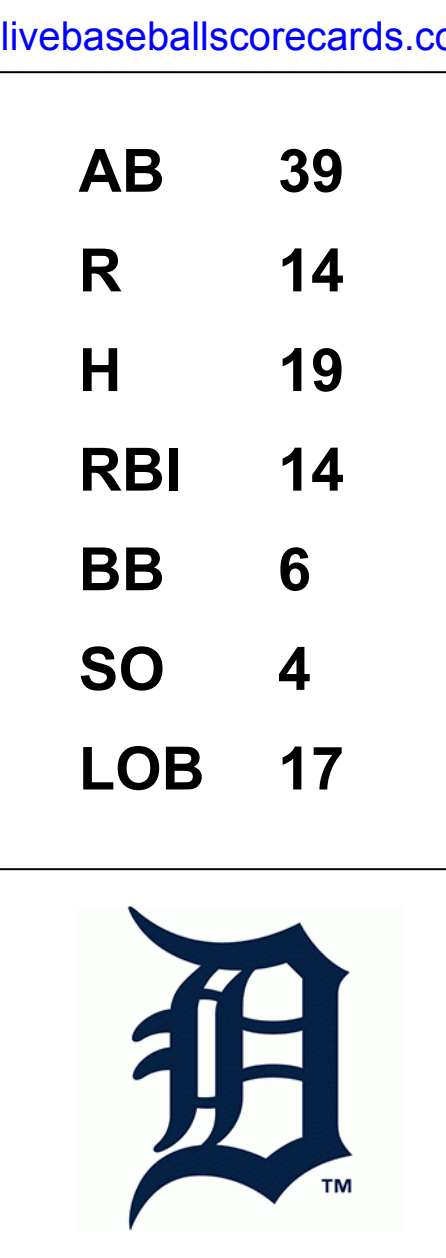
Inning Stats	R: 0 E: 0 K: 0 S: 7	H: 0 LOB: 0 BB: 0 P: 10	R: 0 E: 0 K: 1 S: 12	H: 0 LOB: 0 BB: 0 P: 20	R: 0 E: 0 K: 0 S: 6	H: 0 LOB: 0 BB: 0 P: 10	R: 0 E: 0 K: 1 S: 9	H: 1 LOB: 1 BB: 0 P: 14	R: 0 E: 0 K: 3 S: 12	H: 0 LOB: 0 BB: 0 P: 18	R: 0 E: 0 K: 1 S: 7	H: 0 LOB: 0 BB: 0 P: 12	R: 0 E: 0 K: 3 S: 15	H: 1 LOB: 2 BB: 0 P: 25	R: 0 E: 0 K: 1 S: 9	H: 0 LOB: 0 BB: 0 P: 11	1B: 3 2B: 1 3B: 0 HR: 0	SF: 0 SAC: 0 DP: 0 HBP: 1	WP: 0 PB: 0 SB: 0 CS: 0	PA: 32
---------------------	------------------------------	----------------------------------	-------------------------------	----------------------------------	------------------------------	----------------------------------	------------------------------	----------------------------------	-------------------------------	----------------------------------	------------------------------	----------------------------------	-------------------------------	----------------------------------	------------------------------	----------------------------------	----------------------------------	------------------------------------	----------------------------------	--------

PITCHER	IP	WLS	BF	H	R	ER	SO	BB	IBB	HBP	BLK	WP	HR	S	P	ERA	WHIP
12 Casey Mize, R ERA: 3.44	4.0		13	1	0	0	2	0	0	0	0	0	0	34	54	0.00	0.250
77 Joe Jimenez, R ERA: 7.23	1.0	W	4	1	0	0	3	0	0	0	0	0	0	12	18	0.00	1.000
44 Daniel Norris, L ERA: 6.29	1.0		3	0	0	0	1	0	0	0	0	0	0	7	12	0.00	0.000
45 Buck Farmer, R ERA: 7.62	1.0		5	1	0	0	3	0	0	1	0	0	0	15	25	0.00	1.000
63 Ian Krol, L ERA: 5.4	2.0		7	1	0	0	1	0	0	0	0	0	0	20	26	0.00	0.500

Batter	1	2	3	4	5	6	7	8	9	AB	R	H	RBI	BB	SO	LOB	BOTTOM
60 Akil Baddoo, L OBP: 0.356, SLG: 0.480	P5		HR		8 HBP 24 2B	8 HBP 24 1B	F9	K		5	3	2	4	1	1	3	Texas Rangers @ Detroit Tigers Comerica Park, Detroit, MI Mon Jul 19 2021, 7:10 PM - 10:35 PM EDT Att: 13,704 - Partly Cloudy - 84 F
7 Jonathan Schoop, R OBP: 0.327, SLG: 0.475	G6-3		G5-3		8 HBP 24 2B	8 HBP 24 1B		P4		5	2	2	2	1	0	2	
8 Robbie Grossman, S OBP: 0.354, SLG: 0.398	K			G4-3	24 2B HBP	46 BB 13 BB 24 1B				4	2	2	0	0	1	0	
24 Miguel Cabrera, R OBP: 0.298, SLG: 0.347		L8			G5-3	13 BB 30 E		K		4	1	2	5	0	0	0	
17 Grayson Greiner, R (7, PH) OBP: 0.250, SLG: 0.333						46 BB 13 BB 30 E				1	0	0	0	0	1	3	
46 Jeimer Candelario, S OBP: 0.351, SLG: 0.388		G1-3			13 1B	30 E				3	0	1	1	2	0	1	
13 Eric Haase, R OBP: 0.291, SLG: 0.515			G5-3		30 1B	G4-3				4	0	1	1	1	0	4	
30 Harold Castro, L OBP: 0.335, SLG: 0.327			K							3	1	2	1	1	1	0	
19 Isaac Paredes, R OBP: 0.340, SLG: 0.410										3	1	3	0	0	0	0	
59 Zack Short, R OBP: 0.333, SLG: 0.365										2	1	0	0	0	0	3	
22 Victor Reyes, S OBP: 0.220, SLG: 0.295										5	3	4	0	0	0	1	

Inning Stats	R: 0 E: 0 K: 1 S: 6	H: 0 LOB: 0 BB: 0 P: 11	R: 0 E: 0 K: 0 S: 8	H: 0 LOB: 0 BB: 0 P: 12	R: 2 E: 0 K: 1 S: 10	H: 3 LOB: 0 BB: 0 P: 15	R: 0 E: 0 K: 0 S: 9	H: 3 LOB: 2 BB: 0 P: 14	R: 4 E: 0 K: 0 S: 16	H: 3 LOB: 1 BB: 1 P: 26	R: 7 E: 1 K: 0 S: 27	H: 6 LOB: 2 BB: 3 P: 43	R: 1 E: 1 K: 1 S: 20	H: 2 LOB: 3 BB: 2 P: 34	R: 0 E: 0 K: 1 S: 16	H: 2 LOB: 2 BB: 0 P: 21	1B: 15 2B: 3 3B: 0 HR: 1	SF: 1 SAC: 0 DP: 1 HBP: 1	WP: 0 PB: 0 SB: 0 CS: 0	PA: 47
---------------------	------------------------------	----------------------------------	------------------------------	----------------------------------	-------------------------------	----------------------------------	------------------------------	----------------------------------	-------------------------------	----------------------------------	-------------------------------	----------------------------------	-------------------------------	----------------------------------	-------------------------------	----------------------------------	-----------------------------------	------------------------------------	----------------------------------	--------

PITCHER	IP	WLS	BF	H	R	ER	SO	BB	IBB	HBP	BLK	WP	HR	S	P	ERA	WHIP
44 Kyle Gibson, R ERA: 2.86	5.0	L	26	10	8	8	2	2	0	0	0	0	0	52	87	14.40	2.400
59 Brett Martin, L ERA: 3.79	0.0		5	5	3	3	0	0	0	0	0	0	0	14	16	∞	∞
6B Joe Barlow, R ERA: 1.8	1.0		4	0	2	2	0	2	0	0	0	0	0	10	18	18.00	2.000
57 Joely Rodriguez, L ERA: 6.04	0.2		6	2	1	1	1	2	0	0	0	0	0	18	31	13.50	6.000
56 Dennis Santana, R ERA: 6.33	0.1		1	0	0	0	0	0	0	0	0	0	0	2	3	0.00	0.000



Batter	1	2	3	4	5	6	7	8	9	AB	R	H	RBI	BB	SO	LOB	TOP										
9 Isiah Kiner-Falefa, R OBP: 0.297, SLG: 0.359										4	0	0	0	0	1	0	Texas Rangers @ Detroit Tigers Comerica Park, Detroit, MI Tue Jul 20 2021, 9:21 PM - 11:53 PM EDT Att: 13,333 - Partly Cloudy - 71 F										
41 Eli White, R OBP: 0.257, SLG: 0.321										4	0	1	0	0	2	0											
53 Adolis Garcia, R OBP: 0.303, SLG: 0.506										4	0	1	0	0	1	0											
13 Joey Gallo, L OBP: 0.388, SLG: 0.505										3	0	0	0	0	2	2											
28 Jonah Heim, S OBP: 0.273, SLG: 0.371										3	0	0	0	0	1	0											
30 Nathaniel Lowe, L OBP: 0.358, SLG: 0.400										3	1	1	0	0	2	0											
77 Andy Ibanez, R OBP: 0.213, SLG: 0.271										3	0	1	1	0	0	0											
15 Nick Solak, R OBP: 0.294, SLG: 0.358										3	0	0	0	0	0	1											
2 Charlie Culberson, R OBP: 0.300, SLG: 0.396										2	0	0	0	0	0	1											
16 Brock Holt, L OBP: 0.259, SLG: 0.302										1	0	0	0	0	1	0											
Inning Stats	R: 0 E: 0 K: 0 S: 12	H: 2 LOB: 1 BB: 0 P: 18	R: 0 E: 0 K: 2 S: 11	H: 0 LOB: 0 BB: 0 P: 17	R: 0 E: 0 K: 0 S: 5	H: 0 LOB: 0 BB: 0 P: 6	R: 0 E: 0 K: 2 S: 9	H: 0 LOB: 0 BB: 0 P: 12	R: 1 E: 0 K: 0 S: 14	H: 2 LOB: 1 BB: 0 P: 22	R: 0 E: 0 K: 0 S: 5	H: 0 LOB: 0 BB: 0 P: 8	R: 0 E: 0 K: 2 S: 12	H: 0 LOB: 0 BB: 0 P: 19	R: 0 E: 0 K: 1 S: 9	H: 0 LOB: 0 BB: 0 P: 15	R: 0 E: 0 K: 3 S: 11	H: 0 LOB: 0 BB: 0 P: 13	1B: 2 2B: 2 3B: 0 HR: 0	SF: 0 SAC: 0 DP: 0 HBP: 0	WP: 0 PB: 0 SB: 0 CS: 1	PA: 31					
PITCHER	IP	WLS	BF	H	R	ER	SO	BB	IBB	HBP	BLK	WP	HR	S	P	ERA	WHIP										
29 Tarik Skubal, L ERA: 4.18	6.0	W	21	4	1	1	4	0	0	0	0	0	0	56	83	1.50	0.667										
36 Kyle Funkhouser, R ERA: 2.27	1.0	H	3	0	0	0	2	0	0	0	0	0	0	12	19	0.00	0.000										
67 José Cisneros, R ERA: 2.9	1.0	H	3	0	0	0	1	0	0	0	0	0	0	9	15	0.00	0.000										
65 Gregory Soto, L ERA: 2.84	1.0	S	3	0	0	0	3	0	0	0	0	0	0	11	13	0.00	0.000										

Batter	1	2	3	4	5	6	7	8	9	AB	R	H	RBI	BB	SO	LOB	BOTTOM										
60 Akil Badddoo, L OBP: 0.350, SLG: 0.471										4	0	0	0	0	0	3	Texas Rangers @ Detroit Tigers Comerica Park, Detroit, MI Tue Jul 20 2021, 9:21 PM - 11:53 PM EDT Att: 13,333 - Partly Cloudy - 71 F										
7 Jonathan Schoop, R OBP: 0.329, SLG: 0.475										4	0	2	1	0	0	0											
8 Robbie Grossman, S OBP: 0.353, SLG: 0.405										4	1	1	1	0	1	3											
24 Miguel Cabrera, R OBP: 0.294, SLG: 0.342										4	0	0	0	0	1	0											
46 Jeimer Candelario, S OBP: 0.353, SLG: 0.393										4	1	2	0	0	1	0											
13 Eric Haase, R OBP: 0.290, SLG: 0.526										4	1	1	1	0	0	2											
30 Harold Castro, L OBP: 0.341, SLG: 0.333										3	1	2	1	0	0	1											
59 Zack Short, R OBP: 0.321, SLG: 0.348										3	0	0	0	0	1	3											
54 Derek Hill, R OBP: 0.448, SLG: 0.304										2	0	1	0	1	0	0											
Inning Stats	R: 1 E: 0 K: 0 S: 9	H: 1 LOB: 0 BB: 0 P: 12	R: 0 E: 0 K: 0 S: 11	H: 1 LOB: 0 BB: 0 P: 15	R: 0 E: 0 K: 0 S: 8	H: 0 LOB: 0 BB: 0 P: 12	R: 0 E: 0 K: 2 S: 9	H: 0 LOB: 0 BB: 0 P: 13	R: 2 E: 0 K: 0 S: 17	H: 3 LOB: 2 BB: 1 P: 30	R: 1 E: 0 K: 2 S: 14	H: 2 LOB: 1 BB: 0 P: 19	R: 0 E: 0 K: 0 S: 6	H: 2 LOB: 1 BB: 0 P: 7	R: 0 E: 0 K: 0 S: 9	H: 0 LOB: 0 BB: 0 P: 12	R: 0 E: 0 K: 0 S: 9	H: 0 LOB: 0 BB: 0 P: 12	1B: 6 2B: 1 3B: 0 HR: 2	SF: 0 SAC: 0 DP: 1 HBP: 0	WP: 0 PB: 0 SB: 0 CS: 0	PA: 33					
PITCHER	IP	WLS	BF	H	R	ER	SO	BB	IBB	HBP	BLK	WP	HR	S	P	ERA	WHIP										
33 Dane Dunning, R ERA: 4.3	4.2	L	19	4	3	3	2	1	0	0	0	0	0	19	72	5.79	1.071										
66 Josh Sborz, R ERA: 4.33	1.1		7	3	1	1	2	0	0	0	0	0	0	19	29	6.75	2.250										
56 Dennis Santana, R ERA: 5.79	2.0		7	2	0	0	0	0	0	0	0	0	0	15	19	0.00	1.000										

AB	30
R	1
H	4
RBI	1
BB	0
SO	10
LOB	4



Batter	1	2	3	4	5	6	7	8	9	AB	R	H	RBI	BB	SO	LOB	TOP										
60 Akil Badtoo, L (1, 7) OBP: 0.347, SLG: 0.481																	4 0 1 0 0 0 1										
7 Jonathan Schoop, R (1, 3) OBP: 0.329, SLG: 0.471																	4 1 1 0 0 0 2										
13 Eric Haase, R (1, 2) OBP: 0.291, SLG: 0.532																	4 0 1 1 0 1 1										
24 Miguel Cabrera, R (1, 10) OBP: 0.291, SLG: 0.333																	4 0 1 0 0 1 0										
22 Victor Reyes, S (9, PR) OBP: 0.224, SLG: 0.323																	0 0 0 0 0 0 0										
46 Jeimer Candelario, S (1, 5) OBP: 0.352, SLG: 0.399																	4 0 0 0 0 1 2										
8 Robbie Grossman, S (1, 9) OBP: 0.352, SLG: 0.403																	4 0 1 0 0 2 2										
9 Willi Castro, S (1, 4) OBP: 0.277, SLG: 0.360																	3 0 1 0 0 0 0										
59 Zack Short, R (1, 6) OBP: 0.306, SLG: 0.400																	3 0 1 0 0 0 2										
54 Derek Hill, R (1, 8) OBP: 0.419, SLG: 0.286																	3 0 1 0 0 0 1										
Inning Stats	R: 0 E: 0 K: 0 S: 5	H: 0 LOB: 0 BB: 0 P: 7	R: 0 E: 0 K: 0 S: 11	H: 2 LOB: 2 BB: 0 P: 15	R: 0 E: 0 K: 0 S: 7	H: 0 LOB: 0 BB: 0 P: 11	R: 0 E: 0 K: 1 S: 9	H: 0 LOB: 0 BB: 0 P: 13	R: 0 E: 0 K: 1 S: 9	H: 0 LOB: 0 BB: 0 P: 12	R: 0 E: 0 K: 1 S: 10	H: 2 LOB: 1 BB: 0 P: 16	R: 0 E: 0 K: 1 S: 5	H: 0 LOB: 0 BB: 0 P: 8	R: 0 E: 0 K: 0 S: 9	H: 1 LOB: 1 BB: 0 P: 13	R: 1 E: 0 K: 1 S: 15	H: 3 LOB: 2 BB: 0 P: 22	1B: 6 2B: 2 3B: 0 HR: 0	SF: 0 SAC: 0 DP: 2 HBP: 0	WP: 0 PB: 0 SB: 0 CS: 0	PA: 33					
PITCHER	IP	WLS	BF	H	R	ER	SO	BB	IBB	HBP	BLK	WP	HR	S	P	ERA	WHIP										
52 Daniel Lynch IV, L (1, 1) ERA: 7.88	8.0	W	28	5	0	0	4	0	0	0	0	0	0	65	95	0.00	0.625										
54 Ervin Santana, R (9, 1) ERA: 5.9	0.0		3	3	1	1	0	0	0	0	0	0	0	7	11	∞	∞										
59 Jake Brentz, L (9, 1) ERA: 2.84	1.0		2	0	0	0	1	0	0	0	0	0	0	8	11	0.00	0.000										

Detroit Tigers @ Kansas City Royals
 Kauffman Stadium, Kansas City, MO
 Sun Jul 25 2021, 1:11 PM - 3:33 PM CDT
 Att: 12,703 - Cloudy - 85 F

AB 33
 R 1
 H 8
 RBI 1
 BB 0
 SO 5
 LOB 11



Batter	1	2	3	4	5	6	7	8	9	AB	R	H	RBI	BB	SO	LOB	BOTTOM										
15 Whit Merrifield, R (1, 4) OBP: 0.322, SLG: 0.404																	4 1 1 0 0 1 2										
41 Carlos Santana, S (1, 3) OBP: 0.357, SLG: 0.419																	4 1 1 0 0 0 2										
13 Salvador Perez, R (1, 10) OBP: 0.309, SLG: 0.505																	4 1 1 3 0 2 0										
12 Jorge Soler, R (1, 9) OBP: 0.285, SLG: 0.351																	4 2 3 2 0 1 0										
17 Hunter Dozier, R (1, 5) OBP: 0.271, SLG: 0.364																	4 0 0 0 0 2 1										
49 Hanser Alberto, R (1, 6) OBP: 0.285, SLG: 0.413																	3 0 0 0 0 1 1										
Michael Taylor, R (1, 8) OBP: 0.302, SLG: 0.357																	3 1 1 0 0 0 0										
36 Cam Gallagher, R (1, 2) OBP: 0.226, SLG: 0.211																	2 0 0 0 1 0 0										
1 Jarrod Dyson, L (1, 7) OBP: 0.277, SLG: 0.337																	3 0 1 1 0 1 0										
Inning Stats	R: 4 E: 0 K: 1 S: 18	H: 4 LOB: 0 BB: 0 P: 29	R: 0 E: 0 K: 1 S: 8	H: 0 LOB: 0 BB: 0 P: 13	R: 1 E: 0 K: 1 S: 20	H: 1 LOB: 0 BB: 0 P: 26	R: 0 E: 0 K: 1 S: 8	H: 0 LOB: 0 BB: 0 P: 12	R: 0 E: 0 K: 0 S: 6	H: 0 LOB: 0 BB: 0 P: 8	R: 0 E: 0 K: 1 S: 13	H: 1 LOB: 1 BB: 0 P: 19	R: 1 E: 0 K: 1 S: 11	H: 2 LOB: 1 BB: 1 P: 20	R: 0 E: 0 K: 2 S: 8	H: 0 LOB: 0 BB: 0 P: 11	1B: 4 2B: 1 3B: 0 HR: 3	SF: 0 SAC: 0 DP: 1 HBP: 0	WP: 0 PB: 0 SB: 0 CS: 0	PA: 32							
PITCHER	IP	WLS	BF	H	R	ER	SO	BB	IBB	HBP	BLK	WP	HR	S	P	ERA	WHIP										
29 Tarik Skubal, L (1, 1) ERA: 4.42	5.0	L	20	5	5	5	4	0	0	0	0	0	0	60	88	9.00	1.000										
66 Erasmo Ramirez, R (6, 1) ERA: 6.97	1.0		4	1	0	0	1	0	0	0	0	0	0	13	19	0.00	1.000										
49 Derek Holland, L (7, 1) ERA: 8.85	1.0		5	2	1	1	1	1	0	0	0	0	0	11	20	9.00	3.000										
63 Ian Krol, L (8, 1) ERA: 3.86	1.0		3	0	0	0	2	0	0	0	0	0	0	8	11	0.00	0.000										

Detroit Tigers @ Kansas City Royals
 Kauffman Stadium, Kansas City, MO
 Sun Jul 25 2021, 1:11 PM - 3:33 PM CDT
 Att: 12,703 - Cloudy - 85 F

AB 31
 R 6
 H 8
 RBI 6
 BB 1
 SO 8
 LOB 6



Batter	1	2	3	4	5	6	7	8	9	10	11	AB	R	H	RBI	BB	SO	LOB	TOP
60 Akil Baddoo, L OBP: 0.345, SLG: 0.494												5	1	2	1	0	1	2	
7 Jonathan Schoop, R OBP: 0.326, SLG: 0.463												5	1	0	0	0	0	2	
8 Robbie Grossman, S OBP: 0.357, SLG: 0.414												4	1	2	0	1	0	0	
24 Miguel Cabrera, R OBP: 0.295, SLG: 0.348												4	1	2	1	1	0	2	
54 Derek Hill, R OBP: 0.363, SLG: 0.256												0	0	0	0	0	0	0	
44 Daniel Norris, L												0	0	0	0	0	0	0	
46 Jeimer Candelario, S OBP: 0.352, SLG: 0.596												4	1	1	0	1	1	3	
13 Eric Haase, R OBP: 0.230, SLG: 0.552												4	1	1	4	0	2	3	
9 Willi Castro, S OBP: 0.277, SLG: 0.356												4	0	1	0	0	1	1	
22 Victor Reyes, S OBP: 0.217, SLG: 0.307												4	0	0	0	0	0	1	
59 Zack Short, R OBP: 0.330, SLG: 0.390												2	0	0	0	0	2	0	
30 Harold Castro, L OBP: 0.330, SLG: 0.322												1	0	0	0	0	0	1	
Inning Stats	R: 0 E: 0 K: 0 S: 7	H: 1 LOB: 1 K: 1 P: 13	R: 0 E: 0 K: 1 S: 7	H: 1 LOB: 0 BB: 0 P: 11	R: 1 E: 0 K: 0 S: 10	H: 1 LOB: 0 BB: 0 P: 15	R: 0 E: 0 K: 2 S: 9	H: 0 LOB: 0 BB: 0 P: 13	R: 0 E: 0 K: 1 S: 10	H: 1 LOB: 1 BB: 0 P: 19	R: 0 E: 1 K: 0 S: 12	H: 3 LOB: 0 BB: 1 P: 37	R: 0 E: 0 K: 1 S: 6	H: 1 LOB: 1 BB: 0 P: 10	1B: 5 2B: 3 3B: 0 HR: 2	SF: 0 SAC: 1 DP: 3 HBP: 0	WP: 0 PB: 0 SB: 0 CS: 0	PA: 41	
PITCHER	18 Kenta Maeda, R ERA: 4.4	21 Tyler Duffey, R ERA: 3.2	53 Danny Coulombe, L ERA: 1.42	57 Hansel Robles, R ERA: 4.91	56 Caleb Thielbar, L ERA: 3.99	66 Jorge Alcala, R ERA: 5.54													

Detroit Tigers @ Minnesota Twins
Target Field, Minneapolis, MN
Tue Jul 27 2021, 7:12 PM - 11:04 PM CDT
Att. 17,643 - Party Cloudy - 91 F

livebaseballscores.com

AB 37
R 6
H 9
RBI 6
BB 3
SO 7
LOB 15

Batter	1	2	3	4	5	6	7	8	9	10	11	AB	R	H	RBI	BB	SO	LOB	BOTTOM			
11 Jorge Polanco, S OBP: 0.327, SLG: 0.447												5	1	2	0	0	2	2				
50 Brent Rooker, R OBP: 0.235, SLG: 0.438												4	1	3	0	0	0	1				
60 Jake Cave, L OBP: 0.245, SLG: 0.258												1	0	0	0	0	0	0				
20 Josh Donaldson, R OBP: 0.357, SLG: 0.482												3	1	0	0	2	0	2				
8 Mitch Garver, R OBP: 0.357, SLG: 0.569												4	1	1	4	0	0	1				
27 Ryan Jeffers, R OBP: 0.277, SLG: 0.371												0	0	0	0	0	0	0				
26 Max Kepler, L OBP: 0.300, SLG: 0.441												5	0	0	0	0	3	4				
22 Miguel Sanó, R OBP: 0.294, SLG: 0.420												4	0	1	0	1	1	3				
64 Willians Astudillo, R OBP: 0.271, SLG: 0.396												4	1	1	1	0	0	2				
79 Gilberto Celestino, R OBP: 0.177, SLG: 0.288												2	0	0	0	0	1	0				
1 Nick Gordon, L OBP: 0.302, SLG: 0.338												1	0	0	0	0	1	0				
24 Trevor Larnach, L OBP: 0.325, SLG: 0.365												2	0	0	0	0	1	2				
9 Andrelton Simmons, R OBP: 0.288, SLG: 0.283												4	0	0	0	1	0	1				
Inning Stats	R: 4 E: 0 K: 0 S: 10	H: 4 LOB: 0 BB: 1 P: 21	R: 0 E: 0 K: 1 S: 6	H: 0 LOB: 0 BB: 0 P: 7	R: 0 E: 0 K: 0 S: 10	H: 1 LOB: 1 BB: 0 P: 17	R: 1 E: 0 K: 1 S: 10	H: 1 LOB: 1 BB: 0 P: 11	R: 0 E: 0 K: 1 S: 10	H: 1 LOB: 1 BB: 0 P: 17	R: 0 E: 0 K: 1 S: 10	H: 0 LOB: 0 BB: 1 P: 14	R: 0 E: 0 K: 1 S: 8	H: 0 LOB: 2 BB: 1 P: 17	R: 0 E: 0 K: 2 S: 7	H: 0 LOB: 3 BB: 1 P: 11	R: 0 E: 0 K: 0 S: 4	H: 0 LOB: 1 BB: 0 P: 6	1B: 4 2B: 2 3B: 0 HR: 2	SF: 0 SAC: 0 DP: 2 HBP: 2	WP: 0 PB: 0 SB: 0 CS: 0	PA: 45
PITCHER	70 Tyler Alexander, L ERA: 4.8	32 Michael Fulmer, R ERA: 3.95	66 Erasmo Ramirez, R ERA: 5.4	36 Kyle Funkhouser, R ERA: 3.43	67 José Cisnero, R ERA: 2.91	44 Daniel Norris, L ERA: 5.89																

Detroit Tigers @ Minnesota Twins
Target Field, Minneapolis, MN
Tue Jul 27 2021, 7:12 PM - 11:04 PM CDT
Att. 17,643 - Party Cloudy - 91 F

livebaseballscores.com

AB 39
R 5
H 8
RBI 5
BB 4
SO 9
LOB 18

Batter	1	2	3	4	5	6	7	8	9	AB	R	H	RBI	BB	SO	LOB	TOP	
60 Akil Badtoo, L (1, 7) OBP: 0.348, SLG: 0.496										5	1	2	1	1	1	4		
54 Derek Hill, R (1, 8) OBP: 0.396, SLG: 0.289										6	2	3	2	0	1	2		
8 Robbie Grossman, S (1, 9) OBP: 0.359, SLG: 0.412										4	2	1	1	2	1	1		
13 Eric Haase, R (1, 10) OBP: 0.300, SLG: 0.553										3	3	1	3	3	0	3		
46 Jeimer Candelario, S (1, 5) OBP: 0.354, SLG: 0.402										5	2	2	3	1	1	2		
59 Zack Short, R (1, 6) OBP: 0.292, SLG: 0.391										5	1	1	2	0	1	1		
9 Willi Castro, S (1, 4) OBP: 0.279, SLG: 0.366										4	2	2	2	0	0	0		
30 Harold Castro, L (1, 3) OBP: 0.332, SLG: 0.326										4	2	2	1	0	1	1		
17 Grayson Greiner, R (1, 2) OBP: 0.275, SLG: 0.333										3	2	2	2	2	0	0		
Inning Stats	R: 0 H: 1 E: 0 K: 2 S: 17	L: 1 LOB: 2 BB: 1 P: 28	R: 2 H: 4 E: 0 K: 0 S: 13	L: 4 LOB: 3 BB: 1 P: 22	R: 0 H: 0 E: 0 K: 0 S: 6	L: 0 LOB: 0 BB: 0 P: 8	R: 8 H: 6 E: 0 K: 0 S: 26	L: 6 LOB: 0 BB: 2 P: 44	R: 0 H: 0 E: 0 K: 1 S: 6	L: 0 LOB: 0 BB: 0 P: 9	R: 0 H: 0 E: 0 K: 1 S: 6	L: 0 LOB: 0 BB: 0 P: 7	R: 4 H: 3 E: 0 K: 2 S: 15	L: 3 LOB: 1 BB: 2 P: 29	1B: 9 2B: 6 3B: 1 HR: 0	SF: 3 SAC: 0 DP: 0 HBP: 0	WP: 0 PA: 51 PB: 1 SB: 0 CS: 1	
PITCHER	IP WLS BF H R ER SO BB IBB HBP BLK WP HR S P ERA WHIP	IP WLS BF H R ER SO BB IBB HBP BLK WP HR S P ERA WHIP	IP WLS BF H R ER SO BB IBB HBP BLK WP HR S P ERA WHIP	IP WLS BF H R ER SO BB IBB HBP BLK WP HR S P ERA WHIP	IP WLS BF H R ER SO BB IBB HBP BLK WP HR S P ERA WHIP	IP WLS BF H R ER SO BB IBB HBP BLK WP HR S P ERA WHIP	IP WLS BF H R ER SO BB IBB HBP BLK WP HR S P ERA WHIP	IP WLS BF H R ER SO BB IBB HBP BLK WP HR S P ERA WHIP	IP WLS BF H R ER SO BB IBB HBP BLK WP HR S P ERA WHIP	IP WLS BF H R ER SO BB IBB HBP BLK WP HR S P ERA WHIP	IP WLS BF H R ER SO BB IBB HBP BLK WP HR S P ERA WHIP	IP WLS BF H R ER SO BB IBB HBP BLK WP HR S P ERA WHIP	IP WLS BF H R ER SO BB IBB HBP BLK WP HR S P ERA WHIP	IP WLS BF H R ER SO BB IBB HBP BLK WP HR S P ERA WHIP	IP WLS BF H R ER SO BB IBB HBP BLK WP HR S P ERA WHIP	IP WLS BF H R ER SO BB IBB HBP BLK WP HR S P ERA WHIP	IP WLS BF H R ER SO BB IBB HBP BLK WP HR S P ERA WHIP	
33 J.A. Happ, L (1, 1) ERA: 6.77	3.0 L 23 10 9 9 2 4 0 0 0 0 0 51 88 27.00 4.667	41 Beau Burrows, R (4, 1) ERA: 12.0	3.0 14 3 4 4 1 3 0 0 0 0 0 36 63 12.00 2.000	49 Juan Minaya, R (7, 1) ERA: 5.56	3.0 14 3 4 4 3 2 0 0 0 0 0 26 45 12.00 1.667													

Detroit Tigers @ Minnesota Twins
 Target Field, Minneapolis, MN
 Wed Jul 28 2021, 12:13 PM - 4:13 PM CDT
 Att: 17,817 - Partly Cloudy - 80 F

AB	39
R	17
H	16
RBI	17
BB	9
SO	6
LOB	14



Batter	1	2	3	4	5	6	7	8	9	AB	R	H	RBI	BB	SO	LOB	BOTTOM				
26 Max Kepler, L (1, 10) OBP: 0.301, SLG: 0.448										5	2	1	1	0	2	3					
50 Brent Rooker, R (1, 7) OBP: 0.321, SLG: 0.500										4	2	2	1	2	0	0					
11 Jorge Polanco, S (1, 4) OBP: 0.329, SLG: 0.454										5	2	2	2	1	1	3					
22 Miguel Sanó, R (1, 3) OBP: 0.291, SLG: 0.446										5	2	3	4	1	1	0					
24 Trevor Larnach, L (1, 9) OBP: 0.322, SLG: 0.360										6	1	1	0	0	2	4					
64 Williams Astudillo, R (1, 5) OBP: 0.281, SLG: 0.407										6	2	3	0	0	0	3					
1 Nick Gordon, L (1, 8) OBP: 0.308, SLG: 0.341										5	1	2	0	0	1	3					
27 Ryan Jeffers, R (1, 2) OBP: 0.293, SLG: 0.418										3	2	2	6	2	1	0					
9 Andrelton Simmons, R (1, 6) OBP: 0.284, SLG: 0.279										4	0	0	0	0	0	5					
20 Josh Donaldson, R (8, PH) OBP: 0.339, SLG: 0.462										0	0	0	0	1	0	0					
60 Jake Cave, L (8, PR) OBP: 0.245, SLG: 0.258										0	0	0	0	0	0	0					
Inning Stats	R: 0 H: 0 E: 0 K: 1 S: 7	L: 0 LOB: 0 BB: 0 P: 13	R: 0 H: 1 E: 0 K: 0 S: 13	L: 1 LOB: 2 BB: 2 P: 26	R: 0 H: 0 E: 0 K: 0 S: 5	L: 0 LOB: 0 BB: 0 P: 9	R: 6 H: 8 E: 0 K: 1 S: 28	L: 8 LOB: 3 BB: 0 P: 48	R: 0 H: 1 E: 0 K: 1 S: 12	L: 1 LOB: 2 BB: 2 P: 26	R: 0 H: 0 E: 0 K: 0 S: 7	L: 0 LOB: 0 BB: 0 P: 13	R: 0 H: 0 E: 0 K: 1 S: 7	L: 0 LOB: 0 BB: 0 P: 10	R: 6 H: 5 E: 0 K: 2 S: 20	L: 5 LOB: 1 BB: 2 P: 36	R: 2 H: 1 E: 0 K: 2 S: 16	L: 1 LOB: 0 BB: 1 P: 24	1B: 8 2B: 1 3B: 0 HR: 7	SF: 0 SAC: 0 DP: 0 HBP: 1	WP: 0 PA: 51 PB: 0 SB: 0 CS: 0
PITCHER	IP WLS BF H R ER SO BB IBB HBP BLK WP HR S P ERA WHIP	IP WLS BF H R ER SO BB IBB HBP BLK WP HR S P ERA WHIP	IP WLS BF H R ER SO BB IBB HBP BLK WP HR S P ERA WHIP	IP WLS BF H R ER SO BB IBB HBP BLK WP HR S P ERA WHIP	IP WLS BF H R ER SO BB IBB HBP BLK WP HR S P ERA WHIP	IP WLS BF H R ER SO BB IBB HBP BLK WP HR S P ERA WHIP	IP WLS BF H R ER SO BB IBB HBP BLK WP HR S P ERA WHIP	IP WLS BF H R ER SO BB IBB HBP BLK WP HR S P ERA WHIP	IP WLS BF H R ER SO BB IBB HBP BLK WP HR S P ERA WHIP	IP WLS BF H R ER SO BB IBB HBP BLK WP HR S P ERA WHIP	IP WLS BF H R ER SO BB IBB HBP BLK WP HR S P ERA WHIP	IP WLS BF H R ER SO BB IBB HBP BLK WP HR S P ERA WHIP	IP WLS BF H R ER SO BB IBB HBP BLK WP HR S P ERA WHIP	IP WLS BF H R ER SO BB IBB HBP BLK WP HR S P ERA WHIP	IP WLS BF H R ER SO BB IBB HBP BLK WP HR S P ERA WHIP	IP WLS BF H R ER SO BB IBB HBP BLK WP HR S P ERA WHIP	IP WLS BF H R ER SO BB IBB HBP BLK WP HR S P ERA WHIP				
58 Wily Peralta, R (1, 1) ERA: 3.64	3.1 19 6 6 1 0 0 0 0 0 0 11 20 0.00 4.500	36 Kyle Funkhouser, R (4, 1) ERA: 3.39	0.2 5 3 0 0 1 0 0 0 0 0 0 11 20 0.00 4.500	49 Derek Holland, L (5, 1) ERA: 8.44	1.0 W 6 1 0 0 1 2 0 0 0 0 12 26 0.00 3.000	45 Buck Farmer, R (6, 1) ERA: 7.42	2.0 9 2 3 3 1 1 0 0 0 0 2 20 37 13.50 1.500	77 Joe Jiménez, R (8, 1) ERA: 7.07	1.0 7 3 3 3 2 1 0 0 0 0 2 14 22 27.00 4.000												

Detroit Tigers @ Minnesota Twins
 Target Field, Minneapolis, MN
 Wed Jul 28 2021, 12:13 PM - 4:13 PM CDT
 Att: 17,817 - Partly Cloudy - 80 F

AB	43
R	14
H	16
RBI	14
BB	7
SO	8
LOB	21



Batter	1	2	3	4	5	6	7	8	9	AB	R	H	RBI	BB	SO	LOB	TOP						
31 Cedric Mullins, L OBP: 0.382, SLG: 0.546										3	1	1	0	1	0	0							
21 Austin Hays, R OBP: 0.300, SLG: 0.431										3	0	0	0	1	0	1							
16 Trey Mancini, R OBP: 0.336, SLG: 0.483										4	0	0	0	0	1	3							
24 DJ Stewart, L OBP: 0.322, SLG: 0.351										2	0	0	0	2	1	0							
29 Ramón Uriás, R OBP: 0.350, SLG: 0.410										3	0	0	0	0	0	3							
65 Ryan McKenna, R OBP: 0.322, SLG: 0.267										4	1	2	0	0	1	0							
3 Maikel Franco, R OBP: 0.266, SLG: 0.373										3	0	1	0	1	1	2							
75 Domingo Leyba, S OBP: 0.204, SLG: 0.167										4	0	0	0	0	1	2							
61 Austin Wynns, R OBP: 0.200, SLG: 0.290										3	0	0	0	0	0	1							
Inning Stats	R: 0 E: 0 K: 0 S: 8	H: 1 LOB: 2 BB: 1 P: 15	R: 0 E: 0 K: 0 S: 4	H: 0 LOB: 0 BB: 1 P: 11	R: 0 E: 0 K: 0 S: 5	H: 0 LOB: 0 BB: 0 P: 5	R: 0 E: 0 K: 1 S: 9	H: 1 LOB: 2 BB: 0 P: 14	R: 0 E: 0 K: 0 S: 6	H: 0 LOB: 0 BB: 0 P: 10	R: 0 E: 0 K: 1 S: 11	H: 0 LOB: 0 BB: 0 P: 17	R: 1 E: 1 K: 0 S: 11	H: 2 LOB: 1 BB: 0 P: 16	R: 1 E: 0 K: 0 S: 8	H: 0 LOB: 0 BB: 3 P: 21	R: 0 E: 0 K: 3 S: 10	H: 0 LOB: 0 BB: 0 P: 13	1B: 3 2B: 0 3B: 1 HR: 0	SF: 0 SAC: 0 DP: 2 HBP: 1	WP: 1 PB: 0 SB: 0 CS: 0	PA: 35	
PITCHER	IP WLS BF ERA WHIP	IP WLS BF ERA WHIP	IP WLS BF ERA WHIP	IP WLS BF ERA WHIP	IP WLS BF ERA WHIP	IP WLS BF ERA WHIP	IP WLS BF ERA WHIP	IP WLS BF ERA WHIP	IP WLS BF ERA WHIP	IP WLS BF ERA WHIP	IP WLS BF ERA WHIP	IP WLS BF ERA WHIP	IP WLS BF ERA WHIP	IP WLS BF ERA WHIP	IP WLS BF ERA WHIP	IP WLS BF ERA WHIP	IP WLS BF ERA WHIP	IP WLS BF ERA WHIP	IP WLS BF ERA WHIP	IP WLS BF ERA WHIP	IP WLS BF ERA WHIP	IP WLS BF ERA WHIP	IP WLS BF ERA WHIP
12 Casey Mize, R ERA: 3.41	7.0	W	27	4	1	0	2	2	0	1	0	2	2	0	0	0	0	0	54	88	0.00	0.857	
67 José Cisneros, R ERA: 3.05	1.0		5	0	1	1	0	3	0	0	0	0	1	0	8	21	9.00	3.000					
32 Michael Fulmer, R ERA: 3.86	1.0		3	0	0	0	3	0	0	0	0	0	0	0	10	13	0.00	0.000					

Baltimore Orioles @ Detroit Tigers
Comerica Park, Detroit, MI
Thu Jul 29 2021, 7:11 PM - 9:45 PM EDT
Att: 15,833 - Partly Cloudy - 85 F

AB 29
R 2
H 4
RBI 0
BB 5
SO 5
LOB 12



Batter	1	2	3	4	5	6	7	8	9	AB	R	H	RBI	BB	SO	LOB	BOTTOM
60 Akil Badjoo, L OBP: 0.346, SLG: 0.489																	

Batter	1	2	3	4	5	6	7	8	9	AB	R	H	RBI	BB	SO	LOB	TOP	
21 Austin Hays, R OBP: 0.294, SLG: 0.422										4	1	1	0	0	0	0	<p>Baltimore Orioles @ Detroit Tigers Comerica Park, Detroit, MI Sun Aug 01 2021, 1:11 PM - 4:06 PM EDT Att: 17,134 - Cloudy - 73 F</p>	
16 Trey Mancini, R OBP: 0.330, SLG: 0.474										4	0	0	0	0	0	1		
6 Ryan Mountcastle, R OBP: 0.301, SLG: 0.451										4	1	2	1	0	0	0		
25 Anthony Santander, S OBP: 0.278, SLG: 0.380										4	0	2	1	0	1	1		
3 Maikel Franco, R OBP: 0.259, SLG: 0.372										4	0	0	0	0	1	2		
65 Ryan McKenna, R OBP: 0.301, SLG: 0.258										3	0	0	0	1	2	0		
11 Pat Valaika, R OBP: 0.256, SLG: 0.290										4	0	0	0	0	1	2		
61 Austin Wynns, R OBP: 0.206, SLG: 0.281										2	0	0	0	1	0	0		
75 Domingo Leyba, S OBP: 0.198, SLG: 0.161										3	0	0	0	0	0	1		
Inning Stats	R: 2 E: 0 K: 1 S: 11	H: 3 LOB: 2 BB: 1 P: 18	R: 0 E: 0 K: 0 S: 7	H: 0 LOB: 0 BB: 0 P: 9	R: 0 E: 0 K: 0 S: 10	H: 1 LOB: 1 BB: 0 P: 15	R: 0 E: 0 K: 1 S: 15	H: 0 LOB: 1 BB: 1 P: 25	R: 0 E: 0 K: 1 S: 10	H: 0 LOB: 0 BB: 0 P: 15	R: 0 E: 0 K: 1 S: 10	H: 1 LOB: 1 BB: 0 P: 13	R: 0 E: 0 K: 0 S: 10	H: 0 LOB: 0 BB: 0 P: 14	1B: 2 2B: 3 3B: 0 HR: 0	SF: 0 SAC: 0 DP: 0 HBP: 0		WP: 1 PA: 34 PB: 0 SB: 0 CS: 0
PITCHER	IP WLS BF H R ER SO BB IBB HBP BLK WP HR S P ERA WHIP																	
70 Tyler Alexander, L ERA: 4.77	4.0	18	4	2	2	2	2	0	0	0	0	1	0	0	43	67	4.50	1.500
66 Erasmo Ramirez, R ERA: 4.32	2.0	W 6	0	0	0	1	0	0	0	0	0	0	0	14	20	0.00	0.000	
67 José Cisnero, R ERA: 2.98	1.0	H 3	0	0	0	1	0	0	0	0	0	0	0	10	15	0.00	0.000	
32 Michael Fulmer, R ERA: 3.77	1.0	4	1	0	0	1	0	0	0	0	0	0	0	9	13	0.00	1.000	
65 Gregory Soto, L ERA: 2.89	1.0	3	0	0	0	0	0	0	0	0	0	0	0	10	14	0.00	0.000	

Batter	1	2	3	4	5	6	7	8	9	AB	R	H	RBI	BB	SO	LOB	BOTTOM		
60 Akil Baddoo, L OBP: 0.341, SLG: 0.478										4	0	1	1	0	1	0	<p>Baltimore Orioles @ Detroit Tigers Comerica Park, Detroit, MI Sun Aug 01 2021, 1:11 PM - 4:06 PM EDT Att: 17,134 - Cloudy - 73 F</p>		
7 Jonathan Schoop, R OBP: 0.326, SLG: 0.457										4	0	1	0	0	0	0			
8 Robbie Grossman, S OBP: 0.355, SLG: 0.411										2	2	1	1	1	0	0			
24 Miguel Cabrera, R OBP: 0.308, SLG: 0.378										1	1	0	1	2	0	0			
22 Victor Reyes, S OBP: 0.211, SLG: 0.298										0	0	0	0	0	0	0			
46 Jeimer Candelario, S OBP: 0.360, SLG: 0.410										4	1	2	1	0	1	3			
13 Eric Haase, R OBP: 0.301, SLG: 0.555										4	0	1	2	0	0	1			
30 Harold Castro, L OBP: 0.337, SLG: 0.337										4	1	1	0	0	1	1			
17 Grayson Greiner, R OBP: 0.291, SLG: 0.333										3	1	1	0	1	0	0			
59 Zack Short, R OBP: 0.267, SLG: 0.340										4	0	0	0	0	2	3			
Inning Stats	R: 3 E: 0 K: 1 S: 16	H: 2 LOB: 1 BB: 2 P: 29	R: 0 E: 0 K: 1 S: 9	H: 0 LOB: 0 BB: 0 P: 13	R: 0 E: 0 K: 0 S: 7	H: 0 LOB: 0 BB: 0 P: 13	R: 0 E: 0 K: 1 S: 7	H: 0 LOB: 0 BB: 0 P: 8	R: 0 E: 0 K: 1 S: 9	H: 2 LOB: 1 BB: 0 P: 14	R: 1 E: 0 K: 0 S: 14	H: 2 LOB: 1 BB: 0 P: 21	R: 2 E: 0 K: 1 S: 19	H: 4 LOB: 3 BB: 1 P: 33	R: 0 E: 0 K: 0 S: 9	H: 0 LOB: 1 BB: 1 P: 17	1B: 5 2B: 2 3B: 1 HR: 0	SF: 2 SAC: 0 DP: 0 HBP: 0	WP: 0 PA: 36 PB: 0 SB: 0 CS: 0
PITCHER	IP WLS BF H R ER SO BB IBB HBP BLK WP HR S P ERA WHIP																		
80 Spenser Watkins, R ERA: 3.81	5.2	L 22	3	4	4	4	2	0	0	0	0	0	0	56	89	6.35	0.882		
71 Connor Greene, R ERA: 10.13	0.2	5	3	2	2	1	0	0	0	0	0	0	0	13	18	27.00	4.500		
45 Keegan Akin, L ERA: 8.14	0.1	3	2	0	0	0	0	0	0	0	0	0	0	7	13	0.00	6.000		
81 Shaun Anderson, R ERA: 7.84	1.1	6	0	0	0	0	2	0	0	0	0	0	0	14	28	0.00	1.500		

AB	32
R	2
H	5
RBI	2
BB	2
SO	5
LOB	7



Batter	1	2	3	4	5	6	7	8	9	AB	R	H	RBI	BB	SO	LOB	TOP			
40 Jarren Duran, L (1, 8) OBP: 0.208, SLG: 0.311	G4-3	K			P5		1B		1B	5	0	2	0	0	1	1	Boston Red Sox @ Detroit Tigers Comerica Park, Detroit, MI Tue Aug 03 2021, 7:12 PM - 10:34 PM EDT Att: 15,724 - Partly Cloudy - 77 F			
11 Rafael Devers, L (1, 5) OBP: 0.356, SLG: 0.574	P5		G6-3		G5-3		K		K	5	0	0	0	0	2	2				
2 Xander Bogaerts, R (1, 6) OBP: 0.374, SLG: 0.516	E5		1B		BB		K		K	3	1	1	0	1	1	1				
28 J.D. Martinez, R (1, 10) OBP: 0.356, SLG: 0.530	2H		1B		BB		K			3	0	2	1	1	1	1				
99 Alex Verdugo, L (1, 7) OBP: 0.337, SLG: 0.408	G6-3		G6-3		K				G5-3	4	0	0	0	0	1	5				
10 Hunter Renfroe, R (1, 9) OBP: 0.313, SLG: 0.466		HR			F8		K		G3-1	4	1	1	1	0	1	0				
12 Marwin Gonzalez, S (1, 4) OBP: 0.281, SLG: 0.291		K			K		G4-3		G6-3	4	0	0	0	0	2	0				
7 Christian Vázquez, R (1, 2) OBP: 0.307, SLG: 0.345		G6-3			1B		1B		F9	4	0	2	0	0	0	0				
16 Franchy Cordero, L (1, 3) OBP: 0.254, SLG: 0.282		1B			G5-3		G5-3		K	3	0	1	0	0	0	2				
29 Bobby Dalbec, R (9, PH) OBP: 0.260, SLG: 0.395		1B								1	0	0	0	0	1	0				
Inning Stats	R: 1 E: 1 K: 0 S: 15	H: 1 LOB: 1 BB: 0 P: 22	R: 1 E: 0 K: 2 S: 14	H: 2 LOB: 1 BB: 0 P: 24	R: 0 E: 0 K: 1 S: 12	H: 2 LOB: 1 BB: 0 P: 20	R: 0 E: 0 K: 1 S: 7	H: 1 LOB: 1 BB: 0 P: 10	R: 0 E: 0 K: 1 S: 13	H: 0 LOB: 2 BB: 2 P: 27	R: 0 E: 0 K: 3 S: 13	H: 1 LOB: 1 BB: 0 P: 19	R: 0 E: 0 K: 0 S: 7	H: 0 LOB: 0 BB: 0 P: 10	R: 0 E: 0 K: 2 S: 13	H: 1 LOB: 1 BB: 0 P: 19	1B: 8 2B: 0 3B: 0 HR: 1	SF: 0 SAC: 0 DP: 1 HBP: 0	WP: 0 PB: 0 SB: 1 CS: 0	PA: 38
PITCHER	IP WLS BF H R ER SO	IP WLS BF H R ER SO	IP WLS BF H R ER SO	IP WLS BF H R ER SO	IP WLS BF H R ER SO	IP WLS BF H R ER SO	IP WLS BF H R ER SO	IP WLS BF H R ER SO	IP WLS BF H R ER SO	IP WLS BF H R ER SO	IP WLS BF H R ER SO	IP WLS BF H R ER SO	IP WLS BF H R ER SO	IP WLS BF H R ER SO	IP WLS BF H R ER SO	IP WLS BF H R ER SO	ERA WHIP	ERA WHIP		
58 Wily Peralta, R (1, 1) ERA: 3.47	4.2	22	6	2	1	3	2	0	0	0	0	0	0	0	0	0	0	1.93	1.714	
36 Kyle Funkhouser, R (5, 1) ERA: 3.27	0.1	W	1	0	0	1	0	0	0	0	0	0	0	0	0	0	5	7	0.00	0.000
77 Joe Jiménez, R (6, 1) ERA: 6.75	1.0	H	4	1	0	0	1	0	0	0	0	0	0	0	0	0	12	16	0.00	1.000
32 Michael Fulmer, R (7, 1) ERA: 3.88	1.0	H	4	1	0	0	3	0	0	0	0	0	0	0	0	0	13	19	0.00	1.000
67 José Cisneros, R (8, 1) ERA: 2.91	1.0	H	3	0	0	0	0	0	0	0	0	0	0	0	0	0	7	10	0.00	0.000

Batter	1	2	3	4	5	6	7	8	9	AB	R	H	RBI	BB	SO	LOB	BOTTOM			
60 Akil Baddoo, L (1, 7) OBP: 0.340, SLG: 0.478	P3		F9		2B		K			4	0	1	1	0	1	1	Boston Red Sox @ Detroit Tigers Comerica Park, Detroit, MI Tue Aug 03 2021, 7:12 PM - 10:34 PM EDT Att: 15,724 - Partly Cloudy - 77 F			
7 Jonathan Schoop, R (1, 3) OBP: 0.326, SLG: 0.457	L8		P4		K		8 1B		2B	4	1	1	0	0	1	2				
8 Robbie Grossman, S (1, 9) OBP: 0.358, SLG: 0.414	K				24 1B		24 1B		1B	3	1	2	1	1	1	0				
24 Miguel Cabrera, R (1, 10) OBP: 0.310, SLG: 0.390		HR			G6-4-3		2H		1B	4	1	2	1	0	1	3				
46 Jeimer Candelario, S (1, 5) OBP: 0.359, SLG: 0.407	G1-3				46 BB		K		G5-3	3	0	0	0	1	1	0				
13 Eric Haase, R (1, 2) OBP: 0.300, SLG: 0.549	K				BB		1B		F7	4	0	1	0	0	2	3				
30 Harold Castro, L (1, 6) OBP: 0.332, SLG: 0.333					SF7		K		K	2	0	0	1	0	2	1				
59 Zack Short, R (6, PH) OBP: 0.264, SLG: 0.337							K		K	1	0	0	0	0	1	0				
9 Willi Castro, S (1, 4) OBP: 0.269, SLG: 0.348					G3-1		K		K	3	0	0	0	0	2	3				
54 Derek Hill, R (1, 8) OBP: 0.406, SLG: 0.328					1B		60 2B		K	2	1	1	0	1	1	0				
Inning Stats	R: 0 E: 0 K: 1 S: 6	H: 0 LOB: 0 BB: 0 P: 9	R: 1 E: 0 K: 2 S: 14	H: 1 LOB: 0 BB: 0 P: 19	R: 0 E: 0 K: 1 S: 8	H: 1 LOB: 1 BB: 0 P: 11	R: 1 E: 0 K: 1 S: 15	H: 2 LOB: 2 BB: 1 P: 23	R: 1 E: 0 K: 3 S: 13	H: 1 LOB: 1 BB: 2 P: 18	R: 1 E: 0 K: 3 S: 14	H: 2 LOB: 1 BB: 0 P: 24	R: 0 E: 0 K: 1 S: 9	H: 0 LOB: 0 BB: 0 P: 14	R: 0 E: 0 K: 2 S: 13	H: 1 LOB: 1 BB: 0 P: 19	1B: 5 2B: 2 3B: 0 HR: 1	SF: 1 SAC: 0 DP: 1 HBP: 0	WP: 0 PB: 0 SB: 0 CS: 0	PA: 34
PITCHER	IP WLS BF H R ER SO	IP WLS BF H R ER SO	IP WLS BF H R ER SO	IP WLS BF H R ER SO	IP WLS BF H R ER SO	IP WLS BF H R ER SO	IP WLS BF H R ER SO	IP WLS BF H R ER SO	IP WLS BF H R ER SO	IP WLS BF H R ER SO	IP WLS BF H R ER SO	IP WLS BF H R ER SO	IP WLS BF H R ER SO	IP WLS BF H R ER SO	IP WLS BF H R ER SO	IP WLS BF H R ER SO	ERA WHIP	ERA WHIP		
43 Garrett Richards, R (1, 1) ERA: 5.21	4.0	L	19	5	3	3	2	0	0	0	0	0	0	0	0	0	9	18	6.75	1.750
19 Hirokazu Sawamura, R (5, 1) ERA: 2.72	1.0		3	0	0	0	1	0	0	0	0	0	0	0	0	0	9	18	0.00	1.000
56 Hansel Robles, R (6, 1) ERA: 4.7	1.0		4	1	0	0	3	0	0	0	0	0	0	0	0	0	13	18	0.00	1.000
75 Yackel Rios, R (7, 1) ERA: 4.3	1.0		5	2	1	1	3	0	0	0	0	0	0	0	0	0	14	24	9.00	2.000
65 Austin Davis, L (8, 1) ERA: 4.76	1.0		3	0	0	0	1	0	0	0	0	0	0	0	0	0	9	14	0.00	0.000

AB	36
R	2
H	9
RBI	2
BB	2
SO	10
LOB	12



AB	30
R	4
H	8
RBI	4
BB	3
SO	13
LOB	13



Batter	1	2	3	4	5	6	7	8	9	AB R H RBI BB SO LOB	TOP											
5 Enrique Hernández, R OBP: 0.332, SLG: 0.474										4 1 2 2 1 1 1	Boston Red Sox @ Detroit Tigers Comerica Park, Detroit, MI Wed Aug 04 2021, 7:12 PM - 10:30 PM EDT Att: 16,633 - Partly Cloudy - 79 F											
40 Jaren Duran, L OBP: 0.208, SLG: 0.360										5 1 1 1 0 2 3												
2 Xander Bogaerts, R OBP: 0.378, SLG: 0.520										3 0 2 0 1 0 0												
11 Rafael Devers, L OBP: 0.356, SLG: 0.571										4 0 1 0 0 0 5												
28 J.D. Martinez, R OBP: 0.395, SLG: 0.534										4 1 1 1 0 1 2												
99 Alex Verdugo, L OBP: 0.338, SLG: 0.412										4 0 2 0 0 1 1												
10 Hunter Renfroe, R OBP: 0.312, SLG: 0.466										4 1 1 0 0 2 3												
16 Franchy Cordero, L OBP: 0.250, SLG: 0.277										2 0 0 0 0 1 1												
29 Bobby Dalbec, R OBP: 0.338, SLG: 0.392										2 0 0 0 0 2 3												
7 Christian Vázquez, R OBP: 0.306, SLG: 0.343										4 0 1 0 0 0 1												
Inning Stats	R: 0 E: 0 K: 1 S: 9	H: 1 LOB: 1 BB: 1 P: 16	R: 1 E: 0 K: 1 S: 8	H: 1 LOB: 0 BB: 0 P: 10	R: 0 E: 0 K: 0 S: 10	H: 1 LOB: 1 BB: 0 P: 14	R: 0 E: 0 K: 0 S: 9	H: 2 LOB: 2 BB: 0 P: 15	R: 3 E: 0 K: 1 S: 13	H: 3 LOB: 0 BB: 0 P: 21	R: 0 E: 0 K: 3 S: 13	H: 2 LOB: 2 BB: 0 P: 19	R: 0 E: 0 K: 2 S: 15	H: 1 LOB: 1 BB: 0 P: 19	R: 0 E: 0 K: 2 S: 15	H: 1 LOB: 1 BB: 0 P: 10	R: 0 E: 0 K: 1 S: 8	H: 0 LOB: 0 BB: 0 P: 11	1B: 4 2B: 3 3B: 1 HR: 3	SF: 0 SAC: 0 DP: 1 HBP: 0	WP: 0 PB: 0 SB: 0 CS: 1	PA: 38
PITCHER	IP WLS BF H R ER SO BB IBB HBP BLK WP HR S P ERA WHIP											IP WLS BF H R ER SO BB IBB HBP BLK WP HR S P ERA WHIP										
12 Casey Mize, R ERA: 3.57	5.0 L 21 7 4 4 3 1 0 0 0 0 0 3 49 76 7.20 1.600																					
49 Derek Holland, L ERA: 7.5	1.2 8 3 0 0 4 0 0 0 0 0 0 20 31 0.00 1.800																					
45 Buck Farmer, R ERA: 6.82	1.1 6 1 0 0 2 1 0 0 0 0 0 17 26 0.00 1.500																					
77 Joe Jiménez, R ERA: 6.53	1.0 3 0 0 0 1 0 0 0 0 0 0 8 11 0.00 0.000																					

Batter	1	2	3	4	5	6	7	8	9	AB R H RBI BB SO LOB	BOTTOM									
60 Akil Badddoo, L OBP: 0.334, SLG: 0.470										5 0 0 0 0 4 1	Boston Red Sox @ Detroit Tigers Comerica Park, Detroit, MI Wed Aug 04 2021, 7:12 PM - 10:30 PM EDT Att: 16,633 - Partly Cloudy - 79 F									
7 Jonathan Schoop, R OBP: 0.331, SLG: 0.468										3 1 2 1 2 1 0										
8 Robbie Grossman, S OBP: 0.360, SLG: 0.413										3 0 1 0 1 2 3										
24 Miguel Cabrera, R OBP: 0.309, SLG: 0.388										4 0 1 0 0 1 4										
13 Eric Haase, R OBP: 0.295, SLG: 0.539										4 0 0 0 0 2 3										
46 Jaimier Candelario, S OBP: 0.360, SLG: 0.409										3 0 1 0 1 1 0										
17 Grayson Greiner, R ERA: 5.33										3 0 0 0 0 2 2										
9 Willi Castro, S OBP: 0.268, SLG: 0.347										1 0 0 0 0 1 1										
77 Joe Jiménez, R ERA: 6.53										0 0 0 0 0 0 0										
59 Zack Short, R OBP: 0.274, SLG: 0.333										1 0 0 0 2 1 2										
30 Harold Castro, L OBP: 0.330, SLG: 0.332										1 0 0 0 0 1 1										
54 Derek Hill, R OBP: 0.384, SLG: 0.306										4 0 0 0 0 2 2										
Inning Stats	R: 0 E: 0 K: 3 S: 18	H: 1 LOB: 2 BB: 1 P: 28	R: 0 E: 0 K: 2 S: 12	H: 0 LOB: 1 BB: 1 P: 19	R: 0 E: 0 K: 1 S: 9	H: 1 LOB: 0 BB: 0 P: 11	R: 0 E: 0 K: 3 S: 17	H: 0 LOB: 2 BB: 2 P: 29	R: 0 E: 0 K: 2 S: 13	H: 1 LOB: 2 BB: 1 P: 23	R: 1 E: 0 K: 2 S: 11	H: 1 LOB: 1 BB: 1 P: 17	R: 0 E: 0 K: 2 S: 11	H: 1 LOB: 1 BB: 0 P: 14	R: 0 E: 0 K: 2 S: 11	H: 0 LOB: 0 BB: 0 P: 11	1B: 2 2B: 2 3B: 0 HR: 1	SF: 0 SAC: 0 DP: 0 HBP: 0	WP: 0 PB: 0 SB: 0 CS: 0	PA: 38
PITCHER	IP WLS BF H R ER SO BB IBB HBP BLK WP HR S P ERA WHIP											IP WLS BF H R ER SO BB IBB HBP BLK WP HR S P ERA WHIP								
57 Eduardo Rodríguez, L ERA: 5.33	5.0 W 21 7 4 4 3 1 0 0 0 0 0 3 49 76 7.20 1.600																			
19 Hirokazu Sawamura, R ERA: 2.66	1.0 5 1 0 0 2 1 0 0 0 0 0 13 23 0.00 2.000																			
38 Josh Taylor, L ERA: 3.38	0.2 4 1 1 1 2 1 0 0 0 0 0 1 10 16 13.50 3.000																			
0 Adam Ottavino, R ERA: 3.74	1.1 H 5 1 0 0 2 0 0 0 0 0 0 12 15 0.00 0.750																			
32 Matt Barnes, R ERA: 2.25	1.0 S 3 0 0 0 2 0 0 0 0 0 0 7 11 0.00 0.000																			


Batter	1	2	3	4	5	6	7	8	9	AB	R	H	RBI	BB	SO	LOB	TOP										
5 Enrique Hernández, R OBP: 0.375, SLG: 0.471 40 Jaren Duran, L OBP: 0.254, SLG: 0.353										2	0	0	0	2	1	1	Boston Red Sox @ Detroit Tigers Comerica Park, Detroit, MI Thu Aug 05 2021, 1:12 PM - 4:25 PM EDT Att: 19,144 - Sunny - 83 F										
11 Rafael Devers, L OBP: 0.356, SLG: 0.569										5	0	2	0	0	0	3											
28 J.D. Martinez, R OBP: 0.351, SLG: 0.528										5	0	0	0	0	2	4											
2 Xander Bogaerts, R OBP: 0.375, SLG: 0.516 16 Franchy Cordero, L (8, PH) OBP: 0.256, SLG: 0.293										3	0	0	0	0	0	2											
10 Hunter Renfroe, R OBP: 0.312, SLG: 0.462										3	0	0	0	1	0	0											
25 Kevin Plawecki, R OBP: 0.351, SLG: 0.382										4	0	2	0	0	0	0											
99 Alex Verdugo, L OBP: 0.340, SLG: 0.417										3	0	2	1	0	0	0											
29 Bobby Dalbec, R OBP: 0.256, SLG: 0.390										4	0	1	0	0	1	5											
12 Marwin Gonzalez, S OBP: 0.281, SLG: 0.291										4	0	1	0	0	0	1											
Inning Stats	R: 0 H: 0 E: 0 K: 2 S: 8	H: 0 LOB: 0 BB: 0 P: 14	R: 0 H: 2 E: 0 K: 1 S: 13	H: 2 LOB: 2 BB: 0 P: 21	R: 0 H: 1 E: 1 K: 1 S: 12	H: 1 LOB: 2 BB: 1 P: 21	R: 0 H: 1 E: 0 K: 0 S: 9	H: 1 LOB: 1 BB: 0 P: 14	R: 0 H: 1 E: 0 K: 0 S: 11	H: 1 LOB: 2 BB: 0 P: 21	R: 0 H: 0 E: 0 K: 0 S: 9	H: 0 LOB: 0 BB: 0 P: 14	R: 0 H: 1 E: 0 K: 0 S: 10	H: 1 LOB: 2 BB: 1 P: 18	R: 1 H: 2 E: 0 K: 0 S: 11	H: 2 LOB: 2 BB: 1 P: 17		R: 0 H: 1 E: 0 K: 1 S: 9	H: 1 LOB: 1 BB: 0 P: 12	1B: 8 2B: 1 3B: 0 HR: 0	SF: 1 SAC: 0 DP: 0 HBP: 0	WP: 0 PA: 39 PB: 0 SB: 0 CS: 0					
PITCHER	IP	WLS	BF	H	R	ER	SO	BB	IBB	HBP	BLK	WP	HR	S	P	ERA	WHIP										
29 Tarik Skubal, L ERA: 4.32	5.0	W	21	5	0	0	4	1	0	0	0	0	0	9	14	0.00	1.200										
36 Kyle Funkhouser, R ERA: 3.19	1.0		3	0	0	0	0	0	0	0	0	0	0	9	14	0.00	0.000										
63 Ian Krol, L ERA: 2.45	1.0		5	1	0	0	0	1	0	0	0	0	0	10	18	0.00	2.000										
66 Erasmo Ramírez, R ERA: 4.34	2.0		10	3	1	1	1	1	0	0	0	0	0	20	29	4.50	2.000										

Batter	1	2	3	4	5	6	7	8	9	AB	R	H	RBI	BB	SO	LOB	BOTTOM											
8 Robbie Grossman, S OBP: 0.362, SLG: 0.422 60 Aki Baddoo, L OBP: 0.334, SLG: 0.468										1	1	1	1	0	0	0	Boston Red Sox @ Detroit Tigers Comerica Park, Detroit, MI Thu Aug 05 2021, 1:12 PM - 4:25 PM EDT Att: 19,144 - Sunny - 83 F											
7 Jonathan Schoop, R OBP: 0.332, SLG: 0.467										5	1	2	2	0	2	2												
24 Miguel Cabrera, R OBP: 0.308, SLG: 0.383										4	1	0	0	1	3													
13 Eric Haase, R OBP: 0.299, SLG: 0.543										4	1	2	0	0	1	2												
46 Jeimer Candelario, S OBP: 0.362, SLG: 0.412										4	1	2	1	0	1	1												
22 Victor Reyes, S OBP: 0.221, SLG: 0.343										4	1	2	3	0	1	1												
59 Zack Short, R OBP: 0.266, SLG: 0.324										3	0	0	1	0	2	2												
9 Willi Castro, S OBP: 0.271, SLG: 0.349										4	1	2	0	0	0	0												
54 Derek Hill, R OBP: 0.377, SLG: 0.303										4	0	1	0	0	0	2												
Inning Stats	R: 1 H: 2 E: 0 K: 2 S: 14	H: 2 LOB: 1 BB: 0 P: 19	R: 2 H: 3 E: 0 K: 1 S: 16	H: 3 LOB: 0 BB: 0 P: 26	R: 0 H: 0 E: 0 K: 1 S: 7	H: 0 LOB: 0 BB: 0 P: 14	R: 0 H: 0 E: 0 K: 0 S: 9	H: 0 LOB: 0 BB: 0 P: 16	R: 3 H: 3 E: 0 K: 2 S: 21	H: 3 LOB: 1 BB: 1 P: 31	R: 1 H: 2 E: 1 K: 0 S: 14	H: 2 LOB: 1 BB: 0 P: 19	R: 1 H: 3 E: 0 K: 1 S: 17	H: 3 LOB: 2 BB: 0 P: 27	R: 0 H: 0 E: 0 K: 1 S: 10	H: 0 LOB: 0 BB: 0 P: 14		1B: 8 2B: 2 3B: 2 HR: 1	SF: 1 SAC: 0 DP: 0 HBP: 1	WP: 0 PA: 39 PB: 0 SB: 0 CS: 0								
PITCHER	IP	WLS	BF	H	R	ER	SO	BB	IBB	HBP	BLK	WP	HR	S	P	ERA	WHIP											
54 Martín Pérez, L ERA: 4.77	1.1	L	10	5	3	3	2	0	0	0	0	0	0	1	25	37	20.25	3.750										
71 Phillips Valdez, R ERA: 3.92	2.2		8	0	0	0	2	0	0	0	0	0	0	21	38	0.00	0.000											
56 Hansel Robles, R ERA: 5.17	1.0		7	3	3	3	2	1	0	0	0	0	0	21	31	27.00	4.000											
65 Austin Davis, L ERA: 4.85	1.2		10	5	2	1	1	0	0	0	0	0	0	29	43	5.40	3.000											
75 Yackel Ríos, R ERA: 4.07	1.1		4	0	0	0	1	0	0	0	0	0	0	12	17	0.00	0.000											

Batter	1	2	3	4	5	6	7	8	9	AB	R	H	RBI	BB	SO	LOB	TOP										
60 Akil Badtoo, L (1, 7) OBP: 0.336, SLG: 0.469	G3-1		K														4 1 2 0 0 1 0										
7 Jonathan Schoop, R (1, 3) OBP: 0.333, SLG: 0.469	1B			G6-3													4 0 2 0 0 1 1										
30 Harold Castro, L (1, 6) OBP: 0.329, SLG: 0.330	1B			K													4 0 1 0 0 1 2										
24 Miguel Cabrera, R (1, 10) OBP: 0.310, SLG: 0.382	G6-4-3			K													3 0 1 0 1 1 2										
8 Robbie Grossman, S (9, PR) OBP: 0.292, SLG: 0.422	G6-4-3																0 0 0 0 0 0 0										
46 Jeimer Candelario, S (1, 5) OBP: 0.360, SLG: 0.411	L9																4 0 1 1 0 1 1										
13 Eric Haase, R (1, 2) OBP: 0.294, SLG: 0.533	F7																4 0 0 0 0 2 4										
22 Victor Reyes, S (1, 9) OBP: 0.214, SLG: 0.330	K																4 0 0 0 0 3 3										
9 Willi Castro, S (1, 4) OBP: 0.266, SLG: 0.346				K													3 0 0 0 0 3 0										
54 Derek Hill, R (1, 8) OBP: 0.363, SLG: 0.290	G5-3																3 0 0 0 0 1 0										
Inning Stats	R: 0 H: 2 E: 0 K: 0 S: 9	WLS: 2 BF: 12	H: 4 R: 0 ER: 0 SO: 10	R: 0 LOB: 0 K: 1 P: 19	H: 0 BB: 0 LOB: 0 P: 11	R: 0 LOB: 0 K: 2 P: 13	H: 0 BB: 0 LOB: 0 P: 11	R: 0 LOB: 1 K: 2 S: 12	H: 1 BB: 0 LOB: 1 P: 19	R: 0 LOB: 1 K: 1 S: 11	H: 1 BB: 0 LOB: 1 P: 13	R: 0 LOB: 0 K: 2 S: 8	H: 0 BB: 0 LOB: 3 P: 37	R: 1 LOB: 3 K: 2 S: 24	H: 3 BB: 1 LOB: 3 P: 37	1B: 7 2B: 0 3B: 0 HR: 0	SF: 0 SAC: 0 DP: 1 HBP: 0	WP: 0 PB: 0 SB: 0 CS: 0	PA: 34								
PITCHER	IP	WLS	BF	H	R	ER	SO	BB	IBB	HBP	BLK	WP	HR	S	P	ERA	WHIP										
47 Cal Quantrill, R (1, 1) ERA: 3.14	7.0	W	24	4	0	0	10	0	0	0	0	0	0	69	98	0.00	0.571										
99 James Karinchak, R (8, 1) ERA: 3.59	1.0		3	0	0	0	2	0	0	0	0	0	0	8	13	0.00	0.000										
53 Blake Parker, R (9, 1) ERA: 2.57	0.1	S	5	3	1	1	0	1	0	0	0	0	0	16	27	0.00	12.000										
48 Emmanuel Clase, R (9, 1) ERA: 1.79	0.2	S	2	0	0	0	2	0	0	0	0	0	0	8	10	0.00	0.000										

Detroit Tigers @ Cleveland Indians
Progressive Field, Cleveland, OH
Fri Aug 06 2021, 7:11 PM - 10:21 PM EDT
Att: 24,485 - Partly Cloudy - 85 F


AB 33
R 1
H 7
RBI 1
BB 1
SO 14
LOB 13



Batter	1	2	3	4	5	6	7	8	9	AB	R	H	RBI	BB	SO	LOB	BOTTOM										
7 Myles Straw, R (1, 8) OBP: 0.338, SLG: 0.335	G5-3																5 0 3 2 0 0 1										
1 Amed Rosario, R (1, 6) OBP: 0.314, SLG: 0.383	F8																4 1 1 2 0 0 2										
11 José Ramírez, S (1, 10) OBP: 0.341, SLG: 0.525	L3																4 1 1 0 0 0 3										
44 Bobby Bradley, L (1, 3) OBP: 0.316, SLG: 0.480																	2 0 2 2 0 0 0										
35 Oscar Mercado, R (5, 7) OBP: 0.309, SLG: 0.376																	1 0 0 0 1 0 0										
10 Harold Ramírez, R (1, 7) OBP: 0.301, SLG: 0.412	K																4 0 2 0 0 1 2										
4 Bradley Zimmer, L (1, 9) OBP: 0.352, SLG: 0.315	K																4 0 1 0 0 1 3										
6 Owen Miller, R (1, 4) OBP: 0.203, SLG: 0.206	L9																4 0 0 0 0 1 3										
17 Austin Hedges, R (1, 2) OBP: 0.216, SLG: 0.270																	4 2 2 0 0 1 0										
28 Ernie Clement, R (1, 5) OBP: 0.277, SLG: 0.269																	4 2 3 0 0 1 0										
Inning Stats	R: 0 H: 4 E: 0 K: 0 S: 7	H: 1 LOB: 0 BB: 0 P: 15	R: 4 LOB: 1 K: 0 S: 21	H: 6 BB: 0 LOB: 1 P: 30	R: 2 LOB: 1 K: 1 S: 16	H: 3 BB: 0 LOB: 1 P: 27	R: 0 LOB: 1 K: 0 S: 11	H: 2 BB: 0 LOB: 2 P: 19	R: 0 LOB: 1 K: 0 S: 6	H: 1 BB: 1 LOB: 1 P: 12	R: 0 LOB: 0 K: 0 S: 11	H: 1 BB: 0 LOB: 1 P: 14	R: 0 LOB: 0 K: 0 S: 11	R: 0 LOB: 0 K: 0 S: 11	R: 0 LOB: 0 K: 0 S: 11	1B: 11 2B: 4 3B: 0 HR: 0	SF: 1 SAC: 0 DP: 1 HBP: 0	WP: 0 PB: 0 SB: 1 CS: 0	PA: 38								
PITCHER	IP	WLS	BF	H	R	ER	SO	BB	IBB	HBP	BLK	WP	HR	S	P	ERA	WHIP										
25 Matt Manning, R (1, 1) ERA: 6.33	4.0	L	21	10	6	6	3	0	0	0	0	0	0	24	35	0.00	1.500										
49 Derek Holland, L (5, 1) ERA: 6.92	2.0		9	3	0	0	2	0	0	0	0	0	0	6	12	0.00	2.000										
63 Ian Krol, L (7, 1) ERA: 2.16	1.0		4	1	0	0	0	1	0	0	0	0	0	11	14	0.00	1.000										
45 Buck Farmer, R (8, 1) ERA: 6.62	1.0		4	1	0	0	0	0	0	0	0	0	0	11	14	0.00	1.000										

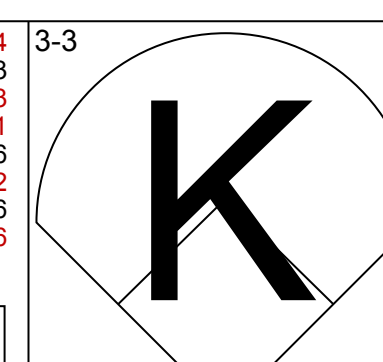
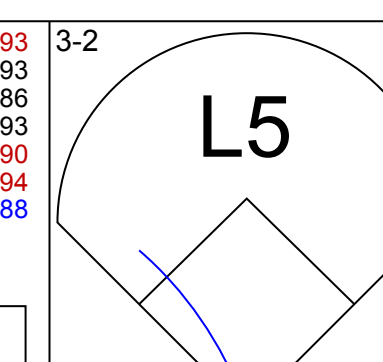
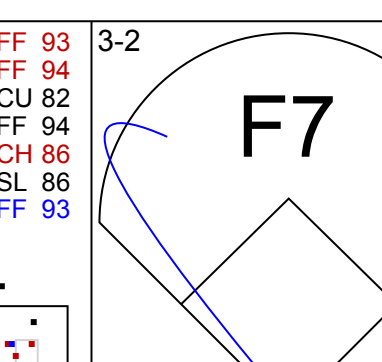
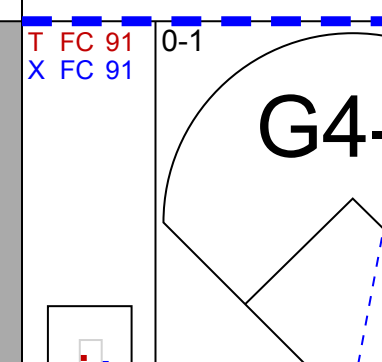
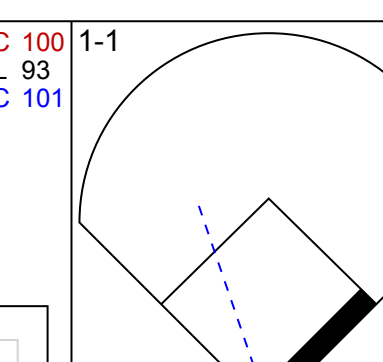
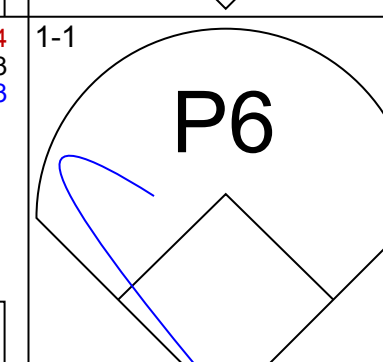
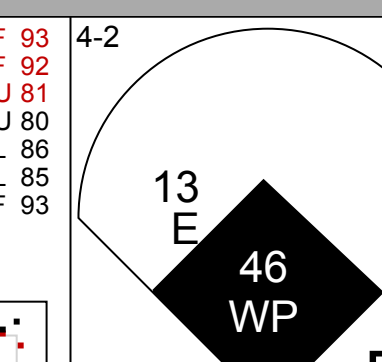
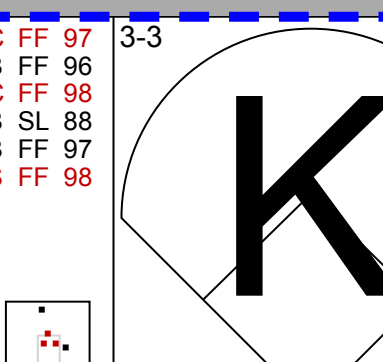
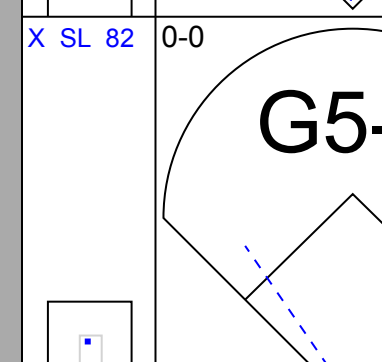
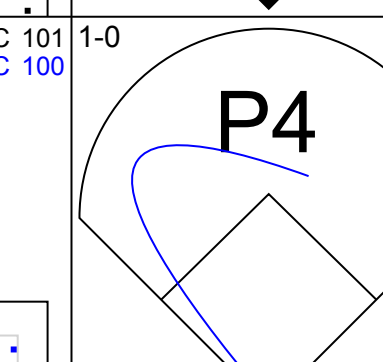
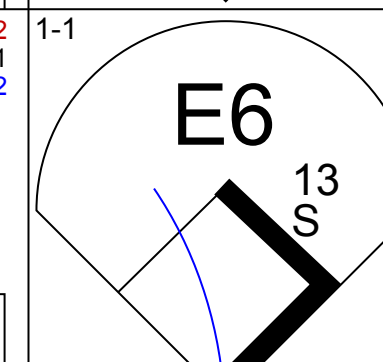
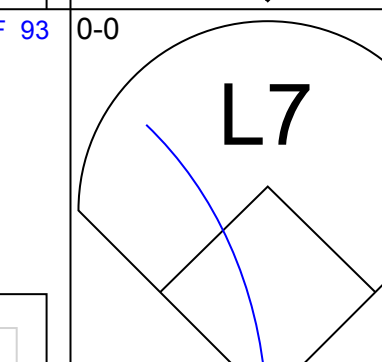
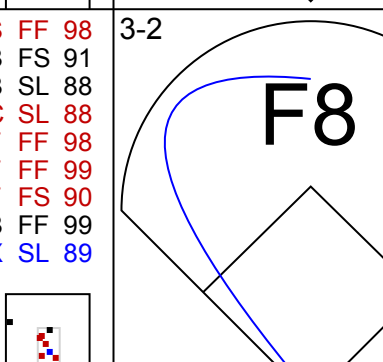
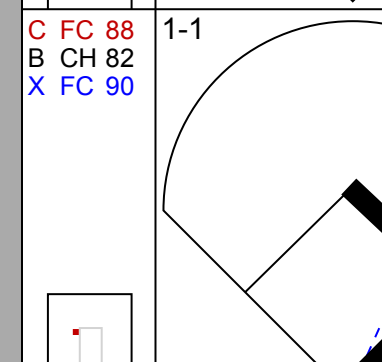
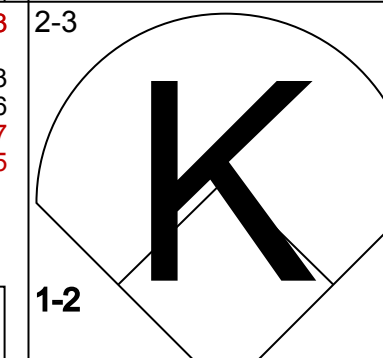
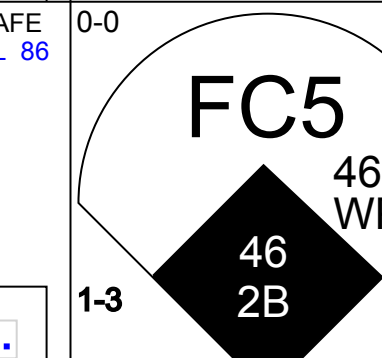
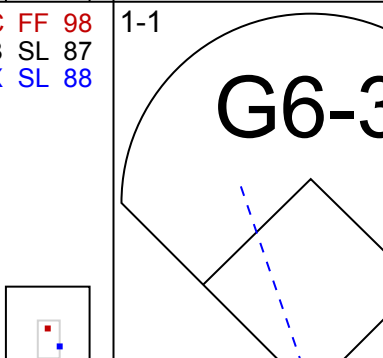
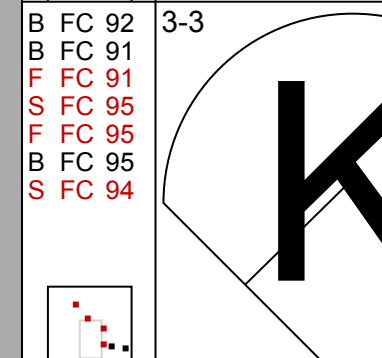
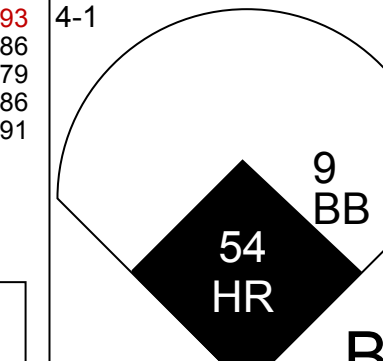

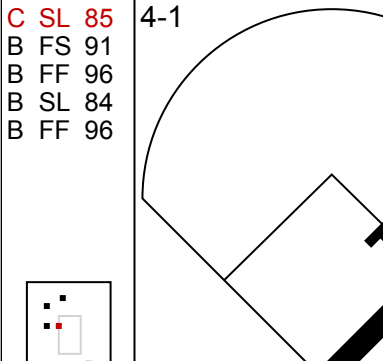
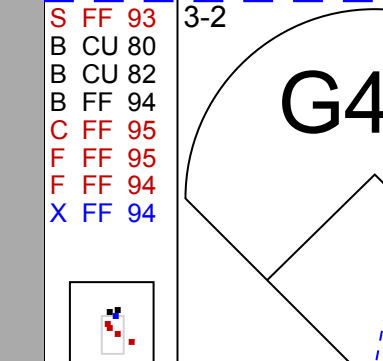

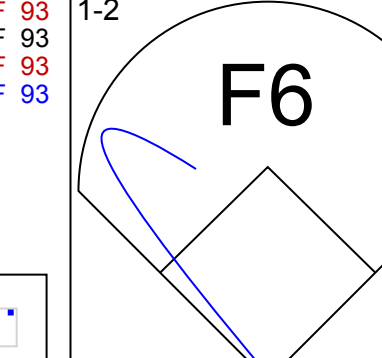



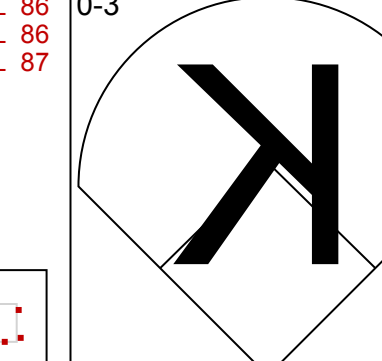


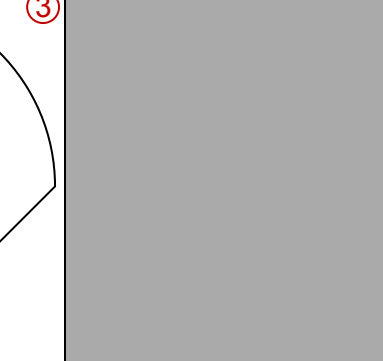




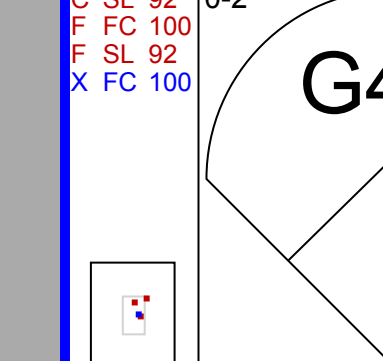




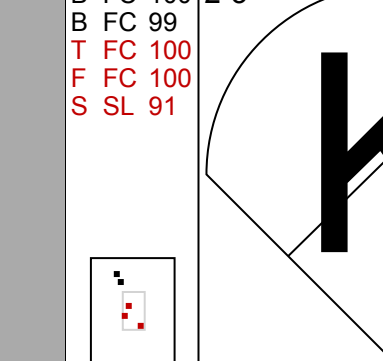
Detroit Tigers @ Cleveland Indians
Progressive Field, Cleveland, OH
Fri Aug 06 2021, 7:11 PM - 10:21 PM EDT
Att: 24,485 - Partly Cloudy - 85 F

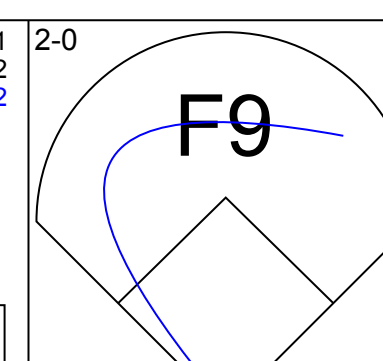
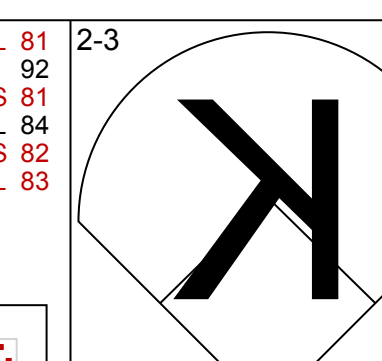
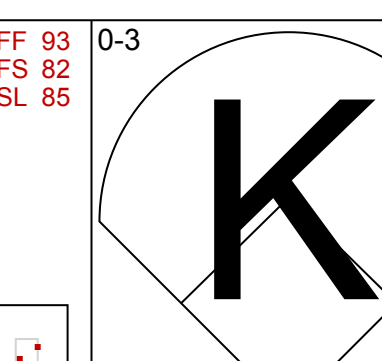
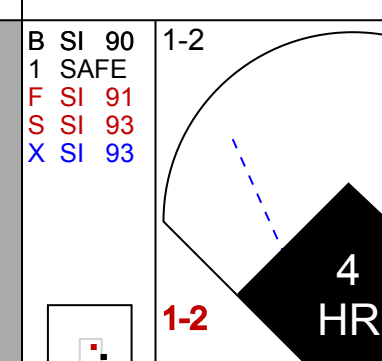
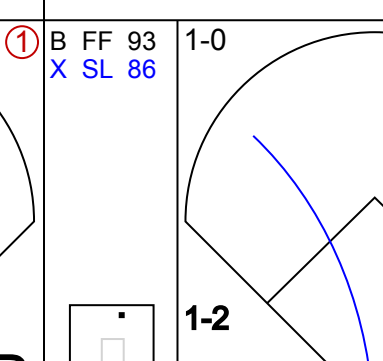
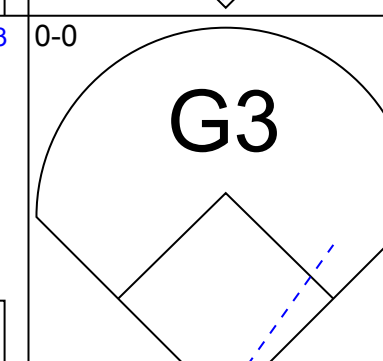
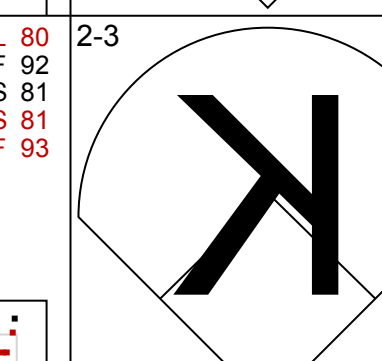
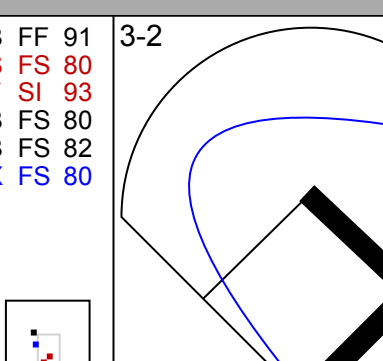
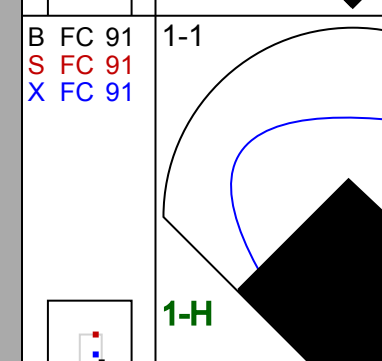
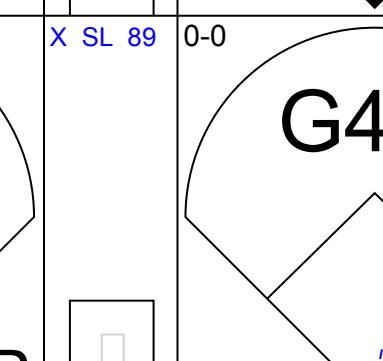
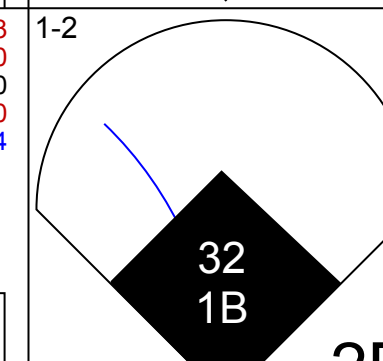
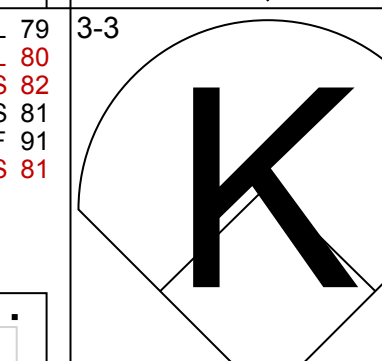
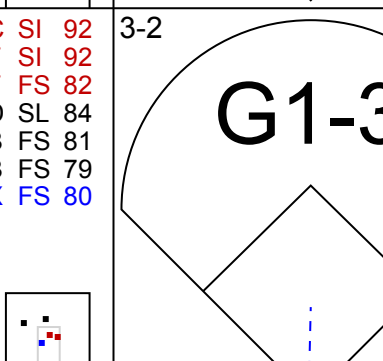
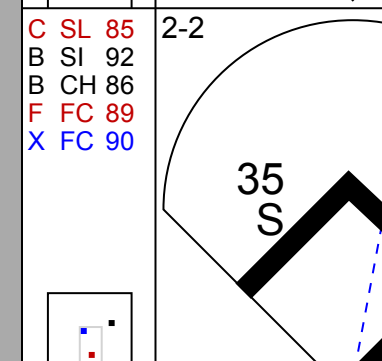

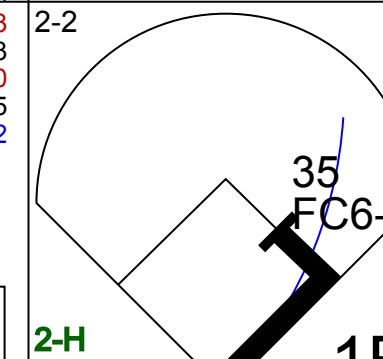

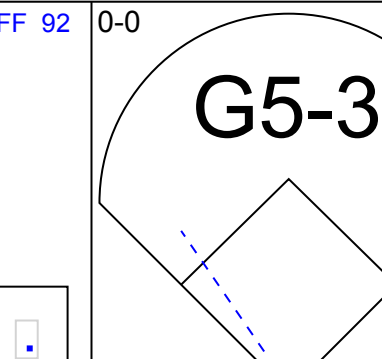
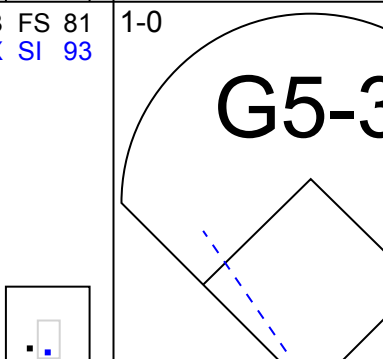
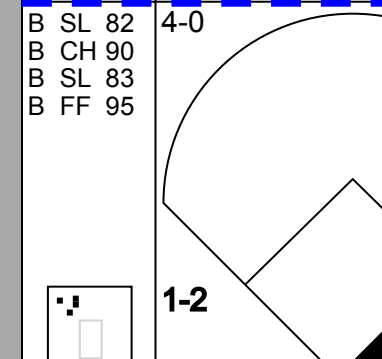

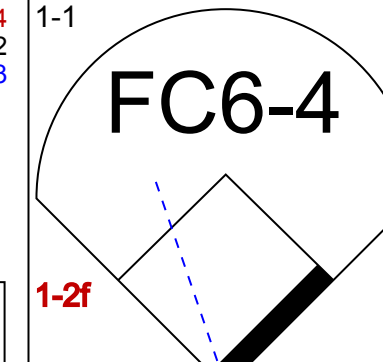

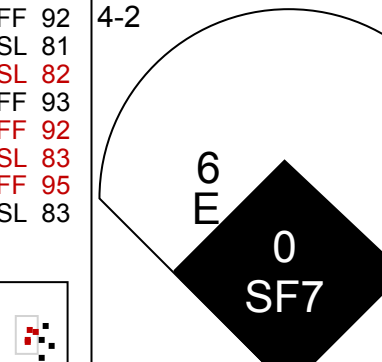
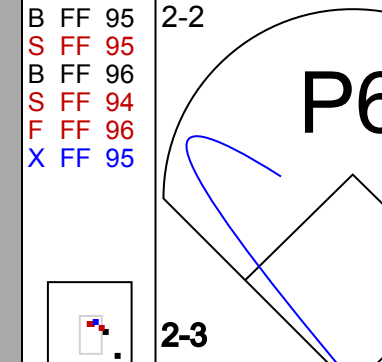
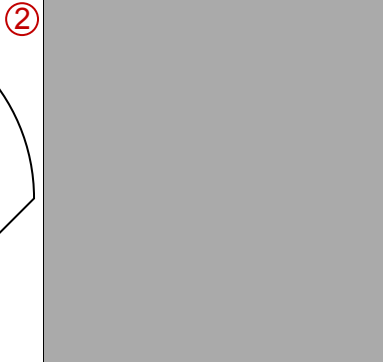
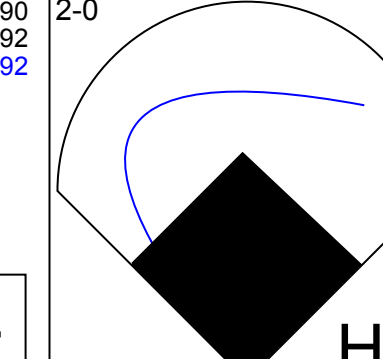

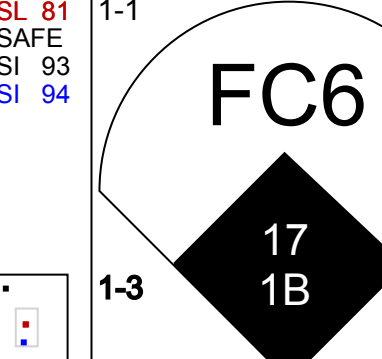
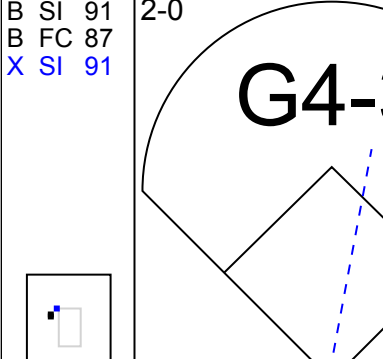
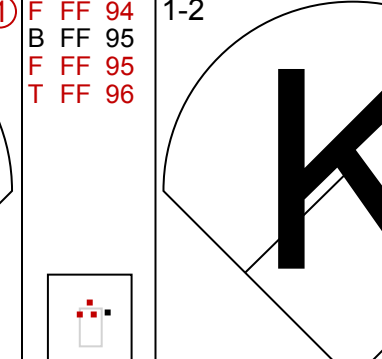


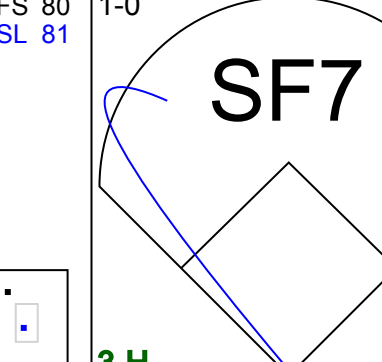


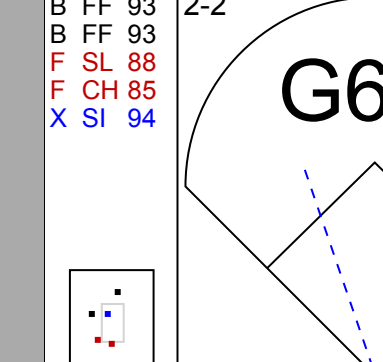


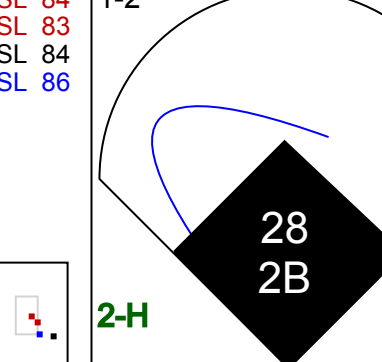


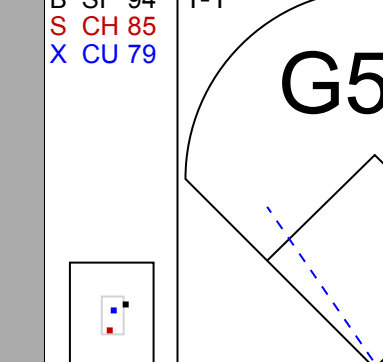


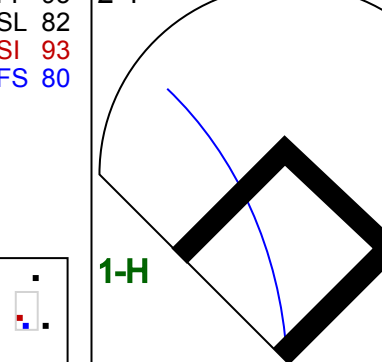
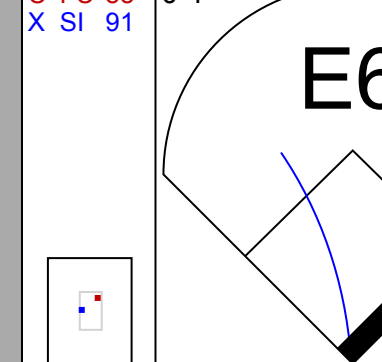
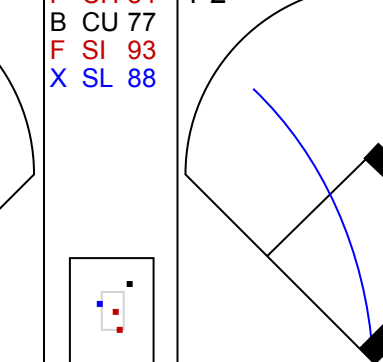
AB 36
R 6
H 15
RBI 6
BB 1
SO 5
LOB 14



Batter	1	2	3	4	5	6	7	8	9	AB	R	H	RBI	BB	SO	LOB	TOP		
60 Akil Badtoo, L (1, 8) OBP: 0.335, SLG: 0.466										4	0	1	1	0	2	0	Detroit Tigers @ Cleveland Indians Progressive Field, Cleveland, OH Sat Aug 07 2021, 8:18 PM - 10:56 PM EDT Att: 24,560 - Partly Cloudy - 72 F		
7 Jonathan Schoop, R (1, 3) OBP: 0.335, SLG: 0.468										4	0	2	0	0	0	1			
8 Robbie Grossman, S (1, 7) OBP: 0.359, SLG: 0.418										4	0	0	0	0	0	3			
24 Miguel Cabrera, R (1, 10) OBP: 0.309, SLG: 0.379										3	0	0	0	1	0	2			
46 Jeimer Candelario, S (1, 5) OBP: 0.359, SLG: 0.411										4	1	1	0	0	0	1			
13 Eric Haase, R (1, 2) OBP: 0.297, SLG: 0.532										4	0	2	0	0	2	0			
30 Harold Castro, L (1, 4) OBP: 0.323, SLG: 0.324										4	0	0	0	0	0	4			
59 Zack Short, R (1, 6) OBP: 0.260, SLG: 0.318										2	0	0	1	0	0	2			
22 Victor Reyes, S (1, 9) OBP: 0.217, SLG: 0.339										3	1	1	0	0	0	1			
Inning Stats	R: 0 E: 0 K: 1 S: 9	H: 1 LOB: 1 BB: 0 P: 13	R: 1 E: 0 K: 0 S: 11	H: 2 LOB: 1 BB: 0 P: 14	R: 0 E: 0 K: 1 S: 8	H: 0 LOB: 0 BB: 0 P: 12	R: 0 E: 0 K: 0 S: 6	H: 1 LOB: 2 BB: 0 P: 12	R: 1 E: 1 K: 0 S: 11	H: 2 LOB: 1 BB: 0 P: 13	R: 0 E: 0 K: 1 S: 8	H: 0 LOB: 0 BB: 0 P: 11	R: 0 E: 0 K: 0 S: 10	H: 0 LOB: 0 BB: 0 P: 13	R: 0 E: 0 K: 1 S: 7	H: 0 LOB: 0 BB: 0 P: 9	1B: 5 2B: 3 HR: 0	SF: 1 SAC: 0 HBP: 0	WP: 0 PA: 34 CS: 1
PITCHER	IP WLS BF H R ER SO BB IBB HBP BLK WP HR S P ERA WHIP																		
49 Eli Morgan, R (1, 1) ERA: 6.09	7.0 L 28 6 2 2 3 1 0 0 0 0 0 63 88 2.57 1.000																		
62 Nick Wittgren, R (8, 1) ERA: 5.17	1.0 3 1 0 0 0 0 0 0 0 0 0 5 8 0.00 1.000																		
27 Bryan Shaw, R (9, 1) ERA: 3.08	1.0 3 0 0 0 1 0 0 0 0 0 0 7 9 0.00 0.000																		

Batter	1	2	3	4	5	6	7	8	9	AB	R	H	RBI	BB	SO	LOB	BOTTOM				
7 Myles Straw, R (1, 8) OBP: 0.336, SLG: 0.333										5	0	1	0	0	1	4	Detroit Tigers @ Cleveland Indians Progressive Field, Cleveland, OH Sat Aug 07 2021, 8:18 PM - 10:56 PM EDT Att: 24,560 - Partly Cloudy - 72 F				
1 Amed Rosario, R (1, 6) OBP: 0.315, SLG: 0.383										5	0	2	0	0	1	1					
11 José Ramírez, S (1, 5) OBP: 0.337, SLG: 0.520										4	0	0	0	0	0	4					
32 Franmil Reyes, R (1, 10) OBP: 0.327, SLG: 0.581										4	0	1	0	0	1	5					
10 Harold Ramírez, R (1, 7) OBP: 0.296, SLG: 0.406										4	0	0	0	0	1	3					
35 Óscar Mercado, R (1, 9) OBP: 0.306, SLG: 0.371										4	0	1	0	0	1	3					
40 Wilson Ramos, R (1, 2) OBP: 0.254, SLG: 0.427										4	1	3	1	0	1	1					
6 Owen Miller, R (1, 3) OBP: 0.205, SLG: 0.208										4	0	1	0	0	1	3					
28 Ernie Clement, R (1, 4) OBP: 0.287, SLG: 0.272										3	0	1	0	1	1	1					
Inning Stats	R: 0 E: 0 K: 1 S: 7	H: 0 LOB: 0 BB: 0 P: 12	R: 0 E: 0 K: 1 S: 8	H: 0 LOB: 0 BB: 0 P: 10	R: 0 E: 0 K: 0 S: 6	H: 1 LOB: 0 BB: 0 P: 11	R: 0 E: 0 K: 0 S: 5	H: 0 LOB: 0 BB: 0 P: 7	R: 0 E: 0 K: 2 S: 11	H: 1 LOB: 1 BB: 0 P: 14	R: 0 E: 0 K: 0 S: 14	H: 3 LOB: 3 BB: 0 P: 20	R: 0 E: 0 K: 1 S: 16	H: 2 LOB: 3 BB: 1 P: 30	R: 0 E: 1 K: 1 S: 13	H: 1 LOB: 2 BB: 0 P: 19	R: 1 E: 0 K: 2 S: 15	H: 2 LOB: 1 BB: 0 P: 20	1B: 9 2B: 0 HR: 1	SF: 0 SAC: 0 HBP: 0	WP: 1 PA: 38 CS: 0
PITCHER	IP WLS BF H R ER SO BB IBB HBP BLK WP HR S P ERA WHIP																				
70 Tyler Alexander, L (1, 1) ERA: 4.35	5.1 W 19 4 0 0 4 0 0 0 0 0 0 7 12 0.00 1.500																				
32 Michael Fulmer, R (6, 1) ERA: 3.63	0.2 H 3 1 0 0 0 0 0 0 0 0 0 7 12 0.00 1.500																				
36 Kyle Funkhouser, R (7, 1) ERA: 3.14	0.2 H 5 2 0 0 1 1 0 0 0 0 1 0 11 22 0.00 4.500																				
67 José Cisneros, R (7, 1) ERA: 2.83	1.1 H 6 1 0 0 1 0 0 0 0 0 0 18 27 0.00 0.750																				
65 Gregory Soto, L (9, 1) ERA: 2.96	1.0 S 5 2 1 1 2 0 0 0 0 0 0 1 15 20 9.00 2.000																				

Batter	1	2	3	4	5	6	7	8	9	AB	R	H	RBI	BB	SO	LOB	TOP			
60 Akil Baddoo, L (1, 7) OBP: 0.333, SLG: 0.461										5	0	1	0	0	1	0	Detroit Tigers @ Cleveland Indians Progressive Field, Cleveland, OH Sun Aug 08 2021, 1:37 PM - 5:00 PM EDT Att: 19,899 - Partly Cloudy - 73 F			
7 Jonathan Schoop, R (1, 3) OBP: 0.333, SLG: 0.464										4	1	0	0	1	1	1				
8 Robbie Grossman, S (1, 9) OBP: 0.358, SLG: 0.419										4	0	1	0	0	0	1				
13 Eric Haase, R (1, 10) OBP: 0.292, SLG: 0.523										4	1	0	0	0	2	3				
46 Jeimer Candelario, S (1, 5) OBP: 0.363, SLG: 0.415										2	1	1	1	2	0	0				
9 Willi Castro, S (1, 4) OBP: 0.288, SLG: 0.342										3	1	0	0	1	0	2				
59 Zack Short, R (1, 6) 30 Harold Castro, L (8, PH) OBP: 0.321, SLG: 0.322										3	0	0	0	0	2	4				
17 Grayson Greiner, R (1, 2) 22 Victor Reyes, S (9, PH) OBP: 0.215, SLG: 0.336										3	0	1	0	0	2	2				
54 Derek Hill, R (1, 8) OBP: 0.357, SLG: 0.329										4	1	1	3	0	3	2				
Inning Stats	R: 0 H: 0 E: 1 K: 2 S: 12	H: 0 LOB: 1 BB: 0 P: 19	R: 3 H: 1 E: 0 K: 1 S: 14	H: 1 LOB: 0 BB: 2 P: 32	R: 2 H: 1 E: 1 K: 1 S: 12	H: 1 LOB: 1 BB: 1 P: 19	R: 0 H: 0 E: 0 K: 2 S: 10	H: 0 LOB: 0 BB: 0 P: 14	R: 0 H: 1 E: 0 K: 1 S: 11	H: 1 LOB: 2 BB: 1 P: 18	R: 0 H: 1 E: 0 K: 1 S: 9	H: 1 LOB: 1 BB: 0 P: 13	R: 0 H: 0 E: 0 K: 1 S: 11	H: 0 LOB: 0 BB: 0 P: 17	R: 0 H: 1 E: 0 K: 1 S: 10	H: 1 LOB: 1 BB: 0 P: 14		1B: 2 2B: 2 3B: 0 HR: 1	SF: 0 SAC: 0 DP: 0 HBP: 0	WP: 1 PB: 0 SB: 1 CS: 0
PITCHER	IP WLS BF H R ER SO BB IBB HBP BLK WP HR S P ERA WHIP	IP WLS BF H R ER SO BB IBB HBP BLK WP HR S P ERA WHIP	IP WLS BF H R ER SO BB IBB HBP BLK WP HR S P ERA WHIP	IP WLS BF H R ER SO BB IBB HBP BLK WP HR S P ERA WHIP	IP WLS BF H R ER SO BB IBB HBP BLK WP HR S P ERA WHIP	IP WLS BF H R ER SO BB IBB HBP BLK WP HR S P ERA WHIP	IP WLS BF H R ER SO BB IBB HBP BLK WP HR S P ERA WHIP	IP WLS BF H R ER SO BB IBB HBP BLK WP HR S P ERA WHIP	IP WLS BF H R ER SO BB IBB HBP BLK WP HR S P ERA WHIP	4.0 19 2 5 4 6 3 0 0 0 1 1 48 84 9.00 1.250	1.1 5 0 0 0 1 1 0 0 0 0 0 19 32 0.00 0.750	0.2 3 1 0 0 2 0 0 0 0 0 9 14 0.00 1.500	1.0 W 4 1 0 0 1 0 0 0 0 0 9 13 0.00 1.000	1.0 H 3 0 0 0 1 0 0 0 0 0 11 17 0.00 0.000	1.0 S 4 1 0 0 1 0 0 0 0 0 10 14 0.00 1.000	1.75	0.00 1.000			

Batter	1	2	3	4	5	6	7	8	9	AB	R	H	RBI	BB	SO	LOB	BOTTOM			
7 Myles Straw, R (1, 8) OBP: 0.337, SLG: 0.334										5	1	2	0	0	2	1	Detroit Tigers @ Cleveland Indians Progressive Field, Cleveland, OH Sun Aug 08 2021, 1:37 PM - 5:00 PM EDT Att: 19,899 - Partly Cloudy - 73 F			
4 Bradley Zimmer, L (1, 9) OBP: 0.354, SLG: 0.344										5	1	2	2	0	1	2				
11 José Ramírez, S (1, 5) OBP: 0.339, SLG: 0.522										4	1	2	0	0	1	1				
32 Franmil Reyes, R (1, 10) OBP: 0.330, SLG: 0.578										3	0	1	1	1	0	1				
35 Oscar Mercado, R (1, 7) OBP: 0.304, SLG: 0.359										3	1	0	0	1	0	4				
6 Owen Miller, R (1, 3) OBP: 0.207, SLG: 0.250										4	2	1	1	0	1	3				
0 Andrés Giménez, L (1, 6) OBP: 0.216, SLG: 0.296										3	0	0	1	0	0	0				
17 Austin Hedges, R (1, 2) OBP: 0.217, SLG: 0.270										4	1	1	1	0	1	0				
28 Ernie Clement, R (1, 4) OBP: 0.297, SLG: 0.294										4	0	2	1	0	0	0				
Inning Stats	R: 1 H: 2 E: 0 K: 0 S: 11	H: 2 LOB: 1 BB: 0 P: 17	R: 1 H: 1 E: 0 K: 0 S: 7	H: 1 LOB: 0 BB: 0 P: 12	R: 0 H: 0 E: 0 K: 3 S: 10	H: 0 LOB: 0 BB: 0 P: 17	R: 3 H: 2 E: 1 K: 1 S: 16	H: 2 LOB: 1 BB: 1 P: 25	R: 0 H: 1 E: 0 K: 0 S: 9	H: 0 LOB: 0 BB: 0 P: 9	R: 2 H: 3 E: 1 K: 1 S: 17	H: 3 LOB: 2 BB: 1 P: 28	R: 0 H: 2 E: 0 K: 0 S: 10	H: 2 LOB: 2 BB: 0 P: 15	R: 0 H: 1 E: 0 K: 1 S: 10	H: 1 LOB: 1 BB: 0 P: 14		1B: 6 2B: 3 3B: 0 HR: 2	SF: 1 SAC: 0 DP: 0 HBP: 0	WP: 0 PB: 0 SB: 2 CS: 1
PITCHER	IP WLS BF H R ER SO BB IBB HBP BLK WP HR S P ERA WHIP	IP WLS BF H R ER SO BB IBB HBP BLK WP HR S P ERA WHIP	IP WLS BF H R ER SO BB IBB HBP BLK WP HR S P ERA WHIP	IP WLS BF H R ER SO BB IBB HBP BLK WP HR S P ERA WHIP	IP WLS BF H R ER SO BB IBB HBP BLK WP HR S P ERA WHIP	IP WLS BF H R ER SO BB IBB HBP BLK WP HR S P ERA WHIP	IP WLS BF H R ER SO BB IBB HBP BLK WP HR S P ERA WHIP	IP WLS BF H R ER SO BB IBB HBP BLK WP HR S P ERA WHIP	IP WLS BF H R ER SO BB IBB HBP BLK WP HR S P ERA WHIP	5.0 23 1 5 2 4 1 0 0 0 0 1 16 23 13.50 2.250	1.1 L 7 3 2 2 1 0 0 0 0 0 7 14 0.00 1.500	0.2 3 0 0 0 1 1 0 0 0 0 0 7 14 0.00 1.500	1.0 5 2 0 0 0 0 0 0 0 0 0 10 15 0.00 2.000	1.93	0.00 2.000					

Batter	1	2	3	4	5	6	7	8	9	AB	R	H	RBI	BB	SO	LOB	TOP							
8 Robbie Grossman, S (1, 9) OBP: 0.361, SLG: 0.419										5	1	2	0	0	1	1								
7 Jonathan Schoop, R (1, 4) OBP: 0.335, SLG: 0.467										5	1	2	0	0	2	1								
24 Miguel Cabrera, R (1, 3) OBP: 0.315, SLG: 0.392										4	1	3	2	0	0	0								
46 Jeimer Candelario, S (1, 5) OBP: 0.362, SLG: 0.420										4	0	1	0	1	2	2								
13 Eric Haase, R (1, 2) OBP: 0.291, SLG: 0.510										2	1	0	0	2	1	3								
30 Harold Castro, L (1, 6) OBP: 0.314, SLG: 0.314										4	1	0	0	0	2	8								
28 Niko Goodrum, S (1, 7) OBP: 0.304, SLG: 0.348										3	0	1	2	0	0	0								
59 Zack Short, R (5, PR) OBP: 0.252, SLG: 0.306										1	0	0	0	0	0	0								
9 Willi Castro, S (1, 10) OBP: 0.268, SLG: 0.349										4	0	0	0	0	2	1								
22 Victor Reyes, S (1, 8) OBP: 0.222, SLG: 0.339										4	0	2	0	0	1	0								
Inning Stats	R: 0 E: 0 K: 0 S: 13	H: 2 LOB: 3 BB: 1 P: 22	R: 0 E: 0 K: 2 S: 8	H: 0 LOB: 0 BB: 0 P: 12	R: 0 E: 0 K: 2 S: 13	H: 2 LOB: 3 BB: 1 P: 18	R: 0 E: 0 K: 0 S: 6	H: 1 LOB: 1 BB: 0 P: 11	R: 3 E: 0 K: 1 S: 12	H: 3 LOB: 1 BB: 1 P: 19	R: 2 E: 0 K: 1 S: 11	H: 2 LOB: 0 BB: 0 P: 16	R: 0 E: 0 K: 2 S: 8	H: 1 LOB: 0 BB: 0 P: 10	R: 0 E: 0 K: 2 S: 7	H: 0 LOB: 0 BB: 0 P: 10	1B: 7 2B: 3 3B: 0 HR: 1	SF: 1 SAC: 0 DP: 0 HBP: 0	WP: 1 PB: 1 SB: 0 CS: 0	PA: 40				
PITCHER	IP: 5.0 WLS: L BF: 26 ERA: 6.1	IP: 2.0 WLS: 2 BF: 8 ERA: 8.44	IP: 1.0 WLS: 1 BF: 3 ERA: 5.85	IP: 1.0 WLS: 3 BF: 0 ERA: 4.72	IP: 5.0 WLS: L BF: 26 ERA: 6.1	IP: 2.0 WLS: 2 BF: 8 ERA: 8.44	IP: 1.0 WLS: 1 BF: 3 ERA: 5.85	IP: 1.0 WLS: 3 BF: 0 ERA: 4.72	IP: 5.0 WLS: L BF: 26 ERA: 6.1	IP: 2.0 WLS: 2 BF: 8 ERA: 8.44	IP: 1.0 WLS: 1 BF: 3 ERA: 5.85	IP: 1.0 WLS: 3 BF: 0 ERA: 4.72	IP: 5.0 WLS: L BF: 26 ERA: 6.1	IP: 2.0 WLS: 2 BF: 8 ERA: 8.44	IP: 1.0 WLS: 1 BF: 3 ERA: 5.85	IP: 1.0 WLS: 3 BF: 0 ERA: 4.72	IP: 5.0 WLS: L BF: 26 ERA: 6.1	IP: 2.0 WLS: 2 BF: 8 ERA: 8.44	IP: 1.0 WLS: 1 BF: 3 ERA: 5.85	IP: 1.0 WLS: 3 BF: 0 ERA: 4.72	IP: 5.0 WLS: L BF: 26 ERA: 6.1	IP: 2.0 WLS: 2 BF: 8 ERA: 8.44	IP: 1.0 WLS: 1 BF: 3 ERA: 5.85	IP: 1.0 WLS: 3 BF: 0 ERA: 4.72

Detroit Tigers @ Baltimore Orioles
 Oriole Park at Camden Yards, Baltimore, MD
 Wed Aug 11 2021, 8:18 PM - 11:17 PM EDT
 Att. 8,990 - Overcast - 78 F

AB	36
R	5
H	11
RBI	4
BB	3
SO	11
LOB	16



Batter	1	2	3	4	5	6	7	8	9	AB	R	H	RBI	BB	SO	LOB	BOTTOM								
31 Cedric Mullins, L (1, 8) OBP: 0.385, SLG: 0.548										4	0	1	0	1	0	2									
21 Austin Hays, R (1, 7) OBP: 0.295, SLG: 0.428										5	1	1	0	0	0	3									
16 Trey Mancini, R (1, 3) OBP: 0.324, SLG: 0.459										3	0	1	0	1	1	1									
25 Anthony Santander, S (1, 10) OBP: 0.299, SLG: 0.438										4	1	3	2	0	0	1									
29 Ramón Urías, R (1, 5) OBP: 0.347, SLG: 0.399										3	0	0	0	0	1	4									
3 Maikel Franco, R (8, 5) OBP: 0.261, SLG: 0.372										4	0	0	0	0	2	2									
28 Pedro Severino, R (1, 2) OBP: 0.303, SLG: 0.378																									
65 Ryan McKenna, R (1, 9) OBP: 0.313, SLG: 0.271										4	0	2	0	0	0	1									
26 Jorge Mateo, R (1, 4) OBP: 0.259, SLG: 0.349											4	0	1	0	0	2									
1 Richie Martin, R (1, 6) OBP: 0.263, SLG: 0.250											3	0	0	0	1	3	2								
Inning Stats	R: 0 E: 0 K: 1 S: 8	H: 0 LOB: 0 BB: 0 P: 12	R: 0 E: 0 K: 1 S: 9	H: 1 LOB: 0 BB: 0 P: 12	R: 0 E: 0 K: 2 S: 16	H: 1 LOB: 1 BB: 0 P: 19	R: 0 E: 0 K: 1 S: 8	H: 0 LOB: 1 BB: 1 P: 13	R: 0 E: 0 K: 0 S: 9	H: 2 LOB: 2 BB: 0 P: 17	R: 0 E: 0 K: 1 S: 13	H: 1 LOB: 2 BB: 1 P: 25	R: 2 E: 0 K: 1 S: 11	H: 2 LOB: 0 BB: 0 P: 19	R: 0 E: 0 K: 2 S: 10	H: 1 LOB: 2 BB: 1 P: 19	1B: 7 2B: 2 3B: 0 HR: 1	SF: 0 SAC: 0 DP: 1 HBP: 0	WP: 1 PB: 0 SB: 0 CS: 1	PA: 38					
PITCHER	IP: 6.0 WLS: W BF: 23 ERA: 4.1	IP: 0.2 WLS: 4 BF: 1 ERA: 6.25	IP: 0.1 WLS: 1 BF: 0 ERA: 2.76	IP: 1.0 WLS: 5 BF: 2 ERA: 5.57	IP: 1.0 WLS: S BF: 5 ERA: 2.85	IP: 6.0 WLS: W BF: 23 ERA: 4.1	IP: 0.2 WLS: 4 BF: 1 ERA: 6.25	IP: 0.1 WLS: 1 BF: 0 ERA: 2.76	IP: 1.0 WLS: 5 BF: 2 ERA: 5.57	IP: 1.0 WLS: S BF: 5 ERA: 2.85	IP: 6.0 WLS: W BF: 23 ERA: 4.1	IP: 0.2 WLS: 4 BF: 1 ERA: 6.25	IP: 0.1 WLS: 1 BF: 0 ERA: 2.76	IP: 1.0 WLS: 5 BF: 2 ERA: 5.57	IP: 1.0 WLS: S BF: 5 ERA: 2.85	IP: 6.0 WLS: W BF: 23 ERA: 4.1	IP: 0.2 WLS: 4 BF: 1 ERA: 6.25	IP: 0.1 WLS: 1 BF: 0 ERA: 2.76	IP: 1.0 WLS: 5 BF: 2 ERA: 5.57	IP: 1.0 WLS: S BF: 5 ERA: 2.85	IP: 6.0 WLS: W BF: 23 ERA: 4.1	IP: 0.2 WLS: 4 BF: 1 ERA: 6.25	IP: 0.1 WLS: 1 BF: 0 ERA: 2.76	IP: 1.0 WLS: 5 BF: 2 ERA: 5.57	IP: 1.0 WLS: S BF: 5 ERA: 2.85

Detroit Tigers @ Baltimore Orioles
 Oriole Park at Camden Yards, Baltimore, MD
 Wed Aug 11 2021, 8:18 PM - 11:17 PM EDT
 Att. 8,990 - Overcast - 78 F

AB	35
R	2
H	9
RBI	2
BB	3
SO	10
LOB	18



Batter	1	2	3	4	5	6	7	8	9	AB	R	H	RBI	BB	SO	LOB	TOP										
7 Myles Straw, R OBP: 0.343, SLG: 0.344	P3		2B		BB	G6-3		K		4	1	1	0	1	1	3											
4 Bradley Zimmer, L OBP: 0.358, SLG: 0.353	F7		1B		K		1B	K		5	1	2	0	0	2	1											
11 José Ramírez, S OBP: 0.340, SLG: 0.525	BB		F7		3B		2B	F9		4	1	2	1	1	0	2											
32 Franmil Reyes, R OBP: 0.320, SLG: 0.539	G5-3		F9		1B		K	K		5	0	1	1	0	2	5											
40 Wilson Ramos, R OBP: 0.262, SLG: 0.436	BB		K		K		G6-3			3	1	0	1	1	2	4											
35 Óscar Mercado, R OBP: 0.228, SLG: 0.342	2B		G5-3		G5-3		L9			4	0	1	1	0	0	2											
2 Yu Chang, R OBP: 0.228, SLG: 0.336	K		K		K		G4-3			4	0	0	0	0	2	1											
0 Andrés Giménez, L OBP: 0.233, SLG: 0.280	K		K		BB		BB			2	0	1	0	2	1	1											
28 Ernie Clement, R OBP: 0.294, SLG: 0.347	K		G6-3		G6-3		BB			3	0	0	0	1	2	3											
Inning Stats	R: 0 H: 0 E: 0 K: 0 S: 6	H: 0 LOB: 1 BB: 1 P: 13	R: 1 H: 1 E: 0 K: 3 S: 13	H: 1 LOB: 1 BB: 0 P: 26	R: 0 H: 2 E: 0 K: 1 S: 13	H: 2 LOB: 2 BB: 0 P: 20	R: 0 H: 1 E: 0 K: 1 S: 12	H: 1 LOB: 1 BB: 0 P: 20	R: 2 H: 2 E: 0 K: 2 S: 9	H: 2 LOB: 1 BB: 1 P: 16	R: 0 H: 0 E: 0 K: 0 S: 12	H: 0 LOB: 1 BB: 2 P: 23	R: 1 H: 2 E: 0 K: 1 S: 9	H: 2 LOB: 0 BB: 0 P: 14	R: 0 H: 0 E: 0 K: 2 S: 8	H: 0 LOB: 1 BB: 1 P: 14	R: 0 H: 0 E: 0 K: 2 S: 10	H: 0 LOB: 0 BB: 0 P: 12	1B: 4 2B: 3 3B: 1 HR: 0	SF: 0 SAC: 0 DP: 1 HBP: 0	WP: 0 PB: 1 SB: 3 CS: 0	PA: 40					
PITCHER	IP	WLS	BF	H	R	ER	SO	BB	IBB	HBP	BLK	WP	HR	S	P	ERA	WHIP										
58 Wily Peralta, R ERA: 3.7	4.1		22	6	3	3	6	3	0	0	0	0	0	49	90	6.23	2.077										
36 Kyle Funkhouser, R ERA: 3.04	1.2		6	0	0	0	1	2	0	0	0	0	0	16	28	0.00	1.200										
67 José Cisnero, R ERA: 2.88	1.0	B	5	2	1	1	1	0	0	0	0	0	0	9	14	9.00	2.000										
32 Michael Fulmer, R ERA: 3.33	1.0	W	4	0	0	0	2	1	0	0	0	0	0	8	14	0.00	1.000										
65 Gregory Soto, L ERA: 2.79	1.0	S	3	0	0	0	2	0	0	0	0	0	0	10	12	0.00	0.000										
Batter	1	2	3	4	5	6	7	8	9	AB	R	H	RBI	BB	SO	LOB	BOTTOM										
8 Robbie Grossman, S OBP: 0.362, SLG: 0.429	K	K		FC5-4		BB		K		3	0	0	0	1	3	1											
7 Jonathan Schoop, R OBP: 0.293, SLG: 0.457	K		G5-3	FC5-4			G3-1			4	0	0	0	0	1	3											
24 Miguel Cabrera, R 74 Jacob Robson, L	46 HR		F8		46 C4-5	HBP		55 1B	46 1B	2	1	1	0	1	0	0											
46 Jeimer Candelario, S OBP: 0.365, SLG: 0.436	HR		G6-3		G4-5-3			55 1B	13 1B	4	2	2	2	0	0	1											
55 Renato Núñez, R OBP: 0.244, SLG: 0.564	G5-3		K		K			9 WP	13 1B	4	0	1	0	0	2	0											
13 Eric Haase, R OBP: 0.293, SLG: 0.512	F9		FC		K		K	9 WP		4	0	2	2	0	1	0											
9 Willi Castro, S OBP: 0.273, SLG: 0.351	22 1B		FC	59 1B		HBP		K		3	2	1	0	0	1	3											
22 Victor Reyes, S OBP: 0.239, SLG: 0.364	59 WP		59 1B		BB			G6-3		3	0	1	1	1	1	4											
59 Zack Short, R OBP: 0.252, SLG: 0.297	L8		L8		8 BB			L7		4	0	1	1	0	0	4											
Inning Stats	R: 2 H: 2 E: 0 K: 2 S: 11	H: 2 LOB: 0 BB: 0 P: 20	R: 1 H: 2 E: 0 K: 1 S: 18	H: 2 LOB: 1 BB: 0 P: 24	R: 0 H: 0 E: 0 K: 0 S: 11	H: 0 LOB: 0 BB: 0 P: 14	R: 1 H: 2 E: 0 K: 1 S: 15	H: 2 LOB: 3 BB: 2 P: 28	R: 0 H: 0 E: 0 K: 1 S: 8	H: 0 LOB: 0 BB: 0 P: 14	R: 0 H: 0 E: 0 K: 2 S: 10	H: 0 LOB: 0 BB: 0 P: 18	R: 0 H: 0 E: 0 K: 1 S: 8	H: 0 LOB: 0 BB: 0 P: 12	R: 2 H: 3 E: 0 K: 1 S: 16	H: 3 LOB: 3 BB: 1 P: 27	1B: 8 2B: 0 3B: 0 HR: 1	SF: 0 SAC: 0 DP: 1 HBP: 2	WP: 2 PB: 0 SB: 2 CS: 1	PA: 37							
PITCHER	IP	WLS	BF	H	R	ER	SO	BB	IBB	HBP	BLK	WP	HR	S	P	ERA	WHIP										
31 Sam Hentges, L ERA: 7.95	2.0		10	4	3	3	3	0	0	0	0	0	1	29	44	13.50	2.000										
37 Trevor Stephan, R ERA: 4.68	2.0		10	2	1	1	1	2	0	0	0	0	0	26	42	4.50	2.000										
53 Blake Parker, R ERA: 2.49	1.0		3	0	0	0	1	0	0	1	0	0	0	8	14	0.00	0.000										
62 Nick Wittgren, R ERA: 4.57	2.0		6	0	0	0	3	0	0	1	0	0	0	18	30	0.00	0.000										
27 Bryan Shaw, R ERA: 3.21	0.1	L	5	3	2	2	1	1	0	0	0	1	0	12	20	54.00	12.000										
PITCHER	IP	WLS	BF	H	R	ER	SO	BB	IBB	HBP	BLK	WP	HR	S	P	ERA	WHIP										
46 Alex Young, L ERA: 6.65	0.2		2	0	0	0	0	0	0	0	0	0	0	4	7	0.00	0.000										

Cleveland Indians @ Detroit Tigers
Comerica Park, Detroit, MI
Sat Aug 14 2021, 6:11 PM - 9:37 PM EDT
Att: 32,845 - Clear - 77 F

AB 34
R 4
H 8
RBI 4
BB 6
SO 12
LOB 22



Cleveland Indians @ Detroit Tigers
Comerica Park, Detroit, MI
Sat Aug 14 2021, 6:11 PM - 9:37 PM EDT
Att: 32,845 - Clear - 77 F

AB 31
R 6
H 9
RBI 6
BB 3
SO 9
LOB 16



Batter	1	2	3	4	5	6	7	8	9	AB	R	H	RBI	BB	SO	LOB	TOP			
7 Myles Straw, R OBP: 0.346, SLG: 0.345										4	1	2	1	1	2	2	Cleveland Indians @ Detroit Tigers Comerica Park, Detroit, MI Sun Aug 15 2021, 1:12 PM - 4:01 PM EDT Att: 25,684 - Sunny - 75 F			
1 Amed Rosario, R OBP: 0.317, SLG: 0.396										5	1	2	3	0	0	3				
11 José Ramírez, S OBP: 0.341, SLG: 0.533										5	1	2	3	0	2	2				
2 Yu Chang, R OBP: 0.228, SLG: 0.336										0	0	0	0	0	0	0				
32 Franmil Reyes, R OBP: 0.318, SLG: 0.531										4	0	0	0	1	3	3				
4 Bradley Zimmer, L OBP: 0.354, SLG: 0.354										5	1	1	0	0	2	3				
35 Óscar Mercado, R OBP: 0.291, SLG: 0.345										5	1	2	0	0	1	0				
6 Owen Miller, R OBP: 0.210, SLG: 0.237										5	2	2	0	0	0	1				
0 Andrés Giménez, L OBP: 0.250, SLG: 0.281										3	2	1	0	1	0	3				
17 Austin Hedges, R OBP: 0.216, SLG: 0.267										5	2	2	2	0	0	4				
Inning Stats	R: 0 E: 0 K: 1 S: 12	H: 1 LOB: 1 BB: 0 P: 18	R: 6 E: 1 K: 0 S: 17	H: 4 LOB: 1 BB: 3 P: 38	R: 5 E: 1 K: 2 S: 20	H: 5 LOB: 1 BB: 0 P: 35	R: 0 E: 0 K: 1 S: 17	H: 2 LOB: 2 BB: 0 P: 23	R: 0 E: 0 K: 3 S: 11	H: 1 LOB: 1 BB: 0 P: 16	R: 0 E: 0 K: 2 S: 9	H: 1 LOB: 1 BB: 0 P: 12	R: 0 E: 0 K: 1 S: 9	H: 0 LOB: 0 BB: 0 P: 17	R: 0 E: 0 K: 1 S: 9	H: 0 LOB: 0 BB: 0 P: 12	1B: 9 2B: 3 HR: 1	SF: 0 SAC: 0 DP: 2 HBP: 1	WP: 0 PB: 1 SB: 0 CS: 0	PA: 45
PITCHER	IP WLS BF H R ER SO BB IBB HBP BLK WP HR S P ERA WHIP																PITCHER	IP WLS BF H R ER SO BB IBB HBP BLK WP HR S P ERA WHIP		
40 Drew Hutchison, R ERA: 10.8	1.2 L 13 5 6 2 1 3 0 0 0 0 0 1 27 52 10.80 4.800																			
63 Ian Krol, L ERA: 5.06	2.1 10 5 5 4 2 0 0 0 0 0 0 0 22 39 27.00 3.750																			
49 Derek Holland, L ERA: 6.1	3.0 13 4 0 0 4 0 0 0 0 0 0 0 37 51 0.00 1.333																			
66 Erasmo Ramírez, R ERA: 5.09	2.0 6 0 0 0 3 0 0 0 0 0 0 0 17 28 0.00 0.000																			
77 Joe Jiménez, R ERA: 5.89	1.0 3 0 0 0 0 0 0 0 1 0 0 0 8 12 0.00 0.000																			
Batter	1	2	3	4	5	6	7	8	9	AB	R	H	RBI	BB	SO	LOB	BOTTOM			
8 Robbie Grossman, S OBP: 0.360, SLG: 0.427										2	0	0	0	0	0	0	Cleveland Indians @ Detroit Tigers Comerica Park, Detroit, MI Sun Aug 15 2021, 1:12 PM - 4:01 PM EDT Att: 25,684 - Sunny - 75 F			
74 Jacob Robson, L OBP: 0.314, SLG: 0.385										3	0	0	0	0	1	0				
7 Jonathan Schoop, R OBP: 0.328, SLG: 0.454										3	0	0	0	0	1	0				
24 Miguel Cabrera, R OBP: 0.314, SLG: 0.385										3	0	0	0	0	2	0				
46 Jaimer Candelario, S OBP: 0.363, SLG: 0.433										3	0	0	0	0	1	0				
50 Zack Short, R OBP: 0.252, SLG: 0.297										0	0	0	0	0	0	0				
55 Renato Núñez, R OBP: 0.227, SLG: 0.524										3	0	0	0	0	0	0				
30 Harold Castro, L OBP: 0.309, SLG: 0.309										3	0	1	0	0	0	0				
9 Willi Castro, S OBP: 0.271, SLG: 0.348										3	0	0	0	0	3	1				
17 Grayson Greiner, R OBP: 0.269, SLG: 0.317										3	0	0	0	0	2	0				
22 Victor Reyes, S OBP: 0.234, SLG: 0.356										3	0	0	0	0	2	0				
Inning Stats	R: 0 E: 0 K: 1 S: 7	H: 0 LOB: 0 BB: 0 P: 10	R: 0 E: 0 K: 1 S: 8	H: 0 LOB: 0 BB: 0 P: 11	R: 0 E: 0 K: 3 S: 10	H: 0 LOB: 0 BB: 0 P: 14	R: 0 E: 0 K: 0 S: 8	H: 0 LOB: 0 BB: 0 P: 13	R: 0 E: 0 K: 2 S: 6	H: 0 LOB: 0 BB: 0 P: 8	R: 0 E: 0 K: 2 S: 12	H: 0 LOB: 0 BB: 0 P: 17	R: 0 E: 0 K: 3 S: 9	H: 1 LOB: 1 BB: 0 P: 21	R: 0 E: 0 K: 2 S: 7	H: 0 LOB: 0 BB: 0 P: 10	1B: 1 2B: 0 3B: 0 HR: 0	SF: 0 SAC: 0 DP: 0 HBP: 0	WP: 0 PB: 0 SB: 0 CS: 0	PA: 28
PITCHER	IP WLS BF H R ER SO BB IBB HBP BLK WP HR S P ERA WHIP																PITCHER	IP WLS BF H R ER SO BB IBB HBP BLK WP HR S P ERA WHIP		
24 Triston McKenzie, R ERA: 5.12	8.0 W 25 1 0 0 10 0 0 0 0 0 0 0 73 106 0.00 0.125																			
48 Emmanuel Clase, R ERA: 1.68	1.0 3 0 0 0 2 0 0 0 0 0 0 0 7 10 0.00 0.000																			

Batter	1	2	3	4	5	6	7	8	9	AB	R	H	RBI	BB	SO	LOB	TOP						
17 Shohei Ohtani, L OBP: 0.364, SLG: 0.644										3	1	1	0	3	1	1							
22 David Fletcher, R OBP: 0.330, SLG: 0.368										6	1	1	0	0	1	4							
20 Jared Walsh, L OBP: 0.322, SLG: 0.496										2	1	0	0	4	2	2							
4 Jose Iglesias, R OBP: 0.300, SLG: 0.385										5	1	2	0	0	1	4							
16 Brandon Marsh, L OBP: 0.288, SLG: 0.280										5	0	2	1	0	3	6							
59 Jack Mayfield, R OBP: 0.271, SLG: 0.410										3	1	1	1	2	1	3							
7 Jo Adell, R OBP: 0.286, SLG: 0.365										5	1	1	4	0	1	5							
24 Kurt Suzuki, R OBP: 0.283, SLG: 0.325										5	1	2	1	0	0	0							
19 Juan Lagares, R OBP: 0.267, SLG: 0.354										5	1	2	0	0	3	1							
Inning Stats	R: 1 E: 0 K: 1 S: 16	H: 2 LOB: 3 BB: 2 P: 33	R: 0 E: 0 K: 1 S: 7	H: 0 LOB: 0 BB: 1 P: 13	R: 1 E: 0 K: 1 S: 16	H: 2 LOB: 2 BB: 1 P: 27	R: 0 E: 0 K: 1 S: 10	H: 0 LOB: 0 BB: 0 P: 15	R: 0 E: 0 K: 1 S: 10	H: 1 LOB: 2 BB: 1 P: 18	R: 0 E: 0 K: 2 S: 11	H: 1 LOB: 2 BB: 1 P: 14	R: 0 E: 0 K: 2 S: 14	H: 1 LOB: 1 BB: 0 P: 19	R: 0 E: 0 K: 2 S: 14	H: 1 LOB: 1 BB: 0 P: 16	R: 6 E: 1 K: 2 S: 24	H: 4 LOB: 2 BB: 3 P: 42	1B: 7 2B: 3 HR: 2	SF: 0 SAC: 0 DP: 0 HBP: 0	WP: 2 PB: 0 SB: 1 CS: 1	PA: 49	
PITCHER	IP: 4.0 WLS: 3.69 BF: 19 ERA: 3.69	WLS: 19 BF: 4 ERA: 2.99	H: 4 R: 2 ER: 2 SO: 4	H: 2 R: 0 ER: 0 SO: 4	H: 4 R: 2 ER: 0 SO: 4	H: 2 R: 0 ER: 0 SO: 4	H: 0 R: 0 ER: 0 SO: 4	H: 0 R: 0 ER: 0 SO: 4	H: 1 R: 0 ER: 0 SO: 4	H: 2 R: 0 ER: 0 SO: 4	H: 1 R: 0 ER: 0 SO: 4	H: 2 R: 0 ER: 0 SO: 4	H: 1 R: 0 ER: 0 SO: 4	H: 1 R: 0 ER: 0 SO: 4	H: 1 R: 0 ER: 0 SO: 4	H: 1 R: 0 ER: 0 SO: 4	H: 4 R: 6 ER: 5 SO: 1	H: 2 R: 0 ER: 0 SO: 0	WP: 0 HR: 2 S: 18 P: 30	ERA: 67.50 WHIP: 9.000			
12 Casey Mize, R ERA: 3.69	IP: 1.0 WLS: 5 BF: 5	WLS: 1 BF: 1	H: 0 R: 0 ER: 0 SO: 1	H: 0 R: 0 ER: 0 SO: 1	H: 0 R: 0 ER: 0 SO: 1	H: 0 R: 0 ER: 0 SO: 1	H: 0 R: 0 ER: 0 SO: 1	H: 0 R: 0 ER: 0 SO: 1	H: 0 R: 0 ER: 0 SO: 1	H: 0 R: 0 ER: 0 SO: 1	H: 0 R: 0 ER: 0 SO: 1	H: 0 R: 0 ER: 0 SO: 1	H: 0 R: 0 ER: 0 SO: 1	H: 0 R: 0 ER: 0 SO: 1	H: 0 R: 0 ER: 0 SO: 1	H: 0 R: 0 ER: 0 SO: 1	H: 0 R: 0 ER: 0 SO: 1	H: 0 R: 0 ER: 0 SO: 1	WP: 0 HR: 0 S: 18 P: 12	ERA: 0.00 WHIP: 3.000			
36 Kyle Funkhouser, R ERA: 2.99	IP: 1.0 WLS: 5 BF: 5	WLS: 1 BF: 1	H: 0 R: 0 ER: 0 SO: 2	H: 0 R: 0 ER: 0 SO: 2	H: 0 R: 0 ER: 0 SO: 2	H: 0 R: 0 ER: 0 SO: 2	H: 0 R: 0 ER: 0 SO: 2	H: 0 R: 0 ER: 0 SO: 2	H: 0 R: 0 ER: 0 SO: 2	H: 0 R: 0 ER: 0 SO: 2	H: 0 R: 0 ER: 0 SO: 2	H: 0 R: 0 ER: 0 SO: 2	H: 0 R: 0 ER: 0 SO: 2	H: 0 R: 0 ER: 0 SO: 2	H: 0 R: 0 ER: 0 SO: 2	H: 0 R: 0 ER: 0 SO: 2	H: 0 R: 0 ER: 0 SO: 2	H: 0 R: 0 ER: 0 SO: 2	WP: 0 HR: 0 S: 6 P: 12	ERA: 0.00 WHIP: 3.000			
77 Joe Jiménez, R ERA: 5.71	IP: 1.0 WLS: 4 BF: 4	WLS: 1 BF: 1	H: 0 R: 0 ER: 0 SO: 2	H: 0 R: 0 ER: 0 SO: 2	H: 0 R: 0 ER: 0 SO: 2	H: 0 R: 0 ER: 0 SO: 2	H: 0 R: 0 ER: 0 SO: 2	H: 0 R: 0 ER: 0 SO: 2	H: 0 R: 0 ER: 0 SO: 2	H: 0 R: 0 ER: 0 SO: 2	H: 0 R: 0 ER: 0 SO: 2	H: 0 R: 0 ER: 0 SO: 2	H: 0 R: 0 ER: 0 SO: 2	H: 0 R: 0 ER: 0 SO: 2	H: 0 R: 0 ER: 0 SO: 2	H: 0 R: 0 ER: 0 SO: 2	H: 0 R: 0 ER: 0 SO: 2	H: 0 R: 0 ER: 0 SO: 2	WP: 0 HR: 0 S: 14 P: 16	ERA: 0.00 WHIP: 1.000			
32 Michael Fulmer, R ERA: 3.26	IP: 1.0 WLS: 4 BF: 4	WLS: 1 BF: 1	H: 0 R: 0 ER: 0 SO: 2	H: 0 R: 0 ER: 0 SO: 2	H: 0 R: 0 ER: 0 SO: 2	H: 0 R: 0 ER: 0 SO: 2	H: 0 R: 0 ER: 0 SO: 2	H: 0 R: 0 ER: 0 SO: 2	H: 0 R: 0 ER: 0 SO: 2	H: 0 R: 0 ER: 0 SO: 2	H: 0 R: 0 ER: 0 SO: 2	H: 0 R: 0 ER: 0 SO: 2	H: 0 R: 0 ER: 0 SO: 2	H: 0 R: 0 ER: 0 SO: 2	H: 0 R: 0 ER: 0 SO: 2	H: 0 R: 0 ER: 0 SO: 2	H: 0 R: 0 ER: 0 SO: 2	H: 0 R: 0 ER: 0 SO: 2	WP: 0 HR: 0 S: 14 P: 16	ERA: 0.00 WHIP: 1.000			
67 José Cisneros, R ERA: 2.82	IP: 1.0 WLS: 4 BF: 4	WLS: 1 BF: 1	H: 0 R: 0 ER: 0 SO: 2	H: 0 R: 0 ER: 0 SO: 2	H: 0 R: 0 ER: 0 SO: 2	H: 0 R: 0 ER: 0 SO: 2	H: 0 R: 0 ER: 0 SO: 2	H: 0 R: 0 ER: 0 SO: 2	H: 0 R: 0 ER: 0 SO: 2	H: 0 R: 0 ER: 0 SO: 2	H: 0 R: 0 ER: 0 SO: 2	H: 0 R: 0 ER: 0 SO: 2	H: 0 R: 0 ER: 0 SO: 2	H: 0 R: 0 ER: 0 SO: 2	H: 0 R: 0 ER: 0 SO: 2	H: 0 R: 0 ER: 0 SO: 2	H: 0 R: 0 ER: 0 SO: 2	H: 0 R: 0 ER: 0 SO: 2	WP: 0 HR: 0 S: 14 P: 16	ERA: 0.00 WHIP: 1.000			
PITCHER	IP: 4.0 WLS: 3.69 BF: 19 ERA: 3.69	WLS: 19 BF: 4 ERA: 2.99	H: 4 R: 2 ER: 2 SO: 4	H: 2 R: 0 ER: 0 SO: 4	H: 4 R: 2 ER: 0 SO: 4	H: 2 R: 0 ER: 0 SO: 4	H: 0 R: 0 ER: 0 SO: 4	H: 0 R: 0 ER: 0 SO: 4	H: 0 R: 0 ER: 0 SO: 4	H: 1 R: 0 ER: 0 SO: 4	H: 2 R: 0 ER: 0 SO: 4	H: 1 R: 0 ER: 0 SO: 4	H: 2 R: 0 ER: 0 SO: 4	H: 1 R: 0 ER: 0 SO: 4	H: 1 R: 0 ER: 0 SO: 4	H: 1 R: 0 ER: 0 SO: 4	H: 4 R: 6 ER: 5 SO: 1	H: 2 R: 0 ER: 0 SO: 0	WP: 0 HR: 2 S: 18 P: 30	ERA: 67.50 WHIP: 9.000			
65 Gregory Soto, L ERA: 3.67	IP: 0.2 WLS: 0.2 BF: 8	WLS: 0.2 BF: 8	H: 4 R: 6 ER: 5 SO: 1	H: 4 R: 6 ER: 5 SO: 1	H: 4 R: 6 ER: 5 SO: 1	H: 4 R: 6 ER: 5 SO: 1	H: 4 R: 6 ER: 5 SO: 1	H: 4 R: 6 ER: 5 SO: 1	H: 4 R: 6 ER: 5 SO: 1	H: 4 R: 6 ER: 5 SO: 1	H: 4 R: 6 ER: 5 SO: 1	H: 4 R: 6 ER: 5 SO: 1	H: 4 R: 6 ER: 5 SO: 1	H: 4 R: 6 ER: 5 SO: 1	H: 4 R: 6 ER: 5 SO: 1	H: 4 R: 6 ER: 5 SO: 1	H: 4 R: 6 ER: 5 SO: 1	H: 4 R: 6 ER: 5 SO: 1	H: 4 R: 6 ER: 5 SO: 1	WP: 0 HR: 0 S: 18 P: 30	ERA: 67.50 WHIP: 9.000		
63 Ian Krol, L ERA: 4.91	IP: 0.1 WLS: 0.1 BF: 3	WLS: 0.1 BF: 3	H: 0 R: 0 ER: 0 SO: 1	H: 0 R: 0 ER: 0 SO: 1	H: 0 R: 0 ER: 0 SO: 1	H: 0 R: 0 ER: 0 SO: 1	H: 0 R: 0 ER: 0 SO: 1	H: 0 R: 0 ER: 0 SO: 1	H: 0 R: 0 ER: 0 SO: 1	H: 0 R: 0 ER: 0 SO: 1	H: 0 R: 0 ER: 0 SO: 1	H: 0 R: 0 ER: 0 SO: 1	H: 0 R: 0 ER: 0 SO: 1	H: 0 R: 0 ER: 0 SO: 1	H: 0 R: 0 ER: 0 SO: 1	H: 0 R: 0 ER: 0 SO: 1	H: 0 R: 0 ER: 0 SO: 1	H: 0 R: 0 ER: 0 SO: 1	WP: 0 HR: 0 S: 6 P: 12	ERA: 0.00 WHIP: 3.000			
Batter	1	2	3	4	5	6	7	8	9	AB	R	H	RBI	BB	SO	LOB	BOTTOM						
8 Robbie Grossman, S OBP: 0.361, SLG: 0.425										4	0	1	1	1	1	1							
7 Jonathan Schoop, R OBP: 0.328, SLG: 0.453										5	0	2	1	0	0	1							
24 Miguel Cabrera, R OBP: 0.316, SLG: 0.382										2	0	0	0	2	1	2							
46 Jeimer Candelario, S OBP: 0.360, SLG: 0.429										4	0	0	0	0	1	4							
55 Renato Núñez, R OBP: 0.208, SLG: 0.478										4	0	0	0	0	3	0							
30 Harold Castro, L OBP: 0.304, SLG: 0.303										4	0	0	0	0	1	0							
9 Willi Castro, S OBP: 0.270, SLG: 0.347										4	0	1	0	0	1	0							
17 Grayson Greiner, R OBP: 0.296, SLG: 0.348																							

Batter	1	2	3	4	5	6	7	8	9	AB	R	H	RBI	BB	SO	LOB	TOP											
17 Shohei Ohtani, L (1, 1) 32 Raisel Iglesias, R (9, 1)										4	1	1	1	0	1	0		Los Angeles Angels @ Detroit Tigers Comerica Park, Detroit, MI Wed Aug 18, 2021, 7:11 PM - 9:36 PM EDT Att: 27,282 - Partly Cloudy - 81 F										
22 David Fletcher, R (1, 4) OBP: 0.363, SLG: 0.369										4	0	1	0	0	0	0												
13 Phil Gosselin, R (1, 3) 20 Jared Walsh, L (8, 3) OBP: 0.322, SLG: 0.496										4	1	2	0	0	0	1												
10 Justin Upton, R (1, 7) 19 Juan Lagares, R (8, 7) OBP: 0.309, SLG: 0.436 OBP: 0.329, SLG: 0.354										4	1	1	2	0	2	1												
4 Jose Iglesias, R (1, 6) OBP: 0.297, SLG: 0.381										4	0	0	0	0	1	0												
7 Jo Adell, R (1, 9) OBP: 0.283, SLG: 0.357										4	0	1	0	0	2	0												
16 Brandon Marsh, L (1, 8) OBP: 0.296, SLG: 0.278										4	0	1	0	0	2	0												
33 Max Stassi, R (1, 2) OBP: 0.353, SLG: 0.477										3	0	0	0	0	1	2												
59 Jack Mayfield, R (1, 5) OBP: 0.265, SLG: 0.401										3	0	0	0	0	1	2												
Inning Stats	R: 2 H: 2 E: 0 K: 2 S: 15	WLS: 2 BF: 26 LOB: 0 P: 21	H: 0 R: 0 ER: 0 K: 2 S: 11	H: 0 R: 0 ER: 0 LOB: 0 P: 16	H: 1 R: 1 ER: 0 BB: 0 P: 10	H: 0 R: 0 ER: 0 LOB: 0 P: 14	H: 0 R: 0 ER: 0 LOB: 0 P: 8	H: 1 R: 0 ER: 0 LOB: 1 P: 13	H: 2 R: 0 ER: 0 LOB: 2 P: 19	H: 1 R: 0 ER: 0 LOB: 0 P: 11	H: 0 R: 0 ER: 0 LOB: 0 P: 9	H: 0 R: 0 ER: 0 LOB: 0 P: 10	H: 0 R: 0 ER: 0 LOB: 0 P: 10	H: 0 R: 0 ER: 0 LOB: 0 P: 10	H: 0 R: 0 ER: 0 LOB: 0 P: 10	H: 0 R: 0 ER: 0 LOB: 0 P: 10	1B: 4 2B: 1 3B: 0 HR: 2		SF: 0 SAC: 0 DP: 0 HBP: 0	WP: 0 PB: 0 SB: 0 CS: 0	PA: 34							
PITCHER	IP: 6.2 WLS: L BF: 26 ERA: 4.02	WLS: L BF: 26 ERA: 4.02	H: 6 R: 2 ER: 2 SO: 7	H: 6 R: 2 ER: 2 SO: 7	BB: 0 IBB: 0 HBP: 0 BLK: 0	BB: 0 IBB: 0 HBP: 0 BLK: 0	WP: 0 HR: 1 S: 69 P: 97	ERA: 2.70 WHIP: 0.900	IP: 7.1 WLS: 1 BF: 5 ERA: 2.92	WLS: 1 BF: 5 ERA: 2.92	H: 1 R: 1 ER: 1 SO: 1	H: 1 R: 1 ER: 1 SO: 1	BB: 0 IBB: 0 HBP: 0 BLK: 0	BB: 0 IBB: 0 HBP: 0 BLK: 0	BB: 0 IBB: 0 HBP: 0 BLK: 0	BB: 0 IBB: 0 HBP: 0 BLK: 0	WP: 0 HR: 1 S: 11 P: 15	ERA: 6.75 WHIP: 0.750	IP: 9.1 WLS: R BF: 3 ERA: 4.88	WLS: R BF: 3 ERA: 4.88	H: 0 R: 0 ER: 0 SO: 2	H: 0 R: 0 ER: 0 SO: 2	BB: 0 IBB: 0 HBP: 0 BLK: 0	BB: 0 IBB: 0 HBP: 0 BLK: 0	BB: 0 IBB: 0 HBP: 0 BLK: 0	BB: 0 IBB: 0 HBP: 0 BLK: 0	WP: 0 HR: 0 S: 7 P: 9	ERA: 0.00 WHIP: 0.000

Batter	1	2	3	4	5	6	7	8	9	AB	R	H	RBI	BB	SO	LOB	BOTTOM			
8 Robbie Grossman, S (1, 9) OBP: 0.358, SLG: 0.421										4	0	0	0	0	1	1				
7 Jonathan Schoop, R (1, 4) OBP: 0.328, SLG: 0.451										4	0	1	0	0	2	1				
24 Miguel Cabrera, R (1, 10) OBP: 0.315, SLG: 0.381										4	0	1	0	0	1	0				
46 Jeimer Candelario, S (1, 5) OBP: 0.357, SLG: 0.424										4	0	0	0	0	1	2				
30 Harold Castro, L (1, 6) OBP: 0.304, SLG: 0.304										3	0	1	0	0	1	1				
55 Renato Núñez, R (1, 3) OBP: 0.216, SLG: 0.469										3	0	1	0	0	1	1				
9 Willi Castro, S (1, 7) OBP: 0.271, SLG: 0.356										3	1	1	1	0	1	1				
17 Grayson Greiner, R (1, 2) OBP: 0.284, SLG: 0.333										3	0	0	0	0	1	0				
22 Victor Reyes, S (1, 8) OBP: 0.236, SLG: 0.352										3	0	1	0	0	1	0				
Inning Stats	R: 0 H: 2 E: 0 K: 1 S: 15	H: 1 R: 0 ER: 0 LOB: 0 P: 20	H: 1 R: 0 ER: 0 LOB: 0 P: 7	H: 1 R: 0 ER: 0 LOB: 0 P: 7	H: 0 R: 0 ER: 0 LOB: 0 P: 11	H: 0 R: 0 ER: 0 LOB: 0 P: 10	H: 0 R: 0 ER: 0 LOB: 0 P: 9	H: 1 R: 0 ER: 0 LOB: 1 P: 17	H: 0 R: 0 ER: 0 LOB: 0 P: 9	H: 0 R: 0 ER: 0 LOB: 0 P: 10	H: 0 R: 0 ER: 0 LOB: 0 P: 10	H: 0 R: 0 ER: 0 LOB: 0 P: 10	H: 0 R: 0 ER: 0 LOB: 0 P: 10	H: 0 R: 0 ER: 0 LOB: 0 P: 10	H: 0 R: 0 ER: 0 LOB: 0 P: 10	H: 0 R: 0 ER: 0 LOB: 0 P: 10	1B: 5 2B: 1 3B: 0 HR: 1	SF: 0 SAC: 0 DP: 2 HBP: 0	WP: 0 PB: 0 SB: 0 CS: 0	PA: 31
PITCHER	IP: 8.0 WLS: W BF: 28 ERA: 2.79	WLS: W BF: 28 ERA: 2.79	H: 8 R: 1 ER: 1 SO: 8	H: 8 R: 1 ER: 1 SO: 8	BB: 0 IBB: 0 HBP: 0 BLK: 0	BB: 0 IBB: 0 HBP: 0 BLK: 0	WP: 0 HR: 1 S: 69 P: 90	ERA: 1.12 WHIP: 0.750	IP: 1.0 WLS: S BF: 3 ERA: 2.91	WLS: S BF: 3 ERA: 2.91	H: 0 R: 0 ER: 0 SO: 2	H: 0 R: 0 ER: 0 SO: 2	BB: 0 IBB: 0 HBP: 0 BLK: 0	BB: 0 IBB: 0 HBP: 0 BLK: 0	BB: 0 IBB: 0 HBP: 0 BLK: 0	BB: 0 IBB: 0 HBP: 0 BLK: 0	WP: 0 HR: 0 S: 7 P: 9	ERA: 0.00 WHIP: 0.000		


livebaseballscorecards.com

AB 34
R 3
H 7
RBI 3
BB 0
SO 10
LOB 6

Batter	1	2	3	4	5	6	7	8	9	AB	R	H	RBI	BB	SO	LOB	TOP								
54 Derek Hill, R OBP: 0.352, SLG: 0.325										4	0	2	0	0	1	2									
7 Jonathan Schoop, R OBP: 0.329, SLG: 0.451										4	0	0	0	0	2	3									
8 Robbie Grossman, S OBP: 0.360, SLG: 0.421										4	0	1	0	0	1	3									
24 Miguel Cabrera, R OBP: 0.312, SLG: 0.375										3	0	0	0	0	1	1									
46 Jeimer Candelario, S OBP: 0.355, SLG: 0.428										3	0	0	0	0	1	1									
30 Harold Castro, L OBP: 0.307, SLG: 0.311										3	0	1	0	0	0	1									
59 Zack Short, R OBP: 0.245, SLG: 0.308										3	0	0	0	0	1	1									
64 Dustin Garneau, R OBP: 0.167, SLG: 0.167										2	0	0	0	0	1	1									
9 Wilfr Castro, S OBP: 0.269, SLG: 0.360										1	0	0	0	0	0	0									
17 Grayson Greiner, R OBP: 0.289, SLG: 0.338										0	0	0	0	0	0	0									
22 Victor Reyes, S OBP: 0.245, SLG: 0.362										3	0	2	0	0	1	0									
Inning Stats	R: 0 E: 0 K: 1 S: 8	H: 1 LOB: 0 BB: 0 P: 10	R: 0 E: 0 K: 0 S: 6	H: 0 LOB: 0 BB: 0 P: 11	R: 0 E: 0 K: 1 S: 13	H: 1 LOB: 1 BB: 0 P: 19	R: 0 E: 0 K: 0 S: 8	H: 1 LOB: 0 BB: 0 P: 10	R: 0 E: 0 K: 2 S: 13	H: 1 LOB: 1 BB: 0 P: 17	R: 0 E: 0 K: 1 S: 10	H: 0 LOB: 0 BB: 1 P: 16	R: 0 E: 0 K: 0 S: 12	H: 0 LOB: 0 BB: 1 P: 22	R: 0 E: 0 K: 1 S: 7	H: 0 LOB: 0 BB: 0 P: 10	R: 0 E: 0 K: 3 S: 13	H: 1 LOB: 1 BB: 0 P: 16	1B: 5 2B: 1 3B: 0 HR: 0	SF: 0 SAC: 0 DP: 3 HBP: 0	WP: 0 PB: 0 SB: 0 CS: 0	PA: 31			
PITCHER	IP	WLS	BF	H	R	ER	SO	BB	IBB	HBP	BLK	WP	HR	S	P	ERA	WHIP								
99 Hyun Jin Ryu, L ERA: 3.54	7.0	W	24	5	0	0	5	1	0	0	0	0	0	70	105	0.00	0.857								
58 Tim Lincecum, L ERA: 3.52	1.0	H	3	0	0	0	1	0	0	0	0	0	0	7	10	0.00	0.000								
68 Jordan Romano, R ERA: 2.44	1.0	S	4	1	0	0	3	0	0	0	0	0	0	13	16	0.00	1.000								

Detroit Tigers @ Toronto Blue Jays
Rogers Centre, Toronto, ON
Sat Aug 21 2021, 3:08 PM - 5:25 PM EDT
Att: 14,887 - Partly Cloudy - 74 F


AB 30
R 0
H 6
RBI 0
BB 1
SO 9
LOB 14



Batter	1	2	3	4	5	6	7	8	9	AB	R	H	RBI	BB	SO	LOB	BOTTOM								
11 Bo Bichette, R OBP: 0.335, SLG: 0.457										3	0	0	0	1	2	0									
10 Marcus Semien, R OBP: 0.337, SLG: 0.534										4	1	3	1	0	0	2									
27 Vladimir Guerrero Jr., R OBP: 0.496, SLG: 0.695										4	0	1	0	0	1	1									
37 Teoscar Hernández, R OBP: 0.355, SLG: 0.536										3	0	0	0	0	0	2									
14 Corey Dickerson, L OBP: 0.322, SLG: 0.401										3	0	0	0	0	1	0									
13 Lourdes Gurriel Jr., R OBP: 0.300, SLG: 0.432										3	0	0	0	0	0	0									
5 Santiago Espinal, R OBP: 0.356, SLG: 0.593										3	1	1	0	0	0	0									
15 Randal Grichuk, R OBP: 0.287, SLG: 0.449										3	1	1	2	0	0	0									
7 Reese McGuire, L OBP: 0.324, SLG: 0.361										3	0	1	0	0	0	0									
Inning Stats	R: 0 E: 0 K: 0 S: 4	H: 2 LOB: 1 BB: 0 P: 7	R: 2 E: 0 K: 0 S: 11	H: 2 LOB: 0 BB: 0 P: 11	R: 0 E: 0 K: 1 S: 6	H: 1 LOB: 0 BB: 0 P: 10	R: 0 E: 0 K: 1 S: 5	H: 0 LOB: 0 BB: 0 P: 9	R: 0 E: 0 K: 0 S: 11	H: 1 LOB: 2 BB: 1 P: 19	R: 0 E: 0 K: 0 S: 4	H: 0 LOB: 0 BB: 0 P: 8	R: 0 E: 0 K: 0 S: 5	H: 0 LOB: 0 BB: 0 P: 5	R: 1 E: 0 K: 2 S: 14	H: 1 LOB: 0 BB: 0 P: 19	R: 0 E: 0 K: 2 S: 13	H: 1 LOB: 0 BB: 0 P: 16	1B: 5 2B: 0 3B: 0 HR: 2	SF: 0 SAC: 0 DP: 2 HBP: 0	WP: 0 PB: 0 SB: 0 CS: 0	PA: 30			
PITCHER	IP	WLS	BF	H	R	ER	SO	BB	IBB	HBP	BLK	WP	HR	S	P	ERA	WHIP								
58 Wily Peralta, R ERA: 3.63	6.0	L	23	6	2	2	2	1	0	0	0	0	1	41	64	3.00	1.167								
66 Erasmo Ramírez, R ERA: 4.85	2.0		7	1	1	1	2	0	0	0	0	0	1	19	24	4.50	0.500								

Detroit Tigers @ Toronto Blue Jays
Rogers Centre, Toronto, ON
Sat Aug 21 2021, 3:08 PM - 5:25 PM EDT
Att: 14,887 - Partly Cloudy - 74 F

AB 29
R 3
H 7
RBI 3
BB 1
SO 4
LOB 5



Batter	1	2	3	4	5	6	7	8	9	10	AB	R	H	RBI	BB	SO	LOB	TOP		
54 Derek Hill, R OBP: 0.333, SLG: 0.319 65 Gregory Soto, L (9, 1) 32 Michael Fulmer, R (10, 1)			G6-3		7 1B 2B		K		F9		5	1	1	0	0	2	1			
7 Jonathan Schoop, R OBP: 0.327, SLG: 0.449			G5-3		8 1B 2B					L9	4	0	3	1	1	0	0			
8 Robbie Grossman, S OBP: 0.359, SLG: 0.421			G5-3		L3					K	4	0	1	0	1	1	3			
46 Jeimer Candelario, S OBP: 0.353, SLG: 0.427			G5-4-3		G5-3					G5-4-3	5	0	1	0	0	0	5			
41 Daz Cameron, R OBP: 0.244, SLG: 0.355			F8		K					F8	4	0	0	0	0	2	2			
9 Willi Castro, S OBP: 0.273, SLG: 0.368			64 CS 1B		G3					P5	4	0	2	0	0	0	1			
64 Dustin Garneau, R OBP: 0.333, SLG: 0.500 60 Akil Baddoo, L (9, PH) (9, 8)			G5-4-3		F8					F7	3	0	1	0	0	0	2			
59 Zack Short, R OBP: 0.244, SLG: 0.304 24 Miguel Cabrera, R (9, PH) 17 Grayson Greiner, R (9, 2)			IBB		F7					G5-3	2	0	0	0	1	0	0			
29 Tank Skubal, R (7, 1) 27 Victor Reyes, S (7, PH) 77 José Jiménez, R (8, 1) 67 José Cisnero, R (8, PH) 30 Harold Castro, L (8, 6)			K		K					K	2	0	0	0	0	0	2			
Inning Stats	R: 0 E: 0 K: 1 S: 9	H: 1 LOB: 1 BB: 1 P: 17	R: 0 E: 0 K: 1 S: 10	H: 2 LOB: 2 BB: 0 P: 17	R: 0 E: 0 K: 1 S: 9	H: 1 LOB: 0 BB: 0 P: 15	R: 0 E: 0 K: 1 S: 11	H: 1 LOB: 1 BB: 0 P: 15	R: 0 E: 0 K: 2 S: 7	H: 0 LOB: 0 BB: 0 P: 11	R: 0 E: 0 K: 1 S: 9	H: 1 LOB: 1 BB: 0 P: 14	R: 1 E: 0 K: 0 S: 8	H: 2 LOB: 1 BB: 0 P: 12	R: 0 E: 0 K: 0 S: 5	H: 0 LOB: 0 BB: 1 P: 12	1B: 5 2B: 6 3B: 0 HR: 0	SF: 0 SAC: 0 DP: 3 HBP: 0	WP: 0 PB: 0 SB: 0 CS: 1	PA: 40
PITCHER	IP WLS BF H R ER SO BB IBB HBP BLK WP HR S P ERA WHIP	5.0 0 21 7 1 1 4 1 0 0 0 0 0 0 11 15 1.80 1.600	62 T.J. McFarland, L (10, 1) ERA: 1.93	1.0 W 3 0 0 0 0 0 0 0 7 11 0.00 0.000																

Detroit Tigers @ St. Louis Cardinals
 Busch Stadium, St. Louis, MO
 Wed Aug 25 2021, 12:18 PM - 3:37 PM CDT
 Att. 24,304 - Sunny - 93 F

AB	37
R	2
H	11
RBI	2
BB	3
SO	8
LOB	16



Batter	1	2	3	4	5	6	7	8	9	10	AB	R	H	RBI	BB	SO	LOB	BOTTOM				
19 Tommy Edman, S OBP: 0.309, SLG: 0.379 46 Paul Goldschmidt, R OBP: 0.349, SLG: 0.471			G1-3		1B				G5-3		5	0	2	0	0	1	0					
3 Dylan Carlson, S OBP: 0.339, SLG: 0.415			HR		P3					HR	4	3	2	2	1	1	4					
28 Nolan Arenado, R OBP: 0.313, SLG: 0.490			G5-3		L8					K	5	0	0	0	0	2	3					
11 Paul DeJong, R OBP: 0.292, SLG: 0.382			K		F8					P4	4	0	0	0	1	1	0					
63 Edmundo Sosa, R OBP: 0.341, SLG: 0.348 21 Lars Nootbaar, L OBP: 0.338, SLG: 0.462			K		K					F8	4	0	0	0	0	2	3					
48 Harrison Bader, R OBP: 0.317, SLG: 0.411			K		K					FC4-2	1	0	0	0	1	1	0					
7 Andrew Knizner, R OBP: 0.293, SLG: 0.250			K		K					FC4-2	1	0	1	1	1	0	0					
Inning Stats	R: 1 E: 0 K: 3 S: 12	H: 1 LOB: 0 BB: 0 P: 17	R: 0 E: 0 K: 3 S: 14	H: 0 LOB: 1 BB: 0 P: 19	R: 1 E: 0 K: 1 S: 11	H: 1 LOB: 1 BB: 0 P: 12	R: 0 E: 0 K: 2 S: 10	H: 0 LOB: 0 BB: 0 P: 11	R: 0 E: 0 K: 1 S: 15	H: 1 LOB: 2 BB: 1 P: 26	R: 0 E: 0 K: 0 S: 10	H: 0 LOB: 2 BB: 1 P: 19	R: 0 E: 0 K: 3 S: 13	H: 1 LOB: 2 BB: 0 P: 17	R: 0 E: 0 K: 1 S: 8	H: 0 LOB: 0 BB: 0 P: 10	R: 1 E: 0 K: 0 S: 13	H: 1 LOB: 3 BB: 2 P: 18	1B: 3 2B: 0 3B: 0 HR: 2	SF: 0 SAC: 0 DP: 0 HBP: 3	WP: 0 PB: 0 SB: 2 CS: 0	PA: 42
PITCHER	IP WLS BF H R ER SO BB IBB HBP BLK WP HR S P ERA WHIP	5.0 0 20 3 2 2 10 1 0 1 0 0 0 2 10 3.60 0.800	32 Michael Fulmer, R (10, 1) ERA: 3.69	0.2 L 5 1 1 0 0 0 0 0 13 17 0.00 1.000																		

Detroit Tigers @ St. Louis Cardinals
 Busch Stadium, St. Louis, MO
 Wed Aug 25 2021, 12:18 PM - 3:37 PM CDT
 Att. 24,304 - Sunny - 93 F

AB	34
R	3
H	5
RBI	3
BB	5
SO	14
LOB	16



Batter	1	2	3	4	5	6	7	8	9	10	AB	R	H	RBI	BB	SO	LOB	TOP					
10 Marcus Semien, R OBP: 0.334, SLG: 0.529	G5-3		1B		F9		L7		F9		5	0	1	0	0	0	2	Toronto Blue Jays @ Detroit Tigers Comerica Park, Detroit, MI Sat Aug 28 2021, 6:12 PM - 9:50 PM EDT Att: 18,783 - Clear - 89 F					
11 Bo Bichette, R OBP: 0.332, SLG: 0.449	27 CS 1B		L7			G4-3	27 1B		L9		5	0	2	1	0	0	2						
27 Vladimir Guerrero Jr., R OBP: 0.404, SLG: 0.588	K				K	G5-3	1B		P6		5	1	1	0	0	2	2						
30 Alejandro Kirk, R OBP: 0.339, SLG: 0.461	F7				F9	HR	G6-3		F9		5	1	1	1	0	0	2						
14 Corey Dickerson, L OBP: 0.327, SLG: 0.415	L7				13 BB 1B	13 BB 1B			15 WP 1B		4	0	3	1	1	0	0						
13 Lourdes Gurriel Jr., R OBP: 0.366, SLG: 0.431									15 WP BB		3	0	2	0	2	1	1						
5 Santiago Espinal, R OBP: 0.354, SLG: 0.378	G1-3						F9				1	0	0	0	0	0	1						
74 Breyvic Valera, S OBP: 0.291, SLG: 0.273											1	0	0	0	0	1	2						
37 Teoscar Hernández, R OBP: 0.341, SLG: 0.507											3	0	0	0	0	1	5						
15 Randal Grichuk, R OBP: 0.284, SLG: 0.438	G6-3										5	1	1	0	0	1	3						
66 Kevin Smith, R OBP: 0.167, SLG: 0.118	K										4	0	1	0	0	2	1						
Inning Stats		R: 0 E: 0 K: 1 S: 10	H: 1 LOB: 1 BB: 0 P: 15	R: 0 E: 0 K: 0 S: 8	H: 1 LOB: 1 BB: 0 P: 12	R: 0 E: 0 K: 1 S: 14	H: 1 LOB: 1 BB: 0 P: 22	R: 0 E: 0 K: 2 S: 13	H: 0 LOB: 0 BB: 0 P: 16	R: 1 E: 0 K: 0 S: 11	H: 2 LOB: 2 BB: 1 P: 20	R: 1 E: 0 K: 2 S: 14	H: 3 LOB: 2 BB: 0 P: 24	R: 0 E: 0 K: 1 S: 15	H: 1 LOB: 1 BB: 0 P: 22	R: 0 E: 0 K: 0 S: 8	H: 1 LOB: 2 BB: 0 P: 13	R: 1 E: 0 K: 0 S: 9	H: 1 LOB: 2 BB: 1 P: 17	1B: 11 2B: 1 3B: 0 HR: 1	SF: 0 SAC: 0 DP: 1 HBP: 0	WP: 2 PB: 0 SB: 1 CS: 1	PA: 44
PITCHER		IP	WLS	BF	H	R	ER	SO	BB	IBB	HBP	BLK	WP	HR	S	P	ERA	WHIP					
62 José Ureña, R ERA: 5.96		3.0		11	3	0	0	2	0	0	0	0	0	0	32	49	0.00	1.000					
57 Alex Lange, R ERA: 5.85		1.0		5	1	0	0	2	1	0	0	0	0	0	13	24	0.00	2.000					
70 Tyler Alexander, L ERA: 4.34		2.2		12	3	2	2	2	1	0	0	0	0	1	29	49	6.75	1.500					
68 Jason Foley, R ERA: 3.38		0.1		3	2	0	0	0	0	0	0	0	1	0	6	11	0.00	6.000					
32 Michael Fulmer, R ERA: 3.62		1.0		4	1	0	0	2	0	0	0	0	0	0	15	22	0.00	1.000					
65 Gregory Soto, L ERA: 3.21		1.0		4	1	0	0	0	0	0	0	0	0	0	8	13	0.00	1.000					
36 Kyle Funkhouser, R ERA: 2.82		1.0	L	5	1	1	0	0	1	0	0	0	1	0	9	17	0.00	2.000					

Batter	1	2	3	4	5	6	7	8	9	10	AB	R	H	RBI	BB	SO	LOB	BOTTOM							
60 Akil Baddoo, L OBP: 0.324, SLG: 0.452	P6		G6-3			F8					4	0	0	0	0	1	3	Toronto Blue Jays @ Detroit Tigers Comerica Park, Detroit, MI Sat Aug 28 2021, 6:12 PM - 9:50 PM EDT Att: 18,783 - Clear - 89 F							
7 Jonathan Schoop, R OBP: 0.328, SLG: 0.448	L4				G5-3			L8			4	1	1	0	0	0	1								
8 Robbie Grossman, S OBP: 0.356, SLG: 0.416	F7				F5						4	1	1	0	0	1	0								
24 Miguel Cabrera, R OBP: 0.315, SLG: 0.393											4	0	1	0	0	3	2								
41 Daz Cameron, R OBP: 0.235, SLG: 0.342											0	0	0	0	0	0	0								
46 Jeimer Candelario, S OBP: 0.354, SLG: 0.436											4	0	1	1	0	2	1								
13 Eric Haase, R OBP: 0.289, SLG: 0.502											4	0	0	1	0	2	3								
59 Zack Short, R OBP: 0.241, SLG: 0.300											0	0	0	0	0	0	0								
30 Harold Castro, L OBP: 0.303, SLG: 0.307											4	0	0	0	0	1	1								
9 Willi Castro, S OBP: 0.273, SLG: 0.363											2	0	0	0	1	0	1								
54 Derek Hill, R OBP: 0.321, SLG: 0.307											4	0	1	0	0	2	2								
Inning Stats		R: 0 E: 0 K: 1 S: 11	H: 0 LOB: 0 BB: 0 P: 19	R: 0 E: 0 K: 3 S: 11	H: 0 LOB: 0 BB: 0 P: 17	R: 0 E: 0 K: 1 S: 11	H: 1 LOB: 1 BB: 0 P: 16	R: 0 E: 0 K: 1 S: 8	H: 0 LOB: 0 BB: 0 P: 12	R: 0 E: 0 K: 2 S: 10	H: 0 LOB: 0 BB: 0 P: 11	R: 0 E: 0 K: 1 S: 8	H: 0 LOB: 0 BB: 0 P: 12	R: 2 E: 0 K: 1 S: 16	H: 3 LOB: 1 BB: 0 P: 25	R: 0 E: 0 K: 2 S: 10	H: 0 LOB: 1 BB: 1 P: 16	R: 0 E: 0 K: 1 S: 9	H: 1 LOB: 2 BB: 0 P: 10	R: 0 E: 0 K: 1 S: 6	H: 0 LOB: 1 BB: 0 P: 10	1B: 5 2B: 0 3B: 0 HR: 0	SF: 0 SAC: 0 DP: 1 HBP: 1	WP: 0 PB: 0 SB: 0 CS: 0	PA: 36
PITCHER		IP	WLS	BF	H	R	ER	SO	BB	IBB	HBP	BLK	WP	HR	S	P	ERA	WHIP							
6 Alek Manoah, R ERA: 3.15		6.1		23	4	2	2	8	0	0	0	0	0	0	69	103	2.84	0.632							
33 Trevor Richards, R ERA: 3.71		0.2	B	2	0	0	0	0	0	0	0	0	0	0	6	9	0.00	0.000							
28 Joakim Soria, R ERA: 3.94		1.0		4	0	0	0	2	1	0	0	0	0	0	10	16	0.00	1.000							
68 Jordan Romano, R ERA: 2.23		2.0	W	7	1	0	0	2	0	0	0	0	0	0	15	20	0.00	0.500							

AB	41
R	3
H	12
RBI	3
BB	3
SO	8
LOB	21

AB	34
R	2
H	5
RBI	2
BB	1
SO	12
LOB	14



Batter	1	2	3	4	5	6	7	8	9	AB	R	H	RBI	BB	SO	LOB	TOP			
2 Luis Arraez, L (1, 5) OBP: 0.368, SLG: 0.384										4	0	0	0	0	1	2				
25 Byron Buxton, R (1, 8) OBP: 0.373, SLG: 0.686										4	1	1	0	0	2	0				
11 Jorge Polanco, S (1, 4) OBP: 0.334, SLG: 0.494										4	1	1	1	0	1	0				
20 Josh Donaldson, R (1, 10) OBP: 0.360, SLG: 0.494										4	1	2	2	0	0	0				
26 Max Kepler, L (1, 9) OBP: 0.308, SLG: 0.429																				
22 Miguel Sanó, R (1, 3) OBP: 0.328, SLG: 0.460																				
1 Nick Gordon, L (1, 7) 38 Rob Refsnyder, R (9, PH) OBP: 0.325, SLG: 0.362										3	0	0	0	0	0	1				
27 Ryan Jeffers, R (1, 2) OBP: 0.285, SLG: 0.402										2	0	0	0	1	0	0				
9 Andrelton Simmons, R (1, 6) OBP: 0.286, SLG: 0.279										3	0	1	0	0	0	0				
Inning Stats	R: 0 E: 0 K: 1 S: 8	H: 0 LOB: 0 BB: 0 P: 11	R: 0 E: 0 K: 1 S: 5	H: 0 LOB: 0 BB: 0 P: 7	R: 0 E: 0 K: 0 S: 7	H: 0 LOB: 0 BB: 0 P: 11	R: 3 E: 0 K: 0 S: 18	H: 4 LOB: 1 BB: 0 P: 30	R: 0 E: 0 K: 0 S: 4	H: 1 LOB: 2 BB: 1 P: 15	R: 0 E: 0 K: 0 S: 7	H: 1 LOB: 1 BB: 1 P: 16	R: 0 E: 0 K: 2 S: 7	H: 0 LOB: 0 BB: 0 P: 13	R: 0 E: 0 K: 1 S: 8	H: 0 LOB: 0 BB: 0 P: 11	1B: 2 2B: 3 HR: 1	SF: 0 SAC: 0 DP: 1 HBP: 0	WP: 1 PB: 0 SB: 0 CS: 0	PA: 34
PITCHER	IP WLS BF H R ER SO BB IBB HBP BLK WP HR S P ERA WHIP																			
12 Casey Mize, R (1, 1) ERA: 3.59	6.0 L 24 5 3 3 4 1 0 0 0 0 1 1 51 79 4.50 1.000																			
57 Alex Lange, R (7, 1) ERA: 5.32	2.0 7 1 0 0 2 1 0 0 0 0 0 0 14 29 0.00 1.000																			
71 Miguel Del Pozo, L (9, 1) ERA: 18.0	0.1 1 0 0 0 0 0 0 0 0 0 0 0 2 2 0.00 0.000																			
77 Joe Jiménez, R (9, 1) ERA: 5.87	0.2 2 0 0 0 1 0 0 0 0 0 0 0 6 9 0.00 0.000																			

Minnesota Twins @ Detroit Tigers
Comerica Park, Detroit, MI
Mon Aug 30 2021, 2:11 PM - 4:52 PM EDT
Att: 13,425 - Sunny - 82 F

AB 32
R 3
H 6
RBI 3
BB 2
SO 7
LOB 6



Batter	1	2	3	4	5	6	7	8	9	AB	R	H	RBI	BB	SO	LOB	BOTTOM					
60 Akil Badddoo, L (1, 7) OBP: 0.322, SLG: 0.450										4	0	1	0	0	1	2						
7 Jonathan Schoop, R (1, 3) OBP: 0.323, SLG: 0.440										4	0	0	0	0	2	1						
46 Jeimer Candelario, S (1, 5) OBP: 0.350, SLG: 0.425										4	0	0	0	0	1	0						
24 Miguel Cabrera, R (1, 10) OBP: 0.311, SLG: 0.387										4	0	0	0	0	2	1						
13 Eric Haase, R (1, 2) OBP: 0.291, SLG: 0.500										4	0	1	0	0	0	0						
9 Willi Castro, S (9, PR) OBP: 0.271, SLG: 0.359										4	1	2	0	0	0	1						
30 Harold Castro, L (1, 4) OBP: 0.307, SLG: 0.314										4	1	2	0	0	0	1						
22 Victor Reyes, S (1, 9) OBP: 0.255, SLG: 0.390										3	0	1	0	0	1	1						
8 Robbie Grossman, S (9, PH) OBP: 0.354, SLG: 0.416										1	0	0	0	0	0	2						
59 Zack Short, R (1, 6) OBP: 0.241, SLG: 0.299										3	0	1	1	0	0	1						
54 Derek Hill, R (1, 8) OBP: 0.330, SLG: 0.346										3	1	2	1	0	0	0						
Inning Stats	R: 0 E: 0 K: 1 S: 9	H: 0 LOB: 0 BB: 0 P: 14	R: 0 E: 0 K: 1 S: 7	H: 0 LOB: 0 BB: 0 P: 9	R: 1 E: 0 K: 1 S: 13	H: 2 LOB: 1 BB: 0 P: 24	R: 0 E: 0 K: 1 S: 6	H: 0 LOB: 0 BB: 0 P: 8	R: 1 E: 0 K: 0 S: 10	H: 3 LOB: 1 BB: 0 P: 12	R: 0 E: 0 K: 1 S: 8	H: 0 LOB: 0 BB: 0 P: 10	R: 0 E: 0 K: 0 S: 10	H: 2 LOB: 1 BB: 0 P: 12	R: 0 E: 0 K: 2 S: 10	H: 0 LOB: 0 BB: 0 P: 13	R: 0 E: 1 K: 0 S: 14	H: 1 LOB: 2 BB: 0 P: 23	1B: 5 2B: 2 HR: 1	SF: 0 SAC: 0 DP: 2 HBP: 0	WP: 1 PB: 0 SB: 0 CS: 0	PA: 34
PITCHER	IP WLS BF H R ER SO BB IBB HBP BLK WP HR S P ERA WHIP																					
82 Bailey Ober, R (1, 1) ERA: 3.98	6.0 W 22 5 2 2 2 0 0 0 0 0 0 0 20 25 3.00 0.833																					
66 Jorge Alcalá, R (7, 1) ERA: 4.79	2.0 H 7 2 0 0 2 0 0 0 0 0 0 0 14 23 0.00 1.000																					
48 Alex Colomé, R (9, 1) ERA: 4.26	1.0 S 5 1 0 0 0 0 0 0 0 0 0 0 6 9 0.00 1.000																					

Minnesota Twins @ Detroit Tigers
Comerica Park, Detroit, MI
Mon Aug 30 2021, 2:11 PM - 4:52 PM EDT
Att: 13,425 - Sunny - 82 F

AB 34
R 2
H 8
RBI 2
BB 0
SO 7
LOB 9



Batter	1	2	3	4	5	6	7	8	9	AB	R	H	RBI	BB	SO	LOB	TOP					
1 Josh Harrison, R OBP: 0.364, SLG: 0.439										5	2	3	0	0	0	0						
2 Starling Marte, R OBP: 0.396, SLG: 0.463										5	2	2	1	0	1	2						
28 Matt Olson, L OBP: 0.374, SLG: 0.550										2	2	1	3	1	0	0						
26 Matt Chapman, R OBP: 0.317, SLG: 0.414										4	0	0	0	0	1	2						
8 Jed Lowrie, S OBP: 0.326, SLG: 0.402										4	0	2	2	0	0	0						
20 Mark Canha, R OBP: 0.381, SLG: 0.395										4	0	2	0	0	0	0						
Tony Kemp, L OBP: 0.371, SLG: 0.394										4	0	0	0	0	0	4						
12 Sean Murphy, R OBP: 0.310, SLG: 0.411										4	0	0	0	0	3	2						
17 Elvis Andrus, R OBP: 0.274, SLG: 0.306										3	0	0	0	0	0	0						
23 Yan Gomes, R OBP: 0.303, SLG: 0.444										1	0	0	0	0	1	0						
Inning Stats	R: 1 H: 1 E: 0 K: 1 S: 13	H: 1 LOB: 0 BB: 0 P: 17	R: 0 H: 0 E: 0 K: 0 S: 7	H: 0 LOB: 0 BB: 0 P: 9	R: 0 H: 0 E: 0 K: 0 S: 6	H: 0 LOB: 0 BB: 0 P: 9	R: 2 H: 3 E: 0 K: 1 S: 20	H: 3 LOB: 2 BB: 1 P: 36	R: 3 H: 5 E: 0 K: 0 S: 17	H: 5 LOB: 2 BB: 0 P: 28	R: 0 H: 1 E: 0 K: 1 S: 10	H: 1 LOB: 1 BB: 0 P: 14	R: 0 H: 0 E: 0 K: 1 S: 10	H: 0 LOB: 0 BB: 0 P: 15	R: 0 H: 0 E: 0 K: 1 S: 7	H: 0 LOB: 0 BB: 0 P: 11	R: 0 H: 0 E: 0 K: 2 S: 10	H: 0 LOB: 0 BB: 0 P: 13	1B: 5 2B: 4 HR: 1	SF: 1 SAC: 0 DP: 0 HBP: 0	WP: 0 PB: 0 SB: 0 CS: 0	PA: 38
PITCHER	IP WLS BF H R ER SO BB IBB HBP BLK WP HR S P ERA WHIP																					
58 Wily Peralta, R ERA: 3.88	4.0	17	4	3	2	2	1	0	0	0	0	0	0	1	46	71	4.50	1.250				
62 José Ureña, R ERA: 6.14	2.0	12	6	3	3	1	0	0	0	0	0	0	0	0	27	42	13.50	3.000				
77 Joe Jiménez, R ERA: 5.72	1.0	W	3	0	0	0	0	0	0	0	0	0	0	0	15	0.00	0.000					
67 José Cisnero, R ERA: 2.62	1.0	H	3	0	0	0	0	0	0	0	0	0	0	7	11	0.00	0.000					
65 Gregory Soto, L ERA: 3.16	1.0	S	3	0	0	0	0	0	0	0	0	0	0	10	13	0.00	0.000					

Oakland Athletics @ Detroit Tigers
Comerica Park, Detroit, MI
Wed Sep 01 2021, 7:11 PM - 10:23 PM EDT
Att: 12,593 - Partly Cloudy - 73 F

AB	36
R	6
H	10
RBI	6
BB	1
SO	6
LOB	10



Batter	1	2	3	4	5	6	7	8	9	AB	R	H	RBI	BB	SO	LOB	BOTTOM					
60 Akil Baddoe, L OBP: 0.326, SLG: 0.460										4	2	2	2	1	2	0						
7 Jonathan Schoop, R OBP: 0.321, SLG: 0.436										5	0	1	1	0	1	1						
8 Robbie Grossman, S OBP: 0.356, SLG: 0.421										2	1	0	0	2	0	2						
24 Miguel Cabrera, R OBP: 0.315, SLG: 0.394										4	1	2	3	0	0	1						
46 Jeimer Candelario, S OBP: 0.351, SLG: 0.425										3	1	1	0	1	1	2						
13 Eric Haase, R OBP: 0.287, SLG: 0.489										4	0	0	0	0	1	4						
30 Harold Castro, L OBP: 0.313, SLG: 0.337										4	2	3	2	0	0	1						
28 Niko Goodrum, S OBP: 0.299, SLG: 0.341										4	0	0	0	0	1	3						
54 Derek Hill, R OBP: 0.339, SLG: 0.389										4	1	1	0	0	1	3						
Inning Stats	R: 0 H: 0 E: 0 K: 1 S: 10	H: 2 LOB: 1 BB: 1 P: 19	R: 1 H: 2 E: 0 K: 0 S: 7	H: 2 LOB: 0 BB: 0 P: 11	R: 0 H: 0 E: 0 K: 2 S: 7	H: 0 LOB: 0 BB: 0 P: 10	R: 2 H: 1 E: 0 K: 1 S: 17	H: 1 LOB: 2 BB: 2 P: 35	R: 1 H: 1 E: 0 K: 0 S: 13	H: 1 LOB: 0 BB: 0 P: 17	R: 1 H: 1 E: 0 K: 0 S: 10	H: 1 LOB: 0 BB: 0 P: 12	R: 2 H: 3 E: 0 K: 1 S: 16	H: 3 LOB: 2 BB: 1 P: 24	R: 1 H: 2 E: 0 K: 2 S: 13	H: 2 LOB: 1 BB: 0 P: 18	R: 1 H: 2 E: 0 K: 2 S: 13	H: 2 LOB: 1 BB: 0 P: 18	1B: 5 2B: 3 HR: 3	SF: 0 SAC: 0 DP: 1 HBP: 0	WP: 1 PB: 0 SB: 0 CS: 0	PA: 38
PITCHER	IP WLS BF H R ER SO BB IBB HBP BLK WP HR S P ERA WHIP																					
32 James Kaprielian, R ERA: 3.87	4.0	19	4	4	4	4	3	0	0	0	0	0	0	1	18	21	4.50	0.500				
36 Yusmeiro Petit, R ERA: 3.01	2.0	7	1	1	1	0	0	0	0	0	0	0	0	0	7	13	∞	∞				
33 A.J. Puk, L ERA: 4.5	0.0	L	3	2	2	2	0	0	0	0	0	0	0	0	9	11	∞	∞				
35 Jake Diekmann, L ERA: 2.84	1.0	4	1	0	0	1	0	0	0	0	0	0	0	9	11	0.00	1.000					
66 Daulton Jefferies, R ERA: 0.0	1.0	5	2	1	1	2	0	0	0	0	0	0	0	13	18	9.00	2.000					

Oakland Athletics @ Detroit Tigers
Comerica Park, Detroit, MI
Wed Sep 01 2021, 7:11 PM - 10:23 PM EDT
Att: 12,593 - Partly Cloudy - 73 F

AB	34
R	8
H	10
RBI	8
BB	4
SO	7
LOB	17



Batter	1	2	3	4	5	6	7	8	9	AB	R	H	RBI	BB	SO	LOB	TOP							
1 Josh Harrison, R OBP: 0.360, SLG: 0.433										5	0	0	0	0	1	3	<p>Oakland Athletics @ Detroit Tigers Comerica Park, Detroit, MI Thu Sep 02 2021, 1:11 PM - 4:46 PM EDT Att: 11,623 - Sunny - 74 F</p>							
2 Starling Marte, R OBP: 0.396, SLG: 0.463										4	1	1	1	1	0	2								
28 Matt Olson, L OBP: 0.372, SLG: 0.546										5	1	1	0	0	1	2								
26 Matt Chapman, R OBP: 0.320, SLG: 0.413										3	1	1	0	2	1	0								
8 Jed Lowrie, S OBP: 0.327, SLG: 0.410										2	1	1	3	0	0	0								
11 Khris Davis, R OBP: 0.281, SLG: 0.370										3	0	2	1	0	0	1								
49 Skye Bolt, S OBP: 0.106, SLG: 0.191										0	0	0	0	0	0	0								
20 Mark Canha, R OBP: 0.363, SLG: 0.402										3	2	1	1	2	1	3								
Tony Kemp, L OBP: 0.368, SLG: 0.391										5	1	1	0	0	0	2								
4 Chad Pinder, R OBP: 0.279, SLG: 0.342										0	0	0	0	0	0	0								
23 Yan Gomes, R OBP: 0.305, SLG: 0.447										5	0	2	2	0	1	2								
17 Elvis Andrus, R OBP: 0.276, SLG: 0.308										4	1	2	0	0	0	1								
Inning Stats	R: 4 E: 0 K: 1 S: 19	H: 2 LOB: 0 BB: 2 P: 32	R: 1 E: 0 K: 0 S: 15	H: 2 LOB: 1 BB: 0 P: 16	R: 2 E: 0 K: 0 S: 12	H: 2 LOB: 1 BB: 1 P: 17	R: 1 E: 0 K: 1 S: 13	H: 3 LOB: 2 BB: 0 P: 21	R: 0 E: 0 K: 0 S: 8	H: 2 LOB: 2 BB: 0 P: 10	R: 0 E: 0 K: 1 S: 11	H: 0 LOB: 1 BB: 1 P: 17	R: 0 E: 0 K: 0 S: 9	H: 0 LOB: 0 BB: 0 P: 14	R: 0 E: 0 K: 0 S: 11	H: 0 LOB: 0 BB: 0 P: 16	R: 0 E: 0 K: 2 S: 14	H: 1 LOB: 2 BB: 1 P: 21	1B: 7 2B: 3 HR: 2	SF: 0 SAC: 0 HBP: 0	WP: 0 PB: 0 SB: 1 CS: 0	PA: 44		
PITCHER	IP WLS BF H R ER SO BB IBB HBP BLK WP HR S P ERA WHIP	IP WLS BF H R ER SO BB IBB HBP BLK WP HR S P ERA WHIP	IP WLS BF H R ER SO BB IBB HBP BLK WP HR S P ERA WHIP	IP WLS BF H R ER SO BB IBB HBP BLK WP HR S P ERA WHIP	IP WLS BF H R ER SO BB IBB HBP BLK WP HR S P ERA WHIP	IP WLS BF H R ER SO BB IBB HBP BLK WP HR S P ERA WHIP	IP WLS BF H R ER SO BB IBB HBP BLK WP HR S P ERA WHIP	IP WLS BF H R ER SO BB IBB HBP BLK WP HR S P ERA WHIP	IP WLS BF H R ER SO BB IBB HBP BLK WP HR S P ERA WHIP	IP WLS BF H R ER SO BB IBB HBP BLK WP HR S P ERA WHIP	IP WLS BF H R ER SO BB IBB HBP BLK WP HR S P ERA WHIP	IP WLS BF H R ER SO BB IBB HBP BLK WP HR S P ERA WHIP	IP WLS BF H R ER SO BB IBB HBP BLK WP HR S P ERA WHIP	IP WLS BF H R ER SO BB IBB HBP BLK WP HR S P ERA WHIP	IP WLS BF H R ER SO BB IBB HBP BLK WP HR S P ERA WHIP	IP WLS BF H R ER SO BB IBB HBP BLK WP HR S P ERA WHIP	IP WLS BF H R ER SO BB IBB HBP BLK WP HR S P ERA WHIP	IP WLS BF H R ER SO BB IBB HBP BLK WP HR S P ERA WHIP	IP WLS BF H R ER SO BB IBB HBP BLK WP HR S P ERA WHIP	IP WLS BF H R ER SO BB IBB HBP BLK WP HR S P ERA WHIP	IP WLS BF H R ER SO BB IBB HBP BLK WP HR S P ERA WHIP	IP WLS BF H R ER SO BB IBB HBP BLK WP HR S P ERA WHIP	IP WLS BF H R ER SO BB IBB HBP BLK WP HR S P ERA WHIP	IP WLS BF H R ER SO BB IBB HBP BLK WP HR S P ERA WHIP

AB	39
R	8
H	12
RBI	8
BB	5
SO	5
LOB	16



Batter	1	2	3	4	5	6	7	8	9	AB	R	H	RBI	BB	SO	LOB	BOTTOM							
60 Akil Baddoo, L OBP: 0.327, SLG: 0.466										4	1	1	2	1	1	2	<p>Oakland Athletics @ Detroit Tigers Comerica Park, Detroit, MI Thu Sep 02 2021, 1:11 PM - 4:46 PM EDT Att: 11,623 - Sunny - 74 F</p>							
7 Jonathan Schoop, R OBP: 0.320, SLG: 0.434										2	0	0	0	0	1	1								
59 Zack Short, R OBP: 0.239, SLG: 0.293										2	1	1	0	0	1	2								
54 Derek Hill, R OBP: 0.336, SLG: 0.386										1	0	0	0	0	1	0								
8 Robbie Grossman, S OBP: 0.357, SLG: 0.420										4	1	1	0	1	2	0								
46 Jeimer Candelario, S OBP: 0.351, SLG: 0.431										5	1	2	3	0	1	1								
13 Eric Haase, R OBP: 0.285, SLG: 0.484										5	0	1	0	0	0	2								
30 Harold Castro, L OBP: 0.316, SLG: 0.349										3	1	1	1	1	0	2								
28 Niko Goodrum, S OBP: 0.298, SLG: 0.336										3	0	0	0	1	1	1								
9 Willi Castro, S OBP: 0.268, SLG: 0.353										4	1	0	0	0	2	1								
22 Victor Reyes, S OBP: 0.266, SLG: 0.411										4	0	3	0	0	0	1								
Inning Stats	R: 0 E: 0 K: 1 S: 9	H: 0 LOB: 0 BB: 0 P: 13	R: 0 E: 0 K: 1 S: 9	H: 0 LOB: 1 BB: 1 P: 14	R: 0 E: 0 K: 2 S: 15	H: 1 LOB: 0 BB: 0 P: 19	R: 0 E: 0 K: 1 S: 10	H: 0 LOB: 0 BB: 0 P: 12	R: 1 E: 0 K: 1 S: 11	H: 2 LOB: 2 BB: 1 P: 17	R: 0 E: 0 K: 1 S: 8	H: 1 LOB: 1 BB: 0 P: 9	R: 5 E: 0 K: 0 S: 30	H: 5 LOB: 1 BB: 1 P: 45	R: 0 E: 0 K: 2 S: 8	H: 1 LOB: 1 BB: 0 P: 10	R: 0 E: 0 K: 1 S: 15	H: 0 LOB: 1 BB: 1 P: 23	1B: 6 2B: 0 3B: 1 HR: 3	SF: 0 SAC: 0 HBP: 0	WP: 0 PB: 0 SB: 0 CS: 0	PA: 41		
PITCHER	IP WLS BF H R ER SO BB IBB HBP BLK WP HR S P ERA WHIP	IP WLS BF H R ER SO BB IBB HBP BLK WP HR S P ERA WHIP	IP WLS BF H R ER SO BB IBB HBP BLK WP HR S P ERA WHIP	IP WLS BF H R ER SO BB IBB HBP BLK WP HR S P ERA WHIP	IP WLS BF H R ER SO BB IBB HBP BLK WP HR S P ERA WHIP	IP WLS BF H R ER SO BB IBB HBP BLK WP HR S P ERA WHIP	IP WLS BF H R ER SO BB IBB HBP BLK WP HR S P ERA WHIP	IP WLS BF H R ER SO BB IBB HBP BLK WP HR S P ERA WHIP	IP WLS BF H R ER SO BB IBB HBP BLK WP HR S P ERA WHIP	IP WLS BF H R ER SO BB IBB HBP BLK WP HR S P ERA WHIP	IP WLS BF H R ER SO BB IBB HBP BLK WP HR S P ERA WHIP	IP WLS BF H R ER SO BB IBB HBP BLK WP HR S P ERA WHIP	IP WLS BF H R ER SO BB IBB HBP BLK WP HR S P ERA WHIP	IP WLS BF H R ER SO BB IBB HBP BLK WP HR S P ERA WHIP	IP WLS BF H R ER SO BB IBB HBP BLK WP HR S P ERA WHIP	IP WLS BF H R ER SO BB IBB HBP BLK WP HR S P ERA WHIP	IP WLS BF H R ER SO BB IBB HBP BLK WP HR S P ERA WHIP	IP WLS BF H R ER SO BB IBB HBP BLK WP HR S P ERA WHIP	IP WLS BF H R ER SO BB IBB HBP BLK WP HR S P ERA WHIP	IP WLS BF H R ER SO BB IBB HBP BLK WP HR S P ERA WHIP	IP WLS BF H R ER SO BB IBB HBP BLK WP HR S P ERA WHIP	IP WLS BF H R ER SO BB IBB HBP BLK WP HR S P ERA WHIP	IP WLS BF H R ER SO BB IBB HBP BLK WP HR S P ERA WHIP	IP WLS BF H R ER SO BB IBB HBP BLK WP HR S P ERA WHIP

AB	37
R	6
H	10
RBI	6
SO	10
LOB	13



Batter	1	2	3	4	5	6	7	8	9	AB	R	H	RBI	BB	SO	LOB	TOP																		
60 Akil Baddoo, L (1,8) OBP: 0.324, SLG: 0.459	G6-3		F8		L7	BB	K		L9	5	1	0	0	1	1	1																			
7 Jonathan Schoop, R (1,4) OBP: 0.323, SLG: 0.443	L8		HR		1B	BB	1B		K	6	3	4	1	0	1	0																			
8 Robbie Grossman, S (1,7) OBP: 0.235, SLG: 0.423	G3		G4-3		K	F1	HR		G4-3	6	1	1	3	0	1	3																			
24 Miguel Cabrera, R (1,3) OBP: 0.316, SLG: 0.393																																			
32 Michael Fulmer, R (7,1)																																			
59 Zack Short, R (8,4) OBP: 0.239, SLG: 0.293																																			
46 Jeimer Candelario, S (1,5) OBP: 0.355, SLG: 0.445																																			
30 Harold Castro, L (1,6) OBP: 0.319, SLG: 0.355																																			
77 Joe Jiménez, R (6,1)																																			
28 Niko Goodrum, S (7,6) OBP: 0.301, SLG: 0.339																																			
22 Victor Reyes, S (1,9) OBP: 0.270, SLG: 0.417																																			
64 Dustin Garneau, R (1,2) OBP: 0.292, SLG: 0.750																																			
70 Tyler Alexander, R (1,1)																																			
36 Kyle Funkhouser, R (4,1)																																			
9 Willi Castro, S (6,PH)																																			
49 Derek Holland, S (8,1)																																			
Inning Stats	R: 0 H: 0 E: 0 K: 0 S: 9	H: 0 LOB: 0 BB: 0 P: 16	R: 2 H: 1 E: 1 K: 1 S: 15	H: 1 LOB: 1 BB: 1 P: 24	R: 1 H: 0 E: 0 K: 0 S: 7	H: 1 LOB: 0 BB: 0 P: 9	R: 1 H: 2 E: 0 K: 2 S: 16	H: 2 LOB: 1 BB: 0 P: 27	R: 0 H: 1 E: 0 K: 1 S: 10	H: 1 LOB: 2 BB: 0 P: 15	R: 6 H: 8 E: 1 K: 1 S: 34	H: 8 LOB: 2 BB: 1 P: 46	R: 4 H: 3 E: 0 K: 2 S: 17	H: 3 LOB: 0 BB: 1 P: 25	R: 1 H: 2 E: 0 K: 1 S: 13	H: 2 LOB: 1 BB: 0 P: 21	R: 0 H: 0 E: 0 K: 1 S: 6	H: 0 LOB: 0 BB: 0 P: 8	1B: 8 2B: 5 3B: 0 HR: 5	SF: 0 SAC: 0 DP: 0 HBP: 0	WP: 1 PB: 0 SB: 0 CS: 1	PA: 48													
PITCHER	IP	WLS	BF	H	R	ER	SO	BB	IBB	HBP	BLK	WP	HR	S	P	ERA	WHIP	PITCHER	IP	WLS	BF	H	R	ER	SO	BB	IBB	HBP	BLK	WP	HR	S	P	ERA	WHIP
Vladimir Gutierrez, R (1,1) ERA: 4.17	3.1	L	16	4	4	3	1	1	0	0	0	0	2	41	67	8.10	1.500	50 Amir Garrett, L (8,1) ERA: 6.34	1.0		5	2	1	1	1	0	0	0	0	1	0	13	21	9.00	2.000
64 Tony Santillan, R (4,1) ERA: 3.45	1.2		6	1	0	0	3	0	0	0	0	0	0	16	24	0.00	0.600	32 Max Schrock, R (9,1) ERA:	1.0		3	0	0	0	1	0	0	0	0	0	6	8	0.00	0.000	
34 Justin Wilson, L (6,1) ERA: 5.28	0.0		3	3	3	0	0	0	0	0	0	0	0	11	12	∞	∞																		
48 Mychal Givens, R (6,1) ERA: 3.02	0.1		4	3	1	1	0	1	0	0	0	0	1	11	19	27.00	12.000																		
23 Jeff Hoffman, R (6,1) ERA: 4.45	1.2		11	5	6	6	3	1	0	0	0	0	2	29	40	32.40	3.600																		

Detroit Tigers @ Cincinnati Reds
Great American Ball Park, Cincinnati, OH
Fri Sep 03 2021, 7:13 PM - 11:11 PM EDT
Att: 19,430 - Partly Cloudy - 78 F

AB 45
R 15
H 18
RBI 14
BB 3
SO 9
LOB 16



Batter	1	2	3	4	5	6	7	8	9	AB	R	H	RBI	BB	SO	LOB	BOTTOM																		
6 Jonathan India, R (1,4) OBP: 0.379, SLG: 0.457	P4		K			K			G5-3	5	1	1	2	0	2	2																			
37 Tyler Stephenson, R (1,2) OBP: 0.371, SLG: 0.434	F9		K		HR	G6-3				3	0	0	0	2	1	2																			
2 Nick Castellanos, R (1,9) OBP: 0.377, SLG: 0.578	G5-3																																		
28 Alejo Lopez, S (8,5) OBP: 0.261, SLG: 0.261																																			
19 Joey Votto, L (1,3) OBP: 0.371, SLG: 0.551																																			
50 Amir Garrett, R (8,1) ERA: 6.34																																			
16 Tucker Barnhart, L (9,3) OBP: 0.337, SLG: 0.412																																			
7 Eugenio Suárez, R (1,5) OBP: 0.301, SLG: 0.385																																			
34 Justin Wilson, L (6,1) ERA: 5.28																																			
48 Mychal Givens, R (6,1) ERA: 3.02																																			
23 Jeff Hoffman, R (6,1) ERA: 4.45																																			
4 Shogo Akiyama, L (7,PH) OBP: 0.267, SLG: 0.244																																			
17 Kyle Farmer, R (1,6) OBP: 0.315, SLG: 0.409																																			
44 Aristides Aquino, R (1,7) OBP: 0.294, SLG: 0.403																																			
12 Tyler Naquin, L (4,PH) OBP: 0.335, SLG: 0.481																																			
26 Delino DeShields, R (1,8) OBP: 0.400, SLG: 0.600																																			
32 Max Schrock, L (5,PH) OBP: 0.390, SLG: 0.556																																			
Vladimir Gutierrez, R (1,1) ERA: 4.17																																			
64 Tony Santillan, R (4,1) ERA: 3.45																																			
9 Mike Moustakas, L (6,PH) OBP: 0.271, SLG: 0.357																																			
49 Derek Holland, L (8,1) ERA: 6.28																																			
Inning Stats	R: 0 H: 0 E: 0 K: 0 S: 5	H: 0 LOB: 0 BB: 0 P: 8	R: 1 H: 1 E: 0 K: 2 S: 15	H: 1 LOB: 1 BB: 1 P: 29	R: 0 H: 0 E: 0 K: 2 S: 10	H: 0 LOB: 0 BB: 0 P: 11	R: 0 H: 1 E: 0 K: 1 S: 21	H: 1 LOB: 2 BB: 1 P: 32	R: 2 H: 3 E: 0 K: 3 S: 21	H: 3 LOB: 2 BB: 1 P: 36	R: 1 H: 2 E: 0 K: 0 S: 15	H: 2 LOB: 1 BB: 1 P: 27	R: 1 H: 2 E: 0 K: 1 S: 10	H: 2 LOB: 1 BB: 0 P: 15	R: 0 H: 0 E: 0 K: 1 S: 8	H: 0 LOB: 0 BB: 0 P: 11	R: 0 H: 0 E: 0 K: 1 S: 19	H: 0 LOB: 2 BB: 2 P: 30	1B: 5 2B: 2 3B: 0 HR: 2	SF: 0 SAC: 0 DP: 0 HBP: 0	WP: 1 PB: 0 SB: 0 CS: 0	PA: 42													
PITCHER	IP	WLS	BF	H	R	ER	SO	BB	IBB	HBP	BLK	WP	HR	S	P	ERA	WHIP	PITCHER	IP	WLS	BF	H	R	ER	SO	BB	IBB	HBP	BLK	WP	HR	S	P	ERA	WHIP
70 Tyler Alexander, L (1,1) ERA: 4.25	3.2		15	2	1	1	5	2	0	0	0	1	1	22	37	13.50	3.000																		
36 Kyle Funkhouser, R (4,1) ERA: 3.02	1.1		8	3	2	2	3	1	0	0	0	0	0	15	27	9.00	3.000																		
77 Joe Jiménez, R (6,1) ERA: 5.8	1.0		6	2	1	1	2	1	0	0	0	0	0	10	15	9.00	2.000																		
32 Michael Fulmer, R (7,1) ERA: 3.85	1.0		5	2	1	1	1	0	0	0	0	0	0	10	15	9.00	2.000																		
49 Derek Holland, L (8,1) ERA: 6.28	2.0	W	8	0	0	0	2	2	0	0	0	0	0	27	41	0.00	1.000																		

Detroit Tigers @ Cincinnati Reds
Great American Ball Park, Cincinnati, OH
Fri Sep 03 2021, 7:13 PM - 11:11 PM EDT
Att: 19,430 - Partly Cloudy - 78 F

AB 36
R 5
H 9
RBI 5
BB 6
SO 13
LOB 24



Batter	1	2	3	4	5	6	7	8	9	AB	R	H	RBI	BB	SO	LOB	TOP								
8 Robbie Grossman, S (1, 9) OBP: 0.355, SLG: 0.425										5	0	2	0	0	3	1									
7 Jonathan Schoop, R (1, 4) OBP: 0.324, SLG: 0.444										5	2	2	0	0	1	2									
24 Miguel Cabrera, R (1, 3) OBP: 0.317, SLG: 0.390									3	1	0	0	2	0	2										
46 Jeimer Candelario, S (1, 5) OBP: 0.354, SLG: 0.443									3	0	0	0	1	1	4										
13 Eric Haase, R (1, 7) OBP: 0.288, SLG: 0.493									3	1	1	3	1	1	2										
30 Harold Castro, L (1, 6) OBP: 0.318, SLG: 0.354									4	0	1	0	0	2	3										
64 Dustin Garneau, R (1, 2) OBP: 0.321, SLG: 0.741									3	0	1	1	1	0	0										
54 Derek Hill, R (1, 8) OBP: 0.328, SLG: 0.376									3	0	0	0	0	2	3										
73 Drew Carlton, R (7, 1) OBP: 0.300, SLG: 0.338									0	0	0	0	0	0	0										
28 Niko Goodrum, S (8, PH) OBP: 0.300, SLG: 0.338									1	0	0	0	0	1	1										
71 Miguel Del Pozo, L (8, 1) OBP: 0.300, SLG: 0.338									0	0	0	0	0	0	0										
48 Matthew Boyd, L (1, 1) OBP: 0.300, SLG: 0.333									2	0	1	0	0	1	0										
57 Alex Lange, R (5, 1) OBP: 0.300, SLG: 0.333									0	0	0	0	0	0	0										
22 Victor Reyes, S (6, PH) OBP: 0.300, SLG: 0.333									1	0	0	0	0	0	0										
67 José Cisneró, R (8, 1) OBP: 0.300, SLG: 0.338									0	0	0	0	0	0	0										
77 Joe Jiménez, R (7, 1) OBP: 0.300, SLG: 0.338									0	0	0	0	0	0	0										
60 Akiel Baddoo, L (7, 8) OBP: 0.300, SLG: 0.333									1	0	0	0	0	0	1										
Inning Stats	R: 0 E: 0 K: 1 S: 14	H: 1 LOB: 3 BB: 2 P: 24	R: 0 E: 0 K: 2 S: 9	H: 0 LOB: 0 BB: 0 P: 14	R: 3 E: 0 K: 3 S: 16	H: 2 LOB: 0 BB: 1 P: 23	R: 0 E: 0 K: 2 S: 12	H: 1 LOB: 1 BB: 0 P: 19	R: 1 E: 0 K: 0 S: 15	H: 2 LOB: 3 BB: 2 P: 26	R: 0 E: 0 K: 1 S: 9	H: 0 LOB: 0 BB: 0 P: 13	R: 0 E: 0 K: 1 S: 7	H: 0 LOB: 0 BB: 0 P: 9	R: 0 E: 0 K: 1 S: 10	H: 1 LOB: 1 BB: 0 P: 12	R: 0 E: 0 K: 1 S: 8	H: 1 LOB: 0 BB: 0 P: 11	1B: 4 2B: 3 3B: 0 HR: 1	SF: 0 SAC: 0 DP: 1 HBP: 0	WP: 0 PB: 0 SB: 0 CS: 0	PA: 39			
PITCHER	IP WLS BF H R ER SO BB IBB HBP BLK WP HR S P ERA WHIP	5.0 W 26 6 4 4 8 5 0 0 0 0 1 66 106 7.20 2.200	1.0 H 3 0 0 0 1 0 0 0 0 0 0 9 13 0.00 0.000	2.0 H 7 1 0 0 2 0 0 0 0 0 0 17 21 0.00 0.500	1.0 S 3 1 0 0 1 0 0 0 0 0 0 8 11 0.00 1.000																				

Detroit Tigers @ Cincinnati Reds
Great American Ball Park, Cincinnati, OH
Sat Sep 04 2021, 7:12 PM - 10:30 PM EDT
Att: 26,962 - Overcast - 70 F

AB	34
R	4
H	8
RBI	4
BB	5
SO	12
LOB	19



Batter	1	2	3	4	5	6	7	8	9	AB	R	H	RBI	BB	SO	LOB	BOTTOM						
6 Jonathan India, R (1, 4) OBP: 0.381, SLG: 0.460									4	0	2	0	1	0	1								
37 Tyler Stephenson, R (1, 2) OBP: 0.317, SLG: 0.434									5	1	2	0	0	0	3								
2 Nick Castellanos, R (1, 9) OBP: 0.376, SLG: 0.577									4	1	1	0	0	2	3								
19 Joey Votto, L (1, 3) OBP: 0.372, SLG: 0.549									3	2	1	1	1	1	2								
7 Eugenio Suárez, R (1, 5) OBP: 0.263, SLG: 0.384									1	1	0	1	2	1	2								
17 Kyle Farmer, R (1, 6) OBP: 0.315, SLG: 0.407									4	1	1	0	0	2	3								
44 Aristides Aquino, R (1, 7) OBP: 0.301, SLG: 0.425									2	1	1	3	1	0	1								
12 Tyler Naquin, L (7, PH) OBP: 0.336, SLG: 0.487									1	0	1	2	0	0	0								
26 Delino DeShields, R (1, 8) OBP: 0.222, SLG: 0.333									4	0	0	0	0	2	2								
30 Tyler Mahle, R (1, 1) ERA: 3.89									2	0	0	0	0	0	1								
39 Lucas Sims, R (6, 1) ERA: 4.68									0	0	0	0	0	0	0								
32 Max Schrock, L (6, PH) ERA: 2.58									0	0	0	0	0	0	0								
21 Michael Lorenzen, R (7, 1) ERA: 6.15									0	0	0	0	0	0	0								
Asdrubal Cabrera, S (8, PH) ERA: 2.95									0	0	0	0	0	0	0								
Inning Stats	R: 0 E: 0 K: 2 S: 12	H: 1 LOB: 2 BB: 1 P: 22	R: 0 E: 0 K: 2 S: 16	H: 0 LOB: 1 BB: 1 P: 25	R: 5 E: 0 K: 1 S: 16	H: 5 LOB: 0 BB: 0 P: 23	R: 0 E: 0 K: 1 S: 10	H: 1 LOB: 1 BB: 0 P: 13	R: 0 E: 0 K: 2 S: 11	H: 0 LOB: 1 BB: 1 P: 21	R: 0 E: 0 K: 0 S: 10	H: 1 LOB: 1 BB: 0 P: 18	R: 2 E: 0 K: 0 S: 12	H: 1 LOB: 1 BB: 2 P: 23	R: 0 E: 0 K: 0 S: 7	H: 1 LOB: 0 BB: 0 P: 10	R: 0 E: 0 K: 0 S: 8	H: 1 LOB: 0 BB: 0 P: 11	1B: 6 2B: 3 3B: 1 HR: 1	SF: 1 SAC: 0 DP: 1 HBP: 0	WP: 0 PB: 0 SB: 0 CS: 0	PA: 38	
PITCHER	IP WLS BF H R ER SO BB IBB HBP BLK WP HR S P ERA WHIP	4.0 L 21 7 5 5 6 2 0 0 0 0 0 11 21 11.25 2.250	1.0 4 0 0 0 2 1 0 0 0 0 0 11 21 0.00 1.000	1.0 4 1 0 0 0 0 0 0 0 0 0 10 18 0.00 1.000	0.2 5 1 2 2 0 2 0 0 0 0 0 11 22 27.00 4.500	0.1 1 0 0 0 0 0 0 0 0 0 0 1 1 0.00 0.000																	

Detroit Tigers @ Cincinnati Reds
Great American Ball Park, Cincinnati, OH
Sat Sep 04 2021, 7:12 PM - 10:30 PM EDT
Att: 26,962 - Overcast - 70 F

AB	32
R	7
H	10
RBI	7
BB	5

Batter	1	2	3	4	5	6	7	8	9	AB	R	H	RBI	BB	SO	LOB	TOP										
8 Robbie Grossman, S (1.9) OBP: 0.354, SLG: 0.422	P4		24 1B		7 CS				F8	4	0	1	1	1	1	2	Detroit Tigers @ Pittsburgh Pirates PNC Park, Pittsburgh, PA Tue Sep 07 2021, 6:36 PM - 9:51 PM EDT Att: 8,329 - Partly Cloudy - 79 F										
7 Jonathan Schoop, R (1.4) (8.3) OBP: 0.321, SLG: 0.440	K		F7		P4			G4-6-3		4	0	0	0	0	1	4											
24 Miguel Cabrera, R (1.3) OBP: 0.320, SLG: 0.396	G5-3									4	0	3	0	0	0	0											
22 Victor Reyes, S (6. PR) OBP: 0.261, SLG: 0.402										0	0	0	0	0	0	0											
67 José Cisneros, R (8.1)										0	0	0	0	0	0	0											
46 Jeimer Candelario, S (1.5) OBP: 0.354, SLG: 0.442		K	K		G6-3			2B		4	0	0	0	0	2	5											
13 Eric Haase, R (1.2) OBP: 0.287, SLG: 0.483	K		G5-3							3	0	0	0	1	2	4											
28 Niko Goodrum, S (1.6) OBP: 0.302, SLG: 0.338	G6-3									4	0	1	0	0	0	1											
9 Willy Castro, S (1.7) OBP: 0.270, SLG: 0.351										1	1	0	0	2	0	2											
57 Alex Lange, R (6.1)										0	0	0	0	0	0	0											
70 Tyler Alexander, R (7.1)										0	0	0	0	0	0	0											
30 Harold Castro, L (8.4) OBP: 0.319, SLG: 0.355										1	0	1	0	0	0	0											
54 Derek Hill, R (1.8) OBP: 0.321, SLG: 0.381										4	1	1	1	0	2	3											
58 Wily Peralta, R (1.1)										1	0	0	0	1	0	1											
71 Miguel Del Pozo, L (5.1)										0	0	0	0	0	0	0											
60 Akil Badjoo, L (6.7) OBP: 0.328, SLG: 0.459										1	0	0	0	1	1	1											
Inning Stats	R: 0 E: 0 K: 1 S: 6	H: 0 LOB: 0 BB: 0 P: 9	R: 0 E: 0 K: 2 S: 9	H: 0 LOB: 0 BB: 0 P: 18	R: 2 E: 0 K: 1 S: 19	H: 3 LOB: 3 BB: 2 P: 35	R: 0 E: 0 K: 1 S: 7	H: 0 LOB: 1 BB: 1 P: 12	R: 0 E: 0 K: 0 S: 5	H: 1 LOB: 1 BB: 1 P: 20	R: 0 E: 0 K: 1 S: 5	H: 0 LOB: 0 BB: 0 P: 12	R: 0 E: 0 K: 1 S: 10	H: 1 LOB: 1 BB: 0 P: 13	R: 0 E: 0 K: 2 S: 10	H: 1 LOB: 1 BB: 0 P: 14	1B: 5 2B: 1 3B: 1 HR: 0	SF: 0 SAC: 0 DP: 2 HBP: 0	WP: 0 PB: 0 SB: 0 CS: 1	PA: 37							
PITCHER	IP	WLS	BF	H	R	ER	SO	BB	IBB	HBP	BLK	WP	HR	S	P	ERA	WHIP										
38 Dillon Peters, L ERA: 3.38	4.0		18	3	2	2	5	3	0	0	0	0	0	41	74	4.50	1.500										
50 Shelby Miller, R ERA: 14.4	1.0		4	1	0	0	0	1	0	0	0	0	0	10	20	0.00	2.000										
54 Sam Howard, L ERA: 6.29	1.0	W	4	1	0	0	0	1	0	0	0	0	0	5	12	0.00	2.000										
39 Chad Kuhl, R ERA: 4.79	1.0	H	3	0	0	0	1	1	0	0	0	0	0	5	12	0.00	1.000										
51 David Bednar, R ERA: 2.19	1.0	H	4	1	0	0	1	0	0	0	0	0	0	10	13	0.00	1.000										

Batter	1	2	3	4	5	6	7	8	9	AB	R	H	RBI	BB	SO	LOB	BOTTOM										
13 Ke'Bryan Hayes, R (1.5) OBP: 0.322, SLG: 0.376	10 F9 32 BB 19 SF9	FC5-2		32 S		G6-3		G4-3		5	1	2	0	0	0	2	Detroit Tigers @ Pittsburgh Pirates PNC Park, Pittsburgh, PA Tue Sep 07 2021, 6:36 PM - 9:51 PM EDT Att: 8,329 - Partly Cloudy - 79 F										
32 Yoshi Tsutsugo, L (1.9) (7.3) OBP: 0.290, SLG: 0.394	18 1B	F8				10 2B 18 1B		K		3	1	1	0	2	1	2											
10 Bryan Reynolds, S (1.8) OBP: 0.382, SLG: 0.513	F9		F8		K					4	1	1	0	1	1	5											
19 Colin Moran, L (1.3) OBP: 0.350, SLG: 0.430	SF9									2	0	1	1	1	0	0											
39 Chad Kuhl, R (7.1) OBP: 0.091, SLG: 0.048										0	0	0	0	0	0	0											
51 David Bednar, L (8.1)										0	0	0	0	0	0	0											
15 Wilmer Difo, S (8. PH) OBP: 0.341, SLG: 0.379										1	0	1	0	0	0	0											
46 Chris Stratton, R (9.1)										0	0	0	0	0	0	0											
18 Ben Gamel, L (1.7) OBP: 0.343, SLG: 0.388										5	0	3	2	0	1	3											
27 Kevin Newman, R (1.6) OBP: 0.257, SLG: 0.304	F7									3	0	1	0	1	0	4											
5 Michael Pérez, L (1.2) OBP: 0.215, SLG: 0.322										4	0	1	0	0	2	2											
68 Hoy Park, L (1.4) OBP: 0.233, SLG: 0.289		E2 38 SH2-4		G5-3		F8		G6-3		4	0	0	0	0	0	3											
38 Dillon Peters, L (1.1)										0	0	0	0	0	0	0											
6 Anthony Alford, R (4. PR) OBP: 0.277, SLG: 0.336										0	0	0	0	0	0	0											
50 Shelby Miller, R (5.1)										0	0	0	0	0	0	0											
54 Sam Howard, R (6.1)										0	0	0	0	0	0	0											
3 Cole Tucker, S (6. PR) OBP: 0.271, SLG: 0.292										2	0	0	0	0	2	0											
Inning Stats	R: 1 E: 0 K: 0 S: 18	H: 2 LOB: 2 BB: 1 P: 29	R: 0 E: 1 K: 0 S: 7	H: 1 LOB: 2 BB: 0 P: 10	R: 0 E: 0 K: 1 S: 11	H: 2 LOB: 2 BB: 0 P: 18	R: 0 E: 0 K: 2 S: 16	H: 1 LOB: 3 BB: 2 P: 27	R: 0 E: 0 K: 1 S: 10	H: 1 LOB: 2 BB: 1 P: 18	R: 2 E: 0 K: 1 S: 15	H: 3 LOB: 2 BB: 1 P: 24	R: 0 E: 0 K: 1 S: 8	H: 0 LOB: 0 BB: 0 P: 11	R: 0 E: 0 K: 1 S: 11	H: 1 LOB: 2 BB: 1 P: 19	1B: 8 2B: 3 3B: 0 HR: 0	SF: 1 SAC: 1 DP: 0 HBP: 0	WP: 0 PB: 0 SB: 1 CS: 0	PA: 41							
PITCHER	IP	WLS	BF	H	R	ER	SO	BB	IBB	HBP	BLK	WP	HR	S	P	ERA	WHIP										
58 Wily Peralta, R ERA: 3.8	4.0		21	6	1	1	3	3	0	0	0	0	0	10	18	2.25	2.250										
71 Miguel Del Pozo, L ERA: 3.38	1.0		5	1	0	0	1	1	0	0	0	0	0	10	18	0.00	2.000										
57 Alex Lange, R ERA: 5.19	1.0	L	7	3	2	2	1	1	0	0	0	0	0	15	24	18.00	4.000										
70 Tyler Alexander, L ERA: 4.2	1.0		3	0	0	0	1	0	0	0	0	0	0	8	11	0.00	0.000										
67 José Cisneros, R ERA: 2.87	1.0		5	1	0	0	1	1	0	0	0	0	0	11	19	0.00	2.000										

Batter	1	2	3	4	5	6	7	8	9	10	11	AB	R	H	RBI	BB	SO	LOB	TOP	
56 Randy Arozarena, R (1.7) OBP: 0.355, SLG: 0.464 26 Ji Man Choi, L (8.3) OBP: 0.349, SLG: 0.418												3	1	1	0	0	2	1		
13 Manuel Margot, R (1.9) OBP: 0.305, SLG: 0.389												5	1	1	0	1	1	2		
23 Nelson Cruz, R (1.10) OBP: 0.347, SLG: 0.530												4	2	1	1	1	1	3		
2 Yandy Diaz, R (1.5) OBP: 0.360, SLG: 0.379												5	0	2	3	0	0	0		
25 Jordan Luplow, R (1.3) 39 Kevin Kiermaier, L (8.8) OBP: 0.309, SLG: 0.374												4	0	1	0	0	2	1		
6 Taylor Walls, S (1.6) OBP: 0.316, SLG: 0.306												3	0	0	0	2	0	2		
18 Joey Wendle, L (1.4) OBP: 0.324, SLG: 0.440												5	0	0	0	0	1	4		
28 Francisco Mejia, S (1.2) 17 Austin Meadows, L (8. PH) OBP: 0.314, SLG: 0.451 10 Mike Zunino, R (8.2) OBP: 0.294, SLG: 0.548													2	0	0	0	0	1	0	
35 Brett Phillips, L (1.8) OBP: 0.316, SLG: 0.423												3	1	1	2	2	1	1		
Inning Stats	R: 0 E: 0 K: 2 S: 13	H: 0 LOB: 0 BB: 0 P: 19	R: 0 E: 0 K: 1 S: 9	H: 0 LOB: 1 BB: 1 P: 16	R: 0 E: 0 K: 3 S: 12	H: 1 LOB: 0 BB: 0 P: 14	R: 1 E: 0 K: 1 S: 11	H: 1 LOB: 0 BB: 0 P: 21	R: 0 E: 0 K: 1 S: 10	H: 0 LOB: 1 BB: 1 P: 16	R: 0 E: 1 K: 0 S: 5	H: 0 LOB: 1 BB: 0 P: 6	R: 2 E: 0 K: 1 S: 7	H: 1 LOB: 2 BB: 2 P: 15	R: 0 E: 0 K: 1 S: 8	H: 0 LOB: 1 BB: 1 P: 16	1B: 4 2B: 3 3B: 0 HR: 2	SF: 0 SAC: 0 DP: 1 HBP: 1	WP: 0 PB: 0 SB: 1 CS: 1	PA: 47
PITCHER	29 Tarik Skubal, L (1.1) ERA: 4.21	IP: 3.0 WLS: 11	WLS: 11	ER: 0 SO: 6	BB: 1 IBB: 0 HBP: 0 BLK: 0	WP: 0 HR: 1 S: 34 P: 49	ERA: 0.00 WHIP: 0.667	65 Gregory Soto, L (9.1) ERA: 3.06	IP: 2.0 WLS: 10	H: 1 R: 2 ER: 1 SO: 1	BB: 1 IBB: 0 HBP: 0 BLK: 0	WP: 0 HR: 0 S: 12 P: 21	ERA: 4.50 WHIP: 1.000	36 Kyle Funkhouser, R (11.1) ERA: 3.45	IP: 1.0 WLS: 4	H: 0 R: 0 ER: 0 SO: 1	BB: 1 IBB: 0 HBP: 0 BLK: 0	WP: 0 HR: 0 S: 8 P: 16	ERA: 0.00 WHIP: 1.000	

Tampa Bay Rays @ Detroit Tigers
Comerica Park, Detroit, MI
Sun Sep 12 2021, 12:11 PM - 3:58 PM EDT
Att: 13,396 - Sunny - 78 F

AB 40
R 7
H 8
RBI 7
BB 6
SO 10
LOB 17



Batter	1	2	3	4	5	6	7	8	9	10	11	AB	R	H	RBI	BB	SO	LOB	BOTTOM	
60 Akil Baddoo, L (1.8) OBP: 0.329, SLG: 0.455												5	1	2	0	1	1	2		
7 Jonathan Schoop, R (1.3) OBP: 0.320, SLG: 0.441													6	2	2	0	0	0	6	
8 Robbie Grossman, S (1.7) OBP: 0.357, SLG: 0.432													4	0	1	1	2	0	2	
24 Miguel Cabrera, R (1.10) OBP: 0.326, SLG: 0.402 54 Derek Hill, R (8. PR) OBP: 0.314, SLG: 0.372												4	0	1	2	0	2	3		
46 Jeimer Candelario, S (1.5) OBP: 0.350, SLG: 0.449												5	2	2	3	0	1	2		
30 Harold Castro, L (1.4) OBP: 0.314, SLG: 0.348												5	0	1	0	0	0	1		
28 Niko Goodrum, S (1.6) OBP: 0.295, SLG: 0.329												5	0	0	0	0	1	2		
64 Dustin Garneau, R (1.2) OBP: 0.286, SLG: 0.647 13 Eric Haase, R (9. PH) OBP: 0.291, SLG: 0.488													3	1	1	0	0	0	0	
22 Victor Reyes, S (1.9) OBP: 0.276, SLG: 0.415													2	1	1	1	2	1	0	
Inning Stats	R: 0 E: 0 K: 1 S: 11	H: 0 LOB: 0 BB: 0 P: 15	R: 0 E: 0 K: 2 S: 11	H: 0 LOB: 0 BB: 0 P: 14	R: 1 E: 0 K: 0 S: 14	H: 3 LOB: 3 BB: 1 P: 22	R: 1 E: 0 K: 0 S: 7	H: 1 LOB: 0 BB: 0 P: 13	R: 0 E: 0 K: 0 S: 8	H: 0 LOB: 0 BB: 0 P: 12	R: 0 E: 0 K: 1 S: 8	H: 0 LOB: 1 BB: 0 P: 12	R: 2 E: 0 K: 0 S: 8	H: 2 LOB: 1 BB: 0 P: 11	R: 0 E: 0 K: 0 S: 8	H: 0 LOB: 3 BB: 3 P: 21	1B: 9 2B: 1 3B: 0 HR: 2	SF: 0 SAC: 1 DP: 1 HBP: 0	WP: 1 PB: 0 SB: 0 CS: 0	PA: 48
PITCHER	1 Luis Patiño, R (1.1) ERA: 4.62	IP: 4.1 WLS: 20	WLS: 20	ER: 2 SO: 3	BB: 2 IBB: 0 HBP: 0 BLK: 0	WP: 1 HR: 1 S: 48 P: 76	ERA: 4.15 WHIP: 1.615	34 J.P. Feyerherzen, R (11.1) ERA: 3.02	IP: 0.2 WLS: 5	H: 0 R: 0 ER: 0 SO: 0	BB: 3 IBB: 0 HBP: 0 BLK: 0	WP: 0 HR: 0 S: 7 P: 21	ERA: 0.00 WHIP: 4.500							

Tampa Bay Rays @ Detroit Tigers
Comerica Park, Detroit, MI
Sun Sep 12 2021, 12:11 PM - 3:58 PM EDT
Att: 13,396 - Sunny - 78 F

AB 42
R 8
H 12
RBI 7
BB 5
SO 6
LOB 18



Batter	1	2	3	4	5	6	7	8	9	10	11	AB	R	H	RBI	BB	SO	LOB	TOP
16 Koltan Wong, L OBP: 0.340, SLG: 0.459	(1,4) 1-3 K		(1,1) 4-1 BB		(1,1) 0-0 G4-3			(1,1) 2-2 F8			(1,1) 0-0 F9	4	0	0	0	1	1	2	
5 Eduardo Escobar, S OBP: 0.313, SLG: 0.462	(1,5) 0-2 F9		(1,1) 1-0 F8			(1,1) 0-1 G4-3			(1,1) 1-1 F7		(1,1) 4-0 BB	4	0	0	0	1	0	1	
22 Christian Yelich, L OBP: 0.364, SLG: 0.378	(1,7) 0-2 G5-3		(1,1) 2-1 L3			(1,1) 2-3 K			(1,1) 0-1 G6-3		(1,1) 3-1 G4-6-3	5	0	0	0	0	1	4	
24 Avisail Garcia, R OBP: 0.338, SLG: 0.434	(1,9) 1-3 K					(1,1) 0-2 1B							3	0	1	0	0	2	0
41 Jackie Bradley Jr., L OBP: 0.238, SLG: 0.269	(8,9) 2-0 K					(1,1) 1-0 F8							1	0	0	0	0	1	0
10 Omar Narváez, L OBP: 0.302, SLG: 0.422	(10, PH) 2-0 1B					(1,1) 3-2 F8							3	0	2	0	0	0	1
9 Manny Pina, R OBP: 0.302, SLG: 0.422	(10, 2) 3-2 1B					(1,1) 2-3 K							0	0	0	0	1	0	0
2 Luis Urias, R OBP: 0.335, SLG: 0.442	(1,6) 3-2 F8					(1,1) 2-3 K							4	0	0	0	0	2	4
14 Jace Peterson, L OBP: 0.378, SLG: 0.393	(1,3) 4-1 BB					(1,1) 1-2 L7							3	0	0	0	1	1	2
20 Daniel Vogelbach, L OBP: 0.328, SLG: 0.376	(1,10) 2-0 L8												3	0	0	0	0	0	2
33 Pablo Reyes, R OBP: 0.316, SLG: 0.338	(10, 10) 2-0 L8												1	0	0	0	0	1	2
6 Lorenzo Cain, R OBP: 0.329, SLG: 0.401	(1,8) 1-2 G3					(1,1) 1-2 G5-3							4	0	1	0	0	0	0

Milwaukee Brewers @ Detroit Tigers
Comerica Park, Detroit, MI
Tue Sep 14 2021, 6:42 PM - 11:46 PM EDT
Att. 12,433 - Party Cloudy - 83 F

AB 35
R 0
H 4
RBI 0
BB 4
SO 9
LOB 18



Inning Stats	R:0	H:0	E:0	K:1	S:9	LOB:0	BB:0	P:10	R:0	H:1	E:0	K:1	S:11	LOB:2	BB:1	P:23	R:0	H:0	E:0	K:0	S:7	LOB:1	BB:1	P:15	R:0	H:1	E:0	K:2	S:11	LOB:0	BB:0	P:15	R:0	H:0	E:0	K:0	S:6	LOB:0	BB:0	P:9	R:0	H:1	E:0	K:1	S:7	LOB:0	BB:0	P:10	R:0	H:0	E:0	K:0	S:10	LOB:0	BB:0	P:14	R:0	H:0	E:0	K:2	S:10	LOB:2	BB:1	P:18	R:0	H:0	E:0	K:2	S:10	LOB:2	BB:1	P:17	1B:4	SF:0	2B:0	SAC:0	3B:0	DP:2	HR:0	HBP:0	WP:0	PA:39
--------------	-----	-----	-----	-----	-----	-------	------	------	-----	-----	-----	-----	------	-------	------	------	-----	-----	-----	-----	-----	-------	------	------	-----	-----	-----	-----	------	-------	------	------	-----	-----	-----	-----	-----	-------	------	-----	-----	-----	-----	-----	-----	-------	------	------	-----	-----	-----	-----	------	-------	------	------	-----	-----	-----	-----	------	-------	------	------	-----	-----	-----	-----	------	-------	------	------	------	------	------	-------	------	------	------	-------	------	-------

PITCHER	IP	WLS	BF	H	R	ER	SO	BB	IBB	HBP	BLK	WP	HR	S	P	ERA	WHIP
58 Wily Peralta, R ERA: 3.32	(1,1)													53	85	0.00	0.667
49 Derek Holland, L ERA: 5.61	(7,1)	1.1	4	1	0	0	1	0	0	0	0	0	0	9	12	0.00	0.750
36 Kyle Funkhouser, R ERA: 3.41	(8,1)	0.2	2	0	0	0	0	0	0	0	0	0	0	8	12	0.00	0.000
65 Gregory Soto, L ERA: 2.97	(9,1)	2.0	7	0	0	0	3	1	0	0	0	0	0	17	27	0.00	0.500
33 Bryan Garcia, R ERA: 7.27	(11,1)	1.0	4	1	0	0	0	1	0	0	0	0	0	7	17	0.00	2.000

Batter	1	2	3	4	5	6	7	8	9	10	11	AB	R	H	RBI	BB	SO	LOB	BOTTOM
60 Akil Baddoo, L OBP: 0.327, SLG: 0.452	(1,8) 2-3 K		(1,1) 0-0 P3									3	0	0	0	0	2	1	
54 Derek Hill, R OBP: 0.317, SLG: 0.382	(9, PH) 0-3 K											2	0	0	0	1	1	0	
7 Jonathan Schoop, R OBP: 0.321, SLG: 0.439	(1,3) 0-3 K											2	0	0	0	1	1	0	
8 Robbie Grossman, S OBP: 0.357, SLG: 0.429	(1,7) 2-3 K											3	0	0	0	1	2	2	
24 Miguel Cabrera, R OBP: 0.326, SLG: 0.400	(1,10) 0-1 F8											3	0	0	0	1	2	0	
46 Jeimer Candelario, S OBP: 0.351, SLG: 0.448	(1,5) 2-1 HBP											3	0	1	0	0	1	3	
13 Eric Haase, R OBP: 0.287, SLG: 0.482	(1,2) 0-0 L7											4	0	0	0	0	2	5	
28 Niko Goodrum, S OBP: 0.291, SLG: 0.324	(1,6) 0-1 L9											4	0	0	0	0	3	1	
9 Willi Castro, S OBP: 0.269, SLG: 0.347	(1,4) 0-0 F7											3	0	1	0	0	1	0	
30 Harold Castro, L OBP: 0.313, SLG: 0.347	(10, PH) 2-3 1B											1	0	0	0	0	0	0	
22 Victor Reyes, S OBP: 0.270, SLG: 0.406	(1,9) 2-3 K											4	1	0	0	0	3	2	

Milwaukee Brewers @ Detroit Tigers
Comerica Park, Detroit, MI
Tue Sep 14 2021, 6:42 PM - 11:46 PM EDT
Att. 12,433 - Party Cloudy - 83 F

AB 32
R 1
H 3
RBI 1
BB 3
SO 18
LOB 14



Inning Stats	R:0	H:0	E:0	K:3	S:10	LOB:0	BB:0	P:14	R:0	H:1	E:0	K:0	S:6	LOB:1	BB:0	P:8	R:0	H:0	E:0	K:1	S:5	LOB:0	BB:0	P:7	R:0	H:0	E:0	K:2	S:8	LOB:0	BB:0	P:11	R:0	H:1	E:0	K:1	S:7	LOB:1	BB:0	P:11	R:0	H:0	E:0	K:2	S:12	LOB:2	BB:0	P:20	R:0	H:0	E:0	K:3	S:11	LOB:0	BB:0	P:15	R:0	H:0	E:0	K:3	S:16	LOB:3	BB:3	P:32	R:0	H:0	E:0	K:1	S:7	LOB:1	BB:0	P:8	R:1	H:1	E:0	K:0	S:3	LOB:1	BB:1	P:3	1B:2	SF:0	2B:1	SAC:0	3B:0	DP:1	HR:0	HBP:2	WP:0	PA:37
--------------	-----	-----	-----	-----	------	-------	------	------	-----	-----	-----	-----	-----	-------	------	-----	-----	-----	-----	-----	-----	-------	------	-----	-----	-----	-----	-----	-----	-------	------	------	-----	-----	-----	-----	-----	-------	------	------	-----	-----	-----	-----	------	-------	------	------	-----	-----	-----	-----	------	-------	------	------	-----	-----	-----	-----	------	-------	------	------	-----	-----	-----	-----	-----	-------	------	-----	-----	-----	-----	-----	-----	-------	------	-----	------	------	------	-------	------	------	------	-------	------	-------

PITCHER	IP	WLS	BF	H	R	ER	SO	BB	IBB	HBP	BLK	WP	HR	S	P	ERA	WHIP
51 Freddy Peralta, R ERA: 2.57	(1,1)													48	71	0.00	0.333
45 Brad Boxberger, R ERA: 2.87	(7,1)	1.0	3	0	0	0	2	0	0	0	0	0	0	7	10	0.00	0.000
38 Devin Williams, R ERA: 2.6	(8,1)	1.0	3	0	0	0	3	0	0	0	0	0	0	11	15	0.00	0.000
71 Josh Hader, L ERA: 1.39	(9,1)	1.0	6	0	0	0	3	3	0	0	0	0	0	16	32	0.00	3.000
54 Jake Cousins, R ERA: 1.35	(10,1)	1.0	3	0	0	0	1	0	0	0	0	0	0	7	8	0.00	0.000

Batter	1	2	3	4	5	6	7	8	9	AB	R	H	RBI	BB	SO	LOB	TOP				
16 Kotten Wong, L OBP: 0.337, SLG: 0.454	P4	G4-3			L3			L9		4	0	0	0	0	0	3					
5 Eduardo Escobar, S OBP: 0.311, SLG: 0.478	K		G6-3		K			K		4	0	0	0	0	3	0					
22 Christian Yelich, L OBP: 0.360, SLG: 0.374	G1-6-3		F8			G4-3		K		4	0	0	0	0	1	0					
10 Omar Narváez, L OBP: 0.360, SLG: 0.429		L6	K		G6-3			K		4	0	0	0	0	2	0					
2 Luis Urias, R OBP: 0.337, SLG: 0.441	G4-3		F8				BB			3	0	1	0	1	0	1					
14 Jace Peterson, L OBP: 0.376, SLG: 0.390			G1-5-3		K			K		4	1	1	0	0	2	2					
20 Daniel Vogelbach, L OBP: 0.325, SLG: 0.371			K							3	0	0	0	1	2	1					
6 Lorenzo Cain, R OBP: 0.329, SLG: 0.404			G4-3							3	0	1	1	0	1	0					
9 Manny Piña, R OBP: 0.302, SLG: 0.417					K			F7		2	0	0	0	1	1	0					
Inning Stats	R: 0 E: 0 K: 1 S: 9	H: 0 LOB: 0 BB: 0 P: 15	R: 1 E: 0 K: 0 S: 19	H: 2 LOB: 3 BB: 2 P: 30	R: 0 E: 0 K: 1 S: 8	H: 0 LOB: 1 BB: 0 P: 12	R: 0 E: 0 K: 1 S: 6	H: 0 LOB: 0 BB: 0 P: 9	R: 0 E: 0 K: 2 S: 11	H: 0 LOB: 0 BB: 1 P: 12	R: 0 E: 0 K: 1 S: 9	H: 0 LOB: 1 BB: 1 P: 20	R: 0 E: 0 K: 2 S: 10	H: 0 LOB: 0 BB: 0 P: 14	R: 0 E: 0 K: 2 S: 9	H: 1 LOB: 1 BB: 0 P: 22	1B: 2 2B: 1 3B: 0 HR: 0	SF: 0 SAC: 0 DP: 0 HBP: 0	WP: 1 PB: 0 SB: 1 CS: 0	PA: 34	
PITCHER	IP	WLS	BF	H	R	ER	SO	BB	IBB	HBP	BLK	WP	HR	S	P	ERA	WHIP				
25 Matt Manning, R ERA: 5.75	6.0	W	24	2	1	1	6	3	0	0	0	1	0	62	98	1.50	0.833				
57 Alex Lange, R ERA: 4.95	1.0	H	3	0	0	0	2	0	0	0	0	0	0	10	14	0.00	0.000				
32 Michael Fulmer, R ERA: 3.29	2.0	S	7	1	0	0	4	0	0	0	0	0	0	24	36	0.00	0.500				

Milwaukee Brewers @ Detroit Tigers
Comerica Park, Detroit, MI
Wed Sep 15 2021, 1:11 PM - 3:56 PM EDT
Att: 11,321 - Cloudy - 72 F

AB 31
R 1
H 3
RBI 1
BB 3
SO 12
LOB 7



Batter	1	2	3	4	5	6	7	8	9	AB	R	H	RBI	BB	SO	LOB	BOTTOM				
60 Akil Baddoo, L OBP: 0.324, SLG: 0.448	K			K	K					3	0	0	0	0	3	1					
22 Victor Reyes, S OBP: 0.274, SLG: 0.410										1	0	1	0	0	0	0					
7 Jonathan Schoop, R OBP: 0.319, SLG: 0.436	G4-3		L1		G4-3					4	0	0	0	0	0	2					
8 Robbie Grossman, S OBP: 0.357, SLG: 0.429	K									3	1	1	0	1	1	0					
24 Miguel Cabrera, R OBP: 0.325, SLG: 0.400		G1-6-3								4	0	1	1	0	0	2					
46 Jeimer Candelario, S OBP: 0.350, SLG: 0.445		F7								3	0	0	0	0	1	1					
30 Harold Castro, L OBP: 0.313, SLG: 0.346		G4-3								3	1	1	0	0	0	0					
9 Willi Castro, S OBP: 0.269, SLG: 0.347			K							3	1	1	0	0	1	0					
64 Dustin Garneau, R OBP: 0.289, SLG: 0.722		L7								2	1	1	2	0	0	0					
54 Derek Hill, R OBP: 0.317, SLG: 0.396			K							3	0	1	1	0	2	0					
Inning Stats	R: 0 E: 0 K: 2 S: 7	H: 0 LOB: 0 BB: 0 P: 11	R: 0 E: 0 K: 0 S: 6	H: 0 LOB: 0 BB: 0 P: 6	R: 0 E: 0 K: 2 S: 12	H: 0 LOB: 0 BB: 0 P: 19	R: 1 E: 0 K: 2 S: 17	H: 1 LOB: 1 BB: 1 P: 27	R: 2 E: 1 K: 1 S: 11	H: 3 LOB: 1 BB: 0 P: 17	R: 0 E: 0 K: 0 S: 6	H: 0 LOB: 0 BB: 0 P: 10	R: 1 E: 0 K: 1 S: 13	H: 1 LOB: 0 BB: 0 P: 20	R: 0 E: 0 K: 0 S: 10	H: 2 LOB: 1 BB: 0 P: 17	1B: 4 2B: 1 3B: 1 HR: 1	SF: 1 SAC: 0 DP: 1 HBP: 0	WP: 0 PB: 0 SB: 0 CS: 0	PA: 31	
PITCHER	IP	WLS	BF	H	R	ER	SO	BB	IBB	HBP	BLK	WP	HR	S	P	ERA	WHIP				
53 Brandon Woodruff, R ERA: 2.95	6.0	L	23	4	3	3	7	1	0	0	0	0	0	59	90	4.50	0.833				
54 Jake Cousins, R ERA: 1.63	1.0		4	1	1	1	1	0	0	0	0	0	1	13	20	9.00	1.000				
32 Daniel Norris, L ERA: 0.14	0.1		3	2	0	0	0	0	0	0	0	0	0	9	15	0.00	6.000				
31 Jandel Gustave, R ERA: 0.9	0.2		1	0	0	0	0	0	0	0	0	0	0	1	2	0.00	0.000				

Milwaukee Brewers @ Detroit Tigers
Comerica Park, Detroit, MI
Wed Sep 15 2021, 1:11 PM - 3:56 PM EDT
Att: 11,321 - Cloudy - 72 F

AB 29
R 4
H 7
RBI 4
BB 1
SO 8
LOB 6



Batter	1	2	3	4	5	6	7	8	9	AB	R	H	RBI	BB	SO	LOB	TOP			
8 Robbie Grossman, S OBP: 0.357, SLG: 0.427										4	0	1	0	0	0	2				
7 Jonathan Schoop, R OBP: 0.319, SLG: 0.434										3	0	0	0	1	1	1				
24 Miguel Cabrera, R OBP: 0.322, SLG: 0.397										4	0	0	0	0	1	2				
46 Jeimer Candelario, S OBP: 0.349, SLG: 0.450										4	1	1	1	0	1	1				
13 Eric Haase, R OBP: 0.284, SLG: 0.475										4	0	0	0	0	2	0				
28 Niko Goodrum, S OBP: 0.295, SLG: 0.340										3	1	2	1	0	0	0				
64 Dustin Garneau, R OBP: 0.293, SLG: 0.684										2	0	0	0	1	1	0				
9 Willi Castro, S OBP: 0.270, SLG: 0.347										3	0	1	0	0	0	1				
54 Derek Hill, R OBP: 0.318, SLG: 0.394										3	0	1	0	0	0	1				
Inning Stats	R: 0 H: 0 E: 0 K: 1 S: 13	H: 0 LOB: 0 BB: 0 P: 19	R: 0 H: 1 E: 0 K: 2 S: 11	LOB: 0 BB: 0 P: 13	R: 0 H: 0 E: 0 K: 0 S: 11	LOB: 0 BB: 1 P: 18	R: 0 H: 1 E: 0 K: 0 S: 9	LOB: 1 BB: 0 P: 10	R: 1 H: 1 E: 0 K: 1 S: 12	LOB: 0 BB: 0 P: 16	R: 0 H: 0 E: 0 K: 0 S: 11	H: 0 LOB: 0 BB: 1 P: 19	R: 0 H: 2 E: 0 K: 0 S: 9	LOB: 1 BB: 0 P: 12	R: 1 H: 1 E: 0 K: 2 S: 12	LOB: 0 BB: 0 P: 18	1B: 4 2B: 0 3B: 0 HR: 2	SF: 0 SAC: 0 DP: 1 HBP: 0	WP: 0 PB: 0 SB: 0 CS: 2	PA: 34
PITCHER	IP WLS BF H R ER SO BB IBB HBP BLK WP HR S P ERA WHIP																			
58 Louis Head, R ERA: 2.59	1.0	3	0	0	0	1	0	0	0	0	0	0	0	0	13	19	0.00	0.000		
75 Dietrich Enns, L ERA: 3.15	4.0	W 14	3	1	1	3	1	0	0	0	0	1	43	57	2.25	1.000				
34 J.P. Feyereisen, R ERA: 2.96	1.0	H 4	0	0	0	0	1	0	0	0	0	0	11	19	0.00	1.000				
29 Pete Fairbanks, R ERA: 3.99	1.0	3	0	0	0	0	0	0	0	0	0	0	8	11	0.00	0.000				
55 Adam Conley, L ERA: 2.12	1.0	4	2	0	0	0	0	0	0	0	0	0	9	12	0.00	2.000				

Detroit Tigers @ Tampa Bay Rays
Tropicana Field, St. Petersburg, FL
Thu Sep 16 2021, 7:11 PM - 9:48 PM EDT
Att: 10,206 - Dome - 72 F

AB	30
R	2
H	6
RBI	2
BB	2
SO	6
LOB	8



Batter	1	2	3	4	5	6	7	8	9	AB	R	H	RBI	BB	SO	LOB	BOTTOM			
2 Yandy Diaz, R OBP: 0.356, SLG: 0.382										4	1	2	1	1	0	2				
13 Manuel Margot, R OBP: 0.307, SLG: 0.388										2	1	1	1	2	0	1				
23 Nelson Cruz, R OBP: 0.343, SLG: 0.518										2	0	0	0	0	1	2				
17 Austin Meadows, L OBP: 0.313, SLG: 0.453										1	0	0	0	0	0	3				
56 Randy Arozarena, R OBP: 0.349, SLG: 0.455										3	0	0	1	0	1	2				
8 Brandon Lowe, L OBP: 0.336, SLG: 0.503										4	0	1	0	0	1	1				
25 Jordan Luplow, R OBP: 0.319, SLG: 0.429										3	0	0	0	0	1	1				
6 Taylor Walls, S OBP: 0.309, SLG: 0.298										1	0	0	0	0	1	1				
18 Joey Wendle, L OBP: 0.325, SLG: 0.435										3	1	1	0	1	0	1				
10 Mike Zunino, R OBP: 0.291, SLG: 0.554										4	1	1	2	0	1	1				
39 Kevin Kiermaier, L OBP: 0.312, SLG: 0.371										2	1	1	0	2	1	0				
Inning Stats	R: 2 H: 1 E: 0 K: 1 S: 17	H: 0 LOB: 1 BB: 1 P: 24	R: 0 H: 0 E: 0 K: 1 S: 8	LOB: 0 BB: 0 P: 8	R: 0 H: 1 E: 0 K: 0 S: 6	LOB: 1 BB: 0 P: 9	R: 0 H: 1 E: 0 K: 1 S: 7	LOB: 1 BB: 0 P: 11	R: 1 H: 2 E: 0 K: 1 S: 13	LOB: 0 BB: 0 P: 19	R: 2 H: 1 E: 0 K: 0 S: 12	H: 1 LOB: 3 BB: 4 P: 31	R: 0 H: 1 E: 0 K: 2 S: 12	LOB: 1 BB: 0 P: 19	R: 0 H: 0 E: 0 K: 1 S: 4	LOB: 0 BB: 1 P: 8	1B: 5 2B: 0 3B: 0 HR: 2	SF: 1 SAC: 0 DP: 1 HBP: 1	WP: 0 PB: 1 SB: 0 CS: 0	PA: 37
PITCHER	IP WLS BF H R ER SO BB IBB HBP BLK WP HR S P ERA WHIP																			
70 Tyler Alexander, L ERA: 4.13	5.2	L	25	5	4	3	0	0	0	0	0	1	7	21	27.00	12.000				
73 Drew Carlton, R ERA: 4.91	0.1	5	1	1	1	0	3	0	0	0	0	1	7	21	27.00	12.000				
63 Ian Krol, L ERA: 4.61	1.0	4	1	0	0	2	0	0	0	0	0	12	19	0.00	1.000					
68 Jason Foley, R ERA: 2.45	1.0	3	0	0	0	1	1	0	0	0	0	4	8	0.00	1.000					

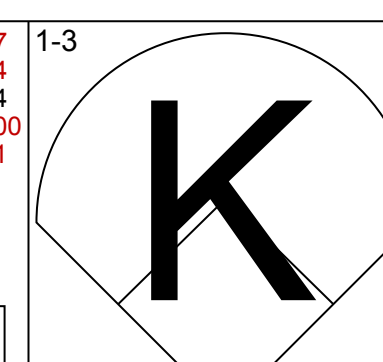
Detroit Tigers @ Tampa Bay Rays
Tropicana Field, St. Petersburg, FL
Thu Sep 16 2021, 7:11 PM - 9:48 PM EDT
Att: 10,206 - Dome - 72 F

AB	29
R	5
H	7
RBI	5
BB	6
SO	7
LOB	15



Batter	1	2	3	4	5	6	7	8	9	AB	R	H	RBI	BB	SO	LOB	TOP					
60 Akil Baddoo, L (1, 7) OBP: 0.324, SLG: 0.453										4	0	2	0	0	1	0	Detroit Tigers @ Tampa Bay Rays Tropicana Field, St. Petersburg, FL Sat Sep 18 2021, 4:13 PM - 7:00 PM EDT Att: 22,921 - Dome - 72 F					
7 Jonathan Schoop, R (1, 3) OBP: 0.317, SLG: 0.430										3	1	1	0	1	0	1						
8 Robbie Grossman, S (1, 9) OBP: 0.354, SLG: 0.422										4	0	0	0	0	2	3						
24 Miguel Cabrera, R (1, 10) OBP: 0.321, SLG: 0.394										4	1	0	0	0	1	2						
46 Jeimer Candelario, S (1, 5) OBP: 0.349, SLG: 0.453										3	1	1	3	1	0	0						
28 Niko Goodrum, S (1, 6) OBP: 0.290, SLG: 0.337										4	0	0	0	0	1	1						
64 Dustin Garneau, R (1, 2) OBP: 0.289, SLG: 0.714										4	1	1	1	0	2	1						
9 Willi Castro, S (1, 4) OBP: 0.268, SLG: 0.344										3	0	0	0	0	0	0						
54 Derek Hill, R (1, 8) OBP: 0.313, SLG: 0.388										2	0	0	0	0	0	0	AB 32 R 4 H 5 RBI 4 BB 2 SO 8 LOB 8					
22 Victor Reyes, S (5, 9) OBP: 0.267, SLG: 0.399										1	0	0	0	0	1	0						
Inning Stats	R: 3 K: 2 S: 15	H: 3 BB: 0 P: 23	R: 1 K: 0 S: 12	H: 2 LOB: 1 P: 21	R: 0 K: 0 S: 9	H: 0 LOB: 0 P: 11	R: 0 K: 1 S: 8	H: 0 LOB: 0 P: 10	R: 0 K: 0 S: 5	H: 0 LOB: 0 P: 9	R: 0 K: 1 S: 9	H: 0 LOB: 0 P: 12	R: 0 K: 0 S: 9	H: 0 LOB: 0 P: 13	R: 0 K: 2 S: 9	H: 0 LOB: 1 P: 17	R: 0 K: 2 S: 10	H: 0 LOB: 1 P: 20	1B: 3 2B: 0 3B: 0 HR: 2	SF: 0 SAC: 0 DP: 0 HBP: 0	WP: 0 PB: 0 CS: 0	PA: 34
PITCHER	IP WLS BF H R ER SO BB IBB HBP BLK WP HR S P ERA WHIP																					
48 Ryan Yarbrough, L (1, 1) ERA: 5.3	6.0 L 23 5 4 4 4 0 0 0 0 0 2 58 86 6.00 0.833																					
31 Collin McHugh, R (7, 1) ERA: 1.39	1.0 3 0 0 0 0 0 0 0 0 0 0 9 13 0.00 0.000																					
84 JT Chargois, R (8, 1) ERA: 2.52	1.0 4 0 0 0 2 1 0 0 0 0 0 9 17 0.00 1.000																					
64 Joey Krehbiel, R (9, 1) ERA:	1.0 4 0 0 0 2 1 0 0 0 0 0 10 20 0.00 1.000																					

Batter	1	2	3	4	5	6	7	8	9	AB	R	H	RBI	BB	SO	LOB	BOTTOM					
2 Yandy Diaz, R (1, 5) OBP: 0.354, SLG: 0.379											5	0	0	0	0	1	4	Detroit Tigers @ Tampa Bay Rays Tropicana Field, St. Petersburg, FL Sat Sep 18 2021, 4:13 PM - 7:00 PM EDT Att: 22,921 - Dome - 72 F				
56 Randy Arozarena, R (1, 7) OBP: 0.348, SLG: 0.455										4	0	1	0	0	0	0						
8 Brandon Lowe, L (1, 4) OBP: 0.335, SLG: 0.497										4	0	0	0	0	0	1						
13 Manuel Margot, R (1, 9) OBP: 0.315, SLG: 0.395										3	2	3	0	1	0	0						
25 Jordan Luplow, R (1, 10) OBP: 0.326, SLG: 0.456										2	1	2	2	0	0	0						
17 Austin Meadows, L (6, PH) OBP: 0.312, SLG: 0.451										2	0	1	0	0	0	1						
26 Ji Man Choi, L (1, 3) OBP: 0.350, SLG: 0.429										3	0	0	0	1	0	3						
10 Mike Zunino, R (1, 2) OBP: 0.290, SLG: 0.549										3	0	0	0	1	3	1	AB 32 R 3 H 7 RBI 2 BB 3 SO 7 LOB 13					
52 Michael Wacha, R (9, PR) ERA: 5.99										3	0	0	0	0	1	1						
18 Joey Wendle, L (1, 6) OBP: 0.323, SLG: 0.429										3	0	0	0	0	1	1						
35 Brett Phillips, L (1, 8) OBP: 0.309, SLG: 0.430										3	0	0	0	0	2	2						
Inning Stats	R: 0 K: 0 S: 7	H: 0 LOB: 0 P: 10	R: 2 K: 1 S: 13	H: 2 LOB: 0 P: 16	R: 0 K: 1 S: 10	H: 1 LOB: 0 P: 15	R: 1 K: 1 S: 8	H: 1 LOB: 0 P: 15	R: 0 K: 2 S: 11	H: 0 LOB: 0 P: 15	R: 0 K: 0 S: 6	H: 1 LOB: 0 P: 10	R: 0 K: 1 S: 9	H: 0 LOB: 2 P: 19	R: 0 K: 0 S: 12	H: 2 LOB: 0 P: 16	R: 0 K: 1 S: 8	H: 0 LOB: 1 P: 15	1B: 5 2B: 1 3B: 0 HR: 1	SF: 0 SAC: 0 DP: 2 HBP: 2	WP: 0 PB: 1 CS: 0	PA: 37
PITCHER	IP WLS BF H R ER SO BB IBB HBP BLK WP HR S P ERA WHIP																					
29 Tarik Skubal, L (1, 1) ERA: 4.25	3.0 W 13 2 1 1 4 2 0 0 0 0 0 29 41 2.70 1.200																					
62 José Ureña, R (4, 1) ERA: 5.99	0.2 H 3 0 0 0 0 0 0 0 1 0 0 5 8 0.00 0.000																					
57 Alex Lange, R (7, 1) ERA: 4.4	1.0 H 5 2 0 0 0 0 0 0 0 0 0 12 16 0.00 2.000																					
36 Kyle Funkhouser, R (8, 1) ERA: 3.3	1.0 S 4 0 0 0 1 1 0 1 0 0 0 8 15 0.00 1.000																					
32 Michael Fulmer, R (9, 1) ERA: 3.18																						

Batter	1	2	3	4	5	6	7	8	9	AB	R	H	RBI	BB	SO	LOB	TOP										
22 Victor Reyes, S OBP: 0.263, SLG: 0.393			SH1-3 1-2		G5-3		G6-3			3	0	0	0	0	1	0	Detroit Tigers @ Tampa Bay Rays Tropicana Field, St. Petersburg, FL Sun Sep 19 2021, 1:11 PM - 3:54 PM EDT Att: 17,948 - Dome - 72 F										
7 Jonathan Schoop, R OBP: 0.317, SLG: 0.426	F8		G6-3			P3		1B		4	0	1	0	0	0	1											
8 Robbie Grossman, S OBP: 0.353, SLG: 0.419	24 WP BB		K			K		F9		3	0	0	0	1	2	2											
24 Miguel Cabrera, R OBP: 0.320, SLG: 0.393	K				F9	46 2B 1B		K		4	0	1	0	0	2	2											
46 Jeimer Candelario, S OBP: 0.349, SLG: 0.454		G4-3		K				K		4	0	1	0	0	2	1											
13 Eric Haase, R OBP: 0.286, SLG: 0.481				HR					G3	3	1	1	1	1	1	2											
28 Niko Goodrum, S OBP: 0.290, SLG: 0.333										3	0	0	0	1	2	1											
64 Dustin Garneau, R OBP: 0.286, SLG: 0.739									64 F 64 S FC1 BB	4	1	1	1	0	1	2											
30 Harold Castro, L OBP: 0.311, SLG: 0.348										4	0	1	0	0	1	1											
Inning Stats	R: 0 H: 0 E: 0 K: 2 S: 12	H: 0 LOB: 1 BB: 1 P: 19	R: 0 H: 0 E: 0 K: 2 S: 7	H: 0 LOB: 1 BB: 1 P: 14	R: 0 H: 1 E: 0 K: 1 S: 10	H: 1 LOB: 0 BB: 0 P: 11	R: 1 H: 1 E: 0 K: 2 S: 9	H: 1 LOB: 0 BB: 0 P: 11	R: 0 H: 2 E: 0 K: 2 S: 12	H: 2 LOB: 1 BB: 0 P: 19	R: 1 H: 1 E: 0 K: 0 S: 12	H: 1 LOB: 0 BB: 0 P: 15	R: 0 H: 1 E: 0 K: 2 S: 12	H: 1 LOB: 1 BB: 1 P: 20	R: 0 H: 0 E: 0 K: 1 S: 9	H: 0 LOB: 1 BB: 1 P: 15		1B: 3 2B: 1 HR: 2	SF: 0 SAC: 1 DP: 0 HBP: 0	WP: 1 PB: 0 SB: 1 CS: 0	PA: 36						
PITCHER	IP	WLS	BF	H	R	ER	SO	BB	IBB	HBP	BLK	WP	HR	S	P	ERA	WHIP										
62 Shane Bieber, L ERA: 3.51	5.0	L	19	2	1	1	7	2	0	0	0	1	1	44	64	1.80	0.800										
29 Pete Fairbanks, R ERA: 3.89	1.0		5	2	0	0	2	0	0	0	0	0	0	12	19	0.00	2.000										
70 Nick Anderson, R ERA: 2.25	1.0		4	1	1	1	0	0	0	0	0	0	1	12	15	9.00	1.000										
34 J.P. Feyerherzen, R ERA: 2.9	1.0		4	1	0	0	2	0	0	0	0	0	0	12	20	0.00	1.000										
55 Adam Conley, L ERA: 2.0	1.0		4	0	0	0	1	1	0	0	0	0	0	9	15	0.00	1.000										

Batter	1	2	3	4	5	6	7	8	9	AB	R	H	RBI	BB	SO	LOB	BOTTOM										
8 Brandon Lowe, L OBP: 0.333, SLG: 0.494	F7		FC5-6 17 S		G5-3			K		3	0	0	0	0	0	3	Detroit Tigers @ Tampa Bay Rays Tropicana Field, St. Petersburg, FL Sun Sep 19 2021, 1:11 PM - 3:54 PM EDT Att: 17,948 - Dome - 72 F										
25 Jordan Luplow, R OBP: 0.324, SLG: 0.453										1	0	0	0	0	1	1											
17 Austin Meadows, L OBP: 0.313, SLG: 0.450										3	0	1	0	0	0	1											
13 Manuel Margot, R OBP: 0.314, SLG: 0.394										1	0	0	0	0	0	1											
23 Nelson Cruz, R OBP: 0.343, SLG: 0.516										2	0	0	0	1	1	1											
39 Kevin Kiermaier, L OBP: 0.310, SLG: 0.369										0	0	0	0	0	0	0											
26 Ji Man Choi, L OBP: 0.352, SLG: 0.425										2	0	0	0	2	0	1											
56 Randy Arozarena, R OBP: 0.348, SLG: 0.452										3	0	0	0	0	0	2											
18 Joey Wendle, L OBP: 0.323, SLG: 0.428										4	0	1	0	0	0	2											
2 Yandy Diaz, R OBP: 0.353, SLG: 0.376										3	0	0	0	1	0	3											
35 Brett Phillips, L OBP: 0.305, SLG: 0.425										3	0	0	0	0	2	1											
10 Mike Zunino, R OBP: 0.296, SLG: 0.553										3	0	3	0	0	0	0											
Inning Stats	R: 0 H: 1 E: 0 K: 0 S: 7	H: 0 LOB: 0 BB: 0 P: 9	R: 0 H: 0 E: 0 K: 0 S: 8	H: 0 LOB: 1 BB: 1 P: 14	R: 0 H: 1 E: 0 K: 1 S: 7	H: 1 LOB: 0 BB: 0 P: 15	R: 0 H: 0 E: 0 K: 1 S: 8	H: 0 LOB: 0 BB: 1 P: 17	R: 0 H: 1 E: 0 K: 1 S: 10	H: 1 LOB: 2 BB: 0 P: 14	R: 0 H: 0 E: 0 K: 0 S: 10	H: 0 LOB: 0 BB: 0 P: 12	R: 0 H: 1 E: 0 K: 1 S: 9	H: 1 LOB: 1 BB: 1 P: 21	R: 0 H: 1 E: 0 K: 0 S: 10	H: 1 LOB: 0 BB: 0 P: 12	1B: 5 2B: 0 HR: 0	SF: 0 SAC: 0 DP: 2 HBP: 1	WP: 2 PB: 0 SB: 1 CS: 2	PA: 36							
PITCHER	IP	WLS	BF	H	R	ER	SO	BB	IBB	HBP	BLK	WP	HR	S	P	ERA	WHIP										
58 Wily Peralta, R ERA: 3.04	7.0	W	26	3	1	0	1	0	0	0	0	0	0	7	12	0.00	1.500										
49 Derek Holland, L ERA: 5.32	0.2	H	3	1	0	0	1	0	0	0	0	0	0	2	9	0.00	3.000										
68 Jason Foley, R ERA: 2.35	0.1	H	1	0	0	0	0	1	0	0	0	1	0	2	9	0.00	3.000										
36 Kyle Funkhouser, R ERA: 3.25	1.0	S	4	1	0	0	0	0	0	0	0	0	0	10	12	0.00	1.000										

Batter	1	2	3	4	5	6	7	8	9	AB	R	H	RBI	BB	SO	LOB	TOP													
15 Whit Merrifield, R OBP: 0.318, SLG: 0.395										2	0	0	2	0	1	2	Kansas City Royals @ Detroit Tigers Comerica Park, Detroit, MI Fri Sep 24 2021, 7:22 PM - 10:28 PM EDT Att: 24,877 - Clear - 68 F													
8 Nicky Lopez, L OBP: 0.366, SLG: 0.376										4	0	0	0	0	0	1														
13 Salvador Perez, R OBP: 0.315, SLG: 0.543										4	0	0	0	0	2	0														
16 Andrew Benintendi, L OBP: 0.317, SLG: 0.435										4	0	0	0	0	1	0														
41 Carlos Santana, S OBP: 0.316, SLG: 0.346										4	0	0	0	0	2	0														
27 Adalberto Mondesi, S OBP: 0.294, SLG: 0.531										4	1	1	0	0	0	0														
Ryan O'Hearn, L OBP: 0.288, SLG: 0.371										2	1	2	1	1	0	0														
17 Hunter Dozier, R OBP: 0.283, SLG: 0.385										3	0	0	0	0	0	3														
28 Kyle Isbel, L OBP: 0.354, SLG: 0.483										3	1	2	0	0	0	2														
Inning Stats	R: 0 E: 0 K: 2 S: 8	H: 0 LOB: 0 BB: 0 P: 12	R: 0 E: 0 K: 1 S: 12	H: 0 LOB: 0 BB: 0 P: 16	R: 1 E: 0 K: 0 S: 10	H: 2 LOB: 1 BB: 0 P: 13	R: 0 E: 0 K: 0 S: 6	H: 0 LOB: 0 BB: 0 P: 10	R: 0 E: 0 K: 1 S: 7	H: 0 LOB: 0 BB: 0 P: 9	R: 1 E: 0 K: 0 S: 13	H: 2 LOB: 1 BB: 0 P: 17	R: 1 E: 0 K: 0 S: 8	H: 1 LOB: 0 BB: 0 P: 12	R: 0 E: 0 K: 2 S: 10	H: 0 LOB: 0 BB: 0 P: 13		1B: 2 2B: 1 3B: 2 HR: 0	SF: 2 SAC: 0 DP: 0 HBP: 0	WP: 0 PB: 0 SB: 0 CS: 0	PA: 33									
PITCHER	IP: 3.0 WLS: 0 BF: 11 ERA: 3.63	WLS: 0 BF: 0 ERA: 5.57	H: 2 R: 1 ER: 1 SO: 3	BB: 0 IBB: 0 HBP: 0 BLK: 0	WP: 0 HR: 0 S: 30 P: 41	ERA: 3.00 WHIP: 0.667	PITCHER	IP: 1.0 WLS: 0 BF: 3 ERA: 6.0	H: 0 R: 0 ER: 0 SO: 2	BB: 0 IBB: 0 HBP: 0 BLK: 0	WP: 0 HR: 0 S: 10 P: 13	ERA: 0.00 WHIP: 0.000	62 José Ureña, R ERA: 5.57	IP: 1.1 WLS: 0 BF: 6	H: 2 R: 1 ER: 1 SO: 1	BB: 0 IBB: 0 HBP: 0 BLK: 0	WP: 0 HR: 0 S: 16 P: 27	ERA: 6.75 WHIP: 1.500	57 Alex Lange, R ERA: 4.36	IP: 0.2 WLS: 0 BF: 1	H: 0 R: 0 ER: 0 SO: 0	BB: 0 IBB: 0 HBP: 0 BLK: 0	WP: 0 HR: 0 S: 4 P: 5	ERA: 0.00 WHIP: 0.000	49 Derek Holland, L ERA: 5.4	IP: 1.0 WLS: 0 BF: 4	H: 1 R: 1 ER: 1 SO: 0	BB: 0 IBB: 0 HBP: 0 BLK: 0	WP: 0 HR: 0 S: 8 P: 12	ERA: 9.00 WHIP: 1.000
Batter	1	2	3	4	5	6	7	8	9	AB	R	H	RBI	BB	SO	LOB	BOTTOM													
60 Akil Badddoo, L OBP: 0.323, SLG: 0.449										3	0	0	0	0	0	1	Kansas City Royals @ Detroit Tigers Comerica Park, Detroit, MI Fri Sep 24 2021, 7:22 PM - 10:28 PM EDT Att: 24,877 - Clear - 68 F													
41 Daz Cameron, R OBP: 0.269, SLG: 0.353										1	0	0	0	0	1	1														
7 Jonathan Schoop, R OBP: 0.318, SLG: 0.427										3	0	1	0	0	1	1														
8 Robbie Grossman, S OBP: 0.355, SLG: 0.418										1	1	0	0	3	0	1														
24 Miguel Cabrera, R OBP: 0.318, SLG: 0.390										4	0	1	0	0	0	4														
46 Jeimer Candelario, S OBP: 0.351, SLG: 0.452										2	0	0	0	2	0	2														
30 Harold Castro, L OBP: 0.310, SLG: 0.346										4	0	0	0	0	1	6														
13 Eric Haase, R OBP: 0.282, SLG: 0.467										3	0	1	1	1	0	0														
28 Niko Goodrum, S OBP: 0.292, SLG: 0.338										4	0	1	0	0	1	1														
22 Victor Reyes, S OBP: 0.281, SLG: 0.413										4	0	2	0	0	0	0														
Inning Stats	R: 0 E: 0 K: 0 S: 14	H: 0 LOB: 3 BB: 2 P: 30	R: 0 E: 0 K: 1 S: 12	H: 1 LOB: 1 BB: 0 P: 18	R: 0 E: 0 K: 0 S: 8	H: 1 LOB: 0 BB: 0 P: 15	R: 0 E: 0 K: 0 S: 8	H: 0 LOB: 1 BB: 1 P: 13	R: 0 E: 0 K: 2 S: 12	H: 2 LOB: 1 BB: 0 P: 20	R: 0 E: 0 K: 1 S: 8	H: 0 LOB: 0 BB: 2 P: 16	R: 0 E: 0 K: 0 S: 12	H: 0 LOB: 0 BB: 0 P: 18	1B: 4 2B: 2 3B: 0 HR: 0	SF: 0 SAC: 0 DP: 2 HBP: 1	WP: 0 PB: 0 SB: 0 CS: 0	PA: 36												
PITCHER	IP: 5.0 WLS: 0 BF: 20 ERA: 3.68	WLS: 3 BF: 5	H: 2 R: 1 ER: 1 SO: 0	BB: 3 IBB: 0 HBP: 0 BLK: 0	WP: 0 HR: 0 S: 13 P: 23	ERA: 0.00 WHIP: 1.000	PITCHER	IP: 1.0 WLS: 0 BF: 3 ERA: 1.76	H: 3 R: 2 ER: 0 SO: 1	BB: 0 IBB: 0 HBP: 0 BLK: 0	WP: 0 HR: 0 S: 9 P: 15	ERA: 0.00 WHIP: 3.000	59 Jake Brentz, L ERA: 3.65	IP: 0.2 WLS: 0 BF: 1	H: 3 R: 2 ER: 0 SO: 0	BB: 0 IBB: 0 HBP: 0 BLK: 0	WP: 0 HR: 0 S: 9 P: 21	ERA: 0.00 WHIP: 3.000	63 Josh Staumont, R ERA: 3.03	IP: 1.1 WLS: 0 BF: 5	H: 5 R: 0 ER: 0 SO: 2	BB: 2 IBB: 0 HBP: 0 BLK: 0	WP: 0 HR: 0 S: 11 P: 15	ERA: 1.500 WHIP: 1.500	56 Scott Barlow, R ERA: 2.4	IP: 1.0 WLS: 0 BF: 3	H: 0 R: 0 ER: 0 SO: 0	BB: 0 IBB: 0 HBP: 0 BLK: 0	WP: 0 HR: 0 S: 12 P: 18	ERA: 0.00 WHIP: 0.000

livebaseballscorecards.com

AB 30
R 3
H 5
RBI 3
BB 1
SO 6
LOB 8

livebaseballscorecards.com

AB 29
R 1
H 6
RBI 1
SO 4
LOB 17

Batter	1	2	3	4	5	6	7	8	9	AB	R	H	RBI	BB	SO	LOB	TOP										
15 Whit Merrifield, R (1,4) OBP: 0.318, SLG: 0.393	G6-3		F8			P6		BB		3	0	0	0	1	0	2	Kansas City Royals @ Detroit Tigers Comerica Park, Detroit, MI Sat Sep 25 2021, 6:11 PM - 9:10 PM EDT Att: 16,424 - Partly Cloudy - 64 F										
8 Nicky Lopez, L (1,6) OBP: 0.367, SLG: 0.380	G6-3			G4-3		13 S 1B		2B		4	0	2	0	0	0	0											
13 Salvador Perez, R (1,2) OBP: 0.313, SLG: 0.539	K			L8		F8		K		4	0	0	0	0	2	3											
16 Andrew Benintendi, L (1,7) OBP: 0.316, SLG: 0.434		G5-3		G5-3			27 CS 1B	K		4	0	1	0	0	1	2											
41 Carlos Santana, S (1,3) OBP: 0.316, SLG: 0.344		G4-3			27 SH1-3 17 SF9 27 PB BB		L8		F7	3	1	0	0	1	0	1											
27 Adalberto Mondesi, S (1,10) OBP: 0.299, SLG: 0.550		P3		SH1-3			17 2B BB		K	2	0	0	0	1	1	0											
17 Hunter Dozier, R (1,9) OBP: 0.285, SLG: 0.393			F7	SF9			2B			3	0	2	1	0	0	0											
49 Hanser Alberto, R (1,5) OBP: 0.291, SLG: 0.397			L3	G5-3			L8		G4-3	3	0	0	0	0	0	2											
28 Kyle Isbel, L (9,PH) OBP: 0.348, SLG: 0.475										1	0	0	0	0	0	1											
14 Edward Olivares, R (1,8) OBP: 0.291, SLG: 0.406								F7		3	0	2	0	0	0	0											
Inning Stats	R: 0 E: 0 K: 1 S: 10	H: 0 LOB: 0 BB: 0 P: 16	R: 0 E: 0 K: 0 S: 8	H: 0 LOB: 0 BB: 0 P: 11	R: 0 E: 0 K: 0 S: 8	H: 1 LOB: 1 BB: 0 P: 9	R: 0 E: 0 K: 0 S: 6	H: 0 LOB: 0 BB: 0 P: 9	R: 1 E: 0 K: 0 S: 9	H: 0 LOB: 0 BB: 1 P: 13	R: 0 E: 0 K: 0 S: 9	H: 2 LOB: 1 BB: 0 P: 15	R: 0 E: 0 K: 0 S: 8	H: 2 LOB: 2 BB: 1 P: 15	R: 0 E: 0 K: 2 S: 13	H: 1 LOB: 2 BB: 1 P: 23	R: 0 E: 0 K: 1 S: 7	H: 1 LOB: 1 BB: 0 P: 11	1B: 4 2B: 2 3B: 1 HR: 0	SF: 1 SAC: 1 DP: 0 HBP: 0	WP: 0 PB: 1 SB: 1 CS: 2	PA: 35					
PITCHER	IP	WLS	BF	H	R	ER	SO	BB	IBB	HBP	BLK	WP	HR	S	P	ERA	WHIP										
29 Tarik Skubal, L (1,1) ERA: 4.13	4.0		13	1	0	0	1	0	0	0	0	0	0	32	45	0.00	0.250										
40 Drew Hutchison, R (5,1) ERA: 1.5	2.2	W	11	3	1	0	0	2	0	0	0	0	0	23	40	0.00	1.875										
36 Kyle Funkhouser, R (7,1) ERA: 3.17	1.0	H	6	2	0	0	1	1	0	0	0	0	0	12	21	0.00	3.000										
32 Michael Fulmer, R (8,1) ERA: 3.06	1.1	S	5	1	0	0	2	0	0	0	0	0	0	11	16	0.00	0.750										

Batter	1	2	3	4	5	6	7	8	9	AB	R	H	RBI	BB	SO	LOB	BOTTOM										
60 Akil Badddoo, L (1,7) OBP: 0.325, SLG: 0.448	F9		G3			7 1B BB		24 1B 1B		3	1	1	0	1	0	1	Kansas City Royals @ Detroit Tigers Comerica Park, Detroit, MI Sat Sep 25 2021, 6:11 PM - 9:10 PM EDT Att: 16,424 - Partly Cloudy - 64 F										
7 Jonathan Schoop, R (1,3) OBP: 0.321, SLG: 0.430	P6			24 G6-4-3 BB		8 1B 24 1B		24 1B 2B		3	2	2	0	1	0	0											
8 Robbie Grossman, S (1,9) OBP: 0.356, SLG: 0.417	L7			P5		24 2B 1B		46 1B 24 1B BB		3	1	1	0	1	0	1											
24 Miguel Cabrera, R (1,10) OBP: 0.321, SLG: 0.395				G6-4-3		46 2B 2B		46 1B 1B		4	1	3	4	0	0	1											
9 Willi Castro, S (6,PR) OBP: 0.295, SLG: 0.344						2H 2H		1-2 2H 3H		0	0	0	0	0	0	0											
46 Jeimer Candelario, S (1,5) OBP: 0.352, SLG: 0.454		K		K		2H 2B		1-2 2-3 1B		4	0	2	1	0	2	1											
30 Harold Castro, L (1,6) OBP: 0.311, SLG: 0.350		G6-4-3								2	0	1	0	0	0	1											
28 Niko Goodrum, S (6,PH) OBP: 0.290, SLG: 0.336										2	0	0	0	0	1	4											
19 Isaac Paredes, R (1,4) OBP: 0.310, SLG: 0.333			G6-3		P5			L7	P3	4	0	0	0	0	0	4											
64 Dustin Garneau, R (1,2) OBP: 0.250, SLG: 0.642		P3			L7			P4	K	4	0	0	0	0	1	4											
22 Victor Reyes, S (1,8) OBP: 0.284, SLG: 0.416										1	0	1	0	0	0	0											
41 Daz Cameron, R (6,9) OBP: 0.263, SLG: 0.345						K2-3		K		2	0	0	0	0	2	0											
Inning Stats	R: 0 E: 0 K: 0 S: 5	H: 0 LOB: 0 BB: 0 P: 10	R: 0 E: 0 K: 1 S: 8	H: 1 LOB: 0 BB: 0 P: 11	R: 0 E: 0 K: 0 S: 11	H: 1 LOB: 1 BB: 0 P: 19	R: 0 E: 0 K: 0 S: 9	H: 0 LOB: 0 BB: 1 P: 15	R: 0 E: 0 K: 1 S: 14	H: 1 LOB: 1 BB: 0 P: 22	R: 3 E: 0 K: 1 S: 10	H: 4 LOB: 1 BB: 1 P: 19	R: 0 E: 0 K: 1 S: 7	H: 0 LOB: 0 BB: 0 P: 10	R: 2 E: 0 K: 2 S: 24	H: 4 LOB: 3 BB: 1 P: 40	1B: 7 2B: 4 3B: 0 HR: 0	SF: 0 SAC: 0 DP: 2 HBP: 0	WP: 0 PB: 0 SB: 0 CS: 0	PA: 35							
PITCHER	IP	WLS	BF	H	R	ER	SO	BB	IBB	HBP	BLK	WP	HR	S	P	ERA	WHIP										
49 Jonathan Heasley, R (1,1) ERA: 3.88	5.1		19	3	1	1	3	2	0	0	0	0	0	4	5	54.00	12.000										
31 Domingo Tapia, R (6,1) ERA: 2.81	0.1	L	4	4	2	2	0	0	0	0	0	0	0	2	4	0.00	0.000										
59 Jake Brentz, L (6,1) ERA: 0.53	0.1		1	0	0	0	0	0	0	0	0	0	0	2	4	0.00	0.000										
35 Greg Holland, R (7,1) ERA: 5.16	1.0		3	0	0	0	1	0	0	0	0	0	0	7	10	0.00	0.000										
54 Ervin Santana, R (8,1) ERA: 4.99	0.0		4	3	2	2	0	1	0	0	0	0	0	12	20	"	"										

AB	30
R	1
H	7
RBI	1
BB	3
SO	4
LOB	11



AB	32
R	5
H	11
RBI	5
BB	3
SO	6
LOB	17



Batter	1	2	3	4	5	6	7	8	9	AB	R	H	RBI	BB	SO	LOB	TOP			
15 Whit Merrifield, R OBP: 0.320, SLG: 0.398										5	1	3	0	0	1	0	Kansas City Royals @ Detroit Tigers Comerica Park, Detroit, MI Sun Sep 26 2021, 12:11 PM - 3:29 PM EDT Att: 23,788 - Partly Cloudy - 64 F			
8 Nicky Lopez, L OBP: 0.366, SLG: 0.378										4	0	1	1	0	1	1				
13 Salvador Perez, R OBP: 0.313, SLG: 0.539										5	0	2	0	0	1	3				
16 Andrew Benintendi, L OBP: 0.317, SLG: 0.436										5	0	2	1	0	0	3				
41 Carlos Santana, S OBP: 0.319, SLG: 0.344										2	0	1	0	2	0	0				
27 Adalberto Mondesi, S OBP: 0.294, SLG: 0.565										3	0	0	0	1	1	7				
17 Hunter Dozier, R OBP: 0.284, SLG: 0.391										3	0	0	0	1	1	4				
28 Kyle Isbel, L OBP: 0.329, SLG: 0.446										4	0	0	0	0	0	3				
36 Cam Gallagher, R OBP: 0.262, SLG: 0.286										4	1	1	0	0	1	0				
Inning Stats	R: 1 E: 0 K: 2 S: 16	H: 3 LOB: 3 BB: 1 P: 29	R: 0 E: 0 K: 0 S: 12	H: 1 LOB: 1 BB: 0 P: 18	R: 0 E: 0 K: 1 S: 13	H: 2 LOB: 3 BB: 1 P: 21	R: 1 E: 0 K: 0 S: 12	H: 2 LOB: 1 BB: 0 P: 19	R: 0 E: 0 K: 1 S: 11	H: 0 LOB: 0 BB: 1 P: 16	R: 0 E: 0 K: 1 S: 11	H: 1 LOB: 2 BB: 1 P: 21	R: 0 E: 0 K: 1 S: 8	H: 0 LOB: 0 BB: 0 P: 12	R: 0 E: 0 K: 0 S: 6	H: 1 LOB: 1 BB: 0 P: 11	1B: 5 2B: 5 3B: 0 HR: 0	SF: 1 SAC: 0 DP: 0 HBP: 0	WP: 0 PB: 0 SB: 0 CS: 1	PA: 41
PITCHER	IP WLS BF H R ER SO	IP WLS BF H R ER SO	IP WLS BF H R ER SO	IP WLS BF H R ER SO	IP WLS BF H R ER SO	IP WLS BF H R ER SO	IP WLS BF H R ER SO	IP WLS BF H R ER SO	IP WLS BF H R ER SO	IP WLS BF H R ER SO	IP WLS BF H R ER SO	IP WLS BF H R ER SO	IP WLS BF H R ER SO	IP WLS BF H R ER SO	IP WLS BF H R ER SO	IP WLS BF H R ER SO	ERA WHIP	ERA WHIP	ERA WHIP	
58 Wily Peralta, R ERA: 3.08	4.2	2.0	1.1	1.0	1.1	1.0	1.0	1.0	1.0	3.86	2.357									
49 Derek Holland, L ERA: 5.19	2.0	1.1	1.1	1.0	1.1	1.0	1.0	1.0	1.0	0.00	1.000									
77 Joe Jiménez, R ERA: 5.82	1.1	1.1	1.1	1.0	1.1	1.0	1.0	1.0	1.0	0.00	0.000									
33 Bryan Garcia, R ERA: 7.3	1.0	1.0	1.0	1.0	1.0	1.0	1.0	1.0	1.0	0.00	1.000									

Batter	1	2	3	4	5	6	7	8	9	AB	R	H	RBI	BB	SO	LOB	BOTTOM					
60 Akil Badddoo, L OBP: 0.324, SLG: 0.446										4	0	1	0	0	2	0	Kansas City Royals @ Detroit Tigers Comerica Park, Detroit, MI Sun Sep 26 2021, 12:11 PM - 3:29 PM EDT Att: 23,788 - Partly Cloudy - 64 F					
7 Jonathan Schoop, R OBP: 0.320, SLG: 0.429										4	0	1	0	0	1	1						
24 Miguel Cabrera, R OBP: 0.321, SLG: 0.394										4	0	1	0	0	0	1						
59 Zack Short, R OBP: 0.239, SLG: 0.293										0	1	0	0	0	0	0						
46 Jeimer Candelario, S OBP: 0.351, SLG: 0.452										3	0	0	0	0	1	1						
13 Eric Haase, R OBP: 0.282, SLG: 0.463										3	0	0	0	1	2	1						
19 Isaac Paredes, R OBP: 0.339, SLG: 0.373										3	0	2	1	1	0	0						
28 Niko Goodrum, S OBP: 0.286, SLG: 0.331										4	0	0	0	0	2	6						
41 Daz Cameron, R OBP: 0.255, SLG: 0.333										3	0	0	0	0	2	2						
8 Robbie Grossman, S OBP: 0.357, SLG: 0.417										0	0	0	0	1	0	0						
9 Willi Castro, S OBP: 0.266, SLG: 0.342										3	0	0	0	0	0	0						
30 Harold Castro, L OBP: 0.310, SLG: 0.349										1	0	0	0	0	1	3						
Inning Stats	R: 0 E: 0 K: 1 S: 10	H: 0 LOB: 0 BB: 0 P: 14	R: 0 E: 1 K: 1 S: 10	H: 0 LOB: 2 BB: 1 P: 19	R: 0 E: 0 K: 1 S: 9	H: 0 LOB: 0 BB: 0 P: 13	R: 0 E: 0 K: 1 S: 10	H: 1 LOB: 2 BB: 0 P: 12	R: 0 E: 0 K: 0 S: 8	H: 0 LOB: 0 BB: 0 P: 11	R: 0 E: 0 K: 0 S: 6	H: 1 LOB: 0 BB: 0 P: 11	R: 0 E: 0 K: 2 S: 10	H: 0 LOB: 0 BB: 0 P: 15	R: 0 E: 0 K: 2 S: 14	H: 1 LOB: 1 BB: 0 P: 18	R: 1 E: 0 K: 3 S: 17	H: 2 LOB: 3 BB: 2 P: 28	1B: 4 2B: 1 3B: 0 HR: 0	SF: 0 SAC: 0 DP: 1 HBP: 1	WP: 0 PB: 0 SB: 0 CS: 0	PA: 36
PITCHER	IP WLS BF H R ER SO	IP WLS BF H R ER SO	IP WLS BF H R ER SO	IP WLS BF H R ER SO	IP WLS BF H R ER SO	IP WLS BF H R ER SO	IP WLS BF H R ER SO	IP WLS BF H R ER SO	IP WLS BF H R ER SO	IP WLS BF H R ER SO	IP WLS BF H R ER SO	IP WLS BF H R ER SO	IP WLS BF H R ER SO	IP WLS BF H R ER SO	IP WLS BF H R ER SO	IP WLS BF H R ER SO	ERA WHIP	ERA WHIP	ERA WHIP			
50 Kris Bubic, L ERA: 4.52	7.0	1.0	1.0	1.0	1.0	1.0	1.0	1.0	1.0	0.00	0.429											
63 Josh Staumont, R ERA: 2.99	1.0	1.0	1.0	1.0	1.0	1.0	1.0	1.0	1.0	0.00	1.000											
58 Scott Barlow, R ERA: 2.49	1.0	1.0	1.0	1.0	1.0	1.0	1.0	1.0	1.0	9.00	3.000											

Kansas City Royals @ Detroit Tigers
Comerica Park, Detroit, MI
Sun Sep 26 2021, 12:11 PM - 3:29 PM EDT
Att: 23,788 - Partly Cloudy - 64 F

AB 35
R 2
H 10
RBI 2
BB 4
SO 6
LOB 21

Kansas City Royals @ Detroit Tigers
Comerica Park, Detroit, MI
Sun Sep 26 2021, 12:11 PM - 3:29 PM EDT
Att: 23,788 - Partly Cloudy - 64 F

AB 32
R 1
H 5
RBI 1
BB 3
SO 11
LOB 15

Batter	1	2	3	4	5	6	7	8	9	AB	R	H	RBI	BB	SO	LOB	TOP			
88 Luis Robert Jr, R OBP: 0.393, SLG: 0.556			G6-3	G6-4-3		G6-4-3		G4-3		5	0	1	1	0	1	2				
28 Leury García, S OBP: 0.336, SLG: 0.373			F7	G6-4-3				F8		4	0	2	0	1	0	0				
79 José Abreu, R OBP: 0.353, SLG: 0.482				G6-4-3				G6-4-3		3	0	0	0	1	0	3				
24 Yasmani Grandal, S OBP: 0.423, SLG: 0.536				G4-3				G6-4-3		4	2	2	1	1	1	2				
74 Eloy Jiménez, R OBP: 0.303, SLG: 0.459				G4-3						4	2	3	2	1	0	1				
0 Billy Hamilton, S OBP: 0.246, SLG: 0.384								G6-3		0	0	0	0	0	0	0				
10 Yoenis Moncada, S OBP: 0.376, SLG: 0.399										3	1	0	0	1	1	2				
25 Andrew Vaughn, R OBP: 0.310, SLG: 0.398										3	1	0	0	1	0	2				
12 César Hernández, S OBP: 0.304, SLG: 0.384										4	1	1	2	0	1	1				
21 Zack Collins, L OBP: 0.329, SLG: 0.340										3	1	2	2	1	0	0				
Inning Stats	R: 0 H: 0 E: 0 K: 2 S: 12	H: 0 LOB: 2 P: 25	R: 0 H: 1 E: 0 K: 1 S: 10	LOB: 1 BB: 0 P: 13	R: 0 H: 0 E: 0 K: 0 S: 8	H: 0 LOB: 0 BB: 0 P: 11	R: 6 H: 5 E: 0 K: 0 S: 21	H: 5 LOB: 1 BB: 3 P: 38	R: 0 H: 0 E: 0 K: 0 S: 7	H: 0 LOB: 0 BB: 1 P: 13	R: 2 H: 2 E: 0 K: 1 S: 13	H: 2 LOB: 1 BB: 1 P: 21	R: 0 H: 1 E: 0 K: 0 S: 10	H: 1 LOB: 1 BB: 0 P: 15	R: 0 H: 1 E: 0 K: 0 S: 11	H: 1 LOB: 1 BB: 0 P: 18	1B: 5 2B: 5 HR: 2	SF: 0 SAC: 0 DP: 4 HBP: 1	WP: 0 PB: 0 SB: 0 CS: 1	PA: 41
PITCHER	IP WLS BF H R ER SO	IP WLS BF H R ER SO	IP WLS BF H R ER SO	IP WLS BF H R ER SO	IP WLS BF H R ER SO	IP WLS BF H R ER SO	IP WLS BF H R ER SO	IP WLS BF H R ER SO	IP WLS BF H R ER SO	IP WLS BF H R ER SO	IP WLS BF H R ER SO	IP WLS BF H R ER SO	IP WLS BF H R ER SO	IP WLS BF H R ER SO	IP WLS BF H R ER SO	IP WLS BF H R ER SO	ERA WHIP	ERA WHIP		
25 Matt Manning, R ERA: 6.16	3.1 L 18 4 6 6 3																16.20	2.700		
33 Bryan García, R ERA: 6.98	1.2 7 3 0 0 0 0																0.00	1.800		
63 Ian Krol, L ERA: 4.67	2.0 8 2 2 2 1 2																9.00	2.000		
68 Jason Foley, R ERA: 2.89	1.0 4 1 0 0 0 0																0.00	1.000		
57 Alex Lange, R ERA: 4.24	1.0 4 1 0 0 0 0																0.00	1.000		

Chicago White Sox @ Detroit Tigers
Comerica Park, Detroit, MI
Mon Sep 27 2021, 1:11 PM - 4:54 PM EDT
Att: 11,044 - Sunny - 75 F

AB	33
R	8
H	11
RBI	8
BB	7
SO	4
LOB	13



Batter	1	2	3	4	5	6	7	8	9	AB	R	H	RBI	BB	SO	LOB	BOTTOM					
60 Akil Badjoo, L OBP: 0.323, SLG: 0.444										4	0	1	1	0	1	0						
41 Daz Cameron, R OBP: 0.263, SLG: 0.333										0	0	0	0	1	0	0						
7 Jonathan Schoop, R OBP: 0.321, SLG: 0.434										4	1	2	2	0	0	2						
8 Robbie Grossman, S OBP: 0.356, SLG: 0.415										5	0	1	0	0	1	3						
24 Miguel Cabrera, R OBP: 0.322, SLG: 0.397										4	0	2	0	0	0	1						
59 Zack Short, R OBP: 0.237, SLG: 0.291										1	1	0	0	0	0	3						
46 Jeimer Candelario, S OBP: 0.353, SLG: 0.451										3	1	1	0	2	0	2						
19 Isaac Paredes, R OBP: 0.343, SLG: 0.352										3	1	0	0	1	1	2						
13 Eric Haase, R OBP: 0.283, SLG: 0.462										5	1	2	2	0	1	3						
28 Niko Goodrum, S OBP: 0.291, SLG: 0.338										3	2	1	2	2	1	2						
9 Willi Castro, S OBP: 0.266, SLG: 0.341										4	0	1	0	0	1	4						
Inning Stats	R: 0 H: 2 E: 0 K: 1 S: 9	H: 2 LOB: 0 BB: 0 P: 15	R: 1 H: 2 E: 0 K: 0 S: 16	H: 2 LOB: 2 BB: 2 P: 30	R: 0 H: 0 E: 0 K: 1 S: 7	H: 0 LOB: 0 BB: 0 P: 11	R: 0 H: 1 E: 0 K: 0 S: 8	H: 1 LOB: 0 BB: 0 P: 14	R: 1 H: 2 E: 0 K: 0 S: 12	H: 2 LOB: 1 BB: 0 P: 21	R: 0 H: 0 E: 0 K: 1 S: 18	H: 0 LOB: 2 BB: 2 P: 31	R: 0 H: 0 E: 0 K: 0 S: 8	H: 0 LOB: 0 BB: 0 P: 11	R: 5 H: 3 E: 1 K: 1 S: 20	H: 3 LOB: 3 BB: 2 P: 35	R: 0 H: 1 E: 0 K: 2 S: 14	H: 1 LOB: 1 BB: 0 P: 21	1B: 8 2B: 1 3B: 1 HR: 1	SF: 1 SAC: 0 DP: 2 HBP: 1	WP: 0 PB: 0 SB: 0 CS: 0	PA: 44
PITCHER	IP WLS BF H R ER SO	IP WLS BF H R ER SO	IP WLS BF H R ER SO	IP WLS BF H R ER SO	IP WLS BF H R ER SO	IP WLS BF H R ER SO	IP WLS BF H R ER SO	IP WLS BF H R ER SO	IP WLS BF H R ER SO	IP WLS BF H R ER SO	IP WLS BF H R ER SO	IP WLS BF H R ER SO	IP WLS BF H R ER SO	IP WLS BF H R ER SO	IP WLS BF H R ER SO	IP WLS BF H R ER SO	ERA WHIP	ERA WHIP				
60 Dallas Keuchel, L ERA: 5.13	5.0 W 22 7 2 2 2																3.60	1.800				
61 Ryan Burr, R ERA: 2.52	1.0 5 0 0 0 0 1																0.00	2.000				
39 Aaron Bummer, L ERA: 3.64	1.0 3 0 0 0 0 0																0.00	0.000				
48 Mike Wright Jr., R ERA: 5.19	0.0 3 1 3 3 0 1																∞	∞				
45 Garrett Crochet, L ERA: 2.89	1.0 7 2 2 2 1 1																18.00	3.000				

Chicago White Sox @ Detroit Tigers
Comerica Park, Detroit, MI
Mon Sep 27 2021, 1:11 PM - 4:54 PM EDT
Att: 11,044 - Sunny - 75 F

AB	36
R	7
H	11
RBI	7
BB	6
SO	6
LOB	22



Batter	1	2	3	4	5	6	7	8	9	AB	R	H	RBI	BB	SO	LOB	TOP					
60 Akil Badjoo, L (1,8) OBP: 0.324, SLG: 0.442										4	1	1	1	1	0	0						
7 Jonathan Schoop, R (1,3) OBP: 0.320, SLG: 0.432										5	0	1	1	0	1	1						
8 Robbie Grossman, S (1,9) OBP: 0.356, SLG: 0.416										4	0	1	0	1	3	1						
24 Miguel Cabrera, R (1,10) OBP: 0.352, SLG: 0.396										4	0	1	0	0	0	2						
46 Jeimer Candelario, S (1,5) OBP: 0.352, SLG: 0.449										3	0	0	0	1	0	1						
19 Isaac Paredes, R (1,4) OBP: 0.352, SLG: 0.379										4	0	2	0	0	1	1						
13 Eric Haase, R (1,7) OBP: 0.286, SLG: 0.466										4	1	2	0	0	1	3	AB 34					
64 Dustin Garneau, R (1,2) OBP: 0.267, SLG: 0.618										2	0	0	0	1	0	3	R 2					
59 Zack Short, R (1,6) OBP: 0.233, SLG: 0.286										3	0	0	0	0	1	4	H 8					
30 Harold Castro, L (9,PH) OBP: 0.309, SLG: 0.348										1	0	0	0	0	0	1	RBI 2					
Inning Stats	R: 0 E: 0 K: 0 S: 7	H: 0 LOB: 1 BB: 1 P: 15	R: 0 E: 0 K: 1 S: 10	H: 1 LOB: 2 BB: 0 P: 15	R: 0 E: 0 K: 0 S: 7	H: 1 LOB: 1 BB: 1 P: 16	R: 0 E: 0 K: 1 S: 13	H: 1 LOB: 2 BB: 1 P: 22	R: 0 E: 0 K: 1 S: 8	H: 0 LOB: 0 BB: 0 P: 10	R: 0 E: 0 K: 0 S: 11	H: 2 LOB: 2 BB: 0 P: 18	R: 0 E: 0 K: 2 S: 10	H: 0 LOB: 0 BB: 0 P: 13	R: 0 E: 0 K: 1 S: 12	H: 0 LOB: 1 BB: 1 P: 19	R: 2 E: 0 K: 1 S: 18	H: 3 LOB: 1 BB: 0 P: 26	1B: 5 2B: 3 3B: 0 HR: 0	SF: 0 SAC: 0 DP: 1 HBP: 1	WP: 0 PB: 0 SB: 0 CS: 0	PA: 39
PITCHER	IP WLS BF H R ER SO BB IBB HBP BLK WP HR S P ERA WHIP																					
85 Charlie Barnes, L (1,1) ERA: 5.86	4.0	18	3	0	0	2	3	0	1	0	0	0	0	0	0	0	0	0	0	0.00	1.500	
66 Jorge Alcalá, R (5,1) ERA: 4.08	1.0	3	0	0	0	1	0	0	0	0	0	0	0	0	8	10	0.00	0.000				
21 Tyler Duffey, R (6,1) ERA: 3.34	1.0	H	5	2	0	0	0	0	0	0	0	0	0	11	18	0.00	2.000					
56 Caleb Thielbar, L (7,1) ERA: 3.36	1.0	W	3	0	0	0	0	0	0	0	0	0	0	10	13	0.00	0.000					
32 Ralph Garza Jr., R (8,1) ERA: 2.67	1.0	H	4	0	0	0	1	0	0	0	0	0	0	12	19	0.00	1.000					

Detroit Tigers @ Minnesota Twins
Target Field, Minneapolis, MN
Tue Sep 28 2021, 6:41 PM - 9:44 PM CDT
Att. 16,329 - Clear - 77 F

AB 34
R 2
H 8
RBI 2
BB 4
SO 7
LOB 17



Batter	1	2	3	4	5	6	7	8	9	AB	R	H	RBI	BB	SO	LOB	BOTTOM					
25 Byron Buxton, R (1,8) OBP: 0.346, SLG: 0.601										3	1	1	0	1	2	1						
11 Jorge Polanco, S (1,4) OBP: 0.324, SLG: 0.502										4	0	1	0	0	1	2						
8 Mitch Garver, R (1,2) OBP: 0.363, SLG: 0.533										3	0	1	1	0	0	1						
20 Josh Donaldson, R (1,5) OBP: 0.347, SLG: 0.466										4	0	1	0	0	1	1						
22 Miguel Sanó, R (1,10) OBP: 0.309, SLG: 0.469										4	1	1	1	0	3	3						
12 Brent Rooker, R (1,7) OBP: 0.296, SLG: 0.398										2	0	1	0	0	1	0						
1 Nick Gordon, L (7,PH) OBP: 0.307, SLG: 0.374										0	1	0	0	1	0	0						
64 Willans Astudillo, R (1,3) OBP: 0.264, SLG: 0.362										3	0	1	0	0	0	1						
26 Max Kepler, L (1,9) OBP: 0.309, SLG: 0.423										2	0	0	1	0	0	1						
9 Andrelton Simmons, R (1,6) OBP: 0.284, SLG: 0.275										3	0	0	0	0	1	2						
Inning Stats	R: 0 E: 0 K: 1 S: 20	H: 3 LOB: 2 BB: 0 P: 31	R: 0 E: 0 K: 0 S: 11	H: 1 LOB: 1 BB: 0 P: 15	R: 1 E: 0 K: 0 S: 6	H: 0 LOB: 0 BB: 1 P: 14	R: 0 E: 0 K: 2 S: 8	H: 0 LOB: 0 BB: 0 P: 11	R: 0 E: 0 K: 2 S: 7	H: 0 LOB: 0 BB: 0 P: 11	R: 0 E: 0 K: 1 S: 11	H: 0 LOB: 0 BB: 0 P: 17	R: 2 E: 0 K: 1 S: 12	H: 2 LOB: 1 BB: 1 P: 18	R: 0 E: 0 K: 2 S: 8	H: 1 LOB: 1 BB: 0 P: 15	R: 0 E: 0 K: 2 S: 8	H: 1 LOB: 1 BB: 0 P: 15	1B: 6 2B: 0 3B: 0 HR: 1	SF: 2 SAC: 0 DP: 1 HBP: 0	WP: 2 PB: 0 SB: 1 CS: 0	PA: 32
PITCHER	IP WLS BF H R ER SO BB IBB HBP BLK WP HR S P ERA WHIP																					
70 Tyler Alexander, L (1,1) ERA: 3.95	6.0	L	22	4	1	1	0	0	0	0	0	0	0	0	0	0	1.50	0.833				
62 José Ureña, R (7,1) ERA: 5.64	2.0	10	3	2	2	3	1	0	0	0	0	1	1	20	33	9.00	2.000					

Detroit Tigers @ Minnesota Twins
Target Field, Minneapolis, MN
Tue Sep 28 2021, 6:41 PM - 9:44 PM CDT
Att. 16,329 - Clear - 77 F

AB 28
R 3
H 7
RBI 3
BB 2
SO 9
LOB 12



Batter	1	2	3	4	5	6	7	8	9	AB	R	H	RBI	BB	SO	LOB	TOP		
60 Akil Badddoo, L (1, 8) OBP: 0.327, SLG: 0.443										4	0	2	0	1	1	0	Detroit Tigers @ Minnesota Twins Target Field, Minneapolis, MN Wed Sep 29 2021, 6:42 PM - 9:46 PM CDT Att: 17,254 - Partly Cloudy - 80 F		
7 Jonathan Schoop, R (1, 3) OBP: 0.319, SLG: 0.430										5	0	1	1	0	1	3			
8 Robbie Grossman, S (1, 7) OBP: 0.357, SLG: 0.416										5	1	2	0	0	1	5			
24 Miguel Cabrera, R (1, 10) OBP: 0.320, SLG: 0.392										4	0	0	0	0	1	3			
46 Jeimer Candelario, S (1, 5) OBP: 0.352, SLG: 0.447										4	0	1	0	0	1	2			
30 Harold Castro, L (1, 4) OBP: 0.314, SLG: 0.351										3	0	2	1	0	0	1			
13 Eric Haase, R (1, 2) OBP: 0.285, SLG: 0.463										4	0	1	0	0	1	4			
28 Niko Goodrum, S (1, 6) OBP: 0.291, SLG: 0.341										4	0	1	0	0	1	3			
41 Daz Cameron, R (1, 9) OBP: 0.262, SLG: 0.323										3	1	0	0	0	1	1			
Inning Stats	R: 0 H: 1 E: 0 K: 2 S: 10	H: 1 LOB: 1 BB: 0 P: 12	R: 0 H: 2 E: 0 K: 0 S: 15	H: 1 LOB: 1 BB: 0 P: 19	R: 0 H: 0 E: 0 K: 0 S: 4	H: 0 LOB: 0 BB: 0 P: 7	R: 1 H: 1 E: 0 K: 1 S: 10	H: 1 LOB: 1 BB: 0 P: 14	R: 0 H: 2 E: 0 K: 2 S: 10	H: 2 LOB: 2 BB: 0 P: 15	R: 0 H: 2 E: 0 K: 0 S: 15	H: 2 LOB: 2 BB: 0 P: 24	R: 0 H: 0 E: 0 K: 1 S: 10	H: 0 LOB: 1 BB: 0 P: 16	R: 1 H: 2 E: 0 K: 1 S: 11	H: 2 LOB: 2 BB: 0 P: 18		1B: 9 2B: 1 3B: 0 HR: 0	SF: 0 SAC: 0 DP: 1 HBP: 3
PITCHER	IP WLS BF H R ER SO BB IBB HBP BLK WP HR S P ERA WHIP																		
35 Michael Pineda, R (1, 1) ERA: 3.62	5.2 W 25 8 1 1 5 0 0 1 0 0 0 0 61 85 1.59 1.412																		
49 Juan Minaya, R (6, 1) ERA: 2.55	1.0 H 4 0 0 0 0 1 0 0 0 0 0 0 11 22 0.00 1.000																		
21 Tyler Duffey, R (7, 1) ERA: 3.26	1.1 H 5 0 0 0 2 0 0 1 0 0 0 0 13 21 0.00 0.000																		
48 Alex Colomé, R (9, 1) ERA: 4.22	1.0 6 2 1 1 1 0 0 1 0 0 0 0 11 18 9.00 2.000																		

Batter	1	2	3	4	5	6	7	8	9	AB	R	H	RBI	BB	SO	LOB	BOTTOM		
2 Luis Arraez, L (1, 4) OBP: 0.391, SLG: 0.367										4	1	2	0	0	0	1	Detroit Tigers @ Minnesota Twins Target Field, Minneapolis, MN Wed Sep 29 2021, 6:42 PM - 9:46 PM CDT Att: 17,254 - Partly Cloudy - 80 F		
25 Byron Buxton, R (1, 8) OBP: 0.349, SLG: 0.597										3	2	1	0	0	1	1			
11 Jorge Polanco, S (1, 10) OBP: 0.325, SLG: 0.506										3	1	1	3	1	1	1			
20 Josh Donaldson, R (1, 5) OBP: 0.350, SLG: 0.467										3	1	2	0	1	0	0			
26 Max Kepler, L (1, 9) OBP: 0.309, SLG: 0.421										4	0	1	1	0	0	3			
22 Miguel Sano, R (1, 3) OBP: 0.308, SLG: 0.466										3	0	0	0	1	1	3			
1 Nick Gordon, L (1, 6) OBP: 0.301, SLG: 0.368										3	0	0	1	0	1	3			
60 Jake Cave, L (1, 7) OBP: 0.244, SLG: 0.289										2	0	0	0	0	2	0			
12 Brent Rooker, R (7, PH) OBP: 0.300, SLG: 0.398										0	0	0	0	0	0	0			
9 Andrelton Simmons, R (7, PR) ERA: 2.61										1	0	0	0	0	0	2			
27 Ryan Jeffers, R (1, 2) OBP: 0.270, SLG: 0.394										3	0	0	0	0	1	1			
Inning Stats	R: 3 H: 4 E: 0 K: 2 S: 20	H: 1 LOB: 1 BB: 0 P: 31	R: 0 H: 1 E: 0 K: 1 S: 10	H: 1 LOB: 1 BB: 0 P: 15	R: 0 H: 0 E: 0 K: 0 S: 5	H: 0 LOB: 0 BB: 0 P: 7	R: 0 H: 0 E: 0 K: 1 S: 7	H: 0 LOB: 0 BB: 0 P: 12	R: 0 H: 1 E: 0 K: 2 S: 11	H: 2 LOB: 2 BB: 0 P: 16	R: 0 H: 0 E: 0 K: 0 S: 8	H: 0 LOB: 1 BB: 1 P: 16	R: 0 H: 0 E: 0 K: 1 S: 7	H: 0 LOB: 1 BB: 0 P: 8	R: 2 H: 1 E: 0 K: 1 S: 11	H: 1 LOB: 2 BB: 2 P: 22	1B: 6 2B: 0 3B: 0 HR: 1	SF: 1 SAC: 0 DP: 1 HBP: 2	WP: 0 PA: 35 PB: 0 SB: 1 CS: 0
PITCHER	IP WLS BF H R ER SO BB IBB HBP BLK WP HR S P ERA WHIP																		
12 Casey Mize, R (1, 1) ERA: 3.71	4.0 L 17 5 3 3 3 4 0 0 0 0 0 0 0 11 16 6.75 1.250																		
68 Jason Foley, R (5, 1) ERA: 3.12	1.0 3 0 0 0 2 0 0 0 0 0 0 0 11 16 0.00 0.000																		
36 Kyle Funkhouser, R (6, 1) ERA: 3.12	1.0 5 1 0 0 0 1 0 0 0 0 0 0 8 16 0.00 2.000																		
49 Derek Holland, L (7, 1) ERA: 5.07	1.0 3 0 0 0 0 0 0 0 1 0 0 0 7 8 0.00 0.000																		
77 Joe Jiménez, R (8, 1) ERA: 6.09	1.0 7 1 2 2 1 2 0 1 0 0 0 0 11 22 18.00 3.000																		

Batter	1	2	3	4	5	6	7	8	9	AB	R	H	RBI	BB	SO	LOB	TOP					
60 Akil Badddoo, L (1, 8) OBP: 0.326, SLG: 0.438										4	1	0	0	1	1	2						
8 Robbie Grossman, S (1, 9) OBP: 0.354, SLG: 0.412										5	0	0	0	0	2	2						
19 Isaac Paredes, R (1, 5) OBP: 0.329, SLG: 0.349										5	0	0	0	0	2	1						
7 Jonathan Schoop, R (1, 3) OBP: 0.323, SLG: 0.439										4	3	3	2	1	1	0						
46 Jeimer Candelario, S (1, 10) OBP: 0.352, SLG: 0.445										3	2	0	0	2	0	1						
30 Harold Castro, L (1, 4) OBP: 0.317, SLG: 0.360										4	2	2	2	0	1	0						
28 Niko Goodrum, S (1, 6) OBP: 0.297, SLG: 0.365										3	2	2	4	0	0	2						
64 Dustin Garneau, R (1, 2) OBP: 0.250, SLG: 0.586										3	0	0	1	0	0	1						
9 Willi Castro, S (1, 7) OBP: 0.268, SLG: 0.342										4	0	2	1	0	1	1						
Inning Stats	R: 0 E: 0 K: 2 S: 7	H: 0 LOB: 0 BB: 0 P: 10	R: 0 E: 0 K: 2 S: 10	H: 0 LOB: 0 BB: 0 P: 14	R: 1 E: 0 K: 0 S: 14	H: 2 LOB: 1 BB: 0 P: 16	R: 4 E: 0 K: 1 S: 22	H: 3 LOB: 0 BB: 1 P: 30	R: 1 E: 0 K: 0 S: 11	H: 1 LOB: 1 BB: 0 P: 18	R: 0 E: 0 K: 1 S: 9	H: 0 LOB: 1 BB: 0 P: 13	R: 0 E: 0 K: 1 S: 7	H: 0 LOB: 0 BB: 0 P: 13	R: 3 E: 0 K: 0 S: 13	H: 2 LOB: 1 BB: 2 P: 26	R: 1 E: 0 K: 1 S: 10	H: 1 LOB: 0 BB: 0 P: 14	1B: 3 2B: 3 3B: 0 HR: 3	SF: 1 SAC: 0 DP: 0 HBP: 1	WP: 1 PB: 0 SB: 1 CS: 0	PA: 41
PITCHER	IP WLS BF H R ER SO BB IBB HBP BLK WP HR S P ERA WHIP																					
41 Joe Ryan, R (1, 1) ERA: 4.05	4.2	22	6	6	6	5	2	0	0	0	0	1	2	62	85	11.57	1.714					
58 Nick Vincent, R (5, 1) ERA: 0.94	1.1	5	0	0	0	1	0	0	1	0	0	0	0	11	16	0.00	0.000					
66 Jorge Alcala, R (7, 1) ERA: 4.01	1.0	3	0	0	0	1	0	0	0	0	0	0	7	13	0.00	0.000						
32 Ralph Garza Jr., R (8, 1) ERA: 3.96	0.0	L	3	1	3	3	2	0	0	0	0	0	4	12	∞	∞						
56 Caleb Thielbar, L (8, 1) ERA: 3.3	1.0	4	1	0	0	0	0	0	0	0	0	0	9	14	0.00	1.000						

Detroit Tigers @ Minnesota Twins
Target Field, Minneapolis, MN
Thu Sep 30 2021, 6:43 PM - 10:15 PM CDT
Att: 21,186 - Partly Cloudy - 79 F

livebaseballscores.com

AB 35
R 10
H 9
RBI 10
BB 4
SO 8
LOB 10

Batter	1	2	3	4	5	6	7	8	9	AB	R	H	RBI	BB	SO	LOB	BOTTOM					
25 Byron Buxton, R (1, 8) OBP: 0.354, SLG: 0.629										5	3	3	2	0	0	2						
11 Jorge Polanco, S (1, 4) OBP: 0.324, SLG: 0.503										5	1	1	0	0	3	1						
8 Mitch Garver, R (1, 2) OBP: 0.360, SLG: 0.522										4	0	0	0	1	0	3						
20 Josh Donaldson, R (1, 5) OBP: 0.351, SLG: 0.472										4	1	1	3	1	3	1						
26 Max Kepler, L (1, 9) OBP: 0.310, SLG: 0.420										4	1	1	0	1	0	2						
22 Miguel Sanó, R (1, 3) OBP: 0.284, SLG: 0.463										3	0	0	0	1	1	3						
12 Brent Rooker, R (1, 7) OBP: 0.300, SLG: 0.413										3	1	1	1	0	0	2						
60 Jake Cave, L (8, 7) OBP: 0.243, SLG: 0.288										1	0	0	0	0	1	0						
2 Luis Arraez, L (1, 10) OBP: 0.352, SLG: 0.370										4	0	2	1	0	0	1						
9 Andrelton Simmons, R (1, 6) OBP: 0.284, SLG: 0.275										2	0	1	0	0	0	1						
1 Nick Gordon, L (6, PH) OBP: 0.268, SLG: 0.365										2	0	0	0	0	1	1						
Inning Stats	R: 1 E: 0 K: 1 S: 9	H: 1 LOB: 0 BB: 0 P: 13	R: 0 E: 0 K: 0 S: 3	H: 0 LOB: 1 BB: 1 P: 7	R: 3 E: 0 K: 0 S: 13	H: 3 LOB: 0 BB: 0 P: 21	R: 1 E: 0 K: 0 S: 12	H: 2 LOB: 1 BB: 0 P: 17	R: 0 E: 0 K: 2 S: 8	H: 0 LOB: 0 BB: 0 P: 14	R: 1 E: 0 K: 1 S: 13	H: 2 LOB: 1 BB: 0 P: 24	R: 1 E: 0 K: 3 S: 15	H: 1 LOB: 2 BB: 2 P: 28	R: 0 E: 0 K: 1 S: 10	H: 0 LOB: 0 BB: 0 P: 16	R: 0 E: 0 K: 1 S: 12	H: 1 LOB: 2 BB: 1 P: 22	1B: 4 2B: 2 3B: 0 HR: 4	SF: 0 SAC: 0 DP: 0 HBP: 0	WP: 0 PB: 0 SB: 1 CS: 0	PA: 41
PITCHER	IP WLS BF H R ER SO BB IBB HBP BLK WP HR S P ERA WHIP																					
29 Tarik Skubal, L (1, 1) ERA: 4.34	3.1	17	6	5	5	1	1	0	0	0	0	0	0	19	33	3.86	0.429					
40 Drew Hutchison, R (4, 1) ERA: 1.77	2.1	8	1	1	1	2	0	0	0	0	0	0	1	17	34	9.00	4.000					
36 Kyle Funkhouser, R (6, 1) ERA: 3.21	1.0	B	7	2	1	1	3	2	0	0	0	0	0	13	19	0.00	0.000					
57 Alex Lange, R (7, 1) ERA: 4.08	1.1	W	4	0	0	0	2	0	0	0	0	0	0	13	19	0.00	0.000					
32 Michael Fulmer, R (9, 1) ERA: 3.01	1.0	S	5	1	0	0	1	1	0	0	0	0	0	12	22	0.00	2.000					

Detroit Tigers @ Minnesota Twins
Target Field, Minneapolis, MN
Thu Sep 30 2021, 6:43 PM - 10:15 PM CDT
Att: 21,186 - Partly Cloudy - 79 F

livebaseballscores.com

AB 37
R 7
H 10
RBI 7
BB 4
SO 9
LOB 17

Batter	1	2	3	4	5	6	7	8	9	AB	R	H	RBI	BB	SO	LOB	TOP			
60 Akil Badtoo, L OBP: 0.327, SLG: 0.437	F8			8 2B		K				3	1	1	0	1	1	0	Detroit Tigers @ Chicago White Sox Guaranteed Rate Field, Chicago, IL Fri Oct 01 2021, 7:12 PM - 10:36 PM CDT Att: 30,729 - Partly Cloudy - 76 F			
8 Robbie Grossman, S OBP: 0.355, SLG: 0.413	K			7 PB			F8			3	0	1	1	1	1	3				
7 Jonathan Schoop, R OBP: 0.322, SLG: 0.438	G6-3			G5-3						4	0	1	0	0	1	1				
24 Miguel Cabrera, R OBP: 0.318, SLG: 0.389	K			K		K				4	0	0	0	0	4	3				
30 Harold Castro, L OBP: 0.313, SLG: 0.355	F8			F7		G6-3				4	0	0	0	0	0	3				
13 Eric Haase, R OBP: 0.288, SLG: 0.462	F8									3	0	1	0	1	1	0				
28 Niko Goodrum, S OBP: 0.296, SLG: 0.364										4	0	1	0	0	1	2				
41 Daz Cameron, R OBP: 0.271, SLG: 0.323				K2						3	0	1	0	1	2	1				
9 Willi Castro, S OBP: 0.269, SLG: 0.342				L6						3	0	1	0	0	0	1				
Inning Stats	R: 0 E: 0 K: 1 S: 8	H: 0 LOB: 0 BB: 0 P: 11	R: 0 E: 0 K: 1 S: 8	H: 0 LOB: 0 BB: 0 P: 10	R: 0 E: 0 K: 1 S: 10	H: 1 LOB: 0 BB: 0 P: 16	R: 1 E: 0 K: 1 S: 17	H: 2 LOB: 1 BB: 0 P: 24	R: 0 E: 0 K: 2 S: 13	H: 1 LOB: 2 BB: 1 P: 21	R: 0 E: 0 K: 0 S: 11	H: 2 LOB: 3 BB: 2 P: 23	R: 0 E: 0 K: 2 S: 9	H: 0 LOB: 0 BB: 0 P: 12	R: 0 E: 0 K: 3 S: 9	H: 0 LOB: 0 BB: 0 P: 14		1B: 6 2B: 2 3B: 0 HR: 0	SF: 0 SAC: 0 DP: 3 HBP: 0	WP: 0 PB: 1 SB: 4 CS: 0
PITCHER	IP	WLS	BF	H	R	ER	SO	BB	IBB	HBP	BLK	WP	HR	S	P	ERA	WHIP			
33 Lance Lynn, R ERA: 2.69	5.0	W	18	4	1	1	4	1	0	0	0	0	0	54	81	1.80	1.000			
45 Garrett Crochet, L ERA: 2.82	1.0	H	5	1	0	0	2	1	0	0	0	0	0	13	21	0.00	2.000			
51 Ryan Tepera, R ERA: 2.83	1.0		6	2	0	0	0	2	0	0	0	0	0	11	23	0.00	4.000			
46 Craig Kimbrel, R ERA: 2.26	1.0		3	0	0	0	2	0	0	0	0	0	0	9	12	0.00	0.000			
31 Liam Hendriks, R ERA: 2.57	1.0		3	0	0	0	3	0	0	0	0	0	0	9	14	0.00	0.000			

Batter	1	2	3	4	5	6	7	8	9	AB	R	H	RBI	BB	SO	LOB	BOTTOM			
7 Tim Anderson, R OBP: 0.335, SLG: 0.468	G6-3			88 SF8		79 2B				4	2	4	1	1	0	0	Detroit Tigers @ Chicago White Sox Guaranteed Rate Field, Chicago, IL Fri Oct 01 2021, 7:12 PM - 10:36 PM CDT Att: 30,729 - Partly Cloudy - 76 F			
88 Luis Robert Jr., R OBP: 0.378, SLG: 0.555	G6-3			SF8		L9				4	0	0	1	0	1	7				
79 José Abreu, R OBP: 0.353, SLG: 0.484	G6-3			FC6						4	1	2	4	1	0	1				
24 Yasmani Grandal, S OBP: 0.424, SLG: 0.524				74 1B		G3				3	0	1	0	2	1	4				
74 Eloy Jiménez, R OBP: 0.305, SLG: 0.449				74 1B						3	0	1	0	1	1	2				
0 Billy Hamilton, S OBP: 0.244, SLG: 0.381				G5-4-3						1	0	0	0	0	0	0				
10 Yoán Moncada, S OBP: 0.375, SLG: 0.402	P5			K						5	1	1	0	0	1	5				
28 Leury García, S OBP: 0.338, SLG: 0.380	G4-3			G4-6-3		L8				5	1	1	0	0	1	2				
32 Gavin Sheets, L OBP: 0.328, SLG: 0.516	P5									4	2	2	2	0	1	0				
12 César Hernández, S OBP: 0.306, SLG: 0.385				FC3						3	1	1	0	0	1	1				
Inning Stats	R: 0 E: 0 K: 0 S: 16	H: 1 LOB: 3 BB: 2 P: 27	R: 0 E: 0 K: 0 S: 7	H: 1 LOB: 2 BB: 0 P: 13	R: 1 E: 0 K: 1 S: 8	H: 3 LOB: 1 BB: 0 P: 9	R: 3 E: 1 K: 0 S: 14	H: 2 LOB: 1 BB: 1 P: 23	R: 0 E: 0 K: 1 S: 8	H: 0 LOB: 0 BB: 0 P: 12	R: 1 E: 0 K: 1 S: 9	H: 2 LOB: 1 BB: 0 P: 12	R: 3 E: 0 K: 3 S: 22	H: 4 LOB: 3 BB: 2 P: 37	R: 0 E: 0 K: 1 S: 13	H: 0 LOB: 0 BB: 0 P: 18	1B: 8 2B: 4 3B: 0 HR: 1	SF: 1 SAC: 0 DP: 2 HBP: 1	WP: 0 PB: 0 SB: 0 CS: 0	PA: 43
PITCHER	IP	WLS	BF	H	R	ER	SO	BB	IBB	HBP	BLK	WP	HR	S	P	ERA	WHIP			
58 Wily Peralta, R ERA: 3.07	6.0	L	31	5	2	3	2	3	0	1	0	0	0	18	31	40.50	9.000			
33 Bryan García, R ERA: 7.55	0.2		8	4	3	3	2	2	0	0	0	0	0	17	24	0.00	0.000			
63 Ian Krol, L ERA: 4.34	1.1		4	0	0	0	2	0	0	0	0	0	0	17	24	0.00	0.000			

Batter	1	2	3	4	5	6	7	8	9	AB	R	H	RBI	BB	SO	LOB	TOP
60 Akiel Badjoo, L (1,8) OBP: 0.330, SLG: 0.436										4	1	1	1	0	1	2	Detroit Tigers @ Chicago White Sox Guaranteed Rate Field, Chicago, IL Sun Oct 03 2021, 2:12 PM - 5:27 PM CDT Att: 30,722 - Cloudy - 73 F
19 Isaac Paredes, R (1,5) OBP: 0.306, SLG: 0.319										5	0	0	0	0	1	2	
30 Harold Castro, L (1,3) OBP: 0.310, SLG: 0.359										4	1	2	1	0	0	1	
13 Eric Haase, R (1,7) OBP: 0.286, SLG: 0.459										5	0	1	1	0	3	3	
28 Niko Goodrum, S (1,10) OBP: 0.292, SLG: 0.359										4	0	0	0	0	3	2	
41 Daz Cameron, R (1,9) OBP: 0.278, SLG: 0.359										3	1	1	1	1	2	0	
9 Willi Castro, S (1,4) OBP: 0.273, SLG: 0.351										4	1	3	0	0	0	1	
64 Dustin Garneau, R (1,2) OBP: 0.250, SLG: 0.581										4	1	1	1	0	2	3	
59 Zack Short, R (1,6) OBP: 0.239, SLG: 0.282										2	0	0	0	2	1	1	
Inning Stats	R: 1 H: 2 E: 0 K: 2 S: 12	H: 1 R: 0 ER: 0 LOB: 2 P: 16	H: 1 R: 0 ER: 0 LOB: 1 P: 18	H: 0 R: 0 ER: 0 LOB: 1 P: 17	H: 0 R: 0 ER: 0 LOB: 1 P: 18	H: 1 R: 1 ER: 0 LOB: 0 P: 15	H: 1 R: 0 ER: 0 LOB: 1 P: 20	H: 0 R: 0 ER: 0 LOB: 0 P: 16	H: 0 R: 3 ER: 1 LOB: 1 P: 29	1B: 4 2B: 2 3B: 2 HR: 1	SF: 2 SAC: 0 DP: 0 HBP: 0	WP: 2 PB: 0 SB: 4 CS: 0	PA: 40				
PITCHER	IP WLS BF H R ER SO BB IBB HBP BLK WP HR S P ERA WHIP																
84 Dylan Cease, R (1,1) ERA: 3.91	4.0 18 4 1 1 5 2 0 0 0 0 1 0 44 69 2.25 1.500																
34 Michael Kopech, R (5,1) ERA: 3.5	3.0 11 2 1 1 6 0 0 0 0 0 0 0 34 51 3.00 0.667																
51 Ryan Tepera, R (8,1) ERA: 2.79	1.0 3 0 0 0 2 0 0 0 0 0 0 0 9 14 0.00 0.000																
40 Reynaldo López, R (9,1) ERA: 3.43	0.1 L 5 3 3 3 0 1 0 0 0 0 1 1 9 19 81.00 12.000																
63 Matt Foster, R (9,1) ERA: 6.0	0.2 3 0 0 0 0 0 0 0 0 0 0 0 8 10 0.00 0.000																

Batter	1	2	3	4	5	6	7	8	9	AB	R	H	RBI	BB	SO	LOB	BOTTOM
7 Tim Anderson, R (1,6) OBP: 0.338, SLG: 0.469										4	0	2	0	0	0	0	Detroit Tigers @ Chicago White Sox Guaranteed Rate Field, Chicago, IL Sun Oct 03 2021, 2:12 PM - 5:27 PM CDT Att: 30,722 - Cloudy - 73 F
32 Gavin Sheets, L (9, FH) OBP: 0.324, SLG: 0.506										2	1	1	1	2	0	2	
88 Luis Robert Jr., R (1,10) OBP: 0.376, SLG: 0.567										4	0	0	0	0	2	5	
0 Billy Hamilton, S (9, FH) OBP: 0.242, SLG: 0.378										2	0	0	0	0	0	0	
10 Yoán Moncada, S (1,5) OBP: 0.375, SLG: 0.412										3	0	0	0	1	1	1	
24 Yasmani Grandal, S (1,2) OBP: 0.420, SLG: 0.520										4	0	0	0	0	1	2	
21 Zack Collins, L (6,2) OBP: 0.330, SLG: 0.338										4	0	0	0	0	1	2	
74 Eloy Jiménez, R (1,7) OBP: 0.303, SLG: 0.437										4	1	2	0	0	1	1	
25 Andrew Vaughn, R (1,3) OBP: 0.309, SLG: 0.396										4	0	1	1	0	0	1	
12 César Hernández, S (1,4) OBP: 0.308, SLG: 0.386										4	0	2	0	0	0	1	
Inning Stats	R: 1 H: 1 E: 0 K: 0 S: 11	H: 0 R: 0 ER: 0 LOB: 0 P: 9	H: 0 R: 0 ER: 0 LOB: 2 P: 20	H: 0 R: 0 ER: 0 LOB: 0 P: 8	H: 3 R: 0 ER: 0 LOB: 2 P: 16	H: 0 R: 0 ER: 0 LOB: 1 P: 18	H: 3 R: 1 ER: 0 LOB: 1 P: 30	H: 0 R: 0 ER: 0 LOB: 1 P: 16	H: 1 R: 0 ER: 0 LOB: 1 P: 22	1B: 6 2B: 2 3B: 0 HR: 1	SF: 0 SAC: 0 DP: 2 HBP: 0	WP: 0 PB: 0 SB: 0 CS: 0	PA: 38				
PITCHER	IP WLS BF H R ER SO BB IBB HBP BLK WP HR S P ERA WHIP																
70 Tyler Alexander, L (1,1) ERA: 3.81	6.0 24 4 1 1 4 2 0 0 0 0 0 1 58 85 1.50 1.000																
40 Drew Hutchison, R (7,1) ERA: 2.11	1.0 B 6 3 1 1 0 1 0 0 0 0 0 0 15 30 9.00 4.000																
77 Joe Jiménez, R (8,1) ERA: 5.96	1.0 W 4 0 0 0 2 1 0 0 0 0 0 0 10 16 0.00 1.000																
32 Michael Fulmer, R (9,1) ERA: 2.97	1.0 S 4 1 0 0 0 0 0 0 0 0 0 0 15 22 0.00 1.000																