





# Detroit Tigers - 2022

Batter	1	2	3	4	5	6	7	8	9	AB R H RBI BB SO LOB	TOP																								
											<p style="text-align: center;"><b>Detroit Tigers @ Toronto Blue Jays</b>            TD Ballpark, Dunedin, FL            Tue Mar 01 2022, 1:07 PM EST</p> <p style="text-align: right;"><a href="http://livebaseballscorecards.com">livebaseballscorecards.com</a></p> <p><b>AB 0</b>  <b>R 0</b>  <b>H 0</b>  <b>RBI 0</b>  <b>BB 0</b>  <b>SO 0</b>  <b>LOB 0</b></p> 																								
Inning Stats										1B: 0 SF: 0 WP: 0 PA: 0 2B: 0 SAC: 0 PB: 0 3B: 0 DP: 0 SB: 0 HR: 0 HBP: 0 CS: 0																									
PITCHER	IP	WLS	BF	H	R	ER	SO	BB	IBB	HBP	BLK	WP	HR	S	P	ERA	WHIP	PITCHER	IP	WLS	BF	H	R	ER	SO	BB	IBB	HBP	BLK	WP	HR	S	P	ERA	WHIP

Batter	1	2	3	4	5	6	7	8	9	AB R H RBI BB SO LOB	BOTTOM																								
											<p style="text-align: center;"><b>Detroit Tigers @ Toronto Blue Jays</b>            TD Ballpark, Dunedin, FL            Tue Mar 01 2022, 1:07 PM EST</p> <p style="text-align: right;"><a href="http://livebaseballscorecards.com">livebaseballscorecards.com</a></p> <p><b>AB 0</b>  <b>R 0</b>  <b>H 0</b>  <b>RBI 0</b>  <b>BB 0</b>  <b>SO 0</b>  <b>LOB 0</b></p> 																								
Inning Stats										1B: 0 SF: 0 WP: 0 PA: 0 2B: 0 SAC: 0 PB: 0 3B: 0 DP: 0 SB: 0 HR: 0 HBP: 0 CS: 0																									
PITCHER	IP	WLS	BF	H	R	ER	SO	BB	IBB	HBP	BLK	WP	HR	S	P	ERA	WHIP	PITCHER	IP	WLS	BF	H	R	ER	SO	BB	IBB	HBP	BLK	WP	HR	S	P	ERA	WHIP



Batter	1	2	3	4	5	6	7	8	9	AB R H RBI BB SO LOB	TOP																								
											<b>Detroit Tigers @ Toronto Blue Jays</b> TD Ballpark, Dunedin, FL Wed Mar 09 2022, 1:07 PM EST  <a href="http://livebaseballscorecards.com">livebaseballscorecards.com</a>																								
																				AB 0															
																				R 0															
																				H 0															
																				RBI 0															
																				BB 0															
																				SO 0															
																				LOB 0															
																																			
Inning Stats																				1B: 0 SF: 0 2B: 0 SAC: 0 3B: 0 DP: 0 HR: 0 HBP: 0	WP: 0 PA: 0 PB: 0 SB: 0 CS: 0														
PITCHER	IP	WLS	BF	H	R	ER	SO	BB	IBB	HBP	BLK	WP	HR	S	P	ERA	WHIP	PITCHER	IP	WLS	BF	H	R	ER	SO	BB	IBB	HBP	BLK	WP	HR	S	P	ERA	WHIP

Batter	1	2	3	4	5	6	7	8	9	AB R H RBI BB SO LOB	BOTTOM																								
											<b>Detroit Tigers @ Toronto Blue Jays</b> TD Ballpark, Dunedin, FL Wed Mar 09 2022, 1:07 PM EST  <a href="http://livebaseballscorecards.com">livebaseballscorecards.com</a>																								
																				AB 0															
																				R 0															
																				H 0															
																				RBI 0															
																				BB 0															
																				SO 0															
																				LOB 0															
																																			
Inning Stats																				1B: 0 SF: 0 2B: 0 SAC: 0 3B: 0 DP: 0 HR: 0 HBP: 0	WP: 0 PA: 0 PB: 0 SB: 0 CS: 0														
PITCHER	IP	WLS	BF	H	R	ER	SO	BB	IBB	HBP	BLK	WP	HR	S	P	ERA	WHIP	PITCHER	IP	WLS	BF	H	R	ER	SO	BB	IBB	HBP	BLK	WP	HR	S	P	ERA	WHIP











Batter	1	2	3	4	5	6	7	8	9	AB	R	H	RBI	BB	SO	LOB	TOP					
8 Robbie Grossman, S OBP: 0.500, SLG: 1.600 68 Parker Meadows, L OBP: 1.000, SLG: 1.000										2	2	1	2	1	0	0	Detroit Tigers @ New York Yankees George M. Steinbrenner Field, Tampa, FL Sun Mar 20 2022, 1:06 PM - 4:08 PM EDT Att: 9,502 - Partly Cloudy - 76 F					
60 Akiel Baddoo, L OBP: 0.200, SLG: 0.800 54 Derek Hill, R										3	0	0	0	0	1	1						
28 Javier Báez, R OBP: 0.250, SLG: 0.500 9 Willi Castro, S										2	1	1	1	0	1	0	livebaseballscorecards.com					
46 Jeimer Candelario, S OBP: 0.429, SLG: 0.857										2	0	0	0	0	0	1						
20 Spencer Torkelson, R OBP: 0.375, SLG: 0.429 76 Josh Lester, L										3	0	1	1	0	0	0	livebaseballscorecards.com					
15 Tucker Barnhart, L OBP: 0.375, SLG: 0.250 13 Eric Haase, R										2	0	0	0	0	0	1						
30 Harold Castro, L OBP: 0.250, SLG: 0.250 19 Isaac Paredes, R OBP: 0.400, SLG: 0.250										2	1	1	0	0	0	0	livebaseballscorecards.com					
22 Victor Reyes, S 74 Jacob Robson, L										1	1	1	0	1	0	0						
59 Zack Short, R 75 Jack López, R OBP: 0.750, SLG: 1.000										2	0	0	0	0	0	1	livebaseballscorecards.com					
										1	1	1	1	1	0	0						
<b>Inning Stats</b>	R: 2 E: 0 K: 1 S: 15	H: 2 LOB: 1 BB: 1 P: 22	R: 2 E: 0 K: 0 S: 10	H: 2 LOB: 0 BB: 0 P: 16	R: 0 E: 0 K: 1 S: 6	H: 0 LOB: 0 BB: 0 P: 6	R: 0 E: 0 K: 0 S: 15	H: 0 LOB: 0 BB: 0 P: 22	R: 0 E: 0 K: 1 S: 7	H: 0 LOB: 0 BB: 0 P: 12	R: 0 E: 0 K: 1 S: 14	H: 1 LOB: 3 BB: 2 P: 27	R: 0 E: 0 K: 1 S: 7	H: 0 LOB: 0 BB: 0 P: 10	R: 4 E: 0 K: 0 S: 20	H: 4 LOB: 2 BB: 2 P: 35	1B: 6 2B: 2 3B: 0 HR: 1	SF: 0 SAC: 0 DP: 0 HBP: 0	WP: 1 PB: 0 SB: 2 CS: 0	PA: 41		
<b>PITCHER</b>	IP WLS BF H R ER SO BB IBB HBP BLK WP HR S P ERA WHIP	2.0 11 4 4 4 1 1 0 0 0 0 1 25 38 18.00 2.500	3.1 1.0 3 0 0 0 0 0 0 0 0 0 6 6 0.00 0.000	4.1 1.0 3 0 0 0 0 0 0 0 0 0 15 22 0.00 0.000	5.1 1.0 3 0 0 0 0 0 0 0 0 0 5 6 0.00 0.000	6.1 1.0 3 0 0 0 1 0 0 0 0 0 7 12 0.00 0.000	<b>PITCHER</b>	IP WLS BF H R ER SO BB IBB HBP BLK WP HR S P ERA WHIP	2.0 9 1 0 0 1 2 0 0 0 0 0 0 21 37 0.00 1.500	0.2 L 8 4 4 4 0 2 0 0 0 1 0 16 30 54.00 9.000	0.1 1 0 0 0 0 0 0 0 0 0 0 4 5 0.00 0.000											
48 Anthony Rizzo, L 90 Estevan Florial, L										2	0	0	0	0	1	0	livebaseballscorecards.com					
99 Aaron Judge, R 95 Oswaldo Cabrera, S										1	0	0	0	0	1	0						
13 Joey Gallo, L 94 Michael Betre, S										2	0	0	0	0	2	1	livebaseballscorecards.com					
27 Giancarlo Stanton, R 68 Ryan LaMarre, R										2	0	1	0	0	1	0						
25 Gleyber Torres, R 72 Anthony Volpe, R										1	0	1	0	1	0	0	livebaseballscorecards.com					
12 Ishiah Kiner-Falefa, R 39 Eric Wagaman, R										2	1	1	0	0	0	2						
22 Ender Inciarte, L 87 Blake Perkins, S										2	0	1	1	0	0	2	livebaseballscorecards.com					
18 José Peraza, R 62 Rob Brantly, L										2	0	0	0	0	1	4						
71 David Freitas, R 95 Armando Alvarez, R										2	0	0	0	0	1	2	livebaseballscorecards.com					
										1	1	0	0	1	0	1						
<b>Inning Stats</b>	R: 0 E: 0 K: 2 S: 11	H: 0 LOB: 0 BB: 0 P: 14	R: 0 E: 0 K: 2 S: 9	H: 1 LOB: 2 BB: 1 P: 17	R: 0 E: 0 K: 2 S: 11	H: 0 LOB: 1 BB: 0 P: 20	R: 2 E: 0 K: 1 S: 16	H: 3 LOB: 2 BB: 0 P: 23	R: 1 E: 1 K: 1 S: 9	H: 1 LOB: 1 BB: 1 P: 15	R: 4 E: 0 K: 1 S: 12	H: 2 LOB: 0 BB: 2 P: 26	R: 0 E: 0 K: 1 S: 6	H: 0 LOB: 0 BB: 0 P: 8	R: 0 E: 0 K: 1 S: 5	H: 0 LOB: 0 BB: 1 P: 10	R: 0 E: 0 K: 1 S: 6	H: 0 LOB: 0 BB: 0 P: 7	1B: 5 2B: 2 3B: 0 HR: 1	SF: 0 SAC: 0 DP: 1 HBP: 1	WP: 1 PB: 0 SB: 2 CS: 0	PA: 39
<b>PITCHER</b>	IP WLS BF H R ER SO BB IBB HBP BLK WP HR S P ERA WHIP	2.0 8 1 0 0 0 1 0 0 0 0 0 20 31 0.00 1.000	3.1 4 0 0 0 2 0 0 0 0 0 0 11 20 0.00 0.000	4.1 6 3 2 2 1 1 0 0 0 0 1 15 23 18.00 3.000	5.1 1.0 H 5 1 1 0 1 1 0 0 0 1 0 15 0.00 2.000	6.1 2.0 B 10 2 4 4 2 2 0 0 0 0 1 18 34 18.00 2.000	<b>PITCHER</b>	IP WLS BF H R ER SO BB IBB HBP BLK WP HR S P ERA WHIP	2.0 6 0 0 0 2 1 0 0 0 0 0 11 17 0.00 0.500													

Detroit Tigers @ New York Yankees  
George M. Steinbrenner Field, Tampa, FL  
Sun Mar 20 2022, 1:06 PM - 4:08 PM EDT  
Att: 9,502 - Partly Cloudy - 76 F

AB 36  
R 8  
H 9  
RBI 8  
BB 5  
SO 4  
LOB 12



Detroit Tigers @ New York Yankees  
George M. Steinbrenner Field, Tampa, FL  
Sun Mar 20 2022, 1:06 PM - 4:08 PM EDT  
Att: 9,502 - Partly Cloudy - 76 F

AB 33  
R 7  
H 7  
RBI 5  
BB 5  
SO 12  
LOB 16













Batter	1	2	3	4	5	6	7	8	9	AB	R	H	RBI	BB	SO	LOB	TOP											
41 Jared Oliva, R (1,7) C FF 92 2-3 F FC 85 B SI 93 X SL 87			X SL 80 0-0 		B SI 75 2-1 B SI 89 X SL 88 X SL 89		B SI 80 4-0 B SI 80 B SI 83 B SI 85		C FF 93 3-3 B SI 93 B SI 93 S CH 87 S CH 93	3	0	0	0	1	1	1	<b>Pittsburgh Pirates @ Detroit Tigers</b> Publix Field at Joker Marchant Stadium, Lakeland, FL Wed Mar 23 2022, 1:10 PM - 4:11 PM EDT Att: 3,600 - Cloudy - 84 F <a href="http://livebaseballscorecards.com">livebaseballscorecards.com</a>											
19 Connor Kaiser, R (7,6) B FF 92 1-0 F FC 85 B SI 93 X SL 87										1	0	0	0	0	1	1												
44 Hoy Park, L (1,4) OBP: 0.500, SLG: 2.000 14 Rodolfo Castro, S (5,4) OBP: 0.300, SLG: 0.333					C SI 92 2-1 B SI 92 X SL 79		C SI 88 1-1 SAFE X SI 90			2	1	1	1	0	0	0												
2 Michael Chavis, R (1,10) OBP: 0.091, SLG: 0.091 70 Taylor Davis, R (8,PH) (8,10)					X FC 90 0-0 				B KC 95 3-0 B KC 95 X FF 96	3	0	1	0	0	2	1												
19 Daniel Vogelbach, L (1,3) OBP: 0.600, SLG: 0.286 73 Mason Martin, L (6,PR) (6,3)					C FF 93 1-2 B SI 92 X SL 92		B SI 90 2-1 B SI 90 X SL 98		B FF 96 2-1 S CH 95 X FF 96	3	0	1	1	0	1	1												
6 Anthony Alford, R (1,8) 91 Bligh Madris, L (6,7)		C FF 92 1-2 F FC 85 B SI 93 X CH 87			C FF 93 2-3 1 SAFE B FC 87 B FC 93 C SI 93		B FF 97 2-3 B FC 90 C SI 90 S CH 91		S KC 96 3-3 S CH 89 B CH 89 B CH 97 C FF 96	3	0	0	0	0	2	2												
15 Oneil Cruz, L (1,6) OBP: 0.625, SLG: 1.375 77 Cal Mitchell, L (7,9) OBP: 0.286, SLG: 0.429		C FF 94 0-3 S SL 79			F FF 94 3-2 B FC 90 B FC 89 S CH 88 S CH 91 X SI 90		C SI 98 0-1 X SL 88		C SI 81 1-3 F SL 81 S FF 93 C FF 95	3	1	2	1	0	1	0												
64 Diego Castillo, R (1,5) OBP: 0.000, SLG: 0.500 74 Hunter Owen, R (7,5) OBP: 0.167, SLG: 0.667					B FF 91 3-2 S FC 87 B FC 89 C SI 91 X FC 90		B SI 95 2-1 B SI 96 X SL 96		B FF 94 1-0 X SL 81	3	0	0	0	0	0	3												
5 Michael Pérez, L (1,2) OBP: 0.333, SLG: 0.833 72 Jamie Ritchie, R (6,2) OBP: 0.633, SLG: 0.890					B FF 93 1-1 X SL 81		B CH 84 1-0 X FF 92		C FF 93 0-2 X FF 92	2	1	1	2	0	0	0												
28 Canaan Smith-Njigba, L (1,9) 10 Lolo Sanchez, R (7,8)					B FF 91 1-1 X SL 81		B SI 91 4-1 B FC 91 B CH 87 B FC 89		B SI 81 3-3 F SL 81 B FC 92 C SI 91	2	0	0	0	1	0	0												
<b>Inning Stats</b>	R: 1 E: 0 K: 3 S: 15	H: 1 LOB: 0 BB: 0 P: 20	R: 0 E: 0 K: 1 S: 9	H: 0 LOB: 0 BB: 0 P: 12	R: 0 E: 0 K: 0 S: 5	H: 0 LOB: 0 BB: 0 P: 7	R: 0 E: 0 K: 1 S: 9	H: 1 LOB: 1 BB: 0 P: 14	R: 2 E: 0 K: 2 S: 10	H: 3 LOB: 1 BB: 1 P: 23	R: 0 E: 0 K: 0 S: 6	H: 0 LOB: 1 BB: 1 P: 11	R: 0 E: 0 K: 1 S: 6	H: 0 LOB: 0 BB: 0 P: 14	R: 1 E: 0 K: 3 S: 13	H: 2 LOB: 1 BB: 0 P: 21	1B: 5 2B: 1 3B: 0 HR: 3	SF: 0 SAC: 0 DP: 1 HBP: 0	WP: 1 PB: 1 SB: 0 CS: 0	PA: 37								
<b>PITCHER</b>	IP	WLS	BF	H	R	ER	SO	BB	IBB	HBP	BLK	WP	HR	S	P	ERA	WHIP											
57 Eduardo Rodriguez, L (1,1) ERA: 2.57	4.0		14	2	1	1	5	0	0	0	0	0	1	38	53	2.25	0.500											
32 Michael Fulmer, R (5,1) ERA: 54.0	4.1		4	2	2	2	0	1	0	0	0	0	1	8	19	54.00	9.000											
93 Nolan Blackwood, R (5,1) ERA: 9.0	0.2		1	0	0	0	0	0	0	0	0	0	0	2	4	0.00	0.000											
65 Gregory Soto, L (6,1) ERA: 9.0	1.0		6	3	2	2	2	0	0	0	0	0	0	13	19	18.00	3.000											
37 Andrew Chafin, L (7,1) ERA: 13.5	1.0		4	0	0	0	0	1	0	0	0	0	0	6	11	0.00	1.000											
<b>PITCHER</b>	IP	WLS	BF	H	R	ER	SO	BB	IBB	HBP	BLK	WP	HR	S	P	ERA	WHIP											
55 Alex Lange, R (8,1) ERA: 9.0	1.0		3	0	0	0	1	0	0	0	0	0	0	6	14	0.00	0.000											
66 Drew Carlton, R (9,1) ERA: 13.5	1.0		5	2	1	1	3	0	0	0	0	0	0	1	13	21	9.00	2.000										

Batter	1	2	3	4	5	6	7	8	9	AB	R	H	RBI	BB	SO	LOB	BOTTOM										
60 Akil Baddoo, L (1,7) OBP: 0.500, SLG: 1.100 13 Eric Haase, R (5,PR) (6,7)										3	1	3	0	0	0	0	<b>Pittsburgh Pirates @ Detroit Tigers</b> Publix Field at Joker Marchant Stadium, Lakeland, FL Wed Mar 23 2022, 1:10 PM - 4:11 PM EDT Att: 3,600 - Cloudy - 84 F <a href="http://livebaseballscorecards.com">livebaseballscorecards.com</a>										
74 Jacob Robson, L (9,PR) (8,PR)										0	0	0	0	0	0	0											
8 Robbie Grossman, S (1,9) OBP: 0.273, SLG: 0.800 22 Victor Reyes, S (6,9)										3	0	0	0	0	0	3											
28 Javier Báez, R (1,6) OBP: 0.200, SLG: 0.300 72 Ryan Kreydler, R (7,6) OBP: 0.428, SLG: 0.833										3	0	0	1	0	0	1											
46 Jeimer Candelario, S (1,5) OBP: 0.389, SLG: 0.500 59 Zack Short, R (7,5)										3	0	0	0	0	0	0											
24 Miguel Cabrera, R (1,10) OBP: 0.250, SLG: 0.143 41 Daz Cameron, R (8,PH) (9,10)										3	0	0	0	0	1	0											
31 Riley Greene, L (1,8) OBP: 0.417, SLG: 0.889 54 Derek Hill, R (6,8) OBP: 0.111, SLG: 0.444										2	0	1	0	0	1	0											
20 Spencer Torkelson, R (1,3) OBP: 0.222, SLG: 0.333 30 Harold Castro, L (6,3)										2	1	1	0	0	1	0											
15 Tucker Barnhart, L (1,2) OBP: 0.111, SLG: 0.111 49 Ryan Lavanway, R (7,2) (9,2)										2	0	0	0	0	1	1											
9 Willi Castro, S (1,4) OBP: 0.222, SLG: 0.250 21 Kody Clemens, L (7,4) OBP: 0.400, SLG: 0.667										2	0	0	0	0	2	0											
<b>Inning Stats</b>	R: 1 E: 0 K: 1 S: 11	H: 1 LOB: 0 BB: 0 P: 19	R: 0 E: 0 K: 2 S: 12	H: 1 LOB: 1 BB: 0 P: 17	R: 0 E: 0 K: 1 S: 11	H: 1 LOB: 1 BB: 0 P: 17	R: 0 E: 0 K: 1 S: 15	H: 0 LOB: 0 BB: 0 P: 15	R: 5 E: 0 K: 2 S: 18	H: 3 LOB: 2 BB: 2 P: 31	R: 0 E: 0 K: 2 S: 8	H: 0 LOB: 0 BB: 0 P: 11	R: 0 E: 0 K: 0 S: 8	H: 1 LOB: 1 BB: 0 P: 10	1B: 4 2B: 2 3B: 1 HR: 2	SF: 0 SAC: 0 DP: 0 HBP: 0	WP: 1 PB: 0 SB: 0 CS: 0	PA: 38									
<b>PITCHER</b>	IP	WLS	BF	H	R	ER	SO	BB	IBB	HBP	BLK	WP	HR	S	P	ERA	WHIP										
29 Wil Crowe, R (1,1) ERA: 5.79	2.2		11	3	1	1	4	0	0	0	0	0	0	31	49	3.38	1.125										
43 Jerad Eickhoff, R (3,1) ERA: 54.0	1.1		5	1	0	0	1	0	0	0	0	0	0	18	29	0.00	0.750										
52 Anthony Banda, L (5,1) ERA: 9.0	1.0		4	1	0	0	1	0	0	0	0	0	0	11	17	0.00	1.000										
54 Sam Howard, L (6,1) ERA: 4.5	1.0		3	0	0	0	2	0	0	0	0	0	0	11	15	0.00	0.000										
48 Austin Brice, R (7,1) ERA: 67.5	0.2		7	3	5	5	2	2	0	0	0	1	2	16	29	67.50	7.500										
<b>PITCHER</b>	IP	WLS	BF	H	R	ER	SO	BB	IBB	HBP	BLK	WP	HR	S	P	ERA	WHIP										
34 Noe Toribio, R (7,1) ERA: 13.5	0.1		1	0	0	0	2	0	0	0	0	0	0	8	11	0.00	0.000										
35 Aaron Fletcher, L (8,1) ERA: 21.6	1.0		3	0	0	0	2	0	0	0	0	0	0	8	10	0.00	0.000										
79 Enmanuel Mejia, R (9,1) ERA: 21.6	1.0		4	1	0	0	0	0	0	0	0	0	0	8	10	0.00	1.000										



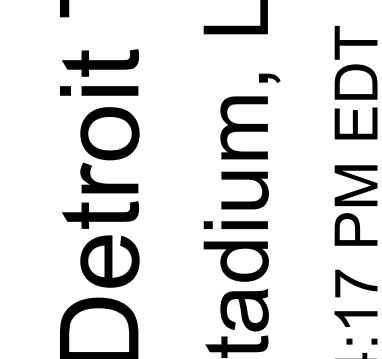
Batter	1	2	3	4	5	6	7	8	9	AB	R	H	RBI	BB	SO	LOB	TOP																						
14 Marwin Gonzalez, S OBP: 0.333, SLG: 1.333 91 Oswald Peraza, R (5, 6)										3	1	1	2	0	2	0	<b>New York Yankees @ Detroit Tigers</b> Publix Field at Joker Marchant Stadium, Lakeland, FL Thu Mar 24 2022, 1:09 PM - 4:17 PM EDT Att. 3,217 - Overcast - 79 F																						
48 Anthony Rizzo, L OBP: 0.375, SLG: 0.333 77 Elijah Dunham, L (6, 7)										2	1	0	0	1	1	0																							
41 Miguel Andujar, R OBP: 0.394, SLG: 0.400 29 Brandon Lockridge, R (6, 8)										2	0	2	0	1	0	0																							
18 José Peraza, R OBP: 0.182, SLG: 0.364 80 Max Burt, R (6, 5)										3	0	2	1	0	0	1																							
22 Ender Inciarte, L OBP: 0.182, SLG: 0.364 79 Benjamin Cowles, R (6, 4)										3	0	0	0	0	0	5																							
39 Phillip Evans, R OBP: 0.300, SLG: 0.500										3	0	1	0	0	1	0																							
90 Estevan Florial, L 89 Madison Santos, L (6, 9)										3	0	0	0	0	2	2																							
68 Ryan LaMarre, R 78 Tyler Hardman, R (6, 3)										3	0	0	0	0	2	0																							
71 David Freitas, R OBP: 0.429, SLG: 1.000 62 Rob Brantly, L (6, 2)										2	1	1	0	0	0	0																							
<b>Inning Stats</b>	R: 0 E: 0 K: 2 S: 14	H: 1 LOB: 2 BB: 1 P: 23	R: 0 E: 0 K: 3 S: 11	H: 0 LOB: 0 BB: 0 P: 16	R: 0 E: 0 K: 1 S: 5	H: 0 LOB: 0 BB: 0 P: 5	R: 0 E: 0 K: 0 S: 10	H: 2 LOB: 2 BB: 0 P: 12	R: 3 E: 0 K: 0 S: 16	H: 4 LOB: 1 BB: 1 P: 27	R: 0 E: 0 K: 2 S: 7	H: 0 LOB: 0 BB: 0 P: 9	R: 0 E: 0 K: 2 S: 10	H: 0 LOB: 1 BB: 1 P: 16																									
<b>PITCHER</b>	IP	WLS	BF	H	R	ER	SO	BB	IBB	HBP	BLK	WP	HR	S	P	ERA	WHIP	<b>PITCHER</b>	IP	WLS	BF	H	R	ER	SO	BB	IBB	HBP	BLK	WP	HR	S	P	ERA	WHIP				
12 Casey Mize, R ERA: 0.000	(1, 1)	3.0	11	1	0	0	6	1	0	0	0	0	0	30	44	0.00	0.667																						
77 Joe Jiménez, R ERA: 45.0	(4, 1)	1.0	5	2	0	0	0	0	0	0	0	0	0	10	12	0.00	2.000																						
71 Miguel Del Pozo, L ERA: 45.0	(5, 1)	0.1	6	4	3	3	0	1	0	0	0	0	1	15	26	81.00	15.000																						
33 Bryan Garcia, R ERA: 2.7	(5, 1)	1.1	3	0	0	0	1	0	0	0	0	0	0	5	6	0.00	0.000																						
58 Miguel Díaz, R ERA: 0.000	(6, 1)	1.1	W	5	0	0	3	1	0	0	0	0	0	13	20	0.00	0.750																						
54 Derek Hill, R OBP: 0.083, SLG: 0.333 75 Jack López, R OBP: 0.833, SLG: 1.600																	3	0	0	0	1	0																	
22 Victor Reyes, S OBP: 0.273, SLG: 0.200 74 Jacob Robson, L (6, 7)																	3	0	2	0	0	0	0	0	0	0	0	0	0	0	0	0	0	0	0	0	0		
7 Jonathan Schoop, R OBP: 0.300, SLG: 0.500 19 Isaac Paredes, R OBP: 0.286, SLG: 0.167																	2	0	0	0	0	0	0	1	1	0	0	0	0	0	0	0	0	0	0	0	0		
46 Jeimer Candelario, S OBP: 0.083, SLG: 0.333 49 Ryan Lavarnway, R (7, PH)																	3	1	1	1	0	2	3	1	0	0	0	0	0	0	0	0	0	0	0	0	0	0	
24 Miguel Cabrera, R OBP: 0.300, SLG: 0.222 76 Josh Lester, L OBP: 0.200, SLG: 0.111																	2	0	1	0	0	0	2	2	1	1	0	0	0	1	0	0	0	0	0	0	0		
9 Willi Castro, S OBP: 0.333, SLG: 0.545 72 Ryan Kreidler, R OBP: 0.375, SLG: 0.714 (6, FR)																	3	0	2	0	0	1	1	1	1	0	0	0	1	0	0	0	0	0	0	0	0		
64 Dustin Gameau, R OBP: 0.286, SLG: 0.714 13 Eric Haase, R OBP: 0.400, SLG: 0.375																	2	0	1	0	0	1	1	1	1	2	0	0	0	0	0	0	0	0	0	0	0		
41 Daz Cameron, R OBP: 0.429, SLG: 0.583 93 Eric De La Rosa, R (6, 9)																	2	0	0	0	0	2	3	1	0	0	0	0	1	0	0	0	0	0	0	0	0		
21 Kody Clemens, L OBP: 0.333, SLG: 0.545 59 Zack Short, R (6, 5)																	2	0	0	0	0	0	3	1	0	0	0	0	0	0	0	0	0	0	0	0	0	0	
<b>Inning Stats</b>	R: 0 E: 0 K: 1 S: 15	H: 1 LOB: 2 BB: 0 P: 20	R: 0 E: 0 K: 2 S: 11	H: 1 LOB: 1 BB: 0 P: 17	R: 0 E: 0 K: 2 S: 13	H: 1 LOB: 1 BB: 0 P: 20	R: 0 E: 0 K: 2 S: 17	H: 2 LOB: 2 BB: 0 P: 27	R: 0 E: 0 K: 0 S: 9	H: 0 LOB: 0 BB: 0 P: 11	R: 5 E: 0 K: 1 S: 15	H: 5 LOB: 1 BB: 1 P: 28	R: 0 E: 0 K: 2 S: 11	H: 0 LOB: 0 BB: 0 P: 15																									
<b>PITCHER</b>	IP	WLS	BF	H	R	ER	SO	BB	IBB	HBP	BLK	WP	HR	S	P	ERA	WHIP	<b>PITCHER</b>	IP	WLS	BF	H	R	ER	SO	BB	IBB	HBP	BLK	WP	HR	S	P	ERA	WHIP				
86 Clarke Schmidt, R ERA: 0.000	(1, 1)	2.0	9	2	0	0	3	0	0	0	0	0	0	26	37	0.00	1.000																						
92 JP Sears, L ERA: 0.000	(3, 1)	2.0	9	3	0	0	4	0	0	0	0	0	0	30	47	0.00	1.500																						
43 Jonathan Loáisiga, R ERA: 0.000	(5, 1)	1.0	H	3	0	0	0	0	0	0	0	0	0	9	11	0.00	0.000																						
30 Joely Rodríguez, L ERA: 67.5	(6, 1)	0.2	L	7	5	5	1	0	0	0	0	0	2	12	21	67.50	7.500																						
87 Barnett Loseke, R ERA: 0.000	(6, 1)	0.1		2	0	0	0	1	0	0	0	0	0	3	7	0.00	3.000																						
84 Albert Abreu, R ERA: 0.000	(7, 1)	1.0		3	0	0	2	0	0	0	0	0	0	11	15	0.00	0.000																						

AB 27  
R 3  
H 7  
RBI 3  
BB 3  
SO 10  
LOB 10



WP: 0 PA: 30  
PB: 1  
SB: 2  
CS: 0

AB 31  
R 5  
H 10  
RBI 4  
BB 1  
SO 10  
LOB 18



WP: 0 PA: 33  
PB: 1  
SB: 0  
CS: 0

1B: 2 SF: 0  
2B: 5 SAC: 0  
3B: 0 DP: 1  
HR: 1 HBP: 0

1B: 6 SF: 0  
2B: 1 SAC: 0  
3B: 1 DP: 0  
HR: 2 HBP: 1

livebaseballscorecards.com



Batter	1	2	3	4	5	6	7	8	9	AB	R	H	RBI	BB	SO	LOB	TOP				
60 Akiel Baddoo, L (1, 7) 74 Jacob Robson, L (6, 7) OBP: 0.333, SLG: 0.143	0-2 HR		2-3 K		3-2 G1-3		1-3 K		2-2 1B	3	1	1	1	0	1	0	<b>Detroit Tigers @ Toronto Blue Jays</b> TD Ballpark, Dunedin, FL Fri Mar 25 2022, 1:08 PM - 4:08 PM EDT Att: 3,542 - Sunny - 73 F				
15 Tucker Barnhart, L (1, 2) 79 Dillon Dingler, R (5, 2) OBP: 0.083, SLG: 0.500	0-0 G4-3		2-2 G6-3		0-1 G5-3		3-3 K		1-1 FC5-4	3	0	0	0	0	0	0					
8 Robbie Grossman, S (1, 9) 54 Daniel Cabrera, L (6, 9) OBP: 0.286, SLG: 0.692	2-2 2B		0-3 K		0-0 G4-3		0-3 K		0-3 K	3	1	1	0	0	1	0					
28 Javier Báez, R (1, 10) 41 Daz Cameron, R (8, PH) OBP: 0.400, SLG: 0.538	1-1 1B			0-1 20 HBP		3-2 G6-3		2-0 G5-3		3	1	2	1	0	0	0					
7 Jonathan Schoop, R (1, 4) 21 Kody Clemens, L (6, 4) OBP: 0.308, SLG: 0.455	3-0 2B		0-2 F8		3-2 G4-3		3-2 G4-3		1-0 G3	3	0	1	0	0	0	1					
31 Riley Greene, L (1, 8) 75 Jack López, R (7, 8) OBP: 0.400, SLG: 0.727	0-1 1B		3-3 K		3-2 G4-3		4-2 30 HR		2-2 59 1B	2	1	0	0	1	1	2					
20 Spencer Torkelson, R (1, 3) 76 Josh Lester, L (7, 3) OBP: 0.182, SLG: 0.100	2-2 G3		2-2 K		2-2 HBP		0-2 K		0-2 F9	2	0	0	0	0	1	1					
30 Harold Castro, L (1, 6) 59 Zack Short, R (7, PR) OBP: 0.200, SLG: 0.111	1-0 G4-3		1-1 L7		1-1 L7		1-1 19 HR		0-0 72 S	3	0	1	0	0	0	2					
19 Isaac Paredes, R (1, 5) 72 Ryan Kreidler, R (7, 5) OBP: 0.300, SLG: 0.556	0-0 G5-3		3-2 L6		2-1 HR		2-1 HR		2-3 K2-3	3	1	1	3	0	0	0					
<b>Inning Stats</b>	R: 3 K: 0 S: 13	H: 4 BB: 0 P: 19	R: 0 K: 0 S: 5	H: 0 LOB: 0 P: 8	R: 0 K: 2 S: 10	H: 0 LOB: 0 P: 14	R: 0 K: 1 S: 12	H: 1 LOB: 2 P: 18	R: 0 K: 0 S: 7	H: 0 LOB: 0 P: 13	R: 3 K: 3 S: 17	H: 2 LOB: 1 P: 28	R: 0 K: 1 S: 6	H: 0 LOB: 0 P: 9	R: 2 K: 1 S: 17	H: 3 LOB: 0 P: 24		1B: 6 HR: 2	SF: 0 SAC: 0 DP: 1 HBP: 1	WP: 0 PB: 0 SB: 1 CS: 0	PA: 38
<b>PITCHER</b>	IP WLS BF H R ER SO BB IBB HBP BLK WP HR S P ERA WHIP																				
99 Hyun Jin Ryu, L (1, 1) 90 Adam Cimber, R (4, 1) 35 David Phelps, R (5, 1) 47 Anthony Kay, L (6, 1) 67 Julian Merryweather, R (7, 1) ERA: 16.2	3.0 1.0 1.0 1.0 0.2	12 5 3 0 5	4 1 0 0 2	3 0 0 0 3	3 2 0 0 3	2 1 0 0 2	0 0 0 0 1	0 0 0 0 0	0 0 0 0 0	0 0 0 0 0	0 0 0 0 1	28 12 13 7 14	41 12 18 13 22	9.00 0.00 0.00 0.00 40.50	1.333 1.000 0.000 0.000 4.500						
84 Graham Spraker, R (7, 1) 54 Taylor Saucedo, L (8, 1) 65 Hagen Danner, R (9, 1) ERA: 5.4	0.1 1.0 1.0	1 3 6	0 0 3	0 0 2	0 0 2	0 1 2	0 0 0	0 0 0	0 0 0	0 0 0	0 0 0	0 0 2	0 0 2	0 0 2	0 0 2	0 0 2	0.00 0.00 18.00	0.000 0.000 3.000			

Batter	1	2	3	4	5	6	7	8	9	AB	R	H	RBI	BB	SO	LOB	BOTTOM						
4 George Springer, R (1, 8) 81 Nathan Lukes, L (6, 8) OBP: 0.429, SLG: 0.583	1-1 1B		4-2 BB		0-0 HR		1-3 K		0-2 G3	2	2	2	1	1	0	0	<b>Detroit Tigers @ Toronto Blue Jays</b> TD Ballpark, Dunedin, FL Fri Mar 25 2022, 1:08 PM - 4:08 PM EDT Att: 3,542 - Sunny - 73 F						
11 Bo Bichette, R (1, 6) 79 Orelvis Martínez, R (7, 6) OBP: 0.417, SLG: 1.000	1-2 2B		3-3 K		4-2 13 1B		3-3 K		0-1 CI	2	1	1	0	1	1	1							
27 Vladimir Guerrero Jr., R (1, 3) 98 Spencer Horwitz, L (6, 3) OBP: 0.455, SLG: 0.700	2-3 K		0-1 F8		2-1 P2		4-2 72 E		2-0 72 FC5-4	3	0	0	0	0	1	4							
13 Lourdes Gurriel Jr., R (1, 7) 72 Otto Lopez, R (5, PR) OBP: 0.154, SLG: 0.083	1-0 2B		2-2 1B		0-0 G6-4-3		0-0 FC6		0-1 FC5-4	3	0	3	2	0	0	0							
26 Matt Chapman, R (1, 5) 75 Gosuke Katoh, L (6, 5) OBP: 0.231, SLG: 0.417	1-3 K		0-3 K		2-2 G6-4-3		3-2 G3		0-0 G3-5-3-4-3	3	0	0	0	0	2	5							
30 Alejandro Kirk, R (1, 10) 97 Tanner Morris, L (8, PH) OBP: 0.538, SLG: 0.818	2-2 L5		0-1 F7		2-0 P3		1-3 K		0-0 F7	3	0	0	0	0	0	1							
5 Santiago Espinal, R (1, 4) 49 Leo Jimenez, R (6, PR) OBP: 0.269, SLG: 0.462	1-1 F8		1-1 L9		1-1 8 G3		1-1 P4		0-0 P4	3	0	1	0	0	0	0							
8 Cavan Biggio, L (1, 9) 77 Joshua Palacios, L (7, 9) OBP: 0.667, SLG: 0.500	1-3 K		4-2 BB		2-2 G3		2-1 3B		2-1 3B	2	0	0	0	1	1	1							
9 Danny Jansen, R (1, 2) 80 Kellin Deglan, L (8, 2) OBP: 0.167, SLG: 0.364	1-2 L8		1-2 P4		1-1 L7		4-1 BB		1-3 3H	3	0	0	0	0	0	3							
<b>Inning Stats</b>	R: 2 K: 2 S: 15	H: 3 LOB: 1 P: 23	R: 0 K: 1 S: 9	H: 0 LOB: 0 P: 12	R: 0 K: 2 S: 15	H: 1 LOB: 1 P: 24	R: 0 K: 0 S: 9	H: 0 LOB: 1 P: 16	R: 1 K: 0 S: 10	H: 2 LOB: 2 P: 18	R: 0 K: 0 S: 9	H: 1 LOB: 2 P: 15	R: 0 K: 2 S: 14	H: 0 LOB: 1 P: 25	R: 0 K: 0 S: 8	H: 1 LOB: 2 P: 14		R: 1 K: 0 S: 5	H: 1 LOB: 0 P: 7	1B: 5 HR: 1	SF: 0 SAC: 0 DP: 2 HBP: 0	WP: 0 PB: 0 SB: 0 CS: 0	PA: 41
<b>PITCHER</b>	IP WLS BF H R ER SO BB IBB HBP BLK WP HR S P ERA WHIP																						
29 Tarik Skubal, L (1, 1) 51 Rony García, R (3, 1) 48 Chase Anderson, R (5, 1) 68 Jason Foley, R (7, 1) 63 Ricardo Pinto, R (8, 1) ERA: 3.86	2.2 1.1 2.0 1.0 2.0	13 5 9 5 9	4 0 3 0 2	2 0 1 0 0	2 0 1 0 0	2 1 0 0 0	0 1 0 0 1	0 0 0 0 0	0 0 0 0 0	0 0 0 0 0	0 0 0 0 0	0 0 1 0 0	36 19 33 14 21	5 19 25 13 21	6.75 0.00 4.50 0.00 0.00	1.875 0.750 2.000 1.000 1.500							



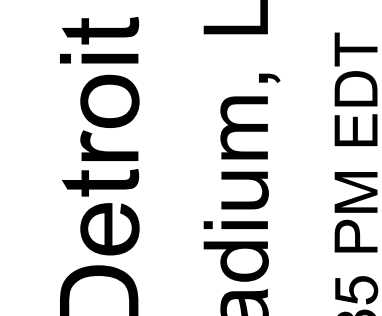
Batter	1	2	3	4	5	6	7	8	9	AB	R	H	RBI	BB	SO	LOB	TOP																				
12 Kyle Schwarber, L (1, 7) 40 Adam Haseley, L (5, 7) OBP: 0.167, SLG: 0.167	F7	K			G4-3		G6-3	G1-3		3	0	0	0	0	1	1	Philadelphia Phillies @ Detroit Tigers Publix Field at Joker Marchant Stadium, Lakeland, FL Sat Mar 26 2022, 1:08 PM - 4:35 PM EDT Att: 5,760 - Sunny - 73 F																				
2 Jean Segura, R (1, 4) 13 Yhoswar Garcia, R (7, PR) (7, 8)	F8		G6-3		E6		3B	G6-3		4	1	1	0	0	0	0																					
18 Didi Gregorius, L (1, 6) 74 Ronald Torreyes, R (7, PH) (7, 6)	G4-3		P2		HR		L7		41 BB	3	1	1	2	0	0	0																					
17 Rhys Hoskins, R (1, 3) 41 Yairo Muñoz, R (7, 4) OBP: 0.200, SLG: 0.200	F8		HR		K		G6-3	FC1-4-6		3	1	1	1	0	1	0																					
7 Johan Camargo, S (1, 10) 57 John Andreoli, R (8, PH) (8, 9)	E4		1B		F9			K		3	1	1	0	0	0	0																					
28 Alec Bohm, R (1, 5) 29 Nick Maton, L (7, 5) OBP: 0.455, SLG: 0.600	K		K			G4-3		1B		3	0	0	0	0	2	2																					
19 Matt Vierling, R (1, 8) 88 Darick Hall, L (7, 3) OBP: 0.308, SLG: 0.692	HR		3B		K			1B		3	1	1	1	0	2	0																					
16 Mickey Moniak, L (1, 9) 81 Edgar Cabral, R (6, 2) OBP: 0.200, SLG: 0.667	HR				K		G6-3			3	1	1	2	0	1	0																					
39 Donny Sands, R (1, 2) 24 Justin Williams, L (6, 9) 27 Vito Frasca, R (8, PH) 85 Nick Duron, R (8, 1)	1B				F8		G6-3	K		2	0	1	0	0	0	0																					
Inning Stats	R: 0 E: 0 K: 10 S: 10	H: 0 LOB: 0 BB: 0 P: 14	R: 3 E: 1 K: 2 S: 14	H: 3 LOB: 1 BB: 0 P: 21	R: 1 E: 0 K: 1 S: 11	H: 2 LOB: 1 BB: 0 P: 15	R: 0 E: 0 K: 2 S: 11	H: 0 LOB: 0 BB: 0 P: 16	R: 2 E: 1 K: 1 S: 11	H: 1 LOB: 0 BB: 0 P: 15	R: 0 E: 0 K: 1 S: 5	H: 0 LOB: 0 BB: 0 P: 8	R: 0 E: 0 K: 0 S: 13	H: 1 LOB: 0 BB: 0 P: 18	R: 2 E: 0 K: 1 S: 12	H: 4 LOB: 2 BB: 0 P: 21		R: 0 E: 0 K: 1 S: 13	H: 0 LOB: 1 BB: 1 P: 20	1B: 5 2B: 1 3B: 2 HR: 3	SF: 0 SAC: 0 DP: 0 HBP: 0	WP: 0 PB: 0 SB: 0 CS: 0	PA: 41														
PITCHER	IP	WLS	BF	H	R	ER	SO	BB	IBB	HBP	BLK	WP	HR	S	P	ERA	WHIP	PITCHER	IP	WLS	BF	H	R	ER	SO	BB	IBB	HBP	BLK	WP	HR	S	P	ERA	WHIP		
25 Matt Manning, R (1, 1) ERA: 1.8	3.0		15	5	4	1	3	0	0	0	0	0	2	35	50	3.00	1.667	50 Jacob Barnes, R (9, 1) ERA: 20.25	1.0		4	0	0	0	1	1	0	0	0	0	0	13	20	0.00	1.000		
65 Gregory Soto, L (4, 1) ERA: 6.0	1.0		3	0	0	0	2	0	0	0	0	0	0	11	16	0.00	0.000																				
78 Will Vest, R (5, 1) ERA: 2.25	2.0		8	1	2	1	2	0	0	0	0	0	1	16	23	4.50	0.500																				
32 Michael Fulmer, R (7, 1) ERA: 13.5	1.0	W	4	1	0	0	0	0	0	0	0	0	0	13	18	0.00	1.000																				
37 Andrew Chafin, L (8, 1) ERA: 9.0	1.0		7	4	2	2	1	0	0	0	0	0	0	12	21	18.00	4.000																				

Batter	1	2	3	4	5	6	7	8	9	AB	R	H	RBI	BB	SO	LOB	BOTTOM																		
60 Akil Baddoo, L (1, 7) 9 Willi Castro, S (6, 7) OBP: 0.429, SLG: 0.667	G3-1		BB		FC6		2B			2	1	0	0	1	0	1	Philadelphia Phillies @ Detroit Tigers Publix Field at Joker Marchant Stadium, Lakeland, FL Sat Mar 26 2022, 1:08 PM - 4:35 PM EDT Att: 5,760 - Sunny - 73 F																		
8 Robbie Grossman, S (1, 9) 22 Victor Reyes, S (5, PR) (6, 9)	K		SF9		2B		F7			1	0	0	1	1	1	0																			
28 Javier Báez, R (1, 6) 83 Trei Cruz, S (5, PR) (6, 6)	F7		K		2B					3	0	1	2	0	1	2																			
46 Jeimer Candelario, S (1, 5) 72 Ryan Kradler, R (6, 5) OBP: 0.273, SLG: 0.500	G3				L7		K			2	1	0	0	1	0	2																			
24 Miguel Cabrera, R (1, 10) 64 Dustin Garneau, R (7, PH) (8, 10)	BB				G1-3					2	0	0	0	1	1	3																			
7 Jonathan Schoop, R (1, 4) 30 Harold Castro, L (7, 4) OBP: 0.357, SLG: 0.357	G6-4-3				G6-3		G6-3			3	0	0	0	0	2	0																			
31 Riley Greene, L (1, 8) 54 Derek Hill, R (6, 8) OBP: 0.200, SLG: 0.571			BB		2B		HR			1	1	1	1	1	0	0																			
20 Spencer Torkelson, R (1, 3) 49 Ryan Lavanway, R (7, PH) (8, 3)	BB		BB		G3-1		2B			2	1	1	0	1	0	1																			
15 Tucker Barnhart, L (1, 2) 13 Eric Haase, R (5, 2) 83 Chris Rabago, R (9, 2)	F9				BB		HR			1	0	0	0	0	2	0																			
Inning Stats	R: 0 E: 0 K: 1 S: 8	H: 0 LOB: 0 BB: 0 P: 12	R: 0 E: 0 K: 0 S: 6	H: 0 LOB: 0 BB: 1 P: 12	R: 1 E: 0 K: 1 S: 22	H: 0 LOB: 3 BB: 3 P: 38	R: 1 E: 0 K: 1 S: 14	H: 1 LOB: 1 BB: 1 P: 23	R: 2 E: 0 K: 0 S: 14	H: 3 LOB: 2 BB: 2 P: 27	R: 2 E: 0 K: 1 S: 13	H: 0 LOB: 0 BB: 0 P: 17	R: 8 E: 0 K: 1 S: 28	H: 5 LOB: 4 BB: 0 P: 55	R: 0 E: 0 K: 2 S: 9	H: 0 LOB: 0 BB: 0 P: 14		1B: 3 2B: 5 3B: 0 HR: 2	SF: 1 SAC: 0 DP: 1 HBP: 0	WP: 0 PB: 0 SB: 0 CS: 0	PA: 44														
PITCHER	IP	WLS	BF	H	R	ER	SO	BB	IBB	HBP	BLK	WP	HR	S	P	ERA	WHIP	PITCHER	IP	WLS	BF	H	R	ER	SO	BB	IBB	HBP	BLK	WP	HR	S	P	ERA	WHIP
56 Zach Eflin, R (1, 1) ERA: 13.5	2.0		6	0	0	0	0	1	0	0	0	0	0	14	24	0.00	0.500	67 Michael Kelly, R (6, 1) ERA: 7.2	1.0		6	3	2	2	1	0	0	0	0	1	13	17	18.00	3.000	
47 Jakob Hernandez, L (3, 1) ERA: 3.0	0.2	H	2	0	0	0	1	0	0	0	0	0	0	8	10	0.00	0.000	24 Jeff Singer, L (7, 1) ERA: 15.43	0.1	L	5	2	4	4	1	2	0	0	0	9	23	108.00	12.000		
68 Damon Jones, L (4, 1) ERA: 3.0	1.0	H	5	1	1	1	1	1	0	0	0	0	0	14	23	9.00	2.000	30 Andrew Schultz, R (7, 1) ERA: 3.0	0.0		4	2	2	2	0	0	0	0	1	16	27	*	*		
72 Joe Gatto, R (5, 1) ERA: 9.0	1.0		6	1	2	2	0	2	0	0	0	0	0	14	27	18.00	3.000	41 Andrew Brown, R (7, 1) ERA: 3.0	0.2		3	1	2	2	0	0	0	0	3	5	27.00	1.500			
																		85 Nick Duron, R (8, 1) ERA: 9.0	1.0		3	0	0	0	2	0	0	0	0	9	14	0.00	0.000		

AB 40  
R 8  
H 11  
RBI 8  
BB 1  
SO 9  
LOB 10



AB 32  
R 14  
H 10  
RBI 14  
BB 11  
SO 7  
LOB 18





Batter	1	2	3	4	5	6	7	8	9	AB	R	H	RBI	BB	SO	LOB	TOP			
54 Derek Hill, R (1, 8) OBP: 0.263, SLG: 0.529 68 Parker Meadows, L (7, FR) OBP: 1.000, SLG: 1.333											3	0	1	0	1	1	2			
22 Victor Reyes, S (1, 9) OBP: 0.294, SLG: 0.267 93 Eric De La Rosa, R (7, FR)										4	0	1	1	0	1	1	1			
9 Willi Castro, S (1, 7) OBP: 0.412, SLG: 0.690 41 Daz Cameron, R (6, FR) OBP: 0.353, SLG: 0.467										3	1	1	0	0	1	1				
46 Jeimer Candelario, S (1, 5) OBP: 0.222, SLG: 0.412 72 Ryan Kradler, R (6, PR) OBP: 0.308, SLG: 0.455										2	0	2	1	0	1	0				
13 Eric Haase, R (1, 10) OBP: 0.500, SLG: 0.769 20 Spencer Torkelson, R (6, PR) OBP: 0.381, SLG: 0.444										3	1	2	0	0	1	1				
15 Tucker Barnhart, L (1, 2) OBP: 0.067, SLG: 0.067 64 Dustin Garneau, R (5, 2) OBP: 0.273, SLG: 0.545										2	0	0	0	0	0	1				
30 Harold Castro, L (1, 3) OBP: 0.412, SLG: 0.412 49 Ryan Lavamway, R (6, 3) OBP: 0.111, SLG: 0.111										3	0	2	1	0	1	2				
19 Isaac Paredes, R (1, 4) OBP: 0.308, SLG: 0.455 99 Gage Workman, L (6, PR) (6, 5)										2	0	0	0	0	1	2				
75 Jack López, R (1, 6) OBP: 0.727, SLG: 1.200										4	1	2	0	0	1	3				
<b>Inning Stats</b>	R: 1 E: 0 K: 2 S: 9	H: 2 LOB: 1 P: 10	R: 0 E: 0 K: 1 S: 7	H: 2 LOB: 2 BB: 0 P: 7	R: 0 E: 0 K: 1 S: 5	H: 0 LOB: 0 BB: 0 P: 5	R: 1 E: 0 K: 0 S: 5	H: 2 LOB: 1 BB: 0 P: 5	R: 0 E: 0 K: 2 S: 9	H: 2 LOB: 3 BB: 0 P: 10	R: 1 E: 0 K: 3 S: 11	H: 2 LOB: 3 BB: 1 P: 15	R: 1 E: 0 K: 1 S: 7	H: 2 LOB: 1 BB: 0 P: 7	R: 0 E: 0 K: 1 S: 5	H: 0 LOB: 0 BB: 0 P: 5	1B: 8 2B: 4 3B: 0 HR: 0	SF: 0 SAC: 0 DP: 1 HBP: 1	WP: 1 PB: 0 SB: 3 CS: 0	PA: 41
<b>PITCHER</b>	IP WLS BF H R ER SO BB IBB HBP BLK WP HR S P ERA WHIP																			
47 John Means, L (1, 1) ERA: 6.75	3.0	13	4	1	1	4	0	0	0	0	0	0	21	22	3.00	1.333				
28 Jordan Lyles, R (4, 1) ERA: 3.0	3.0	14	4	1	1	4	1	0	1	0	0	0	21	27	3.00	1.667				
51 Paul Fry, L (7, 1) ERA: 3.0	1.0	H	6	2	1	3	1	0	0	0	1	0	11	15	9.00	3.000				
54 Cole Sulser, R (8, 1) ERA: 5.4	1.0	W	5	2	1	1	0	0	0	0	0	7	7	9.00	2.000					
96 Bryan Baker, R (9, 1) ERA:	1.0	S	3	0	0	0	0	0	0	0	0	5	5	0.00	0.000					

Detroit Tigers @ Baltimore Orioles  
Ed Smith Stadium, Sarasota, FL  
Sun Mar 27 2022, 1:09 PM - 4:07 PM EDT  
Att.: 5,500 - Sunny - 78 F

livebaseballscores.com

AB 38  
R 4  
H 12  
RBI 4  
BB 2  
SO 13  
LOB 24

Batter	1	2	3	4	5	6	7	8	9	AB	R	H	RBI	BB	SO	LOB	BOTTOM			
21 Austin Hays, R (1, 8) OBP: 0.267, SLG: 0.286 81 Colton Cowser, L (5, 8) OBP: 0.556, SLG: 0.333										3	0	0	1	0	0	3				
16 Trev Mancini, R (1, 3) OBP: 0.313, SLG: 0.267 89 Patrick Dorman, L (5, 3) OBP: 0.182, SLG: 0.182										2	0	0	0	1	1	1				
25 Anthony Santander, S (1, 10) OBP: 0.214, SLG: 0.462 83 Kyle Stowers, L (7, PH) OBP: 0.263, SLG: 0.313										3	0	0	0	0	1	3				
12 Rougned Odor, L (1, 4) OBP: 0.167, SLG: 0.091 Jahmat Jones, R (7, 4) OBP: 0.412, SLG: 0.533										3	0	0	0	0	0	3				
29 Ramón Urías, R (1, 6) OBP: 0.538, SLG: 1.333 1 Richie Martin, R (5, 6) OBP: 0.583, SLG: 1.200										2	1	1	1	0	0	0				
23 Robinson Chirinos, R (1, 2) OBP: 0.250, SLG: 0.571 13 Jacob Nottingham, R (6, 2) OBP: 0.455, SLG: 0.500										2	1	1	1	0	0	0				
41 Tyler Nevin, R (1, 7) OBP: 0.250, SLG: 0.250 93 Yusniel Díaz, R (7, 9) OBP: 0.500, SLG: 0.750										2	1	1	0	1	0	0				
65 Ryan McKenna, R (1, 9) OBP: 0.222, SLG: 0.375 90 Robert Neustrom, L (7, 7) OBP: 0.153, SLG: 0.071										2	1	0	0	1	0	1				
82 Kelvin Gutiérrez, R (1, 5) OBP: 0.529, SLG: 0.615 Rylan Bannon, R (7, PR) OBP: 0.529, SLG: 0.692										3	0	2	0	0	0	1				
<b>Inning Stats</b>	R: 0 E: 0 K: 1 S: 5	H: 0 LOB: 0 P: 5	R: 0 E: 0 K: 0 S: 3	H: 0 LOB: 0 BB: 0 P: 3	R: 1 E: 1 K: 1 S: 7	H: 1 LOB: 3 BB: 2 P: 15	R: 3 E: 0 K: 0 S: 7	H: 3 LOB: 1 BB: 1 P: 16	R: 0 E: 0 K: 0 S: 3	H: 0 LOB: 0 BB: 0 P: 3	R: 0 E: 1 K: 3 S: 10	H: 1 LOB: 2 BB: 1 P: 14	R: 1 E: 0 K: 0 S: 5	H: 2 LOB: 2 BB: 1 P: 9	R: 0 E: 0 K: 1 S: 5	H: 0 LOB: 0 BB: 0 P: 5	1B: 3 2B: 2 3B: 0 HR: 2	SF: 0 SAC: 0 DP: 0 HBP: 0	WP: 0 PB: 0 SB: 0 CS: 0	PA: 37
<b>PITCHER</b>	IP WLS BF H R ER SO BB IBB HBP BLK WP HR S P ERA WHIP																			
70 Tyler Alexander, L (1, 1) ERA: 1.93	2.2	12	1	1	1	2	2	0	0	0	0	0	14	22	3.38	1.125				
58 Miguel Díaz, R (3, 1) ERA: 7.39	1.1	8	3	3	3	0	1	0	0	0	0	2	8	17	20.25	3.000				
67 José Cisneros, R (5, 1) ERA:	1.0	3	0	0	0	0	0	0	0	0	0	0	3	3	0.00	0.000				
40 Drew Hutchison, R (6, 1) ERA: 6.75	2.0	8	1	0	0	3	1	0	0	0	0	0	13	17	0.00	1.000				
33 Bryan García, R (8, 1) ERA: 4.15	1.0	L	6	2	1	1	0	0	0	0	0	5	9	9.00	3.000					

Detroit Tigers @ Baltimore Orioles  
Ed Smith Stadium, Sarasota, FL  
Sun Mar 27 2022, 1:09 PM - 4:07 PM EDT  
Att.: 5,500 - Sunny - 78 F

livebaseballscores.com

AB 32  
R 5  
H 7  
RBI 4  
BB 5  
SO 5  
LOB 22



Batter	1	2	3	4	5	6	7	8	9	AB	R	H	RBI	BB	SO	LOB	TOP											
25 Gleyber Torres, R (1,4) OBP: 0.476, SLG: 0.737 96 Cooper Bowman, R (6,PH) OBP: 0.667, SLG: 1.667			G5-4-3		K					3	1	1	1	0	1	2	<p><b>New York Yankees @ Detroit Tigers</b> Publix Field at Joker Marchant Stadium, Lakeland, FL Mon Mar 28 2022, 1:07 PM - 4:04 PM EDT Att: 7,495 - Sunny - 81 F</p>											
48 Anthony Rizzo, L (1,3) OBP: 0.333, SLG: 0.267 0 Andrés Chaparro, R (6,PH) OBP: 0.375, SLG: 0.333	G3		F8		L6			K		2	0	0	0	1	0	0												
12 Isiah Kiner-Falefa, R (1,6) OBP: 0.412, SLG: 0.438 78 Trey Sweeney, L (7,6)	G4-3			L9	G5-4-3				L9	3	0	0	0	1	0	2												
41 Miguel Andujar, R (1,7) OBP: 0.353, SLG: 0.533 90 Matt Pita, R (7,7)	K			G6-3			P6			3	1	0	0	1	1	0												
22 Ender Inciarte, L (1,9) OBP: 0.235, SLG: 0.353 91 Raimfer Salinas, R (7,9) OBP: 1.000, SLG: 1.000				F7		F8	L6-3			4	0	1	0	0	0	2												
33 Tim Lincecum, R (1,8) OBP: 0.308, SLG: 0.455 29 Brandon Lockridge, R (8,PR) OBP: 0.250, SLG: 0.500		FC3-6							K	3	2	2	0	0	0	1												
39 Phillip Evans, R (1,5) OBP: 0.294, SLG: 0.375 95 Armando Alvarez, R (8,5) OBP: 0.500, SLG: 0.333	L6							L9		3	2	1	0	0	0	2												
29 Ronald Guzmán, L (1,10) OBP: 0.500, SLG: 0.667 85 Alexander Vargas, S (8,PR) (8,10)	K									4	2	3	5	0	1	1												
98 Max McDowell, R (1,2) OBP: 0.400, SLG: 0.250 36 Josh Breaux, R (8,PH) (8,2)								F9		3	0	2	0	0	0	2												
<b>Inning Stats</b>	R: 1 E: 0 K: 1 S: 8	H: 1 LOB: 0 BB: 0 P: 14	R: 0 E: 0 K: 1 S: 7	H: 1 LOB: 1 BB: 0 P: 8	R: 0 E: 0 K: 0 S: 8	H: 1 LOB: 0 BB: 0 P: 13	R: 0 E: 0 K: 0 S: 11	H: 0 LOB: 0 BB: 0 P: 15	R: 3 E: 0 K: 1 S: 11	H: 3 LOB: 1 BB: 1 P: 21	R: 5 E: 0 K: 0 S: 23	H: 3 LOB: 0 BB: 1 P: 41	R: 0 E: 0 K: 0 S: 9	H: 0 LOB: 0 BB: 1 P: 18	R: 1 E: 0 K: 1 S: 13	H: 3 LOB: 2 BB: 0 P: 15		R: 1 E: 0 K: 1 S: 8	H: 2 LOB: 2 BB: 1 P: 15	1B: 9 2B: 4 3B: 0 HR: 2	SF: 0 SAC: 0 DP: 3 HBP: 2	WP: 0 PB: 1 SB: 1 CS: 0	PA: 43					
<b>PITCHER</b>	IP	WLS	BF	H	R	ER	SO	BB	IBB	HBP	BLK	WP	HR	S	P	ERA	WHIP											
57 Eduardo Rodriguez, L (1,1) ERA: 3.75	5.0	L	21	6	4	3	3	1	0	1	0	0	0	1	45	71	5.40	1.400										
51 Rony Garcia, R (6,1) ERA: 13.5	0.1		5	2	4	4	0	1	0	1	0	0	0	1	9	16	108.00	9.000										
68 Jason Foley, R (6,1) ERA: 4.91	0.2		3	1	1	1	0	0	0	0	0	0	0	1	9	16	13.50	1.500										
92 Luis Castillo, R (7,1) ERA: 5.4	1.2		8	3	1	1	0	1	0	0	0	0	0	19	30	5.40	2.400											
50 Jacob Barnes, R (8,1) ERA: 15.75	1.1		6	2	1	1	2	1	0	0	0	0	0	11	18	6.75	2.250											

Batter	1	2	3	4	5	6	7	8	9	AB	R	H	RBI	BB	SO	LOB	BOTTOM										
60 Akil Baddoo, L (1,7) OBP: 0.368, SLG: 0.833 9 Willi Castro, S (7,7) OBP: 0.421, SLG: 0.563	K		G6-3		G6-3				G6-3	3	0	0	0	0	1	0	<p><b>New York Yankees @ Detroit Tigers</b> Publix Field at Joker Marchant Stadium, Lakeland, FL Mon Mar 28 2022, 1:07 PM - 4:04 PM EDT Att: 7,495 - Sunny - 81 F</p>										
8 Robbie Grossman, S (1,9) OBP: 0.250, SLG: 0.529 22 Victor Reyes, S (7,8) OBP: 0.333, SLG: 0.500	F7			G5-3		K				3	0	0	0	0	1	0											
28 Javier Báez, R (1,6) OBP: 0.278, SLG: 0.444 72 Ryan Kradler, R (7,6) OBP: 0.267, SLG: 0.385	F9					K		G5-3		2	0	0	0	0	1	0											
46 Jeimer Candelario, S (1,5) OBP: 0.286, SLG: 0.421 99 Gage Workman, L (7,PR) (8,5)				G6-3				K		2	0	1	0	1	0	0											
24 Miguel Cabrera, R (1,10) OBP: 0.250, SLG: 0.143 53 Josh Crouch, R (9,PH) OBP: 1.000, SLG: 1.000	F9					K				3	0	0	0	0	1	2											
7 Jonathan Schoop, R (1,4) OBP: 0.283, SLG: 0.353 75 Jack López, R (8,4) OBP: 0.750, SLG: 1.273	G6-4-3							K		1	1	1	0	0	0	0											
31 Riley Greene, L (1,8) OBP: 0.450, SLG: 0.933 68 Parker Meadows, L (9,9) OBP: 0.750, SLG: 1.333	G6-3					F8			SF4-8	3	1	1	1	0	0	1											
20 Spencer Torkelson, R (1,3) OBP: 0.375, SLG: 0.476 76 Josh Lester, L (9,3) OBP: 0.167, SLG: 0.091	F7					F8			G3	3	1	1	0	0	0	1											
64 Dustin Garneau, R (1,2) OBP: 0.308, SLG: 0.769 49 Ryan Lavarnway, R (7,2) OBP: 0.182, SLG: 0.273						F9		F9		2	1	1	1	0	0	0											
<b>Inning Stats</b>	R: 0 E: 0 K: 1 S: 12	H: 0 LOB: 0 BB: 0 P: 16	R: 0 E: 0 K: 0 S: 4	H: 1 LOB: 0 BB: 0 P: 6	R: 1 E: 0 K: 0 S: 8	H: 1 LOB: 0 BB: 0 P: 15	R: 0 E: 0 K: 1 S: 6	H: 0 LOB: 0 BB: 0 P: 12	R: 0 E: 0 K: 1 S: 11	H: 0 LOB: 0 BB: 0 P: 17	R: 0 E: 0 K: 2 S: 12	H: 0 LOB: 1 BB: 1 P: 20	R: 4 E: 0 K: 1 S: 15	H: 3 LOB: 0 BB: 1 P: 22	R: 2 E: 0 K: 0 S: 14	H: 3 LOB: 1 BB: 0 P: 21		1B: 3 2B: 3 3B: 0 HR: 3	SF: 1 SAC: 0 DP: 1 HBP: 0	WP: 0 PB: 0 SB: 0 CS: 0	PA: 37						
<b>PITCHER</b>	IP	WLS	BF	H	R	ER	SO	BB	IBB	HBP	BLK	WP	HR	S	P	ERA	WHIP										
83 Dewi Garcia, R (1,1) ERA: 1.8	3.0		10	2	1	1	1	0	0	0	0	0	0	6	12	0.00	0.000										
54 Aroldis Chapman, L (4,1) ERA	1.0	W	3	0	0	0	1	0	0	0	0	0	0	6	12	0.00	0.000										
81 Luis Gil, R (5,1) ERA	3.0	H	11	1	0	0	4	1	0	0	0	0	0	34	54	0.00	0.667										
93 Shawn Seiple, R (8,1) ERA: 36.0	1.0		7	3	4	4	1	1	0	0	0	0	2	15	22	36.00	4.000										
56 Derek Craft, R (9,1) ERA: 18.0	1.0		6	3	2	2	0	0	0	0	0	0	0	14	21	18.00	3.000										

AB 37  
R 11  
H 14  
RBI 10  
BB 4  
SO 5  
LOB 19

AB 34  
R 7  
H 9  
RBI 7  
BB 2  
SO 7  
LOB 8



Batter	1	2	3	4	5	6	7	8	9	AB	R	H	RBI	BB	SO	LOB	TOP						
60 Akil Baddoo, L (1, 7) OBP: 0.318, SLG: 0.714 13 Eric Haase, R (5, 7) OBP: 0.444, SLG: 0.667										3	0	0	0	0	1	3	<b>Detroit Tigers @ Philadelphia Phillies</b> BayCare Ballpark, Clearwater, FL Wed Mar 30 2022, 1:07 PM - 4:12 PM EDT Att: 3,415 - Sunny - 84 F						
8 Robbie Grossman, S (1, 9) OBP: 0.291, SLG: 0.500 22 Victor Reyes, S (5, 9) OBP: 0.350, SLG: 0.500										3	1	1	0	0	1	2							
28 Javier Báez, R (1, 6) OBP: 0.266, SLG: 0.476 9 Willi Castro, S (5, PR) OBP: 0.391, SLG: 0.500										3	0	1	1	0	1	0							
46 Jeimer Candelario, S (1, 5) OBP: 0.500, SLG: 1.000 30 Harold Castro, L (5, PR) OBP: 0.369, SLG: 0.368										3	1	2	0	0	1	1							
24 Miguel Cabrera, R (1, 10) OBP: 0.263, SLG: 0.235 49 Ryan Lavamway, R (5, PR) OBP: 0.154, SLG: 0.231										3	0	1	1	0	0	2							
7 Jonathan Schoop, R (1, 4) OBP: 0.273, SLG: 0.350 75 Jack López, R (5, 4) OBP: 0.786, SLG: 1.250										3	1	1	1	0	1	4							
31 Riley Greene, L (1, 8) OBP: 0.391, SLG: 1.000 54 Derek Hill, R (5, PH) OBP: 0.318, SLG: 0.600 97 Luis Carpio, R (9, 4)										2	1	2	0	0	0	0							
20 Spencer Torkelson, R (1, 3) OBP: 0.333, SLG: 0.435 72 Ryan Kneidel, R (5, 5) OBP: 0.250, SLG: 0.357										2	0	0	2	0	0	2							
15 Tucker Barnhart, L (1, 2) OBP: 0.167, SLG: 0.176 64 Dustin Garneau, R (6, 2) OBP: 0.286, SLG: 0.714										2	0	1	1	1	0	3							
<b>Inning Stats</b>	R: 0 E: 0 K: 3 S: 9	H: 0 LOB: 0 BB: 0 P: 14	R: 3 E: 0 K: 0 S: 11	H: 4 LOB: 1 BB: 0 P: 15	R: 1 E: 0 K: 1 S: 12	H: 2 LOB: 1 BB: 0 P: 17	R: 0 E: 0 K: 0 S: 9	H: 1 LOB: 2 BB: 1 P: 18	R: 3 E: 2 K: 1 S: 17	H: 3 LOB: 3 BB: 0 P: 25	R: 0 E: 0 K: 2 S: 12	H: 1 LOB: 1 BB: 0 P: 16	R: 0 E: 0 K: 2 S: 15	H: 2 LOB: 2 BB: 0 P: 22	R: 0 E: 0 K: 1 S: 8	H: 0 LOB: 0 BB: 0 P: 12		R: 0 E: 0 K: 2 S: 10	H: 0 LOB: 1 BB: 1 P: 20	1B: 6 2B: 7 3B: 0 HR: 0	SF: 1 SAC: 0 DP: 0 HBP: 0	WP: 0 PB: 0 SB: 0 CS: 0	PA: 43
<b>PITCHER</b>	IP WLS BF H R ER SO BB IBB HBP BLK WP HR S P ERA WHIP	4.0 L 21 7 3 5 5 4 1 0 0 0 0 0 42 66 11.25 2.000	1.0 6 3 1 0 1 1 0 0 0 0 0 0 16 23 9.00 3.000	1.0 4 1 0 0 2 0 0 0 0 0 0 0 12 16 0.00 1.000	1.0 5 2 0 0 2 0 0 0 0 0 0 0 15 22 0.00 2.000	1.1 4 0 0 0 2 0 0 0 0 0 0 0 12 19 0.00 0.000	<b>87 Braeden Ogle, L</b> (9, 1) ERA:	0.2 3 0 0 0 1 1 0 0 0 0 0 0 6 13 0.00 1.500															

Batter	1	2	3	4	5	6	7	8	9	AB	R	H	RBI	BB	SO	LOB	BOTTOM						
12 Kyle Schwarber, L (1, 7) OBP: 0.300, SLG: 0.353 16 Mickey Moniak, L (7, 9) OBP: 0.300, SLG: 0.850										2	0	1	0	1	0	0	<b>Detroit Tigers @ Philadelphia Phillies</b> BayCare Ballpark, Clearwater, FL Wed Mar 30 2022, 1:07 PM - 4:12 PM EDT Att: 3,415 - Sunny - 84 F						
2 Jean Segura, R (1, 4) OBP: 0.240, SLG: 0.261 41 Yairo Muñoz, R (7, 4) OBP: 0.231, SLG: 0.231										3	0	0	0	0	3	1							
3 Bryce Harper, L (1, 9) OBP: 0.391, SLG: 0.762 88 Darick Hall, L (7, 3) OBP: 0.333, SLG: 0.588										3	1	1	1	0	2	2							
10 J.T. Realmuto, R (1, 2) OBP: 0.360, SLG: 0.565 39 Donny Sands, R (8, 2) OBP: 0.214, SLG: 0.154										2	0	0	0	1	1	0							
17 Rhys Hoskins, R (1, 3) OBP: 0.333, SLG: 0.550 57 John Andreoli, R (7, 7) OBP: 0.286, SLG: 0.167										3	0	0	0	0	1	1							
18 Didi Gregorius, L (1, 6) OBP: 0.333, SLG: 0.591 29 Nick Maton, L (7, 6) OBP: 0.400, SLG: 0.500										3	0	1	0	0	0	1							
7 Johan Camargo, S (1, 10) OBP: 0.261, SLG: 0.318										4	0	0	0	0	2	3							
19 Matt Vierling, R (1, 8) OBP: 0.286, SLG: 0.423 74 Ronald Torreyes, R (8, 5) OBP: 0.222, SLG: 0.125										3	0	0	0	0	2	0							
73 Bryson Stott, L (1, 5) OBP: 0.609, SLG: 0.722 4 Dalton Guthrie, R (8, 9)										3	0	1	0	0	0	0							
<b>Inning Stats</b>	R: 0 E: 0 K: 1 S: 7	H: 0 LOB: 0 BB: 0 P: 7	R: 0 E: 0 K: 1 S: 12	H: 0 LOB: 1 BB: 1 P: 20	R: 0 E: 0 K: 1 S: 14	H: 2 LOB: 2 BB: 0 P: 19	R: 0 E: 0 K: 2 S: 14	H: 1 LOB: 1 BB: 0 P: 20	R: 0 E: 0 K: 1 S: 15	H: 0 LOB: 1 BB: 1 P: 21	R: 1 E: 0 K: 0 S: 9	H: 1 LOB: 0 BB: 0 P: 16	R: 0 E: 0 K: 2 S: 9	H: 0 LOB: 0 BB: 0 P: 13	R: 0 E: 0 K: 0 S: 12	H: 2 LOB: 2 BB: 0 P: 20		R: 0 E: 0 K: 0 S: 7	H: 2 LOB: 1 BB: 0 P: 11	1B: 7 2B: 0 3B: 0 HR: 1	SF: 0 SAC: 0 DP: 1 HBP: 0	WP: 0 PB: 0 SB: 0 CS: 0	PA: 36
<b>PITCHER</b>	IP WLS BF H R ER SO BB IBB HBP BLK WP HR S P ERA WHIP	4.0 W 16 3 0 0 0 1 1 0 0 0 0 15 21 0.00 1.000	1.0 4 0 0 0 1 1 0 0 0 0 0 0 9 16 9.00 1.000	1.0 3 0 0 0 2 0 0 0 0 0 0 0 9 13 0.00 0.000	1.0 5 2 0 0 0 0 0 0 0 0 0 0 12 20 0.00 2.000	<b>93 Nolan Blackwood, R</b> (9, 1) ERA:	1.0 4 2 0 0 0 0 0 7 11 0.00 2.000																





















Batter	1	2	3	4	5	6	7	8	9	AB	R	H	RBI	BB	SO	LOB	TOP						
4 George Springer, R (1.10) OBP: 0.500, SLG: 0.800 66 Adrian Pinto, R (8, PH) OBP: 1.000, SLG: 1.000 (8, 10)											3	0	0	0	0	3	1						
11 Bo Bichette, R (1.6) OBP: 0.333, SLG: 0.267 75 Gosuke Katoh, L (7.6) OBP: 0.385, SLG: 0.565											3	0	1	0	0	1	1						
27 Vladimir Guerrero Jr., R (1.3) OBP: 0.394, SLG: 0.581 92 Rainer Nunez, R (6.3) OBP: 1.000, SLG: 2.000											3	0	1	0	0	0	1						
37 Teoscar Hernández, R (1.9) OBP: 0.269, SLG: 0.304 51 Gabriel Martínez, R (6, PR) (6, 9)											2	0	0	0	1	2	2						
13 Lourdes Gurriel Jr., R (1.7) OBP: 0.549, SLG: 0.654 81 Nathan Lukes, L (6.7) OBP: 0.464, SLG: 0.708											3	0	1	0	0	0	1						
30 Alejandro Kirk, R (1.2) OBP: 0.407, SLG: 0.478 50 Tyler Heineman, S (7.2) OBP: 0.462, SLG: 0.538										3	0	0	0	0	0	0	1						
15 Raimel Tapia, L (1.8) OBP: 0.214, SLG: 0.214 94 Dasan Brown, R (7.8) OBP: 0.462, SLG: 0.538										3	0	1	0	0	1	1							
5 Santiago Espinal, R (1.5) OBP: 0.353, SLG: 0.548 93 Damiano Palmedigiani, R (7.5) OBP: 0.462, SLG: 0.538											3	0	2	0	0	0	1						
8 Cavan Biggio, L (1.4) OBP: 0.414, SLG: 0.429 94 Estiven Machado, S (8.4) OBP: 0.462, SLG: 0.538										2	1	0	0	1	1	3							
<b>Inning Stats</b>	R: 0 E: 0 K: 2 S: 12	H: 1 LOB: 1 BB: 0 P: 16	R: 0 E: 0 K: 2 S: 13	H: 2 LOB: 2 BB: 0 P: 19	R: 0 E: 0 K: 3 S: 12	H: 1 LOB: 1 BB: 0 P: 16	R: 0 E: 0 K: 0 S: 5	H: 0 LOB: 0 BB: 0 P: 7	R: 0 E: 0 K: 1 S: 10	H: 1 LOB: 1 BB: 0 P: 16	R: 0 E: 0 K: 0 S: 4	H: 0 LOB: 0 BB: 1 P: 8	R: 0 E: 0 K: 0 S: 5	H: 1 LOB: 0 BB: 0 P: 8	R: 2 E: 1 K: 2 S: 15	H: 2 LOB: 1 BB: 25 P: 25	R: 0 E: 1 K: 0 S: 9	H: 0 LOB: 1 BB: 0 P: 13	1B: 4 2B: 4 3B: 0 HR: 0	SF: 1 SAC: 0 DP: 2 HBP: 0	WP: 1 PB: 0 SB: 1 CS: 0	PA: 36	
<b>PITCHER</b>	IP ERA WHIP	WLS LOB	BF LOB	H R ER SO	B BB HBP BLK	WP HR S P	ERA WHIP	<b>PITCHER</b>	IP ERA WHIP	WLS LOB	BF LOB	H R ER SO	B BB HBP BLK	WP HR S P	ERA WHIP								
29 Tarik Skubal, L (1.1) ERA: 1.32	5.0 1.32	H: 3 LOB: 3	20 0	5 0 0 8	0 0 0 0	0 0 4 8	0.00 1.000	65 Gregory Soto, L (7.1) ERA: 3.6	1.0 3.6	H: 3 LOB: 3	3 0	1 0 0 0	0 0 0 0	0 0 5 8	0.00 1.000								
77 Joe Jiménez, R (6.1) ERA: 3.6	1.0 3.6	H: 3 LOB: 3	3 0	0 0 0 0	1 0 0 0	0 0 8 20	0.00 4.500	40 Drew Hutchison, R (8.1) ERA: 5.69	1.1 5.69	H: 5 LOB: 5	5 0	0 0 0 1	0 0 0 0	0 0 14 18	0.00 0.000								

**Toronto Blue Jays @ Detroit Tigers**  
Publix Field at Joker Marchant Stadium, Lakeland, FL  
Mon Apr 04 2022, 1:11 PM - 3:40 PM EDT  
Att: 3,827 - Sunny - 80 F

**AB 33**  
**R 2**  
**H 8**  
**RBI 2**  
**BB 2**  
**SO 10**  
**LOB 16**

Batter	1	2	3	4	5	6	7	8	9	AB	R	H	RBI	BB	SO	LOB	BOTTOM					
60 Akil Badtoo, L (1.8) OBP: 0.290, SLG: 0.667 9 Willi Castro, S (6.8) OBP: 0.379, SLG: 0.560 86 Lazaro Benitez, R (8, PR) (9, 7)										2	1	1	0	0	0	0						
8 Robbie Grossman, S (1.9) OBP: 0.225, SLG: 0.375 93 Roberto Campos, R (7.9) OBP: 1.000, SLG: 4.000										3	0	0	0	0	1	1						
28 Javier Báez, R (1.6) OBP: 0.242, SLG: 0.344 95 Cristian Santana, R (6, PR) (7, 6)										2	0	1	1	0	0	1						
46 Jeimer Candelario, S (1.5) OBP: 0.281, SLG: 0.433 92 Isaac Pacheco, L (7.5) OBP: 0.396, SLG: 0.500										3	0	0	0	0	0	2						
24 Miguel Cabrera, R (1.10) OBP: 0.296, SLG: 0.400 89 Daneuys De La Cruz, R (8, 10) OBP: 1.000, SLG: 1.000										3	0	1	0	0	0	0						
13 Eric Haase, R (1.7) OBP: 0.346, SLG: 0.609 68 Kingston Liniak, R (8, 7) (9, 8)										2	0	0	0	1	0	0						
20 Spencer Torkelson, R (1.3) OBP: 0.396, SLG: 0.500 83 Justice Bigbie, R (7, PR) (8, 3)										3	0	0	0	0	1	2						
30 Harold Castro, L (1.4) OBP: 0.276, SLG: 0.276 81 Raudy De Los Santos, R (4)										2	0	0	0	0	0	0						
<b>Inning Stats</b>	R: 0 E: 0 K: 1 S: 6	H: 0 LOB: 0 BB: 0 P: 7	R: 0 E: 0 K: 0 S: 10	H: 0 LOB: 0 BB: 0 P: 14	R: 0 E: 0 K: 1 S: 6	H: 0 LOB: 0 BB: 0 P: 9	R: 1 E: 0 K: 0 S: 11	H: 2 LOB: 1 BB: 0 P: 15	R: 0 E: 0 K: 1 S: 6	H: 1 LOB: 1 BB: 0 P: 8	R: 1 E: 0 K: 0 S: 8	H: 1 LOB: 2 BB: 1 P: 15	R: 0 E: 0 K: 0 S: 9	H: 1 LOB: 2 BB: 1 P: 19	R: 2 E: 0 K: 1 S: 12	H: 2 LOB: 1 BB: 0 P: 14	1B: 4 2B: 0 3B: 0 HR: 2	SF: 0 SAC: 0 DP: 1 HBP: 1	WP: 1 PB: 0 SB: 1 CS: 0	PA: 31		
<b>PITCHER</b>	IP ERA WHIP	WLS LOB	BF LOB	H R ER SO	B BB HBP BLK	WP HR S P	ERA WHIP	<b>PITCHER</b>	IP ERA WHIP	WLS LOB	BF LOB	H R ER SO	B BB HBP BLK	WP HR S P	ERA WHIP							
34 Kevin Gausman, R (1.1) ERA: 3.0	6.0 3.0	H: 2 LOB: 2	22 0	3 2 2 3	0 0 1 0	0 0 9 19	3.00 0.500	57 Trent Thornton, R (7.1) ERA: 5.4	1.0 5.4	H: 4 LOB: 5	4 2	1 2 2 1	0 0 0 0	1 0 1 12	0.00 2.000							
82 Matt Gage, L (8.1) ERA: 5.4	1.0 5.4	H: 5 LOB: 5	5 2	2 2 2 1	0 0 0 0	0 1 12 14	18.00 2.000															


**Toronto Blue Jays @ Detroit Tigers**  
Publix Field at Joker Marchant Stadium, Lakeland, FL  
Mon Apr 04 2022, 1:11 PM - 3:40 PM EDT  
Att: 3,827 - Sunny - 80 F


**AB 29**  
**R 4**  
**H 6**  
**RBI 4**  
**BB 1**  
**SO 4**  
**LOB 9**







Batter	1	2	3	4	5	6	7	8	9	AB R H RBI BB SO LOB	TOP																								
												<p><b>Baltimore Orioles @ Detroit Tigers</b>  Publix Field at Joker Marchant Stadium, Lakeland, FL  Wed Apr 06 2022, 1:05 PM EDT</p> <p><a href="http://livebaseballscorecards.com">livebaseballscorecards.com</a></p> <p><b>AB 0</b>  <b>R 0</b>  <b>H 0</b>  <b>RBI 0</b>  <b>BB 0</b>  <b>SO 0</b>  <b>LOB 0</b></p> 																							
Inning Stats											1B: 0 SF: 0 WP: 0 PA: 0 2B: 0 SAC: 0 FB: 0 3B: 0 DP: 0 SB: 0 HR: 0 HBP: 0 CS: 0																								
PITCHER	IP	WLS	BF	H	R	ER	SO	BB	IBB	HBP	BLK	WP	HR	S	P	ERA	WHIP	PITCHER	IP	WLS	BF	H	R	ER	SO	BB	IBB	HBP	BLK	WP	HR	S	P	ERA	WHIP

Batter	1	2	3	4	5	6	7	8	9	AB R H RBI BB SO LOB	BOTTOM																								
												<p><b>Baltimore Orioles @ Detroit Tigers</b>  Publix Field at Joker Marchant Stadium, Lakeland, FL  Wed Apr 06 2022, 1:05 PM EDT</p> <p><a href="http://livebaseballscorecards.com">livebaseballscorecards.com</a></p> <p><b>AB 0</b>  <b>R 0</b>  <b>H 0</b>  <b>RBI 0</b>  <b>BB 0</b>  <b>SO 0</b>  <b>LOB 0</b></p> 																							
Inning Stats											1B: 0 SF: 0 WP: 0 PA: 0 2B: 0 SAC: 0 FB: 0 3B: 0 DP: 0 SB: 0 HR: 0 HBP: 0 CS: 0																								
PITCHER	IP	WLS	BF	H	R	ER	SO	BB	IBB	HBP	BLK	WP	HR	S	P	ERA	WHIP	PITCHER	IP	WLS	BF	H	R	ER	SO	BB	IBB	HBP	BLK	WP	HR	S	P	ERA	WHIP



Batter	1	2	3	4	5	6	7	8	9	AB	R	H	RBI	BB	SO	LOB	TOP										
18 AJ Pollock, R OBP: 0.600, SLG: 0.800										5	1	3	1	0	1	1	<b>Chicago White Sox @ Detroit Tigers</b> Comerica Park, Detroit, MI Fri Apr 08 2022, 1:14 PM - 4:40 PM EDT Att: 43,480 - Cloudy - 45 F										
88 Luis Robert Jr., R OBP: 0.500, SLG: 0.750										4	0	2	1	0	0	1											
79 José Abreu, R										3	1	0	0	1	1	4											
24 Yasmani Grandal, S										3	0	0	0	1	0	2											
74 Eloy Jiménez, R OBP: 0.250, SLG: 0.250										4	0	1	1	0	0	2											
28 Leury García, S										4	0	0	0	0	1	2											
Josh Harrison, R										4	0	0	0	0	0	0											
25 Andrew Vaughn, R OBP: 0.250, SLG: 1.000										4	1	1	1	0	0	0											
30 Jake Burger, R OBP: 0.500, SLG: 0.667										3	1	1	0	1	0	0											
<b>Inning Stats</b>	R: 1 H: 1 E: 0 K: 2 S: 15	H: 1 LOB: 2 P: 31	R: 2 H: 3 E: 0 K: 0 S: 19	H: 3 LOB: 1 BB: 0 P: 27	R: 0 H: 0 E: 0 K: 0 S: 9	H: 0 LOB: 0 BB: 0 P: 15	R: 0 H: 0 E: 0 K: 0 S: 9	H: 0 LOB: 0 BB: 0 P: 10	R: 0 H: 2 E: 0 K: 0 S: 12	H: 2 LOB: 2 BB: 0 P: 18	R: 0 H: 0 E: 0 K: 0 S: 9	H: 0 LOB: 0 BB: 0 P: 14	R: 0 H: 1 E: 0 K: 1 S: 11	H: 1 LOB: 1 BB: 0 P: 16	R: 0 H: 0 E: 0 K: 0 S: 7	H: 0 LOB: 0 BB: 0 P: 12		R: 1 H: 1 E: 0 K: 0 S: 9	H: 1 LOB: 0 BB: 1 P: 15	1B: 4 2B: 3 3B: 0 HR: 1	SF: 0 SAC: 0 DP: 1 HBP: 0	WP: 0 PB: 0 SB: 0 CS: 0	PA: 37				
<b>PITCHER</b>	IP	WLS	BF	H	R	ER	SO	BB	IBB	HBP	BLK	WP	HR	S	P	ERA	WHIP										
57 Eduardo Rodríguez, L ERA: 6.75	(1, 1)	4.0	18	4	3	3	2	2	0	0	0	0	0	52	83	6.75	1.500										
40 Drew Hutchison, R ERA:	(5, 1)	2.0	8	2	0	0	0	0	0	0	0	0	0	21	32	0.00	1.000										
55 Alex Lange, R ERA:	(7, 1)	1.0	4	1	0	0	1	0	0	0	0	0	0	11	16	0.00	1.000										
50 Jacob Barnes, R ERA:	(8, 1)	1.0	3	0	0	0	0	0	0	0	0	0	0	7	12	0.00	0.000										
65 Gregory Soto, L ERA: 9.0	(9, 1)	1.0	W	4	1	1	1	0	1	0	0	0	1	9	15	9.00	2.000										

Batter	1	2	3	4	5	6	7	8	9	AB	R	H	RBI	BB	SO	LOB	BOTTOM										
8 Robbie Grossman, S OBP: 0.600, SLG: 0.333										3	2	1	0	1	2	0	<b>Chicago White Sox @ Detroit Tigers</b> Comerica Park, Detroit, MI Fri Apr 08 2022, 1:14 PM - 4:40 PM EDT Att: 43,480 - Cloudy - 45 F										
17 Austin Meadows, L OBP: 0.250, SLG: 1.500										2	2	1	0	3	0	1											
28 Javier Báez, R										5	0	2	1	0	2	4											
46 Jaimer Candelario, S OBP: 0.250, SLG: 0.250										4	0	1	1	0	1	4											
24 Miguel Cabrera, R OBP: 0.250, SLG: 0.250										4	0	1	2	0	1	2											
22 Victor Reyes, S										0	0	0	0	0	0	0											
7 Jonathan Schoop, R OBP: 0.500, SLG: 0.667										3	0	1	0	0	0	0											
60 Akil Baddoo, L										4	0	0	0	0	1	4											
20 Spencer Torkelson, R										4	0	0	0	0	2	1											
15 Tucker Barnhart, L										2	0	0	0	0	1	0											
13 Eric Haase, R OBP: 0.500, SLG: 2.000										2	1	1	1	0	1	0											
<b>Inning Stats</b>	R: 0 H: 0 E: 0 K: 1 S: 7	H: 0 LOB: 1 BB: 1 P: 14	R: 0 H: 1 E: 0 K: 2 S: 11	H: 1 LOB: 0 BB: 0 P: 18	R: 0 H: 0 E: 0 K: 3 S: 11	H: 0 LOB: 0 BB: 1 P: 19	R: 0 H: 0 E: 0 K: 0 S: 7	H: 0 LOB: 0 BB: 0 P: 10	R: 0 H: 0 E: 0 K: 0 S: 5	H: 0 LOB: 0 BB: 0 P: 9	R: 1 H: 1 E: 0 K: 0 S: 10	H: 1 LOB: 1 BB: 1 P: 20	R: 0 H: 0 E: 0 K: 1 S: 8	H: 0 LOB: 0 BB: 0 P: 10	R: 2 H: 3 E: 0 K: 2 S: 17	H: 3 LOB: 3 BB: 1 P: 31	R: 2 H: 3 E: 0 K: 2 S: 16	H: 3 LOB: 1 BB: 0 P: 26	1B: 5 2B: 2 3B: 1 HR: 1	SF: 0 SAC: 0 DP: 1 HBP: 2	WP: 0 PB: 0 SB: 0 CS: 0	PA: 39					
<b>PITCHER</b>	IP	WLS	BF	H	R	ER	SO	BB	IBB	HBP	BLK	WP	HR	S	P	ERA	WHIP										
27 Lucas Giolito, R ERA:	(1, 1)	4.0	15	1	0	0	6	2	0	0	0	0	0	36	61	0.00	0.750										
67 Bennett Sousa, L ERA:	(5, 1)	1.0	3	0	0	0	0	0	0	0	0	0	0	5	9	0.00	0.000										
59 Kyle Crick, R ERA: 27.0	(6, 1)	0.1	H	3	0	1	1	0	1	0	1	0	0	5	11	27.00	3.000										
49 Kendall Graveman, R ERA:	(6, 1)	1.2	H	5	1	0	0	1	0	0	0	0	0	13	19	0.00	0.600										
39 Aaron Bummer, L ERA: 27.0	(8, 1)	0.2	H	5	2	2	2	1	0	0	0	0	0	13	24	27.00	4.500										







Batter	1	2	3	4	5	6	7	8	9	AB	R	H	RBI	BB	SO	LOB	TOP							
7 Tim Anderson, R OBP: 0.600, SLG: 1.000										5	2	3	0	0	1	1								
88 Luis Robert Jr., R OBP: 0.395, SLG: 0.462										5	2	1	0	0	0	3								
79 José Abreu, R OBP: 0.462, SLG: 0.545										4	3	2	2	1	0	1								
74 Eloy Jiménez, R OBP: 0.308, SLG: 0.273										3	1	1	2	1	0	1								
25 Andrew Vaughn, R OBP: 0.445, SLG: 1.000										4	1	2	4	1	0	2								
Josh Harrison, R OBP: 0.231, SLG: 0.462										5	0	1	1	0	1	2								
15 Adam Engel, R OBP: 0.333, SLG: 0.500										5	0	2	0	0	1	3								
21 Reese McGuire, L OBP: 0.250, SLG: 0.500										4	1	0	0	0	2	2								
20 Danny Mendick, R OBP: 0.250, SLG: 0.500										4	0	1	1	0	1	1								
<b>Inning Stats</b>	R: 2 H: 2 E: 0 K: 0 S: 15	H: 2 LOB: 0 BB: 0 P: 22	R: 0 H: 1 E: 0 K: 3 S: 11	H: 1 LOB: 1 BB: 0 P: 16	R: 2 H: 3 E: 0 K: 0 S: 12	H: 3 LOB: 2 BB: 1 P: 24	R: 1 H: 1 E: 1 K: 0 S: 12	H: 1 LOB: 1 BB: 0 P: 17	R: 0 H: 0 E: 0 K: 0 S: 9	H: 0 LOB: 1 BB: 1 P: 17	R: 0 H: 0 E: 0 K: 2 S: 8	H: 0 LOB: 0 BB: 0 P: 10	R: 4 H: 4 E: 0 K: 0 S: 18	H: 4 LOB: 1 BB: 1 P: 29	R: 0 H: 0 E: 0 K: 1 S: 7	H: 0 LOB: 0 BB: 0 P: 10	R: 1 H: 2 E: 0 K: 0 S: 10	H: 2 LOB: 1 BB: 0 P: 11	1B: 7 2B: 5 3B: 0 HR: 1	SF: 1 SAC: 0 DP: 0 HBP: 0	WP: 0 PB: 0 SB: 1 CS: 0	PA: 43		
<b>PITCHER</b>	IP WLS BF H R ER SO BB IBB HBP BLK WP HR S P ERA WHIP	IP WLS BF H R ER SO BB IBB HBP BLK WP HR S P ERA WHIP	IP WLS BF H R ER SO BB IBB HBP BLK WP HR S P ERA WHIP	IP WLS BF H R ER SO BB IBB HBP BLK WP HR S P ERA WHIP	IP WLS BF H R ER SO BB IBB HBP BLK WP HR S P ERA WHIP	IP WLS BF H R ER SO BB IBB HBP BLK WP HR S P ERA WHIP	IP WLS BF H R ER SO BB IBB HBP BLK WP HR S P ERA WHIP	IP WLS BF H R ER SO BB IBB HBP BLK WP HR S P ERA WHIP	IP WLS BF H R ER SO BB IBB HBP BLK WP HR S P ERA WHIP	IP WLS BF H R ER SO BB IBB HBP BLK WP HR S P ERA WHIP	IP WLS BF H R ER SO BB IBB HBP BLK WP HR S P ERA WHIP	IP WLS BF H R ER SO BB IBB HBP BLK WP HR S P ERA WHIP	IP WLS BF H R ER SO BB IBB HBP BLK WP HR S P ERA WHIP	IP WLS BF H R ER SO BB IBB HBP BLK WP HR S P ERA WHIP	IP WLS BF H R ER SO BB IBB HBP BLK WP HR S P ERA WHIP	IP WLS BF H R ER SO BB IBB HBP BLK WP HR S P ERA WHIP	IP WLS BF H R ER SO BB IBB HBP BLK WP HR S P ERA WHIP	IP WLS BF H R ER SO BB IBB HBP BLK WP HR S P ERA WHIP	IP WLS BF H R ER SO BB IBB HBP BLK WP HR S P ERA WHIP	IP WLS BF H R ER SO BB IBB HBP BLK WP HR S P ERA WHIP	IP WLS BF H R ER SO BB IBB HBP BLK WP HR S P ERA WHIP	IP WLS BF H R ER SO BB IBB HBP BLK WP HR S P ERA WHIP	IP WLS BF H R ER SO BB IBB HBP BLK WP HR S P ERA WHIP	IP WLS BF H R ER SO BB IBB HBP BLK WP HR S P ERA WHIP
29 Tank Skubal, L ERA: 9.0	4.0	L	21	7	5	4	3	1	0	0	0	0	0	0	0	0	1	29	46	13.50	1.875			
45 Elvin Rodríguez, R ERA: 13.5	2.2		13	3	4	4	2	2	0	0	0	0	0	0	0	0	0	13	20	0.00	0.750			
51 Rony García, R ERA:	1.1		5	1	0	0	1	0	0	0	0	0	0	0	0	0	0	10	11	9.00	2.000			
68 Jason Foley, R ERA: 10.8	1.0		5	2	1	1	0	0	0	0	0	0	0	0	0	0	0	10	11	9.00	2.000			

Chicago White Sox @ Detroit Tigers  
Comerica Park, Detroit, MI  
Sun Apr 10 2022, 1:10 PM - 4:06 PM EDT  
Att. 15,712 - Sunny - 48 F

AB 39  
R 10  
H 13  
RBI 10  
BB 3  
SO 6  
LOB 16



Batter	1	2	3	4	5	6	7	8	9	AB	R	H	RBI	BB	SO	LOB	BOTTOM							
8 Robbie Grossman, S OBP: 0.231, SLG: 0.091										4	0	0	0	0	3	1								
17 Austin Meadows, L OBP: 0.583, SLG: 0.667										3	0	1	0	0	0	1								
13 Eric Haase, R OBP: 0.429, SLG: 0.800										1	0	0	0	0	0	1								
28 Javier Báez, R OBP: 0.333, SLG: 0.333										3	0	0	0	0	0	1								
30 Harold Castro, L										1	0	0	0	0	1	0								
46 Jeimer Candelario, S OBP: 0.250, SLG: 0.273										3	0	0	0	1	0	0								
24 Miguel Cabrera, R OBP: 0.333, SLG: 0.200										3	1	0	0	1	0	1								
7 Jonathan Schoop, R OBP: 0.273, SLG: 0.300										3	0	0	0	0	0	1								
22 Víctor Reyes, S OBP: 0.667, SLG: 1.500										2	0	1	1	1	0	0								
20 Spencer Torkelson, R										2	0	0	0	1	2	1								
15 Tucker Barnhart, L										3	0	0	0	0	1	3								
<b>Inning Stats</b>	R: 0 H: 1 E: 0 K: 1 S: 12	H: 1 LOB: 0 BB: 2 P: 20	R: 1 H: 1 E: 0 K: 0 S: 13	H: 1 LOB: 2 BB: 2 P: 25	R: 0 H: 0 E: 0 K: 2 S: 9	H: 0 LOB: 0 BB: 0 P: 14	R: 0 H: 0 E: 0 K: 0 S: 7	H: 0 LOB: 0 BB: 0 P: 10	R: 0 H: 0 E: 0 K: 1 S: 8	H: 0 LOB: 0 BB: 0 P: 12	R: 0 H: 0 E: 0 K: 0 S: 6	H: 0 LOB: 0 BB: 0 P: 9	R: 0 H: 0 E: 0 K: 0 S: 6	H: 0 LOB: 0 BB: 0 P: 7	R: 0 H: 0 E: 0 K: 3 S: 15	H: 0 LOB: 1 BB: 1 P: 25	R: 0 H: 0 E: 0 K: 1 S: 8	H: 0 LOB: 1 BB: 1 P: 12	1B: 1 2B: 0 3B: 1 HR: 0	SF: 0 SAC: 0 DP: 0 HBP: 0	WP: 0 PB: 0 SB: 0 CS: 1	PA: 33		
<b>PITCHER</b>	IP WLS BF H R ER SO BB IBB HBP BLK WP HR S P ERA WHIP	IP WLS BF H R ER SO BB IBB HBP BLK WP HR S P ERA WHIP	IP WLS BF H R ER SO BB IBB HBP BLK WP HR S P ERA WHIP	IP WLS BF H R ER SO BB IBB HBP BLK WP HR S P ERA WHIP	IP WLS BF H R ER SO BB IBB HBP BLK WP HR S P ERA WHIP	IP WLS BF H R ER SO BB IBB HBP BLK WP HR S P ERA WHIP	IP WLS BF H R ER SO BB IBB HBP BLK WP HR S P ERA WHIP	IP WLS BF H R ER SO BB IBB HBP BLK WP HR S P ERA WHIP	IP WLS BF H R ER SO BB IBB HBP BLK WP HR S P ERA WHIP	IP WLS BF H R ER SO BB IBB HBP BLK WP HR S P ERA WHIP	IP WLS BF H R ER SO BB IBB HBP BLK WP HR S P ERA WHIP	IP WLS BF H R ER SO BB IBB HBP BLK WP HR S P ERA WHIP	IP WLS BF H R ER SO BB IBB HBP BLK WP HR S P ERA WHIP	IP WLS BF H R ER SO BB IBB HBP BLK WP HR S P ERA WHIP	IP WLS BF H R ER SO BB IBB HBP BLK WP HR S P ERA WHIP	IP WLS BF H R ER SO BB IBB HBP BLK WP HR S P ERA WHIP	IP WLS BF H R ER SO BB IBB HBP BLK WP HR S P ERA WHIP	IP WLS BF H R ER SO BB IBB HBP BLK WP HR S P ERA WHIP	IP WLS BF H R ER SO BB IBB HBP BLK WP HR S P ERA WHIP	IP WLS BF H R ER SO BB IBB HBP BLK WP HR S P ERA WHIP	IP WLS BF H R ER SO BB IBB HBP BLK WP HR S P ERA WHIP	IP WLS BF H R ER SO BB IBB HBP BLK WP HR S P ERA WHIP	IP WLS BF H R ER SO BB IBB HBP BLK WP HR S P ERA WHIP	IP WLS BF H R ER SO BB IBB HBP BLK WP HR S P ERA WHIP
34 Michael Kopech, R ERA: 2.25	4.0		15	2	0	0	0	2	0	0	0	0	0	0	0	0	0	8	12	0.00	0.000			
59 Kyle Crick, R ERA: 6.75	1.0	W	3	0	0	0	1	0	0	0	0	0	0	0	0	0	0	6	9	0.00	0.000			
63 Matt Foster, R ERA:	1.0		3	0	0	0	0	0	0	0	0	0	0	0	0	0	0	6	7	0.00	0.000			
49 Kendall Graveman, R ERA:	1.0		3	0	0	0	0	0	0	0	0	0	0	0	0	0	0	23	37	0.00	1.000			
57 Tanner Banks, L ERA:	2.0		8	0	0	0	4	2	0	0	0	0	0	0	0	0	0	23	37	0.00	1.000			

Chicago White Sox @ Detroit Tigers  
Comerica Park, Detroit, MI  
Sun Apr 10 2022, 1:10 PM - 4:06 PM EDT  
Att. 15,712 - Sunny - 48 F

AB 28  
R 1  
H 2  
RBI 1  
BB 4  
SO 8  
LOB 8





Batter	1	2	3	4	5	6	7	8	9	AB	R	H	RBI	BB	SO	LOB	TOP										
5 Enrique Hernández, R (1, 8)										4	0	0	0	0	0	0	<b>Boston Red Sox @ Detroit Tigers</b> Comerica Park, Detroit, MI Mon Apr 11 2022, 5:11 PM - 8:01 PM EDT Att: 11,840 - Drizzlie - 65 F										
11 Rafael Devers, L (1, 5) OBP: 0.353, SLG: 0.625										4	0	2	0	0	1	0											
2 Xander Bogaerts, R (1, 6)										4	0	0	0	0	2	2											
28 J.D. Martinez, R (1, 10) OBP: 0.235, SLG: 0.529										4	1	1	1	0	1	2											
99 Alex Verdugo, L (1, 7) OBP: 0.438, SLG: 0.571										3	0	0	0	0	0	1											
7 Christian Vázquez, R (1, 2) OBP: 0.273, SLG: 0.200										3	0	1	0	0	0	0											
23 Travis Shaw, L (1, 3)										3	0	0	0	0	1	1											
3 Jonathan Araúz, S (1, 4)										3	0	0	0	0	0	1											
19 Jackie Bradley Jr., L (1, 9)										3	0	0	0	0	0	1											
<b>Inning Stats</b>	R: 0 E: 0 K: 1 S: 9	H: 0 LOB: 0 BB: 0 P: 9	R: 0 E: 0 K: 0 S: 6	H: 0 LOB: 0 BB: 0 P: 11	R: 0 E: 0 K: 0 S: 8	H: 0 LOB: 0 BB: 0 P: 11	R: 0 E: 0 K: 1 S: 7	H: 0 LOB: 0 BB: 0 P: 12	R: 1 E: 0 K: 0 S: 10	H: 1 LOB: 0 BB: 0 P: 18	R: 0 E: 0 K: 0 S: 7	H: 0 LOB: 0 BB: 0 P: 7	R: 0 E: 0 K: 2 S: 10	H: 1 LOB: 1 BB: 0 P: 14	R: 0 E: 0 K: 1 S: 10	H: 1 LOB: 1 BB: 0 P: 16		R: 0 E: 0 K: 0 S: 9	H: 1 LOB: 1 BB: 0 P: 11	1B: 2 2B: 1 3B: 0 HR: 1	SF: 0 SAC: 0 DP: 0 HBP: 0	WP: 0 PB: 0 SB: 0 CS: 0	PA: 31				
<b>PITCHER</b>	IP	WLS	BF	H	R	ER	SO	BB	IBB	HBP	BLK	WP	HR	S	P	ERA	WHIP										
25 Matt Manning, R (1, 1) ERA: 1.5	6.0		19	1	1	1	2	0	0	0	0	0	1	47	68	1.50	0.167										
55 Alex Lange, R (7, 1) ERA:	1.0		4	1	0	0	2	0	0	0	0	0	0	10	14	0.00	1.000										
32 Michael Fulmer, R (8, 1) ERA:	1.0	W	4	1	0	0	1	0	0	0	0	0	0	10	16	0.00	1.000										
65 Gregory Soto, L (9, 1) ERA: 4.5	1.0	S	4	1	0	0	0	0	0	0	0	0	0	9	11	0.00	1.000										

Batter	1	2	3	4	5	6	7	8	9	AB	R	H	RBI	BB	SO	LOB	BOTTOM										
8 Robbie Grossman, S (1, 9) OBP: 0.176, SLG: 0.067										4	0	0	0	0	1	3	<b>Boston Red Sox @ Detroit Tigers</b> Comerica Park, Detroit, MI Mon Apr 11 2022, 5:11 PM - 8:01 PM EDT Att: 11,840 - Drizzlie - 65 F										
17 Austin Meadows, L (1, 7) OBP: 0.375, SLG: 0.615										4	2	2	0	0	2	1											
28 Javier Báez, R (1, 6) OBP: 0.375, SLG: 0.533										3	1	1	2	1	0	0											
46 Jeimer Candelario, S (1, 5) OBP: 0.250, SLG: 0.214										3	0	0	0	1	0	0											
24 Miquel Cabrera, R (1, 10) OBP: 0.375, SLG: 0.385										3	0	2	1	0	1	0											
7 Jonathan Schoop, R (1, 4) OBP: 0.287, SLG: 0.357										4	0	1	0	0	1	3											
30 Harold Castro, L (1, 3) OBP: 0.333, SLG: 0.333										2	0	1	0	0	0	0											
20 Spencer Torkelson, R (7, PH) (8, 3)										2	0	0	0	0	1	2											
15 Tucker Barnhart, L (1, 2) OBP: 0.222, SLG: 0.125										3	0	1	0	1	2	3											
60 Akil Baddoo, L (1, 8)										2	0	0	0	0	1	2											
13 Eric Haase, R (7, PH) OBP: 0.375, SLG: 0.667										1	0	0	0	0	1	1											
22 Victor Reyes, S (8, 8) OBP: 0.667, SLG: 1.500										0	0	0	0	0	0	0											
<b>Inning Stats</b>	R: 1 E: 0 K: 0 S: 10	H: 1 LOB: 2 BB: 2 P: 19	R: 0 E: 0 K: 1 S: 11	H: 1 LOB: 1 BB: 0 P: 14	R: 0 E: 0 K: 1 S: 7	H: 0 LOB: 0 BB: 0 P: 12	R: 0 E: 0 K: 1 S: 11	H: 0 LOB: 0 BB: 0 P: 14	R: 0 E: 0 K: 3 S: 13	H: 0 LOB: 1 BB: 1 P: 22	R: 0 E: 0 K: 1 S: 8	H: 1 LOB: 0 BB: 0 P: 10	R: 0 E: 0 K: 1 S: 16	H: 1 LOB: 1 BB: 0 P: 27	R: 2 E: 0 K: 2 S: 20	H: 4 LOB: 2 BB: 0 P: 27	R: 1 E: 0 K: 2 S: 17	H: 5 LOB: 2 3B: 0 HR: 1	SF: 1 SAC: 0 DP: 0 HBP: 0	WP: 0 PB: 0 SB: 0 CS: 0	PA: 35						
<b>PITCHER</b>	IP	WLS	BF	H	R	ER	SO	BB	IBB	HBP	BLK	WP	HR	S	P	ERA	WHIP										
52 Michael Wacha, R (1, 1) ERA: 2.08	4.1		18	2	1	1	4	3	0	0	0	0	0	45	72	2.08	1.154										
55 Matt Strahm, L (5, 1) ERA:	0.2		2	0	0	0	2	0	0	0	0	0	0	7	9	0.00	0.000										
32 Matt Barnes, R (6, 1) ERA:	1.0		4	1	0	0	1	0	0	0	0	0	0	8	10	0.00	1.000										
56 Austin Davis, L (7, 1) ERA: 6.75	1.0	L	5	2	1	1	1	0	0	0	0	0	0	17	28	9.00	2.000										
70 Ryan Brasier, R (8, 1) ERA: 5.4	0.1		3	2	1	1	0	0	0	0	0	0	1	7	9	27.00	6.000										
<b>PITCHER</b>	IP	WLS	BF	H	R	ER	SO	BB	IBB	HBP	BLK	WP	HR	S	P	ERA	WHIP										
71 Phillips Valdez, R (8, 1) ERA:	0.2		3	1	0	0	2	0	0	0	0	0	0	12	17	0.00	1.500										

AB 31  
R 1  
H 4  
RBI 1  
BB 0  
SO 5  
LOB 8



AB 31  
R 3  
H 8  
RBI 3  
BB 3  
SO 10  
LOB 15





Batter	1	2	3	4	5	6	7	8	9	AB	R	H	RBI	BB	SO	LOB	TOP			
5 Enrique Hernández, R OBP: 0.208, SLG: 0.190				G5-3		11 1B		11 WP		4	2	2	1	1	1	0	<b>Boston Red Sox @ Detroit Tigers</b> Comerica Park, Detroit, MI Tue Apr 12 2022, 1:12 PM - 3:59 PM EDT Att: 15,781 - Sunny - 61°F			
11 Rafael Devers, L OBP: 0.409, SLG: 0.619				2 1B		28 2B		E8	G4-3	5	2	3	2	0	1					
2 Xander Bogaerts, R OBP: 0.333, SLG: 0.316	G5-3			28 G6-4-3		F6		G1-3		4	0	1	0	0	2					
28 J.D. Martinez, R OBP: 0.286, SLG: 0.550		G5-3		G6-4-3				39 1B		3	0	1	1	0	2					
29 Bobby Dalbec, R OBP: 0.294, SLG: 0.357		L6				F7			HBP	4	0	0	0	0	2					
39 Christian Arroyo, R OBP: 0.100, SLG: 0.111										4	0	1	1	0	0					
99 Alex Verdugo, L OBP: 0.350, SLG: 0.444										4	0	0	0	0	2					
25 Kevin Plawecki, R OBP: 0.250, SLG: 0.143										3	1	1	0	1	0					
3 Jonathan Araúz, S										2	0	0	0	0	2					
19 Jackie Bradley Jr., L										1	0	0	0	0	0					
<b>Inning Stats</b>	R: 0 K: 2 S: 8	H: 0 LOB: 0 BB: 0 P: 13	R: 0 K: 0 S: 8	H: 0 LOB: 0 BB: 0 P: 13	R: 0 K: 1 S: 6	H: 2 LOB: 1 BB: 0 P: 8	R: 0 K: 0 S: 11	H: 0 LOB: 0 BB: 0 P: 12	R: 3 K: 0 S: 15	H: 4 LOB: 1 BB: 0 P: 25	R: 0 K: 1 S: 9	H: 0 LOB: 1 BB: 1 P: 17	R: 2 K: 1 S: 15	H: 2 LOB: 2 BB: 1 P: 27	R: 0 K: 0 S: 11	H: 1 LOB: 1 BB: 0 P: 16	1B: 6 2B: 3 3B: 0 HR: 0	SF: 0 SAC: 1 DP: 1 HBP: 1	WP: 2 PB: 0 SB: 0 CS: 0	PA: 38
<b>PITCHER</b>	IP WLS BF H R ER SO BB IBB HBP BLK WP HR S P ERA WHIP																			
70 Tyler Alexander, L ERA: 5.06	(1, 1) 5.1 20 5 3 3 4 0 0 0 0 0 0 0 49 73 5.06 0.938																			
50 Jacob Barnes, R ERA:	(6, 1) 0.2 B 3 1 0 0 0 0 0 0 0 0 1 0 8 14 0.00 1.500																			
77 Joe Jiménez, R ERA:	(7, 1) 1.0 4 0 0 0 1 1 0 0 0 0 0 0 9 17 0.00 1.000																			
55 Alex Lange, R ERA: 7.71	(8, 1) 0.1 L 4 1 2 2 0 1 0 1 0 1 0 7 15 54.00 6.000																			
19 Will Vest, R ERA:	(8, 1) 0.2 3 1 0 0 1 0 0 0 0 0 0 0 8 12 0.00 1.500																			
68 Jason Foley, R ERA: 6.75	(9, 1) 1.0 4 1 0 0 0 0 0 0 0 0 0 0 8 16 0.00 1.000																			

Batter	1	2	3	4	5	6	7	8	9	AB	R	H	RBI	BB	SO	LOB	BOTTOM			
8 Robbie Grossman, S OBP: 0.200, SLG: 0.059			G5-3					L3		2	0	0	1	1	1	<b>Boston Red Sox @ Detroit Tigers</b> Comerica Park, Detroit, MI Tue Apr 12 2022, 1:12 PM - 3:59 PM EDT Att: 15,781 - Sunny - 61°F				
22 Victor Reyes, S OBP: 0.500, SLG: 1.000			1-2					G1-3		4	1	1	1	0	1					
7 Jonathan Schoop, R OBP: 0.283, SLG: 0.333	L8		28 2B							4	0	1	1	0	1					
28 Javier Báez, R OBP: 0.350, SLG: 0.526			1-H					L8		4	0	1	1	0	1					
46 Jeimer Candelario, S OBP: 0.250, SLG: 0.176		P6	L8							3	0	0	0	1	0					
24 Miguel Cabrera, R OBP: 0.300, SLG: 0.294										4	0	0	0	0	2					
13 Eric Haase, R OBP: 0.250, SLG: 0.400										4	0	0	0	0	1					
60 Aki Baddoo, L OBP: 0.083, SLG: 0.167										3	0	1	0	0	1					
20 Spencer Torkelson, R OBP: 0.250, SLG: 0.154										3	1	1	0	0	1					
64 Dustin Garneau, R OBP: 0.250, SLG: 0.250										3	1	1	0	0	0					
<b>Inning Stats</b>	R: 0 K: 2 S: 10	H: 0 LOB: 0 BB: 0 P: 12	R: 0 K: 1 S: 7	H: 0 LOB: 0 BB: 0 P: 9	R: 3 K: 1 S: 19	H: 4 LOB: 1 BB: 0 P: 22	R: 0 K: 0 S: 8	H: 1 LOB: 1 BB: 0 P: 11	R: 0 K: 0 S: 9	H: 0 LOB: 0 BB: 1 P: 15	R: 0 K: 1 S: 6	H: 0 LOB: 0 BB: 0 P: 6	R: 0 K: 0 S: 5	H: 0 LOB: 0 BB: 0 P: 6	R: 0 K: 1 S: 8	H: 0 LOB: 0 BB: 0 P: 12	1B: 2 2B: 4 3B: 0 HR: 0	SF: 0 SAC: 0 DP: 1 HBP: 0	WP: 0 PB: 0 SB: 0 CS: 0	PA: 33
<b>PITCHER</b>	IP WLS BF H R ER SO BB IBB HBP BLK WP HR S P ERA WHIP																			
44 Rich Hill, L ERA: 6.23	(1, 1) 4.1 19 5 3 3 4 1 0 0 0 0 0 0 3 3 0.00 0.000																			
18 Hirokazu Sawamura, R ERA:	(5, 1) 0.2 1 0 0 0 0 0 0 0 0 0 0 0 3 3 0.00 0.000																			
72 Garrett Whitlock, R ERA: 1.42	(6, 1) 4.0 W 13 0 0 0 2 1 0 0 0 0 0 0 28 39 0.00 0.250																			



Batter	1	2	3	4	5	6	7	8	9	AB R H RBI BB SO LOB	TOP									
5 Enrique Hernández, R OBP: 0.286, SLG: 0.385	P5		HR	11 2B			P3		G5-3	5 2 2 2 1 0 3	<b>Boston Red Sox @ Detroit Tigers</b> Comerica Park, Detroit, MI Wed Apr 13 2022, 1:13 PM - 5:03 PM EDT Att: 10,522 - Cloudy - 69 F									
11 Rafael Devers, L OBP: 0.370, SLG: 0.577	F9		G6-3	10 1B		F8		P2		5 1 1 1 0 0 1										
10 Trevor Story, R OBP: 0.286, SLG: 0.308	K		K	28 FC6-4 1B		F7		28 BB 1B		5 0 2 1 0 2 1										
28 J.D. Martinez, R OBP: 0.385, SLG: 0.545		99 BB BB		FC6-4 BB		29 2B 7 SF7 1B		39 FC4-6 BB		2 2 1 0 3 0 1										
29 Bobby Dalbec, R OBP: 0.318, SLG: 0.421		K		7 E 19 2B 1B		F8		F9		5 2 2 0 0 1 3										
39 Christian Arroyo, R OBP: 0.143, SLG: 0.164		F8		SH1-3 1B				G4-3 FC4-6		4 0 1 0 0 0 5										
99 Alex Verdugo, L OBP: 0.400, SLG: 0.500		1-2 BB BB		SF7 F7				19 2B IBB		2 0 1 1 2 0 1										
7 Cristian Vázquez, R OBP: 0.188, SLG: 0.143		K		E5 19 2B		K		SF7		4 1 0 1 0 2 5										
19 Jackie Bradley Jr., L OBP: 0.188, SLG: 0.267			K	5 2B 2B		K		1-3 2B 2B		5 1 2 3 0 3 1										
<b>Inning Stats</b>	R: 0 E: 0 K: 1 S: 8	H: 0 LOB: 0 BB: 0 P: 11	R: 0 E: 0 K: 2 S: 12	H: 0 LOB: 2 BB: 2 P: 22	R: 1 E: 0 K: 2 S: 12	H: 1 LOB: 0 BB: 0 P: 19	R: 6 E: 1 K: 0 S: 20	H: 5 LOB: 1 BB: 1 P: 31	R: 0 E: 0 K: 1 S: 10	H: 0 LOB: 1 BB: 0 P: 15	R: 2 E: 0 K: 0 S: 10	H: 3 LOB: 2 BB: 1 P: 16	R: 0 E: 0 K: 0 S: 14	H: 1 LOB: 2 BB: 1 P: 26	R: 0 E: 0 K: 1 S: 10	H: 1 LOB: 1 BB: 0 P: 14	1B: 5 2B: 6 3B: 0 HR: 1	SF: 2 SAC: 1 DP: 0 HBP: 0	WP: 0 PB: 0 SB: 0 CS: 0	PA: 46
<b>PITCHER</b>	IP WLS BF H R ER SO BB IBB HBP BLK WP HR S P ERA WHIP											IP WLS BF H R ER SO BB IBB HBP BLK WP HR S P ERA WHIP								
57 Eduardo Rodriguez, L ERA: 5.87	(1, 1) 3.2 L 20 5 7 2 5 3 0 0 0 0 0 1 44 72 4.91 2.182																			
51 Rony Garcia, R ERA: 4.5	(4, 1) 2.1 10 2 0 0 2 1 0 0 0 0 0 26 41 0.00 1.286																			
40 Drew Hutchison, R ERA: 4.5	(7, 1) 2.0 12 4 2 2 0 1 1 0 0 0 0 0 24 42 9.00 2.500																			
65 Gregory Soto, L ERA: 3.0	(9, 1) 1.0 4 1 0 0 1 0 0 0 0 0 0 0 10 14 0.00 1.000																			

Batter	1	2	3	4	5	6	7	8	9	AB R H RBI BB SO LOB	BOTTOM											
22 Victor Reyes, S OBP: 0.444, SLG: 0.571	K		G3-1		K2-3		17 1B BB	17 HBP 1B		4 0 1 1 1 2 0	<b>Boston Red Sox @ Detroit Tigers</b> Comerica Park, Detroit, MI Wed Apr 13 2022, 1:13 PM - 5:03 PM EDT Att: 10,522 - Cloudy - 69 F											
17 Austin Meadows, L OBP: 0.571, SLG: 0.888	F8		1B		K		1B	HBP		4 0 2 1 0 1 0												
7 Jonathan Schoop, R OBP: 0.250, SLG: 0.435	HR		P3		L9		K	P4		5 1 1 1 0 1 6												
46 Jeimer Candelario, S OBP: 0.280, SLG: 0.238		BB		F7		K2-3		13 1B 2B		4 1 1 0 1 1 0												
13 Eric Haase, R OBP: 0.235, SLG: 0.333		K		P3		F7		20 1B 22 BB 1B		5 1 1 1 0 1 1												
30 Harold Castro, L OBP: 0.300, SLG: 0.429		L9		1B		20 HR 1B		22 1B 17 HBP BB		4 2 2 0 1 1 0												
20 Spencer Torkelson, R OBP: 0.300, SLG: 0.412		F9		L9		HR		17 HBP 22 1B 1B		4 1 2 2 0 0 1												
15 Tucker Barnhart, L OBP: 0.167, SLG: 0.091										3 0 0 0 0 3 0												
24 Miguel Cabrera, R OBP: 0.286, SLG: 0.276										1 0 0 0 0 1 3												
64 Dustin Garneau, R OBP: 0.250, SLG: 0.250										0 0 0 0 0 0 0												
60 Akil Baddoo, L OBP: 0.125, SLG: 0.375			G1-3							4 1 1 1 0 1 3												
<b>Inning Stats</b>	R: 1 E: 0 K: 2 S: 14	H: 1 LOB: 1 BB: 1 P: 19	R: 0 E: 0 K: 1 S: 8	H: 0 LOB: 0 BB: 0 P: 12	R: 0 E: 0 K: 0 S: 19	H: 1 LOB: 0 BB: 0 P: 27	R: 0 E: 0 K: 0 S: 12	H: 1 LOB: 1 BB: 0 P: 18	R: 1 E: 0 K: 3 S: 19	H: 1 LOB: 0 BB: 0 P: 25	R: 0 E: 0 K: 1 S: 8	H: 0 LOB: 0 BB: 0 P: 14	R: 2 E: 0 K: 2 S: 17	H: 3 LOB: 2 BB: 1 P: 28	R: 3 E: 0 K: 2 S: 22	H: 4 LOB: 3 BB: 1 P: 37	R: 0 E: 0 K: 1 S: 9	H: 0 LOB: 0 BB: 0 P: 14	1B: 7 2B: 1 3B: 0 HR: 3	SF: 0 SAC: 0 DP: 0 HBP: 1	WP: 0 PB: 0 SB: 0 CS: 0	PA: 42
<b>PITCHER</b>	IP WLS BF H R ER SO BB IBB HBP BLK WP HR S P ERA WHIP											IP WLS BF H R ER SO BB IBB HBP BLK WP HR S P ERA WHIP										
17 Nathan Eovaldi, R ERA: 4.5	(1, 1) 5.0 W 20 4 2 2 2 6 1 0 0 0 0 0 0 8 14 0.00 0.000																					
32 Matt Barnes, R ERA: 13.5	(6, 1) 1.0 3 0 0 0 1 0 0 0 0 0 0 0 8 14 0.00 0.000																					
56 Austin Davis, L ERA: 13.5	(7, 1) 0.2 6 3 2 2 1 1 0 0 0 0 0 1 13 24 27.00 6.000																					
50 Kutter Crawford, R ERA: 11.57	(7, 1) 0.1 5 3 3 3 1 1 0 0 0 0 0 0 14 20 81.00 12.000																					
31 Jake Diekman, L ERA: 11.57	(8, 1) 0.2 H 4 1 0 0 2 0 0 1 0 0 0 10 18 0.00 1.500																					



Batter	1	2	3	4	5	6	7	8	9	AB	R	H	RBI	BB	SO	LOB	TOP								
22 Victor Reyes, S OBP: 0.385, SLG: 0.455	G3-1	L4			G6-3		1B			4	0	1	1	0	0	3									
17 Austin Meadows, L OBP: 0.560, SLG: 0.571	G6-3		G5-3			1B	1B			4	0	2	1	0	0	0									
7 Jonathan Schoop, R OBP: 0.214, SLG: 0.370	F9		G5-3			G5-3	1B			4	0	0	0	0	1	3									
46 Jeimer Candelario, S OBP: 0.276, SLG: 0.240			G6-3			K		G3		4	1	1	0	0	1	1									
24 Miguel Cabrera, R OBP: 0.360, SLG: 0.364								G6-3		4	1	3	0	0	0	0									
60 Akiel Baddoo, L OBP: 0.150, SLG: 0.316									P5	3	0	0	0	1	1	1									
20 Spencer Torkelson, R OBP: 0.333, SLG: 0.368										2	1	0	1	1	0	1									
30 Harold Castro, L OBP: 0.333, SLG: 0.300										3	0	0	1	0	2	1									
15 Tucker Barnhart, L OBP: 0.214, SLG: 0.154										2	0	1	0	0	0	2									
13 Eric Haase, R OBP: 0.263, SLG: 0.353										2	1	1	0	0	0	0									
<b>Inning Stats</b>	R: 0 E: 0 K: 0 S: 9	H: 0 LOB: 0 BB: 0 P: 14	R: 2 E: 0 K: 0 S: 15	H: 2 LOB: 2 BB: 1 P: 26	R: 0 E: 0 K: 0 S: 6	H: 0 LOB: 0 BB: 0 P: 8	R: 0 E: 0 K: 0 S: 8	H: 1 LOB: 1 BB: 0 P: 15	R: 0 E: 0 K: 1 S: 7	H: 1 LOB: 0 BB: 0 P: 12	R: 0 E: 0 K: 1 S: 11	H: 2 LOB: 2 BB: 0 P: 17	R: 2 E: 0 K: 3 S: 18	H: 3 LOB: 2 BB: 1 P: 30	R: 0 E: 0 K: 0 S: 6	H: 0 LOB: 0 BB: 0 P: 10	R: 0 E: 0 K: 1 S: 9	H: 0 LOB: 0 BB: 0 P: 14	1B: 9 2B: 0 3B: 0 HR: 0	SF: 1 SAC: 0 DP: 2 HBP: 1	WP: 1 PB: 0 SB: 0 CS: 0	PA: 36			
<b>PITCHER</b>	IP	WLS	BF	H	R	ER	SO	BB	IBB	HBP	BLK	WP	HR	S	P	ERA	WHIP								
23 Zack Greinke, R ERA: 2.45	5.1		21	5	2	2	0	1	0	0	0	1	0	50	85	3.38	1.125								
40 Collin Snider, R ERA:	0.2		2	1	0	0	1	0	0	0	0	0	0	6	7	0.00	1.500								
59 Jake Brentz, L ERA: 15.43	0.2	L	6	3	2	2	2	1	0	0	0	0	0	13	23	27.00	6.000								
65 Dylan Coleman, R ERA:	0.1		1	0	0	0	1	0	0	0	0	0	0	5	7	0.00	0.000								
45 Taylor Clarke, R ERA: 3.0	2.0		6	0	0	0	1	0	0	0	0	0	0	15	24	0.00	0.000								

**Detroit Tigers @ Kansas City Royals**  
Kauffman Stadium, Kansas City, MO  
Thu Apr 14 2022, 7:11 PM - 10:21 PM CDT  
Att: 9,595 - Clear - 61 F

livebaseballscorecards.com

AB 32  
R 4  
H 9  
RBI 4  
BB 2  
SO 5  
LOB 12



Batter	1	2	3	4	5	6	7	8	9	AB	R	H	RBI	BB	SO	LOB	BOTTOM								
15 Whit Merrifield, R OBP: 0.231, SLG: 0.200	G1-3		F9				F8		F7	5	0	1	1	0	0	1									
7 Bobby Witt Jr., R OBP: 0.160, SLG: 0.292			P3				K			4	0	1	0	0	2	2									
16 Andrew Benintendi, L OBP: 0.450, SLG: 0.524										4	0	1	0	0	1	1									
13 Salvador Perez, R OBP: 0.200, SLG: 0.417			F9							4	0	0	0	0	1	2									
41 Carlos Santana, S OBP: 0.217, SLG: 0.105										3	0	0	0	1	0	0									
17 Hunter Dozier, R OBP: 0.350, SLG: 0.421										4	1	3	0	0	0	0									
27 Adalberto Mondesi, S OBP: 0.217, SLG: 0.143										3	1	0	0	1	0	3									
2 Michael Taylor, R OBP: 0.400, SLG: 0.471										3	0	1	1	1	1	3									
8 Nicky Lopez, L OBP: 0.333, SLG: 0.353										3	0	0	0	0	0	5									
14 Edward Olivares, R (9, PH)										1	0	0	0	0	1	1									
<b>Inning Stats</b>	R: 0 E: 0 K: 0 S: 6	H: 1 LOB: 1 BB: 0 P: 8	R: 0 E: 0 K: 1 S: 13	H: 1 LOB: 1 BB: 1 P: 24	R: 0 E: 0 K: 0 S: 10	H: 1 LOB: 1 BB: 0 P: 17	R: 2 E: 0 K: 1 S: 15	H: 3 LOB: 2 BB: 1 P: 26	R: 0 E: 0 K: 0 S: 9	H: 0 LOB: 0 BB: 0 P: 13	R: 0 E: 0 K: 0 S: 10	H: 1 LOB: 1 BB: 0 P: 15	R: 0 E: 0 K: 2 S: 8	H: 0 LOB: 0 BB: 0 P: 13	R: 0 E: 0 K: 1 S: 5	H: 0 LOB: 0 BB: 0 P: 9	R: 0 E: 0 K: 1 S: 12	H: 0 LOB: 1 BB: 1 P: 20	1B: 5 2B: 0 3B: 2 HR: 0	SF: 0 SAC: 0 DP: 0 HBP: 0	WP: 0 PB: 0 SB: 3 CS: 0	PA: 37			
<b>PITCHER</b>	IP	WLS	BF	H	R	ER	SO	BB	IBB	HBP	BLK	WP	HR	S	P	ERA	WHIP								
12 Casey Mize, R ERA: 5.4	5.0		23	6	2	2	2	2	0	0	0	0	0	10	15	0.00	1.000								
77 Joe Jiménez, R ERA:	1.0	W	4	1	0	0	0	0	0	0	0	0	0	8	13	0.00	0.000								
55 Alex Lange, R ERA: 5.4	1.0	H	3	0	0	0	2	0	0	0	0	0	0	5	9	0.00	0.000								
32 Michael Fulmer, R ERA:	1.0	H	3	0	0	0	1	0	0	0	0	0	0	5	9	0.00	0.000								
65 Gregory Soto, L ERA: 2.5	1.0	S	4	0	0	0	1	1	0	0	0	0	0	12	20	0.00	1.000								

**Detroit Tigers @ Kansas City Royals**  
Kauffman Stadium, Kansas City, MO  
Thu Apr 14 2022, 7:11 PM - 10:21 PM CDT  
Att: 9,595 - Clear - 61 F

livebaseballscorecards.com

AB 34  
R 2  
H 7  
RBI 2  
BB 3  
SO 6  
LOB 18





Batter	1	2	3	4	5	6	7	8	9	AB	R	H	RBI	BB	SO	LOB	TOP								
22 Victor Reyes, S (1, 9) OBP: 0.294, SLG: 0.333	G3			G4-3		L3		L1		4	0	0	0	0	0	0	Detroit Tigers @ Kansas City Royals Kauffman Stadium, Kansas City, MO Fri Apr 15 2022, 7:11 PM - 9:28 PM CDT Att: 16,720 - Clear - 59 F								
17 Austin Meadows, L (1, 7) OBP: 0.517, SLG: 0.500	K			BB		G1-3		F6		3	0	0	0	1	1	0									
7 Jonathan Schoop, R (1, 4) OBP: 0.188, SLG: 0.323	P4			K		G6-3		G6-3		4	0	0	0	0	1	1									
46 Jeimer Candelario, S (1, 5) OBP: 0.242, SLG: 0.207		K2-3		L8		K2-3		K		4	0	0	0	0	3	1									
24 Miguel Cabrera, R (1, 10) OBP: 0.345, SLG: 0.385	G5-3			G6-3		20 HR		G5-3		4	1	1	0	0	0	0									
60 Akil Baddoo, L (1, 8) OBP: 0.130, SLG: 0.273	G4-3			L9		F6		F6		3	0	0	0	0	0	1									
20 Spencer Torkelson, R (1, 3) OBP: 0.370, SLG: 0.545				G5-3		15 BB		HR		3	1	2	2	0	0	0									
15 Tucker Barnhart, L (1, 2) OBP: 0.235, SLG: 0.133				K		1B		L7		2	0	0	0	1	1	0									
30 Harold Castro, L (1, 6) OBP: 0.267, SLG: 0.231				L8		G4-3		K		3	0	0	0	0	1	2									
<b>Inning Stats</b>	R: 0 E: 0 K: 1 S: 8	H: 0 LOB: 0 BB: 0 P: 11	R: 0 E: 0 K: 1 S: 7	H: 0 LOB: 0 BB: 0 P: 11	R: 0 E: 0 K: 1 S: 6	H: 0 LOB: 0 BB: 0 P: 8	R: 0 E: 0 K: 1 S: 10	H: 0 LOB: 1 BB: 1 P: 16	R: 0 E: 0 K: 0 S: 9	H: 1 LOB: 2 BB: 1 P: 16	R: 0 E: 0 K: 0 S: 10	H: 0 LOB: 0 BB: 0 P: 12	R: 2 E: 0 K: 1 S: 9	H: 2 LOB: 0 BB: 0 P: 12	R: 0 E: 0 K: 1 S: 7	H: 0 LOB: 0 BB: 0 P: 9	R: 0 E: 0 K: 1 S: 7	H: 0 LOB: 0 BB: 0 P: 7	1B: 1 2B: 1 HR: 1	SF: 0 SAC: 0 DP: 0 HBP: 0	WP: 0 PB: 0 SB: 0 CS: 0	PA: 32			
<b>PITCHER</b>	IP	WLS	BF	H	R	ER	SO	BB	IBB	HBP	BLK	WP	HR	S	P	ERA	WHIP								
56 Brad Keller, R (1, 1) ERA: 1.38	7.0	L	26	3	2	2	5	2	0	0	0	0	1	59	86	2.57	0.714								
63 Josh Staumont, R (8, 1) ERA: 6.0	1.0		3	0	0	0	1	0	0	0	0	0	0	7	9	0.00	0.000								
58 Scott Barlow, R (9, 1) ERA: 2.7	1.0		3	0	0	0	1	0	0	0	0	0	0	7	7	0.00	0.000								

Batter	1	2	3	4	5	6	7	8	9	AB	R	H	RBI	BB	SO	LOB	BOTTOM								
15 Whit Merrifield, R (1, 9) OBP: 0.200, SLG: 0.172	G5-3			L8		P5		P4		4	0	0	0	0	0	2	Detroit Tigers @ Kansas City Royals Kauffman Stadium, Kansas City, MO Fri Apr 15 2022, 7:11 PM - 9:28 PM CDT Att: 16,720 - Clear - 59 F								
7 Bobby Witt Jr., R (1, 5) OBP: 0.138, SLG: 0.250	K			G4-3		F8		K		4	0	0	0	0	2	1									
13 Salvador Perez, R (1, 2) OBP: 0.241, SLG: 0.464	K			16 E 41 1B		16 G4-3 2B		K		4	1	2	0	0	2	1									
16 Andrew Benintendi, L (1, 7) OBP: 0.393, SLG: 0.440		G1-3		E6 41 1B		G4-3		L7		4	0	0	0	0	0	2									
41 Carlos Santana, S (1, 3) OBP: 0.222, SLG: 0.130		K		1B		G3		L4		4	0	1	1	0	1	1									
17 Hunter Dozier, R (1, 10) OBP: 0.292, SLG: 0.348		K		1B		G3		L4		4	0	1	1	0	1	1									
17 Hunter Dozier, R (1, 10) OBP: 0.292, SLG: 0.348		K		G5-3		G1-3		K		4	0	0	0	0	2	2									
27 Adalberto Mondesi, S (1, 6) OBP: 0.192, SLG: 0.135				K		G6-3		K		3	0	0	0	0	2	0									
2 Michael Taylor, R (1, 8) OBP: 0.348, SLG: 0.400				K		K		F8		3	0	0	0	0	2	0									
8 Nicky Lopez, L (1, 4) OBP: 0.381, SLG: 0.400				G1-3		1B		1B		3	0	2	0	0	0	0									
<b>Inning Stats</b>	R: 0 E: 0 K: 2 S: 10	H: 0 LOB: 0 BB: 0 P: 13	R: 0 E: 0 K: 2 S: 11	H: 0 LOB: 0 BB: 0 P: 14	R: 0 E: 0 K: 2 S: 10	H: 0 LOB: 0 BB: 0 P: 14	R: 1 E: 1 K: 0 S: 20	H: 2 LOB: 2 BB: 0 P: 28	R: 0 E: 0 K: 1 S: 9	H: 1 LOB: 1 BB: 0 P: 13	R: 0 E: 0 K: 0 S: 6	H: 1 LOB: 1 BB: 0 P: 10	R: 0 E: 0 K: 1 S: 9	H: 0 LOB: 0 BB: 0 P: 13	R: 0 E: 0 K: 2 S: 11	H: 1 LOB: 0 BB: 0 P: 12	R: 0 E: 0 K: 1 S: 9	H: 0 LOB: 0 BB: 0 P: 11	1B: 4 2B: 1 HR: 0	SF: 0 SAC: 0 DP: 0 HBP: 0	WP: 0 PB: 0 SB: 0 CS: 0	PA: 33			
<b>PITCHER</b>	IP	WLS	BF	H	R	ER	SO	BB	IBB	HBP	BLK	WP	HR	S	P	ERA	WHIP								
29 Tarik Skubal, L (1, 1) ERA: 3.72	5.2		4	1	0	0	7	0	0	0	0	0	0	10	15	0.00	0.706								
50 Jacob Barnes, R (6, 1) ERA:	1.1	W	4	0	0	0	1	0	0	0	0	0	0	10	15	0.00	0.000								
77 Joe Jiménez, R (8, 1) ERA:	1.0	H	4	1	0	0	2	0	0	0	0	0	0	11	12	0.00	1.000								
32 Michael Fulmer, R (9, 1) ERA:	1.0	S	3	0	0	0	1	0	0	0	0	0	0	9	11	0.00	0.000								

Detroit Tigers @ Kansas City Royals  
 Kauffman Stadium, Kansas City, MO  
 Fri Apr 15 2022, 7:11 PM - 9:28 PM CDT  
 Att: 16,720 - Clear - 59 F

Detroit Tigers @ Kansas City Royals  
 Kauffman Stadium, Kansas City, MO  
 Fri Apr 15 2022, 7:11 PM - 9:28 PM CDT  
 Att: 16,720 - Clear - 59 F

AB	30
R	2
H	3
RBI	2
BB	2
SO	7
LOB	5

AB	33
R	1
H	5
RBI	1
BB	0
SO	11
LOB	9





Batter	1	2	3	4	5	6	7	8	9	AB	R	H	RBI	BB	SO	LOB	TOP								
8 Robbie Grossman, S (1, 9) OBP: 0.292, SLG: 0.105										2	0	1	0	2	0	1	<b>Detroit Tigers @ Kansas City Royals</b> Kauffman Stadium, Kansas City, MO Sat Apr 16 2022, 3:12 PM - 6:12 PM CDT Att: 19,022 - Sunny - 55 F								
7 Jonathan Schoop, R (1, 4) OBP: 0.167, SLG: 0.265										4	0	0	0	0	1	5									
46 Jeimer Candelario, S (1, 5) OBP: 0.216, SLG: 0.152										4	0	0	0	0	1	4									
24 Miguel Cabrera, R (1, 10) OBP: 0.333, SLG: 0.345										3	0	0	0	1	1	1									
13 Eric Haase, R (1, 7) OBP: 0.261, SLG: 0.381										4	0	1	0	0	0	1									
20 Spencer Torkelson, R (1, 3) OBP: 0.387, SLG: 0.520										3	0	1	0	1	2	1									
41 Daz Cameron, R (1, 8) OBP: 0.261, SLG: 0.381										3	1	0	0	1	2	2									
64 Dustin Garneau, R (1, 2) OBP: 0.429, SLG: 0.500										2	0	1	1	1	1	0									
60 Akil Baddoo, L (9, PH) OBP: 0.125, SLG: 0.261										1	0	0	0	0	1	0									
30 Harold Castro, L (1, 6) OBP: 0.263, SLG: 0.188										3	0	0	0	1	1	2									
<b>Inning Stats</b>	R: 0 E: 0 K: 10 S: 10	H: 0 LOB: 1 BB: 1 P: 16	R: 1 E: 0 K: 11 S: 16	H: 1 LOB: 1 BB: 1 P: 26	R: 0 E: 0 K: 11 S: 9	H: 1 LOB: 0 BB: 0 P: 12	R: 0 E: 0 K: 11 S: 7	H: 0 LOB: 1 BB: 2 P: 19	R: 0 E: 0 K: 11 S: 13	H: 0 LOB: 2 BB: 2 P: 26	R: 0 E: 0 K: 10 S: 7	H: 1 LOB: 1 BB: 0 P: 10	R: 0 E: 0 K: 11 S: 12	H: 0 LOB: 1 BB: 1 P: 22	R: 0 E: 0 K: 12 S: 12	H: 1 LOB: 1 BB: 0 P: 16	R: 0 E: 0 K: 2 S: 8	H: 0 LOB: 0 BB: 0 P: 10	1B: 2 2B: 2 HR: 0	SF: 0 SAC: 0 HBP: 0	WP: 0 PB: 0 SB: 1 CS: 0	PA: 36			
<b>PITCHER</b>	IP	WLS	BF	H	R	ER	SO	BB	IBB	HBP	BLK	WP	HR	S	P	ERA	WHIP								
50 Kris Bubic, L (1, 1) ERA: 10.8	4.1		19	2	1	1	4	6	0	0	0	0	0	49	89	2.08	1.846								
40 Collin Snider, R (5, 1) ERA:	1.2	W	6	1	0	0	1	0	0	0	0	0	0	13	20	0.00	0.600								
65 Dylan Coleman, R (7, 1) ERA:	0.2	H	3	0	0	0	1	1	0	0	0	0	0	9	19	0.00	1.500								
58 Scott Barlow, R (7, 1) ERA: 1.93	1.1	H	5	1	0	0	2	0	0	0	0	0	0	15	19	0.00	0.750								
63 Josh Staumont, R (9, 1) ERA: 4.5	1.0	S	3	0	0	0	2	0	0	0	0	0	0	8	10	0.00	0.000								

Batter	1	2	3	4	5	6	7	8	9	AB	R	H	RBI	BB	SO	LOB	BOTTOM								
15 Whit Merrifield, R (1, 9) OBP: 0.176, SLG: 0.152										4	0	0	0	0	0	2	<b>Detroit Tigers @ Kansas City Royals</b> Kauffman Stadium, Kansas City, MO Sat Apr 16 2022, 3:12 PM - 6:12 PM CDT Att: 19,022 - Sunny - 55 F								
7 Bobby Witt Jr., R (1, 5) OBP: 0.182, SLG: 0.281										4	1	2	0	0	1	0									
16 Andrew Benintendi, L (1, 7) OBP: 0.436, SLG: 0.464										3	0	2	0	1	0	0									
13 Salvador Perez, R (1, 2) OBP: 0.212, SLG: 0.406										4	0	0	1	0	1	4									
41 Carlos Santana, S (1, 3) OBP: 0.226, SLG: 0.115										3	1	0	0	1	1	4									
17 Hunter Dozier, R (1, 10) OBP: 0.321, SLG: 0.481										4	1	2	2	0	0	3									
27 Adalberto Mondesi, S (1, 6) OBP: 0.207, SLG: 0.146										3	0	1	0	0	2	0									
2 Michael Taylor, R (1, 8) OBP: 0.308, SLG: 0.348										3	0	0	0	0	1	2									
8 Nicky Lopez, L (1, 4) OBP: 0.375, SLG: 0.391										3	0	1	0	0	0	0									
<b>Inning Stats</b>	R: 1 E: 0 K: 1 S: 16	H: 2 LOB: 1 BB: 0 P: 24	R: 0 E: 0 K: 1 S: 11	H: 3 LOB: 2 BB: 0 P: 14	R: 0 E: 0 K: 1 S: 10	H: 1 LOB: 2 BB: 1 P: 20	R: 0 E: 0 K: 1 S: 7	H: 0 LOB: 0 BB: 0 P: 8	R: 0 E: 0 K: 1 S: 7	H: 0 LOB: 0 BB: 0 P: 12	R: 2 E: 0 K: 1 S: 15	H: 1 LOB: 0 BB: 1 P: 22	R: 0 E: 0 K: 0 S: 9	H: 0 LOB: 0 BB: 0 P: 14	R: 0 E: 0 K: 0 S: 10	H: 1 LOB: 1 BB: 0 P: 13	1B: 7 2B: 0 3B: 0 HR: 1	SF: 0 SAC: 0 DP: 2 HBP: 0	WP: 0 PB: 0 SB: 0 CS: 0	PA: 33					
<b>PITCHER</b>	IP	WLS	BF	H	R	ER	SO	BB	IBB	HBP	BLK	WP	HR	S	P	ERA	WHIP								
25 Matt Manning, R (1, 1) ERA: 2.25	2.0		11	5	1	1	2	0	0	0	0	0	0	24	40	0.00	0.667								
40 Drew Hutchison, R (3, 1) ERA: 2.57	3.0	L	5	1	2	2	1	1	0	0	0	0	1	15	22	18.00	2.000								
19 Will Vest, R (6, 1) ERA: 6.0	1.0		7	1	0	0	0	0	0	0	0	0	0	19	27	0.00	0.500								
68 Jason Foley, R (7, 1) ERA: 3.86	2.0		7	1	0	0	0	0	0	0	0	0	0	19	27	0.00	0.500								







Batter	1	2	3	4	5	6	7	8	9	AB	R	H	RBI	BB	SO	LOB	TOP								
31 Aaron Hicks, S OBP: 0.415, SLG: 0.394										4	0	0	0	0	1	5									
99 Aaron Judge, R OBP: 0.327, SLG: 0.409										4	0	1	1	0	1	3									
48 Anthony Rizzo, L OBP: 0.412, SLG: 0.590										4	2	2	2	0	0	1									
27 Giancarlo Stanton, R OBP: 0.245, SLG: 0.383										4	0	0	0	0	3	2									
13 Joey Gallo, L OBP: 0.256, SLG: 0.121										4	0	1	1	0	1	0									
26 DJ LeMahieu, R OBP: 0.405, SLG: 0.444										4	0	1	1	0	1	0									
28 Josh Donaldson, R OBP: 0.285, SLG: 0.263										2	0	0	0	1	0	1									
33 Tim Lincecum, R OBP: 0.256, SLG: 0.121										1	1	0	0	0	1	1									
25 Gleyber Torres, R OBP: 0.205, SLG: 0.286										4	0	0	0	0	0	2									
12 Isiah Kiner-Falefa, R OBP: 0.342, SLG: 0.371										4	1	2	1	0	0	0									
66 Kyle Higashioka, R OBP: 0.125, SLG: 0.129										2	1	0	0	1	0	0									
<b>Inning Stats</b>	R: 0 E: 0 K: 2 S: 8	H: 0 LOB: 0 BB: 0 P: 12	R: 0 E: 0 K: 1 S: 11	H: 1 LOB: 1 BB: 0 P: 21	R: 2 E: 0 K: 1 S: 13	H: 2 LOB: 1 BB: 1 P: 26	R: 0 E: 0 K: 1 S: 11	H: 0 LOB: 0 BB: 0 P: 15	R: 0 E: 0 K: 0 S: 7	H: 0 LOB: 0 BB: 0 P: 11	R: 1 E: 0 K: 0 S: 8	H: 1 LOB: 0 BB: 0 P: 13	R: 1 E: 1 K: 0 S: 12	H: 1 LOB: 3 BB: 1 P: 20	R: 1 E: 0 K: 2 S: 11	H: 1 LOB: 0 BB: 0 P: 16	R: 0 E: 0 K: 0 S: 7	H: 0 LOB: 0 BB: 0 P: 11	1B: 2 2B: 3 HR: 1	SF: 0 SAC: 1 DP: 0 HBP: 0	WP: 0 PB: 0 SB: 1 CS: 1	PA: 37			
<b>PITCHER</b>	IP	WLS	BF	H	R	ER	SO	BB	IBB	HBP	BLK	WP	HR	S	P	ERA	WHIP								
57 Eduardo Rodriguez, L ERA: 5.27	6.0		23	4	3	3	5	1	0	0	0	0	1	58	98	4.50	0.833								
40 Drew Hutchison, R ERA: 2.45	0.1	L	4	1	1	0	0	1	0	0	0	0	0	6	10	0.00	6.000								
32 Michael Fulmer, R ERA: 3.0	0.2		2	0	0	0	0	0	0	0	0	0	0	6	10	0.00	0.000								
77 Joe Jiménez, R ERA: 3.0	1.0		4	1	1	1	2	0	0	0	0	0	0	11	16	9.00	1.000								
68 Jason Foley, R ERA: 3.18	1.0		3	0	0	0	0	0	0	0	0	0	0	7	11	0.00	0.000								

New York Yankees @ Detroit Tigers  
Comerica Park, Detroit, MI  
Wed Apr 20 2022, 6:43 PM - 9:47 PM EDT  
Att: 17,268 - Cloudy - 50 F

AB 33  
R 5  
H 6  
RBI 5  
BB 2  
SO 7  
LOB 15



Batter	1	2	3	4	5	6	7	8	9	AB	R	H	RBI	BB	SO	LOB	BOTTOM								
8 Robbie Grossman, S OBP: 0.265, SLG: 0.143										5	0	1	0	0	2	4									
17 Austin Meadows, L OBP: 0.436, SLG: 0.375										5	0	0	0	0	0	3									
7 Jonathan Schoop, R OBP: 0.178, SLG: 0.238										4	0	0	0	0	2	2									
46 Jaimer Candelario, S OBP: 0.244, SLG: 0.244										4	2	2	0	0	0	0									
24 Miguel Cabrera, R OBP: 0.390, SLG: 0.389										4	1	3	0	0	1	0									
22 Victor Reyes, S OBP: 0.318, SLG: 0.350										4	0	2	1	0	2	2									
20 Spencer Torkelson, R OBP: 0.359, SLG: 0.419										2	0	0	0	2	0	2									
30 Harold Castro, L OBP: 0.273, SLG: 0.263										3	0	1	2	0	0	4									
9 Willi Castro, S OBP: 0.400, SLG: 0.250										1	0	1	0	0	0	0									
15 Tucker Barnhart, L OBP: 0.348, SLG: 0.167										2	0	1	0	1	1	3									
13 Eric Haase, R OBP: 0.250, SLG: 0.364										1	0	0	0	0	0	1									
<b>Inning Stats</b>	R: 0 E: 0 K: 0 S: 7	H: 1 LOB: 0 BB: 0 P: 8	R: 1 E: 0 K: 0 S: 13	H: 3 LOB: 1 BB: 1 P: 22	R: 0 E: 0 K: 1 S: 21	H: 2 LOB: 3 BB: 1 P: 34	R: 0 E: 0 K: 2 S: 11	H: 0 LOB: 0 BB: 0 P: 11	R: 2 E: 0 K: 2 S: 14	H: 3 LOB: 2 BB: 1 P: 20	R: 0 E: 0 K: 1 S: 6	H: 0 LOB: 0 BB: 0 P: 10	R: 0 E: 0 K: 2 S: 7	H: 0 LOB: 0 BB: 0 P: 8	R: 0 E: 0 K: 0 S: 12	H: 1 LOB: 1 BB: 0 P: 15	1B: 9 2B: 2 HR: 0	SF: 0 SAC: 0 DP: 1 HBP: 0	WP: 0 PB: 0 SB: 0 CS: 1	PA: 38					
<b>PITCHER</b>	IP	WLS	BF	H	R	ER	SO	BB	IBB	HBP	BLK	WP	HR	S	P	ERA	WHIP								
40 Luis Severino, R ERA: 2.88	5.0		21	7	1	1	3	2	0	0	0	0	0	60	88	1.80	1.800								
57 Chad Green, R ERA: 2.84	1.0	W	7	3	2	2	2	1	0	0	0	0	0	14	20	18.00	4.000								
43 Jonathan Loáisiga, R ERA: 7.11	1.0	H	3	0	0	0	1	0	0	0	0	0	0	6	10	0.00	0.000								
35 Clay Holmes, R ERA: 1.29	1.0	H	3	0	0	0	2	0	0	0	0	0	0	7	8	0.00	0.000								
54 Aroldis Chapman, L ERA: 1.29	1.0	S	4	1	0	0	0	0	0	0	0	0	0	12	15	0.00	1.000								

New York Yankees @ Detroit Tigers  
Comerica Park, Detroit, MI  
Wed Apr 20 2022, 6:43 PM - 9:47 PM EDT  
Att: 17,268 - Cloudy - 50 F

AB 35  
R 3  
H 11  
RBI 3  
BB 3  
SO 8  
LOB 21





Batter	1	2	3	4	5	6	7	8	9	AB	R	H	RBI	BB	SO	LOB	TOP					
31 Aaron Hicks, S OBP: 0.378, SLG: 0.351	L7		G3			F9		P6		4	0	0	0	0	0	3	<b>New York Yankees @ Detroit Tigers</b> Comerica Park, Detroit, MI Thu Apr 21 2022, 1:13 PM - 3:45 PM EDT Att: 21,529 - Partly Cloudy - 60 F					
99 Aaron Judge, R OBP: 0.340, SLG: 0.404	F7			G6-3		48 G4-3 1B		48 FC1-2 BB		3	0	1	0	1	0	0						
48 Anthony Rizzo, L OBP: 0.400, SLG: 0.558				G3		G4-3		FC1-2		4	0	1	0	0	0	4						
27 Giancarlo Stanton, R OBP: 0.226, SLG: 0.353						G4-3		G3		4	0	0	0	0	1	5						
26 DJ LeMahieu, R OBP: 0.391, SLG: 0.425		L9				12 1B		G6-3		4	0	1	0	0	1	0						
13 Joey Gallo, L OBP: 0.256, SLG: 0.135		F6				P5		K		4	0	1	0	0	1	1						
12 Isiah Kiner-Falefa, R OBP: 0.333, SLG: 0.359								K		4	0	1	0	0	0	1						
14 Marwin Gonzalez, S (1, 5)										2	0	0	0	0	1	2						
28 Josh Donaldson, R (8, PH) OBP: 0.289, SLG: 0.319										1	0	1	0	0	0	0						
33 Tim Lincecum, R (8, PH) OBP: 0.125, SLG: 0.129										0	0	0	0	0	0	0						
66 Kyle Higashioka, R OBP: 0.125, SLG: 0.129										0	0	0	0	0	0	0						
39 Jose Trevino, R OBP: 0.417, SLG: 0.500										2	0	0	0	0	0	2						
25 Gleyber Torres, R (8, PH) OBP: 0.225, SLG: 0.306										1	0	1	0	0	0	0						
<b>Inning Stats</b>	R: 0 E: 0 K: 0 S: 11	H: 1 LOB: 1 BB: 0 P: 17	R: 0 E: 0 K: 0 S: 4	H: 0 LOB: 0 BB: 0 P: 6	R: 0 E: 0 K: 1 S: 9	H: 0 LOB: 0 BB: 0 P: 11	R: 0 E: 0 K: 1 S: 9	H: 0 LOB: 0 BB: 0 P: 15	R: 0 E: 0 K: 0 S: 7	H: 2 LOB: 2 BB: 0 P: 11	R: 0 E: 0 K: 0 S: 10	H: 1 LOB: 1 BB: 0 P: 14	R: 0 E: 0 K: 1 S: 10	H: 0 LOB: 0 BB: 0 P: 13	R: 0 E: 0 K: 0 S: 8	H: 2 LOB: 3 BB: 1 P: 14	R: 0 E: 0 K: 1 S: 7	H: 1 LOB: 0 BB: 0 P: 11	1B: 6 2B: 1 3B: 0 HR: 0	SF: 0 SAC: 0 DP: 1 HBP: 0	WP: 0 PB: 0 SB: 0 CS: 0	PA: 34
<b>PITCHER</b>	IP WLS BF H R ER SO BB IBB HBP BLK WP HR S P ERA WHIP																					
38 Michael Pineda, R (1, 1) ERA: 1.59	5.0 W 18 3 0 0 2 0 0 0 0 0 0 40 60 0.00 0.600																					
50 Jacob Barnes, R (6, 1) ERA: 3.86	1.0 H 4 1 0 0 0 0 0 0 0 0 0 10 14 0.00 1.000																					
58 Willy Peralta, R (7, 1) ERA: 1.59	1.0 H 3 0 0 0 1 0 0 0 0 0 0 0 10 13 0.00 0.000																					
55 Alex Lange, R (8, 1) ERA: 1.59	0.1 H 4 2 0 0 0 1 0 0 0 0 0 5 11 0.00 9.000																					
65 Gregory Soto, L (8, 1) ERA: 1.59	1.2 S 5 1 0 0 1 0 0 0 0 0 0 10 14 0.00 0.600																					

Batter	1	2	3	4	5	6	7	8	9	AB	R	H	RBI	BB	SO	LOB	BOTTOM			
8 Robbie Grossman, S OBP: 0.342, SLG: 0.258										3	1	3	1	1	0	0	<b>New York Yankees @ Detroit Tigers</b> Comerica Park, Detroit, MI Thu Apr 21 2022, 1:13 PM - 3:45 PM EDT Att: 21,529 - Partly Cloudy - 60 F			
7 Jonathan Schoop, R OBP: 0.184, SLG: 0.222										3	1	0	0	1	0	3				
46 Jaimer Candelario, S OBP: 0.224, SLG: 0.222										4	0	0	0	0	0	5				
24 Miguel Cabrera, R (1, 10) OBP: 0.378, SLG: 0.359										3	0	0	0	1	2	1				
17 Austin Meadows, L (1, 7) OBP: 0.419, SLG: 0.389										4	0	1	2	0	3	0				
13 Eric Haase, R OBP: 0.250, SLG: 0.320										3	0	0	0	1	0	2				
20 Spencer Torkelson, R OBP: 0.357, SLG: 0.412										3	0	1	0	0	0	1				
9 Willi Castro, S OBP: 0.375, SLG: 0.286										3	0	1	0	0	0	1				
22 Victor Reyes, S OBP: 0.320, SLG: 0.391										3	1	1	0	0	0	1				
<b>Inning Stats</b>	R: 0 E: 0 K: 0 S: 7	H: 0 LOB: 1 BB: 1 P: 11	R: 0 E: 0 K: 1 S: 8	H: 0 LOB: 0 BB: 0 P: 13	R: 1 E: 0 K: 0 S: 14	H: 2 LOB: 1 BB: 0 P: 17	R: 0 E: 0 K: 2 S: 13	H: 0 LOB: 1 BB: 1 P: 21	R: 0 E: 0 K: 0 S: 7	H: 1 LOB: 1 BB: 0 P: 11	R: 0 E: 0 K: 2 S: 8	H: 0 LOB: 0 BB: 0 P: 13	R: 0 E: 0 K: 0 S: 6	H: 1 LOB: 0 BB: 0 P: 9	R: 2 E: 0 K: 0 S: 17	H: 3 LOB: 2 BB: 2 P: 27		1B: 4 2B: 3 3B: 0 HR: 0	SF: 0 SAC: 0 DP: 1 HBP: 0	WP: 0 PB: 0 SB: 0 CS: 1
<b>PITCHER</b>	IP WLS BF H R ER SO BB IBB HBP BLK WP HR S P ERA WHIP																			
47 Jordan Montgomery, L (1, 1) ERA: 2.51	6.0 L 23 3 1 1 5 2 0 0 0 0 0 0 57 86 1.50 0.833																			
30 Miguel Castro, R (7, 1) ERA: 3.0	1.0 6 3 2 2 0 1 0 0 0 0 0 0 15 24 18.00 4.000																			
63 Lucas Luetge, L (8, 1) ERA: 1.68	1.0 4 1 0 0 0 0 1 0 0 0 0 0 8 12 0.00 1.000																			

AB	33
R	0
H	7
RBI	0
BB	1
SO	4
LOB	18





Batter	1	2	3	4	5	6	7	8	9	AB	R	H	RBI	BB	SO	LOB	TOP		
9 Connor Joe, R OBP: 0.436, SLG: 0.574										4	0	1	0	0	1	1	<b>Colorado Rockies @ Detroit Tigers</b> Comerica Park, Detroit, MI Sat Apr 23 2022, 1:11 PM - 4:12 PM EDT Att: 37,566 - Sunny - 67°F		
Randal Grichuk, R OBP: 0.395, SLG: 0.394										3	0	2	0	1	1	0			
23 Kris Bryant, R OBP: 0.365, SLG: 0.413										3	0	0	0	0	2	4			
22 Sam Hilliard, L OBP: 0.381, SLG: 0.368										1	0	1	0	0	0	0			
25 C.J. Cron, R OBP: 0.339, SLG: 0.750										4	0	0	0	0	3	6			
35 Elias Diaz, R OBP: 0.286, SLG: 0.415											4	0	0	0	2	2			
24 Ryan McMahon, L OBP: 0.340, SLG: 0.419											3	0	1	0	1	1			
Brendan Rodgers, R OBP: 0.197, SLG: 0.109											4	0	0	0	0	4			
11 Jose Iglesias, R OBP: 0.364, SLG: 0.367										2	0	1	0	0	0	0			
13 Alan Trejo, R OBP: 0.365, SLG: 0.615										1	0	0	0	0	0	0			
2 Yonathan Daza, R OBP: 0.467, SLG: 0.467										3	0	1	0	0	0	1			
<b>Inning Stats</b>	R: 0 H: 1 E: 0 K: 2 S: 12	H: 1 LOB: 0 BB: 0 P: 19	R: 0 H: 0 E: 0 K: 0 S: 5	H: 0 LOB: 0 BB: 0 P: 9	R: 0 H: 1 E: 0 K: 0 S: 10	H: 1 LOB: 0 BB: 0 P: 13	R: 0 H: 0 E: 0 K: 2 S: 7	H: 0 LOB: 0 BB: 0 P: 11	R: 0 H: 0 E: 0 K: 1 S: 12	H: 3 LOB: 3 BB: 0 P: 21	R: 0 H: 1 E: 0 K: 1 S: 8	H: 1 LOB: 0 BB: 0 P: 9	R: 0 H: 0 E: 0 K: 1 S: 8	H: 0 LOB: 0 BB: 0 P: 12	R: 0 H: 1 E: 0 K: 2 S: 15	H: 1 LOB: 3 BB: 2 P: 26	1B: 7 2B: 0 3B: 0 HR: 0	SF: 0 SAC: 0 DP: 2 HBP: 0	WP: 0 PA: 34 ERA WHIP
<b>PITCHER</b>	IP WLS BF H R ER SO BB IBB HBP BLK WP HR S P ERA WHIP	IP WLS BF H R ER SO BB IBB HBP BLK WP HR S P ERA WHIP	IP WLS BF H R ER SO BB IBB HBP BLK WP HR S P ERA WHIP	IP WLS BF H R ER SO BB IBB HBP BLK WP HR S P ERA WHIP	IP WLS BF H R ER SO BB IBB HBP BLK WP HR S P ERA WHIP	IP WLS BF H R ER SO BB IBB HBP BLK WP HR S P ERA WHIP	IP WLS BF H R ER SO BB IBB HBP BLK WP HR S P ERA WHIP	IP WLS BF H R ER SO BB IBB HBP BLK WP HR S P ERA WHIP	IP WLS BF H R ER SO BB IBB HBP BLK WP HR S P ERA WHIP	IP WLS BF H R ER SO BB IBB HBP BLK WP HR S P ERA WHIP	IP WLS BF H R ER SO BB IBB HBP BLK WP HR S P ERA WHIP	IP WLS BF H R ER SO BB IBB HBP BLK WP HR S P ERA WHIP	IP WLS BF H R ER SO BB IBB HBP BLK WP HR S P ERA WHIP	IP WLS BF H R ER SO BB IBB HBP BLK WP HR S P ERA WHIP	IP WLS BF H R ER SO BB IBB HBP BLK WP HR S P ERA WHIP	IP WLS BF H R ER SO BB IBB HBP BLK WP HR S P ERA WHIP			

Batter	1	2	3	4	5	6	7	8	9	AB	R	H	RBI	BB	SO	LOB	BOTTOM		
8 Robbie Grossman, S OBP: 0.395, SLG: 0.314										4	2	3	1	1	1	0	<b>Colorado Rockies @ Detroit Tigers</b> Comerica Park, Detroit, MI Sat Apr 23 2022, 1:11 PM - 4:12 PM EDT Att: 37,566 - Sunny - 67°F		
17 Austin Meadows, L OBP: 0.438, SLG: 0.400										4	3	2	2	1	0	2			
24 Miguel Cabrera, R OBP: 0.368, SLG: 0.372										4	1	2	2	0	0	1			
13 Eric Haase, R OBP: 0.276, SLG: 0.346										1	0	1	0	0	0	0			
46 Jeimer Candelario, S OBP: 0.241, SLG: 0.224										4	0	1	2	1	1	2			
9 Willy Castro, S OBP: 0.375, SLG: 0.286										0	0	0	0	0	0	0			
7 Jonathan Schoop, R OBP: 0.204, SLG: 0.240										5	1	2	2	0	0	2			
20 Spencer Torkelson, R OBP: 0.392, SLG: 0.497										5	2	2	3	0	2	3			
30 Harold Castro, L OBP: 0.370, SLG: 0.417										5	2	4	0	0	0	0			
15 Tucker Barnhart, L OBP: 0.357, SLG: 0.217										5	0	2	0	0	2	3			
60 Akil Badjoo, L OBP: 0.182, SLG: 0.258										5	2	1	1	0	1	6			
<b>Inning Stats</b>	R: 4 H: 6 E: 0 K: 1 S: 22	H: 6 LOB: 2 BB: 0 P: 32	R: 0 H: 1 E: 0 K: 1 S: 6	H: 1 LOB: 0 BB: 0 P: 9	R: 0 H: 0 E: 0 K: 1 S: 6	H: 0 LOB: 0 BB: 0 P: 12	R: 1 H: 3 E: 0 K: 0 S: 10	H: 3 LOB: 1 BB: 0 P: 18	R: 0 H: 0 E: 0 K: 0 S: 5	H: 0 LOB: 0 BB: 0 P: 9	R: 4 H: 5 E: 0 K: 1 S: 24	H: 5 LOB: 2 BB: 1 P: 36	R: 4 H: 5 E: 0 K: 2 S: 21	H: 5 LOB: 3 BB: 2 P: 36	R: 0 H: 0 E: 0 K: 1 S: 8	H: 0 LOB: 0 BB: 0 P: 10	1B: 18 2B: 1 3B: 0 HR: 1	SF: 0 SAC: 0 DP: 1 HBP: 0	WP: 0 PA: 45 ERA WHIP
<b>PITCHER</b>	IP WLS BF H R ER SO BB IBB HBP BLK WP HR S P ERA WHIP	IP WLS BF H R ER SO BB IBB HBP BLK WP HR S P ERA WHIP	IP WLS BF H R ER SO BB IBB HBP BLK WP HR S P ERA WHIP	IP WLS BF H R ER SO BB IBB HBP BLK WP HR S P ERA WHIP	IP WLS BF H R ER SO BB IBB HBP BLK WP HR S P ERA WHIP	IP WLS BF H R ER SO BB IBB HBP BLK WP HR S P ERA WHIP	IP WLS BF H R ER SO BB IBB HBP BLK WP HR S P ERA WHIP	IP WLS BF H R ER SO BB IBB HBP BLK WP HR S P ERA WHIP	IP WLS BF H R ER SO BB IBB HBP BLK WP HR S P ERA WHIP	IP WLS BF H R ER SO BB IBB HBP BLK WP HR S P ERA WHIP	IP WLS BF H R ER SO BB IBB HBP BLK WP HR S P ERA WHIP	IP WLS BF H R ER SO BB IBB HBP BLK WP HR S P ERA WHIP	IP WLS BF H R ER SO BB IBB HBP BLK WP HR S P ERA WHIP	IP WLS BF H R ER SO BB IBB HBP BLK WP HR S P ERA WHIP	IP WLS BF H R ER SO BB IBB HBP BLK WP HR S P ERA WHIP	IP WLS BF H R ER SO BB IBB HBP BLK WP HR S P ERA WHIP			

AB 32  
R 0  
H 7  
RBI 0  
BB 2  
SO 10  
LOB 18

AB 42  
R 13  
H 20  
RBI 13  
BB 3  
SO 7  
LOB 19







Batter	1	2	3	4	5	6	7	8	9	AB	R	H	RBI	BB	SO	LOB	TOP					
9 Connor Joe, R OBP: 0.422, SLG: 0.600	P4	P4		19 1B 2B		G6-3			19 1B BB	4	1	1	0	1	0	0	<b>Colorado Rockies @ Detroit Tigers</b> Comerica Park, Detroit, MI Sun Apr 24 2022, 1:11 PM - 4:06 PM EDT Att: 20,088 - Partly Cloudy - 80 F					
19 Charlie Blackmon, L OBP: 0.332, SLG: 0.469 2 Yonathan Daza, R OBP: 0.467, SLG: 0.467	23 G3 25 1B		25 G3 23 S	HR	1B		G4-3		1B	5	2	4	2	0	0	0						
23 Kris Bryant, R OBP: 0.328, SLG: 0.352	G3			K	K		F9		L4	5	0	0	0	0	2	5						
25 C.J. Cron, R OBP: 0.313, SLG: 0.667	35 BB 1B		G3			G6-3		G4-3		4	0	1	1	0	0	1						
Randal Grichuk, R OBP: 0.429, SLG: 0.541	35 BB 1B		HR	24 1B 2B				K		4	2	3	2	0	1	0						
35 Elias Diaz, R OBP: 0.283, SLG: 0.386	BB		L5		P5			G4-3		3	0	0	0	1	0	1						
24 Ryan McMahon, L OBP: 0.310, SLG: 0.373	P6		G3		11 CS 1B			K		4	0	1	1	0	1	3						
11 Jose Iglesias, R OBP: 0.350, SLG: 0.333		L8		9 2B 19 1B 1B	CS		F9		G5-3	4	1	1	0	0	0	0						
13 Alan Trejo, R OBP: 0.300, SLG: 0.450	F9			K		F8		F8		4	0	0	0	0	1	1						
<b>Inning Stats</b>	R: 1 E: 0 K: 0 S: 13	H: 3 LOB: 3 BB: 1 P: 23	R: 0 E: 0 K: 0 S: 7	H: 0 LOB: 0 BB: 0 P: 11	R: 2 E: 0 K: 1 S: 12	H: 2 LOB: 0 BB: 0 P: 24	R: 2 E: 0 K: 2 S: 21	H: 3 LOB: 1 BB: 0 P: 28	R: 1 E: 0 K: 0 S: 12	H: 2 LOB: 0 BB: 0 P: 23	R: 0 E: 0 K: 0 S: 9	H: 0 LOB: 0 BB: 0 P: 16	R: 0 E: 0 K: 0 S: 4	H: 0 LOB: 0 BB: 0 P: 7	R: 0 E: 0 K: 2 S: 8	H: 0 LOB: 0 BB: 0 P: 13		R: 0 E: 0 K: 0 S: 7	H: 1 LOB: 2 BB: 1 P: 16	1B: 7 2B: 3 3B: 0 HR: 1	SF: 0 SAC: 0 DP: 0 HBP: 0	WP: 0 PB: 0 SB: 1 CS: 1
<b>PITCHER</b>	IP WLS BF H R ER SO BB IBB HBP BLK WP HR S P ERA WHIP	IP WLS BF H R ER SO BB IBB HBP BLK WP HR S P ERA WHIP															IP WLS BF H R ER SO BB IBB HBP BLK WP HR S P ERA WHIP					
70 Tyler Alexander, L ERA: 7.2	3.2 L 20 8 5 5 2 1 0 0 0 0 1 50 80 12.27 2.455																					
51 Rony Garcia, R ERA: 2.94	2.1 8 2 1 1 1 0 0 0 0 0 0 0 24 45 3.86 0.857																					
50 Jacob Barnes, R ERA:	1.0 3 0 0 0 0 0 0 0 0 0 0 0 4 7 0.00 0.000																					
77 Joe Jiménez, R ERA: 2.57	1.0 3 0 0 0 2 0 0 0 0 0 0 0 8 13 0.00 0.000																					
32 Michael Fulmer, R ERA:	1.0 5 1 0 0 0 1 0 0 0 0 0 0 7 16 0.00 2.000																					
<b>Batter</b>	<b>1</b>	<b>2</b>	<b>3</b>	<b>4</b>	<b>5</b>	<b>6</b>	<b>7</b>	<b>8</b>	<b>9</b>	<b>AB</b>	<b>R</b>	<b>H</b>	<b>RBI</b>	<b>BB</b>	<b>SO</b>	<b>LOB</b>	<b>BOTTOM</b>					
8 Robbie Grossman, S OBP: 0.417, SLG: 0.333	F7		K			46 FC5-6 17 BB 1B	1-3 2-H 1B			4	0	2	1	0	1	1	<b>Colorado Rockies @ Detroit Tigers</b> Comerica Park, Detroit, MI Sun Apr 24 2022, 1:11 PM - 4:06 PM EDT Att: 20,088 - Partly Cloudy - 80 F					
17 Austin Meadows, L OBP: 0.444, SLG: 0.444	F7		1B			46 FC5-6 BB	L8			3	0	1	1	1	0	2						
28 Javier Báez, R OBP: 0.292, SLG: 0.435	G5-3		K			K		G1-3		4	0	0	0	0	2	3						
46 Jeimer Candelario, S OBP: 0.226, SLG: 0.211	G4-3		G5-3			FC5-6-1		G6-3		4	0	0	0	0	0	2						
7 Jonathan Schoop, R OBP: 0.210, SLG: 0.241	P4		G6-3			L8				4	0	1	0	0	0	2						
20 Spencer Torkelson, R OBP: 0.345, SLG: 0.435	1B		P4			K		K		4	0	1	0	0	2	1						
13 Eric Haase, R OBP: 0.270, SLG: 0.281	K		15 G6-5-3 BB			G1-3		L7		3	0	0	0	1	1	1						
15 Tucker Barnhart, L OBP: 0.375, SLG: 0.296			G6-5-3 17 1B 2B			G6-5-3 8 1B 1B		G4-3		4	2	2	0	0	0	1						
60 Akil Badddoo, L OBP: 0.189, SLG: 0.235	G4-3		G4-3			8 1B BB		G3-1		3	0	0	0	1	0	1						
<b>Inning Stats</b>	R: 0 E: 0 K: 0 S: 6	H: 0 LOB: 0 BB: 0 P: 9	R: 0 E: 0 K: 1 S: 8	H: 1 LOB: 1 BB: 0 P: 13	R: 1 E: 0 K: 2 S: 10	H: 2 LOB: 0 BB: 0 P: 15	R: 0 E: 0 K: 0 S: 8	H: 0 LOB: 0 BB: 0 P: 15	R: 0 E: 0 K: 0 S: 4	H: 0 LOB: 0 BB: 1 P: 9	R: 0 E: 0 K: 1 S: 10	H: 1 LOB: 2 BB: 1 P: 20	R: 1 E: 0 K: 1 S: 13	H: 2 LOB: 1 BB: 1 P: 23	R: 0 E: 0 K: 1 S: 9	H: 1 LOB: 0 BB: 0 P: 11		R: 0 E: 0 K: 0 S: 10	H: 0 LOB: 0 BB: 0 P: 16	1B: 6 2B: 1 3B: 0 HR: 0	SF: 0 SAC: 0 DP: 1 HBP: 0	WP: 0 PB: 0 SB: 0 CS: 0
<b>PITCHER</b>	IP WLS BF H R ER SO BB IBB HBP BLK WP HR S P ERA WHIP	IP WLS BF H R ER SO BB IBB HBP BLK WP HR S P ERA WHIP															IP WLS BF H R ER SO BB IBB HBP BLK WP HR S P ERA WHIP					
41 Chad Kuhl, R ERA: 1.1	6.0 W 23 4 1 1 1 2 0 0 0 0 0 46 81 1.50 1.000																					
61 Justin Lawrence, R ERA: 2.25	1.0 6 2 1 1 1 1 0 0 0 0 0 0 13 23 9.00 3.000																					
40 Tyler Kinley, R ERA:	1.0 4 1 0 0 1 0 0 0 0 0 0 0 9 11 0.00 1.000																					
54 Carlos Estévez, R ERA: 1.69	1.0 3 0 0 0 0 0 0 0 0 0 0 0 10 16 0.00 0.000																					

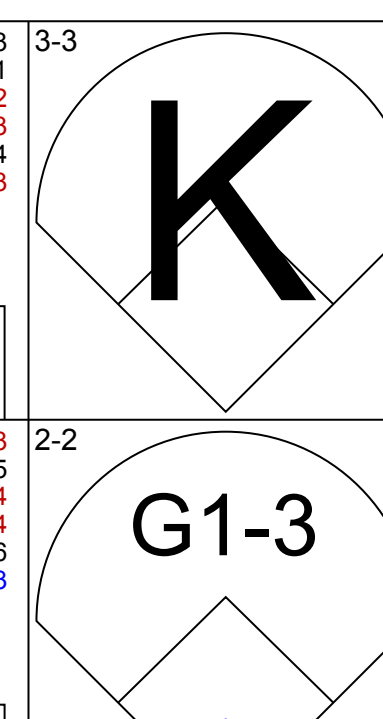
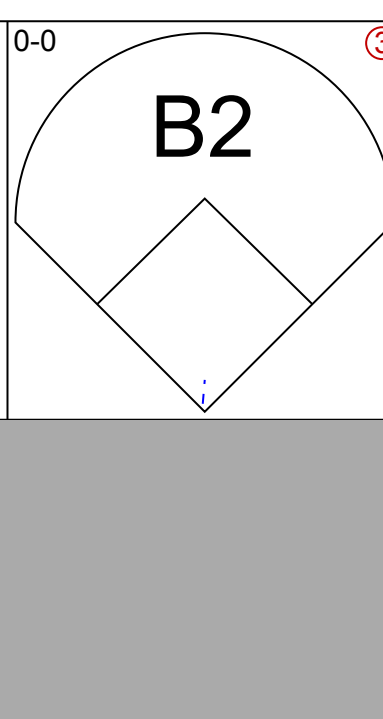
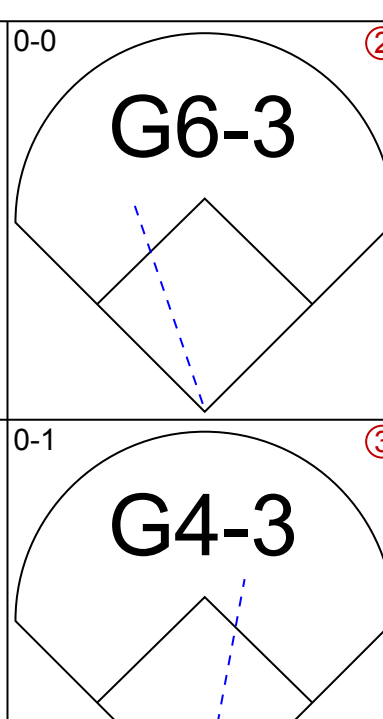
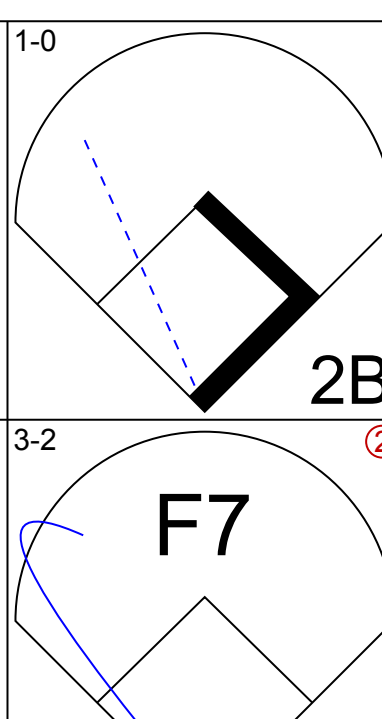

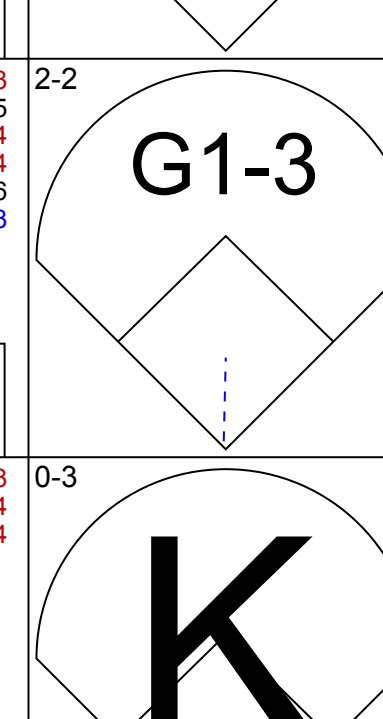
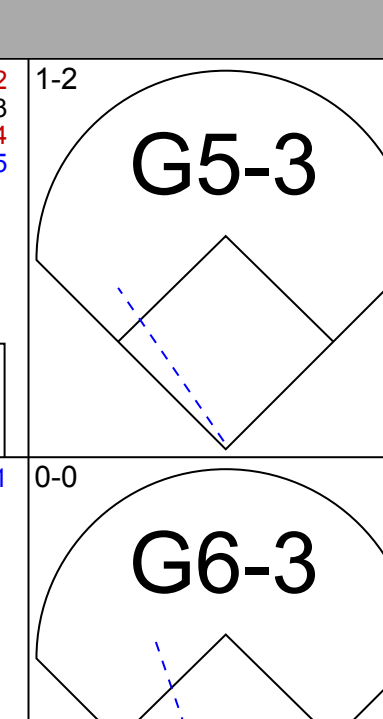
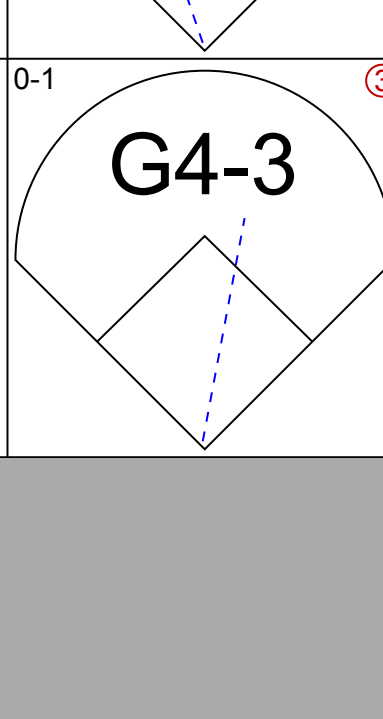
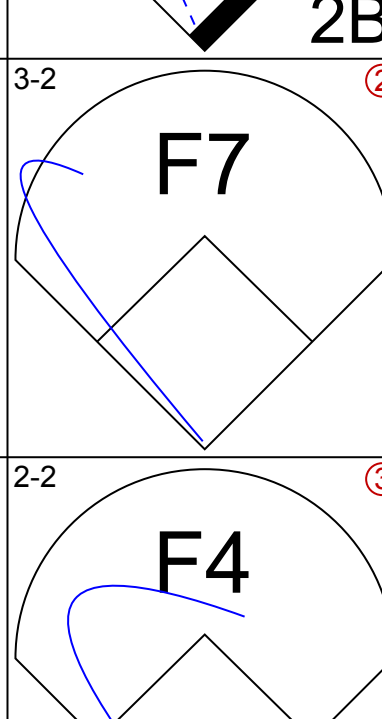
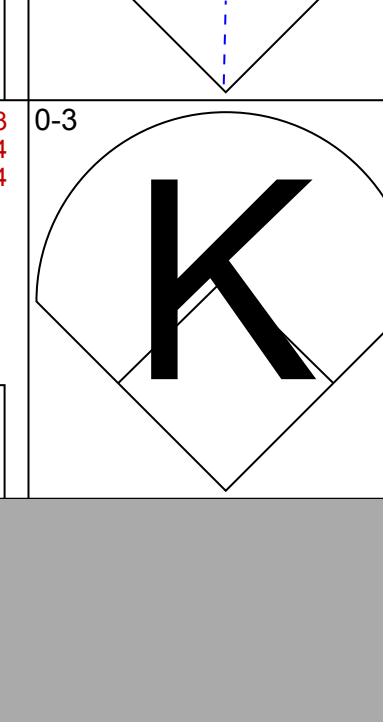
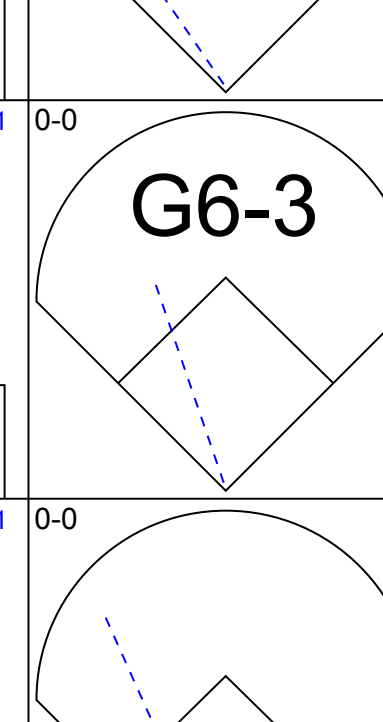
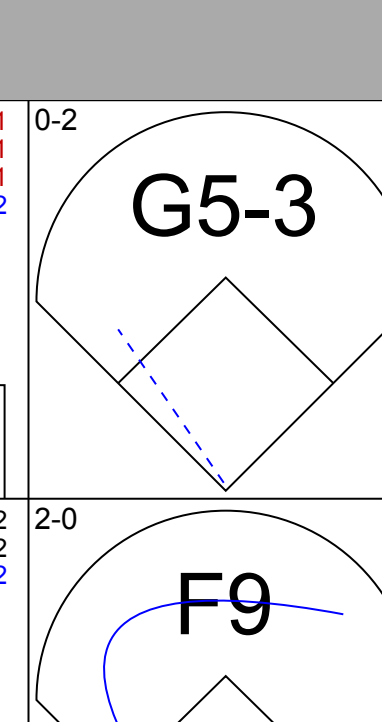
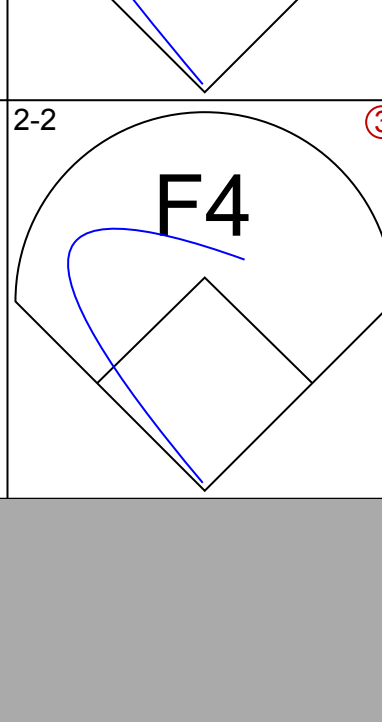
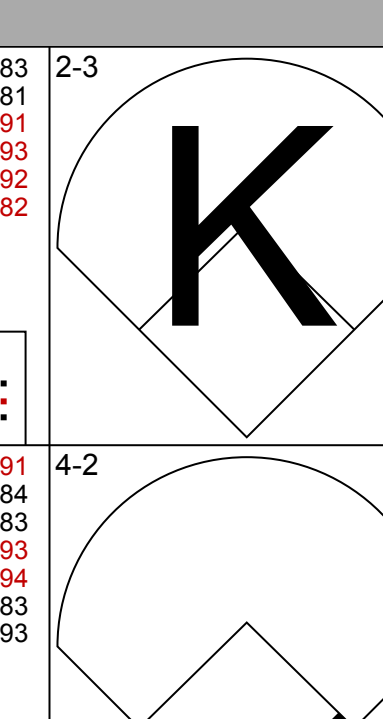
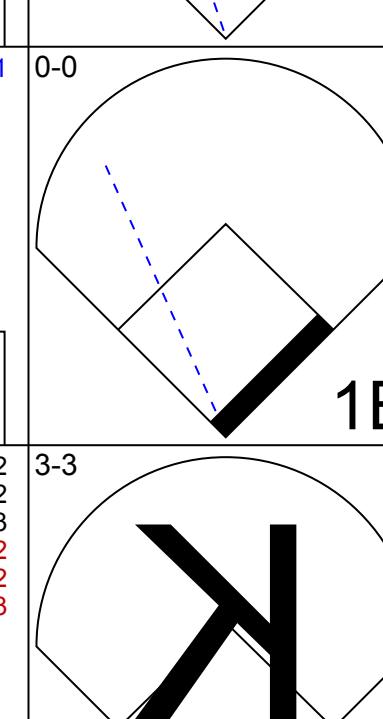
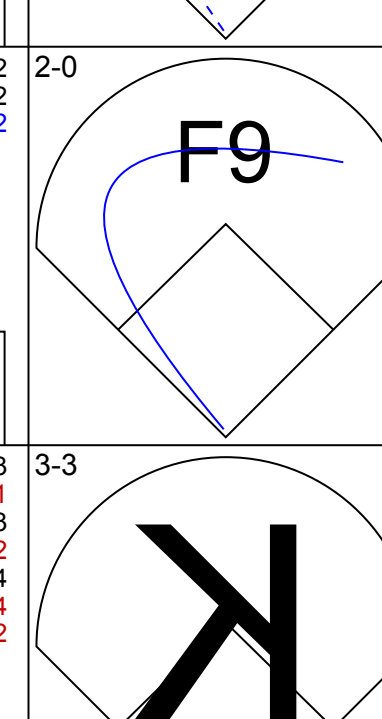
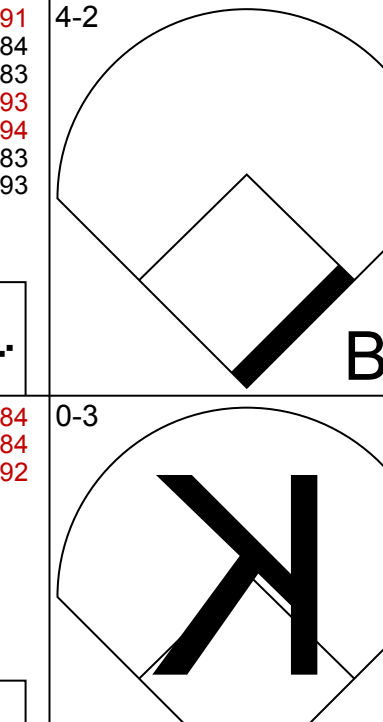
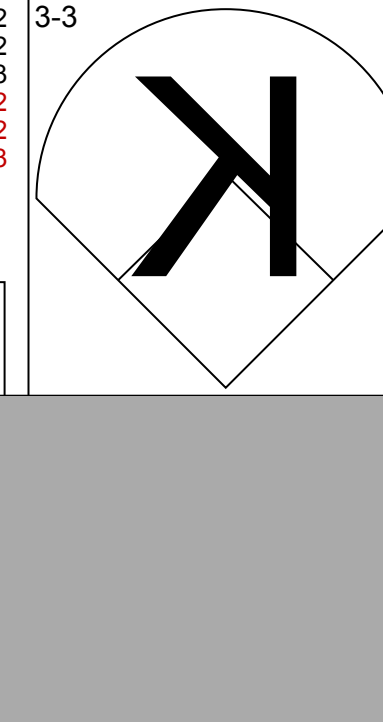

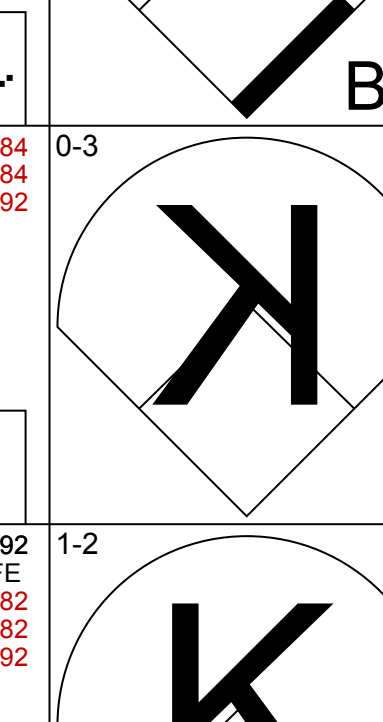
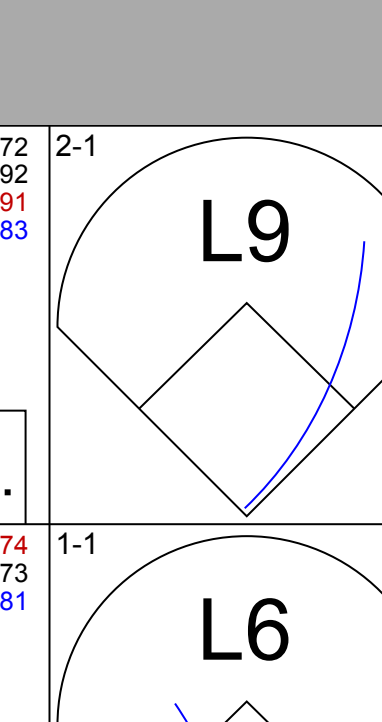
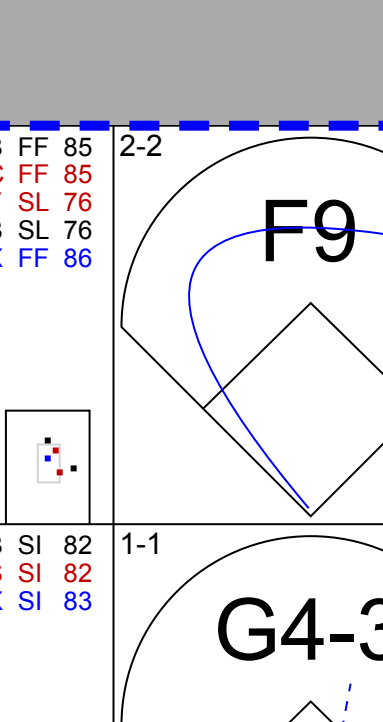
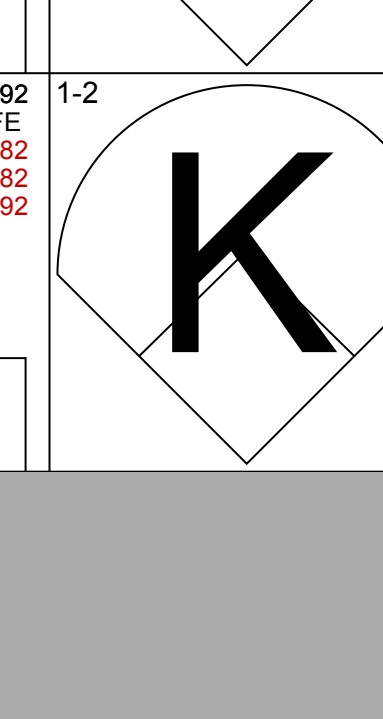
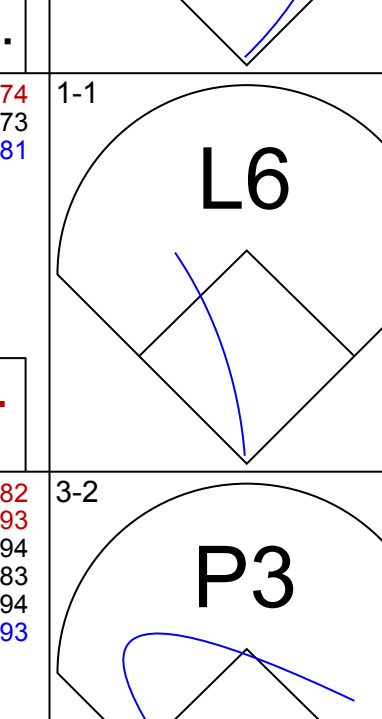
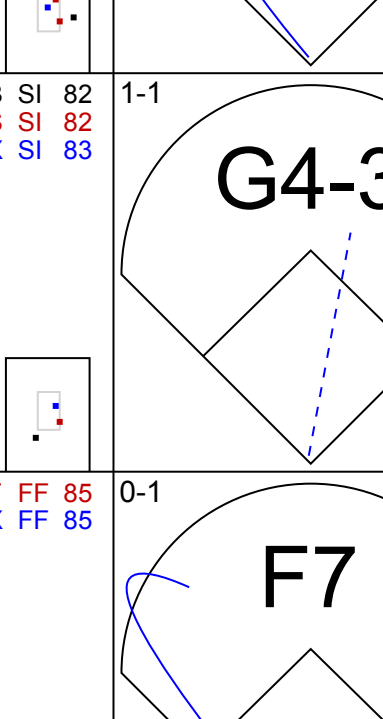
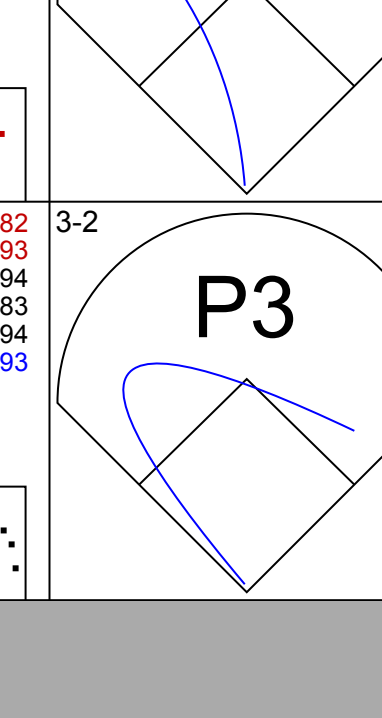
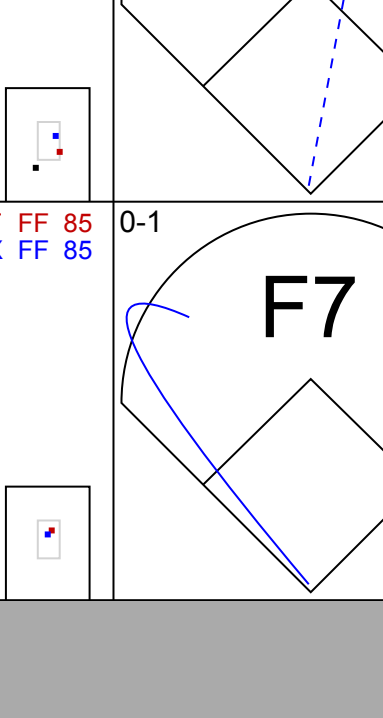
AB	37
R	6
H	11
RBI	6
BB	2
SO	5
LOB	11

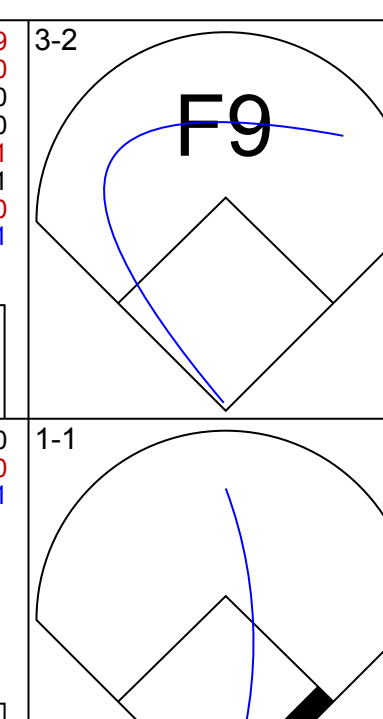
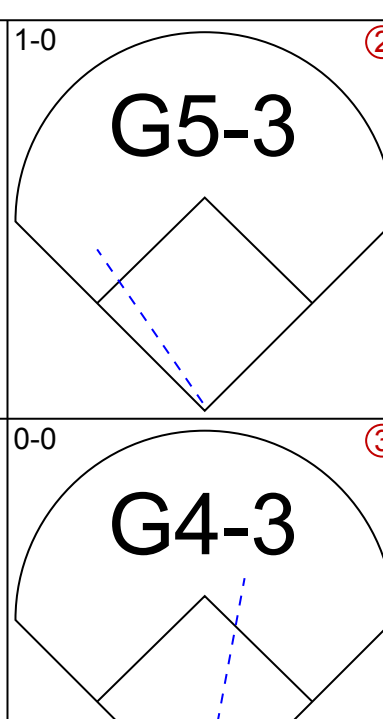
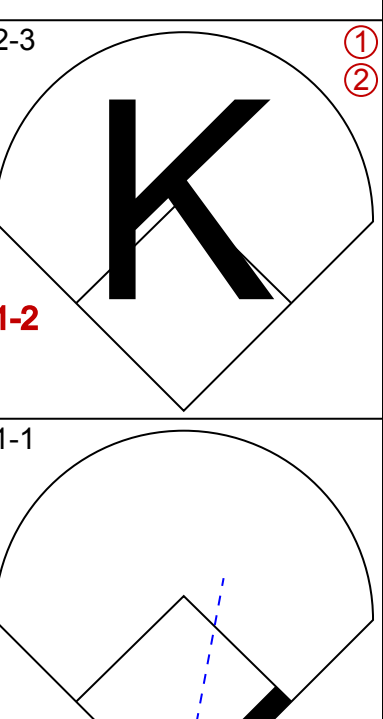
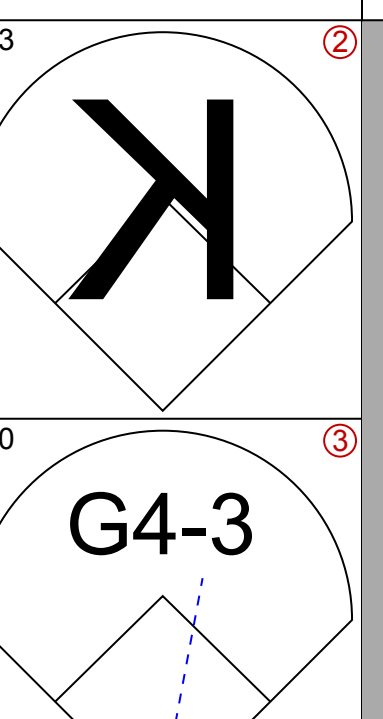

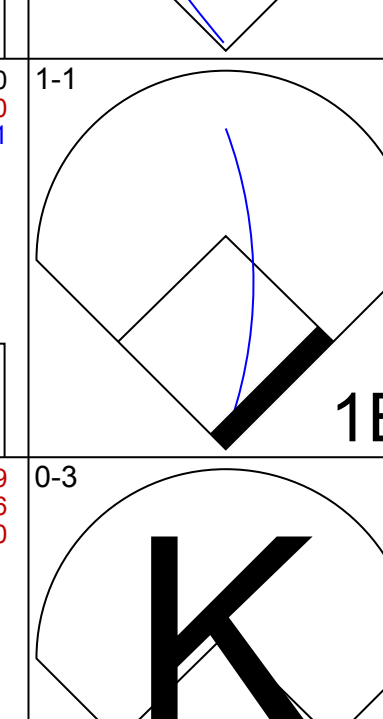
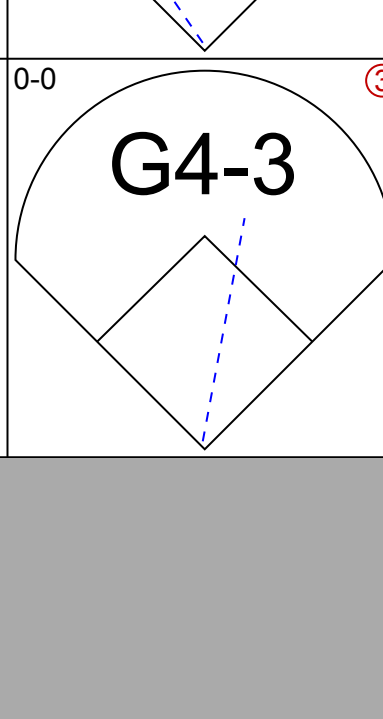
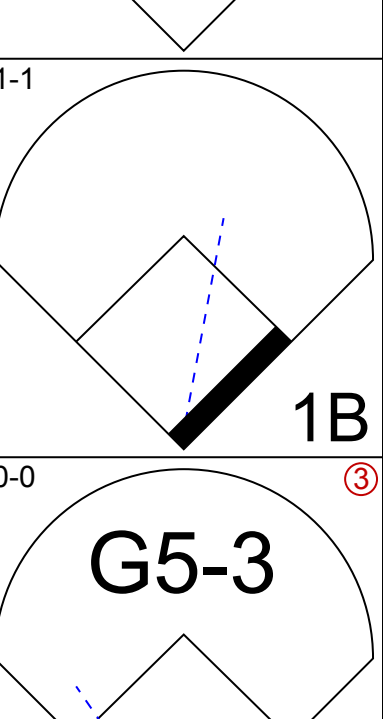
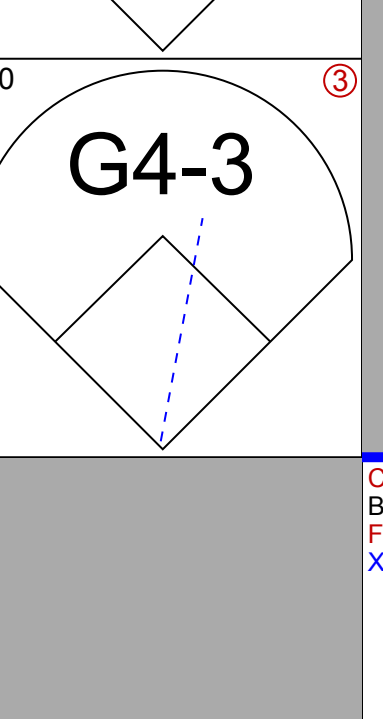
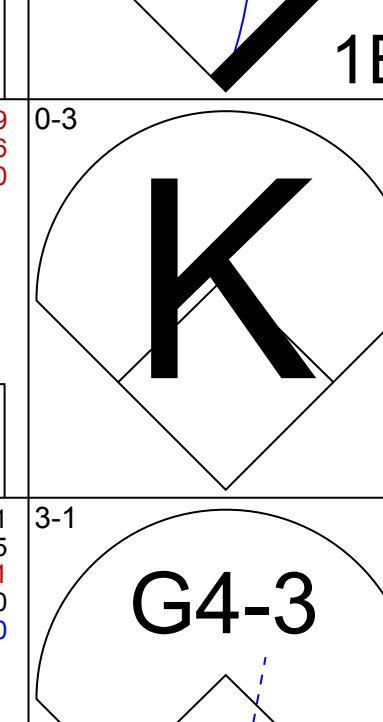
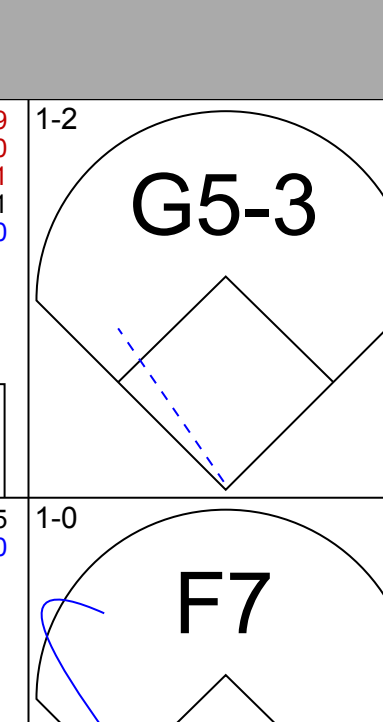
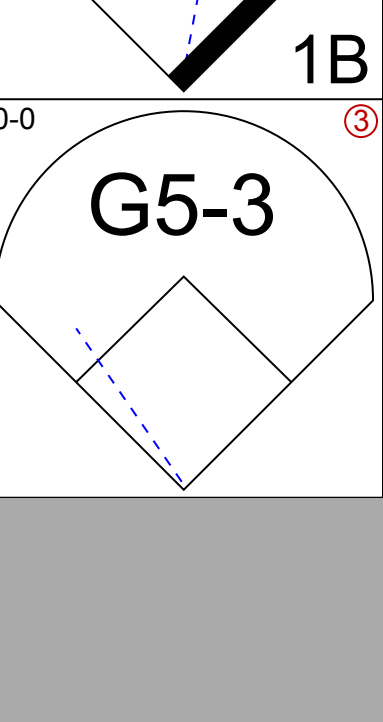
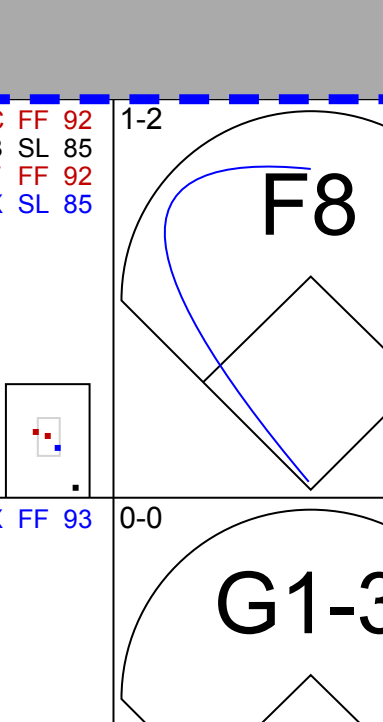
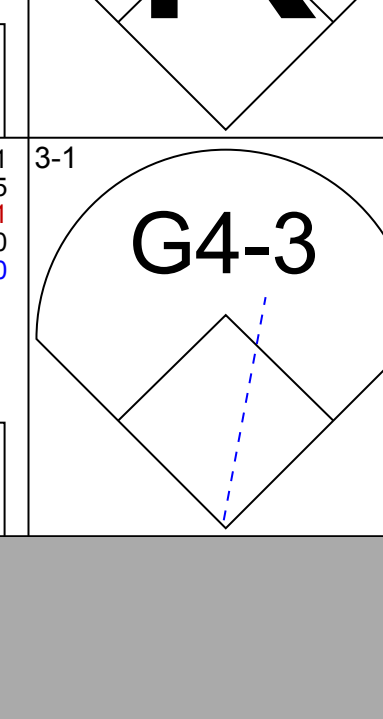
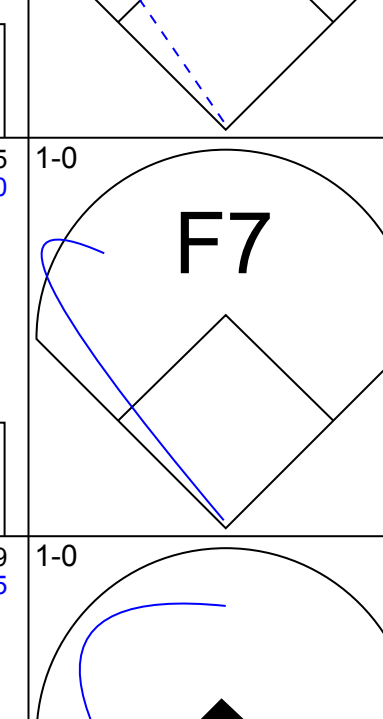
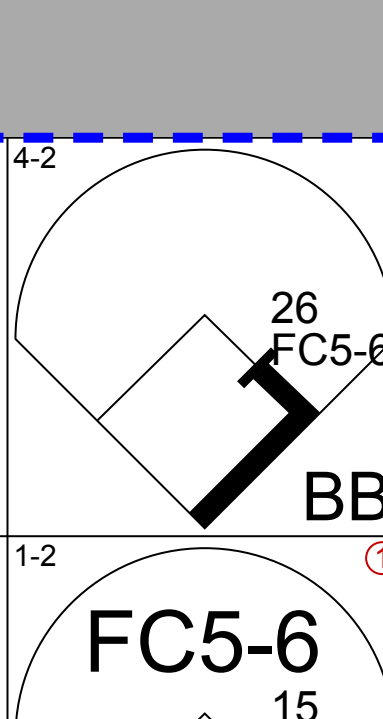
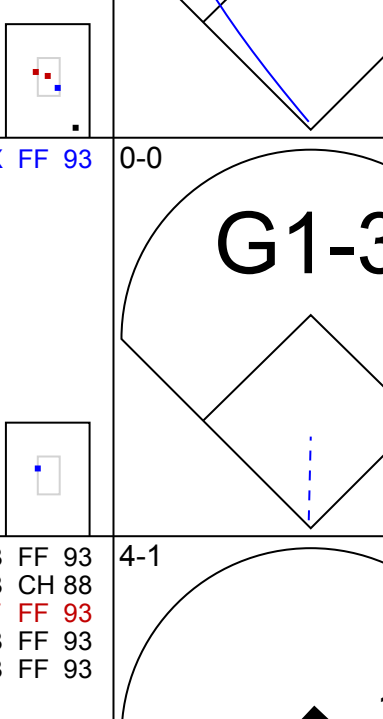
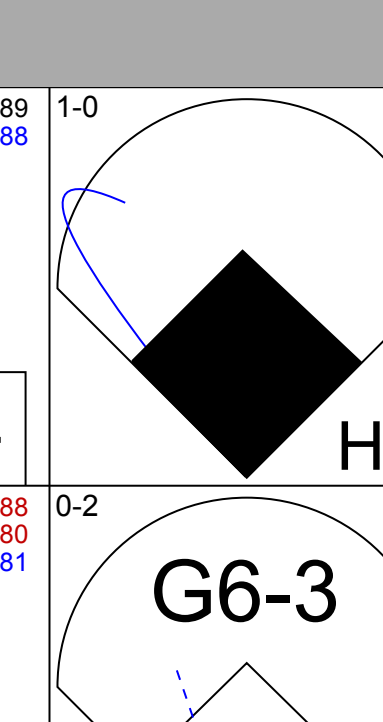
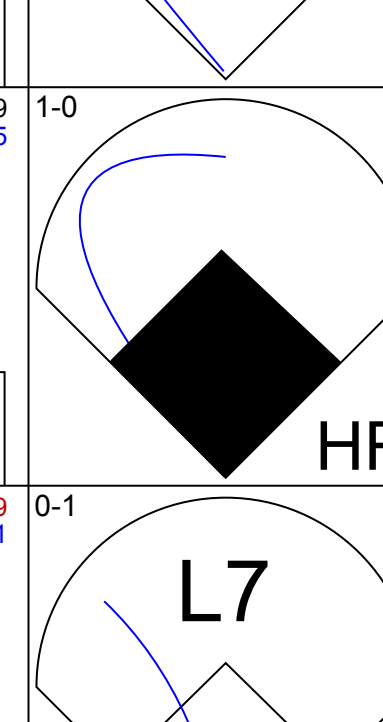
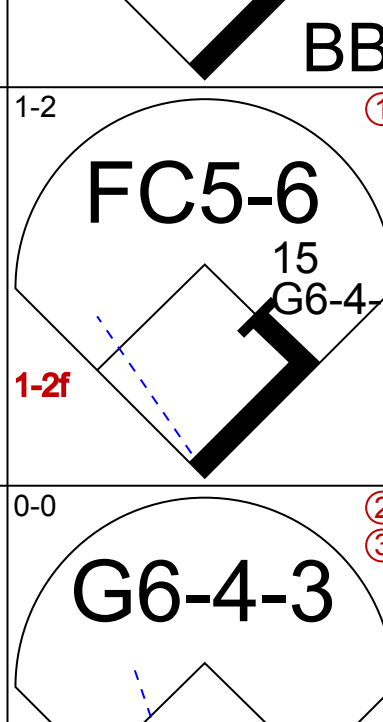
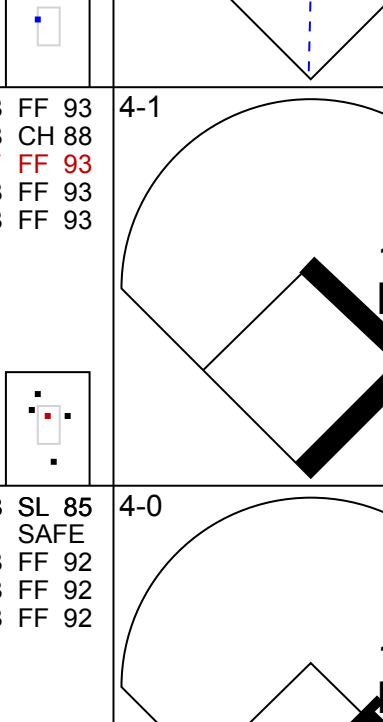
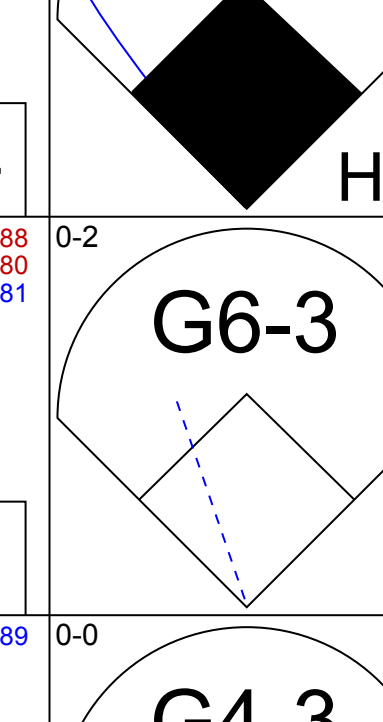
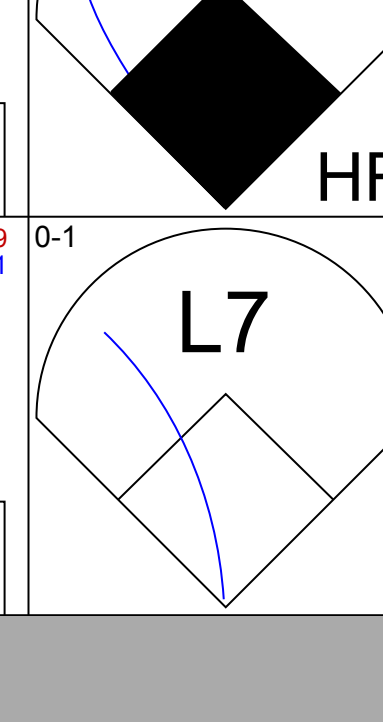
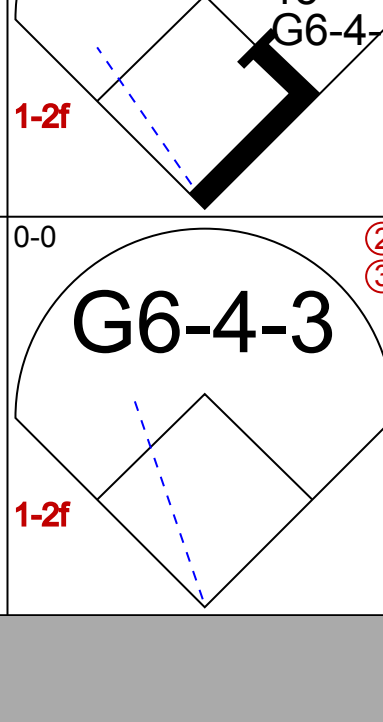
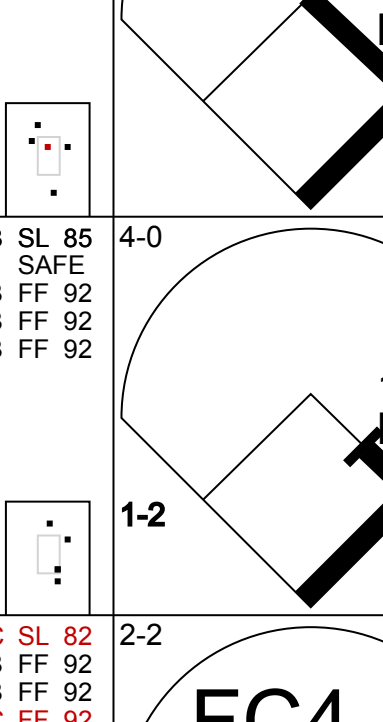
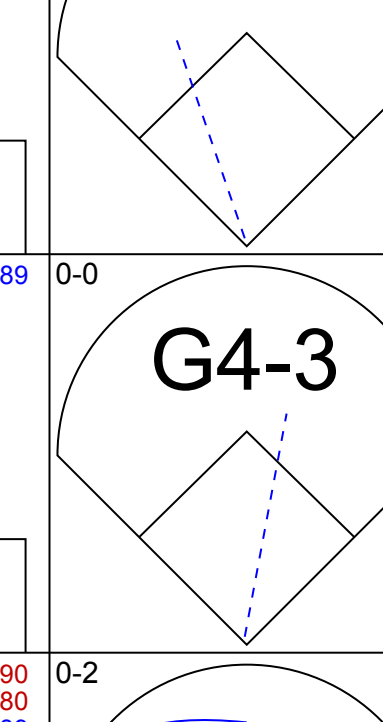
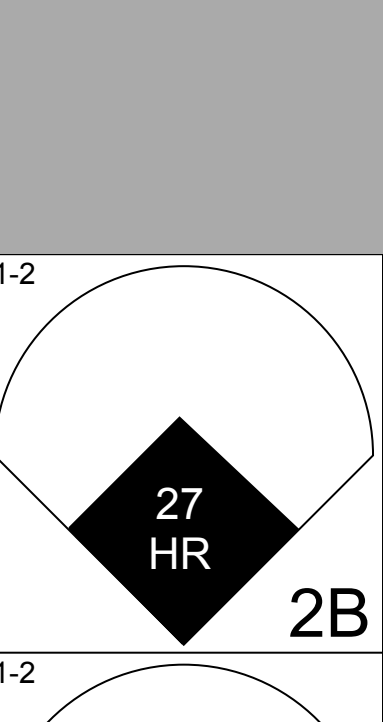
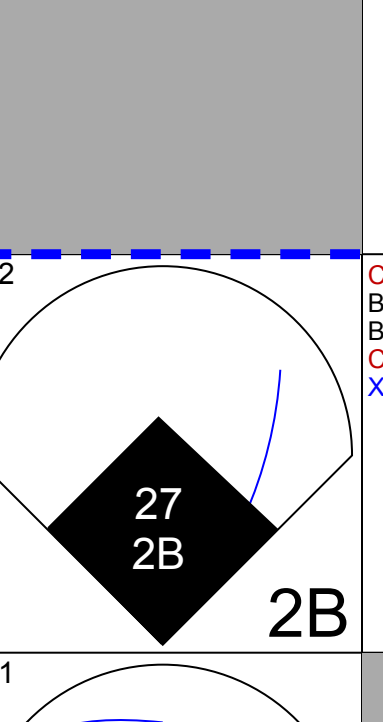
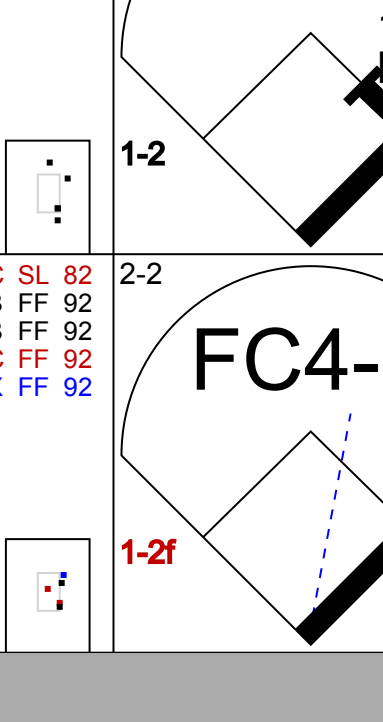
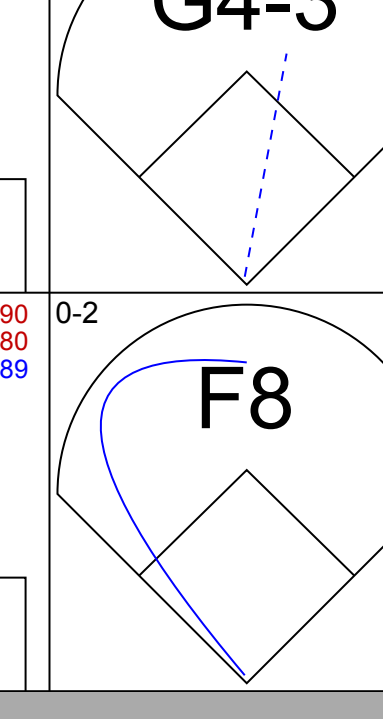
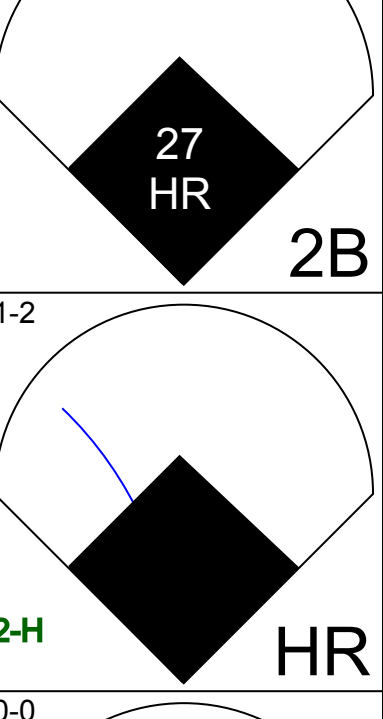
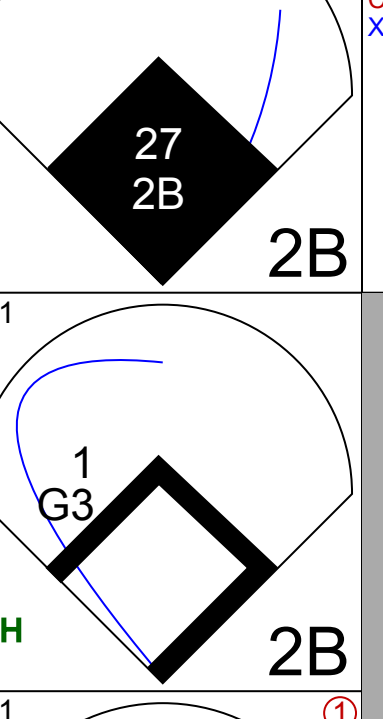
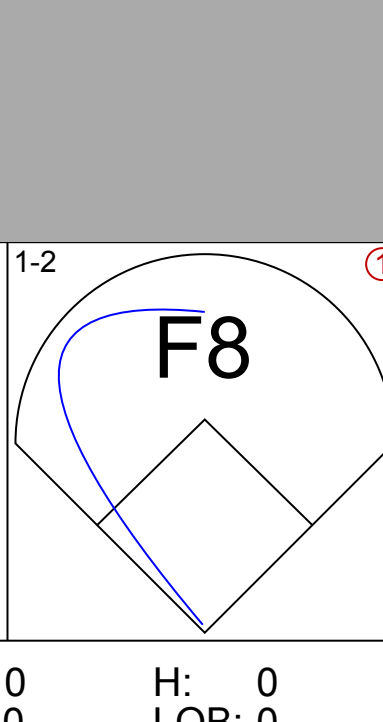
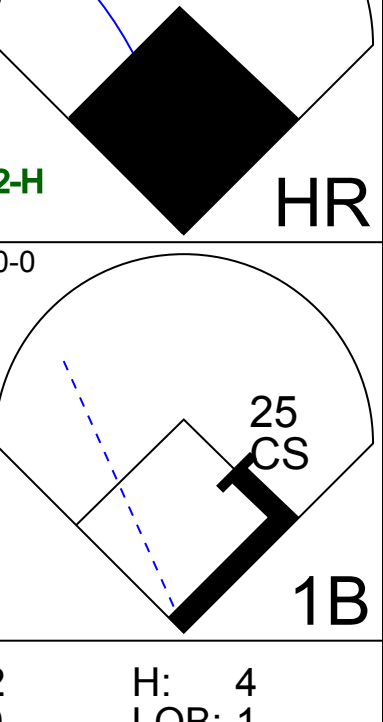
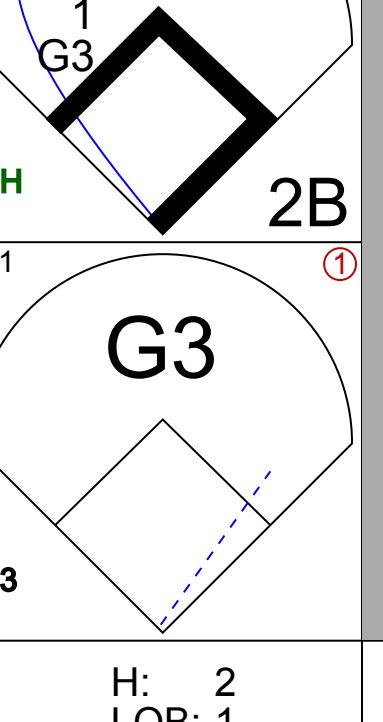










Batter	1	2	3	4	5	6	7	8	9	AB	R	H	RBI	BB	SO	LOB	TOP										
8 Robbie Grossman, S (1, 9) OBP: 0.404, SLG: 0.340										4	0	1	0	0	1	0	<p><b>Detroit Tigers @ Minnesota Twins</b> Target Field, Minneapolis, MN Wed Apr 27 2022, 6:43 PM - 9:05 PM CDT Att: 11,829 - Clear - 49 F</p> <p>livebaseballscores.com</p> <p>AB 29 R 0 H 2 RBI 0 BB 1 SO 10 LOB 5</p> 										
17 Austin Meadows, L (1, 7) OBP: 0.403, SLG: 0.415										4	0	0	0	0	0	1											
28 Javier Báez, R (1, 6) OBP: 0.313, SLG: 0.533										4	0	0	0	0	1	1											
24 Miguel Cabrera, R (1, 10) OBP: 0.350, SLG: 0.333										3	0	1	0	0	1	0											
20 Spencer Torkelson, R (1, 3) OBP: 0.355, SLG: 0.412										2	0	0	0	1	2	1											
46 Jaimier Candelario, S (1, 5) OBP: 0.217, SLG: 0.190										3	0	0	0	0	1	1											
7 Jonathan Schoop, R (1, 4) OBP: 0.203, SLG: 0.231										3	0	0	0	0	1	1											
13 Eric Haase, R (1, 2) OBP: 0.244, SLG: 0.250										2	0	0	0	0	0	0											
30 Harold Castro, L (8, PH) OBP: 0.333, SLG: 0.370										1	0	0	0	0	0	0											
64 Dustin Garneau, R (8, 2) OBP: 0.444, SLG: 0.500										0	0	0	0	0	0	0											
60 Akil Baddoo, L (1, 8) OBP: 0.179, SLG: 0.222										2	0	0	0	0	2	0											
9 Willi Castro, S (8, PH) OBP: 0.250, SLG: 0.162										1	0	0	0	0	1	0											
<b>Inning Stats</b>	R: 0 H: 0 E: 0 K: 2 S: 10	H: 0 LOB: 0 BB: 0 P: 15	R: 0 H: 0 E: 0 K: 3 S: 13	H: 0 LOB: 1 BB: 1 P: 20	R: 0 H: 0 E: 0 K: 1 S: 5	H: 0 LOB: 0 BB: 0 P: 7	R: 0 H: 1 E: 0 K: 1 S: 8	H: 1 LOB: 1 BB: 0 P: 12	R: 0 H: 0 E: 0 K: 0 S: 7	H: 0 LOB: 0 BB: 0 P: 13	R: 0 H: 0 E: 0 K: 1 S: 6	H: 0 LOB: 0 BB: 0 P: 9	R: 0 H: 0 E: 0 K: 1 S: 9	H: 0 LOB: 0 BB: 0 P: 14	R: 0 H: 0 E: 0 K: 0 S: 7	H: 0 LOB: 0 BB: 0 P: 10	R: 0 H: 1 E: 0 K: 1 S: 13	H: 1 LOB: 1 BB: 0 P: 20	1B: 1 2B: 1 3B: 0 HR: 0	SF: 0 SAC: 0 DP: 0 HBP: 0	WP: 0 PB: 0 SB: 0 CS: 0	PA: 30					
<b>PITCHER</b>	IP	WLS	BF	H	R	ER	SO	BB	IBB	HBP	BLK	WP	HR	S	P	ERA	WHIP										
41 Joe Ryan, R (1, 1) ERA: 1.17	7.0	W	23	1	0	0	9	1	0	0	0	0	0	58	90	0.00	0.286										
36 Joe Smith, R (8, 1) ERA:	1.0		3	0	0	0	0	0	0	0	0	0	0	7	10	0.00	0.000										
53 Danny Coulombe, L (9, 1) ERA: 1.69	1.0		4	1	0	0	1	0	0	0	0	0	0	13	20	0.00	1.000										

Batter	1	2	3	4	5	6	7	8	9	AB	R	H	RBI	BB	SO	LOB	BOTTOM										
25 Byron Buxton, R (1, 8) OBP: 0.347, SLG: 0.778										4	0	0	0	0	2	2	<p><b>Detroit Tigers @ Minnesota Twins</b> Target Field, Minneapolis, MN Wed Apr 27 2022, 6:43 PM - 9:05 PM CDT Att: 11,829 - Clear - 49 F</p> <p>livebaseballscores.com</p> <p>AB 31 R 5 H 9 RBI 5 BB 3 SO 3 LOB 11</p> 										
2 Luis Arraez, L (1, 3) OBP: 0.441, SLG: 0.462										4	0	2	0	0	1												
4 Carlos Correa, R (1, 6) OBP: 0.254, SLG: 0.250										4	0	0	0	0	1	2											
11 Jorge Polanco, S (1, 4) OBP: 0.306, SLG: 0.311										3	0	0	0	1	0	1											
26 Max Kepler, L (1, 9) OBP: 0.391, SLG: 0.509										3	2	2	2	1	0	1											
15 Gio Urshela, R (1, 5) OBP: 0.368, SLG: 0.347										3	0	0	0	1	0	1											
13 Trevor Larnach, L (1, 10) OBP: 0.310, SLG: 0.395										4	2	2	0	0	0	2											
27 Ryan Jeffers, R (1, 2) OBP: 0.298, SLG: 0.429										3	1	2	3	0	0	0											
1 Nick Gordon, L (1, 7) OBP: 0.294, SLG: 0.290										3	0	1	0	0	0	1											
<b>Inning Stats</b>	R: 0 H: 1 E: 0 K: 1 S: 12	H: 1 LOB: 1 BB: 0 P: 19	R: 1 H: 1 E: 0 K: 0 S: 8	H: 1 LOB: 0 BB: 0 P: 9	R: 0 H: 0 E: 0 K: 0 S: 5	H: 0 LOB: 0 BB: 0 P: 7	R: 1 H: 1 E: 0 K: 0 S: 8	H: 1 LOB: 0 BB: 0 P: 11	R: 2 H: 4 E: 0 K: 1 S: 14	H: 4 LOB: 1 BB: 0 P: 19	R: 0 H: 0 E: 0 K: 0 S: 7	H: 0 LOB: 0 BB: 1 P: 12	R: 1 H: 2 E: 0 K: 1 S: 11	H: 2 LOB: 1 BB: 0 P: 18	R: 0 H: 0 E: 0 K: 0 S: 8	H: 0 LOB: 2 BB: 2 P: 19		R: 0 H: 1 E: 0 K: 1 S: 13	H: 1 LOB: 1 BB: 0 P: 20	1B: 3 2B: 3 3B: 0 HR: 3	SF: 0 SAC: 0 DP: 1 HBP: 0	WP: 0 PB: 0 SB: 0 CS: 1	PA: 34				
<b>PITCHER</b>	IP	WLS	BF	H	R	ER	SO	BB	IBB	HBP	BLK	WP	HR	S	P	ERA	WHIP										
38 Michael Pineda, R (1, 1) ERA: 3.6	5.0	L	21	7	4	4	2	0	0	0	0	0	0	3	47	6.5	1.400										
19 Will Vest, R (6, 1) ERA: 2.7	1.0		3	0	0	0	0	1	0	0	0	0	0	7	12	0.00	1.000										
37 Andrew Chafin, L (7, 1) ERA: 9.0	1.0		5	2	1	1	1	0	0	0	0	0	0	11	18	9.00	2.000										
40 Drew Hutchison, R (8, 1) ERA: 1.74	1.0		5	0	0	0	0	2	0	0	0	0	0	8	19	0.00	2.000										



Batter	1	2	3	4	5	6	7	8	9	AB R H RBI BB SO LOB	TOP																	
54 Derek Hill, R (1, 8) OBP: 0.385, SLG: 0.333	L9					L3			K	4 0 1 1 1 1 2	<p><b>Detroit Tigers @ Minnesota Twins</b> Target Field, Minneapolis, MN Thu Apr 28 2022, 12:11 PM - 3:20 PM CDT Att: 19,365 - Overcast - 45 F</p> <p>livebaseballscores.com</p> <p>AB 36 R 1 H 11 RBI 1 BB 3 SO 6 LOB 22</p> 																	
17 Austin Meadows, L (1, 9) OBP: 0.418, SLG: 0.411	F7	F9					HBP			3 0 1 0 1 0 3																		
8 Robbie Grossman, S (1, 10) OBP: 0.419, SLG: 0.365					F9		G6-5-3			5 0 3 0 0 0 3																		
28 Javier Báez, R (1, 6) OBP: 0.297, SLG: 0.486										5 0 1 0 0 3 4																		
20 Spencer Torkelson, R (1, 3) OBP: 0.333, SLG: 0.382										4 0 0 0 0 1 3																		
30 Harold Castro, L (1, 5) OBP: 0.325, SLG: 0.387										4 0 2 0 0 0 1																		
7 Jonathan Schoop, R (1, 4) OBP: 0.205, SLG: 0.232										4 1 1 0 0 0 2																		
15 Tucker Barnhart, L (1, 2) OBP: 0.342, SLG: 0.273										4 0 1 0 0 1 2																		
9 Willi Castro, S (1, 7) OBP: 0.313, SLG: 0.214										3 0 1 0 1 0 2																		
<b>Inning Stats</b>	R: 0 H: 2 E: 0 K: 1 S: 10	H: 2 LOB: 2 BB: 0 P: 16	R: 0 H: 1 E: 0 K: 1 S: 17	H: 1 LOB: 3 BB: 2 P: 28	R: 0 H: 1 E: 0 K: 1 S: 9	H: 1 LOB: 1 BB: 0 P: 12	R: 1 H: 3 E: 0 K: 0 S: 19	H: 3 LOB: 2 BB: 0 P: 25	R: 0 H: 1 E: 0 K: 1 S: 8	H: 1 LOB: 1 BB: 0 P: 10	R: 0 H: 1 E: 0 K: 0 S: 7	H: 1 LOB: 0 BB: 0 P: 8	R: 0 H: 0 E: 0 K: 1 S: 9	H: 0 LOB: 0 BB: 0 P: 15	R: 0 H: 0 E: 0 K: 0 S: 7	H: 0 LOB: 0 BB: 0 P: 11	R: 0 H: 2 E: 0 K: 1 S: 15	H: 2 LOB: 3 BB: 1 P: 20	1B: 11 2B: 1 3B: 0 HR: 0	SF: 0 DP: 2 HBP: 1	WP: 0 PA: 40 PB: 0 SB: 0 CS: 0							
<b>PITCHER</b>	IP WLS BF H R ER SO BB IBB HBP BLK WP HR S P ERA WHIP											IP WLS BF H R ER SO BB IBB HBP BLK WP HR S P ERA WHIP																
16 Bailey Ober, R (1, 1) ERA: 2.75	3.2	19	6	1	1	3	2	0	0	0	0	0	0	0	49	73	2.46	2.182										
61 Cody Stashak, R (4, 1) ERA: 4.5	1.1	W 6	2	0	0	1	0	0	0	0	0	0	0	14	18	0.00	1.500											
21 Tyler Duffey, R (6, 1) ERA: 5.14	1.0	S 3	1	0	0	0	0	0	0	0	0	0	0	7	8	0.00	1.000											
65 Griffin Jax, R (7, 1) ERA: 2.0	3.0	S 12	2	0	0	2	1	0	1	0	0	0	0	31	46	0.00	1.000											

Batter	1	2	3	4	5	6	7	8	9	AB R H RBI BB SO LOB	BOTTOM																
11 Jorge Polanco, S (1, 4) OBP: 0.325, SLG: 0.323	K	FC6-4								4 1 2 0 1 1 2	<p><b>Detroit Tigers @ Minnesota Twins</b> Target Field, Minneapolis, MN Thu Apr 28 2022, 12:11 PM - 3:20 PM CDT Att: 19,365 - Overcast - 45 F</p> <p>livebaseballscores.com</p> <p>AB 35 R 7 H 12 RBI 6 BB 3 SO 8 LOB 16</p> 																
4 Carlos Correa, R (1, 6) OBP: 0.278, SLG: 0.292	G6-3									5 1 3 3 0 0 0																	
2 Luis Arraez, L (1, 3) OBP: 0.406, SLG: 0.421	F8									5 0 0 0 0 0 5																	
15 Gio Urshela, R (1, 5) OBP: 0.393, SLG: 0.377		E5								4 1 3 1 0 0 0																	
30 Kyle Garlick, R (1, 7) OBP: 0.286, SLG: 0.294										2 1 0 0 2 1 1																	
26 Max Kepler, L (1, 9) OBP: 0.370, SLG: 0.475										4 0 0 0 0 1 5																	
27 Ryan Jeffers, R (1, 2) OBP: 0.275, SLG: 0.391										4 0 0 0 0 4 3																	
13 Trevor Larnach, L (1, 10) OBP: 0.326, SLG: 0.405										4 1 2 1 0 1 0																	
67 Gilberto Celestino, R (1, 8) OBP: 0.294, SLG: 0.287										3 2 2 1 0 0 0																	
<b>Inning Stats</b>	R: 0 H: 0 E: 0 K: 1 S: 6	H: 0 LOB: 0 BB: 0 P: 10	R: 2 H: 3 E: 1 K: 2 S: 23	H: 3 LOB: 2 BB: 1 P: 32	R: 0 H: 0 E: 0 K: 0 S: 8	H: 0 LOB: 0 BB: 0 P: 13	R: 0 H: 0 E: 0 K: 1 S: 5	H: 0 LOB: 0 BB: 0 P: 6	R: 4 H: 4 E: 1 K: 0 S: 14	H: 4 LOB: 1 BB: 1 P: 24	R: 1 H: 2 E: 0 K: 0 S: 12	H: 2 LOB: 2 BB: 1 P: 24	R: 0 H: 1 E: 0 K: 2 S: 10	H: 1 LOB: 1 BB: 0 P: 16	R: 0 H: 2 E: 0 K: 1 S: 12	H: 2 LOB: 2 BB: 0 P: 19	1B: 10 2B: 2 3B: 0 HR: 0	SF: 0 DP: 1 HBP: 0	WP: 0 PA: 39 PB: 0 SB: 0 CS: 0								
<b>PITCHER</b>	IP WLS BF H R ER SO BB IBB HBP BLK WP HR S P ERA WHIP											IP WLS BF H R ER SO BB IBB HBP BLK WP HR S P ERA WHIP															
29 Tarik Skubal, L (1, 1) ERA: 3.92	5.0	L 24	7	1	1	1	2	0	0	0	0	0	0	12	24	9.00	3.000										
50 Jacob Barnes, R (6, 1) ERA: 1.23	1.0	S 6	2	1	1	1	1	0	0	0	0	0	0	10	16	0.00	1.000										
58 Willy Peralta, R (7, 1) ERA: 1.23	1.0	S 4	1	0	0	2	0	0	0	0	0	0	0	12	19	0.00	2.000										
77 Joe Jiménez, R (8, 1) ERA: 2.25	1.0	S 5	2	0	0	1	0	0	0	0	0	0	0	12	19	0.00	2.000										



Batter	1	2	3	4	5	6	7	8	9	AB	R	H	RBI	BB	SO	LOB	TOP				
54 Derek Hill, R OBP: 0.294, SLG: 0.250	F8		B1-3		L3			K		4	0	0	0	0	1	2	<b>Detroit Tigers @ Los Angeles Dodgers</b> Dodger Stadium, Los Angeles, CA Fri Apr 29 2022, 7:12 PM - 9:55 PM PDT Att: 49,394 - Clear - 64 F				
8 Robbie Grossman, S OBP: 0.409, SLG: 0.345	K		28 1B		K2-3			F7		3	0	0	0	1	2	0					
28 Javier Báez, R OBP: 0.317, SLG: 0.487	F9		1-3 2-H					K		4	0	2	1	0	1	0					
24 Miguel Cabrera, R OBP: 0.328, SLG: 0.310	F8		L4					K		4	0	0	0	0	1	3					
17 Austin Meadows, L OBP: 0.408, SLG: 0.400					P4			L8		4	0	1	0	0	0	0					
20 Spencer Torkelson, R OBP: 0.333, SLG: 0.379								F9		3	0	1	0	0	1	1					
46 Jaimer Candelario, S OBP: 0.209, SLG: 0.182								G4-3		3	0	0	0	0	0	2					
7 Jonathan Schoop, R OBP: 0.197, SLG: 0.222								L8		3	0	0	0	0	0	1					
15 Tucker Barnhart, L OBP: 0.366, SLG: 0.306			8 2B 1B					K		3	1	2	0	0	1	0					
<b>Inning Stats</b>	R: 0 E: 0 K: 1 S: 8	H: 0 LOB: 0 BB: 0 P: 12	R: 0 E: 0 K: 1 S: 10	H: 1 LOB: 1 BB: 0 P: 14	R: 1 E: 0 K: 0 S: 11	H: 2 LOB: 2 BB: 1 P: 17	R: 0 E: 0 K: 0 S: 9	H: 1 LOB: 0 BB: 0 P: 10	R: 0 E: 0 K: 2 S: 7	H: 0 LOB: 0 BB: 0 P: 10	R: 0 E: 0 K: 0 S: 6	H: 0 LOB: 0 BB: 0 P: 9	R: 0 E: 0 K: 2 S: 8	H: 0 LOB: 0 BB: 0 P: 10	R: 0 E: 0 K: 0 S: 8	H: 1 LOB: 0 BB: 0 P: 11	1B: 6 2B: 1 3B: 0 HR: 0	SF: 0 SAC: 0 DP: 2 HBP: 0	WP: 0 PB: 0 SB: 0 CS: 0	PA: 32	
<b>PITCHER</b>	IP	WLS	BF	H	R	ER	SO	BB	IBB	HBP	BLK	WP	HR	S	P	ERA	WHIP				
31 Tyler Anderson, L ERA: 2.95	5.0	W	20	5	1	1	3	1	0	0	0	0	0	47	69	1.80	1.200				
59 Evan Phillips, R ERA: 2.16	1.0		3	0	0	0	2	0	0	0	0	0	0	7	10	0.00	0.000				
52 Phil Bickford, R ERA:	1.0		3	0	0	0	0	0	0	0	0	0	0	6	9	0.00	0.000				
48 Brusdar Graterol, R ERA: 2.35	1.0		3	0	0	0	2	0	0	0	0	0	0	8	10	0.00	0.000				
45 Reyes Moronta, R ERA:	1.0		3	1	0	0	0	0	0	0	0	0	0	8	11	0.00	1.000				

AB	31
R	1
H	6
RBI	1
BB	1
SO	7
LOB	9



Batter	1	2	3	4	5	6	7	8	9	AB	R	H	RBI	BB	SO	LOB	BOTTOM				
50 Mookie Betts, R OBP: 0.345, SLG: 0.329	F9		5 6 SF9 BB		E6			F8		3	1	1	0	1	0	0	<b>Detroit Tigers @ Los Angeles Dodgers</b> Dodger Stadium, Los Angeles, CA Fri Apr 29 2022, 7:12 PM - 9:55 PM PDT Att: 49,394 - Clear - 64 F				
5 Freddie Freeman, L OBP: 0.388, SLG: 0.486			6 7 10 HR BB		F8			G6-3		3	1	1	0	1	0	2					
6 Trea Turner, R OBP: 0.333, SLG: 0.411	F7		SF9					G1-3		2	0	0	1	1	0	1					
10 Justin Turner, R OBP: 0.257, SLG: 0.299								G4-3		4	1	1	2	0	1	2					
13 Max Muncy, L OBP: 0.329, SLG: 0.290								G6-3		4	0	0	0	0	2	1					
16 Will Smith, R OBP: 0.394, SLG: 0.447								K		3	1	1	0	1	0	0					
35 Cody Bellinger, L OBP: 0.276, SLG: 0.457								P4		4	0	0	0	0	2	2					
3 Chris Taylor, R OBP: 0.362, SLG: 0.441								G6-3		4	0	0	0	0	2	2					
9 Gavin Lux, L OBP: 0.351, SLG: 0.375								K		3	1	1	1	0	2	2					
<b>Inning Stats</b>	R: 2 E: 0 K: 0 S: 16	H: 1 LOB: 0 BB: 1 P: 22	R: 1 E: 0 K: 1 S: 8	H: 1 LOB: 0 BB: 0 P: 11	R: 1 E: 0 K: 1 S: 13	H: 1 LOB: 1 BB: 1 P: 25	R: 1 E: 1 K: 1 S: 13	H: 2 LOB: 2 BB: 1 P: 27	R: 0 E: 0 K: 1 S: 9	H: 1 LOB: 0 BB: 0 P: 15	R: 0 E: 0 K: 3 S: 11	H: 0 LOB: 1 BB: 0 P: 15	R: 0 E: 0 K: 0 S: 9	H: 0 LOB: 1 BB: 1 P: 18	R: 0 E: 0 K: 1 S: 8	H: 0 LOB: 0 BB: 0 P: 11	1B: 4 2B: 0 3B: 0 HR: 2	SF: 1 SAC: 0 DP: 0 HBP: 0	WP: 1 PB: 0 SB: 2 CS: 0	PA: 34	
<b>PITCHER</b>	IP	WLS	BF	H	R	ER	SO	BB	IBB	HBP	BLK	WP	HR	S	P	ERA	WHIP				
70 Tyler Alexander, L ERA: 8.76	2.1	L	12	3	4	4	2	2	0	0	0	0	0	20	47	0.00	1.800				
58 Wily Peralta, R ERA:	1.2		8	2	1	0	2	1	0	0	0	0	0	20	38	0.00	1.800				
19 Will Vest, R ERA: 2.08	2.0		7	1	0	0	4	0	0	0	0	0	0	20	30	0.00	0.500				
55 Alex Lange, R ERA: 2.35	1.0		4	0	0	0	0	1	0	0	0	1	0	9	18	0.00	1.000				
37 Andrew Chafin, L ERA: 4.5	1.0		3	0	0	0	1	0	0	0	0	0	0	8	11	0.00	0.000				

AB	29
R	5
H	6
RBI	4
BB	4
SO	8
LOB	11









Batter	1	2	3	4	5	6	7	8	9	AB	R	H	RBI	BB	SO	LOB	TOP					
8 Robbie Grossman, S (1, 7) OBP: 0.411, SLG: 0.322 13 Eric Haase, R (2, 7) OBP: 0.227, SLG: 0.231	 C FC 95 F FC 97 B KC 91 B FC 96 B FC 97 B FC 96	 C KC 79 F FC 96 B FC 97 B FC 91 H FC 93		 D FC 95 B FC 92 X FC 91			 S FC 93 B CH 93 C CH 86		 C FC 95 D KC 95 D KC 95 D FC 98	0	0	0	0	1	0	0						
28 Javier Báez, R (1, 6) OBP: 0.333, SLG: 0.500	 S SAFE S FC 93 S FC 92 S ST 84 B FC 92 B FC 97 X FC 97	 S ST 86 B ST 93 S ST 86			 S FC 94 B FC 91 B FC 94 X FC 95			 B FC 94 X SL 82	 S KC 86 B FC 96 B FC 96 B FC 94	4	1	1	0	1	2	4						
17 Austin Meadows, L (1, 9) OBP: 0.420, SLG: 0.406	 B KC 91 X FC 97				 C FC 94 B FC 91 B FC 94 X FC 95			 B FC 94 B FC 93 S FC 94	 X KC 84	5	0	1	0	0	1	3						
24 Miguel Cabrera, R (1, 10) OBP: 0.315, SLG: 0.333	 S FC 92 S FC 92 S ST 84 T FC 94				 F FC 94 F FC 91 S FC 90			 B FC 94 B FC 93 C FC 94 X SL 83		4	1	1	2	0	3	2						
30 Harold Castro, L (1, 3) OBP: 0.359, SLG: 0.389	 B FC 97 B FC 97 S FC 94 X FC 92				 B KC 77 F FC 96 X FC 96			 F FC 94 F FC 93 F FC 93 S CH 91	 F FC 94 F FC 93 F FC 93 S CH 91	4	0	1	0	0	2	2						
7 Jonathan Schoop, R (1, 4) OBP: 0.190, SLG: 0.213		 B FC 94 S FC 96 B ST 84 X KC 80			 B FC 96 B FC 96 B FC 96 X FC 96			 C FC 92 F FC 94 S CH 91	 S SL 84 B FC 93 B FC 93 S FC 93	4	0	1	0	0	2	1						
46 Jeimer Candelario, S (1, 5) OBP: 0.239, SLG: 0.247									 F FC 96 B FC 88 F FC 87 X FC 87	4	1	1	1	0	0	1						
15 Tucker Barnhart, L (1, 2) OBP: 0.391, SLG: 0.366		 X FC 96			 B KC 77 B FC 90 X FC 90			 C FC 92 F FC 94 S CH 91		4	0	2	0	0	1	0						
60 Akil Baddoo, L (1, 8) OBP: 0.190, SLG: 0.231 9 Willi Castro, S (9, PH) OBP: 0.353, SLG: 0.333		 B FC 92 F FC 93 X CH 92			 B FC 96 F FC 90 X FC 90			 C SL 85 F FC 94 B FC 95 B FC 94	 T FC 87 F FC 88 X FC 88	3	0	1	0	0	1	2						
<b>Inning Stats</b>	R: 0 E: 0 K: 1 S: 12	H: 1 LOB: 2 BB: 1 P: 23	R: 0 E: 0 K: 1 S: 12	H: 2 LOB: 3 BB: 0 P: 19	R: 0 E: 0 K: 1 S: 13	H: 1 LOB: 1 BB: 0 P: 21	R: 0 E: 0 K: 0 S: 10	H: 2 LOB: 1 BB: 0 P: 17	R: 0 E: 0 K: 2 S: 10	H: 0 LOB: 0 BB: 0 P: 12	R: 0 E: 0 K: 1 S: 8	H: 0 LOB: 0 BB: 0 P: 9	R: 0 E: 0 K: 3 S: 10	H: 0 LOB: 0 BB: 0 P: 14	R: 2 E: 0 K: 3 S: 18	H: 2 LOB: 0 BB: 0 P: 26	R: 1 E: 0 K: 0 S: 14	H: 2 LOB: 2 BB: 1 P: 21	1B: 6 2B: 2 3B: 0 HR: 2	SF: 0 SAC: 0 DP: 1 HBP: 1	WP: 0 PB: 0 SB: 1 CS: 0	PA: 39
<b>PITCHER</b>	IP: 5.0 WLS: W BF: 22 ERA: 2.12	H: 6 R: 0 ER: 0 SO: 5	BB: 1 IBB: 0 HBP: 1 BLK: 0	WP: 0 HR: 0 S: 57 P: 92	ERA: 0.00 WHIP: 1.400	IP: 0.2 WLS: S BF: 3 ERA: 1.59	H: 0 R: 0 ER: 0 SO: 0	BB: 1 IBB: 0 HBP: 0 BLK: 0	WP: 0 HR: 0 S: 6 P: 12	ERA: 0.00 WHIP: 1.500												
21 Walker Buehler, R (1, 1) ERA: 2.12	44 Tommy Kahnle, R (6, 1) ERA:	51 Alex Vesia, L (7, 1) ERA:	52 Phil Bickford, R (8, 1) ERA: 3.6	63 Justin Bruihl, L (9, 1) ERA: 3.38	46 Craig Kimbrel, R (9, 1) ERA: 1.59																	

Detroit Tigers @ Los Angeles Dodgers  
 Dodger Stadium, Los Angeles, CA  
 Sun May 01 2022, 1:12 PM - 4:07 PM PDT  
 Att: 51,172 - Sunny - 73 F

AB	36
R	3
H	10
RBI	3
BB	2
SO	13
LOB	18



Batter	1	2	3	4	5	6	7	8	9	AB	R	H	RBI	BB	SO	LOB	BOTTOM			
50 Mookie Betts, R (1, 9) OBP: 0.348, SLG: 0.372 8 Zach McKinstry, L (7, 9)	 B FC 91 B FC 92 X CH 85	 B CH 86 S CH 86 X CH 86				 C FC 89 B FC 88 X CH 85			 C SL 86 B FC 86 X SL 86	4	2	1	0	0	0	2				
5 Freddie Freeman, L (1, 3) OBP: 0.387, SLG: 0.481	 F FC 92 F FC 92 X SL 92	 C FC 93 B FC 92 B FC 92 S FC 91 B FC 92 1 SAFE X SL 84				 F SL 82 B FC 91 B FC 91 B CH 84 X SL 91			 F FC 92 B CH 89 B CH 89 C SL 85 S FC 93	4	0	2	1	0	1	0				
6 Trea Turner, R (1, 6) OBP: 0.315, SLG: 0.375	 B FC 97 X FC 92	 B FC 91 F FC 93 B FC 90 F FC 99 X CH 88				 F FC 88 B CH 85 B CH 85 C FC 93			 X FC 93	4	0	0	1	0	1	3				
16 Will Smith, R (1, 2) OBP: 0.356, SLG: 0.431	 C CH 86 B CH 86 D SL 85 X SL 92	 C SL 82 B CH 86 F FC 92 X CH 87				 C SL 81 B CH 86 C FC 89			 C SL 85 B FC 94 B FC 94 S FC 94	4	0	1	1	0	2	1				
10 Justin Turner, R (1, 10) OBP: 0.232, SLG: 0.267	 C FC 93 X SL 93					 C FC 92 B CH 86 S FC 92			 B FC 90 S SL 83 B FC 93 F FC 90 X FC 93	4	0	0	0	0	2	2				
3 Chris Taylor, R (1, 7) OBP: 0.355, SLG: 0.439	 B SL 93 X CH 86					 F FC 92 X CH 85			 S SL 82 C SL 83 S SL 83	4	1	1	0	0	1	2				
35 Cody Bellinger, L (1, 8) OBP: 0.274, SLG: 0.442		 X FC 92				 C SL 91 B FC 90 S FC 86			 X SL 90	4	1	1	1	0	2	0				
17 Hanser Alberto, R (1, 5) OBP: 0.278, SLG: 0.278		 C FC 93 X FC 93				 B FC 91 F FC 90 X CH 85			 F FC 88 X CH 85	3	1	1	0	0	0	1				
9 Gavin Lux, L (1, 4) OBP: 0.349, SLG: 0.370		 B SL 92 X FC 93				 C SL 82 X SL 91			 B SL 90 X SL 90	3	1	1	0	0	0	0				
<b>Inning Stats</b>	R: 1 E: 0 K: 0 S: 13	H: 3 LOB: 2 BB: 0 P: 19	R: 3 E: 1 K: 0 S: 17	H: 3 LOB: 1 BB: 0 P: 25	R: 0 E: 0 K: 2 S: 9	H: 0 LOB: 0 BB: 0 P: 11	R: 0 E: 0 K: 0 S: 7	H: 0 LOB: 0 BB: 0 P: 10	R: 0 E: 0 K: 2 S: 10	H: 0 LOB: 0 BB: 0 P: 14	R: 2 E: 1 K: 1 S: 11	H: 2 LOB: 1 BB: 0 P: 14	R: 0 E: 0 K: 2 S: 7	H: 0 LOB: 0 BB: 0 P: 10	R: 0 E: 0 K: 2 S: 12	H: 0 LOB: 0 BB: 0 P: 16	1B: 6 2B: 2 3B: 0 HR: 0	SF: 0 SAC: 0 DP: 0 HBP: 0	WP: 0 PB: 0 SB: 0 CS: 0	PA: 34
<b>PITCHER</b>	IP: 5.2 WLS: L BF: 27 ERA: 5.33	H: 6 R: 6 ER: 0 SO: 0	BB: 0 IBB: 0 HBP: 0 BLK: 0	WP: 0 HR: 0 S: 65 P: 90	ERA: 6.35 WHIP: 1.412	IP: 1.1 WLS: 4 BF: 4 ERA: 1.54	H: 0 R: 0 ER: 0 SO: 2	BB: 0 IBB: 0 HBP: 0 BLK: 0	WP: 0 HR: 0 S: 9 P: 13	ERA: 0.00 WHIP: 0.000	IP: 1.0 WLS: 3 BF: 3 ERA: 3.0	H: 0 R: 0 ER: 0 SO: 2	BB: 0 IBB: 0 HBP: 0 BLK: 0	WP: 0 HR: 0 S: 12 P: 16	ERA: 0.00 WHIP: 0.000					
57 Eduardo Rodriguez, L (1, 1) ERA: 5.33	40 Drew Hutchison, R (6, 1) ERA: 1.54	37 Andrew Chafin, L (8, 1) ERA: 3.0																		

Detroit Tigers @ Los Angeles Dodgers  
 Dodger Stadium, Los Angeles, CA  
 Sun May 01 2022, 1:12 PM - 4:07 PM PDT  
 Att: 51,172 - Sunny - 73 F

AB	34
R	6
H	8
RBI	4
BB	0
SO	9
LOB	11







Batter	1	2	3	4	5	6	7	8	9	AB	R	H	RBI	BB	SO	LOB	TOP											
18 Ben Gamel, L (1,7) OBP: 0.329, SLG: 0.369	G5-3		FC6-5 1B		3-1 1-H 3B			G6-3		4	0	2	2	0	0	0	<b>Pittsburgh Pirates @ Detroit Tigers</b> Comerica Park, Detroit, MI Wed May 04 2022, 1:12 PM - 3:51 PM EDT Partly Cloudy - 57 F											
10 Bryan Reynolds, S (1,8) OBP: 0.311, SLG: 0.308	1B		FC6-5 1-2		2-3 K			G4-3		4	0	1	0	0	1	2												
13 Ke'Bryan Hayes, R (1,5) OBP: 0.404, SLG: 0.395	F9		1-3 K		0-3 K			F8		4	0	0	0	0	2	3												
19 Daniel Vogelbach, L (1,10) OBP: 0.347, SLG: 0.456	BB		G6-3		G4-3			K		3	0	0	0	1	1	0												
26 Josh VanMeter, L (1,4) OBP: 0.200, SLG: 0.263	F8		K		G4-3			F8		3	0	0	0	0	1	2												
64 Diego Castillo, R (9,PH) OBP: 0.271, SLG: 0.321	F8		K		G4-3			F8		1	0	0	0	0	0	0												
25 Yoshi Tsutsugo, L (1,3) OBP: 0.285, SLG: 0.203	G6-3		K		G6-3			K		2	0	0	0	1	1	0												
55 Roberto Pérez, R (9,PH) OBP: 0.306, SLG: 0.296	G6-3		K		G6-3			K		1	0	0	0	0	1	0												
65 Jack Suwinski, L (1,9) OBP: 0.200, SLG: 0.200	G6-3		G6-3		G6-3			G6-3		2	0	0	0	0	0	1	<b>AB 31</b> <b>R 2</b> <b>H 5</b> <b>RBI 2</b> <b>BB 2</b> <b>SO 9</b> <b>LOB 8</b>											
2 Michael Chavis, R (7,PH) OBP: 0.306, SLG: 0.509	G6-3		G6-3		G6-3			G6-3		1	0	0	0	0	0	0												
3 Cole Tucker, S (1,6) OBP: 0.167, SLG: 0.208	K		K		K			K		3	1	1	0	0	2	0												
31 Andrew Knapp, S (1,2) OBP: 0.261, SLG: 0.238	G1-3		G1-3		G1-3			P3		3	1	1	0	0	0	0												
Inning Stats	R: 0 H: 1 E: 0 K: 0 S: 15	H: 1 LOB: 2 BB: 1 P: 27	R: 0 H: 0 E: 0 K: 1 S: 10	H: 0 LOB: 0 BB: 1 P: 17	R: 0 H: 1 E: 0 K: 1 S: 11	H: 1 LOB: 1 BB: 0 P: 17	R: 0 H: 0 E: 0 K: 2 S: 9	H: 0 LOB: 0 BB: 0 P: 14	R: 2 H: 3 E: 0 K: 2 S: 15	H: 3 LOB: 1 BB: 0 P: 23	R: 0 H: 0 E: 0 K: 0 S: 7	H: 0 LOB: 0 BB: 0 P: 11	R: 0 H: 0 E: 0 K: 1 S: 7	H: 0 LOB: 0 BB: 0 P: 10	R: 0 H: 0 E: 0 K: 0 S: 5	H: 0 LOB: 0 BB: 0 P: 9		R: 0 H: 0 E: 0 K: 2 S: 10	H: 0 LOB: 0 BB: 0 P: 15	1B: 4 2B: 0 3B: 1 HR: 0	SF: 0 SAC: 0 DP: 1 HBP: 0	WP: 0 PB: 0 SB: 0 CS: 0	PA: 33					
PITCHER	IP	WLS	BF	H	R	ER	SO	BB	IBB	HBP	BLK	WP	HR	S	P	ERA		WHIP										
38 Michael Pineda, R (1,1) ERA: 3.77	4.1		18	4	2	2	4	2	0	0	0	0	0	52	85	4.15		1.385										
55 Alex Lange, R (5,1) ERA: 2.15	0.2		3	1	0	0	2	0	0	0	0	0	0	8	13	0.00	1.500											
50 Jacob Barnes, R (6,1) ERA: 0.96	1.0	W	3	0	0	0	2	0	0	0	0	0	0	7	11	0.00	0.000											
37 Andrew Chafin, L (7,1) ERA: 2.25	1.0	H	3	0	0	0	1	0	0	0	0	0	0	7	10	0.00	0.000											
32 Michael Fulmer, R (8,1) ERA:	1.0	H	3	0	0	0	0	0	0	0	0	0	0	5	9	0.00	0.000											

Batter	1	2	3	4	5	6	7	8	9	AB	R	H	RBI	BB	SO	LOB	BOTTOM										
8 Robbie Grossman, S (1,9) OBP: 0.390, SLG: 0.306	K		K		SF8			K		3	0	0	1	0	3	1	<b>Pittsburgh Pirates @ Detroit Tigers</b> Comerica Park, Detroit, MI Wed May 04 2022, 1:12 PM - 3:51 PM EDT Partly Cloudy - 57 F										
28 Javier Báez, R (1,6) OBP: 0.327, SLG: 0.471	BB		G6-3		E5			G6-3		3	0	0	0	1	0	0											
17 Austin Meadows, L (1,10) OBP: 0.400, SLG: 0.384	K		F8		P5			P6		4	0	0	0	0	1	2											
7 Jonathan Schoop, R (1,4) OBP: 0.182, SLG: 0.202	G4-3		G5-3		K			G5-3		4	0	0	0	0	1	1											
20 Spencer Torkelson, R (1,3) OBP: 0.299, SLG: 0.333	G5-3		G4-3		G4-3			G4-3		3	0	0	0	0	0	0											
46 Jeimer Candelario, S (1,5) OBP: 0.241, SLG: 0.263	F7		K		K			K		3	1	1	0	0	1	0											
9 Willi Castro, S (1,7) OBP: 0.350, SLG: 0.333	BB		K		K			K		3	0	0	0	0	3	3											
54 Derek Hill, R (8,8) OBP: 0.286, SLG: 0.300	BB		G4-3		G4-3			G4-3		2	1	1	0	1	0	0											
15 Tucker Barnhart, L (1,2) OBP: 0.367, SLG: 0.341	K		K		K			K		3	0	0	0	0	3	3											
60 Akil Baddoo, L (1,8) OBP: 0.222, SLG: 0.244	G4-3		G4-3		G4-3			G4-3		2	1	1	0	1	0	0											
Inning Stats	R: 0 H: 0 E: 0 K: 2 S: 10	H: 1 LOB: 1 BB: 1 P: 18	R: 0 H: 1 E: 0 K: 1 S: 9	H: 1 LOB: 0 BB: 0 P: 14	R: 0 H: 0 E: 0 K: 1 S: 8	H: 0 LOB: 0 BB: 0 P: 12	R: 0 H: 0 E: 0 K: 0 S: 5	H: 0 LOB: 0 BB: 0 P: 8	R: 3 H: 1 E: 2 K: 1 S: 12	H: 1 LOB: 1 BB: 1 P: 23	R: 0 H: 0 E: 0 K: 2 S: 7	H: 0 LOB: 0 BB: 0 P: 9	R: 0 H: 1 E: 0 K: 3 S: 13	H: 1 LOB: 1 BB: 0 P: 17	R: 0 H: 0 E: 0 K: 0 S: 7	H: 0 LOB: 0 BB: 0 P: 12	R: 0 H: 0 E: 0 K: 0 S: 5	H: 0 LOB: 0 BB: 0 P: 15	1B: 2 2B: 1 3B: 0 HR: 0	SF: 1 SAC: 0 DP: 0 HBP: 0	WP: 0 PB: 0 SB: 1 CS: 0	PA: 31					
PITCHER	IP	WLS	BF	H	R	ER	SO	BB	IBB	HBP	BLK	WP	HR	S	P	ERA	WHIP										
38 Dillon Peters, L (1,1) ERA:	3.1		12	1	0	0	4	1	0	0	0	0	0	29	46	0.00	0.600										
32 Bryse Wilson, R (4,1) ERA: 3.79	3.2	L	16	2	3	0	6	1	0	0	0	0	0	35	55	0.00	0.818										
29 Wil Crowe, R (8,1) ERA: 1.08	1.0		3	0	0	0	0	0	0	0	0	0	0	7	12	0.00	0.000										

livebaseballscorecards.com



livebaseballscorecards.com





Batter	1	2	3	4	5	6	7	8	9	AB	R	H	RBI	BB	SO	LOB	TOP			
18 Ben Gamel, L (1,9) OBP: 0.359, SLG: 0.406										4	2	3	1	1	0	0				
10 Bryan Reynolds, S (1,8) OBP: 0.316, SLG: 0.337										5	1	2	0	0	0	3				
13 Ke'Bryan Hayes, R (1,5) OBP: 0.404, SLG: 0.380										3	0	0	0	1	0	3				
19 Daniel Vogelbach, L (1,10) OBP: 0.350, SLG: 0.514										4	1	2	3	0	0	2				
2 Michael Chavis, R (1,3) OBP: 0.299, SLG: 0.484										5	0	1	0	0	0	3				
26 Josh VanMeter, L (1,4) OBP: 0.227, SLG: 0.268											3	0	1	0	1	1				
64 Diego Castillo, R (1,6) OBP: 0.254, SLG: 0.300											4	0	0	0	0	1	3			
55 Roberto Pérez, R (1,2) OBP: 0.318, SLG: 0.351											3	1	1	1	1	1				
41 Jake Marisnick, R (1,7) OBP: 0.196, SLG: 0.182										3	2	1	0	1	0	2				
<b>Inning Stats</b>	R: 0 H: 1 K: 0 S: 10	H: 1 LOB: 1 BB: 0 P: 13	R: 0 H: 2 E: 0 K: 1 S: 9	H: 2 LOB: 1 BB: 0 P: 12	R: 1 H: 3 K: 0 S: 14	H: 3 LOB: 2 BB: 1 P: 20	R: 1 H: 1 E: 0 K: 0 S: 9	H: 1 LOB: 0 BB: 0 P: 14	R: 0 H: 1 K: 0 S: 11	H: 0 LOB: 2 BB: 2 P: 26	R: 2 H: 1 K: 0 S: 12	H: 1 LOB: 0 BB: 1 P: 24	R: 0 H: 0 E: 0 K: 1 S: 11	H: 0 LOB: 0 BB: 0 P: 17	R: 3 H: 2 K: 0 S: 11	H: 2 LOB: 0 BB: 1 P: 21	1B: 5 2B: 4 3B: 0 HR: 2	SF: 1 SAC: 0 DP: 2 HBP: 1	WP: 1 PA: 42 PB: 0 SB: 1 CS: 1	
<b>PITCHER</b>	IP WLS BF H R ER SO BB IBB HBP BLK WP HR S P ERA WHIP	5.0 0 22 8 2 2 1 1 0 0 0 0 1 53 76 3.60 1.800	1.0 L 7 1 2 2 1 3 0 0 0 0 0 0 17 34 18.00 4.000	2.0 6 0 0 0 1 0 0 0 1 0 1 0 19 33 0.00 0.000	1.0 6 2 3 3 0 1 0 0 0 0 0 1 11 21 27.00 3.000	<b>PITCHER</b>														

Pittsburgh Pirates @ Detroit Tigers  
Comerica Park, Detroit, MI  
Wed May 04 2022, 4:35 PM - 7:40 PM EDT  
Att: 15,150 - Partly Cloudy - 59 F

AB 34  
R 7  
H 11  
RBI 5  
BB 5  
SO 3  
LOB 17



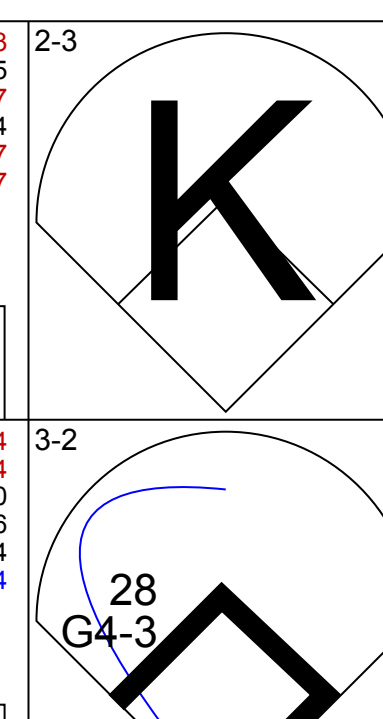
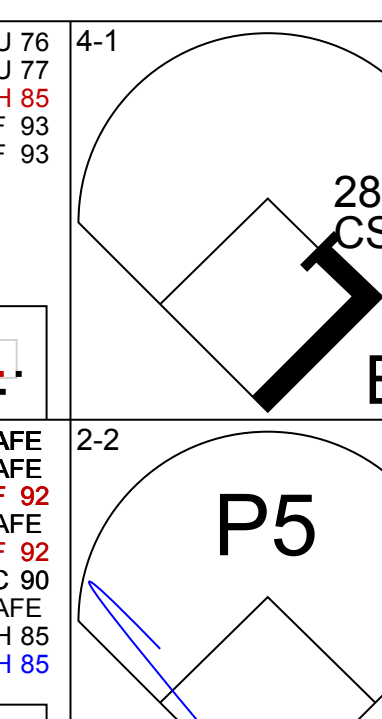
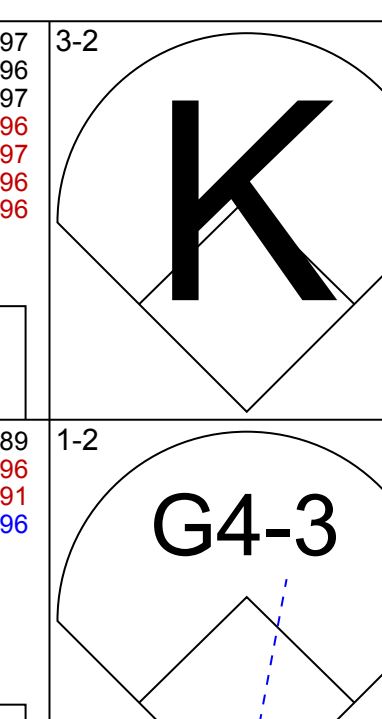
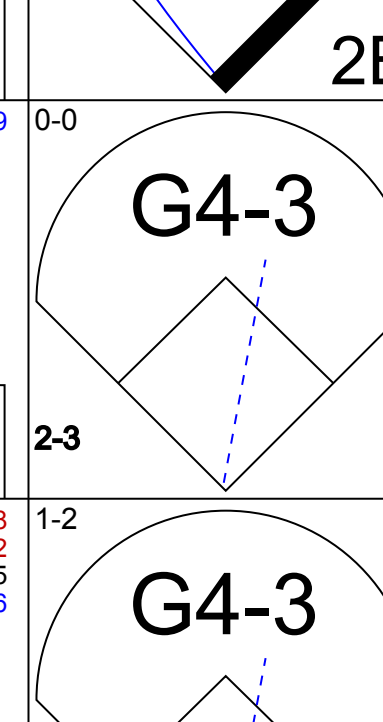
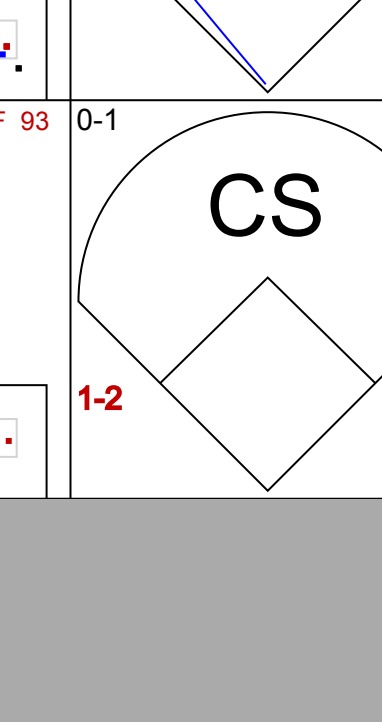




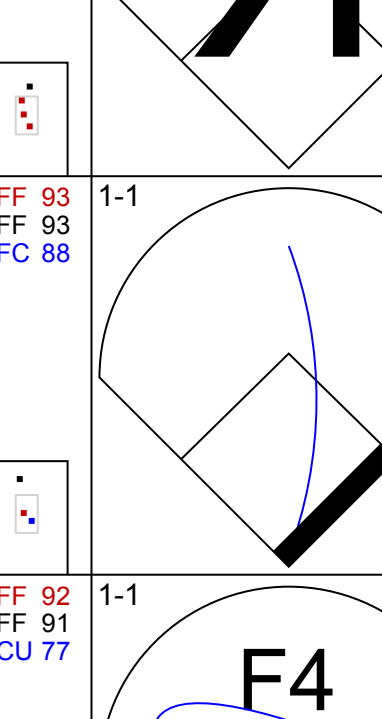
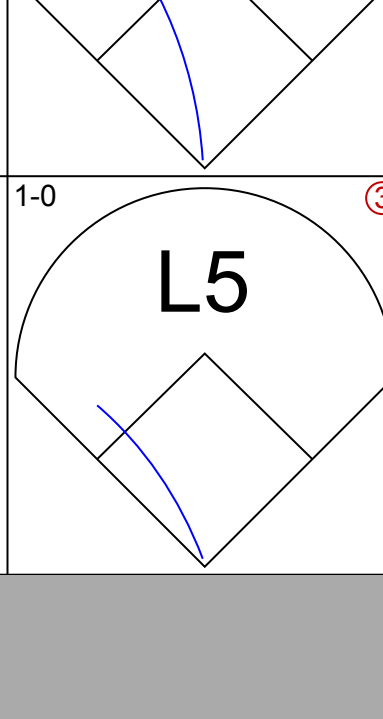
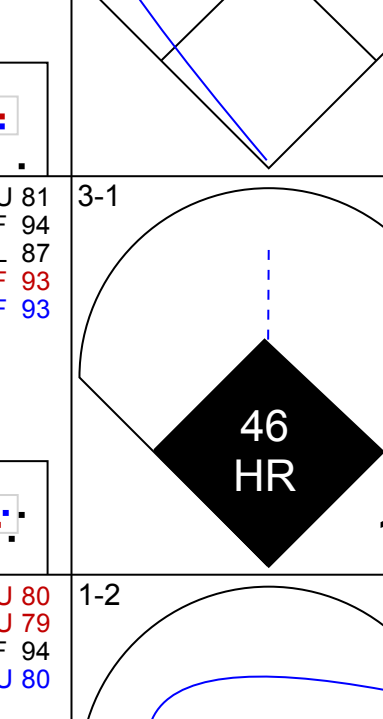

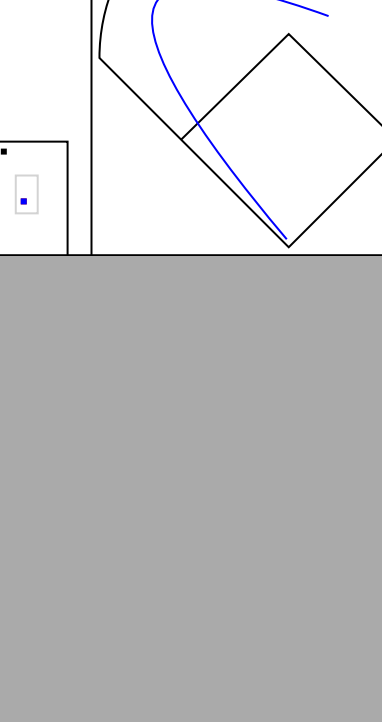

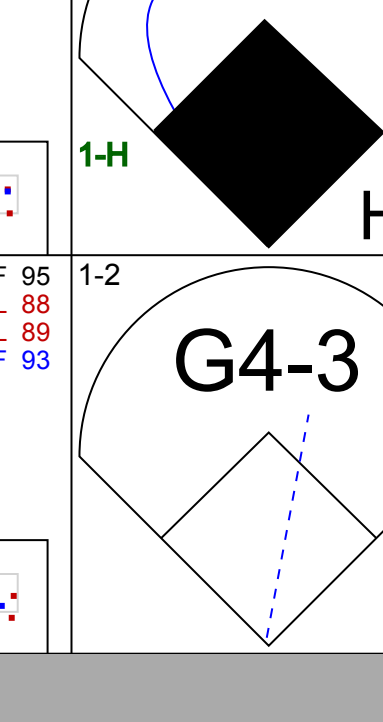
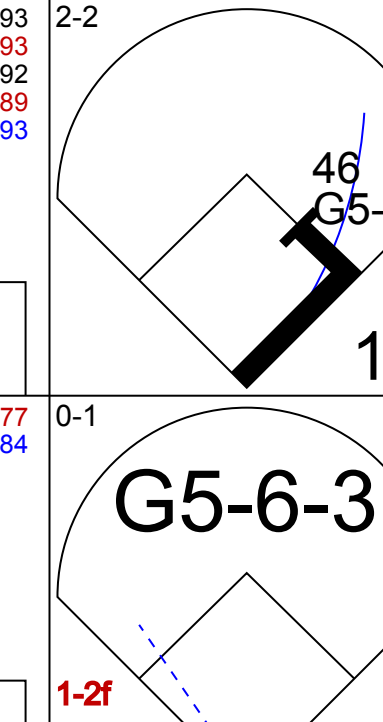
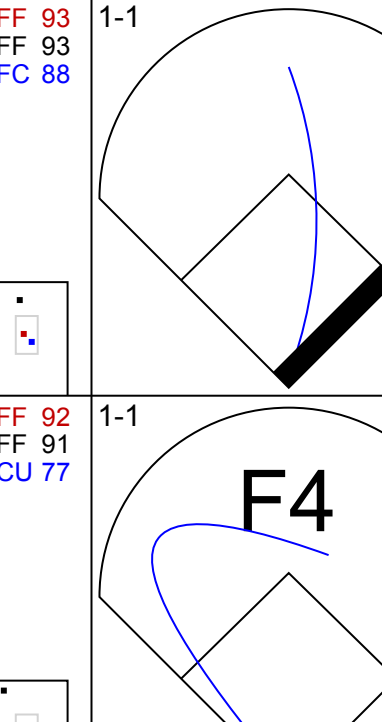
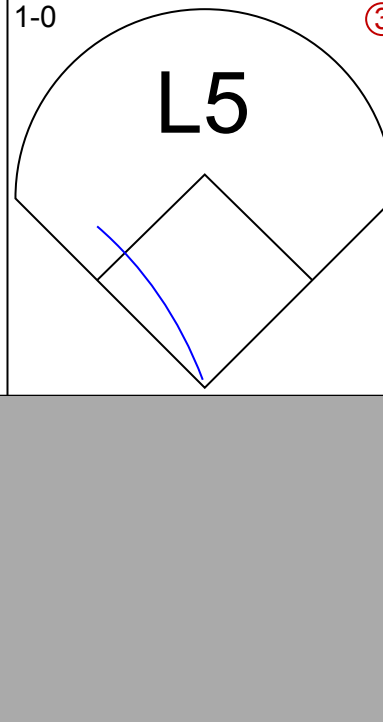
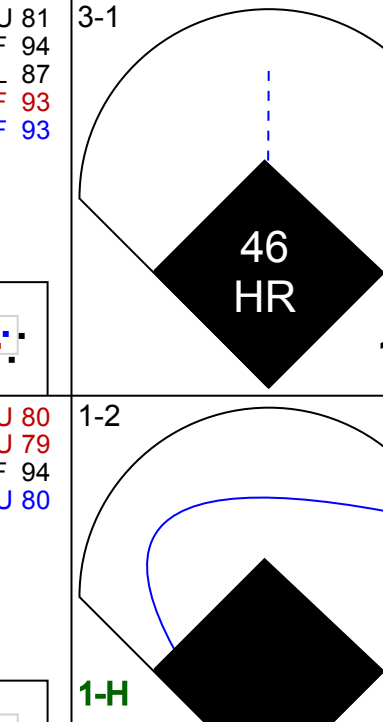
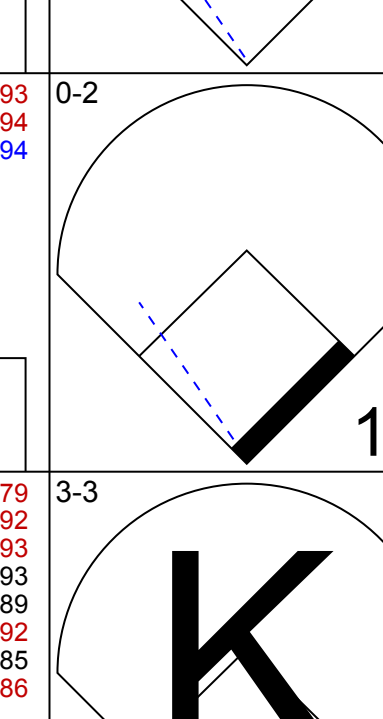

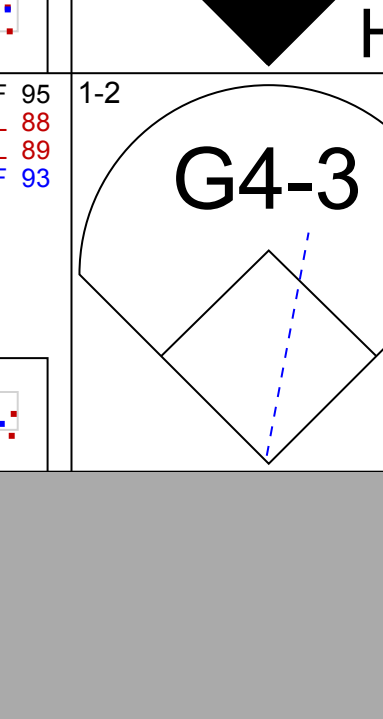



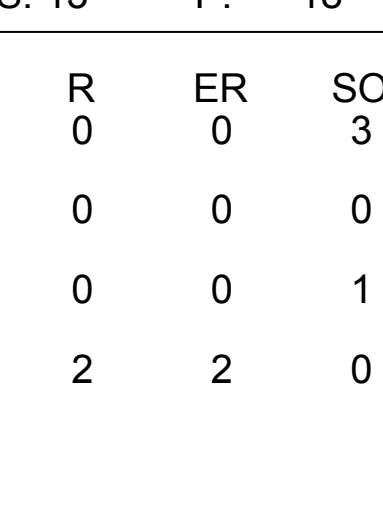
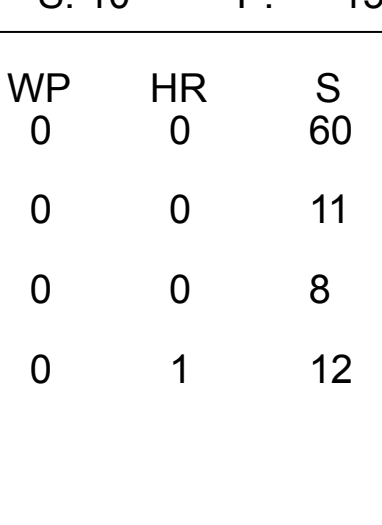





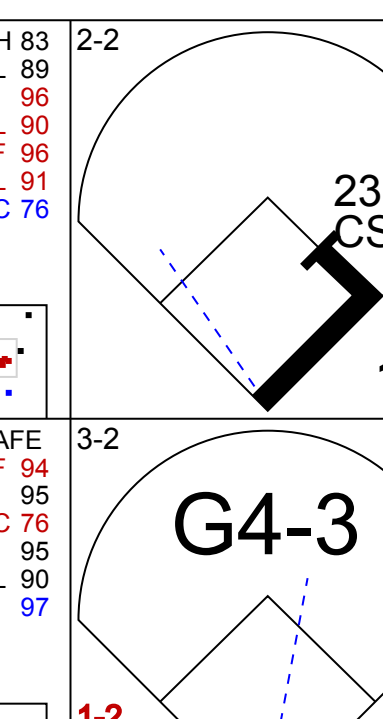
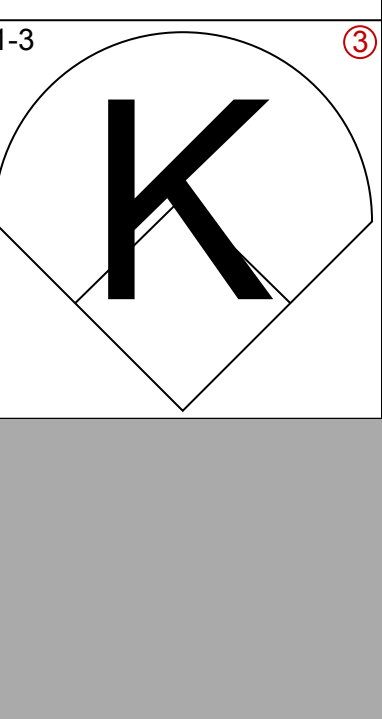
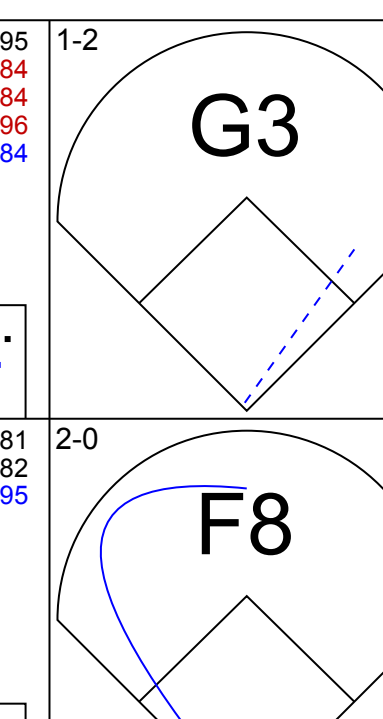
Batter	1	2	3	4	5	6	7	8	9	AB	R	H	RBI	BB	SO	LOB	BOTTOM			
8 Robbie Grossman, S (1,7) OBP: 0.390, SLG: 0.328										5	0	2	1	0	1	1				
28 Javier Báez, R (1,6) OBP: 0.300, SLG: 0.429										5	0	0	0	0	1	3				
24 Miguel Cabrera, R (1,10) OBP: 0.321, SLG: 0.329										4	0	1	0	1	1	2				
17 Austin Meadows, L (1,9) OBP: 0.393, SLG: 0.390										4	0	1	0	0	0	3				
7 Jonathan Schoop, R (1,4) OBP: 0.174, SLG: 0.193										4	0	0	0	0	2	4				
20 Spencer Torkelson, R (1,3) OBP: 0.296, SLG: 0.319											3	0	0	0	1	1	0			
46 Jeimer Candelario, S (1,5) OBP: 0.253, SLG: 0.285										4	1	2	0	0	1	0				
13 Eric Haase, R (1,2) OBP: 0.229, SLG: 0.233											4	0	1	1	0	1	2			
54 Derek Hill, R (1,8) OBP: 0.250, SLG: 0.261											3	1	0	0	0	1	4			
30 Harold Castro, L (8,PH) OBP: 0.375, SLG: 0.432											1	0	1	0	0	0	0			
<b>Inning Stats</b>	R: 0 H: 1 K: 1 S: 12	H: 0 LOB: 2 BB: 0 P: 21	R: 0 H: 0 K: 0 S: 7	H: 0 LOB: 0 BB: 0 P: 12	R: 0 H: 0 K: 0 S: 7	H: 0 LOB: 0 BB: 0 P: 14	R: 2 H: 3 K: 0 S: 10	H: 3 LOB: 2 BB: 1 P: 19	R: 0 H: 1 K: 1 S: 11	H: 1 LOB: 2 BB: 1 P: 18	R: 0 H: 2 K: 2 S: 10	H: 2 LOB: 0 BB: 0 P: 15	R: 0 H: 0 K: 2 S: 7	H: 0 LOB: 0 BB: 0 P: 8	R: 0 H: 1 K: 1 S: 7	H: 1 LOB: 1 BB: 0 P: 11	1B: 4 2B: 4 3B: 0 HR: 0	SF: 0 SAC: 0 DP: 0 HBP: 0	WP: 0 PA: 39 PB: 0 SB: 0 CS: 0	
<b>PITCHER</b>	IP WLS BF H R ER SO BB IBB HBP BLK WP HR S P ERA WHIP	5.0 0 22 8 2 2 3 0 0 0 0 0 0 45 77 3.60 0.800	1.0 W 5 1 0 0 1 1 0 0 0 0 0 0 11 18 0.00 2.000	1.0 H 5 2 0 0 2 0 0 0 0 0 0 0 10 15 0.00 2.000	2.0 S 7 1 0 0 3 0 0 0 0 0 0 0 14 19 0.00 0.500	<b>PITCHER</b>														

Pittsburgh Pirates @ Detroit Tigers  
Comerica Park, Detroit, MI  
Wed May 04 2022, 4:35 PM - 7:40 PM EDT  
Att: 15,150 - Partly Cloudy - 59 F

AB 37  
R 2  
H 8  
RBI 2  
BB 2  
SO 9  
LOB 19

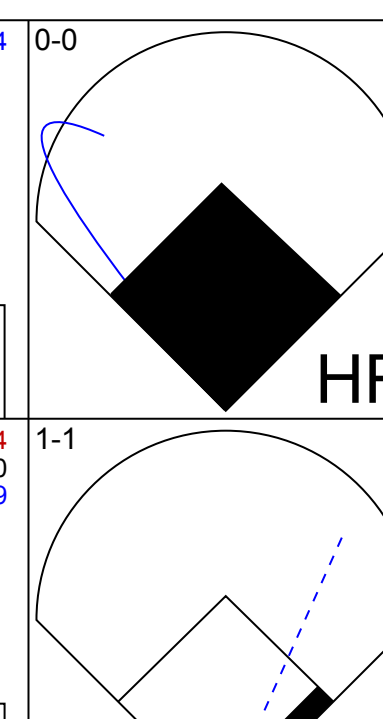
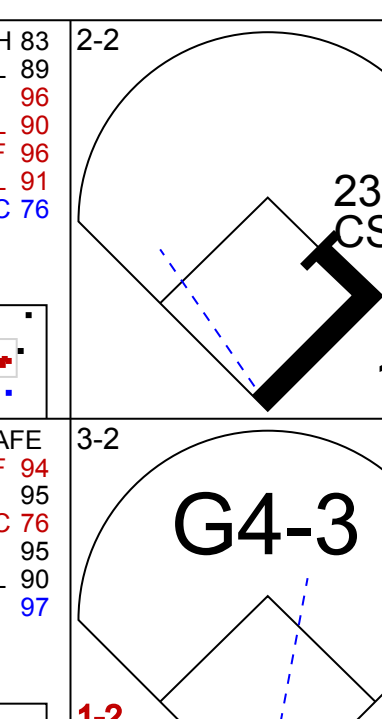

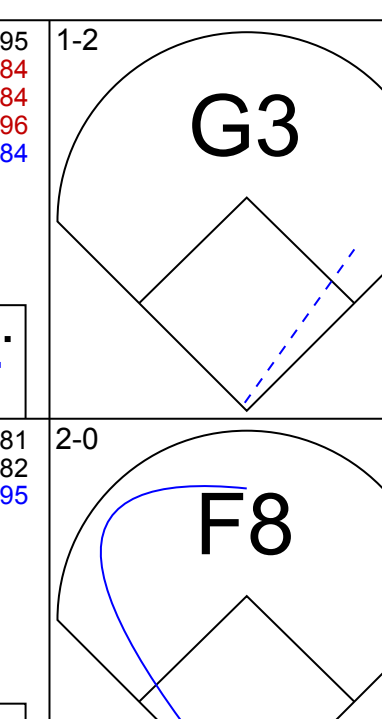
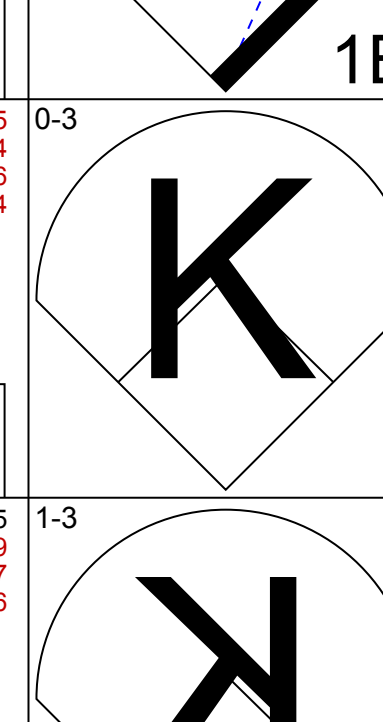

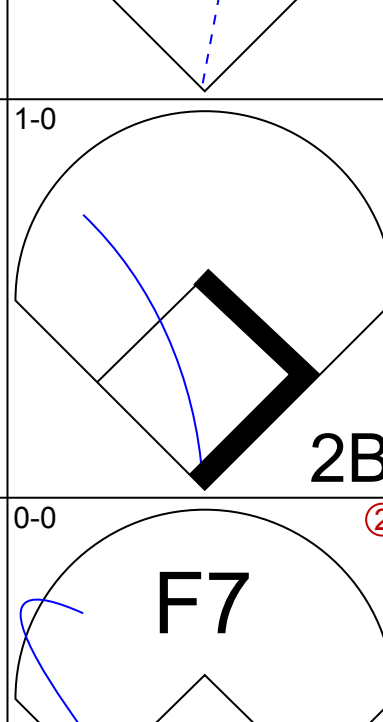
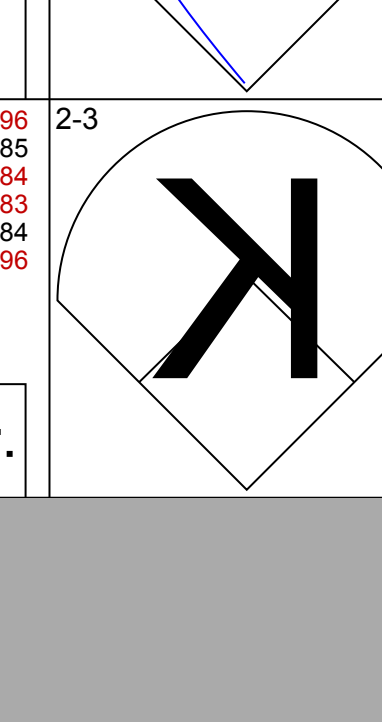
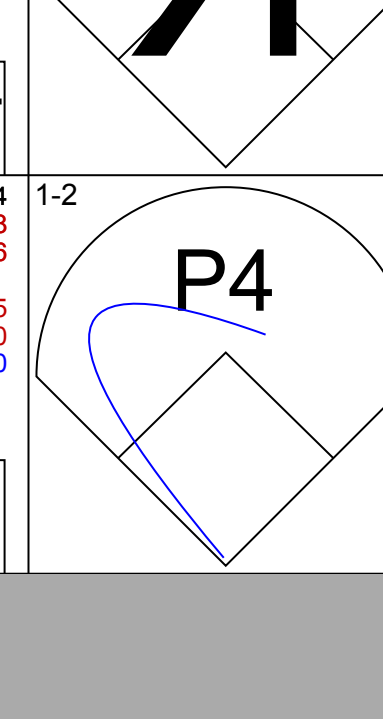
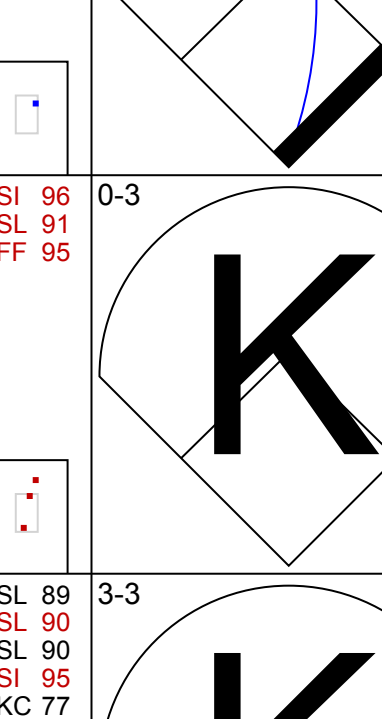
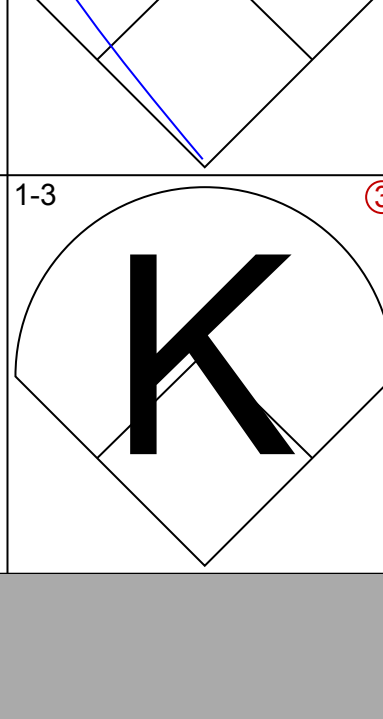

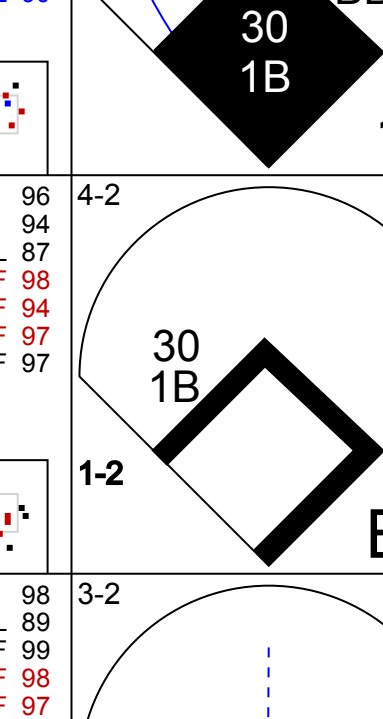
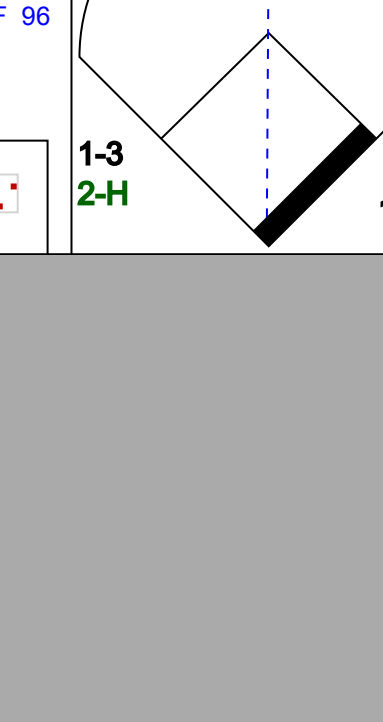




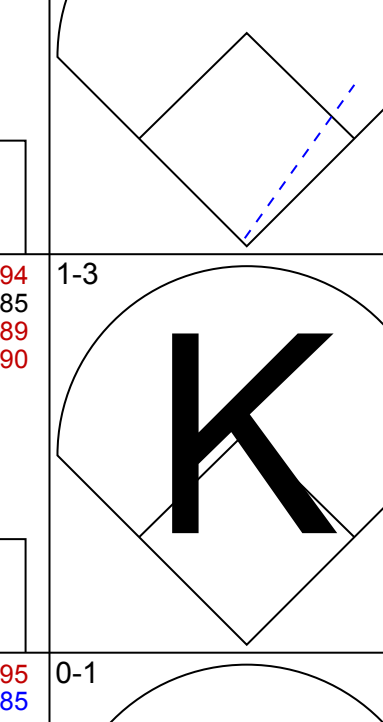

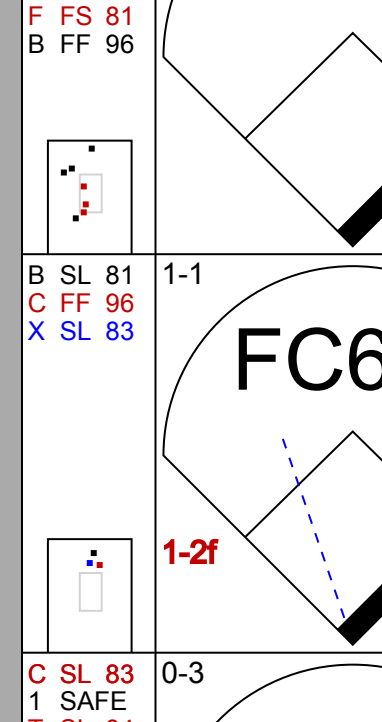
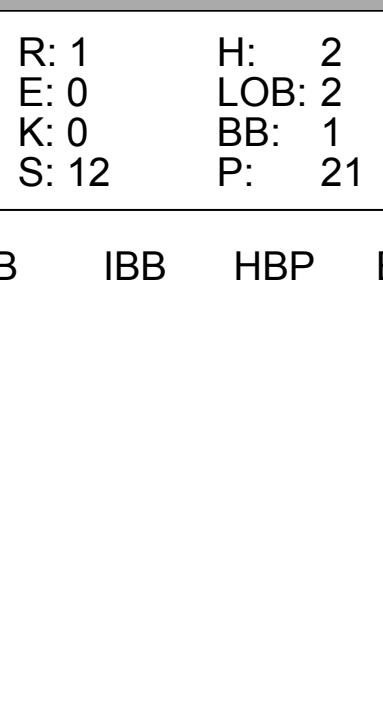
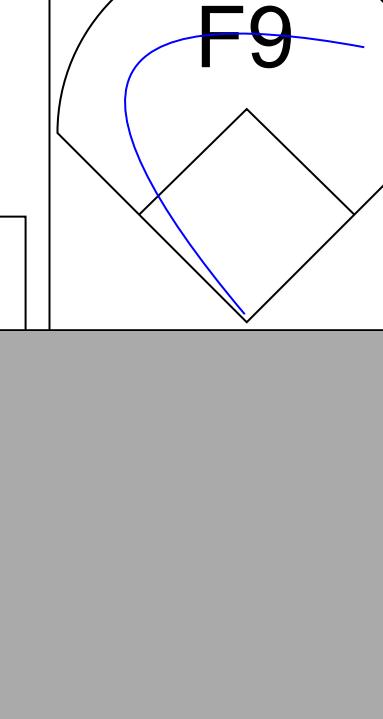

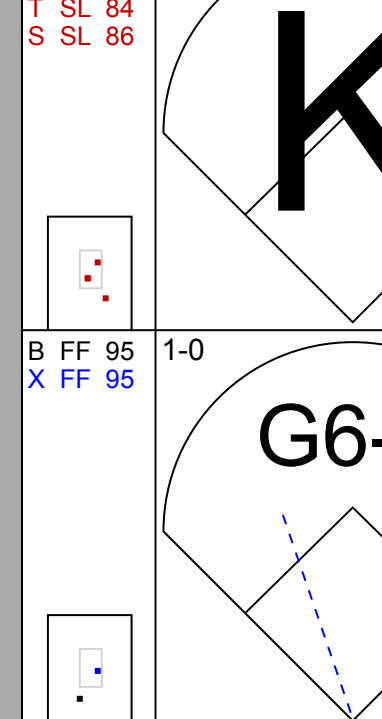
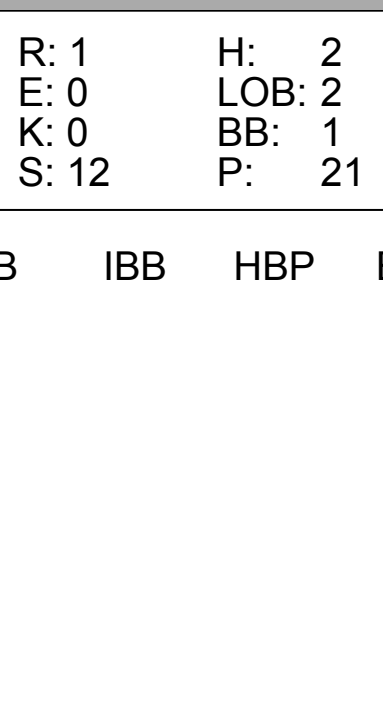
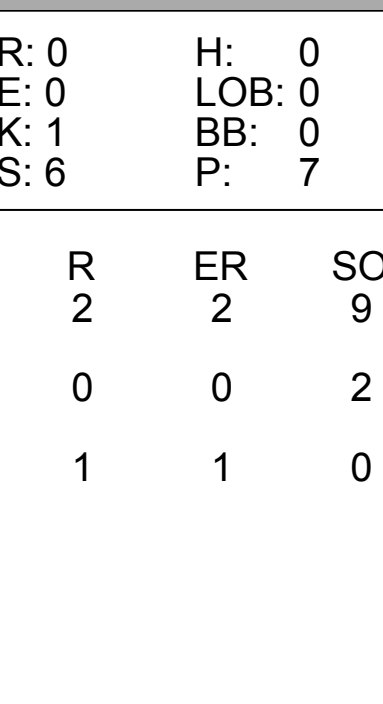
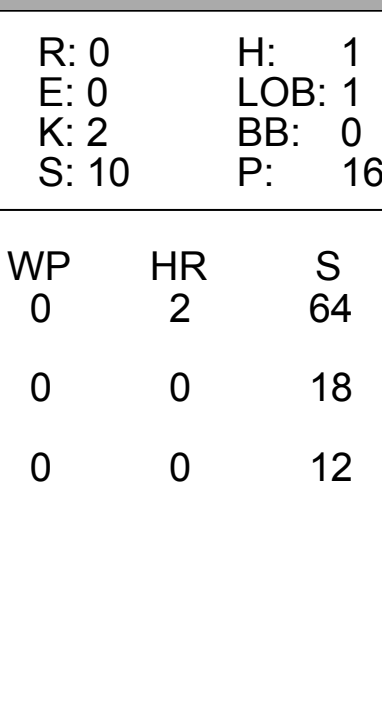
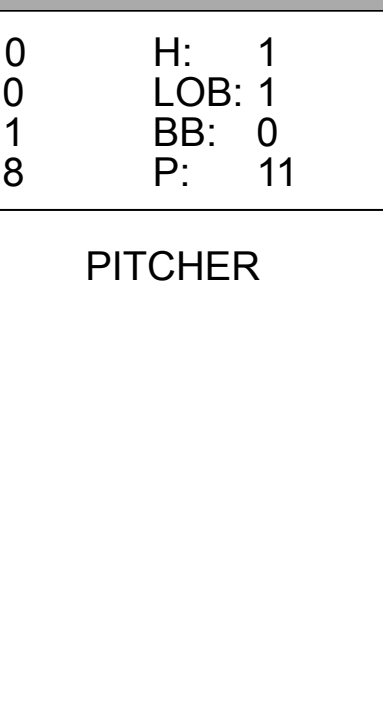
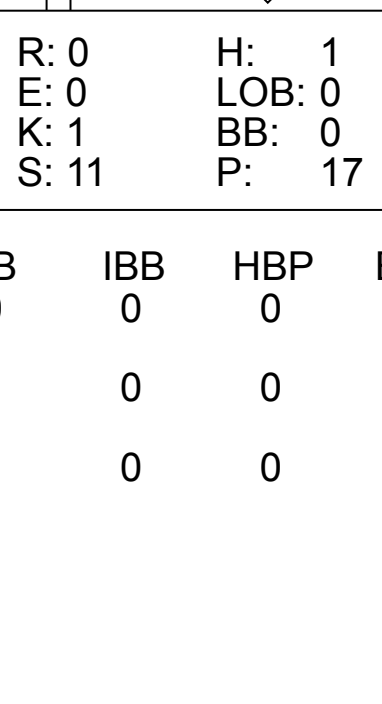
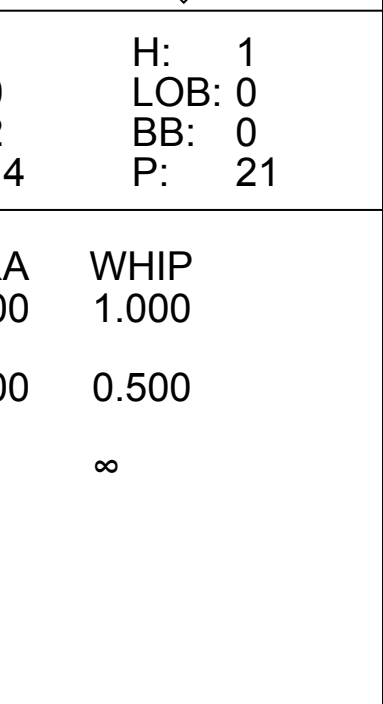
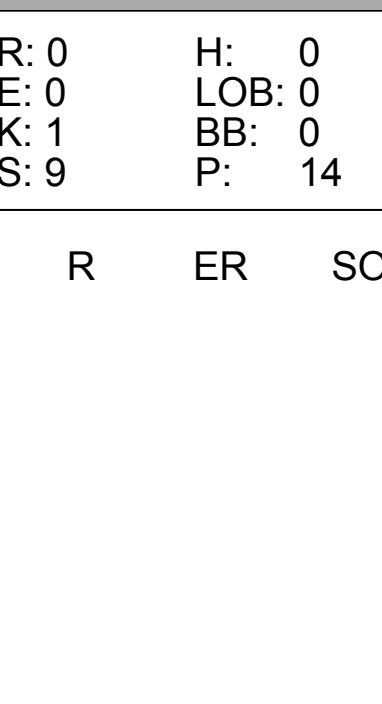




Batter	1	2	3	4	5	6	7	8	9	AB	R	H	RBI	BB	SO	LOB	TOP					
60 Akil Baddoo, L (1, 8) OBP: 0.245, SLG: 0.250										3	0	1	0	1	2	0	<b>Detroit Tigers @ Houston Astros</b> Minute Maid Park, Houston, TX Thu May 05 2022, 7:12 PM - 10:05 PM CDT Att: 24,116 - Roof Closed - 73 F					
8 Robbie Grossman, S (1, 7) OBP: 0.394, SLG: 0.339										4	0	1	0	0	0	3						
28 Javier Báez, R (1, 6) OBP: 0.281, SLG: 0.400										4	0	0	0	0	0	1						
17 Austin Meadows, L (1, 9) OBP: 0.376, SLG: 0.370										4	0	0	0	0	1	1						
24 Miguel Cabrera, R (1, 10) OBP: 0.341, SLG: 0.351										4	0	3	0	0	0	0						
9 Willi Castro, S (9, PR) OBP: 0.350, SLG: 0.333										0	1	0	0	0	0	0						
46 Jeimer Candelario, S (1, 5) OBP: 0.294, SLG: 0.333										4	1	2	2	0	0	2						
30 Harold Castro, L (1, 4) OBP: 0.364, SLG: 0.415										4	0	1	0	0	0	2						
20 Spencer Torkelson, R (1, 3) OBP: 0.286, SLG: 0.306										3	0	0	0	0	1	2						
15 Tucker Barnhart, L (1, 2) OBP: 0.365, SLG: 0.340										3	0	1	0	0	0	0						
<b>Inning Stats</b>	R: 0 E: 0 K: 1 S: 11	H: 1 LOB: 1 BB: 0 P: 17	R: 0 E: 0 K: 1 S: 13	H: 2 LOB: 1 BB: 0 P: 18	R: 0 E: 0 K: 0 S: 8	H: 0 LOB: 0 BB: 1 P: 15	R: 0 E: 0 K: 1 S: 10	H: 1 LOB: 1 BB: 0 P: 15	R: 0 E: 0 K: 0 S: 12	H: 2 LOB: 2 BB: 0 P: 16	R: 0 E: 0 K: 0 S: 6	H: 0 LOB: 0 BB: 0 P: 10	R: 0 E: 0 K: 0 S: 11	H: 1 LOB: 0 BB: 0 P: 16	R: 0 E: 0 K: 1 S: 8	H: 0 LOB: 0 BB: 0 P: 12	R: 2 E: 0 K: 0 S: 12	H: 2 LOB: 1 BB: 0 P: 21	1B: 7 2B: 1 3B: 0 HR: 1	SF: 0 SAC: 0 DP: 2 HBP: 0	WP: 0 PB: 0 SB: 0 CS: 1	PA: 35
<b>PITCHER</b>	IP WLS BF H R ER SO BB IBB HBP BLK WP HR S P ERA WHIP	6.0 H 3 1 0 0 3 1 0 0 0 0 0 60 91 0.00 1.167	7.1 H 3 1 0 0 0 0 0 0 0 0 0 11 16 0.00 1.000	8.1 H 3 0 0 0 1 0 0 0 0 0 0 8 12 0.00 0.000	9.1 W 5 2 2 2 0 0 0 0 0 0 1 12 21 18.00 2.000	<b>PITCHER</b>										IP WLS BF H R ER SO BB IBB HBP BLK WP HR S P ERA WHIP						

AB 33  
R 2  
H 9  
RBI 2  
BB 1  
SO 4  
LOB 11



Batter	1	2	3	4	5	6	7	8	9	AB	R	H	RBI	BB	SO	LOB	BOTTOM					
27 Jose Altuve, R (1, 4) OBP: 0.321, SLG: 0.396										4	1	2	1	0	1	0	<b>Detroit Tigers @ Houston Astros</b> Minute Maid Park, Houston, TX Thu May 05 2022, 7:12 PM - 10:05 PM CDT Att: 24,116 - Roof Closed - 73 F					
23 Michael Brantley, L (1, 10) OBP: 0.326, SLG: 0.593										4	0	1	0	0	0	1						
2 Alex Bregman, R (1, 5) OBP: 0.343, SLG: 0.449										4	0	1	0	0	2	1						
44 Yordan Alvarez, L (1, 7) OBP: 0.379, SLG: 0.627										4	0	2	0	0	1	2						
20 Chas McCormick, R (9, PR) OBP: 0.316, SLG: 0.493									0	1	0	0	0	0	0	0						
10 Yuli Gurriel, R (1, 3) OBP: 0.247, SLG: 0.341										3	0	0	0	1	2	3						
30 Kyle Tucker, L (1, 9) OBP: 0.320, SLG: 0.424										3	0	1	1	1	1	1						
3 Jeremy Peña, R (1, 6) OBP: 0.302, SLG: 0.500										3	1	1	1	0	1	1						
26 Jose Siri, R (1, 8) OBP: 0.255, SLG: 0.319										3	0	0	0	0	1	1						
15 Martín Maldonado, R (1, 2) OBP: 0.190, SLG: 0.148										3	0	0	0	0	2	1						
<b>Inning Stats</b>	R: 1 E: 0 K: 2 S: 15	H: 2 LOB: 1 BB: 0 P: 18	R: 0 E: 0 K: 1 S: 6	H: 0 LOB: 0 BB: 0 P: 7	R: 0 E: 0 K: 1 S: 11	H: 1 LOB: 0 BB: 0 P: 17	R: 0 E: 0 K: 2 S: 10	H: 1 LOB: 1 BB: 0 P: 16	R: 1 E: 0 K: 2 S: 14	H: 1 LOB: 0 BB: 0 P: 21	R: 0 E: 0 K: 1 S: 8	H: 1 LOB: 1 BB: 0 P: 11	R: 0 E: 0 K: 1 S: 9	H: 0 LOB: 1 BB: 1 P: 15	R: 0 E: 0 K: 1 S: 9	H: 0 LOB: 0 BB: 0 P: 14	R: 1 E: 0 K: 0 S: 12	H: 2 LOB: 2 BB: 1 P: 21	1B: 5 2B: 1 3B: 0 HR: 2	SF: 0 SAC: 0 DP: 0 HBP: 0	WP: 0 PB: 0 SB: 0 CS: 1	PA: 33
<b>PITCHER</b>	IP WLS BF H R ER SO BB IBB HBP BLK WP HR S P ERA WHIP	6.0 L 3 2 1 1 0 1 0 0 0 0 0 18 29 0.00 0.500	7.1 L 3 0 0 0 2 1 0 0 0 0 0 18 29 0.00 0.500	8.1 L 3 2 1 1 0 1 0 0 0 0 0 12 21 ∞ ∞	<b>PITCHER</b>										IP WLS BF H R ER SO BB IBB HBP BLK WP HR S P ERA WHIP							

AB 31  
R 3  
H 8  
RBI 3  
BB 2  
SO 11  
LOB 11





Batter	1	2	3	4	5	6	7	8	9	AB	R	H	RBI	BB	SO	LOB	TOP			
8 Robbie Grossman, S (1, 9) OBP: 0.378, SLG: 0.324										3	1	0	0	1	2	0	<b>Detroit Tigers @ Houston Astros</b> Minute Maid Park, Houston, TX Fri May 06 2022, 7:14 PM - 10:18 PM CDT Att: 38,020 - Roof Closed - 73 F			
28 Javier Báez, R (1, 6) OBP: 0.279, SLG: 0.391										4	0	1	0	0	2	1				
24 Miguel Cabrera, R (1, 10) OBP: 0.326, SLG: 0.333										4	0	0	0	0	1	3				
46 Jeimer Candelario, S (1, 5) OBP: 0.253, SLG: 0.318										4	0	0	1	0	2	2				
30 Harold Castro, L (1, 3) OBP: 0.354, SLG: 0.400										4	1	1	0	0	1	1				
7 Jonathan Schoop, R (1, 4) OBP: 0.178, SLG: 0.189										2	0	0	0	1	0	0				
9 Willi Castro, S (1, 7) OBP: 0.304, SLG: 0.286										3	0	0	0	0	1	2				
15 Tucker Barnhart, L (1, 2) OBP: 0.345, SLG: 0.320										3	0	0	1	0	1	1				
60 Akil Baddoo, L (1, 8) OBP: 0.231, SLG: 0.234										3	0	0	0	0	1	1				
<b>Inning Stats</b>	R: 0 E: 1 K: 1 S: 10	H: 1 LOB: 1 BB: 0 P: 14	R: 1 E: 0 K: 0 S: 7	H: 1 LOB: 1 BB: 1 P: 13	R: 1 E: 1 K: 1 S: 12	H: 0 LOB: 1 BB: 1 P: 21	R: 0 E: 0 K: 1 S: 9	H: 0 LOB: 0 BB: 0 P: 12	R: 0 E: 0 K: 2 S: 7	H: 0 LOB: 0 BB: 0 P: 10	R: 0 E: 0 K: 1 S: 6	H: 0 LOB: 0 BB: 0 P: 9	R: 0 E: 0 K: 1 S: 8	H: 0 LOB: 0 BB: 0 P: 15	R: 0 E: 0 K: 1 S: 9	H: 0 LOB: 0 BB: 0 P: 14	1B: 2 2B: 0 3B: 0 HR: 0	SF: 0 SAC: 0 DP: 0 HBP: 0	WP: 0 PB: 0 SB: 0 CS: 0	PA: 32
<b>PITCHER</b>	IP WLS BF H R ER SO BB IBB HBP BLK WP HR S P ERA WHIP	7.0 W 26 2 2 1 9 2 0 0 0 0 0 60 91 1.29 0.571	1.0 H 3 0 0 0 1 0 0 0 0 0 0 8 15 0.00 0.000	1.0 S 3 0 0 0 1 0 0 0 0 0 0 9 14 0.00 0.000	<b>PITCHER</b>															

Batter	1	2	3	4	5	6	7	8	9	AB	R	H	RBI	BB	SO	LOB	BOTTOM				
27 Jose Altuve, R (1, 4) OBP: 0.350, SLG: 0.412										3	0	2	0	1	0	0	<b>Detroit Tigers @ Houston Astros</b> Minute Maid Park, Houston, TX Fri May 06 2022, 7:14 PM - 10:18 PM CDT Att: 38,020 - Roof Closed - 73 F				
23 Michael Brantley, L (1, 7) OBP: 0.323, SLG: 0.367										4	0	1	0	0	0	4					
2 Alex Bregman, R (1, 5) OBP: 0.349, SLG: 0.440										2	0	0	0	2	0	3					
44 Yordan Alvarez, L (1, 10) OBP: 0.374, SLG: 0.603										3	0	0	0	1	1	4					
10 Yuli Gurriel, R (1, 3) OBP: 0.237, SLG: 0.326										4	0	0	0	0	1	6					
30 Kyle Tucker, L (1, 9) OBP: 0.318, SLG: 0.417										4	0	1	0	0	1	1					
3 Jeremy Peña, R (1, 6) OBP: 0.300, SLG: 0.500										4	1	1	0	0	0	1					
20 Chas McCormick, R (1, 8) OBP: 0.313, SLG: 0.434										4	1	1	2	0	0	1					
15 Martín Maldonado, R (1, 2) OBP: 0.209, SLG: 0.211										3	1	1	1	1	0	1					
<b>Inning Stats</b>	R: 0 E: 0 K: 0 S: 17	H: 1 LOB: 1 BB: 0 P: 24	R: 3 E: 0 K: 1 S: 17	H: 3 LOB: 1 BB: 1 P: 27	R: 0 E: 0 K: 1 S: 8	H: 0 LOB: 1 BB: 1 P: 15	R: 0 E: 0 K: 0 S: 6	H: 0 LOB: 0 BB: 0 P: 7	R: 0 E: 0 K: 1 S: 7	H: 1 LOB: 2 BB: 1 P: 14	R: 0 E: 0 K: 0 S: 7	H: 0 LOB: 0 BB: 0 P: 11	R: 0 E: 0 K: 0 S: 13	H: 1 LOB: 3 BB: 2 P: 27	R: 0 E: 0 K: 0 S: 11	H: 1 LOB: 1 BB: 0 P: 14	1B: 4 2B: 1 3B: 0 HR: 2	SF: 0 SAC: 0 DP: 0 HBP: 0	WP: 0 PB: 0 SB: 1 CS: 0	PA: 36	
<b>PITCHER</b>	IP WLS BF H R ER SO BB IBB HBP BLK WP HR S P ERA WHIP	5.0 L 23 5 3 3 3 3 0 0 0 0 0 7 11 0.00 0.000	1.0 3 0 0 0 0 0 0 0 0 0 0 0 7 11 0.00 0.000	0.2 4 1 0 0 0 0 1 0 0 0 0 0 4 10 0.00 6.000	0.1 3 1 0 0 0 0 1 0 0 0 0 0 9 12 0.00 0.000	<b>PITCHER</b>															

AB	30
R	2
H	2
RBI	2
BB	2
SO	11
LOB	11



AB	31
R	3
H	7
RBI	3
BB	5
SO	3
LOB	21





Batter	1	2	3	4	5	6	7	8	9	AB	R	H	RBI	BB	SO	LOB	TOP				
54 Derek Hill, R OBP: 0.310, SLG: 0.321										5	0	3	0	0	0	1	<b>Detroit Tigers @ Houston Astros</b> Minute Maid Park, Houston, TX Sat May 07 2022, 3:08 PM - 6:08 PM CDT Att: 34,109 - Roof Closed - 73 F				
28 Javier Báez, R OBP: 0.288, SLG: 0.406										5	1	2	0	0	2	2					
8 Robbie Grossman, S OBP: 0.322, SLG: 0.325										3	1	1	0	1	0	3					
24 Miguel Cabrera, R OBP: 0.322, SLG: 0.341										4	0	1	2	0	1	4					
46 Jeimer Candelario, S OBP: 0.263, SLG: 0.326										4	0	2	0	0	1	2					
7 Jonathan Schoop, R OBP: 0.172, SLG: 0.181										4	0	0	0	0	1	3					
9 Willi Castro, S OBP: 0.296, SLG: 0.320										4	0	1	0	0	2	2					
20 Spencer Torkelson, R OBP: 0.295, SLG: 0.307										3	0	1	0	1	1	2					
15 Tucker Barnhart, L OBP: 0.322, SLG: 0.296										4	0	0	0	0	2	4					
<b>Inning Stats</b>	R: 0 E: 0 K: 0 S: 8	H: 2 LOB: 1 BB: 0 P: 12	R: 0 E: 0 K: 3 S: 14	H: 2 LOB: 2 BB: 0 P: 19	R: 2 E: 0 K: 0 S: 17	H: 3 LOB: 1 BB: 0 P: 23	R: 0 E: 0 K: 2 S: 11	H: 1 LOB: 1 BB: 0 P: 17	R: 0 E: 0 K: 2 S: 13	H: 1 LOB: 1 BB: 1 P: 15	R: 0 E: 0 K: 1 S: 10	H: 1 LOB: 1 BB: 1 P: 16	R: 0 E: 0 K: 1 S: 13	H: 1 LOB: 1 BB: 0 P: 15	R: 0 E: 0 K: 1 S: 6	H: 0 LOB: 0 BB: 0 P: 8	1B: 8 2B: 3 3B: 0 HR: 0	SF: 0 SAC: 0 DP: 2 HBP: 0	WP: 0 PB: 0 SB: 0 CS: 0	PA: 38	
<b>PITCHER</b>	IP WLS BF H R ER SO	IP WLS BF H R ER SO	IP WLS BF H R ER SO	IP WLS BF H R ER SO	IP WLS BF H R ER SO	IP WLS BF H R ER SO	IP WLS BF H R ER SO	IP WLS BF H R ER SO	IP WLS BF H R ER SO	IP WLS BF H R ER SO	IP WLS BF H R ER SO	IP WLS BF H R ER SO	IP WLS BF H R ER SO	IP WLS BF H R ER SO	IP WLS BF H R ER SO	IP WLS BF H R ER SO	ERA WHIP	ERA WHIP			
Framber Valdez, L ERA: 3.34	6.0	27	9	2	2	7	1	0	0	0	0	0	0	0	0	0	0	3.00	1.667		
45 Ryne Stanek, R ERA: 1.99	1.0	4	1	0	0	1	1	0	0	0	0	0	0	0	0	0	0	10	16	0.00	2.000
66 Bryan Abreu, R ERA: 3.86	1.0	W	4	1	0	1	0	0	0	0	0	0	0	0	0	0	0	13	15	0.00	1.000
55 Ryan Pressly, R ERA: 5.06	1.0	S	3	0	0	1	0	0	0	0	0	0	0	0	0	0	0	6	8	0.00	0.000

Batter	1	2	3	4	5	6	7	8	9	AB	R	H	RBI	BB	SO	LOB	BOTTOM			
27 Jose Altuve, R OBP: 0.359, SLG: 0.473										4	2	2	1	0	1	0	<b>Detroit Tigers @ Houston Astros</b> Minute Maid Park, Houston, TX Sat May 07 2022, 3:08 PM - 6:08 PM CDT Att: 34,109 - Roof Closed - 73 F			
23 Michael Brantley, L OBP: 0.300, SLG: 0.402										4	1	1	1	0	0	0				
2 Alex Bregman, R OBP: 0.336, SLG: 0.421										4	0	0	0	0	0	1				
44 Yordan Alvarez, L OBP: 0.379, SLG: 0.588										2	0	0	0	2	2	0				
10 Yuli Gurriel, R OBP: 0.237, SLG: 0.315										3	0	0	0	1	0	1				
30 Kyle Tucker, L OBP: 0.333, SLG: 0.412										1	0	0	1	3	1	1				
3 Jeremy Peña, R OBP: 0.298, SLG: 0.489										4	0	1	0	0	2	4				
20 Chas McCormick, R OBP: 0.302, SLG: 0.418										3	0	0	0	0	1	2				
15 Martín Maldonado, R OBP: 0.203, SLG: 0.203										2	0	0	0	0	2	0				
16 Aledmys Díaz, R OBP: 0.252, SLG: 0.254										1	0	0	0	0	0	0				
18 Jason Castro, L OBP: 0.226, SLG: 0.077										0	0	0	0	0	0	0				
<b>Inning Stats</b>	R: 0 E: 0 K: 0 S: 6	H: 0 LOB: 0 BB: 0 P: 11	R: 0 E: 0 K: 2 S: 10	H: 0 LOB: 1 BB: 1 P: 16	R: 1 E: 0 K: 2 S: 12	H: 1 LOB: 0 BB: 0 P: 19	R: 0 E: 0 K: 1 S: 9	H: 0 LOB: 1 BB: 1 P: 16	R: 0 E: 0 K: 1 S: 7	H: 0 LOB: 0 BB: 0 P: 11	R: 0 E: 0 K: 1 S: 6	H: 0 LOB: 0 BB: 0 P: 11	R: 0 E: 0 K: 1 S: 12	H: 1 LOB: 2 BB: 1 P: 21	R: 2 E: 0 K: 1 S: 11	H: 2 LOB: 3 BB: 3 P: 24	1B: 2 2B: 0 3B: 1 HR: 1	SF: 0 SAC: 0 DP: 0 HBP: 0	WP: 0 PB: 0 SB: 0 CS: 0	PA: 34
<b>PITCHER</b>	IP WLS BF H R ER SO	IP WLS BF H R ER SO	IP WLS BF H R ER SO	IP WLS BF H R ER SO	IP WLS BF H R ER SO	IP WLS BF H R ER SO	IP WLS BF H R ER SO	IP WLS BF H R ER SO	IP WLS BF H R ER SO	IP WLS BF H R ER SO	IP WLS BF H R ER SO	IP WLS BF H R ER SO	IP WLS BF H R ER SO	IP WLS BF H R ER SO	IP WLS BF H R ER SO	IP WLS BF H R ER SO	ERA WHIP	ERA WHIP		
57 Eduardo Rodríguez, L ERA: 4.5	6.2	24	1	1	1	8	3	0	0	0	0	0	0	0	0	0	1.35	0.600		
32 Michael Fulmer, R ERA: 1.59	1.0	L	9	3	2	0	2	1	0	0	0	0	0	0	0	0	12	26	18.00	5.000
55 Alex Lange, R ERA: 1.86	0.1	1	0	0	0	1	0	0	0	0	0	0	0	0	0	0	3	4	0.00	0.000





Batter	1	2	3	4	5	6	7	8	9	AB	R	H	RBI	BB	SO	LOB	TOP			
54 Derek Hill, R OBP: 0.273, SLG: 0.281			G6-3			K		F8		4	0	0	0	0	2	0				
28 Javier Báez, R OBP: 0.286, SLG: 0.389				P3				F9		3	0	0	0	1	1	0				
8 Robbie Grossman, S OBP: 0.378, SLG: 0.313	F7			46 WP 24 BB				F8		3	0	0	0	1	1	1				
24 Miguel Cabrera, R OBP: 0.319, SLG: 0.329		K		46 WP				K		3	0	0	0	1	3	1				
46 Jeimer Candelario, S OBP: 0.255, SLG: 0.316	G6-3									3	0	0	0	0	1	2				
7 Jonathan Schoop, R OBP: 0.176, SLG: 0.196								F8		3	0	1	0	0	0	2				
20 Spencer Torkelson, R OBP: 0.286, SLG: 0.295								K		3	0	0	0	0	3	1				
13 Eric Haase, R OBP: 0.216, SLG: 0.217			L6			G6-3		F7		3	0	0	0	0	0	0				
60 Akil Baddoo, L OBP: 0.218, SLG: 0.220			F9			G2-3		F9		3	0	0	0	0	0	0				
<b>Inning Stats</b>	R: 0 H: 0 E: 0 K: 2 S: 8	H: 0 LOB: 0 BB: 0 P: 11	R: 0 H: 1 E: 0 K: 2 S: 13	H: 1 LOB: 1 BB: 0 P: 19	R: 0 H: 0 E: 0 K: 0 S: 5	H: 0 LOB: 0 BB: 0 P: 10	R: 0 H: 0 E: 0 K: 0 S: 11	H: 0 LOB: 2 BB: 2 P: 23	R: 0 H: 0 E: 0 K: 1 S: 8	H: 0 LOB: 1 BB: 1 P: 13	R: 0 H: 0 E: 0 K: 2 S: 11	H: 0 LOB: 0 BB: 0 P: 14	R: 0 H: 0 E: 0 K: 0 S: 6	H: 0 LOB: 0 BB: 0 P: 12	R: 0 H: 0 E: 0 K: 1 S: 5	H: 0 LOB: 0 BB: 0 P: 6	1B: 0 2B: 1 3B: 0 HR: 0	SF: 0 SAC: 0 DP: 0 HBP: 0	WP: 1 PB: 0 SB: 0 CS: 0	PA: 31
<b>PITCHER</b>	IP	WLS	BF	H	R	ER	SO	BB	IBB	HBP	BLK	WP	HR	S	P	ERA	WHIP			
17 Jake Odorizzi, R ERA: 3.38	5.0	W	18	1	0	0	5	2	0	0	0	1	0	45	76	0.00	0.600			
53 Cristian Javier, R ERA: 0.53	3.0	H	10	0	0	0	5	1	0	0	0	0	0	28	45	0.00	0.333			
50 Héctor Neris, R ERA: 0.64	1.0		3	0	0	0	1	0	0	0	0	0	0	5	6	0.00	0.000			

**Detroit Tigers @ Houston Astros**  
Minute Maid Park, Houston, TX  
Sun May 08 2022, 1:14 PM - 3:55 PM CDT  
Att: 36,934 - Roof Closed - 73 F

livebaseballscores.com

AB 28  
R 0  
H 1  
RBI 0  
BB 3  
SO 11  
LOB 7

Batter	1	2	3	4	5	6	7	8	9	AB	R	H	RBI	BB	SO	LOB	BOTTOM			
27 Jose Altuve, R OBP: 0.368, SLG: 0.466	G6-4-3 23 BB		44 BB 16 HR			K		F8		3	1	1	0	1	1	0				
23 Michael Brantley, L OBP: 0.327, SLG: 0.504	G6-4-3 2 BB		F7			K		F8		2	0	0	0	2	1	1				
2 Alex Bregman, R OBP: 0.342, SLG: 0.449	G6-4-3 1-2 2-3		44 BB 16 HR			HR		FC6-4		3	2	1	1	1	0	3				
44 Yordan Alvarez, L OBP: 0.384, SLG: 0.573			16 HR			K		G4-3		2	1	0	0	2	1	0				
30 Kyle Tucker, L OBP: 0.322, SLG: 0.396			K			F7		K		4	0	0	0	0	3	5				
16 Aledmys Díaz, R OBP: 0.279, SLG: 0.323			1B			G4-3		G4-3		3	1	2	4	0	0	0				
3 Jeremy Peña, R OBP: 0.305, SLG: 0.495			1H 2H 3H			HR		1B		1	0	1	0	0	0	0				
11 Niko Goodrum, S OBP: 0.162, SLG: 0.194			K			K		G6-3		4	0	0	0	0	3	2				
18 Jason Castro, L OBP: 0.206, SLG: 0.069			K			K		G3-1		3	0	0	0	0	2	1				
26 Jose Siri, R OBP: 0.241, SLG: 0.300			P4			L7		K		3	0	0	0	0	1	1				
<b>Inning Stats</b>	R: 0 H: 0 E: 0 K: 1 S: 13	H: 1 LOB: 1 BB: 0 P: 17	R: 4 H: 2 E: 0 K: 2 S: 21	H: 2 LOB: 0 BB: 2 P: 34	R: 0 H: 0 E: 0 K: 2 S: 7	H: 0 LOB: 0 BB: 0 P: 11	R: 1 H: 1 E: 0 K: 2 S: 10	H: 1 LOB: 0 BB: 0 P: 14	R: 0 H: 0 E: 0 K: 1 S: 7	H: 0 LOB: 1 BB: 1 P: 11	R: 0 H: 0 E: 0 K: 1 S: 8	H: 0 LOB: 1 BB: 1 P: 13	R: 0 H: 1 E: 0 K: 1 S: 9	H: 1 LOB: 1 BB: 0 P: 10	1B: 3 2B: 0 3B: 0 HR: 2	SF: 0 SAC: 0 DP: 1 HBP: 0	WP: 0 PB: 0 SB: 0 CS: 0	PA: 34		
<b>PITCHER</b>	IP	WLS	BF	H	R	ER	SO	BB	IBB	HBP	BLK	WP	HR	S	P	ERA	WHIP			
58 Wily Peralta, R ERA	2.0	L	10	2	4	4	4	2	0	0	0	0	1	28	45	18.00	2.000			
40 Drew Hutchison, R ERA: 4.51	1.0		4	1	1	1	2	0	0	0	0	0	1	10	14	9.00	1.000			
19 Will Vest, R ERA: 1.42	2.0		7	0	0	0	2	1	0	0	0	0	0	15	24	0.00	0.500			
50 Jacob Barnes, R ERA: 0.82	1.0		4	1	0	0	1	0	0	0	0	0	0	9	10	0.00	1.000			

**Detroit Tigers @ Houston Astros**  
Minute Maid Park, Houston, TX  
Sun May 08 2022, 1:14 PM - 3:55 PM CDT  
Att: 36,934 - Roof Closed - 73 F

livebaseballscores.com

AB 28  
R 5  
H 5  
RBI 5  
BB 6  
SO 12  
LOB 13



Batter	1	2	3	4	5	6	7	8	9	AB	R	H	RBI	BB	SO	LOB	TOP								
5 Tony Kemp, L (1,4) OBP: 0.298, SLG: 0.272	F9		HR		FC3-6 26 BB		K			4	1	1	1	0	1	2									
26 Sheldon Neuse, R (1,3) OBP: 0.365, SLG: 0.411	1B		L4		BB		G1-4-3			3	0	1	0	1	0	0									
22 Ramón Laureano, R (1,8)	L9		K		K		G6-3			4	0	0	0	0	2	3									
12 Sean Murphy, R (1,2) OBP: 0.274, SLG: 0.437	F9				2B 15 FB 10 1B		G6-3			4	1	1	0	0	1	1									
15 Seth Brown, L (1,7) OBP: 0.260, SLG: 0.318	K		F8		F7		F7			4	0	0	0	0	1	1									
10 Chad Pinder, R (1,10) OBP: 0.276, SLG: 0.432	K		G6-4-3 1B		F9		G6-3			4	0	1	1	0	1	0									
1 Kevin Smith, R (1,5) OBP: 0.230, SLG: 0.345	3B		G6-4-3		P3		G4-3			4	0	1	0	0	0	1									
17 Elvis Andrus, R (1,6) OBP: 0.270, SLG: 0.278	P4		F9		G6-3		G6-3			3	0	0	0	0	0	1									
13 Luis Barrera, L (1,9) OBP: 0.667, SLG: 0.500	L8		L8		BB 5 FC3-6		1B			2	0	1	0	1	0	0									
<b>Inning Stats</b>	R: 0 E: 0 K: 0 S: 10	H: 1 LOB: 1 BB: 0 P: 14	R: 0 E: 0 K: 2 S: 13	H: 1 LOB: 1 BB: 0 P: 18	R: 1 E: 0 K: 1 S: 10	H: 1 LOB: 0 BB: 0 P: 15	R: 1 E: 0 K: 0 S: 8	H: 2 LOB: 0 BB: 0 P: 11	R: 0 E: 0 K: 1 S: 11	H: 0 LOB: 2 BB: 2 P: 20	R: 0 E: 0 K: 0 S: 7	H: 0 LOB: 0 BB: 0 P: 9	R: 0 E: 0 K: 1 S: 8	H: 1 LOB: 1 BB: 0 P: 12	R: 0 E: 0 K: 1 S: 9	H: 0 LOB: 0 BB: 0 P: 14	R: 0 E: 0 K: 0 S: 8	H: 0 LOB: 0 BB: 0 P: 12	1B: 3 2B: 1 3B: 1 HR: 1	SF: 0 SAC: 0 DP: 1 HBP: 0	WP: 0 PB: 0 SB: 0 CS: 0	PA: 34			
<b>PITCHER</b>	IP	WLS	BF	H	R	ER	SO	BB	IBB	HBP	BLK	WP	HR	S	P	ERA	WHIP								
38 Michael Pineda, R (1,1) ERA: 3.43	6.2	L	27	6	2	2	4	2	0	0	0	0	1	63	94	2.70	1.200								
37 Andrew Chafin, L (7,1) ERA: 1.93	0.1		1	0	0	0	1	0	0	0	0	0	0	4	5	0.00	0.000								
51 Rony García, R (8,1) ERA: 2.16	2.0		6	0	0	0	1	0	0	0	0	0	0	17	26	0.00	0.000								

Oakland Athletics @ Detroit Tigers  
Comerica Park, Detroit, MI  
Mon May 09 2022, 7:11 PM - 10:00 PM EDT  
Att. 12,674 - Clear - 70 F

AB 32  
R 2  
H 6  
RBI 2  
BB 2  
SO 6  
LOB 9



Batter	1	2	3	4	5	6	7	8	9	AB	R	H	RBI	BB	SO	LOB	BOTTOM								
8 Robbie Grossman, S (1,7) OBP: 0.373, SLG: 0.301	G3		K			L9			BB 17 DI	3	0	0	0	1	1	1									
28 Javier Báez, R (1,6) OBP: 0.294, SLG: 0.382	1B 24 L3		G5-3		G5-3		G5-3		K	4	0	1	0	0	1	1									
24 Miguel Cabrera, R (1,10) OBP: 0.306, SLG: 0.315	L3		G4-3		G6-3		G6-3		K	4	0	0	0	0	1	2									
17 Austin Meadows, L (1,9) OBP: 0.381, SLG: 0.381	G6-3		G6-3		2B		G6-3		BB	3	0	1	0	1	0	0									
7 Jonathan Schoop, R (1,4) OBP: 0.179, SLG: 0.198	K		L5		L3		1B		K	4	0	1	0	0	2	3									
46 Jeimer Candelario, S (1,5) OBP: 0.248, SLG: 0.300	G5-3		L3		L3		G6-3			3	0	0	0	0	0	1									
20 Spencer Torkelson, R (1,3) OBP: 0.277, SLG: 0.264	G6-3		F7		F7		K			3	0	0	0	0	1	0									
15 Tucker Barnhart, L (1,2) OBP: 0.323, SLG: 0.298	1B 54 SH1		F7		K		K			3	0	1	0	0	1	0									
54 Derek Hill, R (1,8) OBP: 0.265, SLG: 0.273	SH1		K		G6-3		G6-3			1	0	0	0	0	1	0									
30 Harold Castro, L (8,PH) OBP: 0.347, SLG: 0.391										1	0	0	0	0	0	0									
<b>Inning Stats</b>	R: 0 E: 0 K: 0 S: 7	H: 1 LOB: 0 BB: 0 P: 10	R: 0 E: 0 K: 1 S: 7	H: 0 LOB: 0 BB: 0 P: 9	R: 0 E: 0 K: 1 S: 12	H: 1 LOB: 1 BB: 0 P: 17	R: 0 E: 0 K: 0 S: 13	H: 1 LOB: 1 BB: 0 P: 23	R: 0 E: 0 K: 0 S: 5	H: 0 LOB: 0 BB: 0 P: 9	R: 0 E: 0 K: 1 S: 6	H: 0 LOB: 0 BB: 0 P: 9	R: 0 E: 0 K: 0 S: 8	H: 1 LOB: 1 BB: 0 P: 13	R: 0 E: 0 K: 2 S: 8	H: 0 LOB: 0 BB: 0 P: 13	R: 0 E: 0 K: 3 S: 14	H: 0 LOB: 2 BB: 2 P: 27	1B: 3 2B: 2 3B: 0 HR: 0	SF: 0 SAC: 1 DP: 1 HBP: 0	WP: 0 PB: 0 SB: 0 CS: 0	PA: 32			
<b>PITCHER</b>	IP	WLS	BF	H	R	ER	SO	BB	IBB	HBP	BLK	WP	HR	S	P	ERA	WHIP								
58 Paul Blackburn, R (1,1) ERA: 1.74	6.2	W	23	4	0	0	3	0	0	0	0	0	0	9	15	0.00	0.600								
61 Zach Jackson, R (7,1) ERA: 4.20	1.1	H	4	0	0	0	2	0	0	0	0	0	0	9	15	0.00	0.000								
56 Dany Jiménez, R (9,1) ERA:	1.0	S	5	0	0	0	3	2	0	0	0	0	0	14	27	0.00	2.000								

Oakland Athletics @ Detroit Tigers  
Comerica Park, Detroit, MI  
Mon May 09 2022, 7:11 PM - 10:00 PM EDT  
Att. 12,674 - Clear - 70 F

AB 29  
R 0  
H 4  
RBI 0  
BB 2  
SO 8  
LOB 8









Batter	1	2	3	4	5	6	7	8	9	AB	R	H	RBI	BB	SO	LOB	TOP			
5 Tony Kemp, L OBP: 0.306, SLG: 0.293	G6-3		G4-3							4	0	2	0	0	0	1	<p>Oakland Athletics @ Detroit Tigers</p> <p>Comerica Park, Detroit, MI</p> <p>Tue May 10 2022, 4:52 PM - 7:51 PM EDT</p> <p>Att. 13,844 - Clear - 80 F</p>			
26 Sheldon Neuse, R OBP: 0.348, SLG: 0.388	K									4	1	1	0	0	3	2				
8 Jed Lowrie, S OBP: 0.255, SLG: 0.250	F9		SF9							3	0	0	1	0	1	1				
12 Sean Murphy, R OBP: 0.281, SLG: 0.431		G5-3								3	1	0	0	1	2	0				
15 Seth Brown, L OBP: 0.250, SLG: 0.303										4	0	0	0	0	2	1				
22 Ramón Laureano, R OBP: 0.188, SLG: 0.133										4	1	2	0	0	2	0				
1 Kevin Smith, R OBP: 0.254, SLG: 0.375										3	1	2	1	0	1	0				
13 Luis Barrera, L OBP: 0.429, SLG: 0.250										2	0	0	1	1	0	3				
20 Cristian Pacheco, R OBP: 0.184, SLG: 0.260										4	0	1	1	0	2	1				
<b>Inning Stats</b>	R: 0 E: 0 K: 1 S: 8	H: 0 LOB: 0 BB: 0 P: 10	R: 0 E: 0 K: 2 S: 11	H: 0 LOB: 0 BB: 0 P: 14	R: 0 E: 0 K: 2 S: 11	H: 0 LOB: 1 BB: 1 P: 19	R: 2 E: 0 K: 0 S: 12	H: 3 LOB: 2 BB: 1 P: 22	R: 0 E: 0 K: 3 S: 12	H: 0 LOB: 0 BB: 0 P: 16	R: 1 E: 0 K: 1 S: 12	H: 3 LOB: 1 BB: 0 P: 17	R: 0 E: 0 K: 2 S: 9	H: 0 LOB: 0 BB: 0 P: 11	R: 1 E: 0 K: 0 S: 7	H: 1 LOB: 0 BB: 0 P: 9	1B: 8 2B: 0 3B: 0 HR: 0	SF: 2 SAC: 1 DP: 0 HBP: 0	WP: 1 PB: 0 SB: 3 CS: 1	PA: 36
<b>PITCHER</b>	IP WLS BF H R ER SO BB IBB HBP BLK WP HR S P ERA WHIP																			
49 Alex Faedo, R ERA: 3.6	5.0 L 21 4 2 2 7 2 0 0 0 0 0 0 53 83 3.60 1.200																			
19 Will Vest, R ERA: 1.32	1.0 3 0 0 0 3 0 0 0 0 0 0 0 12 16 0.00 0.000																			
37 Andrew Chafin, L ERA: 3.18	1.0 5 3 1 1 1 0 0 0 0 0 0 0 12 17 9.00 3.000																			
51 Rony Garcia, R ERA: 1.93	1.0 3 0 0 0 2 0 0 0 0 0 0 0 9 11 0.00 0.000																			
55 Alex Lange, R ERA: 2.53	1.0 4 1 1 1 0 0 0 0 0 0 1 0 7 9 9.00 1.000																			

AB	31
R	4
H	8
RBI	4
BB	2
SO	13
LOB	9



Batter	1	2	3	4	5	6	7	8	9	AB	R	H	RBI	BB	SO	LOB	BOTTOM					
8 Robbie Grossman, S OBP: 0.357, SLG: 0.275	P5		P5							4	0	0	1	1	0	2	<p>Oakland Athletics @ Detroit Tigers</p> <p>Comerica Park, Detroit, MI</p> <p>Tue May 10 2022, 4:52 PM - 7:51 PM EDT</p> <p>Att. 13,844 - Clear - 80 F</p>					
54 Derek Hill, R OBP: 0.270, SLG: 0.265										0	0	0	0	0	0	0						
17 Austin Meadows, L OBP: 0.393, SLG: 0.380	G4-3									4	0	2	0	0	0	3						
28 Javier Báez, R OBP: 0.267, SLG: 0.353	K									4	0	0	0	0	2	4						
46 Jeimer Candelario, S OBP: 0.254, SLG: 0.318										4	0	0	0	0	0	2						
24 Miguel Cabrera, R OBP: 0.304, SLG: 0.312										4	1	1	0	0	0	1						
7 Jonathan Schoop, R OBP: 0.202, SLG: 0.241										4	0	1	0	0	0	1						
9 Willi Castro, S OBP: 0.400, SLG: 0.406										3	0	2	0	1	0	1						
20 Spencer Torkelson, R OBP: 0.276, SLG: 0.274										3	0	0	0	0	1	2						
13 Eric Haase, R OBP: 0.218, SLG: 0.220										4	0	1	0	0	2	5						
<b>Inning Stats</b>	R: 0 E: 0 K: 1 S: 6	H: 0 LOB: 0 BB: 0 P: 10	R: 0 E: 0 K: 0 S: 14	H: 1 LOB: 1 BB: 0 P: 18	R: 0 E: 0 K: 2 S: 15	H: 1 LOB: 2 BB: 0 P: 24	R: 0 E: 0 K: 0 S: 9	H: 0 LOB: 0 BB: 0 P: 11	R: 0 E: 0 K: 0 S: 6	H: 1 LOB: 1 BB: 0 P: 10	R: 0 E: 0 K: 0 S: 8	H: 1 LOB: 0 BB: 0 P: 11	R: 0 E: 0 K: 1 S: 12	H: 0 LOB: 1 BB: 1 P: 22	R: 0 E: 0 K: 0 S: 10	H: 1 LOB: 0 BB: 0 P: 14	R: 1 E: 0 K: 1 S: 17	H: 2 LOB: 3 BB: 1 P: 27	1B: 7 2B: 0 3B: 0 HR: 0	SF: 0 SAC: 0 DP: 0 HBP: 2	WP: 1 PB: 0 SB: 0 CS: 0	PA: 38
<b>PITCHER</b>	IP WLS BF H R ER SO BB IBB HBP BLK WP HR S P ERA WHIP																					
55 Adrián Martínez, R ERA: 3.77	1.2 H 6 0 0 0 1 1 0 0 0 0 0 0 16 27 0.00 0.600																					
61 Zach Jackson, R ERA: 3.45	1.0 H 4 1 0 0 0 0 0 0 0 0 0 0 10 14 0.00 1.000																					
62 Lou Trivino, R ERA: 10.5	1.0 7 2 1 1 1 1 0 1 0 0 0 0 17 27 9.00 3.000																					

AB	34
R	1
H	7
RBI	1
BB	2
SO	5
LOB	21









Batter	1	2	3	4	5	6	7	8	9	AB	R	H	RBI	BB	SO	LOB	TOP				
5 Tony Kemp, L OBP: 0.300, SLG: 0.283										4	1	1	0	0	0	0	<b>Oakland Athletics @ Detroit Tigers</b> Comerica Park, Detroit, MI Thu May 12 2022, 1:11 PM - 4:08 PM EDT Att: 17,565 - Partly Cloudy - 79 F				
26 Sheldon Neuse, R OBP: 0.355, SLG: 0.400										3	1	1	0	1	1	0					
8 Jed Lowrie, S OBP: 0.288, SLG: 0.260										2	2	1	1	2	0	0					
15 Seth Brown, L OBP: 0.250, SLG: 0.333										4	1	1	2	0	1	4					
22 Ramón Laureano, R OBP: 0.240, SLG: 0.182										4	0	0	0	0	0	4					
23 Christian Bethancourt, R OBP: 0.311, SLG: 0.339										3	0	1	2	1	0	0					
13 Luis Barrera, L OBP: 0.273, SLG: 0.125										4	0	0	0	0	2	3					
1 Kevin Smith, R OBP: 0.237, SLG: 0.356										4	0	0	0	0	0	1					
20 Cristian Pacheco, R OBP: 0.190, SLG: 0.255										3	0	0	0	0	1	1					
<b>Inning Stats</b>	R: 3 H: 3 E: 1 K: 1 S: 22	H: 3 LOB: 1 BB: 1 P: 35	R: 0 H: 0 E: 0 K: 0 S: 6	H: 0 LOB: 0 BB: 0 P: 11	R: 0 H: 1 E: 0 K: 0 S: 7	LOB: 1 BB: 1 P: 13	R: 0 H: 0 E: 0 K: 0 S: 9	H: 0 LOB: 1 BB: 1 P: 14	R: 0 H: 0 E: 0 K: 1 S: 6	H: 0 LOB: 0 BB: 0 P: 9	R: 0 H: 0 E: 0 K: 2 S: 10	H: 0 LOB: 0 BB: 0 P: 13	R: 2 H: 1 E: 0 K: 1 S: 12	H: 1 LOB: 0 BB: 1 P: 25	R: 0 H: 0 E: 0 K: 0 S: 8	H: 0 LOB: 0 BB: 0 P: 12	1B: 4 2B: 0 3B: 0 HR: 1	SF: 0 SAC: 0 DP: 1 HBP: 0	WP: 0 PB: 0 SB: 1 CS: 1	PA: 36	
<b>PITCHER</b>	IP WLS BF H R ER SO BB IBB HBP BLK WP HR S P ERA WHIP	6.0 24 4 3 2 2 3 0 0 0 0 0 57 93 3.00 1.167	1.0 3 0 0 0 2 0 0 0 0 0 0 10 13 0.00 0.000	1.0 L 5 1 2 2 1 1 0 0 0 0 0 1 12 25 18.00 2.000	1.0 3 0 0 0 0 0 0 0 0 0 0 8 12 0.00 0.000	<b>PITCHER</b>															
63 Beau Brieske, R ERA: 3.86																					
19 Will Vest, R ERA: 1.23																					
32 Michael Fulmer, R ERA: 2.7																					
77 Joe Jiménez, R ERA: 4.05																					

AB	31
R	5
H	5
RBI	5
BB	4
SO	5
LOB	13



Batter	1	2	3	4	5	6	7	8	9	AB	R	H	RBI	BB	SO	LOB	BOTTOM					
8 Robbie Grossman, S OBP: 0.345, SLG: 0.263										4	0	0	1	0	1	4	<b>Oakland Athletics @ Detroit Tigers</b> Comerica Park, Detroit, MI Thu May 12 2022, 1:11 PM - 4:08 PM EDT Att: 17,565 - Partly Cloudy - 79 F					
17 Austin Meadows, L OBP: 0.365, SLG: 0.350										4	0	0	0	0	0	4						
46 Jeimer Candelario, S OBP: 0.282, SLG: 0.333										3	1	1	0	1	0	0						
24 Miguel Cabrera, R OBP: 0.318, SLG: 0.337										4	0	1	1	0	0	1						
30 Harold Castro, L OBP: 0.298, SLG: 0.333										3	0	0	0	0	0	1						
28 Javier Báez, R OBP: 0.263, SLG: 0.344										1	0	0	0	0	0	0						
7 Jonathan Schoop, R OBP: 0.189, SLG: 0.224										4	0	0	0	0	1	1						
9 Willi Castro, S OBP: 0.372, SLG: 0.375										4	1	2	0	0	0	1						
20 Spencer Torkelson, R OBP: 0.276, SLG: 0.258										2	1	0	0	2	1	0						
15 Tucker Barnhart, L OBP: 0.333, SLG: 0.328										3	0	2	1	0	0	2						
<b>Inning Stats</b>	R: 0 H: 0 E: 0 K: 0 S: 8	H: 0 LOB: 0 BB: 0 P: 15	R: 0 H: 0 E: 0 K: 0 S: 7	H: 0 LOB: 0 BB: 0 P: 8	R: 0 H: 1 E: 0 K: 1 S: 15	LOB: 2 BB: 1 P: 24	R: 0 H: 0 E: 0 K: 0 S: 5	H: 0 LOB: 0 BB: 1 P: 11	R: 2 H: 2 E: 0 K: 0 S: 10	H: 2 LOB: 1 BB: 1 P: 17	R: 1 H: 2 E: 0 K: 0 S: 11	H: 2 LOB: 1 BB: 0 P: 18	R: 0 H: 1 E: 0 K: 1 S: 9	H: 1 LOB: 0 BB: 0 P: 13	R: 0 H: 0 E: 0 K: 0 S: 7	H: 0 LOB: 0 BB: 0 P: 11	R: 0 H: 0 E: 0 K: 1 S: 8	H: 0 LOB: 0 BB: 0 P: 14	1B: 3 2B: 2 3B: 1 HR: 0	SF: 0 SAC: 0 DP: 1 HBP: 0	WP: 0 PB: 0 SB: 0 CS: 0	PA: 35
<b>PITCHER</b>	IP WLS BF H R ER SO BB IBB HBP BLK WP HR S P ERA WHIP	5.0 20 3 2 2 1 3 0 0 0 0 0 45 75 3.60 1.200	1.0 B 5 2 1 1 0 0 0 0 0 0 0 11 18 9.00 2.000	1.0 W 7 1 0 0 1 0 0 0 0 0 0 16 24 0.00 0.500	1.0 S 3 0 0 0 1 0 0 0 0 0 0 8 14 0.00 0.000	<b>PITCHER</b>																
32 James Kaprielian, R ERA: 4.97																						
68 Domingo Azevedo, R ERA: 3.78																						
33 A.J. Puk, L ERA: 0.6																						
56 Dany Jiménez, R ERA: 4.05																						

AB	32
R	3
H	6
RBI	3
BB	3
SO	3
LOB	14






Batter	1	2	3	4	5	6	7	8	9	AB	R	H	RBI	BB	SO	LOB	TOP
31 Cedric Mullins, L (1, 8) OBP: 0.333, SLG: 0.455										5	0	2	0	0	1	6	
3 Jorge Mateo, R (1, 6) OBP: 0.292, SLG: 0.378										4	0	1	0	0	1	3	
16 Trey Mancini, R (1, 10) OBP: 0.339, SLG: 0.374										3	1	1	1	1	0	2	
21 Austin Hays, R (9, PR) OBP: 0.364, SLG: 0.444										0	0	0	0	0	0	0	
25 Anthony Santander, S (1, 9) OBP: 0.376, SLG: 0.380										5	1	1	1	0	1	5	
41 Tyler Nevin, R (1, 3) OBP: 0.293, SLG: 0.235										3	0	0	0	2	1	2	
12 Rougned Odor, L (1, 4) OBP: 0.245, SLG: 0.322																	
29 Ramón Uriás, R (9, PH) OBP: 0.247, SLG: 0.289										4	0	1	0	0	0	1	
65 Rylan Bannon, R (1, 5) OBP: 0.222, SLG: 0.222										5	0	1	0	0	1	5	
23 Robinson Chirinos, R (1, 2) OBP: 0.276, SLG: 0.188										2	0	0	0	2	2	3	
11 Chris Owings, R (1, 7) OBP: 0.333, SLG: 0.194										2	0	1	0	2	0	2	
<b>Inning Stats</b>	R: 0 H: 2 E: 0 K: 0 S: 20	H: 1 LOB: 2 BB: 1 P: 26	R: 0 H: 1 E: 0 K: 1 S: 13	H: 1 LOB: 2 BB: 1 P: 21	R: 0 H: 0 E: 0 K: 0 S: 7	H: 0 LOB: 1 BB: 0 P: 8	R: 0 H: 1 E: 0 K: 2 S: 9	H: 1 LOB: 1 BB: 0 P: 10	R: 0 H: 1 E: 0 K: 0 S: 7	H: 0 LOB: 0 BB: 1 P: 12	R: 0 H: 1 E: 0 K: 1 S: 17	H: 2 LOB: 3 BB: 2 P: 31	R: 0 H: 0 E: 0 K: 3 S: 15	H: 0 LOB: 3 BB: 1 P: 26	1B: 6 2B: 0 3B: 0 HR: 2	SF: 0 SAC: 0 DP: 2 HBP: 2	WP: 0 PA: 43 PB: 0 SB: 2 CS: 0
<b>PITCHER</b>	IP: 6.2 WLS: 3 BF: 27 ERA: 3.72	IP: 0.1 WLS: 0 BF: 3 ERA: 2.25	IP: 1.0 WLS: 0 BF: 5 ERA: 2.13	IP: 0.1 WLS: 0 BF: 4 ERA: 3.86	IP: 0.2 WLS: 0 BF: 2 ERA: 1.17	IP: 0.2 WLS: 0 BF: 2 ERA: 1.17	IP: 0.2 WLS: 0 BF: 2 ERA: 1.17	IP: 0.2 WLS: 0 BF: 2 ERA: 1.17	IP: 0.2 WLS: 0 BF: 2 ERA: 1.17	IP: 0.2 WLS: 0 BF: 2 ERA: 1.17	IP: 0.2 WLS: 0 BF: 2 ERA: 1.17	IP: 0.2 WLS: 0 BF: 2 ERA: 1.17	IP: 0.2 WLS: 0 BF: 2 ERA: 1.17	IP: 0.2 WLS: 0 BF: 2 ERA: 1.17	IP: 0.2 WLS: 0 BF: 2 ERA: 1.17	IP: 0.2 WLS: 0 BF: 2 ERA: 1.17	IP: 0.2 WLS: 0 BF: 2 ERA: 1.17

Baltimore Orioles @ Detroit Tigers  
Comerica Park, Detroit, MI  
Fri May 13 2022, 7:15 PM - 10:21 PM EDT  
Att: 23,941 - Clear - 82 F


AB 34  
R 2  
H 8  
RBI 2  
BB 7  
SO 8  
LOB 32



Batter	1	2	3	4	5	6	7	8	9	AB	R	H	RBI	BB	SO	LOB	BOTTOM
8 Robbie Grossman, S (1, 9) OBP: 0.350, SLG: 0.258										2	0	0	0	2	2	0	
28 Javier Báez, R (1, 6) OBP: 0.323, SLG: 0.330										4	1	0	0	0	1	2	
24 Miguel Cabrera, L (1, 10) OBP: 0.325, SLG: 0.381										4	1	2	2	0	1	0	
46 Jeimer Candelario, S (1, 5) OBP: 0.262, SLG: 0.325										3	0	0	0	1	2	1	
7 Jonathan Schoop, R (1, 4) OBP: 0.190, SLG: 0.225										4	1	1	0	0	0	1	
9 Willi Castro, S (1, 7) OBP: 0.370, SLG: 0.395										3	1	1	1	0	0	1	
20 Spencer Torkelson, R (1, 3) OBP: 0.287, SLG: 0.272										3	0	2	1	0	0	0	
15 Tucker Barnhart, L (1, 2) OBP: 0.320, SLG: 0.314										3	0	0	0	0	2	3	
54 Derek Hill, R (1, 8) OBP: 0.279, SLG: 0.300										3	0	0	0	0	0	0	
<b>Inning Stats</b>	R: 0 H: 0 E: 0 K: 1 S: 7	H: 1 LOB: 1 BB: 1 P: 12	R: 1 H: 1 E: 0 K: 1 S: 10	H: 1 LOB: 1 BB: 1 P: 15	R: 0 H: 0 E: 0 K: 0 S: 6	H: 0 LOB: 0 BB: 0 P: 10	R: 0 H: 0 E: 0 K: 2 S: 10	H: 4 LOB: 1 BB: 0 P: 23	R: 0 H: 0 E: 0 K: 2 S: 12	H: 0 LOB: 0 BB: 0 P: 15	R: 0 H: 0 E: 0 K: 0 S: 9	H: 0 LOB: 0 BB: 0 P: 9	R: 0 H: 0 E: 0 K: 3 S: 15	H: 0 LOB: 0 BB: 0 P: 9	1B: 3 2B: 2 3B: 0 HR: 1	SF: 0 SAC: 0 DP: 1 HBP: 0	WP: 0 PA: 32 PB: 0 SB: 0 CS: 0
<b>PITCHER</b>	IP: 5.2 WLS: 1 BF: 25 ERA: 4.38	IP: 0.1 WLS: 0 BF: 1 ERA: 4.91	IP: 2.0 WLS: 0 BF: 6 ERA: 0.00	IP: 0.0 WLS: 0 BF: 0 ERA: 0.00	IP: 0.0 WLS: 0 BF: 0 ERA: 0.00	IP: 0.0 WLS: 0 BF: 0 ERA: 0.00	IP: 0.0 WLS: 0 BF: 0 ERA: 0.00	IP: 0.0 WLS: 0 BF: 0 ERA: 0.00	IP: 0.0 WLS: 0 BF: 0 ERA: 0.00	IP: 0.0 WLS: 0 BF: 0 ERA: 0.00	IP: 0.0 WLS: 0 BF: 0 ERA: 0.00	IP: 0.0 WLS: 0 BF: 0 ERA: 0.00	IP: 0.0 WLS: 0 BF: 0 ERA: 0.00	IP: 0.0 WLS: 0 BF: 0 ERA: 0.00	IP: 0.0 WLS: 0 BF: 0 ERA: 0.00	IP: 0.0 WLS: 0 BF: 0 ERA: 0.00	IP: 0.0 WLS: 0 BF: 0 ERA: 0.00

Baltimore Orioles @ Detroit Tigers  
Comerica Park, Detroit, MI  
Fri May 13 2022, 7:15 PM - 10:21 PM EDT  
Att: 23,941 - Clear - 82 F

AB 29  
R 4  
H 6  
RBI 4  
BB 3  
SO 8  
LOB 8

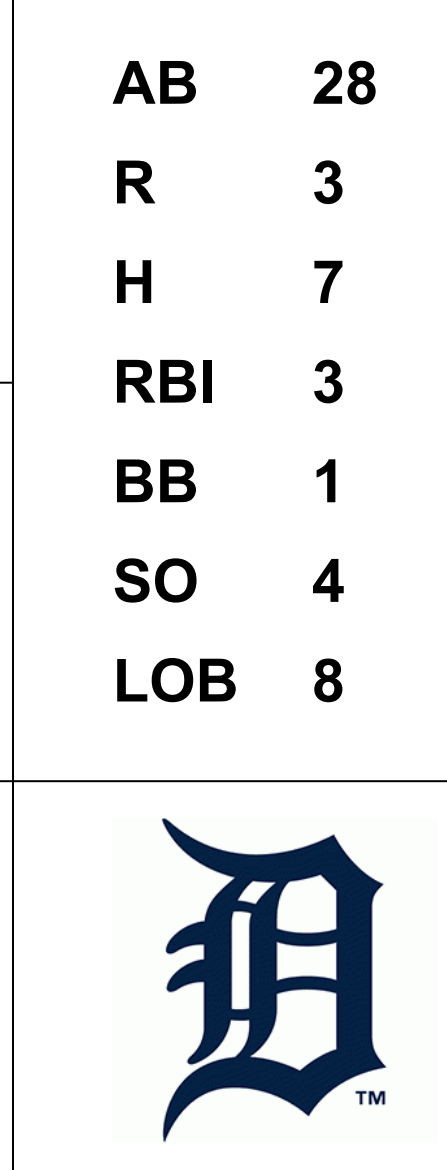




Batter	1	2	3	4	5	6	7	8	9	AB	R	H	RBI	BB	SO	LOB	TOP																			
31 Cedric Mullins, L (1, 8) OBP: 0.331, SLG: 0.449	L4		G3-6-1					FC6		4	0	1	0	0	0	2	<p><b>Baltimore Orioles @ Detroit Tigers</b> Comerica Park, Detroit, MI Sat May 14 2022, 4:11 PM - 6:39 PM EDT Att: 28,016 - Sunny - 82 F</p>																			
16 Trey Mancini, R (1, 10) OBP: 0.344, SLG: 0.373	F9			BB		F9				3	0	1	0	1	0	1																				
25 Anthony Santander, S (1, 9) OBP: 0.365, SLG: 0.366	P5		G4-5-3				F8			4	0	0	0	0	0	2																				
29 Ramón Urias, R (1, 5)	L1-4-3		G6-3							4	0	1	0	0	1	0																				
12 Rougned Odor, L (1, 4) OBP: 0.237, SLG: 0.311	P3					K				3	0	0	0	0	1	1																				
41 Tyler Nevin, R (1, 3) OBP: 0.295, SLG: 0.243	E6									3	0	1	0	0	1	1																				
26 Ryan McKenna, R (1, 7) OBP: 0.333, SLG: 0.318	K		G1-4-3							3	0	0	0	0	1	2																				
37 Anthony Bemboom, L (1, 2) OBP: 0.235, SLG: 0.244			BB			G1-3		K		2	0	0	0	1	1	1																				
11 Chris Owings, R (1, 6) OBP: 0.310, SLG: 0.176	F9					G1-3		K		3	0	0	0	0	1	2																				
<b>Inning Stats</b>	R: 0 E: 0 K: 0 S: 9	H: 0 LOB: 0 BB: 0 P: 12	R: 0 E: 1 K: 1 S: 16	H: 0 LOB: 1 BB: 0 P: 22	R: 0 E: 0 K: 0 S: 5	H: 0 LOB: 0 BB: 1 P: 9	R: 0 E: 0 K: 0 S: 7	H: 0 LOB: 0 BB: 1 P: 14	R: 0 E: 0 K: 1 S: 10	H: 1 LOB: 0 BB: 0 P: 12	R: 0 E: 0 K: 0 S: 10	H: 1 LOB: 1 BB: 0 P: 14	R: 0 E: 1 K: 2 S: 12	H: 0 LOB: 1 BB: 0 P: 17	R: 0 E: 0 K: 1 S: 14	H: 1 LOB: 0 BB: 0 P: 21	1B: 3 2B: 1 3B: 0 HR: 0	SF: 0 SAC: 0 DP: 4 HBP: 0	WP: 0 PB: 0 SB: 0 CS: 0	PA: 31																
<b>PITCHER</b>	IP	WLS	BF	H	R	ER	SO	BB	IBB	HBP	BLK	WP	HR	S	P	ERA	WHIP	<b>PITCHER</b>		IP	WLS	BF	H	R	ER	SO	BB	IBB	HBP	BLK	WP	HR	S	P	ERA	WHIP
38 Michael Pineda, R (1, 1) ERA: 3.22	1.1		4	0	0	0	0	0	0	0	0	0	0	14	20	0.00	0.000	65 Gregory Soto, L (9, 1) ERA: 3.48		1.0	S	3	1	0	0	1	0	0	0	0	0	0	14	21	0.00	1.000
58 Willy Peralta, R (2, 1) ERA: 0.59	2.2	W	9	0	0	0	1	2	0	0	0	0	0	23	37	0.00	0.750																			
68 Jason Foley, R (5, 1) ERA: 2.35	2.0	H	7	2	0	0	1	0	0	0	0	0	0	20	26	0.00	1.000																			
77 Joe Jiménez, R (7, 1) ERA: 3.77	1.0	H	4	1	0	0	1	0	0	0	0	0	0	10	12	0.00	1.000																			
37 Andrew Chafin, L (8, 1) ERA: 2.57	1.0	H	4	0	0	0	2	0	0	0	0	0	0	12	17	0.00	0.000																			

Batter	1	2	3	4	5	6	7	8	9	AB	R	H	RBI	BB	SO	LOB	BOTTOM																			
8 Robbie Grossman, S (1, 9) OBP: 0.339, SLG: 0.248	F8		K			F8		K		4	0	0	0	0	2	0	<p><b>Baltimore Orioles @ Detroit Tigers</b> Comerica Park, Detroit, MI Sat May 14 2022, 4:11 PM - 6:39 PM EDT Att: 28,016 - Sunny - 82 F</p>																			
28 Javier Báez, R (1, 6) OBP: 0.252, SLG: 0.327	K		G5-3					G6-3		4	0	1	0	0	1	0																				
24 Miguel Cabrera, R (1, 10) OBP: 0.339, SLG: 0.389	1B									3	0	2	0	1	0	0																				
46 Jeimer Candelario, S (1, 5) OBP: 0.256, SLG: 0.317	P4									3	0	0	0	0	0	4																				
7 Jonathan Schoop, R (1, 4) OBP: 0.194, SLG: 0.236	E7		G5-4-3					F9		3	1	1	0	0	0	3																				
9 Willi Castro, S (1, 7) OBP: 0.367, SLG: 0.467	SF8									2	1	1	2	0	0	0																				
13 Eric Haase, R (1, 2) OBP: 0.241, SLG: 0.302								L1-3		3	1	2	1	0	0	0																				
20 Spencer Torkelson, R (1, 3) OBP: 0.279, SLG: 0.263	G5-4-3							K		3	0	0	0	0	1	1																				
54 Derek Hill, R (1, 8) OBP: 0.261, SLG: 0.279	B1-3							G5-3		3	0	0	0	0	0	0																				
<b>Inning Stats</b>	R: 0 E: 0 K: 1 S: 9	H: 1 LOB: 1 BB: 0 P: 12	R: 1 E: 1 K: 0 S: 6	H: 2 LOB: 0 BB: 0 P: 8	R: 0 E: 0 K: 1 S: 9	H: 0 LOB: 0 BB: 0 P: 13	R: 0 E: 0 K: 0 S: 6	H: 0 LOB: 0 BB: 1 P: 13	R: 1 E: 0 K: 0 S: 9	H: 1 LOB: 0 BB: 0 P: 13	R: 0 E: 0 K: 0 S: 12	H: 2 LOB: 2 BB: 0 P: 20	R: 1 E: 0 K: 1 S: 8	H: 1 LOB: 0 BB: 0 P: 10	R: 0 E: 0 K: 1 S: 6	H: 0 LOB: 0 BB: 0 P: 10	1B: 4 2B: 1 3B: 0 HR: 2	SF: 1 SAC: 0 DP: 2 HBP: 0	WP: 0 PB: 0 SB: 0 CS: 0	PA: 30																
<b>PITCHER</b>	IP	WLS	BF	H	R	ER	SO	BB	IBB	HBP	BLK	WP	HR	S	P	ERA	WHIP	<b>PITCHER</b>		IP	WLS	BF	H	R	ER	SO	BB	IBB	HBP	BLK	WP	HR	S	P	ERA	WHIP
50 Bruce Zimmermann, L (1, 1) ERA: 2.72	6.0	L	24	7	3	2	2	1	0	0	0	0	0	2	52	3.00	1.333	55 Dillon Tate, R (7, 1) ERA: 2.16		1.0		3	0	0	0	1	0	0	0	0	0	0	0	0	0	0
48 Jorge López, R (8, 1) ERA: 1.06	1.0		3	0	0	0	1	0	0	0	0	0	0	6	10	0.00	0.000																			

AB	29
R	0
H	4
RBI	0
BB	2
SO	6
LOB	12



AB	28
R	3
H	7
RBI	3
BB	1
SO	4
LOB	8







Batter	1	2	3	4	5	6	7	8	9	AB	R	H	RBI	BB	SO	LOB	TOP															
8 Robbie Grossman, S (1, 9) OBP: 0.333, SLG: 0.241										3	0	0	0	0	2	0	<b>Detroit Tigers @ Tampa Bay Rays</b> Tropicana Field, St. Petersburg, FL Mon May 16 2022, 6:42 PM - 9:23 PM EDT Att: 11,532 - Dome - 72 F															
9 Willi Castro, S (1, 7) OBP: 0.393, SLG: 0.471										4	0	2	0	0	1	1																
28 Javier Báez, R (1, 6) OBP: 0.252, SLG: 0.324										3	0	0	0	0	1	2																
24 Miguel Cabrera, R (1, 10) OBP: 0.341, SLG: 0.417										4	1	1	0	0	1	3																
46 Jeimer Candelario, S (1, 5) OBP: 0.256, SLG: 0.315										4	0	1	0	0	0	3																
7 Jonathan Schoop, R (1, 4) OBP: 0.204, SLG: 0.262										4	1	1	2	0	0	1																
30 Harold Castro, L (1, 3) OBP: 0.323, SLG: 0.435										4	1	1	1	0	1	0																
15 Tucker Barnhart, L (1, 2) OBP: 0.313, SLG: 0.308										4	0	0	0	0	1	0																
54 Derek Hill, R (1, 8) OBP: 0.235, SLG: 0.250										3	0	0	0	0	2	0																
<b>Inning Stats</b>	R: 0 E: 0 K: 1 S: 9	H: 1 LOB: 2 BB: 0 P: 14	R: 0 E: 0 K: 0 S: 6	H: 0 LOB: 0 BB: 0 P: 7	R: 0 E: 0 K: 1 S: 10	H: 0 LOB: 1 BB: 0 P: 17	R: 0 E: 0 K: 3 S: 12	H: 2 LOB: 0 BB: 0 P: 18	R: 0 E: 0 K: 2 S: 12	H: 1 LOB: 1 BB: 0 P: 17	R: 0 E: 0 K: 1 S: 9	H: 0 LOB: 0 BB: 0 P: 14	R: 0 E: 0 K: 0 S: 12	H: 1 LOB: 1 BB: 0 P: 14	R: 1 E: 0 K: 0 S: 6	H: 1 LOB: 0 BB: 0 P: 9		1B: 4 2B: 0 3B: 0 HR: 2	SF: 0 SAC: 0 DP: 0 HBP: 2	WP: 1 PB: 0 SB: 0 CS: 0	PA: 35											
<b>PITCHER</b>	IP WLS BF H R ER SO BB IBB HBP BLK WP HR S P ERA WHIP																															
28 Corey Kluber, R (1, 1) ERA: 2.29	6.0	24	4	2	2	8	0	0	2	0	1	1	61	90	3.00	0.667																
68 Jalen Beeks, L (7, 1) ERA: 1.72	2.0	7	1	0	0	1	0	0	0	0	0	0	21	28	0.00	0.500																
36 Andrew Kittredge, R (9, 1) ERA: 3.0	1.0	L	4	1	1	0	0	0	0	0	0	0	6	9	9.00	1.000																


Batter	1	2	3	4	5	6	7	8	9	AB	R	H	RBI	BB	SO	LOB	BOTTOM															
2 Yandy Diaz, R (1, 5) OBP: 0.398, SLG: 0.380										2	0	0	0	2	0	0	<b>Detroit Tigers @ Tampa Bay Rays</b> Tropicana Field, St. Petersburg, FL Mon May 16 2022, 6:42 PM - 9:23 PM EDT Att: 11,532 - Dome - 72 F															
5 Wander Franco, S (1, 10) OBP: 0.306, SLG: 0.450										3	0	0	1	0	0	2																
56 Randy Arozarena, R (1, 7) OBP: 0.271, SLG: 0.338										4	0	1	0	0	1	1																
26 Ji Man Choi, L (1, 3) OBP: 0.373, SLG: 0.438										3	0	1	0	0	0	1																
17 Isaac Paredes, R (9, PH) OBP: 0.250, SLG: 0.350										1	0	0	0	0	0	0																
7 Vidal Bruján, S (1, 4) OBP: 0.182, SLG: 0.238										4	0	1	0	0	1	1																
39 Kevin Kiermaier, L (1, 8) OBP: 0.228, SLG: 0.326										3	0	0	0	0	0	2																
43 Harold Ramirez, R (9, PH) OBP: 0.354, SLG: 0.352										1	0	1	0	0	0	0																
10 Mike Zunino, R (1, 2) OBP: 0.195, SLG: 0.289										4	0	0	0	0	2	2																
6 Taylor Walls, S (1, 6) OBP: 0.290, SLG: 0.267										3	0	0	0	0	2	0																
35 Brett Phillips, L (1, 9) OBP: 0.254, SLG: 0.338										3	2	3	1	0	0	0																
<b>Inning Stats</b>	R: 0 E: 0 K: 1 S: 9	H: 0 LOB: 0 BB: 0 P: 11	R: 0 E: 0 K: 0 S: 6	H: 1 LOB: 0 BB: 0 P: 9	R: 0 E: 0 K: 2 S: 17	H: 1 LOB: 2 BB: 1 P: 28	R: 0 E: 0 K: 0 S: 7	H: 0 LOB: 0 BB: 0 P: 10	R: 0 E: 0 K: 1 S: 6	H: 0 LOB: 0 BB: 0 P: 10	R: 1 E: 0 K: 0 S: 12	H: 2 LOB: 1 BB: 0 P: 16	R: 0 E: 0 K: 0 S: 5	H: 1 LOB: 0 BB: 0 P: 9	R: 1 E: 0 K: 1 S: 10	H: 1 LOB: 1 BB: 1 P: 20	R: 0 E: 0 K: 1 S: 14	H: 1 LOB: 1 BB: 0 P: 22	1B: 4 2B: 2 3B: 0 HR: 1	SF: 1 SAC: 0 DP: 1 HBP: 0	WP: 1 PB: 0 SB: 0 CS: 1	PA: 34										
<b>PITCHER</b>	IP WLS BF H R ER SO BB IBB HBP BLK WP HR S P ERA WHIP																															
49 Alex Faedo, R (1, 1) ERA: 2.87	5.2	21	4	1	1	4	1	0	0	0	0	0	5	9	0.00	1.500																
37 Andrew Chafin, L (6, 1) ERA: 2.35	0.2	H	3	1	0	0	0	0	0	0	0	0	5	9	0.00	1.500																
55 Alex Lange, R (7, 1) ERA: 2.03	0.2	H	1	0	0	0	0	0	0	0	0	0	1	1	0.00	0.000																
32 Michael Fulmer, R (8, 1) ERA: 3.14	1.0	W	5	1	1	1	1	1	0	0	1	0	10	20	9.00	2.000																
65 Gregory Soto, L (9, 1) ERA: 3.18	1.0	S	4	1	0	0	1	0	0	0	0	0	14	22	0.00	1.000																



Batter	1	2	3	4	5	6	7	8	9	AB	R	H	RBI	BB	SO	LOB	TOP										
8 Robbie Grossman, S (1, 9) OBP: 0.338, SLG: 0.250										4	0	2	0	0	0	0											
9 Willi Castro, S (1, 7) OBP: 0.367, SLG: 0.436										4	0	0	0	0	1	4											
28 Javier Báez, R (1, 6) OBP: 0.252, SLG: 0.321										4	0	1	0	0	1	4											
24 Miguel Cabrera, R (1, 10) OBP: 0.331, SLG: 0.403										4	0	0	0	0	2	2											
46 Jeimer Candelario, S (1, 5) OBP: 0.255, SLG: 0.336										4	1	1	1	0	2	0											
7 Jonathan Schoop, R (1, 4) OBP: 0.206, SLG: 0.261										4	0	1	0	0	0	0											
13 Eric Haase, R (1, 2) OBP: 0.230, SLG: 0.286										3	0	0	0	0	1	2											
20 Spencer Torkelson, R (1, 3) OBP: 0.280, SLG: 0.257										3	0	1	0	0	1	1											
41 Daz Cameron, R (1, 8) OBP: 0.222, SLG: 0.125										3	0	1	0	0	1	1											
<b>Inning Stats</b>	R: 0 E: 0 K: 0 S: 5	H: 0 LOB: 0 BB: 0 P: 8	R: 0 E: 0 K: 2 S: 7	H: 0 LOB: 0 BB: 0 P: 10	R: 0 E: 0 K: 1 S: 7	H: 0 LOB: 0 BB: 0 P: 9	R: 0 E: 0 K: 1 S: 11	H: 1 LOB: 1 BB: 0 P: 17	R: 1 E: 0 K: 2 S: 13	H: 2 LOB: 1 BB: 0 P: 18	R: 0 E: 0 K: 1 S: 10	H: 1 LOB: 1 BB: 0 P: 13	R: 0 E: 0 K: 0 S: 10	H: 0 LOB: 0 BB: 0 P: 15	R: 0 E: 0 K: 0 S: 14	H: 3 LOB: 2 BB: 0 P: 17	R: 0 E: 0 K: 2 S: 9	H: 0 LOB: 0 BB: 0 P: 15	1B: 6 2B: 0 3B: 0 HR: 1	SF: 0 SAC: 0 DP: 2 HBP: 0	WP: 1 PB: 0 SB: 0 CS: 0	PA: 33					
<b>PITCHER</b>	IP	WLS	BF	H	R	ER	SO	BB	IBB	HBP	BLK	WP	HR	S	P	ERA	WHIP										
18 Shane Bieber, L (1, 1) ERA: 2.35	7.0	W	25	4	1	1	7	0	0	0	0	1	1	63	90	1.29	0.571										
61 Ralph Garza Jr., R (8, 1) ERA: 4.5	2.0		8	3	0	0	2	0	0	0	0	0	0	23	32	0.00	1.500										

**Detroit Tigers @ Tampa Bay Rays**  
Tropicana Field, St. Petersburg, FL  
Tue May 17 2022, 6:40 PM - 9:18 PM EDT  
Att: 8,475 - Dome - 72 F


AB 33  
R 1  
H 7  
RBI 1  
BB 0  
SO 9  
LOB 14



Batter	1	2	3	4	5	6	7	8	9	AB	R	H	RBI	BB	SO	LOB	BOTTOM										
2 Yandy Diaz, R (1, 5) OBP: 0.402, SLG: 0.385										4	1	2	0	0	0	2											
17 Isaac Paredes, R (8, PH) OBP: 0.238, SLG: 0.286										1	0	0	0	0	0	1											
5 Wander Franco, S (1, 6) OBP: 0.298, SLG: 0.438										4	1	0	0	0	0	2											
43 Harold Ramírez, R (1, 10) OBP: 0.361, SLG: 0.360										4	1	2	0	0	0	0											
26 Ji Man Choi, L (1, 3) OBP: 0.380, SLG: 0.433										3	0	1	2	1	0	1											
56 Randy Arozarena, R (1, 7) OBP: 0.270, SLG: 0.360										3	2	1	2	0	1	2											
39 Kevin Kiermaier, L (1, 8) OBP: 0.250, SLG: 0.378										4	2	3	2	0	0	1											
7 Vidal Bruján, S (1, 4) OBP: 0.192, SLG: 0.208										3	0	0	0	1	0	1											
10 Mike Zunino, R (1, 2) OBP: 0.198, SLG: 0.300										4	0	1	0	0	2	3											
35 Brett Phillips, L (1, 9) OBP: 0.253, SLG: 0.382										3	1	1	2	0	1	1											
<b>Inning Stats</b>	R: 1 E: 0 K: 1 S: 12	H: 2 LOB: 1 BB: 0 P: 17	R: 1 E: 0 K: 2 S: 11	H: 1 LOB: 0 BB: 0 P: 11	R: 0 E: 0 K: 0 S: 5	H: 0 LOB: 0 BB: 0 P: 7	R: 1 E: 0 K: 1 S: 11	H: 1 LOB: 1 BB: 0 P: 18	R: 3 E: 0 K: 0 S: 14	H: 4 LOB: 1 BB: 0 P: 17	R: 0 E: 0 K: 0 S: 10	H: 1 LOB: 1 BB: 0 P: 14	R: 0 E: 0 K: 0 S: 8	H: 0 LOB: 0 BB: 0 P: 12	R: 2 E: 0 K: 0 S: 18	H: 2 LOB: 1 BB: 1 P: 30	R: 0 E: 0 K: 0 S: 18	H: 0 LOB: 0 BB: 0 P: 15	1B: 7 2B: 1 3B: 0 HR: 3	SF: 2 SAC: 0 DP: 1 HBP: 0	WP: 0 PB: 0 SB: 0 CS: 0	PA: 37					
<b>PITCHER</b>	IP	WLS	BF	H	R	ER	SO	BB	IBB	HBP	BLK	WP	HR	S	P	ERA	WHIP										
63 Beau Brieske, R (1, 1) ERA: 5.13	5.1	L	27	5	0	0	1	1	0	0	0	1	0	1	1	1.875											
68 Jason Foley, R (6, 1) ERA: 1.93	1.2		4	0	0	0	0	0	0	0	0	0	0	12	18	0.00	0.000										
19 Will Vest, R (8, 1) ERA: 2.25	0.2		5	2	2	2	0	1	0	0	0	0	1	15	25	27.00	4.500										
77 Joe Jiménez, R (8, 1) ERA: 3.88	0.1		1	0	0	0	0	0	0	0	0	0	0	3	5	0.00	0.000										

**Detroit Tigers @ Tampa Bay Rays**  
Tropicana Field, St. Petersburg, FL  
Tue May 17 2022, 6:40 PM - 9:18 PM EDT  
Att: 8,475 - Dome - 72 F

AB 33  
R 8  
H 11  
RBI 8  
BB 2  
SO 4  
LOB 14





Batter	1	2	3	4	5	6	7	8	9	AB	R	H	RBI	BB	SO	LOB	TOP										
8 Robbie Grossman, S OBP: 0.329, SLG: 0.241										4	0	0	0	0	0	1	<b>Detroit Tigers @ Tampa Bay Rays</b> Tropicana Field, St. Petersburg, FL Wed May 18 2022, 1:13 PM - 4:05 PM EDT Att: 9,706 - Dome - 72 F										
9 Willi Castro, S OBP: 0.359, SLG: 0.424										4	0	1	0	0	0	0											
28 Javier Báez, R OBP: 0.244, SLG: 0.310										4	0	0	0	0	3	1											
46 Jeimer Candelario, S OBP: 0.255, SLG: 0.333										4	0	1	0	0	3	0											
7 Jonathan Schoop, R OBP: 0.207, SLG: 0.255										3	0	0	0	1	2	2											
30 Harold Castro, L OBP: 0.309, SLG: 0.415										3	0	0	0	0	0	1											
20 Spencer Torkelson, R OBP: 0.289, SLG: 0.308										3	1	2	1	0	0	0											
15 Tucker Barnhart, L OBP: 0.314, SLG: 0.309										3	0	1	0	0	0	1											
54 Derek Hill, R OBP: 0.226, SLG: 0.240										2	0	0	0	0	2	2											
13 Eric Haase, R OBP: 0.226, SLG: 0.281										1	0	0	0	0	1	0											
<b>Inning Stats</b>	R: 0 H: 2 E: 0 K: 2 S: 16	H: 2 BB: 0 P: 23	R: 0 H: 1 E: 0 K: 1 S: 10	H: 1 LOB: 1 BB: 0 P: 13	R: 0 H: 0 E: 0 K: 1 S: 9	H: 0 LOB: 0 BB: 0 P: 13	R: 0 H: 0 E: 0 K: 2 S: 8	H: 0 LOB: 0 BB: 0 P: 12	R: 0 H: 1 E: 0 K: 1 S: 18	H: 1 LOB: 1 BB: 0 P: 26	R: 0 H: 0 E: 0 K: 1 S: 7	H: 0 LOB: 0 BB: 0 P: 8	R: 1 H: 1 E: 0 K: 0 S: 10	H: 1 LOB: 0 BB: 1 P: 18	R: 0 H: 0 E: 0 K: 1 S: 12	H: 0 LOB: 0 BB: 0 P: 16	R: 0 H: 0 E: 0 K: 2 S: 9	H: 0 LOB: 0 BB: 0 P: 13	1B: 3 2B: 1 3B: 0 HR: 1	SF: 0 SAC: 0 DP: 1 HBP: 0	WP: 0 PB: 0 SB: 0 CS: 0	PA: 32					
<b>PITCHER</b>	IP	WLS	BF	H	R	ER	SO	BB	IBB	HBP	BLK	WP	HR	S	P	ERA	WHIP										
57 Drew Rasmussen, R ERA: 2.33	5.0	W	19	4	0	0	7	0	0	0	0	0	0	61	87	0.00	0.800										
37 Matt Wisler, R ERA: 2.29	2.0		7	1	1	1	1	1	0	0	0	0	1	17	26	4.50	1.000										
38 Colin Poche, L ERA: 1.64	1.0		3	0	0	0	1	0	0	0	0	0	0	12	16	0.00	0.000										
34 J.P. Feyerherzen, R ERA:	1.0		3	0	0	0	2	0	0	0	0	0	0	9	13	0.00	0.000										

Batter	1	2	3	4	5	6	7	8	9	AB	R	H	RBI	BB	SO	LOB	BOTTOM										
2 Yandy Diaz, R OBP: 0.412, SLG: 0.398										4	1	3	0	0	0	0	<b>Detroit Tigers @ Tampa Bay Rays</b> Tropicana Field, St. Petersburg, FL Wed May 18 2022, 1:13 PM - 4:05 PM EDT Att: 9,706 - Dome - 72 F										
5 Wander Franco, S OBP: 0.303, SLG: 0.435										3	1	1	0	1	0	3											
43 Harold Ramirez, R OBP: 0.372, SLG: 0.372										3	1	2	0	0	1	1											
26 Ji Man Choi, L OBP: 0.388, SLG: 0.441										1	0	1	1	0	0	0											
56 Randy Arozarena, R OBP: 0.270, SLG: 0.352										3	0	0	1	1	2	3											
21 Francisco Mejia, S OBP: 0.289, SLG: 0.477										4	0	1	2	0	2	0											
17 Isaac Paredes, R OBP: 0.280, SLG: 0.560										4	2	2	2	0	0	2											
7 Vidal Brujan, S OBP: 0.200, SLG: 0.185										3	0	0	0	1	1	0											
6 Taylor Walls, S OBP: 0.279, SLG: 0.256										4	0	0	0	0	2	3											
35 Brett Phillips, L OBP: 0.256, SLG: 0.380										3	1	1	0	0	1	3											
<b>Inning Stats</b>	R: 3 H: 4 E: 0 K: 2 S: 18	H: 4 LOB: 3 BB: 2 P: 34	R: 0 H: 0 E: 0 K: 2 S: 12	H: 0 LOB: 1 BB: 1 P: 21	R: 1 H: 1 E: 0 K: 2 S: 12	H: 1 LOB: 0 BB: 0 P: 22	R: 0 H: 1 E: 0 K: 0 S: 4	H: 1 LOB: 0 BB: 0 P: 5	R: 0 H: 1 E: 0 K: 2 S: 10	H: 1 LOB: 0 BB: 0 P: 15	R: 0 H: 0 E: 0 K: 1 S: 9	H: 0 LOB: 0 BB: 0 P: 14	R: 1 H: 3 E: 0 K: 0 S: 14	H: 3 LOB: 1 BB: 0 P: 20	R: 1 H: 1 E: 0 K: 0 S: 10	H: 1 LOB: 0 BB: 0 P: 14	R: 1 H: 1 E: 0 K: 2 S: 9	H: 1 LOB: 0 BB: 0 P: 13	1B: 9 2B: 1 3B: 0 HR: 2	SF: 0 SAC: 0 DP: 2 HBP: 0	WP: 0 PB: 0 SB: 2 CS: 1	PA: 35					
<b>PITCHER</b>	IP	WLS	BF	H	R	ER	SO	BB	IBB	HBP	BLK	WP	HR	S	P	ERA	WHIP										
57 Eduardo Rodriguez, L ERA: 4.38	0.1	L	7	4	3	3	0	2	0	0	0	0	0	11	23	81.00	18.000										
51 Rony Garcia, R ERA: 2.57	2.2		10	1	1	1	6	1	0	0	0	0	1	31	54	3.38	0.750										
50 Jacob Barnes, R ERA: 1.93	1.0		3	1	0	0	0	0	0	0	0	0	0	4	5	0.00	1.000										
19 Will Vest, R ERA: 2.12	1.0		3	1	0	0	2	0	0	0	0	0	0	10	15	0.00	1.000										
55 Alex Lange, R ERA: 1.88	1.0		3	0	0	0	1	0	0	0	0	0	0	9	14	0.00	0.000										
<b>PITCHER</b>	IP	WLS	BF	H	R	ER	SO	BB	IBB	HBP	BLK	WP	HR	S	P	ERA	WHIP										
32 Michael Fulmer, R ERA: 3.52	1.0		5	3	1	1	0	0	0	0	0	0	0	10	14	9.00	3.000										
58 Wily Peralta, R ERA: 1.11	1.0		4	1	1	1	0	0	0	0	0	0	1	10	14	9.00	1.000										



Batter	1	2	3	4	5	6	7	8	9	AB	R	H	RBI	BB	SO	LOB	TOP										
8 Robbie Grossman, R (1, 9) OBP: 0.319, SLG: 0.233										4	0	0	0	0	1	1											
9 Willi Castro, S (1, 7) OBP: 0.338, SLG: 0.397										4	0	0	0	0	2	1											
24 Miguel Cabrera, R (1, 10) OBP: 0.321, SLG: 0.390										4	0	0	0	0	1	0											
28 Javier Báez, R (1, 6) OBP: 0.244, SLG: 0.308										4	1	1	0	0	1	0											
46 Jeimer Candelario, S (1, 5) OBP: 0.257, SLG: 0.328										2	0	0	0	1	0	1											
20 Spencer Torkelson, R (1, 3) OBP: 0.290, SLG: 0.321										2	0	1	1	0	0	0											
7 Jonathan Schoop, R (1, 4) OBP: 0.203, SLG: 0.250										3	0	0	0	0	0	3											
15 Tucker Barnhart, L (1, 2) OBP: 0.303, SLG: 0.298										3	0	0	0	0	0	0											
54 Derek Hill, R (1, 8) OBP: 0.236, SLG: 0.250										2	0	1	0	0	1	0											
30 Harold Castro, L (8, PH) OBP: 0.304, SLG: 0.409										1	0	0	0	0	1	0											
<b>Inning Stats</b>	R: 0 E: 0 K: 1 S: 6	H: 0 LOB: 0 BB: 0 P: 9	R: 0 E: 0 K: 0 S: 12	H: 1 LOB: 1 BB: 1 P: 17	R: 0 E: 0 K: 0 S: 9	H: 1 LOB: 1 BB: 0 P: 14	R: 0 E: 0 K: 0 S: 11	H: 0 LOB: 0 BB: 0 P: 16	R: 0 E: 0 K: 0 S: 10	H: 0 LOB: 0 BB: 0 P: 12	R: 0 E: 0 K: 2 S: 10	H: 0 LOB: 0 BB: 0 P: 13	R: 1 E: 1 K: 0 S: 15	H: 1 LOB: 1 BB: 0 P: 19	R: 0 E: 0 K: 2 S: 9	H: 0 LOB: 0 BB: 0 P: 15	R: 0 E: 0 K: 2 S: 12	H: 0 LOB: 0 BB: 0 P: 13	1B: 2 2B: 2 HR: 0	SF: 1 SAC: 0 HBP: 0	WP: 0 PB: 0 SB: 1 CS: 0	PA: 31					
<b>PITCHER</b>	IP	WLS	BF	H	R	ER	SO	BB	IBB	HBP	BLK	WP	HR	S	P	ERA	WHIP										
43 Aaron Civale, R (1, 1) ERA: 7.84	6.1	W	23	3	1	0	3	1	0	0	0	0	0	67	94	0.00	0.632										
62 Eneal De Los Santos, R (7, 1) ERA: 3.0	1.2	H	5	0	0	0	2	0	0	0	0	0	0	15	21	0.00	0.000										
48 Emmanuel Clase, R (9, 1) ERA: 2.93	1.0		3	0	0	0	2	0	0	0	0	0	0	12	13	0.00	0.000										

**Detroit Tigers @ Cleveland Guardians**  
 Progressive Field, Cleveland, OH  
 Fri May 20 2022, 7:11 PM - 9:49 PM EDT  
 Att: 23,874 - Cloudy - 84 F

AB	29
R	1
H	3
RBI	1
BB	1
SO	7
LOB	6



Batter	1	2	3	4	5	6	7	8	9	AB	R	H	RBI	BB	SO	LOB	BOTTOM										
7 Myles Straw, R (1, 8) OBP: 0.354, SLG: 0.328										4	2	3	0	0	0	1											
1 Amed Rosario, R (1, 6) OBP: 0.292, SLG: 0.305										4	2	2	2	0	0	1											
11 José Ramírez, S (1, 5) OBP: 0.380, SLG: 0.588										4	1	2	3	0	0	1											
6 Owen Miller, R (1, 3) OBP: 0.342, SLG: 0.514										3	0	0	1	0	2	1											
32 Franmil Reyes, R (1, 10) OBP: 0.263, SLG: 0.287										4	0	1	0	0	2	0											
35 Oscar Mercado, R (1, 9) OBP: 0.227, SLG: 0.417										3	0	0	0	0	1	1											
2 Yu Chang, R (1, 4) OBP: 0.228, SLG: 0.282										3	0	0	0	0	2	1											
28 Ernie Clement, R (1, 7) OBP: 0.283, SLG: 0.259										3	0	1	0	0	0	1											
17 Austin Hedges, R (1, 2) OBP: 0.228, SLG: 0.282										3	1	1	0	0	1	1											
<b>Inning Stats</b>	R: 0 E: 0 K: 0 S: 9	H: 2 LOB: 1 BB: 0 P: 13	R: 0 E: 0 K: 2 S: 9	H: 0 LOB: 0 BB: 0 P: 14	R: 0 E: 0 K: 0 S: 10	H: 1 LOB: 0 BB: 0 P: 13	R: 0 E: 0 K: 1 S: 8	H: 0 LOB: 0 BB: 0 P: 9	R: 0 E: 0 K: 2 S: 13	H: 1 LOB: 1 BB: 0 P: 17	R: 4 E: 0 K: 2 S: 18	H: 4 LOB: 0 BB: 0 P: 25	R: 0 E: 0 K: 1 S: 8	H: 0 LOB: 0 BB: 0 P: 9	R: 2 E: 0 K: 0 S: 10	H: 2 LOB: 0 BB: 0 P: 15	R: 2 E: 0 K: 0 S: 10	H: 2 LOB: 0 BB: 0 P: 15	1B: 5 2B: 3 3B: 1 HR: 1	SF: 1 SAC: 0 DP: 1 HBP: 0	WP: 0 PB: 0 SB: 0 CS: 1	PA: 32					
<b>PITCHER</b>	IP	WLS	BF	H	R	ER	SO	BB	IBB	HBP	BLK	WP	HR	S	P	ERA	WHIP										
29 Tarik Skubal, L (1, 1) ERA: 2.22	5.0		17	4	0	0	5	0	0	0	0	0	0	49	66	0.00	0.800										
50 Jacob Barnes, R (6, 1) ERA: 4.2	1.0	L	7	4	4	4	2	0	0	0	0	0	1	18	25	36.00	4.000										
68 Jason Foley, R (7, 1) ERA: 3.38	1.1		6	2	2	2	1	0	0	0	0	0	0	14	18	13.50	1.500										
66 Drew Carlton, R (8, 1) ERA:	0.2		2	0	0	0	0	0	0	0	0	0	0	4	6	0.00	0.000										

**Detroit Tigers @ Cleveland Guardians**  
 Progressive Field, Cleveland, OH  
 Fri May 20 2022, 7:11 PM - 9:49 PM EDT  
 Att: 23,874 - Cloudy - 84 F

AB	31
R	6
H	10
RBI	6
BB	0
SO	8
LOB	8





Batter	1	2	3	4	5	6	7	8	9	AB R H RBI BB SO LOB	TOP							
8 Robbie Grossman, S (1, 9) OBP: 0.324, SLG: 0.244										3 1 1 0 1 1 2	<b>Detroit Tigers @ Cleveland Guardians</b> Progressive Field, Cleveland, OH Sun May 22, 2022, 2:01 PM - 4:46 PM EDT Att: 15,554 - Overcast - 54 F							
9 Willi Castro, S (1, 7) OBP: 0.319, SLG: 0.373										4 0 0 0 0 1 4								
24 Miguel Cabrera, R (1, 10) OBP: 0.319, SLG: 0.394										4 0 1 1 0 2 3								
28 Javier Báez, R (1, 6) OBP: 0.254, SLG: 0.331										4 1 1 1 0 2 1								
46 Jeimer Candelario, S (1, 5) OBP: 0.250, SLG: 0.319										4 0 0 0 0 2 1								
20 Spencer Torkelson, R (1, 3) OBP: 0.281, SLG: 0.309										4 0 0 0 0 1 0								
7 Jonathan Schoop, R (1, 4) OBP: 0.211, SLG: 0.252										3 1 1 0 1 1 0								
15 Tucker Barnhart, L (1, 2) OBP: 0.301, SLG: 0.295										4 1 1 0 0 2 2								
41 Daz Cameron, R (1, 8) OBP: 0.333, SLG: 0.273										3 0 2 1 0 0 1								
<b>Inning Stats</b>	R: 1 E: 0 K: 2 S: 12	H: 1 LOB: 1 BB: 1 P: 22	R: 1 E: 0 K: 1 S: 10	H: 1 LOB: 0 BB: 1 P: 18	R: 0 E: 0 K: 0 S: 6	H: 0 LOB: 0 BB: 0 P: 8	R: 1 E: 1 K: 3 S: 18	H: 2 LOB: 2 BB: 0 P: 23	R: 0 E: 0 K: 2 S: 8	H: 1 LOB: 1 BB: 0 P: 14	R: 1 E: 0 K: 2 S: 9	H: 1 LOB: 0 BB: 0 P: 13	R: 0 E: 0 K: 0 S: 7	H: 0 LOB: 0 BB: 0 P: 11	1B: 4 2B: 3 3B: 0 HR: 1	SF: 0 SAC: 0 DP: 1 HBP: 0	WP: 0 PB: 0 SB: 2 CS: 0	PA: 36
<b>PITCHER</b>	IP WLS BF H R ER SO BB IBB HBP BLK WP HR S P ERA WHIP											IP WLS BF H R ER SO BB IBB HBP BLK WP HR S P ERA WHIP						
57 Shane Bieber, R (1, 1) ERA: 3.55	7.0 L 28 6 3 2 10 2 0 0 0 0 0 0 71 106 2.57 1.143																	
27 Bryan Shaw, R (8, 1) ERA: 5.98	1.0 4 1 1 1 2 0 0 0 0 0 1 9 13 9.00 1.000																	
31 Sam Hentges, L (9, 1) ERA: 1.2	1.0 3 0 0 0 0 0 0 0 0 0 0 7 11 0.00 0.000																	

Batter	1	2	3	4	5	6	7	8	9	AB R H RBI BB SO LOB	BOTTOM									
7 Myles Straw, R (1, 8) OBP: 0.346, SLG: 0.319										4 0 0 0 0 1 1	<b>Detroit Tigers @ Cleveland Guardians</b> Progressive Field, Cleveland, OH Sun May 22, 2022, 2:01 PM - 4:46 PM EDT Att: 15,554 - Overcast - 54 F									
1 Amed Rosario, R (1, 7) OBP: 0.291, SLG: 0.303										4 1 1 0 0 0 1										
11 José Ramírez, S (1, 5) OBP: 0.383, SLG: 0.580										2 0 0 0 2 0 0										
6 Owen Miller, R (1, 4) OBP: 0.347, SLG: 0.514										4 0 2 1 0 1 1										
22 Josh Naylor, L (1, 3) OBP: 0.395, SLG: 0.649										2 1 1 1 1 1 1										
32 Franmil Reyes, R (1, 10) OBP: 0.255, SLG: 0.278										4 0 0 0 0 1 5										
0 Andrés Giménez, L (1, 6) OBP: 0.324, SLG: 0.515										3 0 0 0 0 1 4										
38 Steven Kwan, L (1, 9) OBP: 0.373, SLG: 0.371										3 0 1 0 0 0 1										
17 Austin Hedges, R (1, 2) OBP: 0.232, SLG: 0.284										3 0 1 0 0 1 1										
<b>Inning Stats</b>	R: 1 E: 0 K: 1 S: 19	H: 2 LOB: 3 BB: 2 P: 29	R: 0 E: 0 K: 0 S: 10	H: 1 LOB: 0 BB: 0 P: 14	R: 0 E: 0 K: 0 S: 11	H: 0 LOB: 0 BB: 0 P: 14	R: 1 E: 0 K: 1 S: 10	H: 1 LOB: 0 BB: 0 P: 18	R: 0 E: 0 K: 0 S: 4	H: 1 LOB: 0 BB: 0 P: 7	R: 0 E: 0 K: 1 S: 7	H: 1 LOB: 1 BB: 0 P: 11	R: 0 E: 0 K: 2 S: 10	H: 0 LOB: 1 BB: 1 P: 20	R: 0 E: 0 K: 0 S: 6	H: 0 LOB: 0 BB: 0 P: 8	1B: 5 2B: 1 3B: 0 HR: 1	SF: 0 SAC: 0 DP: 4 HBP: 2	WP: 0 PB: 0 SB: 1 CS: 0	PA: 34
<b>PITCHER</b>	IP WLS BF H R ER SO BB IBB HBP BLK WP HR S P ERA WHIP											IP WLS BF H R ER SO BB IBB HBP BLK WP HR S P ERA WHIP								
49 Alex Faedo, R (1, 1) ERA: 3.0	5.1 W 22 6 2 2 2 2 0 0 0 0 0 0 56 86 0.00 0.000																			
37 Andrew Chafin, L (6, 1) ERA: 2.0	1.1 H 4 0 0 0 1 0 0 0 1 0 0 0 10 16 0.00 0.000																			
55 Alex Lange, R (7, 1) ERA: 1.72	1.1 H 5 0 0 0 3 1 0 0 0 0 0 0 13 24 0.00 0.750																			
65 Gregory Soto, L (9, 1) ERA: 2.92	1.0 S 3 0 0 0 0 0 0 0 1 0 0 0 6 8 0.00 0.000																			

AB 33  
R 4  
H 7  
RBI 3  
BB 2  
SO 12  
LOB 14



AB 29  
R 2  
H 6  
RBI 2  
BB 3  
SO 6  
LOB 15






Batter	1	2	3	4	5	6	7	8	9	AB	R	H	RBI	BB	SO	LOB	TOP				
8 Robbie Grossman, S (1, 9) OBP: 0.314, SLG: 0.234										5	0	0	0	0	1	2					
7 Jonathan Schoop, R (1, 4) OBP: 0.217, SLG: 0.284										5	2	2	1	0	1	0					
24 Miguel Cabrera, R (1, 10) OBP: 0.322, SLG: 0.394										5	0	2	1	0	2	0					
28 Javier Báez, R (1, 6) OBP: 0.250, SLG: 0.341										5	0	2	0	0	0	0					
30 Harold Castro, L (1, 5) OBP: 0.292, SLG: 0.391										3	0	0	0	0	1	2					
46 Jaimer Candelario, S (7, PH) (7, 5)										1	0	0	0	0	0	2					
9 Willi Castro, S (1, 7) OBP: 0.232, SLG: 0.362										2	1	0	0	1	1	2					
20 Spencer Torkelson, R (1, 3) OBP: 0.295, SLG: 0.327										3	1	2	0	1	1	0					
13 Eric Haase, R (1, 2) OBP: 0.242, SLG: 0.295										4	0	2	1	0	1	4					
41 Daz Cameron, R (1, 8) OBP: 0.250, SLG: 0.200										4	0	0	1	0	2	5					
<b>Inning Stats</b>	R: 0 H: 2 E: 0 K: 0 S: 7	H: 2 BB: 0 P: 13	R: 1 H: 1 E: 0 K: 1 S: 16	LOB: 1 BB: 25 P: 25	R: 0 H: 0 E: 0 K: 1 S: 7	LOB: 0 BB: 0 P: 11	R: 0 H: 0 E: 0 K: 2 S: 16	LOB: 2 BB: 1 P: 23	R: 1 H: 1 E: 0 K: 0 S: 12	H: 2 BB: 0 P: 16	R: 1 H: 3 E: 0 K: 1 S: 14	LOB: 2 BB: 0 P: 20	R: 0 H: 1 E: 0 K: 2 S: 9	H: 1 BB: 0 P: 14	R: 0 H: 0 E: 0 K: 2 S: 9	LOB: 0 BB: 0 P: 14	1B: 6 2B: 3 HR: 1	SF: 0 SAC: 0 HBP: 1	WP: 0 PB: 0 SB: 0 CS: 0	PA: 40	
<b>PITCHER</b>	IP	WLS	BF	H	R	ER	SO	BB	IBB	HBP	BLK	WP	HR	S	P	ERA	WHIP				
17 Chris Archer, R (1, 1) ERA: 3.86	4.0		18	3	1	1	4	2	0	1	0	0	0	46	72	2.25	1.250				
65 Griffin Jax, R (5, 1) ERA: 3.54	2.0		9	3	2	2	1	0	0	0	0	0	1	25	33	9.00	1.500				
38 Joe Smith, R (7, 1) ERA: 0.64	0.1	B	4	3	1	1	1	0	0	0	0	0	0	11	17	27.00	9.000				
56 Caleb Thielbar, L (7, 1) ERA: 6.19	0.2		2	0	0	0	0	0	0	0	0	0	0	3	3	0.00	0.000				
12 Emilio Pagán, R (8, 1) ERA: 1.54	2.0	W	7	1	0	0	4	0	0	0	0	0	0	18	28	0.00	0.500				

Detroit Tigers @ Minnesota Twins  
Target Field, Minneapolis, MN  
Mon May 23, 2022, 6:41 PM - 9:36 PM CDT  
Att: 16,361 - Overcast - 65 F

livebaseballscorecards.com

AB 37  
R 4  
H 10  
RBI 4  
BB 2  
SO 10  
LOB 17




Batter	1	2	3	4	5	6	7	8	9	AB	R	H	RBI	BB	SO	LOB	BOTTOM					
25 Byron Buxton, R (1, 8) OBP: 0.303, SLG: 0.581										4	0	0	0	0	2	1						
2 Luis Arraez, L (1, 3) OBP: 0.454, SLG: 0.422										2	1	2	0	2	0	0						
4 Carlos Correa, R (1, 6) OBP: 0.339, SLG: 0.384										4	1	1	0	0	0	4						
11 Jorge Polanco, S (1, 4) OBP: 0.333, SLG: 0.364										4	1	1	0	0	2	1						
26 Max Kepler, L (1, 9) OBP: 0.368, SLG: 0.446										3	2	1	4	1	0	0						
1 Nick Gordon, L (1, 7) OBP: 0.286, SLG: 0.325										3	0	0	0	0	2	0						
30 Kyle Garlick, R (8, PH) OBP: 0.375, SLG: 0.636										1	0	1	0	0	0	0						
13 Trevor Larnach, L (1, 10) OBP: 0.329, SLG: 0.400										3	0	0	0	0	1	0						
24 Gary Sánchez, R (8, PH) OBP: 0.286, SLG: 0.442										1	0	0	0	0	0	2						
15 Gio Urshela, R (1, 5) OBP: 0.309, SLG: 0.339										3	0	1	1	1	0	0						
27 Ryan Jeffers, R (1, 2) OBP: 0.282, SLG: 0.355										3	0	0	0	0	1	1						
<b>Inning Stats</b>	R: 4 H: 3 E: 0 K: 1 S: 11	H: 3 LOB: 1 BB: 0 P: 24	R: 0 H: 0 E: 0 K: 1 S: 8	LOB: 0 BB: 0 P: 9	R: 0 H: 0 E: 0 K: 1 S: 6	LOB: 0 BB: 1 P: 11	R: 0 H: 0 E: 0 K: 1 S: 8	LOB: 0 BB: 0 P: 11	R: 0 H: 1 E: 0 K: 0 S: 10	H: 1 BB: 1 P: 20	R: 0 H: 0 E: 0 K: 1 S: 11	LOB: 0 BB: 0 P: 13	R: 0 H: 0 E: 0 K: 1 S: 12	H: 0 LOB: 0 BB: 0 P: 19	R: 0 H: 1 E: 0 K: 2 S: 9	LOB: 1 BB: 0 P: 12	R: 1 H: 2 E: 0 K: 0 S: 8	H: 2 LOB: 2 BB: 1 P: 13	1B: 6 2B: 0 3B: 0 HR: 1	SF: 0 SAC: 0 DP: 1 HBP: 0	WP: 1 PB: 0 SB: 0 CS: 0	PA: 35
<b>PITCHER</b>	IP	WLS	BF	H	R	ER	SO	BB	IBB	HBP	BLK	WP	HR	S	P	ERA	WHIP					
45 Elvin Rodríguez, R (1, 1) ERA: 9.39	5.0		21	4	4	4	4	3	0	0	0	0	0	11	43	7.20	1.400					
77 Joe Jiménez, R (6, 1) ERA: 3.45	1.0		3	0	0	0	1	0	0	0	0	0	0	11	13	0.00	0.000					
58 Willy Peralta, R (7, 1) ERA: 1.04	1.0		3	0	0	0	1	0	0	0	0	0	0	12	19	0.00	0.000					
55 Alex Lange, R (8, 1) ERA: 1.62	1.0		4	1	0	0	2	0	0	0	0	1	0	9	12	0.00	1.000					
37 Andrew Chafin, L (9, 1) ERA: 2.89	0.1	L	4	2	1	1	0	1	0	0	0	0	0	8	13	27.00	9.000					

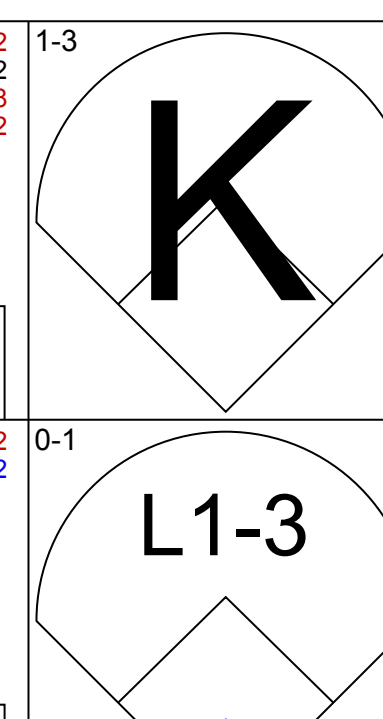
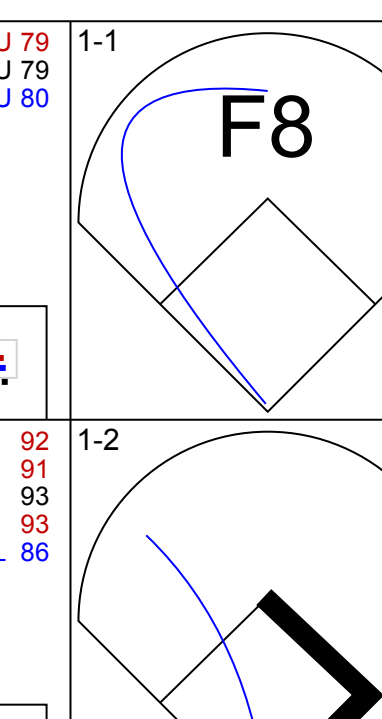
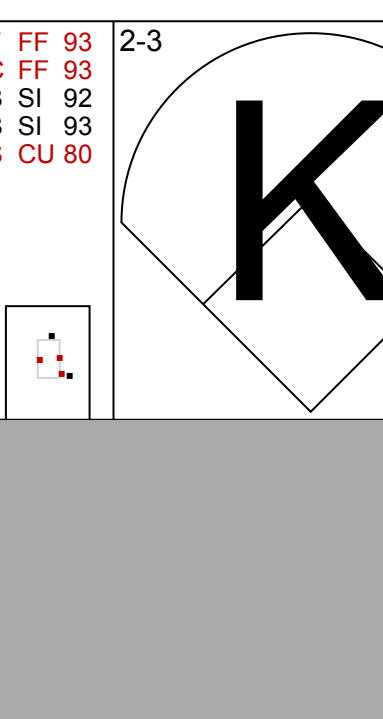
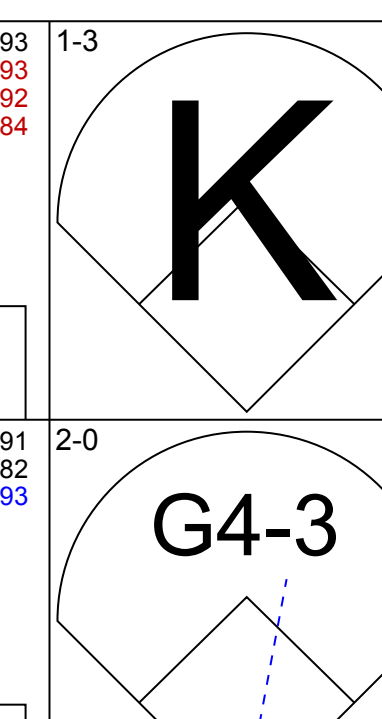
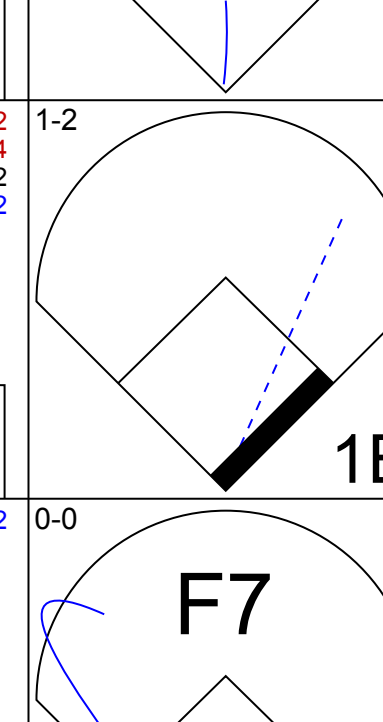
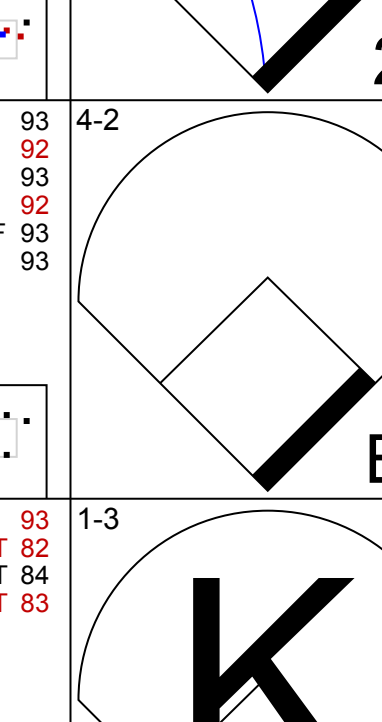
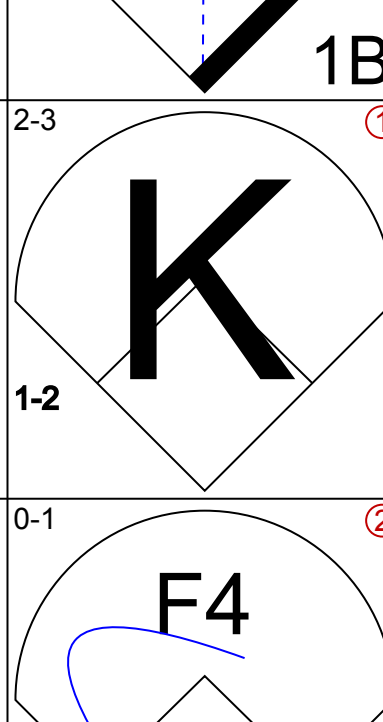



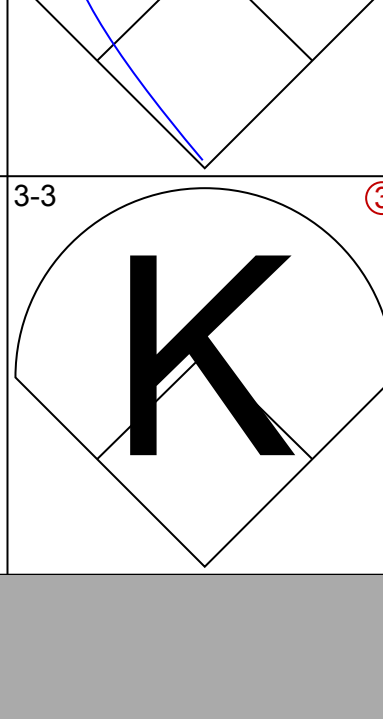

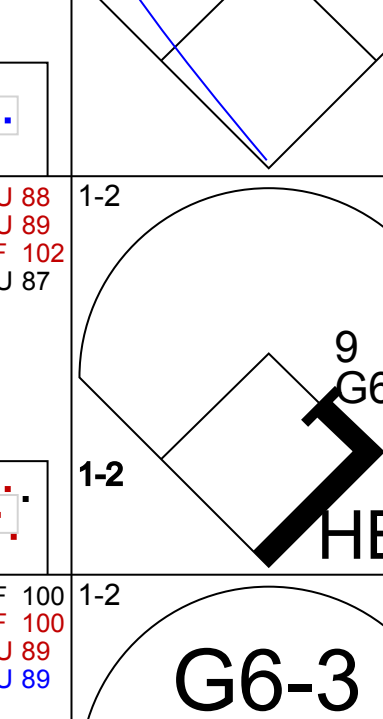




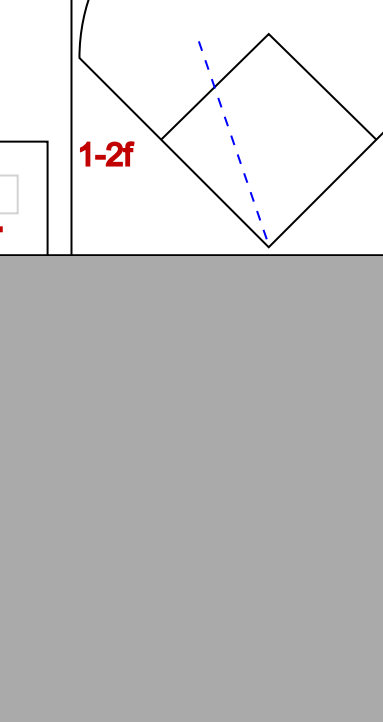

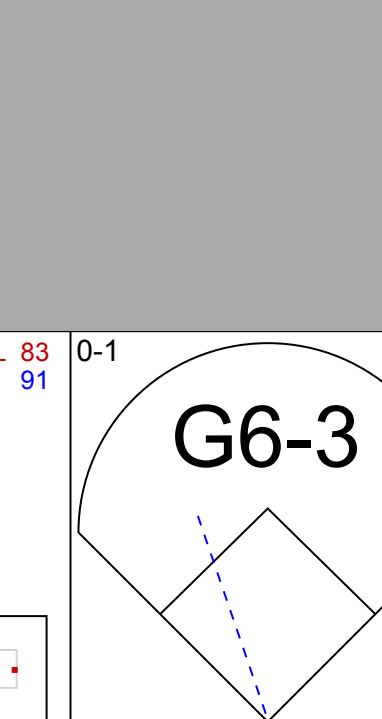
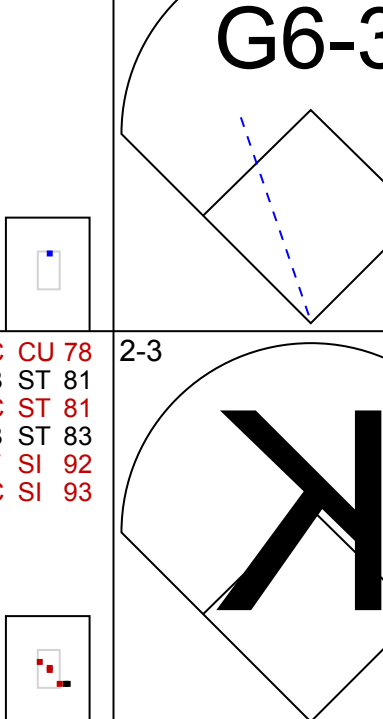

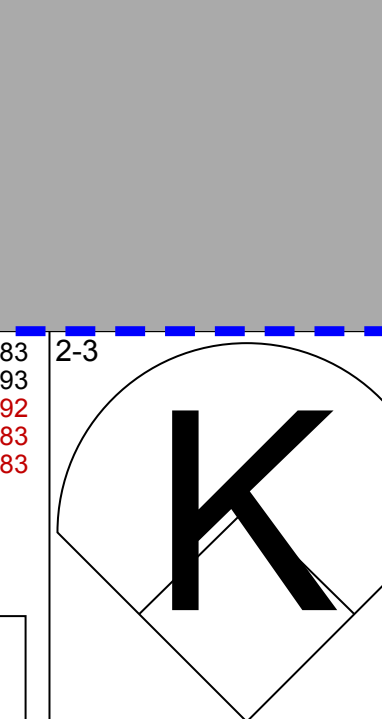
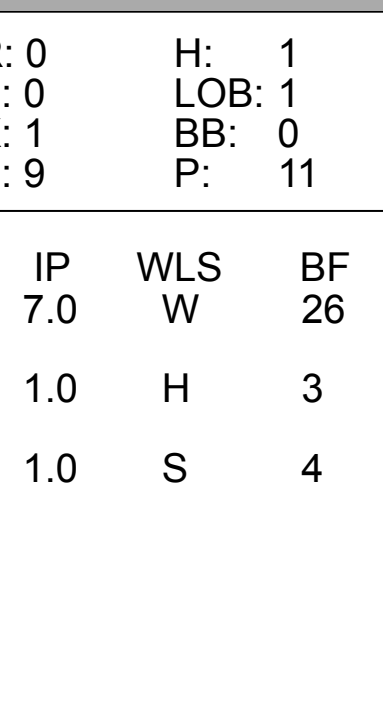
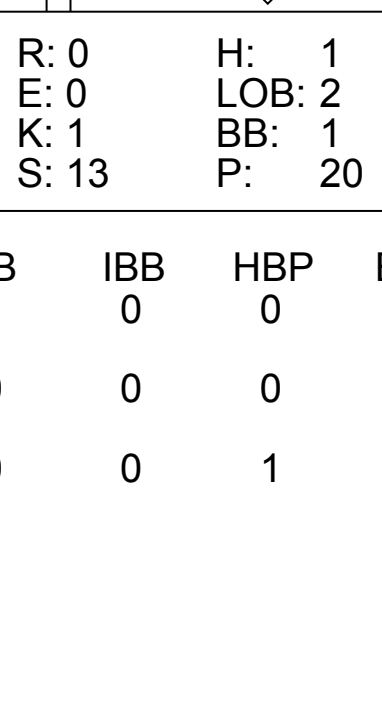
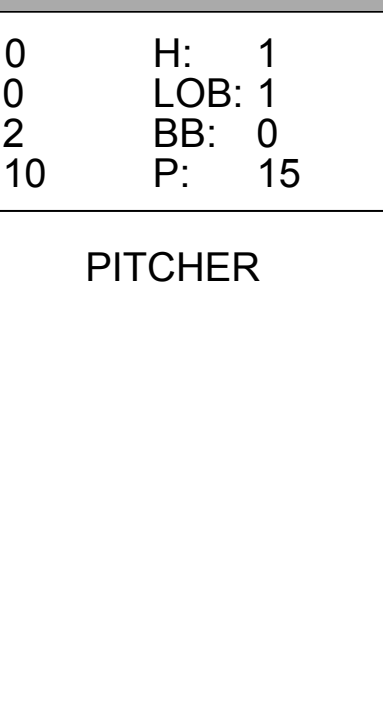
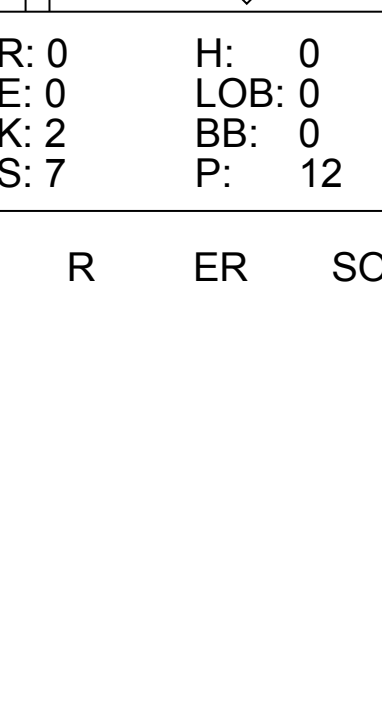
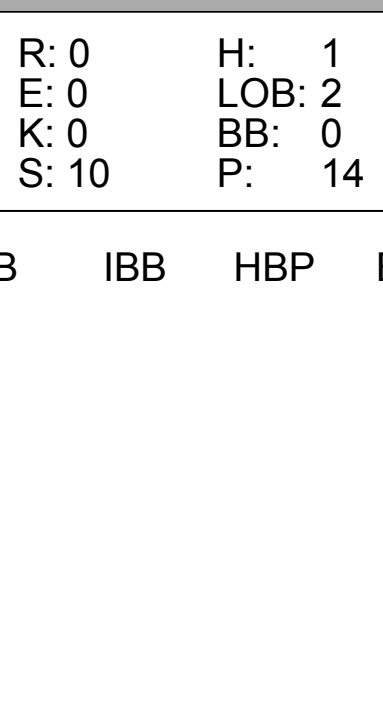
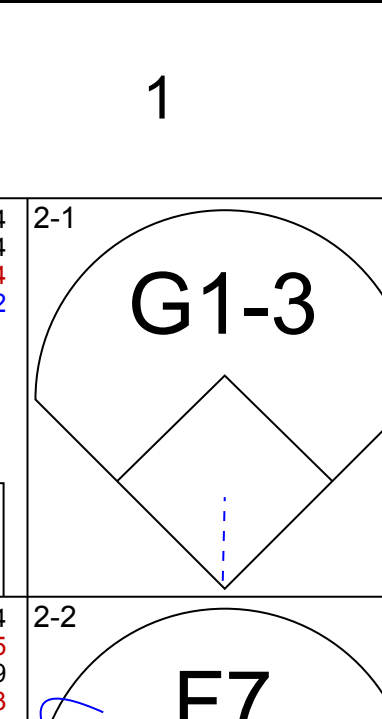
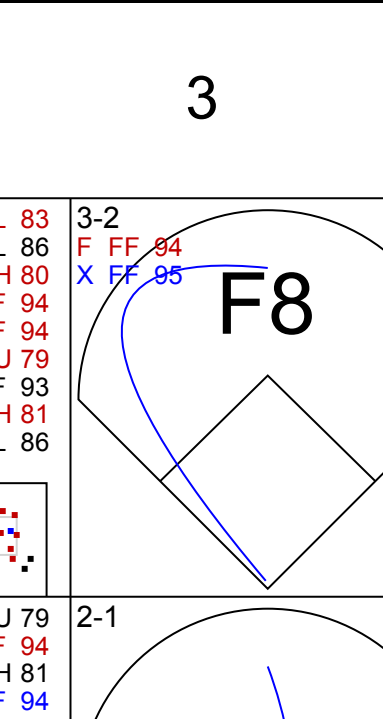
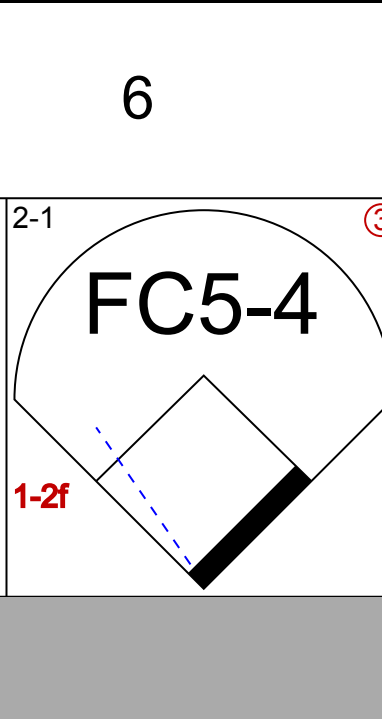
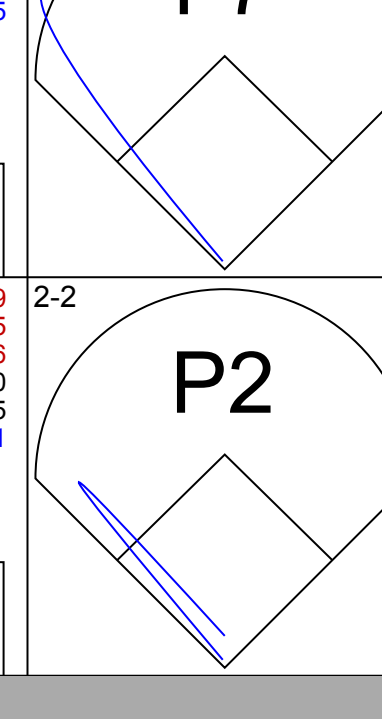
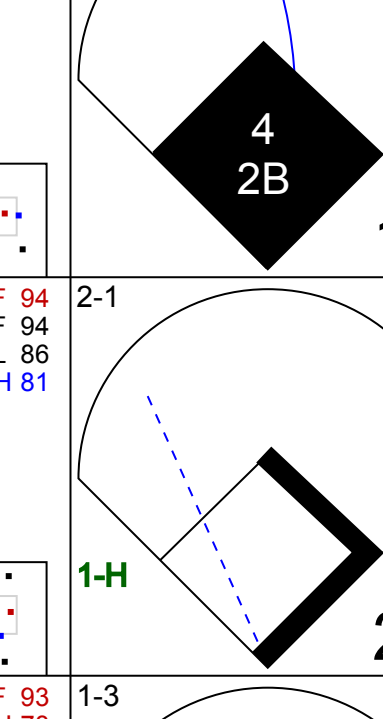


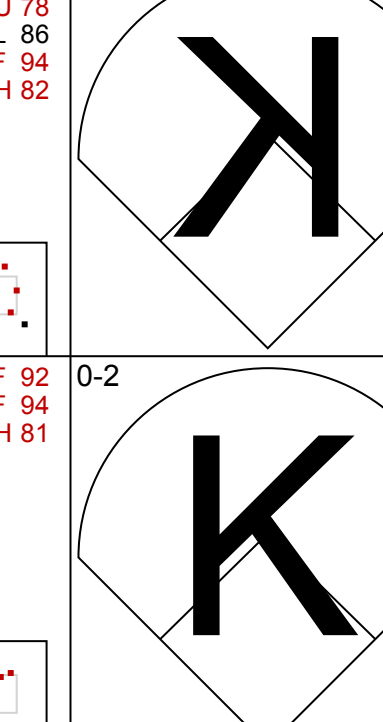
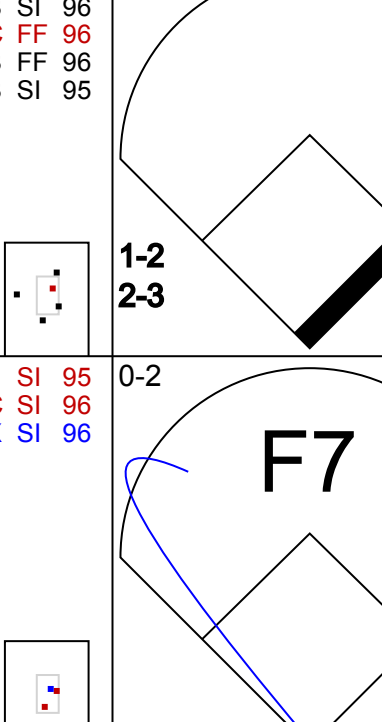
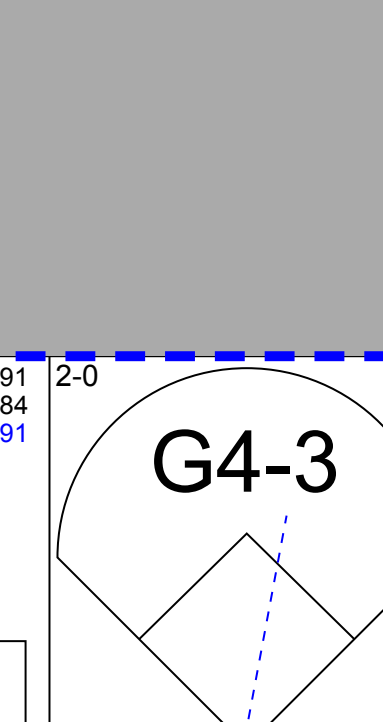
Detroit Tigers @ Minnesota Twins  
Target Field, Minneapolis, MN  
Mon May 23, 2022, 6:41 PM - 9:36 PM CDT  
Att: 16,361 - Overcast - 65 F

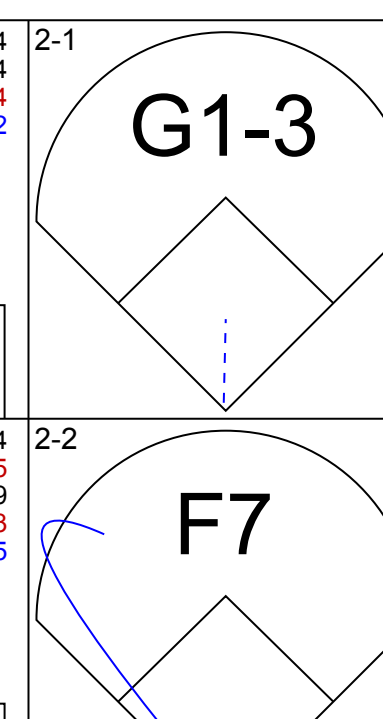
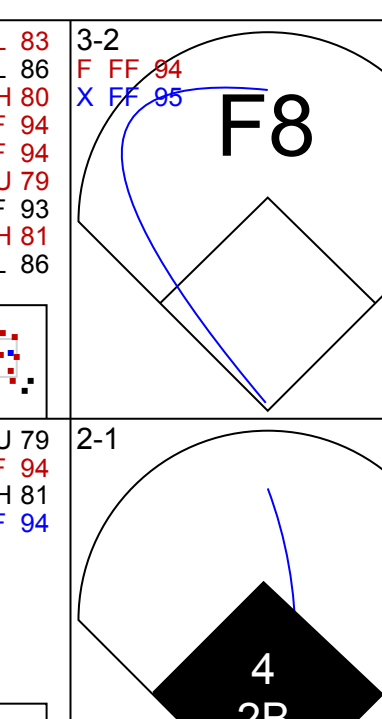
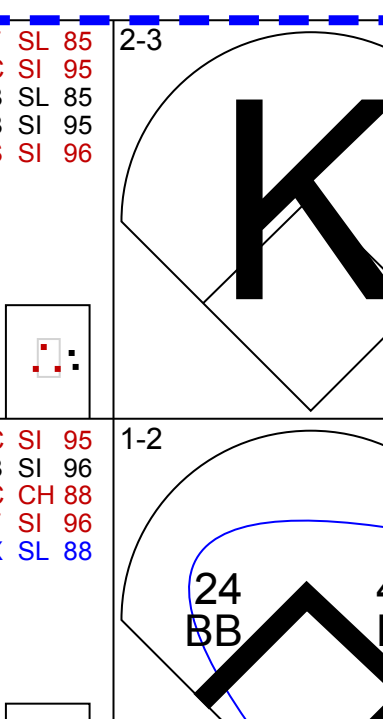
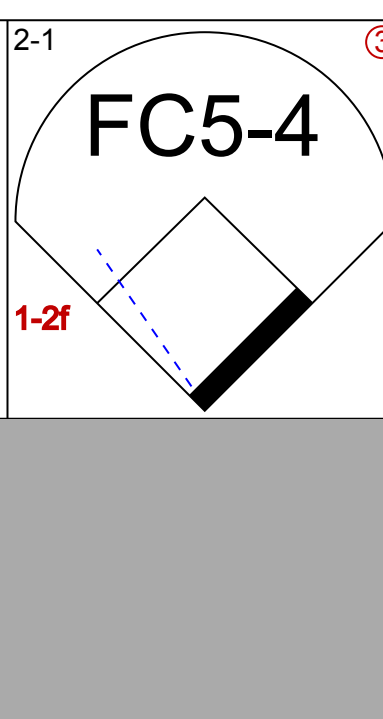
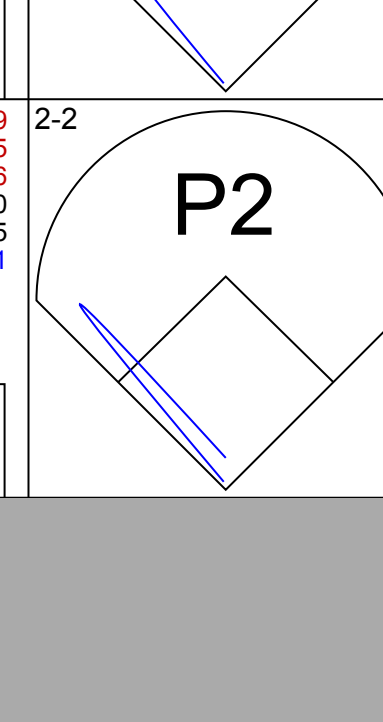
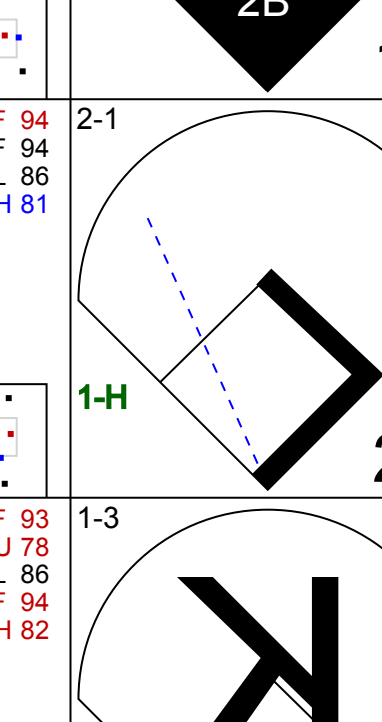
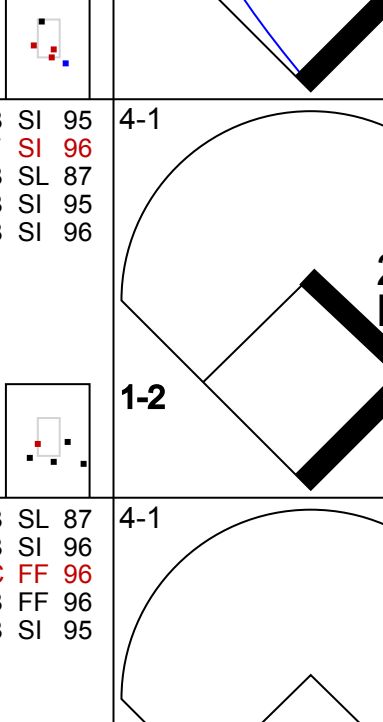
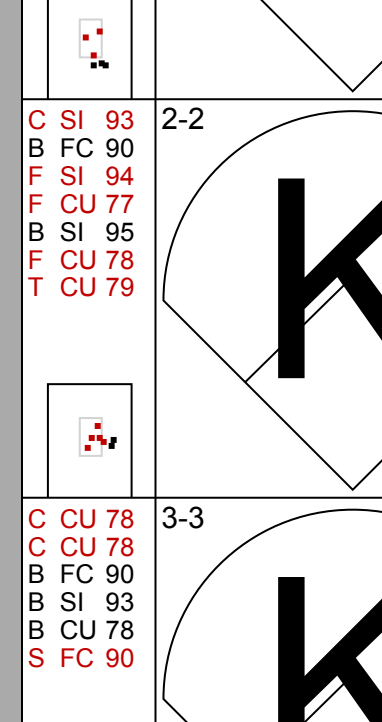

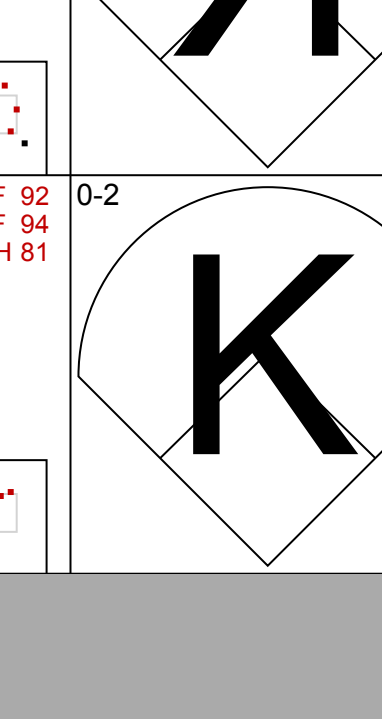
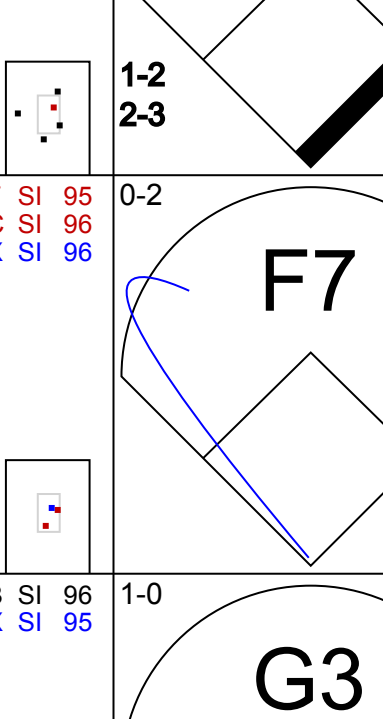

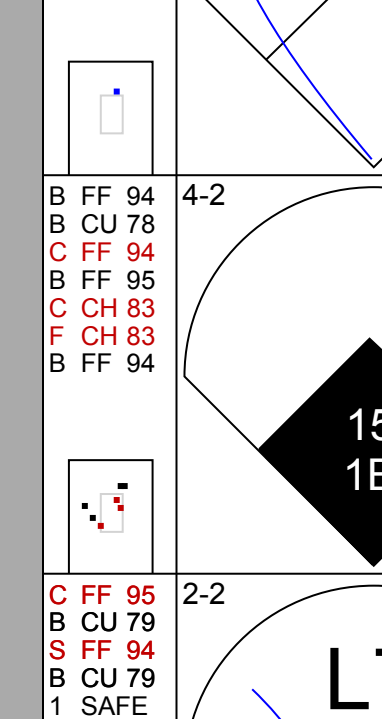
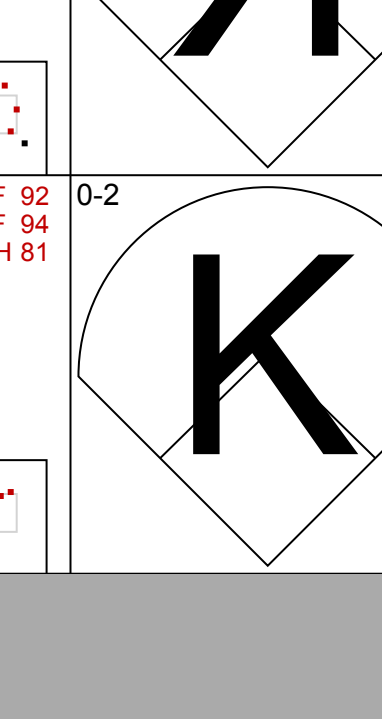
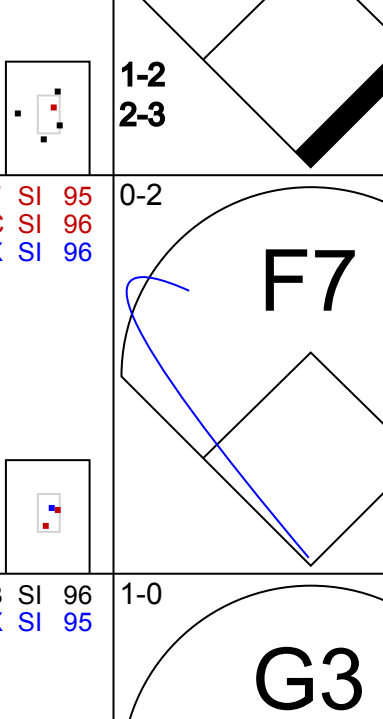

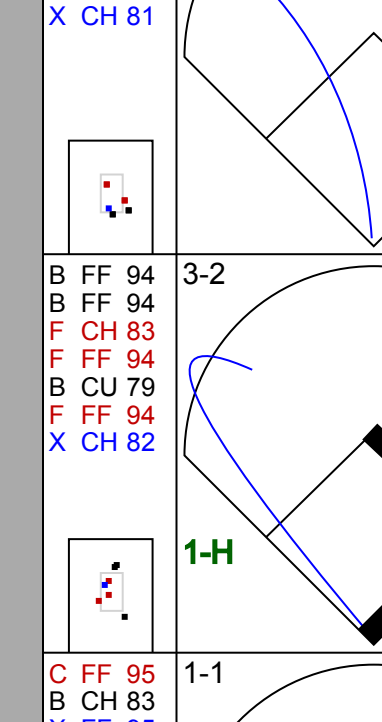

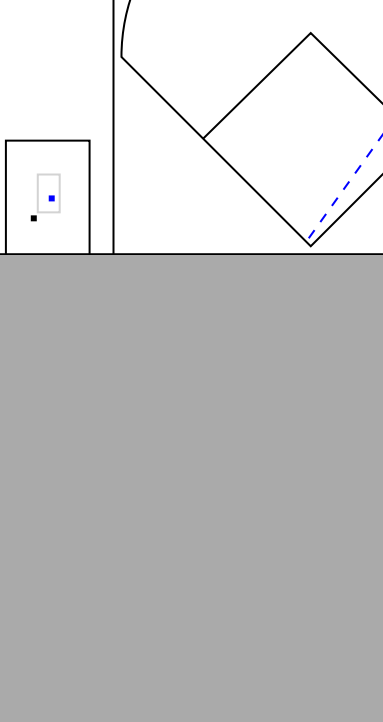
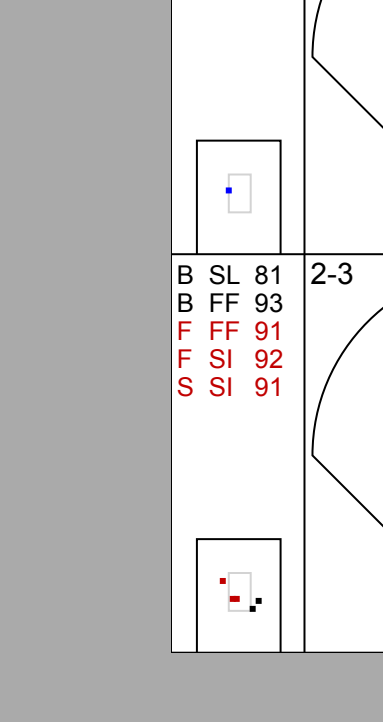
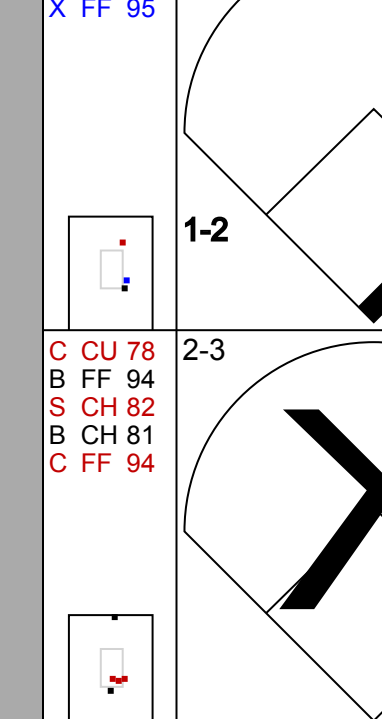



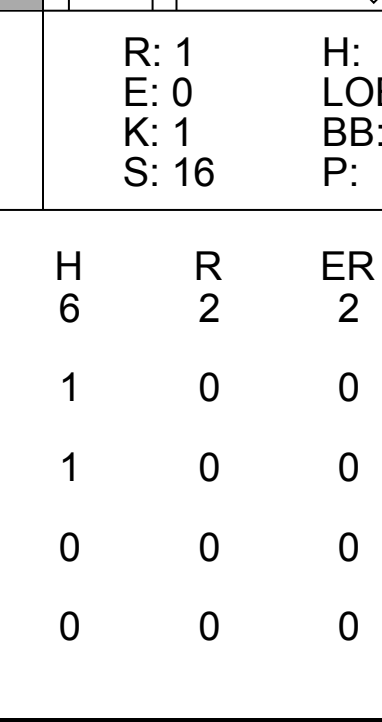
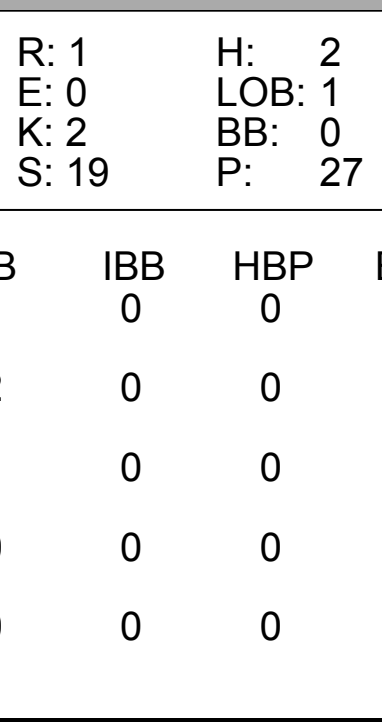
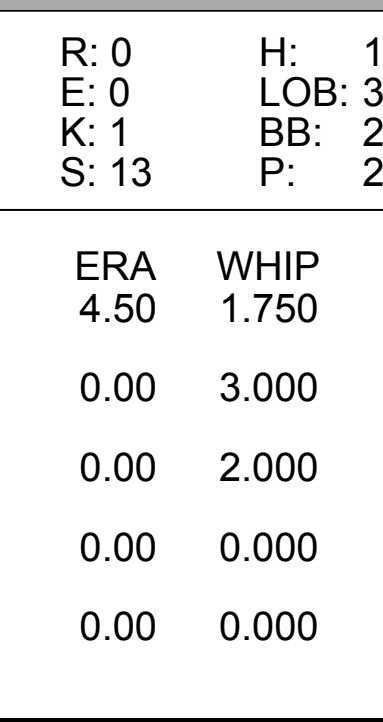
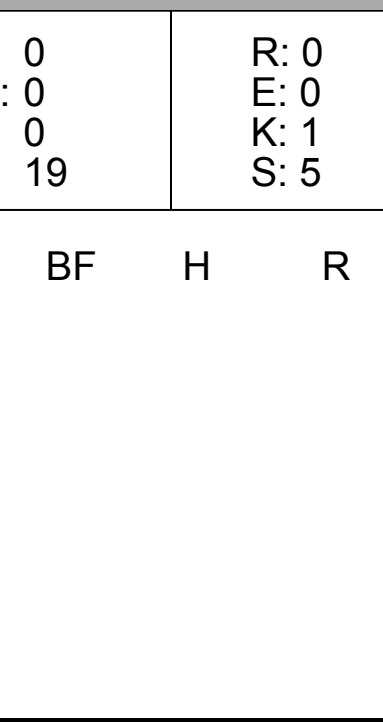
livebaseballscorecards.com

AB 31  
R 5  
H 7  
RBI 5  
BB 4  
SO 8  
LOB 9





Batter	1	2	3	4	5	6	7	8	9	AB	R	H	RBI	BB	SO	LOB	TOP			
8 Robbie Grossman, S (1, 9) OBP: 0.306, SLG: 0.227										4	0	0	0	0	3	0	Detroit Tigers @ Minnesota Twins Target Field, Minneapolis, MN Tue May 24 2022, 6:43 PM - 9:35 PM CDT Att: 17,882 - Overcast - 67 F			
7 Jonathan Schoop, R (1, 4) OBP: 0.224, SLG: 0.295										4	0	2	0	0	0	0				
24 Miguel Cabrera, R (1, 10) OBP: 0.333, SLG: 0.400										3	0	2	0	1	1					
28 Javier Báez, R (1, 6) OBP: 0.243, SLG: 0.331										4	0	0	0	0	1	5				
46 Jeimer Candelario, S (1, 5) OBP: 0.248, SLG: 0.310 41 Daz Cameron, R (9, PR) OBP: 0.250, SLG: 0.200										3	0	0	0	0	2	1				
9 Willi Castro, S (1, 7) OBP: 0.313, SLG: 0.342										4	0	0	0	0	2	2				
20 Spencer Torkelson, R (1, 3) OBP: 0.290, SLG: 0.328										3	0	1	0	0	0	0				
15 Tucker Barnhart, L (1, 2) OBP: 0.292, SLG: 0.286										3	0	0	0	0	1	1				
54 Derek Hill, R (1, 8) OBP: 0.224, SLG: 0.236										3	0	0	0	0	2	0				
<b>Inning Stats</b>	R: 0 E: 0 K: 1 S: 9	H: 1 LOB: 1 BB: 0 P: 11	R: 0 E: 0 K: 1 S: 11	H: 1 LOB: 1 BB: 0 P: 15	R: 0 E: 0 K: 1 S: 13	H: 1 LOB: 2 BB: 1 P: 20	R: 0 E: 0 K: 1 S: 8	H: 0 LOB: 0 BB: 0 P: 10	R: 0 E: 0 K: 2 S: 10	H: 1 LOB: 1 BB: 0 P: 15	R: 0 E: 0 K: 2 S: 10	H: 0 LOB: 0 BB: 0 P: 12	R: 0 E: 0 K: 2 S: 7	H: 0 LOB: 0 BB: 0 P: 12	R: 0 E: 0 K: 0 S: 10	H: 1 LOB: 2 BB: 0 P: 14		1B: 4 2B: 1 3B: 0 HR: 0	SF: 0 SAC: 0 DP: 1 HBP: 1	WP: 0 PB: 1 SB: 0 CS: 0
<b>PITCHER</b>	IP	WLS	BF	H	R	ER	SO	BB	IBB	HBP	BLK	WP	HR	S	P	ERA	WHIP			
54 Sonny Gray, R (1, 1) ERA: 2.6	7.0	W	26	4	0	0	10	1	0	0	0	0	0	68	95	0.00	0.714			
21 Tyler Duffey, R (8, 1) ERA: 3.53	1.0	H	3	0	0	0	2	0	0	0	0	0	0	7	12	0.00	0.000			
59 Jhoan Duran, R (9, 1) ERA: 2.53	1.0	S	4	1	0	0	0	0	0	1	0	0	0	10	14	0.00	1.000			

Batter	1	2	3	4	5	6	7	8	9	AB	R	H	RBI	BB	SO	LOB	BOTTOM			
25 Byron Buxton, R (1, 8) OBP: 0.293, SLG: 0.560										4	0	0	0	0	1	1	Detroit Tigers @ Minnesota Twins Target Field, Minneapolis, MN Tue May 24 2022, 6:43 PM - 9:35 PM CDT Att: 17,882 - Overcast - 67 F			
2 Luis Arraez, L (1, 4) OBP: 0.455, SLG: 0.425										4	1	2	0	0	1	0				
4 Carlos Correa, R (1, 6) OBP: 0.344, SLG: 0.391										3	0	1	1	1	1	0				
24 Gary Sánchez, R (1, 10) OBP: 0.285, SLG: 0.431										3	0	0	0	1	2	1				
26 Max Kepler, L (1, 9) OBP: 0.365, SLG: 0.436										3	1	0	0	1	1	4				
67 Gilberto Celestino, R (1, 7) OBP: 0.416, SLG: 0.397										4	0	0	0	0	0	4				
15 Gio Urshela, R (1, 5) OBP: 0.321, SLG: 0.352										4	0	3	1	0	1	0				
64 Jose Miranda, R (1, 3) OBP: 0.182, SLG: 0.254										3	0	2	0	0	0	1				
27 Ryan Jeffers, R (1, 2) OBP: 0.283, SLG: 0.347										2	0	0	0	1	1	4				
<b>Inning Stats</b>	R: 0 E: 0 K: 0 S: 9	H: 0 LOB: 0 BB: 0 P: 15	R: 1 E: 0 K: 1 S: 16	H: 2 LOB: 2 BB: 1 P: 28	R: 1 E: 0 K: 2 S: 19	H: 2 LOB: 1 BB: 0 P: 27	R: 0 E: 0 K: 0 S: 11	H: 2 LOB: 1 BB: 0 P: 20	R: 0 E: 0 K: 1 S: 13	H: 1 LOB: 3 BB: 2 P: 25	R: 0 E: 0 K: 3 S: 11	H: 0 LOB: 0 BB: 0 P: 19	R: 0 E: 0 K: 1 S: 5	H: 0 LOB: 0 BB: 0 P: 9	1B: 6 2B: 3 3B: 0 HR: 0	SF: 0 SAC: 0 DP: 2 HBP: 0		WP: 0 PB: 0 SB: 0 CS: 0	PA: 34	
<b>PITCHER</b>	IP	WLS	BF	H	R	ER	SO	BB	IBB	HBP	BLK	WP	HR	S	P	ERA	WHIP			
63 Beau Brieske, R (1, 1) ERA: 5.04	4.0	L	18	6	2	2	3	1	0	0	0	0	0	55	90	4.50	1.750			
68 Jason Foley, R (5, 1) ERA: 3.09	1.0		6	1	0	0	1	2	0	0	0	0	0	13	25	0.00	3.000			
50 Jacob Barnes, R (6, 1) ERA: 3.94	1.0		4	1	0	0	0	1	0	0	0	0	0	10	20	0.00	2.000			
32 Michael Fulmer, R (7, 1) ERA: 3.31	1.0		3	0	0	0	3	0	0	0	0	0	0	11	19	0.00	0.000			
66 Drew Carlton, R (8, 1) ERA:	1.0		3	0	0	0	1	0	0	0	0	0	0	5	9	0.00	0.000			

AB	31
R	0
H	5
RBI	0
BB	1
SO	12
LOB	10



AB	30
R	2
H	8
RBI	2
BB	4
SO	8
LOB	15









Batter	1	2	3	4	5	6	7	8	9	AB	R	H	RBI	BB	SO	LOB	TOP										
7 Myles Straw, R OBP: 0.335, SLG: 0.312	L9		FC4-5 11 G6-3 6 1B					G1-3		4	1	1	0	0	0	1	<b>Cleveland Guardians @ Detroit Tigers</b> Comerica Park, Detroit, MI Thu May 26 2022, 7:11 PM - 10:03 PM EDT Att: 12,764 - Overcast - 70 F										
1 Amed Rosario, R OBP: 0.297, SLG: 0.293	F9		11 G6-3 6 1B BB					1B		3	1	1	0	1	0	1											
11 José Ramírez, S OBP: 0.385, SLG: 0.617	L9		G6-3					1B		4	0	1	0	0	0	3											
6 Owen Miller, R OBP: 0.326, SLG: 0.464		K						FC5-4		4	0	1	2	0	2	1											
22 Josh Naylor, L OBP: 0.347, SLG: 0.539	G4-3		K					P3		4	0	0	0	0	1	1											
39 Oscar Gonzalez, R OBP: 0.500, SLG: 0.750	28 FC6-4 1B		G4-3					2B		4	0	2	0	0	0	0											
28 Ernie Clement, R OBP: 0.278, SLG: 0.258	FC6-4 1-2		G5-3					K		4	0	0	0	0	1	2											
35 Oscar Mercado, R OBP: 0.229, SLG: 0.402			12 2B 1B					F9		4	1	1	0	0	1	1											
12 Luke Maile, R OBP: 0.407, SLG: 0.542			FC4-5 7 1-H 2B					K		3	0	1	1	0	1	0											
<b>Inning Stats</b>	R: 0 E: 0 K: 0 S: 7	H: 0 LOB: 0 BB: 0 P: 8	R: 0 E: 0 K: 1 S: 11	H: 1 LOB: 1 BB: 0 P: 16	R: 3 E: 1 K: 1 S: 22	H: 3 LOB: 1 BB: 1 P: 32	R: 0 E: 0 K: 0 S: 7	H: 0 LOB: 0 BB: 0 P: 9	R: 0 E: 0 K: 1 S: 11	H: 1 LOB: 1 BB: 0 P: 15	R: 0 E: 0 K: 1 S: 7	H: 0 LOB: 0 BB: 0 P: 8	R: 0 E: 0 K: 2 S: 8	H: 0 LOB: 0 BB: 0 P: 14	R: 0 E: 0 K: 0 S: 9	H: 2 LOB: 1 BB: 0 P: 12	R: 0 E: 0 K: 1 S: 13	H: 1 LOB: 1 BB: 0 P: 21	1B: 6 2B: 2 3B: 0 HR: 0	SF: 0 SAC: 0 DP: 0 HBP: 0	WP: 0 PB: 0 SB: 0 CS: 0	PA: 35					
<b>PITCHER</b>	IP	WLS	BF	H	R	ER	SO	BB	IBB	HBP	BLK	WP	HR	S	P	ERA	WHIP										
29 Tank Skubal, L ERA: 2.44	(1, 1)	7.0	27	5	3	3	5	1	0	0	0	0	0	73	102	3.86	0.857										
68 Jason Foley, R ERA: 2.94	(8, 1)	1.0	4	2	0	0	0	0	0	0	0	0	0	9	12	0.00	2.000										
65 Gregory Soto, L ERA: 2.45	(9, 1)	1.0	W	4	1	0	0	1	0	0	0	0	0	13	21	0.00	1.000										

Batter	1	2	3	4	5	6	7	8	9	AB	R	H	RBI	BB	SO	LOB	BOTTOM										
8 Robbie Grossman, S OBP: 0.315, SLG: 0.243	24 BB 1B		SF8 24 1B 2B					F8		4	2	2	0	1	1	0	<b>Cleveland Guardians @ Detroit Tigers</b> Comerica Park, Detroit, MI Thu May 26 2022, 7:11 PM - 10:03 PM EDT Att: 12,764 - Overcast - 70 F										
7 Jonathan Schoop, R OBP: 0.222, SLG: 0.294	K		SF8					G5-3		3	1	1	1	1	1	1											
24 Miguel Cabrera, R OBP: 0.346, SLG: 0.407	20 BB 28 1B BB		20 BB 1B					P3		4	0	3	2	1	0	0											
28 Javier Báez, R OBP: 0.248, SLG: 0.321	20 BB 1B		K					HBP		3	0	1	1	0	2	4											
46 Jeimer Candelario, S OBP: 0.247, SLG: 0.320	K		P6					K		4	0	0	0	0	2	6											
20 Spencer Torkelson, R OBP: 0.292, SLG: 0.309	BB		F9					K		3	0	0	0	1	2	1											
41 Daz Cameron, R OBP: 0.240, SLG: 0.174	F9							K		4	0	1	0	0	0	3											
15 Tucker Barnhart, L OBP: 0.280, SLG: 0.274			F7					P4		4	0	0	0	0	0	1											
54 Derek Hill, R OBP: 0.258, SLG: 0.258	8 2B 7 SF8 1B							K		4	1	1	0	0	2	0											
<b>Inning Stats</b>	R: 1 E: 0 K: 2 S: 13	H: 2 LOB: 3 BB: 2 P: 28	R: 2 E: 0 K: 1 S: 17	H: 3 LOB: 1 BB: 0 P: 26	R: 0 E: 0 K: 0 S: 8	H: 1 LOB: 1 BB: 0 P: 12	R: 0 E: 0 K: 2 S: 17	H: 1 LOB: 3 BB: 2 P: 29	R: 0 E: 0 K: 1 S: 11	H: 0 LOB: 0 BB: 0 P: 15	R: 0 E: 0 K: 1 S: 6	H: 0 LOB: 0 BB: 0 P: 8	R: 0 E: 0 K: 2 S: 11	H: 0 LOB: 1 BB: 0 P: 18	R: 0 E: 0 K: 0 S: 6	H: 0 LOB: 0 BB: 0 P: 9	R: 1 E: 0 K: 1 S: 10	H: 2 LOB: 1 BB: 0 P: 13	1B: 7 2B: 2 3B: 0 HR: 0	SF: 1 SAC: 0 DP: 0 HBP: 1	WP: 1 PB: 0 SB: 0 CS: 0	PA: 39					
<b>PITCHER</b>	IP	WLS	BF	H	R	ER	SO	BB	IBB	HBP	BLK	WP	HR	S	P	ERA	WHIP										
45 Konnor Pilkington, L ERA: 3.75	(1, 1)	3.1	21	7	3	3	4	4	0	0	0	0	0	49	87	8.10	3.300										
62 Enyel De Los Santos, R ERA: 2.25	(4, 1)	1.2	5	0	0	0	2	0	0	0	0	0	0	17	23	0.00	0.000										
49 Eli Morgan, R ERA: 2.7	(6, 1)	3.0	10	0	0	0	3	0	0	1	0	0	0	23	35	0.00	0.000										
37 Trevor Stephan, R ERA: 3.0	(9, 1)	0.1	L	3	2	1	1	0	0	0	0	1	0	10	13	27.00	6.000										



Batter	1	2	3	4	5	6	7	8	9	AB	R	H	RBI	BB	SO	LOB	TOP																				
7 Myles Straw, R OBP: 0.342, SLG: 0.312	F7		B SL 85 C CH 86 D FC 87 F FF 88 G G4-3 H HR I IBB J JC 89 K KC 90 L LB 91 M MC 92 N NC 93 O OC 94 P PF 95 Q QF 96 R RC 97 S SL 98 T TC 99 U UC 00 V VC 01 W WC 02 X XL 03 Y YL 04 Z ZL 05			B CH 85 C CH 86 D FC 87 F FF 88 G G4-3 H HR I IBB J JC 89 K KC 90 L LB 91 M MC 92 N NC 93 O OC 94 P PF 95 Q QF 96 R RC 97 S SL 98 T TC 99 U UC 00 V VC 01 W WC 02 X XL 03 Y YL 04 Z ZL 05		D FC 89 F FF 90 G G4-3 H HR I IBB J JC 91 K KC 92 L LB 93 M MC 94 N NC 95 O OC 96 P PF 97 Q QF 98 R RC 99 S SL 00 T TC 01 U UC 02 V VC 03 W WC 04 X XL 05 Y YL 06 Z ZL 07		C SI 89 D FC 90 F FF 91 G G4-3 H HR I IBB J JC 92 K KC 93 L LB 94 M MC 95 N NC 96 O OC 97 P PF 98 Q QF 99 R RC 00 S SL 01 T TC 02 U UC 03 V VC 04 W WC 05 X XL 06 Y YL 07 Z ZL 08	3	2	1	0	2	0																					
38 Steven Kwan, L OBP: 0.353, SLG: 0.342	L7		B FF 93 C CH 84 D FC 85 F FF 86 G G4-3 H HR I IBB J JC 87 K KC 88 L LB 89 M MC 90 N NC 91 O OC 92 P PF 93 Q QF 94 R RC 95 S SL 96 T TC 97 U UC 98 V VC 99 W WC 00 X XL 01 Y YL 02 Z ZL 03			C SL 82 D FC 83 F FF 84 G G4-3 H HR I IBB J JC 85 K KC 86 L LB 87 M MC 88 N NC 89 O OC 90 P PF 91 Q QF 92 R RC 93 S SL 94 T TC 95 U UC 96 V VC 97 W WC 98 X XL 99 Y YL 00 Z ZL 01		B FC 88 D FC 89 F FF 90 G G4-3 H HR I IBB J JC 91 K KC 92 L LB 93 M MC 94 N NC 95 O OC 96 P PF 97 Q QF 98 R RC 99 S SL 00 T TC 01 U UC 02 V VC 03 W WC 04 X XL 05 Y YL 06 Z ZL 07		B FF 90 C CH 84 D FC 85 F FF 86 G G4-3 H HR I IBB J JC 87 K KC 88 L LB 89 M MC 90 N NC 91 O OC 92 P PF 93 Q QF 94 R RC 95 S SL 96 T TC 97 U UC 98 V VC 99 W WC 00 X XL 01 Y YL 02 Z ZL 03	4	1	0	0	1	1	3																				
11 José Ramírez, S OBP: 0.391, SLG: 0.646	G5-3																																				
28 Ernie Clement, R OBP: 0.278, SLG: 0.258	G5-3																																				
6 Owen Miller, R OBP: 0.322, SLG: 0.454	F8																																				
22 Josh Naylor, L OBP: 0.350, SLG: 0.543	F7																																				
39 Oscar Gonzalez, R OBP: 0.500, SLG: 0.750	F8																																				
35 Oscar Mercado, R OBP: 0.227, SLG: 0.398	F8																																				
0 Andrés Giménez, L OBP: 0.308, SLG: 0.478																																					
9 Richie Palacios, L OBP: 0.326, SLG: 0.341																																					
17 Austin Hedges, R OBP: 0.221, SLG: 0.260																																					
<b>Inning Stats</b>	R: 0 E: 0 K: 0 S: 7	H: 0 LOB: 0 BB: 0 P: 10	R: 0 E: 0 K: 0 S: 4	H: 0 LOB: 0 BB: 0 P: 7	R: 0 E: 0 K: 1 S: 15	H: 1 LOB: 2 BB: 1 P: 23	R: 2 E: 0 K: 1 S: 15	H: 3 LOB: 2 BB: 1 P: 23	R: 0 E: 0 K: 0 S: 9	H: 0 LOB: 0 BB: 0 P: 16	R: 0 E: 0 K: 0 S: 9	H: 1 LOB: 1 BB: 0 P: 15	R: 4 E: 0 K: 1 S: 15	H: 3 LOB: 1 BB: 2 P: 28	R: 0 E: 0 K: 0 S: 8	H: 0 LOB: 0 BB: 0 P: 12	R: 2 E: 0 K: 1 S: 17	H: 3 LOB: 1 BB: 0 P: 24	1B: 6 2B: 3 HR: 1	SF: 0 SAC: 1 HBP: 0	WP: 0 PB: 0 SB: 2 CS: 0	PA: 42															
<b>PITCHER</b>	IP	WLS	BF	H	R	ER	SO	BB	IBB	HBP	BLK	WP	HR	S	P	ERA	WHIP	<b>PITCHER</b>	IP	WLS	BF	H	R	ER	SO	BB	IBB	HBP	BLK	WP	HR	S	P	ERA	WHIP		
49 Alex Faedo, R ERA: 3.0	6.0	L	25	5	2	2	2	2	0	0	0	0	0	59	94	3.00	1.167																				
50 Jacob Barnes, R ERA: 5.51	0.1		4	1	3	3	0	2	0	0	0	0	0	9	20	81.00	9.000																				
68 Jason Foley, R ERA: 3.38	0.2		4	2	1	1	1	0	0	0	0	0	0	6	8	13.50	3.000																				
66 Drew Carlton, R ERA: 4.91	2.0		9	3	2	2	1	0	0	0	0	0	1	25	36	9.00	1.500																				
<b>Batter</b>	<b>1</b>	<b>2</b>	<b>3</b>	<b>4</b>	<b>5</b>	<b>6</b>	<b>7</b>	<b>8</b>	<b>9</b>	<b>AB</b>	<b>R</b>	<b>H</b>	<b>RBI</b>	<b>BB</b>	<b>SO</b>	<b>LOB</b>	<b>BOTTOM</b>																				
8 Robbie Grossman, S OBP: 0.313, SLG: 0.243	G5-4-3																																				
7 Jonathan Schoop, R OBP: 0.223, SLG: 0.293	P4																																				
24 Miguel Cabrera, R OBP: 0.340, SLG: 0.399	G5-4-3																																				
13 Eric Haase, R OBP: 0.239, SLG: 0.277	G5-4-3																																				
28 Javier Báez, R OBP: 0.242, SLG: 0.312	P6																																				
30 Harold Castro, L OBP: 0.338, SLG: 0.519	G4-6-3																																				
46 Jeimer Candelario, S OBP: 0.247, SLG: 0.318	G4-6-3																																				
9 Willi Castro, S OBP: 0.326, SLG: 0.358	G4-3																																				
41 Daz Cameron, R OBP: 0.276, SLG: 0.192	K																																				
15 Tucker Barnhart, L OBP: 0.279, SLG: 0.273	G6-3																																				
<b>Inning Stats</b>	R: 0 E: 0 K: 0 S: 4	H: 1 LOB: 0 BB: 0 P: 7	R: 0 E: 0 K: 0 S: 4	H: 1 LOB: 0 BB: 0 P: 6	R: 0 E: 0 K: 1 S: 9	H: 0 LOB: 0 BB: 0 P: 14	R: 0 E: 0 K: 1 S: 7	H: 0 LOB: 0 BB: 0 P: 9	R: 0 E: 0 K: 1 S: 16	H: 3 LOB: 3 BB: 0 P: 20	R: 0 E: 0 K: 0 S: 6	H: 1 LOB: 1 BB: 0 P: 8	R: 1 E: 0 K: 0 S: 8	H: 1 LOB: 0 BB: 0 P: 10	R: 0 E: 0 K: 2 S: 13	H: 1 LOB: 0 BB: 0 P: 20	R: 0 E: 0 K: 2 S: 13	H: 2 LOB: 3 BB: 1 P: 20	1B: 9 2B: 1 HR: 0	SF: 1 SAC: 0 HBP: 0	WP: 0 PB: 0 SB: 0 CS: 0	PA: 36															
<b>PITCHER</b>	IP	WLS	BF	H	R	ER	SO	BB	IBB	HBP	BLK	WP	HR	S	P	ERA	WHIP	<b>PITCHER</b>	IP	WLS	BF	H	R	ER	SO	BB	IBB	HBP	BLK	WP	HR	S	P	ERA	WHIP		
57 Shane Bieber, R ERA: 3.19	8.0	W	30	8	1	1	5	0	0	0	0	0	0	67	94	1.12	1.000																				
48 Emmanuel Clase, R ERA: 2.6	1.0		6	2	0	0	2	1	0	0	0	0	0	13	20	0.00	3.000																				

Cleveland Guardians @ Detroit Tigers  
Comerica Park, Detroit, MI  
Sat May 28 2022, 4:11 PM - 7:01 PM EDT  
Att: 26,134 - Sunny - 72 F

AB 37  
R 8  
H 11  
RBI 8  
BB 4  
SO 4  
LOB 15



Cleveland Guardians @ Detroit Tigers  
Comerica Park, Detroit, MI  
Sat May 28 2022, 4:11 PM - 7:01 PM EDT  
Att: 26,134 - Sunny - 72 F

AB 34  
R 1  
H 10  
RBI 1  
BB 1  
SO 7  
LOB 16





Batter	1	2	3	4	5	6	7	8	9	AB	R	H	RBI	BB	SO	LOB	TOP																			
7 Myles Straw, R OBP: 0.335, SLG: 0.304	F7		F9		G4-3			G6-3		4	0	0	0	0	0	2	<b>Cleveland Guardians @ Detroit Tigers</b> Comerica Park, Detroit, MI Sun May 29 2022, 1:42 PM - 4:18 PM EDT Att: 19,990 - Sunny - 77 F																			
1 Amed Rosario, R OBP: 0.280, SLG: 0.285	G4-3			K		F7		L9		4	0	0	0	0	1	0																				
11 José Ramírez, S OBP: 0.388, SLG: 0.634	P5		P5		K			BB		3	0	0	0	1	1	0																				
22 Josh Naylor, L OBP: 0.346, SLG: 0.531		G6-3		FC5-4		G6-3		K		4	0	1	0	0	2	1																				
39 Oscar Gonzalez, R OBP: 0.417, SLG: 0.583		WP		FC5-4				K		4	0	1	0	0	2	1																				
0 Andrés Giménez, L OBP: 0.306, SLG: 0.471		K						L7		4	1	1	0	0	2	1																				
9 Rchie Palacios, L OBP: 0.333, SLG: 0.349		K2-3								2	0	1	0	0	1	1																				
6 Owen Miller, R OBP: 0.331, SLG: 0.462										2	0	2	0	0	0	0																				
12 Luke Maile, R OBP: 0.387, SLG: 0.519			K					F8		3	0	1	1	0	1	1																				
38 Steven Kwan, L OBP: 0.345, SLG: 0.333		G3								3	0	0	0	0	0	3																				
<b>Inning Stats</b>	R: 0 E: 0 K: 0 S: 6	H: 0 LOB: 0 BB: 0 P: 10	R: 0 E: 0 K: 2 S: 10	H: 1 LOB: 1 BB: 0 P: 17	R: 0 E: 0 K: 1 S: 8	H: 0 LOB: 0 BB: 0 P: 13	R: 0 E: 0 K: 1 S: 7	H: 1 LOB: 1 BB: 0 P: 13	R: 0 E: 0 K: 1 S: 19	H: 2 LOB: 2 BB: 0 P: 27	R: 0 E: 0 K: 1 S: 5	H: 0 LOB: 0 BB: 0 P: 7	R: 1 E: 0 K: 1 S: 12	H: 2 LOB: 1 BB: 0 P: 17	R: 0 E: 0 K: 1 S: 11	H: 0 LOB: 1 BB: 1 P: 20	R: 0 E: 0 K: 1 S: 14	H: 1 LOB: 1 BB: 0 P: 22	1B: 7 2B: 0 3B: 0 HR: 0	SF: 1 SAC: 0 DP: 0 HBP: 0	WP: 1 PB: 0 SB: 1 CS: 0	PA: 35														
<b>PITCHER</b>	IP	WLS	BF	H	R	ER	SO	BB	IBB	HBP	BLK	WP	HR	S	P	ERA	WHIP	<b>PITCHER</b>	IP	WLS	BF	H	R	ER	SO	BB	IBB	HBP	BLK	WP	HR	S	P	ERA	WHIP	
45 Elvin Rodriguez, R ERA: 6.17	4.0		14	2	0	0	4	0	0	0	0	1	0	31	53	0.00	0.500	65 Gregory Soto, L ERA: 2.3	1.0	S	4	1	0	0	1	0	0	0	0	0	0	14	22	0.00	1.000	
58 Willy Peralta, R ERA: 0.89	1.0		5	2	0	0	1	0	0	0	0	0	0	19	27	0.00	2.000																			
55 Alex Lange, R ERA: 1.45	1.1	W	4	0	0	0	2	0	0	0	0	0	0	11	15	0.00	0.000																			
37 Andrew Chafin, L ERA: 3.38	0.2	H	4	2	1	1	0	0	0	0	0	0	0	6	9	13.50	3.000																			
32 Michael Fulmer, R ERA: 3.06	1.0	H	4	0	0	0	1	1	0	0	0	0	0	11	20	0.00	1.000																			

Batter	1	2	3	4	5	6	7	8	9	AB	R	H	RBI	BB	SO	LOB	BOTTOM																			
8 Robbie Grossman, S OBP: 0.311, SLG: 0.241	P5		K					E5		1	0	0	0	0	0	0	<b>Cleveland Guardians @ Detroit Tigers</b> Comerica Park, Detroit, MI Sun May 29 2022, 1:42 PM - 4:18 PM EDT Att: 19,990 - Sunny - 77 F																			
46 Jaimer Candelario, S OBP: 0.249, SLG: 0.335						HR		FC6-4		3	1	1	1	0	1	2																				
7 Jonathan Schoop, R OBP: 0.218, SLG: 0.286	L9			G5-3		G4-3		FC6-4		4	0	0	0	0	0	2																				
30 Harold Castro, L OBP: 0.337, SLG: 0.550	L7					F8				3	1	1	1	0	0	0																				
28 Javier Báez, R OBP: 0.237, SLG: 0.306		F9			L6			F9		3	0	0	0	0	0	0																				
20 Spencer Torkelson, R OBP: 0.293, SLG: 0.304		CS			L8			P3		2	0	0	0	1	0	0																				
9 Willi Castro, S OBP: 0.315, SLG: 0.345		BB			L4			K		3	0	0	0	0	2	1																				
41 Daz Cameron, R OBP: 0.250, SLG: 0.172								F8		3	0	0	0	0	2	0																				
13 Eric Haase, R OBP: 0.243, SLG: 0.279										3	0	1	0	0	2	0																				
54 Derek Hill, R OBP: 0.261, SLG: 0.262						L8				3	0	1	0	0	1	1																				
<b>Inning Stats</b>	R: 0 E: 0 K: 0 S: 6	H: 0 LOB: 0 BB: 0 P: 9	R: 0 E: 0 K: 1 S: 4	H: 0 LOB: 1 BB: 1 P: 13	R: 0 E: 0 K: 3 S: 10	H: 1 LOB: 1 BB: 0 P: 12	R: 1 E: 0 K: 0 S: 8	H: 1 LOB: 0 BB: 0 P: 9	R: 0 E: 0 K: 2 S: 11	H: 0 LOB: 0 BB: 0 P: 15	R: 1 E: 0 K: 0 S: 7	H: 1 LOB: 0 BB: 0 P: 10	R: 0 E: 0 K: 1 S: 7	H: 0 LOB: 0 BB: 0 P: 11	R: 0 E: 1 K: 1 S: 9	H: 1 LOB: 2 BB: 0 P: 12	R: 0 E: 0 K: 1 S: 9	H: 1 LOB: 2 BB: 0 P: 12	1B: 2 2B: 1 3B: 0 HR: 2	SF: 0 SAC: 0 DP: 1 HBP: 0	WP: 0 PB: 0 SB: 0 CS: 1	PA: 29														
<b>PITCHER</b>	IP	WLS	BF	H	R	ER	SO	BB	IBB	HBP	BLK	WP	HR	S	P	ERA	WHIP	<b>PITCHER</b>	IP	WLS	BF	H	R	ER	SO	BB	IBB	HBP	BLK	WP	HR	S	P	ERA	WHIP	
24 Triston McKenzie, R ERA: 2.65	7.2	L	28	4	2	2	8	1	0	0	0	0	0	2	61	2.35	0.652																			
27 Bryan Shaw, R ERA: 5.14	0.1		1	0	0	0	0	0	0	0	0	0	0	1	1	0.00	0.000																			

AB	33
R	1
H	7
RBI	1
BB	1
SO	9
LOB	10



AB	28
R	2
H	4
RBI	2
BB	1
SO	8
LOB	6









Batter	1	2	3	4	5	6	7	8	9	AB	R	H	RBI	BB	SO	LOB	TOP					
2 Luis Arraez, L OBP: 0.452, SLG: 0.417										5	2	2	0	0	1	2						
25 Byron Buxton, R OBP: 0.282, SLG: 0.496										5	1	1	0	0	1	4						
26 Max Kepler, L OBP: 0.365, SLG: 0.440										4	2	3	3	1	0	0						
11 Jorge Polanco, S OBP: 0.330, SLG: 0.366										5	1	1	0	0	1	5						
13 Trevor Larnach, L OBP: 0.370, SLG: 0.511										4	0	1	2	0	2	3						
24 Gary Sánchez, R OBP: 0.297, SLG: 0.457										4	1	1	3	0	2	1						
1 Nick Gordon, L OBP: 0.287, SLG: 0.365										4	0	0	0	0	1	0						
15 Gio Urshela, R OBP: 0.324, SLG: 0.391										4	0	0	0	0	3	0						
87 Jermaine Palacios, R OBP: 0.287, SLG: 0.365										3	1	0	0	1	1	0						
<b>Inning Stats</b>	R: 2 E: 0 K: 1 S: 11	H: 3 LOB: 1 BB: 0 P: 18	R: 0 E: 0 K: 1 S: 13	H: 0 LOB: 1 BB: 1 P: 20	R: 4 E: 0 K: 2 S: 12	H: 4 LOB: 0 BB: 0 P: 21	R: 0 E: 0 K: 2 S: 9	H: 0 LOB: 0 BB: 0 P: 15	R: 0 E: 0 K: 1 S: 9	H: 0 LOB: 0 BB: 0 P: 16	R: 0 E: 0 K: 2 S: 9	H: 0 LOB: 0 BB: 0 P: 13	R: 2 E: 2 K: 1 S: 14	H: 1 LOB: 1 BB: 0 P: 21	R: 0 E: 0 K: 1 S: 11	H: 0 LOB: 0 BB: 0 P: 14	R: 0 E: 0 K: 1 S: 13	H: 1 LOB: 2 BB: 1 P: 23	1B: 6 2B: 2 3B: 0 HR: 1	SF: 0 SAC: 0 DP: 0 HBP: 0	WP: 1 PB: 0 SB: 0 CS: 0	PA: 40
<b>PITCHER</b>	IP WLS BF H R ER SO BB IBB HBP BLK WP HR S P ERA WHIP																					
51 Rony García, R ERA: 4.7	(1, 1) 5.0 L 23 7 6 6 7 1 0 0 0 0 0 1 54 90 10.80 1.600																					
Drew Carlton, R ERA: 2.7	(6, 1) 3.0 12 1 2 0 4 0 0 0 0 0 1 0 34 48 0.00 0.333																					
50 Jacob Barnes, R ERA: 5.19	(9, 1) 1.0 5 1 0 0 1 1 0 0 0 0 0 0 13 23 0.00 2.000																					

Minnesota Twins @ Detroit Tigers  
Comerica Park, Detroit, MI  
Tue May 31 2022, 1:11 PM - 3:57 PM EDT  
Att: 11,756 - Sunny - 87 F

AB 38  
R 8  
H 9  
RBI 8  
BB 2  
SO 12  
LOB 15



Batter	1	2	3	4	5	6	7	8	9	AB	R	H	RBI	BB	SO	LOB	BOTTOM					
9 Willi Castro, S OBP: 0.320, SLG: 0.341										4	0	0	0	0	0	1						
7 Jonathan Schoop, R OBP: 0.223, SLG: 0.305										4	0	0	0	0	1	0						
24 Miguel Cabrera, R OBP: 0.338, SLG: 0.395										4	1	1	0	0	0	0						
28 Javier Báez, R OBP: 0.242, SLG: 0.314										4	0	2	0	0	1	0						
46 Jeimer Candelario, S OBP: 0.247, SLG: 0.331										4	0	0	1	0	1	2						
20 Spencer Torkelson, R OBP: 0.316, SLG: 0.346										4	0	3	0	0	0	1						
13 Eric Haase, R OBP: 0.231, SLG: 0.264										4	1	0	0	0	2	4						
41 Daz Cameron, R OBP: 0.250, SLG: 0.194										4	0	1	1	0	0	2						
54 Derek Hill, R OBP: 0.289, SLG: 0.324										3	0	1	0	0	1	1						
<b>Inning Stats</b>	R: 0 E: 0 K: 0 S: 9	H: 0 LOB: 0 BB: 0 P: 11	R: 0 E: 0 K: 0 S: 15	H: 1 LOB: 0 BB: 0 P: 19	R: 0 E: 0 K: 0 S: 4	H: 0 LOB: 0 BB: 0 P: 7	R: 1 E: 0 K: 1 S: 12	H: 2 LOB: 1 BB: 0 P: 18	R: 0 E: 0 K: 1 S: 9	H: 1 LOB: 0 BB: 0 P: 14	R: 0 E: 0 K: 1 S: 9	H: 0 LOB: 0 BB: 0 P: 14	R: 1 E: 0 K: 2 S: 16	H: 2 LOB: 1 BB: 0 P: 23	R: 0 E: 0 K: 0 S: 9	H: 0 LOB: 0 BB: 0 P: 15	R: 0 E: 0 K: 1 S: 11	H: 2 LOB: 2 BB: 0 P: 13	1B: 5 2B: 3 3B: 0 HR: 0	SF: 0 SAC: 0 DP: 0 HBP: 0	WP: 0 PB: 0 SB: 0 CS: 0	PA: 35
<b>PITCHER</b>	IP WLS BF H R ER SO BB IBB HBP BLK WP HR S P ERA WHIP																					
31 Devin Smeltzer, L ERA: 1.5	(1, 1) 6.2 W 26 6 2 2 4 0 0 0 0 0 0 0 71 101 2.70 0.900																					
65 Griffin Jax, R ERA: 3.33	(7, 1) 2.1 9 2 0 0 2 0 0 0 0 0 0 0 23 33 0.00 0.857																					

Minnesota Twins @ Detroit Tigers  
Comerica Park, Detroit, MI  
Tue May 31 2022, 1:11 PM - 3:57 PM EDT  
Att: 11,756 - Sunny - 87 F

AB 35  
R 2  
H 8  
RBI 2  
BB 0  
SO 6  
LOB 11





Batter	1	2	3	4	5	6	7	8	9	AB	R	H	RBI	BB	SO	LOB	TOP										
25 Byron Buxton, R OBP: 0.281, SLG: 0.489	F7		K			G6-3		1B		4	0	1	0	0	1	1	<b>Minnesota Twins @ Detroit Tigers</b> Comerica Park, Detroit, MI Tue May 31 2022, 7:11 PM - 9:39 PM EDT Att: 12,122 - Partly Cloudy - 88 F										
2 Luis Arraez, L OBP: 0.442, SLG: 0.405	G6-3			G4-3		P5		F7		4	0	0	0	0	0	1											
30 Kyle Garlick, R OBP: 0.317, SLG: 0.481	K			K		G4-3			K	4	0	0	0	0	3	0											
11 Jorge Polanco, S OBP: 0.324, SLG: 0.358		G6-3			F9				K	4	0	0	0	0	1	0											
13 Trevor Larnach, L OBP: 0.375, SLG: 0.515		K				FC3-6			G4-3	3	0	1	0	1	1	0											
64 Jose Miranda, R OBP: 0.208, SLG: 0.324						BB			G4-3	3	0	0	0	0	1	2											
1 Nick Gordon, L OBP: 0.279, SLG: 0.355						FC3-6			G6-3	3	0	0	0	0	0	2											
27 Ryan Jeffers, R OBP: 0.286, SLG: 0.315						BB			G5-3	2	0	0	0	1	0	0											
87 Jermaine Palacios, R OBP: 0.286, SLG: 0.167						FC5			K	3	0	1	0	0	1	2											
<b>Inning Stats</b>	R: 0 H: 0 E: 0 K: 1 S: 11	H: 0 LOB: 0 BB: 0 P: 15	R: 0 H: 0 E: 0 K: 1 S: 8	H: 0 LOB: 0 BB: 0 P: 13	R: 0 H: 1 E: 0 K: 1 S: 9	H: 1 LOB: 1 BB: 0 P: 13	R: 0 H: 0 E: 0 K: 1 S: 6	H: 0 LOB: 0 BB: 0 P: 10	R: 0 H: 0 E: 0 K: 1 S: 9	H: 0 LOB: 2 BB: 2 P: 23	R: 0 H: 0 E: 0 K: 0 S: 6	H: 0 LOB: 0 BB: 0 P: 11	R: 0 H: 1 E: 0 K: 0 S: 7	H: 1 LOB: 1 BB: 0 P: 9	R: 0 H: 1 E: 0 K: 1 S: 7	H: 1 LOB: 1 BB: 0 P: 8	R: 0 H: 0 E: 0 K: 2 S: 7	H: 0 LOB: 0 BB: 0 P: 10	1B: 2 2B: 1 3B: 0 HR: 0	SF: 0 SAC: 0 DP: 0 HBP: 0	WP: 0 PB: 0 SB: 0 CS: 0	PA: 32					
<b>PITCHER</b>	IP	WLS	BF	H	R	ER	SO	BB	IBB	HBP	BLK	WP	HR	S	P	ERA	WHIP										
43 Joey Wentz, L ERA: 8.1	4.0		13	1	0	0	4	0	0	0	0	0	0	34	51	0.00	0.250										
58 Wily Peralta, R ERA: 0.91	2.0	W	8	0	0	0	1	2	0	0	0	0	0	15	34	0.00	1.000										
37 Andrew Chafin, L ERA: 3.09	1.0		4	1	0	0	0	0	0	0	0	0	0	7	9	0.00	1.000										
68 Jason Foley, R ERA: 3.14	1.0		4	1	0	0	1	0	0	0	0	0	0	7	8	0.00	1.000										
32 Michael Fulmer, R ERA: 2.89	1.0		3	0	0	0	2	0	0	0	0	0	0	7	10	0.00	0.000										

Batter	1	2	3	4	5	6	7	8	9	AB	R	H	RBI	BB	SO	LOB	BOTTOM										
9 Willi Castro, S OBP: 0.317, SLG: 0.337	7 HR	K		F9		G4-3				4	1	1	0	0	1	3	<b>Minnesota Twins @ Detroit Tigers</b> Comerica Park, Detroit, MI Tue May 31 2022, 7:11 PM - 9:39 PM EDT Att: 12,122 - Partly Cloudy - 88 F										
7 Jonathan Schoop, R OBP: 0.234, SLG: 0.328	HR	3B				K				3	1	2	4	1	1	0											
30 Harold Castro, L OBP: 0.315, SLG: 0.517	L7	2B		K				F7		4	0	1	0	0	1	1											
28 Javier Báez, R OBP: 0.236, SLG: 0.306	K	L9			E5			G3-1		4	0	0	0	0	1	2											
20 Spencer Torkelson, R OBP: 0.314, SLG: 0.338	BB			F9		G4-3		G5-3		3	0	0	0	1	0	1											
21 Kody Clemens, L OBP: 0.281, SLG: 0.255	L7				K2-3			K		3	0	0	0	1	2	1											
46 Jeimer Candelario, S OBP: 0.247, SLG: 0.325		15 G4-3 7 1B 41 1B BB		F7		K		K		3	1	0	0	1	2	1											
41 Daz Cameron, R OBP: 0.279, SLG: 0.211		15 G4-3 7 1B 1B		K				15 S HBP		2	1	1	0	0	1	1											
15 Tucker Barnhart, L OBP: 0.261, SLG: 0.255		G4-3			G3			F7		3	0	0	0	0	0	3											
<b>Inning Stats</b>	R: 2 H: 2 E: 0 K: 1 S: 22	H: 3 LOB: 2 BB: 1 P: 32	R: 0 H: 0 E: 0 K: 1 S: 12	H: 0 LOB: 1 BB: 1 P: 23	R: 0 H: 0 E: 0 K: 1 S: 7	H: 0 LOB: 1 BB: 1 P: 15	R: 0 H: 0 E: 0 K: 1 S: 13	H: 0 LOB: 0 BB: 1 P: 21	R: 0 H: 0 E: 0 K: 1 S: 9	H: 0 LOB: 1 BB: 0 P: 15	R: 0 H: 0 E: 0 K: 1 S: 9	H: 0 LOB: 0 BB: 0 P: 11	R: 0 H: 0 E: 0 K: 2 S: 9	H: 0 LOB: 0 BB: 0 P: 12	R: 0 H: 0 E: 0 K: 2 S: 9	H: 0 LOB: 0 BB: 0 P: 12	1B: 3 2B: 1 3B: 0 HR: 1	SF: 0 SAC: 0 DP: 1 HBP: 1	WP: 0 PB: 0 SB: 2 CS: 0	PA: 34							
<b>PITCHER</b>	IP	WLS	BF	H	R	ER	SO	BB	IBB	HBP	BLK	WP	HR	S	P	ERA	WHIP										
77 Cole Sands, R ERA: 7.88	4.0	L	21	5	4	4	4	4	0	0	0	0	0	18	26	9.00	2.250										
49 Juan Minaya, R ERA: 4.15	2.0		7	0	0	0	2	0	0	1	0	0	0	18	26	0.00	0.000										
56 Caleb Thielbar, L ERA: 5.59	1.0		3	0	0	0	1	0	0	0	0	0	0	9	11	0.00	0.000										
71 Jovani Moran, L ERA:	1.0		3	0	0	0	2	0	0	0	0	0	0	9	12	0.00	0.000										

AB	30
R	0
H	3
RBI	0
BB	2
SO	8
LOB	8

AB	29
R	4
H	5
RBI	4
BB	4
SO	9
LOB	13



livebaseballscores.com

livebaseballscores.com



Batter	1	2	3	4	5	6	7	8	9	AB	R	H	RBI	BB	SO	LOB	TOP										
30 Kyle Garlick, R OBP: 0.297, SLG: 0.446	G5-3		F8			P3			E5	4	0	0	0	0	0	0											
24 Gary Sánchez, R OBP: 0.289, SLG: 0.444	K		L8			L8			FC5-4	4	0	0	0	0	1	1											
11 Jorge Polanco, S OBP: 0.322, SLG: 0.356	1B				F9				F8	4	0	1	0	0	1	1											
15 Gio Urshela, R OBP: 0.329, SLG: 0.392	BB				1B					2	0	1	0	1	0	0											
13 Trevor Larnach, L OBP: 0.365, SLG: 0.500	K				1B					3	0	0	0	0	1	3											
64 Jose Miranda, R OBP: 0.200, SLG: 0.312	K									3	0	0	0	0	3	0											
27 Ryan Jeffers, R OBP: 0.279, SLG: 0.307	L7									3	0	0	0	0	2	0											
87 Jermaine Palacios, R OBP: 0.200, SLG: 0.111	G6-3									3	0	0	0	0	0	0											
1 Nick Gordon, L OBP: 0.272, SLG: 0.345	G1-3									3	0	0	0	0	1	0											
<b>Inning Stats</b>	R: 0 H: 1 E: 0 K: 2 S: 13	H: 1 LOB: 2 BB: 1 P: 25	R: 0 H: 0 E: 0 K: 1 S: 7	H: 0 LOB: 0 BB: 0 P: 10	R: 0 H: 0 E: 0 K: 0 S: 7	H: 0 LOB: 0 BB: 0 P: 11	R: 0 H: 1 E: 0 K: 0 S: 9	H: 0 LOB: 0 BB: 0 P: 16	R: 0 H: 0 E: 0 K: 2 S: 13	H: 0 LOB: 0 BB: 0 P: 19	R: 0 H: 0 E: 0 K: 0 S: 11	H: 0 LOB: 0 BB: 0 P: 15	R: 0 H: 0 E: 0 K: 1 S: 7	H: 0 LOB: 0 BB: 0 P: 7	R: 0 H: 0 E: 0 K: 2 S: 7	H: 0 LOB: 0 BB: 0 P: 11	R: 0 H: 0 E: 1 K: 1 S: 8	H: 0 LOB: 1 BB: 0 P: 10	1B: 2 2B: 0 3B: 0 HR: 0	SF: 0 SAC: 0 DP: 1 HBP: 0	WP: 0 PB: 0 SB: 0 CS: 0	PA: 30					
<b>PITCHER</b>	IP	WLS	BF	H	R	ER	SO	BB	IBB	HBP	BLK	WP	HR	S	P	ERA	WHIP										
29 Tank Skubal, L ERA: 2.15	7.0	W	23	2	0	0	6	1	0	0	0	0	0	67	103	0.00	0.429										
77 Joe Jiménez, R ERA: 2.94	1.0		3	0	0	0	2	0	0	0	0	0	0	7	11	0.00	0.000										
19 Will Vest, R ERA: 2.0	1.0		4	0	0	0	1	0	0	0	0	0	0	8	10	0.00	0.000										

Minnesota Twins @ Detroit Tigers  
Comerica Park, Detroit, MI  
Wed Jun 01 2022, 7:10 PM - 9:23 PM EDT  
Att: 13,211 - Cloudy - 72 F

AB 29  
R 0  
H 2  
RBI 0  
BB 1  
SO 9  
LOB 5



Batter	1	2	3	4	5	6	7	8	9	AB	R	H	RBI	BB	SO	LOB	BOTTOM										
9 Willi Castro, S OBP: 0.324, SLG: 0.354	2B		L9				G5-3			4	2	2	0	0	0	0											
30 Harold Castro, L OBP: 0.326, SLG: 0.533	SH1-3						K			3	1	2	2	0	1	0											
7 Jonathan Schoop, R OBP: 0.240, SLG: 0.337	1B		G6-3							4	0	2	2	0	1	1											
24 Miguel Cabrera, R OBP: 0.335, SLG: 0.391	1B				G6-3					4	0	1	0	0	1	1											
20 Spencer Torkelson, R OBP: 0.307, SLG: 0.329	G6-4-3									4	0	0	0	0	2	3											
21 Kody Clemens, L OBP: 0.263, SLG: 0.257	F9									3	0	0	0	0	0	0											
46 Jeimer Candelario, S OBP: 0.249, SLG: 0.337	P5						F8			3	1	1	0	0	0	0											
15 Tucker Barnhart, L OBP: 0.263, SLG: 0.257	L7									3	1	1	1	0	1	0											
54 Derek Hill, R OBP: 0.278, SLG: 0.311	F8									3	0	0	0	0	1	1											
<b>Inning Stats</b>	R: 1 H: 3 E: 0 K: 0 S: 15	H: 3 LOB: 1 BB: 0 P: 20	R: 0 H: 0 E: 0 K: 0 S: 9	H: 0 LOB: 0 BB: 0 P: 13	R: 0 H: 1 E: 0 K: 0 S: 8	H: 1 LOB: 1 BB: 0 P: 10	R: 0 H: 0 E: 0 K: 1 S: 6	H: 0 LOB: 0 BB: 0 P: 7	R: 4 H: 5 E: 0 K: 2 S: 17	H: 5 LOB: 1 BB: 0 P: 20	R: 0 H: 0 E: 0 K: 1 S: 10	H: 0 LOB: 0 BB: 0 P: 16	R: 0 H: 0 E: 0 K: 2 S: 10	H: 0 LOB: 0 BB: 0 P: 6	R: 0 H: 0 E: 0 K: 2 S: 10	H: 0 LOB: 0 BB: 0 P: 14	1B: 5 2B: 3 3B: 1 HR: 0	SF: 0 SAC: 1 DP: 1 HBP: 0	WP: 0 PB: 0 SB: 0 CS: 0	PA: 32							
<b>PITCHER</b>	IP	WLS	BF	H	R	ER	SO	BB	IBB	HBP	BLK	WP	HR	S	P	ERA	WHIP										
16 Bailey Ober, R ERA: 4.01	6.0	L	26	9	5	5	4	0	0	0	0	0	0	65	86	7.50	1.500										
58 Trevor Megill, R ERA: 1.04	2.0		6	0	0	0	3	0	0	0	0	0	0	16	20	0.00	0.000										

Minnesota Twins @ Detroit Tigers  
Comerica Park, Detroit, MI  
Wed Jun 01 2022, 7:10 PM - 9:23 PM EDT  
Att: 13,211 - Cloudy - 72 F

AB 31  
R 5  
H 9  
RBI 5  
BB 0  
SO 7  
LOB 6





Batter	1	2	3	4	5	6	7	8	9	AB	R	H	RBI	BB	SO	LOB	TOP										
2 Luis Arraez, L OBP: 0.429, SLG: 0.392	F7		L7		F7		G5-3		G6-3	5	0	0	0	0	0	2	<b>Minnesota Twins @ Detroit Tigers</b> Comerica Park, Detroit, MI Thu Jun 02 2022, 1:11 PM - 3:49 PM EDT Att: 17,972 - Overcast - 64 F										
25 Byron Buxton, R OBP: 0.297, SLG: 0.486	G6-3						F9			3	0	1	0	1	0	0											
26 Max Kepler, L OBP: 0.357, SLG: 0.429	K		F7		F9			G6-3		4	0	0	0	0	1	4											
11 Jorge Polanco, S OBP: 0.321, SLG: 0.350		P2			K		G3			3	0	0	0	1	1	2											
13 Trevor Larnach, L OBP: 0.361, SLG: 0.485		F8					G3-1			3	1	0	0	1	1	1											
24 Gary Sánchez, R OBP: 0.288, SLG: 0.435		K			K		K			3	0	0	0	1	3	1											
1 Nick Gordon, L OBP: 0.288, SLG: 0.363										3	1	2	1	1	0	2											
15 Gio Urshela, R OBP: 0.328, SLG: 0.395										4	0	1	1	0	1	2											
87 Jermaine Palacios, R OBP: 0.231, SLG: 0.167										3	0	1	0	0	2	1											
30 Kyle Garlick, R OBP: 0.252, SLG: 0.439										1	0	0	0	0	0	0											
<b>Inning Stats</b>	R: 0 E: 0 K: 1 S: 7	H: 0 LOB: 0 BB: 0 P: 11	R: 0 E: 0 K: 1 S: 7	H: 0 LOB: 0 BB: 0 P: 11	R: 1 E: 0 K: 1 S: 11	H: 2 LOB: 2 BB: 1 P: 24	R: 1 E: 0 K: 2 S: 15	H: 1 LOB: 1 BB: 1 P: 20	R: 0 E: 0 K: 2 S: 13	H: 0 LOB: 0 BB: 0 P: 20	R: 0 E: 0 K: 1 S: 7	H: 0 LOB: 0 BB: 0 P: 9	R: 0 E: 0 K: 1 S: 9	H: 0 LOB: 0 BB: 2 P: 21	R: 0 E: 0 K: 0 S: 10	H: 0 LOB: 0 BB: 0 P: 11	1B: 3 2B: 2 3B: 0 HR: 0	SF: 0 SAC: 0 DP: 0 HBP: 0	WP: 0 PB: 0 SB: 2 CS: 0	PA: 37							
<b>PITCHER</b>	IP	WLS	BF	H	R	ER	SO	BB	IBB	HBP	BLK	WP	HR	S	P	ERA	WHIP										
49 Alex Faedo, R ERA: 3.09	5.0		22	5	2	2	5	2	0	0	0	0	0	55	89	3.60	1.400										
37 Andrew Chafin, L ERA: 2.92	0.2		3	0	0	0	1	1	0	0	0	0	0	9	15	0.00	1.500										
68 Jason Foley, R ERA: 2.87	1.1		4	0	0	0	2	0	0	0	0	0	0	11	14	0.00	0.000										
55 Alex Lange, R ERA: 1.31	1.0	W	5	0	0	0	1	2	0	0	0	0	0	9	21	0.00	2.000										
65 Gregory Soto, L ERA: 2.04	1.0	S	3	0	0	0	0	0	0	0	0	0	0	10	11	0.00	0.000										

Batter	1	2	3	4	5	6	7	8	9	AB	R	H	RBI	BB	SO	LOB	BOTTOM										
9 Willi Castro, S OBP: 0.321, SLG: 0.343			G4-3			K		G1-3		3	1	0	0	0	1	0	<b>Minnesota Twins @ Detroit Tigers</b> Comerica Park, Detroit, MI Thu Jun 02 2022, 1:11 PM - 3:49 PM EDT Att: 17,972 - Overcast - 64 F										
30 Harold Castro, L OBP: 0.333, SLG: 0.526						K		F7		3	0	1	0	1	1	0											
7 Jonathan Schoop, R OBP: 0.241, SLG: 0.337								F8		3	0	1	1	0	1	1											
24 Miguel Cabrera, R OBP: 0.329, SLG: 0.383	L4				K		K			3	0	0	0	0	2	2											
20 Spencer Torkelson, R OBP: 0.307, SLG: 0.329								G6-3		3	0	1	0	0	0	2											
21 Kody Clemens, L OBP: 0.278, SLG: 0.311								F9		3	0	0	0	0	1	0											
54 Derek Hill, R OBP: 0.278, SLG: 0.311										0	0	0	0	0	0	0											
46 Jeimer Candelario, S OBP: 0.245, SLG: 0.331								L7		3	0	0	0	0	0	0											
13 Eric Haase, R OBP: 0.235, SLG: 0.267										3	1	1	0	0	0	0											
41 Daz Cameron, R OBP: 0.283, SLG: 0.293										3	1	1	2	0	0	0											
<b>Inning Stats</b>	R: 1 E: 0 K: 0 S: 8	H: 1 LOB: 1 BB: 1 P: 16	R: 0 E: 0 K: 1 S: 6	H: 0 LOB: 0 BB: 0 P: 9	R: 0 E: 0 K: 1 S: 9	H: 1 LOB: 0 BB: 0 P: 13	R: 0 E: 0 K: 1 S: 5	H: 1 LOB: 0 BB: 0 P: 9	R: 0 E: 0 K: 2 S: 8	H: 0 LOB: 0 BB: 0 P: 13	R: 0 E: 0 K: 1 S: 12	H: 0 LOB: 0 BB: 0 P: 15	R: 2 E: 0 K: 0 S: 10	H: 2 LOB: 0 BB: 0 P: 15	1B: 4 2B: 0 3B: 0 HR: 1	SF: 0 SAC: 0 DP: 1 HBP: 1	WP: 0 PB: 0 SB: 0 CS: 0	PA: 29									
<b>PITCHER</b>	IP	WLS	BF	H	R	ER	SO	BB	IBB	HBP	BLK	WP	HR	S	P	ERA	WHIP										
17 Chris Archer, R ERA: 3.89	5.0		18	3	1	1	3	1	0	1	0	0	0	35	57	1.80	0.800										
59 Jhohan Duran, R ERA: 2.22	2.0	H	6	0	0	0	3	0	0	0	0	0	0	20	28	0.00	0.000										
12 Emilio Pagán, R ERA: 3.0	1.0	L	5	2	2	2	0	0	0	0	0	0	1	10	15	18.00	2.000										

AB 32  
R 2  
H 5  
RBI 2  
BB 5  
SO 9  
LOB 15



AB 27  
R 3  
H 5  
RBI 3  
BB 1  
SO 6  
LOB 5



livebaseballscores.com

livebaseballscores.com



Batter	1	2	3	4	5	6	7	8	9	AB	R	H	RBI	BB	SO	LOB	TOP										
9 Willi Castro, S OBP: 0.310, SLG: 0.330	F9			K			F9		G1-3	4	0	0	0	0	1	0	<p><b>Detroit Tigers @ New York Yankees</b>            Yankee Stadium, Bronx, NY            Fri Jun 03 2022, 7:11 PM - 9:47 PM EDT            Att: 42,026 - Partly Cloudy - 73 F</p>										
30 Harold Castro, L OBP: 0.320, SLG: 0.505	G4-3			G1-3			G4-3		L5	4	0	0	0	0	0	0											
7 Jonathan Schoop, R OBP: 0.241, SLG: 0.335	G5-3			G1-3			24 1B		G1-3	4	0	1	0	0	0	0											
24 Miguel Cabrera, R OBP: 0.329, SLG: 0.382		G6-3			F9					3	0	1	0	0	0	0											
21 Kody Clemens, L (7, PR)										0	0	0	0	0	0	0											
28 Javier Báez, R OBP: 0.232, SLG: 0.300		G5-3			G4-3					3	0	0	0	0	1	2											
46 Jeimer Candelario, S OBP: 0.241, SLG: 0.359										3	0	0	0	0	1	0											
20 Spencer Torkelson, R OBP: 0.302, SLG: 0.322				K						3	0	0	0	0	2	0											
15 Tucker Barnhart, L OBP: 0.265, SLG: 0.259				K						3	0	1	0	0	2	0											
41 Daz Cameron, R OBP: 0.265, SLG: 0.273				K						3	0	0	0	0	3	1											
<b>Inning Stats</b>	R: 0 E: 0 K: 0 S: 8	H: 0 LOB: 0 BB: 0 P: 12	R: 0 E: 0 K: 0 S: 6	H: 0 LOB: 0 BB: 0 P: 7	R: 0 E: 0 K: 3 S: 12	H: 0 LOB: 0 BB: 0 P: 19	R: 0 E: 0 K: 1 S: 12	H: 0 LOB: 0 BB: 0 P: 14	R: 0 E: 0 K: 3 S: 14	H: 0 LOB: 0 BB: 0 P: 20	R: 0 E: 0 K: 3 S: 9	H: 0 LOB: 0 BB: 0 P: 14	R: 0 E: 0 K: 1 S: 12	H: 2 LOB: 2 BB: 0 P: 16	R: 0 E: 0 K: 1 S: 9	H: 1 LOB: 1 BB: 0 P: 15	R: 0 E: 0 K: 0 S: 8	H: 0 LOB: 0 BB: 0 P: 9	1B: 3 2B: 0 3B: 0 HR: 0	SF: 0 SAC: 0 DP: 0 HBP: 0	WP: 0 PB: 0 SB: 0 CS: 0	PA: 30					
<b>PITCHER</b>	IP	WLS	BF	H	R	ER	SO	BB	IBB	HBP	BLK	WP	HR	S	P	ERA	WHIP										
45 Gerrit Cole, R ERA: 2.78	(1, 1)	7.0	W	23	2	0	0	9	0	0	0	0	0	73	102	0.00	0.286										
68 Manny Bañuelos, L ERA:	(8, 1)	2.0		7	1	0	0	1	0	0	0	0	0	17	24	0.00	0.500										

Batter	1	2	3	4	5	6	7	8	9	AB	R	H	RBI	BB	SO	LOB	BOTTOM										
26 DJ LeMahieu, R OBP: 0.337, SLG: 0.401	F9		K							4	2	2	2	1	1	0	<p><b>Detroit Tigers @ New York Yankees</b>            Yankee Stadium, Bronx, NY            Fri Jun 03 2022, 7:11 PM - 9:47 PM EDT            Att: 42,026 - Partly Cloudy - 73 F</p>										
99 Aaron Judge, R OBP: 0.394, SLG: 0.679	G4-5-3 1B		HR							5	2	4	2	0	0	2											
48 Anthony Rizzo, L OBP: 0.318, SLG: 0.475	G4-5-3 1-2		G4-3							5	1	1	3	0	1	1											
28 Josh Donaldson, R OBP: 0.350, SLG: 0.406		BB		G5-3	K	G5-3				3	0	0	0	2	1	0											
41 Miguel Andujar, R OBP: 0.279, SLG: 0.317		P3		K		G6-3				5	1	1	0	0	1	2											
24 Matt Carpenter, L OBP: 0.391, SLG: 0.895		F8		12 2B 39 3B	1B					3	2	2	2	1	0	1											
12 Isiah Kiner-Falefa, R OBP: 0.320, SLG: 0.321		K		39 3B	2B					4	2	2	0	0	2	2											
39 Jose Trevino, R OBP: 0.337, SLG: 0.482				31 1B	3B					3	3	2	3	1	1	1											
31 Aaron Hicks, S OBP: 0.346, SLG: 0.248				26 1B	HBP					3	0	1	1	0	0	1											
<b>Inning Stats</b>	R: 0 E: 0 K: 0 S: 8	H: 1 LOB: 0 BB: 0 P: 11	R: 0 E: 0 K: 1 S: 8	H: 0 LOB: 1 BB: 1 P: 13	R: 2 E: 0 K: 1 S: 12	H: 2 LOB: 0 BB: 0 P: 20	R: 3 E: 0 K: 3 S: 14	H: 4 LOB: 2 BB: 0 P: 23	R: 7 E: 0 K: 1 S: 19	H: 6 LOB: 1 BB: 2 P: 34	R: 0 E: 0 K: 1 S: 6	H: 0 LOB: 0 BB: 0 P: 9	R: 0 E: 0 K: 2 S: 7	H: 0 LOB: 1 BB: 1 P: 14	R: 1 E: 0 K: 0 S: 8	H: 2 LOB: 1 BB: 1 P: 15	1B: 7 2B: 3 3B: 1 HR: 4	SF: 0 SAC: 0 DP: 2 HBP: 1	WP: 1 PB: 0 SB: 0 CS: 0	PA: 41							
<b>PITCHER</b>	IP	WLS	BF	H	R	ER	SO	BB	IBB	HBP	BLK	WP	HR	S	P	ERA	WHIP										
45 Elvin Rodriguez, R ERA: 10.13	(1, 1)	4.1	L	24	11	10	4	0	0	0	0	0	0	12	22	10.80	1.800										
50 Jacob Barnes, R ERA: 5.09	(5, 1)	1.2		8	2	2	1	1	0	1	0	0	0	7	14	0.00	1.000										
19 Will Vest, R ERA: 1.89	(7, 1)	1.0		4	0	0	0	2	1	0	0	0	0	8	15	9.00	3.000										
30 Harold Castro, R ERA: 9.0	(8, 1)	1.0		5	2	1	1	0	1	0	0	0	0	8	15	9.00	3.000										

AB	30
R	0
H	3
RBI	0
BB	0
SO	10
LOB	3

AB	35
R	13
H	15
RBI	13
BB	5
SO	7
LOB	10





Batter	1	2	3	4	5	6	7	8	9	AB	R	H	RBI	BB	SO	LOB	TOP										
9 Willi Castro, S OBP: 0.300, SLG: 0.318										4	0	0	0	0	2	1											
7 Jonathan Schoop, R OBP: 0.238, SLG: 0.330										3	0	0	0	0	1	0											
30 Harold Castro, L OBP: 0.311, SLG: 0.490										3	0	0	0	0	0	0											
24 Miguel Cabrera, R OBP: 0.329, SLG: 0.381										3	0	1	0	0	2	0											
28 Javier Báez, R OBP: 0.228, SLG: 0.294										3	0	0	0	0	3	1											
46 Jaimier Candelario, S OBP: 0.237, SLG: 0.330										3	0	0	0	0	1	1											
21 Kody Clemens, L (1, 7)										3	0	0	0	0	0	1											
15 Tucker Barnhart, L OBP: 0.258, SLG: 0.252										3	0	0	0	0	1	0											
54 Derek Hill, R OBP: 0.284, SLG: 0.307										1	0	0	0	1	1	0											
20 Spencer Torkelson, R OBP: 0.300, SLG: 0.330										1	0	0	0	0	1	0											
<b>Inning Stats</b>	R: 0 H: 0 E: 0 K: 2 S: 7	H: 0 LOB: 0 BB: 0 P: 12	R: 0 H: 1 E: 0 K: 2 S: 10	H: 1 LOB: 1 BB: 0 P: 14	R: 0 H: 0 E: 0 K: 0 S: 7	H: 0 LOB: 0 BB: 1 P: 14	R: 0 H: 0 E: 0 K: 1 S: 13	H: 0 LOB: 0 BB: 0 P: 19	R: 0 H: 0 E: 0 K: 1 S: 9	H: 0 LOB: 0 BB: 0 P: 11	R: 0 H: 0 E: 0 K: 3 S: 10	H: 0 LOB: 0 BB: 0 P: 15	R: 0 H: 0 E: 0 K: 1 S: 5	H: 0 LOB: 0 BB: 0 P: 7	R: 0 H: 0 E: 0 K: 1 S: 5	H: 0 LOB: 0 BB: 0 P: 7	R: 0 H: 0 E: 0 K: 1 S: 7	H: 0 LOB: 0 BB: 0 P: 12	1B: 1 2B: 0 3B: 0 HR: 0	SF: 0 SAC: 0 DP: 0 HBP: 0	WP: 0 PB: 0 SB: 0 CS: 1	PA: 29					
<b>PITCHER</b>	IP	WLS	BF	H	R	ER	SO	BB	IBB	HBP	BLK	WP	HR	S	P	ERA	WHIP										
40 Luis Severino, R ERA: 2.95	7.0	W	22	1	0	0	10	1	0	0	0	0	0	61	92	0.00	0.286										
34 Michael King, R ERA: 3.0	1.0	H	3	0	0	0	1	0	0	0	0	0	0	5	7	0.00	0.000										
35 Clay Holmes, R ERA: 0.34	1.0	S	3	0	0	0	1	0	0	0	0	0	0	7	12	0.00	0.000										

Detroit Tigers @ New York Yankees  
 Yankee Stadium, Bronx, NY  
 Sat Jun 04 2022, 1:10 PM - 3:36 PM EDT  
 Att: 38,106 - Sunny - 78 F

AB 27  
 R 0  
 H 1  
 RBI 0  
 BB 1  
 SO 12  
 LOB 4



Batter	1	2	3	4	5	6	7	8	9	AB	R	H	RBI	BB	SO	LOB	BOTTOM										
99 Aaron Judge, R OBP: 0.386, SLG: 0.689										3	1	1	1	1	0	0											
28 Josh Donaldson, R OBP: 0.342, SLG: 0.397										3	0	0	1	0	2	0											
48 Anthony Rizzo, L OBP: 0.317, SLG: 0.487										4	1	1	1	0	1	2											
27 Giancarlo Stanton, R OBP: 0.337, SLG: 0.523										4	0	1	0	0	2	2											
25 Gleyber Torres, R OBP: 0.287, SLG: 0.482										2	0	0	0	1	0	1											
13 Joey Gallo, L OBP: 0.276, SLG: 0.301										3	0	0	0	0	3	1											
12 Isiah Kiner-Falefa, R OBP: 0.315, SLG: 0.315										3	0	0	0	0	1	0											
66 Kyle Higashioka, R OBP: 0.218, SLG: 0.192										2	1	0	0	1	0	0											
31 Aaron Hicks, S OBP: 0.346, SLG: 0.250										3	0	1	0	0	0	0											
<b>Inning Stats</b>	R: 1 H: 2 E: 0 K: 0 S: 8	H: 2 LOB: 1 BB: 0 P: 14	R: 0 H: 0 E: 0 K: 1 S: 7	H: 0 LOB: 0 BB: 0 P: 11	R: 0 H: 0 E: 0 K: 1 S: 6	H: 0 LOB: 0 BB: 0 P: 7	R: 0 H: 0 E: 0 K: 2 S: 11	H: 0 LOB: 0 BB: 1 P: 19	R: 0 H: 0 E: 0 K: 1 S: 9	H: 0 LOB: 0 BB: 0 P: 14	R: 1 H: 1 E: 0 K: 2 S: 11	H: 1 LOB: 0 BB: 0 P: 18	R: 0 H: 0 E: 0 K: 1 S: 10	H: 0 LOB: 0 BB: 0 P: 14	R: 1 H: 1 E: 0 K: 1 S: 18	H: 1 LOB: 2 BB: 2 P: 32	1B: 1 2B: 1 3B: 0 HR: 2	SF: 1 SAC: 0 DP: 0 HBP: 0	WP: 0 PB: 0 SB: 0 CS: 0	PA: 31							
<b>PITCHER</b>	IP	WLS	BF	H	R	ER	SO	BB	IBB	HBP	BLK	WP	HR	S	P	ERA	WHIP										
63 Beau Brieske, R ERA: 4.93	6.0	L	22	3	2	2	7	1	0	0	0	0	0	10	14	3.00	0.667										
68 Jason Foley, R ERA: 2.7	1.0		3	0	0	0	1	0	0	0	0	0	0	10	14	0.00	0.000										
77 Joe Jiménez, R ERA: 3.26	0.1		4	1	1	1	0	2	0	0	0	0	0	12	24	27.00	9.000										
37 Andrew Chafin, L ERA: 2.77	0.2		2	0	0	0	1	0	0	0	0	0	0	6	8	0.00	0.000										

Detroit Tigers @ New York Yankees  
 Yankee Stadium, Bronx, NY  
 Sat Jun 04 2022, 1:10 PM - 3:36 PM EDT  
 Att: 38,106 - Sunny - 78 F

AB 27  
 R 3  
 H 4  
 RBI 3  
 BB 3  
 SO 9  
 LOB 6









Batter	1	2	3	4	5	6	7	8	9	AB	R	H	RBI	BB	SO	LOB	TOP			
9 Willi Castro, S OBP: 0.300, SLG: 0.333	G6-3		7 2B	FC6-4			FC6-5 24 2B		G4-3	5	1	2	0	0	0	2	Detroit Tigers @ Pittsburgh Pirates PNC Park, Pittsburgh, PA Tue Jun 07 2022, 9:10 PM - 12:00 AM EDT Att: 10,214 - Cloudy - 76 F			
7 Jonathan Schoop, R OBP: 0.233, SLG: 0.325	G5-3			G6-3			G5-3		K	5	0	1	1	0	1	3				
24 Miguel Cabrera, R OBP: 0.341, SLG: 0.387	K		L5				FC6-5		G5-3	5	0	1	0	0	1	2				
28 Javier Báez, R OBP: 0.240, SLG: 0.316							G5-3			4	1	2	0	0	0	2				
17 Austin Meadows, L OBP: 0.350, SLG: 0.333	P5			K			G5-6-3		K	4	0	0	0	0	2	3				
20 Spencer Torkelson, R OBP: 0.296, SLG: 0.316	G5-3						P3		FC6-4 41 WP	3	1	1	1	1	0	1				
41 Daz Cameron, R OBP: 0.281, SLG: 0.308	K						K		FC6-4 15 2B	4	2	1	0	0	2	2				
15 Tucker Barnhart, L OBP: 0.274, SLG: 0.271										3	0	2	1	1	1	0				
30 Harold Castro, L OBP: 0.301, SLG: 0.468	K						K		K	4	0	1	2	0	3	2				
<b>Inning Stats</b>	R: 0 E: 0 K: 1 S: 7	H: 0 LOB: 0 BB: 0 P: 9	R: 0 E: 0 K: 1 S: 15	H: 1 LOB: 1 BB: 0 P: 20	R: 1 E: 0 K: 2 S: 16	H: 2 LOB: 1 BB: 0 P: 22	R: 3 E: 0 K: 1 S: 19	H: 4 LOB: 2 BB: 1 P: 32	R: 0 E: 0 K: 2 S: 14	H: 1 LOB: 1 BB: 0 P: 18	R: 0 E: 0 K: 0 S: 10	H: 1 LOB: 1 BB: 0 P: 13	R: 1 E: 0 K: 2 S: 13	H: 1 LOB: 1 BB: 1 P: 24	R: 0 E: 0 K: 1 S: 8	H: 0 LOB: 0 BB: 0 P: 10	1B: 6 2B: 5 HR: 0	SF: 0 SAC: 0 HBP: 0	WP: 1 PB: 0 SB: 1 CS: 0	PA: 39
<b>PITCHER</b>	IP WLS BF H R ER SO	IP WLS BF H R ER SO	IP WLS BF H R ER SO	IP WLS BF H R ER SO	IP WLS BF H R ER SO	IP WLS BF H R ER SO	IP WLS BF H R ER SO	IP WLS BF H R ER SO	IP WLS BF H R ER SO	IP WLS BF H R ER SO	IP WLS BF H R ER SO	IP WLS BF H R ER SO	IP WLS BF H R ER SO	IP WLS BF H R ER SO	IP WLS BF H R ER SO	IP WLS BF H R ER SO	ERA WHIP	ERA WHIP		
62 Jose Quintana, L ERA: 3.19	3.1 L 18 7 4 4 5																10.80 2.400			
48 Tyler Seede, R ERA: 4.34	2.1 7 1 0 0 1																0.00 0.429			
52 Anthony Banda, L ERA: 4.73	0.1 2 1 0 0 1																0.00 3.000			
56 Duane Underwood Jr., R ERA: 2.87	2.0 9 2 1 1 2																4.50 1.500			
57 Yerry De Los Santos, R ERA: 4.5	1.0 3 0 0 0 1																0.00 0.000			


Batter	1	2	3	4	5	6	7	8	9	AB	R	H	RBI	BB	SO	LOB	BOTTOM					
13 Ke'Bryan Hayes, R OBP: 0.376, SLG: 0.393	K		G5-3							3	0	1	0	1	1	0	Detroit Tigers @ Pittsburgh Pirates PNC Park, Pittsburgh, PA Tue Jun 07 2022, 9:10 PM - 12:00 AM EDT Att: 10,214 - Cloudy - 76 F					
10 Bryan Reynolds, S OBP: 0.308, SLG: 0.395	G3		K							4	0	1	0	0	1	1						
65 Jack Suwinski, L OBP: 0.289, SLG: 0.438										3	1	1	0	0	1	2						
2 Michael Chavis, R OBP: 0.311, SLG: 0.456										4	0	0	0	0	4	1						
64 Diego Castillo, R OBP: 0.259, SLG: 0.310										4	0	0	0	0	2	1						
31 Cal Mitchell, L OBP: 0.286, SLG: 0.475										4	2	2	2	0	0	0						
6 Yu Chang, R OBP: 0.087, SLG: 0.091										3	0	1	1	0	1	0						
54 Tyler Heineman, S OBP: 0.264, SLG: 0.265										3	0	0	0	0	0	1						
50 Travis Swaggerty, L OBP: 0.264, SLG: 0.265										3	0	0	0	0	0	0						
<b>Inning Stats</b>	R: 0 E: 0 K: 1 S: 6	H: 1 LOB: 1 BB: 0 P: 10	R: 1 E: 0 K: 2 S: 13	H: 2 LOB: 1 BB: 0 P: 17	R: 0 E: 0 K: 1 S: 6	H: 0 LOB: 0 BB: 0 P: 9	R: 2 E: 0 K: 3 S: 14	H: 1 LOB: 0 BB: 0 P: 20	R: 0 E: 0 K: 1 S: 13	H: 2 LOB: 2 BB: 0 P: 15	R: 0 E: 0 K: 1 S: 9	H: 0 LOB: 0 BB: 0 P: 14	R: 0 E: 0 K: 0 S: 4	H: 0 LOB: 0 BB: 0 P: 7	R: 0 E: 0 K: 0 S: 5	H: 0 LOB: 0 BB: 1 P: 11	R: 0 E: 0 K: 1 S: 6	H: 0 LOB: 0 BB: 0 P: 8	1B: 4 2B: 2 HR: 1	SF: 0 SAC: 0 HBP: 1	WP: 0 PB: 0 SB: 0 CS: 0	PA: 33
<b>PITCHER</b>	IP WLS BF H R ER SO	IP WLS BF H R ER SO	IP WLS BF H R ER SO	IP WLS BF H R ER SO	IP WLS BF H R ER SO	IP WLS BF H R ER SO	IP WLS BF H R ER SO	IP WLS BF H R ER SO	IP WLS BF H R ER SO	IP WLS BF H R ER SO	IP WLS BF H R ER SO	IP WLS BF H R ER SO	IP WLS BF H R ER SO	IP WLS BF H R ER SO	IP WLS BF H R ER SO	IP WLS BF H R ER SO	ERA WHIP	ERA WHIP				
29 Tarik Skubal, L ERA: 2.33	7.0 W 27 6 3 3 9																3.86 0.857					
55 Alex Lange, R ERA: 1.54	1.0 H 3 0 0 0 0																0.00 1.000					
65 Gregory Soto, L ERA: 1.8	1.0 S 3 0 0 0 1																0.00 0.000					



Batter	1	2	3	4	5	6	7	8	9	AB	R	H	RBI	BB	SO	LOB	TOP				
30 Harold Castro, L (1,5) OBP: 0.297, SLG: 0.456	F7	G4-3			K2-3			7 1B	G5-3	5	1	1	0	0	1	2					
7 Jonathan Schoop, R (1,4) OBP: 0.339, SLG: 0.384	17 1B		G5-3		P3			24 1B		4	0	2	0	0	0	0					
24 Miguel Cabrera, R (1,10) OBP: 0.399, SLG: 0.384				G5-3						4	0	1	1	1	0	2					
9 Willi Castro, S (8,PR) OBP: 0.300, SLG: 0.333								28 1B		0	0	0	0	0	0	0					
17 Austin Meadows, L (1,9) OBP: 0.363, SLG: 0.352										3	0	2	0	1	0	2					
28 Javier Báez, R (1,6) OBP: 0.235, SLG: 0.309										4	0	0	0	0	3	6					
20 Spencer Torkelson, R (1,3) OBP: 0.295, SLG: 0.310										3	0	0	0	1	1	1					
21 Kody Clemens, L (1,7)										3	0	0	0	0	1	1					
54 Derek Hill, R (8,8) OBP: 0.267, SLG: 0.288										1	0	0	0	0	0	0					
13 Eric Haase, R (1,2) OBP: 0.236, SLG: 0.256										4	2	1	0	0	2	1					
41 Daz Cameron, R (1,8) OBP: 0.295, SLG: 0.375										4	0	2	2	0	1	0					
Inning Stats	R: 0 E: 0 K: 2 S: 12	H: 2 LOB: 0 BB: 21	R: 1 E: 0 K: 0 S: 10	H: 1 LOB: 1 BB: 17	R: 0 E: 0 K: 1 S: 11	H: 1 LOB: 0 BB: 18	R: 0 E: 0 K: 1 S: 8	H: 0 LOB: 0 BB: 11	R: 0 E: 0 K: 2 S: 8	H: 0 LOB: 0 BB: 16	R: 0 E: 0 K: 3 S: 11	H: 0 LOB: 0 BB: 18	R: 1 E: 0 K: 0 S: 14	H: 3 LOB: 2 BB: 22	R: 1 E: 0 K: 1 S: 15	H: 2 LOB: 1 BB: 22	1B: 6 2B: 2 3B: 1 HR: 0	SF: 0 SAC: 0 DP: 1 HBP: 0	WP: 0 PB: 0 SB: 0 CS: 0	PA: 37	
PITCHER	IP	WLS	BF	H	R	ER	SO	BB	IBB	HBP	BLK	WP	HR	S	P	ERA	WHIP				
23 Mitch Keller, R (1,1) ERA: 5.26	6.0		24	4	1	1	7	2	0	0	0	0	0	55	95	1.50	1.000				
29 Will Crowe, R (7,1) ERA: 2.39	1.1	L	7	3	1	1	3	0	0	0	0	0	0	24	38	6.75	2.250				
46 Chris Stratton, R (8,1) ERA: 3.75	1.2		6	2	1	1	1	0	0	0	0	0	0	16	24	5.40	1.200				

Detroit Tigers @ Pittsburgh Pirates  
PNC Park, Pittsburgh, PA  
Wed Jun 08 2022, 12:38 PM - 3:34 PM EDT  
Att: 11,723 - Partly Cloudy - 73 F


AB 35  
R 3  
H 9  
RBI 3  
BB 2  
SO 11  
LOB 14



Batter	1	2	3	4	5	6	7	8	9	AB	R	H	RBI	BB	SO	LOB	BOTTOM					
13 Ke'Bryan Hayes, R (1,5) OBP: 0.374, SLG: 0.387	G6-3									3	0	0	0	1	2	2						
10 Bryan Reynolds, S (1,8) OBP: 0.303, SLG: 0.387										4	0	0	0	0	2	3						
65 Jack Suwinski, L (1,7) OBP: 0.290, SLG: 0.461										3	1	1	1	1	0	2						
2 Michael Chavis, R (9,3) OBP: 0.309, SLG: 0.453										1	0	0	0	0	0	0						
19 Daniel Vogelbach, L (1,10) OBP: 0.324, SLG: 0.433										3	0	0	0	1	1	1						
64 Diego Castillo, R (1,6) OBP: 0.259, SLG: 0.308										4	0	1	0	0	1	0						
31 Cal Mitchell, L (1,9) OBP: 0.261, SLG: 0.432										4	0	0	0	0	2	2						
30 Tucupita Marcano, L (1,4) OBP: 0.333, SLG: 0.500										3	0	0	0	0	2	0						
6 Yu Chang, R (1,3) OBP: 0.180, SLG: 0.130										1	0	1	0	1	0	0						
50 Travis Swaggerty, L (8,PH) OBP: 0.281, SLG: 0.432										1	0	0	0	0	1	0						
5 Michael Pérez, L (1,2) OBP: 0.204, SLG: 0.245										3	0	1	0	0	0	1						
Inning Stats	R: 0 E: 0 K: 2 S: 11	H: 0 LOB: 0 BB: 15	R: 0 E: 0 K: 2 S: 9	H: 0 LOB: 0 BB: 12	R: 0 E: 0 K: 3 S: 17	H: 2 LOB: 0 BB: 25	R: 1 E: 0 K: 0 S: 8	H: 1 LOB: 0 BB: 13	R: 0 E: 0 K: 0 S: 9	H: 0 LOB: 0 BB: 17	R: 0 E: 0 K: 2 S: 7	H: 0 LOB: 1 BB: 12	R: 0 E: 0 K: 1 S: 6	H: 0 LOB: 0 BB: 9	R: 0 E: 0 K: 2 S: 11	H: 0 LOB: 0 BB: 17	R: 0 E: 0 K: 1 S: 12	H: 1 LOB: 2 BB: 24	1B: 3 2B: 0 3B: 0 HR: 1	SF: 0 SAC: 0 DP: 0 HBP: 0	WP: 0 PB: 0 SB: 0 CS: 1	PA: 34
PITCHER	IP	WLS	BF	H	R	ER	SO	BB	IBB	HBP	BLK	WP	HR	S	P	ERA	WHIP					
49 Alex Faedo, R (1,1) ERA: 2.92	5.0		18	3	1	1	7	1	0	0	0	0	0	54	82	1.80	0.800					
37 Andrew Chafin, L (6,1) ERA: 2.57	1.0		4	0	0	0	2	1	0	0	0	0	0	7	12	0.00	1.000					
19 Will Vest, R (7,1) ERA: 1.8	1.0	W	3	0	0	0	1	0	0	0	0	0	0	6	9	0.00	0.000					
32 Michael Fulmer, R (8,1) ERA: 2.57	1.0	H	3	0	0	0	2	0	0	0	0	0	0	11	17	0.00	0.000					
65 Gregory Soto, L (9,1) ERA: 1.71	1.0	S	5	1	0	0	1	1	0	0	0	0	0	12	24	0.00	2.000					

Detroit Tigers @ Pittsburgh Pirates  
PNC Park, Pittsburgh, PA  
Wed Jun 08 2022, 12:38 PM - 3:34 PM EDT  
Att: 11,723 - Partly Cloudy - 73 F

AB 30  
R 1  
H 4  
RBI 1  
BB 3  
SO 13  
LOB 10













Batter	1	2	3	4	5	6	7	8	9	AB	R	H	RBI	BB	SO	LOB	TOP										
4 George Springer, R (1, 8) OBP: 0.348, SLG: 0.522	G4-3		K	F8			1B		K	5	0	1	0	0	2	3											
11 Bo Bichette, R (1, 6) OBP: 0.314, SLG: 0.449	G4-3			1B	F8		L9		G5-3	5	1	1	0	0	0	2											
27 Vladimir Guerrero Jr., R (1, 3) OBP: 0.336, SLG: 0.477				HR	G6-3		K		K	5	1	2	2	0	2	2											
30 Alejandro Kirk, R (1, 10) OBP: 0.401, SLG: 0.471	K			K	F9				BB	3	1	0	0	1	2	1											
37 Teoscar Hernández, R (1, 9) OBP: 0.297, SLG: 0.376		1B		2B			BB		F7	3	1	2	0	1	0	1											
5 Santiago Espinal, R (1, 5) OBP: 0.244, SLG: 0.444		BB		K			G5-4-3		BB	3	1	1	0	1	1	2											
13 Lourdes Gurriel Jr., R (1, 7) 7 Bradley Zimmer, L (8, 8) OBP: 0.206, SLG: 0.200	G4-6-3			2B			BB		2B	3	1	2	3	1	0	1											
55 Gabriel Moreno, R (1, 2) OBP: 0.250, SLG: 0.143			G4-3	BB			L9		G6-4-3	3	0	0	0	1	0	2											
8 Cavan Biggio, L (1, 4) OBP: 0.365, SLG: 0.288			K	2B			K		2B	4	0	2	1	0	2	0											
<b>Inning Stats</b>	R: 0 H: 1 E: 0 K: 1 S: 9	H: 1 LOB: 1 BB: 0 P: 15	R: 0 H: 0 E: 0 K: 0 S: 8	H: 1 LOB: 0 BB: 1 P: 13	R: 0 H: 0 E: 0 K: 2 S: 11	H: 0 LOB: 0 BB: 0 P: 14	R: 4 H: 5 E: 0 K: 2 S: 24	H: 5 LOB: 2 BB: 1 P: 34	R: 0 H: 0 E: 0 K: 0 S: 7	H: 0 LOB: 1 BB: 2 P: 16	R: 0 H: 1 E: 0 K: 2 S: 9	H: 1 LOB: 0 BB: 0 P: 10	R: 2 H: 2 E: 0 K: 0 S: 13	H: 2 LOB: 0 BB: 1 P: 21	R: 0 H: 1 E: 0 K: 2 S: 12	H: 1 LOB: 1 BB: 0 P: 18	1B: 5 2B: 5 3B: 0 HR: 1	SF: 0 SAC: 0 DP: 3 HBP: 0	WP: 0 PB: 0 SB: 1 CS: 1	PA: 39							
<b>PITCHER</b>	IP	WLS	BF	H	R	ER	SO	BB	IBB	HBP	BLK	WP	HR	S	P	ERA	WHIP										
29 Tarik Skubal, L (1, 1) ERA: 2.71	4.0	L	19	7	4	4	5	2	0	0	0	0	1	52	76	9.00	2.250										
58 Wily Peralta, R (5, 1) ERA: 1.42	2.0		7	0	0	0	0	2	0	0	0	0	0	14	28	0.00	1.000										
77 Joe Jiménez, R (7, 1) ERA: 2.95	1.0		4	1	0	0	2	0	0	0	0	0	0	9	10	0.00	1.000										
50 Jacob Barnes, R (8, 1) ERA: 6.1	1.0		5	2	2	2	0	1	0	0	0	0	0	13	21	18.00	3.000										
55 Alex Lange, R (9, 1) ERA: 1.48	1.0		4	1	0	0	2	0	0	0	0	0	0	12	18	0.00	1.000										

Toronto Blue Jays @ Detroit Tigers  
Comerica Park, Detroit, MI  
Sun Jun 12 2022, 1:52 PM - 4:34 PM EDT  
Att: 29,399 - Partly Cloudy - 80 F

AB 34  
R 6  
H 11  
RBI 6  
BB 5  
SO 9  
LOB 14



Batter	1	2	3	4	5	6	7	8	9	AB	R	H	RBI	BB	SO	LOB	BOTTOM										
22 Victor Reyes, S (1, 8) OBP: 0.353, SLG: 0.438	K			F8			K		L7	4	0	0	0	0	2	0											
7 Jonathan Schoop, R (1, 4) OBP: 0.227, SLG: 0.313	G5-3			K			K			3	0	0	0	0	2	0											
17 Austin Meadows, L (1, 9) OBP: 0.341, SLG: 0.322	G6-3			L9			F7			3	0	0	0	0	0	0											
24 Miguel Cabrera, R (1, 10) OBP: 0.327, SLG: 0.368				F9			E3		K	3	0	0	0	1	1	0											
30 Harold Castro, L (1, 5) OBP: 0.297, SLG: 0.452	G4-3			G4-6-3			G4-6-3		1B	3	0	1	0	0	0	1											
28 Javier Báez, R (1, 6) OBP: 0.242, SLG: 0.301	G6-3			L5			P3			3	0	0	0	0	1	0											
8 Robbie Grossman, S (1, 7) OBP: 0.312, SLG: 0.245				1B			K		K	3	0	1	0	0	2	1											
20 Spencer Torkelson, R (1, 3) OBP: 0.286, SLG: 0.299	G6-4-3			G4-3			G4-3		G1-3	3	0	0	0	0	1	0											
15 Tucker Barnhart, L (1, 2) 21 Kody Clemens, L (9, PH)	F7						K		F7	2	0	0	0	1	1	0											
<b>Inning Stats</b>	R: 0 H: 0 E: 0 K: 1 S: 7	H: 0 LOB: 0 BB: 0 P: 12	R: 0 H: 0 E: 0 K: 0 S: 8	H: 0 LOB: 0 BB: 0 P: 11	R: 0 H: 1 E: 0 K: 0 S: 12	H: 1 LOB: 0 BB: 0 P: 17	R: 0 H: 0 E: 0 K: 1 S: 8	H: 0 LOB: 0 BB: 0 P: 11	R: 0 H: 0 E: 0 K: 0 S: 6	H: 0 LOB: 0 BB: 0 P: 10	R: 0 H: 0 E: 0 K: 2 S: 8	H: 0 LOB: 0 BB: 0 P: 13	R: 0 H: 0 E: 0 K: 2 S: 8	H: 0 LOB: 0 BB: 0 P: 10	R: 0 H: 1 E: 0 K: 2 S: 14	H: 1 LOB: 0 BB: 0 P: 18	R: 0 H: 0 E: 0 K: 0 S: 12	H: 0 LOB: 0 BB: 0 P: 18	1B: 2 2B: 0 3B: 0 HR: 0	SF: 0 SAC: 0 DP: 2 HBP: 0	WP: 0 PB: 0 SB: 0 CS: 0	PA: 28					
<b>PITCHER</b>	IP	WLS	BF	H	R	ER	SO	BB	IBB	HBP	BLK	WP	HR	S	P	ERA	WHIP										
48 Ross Stripling, R (1, 1) ERA: 3.14	6.0	W	18	1	0	0	4	0	0	0	0	0	0	49	74	0.00	0.167										
93 Yimi García, R (7, 1) ERA: 2.7	1.0		3	0	0	0	2	0	0	0	0	0	0	8	10	0.00	0.000										
57 Trent Thornton, R (8, 1) ERA: 2.91	1.0		4	1	0	0	2	0	0	0	0	0	0	14	18	0.00	1.000										
68 Jordan Romano, R (9, 1) ERA: 2.82	1.0		3	0	0	0	0	0	0	0	0	0	0	12	18	0.00	0.000										

Toronto Blue Jays @ Detroit Tigers  
Comerica Park, Detroit, MI  
Sun Jun 12 2022, 1:52 PM - 4:34 PM EDT  
Att: 29,399 - Partly Cloudy - 80 F

AB 28  
R 0  
H 2  
RBI 0  
BB 0  
SO 8  
LOB 4





Batter	1	2	3	4	5	6	7	8	9	AB	R	H	RBI	BB	SO	LOB	TOP		
18 AJ Pollock, R OBP: 0.280, SLG: 0.374										5	1	2	0	0	2	1			
25 Andrew Vaughn, R OBP: 0.347, SLG: 0.465										4	0	2	1	1	0	2			
15 Adam Engel, R OBP: 0.293, SLG: 0.341										0	0	0	0	0	0	0			
88 Luis Robert Jr., R OBP: 0.315, SLG: 0.490										5	1	2	1	0	1	3			
79 José Abreu, R OBP: 0.360, SLG: 0.442										4	2	3	4	1	0	0			
30 Jake Burger, R OBP: 0.322, SLG: 0.508										2	0	0	0	0	0	0			
44 Seby Zavala, R OBP: 0.293, SLG: 0.341										3	0	0	0	0	2	3			
10 Yván Moncada, S OBP: 0.188, SLG: 0.211										4	1	1	0	1	3	1			
28 Leury García, S OBP: 0.219, SLG: 0.280										5	1	3	0	0	0	1			
21 Reese McGuire, L OBP: 0.279, SLG: 0.294										4	2	1	0	0	1	3			
20 Danny Mendick, R OBP: 0.325, SLG: 0.452										4	1	1	1	0	1	1			
<b>Inning Stats</b>	R: 2 H: 3 E: 0 K: 0 S: 9	H: 3 LOB: 0 BB: 0 P: 17	R: 0 H: 0 E: 0 K: 1 S: 9	H: 0 LOB: 1 BB: 1 P: 16	R: 0 H: 0 E: 0 K: 2 S: 9	H: 0 LOB: 1 BB: 1 P: 16	R: 0 H: 0 E: 0 K: 0 S: 8	H: 0 LOB: 2 BB: 1 P: 15	R: 2 H: 4 E: 0 K: 1 S: 17	H: 3 LOB: 1 BB: 1 P: 21	R: 0 H: 2 E: 0 K: 2 S: 11	H: 0 LOB: 0 BB: 0 P: 14	R: 0 H: 0 E: 0 K: 0 S: 8	H: 3 LOB: 1 BB: 0 P: 24	1B: 11 2B: 2 3B: 0 HR: 2	SF: 0 SAC: 1 DP: 1 HBP: 0	WP: 0 PA: 44		
<b>PITCHER</b>	IP WLS BF H R ER SO BB IBB HBP BLK WP HR S P ERA WHIP	IP WLS BF H R ER SO BB IBB HBP BLK WP HR S P ERA WHIP	IP WLS BF H R ER SO BB IBB HBP BLK WP HR S P ERA WHIP	IP WLS BF H R ER SO BB IBB HBP BLK WP HR S P ERA WHIP	IP WLS BF H R ER SO BB IBB HBP BLK WP HR S P ERA WHIP	IP WLS BF H R ER SO BB IBB HBP BLK WP HR S P ERA WHIP	IP WLS BF H R ER SO BB IBB HBP BLK WP HR S P ERA WHIP	IP WLS BF H R ER SO BB IBB HBP BLK WP HR S P ERA WHIP	IP WLS BF H R ER SO BB IBB HBP BLK WP HR S P ERA WHIP	IP WLS BF H R ER SO BB IBB HBP BLK WP HR S P ERA WHIP	IP WLS BF H R ER SO BB IBB HBP BLK WP HR S P ERA WHIP	IP WLS BF H R ER SO BB IBB HBP BLK WP HR S P ERA WHIP	IP WLS BF H R ER SO BB IBB HBP BLK WP HR S P ERA WHIP	IP WLS BF H R ER SO BB IBB HBP BLK WP HR S P ERA WHIP	IP WLS BF H R ER SO BB IBB HBP BLK WP HR S P ERA WHIP	IP WLS BF H R ER SO BB IBB HBP BLK WP HR S P ERA WHIP	IP WLS BF H R ER SO BB IBB HBP BLK WP HR S P ERA WHIP		
51 Rony García, R ERA: 5.06	19 Willi Vest, R ERA: 1.54	37 Andrew Chafin, L ERA: 3.52	68 Jason Foley, R ERA: 2.29	32 Michael Fulmer, R ERA: 2.35	77 Joe Jiménez, R ERA: 3.63														
<b>Batter</b>	<b>1</b>	<b>2</b>	<b>3</b>	<b>4</b>	<b>5</b>	<b>6</b>	<b>7</b>	<b>8</b>	<b>9</b>	<b>AB</b>	<b>R</b>	<b>H</b>	<b>RBI</b>	<b>BB</b>	<b>SO</b>	<b>LOB</b>	<b>BOTTOM</b>		
9 Willi Castro, S OBP: 0.300, SLG: 0.364										5	2	2	1	0	0	4			
30 Harold Castro, L OBP: 0.328, SLG: 0.457										5	1	3	2	0	1	2			
24 Miguel Cabrera, R OBP: 0.328, SLG: 0.369										5	0	2	1	0	2	1			
17 Austin Meadows, L OBP: 0.343, SLG: 0.328										4	0	1	0	1	0	4			
28 Javier Báez, R OBP: 0.236, SLG: 0.294										4	0	0	1	0	1	2			
8 Robbie Grossman, S OBP: 0.311, SLG: 0.245										4	0	1	0	0	0	1			
20 Spencer Torkelson, R OBP: 0.281, SLG: 0.292										4	0	0	0	0	3	2			
21 Kody Clemens, L OBP: 0.190, SLG: 0.105										2	2	2	0	1	0	0			
7 Jonathan Schoop, R OBP: 0.226, SLG: 0.312										1	0	0	0	0	0	0			
15 Tucker Barnhart, L OBP: 0.280, SLG: 0.266										2	0	1	0	1	1	1			
13 Eric Haase, R OBP: 0.245, SLG: 0.299										1	0	0	0	0	1	0			
<b>Inning Stats</b>	R: 2 H: 4 E: 0 K: 1 S: 14	H: 3 LOB: 1 BB: 0 P: 16	R: 0 H: 0 E: 0 K: 0 S: 9	H: 0 LOB: 0 BB: 0 P: 16	R: 0 H: 2 E: 0 K: 2 S: 13	H: 2 LOB: 2 BB: 0 P: 23	R: 0 H: 1 E: 0 K: 1 S: 14	H: 2 LOB: 1 BB: 2 P: 32	R: 0 H: 0 E: 0 K: 0 S: 6	H: 0 LOB: 0 BB: 0 P: 11	R: 0 H: 0 E: 0 K: 1 S: 6	H: 0 LOB: 0 BB: 1 P: 14	R: 0 H: 0 E: 0 K: 2 S: 8	H: 0 LOB: 1 BB: 1 P: 14	1B: 10 2B: 1 3B: 0 HR: 1	SF: 1 SAC: 0 DP: 1 HBP: 0	WP: 0 PA: 41		
<b>PITCHER</b>	IP WLS BF H R ER SO BB IBB HBP BLK WP HR S P ERA WHIP	IP WLS BF H R ER SO BB IBB HBP BLK WP HR S P ERA WHIP	IP WLS BF H R ER SO BB IBB HBP BLK WP HR S P ERA WHIP	IP WLS BF H R ER SO BB IBB HBP BLK WP HR S P ERA WHIP	IP WLS BF H R ER SO BB IBB HBP BLK WP HR S P ERA WHIP	IP WLS BF H R ER SO BB IBB HBP BLK WP HR S P ERA WHIP	IP WLS BF H R ER SO BB IBB HBP BLK WP HR S P ERA WHIP	IP WLS BF H R ER SO BB IBB HBP BLK WP HR S P ERA WHIP	IP WLS BF H R ER SO BB IBB HBP BLK WP HR S P ERA WHIP	IP WLS BF H R ER SO BB IBB HBP BLK WP HR S P ERA WHIP	IP WLS BF H R ER SO BB IBB HBP BLK WP HR S P ERA WHIP	IP WLS BF H R ER SO BB IBB HBP BLK WP HR S P ERA WHIP	IP WLS BF H R ER SO BB IBB HBP BLK WP HR S P ERA WHIP	IP WLS BF H R ER SO BB IBB HBP BLK WP HR S P ERA WHIP	IP WLS BF H R ER SO BB IBB HBP BLK WP HR S P ERA WHIP	IP WLS BF H R ER SO BB IBB HBP BLK WP HR S P ERA WHIP	IP WLS BF H R ER SO BB IBB HBP BLK WP HR S P ERA WHIP		
33 Lance Lynn, R ERA: 6.23	59 Kyle Crick, R ERA: 4.02	67 Bennett Sousa, L ERA: 0.41	57 Tanner Banks, L ERA: 4.01	49 Kendall Graveman, R ERA: 2.51															
<b>Chicago White Sox @ Detroit Tigers</b>	<b>Comerica Park, Detroit, MI</b>	<b>Mon Jun 13 2022, 7:11 PM - 10:30 PM EDT</b>	<b>Att: 16,634 - Cloudy - 78 F</b>	<b>Chicago White Sox @ Detroit Tigers</b>	<b>Comerica Park, Detroit, MI</b>	<b>Mon Jun 13 2022, 7:11 PM - 10:30 PM EDT</b>	<b>Att: 16,634 - Cloudy - 78 F</b>	<b>Chicago White Sox @ Detroit Tigers</b>	<b>Comerica Park, Detroit, MI</b>	<b>Mon Jun 13 2022, 7:11 PM - 10:30 PM EDT</b>	<b>Att: 16,634 - Cloudy - 78 F</b>	<b>Chicago White Sox @ Detroit Tigers</b>	<b>Comerica Park, Detroit, MI</b>	<b>Mon Jun 13 2022, 7:11 PM - 10:30 PM EDT</b>	<b>Att: 16,634 - Cloudy - 78 F</b>	<b>Chicago White Sox @ Detroit Tigers</b>	<b>Comerica Park, Detroit, MI</b>	<b>Mon Jun 13 2022, 7:11 PM - 10:30 PM EDT</b>	<b>Att: 16,634 - Cloudy - 78 F</b>



Batter	1	2	3	4	5	6	7	8	9	AB	R	H	RBI	BB	SO	LOB	TOP										
18 AJ Pollock, R OBP: 0.284, SLG: 0.381	G5-3	1B		G6-3		2B		L7		5	2	2	0	0	0	1	<b>Chicago White Sox @ Detroit Tigers</b> Comerica Park, Detroit, MI Tue Jun 14 2022, 7:12 PM - 10:30 PM EDT Att: 16,450 - Clear - 80 F										
25 Andrew Vaughn, R OBP: 0.365, SLG: 0.478	1B	1B		1B	1B	1B		BB		4	1	4	1	1	0	0											
88 Luis Robert Jr., R OBP: 0.322, SLG: 0.492	L9	1B		1B	1B	1B		L6		4	1	2	2	0	0	3											
79 José Abreu, R OBP: 0.361, SLG: 0.438	BB	1B		L8	K	F8		1B		4	0	1	0	1	1	6											
10 Yoán Moncada, S OBP: 0.198, SLG: 0.222	BB			F7				K		4	0	1	1	1	1	1											
28 Leury García, S OBP: 0.213, SLG: 0.273	K			L1	SF8			G6-4-3		4	0	0	1	0	1	4											
15 Adam Engel, R OBP: 0.285, SLG: 0.331		F7		L8	G3			K		4	0	0	0	0	1	1											
21 Reese McGuire, L OBP: 0.278, SLG: 0.292	G4-3			P5		P6		1B		4	0	1	0	0	0	0											
20 Danny Mendick, R OBP: 0.321, SLG: 0.442	1B			L9		F8		FC4-6		4	1	1	0	0	0	1											
<b>Inning Stats</b>	R: 0 H: 1 E: 0 K: 1 S: 14	H: 1 LOB: 3 BB: 2 P: 25	R: 2 H: 4 E: 0 K: 0 S: 18	H: 4 LOB: 2 BB: 0 P: 21	R: 0 H: 0 E: 0 K: 0 S: 7	H: 0 LOB: 0 BB: 0 P: 7	R: 0 H: 0 E: 0 K: 0 S: 6	H: 0 LOB: 0 BB: 0 P: 9	R: 2 H: 2 E: 0 K: 1 S: 14	H: 2 LOB: 0 BB: 0 P: 20	R: 1 H: 3 E: 0 K: 0 S: 17	H: 3 LOB: 2 BB: 0 P: 26	R: 0 H: 0 E: 0 K: 1 S: 7	H: 0 LOB: 0 BB: 0 P: 11	R: 0 H: 1 E: 0 K: 0 S: 16	H: 1 LOB: 2 BB: 1 P: 25		R: 0 H: 1 E: 0 K: 1 S: 8	H: 1 LOB: 0 BB: 0 P: 14	1B: 10 2B: 2 HR: 0	SF: 1 SAC: 0 HBP: 1	WP: 1 PB: 0 CS: 1	PA: 42				
<b>PITCHER</b>	IP	WLS	BF	H	R	ER	SO	BB	IBB	HBP	BLK	WP	HR	S	P	ERA	WHIP	<b>PITCHER</b>									
50 Drew Hutchison, R ERA: 4.58	4.0	L	19	5	2	2	1	2	0	0	0	0	0	45	62	4.50	1.750										
58 Wily Peralta, R ERA: 2.05	1.0		6	2	2	2	1	0	0	1	0	0	0	14	20	18.00	2.000										
70 Tyler Alexander, L ERA: 8.16	2.0		9	3	1	1	1	0	0	0	0	0	0	24	37	4.50	1.500										
19 Will Vest, R ERA: 1.57	1.0		5	1	0	0	0	1	0	0	0	1	0	16	25	0.00	2.000										
65 Gregory Soto, L ERA: 1.98	1.0		3	1	0	0	1	0	0	0	0	0	0	8	14	0.00	1.000										
<b>Batter</b>	<b>1</b>	<b>2</b>	<b>3</b>	<b>4</b>	<b>5</b>	<b>6</b>	<b>7</b>	<b>8</b>	<b>9</b>	<b>AB</b>	<b>R</b>	<b>H</b>	<b>RBI</b>	<b>BB</b>	<b>SO</b>	<b>LOB</b>	<b>BOTTOM</b>										
22 Victor Reyes, S OBP: 0.385, SLG: 0.459	1B	1B			1B				K	5	1	3	0	0	1	1	<b>Chicago White Sox @ Detroit Tigers</b> Comerica Park, Detroit, MI Tue Jun 14 2022, 7:12 PM - 10:30 PM EDT Att: 16,450 - Clear - 80 F										
30 Harold Castro, L OBP: 0.321, SLG: 0.474	1B	G4-3			1B					4	0	3	0	0	0	2											
9 Willi Castro, S OBP: 0.292, SLG: 0.353	K				K			L4		4	0	0	0	0	3	5											
17 Austin Meadows, L OBP: 0.347, SLG: 0.328	BB			1B	FC3-6			G4-3		3	0	1	0	1	0	2											
28 Javier Báez, R OBP: 0.232, SLG: 0.288	K			FC5-4	L7			K		4	0	0	0	0	2	6											
8 Robbie Grossman, S OBP: 0.304, SLG: 0.239	F9			P2				K		4	0	0	0	0	2	3											
7 Jonathan Schoop, R OBP: 0.226, SLG: 0.311		1B			K			F9		4	0	1	0	0	2	0											
21 Kody Clemens, L OBP: 0.160, SLG: 0.087		K			K2-3			G3		4	0	0	0	0	2	1											
15 Tucker Barnhart, L OBP: 0.279, SLG: 0.266		K			G3					4	0	1	0	0	2	1											
<b>Inning Stats</b>	R: 1 H: 2 E: 1 K: 2 S: 16	H: 2 LOB: 1 BB: 1 P: 29	R: 0 H: 2 E: 0 K: 2 S: 13	H: 2 LOB: 2 BB: 0 P: 19	R: 0 H: 1 E: 0 K: 1 S: 14	H: 1 LOB: 0 BB: 0 P: 22	R: 0 H: 0 E: 0 K: 2 S: 12	H: 0 LOB: 0 BB: 0 P: 15	R: 0 H: 2 E: 0 K: 1 S: 16	H: 2 LOB: 2 BB: 0 P: 23	R: 0 H: 0 E: 0 K: 1 S: 6	H: 0 LOB: 0 BB: 0 P: 7	R: 0 H: 1 E: 0 K: 1 S: 14	H: 1 LOB: 0 BB: 0 P: 19	R: 0 H: 0 E: 0 K: 2 S: 8	H: 0 LOB: 0 BB: 0 P: 11		R: 0 H: 1 E: 0 K: 2 S: 14	H: 1 LOB: 0 BB: 0 P: 18	1B: 8 2B: 1 HR: 0	SF: 0 SAC: 0 HBP: 0	WP: 0 PB: 0 CS: 0	PA: 37				
<b>PITCHER</b>	IP	WLS	BF	H	R	ER	SO	BB	IBB	HBP	BLK	WP	HR	S	P	ERA	WHIP	<b>PITCHER</b>									
84 Dylan Cease, R ERA: 2.91	5.0	W	23	7	1	0	0	1	0	0	0	0	0	71	108	0.00	1.600										
58 Jimmy Lambert, R ERA: 3.09	2.0		7	1	0	0	2	0	0	0	0	0	0	20	26	0.00	0.500										
17 Joe Kelly, R ERA: 8.1	1.0		3	0	0	0	2	0	0	0	0	0	0	8	11	0.00	0.000										
40 Reynaldo López, R ERA: 3.62	1.0		4	1	0	0	2	0	0	0	0	0	0	14	18	0.00	1.000										



Batter	1	2	3	4	5	6	7	8	9	AB	R	H	RBI	BB	SO	LOB	TOP				
18 AJ Pollock, R OBP: 0.297, SLG: 0.384											4	2	2	0	1	0	4				
25 Andrew Vaughn, R OBP: 0.370, SLG: 0.485											6	1	3	0	0	1	4				
88 Luis Robert Jr., R OBP: 0.321, SLG: 0.399											4	1	1	0	0	2	5				
28 Leury Garcia, S OBP: 0.210, SLG: 0.269											2	0	0	0	0	1	1				
79 José Abreu, R OBP: 0.372, SLG: 0.455											5	3	4	2	1	1	2				
10 Yoán Moncada, S OBP: 0.232, SLG: 0.295											6	2	5	5	0	0	2				
15 Adam Engel, R OBP: 0.280, SLG: 0.338											6	1	1	1	0	2	6				
Josh Harrison, R OBP: 0.269, SLG: 0.298											5	1	3	1	0	1	1				
44 Seby Zavala, R OBP: 0.200, SLG: 0.556											5	1	2	3	0	1	4				
20 Danny Mendick, R OBP: 0.337, SLG: 0.475											3	1	1	1	1	2	1				
<b>Inning Stats</b>	R: 3 H: 1 E: 0 K: 2 S: 14	H: 1 LOB: 0 BB: 1 P: 26	R: 0 H: 1 E: 0 K: 1 S: 11	H: 1 LOB: 1 BB: 0 P: 18	R: 2 H: 4 E: 0 K: 2 S: 18	H: 4 LOB: 2 BB: 0 P: 26	R: 2 H: 5 E: 0 K: 0 S: 16	H: 5 LOB: 2 BB: 0 P: 22	R: 2 H: 2 E: 0 K: 3 S: 20	H: 2 LOB: 2 BB: 1 P: 32	R: 0 H: 1 E: 0 K: 1 S: 10	H: 1 LOB: 0 BB: 0 P: 13	R: 1 H: 3 E: 0 K: 0 S: 10	H: 3 LOB: 1 BB: 1 P: 16	R: 1 H: 3 E: 0 K: 0 S: 12	H: 3 LOB: 1 BB: 0 P: 17	1B: 14 2B: 4 3B: 1 HR: 3	SF: 0 SAC: 0 DP: 3 HBP: 2	WP: 1 PB: 0 SB: 0 CS: 0	PA: 51	
<b>PITCHER</b>	IP WLS BF H R ER SO BB IBB HBP BLK WP HR S P ERA WHIP	IP WLS BF H R ER SO BB IBB HBP BLK WP HR S P ERA WHIP	IP WLS BF H R ER SO BB IBB HBP BLK WP HR S P ERA WHIP	IP WLS BF H R ER SO BB IBB HBP BLK WP HR S P ERA WHIP	IP WLS BF H R ER SO BB IBB HBP BLK WP HR S P ERA WHIP	IP WLS BF H R ER SO BB IBB HBP BLK WP HR S P ERA WHIP	IP WLS BF H R ER SO BB IBB HBP BLK WP HR S P ERA WHIP	IP WLS BF H R ER SO BB IBB HBP BLK WP HR S P ERA WHIP	IP WLS BF H R ER SO BB IBB HBP BLK WP HR S P ERA WHIP	IP WLS BF H R ER SO BB IBB HBP BLK WP HR S P ERA WHIP	IP WLS BF H R ER SO BB IBB HBP BLK WP HR S P ERA WHIP	IP WLS BF H R ER SO BB IBB HBP BLK WP HR S P ERA WHIP	IP WLS BF H R ER SO BB IBB HBP BLK WP HR S P ERA WHIP	IP WLS BF H R ER SO BB IBB HBP BLK WP HR S P ERA WHIP	IP WLS BF H R ER SO BB IBB HBP BLK WP HR S P ERA WHIP	IP WLS BF H R ER SO BB IBB HBP BLK WP HR S P ERA WHIP	IP WLS BF H R ER SO BB IBB HBP BLK WP HR S P ERA WHIP	IP WLS BF H R ER SO BB IBB HBP BLK WP HR S P ERA WHIP	IP WLS BF H R ER SO BB IBB HBP BLK WP HR S P ERA WHIP	IP WLS BF H R ER SO BB IBB HBP BLK WP HR S P ERA WHIP	
49 Alex Faedo, R ERA: 4.28	21 Kody Clemens, R ERA: 9.0	68 Jason Foley, R ERA: 2.19	55 Alex Lange, R ERA: 2.13	77 Joe Jiménez, R ERA: 4.24	30 Harold Castro, R ERA: 4.5	15 Tucker Barnhart, R ERA: 9.0															

Chicago White Sox @ Detroit Tigers  
Comerica Park, Detroit, MI  
Wed Jun 15 2022, 1:11 PM - 4:01 PM EDT  
Att: 20,726 - Sunny - 94 F

AB	46
R	13
H	22
RBI	13
BB	3
SO	11
LOB	30



Batter	1	2	3	4	5	6	7	8	9	AB	R	H	RBI	BB	SO	LOB	BOTTOM					
22 Victor Reyes, S OBP: 0.372, SLG: 0.439										4	0	1	0	0	1	0						
30 Harold Castro, L OBP: 0.312, SLG: 0.460										4	0	0	0	0	1	2						
24 Miguel Cabrera, R OBP: 0.328, SLG: 0.388										3	0	1	0	0	1	0						
8 Robbie Grossman, S OBP: 0.302, SLG: 0.237										1	0	0	0	0	0	0						
17 Austin Meadows, L OBP: 0.347, SLG: 0.328										3	0	1	0	0	0	1						
15 Tucker Barnhart, L OBP: 0.277, SLG: 0.264										1	0	0	0	0	0	0						
7 Jonathan Schoop, R OBP: 0.227, SLG: 0.310										4	0	1	0	0	1	1						
9 Willi Castro, S OBP: 0.286, SLG: 0.346										3	0	0	0	0	0	2						
20 Spencer Torkelson, R OBP: 0.276, SLG: 0.287										3	0	0	0	0	1	2						
13 Eric Haase, R OBP: 0.237, SLG: 0.289										3	0	0	0	0	0	0						
21 Kody Clemens, L OBP: 0.143, SLG: 0.077										3	0	0	0	0	1	1						
<b>Inning Stats</b>	R: 0 H: 0 E: 0 K: 1 S: 10	H: 0 LOB: 0 BB: 0 P: 15	R: 0 H: 0 E: 0 K: 1 S: 8	H: 0 LOB: 0 BB: 0 P: 10	R: 0 H: 1 E: 0 K: 1 S: 16	H: 1 LOB: 2 BB: 0 P: 20	R: 0 H: 2 E: 0 K: 1 S: 13	H: 2 LOB: 2 BB: 0 P: 18	R: 0 H: 0 E: 0 K: 1 S: 7	H: 0 LOB: 0 BB: 0 P: 10	R: 0 H: 1 E: 0 K: 0 S: 8	H: 1 LOB: 1 BB: 0 P: 12	R: 0 H: 0 E: 0 K: 0 S: 6	H: 0 LOB: 0 BB: 0 P: 7	R: 0 H: 0 E: 0 K: 1 S: 6	H: 0 LOB: 0 BB: 0 P: 7	R: 0 H: 0 E: 0 K: 0 S: 6	H: 0 LOB: 0 BB: 0 P: 10	1B: 4 2B: 0 3B: 0 HR: 0	SF: 0 SAC: 0 DP: 0 HBP: 0	WP: 0 PB: 0 SB: 0 CS: 0	PA: 32
<b>PITCHER</b>	IP WLS BF H R ER SO BB IBB HBP BLK WP HR S P ERA WHIP	IP WLS BF H R ER SO BB IBB HBP BLK WP HR S P ERA WHIP	IP WLS BF H R ER SO BB IBB HBP BLK WP HR S P ERA WHIP	IP WLS BF H R ER SO BB IBB HBP BLK WP HR S P ERA WHIP	IP WLS BF H R ER SO BB IBB HBP BLK WP HR S P ERA WHIP	IP WLS BF H R ER SO BB IBB HBP BLK WP HR S P ERA WHIP	IP WLS BF H R ER SO BB IBB HBP BLK WP HR S P ERA WHIP	IP WLS BF H R ER SO BB IBB HBP BLK WP HR S P ERA WHIP	IP WLS BF H R ER SO BB IBB HBP BLK WP HR S P ERA WHIP	IP WLS BF H R ER SO BB IBB HBP BLK WP HR S P ERA WHIP	IP WLS BF H R ER SO BB IBB HBP BLK WP HR S P ERA WHIP	IP WLS BF H R ER SO BB IBB HBP BLK WP HR S P ERA WHIP	IP WLS BF H R ER SO BB IBB HBP BLK WP HR S P ERA WHIP	IP WLS BF H R ER SO BB IBB HBP BLK WP HR S P ERA WHIP	IP WLS BF H R ER SO BB IBB HBP BLK WP HR S P ERA WHIP	IP WLS BF H R ER SO BB IBB HBP BLK WP HR S P ERA WHIP	IP WLS BF H R ER SO BB IBB HBP BLK WP HR S P ERA WHIP	IP WLS BF H R ER SO BB IBB HBP BLK WP HR S P ERA WHIP	IP WLS BF H R ER SO BB IBB HBP BLK WP HR S P ERA WHIP	IP WLS BF H R ER SO BB IBB HBP BLK WP HR S P ERA WHIP		
23 Vince Velasquez, R ERA: 4.93	65 Davis Martin, R ERA: 3.05	66 José Ruiz, R ERA: 5.32																				

Chicago White Sox @ Detroit Tigers  
Comerica Park, Detroit, MI  
Wed Jun 15 2022, 1:11 PM - 4:01 PM EDT  
Att: 20,726 - Sunny - 94 F

AB	32
R	0
H	4
RBI	0
BB	0
SO	6
LOB	9





Batter	1	2	3	4	5	6	7	8	9	AB	R	H	RBI	BB	SO	LOB	TOP			
2 Marcus Semien, R (1.4) OBP: 0.286, SLG: 0.341	G6-3		K			BB		F9		3	0	0	0	1	1	1				
5 Corey Seager, L (1.6) OBP: 0.293, SLG: 0.412	G6-3			G3		BB			BB	2	1	0	0	2	0	0				
53 Adolis Garcia, R (1.9) OBP: 0.288, SLG: 0.450	G3		K			P3			G1-3	4	0	0	0	0	1	2				
56 Kole Calhoun, L (1.7) OBP: 0.292, SLG: 0.405		BB								3	0	1	0	0	1	0				
11 Charlie Culberson, R (9. PR) OBP: 0.267, SLG: 0.246		BB							BB	0	1	0	0	0	0	0				
28 Jonah Heim, S (1.2) OBP: 0.297, SLG: 0.434	P4									4	0	1	0	0	2	3				
30 Nathaniel Lowe, L (1.3) OBP: 0.323, SLG: 0.433	F8									3	1	1	0	1	0	1				
70 Ezequiel Duran, R (1.5) OBP: 0.333, SLG: 0.553	G6-3								BB	4	0	1	3	0	0	3				
13 Brad Miller, L (1.10) OBP: 0.276, SLG: 0.383			G3							3	0	0	0	1	2	3				
3 Leody Taveras, S (1.8) OBP: 0.167, SLG: 0.091										2	0	0	0	0	1	0				
55 Sam Huff, R (8. PH) OBP: 0.348, SLG: 0.387										1	0	0	0	0	1	1				
65 Zach Reks, L (8.7) OBP: 0.276, SLG: 0.310										0	0	0	0	0	0	0				
<b>Inning Stats</b>	R: 0 E: 0 K: 0 S: 8	H: 0 LOB: 0 BB: 0 P: 10	R: 0 E: 0 K: 0 S: 9	H: 1 LOB: 1 BB: 0 P: 13	R: 0 E: 0 K: 2 S: 9	H: 0 LOB: 0 BB: 0 P: 12	R: 0 E: 0 K: 1 S: 10	H: 2 LOB: 1 BB: 0 P: 12	R: 0 E: 0 K: 0 S: 7	H: 0 LOB: 1 BB: 2 P: 16	R: 0 E: 0 K: 2 S: 11	H: 0 LOB: 0 BB: 0 P: 16	R: 0 E: 0 K: 1 S: 12	H: 0 LOB: 1 BB: 2 P: 20	R: 3 E: 0 K: 2 S: 18	H: 1 LOB: 2 BB: 3 P: 34	1B: 3 2B: 1 3B: 1 HR: 0	SF: 0 SAC: 0 DP: 1 HBP: 1	WP: 0 PB: 0 SB: 0 CS: 1	PA: 35
<b>PITCHER</b>	IP WLS BF H R ER SO BB IBB HBP BLK WP HR S P ERA WHIP	IP WLS BF H R ER SO BB IBB HBP BLK WP HR S P ERA WHIP	IP WLS BF H R ER SO BB IBB HBP BLK WP HR S P ERA WHIP	IP WLS BF H R ER SO BB IBB HBP BLK WP HR S P ERA WHIP	IP WLS BF H R ER SO BB IBB HBP BLK WP HR S P ERA WHIP	IP WLS BF H R ER SO BB IBB HBP BLK WP HR S P ERA WHIP	IP WLS BF H R ER SO BB IBB HBP BLK WP HR S P ERA WHIP	IP WLS BF H R ER SO BB IBB HBP BLK WP HR S P ERA WHIP	IP WLS BF H R ER SO BB IBB HBP BLK WP HR S P ERA WHIP	IP WLS BF H R ER SO BB IBB HBP BLK WP HR S P ERA WHIP	IP WLS BF H R ER SO BB IBB HBP BLK WP HR S P ERA WHIP	IP WLS BF H R ER SO BB IBB HBP BLK WP HR S P ERA WHIP	IP WLS BF H R ER SO BB IBB HBP BLK WP HR S P ERA WHIP	IP WLS BF H R ER SO BB IBB HBP BLK WP HR S P ERA WHIP	IP WLS BF H R ER SO BB IBB HBP BLK WP HR S P ERA WHIP	IP WLS BF H R ER SO BB IBB HBP BLK WP HR S P ERA WHIP	IP WLS BF H R ER SO BB IBB HBP BLK WP HR S P ERA WHIP			

Texas Rangers @ Detroit Tigers  
Comerica Park, Detroit, MI  
Thu Jun 16 2022, 7:12 PM - 10:01 PM EDT  
Att: 17,448 - Clear - 90 F

AB 29  
R 3  
H 4  
RBI 3  
BB 5  
SO 9  
LOB 14



Batter	1	2	3	4	5	6	7	8	9	AB	R	H	RBI	BB	SO	LOB	BOTTOM					
22 Victor Reyes, S (1.9) OBP: 0.340, SLG: 0.400	G6-3		G5-3		G5-3		G6-3			4	0	0	0	0	0	3						
9 Willi Castro, S (1.8) OBP: 0.285, SLG: 0.343	K		K			BB		F9		4	1	1	0	0	2	1						
24 Miguel Cabrera, R (1.10) OBP: 0.332, SLG: 0.371	BB					L8		K		4	0	2	0	0	1	1						
28 Javier Báez, R (1.6) OBP: 0.232, SLG: 0.292	G6-3							E6		4	0	1	0	0	1	1						
8 Robbie Grossman, S (1.7) OBP: 0.296, SLG: 0.233	F8									3	0	0	1	0	2	1						
7 Jonathan Schoop, R (1.4) OBP: 0.227, SLG: 0.309	BB		G6-3							4	0	1	0	0	0	1						
20 Spencer Torkelson, R (1.3) OBP: 0.281, SLG: 0.288	K									3	0	1	0	1	1	1						
30 Harold Castro, L (1.5) OBP: 0.306, SLG: 0.450	B5									3	0	0	0	0	0	2						
13 Eric Haase, R (1.2) OBP: 0.248, SLG: 0.309										4	0	2	0	0	1	2						
<b>Inning Stats</b>	R: 0 E: 0 K: 1 S: 7	H: 1 LOB: 1 BB: 0 P: 12	R: 0 E: 0 K: 1 S: 14	H: 1 LOB: 0 BB: 0 P: 21	R: 0 E: 0 K: 1 S: 8	H: 2 LOB: 2 BB: 0 P: 9	R: 0 E: 0 K: 2 S: 12	H: 0 LOB: 0 BB: 0 P: 17	R: 0 E: 0 K: 0 S: 7	H: 1 LOB: 1 BB: 0 P: 11	R: 1 E: 0 K: 0 S: 9	H: 2 LOB: 1 BB: 0 P: 11	R: 0 E: 0 K: 0 S: 5	H: 1 LOB: 1 BB: 0 P: 10	R: 0 E: 1 K: 2 S: 11	H: 0 LOB: 1 BB: 0 P: 13	R: 0 E: 0 K: 1 S: 6	H: 0 LOB: 1 BB: 1 P: 11	1B: 6 2B: 2 3B: 0 HR: 0	SF: 1 SAC: 1 DP: 0 HBP: 0	WP: 0 PB: 0 SB: 0 CS: 0	PA: 36
<b>PITCHER</b>	IP WLS BF H R ER SO BB IBB HBP BLK WP HR S P ERA WHIP	IP WLS BF H R ER SO BB IBB HBP BLK WP HR S P ERA WHIP	IP WLS BF H R ER SO BB IBB HBP BLK WP HR S P ERA WHIP	IP WLS BF H R ER SO BB IBB HBP BLK WP HR S P ERA WHIP	IP WLS BF H R ER SO BB IBB HBP BLK WP HR S P ERA WHIP	IP WLS BF H R ER SO BB IBB HBP BLK WP HR S P ERA WHIP	IP WLS BF H R ER SO BB IBB HBP BLK WP HR S P ERA WHIP	IP WLS BF H R ER SO BB IBB HBP BLK WP HR S P ERA WHIP	IP WLS BF H R ER SO BB IBB HBP BLK WP HR S P ERA WHIP	IP WLS BF H R ER SO BB IBB HBP BLK WP HR S P ERA WHIP	IP WLS BF H R ER SO BB IBB HBP BLK WP HR S P ERA WHIP	IP WLS BF H R ER SO BB IBB HBP BLK WP HR S P ERA WHIP	IP WLS BF H R ER SO BB IBB HBP BLK WP HR S P ERA WHIP	IP WLS BF H R ER SO BB IBB HBP BLK WP HR S P ERA WHIP	IP WLS BF H R ER SO BB IBB HBP BLK WP HR S P ERA WHIP	IP WLS BF H R ER SO BB IBB HBP BLK WP HR S P ERA WHIP	IP WLS BF H R ER SO BB IBB HBP BLK WP HR S P ERA WHIP					

Texas Rangers @ Detroit Tigers  
Comerica Park, Detroit, MI  
Thu Jun 16 2022, 7:12 PM - 10:01 PM EDT  
Att: 17,448 - Clear - 90 F

AB 33  
R 1  
H 8  
RBI 1  
BB 1  
SO 8  
LOB 13









Batter	1	2	3	4	5	6	7	8	9	AB	R	H	RBI	BB	SO	LOB	TOP								
2 Marcus Semien, R OBP: 0.289, SLG: 0.340 11 Charlie Culberson, R OBP: 0.277, SLG: 0.259	L1-3		L9			G6-4-3				3	0	0	0	0	0	1									
5 Corey Seager, L OBP: 0.299, SLG: 0.428	K			L7				K		4	1	1	1	0	2	1									
53 Adolis Garcia, R OBP: 0.295, SLG: 0.478	HR			K		E6				4	3	3	1	0	1	0									
56 Kole Calhoun, L OBP: 0.292, SLG: 0.399	K			L7		P6				3	1	0	0	1	1	0									
30 Nathaniel Lowe, L OBP: 0.320, SLG: 0.429	G6-3									4	1	1	1	0	2	0									
55 Sam Huff, R OBP: 0.320, SLG: 0.352	L4									4	0	1	1	0	2	0									
13 Brad Miller, L OBP: 0.273, SLG: 0.377	F7									4	0	1	0	0	1	0									
3 Leody Taveras, S OBP: 0.300, SLG: 0.278			F9					G4-3	G6-3	4	1	1	0	0	0	2									
65 Zach Reks, L OBP: 0.265, SLG: 0.294	F8							G3	G4-3	4	0	1	0	0	0	1									
<b>Inning Stats</b>	R: 1 E: 0 K: 2 S: 11	H: 1 LOB: 0 BB: 0 P: 16	R: 0 E: 0 K: 0 S: 8	H: 0 LOB: 0 BB: 0 P: 13	R: 0 E: 0 K: 1 S: 9	H: 0 LOB: 0 BB: 0 P: 13	R: 0 E: 0 K: 1 S: 7	H: 0 LOB: 0 BB: 0 P: 12	R: 0 E: 0 K: 3 S: 8	H: 0 LOB: 0 BB: 0 P: 13	R: 3 E: 1 K: 0 S: 17	H: 4 LOB: 0 BB: 0 P: 25	R: 0 E: 0 K: 3 S: 9	H: 0 LOB: 0 BB: 0 P: 15	R: 0 E: 0 K: 1 S: 13	H: 1 LOB: 1 BB: 0 P: 16	R: 3 E: 0 K: 0 S: 14	H: 4 LOB: 1 BB: 1 P: 20	1B: 6 2B: 1 3B: 1 HR: 2	SF: 0 SAC: 0 DP: 2 HBP: 0	WP: 0 PB: 0 SB: 0 CS: 0	PA: 36			
<b>PITCHER</b>	IP	WLS	BF	H	R	ER	SO	BB	IBB	HBP	BLK	WP	HR	S	P	ERA	WHIP								
51 Rony Garcia, R ERA: 4.97	6.0	W	22	5	4	3	5	0	0	0	0	0	2	60	92	4.50	0.833								
37 Andrew Chafin, L ERA: 3.31	1.0		3	0	0	0	3	0	0	0	0	0	0	9	15	0.00	0.000								
19 Will Vest, R ERA: 2.19	1.0		4	1	0	0	1	0	0	0	0	0	0	13	16	0.00	1.000								
68 Jason Foley, R ERA: 3.32	1.0		7	4	3	3	0	1	0	0	0	0	0	14	20	27.00	5.000								

Texas Rangers @ Detroit Tigers  
Comerica Park, Detroit, MI  
Sat Jun 18 2022, 4:11 PM - 7:08 PM EDT  
Att: 28,179 - Sunny - 71 F

AB	35
R	7
H	10
RBI	4
BB	1
SO	9
LOB	5



Batter	1	2	3	4	5	6	7	8	9	AB	R	H	RBI	BB	SO	LOB	BOTTOM								
9 Willi Castro, S OBP: 0.294, SLG: 0.369	G6-3	G6-4-3				P3				5	1	2	2	0	0	3									
8 Robbie Grossman, S OBP: 0.304, SLG: 0.259	HR	HBP								4	2	3	1	0	1	1									
24 Miguel Cabrera, R OBP: 0.333, SLG: 0.376	F9	K								5	2	2	1	0	1	2									
13 Eric Haase, R OBP: 0.264, SLG: 0.364	2B									5	3	3	3	0	2	1									
28 Javier Báez, R OBP: 0.233, SLG: 0.305	HR									5	1	1	2	0	0	3									
31 Riley Greene, L OBP: 0.300, SLG: 0.667	1B									3	2	2	0	2	0	0									
20 Spencer Torkelson, R OBP: 0.280, SLG: 0.292	F8									5	2	2	0	0	0	4									
7 Jonathan Schoop, R OBP: 0.228, SLG: 0.307										5	1	2	1	0	1	4									
21 Kody Clemens, L OBP: 0.176, SLG: 0.161										4	0	2	2	0	2	2									
<b>Inning Stats</b>	R: 3 E: 0 K: 0 S: 14	H: 4 LOB: 1 BB: 0 P: 19	R: 1 E: 0 K: 1 S: 12	H: 2 LOB: 1 BB: 0 P: 21	R: 0 E: 0 K: 1 S: 6	H: 0 LOB: 0 BB: 0 P: 11	R: 5 E: 0 K: 2 S: 21	H: 5 LOB: 0 BB: 0 P: 30	R: 2 E: 0 K: 1 S: 18	H: 2 LOB: 1 BB: 1 P: 30	R: 3 E: 0 K: 0 S: 18	H: 4 LOB: 2 BB: 1 P: 28	R: 0 E: 0 K: 1 S: 13	H: 1 LOB: 1 BB: 0 P: 19	R: 0 E: 0 K: 1 S: 13	H: 1 LOB: 1 BB: 0 P: 16	1B: 11 2B: 4 3B: 1 HR: 3	SF: 1 SAC: 0 DP: 1 HBP: 1	WP: 2 PB: 1 SB: 0 CS: 0	PA: 45					
<b>PITCHER</b>	IP	WLS	BF	H	R	ER	SO	BB	IBB	HBP	BLK	WP	HR	S	P	ERA	WHIP								
52 Taylor Heam, L ERA: 6.25	3.2	L	21	10	8	8	4	0	0	1	0	0	1	22	37	20.25	3.000								
63 Jesus Tinoco, R ERA: 4.79	1.1		8	3	3	3	1	1	0	0	0	0	1	22	37	20.25	3.000								
25 José Leclerc, R ERA: 27.0	1.0		8	4	3	3	0	1	0	0	0	1	0	18	28	27.00	5.000								
32 John King, L ERA: 4.82	2.0		8	2	0	0	2	0	0	0	0	1	0	26	35	0.00	1.000								

Texas Rangers @ Detroit Tigers  
Comerica Park, Detroit, MI  
Sat Jun 18 2022, 4:11 PM - 7:08 PM EDT  
Att: 28,179 - Sunny - 71 F

AB	41
R	14
H	19
RBI	12
BB	2
SO	7
LOB	20






Batter	1	2	3	4	5	6	7	8	9	AB	R	H	RBI	BB	SO	LOB	TOP																			
2 Marcus Semien, R OBP: 0.288, SLG: 0.338	F9		K				L8			4	1	1	0	0	1	1	<b>Texas Rangers @ Detroit Tigers</b> Comerica Park, Detroit, MI Sun Jun 19 2022, 1:41 PM - 4:50 PM EDT Att: 25,919 - Sunny - 74 F																			
5 Corey Seager, L OBP: 0.305, SLG: 0.440	HR						K			2	1	1	1	2	1	0																				
53 Adolis Garcia, R OBP: 0.294, SLG: 0.474	G5-3						K			4	1	1	1	0	1	1																				
56 Kole Calhoun, L OBP: 0.286, SLG: 0.391	G5-3						K			4	0	0	0	0	1	3																				
28 Jonah Heim, S OBP: 0.305, SLG: 0.453	G3						K2-3			3	0	0	0	1	1	0																				
30 Nathaniel Lowe, L OBP: 0.318, SLG: 0.426	F7						G6-3			4	0	1	1	0	1	0																				
70 Ezequiel Duran, R OBP: 0.316, SLG: 0.491	G4-3						G6-3			3	0	0	0	1	0	2																				
13 Brad Miller, L OBP: 0.268, SLG: 0.369							K			3	0	0	0	0	0	1																				
11 Charlie Culberson, R OBP: 0.273, SLG: 0.254							K			1	0	0	0	0	1	0																				
3 Leody Taveras, S OBP: 0.304, SLG: 0.286										3	0	1	0	0	0	0																				
<b>Inning Stats</b>	R: 1 E: 0 K: 0 S: 5	H: 1 LOB: 0 BB: 0 P: 6	R: 0 E: 0 K: 0 S: 5	H: 0 LOB: 0 BB: 0 P: 11	R: 0 E: 0 K: 1 S: 6	H: 1 LOB: 0 BB: 0 P: 9	R: 1 E: 0 K: 0 S: 8	H: 1 LOB: 2 BB: 1 P: 18	R: 1 E: 0 K: 0 S: 10	H: 2 LOB: 1 BB: 1 P: 20	R: 0 E: 0 K: 1 S: 14	H: 0 LOB: 0 BB: 0 P: 12	R: 0 E: 0 K: 3 S: 9	H: 0 LOB: 0 BB: 0 P: 14	R: 0 E: 0 K: 1 S: 9	H: 0 LOB: 0 BB: 0 P: 14	1B: 4 2B: 0 3B: 0 HR: 1	SF: 0 SAC: 0 DP: 0 HBP: 0	WP: 1 PB: 0 SB: 2 CS: 0	PA: 35																
<b>PITCHER</b>	IP	WLS	BF	H	R	ER	SO	BB	IBB	HBP	BLK	WP	HR	S	P	ERA	WHIP	<b>PITCHER</b>	IP	WLS	BF	H	R	ER	SO	BB	IBB	HBP	BLK	WP	HR	S	P	ERA	WHIP	
50 Drew Hutchison, R ERA: 4.81	4.2	0	19	4	3	3	1	2	0	0	0	0	1	0	4	10	5.79	1.286	65 Gregory Soto, L ERA: 2.88	1.0	3	3	0	0	1	0	0	0	0	0	9	14	0.00	0.000		
55 Alex Lange, R ERA: 2.1	1.1	W	3	1	0	0	0	1	0	0	0	1	0	4	10	0.00	6.000																			
58 Willy Peralta, R ERA: 1.98	1.0	H	4	0	0	0	1	1	0	0	0	0	0	14	22	0.00	1.000																			
32 Michael Fulmer, R ERA: 2.16	1.0	H	3	0	0	0	1	0	0	0	0	0	0	8	12	0.00	0.000																			
37 Andrew Chafin, L ERA: 3.12	1.0	H	3	0	0	0	3	0	0	0	0	0	0	9	14	0.00	0.000																			

Batter	1	2	3	4	5	6	7	8	9	AB	R	H	RBI	BB	SO	LOB	BOTTOM																			
22 Victor Reyes, S OBP: 0.339, SLG: 0.389	G4-3							P5		5	1	2	0	0	1	3	<b>Texas Rangers @ Detroit Tigers</b> Comerica Park, Detroit, MI Sun Jun 19 2022, 1:41 PM - 4:50 PM EDT Att: 25,919 - Sunny - 74 F																			
30 Harold Castro, L OBP: 0.298, SLG: 0.432										2	2	0	0	0	1	1																				
21 Kody Clemens, L OBP: 0.194, SLG: 0.156	HR									1	0	0	0	1	0	1																				
8 Robbie Grossman, S OBP: 0.317, SLG: 0.284	HR									3	1	2	4	2	1	0																				
28 Javier Báez, R OBP: 0.237, SLG: 0.306	G2-3									3	1	1	0	1	1	3																				
31 Riley Greene, L OBP: 0.667, SLG: 0.400	G2-3									2	0	0	0	2	1	1																				
20 Spencer Torkelson, R OBP: 0.284, SLG: 0.296	K									4	1	2	2	0	1	3																				
13 Eric Haase, R OBP: 0.264, SLG: 0.353	G5-3									3	0	0	0	1	1	2																				
7 Jonathan Schoop, R OBP: 0.228, SLG: 0.306	F7									4	1	1	0	0	1	3																				
15 Tucker Barnhart, L OBP: 0.271, SLG: 0.252	L9									3	0	0	1	1	0	1																				
<b>Inning Stats</b>	R: 3 E: 0 K: 1 S: 15	H: 3 LOB: 1 BB: 0 P: 24	R: 0 E: 0 K: 0 S: 8	H: 0 LOB: 0 BB: 0 P: 12	R: 0 E: 0 K: 1 S: 9	H: 0 LOB: 2 BB: 2 P: 24	R: 0 E: 0 K: 0 S: 6	H: 0 LOB: 0 BB: 0 P: 7	R: 2 E: 0 K: 1 S: 17	H: 2 LOB: 3 BB: 3 P: 31	R: 0 E: 0 K: 1 S: 9	H: 0 LOB: 0 BB: 1 P: 14	R: 0 E: 0 K: 2 S: 10	H: 0 LOB: 0 BB: 1 P: 18	R: 2 E: 0 K: 1 S: 14	H: 3 LOB: 2 BB: 1 P: 26	1B: 7 2B: 0 3B: 0 HR: 1	SF: 0 SAC: 0 DP: 1 HBP: 1	WP: 1 PB: 0 SB: 2 CS: 1	PA: 39																
<b>PITCHER</b>	IP	WLS	BF	H	R	ER	SO	BB	IBB	HBP	BLK	WP	HR	S	P	ERA	WHIP	<b>PITCHER</b>	IP	WLS	BF	H	R	ER	SO	BB	IBB	HBP	BLK	WP	HR	S	P	ERA	WHIP	
33 Dane Dunning, R ERA: 4.38	4.2	L	23	4	5	5	2	4	0	1	0	0	0	9	15	0.00	6.000																			
19 Dennis Santana, R ERA: 1.39	0.1		3	1	0	0	1	1	0	0	0	0	0	9	15	0.00	6.000																			
45 Matt Moore, L ERA: 2.37	2.0		6	0	0	0	3	2	0	0	0	0	0	19	32	0.00	1.000																			
51 Matt Bush, R ERA: 4.38	1.0		7	3	2	2	1	1	0	0	0	1	0	14	26	18.00	4.000																			

AB 31  
R 3  
H 5  
RBI 3  
BB 4  
SO 7  
LOB 8



AB 30  
R 7  
H 8  
RBI 7  
BB 8  
SO 7  
LOB 18



livebaseballscorecards.com

livebaseballscorecards.com



Batter	1	2	3	4	5	6	7	8	9	AB	R	H	RBI	BB	SO	LOB	TOP										
22 Victor Reyes, S OBP: 0.333, SLG: 0.379										4	0	1	0	0	1	1											
8 Robbie Grossman, S OBP: 0.315, SLG: 0.293										4	0	1	0	0	1	2											
24 Miguel Cabrera, R OBP: 0.327, SLG: 0.369										4	0	0	0	0	0	2											
28 Javier Báez, R OBP: 0.242, SLG: 0.319										4	0	2	0	0	0	1											
31 Riley Greene, L OBP: 0.615, SLG: 0.375										3	1	1	0	1	1	3											
46 Jeimer Candelario, S OBP: 0.236, SLG: 0.317										4	0	1	0	0	1	2											
20 Spencer Torkelson, R OBP: 0.289, SLG: 0.302										3	1	2	1	0	0	0											
7 Jonathan Schoop, R OBP: 0.229, SLG: 0.309										4	0	1	1	0	1	2											
15 Tucker Barnhart, L OBP: 0.274, SLG: 0.255										2	0	1	0	0	0	0											
13 Eric Haase, R OBP: 0.259, SLG: 0.346										2	0	0	0	0	0	2											
<b>Inning Stats</b>	R: 0 E: 0 K: 1 S: 8	H: 0 LOB: 0 BB: 0 P: 11	R: 1 E: 0 K: 0 S: 9	H: 1 LOB: 1 BB: 1 P: 17	R: 0 E: 0 K: 0 S: 6	H: 1 LOB: 0 BB: 0 P: 8	R: 0 E: 0 K: 0 S: 10	H: 1 LOB: 1 BB: 0 P: 14	R: 0 E: 0 K: 1 S: 7	H: 0 LOB: 0 BB: 0 P: 13	R: 0 E: 0 K: 0 S: 9	H: 1 LOB: 1 BB: 0 P: 15	R: 1 E: 0 K: 0 S: 13	H: 3 LOB: 1 BB: 0 P: 20	R: 0 E: 0 K: 2 S: 16	H: 2 LOB: 2 BB: 0 P: 22	R: 0 E: 0 K: 1 S: 10	H: 1 LOB: 1 BB: 0 P: 14	1B: 7 2B: 4 3B: 0 HR: 0	SF: 1 SAC: 0 DP: 2 HBP: 0	WP: 0 PB: 0 SB: 0 CS: 0	PA: 36					
<b>PITCHER</b>	IP	WLS	BF	H	R	ER	SO	BB	IBB	HBP	BLK	WP	HR	S	P	ERA	WHIP										
73 Josh Winkowski, R ERA: 3.88	6.2	W	26	7	2	2	2	1	0	0	0	0	0	59	92	2.70	1.200										
31 Jake Diekmann, L ERA: 3.42	0.1	H	1	0	0	0	0	0	0	0	0	0	0	3	6	0.00	0.000										
55 Matt Strahm, L ERA: 3.6	0.2	H	3	1	0	0	1	0	0	0	0	0	0	9	12	0.00	1.500										
46 John Schreiber, R ERA: 0.86	0.1	H	2	1	0	0	1	0	0	0	0	0	0	7	10	0.00	3.000										
89 Tanner Houck, R ERA: 3.45	1.0	S	4	1	0	0	1	0	0	0	0	0	0	10	14	0.00	1.000										

**Detroit Tigers @ Boston Red Sox**  
Fenway Park, Boston, MA  
Mon Jun 20 2022, 7:12 PM - 10:07 PM EDT  
Att: 34,811 - Clear - 65 F

AB 34  
R 2  
H 10  
RBI 2  
BB 1  
SO 5  
LOB 15



Batter	1	2	3	4	5	6	7	8	9	AB	R	H	RBI	BB	SO	LOB	BOTTOM										
40 Jarren Duran, L OBP: 0.394, SLG: 0.517										3	2	2	0	1	0	0											
29 Bobby Dalbec, R OBP: 0.277, SLG: 0.339										3	0	1	1	1	2	1											
11 Rafael Devers, L OBP: 0.384, SLG: 0.604										3	0	1	1	1	2	1											
28 J.D. Martinez, R OBP: 0.402, SLG: 0.542										4	0	1	1	0	0	4											
2 Xander Bogaerts, R OBP: 0.396, SLG: 0.486										4	0	0	0	0	1	2											
99 Alex Verdugo, L OBP: 0.290, SLG: 0.356										4	1	1	0	0	1	2											
10 Trevor Story, R OBP: 0.303, SLG: 0.413										4	2	1	0	0	1	0											
16 Franchy Cordero, L OBP: 0.308, SLG: 0.388										4	0	3	2	0	0	0											
7 Christian Vázquez, R OBP: 0.309, SLG: 0.382										3	0	0	1	0	1	2											
19 Jackie Bradley Jr., L OBP: 0.277, SLG: 0.326										4	0	0	0	0	0	3											
<b>Inning Stats</b>	R: 1 E: 0 K: 1 S: 15	H: 1 LOB: 1 BB: 1 P: 24	R: 0 E: 0 K: 1 S: 13	H: 1 LOB: 1 BB: 0 P: 17	R: 1 E: 0 K: 0 S: 11	H: 2 LOB: 1 BB: 0 P: 20	R: 1 E: 1 K: 0 S: 14	H: 2 LOB: 3 BB: 1 P: 24	R: 2 E: 0 K: 1 S: 11	H: 3 LOB: 1 BB: 0 P: 15	R: 0 E: 0 K: 1 S: 10	H: 0 LOB: 0 BB: 0 P: 14	R: 0 E: 0 K: 2 S: 12	H: 0 LOB: 0 BB: 0 P: 15	R: 0 E: 0 K: 0 S: 11	H: 0 LOB: 0 BB: 0 P: 14	1B: 5 2B: 4 3B: 0 HR: 0	SF: 1 SAC: 0 DP: 0 HBP: 0	WP: 0 PB: 0 SB: 3 CS: 0	PA: 36							
<b>PITCHER</b>	IP	WLS	BF	H	R	ER	SO	BB	IBB	HBP	BLK	WP	HR	S	P	ERA	WHIP										
49 Alex Faedo, R ERA: 4.67	4.1	L	24	8	5	4	2	2	0	0	0	0	0	16	21	0.00	0.600										
70 Tyler Alexander, L ERA: 6.38	1.2		6	1	0	0	2	0	0	0	0	0	0	12	15	0.00	0.000										
77 Joe Jiménez, R ERA: 3.91	1.0		3	0	0	0	2	0	0	0	0	0	0	11	14	0.00	0.000										
19 Will Vest, R ERA: 2.1	1.0		3	0	0	0	0	0	0	0	0	0	0	11	14	0.00	0.000										

**Detroit Tigers @ Boston Red Sox**  
Fenway Park, Boston, MA  
Mon Jun 20 2022, 7:12 PM - 10:07 PM EDT  
Att: 34,811 - Clear - 65 F

AB 33  
R 5  
H 9  
RBI 5  
BB 2  
SO 6  
LOB 14



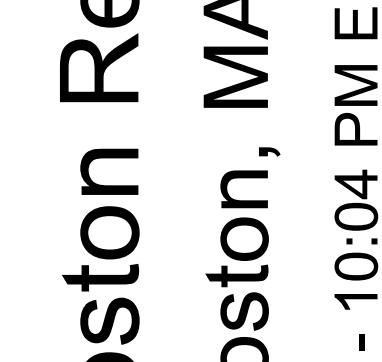


Batter	1	2	3	4	5	6	7	8	9	AB	R	H	RBI	BB	SO	LOB	TOP										
8 Robbie Grossman, S (1, 7) OBP: 0.313, SLG: 0.277	G6-3		K				F7		K	4	1	0	0	1	2	0	<b>Detroit Tigers @ Boston Red Sox</b> Fenway Park, Boston, MA Tue Jun 21 2022, 7:12 PM - 10:04 PM EDT Att: 29,168 - Clear - 68 F										
28 Javier Báez, R (1, 6) OBP: 0.250, SLG: 0.349	3B		HR				L4		1B	5	2	3	1	0	0	1											
24 Miguel Cabrera, R (1, 10) OBP: 0.338, SLG: 0.376	1B		1B						G6-3	4	0	3	1	0	0	1											
13 Eric Haase, R (1, 2) OBP: 0.259, SLG: 0.343	K		P5						F8	4	0	1	1	0	1	3											
31 Riley Greene, L (1, 8) OBP: 0.588, SLG: 0.417	L4									4	0	2	0	0	1	3											
20 Spencer Torkelson, R (1, 3) OBP: 0.287, SLG: 0.297										3	0	0	0	1	0	3											
46 Jeimer Candelario, S (1, 5) OBP: 0.239, SLG: 0.316										4	0	1	0	0	1	4											
7 Jonathan Schoop, R (1, 4) OBP: 0.229, SLG: 0.320										4	1	1	1	0	1	3											
9 Willi Castro, S (1, 9) OBP: 0.287, SLG: 0.359										4	0	0	0	0	1	0											
<b>Inning Stats</b>	R: 1 E: 0 K: 1 S: 13	H: 2 LOB: 1 BB: 0 P: 19	R: 0 E: 0 K: 1 S: 7	H: 0 LOB: 0 BB: 1 P: 14	R: 1 E: 0 K: 1 S: 11	H: 2 LOB: 1 BB: 0 P: 18	R: 0 E: 0 K: 1 S: 10	H: 1 LOB: 1 BB: 0 P: 12	R: 1 E: 0 K: 2 S: 16	H: 2 LOB: 2 BB: 1 P: 27	R: 0 E: 0 K: 0 S: 9	H: 1 LOB: 0 BB: 0 P: 9	R: 0 E: 0 K: 0 S: 8	H: 0 LOB: 0 BB: 0 P: 12	R: 0 E: 0 K: 0 S: 11	H: 1 LOB: 2 BB: 0 P: 16		R: 1 E: 0 K: 1 S: 10	H: 2 LOB: 1 BB: 0 P: 14	1B: 8 2B: 0 3B: 1 HR: 2	SF: 0 SAC: 0 DP: 2 HBP: 1	WP: 0 PB: 0 SB: 0 CS: 0	PA: 39				
<b>PITCHER</b>	IP	WLS	BF	H	R	ER	SO	BB	IBB	HBP	BLK	WP	HR	S	P	ERA	WHIP	<b>PITCHER</b>									
44 Rich Hill, L (1, 1) ERA: 4.35	5.0	W	23	7	3	3	6	2	0	0	0	0	1	57	90	5.40	1.800										
70 Ryan Brasier, R (6, 1) ERA: 4.44	2.0	H	6	1	0	0	0	0	0	0	0	0	0	17	21	0.00	0.500										
60 Tyler Danish, R (8, 1) ERA: 3.86	1.0	H	5	1	0	0	0	0	0	1	0	0	0	11	16	0.00	1.000										
55 Matt Strahm, L (9, 1) ERA: 3.92	0.2	H	3	1	1	1	1	0	0	0	0	0	1	6	9	13.50	1.500										
46 John Schreiber, R (9, 1) ERA: 0.94	0.1	S	2	1	0	0	0	0	0	0	0	0	0	4	5	0.00	3.000										
40 Jarren Duran, L (1, 8) OBP: 0.378, SLG: 0.485	1B		G6-3																	4	1	1	0	0	0	0	
11 Rafael Devers, L (1, 5) OBP: 0.383, SLG: 0.599	1B		L8																	4	0	1	0	0	0	0	
28 J.D. Martinez, R (1, 10) OBP: 0.396, SLG: 0.535	SF8																			3	0	0	1	0	1	0	
2 Xander Bogaerts, R (1, 6) OBP: 0.397, SLG: 0.486	K																			4	1	2	0	0	1	1	
99 Alex Verdugo, L (1, 7) OBP: 0.289, SLG: 0.354	FC5-6																			4	1	1	0	0	1	2	
10 Trevor Story, R (1, 4) OBP: 0.304, SLG: 0.424	F9																			3	1	1	3	0	1	1	
16 Franchy Cordero, L (1, 3) OBP: 0.302, SLG: 0.379	K																			3	0	0	0	0	3	1	
29 Bobby Dalbec, R (8, 3) OBP: 0.277, SLG: 0.339	K																			0	0	0	0	0	0	0	
7 Christian Vázquez, R (1, 2) OBP: 0.314, SLG: 0.409	G4-3																			3	1	2	1	0	0	0	
19 Jackie Bradley Jr., L (1, 9) OBP: 0.273, SLG: 0.321	G1-3																			3	0	0	0	0	0	1	
<b>Inning Stats</b>	R: 1 E: 0 K: 1 S: 19	H: 2 LOB: 1 BB: 0 P: 27	R: 0 E: 0 K: 1 S: 9	H: 0 LOB: 0 BB: 0 P: 12	R: 0 E: 0 K: 0 S: 12	H: 0 LOB: 0 BB: 0 P: 16	R: 3 E: 0 K: 1 S: 18	H: 4 LOB: 1 BB: 0 P: 28	R: 0 E: 0 K: 1 S: 7	H: 1 LOB: 1 BB: 0 P: 10	R: 0 E: 0 K: 2 S: 12	H: 1 LOB: 1 BB: 0 P: 14	R: 1 E: 0 K: 0 S: 9	H: 1 LOB: 0 BB: 0 P: 13	R: 0 E: 0 K: 1 S: 8	H: 0 LOB: 0 BB: 0 P: 11	R: 0 E: 0 K: 1 S: 8	H: 0 LOB: 0 BB: 0 P: 11	1B: 5 2B: 1 3B: 0 HR: 2	SF: 1 SAC: 0 DP: 0 HBP: 0	WP: 0 PB: 0 SB: 0 CS: 0	PA: 32					
<b>PITCHER</b>	IP	WLS	BF	H	R	ER	SO	BB	IBB	HBP	BLK	WP	HR	S	P	ERA	WHIP	<b>PITCHER</b>									
63 Beau Brieske, R (1, 1) ERA: 4.07	5.0	L	21	6	4	4	4	0	0	0	0	0	1	65	93	7.20	1.200										
68 Jason Foley, R (6, 1) ERA: 3.19	1.0		4	1	0	0	2	0	0	0	0	0	0	12	14	0.00	1.000										
37 Andrew Chafin, L (7, 1) ERA: 3.44	1.0		4	1	1	1	0	0	0	0	0	0	1	9	13	9.00	1.000										
55 Alex Lange, R (8, 1) ERA: 2.03	1.0		3	0	0	0	1	0	0	0	0	0	0	8	11	0.00	0.000										

AB 36  
R 4  
H 11  
RBI 4  
BB 2  
SO 7  
LOB 18



AB 31  
R 5  
H 8  
RBI 5  
BB 0  
SO 7  
LOB 6



AB 31  
R 5  
H 8  
RBI 5  
BB 0  
SO 7  
LOB 6





Batter	1	2	3	4	5	6	7	8	9	AB	R	H	RBI	BB	SO	LOB	TOP		
22 Victor Reyes, S OBP: 0.313, SLG: 0.355	L9		G3-1		P6		K			4	0	0	0	0	1	1			
31 Riley Greene, L OBP: 0.524, SLG: 0.375	28 HR		G4-3		G1-4-3		G1-3			4	1	1	0	0	0	1			
28 Javier Báez, R OBP: 0.259, SLG: 0.367	1B		1B		24 1B		G6-3			3	1	2	2	1	0	0			
24 Miguel Cabrera, R OBP: 0.336, SLG: 0.374	K		K		1B		G6-3			4	0	1	0	0	2	1			
30 Harold Castro, L OBP: 0.290, SLG: 0.420	G5-3		K		K		G4-3			4	0	0	0	0	2	2			
8 Robbie Grossman, S OBP: 0.311, SLG: 0.272	K		BB		K		K			3	0	0	0	1	2	2			
20 Spencer Torkelson, R OBP: 0.282, SLG: 0.291	G5-3		L7		L8		G3			4	0	0	0	0	0	3			
7 Jonathan Schoop, R OBP: 0.233, SLG: 0.324	2B		G4-3		BB		G4-3			3	0	1	0	1	0	1			
15 Tucker Barnhart, L OBP: 0.268, SLG: 0.250	F7		K		L9		L9			3	0	0	0	0	1	2			
<b>Inning Stats</b>	R: 2 H: 2 E: 0 K: 1 S: 11	WLS: 2 BF: 25 LOB: 0 BB: 0 P: 18	R: 0 H: 1 E: 0 K: 1 S: 10	H: 1 LOB: 1 BB: 0 P: 15	R: 0 H: 1 E: 0 K: 1 S: 10	LOB: 1 BB: 0 P: 15	R: 0 H: 0 E: 0 K: 1 S: 9	H: 0 LOB: 1 BB: 0 P: 14	R: 0 H: 0 E: 0 K: 2 S: 15	H: 1 LOB: 2 BB: 1 P: 27	R: 0 H: 0 E: 0 K: 0 S: 5	H: 0 LOB: 0 BB: 0 P: 8	R: 0 H: 0 E: 0 K: 0 S: 6	H: 0 LOB: 0 BB: 0 P: 7	1B: 3 2B: 1 3B: 0 HR: 1	SF: 0 SAC: 0 DP: 0 HBP: 0	WP: 0 PB: 0 SB: 0 CS: 0	PA: 35	
<b>PITCHER</b>	IP	WLS	BF	H	R	ER	SO	BB	IBB	HBP	BLK	WP	HR	S	P	ERA	WHIP		
52 Michael Wacha, R ERA: 2.34	6.0	W	25	5	2	2	7	2	0	0	0	0	1	61	98	3.00	1.167		
31 Jake Diekmann, L ERA: 3.28	1.0		4	0	0	0	1	1	0	0	0	0	0	11	18	0.00	1.000		
18 Hirokazu Sawamura, R ERA: 2.96	2.0		6	0	0	0	0	0	0	0	0	0	0	11	15	0.00	0.000		

**Detroit Tigers @ Boston Red Sox**  
Fenway Park, Boston, MA  
Wed Jun 22 2022, 7:12 PM - 10:16 PM EDT  
Att: 35,180 - Partly Cloudy - 64 F

AB 32  
R 2  
H 5  
RBI 2  
BB 3  
SO 8  
LOB 13



Batter	1	2	3	4	5	6	7	8	9	AB	R	H	RBI	BB	SO	LOB	BOTTOM		
40 Jarren Duran, L OBP: 0.366, SLG: 0.486	E6		30 HR		L7		K			4	1	1	2	0	1	1			
30 Rob Refsnyder, R OBP: 0.469, SLG: 0.630	G6-4-3		2B		G2-3		P3			4	2	2	2	0	0	1			
28 J.D. Martinez, R OBP: 0.394, SLG: 0.528	F9		HR		L6		F8			3	1	0	0	1	0	0			
2 Xander Bogaerts, R OBP: 0.399, SLG: 0.484	K		99 FC6		G2-3		G2-3			3	0	1	0	1	1	2			
99 Alex Verdugo, L OBP: 0.288, SLG: 0.352	K		BB		FC6		1B			4	0	1	2	0	1	2			
10 Trevor Story, R OBP: 0.303, SLG: 0.421	G6-3		1B		K		P5			4	0	1	0	0	1	1			
7 Christian Vázquez, R OBP: 0.316, SLG: 0.417	G3		2B		G3		1B			4	1	2	0	0	1	1			
29 Bobby Dalbec, R OBP: 0.282, SLG: 0.339	2B		2B		BB		K			3	1	1	0	1	2	2			
20 Jeter Downs, R OBP: 0.282, SLG: 0.339	K		BB		K		F7			4	0	0	0	0	3	5			
<b>Inning Stats</b>	R: 0 H: 0 E: 1 K: 0 S: 12	H: 0 LOB: 0 BB: 0 P: 17	R: 0 H: 0 E: 0 K: 2 S: 8	H: 0 LOB: 0 BB: 0 P: 13	R: 4 H: 3 E: 0 K: 1 S: 18	H: 3 LOB: 1 BB: 2 P: 29	R: 0 H: 1 E: 0 K: 2 S: 12	H: 1 LOB: 1 BB: 0 P: 17	R: 2 H: 2 E: 0 K: 0 S: 18	H: 2 LOB: 1 BB: 1 P: 26	R: 0 H: 1 E: 0 K: 2 S: 11	H: 1 LOB: 1 BB: 0 P: 19	R: 0 H: 1 E: 0 K: 3 S: 11	H: 1 LOB: 1 BB: 0 P: 16	1B: 5 2B: 3 3B: 0 HR: 1	SF: 0 SAC: 0 DP: 1 HBP: 0	WP: 0 PB: 0 SB: 1 CS: 0	PA: 36	
<b>PITCHER</b>	IP	WLS	BF	H	R	ER	SO	BB	IBB	HBP	BLK	WP	HR	S	P	ERA	WHIP		
29 Tarik Skubal, L ERA: 3.63	4.2	L	23	6	6	6	5	3	0	0	0	0	0	66	99	11.57	1.929		
77 Jose Jiménez, R ERA: 3.71	1.1		5	1	0	0	2	0	0	0	0	0	0	13	22	0.00	0.750		
58 Willy Peralta, R ERA: 1.91	1.0		4	1	0	0	0	0	0	0	0	0	0	11	19	0.00	1.000		
68 Jason Foley, R ERA: 3.04	1.0		4	1	0	0	3	0	0	0	0	0	0	11	16	0.00	1.000		

**Detroit Tigers @ Boston Red Sox**  
Fenway Park, Boston, MA  
Wed Jun 22 2022, 7:12 PM - 10:16 PM EDT  
Att: 35,180 - Partly Cloudy - 64 F

AB 33  
R 6  
H 9  
RBI 6  
BB 3  
SO 10  
LOB 15









Batter	1	2	3	4	5	6	7	8	9	AB	R	H	RBI	BB	SO	LOB	TOP										
22 Victor Reyes, S OBP: 0.297, SLG: 0.347										5	1	1	0	0	0	1											
31 Riley Greene, L OBP: 0.400, SLG: 0.280										5	0	0	1	0	1	1											
28 Javier Báez, R OBP: 0.258, SLG: 0.376										4	1	1	0	0	0	1											
24 Miguel Cabrera, R OBP: 0.333, SLG: 0.369										4	0	1	0	0	1	2											
30 Harold Castro, L OBP: 0.302, SLG: 0.442										4	1	3	1	0	0	1											
8 Robbie Grossman, S OBP: 0.314, SLG: 0.278										4	1	1	0	0	2	2											
46 Jeimer Candelario, S OBP: 0.297, SLG: 0.313										4	0	0	0	0	1	4											
21 Kody Clemens, L OBP: 0.200, SLG: 0.250										4	1	1	3	0	0	0											
15 Tucker Barnhart, L OBP: 0.268, SLG: 0.245										3	1	0	0	1	0	0											
<b>Inning Stats</b>	R: 0 H: 0 E: 1 K: 0 S: 10	H: 0 LOB: 0 BB: 0 P: 17	R: 0 H: 1 E: 0 K: 0 S: 8	H: 1 LOB: 1 BB: 0 P: 16	R: 0 H: 0 E: 1 K: 0 S: 8	H: 0 LOB: 1 BB: 0 P: 11	R: 1 H: 2 E: 0 K: 2 S: 10	H: 2 LOB: 1 BB: 0 P: 13	R: 2 H: 1 E: 1 K: 0 S: 13	H: 1 LOB: 1 BB: 1 P: 18	R: 3 H: 3 E: 0 K: 1 S: 18	H: 3 LOB: 0 BB: 0 P: 24	R: 0 H: 1 E: 0 K: 1 S: 8	H: 0 LOB: 0 BB: 0 P: 11	R: 0 H: 0 E: 0 K: 1 S: 10	H: 0 LOB: 0 BB: 0 P: 14	R: 0 H: 0 E: 0 K: 0 S: 12	H: 0 LOB: 0 BB: 0 P: 17	1B: 5 2B: 1 3B: 1 HR: 1	SF: 0 SAC: 0 DP: 0 HBP: 0	WP: 0 PB: 0 SB: 0 CS: 1	PA: 39					
<b>PITCHER</b>	IP	WLS	BF	H	R	ER	SO	BB	IBB	HBP	BLK	WP	HR	S	P	ERA	WHIP										
27 Zach Davies, R ERA: 3.94	5.0		22	4	3	2	2	1	0	0	0	0	0	49	75	3.60	1.000										
35 Joe Mantiply, L ERA: 1.29	1.1	L	7	3	3	3	2	0	0	0	0	0	1	21	28	20.25	2.250										
24 Noé Ramirez, R ERA: 4.65	1.0		4	1	0	0	1	0	0	0	0	0	0	15	0.00	1.000											
50 Kyle Nelson, L ERA: 1.54	0.2		2	0	0	0	0	0	0	0	0	0	0	5	6	0.00	0.000										
34 Mark Melancon, R ERA: 5.55	1.0		3	0	0	0	0	0	0	0	0	0	0	12	17	0.00	0.000										

**Detroit Tigers @ Arizona Diamondbacks**  
 Chase Field, Phoenix, AZ  
 Sat Jun 25 2022, 7:11 PM - 10:05 PM MST  
 Att: 23,129 - Roof Closed - 73 F

AB	37
R	6
H	8
RBI	5
BB	1
SO	5
LOB	12



Batter	1	2	3	4	5	6	7	8	9	AB	R	H	RBI	BB	SO	LOB	BOTTOM										
10 Josh Rojas, L OBP: 0.316, SLG: 0.364										4	0	0	0	0	1	1											
5 Alek Thomas, L OBP: 0.327, SLG: 0.433										4	0	1	0	0	1	1											
4 Ketel Marte, S OBP: 0.344, SLG: 0.422										3	0	1	0	1	0	1											
53 Christian Walker, R OBP: 0.309, SLG: 0.484										2	1	0	0	2	0	2											
6 David Peralta, L OBP: 0.303, SLG: 0.442										4	1	1	2	0	1	3											
45 Buddy Kennedy, R OBP: 0.227, SLG: 0.400										3	1	0	0	1	1	0											
12 Daulton Varsho, L OBP: 0.297, SLG: 0.403										4	0	1	1	0	1	0											
2 Geraldo Perdomo, S OBP: 0.311, SLG: 0.280										3	0	0	0	0	3	1											
8 Jordan Luplow, R OBP: 0.271, SLG: 0.450										1	0	0	0	0	0	0											
36 Jose Herrera, S OBP: 0.247, SLG: 0.217										3	0	1	0	0	1	1											
<b>Inning Stats</b>	R: 0 H: 0 E: 0 K: 1 S: 8	H: 0 LOB: 1 BB: 1 P: 16	R: 0 H: 0 E: 0 K: 1 S: 9	H: 0 LOB: 0 BB: 0 P: 11	R: 0 H: 1 E: 0 K: 1 S: 10	H: 1 LOB: 1 BB: 0 P: 16	R: 3 H: 2 E: 0 K: 1 S: 15	H: 2 LOB: 1 BB: 2 P: 32	R: 0 H: 1 E: 0 K: 0 S: 8	H: 1 LOB: 2 BB: 1 P: 13	R: 0 H: 0 E: 0 K: 1 S: 7	H: 0 LOB: 0 BB: 0 P: 11	R: 0 H: 0 E: 0 K: 2 S: 12	H: 0 LOB: 0 BB: 0 P: 17	R: 0 H: 1 E: 0 K: 0 S: 5	H: 0 LOB: 0 BB: 0 P: 7	R: 0 H: 0 E: 0 K: 2 S: 9	H: 0 LOB: 0 BB: 0 P: 12	1B: 3 2B: 1 3B: 0 HR: 1	SF: 0 SAC: 0 DP: 1 HBP: 0	WP: 0 PB: 0 SB: 0 CS: 0	PA: 35					
<b>PITCHER</b>	IP	WLS	BF	H	R	ER	SO	BB	IBB	HBP	BLK	WP	HR	S	P	ERA	WHIP										
49 Alex Faedo, R ERA: 4.84	4.0		18	3	3	3	4	0	1	0	0	0	0	15	24	0.00	0.500										
70 Tyler Alexander, L ERA: 5.75	2.0	W	8	1	0	0	1	0	1	0	0	0	0	12	17	0.00	0.000										
77 Joe Jiménez, R ERA: 3.58	1.0	H	3	0	0	0	2	0	0	0	0	0	0	5	7	0.00	1.000										
32 Michael Fulmer, R ERA: 2.0	1.0	H	3	1	0	0	0	0	0	0	0	0	0	9	12	0.00	0.000										
65 Gregory Soto, L ERA: 2.67	1.0	S	3	0	0	0	2	0	0	0	0	0	0	9	12	0.00	0.000										

**Detroit Tigers @ Arizona Diamondbacks**  
 Chase Field, Phoenix, AZ  
 Sat Jun 25 2022, 7:11 PM - 10:05 PM MST  
 Att: 23,129 - Roof Closed - 73 F

AB	31
R	3
H	5
RBI	3
BB	4
SO	9
LOB	10









Batter	1	2	3	4	5	6	7	8	9	AB	R	H	RBI	BB	SO	LOB	TOP										
8 Robbie Grossman, S (1.7) OBP: 0.317, SLG: 0.286										4	1	1	0	1	2	1											
28 Javier Báez, R (1.6) OBP: 0.293, SLG: 0.366										5	0	1	0	0	1	2											
24 Miguel Cabrera, R (1.10) OBP: 0.337, SLG: 0.370										4	0	2	1	0	0	0											
31 Riley Greene, L (1.8) OBP: 0.436, SLG: 0.323										3	1	2	0	1	1	1											
20 Spencer Torkelson, R (1.3) OBP: 0.283, SLG: 0.290										3	0	0	0	1	1	3											
9 Willi Castro, S (1.9) OBP: 0.291, SLG: 0.379										4	1	2	1	0	0	0											
46 Jaimer Candelario, S (1.5) OBP: 0.287, SLG: 0.323										3	0	2	1	1	1	0											
7 Jonathan Schoop, R (1.4) OBP: 0.227, SLG: 0.313										4	0	0	0	0	1	5											
15 Tucker Barnhart, L (1.2) OBP: 0.265, SLG: 0.241										2	0	0	0	0	0	0											
30 Harold Castro, L (7, PH) OBP: 0.299, SLG: 0.430										1	0	0	0	0	0	1											
13 Eric Haase, R (7.2) OBP: 0.264, SLG: 0.368										1	0	0	0	0	1	0											
<b>Inning Stats</b>	R: 0 H: 1 E: 0 K: 1 S: 9	LOB: 1 BB: 0 P: 13	R: 0 H: 0 E: 0 K: 1 S: 8	LOB: 0 BB: 0 P: 14	R: 0 H: 0 E: 0 K: 1 S: 8	LOB: 0 BB: 0 P: 12	R: 0 H: 2 E: 0 K: 0 S: 9	LOB: 1 BB: 0 P: 12	R: 0 H: 1 E: 0 K: 0 S: 6	LOB: 0 BB: 0 P: 10	R: 1 H: 3 E: 0 K: 1 S: 16	LOB: 2 BB: 0 P: 25	R: 1 H: 2 E: 0 K: 1 S: 12	LOB: 1 BB: 0 P: 20	R: 1 H: 1 E: 0 K: 2 S: 16	LOB: 3 BB: 3 P: 31	R: 0 H: 0 E: 0 K: 1 S: 5	LOB: 0 BB: 1 P: 11	1B: 6 2B: 4 3B: 0 HR: 0	SF: 0 SAC: 0 DP: 2 HBP: 0	WP: 1 PB: 0 SB: 0 CS: 0	PA: 38					
<b>PITCHER</b>	IP	WLS	BF	H	R	ER	SO	BB	IBB	HBP	BLK	WP	HR	S	P	ERA	WHIP										
16 Carlos Rodón, L (1.1) ERA: 2.62	6.0	W	23	7	1	1	4	0	0	0	0	1	0	56	86	1.50	1.167										
59 John Brebbia, R (7.1) ERA: 2.79	1.0	H	5	2	1	1	1	0	0	0	0	0	0	12	20	9.00	2.000										
52 Dominic Leone, R (8.1) ERA: 2.54	0.2	H	6	1	1	1	1	3	0	0	0	0	0	12	26	13.50	6.000										
75 Camilo Doval, R (8.1) ERA: 2.97	1.1	S	4	0	0	0	2	1	0	0	0	0	0	9	16	0.00	0.750										

**Detroit Tigers @ San Francisco Giants**  
 Oracle Park, San Francisco, CA  
 Tue Jun 28 2022, 6:47 PM - 10:02 PM PDT  
 Att: 28,004 - Clear - 66 F

AB	34
R	3
H	10
RBI	3
BB	4
SO	8
LOB	13



Batter	1	2	3	4	5	6	7	8	9	AB	R	H	RBI	BB	SO	LOB	BOTTOM										
13 Austin Slater, R (1.8) OBP: 0.367, SLG: 0.434										4	0	0	0	0	2	2											
41 Wilmer Flores, R (1.4) OBP: 0.318, SLG: 0.407										2	1	0	0	2	0	0											
23 Joc Pederson, L (1.7) OBP: 0.349, SLG: 0.579										3	1	1	0	1	1	1											
33 Darin Ruf, R (1.3) OBP: 0.336, SLG: 0.343										3	1	0	0	1	1	4											
10 Evan Longoria, R (1.5) OBP: 0.331, SLG: 0.474										3	1	2	2	1	0	1											
5 Mike Yastrzemski, L (1.9) OBP: 0.365, SLG: 0.431										4	0	1	2	0	0	4											
6 Yermín Mercedes, R (1.10) OBP: 0.250, SLG: 0.250										2	0	1	0	0	1	0											
8 Tommy La Stella, L (6, PH) OBP: 0.294, SLG: 0.411										2	0	1	0	0	0	0											
39 Thairo Estrada, R (1.6) OBP: 0.316, SLG: 0.393										4	0	0	0	0	2	3											
14 Austin Wynns, R (1.2) OBP: 0.300, SLG: 0.378										4	0	1	0	0	2	1											
<b>Inning Stats</b>	R: 2 H: 2 E: 0 K: 1 S: 16	H: 1 LOB: 1 BB: 1 P: 29	R: 0 H: 1 E: 0 K: 1 S: 12	H: 0 LOB: 0 BB: 0 P: 16	R: 0 H: 0 E: 0 K: 1 S: 17	LOB: 2 BB: 2 P: 31	R: 0 H: 1 E: 0 K: 2 S: 16	H: 1 LOB: 0 BB: 0 P: 20	R: 2 H: 3 E: 0 K: 0 S: 18	H: 3 LOB: 2 BB: 1 P: 29	R: 0 H: 0 E: 0 K: 2 S: 9	LOB: 0 BB: 0 P: 16	R: 0 H: 0 E: 0 K: 1 S: 9	LOB: 0 BB: 1 P: 16	R: 0 H: 0 E: 0 K: 1 S: 11	LOB: 0 BB: 0 P: 15	1B: 6 2B: 1 3B: 0 HR: 0	SF: 0 SAC: 0 DP: 0 HBP: 0	WP: 1 PB: 0 SB: 0 CS: 0	PA: 36							
<b>PITCHER</b>	IP	WLS	BF	H	R	ER	SO	BB	IBB	HBP	BLK	WP	HR	S	P	ERA	WHIP										
29 Tarik Skubal, L (1.1) ERA: 3.75	4.2	L	22	4	3	3	5	4	0	0	0	0	0	66	108	5.79	1.714										
58 Willy Peralta, R (5.1) ERA: 2.35	1.1		7	3	1	1	2	0	0	0	0	1	0	22	33	6.75	2.250										
37 Andrew Chafin, L (7.1) ERA: 3.1	1.0		4	0	0	0	1	1	0	0	0	0	0	9	16	0.00	1.000										
77 Joe Jiménez, R (8.1) ERA: 3.45	1.0		3	0	0	0	1	0	0	0	0	0	0	11	15	0.00	0.000										

**Detroit Tigers @ San Francisco Giants**  
 Oracle Park, San Francisco, CA  
 Tue Jun 28 2022, 6:47 PM - 10:02 PM PDT  
 Att: 28,004 - Clear - 66 F

AB	31
R	4
H	7
RBI	4
BB	5
SO	9
LOB	16





Batter	1	2	3	4	5	6	7	8	9	AB	R	H	RBI	BB	SO	LOB	TOP						
8 Robbie Grossman, S (1, 7) OBP: 0.316, SLG: 0.290										4	0	1	0	0	1	2							
28 Javier Báez, R (1, 6) OBP: 0.257, SLG: 0.377										4	2	2	0	0	1	1							
24 Miguel Cabrera, R (1, 10) OBP: 0.336, SLG: 0.369										3	0	1	1	0	1	1							
31 Riley Greene, L (1, 8) OBP: 0.419, SLG: 0.314										4	0	1	0	0	0	3							
13 Eric Haase, R (1, 2) OBP: 0.264, SLG: 0.388										4	1	1	2	0	2	1							
20 Spencer Torkelson, R (1, 3) OBP: 0.293, SLG: 0.290										4	0	1	0	0	1	1							
46 Jeimer Candelario, S (1, 5) OBP: 0.242, SLG: 0.317										4	0	0	0	0	2	1							
7 Jonathan Schoop, R (1, 4) OBP: 0.223, SLG: 0.309										4	0	0	0	0	1	1							
22 Victor Reyes, S (1, 9) OBP: 0.312, SLG: 0.360										3	0	2	0	0	0	0							
<b>Inning Stats</b>	R: 0 H: 1 E: 0 K: 1 S: 12	H: 1 LOB: 1 BB: 0 P: 24	R: 0 H: 0 E: 0 K: 3 S: 10	H: 0 LOB: 0 BB: 0 P: 11	R: 0 H: 0 E: 0 K: 2 S: 9	H: 0 LOB: 0 BB: 0 P: 12	R: 1 H: 2 E: 0 K: 0 S: 12	H: 2 LOB: 1 BB: 0 P: 19	R: 0 H: 1 E: 0 K: 0 S: 11	H: 1 LOB: 1 BB: 0 P: 15	R: 2 H: 3 E: 0 K: 0 S: 12	H: 3 LOB: 0 BB: 0 P: 13	R: 0 H: 1 E: 0 K: 1 S: 19	H: 1 LOB: 1 BB: 0 P: 26	R: 0 H: 0 E: 0 K: 1 S: 7	H: 0 LOB: 0 BB: 0 P: 7	R: 0 H: 1 E: 0 K: 1 S: 7	H: 1 LOB: 0 BB: 0 P: 9	1B: 6 2B: 1 3B: 1 HR: 1	SF: 1 SAC: 0 DP: 1 HBP: 0	WP: 0 PB: 0 SB: 0 CS: 0	PA: 35	
<b>PITCHER</b>	IP WLS BF H R ER SO BB IBB HBP BLK WP HR S P ERA WHIP	5.2 L 23 7 3 3 6 0 0 0 0 0 1 65 93 4.76 1.235	1.1 5 1 0 0 1 0 0 0 0 0 0 0 20 27 0.00 0.750	2.0 7 1 0 0 2 0 0 0 0 0 0 0 14 16 0.00 0.500																			

**Detroit Tigers @ San Francisco Giants**  
 Oracle Park, San Francisco, CA  
 Wed Jun 29 2022, 12:47 PM - 3:34 PM PDT  
 Att: 26,576 - Partly Cloudy - 61 F

AB	34
R	3
H	9
RBI	3
BB	0
SO	9
LOB	11



Batter	1	2	3	4	5	6	7	8	9	AB	R	H	RBI	BB	SO	LOB	BOTTOM						
31 LaMonte Wade Jr., L (1, 9) OBP: 0.351, SLG: 0.333										5	0	1	0	0	1	2							
5 Mike Yastrzemski, L (1, 8) OBP: 0.342, SLG: 0.405										5	0	1	1	0	2	3							
10 Evan Longoria, R (1, 5) OBP: 0.343, SLG: 0.504										3	1	2	1	1	0	1							
23 Joc Pederson, L (1, 7) OBP: 0.350, SLG: 0.583										2	0	1	0	0	1	3							
13 Austin Slater, R (6, PH) OBP: 0.362, SLG: 0.426										2	0	0	0	0	2	3							
14 Austin Wynns, R (8, 2) OBP: 0.300, SLG: 0.378										0	0	0	0	0	0	0							
9 Brandon Belt, L (1, 3) OBP: 0.344, SLG: 0.369										3	0	0	0	1	0	4							
39 Thairo Estrada, R (1, 6) OBP: 0.311, SLG: 0.386										4	0	0	0	0	0	1							
8 Tommy La Stella, L (1, 10) OBP: 0.302, SLG: 0.424										4	1	2	0	0	0	0							
37 Donovan Walton, L (1, 4) OBP: 0.188, SLG: 0.323										2	0	0	0	0	0	0							
41 Wilmer Flores, R (7, PH) OBP: 0.319, SLG: 0.406										1	0	0	0	1	0	1							
2 Curt Casali, R (1, 2) OBP: 0.333, SLG: 0.388										0	0	0	0	2	0	0							
33 Darin Ruf, R (7, PH) OBP: 0.333, SLG: 0.340										2	0	0	0	0	1	2							
<b>Inning Stats</b>	R: 1 H: 2 E: 0 K: 1 S: 17	H: 2 LOB: 1 BB: 0 P: 23	R: 0 H: 0 E: 0 K: 0 S: 5	H: 0 LOB: 0 BB: 0 P: 7	R: 0 H: 2 E: 0 K: 1 S: 17	H: 2 LOB: 1 BB: 1 P: 25	R: 0 H: 0 E: 0 K: 0 S: 6	H: 0 LOB: 0 BB: 0 P: 12	R: 0 H: 0 E: 0 K: 2 S: 12	H: 0 LOB: 1 BB: 1 P: 22	R: 0 H: 0 E: 0 K: 1 S: 7	H: 0 LOB: 0 BB: 1 P: 12	R: 1 H: 2 E: 0 K: 1 S: 15	H: 2 LOB: 3 BB: 2 P: 28	R: 0 H: 1 E: 0 K: 0 S: 10	H: 1 LOB: 1 BB: 0 P: 15	R: 0 H: 0 E: 0 K: 1 S: 8	H: 0 LOB: 0 BB: 0 P: 10	1B: 4 2B: 2 3B: 0 HR: 1	SF: 0 SAC: 0 DP: 1 HBP: 0	WP: 0 PB: 0 SB: 0 CS: 0	PA: 38	
<b>PITCHER</b>	IP WLS BF H R ER SO BB IBB HBP BLK WP HR S P ERA WHIP	5.0 W 21 4 1 1 4 2 0 0 0 0 0 7 12 0.00 1.000	1.0 H 3 0 0 0 1 1 0 0 0 0 0 7 12 0.00 1.000	0.2 H 5 2 1 1 0 1 0 0 0 0 0 10 19 13.50 4.500	1.1 H 6 1 0 0 1 1 0 0 0 0 0 15 24 0.00 1.500	1.0 S 3 0 0 0 1 0 0 0 0 0 8 10 0.00 0.000																	

**Detroit Tigers @ San Francisco Giants**  
 Oracle Park, San Francisco, CA  
 Wed Jun 29 2022, 12:47 PM - 3:34 PM PDT  
 Att: 26,576 - Partly Cloudy - 61 F

AB	33
R	2
H	7
RBI	2
BB	5
SO	7
LOB	20





Batter	1	2	3	4	5	6	7	8	9	AB	R	H	RBI	BB	SO	LOB	TOP										
15 Whit Merrifield, R OBP: 0.280, SLG: 0.315										3	1	1	0	1	0	0											
16 Andrew Benintendi, L OBP: 0.372, SLG: 0.384										4	0	2	1	0	1	0											
7 Bobby Witt Jr., R OBP: 0.287, SLG: 0.450										4	0	0	0	0	2	2											
9 Vinnie Pasquantino, L OBP: 0.273, SLG: 0.444										4	1	1	1	0	0	1											
17 Hunter Dozier, R OBP: 0.325, SLG: 0.429										4	1	3	1	0	0	0											
1 MJ Melendez, L OBP: 0.316, SLG: 0.386										4	0	0	0	0	1	2											
2 Michael Taylor, R OBP: 0.356, SLG: 0.416										4	0	2	0	0	2	2											
28 Kyle Isbel, L OBP: 0.250, SLG: 0.336										4	0	1	0	0	1	2											
8 Nicky Lopez, L OBP: 0.284, SLG: 0.269										4	0	0	0	0	0	3											
<b>Inning Stats</b>	R: 0 E: 0 K: 0 S: 7	H: 1 LOB: 1 BB: 0 P: 9	R: 0 E: 0 K: 0 S: 7	H: 1 LOB: 1 BB: 0 P: 10	R: 1 E: 0 K: 0 S: 8	H: 2 LOB: 0 BB: 0 P: 14	R: 2 E: 0 K: 1 S: 10	H: 3 LOB: 1 BB: 0 P: 17	R: 0 E: 0 K: 2 S: 9	H: 0 LOB: 0 BB: 0 P: 15	R: 0 E: 0 K: 1 S: 7	H: 1 LOB: 1 BB: 0 P: 14	R: 0 E: 0 K: 0 S: 7	H: 0 LOB: 0 BB: 1 P: 14	R: 0 E: 0 K: 1 S: 7	H: 0 LOB: 0 BB: 0 P: 8	R: 0 E: 0 K: 2 S: 12	H: 2 LOB: 2 BB: 0 P: 21	1B: 6 2B: 2 3B: 0 HR: 2	SF: 0 SAC: 0 DP: 0 HBP: 0	WP: 0 PB: 0 SB: 1 CS: 2	PA: 38					
<b>PITCHER</b>	IP	WLS	BF	H	R	ER	SO	BB	IBB	HBP	BLK	WP	HR	S	P	ERA	WHIP										
38 Michael Pineda, R ERA: 3.62	5.0	L	21	7	3	3	3	0	0	0	0	0	2	41	65	5.40	1.400										
68 Jason Foley, R ERA: 2.7	1.0		4	1	0	0	1	0	0	0	1	0	0	7	14	0.00	1.000										
70 Tyler Alexander, L ERA: 5.24	2.0		6	0	0	0	1	1	0	0	0	0	0	14	22	0.00	0.500										
19 Will Vest, R ERA: 3.58	1.0		5	2	0	0	2	0	0	0	0	0	0	12	21	0.00	2.000										

**Kansas City Royals @ Detroit Tigers**  
 Comerica Park, Detroit, MI  
 Fri Jul 01 2022, 7:26 PM - 10:16 PM EDT  
 Att: 24,349 - Overcast - 73 F

AB	35
R	3
H	10
RBI	3
BB	1
SO	7
LOB	12



Batter	1	2	3	4	5	6	7	8	9	AB	R	H	RBI	BB	SO	LOB	BOTTOM										
31 Riley Greene, L OBP: 0.417, SLG: 0.308										4	0	1	0	1	1	3											
9 Willi Castro, S OBP: 0.295, SLG: 0.378										3	0	1	0	2	0	2											
28 Javier Báez, R OBP: 0.253, SLG: 0.370										4	0	0	0	0	1	4											
24 Miguel Cabrera, R OBP: 0.335, SLG: 0.367										4	0	1	0	0	1	4											
30 Harold Castro, L OBP: 0.292, SLG: 0.420										4	0	0	0	0	1	5											
8 Robbie Grossman, S OBP: 0.315, SLG: 0.296										3	0	0	0	1	2	1											
20 Spencer Torkelson, R OBP: 0.297, SLG: 0.292										2	0	1	0	0	0	0											
46 Jeimer Candelario, S OBP: 0.245, SLG: 0.317										4	0	2	0	0	0	2											
7 Jonathan Schoop, R OBP: 0.227, SLG: 0.311										2	0	0	0	0	1	1											
15 Tucker Barnhart, L OBP: 0.261, SLG: 0.238										1	0	0	0	0	0	2											
22 Victor Reyes, S OBP: 0.308, SLG: 0.355										0	0	0	1	0	0	0											
13 Eric Haase, R OBP: 0.262, SLG: 0.388										0	0	0	1	0	0	0											
<b>Inning Stats</b>	R: 0 E: 0 K: 0 S: 8	H: 0 LOB: 0 BB: 0 P: 12	R: 0 E: 0 K: 1 S: 7	H: 2 LOB: 2 BB: 0 P: 8	R: 0 E: 0 K: 1 S: 8	H: 0 LOB: 0 BB: 0 P: 13	R: 0 E: 0 K: 1 S: 8	H: 1 LOB: 1 BB: 0 P: 11	R: 0 E: 0 K: 1 S: 6	H: 1 LOB: 1 BB: 0 P: 10	R: 0 E: 0 K: 1 S: 14	H: 1 LOB: 2 BB: 1 P: 25	R: 0 E: 0 K: 1 S: 9	H: 0 LOB: 3 BB: 1 P: 17	R: 0 E: 0 K: 0 S: 7	H: 0 LOB: 1 BB: 1 P: 13	R: 0 E: 0 K: 1 S: 10	H: 1 LOB: 2 BB: 1 P: 20	1B: 6 2B: 0 3B: 0 HR: 0	SF: 1 SAC: 0 DP: 0 HBP: 2	WP: 1 PB: 0 SB: 0 CS: 0	PA: 38					
<b>PITCHER</b>	IP	WLS	BF	H	R	ER	SO	BB	IBB	HBP	BLK	WP	HR	S	P	ERA	WHIP										
56 Brad Keller, R ERA: 4.02	6.0	W	25	5	0	0	5	2	0	1	0	0	0	55	89	0.00	1.167										
45 Taylor Clarke, R ERA: 4.59	1.0	H	3	0	0	0	1	0	0	0	0	0	0	5	7	0.00	0.000										
74 Jose Cuas, R ERA: 2.13	0.2	H	3	0	0	0	0	1	0	0	0	0	0	5	9	0.00	1.500										
58 Scott Barlow, R ERA: 2.31	1.1	S	7	1	1	1	1	1	0	1	0	0	0	12	24	6.75	1.500										

**Kansas City Royals @ Detroit Tigers**  
 Comerica Park, Detroit, MI  
 Fri Jul 01 2022, 7:26 PM - 10:16 PM EDT  
 Att: 24,349 - Overcast - 73 F

AB	31
R	1
H	6
RBI	1
BB	4
SO	7
LOB	24













Batter	1	2	3	4	5	6	7	8	9	AB	R	H	RBI	BB	SO	LOB	TOP										
38 Steven Kwan, L (1, 7) OBP: 0.366, SLG: 0.356	F8		1B			P5			K	4	0	1	0	0	1	1											
1 Amed Rosario, R (1, 6) OBP: 0.324, SLG: 0.392	P6			P4		G4-3			G6-3	4	0	0	0	0	0	1											
11 José Ramírez, S (1, 10) OBP: 0.376, SLG: 0.582	P5			G4-3						3	0	0	0	1	1	0											
22 Josh Naylor, L (1, 3) OBP: 0.332, SLG: 0.510		K								2	1	1	1	1	1	0											
6 Owen Miller, R (7, PR) OBP: 0.295, SLG: 0.370				HR						1	0	0	0	0	0	2											
32 Franmil Reyes, R (1, 9) OBP: 0.262, SLG: 0.339	F7			P3						3	0	0	0	0	0	1											
0 Andrés Giménez, L (1, 4) OBP: 0.347, SLG: 0.489	K									3	0	0	0	0	1	0											
Gabriel Arias, R (1, 5) OBP: 0.150, SLG: 0.105						L9			K	2	0	0	0	1	1	0											
12 Luke Maile, R (1, 2) OBP: 0.253, SLG: 0.250										2	0	0	0	0	1	1											
9 Richey Palacios, L (8, PH) OBP: 0.310, SLG: 0.316						G4-3				1	0	0	0	0	0	0											
4 Sandy León, S (8, 2) OBP: 0.429, SLG: 0.111									P4	0	0	0	0	0	0	0											
7 Myles Straw, R (1, 8) OBP: 0.291, SLG: 0.244										2	0	0	0	1	0	1											
Inning Stats	R: 0 H: 0 E: 0 K: 0 S: 6	H: 0 LOB: 0 BB: 0 P: 13	R: 0 H: 0 E: 0 K: 2 S: 8	H: 0 LOB: 0 BB: 0 P: 10	R: 0 H: 1 E: 0 K: 1 S: 11	H: 1 LOB: 2 BB: 1 P: 19	R: 1 H: 1 E: 0 K: 0 S: 8	H: 1 LOB: 0 BB: 0 P: 11	R: 0 H: 0 E: 0 K: 0 S: 10	H: 0 LOB: 0 BB: 0 P: 11	R: 0 H: 0 E: 0 K: 0 S: 9	H: 0 LOB: 0 BB: 0 P: 14	R: 0 H: 0 E: 0 K: 1 S: 9	H: 0 LOB: 0 BB: 1 P: 15	R: 0 H: 0 E: 0 K: 1 S: 5	H: 0 LOB: 0 BB: 0 P: 6	R: 0 H: 0 E: 0 K: 1 S: 15	H: 0 LOB: 2 BB: 2 P: 27	1B: 1 2B: 0 3B: 0 HR: 1	SF: 0 SAC: 0 DP: 1 HBP: 0	WP: 0 PA: 31 PB: 0 SB: 1 CS: 0						
PITCHER	IP	WLS	BF	H	R	ER	SO	BB	IBB	HBP	BLK	WP	HR	S	P	ERA	WHIP										
50 Garrett Hill, R (1, 1) ERA: 1.5	6.0	W	20	2	1	1	3	1	0	0	0	0	1	52	78	1.50	0.500										
37 Andrew Chafin, L (7, 1) ERA: 2.55	1.1	H	4	0	0	0	1	1	0	0	0	0	0	10	16	0.00	0.750										
32 Michael Fulmer, R (8, 1) ERA: 2.1	0.2	H	2	0	0	0	1	0	0	0	0	0	0	4	5	0.00	0.000										
65 Gregory Soto, L (9, 1) ERA: 2.48	1.0	S	5	0	0	0	1	2	0	0	0	0	0	15	27	0.00	2.000										

Cleveland Guardians @ Detroit Tigers  
Comerica Park, Detroit, MI  
Mon Jul 04 2022, 1:11 PM - 4:06 PM EDT  
Att: 19,737 - Sunny - 89 F

AB 27  
R 1  
H 2  
RBI 1  
BB 4  
SO 6  
LOB 7



Batter	1	2	3	4	5	6	7	8	9	AB	R	H	RBI	BB	SO	LOB	BOTTOM										
31 Riley Greene, L (1, 8) OBP: 0.397, SLG: 0.385	BB		F7		F7		F8		K	4	1	0	0	1	1	3											
9 Willi Castro, S (1, 9) OBP: 0.302, SLG: 0.375	BB				F7		P6			4	1	2	0	0	0	2											
28 Javier Báez, R (1, 6) OBP: 0.249, SLG: 0.362	1B									4	0	1	1	0	2	3											
24 Miguel Cabrera, R (1, 10) OBP: 0.340, SLG: 0.366	1B									3	0	1	2	1	0	1											
46 Jeimer Candelario, S (1, 5) OBP: 0.250, SLG: 0.308	1B									4	0	0	0	0	1	4											
8 Robbie Grossman, S (1, 7) OBP: 0.313, SLG: 0.280	CS				F7					3	0	0	0	1	2	0											
21 Kody Clemens, L (1, 3) OBP: 0.235, SLG: 0.311										4	0	1	0	0	1	1											
7 Jonathan Schoop, R (1, 4) OBP: 0.235, SLG: 0.317										4	2	4	0	0	0	0											
15 Tucker Barnhart, L (1, 2) OBP: 0.268, SLG: 0.255										3	0	1	1	1	0	3											
Inning Stats	R: 2 H: 2 E: 1 K: 1 S: 10	H: 2 LOB: 0 BB: 1 P: 17	R: 0 H: 1 E: 0 K: 1 S: 11	H: 1 LOB: 0 BB: 0 P: 15	R: 0 H: 1 E: 0 K: 1 S: 11	H: 1 LOB: 1 BB: 0 P: 16	R: 0 H: 2 E: 0 K: 0 S: 17	H: 2 LOB: 2 BB: 0 P: 25	R: 0 H: 0 E: 0 K: 0 S: 4	H: 0 LOB: 0 BB: 0 P: 5	R: 0 H: 0 E: 0 K: 0 S: 7	H: 0 LOB: 1 BB: 1 P: 15	R: 1 H: 2 E: 0 K: 1 S: 15	H: 2 LOB: 3 BB: 2 P: 29	R: 1 H: 2 E: 0 K: 3 S: 14	H: 2 LOB: 1 BB: 0 P: 21	1B: 9 2B: 1 3B: 0 HR: 0	SF: 0 SAC: 0 DP: 0 HBP: 0	WP: 1 PA: 38 PB: 0 SB: 1 CS: 1								
PITCHER	IP	WLS	BF	H	R	ER	SO	BB	IBB	HBP	BLK	WP	HR	S	P	ERA	WHIP										
34 Zach Plesac, R (1, 1) ERA: 3.8	6.0	L	25	6	2	2	3	2	0	0	0	1	0	60	93	3.00	1.333										
31 Sam Hentges, L (7, 1) ERA: 2.51	0.2		4	1	1	1	0	1	0	0	0	0	0	9	16	13.50	3.000										
99 James Karinchak, R (7, 1) ERA: 9.0	1.0		6	2	1	1	3	1	0	0	0	0	0	16	28	9.00	3.000										
46 Alex Young, L (8, 1) ERA:	0.1		2	1	0	0	1	0	0	0	0	0	0	4	6	0.00	3.000										

Cleveland Guardians @ Detroit Tigers  
Comerica Park, Detroit, MI  
Mon Jul 04 2022, 1:11 PM - 4:06 PM EDT  
Att: 19,737 - Sunny - 89 F

AB 33  
R 4  
H 10  
RBI 4  
BB 4  
SO 7  
LOB 17





Batter	1	2	3	4	5	6	7	8	9	AB	R	H	RBI	BB	SO	LOB	TOP	
38 Steven Kwan, L (1,9) OBP: 0.360, SLG: 0.350	F7		P4	L8			G4-6-3			4	0	0	0	0	0	5		
1 Amed Rosario, R (1,6) OBP: 0.314, SLG: 0.388	F8			11 BB 32 BB	P3			K2-3		3	1	0	0	1	1	0		
11 José Ramírez, S (1,5) OBP: 0.374, SLG: 0.577	F8			32 BB 0 SF9	F8			K		4	1	1	0	0	1	0		
32 Franmil Reyes, R (1,10) OBP: 0.262, SLG: 0.343		K		SF9 6 BB	G5-3			K		4	1	1	1	0	2	0		
0 Andrés Giménez, L (1,4) OBP: 0.323, SLG: 0.489				SF9				G4-3		2	0	1	1	1	0	0		
6 Owen Miller, R (1,3) OBP: 0.294, SLG: 0.368		K		35 BB 4 BB	F9			K		4	0	1	1	0	2	2		
9 Richie Palacios, L (1,7) 28 Ernie Clement, R (6,PH) OBP: 0.244, SLG: 0.212	CS			P4	G6-4-3			G6-3		2	0	1	0	0	0	1		
4 Sandy León, S (1,2) OBP: 0.412, SLG: 0.091				K				F7		2	0	0	0	1	1	1		
35 Óscar Mercado, R (1,8) OBP: 0.236, SLG: 0.376				P5				G4-6-3		2	0	1	0	1	0	1		
<b>Inning Stats</b>	R: 0 E: 0 K: 0 S: 9	H: 0 LOB: 0 BB: 0 P: 15	R: 0 E: 0 K: 2 S: 8	H: 0 LOB: 0 BB: 1 P: 13	R: 0 E: 0 K: 1 S: 8	H: 1 LOB: 1 BB: 0 P: 12	R: 3 E: 0 K: 0 S: 14	H: 3 LOB: 3 BB: 3 P: 29	R: 0 E: 0 K: 0 S: 8	H: 1 LOB: 0 BB: 0 P: 9	R: 0 E: 0 K: 3 S: 10	H: 0 LOB: 0 BB: 0 P: 14	R: 0 E: 0 K: 1 S: 7	H: 0 LOB: 0 BB: 0 P: 11	1B: 5 2B: 1 3B: 0 HR: 0	SF: 1 SAC: 0 DP: 2 HBP: 0	WP: 0 PB: 0 SB: 0 CS: 1	PA: 35
<b>PITCHER</b>	IP WLS BF H R ER SO BB IBB HBP BLK WP HR S P ERA WHIP																	
49 Alex Faedo, R (1,1) ERA: 5.02	3.2	18	4	3	3	3	4	0	0	0	0	0	0	0	37	66	7.36	2.182
70 Tyler Alexander, L (4,1) ERA: 4.59	3.1	W 10	2	0	0	0	0	0	0	0	0	0	24	32	0.00	0.600		
55 Alex Lange, R (8,1) ERA: 2.08	1.0	H 3	0	0	0	3	0	0	0	0	0	10	14	0.00	0.000			
77 Joe Jiménez, R (9,1) ERA: 3.23	1.0	S 3	0	0	0	1	0	0	0	0	0	7	11	0.00	0.000			

Cleveland Guardians @ Detroit Tigers  
Comerica Park, Detroit, MI  
Mon Jul 04 2022, 6:41 PM - 9:35 PM EDT  
Att: 24,395 - Partly Cloudy - 86 F

AB 29  
R 3  
H 6  
RBI 3  
BB 4  
SO 7  
LOB 11



Batter	1	2	3	4	5	6	7	8	9	AB	R	H	RBI	BB	SO	LOB	BOTTOM	
31 Riley Greene, L (1,8) OBP: 0.382, SLG: 0.368	L7		FC4 8 BB	FC6				G5-3		5	0	1	2	0	0	2		
28 Javier Báez, R (1,6) OBP: 0.245, SLG: 0.357	L5		K		F8		G1-3			4	0	0	0	0	1	3		
8 Robbie Grossman, S (1,7) OBP: 0.316, SLG: 0.281	F9							K		3	0	1	0	1	1	0		
24 Miguel Cabrera, R (1,10) OBP: 0.338, SLG: 0.364								K		4	0	1	0	0	2	3		
13 Eric Haase, R (1,2) OBP: 0.275, SLG: 0.409					E1 30 BB 7 BB			HR		3	2	1	1	1	0	1		
20 Spencer Torkelson, R (1,3) OBP: 0.284, SLG: 0.301					G6-3			K		4	1	1	0	0	1	3		
30 Harold Castro, L (1,5) OBP: 0.301, SLG: 0.420								K		4	1	2	0	0	1	2		
7 Jonathan Schoop, R (1,4) OBP: 0.238, SLG: 0.323								L4		4	1	2	1	0	0	2		
22 Victor Reyes, S (1,9) OBP: 0.322, SLG: 0.407								F7		4	0	1	1	0	0	3		
<b>Inning Stats</b>	R: 0 E: 0 K: 0 S: 7	H: 0 LOB: 0 BB: 0 P: 12	R: 0 E: 0 K: 0 S: 10	H: 1 LOB: 1 BB: 1 P: 16	R: 1 E: 0 K: 2 S: 18	H: 1 LOB: 2 BB: 1 P: 29	R: 2 E: 0 K: 0 S: 15	H: 2 LOB: 1 BB: 0 P: 22	R: 0 E: 0 K: 1 S: 8	H: 1 LOB: 1 BB: 0 P: 13	R: 1 E: 0 K: 2 S: 9	H: 3 LOB: 2 BB: 0 P: 11	R: 0 E: 0 K: 0 S: 8	H: 1 LOB: 1 BB: 0 P: 13	1B: 8 2B: 2 3B: 0 HR: 1	SF: 0 SAC: 0 DP: 1 HBP: 0	WP: 0 PB: 0 SB: 1 CS: 0	PA: 37
<b>PITCHER</b>	IP WLS BF H R ER SO BB IBB HBP BLK WP HR S P ERA WHIP																	
45 Konnor Pilkington, L (1,1) ERA: 4.08	4.0	19	4	3	1	2	2	0	0	0	0	0	12	21	6.75	1.500		
37 Trevor Stephan, R (5,1) ERA: 3.3	1.1	L 6	2	1	1	2	0	0	0	0	0	1	18	27	5.40	1.800		
27 Bryan Shaw, R (6,1) ERA: 4.94	1.2	8	3	1	1	2	0	0	0	0	1	18	27	5.40	1.800			
62 Enyel De Los Santos, R (8,1) ERA: 3.55	1.0	4	1	0	0	0	0	0	0	0	0	8	13	0.00	1.000			

Cleveland Guardians @ Detroit Tigers  
Comerica Park, Detroit, MI  
Mon Jul 04 2022, 6:41 PM - 9:35 PM EDT  
Att: 24,395 - Partly Cloudy - 86 F

AB 35  
R 5  
H 10  
RBI 5  
BB 2  
SO 6  
LOB 19





Batter	1	2	3	4	5	6	7	8	9	AB	R	H	RBI	BB	SO	LOB	TOP					
38 Steven Kwan, L OBP: 0.397, SLG: 0.343	F7		G1-3		F7		F7		HBP	4	0	0	0	0	0	2	Cleveland Guardians @ Detroit Tigers Comerica Park, Detroit, MI Tue Jul 05 2022, 7:10 PM - 10:13 PM EDT Att: 16,662 - Partly Cloudy - 88 F					
1 Amed Rosario, R OBP: 0.317, SLG: 0.383	E6		L9		FC6			G5-3	SF9	4	1	0	1	0	0	1						
11 José Ramírez, S OBP: 0.374, SLG: 0.578										3	0	1	0	0	1	0						
28 Ernie Clement, R OBP: 0.296, SLG: 0.226				K						2	1	2	0	0	0	0						
32 Franmil Reyes, R OBP: 0.260, SLG: 0.346	SF7									4	1	1	1	0	0	3						
0 Andrés Giménez, L OBP: 0.350, SLG: 0.484										2	0	0	0	0	1	2						
35 Óscar Mercado, R OBP: 0.242, SLG: 0.381	K2-3									1	0	1	0	0	0	0						
6 Owen Miller, R OBP: 0.297, SLG: 0.370		G6-3								4	0	2	2	0	0	1						
9 Richie Palacios, L OBP: 0.311, SLG: 0.317										4	0	1	0	0	0	3						
12 Luke Maile, R OBP: 0.264, SLG: 0.276										4	1	2	0	0	0	1						
7 Myles Straw, R OBP: 0.291, SLG: 0.244										4	0	1	0	0	0	2						
<b>Inning Stats</b>	R: 1 H: 1 E: 1 K: 1 S: 16	H: 1 LOB: 1 BB: 0 P: 22	R: 0 H: 0 E: 0 K: 0 S: 5	H: 1 LOB: 0 BB: 7 P: 7	R: 0 H: 0 E: 0 K: 0 S: 9	H: 0 LOB: 0 BB: 12 P: 12	R: 1 H: 2 E: 0 K: 1 S: 17	H: 2 LOB: 1 BB: 0 P: 24	R: 0 H: 1 E: 0 K: 0 S: 12	H: 1 LOB: 1 BB: 0 P: 20	R: 0 H: 0 E: 0 K: 0 S: 7	H: 0 LOB: 1 BB: 0 P: 14	R: 0 H: 1 E: 0 K: 0 S: 8	H: 1 LOB: 1 BB: 0 P: 10	R: 1 H: 3 E: 0 K: 0 S: 17	H: 3 LOB: 2 BB: 0 P: 28	R: 1 H: 2 E: 0 K: 0 S: 10	H: 2 LOB: 2 BB: 0 P: 12	1B: 8 2B: 3 HR: 0	SF: 2 SAC: 0 HBP: 2	WP: 0 PB: 0 SB: 0 CS: 0	PA: 40
<b>PITCHER</b>	IP WLS BF H R ER SO BB IBB HBP BLK WP HR S P ERA WHIP																					
40 Drew Hutchison, R ERA: 4.3	5.0 W 20 5 2 1 2 0 0 0 0 0 0 0 59 85 1.80 1.000																					
68 Jason Foley, R ERA: 2.99	1.0 4 0 0 0 0 0 0 0 1 0 0 0 7 14 0.00 0.000																					
58 Willy Peralta, R ERA: 2.16	1.1 5 1 0 0 0 0 0 0 0 0 0 0 11 16 0.00 0.750																					
77 Joe Jiménez, R ERA: 3.16	0.2 5 3 1 0 0 0 0 0 0 0 0 0 14 22 0.00 4.500																					
30 Harold Castro, R ERA: 6.0	1.0 6 2 1 1 0 0 0 0 1 0 0 0 10 12 9.00 2.000																					

Batter	1	2	3	4	5	6	7	8	9	AB	R	H	RBI	BB	SO	LOB	BOTTOM			
31 Riley Greene, L OBP: 0.384, SLG: 0.403	F7			G4-3		G4-3				5	1	2	3	0	0	2	Cleveland Guardians @ Detroit Tigers Comerica Park, Detroit, MI Tue Jul 05 2022, 7:10 PM - 10:13 PM EDT Att: 16,662 - Partly Cloudy - 88 F			
8 Robbie Grossman, S OBP: 0.315, SLG: 0.277										3	0	0	0	1	1	1				
21 Kody Clemens, L OBP: 0.231, SLG: 0.304	G6-3			L6						1	0	0	0	0	0	0				
24 Miguel Cabrera, R OBP: 0.349, SLG: 0.372										3	2	3	1	1	0	0				
9 Willi Castro, S OBP: 0.300, SLG: 0.373										1	0	0	0	0	0	0				
13 Eric Haase, R OBP: 0.280, SLG: 0.439										5	2	2	2	0	2	3				
30 Harold Castro, L OBP: 0.298, SLG: 0.414										5	0	1	0	0	1	2				
7 Jonathan Schoop, R OBP: 0.244, SLG: 0.323										3	2	1	0	1	0	0				
46 Jeimer Candelario, S OBP: 0.253, SLG: 0.307										4	2	1	1	1	1	3				
20 Spencer Torkelson, R OBP: 0.284, SLG: 0.297										3	0	0	1	1	2	5				
22 Victor Reyes, S OBP: 0.340, SLG: 0.422										4	2	3	3	0	0	2				
<b>Inning Stats</b>	R: 0 H: 1 E: 0 K: 1 S: 9	H: 3 LOB: 2 BB: 2 P: 33	R: 4 H: 3 E: 0 K: 1 S: 17	H: 3 LOB: 2 BB: 2 P: 33	R: 0 H: 2 E: 0 K: 2 S: 13	H: 2 LOB: 0 BB: 0 P: 19	R: 2 H: 2 E: 0 K: 0 S: 11	H: 2 LOB: 0 BB: 0 P: 18	R: 2 H: 3 E: 0 K: 2 S: 17	H: 3 LOB: 1 BB: 0 P: 29	R: 3 H: 2 E: 0 K: 1 S: 15	H: 2 LOB: 2 BB: 3 P: 25	R: 0 H: 0 E: 0 K: 0 S: 6	H: 0 LOB: 0 BB: 0 P: 7	R: 0 H: 0 E: 0 K: 0 S: 5	H: 0 LOB: 0 BB: 0 P: 10	1B: 9 2B: 3 3B: 0 HR: 1	SF: 0 SAC: 0 DP: 1 HBP: 1	WP: 0 PB: 0 SB: 1 CS: 0	PA: 43
<b>PITCHER</b>	IP WLS BF H R ER SO BB IBB HBP BLK WP HR S P ERA WHIP																			
47 Cal Quantrill, R ERA: 3.86	4.0 L 23 8 6 3 4 2 0 0 0 0 0 0 17 29 6.75 2.500																			
52 Nick Sandlin, R ERA: 3.66	1.0 6 3 2 2 2 0 0 0 0 0 0 0 17 29 18.00 3.000																			
31 Sam Hentges, L ERA: 3.34	1.0 8 2 3 3 1 2 1 0 0 0 0 0 15 25 27.00 4.000																			
4 Sandy León, R ERA:	2.0 6 0 0 0 0 0 0 0 0 0 0 0 11 17 0.00 0.000																			







Batter	1	2	3	4	5	6	7	8	9	AB	R	H	RBI	BB	SO	LOB	TOP		
31 Riley Greene, L (1, 8) OBP: 0.354, SLG: 0.366	G3		L8		K			F7		4	0	0	0	0	1	1	<b>Detroit Tigers @ Chicago White Sox</b> Guaranteed Rate Field, Chicago, IL Thu Jul 07 2022, 7:11 PM - 10:10 PM CDT Att: 21,876 - Partly Cloudy - 81 F		
22 Victor Reyes, S (1, 9) OBP: 0.337, SLG: 0.409	G3		L5		K			BB		3	0	0	0	1	1	1			
8 Robbie Grossman, S (1, 7) OBP: 0.313, SLG: 0.285	1B		F9		K			P5		4	0	1	0	0	1	2			
28 Javier Báez, R (1, 6) OBP: 0.249, SLG: 0.366	K			HR		G5-3		FC6-4		4	1	1	1	0	1	2			
30 Harold Castro, L (1, 10) OBP: 0.299, SLG: 0.409	7 1B		K2-3		F8			7 G4-3		2	0	0	0	1	1	0			
13 Eric Haase, R (9, PH) OBP: 0.285, SLG: 0.444	BB				F9			20 1B		1	1	1	0	0	0	0			
7 Jonathan Schoop, R (1, 4) OBP: 0.244, SLG: 0.321	21 S		F9		P6			G4-3		4	0	1	0	0	0	1			
46 Jaimer Candelario, S (1, 5) OBP: 0.253, SLG: 0.303	1B				G4-3			G6-3		3	0	0	0	1	1	3			
21 Kody Clemens, L (1, 3) OBP: 0.254, SLG: 0.365	K2-3				G3			G3		3	0	0	0	0	1	3			
20 Spencer Torkelson, R (9, PH) OBP: 0.296, SLG: 0.299	K2-3				G3			1B		1	0	1	1	0	0	0			
15 Tucker Barnhart, L (1, 2) OBP: 0.279, SLG: 0.253	K				BB			G3		3	0	0	0	1	2	3			
<b>Inning Stats</b>	R: 0 H: 1 E: 0 K: 1 S: 9	H: 1 LOB: 1 BB: 0 P: 14	R: 0 H: 1 E: 0 K: 3 S: 11	H: 1 LOB: 2 BB: 1 P: 19	R: 0 H: 0 E: 0 K: 0 S: 9	H: 0 LOB: 0 BB: 0 P: 13	R: 1 H: 1 E: 0 K: 1 S: 10	H: 1 LOB: 1 BB: 1 P: 19	R: 0 H: 0 E: 0 K: 0 S: 9	H: 0 LOB: 0 BB: 0 P: 15	R: 0 H: 0 E: 0 K: 0 S: 8	H: 0 LOB: 0 BB: 0 P: 11	R: 0 H: 0 E: 0 K: 0 S: 7	H: 0 LOB: 1 BB: 1 P: 14	R: 1 H: 2 E: 0 K: 1 S: 11	H: 2 LOB: 0 BB: 0 P: 15	1B: 4 SF: 0 2B: 0 3B: 0 HR: 1	SF: 0 SAC: 0 DP: 0 HBP: 0	WP: 0 PA: 36 PB: 0 SB: 1 CS: 0
<b>PITCHER</b>	IP WLS BF H R ER SO BB IBB HBP BLK WP HR S P ERA WHIP	IP WLS BF H R ER SO BB IBB HBP BLK WP HR S P ERA WHIP	<b>PITCHER</b>																
84 Dylan Cease, R (1, 1) ERA: 2.45	6.0 L 24 3 1 1 8 3 0 0 0 0 1 61 101 1.50 1.000	2.0 7 0 0 0 0 1 0 0 0 0 0 15 25 0.00 0.500	1.0 5 2 1 1 1 0 0 0 0 0 0 11 15 9.00 2.000																

Batter	1	2	3	4	5	6	7	8	9	AB	R	H	RBI	BB	SO	LOB	BOTTOM			
7 Tim Anderson, R (1, 6) OBP: 0.352, SLG: 0.422	G5-3		L4			G6-3			18 BB	4	1	1	0	0	0	2	<b>Detroit Tigers @ Chicago White Sox</b> Guaranteed Rate Field, Chicago, IL Thu Jul 07 2022, 7:11 PM - 10:10 PM CDT Att: 21,876 - Partly Cloudy - 81 F			
18 AJ Pollock, R (1, 9) OBP: 0.278, SLG: 0.354	K			P3		L6		BB		3	0	0	0	1	1	1				
88 Luis Robert Jr., R (1, 8) OBP: 0.320, SLG: 0.426	K			G1-3		F7		2B		4	0	1	1	0	1	0				
79 José Abreu, R (1, 3) OBP: 0.378, SLG: 0.459	K			G6-3		10 1B		K		4	0	1	0	0	2	2				
Eloy Jiménez, R (1, 7) OBP: 0.250, SLG: 0.378	L8				L5			K		4	0	0	0	0	1	3				
10 Yoenis Moncada, S (1, 5) OBP: 0.228, SLG: 0.284	P5				F7			2		3	0	0	0	0	0	0				
32 Gavin Sheets, L (1, 10) OBP: 0.295, SLG: 0.363	K				P4			G5-3		2	0	0	0	0	1	0				
15 Adam Engel, R (9, PH) OBP: 0.300, SLG: 0.347										1	0	0	0	0	0	0				
Josh Harrison, R (1, 4) OBP: 0.326, SLG: 0.357					BB			P4		2	0	1	0	1	0	0				
21 Reese McGuire, L (1, 2) OBP: 0.273, SLG: 0.286										1	0	0	0	0	0	1				
28 Leury García, S (9, PH) OBP: 0.229, SLG: 0.266								G6-3		1	0	0	0	0	0	0				
<b>Inning Stats</b>	R: 0 H: 0 E: 0 K: 2 S: 14	H: 0 LOB: 0 BB: 0 P: 18	R: 0 H: 0 E: 0 K: 1 S: 9	H: 0 LOB: 0 BB: 0 P: 13	R: 0 H: 0 E: 0 K: 1 S: 13	H: 0 LOB: 1 BB: 1 P: 22	R: 0 H: 0 E: 0 K: 0 S: 6	H: 0 LOB: 0 BB: 0 P: 11	R: 0 H: 1 E: 0 K: 0 S: 6	H: 1 LOB: 1 BB: 0 P: 11	R: 0 H: 1 E: 0 K: 1 S: 10	H: 1 LOB: 1 BB: 0 P: 14	R: 0 H: 0 E: 0 K: 0 S: 8	H: 0 LOB: 0 BB: 0 P: 16	R: 1 H: 2 E: 0 K: 1 S: 13	H: 2 LOB: 2 BB: 1 P: 21	1B: 3 SF: 0 2B: 1 3B: 0 HR: 0	SF: 0 SAC: 1 DP: 0 HBP: 0	WP: 1 PA: 32 PB: 0 SB: 0 CS: 0	
<b>PITCHER</b>	IP WLS BF H R ER SO BB IBB HBP BLK WP HR S P ERA WHIP	IP WLS BF H R ER SO BB IBB HBP BLK WP HR S P ERA WHIP	<b>PITCHER</b>																	
63 Beau Brieske, R (1, 1) ERA: 4.16	6.1 W 22 2 0 0 1 0 0 0 0 0 4 6 0.00 0.474	0.2 H 2 0 0 0 1 0 0 0 0 0 4 6 0.00 0.000	1.0 H 3 0 0 0 0 0 0 0 0 0 8 16 0.00 0.000	1.0 S 6 2 1 1 1 1 0 0 0 0 13 21 9.00 3.000																







Batter	1	2	3	4	5	6	7	8	9	AB	R	H	RBI	BB	SO	LOB	TOP										
31 Riley Greene, L (1, 8) OBP: 0.341, SLG: 0.342	F4		G4-6-3			G4-3			1B	4	0	1	0	0	0	1											
22 Victor Reyes, S (1, 7) OBP: 0.333, SLG: 0.402	G5-4-3			G4-3		G3			P5	4	0	1	0	0	0	1											
28 Javier Báez, R (1, 6) OBP: 0.249, SLG: 0.366	G5-4-3			K				G5-3	K	3	0	0	0	0	1	1											
13 Eric Haase, R (8, 7)										1	0	0	0	0	1	1											
24 Miguel Cabrera, R (1, 10) OBP: 0.338, SLG: 0.362				K						3	0	0	0	0	1	0											
21 Kody Clemens, L (8, 1) OBP: 0.250, SLG: 0.358						G6-3			F8	1	0	0	0	0	0	1											
46 Jeimer Candelario, S (1, 5) OBP: 0.289, SLG: 0.320		F9								3	0	1	0	0	0	0											
7 Jonathan Schoop, R (1, 4) OBP: 0.245, SLG: 0.320										3	0	1	0	0	1	1											
9 Willi Castro, S (1, 9) OBP: 0.289, SLG: 0.356										3	0	0	0	0	1	2											
20 Spencer Torkelson, R (1, 3) OBP: 0.289, SLG: 0.301										3	0	1	0	0	1	1											
15 Tucker Barnhart, L (1, 2) OBP: 0.280, SLG: 0.255										3	0	1	0	0	0	1											
<b>Inning Stats</b>	R: 0 E: 0 K: 0 S: 5	H: 1 LOB: 0 BB: 0 P: 11	R: 0 E: 0 K: 2 S: 11	H: 1 LOB: 1 BB: 0 P: 14	R: 0 E: 0 K: 1 S: 7	H: 1 LOB: 0 BB: 0 P: 11	R: 0 E: 0 K: 1 S: 6	H: 0 LOB: 0 BB: 0 P: 10	R: 0 E: 0 K: 2 S: 13	H: 1 LOB: 1 BB: 0 P: 19	R: 0 E: 0 K: 0 S: 10	H: 0 LOB: 0 BB: 0 P: 14	R: 0 E: 0 K: 0 S: 4	H: 0 LOB: 0 BB: 0 P: 6	R: 0 E: 0 K: 0 S: 10	H: 1 LOB: 1 BB: 0 P: 16	R: 0 E: 0 K: 1 S: 12	H: 1 LOB: 1 BB: 0 P: 16	1B: 5 2B: 1 3B: 0 HR: 0	SF: 0 SAC: 0 DP: 2 HBP: 0	WP: 0 PB: 0 CS: 0	PA: 31					
<b>PITCHER</b>	IP	WLS	BF	H	R	ER	SO	BB	IBB	HBP	BLK	WP	HR	S	P	ERA	WHIP										
47 Johnny Cueto, R (1, 1) ERA: 2.91	8.0	W	27	5	0	0	5	0	0	0	0	0	0	66	101	0.00	0.625										
66 José Ruiz, R (9, 1) ERA: 3.78	1.0		4	1	0	0	1	0	0	0	0	0	0	12	16	0.00	1.000										

**Detroit Tigers @ Chicago White Sox**  
**Guaranteed Rate Field, Chicago, IL**  
 Sat Jul 09 2022, 1:11 PM - 3:46 PM CDT  
 Att: 29,215 - Sunny - 73 F

AB	31
R	0
H	6
RBI	0
BB	0
SO	6
LOB	10



Batter	1	2	3	4	5	6	7	8	9	AB	R	H	RBI	BB	SO	LOB	BOTTOM										
7 Tim Anderson, R (1, 6) OBP: 0.358, SLG: 0.427	G4-3			G6-3				G6-3		5	1	2	1	0	0	0											
25 Andrew Vaughn, R (1, 10) OBP: 0.346, SLG: 0.453	32 HR			G6-3				G6-3		4	2	1	0	0	1	2											
88 Luis Robert Jr., R (1, 8) OBP: 0.323, SLG: 0.435	32 HR			L7				K		3	2	1	1	1	1	1											
79 José Abreu, R (1, 3) OBP: 0.379, SLG: 0.465	F3									4	0	2	2	0	0	2											
32 Gavin Sheets, L (1, 9) OBP: 0.302, SLG: 0.385	HR			G1-3						4	1	2	3	0	0	1											
10 Yoán Moncada, S (1, 5) OBP: 0.235, SLG: 0.285	1B									3	0	1	0	1	0	2											
44 Seby Zavala, R (1, 2) OBP: 0.373, SLG: 0.500	F9			F9						4	1	1	0	0	1	4											
28 Leury García, S (1, 7) OBP: 0.226, SLG: 0.262		G3-1		K						4	1	1	0	0	1	3											
Josh Harrison, R (1, 4) OBP: 0.318, SLG: 0.352		G4-3		G5-3						4	0	0	0	0	1	3											
<b>Inning Stats</b>	R: 3 E: 0 K: 0 S: 22	H: 3 LOB: 1 BB: 1 P: 35	R: 3 E: 0 K: 0 S: 15	H: 3 LOB: 1 BB: 0 P: 21	R: 0 E: 0 K: 1 S: 16	H: 0 LOB: 1 BB: 1 P: 24	R: 0 E: 0 K: 0 S: 5	H: 0 LOB: 0 BB: 0 P: 6	R: 0 E: 0 K: 0 S: 6	H: 0 LOB: 0 BB: 0 P: 11	R: 2 E: 0 K: 3 S: 17	H: 3 LOB: 1 BB: 0 P: 24	R: 0 E: 0 K: 1 S: 13	H: 2 LOB: 2 BB: 0 P: 19	R: 0 E: 0 K: 0 S: 9	H: 0 LOB: 0 BB: 0 P: 14	1B: 6 2B: 4 3B: 0 HR: 1	SF: 0 SAC: 0 DP: 0 HBP: 1	WP: 1 PB: 0 CS: 0	PA: 38							
<b>PITCHER</b>	IP	WLS	BF	H	R	ER	SO	BB	IBB	HBP	BLK	WP	HR	S	P	ERA	WHIP										
50 Garrett Hill, R (1, 1) ERA: 5.73	5.0	L	24	6	6	6	1	0	0	0	0	0	0	64	10.80	1.600											
19 Will Vest, R (6, 1) ERA: 3.77	1.0		6	3	2	2	3	0	0	0	0	1	0	17	24	18.00	3.000										
6B Jason Foley, R (7, 1) ERA: 3.6	1.0		5	2	0	0	1	0	0	0	0	0	0	13	19	0.00	2.000										
21 Kody Clemens, R (8, 1) ERA: 4.5	1.0		3	0	0	0	0	0	0	0	0	0	0	9	14	0.00	0.000										

**Detroit Tigers @ Chicago White Sox**  
**Guaranteed Rate Field, Chicago, IL**  
 Sat Jul 09 2022, 1:11 PM - 3:46 PM CDT  
 Att: 29,215 - Sunny - 73 F

AB	35
R	8
H	11
RBI	7
BB	2
SO	5
LOB	18





Batter	1	2	3	4	5	6	7	8	9	AB	R	H	RBI	BB	SO	LOB	TOP										
31 Riley Greene, L (1,8) OBP: 0.347, SLG: 0.341										3	1	1	0	1	1	1											
28 Javier Báez, R (1,6) OBP: 0.249, SLG: 0.375										4	1	1	2	0	1	1											
30 Harold Castro, L (1,5) OBP: 0.298, SLG: 0.402										3	0	0	0	1	1	1											
24 Miguel Cabrera, R (1,10) OBP: 0.333, SLG: 0.356										4	0	0	0	0	0	1											
7 Jonathan Schoop, R (1,4) OBP: 0.248, SLG: 0.320										3	0	1	0	1	0	0											
8 Robbie Grossman, S (1,7) OBP: 0.307, SLG: 0.276										3	0	0	0	0	1	1											
20 Spencer Torkelson, R (1,3) OBP: 0.289, SLG: 0.305										4	0	1	0	0	2	4											
13 Eric Haase, R (1,2) OBP: 0.283, SLG: 0.433										3	0	0	0	0	1	1											
22 Victor Reyes, S (1,9) OBP: 0.333, SLG: 0.400										3	0	1	0	0	1	1											
<b>Inning Stats</b>	R: 2 H: 1 E: 0 K: 1 S: 10	H: 1 LOB: 0 BB: 1 P: 19	R: 0 H: 1 E: 0 K: 1 S: 10	H: 1 LOB: 1 BB: 0 P: 14	R: 0 H: 1 E: 0 K: 0 S: 8	H: 1 LOB: 0 BB: 1 P: 12	R: 0 H: 0 E: 0 K: 2 S: 9	H: 0 LOB: 1 BB: 1 P: 18	R: 0 H: 1 E: 0 K: 1 S: 13	H: 1 LOB: 3 BB: 1 P: 21	R: 0 H: 0 E: 0 K: 2 S: 9	H: 0 LOB: 0 BB: 0 P: 14	R: 0 H: 0 E: 0 K: 1 S: 8	H: 0 LOB: 0 BB: 0 P: 13	R: 0 H: 0 E: 0 K: 0 S: 5	H: 0 LOB: 0 BB: 0 P: 9	1B: 3 2B: 1 3B: 0 HR: 1	SF: 0 SAC: 0 DP: 1 HBP: 1	WP: 0 PB: 0 SB: 0 CS: 1	PA: 35							
<b>PITCHER</b>	IP	WLS	BF	H	R	ER	SO	BB	IBB	HBP	BLK	WP	HR	S	P	ERA	WHIP										
34 Michael Kopech, R (1,1) ERA: 3.35	5.1		21	4	2	2	4	3	0	0	0	0	1	47	82	3.38	1.312										
58 Jimmy Lambert, R (6,1) ERA: 2.95	0.2		4	1	0	0	1	0	0	1	0	0	0	9	12	0.00	1.500										
40 Reynaldo López, R (7,1) ERA: 3.0	1.0		3	0	0	0	2	0	0	0	0	0	0	9	14	0.00	0.000										
49 Kendall Graveman, R (8,1) ERA: 2.39	1.0	W	3	0	0	0	1	0	0	0	0	0	0	8	13	0.00	0.000										
31 Liam Hendriks, R (9,1) ERA: 2.51	1.0	S	3	0	0	0	0	0	0	0	0	0	0	5	9	0.00	0.000										

**Detroit Tigers @ Chicago White Sox**  
 Guaranteed Rate Field, Chicago, IL  
 Sun Jul 10 2022, 1:12 PM - 3:57 PM CDT  
 Att: 31,072 - Sunny - 80 F

AB	30
R	2
H	5
RBI	2
BB	3
SO	8
LOB	11



Batter	1	2	3	4	5	6	7	8	9	AB	R	H	RBI	BB	SO	LOB	BOTTOM										
10 Yoán Moncada, S (1,5) OBP: 0.236, SLG: 0.284										4	0	1	1	0	0	0											
25 Andrew Vaughn, R (1,3) OBP: 0.341, SLG: 0.446										4	0	0	0	0	0	1											
88 Luis Robert Jr., R (1,8) OBP: 0.319, SLG: 0.429										4	1	0	0	0	1	0											
79 José Abreu, R (1,10) OBP: 0.378, SLG: 0.460										3	1	0	0	1	1	0											
32 Gavin Sheets, L (1,9) OBP: 0.308, SLG: 0.405										3	1	2	1	0	0	0											
18 AJ Pollock, R (8,PH) OBP: 0.283, SLG: 0.355										1	0	1	1	0	0	0											
Eloy Jiménez, R (1,7) OBP: 0.288, SLG: 0.365										3	0	1	1	1	0	1											
15 Adam Engel, R (8,FR) OBP: 0.294, SLG: 0.340										0	0	0	0	0	0	0											
28 Leury García, S (1,6) OBP: 0.231, SLG: 0.266										4	1	2	0	0	1	2											
Josh Harrison, R (1,4) OBP: 0.313, SLG: 0.346										3	0	0	0	0	0	3											
21 Reese McGuire, L (1,2) OBP: 0.267, SLG: 0.279										3	0	0	0	0	1	1											
<b>Inning Stats</b>	R: 0 H: 0 E: 1 K: 0 S: 7	H: 1 LOB: 0 BB: 0 P: 10	R: 0 H: 1 E: 0 K: 0 S: 13	H: 1 LOB: 1 BB: 1 P: 23	R: 0 H: 0 E: 0 K: 0 S: 4	H: 0 LOB: 0 BB: 0 P: 5	R: 0 H: 1 E: 0 K: 2 S: 12	H: 1 LOB: 1 BB: 0 P: 16	R: 1 H: 2 E: 0 K: 1 S: 12	H: 2 LOB: 1 BB: 0 P: 18	R: 1 H: 1 E: 0 K: 0 S: 11	H: 0 LOB: 0 BB: 0 P: 15	R: 0 H: 0 E: 0 K: 1 S: 9	H: 0 LOB: 0 BB: 0 P: 13	R: 2 H: 2 E: 1 K: 0 S: 13	H: 2 LOB: 2 BB: 1 P: 21	1B: 6 2B: 0 3B: 0 HR: 1	SF: 0 SAC: 0 DP: 0 HBP: 0	WP: 0 PB: 0 SB: 0 CS: 0	PA: 34							
<b>PITCHER</b>	IP	WLS	BF	H	R	ER	SO	BB	IBB	HBP	BLK	WP	HR	S	P	ERA	WHIP										
40 Drew Hutchison, R (1,1) ERA: 4.08	6.0		24	5	2	2	3	1	0	0	0	0	0	59	87	3.00	1.000										
55 Alex Lange, R (7,1) ERA: 1.91	1.0		3	0	0	0	1	0	0	0	0	0	0	9	13	0.00	0.000										
32 Michael Fulmer, R (8,1) ERA: 1.93	0.2	L	4	0	2	0	0	0	1	0	0	0	0	7	12	0.00	0.000										
65 Gregory Soto, L (8,1) ERA: 2.67	0.1		3	2	0	0	0	0	0	0	0	0	0	6	9	0.00	6.000										

**Detroit Tigers @ Chicago White Sox**  
 Guaranteed Rate Field, Chicago, IL  
 Sun Jul 10 2022, 1:12 PM - 3:57 PM CDT  
 Att: 31,072 - Sunny - 80 F

AB	32
R	4
H	7
RBI	4
BB	2
SO	4
LOB	8





Batter	1	2	3	4	5	6	7	8	9	AB	R	H	RBI	BB	SO	LOB	TOP					
31 Riley Greene, L (1,8) OBP: 0.354, SLG: 0.349										4	1	2	0	0	1	1	<b>Detroit Tigers @ Kansas City Royals</b> Kauffman Stadium, Kansas City, MO Mon Jul 11 2022, 1:11 PM - 3:41 PM CDT Att: 11,084 - Sunny - 93 F					
28 Javier Báez, R (1,6) OBP: 0.249, SLG: 0.371										3	0	0	0	1	1	2						
30 Harold Castro, L (1,4) OBP: 0.297, SLG: 0.399										4	0	1	0	0	0	3						
24 Miguel Cabrera, R (1,10) OBP: 0.329, SLG: 0.351										4	0	0	0	0	2	1						
46 Jeimer Candelario, S (1,5) OBP: 0.254, SLG: 0.315										4	0	0	0	0	1	1						
9 Willi Castro, S (1,9) OBP: 0.283, SLG: 0.354										4	0	1	0	0	1	0						
20 Spencer Torkelson, R (1,3) OBP: 0.286, SLG: 0.301										3	0	0	0	0	1	1						
21 Kody Clemens, L (1,7) OBP: 0.238, SLG: 0.339										3	0	0	0	0	1	0						
15 Tucker Barnhart, L (1,2) OBP: 0.277, SLG: 0.252										2	0	0	0	0	0	0						
22 Victor Reyes, S (8,PH) OBP: 0.330, SLG: 0.396										1	0	0	0	0	0	0						
13 Eric Haase, R (8,2) OBP: 0.283, SLG: 0.433										0	0	0	0	0	0	0						
<b>Inning Stats</b>	R: 0 E: 0 K: 2 S: 11	H: 0 LOB: 0 BB: 0 P: 13	R: 0 E: 0 K: 2 S: 12	H: 1 LOB: 1 BB: 0 P: 16	R: 0 E: 1 K: 0 S: 11	H: 0 LOB: 2 BB: 1 P: 18	R: 0 E: 0 K: 0 S: 6	H: 0 LOB: 0 BB: 0 P: 8	R: 0 E: 0 K: 1 S: 7	H: 0 LOB: 0 BB: 0 P: 11	R: 1 E: 0 K: 2 S: 12	H: 2 LOB: 1 BB: 0 P: 15	R: 0 E: 0 K: 1 S: 8	H: 0 LOB: 0 BB: 0 P: 10	R: 0 E: 0 K: 0 S: 13	H: 1 LOB: 1 BB: 0 P: 19	R: 0 E: 0 K: 0 S: 6	H: 0 LOB: 0 BB: 0 P: 6	1B: 4 2B: 0 3B: 0 HR: 0	SF: 0 SAC: 0 DP: 0 HBP: 0	WP: 2 PB: 0 SB: 1 CS: 0	PA: 33
<b>PITCHER</b>	IP WLS BF H R ER SO BB IBB HBP BLK WP HR S P ERA WHIP	7.0 W 26 3 1 1 8 1 0 0 0 1 0 67 91 1.29 0.571	1.0 H 4 1 0 0 0 0 0 0 0 0 0 13 19 0.00 1.000	1.0 S 3 0 0 0 0 0 0 0 0 0 0 6 6 0.00 0.000											IP WLS BF H R ER SO BB IBB HBP BLK WP HR S P ERA WHIP							
56 Brad Keller, R (1,1) ERA: 3.96																						
45 Taylor Clarke, R (8,1) ERA: 3.99																						
58 Scott Barlow, R (9,1) ERA: 2.27																						

AB	32
R	1
H	4
RBI	0
BB	1
SO	8
LOB	9



Batter	1	2	3	4	5	6	7	8	9	AB	R	H	RBI	BB	SO	LOB	BOTTOM			
2 Michael Taylor, R (1,10) OBP: 0.340, SLG: 0.385										4	0	1	0	0	0	1	<b>Detroit Tigers @ Kansas City Royals</b> Kauffman Stadium, Kansas City, MO Mon Jul 11 2022, 1:11 PM - 3:41 PM CDT Att: 11,084 - Sunny - 93 F			
16 Andrew Benintendi, L (1,7) OBP: 0.354, SLG: 0.396										4	0	0	0	0	1	1				
7 Bobby Witt Jr., R (1,6) OBP: 0.293, SLG: 0.447										4	1	2	0	0	0	1				
9 Vinnie Pasquantino, L (1,3) OBP: 0.321, SLG: 0.341										4	2	2	2	0	1	2				
26 Emmanuel Rivera, R (1,5) OBP: 0.286, SLG: 0.411										4	0	2	0	0	0	0				
Ryan O'Hearn, L (1,9) OBP: 0.224, SLG: 0.242										2	0	0	0	0	0	1				
14 Edward Olivares, R (6,PH) OBP: 0.350, SLG: 0.480										1	0	1	0	1	0	0				
28 Kyle Isbel, L (1,8) OBP: 0.241, SLG: 0.318										4	0	0	0	0	1	4				
36 Cam Gallagher, R (1,2) OBP: 0.300, SLG: 0.378										3	0	1	0	0	0	2				
8 Nicky Lopez, L (1,4) OBP: 0.292, SLG: 0.280										3	0	0	0	0	1	4				
<b>Inning Stats</b>	R: 0 E: 0 K: 1 S: 11	H: 1 LOB: 1 BB: 0 P: 17	R: 0 E: 0 K: 0 S: 8	H: 0 LOB: 0 BB: 0 P: 11	R: 0 E: 0 K: 0 S: 5	H: 0 LOB: 0 BB: 0 P: 8	R: 1 E: 0 K: 1 S: 10	H: 2 LOB: 1 BB: 0 P: 15	R: 0 E: 0 K: 0 S: 10	H: 1 LOB: 0 BB: 0 P: 16	R: 2 E: 1 K: 2 S: 14	H: 3 LOB: 3 BB: 1 P: 24	R: 0 E: 0 K: 0 S: 7	H: 1 LOB: 1 BB: 0 P: 14	R: 0 E: 0 K: 0 S: 6	H: 1 LOB: 0 BB: 0 P: 11	1B: 6 2B: 2 3B: 0 HR: 1	SF: 0 SAC: 0 DP: 0 HBP: 0	WP: 0 PB: 0 SB: 2 CS: 1	PA: 34
<b>PITCHER</b>	IP WLS BF H R ER SO BB IBB HBP BLK WP HR S P ERA WHIP	5.1 L 23 7 3 2 2 0 0 0 0 0 7 14 0.00 1.500	0.2 4 0 0 0 2 1 0 0 0 0 0 7 14 0.00 1.500	2.0 7 2 0 0 0 0 0 0 0 0 0 13 25 0.00 1.000											IP WLS BF H R ER SO BB IBB HBP BLK WP HR S P ERA WHIP					
38 Michael Pineda, R (1,1) ERA: 3.58																				
37 Andrew Chafin, L (6,1) ERA: 2.39																				
19 Will Vest, R (7,1) ERA: 3.55																				

AB	33
R	3
H	9
RBI	2
BB	1
SO	4
LOB	16





Batter	1	2	3	4	5	6	7	8	9	AB	R	H	RBI	BB	SO	LOB	TOP			
8 Robbie Grossman, S OBP: 0.313, SLG: 0.283	E5 28 2B		13 BB 1B		28 FC5-4 1B		28 WP 1B		K 5 1 3 0 0 1 0											
28 Javier Báez, R OBP: 0.248, SLG: 0.372	24 G1-4-3 1-H 2B		L7 1B		24 2B FC5-4 1-2		G6-3 1-2		F8 5 1 1 1 0 0 3											
24 Miguel Cabrera, R OBP: 0.328, SLG: 0.353	G1-4-3 2-3 1B		K 2B		13 1B 2B		F8 1B			4 0 1 1 0 0 1 3										
13 Eric Haase, R OBP: 0.295, SLG: 0.438	K 2B				7 G6-4-3 1B		20 L9 7 1B 1B			3 0 2 0 1 1 1										
7 Jonathan Schoop, R OBP: 0.248, SLG: 0.319	F9 1B		G1-3 1B		G6-4-3 1-2					4 0 1 0 0 0 5										
9 Willi Castro, S OBP: 0.292, SLG: 0.362					20 L7 46 1B 2B		L4 1B		F1 1B	4 1 2 0 0 0 2										
20 Spencer Torkelson, R OBP: 0.282, SLG: 0.296	F7 1B		L7 2B				F9 1B		L9 2B	4 0 0 0 0 0 4										
46 Jeimer Candelario, S OBP: 0.254, SLG: 0.314	K 2B		22 L3 1B				G6-3 1B		K 2B	4 0 1 1 0 2 3										
22 Victor Reyes, S OBP: 0.318, SLG: 0.381	G4-3 1B		L3 1B				G1-3 1B		K 1B	4 0 0 0 0 1 2										
<b>Inning Stats</b>	R: 1 E: 1 K: 1 S: 12	H: 1 LOB: 1 BB: 0 P: 18	R: 0 E: 0 K: 1 S: 9	H: 1 LOB: 1 BB: 0 P: 12	R: 0 E: 0 K: 1 S: 14	H: 1 LOB: 2 BB: 1 P: 25	R: 1 E: 0 K: 0 S: 9	H: 3 LOB: 1 BB: 0 P: 19	R: 0 E: 0 K: 0 S: 8	H: 0 LOB: 0 BB: 0 P: 12	R: 0 E: 0 K: 0 S: 11	H: 1 LOB: 1 BB: 0 P: 15	R: 0 E: 0 K: 1 S: 14	H: 2 LOB: 2 BB: 0 P: 21	R: 0 E: 0 K: 2 S: 9	H: 0 LOB: 0 BB: 0 P: 13	1B: 8 2B: 4 3B: 0 HR: 0	SF: 0 SAC: 0 DP: 2 HBP: 0	WP: 1 PB: 0 SB: 0 CS: 0	PA: 38
<b>PITCHER</b>	IP WLS BF H R ER SO BB IBB HBP BLK WP HR S P ERA WHIP	IP WLS BF H R ER SO BB IBB HBP BLK WP HR S P ERA WHIP																		
52 Daniel Lynch IV, L ERA: 4.92	4.0	19	6	3	2	3	1	0	0	0	0	0	0	0	0	0	4.50	1.750		
74 Jose Cuas, R ERA: 2.55	1.0	4	2	0	0	0	0	0	0	0	0	0	0	0	0	0	0.00	2.000		
Angel Zerpa, L ERA: 2.55	2.0	7	1	0	0	0	0	0	0	0	0	0	0	0	0	0	0.00	0.500		
65 Dylan Coleman, R ERA: 3.22	1.0	5	2	0	0	1	0	0	0	0	0	0	0	0	0	0	0.00	2.000		
58 Scott Barlow, R ERA: 2.21	1.0	3	0	0	0	2	0	0	0	0	0	0	0	0	0	0	0.00	0.000		
<b>Batter</b>	1	2	3	4	5	6	7	8	9	AB <td>R <td>H <td>RBI <td>BB <td>SO <td>LOB <td>BOTTOM</td> </td></td></td></td></td></td>	R <td>H <td>RBI <td>BB <td>SO <td>LOB <td>BOTTOM</td> </td></td></td></td></td>	H <td>RBI <td>BB <td>SO <td>LOB <td>BOTTOM</td> </td></td></td></td>	RBI <td>BB <td>SO <td>LOB <td>BOTTOM</td> </td></td></td>	BB <td>SO <td>LOB <td>BOTTOM</td> </td></td>	SO <td>LOB <td>BOTTOM</td> </td>	LOB <td>BOTTOM</td>	BOTTOM			
1 MJ Melendez, L OBP: 0.312, SLG: 0.399	7 WP 7 2B BB	9 BB 7 1B 1B	SF8 1B		F7 1B			G3-1 1-2 2-3 1B		3 2 1 1 1 0 2										
7 Bobby Witt Jr., R OBP: 0.300, SLG: 0.456	14 BB 1-H 2B	9 BB 1B 1B	17 S 9 1B 1B			G4-3 1B		9 WP 1B		5 1 4 3 0 0 0										
9 Vinnie Pasquantino, L OBP: 0.362, SLG: 0.362	14 BB BB	14 BB 1B 1B				17 G4-6-3 1B		K 2B		3 0 2 0 2 1 1										
17 Hunter Dozier, R OBP: 0.322, SLG: 0.438	K 1B	L7 1B	G1-3 1B			G4-6-3 1-2 1B		F8 1B		5 0 0 0 0 1 9										
Ryan O'Hearn, L OBP: 0.225, SLG: 0.242	K 1B	14 BB 1B			G4-3 1B		K 1B			4 0 1 2 0 2 2										
14 Edward Olivares, R OBP: 0.357, SLG: 0.474					F8 1B		F9 1B			3 0 1 0 1 0 0										
16 Andrew Benintendi, L OBP: 0.394, SLG: 0.396	BB 1B	BB 1B				G4-3 1B		K 1B		0 0 0 0 0 0 0										
28 Kyle Isbel, L OBP: 0.234, SLG: 0.308	L9 1B	G4-3 1B			G4-3 1B		K 1B			4 0 0 0 0 1 6										
26 Emmanuel Rivera, R OBP: 0.291, SLG: 0.416		F9 1B	SH5-4 1 SF8 2B			L9 1B		G3-1 7 1B 8 E BB		3 2 1 0 1 0 0										
8 Nicky Lopez, L OBP: 0.292, SLG: 0.281	BB 1B	BB 1B	SH5-4 1B			G5-3 1B		E5 7 1B 9 WP G3-1		3 2 1 0 0 0 1										
<b>Inning Stats</b>	R: 1 E: 0 K: 2 S: 17	H: 1 LOB: 3 BB: 3 P: 37	R: 3 E: 0 K: 0 S: 18	H: 5 LOB: 3 BB: 1 P: 30	R: 1 E: 0 K: 0 S: 12	H: 3 LOB: 2 BB: 0 P: 17	R: 0 E: 0 K: 0 S: 6	H: 0 LOB: 0 BB: 0 P: 7	R: 0 E: 0 K: 0 S: 7	H: 0 LOB: 0 BB: 0 P: 9	R: 0 E: 0 K: 0 S: 5	H: 1 LOB: 0 BB: 0 P: 6	R: 0 E: 0 K: 2 S: 13	H: 0 LOB: 0 BB: 0 P: 16	R: 2 E: 1 K: 1 S: 11	H: 1 LOB: 1 BB: 1 P: 18	1B: 9 2B: 2 3B: 0 HR: 0	SF: 1 SAC: 1 DP: 1 HBP: 0	WP: 2 PB: 0 SB: 1 CS: 0	PA: 40
<b>PITCHER</b>	IP WLS BF H R ER SO BB IBB HBP BLK WP HR S P ERA WHIP	IP WLS BF H R ER SO BB IBB HBP BLK WP HR S P ERA WHIP																		
Alex Faedo, R ERA: 5.53	1.2	13	4	4	4	2	4	0	0	0	0	0	0	0	0	0	21.60	4.800		
70 Tyler Alexander, L ERA: 4.3	3.1	15	5	1	1	0	0	0	0	0	0	0	0	0	0	0	2.70	1.500		
68 Jason Foley, R ERA: 3.48	1.0	3	1	0	0	0	0	0	0	0	0	0	0	0	0	0	0.00	1.000		
77 Joe Jiménez, R ERA: 2.97	1.0	3	0	0	0	2	0	0	0	0	0	0	0	0	0	0	0.00	0.000		
55 Alex Lange, R ERA: 2.12	1.0	6	1	2	1	1	0	0	0	0	0	0	0	0	0	0	9.00	2.000		

**Detroit Tigers @ Kansas City Royals**  
Kauffman Stadium, Kansas City, MO  
Mon Jul 11 2022, 7:11 PM - 10:10 PM CDT  
Att: 16,202 - Partly Cloudy - 88 F

AB 37  
R 3  
H 11  
RBI 3  
BB 1  
SO 6  
LOB 23



**Detroit Tigers @ Kansas City Royals**  
Kauffman Stadium, Kansas City, MO  
Mon Jul 11 2022, 7:11 PM - 10:10 PM CDT  
Att: 16,202 - Partly Cloudy - 88 F

AB 33  
R 7  
H 11  
RBI 6  
SO 5  
LOB 21





Batter	1	2	3	4	5	6	7	8	9	AB	R	H	RBI	BB	SO	LOB	TOP							
31 Riley Greene, L (1, 8) OBP: 0.346, SLG: 0.341										5	0	1	0	0	1	5								
28 Javier Báez, R (1, 6) OBP: 0.251, SLG: 0.379										5	2	2	0	0	1	1								
8 Robbie Grossman, S (1, 9) OBP: 0.307, SLG: 0.277										5	0	0	0	0	1	3								
24 Miguel Cabrera, R (1, 10) OBP: 0.326, SLG: 0.349										3	1	0	2	1	0	0								
13 Eric Haase, R (1, 2) OBP: 0.298, SLG: 0.439											4	0	1	0	1	1								
9 Willi Castro, S (1, 5) OBP: 0.290, SLG: 0.355											4	1	0	0	1	1	4							
7 Jonathan Schoop, R (1, 4) OBP: 0.251, SLG: 0.324												5	2	2	1	0	1	2						
20 Spencer Torkelson, R (1, 3) OBP: 0.288, SLG: 0.303												4	1	3	1	0	0	0						
60 Akil Baddoo, L (1, 7) OBP: 0.237, SLG: 0.241												4	0	2	1	0	0	1						
<b>Inning Stats</b>	R: 0 E: 0 K: 0 S: 14	H: 1 LOB: 3 BB: 2 P: 25	R: 2 E: 0 K: 1 S: 18	H: 3 LOB: 0 BB: 0 P: 25	R: 0 E: 1 K: 1 S: 11	H: 1 LOB: 2 BB: 0 P: 16	R: 0 E: 0 K: 0 S: 6	H: 0 LOB: 0 BB: 0 P: 9	R: 1 E: 0 K: 1 S: 10	H: 1 LOB: 0 BB: 0 P: 12	R: 0 E: 0 K: 3 S: 14	H: 2 LOB: 2 BB: 0 P: 19	R: 4 E: 2 K: 0 S: 15	H: 3 LOB: 2 BB: 1 P: 25	R: 0 E: 0 K: 0 S: 6	H: 0 LOB: 0 BB: 0 P: 9	R: 0 E: 0 K: 0 S: 7	H: 0 LOB: 0 BB: 0 P: 11	1B: 7 2B: 4 3B: 0 HR: 0	SF: 1 SAC: 0 DP: 1 HBP: 0	WP: 1 PB: 0 SB: 2 CS: 0	PA: 43		
<b>PITCHER</b>	IP WLS BF H R ER SO BB IBB HBP BLK WP HR S P ERA WHIP	IP WLS BF H R ER SO BB IBB HBP BLK WP HR S P ERA WHIP	IP WLS BF H R ER SO BB IBB HBP BLK WP HR S P ERA WHIP	IP WLS BF H R ER SO BB IBB HBP BLK WP HR S P ERA WHIP	IP WLS BF H R ER SO BB IBB HBP BLK WP HR S P ERA WHIP	IP WLS BF H R ER SO BB IBB HBP BLK WP HR S P ERA WHIP	IP WLS BF H R ER SO BB IBB HBP BLK WP HR S P ERA WHIP	IP WLS BF H R ER SO BB IBB HBP BLK WP HR S P ERA WHIP	IP WLS BF H R ER SO BB IBB HBP BLK WP HR S P ERA WHIP	IP WLS BF H R ER SO BB IBB HBP BLK WP HR S P ERA WHIP	IP WLS BF H R ER SO BB IBB HBP BLK WP HR S P ERA WHIP	IP WLS BF H R ER SO BB IBB HBP BLK WP HR S P ERA WHIP	IP WLS BF H R ER SO BB IBB HBP BLK WP HR S P ERA WHIP	IP WLS BF H R ER SO BB IBB HBP BLK WP HR S P ERA WHIP	IP WLS BF H R ER SO BB IBB HBP BLK WP HR S P ERA WHIP	IP WLS BF H R ER SO BB IBB HBP BLK WP HR S P ERA WHIP	IP WLS BF H R ER SO BB IBB HBP BLK WP HR S P ERA WHIP	IP WLS BF H R ER SO BB IBB HBP BLK WP HR S P ERA WHIP	IP WLS BF H R ER SO BB IBB HBP BLK WP HR S P ERA WHIP	IP WLS BF H R ER SO BB IBB HBP BLK WP HR S P ERA WHIP	IP WLS BF H R ER SO BB IBB HBP BLK WP HR S P ERA WHIP	IP WLS BF H R ER SO BB IBB HBP BLK WP HR S P ERA WHIP	IP WLS BF H R ER SO BB IBB HBP BLK WP HR S P ERA WHIP	IP WLS BF H R ER SO BB IBB HBP BLK WP HR S P ERA WHIP

**Detroit Tigers @ Kansas City Royals**  
Kauffman Stadium, Kansas City, MO  
Tue Jul 12 2022, 7:13 PM - 10:18 PM CDT  
Att: 14,451 - Clear - 84 F

AB	39
R	7
H	11
RBI	5
BB	3
SO	6
LOB	17



Batter	1	2	3	4	5	6	7	8	9	AB	R	H	RBI	BB	SO	LOB	BOTTOM							
1 MJ Melendez, L (1, 2) OBP: 0.314, SLG: 0.413											5	1	2	0	0	2	2							
7 Bobby Witt Jr., R (1, 6) OBP: 0.299, SLG: 0.450											4	1	0	0	1	0	3							
16 Andrew Benintendi, L (1, 7) OBP: 0.394, SLG: 0.399											5	1	2	2	0	1	1							
17 Hunter Dozier, R (1, 3) OBP: 0.325, SLG: 0.437											3	0	1	0	1	0	1							
9 Vinnie Pasquantino, L (1, 10) OBP: 0.339, SLG: 0.333											4	0	0	0	0	2	4							
14 Edward Olivares, R (1, 9) OBP: 0.352, SLG: 0.463										2	1	0	1	0	0	1								
28 Kyle Isbel, L (1, 8) OBP: 0.255, SLG: 0.331												3	1	3	1	0	0	0						
26 Emmanuel Rivera, R (1, 5) OBP: 0.290, SLG: 0.418										4	0	1	1	0	1	4								
8 Nicky Lopez, L (1, 4) OBP: 0.288, SLG: 0.276										4	0	0	0	0	2	2								
<b>Inning Stats</b>	R: 1 E: 0 K: 1 S: 10	H: 2 LOB: 1 BB: 0 P: 16	R: 2 E: 0 K: 1 S: 11	H: 2 LOB: 0 BB: 0 P: 16	R: 0 E: 0 K: 1 S: 6	H: 0 LOB: 0 BB: 0 P: 11	R: 0 E: 0 K: 0 S: 4	H: 1 LOB: 0 BB: 0 P: 5	R: 0 E: 0 K: 1 S: 8	H: 0 LOB: 0 BB: 0 P: 11	R: 0 E: 0 K: 0 S: 12	H: 0 LOB: 1 BB: 1 P: 20	R: 0 E: 0 K: 1 S: 8	H: 1 LOB: 1 BB: 0 P: 12	R: 2 E: 0 K: 2 S: 14	H: 2 LOB: 2 BB: 1 P: 26	R: 0 E: 0 K: 1 S: 12	H: 1 LOB: 1 BB: 0 P: 17	1B: 4 2B: 4 3B: 1 HR: 0	SF: 1 SAC: 0 DP: 1 HBP: 2	WP: 0 PB: 0 SB: 0 CS: 0	PA: 39		
<b>PITCHER</b>	IP WLS BF H R ER SO BB IBB HBP BLK WP HR S P ERA WHIP	IP WLS BF H R ER SO BB IBB HBP BLK WP HR S P ERA WHIP	IP WLS BF H R ER SO BB IBB HBP BLK WP HR S P ERA WHIP	IP WLS BF H R ER SO BB IBB HBP BLK WP HR S P ERA WHIP	IP WLS BF H R ER SO BB IBB HBP BLK WP HR S P ERA WHIP	IP WLS BF H R ER SO BB IBB HBP BLK WP HR S P ERA WHIP	IP WLS BF H R ER SO BB IBB HBP BLK WP HR S P ERA WHIP	IP WLS BF H R ER SO BB IBB HBP BLK WP HR S P ERA WHIP	IP WLS BF H R ER SO BB IBB HBP BLK WP HR S P ERA WHIP	IP WLS BF H R ER SO BB IBB HBP BLK WP HR S P ERA WHIP	IP WLS BF H R ER SO BB IBB HBP BLK WP HR S P ERA WHIP	IP WLS BF H R ER SO BB IBB HBP BLK WP HR S P ERA WHIP	IP WLS BF H R ER SO BB IBB HBP BLK WP HR S P ERA WHIP	IP WLS BF H R ER SO BB IBB HBP BLK WP HR S P ERA WHIP	IP WLS BF H R ER SO BB IBB HBP BLK WP HR S P ERA WHIP	IP WLS BF H R ER SO BB IBB HBP BLK WP HR S P ERA WHIP	IP WLS BF H R ER SO BB IBB HBP BLK WP HR S P ERA WHIP	IP WLS BF H R ER SO BB IBB HBP BLK WP HR S P ERA WHIP	IP WLS BF H R ER SO BB IBB HBP BLK WP HR S P ERA WHIP	IP WLS BF H R ER SO BB IBB HBP BLK WP HR S P ERA WHIP	IP WLS BF H R ER SO BB IBB HBP BLK WP HR S P ERA WHIP	IP WLS BF H R ER SO BB IBB HBP BLK WP HR S P ERA WHIP	IP WLS BF H R ER SO BB IBB HBP BLK WP HR S P ERA WHIP	IP WLS BF H R ER SO BB IBB HBP BLK WP HR S P ERA WHIP

**Detroit Tigers @ Kansas City Royals**  
Kauffman Stadium, Kansas City, MO  
Tue Jul 12 2022, 7:13 PM - 10:18 PM CDT  
Att: 14,451 - Clear - 84 F

AB	34
R	5
H	9
RBI	5
BB	2
SO	8
LOB	18





Batter	1	2	3	4	5	6	7	8	9	AB	R	H	RBI	BB	SO	LOB	TOP							
31 Riley Greene, L (1, 8) OBP: 0.358, SLG: 0.340										3	1	1	0	2	2	1	<b>Detroit Tigers @ Kansas City Royals</b> Kauffman Stadium, Kansas City, MO Wed Jul 13 2022, 1:11 PM - 3:55 PM CDT Att: 11,016 - Sunny - 90 F							
22 Victor Reyes, S (1, 9) OBP: 0.319, SLG: 0.389										3	0	1	0	0	1	2								
13 Eric Haase, R (7, PH) OBP: 0.294, SLG: 0.433										4	0	2	1	1	1	2								
28 Javier Báez, R (1, 6) OBP: 0.256, SLG: 0.384										4	0	1	0	0	2	5								
7 Jonathan Schoop, R (1, 4) OBP: 0.251, SLG: 0.323										2	0	1	1	1	0	0								
30 Harold Castro, L (1, 10) OBP: 0.301, SLG: 0.400										2	0	1	0	1	0	2								
46 Jeimer Candelario, S (1, 5) OBP: 0.262, SLG: 0.315										4	0	1	0	0	1	6								
20 Spencer Torkelson, R (1, 3) OBP: 0.289, SLG: 0.302										4	0	1	0	0	1	6								
60 Akil Baddoo, L (1, 7) OBP: 0.222, SLG: 0.224										4	0	0	0	0	1	7								
15 Tucker Barnhart, L (1, 2) OBP: 0.274, SLG: 0.248										2	0	0	0	0	1	1								
8 Robbie Grossman, S (7, PH) OBP: 0.308, SLG: 0.276										1	1	0	0	1	0	0								
<b>Inning Stats</b>	R: 1 E: 0 K: 1 S: 10	H: 2 LOB: 2 BB: 1 P: 20	R: 0 E: 0 K: 0 S: 6	H: 1 LOB: 0 BB: 0 P: 11	R: 0 E: 0 K: 0 S: 4	H: 0 LOB: 0 BB: 1 P: 8	R: 0 E: 0 K: 0 S: 14	H: 3 LOB: 2 BB: 0 P: 18	R: 0 E: 0 K: 2 S: 8	H: 0 LOB: 1 BB: 1 P: 16	R: 0 E: 0 K: 3 S: 19	H: 1 LOB: 3 BB: 2 P: 32	R: 1 E: 0 K: 2 S: 12	H: 1 LOB: 1 BB: 1 P: 23	R: 0 E: 0 K: 0 S: 6	H: 0 LOB: 1 BB: 0 P: 10	R: 0 E: 0 K: 2 S: 11	H: 0 LOB: 1 BB: 0 P: 14	1B: 6 2B: 3 3B: 0 HR: 0	SF: 1 SAC: 0 DP: 3 HBP: 1	WP: 1 PB: 0 SB: 0 CS: 1	PA: 39		
<b>PITCHER</b>	IP WLS BF H R ER SO BB IBB HBP BLK WP HR S P ERA WHIP	IP WLS BF H R ER SO BB IBB HBP BLK WP HR S P ERA WHIP	IP WLS BF H R ER SO BB IBB HBP BLK WP HR S P ERA WHIP	IP WLS BF H R ER SO BB IBB HBP BLK WP HR S P ERA WHIP	IP WLS BF H R ER SO BB IBB HBP BLK WP HR S P ERA WHIP	IP WLS BF H R ER SO BB IBB HBP BLK WP HR S P ERA WHIP	IP WLS BF H R ER SO BB IBB HBP BLK WP HR S P ERA WHIP	IP WLS BF H R ER SO BB IBB HBP BLK WP HR S P ERA WHIP	IP WLS BF H R ER SO BB IBB HBP BLK WP HR S P ERA WHIP	IP WLS BF H R ER SO BB IBB HBP BLK WP HR S P ERA WHIP	IP WLS BF H R ER SO BB IBB HBP BLK WP HR S P ERA WHIP	IP WLS BF H R ER SO BB IBB HBP BLK WP HR S P ERA WHIP	IP WLS BF H R ER SO BB IBB HBP BLK WP HR S P ERA WHIP	IP WLS BF H R ER SO BB IBB HBP BLK WP HR S P ERA WHIP	IP WLS BF H R ER SO BB IBB HBP BLK WP HR S P ERA WHIP	IP WLS BF H R ER SO BB IBB HBP BLK WP HR S P ERA WHIP	IP WLS BF H R ER SO BB IBB HBP BLK WP HR S P ERA WHIP	IP WLS BF H R ER SO BB IBB HBP BLK WP HR S P ERA WHIP	IP WLS BF H R ER SO BB IBB HBP BLK WP HR S P ERA WHIP	IP WLS BF H R ER SO BB IBB HBP BLK WP HR S P ERA WHIP	IP WLS BF H R ER SO BB IBB HBP BLK WP HR S P ERA WHIP	IP WLS BF H R ER SO BB IBB HBP BLK WP HR S P ERA WHIP	IP WLS BF H R ER SO BB IBB HBP BLK WP HR S P ERA WHIP	IP WLS BF H R ER SO BB IBB HBP BLK WP HR S P ERA WHIP

AB	31
R	2
H	8
RBI	2
BB	6
SO	10
LOB	28



Batter	1	2	3	4	5	6	7	8	9	AB	R	H	RBI	BB	SO	LOB	BOTTOM							
1 MJ Melendez, L (1, 2) OBP: 0.309, SLG: 0.406										4	0	0	0	0	2	3	<b>Detroit Tigers @ Kansas City Royals</b> Kauffman Stadium, Kansas City, MO Wed Jul 13 2022, 1:11 PM - 3:55 PM CDT Att: 11,016 - Sunny - 90 F							
7 Bobby Witt Jr., R (1, 6) OBP: 0.298, SLG: 0.448										4	1	1	0	0	1	0								
16 Andrew Benintendi, L (1, 7) OBP: 0.386, SLG: 0.491										4	1	2	0	0	0	1								
17 Hunter Dozier, R (1, 3) OBP: 0.327, SLG: 0.445										4	1	2	1	0	1	1								
26 Emmanuel Rivera, R (1, 5) OBP: 0.289, SLG: 0.420										4	1	1	1	0	0	1								
9 Vinnie Pasquantino, L (1, 10) OBP: 0.318, SLG: 0.309										4	1	0	0	0	0	3								
14 Edward Olivares, R (1, 9) OBP: 0.337, SLG: 0.440										4	0	0	1	0	1	1								
28 Kyle Isbel, L (1, 8) OBP: 0.257, SLG: 0.331										3	0	1	0	0	1	0								
8 Nicky Lopez, L (1, 4) OBP: 0.288, SLG: 0.278										2	0	1	1	0	0	0								
<b>Inning Stats</b>	R: 0 E: 0 K: 1 S: 10	H: 1 LOB: 0 BB: 0 P: 15	R: 0 E: 0 K: 0 S: 6	H: 0 LOB: 0 BB: 0 P: 10	R: 0 E: 0 K: 2 S: 9	H: 0 LOB: 0 BB: 0 P: 11	R: 4 E: 1 K: 1 S: 20	H: 4 LOB: 2 BB: 0 P: 26	R: 1 E: 0 K: 0 S: 8	H: 2 LOB: 1 BB: 0 P: 9	R: 0 E: 0 K: 1 S: 17	H: 1 LOB: 0 BB: 0 P: 23	R: 0 E: 0 K: 1 S: 10	H: 0 LOB: 0 BB: 0 P: 14	R: 0 E: 0 K: 0 S: 5	H: 0 LOB: 0 BB: 0 P: 7	1B: 6 2B: 1 3B: 1 HR: 0	SF: 1 SAC: 0 DP: 0 HBP: 0	WP: 0 PB: 0 SB: 0 CS: 0	PA: 34				
<b>PITCHER</b>	IP WLS BF H R ER SO BB IBB HBP BLK WP HR S P ERA WHIP	IP WLS BF H R ER SO BB IBB HBP BLK WP HR S P ERA WHIP	IP WLS BF H R ER SO BB IBB HBP BLK WP HR S P ERA WHIP	IP WLS BF H R ER SO BB IBB HBP BLK WP HR S P ERA WHIP	IP WLS BF H R ER SO BB IBB HBP BLK WP HR S P ERA WHIP	IP WLS BF H R ER SO BB IBB HBP BLK WP HR S P ERA WHIP	IP WLS BF H R ER SO BB IBB HBP BLK WP HR S P ERA WHIP	IP WLS BF H R ER SO BB IBB HBP BLK WP HR S P ERA WHIP	IP WLS BF H R ER SO BB IBB HBP BLK WP HR S P ERA WHIP	IP WLS BF H R ER SO BB IBB HBP BLK WP HR S P ERA WHIP	IP WLS BF H R ER SO BB IBB HBP BLK WP HR S P ERA WHIP	IP WLS BF H R ER SO BB IBB HBP BLK WP HR S P ERA WHIP	IP WLS BF H R ER SO BB IBB HBP BLK WP HR S P ERA WHIP	IP WLS BF H R ER SO BB IBB HBP BLK WP HR S P ERA WHIP	IP WLS BF H R ER SO BB IBB HBP BLK WP HR S P ERA WHIP	IP WLS BF H R ER SO BB IBB HBP BLK WP HR S P ERA WHIP	IP WLS BF H R ER SO BB IBB HBP BLK WP HR S P ERA WHIP	IP WLS BF H R ER SO BB IBB HBP BLK WP HR S P ERA WHIP	IP WLS BF H R ER SO BB IBB HBP BLK WP HR S P ERA WHIP	IP WLS BF H R ER SO BB IBB HBP BLK WP HR S P ERA WHIP	IP WLS BF H R ER SO BB IBB HBP BLK WP HR S P ERA WHIP	IP WLS BF H R ER SO BB IBB HBP BLK WP HR S P ERA WHIP	IP WLS BF H R ER SO BB IBB HBP BLK WP HR S P ERA WHIP	IP WLS BF H R ER SO BB IBB HBP BLK WP HR S P ERA WHIP

AB	33
R	5
H	8
RBI	4
BB	0
SO	6
LOB	10





Batter	1	2	3	4	5	6	7	8	9	AB	R	H	RBI	BB	SO	LOB	TOP	
31 Riley Greene, L OBP: 0.345, SLG: 0.327										4	0	0	0	0	4	0		
22 Victor Reyes, S OBP: 0.316, SLG: 0.384										4	0	1	0	0	1	0		
30 Harold Castro, L OBP: 0.300, SLG: 0.397										4	0	1	0	0	1	1		
24 Miguel Cabrera, R OBP: 0.328, SLG: 0.351										4	0	2	0	0	0	1		
13 Eric Haase, R OBP: 0.287, SLG: 0.422										4	0	0	0	0	2	4		
46 Jeimer Candelario, S OBP: 0.259, SLG: 0.311										3	0	0	0	0	2	1		
7 Jonathan Schoop, R OBP: 0.251, SLG: 0.323										3	0	1	0	0	1	1		
20 Spencer Torkelson, R OBP: 0.285, SLG: 0.299										3	0	0	0	0	0	1		
60 Akil Baddoo, L OBP: 0.212, SLG: 0.213										3	0	0	0	0	1	1		
<b>Inning Stats</b>	R: 0 E: 0 K: 2 S: 8	H: 0 LOB: 0 BB: 0 P: 13	R: 0 E: 0 K: 1 S: 7	H: 1 LOB: 1 BB: 0 P: 9	R: 0 E: 0 K: 1 S: 8	H: 0 LOB: 0 BB: 0 P: 13	R: 0 E: 0 K: 1 S: 9	H: 1 LOB: 1 BB: 0 P: 10	R: 0 E: 0 K: 2 S: 17	H: 2 LOB: 2 BB: 0 P: 24	R: 0 E: 0 K: 2 S: 13	H: 0 LOB: 0 BB: 0 P: 17	R: 0 E: 0 K: 0 S: 7	H: 0 LOB: 0 BB: 0 P: 11	1B: 5 2B: 0 3B: 0 HR: 0	SF: 0 SAC: 0 DP: 0 HBP: 0	WP: 0 PB: 0 SB: 0 CS: 0	PA: 32
<b>PITCHER</b>	IP WLS BF H R ER SO BB IBB HBP BLK WP HR S P ERA WHIP																	
24 Triston McKenzie, R ERA: 3.2	(1, 1) 8.0 W 29 5 0 0 12 0 0 0 0 0 0 0 78 109 0.00 0.625																	
48 Emmanuel Clase, R ERA: 1.41	(9, 1) 1.0 3 0 0 0 0 0 0 0 0 0 0 0 7 11 0.00 0.000																	

**Detroit Tigers @ Cleveland Guardians**  
 Progressive Field, Cleveland, OH  
 Thu Jul 14 2022, 7:11 PM - 9:47 PM EDT  
 Att: 14,327 - Clear - 75 F

AB 32  
 R 0  
 H 5  
 RBI 0  
 BB 0  
 SO 12  
 LOB 10



Batter	1	2	3	4	5	6	7	8	9	AB	R	H	RBI	BB	SO	LOB	BOTTOM			
38 Steven Kwan, L OBP: 0.360, SLG: 0.357										5	1	1	0	0	0	3				
1 Amed Rosario, R OBP: 0.327, SLG: 0.402										5	1	3	0	0	2	2				
11 José Ramírez, S OBP: 0.365, SLG: 0.560										4	0	1	1	0	0	2				
22 Josh Naylor, L OBP: 0.328, SLG: 0.500										4	1	1	1	0	0	3				
32 Franmil Reyes, R OBP: 0.261, SLG: 0.360										4	0	0	0	0	1	3				
0 Andrés Giménez, L OBP: 0.354, SLG: 0.460										3	1	2	2	1	1	0				
33 Nolan Jones, L OBP: 0.461, SLG: 0.571										1	0	0	0	2	1	1				
65 Alex Call, R										1	0	0	0	0	0	0				
17 Austin Hedges, R OBP: 0.221, SLG: 0.264										4	0	2	0	0	0	4				
7 Myles Straw, R OBP: 0.304, SLG: 0.262										2	0	0	0	2	0	2				
<b>Inning Stats</b>	R: 0 E: 0 K: 1 S: 7	H: 2 LOB: 2 BB: 1 P: 24	R: 1 E: 0 K: 1 S: 15	H: 2 LOB: 1 BB: 1 P: 24	R: 2 E: 0 K: 1 S: 15	H: 4 LOB: 3 BB: 1 P: 26	R: 0 E: 0 K: 0 S: 7	H: 1 LOB: 1 BB: 0 P: 14	R: 0 E: 0 K: 0 S: 6	H: 0 LOB: 0 BB: 0 P: 8	R: 0 E: 0 K: 0 S: 8	H: 0 LOB: 1 BB: 2 P: 18	R: 0 E: 0 K: 0 S: 8	H: 1 LOB: 1 BB: 0 P: 13	R: 1 E: 0 K: 1 S: 20	H: 2 LOB: 2 BB: 1 P: 31	1B: 5 2B: 3 3B: 0 HR: 2	SF: 0 SAC: 0 DP: 1 HBP: 0	WP: 0 PB: 0 SB: 0 CS: 0	PA: 38
<b>PITCHER</b>	IP WLS BF H R ER SO BB IBB HBP BLK WP HR S P ERA WHIP																			
Elvin Rodriguez, R ERA: 10.04	(1, 1) 5.2 L 27 7 3 3 4 3 3 0 0 0 0 0 0 11 18 0.00 0.750																			
68 Jason Foley, R ERA: 3.34	(6, 1) 1.1 5 1 0 0 0 0 0 0 0 0 0 0 11 18 0.00 0.750																			
70 Tyler Alexander, L ERA: 4.45	(8, 1) 1.0 6 2 1 1 1 1 0 0 0 0 0 1 20 31 9.00 3.000																			

**Detroit Tigers @ Cleveland Guardians**  
 Progressive Field, Cleveland, OH  
 Thu Jul 14 2022, 7:11 PM - 9:47 PM EDT  
 Att: 14,327 - Clear - 75 F

AB 33  
 R 4  
 H 10  
 RBI 4  
 BB 5  
 SO 5  
 LOB 20






Batter	1	2	3	4	5	6	7	8	9	AB	R	H	RBI	BB	SO	LOB	TOP					
31 Riley Greene, L OBP: 0.347, SLG: 0.369	F7		HR	2B			G4-3		K	5	1	2	3	0	1	0						
22 Victor Reyes, S OBP: 0.314, SLG: 0.379	K		G4-3	P2			24 FC5-4 1B			4	0	1	0	0	1	2						
28 Javier Báez, R OBP: 0.253, SLG: 0.379	F8			E5 30 2B	G6-3		F7			4	1	0	0	0	0	1						
24 Miguel Cabrera, R OBP: 0.324, SLG: 0.346		G5-3		P4	G5-3		FC5-4			4	0	0	0	0	0	2						
30 Harold Castro, L OBP: 0.309, SLG: 0.415		1B		9 1B 2B	2B		G3			4	1	3	1	0	0	0						
9 Willi Castro, S OBP: 0.289, SLG: 0.353	L4			8 1B 7 FC1 31 2B 1B	K		K			4	1	1	1	0	2	2						
7 Jonathan Schoop, R OBP: 0.249, SLG: 0.319	G1-3			SAFE FC1 31 2B 1B	G3-1		F8			4	1	0	0	0	0	2						
8 Robbie Grossman, S OBP: 0.311, SLG: 0.277			K	31 2B 1B	15 G6-3 HBP		L8			3	0	1	0	0	1	0						
15 Tucker Barnhart, L OBP: 0.269, SLG: 0.244			P2	K	G6-3		K			3	0	0	0	0	1	4						
60 Akil Baddoo, L OBP: 0.209, SLG: 0.210										1	0	0	0	0	1	0						
<b>Inning Stats</b>	R: 0 E: 0 K: 1 S: 7	H: 0 LOB: 0 BB: 0 P: 10	R: 0 E: 0 K: 0 S: 10	H: 1 LOB: 1 BB: 0 P: 14	R: 1 E: 0 K: 1 S: 12	H: 1 LOB: 0 BB: 0 P: 17	R: 4 E: 1 K: 1 S: 24	H: 4 LOB: 2 BB: 0 P: 35	R: 0 E: 0 K: 0 S: 5	H: 0 LOB: 0 BB: 0 P: 8	R: 0 E: 0 K: 0 S: 8	H: 1 LOB: 1 BB: 0 P: 11	R: 0 E: 0 K: 1 S: 8	H: 0 LOB: 0 BB: 0 P: 11	R: 0 E: 0 K: 2 S: 10	H: 0 LOB: 0 BB: 0 P: 13	1B: 4 2B: 3 3B: 0 HR: 1	SF: 0 SAC: 0 DP: 1 HBP: 1	WP: 0 PB: 0 SB: 0 CS: 0	PA: 37		
<b>PITCHER</b>	IP WLS BF H R ER SO BB IBB HBP BLK WP HR S P ERA WHIP	IP WLS BF H R ER SO BB IBB HBP BLK WP HR S P ERA WHIP	IP WLS BF H R ER SO BB IBB HBP BLK WP HR S P ERA WHIP	IP WLS BF H R ER SO BB IBB HBP BLK WP HR S P ERA WHIP	IP WLS BF H R ER SO BB IBB HBP BLK WP HR S P ERA WHIP	IP WLS BF H R ER SO BB IBB HBP BLK WP HR S P ERA WHIP	IP WLS BF H R ER SO BB IBB HBP BLK WP HR S P ERA WHIP	IP WLS BF H R ER SO BB IBB HBP BLK WP HR S P ERA WHIP	IP WLS BF H R ER SO BB IBB HBP BLK WP HR S P ERA WHIP	IP WLS BF H R ER SO BB IBB HBP BLK WP HR S P ERA WHIP	IP WLS BF H R ER SO BB IBB HBP BLK WP HR S P ERA WHIP	IP WLS BF H R ER SO BB IBB HBP BLK WP HR S P ERA WHIP	IP WLS BF H R ER SO BB IBB HBP BLK WP HR S P ERA WHIP	IP WLS BF H R ER SO BB IBB HBP BLK WP HR S P ERA WHIP	IP WLS BF H R ER SO BB IBB HBP BLK WP HR S P ERA WHIP	IP WLS BF H R ER SO BB IBB HBP BLK WP HR S P ERA WHIP	IP WLS BF H R ER SO BB IBB HBP BLK WP HR S P ERA WHIP	IP WLS BF H R ER SO BB IBB HBP BLK WP HR S P ERA WHIP	IP WLS BF H R ER SO BB IBB HBP BLK WP HR S P ERA WHIP	IP WLS BF H R ER SO BB IBB HBP BLK WP HR S P ERA WHIP	IP WLS BF H R ER SO BB IBB HBP BLK WP HR S P ERA WHIP	IP WLS BF H R ER SO BB IBB HBP BLK WP HR S P ERA WHIP

**Detroit Tigers @ Cleveland Guardians**  
Progressive Field, Cleveland, OH  
Fri Jul 15, 2022, 7:11 PM - 10:09 PM EDT  
Att: 27,846 - Partly Cloudy - 77 F


AB	36
R	5
H	8
RBI	5
BB	0
SO	7
LOB	13



Batter	1	2	3	4	5	6	7	8	9	AB	R	H	RBI	BB	SO	LOB	BOTTOM					
38 Steven Kwan, L OBP: 0.362, SLG: 0.360	1B BB	G1-6-3			F7		0 1B 2B			3	2	1	0	1	0	1						
1 Amed Rosario, R OBP: 0.326, SLG: 0.400	11 1B G4-3 1B		G6-3		G6-3		K			4	1	1	0	0	1	2						
11 José Ramírez, S OBP: 0.367, SLG: 0.558	22 G4-3 6 3B 1B		G4-3		P6		0 1B IBB			3	1	1	1	1	0	0						
22 Josh Naylor, L OBP: 0.326, SLG: 0.495	G4-3		K				0 SH1 BB			2	0	0	2	1	1	1						
0 Andrés Giménez, L OBP: 0.357, SLG: 0.482	K			33 WP 17 1B 1B			SH1			3	1	2	1	0	1	1						
6 Owen Miller, R OBP: 0.306, SLG: 0.378	3B			17 1B BB			G1-3			2	0	1	1	1	0	2						
33 Nolan Jones, L OBP: 0.449, SLG: 0.522					P4					2	0	0	0	0	1	3						
32 Franmil Reyes, R OBP: 0.259, SLG: 0.359							K			1	0	0	0	0	1	2						
65 Alex Call, R										1	0	0	0	0	0	0						
17 Austin Hedges, R OBP: 0.227, SLG: 0.270		G5-3			7 G4-6-3 1B		F7			4	0	2	1	0	0	2						
7 Myles Straw, R OBP: 0.306, SLG: 0.263					G4-6-3					3	1	1	0	1	0	3						
<b>Inning Stats</b>	R: 3 E: 0 K: 2 S: 18	H: 3 LOB: 1 BB: 1 P: 31	R: 0 E: 0 K: 0 S: 8	H: 1 LOB: 0 BB: 0 P: 13	R: 0 E: 0 K: 1 S: 7	H: 0 LOB: 0 BB: 0 P: 11	R: 1 E: 0 K: 0 S: 7	H: 2 LOB: 1 BB: 1 P: 17	R: 0 E: 0 K: 0 S: 9	H: 0 LOB: 0 BB: 0 P: 14	R: 0 E: 0 K: 1 S: 9	H: 0 LOB: 2 BB: 1 P: 18	R: 2 E: 0 K: 1 S: 17	H: 2 LOB: 2 BB: 2 P: 24	R: 0 E: 0 K: 0 S: 6	H: 1 LOB: 0 BB: 0 P: 10	1B: 7 2B: 1 3B: 1 HR: 0	SF: 1 SAC: 1 DP: 3 HBP: 1	WP: 1 PB: 0 SB: 0 CS: 0	PA: 36		
<b>PITCHER</b>	IP WLS BF H R ER SO BB IBB HBP BLK WP HR S P ERA WHIP	IP WLS BF H R ER SO BB IBB HBP BLK WP HR S P ERA WHIP	IP WLS BF H R ER SO BB IBB HBP BLK WP HR S P ERA WHIP	IP WLS BF H R ER SO BB IBB HBP BLK WP HR S P ERA WHIP	IP WLS BF H R ER SO BB IBB HBP BLK WP HR S P ERA WHIP	IP WLS BF H R ER SO BB IBB HBP BLK WP HR S P ERA WHIP	IP WLS BF H R ER SO BB IBB HBP BLK WP HR S P ERA WHIP	IP WLS BF H R ER SO BB IBB HBP BLK WP HR S P ERA WHIP	IP WLS BF H R ER SO BB IBB HBP BLK WP HR S P ERA WHIP	IP WLS BF H R ER SO BB IBB HBP BLK WP HR S P ERA WHIP	IP WLS BF H R ER SO BB IBB HBP BLK WP HR S P ERA WHIP	IP WLS BF H R ER SO BB IBB HBP BLK WP HR S P ERA WHIP	IP WLS BF H R ER SO BB IBB HBP BLK WP HR S P ERA WHIP	IP WLS BF H R ER SO BB IBB HBP BLK WP HR S P ERA WHIP	IP WLS BF H R ER SO BB IBB HBP BLK WP HR S P ERA WHIP	IP WLS BF H R ER SO BB IBB HBP BLK WP HR S P ERA WHIP	IP WLS BF H R ER SO BB IBB HBP BLK WP HR S P ERA WHIP	IP WLS BF H R ER SO BB IBB HBP BLK WP HR S P ERA WHIP	IP WLS BF H R ER SO BB IBB HBP BLK WP HR S P ERA WHIP	IP WLS BF H R ER SO BB IBB HBP BLK WP HR S P ERA WHIP	IP WLS BF H R ER SO BB IBB HBP BLK WP HR S P ERA WHIP	IP WLS BF H R ER SO BB IBB HBP BLK WP HR S P ERA WHIP

**Detroit Tigers @ Cleveland Guardians**  
Progressive Field, Cleveland, OH  
Fri Jul 15, 2022, 7:11 PM - 10:09 PM EDT  
Att: 27,846 - Partly Cloudy - 77 F

AB	28
R	6
H	9
RBI	6
BB	5
SO	5
LOB	17





Batter	1	2	3	4	5	6	7	8	9	AB	R	H	RBI	BB	SO	LOB	TOP			
31 Riley Greene, L (1, 8) OBP: 0.344, SLG: 0.364										4	0	1	0	0	3	0	<b>Detroit Tigers @ Cleveland Guardians</b> Progressive Field, Cleveland, OH Sat Jul 16 2022, 4:11 PM - 6:56 PM EDT Att: 26,789 - Cloudy - 78 F			
28 Javier Báez, R (1, 6) OBP: 0.251, SLG: 0.375										3	0	0	0	0	1					
9 Willi Castro, S (7, 6) OBP: 0.288, SLG: 0.351										3	0	1	0	0	1					
24 Miguel Cabrera, R (1, 10) OBP: 0.324, SLG: 0.346										3	0	1	0	1	1					
15 Tucker Barnhart, L (8, 5) OBP: 0.268, SLG: 0.243										3	0	2	0	1	1					
30 Harold Castro, L (1, 5) OBP: 0.313, SLG: 0.413										3	0	2	0	1	1					
13 Eric Haase, R (1, 2) OBP: 0.298, SLG: 0.433										3	0	2	0	1	0					
7 Jonathan Schoop, R (1, 4) OBP: 0.246, SLG: 0.315										4	0	0	0	0	2	5				
8 Robbie Grossman, S (1, 9) OBP: 0.311, SLG: 0.275										2	0	0	0	1	0	0		<b>AB 30</b> <b>R 0</b> <b>H 5</b> <b>RBI 0</b> <b>BB 3</b> <b>SO 10</b> <b>LOB 9</b>		
20 Spencer Torkelson, R (1, 3) OBP: 0.282, SLG: 0.295										3	0	0	0	0	2	1				
60 Akil Baddoo, L (1, 7) OBP: 0.200, SLG: 0.200										3	0	0	0	0	1	0				
<b>Inning Stats</b>	R: 0 H: 2 E: 0 K: 0 S: 13	H: 2 LOB: 3 BB: 1 P: 27	R: 0 H: 0 E: 0 K: 0 S: 8	H: 0 LOB: 0 BB: 12 P: 12	R: 0 H: 1 E: 0 K: 1 S: 10	H: 1 LOB: 1 BB: 0 P: 17	R: 0 H: 0 E: 0 K: 1 S: 14	H: 0 LOB: 0 BB: 0 P: 9	R: 0 H: 0 E: 0 K: 2 S: 9	H: 0 LOB: 0 BB: 0 P: 13	R: 0 H: 0 E: 0 K: 2 S: 9	H: 0 LOB: 0 BB: 0 P: 10	R: 0 H: 0 E: 0 K: 2 S: 8	H: 0 LOB: 0 BB: 0 P: 11	R: 0 H: 1 E: 0 K: 1 S: 9	H: 1 LOB: 1 BB: 1 P: 16		1B: 4 2B: 1 3B: 0 HR: 0	SF: 0 SAC: 0 DP: 1 HBP: 1	WP: 0 PB: 0 SB: 0 CS: 0
<b>PITCHER</b>	IP WLS BF H R ER SO BB IBB HBP BLK WP HR S P ERA WHIP																<b>PITCHER</b>	IP WLS BF H R ER SO BB IBB HBP BLK WP HR S P ERA WHIP		
47 Cal Quantrill, R (1, 1) ERA: 3.75	6.0 W 23 4 0 0 5 2 0 0 0 0 0 0 62 100 0.00 1.000																			
52 Nick Sandlin, R (7, 1) ERA: 3.04	1.0 3 0 0 0 2 0 0 0 0 0 0 0 9 10 0.00 0.000																			
99 James Karinchak, R (8, 1) ERA: 4.5	1.0 3 0 0 0 2 0 0 0 0 0 0 0 8 11 0.00 0.000																			
56 Tanner Tully, L (9, 1) ERA: 6.0	1.0 4 1 0 0 1 1 0 0 0 0 0 0 9 16 0.00 2.000																			
<b>Batter</b>	<b>1</b>	<b>2</b>	<b>3</b>	<b>4</b>	<b>5</b>	<b>6</b>	<b>7</b>	<b>8</b>	<b>9</b>	<b>AB</b>	<b>R</b>	<b>H</b>	<b>RBI</b>	<b>BB</b>	<b>SO</b>	<b>LOB</b>	<b>BOTTOM</b>			
38 Steven Kwan, L (1, 7) OBP: 0.361, SLG: 0.359										4	1	1	0	0	1	3	<b>Detroit Tigers @ Cleveland Guardians</b> Progressive Field, Cleveland, OH Sat Jul 16 2022, 4:11 PM - 6:56 PM EDT Att: 26,789 - Cloudy - 78 F			
65 Alex Call, R (8, 7)										1	0	0	0	0	0	0				
1 Amed Rosario, R (1, 6) OBP: 0.327, SLG: 0.403										5	2	2	2	0	0	0				
11 José Ramírez, S (1, 5) OBP: 0.368, SLG: 0.576										4	2	2	5	0	1	0				
6 Owen Miller, R (7, 4) OBP: 0.308, SLG: 0.380										1	0	1	0	0	0	0				
22 Josh Naylor, L (1, 3) OBP: 0.328, SLG: 0.507										5	1	2	1	0	1	1				
0 Andrés Giménez, L (1, 4) OBP: 0.357, SLG: 0.478										2	1	0	0	0	1	1				
28 Ernie Clement, R (5, 4) OBP: 0.271, SLG: 0.234										1	0	0	0	0	0	0				
32 Franmil Reyes, R (1, 10) OBP: 0.259, SLG: 0.357										4	0	1	0	0	1	1				
33 Nolan Jones, L (1, 9) OBP: 0.455, SLG: 0.519										4	1	2	1	0	0	0				
12 Luke Maile, R (1, 2) OBP: 0.288, SLG: 0.273										2	1	1	0	1	0	0				
7 Myles Straw, R (1, 8) OBP: 0.305, SLG: 0.266										4	1	1	1	0	0	4				
<b>Inning Stats</b>	R: 3 H: 3 E: 0 K: 0 S: 13	H: 3 LOB: 0 BB: 0 P: 16	R: 5 H: 6 E: 0 K: 1 S: 24	H: 6 LOB: 1 BB: 0 P: 31	R: 0 H: 0 E: 0 K: 0 S: 8	H: 0 LOB: 1 BB: 1 P: 15	R: 2 H: 3 E: 0 K: 0 S: 15	H: 3 LOB: 3 BB: 0 P: 25	R: 0 H: 0 E: 0 K: 2 S: 10	H: 0 LOB: 0 BB: 0 P: 15	R: 0 H: 0 E: 0 K: 2 S: 12	H: 0 LOB: 0 BB: 0 P: 17	R: 0 H: 0 E: 0 K: 0 S: 6	H: 0 LOB: 0 BB: 0 P: 9	R: 0 H: 1 E: 0 K: 0 S: 6	H: 1 LOB: 1 BB: 0 P: 10	1B: 8 2B: 2 3B: 0 HR: 3	SF: 0 SAC: 0 DP: 0 HBP: 2	WP: 1 PB: 0 SB: 0 CS: 0	PA: 40
<b>PITCHER</b>	IP WLS BF H R ER SO BB IBB HBP BLK WP HR S P ERA WHIP																<b>PITCHER</b>	IP WLS BF H R ER SO BB IBB HBP BLK WP HR S P ERA WHIP		
38 Michael Pineda, R (1, 1) ERA: 5.22	2.0 L 15 3 2 2 0 1 0 2 0 0 1 1 21 38 10.80 2.400																			
62 Angel De Jesus, R (3, 1) ERA: 4.91	1.2 11 3 2 2 0 1 0 2 0 0 1 1 21 38 10.80 2.400																			
19 Will Vest, R (4, 1) ERA: 3.41	1.1 4 0 0 0 2 0 0 0 0 0 0 0 12 17 0.00 0.000																			
77 Joe Jiménez, R (6, 1) ERA: 3.38	1.0 3 0 0 0 2 0 0 0 0 0 0 0 12 17 0.00 0.000																			
68 Jason Foley, R (7, 1) ERA: 3.24	1.0 3 0 0 0 0 0 0 0 0 0 0 0 6 9 0.00 0.000																			
<b>PITCHER</b>	IP WLS BF H R ER SO BB IBB HBP BLK WP HR S P ERA WHIP																<b>PITCHER</b>	IP WLS BF H R ER SO BB IBB HBP BLK WP HR S P ERA WHIP		
30 Harold Castro, R (8, 1) ERA: 4.5	1.0 4 1 0 0 0 0 0 0 0 0 0 0 6 9 0.00 0.000																			







Batter	1	2	3	4	5	6	7	8	9	AB	R	H	RBI	BB	SO	LOB	TOP
31 Riley Greene, L (1,8) OBP: 0.344, SLG: 0.362										4	0	1	0	0	2	1	<p><b>Detroit Tigers @ Oakland Athletics</b> Oakland Coliseum, Oakland, CA Thu Jul 21 2022, 4:18 PM - 7:01 PM PDT Att. 7,282 - Clear - 68 F</p> <p>livebaseballscores.com</p> <p>AB 30 R 0 H 5 RBI 0 BB 2 SO 12 LOB 14</p>
22 Victor Reyes, S (1,9) OBP: 0.310, SLG: 0.367										3	0	0	0	1	2	1	
28 Javier Báez, R (1,6) OBP: 0.253, SLG: 0.374										4	0	0	0	0	3	2	
24 Miguel Cabrera, R (1,10) OBP: 0.326, SLG: 0.344										2	0	0	0	1	1	0	
30 Harold Castro, L (1,3) OBP: 0.311, SLG: 0.415										4	0	1	0	0	0	2	
7 Jonathan Schoop, R (1,4) OBP: 0.245, SLG: 0.317										4	0	1	0	0	3	3	
46 Jeimer Candelario, S (1,5) OBP: 0.263, SLG: 0.327										3	0	1	0	0	1	2	
15 Tucker Barnhart, L (1,2) OBP: 0.269, SLG: 0.244										3	0	1	0	0	0	2	
60 Akil Baddoo, L (1,7) OBP: 0.192, SLG: 0.191										3	0	0	0	0	0	1	
<b>Inning Stats</b>	R: 0 E: 0 K: 1 S: 10	H: 1 LOB: 0 BB: 0 P: 17	R: 0 E: 0 K: 2 S: 10	H: 1 LOB: 1 BB: 0 P: 18	R: 0 E: 0 K: 2 S: 10	H: 0 LOB: 1 BB: 1 P: 17	R: 0 E: 0 K: 0 S: 11	H: 0 LOB: 0 BB: 0 P: 14	R: 0 E: 0 K: 2 S: 8	H: 2 LOB: 1 BB: 0 P: 9	R: 0 E: 0 K: 1 S: 9	H: 0 LOB: 0 BB: 0 P: 12	R: 0 E: 0 K: 2 S: 11	H: 0 LOB: 1 BB: 0 P: 21	1B: 4 2B: 2 3B: 0 HR: 0	SF: 0 SAC: 0 DP: 2 HBP: 1	
<b>PITCHER</b>	IP WLS BF H R ER SO BB IBB HBP BLK WP HR S P ERA WHIP	3.0 12 3 0 0 5 1 0 0 0 2 0 30 53 0.00 1.333	2.0 7 0 0 0 2 1 0 0 0 0 0 20 31 0.00 0.500	1.0 W 3 0 0 0 2 0 0 0 0 0 0 8 10 0.00 0.000	7.1 4 2 0 0 0 0 0 0 0 0 0 7 9 0.00 2.000	8.1 3 0 0 0 1 0 0 0 0 0 0 9 12 0.00 0.000	62 Lou Trivino, R (9,1) ERA: 6.35	1.0 4 0 0 2 0 0 1 0 0 0 0 0 0 0 0 0.00 0.000									

Batter	1	2	3	4	5	6	7	8	9	AB	R	H	RBI	BB	SO	LOB	BOTTOM
31 Vimalael Machin, L (1,5) OBP: 0.236, SLG: 0.269										4	1	1	0	0	1	0	<p><b>Detroit Tigers @ Oakland Athletics</b> Oakland Coliseum, Oakland, CA Thu Jul 21 2022, 4:18 PM - 7:01 PM PDT Att. 7,282 - Clear - 68 F</p> <p>livebaseballscores.com</p> <p>AB 32 R 5 H 10 RBI 5 BB 2 SO 7 LOB 12</p>
22 Ramón Laureano, R (1,8) OBP: 0.318, SLG: 0.406										4	1	2	0	0	1	0	
12 Sean Murphy, R (1,10) OBP: 0.309, SLG: 0.414										4	1	1	3	0	1	1	
15 Seth Brown, L (1,9) OBP: 0.275, SLG: 0.412										4	1	2	0	0	1	0	
17 Elvis Andrus, R (1,6) OBP: 0.297, SLG: 0.355										3	0	1	0	1	0	2	
21 Stephen Vogt, L (1,2) OBP: 0.218, SLG: 0.303										2	0	0	1	1	0	2	
76 Dénris García, R (1,3) OBP: 0.400, SLG: 0.500										4	1	2	0	0	2	2	
5 Tony Kemp, L (1,7) OBP: 0.281, SLG: 0.263										4	0	1	1	0	0	4	
2 Nick Allen, R (1,4) OBP: 0.265, SLG: 0.262										3	0	0	0	0	1	1	
<b>Inning Stats</b>	R: 0 E: 0 K: 1 S: 10	H: 0 LOB: 0 BB: 0 P: 15	R: 0 E: 0 K: 2 S: 11	H: 0 LOB: 2 BB: 2 P: 23	R: 0 E: 0 K: 0 S: 6	H: 1 LOB: 0 BB: 0 P: 10	R: 0 E: 0 K: 1 S: 7	H: 0 LOB: 0 BB: 0 P: 11	R: 5 E: 1 K: 1 S: 27	H: 6 LOB: 1 BB: 0 P: 40	R: 0 E: 0 K: 2 S: 10	H: 0 LOB: 0 BB: 0 P: 15	R: 0 E: 0 K: 0 S: 12	H: 2 LOB: 2 BB: 0 P: 20	1B: 9 2B: 1 3B: 0 HR: 1	SF: 1 SAC: 0 DP: 1 HBP: 0	
<b>PITCHER</b>	IP WLS BF H R ER SO BB IBB HBP BLK WP HR S P ERA WHIP	5.0 L 21 6 3 2 1 1 0 0 0 0 1 0 19 29 9.00 3.000	6.1 6 3 2 1 1 0 0 0 0 0 1 0 19 29 9.00 3.000	7.1 3 0 0 0 2 0 0 0 0 0 0 0 10 15 0.00 0.000	8.1 5 2 0 0 0 0 0 0 0 0 0 0 12 20 0.00 2.000	67 José Cisneros, R (8,1) ERA:	5.0 L 21 6 3 2 1 1 0 0 0 0 1 0 19 29 9.00 3.000										







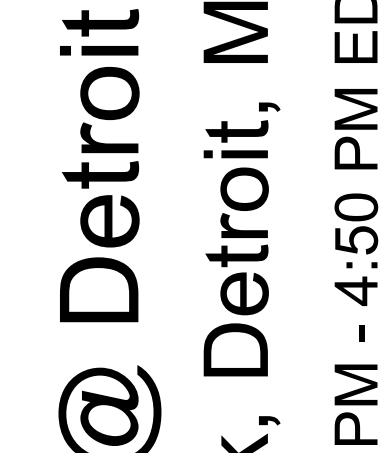
Batter	1	2	3	4	5	6	7	8	9	AB	R	H	RBI	BB	SO	LOB	TOP			
2 Luis Arraez, L (1, 10) OBP: 0.413, SLG: 0.445	F9	L6			K		G5-3 11 2B			4	1	1	1	1	1	0	<b>Minnesota Twins @ Detroit Tigers</b> Comerica Park, Detroit, MI Sun Jul 24 2022, 1:43 PM - 4:50 PM EDT Att: 23,570 - Cloudy - 82 F			
4 Carlos Correa, R (1, 6) OBP: 0.351, SLG: 0.455	11 2B 26 FC4	F8			F9		G5-3	K		5	1	1	0	0	1	3				
11 Jorge Polanco, S (1, 4) OBP: 0.353, SLG: 0.438 30 Kyle Garlick, R (9, 7) OBP: 0.327, SLG: 0.517	26 FC4 19 E				F8			L8		5	1	2	1	0	0	2				
26 Max Kepler, L (1, 9) OBP: 0.344, SLG: 0.390 67 Gilberto Celestino, R (3, PR) OBP: 0.329, SLG: 0.327	FC4 19 E 64 HBP				19 FC4-8 HBP		F7	19 FC4-8 BB	1 G6-3 19 1B	1	1	0	1	0	0	1				
19 Alex Kirilloff, L (1, 7) OBP: 0.315, SLG: 0.394	E3 64 HBP				FC4-5		F7	FC4-6	1 G6-3	5	0	1	1	0	0	4				
1 Nick Gordon, L (1, 8) OBP: 0.300, SLG: 0.387	64 HBP				F9		K	K	G6-3	4	0	0	0	0	2	3				
64 Jose Miranda, R (1, 3) OBP: 0.304, SLG: 0.446	15 G5-4-3 HBP				K		15 2B	24 2B 15 1B	1 G6-3	4	2	3	2	0	1	0				
15 Gio Urshela, R (1, 5) OBP: 0.309, SLG: 0.412	G5-4-3				L9		2 1B	24 2B 1B	F9	5	2	2	1	0	0	4				
24 Gary Sánchez, R (1, 2) OBP: 0.274, SLG: 0.402	G4-3				P6		K	1-H 2-H 2B		4	0	1	2	0	1	1				
<b>Inning Stats</b>	R: 3 H: 2 E: 0 K: 0 S: 23	H: 2 LOB: 2 BB: 0 P: 34	R: 0 H: 0 E: 0 K: 0 S: 11	H: 0 LOB: 0 BB: 0 P: 16	R: 0 H: 0 E: 0 K: 0 S: 6	H: 0 LOB: 1 BB: 0 P: 13	R: 0 H: 0 E: 0 K: 1 S: 10	H: 0 LOB: 0 BB: 0 P: 16	R: 0 H: 0 E: 0 K: 1 S: 11	H: 0 LOB: 0 BB: 0 P: 15	R: 3 H: 4 E: 0 K: 1 S: 16	H: 4 LOB: 2 BB: 1 P: 24	R: 2 H: 3 E: 0 K: 2 S: 20	H: 3 LOB: 2 BB: 1 P: 34	R: 1 H: 3 E: 0 K: 0 S: 7	H: 3 LOB: 1 BB: 0 P: 12		1B: 8 2B: 4 3B: 0 HR: 0	SF: 0 SAC: 0 DP: 2 HBP: 3	WP: 0 PB: 0 SB: 0 CS: 0
<b>PITCHER</b>	IP WLS BF H R ER SO BB IBB HBP BLK WP HR S P ERA WHIP	2.2 L 14 2 3 2 0 0 0 3 0 0 0 38 59 6.75 0.750	2.1 7 0 0 0 2 0 0 0 0 0 0 20 32 0.00 0.000	1.0 3 0 0 0 1 0 0 0 0 0 0 11 15 0.00 0.000	1.0 8 4 3 3 1 1 0 0 0 0 0 16 24 27.00 5.000	0.2 6 3 2 2 2 1 0 0 0 0 0 17 28 27.00 6.000	<b>PITCHER</b>	IP WLS BF H R ER SO BB IBB HBP BLK WP HR S P ERA WHIP	0.1 1 0 0 0 0 0 0 0 0 0 0 0 3 6 0.00 0.000	1.0 5 3 1 1 0 0 0 0 0 0 0 7 12 9.00 3.000										
51 Rony García, R (1, 1) ERA: 4.41																	<b>Minnesota Twins @ Detroit Tigers</b> Comerica Park, Detroit, MI Sun Jul 24 2022, 1:43 PM - 4:50 PM EDT Att: 23,570 - Cloudy - 82 F			
62 Angel De Jesus, R (3, 1) ERA: 3.0																				
67 José Cisnero, R (6, PH) ERA: 3.0																				
32 Michael Fulmer, R (7, 1) ERA: 3.0																				
55 Alex Lange, R (8, 1) ERA: 2.68																				
31 Riley Greene, L (1, 8) OBP: 0.329, SLG: 0.360	K				K		K	F7		4	0	0	0	0	3	0				
28 Javier Báez, R (1, 6) OBP: 0.280, SLG: 0.374 22 Victor Reyes, S (6, PH) OBP: 0.302, SLG: 0.358	F9				24 BB 13 HBP		K	L8		1	1	0	0	0	0	0				
30 Harold Castro, L (1, 3) OBP: 0.314, SLG: 0.418	G6-3				K		2B		4 0 1 0 0 1 1											
24 Miguel Cabrera, R (1, 10) OBP: 0.325, SLG: 0.340 46 Jaime Candelario, S (9, 5) OBP: 0.282, SLG: 0.321	G6-3				13 1B BB		G5-3	G4-3	2 0 0 0 1 0 1											
13 Eric Haase, R (1, 2) OBP: 0.306, SLG: 0.433	F9				1B		G6-3 2B	F4	4 0 2 1 0 0 0											
8 Robbie Grossman, S (1, 7) OBP: 0.312, SLG: 0.260	K				G1-3		G6-3		3 0 0 0 0 1 3											
7 Jonathan Schoop, R (1, 4) OBP: 0.240, SLG: 0.310	G5-3						L4		3 0 0 0 0 0 1											
21 Kody Clemens, L (1, 5) OBP: 0.217, SLG: 0.306	P6				G3		G3-1		3 0 0 0 0 0 1											
9 Willi Castro, S (1, 9) OBP: 0.278, SLG: 0.338	L4				K		F8		3 0 0 0 0 1 0											
<b>Inning Stats</b>	R: 0 H: 0 E: 0 K: 1 S: 9	H: 0 LOB: 0 BB: 0 P: 12	R: 0 H: 0 E: 0 K: 1 S: 7	H: 0 LOB: 0 BB: 0 P: 10	R: 0 H: 0 E: 0 K: 0 S: 7	H: 0 LOB: 0 BB: 0 P: 14	R: 1 H: 1 E: 0 K: 2 S: 13	H: 1 LOB: 2 BB: 1 P: 23	R: 0 H: 0 E: 0 K: 1 S: 8	H: 0 LOB: 0 BB: 0 P: 11	R: 0 H: 1 E: 0 K: 2 S: 11	H: 1 LOB: 1 BB: 0 P: 14	R: 0 H: 1 E: 0 K: 0 S: 8	H: 1 LOB: 1 BB: 0 P: 13	R: 0 H: 0 E: 0 K: 0 S: 10	H: 0 LOB: 0 BB: 0 P: 15	1B: 1 2B: 2 3B: 0 HR: 0	SF: 0 SAC: 0 DP: 0 HBP: 1	WP: 0 PB: 0 SB: 0 CS: 0	PA: 32
<b>PITCHER</b>	IP WLS BF H R ER SO BB IBB HBP BLK WP HR S P ERA WHIP	6.0 W 22 2 1 1 1 1 0 0 0 0 0 8 13 0.00 1.000	1.0 4 1 0 0 0 0 0 0 0 0 0 0 8 11 0.00 0.000	1.0 3 0 0 0 0 0 0 0 0 0 0 0 10 15 0.00 0.000		<b>PITCHER</b>	IP WLS BF H R ER SO BB IBB HBP BLK WP HR S P ERA WHIP													
54 Sonny Gray, R (1, 1) ERA: 3.52																	<b>Minnesota Twins @ Detroit Tigers</b> Comerica Park, Detroit, MI Sun Jul 24 2022, 1:43 PM - 4:50 PM EDT Att: 23,570 - Cloudy - 82 F			
65 Griffin Jax, R (7, 1) ERA: 3.13																				
45 Jharel Cotton, R (8, 1) ERA: 2.67																				
38 Joe Smith, R (9, 1) ERA: 4.88																				

AB 39  
R 9  
H 12  
RBI 9  
BB 2  
SO 6  
LOB 18



WP: 0 PA: 44  
PB: 0  
SB: 0  
CS: 0

AB 30  
R 1  
H 3  
RBI 1  
BB 1  
SO 7  
LOB 7



WP: 0 PA: 32  
PB: 0  
SB: 0  
CS: 0



Batter	1	2	3	4	5	6	7	8	9	AB	R	H	RBI	BB	SO	LOB	TOP			
10 Jurickson Profar, S OBP: 0.344, SLG: 0.597 37 Matthew Batten, R OBP: 0.364, SLG: 0.533	G3		HR		13 WP 9 BB		9 G3		G6-3	3	1	2	1	1	0	0	<b>San Diego Padres @ Detroit Tigers</b> Comerica Park, Detroit, MI Mon Jul 25 2022, 7:12 PM - 10:19 PM EDT Att: 21,647 - Partly Cloudy - 77 F			
9 Jake Cronenworth, L OBP: 0.334, SLG: 0.389	K		G4-3		13 WP		G3		F8	4	0	0	0	1	1	2				
13 Manny Machado, R OBP: 0.372, SLG: 0.511 43 Esteury Ruiz, P OBP: 0.261, SLG: 0.391	G6-3						G5-3			4	0	0	0	0	2	3				
16 Nomar Mazara, L OBP: 0.343, SLG: 0.394		K			F7		L9			4	0	1	0	0	1	2				
45 Luke Voit, R OBP: 0.313, SLG: 0.410		G4-3			L6		G5-3			4	0	1	0	0	1	1				
30 Eric Hosmer, L OBP: 0.340, SLG: 0.394		G4-3								4	1	2	0	0	0	2				
38 Jorge Alfaro, R OBP: 0.306, SLG: 0.428										4	1	1	0	0	3	3				
2 Trent Grisham, L OBP: 0.289, SLG: 0.339			P5						G5-3	4	1	1	1	0	0	1				
7 Ha-Seong Kim, R OBP: 0.327, SLG: 0.360			L1							4	0	2	2	0	0	0				
<b>Inning Stats</b>	R: 0 H: 0 E: 0 K: 1 S: 7	H: 0 LOB: 0 BB: 0 P: 11	R: 0 H: 1 E: 0 K: 2 S: 12	H: 1 LOB: 1 BB: 0 P: 18	R: 1 H: 1 E: 0 K: 0 S: 10	H: 1 LOB: 0 BB: 0 P: 16	R: 0 H: 0 E: 0 K: 1 S: 6	H: 0 LOB: 0 BB: 0 P: 11	R: 3 H: 4 E: 0 K: 1 S: 18	H: 4 LOB: 2 BB: 2 P: 32	R: 0 H: 1 E: 0 K: 1 S: 10	H: 1 LOB: 1 BB: 0 P: 15	R: 0 H: 1 E: 0 K: 2 S: 11	H: 1 LOB: 1 BB: 0 P: 17	R: 0 H: 1 E: 0 K: 0 S: 9	H: 1 LOB: 1 BB: 0 P: 15	1B: 6 2B: 3 3B: 0 HR: 1	SF: 0 SAC: 0 DP: 0 HBP: 0	WP: 1 PB: 0 SB: 0 CS: 0	PA: 38
<b>PITCHER</b>	IP WLS BF H R ER SO	IP WLS BF H R ER SO	IP WLS BF H R ER SO	IP WLS BF H R ER SO	IP WLS BF H R ER SO	IP WLS BF H R ER SO	IP WLS BF H R ER SO	IP WLS BF H R ER SO	IP WLS BF H R ER SO	IP WLS BF H R ER SO	IP WLS BF H R ER SO	IP WLS BF H R ER SO	IP WLS BF H R ER SO	IP WLS BF H R ER SO	IP WLS BF H R ER SO	IP WLS BF H R ER SO	ERA WHIP	ERA WHIP		
40 Drew Hutchison, R ERA: 4.84	4.1	20	6	4	4	4	2	0	0	0	0	0	1	0	16	23	0.00	0.600		
19 Will Vest, R ERA: 3.41	1.2	6	1	0	0	2	0	0	0	0	0	0	0	0	8	11	0.00	1.000		
77 Joe Jiménez, R ERA: 3.13	1.0	4	1	0	0	0	0	0	0	0	0	0	0	0	11	17	0.00	1.000		
37 Andrew Chafin, L ERA: 2.64	1.0	4	1	0	0	0	0	0	0	0	0	0	0	9	15	0.00	1.000			
68 Jason Foley, R ERA: 2.97	1.0	4	1	0	0	0	0	0	0	0	0	0	0	9	15	0.00	1.000			
<b>Batter</b>	<b>1</b>	<b>2</b>	<b>3</b>	<b>4</b>	<b>5</b>	<b>6</b>	<b>7</b>	<b>8</b>	<b>9</b>	<b>AB</b>	<b>R</b>	<b>H</b>	<b>RBI</b>	<b>BB</b>	<b>SO</b>	<b>LOB</b>	<b>BOTTOM</b>			
31 Riley Greene, L OBP: 0.324, SLG: 0.354	G6-3		24 BB 13 HR		F7		F8		G5-3	5	1	1	0	0	0	3	<b>San Diego Padres @ Detroit Tigers</b> Comerica Park, Detroit, MI Mon Jul 25 2022, 7:12 PM - 10:19 PM EDT Att: 21,647 - Partly Cloudy - 77 F			
28 Javier Báez, R OBP: 0.280, SLG: 0.377 21 Kody Clemens, L OBP: 0.214, SLG: 0.302	K		SF8		8 G5-3 13 WP		F8		G5-3	3	1	1	2	0	1	0				
8 Robbie Grossman, S OBP: 0.310, SLG: 0.278			P4		G5-3		G4-3		G6-3	5	0	1	1	0	0	3				
24 Miguel Cabrera, R OBP: 0.330, SLG: 0.351 60 Akil Baddoo, L OBP: 0.192, SLG: 0.192										2	2	1	1	2	1	1				
13 Eric Haase, R OBP: 0.308, SLG: 0.450										1	0	1	0	0	0	0				
7 Jonathan Schoop, R OBP: 0.240, SLG: 0.307										5	1	2	4	0	1	2				
46 Jaimer Candelario, S OBP: 0.269, SLG: 0.352										3	1	0	0	1	1	1				
30 Harold Castro, L OBP: 0.313, SLG: 0.415										4	2	3	3	0	0	0				
9 Willi Castro, S OBP: 0.281, SLG: 0.341										4	2	2	0	0	1	1				
<b>Inning Stats</b>	R: 0 H: 1 E: 0 K: 2 S: 11	H: 0 LOB: 0 BB: 0 P: 16	R: 0 H: 0 E: 0 K: 2 S: 10	H: 0 LOB: 0 BB: 0 P: 18	R: 5 H: 3 E: 1 K: 0 S: 12	H: 3 LOB: 0 BB: 1 P: 22	R: 4 H: 4 E: 0 K: 0 S: 19	H: 4 LOB: 1 BB: 1 P: 34	R: 2 H: 1 E: 0 K: 1 S: 15	H: 1 LOB: 0 BB: 0 P: 25	R: 1 H: 2 E: 0 K: 0 S: 9	H: 2 LOB: 1 BB: 0 P: 14	R: 0 H: 1 E: 0 K: 0 S: 7	H: 1 LOB: 1 BB: 0 P: 9	R: 0 H: 1 E: 0 K: 0 S: 10	H: 1 LOB: 1 BB: 0 P: 13	1B: 8 2B: 1 3B: 0 HR: 4	SF: 1 SAC: 0 DP: 0 HBP: 0	WP: 1 PB: 0 SB: 0 CS: 0	PA: 41
<b>PITCHER</b>	IP WLS BF H R ER SO	IP WLS BF H R ER SO	IP WLS BF H R ER SO	IP WLS BF H R ER SO	IP WLS BF H R ER SO	IP WLS BF H R ER SO	IP WLS BF H R ER SO	IP WLS BF H R ER SO	IP WLS BF H R ER SO	IP WLS BF H R ER SO	IP WLS BF H R ER SO	IP WLS BF H R ER SO	IP WLS BF H R ER SO	IP WLS BF H R ER SO	IP WLS BF H R ER SO	IP WLS BF H R ER SO	ERA WHIP	ERA WHIP		
55 Sean Manaea, L ERA: 4.33	1.1	7	1	2	2	1	2	0	0	0	1	1	17	33	13.50	2.250				
1 MacKenzie Gore, L ERA: 4.5	1.1	6	2	1	1	0	0	0	0	0	1	14	22	6.75	1.500					
48 Steven Wilson, R ERA: 4.2	1.0	4	1	0	0	0	0	0	0	0	0	7	9	0.00	1.000					
25 Tim Hill, L ERA: 3.86	1.0	4	1	0	0	0	0	0	0	0	0	10	13	0.00	1.000					
74 Nabil Crismatt, R ERA: 2.6	1.0	4	1	0	0	0	0	0	0	0	0	10	13	0.00	1.000					



Batter	1	2	3	4	5	6	7	8	9	10	AB	R	H	RBI	BB	SO	LOB	TOP							
10 Jurickson Profar, S OBP: 0.342, SLG: 0.392	G6-3		K	G6-3			G4-6-3 BB		G1-3	45 HBP	4	1	0	0	1	1	0								
9 Jake Cronenworth, L OBP: 0.337, SLG: 0.386	16 BB		F7	F7			13 C4-6-3 9 BB			45 HBP 13 E	2	1	0	0	2	0	0								
13 Manny Machado, R OBP: 0.372, SLG: 0.509	L8		16 BB 45 2B	1B			G4-6-3			45 HBP 38 1B	5	2	2	0	0	0	4								
16 Nomar Mazara, L OBP: 0.348, SLG: 0.392			45 2B	1B			L9			45 HBP 38 1B	3	1	1	0	1	0	2								
43 Esteyru Ruiz, R OBP: 0.250, SLG: 0.375			45 2B	1B			F7			45 HBP 38 1B	1	0	0	0	0	1	3								
45 Luke Voit, R OBP: 0.315, SLG: 0.411	F7		38 2B	2B			F7			38 1B	4	1	1	3	0	1	3								
30 Eric Hosmer, L OBP: 0.338, SLG: 0.391		G3-1	38 2B	BB			G3			38 1B	3	0	0	0	1	0	1								
37 Matthew Batten, R OBP: 0.333, SLG: 0.300			2 FC4-8 BB	2B			G3			7 FC5 2 BB	1	0	0	0	0	1	3								
38 Jorge Alfaro, R OBP: 0.313, SLG: 0.434			1-3 2H	2B			G3			1-3 2H 3H	4	0	2	3	1	0	0								
2 Trent Grisham, L OBP: 0.288, SLG: 0.334		FC4-5	1-2	P5			G3			1-2 BB	4	0	0	0	1	1	3								
7 Ha-Seong Kim, R OBP: 0.322, SLG: 0.354			1-3	K			K			2-3f	5	0	0	0	0	3	4								
<b>Inning Stats</b>	R: 0 E: 0 K: 0 S: 13	H: 0 LOB: 2 BB: 2 P: 23	R: 0 E: 0 K: 1 S: 15	H: 0 LOB: 1 BB: 1 P: 23	R: 3 E: 0 K: 1 S: 16	H: 4 LOB: 2 BB: 1 P: 22	R: 0 E: 0 K: 0 S: 7	H: 0 LOB: 0 BB: 0 P: 8	R: 0 E: 0 K: 1 S: 9	H: 1 LOB: 1 BB: 0 P: 12	R: 0 E: 0 K: 1 S: 9	H: 0 LOB: 0 BB: 0 P: 13	R: 0 E: 0 K: 2 S: 9	H: 0 LOB: 0 BB: 0 P: 12	R: 0 E: 0 K: 2 S: 9	H: 0 LOB: 0 BB: 0 P: 12	R: 3 E: 1 K: 2 S: 16	H: 1 LOB: 3 BB: 1 P: 26	1B: 4 2B: 2 3B: 0 HR: 0	SF: 0 SAC: 0 DP: 1 HBP: 2	WP: 0 PB: 0 SB: 0 CS: 0	PA: 45			
<b>PITCHER</b>	IP 5.0	WLS 24	H 5	R 3	ER 3	SO 2	BB 4	IBB 0	HBP 0	BLK 0	WP 0	HR 0	S 59	P 88	ERA 5.40	WHIP 1.800									
50 Garrett Hill, R ERA: 5.57																									
55 Alex Lange, R ERA: 2.61																									
67 Jose Cisnero, R ERA: 2.61																									
32 Michael Fulmer, R ERA: 2.92																									
65 Gregory Soto, L ERA: 2.45																									

San Diego Padres @ Detroit Tigers  
Comerica Park, Detroit, MI  
Tue Jul 26 2022, 7:12 PM - 10:54 PM EDT  
Att. 24,213 - Partly Cloudy - 79 F

AB 36  
R 6  
H 6  
RBI 6  
BB 7  
SO 8  
LOB 23



Batter	1	2	3	4	5	6	7	8	9	10	AB	R	H	RBI	BB	SO	LOB	BOTTOM							
31 Riley Greene, L OBP: 0.327, SLG: 0.356	28 G6-4-3 1B		G5-3			G6-3		G4-3			5	0	2	1	0	0	1								
28 Javier Báez, R OBP: 0.259, SLG: 0.374	G6-4-3		G5-3			1B		K		46 2B	5	1	1	0	0	2	3								
30 Harold Castro, L OBP: 0.314, SLG: 0.419	L8		2B			F9		24 1B		K	5	0	2	0	0	1	1								
24 Miguel Cabrera, R OBP: 0.332, SLG: 0.357		G1-6-3		K				46 HR		P3	4	1	2	0	0	1	1								
21 Kody Clemens, L OBP: 0.211, SLG: 0.297								2B		2B	1	0	0	0	0	0	0								
46 Jeimer Candelario, S OBP: 0.271, SLG: 0.368		P5		G3-1				2H HR		K	5	1	2	3	0	1	3								
9 Willi Castro, S OBP: 0.289, SLG: 0.338		L5						2H HR		K	5	1	1	0	0	1	1								
7 Jonathan Schoop, R OBP: 0.241, SLG: 0.307			G3-1			G6-3		1B		F7	4	0	1	0	0	0	1								
15 Tucker Barnhart, L OBP: 0.266, SLG: 0.242										1B	3	0	0	0	0	2	1								
13 Eric Haase, R OBP: 0.306, SLG: 0.447										K	1	0	0	0	0	1	1								
60 Akil Baddoo, L OBP: 0.198, SLG: 0.187										BB	2	0	0	0	1	1	1								
8 Robbie Grossman, S OBP: 0.313, SLG: 0.278										BB	0	0	0	0	1	0	0								
<b>Inning Stats</b>	R: 0 E: 0 K: 0 S: 6	H: 1 LOB: 0 BB: 0 P: 7	R: 0 E: 0 K: 0 S: 8	H: 0 LOB: 0 BB: 0 P: 12	R: 0 E: 0 K: 0 S: 5	H: 0 LOB: 1 BB: 1 P: 10	R: 0 E: 0 K: 1 S: 12	H: 1 LOB: 1 BB: 0 P: 17	R: 0 E: 0 K: 2 S: 7	H: 0 LOB: 0 BB: 0 P: 8	R: 0 E: 0 K: 1 S: 8	H: 1 LOB: 1 BB: 0 P: 11	R: 2 E: 0 K: 2 S: 17	H: 3 LOB: 1 BB: 0 P: 27	R: 0 E: 0 K: 2 S: 11	H: 2 LOB: 2 BB: 0 P: 13	R: 1 E: 0 K: 2 S: 20	H: 2 LOB: 2 BB: 0 P: 30	R: 1 E: 0 K: 1 S: 10	H: 1 LOB: 1 BB: 0 P: 14	1B: 7 2B: 3 3B: 0 HR: 1	SF: 0 SAC: 0 DP: 1 HBP: 0	WP: 0 PB: 0 SB: 0 CS: 0	PA: 42	
<b>PITCHER</b>	IP 7.0	WLS 27	H 6	R 2	ER 2	SO 5	BB 1	IBB 0	HBP 0	BLK 0	WP 0	HR 1	S 63	P 92	ERA 2.57	WHIP 1.000									
52 Mike Clevinger, R ERA: 3.38																									
66 Luis Garcia, R ERA: 3.41																									
17 Taylor Rogers, L ERA: 3.98																									
22 Nick Martinez, R ERA: 3.61																									

San Diego Padres @ Detroit Tigers  
Comerica Park, Detroit, MI  
Tue Jul 26 2022, 7:12 PM - 10:54 PM EDT  
Att. 24,213 - Partly Cloudy - 79 F

AB 40  
R 4  
H 11  
RBI 4  
BB 2  
SO 10  
LOB 14





Batter	1	2	3	4	5	6	7	8	9	AB	R	H	RBI	BB	SO	LOB	TOP					
10 Jurickson Profar, S OBP: 0.343, SLG: 0.394										4	0	2	1	0	1	0						
9 Jake Cronenworth, L OBP: 0.336, SLG: 0.385										4	1	1	0	0	0	3						
13 Manny Machado, R OBP: 0.374, SLG: 0.506										2	1	0	0	2	0	1						
45 Luke Voit, R OBP: 0.314, SLG: 0.408 17 Taylor Rogers, L										2	0	0	1	1	1	1						
26 Austin Nola, R OBP: 0.313, SLG: 0.312										3	0	0	0	1	1	2						
7 Ha-Seong Kim, R OBP: 0.322, SLG: 0.352										4	1	1	1	0	2	1						
43 Esteury Ruiz, R OBP: 0.231, SLG: 0.346 16 Nomar Mazara, L OBP: 0.343, SLG: 0.386										2	0	0	0	0	2		AB 31					
2 Trent Grisham, L OBP: 0.288, SLG: 0.333										4	0	1	0	0	0		R 3					
37 Matthew Batten, R OBP: 0.250, SLG: 0.214										4	0	0	0	0	1	2	H 5					
<b>Inning Stats</b>	R: 0 E: 0 K: 0 S: 4	H: 1 LOB: 0 BB: 0 P: 7	R: 0 E: 0 K: 1 S: 10	H: 0 LOB: 0 BB: 0 P: 14	R: 0 E: 0 K: 0 S: 5	H: 0 LOB: 0 BB: 0 P: 11	R: 2 E: 0 K: 1 S: 23	H: 2 LOB: 2 BB: 2 P: 39	R: 0 E: 0 K: 0 S: 6	H: 0 LOB: 0 BB: 0 P: 11	R: 0 E: 0 K: 0 S: 7	H: 0 LOB: 1 BB: 1 P: 16	R: 1 E: 1 K: 3 S: 14	H: 2 LOB: 2 BB: 0 P: 17	R: 0 E: 0 K: 2 S: 13	H: 0 LOB: 0 BB: 1 P: 20	R: 0 E: 0 K: 0 S: 5	H: 0 LOB: 0 BB: 0 P: 8	1B: 5 2B: 0 3B: 0 HR: 0	SF: 1 SAC: 0 DP: 1 HBP: 0	WP: 1 PB: 0 SB: 0 CS: 0	PA: 36
<b>PITCHER</b>	IP WLS BF H R ER SO BB IBB HBP BLK WP HR S P ERA WHIP																	<b>PITCHER</b>	IP WLS BF H R ER SO BB IBB HBP BLK WP HR S P ERA WHIP			
29 Tank Skubal, L ERA: 3.67	(1, 1) 6.0 23 3 2 0 2 3 0 0 0 0 1 0 55 98 0.00 1.000																					
77 Joe Jiménez, R ERA: 3.09	(7, 1) 0.2 5 2 1 0 3 0 0 0 0 0 0 0 13 16 0.00 3.000																					
37 Andrew Chafin, L ERA: 2.53	(7, 1) 1.1 5 0 0 0 2 1 0 0 0 0 0 0 14 21 0.00 0.750																					
32 Michael Fulmer, R ERA: 2.84	(9, 1) 1.0 W 3 0 0 0 0 0 0 0 0 0 0 0 5 8 0.00 0.000																					
<b>Batter</b>	<b>1</b>	<b>2</b>	<b>3</b>	<b>4</b>	<b>5</b>	<b>6</b>	<b>7</b>	<b>8</b>	<b>9</b>	<b>AB</b>	<b>R</b>	<b>H</b>	<b>RBI</b>	<b>BB</b>	<b>SO</b>	<b>LOB</b>	<b>BOTTOM</b>					
31 Riley Greene, L OBP: 0.318, SLG: 0.345										4	0	0	0	0	3	1						
28 Javier Báez, R OBP: 0.259, SLG: 0.372										4	1	1	0	0	2	0						
30 Harold Castro, L OBP: 0.318, SLG: 0.418										3	1	1	0	1	1							
24 Miguel Cabrera, R OBP: 0.334, SLG: 0.356										3	0	1	0	1	1							
46 Jeimer Candelario, S OBP: 0.278, SLG: 0.377 60 Akil Baddoo, L OBP: 0.156, SLG: 0.187										4	0	3	2	0	0	0						
13 Eric Haase, R OBP: 0.300, SLG: 0.437										4	0	0	0	0	1	5						
8 Robbie Grossman, S OBP: 0.308, SLG: 0.274										4	0	0	0	0	3	3						
7 Jonathan Schoop, R OBP: 0.243, SLG: 0.309										4	1	2	0	0	1	0						
22 Victor Reyes, S OBP: 0.301, SLG: 0.362										4	0	1	2	0	1	1						
<b>Inning Stats</b>	R: 1 E: 0 K: 1 S: 15	H: 2 LOB: 2 BB: 1 P: 21	R: 0 E: 0 K: 1 S: 13	H: 0 LOB: 0 BB: 0 P: 20	R: 0 E: 0 K: 2 S: 7	H: 0 LOB: 0 BB: 0 P: 9	R: 0 E: 0 K: 1 S: 7	H: 0 LOB: 0 BB: 0 P: 9	R: 0 E: 0 K: 2 S: 11	H: 1 LOB: 1 BB: 0 P: 14	R: 1 E: 1 K: 2 S: 13	H: 3 LOB: 2 BB: 0 P: 17	R: 0 E: 0 K: 2 S: 12	H: 0 LOB: 0 BB: 0 P: 16	R: 0 E: 0 K: 1 S: 9	H: 0 LOB: 0 BB: 1 P: 14	R: 2 E: 0 K: 1 S: 13	H: 3 LOB: 1 BB: 0 P: 17	1B: 7 2B: 2 3B: 0 HR: 0	SF: 0 SAC: 0 DP: 1 HBP: 0	WP: 0 PB: 0 SB: 1 CS: 0	PA: 36
<b>PITCHER</b>	IP WLS BF H R ER SO BB IBB HBP BLK WP HR S P ERA WHIP																	<b>PITCHER</b>	IP WLS BF H R ER SO BB IBB HBP BLK WP HR S P ERA WHIP			
11 Yu Darvish, R ERA: 3.24	(1, 1) 7.0 28 6 2 2 11 1 0 0 0 0 0 0 78 106 2.57 1.000																					
66 Luis García, R ERA: 3.32	(8, 1) 1.0 H 3 0 0 0 1 1 0 0 0 0 0 0 9 14 0.00 1.000																					
17 Taylor Rogers, L ERA: 4.35	(9, 1) 0.2 L 5 3 2 2 1 0 0 0 0 0 0 0 13 17 27.00 4.500																					

San Diego Padres @ Detroit Tigers  
Comerica Park, Detroit, MI  
Wed Jul 27 2022, 1:31 PM - 4:33 PM EDT  
Att. 24,669 - Rain - 73 F

AB 31  
R 3  
H 5  
RBI 3  
BB 4  
SO 7  
LOB 13



San Diego Padres @ Detroit Tigers  
Comerica Park, Detroit, MI  
Wed Jul 27 2022, 1:31 PM - 4:33 PM EDT  
Att. 24,669 - Rain - 73 F

AB 34  
R 4  
H 9  
RBI 4  
SO 13  
LOB 12






Batter	1	2	3	4	5	6	7	8	9	AB	R	H	RBI	BB	SO	LOB	TOP				
8 Robbie Grossman, S OBP: 0.311, SLG: 0.278										3	0	1	0	1	0	1					
28 Javier Báez, R OBP: 0.299, SLG: 0.369										3	0	0	0	1	0	2					
24 Miguel Cabrera, R OBP: 0.333, SLG: 0.353										3	0	0	0	1	0	5					
13 Eric Haase, R OBP: 0.294, SLG: 0.429										3	0	0	1	0	1	2					
46 Jeimer Candelario, S OBP: 0.274, SLG: 0.372										4	0	0	0	0	1	2					
7 Jonathan Schoop, R OBP: 0.243, SLG: 0.317										4	1	1	1	0	0	0					
9 Willi Castro, S OBP: 0.279, SLG: 0.350										4	1	1	1	0	0	0					
30 Harold Castro, L OBP: 0.312, SLG: 0.411										4	0	0	0	0	2	0					
22 Victor Reyes, S OBP: 0.301, SLG: 0.369										3	1	1	0	0	2	0					
<b>Inning Stats</b>	R: 0 H: 1 E: 0 K: 1 S: 9	H: 1 LOB: 1 BB: 0 P: 11	R: 1 H: 1 E: 0 K: 1 S: 10	H: 1 LOB: 0 BB: 0 P: 17	R: 0 H: 0 E: 0 K: 1 S: 11	H: 0 LOB: 1 BB: 1 P: 17	R: 0 H: 0 E: 0 K: 0 S: 6	H: 0 LOB: 0 BB: 0 P: 8	R: 0 H: 0 E: 0 K: 0 S: 7	H: 0 LOB: 1 BB: 1 P: 11	R: 1 H: 1 E: 0 K: 1 S: 10	H: 1 LOB: 0 BB: 0 P: 16	R: 1 H: 1 E: 1 K: 0 S: 13	H: 1 LOB: 2 BB: 1 P: 23	R: 0 H: 0 E: 0 K: 0 S: 7	H: 0 LOB: 0 BB: 0 P: 9	1B: 0 2B: 2 3B: 0 HR: 2	SF: 1 SAC: 0 DP: 0 HBP: 0	WP: 0 PB: 0 SB: 0 CS: 0	PA: 35	
<b>PITCHER</b>	IP	WLS	BF	H	R	ER	SO	BB	IBB	HBP	BLK	WP	HR	S	P	ERA	WHIP				
16 Yusei Kikuchi, L ERA: 4.89	5.0	W	18	2	1	1	5	1	0	0	0	0	1	46	67	1.80	0.600				
90 Adam Cimber, R ERA: 2.95	1.0	H	4	0	0	0	0	1	0	0	0	0	0	7	11	0.00	1.000				
58 Tim Mayza, L ERA: 2.67	1.0	H	4	1	1	1	1	0	0	0	0	0	1	10	16	9.00	1.000				
93 Yimi Garcia, R ERA: 2.67	0.2	H	5	1	1	0	0	1	0	0	0	0	0	12	22	0.00	3.000				
68 Jordan Romano, R ERA: 2.45	1.1	S	4	0	0	0	0	0	0	0	0	0	0	8	10	0.00	0.000				

**Detroit Tigers @ Toronto Blue Jays**  
Rogers Centre, Toronto, ON  
Thu Jul 28 2022, 7:09 PM - 10:00 PM EDT  
Att: 27,080 - Partly Cloudy - 80 F


AB 31  
R 3  
H 4  
RBI 3  
BB 3  
SO 6  
LOB 12



Batter	1	2	3	4	5	6	7	8	9	AB	R	H	RBI	BB	SO	LOB	BOTTOM				
4 George Springer, R OBP: 0.331, SLG: 0.471										5	1	1	0	0	2	2					
15 Raimel Tapia, L OBP: 0.309, SLG: 0.416										4	0	1	0	0	0	1					
27 Vladimir Guerrero Jr., R OBP: 0.332, SLG: 0.469										3	0	2	1	1	1	2					
30 Alejandro Kirk, R OBP: 0.394, SLG: 0.490										4	0	2	0	0	0	3					
11 Bo Bichette, R OBP: 0.307, SLG: 0.421										4	0	2	0	0	0	3					
37 Teoscar Hernández, R OBP: 0.325, SLG: 0.483										4	0	0	0	0	1	6					
7 Bradley Zimmer, L OBP: 0.212, SLG: 0.240										0	0	0	0	0	0	0					
13 Lourdes Gurriel Jr., R OBP: 0.383, SLG: 0.433										3	2	1	0	1	1	0					
26 Matt Chapman, R OBP: 0.322, SLG: 0.466										3	2	2	3	1	0	1					
5 Santiago Espinal, R OBP: 0.321, SLG: 0.384										3	0	0	0	0	0	1					
9 Danny Jansen, R OBP: 0.298, SLG: 0.571										3	0	1	1	0	0	0					
<b>Inning Stats</b>	R: 0 H: 2 E: 0 K: 1 S: 15	H: 0 LOB: 0 BB: 1 P: 14	R: 1 H: 1 E: 1 K: 0 S: 13	H: 1 LOB: 0 BB: 0 P: 20	R: 2 H: 2 E: 0 K: 0 S: 12	H: 2 LOB: 0 BB: 0 P: 14	R: 0 H: 1 E: 0 K: 2 S: 11	H: 1 LOB: 2 BB: 1 P: 20	R: 1 H: 2 E: 0 K: 2 S: 12	H: 2 LOB: 1 BB: 0 P: 16	R: 0 H: 2 E: 0 K: 0 S: 10	H: 2 LOB: 1 BB: 0 P: 17	R: 1 H: 0 E: 1 K: 0 S: 8	H: 0 LOB: 1 BB: 1 P: 18	1B: 6 2B: 2 3B: 0 HR: 2	SF: 1 SAC: 1 DP: 2 HBP: 0	WP: 0 PB: 0 SB: 0 CS: 0	PA: 37			
<b>PITCHER</b>	IP	WLS	BF	H	R	ER	SO	BB	IBB	HBP	BLK	WP	HR	S	P	ERA	WHIP				
70 Tyler Alexander, L ERA: 4.1	4.0	L	18	5	3	2	1	1	0	0	0	0	0	11	20	0.00	2.000				
19 Will Vest, R ERA: 3.32	1.1		8	4	1	1	2	0	0	0	0	0	1	20	30	6.75	3.000				
62 Angel De Jesus, R ERA: 3.68	0.2		1	0	0	0	0	0	0	0	0	0	0	2	3	0.00	0.000				
67 José Cisnero, R ERA: 2.54	1.0		5	0	1	0	0	1	0	0	0	0	0	8	18	0.00	1.000				

**Detroit Tigers @ Toronto Blue Jays**  
Rogers Centre, Toronto, ON  
Thu Jul 28 2022, 7:09 PM - 10:00 PM EDT  
Att: 27,080 - Partly Cloudy - 80 F

AB 32  
R 5  
H 10  
RBI 5  
BB 3  
SO 5  
LOB 16









Batter	1	2	3	4	5	6	7	8	9	AB	R	H	RBI	BB	SO	LOB	TOP					
31 Riley Greene, L (1, 8) OBP: 0.323, SLG: 0.358	G4-3		K				G4-3		G4-3	5	0	2	1	0	1	0						
22 Victor Reyes, S (1, 9) OBP: 0.322, SLG: 0.388	K						2B		1B	4	0	2	0	1	2	1						
28 Javier Báez, R (1, 6) OBP: 0.263, SLG: 0.371	K						G1-3		F7	5	0	1	0	0	1	4						
24 Miguel Cabrera, R (1, 10) OBP: 0.329, SLG: 0.348	F9						G6-4-3		G6-3	4	0	0	0	0	0	3						
46 Jeimer Candelario, S (1, 5) OBP: 0.276, SLG: 0.375	2B						G3		K	3	1	1	0	0	1	1						
13 Eric Haase, R (1, 2) OBP: 0.298, SLG: 0.431	K						HBP		P3	4	1	2	0	0	1	1						
8 Robbie Grossman, S (1, 7) OBP: 0.312, SLG: 0.278	F9						1B		BB	3	1	1	0	1	1	3						
7 Jonathan Schoop, R (1, 4) OBP: 0.246, SLG: 0.314	F8						HBP		K	3	0	1	1	0	1	1						
21 Kody Clemens, L (1, 3) OBP: 0.200, SLG: 0.284	K						SF7		F8	3	0	0	1	0	2	2						
<b>Inning Stats</b>	R: 0 E: 0 K: 2 S: 7	H: 0 LOB: 0 BB: 0 P: 10	R: 0 E: 0 K: 1 S: 10	H: 1 LOB: 1 BB: 0 P: 15	R: 0 E: 0 K: 2 S: 8	H: 0 LOB: 0 BB: 0 P: 8	R: 0 E: 0 K: 0 S: 11	H: 2 LOB: 1 BB: 0 P: 16	R: 2 E: 0 K: 0 S: 9	H: 3 LOB: 2 BB: 1 P: 17	R: 1 E: 0 K: 2 S: 12	H: 2 LOB: 2 BB: 0 P: 18	R: 0 E: 0 K: 0 S: 8	H: 1 LOB: 1 BB: 0 P: 11	R: 0 E: 0 K: 2 S: 14	H: 0 LOB: 1 BB: 1 P: 21	R: 0 E: 0 K: 1 S: 8	H: 1 LOB: 1 BB: 0 P: 12	1B: 8 2B: 2 3B: 0 HR: 0	SF: 1 SAC: 0 DP: 1 HBP: 2	WP: 0 PB: 0 SB: 0 CS: 0	PA: 39
<b>PITCHER</b>	IP	WLS	BF	H	R	ER	SO	BB	IBB	HBP	BLK	WP	HR	S	P	ERA	WHIP					
48 Ross Stripling, R (1, 1) ERA: 3.16	4.1		18	5	2	2	5	0	0	1	0	0	0	41	58	4.15	1.154					
90 Adam Cimber, R (5, 1) ERA: 3.07	1.1		8	3	1	1	1	1	0	1	0	0	0	13	21	6.75	3.000					
33 Trevor Richards, R (6, 1) ERA: 5.49	0.2	W	3	1	0	0	1	0	0	0	0	0	0	7	12	0.00	1.500					
93 Yimi Garcia, R (7, 1) ERA: 2.55	1.2	H	6	0	0	0	2	1	0	0	0	0	0	18	25	0.00	0.600					
68 Jordan Romano, R (9, 1) ERA: 2.39	1.0	S	4	1	0	0	1	0	0	0	0	0	0	8	12	0.00	1.000					

**Detroit Tigers @ Toronto Blue Jays**  
Rogers Centre, Toronto, ON  
Sat Jul 30 2022, 3:08 PM - 5:54 PM EDT  
Att: 42,933 - Partly Cloudy - 75 F

AB	34
R	3
H	10
RBI	3
BB	2
SO	10
LOB	16



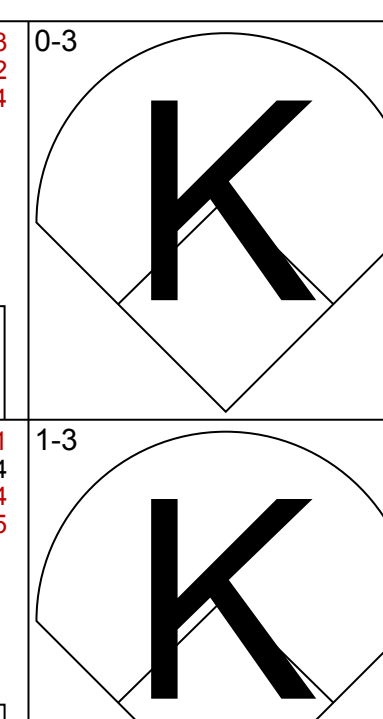
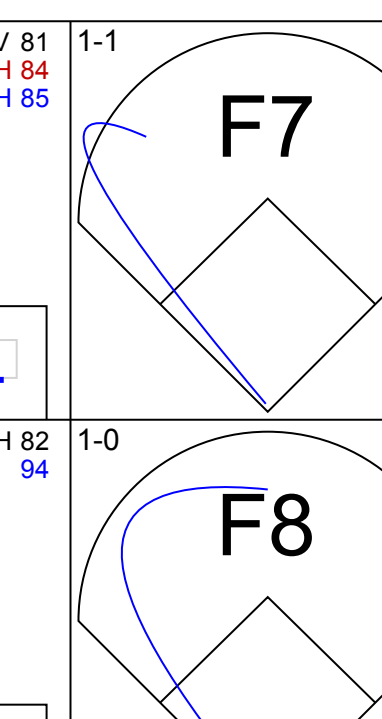
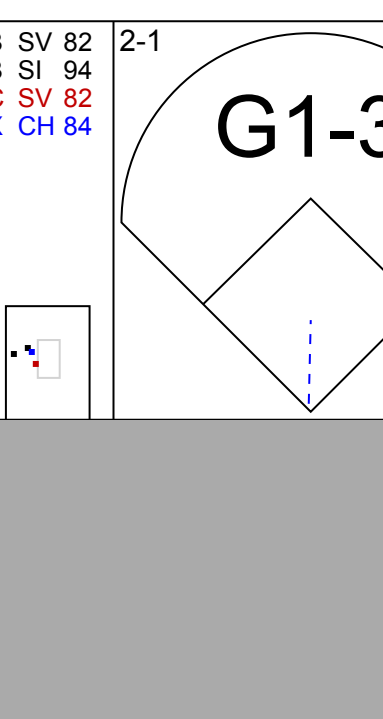
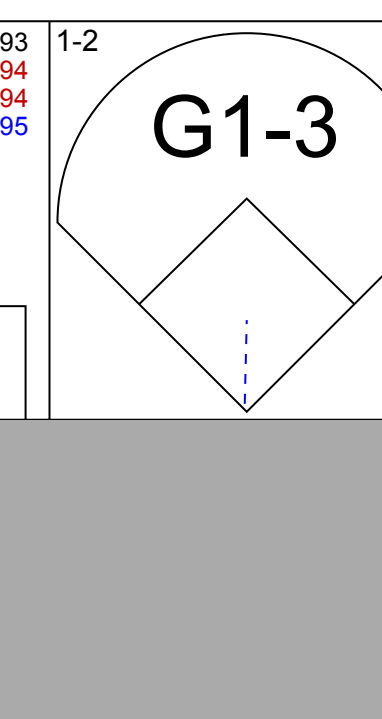
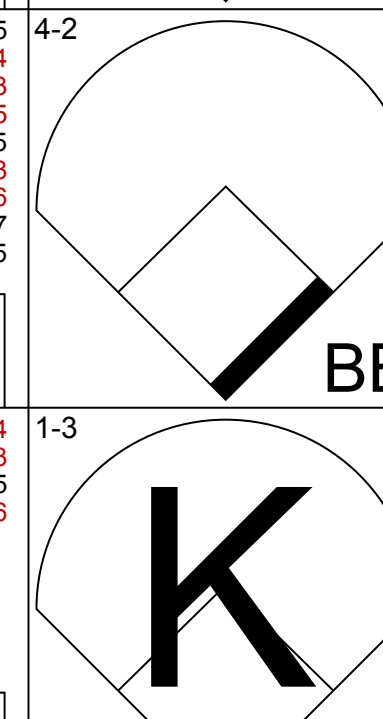

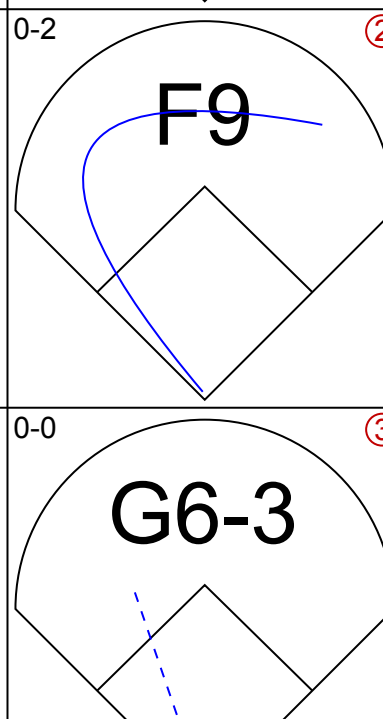
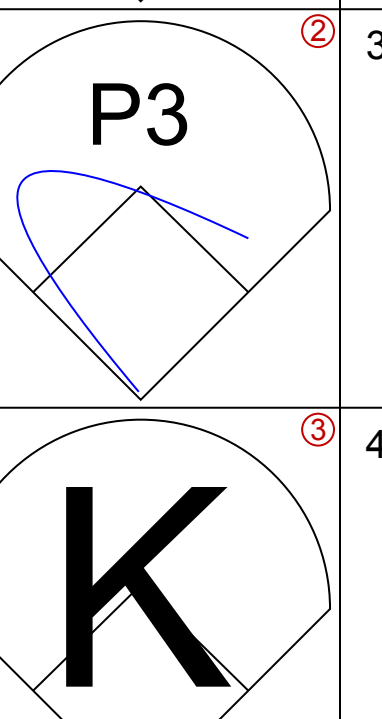

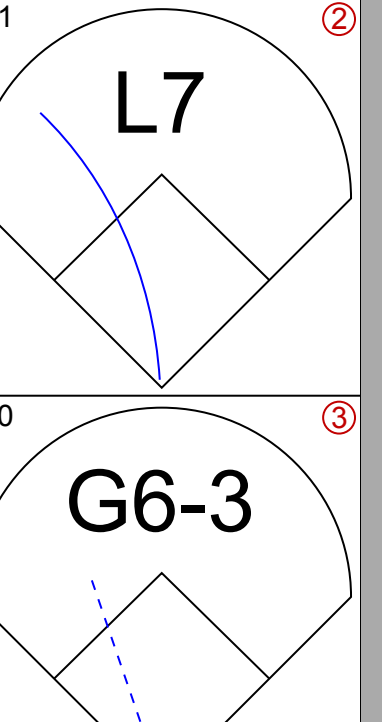






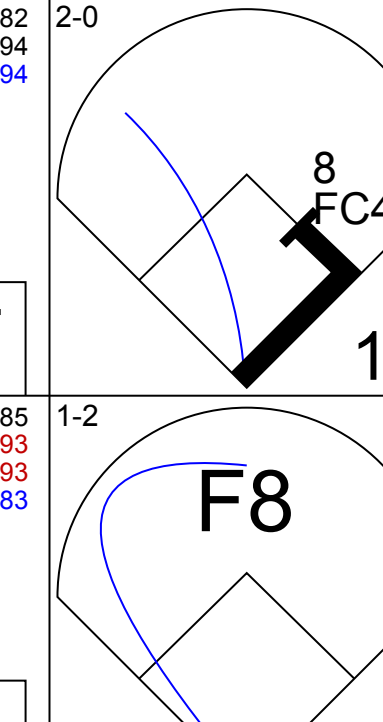
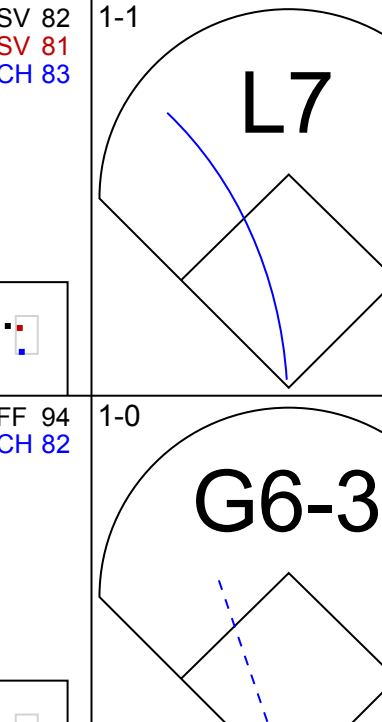
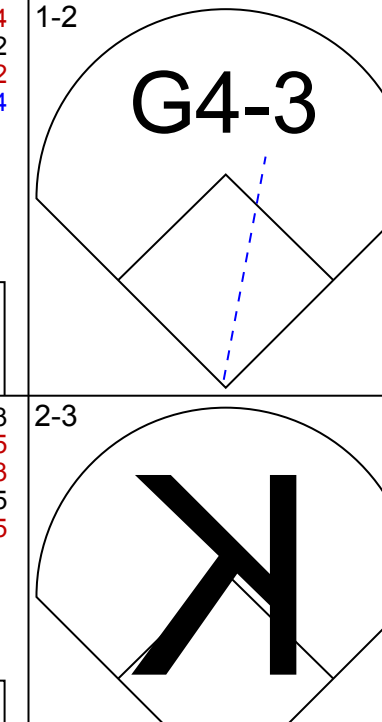
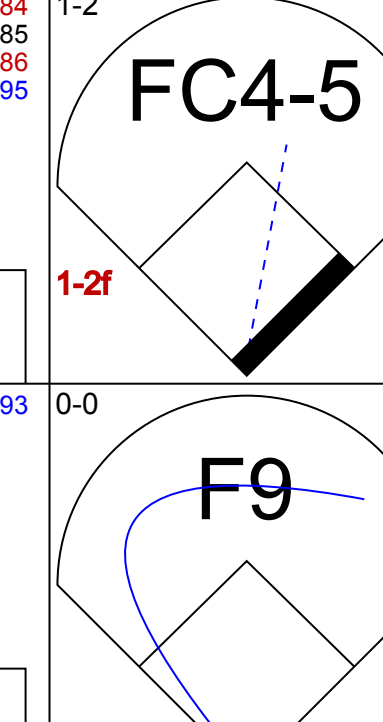


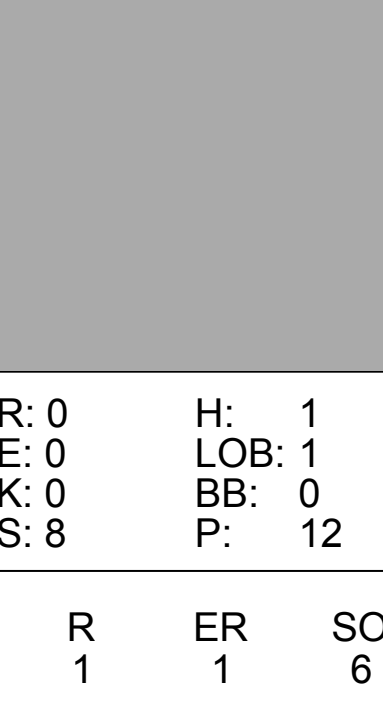
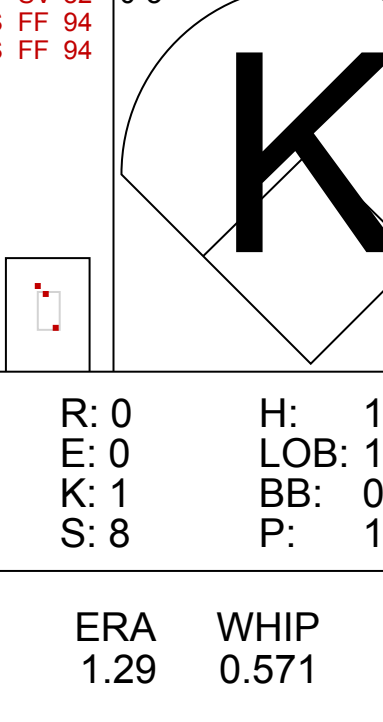
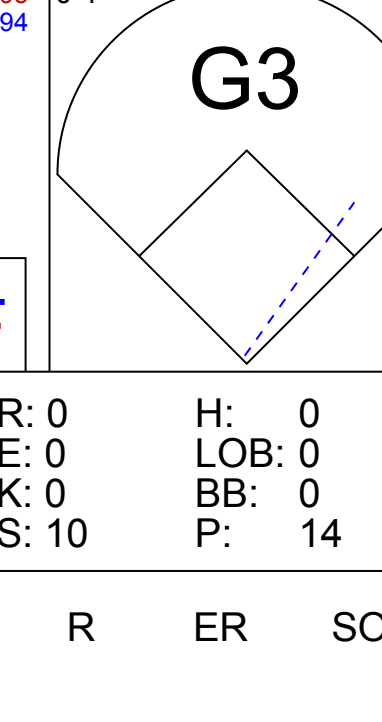
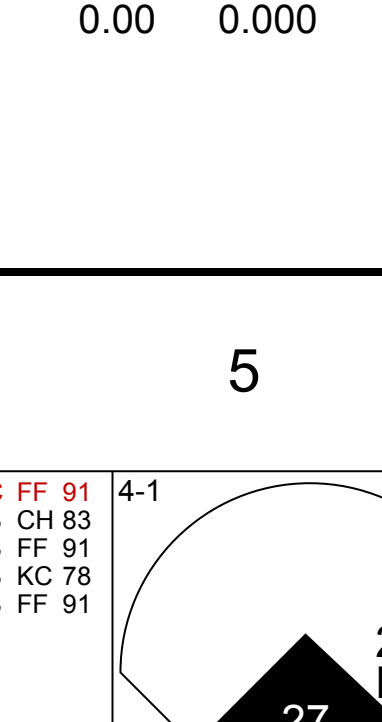
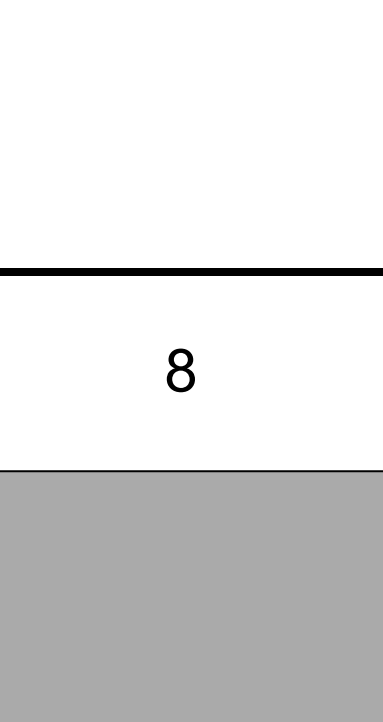
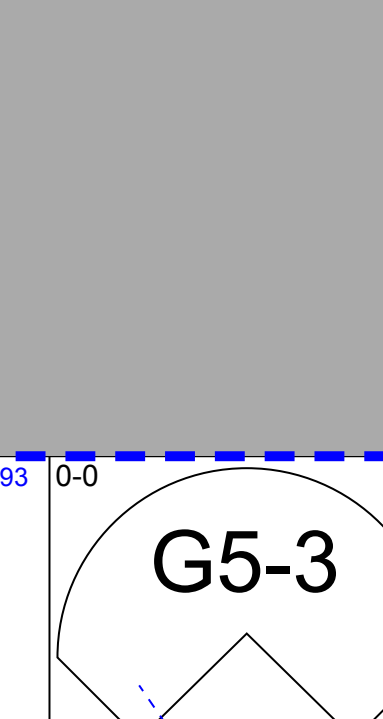
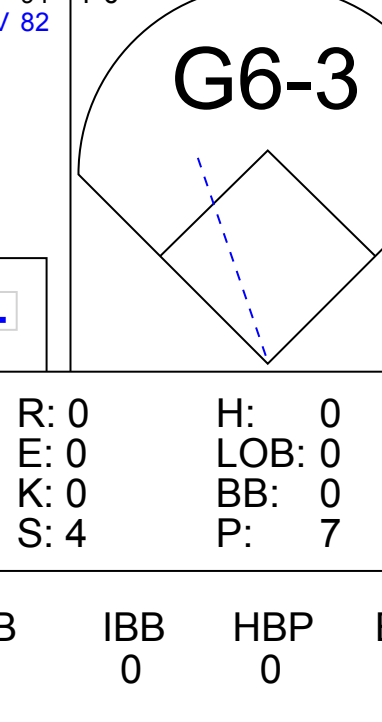
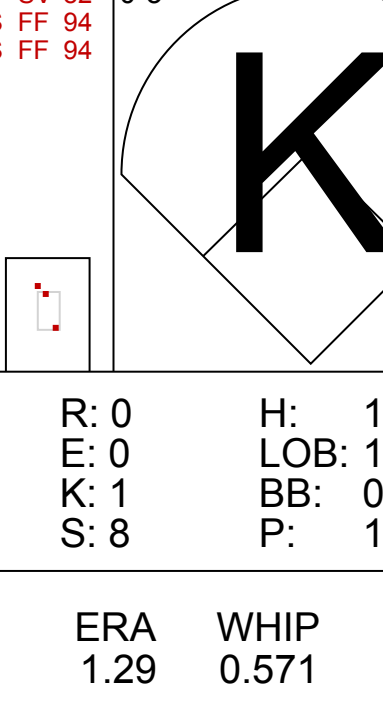

Batter	1	2	3	4	5	6	7	8	9	AB	R	H	RBI	BB	SO	LOB	BOTTOM					
4 George Springer, R (1, 10) OBP: 0.330, SLG: 0.467	G6-3		BB						G1-3	3	1	0	0	1	0	1						
27 Vladimir Guerrero Jr., R (1, 3) OBP: 0.397, SLG: 0.497	1B		FC6-4						BB	2	2	1	0	1	0	1						
13 Lourdes Gurriel Jr., R (1, 7) OBP: 0.364, SLG: 0.425	1B		FC6-4						BB	3	1	1	1	1	1	3						
11 Bo Bichette, R (1, 6) OBP: 0.303, SLG: 0.416	K		BB						G3	3	0	0	1	0	1	3						
37 Teoscar Hernández, R (1, 9) OBP: 0.321, SLG: 0.485	F8								HR	3	1	1	3	0	0	0						
26 Matt Chapman, R (1, 5) OBP: 0.324, SLG: 0.471	BB		BB						K	2	0	0	0	1	2	0						
15 Raimel Tapia, L (1, 8) OBP: 0.306, SLG: 0.410	G6-4-3								F7	3	0	0	0	0	0	1						
7 Bradley Zimmer, L (8, 8) OBP: 0.212, SLG: 0.240	G6-4-3								F7	0	0	0	0	0	0	0						
9 Danny Jansen, R (1, 2) OBP: 0.289, SLG: 0.552	K								F7	3	0	0	0	0	1	0						
5 Santiago Espinal, R (1, 4) OBP: 0.318, SLG: 0.380	F9								P3	3	0	1	0	0	0	0						
<b>Inning Stats</b>	R: 1 E: 0 K: 1 S: 10	H: 2 LOB: 1 BB: 0 P: 18	R: 0 E: 0 K: 0 S: 5	H: 0 LOB: 0 BB: 1 P: 12	R: 0 E: 0 K: 1 S: 7	H: 0 LOB: 1 BB: 1 P: 14	R: 0 E: 0 K: 0 S: 7	H: 0 LOB: 0 BB: 1 P: 14	R: 0 E: 0 K: 1 S: 6	H: 0 LOB: 0 BB: 0 P: 10	R: 4 E: 1 K: 1 S: 17	H: 2 LOB: 0 BB: 0 P: 26	R: 0 E: 0 K: 0 S: 7	H: 0 LOB: 0 BB: 0 P: 9	R: 0 E: 0 K: 1 S: 8	H: 0 LOB: 1 BB: 1 P: 13	1B: 3 2B: 1 3B: 0 HR: 1	SF: 1 SAC: 0 DP: 3 HBP: 1	WP: 1 PB: 0 SB: 1 CS: 1	PA: 31		
<b>PITCHER</b>	IP	WLS	BF	H	R	ER	SO	BB	IBB	HBP	BLK	WP	HR	S	P	ERA	WHIP					
40 Drew Hutchison, R (1, 1) ERA: 4.53	5.0		17	2	1	1	3	3	0	0	0	0	0	35	68	1.80	1.000					
48 Derek Law, R (6, 1) ERA: 3.24	1.0	L	7	2	4	0	1	0	0	1	0	1	1	17	26	0.00	2.000					
62 Angel De Jesus, R (7, 1) ERA: 3.24	1.0		3	0	0	0	0	0	0	0	0	0	0	7	9	0.00	0.000					
67 José Cisneros, R (8, 1) ERA: 3.24	1.0		4	0	0	0	1	1	0	0	0	0	0	8	13	0.00	1.000					

**Detroit Tigers @ Toronto Blue Jays**  
Rogers Centre, Toronto, ON  
Sat Jul 30 2022, 3:08 PM - 5:54 PM EDT  
Att: 42,933 - Partly Cloudy - 75 F

AB	25
R	5
H	4
RBI	5
BB	4
SO	5
LOB	9



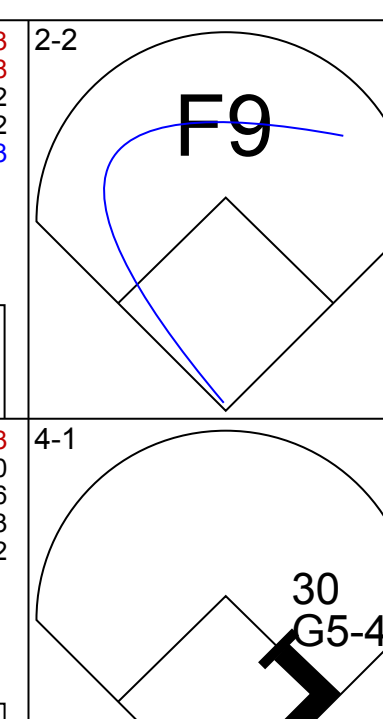
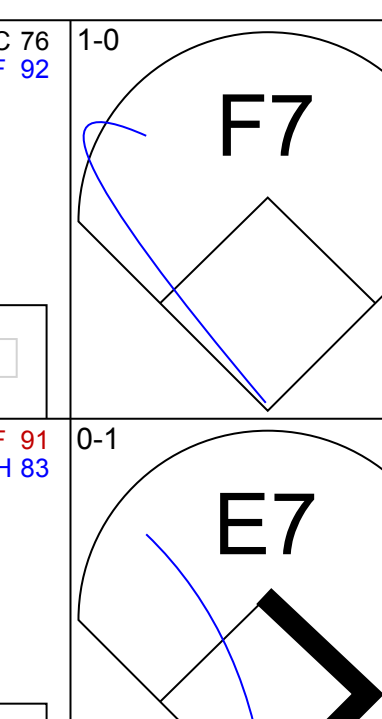
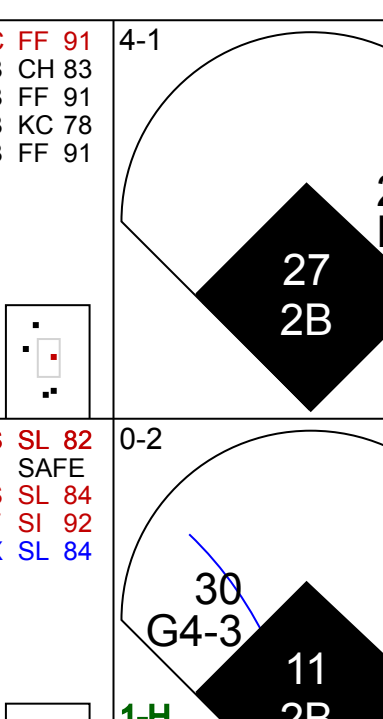
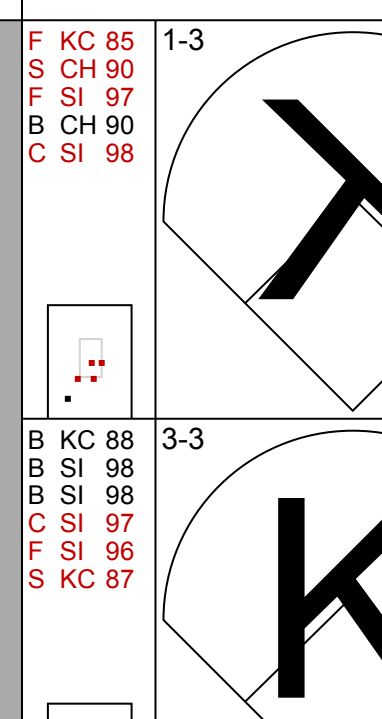
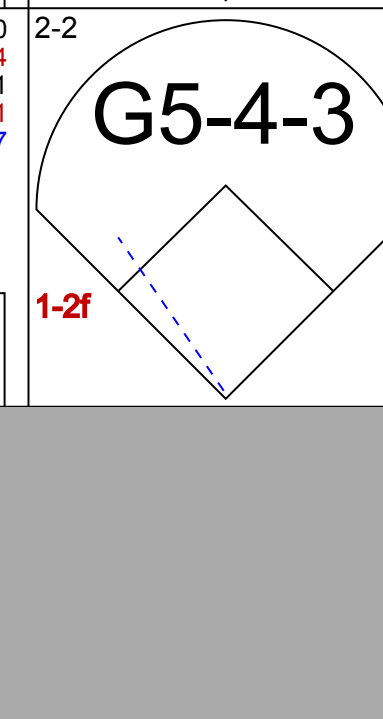
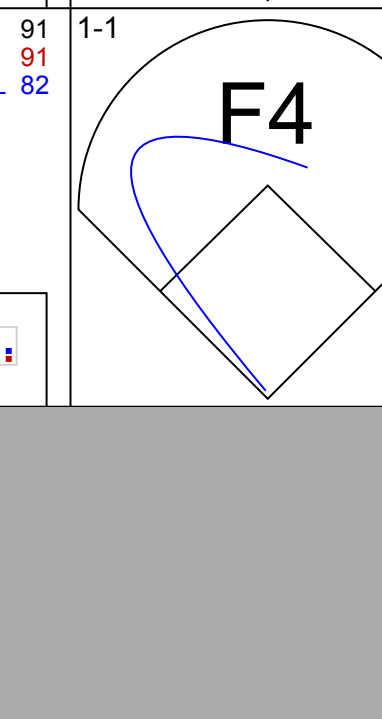
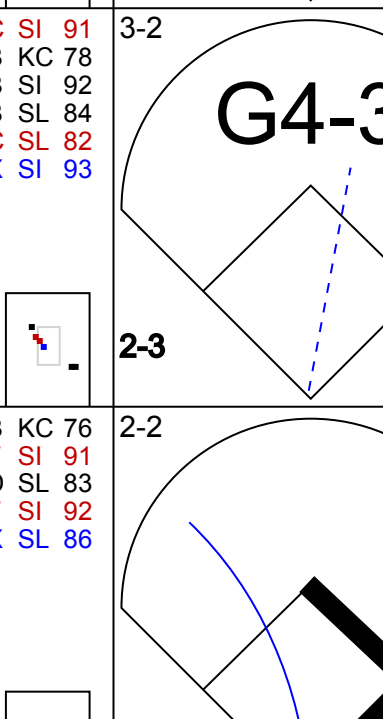



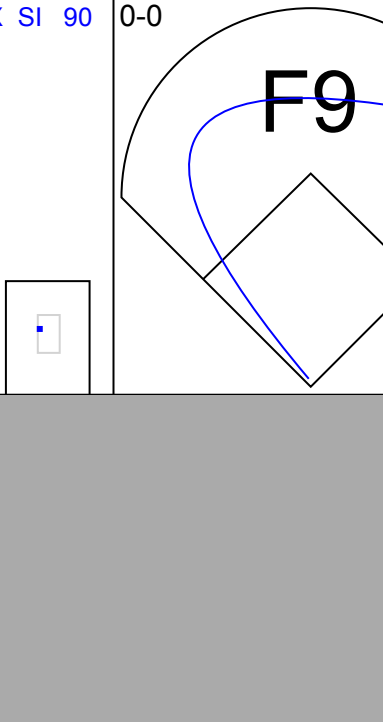
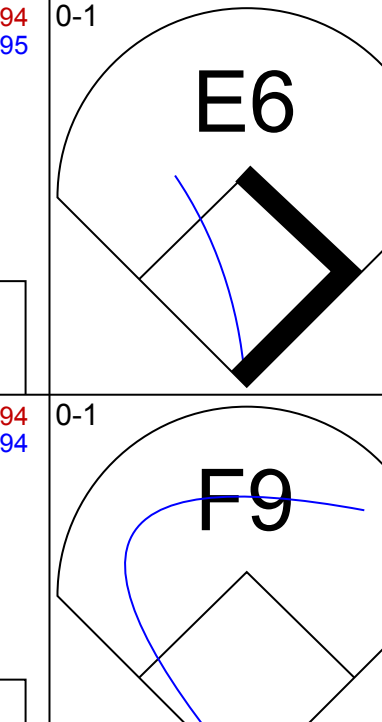
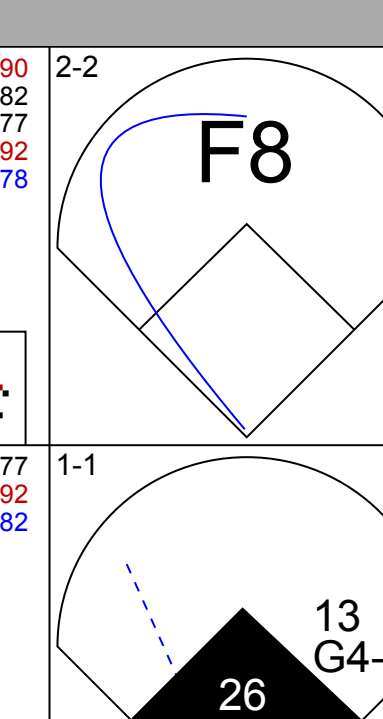
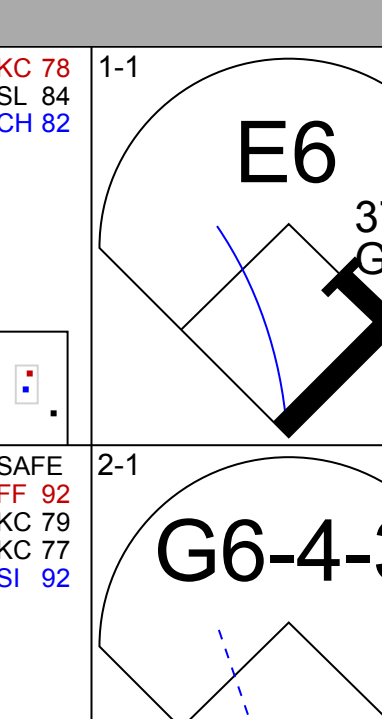
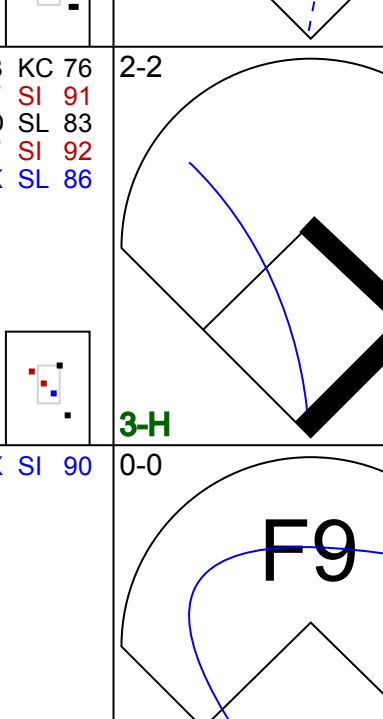
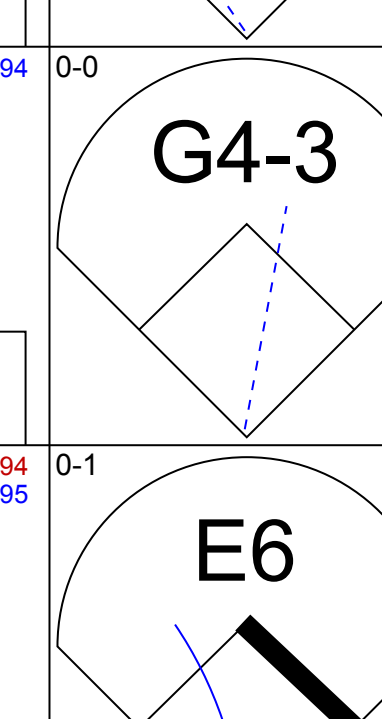
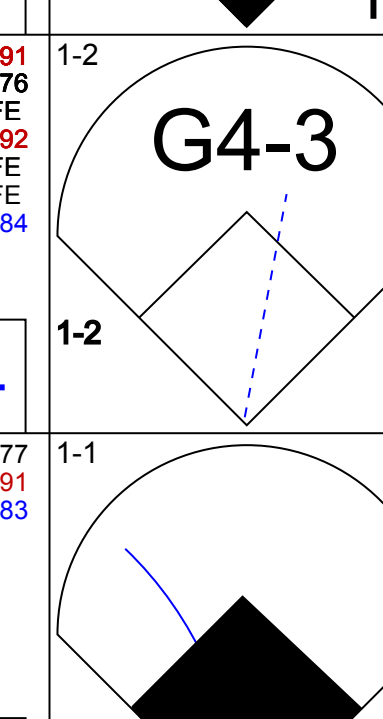
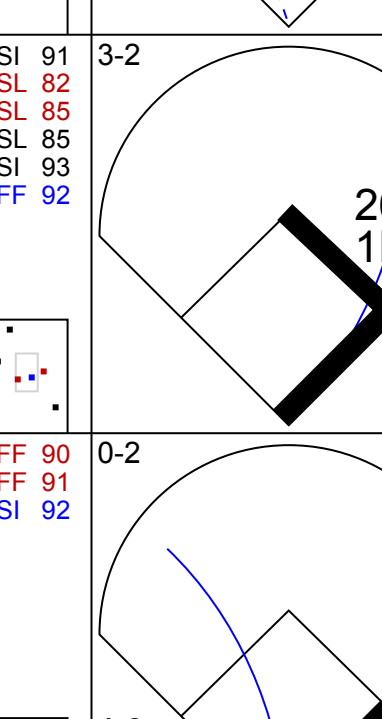

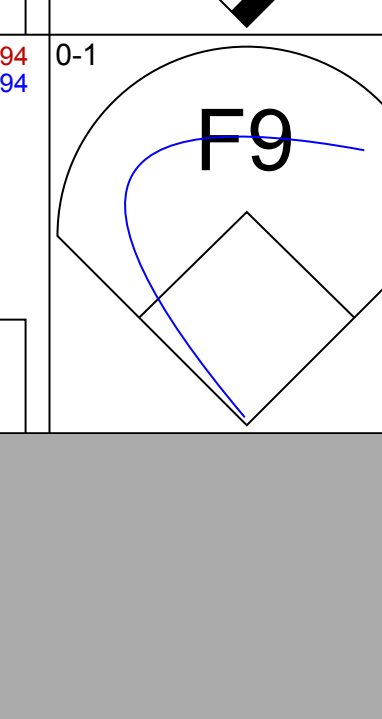
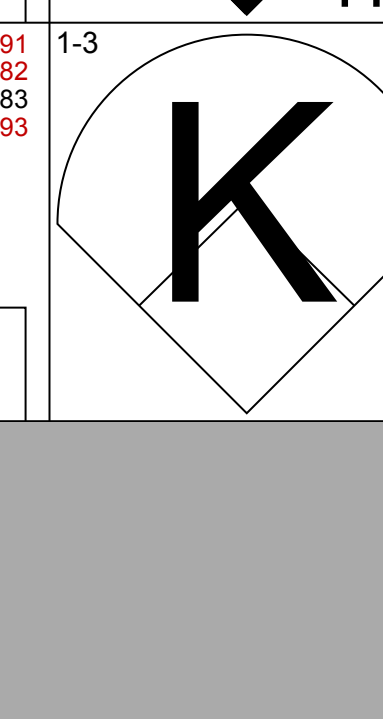
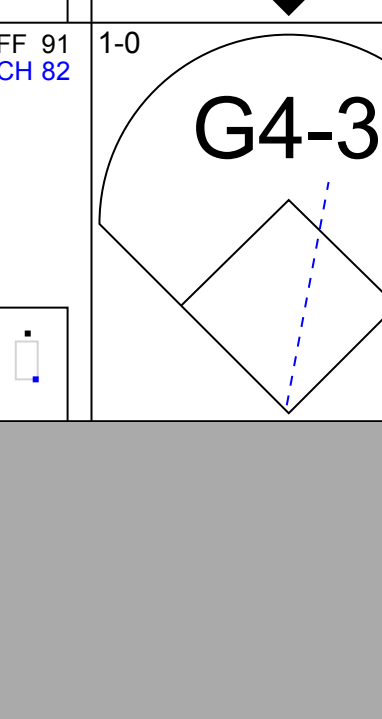
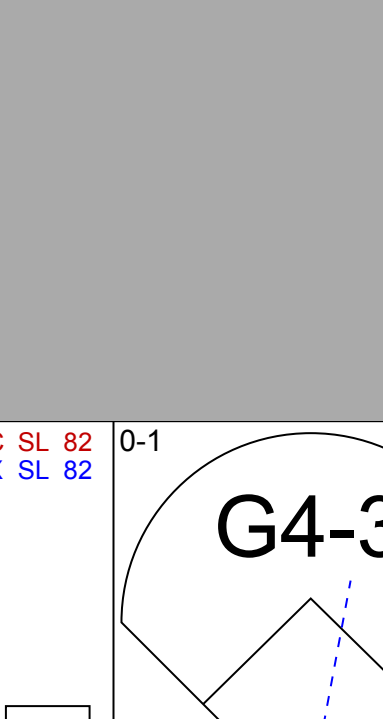

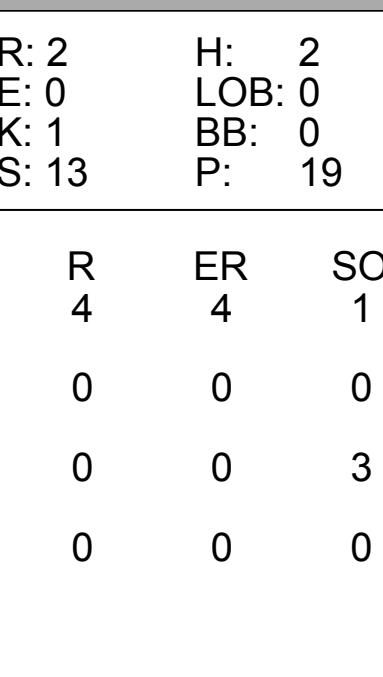
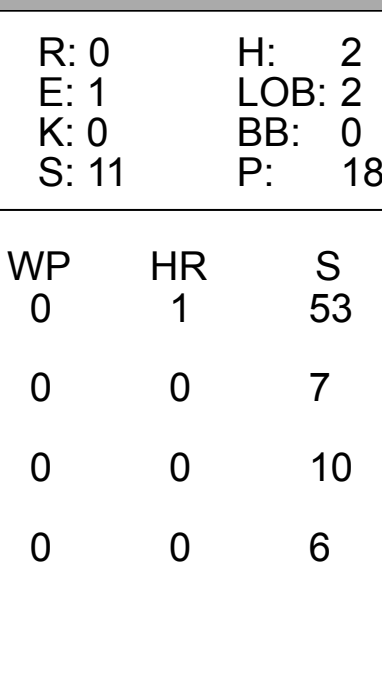
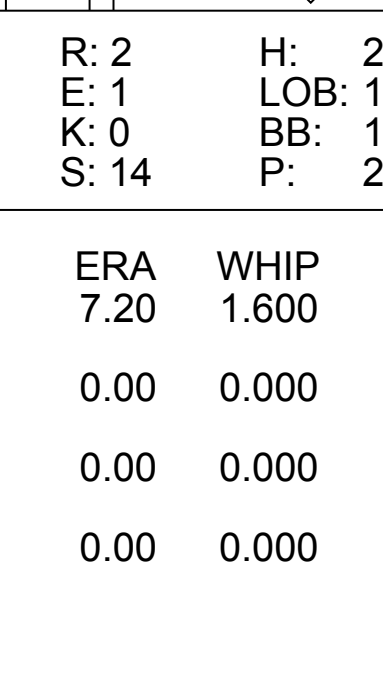
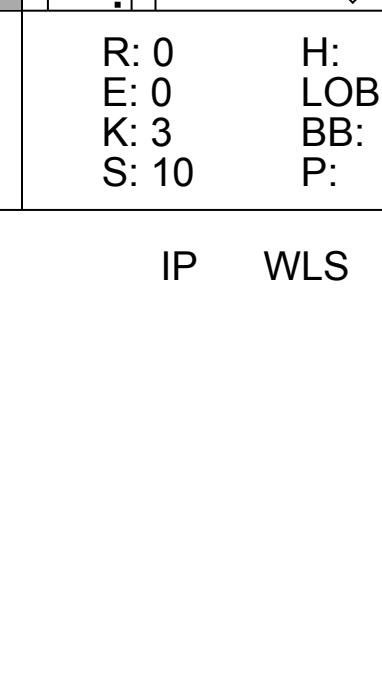
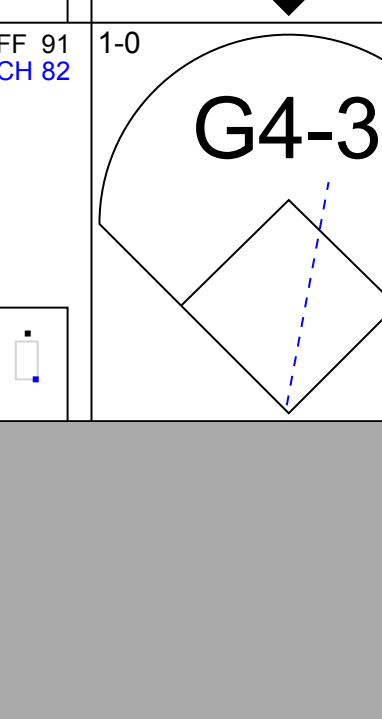
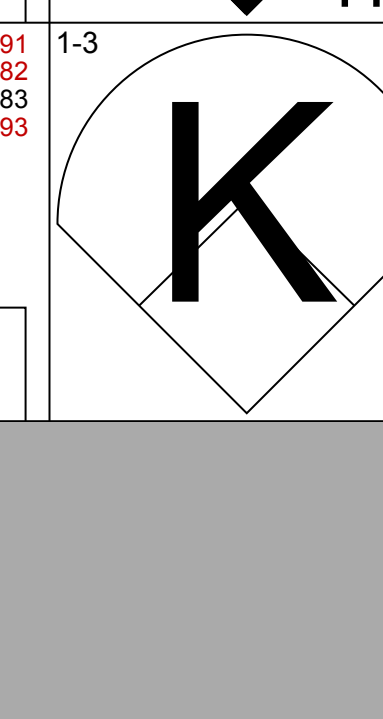
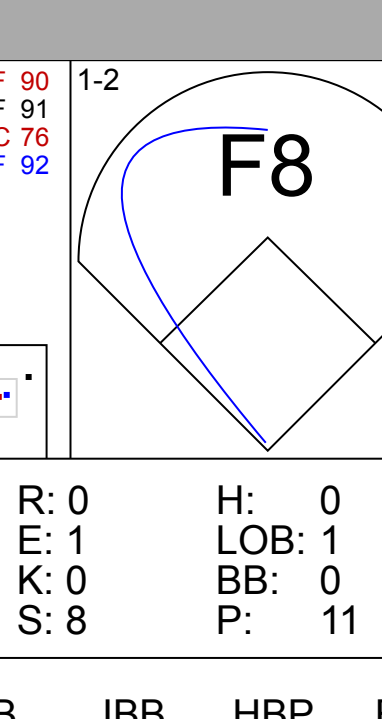
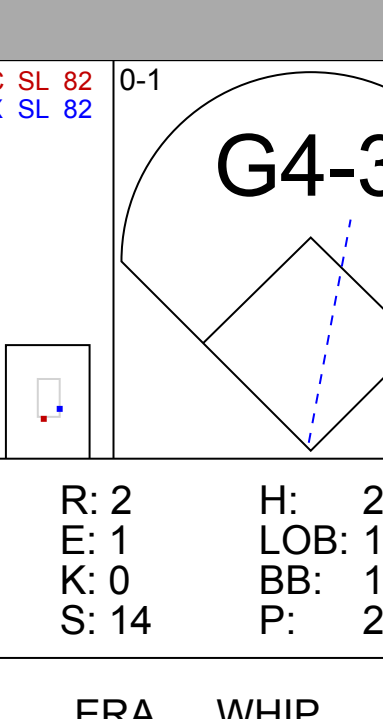
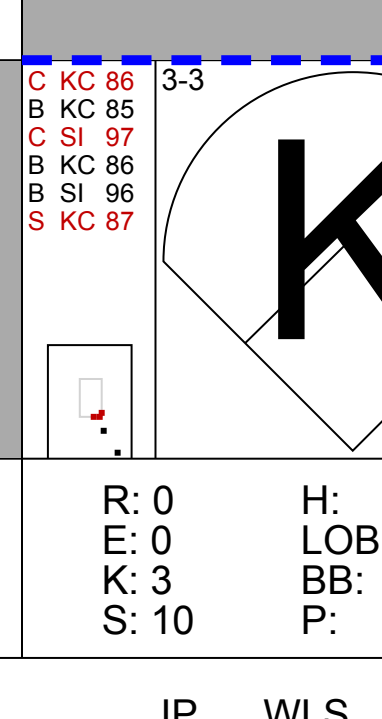


Batter	1	2	3	4	5	6	7	8	9	AB	R	H	RBI	BB	SO	LOB	TOP					
31 Riley Greene, L (1,8) OBP: 0.315, SLG: 0.349										4	0	0	0	0	1	1						
22 Victor Reyes, S (1,9) OBP: 0.313, SLG: 0.378										4	0	0	0	0	2	0						
28 Javier Báez, R (1,6) OBP: 0.266, SLG: 0.379										3	1	1	1	1	0	0						
24 Miguel Cabrera, R (1,10) OBP: 0.326, SLG: 0.344										4	0	0	0	0	2	1						
30 Harold Castro, L (1,3) OBP: 0.314, SLG: 0.407										3	0	1	0	0	0	0						
46 Jeimer Candelario, S (1,5) OBP: 0.273, SLG: 0.371										3	0	0	0	0	1	1						
8 Robbie Grossman, S (1,7) OBP: 0.313, SLG: 0.282										3	0	1	0	0	1	1						
15 Tucker Barnhart, L (1,2) OBP: 0.258, SLG: 0.234										2	0	0	0	0	0	2						
13 Eric Haase, R (8,PH) OBP: 0.236, SLG: 0.429										1	0	0	0	0	0	0						
9 Willi Castro, S (1,4) OBP: 0.275, SLG: 0.356										3	0	0	0	0	1	1						
<b>Inning Stats</b>	R: 0 E: 0 K: 3 S: 14	H: 0 LOB: 1 BB: 1 P: 20	R: 0 E: 0 K: 0 S: 8	H: 1 LOB: 1 BB: 0 P: 12	R: 0 E: 0 K: 0 S: 4	H: 0 LOB: 0 BB: 0 P: 7	R: 1 E: 0 K: 0 S: 6	H: 1 LOB: 0 BB: 0 P: 11	R: 0 E: 0 K: 1 S: 8	H: 1 LOB: 0 BB: 0 P: 10	R: 0 E: 0 K: 0 S: 7	H: 0 LOB: 0 BB: 0 P: 8	R: 0 E: 0 K: 2 S: 9	H: 0 LOB: 0 BB: 0 P: 12	R: 0 E: 0 K: 0 S: 10	H: 0 LOB: 0 BB: 0 P: 14	R: 0 E: 0 K: 2 S: 10	H: 0 LOB: 0 BB: 0 P: 13	1B: 1 2B: 1 3B: 0 HR: 1	SF: 0 SAC: 0 DP: 0 HBP: 0	WP: 0 PB: 0 SB: 0 CS: 0	PA: 31
<b>PITCHER</b>	IP WLS BF H R ER SO BB IBB HBP BLK WP HR S P ERA WHIP																					
17 José Berrios, R (1,1) ERA: 4.96	7.0 W 25 3 1 1 6 1 0 0 0 0 1 56 80 1.29 0.571																					
58 Tim Mayza, L (8,1) ERA: 2.53	1.0 H 3 0 0 0 0 0 0 0 0 0 0 10 14 0.00 0.000																					
68 Jordan Romano, R (9,1) ERA: 2.33	1.0 S 3 0 0 0 2 0 0 0 0 0 0 0 10 13 0.00 0.000																					

Detroit Tigers @ Toronto Blue Jays  
Rogers Centre, Toronto, ON  
Sun Jul 31 2022, 12:08 PM - 2:27 PM EDT  
Att: 40,298 - Sunny - 73 F

AB 30  
R 1  
H 3  
RBI 1  
BB 1  
SO 8  
LOB 7




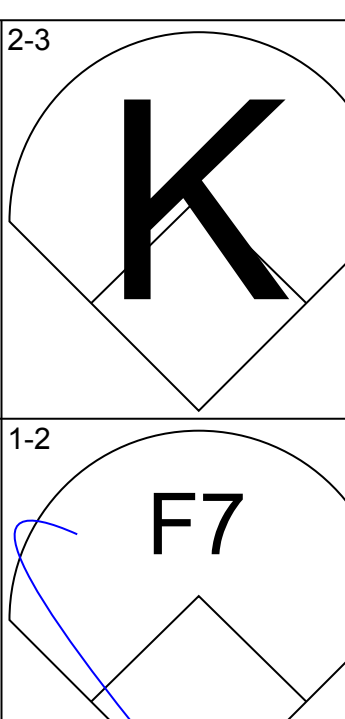
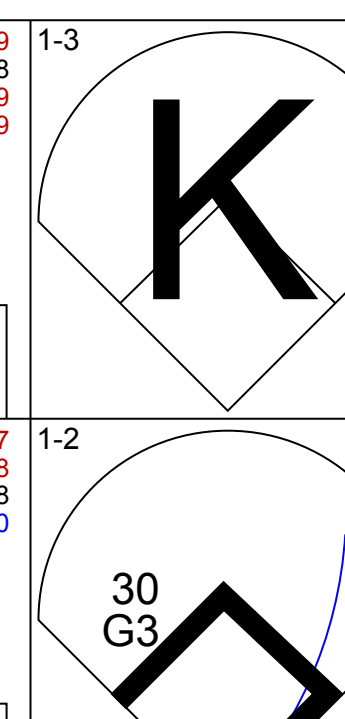
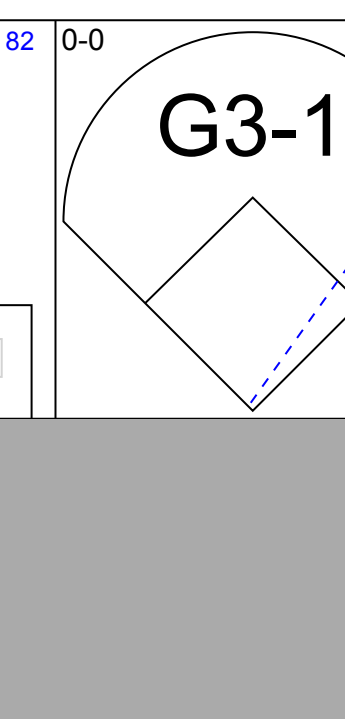
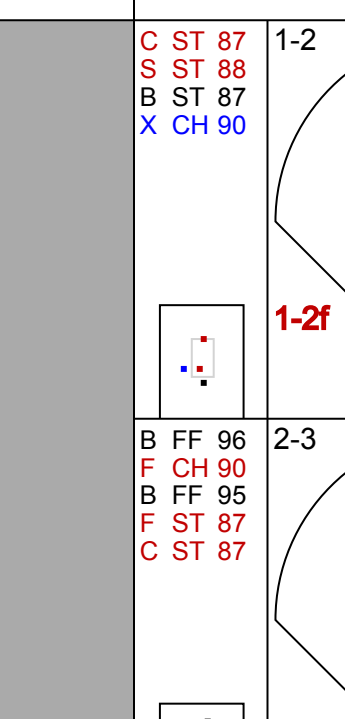
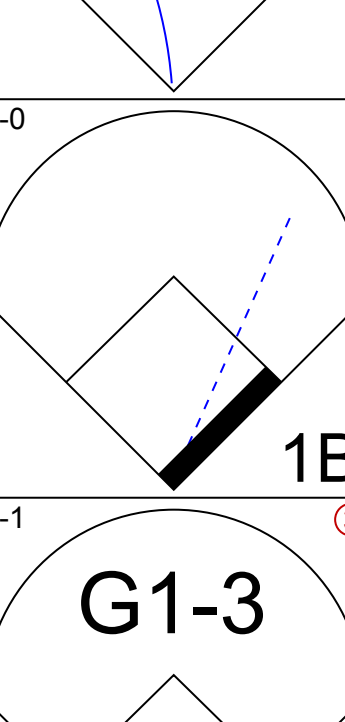

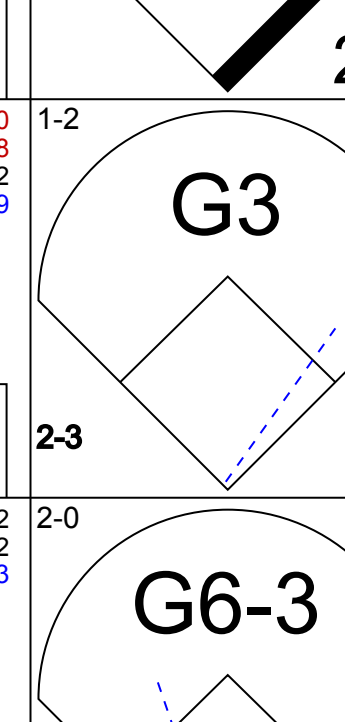
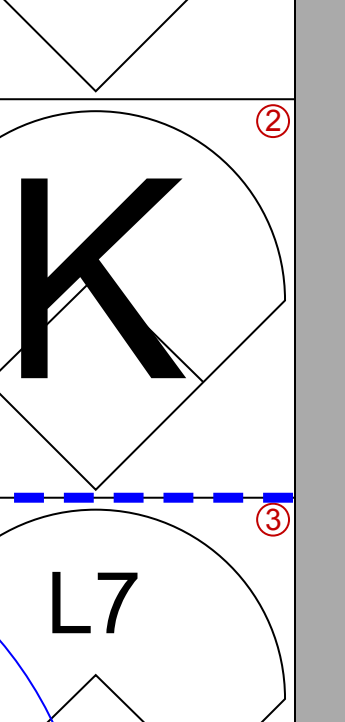






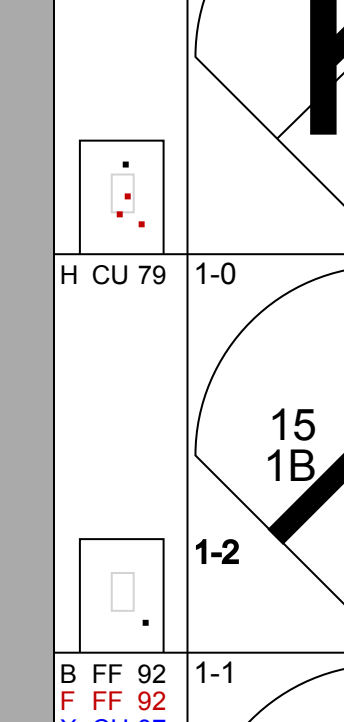


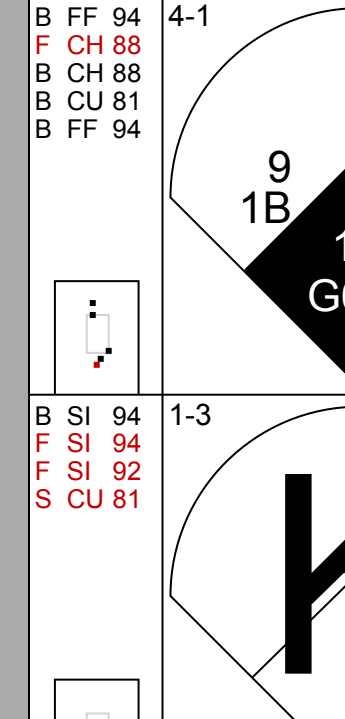
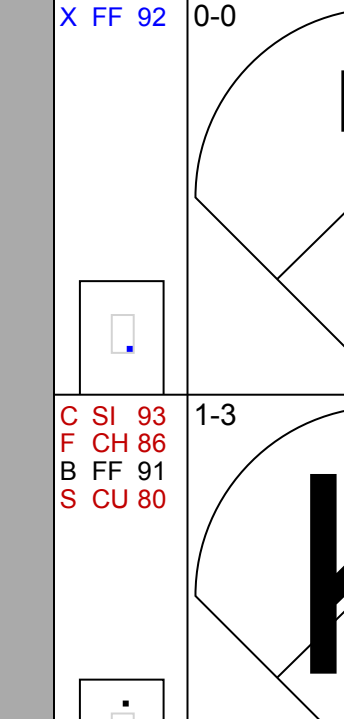
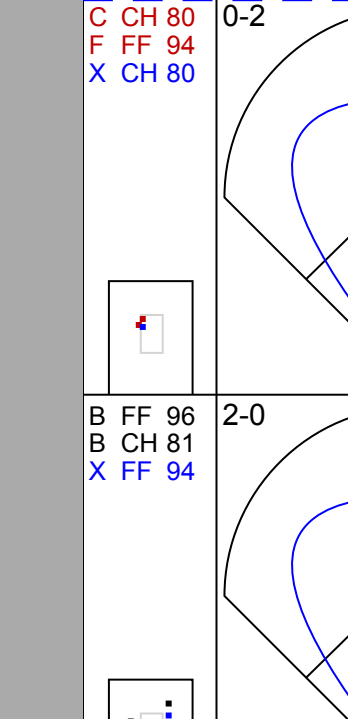
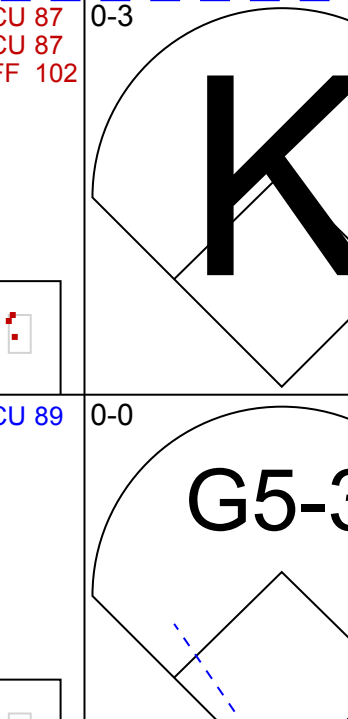
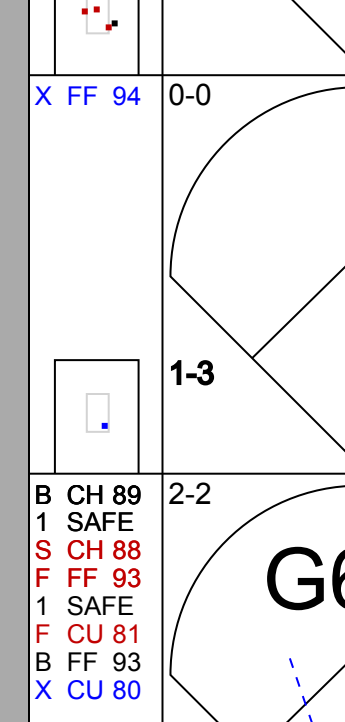
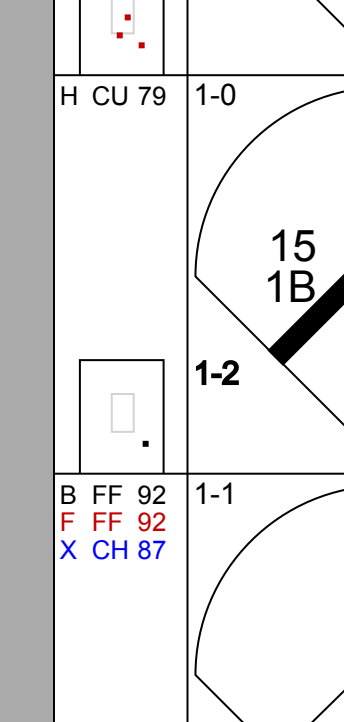
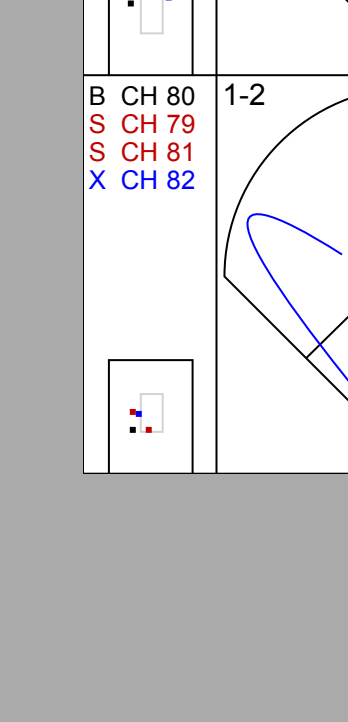
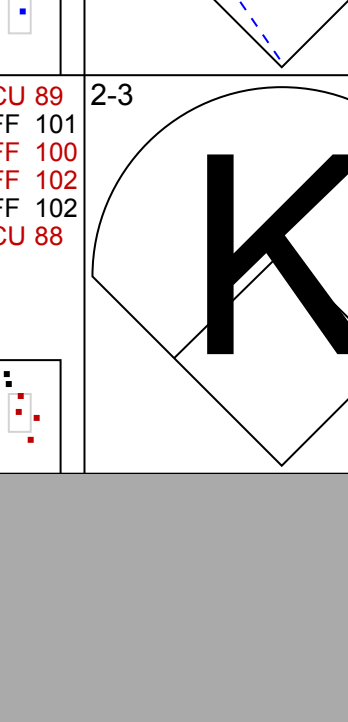
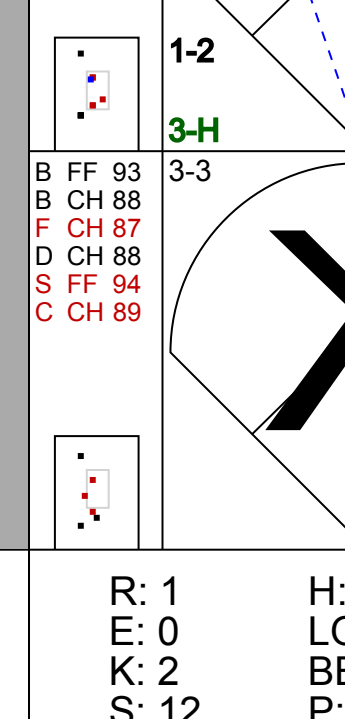
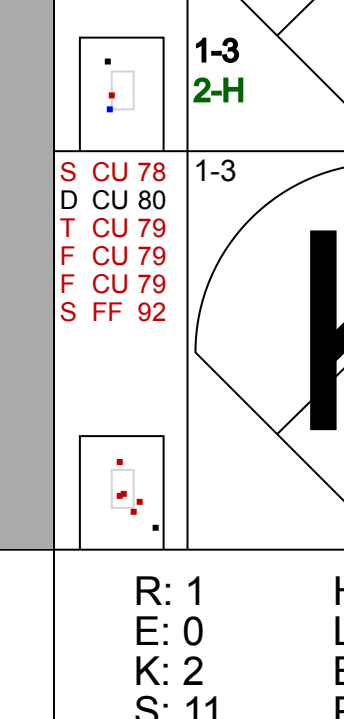


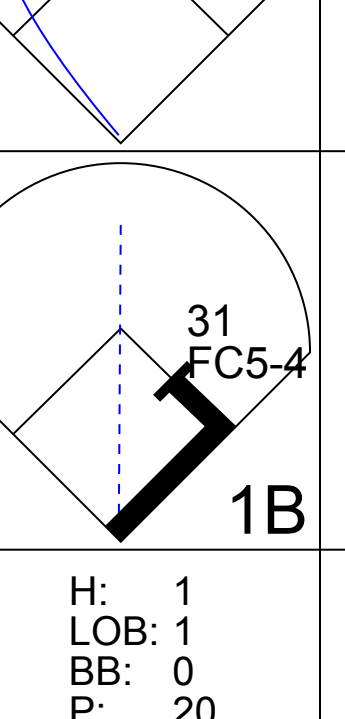





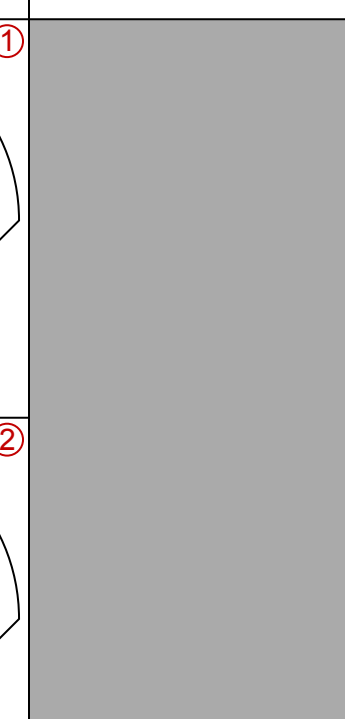
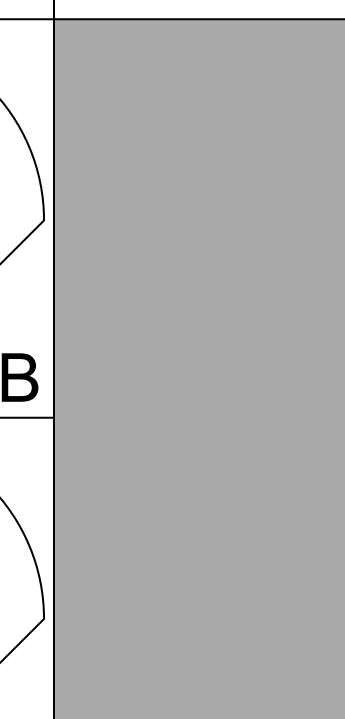
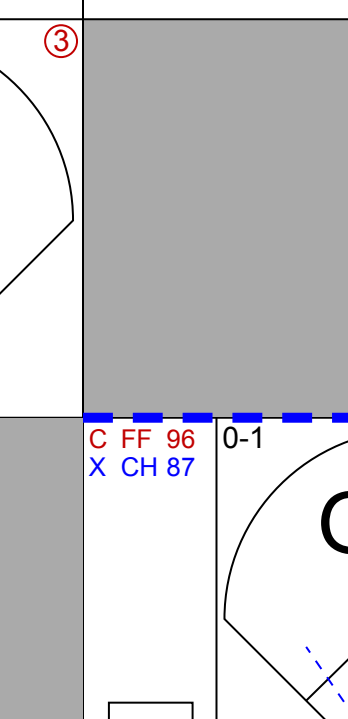
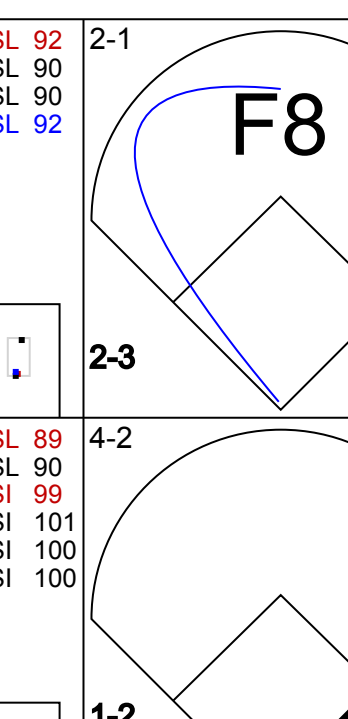
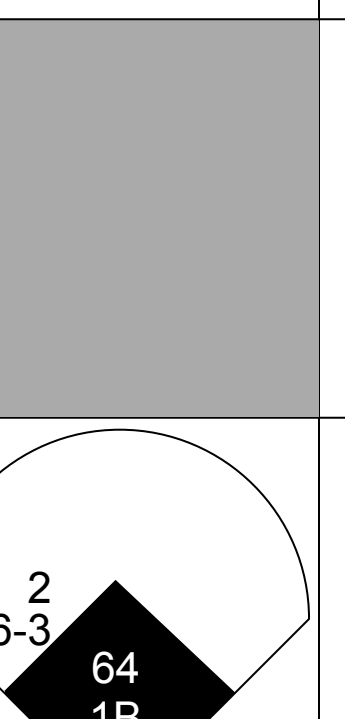
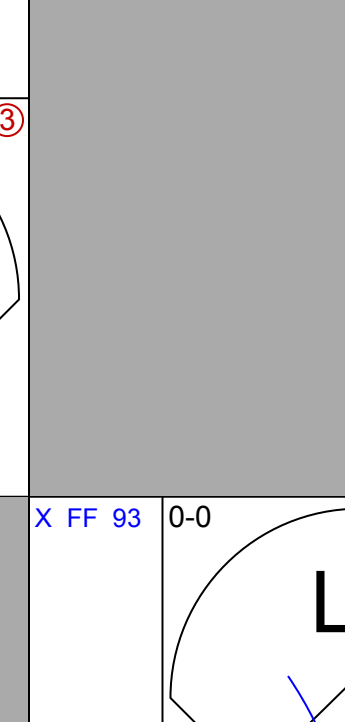
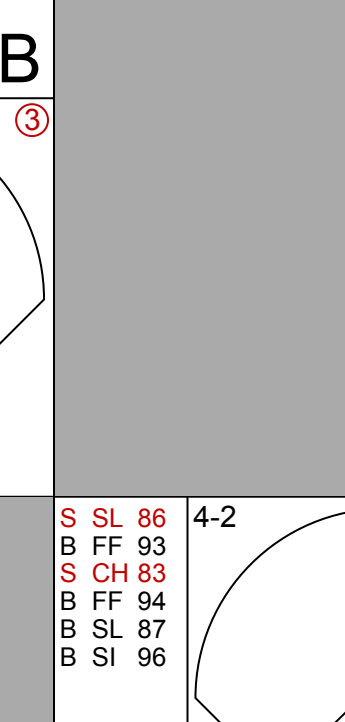
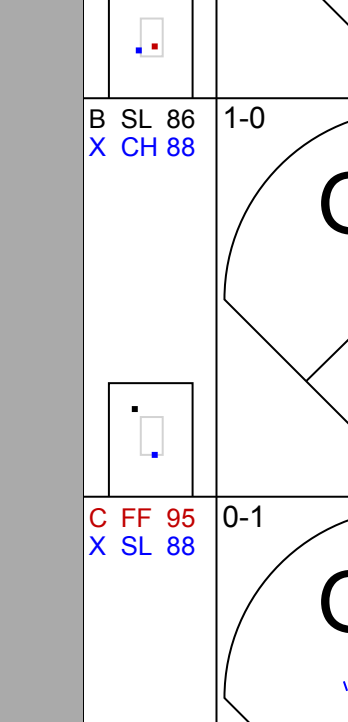

Batter	1	2	3	4	5	6	7	8	9	AB	R	H	RBI	BB	SO	LOB	BOTTOM			
8 Cavan Biggio, L (1,4) OBP: 0.341, SLG: 0.353										3	1	0	0	1	1	0				
27 Vladimir Guerrero Jr., R (1,3) OBP: 0.369, SLG: 0.469										3	1	1	1	1	1	0				
30 Alejandro Kirk, R (1,10) OBP: 0.388, SLG: 0.480										4	0	0	0	0	0	3				
11 Bo Bichette, R (1,6) OBP: 0.303, SLG: 0.417										4	0	1	1	0	0	0				
37 Teoscar Hernández, R (1,9) OBP: 0.320, SLG: 0.481										4	1	1	0	0	0	2				
13 Lourdes Gurriel Jr., R (1,7) OBP: 0.382, SLG: 0.426										4	0	1	0	0	0	2				
26 Matt Chapman, R (1,5) OBP: 0.326, SLG: 0.482										3	1	2	2	0	0	0				
15 Raimel Tapia, L (1,8) OBP: 0.303, SLG: 0.405										3	0	0	0	0	1	2				
7 Bradley Zimmer, L (9,8) OBP: 0.212, SLG: 0.240										0	0	0	0	0	0	0				
9 Danny Jansen, R (1,2) OBP: 0.280, SLG: 0.533										3	0	0	0	0	1	0				
<b>Inning Stats</b>	R: 0 E: 0 K: 0 S: 7	H: 0 LOB: 0 BB: 1 P: 15	R: 2 E: 0 K: 1 S: 13	H: 2 LOB: 0 BB: 0 P: 19	R: 0 E: 1 K: 0 S: 8	H: 0 LOB: 1 BB: 0 P: 11	R: 0 E: 1 K: 0 S: 11	H: 2 LOB: 2 BB: 0 P: 18	R: 2 E: 1 K: 0 S: 14	H: 2 LOB: 1 BB: 1 P: 23	R: 0 E: 0 K: 0 S: 7	H: 0 LOB: 0 BB: 0 P: 8	R: 0 E: 0 K: 3 S: 10	H: 0 LOB: 0 BB: 0 P: 17	R: 0 E: 1 K: 0 S: 6	H: 0 LOB: 1 BB: 0 P: 6	1B: 3 2B: 2 3B: 0 HR: 1	SF: 0 SAC: 0 DP: 2 HBP: 0	WP: 0 PB: 0 SB: 0 CS: 0	PA: 33
<b>PITCHER</b>	IP WLS BF H R ER SO BB IBB HBP BLK WP HR S P ERA WHIP																			
50 Garrett Hill, R (1,1) ERA: 5.88	5.0 L 23 6 4 4 4 2 0 0 0 0 1 53 86 7.20 1.600																			
68 Jason Foley, R (6,1) ERA: 2.79	1.0 3 0 0 0 0 0 0 0 0 0 0 7 8 0.00 0.000																			
55 Alex Lange, R (7,1) ERA: 2.48	1.0 3 0 0 0 3 0 0 0 0 0 0 10 17 0.00 0.000																			
62 Angel De Jesus, R (8,1) ERA: 2.89	1.0 4 0 0 0 0 0 0 0 0 0 0 6 6 0.00 0.000																			

Detroit Tigers @ Toronto Blue Jays  
Rogers Centre, Toronto, ON  
Sun Jul 31 2022, 12:08 PM - 2:27 PM EDT  
Att: 40,298 - Sunny - 73 F

AB 31  
R 4  
H 6  
RBI 4  
BB 2  
SO 4  
LOB 9



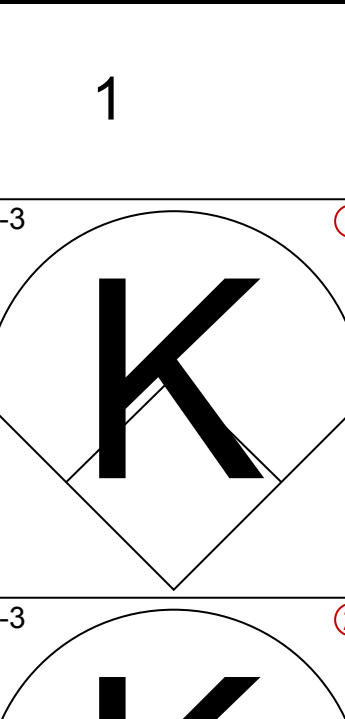
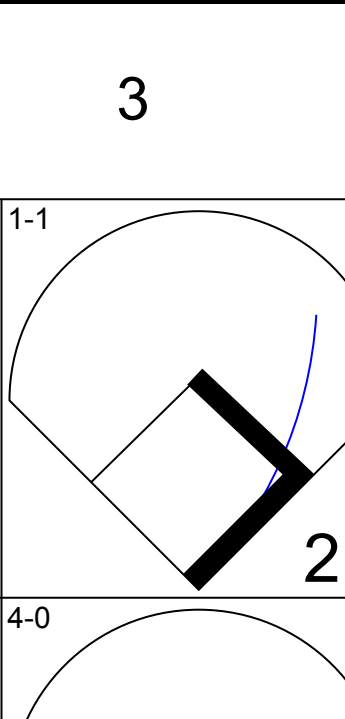
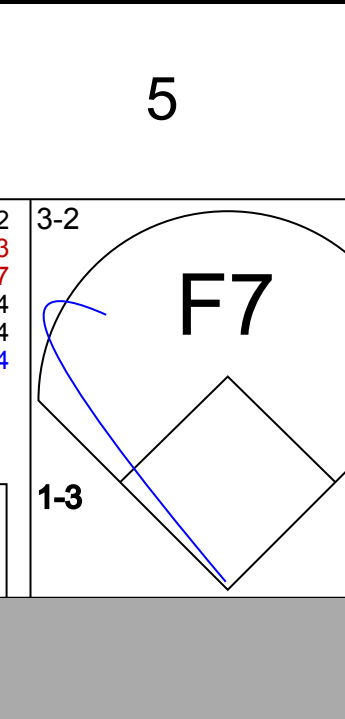
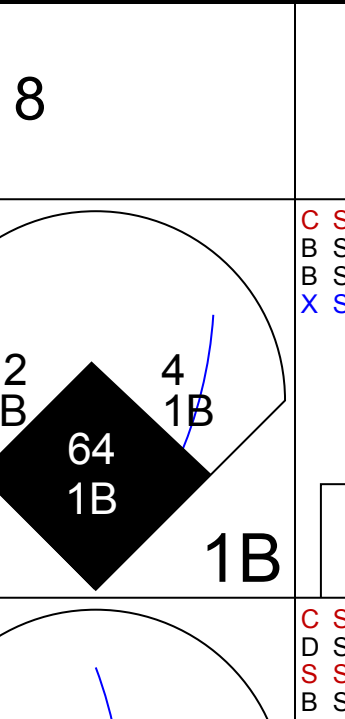

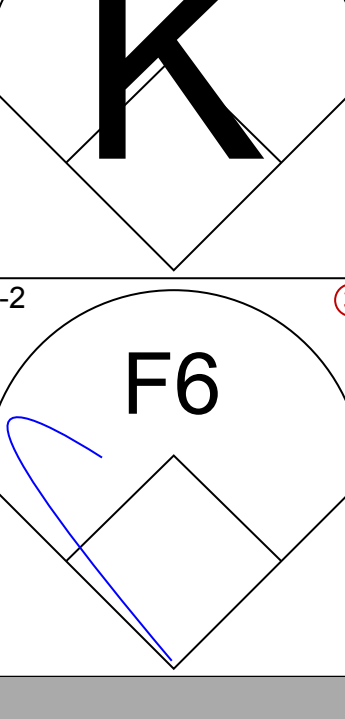
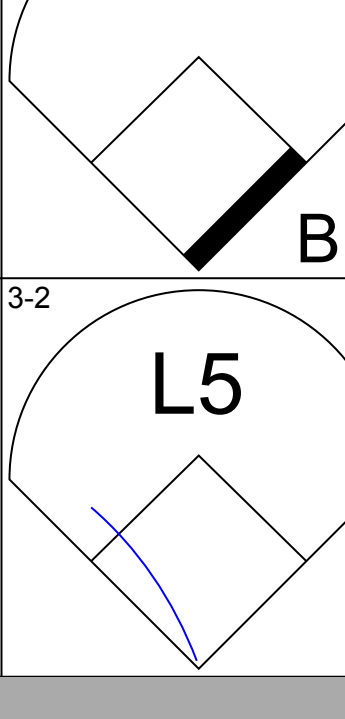

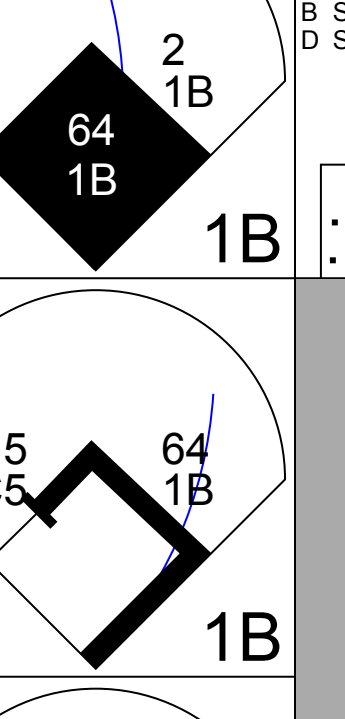
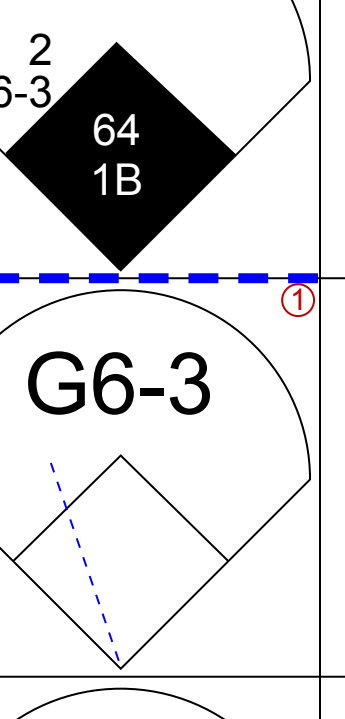



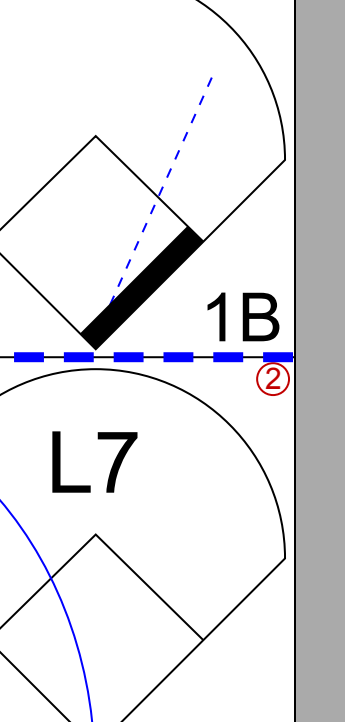
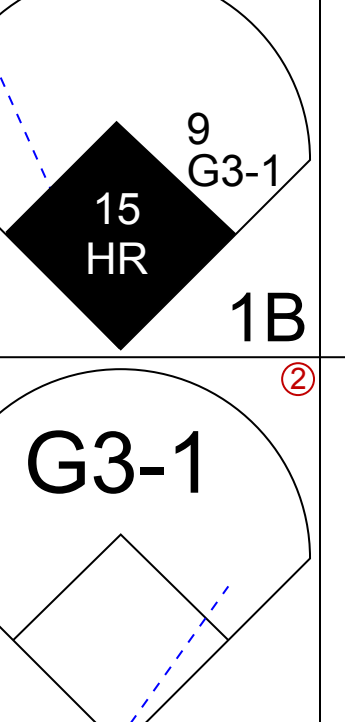
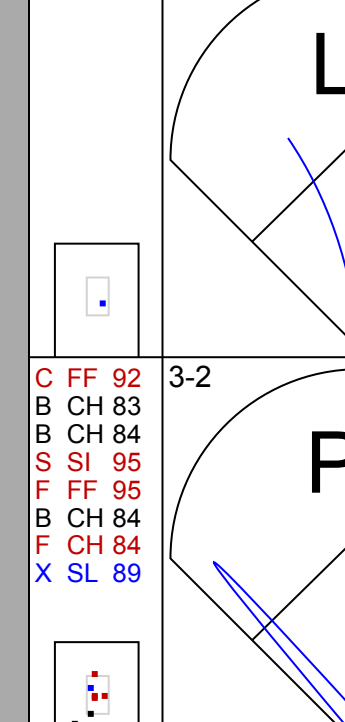
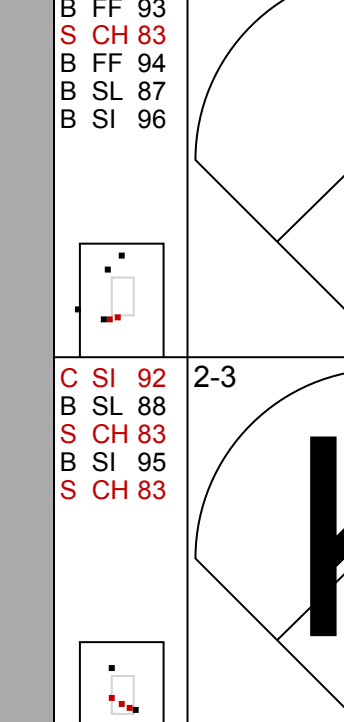

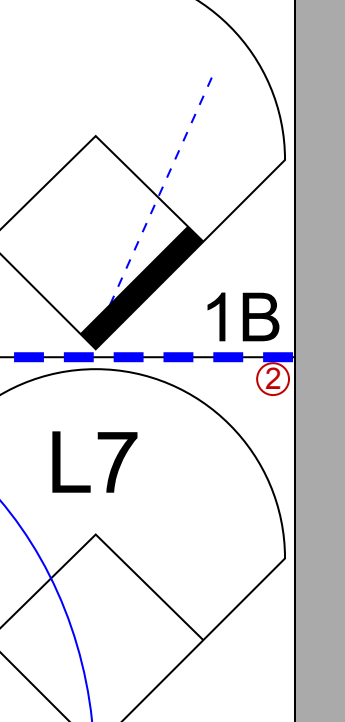
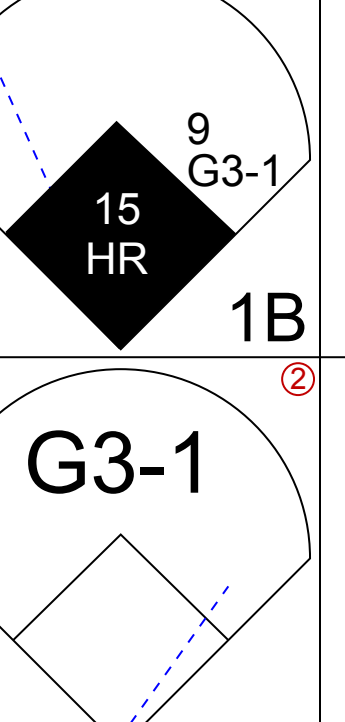
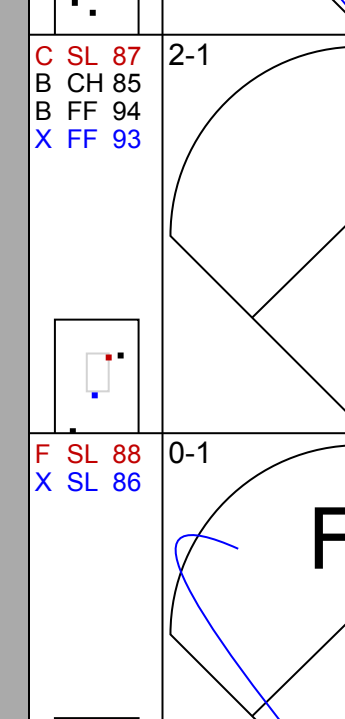
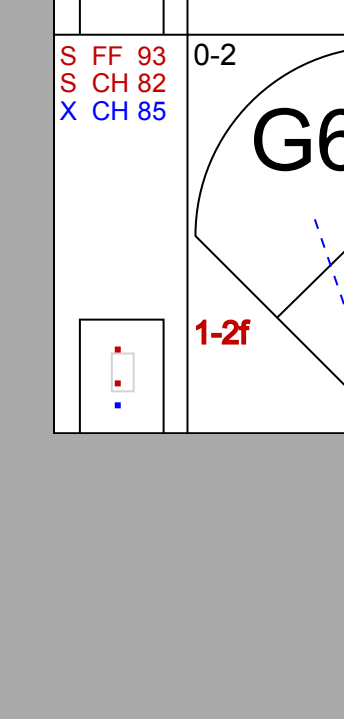
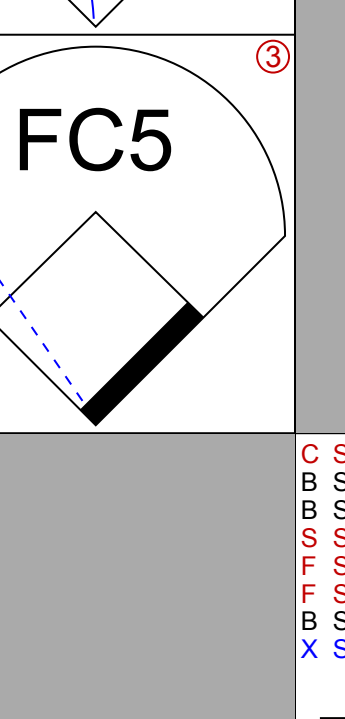
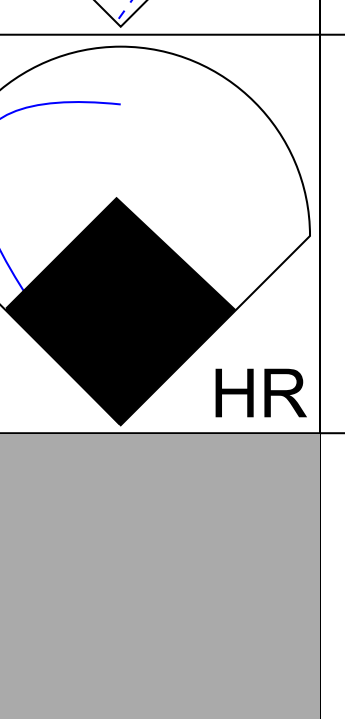

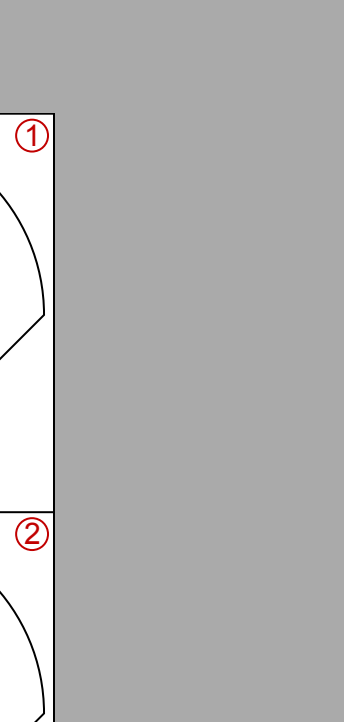
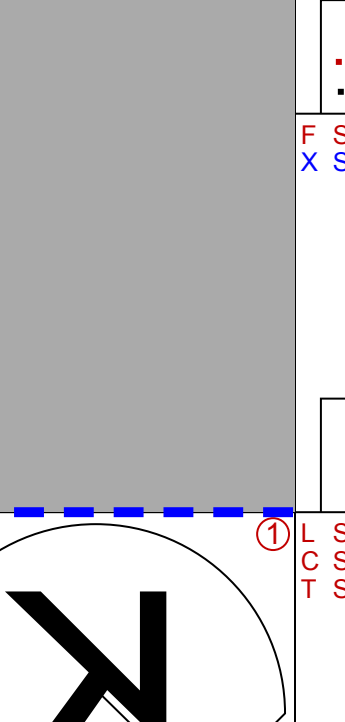


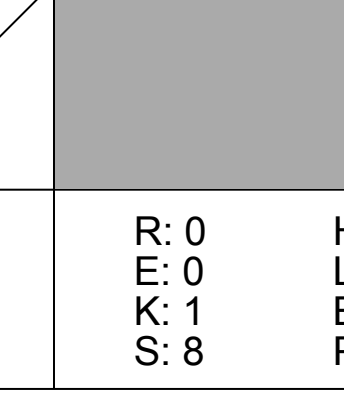
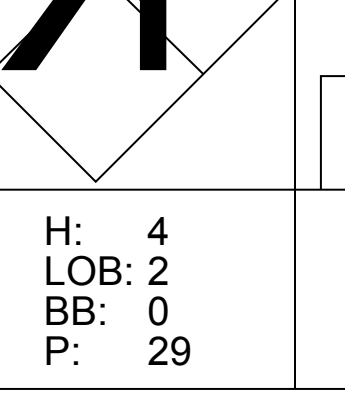
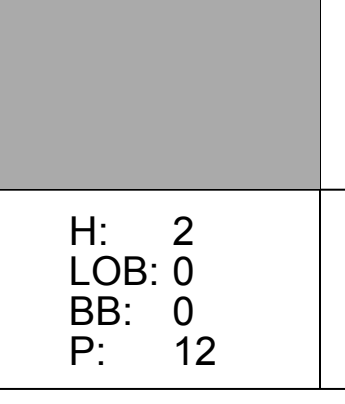
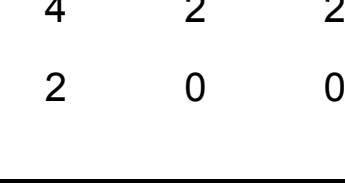





Batter	1	2	3	4	5	6	7	8	9	10	AB	R	H	RBI	BB	SO	LOB	TOP					
31 Riley Greene, L OBP: 0.306, SLG: 0.338											5	0	0	0	0	3	1						
22 Victor Reyes, S OBP: 0.310, SLG: 0.378											5	0	1	0	0	2	1						
30 Harold Castro, L OBP: 0.313, SLG: 0.404											4	0	1	0	0	2	1						
24 Miguel Cabrera, R OBP: 0.325, SLG: 0.341											3	1	0	0	1	0	2						
46 Jeimer Candelario, S OBP: 0.273, SLG: 0.307											3	1	0	0	1	1	1						
7 Jonathan Schoop, R OBP: 0.244, SLG: 0.311											4	0	0	0	0	2	2						
9 Willi Castro, S OBP: 0.279, SLG: 0.356											3	1	1	0	0	1	0						
15 Tucker Barnhart, L OBP: 0.259, SLG: 0.235											1	0	0	0	0	0	0						
13 Eric Haase, R OBP: 0.295, SLG: 0.426											4	0	1	1	0	3	3						
60 Akil Baddoo, L OBP: 0.205, SLG: 0.185											4	0	1	1	0	3	3						
<b>Inning Stats</b>	R: 0 E: 0 K: 1 S: 8	H: 1 LOB: 1 BB: 0 P: 12	R: 1 E: 0 K: 2 S: 12	H: 1 LOB: 1 BB: 1 P: 22	R: 0 E: 0 K: 2 S: 10	H: 0 LOB: 0 BB: 0 P: 13	R: 1 E: 0 K: 2 S: 11	H: 1 LOB: 2 BB: 1 P: 19	R: 0 E: 0 K: 1 S: 7	H: 0 LOB: 0 BB: 0 P: 10	R: 0 E: 0 K: 2 S: 9	H: 0 LOB: 0 BB: 0 P: 11	R: 0 E: 0 K: 2 S: 8	H: 0 LOB: 0 BB: 0 P: 10	R: 1 E: 0 K: 1 S: 14	H: 1 LOB: 1 BB: 0 P: 20	1B: 4 2B: 1 3B: 0 HR: 0	SF: 0 SAC: 0 DP: 1 HBP: 1	WP: 0 PA: 38 PB: 0 SB: 0 CS: 0				
<b>PITCHER</b>	IP WLS BF H R ER SO BB IBB HBP BLK WP HR S P ERA WHIP	43 Aaron Sanchez, R ERA: 7.68	45 Jharel Cotton, R ERA: 2.83	38 Joe Smith, R ERA: 4.78	59 Jhoan Duran, R ERA: 2.15	65 Griffin Jax, R ERA: 2.96	<b>PITCHER</b>	IP WLS BF H R ER SO BB IBB HBP BLK WP HR S P ERA WHIP	43 Aaron Sanchez, R ERA: 7.68	45 Jharel Cotton, R ERA: 2.83	38 Joe Smith, R ERA: 4.78	59 Jhoan Duran, R ERA: 2.15	65 Griffin Jax, R ERA: 2.96	43 Aaron Sanchez, R ERA: 7.68	45 Jharel Cotton, R ERA: 2.83	38 Joe Smith, R ERA: 4.78	59 Jhoan Duran, R ERA: 2.15	65 Griffin Jax, R ERA: 2.96	43 Aaron Sanchez, R ERA: 7.68	45 Jharel Cotton, R ERA: 2.83	38 Joe Smith, R ERA: 4.78	59 Jhoan Duran, R ERA: 2.15	65 Griffin Jax, R ERA: 2.96

Detroit Tigers @ Minnesota Twins  
Target Field, Minneapolis, MN  
Mon Aug 01 2022, 6:43 PM - 9:59 PM CDT  
Att: 20,231 - Clear - 82 F

AB 35  
R 3  
H 5  
RBI 3  
BB 2  
SO 14  
LOB 12



Batter	1	2	3	4	5	6	7	8	9	10	AB	R	H	RBI	BB	SO	LOB	BOTTOM								
11 Jorge Polanco, S OBP: 0.348, SLG: 0.419											5	1	2	0	0	1	3									
4 Carlos Correa, R OBP: 0.342, SLG: 0.444											3	2	1	0	2	1	0									
2 Luis Arraez, L OBP: 0.401, SLG: 0.437											5	0	1	0	0	0	2									
64 Jose Miranda, R OBP: 0.323, SLG: 0.477											4	1	2	3	1	0	0									
30 Kyle Garlick, R OBP: 0.319, SLG: 0.514											2	0	0	0	0	1	1									
19 Alex Kirilloff, L OBP: 0.290, SLG: 0.361											0	0	0	0	0	0	0									
9 Tim Beckham, R OBP: 0.143, SLG: 0.143											3	0	0	0	0	1	3									
15 Gio Urshela, R OBP: 0.313, SLG: 0.431											5	1	2	2	0	0	3									
1 Nick Gordon, L OBP: 0.316, SLG: 0.415											4	0	3	0	0	0	1									
24 Gary Sánchez, R OBP: 0.275, SLG: 0.389											4	0	1	0	0	1	2									
55 Mark Contreras, L OBP: 0.071, SLG: 0.077											4	0	0	0	0	2	3									
<b>Inning Stats</b>	R: 0 E: 0 K: 2 S: 9	H: 0 LOB: 0 BB: 0 P: 12	R: 0 E: 0 K: 0 S: 10	H: 1 LOB: 1 BB: 0 P: 15	R: 0 E: 0 K: 0 S: 10	H: 1 LOB: 2 BB: 1 P: 19	R: 0 E: 0 K: 1 S: 8	H: 0 LOB: 0 BB: 0 P: 14	R: 0 E: 0 K: 1 S: 11	H: 1 LOB: 1 BB: 0 P: 17	R: 0 E: 0 K: 0 S: 5	H: 0 LOB: 0 BB: 0 P: 6	R: 0 E: 0 K: 1 S: 8	H: 1 LOB: 1 BB: 0 P: 11	R: 2 E: 0 K: 1 S: 19	H: 4 LOB: 2 BB: 0 P: 29	R: 0 E: 0 K: 1 S: 14	H: 2 LOB: 2 BB: 1 P: 23	R: 3 E: 0 K: 0 S: 9	H: 2 LOB: 0 BB: 0 P: 12	1B: 9 2B: 2 3B: 0 HR: 1	SF: 0 SAC: 0 DP: 1 HBP: 1	WP: 0 PA: 42 PB: 0 SB: 1 CS: 0			
<b>PITCHER</b>	IP WLS BF H R ER SO BB IBB HBP BLK WP HR S P ERA WHIP	29 Tank Skubal, L ERA: 3.52	19 Will Vest, R ERA: 3.12	77 Joe Jiménez, R ERA: 2.93	Michael Fulmer, R ERA: 3.2	65 Gregory Soto, L ERA: 2.25	<b>PITCHER</b>	IP WLS BF H R ER SO BB IBB HBP BLK WP HR S P ERA WHIP	55 Alex Lange, R ERA: 2.88	29 Tank Skubal, L ERA: 3.52	19 Will Vest, R ERA: 3.12	77 Joe Jiménez, R ERA: 2.93	Michael Fulmer, R ERA: 3.2	65 Gregory Soto, L ERA: 2.25	55 Alex Lange, R ERA: 2.88	29 Tank Skubal, L ERA: 3.52	19 Will Vest, R ERA: 3.12	77 Joe Jiménez, R ERA: 2.93	Michael Fulmer, R ERA: 3.2	65 Gregory Soto, L ERA: 2.25	55 Alex Lange, R ERA: 2.88	29 Tank Skubal, L ERA: 3.52	19 Will Vest, R ERA: 3.12	77 Joe Jiménez, R ERA: 2.93	Michael Fulmer, R ERA: 3.2	65 Gregory Soto, L ERA: 2.25

Detroit Tigers @ Minnesota Twins  
Target Field, Minneapolis, MN  
Mon Aug 01 2022, 6:43 PM - 9:59 PM CDT  
Att: 20,231 - Clear - 82 F

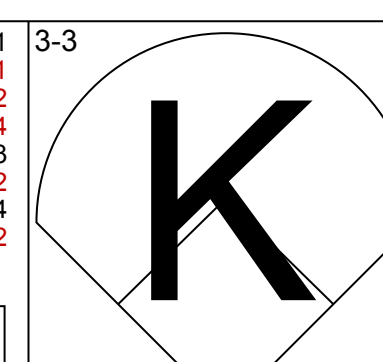
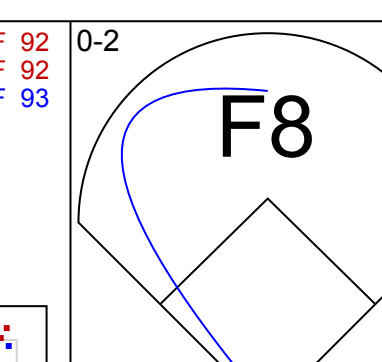
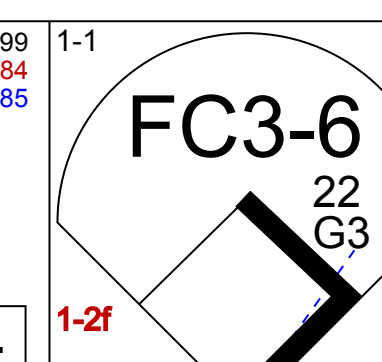
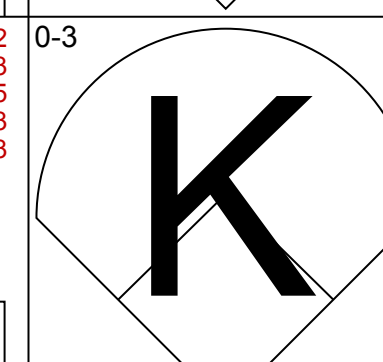
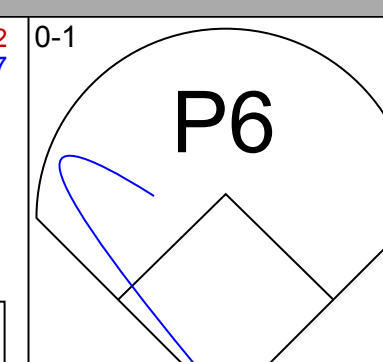
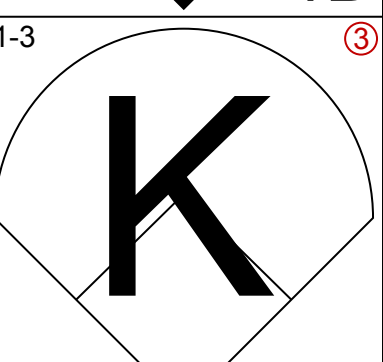
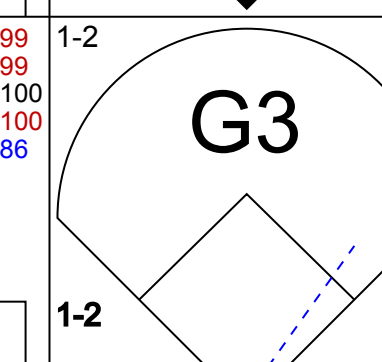
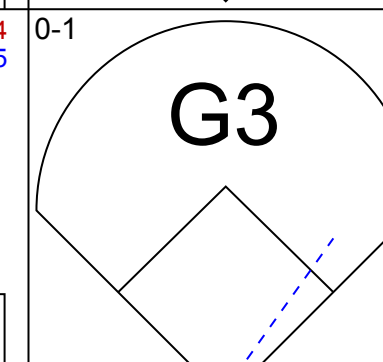
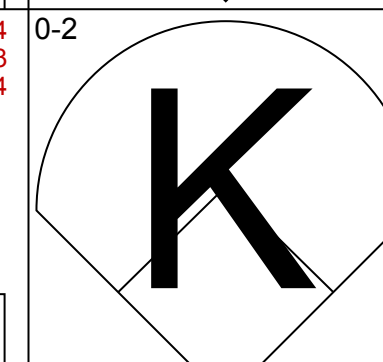
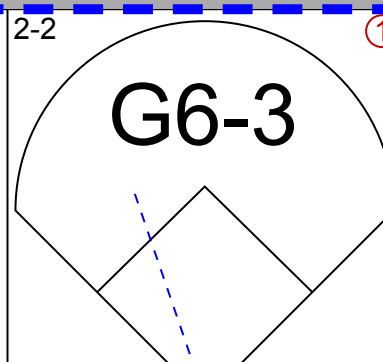
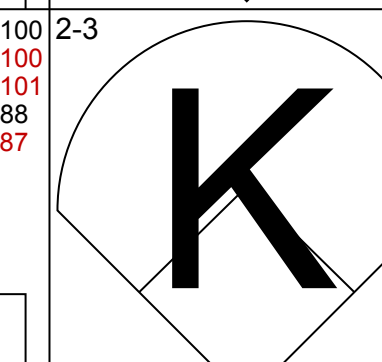
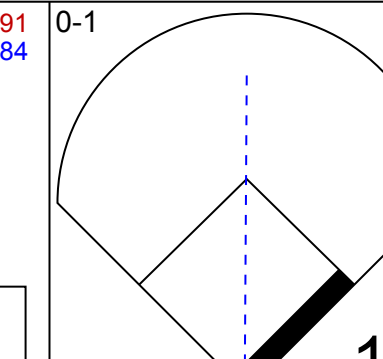
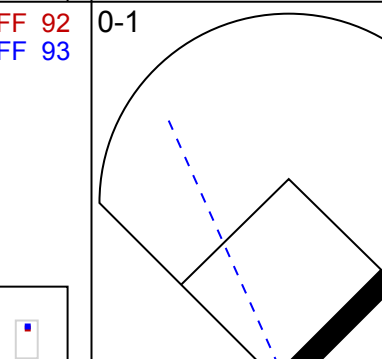
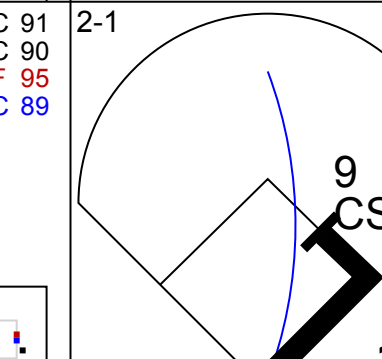
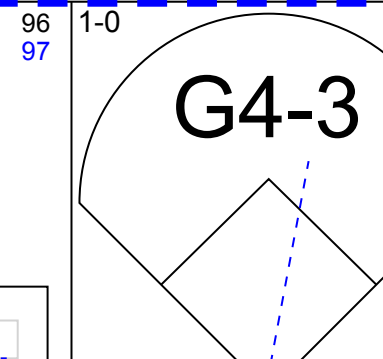
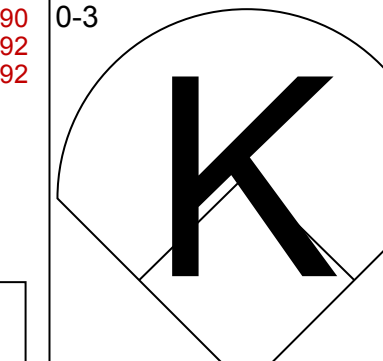
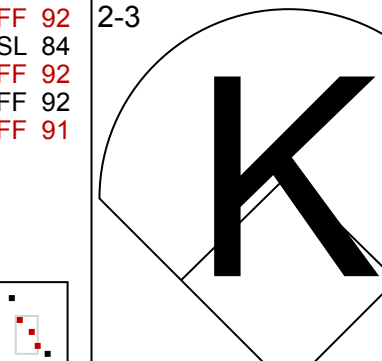
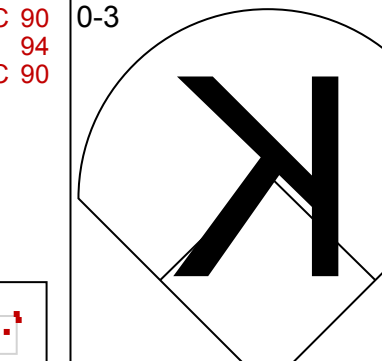
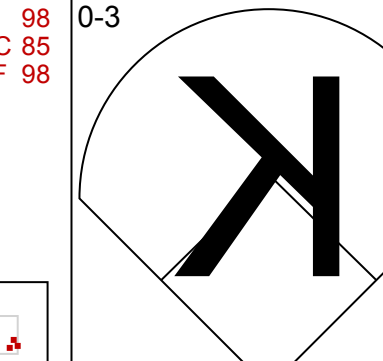
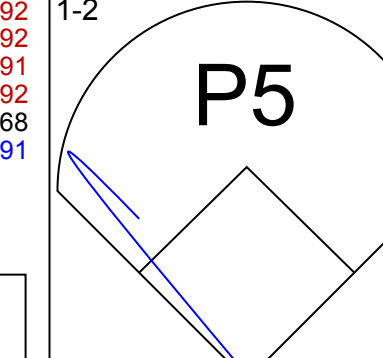
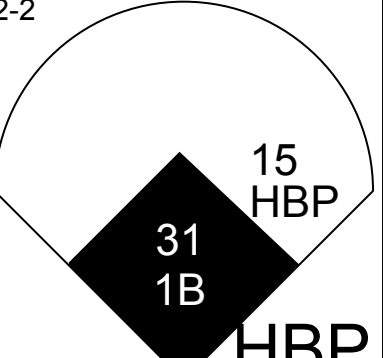
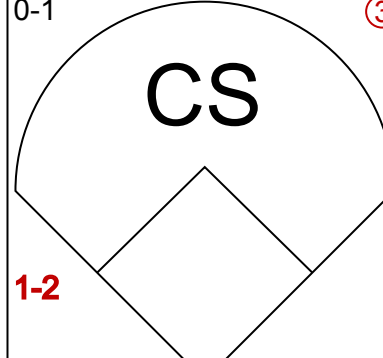
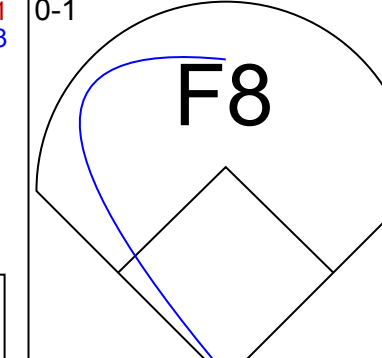
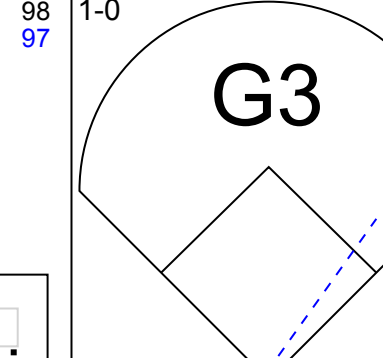
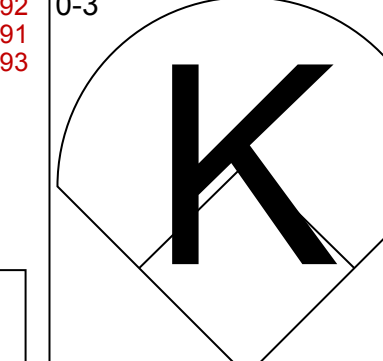
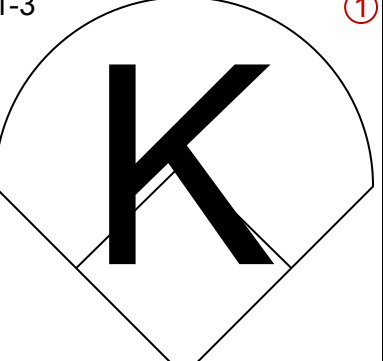
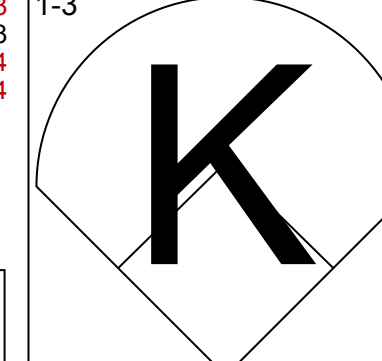
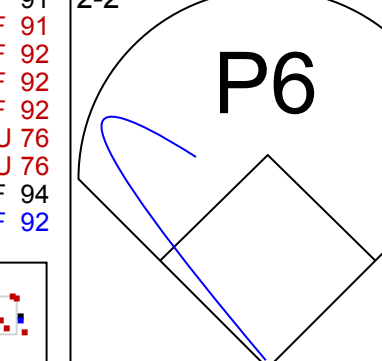
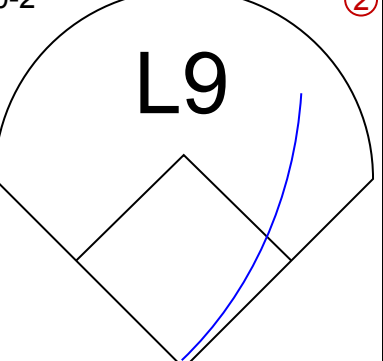
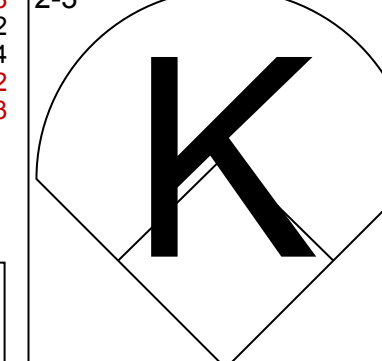

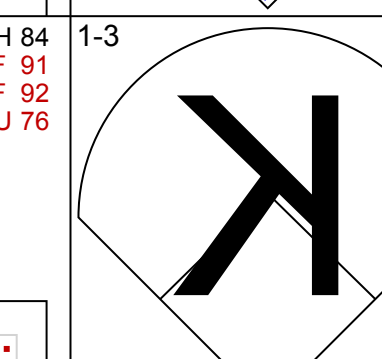
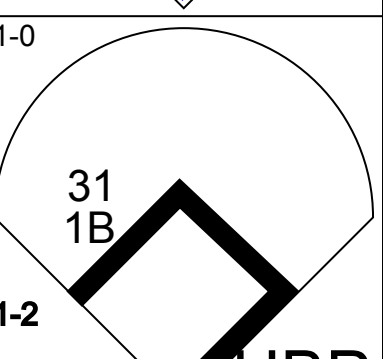
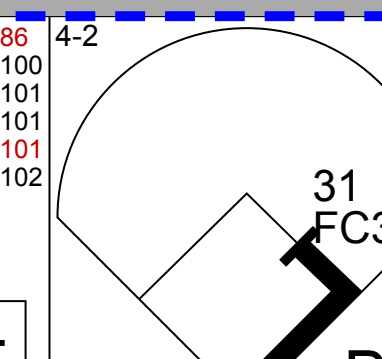
AB 39  
R 5  
H 12  
RBI 5  
BB 3  
SO 7  
LOB 18

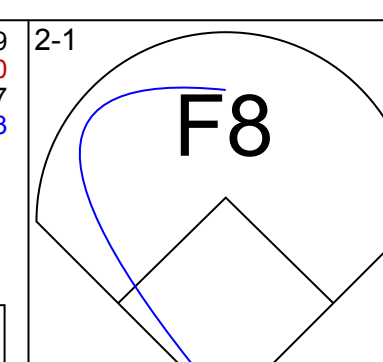
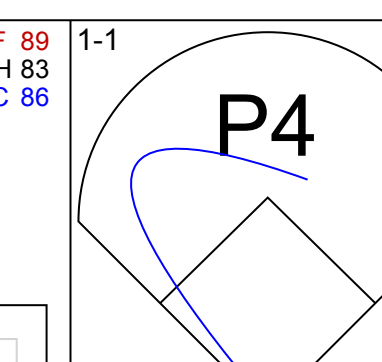
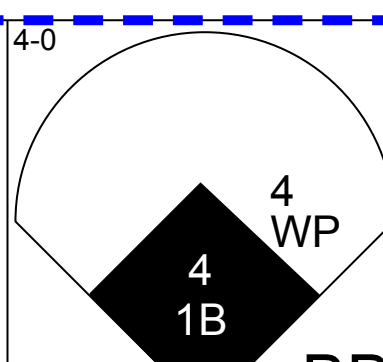
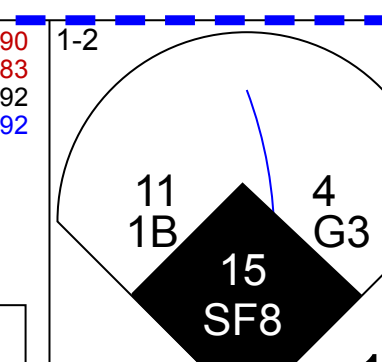
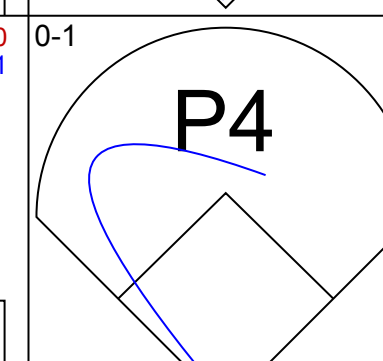
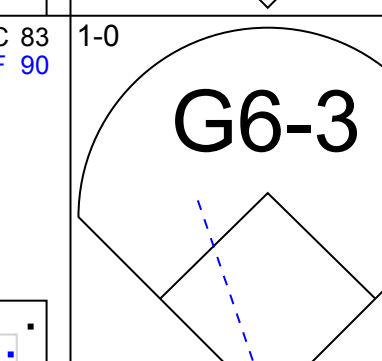
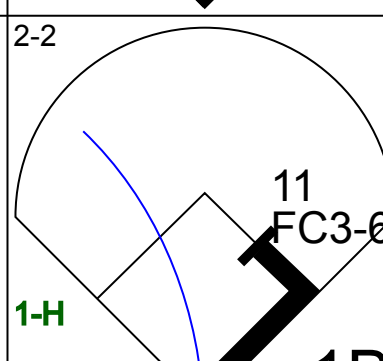
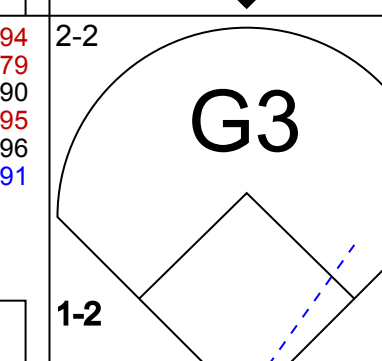
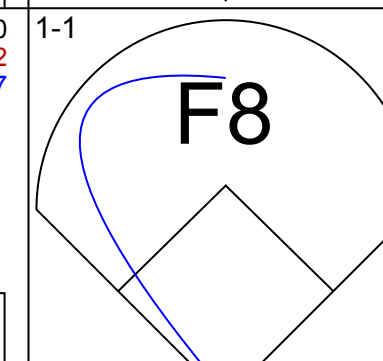
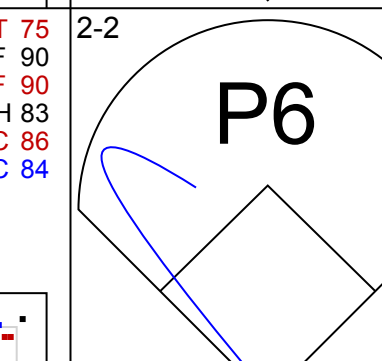
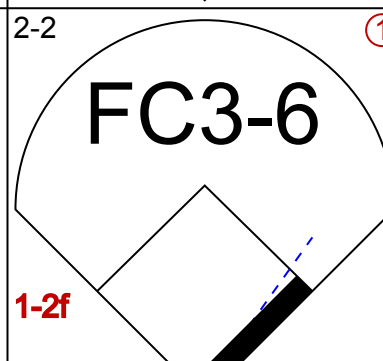
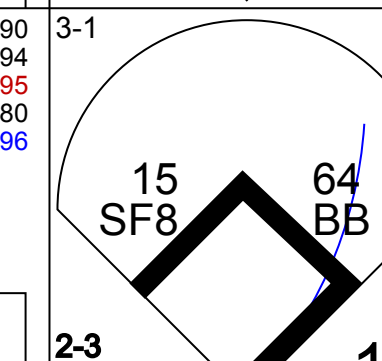
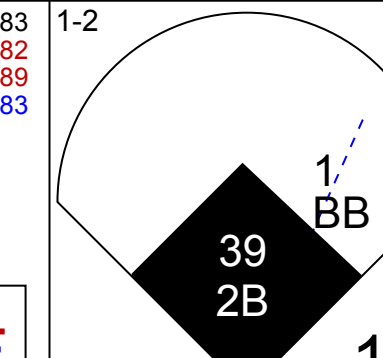
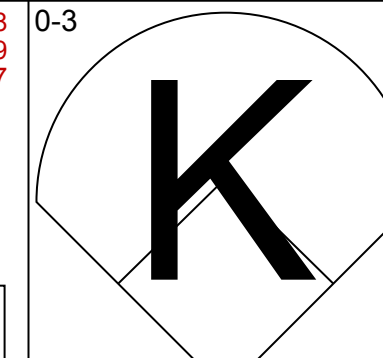
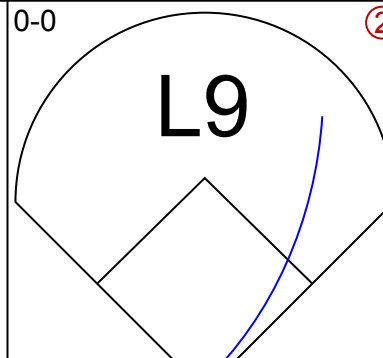
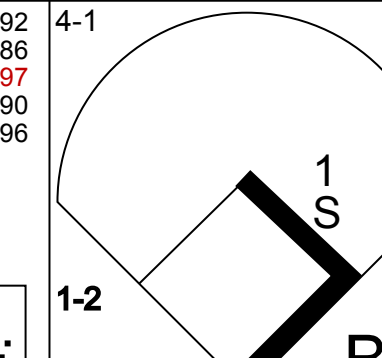
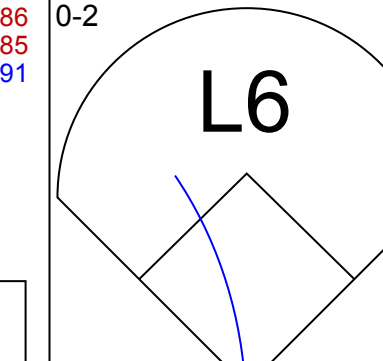
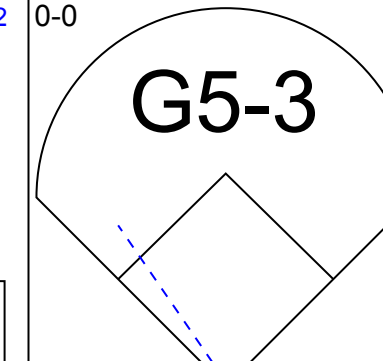
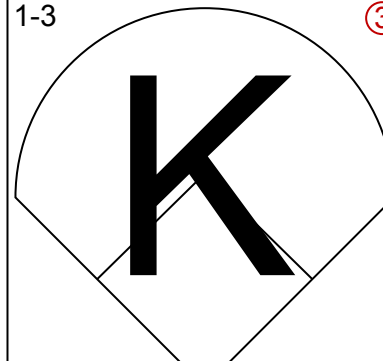
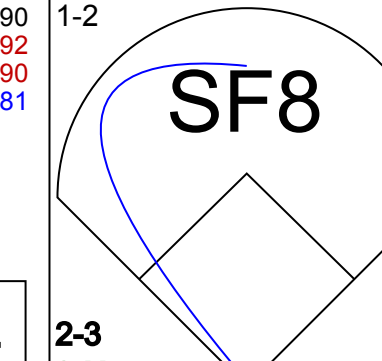
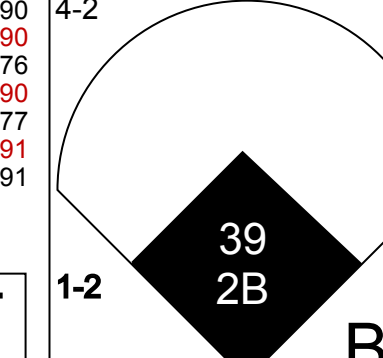
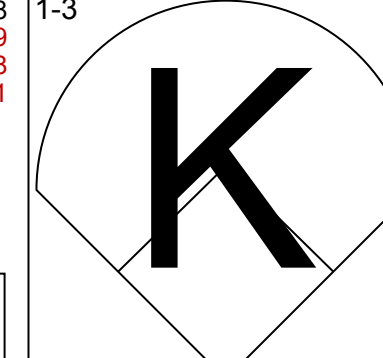

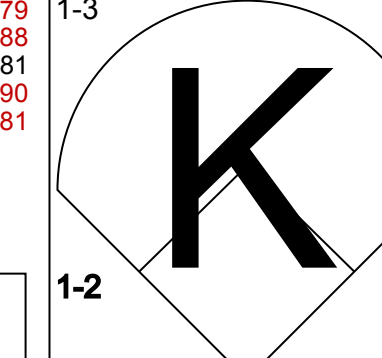
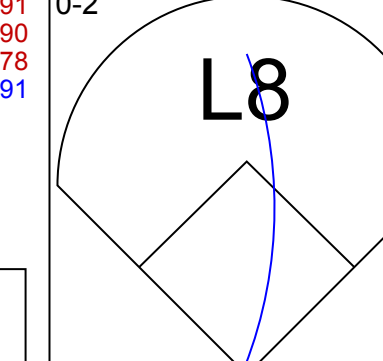
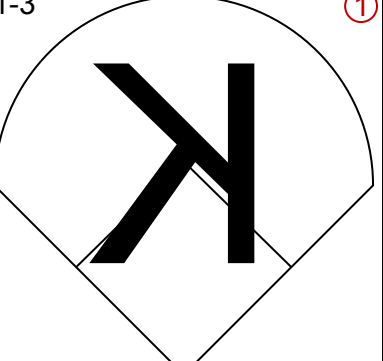
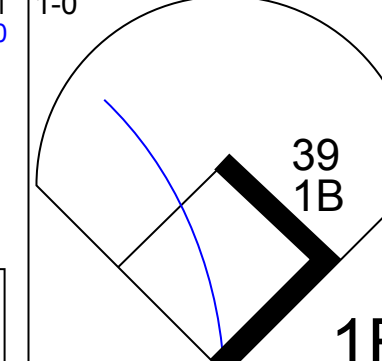
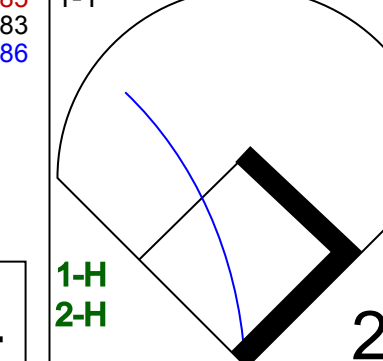
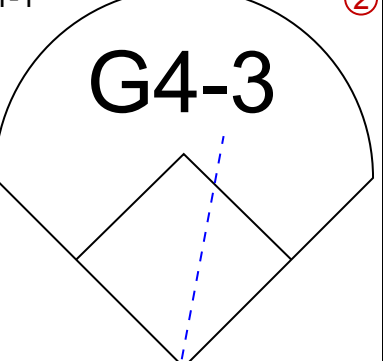
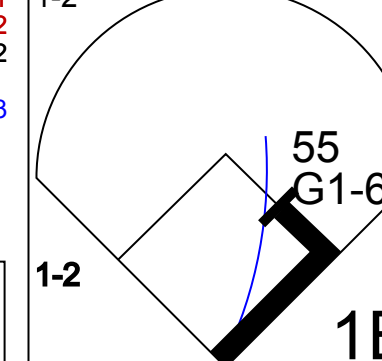
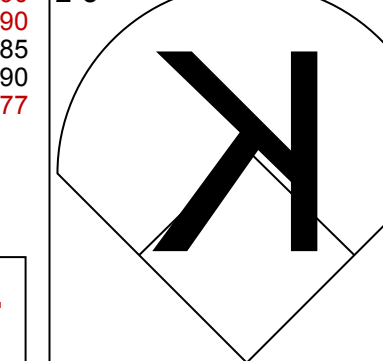
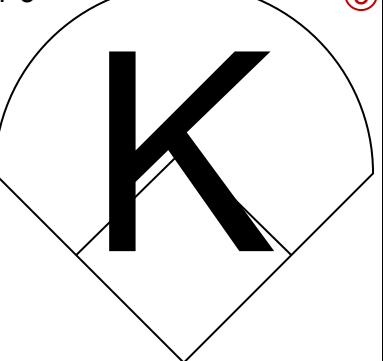
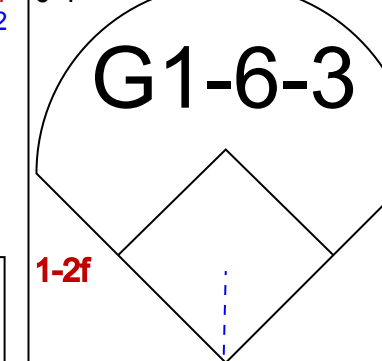








Batter	1	2	3	4	5	6	7	8	9	AB	R	H	RBI	BB	SO	LOB	TOP					
31 Riley Greene, L (1.8) OBP: 0.308, SLG: 0.343										4	0	1	1	0	1	1	<b>Detroit Tigers @ Minnesota Twins</b> Target Field, Minneapolis, MN Wed Aug 03 2022, 12:14 PM - 2:51 PM CDT Att: 25,044 - Sunny - 84 F					
22 Victor Reyes, S (1.7) OBP: 0.302, SLG: 0.368										4	0	0	0	0	2	3						
28 Javier Báez, R (1.6) OBP: 0.265, SLG: 0.379										4	0	0	0	0	2	1						
30 Harold Castro, L (1.3) OBP: 0.315, SLG: 0.403										4	0	3	0	0	0	0						
13 Eric Haase, R (1.10) OBP: 0.288, SLG: 0.414										4	0	0	0	0	4	3						
9 Willi Castro, S (1.9) OBP: 0.282, SLG: 0.349										3	1	0	0	0	0	1						
7 Jonathan Schoop, R (1.4) OBP: 0.244, SLG: 0.311										3	0	0	0	0	3	2						
21 Kody Clemens, L (1.5) OBP: 0.195, SLG: 0.275										2	0	0	0	0	0	1						
46 Jaier Candelario, S (7.7PH) OBP: 0.289, SLG: 0.381										1	0	0	0	0	1	0						
15 Tucker Barnhart, L (1.2) OBP: 0.265, SLG: 0.234										1	0	0	0	1	1	0						
<b>Inning Stats</b>	R: 0 E: 0 K: 2 S: 12	H: 0 LOB: 0 BB: 0 P: 15	R: 0 E: 0 K: 2 S: 13	H: 1 LOB: 1 BB: 0 P: 14	R: 0 E: 0 K: 1 S: 13	H: 0 LOB: 0 BB: 0 P: 16	R: 0 E: 0 K: 2 S: 10	H: 1 LOB: 1 BB: 0 P: 12	R: 1 E: 0 K: 2 S: 15	H: 1 LOB: 2 BB: 0 P: 21	R: 0 E: 0 K: 1 S: 9	H: 1 LOB: 0 BB: 0 P: 13	R: 0 E: 0 K: 2 S: 8	H: 0 LOB: 0 BB: 0 P: 11	R: 0 E: 0 K: 1 S: 11	H: 0 LOB: 1 BB: 1 P: 19	R: 0 E: 0 K: 1 S: 5	H: 0 LOB: 0 BB: 0 P: 7	1B: 4 2B: 0 3B: 0 HR: 0	SF: 0 SAC: 0 DP: 0 HBP: 2	WP: 0 PB: 0 SB: 0 CS: 1	PA: 34
<b>PITCHER</b>	IP	WLS	BF	H	R	ER	SO	BB	IBB	HBP	BLK	WP	HR	S	P	ERA	WHIP					
41 Joe Ryan, R (1.1) ERA: 3.67	5.0	W	20	3	1	1	9	0	0	2	0	0	0	63	78	1.80	0.600					
52 Michael Fulmer, R (6.1) ERA: 3.12	1.0	H	3	1	0	0	1	0	0	0	0	0	0	9	13	0.00	1.000					
Caleb Thielbar, L (7.1) ERA: 4.71	1.0	H	3	0	0	0	2	0	0	0	0	0	0	8	11	0.00	0.000					
59 Jhoan Duran, R (8.1) ERA: 2.11	1.0	H	4	0	0	0	1	1	0	0	0	0	0	11	19	0.00	1.000					
48 Jorge López, R (9.1) ERA: 1.64	1.0	S	3	0	0	0	1	0	0	0	0	0	0	5	7	0.00	0.000					

Batter	1	2	3	4	5	6	7	8	9	AB	R	H	RBI	BB	SO	LOB	BOTTOM					
25 Byron Buxton, R (1.10) OBP: 0.299, SLG: 0.548										3	2	1	0	1	0	0	<b>Detroit Tigers @ Minnesota Twins</b> Target Field, Minneapolis, MN Wed Aug 03 2022, 12:14 PM - 2:51 PM CDT Att: 25,044 - Sunny - 84 F					
4 Carlos Correa, R (1.6) OBP: 0.343, SLG: 0.438										4	0	1	1	0	0	1						
11 Jorge Polanco, S (1.4) OBP: 0.349, SLG: 0.416										4	0	1	0	0	0	1						
64 Jose Miranda, R (1.3) OBP: 0.321, SLG: 0.467										3	1	1	0	1	1	1						
15 Gio Urshela, R (1.5) OBP: 0.305, SLG: 0.422										3	0	0	1	0	1	2						
1 Nick Gordon, L (1.8) OBP: 0.318, SLG: 0.412										3	1	0	0	1	3	2						
8 Jake Cave, L (1.7) OBP: 0.571, SLG: 0.667										3	0	1	0	0	1	2						
39 Sandy León, S (1.2) OBP: 0.417, SLG: 0.278										3	0	2	2	0	0	0						
55 Mark Contreras, L (1.9) OBP: 0.100, SLG: 0.263										3	0	0	0	0	2	3						
<b>Inning Stats</b>	R: 0 E: 0 K: 0 S: 6	H: 0 LOB: 0 BB: 0 P: 9	R: 2 E: 0 K: 1 S: 18	H: 2 LOB: 1 BB: 1 P: 26	R: 0 E: 0 K: 0 S: 7	H: 0 LOB: 0 BB: 0 P: 11	R: 0 E: 0 K: 2 S: 7	H: 0 LOB: 0 BB: 0 P: 8	R: 0 E: 0 K: 1 S: 9	H: 2 LOB: 1 BB: 0 P: 12	R: 1 E: 0 K: 1 S: 12	H: 1 LOB: 1 BB: 1 P: 21	R: 0 E: 0 K: 1 S: 9	H: 2 LOB: 0 BB: 0 P: 12	R: 1 E: 0 K: 1 S: 17	H: 2 LOB: 2 BB: 1 P: 29		R: 1 E: 0 K: 1 S: 6	H: 1 LOB: 0 BB: 0 P: 7	1B: 6 2B: 1 3B: 0 HR: 0	SF: 1 SAC: 0 DP: 1 HBP: 0	WP: 1 PB: 0 SB: 1 CS: 0
<b>PITCHER</b>	IP	WLS	BF	H	R	ER	SO	BB	IBB	HBP	BLK	WP	HR	S	P	ERA	WHIP					
70 Tyler Alexander, L (1.1) ERA: 4.04	5.0	L	18	2	2	2	5	1	0	0	0	0	0	47	66	3.60	0.600					
67 José Cisneros, R (6.1) ERA: 1.59	1.0		5	1	1	1	1	1	0	0	0	1	0	12	21	9.00	2.000					
37 Andrew Chafin, L (7.1) ERA: 2.38	1.0		4	2	0	0	1	0	0	0	0	0	0	9	12	0.00	2.000					
48 Derek Law, R (8.1) ERA: 4.5	1.0		6	2	1	1	1	1	0	0	0	0	0	17	29	9.00	3.000					

AB	30
R	1
H	4
RBI	1
BB	1
SO	14
LOB	12



AB	29
R	4
H	7
RBI	4
BB	3
SO	8
LOB	12









Batter	1	2	3	4	5	6	7	8	9	AB	R	H	RBI	BB	SO	LOB	TOP			
8 Brandon Lowe, L (1,4) OBP: 0.328, SLG: 0.472										4	1	2	3	1	0	4	<b>Tampa Bay Rays @ Detroit Tigers</b> Comerica Park, Detroit, MI Fri Aug 05 2022, 7:12 PM - 10:50 PM EDT Att: 21,547 - Partly Cloudy - 83 F			
26 Ji Man Choi, L (1,3) OBP: 0.358, SLG: 0.410										2	0	0	0	1	0	1				
17 Isaac Paredes, R (6,PH) OBP: 0.291, SLG: 0.465										2	0	1	1	0	1	2				
2 Yandy Diaz, R (1,5) OBP: 0.393, SLG: 0.389										4	0	0	0	1	1	5				
6 David Peralta, L (1,10) OBP: 0.311, SLG: 0.452										5	0	1	1	0	1	2				
55 Luke Raley, L (1,7) OBP: 0.322, SLG: 0.292										3	0	0	0	2	2	0				
22 Jose Siri, R (8,8) OBP: 0.234, SLG: 0.301										0	0	0	0	0	0	0				
56 Randy Arozarena, R (1,9) OBP: 0.318, SLG: 0.419										4	0	1	0	1	2	5				
21 Francisco Mejia, S (1,2) OBP: 0.268, SLG: 0.416										3	0	0	0	2	0	1				
25 Roman Quinn, S (1,8) OBP: 0.290, SLG: 0.279										3	2	1	0	2	1	1				
0 Taylor Walls, S (1,6) OBP: 0.263, SLG: 0.285										2	2	1	0	3	1	0				
<b>Inning Stats</b>	R: 0 H: 0 E: 0 K: 0 S: 5	H: 0 LOB: 1 BB: 2 P: 14	R: 0 H: 1 E: 0 K: 1 S: 16	H: 1 LOB: 3 BB: 3 P: 33	R: 0 H: 0 E: 0 K: 1 S: 7	H: 0 LOB: 0 BB: 0 P: 10	R: 0 H: 0 E: 0 K: 1 S: 8	H: 0 LOB: 1 BB: 1 P: 15	R: 1 H: 1 E: 0 K: 1 S: 18	H: 3 LOB: 2 BB: 0 P: 18	R: 0 H: 0 E: 0 K: 1 S: 7	H: 0 LOB: 1 BB: 1 P: 14	R: 3 H: 2 E: 0 K: 1 S: 17	H: 2 LOB: 2 BB: 3 P: 36	R: 0 H: 0 E: 0 K: 2 S: 12	H: 0 LOB: 0 BB: 0 P: 16	1B: 5 2B: 2 3B: 0 HR: 0	SF: 0 SAC: 0 DP: 1 HBP: 0	WP: 0 PB: 0 SB: 0 CS: 1	PA: 45
<b>PITCHER</b>	IP WLS BF H R ER SO	IP WLS BF H R ER SO	IP WLS BF H R ER SO	IP WLS BF H R ER SO	IP WLS BF H R ER SO	IP WLS BF H R ER SO	IP WLS BF H R ER SO	IP WLS BF H R ER SO	IP WLS BF H R ER SO	IP WLS BF H R ER SO	IP WLS BF H R ER SO	IP WLS BF H R ER SO	IP WLS BF H R ER SO	IP WLS BF H R ER SO	IP WLS BF H R ER SO	IP WLS BF H R ER SO	ERA WHIP	ERA WHIP	ERA WHIP	ERA WHIP
Bryan Garcia, R (1,1) ERA: 2.35	4.0	17	1	0	0	3	6	0	0	0	0	0	0	0	0	0	0.00	1.750		
19 Willi Vest, R (5,1) ERA: 3.21	0.2	6	1	1	1	1	3	0	0	0	0	0	0	0	0	0	15.50	6.000		
68 Jason Foley, R (5,1) ERA: 2.9	0.2	H	4	2	1	1	0	0	0	0	0	0	0	0	0	0	15	13.50	3.000	
37 Andrew Chafin, L (6,1) ERA: 2.29	1.1	H	5	1	0	0	0	0	0	0	0	0	0	0	0	0	10	13	0.00	0.750
77 Jose Jimenez, R (7,1) ERA: 3.49	0.1	L	6	2	3	3	3	0	0	0	0	0	0	0	0	0	10	25	81.00	15.000

AB	32
R	5
H	7
RBI	5
BB	13
SO	9
LOB	21



Batter	1	2	3	4	5	6	7	8	9	AB	R	H	RBI	BB	SO	LOB	BOTTOM			
31 Riley Greene, L (1,8) OBP: 0.309, SLG: 0.358										4	1	2	2	1	1	2	<b>Tampa Bay Rays @ Detroit Tigers</b> Comerica Park, Detroit, MI Fri Aug 05 2022, 7:12 PM - 10:50 PM EDT Att: 21,547 - Partly Cloudy - 83 F			
22 Victor Reyes, S (1,10) OBP: 0.285, SLG: 0.365										4	1	1	0	0	1	3				
28 Javier Baez, R (1,6) OBP: 0.268, SLG: 0.379										4	0	1	0	0	1	1				
30 Harold Castro, L (1,3) OBP: 0.311, SLG: 0.400										4	0	0	0	0	0	2				
46 Jeimer Candelario, S (1,5) OBP: 0.268, SLG: 0.358										4	0	1	1	0	1	0				
9 Willi Castro, S (1,4) OBP: 0.281, SLG: 0.347										4	0	1	0	0	1	2				
41 Daz Cameron, R (1,9) OBP: 0.290, SLG: 0.349										3	0	0	0	1	1	1				
15 Tucker Barnhart, L (1,2) OBP: 0.264, SLG: 0.234										4	0	1	0	0	0	1				
60 Akil Baddoo, L (1,7) OBP: 0.221, SLG: 0.195										3	1	1	0	0	1	1				
13 Eric Haase, R (9,PH) OBP: 0.291, SLG: 0.413										1	0	1	0	0	0	0				
<b>Inning Stats</b>	R: 1 H: 3 E: 0 K: 0 S: 15	H: 3 LOB: 2 BB: 0 P: 19	R: 2 H: 3 E: 0 K: 1 S: 12	H: 3 LOB: 1 BB: 0 P: 15	R: 0 H: 0 E: 0 K: 1 S: 10	H: 0 LOB: 0 BB: 0 P: 14	R: 0 H: 0 E: 0 K: 0 S: 4	H: 0 LOB: 0 BB: 0 P: 6	R: 0 H: 1 E: 0 K: 2 S: 11	H: 1 LOB: 1 BB: 0 P: 13	R: 0 H: 1 E: 0 K: 1 S: 13	H: 1 LOB: 1 BB: 1 P: 22	R: 0 H: 0 E: 0 K: 0 S: 8	H: 0 LOB: 0 BB: 0 P: 9	R: 0 H: 0 E: 0 K: 1 S: 15	H: 1 LOB: 2 BB: 1 P: 25	1B: 7 2B: 1 3B: 0 HR: 1	SF: 0 SAC: 0 DP: 1 HBP: 0	WP: 0 PB: 0 SB: 0 CS: 0	PA: 37
<b>PITCHER</b>	IP WLS BF H R ER SO	IP WLS BF H R ER SO	IP WLS BF H R ER SO	IP WLS BF H R ER SO	IP WLS BF H R ER SO	IP WLS BF H R ER SO	IP WLS BF H R ER SO	IP WLS BF H R ER SO	IP WLS BF H R ER SO	IP WLS BF H R ER SO	IP WLS BF H R ER SO	IP WLS BF H R ER SO	IP WLS BF H R ER SO	IP WLS BF H R ER SO	IP WLS BF H R ER SO	IP WLS BF H R ER SO	ERA WHIP	ERA WHIP	ERA WHIP	ERA WHIP
28 Corey Kluber, R (1,1) ERA: 4.05	6.0	25	7	3	3	5	0	0	0	0	0	0	0	0	0	0	4.50	1.167		
66 Jalen Beeks, L (7,1) ERA: 2.45	1.0	W	4	1	0	0	1	0	0	0	0	0	0	0	0	0	0.00	2.000		
47 Jason Adam, R (8,1) ERA: 1.24	1.0	H	3	0	0	0	0	0	0	0	0	0	0	0	0	0	0.00	0.000		
38 Colin Poche, L (9,1) ERA: 3.0	1.0	S	5	1	0	0	1	0	0	0	0	0	0	0	0	0	0.00	2.000		

AB	35
R	3
H	9
RBI	3
BB	2
SO	7
LOB	13













Batter	1	2	3	4	5	6	7	8	9	AB	R	H	RBI	BB	SO	LOB	TOP					
38 Steven Kwan, L (1,7) OBP: 0.371, SLG: 0.382	G4-3		F7																			
1 Amed Rosario, R (1,6) OBP: 0.324, SLG: 0.417	F9			2B																		
11 José Ramírez, S (1,5) OBP: 0.355, SLG: 0.550				P4		P3																
39 Oscar Gonzalez, R (1,9) OBP: 0.325, SLG: 0.456				P4																		
22 Josh Naylor, L (1,3) OBP: 0.324, SLG: 0.482		K																				
6 Owen Miller, R (1,10) OBP: 0.296, SLG: 0.359		G5-3																				
0 Andrés Giménez, L (1,4) OBP: 0.365, SLG: 0.484				F8																		
17 Austin Hedges, R (1,2) OBP: 0.251, SLG: 0.270				G4-3																		
7 Myles Straw, R (1,8) OBP: 0.292, SLG: 0.272				G6-3																		
<b>Inning Stats</b>	R: 0 E: 0 K: 0 S: 11	H: 1 LOB: 1 BB: 0 P: 16	R: 0 E: 0 K: 1 S: 7	H: 0 LOB: 0 BB: 0 P: 9	R: 0 E: 0 K: 0 S: 6	H: 0 LOB: 0 BB: 0 P: 8	R: 0 E: 0 K: 0 S: 9	H: 1 LOB: 0 BB: 0 P: 13	R: 1 E: 0 K: 0 S: 9	H: 2 LOB: 1 BB: 0 P: 12	R: 1 E: 0 K: 0 S: 11	H: 3 LOB: 1 BB: 0 P: 18	R: 0 E: 0 K: 1 S: 7	H: 0 LOB: 0 BB: 0 P: 8	R: 3 E: 0 K: 0 S: 10	H: 3 LOB: 1 BB: 1 P: 20	R: 0 E: 0 K: 0 S: 10	H: 1 LOB: 1 BB: 0 P: 15	1B: 6 2B: 5 3B: 0 HR: 0	SF: 1 SAC: 0 DP: 1 HBP: 0	WP: 0 PB: 0 SB: 0 CS: 0	PA: 37
<b>PITCHER</b>	IP WLS BF H R ER SO BB IBB HBP BLK WP HR S P ERA WHIP																					
70 Tyler Alexander, L (1,1) ERA: 3.83	7.0 L 26 7 2 2 2 0 0 0 0 0 0 0 60 84 2.57 1.000																					
19 Will Vest, R (8,1) ERA: 3.77	1.0 7 3 3 3 0 1 0 0 0 0 0 0 10 20 27.00 4.000																					
58 Willy Peralta, R (9,1) ERA: 2.29	1.0 4 1 0 0 0 0 0 0 0 0 0 0 10 15 0.00 1.000																					

Cleveland Guardians @ Detroit Tigers  
Comerica Park, Detroit, MI  
Tue Aug 09 2022, 7:12 PM - 9:52 PM EDT  
Att: 16,359 - Partly Cloudy - 75 F

AB 35  
R 5  
H 11  
RBI 5  
BB 1  
SO 2  
LOB 11



Batter	1	2	3	4	5	6	7	8	9	AB	R	H	RBI	BB	SO	LOB	BOTTOM					
31 Riley Greene, L (1,8) OBP: 0.310, SLG: 0.359	K																					
28 Javier Báez, R (1,6) OBP: 0.282, SLG: 0.372	K																					
30 Harold Castro, L (1,3) OBP: 0.316, SLG: 0.406																						
24 Miguel Cabrera, R (1,10) OBP: 0.317, SLG: 0.331																						
22 Victor Reyes, S (7, PR) OBP: 0.297, SLG: 0.370																						
46 Jeimer Candelario, S (1,5) OBP: 0.271, SLG: 0.354																						
9 Willi Castro, S (1,9) OBP: 0.280, SLG: 0.350																						
7 Jonathan Schoop, R (1,4) OBP: 0.238, SLG: 0.310																						
15 Tucker Barnhart, L (1,2) OBP: 0.258, SLG: 0.228																						
13 Eric Haase, R (9, PH) ERA: 1.84																						
60 Akil Baddoo, L (1,7) OBP: 0.208, SLG: 0.183																						
<b>Inning Stats</b>	R: 0 E: 0 K: 2 S: 9	H: 0 LOB: 0 BB: 0 P: 13	R: 0 E: 0 K: 0 S: 9	H: 1 LOB: 1 BB: 0 P: 12	R: 0 E: 0 K: 2 S: 12	H: 1 LOB: 1 BB: 0 P: 14	R: 0 E: 0 K: 2 S: 9	H: 0 LOB: 0 BB: 0 P: 14	R: 0 E: 0 K: 1 S: 5	H: 0 LOB: 0 BB: 0 P: 6	R: 0 E: 0 K: 0 S: 11	H: 1 LOB: 1 BB: 0 P: 15	R: 0 E: 0 K: 1 S: 8	H: 1 LOB: 2 BB: 1 P: 17	R: 0 E: 0 K: 2 S: 7	H: 0 LOB: 0 BB: 0 P: 8	R: 2 E: 0 K: 1 S: 16	H: 2 LOB: 2 BB: 2 P: 28	1B: 6 2B: 0 3B: 0 HR: 0	SF: 0 SAC: 0 DP: 0 HBP: 0	WP: 1 PB: 0 SB: 0 CS: 0	PA: 36
<b>PITCHER</b>	IP WLS BF H R ER SO BB IBB HBP BLK WP HR S P ERA WHIP																					
57 Shane Bieber, R (1,1) ERA: 3.21	7.0 W 26 4 0 0 0 1 0 0 0 0 0 0 63 91 0.00 0.714																					
99 James Karinchak, R (8,1) ERA: 1.84	1.0 3 0 0 0 2 0 0 0 0 0 0 0 7 8 0.00 0.000																					
49 Eli Morgan, R (9,1) ERA: 4.05	0.2 6 2 2 2 1 2 0 0 0 0 0 0 14 25 27.00 6.000																					
48 Emmanuel Clase, R (9,1) ERA: 1.35	0.1 S 1 0 0 0 0 0 0 0 0 0 1 0 2 3 0.00 0.000																					

Cleveland Guardians @ Detroit Tigers  
Comerica Park, Detroit, MI  
Tue Aug 09 2022, 7:12 PM - 9:52 PM EDT  
Att: 16,359 - Partly Cloudy - 75 F

AB 33  
R 2  
H 6  
RBI 1  
BB 3  
SO 11  
LOB 18





Batter	1	2	3	4	5	6	7	8	9	AB	R	H	RBI	BB	SO	LOB	TOP											
38 Steven Kwan, L (1, 7) OBP: 0.372, SLG: 0.389										4	1	2	0	0	0	0	<b>Cleveland Guardians @ Detroit Tigers</b> Comerica Park, Detroit, MI Wed Aug 10 2022, 7:12 PM - 10:12 PM EDT Att: 16,560 - Clear - 82 F											
1 Amed Rosario, R (1, 6) OBP: 0.323, SLG: 0.415										3	0	0	0	1	2	1												
11 José Ramírez, S (1, 5) OBP: 0.354, SLG: 0.547										4	0	1	1	0	0	3												
22 Josh Naylor, L (1, 3) OBP: 0.319, SLG: 0.476										4	0	0	0	0	1	1												
0 Andrés Giménez, L (1, 4) OBP: 0.367, SLG: 0.484										4	1	2	0	0	1	0												
33 Nolan Jones, L (1, 9) OBP: 0.333, SLG: 0.414										3	0	1	0	0	1	1												
39 Oscar Gonzalez, R (9, PH) OBP: 0.323, SLG: 0.453										1	0	0	0	0	1	0												
29 Will Benson, L (1, 10) OBP: 0.133, SLG: 0.071										3	1	1	1	0	2	2												
6 Owen Miller, R (9, PH) OBP: 0.295, SLG: 0.358										4	0	1	0	0	0	2												
17 Austin Hedges, R (1, 2) OBP: 0.251, SLG: 0.270										3	0	0	1	0	0	1												
7 Myles Straw, R (1, 8) OBP: 0.290, SLG: 0.270										3	0	0	1	0	0	1												
<b>Inning Stats</b>	R: 1 H: 2 E: 0 K: 0 S: 11	WLS: 2 BF: 0 LOB: 0 BB: 0 P: 16	R: 2 H: 4 E: 0 K: 0 S: 16	H: 4 R: 3 ER: 0 LOB: 3 P: 27	R: 0 H: 0 E: 0 K: 1 S: 12	H: 0 R: 0 ER: 0 LOB: 2 P: 19	R: 0 H: 0 E: 0 K: 1 S: 7	H: 0 R: 0 ER: 0 LOB: 0 P: 10	R: 0 H: 0 E: 0 K: 2 S: 10	H: 0 R: 0 ER: 0 LOB: 0 P: 15	R: 0 H: 0 E: 0 K: 1 S: 7	H: 0 R: 0 ER: 0 LOB: 0 P: 11	R: 0 H: 0 E: 0 K: 1 S: 8	H: 0 R: 0 ER: 0 LOB: 0 P: 13	R: 0 H: 0 E: 0 K: 1 S: 9	H: 0 R: 0 ER: 0 LOB: 0 P: 13	R: 0 H: 0 E: 0 K: 1 S: 10	H: 0 R: 0 ER: 0 LOB: 0 P: 13	1B: 7 2B: 0 3B: 1 HR: 0	SF: 0 SAC: 0 DP: 1 HBP: 0	WP: 0 PB: 0 SB: 1 CS: 0	PA: 35						
<b>PITCHER</b>	IP	WLS	BF	H	R	ER	SO	BB	IBB	HBP	BLK	WP	HR	S	P	ERA	WHIP											
40 Drew Hutchison, R (1, 1) ERA: 4.45	5.0	L	23	8	3	3	3	1	0	0	0	0	0	0	56	87	5.40	1.800										
55 Alex Lange, R (6, 1) ERA: 2.89	1.0		3	0	0	0	2	0	0	0	0	0	0	7	11	0.00	0.000											
77 Joe Jiménez, R (7, 1) ERA: 3.32	1.0		3	0	0	0	1	0	0	0	0	0	0	8	13	0.00	0.000											
37 Andrew Chafin, L (8, 1) ERA: 2.17	1.0		3	0	0	0	1	0	0	0	0	0	0	9	13	0.00	0.000											
65 Gregory Soto, L (9, 1) ERA: 3.18	1.0		3	0	0	0	1	0	0	0	0	0	0	10	13	0.00	0.000											
Batter	1	2	3	4	5	6	7	8	9	AB	R	H	RBI	BB	SO	LOB	BOTTOM											
31 Riley Greene, L (1, 8) OBP: 0.313, SLG: 0.365										5	1	2	0	0	1	3	<b>Cleveland Guardians @ Detroit Tigers</b> Comerica Park, Detroit, MI Wed Aug 10 2022, 7:12 PM - 10:12 PM EDT Att: 16,560 - Clear - 82 F											
22 Victor Reyes, S (1, 9) OBP: 0.295, SLG: 0.363										3	0	0	0	0	2	3												
28 Javier Báez, R (1, 6) OBP: 0.262, SLG: 0.369										3	1	0	0	0	1	4												
30 Harold Castro, L (1, 3) OBP: 0.319, SLG: 0.408										4	0	2	1	0	0	0												
13 Eric Haase, R (1, 2) OBP: 0.291, SLG: 0.410										4	0	1	1	0	2	3												
48 Kerry Carpenter, L (1, 10) OBP: 0.291, SLG: 0.410										4	0	0	0	0	3	5												
46 Jeimer Candelario, S (1, 5) OBP: 0.269, SLG: 0.350										4	0	0	0	0	2	2												
7 Jonathan Schoop, R (1, 4) OBP: 0.238, SLG: 0.312										4	0	1	0	0	1	0												
60 Akil Baddoo, L (1, 7) OBP: 0.219, SLG: 0.196										4	0	2	0	0	2	0												
<b>Inning Stats</b>	R: 0 H: 0 E: 0 K: 1 S: 6	H: 0 R: 0 ER: 0 LOB: 0 BB: 0 P: 10	R: 0 H: 0 E: 0 K: 0 S: 6	H: 0 R: 2 ER: 0 LOB: 0 BB: 0 P: 10	R: 0 H: 0 E: 0 K: 1 S: 10	H: 0 R: 0 ER: 0 LOB: 0 BB: 0 P: 14	R: 2 H: 3 E: 0 K: 2 S: 17	H: 3 R: 0 ER: 0 LOB: 2 BB: 0 P: 28	R: 0 H: 2 E: 0 K: 1 S: 13	H: 2 R: 0 ER: 0 LOB: 2 BB: 0 P: 19	R: 0 H: 0 E: 0 K: 2 S: 10	H: 0 R: 0 ER: 0 LOB: 0 BB: 0 P: 15	R: 0 H: 0 E: 0 K: 2 S: 7	H: 0 R: 0 ER: 0 LOB: 0 BB: 0 P: 10	R: 0 H: 2 E: 0 K: 3 S: 15	H: 2 R: 0 ER: 0 LOB: 3 BB: 0 P: 27		R: 0 H: 1 E: 1 K: 2 S: 11	H: 1 R: 0 ER: 1 LOB: 1 BB: 0 P: 15	1B: 5 2B: 3 3B: 0 HR: 0	SF: 0 SAC: 0 DP: 0 HBP: 2	WP: 0 PB: 0 SB: 0 CS: 0	PA: 37					
<b>PITCHER</b>	IP	WLS	BF	H	R	ER	SO	BB	IBB	HBP	BLK	WP	HR	S	P	ERA	WHIP											
43 Aaron Civale, R (1, 1) ERA: 6.05	4.0		16	3	2	2	4	0	0	0	0	0	0	10	15	4.50	0.750											
31 Sam Hentges, L (5, 1) ERA: 3.27	0.2		4	2	0	0	1	0	0	0	0	0	0	3	4	0.00	3.000											
52 Nick Sandlin, R (5, 1) ERA: 2.51	0.1		1	0	0	0	0	0	0	0	0	0	0	3	4	0.00	0.000											
27 Bryan Shaw, R (6, 1) ERA: 5.23	1.0	W	3	0	0	0	2	0	0	0	0	0	0	10	15	0.00	0.000											
37 Trevor Stephan, R (7, 1) ERA: 2.28	1.0	H	3	0	0	0	2	0	0	0	0	0	0	7	10	0.00	0.000											
<b>PITCHER</b>	IP	WLS	BF	H	R	ER	SO	BB	IBB	HBP	BLK	WP	HR	S	P	ERA	WHIP											
99 James Karinchak, R (8, 1) ERA: 1.72	1.0		6	2	0	0	3	0	0	0	0	0	0	15	27	0.00	2.000											
48 Emmanuel Clase, R (9, 1) ERA: 1.32	1.0	S	4	1	0	0	2	0	0	0	0	0	0	11	15	0.00	1.000											

livebaseballscorecards.com









Batter	1	2	3	4	5	6	7	8	9	AB	R	H	RBI	BB	SO	LOB	TOP					
31 Riley Greene, L (1,8) OBP: 0.300, SLG: 0.348	G3		G4-3			K		G5-3		4	0	0	0	0	1	2						
9 Willi Castro, S (1,9) OBP: 0.286, SLG: 0.352	G5-4-3 BB			K		F9			K	3	0	0	0	1	2	0						
28 Javier Báez, R (1,6) OBP: 0.266, SLG: 0.379	G5-4-3			G4-3						4	0	2	0	0	0	1						
30 Harold Castro, L (1,3) OBP: 0.316, SLG: 0.397				K		K				4	0	0	0	0	2	2						
24 Miguel Cabrera, R (1,10) OBP: 0.318, SLG: 0.328				K						3	0	0	0	1	1	2						
46 Jeimer Candelario, S (1,5) OBP: 0.265, SLG: 0.349				K						3	0	0	0	0	3	2						
13 Eric Haase, R (1,2) OBP: 0.285, SLG: 0.400				K		K				3	0	0	0	0	2	1						
7 Jonathan Schoop, R (1,4) OBP: 0.236, SLG: 0.312				F8		K				3	0	0	0	0	2	1						
60 Akil Baddoo, L (1,7) OBP: 0.227, SLG: 0.198						K				2	0	1	0	1	1	0						
<b>Inning Stats</b>	R: 0 E: 0 K: 0 S: 7	H: 0 LOB: 0 BB: 1 P: 12	R: 0 E: 0 K: 3 S: 11	H: 0 LOB: 0 BB: 0 P: 16	R: 0 E: 0 K: 1 S: 9	H: 0 LOB: 1 BB: 1 P: 14	R: 0 E: 0 K: 2 S: 10	H: 0 LOB: 0 BB: 0 P: 14	R: 0 E: 0 K: 3 S: 9	H: 0 LOB: 1 BB: 1 P: 17	R: 0 E: 0 K: 2 S: 10	H: 0 LOB: 0 BB: 0 P: 12	R: 0 E: 0 K: 1 S: 12	H: 1 LOB: 1 BB: 0 P: 22	R: 0 E: 0 K: 1 S: 7	H: 1 LOB: 1 BB: 0 P: 10	R: 0 E: 0 K: 1 S: 11	H: 1 LOB: 1 BB: 0 P: 17	1B: 3 2B: 0 3B: 0 HR: 0	SF: 0 SAC: 0 DP: 1 HBP: 0	WP: 0 PB: 0 SB: 2 CS: 0	PA: 32
<b>PITCHER</b>	IP	WLS	BF	H	R	ER	SO	BB	IBB	HBP	BLK	WP	HR	S	P	ERA	WHIP					
34 Michael Kopech, R (1,1) ERA: 3.18	6.0		20	0	0	0	11	3	0	0	0	0	0	56	85	0.00	0.500					
40 Reynaldo López, R (7,1) ERA: 2.84	1.0	W	4	1	0	0	1	0	0	0	0	0	0	12	22	0.00	1.000					
49 Kendall Graveman, R (8,1) ERA: 2.55	1.0	H	4	1	0	0	1	0	0	0	0	0	0	7	10	0.00	1.000					
31 Liam Hendriks, R (9,1) ERA: 3.18	1.0	S	4	1	0	0	1	0	0	0	0	0	0	11	17	0.00	1.000					

**Detroit Tigers @ Chicago White Sox**  
 Guaranteed Rate Field, Chicago, IL  
 Fri Aug 12 2022, 6:12 PM - 9:04 PM CDT  
 Att: 33,015 - Overcast - 74 F

AB	29
R	0
H	3
RBI	0
BB	3
SO	14
LOB	11



Batter	1	2	3	4	5	6	7	8	9	AB	R	H	RBI	BB	SO	LOB	BOTTOM				
18 AJ Pollock, R (1,7) OBP: 0.287, SLG: 0.351	L9		K							3	0	1	0	1	1	1					
25 Andrew Vaughn, R (1,9) OBP: 0.346, SLG: 0.466	G5-3		P3							4	0	1	2	0	0	2					
88 Luis Robert Jr., R (1,8) OBP: 0.336, SLG: 0.454	G5-3									3	0	2	0	0	0	0					
15 Adam Engel, R (7,8) OBP: 0.291, SLG: 0.344										0	0	0	0	0	0	0					
79 José Abreu, R (1,3) OBP: 0.373, SLG: 0.460										3	0	0	0	1	1	5					
Eloy Jiménez, R (1,10) OBP: 0.336, SLG: 0.449										3	0	1	0	1	1	1					
28 Leury García, S (8,PR) OBP: 0.237, SLG: 0.274										0	0	0	0	0	0	0					
24 Yasmani Grandal, S (1,2) OBP: 0.307, SLG: 0.264										1	0	0	0	2	1	0					
10 Yoán Moncada, S (1,5) OBP: 0.261, SLG: 0.317										4	1	1	0	0	0	5					
Josh Harrison, R (1,4) OBP: 0.312, SLG: 0.381										4	1	2	0	0	1	2					
50 Lenyn Sosa, R (1,6) OBP: 0.138, SLG: 0.250										4	0	0	0	0	1	5					
<b>Inning Stats</b>	R: 0 E: 0 K: 0 S: 6	H: 0 LOB: 0 BB: 0 P: 7	R: 0 E: 0 K: 0 S: 6	H: 0 LOB: 2 BB: 2 P: 16	R: 0 E: 0 K: 1 S: 9	H: 1 LOB: 1 BB: 0 P: 12	R: 0 E: 0 K: 0 S: 10	H: 2 LOB: 0 BB: 0 P: 19	R: 0 E: 0 K: 0 S: 9	H: 1 LOB: 1 BB: 0 P: 14	R: 0 E: 0 K: 2 S: 8	H: 1 LOB: 0 BB: 0 P: 14	R: 2 E: 0 K: 1 S: 11	H: 3 LOB: 3 BB: 1 P: 18	R: 0 E: 0 K: 2 S: 11	H: 0 LOB: 2 BB: 2 P: 23	1B: 7 2B: 1 3B: 0 HR: 0	SF: 0 SAC: 0 DP: 2 HBP: 2	WP: 0 PB: 0 SB: 0 CS: 1	PA: 36	
<b>PITCHER</b>	IP	WLS	BF	H	R	ER	SO	BB	IBB	HBP	BLK	WP	HR	S	P	ERA	WHIP				
44 Daniel Norris, L (1,1) ERA: 5.97	4.2		19	4	0	0	1	2	0	0	0	0	0	38	64	0.00	1.286				
66 Jason Foley, R (5,1) ERA: 3.14	1.1		4	1	0	0	2	0	0	0	0	0	0	10	18	0.00	0.750				
55 Alex Lange, R (7,1) ERA: 3.2	1.0	L	8	3	2	2	1	1	0	1	0	0	0	11	18	18.00	4.000				
58 Willy Peralta, R (8,1) ERA: 2.23	1.0		5	0	0	0	2	2	0	0	0	0	0	11	23	0.00	2.000				

**Detroit Tigers @ Chicago White Sox**  
 Guaranteed Rate Field, Chicago, IL  
 Fri Aug 12 2022, 6:12 PM - 9:04 PM CDT  
 Att: 33,015 - Overcast - 74 F

AB	29
R	2
H	8
RBI	2
BB	5
SO	6
LOB	21





Batter	1	2	3	4	5	6	7	8	9	AB	R	H	RBI	BB	SO	LOB	TOP			
31 Riley Greene, L (1, 8) OBP: 0.297, SLG: 0.350	F7	1-H 2-H 3-H 2B		K			G1-6-3		K	5	0	1	3	0	2	3				
22 Victor Reyes, S (1, 9) OBP: 0.292, SLG: 0.356	2B 1B	K			G5-3			F8		4	0	1	0	0	1	1				
28 Javier Báez, R (1, 6) OBP: 0.266, SLG: 0.378	1B		P4			K		K		4	0	1	0	0	2	0				
30 Harold Castro, L (1, 3) OBP: 0.318, SLG: 0.399	L5-3		13 2B		F6			1B		4	1	2	0	0	0	2				
13 Eric Haase, R (1, 2) OBP: 0.284, SLG: 0.402		K	1-H			K		K		4	0	1	1	0	3	1				
46 Jaimer Candelario, S (1, 5) OBP: 0.252, SLG: 0.342		G3	G5-3		G6-3			F9		4	0	0	0	0	0	1				
48 Kerry Carpenter, L (1, 10) OBP: 0.167, SLG: 0.091		60 1B	31 2B		G5-3		K	60 BB		3	1	1	0	1	1	1				
7 Jonathan Schoop, R (1, 4) OBP: 0.237, SLG: 0.311		60 1B	31 2B		G6-3		F8	K		4	1	1	0	0	1	1				
60 Akil Baddoo, L (1, 7) OBP: 0.246, SLG: 0.212		31 2B			K		31 G1-6-3			3	1	2	0	1	1	0				
<b>Inning Stats</b>	R: 0 E: 0 K: 0 S: 11	H: 2 LOB: 1 BB: 0 P: 15	R: 3 E: 0 K: 2 S: 14	H: 3 LOB: 1 BB: 1 P: 22	R: 1 E: 0 K: 0 S: 12	H: 2 LOB: 1 BB: 0 P: 16	R: 0 E: 0 K: 2 S: 8	H: 0 LOB: 0 BB: 0 P: 11	R: 0 E: 0 K: 1 S: 7	H: 0 LOB: 0 BB: 0 P: 10	R: 0 E: 0 K: 2 S: 8	H: 1 LOB: 0 BB: 0 P: 7	R: 0 E: 0 K: 2 S: 11	H: 1 LOB: 1 BB: 0 P: 14	R: 0 E: 0 K: 2 S: 13	H: 1 LOB: 2 BB: 1 P: 18	1B: 8 2B: 3 3B: 0 HR: 0	SF: 0 SAC: 0 DP: 2 HBP: 0	WP: 0 PB: 0 SB: 0 CS: 0	PA: 37
<b>PITCHER</b>	IP	WLS	BF	H	R	ER	SO	BB	IBB	HBP	BLK	WP	HR	S	P	ERA	WHIP			
27 Lucas Giolito, R (1, 1) ERA: 4.92	7.0	W	28	8	4	4	7	1	0	0	0	0	0	64	92	5.14	1.286			
40 Reynaldo López, R (8, 1) ERA: 2.79	1.0	H	4	1	0	0	2	0	0	0	0	0	0	11	14	0.00	1.000			
31 Liam Hendriks, R (9, 1) ERA: 3.1	1.0	S	5	1	0	0	2	1	0	0	0	0	0	13	18	0.00	2.000			

**Detroit Tigers @ Chicago White Sox**  
 Guaranteed Rate Field, Chicago, IL  
 Sat Aug 13 2022, 6:11 PM - 8:57 PM CDT  
 Att: 29,458 - Cloudy - 77 F

**AB** 35  
**R** 4  
**H** 10  
**RBI** 4  
**BB** 2  
**SO** 11  
**LOB** 10



Batter	1	2	3	4	5	6	7	8	9	AB	R	H	RBI	BB	SO	LOB	BOTTOM			
18 AJ Pollock, R (1, 8) OBP: 0.289, SLG: 0.363	10 1B	SF9		P4		G3-1		HR		4	2	2	2	0	0	1				
10 Yadir Moncada, S (1, 5) OBP: 0.297, SLG: 0.320	1B	F7		1B		K		FC5-4		4	0	2	0	1	1	1				
Eloy Jiménez, R (1, 7) OBP: 0.331, SLG: 0.441	K		F8		1B	G6-3		FC5-4		5	0	1	1	0	1	3				
79 José Abreu, R (1, 3) OBP: 0.374, SLG: 0.462	SF7		25 1B		K		24 1B			3	1	2	1	0	1	2				
24 Yasmani Grandal, S (1, 2) OBP: 0.303, SLG: 0.260	L7		F8		F7		F8			4	0	0	0	0	0	3				
25 Andrew Vaughn, R (1, 10) OBP: 0.351, SLG: 0.469		K		1B		1B		1B		4	0	3	1	0	1	0				
32 Gavin Sheets, L (1, 9) OBP: 0.286, SLG: 0.389		28 1B		G6-3		K		K		4	1	1	0	0	2	4				
15 Adam Engel, R (8, 8) OBP: 0.291, SLG: 0.344		1B				K		K		0	0	0	0	0	0	0				
28 Leury García, S (1, 6) OBP: 0.240, SLG: 0.278	1B	18 E		10 BB		K		G6-3		4	2	2	1	0	1	1				
Josh Harrison, R (1, 4) OBP: 0.311, SLG: 0.379	18 E	18 SF9		L7		P3		G6-3		4	0	1	0	0	0	1				
<b>Inning Stats</b>	R: 1 E: 0 K: 1 S: 12	H: 2 LOB: 1 BB: 0 P: 16	R: 2 E: 1 K: 1 S: 15	H: 3 LOB: 0 BB: 0 P: 20	R: 0 E: 0 K: 0 S: 12	H: 2 LOB: 2 BB: 0 P: 17	R: 1 E: 0 K: 1 S: 12	H: 2 LOB: 1 BB: 1 P: 19	R: 0 E: 0 K: 2 S: 11	H: 1 LOB: 1 BB: 0 P: 14	R: 0 E: 0 K: 1 S: 13	H: 0 LOB: 0 BB: 0 P: 15	R: 1 E: 0 K: 1 S: 13	H: 2 LOB: 1 BB: 0 P: 17	R: 1 E: 0 K: 0 S: 8	H: 2 LOB: 1 BB: 0 P: 11	1B: 12 2B: 1 3B: 0 HR: 1	SF: 2 SAC: 0 DP: 0 HBP: 0	WP: 0 PB: 0 SB: 0 CS: 0	PA: 39
<b>PITCHER</b>	IP	WLS	BF	H	R	ER	SO	BB	IBB	HBP	BLK	WP	HR	S	P	ERA	WHIP			
25 Matt Manning, R (1, 1) ERA: 3.24	5.0		26	10	4	4	5	1	0	0	0	0	0	62	86	7.20	2.200			
19 Will Vest, R (6, 1) ERA: 3.6	1.0		3	0	0	0	1	0	0	0	0	0	0	13	15	0.00	0.000			
77 Joe Jiménez, R (7, 1) ERA: 3.48	0.2	L	4	2	1	1	0	0	0	0	0	0	0	10	13	13.50	3.000			
37 Andrew Chafin, L (7, 1) ERA: 2.35	1.0		5	2	1	1	1	0	0	0	0	0	1	9	12	9.00	2.000			
67 José Cisnero, R (8, 1) ERA: 1.13	0.1		1	0	0	0	0	0	0	0	0	0	0	2	3	0.00	0.000			

**Detroit Tigers @ Chicago White Sox**  
 Guaranteed Rate Field, Chicago, IL  
 Sat Aug 13 2022, 6:11 PM - 8:57 PM CDT  
 Att: 29,458 - Cloudy - 77 F

**AB** 36  
**R** 6  
**H** 14  
**RBI** 6  
**BB** 1  
**SO** 7  
**LOB** 16





Batter	1	2	3	4	5	6	7	8	9	AB	R	H	RBI	BB	SO	LOB	TOP					
31 Riley Greene, L (1, 8) OBP: 0.296, SLG: 0.348	G3-1		22 WP 1B		F7			K		4	1	1	0	0	1	1	<b>Detroit Tigers @ Chicago White Sox</b> <b>Guaranteed Rate Field, Chicago, IL</b> Sun Aug 14 2022, 1:11 PM - 4:09 PM CDT Att: 32,154 - Cloudy - 73 F					
22 Victor Reyes, S (1, 9) OBP: 0.286, SLG: 0.348	G3		F8		L3			K		4	0	0	0	0	1	2						
28 Javier Báez, R (1, 6) OBP: 0.288, SLG: 0.381	1B		2B		K			F7		4	0	2	1	0	1	0						
30 Harold Castro, L (1, 10) OBP: 0.318, SLG: 0.407	K		K		F8			HR		4	1	1	1	0	2	2						
9 Willi Castro, S (1, 4) OBP: 0.282, SLG: 0.347	K		K		K			K		4	0	0	0	0	4	0						
46 Jeimer Candelario, S (1, 5) OBP: 0.262, SLG: 0.311	K		F9		K			1B		4	0	1	0	0	2	0						
21 Kody Clemens, L (1, 3) OBP: 0.193, SLG: 0.280	K		G4-3		K			G3		4	0	0	0	0	2	1						
15 Tucker Barnhart, L (1, 2) OBP: 0.256, SLG: 0.227			G5-3		60 G5-6-3 1B			K		3	0	1	0	0	1	0						
60 Akil Baddoo, L (1, 7) OBP: 0.250, SLG: 0.217			31 1B 22 WP 1B		G5-6-3			1B		2	1	1	0	0	0	1						
13 Eric Haase, R (8, PH) OBP: 0.288, SLG: 0.405										1	0	1	0	0	0	0						
<b>Inning Stats</b>	R: 0 E: 0 K: 1 S: 10	H: 1 LOB: 1 BB: 0 P: 12	R: 0 E: 0 K: 3 S: 10	H: 0 LOB: 0 BB: 0 P: 14	R: 2 E: 0 K: 1 S: 14	H: 3 LOB: 1 BB: 0 P: 20	R: 0 E: 0 K: 1 S: 9	H: 0 LOB: 0 BB: 0 P: 11	R: 0 E: 0 K: 0 S: 9	H: 1 LOB: 0 BB: 0 P: 15	R: 0 E: 0 K: 1 S: 11	H: 0 LOB: 0 BB: 0 P: 16	R: 0 E: 0 K: 3 S: 11	H: 0 LOB: 0 BB: 0 P: 16	R: 0 E: 0 K: 3 S: 11	H: 1 LOB: 1 BB: 0 P: 12	R: 1 E: 0 K: 1 S: 11	H: 2 LOB: 1 BB: 0 P: 17	1B: 6 2B: 1 3B: 0 HR: 1	SF: 0 SAC: 0 DP: 1 HBP: 0	WP: 1 PB: 0 SB: 0 CS: 0	PA: 34
<b>PITCHER</b>	IP WLS BF H R ER SO BB IBB HBP BLK WP HR S P ERA WHIP	IP WLS BF H R ER SO BB IBB HBP BLK WP HR S P ERA WHIP	IP WLS BF H R ER SO BB IBB HBP BLK WP HR S P ERA WHIP	IP WLS BF H R ER SO BB IBB HBP BLK WP HR S P ERA WHIP	IP WLS BF H R ER SO BB IBB HBP BLK WP HR S P ERA WHIP	IP WLS BF H R ER SO BB IBB HBP BLK WP HR S P ERA WHIP	IP WLS BF H R ER SO BB IBB HBP BLK WP HR S P ERA WHIP	IP WLS BF H R ER SO BB IBB HBP BLK WP HR S P ERA WHIP	IP WLS BF H R ER SO BB IBB HBP BLK WP HR S P ERA WHIP	IP WLS BF H R ER SO BB IBB HBP BLK WP HR S P ERA WHIP	IP WLS BF H R ER SO BB IBB HBP BLK WP HR S P ERA WHIP	IP WLS BF H R ER SO BB IBB HBP BLK WP HR S P ERA WHIP	IP WLS BF H R ER SO BB IBB HBP BLK WP HR S P ERA WHIP	IP WLS BF H R ER SO BB IBB HBP BLK WP HR S P ERA WHIP	IP WLS BF H R ER SO BB IBB HBP BLK WP HR S P ERA WHIP	IP WLS BF H R ER SO BB IBB HBP BLK WP HR S P ERA WHIP	IP WLS BF H R ER SO BB IBB HBP BLK WP HR S P ERA WHIP					
33 Lance Lynn, R (1, 1) ERA: 5.62	6.0	W	22	5	2	2	7	0	0	0	0	0	0	0	1	0	63	88	3.00	0.833		
58 Jimmy Lambert, R (7, 1) ERA: 3.07	1.1	H	4	0	0	0	4	0	0	0	0	0	0	0	0	0	14	19	0.00	0.000		
55 Jake Diekman, L (8, PH) ERA: 4.15	0.2	H	3	1	0	0	2	0	0	0	0	0	0	0	0	0	8	9	0.00	1.500		
49 Kendall Graveman, R (9, 1) ERA: 2.72	1.0	S	5	2	1	1	1	0	0	0	0	0	0	0	0	1	11	17	9.00	2.000		

Batter	1	2	3	4	5	6	7	8	9	AB	R	H	RBI	BB	SO	LOB	BOTTOM					
18 AJ Pollock, R (1, 7) OBP: 0.293, SLG: 0.377	F9		HR		2B			FC6		4	2	2	1	1	0	1	<b>Detroit Tigers @ Chicago White Sox</b> <b>Guaranteed Rate Field, Chicago, IL</b> Sun Aug 14 2022, 1:11 PM - 4:09 PM CDT Att: 32,154 - Cloudy - 73 F					
10 Yadir Moncada, S (1, 5) OBP: 0.286, SLG: 0.315	G6-3		BB		L9			K		4	0	0	0	1	1	3						
Eloy Jiménez, R (1, 10) OBP: 0.335, SLG: 0.449	79 1B		F9		78 1B 25 FC6-4 2B			F8		4	1	2	1	0	0	1						
79 José Abreu, R (1, 3) OBP: 0.376, SLG: 0.462	25 FC5-4 1B		F9		25 FC6-4 1B			G6-3		4	0	2	0	0	0	1						
25 Andrew Vaughn, R (1, 9) OBP: 0.350, SLG: 0.475	FC5-4		F7		FC6-4			HR		4	1	1	2	0	0	4						
Josh Harrison, R (1, 4) OBP: 0.313, SLG: 0.379	15 FC3-6 BB		G5-3		F8			44 2B 1B		3	1	1	0	1	0	1						
15 Adam Engel, R (1, 8) OBP: 0.286, SLG: 0.337	FC3-6 S 1B		L9		G3			K		4	0	0	0	0	1	2						
44 Seby Zavala, R (1, 2) OBP: 0.323, SLG: 0.408	K		BB		K			2B		3	0	1	1	1	2	1						
50 Lenyn Sosa, R (1, 6) OBP: 0.152, SLG: 0.250	F8		K		K			K		4	0	1	0	0	2	3						
<b>Inning Stats</b>	R: 0 E: 0 K: 0 S: 12	H: 2 LOB: 2 BB: 0 P: 20	R: 0 E: 0 K: 1 S: 11	H: 0 LOB: 1 BB: 1 P: 19	R: 1 E: 0 K: 0 S: 14	H: 1 LOB: 1 BB: 1 P: 22	R: 0 E: 0 K: 1 S: 11	H: 0 LOB: 1 BB: 1 P: 17	R: 2 E: 0 K: 0 S: 14	H: 3 LOB: 1 BB: 0 P: 19	R: 0 E: 0 K: 1 S: 10	H: 1 LOB: 0 BB: 0 P: 14	R: 0 E: 0 K: 1 S: 9	H: 0 LOB: 0 BB: 0 P: 12	R: 2 E: 0 K: 2 S: 18	H: 3 LOB: 2 BB: 1 P: 33	R: 1 E: 0 K: 1 S: 11	H: 2 LOB: 1 BB: 0 P: 17	1B: 5 2B: 3 3B: 0 HR: 2	SF: 0 SAC: 0 DP: 0 HBP: 0	WP: 0 PB: 0 SB: 1 CS: 0	PA: 38
<b>PITCHER</b>	IP WLS BF H R ER SO BB IBB HBP BLK WP HR S P ERA WHIP	IP WLS BF H R ER SO BB IBB HBP BLK WP HR S P ERA WHIP	IP WLS BF H R ER SO BB IBB HBP BLK WP HR S P ERA WHIP	IP WLS BF H R ER SO BB IBB HBP BLK WP HR S P ERA WHIP	IP WLS BF H R ER SO BB IBB HBP BLK WP HR S P ERA WHIP	IP WLS BF H R ER SO BB IBB HBP BLK WP HR S P ERA WHIP	IP WLS BF H R ER SO BB IBB HBP BLK WP HR S P ERA WHIP	IP WLS BF H R ER SO BB IBB HBP BLK WP HR S P ERA WHIP	IP WLS BF H R ER SO BB IBB HBP BLK WP HR S P ERA WHIP	IP WLS BF H R ER SO BB IBB HBP BLK WP HR S P ERA WHIP	IP WLS BF H R ER SO BB IBB HBP BLK WP HR S P ERA WHIP	IP WLS BF H R ER SO BB IBB HBP BLK WP HR S P ERA WHIP	IP WLS BF H R ER SO BB IBB HBP BLK WP HR S P ERA WHIP	IP WLS BF H R ER SO BB IBB HBP BLK WP HR S P ERA WHIP	IP WLS BF H R ER SO BB IBB HBP BLK WP HR S P ERA WHIP	IP WLS BF H R ER SO BB IBB HBP BLK WP HR S P ERA WHIP						
70 Tyler Alexander, L (1, 1) ERA: 3.98	5.0	L	24	6	3	3	2	3	0	0	0	0	0	0	0	0	62	97	5.40	1.800		
68 Jason Foley, R (6, 1) ERA: 3.07	1.0		4	1	0	0	1	0	0	0	0	0	0	0	0	0	10	14	0.00	1.000		
55 Alex Lange, R (7, 1) ERA: 3.13	1.0		3	0	0	0	1	0	0	0	0	0	0	0	0	0	9	12	0.00	0.000		
58 Willy Peralta, R (8, 1) ERA: 2.85	1.0		7	3	2	2	2	1	0	0	0	0	0	0	0	0	18	33	18.00	4.000		



Batter	1	2	3	4	5	6	7	8	9	AB	R	H	RBI	BB	SO	LOB	TOP										
31 Riley Greene, L OBP: 0.296, SLG: 0.346										4	1	1	0	0	1	0	<b>Detroit Tigers @ Cleveland Guardians</b> Progressive Field, Cleveland, OH Mon Aug 15 2022, 3:11 PM - 6:05 PM EDT Sunny - 78 F										
22 Victor Reyes, S OBP: 0.290, SLG: 0.348										3	0	1	0	1	1												
28 Javier Báez, R OBP: 0.288, SLG: 0.383										4	0	1	0	0	1	2											
30 Harold Castro, L OBP: 0.313, SLG: 0.401										4	0	0	1	0	2	2											
24 Miguel Cabrera, R OBP: 0.315, SLG: 0.324										4	0	0	0	0	3	1											
46 Jeimer Candelario, S OBP: 0.250, SLG: 0.337										3	0	0	0	0	1	0											
13 Eric Haase, R OBP: 0.288, SLG: 0.401										2	0	0	0	1	0	0											
7 Jonathan Schoop, R OBP: 0.235, SLG: 0.309										3	0	0	0	0	2	1											
60 Akil Baddoo, L OBP: 0.244, SLG: 0.211										3	0	0	0	0	2	0											
<b>Inning Stats</b>	R: 1 E: 0 K: 1 S: 11	H: 2 LOB: 1 BB: 0 P: 14	R: 0 E: 0 K: 1 S: 6	H: 0 LOB: 0 BB: 0 P: 9	R: 0 E: 0 K: 1 S: 10	H: 1 LOB: 1 BB: 0 P: 14	R: 0 E: 0 K: 2 S: 7	H: 0 LOB: 0 BB: 0 P: 10	R: 0 E: 0 K: 2 S: 8	H: 0 LOB: 0 BB: 0 P: 14	R: 0 E: 0 K: 3 S: 14	H: 0 LOB: 1 BB: 1 P: 21	R: 0 E: 0 K: 2 S: 13	H: 0 LOB: 1 BB: 1 P: 22	R: 0 E: 0 K: 1 S: 6	H: 0 LOB: 0 BB: 0 P: 7		R: 0 E: 0 K: 0 S: 7	H: 0 LOB: 0 BB: 0 P: 8	1B: 2 2B: 1 3B: 0 HR: 0	SF: 0 SAC: 0 DP: 0 HBP: 0	WP: 0 PB: 0 SB: 1 CS: 0	PA: 32				
<b>PITCHER</b>	IP	WLS	BF	H	R	ER	SO	BB	IBB	HBP	BLK	WP	HR	S	P	ERA	WHIP										
43 Aaron Civale, R ERA: 5.63	6.0		22	3	1	1	10	1	0	0	0	0	0	56	82	1.50	0.667										
99 James Karinchak, R ERA: 1.92	1.0	W	4	0	0	0	2	1	0	0	0	0	0	13	22	0.00	1.000										
37 Trevor Stephan, R ERA: 2.54	1.0	H	3	0	0	0	1	0	0	0	0	0	0	6	7	0.00	0.000										
48 Emmanuel Clase, R ERA: 1.27	1.0	S	3	0	0	0	0	0	0	0	0	0	0	7	8	0.00	0.000										

AB	30
R	1
H	3
RBI	1
BB	2
SO	13
LOB	7



Batter	1	2	3	4	5	6	7	8	9	AB	R	H	RBI	BB	SO	LOB	BOTTOM										
38 Steven Kwan, L OBP: 0.370, SLG: 0.387										4	0	1	0	0	0	2	<b>Detroit Tigers @ Cleveland Guardians</b> Progressive Field, Cleveland, OH Mon Aug 15 2022, 3:11 PM - 6:05 PM EDT Sunny - 78 F										
1 Amed Rosario, R OBP: 0.320, SLG: 0.412										4	1	0	0	0	4												
11 José Ramírez, S OBP: 0.354, SLG: 0.542										4	0	2	1	0	1	2											
0 Andrés Giménez, L OBP: 0.379, SLG: 0.497										4	1	3	3	0	1	1											
39 Oscar Gonzalez, R OBP: 0.322, SLG: 0.447										4	0	2	0	0	1	2											
6 Owen Miller, R OBP: 0.298, SLG: 0.363										3	0	0	0	1	1	3											
33 Nolan Jones, L OBP: 0.319, SLG: 0.386										4	0	0	0	0	3	5											
17 Austin Hedges, R OBP: 0.258, SLG: 0.271										3	0	0	0	1	0	4											
7 Myles Straw, R OBP: 0.284, SLG: 0.263											3	2	1	0	1	0		1									
<b>Inning Stats</b>	R: 0 E: 0 K: 0 S: 8	H: 0 LOB: 0 BB: 0 P: 13	R: 0 E: 0 K: 1 S: 14	H: 2 LOB: 1 BB: 0 P: 18	R: 0 E: 1 K: 0 S: 10	H: 0 LOB: 1 BB: 0 P: 17	R: 0 E: 0 K: 1 S: 14	H: 2 LOB: 3 BB: 1 P: 20	R: 1 E: 0 K: 1 S: 16	H: 2 LOB: 1 BB: 0 P: 26	R: 0 E: 0 K: 2 S: 10	H: 1 LOB: 1 BB: 0 P: 13	R: 3 E: 0 K: 2 S: 13	H: 2 LOB: 0 BB: 1 P: 20	R: 0 E: 0 K: 0 S: 10	H: 0 LOB: 1 BB: 1 P: 16		1B: 6 2B: 2 3B: 0 HR: 1	SF: 0 SAC: 0 DP: 1 HBP: 0	WP: 0 PB: 0 SB: 2 CS: 0	PA: 36						
<b>PITCHER</b>	IP	WLS	BF	H	R	ER	SO	BB	IBB	HBP	BLK	WP	HR	S	P	ERA	WHIP										
40 Drew Hutchison, R ERA: 4.23	5.1		24	7	1	1	4	1	0	0	0	0	0	67	101	1.69	1.500										
19 Will Vest, R ERA: 3.91	1.0	L	5	1	2	2	1	1	0	0	0	0	0	11	17	18.00	2.000										
37 Andrew Chafin, L ERA: 2.54	0.2		3	1	1	1	2	0	0	0	0	0	1	7	9	13.50	1.500										
58 Willy Peralta, R ERA: 2.98	1.0		4	0	0	0	0	1	0	0	0	0	0	10	16	0.00	1.000										

AB	33
R	4
H	9
RBI	4
BB	3
SO	7
LOB	24





Batter	1	2	3	4	5	6	7	8	9	AB	R	H	RBI	BB	SO	LOB	TOP						
31 Riley Greene, L (1,8) OBP: 0.294, SLG: 0.343										5	1	1	0	0	3	2	<b>Detroit Tigers @ Cleveland Guardians</b> Progressive Field, Cleveland, OH Mon Aug 15 2022, 6:48 PM - 9:48 PM EDT Att: 16,980 - Clear - 76 F						
22 Victor Reyes, S (1,9) OBP: 0.286, SLG: 0.354										5	0	3	2	0	1	0							
9 Willi Castro, S (1,6) OBP: 0.288, SLG: 0.349										4	0	2	1	1	0	3							
28 Javier Báez, R (1,10) OBP: 0.267, SLG: 0.380										5	0	1	0	0	1	4							
30 Harold Castro, L (1,3) OBP: 0.308, SLG: 0.394										5	0	0	0	0	0	3							
7 Jonathan Schoop, R (1,4) OBP: 0.237, SLG: 0.317										5	2	2	1	0	3	1							
48 Kerry Carpenter, L (1,7) OBP: 0.313, SLG: 0.533										4	3	3	1	0	0	1							
15 Tucker Barnhart, L (1,2) OBP: 0.265, SLG: 0.237										4	1	3	2	0	0	0							
21 Kody Clemens, L (1,5) OBP: 0.184, SLG: 0.266										4	0	0	0	0	1	4							
<b>Inning Stats</b>	R: 0 E: 0 K: 1 S: 9	H: 1 LOB: 1 BB: 1 P: 14	R: 1 E: 0 K: 1 S: 11	H: 2 LOB: 1 BB: 0 P: 18	R: 0 E: 0 K: 0 S: 7	H: 1 LOB: 1 BB: 0 P: 10	R: 0 E: 0 K: 1 S: 9	H: 3 LOB: 1 BB: 0 P: 16	R: 2 E: 0 K: 0 S: 11	H: 2 LOB: 0 BB: 0 P: 17	R: 0 E: 1 K: 2 S: 11	H: 1 LOB: 2 BB: 0 P: 15	R: 2 E: 0 K: 2 S: 20	H: 4 LOB: 2 BB: 0 P: 30	R: 0 E: 0 K: 2 S: 10	H: 0 LOB: 0 BB: 0 P: 13	1B: 12 2B: 1 3B: 0 HR: 2	SF: 0 SAC: 0 DP: 1 HBP: 0	WP: 1 PB: 0 SB: 0 CS: 1	PA: 43			
<b>PITCHER</b>	IP WLS BF H R ER SO BB IBB HBP BLK WP HR S P ERA WHIP	IP WLS BF H R ER SO BB IBB HBP BLK WP HR S P ERA WHIP	IP WLS BF H R ER SO BB IBB HBP BLK WP HR S P ERA WHIP	IP WLS BF H R ER SO BB IBB HBP BLK WP HR S P ERA WHIP	IP WLS BF H R ER SO BB IBB HBP BLK WP HR S P ERA WHIP	IP WLS BF H R ER SO BB IBB HBP BLK WP HR S P ERA WHIP	IP WLS BF H R ER SO BB IBB HBP BLK WP HR S P ERA WHIP	IP WLS BF H R ER SO BB IBB HBP BLK WP HR S P ERA WHIP	IP WLS BF H R ER SO BB IBB HBP BLK WP HR S P ERA WHIP	IP WLS BF H R ER SO BB IBB HBP BLK WP HR S P ERA WHIP	IP WLS BF H R ER SO BB IBB HBP BLK WP HR S P ERA WHIP	IP WLS BF H R ER SO BB IBB HBP BLK WP HR S P ERA WHIP	IP WLS BF H R ER SO BB IBB HBP BLK WP HR S P ERA WHIP	IP WLS BF H R ER SO BB IBB HBP BLK WP HR S P ERA WHIP	IP WLS BF H R ER SO BB IBB HBP BLK WP HR S P ERA WHIP	IP WLS BF H R ER SO BB IBB HBP BLK WP HR S P ERA WHIP	IP WLS BF H R ER SO BB IBB HBP BLK WP HR S P ERA WHIP	IP WLS BF H R ER SO BB IBB HBP BLK WP HR S P ERA WHIP	IP WLS BF H R ER SO BB IBB HBP BLK WP HR S P ERA WHIP	IP WLS BF H R ER SO BB IBB HBP BLK WP HR S P ERA WHIP	IP WLS BF H R ER SO BB IBB HBP BLK WP HR S P ERA WHIP		
Xzavion Curry, R (1,1) ERA: 5.4	5.0	L	22	8	3	3	3	1	0	0	0	0	0	0	0	0	0	2	11	17	18.00	2.000	
49 Eli Morgan, R (6,1) ERA: 4.25	1.0	L	5	2	2	2	0	0	0	0	0	0	0	0	0	0	0	1	20	31	18.00	4.000	
27 Bryan Shaw, R (7,1) ERA: 5.4	1.0	L	8	4	2	2	2	0	0	0	0	0	0	0	0	0	0	0	11	14	0.00	1.000	
31 Sam Hentges, L (8,1) ERA: 3.09	1.0	L	4	1	0	0	2	0	0	0	0	0	0	0	0	0	0	0	10	13	0.00	0.000	
52 Nick Sandlin, R (9,1) ERA: 2.35	1.0	L	3	0	0	0	2	0	0	0	0	0	0	0	0	0	0	0	10	13	0.00	0.000	
<b>Inning Stats</b>	R: 0 E: 0 K: 0 S: 7	H: 0 LOB: 0 BB: 0 P: 10	R: 0 E: 0 K: 1 S: 12	H: 1 LOB: 2 BB: 0 P: 23	R: 0 E: 0 K: 1 S: 8	H: 0 LOB: 1 BB: 0 P: 14	R: 3 E: 0 K: 1 S: 17	H: 3 LOB: 0 BB: 0 P: 22	R: 0 E: 0 K: 0 S: 9	H: 0 LOB: 0 BB: 0 P: 11	R: 0 E: 0 K: 2 S: 8	H: 0 LOB: 0 BB: 0 P: 8	R: 1 E: 0 K: 0 S: 14	H: 1 LOB: 1 BB: 2 P: 26	R: 0 E: 0 K: 0 S: 5	H: 0 LOB: 0 BB: 0 P: 8	R: 1 E: 0 K: 0 S: 7	H: 2 LOB: 0 BB: 0 P: 8	1B: 5 2B: 1 3B: 0 HR: 2	SF: 0 SAC: 0 DP: 3 HBP: 2	WP: 1 PB: 0 SB: 0 CS: 0	PA: 36	
<b>PITCHER</b>	IP WLS BF H R ER SO BB IBB HBP BLK WP HR S P ERA WHIP	IP WLS BF H R ER SO BB IBB HBP BLK WP HR S P ERA WHIP	IP WLS BF H R ER SO BB IBB HBP BLK WP HR S P ERA WHIP	IP WLS BF H R ER SO BB IBB HBP BLK WP HR S P ERA WHIP	IP WLS BF H R ER SO BB IBB HBP BLK WP HR S P ERA WHIP	IP WLS BF H R ER SO BB IBB HBP BLK WP HR S P ERA WHIP	IP WLS BF H R ER SO BB IBB HBP BLK WP HR S P ERA WHIP	IP WLS BF H R ER SO BB IBB HBP BLK WP HR S P ERA WHIP	IP WLS BF H R ER SO BB IBB HBP BLK WP HR S P ERA WHIP	IP WLS BF H R ER SO BB IBB HBP BLK WP HR S P ERA WHIP	IP WLS BF H R ER SO BB IBB HBP BLK WP HR S P ERA WHIP	IP WLS BF H R ER SO BB IBB HBP BLK WP HR S P ERA WHIP	IP WLS BF H R ER SO BB IBB HBP BLK WP HR S P ERA WHIP	IP WLS BF H R ER SO BB IBB HBP BLK WP HR S P ERA WHIP	IP WLS BF H R ER SO BB IBB HBP BLK WP HR S P ERA WHIP	IP WLS BF H R ER SO BB IBB HBP BLK WP HR S P ERA WHIP	IP WLS BF H R ER SO BB IBB HBP BLK WP HR S P ERA WHIP	IP WLS BF H R ER SO BB IBB HBP BLK WP HR S P ERA WHIP	IP WLS BF H R ER SO BB IBB HBP BLK WP HR S P ERA WHIP	IP WLS BF H R ER SO BB IBB HBP BLK WP HR S P ERA WHIP	IP WLS BF H R ER SO BB IBB HBP BLK WP HR S P ERA WHIP	IP WLS BF H R ER SO BB IBB HBP BLK WP HR S P ERA WHIP	
Bryan Garcia, R (1,1) ERA: 3.29	0.1	H	4	1	1	1	0	2	0	0	0	0	0	0	0	0	0	0	10	20	27.00	9.000	
67 José Cisneros, R (7,1) ERA: 2.16	0.2	H	1	0	0	0	0	0	0	0	0	0	0	0	0	0	0	0	4	6	0.00	0.000	
77 Joe Jiménez, R (7,1) ERA: 3.43	1.0	H	3	0	0	0	0	0	0	0	0	0	0	0	0	0	0	0	5	8	0.00	0.000	
55 Alex Lange, R (8,1) ERA: 3.06	1.0	S	4	2	1	1	0	0	0	0	0	0	0	0	0	0	0	0	7	8	9.00	2.000	
65 Gregory Soto, L (9,1) ERA: 3.24	1.0	S	4	2	1	1	0	0	0	0	0	0	0	0	0	0	0	0	7	8	9.00	2.000	
<b>Inning Stats</b>	R: 0 E: 0 K: 0 S: 7	H: 0 LOB: 0 BB: 0 P: 10	R: 0 E: 0 K: 1 S: 12	H: 1 LOB: 2 BB: 0 P: 23	R: 0 E: 0 K: 1 S: 8	H: 0 LOB: 1 BB: 0 P: 14	R: 3 E: 0 K: 1 S: 17	H: 3 LOB: 0 BB: 0 P: 22	R: 0 E: 0 K: 0 S: 9	H: 0 LOB: 0 BB: 0 P: 11	R: 0 E: 0 K: 2 S: 8	H: 0 LOB: 0 BB: 0 P: 8	R: 1 E: 0 K: 0 S: 14	H: 1 LOB: 1 BB: 2 P: 26	R: 0 E: 0 K: 0 S: 5	H: 0 LOB: 0 BB: 0 P: 8	R: 1 E: 0 K: 0 S: 7	H: 2 LOB: 0 BB: 0 P: 8	1B: 5 2B: 1 3B: 0 HR: 2	SF: 0 SAC: 0 DP: 3 HBP: 2	WP: 1 PB: 0 SB: 0 CS: 0	PA: 36	
<b>PITCHER</b>	IP WLS BF H R ER SO BB IBB HBP BLK WP HR S P ERA WHIP	IP WLS BF H R ER SO BB IBB HBP BLK WP HR S P ERA WHIP	IP WLS BF H R ER SO BB IBB HBP BLK WP HR S P ERA WHIP	IP WLS BF H R ER SO BB IBB HBP BLK WP HR S P ERA WHIP	IP WLS BF H R ER SO BB IBB HBP BLK WP HR S P ERA WHIP	IP WLS BF H R ER SO BB IBB HBP BLK WP HR S P ERA WHIP	IP WLS BF H R ER SO BB IBB HBP BLK WP HR S P ERA WHIP	IP WLS BF H R ER SO BB IBB HBP BLK WP HR S P ERA WHIP	IP WLS BF H R ER SO BB IBB HBP BLK WP HR S P ERA WHIP	IP WLS BF H R ER SO BB IBB HBP BLK WP HR S P ERA WHIP	IP WLS BF H R ER SO BB IBB HBP BLK WP HR S P ERA WHIP	IP WLS BF H R ER SO BB IBB HBP BLK WP HR S P ERA WHIP	IP WLS BF H R ER SO BB IBB HBP BLK WP HR S P ERA WHIP	IP WLS BF H R ER SO BB IBB HBP BLK WP HR S P ERA WHIP	IP WLS BF H R ER SO BB IBB HBP BLK WP HR S P ERA WHIP	IP WLS BF H R ER SO BB IBB HBP BLK WP HR S P ERA WHIP	IP WLS BF H R ER SO BB IBB HBP BLK WP HR S P ERA WHIP	IP WLS BF H R ER SO BB IBB HBP BLK WP HR S P ERA WHIP	IP WLS BF H R ER SO BB IBB HBP BLK WP HR S P ERA WHIP	IP WLS BF H R ER SO BB IBB HBP BLK WP HR S P ERA WHIP	IP WLS BF H R ER SO BB IBB HBP BLK WP HR S P ERA WHIP	IP WLS BF H R ER SO BB IBB HBP BLK WP HR S P ERA WHIP	IP WLS BF H R ER SO BB IBB HBP BLK WP HR S P ERA WHIP

**Detroit Tigers @ Cleveland Guardians**  
 Progressive Field, Cleveland, OH  
 Mon Aug 15 2022, 6:48 PM - 9:48 PM EDT  
 Att: 16,980 - Clear - 76 F

livebaseballscores.com

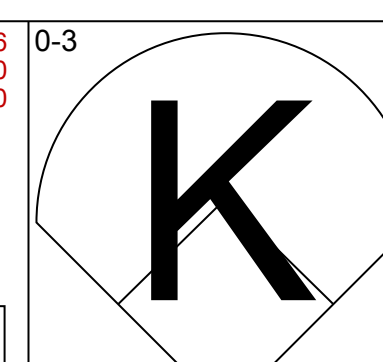
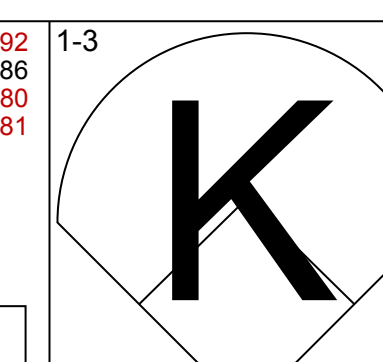
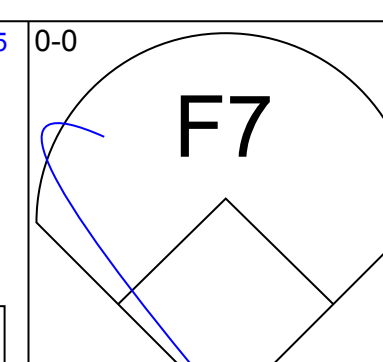
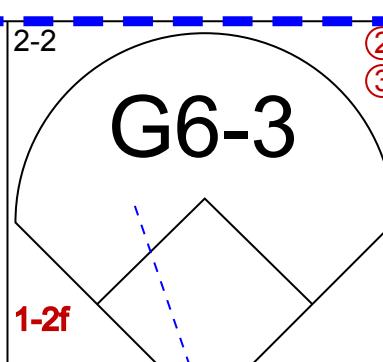
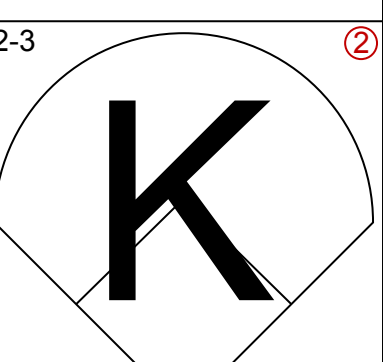
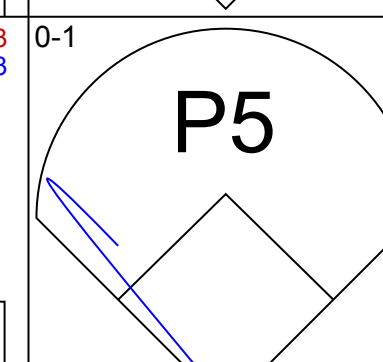
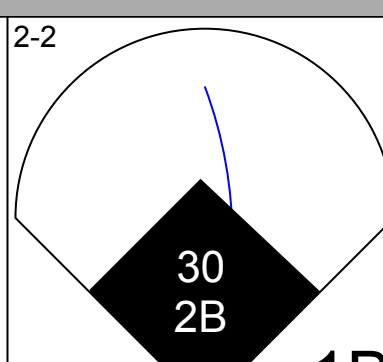

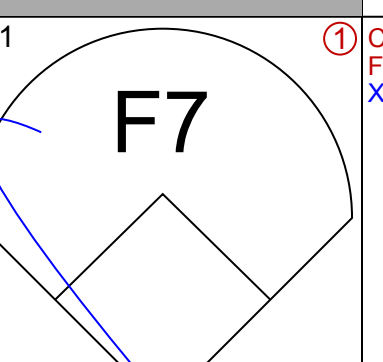
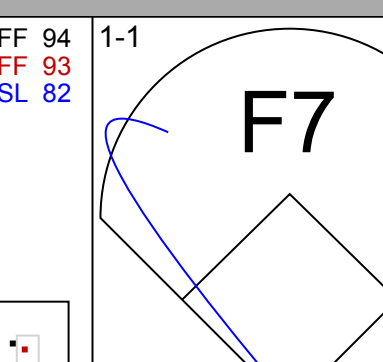
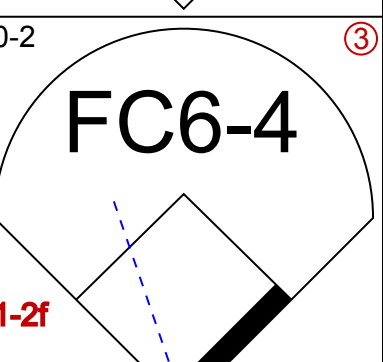
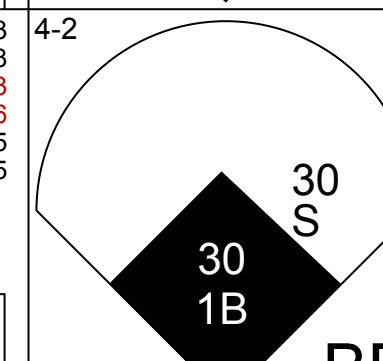
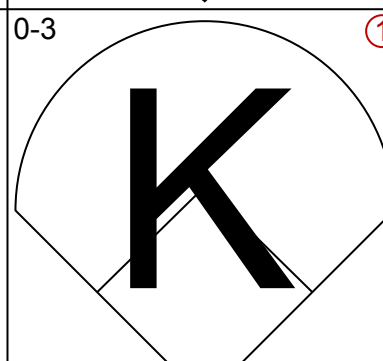
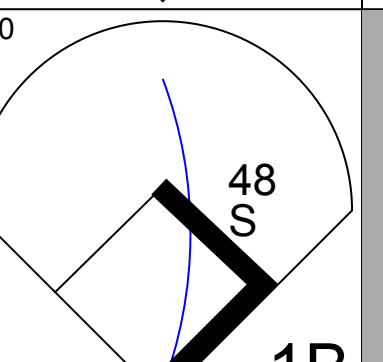
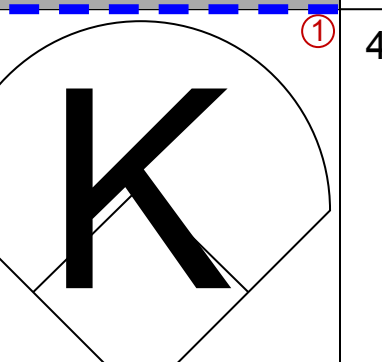
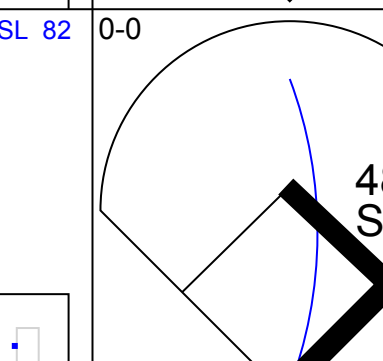

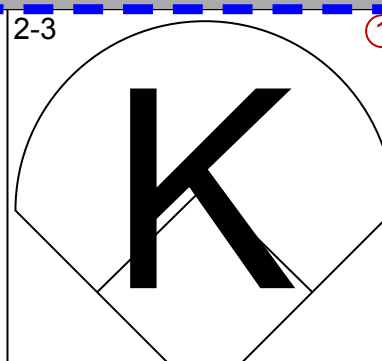
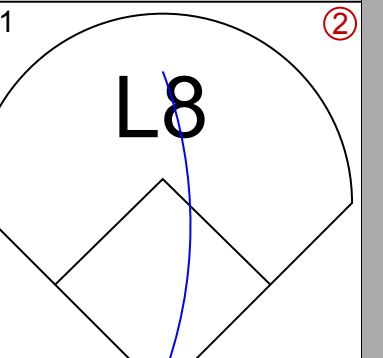
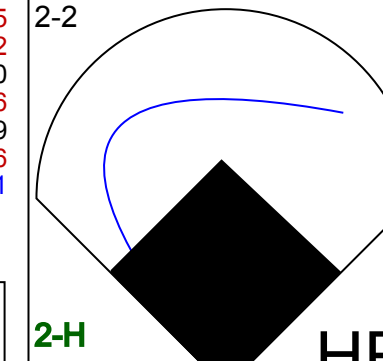
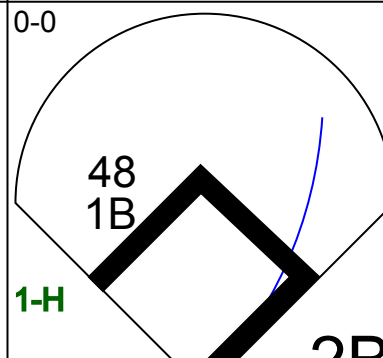

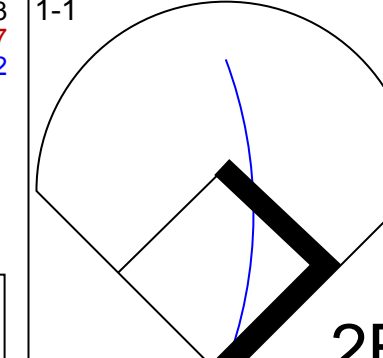
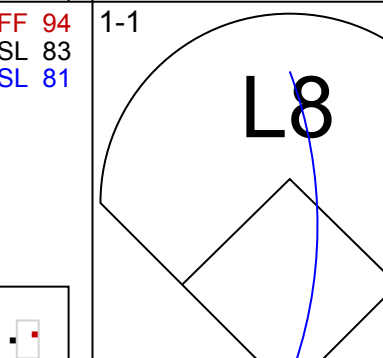

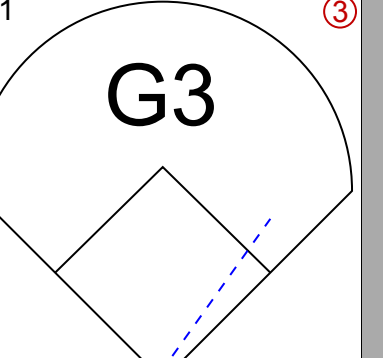
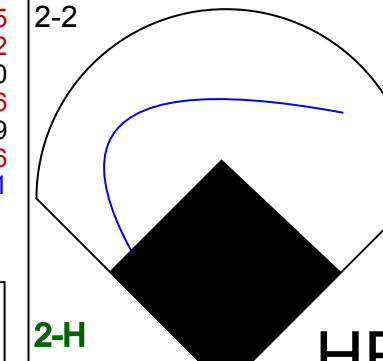

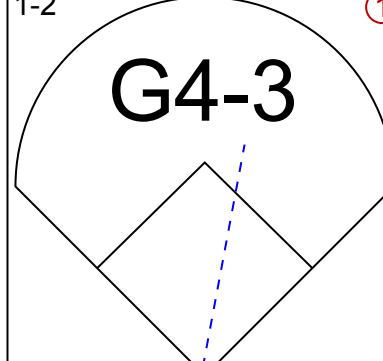
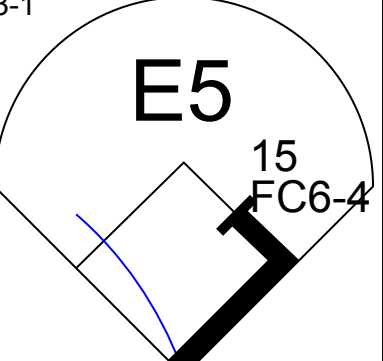
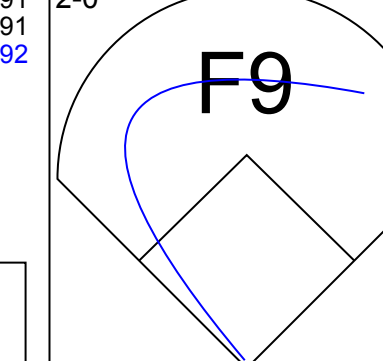
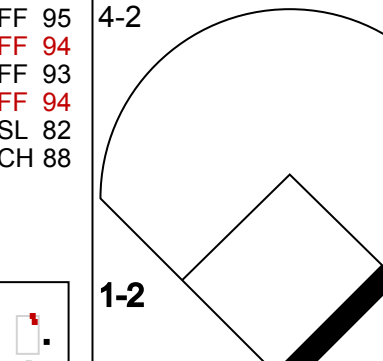
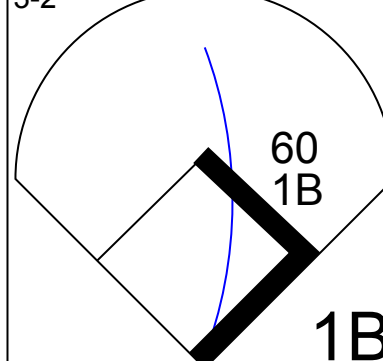
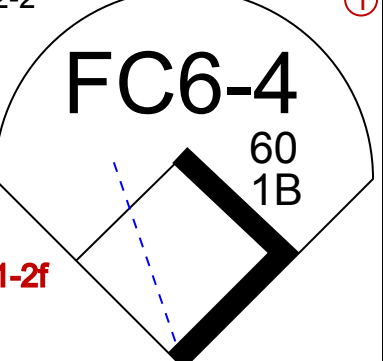
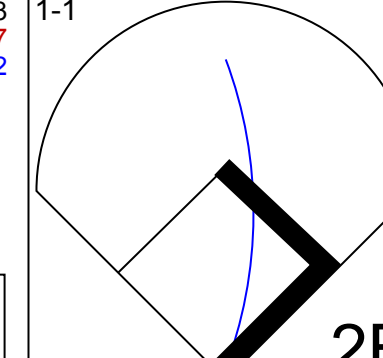
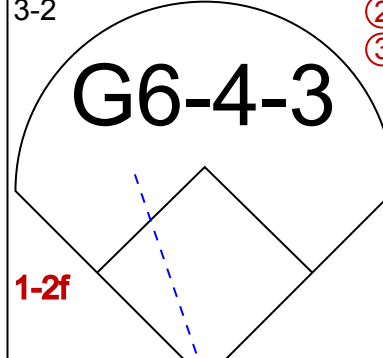
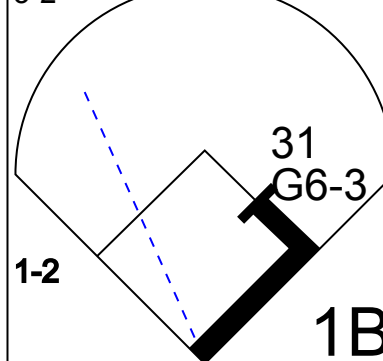
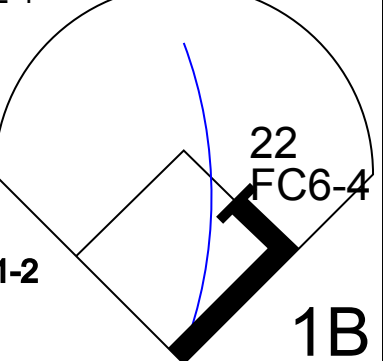
AB 41  
 R 7  
 H 15  
 RBI 7  
 BB 1  
 SO 9  
 LOB 18

**Detroit Tigers @ Cleveland Guardians**  
 Progressive Field, Cleveland, OH  
 Mon Aug 15 2022, 6:48 PM - 9:48 PM EDT  
 Att: 16,980 - Clear - 76 F

livebaseballscores.com

AB 32  
 R 5  
 H 8  
 RBI 5  
 BB 2  
 SO 5  
 LOB 11

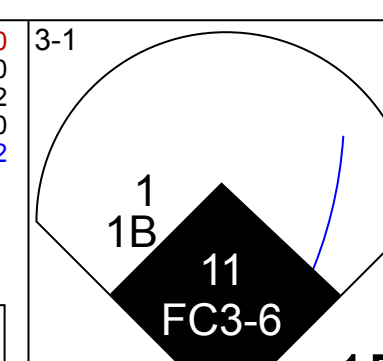
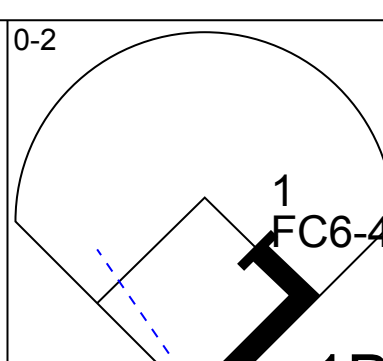
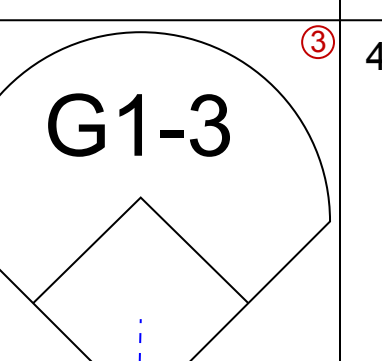
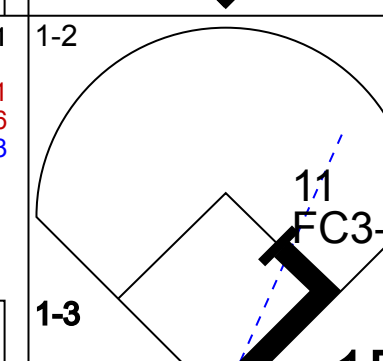
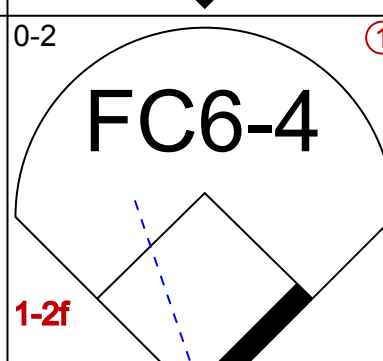
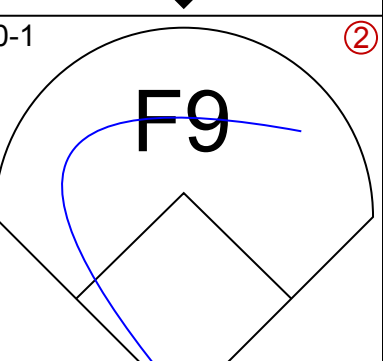
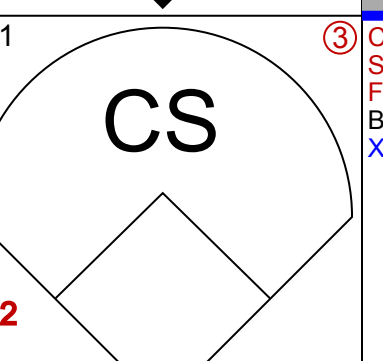

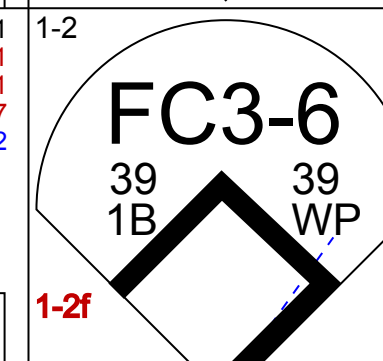
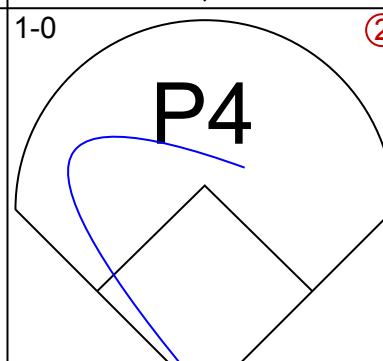
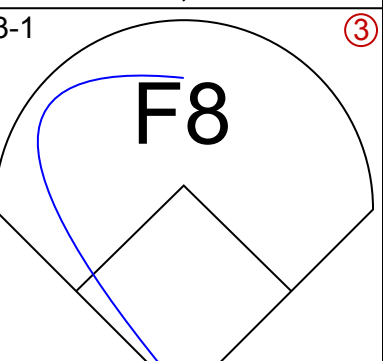

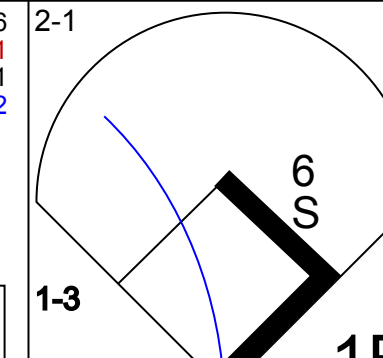
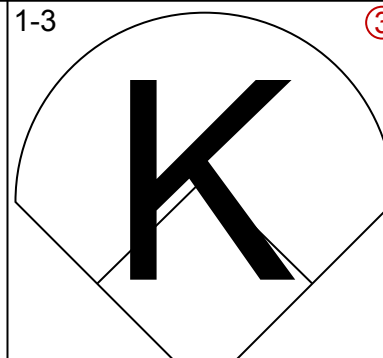
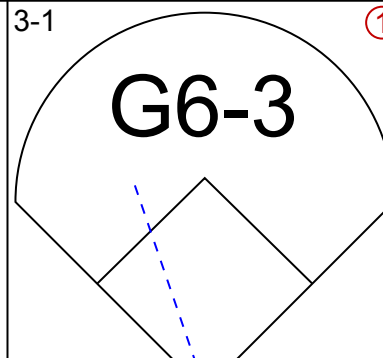
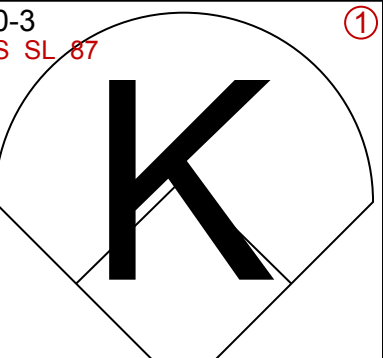
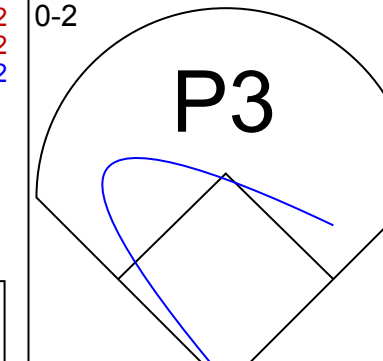
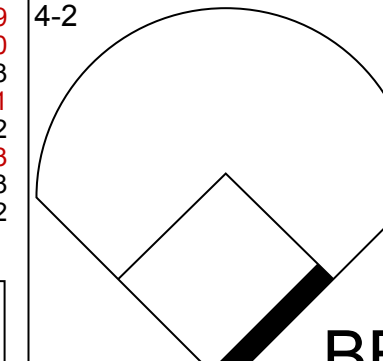
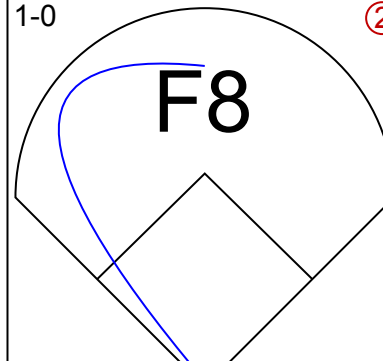
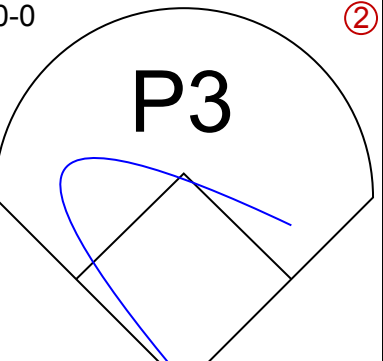
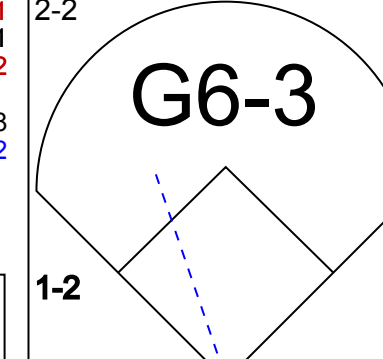
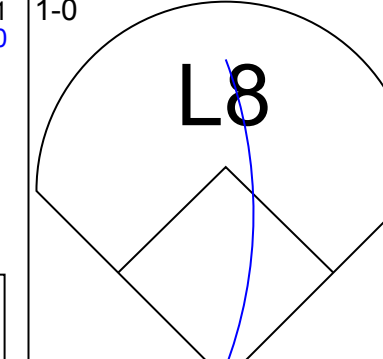
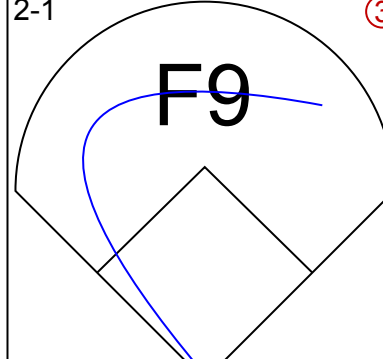
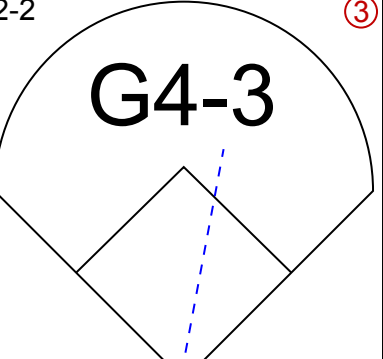
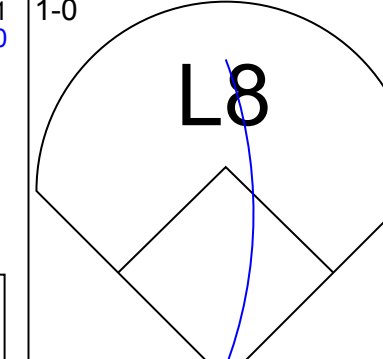
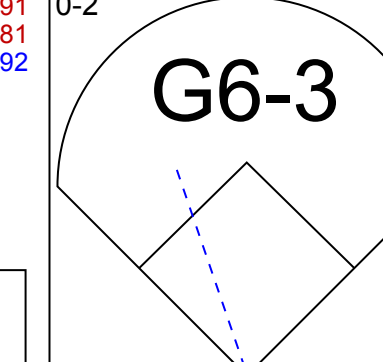
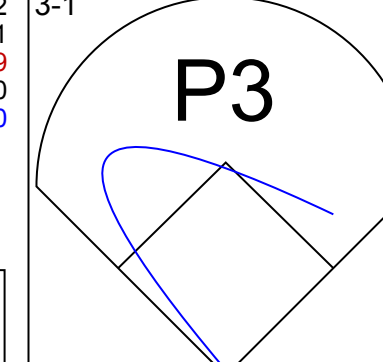
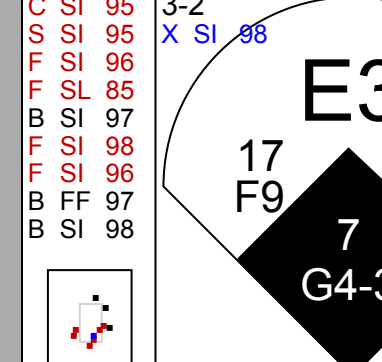
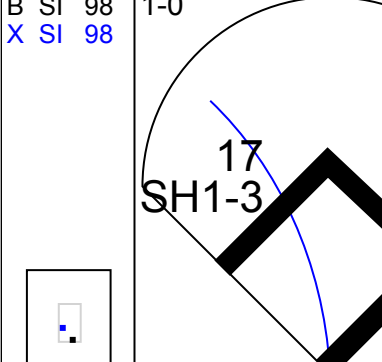
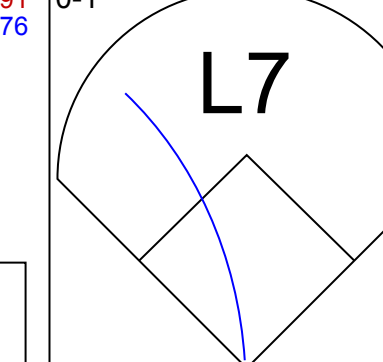
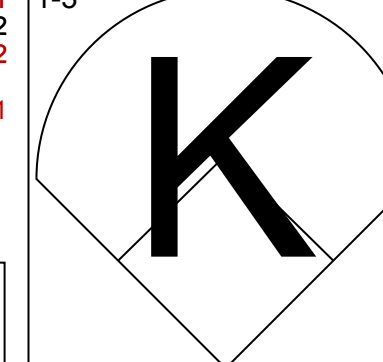
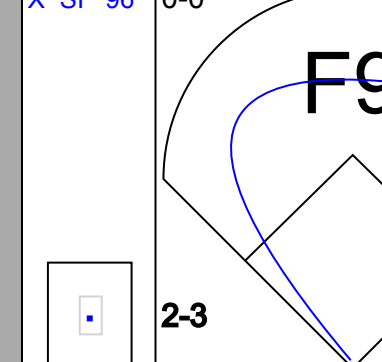
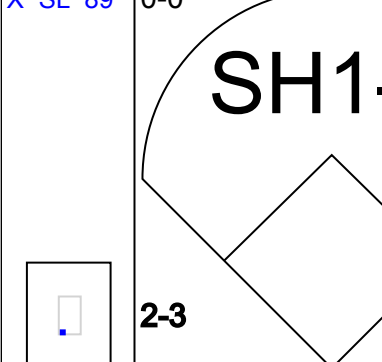
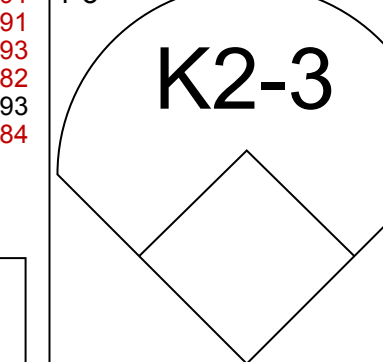
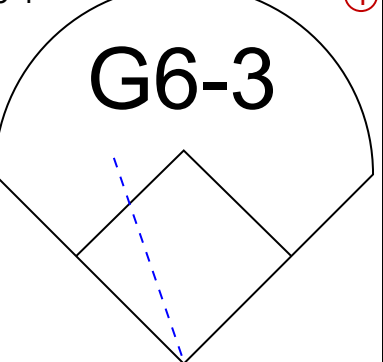
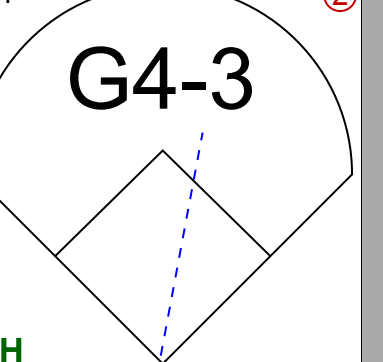


Batter	1	2	3	4	5	6	7	8	9	AB	R	H	RBI	BB	SO	LOB	TOP			
31 Riley Greene, L OBP: 0.288, SLG: 0.335										5	0	0	0	0	3	5				
22 Victor Reyes, S OBP: 0.269, SLG: 0.351										5	1	1	0	0	0	2				
28 Javier Báez, R OBP: 0.269, SLG: 0.379										4	1	1	0	1	2	1				
30 Harold Castro, L OBP: 0.313, SLG: 0.405										5	1	3	2	0	0	1				
48 Kerry Carpenter, L OBP: 0.429, SLG: 0.722										3	1	2	2	2	1	0				
7 Jonathan Schoop, R OBP: 0.237, SLG: 0.319										4	0	1	0	0	0	6				
46 Jeimer Candelario, S OBP: 0.297, SLG: 0.333										4	0	0	0	0	0	1				
15 Tucker Barnhart, L OBP: 0.269, SLG: 0.238										3	0	1	0	1	0	1				
60 Akil Badddoo, L OBP: 0.252, SLG: 0.221										4	0	2	0	0	0	1				
<b>Inning Stats</b>	R: 3 H: 3 E: 0 K: 1 S: 20	H: 3 LOB: 1 BB: 1 P: 29	R: 0 H: 0 E: 0 K: 1 S: 5	H: 0 LOB: 0 BB: 0 P: 8	R: 1 H: 3 E: 0 K: 1 S: 15	H: 3 LOB: 1 BB: 0 P: 20	R: 0 H: 0 E: 0 K: 0 S: 7	H: 0 LOB: 1 BB: 1 P: 14	R: 0 H: 2 E: 0 K: 0 S: 15	H: 1 LOB: 2 BB: 1 P: 16	R: 0 H: 1 E: 0 K: 0 S: 9	H: 1 LOB: 2 BB: 1 P: 16	R: 0 H: 1 E: 0 K: 1 S: 13	H: 1 LOB: 2 BB: 0 P: 22	R: 0 H: 0 E: 0 K: 2 S: 12	H: 0 LOB: 0 BB: 0 P: 15	1B: 7 2B: 3 3B: 0 HR: 1	SF: 0 SAC: 0 DP: 2 HBP: 0	WP: 0 PB: 0 SB: 2 CS: 0	PA: 41
<b>PITCHER</b>	IP WLS BF H R ER SO BB IBB HBP BLK WP HR S P ERA WHIP	IP WLS BF H R ER SO BB IBB HBP BLK WP HR S P ERA WHIP	IP WLS BF H R ER SO BB IBB HBP BLK WP HR S P ERA WHIP	IP WLS BF H R ER SO BB IBB HBP BLK WP HR S P ERA WHIP	IP WLS BF H R ER SO BB IBB HBP BLK WP HR S P ERA WHIP	IP WLS BF H R ER SO BB IBB HBP BLK WP HR S P ERA WHIP	IP WLS BF H R ER SO BB IBB HBP BLK WP HR S P ERA WHIP	IP WLS BF H R ER SO BB IBB HBP BLK WP HR S P ERA WHIP	IP WLS BF H R ER SO BB IBB HBP BLK WP HR S P ERA WHIP	IP WLS BF H R ER SO BB IBB HBP BLK WP HR S P ERA WHIP	IP WLS BF H R ER SO BB IBB HBP BLK WP HR S P ERA WHIP	IP WLS BF H R ER SO BB IBB HBP BLK WP HR S P ERA WHIP	IP WLS BF H R ER SO BB IBB HBP BLK WP HR S P ERA WHIP	IP WLS BF H R ER SO BB IBB HBP BLK WP HR S P ERA WHIP	IP WLS BF H R ER SO BB IBB HBP BLK WP HR S P ERA WHIP	IP WLS BF H R ER SO BB IBB HBP BLK WP HR S P ERA WHIP	IP WLS BF H R ER SO BB IBB HBP BLK WP HR S P ERA WHIP	IP WLS BF H R ER SO BB IBB HBP BLK WP HR S P ERA WHIP	IP WLS BF H R ER SO BB IBB HBP BLK WP HR S P ERA WHIP	IP WLS BF H R ER SO BB IBB HBP BLK WP HR S P ERA WHIP

**Detroit Tigers @ Cleveland Guardians**  
 Progressive Field, Cleveland, OH  
 Tue Aug 16 2022, 7:12 PM - 10:32 PM EDT  
 Att: 13,503 - Partly Cloudy - 77 F

AB	37
R	4
H	11
RBI	4
BB	4
SO	6
LOB	18



Batter	1	2	3	4	5	6	7	8	9	AB	R	H	RBI	BB	SO	LOB	BOTTOM					
38 Steven Kwan, L OBP: 0.376, SLG: 0.392										4	1	3	0	1	0	1						
1 Amed Rosario, R OBP: 0.318, SLG: 0.414										4	1	2	0	0	0	2						
11 José Ramírez, S OBP: 0.350, SLG: 0.535										4	0	1	2	0	0	3						
39 Oscar Gonzalez, R OBP: 0.324, SLG: 0.449										4	0	1	0	0	2	2						
0 Andrés Giménez, L OBP: 0.376, SLG: 0.499										3	0	0	0	1	0	3						
6 Owen Miller, R OBP: 0.296, SLG: 0.360										3	0	0	0	0	0	3						
22 Josh Naylor, L OBP: 0.322, SLG: 0.482										1	0	0	0	0	0	1						
2 Tyler Freeman, R OBP: 0.393, SLG: 0.273										4	1	1	0	0	0	1						
17 Austin Hedges, R OBP: 0.255, SLG: 0.268										3	0	0	0	0	1	2						
7 Myles Straw, R OBP: 0.282, SLG: 0.260										4	0	0	1	0	2	1						
<b>Inning Stats</b>	R: 1 H: 3 E: 0 K: 0 S: 17	H: 3 LOB: 2 BB: 0 P: 26	R: 0 H: 0 E: 0 K: 1 S: 10	H: 0 LOB: 0 BB: 0 P: 11	R: 0 H: 1 E: 0 K: 1 S: 10	H: 1 LOB: 1 BB: 0 P: 12	R: 0 H: 0 E: 0 K: 1 S: 10	H: 0 LOB: 1 BB: 1 P: 19	R: 0 H: 0 E: 0 K: 0 S: 6	H: 0 LOB: 0 BB: 1 P: 16	R: 0 H: 0 E: 0 K: 0 S: 5	H: 0 LOB: 0 BB: 0 P: 11	R: 1 H: 1 E: 1 K: 0 S: 15	H: 1 LOB: 0 BB: 0 P: 21	R: 1 H: 2 E: 0 K: 1 S: 16	H: 2 LOB: 1 BB: 0 P: 19	R: 0 H: 1 E: 0 K: 1 S: 7	H: 1 LOB: 1 BB: 0 P: 11	1B: 6 2B: 1 3B: 1 HR: 0	SF: 0 SAC: 1 DP: 0 HBP: 0	WP: 1 PB: 0 SB: 1 CS: 1	PA: 38
<b>PITCHER</b>	IP WLS BF H R ER SO BB IBB HBP BLK WP HR S P ERA WHIP	IP WLS BF H R ER SO BB IBB HBP BLK WP HR S P ERA WHIP	IP WLS BF H R ER SO BB IBB HBP BLK WP HR S P ERA WHIP	IP WLS BF H R ER SO BB IBB HBP BLK WP HR S P ERA WHIP	IP WLS BF H R ER SO BB IBB HBP BLK WP HR S P ERA WHIP	IP WLS BF H R ER SO BB IBB HBP BLK WP HR S P ERA WHIP	IP WLS BF H R ER SO BB IBB HBP BLK WP HR S P ERA WHIP	IP WLS BF H R ER SO BB IBB HBP BLK WP HR S P ERA WHIP	IP WLS BF H R ER SO BB IBB HBP BLK WP HR S P ERA WHIP	IP WLS BF H R ER SO BB IBB HBP BLK WP HR S P ERA WHIP	IP WLS BF H R ER SO BB IBB HBP BLK WP HR S P ERA WHIP	IP WLS BF H R ER SO BB IBB HBP BLK WP HR S P ERA WHIP	IP WLS BF H R ER SO BB IBB HBP BLK WP HR S P ERA WHIP	IP WLS BF H R ER SO BB IBB HBP BLK WP HR S P ERA WHIP	IP WLS BF H R ER SO BB IBB HBP BLK WP HR S P ERA WHIP	IP WLS BF H R ER SO BB IBB HBP BLK WP HR S P ERA WHIP	IP WLS BF H R ER SO BB IBB HBP BLK WP HR S P ERA WHIP	IP WLS BF H R ER SO BB IBB HBP BLK WP HR S P ERA WHIP	IP WLS BF H R ER SO BB IBB HBP BLK WP HR S P ERA WHIP	IP WLS BF H R ER SO BB IBB HBP BLK WP HR S P ERA WHIP		

**Detroit Tigers @ Cleveland Guardians**  
 Progressive Field, Cleveland, OH  
 Tue Aug 16 2022, 7:12 PM - 10:32 PM EDT  
 Att: 13,503 - Partly Cloudy - 77 F

AB	34
R	3
H	8
RBI	3
BB	2
SO	5
LOB	19









Batter	1	2	3	4	5	6	7	8	9	AB	R	H	RBI	BB	SO	LOB	TOP										
17 Shohei Ohtani, L (1, 10) OBP: 0.356, SLG: 0.515	G4-3		BB		K			K		3	0	0	0	1	2	1	<b>Los Angeles Angels @ Detroit Tigers</b> Comerica Park, Detroit, MI Fri Aug 19 2022, 7:12 PM - 9:26 PM EDT Att: 28,197 - Clear - 82 F										
27 Mike Trout, R (1, 8) OBP: 0.397, SLG: 0.594	P3		1B			K		K		4	0	1	0	0	2	0											
2 Luis Rengifo, S (1, 4) OBP: 0.305, SLG: 0.433	F8		FC6			P5		G6-3		4	0	0	0	0	2	0											
3 Taylor Ward, R (1, 9) OBP: 0.353, SLG: 0.448		G5-3			K		P4		G6-3	4	0	0	0	0	1	0											
22 David Fletcher, R (1, 6) OBP: 0.333, SLG: 0.410	G4-3			F8		P4				3	0	0	0	0	0	0											
20 Jared Walsh, L (1, 3) OBP: 0.273, SLG: 0.387	HR			P2		G6-3				3	1	1	1	0	0	0											
7 Jo Adell, R (1, 7) 37 Magneuris Sierra, L (7, 7) OBP: 0.222, SLG: 0.279	K				K		K			3	0	0	0	0	3	0											
18 Jose Rojas, L (1, 5) 4 Andrew Velazquez, S (8, 6) OBP: 0.226, SLG: 0.265			G3-1		G3			G6-3		3	0	0	0	0	0	0											
24 Kurt Suzuki, R (1, 2) OBP: 0.255, SLG: 0.293	F7							K		3	0	1	0	0	1	0											
<b>Inning Stats</b>	R: 0 E: 0 K: 0 S: 5	H: 0 LOB: 0 BB: 0 P: 11	R: 1 E: 0 K: 1 S: 10	H: 1 LOB: 0 BB: 0 P: 12	R: 0 E: 0 K: 0 S: 10	H: 1 LOB: 2 BB: 1 P: 19	R: 0 E: 0 K: 1 S: 11	H: 0 LOB: 0 BB: 0 P: 14	R: 0 E: 0 K: 1 S: 12	H: 1 LOB: 1 BB: 0 P: 16	R: 0 E: 0 K: 1 S: 7	H: 0 LOB: 0 BB: 0 P: 9	R: 0 E: 0 K: 1 S: 8	H: 0 LOB: 0 BB: 0 P: 9	R: 0 E: 0 K: 2 S: 9	H: 0 LOB: 0 BB: 0 P: 11		R: 0 E: 0 K: 1 S: 7	H: 0 LOB: 0 BB: 0 P: 13	1B: 2 2B: 0 3B: 0 HR: 1	SF: 0 SAC: 0 DP: 0 HBP: 0	WP: 0 PB: 0 SB: 0 CS: 0	PA: 31				
<b>PITCHER</b>	IP	WLS	BF	H	R	ER	SO	BB	IBB	HBP	BLK	WP	HR	S	P	ERA	WHIP										
25 Matt Manning, R (1, 1) ERA: 2.81	7.0	L	25	3	1	1	6	1	0	0	0	0	1	63	90	1.29	0.571										
77 Jose Jimenez, R (8, 1) ERA: 3.47	1.0		3	0	0	0	2	0	0	0	0	0	0	9	11	0.00	0.000										
68 Jason Foley, R (9, 1) ERA: 2.93	1.0		3	0	0	0	1	0	0	0	0	0	0	7	13	0.00	0.000										

Batter	1	2	3	4	5	6	7	8	9	AB	R	H	RBI	BB	SO	LOB	BOTTOM										
31 Riley Greene, L (1, 8) OBP: 0.282, SLG: 0.325	G6-3		G4-3			G4-3			G6-4-3	4	0	0	0	0	0	1	<b>Los Angeles Angels @ Detroit Tigers</b> Comerica Park, Detroit, MI Fri Aug 19 2022, 7:12 PM - 9:26 PM EDT Att: 28,197 - Clear - 82 F										
9 Willi Castro, S (1, 4) OBP: 0.290, SLG: 0.361	1B				K		G1-3			3	0	1	0	0	1	0											
28 Javier Baez, R (1, 6) OBP: 0.267, SLG: 0.375	K			G5-3		K		K		3	0	0	0	0	2	1											
13 Eric Haase, R (1, 2) OBP: 0.284, SLG: 0.393	P3		F8			K		K		3	0	0	0	0	1	1											
24 Miguel Cabrera, R (1, 10) OBP: 0.315, SLG: 0.325	K				1B			K		3	0	1	0	0	2	0											
48 Kerry Carpenter, L (1, 7) OBP: 0.357, SLG: 0.565	G4-3		FC5-6		FC5-6		K		K	3	0	0	0	0	1	1											
7 Jonathan Schoop, R (1, 3) OBP: 0.233, SLG: 0.314	F8		G4-6-3		G4-6-3		K		K	3	0	0	0	0	1	1											
46 Jeimer Candelario, S (1, 5) OBP: 0.258, SLG: 0.333			1B			G1-3			G4-3	3	0	1	0	0	0	0											
22 Victor Reyes, S (1, 9) OBP: 0.305, SLG: 0.352		G6-4-3				K			1B	3	0	1	0	0	1	1											
<b>Inning Stats</b>	R: 0 E: 0 K: 1 S: 10	H: 1 LOB: 1 BB: 0 P: 13	R: 0 E: 0 K: 1 S: 6	H: 0 LOB: 0 BB: 0 P: 9	R: 0 E: 0 K: 0 S: 7	H: 1 LOB: 0 BB: 0 P: 10	R: 0 E: 0 K: 1 S: 8	H: 0 LOB: 0 BB: 0 P: 10	R: 0 E: 0 K: 0 S: 8	H: 1 LOB: 0 BB: 0 P: 11	R: 0 E: 0 K: 1 S: 11	H: 0 LOB: 0 BB: 0 P: 15	R: 0 E: 0 K: 2 S: 7	H: 0 LOB: 0 BB: 0 P: 9	R: 0 E: 0 K: 3 S: 9	H: 0 LOB: 0 BB: 0 P: 12		R: 0 E: 0 K: 0 S: 7	H: 1 LOB: 0 BB: 0 P: 8	1B: 4 2B: 0 3B: 0 HR: 0	SF: 0 SAC: 0 DP: 3 HBP: 0	WP: 0 PB: 0 SB: 0 CS: 0	PA: 28				
<b>PITCHER</b>	IP	WLS	BF	H	R	ER	SO	BB	IBB	HBP	BLK	WP	HR	S	P	ERA	WHIP										
43 Patrick Sandoval, L (1, 1) ERA: 3.14	9.0	W	28	4	0	0	9	0	0	0	0	0	0	73	97	0.00	0.444										







Batter	1	2	3	4	5	6	7	8	9	AB	R	H	RBI	BB	SO	LOB	TOP									
8 Tommy La Stella, L (1, 10) OBP: 0.280, SLG: 0.377										4	1	1	0	0	2	1	<b>San Francisco Giants @ Detroit Tigers</b> Comerica Park, Detroit, MI Tue Aug 23 2022, 7:11 PM - 10:02 PM EDT Att: 21,123 - Partly Cloudy - 80 F									
31 LaMonte Wade Jr., L (1, 9) OBP: 0.294, SLG: 0.425										1	0	0	0	1	0	0										
13 Austin Slater, R (6, PH) OBP: 0.370, SLG: 0.396										1	0	0	0	1	0	0										
41 Wilmer Flores, R (1, 3) OBP: 0.335, SLG: 0.443										4	0	0	0	0	1	3										
23 Joc Pederson, L (1, 7) OBP: 0.327, SLG: 0.491										3	1	2	1	1	0	1										
10 Evan Longoria, R (1, 5) OBP: 0.343, SLG: 0.505										4	1	2	2	0	2	2										
35 Brandon Crawford, L (1, 6) OBP: 0.304, SLG: 0.350										4	0	0	0	0	1	2										
39 Thairo Estrada, R (1, 4) OBP: 0.312, SLG: 0.412										4	0	0	0	0	1	2										
5 Mike Yastrzemski, L (1, 8) OBP: 0.308, SLG: 0.374										2	0	0	0	2	0	0										
14 Austin Wynns, R (1, 2) OBP: 0.292, SLG: 0.294										3	0	0	0	0	0	2										
<b>Inning Stats</b>	R: 1 E: 0 K: 1 S: 15	H: 2 LOB: 1 BB: 1 P: 25	R: 0 E: 0 K: 0 S: 6	H: 0 LOB: 0 BB: 0 P: 10	R: 0 E: 0 K: 0 S: 5	H: 0 LOB: 0 BB: 0 P: 6	R: 0 E: 0 K: 1 S: 11	H: 2 LOB: 2 BB: 0 P: 19	R: 0 E: 0 K: 1 S: 10	H: 0 LOB: 0 BB: 1 P: 18	R: 2 E: 0 K: 0 S: 9	H: 1 LOB: 0 BB: 1 P: 14	R: 0 E: 0 K: 1 S: 6	H: 0 LOB: 1 BB: 1 P: 11	R: 0 E: 0 K: 1 S: 12	H: 0 LOB: 1 BB: 1 P: 21		R: 0 E: 0 K: 2 S: 9	H: 0 LOB: 0 BB: 0 P: 12	1B: 4 2B: 1 3B: 0 HR: 1	SF: 0 SAC: 0 DP: 2 HBP: 0	WP: 0 PB: 0 SB: 0 CS: 0	PA: 35			
<b>PITCHER</b>	IP WLS BF H R ER SO BB IBB HBP BLK WP HR S P ERA WHIP	IP WLS BF H R ER SO BB IBB HBP BLK WP HR S P ERA WHIP	IP WLS BF H R ER SO BB IBB HBP BLK WP HR S P ERA WHIP	IP WLS BF H R ER SO BB IBB HBP BLK WP HR S P ERA WHIP	IP WLS BF H R ER SO BB IBB HBP BLK WP HR S P ERA WHIP	IP WLS BF H R ER SO BB IBB HBP BLK WP HR S P ERA WHIP	IP WLS BF H R ER SO BB IBB HBP BLK WP HR S P ERA WHIP	IP WLS BF H R ER SO BB IBB HBP BLK WP HR S P ERA WHIP	IP WLS BF H R ER SO BB IBB HBP BLK WP HR S P ERA WHIP	IP WLS BF H R ER SO BB IBB HBP BLK WP HR S P ERA WHIP	IP WLS BF H R ER SO BB IBB HBP BLK WP HR S P ERA WHIP	IP WLS BF H R ER SO BB IBB HBP BLK WP HR S P ERA WHIP	IP WLS BF H R ER SO BB IBB HBP BLK WP HR S P ERA WHIP	IP WLS BF H R ER SO BB IBB HBP BLK WP HR S P ERA WHIP	IP WLS BF H R ER SO BB IBB HBP BLK WP HR S P ERA WHIP	IP WLS BF H R ER SO BB IBB HBP BLK WP HR S P ERA WHIP		IP WLS BF H R ER SO BB IBB HBP BLK WP HR S P ERA WHIP	IP WLS BF H R ER SO BB IBB HBP BLK WP HR S P ERA WHIP	IP WLS BF H R ER SO BB IBB HBP BLK WP HR S P ERA WHIP	IP WLS BF H R ER SO BB IBB HBP BLK WP HR S P ERA WHIP	IP WLS BF H R ER SO BB IBB HBP BLK WP HR S P ERA WHIP	IP WLS BF H R ER SO BB IBB HBP BLK WP HR S P ERA WHIP	IP WLS BF H R ER SO BB IBB HBP BLK WP HR S P ERA WHIP	IP WLS BF H R ER SO BB IBB HBP BLK WP HR S P ERA WHIP	IP WLS BF H R ER SO BB IBB HBP BLK WP HR S P ERA WHIP
40 Drew Hutchison, R (1, 1) ERA: 4.06	5.0 L	19	4	1	1	3	2	0	0	0	0	0	0	0	1	9		14	18.00	2.000						
44 Daniel Norris, L (6, 1) ERA: 5.75	1.0	5	1	2	2	0	1	0	0	0	0	0	0	0	1	9		14	18.00	2.000						
67 José Cisnero, R (7, 1) ERA: 1.74	1.0	4	0	0	0	1	1	0	0	0	0	0	0	0	6	11	0.00	1.000								
77 Joe Jiménez, R (8, 1) ERA: 3.33	1.0	4	0	0	0	1	1	0	0	0	0	0	0	0	12	21	0.00	1.000								
37 Andrew Chafin, L (9, 1) ERA: 3.02	1.0	3	0	0	0	2	0	0	0	0	0	0	0	0	9	12	0.00	0.000								
<b>Batter</b>	<b>1</b>	<b>2</b>	<b>3</b>	<b>4</b>	<b>5</b>	<b>6</b>	<b>7</b>	<b>8</b>	<b>9</b>	<b>AB</b>	<b>R</b>	<b>H</b>	<b>RBI</b>	<b>BB</b>	<b>SO</b>	<b>LOB</b>	<b>BOTTOM</b>									
31 Riley Greene, L (1, 8) OBP: 0.299, SLG: 0.351										4	0	2	0	0	1	0	<b>San Francisco Giants @ Detroit Tigers</b> Comerica Park, Detroit, MI Tue Aug 23 2022, 7:11 PM - 10:02 PM EDT Att: 21,123 - Partly Cloudy - 80 F									
22 Victor Reyes, S (1, 7) OBP: 0.306, SLG: 0.365										4	0	1	0	0	2	2										
28 Javier Báez, R (1, 6) OBP: 0.266, SLG: 0.370										4	1	2	0	0	0	0										
13 Eric Haase, R (1, 2) OBP: 0.291, SLG: 0.396										3	0	1	1	1	1	0										
60 Akil Baddoo, L (9, PR) OBP: 0.262, SLG: 0.227										0	0	0	0	0	0	0										
24 Miquel Cabrera, R (1, 10) OBP: 0.311, SLG: 0.321										4	0	0	0	0	2	4										
30 Harold Castro, L (1, 3) OBP: 0.310, SLG: 0.401										4	0	1	0	0	1	3										
9 Willi Castro, S (1, 9) OBP: 0.291, SLG: 0.359										3	0	0	0	0	2	1										
46 Jeimer Candelario, S (1, 5) OBP: 0.255, SLG: 0.328										3	0	0	0	0	1	0										
59 Zack Short, R (1, 4) OBP: 0.303, SLG: 0.464										2	0	0	0	0	2	0										
48 Kerry Carpenter, L (8, PH) OBP: 0.303, SLG: 0.464										1	0	0	0	0	1	0										
<b>Inning Stats</b>	R: 0 E: 0 K: 0 S: 5	H: 1 LOB: 0 BB: 0 P: 7	R: 0 E: 0 K: 1 S: 8	H: 0 LOB: 0 BB: 0 P: 12	R: 0 E: 0 K: 2 S: 9	H: 0 LOB: 0 BB: 0 P: 11	R: 0 E: 0 K: 2 S: 7	H: 0 LOB: 0 BB: 0 P: 11	R: 0 E: 0 K: 2 S: 12	H: 1 LOB: 1 BB: 0 P: 18	R: 0 E: 0 K: 2 S: 10	H: 1 LOB: 0 BB: 0 P: 16	R: 1 E: 0 K: 1 S: 12	H: 2 LOB: 0 BB: 0 P: 17	R: 0 E: 0 K: 2 S: 11	H: 0 LOB: 0 BB: 0 P: 16		R: 0 E: 0 K: 1 S: 14	H: 2 LOB: 3 BB: 1 P: 28	1B: 6 2B: 1 3B: 0 HR: 0	SF: 0 SAC: 0 DP: 2 HBP: 0	WP: 1 PB: 1 SB: 1 CS: 0	PA: 33			
<b>PITCHER</b>	IP WLS BF H R ER SO BB IBB HBP BLK WP HR S P ERA WHIP	IP WLS BF H R ER SO BB IBB HBP BLK WP HR S P ERA WHIP	IP WLS BF H R ER SO BB IBB HBP BLK WP HR S P ERA WHIP	IP WLS BF H R ER SO BB IBB HBP BLK WP HR S P ERA WHIP	IP WLS BF H R ER SO BB IBB HBP BLK WP HR S P ERA WHIP	IP WLS BF H R ER SO BB IBB HBP BLK WP HR S P ERA WHIP	IP WLS BF H R ER SO BB IBB HBP BLK WP HR S P ERA WHIP	IP WLS BF H R ER SO BB IBB HBP BLK WP HR S P ERA WHIP	IP WLS BF H R ER SO BB IBB HBP BLK WP HR S P ERA WHIP	IP WLS BF H R ER SO BB IBB HBP BLK WP HR S P ERA WHIP	IP WLS BF H R ER SO BB IBB HBP BLK WP HR S P ERA WHIP	IP WLS BF H R ER SO BB IBB HBP BLK WP HR S P ERA WHIP	IP WLS BF H R ER SO BB IBB HBP BLK WP HR S P ERA WHIP	IP WLS BF H R ER SO BB IBB HBP BLK WP HR S P ERA WHIP	IP WLS BF H R ER SO BB IBB HBP BLK WP HR S P ERA WHIP	IP WLS BF H R ER SO BB IBB HBP BLK WP HR S P ERA WHIP		IP WLS BF H R ER SO BB IBB HBP BLK WP HR S P ERA WHIP	IP WLS BF H R ER SO BB IBB HBP BLK WP HR S P ERA WHIP	IP WLS BF H R ER SO BB IBB HBP BLK WP HR S P ERA WHIP	IP WLS BF H R ER SO BB IBB HBP BLK WP HR S P ERA WHIP	IP WLS BF H R ER SO BB IBB HBP BLK WP HR S P ERA WHIP	IP WLS BF H R ER SO BB IBB HBP BLK WP HR S P ERA WHIP	IP WLS BF H R ER SO BB IBB HBP BLK WP HR S P ERA WHIP	IP WLS BF H R ER SO BB IBB HBP BLK WP HR S P ERA WHIP	IP WLS BF H R ER SO BB IBB HBP BLK WP HR S P ERA WHIP
16 Carlos Rodón, L (1, 1) ERA: 2.81	7.0 W	24	5	1	1	10	0	0	0	0	0	0	0	0	0	0		14	2.29	0.714						
59 John Brebbia, R (8, 1) ERA: 2.72	1.0	H	3	0	0	0	0	0	0	0	0	0	0	0	11	16	0.00	0.000								
75 Camilo Doval, R (9, 1) ERA: 2.58	1.0	S	6	2	0	0	1	0	0	0	0	0	0	0	14	28	0.00	3.000								







Batter	1	2	3	4	5	6	7	8	9	AB	R	H	RBI	BB	SO	LOB	TOP								
31 Riley Greene, L OBP: 0.304, SLG: 0.375	F7		FC6-4 28 30 1B		E4 3B		K		HR	5	3	3	4	0	1	0									
22 Victor Reyes, S OBP: 0.312, SLG: 0.362	K		FC6-4 28 BB		G6-3		BB		1B	3	0	1	0	2	1	0									
28 Javier Báez, R OBP: 0.263, SLG: 0.366	K		FC6-4 30 1B		G4-3		G5-3		K	5	0	0	0	0	2	5									
30 Harold Castro, L OBP: 0.310, SLG: 0.397	F7				BB				K	4	0	1	1	1	1	2									
24 Miguel Cabrera, R OBP: 0.308, SLG: 0.317		P2	G1-3		G6-3				G6-3	4	0	0	0	0	0	3									
9 Willi Castro, S OBP: 0.290, SLG: 0.357		G4-3			G4-3		K			3	0	0	0	0	1	0									
13 Eric Haase, R OBP: 0.286, SLG: 0.389		P5			K		K		K	4	0	0	0	0	3	1									
46 Jeimer Candelario, S OBP: 0.258, SLG: 0.330			G4-3 60 31 1B		G5-3		F7		HR 31 BB	3	2	1	0	1	0	0									
60 Akil Badjoo, L OBP: 0.263, SLG: 0.224			G4-3				K		K	4	1	1	0	0	2	2									
<b>Inning Stats</b>	R: 0 E: 0 K: 2 S: 8	H: 0 LOB: 1 BB: 0 P: 10	R: 0 E: 0 K: 0 S: 7	H: 0 LOB: 0 BB: 0 P: 12	R: 2 E: 0 K: 0 S: 13	H: 3 LOB: 2 BB: 1 P: 26	R: 0 E: 0 K: 1 S: 7	H: 0 LOB: 0 BB: 0 P: 10	R: 2 E: 1 K: 0 S: 13	H: 2 LOB: 1 BB: 1 P: 22	R: 0 E: 0 K: 2 S: 10	H: 0 LOB: 0 BB: 0 P: 13	R: 0 E: 0 K: 2 S: 13	H: 0 LOB: 1 BB: 1 P: 21	R: 0 E: 0 K: 1 S: 9	H: 0 LOB: 1 BB: 0 P: 17	R: 2 E: 0 K: 3 S: 15	H: 2 LOB: 1 BB: 1 P: 26	1B: 4 2B: 1 3B: 1 HR: 1	SF: 0 SAC: 0 DP: 0 HBP: 1	WP: 1 PB: 0 SB: 0 CS: 0	PA: 40			
<b>PITCHER</b>	IP	WLS	BF	H	R	ER	SO	BB	IBB	HBP	BLK	WP	HR	S	P	ERA	WHIP								
49 Glenn Otto, R ERA: 4.79	(1, 1)	5.0	W	23	5	4	4	3	2	0	0	0	1	0	48	8.00	1.400								
52 Taylor Hearn, L ERA: 5.12	(6, 1)	2.0	H	7	0	0	0	4	1	0	0	0	0	23	34	0.00	0.500								
72 Jonathan Hernández, R ERA: 1.8	(8, 1)	1.0	H	4	0	0	0	1	0	0	0	0	0	9	17	0.00	0.000								
25 José Leclerc, R ERA: 3.55	(9, 1)	1.0	S	6	2	2	2	3	1	0	0	0	0	15	26	18.00	3.000								

**Detroit Tigers @ Texas Rangers**  
 Globe Life Field, Arlington, TX  
 Fri Aug 26 2022, 7:09 PM - 10:12 PM CDT  
 Att: 20,357 - Roof Closed - 75 F

AB	35
R	6
H	7
RBI	5
BB	4
SO	11
LOB	13



Batter	1	2	3	4	5	6	7	8	9	AB	R	H	RBI	BB	SO	LOB	BOTTOM									
2 Marcus Semien, R OBP: 0.295, SLG: 0.409	G3-6-3 5 BB	K		K		K				3	0	0	0	1	3	2										
5 Corey Seager, L OBP: 0.330, SLG: 0.463	G3-6-3 1-2	G4-3		K			G6-3			4	0	0	0	0	1	2										
30 Nathaniel Lowe, L OBP: 0.348, SLG: 0.492	HR		F8		BB 53 C4-6		1B			3	1	2	1	1	0	0										
53 Adolis García, R OBP: 0.301, SLG: 0.449	K		FC4-6 28 3 1B		FC4-6 28 G4-3		K		K	4	1	1	0	0	2	2										
28 Jonah Heim, S OBP: 0.321, SLG: 0.430		G5-3	P5		G4-3		F7			4	0	0	0	0	0	3										
3 Leody Taveras, S OBP: 0.341, SLG: 0.417		HR 70	HR 1B		HR 1B		F8		G5-3	4	2	2	1	0	0	1										
Mark Mathias, R OBP: 0.314, SLG: 0.647		HR 70	HR 1B		HR 1B		G6-4-3 70 1B		L7	4	2	3	2	0	0	0										
70 Ezequiel Duran, R OBP: 0.297, SLG: 0.386		HR 1B	K		K		G6-4-3		L6	4	1	1	3	0	1	1										
65 Bubba Thompson, R OBP: 0.328, SLG: 0.290		HR 1B	K		K		1B			3	0	2	0	0	1	0										
<b>Inning Stats</b>	R: 1 E: 0 K: 1 S: 9	H: 1 LOB: 1 BB: 1 P: 18	R: 3 E: 0 K: 1 S: 19	H: 4 LOB: 0 BB: 0 P: 28	R: 3 E: 0 K: 1 S: 15	H: 3 LOB: 0 BB: 0 P: 22	R: 0 E: 0 K: 3 S: 10	H: 0 LOB: 0 BB: 0 P: 15	R: 0 E: 0 K: 0 S: 5	H: 2 LOB: 1 BB: 1 P: 13	R: 0 E: 0 K: 1 S: 13	H: 2 LOB: 1 BB: 0 P: 18	R: 0 E: 0 K: 1 S: 10	H: 1 LOB: 0 BB: 0 P: 20	R: 0 E: 0 K: 0 S: 7	H: 0 LOB: 0 BB: 0 P: 9	1B: 8 2B: 0 3B: 0 HR: 3	SF: 0 SAC: 0 DP: 2 HBP: 0	WP: 0 PB: 0 SB: 2 CS: 0	PA: 35						
<b>PITCHER</b>	IP	WLS	BF	H	R	ER	SO	BB	IBB	HBP	BLK	WP	HR	S	P	ERA	WHIP									
70 Tyler Alexander, L ERA: 4.83	(1, 1)	3.0	L	17	8	7	7	3	1	0	0	0	0	0	43	68	21.00	3.000								
50 Garrett Hill, R ERA: 3.94	(4, 1)	3.0		11	2	0	0	4	1	0	0	0	0	28	46	0.00	1.000									
68 Jason Foley, R ERA: 2.81	(7, 1)	1.0		4	1	0	0	1	0	0	0	0	0	10	20	0.00	1.000									
67 José Cisneros, R ERA: 1.99	(8, 1)	1.0		3	0	0	0	0	0	0	0	0	0	7	9	0.00	0.000									

**Detroit Tigers @ Texas Rangers**  
 Globe Life Field, Arlington, TX  
 Fri Aug 26 2022, 7:09 PM - 10:12 PM CDT  
 Att: 20,357 - Roof Closed - 75 F

AB	33
R	7
H	11
RBI	7
BB	2
SO	8
LOB	11

















Batter	1	2	3	4	5	6	7	8	9	AB	R	H	RBI	BB	SO	LOB	TOP								
44 Julio Rodríguez, R OBP: 0.326, SLG: 0.470										4	1	1	0	1	2	1									
23 Ty France, R OBP: 0.350, SLG: 0.438										4	0	1	1	1	1	2									
17 Mitch Haniger, R OBP: 0.301, SLG: 0.444										5	0	0	0	0	2	5									
28 Eugenio Suárez, R OBP: 0.335, SLG: 0.449										4	1	2	2	0	0	1									
41 Carlos Santana, S OBP: 0.320, SLG: 0.350											4	0	0	0	0	1									
29 Cal Raleigh, S OBP: 0.275, SLG: 0.455										3	1	0	0	1	0	0									
26 Adam Frazier, L OBP: 0.309, SLG: 0.319										4	1	1	0	0	1	1									
13 Abraham Toro, S OBP: 0.243, SLG: 0.336										3	1	2	2	0	0	0									
3 J.P. Crawford, L OBP: 0.335, SLG: 0.350										3	0	1	0	1	0	1									
0 Sam Haggerty, S OBP: 0.351, SLG: 0.480																									
<b>Inning Stats</b>	R: 2 E: 0 K: 2 S: 12	H: 1 LOB: 0 BB: 1 P: 23	R: 0 E: 0 K: 0 S: 12	H: 1 LOB: 1 BB: 0 P: 15	R: 0 E: 0 K: 1 S: 15	H: 1 LOB: 1 BB: 0 P: 24	R: 0 E: 0 K: 1 S: 7	H: 0 LOB: 0 BB: 0 P: 11	R: 0 E: 0 K: 0 S: 7	H: 1 LOB: 1 BB: 0 P: 8	R: 0 E: 0 K: 1 S: 10	H: 0 LOB: 0 BB: 0 P: 11	R: 2 E: 0 K: 1 S: 12	H: 2 LOB: 0 BB: 0 P: 18	R: 0 E: 0 K: 1 S: 9	H: 1 LOB: 1 BB: 2 P: 0	R: 1 E: 0 K: 1 S: 14	H: 1 LOB: 3 BB: 3 P: 32	1B: 4 2B: 1 3B: 1 HR: 2	SF: 0 SAC: 0 DP: 0 HBP: 0	WP: 0 PB: 0 SB: 0 CS: 0	PA: 39			
<b>PITCHER</b>	IP WLS BF H R ER SO BB IBB HBP BLK WP HR S P ERA WHIP	IP WLS BF H R ER SO BB IBB HBP BLK WP HR S P ERA WHIP	IP WLS BF H R ER SO BB IBB HBP BLK WP HR S P ERA WHIP	IP WLS BF H R ER SO BB IBB HBP BLK WP HR S P ERA WHIP	IP WLS BF H R ER SO BB IBB HBP BLK WP HR S P ERA WHIP	IP WLS BF H R ER SO BB IBB HBP BLK WP HR S P ERA WHIP	IP WLS BF H R ER SO BB IBB HBP BLK WP HR S P ERA WHIP	IP WLS BF H R ER SO BB IBB HBP BLK WP HR S P ERA WHIP	IP WLS BF H R ER SO BB IBB HBP BLK WP HR S P ERA WHIP	IP WLS BF H R ER SO BB IBB HBP BLK WP HR S P ERA WHIP	IP WLS BF H R ER SO BB IBB HBP BLK WP HR S P ERA WHIP	IP WLS BF H R ER SO BB IBB HBP BLK WP HR S P ERA WHIP	IP WLS BF H R ER SO BB IBB HBP BLK WP HR S P ERA WHIP	IP WLS BF H R ER SO BB IBB HBP BLK WP HR S P ERA WHIP	IP WLS BF H R ER SO BB IBB HBP BLK WP HR S P ERA WHIP	IP WLS BF H R ER SO BB IBB HBP BLK WP HR S P ERA WHIP	IP WLS BF H R ER SO BB IBB HBP BLK WP HR S P ERA WHIP	IP WLS BF H R ER SO BB IBB HBP BLK WP HR S P ERA WHIP	IP WLS BF H R ER SO BB IBB HBP BLK WP HR S P ERA WHIP	IP WLS BF H R ER SO BB IBB HBP BLK WP HR S P ERA WHIP	IP WLS BF H R ER SO BB IBB HBP BLK WP HR S P ERA WHIP	IP WLS BF H R ER SO BB IBB HBP BLK WP HR S P ERA WHIP	IP WLS BF H R ER SO BB IBB HBP BLK WP HR S P ERA WHIP	IP WLS BF H R ER SO BB IBB HBP BLK WP HR S P ERA WHIP	
70 Tyler Alexander, L ERA: 4.78	4.2	19	4	2	2	4	1	0	0	0	0	0	0	0	13	14	3.86	1.071							
68 Jason Foley, R ERA: 2.99	1.1	4	0	0	0	1	0	0	0	0	0	0	0	0	1	12	18	0.00	0.000						
55 Alex Lange, R ERA: 4.21	1.0	L	5	2	2	2	0	0	0	0	0	0	0	1	12	18	18.00	2.000							
77 Joe Jiménez, R ERA: 3.16	1.0	4	1	0	0	1	0	0	0	0	0	0	0	9	12	0.00	1.000								
65 Gregory Soto, L ERA: 3.64	1.0	7	1	1	1	1	3	0	0	0	0	0	0	14	32	9.00	4.000								

Seattle Mariners @ Detroit Tigers  
Comerica Park, Detroit, MI  
Wed Aug 31 2022, 7:13 PM - 10:10 PM EDT  
Att: 13,666 - Partly Cloudy - 80 F

AB 35  
R 5  
H 8  
RBI 5  
BB 4  
SO 8  
LOB 13



Batter	1	2	3	4	5	6	7	8	9	AB	R	H	RBI	BB	SO	LOB	BOTTOM							
31 Riley Greene, L OBP: 0.314, SLG: 0.385										3	0	1	0	1	2	1								
22 Victor Reyes, S OBP: 0.311, SLG: 0.369										4	0	1	0	1	1	3								
28 Javier Báez, R OBP: 0.267, SLG: 0.362										4	0	0	0	0	1	4								
24 Miguel Cabrera, R OBP: 0.308, SLG: 0.319										4	0	0	0	0	0	2								
30 Harold Castro, L OBP: 0.309, SLG: 0.393									4	0	0	0	0	0	2									
13 Eric Haase, R OBP: 0.297, SLG: 0.404										3	1	1	0	0	1	0								
48 Kerry Carpenter, L OBP: 0.340, SLG: 0.523										3	1	1	0	0	1	0								
46 Jeimer Candelario, S OBP: 0.267, SLG: 0.357										4	0	2	2	0	0	0								
9 Willi Castro, S OBP: 0.291, SLG: 0.356										3	0	0	1	1	0	2								
<b>Inning Stats</b>	R: 0 E: 0 K: 1 S: 14	H: 1 LOB: 2 BB: 1 P: 22	R: 2 E: 0 K: 0 S: 15	H: 2 LOB: 2 BB: 0 P: 23	R: 0 E: 0 K: 0 S: 6	H: 0 LOB: 0 BB: 0 P: 6	R: 0 E: 0 K: 0 S: 7	H: 0 LOB: 0 BB: 0 P: 9	R: 1 E: 0 K: 0 S: 8	H: 3 LOB: 1 BB: 0 P: 9	R: 0 E: 0 K: 2 S: 9	H: 1 LOB: 1 BB: 0 P: 12	R: 0 E: 0 K: 2 S: 13	H: 0 LOB: 0 BB: 0 P: 19	R: 0 E: 0 K: 2 S: 12	H: 0 LOB: 2 BB: 2 P: 24	1B: 8 2B: 0 3B: 0 HR: 0	SF: 0 SAC: 0 DP: 0 HBP: 2	WP: 1 PB: 0 SB: 0 CS: 0	PA: 39				
<b>PITCHER</b>	IP WLS BF H R ER SO BB IBB HBP BLK WP HR S P ERA WHIP	IP WLS BF H R ER SO BB IBB HBP BLK WP HR S P ERA WHIP	IP WLS BF H R ER SO BB IBB HBP BLK WP HR S P ERA WHIP	IP WLS BF H R ER SO BB IBB HBP BLK WP HR S P ERA WHIP	IP WLS BF H R ER SO BB IBB HBP BLK WP HR S P ERA WHIP	IP WLS BF H R ER SO BB IBB HBP BLK WP HR S P ERA WHIP	IP WLS BF H R ER SO BB IBB HBP BLK WP HR S P ERA WHIP	IP WLS BF H R ER SO BB IBB HBP BLK WP HR S P ERA WHIP	IP WLS BF H R ER SO BB IBB HBP BLK WP HR S P ERA WHIP	IP WLS BF H R ER SO BB IBB HBP BLK WP HR S P ERA WHIP	IP WLS BF H R ER SO BB IBB HBP BLK WP HR S P ERA WHIP	IP WLS BF H R ER SO BB IBB HBP BLK WP HR S P ERA WHIP	IP WLS BF H R ER SO BB IBB HBP BLK WP HR S P ERA WHIP	IP WLS BF H R ER SO BB IBB HBP BLK WP HR S P ERA WHIP	IP WLS BF H R ER SO BB IBB HBP BLK WP HR S P ERA WHIP	IP WLS BF H R ER SO BB IBB HBP BLK WP HR S P ERA WHIP	IP WLS BF H R ER SO BB IBB HBP BLK WP HR S P ERA WHIP	IP WLS BF H R ER SO BB IBB HBP BLK WP HR S P ERA WHIP	IP WLS BF H R ER SO BB IBB HBP BLK WP HR S P ERA WHIP	IP WLS BF H R ER SO BB IBB HBP BLK WP HR S P ERA WHIP	IP WLS BF H R ER SO BB IBB HBP BLK WP HR S P ERA WHIP	IP WLS BF H R ER SO BB IBB HBP BLK WP HR S P ERA WHIP	IP WLS BF H R ER SO BB IBB HBP BLK WP HR S P ERA WHIP	IP WLS BF H R ER SO BB IBB HBP BLK WP HR S P ERA WHIP
7 Marco Gonzales, L ERA: 3.99	6.0	W	27	7	3	3	1	0																



Batter	1	2	3	4	5	6	7	8	9	AB R H RBI BB SO LOB	TOP
44 Julio Rodríguez, R OBP: 0.328, SLG: 0.476 18 Jake Lamb, L OBP: 0.330, SLG: 0.432	4-2 23 1B BB		0-0 HR	2-3 K		2-2 L8			1-2 28 1B 13 1B BB	3 2 1 1 1 1 1 2 1 1 1 0 0 0 0	<b>Seattle Mariners @ Detroit Tigers</b> Comerica Park, Detroit, MI Thu Sep 01 2022, 1:14 PM - 3:59 PM EDT Att: 14,393 - Sunny - 79 F
23 Ty France, R OBP: 0.351, SLG: 0.446 41 Carlos Santana, S OBP: 0.319, SLG: 0.349	0-2 FC5 28 1B		1-1 HR	1-1 1B			1-0 F9		2-1 L7	4 1 2 2 0 0 1 1 0 0 0 0 0 1	
17 Mitch Haniger, R OBP: 0.304, SLG: 0.450	3-3 K		0-1 F8	0-0 P3			0-0 2B		1-0 13 BB 28 1B 1B	5 0 2 0 0 1 3	
28 Eugenio Suárez, R OBP: 0.337, SLG: 0.450	0-0 1B		3-0 F7		4-1 3 G3-6-3 BB		0-1 F8		1-1 13 BB 1B	4 0 2 1 1 0 1	
13 Abraham Toro, S OBP: 0.242, SLG: 0.331	3-1 F7		0-1 F7		1-2 P5		0-2 F7		4-2 1B BB	4 0 0 1 1 0 4	
3 J.P. Crawford, L OBP: 0.333, SLG: 0.347	3-3 K		4-2 5 2B BB		2-2 G3-6-3		0-0 F7		1-1 F7	4 1 0 0 1 1 6	
0 Sam Haggerty, S OBP: 0.348, SLG: 0.472		2-1 G6-3		0-1 E6 5 2B 1B		2-3 K				4 1 1 0 0 2 0	
5 Curt Casali, R OBP: 0.310, SLG: 0.350		3-3 K		3-2 23 1B 2B		3-3 K		0-0 L8		4 1 1 2 0 2 0	
20 Taylor Trammell, L OBP: 0.320, SLG: 0.440		1-3 K		2-2 P6		4-2 BB			1-2 F7	3 0 0 0 1 1 1	
<b>Inning Stats</b>	R: 1 H: 1 E: 1 LOB: 2 K: 2 BB: 1 S: 17 P: 30	R: 0 H: 0 E: 0 LOB: 0 K: 2 BB: 0 S: 13 P: 19	R: 2 H: 2 E: 0 LOB: 0 K: 0 BB: 0 S: 8 P: 12	R: 3 H: 3 E: 1 LOB: 1 K: 1 BB: 1 S: 19 P: 31	R: 0 H: 0 E: 0 LOB: 0 K: 0 BB: 1 S: 7 P: 14	R: 0 H: 0 E: 0 LOB: 1 K: 2 BB: 1 S: 11 P: 22	R: 0 H: 1 E: 0 LOB: 1 K: 0 BB: 0 S: 7 P: 8	R: 0 H: 0 E: 0 LOB: 0 K: 1 BB: 0 S: 6 P: 9	R: 1 H: 3 E: 0 LOB: 3 K: 0 BB: 1 S: 18 P: 29	1B: 6 SF: 0 2B: 2 SAC: 0 3B: 0 DP: 1 HR: 2 HBP: 0	
<b>PITCHER</b>	IP WLS BF H R ER SO BB IBB HBP BLK WP HR S P ERA WHIP										
57 Eduardo Rodríguez, L ERA: 4.17	4.0 L 21 6 6 5 5 2 0 0 0 0 0 2 57 92 11.25 2.000										
50 Garrett Hill, R ERA: 3.7	3.0 11 1 0 0 2 2 0 0 0 0 0 0 25 44 0.00 1.000										
37 Andrew Chafin, L ERA: 2.84	1.0 3 0 0 0 1 0 0 0 0 0 0 0 6 9 0.00 0.000										
67 José Cisneros, R ERA: 2.03	1.0 7 3 1 1 0 1 0 0 0 0 0 0 18 29 9.00 4.000										

Batter	1	2	3	4	5	6	7	8	9	AB R H RBI BB SO LOB	BOTTOM
31 Riley Greene, L OBP: 0.316, SLG: 0.387	2-3 K		0-0 1B			1-2 G5-3			1-0 30 1B 1B	4 0 2 0 0 1 0	<b>Seattle Mariners @ Detroit Tigers</b> Comerica Park, Detroit, MI Thu Sep 01 2022, 1:14 PM - 3:59 PM EDT Att: 14,393 - Sunny - 79 F
22 Victor Reyes, S OBP: 0.306, SLG: 0.363	1-3 K		3-3 K			2-3 K			0-1 F8	4 0 0 0 0 3 3	
28 Javier Báez, R OBP: 0.266, SLG: 0.361	1-2 1B		0-0 F9			2-3 K			0-1 L8	4 0 1 0 0 1 3	
30 Harold Castro, L OBP: 0.308, SLG: 0.392	1-2 F8		1-3 K			1-2 K			0-0 1B	4 0 1 0 0 2 1	
13 Eric Haase, R OBP: 0.293, SLG: 0.398		2-2 K		1-2 F8		0-0 F9			0-2 G4-3	4 0 0 0 0 1 2	
9 Willi Castro, S OBP: 0.288, SLG: 0.353		1-2 K		1-2 F7		1-3 K				3 0 0 0 0 2 0	
46 Jeimer Candelario, S OBP: 0.265, SLG: 0.354		0-2 G3-1							1-2 G4-3	3 0 0 0 0 0 0	
15 Tucker Barnhart, L OBP: 0.275, SLG: 0.242			4-1 31 1B BB			0-0 F7			0-0 G6-3	2 0 0 0 1 0 0	
60 Akil Badjoo, L OBP: 0.250, SLG: 0.212			2-2 F7			1-3 K			2-0 G4-3	3 0 0 0 0 1 1	
<b>Inning Stats</b>	R: 0 H: 1 E: 0 LOB: 1 K: 2 BB: 0 S: 13 P: 18	R: 0 H: 0 E: 0 LOB: 0 K: 2 BB: 0 S: 10 P: 13	R: 0 H: 1 E: 0 LOB: 1 K: 1 BB: 1 S: 9 P: 18	R: 0 H: 0 E: 0 LOB: 0 K: 1 BB: 0 S: 10 P: 13	R: 0 H: 0 E: 0 LOB: 0 K: 1 BB: 0 S: 6 P: 8	R: 0 H: 0 E: 0 LOB: 0 K: 2 BB: 0 S: 9 P: 14	R: 0 H: 0 E: 0 LOB: 0 K: 2 BB: 0 S: 8 P: 10	R: 0 H: 0 E: 0 LOB: 0 K: 0 BB: 0 S: 5 P: 8	R: 0 H: 2 E: 0 LOB: 2 K: 0 BB: 0 S: 9 P: 10	1B: 4 SF: 0 2B: 0 SAC: 0 3B: 0 DP: 0 HR: 0 HBP: 0	
<b>PITCHER</b>	IP WLS BF H R ER SO BB IBB HBP BLK WP HR S P ERA WHIP										
36 Logan Gilbert, R ERA: 3.35	6.0 W 21 2 0 0 0 0 1 0 0 0 0 0 0 8 10 0.00 0.500										
47 Matt Brash, R ERA: 4.93	1.0 3 0 0 0 2 0 0 0 0 0 0 0 8 10 0.00 0.000										
48 Matthew Boyd, L ERA:	1.0 3 0 0 0 0 0 0 0 0 0 0 0 5 8 0.00 0.000										
56 Penn Murfee, R ERA: 2.62	1.0 5 2 0 0 0 0 0 0 0 0 0 0 9 10 0.00 2.000										

AB	37
R	7
H	10
RBI	7
BB	5
SO	8
LOB	19



AB	31
R	0
H	4
RBI	0
BB	1
SO	11
LOB	10

















Batter	1	2	3	4	5	6	7	8	9	AB	R	H	RBI	BB	SO	LOB	TOP										
31 Riley Greene, L (1,8) OBP: 0.315, SLG: 0.377										3	0	0	0	1	1	1	<b>Detroit Tigers @ Los Angeles Angels</b> Angel Stadium, Anaheim, CA Mon Sep 05 2022, 6:42 PM - 9:33 PM PDT Att: 19,518 - Clear - 92 F										
9 Willi Castro, S (1,9) OBP: 0.288, SLG: 0.359										4	0	1	0	0	1	2											
28 Javier Báez, R (1,6) OBP: 0.271, SLG: 0.368 58 Josh Lester, L (8,PH) (8,5)										3	0	0	0	0	3	1											
13 Eric Haase, R (1,2) OBP: 0.288, SLG: 0.393										4	0	0	0	0	3	1											
30 Harold Castro, L (1,4) OBP: 0.308, SLG: 0.397										4	0	1	0	0	0	0											
20 Spencer Torkelson, R (1,3) OBP: 0.287, SLG: 0.294										3	0	1	0	1	0	1											
48 Kerry Carpenter, L (1,10) OBP: 0.278, SLG: 0.444 21 Kody Clemens, L (8,1) OBP: 0.200, SLG: 0.270										3	0	0	0	0	0	2											
32 Ryan Kreidler, R (1,5) OBP: 0.267, SLG: 0.167 (8,6)										3	0	0	0	0	1	1											
22 Victor Reyes, S (1,7) OBP: 0.305, SLG: 0.361										3	0	1	0	0	0	1											
<b>Inning Stats</b>	R: 0 E: 0 K: 2 S: 12	H: 0 LOB: 0 BB: 0 P: 16	R: 0 E: 0 K: 0 S: 7	H: 0 LOB: 1 BB: 1 P: 14	R: 0 E: 0 K: 0 S: 10	H: 1 LOB: 0 BB: 0 P: 12	R: 0 E: 0 K: 2 S: 10	H: 0 LOB: 0 BB: 0 P: 15	R: 0 E: 1 K: 0 S: 9	H: 0 LOB: 1 BB: 0 P: 11	R: 0 E: 0 K: 2 S: 10	H: 1 LOB: 1 BB: 0 P: 11	R: 0 E: 0 K: 1 S: 9	H: 1 LOB: 1 BB: 0 P: 13	R: 0 E: 0 K: 2 S: 13	H: 0 LOB: 1 BB: 1 P: 19		R: 0 E: 0 K: 2 S: 11	H: 1 LOB: 1 BB: 0 P: 14	1B: 2 2B: 2 HR: 0	SF: 0 SAC: 0 DP: 0 HBP: 0	WP: 0 PB: 0 SB: 0 CS: 0	PA: 34				
<b>PITCHER</b>	IP	WLS	BF	H	R	ER	SO	BB	IBB	HBP	BLK	WP	HR	S	P	ERA	WHIP										
54 José Suarez, L (1,1) ERA: 3.77	7.0	W	26	3	0	0	7	1	0	0	0	0	0	67	92	0.00	0.571										
60 Andrew Wantz, R (8,1) ERA: 2.84	1.0		4	0	0	0	2	1	0	0	0	0	0	13	19	0.00	1.000										
57 Zack Weiss, R (9,1) ERA:	1.0		4	1	0	0	2	0	0	0	0	0	0	11	14	0.00	1.000										

Batter	1	2	3	4	5	6	7	8	9	AB	R	H	RBI	BB	SO	LOB	BOTTOM										
22 David Fletcher, R (1,4) OBP: 0.307, SLG: 0.371										5	0	0	0	0	0	0	<b>Detroit Tigers @ Los Angeles Angels</b> Angel Stadium, Anaheim, CA Mon Sep 05 2022, 6:42 PM - 9:33 PM PDT Att: 19,518 - Clear - 92 F										
27 Mike Trout, R (1,8) OBP: 0.385, SLG: 0.603 12 Matt Thaiss, L (8,3) (9,5)										4	3	3	1	0	1	0											
17 Shohel Ohtani, L (1,10) OBP: 0.360, SLG: 0.537										5	3	3	3	0	1	1											
2 Luis Rengifo, S (1,5) OBP: 0.304, SLG: 0.433 36 Mike Ford, L (9,3) OBP: 0.337, SLG: 0.297										5	2	4	1	0	0	0											
3 Taylor Ward, R (1,9) OBP: 0.346, SLG: 0.433 39 Ryan Aguilar, L (8,9) OBP: 0.231, SLG: 0.182										0	0	0	0	0	0	0											
5 Matt Duffy, R (1,3) OBP: 0.373, SLG: 0.303 37 Magneuris Sierra, L (8,8) OBP: 0.217, SLG: 0.286										3	1	1	2	0	0	2											
7 Jo Adell, R (1,7) OBP: 0.263, SLG: 0.362										1	0	1	1	0	0	0											
33 Max Stassi, R (1,2) OBP: 0.276, SLG: 0.311										3	0	2	1	1	0	1											
4 Andrew Velazquez, S (1,6) OBP: 0.230, SLG: 0.294										1	0	0	0	0	0	2											
<b>Inning Stats</b>	R: 2 E: 0 K: 0 S: 22	H: 3 LOB: 1 BB: 0 P: 29	R: 0 E: 0 K: 2 S: 9	H: 0 LOB: 0 BB: 0 P: 14	R: 3 E: 0 K: 0 S: 16	H: 4 LOB: 1 BB: 0 P: 22	R: 0 E: 0 K: 0 S: 5	H: 0 LOB: 0 BB: 0 P: 7	R: 2 E: 0 K: 1 S: 13	H: 3 LOB: 2 BB: 0 P: 20	R: 0 E: 0 K: 2 S: 11	H: 0 LOB: 0 BB: 0 P: 16	R: 2 E: 0 K: 1 S: 15	H: 3 LOB: 1 BB: 1 P: 26	R: 1 E: 0 K: 1 S: 13	H: 3 LOB: 2 BB: 0 P: 15		1B: 9 2B: 3 3B: 1 HR: 3	SF: 1 SAC: 0 DP: 0 HBP: 0	WP: 0 PB: 0 SB: 0 CS: 0	PA: 42						
<b>PITCHER</b>	IP	WLS	BF	H	R	ER	SO	BB	IBB	HBP	BLK	WP	HR	S	P	ERA	WHIP										
70 Tyler Alexander, L (1,1) ERA: 5.23	4.1	L	24	10	7	6	2	0	0	0	0	0	0	61	85	12.46	2.308										
54 Luis Castillo, R (5,1) ERA:	1.2		5	0	0	0	3	0	0	0	0	0	0	15	23	0.00	0.000										
50 Garrett Hill, R (7,1) ERA: 3.99	1.0		7	3	2	2	1	1	0	0	0	0	1	15	26	18.00	4.000										
21 Kody Clemens, R (8,1) ERA: 4.5	1.0		6	3	1	1	1	0	0	0	0	0	0	13	15	9.00	3.000										

AB	32
R	0
H	4
RBI	0
BB	2
SO	11
LOB	12



AB	40
R	10
H	16
RBI	10
BB	1
SO	7
LOB	15





Batter	1	2	3	4	5	6	7	8	9	10	AB	R	H	RBI	BB	SO	LOB	TOP									
9 Willi Castro, S (1, 8) OBP: 0.290, SLG: 0.361	F7		G4-3			G5-3		HBP		P2	4	2	1	0	0	0	3	<b>Detroit Tigers @ Los Angeles Angels</b> Angel Stadium, Anaheim, CA Tue Sep 06 2022, 6:39 PM - 9:40 PM PDT Att: 20,002 - Clear - 87 F									
22 Victor Reyes, S (1, 9) OBP: 0.306, SLG: 0.366	G5-4-3			K2-3		L7				K	5	0	2	0	0	2	3										
28 Javier Báez, R (1, 6) OBP: 0.272, SLG: 0.369	G5-4-3					G5-3					5	1	2	3	0	0	2										
30 Harold Castro, L (1, 4) OBP: 0.306, SLG: 0.393		G6-3				G4-3					4	0	0	0	1	0	3										
20 Spencer Torkelson, R (1, 3) OBP: 0.287, SLG: 0.253						G4-3					4	0	1	1	0	1	2										
58 Josh Lester, L (1, 10)											4	0	0	0	0	2	1										
32 Ryan Kreidler, R (1, 5) OBP: 0.263, SLG: 0.250						G5-3					4	0	1	0	0	0	0										
15 Tucker Barnhart, L (1, 2) OBP: 0.281, SLG: 0.258											3	0	0	0	1	0	1										
21 Kodj Clemens, L (10, PR) OBP: 0.200, SLG: 0.270											0	1	0	0	0	0	0										
60 Akil Baddoo, L (1, 7) OBP: 0.255, SLG: 0.213											2	0	0	0	0	1	1										
13 Eric Haase, R (8, PH) OBP: 0.250, SLG: 0.394											2	0	1	0	0	1	0										
<b>Inning Stats</b>	R: 0 E: 0 K: 0 S: 4	H: 1 LOB: 0 BB: 0 P: 4	R: 0 E: 0 K: 0 S: 6	H: 0 LOB: 0 BB: 0 P: 8	R: 0 E: 0 K: 0 S: 10	H: 0 LOB: 1 BB: 1 P: 15	R: 1 E: 0 K: 2 S: 17	H: 2 LOB: 1 BB: 0 P: 23	R: 0 E: 0 K: 1 S: 11	H: 0 LOB: 0 BB: 0 P: 16	R: 1 E: 0 K: 0 S: 7	H: 1 LOB: 0 BB: 0 P: 9	R: 0 E: 0 K: 0 S: 9	H: 1 LOB: 1 BB: 0 P: 13	R: 1 E: 0 K: 2 S: 13	H: 1 LOB: 2 BB: 1 P: 18	R: 0 E: 0 K: 1 S: 10	H: 0 LOB: 0 BB: 0 P: 14	R: 1 E: 0 K: 1 S: 13	H: 2 LOB: 2 BB: 0 P: 16	1B: 5 2B: 3 3B: 0 HR: 0	SF: 0 SAC: 0 DP: 1 HBP: 1	WP: 1 PB: 0 SB: 0 CS: 0	PA: 40			
<b>PITCHER</b>	IP WLS BF H R ER SO BB IBB HBP BLK WP HR S P ERA WHIP	21 Mike Mayers, R (1, 1) ERA: 4.91	28 Aaron Loup, L (6, 1) ERA: 3.88	65 José Quijada, L (8, 1) ERA: 3.38	46 Jimmy Herget, R (8, 1) ERA: 2.6	52 Ryan Tepera, R (9, 1) ERA: 3.65	<b>PITCHER</b>	IP WLS BF H R ER SO BB IBB HBP BLK WP HR S P ERA WHIP	27 Mike Trout, R (1, 8) OBP: 0.364, SLG: 0.607	17 Shohei Ohtani, L (1, 10) OBP: 0.358, SLG: 0.533	2 Luis Rengifo, S (1, 4) OBP: 0.304, SLG: 0.431	3 Taylor Ward, R (1, 9) OBP: 0.347, SLG: 0.436	5 Matt Duffy, R (1, 5) OBP: 0.305, SLG: 0.295	36 Mike Ford, L (1, 3) OBP: 0.337, SLG: 0.338	4 Andrew Velazquez, S (8, 6) OBP: 0.229, SLG: 0.293	7 Jo Adell, R (1, 7) OBP: 0.264, SLG: 0.376	35 Chad Wallach, R (9, 2) OBP: 0.231, SLG: 0.257	33 Max Stassi, R (1, 2) OBP: 0.274, SLG: 0.308	12 Matt Thiess, L (8, PH) OBP: 0.318, SLG: 0.294	37 Magneuris Sierra, L (8, PR) OBP: 0.226, SLG: 0.275	<b>PITCHER</b>	IP WLS BF H R ER SO BB IBB HBP BLK WP HR S P ERA WHIP	57 Eduardo Rodriguez, L (1, 1) ERA: 4.13	55 Alex Lange, R (8, 1) ERA: 4.1	77 Joe Jiménez, R (9, 1) ERA: 3.06	37 Andrew Chafin, L (10, 1) ERA: 2.72	

AB	37
R	4
H	8
RBI	4
BB	2
SO	7
LOB	16



Batter	1	2	3	4	5	6	7	8	9	10	AB	R	H	RBI	BB	SO	LOB	BOTTOM								
22 David Fletcher, R (1, 6) OBP: 0.301, SLG: 0.362	L7					P6		G6-4-3			4	0	0	0	0	1	1	<b>Detroit Tigers @ Los Angeles Angels</b> Angel Stadium, Anaheim, CA Tue Sep 06 2022, 6:39 PM - 9:40 PM PDT Att: 20,002 - Clear - 87 F								
27 Mike Trout, R (1, 8) OBP: 0.364, SLG: 0.607											4	1	1	1	0	1	0									
17 Shohei Ohtani, L (1, 10) OBP: 0.358, SLG: 0.533											4	0	0	0	0	1	0									
2 Luis Rengifo, S (1, 4) OBP: 0.304, SLG: 0.431											4	0	1	0	0	0	0									
3 Taylor Ward, R (1, 9) OBP: 0.347, SLG: 0.436											4	1	2	0	0	0	1									
5 Matt Duffy, R (1, 5) OBP: 0.305, SLG: 0.295											4	0	0	0	0	1	2									
36 Mike Ford, L (1, 3) OBP: 0.337, SLG: 0.338											3	1	1	1	0	0	1									
4 Andrew Velazquez, S (8, 6) OBP: 0.229, SLG: 0.293											1	1	0	0	0	0	0									
7 Jo Adell, R (1, 7) OBP: 0.264, SLG: 0.376											3	1	1	1	0	2	0									
35 Chad Wallach, R (9, 2) OBP: 0.231, SLG: 0.257											0	0	0	0	1	0	0									
33 Max Stassi, R (1, 2) OBP: 0.274, SLG: 0.308											2	0	0	0	0	0	0									
12 Matt Thiess, L (8, PH) OBP: 0.318, SLG: 0.294											0	0	0	0	1	0	0									
37 Magneuris Sierra, L (8, PR) OBP: 0.226, SLG: 0.275											1	0	1	1	0	0	0									
<b>Inning Stats</b>	R: 1 E: 0 K: 0 S: 9	H: 1 LOB: 1 BB: 0 P: 10	R: 2 E: 0 K: 0 S: 12	H: 3 LOB: 0 BB: 0 P: 21	R: 0 E: 0 K: 2 S: 10	H: 0 LOB: 0 BB: 0 P: 15	R: 0 E: 0 K: 0 S: 9	H: 1 LOB: 1 BB: 0 P: 15	R: 0 E: 0 K: 1 S: 5	H: 0 LOB: 0 BB: 0 P: 8	R: 0 E: 0 K: 0 S: 6	H: 0 LOB: 0 BB: 0 P: 6	R: 0 E: 0 K: 1 S: 9	H: 0 LOB: 0 BB: 0 P: 15	R: 0 E: 0 K: 1 S: 6	H: 0 LOB: 1 BB: 1 P: 11	R: 0 E: 0 K: 1 S: 10	H: 1 LOB: 1 BB: 0 P: 16	R: 2 E: 1 K: 0 S: 7	H: 1 LOB: 2 BB: 1 P: 11	1B: 3 2B: 1 3B: 0 HR: 3	SF: 0 SAC: 0 DP: 2 HBP: 0	WP: 1 PB: 0 SB: 0 CS: 0	PA: 36		
<b>PITCHER</b>	IP WLS BF H R ER SO BB IBB HBP BLK WP HR S P ERA WHIP	57 Eduardo Rodriguez, L (1, 1) ERA: 4.13	55 Alex Lange, R (8, 1) ERA: 4.1	77 Joe Jiménez, R (9, 1) ERA: 3.06	37 Andrew Chafin, L (10, 1) ERA: 2.72	<b>PITCHER</b>	IP WLS BF H R ER SO BB IBB HBP BLK WP HR S P ERA WHIP	27 Mike Trout, R (1, 8) OBP: 0.364, SLG: 0.607	17 Shohei Ohtani, L (1, 10) OBP: 0.358, SLG: 0.533	2 Luis Rengifo, S (1, 4) OBP: 0.304, SLG: 0.431	3 Taylor Ward, R (1, 9) OBP: 0.347, SLG: 0.436	5 Matt Duffy, R (1, 5) OBP: 0.305, SLG: 0.295	36 Mike Ford, L (1, 3) OBP: 0.337, SLG: 0.338	4 Andrew Velazquez, S (8, 6) OBP: 0.229, SLG: 0.293	7 Jo Adell, R (1, 7) OBP: 0.264, SLG: 0.376	35 Chad Wallach, R (9, 2) OBP: 0.231, SLG: 0.257	33 Max Stassi, R (1, 2) OBP: 0.274, SLG: 0.308	12 Matt Thiess, L (8, PH) OBP: 0.318, SLG: 0.294	37 Magneuris Sierra, L (8, PR) OBP: 0.226, SLG: 0.275	<b>PITCHER</b>	IP WLS BF H R ER SO BB IBB HBP BLK WP HR S P ERA WHIP	57 Eduardo Rodriguez, L (1, 1) ERA: 4.13	55 Alex Lange, R (8, 1) ERA: 4.1	77 Joe Jiménez, R (9, 1) ERA: 3.06	37 Andrew Chafin, L (10, 1) ERA: 2.72	

AB	34
R	5
H	7
RBI	4
BB	2
SO	6
LOB	5













Batter	1	2	3	4	5	6	7	8	9	AB	R	H	RBI	BB	SO	LOB	TOP	
31 Riley Greene, L (1,8) OBP: 0.318, SLG: 0.379	G4-3		P6			E9				3	1	1	0	1	0	1	<b>Detroit Tigers @ Kansas City Royals</b> Kauffman Stadium, Kansas City, MO Sat Sep 10 2022, 3:13 PM - 5:48 PM CDT Att: 15,929 - Cloudy - 71 F	
22 Victor Reyes, S (1,9) OBP: 0.307, SLG: 0.373	F9		28 2B			28 3B				4	2	2	3	0	0	2		
28 Javier Báez, R (1,6) OBP: 0.275, SLG: 0.374	F8		30 1B			30 1B				4	2	2	2	0	0	0		
30 Harold Castro, L (1,4) OBP: 0.307, SLG: 0.390	G5-3		13 3B			13 3B				4	0	2	2	0	1	0		
13 Eric Haase, R (1,2)	L9		G6-4-3			G6-4-3				4	0	0	0	0	0	2		
48 Kerry Carpenter, L (1,10) OBP: 0.338, SLG: 0.552	HR		G4-3			K				4	1	2	1	0	1	0		
20 Spencer Torkelson, R (1,3) OBP: 0.297, SLG: 0.319	1B		F9			3B				4	0	2	0	0	1	1		
46 Jeimer Candelario, S (1,5) OBP: 0.266, SLG: 0.357	P5		P6			K				4	0	0	0	0	1	3		
60 Akil Badjoo, L (1,7) OBP: 0.261, SLG: 0.210			22 3B			22 1B				2	2	0	0	2	2	2		
<b>Inning Stats</b>	R: 0 E: 0 K: 0 S: 8	H: 0 LOB: 0 BB: 0 P: 12	R: 1 E: 0 K: 0 S: 12	H: 2 LOB: 1 BB: 0 P: 24	R: 3 E: 0 K: 0 S: 11	H: 3 LOB: 0 BB: 1 P: 19	R: 0 E: 0 K: 0 S: 10	H: 0 LOB: 0 BB: 0 P: 15	R: 4 E: 1 K: 1 S: 15	H: 4 LOB: 0 BB: 1 P: 26	R: 0 E: 0 K: 2 S: 10	H: 1 LOB: 2 BB: 0 P: 20	R: 0 E: 0 K: 1 S: 10	H: 1 LOB: 1 BB: 0 P: 13	R: 0 E: 0 K: 2 S: 10	H: 1 LOB: 1 BB: 0 P: 10	1B: 6 SF: 0 2B: 1 SAC: 0 3B: 3 DP: 2 HR: 1 HBP: 0	WP: 0 PA: 36 PB: 0 SB: 0 CS: 0
<b>PITCHER</b>	IP WLS BF H R ER SO BB IBB HBP BLK WP HR S P ERA WHIP																	
49 Jonathan Heasley, R (1,1) ERA: 5.91	4.0 L 20 7 7 7 0 2 0 0 0 0 0 1 48 81 15.75 2.250																	
40 Collin Snider, R (5,1) ERA: 5.9	1.0 0 4 2 1 1 1 0 0 0 0 0 0 8 15 9.00 2.000																	
24 Amir Garrett, L (6,1) ERA: 5.08	1.0 5 1 0 0 2 1 0 0 0 0 0 0 10 20 0.00 2.000																	
43 Carlos Hernández, R (7,1) ERA: 8.02	1.0 3 0 0 0 1 0 0 0 0 0 0 0 10 17 0.00 0.000																	
36 Anthony Misiewicz, L (8,1) ERA: 5.59	1.0 4 1 0 0 2 0 0 0 0 0 0 0 10 13 0.00 1.000																	

Batter	1	2	3	4	5	6	7	8	9	AB	R	H	RBI	BB	SO	LOB	BOTTOM	
1 MJ Melendez, L (1,7) OBP: 0.315, SLG: 0.392	F7		F9			G4-3				4	0	0	0	0	1	2	<b>Detroit Tigers @ Kansas City Royals</b> Kauffman Stadium, Kansas City, MO Sat Sep 10 2022, 3:13 PM - 5:48 PM CDT Att: 15,929 - Cloudy - 71 F	
7 Bobby Witt Jr., R (1,5) OBP: 0.291, SLG: 0.438	13 1B		P5			G6-3				3	1	1	0	0	0	0		
13 Salvador Pérez, R (1,2) OBP: 0.292, SLG: 0.459										3	1	2	1	0	0	0		
48 Sebastián Rivera, R (7,2) OBP: 0.238, SLG: 0.158										0	0	0	0	0	0	0		
9 Vinnie Pasquantino, L (1,10) OBP: 0.353, SLG: 0.433	F8									2	0	0	0	1	0	2		
2 Michael Taylor, R (1,8) OBP: 0.327, SLG: 0.384	G1-3									3	1	0	1	0	0	2		
19 Michael Massey, L (1,4) OBP: 0.333, SLG: 0.361	G4-3									3	0	0	0	0	1	1		
32 Nick Pratto, L (1,3) OBP: 0.290, SLG: 0.415	K									2	1	0	0	1	1	0		
28 Kyle Isbel, L (1,9) OBP: 0.259, SLG: 0.335	K									2	0	0	0	0	2	0		
18 Nate Eaton, R (7,PH) OBP: 0.318, SLG: 0.414										1	0	0	0	0	0	1		
8 Nicky Lopez, L (1,6) OBP: 0.293, SLG: 0.287			G5-3			L8				3	0	1	1	0	0	0		
<b>Inning Stats</b>	R: 1 E: 0 K: 0 S: 17	H: 2 LOB: 1 BB: 0 P: 22	R: 0 E: 0 K: 2 S: 8	H: 0 LOB: 0 BB: 0 P: 12	R: 0 E: 0 K: 0 S: 8	H: 0 LOB: 0 BB: 0 P: 12	R: 1 E: 0 K: 1 S: 8	H: 1 LOB: 0 BB: 0 P: 16	R: 0 E: 0 K: 1 S: 8	H: 0 LOB: 0 BB: 0 P: 11	R: 0 E: 0 K: 0 S: 8	H: 0 LOB: 0 BB: 0 P: 12	R: 2 E: 1 K: 1 S: 13	H: 1 LOB: 2 BB: 2 P: 29	R: 0 E: 0 K: 3 S: 10	H: 0 LOB: 0 BB: 0 P: 10	1B: 3 SF: 0 2B: 1 SAC: 0 3B: 0 DP: 0 HR: 0 HBP: 0	WP: 1 PA: 28 PB: 0 SB: 0 CS: 0
<b>PITCHER</b>	IP WLS BF H R ER SO BB IBB HBP BLK WP HR S P ERA WHIP																	
25 Matt Manning, R (1,1) ERA: 3.73	6.1 W 23 3 3 2 4 1 0 0 0 0 0 0 60 94 2.84 0.632																	
37 Andrew Chafin, L (7,1) ERA: 2.81	0.2 5 1 1 0 1 1 0 0 0 0 0 0 10 20 0.00 3.000																	



Batter	1	2	3	4	5	6	7	8	9	AB	R	H	RBI	BB	SO	LOB	TOP										
31 Riley Greene, L OBP: 0.317, SLG: 0.377										4	0	1	0	0	1	1	<b>Detroit Tigers @ Kansas City Royals</b> Kauffman Stadium, Kansas City, MO Sun Sep 11 2022, 1:10 PM - 3:21 PM CDT Att: 13,150 - Sunny - 71 F										
22 Victor Reyes, S OBP: 0.303, SLG: 0.367										4	0	0	0	0	0	2											
28 Javier Báez, R OBP: 0.273, SLG: 0.371										4	0	0	0	0	1	1											
30 Harold Castro, L OBP: 0.304, SLG: 0.385											4	0	0	0	0	0											
20 Spencer Torkelson, R OBP: 0.297, SLG: 0.323											3	0	1	0	0	0											
48 Kerry Carpenter, L OBP: 0.338, SLG: 0.536											2	0	0	0	1	2											
7 Jonathan Schoop, R OBP: 0.235, SLG: 0.315											3	0	1	0	0	0											
15 Tucker Barnhart, L OBP: 0.278, SLG: 0.255											3	0	0	0	0	1											
32 Ryan Kreidler, R OBP: 0.323, SLG: 0.407										3	0	1	0	0	2	0											
<b>Inning Stats</b>	R: 0 E: 0 K: 1 S: 5	H: 1 LOB: 0 BB: 0 P: 8	R: 0 E: 0 K: 0 S: 9	H: 1 LOB: 2 BB: 1 P: 18	R: 0 E: 0 K: 2 S: 9	H: 0 LOB: 0 BB: 0 P: 12	R: 0 E: 0 K: 0 S: 8	H: 0 LOB: 0 BB: 0 P: 10	R: 0 E: 0 K: 2 S: 9	H: 0 LOB: 0 BB: 0 P: 10	R: 0 E: 0 K: 0 S: 11	H: 1 LOB: 1 BB: 0 P: 15	R: 0 E: 0 K: 1 S: 11	H: 1 LOB: 1 BB: 0 P: 15	R: 0 E: 0 K: 1 S: 8	H: 0 LOB: 0 BB: 0 P: 12		R: 0 E: 0 K: 0 S: 7	H: 0 LOB: 0 BB: 0 P: 13	1B: 3 2B: 1 3B: 0 HR: 0	SF: 0 SAC: 0 DP: 1 HBP: 0	WP: 1 PB: 0 SB: 0 CS: 0	PA: 31				
<b>PITCHER</b>	IP	WLS	BF	H	R	ER	SO	BB	IBB	HBP	BLK	WP	HR	S	P	ERA	WHIP										
51 Brady Singer, R ERA: 3.21	7.0	W	25	4	0	0	6	1	0	0	0	1	0	62	88	0.00	0.714										
65 Dylan Coleman, R ERA: 2.45	1.0		3	0	0	0	1	0	0	0	0	0	0	8	12	0.00	0.000										
58 Scott Barlow, R ERA: 2.45	1.0		3	0	0	0	0	0	0	0	0	0	0	7	13	0.00	0.000										

Batter	1	2	3	4	5	6	7	8	9	AB	R	H	RBI	BB	SO	LOB	BOTTOM										
1 MJ Melendez, L OBP: 0.314, SLG: 0.391										4	0	1	0	0	1	0	<b>Detroit Tigers @ Kansas City Royals</b> Kauffman Stadium, Kansas City, MO Sun Sep 11 2022, 1:10 PM - 3:21 PM CDT Att: 13,150 - Sunny - 71 F										
7 Bobby Witt Jr., R OBP: 0.292, SLG: 0.441										4	1	2	0	0	1	2											
13 Salvador Perez, R OBP: 0.282, SLG: 0.456										4	0	1	0	0	1	1											
32 Nick Pratto, L OBP: 0.283, SLG: 0.407										3	0	0	1	0	1	0											
2 Michael Taylor, R OBP: 0.331, SLG: 0.385										2	1	1	0	2	0	0											
19 Michael Massey, L OBP: 0.339, SLG: 0.387										3	1	1	1	1	1	2											
17 Hunter Dozier, R OBP: 0.292, SLG: 0.379										3	0	0	0	0	2	3											
18 Nate Eaton, R OBP: 0.319, SLG: 0.400										2	1	0	0	0	0	2											
6 Drew Waters, S OBP: 0.316, SLG: 0.347										3	0	1	2	0	1	0											
<b>Inning Stats</b>	R: 1 E: 0 K: 0 S: 10	H: 2 LOB: 0 BB: 0 P: 15	R: 2 E: 0 K: 0 S: 12	H: 2 LOB: 2 BB: 1 P: 22	R: 0 E: 0 K: 0 S: 7	H: 0 LOB: 0 BB: 0 P: 12	R: 1 E: 0 K: 1 S: 6	H: 1 LOB: 0 BB: 0 P: 9	R: 0 E: 0 K: 1 S: 8	H: 0 LOB: 2 BB: 2 P: 20	R: 0 E: 0 K: 3 S: 9	H: 0 LOB: 0 BB: 0 P: 11	R: 0 E: 0 K: 2 S: 9	H: 1 LOB: 1 BB: 0 P: 13	1B: 4 2B: 4 3B: 0 HR: 1	SF: 1 SAC: 0 DP: 2 HBP: 1		WP: 2 PB: 0 SB: 0 CS: 1	PA: 33								
<b>PITCHER</b>	IP	WLS	BF	H	R	ER	SO	BB	IBB	HBP	BLK	WP	HR	S	P	ERA	WHIP										
70 Tyler Alexander, L ERA: 5.35	5.0	L	21	6	4	4	2	1	0	1	0	1	0	43	68	7.20	1.400										
55 Alex Lange, R ERA: 4.02	1.0		5	0	0	0	1	2	0	0	0	1	0	8	20	0.00	2.000										
77 Joe Jiménez, R ERA: 3.0	1.0		3	0	0	0	3	0	0	0	0	0	0	9	11	0.00	0.000										
65 Gregory Soto, L ERA: 3.53	1.0		4	1	0	0	2	0	0	0	0	0	0	9	13	0.00	1.000										

**Detroit Tigers @ Kansas City Royals**  
 Kauffman Stadium, Kansas City, MO  
 Sun Sep 11 2022, 1:10 PM - 3:21 PM CDT  
 Att: 13,150 - Sunny - 71 F

AB	30
R	0
H	4
RBI	0
BB	1
SO	7
LOB	8



**Detroit Tigers @ Kansas City Royals**  
 Kauffman Stadium, Kansas City, MO  
 Sun Sep 11 2022, 1:10 PM - 3:21 PM CDT  
 Att: 13,150 - Sunny - 71 F

AB	28
R	4
H	7
RBI	4
BB	3
SO	8
LOB	10













Batter	1	2	3	4	5	6	7	8	9	AB	R	H	RBI	BB	SO	LOB	TOP					
27 Jose Altuve, R OBP: 0.378, SLG: 0.512	F8		G5-3		BB		K		FC5-4	4	0	0	0	1	1	3						
3 Jeremy Peña, R OBP: 0.285, SLG: 0.405	K					SH5-3			G5-3	2	0	0	0	0	1	0						
2 Alex Bregman, R OBP: 0.376, SLG: 0.470	1B		L7		SF8			L4		3	0	1	1	0	0	1						
30 Kyle Tucker, L OBP: 0.333, SLG: 0.483	1B				HR			F7		4	1	2	1	0	0	1						
10 Yuli Gurriel, R OBP: 0.293, SLG: 0.369	G5-3				P6				17 BB G6-3	4	0	1	0	0	0	2						
Trey Mancini, R OBP: 0.333, SLG: 0.409		L7			9 WP				G6-3	4	0	1	0	0	1	1						
14 Mauricio Dubón, R OBP: 0.260, SLG: 0.324					2B				G6-3	0	0	0	0	0	0	0						
9 Christian Vázquez, R OBP: 0.317, SLG: 0.394		K			K				P4	4	0	0	0	0	2	2						
20 Chas McCormick, R OBP: 0.320, SLG: 0.407					K				L4	3	0	0	0	1	2	1						
17 David Hensley, R OBP: 0.435, SLG: 0.421			G5-3		3 SH5-3 2 SF8 BB				17 BB BB	2	1	0	0	2	0	0						
									F9	2	1	0	0	2	0	0						
									27 FC5-4 BB													
<b>Inning Stats</b>	R: 0 H: 2 E: 0 K: 1 S: 19	H: 2 LOB: 2 BB: 0 P: 28	R: 0 H: 0 E: 0 K: 2 S: 12	H: 0 LOB: 0 BB: 0 P: 15	R: 0 H: 0 E: 0 K: 0 S: 9	H: 0 LOB: 1 BB: 0 P: 16	R: 1 H: 2 E: 0 K: 2 S: 14	H: 2 LOB: 0 BB: 0 P: 23	R: 1 H: 0 E: 0 K: 0 S: 14	H: 0 LOB: 1 BB: 2 P: 23	R: 0 H: 0 E: 0 K: 1 S: 9	H: 0 LOB: 0 BB: 0 P: 14	R: 0 H: 0 E: 0 K: 1 S: 9	H: 0 LOB: 0 BB: 0 P: 12	R: 0 H: 0 E: 0 K: 0 S: 4	H: 0 LOB: 0 BB: 0 P: 6	R: 0 H: 1 E: 0 K: 0 S: 13	H: 1 LOB: 3 BB: 2 P: 25	1B: 3 2B: 1 3B: 0 HR: 1	SF: 1 SAC: 1 DP: 0 HBP: 1	WP: 1 PA: 37 PB: 0 SB: 0 CS: 0	
<b>PITCHER</b>	IP WLS BF H R ER SO BB IBB HBP BLK WP HR S P ERA WHIP	IP WLS BF H R ER SO BB IBB HBP BLK WP HR S P ERA WHIP	IP WLS BF H R ER SO BB IBB HBP BLK WP HR S P ERA WHIP	IP WLS BF H R ER SO BB IBB HBP BLK WP HR S P ERA WHIP	IP WLS BF H R ER SO BB IBB HBP BLK WP HR S P ERA WHIP	IP WLS BF H R ER SO BB IBB HBP BLK WP HR S P ERA WHIP	IP WLS BF H R ER SO BB IBB HBP BLK WP HR S P ERA WHIP	IP WLS BF H R ER SO BB IBB HBP BLK WP HR S P ERA WHIP	IP WLS BF H R ER SO BB IBB HBP BLK WP HR S P ERA WHIP	IP WLS BF H R ER SO BB IBB HBP BLK WP HR S P ERA WHIP	IP WLS BF H R ER SO BB IBB HBP BLK WP HR S P ERA WHIP	IP WLS BF H R ER SO BB IBB HBP BLK WP HR S P ERA WHIP	IP WLS BF H R ER SO BB IBB HBP BLK WP HR S P ERA WHIP	IP WLS BF H R ER SO BB IBB HBP BLK WP HR S P ERA WHIP	IP WLS BF H R ER SO BB IBB HBP BLK WP HR S P ERA WHIP	IP WLS BF H R ER SO BB IBB HBP BLK WP HR S P ERA WHIP	IP WLS BF H R ER SO BB IBB HBP BLK WP HR S P ERA WHIP	IP WLS BF H R ER SO BB IBB HBP BLK WP HR S P ERA WHIP	IP WLS BF H R ER SO BB IBB HBP BLK WP HR S P ERA WHIP	IP WLS BF H R ER SO BB IBB HBP BLK WP HR S P ERA WHIP	IP WLS BF H R ER SO BB IBB HBP BLK WP HR S P ERA WHIP	IP WLS BF H R ER SO BB IBB HBP BLK WP HR S P ERA WHIP

Houston Astros @ Detroit Tigers  
Comerica Park, Detroit, MI  
Wed Sep 14, 2022, 1:14 PM - 4:09 PM EDT  
Att: 13,947 - Sunny - 78 F

AB 30  
R 2  
H 5  
RBI 2  
BB 4  
SO 7  
LOB 11



Batter	1	2	3	4	5	6	7	8	9	AB	R	H	RBI	BB	SO	LOB	BOTTOM					
31 Riley Greene, L OBP: 0.320, SLG: 0.375	G6-3		G4-3					F8		4	0	1	0	0	0	1						
9 Willi Castro, S OBP: 0.283, SLG: 0.353	K						F9		K2-3	4	0	0	0	0	3	1						
30 Harold Castro, L OBP: 0.298, SLG: 0.377	F7				G4-3				G4-3	4	0	0	0	0	1	0						
28 Javier Báez, R OBP: 0.274, SLG: 0.376					K				1B	4	1	2	1	0	2	0						
48 Kerry Carpenter, L OBP: 0.318, SLG: 0.494					F9				K	4	0	1	0	0	2	1						
13 Eric Haase, R OBP: 0.302, SLG: 0.444					K				K	3	0	0	0	0	2	1						
46 Jeimer Candelario, S OBP: 0.264, SLG: 0.354					G5-3				1B	3	0	1	0	0	0	1						
60 Akil Baddoo, L OBP: 0.263, SLG: 0.227					G6-3					0	0	0	0	0	0	0						
21 Kody Clemens, L OBP: 0.205, SLG: 0.299					F7				K	3	0	0	0	0	1	1						
32 Ryan Kreidler, R OBP: 0.270, SLG: 0.333					K				F8	3	0	0	0	0	2	1						
<b>Inning Stats</b>	R: 0 H: 0 E: 0 K: 1 S: 12	H: 0 LOB: 0 BB: 0 P: 16	R: 0 H: 1 E: 0 K: 2 S: 10	H: 1 LOB: 1 BB: 0 P: 14	R: 0 H: 0 E: 0 K: 1 S: 12	H: 0 LOB: 0 BB: 0 P: 16	R: 0 H: 0 E: 0 K: 2 S: 8	H: 0 LOB: 0 BB: 0 P: 10	R: 0 H: 0 E: 0 K: 1 S: 11	H: 0 LOB: 0 BB: 0 P: 15	R: 0 H: 1 E: 0 K: 1 S: 11	H: 1 LOB: 1 BB: 0 P: 19	R: 1 H: 1 E: 0 K: 2 S: 11	H: 1 LOB: 0 BB: 0 P: 18	R: 0 H: 1 E: 0 K: 1 S: 8	H: 1 LOB: 1 BB: 0 P: 14	R: 0 H: 1 E: 0 K: 2 S: 11	H: 1 LOB: 1 BB: 0 P: 16	1B: 4 2B: 0 3B: 0 HR: 1	SF: 0 SAC: 0 DP: 0 HBP: 0	WP: 0 PA: 32 PB: 0 SB: 0 CS: 0	
<b>PITCHER</b>	IP WLS BF H R ER SO BB IBB HBP BLK WP HR S P ERA WHIP	IP WLS BF H R ER SO BB IBB HBP BLK WP HR S P ERA WHIP	IP WLS BF H R ER SO BB IBB HBP BLK WP HR S P ERA WHIP	IP WLS BF H R ER SO BB IBB HBP BLK WP HR S P ERA WHIP	IP WLS BF H R ER SO BB IBB HBP BLK WP HR S P ERA WHIP	IP WLS BF H R ER SO BB IBB HBP BLK WP HR S P ERA WHIP	IP WLS BF H R ER SO BB IBB HBP BLK WP HR S P ERA WHIP	IP WLS BF H R ER SO BB IBB HBP BLK WP HR S P ERA WHIP	IP WLS BF H R ER SO BB IBB HBP BLK WP HR S P ERA WHIP	IP WLS BF H R ER SO BB IBB HBP BLK WP HR S P ERA WHIP	IP WLS BF H R ER SO BB IBB HBP BLK WP HR S P ERA WHIP	IP WLS BF H R ER SO BB IBB HBP BLK WP HR S P ERA WHIP	IP WLS BF H R ER SO BB IBB HBP BLK WP HR S P ERA WHIP	IP WLS BF H R ER SO BB IBB HBP BLK WP HR S P ERA WHIP	IP WLS BF H R ER SO BB IBB HBP BLK WP HR S P ERA WHIP	IP WLS BF H R ER SO BB IBB HBP BLK WP HR S P ERA WHIP	IP WLS BF H R ER SO BB IBB HBP BLK WP HR S P ERA WHIP	IP WLS BF H R ER SO BB IBB HBP BLK WP HR S P ERA WHIP	IP WLS BF H R ER SO BB IBB HBP BLK WP HR S P ERA WHIP	IP WLS BF H R ER SO BB IBB HBP BLK WP HR S P ERA WHIP	IP WLS BF H R ER SO BB IBB HBP BLK WP HR S P ERA WHIP	IP WLS BF H R ER SO BB IBB HBP BLK WP HR S P ERA WHIP

Houston Astros @ Detroit Tigers  
Comerica Park, Detroit, MI  
Wed Sep 14, 2022, 1:14 PM - 4:09 PM EDT  
Att: 13,947 - Sunny - 78 F

AB 32  
R 1  
H 5  
RBI 1  
BB 0  
SO 13  
LOB 7





Batter	1	2	3	4	5	6	7	8	9	10	AB	R	H	RBI	BB	SO	LOB	TOP						
1 Elvis Andrus, R OBP: 0.315, SLG: 0.413											5	1	3	0	0	1	0							
10 Yoán Moncada, S OBP: 0.278, SLG: 0.346											5	0	0	0	0	1	5							
79 José Abreu, R OBP: 0.385, SLG: 0.458											4	0	1	2	0	1	2							
Eloy Jiménez, R OBP: 0.375, SLG: 0.508											4	0	1	0	0	0	2							
32 Gavin Sheets, L OBP: 0.294, SLG: 0.411																								
12 Romy Gonzalez, R (9, PH) OBP: 0.311, SLG: 0.437																								
15 Adam Engel, R OBP: 0.270, SLG: 0.314																								
25 Andrew Vaughn, R OBP: 0.337, SLG: 0.456																								
18 AJ Pollock, R OBP: 0.290, SLG: 0.378																								
24 Yasmani Grandal, S OBP: 0.305, SLG: 0.277																								
88 Luis Robert Jr., R (10, PR) OBP: 0.327, SLG: 0.437																								
44 Seby Zavala, R OBP: 0.349, SLG: 0.386																								
Josh Harrison, R OBP: 0.317, SLG: 0.388																								
<b>Inning Stats</b>	R: 0 E: 0 K: 1 S: 12	H: 1 LOB: 1 BB: 0 P: 19	R: 0 E: 0 K: 1 S: 8	H: 0 LOB: 0 BB: 0 P: 12	R: 0 E: 0 K: 1 S: 9	H: 1 LOB: 1 BB: 0 P: 13	R: 0 E: 0 K: 2 S: 7	H: 0 LOB: 0 BB: 0 P: 11	R: 0 E: 1 K: 0 S: 7	H: 0 LOB: 1 BB: 0 P: 11	R: 0 E: 0 K: 0 S: 7	H: 1 LOB: 1 BB: 0 P: 8	R: 2 E: 0 K: 0 S: 11	H: 3 LOB: 1 BB: 0 P: 16	R: 0 E: 1 K: 0 S: 11	H: 0 LOB: 1 BB: 0 P: 16	R: 0 E: 0 K: 3 S: 9	H: 0 LOB: 0 BB: 0 P: 15	1B: 3 2B: 3 3B: 0 HR: 0	SF: 0 SAC: 0 DP: 0 HBP: 0	WP: 0 PB: 0 SB: 1 CS: 0	PA: 38		
<b>PITCHER</b>	IP 7.0	WLS 25	BF 25	H 3	R 0	ER 0	SO 5	BB 0	IBB 0	HBP 0	BLK 0	WP 0	HR 0	S 59	P 87	ERA 0.00	WHIP 0.429							
25 Matt Manning, R ERA: 3.28	(1, 1)																							
77 Joe Jiménez, R ERA: 3.21	(8, 1)																							
65 Gregory Soto, L ERA: 3.4	(9, 1)																							
55 Alex Lange, R ERA: 3.9	(10, 1)																							

Chicago White Sox @ Detroit Tigers  
Comerica Park, Detroit, MI  
Fri Sep 16 2022, 7:14 PM - 10:29 PM EDT  
Att: 16,335 - Clear - 79 F

AB 38  
R 2  
H 6  
RBI 2  
BB 0  
SO 8  
LOB 13



Batter	1	2	3	4	5	6	7	8	9	10	AB	R	H	RBI	BB	SO	LOB	BOTTOM					
31 Riley Greene, L OBP: 0.316, SLG: 0.369																							
22 Victor Reyes, S OBP: 0.298, SLG: 0.361																							
28 Javier Báez, R OBP: 0.280, SLG: 0.386																							
13 Eric Haase, R OBP: 0.301, SLG: 0.439																							
20 Spencer Torkelson, R OBP: 0.292, SLG: 0.315																							
46 Jeimer Candelario, S OBP: 0.262, SLG: 0.356																							
7 Jonathan Schoop, R OBP: 0.236, SLG: 0.323																							
32 Ryan Kreidler, R OBP: 0.244, SLG: 0.297																							
60 Akil Baddoo, L OBP: 0.266, SLG: 0.225																							
9 Willi Castro, S OBP: 0.282, SLG: 0.352																							
<b>Inning Stats</b>	R: 1 E: 0 K: 2 S: 20	H: 2 LOB: 2 BB: 1 P: 28	R: 0 E: 0 K: 0 S: 10	H: 0 LOB: 1 BB: 1 P: 17	R: 0 E: 0 K: 1 S: 10	H: 1 LOB: 1 BB: 0 P: 17	R: 0 E: 0 K: 1 S: 9	H: 1 LOB: 0 BB: 0 P: 14	R: 0 E: 0 K: 1 S: 5	H: 0 LOB: 0 BB: 0 P: 7	R: 0 E: 0 K: 1 S: 8	H: 1 LOB: 1 BB: 0 P: 12	R: 0 E: 0 K: 1 S: 8	H: 0 LOB: 0 BB: 0 P: 12	R: 1 E: 1 K: 1 S: 10	H: 0 LOB: 1 BB: 0 P: 13	1B: 2 2B: 3 3B: 1 HR: 1	SF: 1 SAC: 1 DP: 1 HBP: 0	WP: 0 PB: 0 SB: 1 CS: 0	PA: 38			
<b>PITCHER</b>	IP 4.2	WLS 21	BF 4	H 1	R 1	ER 1	SO 5	BB 3	IBB 0	HBP 0	BLK 0	WP 0	HR 0	S 61	P 96	ERA 1.93	WHIP 1.500						
27 Lucas Giolito, R ERA: 5.07	(1, 1)																						
58 Jimmy Lambert, R ERA: 2.76	(5, 1)																						
55 Jake Diekman, L ERA: 4.13	(7, 1)																						
17 Joe Kelly, R ERA: 6.61	(8, 1)																						
40 Reynaldo López, R ERA: 2.93	(9, 1)																						
<b>PITCHER</b>	IP 0.2	WLS L	BF 3	H 0	R 0	ER 0	SO 1	BB 0	IBB 0	HBP 0	BLK 0	WP 0	HR 0	S 10	P 13	ERA 0.00	WHIP 0.000						
31 Liam Hendriks, R ERA: 3.14	(10, 1)																						

Chicago White Sox @ Detroit Tigers  
Comerica Park, Detroit, MI  
Fri Sep 16 2022, 7:14 PM - 10:29 PM EDT  
Att: 16,335 - Clear - 79 F

AB 33  
R 3  
H 6  
RBI 3  
BB 3  
SO 11  
LOB 12













Batter	1	2	3	4	5	6	7	8	9	AB	R	H	RBI	BB	SO	LOB	TOP					
31 Riley Greene, L (1,8) OBP: 0.317, SLG: 0.370										5	0	2	3	0	2	0						
22 Victor Reyes, S (1,9) OBP: 0.291, SLG: 0.352										5	0	0	0	0	1	2						
28 Javier Báez, R (1,6) OBP: 0.307, SLG: 0.393										4	1	1	0	0	1	2						
9 Willi Castro, S (6,PH) OBP: 0.284, SLG: 0.359										1	0	0	0	0	0	0						
24 Miguel Cabrera, R (1,10) OBP: 0.307, SLG: 0.319										4	1	2	1	0	0	0						
48 Kerry Carpenter, L (9,PH) OBP: 0.319, SLG: 0.471										4	3	3	0	1	0	0						
20 Spencer Torkelson, R (1,3) OBP: 0.298, SLG: 0.322										3	1	0	1	1	1	3						
7 Jonathan Schoop, R (1,4) OBP: 0.234, SLG: 0.318										3	1	0	1	1	1	3						
32 Ryan Kreidler, R (1,5)										2	2	1	3	1	1	0						
15 Tucker Barnhart, L (1,2) OBP: 0.280, SLG: 0.263										5	0	3	0	0	1	3						
60 Akil Baddoo, L (1,7) OBP: 0.269, SLG: 0.235										5	2	1	2	0	1	5						
<b>Inning Stats</b>	R: 1 H: 2 E: 0 K: 1 S: 13	H: 2 BB: 1 P: 20	R: 0 H: 0 E: 0 K: 2 S: 7	H: 0 LOB: 0 BB: 0 P: 10	R: 0 H: 0 E: 0 K: 0 S: 11	H: 0 LOB: 0 BB: 0 P: 19	R: 5 H: 4 E: 0 K: 1 S: 22	H: 4 LOB: 1 BB: 2 P: 35	R: 0 H: 0 E: 0 K: 1 S: 10	H: 0 LOB: 0 BB: 0 P: 13	R: 2 H: 2 E: 0 K: 1 S: 14	H: 2 LOB: 1 BB: 0 P: 21	R: 1 H: 3 E: 0 K: 0 S: 14	H: 3 LOB: 2 BB: 0 P: 23	R: 0 H: 0 E: 0 K: 2 S: 9	H: 0 LOB: 0 BB: 0 P: 12	R: 2 H: 3 E: 0 K: 0 S: 11	H: 3 LOB: 1 BB: 0 P: 15	1B: 10 2B: 4 3B: 0 HR: 0	SF: 2 SAC: 0 DP: 0 HBP: 1	WP: 1 PB: 0 SB: 0 CS: 0	PA: 45
<b>PITCHER</b>	IP: 3.0 WLS: L BF: 16 ERA: 4.25	H: 4 R: 5 ER: 5 SO: 3	BB: 3 IBB: 0 HBP: 0 BLK: 0	WP: 0 HR: 0 S: 39 P: 66	ERA: 15.00 WHIP: 2.333	<b>PITCHER</b>	IP: 1.0 WLS: 6 BF: 3	H: 3 R: 2 ER: 2 SO: 0	BB: 0 IBB: 0 HBP: 0 BLK: 0	WP: 0 HR: 0 S: 11 P: 15	ERA: 18.00 WHIP: 3.000											
68 Tyler Wells, R (1,1) ERA: 4.25	49 DJ Hall, L (4,1) ERA: 8.69	61 Jake Reed, R (5,1) ERA: 6.32	45 Keegan Akin, L (6,1) ERA: 3.07	53 Mike Baumann, R (7,1) ERA: 4.29	26 Ryan McKenna, R (9,1) ERA: 13.5																	
21 Austin Hays, R (1,7) OBP: 0.306, SLG: 0.411									2	0	0	0	1	0	0							
77 Terrin Vavra, L (9,7) OBP: 0.348, SLG: 0.339									3	0	0	0	1	1	1							
35 Adley Rutschman, S (1,2) OBP: 0.385, SLG: 0.449									2	0	1	0	2	1	0							
6 Ryan Mountcastle, R (1,10) OBP: 0.299, SLG: 0.429									3	0	1	0	0	1	1							
25 Anthony Santander, S (1,9) OBP: 0.325, SLG: 0.447									1	0	0	0	0	1	2							
83 Kyle Stowers, L (9,9) OBP: 0.293, SLG: 0.321									4	0	0	0	0	1	4							
99 Jesús Aguilar, R (1,3) OBP: 0.277, SLG: 0.378									3	0	0	0	0	0	2							
2 Gunnar Henderson, L (1,5) OBP: 0.371, SLG: 0.531									3	0	0	0	0	0	0							
29 Ramón Urias, R (1,4) OBP: 0.297, SLG: 0.402									3	0	0	0	0	0	0							
31 Cedric Mullins, L (1,8) OBP: 0.324, SLG: 0.404									3	0	0	0	0	0	0							
3 Jorge Mateo, R (1,6) OBP: 0.269, SLG: 0.391									3	0	0	0	0	0	0							
<b>Inning Stats</b>	R: 0 H: 0 E: 0 K: 2 S: 10	H: 0 LOB: 0 BB: 0 P: 16	R: 0 H: 0 E: 0 K: 1 S: 8	H: 0 LOB: 0 BB: 0 P: 15	R: 0 H: 0 E: 0 K: 0 S: 6	H: 0 LOB: 0 BB: 0 P: 9	R: 0 H: 0 E: 0 K: 0 S: 7	H: 0 LOB: 1 BB: 1 P: 14	R: 0 H: 0 E: 0 K: 0 S: 8	H: 0 LOB: 1 BB: 1 P: 16	R: 0 H: 2 E: 0 K: 1 S: 7	H: 2 LOB: 1 BB: 0 P: 10	R: 0 H: 0 E: 0 K: 0 S: 6	H: 0 LOB: 0 BB: 0 P: 10	R: 0 H: 0 E: 0 K: 2 S: 12	H: 0 LOB: 2 BB: 2 P: 23	1B: 2 2B: 0 3B: 0 HR: 0	SF: 0 SAC: 0 DP: 1 HBP: 0	WP: 0 PB: 0 SB: 0 CS: 0	PA: 32		
<b>PITCHER</b>	IP: 7.0 WLS: W BF: 24 ERA: 4.91	H: 2 R: 0 ER: 0 SO: 4	BB: 2 IBB: 0 HBP: 0 BLK: 0	WP: 0 HR: 0 S: 6 P: 10	ERA: 0.00 WHIP: 0.571	<b>PITCHER</b>	IP: 1.0 WLS: 3 BF: 5	H: 0 R: 0 ER: 0 SO: 2	BB: 0 IBB: 0 HBP: 0 BLK: 0	WP: 0 HR: 0 S: 12 P: 23	ERA: 0.00 WHIP: 0.000											
70 Tyler Alexander, L (1,1) ERA: 4.91	19 Will Vest, R (8,1) ERA: 3.3	67 José Cisneros, R (9,1) ERA: 1.37																				

Detroit Tigers @ Baltimore Orioles  
 Oriole Park at Camden Yards, Baltimore, MD  
 Mon Sep 19 2022, 7:07 PM - 10:04 PM EDT  
 Att: 10,201 - Clear - 83 F

AB 39  
 R 11  
 H 14  
 RBI 10  
 BB 3  
 SO 8  
 LOB 15



Detroit Tigers @ Baltimore Orioles  
 Oriole Park at Camden Yards, Baltimore, MD  
 Mon Sep 19 2022, 7:07 PM - 10:04 PM EDT  
 Att: 10,201 - Clear - 83 F


AB 28  
 R 0  
 H 2  
 RBI 0  
 BB 4  
 SO 6  
 LOB 10






Batter	1	2	3	4	5	6	7	8	9	AB	R	H	RBI	BB	SO	LOB	TOP					
31 Riley Greene, L (1,8) OBP: 0.314, SLG: 0.366	G4-3		G5-3		G6-3		F7			4	0	0	0	0	0	2	<b>Detroit Tigers @ Baltimore Orioles</b> Oriole Park at Camden Yards, Baltimore, MD Tue Sep 20 2022, 7:07 PM - 10:04 PM EDT Att. 9,562 - Clear - 81 F					
9 Willi Castro, S (1,6) (7,9) OBP: 0.291, SLG: 0.355	F8		P6		P2			F7		4	0	0	0	0	0	1						
28 Javier Báez, R (1,10) OBP: 0.283, SLG: 0.392	K				G6-3			K		4	0	1	0	0	2	0						
30 Harold Castro, L (1,4) OBP: 0.291, SLG: 0.368		G4-3	F7			F7		L9		3	0	0	0	0	0	1						
7 Jonathan Schoop, R (8,PH) (8,4) OBP: 0.233, SLG: 0.318										1	0	0	0	0	0	0						
20 Spencer Torkelson, R (1,3) OBP: 0.297, SLG: 0.321		1B			G5-3			G6-3		4	0	1	0	0	1	0						
48 Kerry Carpenter, L (1,9) OBP: 0.320, SLG: 0.500		1B						G6-3		3	1	1	1	0	1	1						
32 Ryan Kreydler, R (7,6) OBP: 0.250, SLG: 0.267	K		F8				HR			1	0	0	0	0	0	0						
13 Eric Haase, R (1,2) OBP: 0.297, SLG: 0.431			P5		L9			P6		4	0	1	0	0	0	1						
46 Jeimer Candelario, S (1,5) OBP: 0.266, SLG: 0.359								46 2B		4	1	4	0	0	0	0						
60 Akil Baddoo, L (1,7) OBP: 0.274, SLG: 0.268										4	1	2	2	0	1	3						
<b>Inning Stats</b>	R: 0 E: 0 K: 1 S: 7	H: 0 LOB: 0 BB: 7	R: 0 E: 0 K: 1 S: 12	H: 1 LOB: 1 BB: 0 P: 16	R: 2 E: 0 K: 0 S: 13	H: 3 LOB: 1 BB: 0 P: 20	R: 0 E: 0 K: 1 S: 7	H: 0 LOB: 0 BB: 0 P: 9	R: 0 E: 0 K: 0 S: 7	H: 2 LOB: 1 BB: 0 P: 10	R: 0 E: 0 K: 0 S: 7	H: 0 LOB: 0 BB: 0 P: 10	R: 1 E: 0 K: 1 S: 8	H: 2 LOB: 1 BB: 0 P: 11	R: 0 E: 0 K: 1 S: 7	H: 0 LOB: 0 BB: 0 P: 10	R: 0 E: 0 K: 0 S: 9	H: 2 LOB: 2 BB: 0 P: 16	1B: 5 2B: 3 HR: 2	SF: 0 SAC: 0 DP: 0 HBP: 0	WP: 1 PB: 0 SB: 0 CS: 0	PA: 36
<b>PITCHER</b>	IP WLS BF H R ER SO BB IBB HBP BLK WP HR S P ERA WHIP																					
51 Austin Voth, R (1,1) ERA: 4.32	5.0 L 20 6 2 2 3 0 0 0 0 0 0 1 46 62 3.60 1.200																					
34 Joey Krehbiel, R (6,1) ERA: 3.05	2.0 8 2 1 1 1 0 0 0 0 0 1 15 21 4.50 1.000																					
58 Cionel Pérez, L (8,1) ERA: 1.36	1.0 3 0 0 0 1 0 0 0 0 0 0 0 7 10 0.00 0.000																					
43 Bryan Baker, R (9,1) ERA: 3.92	1.0 5 2 0 0 0 0 0 0 0 0 0 0 9 16 0.00 2.000																					
<b>Batter</b>	<b>1</b>	<b>2</b>	<b>3</b>	<b>4</b>	<b>5</b>	<b>6</b>	<b>7</b>	<b>8</b>	<b>9</b>	<b>AB</b>	<b>R</b>	<b>H</b>	<b>RBI</b>	<b>BB</b>	<b>SO</b>	<b>LOB</b>	<b>BOTTOM</b>					
2 Gunnar Henderson, L (1,5) OBP: 0.373, SLG: 0.565	G6-3				G1-3				G5-3	5	1	2	2	0	0	1	<b>Detroit Tigers @ Baltimore Orioles</b> Oriole Park at Camden Yards, Baltimore, MD Tue Sep 20 2022, 7:07 PM - 10:04 PM EDT Att. 9,562 - Clear - 81 F					
6 Ryan Mountcastle, R (1,3) OBP: 0.296, SLG: 0.427	F8								F9	5	0	1	0	0	2	2						
25 Anthony Santander, S (1,9) OBP: 0.326, SLG: 0.446	K									2	0	0	0	2	1	0						
35 Adley Rutschman, S (1,2) OBP: 0.364, SLG: 0.446		F7			P3					4	0	1	0	0	1	3						
99 Jesús Aguilar, R (1,10) OBP: 0.278, SLG: 0.378										3	0	1	0	1	1	1						
83 Kyle Stowers, L (8,PR) (9,10) OBP: 0.293, SLG: 0.321		K			L8					0	0	0	0	0	0	0						
29 Ramón Uriás, R (1,4) OBP: 0.295, SLG: 0.397										4	0	0	0	0	1	4						
21 Austin Hays, R (1,7) OBP: 0.309, SLG: 0.412										2	1	1	0	2	0	0						
26 Ryan McKenna, R (1,8) OBP: 0.295, SLG: 0.343										2	0	0	0	0	0	1						
31 Cedric Mullins, L (7,PH) (8,8) OBP: 0.323, SLG: 0.402										2	0	0	0	0	1	2						
3 Jorge Mateo, R (1,6) OBP: 0.267, SLG: 0.388										4	0	0	0	0	1	2						
<b>Inning Stats</b>	R: 0 E: 0 K: 1 S: 9	H: 0 LOB: 0 BB: 0 P: 12	R: 0 E: 0 K: 1 S: 5	H: 0 LOB: 0 BB: 0 P: 9	R: 0 E: 0 K: 1 S: 11	H: 1 LOB: 2 BB: 0 P: 18	R: 0 E: 0 K: 0 S: 10	H: 0 LOB: 1 BB: 1 P: 17	R: 0 E: 0 K: 2 S: 14	H: 1 LOB: 2 BB: 1 P: 23	R: 2 E: 0 K: 2 S: 16	H: 3 LOB: 2 BB: 1 P: 25	R: 0 E: 0 K: 0 S: 10	H: 1 LOB: 1 BB: 1 P: 15	R: 0 E: 0 K: 1 S: 6	H: 0 LOB: 0 BB: 0 P: 10	1B: 5 2B: 0 3B: 0 HR: 1	SF: 0 SAC: 0 DP: 1 HBP: 0	WP: 1 PB: 0 SB: 0 CS: 0	PA: 38		
<b>PITCHER</b>	IP WLS BF H R ER SO BB IBB HBP BLK WP HR S P ERA WHIP																					
43 Joey Wentz, L (1,1) ERA: 3.13	5.2 W 22 2 0 0 0 1 1 0 0 0 1 0 6 12 0.00 3.000																					
55 Alex Lange, R (6,1) ERA: 3.81	0.1 H 2 0 0 0 1 1 0 0 0 0 1 0 6 12 0.00 3.000																					
77 Joe Jiménez, R (7,1) ERA: 3.49	0.2 H 5 3 2 2 1 0 0 0 0 0 0 1 11 14 27.00 4.500																					
37 Andrew Chafin, L (7,1) ERA: 2.98	1.1 H 6 1 0 0 1 2 0 0 0 0 0 0 15 26 0.00 2.250																					
65 Gregory Soto, L (9,1) ERA: 3.44	1.0 S 3 0 0 0 1 0 0 0 0 0 0 0 6 10 0.00 0.000																					



Batter	1	2	3	4	5	6	7	8	9	AB	R	H	RBI	BB	SO	LOB	TOP					
31 Riley Greene, L (1, 8) OBP: 0.310, SLG: 0.361	G3-1		G3-1			K			G3-1	4	0	0	0	0	1	0	<p><b>Detroit Tigers @ Baltimore Orioles</b>  <b>Oriole Park at Camden Yards, Baltimore, MD</b>            Wed Sep 21, 2022, 7:05 PM - 9:32 PM EDT            Att: 9,314 - Partly Cloudy - 81 F</p>					
28 Javier Báez, R (1, 6) OBP: 0.281, SLG: 0.390	K			F7			G6-3		L9	3	0	0	0	0	1	0						
9 Willi Castro, S (8, 6) OBP: 0.280, SLG: 0.354					G6-3					1	0	0	0	0	0	0						
48 Kerry Carpenter, L (1, 9) OBP: 0.330, SLG: 0.538										3	1	2	1	0	0	0						
24 Miguel Cabrera, R (1, 10) OBP: 0.305, SLG: 0.316										3	0	0	0	0	0	1						
20 Spencer Torkelson, R (1, 3) OBP: 0.295, SLG: 0.318										3	0	0	0	0	1	0						
30 Harold Castro, L (1, 4) OBP: 0.291, SLG: 0.368										3	0	1	0	0	0	0						
46 Jeimer Candelario, S (1, 5) OBP: 0.264, SLG: 0.357										3	0	0	0	0	1	1	<p>AB 29 R 1 H 3 RBI 1 BB 0 SO 6 LOB 2</p>					
15 Tucker Barnhart, L (1, 2) OBP: 0.277, SLG: 0.260										3	0	0	0	0	1	0						
60 Akil Baddoo, L (1, 7) OBP: 0.270, SLG: 0.263										3	0	0	0	0	1	0						
<b>Inning Stats</b>	R: 0 H: 1 E: 0 K: 1 S: 9	H: 1 LOB: 1 BB: 0 P: 11	R: 0 H: 0 E: 0 K: 0 S: 8	H: 1 LOB: 0 BB: 0 P: 11	R: 0 H: 0 E: 0 K: 2 S: 12	H: 0 LOB: 0 BB: 0 P: 15	R: 0 H: 0 E: 0 K: 0 S: 6	H: 0 LOB: 0 BB: 0 P: 9	R: 0 H: 0 E: 0 K: 0 S: 7	H: 0 LOB: 0 BB: 0 P: 11	R: 0 H: 0 E: 0 K: 1 S: 8	H: 0 LOB: 0 BB: 0 P: 10	R: 1 H: 1 E: 0 K: 1 S: 12	H: 1 LOB: 0 BB: 0 P: 13	R: 0 H: 0 E: 0 K: 1 S: 6	H: 0 LOB: 0 BB: 0 P: 7	R: 0 H: 0 E: 0 K: 0 S: 4	H: 0 LOB: 0 BB: 0 P: 7	1B: 2 2B: 0 3B: 0 HR: 1	SF: 0 SAC: 0 DP: 1 HBP: 0	WP: 0 PB: 0 SB: 0 CS: 0	PA: 29
<b>PITCHER</b>	IP WLS BF H R ER SO BB IBB HBP BLK WP HR S P ERA WHIP	<p>28 Jordan Lyles, R (1, 1) ERA: 4.5</p>																				

Batter	1	2	3	4	5	6	7	8	9	AB	R	H	RBI	BB	SO	LOB	BOTTOM			
31 Cedric Mullins, L (1, 8) OBP: 0.322, SLG: 0.400	K					F7			K	5	1	1	0	0	2	4	<p><b>Detroit Tigers @ Baltimore Orioles</b>  <b>Oriole Park at Camden Yards, Baltimore, MD</b>            Wed Sep 21, 2022, 7:05 PM - 9:32 PM EDT            Att: 9,314 - Partly Cloudy - 81 F</p>			
35 Adley Rutschman, S (1, 10) OBP: 0.382, SLG: 0.443	G4-3		FC4		K		F9			5	1	1	2	0	1	1				
2 Gunnar Henderson, L (1, 6) OBP: 0.375, SLG: 0.554										5	0	2	1	0	1	2				
6 Ryan Mountcastle, R (1, 3) OBP: 0.295, SLG: 0.424										3	0	0	1	0	1	1				
77 Terrin Vavra, L (1, 4) OBP: 0.370, SLG: 0.344										2	1	1	0	2	0	0				
3 Jorge Mateo, R (8, PR) OBP: 0.267, SLG: 0.388										0	1	0	0	0	0	0				
21 Austin Hays, R (1, 7) OBP: 0.308, SLG: 0.410										4	1	1	0	0	1	3				
83 Kyle Stowers, L (1, 9) OBP: 0.306, SLG: 0.386										4	2	2	3	0	0	0	<p>AB 33 R 8 H 9 RBI 8 BB 5 SO 8 LOB 16</p>			
29 Ramón Urias, R (1, 5) OBP: 0.299, SLG: 0.396										1	1	0	0	3	0	2				
23 Robinson Chirinos, R (1, 2) OBP: 0.286, SLG: 0.277										4	0	1	1	0	2	3				
<b>Inning Stats</b>	R: 0 H: 1 E: 0 K: 1 S: 9	H: 0 LOB: 0 BB: 0 P: 14	R: 0 H: 0 E: 0 K: 0 S: 8	H: 0 LOB: 0 BB: 0 P: 11	R: 3 H: 2 E: 1 K: 2 S: 15	H: 2 LOB: 2 BB: 2 P: 26	R: 0 H: 0 E: 0 K: 0 S: 11	H: 0 LOB: 1 BB: 1 P: 19	R: 0 H: 0 E: 0 K: 1 S: 7	H: 0 LOB: 0 BB: 0 P: 13	R: 2 H: 1 E: 0 K: 1 S: 12	H: 1 LOB: 1 BB: 2 P: 27	R: 0 H: 0 E: 0 K: 2 S: 9	H: 0 LOB: 0 BB: 0 P: 14	R: 3 H: 5 E: 0 K: 1 S: 19	H: 5 LOB: 2 BB: 0 P: 28		1B: 8 2B: 0 3B: 0 HR: 1	SF: 1 SAC: 0 DP: 0 HBP: 0	WP: 0 PB: 0 SB: 1 CS: 0
<b>PITCHER</b>	IP WLS BF H R ER SO BB IBB HBP BLK WP HR S P ERA WHIP	<p>25 Matt Manning, R (1, 1) ERA: 3.43</p> <p>44 Daniel Norris, L (6, 1) ERA: 5.77</p> <p>68 Jason Foley, R (8, 1) ERA: 3.65</p>																		



Batter	1	2	3	4	5	6	7	8	9	AB	R	H	RBI	BB	SO	LOB	TOP			
31 Riley Greene, L (1, 8) OBP: 0.312, SLG: 0.359										2	1	0	1	1	2	2	<p><b>Detroit Tigers @ Chicago White Sox</b> Guaranteed Rate Field, Chicago, IL Fri Sep 23 2022, 7:13 PM - 10:15 PM CDT Att: 33,257 - Overcast - 61 F</p>			
28 Javier Báez, R (1, 6) OBP: 0.280, SLG: 0.390										5	1	1	0	0	2	3				
24 Miguel Cabrera, R (1, 10) OBP: 0.307, SLG: 0.316										3	0	1	1	1	1	2				
9 Willi Castro, S (8, PR) OBP: 0.280, SLG: 0.354										0	1	0	0	0	0	0				
48 Kerry Carpenter, L (1, 9) OBP: 0.317, SLG: 0.516										4	0	0	0	0	1	4				
13 Eric Haase, R (1, 2) OBP: 0.299, SLG: 0.431										4	0	2	1	0	1	3				
20 Spencer Torkelson, R (1, 3) OBP: 0.294, SLG: 0.320										4	0	1	1	0	1	3				
7 Jonathan Schoop, R (1, 4) OBP: 0.233, SLG: 0.324										4	1	1	1	0	0	3				
60 Akil Baddoo, L (1, 7) OBP: 0.271, SLG: 0.264										3	1	1	0	0	2	0				
22 Victor Reyes, S (9, PH) OBP: 0.230, SLG: 0.351										1	0	0	0	0	1	0				
32 Ryan Kreidler, R (1, 5) OBP: 0.268, SLG: 0.286										4	0	2	0	0	1	1				
<b>Inning Stats</b>	R: 2 E: 0 K: 1 S: 16	H: 2 LOB: 1 BB: 1 P: 28	R: 1 E: 0 K: 3 S: 11	H: 2 LOB: 1 BB: 0 P: 17	R: 0 E: 0 K: 2 S: 14	H: 1 LOB: 1 BB: 0 P: 15	R: 0 E: 0 K: 2 S: 9	H: 0 LOB: 0 BB: 0 P: 13	R: 0 E: 0 K: 1 S: 6	H: 1 LOB: 0 BB: 0 P: 8	R: 1 E: 0 K: 1 S: 13	H: 1 LOB: 0 BB: 0 P: 17	R: 1 E: 0 K: 0 S: 10	H: 1 LOB: 2 BB: 1 P: 19	R: 0 E: 0 K: 2 S: 12	H: 1 LOB: 1 BB: 0 P: 18	1B: 6 2B: 2 3B: 0 HR: 1	SF: 1 SAC: 0 DP: 1 HBP: 1	WP: 1 PB: 0 SB: 2 CS: 0	PA: 38
<b>PITCHER</b>	IP WLS BF H R ER SO BB IBB HBP BLK WP HR S P ERA WHIP																ERA WHIP			
27 Lucas Giolito, R (1, 1) ERA: 5.05	6.0	L	25	6	3	3	9	1	0	1	0	0	0	0	0	13	17	4.50	1.167	
40 Reynaldo López, R (7, 1) ERA: 2.74	1.0	L	4	1	1	0	1	0	0	0	0	0	0	0	1	0	10	19	0.00	1.000
58 Jimmy Lambert, R (8, 1) ERA: 3.22	1.0		5	1	1	1	0	1	0	0	0	0	0	0	0	10	17	9.00	2.000	
57 Tanner Banks, L (9, 1) ERA: 3.06	1.0		4	1	0	0	2	0	0	0	0	0	0	0	12	18	0.00	1.000		

Batter	1	2	3	4	5	6	7	8	9	AB	R	H	RBI	BB	SO	LOB	BOTTOM					
1 Elvis Andrus, R (1, 6) OBP: 0.313, SLG: 0.406										5	0	2	0	0	2	0	<p><b>Detroit Tigers @ Chicago White Sox</b> Guaranteed Rate Field, Chicago, IL Fri Sep 23 2022, 7:13 PM - 10:15 PM CDT Att: 33,257 - Overcast - 61 F</p>					
10 Yadir Moncada, S (1, 5) OBP: 0.276, SLG: 0.351										5	0	0	0	0	1	3						
79 José Abreu, R (1, 3) OBP: 0.380, SLG: 0.448										5	0	1	1	0	0	1						
Eloy Jiménez, R (1, 10) OBP: 0.375, SLG: 0.509										3	1	1	0	1	2	0						
18 AJ Pollock, R (1, 7) OBP: 0.289, SLG: 0.391										3	1	1	2	1	0	3						
25 Andrew Vaughn, R (1, 9) OBP: 0.331, SLG: 0.448										4	0	0	0	0	2	1						
24 Yasmani Grandal, S (1, 2) OBP: 0.299, SLG: 0.419										3	0	1	0	1	0	1						
88 Luis Robert Jr., R (8, PR) OBP: 0.319, SLG: 0.426										0	0	0	0	0	0	0						
44 Seby Zavala, R (9, 2) OBP: 0.347, SLG: 0.386										0	0	0	0	0	0	0						
Josh Harrison, R (1, 4) OBP: 0.316, SLG: 0.364										3	0	1	0	0	0	1						
15 Adam Engel, R (1, 8) OBP: 0.266, SLG: 0.309										3	1	1	0	0	0	2						
32 Gavin Sheets, L (8, PH) ERA: 1.33										0	0	0	0	0	0	0						
12 Romy Gonzalez, R (8, PH) OBP: 0.273, SLG: 0.376										1	0	0	0	0	1	3						
<b>Inning Stats</b>	R: 0 E: 0 K: 1 S: 6	H: 0 LOB: 0 BB: 0 P: 10	R: 0 E: 1 K: 1 S: 11	H: 0 LOB: 1 BB: 0 P: 16	R: 1 E: 0 K: 0 S: 13	H: 3 LOB: 3 BB: 1 P: 24	R: 0 E: 0 K: 1 S: 10	H: 1 LOB: 1 BB: 0 P: 13	R: 0 E: 0 K: 0 S: 5	H: 3 LOB: 0 BB: 0 P: 6	R: 2 E: 0 K: 0 S: 10	H: 3 LOB: 1 BB: 0 P: 16	R: 0 E: 0 K: 1 S: 5	H: 0 LOB: 0 BB: 0 P: 9	R: 0 E: 0 K: 3 S: 13	H: 0 LOB: 3 BB: 2 P: 25	R: 0 E: 0 K: 1 S: 12	H: 0 LOB: 0 BB: 0 P: 16	1B: 6 2B: 1 3B: 0 HR: 1	SF: 0 SAC: 0 DP: 1 HBP: 1	WP: 0 PB: 1 SB: 0 CS: 0	PA: 39
<b>PITCHER</b>	IP WLS BF H R ER SO BB IBB HBP BLK WP HR S P ERA WHIP																ERA WHIP					
57 Eduardo Rodríguez, L (1, 1) ERA: 4.37	6.0	W	27	8	3	3	3	1	0	0	0	0	0	0	0	55	85	4.50	1.500			
55 Alex Lange, R (7, 1) ERA: 3.75	1.0	H	3	0	0	0	1	0	0	0	0	0	0	0	5	9	0.00	0.000				
67 José Cisnero, R (8, 1) ERA: 1.33	0.2	H	5	0	0	0	2	2	0	1	0	0	0	0	10	21	0.00	3.000				
37 Andrew Chafin, L (8, 1) ERA: 2.96	0.1	H	1	0	0	0	1	0	0	0	0	0	0	3	4	0.00	0.000					
65 Gregory Soto, L (9, 1) ERA: 3.36	1.0	S	3	0	0	0	1	0	0	0	0	0	0	12	16	0.00	0.000					



Batter	1	2	3	4	5	6	7	8	9	AB	R	H	RBI	BB	SO	LOB	TOP								
31 Riley Greene, L (1.8) OBP: 0.316, SLG: 0.363										5	2	3	1	0	1	3									
28 Javier Báez, R (1.6) OBP: 0.283, SLG: 0.398										5	2	3	3	0	0	1									
30 Harold Castro, L (1.4) OBP: 0.295, SLG: 0.379										5	1	3	3	0	1	1									
24 Miguel Cabrera, R (1.10) OBP: 0.303, SLG: 0.312										5	0	0	0	0	0	3									
20 Spencer Torkelson, R (1.3) OBP: 0.290, SLG: 0.315										5	0	0	0	0	1	2									
9 Willi Castro, S (1.9) OBP: 0.281, SLG: 0.353										4	0	1	0	0	2	1									
46 Jeimer Candelario, S (1.5) OBP: 0.267, SLG: 0.360										4	0	2	0	0	1	1									
15 Tucker Barnhart, L (1.2) OBP: 0.277, SLG: 0.259										4	1	1	0	0	0	3									
60 Akil Baddoo, L (1.7) OBP: 0.281, SLG: 0.267										2	1	1	0	2	1	0									
<b>Inning Stats</b>	R: 2 H: 2 E: 0 K: 1 S: 13	H: 2 LOB: 0 BB: 0 P: 19	R: 0 H: 1 E: 0 K: 1 S: 17	H: 1 LOB: 2 BB: 1 P: 28	R: 0 H: 0 E: 0 K: 0 S: 9	H: 0 LOB: 0 BB: 0 P: 12	R: 0 H: 1 E: 0 K: 0 S: 9	H: 1 LOB: 1 BB: 0 P: 12	R: 1 H: 3 E: 0 K: 1 S: 11	H: 3 LOB: 1 BB: 0 P: 15	R: 0 H: 0 E: 0 K: 1 S: 6	H: 0 LOB: 0 BB: 0 P: 7	R: 4 H: 5 E: 0 K: 1 S: 18	H: 5 LOB: 1 BB: 0 P: 26	R: 0 H: 1 E: 0 K: 1 S: 9	H: 1 LOB: 1 BB: 1 P: 15	R: 0 H: 1 E: 0 K: 1 S: 13	H: 1 LOB: 1 BB: 0 P: 18	1B: 11 2B: 1 3B: 0 HR: 2	SF: 0 SAC: 0 DP: 1 HBP: 0	WP: 1 PB: 0 SB: 1 CS: 0	PA: 41			
<b>PITCHER</b>	IP	WLS	BF	H	R	ER	SO	BB	IBB	HBP	BLK	WP	HR	S	P	ERA	WHIP								
65 Davis Martin, R (1.1) ERA: 3.86	6.0	L	25	7	3	3	4	1	0	0	0	0	1	65	93	4.50	1.333								
55 Jake Diekman, L (7.1) ERA: 5.13	0.0		5	5	4	4	0	0	0	0	0	0	1	10	15	∞	∞								
66 José Ruiz, R (7.1) ERA: 4.53	1.0		3	0	0	0	1	0	0	0	0	0	0	8	11	0.00	0.000								
23 Vince Velasquez, R (8.1) ERA: 5.09	2.0		8	2	0	0	2	1	0	0	0	1	0	22	33	0.00	1.500								

Detroit Tigers @ Chicago White Sox  
Guaranteed Rate Field, Chicago, IL  
Sat Sep 24 2022, 6:12 PM - 9:11 PM CDT  
Att: 36,177 - Partly Cloudy - 71 F

AB 39  
R 7  
H 14  
RBI 7  
BB 2  
SO 7  
LOB 15



Batter	1	2	3	4	5	6	7	8	9	AB	R	H	RBI	BB	SO	LOB	BOTTOM								
1 Elvis Andrus, R (1.6) OBP: 0.311, SLG: 0.403										4	0	0	0	0	0	3									
10 Yadir Moncada, S (1.5) OBP: 0.276, SLG: 0.348										3	0	0	0	1	1	1									
79 José Abreu, R (1.3) OBP: 0.377, SLG: 0.445										4	0	0	0	0	0	1									
Eloy Jiménez, R (1.10) OBP: 0.373, SLG: 0.517										4	1	1	1	0	0	1									
32 Gavin Sheets, L (1.9) OBP: 0.298, SLG: 0.425										4	1	1	1	0	0	0									
18 AJ Pollock, R (1.8) OBP: 0.291, SLG: 0.394										4	0	2	0	0	0	0									
24 Yasmani Grandal, S (1.2) OBP: 0.305, SLG: 0.277										4	0	0	0	0	1	2									
46 Mark Payton, L (1.7) OBP: 0.298, SLG: 0.425										2	0	0	0	2	1	1									
Josh Harrison, R (1.4) OBP: 0.318, SLG: 0.364										3	0	1	0	0	0	3									
<b>Inning Stats</b>	R: 0 H: 0 E: 0 K: 0 S: 6	H: 0 LOB: 1 BB: 1 P: 13	R: 0 H: 1 E: 0 K: 0 S: 9	H: 1 LOB: 1 BB: 1 P: 15	R: 0 H: 0 E: 0 K: 1 S: 11	H: 0 LOB: 0 BB: 0 P: 16	R: 2 H: 3 E: 0 K: 0 S: 15	H: 3 LOB: 2 BB: 0 P: 22	R: 0 H: 0 E: 0 K: 0 S: 6	H: 0 LOB: 0 BB: 0 P: 11	R: 0 H: 0 E: 0 K: 0 S: 6	H: 0 LOB: 0 BB: 0 P: 9	R: 0 H: 1 E: 0 K: 1 S: 11	H: 1 LOB: 1 BB: 0 P: 15	R: 0 H: 0 E: 0 K: 0 S: 6	H: 0 LOB: 0 BB: 0 P: 9	R: 0 H: 0 E: 0 K: 1 S: 9	H: 0 LOB: 1 BB: 1 P: 17	1B: 2 2B: 1 3B: 0 HR: 2	SF: 0 SAC: 0 DP: 0 HBP: 1	WP: 0 PB: 0 SB: 0 CS: 0	PA: 36			
<b>PITCHER</b>	IP	WLS	BF	H	R	ER	SO	BB	IBB	HBP	BLK	WP	HR	S	P	ERA	WHIP								
40 Drew Hutchison, R (1.1) ERA: 4.54	5.0		22	4	2	2	1	2	0	1	0	0	2	47	77	3.60	1.200								
55 Alex Lange, R (6.1) ERA: 3.69	1.0	H	3	0	0	0	0	0	0	0	0	0	0	6	9	0.00	0.000								
19 Will Vest, R (7.1) ERA: 3.64	1.0		4	1	0	0	1	0	0	0	0	0	0	11	15	0.00	1.000								
50 Garrett Hill, R (8.1) ERA: 4.04	2.0		7	0	0	0	1	1	0	0	0	0	0	15	26	0.00	0.500								

Detroit Tigers @ Chicago White Sox  
Guaranteed Rate Field, Chicago, IL  
Sat Sep 24 2022, 6:12 PM - 9:11 PM CDT  
Att: 36,177 - Partly Cloudy - 71 F

AB 32  
R 2  
H 5  
RBI 2  
BB 3  
SO 3  
LOB 12





















Batter	1	2	3	4	5	6	7	8	9	AB	R	H	RBI	BB	SO	LOB	TOP					
64 Jose Miranda, R OBP: 0.326, SLG: 0.433	F9		K		FC3-6 15 4 1B		G5-3	15 1B		4	0	1	0	1	1	2	<b>Minnesota Twins @ Detroit Tigers</b> Comerica Park, Detroit, MI Fri Sep 30 2022, 7:11 PM - 10:28 PM EDT Att: 18,505 - Clear - 62 F					
4 Carlos Correa, R OBP: 0.393, SLG: 0.467 90 Caleb Hamilton, R OBP: 0.200, SLG: 0.308	K		P3		15 FC3-6 1B			K		5	1	2	2	0	2	3						
15 Gio Urshela, R OBP: 0.335, SLG: 0.426	K				27 3B		FC3-6 24 1B	27 1B		4	2	2	1	1	1	2						
24 Gary Sánchez, R OBP: 0.286, SLG: 0.377		67 G6-4-3 1B			L5			K		3	0	0	0	2	2	4						
27 Ryan Jeffers, R OBP: 0.295, SLG: 0.381	F8				8 1B		G5-3			5	1	2	1	0	0	4						
67 Gilberto Celestino, R OBP: 0.312, SLG: 0.310	G6-4-3				3B			67 2B		5	0	2	1	0	1	2						
8 Jake Cave, L OBP: 0.255, SLG: 0.399			K		87 1B		G4-3	G3		5	0	1	1	0	1	3						
87 Jermaine Palacios, R OBP: 0.176, SLG: 0.129			K		55 2B		K			5	1	3	0	0	2	1						
55 Mark Contreras, L OBP: 0.154, SLG: 0.265							F8	64 WP 4 HR 64 S		4	2	1	1	1	0	3						
<b>Inning Stats</b>	R: 0 E: 0 K: 2 S: 7	H: 0 LOB: 0 BB: 0 P: 11	R: 0 E: 0 K: 0 S: 5	H: 0 LOB: 0 BB: 1 P: 10	R: 1 E: 0 K: 2 S: 14	H: 2 LOB: 1 BB: 0 P: 17	R: 2 E: 0 K: 2 S: 16	H: 2 LOB: 1 BB: 1 P: 26	R: 0 E: 0 K: 1 S: 15	H: 0 LOB: 0 BB: 0 P: 9	R: 3 E: 0 K: 1 S: 20	H: 4 LOB: 2 BB: 1 P: 30	R: 1 E: 0 K: 2 S: 14	H: 3 LOB: 2 BB: 0 P: 21	R: 0 E: 0 K: 0 S: 10	H: 2 LOB: 2 BB: 0 P: 14	1B: 10 2B: 2 3B: 1 HR: 1	SF: 0 SAC: 0 DP: 1 HBP: 0	WP: 1 PB: 0 SB: 2 CS: 0	PA: 45		
<b>PITCHER</b>	IP WLS BF H R ER SO BB IBB HBP BLK WP HR S P ERA WHIP	IP WLS BF H R ER SO BB IBB HBP BLK WP HR S P ERA WHIP	IP WLS BF H R ER SO BB IBB HBP BLK WP HR S P ERA WHIP	IP WLS BF H R ER SO BB IBB HBP BLK WP HR S P ERA WHIP	IP WLS BF H R ER SO BB IBB HBP BLK WP HR S P ERA WHIP	IP WLS BF H R ER SO BB IBB HBP BLK WP HR S P ERA WHIP	IP WLS BF H R ER SO BB IBB HBP BLK WP HR S P ERA WHIP	IP WLS BF H R ER SO BB IBB HBP BLK WP HR S P ERA WHIP	IP WLS BF H R ER SO BB IBB HBP BLK WP HR S P ERA WHIP	IP WLS BF H R ER SO BB IBB HBP BLK WP HR S P ERA WHIP	IP WLS BF H R ER SO BB IBB HBP BLK WP HR S P ERA WHIP	IP WLS BF H R ER SO BB IBB HBP BLK WP HR S P ERA WHIP	IP WLS BF H R ER SO BB IBB HBP BLK WP HR S P ERA WHIP	IP WLS BF H R ER SO BB IBB HBP BLK WP HR S P ERA WHIP	IP WLS BF H R ER SO BB IBB HBP BLK WP HR S P ERA WHIP	IP WLS BF H R ER SO BB IBB HBP BLK WP HR S P ERA WHIP	IP WLS BF H R ER SO BB IBB HBP BLK WP HR S P ERA WHIP	IP WLS BF H R ER SO BB IBB HBP BLK WP HR S P ERA WHIP				
70 Tyler Alexander, L ERA: 4.72	5.0	L	23	5	3	3	6	4	0	0	0	0	0	1	0	12	18	5.40	1.800			
38 Miguel Diaz, R ERA: 6.75	1.1		5	0	1	1	1	1	0	0	0	0	0	1	0	1	21	6.75	0.750			
19 Will Vest, R ERA: 3.92	0.2		6	4	2	2	1	0	0	0	0	0	0	0	1	16	21	27.00	6.000			
37 Andrew Chafin, L ERA: 2.95	1.0		6	3	1	1	2	0	0	0	0	0	0	0	0	14	21	9.00	3.000			
21 Kody Clemens, R ERA: 3.99	1.0		5	2	0	0	0	0	0	0	0	0	0	0	10	14	0.00	2.000				
<b>Batter</b>	<b>1</b>	<b>2</b>	<b>3</b>	<b>4</b>	<b>5</b>	<b>6</b>	<b>7</b>	<b>8</b>	<b>9</b>	<b>AB</b>	<b>R</b>	<b>H</b>	<b>RBI</b>	<b>BB</b>	<b>SO</b>	<b>LOB</b>	<b>BOTTOM</b>					
60 Akil Badddoo, L OBP: 0.279, SLG: 0.266	28 G3 31 G4-3 1B		F8		K		F8			4	0	1	0	0	1	3	<b>Minnesota Twins @ Detroit Tigers</b> Comerica Park, Detroit, MI Fri Sep 30 2022, 7:11 PM - 10:28 PM EDT Att: 18,505 - Clear - 62 F					
31 Riley Greene, L OBP: 0.323, SLG: 0.367	G4-3				30 1B		24 FC9-6 30 1B			3	0	1	0	1	1	3						
28 Javier Báez, R OBP: 0.279, SLG: 0.393	G3				K		K			4	0	0	0	0	2	3						
30 Harold Castro, L OBP: 0.304, SLG: 0.386 32 Ryan Kreidler, R OBP: 0.254, SLG: 0.297	F7				1B		24 FC9-6 1B			3	0	2	0	0	0	1						
24 Miguel Cabrera, R OBP: 0.299, SLG: 0.315	K				K		FC9-6			4	0	0	0	0	2	4						
20 Spencer Torkelson, R OBP: 0.293, SLG: 0.304	K				L9		K			4	0	0	0	0	3	4						
22 Victor Reyes, S OBP: 0.290, SLG: 0.347	P5				K					4	0	1	0	0	2	0						
7 Jonathan Schoop, R OBP: 0.239, SLG: 0.328	P6				L9		L6			4	0	0	0	0	0	1						
15 Tucker Barnhart, L OBP: 0.288, SLG: 0.270	F7				1B					2	0	1	0	1	0	0						
<b>Inning Stats</b>	R: 0 E: 0 K: 0 S: 9	H: 1 LOB: 1 BB: 0 P: 13	R: 0 E: 0 K: 2 S: 9	H: 0 LOB: 0 BB: 0 P: 11	R: 0 E: 0 K: 0 S: 9	H: 0 LOB: 0 BB: 0 P: 11	R: 0 E: 0 K: 2 S: 12	H: 2 LOB: 2 BB: 0 P: 15	R: 0 E: 0 K: 2 S: 10	H: 1 LOB: 1 BB: 0 P: 14	R: 0 E: 0 K: 2 S: 16	H: 1 LOB: 2 BB: 1 P: 27	R: 0 E: 0 K: 1 S: 19	H: 1 LOB: 2 BB: 1 P: 30	R: 0 E: 0 K: 0 S: 7	H: 0 LOB: 0 BB: 0 P: 9	R: 0 E: 0 K: 2 S: 10	H: 0 LOB: 0 BB: 0 P: 14	1B: 6 2B: 0 3B: 0 HR: 0	SF: 0 SAC: 0 DP: 0 HBP: 0	WP: 0 PB: 0 SB: 0 CS: 0	PA: 35
<b>PITCHER</b>	IP WLS BF H R ER SO BB IBB HBP BLK WP HR S P ERA WHIP	IP WLS BF H R ER SO BB IBB HBP BLK WP HR S P ERA WHIP	IP WLS BF H R ER SO BB IBB HBP BLK WP HR S P ERA WHIP	IP WLS BF H R ER SO BB IBB HBP BLK WP HR S P ERA WHIP	IP WLS BF H R ER SO BB IBB HBP BLK WP HR S P ERA WHIP	IP WLS BF H R ER SO BB IBB HBP BLK WP HR S P ERA WHIP	IP WLS BF H R ER SO BB IBB HBP BLK WP HR S P ERA WHIP	IP WLS BF H R ER SO BB IBB HBP BLK WP HR S P ERA WHIP	IP WLS BF H R ER SO BB IBB HBP BLK WP HR S P ERA WHIP	IP WLS BF H R ER SO BB IBB HBP BLK WP HR S P ERA WHIP	IP WLS BF H R ER SO BB IBB HBP BLK WP HR S P ERA WHIP	IP WLS BF H R ER SO BB IBB HBP BLK WP HR S P ERA WHIP	IP WLS BF H R ER SO BB IBB HBP BLK WP HR S P ERA WHIP	IP WLS BF H R ER SO BB IBB HBP BLK WP HR S P ERA WHIP	IP WLS BF H R ER SO BB IBB HBP BLK WP HR S P ERA WHIP	IP WLS BF H R ER SO BB IBB HBP BLK WP HR S P ERA WHIP	IP WLS BF H R ER SO BB IBB HBP BLK WP HR S P ERA WHIP	IP WLS BF H R ER SO BB IBB HBP BLK WP HR S P ERA WHIP				
41 Joe Ryan, R ERA: 3.55	6.0	W	24	5	0	0	0	1	0	0	0	0	0	0	65	91	0.00	1.000				
12 Emilio Pagan, R ERA: 4.57	1.0		5	1	0	0	1	1	0	0	0	0	0	19	30	0.00	2.000					
71 Jovani Moran, L ERA: 2.33	2.0		6	0	0	0	2	0	0	0	0	0	0	17	23	0.00	0.000					







Batter	1	2	3	4	5	6	7	8	9	AB	R	H	RBI	BB	SO	LOB	TOP					
64 Jose Miranda, R OBP: 0.324, SLG: 0.429	F7		L9				F7			3	0	0	0	1	0	1	<b>Minnesota Twins @ Detroit Tigers</b> Comerica Park, Detroit, MI Sun Oct 02 2022, 12:12 PM - 3:21 PM EDT Att: 20,105 - Partly Cloudy - 59 F					
4 Carlos Correa, R OBP: 0.365, SLG: 0.467	G3		F9							3	0	2	1	1	0	1						
1 Nick Gordon, L OBP: 0.316, SLG: 0.429	G3			K2-3	SF7					3	0	0	1	0	1	2						
15 Gio Urshela, R OBP: 0.335, SLG: 0.424	K			K	F9					4	0	0	0	0	2	3						
8 Jake Cave, L OBP: 0.268, SLG: 0.399		G5-3								3	0	1	0	1	1	0						
24 Gary Sánchez, R OBP: 0.284, SLG: 0.371		F4								4	0	0	0	0	2	2						
27 Ryan Jeffers, R OBP: 0.288, SLG: 0.372		F8								4	1	0	0	0	1	1						
38 Matt Wallner, L OBP: 0.315, SLG: 0.417										3	0	0	0	0	1	2						
87 Jermaine Palacios, R OBP: 0.174, SLG: 0.127										1	0	0	0	0	0	0						
67 Gilberto Celestino, R OBP: 0.318, SLG: 0.310										0	1	0	0	0	2	0						
55 Mark Contreras, L OBP: 0.158, SLG: 0.315										1	0	0	0	0	0	0						
90 Caleb Hamilton, R OBP: 0.188, SLG: 0.286										1	0	0	0	0	1	0						
<b>Inning Stats</b>	R: 0 H: 1 E: 0 K: 1 S: 10	H: 1 LOB: 1 BB: 0 P: 17	R: 0 H: 0 E: 0 K: 0 S: 7	H: 0 LOB: 0 BB: 0 P: 14	R: 0 H: 0 E: 0 K: 0 S: 8	H: 0 LOB: 1 BB: 1 P: 17	R: 0 H: 1 E: 0 K: 3 S: 13	H: 1 LOB: 1 BB: 0 P: 20	R: 2 H: 0 E: 1 K: 0 S: 17	H: 0 LOB: 2 BB: 3 P: 33	R: 0 H: 0 E: 0 K: 1 S: 12	H: 0 LOB: 1 BB: 1 P: 19	R: 0 H: 1 E: 0 K: 0 S: 11	H: 1 LOB: 1 BB: 0 P: 15	R: 0 H: 0 E: 0 K: 2 S: 7	H: 0 LOB: 0 BB: 0 P: 12	R: 0 H: 0 E: 0 K: 2 S: 10	H: 0 LOB: 0 BB: 0 P: 12	1B: 2 2B: 1 3B: 0 HR: 0	SF: 1 SAC: 0 DP: 0 HBP: 0	WP: 1 PB: 0 SB: 0 CS: 0	PA: 36
<b>PITCHER</b>	IP WLS BF H R ER SO BB IBB HBP BLK WP HR S P ERA WHIP																					
43 Joey Wentz, L ERA: 3.03	(1, 1) 4.2 21 2 2 0 4 4 0 0 0 0 0 0 50 93 0.00 1.286																					
19 Will Vest, R ERA: 3.9	(5, 1) 0.1 1 0 0 0 0 0 0 0 0 0 1 0 5 8 0.00 0.000																					
50 Garrett Hill, R ERA: 3.84	(6, 1) 1.0 H 4 0 0 0 1 1 0 0 0 0 0 0 12 19 0.00 1.000																					
68 Jason Foley, R ERA: 3.94	(7, 1) 1.0 H 4 1 0 0 0 0 0 0 0 0 0 0 11 15 0.00 1.000																					
55 Alex Lange, R ERA: 3.45	(8, 1) 1.0 W 3 0 0 0 2 0 0 0 0 0 0 0 7 12 0.00 0.000																					

AB	30
R	2
H	3
RBI	2
BB	5
SO	9
LOB	12



Batter	1	2	3	4	5	6	7	8	9	AB	R	H	RBI	BB	SO	LOB	BOTTOM			
60 Akil Baddoo, L OBP: 0.283, SLG: 0.266	L8									3	2	1	0	1	0	0	<b>Minnesota Twins @ Detroit Tigers</b> Comerica Park, Detroit, MI Sun Oct 02 2022, 12:12 PM - 3:21 PM EDT Att: 20,105 - Partly Cloudy - 59 F			
31 Riley Greene, L OBP: 0.322, SLG: 0.363	L3									3	0	0	0	1	1	1				
13 Eric Haase, R OBP: 0.309, SLG: 0.448	E3									4	2	1	2	0	0	2				
24 Miguel Cabrera, R OBP: 0.301, SLG: 0.317										4	0	2	1	0	1	0				
21 Kody Clemens, L OBP: 0.203, SLG: 0.296										0	0	0	0	0	0	0				
7 Jonathan Schoop, R OBP: 0.237, SLG: 0.326	F7-2									4	0	0	0	0	1	3				
46 Jaimer Candelario, S OBP: 0.269, SLG: 0.360										3	0	1	0	1	1	2				
20 Spencer Torkelson, R OBP: 0.279, SLG: 0.299	F8									3	0	0	0	0	0	2				
32 Ryan Kreidler, R OBP: 0.247, SLG: 0.246	L8									2	0	0	0	1	0	2				
22 Victor Reyes, S OBP: 0.288, SLG: 0.353	K									3	1	1	1	0	2	1				
<b>Inning Stats</b>	R: 2 H: 1 E: 1 K: 0 S: 17	H: 1 LOB: 0 BB: 1 P: 29	R: 0 H: 0 E: 0 K: 1 S: 11	H: 0 LOB: 1 BB: 1 P: 16	R: 1 H: 1 E: 0 K: 1 S: 11	H: 1 LOB: 0 BB: 0 P: 15	R: 0 H: 1 E: 0 K: 0 S: 12	H: 1 LOB: 1 BB: 0 P: 15	R: 0 H: 0 E: 0 K: 1 S: 10	H: 0 LOB: 0 BB: 0 P: 16	R: 0 H: 0 E: 0 K: 2 S: 9	H: 0 LOB: 0 BB: 0 P: 12	R: 0 H: 0 E: 0 K: 0 S: 10	H: 0 LOB: 1 BB: 1 P: 18	R: 2 H: 3 E: 0 K: 1 S: 14	H: 3 LOB: 2 BB: 1 P: 26	1B: 4 2B: 1 3B: 0 HR: 2	SF: 0 SAC: 0 DP: 1 HBP: 0	WP: 1 PB: 0 SB: 1 CS: 1	PA: 34
<b>PITCHER</b>	IP WLS BF H R ER SO BB IBB HBP BLK WP HR S P ERA WHIP																			
78 Simeon Woods Richardson, R ERA: 3.8	5.0 L 20 3 3 2 3 2 0 0 0 0 0 0 0 9 12 0.00 0.000																			
65 Griffin Jax, R ERA: 3.28	(6, 1) 1.0 3 0 0 0 2 0 0 0 0 0 0 0 0 12 0.00 0.000																			
58 Trevor Megill, R ERA: 4.8	(7, 1) 0.0 0 0 0 0 0 0 0 0 0 0 0 0 0 0 0.00 0.000																			
48 Jorge López, R ERA: 2.57	(7, 1) 1.0 3 0 0 0 0 1 0 0 0 0 0 0 10 18 0.00 1.000																			
52 Michael Fulmer, R ERA: 3.39	(8, 1) 1.0 7 3 2 2 1 1 0 0 0 0 0 1 14 26 18.00 4.000																			

AB	29
R	5
H	6
RBI	4
BB	4
SO	6
LOB	13





Batter	1	2	3	4	5	6	7	8	9	AB	R	H	RBI	BB	SO	LOB	TOP				
60 Akil Badtoo, L (1, 7) OBP: 0.290, SLG: 0.271										4	1	2	0	1	1	2					
31 Riley Greene, L (1, 8) OBP: 0.320, SLG: 0.359										4	1	0	0	1	1	4					
28 Javier Báez, R (1, 6) OBP: 0.280, SLG: 0.397										5	1	1	2	0	1	2					
24 Miguel Cabrera, R (1, 10) OBP: 0.303, SLG: 0.317										3	0	1	1	1	0	0					
30 Harold Castro, L (1, 3) OBP: 0.301, SLG: 0.383										4	0	1	0	0	2	2					
7 Jonathan Schoop, R (1, 4) OBP: 0.240, SLG: 0.326										3	0	1	0	1	2	0					
21 Kody Clemens, L (1, 5) OBP: 0.198, SLG: 0.288										3	1	0	0	0	1	3					
32 Ryan Kreidler, R (8, PH) OBP: 0.257, SLG: 0.246										0	0	0	0	1	0	0					
15 Tucker Barnhart, L (1, 2) OBP: 0.287, SLG: 0.270										4	0	1	0	0	2	1					
22 Victor Reyes, S (1, 9) OBP: 0.287, SLG: 0.352										4	0	1	1	0	1	0					
<b>Inning Stats</b>	R: 1 E: 0 K: 2 S: 14	H: 1 LOB: 1 BB: 1 P: 20	R: 0 E: 0 K: 2 S: 12	H: 0 LOB: 0 BB: 0 P: 14	R: 2 E: 0 K: 1 S: 23	H: 2 LOB: 1 BB: 2 P: 34	R: 1 E: 0 K: 0 S: 17	H: 3 LOB: 2 BB: 0 P: 25	R: 0 E: 0 K: 3 S: 10	H: 0 LOB: 0 BB: 0 P: 13	R: 0 E: 0 K: 0 S: 9	H: 0 LOB: 0 BB: 0 P: 12	R: 0 E: 0 K: 2 S: 10	H: 0 LOB: 1 BB: 1 P: 16	R: 0 E: 0 K: 1 S: 9	H: 1 LOB: 1 BB: 0 P: 13	1B: 6 2B: 1 3B: 0 HR: 1	SF: 0 SAC: 0 DP: 0 HBP: 0	WP: 0 PB: 0 SB: 2 CS: 1	PA: 39	
<b>PITCHER</b>	IP: 4.0 WLS: L BF: 20 ERA: 3.39	H: 6 R: 4 ER: 4 SO: 5	BB: 3 IBB: 0 HBP: 0 BLK: 0	WP: 0 HR: 1 S: 66 P: 93	ERA: 9.00 WHIP: 2.250	IP: 1.0 WLS: 5 BF: 10 ERA: 4.53	H: 1 R: 0 ER: 0 SO: 5	BB: 1 IBB: 0 HBP: 0 BLK: 0	WP: 0 HR: 11 S: 29 P: 41	ERA: 0.00 WHIP: 0.333	IP: 1.0 WLS: 4 BF: 4 ERA: 3.71	H: 1 R: 0 ER: 0 SO: 1	BB: 0 IBB: 0 HBP: 0 BLK: 0	WP: 0 HR: 0 S: 9 P: 13	ERA: 0.00 WHIP: 1.000						

Detroit Tigers @ Seattle Mariners  
T-Mobile Park, Seattle, WA  
Mon Oct 03 2022, 6:41 PM - 9:51 PM PDT  
Att: 23,463 - Clear - 66 F

AB 34  
R 4  
H 8  
RBI 4  
BB 5  
SO 11  
LOB 14



Batter	1	2	3	4	5	6	7	8	9	AB	R	H	RBI	BB	SO	LOB	BOTTOM						
44 Julio Rodríguez, R (1, 10) OBP: 0.345, SLG: 0.506										4	1	3	1	0	1	2							
23 Ty France, R (1, 3) OBP: 0.339, SLG: 0.439										3	0	0	0	0	1	5							
17 Mitch Haniger, R (1, 9) OBP: 0.294, SLG: 0.396										4	0	0	0	0	2	3							
28 Eugenio Suárez, R (1, 5) OBP: 0.333, SLG: 0.462										3	0	0	1	0	2	0							
29 Cal Raleigh, S (1, 2) OBP: 0.280, SLG: 0.479										4	0	0	0	0	3	1							
10 Jared Kelenic, L (1, 8) OBP: 0.214, SLG: 0.327										4	0	0	0	0	0	0							
25 Dylan Moore, R (1, 6) OBP: 0.357, SLG: 0.382										4	1	1	0	0	1	0							
0 Sam Haggerty, S (1, 7) OBP: 0.335, SLG: 0.403										2	1	1	0	2	0	0							
3 J.P. Crawford, L (9, PR) OBP: 0.341, SLG: 0.339										0	0	0	0	0	0	0							
26 Adam Frazier, L (1, 4) OBP: 0.302, SLG: 0.311										3	0	2	1	0	0	0							
41 Carlos Santana, S (9, PH) OBP: 0.311, SLG: 0.375										1	0	0	0	0	1	1							
<b>Inning Stats</b>	R: 1 E: 0 K: 1 S: 12	H: 1 LOB: 0 BB: 0 P: 16	R: 0 E: 0 K: 0 S: 7	H: 0 LOB: 0 BB: 0 P: 13	R: 0 E: 0 K: 1 S: 10	H: 1 LOB: 1 BB: 0 P: 12	R: 0 E: 0 K: 1 S: 7	H: 0 LOB: 0 BB: 0 P: 10	R: 0 E: 0 K: 1 S: 10	H: 2 LOB: 1 BB: 1 P: 18	R: 0 E: 0 K: 2 S: 7	H: 0 LOB: 0 BB: 0 P: 9	R: 1 E: 0 K: 1 S: 11	H: 2 LOB: 2 BB: 1 P: 18	R: 0 E: 0 K: 2 S: 8	H: 0 LOB: 0 BB: 0 P: 11	R: 0 E: 0 K: 2 S: 9	H: 1 LOB: 1 BB: 0 P: 15	1B: 6 2B: 1 3B: 0 HR: 0	SF: 1 SAC: 0 DP: 1 HBP: 1	WP: 0 PB: 1 SB: 0 CS: 0	PA: 36	
<b>PITCHER</b>	IP: 6.2 WLS: W BF: 27 ERA: 3.54	H: 5 R: 1 ER: 0 SO: 3	BB: 2 IBB: 0 HBP: 0 BLK: 0	WP: 0 HR: 0 S: 60 P: 89	ERA: 4.05 WHIP: 1.050	IP: 1.1 WLS: H BF: 5 ERA: 1.13	H: 1 R: 0 ER: 0 SO: 3	BB: 0 IBB: 0 HBP: 0 BLK: 0	WP: 0 HR: 0 S: 12 P: 18	ERA: 0.00 WHIP: 0.750	IP: 1.0 WLS: S BF: 4 ERA: 2.84	H: 1 R: 0 ER: 0 SO: 2	BB: 0 IBB: 0 HBP: 0 BLK: 0	WP: 0 HR: 0 S: 9 P: 15	ERA: 0.00 WHIP: 1.000								

Detroit Tigers @ Seattle Mariners  
T-Mobile Park, Seattle, WA  
Mon Oct 03 2022, 6:41 PM - 9:51 PM PDT  
Att: 23,463 - Clear - 66 F

AB 32  
R 3  
H 7  
RBI 3  
BB 2  
SO 11  
LOB 12













Batter	1	2	3	4	5	6	7	8	9	AB	R	H	RBI	BB	SO	LOB	TOP								
60 Akil Badtoo, L (1, 7) OBP: 0.289, SLG: 0.269										5	0	1	0	0	3	1									
28 Javier Báez, R (1, 10) OBP: 0.278, SLG: 0.393										3	0	1	1	0	0	0									
21 Kody Clemens, L (5, FR) OBP: 0.197, SLG: 0.308										4	0	2	1	0	1	0									
31 Riley Greene, L (1, 8) OBP: 0.321, SLG: 0.362										3	1	0	0	1	1	4									
20 Spencer Torkelson, R (1, 3) OBP: 0.285, SLG: 0.319										4	1	1	0	0	2	0									
13 Eric Haase, R (1, 2) OBP: 0.305, SLG: 0.443										4	1	1	0	0	2	0									
46 Jeimer Candelario, S (1, 5) OBP: 0.272, SLG: 0.361										4	0	2	1	0	1	0									
7 Jonathan Schoop, R (1, 4) OBP: 0.239, SLG: 0.322										4	0	0	0	0	1	2									
74 Brendon Davis, R (1, 9) OBP: 0.273, SLG: 0.200										3	2	1	0	1	0	0									
32 Ryan Kreidler, R (1, 6) OBP: 0.244, SLG: 0.233										4	0	0	0	0	1	2									
<b>Inning Stats</b>	R: 0 E: 0 K: 1 S: 6	H: 0 LOB: 0 BB: 0 P: 8	R: 0 E: 0 K: 1 S: 11	H: 1 LOB: 1 BB: 0 P: 16	R: 0 E: 0 K: 0 S: 5	H: 0 LOB: 0 BB: 0 P: 9	R: 2 E: 1 K: 1 S: 10	H: 2 LOB: 1 BB: 1 P: 18	R: 1 E: 0 K: 2 S: 15	H: 2 LOB: 2 BB: 1 P: 23	R: 0 E: 0 K: 0 S: 11	H: 0 LOB: 0 BB: 0 P: 14	R: 1 E: 0 K: 0 S: 13	H: 3 LOB: 2 BB: 0 P: 18	R: 0 E: 0 K: 3 S: 10	H: 0 LOB: 0 BB: 0 P: 12	R: 0 E: 0 K: 2 S: 9	H: 0 LOB: 0 BB: 0 P: 12	1B: 7 2B: 1 3B: 0 HR: 0	SF: 0 SAC: 0 DP: 0 HBP: 0	WP: 0 PB: 0 SB: 1 CS: 0	PA: 37			
<b>PITCHER</b>	IP	WLS	BF	H	R	ER	SO	BB	IBB	HBP	BLK	WP	HR	S	P	ERA	WHIP								
7 Marco Gonzales, L (1, 1) ERA: 4.13	7.0		31	8	4	3	5	2	0	0	0	0	0	71	106	3.86	1.429								
37 Paul Sewald, R (8, 1) ERA: 2.57	1.0		3	0	0	0	3	0	0	0	0	0	0	10	12	0.00	0.000								
50 Erik Swanson, R (9, 1) ERA: 1.68	1.0	W	3	0	0	0	2	0	0	0	0	0	0	9	12	0.00	0.000								

Detroit Tigers @ Seattle Mariners  
T-Mobile Park, Seattle, WA  
Wed Oct 05 2022, 1:11 PM - 3:58 PM PDT  
Att: 22,053 - Cloudy - 57 F

AB	35
R	4
H	8
RBI	3
BB	2
SO	10
LOB	11



Batter	1	2	3	4	5	6	7	8	9	AB	R	H	RBI	BB	SO	LOB	BOTTOM								
44 Julio Rodríguez, R (1, 8) OBP: 0.345, SLG: 0.509										2	1	1	1	0	0	0									
10 Jarrod Kelenic, L (5, 8) OBP: 0.221, SLG: 0.313										4	0	1	1	1	2	0									
23 Ty France, R (1, 3) OBP: 0.338, SLG: 0.436										3	2	2	1	1	0	1									
17 Mitch Haniger, R (1, 9) OBP: 0.308, SLG: 0.429										4	0	1	0	0	0	1									
41 Carlos Santana, S (1, 10) OBP: 0.316, SLG: 0.376										4	1	2	2	0	0	2									
22 Luis Torrens, R (1, 4) OBP: 0.283, SLG: 0.298										4	1	2	2	0	0	2									
20 Taylor Trammell, L (1, 7) OBP: 0.284, SLG: 0.402										4	0	0	0	0	1	1									
13 Abraham Toro, S (1, 5) OBP: 0.239, SLG: 0.324										4	0	2	0	0	0	0									
5 Curt Casali, R (1, 2) OBP: 0.318, SLG: 0.331										3	1	0	0	1	0	2									
3 J.P. Crawford, L (1, 6) OBP: 0.339, SLG: 0.336										4	0	0	0	0	3	2									
<b>Inning Stats</b>	R: 2 E: 0 K: 1 S: 10	H: 2 LOB: 0 BB: 0 P: 13	R: 0 E: 0 K: 1 S: 11	H: 1 LOB: 0 BB: 0 P: 15	R: 0 E: 0 K: 0 S: 9	H: 2 LOB: 0 BB: 0 P: 13	R: 0 E: 0 K: 0 S: 5	H: 0 LOB: 0 BB: 0 P: 7	R: 0 E: 0 K: 2 S: 13	H: 0 LOB: 0 BB: 0 P: 14	R: 2 E: 0 K: 1 S: 23	H: 2 LOB: 1 BB: 1 P: 33	R: 0 E: 0 K: 1 S: 12	H: 0 LOB: 1 BB: 1 P: 21	R: 0 E: 0 K: 0 S: 11	H: 1 LOB: 0 BB: 0 P: 15	R: 1 E: 1 K: 0 S: 13	H: 1 LOB: 3 BB: 2 P: 26	1B: 6 2B: 0 3B: 0 HR: 3	SF: 0 SAC: 0 DP: 1 HBP: 0	WP: 1 PB: 0 SB: 0 CS: 0	PA: 38			
<b>PITCHER</b>	IP	WLS	BF	H	R	ER	SO	BB	IBB	HBP	BLK	WP	HR	S	P	ERA	WHIP								
70 Tyler Alexander, L (1, 1) ERA: 4.81	5.2		25	7	4	4	5	1	0	0	0	0	0	3	68	6.35	1.412								
38 Miguel Díaz, R (6, 1) ERA: 2.45	1.1		5	0	0	0	1	1	0	0	0	0	0	15	24	0.00	0.750								
67 José Cisnero, R (8, 1) ERA: 1.08	1.0		3	1	0	0	0	0	0	0	0	0	0	11	15	0.00	1.000								
65 Gregory Soto, L (9, 1) ERA: 3.28	0.1	L	5	1	1	0	0	2	0	0	0	1	0	13	26	0.00	9.000								

Detroit Tigers @ Seattle Mariners  
T-Mobile Park, Seattle, WA  
Wed Oct 05 2022, 1:11 PM - 3:58 PM PDT  
Att: 22,053 - Cloudy - 57 F

AB	34
R	5
H	9
RBI	5
BB	4
SO	6
LOB	9

