




Dominican Republic

Batter	1	2	3	4	5	6	7	8	9	AB R H RBI BB SO LOB	TOP																								
												Dominican Republic @ Houston Astros Osceola County Stadium, Kissimmee, FL Sun Mar 05 2006, 1:05 PM EST livebaseballscorecards.com																							
											AB 0 R 0 H 0 RBI 0 BB 0 SO 0 LOB 0																								
																																			
Inning Stats										1B: 0 SF: 0 2B: 0 SAC: 0 3B: 0 DP: 0 HR: 0 HBP: 0	WP: 0 PA: 0 PB: 0 SB: 0 CS: 0																								
PITCHER	IP	WLS	BF	H	R	ER	SO	BB	IBB	HBP	BLK	WP	HR	S	P	ERA	WHIP	PITCHER	IP	WLS	BF	H	R	ER	SO	BB	IBB	HBP	BLK	WP	HR	S	P	ERA	WHIP

Batter	1	2	3	4	5	6	7	8	9	AB R H RBI BB SO LOB	BOTTOM
--------	---	---	---	---	---	---	---	---	---	----------------------	--------

												Dominican Republic @ Houston Astros Osceola County Stadium, Kissimmee, FL Sun Mar 05 2006, 1:05 PM EST livebaseballscorecards.com
											AB 0 R 0 H 0 RBI 0 BB 0 SO 0 LOB 0	
												
Inning Stats											1B: 0 SF: 0 WP: 0 PA: 0 2B: 0 SAC: 0 PB: 0 3B: 0 DP: 0 SB: 0 HR: 0 HBP: 0 CS: 0	

PITCHER	IP	WLS	BF	H	R	ER	SO	BB	IBB	HBP	BLK	WP	HR	S	P	ERA	WHIP	PITCHER	IP	WLS	BF	H	R	ER	SO	BB	IBB	HBP	BLK	WP	HR	S	P	ERA	WHIP
---------	----	-----	----	---	---	----	----	----	-----	-----	-----	----	----	---	---	-----	------	---------	----	-----	----	---	---	----	----	----	-----	-----	-----	----	----	---	---	-----	------

Batter	1	2	3	4	5	6	7	8	9	AB R H RBI BB SO LOB	TOP																									
7 José Reyes, S OBP: 0.500, SLG: 0.800 (1, 6)	0-0 G6-3	0-0 G4-3			0-0 2 SF8 1B	0-0 23 WP 3B	4-0 23 1B BB		0-0 F9	5 2 2 0 1 0 2																										
23 José Bautista, R OBP: 0.667, SLG: 0.833 (1, 3) (5, 9)	0-0 2 1B 1B		0-0 L8		0-0 G6-3	1-0 10 F9-4-6 2 1B 1B	0-0 1-2 2-H 1B		0-0 82 E 2B	6 0 4 2 0 0 1																										
2 Hanley Ramirez, R OBP: 0.400, SLG: 0.500 (1, 10) Miguel Fermin, R (9, PH) (9, 10)	0-0 1-2 1B		0-0 L4		1-0 SF8	0-0 1-2 1B	0-0 P6		0-0 E5	0 0 0 0 0 0 0 0 0 0 0 0 0 0																										
Alex Rodriguez, R OBP: 0.333, SLG: 0.667 (1, 5) 10 Miguel Tejada, R (5, 5)	0-3 K		0-0 F8		0-0 34 1B 2B	0-0 F9-4-6 2-2		0-0 F8	0-0 F7	3 1 1 0 0 1 2 3 0 0 0 0 0 4																										
24 Robinson Canó, L OBP: 0.600, SLG: 0.500 (1, 4)	0-0 G4-3			0-0 11 FC6-4 1B	4-0 34 1B 15 1B BB	0-0 1-3 1B		0-0 G4-3		4 1 2 0 1 0 2																										
11 Jose Guillen, R OBP: 0.500, SLG: 0.500 (1, 9) 34 David Ortiz, L OBP: 0.333, SLG: 0.333 (5, PH) (5, 3)				0-0 FC6-4 21 L3-6 15 BB 1-2f	0-0 15 1B 21 3B 1-3 2-H 1B	0-0 G4-3		0-0 G5-3		2 0 1 0 0 0 1 3 1 1 1 0 0 2																										
15 Nelson Cruz, R OBP: 0.800, SLG: 0.667 (1, 7)				4-0 1-2 BB	0-0 1-2 3-H 1B		0-0 33 G4-6-3 1B		4-0 7 HR BB	3 2 2 1 2 0 1	AB 36 R 10 H 15 RBI 6 BB 5 SO 3 LOB 22																									
21 Miguel Olivo, R OBP: 0.667, SLG: 1.500 (1, 2) 33 Alberto Castillo, R (5, 2)				0-0 L3-6 2-2	0-0 1-H 2-H 3B		0-0 G4-6-3 1-2f		0-3 K	2 0 1 2 1 0 2 2 0 0 0 0 1 2																										
3 Willy Taveras, R OBP: 0.333, SLG: 0.333 (1, 8) Alejandro De Aza, L (6, 8)				0-3 K			0-0 2B		1-0 1-H HR	3 1 1 0 0 1 3 0 2 0 0 0 0 0																										
Inning Stats	R: 0 E: 0 K: 1 S: 7	H: 2 LOB: 2 BB: 0 P: 7	R: 0 E: 0 K: 1 S: 6	H: 1 LOB: 2 BB: 1 P: 10	R: 0 E: 0 K: 0 S: 3	H: 0 LOB: 0 BB: 0 P: 3	R: 0 E: 0 K: 0 S: 3	H: 1 LOB: 1 BB: 1 P: 7	R: 6 E: 0 K: 0 S: 9	H: 6 LOB: 1 BB: 1 P: 14	R: 1 E: 0 K: 0 S: 6	H: 4 LOB: 2 BB: 0 P: 7	R: 1 E: 0 K: 0 S: 5	H: 3 LOB: 2 BB: 1 P: 9	R: 0 E: 0 K: 0 S: 3	H: 0 LOB: 0 BB: 0 P: 3	R: 2 E: 1 K: 1 S: 8	H: 2 LOB: 2 BB: 1 P: 13	1B: 13 2B: 5 3B: 2 HR: 1	SF: 1 SAC: 0 DP: 3 HBP: 0	WP: 2 PB: 0 SB: 1 CS: 0	PA: 49														
PITCHER	IP WLS BF H R ER SO BB IBB HBP BLK WP HR S P ERA WHIP																																			
45 Frankie De La Cruz, R ERA: (1, 1)	2.0		10	3	0	0	2	1	0	0	0	1	0	13	17	0.00	2.000																			
26 Ryan Tucker, R ERA: 10.13 (3, 1)	2.2	L	12	4	3	3	0	1	0	0	0	0	0	11	16	10.12	1.875																			
Taylor Tankersley, L ERA: 81.0 (5, 1)	0.1		5	3	3	3	0	1	0	0	0	0	0	4	8	81.00	12.000																			
38 Jason Standridge, R ERA: 9.0 (6, 1)	1.0		6	4	1	1	0	0	0	0	0	1	0	6	7	9.00	4.000																			
Zach Kroenke, L ERA: 9.0 (7, 1)	1.0		6	3	1	1	0	1	0	0	0	0	0	5	9	9.00	4.000																			
PITCHER	IP WLS BF H R ER SO BB IBB HBP BLK WP HR S P ERA WHIP																																			
29 Mike Wood, R ERA: (8, 1)	1.0		3	0	0	0	0	0	0	0	0	0	0	3	3	0.00	0.000																			
30 John Koronka, L ERA: 18.0 (9, 1)	1.0		7	2	2	2	1	1	0	0	0	0	1	8	13	18.00	3.000																			

Dominican Republic @ Florida Marlins
 Roger Dean Stadium, Jupiter, FL
 Tue Mar 03 2009, 1:05 PM EST
 Att. 3,611 - Sunny - 68 F

livebaseballscorecards.com

Batter	1	2	3	4	5	6	7	8	9
1 Emilio Bonifacio, S OBP: 0.333, SLG: 0.333 31 Jay Gibbons, L	0-0 G3		0-0 G3			0-0 21 HBP 1B		4-0 70 G6-4-3 BB	
21 John Baker, L 70 Brad Davis, R	0-3 K			0-0 G3-1		1-0 1-2 HBP		0-0 G6-4-3 1-2f	
12 Cody Ross, R 25 Brett Carroll, R	0-0 P6			0-3 K		0-0 F9		0-3 K	
Dallas McPherson, L 18 Wes Helms, R		0-0 F7		0-3 K		0-3 K		0-3 K	
6 Dan Uggla, R OBP: 0.333, SLG: 0.667 72 Chris Coghlan, L		0-0 G6-3			0-0 G6-3		0-0 2B	0-3 K	
27 Jeremy Hermida, L OBP: 0.667, SLG: 1.667		0-1 HR			0-0 24 G6-4-3 1B		0-0 L7		
24 Cameron Maybin, R		0-3 K			0-0 G6-4-3 1-2f		4-0 BB		
14 Gaby Sanchez, R			0-3 K			0-0 G5-3	0-0 F9		
Robert Andino, R			0-0 P4			0-0 F9		0-0 F7	

Inning Stats	R: 0 E: 0 K: 5 S: 5	H: 0 LOB: 0 BB: 0 P: 5	R: 1 E: 0 K: 1 S: 7	H: 1 LOB: 0 BB: 0 P: 7	R: 0 E: 0 K: 1 S: 5	H: 0 LOB: 0 BB: 0 P: 5	R: 0 E: 0 K: 2 S: 7	H: 0 LOB: 0 BB: 0 P: 7	R: 0 E: 0 K: 0 S: 3	H: 1 LOB: 0 BB: 0 P: 3	R: 0 E: 0 K: 0 S: 4	H: 1 LOB: 2 BB: 0 P: 5	R: 0 E: 0 K: 1 S: 6	H: 1 LOB: 2 BB: 1 P: 10	R: 0 E: 0 K: 0 S: 2	H: 0 LOB: 0 BB: 1 P: 6	R: 0 E: 0 K: 3 S: 9	H: 0 LOB: 0 BB: 0 P: 9
1B: 2 2B: 1 3B: 0 HR: 1	SF: 0 SAC: 0 DP: 2 HBP: 1	WP: 0 PA: 32																

PITCHER	IP	WLS	BF	H	R	ER	SO	BB	IBB	HBP	BLK	WP	HR	S	P	ERA	WHIP
36 Edinson Volquez, R ERA: 4.5	2.0		7	1	1	1	2	0	0	0	0	0	0	12	12	4.50	0.500
53 Rafael Perez, L ERA:	3.1	W	6	0	0	0	3	0	0	0	0	0	0	12	12	0.00	0.000
58 Ramon Pena, R ERA:	5.1		3	1	0	0	0	0	0	0	0	0	0	3	3	0.00	1.000
44 Pedro Viola, L ERA:	6.1		10	2	0	0	1	1	0	1	0	0	0	10	15	0.00	1.500
20 Julio Manon, R ERA:	8.1		6	0	0	0	3	1	0	0	0	0	0	11	15	0.00	0.500

BOTTOM

Dominican Republic @ Florida Marlins
Roger Dean Stadium, Jupiter, FL
Tue Mar 03 2009, 1:05 PM EST
Att. 3,611 - Sunny - 68 F

livebaseballscores.com

AB	29
R	1
H	4
RBI	1
BB	2
SO	9
LOB	7



Batter	1	2	3	4	5	6	7	8	9	AB R H RBI BB SO LOB	TOP		
3 Willy Taveras, R OBP: 0.714, SLG: 0.667 (1, 8) X	0-0 SH3 1B		1-0 G3 HBP		0-0 G6-4-3 1B			0-0 23 1B 2 G5-4-3 1B		3 1 3 0 0 0 0	Dominican Republic @ Baltimore Orioles Fort Lauderdale Stadium, Ft. Lauderdale, FL Wed Mar 04 2009, 1:05 PM EST Att. 4,013 - Partly Cloudy - 70 F		
23 José Bautista, R OBP: 0.556, SLG: 0.667 (1, 4) X	0-0 SH3 1-2		0-0 G3 1-2		0-0 G6-4-3 1-2f			0-0 2 G5-4-3 1B		3 0 1 0 0 0 3			
2 Hanley Ramirez, R OBP: 0.333, SLG: 0.375 (1, 6) X	0-0 P4		0-0 P3			0-0 10 G4-6-3 1B		0-0 G5-4-3 1-2f		4 0 1 0 0 0 3			
34 David Ortiz, L OBP: 0.429, SLG: 0.429 (1, 10) X	0-0 F9			0-0 10 G6-3 1B		0-0 L6		0-0 10 FC6-4 1B		4 0 2 0 0 0 2			
10 Miguel Tejada, R OBP: 0.143, SLG: 0.143 (1, 5) X		0-0 16 E 1B		0-0 G6-3 1-2f		0-0 G4-6-3 1-2f		0-0 FC6-4 1-2f		4 0 1 0 0 0 3			
11 Jose Guillen, R OBP: 0.400, SLG: 0.600 (1, 9) Donnie Murphy, R (8, 9)		0-0 P5		0-0 2B			0-0 E6 16 S		0-0 F9	3 0 1 0 0 0 1 0 0 0 0 0 0 0			
16 Willy Aybar, S (1, 3)		0-3 K 1-3		0-0 G3-1			0-3 K 1-2		0-0 F9	4 0 0 0 0 2 3			
15 Nelson Cruz, R OBP: 0.556, SLG: 0.429 (1, 7)		0-3 K			0-0 3 1B 1B		0-0 F7		0-0 F9	4 0 1 0 0 1 2			
21 Miguel Olivo, R OBP: 0.400, SLG: 0.750 (1, 2) 33 Alberto Castillo, R (6, 2)			0-0 G5-3		0-3 K		0-0 G6-3			2 0 0 0 0 1 1 1 0 0 0 0 0 1			
Inning Stats	R: 0 E: 0 K: 0 S: 4 H: 1 LOB: 1 BB: 0 P: 4	R: 0 E: 0 K: 2 S: 8 H: 1 LOB: 1 BB: 0 P: 8	R: 0 E: 0 K: 0 S: 3 H: 0 LOB: 1 BB: 0 P: 4	R: 0 E: 0 K: 0 S: 4 H: 2 LOB: 1 BB: 0 P: 4	R: 0 E: 0 K: 1 S: 6 H: 2 LOB: 1 BB: 0 P: 6	R: 0 E: 0 K: 0 S: 3 H: 1 LOB: 0 BB: 0 P: 3	R: 0 E: 1 K: 1 S: 6 H: 0 LOB: 1 BB: 0 P: 6	R: 1 E: 0 K: 0 S: 5 H: 3 LOB: 1 BB: 0 P: 5	R: 0 E: 0 K: 0 S: 3 H: 0 LOB: 0 BB: 0 P: 3	1B: 9 2B: 1 3B: 0 HR: 0 SF: 0 SAC: 1 DP: 4 HBP: 1	WP: 0 PB: 0 SB: 1 CS: 0 PA: 35		
PITCHER	IP WLS BF H R ER SO BB IBB HBP BLK WP HR S P ERA WHIP											PITCHER	IP WLS BF H R ER SO BB IBB HBP BLK WP HR S P ERA WHIP
19 Koji Uehara, R ERA: (1, 1)	3.0 W 12 2 0 0 2 0 0 1 0 0 0 0 15 16 0.00 0.667												
34 Matt Albers, R ERA: (4, 1)	2.0 H 8 4 0 0 1 0 0 0 0 0 0 0 10 10 0.00 2.000												
25 Brian Bass, R ERA: (6, 1)	2.0 7 1 0 0 1 0 0 0 0 0 0 0 9 9 0.00 0.500												
41 Bob McCrory, R ERA: 4.5 (8, 1)	2.0 8 3 1 1 0 0 0 0 0 0 0 0 8 8 4.50 1.500												

livebaseballscorecards.com

AB	32
R	1
H	10
RBI	0
BB	0
SO	4
LOB	19



Batter	1	2	3	4	5	6	7	8	9	AB	R	H	RBI	BB	SO	LOB
1 Brian Roberts, S (1, 4) 83 Justin Turner, R (6, 4) OBP: 1.000, SLG: 1.000	0-0 G6-3	0-0 G5-3		0-0 F7			0-0 16 BB 77 BB 55 G1-3 1B			3	0	0	0	0	0	3
Adam Jones, R (1, 8) 77 Justin Christian, R (6, 8)	0-0 G6-3		0-0 F9		4-0 BB		4-0 55 G1-3 16 BB 1-2 BB			2	0	0	0	1	0	0
21 Nick Markakis, L (1, 9) 16 Oscar Salazar, R (6, 9)	0-0 17 2B 23 HR 1B		0-0 P6		0-3 K		4-0 55 G1-3 1-2 2-3 BB			3	1	1	0	0	1	1
17 Aubrey Huff, L (1, 3) 55 Robby Hammock, R (6, 3)	0-0 23 HR 2B		0-0 G5-3		0-0 F7		0-0 G1-3			3	1	1	0	0	0	1
23 Ty Wigginton, R (1, 5) 14 Chris Gomez, R (5, 5)	2-2 2-H 3-H HR			0-0 18 2B 2B	0-3 K		0-0 G6-3			2	2	2	3	0	0	0
30 Luke Scott, L (1, 10) 72 Brandon Snyder, R (8, PH)	0-0 F7			0-0 F9		0-0 F9		0-3 K		3	0	0	0	0	0	1
18 Felix Pie, L (1, 7) 2 Ryan Freel, R (6, 7)		0-0 F7		0-0 9 1B 2B		0-3 K		0-3 K		2	1	1	1	0	0	0
9 Gregg Zaun, S (1, 2) 54 Chad Moeller, R (6, 2)		0-0 1 G5-3 82 1B 1B		0-0 82 F9 2-H 1B		0-0 G6-3		0-0 G6-3		2	0	2	1	0	0	0
82 Jolbert Cabrera, R (1, 6) 35 Blake Davis, L (6, 6)		0-0 1-2 1B		0-0 F9 2-3			0-0 G4-3			2	0	1	0	0	0	1

Inning Stats	R: 3	H: 3	E: 0	K: 0	S: 8	LOB: 0	BB: 0	P: 10	R: 0	H: 2	E: 0	K: 0	S: 4	LOB: 1	BB: 0	P: 4	R: 0	H: 0	E: 0	K: 0	S: 3	LOB: 0	BB: 0	P: 3	R: 2	H: 3	E: 0	K: 0	S: 6	LOB: 1	BB: 0	P: 6	R: 0	H: 0	E: 0	K: 2	S: 7	LOB: 1	BB: 1	P: 11	R: 0	H: 0	E: 0	K: 1	S: 5	LOB: 0	BB: 0	P: 5	R: 1	H: 1	E: 0	K: 0	S: 4	LOB: 2	BB: 2	P: 12	R: 0	H: 0	E: 0	K: 2	S: 7	LOB: 0	BB: 0	P: 7
--------------	------	------	------	------	------	--------	-------	-------	------	------	------	------	------	--------	-------	------	------	------	------	------	------	--------	-------	------	------	------	------	------	------	--------	-------	------	------	------	------	------	------	--------	-------	-------	------	------	------	------	------	--------	-------	------	------	------	------	------	------	--------	-------	-------	------	------	------	------	------	--------	-------	------

PITCHER	IP	WLS	BF	H	R	ER	SO	BB	IBB	HBP	BLK	WP	HR	S	P	ERA	WHIP
46 Johnny Cueto, R (1, 1) ERA: 9.0	3.0	L	13	5	3	3	0	0	0	0	0	0	0	15	17	9.00	1.667
45 Pedro Martinez, R (4, 1) ERA: 9.0	2.0		10	3	2	2	2	1	0	0	0	0	0	13	17	9.00	2.000
57 Odalis Perez, L (6, 1) ERA: 4.5	2.0		9	1	1	1	1	2	0	0	0	0	0	9	17	4.50	1.500
43 Damaso Marte, L (8, 1) ERA:	1.0		3	0	0	0	2	0	0	0	0	0	0	7	7	0.00	0.000

BOTTOM

Dominican Republic @ Baltimore Orioles
Fort Lauderdale Stadium, Ft. Lauderdale, FL

Wed Mar 04 2009, 1:05 PM EST
 Att: 4,013 - Party Cloudy - 70 F

livebaseballscorecards.com

AB	32
R	6
H	9
RBI	6
BB	3
SO	5
LOB	12



1B:	5	SF:	0	WP:	0	PA:	35
2B:	3	SAC:	0	PB:	0		
3B:	0	DP:	1	SB:	0		
HR:	1	HBP:	0	CS:	0		

<p>7 José Reyes, S (1, 6) OBP: 0.400, SLG: 0.667</p>	<p>0-0 24 1B 2B</p>		<p>0-0 L8</p>			<p>0-0 F7</p>		<p>0-0 P5</p>		<p>4 1 1 0 0 0 1</p>	<p>Dominican Republic @ St. Louis Cardinals Roger Dean Stadium, Jupiter, FL</p> <p>Thu Mar 05 2009, 2:05 PM EST Att. 4,486 - Partly Cloudy - 71 F</p>
<p>24 Robinson Canó, L (1, 4) OBP: 0.556, SLG: 0.500</p>	<p>0-0 34 G3-6-3 2-H 1B</p>		<p>0-0 34 FC3-6 10 1B</p>			<p>0-3 K</p>		<p>0-0 G6-3</p>	<p>4 0 2 1 0 1 0</p>		
<p>10 Miguel Tejada, R (1, 5) OBP: 0.200, SLG: 0.200 Allen Craig, R (6, 3)</p>	<p>0-0 F8</p>		<p>0-0 34 FC3-6 1-2 1B</p>			<p>0-0 F7</p>		<p>0-0 P6</p>	<p>3 0 1 0 0 0 1 0 0 0 0 0 0 0</p>		
<p>34 David Ortiz, L (1, 10) OBP: 0.333, SLG: 0.333 2 Hanley Ramirez, R (7, PH) OBP: 0.273, SLG: 0.300</p>	<p>0-0 G3-6-3 1-2f</p>		<p>0-0 FC3-6 1-2f 2-3</p>			<p>0-0 G6-3</p>		<p>0-0 F8</p>	<p>2 0 0 0 0 0 3 2 0 0 0 0 0 0</p>		
<p>11 Jose Guillen, R (1, 9) OBP: 0.250, SLG: 0.375</p>		<p>0-3 K</p>			<p>0-0 P4</p>		<p>0-3 K</p>		<p>3 0 0 0 0 0 2 2</p>		
<p>18 Moises Alou, R (1, 7) 3 Willy Taveras, R (5, 8) Joe Thurston, L (7, 8)</p>		<p>0-0 L5</p>			<p>0-0 P1</p>		<p>0-0 F8</p>		<p>2 0 0 0 0 0 2 1 0 0 0 0 0 0 0 0 0 0 0 0 0</p>		
<p>16 Willy Aybar, S (1, 3) (6, 5)</p>		<p>0-0 L5</p>			<p>0-0 G4-3</p>		<p>0-3 K</p>		<p>3 0 0 0 0 0 1 0</p>		
<p>15 Nelson Cruz, R (1, 8) OBP: 0.417, SLG: 0.300 (5, 7)</p>			<p>0-0 G5-3</p>			<p>0-0 F8</p>		<p>0-0 F7</p>	<p>3 0 0 0 0 0 0</p>		
<p>33 Alberto Castillo, R (1, 2) 25 Juan Brito, R (6, 2) Tony Cruz, R (8, 2)</p>			<p>0-0 L9</p>			<p>0-0 G4-3</p>		<p>0-0 1B</p>	<p>2 0 0 0 0 0 0 1 0 1 0 0 0 0 0 0 0 0 0 0 0</p>		

Inning Stats	R: 1 H: 2 E: 0 LOB: 0 K: 0 BB: 0 S: 4 P: 4	R: 0 H: 0 E: 0 LOB: 0 K: 1 BB: 0 S: 5 P: 5	R: 0 H: 0 E: 0 LOB: 0 K: 0 BB: 0 S: 3 P: 3	R: 0 H: 2 E: 0 LOB: 2 K: 0 BB: 0 S: 5 P: 5	R: 0 H: 0 E: 0 LOB: 0 K: 0 BB: 0 S: 3 P: 3	R: 0 H: 0 E: 0 LOB: 0 K: 1 BB: 0 S: 5 P: 5	R: 0 H: 0 E: 0 LOB: 0 K: 1 BB: 0 S: 5 P: 5	R: 0 H: 1 E: 0 LOB: 1 K: 1 BB: 0 S: 6 P: 6	R: 0 H: 0 E: 0 LOB: 0 K: 0 BB: 0 S: 3 P: 3	1B: 4 SF: 0 2B: 1 SAC: 0 3B: 0 DP: 1 HR: 0 HBP: 0	WP: 0 PA: 31 PB: 0 SB: 0 CS: 0
---------------------	---	---	---	---	---	---	---	---	---	--	---

PITCHER	IP	WLS	BF	H	R	ER	SO	BB	IBB	HBP	BLK	WP	HR	S	P	ERA	WHIP
37 Todd Wellemeyer, R (1, 1) ERA: 2.25	4.0		15	4	1	1	1	0	0	0	0	0	0	17	17	2.25	1.000
31 Ryan Franklin, R (5, 1) ERA:	2.0	W	6	0	0	0	1	0	0	0	0	0	0	8	8	0.00	0.000
34 Chris Perez, R (7, 1) ERA:	1.0	H	3	0	0	0	1	0	0	0	0	0	0	5	5	0.00	0.000
52 Josh Kinney, R (8, 1) ERA:	1.0	H	4	1	0	0	1	0	0	0	0	0	0	6	6	0.00	1.000
30 Jason Motte, R (9, 1) ERA:	1.0	S	3	0	0	0	0	0	0	0	0	0	0	3	3	0.00	0.000

AB	30
R	1
H	5
RBI	1
BB	0
SO	4
LOB	9



Batter	1	2	3	4	5	6	7	8	9
55 Skip Schumaker, L (1, 4) OBP: 1.000, SLG: 1.000 13 Brendan Ryan, R (5, PR) (6, 4)	0-0 FC5-4 1B		4-0 G6-3 BB		0-0 FC4-6 47 1B 62 FC1 1B		4-0 62 1B 61 G4-3 BB		
62 Joe Mather, R (1, 5) OBP: 0.250, SLG: 0.250 (7, 7)	0-0 P2		0-0 G6-3 1-2f		0-0 FC1 24 FC4-6 1B		0-0 61 G4-3 1B		
24 Rick Ankiel, L (1, 10) 61 Nick Stavinoha, R (5, PR) (6, 10)	0-0 FC5-4 1-2f			0-0 G3-1	0-0 FC4-6 47 1B 1-2f 2-3		0-0 G4-3 1-2f 3-H		
47 Ryan Ludwick, R (1, 9) OBP: 0.333, SLG: 0.333 23 Brian Barden, R (7, 5)	0-3 K			0-3 K	0-0 1B 1-2 3-H		0-0 G4-3		
16 Chris Duncan, L (1, 3)		0-3 K		4-0 3 2B BB	0-3 K		0-0 P6		
3 Khalil Greene, R (1, 6) OBP: 0.333, SLG: 0.667 67 Tyler Greene, R (6, 6)		0-0 F8		0-0 2B 1-H	0-0 F7		0-3 K		
88 Jon Jay, L (1, 7) 59 Justin Knoedler, R (7, 2)		0-3 K		4-0 BB		0-3 K	0-0 F9		
21 Jason LaRue, R (1, 2) 54 Brian Barton, R (6, PH) (7, 9)			0-3 K	0-3 K		0-0 F8			
28 Colby Rasmus, L (1, 8) OBP: 0.667, SLG: 0.500			0-0 55 BB 1B		4-0 55 1B 62 FC1 BB	0-0 F9			

Inning Stats	R: 0 E: 0 K: 1 S: 6	H: 1 LOB: 1 BB: 0 P: 6	R: 0 E: 0 K: 2 S: 7	H: 0 LOB: 0 BB: 0 P: 7	R: 0 E: 0 K: 1 S: 5	H: 1 LOB: 1 BB: 1 P: 9	R: 1 E: 0 K: 2 S: 8	H: 1 LOB: 2 BB: 2 P: 16	R: 2 E: 0 K: 1 S: 8	H: 2 LOB: 2 BB: 1 P: 12	R: 0 E: 0 K: 1 S: 5	H: 0 LOB: 0 BB: 0 P: 5	R: 1 E: 0 K: 0 S: 3	H: 1 LOB: 0 BB: 1 P: 7	R: 0 E: 0 K: 1 S: 5	H: 0 LOB: 0 BB: 0 P: 5
--------------	------------------------------	---------------------------------	------------------------------	---------------------------------	------------------------------	---------------------------------	------------------------------	----------------------------------	------------------------------	----------------------------------	------------------------------	---------------------------------	------------------------------	---------------------------------	------------------------------	---------------------------------

PITCHER	IP	WLS	BF	H	R	ER	SO	BB	IBB	HBP	BLK	WP	HR	S	P	ERA	WHIP
38 Ubaldo Jiménez, R (1, 1) ERA: 9.0	3.0		11	2	0	0	4	1	0	0	0	0	0	18	22	0.00	1.000
49 Carlos Marmol, R (4, 1) ERA: 9.0	1.0	B	6	1	1	1	2	2	0	0	0	0	0	8	16	9.00	3.000
58 Ramon Pena, R (5, 1) ERA: 9.0	1.0	L	7	2	2	2	1	1	0	0	0	0	0	8	12	18.00	3.000
20 Julio Manon, R (6, 1) ERA: 9.0	1.0		3	0	0	0	1	0	0	0	0	0	0	5	5	0.00	0.000
51 Julian Tavarez, R (7, 1) ERA: 9.0	1.0		4	1	1	1	0	1	0	0	0	0	0	3	7	9.00	2.000

AB R H RBI BB SO LOB

2 0 2 0 1 0 0	0 2 0 0 1 0 0
4 0 1 1 0 0 4	
3 0 0 0 0 0 3	1 0 0 0 0 0 1
3 0 1 1 0 2 1	1 0 0 0 0 0 0
3 1 0 0 1 2 2	
3 0 1 1 0 0 2	1 0 0 0 0 1 0
2 0 0 0 1 2 0	1 0 0 0 0 0 0
2 0 0 0 0 2 2	1 0 0 0 0 0 0
2 1 1 0 1 0 0	

AB	R	H	RBI	BB	SO	LOB
29	4	6	3	5	9	15

WP	HR	S	P	ERA	WHIP
0	0	5	5	0.00	0.000

Dominican Republic @ St. Louis Cardinals
Roger Dean Stadium, Jupiter, FL
 Thu Mar 05 2009, 2:05 PM EST
 Att: 4,486 - Partly Cloudy - 71 F

livebaseballscores.com

AB	R	H	RBI	BB	SO	LOB
29	4	6	3	5	9	15



Batter	1	2	3	4	5	6	7	8	9	AB R H RBI BB SO LOB	TOP			
7 José Reyes, S (1, 6) OBP: 0.667, SLG: 1.667 2 Erick Aybar, S (5, PH) OBP: 0.500, SLG: 0.333 (5, 6)	0-0 10 E 1B	0-0 C C C 1B	3-1 1-H HR		0-0 L3	0-0 52 1B 1B	0-0 G1-3		4-0 83 WP 52 G6-3 BB	3 1 2 2 0 1 2 3 0 1 0 1 0 3				
24 Robinson Canó, L (1, 4) OBP: 0.750, SLG: 1.500 52 Leury García, S (5, 4) OBP: 0.667, SLG: 0.667	0-0 F8	0-0 10 1B 1B	0-0 10 1B 1B		0-0 HR	0-0 1-2 1B		0-0 14 1B 13 1B 1B	0-0 G6-3	4 1 3 3 0 0 1 3 1 2 0 0 0 1				
10 Edwin Encarnación, R (1, 3) OBP: 0.600, SLG: 0.600 83 Daniño Sanchez, R (7, 2)	1-0 P3	0-0 1-3 2-H 1B	0-0 1-2 1B		0-0 FC6-4 4 1B 1B	0-0 L8		0-0 L6	1-0 F8	5 1 3 1 0 0 3 2 0 0 0 0 0 2				
17 Nelson Cruz, R (1, 9) 14 Moisés Sierra, R (5, 9) OBP: 1.000, SLG: 1.000	0-0 G5-3	0-3 K	0-0 G6-3		4-0 13 FC6-4 BB		0-0 13 HR 1B	0-0 4 FC4-6 25 1B 1B		3 0 0 0 1 1 5 2 2 2 0 0 0 0				
13 Hanley Ramirez, R (1, 10) OBP: 0.667, SLG: 1.500		0-0 4 1B 41 1B 2B	0-0 4 2B 2B		0-0 G5-3	0-0 FC6-4 4 1B		2-0 1-H HR	0-0 1-2 FC4-6 1B	6 3 4 3 0 0 2				
4 Miguel Tejada, R (1, 5) OBP: 0.667, SLG: 0.833		0-0 41 1B 32 1B 1B	0-0 32 1B 30 FC6-4 2B		0-0 1B	0-0 1-2 3-H 1B		0-0 G5-3	0-0 FC4-6 25 1B 1B	6 2 4 2 0 0 2				
41 Carlos Santana, S (1, 2) OBP: 0.333, SLG: 0.333 25 Francisco Peña, R (4, 2) OBP: 0.667, SLG: 0.667 (7, 3)		0-0 32 1B 24 1B 1B	0-3 K		0-0 F8	0-0 L7		0-0 22 1B 1B	0-0 1-2 3-H FC6-4 1B	3 1 1 1 0 1 2 3 0 2 1 0 0 2				
32 Ricardo Nanita, L (1, 7) OBP: 0.667, SLG: 0.667 22 Eury Pérez, R (6, PH) OBP: 0.333, SLG: 0.333 (6, 7)		0-0 10 1B 24 1B 1B	0-0 30 FC6-4 1B		0-0 G3		0-0 P3	0-0 1-2 1B	0-0 FC6-4	3 1 2 1 0 0 1 3 0 1 0 0 0 2				
30 Alejandro De Aza, L (1, 8) OBP: 0.167, SLG: 0.500		0-0 F7	0-0 FC6-4 7 HR		0-0 24 HR 3B		0-0 P4	0-0 F8	0-3 K	6 2 1 1 0 1 5				
Inning Stats	R: 0 H: 1 E: 0 LOB: 1 K: 0 BB: 0 S: 4 P: 5	R: 4 H: 6 E: 0 LOB: 2 K: 2 BB: 0 P: 13	R: 4 H: 6 E: 0 LOB: 2 K: 1 BB: 0 P: 15	R: 0 H: 1 E: 0 LOB: 1 K: 0 BB: 0 P: 4	R: 3 H: 4 E: 0 LOB: 2 K: 0 BB: 1 P: 11	R: 0 H: 2 E: 0 LOB: 2 K: 0 BB: 0 P: 5	R: 2 H: 4 E: 0 LOB: 2 K: 0 BB: 0 P: 9	R: 2 H: 4 E: 0 LOB: 2 K: 0 BB: 0 P: 7	R: 0 H: 0 E: 0 LOB: 1 K: 1 BB: 1 P: 10	1B: 21 SF: 0 2B: 3 SAC: 0 3B: 1 DP: 0 HR: 3 HBP: 0	WP: 1 PA: 57 PB: 0 SB: 0 CS: 0			
PITCHER	IP WLS BF H R ER SO BB IBB HBP BLK WP HR S P ERA WHIP												PITCHER	IP WLS BF H R ER SO BB IBB HBP BLK WP HR S P ERA WHIP
35 Cole Hamels, L (1, 1) ERA: 27.0	2.2 L 20 12 8 8 3 0 0 0 0 0 0 1 27 31 27.00 4.500													
70 Ethan Martin, R (3, 1) ERA: 11.57	2.1 14 6 3 3 0 1 0 0 0 0 0 1 13 17 11.57 3.000													
68 Jonathan Pettibone, R (6, 1) ERA: 13.5	2.2 17 9 4 4 0 0 0 0 0 0 0 1 17 19 13.50 3.375													
77 Justin Friend, R (8, 1) ERA:	1.1 6 1 0 0 1 1 0 0 0 0 1 0 7 12 0.00 1.500													

Dominican Republic @ Philadelphia Phillies
Bright House Field, Clearwater, FL
Tue Mar 05 2013, 1:08 PM - 4:06 PM EST
Att. 4,493 - Sunny - 71 F

livebaseballscorecards.com

AB	55
R	15
H	28
RBI	15
BB	2
SO	4
LOB	33



BOTTOM

Dominican Republic @ Philadelphia Phillies
Bright House Field, Clearwater, FL

Tue Mar 05 2013, 1:08 PM - 4:06 PM EST
Att. 4,493 - Sunny - 71 F

livebaseballscorecards.com

AB 35
R 2
H 9
RBI 2
BB 1
SO 9
LOB 15



WP: 2 PA: 36
PB: 0
SB: 0
CS: 0

AB R H RBI BB SO LOB

4 0 1 0 0 0 1

4 0 2 0 0 0 2

3 0 0 0 0 1 3
1 0 0 0 0 1 1

3 0 0 0 0 1 1
1 1 1 0 0 0 0

4 0 0 0 0 3 1

4 1 2 2 0 0 0

3 0 2 0 1 0 0

2 0 0 0 0 1 1
2 0 0 0 0 1 3


4 0 1 0 0 1 2

1B: 6 SF: 0
2B: 2 SAC: 0
3B: 0 DP: 1
HR: 1 HBP: 0

Batter	1	2	3	4	5	6	7	8	9
43 Ender Inciarte, L (1, 8) OBP: 0.250, SLG: 0.250	0-0 G4-3		0-0 P5			0-0 G4-3		0-0 FC6 28 1B	
28 Kevin Frandsen, R (1, 4) OBP: 0.500, SLG: 0.750	0-0 G4-6-3 9 1B		0-0 F7			0-0 G4-3 9 2B		0-0 FC6 1-2f	
9 Domic Brown, L (1, 9) 22 Joe Mather, R (7, 9)	0-0 G4-6-3 1-2f		0-3 K			0-0 G4-3 2-3		0-3 K	
6 Ryan Howard, L (1, 3) 24 Josh Fields, R (7, 3) OBP: 1.000, SLG: 1.000		0-3 K		0-0 L4		0-0 F7		0-0 19 WP 19 1B	
18 Darin Ruf, R (1, 7)		0-3 K		0-2 K		0-0 F7		0-3 K	
19 Laynce Nix, L (1, 10) OBP: 0.500, SLG: 1.250		0-1 HR		0-0 G4-3		0-0 G3		1-0 13 WP 72 1B	
72 Cody Asche, L (1, 5) OBP: 0.750, SLG: 0.667		0-0 1B		0-0 G3		4-0 BB BB BB		0-0 13 WP 1-2 1B	
31 Erik Kratz, R (1, 2) 65 Cameron Rupp, R (7, 2)		0-3 K2-3		0-0 F7		0-3 K		0-0 P4	
13 Freddy Galvis, S (1, 6) OBP: 0.250, SLG: 0.500			0-0 2B		0-3 K2-3			0-0 F7 1-2 2-3	
1B: 6 SF: 0 2B: 2 SAC: 0 3B: 0 DP: 1 HR: 1 HBP: 0									

Inning Stats	R: 0	H: 1	E: 0	K: 0	S: 3	H: 2	LOB: 0	BB: 0	P: 3	R: 1	H: 2	E: 0	K: 3	S: 12	R: 0	H: 0	E: 0	K: 1	S: 6	R: 0	H: 0	E: 0	K: 1	S: 5	R: 0	H: 0	E: 0	K: 1	S: 5	R: 0	H: 1	E: 0	K: 0	S: 4	R: 0	H: 0	E: 0	K: 1	S: 5	R: 0	H: 1	E: 0	K: 1	S: 5	R: 0	H: 0	E: 0	K: 1	S: 6	R: 1	H: 3	E: 0	K: 1	S: 8	1B: 6	SF: 0	2B: 2	SAC: 0	3B: 0	DP: 1	HR: 1	HBP: 0
--------------	------	------	------	------	------	------	--------	-------	------	------	------	------	------	-------	------	------	------	------	------	------	------	------	------	------	------	------	------	------	------	------	------	------	------	------	------	------	------	------	------	------	------	------	------	------	------	------	------	------	------	------	------	------	------	------	-------	-------	-------	--------	-------	-------	-------	--------

PITCHER	IP	WLS	BF	H	R	ER	SO	BB	IBB	HBP	BLK	WP	HR	S	P	ERA	WHIP
21 Samuel Deduno, R (1, 1) ERA: 4.5	2.0	W	8	3	1	1	3	0	0	0	0	0	0	15	15	4.50	1.500
40 Kelvin Herrera, R (3, 1) ERA:	1.0		4	1	0	0	1	0	0	0	0	0	0	6	6	0.00	1.000
20 Octavio Dotel, R (4, 1) ERA:	1.0		3	0	0	0	1	0	0	0	0	0	0	5	5	0.00	0.000
44 Santiago Casilla, R (5, 1) ERA:	1.0		3	0	0	0	1	0	0	0	0	0	0	5	5	0.00	0.000
31 Alfredo Simon, R (6, 1) ERA:	1.0		4	1	0	0	0	0	0	0	0	0	0	4	4	0.00	1.000
PITCHER	IP	WLS	BF	H	R	ER	SO	BB	IBB	HBP	BLK	WP	HR	S	P	ERA	WHIP
16 Mauricio Robles, L (7, 1) ERA:	1.0		4	0	0	0	1	1	0	0	0	0	0	5	9	0.00	1.000
62 Juan Sosa, R (8, 1) ERA:	1.0		4	1	0	0	1	0	0	0	0	0	0	6	6	0.00	1.000
53 Edgar Alberto Garcia, R (9, 1) ERA: 13.5	0.2		5	3	1	1	1	0	0	0	0	1	0	7	8	13.50	4.500
1 Michael Cisco, R (9, 1) ERA:	0.1		1	0	0	0	0	0	0	0	0	1	0	1	2	0.00	0.000

Batter	1	2	3	4	5	6	7	8	9	AB R H RBI BB SO LOB	TOP												
7 José Reyes, S OBP: 0.556, SLG: 0.875 (1, 10)	0-3 K		0-0 1B		0-0 1B	4-0 1B	0-0 BB		0-0 G3-1	5 1 2 1 1 1 3	 Dominican Republic @ New York Yankees George M. Steinbrenner Field, Tampa, FL Wed Mar 06 2013, 1:07 PM - 4:20 PM EST Att: 8,146 - Sunny - 62 F												
2 Erick Aybar, S OBP: 0.400, SLG: 0.250 (1, 6) (5, 5) (7, 6)	0-3 K		0-3 K		4-0 1B	0-0 BB	0-0 G1-3		0-0 1B	5 0 1 2 1 2 4													
24 Robinson Canó, L OBP: 0.571, SLG: 1.000 52 Leury García, S OBP: 0.500, SLG: 0.400 (1, 4) (6, PH) (6, 4)	0-0 F7			0-0 G3	0-0 1B	4-0 BB		0-0 G4-3	0 0 0 0 0 0 0 2 0 0 0 1 0 1														
10 Edwin Encarnación, R OBP: 0.750, SLG: 0.857 25 Francisco Peña, R OBP: 0.600, SLG: 0.500 (1, 3) (6, PH) (6, 2)		0-0 2B		0-0 1B	4-0 BB	4-0 BB		0-3 K	2 0 2 0 1 0 0 1 0 0 0 1 1 0														
13 Hanley Ramirez, R OBP: 0.400, SLG: 0.900 (1, 5) (5, 6)		0-0 G6-3		0-0 FC5-4	0-0 BB	0-0 BB	0-0 F9	4-0 BB	4 1 0 0 0 0 8 0 1 0 0 1 0 0														
4 Miguel Tejada, R OBP: 0.714, SLG: 0.833 (7, 5)				1-2f 41 1B	1-2f 41 1B			14 1B BB	2 0 0 0 1 1 1 2 0 1 0 0 1 0														
17 Nelson Cruz, R (1, 9)		0-0 F9		41 1B BB			K	E5															
14 Moisés Sierra, R OBP: 0.750, SLG: 0.750 (6, 9)				1-2			K	1B															
41 Carlos Santana, S OBP: 0.500, SLG: 0.429 (1, 2) (6, 3)		0-3 K		1-3 2-H 1B		4-0 BB	0-0 BB	0-0 F8	4 2 2 1 1 1 2														
32 Ricardo Nanita, L OBP: 0.625, SLG: 0.875 (1, 7)			0-0 G6-3		0-0 G3		0-0 BB		5 2 3 1 0 0 2														
30 Alejandro De Aza, L OBP: 0.222, SLG: 0.667 22 Eury Pérez, R OBP: 0.200, SLG: 0.200 (1, 8) (6, PR) (6, 8)			0-0 F7		0-0 P4	0-0 3B	0-0 E5	0-3 K	3 0 1 1 0 0 0 2 1 0 0 0 1 3														
Inning Stats	R: 0 E: 0 K: 2 S: 7	H: 0 LOB: 0 BB: 0 P: 7	R: 0 E: 0 K: 1 S: 6	H: 1 LOB: 1 BB: 0 P: 6	R: 0 E: 0 K: 1 S: 6	H: 1 LOB: 1 BB: 0 P: 6	R: 1 E: 0 K: 0 S: 5	H: 2 LOB: 2 BB: 1 P: 9	R: 1 E: 0 K: 0 S: 4	H: 2 LOB: 2 BB: 2 P: 12	R: 3 E: 0 K: 1 S: 7	H: 2 LOB: 3 BB: 4 P: 23	R: 1 E: 1 K: 1 S: 8	H: 2 LOB: 2 BB: 0 P: 8	R: 1 E: 1 K: 1 S: 6	H: 1 LOB: 1 BB: 1 P: 10	R: 1 E: 0 K: 1 S: 7	H: 2 LOB: 1 BB: 0 P: 7	1B: 9 2B: 3 3B: 1 HR: 0	SF: 0 SAC: 0 DP: 1 HBP: 0	WP: 0 PB: 0 SB: 0 CS: 0	PA: 48	
PITCHER	IP WLS BF H R ER SO BB IBB HBP BLK WP HR S P ERA WHIP	IP WLS BF H R ER SO BB IBB HBP BLK WP HR S P ERA WHIP																					
18 Hiroki Kuroda, R ERA: 38 Cody Eppley, R ERA: 9.0 39 Clay Rapada, L ERA: 27.0 43 Jim Miller, R ERA: 20.25 92 Tommy Kahnle, R ERA:	(1, 1) (4, 1) (5, 1) (5, 1) (6, 1)	3.0 1.0 0.1 1.1 1.1	L 6 5 8 8	2 2 2 2 2	0 1 1 3 1	0 1 0 1 0	4 0 2 3 1	0 0 0 0 1	0 0 0 0 0	0 0 0 0 0	0 0 0 0 0	0 5 3 7 9	19 9 11 19 13	19 9.00 27.00 20.25 0.00	0.667 3.000 12.000 3.750 2.250								
89 Preston Claiborne, R ERA: 82 Chase Whitley, R ERA: 9.0	(8, 1) (9, 1)	1.0 0.0		1 0	1 0	0 0	0 0	0 0	0 0	0 0	0 0	0 0	6 0	10 ∞	0.00 ∞	2.000 ∞							

livebaseballscorecards.com

AB	37
R	8
H	12
RBI	6
BB	8
SO	8
LOB	24



Batter	1	2	3	4	5	6	7	8	9	AB	R	H	RBI	BB	SO	LOB
26 Eduardo Núñez, R (1, 6) 96 Addison Maruszak, R (7, 6)	0-0 G6-3		0-0 G5-3			0-0 G5-3		0-0 F9		3	0	0	0	0	0	0
17 Jayson Nix, R (1, 4) 97 José Pirela, R (7, 4)	0-0 F7			0-0 F8			0-3 K		0-3 K	2	0	0	0	0	0	0
33 Travis Hafner, L (1, 10) 95 Ronnier Mustelier, R (9, PH)	0-3 K			0-0 L9			0-3 K		0-0 G6-3	3	0	0	0	0	2	0
36 Kevin Youkilis, R (1, 5) 12 Dan Johnson, L (7, 5)		0-0 F9		0-3 K			4-0 78 HR BB		4-0 78 DI BB	2	0	0	0	0	1	0
54 Juan Rivera, R (1, 9) 78 Zoilo Almonte, S (7, 9) OBP: 0.500, SLG: 2.000		0-0 G5-3			0-0 G6-3		1-1 HR		0-1 F7	2	0	0	0	0	0	0
29 Francisco Cervelli, R (1, 2) 45 Bobby Wilson, R (7, 2) OBP: 1.000, SLG: 2.000		4-0 BB			0-0 G5-3		0-0 2B			1	0	0	0	1	0	0
22 Matt Diaz, R (1, 7) 60 Thomas Neal, R (7, 7)		0-0 G5-3			0-3 K		0-3 K			2	0	0	0	0	1	1
63 Melky Mesa, R (1, 8)			0-3 K			4-0 94 G6-4-3 BB		0-0 P2		2	0	0	0	1	1	0
94 Luke Murton, R (1, 3)			0-3 K			0-0 G6-4-3 1-2f		0-0 G5-3		3	0	0	0	0	1	1

Inning Stats	R: 0	H: 0	E: 0	K: 1	S: 5	LOB: 0	BB: 0	P: 5	R: 0	H: 0	E: 0	K: 0	S: 7	LOB: 0	BB: 0	P: 7	R: 0	H: 0	E: 0	K: 1	S: 5	LOB: 0	BB: 0	P: 5	R: 0	H: 0	E: 0	K: 0	S: 2	R: 2	H: 2	E: 0	K: 3	S: 12	LOB: 1	BB: 1	P: 17	R: 0	H: 0	E: 0	K: 0	S: 3	LOB: 0	BB: 0	P: 3	R: 0	H: 0	E: 0	K: 1	S: 6	LOB: 1	BB: 1	P: 10	1B: 0	2B: 1	3B: 0	HR: 1	SF: 0	SAC: 0	DP: 1	HBP: 0	WP: 0	PB: 0	SB: 0	CS: 0	PA: 32
--------------	------	------	------	------	------	--------	-------	------	------	------	------	------	------	--------	-------	------	------	------	------	------	------	--------	-------	------	------	------	------	------	------	------	------	------	------	-------	--------	-------	-------	------	------	------	------	------	--------	-------	------	------	------	------	------	------	--------	-------	-------	-------	-------	-------	-------	-------	--------	-------	--------	-------	-------	-------	-------	--------

PITCHER	IP	WLS	BF	H	R	ER	SO	BB	IBB	HBP	BLK	WP	HR	S	P	ERA	WHIP
94 Vidal Nuño, L (1, 1) ERA:	4.0	W	13	0	0	0	4	1	0	0	0	0	0	20	24	0.00	0.250
48 Jose Veras, R (5, 1) ERA:	1.0	H	3	0	0	0	1	0	0	0	0	0	0	5	5	0.00	0.000
36 Juan Cedeno, L (6, 1) ERA:	1.0		3	0	0	0	0	1	0	0	0	0	0	2	6	0.00	1.000
65 Atahualpa Severino, L (7, 1) ERA: 27.0	0.2		5	2	2	2	2	1	0	0	0	0	1	9	14	27.00	4.500
75 Lorenzo Barcelo, R (7, 1) ERA:	1.1		4	0	0	0	1	0	0	0	0	0	0	6	6	0.00	0.000

BOTTOM

Dominican Republic @ New York Yankees
George M. Steinbrenner Field, Tampa, FL

Wed Mar 06 2013, 1:07 PM - 4:20 PM EST
Att. 8,146 - Sunny - 62 F

AB	28
R	2
H	2
RBI	2
BB	4
SO	9
LOB	4



Dominican Republic @ Baltimore Orioles
Ed Smith Stadium, Sarasota, FL
 Tue Mar 07 2017, 1:08 PM - 4:09 PM EST
 Att. 4,171 - Partly Cloudy - 79 F

AB	24
R	4
H	3
RBI	3
BB	6
SO	4
LOB	15



WP:	1	PA:	36
PB:	0		
SB:	1		
CS:	0		

AB R H RBI BB SO LOB

2	1	0	0	2	0	0
0	0	0	0	0	0	0
1	1	0	0	0	1	1
3	0	0	0	0	0	2
1	0	0	0	0	0	1
1	0	1	0	2	0	0
0	1	0	0	1	0	0
3	1	1	1	1	0	2
4	0	1	1	0	1	3
4	0	0	1	0	0	2
4	0	0	0	0	2	2
0	0	0	0	0	0	0
1	0	0	0	0	0	2

Batter	1	2	3	4	5	6	7	8	9
7 José Reyes, S (1, 6) (6, 5)	1-0 G3		0-0 G4-3			4-0 G3 41 BB		4-0 G5-4-3 BB	
3 Manny Machado, R 5 Jonathan Villar, S (1, 5) (6, PR) (6, 4)	0-0 G5-3			0-0 F8		4-0 BB		0-3 K	
22 Robinson Canó, L 2 Jean Segura, R (1, 4) (6, 6)	0-0 G1-3			0-0 G1-3		0-0 G3		0-0 G5-4-3	
19 José Bautista, R 48 Mel Rojas Jr., S (1, 9) (6, PR) (6, 9)		4-0 41 G4-3 BB		0-0 1B		4-0 23 WP 41 BB BB		4-0 41 1B 23 1B BB	
41 Carlos Santana, S (1, 3) OBP: 0.500, SLG: 0.333		0-0 G4-3		0-0 G1-5-3		4-0 23 WP BB		0-0 23 1B 6 F 1B	
23 Nelson Cruz, R (1, 10) OBP: 0.250, SLG: 0.250		0-3 K			0-0 F8	1-0 G6-3		0-0 6 F 1B	
6 Starling Marte, R (1, 8)		0-0 F7			0-0 G6-3		0-0 L6	0-0 E5 86 G5-4-3	
25 Gregory Polanco, L (1, 7)			0-0 G5-3		0-3 K		0-0 G3	0-3 K	
35 Wellington Castillo, R 86 Alberto Rosario, R (1, 2) (7, 2)			0-0 F9			0-0 F9	0-0 G5-3	0-0 G5-4-3	

Inning Stats	R: 0	H: 0	E: 0	K: 0	S: 3	R: 0	H: 0	E: 0	K: 1	S: 5	R: 0	H: 0	E: 0	K: 0	S: 3	R: 0	H: 1	E: 0	K: 0	S: 4	R: 0	H: 0	E: 0	K: 1	S: 5	R: 2	H: 0	E: 0	K: 0	S: 3	R: 0	H: 0	E: 0	K: 0	S: 3	R: 0	H: 0	E: 0	K: 1	S: 4	R: 2	H: 2	E: 1	K: 1	S: 7	1B: 3	2B: 0	3B: 0	HR: 0	SF: 0	SAC: 0	DP: 2	HBP: 0	WP: 1	PA: 36
--------------	------	------	------	------	------	------	------	------	------	------	------	------	------	------	------	------	------	------	------	------	------	------	------	------	------	------	------	------	------	------	------	------	------	------	------	------	------	------	------	------	------	------	------	------	------	-------	-------	-------	-------	-------	--------	-------	--------	-------	--------

PITCHER	IP	WLS	BF	H	R	ER	SO	BB	IBB	HBP	BLK	WP	HR	S	P	ERA	WHIP
39 Kevin Gausman, R ERA:	3.0		10	0	0	0	1	1	0	0	0	0	0	11	16	0.00	0.333
41 Logan Verrett, R ERA:	2.0	H	7	1	0	0	1	0	0	0	0	0	0	9	9	0.00	0.500
35 Brad Brach, R ERA: 27.0	0.2	H	6	0	2	2	0	4	0	0	0	0	0	2	18	27.00	6.000
50 Zach Stewart, R ERA:	1.1	B	4	0	0	0	0	0	0	0	0	1	0	4	5	0.00	0.000
73 Jed Bradley, L ERA:	1.0		3	0	0	0	1	1	0	0	0	0	0	4	8	0.00	1.000

PITCHER	IP	WLS	BF	H	R	ER	SO	BB	IBB	HBP	BLK	WP	HR	S	P	ERA	WHIP
43 Joe Gunkel, R ERA: 18.0	1.0	W	6	2	2	2	1	1	0	0	0	0	0	7	11	18.00	3.000

Batter	1	2	3	4	5	6	7	8	9	AB R H RBI BB SO LOB
12 Seth Smith, L OBP: 0.667, SLG: 1.000 23 Joey Rickard, R	0-0 15 G5-3 2B		4-0 19 BB 25 1B BB		0-0 G6-3		0-0 G4-3		0-0 16 WP SH 1-3 2-H	2 1 1 0 1 0 0 1 0 0 0 0 0 2
15 Robert Andino, R OBP: 0.333, SLG: 0.333 16 Trey Mancini, R	0-0 G5-3 2-3		0-0 19 BB 25 1B 1B		0-0 G5-3			0-3 K	1-0 WP 2-3 3-H	3 1 1 0 0 0 1 2 0 0 0 0 1 1
19 Chris Davis, L 84 Sean Coyle, R OBP: 1.000, SLG: 1.000	0-3 K		4-0 25 1B 1-2 2-3 BB			0-3 K		0-0 57 BB 76 1B 1B		2 0 0 0 1 2 1 1 1 1 0 0 0 0
45 Mark Trumbo, R 54 Anthony Santander, S	4-0 BB		0-0 P4 BB			0-3 K		0-3 K		2 0 0 0 1 1 3 1 0 0 0 0 1 1
25 Hyun Soo Kim, L 57 Aneury Tavárez, L	0-0 F8		0-0 1-3 2-H 3-H 1B			0-0 3 CS 1B		4-0 76 1B 1-2 BB		3 0 2 2 0 0 2 0 0 0 0 1 0 0
3 Ryan Flaherty, L 76 Audry Pérez, R OBP: 1.000, SLG: 1.000		0-0 G4-3		0-0 F7		1-0 CS 1-2	0-0 F8	0-0 1-2 2-H 1B		3 0 0 0 0 0 0 1 0 1 1 0 0 0
27 Francisco Peña, R 85 Erick Salcedo, S		4-0 28 G4-6-3 BB		0-0 P3			0-0 34 BB 1B	0-0 P5		2 0 1 0 1 0 0 1 0 0 0 0 0 2
28 Logan Schafer, L 16 Johnny Giavotella, R		0-0 G4-6-3 1-2f		0-0 P4			0-3 K		4-0 72 1B 23 SH BB	2 0 0 0 0 0 1 1 1 0 0 1 1 1
34 Paul Janish, R 72 David Washington, L			0-0 F7		0-0 F7		4-0 1-2 BB		0-0 23 SH 16 WP 1B	2 0 0 0 1 0 0 1 1 1 0 0 0 0


Inning Stats	R: 0 E: 0 K: 1 S: 6	H: 1 LOB: 2 BB: 1 P: 10	R: 0 E: 0 K: 0 S: 2	H: 0 LOB: 0 BB: 1 P: 6	R: 2 E: 0 K: 0 S: 4	H: 2 LOB: 2 BB: 2 P: 12	R: 0 E: 0 K: 0 S: 3	H: 0 LOB: 0 BB: 0 P: 3	R: 0 E: 0 K: 2 S: 7	H: 1 LOB: 1 BB: 0 P: 8	R: 0 E: 0 K: 1 S: 6	H: 1 LOB: 2 BB: 1 P: 10	R: 1 E: 0 K: 2 S: 9	H: 2 LOB: 2 BB: 1 P: 13	R: 2 E: 1 K: 0 S: 2	H: 1 LOB: 1 BB: 1 P: 7	1B: 7 2B: 1 3B: 0 HR: 0	SF: 0 SAC: 1 DP: 1 HBP: 0	WP: 1 PB: 0 SB: 0 CS: 1	PA: 39
--------------	------------------------------	----------------------------------	------------------------------	---------------------------------	------------------------------	----------------------------------	------------------------------	---------------------------------	------------------------------	---------------------------------	------------------------------	----------------------------------	------------------------------	----------------------------------	------------------------------	---------------------------------	----------------------------------	------------------------------------	----------------------------------	--------


PITCHER	IP	WLS	BF	H	R	ER	SO	BB	IBB	HBP	BLK	WP	HR	S	P	ERA	WHIP
21 Samuel Deduno, R ERA: 27.0	1.0		5	1	0	0	1	1	0	0	0	0	0	6	10	0.00	2.000
56 Fernando Rodney, R ERA: 27.0	1.0		3	0	0	0	0	1	0	0	0	0	0	2	6	0.00	1.000
68 Dellin Betances, R ERA: 27.0	0.2		5	1	2	2	0	2	0	0	0	0	0	3	11	27.00	4.500
45 Enny Romero, L ERA: 54.0	0.1	L	1	1	0	0	0	0	0	0	0	0	0	1	1	0.00	3.000
37 Alex Colomé, R ERA: 54.0	1.0		3	0	0	0	0	0	0	0	0	0	0	3	3	0.00	0.000
27 Jeury Familia, R ERA: 54.0	1.0		3	0	0	0	0	0	0	0	0	0	0	3	3	0.00	0.000
74 Hansel Robles, R ERA: 54.0	1.0		3	1	0	0	2	0	0	0	0	0	0	7	8	0.00	1.000
50 Héctor Neris, R ERA: 54.0	0.1		2	1	0	0	0	0	0	0	0	0	0	2	2	0.00	3.000

BOTTOM

Dominican Republic @ Baltimore Orioles
Ed Smith Stadium, Sarasota, FL
 Tue Mar 07 2017, 1:08 PM - 4:09 PM EST
 Att: 4,171 - Party Cloudy - 79 F

AB	30
R	5
H	8
RBI	3
BB	7
SO	6
LOB	15



Batter	1	2	3	4	5	6	7	8	9	AB R H RBI BB SO LOB	TOP									
44 Julio Rodríguez, R OBP: 0.167, SLG: 0.200 Rubel Cespedes, L Ismael Perez, L	2-2 G5-3			2-0 G6-3		2-3 K			4-2 BB	3 0 0 0 0 1 0 1 0 0 0 0 1 1 0 1 0 0 1 0 0	<p>Dominican Republic @ Minnesota Twins Hammond Stadium, Fort Myers, FL</p> <p>Thu Mar 09 2023, 1:08 PM - 3:14 PM EST Att. 4,705 - Sunny - 85 F</p> <p>livebaseballscorecards.com</p> <p>AB 31 R 1 H 4 RBI 0 BB 1 SO 11 LOB 9</p> 									
2 Jean Segura, R OBP: 0.800, SLG: 0.800 3 Jeremy Peña, R OBP: 0.750, SLG: 1.000	1-0 G6-3			1-0 1B		0-0 L8			1-2 E7 1B	2 0 1 0 0 0 0 2 0 1 0 0 0 0										
5 Wander Franco, S 1 Willy Adames, R	2-3 K			0-1 F7			1-3 K		2-2 F8	2 0 0 0 0 1 1 2 0 0 0 0 1 1										
23 Nelson Cruz, R OBP: 0.167, SLG: 0.667 Rubel Cespedes, L		0-3 K		0-0 G4-3			3-2 G6-3		2-3 K	3 0 0 0 0 1 1 1 0 0 0 0 1 1										
35 Gary Sánchez, R		3-2 L3			0-2 G4-3		3-3 K		3-3 K	4 0 0 0 0 2 1										
7 Jeimer Candelario, S 24 Robinson Canó, L OBP: 0.600, SLG: 1.250		0-1 G5-3			2-1 G3			1-2 11 G6-3 1B		2 0 0 0 0 0 0 1 0 1 0 0 0 0										
74 Eloy Jiménez, R OBP: 0.500, SLG: 0.333 11 Rafael Devers, L OBP: 0.167, SLG: 0.167				2-2 G6-3	0-0 1B			0-0 G6-3		2 0 1 0 0 0 0 1 0 0 0 0 0 1										
37 Teoscar Hernández, R OBP: 0.167, SLG: 0.167				2-3 K	1-3 K			2-2 G4-3		3 0 0 0 0 2 2										
21 Francisco Mejía, S OBP: 0.200, SLG: 0.200 Ismael Perez, L Reynaldo Madrigal, R				3-3 K		1-2 G6-3		1-3 K		2 0 0 0 0 1 0 0 1 0 0 1 0 0 1 0 0 0 0 1 1										
Inning Stats	R: 0 E: 0 K: 1 S: 7	H: 0 LOB: 0 BB: 0 P: 12	R: 0 E: 0 K: 1 S: 9	H: 0 LOB: 0 BB: 0 P: 12	R: 0 E: 0 K: 2 S: 9	H: 0 LOB: 0 BB: 0 P: 16	R: 0 E: 0 K: 0 S: 5	H: 1 LOB: 1 BB: 0 P: 8	R: 0 E: 0 K: 1 S: 10	H: 1 LOB: 1 BB: 0 P: 13		R: 0 E: 0 K: 2 S: 12	H: 0 LOB: 0 BB: 0 P: 19	R: 0 E: 0 K: 1 S: 10	H: 1 LOB: 1 BB: 0 P: 14	R: 1 E: 1 K: 2 S: 14	H: 1 LOB: 1 BB: 1 P: 26	1B: 4 2B: 0 3B: 0 HR: 0	SF: 0 SAC: 0 DP: 0 HBP: 0	WP: 1 PB: 0 SB: 0 CS: 0
PITCHER	IP WLS BF H R ER SO BB IBB HBP BLK WP HR S P ERA WHIP	3.0 W 4 1 0 0 4 0 0 0 0 0 0 25 40 0.00 0.000	1.0 W 4 1 0 0 0 0 0 0 0 0 0 5 8 0.00 1.000	1.0 H 4 1 0 0 1 0 0 0 0 0 0 10 13 0.00 1.000	1.2 H 5 0 0 0 2 0 0 0 0 0 0 18 25 0.00 0.000	1.1 H 5 1 0 0 2 0 0 0 0 0 0 14 21 0.00 0.750	PITCHER	IP WLS BF H R ER SO BB IBB HBP BLK WP HR S P ERA WHIP	1.0 S 5 1 1 0 2 1 0 0 0 0 0 1 1 0.00 2.000											

Batter	1	2	3	4	5	6	7	8	9	AB	R	H	RBI	BB	SO	LOB
26 Max Kepler, L OBP: 0.333, SLG: 0.333 87 Gregory Duran, L (6, 9)	1-0 12 G3 1B		2-1 G4-6-3 1-2f		0-2 L9			2-3 K		3	0	1	0	0	0	2
12 Kyle Farmer, R (1, 4) 20 Yunior Severino, S (6, 4) 88 Yohander Martinez, R (9, 4)	3-2 G3 1-2			4-2 64 S 64 E BB	0-1 G6-3			1-3 K		2	1	0	0	1	0	2
64 Jose Miranda, R (1, 10)	2-1 F8			2-1 E6 13 1B 13 1B 1-H				0-3 K		3	1	0	0	0	1	0
13 Joey Gallo, L (1, 7) 45 Yoyner Fajardo, L (6, 7)		0-1 L3		1-0 2 BB 1B 1-H			1-2 F7			2	0	1	1	0	0	0
39 Donovan Solano, R (1, 3) 86 Chris Williams, R (7, 3)		0-1 L8		1-3 K			1-0 F4			3	0	0	0	0	1	1
2 Michael Taylor, R (1, 8) 84 Danny De Andrade, R (8, 6)		0-0 2B		4-2 27 G5-4-3 BB 1-2			2-3 K			2	0	1	0	1	1	0
27 Ryan Jeffers, R (1, 2) 90 Rafael Cruz, R (8, 5)		0-1 G2-3		1-2 G5-4-3 BB 1-2f			0-2 P6			3	0	0	0	0	0	3
60 Elliot Soto, R (1, 6) 20 Emmanuel Rodriguez, L (PH) (8, 8)			0-0 P3		2-3 K		0-0 F7			2	0	0	0	0	1	0
89 Andrew Bechtold, R (1, 5) 65 Chance Sisco, L (8, 2)			4-2 26 G4-6-3 BB		0-0 1B		2-3 K			1	0	1	0	1	0	0

Inning Stats	R: 0	H: 1	E: 0	LOB: 0	K: 0	S: 7	P: 13	R: 0	H: 1	E: 0	LOB: 1	K: 0	S: 7	P: 7	R: 0	H: 0	E: 0	LOB: 0	K: 0	S: 6	P: 12	R: 2	H: 1	E: 1	LOB: 1	K: 1	S: 14	P: 27	R: 0	H: 0	E: 0	LOB: 0	K: 1	S: 9	P: 11	R: 0	H: 0	E: 0	LOB: 0	K: 1	S: 8	P: 10	R: 0	H: 0	E: 0	LOB: 0	K: 1	S: 7	P: 9	R: 0	H: 0	E: 0	LOB: 0	K: 3	S: 11	P: 16	R: 0	H: 0	E: 0	LOB: 0	K: 3	S: 11	P: 16
--------------	------	------	------	--------	------	------	-------	------	------	------	--------	------	------	------	------	------	------	--------	------	------	-------	------	------	------	--------	------	-------	-------	------	------	------	--------	------	------	-------	------	------	------	--------	------	------	-------	------	------	------	--------	------	------	------	------	------	------	--------	------	-------	-------	------	------	------	--------	------	-------	-------

PITCHER	IP	WLS	BF	H	R	ER	SO	BB	IBB	HBP	BLK	WP	HR	S	P	ERA	WHIP
47 Johnny Cueto, R (1, 1) ERA:	3.0		10	2	0	0	0	0	1	0	0	0	0	20	32	0.00	1.000
52 Bryan Abreu, R (4, 1) ERA: 9.0	1.0	L	6	1	2	1	1	2	0	0	0	0	0	14	27	9.00	3.000
67 César Valdez, R (5, 1) ERA:	1.0		4	1	0	0	1	0	0	0	0	0	0	9	11	0.00	1.000
50 Héctor Neris, R (6, 1) ERA:	1.0		3	0	0	0	1	0	0	0	0	0	0	8	10	0.00	0.000
66 Luis García, R (7, 1) ERA:	1.0		3	0	0	0	1	0	0	0	0	0	0	7	9	0.00	0.000

BOTTOM

Dominican Republic @ Minnesota Twins
Hammond Stadium, Fort Myers, FL

Thu Mar 09 2023, 1:08 PM - 3:14 PM EST
Att. 4,705 - Sunny - 85 F

AB	26
R	2
H	4
RBI	1
BB	3
SO	7
LOB	8

WP: 0 PA: 29
PB: 0
SB: 1
CS: 0



PITCHER	IP	WLS	BF	H	R	ER	SO	BB	IBB	HBP	BLK	WP	HR	S	P	ERA	WHIP
Francis Peguero, R (8, 1) ERA:	1.0		3	0	0	0	3	0	0	0	0	0	0	11	16	0.00	0.000