



Dominican Republic

| Batter | 1 | 2 | 3 | 4 | 5 | 6 | 7 | 8 | 9 | AB R H RBI BB SO LOB | TOP | | | | | | | | | | | | | | | | | | | | | | | | |
|--------------|----|---|----|---|---|----|----|----|-----|--|--|----|----|---|---|-----|------|---------|----|-----|----|---|---|----|----|----|-----|-----|-----|----|----|---|---|-----|------|
| | | | | | | | | | | | Dominican Republic @ Houston Astros Osceola County Stadium, Kissimmee, FL Sun Mar 05 2006, 1:05 PM EST livebaseballscorecards.com | | | | | | | | | | | | | | | | | | | | | | | | |
| | | | | | | | | | | | | | | | | | | | | | | | | | | | | | | | | | | | |
| | | | | | | | | | | | | | | | | | | | | | | | | | | | | | | | | | | | |
| | | | | | | | | | | | | | | | | | | | | | | | | | | | | | | | | | | | |
| | | | | | | | | | | | | | | | | | | | | | | | | | | | | | | | | | | | |
| | | | | | | | | | | | | | | | | | | | | | | | | | | | | | | | | | | | |
| | | | | | | | | | | | | | | | | | | | | | | | | | | | | | | | | | | | |
| | | | | | | | | | | | | | | | | | | | | | | | | | | | | | | | | | | | |
| | | | | | | | | | | | | | | | | | | | | | | | | | | | | | | | | | | | |
| | | AB 0 R 0 H 0 RBI 0 BB 0 SO 0 LOB 0 | | | | | | | | | | | | | | | | | | | | | | | | | | | | | | | | | |
| | |  | | | | | | | | | | | | | | | | | | | | | | | | | | | | | | | | | |
| Inning Stats | | | | | | | | | | 1B: 0 SF: 0 WP: 0 PA: 0 2B: 0 SAC: 0 FB: 0 3B: 0 DP: 0 SB: 0 HR: 0 HBP: 0 CS: 0 | | | | | | | | | | | | | | | | | | | | | | | | | |
| PITCHER | IP | WLS | BF | H | R | ER | SO | BB | IBB | HBP | BLK | WP | HR | S | P | ERA | WHIP | PITCHER | IP | WLS | BF | H | R | ER | SO | BB | IBB | HBP | BLK | WP | HR | S | P | ERA | WHIP |

| Batter | 1 | 2 | 3 | 4 | 5 | 6 | 7 | 8 | 9 | AB R H RBI BB SO LOB | BOTTOM | | | | | | | | | | | | | | | | | | | | | | | | |
|--------------|----|---|----|---|---|----|----|----|-----|--|--|----|----|---|---|-----|------|---------|----|-----|----|---|---|----|----|----|-----|-----|-----|----|----|---|---|-----|------|
| | | | | | | | | | | | Dominican Republic @ Houston Astros Osceola County Stadium, Kissimmee, FL Sun Mar 05 2006, 1:05 PM EST livebaseballscorecards.com | | | | | | | | | | | | | | | | | | | | | | | | |
| | | | | | | | | | | | | | | | | | | | | | | | | | | | | | | | | | | | |
| | | | | | | | | | | | | | | | | | | | | | | | | | | | | | | | | | | | |
| | | | | | | | | | | | | | | | | | | | | | | | | | | | | | | | | | | | |
| | | | | | | | | | | | | | | | | | | | | | | | | | | | | | | | | | | | |
| | | | | | | | | | | | | | | | | | | | | | | | | | | | | | | | | | | | |
| | | | | | | | | | | | | | | | | | | | | | | | | | | | | | | | | | | | |
| | | | | | | | | | | | | | | | | | | | | | | | | | | | | | | | | | | | |
| | | | | | | | | | | | | | | | | | | | | | | | | | | | | | | | | | | | |
| | | AB 0 R 0 H 0 RBI 0 BB 0 SO 0 LOB 0 | | | | | | | | | | | | | | | | | | | | | | | | | | | | | | | | | |
| | |  | | | | | | | | | | | | | | | | | | | | | | | | | | | | | | | | | |
| Inning Stats | | | | | | | | | | 1B: 0 SF: 0 WP: 0 PA: 0 2B: 0 SAC: 0 FB: 0 3B: 0 DP: 0 SB: 0 HR: 0 HBP: 0 CS: 0 | | | | | | | | | | | | | | | | | | | | | | | | | |
| PITCHER | IP | WLS | BF | H | R | ER | SO | BB | IBB | HBP | BLK | WP | HR | S | P | ERA | WHIP | PITCHER | IP | WLS | BF | H | R | ER | SO | BB | IBB | HBP | BLK | WP | HR | S | P | ERA | WHIP |

| Batter | 1 | 2 | 3 | 4 | 5 | 6 | 7 | 8 | 9 | AB | R | H | RBI | BB | SO | LOB | TOP | | | | | |
|--|---|---------------------------------|------------------------------|---------------------------------|------------------------------|---------------------------------|------------------------------|---------------------------------|------------------------------|---------------------------------|------------------------------|---------------------------------|------------------------------|---------------------------------|------------------------------|---------------------------------|------------------------------|---------------------------------|----------------------------------|------------------------------------|----------------------------------|--------|
| 3 Willy Taveras, R OBP: 0.714, SLG: 0.667 (1, 8) | | | | | | | | | | 3 | 1 | 3 | 0 | 0 | 0 | 0 | | | | | | |
| 23 José Bautista, R OBP: 0.556, SLG: 0.667 (1, 4) | | | | | | | | | | 3 | 0 | 1 | 0 | 0 | 0 | 3 | | | | | | |
| 2 Hanley Ramirez, R OBP: 0.333, SLG: 0.375 (1, 6) | | | | | | | | | | 4 | 0 | 1 | 0 | 0 | 0 | 3 | | | | | | |
| 34 David Ortiz, L OBP: 0.429, SLG: 0.429 (1, 10) | | | | | | | | | | 4 | 0 | 2 | 0 | 0 | 0 | 2 | | | | | | |
| 10 Miguel Tejada, R OBP: 0.143, SLG: 0.143 (1, 5) | | | | | | | | | | 4 | 0 | 1 | 0 | 0 | 0 | 3 | | | | | | |
| 11 José Guillén, R OBP: 0.400, SLG: 0.600 Donnie Murphy, R (8, 9) | | | | | | | | | | 3 | 0 | 1 | 0 | 0 | 0 | 1 | | | | | | |
| 16 Willy Aybar, S (1, 3) | | | | | | | | | | 4 | 0 | 0 | 0 | 0 | 2 | 3 | | | | | | |
| 15 Nelson Cruz, R OBP: 0.556, SLG: 0.429 (1, 7) | | | | | | | | | | 4 | 0 | 1 | 0 | 0 | 1 | 2 | | | | | | |
| 21 Miguel Olivo, R OBP: 0.400, SLG: 0.750 33 Alberto Castillo, R (6, 2) | | | | | | | | | | 2 | 0 | 0 | 0 | 0 | 1 | 1 | | | | | | |
| | | | | | | | | | | 1 | 0 | 0 | 0 | 0 | 1 | | | | | | | |
| Inning Stats | R: 0 E: 0 K: 0 S: 4 | H: 1 LOB: 1 BB: 0 P: 4 | R: 0 E: 0 K: 2 S: 8 | H: 1 LOB: 1 BB: 0 P: 8 | R: 0 E: 0 K: 0 S: 3 | H: 0 LOB: 1 BB: 0 P: 4 | R: 0 E: 0 K: 0 S: 4 | H: 2 LOB: 1 BB: 0 P: 4 | R: 0 E: 0 K: 1 S: 6 | H: 2 LOB: 1 BB: 0 P: 6 | R: 0 E: 0 K: 0 S: 3 | H: 1 LOB: 0 BB: 0 P: 3 | R: 0 E: 0 K: 1 S: 6 | H: 0 LOB: 1 BB: 0 P: 6 | R: 1 E: 0 K: 0 S: 5 | H: 3 LOB: 1 BB: 0 P: 5 | R: 0 E: 0 K: 0 S: 3 | H: 0 LOB: 0 BB: 0 P: 3 | 1B: 9 2B: 1 3B: 0 HR: 0 | SF: 0 SAC: 1 DP: 4 HBP: 1 | WP: 0 PB: 0 SB: 1 CS: 0 | PA: 35 |
| PITCHER | IP WLS BF H R ER SO BB IBB HBP BLK WP HR S P ERA WHIP | | | | | | | | | | | | | | | | | | | | | |
| 19 Koji Uehara, R ERA: 4.5 (1, 1) | 3.0 W 12 2 0 0 2 0 0 1 0 0 0 0 15 16 0.00 0.667 | | | | | | | | | | | | | | | | | | | | | |
| 34 Matt Albers, R ERA: 4.5 (4, 1) | 2.0 H 8 4 0 0 1 0 0 0 0 0 0 0 10 10 0.00 2.000 | | | | | | | | | | | | | | | | | | | | | |
| 25 Brian Bass, R ERA: 4.5 (6, 1) | 2.0 7 1 0 0 1 0 0 0 0 0 0 0 9 9 0.00 0.500 | | | | | | | | | | | | | | | | | | | | | |
| 41 Bob McCrory, R ERA: 4.5 (8, 1) | 2.0 8 3 1 1 0 0 0 0 0 0 0 0 8 8 4.50 1.500 | | | | | | | | | | | | | | | | | | | | | |

Dominican Republic @ Baltimore Orioles
Fort Lauderdale Stadium, Ft. Lauderdale, FL
Wed Mar 04 2009, 1:05 PM EST
Att: 4,013 - Partly Cloudy - 70 F

AB 32
R 1
H 10
RBI 0
BB 0
SO 4
LOB 19



| Batter | 1 | 2 | 3 | 4 | 5 | 6 | 7 | 8 | 9 | AB | R | H | RBI | BB | SO | LOB | BOTTOM | | | |
|--|---|----------------------------------|------------------------------|---------------------------------|------------------------------|---------------------------------|------------------------------|---------------------------------|------------------------------|----------------------------------|------------------------------|---------------------------------|------------------------------|----------------------------------|------------------------------|---------------------------------|----------------------------------|------------------------------------|----------------------------------|--------|
| 1 Brian Roberts, S (1, 4) | | | | | | | | | | 3 | 0 | 0 | 0 | 0 | 0 | 3 | | | | |
| 83 Justin Turner, R OBP: 1.000, SLG: 1.000 (6, 4) | | | | | | | | | | 1 | 1 | 1 | 0 | 0 | 0 | | | | | |
| Adam Jones, R 77 Justin Christian, R (1, 8) | | | | | | | | | | 2 | 0 | 0 | 0 | 1 | 0 | 0 | | | | |
| 77 Justin Christian, R (6, 8) | | | | | | | | | | 0 | 0 | 0 | 0 | 1 | 0 | 0 | | | | |
| 21 Nick Markakis, L OBP: 0.333, SLG: 0.333 16 Oscar Salazar, R (1, 9) | | | | | | | | | | 3 | 1 | 1 | 0 | 0 | 1 | 1 | | | | |
| 16 Oscar Salazar, R (6, 9) | | | | | | | | | | 0 | 0 | 0 | 0 | 1 | 0 | 0 | | | | |
| 17 Aubrey Huff, L OBP: 0.333, SLG: 0.667 55 Robby Hammock, R (1, 3) | | | | | | | | | | 3 | 1 | 1 | 0 | 0 | 0 | 1 | | | | |
| 55 Robby Hammock, R (6, 3) | | | | | | | | | | 1 | 0 | 0 | 1 | 0 | 2 | | | | | |
| 23 Ty Wigginton, R OBP: 1.000, SLG: 3.000 14 Chris Gomez, R (1, 5) | | | | | | | | | | 2 | 2 | 2 | 3 | 0 | 0 | 0 | | | | |
| 23 Ty Wigginton, R (1, 5) | | | | | | | | | | 2 | 0 | 0 | 0 | 1 | 3 | | | | | |
| 14 Chris Gomez, R (5, 5) | | | | | | | | | | | | | | | | | | | | |
| 30 Luke Scott, L (1, 10) | | | | | | | | | | 3 | 0 | 0 | 0 | 0 | 0 | 1 | | | | |
| 72 Brandon Snyder, R (8, PH) | | | | | | | | | | 1 | 0 | 0 | 0 | 0 | 1 | 0 | | | | |
| 18 Felix Pie, L OBP: 0.500, SLG: 1.000 2 Ryan Freel, R (6, 7) | | | | | | | | | | 2 | 1 | 1 | 1 | 0 | 0 | 0 | | | | |
| 2 Ryan Freel, R (6, 7) | | | | | | | | | | 2 | 0 | 0 | 0 | 0 | 2 | 0 | | | | |
| 9 Gregg Zaun, S OBP: 1.000, SLG: 1.000 54 Chad Moeller, R (1, 2) | | | | | | | | | | 2 | 0 | 2 | 1 | 0 | 0 | 0 | | | | |
| 54 Chad Moeller, R (6, 2) | | | | | | | | | | 2 | 0 | 0 | 0 | 0 | 0 | 0 | | | | |
| 82 Jolbert Cabrera, R OBP: 0.500, SLG: 0.500 35 Blake Davis, L (1, 6) | | | | | | | | | | 2 | 0 | 1 | 0 | 0 | 0 | 1 | | | | |
| 35 Blake Davis, L (6, 6) | | | | | | | | | | 1 | 0 | 0 | 0 | 0 | 0 | 0 | | | | |
| Inning Stats | R: 3 E: 0 K: 0 S: 8 | H: 3 LOB: 0 BB: 0 P: 10 | R: 0 E: 0 K: 0 S: 4 | H: 2 LOB: 0 BB: 0 P: 4 | R: 0 E: 0 K: 0 S: 3 | H: 0 LOB: 0 BB: 0 P: 3 | R: 2 E: 0 K: 0 S: 6 | H: 3 LOB: 1 BB: 0 P: 6 | R: 0 E: 0 K: 2 S: 7 | H: 0 LOB: 1 BB: 1 P: 11 | R: 0 E: 0 K: 1 S: 5 | H: 0 LOB: 0 BB: 0 P: 5 | R: 1 E: 0 K: 0 S: 4 | H: 1 LOB: 2 BB: 2 P: 12 | R: 0 E: 0 K: 2 S: 7 | H: 0 LOB: 0 BB: 0 P: 7 | 1B: 5 2B: 3 3B: 0 HR: 1 | SF: 0 SAC: 0 DP: 1 HBP: 0 | WP: 0 PB: 0 SB: 0 CS: 0 | PA: 35 |
| PITCHER | IP WLS BF H R ER SO BB IBB HBP BLK WP HR S P ERA WHIP | | | | | | | | | | | | | | | | | | | |
| 46 Johnny Cueto, R ERA: 9.0 (1, 1) | 3.0 L 13 5 3 3 0 0 0 0 0 0 0 1 15 17 9.00 1.667 | | | | | | | | | | | | | | | | | | | |
| 45 Pedro Martinez, R ERA: 9.0 (4, 1) | 2.0 10 3 2 2 2 1 0 0 0 0 0 0 13 17 9.00 2.000 | | | | | | | | | | | | | | | | | | | |
| 57 Odalis Perez, L ERA: 4.5 (6, 1) | 2.0 9 1 1 1 1 2 0 0 0 0 0 0 9 17 4.50 1.500 | | | | | | | | | | | | | | | | | | | |
| 43 Damaso Marte, L ERA: 4.5 (8, 1) | 1.0 3 0 0 0 0 0 0 0 0 0 0 0 7 7 0.00 0.000 | | | | | | | | | | | | | | | | | | | |

Dominican Republic @ Baltimore Orioles
Fort Lauderdale Stadium, Ft. Lauderdale, FL
Wed Mar 04 2009, 1:05 PM EST
Att: 4,013 - Partly Cloudy - 70 F


AB 32
R 6
H 9
RBI 6
BB 3
SO 5
LOB 12



| Batter | 1 | 2 | 3 | 4 | 5 | 6 | 7 | 8 | 9 | AB | R | H | RBI | BB | SO | LOB | TOP | | | | | | | | | | |
|--|------------------------------|---------------------------------|------------------------------|---------------------------------|------------------------------|---------------------------------|------------------------------|---------------------------------|------------------------------|---------------------------------|------------------------------|---------------------------------|------------------------------|---------------------------------|----------------------------------|------------------------------------|---|--------|--|--|--|--|--|--|--|--|--|
| 7 José Reyes, S OBP: 0.400, SLG: 0.667 | | | | | | | | | | 4 | 1 | 1 | 0 | 0 | 0 | 1 | Dominican Republic @ St. Louis Cardinals Roger Dean Stadium, Jupiter, FL Thu Mar 05 2009, 2:05 PM EST Att. 4,486 - Partly Cloudy - 71 F | | | | | | | | | | |
| 24 Robinson Canó, L OBP: 0.556, SLG: 0.500 | | | | | | | | | | 4 | 0 | 2 | 1 | 0 | 1 | 0 | | | | | | | | | | | |
| 10 Miguel Tejada, R OBP: 0.200, SLG: 0.200 Allen Craig, R | | | | | | | | | | 3 | 0 | 1 | 0 | 0 | 0 | 1 | | | | | | | | | | | |
| 34 David Ortiz, L OBP: 0.333, SLG: 0.333 2 Hanley Ramirez, R OBP: 0.273, SLG: 0.390 | | | | | | | | | | 2 | 0 | 0 | 0 | 0 | 0 | 3 | | | | | | | | | | | |
| 11 Jose Guillen, R OBP: 0.250, SLG: 0.375 | | | | | | | | | | 3 | 0 | 0 | 0 | 0 | 2 | 2 | | | | | | | | | | | |
| 18 Moises Alou, R | | | | | | | | | | 2 | 0 | 0 | 0 | 0 | 0 | 2 | | | | | | | | | | | |
| 3 Willy Taveras, R OBP: 0.625, SLG: 0.571 Joe Thurston, L | | | | | | | | | | 1 | 0 | 0 | 0 | 0 | 0 | 0 | | | | | | | | | | | |
| 16 Willy Aybar, S | | | | | | | | | | 3 | 0 | 0 | 0 | 0 | 1 | 0 | | | | | | | | | | | |
| 15 Nelson Cruz, R OBP: 0.417, SLG: 0.300 | | | | | | | | | | 3 | 0 | 0 | 0 | 0 | 0 | 0 | | | | | | | | | | | |
| 33 Alberto Castillo, R | | | | | | | | | | 2 | 0 | 0 | 0 | 0 | 0 | 0 | | | | | | | | | | | |
| 25 Juan Brito, R OBP: 1.000, SLG: 1.000 Tony Cruz, R | | | | | | | | | | 1 | 0 | 1 | 0 | 0 | 0 | 0 | | | | | | | | | | | |
| Inning Stats | R: 1 E: 0 K: 0 S: 4 | H: 2 LOB: 0 BB: 0 P: 4 | R: 0 E: 0 K: 1 S: 5 | H: 0 LOB: 0 BB: 0 P: 5 | R: 0 E: 0 K: 0 S: 3 | H: 0 LOB: 0 BB: 0 P: 3 | R: 0 E: 0 K: 0 S: 5 | H: 0 LOB: 2 BB: 0 P: 5 | R: 0 E: 0 K: 1 S: 5 | H: 0 LOB: 0 BB: 0 P: 5 | R: 0 E: 0 K: 1 S: 6 | H: 1 LOB: 1 BB: 0 P: 6 | R: 0 E: 0 K: 0 S: 3 | H: 0 LOB: 0 BB: 0 P: 3 | 1B: 4 2B: 1 3B: 0 HR: 0 | SF: 0 SAC: 0 DP: 1 HBP: 0 | WP: 0 PB: 0 SB: 0 CS: 0 | PA: 31 | | | | | | | | | |
| PITCHER | IP | WLS | BF | H | R | ER | SO | BB | IBB | HBP | BLK | WP | HR | S | P | ERA | WHIP | | | | | | | | | | |
| 37 Todd Wellemeyer, R ERA: 2.25 | 4.0 | | 15 | 4 | 1 | 1 | 1 | 0 | 0 | 0 | 0 | 0 | 0 | 17 | 17 | 2.25 | 1.000 | | | | | | | | | | |
| 31 Ryan Franklin, R ERA: | 2.0 | W | 6 | 0 | 0 | 0 | 1 | 0 | 0 | 0 | 0 | 0 | 0 | 8 | 8 | 0.00 | 0.000 | | | | | | | | | | |
| 34 Chris Perez, R ERA: | 1.0 | H | 3 | 0 | 0 | 0 | 1 | 0 | 0 | 0 | 0 | 0 | 0 | 5 | 5 | 0.00 | 0.000 | | | | | | | | | | |
| 52 Josh Kinney, R ERA: | 1.0 | H | 4 | 1 | 0 | 0 | 1 | 0 | 0 | 0 | 0 | 0 | 0 | 6 | 6 | 0.00 | 1.000 | | | | | | | | | | |
| 30 Jason Motte, R ERA: | 1.0 | S | 3 | 0 | 0 | 0 | 0 | 0 | 0 | 0 | 0 | 0 | 0 | 3 | 3 | 0.00 | 0.000 | | | | | | | | | | |

| Batter | 1 | 2 | 3 | 4 | 5 | 6 | 7 | 8 | 9 | AB | R | H | RBI | BB | SO | LOB | BOTTOM | | | | | | | | | | |
|--|------------------------------|---------------------------------|------------------------------|---------------------------------|------------------------------|---------------------------------|------------------------------|----------------------------------|------------------------------|----------------------------------|------------------------------|---------------------------------|------------------------------|---------------------------------|------------------------------|---------------------------------|---|------------------------------------|----------------------------------|--------|--|--|--|--|--|--|--|
| 55 Skip Schumaker, L OBP: 1.000, SLG: 1.000 | | | | | | | | | | 2 | 0 | 2 | 0 | 1 | 0 | 0 | Dominican Republic @ St. Louis Cardinals Roger Dean Stadium, Jupiter, FL Thu Mar 05 2009, 2:05 PM EST Att. 4,486 - Partly Cloudy - 71 F | | | | | | | | | | |
| 13 Brendan Ryan, R ERA: | | | | | | | | | | 0 | 2 | 0 | 0 | 1 | 0 | 0 | | | | | | | | | | | |
| 62 Joe Mather, R OBP: 0.250, SLG: 0.250 | | | | | | | | | | 4 | 0 | 1 | 1 | 0 | 0 | 4 | | | | | | | | | | | |
| 24 Rick Ankiel, L | | | | | | | | | | 3 | 0 | 0 | 0 | 0 | 0 | 3 | | | | | | | | | | | |
| 61 Nick Stavinoha, R ERA: | | | | | | | | | | 1 | 0 | 0 | 0 | 0 | 0 | 1 | | | | | | | | | | | |
| 47 Ryan Ludwick, R OBP: 0.333, SLG: 0.333 23 Brian Barden, R | | | | | | | | | | 3 | 0 | 1 | 1 | 0 | 2 | 1 | | | | | | | | | | | |
| 16 Chris Duncan, L | | | | | | | | | | 3 | 1 | 0 | 0 | 1 | 2 | 2 | | | | | | | | | | | |
| 3 Khalil Greene, R OBP: 0.333, SLG: 0.667 67 Tyler Greene, R | | | | | | | | | | 3 | 0 | 1 | 1 | 0 | 0 | 2 | | | | | | | | | | | |
| 88 Jon Jay, L | | | | | | | | | | 1 | 0 | 0 | 0 | 0 | 0 | 0 | | | | | | | | | | | |
| 59 Justin Knoedler, R | | | | | | | | | | 2 | 0 | 0 | 0 | 1 | 2 | 0 | | | | | | | | | | | |
| 21 Jason LaRue, R | | | | | | | | | | 2 | 0 | 0 | 0 | 0 | 2 | 2 | | | | | | | | | | | |
| 54 Brian Barton, R ERA: | | | | | | | | | | 1 | 0 | 0 | 0 | 0 | 0 | 0 | | | | | | | | | | | |
| 2B Colby Rasmus, L OBP: 0.667, SLG: 0.500 | | | | | | | | | | 2 | 1 | 1 | 0 | 1 | 0 | 0 | | | | | | | | | | | |
| Inning Stats | R: 0 E: 0 K: 1 S: 6 | H: 1 LOB: 1 BB: 0 P: 6 | R: 0 E: 0 K: 2 S: 7 | H: 0 LOB: 0 BB: 0 P: 7 | R: 0 E: 0 K: 1 S: 5 | H: 1 LOB: 1 BB: 1 P: 9 | R: 1 E: 0 K: 2 S: 8 | H: 1 LOB: 2 BB: 2 P: 16 | R: 2 E: 0 K: 1 S: 8 | H: 2 LOB: 2 BB: 1 P: 12 | R: 0 E: 0 K: 1 S: 5 | H: 0 LOB: 0 BB: 0 P: 5 | R: 1 E: 0 K: 0 S: 3 | H: 1 LOB: 0 BB: 1 P: 7 | R: 0 E: 0 K: 1 S: 5 | H: 0 LOB: 0 BB: 0 P: 5 | 1B: 5 2B: 1 3B: 0 HR: 0 | SF: 0 SAC: 0 DP: 2 HBP: 0 | WP: 0 PB: 0 SB: 0 CS: 0 | PA: 34 | | | | | | | |
| PITCHER | IP | WLS | BF | H | R | ER | SO | BB | IBB | HBP | BLK | WP | HR | S | P | ERA | WHIP | | | | | | | | | | |
| 38 Ubaldo Jiménez, R ERA: | 3.0 | | 11 | 2 | 0 | 0 | 4 | 1 | 0 | 0 | 0 | 0 | 0 | 8 | 16 | 9.00 | 3.000 | | | | | | | | | | |
| 49 Carlos Marmol, R ERA: 9.0 | 1.0 | B | 6 | 1 | 1 | 1 | 2 | 2 | 0 | 0 | 0 | 0 | 0 | 8 | 12 | 18.00 | 3.000 | | | | | | | | | | |
| 58 Ramon Pena, R ERA: 9.0 | 1.0 | L | 7 | 2 | 2 | 2 | 1 | 1 | 0 | 0 | 0 | 0 | 0 | 5 | 5 | 0.00 | 0.000 | | | | | | | | | | |
| 20 Julio Manon, R ERA: | 1.0 | | 3 | 0 | 0 | 0 | 1 | 0 | 0 | 0 | 0 | 0 | 0 | 3 | 7 | 9.00 | 2.000 | | | | | | | | | | |
| 51 Julian Tavaréz, R ERA: 9.0 | 1.0 | | 4 | 1 | 1 | 1 | 0 | 1 | 0 | 0 | 0 | 0 | 0 | 3 | 7 | 9.00 | 2.000 | | | | | | | | | | |

AB 30
R 1
H 5
RBI 1
BB 0
SO 4
LOB 9



AB 29
R 4
H 6
RBI 3
BB 5
SO 9
LOB 15



| Batter | 1 | 2 | 3 | 4 | 5 | 6 | 7 | 8 | 9 | AB | R | H | RBI | BB | SO | LOB | TOP | | | | | |
|---|--|---------------------------------|-------------------------------|----------------------------------|-------------------------------|----------------------------------|------------------------------|---------------------------------|------------------------------|----------------------------------|------------------------------|---------------------------------|------------------------------|---------------------------------|------------------------------|---------------------------------|--|------------------------------|----------------------------------|-----------------------------------|------------------------------------|----------------------------------|
| 7 José Reyes, S OBP: 0.667, SLG: 1.667 2 Erick Aybar, S OBP: 0.500, SLG: 0.333 | | | | | | | | | | 3 | 1 | 2 | 2 | 0 | 1 | 2 | Dominican Republic @ Philadelphia Phillies Bright House Field, Clearwater, FL Tue Mar 05 2013, 1:08 PM - 4:06 PM EST Att.: 4,493 - Sunny - 71 F | | | | | |
| 24 Robinson Canó, L OBP: 0.667, SLG: 1.500 52 Leury García, S OBP: 0.667, SLG: 0.667 | | | | | | | | | | 4 | 1 | 3 | 3 | 0 | 0 | 1 | | | | | | |
| 10 Edwin Encarnación, R OBP: 0.600, SLG: 0.600 83 Danilo Sánchez, R OBP: 0.667, SLG: 1.500 | | | | | | | | | | 5 | 1 | 3 | 1 | 0 | 0 | 3 | | | | | | |
| 17 Nelson Cruz, R OBP: 0.667, SLG: 1.000 14 Moisés Sierra, R OBP: 1.000, SLG: 1.000 | | | | | | | | | | 3 | 0 | 0 | 0 | 1 | 1 | 5 | | | | | | |
| 13 Hanley Ramírez, R OBP: 0.667, SLG: 1.500 | | | | | | | | | | 6 | 3 | 4 | 3 | 0 | 0 | 2 | | | | | | |
| 4 Miguel Tejada, R OBP: 0.667, SLG: 0.833 | | | | | | | | | | 6 | 2 | 4 | 2 | 0 | 0 | 2 | | | | | | |
| 41 Carlos Santana, S OBP: 0.667, SLG: 0.667 25 Francisco Peña, R OBP: 0.667, SLG: 0.667 | | | | | | | | | | 3 | 1 | 1 | 1 | 0 | 1 | 2 | | | | | | |
| 32 Ricardo Naitza, L OBP: 0.667, SLG: 0.667 22 Eury Pérez, R OBP: 0.333, SLG: 0.333 | | | | | | | | | | 3 | 0 | 2 | 1 | 0 | 0 | 2 | | | | | | |
| 30 Alejandro De Aza, L OBP: 0.167, SLG: 0.500 | | | | | | | | | | 6 | 2 | 1 | 1 | 0 | 1 | 5 | | | | | | |
| Inning Stats | R: 0 E: 0 K: 0 S: 4 | H: 1 LOB: 1 BB: 0 P: 5 | R: 4 E: 0 K: 2 S: 13 | H: 6 LOB: 2 BB: 0 P: 13 | R: 4 E: 0 K: 1 S: 12 | H: 6 LOB: 2 BB: 0 P: 15 | R: 0 E: 0 K: 0 S: 4 | H: 1 LOB: 1 BB: 0 P: 4 | R: 3 E: 0 K: 0 S: 7 | H: 4 LOB: 2 BB: 1 P: 11 | R: 0 E: 0 K: 0 S: 5 | H: 2 LOB: 2 BB: 0 P: 5 | R: 2 E: 0 K: 0 S: 7 | H: 4 LOB: 2 BB: 0 P: 9 | R: 2 E: 0 K: 0 S: 7 | H: 4 LOB: 2 BB: 0 P: 7 | | R: 0 E: 0 K: 1 S: 5 | H: 0 LOB: 1 BB: 1 P: 10 | 1B: 21 2B: 3 3B: 1 HR: 3 | SF: 0 SAC: 0 DP: 0 HBP: 0 | WP: 1 PB: 0 SB: 0 CS: 0 |
| PITCHER | IP WLS BF H R ER SO BB IBB HBP BLK WP HR S P ERA WHIP | | | | | | | | | | | | | | | | | | | | | |
| 35 Cole Hamels, L ERA: 27.0 | (1, 1) 2.2 L 20 12 8 8 3 0 0 0 0 0 0 1 27 31 27.00 4.500 | | | | | | | | | | | | | | | | | | | | | |
| 70 Ethan Martin, R ERA: 11.57 | (3, 1) 2.1 14 6 3 3 0 1 0 0 0 0 0 1 13 17 11.57 3.000 | | | | | | | | | | | | | | | | | | | | | |
| 68 Jonathan Pettibone, R ERA: 13.5 | (6, 1) 2.2 17 9 4 4 0 0 0 0 0 0 1 17 19 13.50 3.375 | | | | | | | | | | | | | | | | | | | | | |
| 77 Justin Friend, R ERA: | (8, 1) 1.1 6 1 0 0 1 1 0 0 0 0 1 0 7 12 0.00 1.500 | | | | | | | | | | | | | | | | | | | | | |

| Batter | 1 | 2 | 3 | 4 | 5 | 6 | 7 | 8 | 9 | AB | R | H | RBI | BB | SO | LOB | BOTTOM | | | | | | |
|--|---|---------------------------------|-------------------------------|----------------------------------|------------------------------|---------------------------------|------------------------------|---------------------------------|------------------------------|---------------------------------|------------------------------|---------------------------------|------------------------------|---------------------------------|------------------------------|---------------------------------|--|------------------------------|----------------------------------|----------------------------------|------------------------------------|----------------------------------|--------|
| 43 Ender Inciarte, L OBP: 0.250, SLG: 0.250 | | | | | | | | | | 4 | 0 | 1 | 0 | 0 | 0 | 1 | Dominican Republic @ Philadelphia Phillies Bright House Field, Clearwater, FL Tue Mar 05 2013, 1:08 PM - 4:06 PM EST Att.: 4,493 - Sunny - 71 F | | | | | | |
| 28 Kevin Frandsen, R OBP: 0.500, SLG: 0.750 | | | | | | | | | | 4 | 0 | 2 | 0 | 0 | 0 | 2 | | | | | | | |
| 9 Dominic Brown, L OBP: 0.500, SLG: 0.500 22 Joe Mather, R OBP: 0.500, SLG: 0.500 | | | | | | | | | | 3 | 0 | 0 | 0 | 0 | 1 | 3 | | | | | | | |
| 6 Ryan Howard, L OBP: 0.500, SLG: 0.750 18 Darin Ruf, R OBP: 0.500, SLG: 0.500 | | | | | | | | | | 3 | 0 | 0 | 0 | 0 | 1 | 1 | | | | | | | |
| 19 Lance Nix, L OBP: 0.500, SLG: 1.250 | | | | | | | | | | 4 | 0 | 0 | 0 | 0 | 3 | 1 | | | | | | | |
| 72 Cody Asche, L OBP: 0.750, SLG: 0.667 | | | | | | | | | | 3 | 0 | 2 | 0 | 1 | 0 | 0 | | | | | | | |
| 31 Erik Kratz, R OBP: 0.500, SLG: 0.500 65 Cameron Rupp, R OBP: 0.500, SLG: 0.500 | | | | | | | | | | 2 | 0 | 0 | 0 | 0 | 1 | 1 | | | | | | | |
| 13 Freddy Galvis, S OBP: 0.250, SLG: 0.500 | | | | | | | | | | 2 | 0 | 0 | 0 | 0 | 1 | 3 | | | | | | | |
| Inning Stats | R: 0 E: 0 K: 0 S: 3 | H: 1 LOB: 0 BB: 0 P: 3 | R: 1 E: 0 K: 3 S: 12 | H: 2 LOB: 1 BB: 0 P: 12 | R: 0 E: 0 K: 1 S: 6 | H: 1 LOB: 1 BB: 0 P: 6 | R: 0 E: 0 K: 1 S: 5 | H: 0 LOB: 0 BB: 0 P: 5 | R: 0 E: 0 K: 1 S: 5 | H: 0 LOB: 0 BB: 0 P: 5 | R: 0 E: 0 K: 0 S: 4 | H: 1 LOB: 1 BB: 0 P: 4 | R: 0 E: 0 K: 1 S: 5 | H: 0 LOB: 1 BB: 1 P: 9 | R: 0 E: 0 K: 1 S: 6 | H: 1 LOB: 0 BB: 0 P: 6 | | R: 1 E: 0 K: 1 S: 8 | H: 3 LOB: 2 BB: 0 P: 10 | 1B: 6 2B: 2 3B: 0 HR: 1 | SF: 0 SAC: 0 DP: 1 HBP: 0 | WP: 2 PB: 0 SB: 0 CS: 0 | PA: 36 |
| PITCHER | IP WLS BF H R ER SO BB IBB HBP BLK WP HR S P ERA WHIP | | | | | | | | | | | | | | | | | | | | | | |
| 21 Samuel Deduno, R ERA: 4.5 | (1, 1) 2.0 W 8 3 1 0 0 0 0 0 0 0 0 1 15 15 4.50 1.500 | | | | | | | | | | | | | | | | | | | | | | |
| 40 Kelvin Herrera, R ERA: | (3, 1) 1.0 4 1 0 0 0 1 0 0 0 0 0 0 6 6 0.00 1.000 | | | | | | | | | | | | | | | | | | | | | | |
| 20 Octavio Dotel, R ERA: | (4, 1) 1.0 3 0 0 0 0 1 0 0 0 0 0 0 5 5 0.00 0.000 | | | | | | | | | | | | | | | | | | | | | | |
| 44 Santiago Casilla, R ERA: | (5, 1) 1.0 3 0 0 0 0 1 0 0 0 0 0 0 5 5 0.00 0.000 | | | | | | | | | | | | | | | | | | | | | | |
| 31 Alfredo Simon, R ERA: | (6, 1) 1.0 4 1 0 0 0 0 0 0 0 0 0 0 4 4 0.00 1.000 | | | | | | | | | | | | | | | | | | | | | | |
| 16 Mauricio Robles, L ERA: | (7, 1) 1.0 4 0 0 0 0 1 0 0 0 0 0 0 6 6 0.00 1.000 | | | | | | | | | | | | | | | | | | | | | | |
| 62 Juan Sosa, R ERA: | (8, 1) 1.0 4 1 0 0 0 1 0 0 0 0 0 0 6 6 0.00 1.000 | | | | | | | | | | | | | | | | | | | | | | |
| 53 Edgar Alberto Garcia, R ERA: 13.5 | (9, 1) 0.2 5 3 1 1 1 0 0 0 0 0 1 0 7 8 13.50 4.500 | | | | | | | | | | | | | | | | | | | | | | |
| 1 Michael Cisco, R ERA: | (9, 1) 0.1 1 0 0 0 0 0 0 0 0 0 0 0 0 0 0.00 0.000 | | | | | | | | | | | | | | | | | | | | | | |

AB 55
R 15
H 28
RBI 15
BB 2
SO 4
LOB 33



AB 35
R 2
H 9
RBI 2
BB 1
SO 9
LOB 15



| Batter | 1 | 2 | 3 | 4 | 5 | 6 | 7 | 8 | 9 | AB | R | H | RBI | BB | SO | LOB | TOP | | | | | | | | | | | | | | | | | | | |
|--|------------------------------|----------------------------------|------------------------------|----------------------------------|------------------------------|----------------------------------|------------------------------|---------------------------------|-------------------------------|----------------------------------|-------------------------------|----------------------------------|-------------------------------|----------------------------------|-------------------------------|----------------------------------|---|-------------------------------|----------------------------------|----------------------------------|------------------------------------|----------------------------------|--------|---|----|----|----|-----|-----|-----|----|----|---|---|------|-------|
| 44 Julio Rodríguez, R Rubel Cespedes, L Ismael Perez, L | G5-3 | | | G6-3 | | K | | | BB | 3 | 0 | 0 | 0 | 0 | 1 | 0 | Dominican Republic @ Minnesota Twins Hammond Stadium, Fort Myers, FL Thu Mar 09 2023, 1:08 PM - 3:14 PM EST Att.: 4,705 - Sunny - 85 F | | | | | | | | | | | | | | | | | | | |
| 2 Jean Segura, R 3 Jeremy Peña, R | G6-3 | | | 1B | | L8 | | | E7 | 2 | 0 | 1 | 0 | 0 | 0 | 0 | | | | | | | | | | | | | | | | | | | | |
| 5 Wander Franco, S 1 Willy Adames, R | K | | | F7 | | | | | F8 | 2 | 0 | 0 | 0 | 0 | 1 | 1 | | | | | | | | | | | | | | | | | | | | |
| 23 Nelson Cruz, R Rubel Cespedes, L | K | | | G4-3 | | | | | K | 3 | 0 | 0 | 0 | 0 | 1 | 1 | | | | | | | | | | | | | | | | | | | | |
| 35 Gary Sánchez, R | L3 | | | G4-3 | | | | | K | 4 | 0 | 0 | 0 | 0 | 2 | 1 | | | | | | | | | | | | | | | | | | | | |
| 7 Jeimer Candelario, S 24 Robinson Canó, L | G5-3 | | | G3 | | | | | 11 G6-3 | 2 | 0 | 0 | 0 | 0 | 0 | 0 | | | | | | | | | | | | | | | | | | | | |
| 74 Eloy Jiménez, R 11 Rafael Devers, L | G6-3 | | | 1B | | | | | G6-3 | 2 | 0 | 1 | 0 | 0 | 0 | 0 | | | | | | | | | | | | | | | | | | | | |
| 37 Teoscar Hernández, R | K | | | K | | | | | G4-3 | 3 | 0 | 0 | 0 | 0 | 2 | 2 | | | | | | | | | | | | | | | | | | | | |
| 21 Francisco Mejía, S Ismael Perez, L Reynaldo Madrigal, R | K | | | G6-3 | | | | | K | 2 | 0 | 0 | 0 | 0 | 1 | 0 | | | | | | | | | | | | | | | | | | | | |
| Inning Stats | R: 0 E: 0 K: 1 S: 7 | H: 0 LOB: 0 BB: 0 P: 12 | R: 0 E: 0 K: 1 S: 9 | H: 0 LOB: 0 BB: 0 P: 12 | R: 0 E: 0 K: 2 S: 9 | H: 0 LOB: 0 BB: 0 P: 16 | R: 0 E: 0 K: 0 S: 5 | H: 1 LOB: 1 BB: 0 P: 8 | R: 0 E: 0 K: 1 S: 10 | H: 1 LOB: 1 BB: 0 P: 13 | R: 0 E: 0 K: 1 S: 10 | H: 0 LOB: 0 BB: 0 P: 13 | R: 0 E: 0 K: 2 S: 12 | H: 0 LOB: 0 BB: 0 P: 19 | R: 0 E: 0 K: 1 S: 10 | H: 1 LOB: 1 BB: 0 P: 14 | | R: 1 E: 1 K: 2 S: 14 | H: 1 LOB: 1 BB: 1 P: 26 | 1B: 4 2B: 0 3B: 0 HR: 0 | SF: 0 SAC: 0 DP: 0 HBP: 0 | WP: 1 PB: 0 SB: 0 CS: 0 | PA: 32 | | | | | | | | | | | | | |
| PITCHER | IP | WLS | BF | H | R | ER | SO | BB | IBB | HBP | BLK | WP | HR | S | P | ERA | WHIP | PITCHER | | IP | WLS | BF | H | R | ER | SO | BB | IBB | HBP | BLK | WP | HR | S | P | ERA | WHIP |
| 54 Sonny Gray, R | 3.0 | | 9 | 0 | 0 | 0 | 4 | 0 | 0 | 0 | 0 | 0 | 0 | 25 | 40 | 0.00 | 0.000 | 62 Oliver Ortega, R | | 1.0 | S | 5 | 1 | 1 | 0 | 2 | 1 | 0 | 0 | 0 | 0 | 0 | 0 | 0 | 0.00 | 2.000 |
| 56 Caleb Thielbar, L | 1.0 | W | 4 | 1 | 0 | 0 | 0 | 0 | 0 | 0 | 0 | 0 | 0 | 5 | 8 | 0.00 | 1.000 | | | | | | | | | | | | | | | | | | | |
| 22 Griffin Jax, R | 1.0 | H | 4 | 1 | 0 | 0 | 1 | 0 | 0 | 0 | 0 | 0 | 0 | 10 | 13 | 0.00 | 1.000 | | | | | | | | | | | | | | | | | | | |
| 94 Brent Headrick, L | 1.2 | H | 5 | 0 | 0 | 0 | 2 | 0 | 0 | 0 | 0 | 0 | 0 | 18 | 25 | 0.00 | 0.000 | | | | | | | | | | | | | | | | | | | |
| 57 Jeff Hoffman, R | 1.1 | H | 5 | 1 | 0 | 0 | 2 | 0 | 0 | 0 | 0 | 0 | 0 | 14 | 21 | 0.00 | 0.750 | | | | | | | | | | | | | | | | | | | |

| Batter | 1 | 2 | 3 | 4 | 5 | 6 | 7 | 8 | 9 | AB | R | H | RBI | BB | SO | LOB | BOTTOM | | | | | | | | | | | | | | | | | | | | |
|---|------------------------------|----------------------------------|------------------------------|---------------------------------|------------------------------|----------------------------------|-------------------------------|----------------------------------|------------------------------|----------------------------------|------------------------------|----------------------------------|------------------------------|---------------------------------|-------------------------------|----------------------------------|---|-------------------------------|----------------------------------|----------------------------------|------------------------------------|----------------------------------|--------|---|----|----|----|-----|-----|-----|----|----|---|------|-------|------|--|
| 26 Max Kepler, L 87 Gregory Duran, L | G4-6-3 | | | L9 | | | | | K | 3 | 0 | 1 | 0 | 0 | 0 | 2 | Dominican Republic @ Minnesota Twins Hammond Stadium, Fort Myers, FL Thu Mar 09 2023, 1:08 PM - 3:14 PM EST Att.: 4,705 - Sunny - 85 F | | | | | | | | | | | | | | | | | | | | |
| 12 Kyle Farmer, R 20 Yunior Severino, S 88 Yohander Martinez, R | G3 | | | G6-3 | | | | | K | 2 | 1 | 0 | 0 | 1 | 0 | 2 | | | | | | | | | | | | | | | | | | | | | |
| 64 Jose Miranda, R | F8 | | | E6 | | | | | K | 3 | 1 | 0 | 0 | 0 | 1 | 0 | | | | | | | | | | | | | | | | | | | | | |
| 13 Joey Gallo, L 45 Yoyner Fajardo, L | L3 | | | 2B | | | | | F7 | 2 | 0 | 1 | 1 | 0 | 0 | 0 | | | | | | | | | | | | | | | | | | | | | |
| 39 Donovan Solano, R 86 Chris Williams, R | L8 | | | K | | | | | F4 | 3 | 0 | 0 | 0 | 0 | 1 | 1 | | | | | | | | | | | | | | | | | | | | | |
| 2 Michael Taylor, R 84 Danny De Andrade, R | 2B | | | G5-4-3 | | | | | K | 2 | 0 | 1 | 0 | 1 | 1 | 0 | | | | | | | | | | | | | | | | | | | | | |
| 27 Ryan Jeffers, R 90 Rafael Cruz, R | G2-3 | | | G5-4-3 | | | | | P6 | 3 | 0 | 0 | 0 | 0 | 0 | 3 | | | | | | | | | | | | | | | | | | | | | |
| 60 Elliot Soto, R 20 Emmanuel Rodríguez, Jr. | P3 | | | K | | | | | F7 | 2 | 0 | 0 | 0 | 0 | 1 | 0 | | | | | | | | | | | | | | | | | | | | | |
| 89 Andrew Bechtold, R 65 Chance Sisco, L | BB | | | BB | | | | | K | 1 | 0 | 1 | 0 | 1 | 0 | 0 | | | | | | | | | | | | | | | | | | | | | |
| Inning Stats | R: 0 E: 0 K: 0 S: 7 | H: 1 LOB: 1 BB: 0 P: 13 | R: 0 E: 0 K: 0 S: 7 | H: 1 LOB: 1 BB: 0 P: 7 | R: 0 E: 0 K: 0 S: 6 | H: 0 LOB: 0 BB: 1 P: 12 | R: 2 E: 1 K: 1 S: 14 | H: 1 LOB: 1 BB: 2 P: 27 | R: 0 E: 0 K: 1 S: 9 | H: 1 LOB: 1 BB: 0 P: 11 | R: 0 E: 0 K: 1 S: 8 | H: 0 LOB: 0 BB: 0 P: 10 | R: 0 E: 0 K: 1 S: 7 | H: 0 LOB: 0 BB: 0 P: 9 | R: 0 E: 0 K: 3 S: 11 | H: 0 LOB: 0 BB: 0 P: 16 | | R: 0 E: 0 K: 3 S: 11 | H: 0 LOB: 0 BB: 0 P: 16 | 1B: 3 2B: 1 3B: 0 HR: 0 | SF: 0 SAC: 0 DP: 2 HBP: 0 | WP: 0 PB: 0 SB: 1 CS: 0 | PA: 29 | | | | | | | | | | | | | | |
| PITCHER | IP | WLS | BF | H | R | ER | SO | BB | IBB | HBP | BLK | WP | HR | S | P | ERA | WHIP | PITCHER | | IP | WLS | BF | H | R | ER | SO | BB | IBB | HBP | BLK | WP | HR | S | P | ERA | WHIP | |
| 47 Johnny Cueto, R | 3.0 | | 10 | 2 | 0 | 0 | 0 | 1 | 0 | 0 | 0 | 0 | 0 | 14 | 27 | 9.00 | 3.000 | Francis Peguero, R | | 1.0 | | 3 | 0 | 0 | 0 | 3 | 0 | 0 | 0 | 0 | 0 | 0 | 0 | 0.00 | 0.000 | | |
| 52 Bryan Abreu, R | 1.0 | L | 6 | 1 | 2 | 1 | 1 | 2 | 0 | 0 | 0 | 0 | 0 | 9 | 11 | 0.00 | 1.000 | | | | | | | | | | | | | | | | | | | | |
| 67 César Valdez, R | 1.0 | | 4 | 1 | 0 | 0 | 1 | 0 | 0 | 0 | 0 | 0 | 0 | 8 | 10 | 0.00 | 0.000 | | | | | | | | | | | | | | | | | | | | |
| 50 Héctor Neris, R | 1.0 | | 3 | 0 | 0 | 0 | 1 | 0 | 0 | 0 | 0 | 0 | 0 | 7 | 9 | 0.00 | 0.000 | | | | | | | | | | | | | | | | | | | | |
| 66 Luis García, R | 1.0 | | 3 | 0 | 0 | 0 | 1 | 0 | 0 | 0 | 0 | 0 | 0 | 7 | 9 | 0.00 | 0.000 | | | | | | | | | | | | | | | | | | | | |

| | |
|-----|----|
| AB | 31 |
| R | 1 |
| H | 4 |
| RBI | 0 |
| BB | 1 |
| SO | 11 |
| LOB | 9 |

